

Chicago Cubs - 1991


Batter	1	2	3	4	5	6	7	8	9	AB	R	H	RBI	BB	SO	LOB
Jerome Walton, R (1, 8)	0-0 L3		4-2 23 1B HBP		3-1 G5-3			1-0 F7		3	0	0	0	0	0	0
23 Ryne Sandberg, R (1, 4) OBP: 0.500, SLG: 0.333	0-2 G6-3		0-0 1-2 1B			4-0 G6-3 SH1-3 BB		0-0 P8		3	0	1	0	1	0	0
Mark Grace, L (1, 3) OBP: 0.333, SLG: 0.333	1-1 FC6-4 1B		1-0 G4-3			0-0 SH1-3 1-2		3-2 F9		3	0	1	0	0	0	2
George Bell, R (1, 7)	1-0 FC6-4 1-2f			0-1 L7		1-0 G6-3 2-3			0-2 G3	4	0	0	0	0	0	2
Andre Dawson, R (1, 9) OBP: 0.250, SLG: 0.500		0-0 F9		2-1 L7		0-2 P6			1-1 2B	4	0	1	0	0	0	1
Damon Berryhill, S (1, 2) OBP: 0.250, SLG: 0.500		1-3 K		1-1 G3			0-0 SH3-4 2B		1-3 K	4	0	1	0	0	2	1
Shawon Dunston, R (1, 6) OBP: 0.333, SLG: 1.333		1-1 F8			0-1 HR		0-1 SH3-4 2-3		1-1 P9	3	1	1	1	0	0	1
Gary Scott, R (1, 5)			0-1 L5		0-2 P4		2-1 F7			3	0	0	0	0	0	1
Danny Jackson, R (1, 1)			0-3 K			1-3 K				3	0	0	0	0	3	1
Paul Assenmacher, L (8, 1)										0	0	0	0	0	0	0
Les Lancaster, R (8, 1)										0	0	0	0	0	0	0

Inning Stats	R: 0	H: 1	E: 0	K: 0	S: 7	R: 0	H: 0	E: 0	K: 1	S: 6	R: 0	H: 1	E: 0	K: 1	S: 9	R: 0	H: 0	E: 0	K: 0	S: 6	R: 1	H: 1	E: 0	K: 1	S: 10	R: 0	H: 0	E: 0	K: 0	S: 5	R: 0	H: 1	E: 0	K: 1	S: 9	R: 0	H: 0	E: 0	K: 0	S: 5	R: 0	H: 1	E: 0	K: 1	S: 10	R: 0	H: 0	E: 0	K: 0	S: 5	R: 0	H: 1	E: 0	K: 1	S: 10
	LOB: 1	BB: 0	P: 9			LOB: 0	BB: 0	P: 8			LOB: 2	BB: 0	P: 14			LOB: 0	BB: 0	P: 14			LOB: 1	BB: 1	P: 10			LOB: 1	BB: 0	P: 10			LOB: 0	BB: 0	P: 9			LOB: 0	BB: 0	P: 9			LOB: 1	BB: 0	P: 13			LOB: 0	BB: 0	P: 10			LOB: 0	BB: 0	P: 10		
PITCHER	IP	WLS	BF	H	R	ER	SO	BB	IBB	HBP	BLK	WP	HR	S	P	ERA	WHIP																																						
Bryn Smith, R (1, 1) ERA: 1.29	7.0	W	27	4	1	1	4	1	0	1	0	0	1	52	74	1.29	0.714																																						
Mike Perez, R (8, 1) ERA:	1.0		3	0	0	0	0	0	0	0	0	0	0	5	9	0.00	0.000																																						
Lee Smith, R (9, 1) ERA:	1.0	S	4	1	0	0	1	0	0	0	0	0	0	10	13	0.00	1.000																																						

BOTTOM

St. Louis Cardinals @ Chicago Cubs
 Wrigley Field, Chicago, IL
 Tue Apr 09 1991, 3:33 AM CDT
 Att: 31,622 - Cloudy - 45 F

AB	30
R	1
H	5
RBI	1
BB	1
SO	5
LOB	9



WP	HR	S	P	ERA	WHIP
0	0	0	0	0	0
0	0	0	0	0	0
0	0	0	0	0	0

Batter	1	2	3	4	5	6	7	8	9	AB R H RBI BB SO LOB	TOP											
Milt Thompson, L (1, 8) OBP: 0.750, SLG: 1.000	1-2 SH5-3 1B		4-2 PO BB			0-0 G6-3			1-0 1B 2B	3 0 2 0 1 0 0												
Ozzie Smith, S (1, 6) OBP: 0.250, SLG: 0.250	0-0 SH5-3 1-2		0-0 PO 1-2		2-2 F7	1-0 1B			1-2 G5-4-3 1B	3 0 2 0 0 0 0												
Bernard Gilkey, R (1, 7) OBP: 0.222, SLG: 0.125	3-3 K				1-0 G6-3	0-0 P6			2-3 K	4 0 0 0 0 2 4												
Pedro Guerrero, R (1, 3) OBP: 0.222, SLG: 0.222	2-1 G6-3				1-0 1B				2-0 G5-4-3 1-2f	4 0 1 0 0 1 3												
Felix Jose, S (1, 9) OBP: 0.250, SLG: 0.500					0-0 F8				0-0 F7	3 0 0 0 0 0 1												
Todd Zeile, R (1, 5) OBP: 0.429, SLG: 0.333									2-3 K	3 0 2 0 0 1 0												
Tom Pagnozzi, R (1, 2) OBP: 0.286, SLG: 0.167									0-0 P9	3 0 0 0 0 0 2												
José Oquendo, S (1, 4) OBP: 0.429, SLG: 0.400									2-1 L8	3 0 0 0 0 1 0												
Jose DeLeon, R (1, 1)									1-0 G6-3	1 0 0 0 0 0 0												
Geronimo Pena, S (6, PH)										1 0 0 0 0 1 0												
Cris Carpenter, R (6, 1)										0 0 0 0 0 0 0												
Gerald Perry, L (8, PH)										1 0 0 0 0 0 0												
Juan Agosto, L (8, 1)										0 0 0 0 0 0 0												
Inning Stats	R: 0 E: 0 K: 1 S: 10	H: 1 LOB: 1 BB: 0 P: 16	R: 0 E: 0 K: 0 S: 9	H: 1 LOB: 0 BB: 0 P: 13	R: 0 E: 0 K: 0 S: 7	H: 0 LOB: 0 BB: 1 P: 12	R: 0 E: 0 K: 0 S: 6	H: 1 LOB: 1 BB: 0 P: 10	R: 0 E: 0 K: 1 S: 11	H: 1 LOB: 0 BB: 0 P: 16	R: 0 E: 0 K: 1 S: 7	H: 1 LOB: 1 BB: 0 P: 9	R: 0 E: 0 K: 2 S: 9	H: 0 LOB: 0 BB: 0 P: 12	R: 0 E: 0 K: 0 S: 4	H: 0 LOB: 0 BB: 0 P: 7	R: 0 E: 0 K: 1 S: 9	H: 2 LOB: 1 BB: 0 P: 15	1B: 6 2B: 2 3B: 0 HR: 0	SF: 0 SAC: 1 DP: 3 HBP: 0	WP: 0 PB: 0 SB: 0 CS: 0	PA: 32
PITCHER	IP WLS BF H R ER SO BB IBB HBP BLK WP HR S P ERA WHIP																					
Greg Maddux, R (1, 1) ERA:	8.0 W 27 5 0 0 5 1 0 0 0 0 0 0 63 95 0.00 0.750																					
Dave Smith, R (9, 1) ERA:	1.0 S 4 2 0 0 1 0 0 0 0 0 0 0 9 15 0.00 2.000																					

St. Louis Cardinals @ Chicago Cubs
Wrigley Field, Chicago, IL
Wed Apr 10 1991, 3:33 AM CDT
Att. 11,204 - Sunny - 48 F

AB	29
R	0
H	7
RBI	0
BB	1
SO	6
LOB	10



Batter	1	2	3	4	5	6	7	8	9	AB	R	H	RBI	BB	SO	LOB
Jerome Walton, R OBP: 0.250, SLG: 0.143 (1, 8)	2-3 K		2-0 1B SF8 1B	0-0 P3			0-2 F8			4	1	1	0	0	1	1
23 Ryne Sandberg, R OBP: 0.250, SLG: 0.143 (1, 4)	1-0 G6-3		1-2 L9	1-2 G5-3			3-2 G5-3			4	0	0	0	0	0	2
Mark Grace, L OBP: 0.429, SLG: 0.571 (1, 3)	0-1 2B		1-2 1B 1B		0-0 G4-3			1-1 G6-3		4	0	2	0	0	0	0
George Bell, R Dave Smith, R (1, 7) (9, 1)	3-1 L9		0-0 SF8		2-0 P6			0-2 G6-3		3	0	0	1	0	0	1
Andre Dawson, R OBP: 0.375, SLG: 0.500 (1, 9)		1-3 K	0-1 1B		2-0 G5-3			3-2 1B		4	0	2	0	0	1	0
Damon Berryhill, S OBP: 0.125, SLG: 0.250 (1, 2)		1-0 G5-3	0-3 K			3-2 P2		3-2 F9		4	0	0	0	0	1	3
Shawon Dunston, R OBP: 0.500, SLG: 1.167 (1, 6)		2-2 1B			3-2 1B 2B		1-1 L8			3	1	2	0	0	0	0
Gary Scott, R OBP: 0.333, SLG: 0.200 (1, 5)		4-2 HBP			0-1 G4-3 1B		0-1 P8			2	0	1	1	0	0	0
Greg Maddux, R Doug Dascenzo, S (1, 1) (9, 7)		1-0 L9			0-0 G4-3		1-3 K			3	0	0	0	0	1	3
										0	0	0	0	0	0	0


Inning Stats		R: 0	H: 1	R: 0	H: 1	R: 1	H: 3	R: 1	H: 2	R: 0	H: 0	R: 0	H: 0	R: 0	H: 1	1B: 6	SF: 1	WP: 0	PA: 33
		E: 0	LOB: 1	E: 0	LOB: 2	E: 0	LOB: 2	E: 0	LOB: 1	E: 0	LOB: 0	E: 0	LOB: 0	E: 0	LOB: 1	2B: 2	SAC: 0	PB: 0	
		K: 1	BB: 0	K: 1	BB: 0	K: 1	BB: 0	K: 0	BB: 0	K: 0	BB: 0	K: 1	BB: 0	K: 0	BB: 0	3B: 0	DP: 0	SB: 1	
		S: 8	P: 14	S: 11	P: 20	S: 15	P: 19	S: 10	P: 14	S: 3	P: 7	S: 11	P: 15	S: 10	P: 14	HR: 0	HBP: 1	CS: 0	
PITCHER	IP	WLS	BF	H	R	ER	SO	BB	IBB	HBP	BLK	WP	HR	S	P	ERA	WHIP		
Jose DeLeon, R ERA: 3.6 (1, 1)	5.0	L	23	7	2	2	3	0	0	1	0	0	0	47	74	3.60	1.400		
Cris Carpenter, R ERA: (6, 1)	2.0		6	0	0	0	1	0	0	0	0	0	0	21	29	0.00	0.000		
Juan Agosto, L ERA: (8, 1)	1.0		4	1	0	0	0	0	0	0	0	0	0	13	20	0.00	1.000		

BOTTOM

St. Louis Cardinals @ Chicago Cubs
 Wrigley Field, Chicago, IL
 Wed Apr 10 1991, 3:33 AM CDT
 Att: 11,204 - Sunny - 48 F

livebaseballscorecards.com

AB	31
R	2
H	8
RBI	2
BB	0
SO	4
LOB	10



Batter	1	2	3	4	5	6	7	8	9	AB	R	H	RBI	BB	SO	LOB
--------	---	---	---	---	---	---	---	---	---	----	---	---	-----	----	----	-----

Jerome Walton, R (1, 8) <small>OBP: 0.222, SLG: 0.125</small> Doug Dascenzo, S (3, 8) <small>OBP: 0.750, SLG: 0.500</small>	0-0 		4-1 		0-0 		2-1 		4-2 	1	0	0	0	0	0	0
23 Ryne Sandberg, R (1, 4) <small>OBP: 0.308, SLG: 0.182</small>	0-0 		4-0 		0-1 			0-2 	0-1 	4	0	1	0	1	0	1
Mark Grace, L (1, 3) <small>OBP: 0.583, SLG: 1.000</small>	4-1 		1-1 			3-2 		2-1 	0-1 	4	2	3	3	1	0	2
George Bell, R (1, 7) <small>OBP: 0.154, SLG: 0.167</small>	0-2 		0-2 			0-0 		0-1 	0-3 	5	0	2	0	0	1	5
Andre Dawson, R (1, 9) <small>OBP: 0.385, SLG: 0.417</small>	2-1 			1-2 		0-0 		4-2 	1-0 	4	0	1	0	1	0	3
Shawon Dunston, R (1, 6) <small>OBP: 0.364, SLG: 0.727</small>		1-3 		0-1 		0-1 		1-0 	0-2 	5	0	1	1	0	1	4
Gary Scott, R (1, 5) <small>OBP: 0.200, SLG: 0.111</small>		3-3 		1-2 		2-3 		3-2 		4	0	0	0	0	2	3
Joe Girardi, R (1, 2)		1-2 			0-0 		0-0 		4-2 	3	1	0	0	1	0	0
Mike Harkey, R (1, 1) Heathcliff Slocumb, R (5, 1) Dwight Smith, L (5, PH) Chuck McElroy, L (6, 1) Chico Walker, S (7, PH) Les Lancaster, R (8, 1) Damon Berryhill, S (9, PH)			0-1 		3-2 		2-2 		1-3 	1	0	0	0	0	0	0

Inning Stats	R: 0	H: 1	LOB: 2	K: 0	P: 14	R: 0	H: 0	LOB: 0	K: 2	P: 15	R: 0	H: 0	LOB: 2	K: 0	P: 19	R: 0	H: 0	LOB: 0	K: 0	P: 10	R: 0	H: 1	LOB: 1	K: 0	P: 12	R: 1	H: 2	LOB: 1	K: 1	P: 17	R: 0	H: 0	LOB: 0	K: 0	P: 10	R: 1	H: 2	LOB: 2	K: 0	P: 27	R: 2	H: 3	LOB: 3	K: 2	P: 30	1B: 7	SF: 0	2B: 1	SAC: 0	3B: 0	DP: 0	HR: 1	HBP: 0	WP: 0	PA: 42
--------------	------	------	--------	------	-------	------	------	--------	------	-------	------	------	--------	------	-------	------	------	--------	------	-------	------	------	--------	------	-------	------	------	--------	------	-------	------	------	--------	------	-------	------	------	--------	------	-------	------	------	--------	------	-------	-------	-------	-------	--------	-------	-------	-------	--------	-------	--------

PITCHER	IP	WLS	BF	H	R	ER	SO	BB	IBB	HBP	BLK	WP	HR	S	P	ERA	WHIP
Ken Hill, R (1, 1) <small>ERA: 1.5</small>	6.0		25	4	1	1	3	3	0	0	0	0	1	57	87	1.50	1.167
Scott Terry, R (7, 1) <small>ERA:</small>	1.0		3	0	0	0	0	0	0	0	0	0	0	6	10	0.00	0.000
Mike Perez, R (8, 1) <small>ERA: 5.4</small>	0.2		5	2	1	1	0	1	0	0	0	0	0	10	17	13.50	4.500
Lee Smith, R (8, 1) <small>ERA: 7.71</small>	1.1	S	9	3	2	2	2	2	0	0	0	0	0	27	40	13.50	3.750

BOTTOM

St. Louis Cardinals @ Chicago Cubs
 Wrigley Field, Chicago, IL
 Thu Apr 11 1991, 3:33 AM CDT
 Att: 10,830 - Cloudy - 40 F

livebaseballscorecards.com

AB	36
R	4
H	9
RBI	4
BB	6
SO	5
LOB	19



Batter	1	2	3	4	5	6	7	8	9	AB R H RBI BB SO LOB	TOP		
Gary Varsho, L (1, 3) OBP: 0.444, SLG: 0.167 Carmelo Martinez, R (7, 3) OBP: 0.500, SLG: 0.500	4-0 SH3-4 BB		0-0 P6		2-0 F8		4-1 1B BB		0-0 1B	2 0 0 0 2 0 1 1 0 1 0 0 0 0			
Jay Bell, R (1, 6) OBP: 0.235, SLG: 0.313	0-1 SH3-4 1-2		1-3 K		1-2 FC6-4 1-2f		3-2 SAFE 1-2 2-H 1B		3-2 L8	4 0 1 1 0 1 2			
Andy Van Slyke, L (1, 8) OBP: 0.313, SLG: 0.417	2-2 F7			2-1 G3 1B G6-3 HBP		1-0 1B 3B		0-0 F8		3 2 1 0 0 0 3			
Bobby Bonilla, S (1, 9) OBP: 0.500, SLG: 0.462	2-2 F7			1-0 SAFE G6-3 G3 1-2 1B		1-0 FC4-6 1B 3-H		1-2 G5-3		4 0 2 1 0 0 3			
Barry Bonds, L (1, 7) OBP: 0.125, SLG: 0.125		1-2 F9		1-0 G3 1-2 2-3		1-1 FC4-6 1-2f		3-2 G4-3		4 0 0 0 0 0 3			
Jeff King, R (1, 5) OBP: 0.313, SLG: 0.154		1-3 K		1-0 G6-3 2-3 3-H		0-0 F8		1-0 P6		4 0 0 1 0 1 2			
Michael LaValliere, L (1, 2) OBP: 0.250, SLG: 0.182		1-0 1B		2-0 G3-1		1-1 SAFE G1-3		0-0 P6		4 0 1 0 0 0 2			
Jose Lind, R (1, 4) OBP: 0.200, SLG: 0.267		1-2 SAFE G1-3			1-0 F8		0-0 1B 2B		1-1 G6-3	4 1 1 0 0 0 1			
John Smiley, L (1, 1) OBP: 0.333, SLG: 0.333 Gary Redus, R (9, PH) OBP: 0.400, SLG: 0.500 Vicente Palacios, R (9, 1)			1-2 F7		0-0 FC6-4 1B		1-2 P1		3-1 P2	3 0 1 0 0 0 1 1 0 0 0 0 0 0 0 0 0 0 0 0 0			
Inning Stats	R: 0 H: 0 E: 0 LOB: 1 K: 0 BB: 1 S: 9 P: 17	R: 0 H: 1 E: 0 LOB: 1 K: 1 BB: 0 S: 10 P: 14	R: 0 H: 0 E: 0 LOB: 0 K: 1 BB: 0 S: 7 P: 9	R: 1 H: 1 E: 0 LOB: 1 K: 0 BB: 0 S: 5 P: 12	R: 0 H: 1 E: 0 LOB: 1 K: 0 BB: 0 S: 6 P: 10	R: 1 H: 2 E: 0 LOB: 1 K: 0 BB: 0 S: 7 P: 11	R: 1 H: 2 E: 0 LOB: 2 K: 0 BB: 1 S: 15 P: 24	R: 0 H: 0 E: 0 LOB: 0 K: 0 BB: 0 S: 5 P: 9	R: 0 H: 1 E: 0 LOB: 1 K: 0 BB: 0 S: 10 P: 17	1B: 6 SF: 0 2B: 1 SAC: 1 3B: 1 DP: 0 HR: 0 HBP: 1	WP: 0 PA: 38 PB: 0 SB: 0 CS: 0		
PITCHER	IP WLS BF H R ER SO BB IBB HBP BLK WP HR S P ERA WHIP											PITCHER	IP WLS BF H R ER SO BB IBB HBP BLK WP HR S P ERA WHIP
Shawn Boskie, R (1, 1) ERA: 4.26	6.1 L 29 7 3 3 2 2 0 1 0 0 0 0 55 92 4.26 1.421												
Paul Assenmacher, L (7, 1) ERA:	1.2 5 0 0 0 0 0 0 0 0 0 0 0 9 14 0.00 0.000												
Heathcliff Slocumb, R (9, 1) ERA:	1.0 4 1 0 0 0 0 0 0 0 0 0 0 10 17 0.00 1.000												

Pittsburgh Pirates @ Chicago Cubs
Wrigley Field, Chicago, IL
Fri Apr 12 1991, 3:33 AM CDT
Att: 8,704 - Cloudy - 47 F

livebaseballscorecards.com

AB 34
R 3
H 8
RBI 3
BB 2
SO 2
LOB 18



Batter	1	2	3	4	5	6	7	8	9	AB R H RBI BB SO LOB	TOP																
Gary Redus, R (1, 3) OBP: 0.357, SLG: 0.417	2-2 F9		1-1 F9 1B		1-1 G5-3			2-2 F8		4 0 1 0 0 0 0																	
Jay Bell, R (1, 6) OBP: 0.190, SLG: 0.250	1-1 F7		0-0 F9			1-3 K			1-0 F7	4 0 0 0 0 1 2																	
Andy Van Slyke, L (1, 8) OBP: 0.300, SLG: 0.438	2-1 F9		0-1 F8			0-0 F9			3-2 1B HR 2B	4 1 1 0 0 0 2																	
Bobby Bonilla, S (1, 9) OBP: 0.550, SLG: 0.500		2-1 FC4-6 HBP		0-0 FC4-6 1B		1-2 F7			0-0 HR 1B	3 1 2 0 0 0 0																	
Barry Bonds, L (1, 7) OBP: 0.111, SLG: 0.111		2-2 FC4-6		2-2 FC4-6					1-0 HR	2 0 0 0 0 0 2																	
Lloyd McClendon, R (5, 7) OBP: 0.250, SLG: 1.000		G6-3 1-2f		1-2f					1-H 3-H	2 1 1 3 0 0 0																	
Jeff King, R (1, 5) OBP: 0.250, SLG: 0.118		3-2 G6-3		2-1 F7					2-3 K	4 0 0 0 0 1 2																	
Michael LaValliere, L (1, 2) OBP: 0.188, SLG: 0.133		2-1 G6-3		0-0 F9					1-1 G4-3	4 0 0 0 0 0 2																	
Jose Lind, R (1, 4) OBP: 0.167, SLG: 0.222			1-0 F8		3-2 P3			1-1 E6 G6-3		3 0 0 0 0 0 0																	
Doug Drabek, R (1, 1) OBP: 0.500, SLG: 0.500			1-1 1B		3-1 L9			1-1 G6-3		1 0 1 0 0 0 0																	
Gary Varsho, L (5, PH) OBP: 0.400, SLG: 0.143										1 0 0 0 0 0 0																	
Bob Patterson, R (5, 1)										0 0 0 0 0 0 0																	
Neal Heaton, L (7, 1)										0 0 0 0 0 0 0																	
Tom Prince, R (8, PH)										1 0 0 0 0 0 1																	
Bill Landrum, R (8, 1)										0 0 0 0 0 0 0																	
Inning Stats	R: 0 E: 0 K: 0 S: 7	H: 0 LOB: 0 BB: 0 P: 12	R: 0 E: 0 K: 0 S: 11	H: 0 LOB: 1 BB: 0 P: 20	R: 0 E: 0 K: 0 S: 8	H: 2 LOB: 2 BB: 0 P: 11	R: 0 E: 0 K: 0 S: 7	H: 1 LOB: 1 BB: 0 P: 11	R: 0 E: 0 K: 1 S: 8	H: 0 LOB: 0 BB: 0 P: 10	R: 0 E: 0 K: 0 S: 9	H: 0 LOB: 0 BB: 0 P: 15	R: 0 E: 1 K: 0 S: 7	H: 0 LOB: 0 BB: 0 P: 11	R: 3 E: 0 K: 1 S: 12	H: 3 LOB: 0 BB: 0 P: 20	1B: 4 2B: 1 3B: 0 HR: 1	SF: 0 SAC: 0 DP: 1 HBP: 1	WP: 0 PB: 0 SB: 1 CS: 0	PA: 34							
PITCHER	IP	WLS	BF	H	R	ER	SO	BB	IBB	HBP	BLK	WP	HR	S	P	ERA	WHIP										
Mike Bielecki, R (1, 1) ERA:	8.0	W	28	3	0	0	1	0	0	1	0	0	0	65	105	0.00	0.375										
Les Lancaster, R (9, 1) ERA: 7.71	1.0		6	3	3	3	1	0	0	0	0	0	1	12	20	27.00	3.000										

Pittsburgh Pirates @ Chicago Cubs
Wrigley Field, Chicago, IL
 Sat Apr 13 1991, 3:33 AM CDT
 Att. 23,838 - Cloudy - 46 F

livebaseballscorecards.com

AB	33
R	3
H	6
RBI	3
BB	0
SO	2
LOB	11



Batter	1	2	3	4	5	6	7	8	9	AB R H RBI BB SO LOB	TOP																
Curtis Wilkerson, S OBP: 0.333, SLG: 0.200 (1, 4)	4-0 FC5-4 BB 1B	1-1 BB 1B		1-0 P4		0-0 G5-3			1-3 K	4 1 1 0 1 1 0																	
Jay Bell, R OBP: 0.192, SLG: 0.208 (1, 6)	0-0 FC5-4 BB 1B 1-2f	4-1 1B BB		1-2 G5-3			3-1 G6-3		2-2 G4-3	4 1 0 0 1 0 1																	
Andy Van Slyke, L OBP: 0.320, SLG: 0.429 (1, 8)	0-2 P3	3-1 FC5-4 1B 1-3 2-H		1-2 G4-3			1-2 F9		2-2 1B	5 0 2 1 0 0 1																	
Bobby Bonilla, S OBP: 0.520, SLG: 0.600 (1, 9)	4-2 1B BB 1-2	2-1 FC5-4 1-2f			2-2 G5-3		1-0 HR		0-2 G4-3	4 1 1 1 1 0 3																	
Jeff King, R OBP: 0.333, SLG: 0.238 (1, 5)	3-1 1B 1-2 2-H		2-1 F7		0-0 1B		1-0 1B			4 0 3 1 0 0 0																	
Carmelo Martinez, R OBP: 0.167, SLG: 0.167 (1, 3)	1-0 P3		3-2 G6-3		3-2 P4		3-3 K			4 0 0 0 0 1 4																	
Lloyd McClendon, R OBP: 0.375, SLG: 0.857 (1, 7)		4-0 G6-4-3 BB	0-0 2B		3-2 G6-3			2-1 G4-3		3 0 1 0 1 0 1																	
Don Slaught, R OBP: 0.375, SLG: 0.571 (1, 2)		0-0 G6-4-3 1-2f	4-0 IBB			1-1 G5-3		2-2 G6-3		3 0 0 0 1 0 1																	
Bob Walk, R OBP: 0.250, SLG: 1.000 (1, 1)		0-2 HR	1-1 P4			2-0 G6-3		1-1 G6-3		3 1 1 1 0 0 2																	
Bob Kipper, R (6, 1)										0 0 0 0 0 0 0																	
Gary Redus, R OBP: 0.333, SLG: 0.385 (8, PH)										1 0 0 0 0 0 0																	
Stan Belinda, R (8, 1)										0 0 0 0 0 0 0																	
Inning Stats	R: 1 E: 0 K: 0 S: 11	H: 1 LOB: 2 BB: 2 P: 23	R: 2 E: 0 K: 0 S: 12	H: 3 LOB: 2 BB: 2 P: 26	R: 0 E: 0 K: 0 S: 8	H: 1 LOB: 2 BB: 1 P: 18	R: 0 E: 0 K: 0 S: 8	H: 0 LOB: 0 BB: 0 P: 11	R: 0 E: 0 K: 0 S: 13	H: 1 LOB: 1 BB: 0 P: 21	R: 0 E: 0 K: 0 S: 4	H: 0 LOB: 0 BB: 0 P: 7	R: 1 E: 0 K: 1 S: 10	H: 2 LOB: 1 BB: 0 P: 19	R: 0 E: 0 K: 0 S: 7	H: 0 LOB: 0 BB: 0 P: 12	R: 0 E: 0 K: 1 S: 15	H: 1 LOB: 1 BB: 0 P: 20	1B: 6 2B: 1 3B: 0 HR: 2	SF: 0 SAC: 0 DP: 1 HBP: 0	WP: 0 PB: 0 SB: 0 CS: 0	PA: 40					
PITCHER	IP WLS BF H R ER SO BB IBB HBP BLK WP HR S P ERA WHIP																										
Danny Jackson, L ERA: 5.14 (1, 1)	6.2		32	8	4	4	0	4	1	0	0	0	2	63	119	5.40	1.800										
Heathcliff Slocumb, R ERA: (7, 1)	1.1	W	4	0	0	0	1	0	0	0	0	0	0	10	18	0.00	0.000										
Dave Smith, R ERA: (9, 1)	1.0	S	4	1	0	0	1	0	0	0	0	0	0	15	20	0.00	1.000										

Pittsburgh Pirates @ Chicago Cubs

Wrigley Field, Chicago, IL

Sun Apr 14 1991, 3:33 AM CDT

Att. 25,994 - Cloudy - 68 F

livebaseballscorecards.com

AB	35
R	4
H	9
RBI	4
BB	5
SO	2
LOB	13



Batter	1	2	3	4	5	6	7	8	9	AB R H RBI BB SO LOB	TOP											
Lenny Dykstra, L (1, 8) OBP: 0.500, SLG: 0.630	2-1 G3		0-0 PB 3B		1-1 G3			2-3 K2-3		4 1 1 2 0 1 0												
Wally Backman, S (1, 4) OBP: 0.250, SLG: 0.167 Ricky Jordan, R (8, PH) OBP: 0.333, SLG: 0.667 Randy Ready, R (8, 4) OBP: 0.556, SLG: 0.429	0-1 L8		4-1 BB		0-3 K			1-1 F9		2 0 0 0 1 1 0 1 0 0 0 0 0 0 0 0 0 0 0 0 0												
Von Hayes, L (1, 7) OBP: 0.364, SLG: 0.308	2-0 P6		0-3 K			3-3 K		2-3 K		4 0 0 0 0 3 1												
Dale Murphy, R (1, 9) OBP: 0.290, SLG: 0.357		1-3 K	2-1 G5-3			1-3 K			2-1 HR	4 1 1 1 0 2 1												
John Kruk, L (1, 3) OBP: 0.364, SLG: 0.600	0-1 G3-1			1-1 1B		1-0 F8			4-2 BB	3 0 1 0 1 0 0												
Darren Daulton, L (1, 2) OBP: 0.313, SLG: 0.286	1-3 K			2-2 F8			4-2 SH1-4 BB		1-2 G4-6-3	3 0 0 0 1 1 2												
Dickie Thon, R (1, 6) OBP: 0.296, SLG: 0.280			0-3 K	0-0 F9		1-1 SH1-4		1-2 K	1-3 K	3 0 0 0 0 2 1												
Charlie Hayes, R (1, 5) OBP: 0.148, SLG: 0.148			1-2 BB 3B 1B	0-1 G4-3		1-3 K				3 1 1 0 0 1 2												
Jason Grimsley, R (1, 1) Tommy Greene, R (6, 1) OBP: 1.000, SLG: 1.000 John Morris, L (7, PH) OBP: 0.250, SLG: 0.250 Darrel Akerfelds, R (7, 1) Mitch Williams, L (7, 1)			4-1 BB 3B		2-2 L9		1-2 P6			1 1 0 0 1 0 0 0 0 0 0 0 0 0 1 0 0 0 0 0 1 0 0 0 0 0 0 0 0 0 0 0 0 0 0												
Inning Stats	R: 0 E: 0 K: 0 S: 5	H: 0 LOB: 0 BB: 0 P: 9	R: 0 E: 0 K: 2 S: 8	H: 0 LOB: 0 BB: 0 P: 10	R: 3 E: 0 K: 2 S: 15	H: 2 LOB: 1 BB: 2 P: 26	R: 0 E: 0 K: 0 S: 8	H: 1 LOB: 1 BB: 0 P: 11	R: 0 E: 0 K: 1 S: 8	H: 0 LOB: 0 BB: 0 P: 11	R: 0 E: 0 K: 2 S: 7	H: 0 LOB: 0 BB: 0 P: 12	R: 0 E: 0 K: 1 S: 11	H: 0 LOB: 1 BB: 1 P: 18	R: 0 E: 0 K: 2 S: 9	H: 0 LOB: 0 BB: 0 P: 14	R: 1 E: 0 K: 1 S: 11	H: 1 LOB: 0 BB: 1 P: 19	1B: 2 2B: 0 3B: 1 HR: 1	SF: 0 SAC: 1 DP: 1 HBP: 0	WP: 0 PB: 1 SB: 0 CS: 0	PA: 34
PITCHER	IP WLS BF H R ER SO BB IBB HBP BLK WP HR S P ERA WHIP																					
Greg Maddux, R (1, 1) ERA: 1.2	7.0 W 27 3 3 2 8 3 0 0 0 0 0 0 62 97 2.57 0.857																					
Paul Assenmacher, L (8, 1) ERA:	1.0 3 0 0 0 2 0 0 0 0 0 0 0 9 14 0.00 0.000																					
Dave Smith, R (9, 1) ERA: 3.0	1.0 S 4 1 1 1 1 1 0 0 0 0 0 1 11 19 9.00 2.000																					

Philadelphia Phillies @ Chicago Cubs
Wrigley Field, Chicago, IL
Mon Apr 15 1991, 7:05 PM CDT
Att. 27,794 - Sunny - 64 F

AB	29
R	4
H	4
RBI	3
BB	4
SO	11
LOB	8



Batter	1	2	3	4	5	6	7	8	9	10	11	12	13	AB R H RBI BB SO LOB
Doug Dascenzo, S (1, 8) OBP: 0.462, SLG: 0.429	G3-1		SH3-4											4 0 2 0 1 1 1
23 Ryne Sandberg, R (1, 4) OBP: 0.222, SLG: 0.219	F7		F9											6 0 0 0 0 2 5
Mark Grace, L (1, 3) OBP: 0.457, SLG: 0.481	FC4-6 HBP		HR											2 1 0 0 3 0 1
George Bell, R (1, 7) OBP: 0.222, SLG: 0.371	FC4-6		HR											6 1 2 3 0 0 5
Andre Dawson, R (1, 9) OBP: 0.314, SLG: 0.375		P3	F7											6 0 1 0 0 1 1
Shawon Dunston, R (1, 6) OBP: 0.333, SLG: 0.433														5 1 1 0 0 0 2
Gary Scott, R (1, 5) OBP: 0.333, SLG: 0.208														4 0 0 0 0 1 2
Chuck McElroy, L (11, 1)														0 0 0 0 0 0 0
Mike Bielecki, R (11, 1) OBP: 0.667, SLG: 0.667														0 0 0 0 0 0 0
Joe Girardi, R (1, 2) OBP: 0.200, SLG: 0.222														3 0 0 0 0 0 3
Paul Assenmacher, L (7, 1)														0 0 0 0 0 0 0
Chico Walker, S (8, PH) OBP: 0.667, SLG: 0.500														1 0 1 0 0 0 0
Heathcliff Slocumb, R (9, 1)														0 0 0 0 0 0 0
Jose Vizcaino, S (11, 5)														2 0 0 0 0 0 1
Mike Harkey, R (1, 1)														1 1 0 0 1 0 0
Damon Berryhill, S (7, 2) OBP: 0.280, SLG: 0.435			SH3-4 HR											3 0 1 1 1 1 2


Inning Stats	R: 0	H: 0	R: 0	H: 1	R: 3	H: 1	R: 0	H: 0	R: 0	H: 1	R: 0	H: 2	R: 0	H: 1	R: 0	H: 0	R: 0	H: 0	R: 1	H: 1	R: 5	SF: 0	WP: 0	PA: 54
E: 0	LOB: 1	E: 0	LOB: 1	E: 0	LOB: 0	E: 0	LOB: 0	E: 0	LOB: 1	E: 0	LOB: 2	E: 0	LOB: 2	E: 0	LOB: 1	E: 0	LOB: 0	E: 0	LOB: 1	E: 0	LOB: 0	2B: 2	PB: 0	
K: 0	BB: 0	K: 0	BB: 0	K: 0	BB: 0	K: 0	BB: 0	K: 1	BB: 1	K: 2	BB: 0	K: 1	BB: 1	K: 1	BB: 1	K: 0	BB: 0	K: 0	BB: 0	K: 0	BB: 0	3B: 0	SB: 3	
S: 6	P: 12	S: 13	P: 15	S: 13	P: 8	S: 9	P: 13	S: 13	P: 21	S: 13	P: 18	S: 10	P: 16	S: 12	P: 20	S: 4	P: 6	S: 5	P: 11	S: 5	P: 11	HR: 1	CS: 0	

PITCHER	IP	WLS	BF	H	R	ER	SO	BB	IBB	HBP	BLK	WP	HR	S	P	ERA	WHIP
Jose De Jesus, R (1, 1) ERA: 7.71	5.2		25	3	3	3	0	3	0	2	0	0	1	51	88	4.76	1.059
Darrel Akerfelds, R (6, 1) ERA: 5.4	0.1		1	0	0	0	0	0	0	0	0	0	0	2	2	0.00	0.000
Joe Boever, R (7, 1) ERA: 4.7	2.0		10	3	0	0	3	0	1	0	0	0	0	26	39	0.00	1.500
Roger McDowell, R (9, 1) ERA: 1.08	3.0		11	1	0	0	3	1	1	0	0	0	0	32	50	0.00	0.667
Mitch Williams, L (12, 1) ERA: 2.45	1.2	L	7	1	1	1	0	0	0	1	0	0	0	9	17	5.40	0.600

Philadelphia Phillies @ Chicago Cubs
Wrigley Field, Chicago, IL
Tue Apr 16 1991, 3:33 AM CDT
Att. 11,571 - Cloudy - 54 F

livebaseballscorecards.com

AB	43
R	4
H	8
RBI	4
BB	6
SO	6
LOB	23



Batter	1	2	3	4	5	6	7	8	9	AB R H RBI BB SO LOB	TOP												
Lenny Dykstra, L OBP: 0.500, SLG: 0.588 (1, 8)	4-0 BB BB		4-2 SF9 PB BB 1-2		2-2 E3 FC3-6 1-2		2-2 P9 2			2 0 0 0 2 0 2													
Darren Daulton, L OBP: 0.268, SLG: 0.222 Ricky Jordan, R OBP: 0.250, SLG: 0.500 Steve Lake, R (7, 2)	4-2 SAFE BB 1-2		0-0 F8 1		2-0 FC3-6 G3 1-2f 2-3		0-3 K 3			2 0 0 0 1 0 4 1 0 0 0 0 1 1 0 0 0 0 0 0 0													
Von Hayes, L OBP: 0.326, SLG: 0.286 (1, 7)	1-2 F8 1		3-1 SF9 1-3 2-H		0-1 G3 1-2		0-0 P5 1			3 0 0 1 0 0 4													
Dale Murphy, R OBP: 0.268, SLG: 0.395 (1, 9)	0-1 G5-4-3 1-2f		1-3 K 3		1-3 K 3		2-1 F9 2			4 0 0 0 0 2 5													
John Kruk, L OBP: 0.302, SLG: 0.462 (1, 3)		1-2 F7 1		0-1 G6-3 1		0-0 L8 1		2-1 G4-3 3		4 0 0 0 0 0 0													
Charlie Hayes, R OBP: 0.139, SLG: 0.222 (1, 5)		1-1 L8 2		2-3 K 2		2-1 F9 2		1-3 K 1		4 0 0 0 0 2 0													
Dickie Thon, R OBP: 0.286, SLG: 0.273 Darrel Akerfelds, R John Morris, L OBP: 0.333, SLG: 0.200 (9, PH)		2-0 FC3-6 1B		1-0 1B		0-1 G6-3 3		3-2 G4-3 2		3 0 2 0 0 0 0 0 0 0 0 0 0 0 1 0 0 0 0 0 0													
Wally Backman, S OBP: 0.240, SLG: 0.174 (1, 4)	1-2 SAFE FC3-6 1-2f		2-2 G3 3		2-2 G3 3		3-2 FC4-6 1B		1-1 G3 3	4 0 1 0 0 0 2													
Pat Combs, L OBP: 0.750, SLG: 0.667 Rod Booker, L OBP: 0.333, SLG: 0.333 (6, 6)		4-2 PB BB SF9 BB		0-2 FC3-6 E 1B		1-0 SAFE SAFE FC4-6 1-2f				1 1 1 0 1 0 0 1 0 0 0 0 0 1													
Inning Stats	R: 0 E: 0 K: 0 S: 10	H: 0 LOB: 1 BB: 2 P: 19	R: 0 E: 0 K: 0 S: 10	H: 1 LOB: 1 BB: 0 P: 15	R: 1 E: 0 K: 1 S: 10	H: 0 LOB: 1 BB: 2 P: 22	R: 0 E: 0 K: 1 S: 10	H: 1 LOB: 1 BB: 0 P: 15	R: 0 E: 1 K: 1 S: 13	H: 1 LOB: 2 BB: 0 P: 18	R: 0 E: 0 K: 0 S: 5	H: 0 LOB: 0 BB: 0 P: 7	R: 0 E: 0 K: 1 S: 10	H: 1 LOB: 1 BB: 0 P: 16	R: 0 E: 0 K: 0 S: 5	H: 0 LOB: 0 BB: 0 P: 9	R: 0 E: 0 K: 1 S: 8	H: 0 LOB: 0 BB: 0 P: 13	1B: 4 2B: 0 3B: 0 HR: 0	SF: 1 SAC: 0 DP: 1 HBP: 0	WP: 0 PB: 1 SB: 0 CS: 0	PA: 35	
PITCHER	IP WLS BF H R ER SO BB IBB HBP BLK WP HR S P ERA WHIP																						
Shawn Boskie, R ERA: 2.13 Paul Assenmacher, L ERA: Dave Smith, R ERA: 2.25	(1, 1) 6.1 W 27 4 1 0 3 4 0 0 0 0 0 0 62 104 0.00 1.263	(7, 1) 1.2 5 0 0 0 1 0 0 0 0 0 0 0 11 17 0.00 0.000	(9, 1) 1.0 S 3 0 0 0 1 0 0 0 0 0 0 0 8 13 0.00 0.000																				

Philadelphia Phillies @ Chicago Cubs
Wrigley Field, Chicago, IL
Wed Apr 17 1991, 3:33 AM CDT
Att. 13,680 - Sunny - 50 F

livebaseballscorecards.com

AB	30
R	1
H	4
RBI	1
BB	4
SO	5
LOB	19




Batter	1	2	3	4	5	6	7	8	9	AB	R	H	RBI	BB	SO	LOB
Doug Dascenzo, S OBP: 0.433, SLG: 0.400 (1, 8)	K		FC3-6 1B	G5-3		G1-3				4	1	1	0	0	1	4
23 Ryne Sandberg, R OBP: 0.200, SLG: 0.194 (1, 4)	G4-3		E5 FC3-6			G6-3		F8		4	0	0	0	0	0	1
Mark Grace, L OBP: 0.436, SLG: 0.452 (1, 3)	G1-4-3		FC3-6 1B			G4-6-3 1B		G5-3		4	0	1	0	0	0	2
George Bell, R OBP: 0.250, SLG: 0.462 (1, 7)		HR		G4-6-3 1B				L5		4	1	2	2	0	0	1
Andre Dawson, R OBP: 0.333, SLG: 0.444 (1, 9)		E6 G5-4-3	K			S BB 1B		SF7 3B		4	1	2	0	0	1	2
Damon Berryhill, S OBP: 0.276, SLG: 0.385 (1, 2)		G5-4-3 1-2f	P6			S BB		P7		3	0	0	0	1	0	4
Shawon Dunston, R OBP: 0.353, SLG: 0.484 (1, 6) Jose Vizcaino, S (3, 6)		WP 2B		G6-3		K		SF7		1	1	1	0	0	0	0
Gary Scott, R OBP: 0.353, SLG: 0.192 (1, 5)				F9				K		2	0	0	0	2	1	0
Shawn Boskie, R (1, 1) Paul Assenmacher, L (7, 1) Dave Smith, R (9, 1)								K		2	0	0	0	1	2	4
										0	0	0	0	0	0	0
										0	0	0	0	0	0	0

Inning Stats		R: 0	H: 0	E: 0	K: 1	S: 9	R: 2	H: 2	E: 1	K: 1	S: 12	R: 1	H: 2	E: 1	K: 1	S: 12	R: 0	H: 0	E: 0	K: 0	S: 7	R: 0	H: 1	E: 0	K: 0	S: 5	R: 0	H: 1	E: 0	K: 2	S: 13	R: 0	H: 0	E: 0	K: 0	S: 8	R: 1	H: 1	E: 0	K: 1	S: 10	1B: 4	SF: 1	2B: 1	SAC: 0	3B: 1	DP: 2	HR: 1	HBP: 0
PITCHER	IP	WLS	BF	H	R	ER	SO	BB	IBB	HBP	BLK	WP	HR	S	P	ERA	WHIP	PITCHER	IP	WLS	BF	H	R	ER	SO	BB	IBB	HBP	BLK	WP	HR	S	P	ERA	WHIP	WP: 2	PA: 35	PB: 0	SB: 2	CS: 0									
Pat Combs, L ERA: 3.48 (1, 1)	5.1	L	26	6	3	3	4	3	1	0	0	1	1	51	101	5.06	1.688																																
Darrel Akerfelds, R ERA: 4.7 (6, 1)	2.2		9	1	1	1	2	0	0	0	0	0	0	25	37	3.38	0.375																																

Philadelphia Phillies @ Chicago Cubs
Wrigley Field, Chicago, IL
Wed Apr 17 1991, 3:33 AM CDT
Att. 13,680 - Sunny - 50 F

AB	30
R	4
H	7
RBI	3
BB	4
SO	6
LOB	20

Batter	1	2	3	4	5	6	7	8	9	AB R H RBI BB SO LOB	TOP
Doug Dascenzo, S OBP: 0.382, SLG: 0.345 (1, 8) (8, 7)	0-1 L3		2-0 G1-3			0-0 B5-3	0-0 FC6-4 23 S			4 0 0 1 0 0 4	
23 Ryne Sandberg, R OBP: 0.205, SLG: 0.200 (1, 4)	1-0 G5-3		1-0 F7			1-2 3B 1B	1-2 L7			4 1 1 0 0 0 4	
Mark Grace, L OBP: 0.419, SLG: 0.486 (1, 3)	3-2 G6-3			2-0 G5-3		0-0 1B 3B		1-0 F8		4 1 1 1 0 0 0	
George Bell, R OBP: 0.250, SLG: 0.442 Jerome Walton, R OBP: 0.222, SLG: 0.125 (1, 7) (8, 8)		0-2 L8		0-3 K		1-1 G6-4-3 1B		1-3 K		4 0 1 1 0 2 0 0 0 0 0 0 0 0	
Andre Dawson, R OBP: 0.326, SLG: 0.425 (1, 9)		2-3 K		1-2 1B		0-2 G6-4-3 1-2f		1-1 G5-3		4 0 1 0 0 1 1	
Damon Berryhill, S OBP: 0.273, SLG: 0.345 (1, 2)		0-0 G6-3		2-1 F8			4-2 SH1-4 FC6-4 1B BB		1-1 P6	3 1 0 0 1 0 1	
Jose Vizcaino, S OBP: 0.222, SLG: 0.250 Paul Assenmacher, L (1, 6) (9, 1)			2-2 SH1-4 1B		3-1 G4-3		1-0 FC6-4 SH1-4 1B		3-1 G4-3	4 0 2 0 0 0 0 0 0 0 0 0 0 0	AB 31 R 3 H 7 RBI 3 BB 2 SO 4 LOB 10
Gary Scott, R OBP: 0.351, SLG: 0.207 (1, 5)			0-0 SH1-4 1B		2-2 G6-3		0-0 SH1-4		0-1 P3	3 0 1 0 0 0 0	
Rick Sutcliffe, L Dwight Smith, L Heathcliff Slocumb, R Shawon Dunston, R OBP: 0.353, SLG: 0.484 (1, 1) (7, PH) (7, 1) (9, 6)			1-0 SH1-4		0-3 K		4-0 FC6-4 IBB			1 0 0 0 0 1 0 0 0 0 0 1 0 0 0 0 0 0 0 0 0 0 0 0 0 0 0 0	
Inning Stats	R: 0 E: 0 K: 0 S: 6 H: 0 LOB: 0 BB: 0 P: 10	R: 0 E: 0 K: 1 S: 8 H: 0 LOB: 0 BB: 0 P: 10	R: 0 E: 0 K: 0 S: 9 H: 2 LOB: 2 BB: 0 P: 15	R: 0 E: 0 K: 1 S: 10 H: 1 LOB: 1 BB: 0 P: 15	R: 0 E: 0 K: 1 S: 12 H: 0 LOB: 0 BB: 0 P: 17	R: 2 E: 0 K: 0 S: 11 H: 3 LOB: 0 BB: 0 P: 13	R: 1 E: 0 K: 0 S: 9 H: 1 LOB: 2 BB: 2 P: 19	R: 0 E: 0 K: 1 S: 8 H: 0 LOB: 0 BB: 0 P: 11	R: 0 E: 0 K: 0 S: 6 H: 0 LOB: 0 BB: 0 P: 10	1B: 6 2B: 0 3B: 1 HR: 0 SF: 0 SAC: 2 DP: 1 HBP: 0	WP: 0 PB: 0 SB: 1 CS: 0 PA: 35
PITCHER Doug Drabek, R ERA: 5.63 Mark Huisman, R ERA: Bill Landrum, R ERA:	IP WLS BF H R ER SO BB IBB HBP BLK WP HR S P ERA WHIP	IP WLS BF H R ER SO BB IBB HBP BLK WP HR S P ERA WHIP	IP WLS BF H R ER SO BB IBB HBP BLK WP HR S P ERA WHIP	IP WLS BF H R ER SO BB IBB HBP BLK WP HR S P ERA WHIP	IP WLS BF H R ER SO BB IBB HBP BLK WP HR S P ERA WHIP	IP WLS BF H R ER SO BB IBB HBP BLK WP HR S P ERA WHIP	IP WLS BF H R ER SO BB IBB HBP BLK WP HR S P ERA WHIP	IP WLS BF H R ER SO BB IBB HBP BLK WP HR S P ERA WHIP	IP WLS BF H R ER SO BB IBB HBP BLK WP HR S P ERA WHIP	IP WLS BF H R ER SO BB IBB HBP BLK WP HR S P ERA WHIP	IP WLS BF H R ER SO BB IBB HBP BLK WP HR S P ERA WHIP

Chicago Cubs @ Pittsburgh Pirates
Three Rivers Stadium, Pittsburgh, PA

Thu Apr 18 1991, 7:05 PM EDT
Att: 9,148 - Cloudy - 63 F

livebaseballscorecards.com



Batter	1	2	3	4	5	6	7	8	9	AB R H RBI BB SO LOB
Jeff King, R OBP: 0.316, SLG: 0.400 (1, 5)	F9		FC3-6 BB 1B 1-2f		G6-3			G3-1		4 1 0 0 0 0 1
Jay Bell, R OBP: 0.200, SLG: 0.211 (1, 6)	F9		1B BB 1-2		K			K2-3		4 1 1 0 0 2 0
Andy Van Slyke, L OBP: 0.333, SLG: 0.424 (1, 8)			1B BB 1-2 2-3		G3			F9		2 0 0 0 2 0 0
Bobby Bonilla, S OBP: 0.415, SLG: 0.457 (1, 9)	F8		1B 1-2 2-H 3-H		F9			P3		4 0 1 2 0 0 1
Barry Bonds, L OBP: 0.091, SLG: 0.091 (1, 7)		G4-3	K		F8			K		4 0 0 0 0 2 2
Carmelo Martinez, R OBP: 0.250, SLG: 0.250 Gary Varsho, L OBP: 0.364, SLG: 0.333 (7, PH) (8, 3)		G4-6-3 1B		G5-3			P4			2 0 1 0 0 0 0 1 0 0 0 0 0 0
Michael LaValliere, L OBP: 0.207, SLG: 0.148 (1, 2)		G4-6-3 1-2f		G1-3			G6-3			3 0 0 0 0 0 1
Jose Lind, R OBP: 0.226, SLG: 0.258 (1, 4)			L3		G3-1			P4		3 0 0 0 0 0 0
Doug Drabek, R OBP: 0.500, SLG: 0.500 Mark Huisman, R OBP: 0.286, SLG: 0.167 Curtis Wilkerson, S OBP: 0.286, SLG: 0.167 Bill Landrum, R (8, 1) (8, PH) (9, 1)			FC3-6 1B		F7			G4-3		2 0 1 0 0 0 0 0 0 0 0 0 0 0 1 0 0 0 0 0 0 0 0 0 0 0 0 0

Inning Stats	R: 0	H: 0	E: 0	K: 0	S: 8	LOB: 1	BB: 1	P: 16	R: 0	H: 1	E: 0	K: 0	S: 8	LOB: 0	BB: 0	P: 12	R: 2	H: 3	E: 0	K: 1	S: 13	LOB: 2	BB: 1	P: 23	R: 0	H: 0	E: 0	K: 0	S: 5	LOB: 0	BB: 0	P: 9	R: 0	H: 0	E: 0	K: 1	S: 9	LOB: 0	BB: 0	P: 11	R: 0	H: 0	E: 0	K: 0	S: 6	LOB: 0	BB: 0	P: 8	R: 0	H: 0	E: 0	K: 0	S: 6	LOB: 0	BB: 0	P: 9	R: 0	H: 0	E: 0	K: 1	S: 10	LOB: 0	BB: 0	P: 14	R: 0	H: 0	E: 0	K: 1	S: 6	LOB: 0	BB: 0	P: 11	1B: 4	SF: 0	2B: 0	SAC: 0	3B: 0	DP: 1	HR: 0	HBP: 0	WP: 0	PA: 32
--------------	------	------	------	------	------	--------	-------	-------	------	------	------	------	------	--------	-------	-------	------	------	------	------	-------	--------	-------	-------	------	------	------	------	------	--------	-------	------	------	------	------	------	------	--------	-------	-------	------	------	------	------	------	--------	-------	------	------	------	------	------	------	--------	-------	------	------	------	------	------	-------	--------	-------	-------	------	------	------	------	------	--------	-------	-------	-------	-------	-------	--------	-------	-------	-------	--------	-------	--------

PITCHER	IP	WLS	BF	H	R	ER	SO	BB	IBB	HBP	BLK	WP	HR	S	P	ERA	WHIP
Rick Sutcliffe, R ERA: 3.0 (1, 1)	6.0	W	23	4	2	2	2	2	0	0	0	0	0	49	79	3.00	1.000
Heathcliff Slocumb, R ERA: (7, 1)	2.0		6	0	0	0	1	0	0	0	0	0	0	16	23	0.00	0.000
Paul Assenmacher, L ERA: (8, 1)	1.0	S	3	0	0	0	1	0	0	0	0	0	0	6	11	0.00	0.000

BOTTOM

Chicago Cubs @ Pittsburgh Pirates
Three Rivers Stadium, Pittsburgh, PA

Thu Apr 18 1991, 7:05 PM EDT
Att. 9,148 - Cloudy - 63 F

livebaseballscorecards.com

AB	30
R	2
H	4
RBI	2
BB	2
SO	4
LOB	5



Batter	1	2	3	4	5	6	7	8	9	AB R H RBI BB SO LOB	TOP																		
Doug Dasenczo, S OBP: 0.368, SLG: 0.313 (1, 8)	4-2 WP BB		1-2 F7			0-1 L7			3-3 K	3 0 0 0 1 1 0																			
23 Ryne Sandberg, R OBP: 0.208, SLG: 0.186 (1, 4)	2-2 P9			2-2 G6-3		0-0 P4			4-1 2B HR BB	3 1 0 0 1 0 1																			
Mark Grace, L OBP: 0.426, SLG: 0.500 (1, 3)	2-1 P3			1-2 P8			4-1 BB		1-1 1-3 HR 2B	3 1 1 0 1 0 1																			
George Bell, R OBP: 0.250, SLG: 0.426 (1, 7)	1-1 F9			0-1 1B		1-0 F7			2-3 K	4 0 1 0 0 1 4																			
Dwight Smith, L (1, 9)				0-0 F8		3-3 K			3-0 HR HBP	3 1 0 0 0 2 2																			
Damon Berryhill, S OBP: 0.250, SLG: 0.313 (1, 2)				2-2 F7		0-3 K			0-0 HR	3 0 0 0 0 2 1																			
Chuck McElroy, L (7, 1)										0 0 0 0 0 0 0																			
Andre Dawson, R OBP: 0.341, SLG: 0.512 (9, PH)										1 1 1 4 0 0 0																			
Dave Smith, R (9, 1)										0 0 0 0 0 0 0																			
Shawon Dunston, R OBP: 0.316, SLG: 0.429 (1, 6)				1-1 G4-3		1-0 F7			1-2 L5	4 0 0 0 0 0 0																			
Gary Scott, R OBP: 0.325, SLG: 0.188 (1, 5)				3-2 G6-3		1-3 K			1-0 F9	3 0 0 0 0 1 0																			
Danny Jackson, R (1, 1)				0-3 K		0-0 F8			1-3 K	1 0 0 0 0 1 0																			
Mike Bielecki, R OBP: 0.667, SLG: 0.667 (3, 1)										0 0 0 0 0 0 0																			
Jerome Walton, R OBP: 0.200, SLG: 0.111 (6, PH)										1 0 0 0 0 0 0																			
Les Lancaster, R (6, 1)										0 0 0 0 0 0 0																			
Erik Pappas, R (7, 2)										1 0 0 0 0 1 0																			
Inning Stats	R: 0 E: 0 K: 0 S: 10	H: 0 LOB: 1 BB: 1 P: 19	R: 0 E: 0 K: 2 S: 9	H: 0 LOB: 0 BB: 0 P: 12	R: 0 E: 0 K: 1 S: 10	H: 0 LOB: 0 BB: 0 P: 14	R: 0 E: 0 K: 0 S: 10	H: 1 LOB: 1 BB: 0 P: 13	R: 0 E: 0 K: 1 S: 8	H: 0 LOB: 0 BB: 0 P: 12	R: 0 E: 0 K: 2 S: 9	H: 0 LOB: 1 BB: 1 P: 17	R: 0 E: 0 K: 1 S: 7	H: 0 LOB: 0 BB: 0 P: 10	R: 4 E: 0 K: 2 S: 15	H: 2 LOB: 0 BB: 1 P: 29	1B: 1 2B: 1 3B: 0 HR: 1	SF: 0 SAC: 0 DP: 0 HBP: 1	WP: 1 PA: 34										
PITCHER	IP WLS BF H R ER SO BB IBB HBP BLK WP HR S P ERA WHIP																												
Vicente Palacios, R ERA: 0.93 (1, 1)	6.2		23	1	0	0	5	2	0	0	0	1	0	57	88	0.00	0.450												
Bob Patterson, L ERA: 6.23 (7, 1)	0.1		1	0	0	0	1	0	0	0	0	0	0	3	3	0.00	0.000												
Stan Belinda, R ERA: 6.75 (8, 1)	2.0	W	10	2	4	4	3	1	0	1	0	0	1	22	39	18.00	1.500												

Chicago Cubs @ Pittsburgh Pirates
Three Rivers Stadium, Pittsburgh, PA

Fri Apr 19 1991, 7:05 PM EDT
Att. 13,157 - Cloudy - 49 F

livebaseballscorecards.com

AB	30
R	4
H	3
RBI	4
BB	3
SO	9
LOB	9



Batter	1	2	3	4	5	6	7	8	9	AB R H RBI BB SO LOB	TOP											
Doug Dascenzo, S (1, 8) OBP: 0.326, SLG: 0.270	0-1 F9		0-2 G4-3		0-2 G6-3		0-0 G1-3		0-0 L3	5 0 0 0 0 0 0												
23 Ryne Sandberg, R (1, 4) OBP: 0.226, SLG: 0.250	1-1 G3		1-1 G4-3 2B		1-2 G4-3		2-1 G5-3		3-2 L3 2B	5 0 2 0 0 0 0												
Mark Grace, L (1, 3) OBP: 0.404, SLG: 0.465	3-2 1B 1B		0-0 P8		2-1 L7		2-2 P4		0-1 F7	5 0 1 0 0 0 2												
George Bell, R (1, 7) OBP: 0.288, SLG: 0.440	1-0 1B		0-1 G6-3			1-1 FC1-4 1B		4-2 1B FC6-4 BB		3 1 2 0 1 0 1												
Andre Dawson, R (1, 9) OBP: 0.333, SLG: 0.511	0-1 F7			0-0 2B		0-0 FC1-4 PB SF8 1-2f		2-2 F9		4 1 1 0 0 0 4												
Damon Berryhill, S (1, 2) OBP: 0.250, SLG: 0.306		0-1 G6-3		1-3 K		0-1 E6 SF8 PB 1-2		0-0 FC6-4 1B		4 0 1 0 0 1 2												
Shawon Dunston, R (1, 6) OBP: 0.286, SLG: 0.395		2-2 G6-3		1-1 P9		1-0 SF8 1-3 2-H		0-1 FC6-4 1-2f 3-H		3 0 0 2 0 0 2												
Gary Scott, R (1, 5) OBP: 0.349, SLG: 0.235		3-2		4-0		2-1 F8		0-0 P7		2 0 1 0 1 0 1												
Les Lancaster, R (6, 1)										0 0 0 0 0 0 0												
Chico Walker, S (8, PH) OBP: 0.500, SLG: 0.333										1 0 0 0 0 0 1												
Heathcliff Slocumb, R (8, 1)										0 0 0 0 0 0 0												
Greg Maddux, R (1, 1) OBP: 0.250, SLG: 0.375		2-2 G4-3		2-2 G1			0-1 HR		3-2 P3	2 0 0 0 0 0 3												
Chuck McElroy, L (6, 1)										0 0 0 0 0 0 0												
Luis Salazar, R (6, 5) OBP: 0.333, SLG: 1.333										2 1 1 1 0 0 0												
Inning Stats	R: 0 E: 0 K: 0 S: 12	H: 2 LOB: 2 BB: 0 P: 17	R: 0 E: 0 K: 0 S: 11	H: 1 LOB: 1 BB: 0 P: 18	R: 0 E: 0 K: 0 S: 8	H: 1 LOB: 1 BB: 0 P: 9	R: 0 E: 0 K: 1 S: 9	H: 1 LOB: 2 BB: 1 P: 17	R: 0 E: 0 K: 0 S: 8	H: 0 LOB: 0 BB: 0 P: 11	R: 1 E: 1 K: 0 S: 8	H: 1 LOB: 1 BB: 0 P: 12	R: 1 E: 0 K: 0 S: 8	H: 1 LOB: 0 BB: 0 P: 12	R: 1 E: 0 K: 0 S: 9	H: 1 LOB: 1 BB: 1 P: 15	R: 0 E: 0 K: 0 S: 10	H: 1 LOB: 1 BB: 0 P: 16	1B: 4 2B: 4 3B: 0 HR: 1	SF: 1 SAC: 0 DP: 0 HBP: 0	WP: 0 PB: 1 SB: 0 CS: 0	PA: 39
PITCHER	IP WLS BF H R ER SO BB IBB HBP BLK WP HR S P ERA WHIP																					
Zane Smith, L (1, 1) ERA: 3.05	7.0 W 30 7 2 1 1 0 0 1 0 0 0 0 1 64 96 1.29 1.000																					
Mark Huismann, R (8, 1) ERA: 4.5	1.0 5 1 1 1 0 1 0 0 0 0 0 0 9 15 9.00 2.000																					
Bob Kipper, L (9, 1) ERA: 14.73	1.0 4 1 0 0 0 0 0 0 0 0 0 0 10 16 0.00 1.000																					

Chicago Cubs @ Pittsburgh Pirates
Three Rivers Stadium, Pittsburgh, PA

Sat Apr 20 1991, 3:33 AM EDT
Att. 13,179 - Cloudy - 50 F

livebaseballscorecards.com

AB	36
R	3
H	9
RBI	3
BB	2
SO	1
LOB	16



Batter	1	2	3	4	5	6	7	8	9
Gary Redus, R OBP: 0.333, SLG: 0.310 (1, 3)	1-0 G4-3		2-1 G4-3			1-1 1B	0-0 F7		
Jay Bell, R OBP: 0.255, SLG: 0.318 (1, 6)	1-0 G5-3			1-0 1B		3-1 BB	2-2 F9		
Andy Van Slyke, L OBP: 0.353, SLG: 0.500 (1, 8)	2-2 G1-3			1-0 1B		2-1 BB	2-1 F7		
Bobby Bonilla, S OBP: 0.400, SLG: 0.405 (1, 9)		2-2 G4-3		0-0 1B		4-2 HR	2-0 E7		
Barry Bonds, L OBP: 0.097, SLG: 0.069 (1, 7)		2-3 K		0-0 G6-3		2-1 SF7	1-3 K		
Jeff King, R OBP: 0.340, SLG: 0.395 (1, 5)		1-1 G6-3		2-3 K		4-2 HR	1-2 1B		
Michael LaValliere, L OBP: 0.212, SLG: 0.258 (1, 2)			0-0 G3-1		0-1 F8	1-1 HR	1-2 F7		
Curtis Wilkerson, S OBP: 0.364, SLG: 0.222 (1, 4)			4-1 SH2-3		1-1 G4-3	3-2 G3-1			
Zane Smith, L OBP: 0.429, SLG: 0.500 (1, 1)			1-0 SH2-3		0-0 L7	0-3 K			
Mark Huisman, R (8, 1)									
Bob Kipper, R (9, 1)									

Inning Stats	R: 0	H: 0	E: 0	K: 0	S: 7	R: 0	H: 0	E: 0	K: 1	S: 8	R: 0	H: 0	E: 0	K: 0	S: 5	R: 2	H: 3	E: 0	K: 1	S: 8	R: 0	H: 0	E: 0	K: 0	S: 5	R: 6	H: 4	E: 0	K: 1	S: 21	R: 0	H: 0	E: 0	K: 0	S: 6	R: 1	H: 1	E: 1	K: 1	S: 12		
	0	0	0	0	7	0	0	0	1	8	0	0	0	0	5	0	3	0	0	0	8	0	0	0	0	0	0	4	0	0	0	0	10	0	0	0	0	0	1	1	1	12
	0	0	0	0	7	0	0	0	1	8	0	0	0	0	5	0	3	0	0	0	8	0	0	0	0	0	0	4	0	0	0	0	10	0	0	0	0	0	1	1	1	12

PITCHER	IP	WLS	BF	H	R	ER	SO	BB	IBB	HBP	BLK	WP	HR	S	P	ERA	WHIP
Greg Maddux, R ERA: 3.15 (1, 1)	5.0	L	21	6	5	5	2	1	0	0	0	0	0	39	66	9.00	1.400
Chuck McElroy, L ERA: 1.93 (6, 1)	0.1		2	0	0	0	0	1	0	0	0	0	0	5	11	0.00	3.000
Les Lancaster, R ERA: 7.04 (6, 1)	1.2		7	1	3	3	1	1	0	0	0	0	1	16	28	16.20	1.200
Heathcliff Slocumb, R ERA: (8, 1)	1.0		4	1	1	0	1	0	0	0	0	0	0	12	17	0.00	1.000

BOTTOM

AB R H RBI BB SO LOB

4	1	1	0	0	0	1
4	2	2	0	0	0	0
4	2	2	1	0	0	0
3	2	1	1	1	0	0
3	0	0	1	0	2	2
3	1	1	1	1	1	0
4	1	1	4	0	0	0
2	0	0	0	1	0	0
2	0	0	0	0	1	0
0	0	0	0	0	0	0
0	0	0	0	0	0	0

WP: 0 PA: 34
PB: 0
SB: 0
CS: 0

Chicago Cubs @ Pittsburgh Pirates
Three Rivers Stadium, Pittsburgh, PA

Sat Apr 20 1991, 3:33 AM EDT
Att: 13,179 - Cloudy - 50 F

livebaseballscorecards.com

AB 29
R 9
H 8
RBI 8
BB 3
SO 4
LOB 3



BOTTOM

Chicago Cubs @ Pittsburgh Pirates
Three Rivers Stadium, Pittsburgh, PA

Sun Apr 21 1991, 3:33 AM EDT
Att: 10,860 - Cloudy - 43 F

livebaseballscorecards.com

AB	41
R	13
H	13
RBI	13
BB	8
SO	14
LOB	16



WP	2	PA	52
PB	0		
SB	0		
CS	1		

AB R H RBI BB SO LOB

4	2	2	2	2	1	0
6	1	1	2	0	2	4
5	0	0	1	0	2	2
4	3	2	2	2	1	0
6	2	2	1	0	4	2
4	1	1	0	1	1	3
2	0	1	1	0	0	0
3	0	1	2	0	1	3
3	2	1	1	1	0	1
2	0	0	0	0	2	1
0	0	0	0	0	0	0
0	1	0	0	1	0	0
0	0	0	0	0	0	0
1	0	1	1	0	0	0
0	0	0	0	0	0	0
0	0	1	0	0	0	0
0	0	0	0	1	0	0
0	0	0	0	0	0	0

11

1-1	2B	SF8	1B
3-2	SF8	1B	2B
1-3	2-H	3-H	SF8
0-1	SF8		
2-3	3-H		
4-0	1B	2B	BB
2-0	2B	BB	1B
1-3	3-H	2B	1B
4-2	2B	BB	
1-1	2B		
3-2	1B	1B	BB
4-1	1B	2B	BB
3-2	2B	1B	

10

2-3	K		
1-0	WP	2B	
1-3	K		
4-0	WP	IBB	
3-2	G5-3		
1-2	2-3		
0-0	3B	1B	
1-1	F7		
3-1	2B		
3-2	2B	1B	

9

4-0	IBB		
1-1	G6-3		
2-3	K		
1-0	WP	2B	
3-2	SH5-4	1B	
1-1	SH5-4		
1-2	F7		
3-1	2B		
4-2	3B	1B	
1-2	3B	BB	
2-H	2B		

8

0-0	HR	3B	
0-3	K		
1-2	G1-3		
1-1	K		
3-H	HR		
1-1	K		
0-3	K		
2-2	P2		
2-3	K		
0-0	BB	1B	
4-2	3B	1B	
1-2	3B	BB	

7

4-1	CS	BB	
2-3	K		
0-2	F5		
1-3	K		
0-3	K		
1-3	K		
0-3	K		
2-2	P2		
2-2	K		
0-0	BB	1B	
4-2	3B	1B	
1-2	3B	BB	

6

4-1	CS	BB	
2-3	K		
0-2	F5		
1-3	K		
0-3	K		
1-3	K		
0-3	K		
2-2	P2		
2-2	K		
0-0	BB	1B	
4-2	3B	1B	
1-2	3B	BB	

5

4-2	F9	1B	BB
0-1	2B	SF9	1B
1-2	SF9	1B	
0-2	F9		
2-3	F9		
1-1	SF9	2B	
1-3	3-H	2B	
2-2	SF9		
0-3	K		
4-2	3B	1B	
1-2	3B	BB	

4

1-3	K		
2-0	F7		
3-2	F9		
4-2	F9	1B	BB
0-1	2B	SF9	1B
1-2	SF9	1B	
0-2	F9		
2-3	F9		
1-1	SF9	2B	
1-3	3-H	2B	
2-2	SF9		
0-3	K		
4-2	3B	1B	
1-2	3B	BB	

3

1-2	G1-4-3		
0-1	G5-3		
3-3	K		
1-0	P4		
2-3	K		
2-3	K		
2-1	G6-3		
1-1	G6-3		
1-3	K		

2

1-2	G1-4-3		
0-1	G5-3		
3-3	K		
1-0	P4		
2-3	K		
2-3	K		
2-1	G6-3		
1-1	G6-3		
1-3	K		

1

1-2	G1-4-3		
0-1	G5-3		
3-3	K		
1-0	P4		
2-3	K		
2-3	K		
2-1	G6-3		
1-1	G6-3		
1-3	K		

Batter

Orlando Merced, S	(1, 3)	F B S S F X
Jay Bell, R	(1, 6)	C X
Andy Van Slyke, L	(1, 8)	B F B B C X
Bobby Bonilla, S	(1, 9)	B X
Barry Bonds, L	(1, 7)	B C F F B C C
Jeff King, R	(1, 5)	S B B F C
Michael LaValliere, L	(1, 2)	B B B X C
Don Slaught, R	(7, PH)	
Jose Lind, R	(1, 4)	B F X
Randy Tomlin, L	(1, 1)	S F B C
Neal Heaton, L	(1, 1)	
Mark Huleman, R	(1, 1)	
Lloyd McClendon, R	(1, 1)	
Bill Landrum, R	(1, 1)	
Gary Varsho, L	(1, 1)	
Bob Kipper, R	(1, 1)	
Bob Patterson, R	(1, 1)	
Curtis Wilkerson, S	(1, 1)	
Gary Radak, R	(1, 1)	

Inning Stats

R: 0	H: 0	R: 0	H: 0	R: 0	H: 0	R: 2	H: 2	R: 0	H: 0	R: 0	H: 0	R: 4	H: 3	R: 1	H: 2	R: 0	H: 1	R: 6	H: 5
E: 0	LOB: 0	E: 0	LOB: 0	E: 0	LOB: 0	E: 0	LOB: 1	E: 0	LOB: 0	E: 0	LOB: 0	E: 0	LOB: 0	E: 0	LOB: 2	E: 0	LOB: 2	E: 0	LOB: 2
K: 1	BB: 0	K: 2	BB: 0	K: 1	BB: 0	K: 1	BB: 1	K: 3	BB: 1	K: 3	BB: 0	K: 2	BB: 1	K: 0	BB: 1	K: 2	BB: 1	K: 0	BB: 3
S: 9	P: 13	S: 8	P: 13	S: 7	P: 11	S: 9	P: 15	S: 9	P: 15	S: 13	P: 18	S: 16	P: 23	S: 11	P: 24	S: 11	P: 22	S: 18	P: 40

PITCHER	IP	WLS	BF	H	R	ER	SO	BB	IBB	HBP	BLK	WP	HR	S	P	ERA	WHIP		
Mike Harkey, R	(1, 1)	5.1	20	2	2	2	7	2	0	0	0	0	0	54	86	3.38	0.750		
Paul Assenmacher, L	(6, 1)	2.2	12	3	4	4	5	1	0	0	0	1	1	33	45	13.50	1.500		
Dave Smith, R	(9, 1)	1.0	6	2	1	1	0	0	1	0	0	0	0	11	24	9.00	2.000		
Chuck McElroy, L	(10, 1)	0.2	4	1	0	0	2	0	1	0	0	0	0	7	15	0.00	1.500		
Heathcliff Slocumb, R	(10, 1)	0.1	4	2	3	3	0	1	0	0	0	1	0	11	22	81.00	9.000		
PITCHER	IP	WLS	BF	H	R	ER	SO	BB	IBB	HBP	BLK	WP	HR	S	P	ERA	WHIP		
Mike Bielecki, R	(11, 1)	0.1	L	6	3	3	0	2	0	0	0	0	0	11	25	81.00	15.000		

Batter	1	2	3	4	5	6	7	8	9	AB R H RBI BB SO LOB	TOP																	
Jerome Walton, R (1, 8) OBP: 0.300, SLG: 0.294	0-0 23 WP SF8 2B		1-2 SF7		3-3 K			1-0 1B		3 1 2 1 0 1 0																		
23 Ryne Sandberg, R (1, 4) OBP: 0.270, SLG: 0.286	4-2 L4-3 2-3 BB		1-1 G6-3			4-2 BB BB		1-0 F7		2 0 0 0 2 0 1																		
Shawon Dunston, R (1, 6) OBP: 0.288, SLG: 0.341	0-0 SF8			0-1 F8		4-0 1-2 BB		1-0 P5		2 0 0 1 1 0 1																		
George Bell, R (1, 7) OBP: 0.267, SLG: 0.414	1-0 L4-3 1-2			1-1 F7		0-2 F7		1-0 F8		4 0 0 0 0 0 4																		
Andre Dawson, R (1, 9) OBP: 0.345, SLG: 0.545		1-0 P5		0-2 WP BB 1B		0-0 F7		1-0 G5-3		4 0 1 0 0 0 2																		
Luis Salazar, R (1, 3) OBP: 0.222, SLG: 0.500		3-1 F8		1 SAFE 4-0 WP BB		2-0 F9		2-1 L8		3 0 0 0 1 0 2																		
Mark Grace, L (9, 3) OBP: 0.393, SLG: 0.444				1-2 BB						0 0 0 0 0 0 0																		
Damon Berryhill, S (1, 2) OBP: 0.227, SLG: 0.275		1-0 G6-3		2-1 P2 1-2 2-3			3-2 L8		0-0 G5-3	4 0 0 0 0 0 2																		
Gary Scott, R (1, 5) OBP: 0.294, SLG: 0.190			2-0 L8		1-3 K		2-3 K			3 0 0 0 0 2 0																		
Shawn Boskie, R (1, 1) OBP: 0.250, SLG: 0.429			3-2 SF7 3B		2-1 G4-3		0-3 K			3 1 1 0 0 1 0																		
Paul Assenmacher, L (8, 1) OBP: 0.500, SLG: 0.500										0 0 0 0 0 0 0																		
Dave Smith, R (9, 1)										0 0 0 0 0 0 0																		
Inning Stats	R: 1 E: 0 K: 0 S: 5	H: 1 LOB: 0 BB: 1 P: 10	R: 0 E: 0 K: 0 S: 4	H: 0 LOB: 0 BB: 0 P: 9	R: 1 E: 0 K: 0 S: 10	H: 1 LOB: 0 BB: 0 P: 17	R: 0 E: 0 K: 0 S: 9	H: 1 LOB: 2 BB: 1 P: 16	R: 0 E: 0 K: 2 S: 8	H: 0 LOB: 0 BB: 0 P: 14	R: 0 E: 0 K: 0 S: 8	H: 0 LOB: 2 BB: 2 P: 18	R: 0 E: 0 K: 2 S: 12	H: 0 LOB: 0 BB: 0 P: 17	R: 0 E: 0 K: 0 S: 4	H: 1 LOB: 1 BB: 0 P: 8	R: 0 E: 0 K: 0 S: 4	H: 0 LOB: 0 BB: 0 P: 7	1B: 2 2B: 2 3B: 1 HR: 0	SF: 2 SAC: 0 DP: 1 HBP: 0	WP: 2 PB: 0 SB: 0 CS: 0	PA: 34						
PITCHER	IP WLS BF H R ER SO BB IBB HBP BLK WP HR S P ERA WHIP												PITCHER	IP WLS BF H R ER SO BB IBB HBP BLK WP HR S P ERA WHIP														
Jamie Moyer, L (1, 1) ERA: 4.2	6.0		24	3	2	2	2	4	0	0	0	2	0	44	84	3.00	1.167											
Mike Perez, R (7, 1) ERA: 2.16	2.0		7	1	0	0	2	0	0	0	0	0	0	16	25	0.00	0.500											
Juan Agosto, L (9, 1) ERA: 5.4	1.0	W	3	0	0	0	0	0	0	0	0	0	0	4	7	0.00	0.000											

Chicago Cubs @ St. Louis Cardinals
 Busch Stadium, St. Louis, MO
 Mon Apr 22 1991, 7:05 PM CDT
 Att. 23,943 - Cloudy - 60 F

livebaseballscorecards.com

AB	28
R	2
H	4
RBI	2
BB	4
SO	4
LOB	12



Batter	1	2	3	4	5	6	7	8	9	AB R H RBI BB SO LOB	TOP											
Jerome Walton, R (1, 8) OBP: 0.292, SLG: 0.429	0-3 K			0-1 HR		2-1 F7		2-1 P6		4 1 1 1 0 1 1												
23 Ryne Sandberg, R (1, 4) OBP: 0.254, SLG: 0.267	1-2 P4			1-2 F9		2-2 G4-3		1-3 K		4 0 0 0 0 1 1												
Mark Grace, L (1, 3) OBP: 0.367, SLG: 0.408	1-1 G4-3			1-0 G4-3		0-1 P6			0-0 P8	4 0 0 0 0 0 0												
Andre Dawson, R (1, 9) OBP: 0.371, SLG: 0.569		1-0 G6-4-3 1B		1-2 2B		4-0 G4-6-3 BB			1-2 L8	3 0 2 0 1 0 0												
Chico Walker, S (1, 7) OBP: 0.250, SLG: 0.143 (8, 5)		1-1 F8		0-2 F8		1-2 G4-6-3 1-2f			0-0 F8	4 0 0 0 0 0 3												
Shawon Dunston, R (1, 6) OBP: 0.273, SLG: 0.319		0-0 G6-4-3 1-2f		0-1 E1 FC5-4		1-2 G1-3				3 0 0 0 0 0 1												
Damon Berryhill, S (1, 2) OBP: 0.217, SLG: 0.262			0-3 K		2-1 P5			2-1 HR		2 0 0 0 0 1 1												
George Bell, R (8, PH) OBP: 0.279, SLG: 0.475 (8, 7)					0-0 FC5-4 1-2f					1 1 1 1 0 0 0	AB 31 R 2 H 5 RBI 2 BB 1 SO 3 LOB 10											
Gary Scott, R (1, 5) OBP: 0.283, SLG: 0.182			0-0 F9		0-0 F7			0-0 2B		2 0 0 0 0 0 1												
Dwight Smith, L (8, PH) OBP: 0.375, SLG: 0.333										1 0 1 0 0 0 0												
Erik Pappas, R (8, 2) OBP: 0.333, SLG: 0.200										0 0 0 0 0 0 0												
Rick Sutcliffe, L (1, 1) Les Lancaster, R (5, 1) Luis Salazar, R (8, PH) Heathcliff Slocumb, R (8, 1)			1-0 G3		0-0 F7			1-1 G6-3		2 0 0 0 0 0 1												
										0 0 0 0 0 0 0												
										1 0 0 0 0 0 1												
										0 0 0 0 0 0 0												
Inning Stats	R: 0 E: 0 K: 1 S: 8	H: 0 LOB: 0 BB: 0 P: 10	R: 0 E: 0 K: 0 S: 4	H: 1 LOB: 0 BB: 0 P: 6	R: 0 E: 0 K: 1 S: 5	H: 0 LOB: 0 BB: 0 P: 6	R: 1 E: 0 K: 0 S: 14	H: 2 LOB: 1 BB: 0 P: 17	R: 0 E: 1 K: 0 S: 6	H: 0 LOB: 1 BB: 0 P: 8	R: 0 E: 0 K: 0 S: 13	H: 0 LOB: 0 BB: 0 P: 17	R: 0 E: 0 K: 0 S: 6	H: 0 LOB: 0 BB: 1 P: 12	R: 1 E: 0 K: 1 S: 10	H: 2 LOB: 1 BB: 0 P: 16	R: 0 E: 0 K: 0 S: 6	H: 0 LOB: 0 BB: 0 P: 7	1B: 1 2B: 2 3B: 0 HR: 2	SF: 0 SAC: 0 DP: 2 HBP: 0	WP: 0 PB: 0 SB: 0 CS: 0	PA: 32
PITCHER	IP WLS BF H R ER SO BB IBB HBP BLK WP HR S P ERA WHIP																					
Bob Tewksbury, R (1, 1) ERA: 3.0	7.0 W 24 3 1 1 2 1 0 0 0 0 0 1 56 76 1.29 0.571																					
Cris Carpenter, R (8, 1) ERA: 2.16	0.1 3 2 1 1 0 0 0 0 0 0 0 0 5 8 27.00 6.000																					
Lee Smith, R (8, 1) ERA: 2.0	1.2 S 5 0 0 0 1 0 0 0 0 0 0 0 11 15 0.00 0.000																					

Chicago Cubs @ St. Louis Cardinals
 Busch Stadium, St. Louis, MO
 Tue Apr 23 1991, 7:05 PM CDT
 Att. 25,384 - Sunny - 60 F

livebaseballscorecards.com



Batter	1	2	3	4	5	6	7	8	9
Bernard Gilkey, R (1, 7) OBP: 0.354, SLG: 0.316	1-1 G3 2B		3-1 FC6-4 1B		3-1 G5-3		1-1 L8		
Ozzie Smith, S (1, 6) OBP: 0.304, SLG: 0.188	1-0 L9		1-1 FC6-4 1B 1-2f		4-0 1B S BB		1-1 E S 1B		
Ray Lankford, L (1, 8) OBP: 0.378, SLG: 0.455	1-1 G3 2-3		0-0 1B 3B 1B		2-2 L1		1-0 G3 1-3		
Pedro Guerrero, R (1, 3) OBP: 0.381, SLG: 0.464	3-1 P9		2-0 3B 1B 1-3 2-H		4-2 1B BB		1-1 F9		
Felix Jose, S (1, 9) OBP: 0.438, SLG: 0.630		1-2 S G6-4-3 2B	0-0 1-H 3-H 3B		0-0 1-2 2-3 1B		3-1 F7		
Todd Zeile, R (1, 5) OBP: 0.354, SLG: 0.422		4-2 SAFE G6-4-3 BB	1-1 F9		1-1 F8		1-0 G5-3		
Tom Pagnozzi, R (1, 2) OBP: 0.269, SLG: 0.255		2-2 G6-4-3 1-2f 2-H		1-0 G5-3		2-1 F8	1-0 G3-1		
José Oquendo, S (1, 4) OBP: 0.375, SLG: 0.364		2-2 G4-3		0-0 G4-3		2-1 F8			
Bob Tewksbury, R (1, 1) OBP: 0.333, SLG: 0.333 Cris Carpenter, R (8, 1) Lee Smith, R (8, 1)			0-0 G6-3	1-1 G1-3		0-3 K			

Inning Stats	R: 0 E: 0 K: 0 S: 7	H: 1 LOB: 1 BB: 0 P: 13	R: 1 E: 0 K: 0 S: 13	H: 1 LOB: 0 BB: 1 P: 22	R: 3 E: 0 K: 0 S: 10	H: 4 LOB: 1 BB: 0 P: 17	R: 0 E: 0 K: 0 S: 4	H: 0 LOB: 0 BB: 0 P: 6	R: 0 E: 0 K: 0 S: 12	H: 1 LOB: 3 BB: 2 P: 26	R: 0 E: 0 K: 1 S: 7	H: 0 LOB: 0 BB: 0 P: 11	R: 0 E: 0 K: 0 S: 7	H: 1 LOB: 1 BB: 0 P: 11	R: 0 E: 0 K: 0 S: 4	H: 0 LOB: 0 BB: 0 P: 9
--------------	------------------------------	----------------------------------	-------------------------------	----------------------------------	-------------------------------	----------------------------------	------------------------------	---------------------------------	-------------------------------	----------------------------------	------------------------------	----------------------------------	------------------------------	----------------------------------	------------------------------	---------------------------------


PITCHER	IP	WLS	BF	H	R	ER	SO	BB	IBB	HBP	BLK	WP	HR	S	P	ERA	WHIP
Rick Sutcliffe, R (1, 1) ERA: 5.06	4.2	L	22	6	4	4	0	3	0	0	0	0	0	43	80	7.71	1.929
Les Lancaster, R (5, 1) ERA: 5.4	2.1		9	2	0	0	1	0	0	0	0	0	0	17	26	0.00	0.857
Heathcliff Slocumb, R (8, 1) ERA: 2.79	1.0		3	0	0	0	0	0	0	0	0	0	0	4	9	0.00	0.000

BOTTOM

Chicago Cubs @ St. Louis Cardinals
 Busch Stadium, St. Louis, MO
 Tue Apr 23 1991, 7:05 PM CDT
 Att. 25,384 - Sunny - 60 F

AB	R	H	RBI	BB	SO	LOB
4	0	2	0	0	0	0
3	1	1	0	1	0	2
4	1	1	0	0	0	3
3	1	1	1	1	0	2
4	1	3	2	0	0	0
3	0	0	0	1	0	4
4	0	0	0	0	0	1
3	0	0	0	0	0	0
3	0	0	0	0	1	0
0	0	0	0	0	0	0
0	0	0	0	0	0	0

AB	31
R	4
H	8
RBI	3
BB	3
SO	1
LOB	12



WP: 0	PA: 34
PB: 0	
SB: 3	
CS: 0	

PITCHER	IP	WLS	BF	H	R	ER	SO	BB	IBB	HBP	BLK	WP	HR	S	P	ERA	WHIP
---------	----	-----	----	---	---	----	----	----	-----	-----	-----	----	----	---	---	-----	------

Batter	1	2	3	4	5	6	7	8	9	AB R H RBI BB SO LOB	TOP									
Jerome Walton, R (1, 8) OBP: 0.321, SLG: 0.480	1-3 K		1-2 K 23 S 1B			2-3 K		0-0 K 2B		4 0 2 0 0 2 0										
23 Ryne Sandberg, R (1, 4) OBP: 0.239, SLG: 0.250	2-2 G6-3		0-3 K 1-2			1-2 L4		0-0 F8		4 0 0 0 0 1 2										
Mark Grace, L (1, 3) OBP: 0.359, SLG: 0.396	0-0 G4-3					1-0 G4-3				4 0 1 0 0 0 0										
George Bell, R (1, 7) OBP: 0.292, SLG: 0.468		0-3 K				2-2 K 1-2 HBP		0-1 K 1B		3 0 1 0 0 1 0										
Andre Dawson, R (1, 9) OBP: 0.379, SLG: 0.613		0-1 HR				2-3 K		2-1 K 1-3 1B		4 1 2 1 0 1 1										
Luis Salazar, R (1, 5) OBP: 0.154, SLG: 0.333		1-1 P2				1-3 K		0-1 F8		3 0 0 0 0 1 2										
Gary Scott, R (7, 5) OBP: 0.283, SLG: 0.182										0 0 0 0 0 0 0										
Shawon Dunston, R (1, 6) OBP: 0.259, SLG: 0.300		0-3 K				1-0 F7		0-0 F9		3 0 0 0 0 1 1										
Erik Pappas, R (1, 2) OBP: 0.222, SLG: 0.125			2-2 P5			1-3 K		3-2 G6-3		3 0 0 0 0 1 0										
Mike Bielecki, R (1, 1) OBP: 0.400, SLG: 0.400			3-2 G6-3			2-3 K		2-1 L5		2 0 0 0 0 1 0										
Dwight Smith, L (8, PH) OBP: 0.333, SLG: 0.286										1 0 0 0 0 0 0										
Paul Assenmacher, L (8, 1) OBP: 0.500, SLG: 0.500										0 0 0 0 0 0 0										
Inning Stats	R: 0 E: 0 K: 1 S: 9	H: 0 LOB: 0 BB: 0 P: 12	R: 1 E: 0 K: 2 S: 10	H: 1 LOB: 0 BB: 0 P: 11	R: 0 E: 0 K: 1 S: 13	H: 1 LOB: 1 BB: 0 P: 19	R: 0 E: 0 K: 2 S: 13	H: 1 LOB: 1 BB: 0 P: 20	R: 0 E: 0 K: 2 S: 8	H: 0 LOB: 0 BB: 0 P: 12	R: 0 E: 0 K: 0 S: 7	H: 2 LOB: 1 BB: 0 P: 9	R: 0 E: 0 K: 0 S: 8	H: 1 LOB: 1 BB: 0 P: 13	R: 0 E: 0 K: 0 S: 7	H: 0 LOB: 0 BB: 0 P: 11	1B: 4 2B: 1 3B: 0 HR: 1	SF: 0 SAC: 0 DP: 0 HBP: 1	WP: 0 PB: 0 SB: 1 CS: 1	PA: 32
PITCHER	IP WLS BF H R ER SO BB IBB HBP BLK WP HR S P ERA WHIP																			
Jose DeLeon, R (1, 1) ERA: 1.54	6.0 L 21 3 1 1 9 0 0 1 0 0 0 1 61 86 1.50 0.500																			
Mike Perez, R (7, 1) ERA: 1.74	2.0 8 3 0 0 0 0 0 0 0 0 0 0 15 22 0.00 1.500																			
Juan Agosto, L (9, 1) ERA: 4.7	1.0 3 0 0 0 0 0 0 0 0 0 0 0 7 11 0.00 0.000																			

Chicago Cubs @ St. Louis Cardinals
 Busch Stadium, St. Louis, MO
 Wed Apr 24 1991, 7:05 PM CDT
 Att. 25,339 - Sunny - 66 F

livebaseballscorecards.com

AB	31
R	1
H	6
RBI	1
BB	0
SO	9
LOB	6



BOTTOM

Chicago Cubs @ St. Louis Cardinals
 Busch Stadium, St. Louis, MO
 Wed Apr 24 1991, 7:05 PM CDT
 Att. 25,339 - Sunny - 66 F

livebaseballscorecards.com

AB	29
R	0
H	3
RBI	0
BB	5
SO	6
LOB	23



WP: 0	PA: 34
PB: 0	
SB: 1	
CS: 1	

AB R H RBI BB SO LOB

3 0 0 0 1 0 1

3 0 0 0 1 0 2

4 0 1 0 0 0 3

3 0 1 0 1 0 1

0 0 0 0 0 0 0

3 0 0 0 1 0 3

1 0 0 0 0 1 1

3 0 0 0 0 1 4

1 0 0 0 0 1 1

0 0 0 0 1 0 0

0 0 0 0 0 0 0

1 0 0 0 0 1 0

0 0 0 0 0 0 0

0 0 0 0 0 0 0

1B: 3 SF: 0

2B: 0 SAC: 0

3B: 0 DP: 0

HR: 0 HBP: 0

1B: 3 SF: 0

2B: 0 SAC: 0

3B: 0 DP: 0

HR: 0 HBP: 0

1B: 3 SF: 0

2B: 0 SAC: 0

3B: 0 DP: 0

HR: 0 HBP: 0

1B: 3 SF: 0

2B: 0 SAC: 0

3B: 0 DP: 0

HR: 0 HBP: 0

1B: 3 SF: 0

2B: 0 SAC: 0

3B: 0 DP: 0

HR: 0 HBP: 0

1B: 3 SF: 0

2B: 0 SAC: 0

3B: 0 DP: 0

HR: 0 HBP: 0

1B: 3 SF: 0

2B: 0 SAC: 0

3B: 0 DP: 0

HR: 0 HBP: 0

1B: 3 SF: 0

2B: 0 SAC: 0

3B: 0 DP: 0

HR: 0 HBP: 0

1B: 3 SF: 0

2B: 0 SAC: 0

3B: 0 DP: 0

HR: 0 HBP: 0

1B: 3 SF: 0

2B: 0 SAC: 0

3B: 0 DP: 0

HR: 0 HBP: 0

1B: 3 SF: 0

2B: 0 SAC: 0

3B: 0 DP: 0

HR: 0 HBP: 0

1B: 3 SF: 0

2B: 0 SAC: 0

3B: 0 DP: 0

HR: 0 HBP: 0

1B: 3 SF: 0

2B: 0 SAC: 0

3B: 0 DP: 0

HR: 0 HBP: 0

1B: 3 SF: 0

2B: 0 SAC: 0

3B: 0 DP: 0

HR: 0 HBP: 0

1B: 3 SF: 0

2B: 0 SAC: 0

3B: 0 DP: 0

HR: 0 HBP: 0

1B: 3 SF: 0

2B: 0 SAC: 0

3B: 0 DP: 0

HR: 0 HBP: 0

1B: 3 SF: 0

2B: 0 SAC: 0

3B: 0 DP: 0

HR: 0 HBP: 0

1B: 3 SF: 0

2B: 0 SAC: 0

3B: 0 DP: 0

HR: 0 HBP: 0

1B: 3 SF: 0

2B: 0 SAC: 0

3B: 0 DP: 0

HR: 0 HBP: 0

1B: 3 SF: 0

2B: 0 SAC: 0

3B: 0 DP: 0

HR: 0 HBP: 0

1B: 3 SF: 0

2B: 0 SAC: 0

3B: 0 DP: 0

HR: 0 HBP: 0

1B: 3 SF: 0

2B: 0 SAC: 0

3B: 0 DP: 0

HR: 0 HBP: 0

1B: 3 SF: 0

2B: 0 SAC: 0

3B: 0 DP: 0

HR: 0 HBP: 0

1B: 3 SF: 0

2B: 0 SAC: 0

3B: 0 DP: 0

HR: 0 HBP: 0

1B: 3 SF: 0

2B: 0 SAC: 0

3B: 0 DP: 0

HR: 0 HBP: 0

1B: 3 SF: 0

2B: 0 SAC: 0

3B: 0 DP: 0

HR: 0 HBP: 0

1B: 3 SF: 0

2B: 0 SAC: 0

3B: 0 DP: 0

HR: 0 HBP: 0

1B: 3 SF: 0

2B: 0 SAC: 0

3B: 0 DP: 0

HR: 0 HBP: 0

1B: 3 SF: 0

2B: 0 SAC: 0

3B: 0 DP: 0

HR: 0 HBP: 0

1B: 3 SF: 0

2B: 0 SAC: 0

3B: 0 DP: 0

HR: 0 HBP: 0

1B: 3 SF: 0

2B: 0 SAC: 0

3B: 0 DP: 0

HR: 0 HBP: 0

1B: 3 SF: 0

2B: 0 SAC: 0

3B: 0 DP: 0

HR: 0 HBP: 0

1B: 3 SF: 0

2B: 0 SAC: 0

3B: 0 DP: 0

HR: 0 HBP: 0

1B: 3 SF: 0

2B: 0 SAC: 0

3B: 0 DP: 0

HR: 0 HBP: 0

1B: 3 SF: 0

2B: 0 SAC: 0

3B: 0 DP: 0

HR: 0 HBP: 0

1B: 3 SF: 0

2B: 0 SAC: 0

3B: 0 DP: 0

HR: 0 HBP: 0

1B: 3 SF: 0

2B: 0 SAC: 0

3B: 0 DP: 0

HR: 0 HBP: 0

1B: 3 SF: 0

2B: 0 SAC: 0

3B: 0 DP: 0

HR: 0 HBP: 0

1B: 3 SF: 0

2B: 0 SAC: 0

3B: 0 DP: 0

HR: 0 HBP: 0

1B: 3 SF: 0

2B: 0 SAC: 0

3B: 0 DP: 0

HR: 0 HBP: 0

1B: 3 SF: 0

2B: 0 SAC: 0

3B: 0 DP: 0

HR: 0 HBP: 0

1B: 3 SF: 0

2B: 0 SAC: 0

3B: 0 DP: 0

HR: 0 HBP: 0

1B: 3 SF: 0

2B: 0 SAC: 0

3B: 0 DP: 0

HR: 0 HBP: 0

1B: 3 SF: 0

2B: 0 SAC: 0

3B: 0 DP: 0

HR: 0 HBP: 0

1B: 3 SF: 0

2B: 0 SAC: 0

3B: 0 DP: 0

HR: 0 HBP: 0

1B: 3 SF: 0

2B: 0 SAC: 0

3B: 0 DP: 0

HR: 0 HBP: 0

1B: 3 SF: 0

2B: 0 SAC: 0

3B: 0 DP: 0

HR: 0 HBP: 0

1B: 3 SF: 0

2B: 0 SAC: 0

3B: 0 DP: 0

HR: 0 HBP: 0

1B: 3 SF: 0

2B: 0 SAC: 0

3B: 0 DP: 0

HR: 0 HBP: 0

1B: 3 SF: 0

2B: 0 SAC: 0

3B: 0 DP: 0

HR: 0 HBP: 0

1B: 3 SF: 0

2B: 0 SAC: 0

3B: 0 DP: 0

HR: 0 HBP: 0

1B: 3 SF: 0

2B: 0 SAC: 0

3B: 0 DP: 0

HR: 0 HBP: 0

1B: 3 SF: 0

2B: 0 SAC: 0

3B: 0 DP: 0

HR: 0 HBP: 0

1B: 3 SF: 0

2B: 0 SAC: 0

3B: 0 DP: 0

HR: 0 HBP: 0

1B: 3 SF: 0

2B: 0 SAC: 0

3B: 0 DP: 0

HR: 0 HBP: 0

1B: 3 SF: 0

2B: 0 SAC: 0

3B: 0 DP: 0

HR: 0 HBP: 0

1B: 3 SF: 0

2B: 0 SAC: 0

3B: 0 DP: 0

HR: 0 HBP: 0

Batter	1	2	3	4	5	6	7	8	9
Barry Larkin, R OBP: 0.230, SLG: 0.345 (1, 6)	3-1 HR 1B	4-0 BB			1-2 G5-3		1-2 F9		
Herm Winningham, L OBP: 0.400, SLG: 0.500 (1, 8)	0-0 F9	2-3 K			3-1 G4-3			1-3 K	
Eric Davis, R OBP: 0.409, SLG: 0.389 (1, 7)	1-1 P6		2-3 K			4-2 2B BB		2-3 K FC4-6	
Paul O'Neill, L OBP: 0.310, SLG: 0.388 (1, 9)	2-0 HR		1-0 P6			3-2 F6		1-2 FC4-6 1-2f	
Hal Morris, L OBP: 0.381, SLG: 0.595 (1, 3)	3-2 2B		1-1 P3			2-2 2B 1-H		0-3 K	
Chris Sabo, R OBP: 0.288, SLG: 0.339 (1, 5)	2-1 P2			2-1 P9		1-0 G5-3			
Mariano Duncan, R OBP: 0.214, SLG: 0.192 (1, 4)		2-1 G6-3		1-1 G3		2-2 L7			
Joe Oliver, R OBP: 0.241, SLG: 0.231 (1, 2)		0-2 WP 2B		0-3 K2-3			1-0 P2		
Jose Rijo, R OBP: 0.333, SLG: 0.333 (1, 1)		1-0 G5-3			0-2 G4-3		1-2 G4-3		
Randy Myers, L (9, 1)									
Rob Dibble, L (9, 1)									
Billy Hatcher, R OBP: 0.190, SLG: 0.128 (9, 7)									

Inning Stats	R: 2 E: 0 K: 0 S: 11	H: 3 LOB: 1 BB: 0 P: 22	R: 0 E: 0 K: 1 S: 12	H: 1 LOB: 2 BB: 1 P: 20	R: 0 E: 0 K: 1 S: 7	H: 0 LOB: 0 BB: 0 P: 11	R: 0 E: 0 K: 1 S: 7	H: 0 LOB: 0 BB: 0 P: 10	R: 0 E: 0 K: 0 S: 9	H: 0 LOB: 0 BB: 0 P: 13	R: 1 E: 0 K: 0 S: 15	H: 1 LOB: 1 BB: 1 P: 27	R: 0 E: 0 K: 0 S: 8	H: 0 LOB: 0 BB: 0 P: 11	R: 0 E: 0 K: 3 S: 13	H: 0 LOB: 1 BB: 0 P: 17
--------------	-------------------------------	----------------------------------	-------------------------------	----------------------------------	------------------------------	----------------------------------	------------------------------	----------------------------------	------------------------------	----------------------------------	-------------------------------	----------------------------------	------------------------------	----------------------------------	-------------------------------	----------------------------------

PITCHER	IP	WLS	BF	H	R	ER	SO	BB	IBB	HBP	BLK	WP	HR	S	P	ERA	WHIP
Mike Harkey, R ERA: 5.3 (1, 1)	3.0	L	14	4	2	2	2	1	0	0	0	1	1	30	53	6.00	1.667
Les Lancaster, R ERA: 4.5 (4, 1)	4.0		14	1	1	1	1	1	0	0	0	0	0	39	61	2.25	0.500
Chuck McElroy, L ERA: 1.35 (8, 1)	1.0		4	0	0	0	3	0	0	0	0	0	0	13	17	0.00	0.000

BOTTOM

AB R H RBI BB SO LOB

3	1	1	0	1	0	0
4	0	0	0	0	2	3
3	1	0	0	1	2	1
4	1	1	2	0	0	2
4	0	2	1	0	1	1
3	0	0	0	0	0	2
3	0	0	0	0	0	1
3	0	1	0	0	1	0
3	0	0	0	0	0	1
0	0	0	0	0	0	0
0	0	0	0	0	0	0
0	0	0	0	0	0	0

livebaseballscorecards.com

AB	30
R	3
H	5
RBI	3
BB	2
SO	6
LOB	11



WP: 1	PA: 32
PB: 1	
SB: 0	
CS: 0	

Chicago Cubs @ Cincinnati Reds
Riverfront Stadium, Cincinnati, OH
Fri Apr 26 1991, 7:05 PM EDT
Att: 37,681 - Cloudy - 78 F

Chicago Cubs @ Cincinnati Reds
Riverfront Stadium, Cincinnati, OH

Sat Apr 27 1991, 3:33 AM EDT
Att. 35,265 - Cloudy - 72 F

AB	36
R	8
H	11
RBI	8
BB	4
SO	4
LOB	15



WP	4	PA	43
PB	0		
SB	0		
CS	1		

Batter	1	2	3	4	5	6	7	8	9	AB R H RBI BB SO LOB
Jerome Walton, R (1, 8) OBP: 0.286, SLG: 0.410	1-0 WP G4-3 1B	0-0 B5-3			2-1 FC4-6 23 1B SF7		1-0 P3		1-2 G5-3	5 2 1 1 0 0 2
23 Ryne Sandberg, R (1, 4) OBP: 0.262, SLG: 0.263	4-1 G4-3 1-2 WP BB		2-2 F8		2-2 SAFE 1-3 1B		1-1 SAFE FC6-4 1-2f		2-1 1B 1B	4 1 2 0 1 0 1
Mark Grace, L (1, 3) OBP: 0.342, SLG: 0.375	1-2 G4-3 1-3 2-H		3-3 K		0-0 SAFE SF7 3-H		1-1 F7		2-1 1B 1-2 1B	4 0 1 2 0 1 2
George Bell, R (1, 7) OBP: 0.282, SLG: 0.459	2-3 K		3-2 G5-3		0-2 SAFE F8			1-0 HR 1B	2-1 P4	5 1 1 0 0 1 4
Andre Dawson, R (1, 9) OBP: 0.355, SLG: 0.597	0-0 F9			1-0 P9		3-1 F7		2-2 1-H HR 1B	3-1 1-3 2-H 1B	5 1 2 3 0 0 1
Hector Villanueva, R (1, 2) OBP: 0.167, SLG: 0.167			1-0 F8		1-1 F8		2-1 P6		3-1 F8 P4	5 0 0 0 0 0 2
Shawon Dunston, R (1, 6) OBP: 0.290, SLG: 0.367			3-3 K		0-1 CS 1B		1-1 1B		4-0 WP BB	3 0 2 0 1 1 0
Gary Scott, R (1, 5) OBP: 0.288, SLG: 0.184			4-2 HR BB		0-0 SAFE CS 1-2		2-0 WP SH FC4-6 1B		1-1 F9	3 2 1 0 1 0 2
Shawn Boskie, R (1, 1) OBP: 0.364, SLG: 0.778 Paul Assenmacher, L (8, 1) OBP: 0.500, SLG: 0.500		0-1 HR			0-0 SH FC4-6 1-2		4-2 23 FC6-4 BB		2-3 K	2 1 1 2 1 1 1 0 0 0 0 0 0 0

Inning Stats	R: 1	H: 1	E: 0	LOB: 1	K: 1	BB: 1	S: 10	P: 18	R: 2	H: 1	E: 0	LOB: 0	K: 1	BB: 1	S: 11	P: 19	R: 0	H: 0	E: 0	LOB: 0	K: 1	BB: 0	S: 10	P: 18	R: 0	H: 1	E: 0	LOB: 0	K: 0	BB: 0	S: 5	P: 7	R: 2	H: 2	E: 0	LOB: 1	K: 0	BB: 0	S: 11	P: 17	R: 0	H: 1	E: 0	LOB: 1	K: 0	BB: 0	S: 8	P: 16	R: 0	H: 0	E: 0	LOB: 1	K: 0	BB: 1	S: 7	P: 14	R: 2	H: 2	E: 0	LOB: 1	K: 1	BB: 1	S: 12	P: 25	R: 1	H: 3	E: 0	LOB: 2	K: 0	BB: 0	S: 14	P: 25	1B: 9	SF: 1	2B: 0	SAC: 1	3B: 0	DP: 0	HR: 2	HBP: 0	WP: 4	PA: 43
--------------	------	------	------	--------	------	-------	-------	-------	------	------	------	--------	------	-------	-------	-------	------	------	------	--------	------	-------	-------	-------	------	------	------	--------	------	-------	------	------	------	------	------	--------	------	-------	-------	-------	------	------	------	--------	------	-------	------	-------	------	------	------	--------	------	-------	------	-------	------	------	------	--------	------	-------	-------	-------	------	------	------	--------	------	-------	-------	-------	-------	-------	-------	--------	-------	-------	-------	--------	-------	--------

PITCHER	IP	WLS	BF	H	R	ER	SO	BB	IBB	HBP	BLK	WP	HR	S	P	ERA	WHIP
Norm Charlton, L (1, 1) ERA: 2.45	6.0	L	27	6	5	5	3	3	0	0	0	3	1	57	101	7.50	1.500
Scott Scudder, R (7, 1) ERA: 3.38	2.0		9	2	2	2	1	1	0	0	0	1	1	17	33	9.00	1.500
Don Carman, L (9, 1) ERA: 5.06	1.0		6	3	1	1	0	0	0	0	0	0	0	14	25	9.00	3.000

PITCHER	IP	WLS	BF	H	R	ER	SO	BB	IBB	HBP	BLK	WP	HR	S	P	ERA	WHIP
---------	----	-----	----	---	---	----	----	----	-----	-----	-----	----	----	---	---	-----	------

BOTTOM

Chicago Cubs @ Cincinnati Reds
Riverfront Stadium, Cincinnati, OH

Sat Apr 27 1991, 3:33 AM EDT
Att: 35,265 - Cloudy - 72 F

livebaseballscorecards.com

AB	37
R	3
H	11
RBI	3
BB	2
SO	5
LOB	18



WP:	0	PA:	40
PB:	0	SB:	0
CS:	0		

AB R H RBI BB SO LOB

5	0	1	0	0	1	2
4	0	1	0	1	0	2
4	1	2	0	0	0	2
5	1	2	1	0	1	4
4	1	0	1	0	0	1
4	0	1	0	0	1	1
3	0	1	1	0	0	0
0	0	0	0	0	0	0
2	0	2	0	1	0	0
1	0	0	0	0	1	2
0	0	0	0	0	0	0
2	0	0	0	0	0	3
0	0	0	0	0	0	0
1	0	0	0	0	0	1
1	0	1	0	0	0	0
1	0	0	0	0	1	0

Batter	1	2	3	4	5	6	7	8	9
Chris Sabo, R OBP: 0.282, SLG: 0.328 (1, 5)	0-1 F9 ①		0-0 F7 ②		0-3 K ①		1-1 P5 ②		2-2 BB 1B
Bill Doran, S OBP: 0.441, SLG: 0.396 (1, 4)	1-2 SH1-3 1B		2-1 G1-3 ③		0-1 G4-3 ②		0-0 F9 ③		4-2 BB 1-2 BB
Barry Larkin, R OBP: 0.246, SLG: 0.371 (1, 6)	0-0 SH1-3 ②			1-2 1B FC 2B	3-2 1B			1-1 G6-3 ①	0-1 P3 ②
Paul O'Neill, L OBP: 0.317, SLG: 0.444 (1, 9)	3-1 F8 ③			1-2 FC 1B 2-3	0-0 F8 ③			0-0 HR	1-3 K ③
Hal Morris, L OBP: 0.348, SLG: 0.556 (1, 3)		2-1 G3 ①		1-2 FC 1B G4-3 ①		1-1 G4-3 ①		1-1 G4-3 ②	
Todd Benzinger, S OBP: 0.278, SLG: 0.333 (1, 7)		1-3 K ②		1-1 G4-3 ②		1-0 P8 ②		0-0 1B 1B	
Billy Hatcher, R OBP: 0.200, SLG: 0.143 Don Carman, L (9, 1)		2-2 G5-3 ③		2-1 1B 1B 2-H		2-0 G4-3 ③		3-1 1B 1-2 1B	
Jeff Reed, L OBP: 0.361, SLG: 0.241 Eric Davis, R OBP: 0.400, SLG: 0.378 Joe Oliver, R OBP: 0.241, SLG: 0.231 (8, PH) (9, 2)			4-0 BLK BB	1-2 1B		2-2 1B		0-3 K ③	
Norm Charlton, S Scott Scudder, R (7, 1)			0-0 B3-4 ①	0-0 B3 ③					2-3 K ①
Herm Winningham, L OBP: 0.385, SLG: 0.478 Chris Jones, R OBP: 1.000, SLG: 1.000 Glenn Braggs, R OBP: 0.281, SLG: 0.231 (8, PH) (9, PH)			1-2						

Inning Stats	R: 0 E: 0 K: 0 S: 8	H: 1 LOB: 1 BB: 0 P: 12	R: 0 E: 0 K: 1 S: 8	H: 0 LOB: 0 BB: 0 P: 13	R: 0 E: 0 K: 0 S: 4	H: 0 LOB: 1 BB: 1 P: 10	R: 2 E: 0 K: 0 S: 19	H: 4 LOB: 2 BB: 0 P: 26	R: 0 E: 0 K: 1 S: 12	H: 1 LOB: 1 BB: 0 P: 15	R: 0 E: 0 K: 0 S: 4	H: 0 LOB: 0 BB: 0 P: 8	R: 0 E: 0 K: 0 S: 8	H: 1 LOB: 1 BB: 0 P: 14	R: 1 E: 0 K: 1 S: 11	H: 3 LOB: 2 BB: 0 P: 16	R: 0 E: 0 K: 2 S: 14	H: 1 LOB: 2 BB: 1 P: 23	1B: 9 2B: 1 3B: 0 HR: 1	SF: 1 SAC: 1 DP: 0 HBP: 0
--------------	------------------------------	----------------------------------	------------------------------	----------------------------------	------------------------------	----------------------------------	-------------------------------	----------------------------------	-------------------------------	----------------------------------	------------------------------	---------------------------------	------------------------------	----------------------------------	-------------------------------	----------------------------------	-------------------------------	----------------------------------	----------------------------------	------------------------------------

PITCHER	IP	WLS	BF	H	R	ER	SO	BB	IBB	HBP	BLK	WP	HR	S	P	ERA	WHIP
Shawn Boskie, R ERA: 2.25 (1, 1)	7.2	W	34	10	3	3	2	1	0	0	1	0	1	71	111	3.52	1.435
Paul Assenmacher, L ERA: 2.63 (8, 1)	1.1	S	6	1	0	0	3	1	0	0	0	0	0	17	26	0.00	1.500

Batter	1	2	3	4	5	6	7	8	9	AB R H RBI BB SO LOB	TOP	
Jerome Walton, R (1, 8) OBP: 0.298, SLG: 0.409	0-2 P4		1-1 23 1B		2-3 K			0-3 K	2-0 1B	5 1 2 1 0 2 0		
23 Ryne Sandberg, R (1, 4) OBP: 0.270, SLG: 0.272	2-1 CS 1B		3-2 1B		3-3 K			2-1 F9	3-3 K	5 0 2 0 0 2 1		
Mark Grace, L (1, 3) OBP: 0.350, SLG: 0.382	2-2 F7 1-2		0-0 FC5-4 1B		2-3 K			0-0 1B		4 1 2 1 0 1 1		
George Bell, R (1, 7) OBP: 0.280, SLG: 0.449		2-2 P4	2-2 FC5-4 1-2f			1-0 G5-3		0-0 1B		4 0 1 0 0 0 2		
Andre Dawson, R (1, 9) OBP: 0.375, SLG: 0.600		0-2 WP 1B		4-0 2B BB		1-1 F9		1-0 S 1B		3 0 2 1 1 0 0		
Doug Dascenzo, S (8, PR) OBP: 0.333, SLG: 0.282								1-3 2-H		0 0 0 0 0 0 0		
Hector Villanueva, R (1, 2) OBP: 0.200, SLG: 0.111		4-0 G6-4-3 BB		0-0 F9		2-2 P2		1-3 K		3 0 0 0 1 1 3		
Chuck McElroy, L (8, 1)		1-3 BB						1-2		0 0 0 0 0 0 0		
Shawon Dunston, R (1, 6) OBP: 0.288, SLG: 0.359		0-2 G6-4-3 1-2f		0-1 F8			0-0 P3		1-0 S 1B	4 1 1 0 0 0 3		
Gary Scott, R (1, 5) OBP: 0.290, SLG: 0.212			3-2 F9		2-1 1B		0-1 G5-3		3-2 F8	3 0 1 0 0 0 0		
Dwight Smith, L (9, PH) OBP: 0.231, SLG: 0.182			1-3 2B						1-2	1 0 0 0 0 0 1		
Rick Sutcliffe, L (1, 1)			0-0 G5-3		0-3 K		1-0 L5		0-3 K	2 0 0 0 0 1 2		
Chico Walker, S (7, PH) OBP: 0.273, SLG: 0.200										1 0 0 0 0 0 0		
Les Lancaster, R (7, 1)										0 0 0 0 0 0 0		
Damon Berryhill, S (8, 2) OBP: 0.200, SLG: 0.239										1 0 0 0 0 1 1		
Inning Stats	R: 0 H: 1 E: 0 LOB: 0 K: 0 BB: 0 S: 8 P: 12	R: 0 H: 1 E: 0 LOB: 1 K: 0 BB: 1 S: 12 P: 18	R: 1 H: 3 E: 0 LOB: 2 K: 0 BB: 0 S: 15 P: 24	R: 0 H: 1 E: 0 LOB: 2 K: 1 BB: 1 S: 8 P: 14	R: 0 H: 0 E: 0 LOB: 0 K: 3 BB: 0 S: 10 P: 17	R: 0 H: 0 E: 0 LOB: 0 K: 0 BB: 0 S: 6 P: 10	R: 0 H: 0 E: 0 LOB: 0 K: 0 BB: 0 S: 4 P: 5	R: 1 H: 3 E: 0 LOB: 3 K: 2 BB: 0 S: 11 P: 15	R: 1 H: 2 E: 0 LOB: 1 K: 2 BB: 0 S: 14 P: 22	1B: 10 SF: 0 2B: 1 SAC: 0 3B: 0 DP: 1 HR: 0 HBP: 0	WP: 1 PA: 38 PB: 0 SB: 2 CS: 1	
PITCHER	IP WLS BF H R ER SO BB IBB HBP BLK WP HR S P ERA WHIP											
Chris Hammond, L (1, 1) ERA: 1.64	7.0 W 27 6 1 1 4 2 0 0 0 1 0 63 100 1.29 1.143											
Rob Dibble, R (8, 1) ERA: 2.89	2.0 S 11 5 2 2 4 0 0 0 0 0 0 25 37 9.00 2.500											

Chicago Cubs @ Cincinnati Reds
Riverfront Stadium, Cincinnati, OH

Sun Apr 28 1991, 3:33 AM EDT
Att. 33,518 - Cloudy - 72 F

livebaseballscorecards.com

AB	36
R	3
H	11
RBI	3
BB	2
SO	8
LOB	14



Batter	1	2	3	4	5	6	7	8	9	AB	R	H	RBI	BB	SO	LOB
Chris Sabo, R OBP: 0.280, SLG: 0.324 (1, 5)	2-1 P2		1-0 G5-4-3		2-1 G6-4-3 1B		2-0 F8			4	0	1	0	0	0	2
Billy Hatcher, R OBP: 0.184, SLG: 0.130 (1, 8) (7, 7)	1-0 L6		1-1 P6		2-2 G6-4-3		0-0 FC5-4			4	0	0	0	0	0	3
Barry Larkin, R OBP: 0.246, SLG: 0.364 (1, 6)	2-3 K			2-2 F7 SF9 1B		0-1 F7		1-3 K		4	1	1	0	0	2	0
Paul O'Neill, L OBP: 0.328, SLG: 0.491 (1, 9)		3-2 HR		0-0 E4 1-2		4-0 2B BB		3-3 K		3	2	1	1	1	1	1
Hal Morris, L OBP: 0.340, SLG: 0.551 (1, 3)		2-1 G1-3		1-0 F7		0-1 2B		1-2 G6-3		4	0	1	1	0	0	2
Todd Benzinger, S OBP: 0.256, SLG: 0.314 Herm Winningham, L OBP: 0.385, SLG: 0.478 (1, 7) (7, 8)		0-1 F8		0-0 SF9		1-1 P6				2	0	0	1	0	0	1
Mariano Duncan, R OBP: 0.194, SLG: 0.172 (1, 4)		2-1 G5-3		0-0 F9		2-1 G3-1				0	0	0	0	0	0	2
Joe Oliver, R OBP: 0.250, SLG: 0.241 (1, 2)			1-1 E9 1B G5-4-3 1B		0-0 F7		2-2 F9			3	1	1	0	0	0	0
Chris Hammond, L OBP: 0.375, SLG: 0.375 Norm Charlton, S (7, PR) Rob Dibble, L (8, 1)			1-0 G5-4-3 1B		0-0 1B		1-3 K FC5-4			3	0	2	0	0	1	0

Inning Stats	R: 0	H: 0	E: 0	K: 1	S: 6	LOB: 0	BB: 0	P: 11	R: 1	H: 1	E: 0	K: 0	S: 10	LOB: 0	BB: 0	P: 17	R: 1	H: 2	E: 1	K: 0	S: 6	LOB: 0	BB: 0	P: 10	R: 1	H: 1	E: 1	K: 0	S: 9	LOB: 1	BB: 0	P: 12	R: 0	H: 2	E: 0	K: 0	S: 8	LOB: 1	BB: 0	P: 12	R: 1	H: 1	E: 0	K: 1	S: 9	LOB: 1	BB: 1	P: 15	R: 0	H: 0	E: 0	K: 1	S: 9	LOB: 1	BB: 0	P: 14	R: 0	H: 0	E: 0	K: 2	S: 11	LOB: 0	BB: 0	P: 16
1B: 5	SF: 1	2B: 1	SAC: 0	3B: 0	DP: 2	HR: 1	HBP: 0	WP: 0	PA: 32	SB: 1	CS: 0	ER: 0	WHIP: 1.333	ERA: 3.00	WHIP: 1.333	ERA: 4.32	WHIP: 1.333	ERA: 4.11	WHIP: 1.333	ERA: 1.23	WHIP: 1.333	ERA: 3.00	WHIP: 1.333	ERA: 4.32	WHIP: 1.333	ERA: 4.11	WHIP: 1.333	ERA: 1.23	WHIP: 1.333	ERA: 3.00	WHIP: 1.333	ERA: 4.32	WHIP: 1.333	ERA: 4.11	WHIP: 1.333	ERA: 1.23	WHIP: 1.333	ERA: 3.00	WHIP: 1.333	ERA: 4.32	WHIP: 1.333	ERA: 4.11	WHIP: 1.333	ERA: 1.23	WHIP: 1.333	ERA: 3.00	WHIP: 1.333	ERA: 4.32	WHIP: 1.333	ERA: 4.11	WHIP: 1.333	ERA: 1.23	WHIP: 1.333											

BOTTOM

Chicago Cubs @ Cincinnati Reds
Riverfront Stadium, Cincinnati, OH
Sun Apr 28 1991, 3:33 AM EDT
Att: 33,518 - Cloudy - 72 F

livebaseballscorecards.com

AB	30
R	4
H	7
RBI	3
BB	1
SO	4
LOB	11



PITCHER	IP	WLS	BF	H	R	ER	SO	BB	IBB	HBP	BLK	WP	HR	S	P	ERA	WHIP
Rick Sutcliffe, R ERA: 4.32 (1, 1)	6.0	L	25	7	4	2	1	1	0	0	0	0	1	47	77	3.00	1.333
Les Lancaster, R ERA: 4.11 (7, 1)	1.1		5	0	0	0	2	0	0	0	0	0	0	12	18	0.00	0.000
Chuck McElroy, L ERA: 1.23 (8, 1)	0.2		2	0	0	0	1	0	0	0	0	0	0	8	12	0.00	0.000

Batter	1	2	3	4	5	6	7	8	9	AB R H RBI BB SO LOB	TOP																										
Eric Yelding, R OBP: 0.214, SLG: 0.265 (1, 6) (7, 8)	1-0 G3 2B		3-2 L6		1-0 G5-3		1-2 1B			4 0 2 0 0 0 0																											
Steve Finley, L OBP: 0.268, SLG: 0.266 Darryl Kile, R (1, 8) (7, 1)	0-1 G3 2-3		0-0 1B		1-1 F8		0-0 L9			4 0 1 0 0 0 2 0 0 0 0 0 0 0																											
Craig Biggio, R OBP: 0.400, SLG: 0.469 (1, 2)	1-1 P6		3-3 K		3-1 F8			0-0 P9		4 0 0 0 0 1 2																											
Ken Caminiti, S OBP: 0.316, SLG: 0.352 (1, 5)	2-2 G3-1		0-1 G4-3			1-0 P3		0-3 K		4 0 0 0 0 1 2																											
Karl Rhodes, L OBP: 0.317, SLG: 0.351 (1, 9)		2-0 HR		0-2 G3		2-0 5 G5-3 1B		3-3 K		4 1 2 1 0 1 0																											
5 Jeff Bagwell, R OBP: 0.348, SLG: 0.407 (1, 3)		0-1 L9		4-1 3B BB		1-2 G5-3		1-3 K		3 1 0 0 1 1 1																											
Luis Gonzalez, L OBP: 0.212, SLG: 0.230 (1, 7)		1-0 FC4-6 1B		0-1 1-H SF8 3B		1-3 K		1-1 G6-3		4 1 2 1 0 1 1																											
Casey Candaele, S OBP: 0.346, SLG: 0.467 (1, 4)		1-0 FC4-6 1-2f		2-0 SF8		4-1 CS BB		1-1 G4-3		2 0 0 1 1 0 1																											
Mark Portugal, R OBP: 0.288, SLG: 0.167 Dave Rohde, S OBP: 0.100, SLG: 0.100 Xavier Hernandez, L (4, 1) Rafael Ramirez, R OBP: 0.269, SLG: 0.250 (7, 6) (7, 6)		3-1 P3		2-0 G4-3		1-3 K				1 0 0 0 0 0 1 1 0 0 0 0 0 0 0 0 0 0 0 0 0 1 0 0 0 0 1 1																											
Inning Stats	R: 0 E: 0 K: 0 S: 8	H: 1 LOB: 1 BB: 0 P: 12	R: 1 E: 0 K: 0 S: 7	H: 2 LOB: 1 BB: 0 P: 14	R: 0 E: 0 K: 1 S: 12	H: 1 LOB: 1 BB: 0 P: 17	R: 2 E: 0 K: 0 S: 8	H: 1 LOB: 0 BB: 1 P: 16	R: 0 E: 0 K: 0 S: 5	H: 0 LOB: 0 BB: 0 P: 10	R: 0 E: 0 K: 1 S: 8	H: 1 LOB: 1 BB: 0 P: 13	R: 0 E: 0 K: 1 S: 11	H: 1 LOB: 1 BB: 1 P: 17	R: 0 E: 0 K: 2 S: 9	H: 0 LOB: 0 BB: 0 P: 12	R: 0 E: 0 K: 1 S: 7	H: 0 LOB: 0 BB: 0 P: 10	1B: 4 2B: 1 3B: 1 HR: 1	SF: 1 SAC: 0 DP: 0 HBP: 0	WP: 0 PB: 0 SB: 1 CS: 1	PA: 35															
PITCHER	IP WLS BF H R ER SO BB IBB HBP BLK WP HR S P ERA WHIP																																				
Mike Bielecki, R ERA: 2.7 Paul Assenmacher, L ERA: 2.3 Heathcliff Slocumb, R ERA: 3.75	(1, 1) (7, 1) (9, 1)	6.0 2.0 1.0	W 7 3	25 7 3	6 1 0	3 0 0	3 0 0	2 3 1	1 1 0	0 0 0	0 0 0	0 0 0	0 0 0	0 20 7	82 29 10	4.50 0.00 0.00	1.167 1.000 0.000																				

Houston Astros @ Chicago Cubs
Wrigley Field, Chicago, IL
Tue Apr 30 1991, 7:05 PM CDT
Att. 27,523 - Sunny - 66 F

livebaseballscorecards.com

AB	32
R	3
H	7
RBI	3
BB	2
SO	6
LOB	11



Batter	1	2	3	4	5	6	7	8	9
Jerome Walton, R OBP: 0.288, SLG: 0.388 (1, 8)	1-1 G3 23 BB SF9 1B		1-1 P5	2-2 F9		1-3 SAFE K		0-0 FC5-4 E8	
23 Ryne Sandberg, R OBP: 0.287, SLG: 0.274 (1, 4)	4-2 G3 1-2 2B BB		3-1 CS 1B		3-1 F8		4-1 BLK 2B BB	0-1 G6-3	
Mark Grace, L OBP: 0.365, SLG: 0.394 (1, 3)	3-2 G3 1-2 2-3		4-2 2B BB		0-0 G5-3		1-1 G1-3 1B 2B	4-0 FC5-4 IBB	
George Bell, R OBP: 0.291, SLG: 0.469 (1, 7)	1-2 SF9		1-1 HR 2B		0-1 FC6-4 1B		2-2 G1-3	2-2 FC5-4	
Doug Dascenzo, S OBP: 0.326, SLG: 0.275 (8, 7)	3-H		1-H		1-0 FC6-4 1-2f		2-3 K	1-2f 2-3 3-H L7	
Andre Dawson, R OBP: 0.376, SLG: 0.595 (1, 9)	1-1 2B		4-0 HR IBB				1-3 K	1-2	
Hector Villanueva, R OBP: 0.357, SLG: 0.615 (1, 2)	0-3 K		2-2 HR				2-0 FC5-4 1B		
Shawon Dunston, R OBP: 0.286, SLG: 0.353 (1, 6)			2-1 G4-3				0-1 FC5-2 1B	2-2 FC5-4 1-2f	
Gary Scott, R OBP: 0.303, SLG: 0.286 (1, 5)	1-1 1B		1-1 L5		2-1 L5		0-1 FC5-2	0-1 HR	
Mike Bielecki, R OBP: 0.286, SLG: 0.286 (1, 1)	0-1 B5-4-6-4 1B		0-0 G1-3		0-0 G1-3		1-2 3-H K	4-2 E FC5-4 BB	
Dwight Smith, L OBP: 0.214, SLG: 0.167 (6, PH)									
Paul Assenmacher, L OBP: 0.667, SLG: 0.500 (7, 1)									
Heathcliff Slocumb, R OBP: 0.500 (9, 1)									

AB	R	H	RBI	BB	SO	LOB
5	1	1	0	0	1	3
3	2	1	0	2	0	2
3	2	1	1	2	0	2
3	1	2	2	0	0	1
1	0	0	1	0	0	2
4	1	1	1	1	1	4
4	1	3	4	0	1	1
4	0	1	0	0	0	1
4	1	2	1	0	0	2
2	0	0	0	0	0	1
1	0	0	0	0	1	2
0	1	0	0	1	0	0
0	0	0	0	0	0	0


WP	PA
0	41

Inning	R	H	E	K	S	IP	WLS	BF	H	R	ER	SO	BB	IBB	HBP	BLK	WP	HR	S	P	ERA	WHIP
1	2	2	0	17	7	3.0	L	16	6	6	6	1	2	1	0	0	0	1	38	66	18.00	2.667
2	0	1	0	6	7	3.0		12	3	0	0	2	0	0	0	0	0	29	40	0.00	1.000	
3	0	1	0	6	7	2.0		13	3	4	3	1	2	1	0	1	0	29	52	13.50	2.500	

Houston Astros @ Chicago Cubs
Wrigley Field, Chicago, IL
Tue Apr 30 1991, 7:05 PM CDT
Att. 27,523 - Sunny - 66 F

livebaseballscorecards.com

AB	34
R	10
H	12
RBI	10
BB	6
SO	4
LOB	21



Batter	1	2	3	4	5	6	7	8	9	AB R H RBI BB SO LOB	TOP											
Jerome Walton, R (1, 8) OBP: 0.262, SLG: 0.368	2-0 F9		2-3 K		3-2 G6-3			2-3 K		4 0 0 0 0 2 2	Chicago Cubs @ Atlanta Braves Atlanta-Fulton County Stadium, Atlanta, GA Fri May 03 1991, 7:05 PM EDT Att. 30,476 - Sunny - 81 F											
23 Ryne Sandberg, R (1, 4) OBP: 0.301, SLG: 0.308	2-1 G6-3			1-1 G4-3 1B 2B		2-1 F8		1-1 G6-3		4 1 1 0 0 0 1												
Mark Grace, L (1, 3) OBP: 0.362, SLG: 0.380	2-1 F8			0-0 G4-3		2-2 G4-3		0-3 K		4 0 0 0 0 1 1												
George Bell, R (1, 7) OBP: 0.287, SLG: 0.489		0-2 HR		2-0 G1-3 1B		1-1 G4-3		1-1 G4-3		4 1 2 2 0 0 0												
Andre Dawson, R (1, 9) OBP: 0.366, SLG: 0.609		2-3 K		0-1 G1-3		3-2 F8		0-0 P6		4 0 0 0 0 1 1												
Hector Villanueva, R (1, 2) OBP: 0.318, SLG: 0.762		1-1 G6-3		2-3 K		1-2 F8				3 0 0 0 0 1 1												
Shawon Dunston, R (1, 6) OBP: 0.282, SLG: 0.324		3-3 K			3-2 G5-3		0-1 F7			3 0 0 0 0 1 0												
Gary Scott, R (1, 5) OBP: 0.315, SLG: 0.279			0-0 G6-3		4-2 G1-6-3 BB		3-2 G3			1 0 0 0 1 0 0												
Dwight Smith, L (8, PH) OBP: 0.188, SLG: 0.143										1 0 0 0 0 0 0												
Les Lancaster, R (8, 1)										0 0 0 0 0 0 0												
Shawn Boskie, R (1, 1) OBP: 0.308, SLG: 0.636			1-0 F9		0-0 G1-6-3		1-1 1B			2 0 0 0 0 0 1												
Chuck McElroy, L (6, 1)										0 0 0 0 0 0 0												
Chico Walker, S (8, PH) OBP: 0.333, SLG: 0.273										1 0 1 0 0 0 0												
Inning Stats	R: 0 E: 0 K: 0 S: 5	H: 0 LOB: 0 BB: 0 P: 11	R: 1 E: 0 K: 2 S: 16	H: 1 LOB: 0 BB: 0 P: 22	R: 0 E: 0 K: 1 S: 5	H: 0 LOB: 0 BB: 0 P: 8	R: 1 E: 0 K: 1 S: 9	H: 2 LOB: 1 BB: 0 P: 14	R: 0 E: 0 K: 0 S: 16	H: 0 LOB: 1 BB: 1 P: 26	R: 0 E: 0 K: 0 S: 7	H: 0 LOB: 0 BB: 0 P: 12	R: 0 E: 0 K: 0 S: 8	H: 0 LOB: 0 BB: 0 P: 12	R: 0 E: 0 K: 1 S: 10	H: 1 LOB: 1 BB: 0 P: 17	R: 0 E: 0 K: 1 S: 8	H: 0 LOB: 0 BB: 0 P: 9	1B: 2 2B: 1 3B: 0 HR: 1	SF: 0 SAC: 0 DP: 0 HBP: 0	WP: 0 PB: 0 SB: 1 CS: 0	PA: 32
PITCHER	IP WLS BF H R ER SO BB IBB HBP BLK WP HR S P ERA WHIP																					
Tom Glavine, L (1, 1) ERA: 2.51	6.0 W 22 3 2 2 4 1 0 0 0 0 0 1 58 93 3.00 0.667																					
Juan Berenguer, R (7, 1) ERA: 1.72	2.0 7 1 0 0 1 0 0 0 0 0 0 0 18 29 0.00 0.500																					
Kent Mercker, L (9, 1) ERA: 1.46	1.0 S 3 0 0 0 1 0 0 0 0 0 0 0 8 9 0.00 0.000																					

livebaseballscorecards.com

AB	31
R	2
H	4
RBI	2
BB	1
SO	6
LOB	7



Batter	1	2	3	4	5	6	7	8	9	AB R H RBI BB SO LOB	TOP										
Doug Dasenczo, S (1, 8) OBP: 0.353, SLG: 0.378	2-2 G6-3		0-0 CS 23 1B		3-2 CS	1-0 HR	0-2 F8			4 1 2 1 0 0 3											
23 Ryne Sandberg, R (1, 4) OBP: 0.299, SLG: 0.305	2-1 G6-3		1-0 CS 1B			1-0 P4	2-2 F8			4 0 1 1 0 0 3											
Mark Grace, L (1, 3) OBP: 0.347, SLG: 0.361	3-2 P6		2-2 CS SAFE	1-2 G1		3-2 G6-3		0-0 F8		4 0 0 0 0 0 0											
George Bell, R (1, 7) OBP: 0.286, SLG: 0.478		1-1 G6-3		1-1 G5-3		1-2 1B		3-2 F9		4 0 1 0 0 0 0											
Andre Dawson, R (1, 9) OBP: 0.351, SLG: 0.582		0-1 F9		1-2 P2		3-2 G5-3		0-0 G4-3		4 0 0 0 0 0 1											
Damon Berryhill, S (1, 2) OBP: 0.222, SLG: 0.260		3-2 P4			1-1 1B CS 1B		0-0 1B 1B		1-3 K	4 0 2 0 0 1 0											
Shawon Dunston, R (1, 6) OBP: 0.270, SLG: 0.308			0-1 P3		0-0 F8		1-2 P3		0-0 P3	4 0 0 0 0 0 2											
Jose Vizcaino, S (1, 5) OBP: 0.500, SLG: 0.500			3-2 1B SH5-4 23 1B 1B		1 SAFE 3-2 CS 1B		1-2 1B		3-2 1B	4 1 4 0 0 0 0											
Rick Sutcliffe, L (1, 1) Heathcliff Slocumb, R (5, 1) Chico Walker, S (7, PH) Paul Assenmacher, L (7, 1) Hector Villanueva, R (9, PH)			0-1 SH5-4		1-3 K		1-0 1B		0-2 P4	1 0 0 0 0 1 2 0 0 0 0 0 0 0 1 0 1 0 0 0 0 0 0 0 0 0 0 0 1 0 0 0 0 0 1											
Inning Stats	R: 0 E: 0 K: 0 S: 8	H: 0 LOB: 0 BB: 0 P: 15	R: 0 E: 0 K: 0 S: 9	H: 0 LOB: 0 BB: 0 P: 13	R: 1 E: 0 K: 0 S: 14	H: 3 LOB: 1 BB: 0 P: 20	R: 0 E: 0 K: 0 S: 9	H: 0 LOB: 0 BB: 0 P: 12	R: 0 E: 0 K: 1 S: 15	H: 2 LOB: 1 BB: 0 P: 22	R: 1 E: 0 K: 0 S: 14	H: 2 LOB: 1 BB: 0 P: 23	R: 0 E: 0 K: 0 S: 16	H: 3 LOB: 3 BB: 0 P: 21	R: 0 E: 0 K: 0 S: 5	H: 0 LOB: 0 BB: 0 P: 8	R: 0 E: 0 K: 1 S: 13	H: 1 LOB: 1 BB: 0 P: 17	1B: 10 2B: 0 3B: 0 HR: 1	SF: 0 SAC: 1 DP: 0 HBP: 0	WP: 0 PA: 38 PB: 0 SB: 0 CS: 4
PITCHER	IP WLS BF H R ER SO BB IBB HBP BLK WP HR S P ERA WHIP																				
29 John Smoltz, R (1, 1) ERA: 3.53	6.0 W 23 7 2 2 1 0 0 0 0 0 0 0 1 69 105 3.00 1.167																				
Doug Sisk, R (7, 1) ERA: 5.23	0.1 4 3 0 0 0 0 0 0 0 0 0 0 0 9 12 0.00 9.000																				
Mike Stanton, L (7, 1) ERA:	1.2 5 0 0 0 0 0 0 0 0 0 0 0 0 12 17 0.00 0.000																				
Kent Mercker, L (9, 1) ERA: 1.38	0.2 3 1 0 0 1 0 0 0 0 0 0 0 0 8 12 0.00 1.500																				
Juan Berenguer, R (9, 1) ERA: 1.69	0.1 S 1 0 0 0 0 0 0 0 0 0 0 0 0 5 5 0.00 0.000																				

Chicago Cubs @ Atlanta Braves
Atlanta-Fulton County Stadium, Atlanta, GA

Sat May 04 1991, 7:05 PM EDT
Att. 20,724 - Cloudy - 66 F

livebaseballscorecards.com

AB	35
R	2
H	11
RBI	2
BB	0
SO	2
LOB	12



Batter	1	2	3	4	5	6	7	8	9	AB R H RBI BB SO LOB	TOP															
Jerome Walton, R (1, 8) OBP: 0.273, SLG: 0.371	1-0 G1-3		2-1 23 2B HR 1B		3-2 23 HR 1B		1-3 K		2-2 L1	5 2 2 0 0 1 0	Chicago Cubs @ Atlanta Braves Atlanta-Fulton County Stadium, Atlanta, GA Sun May 05 1991, 3:33 AM EDT Att. 27,141 - Cloudy - 73 F livebaseballscorecards.com															
23 Ryne Sandberg, R (1, 4) OBP: 0.313, SLG: 0.360	2-1 L5		1 SAFE 2-1 1 SAFE 1-3 HR 2B		1-1 1-H HR		1-2 G5-3		0-2 BB 1B 1B	5 3 3 2 0 0 0																
Mark Grace, L (1, 3) OBP: 0.359, SLG: 0.402	2-1 1B		1-1 2-H 3-H HR		2-3 K		1-0 G6-3		4-0 1B 1-2 BB	4 1 2 3 1 1 0																
George Bell, R (1, 7) OBP: 0.294, SLG: 0.510 Paul Assenmacher, L (8, 1) OBP: 0.667, SLG: 0.500 Gary Scott, R (8, 5) OBP: 0.311, SLG: 0.274	1-1 F9		0-1 P4		0-1 1B		3-1 HR		1-1 P3	4 1 2 1 0 0 1 0 0 0 0 0 0 0 1 0 0 0 0 0 2																
Andre Dawson, R (1, 9) OBP: 0.347, SLG: 0.564 Doug Dascenzo, S (8, 9) OBP: 0.365, SLG: 0.391		2-1 F8	0-1 P6		0-1 F8		4-2 PB S E BB		1-1 1-3 2-H 1B	3 1 0 0 1 0 1 1 0 1 1 0 0 0																
Hector Villanueva, R (1, 2) OBP: 0.348, SLG: 0.708 Les Lancaster, R (7, 1) Chico Walker, S (8, PH) OBP: 0.333, SLG: 0.286		2-1 FC6 1B		4-2 FC6 BB		3-2 F7		0-0 F8	2-2 G4-3	2 0 1 0 1 0 1 0 0 0 0 0 0 0 2 0 0 0 0 0 3																
Shawon Dunston, R (1, 6) OBP: 0.269, SLG: 0.305		2-3 K		1-3 K		1-1 1B		0-3 K S E		4 1 1 0 0 3 3																
Jose Vizcaino, S (1, 5) OBP: 0.389, SLG: 0.375 Heathcliff Slocumb, R (8, 1) Dave Smith, R (9, 1)		2-1 FC6 1-2f		1 SAFE 1-0 F9		1-2 G4-3		1-3 K		4 0 0 0 0 1 2 0 0 0 0 0 0 0 0 0 0 0 0 0 0																
Mike Bielecki, R (1, 1) OBP: 0.222, SLG: 0.222 Chuck McElroy, L (5, 1) Damon Berryhill, S (5, 2) OBP: 0.214, SLG: 0.250			0-3 K		0-0 FC6 1-2f		0-0 G4-3		1-2 G6-3	2 0 0 0 0 1 1 0 0 0 0 0 0 0 2 0 0 0 0 0 0																
Inning Stats	R: 0 E: 0 K: 0 S: 7	H: 1 LOB: 1 BB: 0 P: 13	R: 0 E: 0 K: 1 S: 9	H: 1 LOB: 1 BB: 0 P: 17	R: 3 E: 0 K: 1 S: 14	H: 3 LOB: 0 BB: 0 P: 18	R: 0 E: 0 K: 1 S: 7	H: 0 LOB: 1 BB: 1 P: 13	R: 2 E: 0 K: 1 S: 16	H: 3 LOB: 1 BB: 0 P: 25		R: 0 E: 0 K: 0 S: 7	H: 1 LOB: 0 BB: 0 P: 9	R: 0 E: 0 K: 1 S: 9	H: 0 LOB: 0 BB: 0 P: 12	R: 3 E: 1 K: 2 S: 16	H: 1 LOB: 0 BB: 1 P: 25	R: 1 E: 0 K: 0 S: 16	H: 2 LOB: 2 BB: 1 P: 24	1B: 8 2B: 1 3B: 0 HR: 3	SF: 0 SAC: 0 DP: 0 HBP: 0	WP: 0 PB: 1 SB: 2 CS: 0	PA: 42			
PITCHER	IP WLS BF H R ER SO BB IBB HBP BLK WP HR S P ERA WHIP	IP WLS BF H R ER SO BB IBB HBP BLK WP HR S P ERA WHIP	IP WLS BF H R ER SO BB IBB HBP BLK WP HR S P ERA WHIP	IP WLS BF H R ER SO BB IBB HBP BLK WP HR S P ERA WHIP	IP WLS BF H R ER SO BB IBB HBP BLK WP HR S P ERA WHIP	IP WLS BF H R ER SO BB IBB HBP BLK WP HR S P ERA WHIP	IP WLS BF H R ER SO BB IBB HBP BLK WP HR S P ERA WHIP	IP WLS BF H R ER SO BB IBB HBP BLK WP HR S P ERA WHIP	IP WLS BF H R ER SO BB IBB HBP BLK WP HR S P ERA WHIP	IP WLS BF H R ER SO BB IBB HBP BLK WP HR S P ERA WHIP	IP WLS BF H R ER SO BB IBB HBP BLK WP HR S P ERA WHIP	IP WLS BF H R ER SO BB IBB HBP BLK WP HR S P ERA WHIP	IP WLS BF H R ER SO BB IBB HBP BLK WP HR S P ERA WHIP	IP WLS BF H R ER SO BB IBB HBP BLK WP HR S P ERA WHIP	IP WLS BF H R ER SO BB IBB HBP BLK WP HR S P ERA WHIP	IP WLS BF H R ER SO BB IBB HBP BLK WP HR S P ERA WHIP	IP WLS BF H R ER SO BB IBB HBP BLK WP HR S P ERA WHIP	IP WLS BF H R ER SO BB IBB HBP BLK WP HR S P ERA WHIP	IP WLS BF H R ER SO BB IBB HBP BLK WP HR S P ERA WHIP	IP WLS BF H R ER SO BB IBB HBP BLK WP HR S P ERA WHIP	IP WLS BF H R ER SO BB IBB HBP BLK WP HR S P ERA WHIP	IP WLS BF H R ER SO BB IBB HBP BLK WP HR S P ERA WHIP	IP WLS BF H R ER SO BB IBB HBP BLK WP HR S P ERA WHIP	IP WLS BF H R ER SO BB IBB HBP BLK WP HR S P ERA WHIP	IP WLS BF H R ER SO BB IBB HBP BLK WP HR S P ERA WHIP	IP WLS BF H R ER SO BB IBB HBP BLK WP HR S P ERA WHIP

Chicago Cubs @ Atlanta Braves
Atlanta-Fulton County Stadium, Atlanta, GA
Sun May 05 1991, 3:33 AM EDT
Att. 27,141 - Cloudy - 73 F

AB	39
R	9
H	12
RBI	7
BB	3
SO	7
LOB	14



Chicago Cubs @ Atlanta Braves
 Atlanta-Fulton County Stadium, Atlanta, GA

Sun May 05 1991, 3:33 AM EDT
 Att. 27,141 - Cloudy - 73 F

livebaseballscorecards.com

AB	33
R	6
H	9
RBI	6
BB	5
SO	6
LOB	16

WP	1	PA	39
PB	0		
SB	4		
CS	1		



Batter	1	2	3	4	5	6	7	8	9	AB	R	H	RBI	BB	SO	LOB
Otis Nixon, S OBP: 0.442, SLG: 0.361 (1, 8) (8, 7)	1-1 B3-4 ①		0-3 K ②		4-2 S S G6-3 BB		4-2 S BB		2-2 G5-4-3 1B	3	1	1	0	2	1	0
Deion Sanders, L OBP: 0.309, SLG: 0.373 Ron Gant, R OBP: 0.247, SLG: 0.278 (1, 7) (7, PH) (8, 8)	1-1 F9 ②		0-0 B1-3 ③		4-1 G6-3 1B BB		1-3 K ②		0-1 G5-4-3 ① ② 1-2f	2	1	0	0	0	1	0
Jeff Treadway, L OBP: 0.353, SLG: 0.492 Jeff Blauser, R OBP: 0.270, SLG: 0.389 (1, 4) (5, PH) (6, 4) (9, 6)	0-1 G3 ③			4-2 1B 2B BB	1-1 G6-3 ①		1-3 K ③		2-2 G5-3 ③	1	1	0	0	1	0	0
David Justice, L OBP: 0.330, SLG: 0.398 (1, 9)		2-0 SH1-3 1B G5-3 1B		3-2 2B 1B	1-2 CS 1B		2-3 K ①			4	1	3	1	0	1	0
Sid Bream, L OBP: 0.307, SLG: 0.507 Francisco Cabrera, R OBP: 0.263, SLG: 0.222 (1, 3) (8, PH) (9, 3)		2-0 WP SH1-3 1B		2-0 1-3 2B	3-H 2-3 K ② ③		2-2 3B 1B			3	0	2	1	0	1	1
Terry Pendleton, S OBP: 0.356, SLG: 0.417 (1, 5)		0-0 SH1-3 ①		1-1 F8 ①		1-1 F9 ①		0-1 1B 3B		3	1	1	1	0	0	2
Mike Heath, R OBP: 0.303, SLG: 0.339 (1, 2)		3-2 G5-3 ②		1-0 P6 ②		1-3 K ②		1-2 P6 ②		4	0	0	1	0	1	4
Rafael Belliard, R OBP: 0.239, SLG: 0.206 Mark Lemke, S OBP: 0.348, SLG: 0.400 (1, 6) (8, PH) (9, 4)		1-0 G5-3 ③		4-0 IBB ③		1-1 G5-3 ③		1-2 1B ③		2	0	0	0	1	0	1
Charlie Leibrandt, R Marvin Freeman, R Lonnie Smith, R Jeff Parrett, R Mike Stanton, L Greg Olson, R Doug Sisk, R (1, 1) (5, 1) (7, PH) (8, 1) (8, 1) (8, PH) (9, 1)			2-2 G5-3 ①	2-1 P3 ③		1-0 F9 ①		0-0 P2 ③		2	0	0	0	0	0	3

Inning Stats	R: 0	H: 0	E: 0	K: 0	S: 6	R: 1	H: 2	E: 0	K: 0	S: 7	R: 0	H: 0	E: 0	K: 1	S: 10	R: 1	H: 2	E: 0	K: 0	S: 12	R: 2	H: 1	E: 0	K: 1	S: 13	R: 0	H: 0	E: 0	K: 1	S: 8	R: 0	H: 0	E: 0	K: 2	S: 10	R: 2	H: 3	E: 0	K: 1	S: 17	R: 0	H: 1	E: 0	K: 0	S: 8	1B: 7	2B: 2	3B: 1	HR: 0	SF: 0	SAC: 1	DP: 2	HBP: 0	WP: 1	PB: 0	SB: 4	CS: 1	PA: 39
--------------	------	------	------	------	------	------	------	------	------	------	------	------	------	------	-------	------	------	------	------	-------	------	------	------	------	-------	------	------	------	------	------	------	------	------	------	-------	------	------	------	------	-------	------	------	------	------	------	-------	-------	-------	-------	-------	--------	-------	--------	-------	-------	-------	-------	--------

PITCHER	IP	WLS	BF	H	R	ER	SO	BB	IBB	HBP	BLK	WP	HR	S	P	ERA	WHIP
Mike Bielecki, R ERA: 3.52	(1, 1)	4.0		20	4	4	1	3	1	0	0	1	0	38	75	9.00	1.750
Chuck McElroy, L ERA: 0.82	(5, 1)	2.1	W	8	1	0	2	1	0	0	0	0	0	22	34	0.00	0.857
Les Lancaster, R ERA: 3.71	(7, 1)	0.2		2	0	0	2	0	0	0	0	0	0	6	8	0.00	0.000
Paul Assenmacher, L ERA: 2.95	(8, 1)	0.2		5	3	2	1	0	0	0	0	0	0	16	22	27.00	4.500
Heathcliff Slocumb, R ERA: 3.68	(8, 1)	0.1		1	0	0	0	0	0	0	0	0	0	1	1	0.00	0.000

PITCHER	IP	WLS	BF	H	R	ER	SO	BB	IBB	HBP	BLK	WP	HR	S	P	ERA	WHIP
Dave Smith, R ERA: 8.1	(9, 1)	1.0		3	1	0	0	0	0	0	0	0	0	8	12	0.00	1.000

Batter	1	2	3	4	5	6	7	8	9	AB	R	H	RBI	BB	SO	LOB
Eric Yelding, R (1, 6) OBP: 0.222, SLG: 0.284	2-0 F8		0-2 F9		0-0 L7		2-2 F7			4	0	0	0	0	0	1
Steve Finley, L (1, 8) OBP: 0.272, SLG: 0.325	1-2 G6-3			0-0 G3	1-1 G3			2-3 K		4	0	0	0	0	1	1
Craig Biggio, R (1, 2) OBP: 0.395, SLG: 0.449	4-1 BB			1-0 5 BB 3B 1B		0-1 S 2B 1B		0-0 G6-3		3	2	2	0	1	0	0
Ken Caminiti, S (1, 5) OBP: 0.327, SLG: 0.344	3-2 G4-3			0-1 P6		2-3 K 1-2		0-1 1B		4	0	1	0	0	1	3
Luis Gonzalez, L (1, 7) OBP: 0.277, SLG: 0.400		2-2 G3		4-2 5 BB 3B BB		0-0 5 F9 2B 2B		1-2 G5-3		2	1	1	1	1	0	0
Rafael Ramirez, R (8, PH) OBP: 0.290, SLG: 0.250										1	0	0	0	0	0	1
Curt Schilling, R (9, 1) OBP: 1.000, SLG: 1.000										0	0	0	0	0	0	0
5 Jeff Bagwell, R (1, 3) OBP: 0.365, SLG: 0.473		0-0 F9		3-1 1-H 2-H 3B		0-1 F9			2-3 K	4	0	1	2	0	1	1
Karl Rhodes, L (1, 9) OBP: 0.275, SLG: 0.288		3-2 F7		2-0 G3-1		1-1 G3			0-1 F9	4	0	0	0	0	0	2
Mark McLemore, S (1, 4) OBP: 0.213, SLG: 0.161			2-3 K		0-0 G5-3		0-1 G3		1-1 F8	4	0	0	0	0	1	0
Jim Deshaies, L (1, 1) Darryl Kile, R (4, 1) Dave Rohde, S (5, PH) Jim Corsi, R (6, 1) Ken Oberkell, L (7, PH) Dwayne Henry, R (8, 1) Mark Davidson, R (9, 7) OBP: 0.188, SLG: 0.133			0-3 K		4-2 BB		1-2 G3			1	0	0	0	0	1	0

Inning Stats	R: 0	H: 0	E: 0	LOB: 1	K: 0	BB: 1	S: 9	R: 0	H: 0	E: 0	LOB: 0	K: 0	BB: 0	S: 7	R: 0	H: 0	E: 0	LOB: 0	K: 2	BB: 0	S: 9	R: 2	H: 2	E: 0	LOB: 1	K: 0	BB: 1	S: 10	R: 0	H: 0	E: 0	LOB: 1	K: 0	BB: 1	S: 6	R: 1	H: 2	E: 0	LOB: 1	K: 1	BB: 0	S: 11	R: 0	H: 0	E: 0	LOB: 0	K: 0	BB: 0	S: 8	R: 0	H: 1	E: 0	LOB: 1	K: 1	BB: 0	S: 9	R: 0	H: 0	E: 0	LOB: 0	K: 1	BB: 0	S: 7	R: 0	H: 0	E: 0	LOB: 0	K: 1	BB: 0	S: 10	1B: 3	SF: 0	2B: 1	SAC: 0	3B: 1	DP: 0	HR: 0	HBP: 0	WP: 0	PA: 35
--------------	------	------	------	--------	------	-------	------	------	------	------	--------	------	-------	------	------	------	------	--------	------	-------	------	------	------	------	--------	------	-------	-------	------	------	------	--------	------	-------	------	------	------	------	--------	------	-------	-------	------	------	------	--------	------	-------	------	------	------	------	--------	------	-------	------	------	------	------	--------	------	-------	------	------	------	------	--------	------	-------	-------	-------	-------	-------	--------	-------	-------	-------	--------	-------	--------

PITCHER	IP	WLS	BF	H	R	ER	SO	BB	IBB	HBP	BLK	WP	HR	S	P	ERA	WHIP
Greg Maddux, R (1, 1) ERA: 3.92	7.0	W	28	4	3	3	3	3	0	0	0	0	0	60	98	3.86	1.000
Paul Assenmacher, L (8, 1) ERA: 2.79	1.0		4	1	0	0	1	0	0	0	0	0	0	9	12	0.00	1.000
Dave Smith, R (9, 1) ERA: 7.04	1.0	S	3	0	0	0	1	0	0	0	0	0	0	7	10	0.00	0.000

BOTTOM

Chicago Cubs @ Houston Astros
Astrodome, Houston, TX
Mon May 06 1991, 8:05 PM EDT
Att. 9,736 - Dome - 70 F

livebaseballscorecards.com

AB	32
R	3
H	5
RBI	3
BB	3
SO	5
LOB	9



Batter	1	2	3	4	5	6	7	8	9	AB R H RBI BB SO LOB	TOP									
Jerome Walton, R (1, 8) OBP: 0.250, SLG: 0.333	0-0 G6-3	1-3 K			0-0 G5-3			0-0 FC3-6 23 S 2B	2-2 F8	5 1 0 0 0 1 3										
23 Ryne Sandberg, R (1, 4) OBP: 0.314, SLG: 0.361	1-1 1B HR 1B		0-1 L4		2-2 G4-3			2-2 1B 1-H 2B		4 1 2 1 0 0 0										
Mark Grace, L (1, 3) OBP: 0.369, SLG: 0.404	0-0 1-2 HR 1B		4-0 BB		2-2 G4-3			0-0 L7		3 1 1 0 1 0 1										
George Bell, R (1, 7) OBP: 0.300, SLG: 0.553 Doug Dascenzo, S (8, PR) OBP: 0.365, SLG: 0.391 (8, 7)	2-0 1-H 2-H HR		0-3 K		2-0 G5-3			4-1 1B BB		3 1 1 3 1 1 1 0 0 0 0 0 0 0										
Andre Dawson, R (1, 9) OBP: 0.339, SLG: 0.549	1-2 G5-3		0-0 G5-3		0-0 F7			1-2 1-2 2-3 FC5 1B		4 0 1 0 0 0 1										
Damon Berryhill, S (1, 2) OBP: 0.200, SLG: 0.232	1-3 K		2-1 F8		1-3 K			1-2 FC5		4 0 0 0 0 2 3										
Shawon Dunston, R (1, 6) OBP: 0.287, SLG: 0.344		2-2 G4-3 2B	3-2 F8		1-0 F9-6 1B			1-1 CS 1B		4 0 3 0 0 0 0										
Gary Scott, R (1, 5) OBP: 0.329, SLG: 0.279		1-0 G5-3	0-2 F9		1-0 F9-6			3-2 SH1-4 HBP		3 0 0 0 0 0 2										
Bob Scanlan, R (1, 1) Les Lancaster, R (8, 1) Dave Smith, R (9, 1)		0-1 G4-3	2-2 F8		4-0 FC3-6 BB			0-2 SH1-4		2 0 0 0 1 0 1 0 0 0 0 0 0 0 0 0 0 0 0 0 0										
Inning Stats	R: 3 E: 0 K: 1 S: 12	H: 3 LOB: 0 BB: 0 P: 17	R: 0 E: 0 K: 1 S: 10	H: 1 LOB: 1 BB: 0 P: 14	R: 0 E: 0 K: 1 S: 7	H: 0 LOB: 1 BB: 1 P: 11	R: 0 E: 0 K: 0 S: 8	H: 0 LOB: 0 BB: 0 P: 13	R: 0 E: 0 K: 0 S: 9	H: 0 LOB: 0 BB: 0 P: 13	R: 0 E: 0 K: 1 S: 5	H: 1 LOB: 0 BB: 0 P: 8	R: 1 E: 0 K: 0 S: 12	H: 2 LOB: 3 BB: 2 P: 24	R: 0 E: 0 K: 0 S: 11	H: 1 LOB: 1 BB: 0 P: 16	1B: 5 2B: 3 3B: 0 HR: 1	SF: 0 SAC: 1 DP: 1 HBP: 1	WP: 0 PB: 0 SB: 1 CS: 1	PA: 37
PITCHER	IP WLS BF H R ER SO BB IBB HBP BLK WP HR S P ERA WHIP																			
Xavier Hernandez, R (1, 1) ERA: 4.08	5.0 L 20 4 3 3 3 1 0 0 0 0 0 1 46 68 5.40 1.000																			
Jim Clancy, R (6, 1) ERA: 1.45	2.0 6 1 0 0 1 0 0 0 0 0 0 0 10 17 0.00 0.500																			
Darryl Kile, R (8, 1) ERA: 7.0	2.0 11 3 1 1 0 2 0 1 0 0 0 0 23 40 4.50 2.500																			

Chicago Cubs @ Houston Astros
Astrodome, Houston, TX
Tue May 07 1991, 8:05 PM EDT
Att. 13,640 - Dome - 70 F

livebaseballscorecards.com

AB	32
R	4
H	8
RBI	4
BB	3
SO	4
LOB	12



Batter	1	2	3	4	5	6	7	8	9	AB R H RBI BB SO LOB
Eric Yelding, R OBP: 0.232, SLG: 0.301 (1, 6)	2-2 G6-3	1-1 FC5-4			0-2 2B		0-1 F9		0-0 1B	5 0 2 1 0 0 3
Steve Finley, L OBP: 0.289, SLG: 0.326 (1, 8)	4-1 1B BB		1-2 F7		1-0 G6-3			4-2 G1-6-3 BB	1-1 1B	3 0 1 1 2 0 1
Craig Biggio, R OBP: 0.407, SLG: 0.444 (1, 2)	0-1 1-2 1B		1-1 G4-3			0-0 P2		4-2 G1-6-3 BB	4-2 BB	3 0 1 0 2 0 0
Ken Caminiti, S OBP: 0.311, SLG: 0.326 (1, 5)	0-0 F8		3-1 G4-3			1-1 L8		2-2 G1-6-3	1-2 G4-3	5 0 0 0 0 0 7
Luis Gonzalez, L OBP: 0.264, SLG: 0.380 (1, 7)	0-1 G6-3			0-0 F7		2-2 G3		1-1 F8		4 0 0 0 0 0 3
5 Jeff Bagwell, R OBP: 0.371, SLG: 0.474 (1, 3)		1-1 1B 1B		1-1 G6-3			0-0 E SF7 1B		0-3 K	4 1 2 0 0 1 0
Karl Rhodes, L OBP: 0.274, SLG: 0.286 (1, 9)		0-1 FC5-4 1B		0-1 L8			0-0 E6 G4-3		1-2 P6	4 0 1 0 0 0 1
Mark McLemore, S OBP: 0.215, SLG: 0.169 (1, 4)		1-0 P6			2-1 L7		0-0 SF7		0-1 E 1B	3 1 1 1 0 0 2
Xavier Hernandez, L OBP: 0.176, SLG: 0.125 (5, PH) Jim Cianci, R OBP: 0.524, SLG: 0.400 (7, PH) Ken Oberkfell, L OBP: 0.317, SLG: 0.434 (9, PH)		3-3 K			2-2 P4		1-1 G4-3		2-2 E6 1B	1 0 0 0 0 0 1 2 1 0 0 0 0 0 0 0 0 0 0 0 0 0 0 0 1 0 0 0 0 0 0 1 0 0 0 0 0 0 0 0 1 1 0 0 0 0 0 1

Inning Stats	R: 0 E: 0 K: 0 S: 9	H: 1 LOB: 2 BB: 1 P: 15	R: 0 E: 1 K: 1 S: 10	H: 2 LOB: 2 BB: 0 P: 16	R: 0 E: 0 K: 0 S: 7	H: 0 LOB: 0 BB: 0 P: 12	R: 0 E: 0 K: 0 S: 5	H: 0 LOB: 0 BB: 0 P: 6	R: 0 E: 0 K: 0 S: 10	H: 1 LOB: 1 BB: 0 P: 15	R: 0 E: 0 K: 0 S: 6	H: 0 LOB: 0 BB: 0 P: 9	R: 1 E: 1 K: 0 S: 7	H: 1 LOB: 1 BB: 0 P: 8	R: 0 E: 0 K: 0 S: 10	H: 0 LOB: 1 BB: 2 P: 21	R: 2 E: 1 K: 1 S: 22	H: 3 LOB: 3 BB: 1 P: 31	1B: 7 2B: 1 3B: 0 HR: 0	SF: 1 SAC: 0 DP: 1 HBP: 0	WP: 0 PB: 0 SB: 0 CS: 0	PA: 40
--------------	------------------------------	----------------------------------	-------------------------------	----------------------------------	------------------------------	----------------------------------	------------------------------	---------------------------------	-------------------------------	----------------------------------	------------------------------	---------------------------------	------------------------------	---------------------------------	-------------------------------	----------------------------------	-------------------------------	----------------------------------	----------------------------------	------------------------------------	----------------------------------	--------

PITCHER	IP	WLS	BF	H	R	ER	SO	BB	IBB	HBP	BLK	WP	HR	S	P	ERA	WHIP
Bob Scanlan, R ERA: 3.38	(1, 1)	7.0	29	5	1	0	1	2	0	0	0	0	0	56	87	0.00	1.000
Les Lancaster, R ERA: 3.38	(8, 1)	1.2	8	2	2	0	1	1	0	0	0	0	0	21	31	0.00	1.800
Dave Smith, R ERA: 6.75	(9, 1)	0.1	3	1	0	0	0	1	0	0	0	0	0	9	15	0.00	6.000

BOTTOM

Chicago Cubs @ Houston Astros
Astrodome, Houston, TX
Tue May 07 1991, 8:05 PM EDT
Att. 13,640 - Dome - 70 F

livebaseballscorecards.com

AB	35
R	3
H	8
RBI	3
BB	4
SO	2
LOB	21



Batter	1	2	3	4	5	6	7	8	9	AB R H RBI BB SO LOB	TOP	
Jerome Walton, R (1, 8) OBP: 0.250, SLG: 0.329	1-0 G5-3		1-2 G6-3		1-0 23 S 23 1B		0-2 G3-1			4 1 1 0 0 0 0		
23 Ryne Sandberg, R (1, 4) OBP: 0.312, SLG: 0.357	1-2 G5-3		1-1 F7		1-2 1B			3-1 L4		4 0 1 1 0 0 0		
Mark Grace, L (1, 3) OBP: 0.374, SLG: 0.402	4-2 1B BB		0-1 G1-4-3		0-1 1B			3-1 G3		3 0 1 0 1 0 0		
George Bell, R (1, 7) OBP: 0.298, SLG: 0.542	2-2 1-2 FC6-4 1B			3-2 G6-3	2-1 L9			2-2 L5		4 0 1 0 0 0 2		
Andre Dawson, R (1, 9) OBP: 0.327, SLG: 0.528	0-2 FC6-4 1-2f			0-0 F8		0-2 F7			2-3 K	4 0 0 0 0 1 2		
Damon Berryhill, S (1, 2) OBP: 0.234, SLG: 0.333		0-0 HR		0-1 2B		1-2 F7			1-1 1B 1B	4 1 3 1 0 0 0 0 0 0 0 0 0 0		
Doug Descenzo, S (9, PR) OBP: 0.365, SLG: 0.391												
Shawon Dunston, R (1, 6) OBP: 0.286, SLG: 0.340			3-2 P6		0-0 L7		1-1 P3		1-1 1-2 1B	4 0 1 0 0 0 1		
Gary Scott, R (1, 5) OBP: 0.318, SLG: 0.268			3-3 K		1-0 F7		3-1 P4		0-3 K	3 0 0 0 0 1 0 1 0 0 0 0 1 2		
Chico Walker, S (9, PH) OBP: 0.313, SLG: 0.267												
Shawn Boskie, R (1, 1) OBP: 0.267, SLG: 0.538			2-3 K		1-3 K		0-3 K		2-2 F9	2 0 0 0 0 2 0 1 0 0 0 0 1 0 0 0 0 0 0 0 0 1 0 0 0 0 0 2		
Dwight Smith, L (7, PH) OBP: 0.176, SLG: 0.133												
Heathcliff Stocumb, R (7, 1)												
Hector Villanueva, R (9, PH) OBP: 0.355, SLG: 0.679												
Inning Stats	R: 0 H: 1 E: 0 LOB: 2 K: 0 BB: 1 S: 13 P: 21	R: 1 H: 1 E: 0 LOB: 0 K: 2 BB: 0 S: 15 P: 23	R: 0 H: 0 E: 0 LOB: 0 K: 0 BB: 0 S: 7 P: 9	R: 0 H: 1 E: 0 LOB: 1 K: 0 BB: 0 S: 7 P: 10	R: 1 H: 3 E: 0 LOB: 2 K: 1 BB: 0 S: 16 P: 21	R: 0 H: 0 E: 0 LOB: 0 K: 0 BB: 0 S: 8 P: 10	R: 0 H: 0 E: 0 LOB: 0 K: 1 BB: 0 S: 8 P: 11	R: 0 H: 0 E: 0 LOB: 0 K: 0 BB: 0 S: 7 P: 15	R: 0 H: 2 E: 0 LOB: 2 K: 2 BB: 0 S: 15 P: 21	1B: 6 SF: 0 2B: 1 SAC: 0 3B: 0 DP: 0 HR: 1 HBP: 0	WP: 0 PA: 36 PB: 0 SB: 1 CS: 0	
PITCHER	IP WLS BF H R ER SO BB IBB HBP BLK WP HR S P ERA WHIP											
Pete Harnisch, R (1, 1) ERA: 1.33	7.0 W 28 6 2 2 4 1 0 0 0 0 1 74 105 2.57 1.000											
Curt Schilling, R (8, 1) ERA: 2.76	2.0 S 8 2 0 0 2 0 0 0 0 0 0 0 22 36 0.00 1.000											

Chicago Cubs @ Houston Astros
Astrodome, Houston, TX
Wed May 08 1991, 8:05 PM EDT
Att. 11,307 - Dome - 70 F

livebaseballscorecards.com

AB	35
R	2
H	8
RBI	2
BB	1
SO	6
LOB	9



Batter	1	2	3	4	5	6	7	8	9	AB R H RBI BB SO LOB
Eric Yelding, R OBP: 0.224, SLG: 0.292 (1, 6)	1-2 F8	1-1 L5		0-3 K			0-0 SH1-4			3 0 0 0 0 1 2
Steve Finley, L OBP: 0.297, SLG: 0.333 (1, 8)	0-2 1B 2B 1B		2-1 F7		0-0 G4-3 1B		0-1 G4-3			4 1 2 0 0 0 1
Craig Biggio, R OBP: 0.400, SLG: 0.429 (1, 2)	1-3 K		4-0 3B BB		1 SAFE 0-1 F8		2-1 G3			3 1 0 0 1 1 3
Ken Caminiti, S OBP: 0.308, SLG: 0.323 (1, 5)	1 SAFE 0-1 2B 1B		1-0 F7		1 SAFE 1-1 G4-3		1-1 G4-3			4 1 1 0 0 0 2
Luis Gonzalez, L OBP: 0.275, SLG: 0.422 (1, 7)	1-1 1-H 3-H 2B		1 SAFE 1-2 1 SAFE 5 1B 3B		1-1 G3-1		2-3 K			4 1 2 3 0 1 1
5 Jeff Bagwell, R OBP: 0.366, SLG: 0.463 (1, 3)	2-1 L5		2-2 3-H 1B		0-3 K		2-2 F8			4 0 1 1 0 1 1
Karl Rhodes, L OBP: 0.276, SLG: 0.278 (1, 9)		4-1 FC1-5 BB BB	3-2 G6-3		2-2 F7		0-0 B3-1			2 0 0 0 1 0 1
Mark McLemore, S OBP: 0.221, SLG: 0.164 (1, 4)		4-2 L5 FC1-5 BB		1-1 F9						2 0 0 0 1 0 0
Casey Candaele, S OBP: 0.317, SLG: 0.434 (7, 4)		1 SAFE 1 SAFE 1-2 BB		0-3 K						0 0 0 0 0 0 0
Pete Harnisch, S OBP: 0.083, SLG: 0.083 (1, 1)		0-1 FC1-5					1-1 G4-3 SH1-4 1B			2 0 0 0 0 1 2
Dave Rohde, S OBP: 0.222, SLG: 0.176 (7, PH)		1-2 2-3f								1 0 1 0 0 0 0
Curt Schilling, R OBP: 1.000, SLG: 1.000 (8, 1)										0 0 0 0 0 0 0

Inning Stats	R: 2	H: 3	E: 0	K: 1	S: 16	R: 0	H: 0	E: 0	K: 0	S: 8	R: 0	H: 2	E: 0	K: 0	S: 13	R: 0	H: 0	E: 0	K: 2	S: 8	R: 0	H: 1	E: 0	K: 0	S: 7	R: 0	H: 0	E: 0	K: 1	S: 9	R: 0	H: 1	E: 0	K: 0	S: 7	R: 0	H: 0	E: 0	K: 1	S: 8	R: 0	H: 0	E: 0	K: 1	S: 13
	LOB: 1	BB: 0	P: 21	LOB: 1	BB: 2	LOB: 1	BB: 1	LOB: 0	BB: 0	P: 9	LOB: 0	BB: 0	LOB: 0	BB: 0	P: 11	LOB: 1	BB: 0	LOB: 0	BB: 0	P: 10	LOB: 0	BB: 0	LOB: 0	BB: 0	P: 13	LOB: 0	SF: 0	SAC: 1	DP: 0	HBP: 0	1B: 5	SF: 0	SAC: 1	DP: 0	HBP: 0	2B: 1	SAC: 1	DP: 0	HBP: 0	3B: 1	DP: 0	HBP: 0	HR: 0	HBP: 0	


PITCHER	IP	WLS	BF	H	R	ER	SO	BB	IBB	HBP	BLK	WP	HR	S	P	ERA	WHIP
Shawn Boskie, R ERA: 3.4 (1, 1)	6.0	L	26	6	4	4	4	3	0	0	0	0	0	61	93	6.00	1.500
Heathcliff Slocumb, R ERA: 3.24 (7, 1)	2.0		7	1	0	0	1	0	0	0	0	0	0	15	23	0.00	0.500

BOTTOM

Chicago Cubs @ Houston Astros
Astrodome, Houston, TX

Wed May 08 1991, 8:05 PM EDT
Att. 11,307 - Dome - 70 F

AB	29
R	4
H	7
RBI	4
BB	3
SO	5
LOB	13



WP	PA	33
WP: 0	PA: 33	
PB: 0	CS: 0	

Batter	1	2	3	4	5	6	7	8	9	AB R H RBI BB SO LOB	TOP		
Chris Sabo, R (1, 5) OBP: 0.288, SLG: 0.383	4-2 1B S HR BB		2-3 K		1-0 L8			1-1 G1-3	1-3 K	4 1 0 0 1 2 1	Cincinnati Reds @ Chicago Cubs Wrigley Field, Chicago, IL Fri May 10 1991, 3:33 AM CDT Att. 35,484 - Sunny - 66 F		
Bill Doran, S (1, 4) OBP: 0.366, SLG: 0.317	3-1 F8		2-2 G4-3		0-0 G3			2-3 K		4 0 0 0 0 1 1			
Barry Larkin, R (1, 6) OBP: 0.308, SLG: 0.500 Mariano Duncan, R (6, 6) OBP: 0.237, SLG: 0.321	1-2 G6-3		1-1 2B			0-1 P3		3-2 1B HBP		3 0 1 0 0 0 1 1 1 1 0 0 0 0			
Eric Davis, R (1, 8) OBP: 0.400, SLG: 0.466	2-2 S HR 1B		3-3 K			4-1 E S SF9 BB		4-0 1B HBP		2 2 1 0 1 1 1			
Hal Morris, L (1, 3) OBP: 0.407, SLG: 0.632	2-2 S HR			1-1 G6-3 S 1B		1 SAFE 1 SAFE SF9		1-2 FC6 1B		3 1 3 5 0 0 0			
Paul O'Neill, L (1, 9) OBP: 0.301, SLG: 0.380 Luis Quinones, S (8, PH) OBP: 0.192, SLG: 0.280 Ted Power, R (8, 1)	2-1 G4-3		2-2 L7		1-2 G4-3		1-1 G4-3	2-2 FC6		3 0 0 0 0 0 1 1 0 0 0 0 0 2 0 0 0 0 0 0 0			
Todd Benzinger, S (1, 7) OBP: 0.208, SLG: 0.265		0-0 G4-3		0-2 G6-3			0-3 K		1-0 G3	4 0 0 0 0 1 1			
Jeff Reed, L (1, 2) OBP: 0.260, SLG: 0.167 Joe Oliver, R (7, PH) OBP: 0.255, SLG: 0.256		1-0 L8		1-2 G4-1			0-0 F8		0-1 FC6-4 1B	2 0 0 0 0 0 1 2 0 1 0 0 0 0			
Tom Browning, L (1, 1) OBP: 0.316, SLG: 0.421 Billy Hatcher, R (7, PH) OBP: 0.211, SLG: 0.209 Scott Scudder, R (7, 1) Glenn Braggs, R (8, 9) OBP: 0.333, SLG: 0.216		3-2 F8			0-3 K		0-2 L9		2-2 FC6-4	2 0 0 0 0 1 0 1 0 0 0 0 0 0 0 0 0 0 0 0 0 1 0 0 0 0 0 1			
Inning Stats	R: 3 H: 2 E: 0 LOB: 0 K: 0 BB: 1 S: 18 P: 32	R: 0 H: 0 E: 0 LOB: 0 K: 0 BB: 0 S: 7 P: 11	R: 0 H: 1 E: 0 LOB: 1 K: 2 BB: 0 S: 17 P: 25	R: 0 H: 1 E: 0 LOB: 1 K: 0 BB: 0 S: 11 P: 15	R: 0 H: 0 E: 0 LOB: 0 K: 1 BB: 0 S: 5 P: 6	R: 1 H: 0 E: 0 LOB: 0 K: 0 BB: 1 S: 6 P: 13	R: 0 H: 0 E: 0 LOB: 0 K: 1 BB: 0 S: 11 P: 11	R: 1 H: 2 E: 0 LOB: 2 K: 1 BB: 0 S: 17 P: 30	R: 0 H: 1 E: 0 LOB: 1 K: 1 BB: 0 S: 12 P: 16	1B: 5 SF: 1 2B: 1 SAC: 0 3B: 0 DP: 0 HR: 1 HBP: 1	WP: 0 PA: 37 PB: 0 SB: 4 CS: 0		
PITCHER	IP WLS BF H R ER SO BB IBB HBP BLK WP HR S P ERA WHIP											PITCHER	IP WLS BF H R ER SO BB IBB HBP BLK WP HR S P ERA WHIP
Rick Sutcliffe, R (1, 1) ERA: 4.94	6.0 W 24 4 4 3 3 2 0 0 0 0 0 1 64 102 4.50 1.000												
Paul Assenmacher, L (7, 1) ERA: 2.95	2.0 9 2 1 1 2 0 0 1 0 0 0 28 41 4.50 1.000												
Dave Smith, R (9, 1) ERA: 6.0	1.0 S 4 1 0 0 1 0 0 0 0 0 0 0 12 16 0.00 1.000												

livebaseballscorecards.com



Batter	1	2	3	4	5	6	7	8	9
Jerome Walton, R OBP: 0.250, SLG: 0.316 (1, 8)	4-0 23 HR BB		0-0 G6-3	1-2 L9		2-2 L7		1-1 PO	
23 Ryne Sandberg, R OBP: 0.326, SLG: 0.405 (1, 4)	0-1 1-H HR		3-2 2B		1-1 G4-3 1B	2-2 F7			
Mark Grace, L OBP: 0.361, SLG: 0.386 (1, 3)	0-3 K		0-0 F8		3-1 G4-3		2-1 G3-1		
George Bell, R OBP: 0.305, SLG: 0.536 (1, 7)	4-2 BB		2-1 F7		0-0 FC6-4 1B		2-1 P3		
Andre Dawson, R OBP: 0.333, SLG: 0.536 (1, 9)	2-1 P4			0-2 2B 1B	1-2 FC6-4		0-1 2B		
Hector Villanueva, R OBP: 0.314, SLG: 0.594 (1, 2)	1-3 K		1-3 K	2-0 P6	1-3 K		1-0 G5-3		
Shawon Dunston, R OBP: 0.284, SLG: 0.367 (1, 6)		0-0 P4		1-0 P4		0-0 HR		2-1 L8	
Gary Scott, R OBP: 0.315, SLG: 0.257 (1, 5)		2-1 F9		4-0 2B IBB		1-0 F7		2-3 K	
Rick Sutcliffe, L OBP: 0.125, SLG: 0.250 (1, 1)		3-2 L9		2-0 2B		0-1 E5		2-2 PO 1B	
Luis Salazar, R OBP: 0.176, SLG: 0.313 (6, PH)				1-H 2-H 2B					
Paul Assenmacher, L OBP: 0.667, SLG: 0.500 (7, 1)									
Chico Walker, S OBP: 0.353, SLG: 0.313 (8, PH)									
Dave Smith, R (9, 1)									

Inning Stats	R: 2 E: 0 K: 2 S: 13	H: 1 LOB: 1 BB: 2 P: 24	R: 0 E: 0 K: 0 S: 6	H: 0 LOB: 0 BB: 0 P: 11	R: 0 E: 0 K: 0 S: 7	H: 1 LOB: 1 BB: 0 P: 12	R: 2 E: 0 K: 0 S: 9	H: 2 LOB: 1 BB: 1 P: 19	R: 1 E: 0 K: 1 S: 11	H: 2 LOB: 1 BB: 0 P: 17	R: 1 E: 1 K: 0 S: 11	H: 1 LOB: 1 BB: 0 P: 16	R: 0 E: 0 K: 0 S: 7	H: 1 LOB: 1 BB: 0 P: 12	R: 0 E: 0 K: 1 S: 11	H: 1 LOB: 0 BB: 0 P: 18
--------------	-------------------------------	----------------------------------	------------------------------	----------------------------------	------------------------------	----------------------------------	------------------------------	----------------------------------	-------------------------------	----------------------------------	-------------------------------	----------------------------------	------------------------------	----------------------------------	-------------------------------	----------------------------------

PITCHER	IP	WLS	BF	H	R	ER	SO	BB	IBB	HBP	BLK	WP	HR	S	P	ERA	WHIP
Tom Browning, L ERA: 3.08 (1, 1)	6.0	L	29	7	6	6	3	2	1	0	0	0	2	57	99	9.00	1.500
Scott Scudder, R ERA: 3.24 (7, 1)	1.0		4	1	0	0	0	0	0	0	0	0	0	7	12	0.00	1.000
Ted Power, R ERA: 2.53 (8, 1)	1.0		3	1	0	0	1	0	0	0	0	0	0	11	18	0.00	1.000

BOTTOM

Cincinnati Reds @ Chicago Cubs
 Wrigley Field, Chicago, IL
 Fri May 10 1991, 3:33 AM CDT
 Att: 35,484 - Sunny - 66 F

AB	R	H	RBI	BB	SO	LOB
3	1	0	0	1	0	2
4	2	3	2	0	0	1
4	0	0	0	0	1	2
3	0	1	1	1	0	1
4	1	2	0	0	0	2
4	0	0	0	0	2	4
4	1	1	1	0	0	1
3	1	0	0	1	1	0
2	0	1	2	0	0	0
1	0	0	0	0	0	0
0	0	0	0	0	0	0
1	0	1	0	0	0	0
0	0	0	0	0	0	0

AB	33
R	6
H	9
RBI	6
BB	3
SO	4
LOB	13

WP: 0 PA: 37
 PB: 0
 SB: 2
 CS: 0



PITCHER	IP	WLS	BF	H	R	ER	SO	BB	IBB	HBP	BLK	WP	HR	S	P	ERA	WHIP
---------	----	-----	----	---	---	----	----	----	-----	-----	-----	----	----	---	---	-----	------

Batter	1	2	3	4	5	6	7	8	9	AB R H RBI BB SO LOB	TOP														
Chris Sabo, R OBP: 0.275, SLG: 0.364 (1, 5)	1-0 G6-3		3-3 K	2-3 K	1-0 P6			3-3 K		5 0 0 0 0 3 3															
Billy Hatcher, R OBP: 0.237, SLG: 0.268 (1, 7)	2-0 HR		0-1 G6-3		1-0 G6-3	1-2 CS 1B		4-0 F9-3 BB		4 1 2 1 1 0 0															
Barry Larkin, R OBP: 0.314, SLG: 0.505 Luis Quinones, S OBP: 0.200, SLG: 0.276 (1, 6) (1, 4)	1-1 WP 1B		0-3 K		0-1 BB 2B 1B		0-0 L4	1-0 F9-3 1-2		1 0 1 0 0 0 0 4 1 1 0 0 1 2															
Eric Davis, R OBP: 0.419, SLG: 0.574 Herm Winningham, L OBP: 0.275, SLG: 0.306 (1, 8) (7, 8)	1-0 P3			1-1 HR	1 SAFE 1 SAFE 4-1 BB 2B BB	3-1 HR		0-0 F9		3 3 2 2 1 0 1 1 0 0 0 0 0 0															
Hal Morris, L OBP: 0.430, SLG: 0.623 (1, 3)	1 SAFE 1 SAFE 1 SAFE 1 SAFE 1 SAFE 1 SAFE 1 SAFE 1 SAFE 1-2 BB	4-2 B F B		4-2 2B G6-3 BB	4-0 2B BB	0-1 G4-3		3-2 HR HBP		1 3 0 0 3 0 0															
Paul O'Neill, L OBP: 0.327, SLG: 0.500 (1, 9)	1-0 L9			0-0 G6-3 2B	2-0 G4-3 1B 2B		3-2 HR	1-0 HR		5 3 4 6 0 0 2															
Mariano Duncan, R OBP: 0.234, SLG: 0.311 (1, 4) (1, 6)			1-1 F7	1-0 G4-3	1-1 G4-3 1B 1B		2-1 F9	1-1 F8		5 1 1 0 0 0 2															
Jeff Reed, L OBP: 0.255, SLG: 0.152 (1, 2)			3-2 F8	4-0 G6-3 IBB	0-0 G4-3		2-1 G3-1	1-2 G3-1		4 0 0 0 1 0 2															
Jose Rijo, R OBP: 0.222, SLG: 0.222 Randy Myers, L (9, 1)			2-2 G4-3	2-2 G6-3	1-1 1B		0-0 F9			4 0 1 3 0 0 2 0 0 0 0 0 0 0															
Inning Stats	R: 1 E: 0 K: 0 S: 8	H: 2 LOB: 2 BB: 1 P: 18	R: 0 E: 0 K: 0 S: 9	H: 0 LOB: 0 BB: 0 P: 15	R: 0 E: 0 K: 2 S: 10	H: 0 LOB: 0 BB: 2 P: 13	R: 2 E: 0 K: 1 S: 16	H: 2 LOB: 2 BB: 2 P: 30	R: 5 E: 0 K: 0 S: 11	H: 4 LOB: 1 BB: 2 P: 25	R: 1 E: 0 K: 0 S: 9	H: 2 LOB: 0 BB: 0 P: 13	R: 1 E: 0 K: 0 S: 8	H: 1 LOB: 0 BB: 0 P: 15	R: 0 E: 0 K: 1 S: 4	H: 0 LOB: 0 BB: 1 P: 12	R: 2 E: 0 K: 0 S: 13	H: 1 LOB: 0 BB: 0 P: 19	1B: 5 2B: 3 3B: 0 HR: 5	SF: 0 SAC: 0 DP: 1 HBP: 1	WP: 1 PB: 0 SB: 0 CS: 1	PA: 44			
PITCHER	IP WLS BF H R ER SO BB IBB HBP BLK WP HR S P ERA WHIP	IP WLS BF H R ER SO BB IBB HBP BLK WP HR S P ERA WHIP																							
Mike Bielecki, R ERA: 4.37 (1, 1)	4.1 L 22 5 5 5 3 3 1 0 0 1 2 47 85 10.38 1.846	5.1 (5, 1)	0.1 5 3 3 3 0 1 0 0 0 0 0 6 14 81.00 12.000	5.1 (5, 1)	2.1 9 3 2 2 0 0 0 0 0 0 2 18 30 7.71 1.286	8.1 (8, 1)	2.0 8 1 2 2 1 1 0 1 0 0 1 17 31 9.00 1.000																		

Cincinnati Reds @ Chicago Cubs
Wrigley Field, Chicago, IL
Sat May 11 1991, 3:33 AM CDT
Att. 35,998 - Cloudy - 71 F

AB	37
R	12
H	12
RBI	12
BB	6
SO	4
LOB	14



Cincinnati Reds @ Chicago Cubs
 Wrigley Field, Chicago, IL
 Sun May 12 1991, 3:33 AM CDT
 Att. 32,353 - Cloudy - 71 F

AB	38
R	5
H	10
RBI	5
BB	1
SO	8
LOB	16



AB R H RBI BB SO LOB

5	0	2	0	0	0	0
5	0	0	0	0	0	3
5	1	3	0	0	1	1
4	1	0	0	0	3	3
3	2	0	0	1	1	1
2	0	1	1	0	0	0
2	0	0	0	0	2	2
4	0	2	3	0	0	0
4	1	2	1	0	1	3
3	0	0	0	0	0	3
1	0	0	0	0	0	0

1B:	8	SF:	0
2B:	0	SAC:	0
3B:	1	DP:	0
HR:	1	HBP:	0

WP:	0	PA:	39
PB:	0		
SB:	1		
CS:	0		

Batter	1	2	3	4	5	6	7	8	9
Chris Sabo, R (1, 5) OBP: 0.281, SLG: 0.365	1-0 P3		0-0 P2		0-1 G4-3		2-2 FC6-4 1B		2-2 FC4-6 1B
Billy Hatcher, R (1, 7) OBP: 0.222, SLG: 0.250	2-2 G6-3		0-0 G6-3		0-0 F8		1-0 FC6-4 1-2f		0-2 FC4-6 1-2f
Hal Morris, L (1, 3) OBP: 0.440, SLG: 0.622	3-2 1B			2-2 FC5-4 1B	3-1 G3-1			2-2 S 3B 1B	2-3 K2-3
Eric Davis, R (1, 8) OBP: 0.397, SLG: 0.538	2-3 K			2-1 FC5-4 1B 1-2f		2-3 K		3-3 S K 1-2	
Paul O'Neill, L (1, 9) OBP: 0.324, SLG: 0.483		2-2 L9		1-2 E6 1B 1-3		3-3 K		4-0 3B IBB	
Bill Doran, S (1, 4) Luis Quinones, S (5, 4) OBP: 0.370, SLG: 0.323 OBP: 0.188, SLG: 0.258		2-2 G1-3		2-2 1B 1-3 3-H		2-3 K		1-3 K	
Mariano Duncan, R (1, 6) OBP: 0.250, SLG: 0.354		0-2 F9		1-0 1-2 3-H 1B			0-0 F8	1-2 1-H 2-H 3B	
Jeff Reed, L (1, 2) OBP: 0.271, SLG: 0.240			3-1 HR	1-2 L7			1-0 FC3-6 1B	2-3 K	
Jack Armstrong, R (1, 1) Rob Dibble, L (8, 1)			0-0 L4	0-0 F9			0-0 FC3-6 1-2f		2-2 G6-3

Inning Stats	R: 0	H: 1	E: 0	LOB: 1	K: 1	BB: 0	S: 12	P: 20	R: 0	H: 0	E: 0	LOB: 0	K: 0	BB: 0	S: 10	P: 14	R: 1	H: 1	E: 0	LOB: 0	K: 0	BB: 0	S: 5	P: 8	R: 2	H: 3	E: 1	LOB: 2	K: 0	BB: 0	S: 17	P: 26	R: 0	H: 0	E: 0	LOB: 0	K: 0	BB: 0	S: 5	P: 8	R: 0	H: 0	E: 0	LOB: 0	K: 3	BB: 0	S: 9	P: 16	R: 0	H: 2	E: 0	LOB: 2	K: 0	BB: 0	S: 7	P: 11	R: 2	H: 2	E: 0	LOB: 1	K: 3	BB: 1	S: 19	P: 32	R: 0	H: 1	E: 0	LOB: 1	K: 1	BB: 0	S: 13	P: 19	1B: 8	SF: 0	2B: 0	SAC: 0	3B: 1	DP: 0	HR: 1	HBP: 0	WP: 0	PA: 39
--------------	------	------	------	--------	------	-------	-------	-------	------	------	------	--------	------	-------	-------	-------	------	------	------	--------	------	-------	------	------	------	------	------	--------	------	-------	-------	-------	------	------	------	--------	------	-------	------	------	------	------	------	--------	------	-------	------	-------	------	------	------	--------	------	-------	------	-------	------	------	------	--------	------	-------	-------	-------	------	------	------	--------	------	-------	-------	-------	-------	-------	-------	--------	-------	-------	-------	--------	-------	--------

PITCHER	IP	WLS	BF	H	R	ER	SO	BB	IBB	HBP	BLK	WP	HR	S	P	ERA	WHIP
Greg Maddux, R (1, 1) ERA: 4.04	7.2	L	34	9	5	4	6	0	1	0	0	0	1	81	130	4.70	1.174
Paul Assenmacher, L (8, 1) ERA: 2.78	1.1		5	1	0	0	2	0	0	0	0	0	0	16	24	0.00	0.750

PITCHER	IP	WLS	BF	H	R	ER	SO	BB	IBB	HBP	BLK	WP	HR	S	P	ERA	WHIP
---------	----	-----	----	---	---	----	----	----	-----	-----	-----	----	----	---	---	-----	------

Atlanta Braves @ Chicago Cubs
 Wrigley Field, Chicago, IL
 Mon May 13 1991, 7:05 PM CDT
 Att. 29,579 - Sunny - 77 F

livebaseballscorecards.com

AB	33
R	5
H	12
RBI	5
BB	7
SO	3
LOB	19



WP	0	PA	44
PB	0		
SB	2		
CS	0		

AB R H RBI BB SO LOB

4	0	0	0	1	0	3
5	2	1	0	0	0	4
3	1	3	1	1	0	0
4	0	3	2	1	0	0
5	0	1	1	0	1	6
3	0	1	0	2	0	0
0	0	0	0	0	0	0
5	0	0	0	0	1	6
3	2	2	0	2	1	0
1	0	1	1	0	0	0

1B	7	SF	0
2B	4	SAC	4
3B	0	DP	1
HR	1	HBP	0

R	0	H	0
E	0	LOB	0
K	1	BB	0
S	8	P	12

R	1	H	1
E	0	LOB	1
K	0	BB	1
S	6	P	14

R	2	H	1
E	0	LOB	2
K	0	BB	3
S	15	P	32

R	0	H	0
E	0	LOB	0
K	1	BB	0
S	8	P	12

R	0	H	2
E	0	LOB	2
K	0	BB	1
S	7	P	15

R	0	H	1
E	0	LOB	1
K	0	BB	0
S	7	P	10

R	1	H	1
E	0	LOB	1
K	0	BB	1
S	6	P	14

R	2	H	1
E	0	LOB	2
K	0	BB	3
S	15	P	32

R	0	H	0
E	0	LOB	0
K	1	BB	0
S	8	P	12

R	0	H	2
E	0	LOB	2
K	0	BB	1
S	7	P	15

R	0	H	1
E	0	LOB	1
K	0	BB	0
S	7	P	10

R	1	H	1
E	0	LOB	1
K	0	BB	1
S	6	P	14

R	2	H	1
E	0	LOB	2
K	0	BB	3
S	15	P	32

R	0	H	0
E	0	LOB	0
K	1	BB	0
S	8	P	12

R	0	H	2
E	0	LOB	2
K	0	BB	1
S	7	P	15

R	0	H	1
E	0	LOB	1
K	0	BB	0
S	7	P	10

R	1	H	1
E	0	LOB	1
K	0	BB	1
S	6	P	14

R	2	H	1
E	0	LOB	2
K	0	BB	3
S	15	P	32

R	0	H	0
E	0	LOB	0
K	1	BB	0
S	8	P	12

R	0	H	2
E	0	LOB	2
K	0	BB	1
S	7	P	15

R	0	H	1
E	0	LOB	1
K	0	BB	0
S	7	P	10

R	1	H	1
E	0	LOB	1
K	0	BB	1
S	6	P	14

R	2	H	1
E	0	LOB	2
K	0	BB	3
S	15	P	32

R	0	H	0
E	0	LOB	0
K	1	BB	0
S	8	P	12

R	0	H	2
E	0	LOB	2
K	0	BB	1
S	7	P	15

R	0	H	1
E	0	LOB	1
K	0	BB	0
S	7	P	10

R	1	H	1
E	0	LOB	1
K	0	BB	1
S	6	P	14

R	2	H	1
E	0	LOB	2
K	0	BB	3
S	15	P	32

R	0	H	0
E	0	LOB	0
K	1	BB	0
S	8	P	12

R	0	H	2
E	0	LOB	2
K	0	BB	1
S	7	P	15

R	0	H	1
E	0	LOB	1
K	0	BB	0
S	7	P	10

R	1	H	1
E	0	LOB	1
K	0	BB	1
S	6	P	14

R	2	H	1
E	0	LOB	2
K	0	BB	3
S	15	P	32

R	0	H	0
E	0	LOB	0
K	1	BB	0
S	8	P	12

R	0	H	2
E	0	LOB	2
K	0	BB	1
S	7	P	15

R	0	H	1
E	0	LOB	1
K	0	BB	0
S	7	P	10

R	1	H	1
E	0	LOB	1
K	0	BB	1
S	6	P	14

R	2	H	1
E	0	LOB	2
K	0	BB	3
S	15	P	32

R	0	H	0
E	0	LOB	0
K	1	BB	0
S	8	P	12

R	0	H	2
E	0	LOB	2
K	0	BB	1
S	7	P	15

R	0	H	1
E	0	LOB	1
K	0	BB	0
S	7	P	10

R	1	H	1
E	0	LOB	1
K	0	BB	1
S	6	P	14

R	2	H	1
E	0	LOB	2
K	0	BB	3
S	15	P	32

R	0	H	0
E	0	LOB	0
K	1	BB	0
S	8	P	12

R	0	H	2
E	0	LOB	2
K	0	BB	1
S	7	P	15

R	0	H	1
E	0	LOB	1
K	0	BB	0
S	7	P	10

R	1	H	1
E	0	LOB	1
K	0	BB	1
S	6	P	14

R	2	H	1
E	0	LOB	2
K	0	BB	3
S	15	P	32

R	0	H	0
E	0	LOB	0
K	1	BB	0
S	8	P	12

R	0	H	2
E	0	LOB	2
K	0	BB	1
S	7	P	15

R	0	H	1
E	0	LOB	1
K	0	BB	0
S	7	P	10

R	1	H	1
E	0	LOB	1
K	0	BB	1
S	6	P	14

R	2	H	1
E	0	LOB	2
K	0	BB	3
S	15	P	32

R	0	H	0
E	0	LOB	0
K	1	BB	0
S	8	P	12

R	0	H	2
E	0	LOB	2
K	0	BB	1
S	7	P	15

R	0	H	1
E	0	LOB	1
K	0	BB	0
S	7	P	10

R	1	H	1
E	0	LOB	1
K	0	BB	1
S	6	P	14

R	2	H	1
E	0	LOB	2
K	0	BB	3
S	15	P	32

R	0	H	0
E	0	LOB	0
K	1	BB	0
S	8	P	12

R	0	H	2
E	0	LOB	2
K	0	BB	1
S	7	P	15

R	0	H	1
E	0	LOB	1
K	0	BB	0
S	7	P	10

R	1	H	1
E	0	LOB	1
K	0	BB	1
S	6	P	14

R	2	H	1
E	0	LOB	2
K	0	BB	3
S	15	P	32

R	0	H	0
E	0	LOB	0
K	1	BB	0
S	8	P	12

R	0	H	2
E	0	LOB	2
K	0	BB	1
S	7	P	15

R	0	H	1
E	0	LOB	1
K	0	BB	0
S	7	P	10

R	1	H	1
E	0	LOB	1
K	0	BB	1
S	6	P	14

R	2	H	1
E	0	LOB	2
K	0	BB	3
S	15	P	32

R	0	H	0
E	0	LOB	0
K	1	BB	0
S	8	P	12

R	0	H	2
E	0	LOB	2
K	0	BB	1
S	7	P	15

R	0	H	1
E	0	LOB	1
K	0	BB	0
S	7	P	10

R	1	H	1
E	0	LOB	1
K	0	BB	1
S	6	P	14

R	2	H	1
E	0	LOB	2


Batter	1	2	3	4	5	6	7	8	9	AB R H RBI BB SO LOB
Jerome Walton, R (1, 8) OBP: 0.250, SLG: 0.330	0-0 G6-3		1-0 FC4-6			0-0 2B		1-1 F8		4 1 1 0 0 0 1
23 Ryne Sandberg, R (1, 4) OBP: 0.336, SLG: 0.429	3-1 G6-3			1-2 G6-4-3 1B		1-1 F8		2-2 HR 1B		4 1 2 0 0 0 1
Mark Grace, L (1, 3) OBP: 0.374, SLG: 0.416	2-1 G4-3			1-1 G6-4-3 1B		1-2 2B		0-3 K		4 0 2 1 0 1 1
George Bell, R (1, 7) OBP: 0.279, SLG: 0.488		0-0 F9		1-1 G6-4-3		1-1 G1-3		2-3 K		4 0 0 0 0 1 4
Andre Dawson, R (1, 9) OBP: 0.328, SLG: 0.537		0-1 G6-3		1-2 F8			0-1 L5		1-0 HR	4 1 1 2 0 0 1
Hector Villanueva, R (1, 2) OBP: 0.289, SLG: 0.543		2-3 K			0-0 G6-3		3-1 G6-3		1-1 1B	3 0 0 0 0 1 0
Les Lancaster, R (8, 1) OBP: 0.500, SLG: 0.500										0 0 0 0 0 0 0
Steve Wilson, L (8, 1) OBP: 0.368, SLG: 0.333										0 0 0 0 0 0 0
Chico Walker, S (9, PH) OBP: 0.368, SLG: 0.333										1 0 1 0 0 0 0
Shawon Dunston, R (1, 6) OBP: 0.264, SLG: 0.364			0-0 G5-3		1-0 G4-3		1-3 K		1-2 P4	4 0 0 0 0 1 1
Gary Scott, R (1, 5) OBP: 0.305, SLG: 0.241			1-0 L7		2-3 K			3-2 G6-3		2 0 0 0 0 1 0
Luis Salazar, R (8, PH) OBP: 0.158, SLG: 0.278										1 0 0 0 0 0 0
Shawn Boskie, R (1, 1) OBP: 0.294, SLG: 0.533			0-0 FC4-6 1B			0-2 B1-3		1-0 G5-3		2 0 1 0 0 0 0
Chuck McElroy, L (7, 1) OBP: 0.219, SLG: 0.319										0 0 0 0 0 0 0
Damon Berryhill, S (8, 2) OBP: 0.219, SLG: 0.319										1 0 0 0 0 0 0

Inning Stats	R: 0	H: 0	E: 0	K: 0	S: 5	R: 0	H: 0	E: 0	K: 1	S: 6	R: 0	H: 1	E: 0	K: 0	S: 4	R: 0	H: 2	E: 0	K: 0	S: 11	R: 0	H: 0	E: 0	K: 1	S: 5	R: 1	H: 2	E: 0	K: 0	S: 11	R: 0	H: 0	E: 0	K: 1	S: 7	R: 0	H: 0	E: 0	K: 0	S: 6	R: 2	H: 3	E: 0	K: 2	S: 17	1B: 5	2B: 2	3B: 0	HR: 1	SF: 0	SAC: 0	DP: 1	HBP: 0	WP: 0	PA: 34
PITCHER Tom Glavine, L (1, 1) ERA: 2.42	IP: 9.0	WLS: W	BF: 34	H: 8	R: 3	ER: 3	SO: 5	BB: 0	IBB: 0	HBP: 0	BLK: 0	WP: 0	HR: 1	S: 72	P: 107	ERA: 3.00	WHIP: 0.889																																						
PITCHER		IP	WLS	BF	H	R	ER	SO	BB	IBB	HBP	BLK	WP	HR	S	P	ERA	WHIP																																					

BOTTOM

Atlanta Braves @ Chicago Cubs
 Wrigley Field, Chicago, IL
 Mon May 13 1991, 7:05 PM CDT
 Att: 29,579 - Sunny - 77 F

AB	34
R	3
H	8
RBI	3
BB	0
SO	5
LOB	9



Batter	1	2	3	4	5	6	7	8	9	AB R H RBI BB SO LOB	TOP											
Lonnie Smith, R (1, 7) <small>OBP: 0.348, SLG: 0.263</small> Mike Stanton, L (7, 1) Greg Olson, R (8, 2) <small>OBP: 0.422, SLG: 0.488</small>	0-0 L9		2-2 FC3-2 1B 2B	2-2 G5-3			0-0 G5-3 1-2		1-1 G4-3	4 0 1 0 0 0 2 0 0 0 0 0 0 0 1 0 0 0 0 0 0												
Jeff Treadway, L (1, 4) <small>OBP: 0.387, SLG: 0.514</small> Mark Lemke, S (5, 4) <small>OBP: 0.375, SLG: 0.370</small>	3-2 1B		0-1 BB FC3-2 2-3 1B			1-0 G5-3 1B		0-1 S E 2-3 1B		3 1 3 0 0 0 0 1 1 1 0 0 0 0												
Ron Gant, R (1, 8) <small>OBP: 0.250, SLG: 0.388</small>	2-3 K		0-1 FC3-2 BB 1-2 3-H			0-1 G5-3 1-2		0-0 SF7 3-H 2-2 SAFE		3 0 0 1 0 1 4 3 0 2 1 1 0 1												
David Justice, L (1, 9) <small>OBP: 0.363, SLG: 0.450</small>	0-0 P3		4-2 BB 1-2 2-3			1-1 CS 1B 2-H		1-1 E9 1B 1-H		4 0 0 0 0 0 4												
Sid Bream, L (1, 3) <small>OBP: 0.307, SLG: 0.473</small>		1-0 F9	2-2 P6			1-1 F8		1-1 P8		4 1 2 0 0 0 0												
Terry Pendleton, S (1, 5) <small>OBP: 0.388, SLG: 0.531</small>		1-0 G4-3		0-0 1B 2B		3-2 CS 1-2		1-1 G5-3 G6-4-3 1B		4 0 2 1 0 0 1 0 0 0 0 0 0 0												
Mike Heath, R (1, 2) <small>OBP: 0.295, SLG: 0.315</small> Kent Mercker, L (8, 1)		1-1 FC6-4 1B		0-0 G4-6-3 1B 2-H		1 SAFE 1-1 G6-4-3 1-2f		0-1 G6-3		3 0 0 0 0 0 2 1 0 0 0 0 0 0												
Rafael Belliard, R (1, 6) <small>OBP: 0.284, SLG: 0.303</small> Jeff Blauser, R (6, 6) <small>OBP: 0.375, SLG: 0.438</small>		0-1 FC6-4 1-2f	0-2 G4-6-3 1-2f			1-2 G6-3		2-2 G4-3		2 0 1 0 0 0 0 0 0 0 0 1 0 0 0 1 0 0 0 0 0 1 0 0 0 0 0 0												
29 John Smoltz, R (1, 1) <small>OBP: 0.143, SLG: 0.214</small> Danny Heep, L (7, PH) <small>OBP: 0.500, SLG: 0.333</small> Deion Sanders, L (7, PR) <small>OBP: 0.304, SLG: 0.367</small> Otis Nixon, S (7, 7) <small>OBP: 0.403, SLG: 0.339</small>		2-2 G6-3	2-1 2B			4-1 1B G5-3 SF7 BB		0-0 B1-3		WP: 0 PA: 38 PB: 0 SB: 1 CS: 1												
Inning Stats	R: 0 E: 0 K: 1 S: 14	H: 1 LOB: 1 BB: 0 P: 19	R: 0 E: 0 K: 0 S: 6	H: 1 LOB: 1 BB: 0 P: 9	R: 0 E: 0 K: 0 S: 16	H: 2 LOB: 3 BB: 1 P: 26	R: 1 E: 0 K: 0 S: 11	H: 3 LOB: 1 BB: 0 P: 15	R: 1 E: 0 K: 0 S: 9	H: 2 LOB: 0 BB: 0 P: 15	R: 0 E: 0 K: 0 S: 11	H: 1 LOB: 0 BB: 0 P: 15	R: 2 E: 1 K: 0 S: 10	H: 2 LOB: 1 BB: 1 P: 16	R: 0 E: 0 K: 0 S: 6	H: 0 LOB: 0 BB: 0 P: 8	R: 0 E: 0 K: 0 S: 6	H: 0 LOB: 0 BB: 0 P: 9	1B: 9 2B: 3 3B: 0 HR: 0	SF: 1 SAC: 0 DP: 2 HBP: 0		
PITCHER	IP WLS BF H R ER SO BB IBB HBP BLK WP HR S P ERA WHIP																					
Bob Scanlan, R (1, 1) <small>ERA: 1.98</small> Paul Assenmacher, L (7, 1) <small>ERA: 2.63</small> Dave Smith, R (9, 1) <small>ERA: 5.4</small>	6.2 30 11 4 3 1 2 0 0 0 0 0 0 72 108 4.05 1.950	1.1 4 1 0 0 0 0 0 0 0 0 0 0 11 15 0.00 0.750	1.0 3 0 0 0 0 0 0 0 0 0 0 0 6 9 0.00 0.000																			

Atlanta Braves @ Chicago Cubs
Wrigley Field, Chicago, IL
Tue May 14 1991, 7:05 PM CDT
Att. 31,446 - Cloudy - 76 F

livebaseballscorecards.com

AB	34
R	4
H	12
RBI	3
BB	2
SO	1
LOB	14



Batter	1	2	3	4	5	6	7	8	9
Doug Dascenzo, S (1, 8) OBP: 0.345, SLG: 0.365	3-2 P5		3-2 F8		2-2 F9		0-0 FC4-6 23 2B	2-0 23 BB 1B	
23 Ryne Sandberg, R (1, 4) OBP: 0.345, SLG: 0.438	0-1 F8		2-1 2B 1B		2-2 P4		3-1 2B 1-H	4-0 1-2 2-3 BB	
Mark Grace, L (1, 3) OBP: 0.390, SLG: 0.444	4-2 BB		0-0 1-H 2B			1-0 SH5-3 SF7 2B	2-2 HR 1B	0-1 G3	
Chico Walker, S (1, 7) OBP: 0.435, SLG: 0.500	0-1 G4-3		4-2 BB			4-2 SH5-3 BB	0-0 1-H HR		
Dwight Smith, L (1, 9) OBP: 0.190, SLG: 0.158 Dave Smith, R (9, 1)			2-2 F9 G1-3			0-1 SH5-3 1-2 2-3	0-0 F7		
Damon Berryhill, S (1, 2) OBP: 0.221, SLG: 0.329		3-2 2B		1-3 K		2-3 K FC6-4		0-3 K	
Shawon Dunston, R (1, 6) OBP: 0.256, SLG: 0.354		0-0 F8		2-1 G6-3		0-1 SF7 3-H		1-0 F9	
Jose Vizcaino, S (1, 5) OBP: 0.346, SLG: 0.304 George Sell, R (6, PH) OBP: 0.277, SLG: 0.484 Gary Scott, R (7, 5) OBP: 0.305, SLG: 0.241 Paul Assenmacher, L (7, 1) OBP: 0.667, SLG: 0.500 Andre Dawson, R (8, PH) OBP: 0.333, SLG: 0.566		4-1 BB		0-0 G4-3		0-1 FC6-4 1-2f		0-0 HR	
Bob Scanlan, R (1, 1) Luis Salazar, R (7, 5) OBP: 0.238, SLG: 0.350		2-2 G5-3			1-2 G4-3		0-1 FC4-6 1B	2-2 23 BB 1B	


AB	R	H	RBI	BB	SO	LOB
5	1	1	0	0	0	1
4	0	2	1	1	0	0
4	2	3	0	1	0	3
2	1	1	2	2	0	1
3	0	0	0	0	0	2
0	0	0	0	0	0	0
4	0	1	0	0	3	2
3	0	0	1	0	0	1
1	0	0	0	1	0	0
1	0	0	0	0	0	2
0	0	0	0	0	0	0
0	0	0	0	0	0	0
1	1	1	1	0	0	0
2	0	0	0	0	0	2
2	0	2	0	0	0	0
1B: 5	SF: 1					
2B: 4	SAC: 1					
3B: 0	DP: 0					
HR: 2	HBP: 0					

BOTTOM

Atlanta Braves @ Chicago Cubs
Wrigley Field, Chicago, IL
Tue May 14 1991, 7:05 PM CDT
Att: 31,446 - Cloudy - 76 F

livebaseballscorecards.com

AB	32
R	5
H	11
RBI	5
BB	5
SO	3
LOB	14



WP: 1	PA: 39
PB: 0	
SB: 0	
CS: 0	

Inning Stats	R	H	E	K	S	H	LOB	BB	P
	0	0	0	11	18	1	2	1	22
	0	1	0	13	22	2	1	1	22
	0	2	0	11	22	2	1	1	10
	0	0	0	7	10	0	0	0	14
	1	1	0	14	21	2	1	1	15
	3	4	0	10	15	4	0	0	15
	0	3	0	12	21	1	3	1	21

PITCHER	IP	WLS	BF	H	R	ER	SO	BB	IBB	HBP	BLK	WP	HR	S	P	ERA	WHIP
29 John Smoltz, R (1, 1) ERA: 3.33	6.0		26	4	1	1	2	4	0	0	0	1	0	65	107	1.50	1.333
Mike Stanton, L (7, 1) ERA: 3.46	1.0		6	4	3	3	0	0	0	0	0	0	1	10	15	27.00	4.000
Kent Mercker, L (8, 1) ERA: 1.65	1.0	L	7	3	1	1	1	1	0	0	0	0	1	12	21	9.00	4.000

Batter	1	2	3	4	5	6	7	8	9	AB R H RBI BB SO LOB	TOP
Otis Nixon, S (1, 9) <small>OBP: 0.408, SLG: 0.348</small>	1-0 			2-0 		1-0 		3-3 		4 0 2 0 0 1 0	
Ron Gant, R (1, 8) <small>OBP: 0.241, SLG: 0.373</small>	1-3 			1-0 		3-0 		1-2 		4 0 0 0 0 1 2	
Terry Pendleton, S (1, 5) <small>OBP: 0.392, SLG: 0.529</small>	2-0 			1-2 			2-1 	2-3 		4 1 2 0 0 1 0	
Lonnie Smith, R (1, 7) <small>OBP: 0.333, SLG: 0.304</small>				2-3 			2-2 	3-1 		4 0 1 0 0 1 1	
Sid Bream, L (1, 3) <small>OBP: 0.301, SLG: 0.463</small> Francisco Cabrera, R (7, PH) <small>OBP: 0.333, SLG: 0.348</small> Danny Heep, L (9, PH) <small>OBP: 0.600, SLG: 0.500</small>				1-0 		0-0 		1-1 		2 0 0 0 0 0 0	
Jeff Blauser, R (1, 4) <small>OBP: 0.367, SLG: 0.412</small>				3-1 		1-2 		4-2 		3 0 0 0 1 0 1	
Greg Olson, R (1, 2) <small>OBP: 0.388, SLG: 0.444</small>				3-2 		2-0 		1-3 		4 0 0 0 0 1 4	
Rafael Belliard, R (1, 6) <small>OBP: 0.276, SLG: 0.293</small>				2-3 			1-2 	0-1 		3 0 0 0 0 1 3	
Charlie Leibrandt, R (1, 1) Mike Heath, R (7, PH) <small>OBP: 0.291, SLG: 0.311</small> Juan Berenguer, R (7, 1) Marvin Freeman, R (8, 1)				0-0 			0-3 	1-3 		2 0 0 0 0 1 0	
Inning Stats	R: 0 H: 1 E: 0 LOB: 0 K: 1 BB: 0 S: 5 P: 9	R: 0 H: 0 E: 0 LOB: 0 K: 0 BB: 0 S: 5 P: 11	R: 0 H: 0 E: 0 LOB: 0 K: 1 BB: 0 S: 10 P: 15	R: 0 H: 1 E: 0 LOB: 1 K: 1 BB: 0 S: 8 P: 14	R: 0 H: 0 E: 0 LOB: 0 K: 0 BB: 0 S: 5 P: 8	R: 0 H: 1 E: 0 LOB: 1 K: 1 BB: 0 S: 9 P: 14	R: 1 H: 3 E: 0 LOB: 3 K: 2 BB: 1 S: 22 P: 33	R: 0 H: 0 E: 0 LOB: 0 K: 2 BB: 0 S: 11 P: 17	R: 0 H: 1 E: 0 LOB: 1 K: 0 BB: 0 S: 11 P: 19	1B: 6 SF: 0 2B: 1 SAC: 0 3B: 0 DP: 0 HR: 0 HBP: 0	WP: 0 PA: 34 PB: 0 SB: 1 CS: 1
PITCHER Rick Sutcliffe, R (1, 1) <small>ERA: 4.32</small> Paul Assenmacher, L (7, 1) <small>ERA: 2.42</small> Mike Bielecki, R (9, 1) <small>ERA: 4.25</small>	IP WLS BF H R ER SO BB IBB HBP BLK WP HR S P ERA WHIP 6.0 22 5 1 1 4 0 0 0 0 0 0 0 49 82 1.50 0.833 2.0 W 8 1 0 0 4 1 0 0 0 0 0 0 26 39 0.00 1.000 1.0 4 1 0 0 0 0 0 0 0 0 0 0 11 19 0.00 1.000	PITCHER IP WLS BF H R ER SO BB IBB HBP BLK WP HR S P ERA WHIP									

Atlanta Braves @ Chicago Cubs
 Wrigley Field, Chicago, IL
 Wed May 15 1991, 3:33 AM CDT
 Att. 25,814 - Cloudy - 72 F

AB	33
R	1
H	7
RBI	1
BB	1
SO	8
LOB	14



WP: 0	PA: 34
PB: 0	
SB: 1	
CS: 1	

ERA	WHIP

Batter	1	2	3	4	5	6	7	8	9
Chico Walker, S (1, 8) OBP: 0.423, SLG: 0.478 Doug Dasenczo, S (8, 8) OBP: 0.356, SLG: 0.377	0-3 K			2-2 G3-1		3-2 1B		1-0 1B	
23 Ryne Sandberg, R (1, 4) OBP: 0.349, SLG: 0.463	3-3 K			2-2 HR		2-1 G6-3		0-0 1B	
Mark Grace, L (1, 3) OBP: 0.386, SLG: 0.438	1-1 G6-3			1-2 G1-3			0-0 F7	1-2 1B	
George Bell, R (1, 7) OBP: 0.269, SLG: 0.472			1-2 F9	1-0 G6-3			1-2 P5	0-1 SF8	
Andre Dawson, R (1, 9) OBP: 0.331, SLG: 0.552			0-3 K		3-3 K		3-0 HR	2-2 G5-3	
Luis Salazar, R (1, 5) OBP: 0.250, SLG: 0.478 Jose Vizcaino, S (8, 5) OBP: 0.346, SLG: 0.304			3-3 K		1-3 K		0-0 HR		
Shawon Dunston, R (1, 6) OBP: 0.258, SLG: 0.353					0-0 P4		1-1 F9		
Damon Berryhill, S (1, 2) OBP: 0.213, SLG: 0.316						2-2 P3		0-1 G3	
Rick Sutcliffe, L (1, 1) OBP: 0.100, SLG: 0.200 Paul Assenmacher, L (7, 1) OBP: 0.667, SLG: 0.500 Dwight Smith, L (8, PH) OBP: 0.227, SLG: 0.200 Mike Bielecki, R (9, 1) OBP: 0.200, SLG: 0.200						1-3 K		0-0 1B	

AB	R	H	RBI	BB	SO	LOB
3	0	1	0	0	1	0
1	1	1	0	0	0	0
4	2	2	2	0	1	1
4	0	1	1	0	0	0
3	0	0	1	0	0	0
3	1	0	0	0	2	1
3	1	1	2	0	2	0
0	0	0	0	0	0	0
3	0	1	0	0	0	0
3	0	0	0	0	1	1
2	0	0	0	0	1	1
0	0	0	0	0	0	0
1	1	1	0	0	0	0
0	0	0	0	0	0	0

BOTTOM

Atlanta Braves @ Chicago Cubs

Wrigley Field, Chicago, IL

Wed May 15 1991, 3:33 AM CDT

Att. 25,814 - Cloudy - 72 F

livebaseballscorecards.com

AB	30
R	6
H	8
RBI	6
BB	0
SO	8
LOB	4



1B: 6	SF: 1
2B: 0	SAC: 0
3B: 0	DP: 1
HR: 2	HBP: 1

WP: 0	PA: 32
PB: 0	
SB: 0	
CS: 0	

Inning Stats														PITCHER																						
R	H	E	K	S	H	LOB	BB	P	R	H	E	K	S	R	H	E	K	S	IP	WLS	BF	H	R	ER	SO	BB	IBB	HBP	BLK	WP	HR	S	P	ERA	WHIP	
0	0	0	2	10	0	0	0	14	0	0	0	1	6	0	0	0	0	12	6.0		20	3	1	1	8	0	0	0	0	0	0	1	56	83	1.50	0.500
0	0	0	2	10	0	0	0	14	0	0	0	1	6	1.0	L	5	1	2	2	0	7.1		5	1	2	2	0	0	0	1	9	14	18.00	1.000		
0	0	0	2	10	0	0	0	14	0	0	0	1	6	1.0		7	4	3	3	0	8.1		7	4	3	3	0	0	0	0	13	17	27.00	4.000		

Batter	1	2	3	4	5	6	7	8	9	10	11	12	13	14	15	16	AB	R	H	RBI	BB	SO	LOB	TOP
Chico Walker, S OBP: 0.441, SLG: 0.448 (1, 8)	4-0 F7 23 1B BB	4-1 BB			0-1 G4-3		1-0 F8			2-2 23 G6-3 1B		1-3 K		1-2 G1-3		2-2 1B	6	0	2	0	2	1	1	
23 Ryne Sandberg, R OBP: 0.344, SLG: 0.447 (1, 4)	2-1 1-2 1B	3-1 P6			0-3 K			4-1 BB		1-0 G6-3		1-3 K		1-0 F7		0-1 F9	7	0	1	0	1	2	7	
Mark Grace, L OBP: 0.388, SLG: 0.424 (1, 3)	2-2 F7		0-0 P4		4-2 BB			2-1 L7		4-0 IBB		4-0 BB		2-2 F9			4	0	0	0	3	0	3	
George Bell, R OBP: 0.255, SLG: 0.447 (1, 7)	3-1 F7 2-3		1-2 P3		1-0 F7			1-0 F8		1-2 G5-3		2-3 K2-3		0-0 L6			7	0	0	0	0	1	7	
Andre Dawson, R OBP: 0.336, SLG: 0.553 (1, 9)	3-1 L6		3-2 1B		1-0 G5-3			1-1 F7		3-2 FC1-6-5 2B				2-3 K		3-2 1B	7	0	3	0	0	1	3	
Luis Salazar, R OBP: 0.321, SLG: 0.500 (1, 5)		0-2 BB 1B	1 SAFE 2-0 F9		2-2 G5-4-3 1B			4-1 CS BB		1-3 K				2-2 F7		0-0 1B	3	0	2	0	1	0	1	
Doug Descenzo, S OBP: 0.356, SLG: 0.377 (9, PR)																	0	0	0	0	0	0	0	
Jose Vizcaino, S OBP: 0.345, SLG: 0.308 (9, 5)																	3	0	1	0	0	1	1	
Shawon Dunston, R OBP: 0.244, SLG: 0.333 (1, 6)		1-2 F8		3-1 P6		1-0 G5-4-3 1-2			0-2 P3		1-0 FC1-6-5 2-3			2-3 K		1-3 1B	7	0	0	0	0	2	6	
Damon Berryhill, S OBP: 0.207, SLG: 0.293 (1, 2)		1-1 F8		2-2 G6-3			1-2 F9		1-1 G3		4-0 IBB			2-3 K			6	0	0	0	1	1	2	
Greg Maddux, R OBP: 0.333, SLG: 0.333 (1, 1)		0-1 BB		0-0 F8			1-1 L3			1-1 G4-3		1-3 K				4-2 G1-3 BB								
Lee Laspater, R OBP: 0.207, SLG: 0.293 (1, 2)		1-2 1B																						
Inning Stats	R: 0 E: 0 K: 0 S: 9	H: 1 LOB: 2 BB: 1 P: 23	R: 0 E: 0 K: 0 S: 14	H: 2 LOB: 3 BB: 1 P: 23	R: 0 E: 0 K: 0 S: 9	H: 1 LOB: 1 BB: 0 P: 15	R: 0 E: 0 K: 0 S: 6	H: 0 LOB: 0 BB: 0 P: 11	R: 0 E: 0 K: 0 S: 6	H: 1 LOB: 0 BB: 0 P: 10	R: 0 E: 0 K: 0 S: 7	H: 0 LOB: 1 BB: 1 P: 14	R: 0 E: 0 K: 2 S: 11	H: 1 LOB: 2 BB: 1 P: 19	R: 0 E: 0 K: 1 S: 11	H: 0 LOB: 2 BB: 0 P: 17	R: 0 E: 0 K: 1 S: 10	H: 2 LOB: 2 BB: 0 P: 18	R: 0 E: 0 K: 1 S: 11	H: 1 LOB: 1 BB: 0 P: 16	1B: 9 2B: 1 3B: 0 HR: 0	SF: 0 SAC: 0 DP: 1 HBP: 0	WP: 0 PB: 0 SB: 0 CS: 1	PA: 65
PITCHER	IP WLS BF H R ER SO BB IBB HBP BLK WP HR S P ERA WHIP																							
Pat Combs, L ERA: 3.38 (1, 1)	8.0	32	5	0	0	0	1	4	0	0	0	0	0	0	0	0	0	0	0	0	0	0	0	1.25
Roger McDowell, R ERA: 0.92 (9, 1)	2.0	8	1	0	0	0	1	1	0	0	0	0	0	0	0	0	0	0	0	0	0	0	0	1.000
Joe Boever, R ERA: 3.06 (11, 1)	2.0	9	1	0	0	5	1	1	0	0	0	0	0	0	0	0	0	0	0	0	0	0	0	1.000
Tommy Greene, R ERA: 3.21 (13, 1)	4.0	W	16	3	0	0	5	1	0	0	0	0	0	0	0	0	0	0	0	0	0	0	0	1.000

Chicago Cubs @ Philadelphia Phillies
Veterans Stadium, Philadelphia, PA
Fri May 17 1991, 7:05 PM EDT
Att. 28,044 - Cloudy - 77 F

AB	56
R	0
H	10
RBI	0
BB	9
SO	11
LOB	33



1B	9	SF	0
2B	1	SAC	0
3B	0	DP	1
HR	0	HBP	0

Batter	1	2	3	4	5	6	7	8	9	10	11	12	13	14	15	16	AB	R	H	RBI	BB	SO	LOB	BOTTOM								
Von Hayes, L OBP: 0.287, SLG: 0.248 (1, 8)	4-1 FC4 BB		3-2 G1-3			0-0 L9		2-1 F9		0-0 G4-3			1-1 SH1-4 1B		3-2 P5		6	0	1	0	1	0	2									
Mickey Morandini, L OBP: 0.349, SLG: 0.282 (1, 4)	1-1 FC4 1-2f		1-1 G3-1			0-1 G4-3			1-2 1B G1-2-3 1B		4-2 FC4-6 BB		2-1 SH1-4 1-2		2-1 G4-3		5	0	1	0	1	0	2									
John Kruk, L OBP: 0.363, SLG: 0.488 (1, 7)	0-2 F7			1-3 K			0-0 FC4-6 HBP 1B		2-2 G1-2-3 IBB 1B		0-1 FC4-6 FC6-4 1-2f		4-0 IBB		1-1 P6		6	0	2	0	1	1	2									
Dale Murphy, R OBP: 0.312, SLG: 0.430 (1, 9)	0-0 G5-3			1-3 K			1-3 K		3-3 K		0-0 FC6-4 FC6-4 1-2f		1-0 F8			0-0 1B 1B	7	1	1	0	0	3	7									
Ricky Jordan, R OBP: 0.376, SLG: 0.583 (1, 3)		1-0 G4-3		2-2 G2-3			1-1 FC4-6 HBP 1B		4-0 G1-2-3 IBB 1B		3-1 FC6-4		2-2 F8			1-1 1B 1B	5	0	1	0	1	0	3									
Charlie Hayes, R OBP: 0.262, SLG: 0.390 (1, 5)		2-1 G6-3			0-0 G3		2-2 FC4-6 1-2f 2-3		1-1 G1-2-3 IBB 1B			4-0 SH3 BB		1-2 G4-3		0-3 K	6	0	0	0	1	1	7									
Darrin Fletcher, L OBP: 0.240, SLG: 0.360 (1, 2)		3-3 K			1-2 G4-3		2-0 L7			1-3 K			0-0 SH3		1-2 G5-3		0-0 L9	3	0	0	0	0	1	2								
Jim Lindeman, R OBP: 0.357, SLG: 0.429 (10, PH)																	1	0	0	0	0	1	0									
Steve Lake, R OBP: 0.081, SLG: 0.081 (11, 2)																	2	0	0	0	0	0	2									
Dickie Thon, R OBP: 0.328, SLG: 0.360 (1, 6)													1-2 G5-3		1-2 1B	1-2 2-H 1B	7	0	3	1	0	2	1									
Pat Combs, L Wally Backman, S Roger McDowell, R John Morris, L Joe Boever, R Randy Ready, R Tommy Greene, R (1, 1) (6, PH) (8, 1) (10, PH) (11, 1) (12, PH) (13, 1)													2-2 G1-3		0-1 L8		1	0	0	0	0	0	1	0								
Inning Stats	R: 0 E: 0 K: 0 S: 7	H: 0 LOB: 1 BB: 1 P: 12	R: 0 E: 0 K: 1 S: 8	H: 0 LOB: 0 BB: 0 P: 14	R: 0 E: 0 K: 0 S: 8	H: 1 LOB: 1 BB: 0 P: 12	R: 0 E: 0 K: 2 S: 9	H: 0 LOB: 0 BB: 0 P: 13	R: 0 E: 0 K: 1 S: 7	H: 0 LOB: 0 BB: 0 P: 9	R: 0 E: 0 K: 1 S: 7	H: 0 LOB: 0 BB: 0 P: 8	R: 0 E: 0 K: 1 S: 9	H: 1 LOB: 2 BB: 1 P: 15	R: 0 E: 0 K: 1 S: 7	H: 0 LOB: 0 BB: 0 P: 12	R: 0 E: 0 K: 1 S: 7	H: 1 LOB: 1 BB: 0 P: 10	R: 0 E: 0 K: 0 S: 7	H: 0 LOB: 1 BB: 1 P: 14	R: 0 E: 0 K: 0 S: 7	H: 0 LOB: 1 BB: 1 P: 14	R: 0 E: 0 K: 0 S: 10	H: 1 LOB: 2 BB: 1 P: 20	R: 0 E: 0 K: 0 S: 12	H: 1 LOB: 1 BB: 0 P: 15	R: 1 E: 0 K: 1 S: 10	H: 3 LOB: 2 BB: 0 P: 12	1B: 10 2B: 0 3B: 0 HR: 0	SF: 0 SAC: 3 DP: 1 HBP: 1	WP: 0 PB: 0 SB: 0 CS: 0	PA: 62
PITCHER	IP	WLS	BF	H	R	ER	SO	BB	IBB	HBP	BLK	WP	HR	S	P	ERA	WHIP															
Greg Maddux, R ERA: 3.41 (1, 1)	9.0		33	4	0	0	8	1	1	1	0	0	0	74	118	0.00	0.556															
Paul Assenmacher, L ERA: 2.33 (10, 1)	1.0		4	1	0	0	1	0	0	0	0	0	0	7	10	0.00	1.000															
Chuck McCoy, L ERA: 2.13 (11, 1)	0.1		2	0	0	0	0	1	0	0	0	0	0	4	8	0.00	3.000															
Heathcliff Slocumb, R ERA: 3.30 (11, 1)	2.2		11	1	0	0	0	1	1	0	0	0	0	20	40	0.00	0.750															
Les Lancaster, R ERA: 3.75 (14, 1)	2.2	L	12	4	1	1	1	0	0	0	0	0	0	31	42	3.38	1.500															

Chicago Cubs @ Philadelphia Phillies
Veterans Stadium, Philadelphia, PA

Fri May 17 1991, 7:05 PM EDT
Att. 28,044 - Cloudy - 77 F

livebaseballscores.com

AB 53
R 1
H 10
RBI 1
BB 5
SO 10
LOB 30



Batter	1	2	3	4	5	6	7	8	9	AB R H RBI BB SO LOB	TOP											
Jerome Walton, R (1, 8) <small>OBP: 0.250, SLG: 0.326</small> Andre Dawson, R (8, PH) <small>OBP: 0.333, SLG: 0.549</small> Doug Dasenczo, S (8, 8) <small>OBP: 0.356, SLG: 0.377</small>	3-3 K		2-1 1-3 1B		3-3 K			1-3 K		3 0 1 0 0 2 0 1 0 0 0 0 1 0 0 0 0 0 0 0 0	Chicago Cubs @ Philadelphia Phillies Veterans Stadium, Philadelphia, PA Sat May 18 1991, 7:05 PM EDT Att. 34,877 - Sunny - 62 F											
23 Ryne Sandberg, R (1, 4) <small>OBP: 0.342, SLG: 0.438</small>	4-2 G5-3 BB		1-0 P4			2-0 G6-3		0-1 P3		3 0 0 0 1 0 2												
Mark Grace, L (1, 3) <small>OBP: 0.377, SLG: 0.411</small>	1-1 SAFE G5-3		1-0 F8			0-0 F8		1-1 P5		4 0 0 0 0 0 3												
George Bell, R (1, 7) <small>OBP: 0.262, SLG: 0.444</small>	1-1 L8			3-2 F9		0-2 2B 1B		4-2 G4-3 WP BB		3 1 1 0 1 0 1												
Dwight Smith, L (1, 9) <small>OBP: 0.269, SLG: 0.417</small> Chico Walker, S (9, PH) <small>OBP: 0.429, SLG: 0.433</small>		2-1 G5-3		1-1 HR		0-0 2B 1-H		2-3 K		3 1 2 2 0 0 0 1 0 0 0 0 1 1												
Luis Salazar, R (1, 5) <small>OBP: 0.281, SLG: 0.433</small>		2-2 L8		1-3 K		0-2 G6-3		2-2 G4-3		4 0 0 0 0 1 2												
Shawn Dunston, R (1, 6) <small>OBP: 0.237, SLG: 0.323</small>		1-1 G6-3		1-2 G4-3			2-3 K		0-3 K	4 0 0 0 0 2 1												
Damon Berryhill, S (1, 2) <small>OBP: 0.200, SLG: 0.282</small>			0-0 P4		3-2 P2		1-3 K2-3			3 0 0 0 0 1 0												
Shawn Boskie, R (1, 1) <small>OBP: 0.250, SLG: 0.444</small> Paul Assenmacher, L (8, 1) <small>OBP: 0.667, SLG: 0.500</small> Mike Bielecki, R (8, 1) <small>OBP: 0.200, SLG: 0.200</small>			0-1 E5 1B		1-1 F7		2-3 K			3 0 0 0 0 1 0 0 0 0 0 0 0 0 0 0 0 0 0 0 0												
Inning Stats	R: 0 E: 0 K: 1 S: 9	H: 0 LOB: 1 BB: 1 P: 18	R: 0 E: 0 K: 0 S: 7	H: 0 LOB: 0 BB: 0 P: 12	R: 0 E: 1 K: 0 S: 7	H: 1 LOB: 2 BB: 0 P: 11	R: 1 E: 0 K: 1 S: 16	H: 1 LOB: 0 BB: 0 P: 22	R: 0 E: 0 K: 1 S: 10	H: 0 LOB: 0 BB: 0 P: 17	R: 1 E: 0 K: 0 S: 9	H: 2 LOB: 1 BB: 0 P: 11	R: 0 E: 0 K: 3 S: 10	H: 0 LOB: 0 BB: 0 P: 15	R: 0 E: 0 K: 1 S: 7	H: 0 LOB: 0 BB: 0 P: 9	R: 0 E: 0 K: 2 S: 15	H: 0 LOB: 1 BB: 1 P: 23	1B: 2 2B: 1 3B: 0 HR: 1	SF: 0 SAC: 0 DP: 0 HBP: 0	WP: 1 PB: 0 SB: 0 CS: 0	PA: 34
PITCHER	IP WLS BF H R ER SO BB IBB HBP BLK WP HR S P ERA WHIP																					
Danny Cox, R (1, 1) <small>ERA: 3.0</small>	5.2	21	2	1	1	3	1	0	0	0	0	0	1	51	84	1.59	0.529					
Joe Boever, R (6, 1) <small>ERA: 3.12</small>	2.1	9	2	1	1	4	0	0	0	0	0	0	0	24	31	3.86	0.857					
Mitch Williams, L (9, 1) <small>ERA: 2.79</small>	1.0	4	0	0	0	2	1	0	0	0	1	0	15	23	0.00	1.000						

livebaseballscorecards.com

AB	32
R	2
H	4
RBI	2
BB	2
SO	9
LOB	10



Batter	1	2	3	4	5	6	7	8	9	10	AB R H RBI BB SO LOB	TOP												
Doug Dascenzo, S OBP: 0.349, SLG: 0.368 (1, 8) (10, 7)	G6-3		0-0 23 PO 1B			2-2 P3			0-0 G5-3		4 0 1 0 0 0 0													
23 Ryne Sandberg, R OBP: 0.339, SLG: 0.439 (1, 4)	K		1-2 PO	0-0 F8-5 2B			0-2 G6-3		2-3 K		4 0 1 0 0 2 0													
Mark Grace, L OBP: 0.368, SLG: 0.398 (1, 3)	P8			0-0 F8-5			2-0 P4		1-2 G6-3		4 0 0 0 0 0 1													
George Bell, R Jerome Walton, R OBP: 0.268, SLG: 0.446 OBP: 0.250, SLG: 0.326 (1, 7) (10, PR) (10, 8)		2-1 1B SF8 1B		2-2 P3			2-2 F9			1-0 1B 1B	4 1 2 0 0 0 0 0 1 0 0 0 0 0													
Andre Dawson, R OBP: 0.345, SLG: 0.551 (1, 9)		1-1 F9		1-1 G5-4-3 1B			1-0 F9 1B HBP			1-1 1B E 1B	3 0 2 0 0 0 1													
Luis Salazar, R Jose Vizcaino, S OBP: 0.306, SLG: 0.441 OBP: 0.345, SLG: 0.308 (1, 5) (10, PR) (10, 5)		2-2 CS 1B		2-2 G5-4-3			0-2 F8		1-2 FC5-2-6 1B		4 0 2 1 0 0 2 0 0 0 0 0 0 0													
Shawon Dunston, R OBP: 0.238, SLG: 0.323 (1, 6)		0-1 SF8		2-0 G5-3			0-0 FC5-4 1B		0-1 FC5-2-6		3 0 1 1 0 0 2													
Hector Villanueva, R OBP: 0.286, SLG: 0.500 (1, 2)		1-2 CS		4-2 B2-6-4 BB			1-0 G5-3		0-0 F9		3 0 0 0 1 1 4													
Bob Scanlan, R Chico Walker, S Chuck McElroy, L Mike Bielecki, R Dwight Smith, L Dave Smith, R (1, 1) (8, PH) (8, 1) (8, 1) (10, PH) (10, 1)			0-0 B2-6-4				1-2 G4-3		1-2 FC5-4		2 0 0 0 0 0 1 1 0 0 0 0 0 2 0 0 0 0 0 0 0 0 0 0 0 0 0 0 1 0 0 0 0 0 2 0 0 0 0 0 0 0													
Inning Stats	R: 0 E: 0 K: 1 S: 11	H: 0 LOB: 0 BB: 0 P: 14	R: 1 E: 0 K: 0 S: 12	H: 2 LOB: 0 BB: 0 P: 18	R: 0 E: 0 K: 0 S: 6	H: 1 LOB: 0 BB: 1 P: 11	R: 0 E: 0 K: 0 S: 6	H: 1 LOB: 0 BB: 0 P: 8	R: 0 E: 0 K: 0 S: 6	H: 1 LOB: 0 BB: 0 P: 11	R: 0 E: 0 K: 0 S: 7	H: 0 LOB: 0 BB: 0 P: 11	R: 0 E: 0 K: 0 S: 7	H: 0 LOB: 0 BB: 0 P: 11	R: 0 E: 0 K: 0 S: 8	H: 1 LOB: 2 BB: 0 P: 10	R: 0 E: 0 K: 1 S: 8	H: 0 LOB: 0 BB: 0 P: 11	R: 1 E: 1 K: 1 S: 14	H: 3 LOB: 2 BB: 0 P: 19	1B: 8 2B: 2 3B: 0 HR: 0	SF: 1 SAC: 0 DP: 3 HBP: 1	WP: 0 PB: 0 SB: 0 CS: 1	PA: 38
PITCHER Terry Mulholland, L ERA: 2.69 Roger McDowell, R ERA: 0.89	IP 9.0	WLS L	BF 30	H 6	R 1	ER 1	SO 2	BB 1	IBB 0	HBP 0	BLK 0	WP 0	HR 0	S 71	P 105	ERA 1.00	WHIP 0.778							

Chicago Cubs @ Philadelphia Phillies
Veterans Stadium, Philadelphia, PA
Sun May 19 1991, 7:05 PM EDT
Att. 27,830 - Sunny - 63 F

livebaseballscores.com

AB 33
R 2
H 9
RBI 2
BB 1
SO 3
LOB 15



BOTTOM

Chicago Cubs @ Philadelphia Phillies
 Veterans Stadium, Philadelphia, PA
 Sun May 19 1991, 7:05 PM EDT
 Att. 27,830 - Sunny - 63 F

livebaseballscorecards.com

AB	35
R	1
H	6
RBI	1
BB	2
SO	9
LOB	13



WP: 0	PA: 37
PB: 0	
SB: 0	
CS: 1	

AB	R	H	RBI	BB	SO	LOB
4	0	1	0	1	1	4

4	0	0	0	0	2	2
---	---	---	---	---	---	---

4	0	0	0	0	0	1
---	---	---	---	---	---	---

4	1	1	1	0	0	1
---	---	---	---	---	---	---

4	0	1	0	0	2	0
---	---	---	---	---	---	---

3	0	0	0	1	2	1
---	---	---	---	---	---	---

4	0	1	0	0	0	1
---	---	---	---	---	---	---

0	0	0	0	0	0	0
---	---	---	---	---	---	---

4	0	1	0	0	1	0
---	---	---	---	---	---	---

3	0	1	0	0	0	3
---	---	---	---	---	---	---

1	0	0	0	0	1	0
---	---	---	---	---	---	---

1B:	5	SF:	0
2B:	0	SAC:	0
3B:	0	DP:	0
HR:	1	HBP:	0

Batter	1	2	3	4	5	6	7	8	9	10
Von Hayes, L OBP: 0.296, SLG: 0.264 (1, 8)	0-1 1B	3-3 K			4-2 BB		0-0 G3			3-0 F9
Mickey Morandini, L OBP: 0.319, SLG: 0.256 (1, 4)	1 SAFE K		3-2 G4-3		0-3 K		2-2 G1-3			
John Kruk, L OBP: 0.350, SLG: 0.477 (1, 7)	3-0 P7		3-2 F7		0-2 F8		2-1 G1			
Dale Murphy, R OBP: 0.308, SLG: 0.444 (1, 9)	1 SAFE G6-3		2-2 G6-3		2-0 HR		1-0 G6-3			
Ricky Jordan, R OBP: 0.366, SLG: 0.554 (1, 3)		1-3 K		1-0 G5-3		0-3 K		2-1 CS 1B		
Charlie Hayes, R OBP: 0.262, SLG: 0.378 (1, 5)		4-0 1B FC3-2 BB		0-0 G6-3		1-3 K		0-3 K		
Darrin Fletcher, L OBP: 0.281, SLG: 0.375 Roger McDowell, R (10, 1)		2-1 FC3-2 1B		0-1 G3		2-2 G3		2-2 L5		
Dickie Thon, R OBP: 0.318, SLG: 0.347 (1, 6)		0-0 FC3-2 1B			0-0 P4		1-3 K			1-0 F8
Terry Mulholland, R OBP: 0.154, SLG: 0.083 Steve Lake, R OBP: 0.079, SLG: 0.079 (10, 2)		0-1 FC3-2		0-1 F9		3-2 1B				3-3 K

Inning Stats	R: 0	H: 1	E: 0	K: 1	S: 9	P: 14	R: 0	H: 2	E: 0	K: 2	S: 12	P: 22	R: 0	H: 0	E: 0	K: 0	S: 9	P: 17	R: 0	H: 0	E: 0	K: 0	S: 4	P: 5	R: 0	H: 1	E: 0	K: 2	S: 12	P: 15	R: 0	H: 1	E: 0	K: 1	S: 10	P: 16	R: 0	H: 0	E: 0	K: 0	S: 7	P: 12	R: 0	H: 1	E: 0	K: 1	S: 8	P: 12	R: 0	H: 0	E: 0	K: 1	S: 5	P: 12
--------------	------	------	------	------	------	-------	------	------	------	------	-------	-------	------	------	------	------	------	-------	------	------	------	------	------	------	------	------	------	------	-------	-------	------	------	------	------	-------	-------	------	------	------	------	------	-------	------	------	------	------	------	-------	------	------	------	------	------	-------

PITCHER	IP	WLS	BF	H	R	ER	SO	BB	IBB	HBP	BLK	WP	HR	S	P	ERA	WHIP
Bob Scanlan, R ERA: 1.74 (1, 1)	7.0		28	5	1	1	7	2	0	0	0	0	1	64	101	1.29	1.000
Chuck McElroy, L ERA: 2.03 (8, 1)	0.2		2	0	0	0	0	0	0	0	0	0	0	6	10	0.00	0.000
Mike Bielecki, R ERA: 4.03 (8, 1)	1.1	W	4	1	0	0	1	0	0	0	0	0	0	9	14	0.00	0.750
Dave Smith, R ERA: 4.91 (10, 1)	1.0	S	3	0	0	0	1	0	0	0	0	0	0	5	12	0.00	0.000

Chicago Cubs @ New York Mets
 Shea Stadium, Flushing, NY
 Tue May 21 1991, 7:05 PM EDT
 Att. 29,129 - Sunny - 80 F

livebaseballscorecards.com

AB	38
R	6
H	11
RBI	6
BB	1
SO	7
LOB	21



AB	R	H	RBI	BB	SO	LOB
4	2	3	0	0	0	0
2	1	1	1	0	1	1
3	0	0	0	0	0	4
4	1	2	0	1	0	3
5	1	1	2	0	2	7
4	0	1	2	0	0	1
4	0	0	0	0	1	2
4	0	2	0	0	0	0
4	1	1	1	0	0	2
1	0	0	0	0	1	0
0	0	0	0	0	0	0
1	0	0	0	0	1	1
0	0	0	0	0	0	0
1	0	0	0	0	1	0
0	0	0	0	0	0	0
1	0	0	0	0	0	0
0	0	0	0	0	0	0

Batter	1	2	3	4	5	6	7	8	9				
Doug Dasenczo, S (1, 8) OBP: 0.382, SLG: 0.426	0-1 23 1B 2B		1-1 3B 2B	2-2 HBP		1-1 G3			0-0 G6-3 1B				
23 Ryne Sandberg, R (1, 4) OBP: 0.341, SLG: 0.440 Chico Walker, S (3, 4) OBP: 0.385, SLG: 0.382	2-2 E S HR 2-H 1B		1-3 K	1-2 G4-3			0-0 F7		2-2 F7				
Mark Grace, L (1, 3) OBP: 0.375, SLG: 0.409	1-2 F7 1-3		4-2 3B BB		1-1 F9 2B		1-1 G6-4-3 1B		0-0 G6-3				
George Bell, R (1, 7) OBP: 0.266, SLG: 0.458	1-2 F7 3-H HR		0-3 K		0-3 K		2-2 G6-4-3 1-2f		2-1 G6-3				
Andre Dawson, R (1, 9) OBP: 0.342, SLG: 0.557	1-2 L3		0-0 3B 1-H 2-H		0-1 F9 2-3			1-2 G3					
Luis Salazar, R (1, 5) OBP: 0.275, SLG: 0.395	1-1 P4		0-1 L7		1-3 K			1-2 G4-3					
Jose Vizcaino, S (1, 6) OBP: 0.364, SLG: 0.367		1-0 G1-3		0-0 S 1B		0-0 L8		2-1 2B					
Damon Berryhill, S (1, 2) OBP: 0.202, SLG: 0.315		1-0 F9		1-0 P4 HR		3-2 HR		3-2 G6-3					
Rick Sutcliffe, L (1, 1) OBP: 0.167, SLG: 0.182 Les Lancaster, R (2, 1) OBP: 0.333, SLG: 0.333 Dwight Smith, L (4, PH) OBP: 0.250, SLG: 0.385 Chuck McElroy, L (4, 1) Jerome Walton, R (6, PH) OBP: 0.248, SLG: 0.323 Mike Sulecki, R (6, 1) OBP: 0.200, SLG: 0.200 Hector Villanueva, R (9, PH) OBP: 0.279, SLG: 0.487 Shawn Boskie, R (9, PH) OBP: 0.250, SLG: 0.444		1-3 K		3-3 K 1-2		1-3 K		2-1 E6 G6-3 1B					
Inning Stats	R: 3 E: 0 K: 0 S: 17 H: 3 LOB: 0 BB: 0 P: 23	R: 0 E: 0 K: 1 S: 5 H: 0 LOB: 0 BB: 0 P: 8	R: 2 E: 0 K: 2 S: 15 H: 2 LOB: 1 BB: 1 P: 21	R: 0 E: 0 K: 1 S: 10 H: 1 LOB: 2 BB: 0 P: 17	R: 0 E: 0 K: 2 S: 11 H: 1 LOB: 1 BB: 0 P: 13	R: 1 E: 0 K: 1 S: 10 H: 1 LOB: 0 BB: 0 P: 15	R: 0 E: 0 K: 0 S: 7 H: 1 LOB: 0 BB: 0 P: 10	R: 0 E: 0 K: 0 S: 13 H: 1 LOB: 1 BB: 0 P: 20	R: 0 E: 1 K: 0 S: 10 H: 1 LOB: 3 BB: 0 P: 16	1B: 4 2B: 4 3B: 1 HR: 2 SF: 0 SAC: 0 DP: 1 HBP: 1	WP: 0 PB: 0 SB: 2 CS: 0 PA: 40		
PITCHER	IP WLS BF H R ER SO BB IBB HBP BLK WP HR S P ERA WHIP											PITCHER	IP WLS BF H R ER SO BB IBB HBP BLK WP HR S P ERA WHIP
Dwight Gooden, R (1, 1) ERA: 2.97	6.1 W 30 9 6 6 7 1 0 1 0 0 2 71 101 8.53 1.579												
Wally Whitehurst, R (7, 1) ERA: 2.76	1.1 S 4 1 0 0 0 0 0 0 0 0 0 13 19 0.00 0.750												
John Franco, L (8, 1) ERA: 0.63	1.1 S 6 1 0 0 0 0 0 0 0 0 0 14 23 0.00 0.750												

Chicago Cubs @ New York Mets
 Shea Stadium, Flushing, NY
 Wed May 22 1991, 7:05 PM EDT
 Att. 28,749 - Sunny - 86 F

livebaseballscorecards.com

AB	35
R	5
H	11
RBI	5
BB	2
SO	5
LOB	12



AB R H RBI BB SO LOB

5	0	2	0	0	2	1
4	1	1	2	0	0	2
4	0	1	1	1	1	1
4	0	0	0	0	0	4
4	0	0	0	0	0	0
3	1	1	1	1	0	0
3	1	2	1	0	0	1
1	0	1	0	0	0	0
4	1	1	0	0	1	2
3	1	2	0	0	1	1

WP:	0	PA:	39
PB:	0		
SB:	1		
CS:	1		

Batter	1	2	3	4	5	6	7	8	9
Shawon Dunston, R (1, 6) OBP: 0.243, SLG: 0.326	2-3 K		0-0 F7		2-2 CS 23 S 1B		1-0 BB 1B		1-3 K
23 Ryne Sandberg, R (1, 4) OBP: 0.337, SLG: 0.442	2-2 G5-3		2-1 2B 2B		3-1 SF7		2-0 F8		0-1 G6-3
Mark Grace, L (1, 3) OBP: 0.376, SLG: 0.411	3-3 K		1-0 2B 2B		2-1 G6-3		4-0 BB		0-0 G4-3
George Bell, R (1, 7) OBP: 0.259, SLG: 0.446		0-0 F7	2-1 L6			2-1 F8	1-0 F8		
Andre Dawson, R (1, 9) OBP: 0.333, SLG: 0.542		3-2 G4-3		0-1 G1-3		1-2 P4		1-1 P7	
Hector Villanueva, R (1, 2) OBP: 0.298, SLG: 0.548		0-0 F9		2-1 G1-3		4-2 BB		0-0 HR	
Luis Salazar, R (1, 5) OBP: 0.302, SLG: 0.488			2-1 HR	2-2 FC6-4 1B		0-0 F7		3-2 1B	
Jose Vizcaino, S (6, 5) OBP: 0.382, SLG: 0.387									
Jerome Walton, R (1, 8) OBP: 0.248, SLG: 0.320		2-0 SH2-4 23 2B 1B	1 SAFE 1 SAFE FC6-4	0-0 1-2f			1-3 K	1 SAFE 1 SAFE F7	1-2 F7
Greg Maddux, R (1, 1) OBP: 0.308, SLG: 0.360			1-1 SH2-4		0-1 1B 23 SF7 2B		0-0 BB 1B 1B	0-3 K	

Inning Stats	R: 0	H: 0	E: 0	K: 2	S: 10	P: 17	R: 0	H: 0	E: 0	K: 0	S: 5	P: 8	R: 3	H: 4	E: 0	K: 0	S: 11	P: 21	R: 0	H: 1	E: 0	K: 0	S: 9	P: 13	R: 1	H: 2	E: 0	K: 0	S: 9	P: 16	R: 0	H: 0	E: 0	K: 1	S: 8	P: 15	R: 0	H: 2	E: 0	K: 1	S: 7	P: 16	R: 1	H: 2	E: 0	K: 1	S: 17	P: 22	R: 0	H: 0	E: 0	K: 1	S: 7	P: 8	1B: 6	2B: 3	3B: 0	HR: 2	SF: 1	SAC: 1	DP: 0	HBP: 0	WP: 0	PB: 0	SB: 1	CS: 1
--------------	------	------	------	------	-------	-------	------	------	------	------	------	------	------	------	------	------	-------	-------	------	------	------	------	------	-------	------	------	------	------	------	-------	------	------	------	------	------	-------	------	------	------	------	------	-------	------	------	------	------	-------	-------	------	------	------	------	------	------	-------	-------	-------	-------	-------	--------	-------	--------	-------	-------	-------	-------

PITCHER	IP	WLS	BF	H	R	ER	SO	BB	IBB	HBP	BLK	WP	HR	S	P	ERA	WHIP
Frank Viola, L (1, 1) ERA: 2.47	6.1	L	28	9	4	4	3	1	0	0	0	0	1	57	97	5.68	1.579
Alejandro Pena, R (7, 1) ERA: 1.65	1.2		8	2	1	1	1	1	0	0	0	0	1	19	31	5.40	1.800
Jeff Innis, R (9, 1) ERA: 3.97	1.0		3	0	0	0	1	0	0	0	0	0	0	7	8	0.00	0.000

PITCHER	IP	WLS	BF	H	R	ER	SO	BB	IBB	HBP	BLK	WP	HR	S	P	ERA	WHIP
---------	----	-----	----	---	---	----	----	----	-----	-----	-----	----	----	---	---	-----	------

Batter	1	2	3	4	5	6	7	8	9	AB	R	H	RBI	BB	SO	LOB
Vince Coleman, S OBP: 0.374, SLG: 0.312 (1, 8)	1-1 P5		3-3 K			0-2 S 1B		2-2 G4-3 S 1B		4	0	2	0	0	1	1
Gregg Jefferies, S OBP: 0.347, SLG: 0.314 (1, 4) (8, 5)	3-3 K		1-2 L8			2-2 G5-3 1-2		2-2 G4-3 1-3		4	0	0	0	0	1	3
Hubie Brooks, R OBP: 0.311, SLG: 0.407 Jeff Innis, R (9, 1)	1-2 G5-3				1-2 G6-3		0-1 G5-3		1-3 K	4	0	0	0	0	1	2
Howard Johnson, S OBP: 0.322, SLG: 0.525 (8, 6)		2-2 WP G5-3 1B		1-3 K			0-0 G3-1 S 1B		3-3 K	4	1	2	0	0	2	0
Kevin McReynolds, R OBP: 0.319, SLG: 0.402 (1, 7)		0-2 G5-3 1-2		0-0 P3			4-2 G3-1 BB		1-1 P6	3	0	0	0	1	0	1
Tim Teufel, R OBP: 0.161, SLG: 0.233 (1, 3)		2-2 G5-3 2-H			0-1 F8		2-3 K		1-0 HR	4	1	1	2	0	1	2
Rick Cerone, R OBP: 0.349, SLG: 0.448 Daryl Boston, L OBP: 0.244, SLG: 0.262 Charlie O'Brien, R OBP: 0.259, SLG: 0.212 Mackey Sasser, L OBP: 0.250, SLG: 0.444 (9, PH)		0-2 G3			0-1 G6-3		0-1 G3-1		1-3 K	2	0	0	0	0	0	0
Kevin Elster, R OBP: 0.359, SLG: 0.473 Tom Herr, S OBP: 0.376, SLG: 0.314 (7, PH) (8, 4)			4-0 SH2-4 BB		0-0 G6-3		1-3 K			1	0	0	0	1	0	0
Frank Viola, L OBP: 0.130, SLG: 0.136 Alejandro Pena, R OBP: 0.357, SLG: 0.360 (8, PH) (9, 9)			0-0 SH2-4 1-2			0-1 G6-3		0-0 G5-3		1	0	0	0	0	0	0

Inning Stats	R: 0	H: 0	E: 0	K: 1	S: 8	R: 1	H: 1	E: 0	K: 0	S: 13	R: 0	H: 0	E: 0	K: 1	S: 10	R: 0	H: 0	E: 0	K: 0	S: 5	R: 0	H: 1	E: 0	K: 2	S: 11	R: 0	H: 1	E: 0	K: 1	S: 11	R: 1	H: 1	E: 0	K: 2	S: 10	
	0	0	0	1	8	1	1	0	0	13	0	0	0	1	10	0	0	0	0	0	5	0	1	0	2	11	0	1	0	1	1	1	1	0	2	10
	0	0	0	0	8	0	0	0	0	13	0	0	0	0	10	0	0	0	0	0	5	0	1	0	2	11	0	1	0	1	1	1	1	0	2	10
	0	0	0	0	8	0	0	0	0	13	0	0	0	0	10	0	0	0	0	0	5	0	1	0	2	11	0	1	0	1	1	1	1	0	2	10
	0	0	0	0	8	0	0	0	0	13	0	0	0	0	10	0	0	0	0	0	5	0	1	0	2	11	0	1	0	1	1	1	1	0	2	10

BOTTOM	
Chicago Cubs @ New York Mets	
Shea Stadium, Flushing, NY	
Wed May 22 1991, 7:05 PM EDT	
Att. 28,749 - Sunny - 86 F	
AB	31
R	2
H	5
RBI	2
BB	2
SO	8
LOB	13

PITCHER	
Greg Maddux, R ERA: 3.22 (1, 1)	IP: 9.0, WLS: 7, BF: 34, H: 5, R: 2, ER: 2, SO: 8, BB: 2, IBB: 0, HBP: 0, BLK: 0, WP: 1, HR: 1, S: 85, P: 124, ERA: 2.00, WHIP: 0.778



Batter	1	2	3	4	5	6	7	8	9	AB R H RBI BB SO LOB	TOP																
Doug Dasenczo, S (1, 8) OBP: 0.361, SLG: 0.400	2-1 G6-3		3-1 G4-3		1-3 K		1-3 K		3-2 SH5-3	4 0 0 1 0 2 2																	
23 Ryne Sandberg, R (1, 4) OBP: 0.333, SLG: 0.430	2-3 K		3-2 P6			1-0 G6-3		0-1 F9	4-0 IBB	4 0 0 0 1 1 0																	
Mark Grace, L (1, 3) OBP: 0.371, SLG: 0.404	1-1 G6-3			1-2 F7		0-1 G3-1		0-0 1B	1-0 F8	5 0 1 0 0 0 2																	
George Bell, R (1, 7) OBP: 0.265, SLG: 0.447		1-0 1B		2-1 G5-3		3-1 1B		0-2 P4		4 0 2 0 0 0 1																	
Andre Dawson, R (1, 9) OBP: 0.338, SLG: 0.541		2-1 P4		1-0 2B		2-2 CS	1-2 L7	0-1 1B		4 1 2 0 0 0 1																	
Damon Berryhill, S (1, 2) OBP: 0.204, SLG: 0.323		0-3 K		2-1 2B		1-1 F7		1-3 K		4 0 1 1 0 2 3																	
Luis Salazar, R (1, 5) OBP: 0.319, SLG: 0.477		3-1 G6-3		1-2 G5-3		4-1 3B			0-2 FC1-6	3 1 1 0 1 0 2																	
Shawon Dunston, R (1, 6) OBP: 0.250, SLG: 0.367			1-1 HR		0-1 B4-3		2-2 3B		2-2 FC1-6	4 2 2 2 0 0 1																	
Shawn Boskie, R (1, 1) OBP: 0.227, SLG: 0.400			2-3 K			0-0 G5-3		4-2 BB	3-1 E6	2 0 0 0 0 1 0																	
Chico Walker, S (7, PH) OBP: 0.400, SLG: 0.382										0 0 0 0 1 0 0																	
Les Lancaster, R (7, 1) OBP: 0.333, SLG: 0.333										0 0 0 0 0 0 0																	
Hector Villanueva, R (9, PH) OBP: 0.282, SLG: 0.535										1 0 0 0 0 0 1																	
Paul Assenmacher, L (9, 1) OBP: 0.667, SLG: 0.500										0 0 0 0 0 0 0																	
Inning Stats	R: 0 E: 0 K: 1 S: 8	H: 0 LOB: 0 BB: 0 P: 13	R: 0 E: 0 K: 1 S: 8	H: 1 LOB: 1 BB: 0 P: 14	R: 1 E: 0 K: 1 S: 10	H: 1 LOB: 0 BB: 0 P: 19	R: 1 E: 0 K: 0 S: 11	H: 2 LOB: 1 BB: 0 P: 18	R: 0 E: 0 K: 1 S: 6	H: 0 LOB: 0 BB: 0 P: 7	R: 0 E: 0 K: 0 S: 7	H: 1 LOB: 0 BB: 0 P: 13	R: 1 E: 0 K: 1 S: 14	H: 1 LOB: 2 BB: 2 P: 27	R: 0 E: 0 K: 1 S: 12	H: 2 LOB: 2 BB: 0 P: 13	R: 1 E: 1 K: 0 S: 14	H: 1 LOB: 2 BB: 1 P: 26	1B: 6 2B: 1 3B: 1 HR: 1	SF: 0 SAC: 1 DP: 0 HBP: 0	WP: 1 PB: 0 SB: 1 CS: 1	PA: 40					
PITCHER	IP WLS BF H R ER SO BB IBB HBP BLK WP HR S P ERA WHIP																										
Ron Darling, R (1, 1) ERA: 3.52	6.2		26	6	3	3	4	1	0	0	0	1	1	59	101	4.05	1.050										
Alejandro Pena, R (7, 1) ERA: 1.53	1.1		7	2	0	0	2	1	0	0	0	0	0	17	23	0.00	2.250										
John Franco, L (9, 1) ERA: 0.59	1.0	L	6	1	1	0	0	0	1	0	0	0	0	14	26	0.00	1.000										

Chicago Cubs @ New York Mets
Shea Stadium, Flushing, NY
Thu May 23 1991, 7:05 PM EDT
Att. 29,763 - Sunny - 70 F

livebaseballscorecards.com

AB	35
R	4
H	9
RBI	4
BB	3
SO	6
LOB	13



Batter	1	2	3	4	5	6	7	8	9	AB	R	H	RBI	BB	SO	LOB
Vince Coleman, S OBP: 0.365, SLG: 0.303 (1, 8)	3-3 K		0-0 F8		1-0 G4-3		2-2 CS	3-3 K		4	0	0	0	0	2	1
Keith Miller, R OBP: 0.406, SLG: 0.448 (1, 4)	1-2 1B		1-1 G6-3 1B			3-2 E 2B		1-2 L5		4	2	3	0	0	0	0
Hubie Brooks, R OBP: 0.316, SLG: 0.410 John Franco, L (9, 1)	2-1 1B		1-2 G6-3 1B			2-2 E7 PB 1B		2-3 K		4	1	2	1	0	1	1
Howard Johnson, S OBP: 0.327, SLG: 0.524 (1, 5)	1-2 E S 1B			1-2 CS 1B		2-1 P5		0-3 K		4	0	2	1	0	1	1
Kevin McReynolds, R OBP: 0.309, SLG: 0.387 (1, 7)	2-0 F9			0-2 F8		0-2 G6-3		0-1 F9		4	0	0	0	0	0	4
Tim Teufel, R OBP: 0.147, SLG: 0.212 Alejandro Pena, R (7, 1)	3-2 F7			3-3 K		2-3 K		1-3 K		3	0	0	0	0	2	3
Daryl Boston, L OBP: 0.244, SLG: 0.262 Mark Carreon, R OBP: 0.380, SLG: 0.543 (9, PH)	1-3 3-H			1-2 1B						0	0	0	0	0	0	0
Rick Cerone, R OBP: 0.348, SLG: 0.443 (1, 2)		1-0 G5-3			0-0 F9		2-2 CS 1B			3	0	1	0	0	0	0
Kevin Elster, R OBP: 0.358, SLG: 0.456 (1, 6)		0-1 G6-3			4-0 SH1-4 BB		2-3 K			2	0	0	0	1	1	1
Ron Darling, R OBP: 0.200, SLG: 0.333 Dave Magadan, L OBP: 0.362, SLG: 0.312 (7, 3)		2-3 K			1-1 SH1-4		2-3 K			1	0	0	0	0	1	0
					1-2					1	0	0	0	0	1	1

Inning Stats	R: 2	H: 3	E: 0	K: 1	S: 19	LOB: 1	BB: 0	P: 31	R: 0	H: 0	E: 0	K: 1	S: 6	LOB: 0	BB: 0	P: 9	R: 0	H: 1	E: 0	K: 0	S: 6	LOB: 0	BB: 0	P: 8	R: 0	H: 1	E: 0	K: 1	S: 12	LOB: 0	BB: 0	P: 15	R: 0	H: 0	E: 0	K: 0	S: 5	LOB: 1	BB: 1	P: 10	R: 1	H: 2	E: 1	K: 1	S: 14	LOB: 1	BB: 0	P: 23	R: 0	H: 1	E: 0	K: 2	S: 12	LOB: 0	BB: 0	P: 20	R: 0	H: 0	E: 0	K: 2	S: 14	LOB: 0	BB: 0	P: 20	R: 0	H: 0	E: 0	K: 2	S: 9	LOB: 0	BB: 0	P: 10	1B: 7	SF: 0	2B: 1	SAC: 1	3B: 0	DP: 1	HR: 0	HBP: 0	WP: 0	PA: 34
PITCHER	IP	WLS	BF	H	R	ER	SO	BB	IBB	HBP	BLK	WP	HR	S	P	ERA	WHIP																																																																	
Shawn Boskie, R ERA: 3.53 (1, 1)	6.0		24	7	3	3	4	1	0	0	0	0	0	62	96	4.50	1.333																																																																	
Les Lancaster, R ERA: 3.86 (7, 1)	2.0	W	6	1	0	0	4	0	0	0	0	0	0	26	40	0.00	0.500																																																																	
Paul Assenmacher, L ERA: 3.18 (9, 1)	1.0	S	3	0	0	0	2	0	0	0	0	0	0	9	10	0.00	0.000																																																																	

BOTTOM

Chicago Cubs @ New York Mets
Shea Stadium, Flushing, NY
Thu May 23 1991, 7:05 PM EDT
Att: 29,763 - Sunny - 70 F

livebaseballscores.com

AB	31
R	3
H	8
RBI	2
BB	1
SO	10
LOB	12



Batter	1	2	3	4	5	6	7	8	9	AB R H RBI BB SO LOB	TOP											
Delino DeShields, L (1, 4) OBP: 0.368, SLG: 0.386	1-0 CS 1B			2-1 F7		3-1 F8			2-1 S G6-3 WP 1B	4 1 2 0 0 0 0												
Marquis Grissom, R (1, 8) OBP: 0.336, SLG: 0.453	2-3 K 1-2			0-2 3B 1B		1-2 G5-3			1-2 SAFE G6-3 1-2	4 1 1 0 0 1 2												
Dave Martinez, L (1, 7) OBP: 0.271, SLG: 0.304	0-0 G4-3			0-2 SAFE FC5-2 1-H 3B		2-0 G4-3			4-2 1B BB 2-3	3 0 1 1 1 0 0												
Andres Galarraga, R (1, 3) OBP: 0.307, SLG: 0.379 Spike Owen, S (7, 6) OBP: 0.303, SLG: 0.297			3-1 G6-3	2-1 FC5-2		1-2 G5-3			0-0 SAFE SAFE 1-2 3-H 1B	3 0 0 0 0 0 1 1 0 1 0 0 0 0												
Larry Walker, L (1, 9) OBP: 0.285, SLG: 0.364			1-1 P4	0-3 K		1-0 L9			0-3 K	4 0 0 0 0 2 3												
Tim Wallach, R (1, 5) OBP: 0.286, SLG: 0.287			0-1 G5-3		1-1 F9				0-3 K	4 0 0 0 0 1 2												
Tom Foley, L (1, 6) OBP: 0.224, SLG: 0.304			1-0 F8		0-0 F8				1-1 F8	3 0 0 0 0 0 0												
Gilberto Reyes, R (1, 2) OBP: 0.347, SLG: 0.319 Eric Bullock, L (8, PH) OBP: 0.308, SLG: 0.292 Junior Noboa, R (8, PH) OBP: 0.394, SLG: 0.563 Tim Burke, R (8, 1)			0-2 G6-3		1-2 P4				0-1 HR	2 0 0 0 0 0 0 0 0 0 0 0 0 0 1 1 1 1 0 0 0 0 0 0 0 0 0 0												
Mark Gardner, R (1, 1) Nelson Santovenia, R (8, PH) OBP: 0.270, SLG: 0.351			2-3 K		2-1 G4-3				3-3 K	2 0 0 0 0 1 0 1 0 0 0 0 1 0												
Inning Stats	R: 0 E: 0 K: 1 S: 5	H: 1 LOB: 0 BB: 0 P: 8	R: 0 E: 0 K: 0 S: 6	H: 0 LOB: 0 BB: 0 P: 10	R: 0 E: 0 K: 1 S: 7	H: 0 LOB: 0 BB: 0 P: 10	R: 1 E: 0 K: 1 S: 13	H: 2 LOB: 1 BB: 0 P: 17	R: 0 E: 0 K: 0 S: 8	H: 0 LOB: 0 BB: 0 P: 10	R: 0 E: 0 K: 0 S: 8	H: 0 LOB: 0 BB: 0 P: 14	R: 0 E: 0 K: 0 S: 6	H: 0 LOB: 0 BB: 0 P: 10	R: 1 E: 0 K: 1 S: 10	H: 1 LOB: 0 BB: 0 P: 14	R: 1 E: 0 K: 2 S: 16	H: 2 LOB: 2 BB: 1 P: 23	1B: 4 2B: 0 3B: 1 HR: 1	SF: 0 SAC: 0 DP: 0 HBP: 0	WP: 1 PB: 0 SB: 1 CS: 1	PA: 33
PITCHER	IP WLS BF H R ER SO BB IBB HBP BLK WP HR S P ERA WHIP																					
Bob Scanlan, R (1, 1) ERA: 1.59	7.2 W 25 3 1 1 3 0 0 0 0 0 0 56 83 1.17 0.391																					
Paul Assenmacher, L (8, 1) ERA: 3.68	1.0 7 3 2 2 2 1 0 0 0 1 1 19 29 18.00 4.000																					
Heathcliff Slocumb, R (9, 1) ERA: 3.32	0.1 S 1 0 0 0 1 0 0 0 0 0 0 4 4 0.00 0.000																					

Montreal Expos @ Chicago Cubs
Wrigley Field, Chicago, IL
 Fri May 24 1991, 3:33 AM CDT
 Att. 32,410 - Cloudy - 84 F

livebaseballscorecards.com

AB	32
R	3
H	6
RBI	2
BB	1
SO	6
LOB	8



Batter	1	2	3	4	5	6	7	8	9
Doug Dascenzo, S OBP: 0.342, SLG: 0.377 (1, 8) (9, 7)	0-0 B1-3		1-3 K			0-0 G3		2-1 F8	
23 Ryne Sandberg, R OBP: 0.337, SLG: 0.451 (1, 4)	1-0 G3 1B			1-3 K		0-0 HR		1-2 G4-3	
Mark Grace, L OBP: 0.368, SLG: 0.400 (1, 3)	3-0 G3 1-2			3-2 F8		0-1 G4-3		3-2 1B 1B	
George Bell, R OBP: 0.277, SLG: 0.452 Jerome Walton, R OBP: 0.248, SLG: 0.320 (1, 7) (8, PR) (9, 8)	1-2 P9			4-0 PO BB		0-0 1B		1-2 1B 1B 1-3 1B	
Dwight Smith, L OBP: 0.281, SLG: 0.467 (1, 9)		2-2 G6-3		0-2 PO 1-2	3-2 SF8 3B	1-2 F8		3-0 1B 3-H	
Hector Villanueva, R OBP: 0.269, SLG: 0.500 (1, 2)		3-3 K			2-2 SF8 3-H		1-0 F9	2-1 G1-3	
Chico Walker, S OBP: 0.395, SLG: 0.378 Jose Vizcaino, S OBP: 0.382, SLG: 0.387 (1, 5) (8, 5)		2-1 F8			2-2 BLK 1B		0-0 G3		
Shawon Dunston, R OBP: 0.252, SLG: 0.387 (1, 6)			2-0 P6		0-1 L7 1-2		1-2 HR		
Bob Scanlan, R Paul Assenmacher, L OBP: 0.667, SLG: 0.500 Heathcliff Slocumb, R (1, 1) (8, 1) (9, 1)			1-3 K		0-3 K		1-3 K		

AB	R	H	RBI	BB	SO	LOB
4	0	0	0	0	1	0
4	1	2	1	0	1	0
4	1	1	0	0	0	1
3	0	2	0	1	0	1
0	0	0	0	0	0	0
4	1	2	1	0	0	1
3	0	0	1	0	1	2
3	0	1	0	0	0	0
0	0	0	0	0	0	0
3	1	1	1	0	0	1
3	0	0	0	0	3	1
0	0	0	0	0	0	0
0	0	0	0	0	0	0

Montreal Expos @ Chicago Cubs
Wrigley Field, Chicago, IL
 Fri May 24 1991, 3:33 AM CDT
 Att: 32,410 - Cloudy - 84 F

livebaseballscorecards.com

AB	31
R	4
H	9
RBI	4
BB	1
SO	6
LOB	7



Inning Stats	R	H	E	K	S	R	H	E	K	S	R	H	E	K	S	R	H	E	K	S	R	H	E	K	S	R	H	E	K	S	R	H	E	K	S		
	0	1	0	0	12	0	0	0	1	15	0	0	0	2	8	1	2	0	1	24	1	3	0	0	26	1	0	0	0	0	0	0	0	0	0	0	0

PITCHER	IP	WLS	BF	H	R	ER	SO	BB	IBB	HBP	BLK	WP	HR	S	P	ERA	WHIP
Mark Gardner, R ERA: 5.51	(1, 1)	7.0	L	27	6	3	3	6	1	0	1	0	2	66	101	3.86	1.000
Tim Burke, R ERA: 3.0	(8, 1)	1.0		6	3	1	1	0	0	0	0	0	0	14	26	9.00	3.000

WP	PA	ERA	WHIP
0	34		

Montreal Expos @ Chicago Cubs
 Wrigley Field, Chicago, IL
 Sat May 25 1991, 7:05 PM CDT
 Att. 16,961 - Cloudy - 66 F

livebaseballscorecards.com

AB	30
R	1
H	6
RBI	1
BB	4
SO	6
LOB	12



AB	R	H	RBI	BB	SO	LOB
3	0	0	0	1	1	0
4	0	1	0	0	0	1
3	0	1	0	1	1	0
4	0	1	0	0	1	3
3	0	1	0	1	0	1
1	0	0	0	1	0	1
2	1	1	1	0	0	1
4	0	1	0	0	1	3
3	0	0	0	0	1	1
2	0	0	0	0	0	0
0	0	0	0	0	0	0
1	0	0	0	0	1	1
0	0	0	0	0	0	0
0	0	0	0	0	0	0

1B:	5	SF:	0
2B:	1	SAC:	0
3B:	0	DP:	1
HR:	1	HBP:	0
WP:	0	PA:	34
PB:	0		
SB:	0		
CS:	2		

Batter	1	2	3	4	5	6	7	8	9
Delino DeShields, L (1, 4) OBP: 0.365, SLG: 0.378	2-2 G5-3		4-2 BB			1-2 F8		2-3 K	
Marquis Grissom, R (1, 8) OBP: 0.333, SLG: 0.447	1-1 F9		1-2 F9			1-2 F8-6 1B		3-2 G6-3	
Dave Martinez, L (1, 7) OBP: 0.281, SLG: 0.305	0-1 G4-3			4-0 BB		1-2 1B		3-3 K	
Tim Wallach, R (1, 5) OBP: 0.285, SLG: 0.286		0-0 CS 1B		1-3 K		0-1 F8-6			0-2 F7
Larry Walker, L (1, 9) OBP: 0.291, SLG: 0.364		2-2 G4-3		0-0 1B			1-1 G4-3		4-2 FC4-6 BB
Tom Foley, L (1, 3) OBP: 0.235, SLG: 0.298		4-0 CS BB		2-2 L3			1-2 HR		1-2 FC4-6
Nelson Santovenia, R (7, PH) OBP: 0.282, SLG: 0.436									1-2 1-2
Spike Owen, S (1, 6) OBP: 0.301, SLG: 0.295		3-3 K			0-0 P6		1-1 1B		0-0 P2
Gilberto Reyes, R (1, 2) OBP: 0.333, SLG: 0.306			0-0 P1		2-3 K		0-0 P6		
Rick Mahler, R (1, 1) OBP: 0.111, SLG: 0.111			1-1 L7		1-1 F7		2-3 K		
Bill Sampen, R (5, 1) OBP: 0.750, SLG: 0.750									
Andres Galarraga, R (7, PH) OBP: 0.305, SLG: 0.376									
Steve Frey, R (7, 1)									
Barry Jones, R (8, 1)									

Inning Stats	R: 0	H: 0	E: 0	K: 0	S: 7	P: 10	R: 0	H: 1	E: 0	K: 1	S: 8	P: 17	R: 0	H: 0	E: 0	K: 0	S: 9	P: 15	R: 0	H: 1	E: 0	K: 1	S: 7	P: 14	R: 0	H: 0	E: 0	K: 1	S: 7	P: 10	R: 0	H: 2	E: 0	K: 0	S: 11	P: 14	R: 1	H: 2	E: 0	K: 1	S: 11	P: 16	R: 0	H: 0	E: 0	K: 2	S: 10	P: 18	R: 0	H: 0	E: 0	K: 0	S: 9	P: 14
	0	0	0	0	7	10	0	1	0	1	8	17	0	0	0	0	9	15	0	1	0	1	7	14	0	0	0	0	11	14	1	2	0	1	11	16	0	0	0	2	10	18	0	0	0	0	9	14						

PITCHER	IP	WLS	BF	H	R	ER	SO	BB	IBB	HBP	BLK	WP	HR	S	P	ERA	WHIP
Mike Bielecki, R (1, 1) ERA: 3.33	5.0	W	18	2	0	0	3	3	0	0	0	0	0	38	66	0.00	1.000
Chuck McElroy, L (6, 1) ERA: 1.86	4.0	S	16	4	1	1	3	1	0	0	0	0	1	41	62	2.25	1.250

Batter	1	2	3	4	5	6	7	8	9	AB	R	H	RBI	BB	SO	LOB	TOP										
Delino DeShields, L OBP: 0.366, SLG: 0.371 (1, 4)	2-0 F7	4-2 S BB		4-2 1B BB		1-0 P5		2-2 F9		3	1	0	0	2	0	0											
Marquis Grissom, R OBP: 0.336, SLG: 0.445 (1, 8)	2-2 G6-3	1-1 L9		3-2 S 1B 1B		2-3 K		1-0 BB 1B		5	1	2	1	0	1	1											
Larry Walker, L OBP: 0.314, SLG: 0.373 (1, 9)	1-2 1B 2B 1B		4-1 E S BB	4-2 1B 1-2 BB		3-2 1B		4-1 SAFE SAFE 1-2 BB		2	1	2	0	3	0	0											
Tim Wallach, R OBP: 0.288, SLG: 0.289 (1, 5)	2-2 2B 1B		3-3 SAFE SAFE SAFE 1-3 K	3-2 BB 1B		0-0 P2		3-2 P2		5	1	2	2	0	1	4											
Ron Hassey, L OBP: 0.387, SLG: 0.385 (1, 2)	0-1 1B 2B		0-1 G3	4-2 1-2 BB				1-3 K		4	1	1	2	1	1	3											
Gilberto Reyes, R OBP: 0.333, SLG: 0.306 (8, 2)								2-2 F7		0	0	0	0	0	0	0											
Dave Martinez, L OBP: 0.277, SLG: 0.299 (1, 7)	0-1 2-H 1B		0-0 B1-3	1-2 F8				0-2 L6		5	0	1	1	0	0	4											
Tom Foley, L OBP: 0.250, SLG: 0.308 (1, 3)	2-1 G3			0-1 F7	2-3 K			3-1 BB 1B		5	0	2	0	0	1	1											
Spike Owen, S OBP: 0.305, SLG: 0.294 (1, 6)		2-0 G6-3		3-1 SH3 1B	3-2 G4-3			4-1 FC6-4 BB		4	1	1	0	1	0	1											
Dennis Martinez, R OBP: 0.154, SLG: 0.231 (1, 1)			0-0 G6-3	0-0 SH3	3-3 K			0-1 FC6-4		3	0	0	0	0	1	2											
Tim Burke, R (7, 1)										0	0	0	0	0	0	0											
Barry Jones, R (7, 1)										0	0	0	0	0	0	0											
Inning Stats	R: 3 E: 0 K: 0 S: 18	H: 4 LOB: 1 BB: 0 P: 27	R: 0 E: 0 K: 1 S: 6	H: 0 LOB: 1 BB: 1 P: 13	R: 0 E: 0 K: 1 S: 9	H: 0 LOB: 1 BB: 1 P: 16	R: 3 E: 0 K: 0 S: 25	H: 3 LOB: 3 BB: 3 P: 47	R: 0 E: 0 K: 2 S: 10	H: 0 LOB: 0 BB: 0 P: 18	R: 0 E: 0 K: 1 S: 12	H: 1 LOB: 1 BB: 0 P: 18	R: 0 E: 0 K: 1 S: 11	H: 1 LOB: 2 BB: 1 P: 19	R: 0 E: 0 K: 0 S: 11	H: 1 LOB: 2 BB: 1 P: 23	R: 0 E: 0 K: 0 S: 7	H: 1 LOB: 0 BB: 0 P: 12	1B: 10 2B: 1 3B: 0 HR: 0	SF: 0 SAC: 1 DP: 1 HBP: 0	WP: 0 PB: 0 SB: 3 CS: 0	PA: 44					
PITCHER	IP	WLS	BF	H	R	ER	SO	BB	IBB	HBP	BLK	WP	HR	S	P	ERA	WHIP										
Rick Sutcliffe, R ERA: 6.63 (1, 1)	3.2		22	7	6	6	1	4	0	0	0	0	0	52	92	14.73	3.000										
Steve Wilson, L ERA: 9.0 (4, 1)	1.1		5	0	0	0	2	1	0	0	0	0	0	16	29	0.00	0.750										
Les Lancaster, R ERA: 3.6 (6, 1)	2.0	W	9	2	0	0	2	1	0	0	0	0	0	23	37	0.00	1.500										
Paul Assenmacher, L ERA: 3.64 (8, 1)	0.1		3	1	0	0	0	1	0	0	0	0	0	5	12	0.00	6.000										
Dave Smith, R ERA: 4.26 (8, 1)	1.2	S	5	1	0	0	0	0	0	0	0	0	0	13	23	0.00	0.600										

Montreal Expos @ Chicago Cubs
Wrigley Field, Chicago, IL
 Sun May 26 1991, 3:33 AM CDT
 Att. 35,417 - Cloudy - 80 F

livebaseballscorecards.com

AB 36
R 6
H 11
RBI 6
BB 7
SO 5
LOB 16



BOTTOM

Montreal Expos @ Chicago Cubs
 Wrigley Field, Chicago, IL
 Sun May 26 1991, 3:33 AM CDT
 Att: 35,417 - Cloudy - 80 F

livebaseballscorecards.com

AB	35
R	8
H	11
RBI	8
BB	4
SO	1
LOB	21



WP: 0	PA: 39
PB: 0	
SB: 0	
CS: 0	

AB	R	H	RBI	BB	SO	LOB
3	1	2	0	2	0	0
5	0	0	0	0	0	6
5	1	2	3	0	0	3
3	1	0	0	1	0	4
4	0	2	1	0	0	2
4	1	1	1	0	0	1
3	1	1	0	1	0	2
3	0	0	0	0	1	3
1	1	1	3	0	0	0
0	0	0	0	0	0	0
1	0	0	0	0	0	0
0	0	0	0	0	0	0
0	0	0	0	0	0	0
0	0	0	0	0	0	0
1B: 9	SF: 0					
2B: 2	SAC: 0					
3B: 0	DP: 1					
HR: 1	HBP: 0					

Batter	1	2	3	4	5	6	7	8	9
Doug Dascenzo, S (1, 8) OBP: 0.370, SLG: 0.389	4-1 F9 23 E BB		4-2 BB		0-0 F9-5 1B		0-1 23 F7 2B 1B	0-0 P6	
23 Ryne Sandberg, R (1, 4) OBP: 0.337, SLG: 0.459	3-2 SAFE E6 1-2		0-2 F7		0-1 F8 2-3		3-1 F7 1-2 2-3	2-2 G5-3	
Mark Grace, L (1, 3) OBP: 0.368, SLG: 0.405	1-0 F7		1-2 G6-3		2-1 1B 3-H		0-0 1B 2B 2-H 3-H	2-1 G5-3	
Andre Dawson, R (1, 9) OBP: 0.333, SLG: 0.519	1-2 F9 2-3			0-1 G5-3	1-0 F9-5 2-3		4-1 1B FC4-6 BB		
Chico Walker, S (1, 5) OBP: 0.404, SLG: 0.390	1-0 F7			0-0 1B		0-0 G4-3	0-0 FC4-6 1B 1-3 2-H		
Dwight Smith, L (1, 7) OBP: 0.278, SLG: 0.441		2-1 G4-3		1-0 1B		3-1 F9	SAFE 1-2 FC4-6 HR 1-2f 3-H		
Hector Villanueva, R (1, 2) OBP: 0.286, SLG: 0.490		0-0 P4		2-1 F7		4-0 BB	SAFE 0-1 1B HR		
Jose Vizcaino, S (1, 6) OBP: 0.351, SLG: 0.353		1-0 G4-3		1-3 K		0-0 G4-3	0-0 HR 1-H 2-H		
George Bell, R (7, PH) OBP: 0.287, SLG: 0.475									
Shawon Dunston, R (8, 6) OBP: 0.252, SLG: 0.384									
Rick Sutcliffe, L (1, 1) OBP: 0.154, SLG: 0.167			0-1 G4-3		3-1 23 F8 1B 1B				
Steve Wilson, L (4, 1)									
Jerome Walton, R (5, PH) OBP: 0.255, SLG: 0.333									
Les Lancaster, R (6, 1) OBP: 0.333, SLG: 0.333									
Erik Pappas, R (7, PH) OBP: 0.267, SLG: 0.214									
Paul Assenmacher, L (8, 1) OBP: 0.667, SLG: 0.500									
Dave Smith, R (8, 1)									

Inning	R	H	E	K	S	IP	WLS	BF	H	R	ER	SO	BB	IBB	HBP	BLK	WP	HR	S	P	ERA	WHIP
1	0	0	2	0	19	6.1		30	8	4	4	1	3	0	0	0	0	0	54	92	5.68	1.737
2	0	0	0	0	7	0.1	L	4	2	1	1	0	1	0	0	0	0	0	7	12	27.00	9.000
3	0	0	0	0	3	1.1		5	1	3	3	0	0	0	0	0	0	1	9	14	20.25	0.750

PITCHER	IP	WLS	BF	H	R	ER	SO	BB	IBB	HBP	BLK	WP	HR	S	P	ERA	WHIP
Dennis Martinez, R (1, 1) ERA: 2.07	6.1		30	8	4	4	1	3	0	0	0	0	0	54	92	5.68	1.737
Tim Burke, R (7, 1) ERA: 3.95	0.1	L	4	2	1	1	0	1	0	0	0	0	0	7	12	27.00	9.000
Barry Jones, R (7, 1) ERA: 2.56	1.1		5	1	3	3	0	0	0	0	0	0	1	9	14	20.25	0.750

Batter	1	2	3	4	5	6	7	8	9	AB R H RBI BB SO LOB	TOP																
Vince Coleman, S OBP: 0.366, SLG: 0.293 (1, 8) BB BB	4-0 1B BB		4-0 2B 1B BB	0-2 G4-3		1-0 B5-3		1-3 K 1-2		3 2 0 0 2 1 1																	
Dave Magadan, L OBP: 0.376, SLG: 0.336 (1, 3) SAFE SAFE SAFE SAFE	1-1 1B 1-2 1B		1-1 1B 1-3 2B	2-2 E6 2B		0-1 E3 G4-3		0-2 2B 2-H		5 2 3 1 0 0 0																	
Gregg Jefferies, S OBP: 0.351, SLG: 0.343 Rick Cerone, R OBP: 0.356, SLG: 0.448 (1, 4) (8, 2) SAFE SAFE	2-2 1B 1-2 2-H 1B		1-1 FC4-6 1B 1B	0-2 S SF9 2B		1-1 G4-3 1-2		3-2 F7		5 2 3 3 0 0 2 0 0 0 0 0 0 0																	
Kevin McReynolds, R OBP: 0.293, SLG: 0.370 (1, 7) F X	0-1 F8		0-0 FC4-6 1B	2-0 SF9		1-1 F9			1-1 G5-3	4 0 1 2 0 0 3																	
Howard Johnson, S OBP: 0.315, SLG: 0.545 (1, 5) B X	1-0 L9		1-0 FC4-6 1B 1-2 2-3	1-1 F7			1-2 G3-1		0-3 K	5 1 0 0 0 1 4																	
Hubie Brooks, R Wally Whitehurst, R Pete Schourek, L Alejandro Pena, R Mackey Sasser, L John Franco, L (1, 9) (7, 1) (7, 1) (7, 1) (9, PH) (9, 1)	1-3 K		1-2 1B 1-2 3-H 1B		2-2 HR		3-3 K		3-1 F8	4 1 2 2 0 2 2 0 1 0 0 0 0 0 0 0 0 0 0 0 0 0																	
Kevin Elster, R OBP: 0.368, SLG: 0.459 (1, 6)		0-0 G5-3	0-0 1B	2-1 G4-3		1-0 F9				4 0 1 1 0 0 0																	
Charlie O'Brien, R Mark Carreon, R OBP: 0.238, SLG: 0.193 OBP: 0.350, SLG: 0.500 (1, 2) (8, PH) (8, 9)		3-1 G5-3	2-0 P2	1-1 G6-3			0-3 K2-3			3 0 0 0 0 0 2 1 0 0 0 0 1 0																	
Ron Darling, R Daryl Boston, L Tim Teufel, R Tom Herr, S OBP: 0.167, SLG: 0.278 OBP: 0.220, SLG: 0.234 OBP: 0.167, SLG: 0.206 OBP: 0.376, SLG: 0.314 (1, 1) (7, 9) (8, PH) (8, 4)		0-3 K	1-3 K	3-3 K			4-2 S 2B BB			3 0 0 0 0 3 2 0 0 0 0 0 0 0 0 1 0 0 1 0 0 0 0 0 0 0 0 0																	
Inning Stats	R: 1 E: 0 K: 1 S: 12	H: 2 LOB: 2 BB: 1 P: 21	R: 0 E: 0 K: 1 S: 6	H: 0 LOB: 0 BB: 0 P: 9	R: 4 E: 0 K: 1 S: 15	H: 5 LOB: 2 BB: 1 P: 26	R: 2 E: 1 K: 0 S: 12	H: 1 LOB: 0 BB: 0 P: 17	R: 1 E: 0 K: 1 S: 11	H: 1 LOB: 0 BB: 0 P: 19	R: 0 E: 1 K: 0 S: 7	H: 0 LOB: 1 BB: 0 P: 10	R: 0 E: 0 K: 1 S: 7	H: 0 LOB: 0 BB: 0 P: 12	R: 1 E: 0 K: 2 S: 17	H: 1 LOB: 1 BB: 1 P: 25	R: 0 E: 0 K: 1 S: 7	H: 0 LOB: 0 BB: 0 P: 11	1B: 6 2B: 3 3B: 0 HR: 1	SF: 1 SAC: 0 DP: 0 HBP: 0	WP: 0 PB: 0 SB: 2 CS: 0	PA: 42					
PITCHER	IP	WLS	BF	H	R	ER	SO	BB	IBB	HBP	BLK	WP	HR	S	P	ERA	WHIP										
Shawn Boskie, R ERA: 4.13 (1, 1)	2.1		15	6	5	5	2	2	0	0	0	0	0	27	47	19.29	3.429										
Les Lancaster, R ERA: 3.48 (3, 1)	3.2		16	3	3	1	2	0	0	0	0	0	1	36	55	2.46	0.818										
Heathcliff Slocumb, R ERA: 3.0 (7, 1)	1.0		3	0	0	0	1	0	0	0	0	0	0	7	12	0.00	0.000										
Paul Assenmacher, L ERA: 3.69 (8, 1)	2.0	L	8	1	1	1	3	1	0	0	0	0	0	24	36	4.50	1.000										

New York Mets @ Chicago Cubs
Wrigley Field, Chicago, IL
 Tue May 28 1991, 7:05 PM CDT
 Att. 32,811 - Sunny - 93 F

AB	38
R	9
H	10
RBI	9
BB	3
SO	8
LOB	16



1B	6	SF	1
2B	3	SAC	0
3B	0	DP	0
HR	1	HBP	0

Batter	1	2	3	4	5	6	7	8	9	AB	R	H	RBI	BB	SO	LOB
Doug Dascenzo, S OBP: 0.360, SLG: 0.368 Paul Assemacher, L OBP: 0.667, SLG: 0.500	4-0 23 BLK 23 1B BB	2-2 G5-3		0-1 L7		1-0 G4-3	0-0 F8			4	1	0	0	1	0	5
23 Ryne Sandberg, R OBP: 0.342, SLG: 0.461	1-1 WP 1B 1B		0-0 WP FC5 2B	1-2 L6		1-3 K		1-2 P6		5	2	2	1	0	1	1
Mark Grace, L OBP: 0.356, SLG: 0.389	1-0 F8		1-0 F7		0-0 G6-3		1-2 F8	0-0 P6		5	0	0	0	0	0	2
George Bell, R OBP: 0.294, SLG: 0.488 Jerome Walton, R OBP: 0.257, SLG: 0.343	0-1 F7		4-2 FC5 HBP BB		1-1 HR		1-1 HR 1B	1-1 1B		4	2	3	1	1	0	1
Andre Dawson, R OBP: 0.333, SLG: 0.525	2-1 1B		3-2 FC5 HBP		0-0 G1-3		2-1 HR	0-1 F9		4	1	2	3	0	0	1
Luis Salazar, R OBP: 0.345, SLG: 0.537 Ced Landrum, L OBP: 1.000, SLG: 1.000	1-0 G6-3		2-2 FC5		1-1 WP 2B		3-2 S HBP 1B		0-1 G4-3 S 1B	4	0	2	1	0	0	3
Damon Berryhill, S OBP: 0.208, SLG: 0.347 Hector Villanueva, R OBP: 0.290, SLG: 0.473		0-1 SH2-4 1B		0-0 P6		1-2 G6-3		0-3 K		3	0	1	0	0	0	3
Shawon Dunston, R OBP: 0.257, SLG: 0.375 Jose Vizcaino, S OBP: 0.342, SLG: 0.343		0-0 P4		1-0 F9		1-1 S HBP		1-2 E HBP		2	1	0	0	0	0	1
Shawn Boskie, R OBP: 0.227, SLG: 0.400 Les Lancaster, R OBP: 0.500, SLG: 0.750 Dwight Smith, L OBP: 0.270, SLG: 0.429 Heathcliff Slocumb, R Chico Walker, S OBP: 0.420, SLG: 0.409		0-1 SH2-4		1-0 2B		2-2 G3-1		1-2 E9 1B		0	0	0	0	0	0	0

Inning Stats	R: 2	H: 2	E: 1	LOB: 1	K: 0	BB: 1	S: 8	R: 0	H: 1	E: 0	LOB: 1	K: 0	BB: 0	S: 9	R: 1	H: 1	E: 0	LOB: 2	K: 0	BB: 1	S: 15	R: 0	H: 1	E: 0	LOB: 1	K: 0	BB: 0	S: 8	R: 1	H: 2	E: 0	LOB: 1	K: 0	BB: 0	S: 9	R: 1	H: 0	E: 1	LOB: 0	K: 1	BB: 0	S: 8	R: 3	H: 4	E: 1	LOB: 3	K: 1	BB: 0	S: 20	R: 0	H: 1	E: 0	LOB: 1	K: 0	BB: 0	S: 8	R: 0	H: 1	E: 0	LOB: 1	K: 2	BB: 0	S: 13	R: 0	H: 1	E: 0	LOB: 1	K: 1	BB: 0	S: 13	1B: 8	SF: 0	2B: 3	SAC: 1	3B: 0	DP: 0	HR: 2	HBP: 3	WP: 3	PA: 45
--------------	------	------	------	--------	------	-------	------	------	------	------	--------	------	-------	------	------	------	------	--------	------	-------	-------	------	------	------	--------	------	-------	------	------	------	------	--------	------	-------	------	------	------	------	--------	------	-------	------	------	------	------	--------	------	-------	-------	------	------	------	--------	------	-------	------	------	------	------	--------	------	-------	-------	------	------	------	--------	------	-------	-------	-------	-------	-------	--------	-------	-------	-------	--------	-------	--------

PITCHER	IP	WLS	BF	H	R	ER	SO	BB	IBB	HBP	BLK	WP	HR	S	P	ERA	WHIP
Ron Darling, R ERA: 3.98	(1, 1)	6.0	29	7	5	5	1	2	0	2	1	3	1	57	89	7.50	1.500
Wally Whitehurst, R ERA: 3.71	(7, 1)	0.1	4	3	3	3	0	0	0	0	0	0	1	13	20	81.00	9.000
Pete Schourek, L ERA: 5.32	(7, 1)	0.1	3	1	0	0	1	0	0	1	0	0	0	6	8	0.00	3.000
Alejandro Pena, R ERA: 3.2	(7, 1)	1.1	5	1	0	0	0	0	0	0	0	0	0	9	11	0.00	0.750
John Franco, L ERA: 0.5	(9, 1)	1.0	4	1	0	0	2	0	0	0	0	0	0	13	20	0.00	1.000

NEW YORK METS @ CHICAGO CUBS
 Wrigley Field, Chicago, IL
 Tue May 28 1991, 7:05 PM CDT
 Att. 32,811 - Sunny - 93 F

livebaseballscores.com

AB	39
R	8
H	13
RBI	7
BB	2
SO	4
LOB	21



Batter	1	2	3	4	5	6	7	8	9	AB R H RBI BB SO LOB	TOP											
Vince Coleman, S OBP: 0.372, SLG: 0.311 (1, 8)	2-1 G3		1-0 1B	2-2 1B		4-2 G3-6-1 BB			1-0 F8	4 2 2 1 1 0 0												
Dave Magadan, L OBP: 0.382, SLG: 0.340 (1, 3)	4-2 BB		1-2 1B	3-1 2B		1-0 G3-6-1			2-2 G3	4 2 2 3 1 0 1												
Gregg Jefferies, S OBP: 0.345, SLG: 0.337 (1, 4)	1-2 P3		1-1 1B	1-3 K					0-1 G6-3	5 0 1 1 0 1 2												
Kevin McReynolds, R OBP: 0.306, SLG: 0.385 (1, 7)	0-3 K		0-0 1B	3-1 2B					4-0 FC6-4 BB	3 1 2 2 1 1 1												
Howard Johnson, S OBP: 0.314, SLG: 0.537 (1, 5)		1-2 G4-3	0-2 1B	3-2 P8					1-3 K	4 0 1 1 0 1 2												
Hubie Brooks, R OBP: 0.321, SLG: 0.454 Daryl Boston, L OBP: 0.220, SLG: 0.234 (1, 9) (7, 9)		2-3 K	1 SAFE 2-2 L9		2-2 G6-3				2-1 FC6-4	4 0 0 0 0 1 2 0 0 0 0 0 0 0												
Rick Cerone, R OBP: 0.351, SLG: 0.429 (1, 2)		2-0 G5-3	1-2 G6-3		2-2 G4-3				4-1 B2-3 BB	3 0 0 0 1 0 1												
Kevin Elster, R OBP: 0.363, SLG: 0.449 (1, 6)			3-2 E1 1B HBP	0-0 SH3 3B		0-2 F8			0-1 F8	4 2 1 0 0 0 1												
David Cone, L OBP: 0.182, SLG: 0.100 (1, 1)			2-2 1B HBP	0-1 SH3		0-0 F9			0-0 B2-3	2 1 0 0 0 0 1												
Inning Stats	R: 0 E: 0 K: 1 S: 13	H: 0 LOB: 1 BB: 1 P: 20	R: 0 E: 0 K: 1 S: 7	H: 0 LOB: 0 BB: 0 P: 12	R: 5 E: 1 K: 0 S: 22	H: 5 LOB: 1 BB: 0 P: 33	R: 3 E: 0 K: 1 S: 18	H: 4 LOB: 1 BB: 0 P: 30	R: 0 E: 0 K: 0 S: 11	H: 0 LOB: 0 BB: 0 P: 15	R: 0 E: 0 K: 0 S: 4	H: 0 LOB: 0 BB: 1 P: 9	R: 0 E: 0 K: 1 S: 7	H: 0 LOB: 1 BB: 1 P: 14	R: 0 E: 0 K: 0 S: 4	H: 0 LOB: 0 BB: 1 P: 8	R: 0 E: 0 K: 0 S: 7	H: 0 LOB: 0 BB: 0 P: 10	1B: 7 2B: 2 3B: 1 HR: 0	SF: 0 SAC: 1 DP: 2 HBP: 1	WP: 0 PB: 0 SB: 1 CS: 0	PA: 39
PITCHER	IP WLS BF H R ER SO BB IBB HBP BLK WP HR S P ERA WHIP																					
Bob Scanlan, R ERA: 3.13 (1, 1)	3.1 L 19 7 7 6 2 1 0 1 0 0 0 0 48 73 16.20 2.400																					
Rick Sutcliffe, R ERA: 6.75 (4, 1)	0.2 4 2 1 1 1 0 0 0 0 0 0 0 12 22 13.50 3.000																					
Chuck McElroy, L ERA: 1.52 (5, 1)	4.0 13 0 0 0 1 3 0 0 0 0 0 0 26 46 0.00 0.750																					
Heathcliff Slocumb, R ERA: 2.88 (9, 1)	1.0 3 0 0 0 0 0 0 0 0 0 0 0 7 10 0.00 0.000																					

New York Mets @ Chicago Cubs
Wrigley Field, Chicago, IL
 Wed May 29 1991, 3:33 AM CDT
 Att. 31,359 - Cloudy - 84 F

livebaseballscorecards.com

AB	33
R	8
H	9
RBI	8
BB	4
SO	4
LOB	11



Batter	1	2	3	4	5	6	7	8	9	AB R H RBI BB SO LOB	TOP											
Doug Dasenczo, S OBP: 0.370, SLG: 0.378 (1, 8) (7, 9)	2-2 SF9 1B	0-1 F7		1-2 G5-3		1-2 1B		2-2 23 S 1B		5 1 3 1 0 0 1												
23 Ryne Sandberg, R OBP: 0.341, SLG: 0.455 (1, 4)	0-2 SF9 G3 1-3 3B 1B		2-3 K		3-2 G4-3	0-3 K		0-3 K		5 1 1 0 0 3 2												
Mark Grace, L OBP: 0.355, SLG: 0.409 (1, 3)	2-2 G3 1-2		1-2 HR		2-1 E 1B 2B		3-3 K		1-0 G6-3	5 2 2 1 0 1 2												
George Bell, R OBP: 0.302, SLG: 0.483 (1, 7)	2-0 SF9		0-0 F9		1-3 K		4-2 PB 1B BB		0-2 G6-4-3 1B	3 1 1 1 1 1 1												
Andre Dawson, R OBP: 0.335, SLG: 0.533 Dwight Smith, L OBP: 0.282, SLG: 0.432 Jerome Walton, R OBP: 0.261, SLG: 0.345 (1, 9) (1, 9) (7, PH) (7, 8)	3-2 1B 3B		3-1 1B		1-2 E3 1B		2-2 CS 1B		0-0 G6-4-3 1-2f	1 1 1 1 0 0 0 2 0 1 0 0 0 1 2 0 1 1 0 0 1												
Damon Berryhill, S OBP: 0.218, SLG: 0.352 (1, 2)	1-2 1B		0-0 F7		1-2 1B		1-1 F9			4 0 2 2 0 0 2												
Luis Salazar, R OBP: 0.323, SLG: 0.500 (1, 5)	1-3 K			1-1 G5-3		2-3 K		2-1 F8		4 0 0 0 0 2 3												
Shawon Dunston, R OBP: 0.263, SLG: 0.385 (1, 6)		0-0 G1-3		1-2 2B		1-2 G5-3		1-1 SH3-4 1B		4 1 2 0 0 0 0												
Mike Bielecki, R OBP: 0.133, SLG: 0.133 Les Lancaster, R OBP: 0.500, SLG: 0.750 (1, 1) (7, 1)		1-3 K		0-3 K		0-3 K		0-1 SH3-4		3 0 0 0 0 3 1 0 0 0 0 0 0 0												
Inning Stats	R: 3 E: 0 K: 1 S: 25	H: 4 LOB: 1 BB: 0 P: 36	R: 0 E: 0 K: 1 S: 6	H: 0 LOB: 0 BB: 0 P: 7	R: 1 E: 0 K: 1 S: 11	H: 2 LOB: 1 BB: 0 P: 17	R: 0 E: 0 K: 1 S: 14	H: 1 LOB: 1 BB: 0 P: 17	R: 1 E: 1 K: 2 S: 19	H: 2 LOB: 2 BB: 0 P: 29	R: 0 E: 0 K: 2 S: 12	H: 1 LOB: 1 BB: 0 P: 14	R: 1 E: 0 K: 1 S: 14	H: 1 LOB: 0 BB: 1 P: 24	R: 1 E: 0 K: 1 S: 12	H: 2 LOB: 1 BB: 0 P: 17	R: 0 E: 0 K: 0 S: 5	H: 1 LOB: 0 BB: 0 P: 6	1B: 10 2B: 2 3B: 1 HR: 1	SF: 1 SAC: 1 DP: 1 HBP: 0	WP: 0 PB: 1 SB: 1 CS: 1	PA: 41
PITCHER	IP WLS BF H R ER SO BB IBB HBP BLK WP HR S P ERA WHIP																					
Dennis Martinez, R ERA: 2.42 (1, 1)	4.0 L 19 7 4 4 4 0 0 0 0 0 0 1 56 77 9.00 1.750																					
Bill Sampen, R ERA: 3.89 (5, 1)	2.0 10 3 1 0 4 0 0 0 0 0 0 0 31 43 0.00 1.500																					
Steve Frey, L ERA: 3.94 (7, 1)	1.2 8 3 2 1 1 1 0 0 0 0 0 0 23 38 5.40 2.400																					
Rick Mahler, R ERA: 3.86 (8, 1)	1.1 4 1 0 0 1 0 0 0 0 0 0 0 8 9 0.00 0.750																					

Chicago Cubs @ Montreal Expos
Olympic Stadium, Montreal, QB
Fri May 31 1991, 7:05 PM EDT
Att. 17,308 - Cloudy - 65 F

livebaseballscorecards.com

AB 38
R 7
H 14
RBI 7
BB 1
SO 10
LOB 14




Batter	1	2	3	4	5	6	7	8	9	AB	R	H	RBI	BB	SO	LOB
Delino DeShields, L (1, 4) OBP: 0.353, SLG: 0.347	1-2 G1-3		1-3 K	0-0 F8			1-1 L8		0-1 F8	5	0	0	0	0	1	2
Marquis Grissom, R (1, 8) OBP: 0.335, SLG: 0.444	1-2 S 1B		2-1 G5-3		4-0 S S SF8 BB		1-0 2B		0-0 G6-3	4	1	2	0	1	0	0
Ivan Calderon, R (1, 7) OBP: 0.360, SLG: 0.467	3-2 G1-3		3-2 2B 1B		0-1 G5-3		2-2 G5-3			4	0	1	0	0	0	3
Ron Hassey, L (1, 2) OBP: 0.377, SLG: 0.386	4-0 BB		1-1 2B		0-1 SF8		2-0 L1			2	0	1	1	1	0	1
Larry Walker, L (1, 3) OBP: 0.297, SLG: 0.349	3-2 G3-1		0-0 G3		2-3 K			1-3 K		4	0	0	0	0	2	4
Tim Wallach, R (1, 5) OBP: 0.290, SLG: 0.293		1-1 G4-3 1B		4-2 1B BB		3-2 P3		3-2 1B		3	0	2	0	1	0	0
Dave Martinez, L (1, 9) OBP: 0.275, SLG: 0.326		3-2 G4-3		2-3 K		2-2 HR		1-1 F8		4	1	1	1	0	1	3
Spike Owen, S (1, 6) OBP: 0.300, SLG: 0.291		0-0 F7		1 SAFE 0-1 L7		1-1 G2-3		3-2 F8		4	0	0	0	0	0	3
Dennis Martinez, R (1, 1) OBP: 0.148, SLG: 0.222 Eric Bullock, L (4, PH) OBP: 0.321, SLG: 0.308 Bill Samperi, R (5, 1) OBP: 0.750, SLG: 0.750 Tom Foley, L (6, PH) OBP: 0.222, SLG: 0.271 Steve Frey, R (7, 1) Rick Mahler, R (8, 1) OBP: 0.111, SLG: 0.111 Junior Noboa, R (9, PH) OBP: 0.325, SLG: 0.462		1-3 K		2-1 1 SAFE 1B		2-1 F8			1-2 G4-3	1	0	0	0	0	1	1

Inning Stats	R: 0	H: 1	R: 0	H: 1	R: 0	H: 2	R: 0	H: 1	R: 1	H: 0	R: 0	H: 1	R: 0	H: 1	R: 0	H: 0	R: 0	H: 0	R: 0	H: 0	1B: 5	SF: 1	WP: 0	PA: 38
	E: 0	LOB: 2	E: 0	LOB: 1	E: 0	LOB: 2	E: 0	LOB: 2	E: 0	LOB: 0	E: 0	LOB: 1	E: 0	LOB: 1	E: 0	LOB: 0	E: 0	LOB: 0	E: 0	LOB: 0	2B: 2 <td>SAC: 0 <td>PB: 0 <td></td> </td></td>	SAC: 0 <td>PB: 0 <td></td> </td>	PB: 0 <td></td>	
	K: 0	BB: 1	K: 1	BB: 0	K: 1	BB: 0	K: 1	BB: 1	K: 1	BB: 1	K: 0	BB: 0	K: 1	BB: 0	K: 0	BB: 0	K: 0	BB: 0	K: 0	BB: 0	3B: 0 <td>DP: 0 <td>SB: 3 <td></td> </td></td>	DP: 0 <td>SB: 3 <td></td> </td>	SB: 3 <td></td>	
	S: 12	P: 24	S: 11	P: 16	S: 11	P: 18	S: 13	P: 21	S: 7	P: 13	S: 11	P: 19	S: 7	P: 13	S: 13	P: 21	S: 7	P: 8	S: 7	P: 8	HR: 1 <td>HBP: 0 <td>CS: 0</td> <td></td> </td>	HBP: 0 <td>CS: 0</td> <td></td>	CS: 0	

PITCHER	IP	WLS	BF	H	R	ER	SO	BB	IBB	HBP	BLK	WP	HR	S	P	ERA	WHIP
Mike Bielecki, R (1, 1) ERA: 3.29	6.0	W	27	6	2	2	4	3	0	0	0	0	1	65	111	3.00	1.500
Les Lancaster, R (7, 1) ERA: 3.19	3.0	S	11	2	0	0	1	0	0	0	0	0	0	27	42	0.00	0.667

Chicago Cubs @ Montreal Expos
Olympic Stadium, Montreal, QB
 Fri May 31 1991, 7:05 PM EDT
 Att. 17,308 - Cloudy - 65 F

AB	R	H	RBI	BB	SO	LOB
34	2	8	2	3	5	17



Batter	1	2	3	4	5	6	7	8	9	AB R H RBI BB SO LOB	TOP											
Thomas Howard, S (1, 8) OBP: 0.300, SLG: 0.302	0-0 E S FC3-2-5-3 1B	1-0 2-H 1B 2B	4-2 1B BB		0-0 S 1B		1-2 G4-3			4 1 3 1 1 0 0												
Tony Fernandez, S (1, 6) OBP: 0.354, SLG: 0.369	4-1 FC3-2-5-3 1-3 FC3-2 BB	4-2 1B E BB	0-0 P4		2-3 S 1-2 K		2-1 F7			3 1 0 0 2 1 2 0 0 0 0 0 0 0												
Tony Gwynn, L (1, 9) OBP: 0.403, SLG: 0.524	0-0 FC3-2-5-3 BB FC3-2 1-3 3-H	1-1 E BB 1B 1B	1-1 1-2 1B		4-0 FC4-6 BB BB		2-2 P4			3 1 2 1 1 0 2 1 0 0 0 0 0 0												
Shawn Abner, R (7, 9) OBP: 0.234, SLG: 0.265	2-1 FC3-2 BB 1-2 3-H	4-1 1B E BB BB	1-1 F8		4-2 FC4-6 BB BB		2-3 K			3 1 0 0 2 1 4												
Fred McGriff, L (1, 3) OBP: 0.406, SLG: 0.522	4-1 BB 1-2 2-3	2-2 E6 BB 1B 1B		2-3 K		2-1 P3		4-1 G5-3 BB		3 1 0 0 2 1 4												
Tim Teufel, R (1, 4) OBP: 0.224, SLG: 0.256	3-3 K	2-2 BB 1B 1B		2-3 K		0-0 FC4-6 1-2 2-3 1-2 2-3		3-2 F7		5 1 1 1 0 2 6												
Benito Santiago, R (1, 2) OBP: 0.259, SLG: 0.361		1-2 2-3 3-H 1B		0-0 F9		3-3 K		0-2 G5-3		4 0 0 1 1 1 3												
Scott Coolbaugh, R (1, 5) OBP: 0.295, SLG: 0.370		G5-3 1B BB						1-2 K		5 1 2 2 0 1 1												
Darrin Jackson, R (1, 7) OBP: 0.320, SLG: 0.359		SH1-4 1B BB						0-3 K		3 0 0 0 0 2 0 0 0 0 0 0 0 0												
Andy Benes, R (1, 1) OBP: 0.167, SLG: 0.227		SH1-4 1-2																				
John Costello, R (9, 1)		F8																				
Inning Stats	R: 0 E: 0 K: 1 S: 11	H: 1 LOB: 3 BB: 2 P: 24	R: 7 E: 1 K: 0 S: 21	H: 5 LOB: 2 BB: 3 P: 43	R: 0 E: 0 K: 0 S: 9	H: 1 LOB: 2 BB: 1 P: 15	R: 0 E: 0 K: 2 S: 7	H: 0 LOB: 0 BB: 0 P: 11	R: 0 E: 0 K: 1 S: 9	H: 1 LOB: 1 BB: 0 P: 13	R: 0 E: 0 K: 1 S: 9	H: 0 LOB: 2 BB: 2 P: 22	R: 0 E: 0 K: 1 S: 7	H: 0 LOB: 0 BB: 0 P: 10	R: 0 E: 0 K: 1 S: 11	H: 0 LOB: 0 BB: 0 P: 17	R: 0 E: 0 K: 1 S: 10	H: 0 LOB: 1 BB: 1 P: 17	1B: 7 2B: 1 3B: 0 HR: 0	SF: 0 SAC: 1 DP: 0 HBP: 0	WP: 0 PB: 0 SB: 2 CS: 0	PA: 44
PITCHER	IP WLS BF H R ER SO BB IBB HBP BLK WP HR S P ERA WHIP																					
Bob Scanlan, R (1, 1) ERA: 3.51	1.2 L 16 5 7 2 1 5 0 0 0 0 0 0 30 64 10.80 6.000																					
Chuck McElroy, L (2, 1) ERA: 1.27	3.2 16 3 0 0 4 3 0 0 0 0 0 0 32 57 0.00 1.636																					
Les Lancaster, R (6, 1) ERA: 3.05	1.2 5 0 0 0 2 0 0 0 0 0 0 0 11 17 0.00 0.000																					
Paul Assenmacher, L (8, 1) ERA: 3.31	1.0 3 0 0 0 1 0 0 0 0 0 0 0 11 17 0.00 0.000																					
Heathcliff Stocumb, R (9, 1) ERA: 2.73	1.0 4 0 0 0 1 1 0 0 0 0 0 0 10 17 0.00 1.000																					

San Diego Padres @ Chicago Cubs
Wrigley Field, Chicago, IL
Tue Jun 04 1991, 7:05 PM CDT
Att. 32,712 - Sunny - 60 F

livebaseballscorecards.com

AB	34
R	7
H	8
RBI	6
BB	9
SO	9
LOB	22



Batter	1	2	3	4	5	6	7	8	9	AB R H RBI BB SO LOB
Doug Dascenzo, S OBP: 0.356, SLG: 0.374 (1, 8)	2-2 FC5-4 1B		1-1 P6			0-0 G1-3			2-3 K	4 0 1 0 0 1 1
23 Ryne Sandberg, R OBP: 0.336, SLG: 0.439 (1, 4)	0-1 FC5-4 1-2f		2-1 G6-3			2-1 G6-3			2-1 L8	4 0 0 0 0 0 2
Mark Grace, L OBP: 0.355, SLG: 0.399 (1, 3)	0-2 L3 1-2			1-1 FC1-4 1B		1-2 F9			2-2 E6 1B	4 1 1 0 0 0 1
George Bell, R OBP: 0.307, SLG: 0.473 (1, 7)		1-2 P2		2-2 FC1-4 1-2f		3-1 G5-3			1-2 1B 1B 2-H	4 0 1 1 0 0 1
Dwight Smith, L OBP: 0.273, SLG: 0.405 (1, 9)		1-3 K		0-0 E4 G6-4-3		0-0 G4-3			2-1 1B 1B 1-2	4 0 1 0 0 1 1
Luis Salazar, R OBP: 0.329, SLG: 0.471 Paul Assenmacher, L OBP: 0.667, SLG: 0.500 Heathcliff Slocumb, R OBP: 0.254, SLG: 0.328 Jerome Walton, R OBP: 0.254, SLG: 0.328 (1, 5) (8, 1) (9, 1) (9, PH)		1-0 1B		1-2 G6-4-3 1-2f		0-0 F9			1-1 L8	3 0 1 0 0 0 2 0 0 0 0 0 0 0 0 0 0 0 0 0 0 1 0 0 0 0 0 2
Damon Berryhill, S OBP: 0.217, SLG: 0.339 (1, 2)		0-0 L9			1-3 K2-3				0-0 P6	3 0 0 0 0 1 1
Shawon Dunston, R OBP: 0.265, SLG: 0.380 (1, 6)			1-0 E 1B		2-2 F9				1-2 L8	3 0 1 0 0 0 0
Bob Scanlan, R OBP: 0.200, SLG: 0.200 Chuck McElroy, L OBP: 0.500, SLG: 0.750 Les Lancaster, R OBP: 0.367, SLG: 0.370 Chico Walker, S OBP: 0.367, SLG: 0.370 (1, 1) (2, 1) (6, 1) (8, 5)			2-2 L5 1-3		0-0 F8				3-1 F8	0 0 0 0 0 0 0 2 0 0 0 0 0 1 0 0 0 0 0 0 0 1 0 0 0 0 0 0


Inning Stats		R: 0	H: 1	R: 0	H: 1	R: 0	H: 1	R: 0	H: 0	R: 0	H: 0	R: 0	H: 0	R: 0	H: 0	R: 1	H: 2	1B: 6	SF: 0	WP: 0	PA: 33		
		E: 0	LOB: 0	E: 0	LOB: 1	E: 1	LOB: 1	E: 0	LOB: 0	E: 0	LOB: 0	E: 0	LOB: 0	E: 0	LOB: 0	E: 1	LOB: 2	2B: 1	SAC: 0	PB: 0			
		K: 0	BB: 0	K: 1	BB: 0	K: 0	BB: 0	K: 1	BB: 0	K: 0	BB: 0	K: 0	BB: 0	K: 0	BB: 0	K: 1	BB: 0	3B: 0	DP: 2	SB: 0			
		S: 8	P: 10	S: 8	P: 11	S: 8	P: 14	S: 12	P: 16	S: 8	P: 11	S: 6	P: 9	S: 4	P: 7	S: 16	P: 26	HR: 0	HBP: 0	CS: 0			
PITCHER	IP	WLS	BF	H	R	ER	SO	BB	IBB	HBP	BLK	WP	HR	S	P	ERA	WHIP					ERA	WHIP
Andy Benes, R ERA: 3.34 (1, 1)	8.0	W	27	4	0	0	2	0	0	0	0	0	0	60	88	0.00	0.500						
John Costello, R ERA: 3.12 (9, 1)	1.0		6	2	1	0	1	0	0	0	0	0	0	16	26	0.00	2.000						

BOTTOM

San Diego Padres @ Chicago Cubs
Wrigley Field, Chicago, IL

Tue Jun 04 1991, 7:05 PM CDT
Att. 32,712 - Sunny - 60 F

AB	33
R	1
H	6
RBI	1
BB	0
SO	3
LOB	12



livebaseballscorecards.com

Batter	1	2	3	4	5	6	7	8	9	AB R H RBI BB SO LOB	TOP											
Thomas Howard, S (1, 8) OBP: 0.313, SLG: 0.316	1-2 G1-3		1-1 G6-3			1-2 S 1B		3-1 BB 1B		4 0 2 0 0 0 0	San Diego Padres @ Chicago Cubs Wrigley Field, Chicago, IL Wed Jun 05 1991, 3:33 AM CDT Att. 22,500 - Sunny - 64 F											
Tony Fernandez, S (1, 6) OBP: 0.352, SLG: 0.382	2-0 HR			0-1 G5-3		3-3 K		0-0 P5		4 1 1 1 0 1 3												
Tony Gwynn, L (1, 9) OBP: 0.400, SLG: 0.519	3-2 L7			1-1 G3-1			2-2 G3	2-2 BB 1B		4 0 1 1 0 0 0												
Fred McGriff, L (1, 3) OBP: 0.408, SLG: 0.524	3-2 G3-1			2-2 F8			1-2 PB 3B	4-2 1-2 2-3 BB		3 1 1 0 1 0 0												
Tim Teufel, R (1, 4) OBP: 0.208, SLG: 0.234		2-1 L8			2-1 F8		2-3 K	0-3 K		4 0 0 0 0 2 4												
Benito Santiago, R (1, 2) OBP: 0.263, SLG: 0.374		1-0 G5-3			3-2 CS 1B		2-2 3B	1-3 K		4 0 2 1 0 1 0												
Scott Coolbaugh, R (1, 5) OBP: 0.283, SLG: 0.353		0-1 P4			0-1 P5		1-0 F7	1-3 K		4 0 0 0 0 1 2												
Darrin Jackson, R (1, 7) OBP: 0.316, SLG: 0.353			1-1 G5-3		1 SAFE 0-0 CS	3-1 F7		3-2 FC3-6 1B	3-3 K	4 0 1 0 0 1 0												
Dennis Rasmussen, L (1, 1) OBP: 0.283, SLG: 0.353			2-1 F7			2-1 G6-3		0-0 FC3-6 1B		3 1 0 0 0 0 1												
Inning Stats	R: 1 E: 0 K: 0 S: 13	H: 1 LOB: 0 BB: 0 P: 22	R: 0 E: 0 K: 0 S: 5	H: 0 LOB: 0 BB: 0 P: 8	R: 0 E: 0 K: 0 S: 6	H: 0 LOB: 0 BB: 0 P: 10	R: 0 E: 0 K: 0 S: 7	H: 0 LOB: 0 BB: 0 P: 10	R: 0 E: 0 K: 1 S: 10	H: 1 LOB: 0 BB: 0 P: 14		R: 0 E: 0 K: 1 S: 10	H: 1 LOB: 1 BB: 0 P: 19	R: 1 E: 0 K: 1 S: 15	H: 2 LOB: 1 BB: 0 P: 23	R: 1 E: 1 K: 1 S: 15	H: 3 LOB: 3 BB: 1 P: 27	R: 0 E: 0 K: 3 S: 11	H: 0 LOB: 0 BB: 0 P: 16	1B: 5 2B: 1 3B: 1 HR: 1	SF: 0 SAC: 0 DP: 0 HBP: 0	WP: 0 PB: 1 SB: 1 CS: 1
PITCHER	IP WLS BF H R ER SO BB IBB HBP BLK WP HR S P ERA WHIP																					
Mike Bielecki, R (1, 1) ERA: 3.2	7.0 L 25 5 2 2 2 0 0 0 0 0 0 1 65 106 2.57 0.714																					
Heathcliff Slocumb, R (8, 1) ERA: 3.0	0.2 4 2 1 1 0 0 0 0 0 0 0 0 7 13 13.50 3.000																					
Paul Assenmacher, L (8, 1) ERA: 3.31	0.0 2 1 0 0 0 0 1 0 0 0 0 0 5 11 ∞ ∞																					
Les Lancaster, R (8, 1) ERA: 2.95	1.1 4 0 0 0 0 4 0 0 0 0 0 0 14 19 0.00 0.000																					

livebaseballscorecards.com

AB	34
R	3
H	8
RBI	3
BB	1
SO	6
LOB	10



Batter	1	2	3	4	5	6	7	8	9	AB R H RBI BB SO LOB	TOP											
Thomas Howard, S (1, 8) OBP: 0.294, SLG: 0.295	0-0 G6-3		1-0 L6		1-2 G4-3			3-1 F8		4 0 0 0 0 0 1												
Tony Fernandez, S (1, 6) OBP: 0.354, SLG: 0.381	4-2 1B BB		3-2 CS 1B		2-3 K			1-1 P4		3 0 1 0 1 1 1												
Tony Gwynn, L (1, 9) OBP: 0.406, SLG: 0.523	2-1 1B		1-1 CS	1-2 HR 1B		1-1 CS 1B		1-2 L9		4 1 3 0 0 0 0												
Fred McGriff, L (1, 3) OBP: 0.405, SLG: 0.534	2-1 F8			0-1 HR		3-2 L7		1-2 P5		4 1 1 2 0 0 3												
Darrin Jackson, R (1, 7) OBP: 0.313, SLG: 0.338	3-2 L9			1-0 P6		1-3 K		4-2 BB		3 0 0 0 1 1 3												
Tom Lampkin, L (1, 2) OBP: 0.290, SLG: 0.300 Brian Dorsett, R (9, PH)		1-2 G4-3		2-1 P4			1-0 G4-3	3-3 K		3 0 0 0 0 0 0 1 0 0 0 0 1 1												
Scott Coolbaugh, R (1, 5) OBP: 0.274, SLG: 0.341		3-1 G6-3		0-3 K			0-1 G6-3			3 0 0 0 0 1 0												
Jose Mota, S (1, 4) OBP: 0.313, SLG: 0.241		1-3 K			2-2 G4-3 HBP		0-2 F7			2 0 0 0 0 1 0												
Jose Melendez, R (1, 1) OBP: 0.200, SLG: 0.200 Mike Maddux, L (6, 1) Shawn Abner, R (8, PH) Rich Rodriguez, L (8, 1)			3-3 K		2-3 K			1-3 K		2 0 0 0 0 2 1 0 0 0 0 0 0 0 1 0 0 0 0 1 0 0 0 0 0 0 0 0												
Inning Stats	R: 0 E: 0 K: 0 S: 11	H: 1 LOB: 2 BB: 1 P: 22	R: 0 E: 0 K: 1 S: 10	H: 0 LOB: 0 BB: 0 P: 15	R: 0 E: 0 K: 1 S: 11	H: 1 LOB: 0 BB: 0 P: 19	R: 2 E: 0 K: 1 S: 11	H: 2 LOB: 0 BB: 0 P: 15	R: 0 E: 0 K: 2 S: 11	H: 0 LOB: 1 BB: 0 P: 18	R: 0 E: 0 K: 1 S: 8	H: 1 LOB: 0 BB: 0 P: 13	R: 0 E: 0 K: 0 S: 8	H: 0 LOB: 0 BB: 0 P: 9	R: 0 E: 0 K: 1 S: 7	H: 0 LOB: 0 BB: 0 P: 12	R: 0 E: 0 K: 1 S: 13	H: 0 LOB: 1 BB: 1 P: 22	1B: 4 2B: 0 3B: 0 HR: 1	SF: 0 SAC: 0 DP: 0 HBP: 1	WP: 0 PB: 0 SB: 0 CS: 2	PA: 34
PITCHER	IP WLS BF H R ER SO BB IBB HBP BLK WP HR S P ERA WHIP																					
Greg Maddux, R (1, 1) ERA: 3.02	8.0 W 29 5 2 2 7 1 0 1 0 0 1 77 123 2.25 0.750																					
Paul Assenmacher, L (9, 1) ERA: 3.25	0.2 3 0 0 0 0 1 0 0 0 0 0 10 16 0.00 1.500																					
Dave Smith, R (9, 1) ERA: 3.6	0.1 1 0 0 0 1 0 0 0 0 0 0 3 6 0.00 0.000																					

San Diego Padres @ Chicago Cubs
Wrigley Field, Chicago, IL
Thu Jun 06 1991, 3:33 AM CDT
Att. 23,200 - Sunny - 66 F

livebaseballscorecards.com

AB	30
R	2
H	5
RBI	2
BB	2
SO	8
LOB	10



BOTTOM

San Diego Padres @ Chicago Cubs
Wrigley Field, Chicago, IL
Thu Jun 06 1991, 3:33 AM CDT
Att. 23,200 - Sunny - 66 F

livebaseballscorecards.com

AB 34
R 6
H 12
RBI 6
BB 4
SO 4
LOB 18



WP: 0 PA: 40
PB: 0
SB: 1
CS: 0

AB	R	H	RBI	BB	SO	LOB
5	1	1	0	0	0	1
4	3	4	2	1	0	0
3	0	2	2	1	0	1
3	0	1	1	0	0	1
1	0	0	0	0	0	2
3	0	0	0	1	2	2
0	0	0	0	0	0	0
3	1	2	0	1	0	0
4	0	1	1	0	1	6
4	0	0	0	0	1	4
3	1	1	0	0	0	1
1	0	0	0	0	0	0
0	0	0	0	0	0	0
0	0	0	0	0	0	0
1B: 10	SF: 2	WP: 0	PA: 40	2B: 0	SAC: 0	PB: 0
3B: 1	DP: 0	SB: 1		HR: 1	HBP: 0	CS: 0

Batter	1	2	3	4	5	6	7	8	9
Doug Dascenzo, S OBP: 0.345, SLG: 0.360 (1, 8) (8, 9)	2-2 F8		1 SAFE 0-0 1B	1-2 G6-3		1-0 G1-3		2-2 F7	
23 Ryne Sandberg, R OBP: 0.354, SLG: 0.481 (1, 4)	0-1 1B		1-1 1B SF7 1B		1-1 SF9 3B		0-1 HR	4-0 BB BB	
Mark Grace, L OBP: 0.355, SLG: 0.395 (1, 3)	0-1 F8		0-0 BB BB 1B		2-2 SF9		3-2 1B 1B 1B	4-1 BB	
George Bell, R OBP: 0.300, SLG: 0.461 Jose Vizcaino, S OBP: 0.295, SLG: 0.293 (7, PR) (8, 5)	2-0 F7		0-2 SF7		3-1 F8		2-0 1B 1B	1-1 G5-3	
Dwight Smith, L OBP: 0.271, SLG: 0.378 Jerome Walton, R OBP: 0.270, SLG: 0.350 (1, 9) (8, 8)		2-3 K	4-1 BB BB		0-2 G3-1		2-3 K		
Chico Walker, S OBP: 0.391, SLG: 0.386 (1, 5) (8, 7)	1-2 F8		4-0 FC6-4 BB		2-0 1B 1B		2-2 1B 1B		
Shawon Dunston, R OBP: 0.259, SLG: 0.368 (1, 6)	0-2 G6-3		1-1 FC6-4		2-2 G4-3 G4-3 1B		2-3 K		
Rick Wilkins, L (1, 2)			1-0 G3-1	2-3 K		0-0 G4-3	2-0 F8		
Greg Maddux, R OBP: 0.273, SLG: 0.313 Luis Salazar, R OBP: 0.303, SLG: 0.438 Paul Assenmacher, L OBP: 0.667, SLG: 0.500 Dave Smith, R (8, PH) (9, 1) (9, 1)			3-2 1B 23 1B 1B		0-0 G5-3		2-2 G4-3	0-1 G6-3	

Inning	R	H	E	K	S	R	H	E	K	S	R	H	E	K	S	R	H	E	K	S	R	H	E	K	S
1	0	1	0	0	13	0	0	0	1	13	0	0	0	0	12	0	0	0	0	0	0	0	0	0	0
2	0	0	0	1	9	0	0	0	0	12	0	0	0	0	12	0	0	0	0	0	0	0	0	0	0
3	3	4	0	0	15	0	0	0	1	29	0	0	0	0	29	0	0	0	0	0	0	0	0	0	0
4	0	0	0	1	7	0	0	0	0	10	0	0	0	0	10	0	0	0	0	0	0	0	0	0	0
5	1	1	0	0	11	0	0	0	0	17	0	0	0	0	17	0	0	0	0	0	0	0	0	0	0
6	0	2	0	0	10	0	0	0	0	16	0	0	0	0	16	0	0	0	0	0	0	0	0	0	0
7	0	4	0	2	17	0	0	0	0	30	0	0	0	0	30	0	0	0	0	0	0	0	0	0	0
8	0	0	0	0	9	0	0	0	0	20	0	0	0	0	20	0	0	0	0	0	0	0	0	0	0
9	0	0	0	0	0	0	0	0	0	0	0	0	0	0	0	0	0	0	0	0	0	0	0	0	0

PITCHER	IP	WLS	BF	H	R	ER	SO	BB	IBB	HBP	BLK	WP	HR	S	P	ERA	WHIP
Jose Melendez, R ERA: 4.15 (1, 1)	5.0	L	25	8	5	5	2	2	0	0	0	0	0	56	89	9.00	2.000
Mike Maddux, R ERA: 3.34 (6, 1)	2.0		10	4	1	1	2	0	0	0	0	0	1	22	38	4.50	2.000
Rich Rodriguez, L ERA: 2.25 (8, 1)	1.0		5	0	0	0	0	2	0	0	0	0	0	9	20	0.00	2.000

Los Angeles Dodgers @ Chicago Cubs
Wrigley Field, Chicago, IL

Fri Jun 07 1991, 3:33 AM CDT
Att. 35,414 - Sunny - 70 F

livebaseballscorecards.com

AB	35
R	3
H	9
RBI	2
BB	6
SO	3
LOB	21



AB R H RBI BB SO LOB

5	0	1	0	0	1	0
5	0	2	0	0	1	1
4	0	1	0	1	0	2
2	1	0	0	3	0	2
5	1	1	0	0	0	7
4	1	2	2	0	0	0
3	0	2	0	1	1	0
3	0	0	0	1	0	4
3	0	0	0	0	0	4
1	0	0	0	0	0	1
0	0	0	0	0	0	0
0	0	0	0	0	0	0

WP:	0	PA:	41
PB:	0		
SB:	1		
CS:	0		

Batter	1	2	3	4	5	6	7	8	9
Brett Butler, L (1, 8) OBP: 0.371, SLG: 0.330	2-2 L7		2-1 G4-3		0-0 FC5-4 1B		1-1 G6-3		2-3 K
Juan Samuel, R (1, 4) OBP: 0.382, SLG: 0.495	1-2 P3		0-0 BB 1B		1-2 FC5-4 G4-6-3 1-2f		1-0 BB 1B		1-3 K
Eddie Murray, S (1, 3) OBP: 0.347, SLG: 0.438	2-1 F8		0-0 F7		1-1 G4-6-3 1-2f		4-2 BB		0-1 2B
Kal Daniels, L (1, 7) OBP: 0.295, SLG: 0.346		0-0 F9	4-1 BB		4-1 E S 3B BB		3-2 F7		4-0 IBB
Stan Javier, S (1, 9) OBP: 0.231, SLG: 0.250		3-2 2B 1B	0-1 F7		0-0 F8		0-0 G1		0-2 G3-1
Lenny Harris, L (1, 5) OBP: 0.380, SLG: 0.363		1-0 2B		2-2 P6		2-0 E 3B		2-1 G6-3	
Mike Scioscia, L (1, 2) OBP: 0.376, SLG: 0.414		4-0 FC4-6 BB 2B		2-2 2B		2-2 G4-3 3-H 2B		0-3 K	
Alfredo Griffin, S (1, 6) OBP: 0.260, SLG: 0.242		1-0 P6		0-0 P7		0-0 G4-3 2-3		4-2 FC6 BB	
Mike Morgan, R (1, 1) OBP: 0.074, SLG: 0.074		1-1 FC4-6		1-1 G6-3		1-2 P8		2-2 FC6	
Chris Gwynn, L (8, PH) OBP: 0.321, SLG: 0.348									
John Candelaria, L (8, 1)									
Jay Howell, R (9, 1)									

Inning Stats	R: 0	H: 0	E: 0	K: 0	S: 10	P: 15	R: 1	H: 2	E: 0	K: 0	S: 8	P: 18	R: 0	H: 1	E: 0	K: 0	S: 7	P: 13	R: 0	H: 1	E: 0	K: 0	S: 11	P: 16	R: 0	H: 1	E: 0	K: 0	S: 6	P: 8	R: 2	H: 2	E: 1	K: 0	S: 11	P: 20	R: 0	H: 1	E: 0	K: 0	S: 10	P: 19	R: 0	H: 0	E: 0	K: 1	S: 10	P: 18	R: 0	H: 1	E: 0	K: 2	S: 11	P: 18	1B: 4	SF: 0	2B: 4	SAC: 0	3B: 1	DP: 1	HR: 0	HBP: 0	WP: 0	PA: 41
--------------	------	------	------	------	-------	-------	------	------	------	------	------	-------	------	------	------	------	------	-------	------	------	------	------	-------	-------	------	------	------	------	------	------	------	------	------	------	-------	-------	------	------	------	------	-------	-------	------	------	------	------	-------	-------	------	------	------	------	-------	-------	-------	-------	-------	--------	-------	-------	-------	--------	-------	--------

PITCHER	IP	WLS	BF	H	R	ER	SO	BB	IBB	HBP	BLK	WP	HR	S	P	ERA	WHIP
Shawn Boskie, R (1, 1) ERA: 3.93	6.1	L	30	8	3	3	0	4	0	0	0	0	0	59	102	4.26	1.895
Chuck McElroy, L (7, 1) ERA: 1.24	0.2		2	0	0	0	0	0	0	0	0	0	0	4	7	0.00	0.000
Les Lancaster, R (8, 1) ERA: 2.81	2.0		9	1	0	0	3	1	1	0	0	0	0	21	36	0.00	1.000

PITCHER	IP	WLS	BF	H	R	ER	SO	BB	IBB	HBP	BLK	WP	HR	S	P	ERA	WHIP
---------	----	-----	----	---	---	----	----	----	-----	-----	-----	----	----	---	---	-----	------

BOTTOM

Los Angeles Dodgers @ Chicago Cubs
Wrigley Field, Chicago, IL
Sat Jun 08 1991, 3:33 AM CDT
Att. 35,101 - Sunny - 68 F

livebaseballscorecards.com

AB 32
R 4
H 9
RBI 4
BB 4
SO 5
LOB 19



WP: 0 PA: 36
PB: 0
SB: 2
CS: 0

AB R H RBI BB SO LOB

3 1 0 0 1 0 2

3 0 0 0 1 0 1

3 1 2 2 1 0 0

4 0 1 0 0 1 4

4 0 1 1 0 1 4

0 0 0 0 0 0 0

0 0 0 0 0 0 0

0 0 0 0 0 0 0

4 0 0 0 0 1 2
0 0 0 0 0 0 0

3 1 3 0 1 0 0

3 1 0 0 1 0 2
3 0 0 0 1 0 1
3 1 2 2 1 0 0
4 0 1 0 0 1 4
4 0 1 1 0 1 4
0 0 0 0 0 0 0
0 0 0 0 0 0 0
4 0 0 0 0 1 2
0 0 0 0 0 0 0
3 1 3 0 1 0 0
4 1 1 0 0 2 3
1 0 0 0 0 0 1
1 0 0 0 0 0 1
0 0 0 0 0 0 0
2 0 1 1 0 0 1
0 0 0 0 0 0 0
1B: 8 SF: 0
2B: 1 SAC: 0
3B: 0 DP: 1
HR: 0 HBP: 0

Table with 9 columns (Batter, 1-9) and 10 rows (Ced Landrum, 23 Ryne Sandberg, Mark Grace, George Bell, Andre Dawson, Heathcliff Slocumb, Paul Assenmacher, Doug Dascenzo, Luis Salazar, Jose Vizcaino, Rick Wilkins, Shawon Dunston, Bob Scanlan, Dwight Smith, Chuck McElroy, Chico Walker, Dave Smith). Each cell contains a batter's name, stats, and a baseball diamond diagram with pitch types and counts.

Inning Stats table with columns for R, H, E, K, S, LOB, BB, P, and rows for each of the 9 batters.

PITCHER table with columns for IP, WLS, BF, H, R, ER, SO, BB, IBB, HBP, BLK, WP, HR, S, P, ERA, WHIP, and rows for Tim Belcher, Kevin Gross, and Mike Hartley.

Batter	1	2	3	4	5	6	7	8	9	AB R H RBI BB SO LOB	TOP											
Brett Butler, L (1, 8) OBP: 0.374, SLG: 0.332	2-2 CS 1B		1-3 K		2-2 G6-3		1-0 FC6-4 1B		0-0 SH1-3 1B	5 1 3 2 0 1 1												
Juan Samuel, R (1, 4) OBP: 0.382, SLG: 0.490	0-0 G4-3			2-2 P6	0-0 3-H 1B		2-2 FC6-4 1B		0-0 SH1-3	4 1 1 1 0 0 3												
Eddie Murray, S (1, 3) OBP: 0.347, SLG: 0.433	1-3 K			0-0 FC6-4 1B	3-2 F9		1-2 CS 1B		2-2 1B	5 0 3 2 0 1 1												
Kal Daniels, L (1, 7) Jose Gonzalez, R (9, 9)		0-1 G4-3		1-0 FC6-4 1B		0-0 L6	4-1 1B		0-3 K	4 0 1 0 1 1 1 0 0 0 0 0 0 0												
Gary Carter, R (1, 2) Mike Scioscia, L (7, PH) (7, 2)		2-1 E8		1-1 FC6-4		1-0 G5-3	3-1 G3-1			3 0 0 0 0 0 2 1 0 0 0 0 0 1												
Stan Javier, S (1, 9) (9, 7)		2-0 G6-3		0-0 F8		1-2 2B		0-0 G4-3		4 0 1 0 0 0 3												
Mike Sharperson, R (1, 5) Lenny Harris, L (8, PH) (8, 5)		0-1 F8		0-1 L7		0-0 G4-3		3-2 L7		3 0 0 0 0 0 2 1 0 0 0 0 0 0												
Alfredo Griffin, S (1, 6) OBP: 0.261, SLG: 0.244			1-3 K		0-0 G6-3 1B		1-0 1B 1B		0-2 G6-3	4 2 2 0 0 1 0												
Orel Hershiser, R (1, 1) OBP: 0.833, SLG: 1.000 John Candelaria, L (8, 1) Chris Gwynn, L (9, PH) Jay Howell, R (9, 1)			1-2 G4-3		0-0 G6-3 1B		1-0 FC6-4 1B		0-2 G4-3	3 2 2 0 0 0 0 0 0 0 0 0 0 0 1 0 0 0 0 0 0 0 0 0 0 0 0 0												
Inning Stats	R: 0 E: 0 K: 1 S: 9	H: 1 LOB: 0 BB: 0 P: 12	R: 0 E: 1 K: 0 S: 7	H: 0 LOB: 1 BB: 0 P: 11	R: 0 E: 0 K: 2 S: 10	H: 0 LOB: 0 BB: 0 P: 13	R: 0 E: 0 K: 0 S: 8	H: 2 LOB: 2 BB: 0 P: 12	R: 2 E: 0 K: 0 S: 14	H: 3 LOB: 1 BB: 0 P: 19	R: 0 E: 0 K: 0 S: 6	H: 1 LOB: 1 BB: 0 P: 8	R: 3 E: 0 K: 0 S: 14	H: 4 LOB: 1 BB: 1 P: 27	R: 0 E: 0 K: 0 S: 8	H: 0 LOB: 0 BB: 0 P: 11	R: 1 E: 0 K: 1 S: 11	H: 2 LOB: 1 BB: 0 P: 13	1B: 12 2B: 1 3B: 0 HR: 0	SF: 0 SAC: 1 DP: 0 HBP: 0	WP: 2 PB: 0 SB: 0 CS: 2	PA: 40
PITCHER	IP WLS BF H R ER SO BB IBB HBP BLK WP HR S P ERA WHIP																					
Danny Jackson, L (1, 1) ERA: 5.56	6.2 L 31 11 5 5 3 1 0 0 0 1 0 66 97 6.75 1.800																					
Heathcliff Slocumb, R (7, 1) ERA: 2.89	0.1 1 0 0 0 0 0 0 0 0 0 0 2 5 0.00 0.000																					
Les Lancaster, R (8, 1) ERA: 2.89	2.0 8 2 1 1 1 0 0 0 0 0 0 19 24 4.50 1.000																					

Los Angeles Dodgers @ Chicago Cubs
 Wrigley Field, Chicago, IL
 Sun Jun 09 1991, 3:33 AM CDT
 Att. 34,446 - Cloudy - 82 F

AB	38
R	6
H	13
RBI	5
BB	1
SO	4
LOB	14



BOTTOM

Los Angeles Dodgers @ Chicago Cubs
 Wrigley Field, Chicago, IL
 Sun Jun 09 1991, 3:33 AM CDT
 Att. 34,446 - Cloudy - 82 F

livebaseballscorecards.com

AB	34
R	3
H	8
RBI	3
BB	2
SO	8
LOB	13



WP:	1	PA:	36
PB:	0	SB:	0
CS:	0		

AB	R	H	RBI	BB	SO	LOB
3	0	0	0	0	0	1
1	0	0	0	0	1	0
4	0	0	0	0	1	0
2	0	0	0	2	0	0
4	1	2	0	0	1	2
4	1	2	2	0	0	1
4	1	1	0	0	1	2
4	0	2	1	0	1	2
4	0	1	0	0	1	2
2	0	0	0	0	1	1
0	0	0	0	0	0	0
1	0	0	0	0	1	1
0	0	0	0	0	0	0
1	0	0	0	0	0	1

Batter	1	2	3	4	5	6	7	8	9
Ced Landrum, L (1, 8) OBP: 0.278, SLG: 0.235 Jerome Walton, R (8, PH) OBP: 0.268, SLG: 0.347 (9, 8)	0-1 G6-3		3-1 G6-3		1 SAFE 0-0 G4-3			1-3 K	
23 Ryne Sandberg, R (1, 4) OBP: 0.344, SLG: 0.461	0-2 G4-3		2-3 K			3-2 F7		1-1 F7	
Mark Grace, L (1, 3) OBP: 0.362, SLG: 0.392	3-2 G3			0-1 G4-3		4-0 FC4-6 BB		4-2 BB	
George Bell, R (1, 7) OBP: 0.302, SLG: 0.459		0-1 HR 2B		0-1 F9 1B		0-3 K		1-1 F8	
Andre Dawson, R (1, 9) OBP: 0.333, SLG: 0.539		2-2 HR		0-0 1-2 1B		1-1 FC4-6		0-0 G6-3	
Chico Walker, S (1, 5) OBP: 0.365, SLG: 0.373		0-0 G3		2-2 F9		0-3 K		0-0 3B 2B	
Shawon Dunston, R (1, 6) OBP: 0.260, SLG: 0.373		0-3 K		0-2 G6-3		1-1 1B		1-0 3B	
Rick Wilkins, L (1, 2) OBP: 0.385, SLG: 0.417		3-2 F9		1-1 G4-3 1B		1 SAFE 2-0 F7		2-3 K	
Danny Jackson, R (1, 1) Heathcliff Slocumb, R (7, 1) Damon Berryhill, S (7, PH) Les Lancaster, R (8, 1) Doug Dascenzo, S (9, PH) OBP: 0.342, SLG: 0.356			0-1 G6-3		0-3 K		1-3 K	0-0 G6-3	

Inning Stats	R: 0	H: 0	E: 0	K: 0	S: 8	R: 2	H: 2	E: 0	K: 1	S: 13	R: 0	H: 0	E: 0	K: 1	S: 7	R: 0	H: 2	E: 0	K: 0	S: 11	R: 0	H: 1	E: 0	K: 1	S: 6	R: 0	H: 0	E: 0	K: 1	S: 8	R: 0	H: 1	E: 0	K: 2	S: 9	R: 0	H: 0	E: 0	K: 1	S: 10	R: 1	H: 2	E: 0	K: 1	S: 8	1B: 4	2B: 2	3B: 1	SF: 0	SAC: 0	DP: 1	HBP: 0	WP: 1	PA: 36
--------------	------	------	------	------	------	------	------	------	------	-------	------	------	------	------	------	------	------	------	------	-------	------	------	------	------	------	------	------	------	------	------	------	------	------	------	------	------	------	------	------	-------	------	------	------	------	------	-------	-------	-------	-------	--------	-------	--------	-------	--------

PITCHER	IP	WLS	BF	H	R	ER	SO	BB	IBB	HBP	BLK	WP	HR	S	P	ERA	WHIP
Orel Hershiser, R (1, 1) ERA: 3.12	7.0	W	27	6	2	2	6	1	0	0	0	1	1	62	90	2.57	1.000
John Candelaria, L (8, 1) ERA: 1.38	1.0		4	0	0	0	1	1	0	0	0	0	0	10	17	0.00	1.000
Jay Howell, R (9, 1) ERA: 3.14	1.0		5	2	1	1	1	0	0	0	0	0	0	8	11	9.00	2.000

Batter	1	2	3	4	5	6	7	8	9	AB R H RBI BB SO LOB	TOP										
Brett Butler, L (1, 8) OBP: 0.375, SLG: 0.330	3-2 G4-3		3-1 SH5-3 1B	4-2 BB PB 1B BB	0-2 G6-3		0-0 G5-3			4 2 1 1 1 0 0											
Juan Samuel, R (1, 4) OBP: 0.384, SLG: 0.505	1-1 HR		0-0 SH5-3	0-3 K 1B BB	1-2 1B		0-1 G4-3			4 2 2 1 0 1 1											
Darryl Strawberry, L (1, 9) OBP: 0.354, SLG: 0.419	0-0 CS 1B		3-1 G3	4-0 1B HR BB	1-1 1B		2-2 F8			4 1 2 0 1 0 2											
Eddie Murray, S (1, 3) Gary Carter, R (6, 3) OBP: 0.350, SLG: 0.434 OBP: 0.294, SLG: 0.328	0-0 F7		2-2 HR 1B	2-1 HR BB 1B	0-1 G3		0-0 G6-3			4 2 2 4 0 0 3 1 0 0 0 0 0 0											
Kal Daniels, L (1, 7) Stan Javier, S (6, 7) OBP: 0.312, SLG: 0.389 OBP: 0.230, SLG: 0.275	3-2 CS 1-2	2-1 G1-6-3 1B	3-2 HR	4-2 HR BB		0-1 FC4-6 1B		2-1 F9		3 2 3 2 1 0 0 1 0 0 0 0 0 0											
Lenny Harris, L (1, 5) Mike Sharperson, R (8, PH) OBP: 0.377, SLG: 0.383 OBP: 0.233, SLG: 0.179			1-2 1B	3-2 HR		1-0 FC4-6 2B		1-2 F8		4 2 2 4 0 0 2 1 0 0 0 0 0 0											
Mike Scioscia, L (1, 2) OBP: 0.371, SLG: 0.409			1-0 P5	2-2 G4-3	2-2 1B	0-1 2B				4 0 2 1 1 0 1	AB 40										
Alfredo Griffin, S (1, 6) OBP: 0.259, SLG: 0.250			1-1 1B 2B			0-3 K				4 0 2 1 1 0 1 5 1 1 0 0 1 3	R 13										
Ramon Martinez, R (1, 1) Mike Hartley, R (7, 1) OBP: 0.182, SLG: 0.156			1-2 SH5-3 1B 1B			0-2 G3				4 1 1 0 0 1 1 1 0 0 0 0 0 1	H 16										
Inning Stats	R: 1 E: 0 K: 0 S: 12	H: 2 LOB: 0 BB: 0 P: 19	R: 0 E: 0 K: 0 S: 4	H: 1 LOB: 0 BB: 0 P: 8	R: 5 E: 0 K: 0 S: 25	H: 6 LOB: 1 BB: 0 P: 41	R: 6 E: 0 K: 2 S: 23	H: 3 LOB: 1 BB: 3 P: 42	R: 0 E: 0 K: 0 S: 15	H: 2 LOB: 2 BB: 0 P: 17	R: 1 E: 0 K: 1 S: 9	H: 2 LOB: 1 BB: 0 P: 10	R: 0 E: 0 K: 0 S: 6	H: 0 LOB: 0 BB: 0 P: 8	R: 0 E: 0 K: 0 S: 6	H: 0 LOB: 0 BB: 0 P: 9	R: 0 E: 0 K: 0 S: 2	H: 0 LOB: 0 BB: 1 P: 6	1B: 11 2B: 2 3B: 0 HR: 3	SF: 0 SAC: 1 DP: 2 HBP: 0	WP: 0 PA: 46
PITCHER	IP WLS BF H R ER SO BB IBB HBP BLK WP HR S P ERA WHIP																				
Mike Bielecki, R (1, 1) ERA: 3.94	2.2 L 15 9 6 6 0 0 0 0 0 0 0 2 38 63 20.25 3.375																				
Chuck McElroy, L (3, 1) ERA: 1.11	1.1 11 3 6 0 2 3 0 0 0 0 0 1 26 47 0.00 4.500																				
Heathcliff Slocumb, R (5, 1) ERA: 3.0	2.0 10 4 1 1 1 0 0 0 0 0 0 0 24 27 4.50 2.000																				
Les Lancaster, R (7, 1) ERA: 2.82	1.0 3 0 0 0 0 0 0 0 0 0 0 0 6 8 0.00 0.000																				
Doug Dascenzo, L (8, 1) ERA:	2.0 6 0 0 0 0 0 1 0 0 0 0 0 8 15 0.00 0.500																				

Los Angeles Dodgers @ Chicago Cubs
Wrigley Field, Chicago, IL
 Mon Jun 10 1991, 7:05 PM CDT
 Att. 33,204 - Sunny - 84 F

livebaseballscorecards.com

AB	40
R	13
H	16
RBI	13
BB	4
SO	3
LOB	14



BOTTOM

Los Angeles Dodgers @ Chicago Cubs

Wrigley Field, Chicago, IL

Mon Jun 10 1991, 7:05 PM CDT

Att. 33,204 - Sunny - 84 F

livebaseballscorecards.com

AB	41
R	5
H	14
RBI	5
BB	1
SO	5
LOB	18



WP	2	PA	43
PB	0		
SB	0		
CS	0		

AB R H RBI BB SO LOB

5	0	1	1	0	0	2
3	1	1	1	0	0	0
2	0	1	0	0	0	2
4	0	3	0	0	0	2
0	0	0	0	0	0	0
1	0	1	0	0	0	0
3	0	0	0	0	1	3
2	1	1	0	0	0	2
3	1	2	0	0	0	1
2	0	0	0	0	0	1
5	1	2	1	0	1	2
2	0	0	0	0	1	0
0	0	0	0	0	0	0
3	1	1	2	0	1	1
3	0	0	0	0	1	2
0	0	0	0	1	0	0
0	0	0	0	0	0	0
3	0	1	0	0	0	0

1B	11	SF	0
2B	2	SAC	0
3B	0	DP	0
HR	1	HBP	1

WP	2	PA	43
PB	0		
SB	0		
CS	0		

1B	11	SF	0
2B	2	SAC	0
3B	0	DP	0
HR	1	HBP	1

Batter	1	2	3	4	5	6	7	8	9
Doug Dascenzo, S OBP: 0.336, SLG: 0.349 (1, 8) (8, 1)	2-1 G4-3	0-0 F7			0-0 L7	2-1 1B		1-0 P6	
23 Ryne Sandberg, R OBP: 0.344, SLG: 0.473 Luis Salazar, R OBP: 0.298, SLG: 0.418 (1, 4) (6, 5)	HR		1-1 F9		1-2 G4-1	2-2 F8		2-2 1B	
Mark Grace, L OBP: 0.369, SLG: 0.404 Les Lancaster, R OBP: 0.500, SLG: 0.750 Jerome Walton, R OBP: 0.273, SLG: 0.352 (1, 3) (7, 1) (8, 8)	WP 1B		0-2 1B		0-2 1B	3-2 G3		0-0 1B	
George Bell, R OBP: 0.298, SLG: 0.452 Ced Landrum, L OBP: 0.300, SLG: 0.263 (1, 7) (6, 7)	P5		1-0 P3		2-3 K		1-0 G5-3 WP 1B	0-0 F8	
Andre Dawson, R OBP: 0.338, SLG: 0.541 Hector Villanueva, R OBP: 0.267, SLG: 0.412 (1, 9) (7, 3)	F8		0-1 1B			0-1 2B 1B	3-2 G5-3		0-1 P6
Chico Walker, S OBP: 0.367, SLG: 0.389 (1, 5) (6, 4)		0-1 G4-3	2-3 K			0-0 1B 2B	1-2 1B		0-1 G4-3
Shawon Dunston, R OBP: 0.257, SLG: 0.369 Heathcliff Slocumb, R Dwight Smith, L OBP: 0.268, SLG: 0.346 (1, 6) (5, 1) (6, PH) (7, 9)		0-3 K		1-0 P4		1-0 1B 1B	1-3 K		3-1 L9
Rick Wilkins, L OBP: 0.353, SLG: 0.333 (1, 2)		1-2 BB HBP		2-0 F7		1-3 K	1-2 G3		
Mike Bielecki, R OBP: 0.167, SLG: 0.118 Chuck McElroy, L OBP: 0.200, SLG: 0.200 Jose Vizcaino, S OBP: 0.298, SLG: 0.295 (1, 1) (3, 1) (4, PH) (5, 6)		4-2 BB		0-0 G4-3		3-2 1B 1B		1-0 G3-1	

Inning Stats	R: 1	H: 2	E: 0	K: 0	S: 14	R: 0	H: 0	E: 0	K: 1	S: 10	R: 0	H: 2	E: 0	K: 1	S: 13	R: 0	H: 1	E: 0	K: 1	S: 10	R: 3	H: 5	E: 0	K: 1	S: 22	R: 1	H: 2	E: 0	K: 1	S: 13	R: 0	H: 0	E: 0	K: 0	S: 6
--------------	------	------	------	------	-------	------	------	------	------	-------	------	------	------	------	-------	------	------	------	------	-------	------	------	------	------	-------	------	------	------	------	-------	------	------	------	------	------

PITCHER	IP	WLS	BF	H	R	ER	SO	BB	IBB	HBP	BLK	WP	HR	S	P	ERA	WHIP
Ramon Martinez, R ERA: 2.65 (1, 1)	6.0	W	30	10	4	4	4	1	0	1	0	1	1	72	110	6.00	1.833
Mike Hartley, R ERA: 2.72 (7, 1)	3.0	S	13	4	1	1	1	0	0	0	0	1	0	26	40	3.00	1.333

Batter	1	2	3	4	5	6	7	8	9	10	AB R H RBI BB SO LOB	TOP																	
Tony Perezchica, R OBP: 0.200, SLG: 0.300 (1, 4)	0-3 K		1-1 G1-3	0-1 P4	0-0 2B			0-0 FC4-6 1B		0-0 P5	6 0 2 0 0 1 2	San Francisco Giants @ Chicago Cubs Wrigley Field, Chicago, IL Tue Jun 11 1991, 3:33 AM CDT Att: 32,449 - Cloudy - 73 F																	
Willie McGee, S OBP: 0.358, SLG: 0.458 (1, 8)	1-3 K		0-0 1B 1B	1-0 G4-3	0-0 P8			1-0 FC4-6 PB		1-0 F9	6 1 1 0 0 1 5																		
Mark Leonard, L OBP: 0.281, SLG: 0.452 Kelly Downs, R (8, 1) Mike Kingery, L OBP: 0.308, SLG: 0.219 Dave Righetti, L (10, 1)	1-1 1B		3-1 2B 1B	3-2 1B 2B			1-3 K	2-3 K		1-2 1B	5 2 3 1 0 2 1 0 0 0 0 0 0 0 1 0 1 1 0 0 0 0 0 0 0 0 0 0																		
Matt Williams, R OBP: 0.261, SLG: 0.382 (1, 5)	1-3 K		0-0 F8	0-0 1B			0-3 K		2-2 HR		5 1 2 2 0 2 2																		
Kevin Bass, S OBP: 0.304, SLG: 0.353 (1, 9)		1-0 G1-3	2-2 2B BB	1-0 G6-3			2-3 K		2-1 L4-3 1B		5 1 1 0 0 1 2																		
Terry Kennedy, L OBP: 0.268, SLG: 0.312 (1, 2)		3-3 K	4-1 2B BB		1-2 G4-3			0-2 G4-3	1-2 L4-3		4 0 0 0 1 1 1																		
Greg Litton, R OBP: 0.225, SLG: 0.277 (1, 3)		2-2 WP BB 1B	1-2 2B		0-0 G3 1B			1-3 K	0-2 F9		5 1 3 2 0 1 0																		
Jose Uribe, S OBP: 0.258, SLG: 0.234 (1, 6)		4-1 WP BB 1-2	4-0 IBB		1-0 G3			0-1 G4-3		4-2 F9 HBP PB BB	2 1 0 0 3 0 1																		
Bud Black, L OBP: 0.273, SLG: 0.303 John Burkett, R OBP: 0.174, SLG: 0.182 Mike Felder, S OBP: 0.337, SLG: 0.393 (8, 7)	1-2 2-3 K		3-3 F7	1-0 E4 2B				2-1 G3		2-2 PB S 1B HBP	3 0 0 0 0 1 5 0 0 0 0 0 0 0 1 1 0 0 0 0 0																		
Inning Stats	R: 0 E: 0 K: 3 S: 11	H: 1 LOB: 1 BB: 0 P: 14	R: 0 E: 0 K: 2 S: 13	H: 1 LOB: 2 BB: 1 P: 26	R: 3 E: 1 K: 0 S: 16	H: 3 LOB: 3 BB: 2 P: 31	R: 1 E: 0 K: 0 S: 8	H: 2 LOB: 1 BB: 0 P: 13	R: 1 E: 1 K: 0 S: 8	H: 2 LOB: 2 BB: 0 P: 10	R: 0 E: 0 K: 3 S: 10		H: 0 LOB: 0 BB: 0 P: 13	R: 0 E: 0 K: 1 S: 10	H: 0 LOB: 0 BB: 0 P: 11	R: 0 E: 0 K: 1 S: 9	H: 1 LOB: 1 BB: 0 P: 13	R: 1 E: 0 K: 0 S: 13	H: 2 LOB: 0 BB: 0 P: 18	R: 2 E: 0 K: 0 S: 10	H: 1 LOB: 1 BB: 1 P: 17	1B: 9 2B: 4 3B: 0 HR: 1	SF: 0 SAC: 0 DP: 1 HBP: 1	WP: 1 PB: 2 SB: 2 CS: 0	PA: 48				
PITCHER	IP WLS BF H R ER SO BB IBB HBP BLK WP HR S P ERA WHIP												IP WLS BF H R ER SO BB IBB HBP BLK WP HR S P ERA WHIP																
Greg Maddux, R ERA: 3.06 (1, 1)	4.2	28	9	5	2	5	2	1	0	0	0	0	1	0	0	93	3.86	2.357											
Les Lancaster, R ERA: 2.8 (5, 1)	0.1	1	0	0	0	0	0	0	0	0	0	0	0	0	1	1	0.00	0.000											
Paul Assenmacher, L ERA: 3.05 (6, 1)	2.0	6	0	0	0	4	0	0	0	0	0	0	0	0	20	24	0.00	0.000											
Heathcliff Slocumb, R ERA: 2.9 (8, 1)	1.0	4	1	0	0	1	0	0	0	0	0	0	0	0	9	13	0.00	1.000											
Dave Smith, R ERA: 4.5 (9, 1)	2.0	L 9	3	3	3	0	1	0	1	0	0	0	1	1	23	35	13.50	2.000											

AB	43
R	8
H	13
RBI	6
BB	4
SO	10
LOB	19



Batter	1	2	3	4	5	6	7	8	9	AB	R	H	RBI	BB	SO	LOB	TOP										
Mike Felder, S OBP: 0.335, SLG: 0.389 (1, 9) (8, 7)	0-2 1B		0-2 G6-3		0-2 P4			0-2 G3		4	0	1	0	0	0	2											
Robby Thompson, R OBP: 0.344, SLG: 0.437 (1, 4)	1-3 K		1-0 G5-3			1-1 L5		0-2 G6-3		4	0	0	1	0	1	1											
Willie McGee, S OBP: 0.356, SLG: 0.454 (1, 8)	1-2 F8		1-1 G3-1			1-2 G6-3		2-2 BB 1B		4	0	1	0	0	0	1											
Matt Williams, R OBP: 0.260, SLG: 0.380 (1, 5)	1-1 F9			1-0 G6-3		1-0 G5-3		2-2 BB 1B		4	0	1	0	0	0	1											
Mark Leonard, L OBP: 0.286, SLG: 0.441 Dave Anderson, R OBP: 0.355, SLG: 0.392 (1, 7) (8, PH) (8, 3)		2-1 G3-1 1B		3-1 G3			0-1 F7	4-1 BB		3	0	1	0	0	0	0											
Greg Litton, R OBP: 0.227, SLG: 0.265 (1, 3) (8, 9)		1-3 K		3-2 F8			4-0 BB	1-2 2-3 BB		0	0	0	0	1	0	0											
Steve Decker, R OBP: 0.248, SLG: 0.338 (1, 2)		0-2 G3-1 1B			2-2 G4-3 2B		1-1 P5		0-1 P3	4	0	2	0	0	0	1											
Jose Uribe, S OBP: 0.253, SLG: 0.228 Kevin Bass, S OBP: 0.303, SLG: 0.351 Jose Segura, R (7, 1) Terry Kennedy, L OBP: 0.265, SLG: 0.308 (9, PH)		1-1 G3-1		1-1 L8		0-0 L7			1-2 G4-3	2	0	0	0	0	0	3											
Don Robinson, R OBP: 0.176, SLG: 0.176 Francisco Oliveras, R OBP: 0.333, SLG: 0.333 Mike Kingery, L OBP: 0.300, SLG: 0.212 Michael LaCoss, R OBP: 0.300, SLG: 0.222 Tony Perezchica, R OBP: 0.250, SLG: 0.417 (1, 1) (4, 1) (5, PH) (5, 1) (7, 6)		1-1 F9		1-0 G4-3				0-2 G3 G6-3 2B	3-2 F7	1	0	0	0	0	0	2											
Inning Stats	R: 0 E: 0 K: 1 S: 12	H: 1 LOB: 1 BB: 0 P: 15	R: 0 E: 0 K: 1 S: 12	H: 2 LOB: 2 BB: 0 P: 16	R: 0 E: 0 K: 0 S: 6	H: 0 LOB: 0 BB: 0 P: 8	R: 0 E: 0 K: 0 S: 10	H: 0 LOB: 0 BB: 0 P: 17	R: 0 E: 0 K: 0 S: 8	H: 1 LOB: 1 BB: 0 P: 11	R: 0 E: 0 K: 0 S: 7	H: 0 LOB: 0 BB: 0 P: 10	R: 0 E: 0 K: 0 S: 5	H: 0 LOB: 1 BB: 1 P: 11	R: 1 E: 0 K: 0 S: 19	H: 3 LOB: 3 BB: 1 P: 27	R: 0 E: 0 K: 0 S: 9	H: 0 LOB: 0 BB: 0 P: 13	1B: 5 2B: 2 3B: 0 HR: 0	SF: 0 SAC: 0 DP: 0 HBP: 0	WP: 0 PB: 0 SB: 0 CS: 0	PA: 36					
PITCHER	IP	WLS	BF	H	R	ER	SO	BB	IBB	HBP	BLK	WP	HR	S	P	ERA	WHIP										
Shawn Boskie, R ERA: 3.67 Paul Assenmacher, L ERA: 3.05 Dave Smith, R ERA: 4.19	(1, 1) (8, 1) (8, 1)	7.2 0.0 1.1	W S	31 1 4	7 0 0	1 0 0	1 0 0	2 0 0	1 1 0	0 0 0	0 0 0	0 0 0	0 0 0	0 1 10	77 5 14	109 ∞ 0.00	1.17 ∞ 0.000										
PITCHER	IP	WLS	BF	H	R	ER	SO	BB	IBB	HBP	BLK	WP	HR	S	P	ERA	WHIP										

San Francisco Giants @ Chicago Cubs
Wrigley Field, Chicago, IL
Wed Jun 12 1991, 3:33 AM CDT
Att. 33,880 - Cloudy - 70 F

livebaseballscorecards.com

AB	34
R	1
H	7
RBI	1
BB	2
SO	2
LOB	17



Batter	1	2	3	4	5	6	7	8	9
Jerome Walton, R (1, 8) OBP: 0.287, SLG: 0.352	0-1 B3-4		4-2 BB	3-2 23 1B		2-2 F9			
23 Ryne Sandberg, R (1, 4) OBP: 0.348, SLG: 0.469	0-1 G5-3		1-2 F9	0-1 1B			1-0 G6-3		
Mark Grace, L (1, 3) OBP: 0.363, SLG: 0.396	1-0 G6-3						1-3 K		
George Bell, R (1, 7) OBP: 0.295, SLG: 0.442		0-2 G6-3		2-2 F8	1-3 K		0-0 CS		
Doug Dascenzo, S (7, PR) OBP: 0.333, SLG: 0.346								1-2 CS	
Andre Dawson, R (1, 9) OBP: 0.338, SLG: 0.531		1-0 F9		1-2 E5	0-3 K		1-2 CS	1-2 SH	
Ced Landrum, L (8, PR) OBP: 0.300, SLG: 0.263				1-2 1B					
Luis Salazar, R (1, 5) OBP: 0.304, SLG: 0.494		2-2 G6-3		0-0 1B	2-1 P6			2-3 K	
Jose Vizcaino, S (9, 5) OBP: 0.306, SLG: 0.289				1-3 2B				1-3 K	
Rick Wilkins, L (1, 2) OBP: 0.333, SLG: 0.316			3-3 K	0-1 FC5-6		3-2 G6-3		2-1 SH	
Shawon Dunston, R (1, 6) OBP: 0.261, SLG: 0.364			1-2 G3	2-2 1B		2-1 G5-3		2-3 K	
Shawn Boskie, R (1, 1) OBP: 0.241, SLG: 0.346			1-0 G3	0-0 FC5-6		4-2 BB		0-1 FC3-6	
Paul Assenmacher, L (8, 1) OBP: 0.667, SLG: 0.500				1-2 23 1B					
Dave Smith, R (8, 1)									

AB	R	H	RBI	BB	SO	LOB
3	0	1	0	1	0	1
4	0	1	2	0	0	2
4	1	1	0	0	1	2
4	0	1	0	0	1	1
0	0	0	0	0	0	0
4	1	1	0	0	1	1
0	1	0	0	0	0	0
4	1	1	1	0	1	1
0	0	0	0	0	0	0
3	0	1	2	0	1	0
3	1	1	1	0	1	1
2	1	0	0	1	0	3
0	0	0	0	0	0	0
1	0	0	0	0	0	1

WP	PA
0	37

AB	32
R	6
H	8
RBI	6
BB	2
SO	6
LOB	13



Inning Stats														
R	H	E	K	S	H	LOB	BB	P	R	H	E	K	S	P
0	0	0	5	6	0	0	9	12	0	0	0	1	13	22
5	6	0	1	2	2	0	1	30	0	0	0	2	21	30
0	0	0	8	0	0	0	8	11	0	0	0	2	11	26
0	0	0	7	1	1	0	15	21	1	1	0	2	21	26

PITCHER														
IP	WLS	BF	H	R	ER	SO	BB	IBB	HBP	BLK	WP	HR	S	P
3.2	L	20	6	5	2	1	1	0	0	0	0	0	46	67
0.1		1	0	0	0	0	0	0	0	0	0	0	2	3
2.0		7	0	0	0	2	1	0	0	0	0	0	23	37
2.0		8	2	1	1	3	0	0	0	0	0	0	22	31

Batter	1	2	3	4	5	6	7	8	9	AB R H RBI BB SO LOB	TOP						
Robby Thompson, R (1, 4) OBP: 0.344, SLG: 0.435 Dave Anderson, R (5, 3) OBP: 0.351, SLG: 0.388	1-2 G5-3		2-1 1B E 2B 1B	0-1 FC5-4		1-3 K			0-0 SH1-4	3 1 1 0 0 0 1 1 0 0 0 0 1 2							
Willie McGee, S (1, 8) OBP: 0.357, SLG: 0.450	2-1 F8		0-2 E3 1B 2B		1-2 CS 1B			2-2 G4-3	4-0 IBB	4 1 1 0 1 0 1							
Mark Leonard, L (1, 7) OBP: 0.282, SLG: 0.421 Jeff Brantley, R (7, 1) Mike Kingery, L (9, PH) OBP: 0.293, SLG: 0.206	1-1 G3		1-1 2B G5-2-3 1B		2-2 L9			1-1 G3-1	0-0 F9-2	4 0 1 0 0 0 1 0 0 0 0 0 0 0 1 0 0 0 0 0 3							
Matt Williams, R (1, 5) OBP: 0.264, SLG: 0.386		0-1 1B 1B	2-1 G5-2-3 1B 2B		1-1 G5-3			1-3 K		4 0 2 2 0 1 0							
Kevin Bass, S (1, 9) OBP: 0.307, SLG: 0.347		2-0 L8	4-0 G5-2-3 IBB			1-0 CS 1B HBP		1-2 G3-1		2 0 0 0 1 0 1							
Greg Litton, R (1, 3) OBP: 0.241, SLG: 0.278 (5, 4)		0-1 1B	1-0 G5-2-3			0-0 CS 1B		3-3 K		4 1 2 0 0 1 3							
Steve Decker, R (1, 2) OBP: 0.248, SLG: 0.336		3-1 F7		1-1 F9		2-0 1B 1-H 2-3		3-3 K		4 0 1 1 0 1 2							
Jose Uribe, S (1, 6) OBP: 0.255, SLG: 0.244 Will Clark, L (9, PH) OBP: 0.336, SLG: 0.485 Tony Perezchica, R (9, PR) OBP: 0.250, SLG: 0.417		1-1 G3		1-0 F8		1-0 WP 2B			0-1 SH1-4 F9-2 1B	3 0 1 0 0 0 2 1 0 1 0 0 0 0 0 0 0 0 0 0 0							
Trevor Wilson, L (1, 1) OBP: 0.357, SLG: 0.250 Mike Felder, S (7, 7) OBP: 0.339, SLG: 0.389			1-1 F9	1-0 FC5-4 1B		4-2 BB			4-0 SH1-4 BB	2 0 1 0 1 0 0 0 0 0 0 1 0 0							
Inning Stats	R: 0 H: 0 E: 0 LOB: 0 K: 0 BB: 0 S: 7 P: 11	R: 0 H: 2 E: 0 LOB: 2 K: 0 BB: 0 S: 9 P: 15	R: 2 H: 3 E: 1 LOB: 2 K: 0 BB: 1 S: 12 P: 23	R: 0 H: 1 E: 0 LOB: 1 K: 0 BB: 0 S: 6 P: 9	R: 0 H: 1 E: 0 LOB: 0 K: 0 BB: 0 S: 9 P: 12	R: 1 H: 3 E: 0 LOB: 2 K: 1 BB: 1 S: 8 P: 17	R: 0 H: 0 E: 0 LOB: 0 K: 1 BB: 0 S: 9 P: 13	R: 0 H: 0 E: 0 LOB: 0 K: 2 BB: 0 S: 10 P: 17	R: 0 H: 1 E: 0 LOB: 2 K: 0 BB: 2 S: 4 P: 12	1B: 9 SF: 0 2B: 3 SAC: 1 3B: 0 DP: 2 HR: 0 HBP: 1	WP: 1 PA: 39 PB: 0 SB: 0 CS: 3						
PITCHER	IP WLS BF H R ER SO BB IBB HBP BLK WP HR S P ERA WHIP																
Bob Scanlan, R (1, 1) ERA: 3.68	5.2		26	10	3	2	0	0	1	1	0	0	0	46	77	3.18	1.765
Mike Bielecki, R (6, 1) ERA: 3.86	1.1	W	5	0	0	0	2	1	0	0	0	1	0	14	23	0.00	0.750
Heathcliff Slocumb, R (8, 1) ERA: 2.78	1.1		6	1	0	0	2	1	0	0	0	0	0	13	24	0.00	1.500
Paul Assenmacher, L (9, 1) ERA: 3.0	0.2	S	2	0	0	0	0	0	1	0	0	0	0	1	5	0.00	0.000

San Francisco Giants @ Chicago Cubs
Wrigley Field, Chicago, IL
Thu Jun 13 1991, 3:33 AM CDT
Att. 34,149 - Cloudy - 73 F

livebaseballscorecards.com

AB	33
R	3
H	11
RBI	3
BB	4
SO	4
LOB	16



BOTTOM

San Francisco Giants @ Chicago Cubs
 Wrigley Field, Chicago, IL
 Thu Jun 13 1991, 3:33 AM CDT
 Att. 34,149 - Cloudy - 73 F

livebaseballscorecards.com

AB	30
R	4
H	7
RBI	4
BB	4
SO	4
LOB	11



WP: 0	PA: 35
PB: 0	
SB: 0	
CS: 0	

AB	R	H	RBI	BB	SO	LOB
2	0	0	0	0	0	1
1	1	1	0	1	0	0
4	0	1	2	0	0	2
3	0	0	0	1	1	1
4	1	1	1	0	0	2
0	0	0	0	0	0	0
0	0	0	0	0	0	0
4	1	1	1	0	1	2
3	0	1	0	1	0	0
0	0	0	0	0	0	0
2	0	0	0	1	0	2
1	0	0	0	0	1	0
4	0	1	0	0	0	1
1	0	0	0	0	1	0
0	0	0	0	0	0	0
1	1	1	0	0	0	0
1B: 4	SF: 0					
2B: 1	SAC: 1					
3B: 0	DP: 0					
HR: 2	HBP: 0					

Batter	1	2	3	4	5	6	7	8	9							
Jerome Walton, R OBP: 0.283, SLG: 0.346 Doug Dascenzo, S OBP: 0.345, SLG: 0.361	0-1 G6-3		2-2 G6-3		4-2 FC6-4 BB		1-1 SAFE SAFE 1-3 2B									
23 Ryne Sandberg, R OBP: 0.346, SLG: 0.466	1-1 L6		1-0 G5-3		2-2 FC6-4 E 1-2f		0-1 2-H 3-H 1B									
Mark Grace, L OBP: 0.361, SLG: 0.391	1-1 G6-3			3-2 G4-3		2-3 K 1-2	4-0 IBB									
George Bell, R OBP: 0.284, SLG: 0.452 Heathcliff Slocumb, R Paul Assenmacher, L OBP: 0.667, SLG: 0.500		1-0 G1-3		2-1 HR		0-1 F7	0-0 P7									
Andre Dawson, R OBP: 0.337, SLG: 0.541		2-3 K		0-0 HR		1-0 G4-3	3-2 G5-3									
Luis Salazar, R OBP: 0.313, SLG: 0.489 Jose Vizcaino, S OBP: 0.306, SLG: 0.289		4-1 FC4 BB		0-0 G6-3		2-2 FC5-4 1B	1-2 P4									
Hector Villanueva, R OBP: 0.284, SLG: 0.444 Rick Wilkins, L OBP: 0.318, SLG: 0.300		0-1 SAFE FC4 1-2f		4-2 FC6-4 BB		2-1 FC5-4 1-2f	1-3 K									
Shawon Dunston, R OBP: 0.260, SLG: 0.362			0-2 G6-3 SH1-4 1B		0-1 FC6-4 1-2f		1-1 L7	1-0 F8								
Bob Scanlan, R Mike Bielecki, R OBP: 0.167, SLG: 0.118 Chico Walker, S OBP: 0.370, SLG: 0.392			0-0 SH1-4		2-3 K		1-1 2B 23 1B 1B									
Inning Stats	R: 0 E: 0 K: 0 S: 6	H: 0 LOB: 0 BB: 0 P: 8	R: 0 E: 0 K: 1 S: 8	H: 0 LOB: 1 BB: 1 P: 15	R: 0 E: 0 K: 0 S: 8	H: 1 LOB: 1 BB: 0 P: 11	R: 2 E: 0 K: 0 S: 14	H: 2 LOB: 1 BB: 1 P: 23	R: 0 E: 1 K: 2 S: 11	H: 0 LOB: 1 BB: 1 P: 21	R: 0 E: 0 K: 0 S: 9	H: 1 LOB: 1 BB: 0 P: 14	R: 2 E: 0 K: 0 S: 12	H: 3 LOB: 2 BB: 1 P: 22	R: 0 E: 0 K: 1 S: 7	H: 0 LOB: 0 BB: 0 P: 10

PITCHER	IP	WLS	BF	H	R	ER	SO	BB	IBB	HBP	BLK	WP	HR	S	P	ERA	WHIP
Trevor Wilson, L ERA: 3.7	(1, 1)	6.1	L	28	6	4	4	3	3	0	0	0	2	62	101	5.68	1.421
Jeff Brantley, R ERA: 2.06	(7, 1)	1.2		7	1	0	1	0	1	0	0	0	0	13	23	0.00	0.600

Batter	1	2	3	4	5	6	7	8	9	AB R H RBI BB SO LOB	TOP	
Jerome Walton, R (1, 8) OBP: 0.287, SLG: 0.370	2-2 HR	0-0 G1-3			3-2 2B 1B	0-2 F8			2-3 K	5 2 2 1 0 1 2		
23 Ryne Sandberg, R (1, 4) OBP: 0.351, SLG: 0.468	4-1 1B FC6-4 BB		4-2 1B BB		3-2 G4-3 1B 2B			2-3 K	0-1 G3	3 3 1 1 2 1 1		
Mark Grace, L (1, 3) OBP: 0.362, SLG: 0.391	1-0 FC6-4 1B		0-2 F9		1-1 G4-3			1-1 L7	1-2 1B 1B	5 1 2 1 0 0 2		
George Bell, R (1, 7) OBP: 0.298, SLG: 0.453	0-2 P3		0-1 CS 1B		3-2 1B			3-2 F8	1-1 1B 1B	4 0 2 1 0 0 2		
Doug Dascenzo, S (7, 7) OBP: 0.350, SLG: 0.367			1-2 1B		3-H 1B				1-3 1B 1B	1 0 1 0 0 0 0		
Andre Dawson, R (1, 9) OBP: 0.343, SLG: 0.542	0-0 FC6-4 CS BB 1-2f 3-H		0-1 1B		3-2 F8			1-1 E8 SH5-3 FC6-2 1B	2-2 1B 1B	5 0 3 3 0 0 2		
Luis Salazar, R (1, 5) OBP: 0.323, SLG: 0.489	4-1 1B BB		0-1 P3		1-0 1B			0-1 SH5-3		2 0 1 0 1 0 2		
Dave Smith, R (8, 1)	1-2 BB				1-2 1B			2-3		0 0 0 0 0 0 0		
Damon Berryhill, S (1, 2) OBP: 0.218, SLG: 0.331	2-1 CS	3-3 K	1-0 CS	0-0 CS 1B	0-0 F7			1-2 FC6-2		4 0 1 0 0 1 3		
Shawon Dunston, R (1, 6) OBP: 0.256, SLG: 0.355		1-0 P5		2-3 K2-3	1-0 F8			2-1 P3		4 0 0 0 0 1 2		
Danny Jackson, R (1, 1) OBP: 0.100, SLG: 0.100												
Shawn Boskie, R (8, PH) OBP: 0.233, SLG: 0.333		1-1		1-3 K					0-1 23 G3 S 1B	2 0 1 0 0 1 0		
Chuck McElroy, L (6, 1) OBP: 0.200, SLG: 0.200										1 0 0 0 0 0 0		
Paul Assenmacher, L (7, 1) OBP: 0.000, SLG: 0.000										0 0 0 0 0 0 0		
Heathcliff Slocumb, R (8, 1) OBP: 0.000, SLG: 0.000										0 0 0 0 0 0 0		
Jose Vizcaino, S (8, 5) OBP: 0.320, SLG: 0.304										1 1 1 0 0 0 0		
Inning Stats	R: 2 H: 2 E: 0 LOB: 1 K: 0 BB: 2 S: 11 P: 24	R: 0 H: 1 E: 0 LOB: 1 K: 1 BB: 0 S: 8 P: 13	R: 1 H: 2 E: 0 LOB: 1 K: 0 BB: 1 S: 11 P: 16	R: 0 H: 1 E: 0 LOB: 0 K: 2 BB: 0 S: 7 P: 10	R: 2 H: 4 E: 0 LOB: 2 K: 0 BB: 0 S: 17 P: 31	R: 0 H: 0 E: 0 LOB: 0 K: 0 BB: 0 S: 7 P: 9	R: 0 H: 0 E: 0 LOB: 0 K: 1 BB: 0 S: 8 P: 14	R: 0 H: 1 E: 1 LOB: 1 K: 0 BB: 0 S: 10 P: 13	R: 2 H: 4 E: 0 LOB: 2 K: 1 BB: 0 S: 18 P: 23	1B: 13 SF: 0 2B: 1 SAC: 1 3B: 0 DP: 0 HR: 1 HBP: 0	WP: 0 PA: 43 PB: 0 SB: 1 CS: 3	
PITCHER	IP WLS BF H R ER SO BB IBB HBP BLK WP HR S P ERA WHIP											
Andy Benes, R (1, 1) ERA: 3.66	4.2 L 24 10 5 5 3 3 0 0 0 0 0 1 53 93 9.64 2.786											
Mike Maddux, R (5, 1) ERA: 3.05	2.1 7 0 0 0 1 0 0 0 0 0 0 0 16 24 0.00 0.000											
Rich Rodriguez, L (8, 1) ERA: 3.53	1.0 4 1 0 0 0 0 0 0 0 0 0 0 10 13 0.00 1.000											
Larry Andersen, R (9, 1) ERA: 1.72	1.0 6 4 2 2 1 0 0 0 0 0 0 0 18 23 18.00 4.000											

Chicago Cubs @ San Diego Padres
 Jack Murphy Stadium, San Diego, CA
 Fri Jun 14 1991, 10:05 PM EDT
 Att. 30,161 - Cloudy - 70 F

livebaseballscorecards.com

AB	37
R	7
H	15
RBI	7
BB	3
SO	5
LOB	16



Batter	1	2	3	4	5	6	7	8	9	AB R H RBI BB SO LOB	TOP											
Jerome Walton, R (1, 8) OBP: 0.286, SLG: 0.362	0-1 G6-3	1-0 HBP			1-0 G6-3		3-2 F7			3 0 0 0 0 0 0												
23 Ryne Sandberg, R (1, 4) OBP: 0.350, SLG: 0.464	1-2 BB 1B 1B	0-2 L9			0-2 G1-3		2-2 F9			4 1 1 0 0 0 2												
Mark Grace, L (1, 3) OBP: 0.368, SLG: 0.397	0-1 1B BB 1B			0-0 1B				0-0 FC5-4 1B		4 0 3 0 0 0 0												
Ced Landrum, L (8, PR) OBP: 0.300, SLG: 0.263										0 0 0 0 0 0 0												
Rick Wilkins, L (8, 2) OBP: 0.318, SLG: 0.300										0 0 0 0 0 0 0												
George Bell, R (1, 7) OBP: 0.301, SLG: 0.465	4-1 1B 1-2 2-3 BB			0-0 F9		3-1 HR		1-1 FC5-4 CS		3 1 1 1 1 0 2												
Andre Dawson, R (1, 9) OBP: 0.341, SLG: 0.537	0-0 FC5 1B			0-0 F8		3-2 F8		0-3 K		4 0 1 1 0 1 2												
Paul Assenmacher, L (8, 1) OBP: 0.667, SLG: 0.500										0 0 0 0 0 0 0												
Luis Salazar, R (1, 5) OBP: 0.311, SLG: 0.469	1-0 P4			2-1 G4-3		3-2 G6-3			0-1 P3	4 0 0 0 0 0 4												
Hector Villanueva, R (1, 2) OBP: 0.282, SLG: 0.434	2-2 FC5			2-1 G6-3		0-0 1B			0-0 G5-3	4 0 1 0 0 0 3												
Shawon Dunston, R (1, 6) OBP: 0.256, SLG: 0.353		1-2 23 CS SH1-3 1B		1-1 G4-3		1-0 L4			0-1 F9	4 0 1 0 0 0 1												
Les Lancaster, R (1, 1) OBP: 0.400, SLG: 0.600				1-3 K						1 0 0 0 0 1 0												
Heathcliff Slocumb, R (6, 1)		0-2 SH1-3								0 0 0 0 0 0 0												
Doug Dascenzo, S (7, PH) OBP: 0.347, SLG: 0.364										1 0 0 0 0 1 0												
Mike Bielecki, R (7, 1) OBP: 0.167, SLG: 0.118										0 0 0 0 0 0 0												
Chico Walker, S (8, 9) OBP: 0.370, SLG: 0.392										0 0 0 0 0 0 0												
Inning Stats	R: 1 E: 0 K: 0 S: 13	H: 3 LOB: 3 BB: 1 P: 21	R: 0 E: 0 K: 0 S: 9	H: 1 LOB: 1 BB: 0 P: 11	R: 0 E: 0 K: 0 S: 5	H: 1 LOB: 1 BB: 0 P: 7	R: 0 E: 0 K: 1 S: 7	H: 0 LOB: 0 BB: 0 P: 11	R: 0 E: 0 K: 0 S: 6	H: 0 LOB: 0 BB: 0 P: 8	R: 1 E: 0 K: 0 S: 11	H: 2 LOB: 1 BB: 0 P: 21	R: 0 E: 0 K: 1 S: 9	H: 0 LOB: 0 BB: 0 P: 15	R: 0 E: 0 K: 1 S: 6	H: 1 LOB: 1 BB: 0 P: 7	R: 0 E: 0 K: 0 S: 5	H: 0 LOB: 0 BB: 0 P: 5	1B: 7 2B: 0 3B: 0 HR: 1	SF: 0 SAC: 1 DP: 0 HBP: 1	WP: 0 PB: 0 SB: 0 CS: 2	PA: 35
PITCHER	IP WLS BF H R ER SO BB IBB HBP BLK WP HR S P ERA WHIP																					
Dennis Rasmussen, L (1, 1) ERA: 0.71	8.0 W 32 8 2 2 3 1 0 1 0 0 1 66 101 2.25 1.125																					
Craig Lefferts, L (9, 1) ERA: 4.06	1.0 3 0 0 0 0 0 0 0 0 0 0 5 5 0.00 0.000																					

Chicago Cubs @ San Diego Padres
 Jack Murphy Stadium, San Diego, CA
 Sat Jun 15 1991, 6:33 AM EDT
 Att. 23,557 - Sunny - 74 F

livebaseballscorecards.com

AB	32
R	2
H	8
RBI	2
BB	1
SO	3
LOB	14



Batter	1	2	3	4	5	6	7	8	9	AB	R	H	RBI	BB	SO	LOB
Bip Roberts, S OBP: 0.336, SLG: 0.305 (1, 8)	1-3 K		3-3 K		3-2 CS HBP	0-0 BB 1B		4-1 E 1B BB		3	1	1	0	1	2	1
Tony Fernandez, S OBP: 0.371, SLG: 0.402 (1, 6)	4-1 CS BB		0-0 FC6 1B		3-1 F8	4-1 BB		1-2 E 1B		3	1	2	0	2	0	1
Tony Gwynn, L OBP: 0.396, SLG: 0.508 (1, 9)	1-0 1B		1-1 L7		1-2 BB 1B	0-1 F8		0-1 E5 1B 2B		5	1	2	0	0	0	6
Jerald Clark, R OBP: 0.321, SLG: 0.368 (1, 3)	1-0 L7		0-0 FC6		4-2 BB			0-2 2B SF7 1B		4	1	1	2	1	1	3
Tim Teufel, R OBP: 0.319, SLG: 0.342 (1, 4)		2-3 K		3-2 G3 S 1B	2-1 F7		4-0 F9 BB BB	2-0 1-3 2-H 2B		4	0	2	1	1	1	2
Benito Santiago, R OBP: 0.289, SLG: 0.390 (1, 2)		1-3 K		0-3 K		0-0 G6-3	4-0 FC6-4 BB	4-0 IBB		3	0	0	0	2	2	1
Scott Coolbaugh, R OBP: 0.333, SLG: 0.381 (1, 5)		1-0 2B		4-2 G3 BB		2-2 HR 2B	1-1 F9	2-1 SF7		3	1	2	1	1	0	2
Thomas Howard, S OBP: 0.309, SLG: 0.371 (1, 7)		2-3 K		0-0 G3		0-1 HR	2-2 FC6-4	0-1 F7		4	1	1	2	0	1	5
Darrin Jackson, R OBP: 0.323, SLG: 0.419 (8, PH) (9, 7)				1-2 2-3 G3		2-H HR	1-2 F8			1	0	0	0	0	0	2
Dennis Rasmussen, L OBP: 0.243, SLG: 0.250 (8, PH) (9, 1)			4-2 1B BB		1-2 G3			2-3 K		2	0	0	0	1	0	2
Inning Stats	R: 0 E: 0 K: 1 S: 6	H: 1 LOB: 1 BB: 1 P: 13	R: 0 E: 0 K: 3 S: 11	H: 1 LOB: 1 BB: 0 P: 17	R: 0 E: 0 K: 1 S: 10	H: 1 LOB: 2 BB: 1 P: 18	R: 0 E: 0 K: 1 S: 13	H: 1 LOB: 2 BB: 1 P: 25	R: 2 E: 0 K: 0 S: 13	H: 3 LOB: 2 BB: 1 P: 20	R: 0 E: 0 K: 1 S: 8	H: 0 LOB: 2 BB: 2 P: 21	R: 4 E: 1 K: 1 S: 18	H: 3 LOB: 2 BB: 2 P: 32	1B: 7 2B: 3 3B: 0 HR: 1	SF: 1 SAC: 0 DP: 0 HBP: 1

BOTTOM

Chicago Cubs @ San Diego Padres
Jack Murphy Stadium, San Diego, CA

Sat Jun 15 1991, 6:33 AM EDT
Att. 23,557 - Sunny - 74 F

livebaseballscorecards.com

AB	33
R	6
H	11
RBI	6
BB	9
SO	8
LOB	25



WP: 0	PA: 44
PB: 0	
SB: 1	
CS: 2	

PITCHER	IP	WLS	BF	H	R	ER	SO	BB	IBB	HBP	BLK	WP	HR	S	P	ERA	WHIP
Les Lancaster, R ERA: 2.84 (1, 1)	5.2		29	8	2	2	6	5	0	0	0	0	1	65	112	3.18	2.294
Heathcliff Slocumb, R ERA: 2.7 (6, 1)	0.1		1	0	0	0	0	0	0	0	0	0	0	2	2	0.00	0.000
Mike Bielecki, R ERA: 4.06 (7, 1)	1.1	L	8	1	2	2	2	3	0	0	0	0	0	16	35	13.50	3.000
Paul Assenmacher, L ERA: 3.1 (8, 1)	0.2		6	2	2	0	0	0	1	0	0	0	0	10	18	0.00	3.000

Batter	1	2	3	4	5	6	7	8	9	AB R H RBI BB SO LOB	TOP											
Doug Dasenczo, S (1, 8) OBP: 0.344, SLG: 0.354	4-2 BB 23 CS		0-2 P4		2-3 K		1 SAFE 0-0 L7			3 0 0 0 1 1 1												
23 Ryne Sandberg, R (1, 4) OBP: 0.344, SLG: 0.457	0-2 F7		1-0 L7			0-2 P5		1-2 L3		4 0 0 0 0 0 1												
Mark Grace, L (1, 3) OBP: 0.370, SLG: 0.410	4-0 1B BB		3-1 F9			1-2 HR		1-3 K		3 1 1 1 1 1 0												
Luis Salazar, R (8, 3) OBP: 0.311, SLG: 0.469										0 0 0 0 0 0 0												
George Bell, R (1, 7) OBP: 0.300, SLG: 0.461	0-0 1-2 1B			3-3 K		1-2 P3		0-3 K		4 0 1 0 0 2 0												
Andre Dawson, R (1, 9) OBP: 0.344, SLG: 0.541	2-3 K			0-2 1B		2-0 2B		2-2 L9		4 0 2 0 0 1 2												
Chico Walker, S (1, 5) OBP: 0.353, SLG: 0.372		2-3 K		1-1 F9		0-0 G4-3		0-0 P1		4 0 0 0 0 1 2												
Rick Wilkins, L (1, 2) OBP: 0.308, SLG: 0.292		1-0 F9		0-0 P5			2-1 FC1-6 1B		1-0 G3-1	4 0 1 0 0 0 1												
Jose Vizcaino, S (1, 6) OBP: 0.302, SLG: 0.286		0-3 K			0-3 K		0-1 FC1-6 BLK			3 0 0 0 0 2 1												
Greg Maddux, R (1, 1) OBP: 0.278, SLG: 0.400			0-0 HR		2-3 K		2-3 K			2 1 1 1 0 1 0												
Dwight Smith, L (7, PH) OBP: 0.263, SLG: 0.340										1 0 0 0 0 1 1												
Chuck McElroy, L (7, 1) OBP: 0.200, SLG: 0.200										0 0 0 0 0 0 0												
Heathcliff Slocumb, R (8, 1)										0 0 0 0 0 0 0												
Inning Stats	R: 0 E: 0 K: 1 S: 10	H: 1 LOB: 2 BB: 2 P: 20	R: 0 E: 0 K: 2 S: 8	H: 0 LOB: 0 BB: 0 P: 11	R: 1 E: 0 K: 0 S: 7	H: 1 LOB: 0 BB: 0 P: 11	R: 0 E: 0 K: 1 S: 10	H: 1 LOB: 1 BB: 0 P: 14	R: 0 E: 0 K: 3 S: 10	H: 0 LOB: 0 BB: 0 P: 14	R: 1 E: 0 K: 0 S: 11	H: 2 LOB: 1 BB: 0 P: 15	R: 0 E: 0 K: 1 S: 9	H: 1 LOB: 1 BB: 0 P: 12	R: 0 E: 0 K: 2 S: 10	H: 0 LOB: 0 BB: 0 P: 12	R: 0 E: 0 K: 0 S: 5	H: 0 LOB: 0 BB: 0 P: 8	1B: 3 2B: 1 3B: 0 HR: 2	SF: 0 SAC: 0 DP: 0 HBP: 0	WP: 0 PB: 0 SB: 0 CS: 1	PA: 34
PITCHER	IP WLS BF H R ER SO BB IBB HBP BLK WP HR S P ERA WHIP												PITCHER	IP WLS BF H R ER SO BB IBB HBP BLK WP HR S P ERA WHIP								
Jose Melendez, R (1, 1) ERA: 4.0	7.0 W 28 6 2 2 8 2 0 0 0 1 0 2 65 97 2.57 1.143																					
Larry Andersen, R (8, 1) ERA: 1.53	2.0 S 6 0 0 0 2 0 0 0 0 0 0 0 15 20 0.00 0.000																					

Chicago Cubs @ San Diego Padres
Jack Murphy Stadium, San Diego, CA
 Sun Jun 16 1991, 6:33 AM EDT
 Att. 28,961 - Sunny - 76 F

livebaseballscorecards.com

AB	32
R	2
H	6
RBI	2
BB	2
SO	10
LOB	9



Batter	1	2	3	4	5	6	7	8	9	AB	R	H	RBI	BB	SO	LOB				
Bip Roberts, S OBP: 0.335, SLG: 0.301 (1, 8) B C X	1-1 G5-3 ①			4-1 1B G4-3 G3-1 BB B B B B	1-3 K ③		0-0 G3 ③			3	1	0	0	1	1	2				
Tony Fernandez, S OBP: 0.369, SLG: 0.403 (1, 6) C F F F F S	0-3 K ②			2-1 G4-3 ① 1-2 SAFE SAFE SAFE SAFE SAFE SAFE		0-0 G4-3 ①		1-2 SF8 2B S		4	1	1	0	0	1	1				
Tony Gwynn, L OBP: 0.397, SLG: 0.508 (1, 9) C F X	0-2 L7 ③			0-0 S G3-1 1B 2-3		1-0 HR 1B		0-1 F7 ①		4	1	2	0	0	0	1				
Jerald Clark, R OBP: 0.326, SLG: 0.392 (1, 3) C B B X			1-2 G4-3 ①	0-0 G3-1 ② 1-2 3-H		1-1 SAFE HR 1-H		1-0 WP S HBP		3	1	1	3	0	0	1				
Tim Teufel, R OBP: 0.316, SLG: 0.329 (1, 4) C B B F X			2-3 K ②	1-2 G5-3 ③ 2-3		2-2 G6-3 ②		4-0 WP IBB 1-2 2-3		3	0	0	0	1	1	1				
Benito Santiago, R OBP: 0.289, SLG: 0.389 (1, 2) C B B F X			2-2 G4-3 ③		1-2 P4 ①		2-0 FC4-6 1B		0-1 SF8 ② 3-H		3	0	1	1	0	0				
Scott Coolbaugh, R OBP: 0.323, SLG: 0.368 (1, 5) B B B F X			3-3 K ①		0-1 G6-3 ②		1-2 FC4-6 ③ 1-2f		2-0 L8 ③ 1-2 2-3		4	0	0	0	0	1	3			
Thomas Howard, S OBP: 0.313, SLG: 0.367 Darrin Jackson, R OBP: 0.320, SLG: 0.414 (1, 7) (6, 7) C C C S			1-3 K ②		1-1 BB HBP				1-2 G6-3 ①		1	0	0	0	0	1	0			
Jose Melendez, R OBP: 0.222, SLG: 0.125 Shawn Abner, R OBP: 0.221, SLG: 0.250 Larry Andersen, R (8, 1) S B B F X			1-3 K ③		4-2 BB				3-2 F9 ②		1	0	0	0	1	1	0			
Inning Stats	R: 0 E: 0 K: 1 S: 12	H: 0 LOB: 0 BB: 0 P: 13	R: 0 E: 0 K: 1 S: 9	H: 0 LOB: 0 BB: 0 P: 14	R: 0 E: 0 K: 3 S: 9	H: 0 LOB: 0 BB: 0 P: 14	R: 1 E: 0 K: 0 S: 8	H: 1 LOB: 1 BB: 1 P: 15	R: 0 E: 0 K: 1 S: 14	H: 0 LOB: 2 BB: 1 P: 21	R: 2 E: 0 K: 0 S: 12	H: 3 LOB: 1 BB: 0 P: 19	R: 0 E: 0 K: 0 S: 7	H: 0 LOB: 0 BB: 0 P: 11	R: 1 E: 0 K: 0 S: 8	H: 1 LOB: 2 BB: 1 P: 16	1B: 3 2B: 1 3B: 0 HR: 1	SF: 1 SAC: 0 DP: 0 HBP: 2	WP: 1 PB: 0 SB: 3 CS: 0	PA: 34

BOTTOM

Chicago Cubs @ San Diego Padres
Jack Murphy Stadium, San Diego, CA

Sun Jun 16 1991, 6:33 AM EDT
Att. 28,961 - Sunny - 76 F

livebaseballscorecards.com

AB	28
R	4
H	5
RBI	4
BB	3
SO	6
LOB	9



PITCHER	IP	WLS	BF	H	R	ER	SO	BB	IBB	HBP	BLK	WP	HR	S	P	ERA	WHIP
Greg Maddux, R ERA: 3.15 (1, 1)	6.0	L	25	4	3	3	6	2	0	0	0	0	0	64	96	4.50	1.000
Chuck McElroy, L ERA: 1.82 (7, 1)	1.1		5	1	1	1	0	0	0	0	0	0	0	12	17	6.75	0.750
Heathcliff Slocumb, R ERA: 2.65 (8, 1)	0.2		4	0	0	0	0	0	1	1	0	1	0	3	10	0.00	0.000

Batter	1	2	3	4	5	6	7	8	9	AB R H RBI BB SO LOB	TOP											
Jerome Walton, R (1, 8) OBP: 0.285, SLG: 0.359	0-1 G4-3		1-2 FC5-4 23 BB			1-0 G6-3		2-2 G6-4-3 1B		4 0 1 0 0 0 1												
23 Ryne Sandberg, R (1, 4) OBP: 0.347, SLG: 0.455	3-1 G5-3		4-2 1 SAFE 1 SAFE 1-2 BB			0-0 1B		0-1 G6-4-3 1-2f		3 0 1 0 1 0 1												
Mark Grace, L (1, 3) OBP: 0.365, SLG: 0.403	2-3 K		3-2 P6			1-1 F7			0-0 F9	4 0 0 0 0 1 3												
George Bell, R (1, 7) OBP: 0.295, SLG: 0.453		0-1 G6-3		1-3 K		2-1 F8			0-1 G5-3	4 0 0 0 0 1 1												
Andre Dawson, R (1, 9) OBP: 0.347, SLG: 0.540		1-2 F4		2-0 G4-6-3 1B		0-1 F7			0-0 1B 2B 1B	4 1 2 0 0 0 0												
Luis Salazar, R (1, 5) OBP: 0.318, SLG: 0.470		2-2 1B		1-2 G4-6-3 1-2f		1-1 G5-3			2-1 2B 1B 1B	4 1 2 0 0 0 1												
Rick Wilkins, L (1, 2) OBP: 0.300, SLG: 0.321		0-3 K			3-2 G4-3		1-0 G3-1		0-0 1B 2B	4 1 1 1 0 1 1												
Shawon Dunston, R (1, 6) OBP: 0.260, SLG: 0.370			1-2 F8		0-0 G6-3			0-2 HR	1-2 2-H 3-H 1B	4 1 2 3 0 0 0												
Shawn Boskie, R (1, 1) OBP: 0.250, SLG: 0.345			1-2 FC5-4 1B		1-3 K			3-3 K	0-2 F8	2 0 1 0 0 1 0												
Chuck McElroy, L (6, 1) OBP: 0.200, SLG: 0.200										0 0 0 0 0 0 0												
Dwight Smith, L (8, PH) OBP: 0.259, SLG: 0.333										1 0 0 0 0 1 0												
Mike Bielecki, R (8, 1) OBP: 0.167, SLG: 0.118										0 0 0 0 0 0 0												
Chico Walker, S (9, PH) OBP: 0.349, SLG: 0.367										1 0 0 0 0 0 1												
Inning Stats	R: 0 E: 0 K: 1 S: 7	H: 0 LOB: 0 BB: 0 P: 12	R: 0 E: 0 K: 1 S: 11	H: 1 LOB: 1 BB: 0 P: 14	R: 0 E: 0 K: 0 S: 14	H: 1 LOB: 2 BB: 1 P: 24	R: 0 E: 0 K: 1 S: 7	H: 1 LOB: 0 BB: 0 P: 11	R: 0 E: 0 K: 1 S: 6	H: 0 LOB: 0 BB: 0 P: 10	R: 0 E: 0 K: 0 S: 5	H: 0 LOB: 0 BB: 0 P: 7	R: 1 E: 0 K: 1 S: 12	H: 2 LOB: 0 BB: 0 P: 17	R: 3 E: 0 K: 0 S: 16	H: 4 LOB: 1 BB: 0 P: 19	1B: 8 2B: 1 3B: 0 HR: 1	SF: 0 SAC: 0 DP: 2 HBP: 0	WP: 0 PB: 0 SB: 0 CS: 0	PA: 36		
PITCHER	IP WLS BF H R ER SO BB IBB HBP BLK WP HR S P ERA WHIP	IP WLS BF H R ER SO BB IBB HBP BLK WP HR S P ERA WHIP	IP WLS BF H R ER SO BB IBB HBP BLK WP HR S P ERA WHIP	IP WLS BF H R ER SO BB IBB HBP BLK WP HR S P ERA WHIP	IP WLS BF H R ER SO BB IBB HBP BLK WP HR S P ERA WHIP	IP WLS BF H R ER SO BB IBB HBP BLK WP HR S P ERA WHIP	IP WLS BF H R ER SO BB IBB HBP BLK WP HR S P ERA WHIP	IP WLS BF H R ER SO BB IBB HBP BLK WP HR S P ERA WHIP	IP WLS BF H R ER SO BB IBB HBP BLK WP HR S P ERA WHIP	IP WLS BF H R ER SO BB IBB HBP BLK WP HR S P ERA WHIP	IP WLS BF H R ER SO BB IBB HBP BLK WP HR S P ERA WHIP	IP WLS BF H R ER SO BB IBB HBP BLK WP HR S P ERA WHIP	IP WLS BF H R ER SO BB IBB HBP BLK WP HR S P ERA WHIP	IP WLS BF H R ER SO BB IBB HBP BLK WP HR S P ERA WHIP	IP WLS BF H R ER SO BB IBB HBP BLK WP HR S P ERA WHIP	IP WLS BF H R ER SO BB IBB HBP BLK WP HR S P ERA WHIP	IP WLS BF H R ER SO BB IBB HBP BLK WP HR S P ERA WHIP	IP WLS BF H R ER SO BB IBB HBP BLK WP HR S P ERA WHIP	IP WLS BF H R ER SO BB IBB HBP BLK WP HR S P ERA WHIP	IP WLS BF H R ER SO BB IBB HBP BLK WP HR S P ERA WHIP		
Mike Morgan, R (1, 1) ERA: 2.54	8.2 W 34 9 4 4 5 1 0 0 0 0 1 76 115 4.15 1.154	0.1 S 2 1 0 0 0 0 0 0 0 0 0 9 10 0.00 3.000																				
Tim Crews, R (9, 1) ERA: 3.12																						

Chicago Cubs @ Los Angeles Dodgers
Dodger Stadium, Los Angeles, CA
Mon Jun 17 1991, 7:05 PM PDT
Att. 42,767 - Cloudy - 70 F

livebaseballscorecards.com

AB	35
R	4
H	10
RBI	4
BB	1
SO	5
LOB	9



Batter	1	2	3	4	5	6	7	8	9	AB	R	H	RBI	BB	SO	LOB
Brett Butler, L OBP: 0.384, SLG: 0.327 (1, 8)	0-0 FC4-6 1B	0-1 FC1-6 G4-6-3 1-2f		2-3 K		4-2 S 1B BB		4-2 PB SH1-3 SF9 BB		3	2	1	0	2	1	2
Juan Samuel, R OBP: 0.375, SLG: 0.484 (1, 4)	0-1 FC4-6 1B G6-3 1-2f	1-2 G4-6-3 1-2f			4-2 FC6-4 BB	2-3 H		0-0 SH1-3 1-2		3	1	0	0	0	1	3
Stan Javier, S OBP: 0.261, SLG: 0.298 (1, 9)	0-2 G6-3 1-3 1B		4-2 G6-4-3 BB		0-1 FC6-4 FC4-6 1-2f 1B	0-0 S 2B 1B		4-0 BB		3	3	2	1	2	0	1
Eddie Murray, S OBP: 0.353, SLG: 0.449 (1, 3)	1-0 G6-3 2-3 3-H		1-0 G6-4-3 1-2f		2-0 FC4-6 1-2 1B	3-2 1B 1-H 2B		2-2 SF9 3-H		4	0	2	3	0	0	2
Kal Daniels, L OBP: 0.333, SLG: 0.420 (1, 7)	1-0 HBP 1B		4-2 BB		0-0 FC4-6 1-2f 2-3 1B	1-1 2-3 1B		1-3 K		4	2	2	1	1	1	3
Gary Carter, R OBP: 0.300, SLG: 0.309 (1, 2)	1-0 1B		0-1 G3		0-1 1B	1-2 3-H 1B		3-2 G4-3 SH3-4 1B		3	0	1	1	0	0	3
Tim Crews, R (7, 1)										0	0	0	0	0	0	0
Mike Hartley, R (7, 1)										0	0	0	0	0	0	0
John Candelaria, L (7, 1)										0	0	0	0	0	0	0
Jim Gott, R (7, 1)										0	0	0	0	0	0	0
Jay Howell, R (9, 1)										0	0	0	0	0	0	0
Lenny Harris, L OBP: 0.383, SLG: 0.381 (9, PH)	1-2 HBP									1	1	1	0	0	0	0
Mike Sharperson, R OBP: 0.280, SLG: 0.222 (1, 5)	0-0 1-3 2-H 1B			1-1 SH1-3 1B	0-1 1-2 2-H 1B		3-3 K		0-0 SH3-4 1-2	4	0	3	2	0	1	0
Alfredo Griffin, S OBP: 0.260, SLG: 0.248 (1, 6)	0-1 F4			0-1 L8	1-0 L6		0-1 G6-3		1-1 G4-3 2-3	5	0	0	0	0	0	6
Orel Hershiser, R OBP: 0.667, SLG: 0.750 (1, 1)										0	0	0	0	1	0	0
Jose Gonzalez, R (6, PH)										1	0	0	0	0	0	0
Mike Scioscia, L OBP: 0.365, SLG: 0.394 (7, 2)										2	0	1	1	0	0	0

Inning Stats	R: 3	H: 4	E: 0	K: 0	S: 11	LOB: 2	BB: 0	P: 14	R: 0	H: 0	E: 0	K: 0	S: 7	LOB: 0	BB: 1	P: 12	R: 0	H: 0	E: 0	K: 0	S: 8	LOB: 1	BB: 2	P: 17	R: 0	H: 1	E: 0	K: 1	S: 10	LOB: 1	BB: 0	P: 13	R: 2	H: 3	E: 0	K: 0	S: 11	LOB: 2	BB: 1	P: 18	R: 2	H: 3	E: 0	K: 1	S: 19	LOB: 2	BB: 1	P: 31	R: 0	H: 0	E: 0	K: 1	S: 11	LOB: 0	BB: 0	P: 17	R: 1	H: 0	E: 0	K: 1	S: 14	LOB: 1	BB: 2	P: 24	R: 1	H: 2	E: 0	K: 0	S: 12	LOB: 1	BB: 0	P: 18	1B: 12	SF: 1	2B: 1	3B: 0	HR: 0	SAC: 3	DP: 2	HBP: 1	WP: 0	PA: 45
--------------	------	------	------	------	-------	--------	-------	-------	------	------	------	------	------	--------	-------	-------	------	------	------	------	------	--------	-------	-------	------	------	------	------	-------	--------	-------	-------	------	------	------	------	-------	--------	-------	-------	------	------	------	------	-------	--------	-------	-------	------	------	------	------	-------	--------	-------	-------	------	------	------	------	-------	--------	-------	-------	------	------	------	------	-------	--------	-------	-------	--------	-------	-------	-------	-------	--------	-------	--------	-------	--------

PITCHER	IP	WLS	BF	H	R	ER	SO	BB	IBB	HBP	BLK	WP	HR	S	P	ERA	WHIP
Danny Jackson, L ERA: 5.67 (1, 1)	5.2		32	11	7	7	2	5	0	0	0	0	0	63	101	11.12	2.824
Heathcliff Slocumb, R ERA: 2.57 (6, 1)	0.1		1	0	0	0	0	0	0	0	0	0	0	3	4	0.00	0.000
Chuck McElroy, L ERA: 1.83 (7, 1)	1.1		5	0	1	0	1	1	0	0	0	0	0	17	27	0.00	0.750
Paul Assenmacher, L ERA: 3.05 (8, 1)	1.1	L	7	2	1	1	1	1	0	0	0	0	0	20	32	6.75	2.250


BOTTOM

Chicago Cubs @ Los Angeles Dodgers
Dodger Stadium, Los Angeles, CA

Wed Jun 19 1991, 7:05 PM PDT
Att: 39,287 - Sunny - 68 F

livebaseballscores.com

AB 33
R 9
H 13
RBI 9
BB 7
SO 4
LOB 20



Chicago Cubs @ San Francisco Giants
Candlestick Park, San Francisco, CA

Thu Jun 20 1991, 10:05 PM EDT
Att. 16,408 - Sunny - 54 F

livebaseballscorecards.com

AB	34
R	3
H	10
RBI	3
BB	4
SO	5
LOB	20



WP:	0	PA:	39
PB:	0		
SB:	0		
CS:	1		

AB R H RBI BB SO LOB

5	0	1	0	0	1	1
4	0	2	1	0	1	0
4	0	0	0	1	1	2
4	0	1	0	0	0	4
3	0	2	0	1	0	1
2	0	0	0	1	0	3
1	0	0	0	0	1	1
3	0	1	0	0	0	3
0	1	0	0	0	0	0
1	0	0	0	0	0	0
3	2	2	2	1	0	2
3	0	1	0	0	1	2
0	0	0	0	0	0	0
1	0	0	0	0	0	1

1B:	7	SF:	0
2B:	2	SAC:	1
3B:	0	DP:	2
HR:	1	HBP:	0

Batter	1	2	3	4	5	6	7	8	9
Chico Walker, S (1, 5) OBP: 0.340, SLG: 0.348	2-2 G6-3		2-0 F8		1-0 F8		2-1 SH1-4 1B		2-3 K
Jerome Walton, R (1, 8) OBP: 0.288, SLG: 0.361	3-1 23 BLK 1B		2-3 K		0-0 F8		2-0 SH1-4		1-1 1B
23 Ryne Sandberg, R (1, 4) OBP: 0.348, SLG: 0.465	1-1 P3		2-2 G6-3				4-0 G6-4-3 IBB		1-2 3-H G4-3
Andre Dawson, R (1, 9) OBP: 0.333, SLG: 0.513	2-2 G5-3				0-1 E5		2-2 1B 1B		2-2 G6-4-3
George Bell, R (1, 7) OBP: 0.309, SLG: 0.462					0-2 F7		1-0 G4-3 1B		0-2 CS 1B
Luis Salazar, R (1, 3) OBP: 0.324, SLG: 0.476					4-1 BB		2-2 G4-3		1-3 K
Mark Grace, L (8, PH) OBP: 0.353, SLG: 0.384							1-2f		1-2
Hector Villanueva, R (1, 2) OBP: 0.284, SLG: 0.443					0-0 G5-3		2-2 E HR 2B		1-2 F9
Ced Landrum, L (7, PR) OBP: 0.261, SLG: 0.227					2-0 F6				
Rick Wilkins, L (7, 2) OBP: 0.275, SLG: 0.289					1-2 F7				2-2 G4-3 1B 2B
Shawon Dunston, R (1, 6) OBP: 0.274, SLG: 0.395					1-2 F7				0-0 G4-3 1B 2B
Les Lancaster, R (1, 1) OBP: 0.375, SLG: 0.500									
Heathcliff Slocumb, R (7, 1) OBP: 0.366, SLG: 0.361					1-3 K				2-3 G4-3
Doug Dascenzo, S (9, PH) OBP: 0.366, SLG: 0.361									

Inning Stats	R: 0	H: 1	E: 0	LOB: 1	K: 0	BB: 0	S: 12	P: 20	R: 0	H: 0	E: 0	LOB: 2	K: 0	BB: 2	S: 9	P: 22	R: 0	H: 0	E: 0	LOB: 0	K: 1	BB: 0	S: 8	P: 14	R: 0	H: 0	E: 1	LOB: 2	K: 0	BB: 1	S: 11	P: 18	R: 0	H: 0	E: 0	LOB: 0	K: 1	BB: 0	S: 5	P: 7	R: 0	H: 2	E: 0	LOB: 1	K: 1	BB: 0	S: 16	P: 24	R: 2	H: 4	E: 1	LOB: 2	K: 0	BB: 1	S: 15	P: 28	R: 0	H: 1	E: 0	LOB: 0	K: 1	BB: 0	S: 12	P: 14	R: 1	H: 2	E: 0	LOB: 1	K: 1	BB: 0	S: 12	P: 18	1B: 7	SF: 0	2B: 2	SAC: 1	3B: 0	DP: 2	HR: 1	HBP: 0	WP: 0	PA: 39
--------------	------	------	------	--------	------	-------	-------	-------	------	------	------	--------	------	-------	------	-------	------	------	------	--------	------	-------	------	-------	------	------	------	--------	------	-------	-------	-------	------	------	------	--------	------	-------	------	------	------	------	------	--------	------	-------	-------	-------	------	------	------	--------	------	-------	-------	-------	------	------	------	--------	------	-------	-------	-------	------	------	------	--------	------	-------	-------	-------	-------	-------	-------	--------	-------	-------	-------	--------	-------	--------

PITCHER	IP	WLS	BF	H	R	ER	SO	BB	IBB	HBP	BLK	WP	HR	S	P	ERA	WHIP
Mike Reminger, L (1, 1) ERA: 1.2	6.0		28	7	2	2	3	2	1	0	1	0	1	72	121	3.00	1.500
Francisco Oliveras, R (7, 1) ERA: 2.18	2.0	W	6	1	0	0	1	0	1	0	0	0	0	16	26	0.00	0.500
Dave Righetti, L (9, 1) ERA: 4.24	1.0	S	5	2	1	1	1	0	0	0	0	0	0	12	18	9.00	2.000

PITCHER	IP	WLS	BF	H	R	ER	SO	BB	IBB	HBP	BLK	WP	HR	S	P	ERA	WHIP
---------	----	-----	----	---	---	----	----	----	-----	-----	-----	----	----	---	---	-----	------

Batter	1	2	3	4	5	6	7	8	9
Mike Kingery, L (1, 9) OBP: 0.302, SLG: 0.283	3-3 K		0-0 1B			2-1 L7		1-2 3B	
Willie McGee, S (1, 8) OBP: 0.362, SLG: 0.458	1-1 G1-3		2-1 G6-3			1-2 G6-3		2-3 K	
Will Clark, L (1, 3) OBP: 0.333, SLG: 0.478	1-3 K				1-3 K	0-2 F8		0-0 F7	
Mark Leonard, L (1, 7) OBP: 0.262, SLG: 0.356		3-2 G4-3			2-3 K		1-1 G3	4-0 3B	
Mike Felder, S (8, 7) OBP: 0.333, SLG: 0.370								S 3B IBB	
Greg Litton, R (1, 5) OBP: 0.237, SLG: 0.282		4-0 BB			1-3 K		2-3 K	1-2 3B	
Robby Thompson, R (1, 4) OBP: 0.352, SLG: 0.436		2-3 K			1-1 WP S HBP		2-0 WP HR 2B	1-0 L7	
Terry Kennedy, L (1, 2) OBP: 0.253, SLG: 0.333		1-1 SAFE L5			1-3 SAFE K		2-0 2H HR		
Mike Benjamin, R (1, 6) OBP: 0.147, SLG: 0.138			0-3 K		2-0 SAFE G1-3		1-2 1B		
Dave Anderson, R (5, PH) OBP: 0.331, SLG: 0.362					1-3 SAFE K		0-1 SAFE G6-3		
Bud Black, L (1, 1) OBP: 0.243, SLG: 0.270			1-1 G4-3						
Kelly Downs, R (7, 1)									
Don Robinson, R (8, 1) OBP: 0.211, SLG: 0.263									
Dave Righetti, L (8, 1)									


AB	R	H	RBI	BB	SO	LOB
4	1	2	0	0	1	0
4	0	0	0	0	1	2
4	0	0	0	0	2	1
3	0	0	0	0	1	0
0	1	0	0	1	0	0
3	0	1	2	1	2	0
3	1	1	0	0	1	2
3	1	1	2	0	1	2
1	0	0	0	0	1	0
2	0	1	0	0	0	1
2	0	0	0	0	1	1
1	0	0	0	0	0	1
0	0	0	0	0	0	0
0	0	0	0	0	0	0

AB	R	H	RBI	BB	SO	LOB
30	4	6	4	2	11	10

Inning Stats		R	H	E	K	S	IP	WLS	BF	H	R	ER	SO	BB	IBB	HBP	BLK	WP	HR	S	P	ERA	WHIP
		0	0	0	2	12	7.0	L	27	4	2	0	10	1	0	0	0	2	1	74	112	2.57	0.714
		0	0	0	1	9	0.2		4	1	2	1	0	0	1	0	0	0	0	8	15	27.00	1.500
		0	0	0	1	17	0.1		2	1	0	0	0	0	0	0	0	0	4	6	0.00	3.000	

Chicago Cubs @ San Francisco Giants
 Candlestick Park, San Francisco, CA
 Fri Jun 21 1991, 10:05 PM EDT
 Att: 17,198 - Cloudy - 54 F

WP: 2 PA: 33
 PB: 0
 SB: 2
 CS: 0



Batter	1	2	3	4	5	6	7	8	9	AB R H RBI BB SO LOB	TOP		
Doug Dasenczo, S (1, 8) OBP: 0.364, SLG: 0.360	2-2 G6-3		3-1 G5-4-3		0-0 B1-3		1-0 G6-4-3	0-2 G5-3		5 0 1 0 0 0 4			
Mark Grace, L (1, 3) OBP: 0.362, SLG: 0.402	2-2 G6-3		0-0 23 1B		2-2 G3-4-3		1-1 23 1B	1-2 F7		5 0 3 0 0 0 0			
23 Ryne Sandberg, R (1, 4) OBP: 0.358, SLG: 0.481	1-0 HR		3-2 1B		4-2 G3-4-3		1-1 G6-4-3	1-1 G4-3		4 1 2 1 1 0 2			
Andre Dawson, R (1, 9) OBP: 0.321, SLG: 0.494	2-2 L9		1-1 F8		1-2 G3-4-3		1-2 G5-3	0-0 F8		5 0 0 0 0 0 5			
George Bell, R (1, 7) OBP: 0.314, SLG: 0.463		4-0 G6-4-3 BB		4-2 1B SF7		0-1 L6		1-1 G5-3		2 1 0 0 2 0 2			
Luis Salazar, R (1, 5) OBP: 0.339, SLG: 0.472		4-0 G6-4-3 BB		0-1 G6-3 1B		0-1 F9		2-1 G6-3		3 0 1 0 1 0 0			
Damon Berryhill, S (1, 2) OBP: 0.229, SLG: 0.339		1-2 G6-4-3		0-0 SF7		1-3 K		1-2 2B 1B		3 0 1 1 0 1 2			
Shawon Dunston, R (1, 6) OBP: 0.273, SLG: 0.391		0-2 L9		0-1 G6-3		0-3 K		0-0 2B		4 0 1 0 0 1 2			
Shawn Boskie, R (1, 1) Mike Dielecki, R (4, 1) Dwight Smith, L (7, PH) Chuck McElroy, L (7, 1) Chico Walker, S (8, PH) Heathcliff Slocumb, R (8, 1)			0-0 G5-4-3 1B		2-3 K2-3		0-0 23 1B	4-0 BB		2 0 1 0 0 1 1 0 0 0 0 0 0 0 1 1 1 0 0 0 0 0 0 0 0 0 0 0 0 0 0 0 1 0 0 0 0 0 0 0 0 0			
Inning Stats	R: 1 H: 1 E: 0 LOB: 0 K: 0 BB: 0 S: 12 P: 19	R: 0 H: 0 E: 0 LOB: 1 K: 0 BB: 2 S: 7 P: 16	R: 0 H: 3 E: 0 LOB: 2 K: 0 BB: 0 S: 10 P: 17	R: 1 H: 1 E: 0 LOB: 1 K: 1 BB: 1 S: 13 P: 19	R: 0 H: 1 E: 0 LOB: 2 K: 0 BB: 1 S: 13 P: 20	R: 0 H: 0 E: 0 LOB: 0 K: 2 BB: 0 S: 10 P: 11	R: 1 H: 3 E: 0 LOB: 1 K: 0 BB: 0 S: 10 P: 14	R: 0 H: 2 E: 0 LOB: 3 K: 0 BB: 1 S: 11 P: 19	R: 0 H: 0 E: 0 LOB: 0 K: 0 BB: 0 S: 6 P: 8	1B: 8 SF: 1 2B: 2 SAC: 0 3B: 0 DP: 3 HR: 1 HBP: 0	WP: 0 PA: 40 PB: 0 SB: 0 CS: 0		
PITCHER	IP WLS BF H R ER SO BB IBB HBP BLK WP HR S P ERA WHIP											PITCHER	IP WLS BF H R ER SO BB IBB HBP BLK WP HR S P ERA WHIP
Trevor Wilson, L (1, 1) ERA: 3.72	5.0 W 23 6 2 2 1 4 0 0 0 0 0 1 55 91 3.60 2.000												
Michael LaCoss, R (6, 1) ERA: 7.27	2.2 13 5 1 1 2 1 0 0 0 0 0 0 28 41 3.38 2.250												
Francisco Oliveras, R (8, 1) ERA: 2.1	1.1 S 4 0 0 0 0 0 0 0 0 0 0 0 9 11 0.00 0.000												

Chicago Cubs @ San Francisco Giants
Candlestick Park, San Francisco, CA

AB	34
R	3
H	11
RBI	2
BB	5
SO	3
LOB	18



Sat Jun 22 1991, 6:33 AM EDT
Att. 31,841 - Cloudy - 67 F

livebaseballscorecards.com

Batter	1	2	3	4	5	6	7	8	9	AB	R	H	RBI	BB	SO	LOB
Mike Felder, S OBP: 0.332, SLG: 0.367 (1, 8)	3-2 P7	2-2 G6-3		0-0 FC4-6 WP 1B		3-2 G4-3				4	0	1	0	0	0	0
Mike Kingery, L OBP: 0.281, SLG: 0.260 (1, 9)	2-3 K	3-2 F8		1-0 P1		2-2 G3-1				4	0	0	0	0	1	2
Will Clark, L OBP: 0.336, SLG: 0.481 (1, 3)	1-0 2B		3-1 F9	4-0 FC4-6 IBB		1-2 G3-1				3	1	1	0	1	0	0
Matt Williams, R OBP: 0.266, SLG: 0.398 (1, 5)	2-2 1B		0-1 1B	0-0 FC4-6		1-2 L8				4	2	2	2	0	0	2
Mark Leonard, L OBP: 0.277, SLG: 0.365 Francisco Oliveras, R OBP: 0.333, SLG: 0.333 (1, 7) (8, 1)	1-0 HR		2-1 HBP 1B	3-3 K		2-3 K				4	1	2	2	0	2	2
Robby Thompson, R OBP: 0.355, SLG: 0.449 (1, 4)	3-2 HR		0-2 F6		0-0 P2			2-1 FC4-6 HBP		3	1	1	2	0	0	1
Steve Decker, R OBP: 0.269, SLG: 0.350 Michael LaCoss, R OBP: 0.300, SLG: 0.222 Rick Parker, R OBP: 0.133, SLG: 0.071 (1, 2) (6, 1) (8, 7)	1-2 1B		1-1 HBP		4-2 G1-6-3 BB			1-2 F8		1	0	1	0	1	0	0
Mike Benjamin, R OBP: 0.132, SLG: 0.121 (1, 6)	2-3 K		0-1 L7		0-1 G1-6-3			1-1 FC4-6		4	0	0	0	0	1	5
Trevor Wilson, L OBP: 0.333, SLG: 0.200 Terry Kennedy, L OBP: 0.247, SLG: 0.326 (1, 1) (6, 2)		3-2 G4-3		4-1 WP 1B FC4-6 BB		2-3 K		1-0 G4-3		1	1	0	0	1	0	0
										2	0	0	0	0	1	1

Inning Stats	R: 4	H: 5	E: 0	K: 2	S: 30	LOB: 1	BB: 0	P: 45	R: 0	H: 0	E: 0	K: 0	S: 9	LOB: 0	BB: 0	P: 17	R: 1	H: 2	E: 0	K: 0	S: 12	LOB: 2	BB: 0	P: 18	R: 1	H: 1	E: 0	K: 1	S: 7	LOB: 2	BB: 2	P: 19	R: 0	H: 0	E: 0	K: 0	S: 5	LOB: 0	BB: 1	P: 9	R: 0	H: 0	E: 0	K: 1	S: 12	LOB: 0	BB: 0	P: 19	R: 0	H: 0	E: 0	K: 1	S: 12	LOB: 0	BB: 0	P: 16	R: 0	H: 0	E: 0	K: 0	S: 7	LOB: 1	BB: 0	P: 12
--------------	------	------	------	------	-------	--------	-------	-------	------	------	------	------	------	--------	-------	-------	------	------	------	------	-------	--------	-------	-------	------	------	------	------	------	--------	-------	-------	------	------	------	------	------	--------	-------	------	------	------	------	------	-------	--------	-------	-------	------	------	------	------	-------	--------	-------	-------	------	------	------	------	------	--------	-------	-------

PITCHER	IP	WLS	BF	H	R	ER	SO	BB	IBB	HBP	BLK	WP	HR	S	P	ERA	WHIP
Shawn Boskie, R ERA: 4.42 (1, 1)	3.1	L	21	8	6	6	2	1	1	1	0	1	1	54	92	16.20	2.700
Mike Bielecki, R ERA: 3.78 (4, 1)	2.2		8	0	0	0	2	1	0	0	0	0	0	21	35	0.00	0.375
Chuck McElroy, L ERA: 1.79 (7, 1)	1.0		3	0	0	0	1	0	0	0	0	0	0	12	16	0.00	0.000
Heathcliff Stocumb, R ERA: 2.39 (8, 1)	1.0		4	0	0	0	0	0	0	1	0	0	0	7	12	0.00	0.000

BOTTOM

Chicago Cubs @ San Francisco Giants
Candlestick Park, San Francisco, CA

Sat Jun 22 1991, 6:33 AM EDT
Att: 31,841 - Cloudy - 67 F

AB	31
R	6
H	8
RBI	6
BB	3
SO	5
LOB	14

GIANTS

1B: 4	SF: 0	WP: 1	PA: 36
2B: 3	SAC: 0	PB: 0	
3B: 0	DP: 1	SB: 1	
HR: 1	HBP: 2	CS: 0	

PITCHER	IP	WLS	BF	H	R	ER	SO	BB	IBB	HBP	BLK	WP	HR	S	P	ERA	WHIP
---------	----	-----	----	---	---	----	----	----	-----	-----	-----	----	----	---	---	-----	------

Batter	1	2	3	4	5	6	7	8	9	AB R H RBI BB SO LOB	TOP	
Chico Walker, S (1, 5) OBP: 0.343, SLG: 0.337 23 Ryne Sandberg, R (8, 4) OBP: 0.360, SLG: 0.487	3-1 		1-0 			1-0 			1-2 	3 0 0 0 0 0 1 0 1 0 0 0		
Ced Landrum, L (1, 8) OBP: 0.259, SLG: 0.231 (7, 9)	1-1 			1-1 		1-2 			2-2 	4 0 1 0 0 0 1		
Mark Grace, L (1, 3) OBP: 0.361, SLG: 0.400	2-2 			3-1 			2-1 		0-0 	4 0 1 0 0 0 1		
George Bell, R (1, 7) OBP: 0.320, SLG: 0.477 Doug Dascenzo, S (9, PR) OBP: 0.364, SLG: 0.360 (9, 7)		0-1 		0-2 			1-1 		4-0 	3 1 2 1 1 0 0 0 0 0 0 0 0 0		
Dwight Smith, L (1, 9) OBP: 0.254, SLG: 0.322 Jerome Walton, R (7, 8) OBP: 0.281, SLG: 0.351			3-1 		1-1 			3-2 	2-2 	3 0 0 0 0 0 2 1 0 0 0 0 0 2		
Shawon Dunston, R (1, 6) OBP: 0.274, SLG: 0.391			1-1 			2-1 			1-1 	3 0 1 0 0 0 0		
Rick Wilkins, L (1, 2) OBP: 0.286, SLG: 0.282			0-2 			4-2 			0-0 	1 0 0 0 1 0 0		
Jose Vizcaino, S (1, 4) OBP: 0.283, SLG: 0.268 (8, 5)		2-1 	2-2 			0-0 			0-0 	3 0 1 0 0 0 2		
Bob Scanlan, R (1, 1) Dave Smith, R (8, 1)			0-0 			0-3 			0-0 	3 0 0 0 0 1 2 0 0 0 0 0 0 0		
Inning Stats	R: 0 H: 0 E: 0 LOB: 0 K: 0 BB: 0 S: 7 P: 13	R: 1 H: 1 E: 1 LOB: 0 K: 0 BB: 0 S: 10 P: 16	R: 0 H: 1 E: 0 LOB: 0 K: 0 BB: 0 S: 6 P: 9	R: 0 H: 3 E: 0 LOB: 1 K: 0 BB: 0 S: 10 P: 14	R: 0 H: 0 E: 0 LOB: 0 K: 0 BB: 1 S: 7 P: 13	R: 0 H: 0 E: 0 LOB: 0 K: 1 BB: 0 S: 7 P: 9	R: 0 H: 0 E: 0 LOB: 0 K: 0 BB: 0 S: 7 P: 13	R: 0 H: 1 E: 0 LOB: 1 K: 0 BB: 0 S: 5 P: 6	R: 0 H: 1 E: 0 LOB: 2 K: 0 BB: 1 S: 10 P: 19	1B: 5 SF: 0 2B: 2 SAC: 1 3B: 0 DP: 3 HR: 1 HBP: 0	WP: 0 PA: 33 PB: 0 SB: 0 CS: 2	
PITCHER John Burkett, R (1, 1) ERA: 3.16 Jeff Brantley, R (9, 1) ERA: 2.19	IP WLS BF H R ER SO BB IBB HBP BLK WP HR S P ERA WHIP 8.0 27 6 1 1 1 1 1 0 0 0 0 1 59 93 1.12 0.875 1.0 W 5 1 0 0 0 0 0 1 0 0 0 0 10 19 0.00 1.000											PITCHER IP WLS BF H R ER SO BB IBB HBP BLK WP HR S P ERA WHIP

Chicago Cubs @ San Francisco Giants
 Candlestick Park, San Francisco, CA
 Sun Jun 23 1991, 6:33 AM EDT
 Att. 42,389 - Cloudy - 61 F

livebaseballscorecards.com

AB 29
 R 1
 H 7
 RBI 1
 BB 2
 SO 1
 LOB 10



Batter	1	2	3	4	5	6	7	8	9	AB	R	H	RBI	BB	SO	LOB
Mike Kingery, L (1, 9) OBP: 0.279, SLG: 0.278	2-2 F7		2-1 G6-3			2-2 G4-3		0-0 F9		4	0	1	0	0	0	3
Willie McGee, S (1, 8) OBP: 0.360, SLG: 0.455	3-2 F7			0-1 G3		1-1 G4-3			0-1 3B 1B	4	1	1	0	0	0	1
Will Clark, L (1, 3) OBP: 0.338, SLG: 0.489	2-2 F8			0-0 G6-4-3 1B			3-2 G6-3		1-0 FC6-2 3B	4	0	2	1	0	0	0
Matt Williams, R (1, 5) OBP: 0.266, SLG: 0.393			3-1 L7	2-2 G6-4-3 1-2f			1-1 P3		4-0 FC6-2 1B IBB	3	1	0	0	1	0	1
Mark Leonard, L (1, 7) OBP: 0.290, SLG: 0.354			0-1 G4-3		4-1 G5-4-3 BB		2-3 K		4-0 1B FC6-2 IBB	2	0	0	0	2	1	0
Robby Thompson, R (1, 4) OBP: 0.349, SLG: 0.440			2-2 F9		1-0 F7			1-3 K	0-0 FC6-2 1B	4	0	0	0	0	1	4
Steve Decker, R (1, 2) OBP: 0.270, SLG: 0.346			1-1 FC5-4 HBP		0-1 G5-4-3 1-2f			2-1 E4 G6-3	1-0 1B	2	0	0	0	0	0	1
Rick Parker, R (8, PR) OBP: 0.133, SLG: 0.071										0	0	0	0	0	0	0
Jeff Brantley, R (9, 1)										0	0	0	0	0	0	0
Mike Felder, S (9, PH) OBP: 0.335, SLG: 0.371										1	0	1	1	0	0	0
Dave Anderson, R (1, 6) OBP: 0.323, SLG: 0.353			2-0 FC5-4 SH1-4					1-0 P3	1-0 G6-3	3	0	0	0	0	0	2
John Burkett, R (1, 1) OBP: 0.143, SLG: 0.148			0-0 SH1-4					0-2 G4-3		1	0	0	0	0	0	0
Terry Kennedy, L (8, PH) OBP: 0.255, SLG: 0.326									4-1 BB	0	0	0	0	1	0	0

Inning Stats	R: 0	H: 0	E: 0	K: 0	S: 11	R: 0	H: 0	E: 0	K: 0	S: 7	R: 0	H: 1	E: 0	K: 0	S: 5	R: 0	H: 0	E: 0	K: 0	S: 4	R: 0	H: 1	E: 0	K: 0	S: 10	R: 0	H: 0	E: 0	K: 1	S: 9	R: 0	H: 0	E: 1	K: 1	S: 8	R: 2	H: 3	E: 0	K: 0	S: 5	1B: 3	SF: 0	WP: 0	PA: 34
Bob Scanlan, R (1, 1) ERA: 3.34	7.2	WLS	BF	H	R	ER	SO	BB	IBB	HBP	BLK	WP	HR	S	P	ERA	WHIP																											
Dave Smith, R (8, 1) ERA: 4.56	0.2	L	8	3	2	2	0	1	2	0	0	0	0	7	21	27.00	6.000																											

Chicago Cubs @ San Francisco Giants
 Candlestick Park, San Francisco, CA
 Sun Jun 23 1991, 6:33 AM EDT
 Att. 42,389 - Cloudy - 61 F

AB	28
R	2
H	5
RBI	2
BB	4
SO	2
LOB	12



Batter	1	2	3	4	5	6	7	8	9	AB R H RBI BB SO LOB	TOP									
Jerome Walton, R (1, 8) OBP: 0.274, SLG: 0.342	0-0 G5-3		0-2 G6-3		1-1 F8			3-2 G6-3	3-2 CS	4 0 0 0 0 0 3										
Mark Grace, L (1, 3) OBP: 0.356, SLG: 0.394	2-1 F7		2-1 F8			0-0 B4-3		0-1 G4-3		4 0 0 0 0 0 0										
23 Ryne Sandberg, R (1, 4) OBP: 0.355, SLG: 0.480	2-2 G4-3			1-0 L8		1-0 G6-3		1-1 P2		4 0 0 0 0 0 0										
Andre Dawson, R (1, 9) OBP: 0.320, SLG: 0.490		0-2 L5		0-3 K		1-0 1B			3-2 G5-3	4 0 1 0 0 1 0										
George Bell, R (1, 7) OBP: 0.326, SLG: 0.490		2-2		2-0 P4		0-1 1B			4-1 HR	3 1 2 1 1 0 0										
Ced Landrum, L (9, PR) OBP: 0.259, SLG: 0.231						1-2 1B			HR	0 1 0 0 0 0 0										
Shawon Dunston, R (1, 6) OBP: 0.270, SLG: 0.384		1-3 K			1-2 G1-3		2-1 P3		0-0 F7	4 0 0 0 0 1 3										
Luis Salazar, R (1, 5) OBP: 0.344, SLG: 0.464		2-1 F9			1-1 SH1-4			0-2 G4-3		2 1 0 0 1 0 0										
Dave Smith, R (9, 1)									HR	0 0 0 0 0 0 0										
Hector Villanueva, R (1, 2) OBP: 0.287, SLG: 0.422			1-2 E5		4-0 SH1-4			2-3 K		2 1 0 0 1 1 0										
Rick Wilkins, L (7, 2) OBP: 0.302, SLG: 0.375									HR	1 1 1 3 0 0 0										
Les Lancaster, R (1, 1) OBP: 0.333, SLG: 0.444			1-0 SH		0-0 SH1-4			1-3 K		1 0 0 0 0 1 0										
Paul Assenmacher, L (8, 1) OBP: 0.667, SLG: 0.500									CS	0 0 0 0 0 0 0										
Jose Vizcaino, S (9, PH) OBP: 0.295, SLG: 0.281			2-3		1-2 2-3				1B	1 0 1 0 0 0 0										
Inning Stats	R: 0 E: 0 K: 0 S: 6	H: 0 LOB: 0 BB: 0 P: 10	R: 1 E: 0 K: 1 S: 12	H: 1 LOB: 0 BB: 0 P: 17	R: 1 E: 1 K: 0 S: 9	H: 0 LOB: 0 BB: 0 P: 13	R: 0 E: 0 K: 1 S: 5	H: 0 LOB: 0 BB: 0 P: 8	R: 0 E: 0 K: 0 S: 7	H: 2 LOB: 2 BB: 0 P: 11	R: 0 E: 0 K: 2 S: 10	H: 0 LOB: 0 BB: 0 P: 13	R: 0 E: 0 K: 0 S: 7	H: 0 LOB: 0 BB: 0 P: 11	R: 3 E: 0 K: 0 S: 17	H: 2 LOB: 1 BB: 2 P: 32	1B: 3 2B: 0 3B: 0 HR: 2	SF: 0 SAC: 2 DP: 1 HBP: 1	WP: 0 PB: 0 SB: 0 CS: 1	PA: 37
PITCHER	IP WLS BF H R ER SO BB IBB HBP BLK WP HR S P ERA WHIP																			
John Smiley, L (1, 1) ERA: 3.43	7.0 L 27 3 2 1 4 1 0 1 0 0 0 1 56 86 1.29 0.571																			
Vicente Palacios, R (8, 1) ERA: 3.09	1.2 7 0 2 2 0 2 0 0 0 0 0 0 16 29 10.80 1.200																			
Bob Kipper, L (9, 1) ERA: 7.4	0.1 2 2 1 1 0 0 0 0 0 0 0 1 8 14 27.00 6.000																			

Chicago Cubs @ Pittsburgh Pirates
Three Rivers Stadium, Pittsburgh, PA

Tue Jun 25 1991, 7:05 PM EDT
Att. 31,115 - Sunny - 84 F

livebaseballscorecards.com

AB	30
R	5
H	5
RBI	4
BB	3
SO	4
LOB	6



BOTTOM

Chicago Cubs @ Pittsburgh Pirates
Three Rivers Stadium, Pittsburgh, PA

Tue Jun 25 1991, 7:05 PM EDT
Att. 31,115 - Sunny - 84 F

livebaseballscorecards.com

AB	34
R	1
H	8
RBI	1
BB	2
SO	6
LOB	12



WP:	0	PA:	36
PB:	0		
SB:	0		
CS:	1		

AB R H RBI BB SO LOB

4	0	0	0	0	2	2
4	0	1	0	0	0	0
4	1	1	0	0	0	1
2	0	2	0	2	0	0
4	0	1	1	0	1	3
4	0	0	0	0	2	3
1	0	1	0	0	0	0
3	0	0	0	0	0	0
4	0	1	0	0	0	1
2	0	0	0	0	0	1
1	0	1	0	0	0	0
0	0	0	0	0	0	0
0	0	0	0	0	0	0
1	0	0	0	0	0	1

1B:	6	SF:	0
2B:	2	SAC:	0
3B:	0	DP:	0
HR:	0	HBP:	0

R:	1	H:	2
E:	0	LOB:	2
K:	2	BB:	1
S:	15	P:	27

R:	0	H:	1
E:	0	LOB:	1
K:	1	BB:	0
S:	11	P:	18

R:	0	H:	0
E:	0	LOB:	0
K:	0	BB:	1
S:	7	P:	12

R:	0	H:	0
E:	0	LOB:	0
K:	1	BB:	0
S:	6	P:	7

R:	0	H:	1
E:	0	LOB:	1
K:	0	BB:	0
S:	9	P:	11

R:	0	H:	1
E:	0	LOB:	1
K:	0	BB:	0
S:	6	P:	8

R:	0	H:	2
E:	0	LOB:	1
K:	1	BB:	0
S:	8	P:	12

R:	0	H:	1
E:	0	LOB:	1
K:	0	BB:	0
S:	7	P:	10

R:	0	H:	0
E:	0	LOB:	0
K:	1	BB:	0
S:	9	P:	15

R:	0	H:	0
E:	0	LOB:	0
K:	0	BB:	0
S:	6	P:	7

R:	0	H:	1
E:	0	LOB:	1
K:	0	BB:	0
S:	9	P:	11

R:	0	H:	1
E:	0	LOB:	1
K:	0	BB:	0
S:	6	P:	8

R:	0	H:	2
E:	0	LOB:	1
K:	1	BB:	0
S:	8	P:	12

R:	0	H:	1
E:	0	LOB:	1
K:	0	BB:	0
S:	7	P:	10

R:	0	H:	0
E:	0	LOB:	0
K:	1	BB:	0
S:	9	P:	15

R:	0	H:	0
E:	0	LOB:	0
K:	0	BB:	0
S:	6	P:	7

R:	0	H:	1
E:	0	LOB:	1
K:	0	BB:	0
S:	7	P:	10

R:	0	H:	0
E:	0	LOB:	0
K:	1	BB:	0
S:	9	P:	15

R:	0	H:	0
E:	0	LOB:	0
K:	0	BB:	0
S:	6	P:	7

R:	0	H:	1
E:	0	LOB:	1
K:	0	BB:	0
S:	9	P:	11

R:	0	H:	1
E:	0	LOB:	1
K:	0	BB:	0
S:	6	P:	8

R:	0	H:	2
E:	0	LOB:	1
K:	1	BB:	0
S:	8	P:	12

R:	0	H:	1
E:	0	LOB:	1
K:	0	BB:	0
S:	7	P:	10

R:	0	H:	0
E:	0	LOB:	0
K:	1	BB:	0
S:	9	P:	15

R:	0	H:	0
E:	0	LOB:	0
K:	0	BB:	0
S:	6	P:	7

R:	0	H:	1
E:	0	LOB:	1
K:	0	BB:	0
S:	7	P:	10

R:	0	H:	0
E:	0	LOB:	0
K:	1	BB:	0
S:	9	P:	15

R:	0	H:	0
E:	0	LOB:	0
K:	0	BB:	0
S:	6	P:	7

R:	0	H:	1
E:	0	LOB:	1
K:	0	BB:	0
S:	9	P:	11

R:	0	H:	1
E:	0	LOB:	1
K:	0	BB:	0
S:	6	P:	8

R:	0	H:	2
E:	0	LOB:	1
K:	1	BB:	0
S:	8	P:	12

R:	0	H:	1
E:	0	LOB:	1
K:	0	BB:	0
S:	7	P:	10

R:	0	H:	0
E:	0	LOB:	0
K:	1	BB:	0
S:	9	P:	15

R:	0	H:	0
E:	0	LOB:	0
K:	0	BB:	0
S:	6	P:	7

R:	0	H:	1
E:	0	LOB:	1
K:	0	BB:	0
S:	9	P:	11

R:	0	H:	1
E:	0	LOB:	1
K:	0	BB:	0
S:	6	P:	8

R:	0	H:	2
E:	0	LOB:	1
K:	1	BB:	0
S:	8	P:	12

R:	0	H:	1
E:	0	LOB:	1
K:	0	BB:	0
S:	7	P:	10

R:	0	H:	0
E:	0	LOB:	0
K:	1	BB:	0
S:	9	P:	15

R:	0	H:	0
E:	0	LOB:	0
K:	0	BB:	0
S:	6	P:	7

R:	0	H:	1
E:	0	LOB:	1
K:	0	BB:	0
S:	9	P:	11

R:	0	H:	1
E:	0	LOB:	1
K:	0	BB:	0
S:	6	P:	8

R:	0	H:	2
E:	0	LOB:	1
K:	1	BB:	0
S:	8	P:	12

R:	0	H:	1
E:	0	LOB:	1
K:	0	BB:	0
S:	7	P:	10

R:	0	H:	0
E:	0	LOB:	0
K:	1	BB:	0
S:	9	P:	15

R:	0	H:	0
E:	0	LOB:	0
K:	0	BB:	0
S:	6	P:	7

R:	0	H:	1
E:	0	LOB:	1
K:	0	BB:	0
S:	9	P:	11

R:	0	H:	1
E:	0	LOB:	1
K:	0	BB:	0
S:	6	P:	8

R:	0	H:	2
E:	0	LOB:	1
K:	1	BB:	0
S:	8	P:	12

R:	0	H:	1
E:	0	LOB:	1
K:	0	BB:	0
S:	7	P:	10

R:	0	H:	0
E:	0	LOB:	0
K:	1	BB:	0
S:	9	P:	15

R:	0	H:	0
E:	0	LOB:	0
K:	0	BB:	0
S:	6	P:	7

R:	0	H:	1
E:	0	LOB:	1
K:	0	BB:	0
S:	9	P:	11

R:	0	H:	1
E:	0	LOB:	1
K:	0	BB:	0
S:	6	P:	8

R:	0	H:	2
E:	0	LOB:	1
K:	1	BB:	0
S:	8	P:	12

R:	0	H:	1
E:	0	LOB:	1
K:	0	BB:	0
S:	7	P:	10

R:	0	H:	0
E:	0	LOB:	0
K:	1	BB:	0
S:	9	P:	15

R:	0	H:	0
E:	0	LOB:	0
K:	0	BB:	0
S:	6	P:	7

R:	0	H:	1
E:	0	LOB:	1
K:	0	BB:	0
S:	9	P:	11

R:	0	H:	1
E:	0	LOB:	1
K:	0	BB:	0
S:	6	P:	8

R:	0	H:	2
E:	0	LOB:	1
K:	1	BB:	0
S:	8	P:	12

R:	0	H:	1
E:	0	LOB:	1
K:	0	BB:	0
S:	7	P:	10

R:	0	H:	0
E:	0	LOB:	0
K:	1	BB:	0
S:	9	P:	15

R:	0	H:	0
E:	0	LOB:	0
K:	0	BB:	0
S:	6	P:	7

R:	0	H:	1
E:	0	LOB:	1
K:	0	BB:	0
S:	9	P:	11

R:	0	H:	1
E:	0	LOB:	1
K:	0	BB:	0
S:	6	P:	8

R:	0	H:	2
E:	0	LOB:	1
K:	1	BB:	0
S:	8	P:	12

R:	0	H:	1
E:	0	LOB:	1
K:	0	BB:	0
S:	7	P:	10

R:	0	H:	0
E:	0	LOB:	0
K:	1	BB:	0
S:	9	P:	15

R:	0	H:	0
E:	0	LOB:	0
K:	0	BB:	0
S:	6	P:	7

R:	0	H:	1
E:	0	LOB:	1
K:	0	BB:	0
S:	9	P:	11

||
||
||

Batter	1	2	3	4	5	6	7	8	9	AB R H RBI BB SO LOB	TOP	
Jerome Walton, R (1, 8) OBP: 0.286, SLG: 0.348	4-2 G4-3 23 HR S BB		3-1 G5-3		3-2 3B 1B		1-0 SH1-3		1-0 23 1B 1-2 1B	3 2 2 0 1 0 0		
Mark Grace, L (1, 3) OBP: 0.353, SLG: 0.398	1-0 G4-3		1-2 G4-3		1-0 3B		2-1 G3		0-3 K	5 0 1 2 0 1 4		
23 Ryne Sandberg, R (1, 4) OBP: 0.359, SLG: 0.491	3-2 HR		4-1 S BB		3-1 P6		1-1 L5		0-1 1-2 2-H 1B	4 1 2 3 1 0 2		
Andre Dawson, R (1, 9) OBP: 0.314, SLG: 0.480	0-1 G5-3		1-2 F9		2-0 G5-3			1-3 K	2-1 P3	5 0 0 0 0 1 4		
George Bell, R (1, 7) OBP: 0.322, SLG: 0.483	2-2 G6-3			1-0 G5-3		3-2 G5-3		3-3 K		4 0 0 0 0 1 0		
Shawon Dunston, R (1, 6) OBP: 0.269, SLG: 0.390			1-3 K	0-0 P4		0-3 K		1-1 3B		4 0 1 0 0 2 0		
Luis Salazar, R (1, 5) OBP: 0.341, SLG: 0.456			1-1 F1	2-3 K		0-1 1B		3-2 F9		4 0 1 0 0 1 1		
Rick Wilkins, L (1, 2) OBP: 0.319, SLG: 0.442			2-0 HR		1-2 G3-1 3B HBP		1-3 K		1-2 F7	3 2 1 1 0 1 1		
Greg Maddux, R (1, 1) OBP: 0.282, SLG: 0.395			1-3 K		1-0 G3-1		1-1 SH1-3 2B		1-1 23 1B 1B	1 0 0 0 0 1 0 1 0 0 0 0 0 1 0 0 0 0 0 0 0 1 0 1 0 0 0 0 0 0 0 0 0 0 0 1 1 1 0 0 0 0		
Dwight Smith, L (5, PH) OBP: 0.250, SLG: 0.317												
Chuck McElroy, L (5, 1) OBP: 0.200, SLG: 0.200												
Doug Dasenczo, S (7, PH) OBP: 0.389, SLG: 0.373												
Mike Bielecki, R (7, 1) OBP: 0.187, SLG: 0.118												
Chico Walker, S (9, PH) OBP: 0.349, SLG: 0.344												
Inning Stats	R: 2 H: 1 E: 0 LOB: 0 K: 0 BB: 1 S: 14 P: 24	R: 1 H: 1 E: 0 LOB: 0 K: 2 BB: 0 S: 9 P: 14	R: 0 H: 0 E: 0 LOB: 1 K: 0 BB: 1 S: 10 P: 19	R: 0 H: 0 E: 0 LOB: 0 K: 1 BB: 0 S: 5 P: 8	R: 2 H: 2 E: 0 LOB: 1 K: 0 BB: 0 S: 10 P: 21	R: 0 H: 1 E: 0 LOB: 1 K: 2 BB: 0 S: 11 P: 15	R: 0 H: 1 E: 0 LOB: 1 K: 0 BB: 0 S: 7 P: 12	R: 0 H: 1 E: 0 LOB: 1 K: 2 BB: 0 S: 17 P: 25	R: 1 H: 3 E: 0 LOB: 2 K: 1 BB: 0 S: 14 P: 19	1B: 5 SF: 0 2B: 1 SAC: 1 3B: 2 DP: 0 HR: 2 HBP: 1	WP: 0 PA: 40 PB: 0 SB: 2 CS: 0	
PITCHER	IP WLS BF H R ER SO BB IBB HBP BLK WP HR S P ERA WHIP											
Bob Walk, R (1, 1) ERA: 3.42	7.0 W 30 6 5 5 5 2 0 1 0 0 2 66 113 6.43 1.143											
Stan Belinda, R (8, 1) ERA: 3.86	1.0 4 1 0 0 2 0 0 0 0 0 0 17 25 0.00 1.000											
Bill Landrum, R (9, 1) ERA: 2.06	1.0 S 6 3 1 1 1 0 0 0 0 0 0 14 19 9.00 3.000											

Chicago Cubs @ Pittsburgh Pirates
Three Rivers Stadium, Pittsburgh, PA

Wed Jun 26 1991, 7:05 PM EDT
Att. 41,389 - Cloudy - 84 F

livebaseballscorecards.com

AB	36
R	6
H	10
RBI	6
BB	2
SO	8
LOB	13



Batter	1	2	3	4	5	6	7	8	9
Orlando Merced, S (1, 3) OBP: 0.368, SLG: 0.409	4-1 2B G3 BB	3-2 G4-3		1-3 K	0-0 F9		4-1 1B BB		
Jay Bell, R (1, 6) OBP: 0.315, SLG: 0.431	2-0 G3 1-3 2B		3-2 G4-3 S HR 1B	0-1 1B		0-1 BB 1B	2-2 1-2 2-H 1B		
Andy Van Slyke, L (1, 8) OBP: 0.311, SLG: 0.346	2-3 K		1-1 P8 1-2	1-1 F8		0-1 P6	0-0 G6-3		
Bobby Bonilla, S (1, 5) Joe Redfield, R (8, PR) OBP: 0.385, SLG: 0.472 OBP: 0.400, SLG: 0.182	4-1 G3 BB		2-1 G4-3 2-3	2-2 L4		4-1 1-2 BB	4-0 G6-3 BB		
Barry Bonds, L (1, 7) OBP: 0.373, SLG: 0.465	2-0 G3 1-2 2-3 3-H		0-0 HR		4-2 FC3-6 BB	2-2 F7	1-2 G6-3 1-2f		
Gary Varsho, L (1, 9) Mitch Webster, S (6, PH) OBP: 0.349, SLG: 0.342 OBP: 0.239, SLG: 0.262	3-3 K		1-0 1B HR 1B		0-0 FC3-6 BB 1B	3-2 F9	1-0 F8		
Michael LaValliere, L (1, 2) OBP: 0.339, SLG: 0.354		4-0 S BB	1-0 HR 1B		1-3 K		0-0 G6-3		
Jose Lind, R (1, 4) OBP: 0.295, SLG: 0.344		3-3 K	1-0 HR		3-1 BB 1B		1-2 G4-3 1B 1B		
Bob Walk, R (1, 1) Curtis Wilkerson, S (7, PH) Stan Belinda, R (8, 1) Bill Landrum, R (9, 1) OBP: 0.222, SLG: 0.353 OBP: 0.261, SLG: 0.247		0-2 G6-3	0-3 K2-3		4-2 BB		2-1 G4-3		

Inning Stats	R: 1	H: 1	E: 0	K: 2	S: 10	R: 0	H: 0	E: 0	K: 1	S: 10	R: 5	H: 5	E: 0	K: 1	S: 14	R: 0	H: 1	E: 0	K: 1	S: 11	R: 0	H: 1	E: 0	K: 1	S: 17	R: 1	H: 2	E: 0	K: 0	S: 13	R: 0	H: 0	E: 0	K: 0	S: 4
	LOB: 2	BB: 2	LOB: 1	BB: 1	P: 20	LOB: 0	BB: 0	LOB: 0	BB: 0	P: 23	LOB: 1	BB: 1	LOB: 2	BB: 1	P: 25	LOB: 2	BB: 1	LOB: 2	BB: 1	P: 26	LOB: 2	BB: 1	LOB: 1	BB: 1	P: 10	LOB: 1	BB: 1	SF: 0	SAC: 0	DP: 1	HBP: 0	1B: 8	2B: 1	3B: 0	HR: 2

PITCHER	IP	WLS	BF	H	R	ER	SO	BB	IBB	HBP	BLK	WP	HR	S	P	ERA	WHIP
Greg Maddux, R (1, 1) ERA: 3.49	4.0	L	22	7	6	6	5	3	0	0	0	0	2	45	85	13.50	2.500
Chuck McElroy, L (5, 1) ERA: 1.7	2.0		11	2	0	0	1	3	0	0	0	0	0	31	51	0.00	2.500
Mike Bielecki, R (7, 1) ERA: 3.8	2.0		9	2	1	1	0	2	0	0	0	0	0	17	32	4.50	2.000

BOTTOM

Chicago Cubs @ Pittsburgh Pirates
 Three Rivers Stadium, Pittsburgh, PA
 Wed Jun 26 1991, 7:05 PM EDT
 Att: 41,389 - Cloudy - 84 F

AB	R	H	RBI	BB	SO	LOB
3	1	0	0	2	1	4
5	1	5	1	0	0	0
5	0	0	0	0	1	7
2	0	0	0	3	0	2
0	0	0	0	0	0	0
4	1	1	3	1	0	5
3	1	1	0	0	1	3
2	0	0	0	0	0	3
3	1	1	0	1	1	1
4	2	3	3	0	1	1
2	0	0	0	1	1	1
1	0	0	0	0	0	1
0	0	0	0	0	0	0
0	0	0	0	0	0	0

AB	34
R	7
H	11
RBI	7
BB	8
SO	6
LOB	28



WP	PA	ERA	WHIP
0	42		
0			
2			
0			

Batter	1	2	3	4	5	6	7	8	9	AB R H RBI BB SO LOB	TOP																		
Jerome Walton, R (1, 8) OBP: 0.289, SLG: 0.346	1-2 WP G6-3 1B	1-2 G5-3			0-3 K		2-1 P3		4-0 FC1-4 BB	4 1 1 0 1 1 0																			
Mark Grace, L (1, 3) OBP: 0.354, SLG: 0.396	0-1 G6-3		1-1 G6-3		3-1 G4-3		0-0 23 BB 1B		4-0 23 FC1-4 BB	4 0 1 0 1 0 1																			
23 Ryne Sandberg, R (1, 4) OBP: 0.360, SLG: 0.486	4-2 1B BB		1-2 F9		1-0 G1-4-3		4-0 FC6-4 BB		0-2 FC1-4 BB	3 0 0 0 2 0 2																			
Andre Dawson, R (1, 9) OBP: 0.312, SLG: 0.474	0-0 1-3 3-H 1B		0-1 G5-3			2-3 K	0-2 F8		0-0 P3	5 0 1 0 0 1 4																			
George Bell, R (1, 7) OBP: 0.324, SLG: 0.491	0-3 K			1-1 2B		3-2 1B 2B	1-1 FC6-4		4-1 BB	4 1 2 0 0 1 4																			
Doug Dascenzo, S (7, 7) OBP: 0.373, SLG: 0.373									1-2 BB	0 0 0 0 1 0 0																			
Shawon Dunston, R (1, 6) OBP: 0.264, SLG: 0.382	0-0 G5-3			3-3 K		0-2 P3		0-0 F4	1-3 K	5 0 0 0 0 2 7																			
Luis Salazar, R (1, 5) OBP: 0.338, SLG: 0.449			0-3 K		1-3 K		2-0 1B 1B		1-2 G6-3	4 0 1 1 0 2 1																			
Jose Vizcaino, S (8, 5) OBP: 0.295, SLG: 0.281										0 0 0 0 0 0 0																			
Rick Wilkins, L (1, 2) OBP: 0.373, SLG: 0.543			0-0 HR		4-0 IBB		0-0 1B		3-1 1B	3 1 3 1 1 0 0																			
Frank Castillo, R (1, 1) OBP: 0.667, SLG: 0.500			0-0 G5-3		0-3 K		1-3 K		1-3 K	4 0 0 0 0 3 5																			
Paul Assenmacher, L (9, 1) OBP: 0.667, SLG: 0.500										0 0 0 0 0 0 0																			
Heathcliff Slocumb, R (9, 1) OBP: 0.667, SLG: 0.500										0 0 0 0 0 0 0																			
Inning Stats	R: 1 H: 2 E: 0 LOB: 2 K: 1 BB: 1 S: 13 P: 18	R: 1 H: 1 E: 0 LOB: 0 K: 1 BB: 0 S: 8 P: 9	R: 0 H: 0 E: 0 LOB: 0 K: 0 BB: 0 S: 7 P: 9	R: 0 H: 1 E: 0 LOB: 2 K: 3 BB: 1 S: 13 P: 22	R: 0 H: 0 E: 0 LOB: 0 K: 1 BB: 0 S: 7 P: 11	R: 1 H: 3 E: 0 LOB: 2 K: 2 BB: 0 S: 17 P: 25	R: 0 H: 1 E: 0 LOB: 2 K: 0 BB: 1 S: 8 P: 15	R: 0 H: 1 E: 0 LOB: 1 K: 1 BB: 0 S: 9 P: 14	R: 0 H: 0 E: 0 LOB: 3 K: 1 BB: 3 S: 12 P: 24	1B: 6 SF: 0 2B: 2 SAC: 0 3B: 0 DP: 0 HR: 1 HBP: 0	WP: 2 PA: 42 PB: 0 SB: 0 CS: 0																		
PITCHER	IP WLS BF H R ER SO BB IBB HBP BLK WP HR S P ERA WHIP												PITCHER	IP WLS BF H R ER SO BB IBB HBP BLK WP HR S P ERA WHIP															
Doug Drabek, R (1, 1) ERA: 2.96	6.0		27	7	3	3	8	1	1	0	0	2	1	65	94	4.50	1.333												
Bob Kipper, L (7, 1) ERA: 6.84	2.0		9	2	0	0	1	1	0	0	0	0	0	17	29	0.00	1.500												
Vicente Palacios, R (9, 1) ERA: 3.03	1.0	W	6	0	0	0	1	3	0	0	0	0	0	12	24	0.00	3.000												

Chicago Cubs @ Pittsburgh Pirates
Three Rivers Stadium, Pittsburgh, PA

Thu Jun 27 1991, 7:05 PM EDT
Att. 30,960 - Sunny - 85 F

livebaseballscorecards.com

AB 36
R 3
H 9
RBI 2
BB 6
SO 10
LOB 24



Batter	1	2	3	4	5	6	7	8	9	AB	R	H	RBI	BB	SO	LOB	TOP									
Ozzie Smith, S OBP: 0.420, SLG: 0.392 Geronimo Pena, S OBP: 0.315, SLG: 0.366 (1, 6) (6, PR) (6, 4)	3-2 1B SF7 1B	0-0 2B 2B	1-0 P5	1-0 G4-6-3 1-2f		3-2 1B BB FC6-4 1B	0-0 F7			5 1	2 1	3 0	0 0	0 0	0 0	3 0										
Todd Zeile, R OBP: 0.355, SLG: 0.406 Craig Wilson, R OBP: 0.213, SLG: 0.186 (1, 5) (6, 5)	2-1 1B SF7 1B	2-1 3B 2B		4-1 E 2B BB	1-1 G3 1B 2B	4-2 FC6-4 1B BB FC4-6		0-1 G4-3		3 1	4 0	3 0	2 0	2 0	0 0	0 0										
Ray Lankford, L OBP: 0.295, SLG: 0.326 (1, 8)	2-1 SF7 1-2 3-H	0-1 1B 3B		2-1 E7 2B 1B	1-1 G3 2-3	1-0 FC6-4 1B		2-1 F7		5	2	3	2	0	0	1										
Pedro Guerrero, R OBP: 0.333, SLG: 0.352 Rich Gedman, L OBP: 0.163, SLG: 0.263 (1, 3) (6, PR) (6, 2)	2-3 K	0-1 BB 1B 1B		4-1 2B 1B BB	2-2 2B FC6-4 1B	1-1 FC6-4 FC4-6		0-1 F9		4 1	2 0	2 0	3 0	1 0	1 0	3 0										
Felix Jose, S OBP: 0.404, SLG: 0.472 Rex Hudler, R OBP: 0.323, SLG: 0.409 (1, 9) (9, 9)	0-2 1B	1-2 BB 1B		1-2 1B 2B	1-1 FC6-4 1B 2B	0-0 FC4-6 1B		2-2 P2		6 0	2 0	4 0	3 0	0 0	0 0	1 0										
Milt Thompson, L OBP: 0.410, SLG: 0.527 (1, 7)	1-1 G4-3	4-2 1-2 2-3 BB		2-1 1B 1B 1B	4-0 FC6-4 IBB	0-0 1-2 1B		2-1 G4-3		4	0	2	1	2	0	2										
Tom Pagnozzi, R OBP: 0.296, SLG: 0.326 (1, 2) (6, 3)		K		1-2 1B 1B	1-2 FC6-4 1B	2-3 K		0-2 BB 1B		6	0	2	2	0	2	7										
José Oquendo, S OBP: 0.360, SLG: 0.287 (1, 4) (6, 6)		G6-3		1-2 1B 1B	2-2 F9	0-0 1-2 3-H 1B		4-0 F8		5	0	1	1	1	1	2										
Omar Olivares, R OBP: 0.294, SLG: 0.313 Gerald Perry, L OBP: 0.319, SLG: 0.508 Cris Carpenter, R OBP: 0.500, SLG: 0.500 Willie Fraser, R (1, 1) (7, PH) (7, 1) (8, 1)		4-2 2B 2B BB		0-0 G4-6-3 1B	0-3 K		2-0 G4-3		0-3 K	3 1 0 0 1	1 0 0 0 0	0 0 0 0 0	1 0 0 0 0	1 0 0 0 0	2 0 0 0 1											
Inning Stats	R: 1 E: 0 K: 1 S: 16	H: 3 LOB: 2 BB: 0 P: 25	R: 4 E: 0 K: 1 S: 24	H: 5 LOB: 3 BB: 2 P: 36	R: 0 E: 0 K: 1 S: 6	H: 0 LOB: 0 BB: 0 P: 10	R: 4 E: 1 K: 0 S: 18	H: 5 LOB: 2 BB: 2 P: 34	R: 3 E: 0 K: 1 S: 17	H: 4 LOB: 2 BB: 1 P: 27	R: 2 E: 0 K: 1 S: 13	H: 3 LOB: 2 BB: 1 P: 24	R: 0 E: 0 K: 0 S: 4	H: 0 LOB: 0 BB: 0 P: 6	R: 0 E: 0 K: 0 S: 6	H: 0 LOB: 0 BB: 0 P: 8	R: 0 E: 0 K: 1 S: 13	H: 1 LOB: 2 BB: 1 P: 21	1B: 15 2B: 5 3B: 1 HR: 0	SF: 1 SAC: 0 DP: 1 HBP: 0	WP: 0 PB: 0 SB: 0 CS: 0	PA: 54				
PITCHER	IP	WLS	BF	H	R	ER	SO	BB	IBB	HBP	BLK	WP	HR	S	P	ERA	WHIP									
Bob Scanlan, R ERA: 4.01 Shawn Boskie, R ERA: 4.7 Mike Bielecki, R ERA: 4.32 Heathcliff Slocumb, R ERA: 2.25 Doug Dascenzo, L ERA:	(1, 1) (2, 1) (5, 1) (7, 1) (9, 1)	1.2 2.1 2.0 2.0 1.0	L 14 15 6 5	8 5 7 0 1	5 4 5 0 0	5 4 5 0 0	2 1 2 0 1	1 3 1 0 1	0 0 1 0 0	0 0 0 0 0	0 0 0 0 0	0 0 0 0 0	0 0 0 0 0	0 0 0 0 0	37 27 30 10 13	54 51 51 14 21	27.00 15.43 22.50 0.00 0.00	5.400 3.429 4.000 0.000 2.000								

St. Louis Cardinals @ Chicago Cubs
Wrigley Field, Chicago, IL
Fri Jun 28 1991, 3:33 AM CDT
Att. 35,220 - Sunny - 88 F

AB	46
R	14
H	21
RBI	14
BB	7
SO	6
LOB	23



Batter	1	2	3	4	5	6	7	8	9	AB R H RBI BB SO LOB	TOP											
Ozzie Smith, S (1, 6) OBP: 0.416, SLG: 0.385	1-3 K		4-2 CS BB		1-0 G3		1-1 G6-3		3-3 K	4 0 0 0 1 2 1												
Todd Zeile, R (1, 5) OBP: 0.356, SLG: 0.406	3-2 G4-3		1-1 F8		2-1 1B		1-1 G5-3		2-2 1B 1-3 1B	5 0 2 0 0 0 1												
Ray Lankford, L (1, 8) OBP: 0.293, SLG: 0.324	1-0 G4-3		1-1 P3		2-3 K			2-2 F7	3-1 FC6-4 1-3 1B	5 0 1 1 0 1 2												
Pedro Guerrero, R (1, 3) OBP: 0.334, SLG: 0.353		2-2 BB 3B 1B	2-2 CS	2-0 F8		1-1 WP 1B 1B		2-0 G6-3	2-2 FC6-4 1-2f	5 1 2 0 0 0 2												
Felix Jose, S (1, 9) OBP: 0.405, SLG: 0.473		0-1 F8		1-2 BLK 2B 1B		0-0 P6		1-1 BB 1B		4 1 2 0 0 0 2												
Milt Thompson, L (1, 7) OBP: 0.419, SLG: 0.527		4-2 3B BB		1-1 P6		1-2 WP 1B		4-0 FC6-4 BB		2 1 1 0 2 0 1												
Tom Pagnozzi, R (1, 2) OBP: 0.300, SLG: 0.342		0-0 3B		1-0 2B		2-3 K		0-1 FC6-4		4 0 2 3 0 1 4												
José Oquendo, S (1, 4) OBP: 0.358, SLG: 0.287		0-0 G3		0-1 G4-3		2-2 F7			3-2 FC6-4 1B	4 0 1 0 0 0 4												
Bob Tewksbury, R (1, 1) OBP: 0.214, SLG: 0.214		2-3 K			0-1 G6-3		3-2 F7		1-0 FC6-4 1B 1-2f 1B	2 0 0 0 0 1 1												
Luis Alicea, S (7, PH) OBP: 0.429, SLG: 0.500										1 0 0 0 0 0 0												
Scott Terry, R (7, 1) OBP: 0.250, SLG: 0.250										0 0 0 0 0 0 0												
Craig Wilson, R (9, PH) OBP: 0.208, SLG: 0.182										1 1 0 0 0 0 1												
Inning Stats	R: 0 E: 0 K: 1 S: 9	H: 0 LOB: 0 BB: 0 P: 14	R: 2 E: 0 K: 1 S: 14	H: 2 LOB: 1 BB: 1 P: 22	R: 0 E: 0 K: 0 S: 9	H: 0 LOB: 0 BB: 1 P: 16	R: 1 E: 0 K: 0 S: 10	H: 2 LOB: 1 BB: 0 P: 15	R: 0 E: 0 K: 1 S: 9	H: 1 LOB: 1 BB: 0 P: 14	R: 0 E: 0 K: 1 S: 14	H: 2 LOB: 2 BB: 0 P: 20	R: 0 E: 0 K: 0 S: 7	H: 0 LOB: 0 BB: 0 P: 12	R: 0 E: 0 K: 0 S: 8	H: 1 LOB: 2 BB: 1 P: 17	R: 1 E: 0 K: 1 S: 19	H: 3 LOB: 2 BB: 0 P: 33	1B: 9 2B: 1 3B: 1 HR: 0	SF: 0 SAC: 0 DP: 0 HBP: 0	WP: 1 PB: 0 SB: 0 CS: 1	PA: 41
PITCHER	IP WLS BF H R ER SO BB IBB HBP BLK WP HR S P ERA WHIP																					
Les Lancaster, R (1, 1) ERA: 2.89	7.2 W 33 8 3 3 4 3 0 0 1 1 0 78 128 3.52 1.435																					
Paul Assenmacher, L (8, 1) ERA: 3.78	1.1 S 7 3 1 1 1 0 0 0 0 0 0 21 35 6.75 2.250																					

St. Louis Cardinals @ Chicago Cubs
Wrigley Field, Chicago, IL
Sat Jun 29 1991, 3:33 AM CDT
Att. 34,957 - Cloudy - 86 F

livebaseballscorecards.com

AB	37
R	4
H	11
RBI	4
BB	3
SO	5
LOB	19



Batter	1	2	3	4	5	6	7	8	9	AB R H RBI BB SO LOB	TOP											
Ozzie Smith, S OBP: 0.414, SLG: 0.381 (1, 6)	4-2 E 3B BB	1-1 G6-3			2-2 G4-3			0-0 P2		3 1 0 0 1 0 0												
Todd Zeile, R OBP: 0.354, SLG: 0.403 (1, 5)	2-1 E6 3B		3-1 CS 1B		1-1 G1-3			2-2 G6-3		4 1 1 0 0 0 1												
Ray Lankford, L OBP: 0.296, SLG: 0.335 (1, 8)	1-2 2B 3B		0-1 G3		0-2 1B				2-3 K	4 1 2 2 0 1 1												
Gerald Perry, L OBP: 0.319, SLG: 0.516 Pedro Guerrero, R OBP: 0.337, SLG: 0.355 (1, 3) (9, PH)	3-1 S 1B 2B		1-0 G3-1		1-3 1B			2-2 1B	2-2 K	3 1 1 1 0 1 1 1 0 1 0 0 0 0												
Felix Jose, S OBP: 0.399, SLG: 0.466 (1, 9)	2-3 K2-3			0-3 K		0-0 F8			0-1 P3	4 0 0 0 0 2 2												
Milt Thompson, L OBP: 0.428, SLG: 0.533 (1, 7)	3-1 CS 1B			1-0 1B			2-2 CS 1B		1-3 K	4 0 3 1 0 1 1												
Tom Pagnozzi, R OBP: 0.296, SLG: 0.338 (1, 2)	1 SAFE 1 SAFE F9		1 SAFE 2-3 K		2-3 K			2-3 K		3 0 0 0 0 2 3												
José Oquendo, S OBP: 0.353, SLG: 0.282 (1, 4)	1-1 CS	0-3 K		0-0 G1-3			2-3 K			3 0 0 0 0 2 1												
Jose DeLeon, R OBP: 0.071, SLG: 0.071 Bob McClure, R (7, 1) Rex Hudler, R OBP: 0.320, SLG: 0.404 Willie Fraser, R (8, 1) Juan Agosto, L (8, 1)		0-0 G5-3			0-0 G4-3			0-2 F9		2 0 0 0 0 0 0 0 0 0 0 0 0 0 1 0												
Inning Stats	R: 4 E: 1 K: 1 S: 16	H: 3 LOB: 0 BB: 1 P: 32	R: 0 E: 0 K: 1 S: 7	H: 0 LOB: 0 BB: 0 P: 8	R: 0 E: 0 K: 0 S: 5	H: 1 LOB: 0 BB: 0 P: 9	R: 0 E: 0 K: 2 S: 8	H: 1 LOB: 1 BB: 0 P: 11	R: 0 E: 0 K: 0 S: 7	H: 0 LOB: 0 BB: 0 P: 10	R: 0 E: 0 K: 1 S: 7	H: 1 LOB: 0 BB: 0 P: 8	R: 0 E: 0 K: 2 S: 15	H: 1 LOB: 0 BB: 0 P: 21	R: 0 E: 0 K: 0 S: 9	H: 0 LOB: 0 BB: 0 P: 11	R: 0 E: 0 K: 2 S: 14	H: 1 LOB: 1 BB: 0 P: 19	1B: 6 2B: 1 3B: 1 HR: 0	SF: 0 SAC: 0 DP: 0 HBP: 0	WP: 0 PB: 0 SB: 1 CS: 3	PA: 34
PITCHER	IP WLS BF H R ER SO BB IBB HBP BLK WP HR S P ERA WHIP																				PITCHER	IP WLS BF H R ER SO BB IBB HBP BLK WP HR S P ERA WHIP
Greg Maddux, R ERA: 3.54 Chuck McElroy, L ERA: 1.59	(1, 1) 6.0 W 23 6 4 3 5 1 0 0 0 0 0 50 78 4.50 1.167																				(7, 1) 3.0 W 10 2 0 0 4 0 0 0 0 0 0 38 51 0.00 0.667	

St. Louis Cardinals @ Chicago Cubs
Wrigley Field, Chicago, IL
Sun Jun 30 1991, 3:33 AM CDT
Att. 32,736 - Cloudy - 71 F

AB	32
R	4
H	8
RBI	4
BB	1
SO	9
LOB	10



WP: 0	PA: 34
PB: 0	
SB: 1	
CS: 3	

livebaseballscorecards.com

Batter	1	2	3	4	5	6	7	8	9	AB	R	H	RBI	BB	SO	LOB
Doug Dascenzo, S OBP: 0.372, SLG: 0.379 (1, 8)	F8			K		HR				4	1	2	0	0	1	0
Mark Grace, L OBP: 0.349, SLG: 0.388 (1, 3)	G6-3			K						4	0	0	0	0	2	3
23 Ryne Sandberg, R OBP: 0.365, SLG: 0.483 (1, 4)	K			1B						3	1	1	0	1	2	2
George Bell, R OBP: 0.329, SLG: 0.487 (1, 7)			F7			HR		F8		4	1	2	1	0	0	1
Dwight Smith, L OBP: 0.286, SLG: 0.409 Ced Landrum, L OBP: 0.250, SLG: 0.222 (1, 9) (9, 9)	G4-3			G1-3						4	2	2	3	0	0	2
Luis Salazar, R OBP: 0.328, SLG: 0.432 Chuck McElroy, L OBP: 0.333, SLG: 0.500 (1, 5) (7, 1)	F9					HR		SF9		0	0	0	0	0	0	0
Shawon Dunston, R OBP: 0.270, SLG: 0.390 (1, 6)			P2					SF9		3	1	1	1	0	0	0
Rick Wilkins, L OBP: 0.350, SLG: 0.537 (1, 2)			P2							2	0	0	0	0	0	0
Greg Maddux, R OBP: 0.293, SLG: 0.400 Jerome Walton, R OBP: 0.283, SLG: 0.335 Jose Vizcaino, S OBP: 0.294, SLG: 0.274 (1, 1) (6, PH) (7, 5)	K							G5-3		1	0	0	0	0	1	0
										1	1	1	0	0	0	0
										1	0	0	1	0	0	2


Inning Stats	R: 0	H: 0	E: 0	K: 1	S: 9	LOB: 0	BB: 0	P: 13	R: 0	H: 0	E: 0	K: 0	S: 9	LOB: 0	BB: 0	P: 14	R: 0	H: 2	E: 0	K: 2	S: 11	LOB: 2	BB: 0	P: 13	R: 0	H: 0	E: 0	K: 1	S: 8	LOB: 0	BB: 0	P: 9	R: 4	H: 4	E: 0	K: 2	S: 19	LOB: 0	BB: 0	P: 29	R: 1	H: 2	E: 0	K: 0	S: 9	LOB: 1	BB: 0	P: 11	R: 2	H: 2	E: 0	K: 0	S: 10	LOB: 2	BB: 1	P: 17
--------------	------	------	------	------	------	--------	-------	-------	------	------	------	------	------	--------	-------	-------	------	------	------	------	-------	--------	-------	-------	------	------	------	------	------	--------	-------	------	------	------	------	------	-------	--------	-------	-------	------	------	------	------	------	--------	-------	-------	------	------	------	------	-------	--------	-------	-------

PITCHER	IP	WLS	BF	H	R	ER	SO	BB	IBB	HBP	BLK	WP	HR	S	P	ERA	WHIP
Jose DeLeon, R ERA: 3.16 (1, 1)	6.1	L	26	7	5	5	7	0	0	0	0	0	1	70	97	7.11	1.105
Bob McClure, L ERA: 7.71 (7, 1)	0.2		3	1	0	0	0	0	0	0	0	0	0	5	6	0.00	1.500
Willie Fraser, R ERA: 6.52 (8, 1)	0.2		5	2	2	2	0	1	0	0	0	0	0	9	14	27.00	4.500
Juan Agosto, L ERA: 5.44 (8, 1)	0.1		2	0	0	0	0	0	0	1	0	0	0	1	3	0.00	0.000

BOTTOM

St. Louis Cardinals @ Chicago Cubs
Wrigley Field, Chicago, IL
Sun Jun 30 1991, 3:33 AM CDT
Att: 32,736 - Cloudy - 71 F

AB	31
R	7
H	10
RBI	7
BB	1
SO	7
LOB	10



WP	HR	S	P	ERA	WHIP
0	0	0	0	0	0

Batter	1	2	3	4	5	6	7	8	9	10	11	12	13	AB R H RBI BB SO LOB	TOP																			
Orlando Merced, S OBP: 0.367, SLG: 0.407	1-1 1B 2B		1-1 F8		3-1 G4-3		2-1 SH1-4 1B		1-0 G6-3		1 SAFE 0-1 SH1-3			5 2 2 0 0 0 0																				
Jay Bell, R OBP: 0.317, SLG: 0.431	2-1 P3		2-3 K		2-0 G4-3		1 SAFE 0-0 SH1-4 1-2		2-2 F9		0-1 G5-3			5 0 0 0 0 1 2																				
Andy Van Slyke, L OBP: 0.327, SLG: 0.377	0-2 F8 2-H 1B		0-1 1B 1B		0-1 HR		2-2 2-H 1B		2-2 G3			1-0 G4-3		6 2 4 3 0 0 0																				
Bobby Bonilla, S OBP: 0.367, SLG: 0.451	0-0 F8 2-3		0-0 1B		3-3 K		1-3 K					0-2 G3		6 0 1 0 0 3 2																				
Barry Bonds, L OBP: 0.385, SLG: 0.459	2-2 S 1B		3-2 F7			4-1 S 1B BB		0-1 G1-3		1-1 F8		3-2 G4-3		5 1 1 1 1 0 3																				
Mitch Webster, S OBP: 0.234, SLG: 0.271	1-3 K 1-2		0-3 K		2-3 K			2-1 P6		0-0 3B			0-0 B1-3	6 0 1 0 0 3 2																				
Michael LaValliere, L OBP: 0.352, SLG: 0.369		0-1 G4-3		0-0 F9 2B		3-1 FC3-6 2-H 1B		2-2 G4-3		1-1 L5			1-2 E5 WP G6-3	4 0 2 1 0 0 0 1 0 0 0 0 0 1 1 0 0 0 0 0 0	AB 51 R 5 H 13 RBI 5 BB 1 SO 9 LOB 18																			
Lloyd McClendon, R OBP: 0.337, SLG: 0.434		0-1 G4-3		3-0 F9 2B		0-0 FC3-6 1-2f 1B		0-0 1B					1-0 G6-3	6 0 2 0 0 0 3																				
Don Slaught, R OBP: 0.289, SLG: 0.305		0-1 G4-3		0-0 F9 2B		0-0 FC3-6 1-2f 1B		0-0 1B					1-2 G6-3																					
Jose Lind, R OBP: 0.293, SLG: 0.332		0-1 F7		0-0 G6-3		2-2 G5-3		1-1 P6				1-1 SH1-3 1B	1-2 G6-3																					
Bob Walk, R		0-3 K		0-0 G6-3		2-2 G5-3		1-1 P6				2-3 K	3-2 G6-3	3 0 0 0 0 0 1 2 1 0 0 0 0 0 0 1 0 0 0 0 0 0 0 0 0 0 0 0 0 0 0 0 1 0 0 0 0 0 1 1 0 0 0 0 0 0 0 0 1 0 0 0 0 0 0 1 0 0 0 0 0 0 0 0 1 0 0 0 0 0 0 1 0 0 0 0 0 0 0 0																				
Bob Walk, R		0-3 K		0-0 G6-3		2-2 G5-3		1-1 P6				2-3 K	3-2 G6-3	3 0 0 0 0 0 1 2 1 0 0 0 0 0 0 1 0 0 0 0 0 0 0 0 0 0 0 0 0 0 0 0 1 0 0 0 0 0 1 1 0 0 0 0 0 0 0 0 1 0 0 0 0 0 0 1 0 0 0 0 0 0 0 0 1 0 0 0 0 0 0 1 0 0 0 0 0 0 0 0																				
Inning Stats	R: 2 E: 0 K: 1 S: 15	H: 3 LOB: 1 BB: 0 P: 21	R: 0 E: 0 K: 1 S: 7	H: 0 LOB: 0 BB: 0 P: 7	R: 0 E: 0 K: 1 S: 12	H: 2 LOB: 2 BB: 0 P: 18	R: 0 E: 0 K: 1 S: 6	H: 1 LOB: 1 BB: 0 P: 9	R: 1 E: 0 K: 1 S: 8	H: 1 LOB: 1 BB: 1 P: 16	R: 1 E: 0 K: 1 S: 11	H: 1 LOB: 1 BB: 1 P: 22	R: 1 E: 0 K: 1 S: 12	H: 2 LOB: 1 BB: 0 P: 17	R: 0 E: 0 K: 0 S: 9	H: 1 LOB: 1 BB: 0 P: 14	R: 0 E: 0 K: 0 S: 8	H: 0 LOB: 0 BB: 0 P: 13	R: 0 E: 0 K: 1 S: 10	H: 1 LOB: 1 BB: 0 P: 15	R: 0 E: 0 K: 1 S: 10	H: 1 LOB: 1 BB: 0 P: 13	R: 0 E: 0 K: 0 S: 8	H: 0 LOB: 0 BB: 0 P: 12	R: 0 E: 1 K: 0 S: 9	H: 0 LOB: 1 BB: 0 P: 14	1B: 9 2B: 2 3B: 1 HR: 1	SF: 0 SAC: 2 DP: 0 HBP: 0	WP: 1 PB: 0 SB: 3 CS: 0	PA: 54				
PITCHER	IP WLS BF H R ER SO BB IBB HBP BLK WP HR S P ERA WHIP																																	
Frank Castillo, R ERA: 4.2	(1, 1) 7.0 32 10 5 5 7 1 0 0 0 0 0 1 71 110 6.43 1.571																																	
Heathcliff Slocumb, R ERA: 2.2	(8, 1) 1.0 4 1 0 0 0 0 0 0 0 0 0 0 9 14 0.00 1.000																																	
Paul Assenmacher, L ERA: 3.62	(9, 1) 2.0 7 1 0 0 1 0 0 0 0 0 0 0 18 28 0.00 0.500																																	
Bob Scanlan, R ERA: 3.82	(11, 1) 3.0 W 11 1 0 0 1 0 0 0 0 0 1 0 27 39 0.00 0.333																																	

Pittsburgh Pirates @ Chicago Cubs
Wrigley Field, Chicago, IL
Mon Jul 01 1991, 7:05 PM CDT
Att: 32,633 - Cloudy - 83 F

livebaseballscorecards.com




Batter	1	2	3	4	5	6	7	8	9	10	11	12	13	AB R H RBI BB SO LOB
Doug Dasenzo, S Hector Villanueva, R Heathcliff Slocumb, R Damon Berryhill, S	L7		G5-3		F7		FC6-4		P5		F7		23 BB 1B HBP	3 0 0 0 0 0 1 1 0 0 0 0 0 1 0 0 0 0 0 0 0 2 1 0 0 0 0 0
Mark Grace, L	2B			2B 1B		F7		23 HR BB	F7		L9		23 BB 1B	5 2 2 0 2 0 0
23 Ryne Sandberg, R	F7			L9		1B BB		HR	CS 1B		S 1B		1B	6 1 4 3 1 0 2
George Bell, R Ced Landrum, L	L8			1B 2B		1B		G6-3	CS		BLK S 1B		F7	5 1 3 1 0 0 1 1 0 0 0 0 0 1
Dwight Smith, L Luis Salazar, R		E3		CS 1B		K		1B 1B			G5-3		K	2 0 1 1 0 0 0 4 0 1 0 0 2 3
Chico Walker, S		G1-6-3		F8		G1-3		K			IBB IBB		F8	5 0 0 0 1 1 5
Shawon Dunston, R		F7				L9		P6			1B		P3	5 0 1 0 1 0 0
Rick Wilkins, L Andre Dawson, R Paul Assenmacher, L Jose Vizcaino, S Bob Scanlan, R			L4		SH3 1B		P2	F8			F9		K	3 0 1 0 0 0 0 1 0 0 0 0 0 2 0 0 0 0 0 0 0 1 0 0 0 0 0 3 1 0 0 0 0 1 0
Frank Castillo, R Jerome Walton, R			G6-3		SH3		FC6-4 BB		HR		K		L5	1 0 0 0 0 0 0 3 1 1 1 1 1 3

Inning Stats	R: 0	H: 1	R: 0	H: 0	R: 0	H: 0	R: 2	H: 3	R: 0	H: 1	R: 0	H: 0	R: 2	H: 3	R: 1	H: 2	R: 0	H: 1	R: 0	H: 0	R: 1	H: 1	R: 0	H: 0	R: 1	H: 1	R: 0	H: 0	R: 1	H: 1	AB	R	H	RBI	BB	SO	LOB			
	E: 0	LOB: 1	E: 1	LOB: 0	E: 0	LOB: 0	E: 0	LOB: 0	E: 0	LOB: 2	E: 0	LOB: 1	E: 0	LOB: 2	E: 0	LOB: 0	E: 0	LOB: 3	E: 0	LOB: 0	E: 0	LOB: 1	E: 0	LOB: 0	E: 0	LOB: 0	E: 0	LOB: 1	E: 0	LOB: 0	1B: 10	SF: 0	2B: 2	SAC: 1	3B: 0	DP: 1	HR: 2	HBP: 1	WP: 0	PA: 58
	K: 0	BB: 0	K: 0	BB: 0	K: 0	BB: 0	K: 1	BB: 1	K: 1	BB: 1	K: 0	BB: 1	K: 1	BB: 1	K: 0	BB: 0	K: 1	BB: 2	K: 1	BB: 0	K: 1	BB: 1	K: 1	BB: 0	K: 1	BB: 1	K: 1	BB: 1	K: 1	BB: 1										
	S: 11	P: 16	S: 6	P: 10	S: 6	P: 9	S: 11	P: 18	S: 7	P: 10	S: 14	P: 23	S: 11	P: 18	S: 7	P: 14	S: 8	P: 20	S: 9	P: 15	S: 11	P: 14	S: 9	P: 18	S: 9	P: 18	S: 9	P: 18												

PITCHER	IP	WLS	BF	H	R	ER	SO	BB	IBB	HBP	BLK	WP	HR	S	P	ERA	WHIP	
Bob Walk, R Neal Heaton, L Vicente Palacios, R Bob Patterson, L Bill Landrum, R	(1, 1) (6, 1) (8, 1) (8, 1) (9, 1)	5.0 2.0 0.2 0.1 2.0	19 10 5 1 10	5 1 3 0 3	2 1 1 0 1	2 1 1 0 1	0 1 1 0 1	0 3 0 0 0	0 0 0 0 2	0 0 0 0 0	0 0 0 0 0	0 0 0 0 1	0 0 1 0 1	0 0 1 4 1	41 26 17 6 15	63 46 26 6 34	3.60 4.50 13.50 0.00 4.50	1.000 2.000 4.500 0.000 1.500
Bob Kipper, L Stan Belinda, R	(11, 1) (13, 1)	2.0 0.2	7 5	1 1	0 1	0 1	1 1	0 1	0 1	0 0	0 0	0 0	0 0	0 9	1 18	0.00 13.50	0.500 3.000	

Pittsburgh Pirates @ Chicago Cubs
Wrigley Field, Chicago, IL
 Mon Jul 01 1991, 7:05 PM CDT
 Att. 32,633 - Cloudy - 83 F

AB	49
R	6
H	14
RBI	6
BB	6
SO	5
LOB	22



PITCHER	IP	WLS	BF	H	R	ER	SO	BB	IBB	HBP	BLK	WP	HR	S	P	ERA	WHIP
Bob Kipper, L Stan Belinda, R	(11, 1) (13, 1)	2.0 0.2	7 5	1 1	0 1	0 1	1 1	0 1	0 0	0 0	0 0	0 0	0 9	1 18	1 18	0.00 13.50	0.500 3.000

Batter	1	2	3	4	5	6	7	8	9	AB	R	H	RBI	BB	SO	LOB	TOP										
Orlando Merced, S (1, 3) OBP: 0.376, SLG: 0.425	2-2 G6-3 1B	1-1 1-2 2-H 1B		3-1 1B 3B	2-3 K	2-3 K		4-2 BLK BB		5	1	3	1	1	2	2											
Jay Bell, R (1, 6) OBP: 0.314, SLG: 0.425	1-2 G6-3 1-2f	1-1 F9		0-0 FC4-6 SF6 1B	1-3 K	1-3 K		1-3 K		6	1	1	1	0	3	6											
Andy Van Slyke, L (1, 8) OBP: 0.334, SLG: 0.388	1-2 HR	1-3 K		4-1 FC4-6 BB 1-2	4-1 1B 1B BB		4-2 1B SF9 BB	1-2 F9		3	3	1	1	3	1	3											
Bobby Bonilla, S (1, 5) OBP: 0.373, SLG: 0.464	0-0 F9		1-2 SF8 3B	1-1 FC4-6 3B 1-2f 2-3	0-1 1B 1B		0-0 HR 1B	1-1 1B	1-1 1B	6	3	4	0	0	0	2											
Barry Bonds, L (1, 7) OBP: 0.384, SLG: 0.468		1-1 HR 3B	1-1 L4	1-0 SF6	0-1 1B		1-1 SF9	2-2 F7	2-2 F7	4	1	2	3	0	0	2											
Gary Varsho, L (1, 9) Joe Redfield, R (9, PH) OBP: 0.353, SLG: 0.154		0-0 HR	0-0 SF8	0-2 1B 3B	0-0 G4-3		2-1 HR	3-3 K	3-3 K	4	3	3	6	0	0	2											
Michael LaValliere, L (1, 2) OBP: 0.368, SLG: 0.389		0-0 1B 1B	1-0 1B HBP	1-1 E 1B 3-H		1-0 E 2B	0-0 G6-3 1B	0-0 F7	0-0 F7	5	1	4	1	0	0	1											
Jose Lind, R (1, 4) OBP: 0.300, SLG: 0.338		1-2 1B 1B	1-2 1B	3-2 E6 WP 1B		0-1 F9	2-1 G6-3			5	0	3	0	0	0	2											
Doug Drabek, R (1, 1) OBP: 0.179, SLG: 0.205		1-0 F9	0-2 G1-3	0-2 L6		1-2 E7 1B		1-0 F8		5	0	1	0	0	0	6											
Inning Stats	R: 1 E: 0 K: 0 S: 15	H: 2 LOB: 0 BB: 0 P: 19	R: 3 E: 0 K: 1 S: 16	H: 5 LOB: 2 BB: 0 P: 22	R: 1 E: 0 K: 0 S: 15	H: 2 LOB: 2 BB: 0 P: 19	R: 4 E: 1 K: 0 S: 19	H: 5 LOB: 2 BB: 1 P: 32	R: 1 E: 0 K: 2 S: 12	H: 2 LOB: 2 BB: 1 P: 19	R: 0 E: 1 K: 2 S: 13	H: 2 LOB: 2 BB: 0 P: 18	R: 3 E: 0 K: 0 S: 11	H: 3 LOB: 0 BB: 1 P: 20	R: 0 E: 0 K: 1 S: 9	H: 0 LOB: 1 BB: 1 P: 16	R: 0 E: 0 K: 1 S: 10	H: 1 LOB: 1 BB: 0 P: 16	1B: 14 2B: 1 3B: 4 HR: 3	SF: 3 SAC: 0 DP: 2 HBP: 1	WP: 1 PB: 0 SB: 0 CS: 0	PA: 52					
PITCHER	IP	WLS	BF	H	R	ER	SO	BB	IBB	HBP	BLK	WP	HR	S	P	ERA	WHIP										
Shawn Boskie, R (1, 1) ERA: 5.31	3.0	L	21	11	8	8	1	1	0	1	0	0	2	50	71	24.00	4.000										
Heathcliff Slocumb, R (4, 1) ERA: 3.05	3.1		22	10	5	5	4	2	0	0	0	1	1	49	74	13.50	3.600										
Chuck McElroy, L (7, 1) ERA: 1.57	0.2		1	0	0	0	0	0	0	0	0	0	0	2	4	0.00	0.000										
Dave Smith, R (8, 1) ERA: 4.21	1.0		4	0	0	0	1	1	0	0	1	0	0	9	16	0.00	1.000										
Doug Dascenzo, L (9, 1) ERA:	1.0		4	1	0	0	1	0	0	0	0	0	0	10	16	0.00	1.000										

Pittsburgh Pirates @ Chicago Cubs
Wrigley Field, Chicago, IL
 Tue Jul 02 1991, 3:33 AM CDT
 Att. 34,332 - Sunny - 83 F

livebaseballscorecards.com

AB	44
R	13
H	22
RBI	13
BB	4
SO	7
LOB	27



BOTTOM

Pittsburgh Pirates @ Chicago Cubs
Wrigley Field, Chicago, IL
Tue Jul 02 1991, 3:33 AM CDT
Att. 34,332 - Sunny - 83 F

livebaseballscorecards.com

AB	36
R	4
H	9
RBI	4
BB	1
SO	3
LOB	20



WP:	0	PA:	37
PB:	0		
SB:	2		
CS:	0		

AB R H RBI BB SO LOB

4	1	1	0	1	0	1
3	0	0	0	0	0	1
1	0	0	0	0	0	1
1	0	0	1	0	0	0
3	0	0	0	0	1	1
3	0	1	0	0	0	1
1	1	1	0	0	0	0
4	1	2	0	0	0	1
4	1	2	1	0	1	2
3	0	1	0	0	0	3
0	0	0	0	0	0	0
1	0	0	0	0	0	1
0	0	0	0	0	0	0
2	0	1	2	0	0	0
1	0	0	0	0	0	0
1	0	0	0	0	0	1
0	0	0	0	0	0	0
2	0	1	2	0	0	0

1B:	8	SF:	0
2B:	2	SAC:	0
3B:	0	DP:	1
HR:	0	HBP:	0

Batter	1	2	3	4	5	6	7	8	9
Doug Dascenzo, S OBP: 0.365, SLG: 0.367 (1, 8) BB (9, 1)	4-0 F9 23 FC S BB		3-2 G3-1			1-1 F8		0-0 1B	0-1 G6-3
Mark Grace, L OBP: 0.351, SLG: 0.388 Hector Villanueva, R OBP: 0.293, SLG: 0.455 (1, 3) BB (7, 3) X	2-2 F9 1-3		3-1 G4-3			3-2 F7		0-2 P5	
23 Ryne Sandberg, R OBP: 0.371, SLG: 0.495 Luis Salazar, R OBP: 0.319, SLG: 0.417 (1, 4) X (1, PR) (2, 5)	1-1 FC 3-H			1-1 G1-3		0-0 P4		1-3 K	
George Bell, R OBP: 0.333, SLG: 0.491 Ced Landrum, L OBP: 0.267, SLG: 0.241 (1, 7) SAFE BB (7, PR) SAFE (8, 7)	2-1 P4 1-2		3-2 G6-3			0-1 1B 1B		0-1 1B 1B	
Dwight Smith, L OBP: 0.303, SLG: 0.417 (1, 9) X	0-0 G6-3		2-1 F8			2-2 1B FC4-6 1B		0-0 1B 2B 1B	
Chico Walker, S OBP: 0.342, SLG: 0.324 (1, 5) (2, 4)		0-1 L6-3 1B		2-3 K		0-1 F7		0-0 2B 1B	
Shawon Dunston, R OBP: 0.272, SLG: 0.385 Dave Smith, R Jerome Walton, R OBP: 0.286, SLG: 0.350 (1, 6) (8, 1) (9, 8)	0-2 P3 1B		1-0 1B			0-2 L7		3-3 K	
Rick Wilkins, L OBP: 0.328, SLG: 0.492 (1, 2) SAFE X	3-1 L6-3 1-2		1-0 L7			0-1 FC4-6 1-2f		1-0 F7	
Shawn Boskie, R OBP: 0.278, SLG: 0.364 Heathcliff Stocumb, R Chuck McElroy, L OBP: 0.333, SLG: 0.500 Jose Vizcaino, S OBP: 0.296, SLG: 0.292 (1, 1) (4, 1) (7, 1) (8, 6)			0-0 G5-3		0-1 G3		1-0 F7	0-0 2B 1-H 2-H	

Inning Stats	R: 1	H: 0	E: 0	K: 0	S: 8	R: 0	H: 1	E: 0	K: 0	S: 7	R: 0	H: 0	E: 0	K: 0	S: 8	R: 0	H: 0	E: 0	K: 0	S: 7	R: 0	H: 1	E: 0	K: 1	S: 7	R: 0	H: 0	E: 0	K: 0	S: 7	R: 0	H: 2	E: 0	K: 0	S: 12	R: 0	H: 1	E: 0	K: 1	S: 8	R: 3	H: 4	E: 0	K: 1	S: 11	1B: 8	2B: 2	3B: 0	HR: 0	SF: 0	SAC: 0	DP: 1	HBP: 0	WP: 0	PA: 37
--------------	------	------	------	------	------	------	------	------	------	------	------	------	------	------	------	------	------	------	------	------	------	------	------	------	------	------	------	------	------	------	------	------	------	------	-------	------	------	------	------	------	------	------	------	------	-------	-------	-------	-------	-------	-------	--------	-------	--------	-------	--------

PITCHER	IP	WLS	BF	H	R	ER	SO	BB	IBB	HBP	BLK	WP	HR	S	P	ERA	WHIP
Doug Drabek, R ERA: 3.04 (1, 1)	9.0	W	37	9	4	4	3	1	0	0	0	0	0	75	115	4.00	1.111

Batter	1	2	3	4	5	6	7	8	9	AB R H RBI BB SO LOB	TOP		
Orlando Merced, S (1, 3) OBP: 0.372, SLG: 0.436	1-1 G4-3			1-1 G6-3		1-3 K	3-2 P5	3-2 HR		5 1 1 3 0 1 0			
Jay Bell, R (1, 6) OBP: 0.316, SLG: 0.425	3-2 F8			2-0 HR 1B		2-2 BB 1B	2-2 G5-3	0-0 G6-3		5 2 2 0 0 0 0			
Andy Van Slyke, L (1, 8) OBP: 0.336, SLG: 0.398	3-2 P2			3-2 HR 1-H		4-0 BB 1B	0-3 K		1-2 G1-5-3	4 2 1 2 1 1 0			
Bobby Bonilla, S (1, 5) OBP: 0.370, SLG: 0.459		1-0 P6		2-2 G4-6-3 1B		1-3 K		1-3 K	3-3 K	5 0 1 0 0 3 2			
Barry Bonds, L (1, 7) OBP: 0.381, SLG: 0.460		1-1 F9		0-1 G4-6-3 1-2f		4-2 1B BB		1-3 K	2-1 F8	4 1 0 0 1 1 1			
Gary Varsho, L (1, 9) OBP: 0.354, SLG: 0.448		1-2 G3-1			0-1 F8 2B	3-2 1B 1B		3-2 HR		3 1 2 2 0 0 0			
Lloyd McClendon, R (8, PH) OBP: 0.345, SLG: 0.481						1-3 2-H 3-H				1 1 1 1 0 0 0			
Michael LaValliere, L (1, 2) OBP: 0.366, SLG: 0.386			1-0 F7		0-3 K	0-0 1B 1B		0-0 E4 1B		4 1 1 1 0 1 1			
Jose Lind, R (1, 4) OBP: 0.299, SLG: 0.336			0-3 K		0-0 F8	1-1 1B 1B		1-2 E3 1B HR		4 1 1 1 0 1 2			
Zane Smith, L (1, 1) OBP: 0.306, SLG: 0.333			1-2 F7		1-0 G4-3	0-0 G3-1		1-0 HR 1B		3 0 0 0 0 0 3			
Gary Redus, R (8, PH) OBP: 0.302, SLG: 0.342										1 1 1 1 0 0 0			
Bob Patterson, R (8, 1)										0 0 0 0 0 0 0			
Stan Belinda, R (8, 1)										0 0 0 0 0 0 0			
Inning Stats	R: 0 H: 0 E: 0 LOB: 0 K: 0 BB: 0 S: 10 P: 17	R: 0 H: 0 E: 0 LOB: 0 K: 0 BB: 0 S: 6 P: 9	R: 0 H: 0 E: 0 LOB: 0 K: 1 BB: 0 S: 7 P: 9	R: 2 H: 3 E: 0 LOB: 0 K: 0 BB: 0 S: 11 P: 19	R: 0 H: 1 E: 0 LOB: 1 K: 1 BB: 0 S: 8 P: 9	R: 4 H: 4 E: 0 LOB: 2 K: 2 BB: 2 S: 18 P: 34	R: 0 H: 0 E: 0 LOB: 0 K: 1 BB: 0 S: 9 P: 14	R: 5 H: 3 E: 2 LOB: 0 K: 2 BB: 0 S: 23 P: 33	R: 0 H: 0 E: 0 LOB: 0 K: 1 BB: 0 S: 9 P: 15	1B: 7 SF: 0 2B: 1 SAC: 0 3B: 0 DP: 1 HR: 3 HBP: 0	WP: 0 PA: 41 PB: 0 SB: 0 CS: 0		
PITCHER	IP WLS BF H R ER SO BB IBB HBP BLK WP HR S P ERA WHIP											PITCHER	IP WLS BF H R ER SO BB IBB HBP BLK WP HR S P ERA WHIP
Les Lancaster, R (1, 1) ERA: 3.38	5.2 L 24 6 6 6 4 2 0 0 0 0 0 1 56 92 9.53 1.412												
Chuck McElroy, L (6, 1) ERA: 1.52	1.1 6 2 0 0 1 0 0 0 0 0 0 0 13 19 0.00 1.500												
Paul Assenmacher, L (8, 1) ERA: 3.75	0.2 5 1 3 3 2 0 0 0 0 0 0 1 15 21 40.50 1.500												
Laddie Renfro, R (8, 1) ERA: 13.5	1.1 6 2 2 0 1 0 0 0 0 0 0 1 17 27 0.00 1.500												

Pittsburgh Pirates @ Chicago Cubs
Wrigley Field, Chicago, IL
Wed Jul 03 1991, 3:33 AM CDT
Att. 33,432 - Cloudy - 88 F

livebaseballscorecards.com

AB	39
R	11
H	11
RBI	11
BB	2
SO	8
LOB	9



Batter	1	2	3	4	5	6	7	8	9	AB	R	H	RBI	BB	SO	LOB
Jerome Walton, R (1, 8) Paul Assenmacher, L (8, 1) Laddie Renfro, S (8, 1) Doug Dascenzo, S (9, PH) OBP: 0.285, SLG: 0.348 OBP: 0.667, SLG: 0.500 OBP: 0.363, SLG: 0.364	2-3 K		2-3 K			0-0 E FC4-6 1B	3-2 L6		1-1 L7	4	1	1	0	0	2	0
Mark Grace, L (1, 3) OBP: 0.352, SLG: 0.396	0-0 G6-3 3B		2-2 L4			0-0 FC4-6 E 1-2 1B		0-2 E3 WP 1B HR		4	2	2	0	0	0	0
Shawon Dunston, R (1, 6) OBP: 0.272, SLG: 0.383	1-0 G6-3				1-3 K	0-0 E6 FC4-6 1-2 2-3		0-0 WP HR 1B		4	1	1	1	0	1	2
George Bell, R (1, 7) OBP: 0.329, SLG: 0.485	0-2 G6-3				1-1 P6	0-1 FC4-6 G6-4-3 1-2f 2-3 3-H		3-3 K		4	0	0	1	0	1	4
Andre Dawson, R (1, 9) OBP: 0.313, SLG: 0.479			1-0 P4		1-1 G4-3	0-1 G6-4-3 1-2f		0-1 HR		4	1	1	3	0	0	2
Luis Salazar, R (1, 5) OBP: 0.318, SLG: 0.412			1-1 F9			3-2 G6-3		0-1 G4-3		4	0	1	0	0	0	0
Hector Villanueva, R (1, 2) Damon Berryhill, S (8, PH) OBP: 0.294, SLG: 0.451 OBP: 0.230, SLG: 0.331			1-0 FC4-6 1B			1-2 G1-3		0-1 F8		3	1	1	0	0	0	1
Jose Vizcaino, S (1, 4) OBP: 0.293, SLG: 0.290			0-1 FC4-6 1-2f			1-0 1B		0-0 L1		4	0	1	0	0	0	2
Les Lancaster, R (1, 1) Chuck McElroy, L (6, 1) Chico Walker, S (7, PH) OBP: 0.286, SLG: 0.357 OBP: 0.333, SLG: 0.500 OBP: 0.344, SLG: 0.355			0-0 G5-3			2-3 K		0-0 HR		2	0	0	0	0	1	1

Inning Stats	R: 1	H: 1	E: 0	K: 1	S: 10	H: 1	LOB: 0	BB: 0	P: 13	R: 0	H: 1	E: 0	K: 0	S: 6	H: 1	LOB: 1	BB: 0	P: 9	R: 0	H: 0	E: 0	K: 1	S: 8	H: 0	LOB: 0	BB: 0	P: 12	R: 0	H: 1	E: 0	K: 1	S: 12	H: 2	LOB: 1	BB: 0	P: 19	R: 1	H: 2	E: 1	K: 0	S: 7	H: 2	LOB: 1	BB: 0	P: 7	R: 2	H: 2	E: 0	K: 0	S: 12	H: 2	LOB: 0	BB: 0	P: 16	R: 3	H: 2	E: 1	K: 1	S: 13	H: 2	LOB: 0	BB: 0	P: 16	R: 0	H: 0	E: 0	K: 1	S: 8	H: 0	LOB: 0	BB: 0	P: 12	1B: 6	2B: 0	3B: 1	HR: 2	SF: 0	SAC: 0	DP: 1	HBP: 0	WP: 1	PB: 0	SB: 0	CS: 0	PA: 37
--------------	------	------	------	------	-------	------	--------	-------	-------	------	------	------	------	------	------	--------	-------	------	------	------	------	------	------	------	--------	-------	-------	------	------	------	------	-------	------	--------	-------	-------	------	------	------	------	------	------	--------	-------	------	------	------	------	------	-------	------	--------	-------	-------	------	------	------	------	-------	------	--------	-------	-------	------	------	------	------	------	------	--------	-------	-------	-------	-------	-------	-------	-------	--------	-------	--------	-------	-------	-------	-------	--------


PITCHER	IP	WLS	BF	H	R	ER	SO	BB	IBB	HBP	BLK	WP	HR	S	P	ERA	WHIP
Zane Smith, L (1, 1) ERA: 2.94	7.0	W	28	7	4	4	4	0	0	0	0	0	1	62	86	5.14	1.000
Bob Patterson, L (8, 1) ERA: 4.26	0.0		2	1	2	2	0	0	0	0	0	0	0	4	4	∞	∞
Stan Belinda, R (8, 1) ERA: 3.82	2.0		7	1	1	0	2	0	0	0	0	1	1	17	24	0.00	0.500

BOTTOM

Pittsburgh Pirates @ Chicago Cubs
Wrigley Field, Chicago, IL
Wed Jul 03 1991, 3:33 AM CDT
Att: 33,432 - Cloudy - 88 F

livebaseballscorecards.com

AB	37
R	7
H	9
RBI	7
BB	0
SO	6
LOB	12



Batter	1	2	3	4	5	6	7	8	9	10	11	AB R H RBI BB SO LOB	TOP														
Orlando Merced, S (1, 3) OBP: 0.380, SLG: 0.458	0-0 F7		1-1 1B E		1-3 K		0-1 1B	3-2 HR		4-1 BB		5 2 3 4 1 1 0	Pittsburgh Pirates @ Chicago Cubs Wrigley Field, Chicago, IL Thu Jul 04 1991, 3:33 AM CDT Att: 31,098 - Cloudy - 77 F														
Jay Bell, R (1, 6) OBP: 0.316, SLG: 0.421	3-1 P6		3-1 1B E		2-2 G5-3		0-3 K	4-1 BB		0-1 F9		5 0 1 0 1 1 2															
Andy Van Slyke, L (1, 8) OBP: 0.333, SLG: 0.394	3-3 K		0-0 E4		1-1		2-0 G4-3	2-3 K2-3		2-1 L5		5 0 1 1 0 2 3															
Bob Patterson, R (8, 1)												0 0 0 0 0 0 0															
Michael LaValliere, L (10, PH) OBP: 0.364, SLG: 0.383												1 0 0 0 0 0 1															
Bill Landrum, R (10, 1)												0 0 0 0 0 0 0															
Bobby Bonilla, S (1, 5) OBP: 0.373, SLG: 0.463		1-0 G6-3	1-2 G4-6-3		0-2 G4-3			0-1 F7		0-0 2B		6 1 3 0 0 0 1															
Barry Bonds, L (1, 7) OBP: 0.386, SLG: 0.479		2-0 HR	1-0 G4-6-3			3-2 1B		4-0 S 1B BB		1-1 SH5-4		5 2 3 2 1 0 4															
Gary Varsho, L (1, 9) OBP: 0.369, SLG: 0.467		0-1 2B		0-2 G4-3		0-2 WP S 1B		4-0 1B S HR BB		0-0 SH5-4		3 1 2 0 1 0 0															
Jose Gonzalez, R (9, PH) (9, 8)						1-2		1-2		2-3		1 0 0 0 0 0 0															
Don Slaught, R (1, 2) OBP: 0.277, SLG: 0.291		2-2 L9		0-0 G6-3		1-3 K		2-3 K		3-3 K		5 0 0 0 0 3 5															
Curtis Wilkerson, S (1, 4) OBP: 0.262, SLG: 0.271		1-0 L9		0-1 1B		0-0 G3-1		2-1 HR BB		3-2 F7		5 1 2 1 0 0 3															
Randy Tomlin, L (1, 1) OBP: 0.136, SLG: 0.136			1-3 K		0-2 G1-3		2-0 G3	4-2 HR BB		1-3 K		2 0 0 0 0 1 1															
Bob Kipper, R (6, 1)												0 0 0 0 0 0 0															
Gary Radus, R (7, PH) OBP: 0.300, SLG: 0.339												1 0 0 0 0 0 0															
Neal Heaton, L (7, 1) OBP: 0.333, SLG: 0.500												0 0 0 0 0 0 0															
Lloyd McClendon, R (8, PH) OBP: 0.349, SLG: 0.474												1 1 0 0 1 1 0															
Inning Stats	R: 0 E: 0 K: 1 S: 6	H: 0 LOB: 0 BB: 0 P: 12	R: 1 E: 0 K: 0 S: 8	H: 2 LOB: 1 BB: 0 P: 14	R: 1 E: 1 K: 1 S: 13	H: 3 LOB: 2 BB: 0 P: 19	R: 0 E: 0 K: 0 S: 10	H: 1 LOB: 1 BB: 0 P: 10	R: 0 E: 0 K: 1 S: 12	H: 1 LOB: 1 BB: 0 P: 16	R: 0 E: 0 K: 1 S: 11	H: 2 LOB: 1 BB: 0 P: 15	R: 0 E: 0 K: 1 S: 7	H: 1 LOB: 1 BB: 0 P: 11	R: 5 E: 0 K: 2 S: 17	H: 2 LOB: 1 BB: 4 P: 42	R: 1 E: 0 K: 1 S: 10	H: 2 LOB: 1 BB: 0 P: 17	R: 0 E: 0 K: 1 S: 8	H: 0 LOB: 1 BB: 1 P: 15	R: 0 E: 0 K: 0 S: 4	H: 1 LOB: 0 BB: 0 P: 7	1B: 10 2B: 3 3B: 0 HR: 2	SF: 0 SAC: 1 DP: 2 HBP: 0	WP: 1 PB: 0 SB: 3 CS: 0	PA: 51	
PITCHER	IP	WLS	BF	H	R	ER	SO	BB	IBB	HBP	BLK	WP	HR	S	P	ERA	WHIP										
Greg Maddux, R (1, 1) ERA: 3.68	7.2		35	11	5	5	6	2	0	0	0	1	1	74	116	5.87	1.696										
Dave Smith, R (8, 1) ERA: 4.91	0.0		3	1	2	2	0	2	0	0	0	0	1	6	17	∞	∞										
Paul Assenmacher, L (8, 1) ERA: 3.83	1.1		6	2	1	1	2	0	0	0	0	0	0	14	23	6.75	1.500										
Laddie Renfro, R (10, 1) ERA: 9.0	0.2		3	0	0	0	1	1	0	0	0	0	0	6	11	0.00	1.500										
Chuck McElroy, L (10, 1) ERA: 1.48	1.1	W	4	1	0	0	0	0	0	0	0	0	0	6	11	0.00	0.750										

AB	45
R	8
H	15
RBI	8
BB	5
SO	9
LOB	20



Batter	1	2	3	4	5	6	7	8	9	10	11	AB	R	H	RBI	BB	SO	LOB
Jerome Walton, R OBP: 0.281, SLG: 0.342	1-2 G3	0-0 B5-3			0-1 HR 1B	1-3 K	2-2 FC6-4			2-1 G6-3		6	1	1	0	0	1	4
Mark Grace, L OBP: 0.355, SLG: 0.416	2-1 G3-1	3-2 F8			1-0 HR	4-1 BB			1-3 K		0-2 HR	5	2	2	3	1	1	0
Shawon Dunston, R OBP: 0.267, SLG: 0.376	1-0 E5 HR		2-1 F7		1-0 G3	1-3 K			1-1 P4			5	1	0	0	0	1	2
Andre Dawson, R OBP: 0.318, SLG: 0.491	1-2 HR		4-1 2B BB		0-2 G4-3		0-1 HR 1B		1-3 K			4	2	2	2	1	1	0
George Bell, R OBP: 0.334, SLG: 0.502 Doug Dasenczo, S OBP: 0.367, SLG: 0.369	1-0 2B 1B		0-2 2B		0-0 G4-3		0-0 HR		0-1 CS 1B			4	1	3	2	0	0	0
Luis Salazar, R OBP: 0.314, SLG: 0.411 Chuck McElroy, L OBP: 0.333, SLG: 0.500	0-1 2B		0-2 G4-3			0-2 G1-3	1-1 P4		0-0 F8			5	0	1	0	0	0	2
Hector Villanueva, R OBP: 0.305, SLG: 0.452 Rick Wilkins, L OBP: 0.333, SLG: 0.492	4-0 IBB		2-2 G6-3		0-2 SH 1B	0-2 SH 1B	2-0 1B		3-3 K			2	0	1	0	1	0	0
Jose Vizcaino, S OBP: 0.300, SLG: 0.297	1-0 G4-3		2-0 G6-3		0-1 SH 1B	1-1 FC6-4 1B			1-2 G1-3			5	1	2	0	0	0	3
Greg Maddux, R OBP: 0.273, SLG: 0.372 Dave Smith, R OBP: 0.667, SLG: 0.500 Laddie Renfro, S OBP: 0.341, SLG: 0.351		1-0 G1-3		0-0 G4-3		2-2 SH	0-0 P5			1-3 K		3	0	0	0	0	0	2

Inning Stats	R: 2	H: 3	E: 1	K: 0	S: 15	R: 0	H: 0	E: 0	K: 0	S: 7	R: 0	H: 1	E: 0	K: 0	S: 9	R: 0	H: 0	E: 0	K: 0	S: 5	R: 2	H: 2	E: 0	K: 0	S: 8	R: 2	H: 2	E: 1	K: 2	S: 20	R: 2	H: 4	E: 0	K: 2	S: 12	R: 0	H: 0	E: 0	K: 2	S: 8	R: 0	H: 1	E: 0	K: 1	S: 8	R: 0	H: 0	E: 0	K: 1	S: 10	R: 1	H: 1	E: 0	K: 0	S: 3	1B: 8	2B: 2	3B: 0	HR: 4	SF: 0	SAC: 1	DP: 0	HBP: 0	WP: 0	PA: 47
PITCHER	IP	WLS	BF	H	R	ER	SO	BB	IBB	HBP	BLK	WP	HR	S	P	ERA	WHIP											IP	WLS	BF	H	R	ER	SO	BB	IBB	HBP	BLK	WP	HR	S	P	ERA	WHIP																					
Randy Tomlin, L ERA: 2.91	(1, 1)	5.2	29	8	6	2	1	2	1	0	0	0	2	60	93	3.18	1.765																																																
Bob Kipper, L ERA: 6.28	(6, 1)	0.1	1	0	0	0	1	0	0	0	0	0	0	4	5	0.00	0.000																																																
Neal Heaton, L ERA: 3.58	(7, 1)	1.0	7	4	2	2	0	0	0	0	0	0	1	12	18	18.00	4.000																																																
Bob Patterson, L ERA: 4.01	(8, 1)	2.0	6	1	0	0	3	0	0	0	0	0	0	16	21	0.00	0.500																																																
Bill Landrum, R ERA: 2.35	(10, 1)	1.0	L	4	1	1	1	0	0	0	0	0	1	13	17	9.00	1.000																																																

BOTTOM

Pittsburgh Pirates @ Chicago Cubs
 Wrigley Field, Chicago, IL
 Thu Jul 04 1991, 3:33 AM CDT
 Att: 31,098 - Cloudy - 77 F

livebaseballscores.com

AB	43
R	9
H	14
RBI	7
BB	3
SO	6
LOB	14



Batter	1	2	3	4	5	6	7	8	9	AB R H RBI BB SO LOB	TOP									
Chico Walker, S (1, 5) OBP: 0.352, SLG: 0.365 Jose Vizcaino, S (8, 5) OBP: 0.300, SLG: 0.297	1-0 23 E 2B		2-0 G4-3		4-2 23 E 23 S 1B BB		2-3 1X	0-0 1B		4 2 2 0 1 1 0 0 0 0 0 0 0 0										
Mark Grace, L (1, 3) OBP: 0.353, SLG: 0.416	0-0 L4		2-2 L6		2-0 F7		3-2 BB 1B 2B	1-1 G1		5 1 1 0 0 0 3										
23 Ryne Sandberg, R (1, 4) OBP: 0.375, SLG: 0.493	2-2 E5 2-H		1-2 G4-3		1 SAFE 1 B 1 SAFE 1 H		4-1 BB 1B BB	1-2 CS HBP		3 2 1 1 1 0 -1										
Andre Dawson, R (1, 9) OBP: 0.319, SLG: 0.487	3-2 1B			1-2 G5-3		3-3 BB S 1-2 K	4-2 1B BB	0-0 F7		4 0 1 0 0 1 1 2										
George Bell, R (1, 7) OBP: 0.332, SLG: 0.495 Jerome Walton, R (9, 8) OBP: 0.281, SLG: 0.342	1-1 P3			1-2 1B HBP		0-2 P5	0-1 P3	1-3 K		4 0 0 0 0 0 1 5 0 0 0 0 0 0 0										
Rick Wilkins, L (1, 2) OBP: 0.356, SLG: 0.507	1-2 G4-3			0-0 1-3 1B		2-2 BLK 1B	1-2 1-2 2-H 3-H 1B			4 0 3 2 0 0 1										
Shawon Dunston, R (1, 6) OBP: 0.264, SLG: 0.371				0-3 K		0-3 K	0-1 F8			4 0 0 0 0 0 3 5										
Doug Dasenczo, S (1, 8) OBP: 0.364, SLG: 0.361				3-2 L4		4-0 1-2 IBB		0-1 G6-3		3 0 0 0 1 0 2										
Frank Castillo, R (1, 1)				0-3 K		1-3 K	0-0 F7			4 0 0 0 0 0 2 2										
Inning Stats	R: 2 E: 1 K: 0 S: 13	H: 2 LOB: 1 BB: 0 P: 21	R: 0 E: 0 K: 2 S: 8	H: 0 LOB: 0 BB: 0 P: 9	R: 0 E: 0 K: 0 S: 7	H: 1 LOB: 2 BB: 0 P: 20	R: 1 E: 0 K: 1 S: 21	H: 1 LOB: 1 BB: 1 P: 32	R: 0 E: 0 K: 1 S: 12	H: 1 LOB: 2 BB: 1 P: 18	R: 2 E: 0 K: 1 S: 17	H: 2 LOB: 2 BB: 2 P: 31	R: 0 E: 0 K: 0 S: 6	H: 1 LOB: 1 BB: 0 P: 7	R: 0 E: 0 K: 1 S: 6	H: 0 LOB: 0 BB: 0 P: 8	1B: 6 2B: 2 3B: 0 HR: 0	SF: 0 SAC: 0 DP: 0 HBP: 2	WP: 0 PB: 0 SB: 3 CS: 1	PA: 41
PITCHER	IP WLS BF H R ER SO BB IBB HBP BLK WP HR S P ERA WHIP																			
Jose DeLeon, R (1, 1) ERA: 3.15	6.0 L 27 5 3 2 6 1 1 1 1 0 0 76 112 3.00 1.000																			
Cris Carpenter, R (7, 1) ERA: 3.6	1.0 7 2 2 2 1 2 0 0 0 0 0 17 31 18.00 4.000																			
Juan Agosto, L (8, 1) ERA: 5.29	1.0 4 1 0 0 0 0 0 0 0 0 0 6 7 0.00 1.000																			
Willie Fraser, R (9, 1) ERA: 6.19	1.0 3 0 0 0 0 1 0 0 1 0 0 6 8 0.00 0.000																			

Chicago Cubs @ St. Louis Cardinals
 Busch Stadium, St. Louis, MO
 Fri Jul 05 1991, 7:05 PM CDT
 Att. 49,251 - Cloudy - 90 F

AB	35
R	5
H	8
RBI	3
BB	4
SO	8
LOB	19



livebaseballscorecards.com

Batter	1	2	3	4	5	6	7	8	9	AB R H RBI BB SO LOB	TOP		
Chico Walker, S (1, 5) OBP: 0.348, SLG: 0.361 Jose Vizcaino, S (7, 5) OBP: 0.309, SLG: 0.307	1-2 23 G1-6-3 1B	0-0 E3			2-3 K		0-0 G4-3		1-0 1B 23 1B	4 0 1 0 0 1 2 1 1 1 0 0 0 0			
Mark Grace, L (1, 3) OBP: 0.353, SLG: 0.414	0-0 F8	2-2 L8			4-1 23 S BB		0-0 G4-3		2-1 23 1B 1-3 2B 1B	4 1 1 0 1 0 4			
23 Ryne Sandberg, R (1, 4) OBP: 0.375, SLG: 0.490	0-1 G1-6-3 1-2f		2-2 P2		2-2 F8 1-2			4-1 HR BB	0-2 2B 1-2 2B 1B 3-H	4 2 1 1 1 0 2			
Andre Dawson, R (1, 9) OBP: 0.324, SLG: 0.504 Ced Landrum, L (9, PR) OBP: 0.267, SLG: 0.241 (9, 9)		3-2 G6-3 1B BB 1B	1-1 P8		1-1 E5 G5-4-3		1-0 HR	1-0 HR 1-H	0-1 2B 1-3 2B 2B 2-H 3-H	5 2 3 3 0 0 0 0 1 0 0 0 0 0			
George Bell, R (1, 7) OBP: 0.332, SLG: 0.493 Jerome Walton, R (6, 8) OBP: 0.289, SLG: 0.360		0-0 BB G6-3 E 1B 1-2	0-2 L8		2-2 G5-4-3 1-2f		2-0 SH5-3 2B 2B	0-1 WP 2B 2-H 3-H		3 1 1 0 0 0 1 2 2 2 2 0 0 0			
Rick Wilkins, L (1, 2) OBP: 0.338, SLG: 0.479		0-3 K		1-2 L4		1-0 G3		0-0 SH5-3 2-3	1-3 K	4 0 0 0 0 2 3			
Shawon Dunston, R (1, 6) OBP: 0.266, SLG: 0.375		3-2 G6-3	1-2 E3 G3-6		0-1 1B G4-3 1B		1-2 2B	3-2 G6-3		5 1 2 1 0 0 2			
Doug Dascenzo, S (1, 8) OBP: 0.365, SLG: 0.358 (6, 7)		4-0 BB E IBB	0-0 G3-6 1-2f		0-1 G4-3 1-2		0-1 G4-3 G4-3 1B 1-3	1-1 L6	1-1 F8	4 1 1 0 1 0 3			
Mike Bielecki, R (1, 1) OBP: 0.182, SLG: 0.100 Heathcliff Slocumb, R (9, 1)		4-2 E BB		0-1 G4-3			1-0 G4-3 1-2 3-H	1-3 K		3 0 0 2 1 1 2 0 0 0 0 0 0 0			
Inning Stats	R: 0 H: 1 E: 0 LOB: 0 K: 0 BB: 0 S: 6 P: 7	R: 3 H: 2 E: 1 LOB: 2 K: 1 BB: 2 S: 18 P: 34	R: 0 H: 0 E: 0 LOB: 0 K: 0 BB: 0 S: 8 P: 11	R: 0 H: 0 E: 1 LOB: 0 K: 0 BB: 0 S: 8 P: 10	R: 0 H: 0 E: 0 LOB: 1 K: 1 BB: 1 S: 9 P: 17	R: 0 H: 0 E: 1 LOB: 0 K: 0 BB: 0 S: 9 P: 13	R: 1 H: 2 E: 0 LOB: 1 K: 0 BB: 0 S: 7 P: 8	R: 3 H: 3 E: 0 LOB: 1 K: 1 BB: 1 S: 15 P: 25	R: 5 H: 5 E: 0 LOB: 1 K: 1 BB: 0 S: 19 P: 27	1B: 8 SF: 0 2B: 4 SAC: 1 3B: 0 DP: 3 HR: 1 HBP: 0	WP: 2 PA: 44 PB: 0 SB: 1 CS: 0		
PITCHER	IP WLS BF H R ER SO BB IBB HBP BLK WP HR S P ERA WHIP											PITCHER	IP WLS BF H R ER SO BB IBB HBP BLK WP HR S P ERA WHIP
Bryn Smith, R (1, 1) ERA: 3.45	6.0 L 24 3 3 1 2 2 1 0 0 0 0 0 58 92 1.50 0.833											Willie Fraser, R (9, 1) ERA: 6.27	1.0 4 1 1 1 1 0 0 0 0 0 0 6 7 13.50 3.000
Scott Terry, R (7, 1) ERA: 1.37	0.2 4 2 1 1 0 0 0 0 0 0 0 0 6 7 13.50 3.000												
Juan Agosto, L (7, 1) ERA: 5.75	0.2 5 2 3 3 0 1 0 0 0 0 0 1 5 12 40.50 4.500												
Cris Carpenter, R (8, 1) ERA: 3.54	0.2 3 1 0 0 1 0 0 0 0 0 0 0 11 14 0.00 1.500												
Bob McClure, L (9, 1) ERA: 10.5	0.0 4 4 4 4 0 0 0 0 0 0 0 0 8 11 ∞ ∞												

Chicago Cubs @ St. Louis Cardinals
 Busch Stadium, St. Louis, MO
 Sat Jul 06 1991, 7:05 PM CDT
 Att. 48,313 - Sunny - 97 F

livebaseballscorecards.com

AB	39
R	12
H	13
RBI	9
BB	4
SO	4
LOB	19



BOTTOM

Chicago Cubs @ St. Louis Cardinals
Busch Stadium, St. Louis, MO
Sat Jul 06 1991, 7:05 PM CDT
Att. 48,313 - Sunny - 97 F

livebaseballscorecards.com

AB 31
R 2
H 4
RBI 2
BB 2
SO 5
LOB 8



WP: 0 PA: 33
PB: 0
SB: 1
CS: 0

AB R H RBI BB SO LOB

4 0 1 0 0 0 0

2 1 0 0 2 0 2

4 0 0 0 0 2 2

4 1 2 2 0 0 1

4 0 0 0 0 1 1

3 0 0 0 0 0 0

3 0 1 0 0 0 0

1 0 0 0 0 0 0
1 0 0 0 0 1 0
0 0 0 0 0 0 0
0 0 0 0 0 0 0
0 0 0 0 0 0 0
1 0 0 0 0 0 1
0 0 0 0 0 0 0
0 0 0 0 0 0 0

1B: 3 SF: 0
2B: 0 SAC: 0
3B: 0 DP: 0
HR: 1 HBP: 0

Batter	1	2	3	4	5	6	7	8	9
Milt Thompson, L (1, 8) OBP: 0.402, SLG: 0.490	2-1 P6		2-0 G6-3			0-0 G4-3		0-0 FC4-6 1B	
Ozzie Smith, S (1, 6) OBP: 0.420, SLG: 0.383	4-0 FC6-4 BB			2-1 G6-3			4-2 HR BB	2-2 FC4-6	
Felix Jose, S (1, 9) OBP: 0.388, SLG: 0.449	0-2 P4			2-3 K			0-3 K		0-0 G5-3
Pedro Guerrero, R (1, 3) OBP: 0.339, SLG: 0.389	0-1 FC6-4			3-2 P3			2-1 HR		0-2 S 1B
Gerald Perry, L (1, 7) OBP: 0.303, SLG: 0.485		2-3 K			1-0 G3		1-2 G3		1-2 G6-3
Todd Zeile, R (1, 5) OBP: 0.346, SLG: 0.383		1-1 P4			0-0 G4-3		1-1 G6-3		1-3 K
Luis Alicea, S (1, 4) OBP: 0.316, SLG: 0.353		1-1 G3-1			1-0 F8			2-1 P2	
Tom Pagnozzi, R (1, 2) OBP: 0.309, SLG: 0.353			1-2 G4-3			0-0 G6-3		2-1 FC6-4 1B	
Bryn Smith, R (1, 1) OBP: 0.243, SLG: 0.229			2-2 P3			1-3 K		2-2 FC6-4 1B	
Rex Hudler, R (6, PH) OBP: 0.309, SLG: 0.385									
Scott Terry, R (7, 1) OBP: 0.250, SLG: 0.250									
Juan Agosto, L (7, 1)									
Cris Carpenter, R (8, 1) OBP: 0.190, SLG: 0.500									
Geronimo Peña, S (8, PH) OBP: 0.283, SLG: 0.337									
Bob McClure, R (9, 1)									
Willie Fraser, R (9, 1)									

Inning Stats	R: 0	H: 0	E: 0	LOB: 1	K: 0	BB: 1	S: 7	R: 0	H: 0	E: 0	LOB: 0	K: 1	BB: 0	S: 7	R: 0	H: 0	E: 0	LOB: 0	K: 1	BB: 0	S: 9	R: 0	H: 0	E: 0	LOB: 0	K: 0	BB: 0	S: 3	R: 0	H: 0	E: 0	LOB: 0	K: 1	BB: 0	S: 5	R: 2	H: 1	E: 0	LOB: 0	K: 1	BB: 1	S: 14	R: 0	H: 2	E: 0	LOB: 2	K: 0	BB: 0	S: 13	R: 0	H: 1	E: 0	LOB: 1	K: 1	BB: 0	S: 10	1B: 3	SF: 0	2B: 0	SAC: 0	3B: 0	DP: 0	HR: 1	HBP: 0	WP: 0	PA: 33
--------------	------	------	------	--------	------	-------	------	------	------	------	--------	------	-------	------	------	------	------	--------	------	-------	------	------	------	------	--------	------	-------	------	------	------	------	--------	------	-------	------	------	------	------	--------	------	-------	-------	------	------	------	--------	------	-------	-------	------	------	------	--------	------	-------	-------	-------	-------	-------	--------	-------	-------	-------	--------	-------	--------

PITCHER	IP	WLS	BF	H	R	ER	SO	BB	IBB	HBP	BLK	WP	HR	S	P	ERA	WHIP
Mike Bielecki, R (1, 1) ERA: 4.11	8.0	W	29	3	2	2	4	2	0	0	0	0	1	65	106	2.25	0.625
Heathcliff Slocumb, R (9, 1) ERA: 2.98	1.0		4	1	0	0	1	0	0	0	0	0	0	10	12	0.00	1.000

PITCHER	IP	WLS	BF	H	R	ER	SO	BB	IBB	HBP	BLK	WP	HR	S	P	ERA	WHIP
---------	----	-----	----	---	---	----	----	----	-----	-----	-----	----	----	---	---	-----	------

Batter	1	2	3	4	5	6	7	8	9	10	11	12	AB	R	H	RBI	BB	SO	LOB	TOP				
Chico Walker, S OBP: 0.348, SLG: 0.360 (1, 5) (8, 9)	2-1 1B S 2B 1B		1-1 G3	1-2 1B 2-H			2-3 K			0-0 F7		0-1 G6-3	6	1	2	1	0	1	1					
Mark Grace, L OBP: 0.353, SLG: 0.410 (1, 3) (1, 3)	2-1 1B 2B 1B		1-1 F8		2-0 G4-3		2-2 P6			0-1 L4		4-0 BB 2B	5	1	1	0	1	0	0					
23 Ryne Sandberg, R OBP: 0.380, SLG: 0.497 (1, 4) (1, 4)	1-0 2B 1-H 3-H		4-1 S HR BB		1-0 G6-3				0-1 L8-4 2B		1-0 P2	4-1 BB FC5-4	4	1	2	2	2	0	0					
Andre Dawson, R OBP: 0.323, SLG: 0.511 Jerome Walton, R OBP: 0.286, SLG: 0.356 (1, 9) (8, 8)	3-3 K		3-2 HR		2-0 G5-3				1-1 G5-3		1-2 P6	1-2 FC5-4	4	1	1	2	0	1	1					
George Bell, R OBP: 0.331, SLG: 0.490 Jose Vizcaino, S OBP: 0.305, SLG: 0.303 (1, 7) (8, 5)	3-2 G4-3		2-0 L4						0-0 F7 G4-3 1B		1-1 L8-4		4	0	1	0	0	0	1					
Rick Wilkins, L OBP: 0.354, SLG: 0.473 (1, 2)		1-1 G4-3 G1-3 1B		2-2 FC6-4 HBP					3-2 G4-3		4-0 G4-3 P3 BB													
Shawon Dunston, R OBP: 0.265, SLG: 0.372 (1, 6)		2-2 G1-3		2-1 FC6-4 2B					0-1 F7		0-0 P3		5	2	1	0	0	0	4					
Doug Dascenzo, S OBP: 0.360, SLG: 0.359 (1, 8) (8, 7)		1-1 G4-3		0-3 K					0-1 G4-3		1-0 G4-3		5	0	1	1	0	1	4					
Les Lancaster, R OBP: 0.294, SLG: 0.412 Paul Assenmacher, L OBP: 0.667, SLG: 0.500 Dwight Smith, L OBP: 0.299, SLG: 0.411 Chuck McElroy, L OBP: 0.333, SLG: 0.500 Laddie Renfro, S (1, 1) (8, 1) (9, PH) (9, 1) (9, 1)	0-1 P5		2-0 1B 2B						0-0 G5-3		0-0 F8		0-1 P5	3	1	1	1	0	0	1				
Inning Stats	R: 2 E: 0 K: 1 S: 11	H: 3 LOB: 0 BB: 0 P: 22	R: 0 E: 0 K: 0 S: 10	H: 1 LOB: 1 BB: 0 P: 14	R: 2 E: 1 K: 1 S: 10	H: 1 LOB: 1 BB: 0 P: 20	R: 2 E: 1 K: 1 S: 11	H: 2 LOB: 1 BB: 0 P: 18	R: 0 E: 0 K: 0 S: 3	H: 0 LOB: 0 BB: 0 P: 8	R: 0 E: 0 K: 0 S: 7	H: 0 LOB: 0 BB: 0 P: 11	R: 0 E: 0 K: 0 S: 6	H: 1 LOB: 0 BB: 0 P: 8	R: 0 E: 0 K: 0 S: 4	H: 0 LOB: 0 BB: 0 P: 5	R: 0 E: 0 K: 1 S: 7	H: 0 LOB: 0 BB: 0 P: 10	R: 1 E: 0 K: 0 S: 11	H: 2 LOB: 3 BB: 2 P: 20	1B: 6 2B: 5 3B: 0 HR: 1	SF: 0 SAC: 0 DP: 1 HBP: 1	WP: 0 PB: 0 SB: 2 CS: 0	PA: 49
PITCHER	IP	WLS	BF	H	R	E	SO	BB	IBB	HBP	BLK	WP	HR	S	P	ERA	WHIP							
Ken Hill, R ERA: 3.61 (1, 1)	3.2		18	6	6	0	2	1	0	1	0	0	0	39	70	14.73	1.909							
Omar Olivares, R ERA: 4.98 (4, 1)	1.1		4	1	0	0	0	0	0	0	0	0	0	6	12	0.00	0.750							
Scott Terry, R ERA: 1.29 (6, 1)	3.0		10	2	0	0	1	0	0	0	0	0	0	21	30	0.00	0.667							
Lee Smith, R ERA: 2.4 (9, 1)	2.0		7	0	0	0	0	1	0	0	0	0	0	7	13	0.00	0.500							
Cris Carpenter, R ERA: 3.61 (11, 1)	1.2		7	2	1	1	1	0	0	0	0	0	0	14	17	5.40	1.200							
PITCHER	IP	WLS	BF	H	R	E	SO	BB	IBB	HBP	BLK	WP	HR	S	P	ERA	WHIP							
Bob McClure, L ERA: 10.5 (12, 1)	0.0		1	0	0	0	0	0	0	0	0	0	0	0	4	∞	∞							
Willie Fraser, R ERA: 6.21 (12, 1)	0.1	W	2	0	0	0	0	1	0	0	0	0	0	4	9	0.00	3.000							

Chicago Cubs @ St. Louis Cardinals
 Busch Stadium, St. Louis, MO
 Sun Jul 07 1991, 7:05 PM CDT
 Att. 39,595 - Sunny - 99 F

livebaseballscorecards.com

AB	44
R	7
H	11
RBI	7
BB	4
SO	4
LOB	18



Batter	1	2	3	4	5	6	7	8	9	10	11	AB R H RBI BB SO LOB	TOP				
Steve Finley, L OBP: 0.341, SLG: 0.402 (1, 8) LFBX (9, 9) (9, 8)	2-2 G3-1 ①		2-1 G1-3 HR 1B 2-H		1-1 G3 ②			0-0 SH2-4 1-2 ①		3-2 F8 ③		4 1 1 1 0 0 0					
Craig Biggio, R OBP: 0.375, SLG: 0.385 (1, 2) BX (9, 9)	1-0 G1-4-3 1B 5		0-1 G1-3 1-2		1-2 G6-3 ③			2-1 P2 ②			2-2 G1-3 ①	5 0 1 0 0 0 2					
5 Jeff Bagwell, R OBP: 0.394, SLG: 0.458 (1, 3) BSAFE ① ② ③	2-0 G1-4-3 1-2f		1-1 HR HBP		4-2 G6-4-3 BB			4-0 IBB			4-2 1B 2B BB	1 2 0 0 3 0 1					
Luis Gonzalez, L OBP: 0.302, SLG: 0.442 (1, 7)		0-0 G3 ①	2-2 HR 1-H 2-H		0-0 G6-4-3 1-2f ① ②			0-2 G3 ③			0-3 K SAFE ②	5 1 1 3 0 1 4					
Ken Caminiti, S OBP: 0.298, SLG: 0.372 (1, 5)		1-1 P6 ②	0-2 F7 ③		2-3 K ③			2-1 G6-3 ①			2-2 2B 1B SAFE ②	5 1 1 0 0 1 0					
Eric Anthony, L OBP: 0.224, SLG: 0.214 (9, PH) Mike Sirmis, R (9, 8) Gerald Young, S OBP: 0.287, SLG: 0.309 (9, 1) Al Osuna, R (11, PH) Ken Oberkell, L OBP: 0.378, SLG: 0.300 (11, 1) Mike Capel, R		0-0 2B ③		2-3 K ①			1-1 G6-3 ①		0-1 G1-3 ②		1-1 2B 1-H 2-H ③	3 0 1 0 0 0 1 0 1 0 1 0 1 2 0 0 0 0 0 0 0 0 0 0 0 0					
Rafael Ramirez, R OBP: 0.283, SLG: 0.314 (1, 6) (7, 4)	1-0 G4-3 ③		2-1 G5-3 ②		2-1 G5-3 ②			0-3 K ③			2-0 G5-3 ③	5 0 0 0 0 1 2					
Casey Candaele, S OBP: 0.302, SLG: 0.368 (7, 1) Jim Clancy, R (9, 9) Mark Davidson, R OBP: 0.299, SLG: 0.237			0-0 SH3-4 1B 1B		1-0 F7 ③			0-0 G3 ③			0-2 F8 ①	3 1 1 0 0 0 0 0 0 0 0 0 0 0 1 0 0 0 0 0 0					
Jim Deshaies, L OBP: 0.167, SLG: 0.074 (7, 6) Eric Yelding, R OBP: 0.276, SLG: 0.299			0-0 SH3-4 1-2		0-0 G6-3 ①			1-2 SH2-4 1B			2-2 G6-3 ②	1 0 0 0 0 0 0 2 0 1 0 0 0 0					
Inning Stats	R: 0 H: 1 E: 0 LOB: 0 K: 0 BB: 0 S: 5 P: 10	R: 0 H: 1 E: 0 LOB: 1 K: 0 BB: 0 S: 5 P: 7	R: 4 H: 3 E: 0 LOB: 0 K: 0 BB: 0 S: 13 P: 18	R: 0 H: 0 E: 0 LOB: 0 K: 1 BB: 0 S: 6 P: 11	R: 0 H: 0 E: 0 LOB: 0 K: 0 BB: 0 S: 6 P: 8	R: 0 H: 0 E: 0 LOB: 0 K: 1 BB: 1 S: 6 P: 12	R: 0 H: 0 E: 0 LOB: 0 K: 0 BB: 0 S: 5 P: 8	R: 0 H: 1 E: 0 LOB: 2 K: 0 BB: 1 S: 11 P: 18	R: 0 H: 0 E: 0 LOB: 0 K: 1 BB: 0 S: 7 P: 9	R: 0 H: 0 E: 0 LOB: 0 K: 0 BB: 0 S: 11 P: 16	R: 2 H: 2 E: 0 LOB: 1 K: 1 BB: 1 S: 17 P: 28	1B: 5 SF: 0 2B: 2 SAC: 2 3B: 0 DP: 2 HR: 1 HBP: 1	WP: 0 PA: 43 PB: 0 SB: 0 CS: 0				
PITCHER	IP WLS BF H R ER SO BB IBB HBP BLK WP HR S P ERA WHIP																
Greg Maddux, R ERA: 3.79 (1, 1)	6.0	23	5	4	4	2	1	0	1	0	0	0	1	41	66	6.00	1.000
Heathcliff Slocumb, R ERA: 2.91 (7, 1)	1.0	3	0	0	0	0	0	0	0	0	0	0	0	5	8	0.00	0.000
Chuck McElroy, L ERA: 1.58 (8, 1)	2.0	8	1	0	0	1	0	1	0	0	0	0	0	18	27	0.00	0.500
Dave Smith, R ERA: 5.2 (10, 1)	2.0	L	9	2	2	2	1	1	0	0	0	0	0	28	44	9.00	1.500

Houston Astros @ Chicago Cubs
Wrigley Field, Chicago, IL
Thu Jul 11 1991, 7:05 PM CDT
Att: 32,313 - Cloudy - 78 F

AB	37
R	6
H	8
RBI	6
BB	3
SO	4
LOB	9



1B	5	SF	0
2B	2	SAC	2
3B	0	DP	2
HR	1	HBP	1

Batter	1	2	3	4	5	6	7	8	9	10	11	AB R H RBI BB SO LOB	BOTTOM														
Jerome Walton, R OBP: 0.282, SLG: 0.347 (1, 8)	2-1 G4-3			1-1 G3		2-1 G5-3		1-3 K		1-3 K	4-1 BB	5 0 0 0 1 2 1	Houston Astros @ Chicago Cubs Wrigley Field, Chicago, IL Thu Jul 11 1991, 7:05 PM CDT Att: 32,313 - Cloudy - 78 F														
Mark Grace, L OBP: 0.353, SLG: 0.409 (1, 3)	0-2 F7			0-0 G4-3		1-1 F7		2-1 1B		3-2 F8 23 BB 1B	2-2 G3	6 0 2 0 0 0 4															
23 Ryne Sandberg, R OBP: 0.380, SLG: 0.492 (1, 4)	2-3 K			3-2 F9			4-2 BLK 2B BB	3-3 K		4-2 BB 1-2 BB		3 1 0 0 2 2 1															
Andre Dawson, R OBP: 0.318, SLG: 0.502 (1, 9)		1-0 G5-3			0-1 P2		2-3 K	0-2 F8		1-2 F8		5 0 0 0 0 1 4															
George Bell, R OBP: 0.329, SLG: 0.495 (1, 7)		3-2 F9			1-2 L8		0-1 G6-3		0-2 HR	1-0 F9		5 1 1 1 0 0 3															
Luis Salazar, R OBP: 0.316, SLG: 0.438 (1, 5)		2-3 K			0-0 HR		0-0 1B 2B		1-2 G5-3		1-0 F7	5 2 2 2 0 1 0															
Shawon Dunston, R OBP: 0.265, SLG: 0.370 Dave Smith, R Dwight Smith, L OBP: 0.295, SLG: 0.405 (1, 6) (10, 1) (11, PH)			2-2 F7		2-2 P3		0-0 1B 1B		0-1 L8		2-2 F8	4 0 1 1 0 0 0 0 0 0 0 0 0 0 1 0 0 0 0 0 0															
Hector Villanueva, R OBP: 0.315, SLG: 0.453 Rick Wilkins, L OBP: 0.369, SLG: 0.493 (1, 2) (7, PR) (8, 2)			2-3 K			4-2 G5-3 BB	1-1 1B		1-2 2B		4-2 2B BB	2 0 1 0 1 1 0 1 0 1 0 1 0 0															
Greg Maddux, R OBP: 0.267, SLG: 0.364 Doug Lescanec, S OBP: 0.359, SLG: 0.357 Heathcliff Slocumb, R Chico Walker, S OBP: 0.345, SLG: 0.357 Chuck McElroy, L OBP: 0.333, SLG: 0.500 Jose Vizcaino, S OBP: 0.310, SLG: 0.321 (1, 1) (6, PH) (7, 1) (7, PH) (8, 1) (9, PH) (10, 6)			1-3 K			0-2 F7	1-2 L8		1-1 G5-3		0-1 2B	1 0 0 0 0 0 1 0 1 0 0 0 0 0 0 1 0 0 0 0 0 0 0 0 1 0 0 0 0 0 0 2 0 0 0 0 0 0 0 0 2 0 1 0 0 0 0 1															
Inning Stats	R: 0 E: 0 K: 1 S: 8	H: 0 LOB: 0 BB: 0 P: 12	R: 0 E: 0 K: 1 S: 8	H: 0 LOB: 0 BB: 0 P: 14	R: 0 E: 0 K: 2 S: 12	H: 0 LOB: 0 BB: 0 P: 17	R: 0 E: 0 K: 0 S: 6	H: 0 LOB: 0 BB: 0 P: 10	R: 1 E: 0 K: 0 S: 9	H: 1 LOB: 0 BB: 0 P: 12	R: 0 E: 0 K: 0 S: 12	H: 0 LOB: 1 BB: 1 P: 19		R: 2 E: 0 K: 1 S: 15	H: 3 LOB: 2 BB: 1 P: 23	R: 0 E: 0 K: 2 S: 11	H: 1 LOB: 1 BB: 0 P: 17	R: 1 E: 0 K: 0 S: 13	H: 2 LOB: 1 BB: 0 P: 16	R: 0 E: 0 K: 1 S: 15	H: 1 LOB: 2 BB: 1 P: 25	R: 0 E: 0 K: 0 S: 14	H: 1 LOB: 3 BB: 2 P: 27	1B: 4 2B: 3 3B: 0 HR: 2	SF: 0 SAC: 0 DP: 0 HBP: 0	WP: 0 PB: 0 SB: 0 CS: 0	PA: 47
PITCHER	IP WLS BF H R ER SO BB IBB HBP BLK WP HR S P ERA WHIP														IP WLS BF H R ER SO BB IBB HBP BLK WP HR S P ERA WHIP												
Jim Deshaies, L ERA: 5.0 Jim Clancy, R ERA: 1.99 Al Osuna, L ERA: 2.5 Mike Capel, R ERA: 1.8	(1, 1) (7, 1) (9, 1) (11, 1)	6.2 2.0 1.1 1.0	WLS 9 6 6	BF 26 6 6	H 4 1 1	R 3 0 0	ER 3 1 0	SO 5 2 1	BB 2 0 1	IBB 0 0 0	HBP 0 0 0	BLK 1 0 0	WP 0 0 0	HR 1 0 0	S 67 25 17 14	P 103 34 28 27	ERA 4.05 4.50 0.00 0.00	WHIP 0.900 1.500 1.500 3.000									

AB	42
R	4
H	9
RBI	4
BB	5
SO	8
LOB	17



WP: 0	PA: 47
PB: 0	
SB: 0	
CS: 0	

1B: 4	SF: 0
2B: 3	SAC: 0
3B: 0	DP: 0
HR: 2	HBP: 0

livebaseballscores.com

Batter	1	2	3	4	5	6	7	8	9	AB R H RBI BB SO LOB
Chico Walker, S OBP: 0.340, SLG: 0.351 (1, 5)	2-0 G6-3 S WP 1B	1-2 G3		1-2 E6 G6-3		1-1 F8		2-2 P8		5 1 1 0 0 0 2
Mark Grace, L OBP: 0.353, SLG: 0.407 (1, 3)	1-3 G6-3		4-0 1B 23 BB 1B BB	1-0 G6-3 1-2f		0-0 23 G6-3 1B		2-0 P5		4 1 1 0 1 0 3
23 Ryne Sandberg, R OBP: 0.382, SLG: 0.489 (1, 4)	4-2 1B WP BB		4-2 1B 1-2 BB	1-3 K		1-1 G6-3 1-2				2 1 0 0 2 1 1
Andre Dawson, R OBP: 0.323, SLG: 0.503 (1, 9)	1-2 1-3 3-H 1B		0-1 FC3-6 1B 1-2 2B 2-3 1B		4-0 E FC4-6 BB	1-1 G4-3				3 2 2 0 1 0 1
George Bell, R OBP: 0.328, SLG: 0.492 Jerome Walton, R OBP: 0.282, SLG: 0.347 (1, 7) (8, 8)	0-3 K		0-0 FC3-6 1-2 1B 2-H 3-H		0-0 F8		0-1 L3			4 0 1 2 0 1 3 0 0 0 0 0 0 0
Rick Wilkins, L OBP: 0.352, SLG: 0.468 (1, 2)	2-2 G3		1-2 F7		0-0 E6 FC4-6	1-1 F9				4 0 0 0 0 0 5
Doug Dasenczo, S OBP: 0.350, SLG: 0.348 (1, 8) (8, 7)		1-3 K	1-2 FC3-6 2B 1-2f 2-3		1-1 FC4-6 1B 1-2f 3-H	1-3 K				4 0 0 1 0 2 3
Jose Vizcaino, S OBP: 0.341, SLG: 0.378 (1, 6)		0-1 1B 2B	2-1 SAFE 1-3 3-H 2B		0-0 1B		0-0 SH3 1B			4 0 4 1 0 0 0
Frank Castillo, R OBP: 0.083, SLG: 0.083 Paul Assenmacher, L OBP: 0.667, SLG: 0.500 (1, 1) (9, 1)		0-1 1B	1-2 G3-1		0-0 F9		2-1 SAFE SH3			3 0 1 0 0 0 4 0 0 0 0 0 0 0

Inning Stats	R: 1 E: 0 K: 1 S: 17	H: 2 LOB: 2 BB: 1 P: 28	R: 0 E: 0 K: 1 S: 10	H: 2 LOB: 1 BB: 0 P: 12	R: 3 E: 0 K: 0 S: 19	H: 3 LOB: 2 BB: 2 P: 33	R: 0 E: 1 K: 1 S: 8	H: 0 LOB: 0 BB: 0 P: 11	R: 1 E: 1 K: 0 S: 6	H: 1 LOB: 2 BB: 1 P: 11	R: 0 E: 0 K: 1 S: 7	H: 1 LOB: 1 BB: 0 P: 10	R: 0 E: 0 K: 1 S: 7	H: 0 LOB: 0 BB: 0 P: 9	R: 0 E: 0 K: 0 S: 7	H: 1 LOB: 1 BB: 0 P: 13	1B: 8 2B: 2 3B: 0 HR: 0	SF: 0 SAC: 1 DP: 1 HBP: 0	WP: 1 PB: 0 SB: 1 CS: 0	PA: 38
--------------	-------------------------------	----------------------------------	-------------------------------	----------------------------------	-------------------------------	----------------------------------	------------------------------	----------------------------------	------------------------------	----------------------------------	------------------------------	----------------------------------	------------------------------	---------------------------------	------------------------------	----------------------------------	----------------------------------	------------------------------------	----------------------------------	--------


PITCHER	IP	WLS	BF	H	R	ER	SO	BB	IBB	HBP	BLK	WP	HR	S	P	ERA	WHIP
Mark Portugal, R ERA: 3.96 (1, 1)	5.0	L	27	8	5	4	3	4	0	0	0	1	0	60	95	7.20	2.400
Jim Corsi, R ERA: 3.11 (6, 1)	2.0		7	1	0	0	1	0	0	0	0	0	0	14	19	0.00	0.500
Dwayne Henry, R ERA: 3.41 (8, 1)	1.0		4	1	0	0	0	0	0	0	0	0	0	7	13	0.00	1.000

BOTTOM

Houston Astros @ Chicago Cubs
Wrigley Field, Chicago, IL
Fri Jul 12 1991, 3:33 AM CDT
Att: 33,772 - Cloudy - 85 F

livebaseballscorecards.com

AB	33
R	5
H	10
RBI	4
BB	4
SO	4
LOB	22



Batter	1	2	3	4	5	6	7	8	9	AB R H RBI BB SO LOB	TOP
Steve Finley, L (1, 8) OBP: 0.345, SLG: 0.408	1-2 1B 5 SF9 2B	3-1 1B			2-2 FC5-4 1B		0-0 G3			4 1 3 0 0 0 0	
Craig Biggio, R (1, 2) OBP: 0.372, SLG: 0.381	0-1 FC3-6 1B	0-0 G5-3			0-0 FC5-4 5 G5-3 1-2f		1-2 P4			4 0 1 0 0 0 2	
5 Jeff Bagwell, R (1, 3) OBP: 0.387, SLG: 0.448	0-0 SF9				3-2 G5-3 1-2			2-3 K		3 0 0 1 0 1 1	
Luis Gonzalez, L (1, 7) OBP: 0.295, SLG: 0.431	2-2 FC3-6 1B 2B 1-2f				1-1 L8			0-1 L8		4 1 0 0 0 0 2	
Ken Caminiti, S (1, 5) OBP: 0.300, SLG: 0.372	2-0 2B 1B 1-2				1-1 1B			1-1 G4-3		4 1 2 0 0 0 0	
Eric Anthony, L (1, 9) OBP: 0.233, SLG: 0.231	1-2 2B				1-1 F8			3-1 FC6-4 1B		4 0 2 2 0 0 1	
Rafael Ramirez, R (1, 6) OBP: 0.283, SLG: 0.313	1-2 P9				0-0 G6-4-3 1B			1-2 FC6-4 CS 1-2f		4 0 2 0 0 0 2	
Eric Yelding, R (9, PR) OBP: 0.276, SLG: 0.299										0 0 0 0 0 0 0	
Casey Candaele, S (1, 4) OBP: 0.302, SLG: 0.368					0-0 F8			2-3 K		4 0 0 0 0 3 3	
Pete Harnisch, S (1, 1) OBP: 0.135, SLG: 0.111					1-1 G6-4-3					2 0 0 0 0 0 1	
Gerald Young, S (7, PH) OBP: 0.292, SLG: 0.304										1 0 0 0 0 1 0	
Mike Capel, R (7, 1)										0 0 0 0 0 0 0	
Inning Stats	R: 3 H: 4 E: 0 LOB: 1 K: 0 BB: 0 S: 17 P: 24	R: 0 H: 1 E: 0 LOB: 1 K: 1 BB: 0 S: 8 P: 11	R: 0 H: 1 E: 0 LOB: 1 K: 0 BB: 0 S: 8 P: 10	R: 0 H: 1 E: 0 LOB: 0 K: 0 BB: 0 S: 4 P: 5	R: 0 H: 1 E: 0 LOB: 1 K: 1 BB: 0 S: 10 P: 16	R: 0 H: 1 E: 0 LOB: 1 K: 1 BB: 0 S: 9 P: 17	R: 0 H: 0 E: 0 LOB: 0 K: 1 BB: 0 S: 7 P: 9	R: 0 H: 0 E: 0 LOB: 0 K: 1 BB: 0 S: 7 P: 10	R: 0 H: 1 E: 0 LOB: 1 K: 1 BB: 0 S: 10 P: 16	1B: 8 SF: 1 2B: 2 SAC: 0 3B: 0 DP: 1 HR: 0 HBP: 0	WP: 0 PA: 35 PB: 0 SB: 0 CS: 1
PITCHER Les Lancaster, R (1, 1) ERA: 3.54	IP WLS BF H R ER SO BB IBB HBP BLK WP HR S P ERA WHIP										
	9.0 W 35 10 3 3 5 0 0 0 0 0 0 0 80 118 3.00 1.111										
PITCHER	IP WLS BF H R ER SO BB IBB HBP BLK WP HR S P ERA WHIP										

Houston Astros @ Chicago Cubs
Wrigley Field, Chicago, IL
Sat Jul 13 1991, 3:33 AM CDT
Att. 32,588 - Cloudy - 71 F

livebaseballscorecards.com

AB 34
R 3
H 10
RBI 3
BB 0
SO 5
LOB 12



Batter	1	2	3	4	5	6	7	8	9
Chico Walker, S OBP: 0.351, SLG: 0.358 (1, 8) F B F X (8, 5)	2-2 L6		4-2 2B 2B BB	2-2 1B		2-2 CS 1B			
Mark Grace, L OBP: 0.355, SLG: 0.409 (1, 3) F C B B B B	4-2 23 E SF9 BB		0-0 2B 2B	0-0 P6		2-1 CS 1-2	2-2 G3		
23 Ryne Sandberg, R OBP: 0.380, SLG: 0.489 (1, 4) C X	0-1 E4 1-3		2-1 F8	2-3 K			1-0 1B 2B		
Andre Dawson, R OBP: 0.319, SLG: 0.498 (1, 9) B B X	2-0 SF9		2-3 K		0-2 P6		1-2 G5-3		
George Bell, R OBP: 0.333, SLG: 0.498 (1, 7) Ced Landrum, L OBP: 0.267, SLG: 0.241 (7, PR) (8, 7) B B X	2-0 L5 1-2		0-2 1B 2B		0-1 G6-3 1B		0-2 1B		
Luis Salazar, R OBP: 0.321, SLG: 0.440 (1, 5) Doug Dascenzo, S OBP: 0.350, SLG: 0.348 (8, 8) L C F X		0-2 G4-3 G3 1B	1-1 BB 1B		1-2 G6-3		0-0 L8		
Damon Berryhill, S OBP: 0.230, SLG: 0.323 (1, 2) Rick Wilkins, L OBP: 0.352, SLG: 0.468 (9, 2) F B F X		2-2 G3	4-0 BB		1-3 K		1-1 F7		
Jose Vizcaino, S OBP: 0.326, SLG: 0.360 (1, 6) F B F X		1-2 G4-3	1-3 K			0-1 B1-3	1-1 G1-3		
Les Lancaster, R OBP: 0.238, SLG: 0.333 (1, 1) S B B F X		1-3 K		2-2 L5		0-1 F8	2-3 K		

Inning Stats	R: 1	H: 0	E: 1	K: 0	S: 10	R: 0	H: 1	E: 0	K: 1	S: 13	R: 2	H: 3	E: 0	K: 2	S: 19	R: 0	H: 1	E: 0	K: 1	S: 12	R: 0	H: 1	E: 0	K: 1	S: 12	R: 0	H: 1	E: 0	K: 0	S: 9	R: 1	H: 2	E: 0	K: 0	S: 11	R: 0	H: 0	E: 0	K: 1	S: 7		
	LOB: 1	BB: 1	P: 20	LOB: 1	BB: 0	LOB: 1	BB: 1	LOB: 1	BB: 0	P: 17	LOB: 3	BB: 2	LOB: 1	BB: 0	P: 33	LOB: 1	LOB: 1	LOB: 0	BB: 0	P: 14	LOB: 0	LOB: 0	LOB: 0	LOB: 0	LOB: 0	LOB: 0	LOB: 0	LOB: 0	LOB: 1	LOB: 1	LOB: 0	LOB: 0	LOB: 0	LOB: 0	LOB: 0	LOB: 0	LOB: 0	LOB: 0	LOB: 0	LOB: 0	LOB: 0	LOB: 0

PITCHER	IP	WLS	BF	H	R	ER	SO	BB	IBB	HBP	BLK	WP	HR	S	P	ERA	WHIP
Pete Harnisch, R ERA: 2.26 (1, 1)	6.0		28	7	3	2	5	3	0	0	0	0	0	75	114	3.00	1.667
Mike Capel, R ERA: 2.12 (7, 1)	2.0	L	8	2	1	1	1	0	0	0	0	0	0	18	26	4.50	1.000

BOTTOM

AB	R	H	RBI	BB	SO	LOB
3	1	2	0	1	0	0
3	2	1	0	1	0	1
4	1	1	0	0	1	4
3	0	0	1	0	1	3
4	0	3	3	0	0	1
0	0	0	0	0	0	0
4	0	2	0	0	0	2
0	0	0	0	0	0	0
3	0	0	0	1	1	2
0	0	0	0	0	0	0
4	0	0	0	0	1	4
4	0	0	0	0	2	1

AB	32
R	4
H	9
RBI	4
BB	3
SO	6
LOB	18



WP	PA
0	37

Houston Astros @ Chicago Cubs
Wrigley Field, Chicago, IL
Sat Jul 13 1991, 3:33 AM CDT
Att: 32,588 - Cloudy - 71 F

livebaseballscorecards.com

Houston Astros @ Chicago Cubs
Wrigley Field, Chicago, IL

Sun Jul 14 1991, 3:33 AM CDT
Att. 33,750 - Sunny - 72 F

livebaseballscorecards.com

AB	39
R	3
H	13
RBI	2
BB	2
SO	9
LOB	19



AB R H RBI BB SO LOB

5	2	3	1	0	0	2
4	0	2	0	1	0	1
5	0	2	0	0	2	2
4	0	2	0	0	1	3
1	0	0	0	0	0	2
5	1	2	0	0	1	4
3	0	0	0	0	1	1
1	0	0	0	0	0	2
4	0	1	1	0	1	0
4	0	1	0	0	2	1
1	0	0	0	0	1	0
1	0	0	0	0	0	1
0	0	0	0	0	0	0
0	0	0	0	1	0	0
0	0	0	0	0	0	0
1	0	0	0	0	0	0
0	0	0	0	0	0	0

1B:	10	SF:	0
2B:	2	SAC:	0
3B:	0	DP:	1
HR:	1	HBP:	0
WP:	0	PA:	41
PB:	0	SB:	1
CS:	0		

Batter 1 2 3 4 5 6 7 8 9

Steve Finley, L (1, 8) OBP: 0.349, SLG: 0.421	2-2 HR		2-2 F8		0-0 1B 5 G6-4-3	0-0 G5-3		0-1 5 1B	
Craig Biggio, R (1, 2) OBP: 0.376, SLG: 0.383	0-0 B3		3-2 5 1B		0-0 1B 5 G6-4-3		4-2 1B BB		2-2 P8
5 Jeff Bagwell, R (1, 3) OBP: 0.387, SLG: 0.448	3-3 K		3-1 1B		2-0 1B G6-4-3		0-3 K		1-2 1B FC5-4
Luis Gonzalez, L (1, 7) Javier Ortiz, R (9, PH) OBP: 0.298, SLG: 0.432 OBP: 0.346, SLG: 0.304	1-1 1B		0-0 G3-1		2-1 1B		2-3 K		3-1 L7
Ken Caminiti, S (1, 5)	3-3 K				0-0 2B		0-1 1B		2-2 FC5-4
Eric Anthony, L (1, 9) Mike Simms, R (7, PH) (7, 9)		1-1 P8		0-3 K		2-1 F8		3-2 G6-3	
Rafael Ramirez, R (1, 4)		3-1 G6-3		2-1 2B		2-1 F8		1-3 K	
Eric Yelding, R (1, 6)		2-3 K		2-3 K		1-1 1B		2-2 G1-3	
Darryl Kile, R (1, 1) Gerard Young, S (4, PH) Dwayne Henry, R (4, 1) Casey Candaele, S (6, PH) Jim Corsi, R (6, 1) Ken Oberkfell, L (8, PH) Al Osuna, R (8, 1)		2-3 K		0-0 F9		4-2 BB		2-2 L7	

R: 1 E: 0 K: 2 S: 18	H: 2 LOB: 1 BB: 0 P: 27	R: 0 E: 0 K: 1 S: 7	H: 0 LOB: 0 BB: 0 P: 13	R: 0 E: 0 K: 1 S: 13	H: 2 LOB: 2 BB: 0 P: 23	R: 1 E: 0 K: 2 S: 10	H: 2 LOB: 1 BB: 0 P: 14	R: 1 E: 0 K: 0 S: 6	H: 3 LOB: 1 BB: 0 P: 11	R: 0 E: 0 K: 0 S: 11	H: 1 LOB: 2 BB: 1 P: 19	R: 0 E: 0 K: 2 S: 19	H: 1 LOB: 2 BB: 1 P: 28	R: 0 E: 0 K: 1 S: 12	H: 0 LOB: 0 BB: 0 P: 17	R: 0 E: 0 K: 0 S: 13	H: 2 LOB: 2 BB: 0 P: 21
-------------------------------	----------------------------------	------------------------------	----------------------------------	-------------------------------	----------------------------------	-------------------------------	----------------------------------	------------------------------	----------------------------------	-------------------------------	----------------------------------	-------------------------------	----------------------------------	-------------------------------	----------------------------------	-------------------------------	----------------------------------

PITCHER	IP	WLS	BF	H	R	ER	SO	BB	IBB	HBP	BLK	WP	HR	S	P	ERA	WHIP
Mike Bielecki, R (1, 1) ERA: 4.15	5.2	W	27	10	3	3	6	1	0	0	0	0	1	64	106	4.76	1.941
Chuck McElroy, L (6, 1) ERA: 1.54	1.1		6	1	0	0	2	1	0	0	0	0	0	20	29	0.00	1.500
Dave Smith, R (8, 1) ERA: 4.97	1.1		6	2	0	0	1	0	0	0	0	0	0	20	28	0.00	1.500
Paul Assenmacher, L (9, 1) ERA: 3.71	0.2	S	2	0	0	0	0	0	0	0	0	0	0	5	10	0.00	0.000

PITCHER	IP	WLS	BF	H	R	ER	SO	BB	IBB	HBP	BLK	WP	HR	S	P	ERA	WHIP
---------	----	-----	----	---	---	----	----	----	-----	-----	-----	----	----	---	---	-----	------

BOTTOM

Chicago Cubs @ Atlanta Braves
Atlanta-Fulton County Stadium, Atlanta, GA

Mon Jul 15 1991, 7:05 PM EDT
Att: 25,057 - Cloudy - 76 F

livebaseballscorecards.com

AB	35
R	4
H	8
RBI	3
BB	3
SO	9
LOB	13



WP: 0	PA: 38
PB: 1	
SB: 0	
CS: 0	

AB	R	H	RBI	BB	SO	LOB
5	0	1	1	0	2	1
4	0	0	0	0	0	2
0	0	0	0	0	0	0
1	0	0	0	0	1	1
4	1	2	0	0	0	0
4	1	2	0	0	0	1
2	0	0	0	0	2	0
2	1	1	1	0	1	1
3	0	0	0	1	1	2
4	1	2	1	0	0	2
2	0	0	0	0	1	1
0	0	0	0	0	0	0
2	0	0	0	0	1	2
0	0	0	0	0	0	0
1	0	0	0	0	0	0
1	0	0	0	2	0	0

Batter	1	2	3	4	5	6	7	8	9
Otis Nixon, S (1, 9) OBP: 0.397, SLG: 0.358	1-0 G5-3		2-3 K			0-1 F7	1-1 1-2 2-H 1B		1-3 K
Jeff Treadway, L (1, 4) OBP: 0.365, SLG: 0.412	0-0 F8			0-0 G4-3		3-1 F7	1-2 F7		2-3 K
Kent Mercker, L (8, 1)									
Rafael Belliard, R (9, PH) OBP: 0.263, SLG: 0.257									
Terry Pendleton, S (1, 5) OBP: 0.382, SLG: 0.521	1-0 2B			2-0 G3-1			3-1 1B 1B	1-0 G3-1	
Ron Gant, R (1, 8) OBP: 0.305, SLG: 0.498	0-2 F7			2-1 P3			2-1 F9 1-2 1B 1B	3-2 BB 1B	
Lonnie Smith, R (1, 7) OBP: 0.345, SLG: 0.388			3-3 K		0-3 K		1-0 F8 1-2 2-H PB 1B 1B	2-3 SAFE SAFE SAFE SAFE SAFE SAFE K	
Deion Sanders, L (6, 7) OBP: 0.273, SLG: 0.295									
Jeff Blausen, R (1, 6) OBP: 0.368, SLG: 0.455			1-2 G5-3		1-3 K		1-0 F9	4-2 SAFE SAFE SAFE SAFE SAFE SAFE BB	
Brian Hunter, R (1, 3) OBP: 0.351, SLG: 0.571			2-2 G4-3		2-2 1B		1-2 PB 1B 1B	1-0 F8	
Greg Olson, R (1, 2) OBP: 0.323, SLG: 0.370							3-1 F8		1-3 K
Rick Mahler, R (6, 1) OBP: 0.091, SLG: 0.091									
Mark Lemke, S (7, PH) OBP: 0.324, SLG: 0.318							2-3 F8		
Pete Smith, R (1, 1) OBP: 0.231, SLG: 0.167									4-1 BB
Dan Petry, R (2, 1)									
Francisco Cabrera, R (6, 2) OBP: 0.293, SLG: 0.270							4-2 1B BB		

Inning Stats	R: 0	H: 1	E: 0	LOB: 1	K: 0	P: 8	R: 0	H: 0	E: 0	LOB: 0	K: 1	P: 16	R: 0	H: 0	E: 0	LOB: 0	K: 2	P: 16	R: 0	H: 1	E: 0	LOB: 1	K: 2	P: 15	R: 0	H: 0	E: 0	LOB: 0	K: 0	P: 10	R: 4	H: 5	E: 0	LOB: 2	K: 0	P: 35	R: 0	H: 1	E: 0	LOB: 2	K: 1	P: 24	R: 0	H: 0	E: 0	LOB: 1	K: 3	P: 18	1B: 7	SF: 0	2B: 1	SAC: 0	3B: 0	DP: 0	HR: 0	HBP: 0	WP: 0	PA: 38
--------------	------	------	------	--------	------	------	------	------	------	--------	------	-------	------	------	------	--------	------	-------	------	------	------	--------	------	-------	------	------	------	--------	------	-------	------	------	------	--------	------	-------	------	------	------	--------	------	-------	------	------	------	--------	------	-------	-------	-------	-------	--------	-------	-------	-------	--------	-------	--------

PITCHER	IP	WLS	BF	H	R	ER	SO	BB	IBB	HBP	BLK	WP	HR	S	P	ERA	WHIP
Greg Maddux, R (1, 1) ERA: 3.88	6.1	W	25	6	4	4	5	0	0	0	0	0	0	55	90	5.68	0.947
Dave Smith, R (7, 1) ERA: 4.91	0.1		3	1	0	0	0	1	0	0	0	0	0	6	14	0.00	6.000
Chuck McElroy, L (7, 1) ERA: 1.5	1.1		6	1	0	0	1	1	0	0	0	0	0	16	28	0.00	1.500
Paul Assenmacher, L (9, 1) ERA: 3.84	1.0	S	4	0	0	0	3	1	0	0	0	0	0	10	18	0.00	1.000

Batter	1	2	3	4	5	6	7	8	9	AB R H RBI BB SO LOB	TOP																
Jerome Walton, R (1, 8) OBP: 0.282, SLG: 0.342	2-2 E4 23 S SF9		1-2 P5		2-1 1B HBP		0-3 K			3 1 0 0 0 1 1																	
Mark Grace, L (1, 3) OBP: 0.353, SLG: 0.402	1-2 F7		4-2 23 HR BB		0-0 1B		2-0 G4-3			3 1 1 0 1 0 1																	
23 Ryne Sandberg, R (1, 4) OBP: 0.380, SLG: 0.488	4-0 SF9 BB		0-1 HR		0-2 F9		3-2 G6-3			3 1 1 2 1 0 2																	
Andre Dawson, R (1, 9) OBP: 0.320, SLG: 0.493	0-0 SF9		1-1 L9		2-1 SH3-4 1B 1B		1-3 K			3 1 1 1 0 1 0																	
George Bell, R (1, 7) OBP: 0.331, SLG: 0.492	1-0 P4		2-0 G4-1		0-2 SH3-4 1B 1B		1-1 F8			4 1 1 0 0 0 1																	
Luis Salazar, R (1, 5) OBP: 0.320, SLG: 0.452		1-2 P6		1-1 F8		1-1 SH3-4		1-2 F7		3 0 0 0 0 0 0																	
Shawon Dunston, R (1, 6) OBP: 0.263, SLG: 0.364		0-2 F8		1-1 G4-3		2-3 K		0-2 G5-3		4 0 0 0 0 1 2																	
Hector Villanueva, R (1, 2) OBP: 0.315, SLG: 0.449		0-1 G5-3		3-3 K		1-0 1B		2-3 K		3 0 1 2 0 1 0																	
Rick Wilkins, L (6, PR) OBP: 0.337, SLG: 0.446										1 0 0 0 0 1 0																	
Frank Castillo, R (1, 1) OBP: 0.154, SLG: 0.083			4-1 CS BB		2-1 G6-3		2-2 F8		0-1 G4-3	0 0 0 0 1 0 0																	
Doug Dascenzo, S (5, PH) OBP: 0.352, SLG: 0.346										1 0 0 0 0 0 0																	
Bob Scanlan, R (5, 1)										1 0 0 0 0 0 1																	
Heathcliff Slocumb, R (7, 1)										0 0 0 0 0 0 0																	
Dwight Smith, L (9, PH) OBP: 0.288, SLG: 0.395										1 0 0 0 0 0 0																	
Inning Stats	R: 1 E: 1 K: 0 S: 10	H: 0 LOB: 1 BB: 1 P: 18	R: 0 E: 0 K: 0 S: 9	H: 0 LOB: 0 BB: 0 P: 10	R: 2 E: 0 K: 0 S: 10	H: 1 LOB: 0 BB: 2 P: 20	R: 0 E: 0 K: 0 S: 5	H: 0 LOB: 0 BB: 0 P: 9	R: 0 E: 0 K: 1 S: 13	H: 1 LOB: 2 BB: 0 P: 20	R: 2 E: 0 K: 1 S: 14	H: 3 LOB: 1 BB: 0 P: 22	R: 0 E: 0 K: 1 S: 9	H: 0 LOB: 0 BB: 0 P: 14	R: 0 E: 0 K: 1 S: 9	H: 0 LOB: 0 BB: 0 P: 12	R: 0 E: 0 K: 1 S: 8	H: 0 LOB: 0 BB: 0 P: 10	1B: 4 2B: 0 3B: 0 HR: 1	SF: 1 SAC: 1 DP: 0 HBP: 1	WP: 0 PB: 0 SB: 2 CS: 1	PA: 36					
PITCHER	IP WLS BF H R ER SO BB IBB HBP BLK WP HR S P ERA WHIP																										
Steve Avery, L (1, 1) ERA: 3.81	6.0		27	5	5	4	2	3	0	1	0	0	1	61	99	6.00	1.333										
Marvin Freeman, R (7, 1) ERA: 2.97	1.0	W	3	0	0	0	1	0	0	0	0	0	0	9	14	0.00	0.000										
Juan Berenguer, R (8, 1) ERA: 2.21	2.0	S	6	0	0	0	2	0	0	0	0	0	0	17	22	0.00	0.000										

Chicago Cubs @ Atlanta Braves
Atlanta-Fulton County Stadium, Atlanta, GA

Tue Jul 16 1991, 7:05 PM EDT
Att. 25,893 - Cloudy - 77 F

livebaseballscorecards.com

AB	30
R	5
H	5
RBI	5
BB	3
SO	5
LOB	8



Batter	1	2	3	4	5	6	7	8	9
Otis Nixon, S <small>OBP: 0.397, SLG: 0.363</small> <small>(1, 9)</small>	3-2 G6-3 <small>1B</small>	0-0 1B <small>1B</small>		2-2 WP <small>2B</small>		1-3 K		0-0 F7	
Jeff Treadway, L <small>OBP: 0.373, SLG: 0.417</small> <small>(1, 4)</small>	2-2 G5-3 <small>1B</small>	3-2 1B <small>1B</small>		4-0 WP <small>BB</small>			0-0 E7 <small>1B</small> <small>WP</small>	3-2 1B <small>E</small> <small>1B</small>	
Mark Lemke, S <small>OBP: 0.330, SLG: 0.326</small> <small>(7, PR)</small> <small>(8, 4)</small>		1-2 1B <small>1B</small>		2-3 BB			0-2 1B <small>WP</small> <small>1B</small>	1-0 E6 <small>1B</small>	
Terry Pendleton, S <small>OBP: 0.389, SLG: 0.526</small> <small>(1, 5)</small>	0-1 G5-3 <small>1B</small>	1-1 1B <small>1B</small>		2-1 P9			2-3 1B <small>WP</small> <small>1B</small>	1-0 1B <small>1B</small>	
Ron Gant, R <small>OBP: 0.303, SLG: 0.493</small> <small>(1, 8)</small>	3-2 G5-3 <small>1B</small>	1-1 P6		2-1 F7			1-2 WP <small>G1-3</small> <small>G6-3</small> <small>1B</small>	0-1 G6-3	
Lonnie Smith, R <small>OBP: 0.343, SLG: 0.382</small> <small>(1, 7)</small>	4-2 BB	0-1 G4-3			1-0 G6-3		1 SAFE G1-3		
Rafael Belliard, R <small>OBP: 0.263, SLG: 0.257</small> <small>(8, 6)</small>							1-2 1B		
Jeff Blausen, R <small>OBP: 0.366, SLG: 0.451</small> <small>(1, 6)</small>	1-3 K		0-0 G6-3		1-2 G5-3		0-0 G6-3 <small>WP</small> <small>1B</small>		
Juan Berenguer, R <small>(8, 1)</small>							0-2 F7		
Brian Hunter, R <small>OBP: 0.333, SLG: 0.541</small> <small>(1, 3)</small>		3-3 K	1-2 F9		0-2 F7		2-2 G6-3	1-3 <small>2-H</small>	
Greg Olson, R <small>OBP: 0.322, SLG: 0.368</small> <small>(1, 2)</small>		0-0 FC <small>1B</small>	1-1 G3			3-2 P4	1-2 G1-3		
Steve Avery, L <small>OBP: 0.317, SLG: 0.324</small> <small>(1, 1)</small>		1 SAFE FC <small>1B</small>		0-3 K2-3		0-0 P5		1-2 G4-3	
Tommy Gregg, L <small>OBP: 0.262, SLG: 0.222</small> <small>(6, PH)</small>									
Marvin Freeman, R <small>(7, 1)</small>									
Deion Sanders, L <small>OBP: 0.270, SLG: 0.292</small> <small>(8, 7)</small>		1-2 1B							

Inning Stats	R: 0	H: 2	E: 0	K: 1	S: 22	LOB: 3	BB: 1	P: 35
	R: 3	H: 4	E: 0	K: 1	S: 20	LOB: 2	BB: 0	P: 28
	R: 0	H: 0	E: 0	K: 0	S: 6	LOB: 0	BB: 0	P: 8
	R: 1	H: 1	E: 0	K: 1	S: 11	LOB: 1	BB: 1	P: 21
	R: 0	H: 0	E: 0	K: 0	S: 9	LOB: 0	BB: 0	P: 11
	R: 0	H: 0	E: 0	K: 1	S: 7	LOB: 0	BB: 0	P: 11
	R: 3	H: 3	E: 1	K: 0	S: 21	LOB: 2	BB: 0	P: 25
	R: 1	H: 2	E: 1	K: 0	S: 10	LOB: 1	BB: 0	P: 15

PITCHER	IP	WLS	BF	H	R	ER	SO	BB	IBB	HBP	BLK	WP	HR	S	P	ERA	WHIP
Frank Castillo, R	(1, 1)	4.0	22	7	4	4	3	2	0	0	0	1	0	59	92	9.00	2.250
Bob Scanlan, R	(5, 1)	2.0	9	2	3	1	1	0	0	0	0	1	0	27	34	4.50	1.000
Heathcliff Slocumb, R	(7, 1)	2.0	9	3	1	0	0	0	0	0	0	1	0	20	28	0.00	1.500

BOTTOM


Chicago Cubs @ Atlanta Braves
 Atlanta-Fulton County Stadium, Atlanta, GA

Tue Jul 16 1991, 7:05 PM EDT
 Att: 25,893 - Cloudy - 77 F

AB	R	H	RBI	BB	SO	LOB
5	2	2	1	0	1	0
3	0	2	1	1	0	0
1	2	1	0	0	0	0
5	1	4	1	0	0	2
5	1	1	1	0	0	6
3	0	0	0	1	0	4
0	0	0	0	0	0	0
4	0	1	0	0	1	3
0	0	0	0	0	0	0
4	0	0	1	0	1	1
4	1	1	0	0	0	2
2	1	0	0	0	1	1
1	0	0	0	0	0	0
0	0	0	0	0	0	0
1	0	0	0	0	0	0

AB	38
R	8
H	12
RBI	5
BB	2
SO	4
LOB	19

livebaseballscorecards.com



WP	3	PA	40
PB	0		
SB	1		
CS	0		

Batter	1	2	3	4	5	6	7	8	9	AB R H RBI BB SO LOB	TOP			
Chico Walker, S (1, 5) OBP: 0.360, SLG: 0.374	2-2 P6		2-2 G5-3			1-0 23 BB 1B		3-1 F8		4 0 1 1 0 0 1				
Mark Grace, L (1, 3) OBP: 0.350, SLG: 0.397	1-0 F7			2-0 F9		0-0 L9		2-2 E3		4 0 0 0 0 0 1				
23 Ryne Sandberg, R (1, 4) OBP: 0.379, SLG: 0.483 Jose Vizcaino, S (8, 4) OBP: 0.316, SLG: 0.348	1-2 G5-3			3-2 P2		4-1 1-2 BB		1-2 G4-3		3 0 0 0 1 0 1 0 0 0 0 0 0 0				
George Bell, R (1, 7) OBP: 0.328, SLG: 0.488 Ced Landrum, L (8, 7) OBP: 0.235, SLG: 0.212		0-1 G4-3		1-2 G5-3		0-2 P5		2-2 G3		3 0 0 0 0 0 2 1 0 0 0 0 0 0				
Dwight Smith, L (1, 9) OBP: 0.274, SLG: 0.375		2-2 G3			0-0 G3	1-3 K		2-0 F8		4 0 0 0 0 1 2				
Rick Wilkins, L (1, 2) OBP: 0.333, SLG: 0.471		2-3 K			2-1 HR		1-3 K	1-3 K		4 1 1 1 0 3 0				
Shawon Dunston, R (1, 6) OBP: 0.264, SLG: 0.363			1-2 G4-3 1B		1-2 F8		0-1 G6-3			3 0 1 0 0 0 0				
Doug Dascenzo, S (1, 8) OBP: 0.346, SLG: 0.340			0-0 G4-3		1-3 K		3-2 L6			3 0 0 0 0 1 1				
Les Lancaster, R (1, 1) OBP: 0.227, SLG: 0.318 Jerome Walton, R (8, PH) OBP: 0.285, SLG: 0.350 Laddie Renfro, S (8, 1) Heathcliff Slocumb, R (8, 1) Damon Berryhill, S (8, PH) OBP: 0.236, SLG: 0.316 Dave Smith, R (8, 1)			1-3 K			1-2 1B 2B		1-1 P4		1 0 0 0 0 1 1 1 1 1 0 0 0 0 0 0 0 0 0 0 0 0 0 0 0 0 0 0 1 0 0 0 0 0 0 0 0 0 0 0 0 0				
Inning Stats	R: 0 E: 0 K: 0 S: 7 H: 0 LOB: 0 BB: 0 P: 11	R: 0 E: 0 K: 1 S: 8 H: 0 LOB: 0 BB: 0 P: 12	R: 0 E: 0 K: 1 S: 10 H: 1 LOB: 1 BB: 0 P: 14	R: 0 E: 0 K: 0 S: 8 H: 0 LOB: 0 BB: 0 P: 14	R: 1 E: 0 K: 1 S: 9 H: 1 LOB: 0 BB: 0 P: 13	R: 1 E: 0 K: 1 S: 13 H: 2 LOB: 2 BB: 1 P: 20	R: 0 E: 0 K: 1 S: 10 H: 0 LOB: 0 BB: 0 P: 14	R: 0 E: 1 K: 0 S: 10 H: 0 LOB: 1 BB: 0 P: 17	R: 0 E: 0 K: 1 S: 7 H: 0 LOB: 0 BB: 0 P: 12	1B: 2 SF: 0 2B: 1 SAC: 0 3B: 0 DP: 0 HR: 1 HBP: 0	WP: 0 PA: 33 PB: 0 SB: 0 CS: 0			
PITCHER	IP WLS BF H R ER SO BB IBB HBP BLK WP HR S P ERA WHIP												PITCHER	IP WLS BF H R ER SO BB IBB HBP BLK WP HR S P ERA WHIP
29 John Smoltz, R (1, 1) ERA: 4.96	5.1 W 21 4 2 2 3 1 0 0 0 0 0 1 48 76 3.38 0.938													
Marvin Freeman, R (8, 1) ERA: 2.81	1.2 5 0 0 0 2 0 0 0 0 0 0 0 17 22 0.00 0.000													
Mike Stanton, L (8, 1) ERA: 2.76	1.0 4 0 0 0 0 0 0 0 0 0 0 0 10 17 0.00 0.000													
Kent Mercker, L (9, 1) ERA: 1.83	1.0 3 0 0 0 1 0 0 0 0 0 0 0 7 12 0.00 0.000													

Chicago Cubs @ Atlanta Braves
Atlanta-Fulton County Stadium, Atlanta, GA

Wed Jul 17 1991, 7:05 PM EDT
Att. 16,984 - Overcast - 75 F

livebaseballscorecards.com

AB 32
R 2
H 4
RBI 2
BB 1
SO 6
LOB 9



Batter	1	2	3	4	5	6	7	8	9	AB R H RBI BB SO LOB	TOP											
Chico Walker, S (1, 5) OBP: 0.367, SLG: 0.373	2-3 		1-2 			0-0 		4-2 	4-2 	3 1 1 0 2 1 0												
Mark Grace, L (1, 3) OBP: 0.345, SLG: 0.391	0-2 		0-1 			3-1 		2-2 	0-0 	5 0 0 0 0 0 5												
23 Ryne Sandberg, R (1, 4) OBP: 0.378, SLG: 0.479	2-3 			0-1 		3-2 		4-2 		3 0 0 0 1 1 0												
Andre Dawson, R (1, 9)		2-3 		0-0 		1-1 		1-2 		3 0 1 1 0 1 0												
George Bell, R (1, 7) OBP: 0.330, SLG: 0.488		0-1 		1-2 		2-2 		0-0 		4 0 2 1 0 0 2												
Rick Wilkins, L (1, 2) OBP: 0.330, SLG: 0.456		2-2 			4-0 		1-3 	2-3 		3 0 0 0 1 2 3												
Shawon Dunston, R (1, 6) OBP: 0.264, SLG: 0.360		0-0 		1-1 		1-2 			4-0 	3 0 0 0 1 0 2												
Doug Dascenzo, S (1, 8) OBP: 0.339, SLG: 0.331			0-3 		0-0 		2-1 		2-2 	4 0 0 0 0 1 2												
Mike Bielecki, R (1, 1) OBP: 0.154, SLG: 0.083			2-3 		1-3 			1-2 		2 0 0 0 0 2 1												
Dwight Smith, L (8, PH) OBP: 0.282, SLG: 0.407									0-0 	1 1 1 0 0 0 0												
Bob Scanlan, R (8, 1)										0 0 0 0 0 0 0												
Chuck McElroy, L (8, 1) OBP: 0.333, SLG: 0.500										0 0 0 0 0 0 0												
Damon Berryhill, S (9, PH) OBP: 0.234, SLG: 0.313									0-0 	1 0 0 0 0 0 1												
Inning Stats	R: 0 E: 0 K: 2 S: 9	H: 0 LOB: 0 BB: 0 P: 13	R: 0 E: 0 K: 1 S: 13	H: 1 LOB: 1 BB: 0 P: 17	R: 0 E: 0 K: 2 S: 11	H: 1 LOB: 1 BB: 0 P: 14	R: 0 E: 0 K: 0 S: 6	H: 0 LOB: 0 BB: 0 P: 7	R: 0 E: 0 K: 1 S: 6	H: 0 LOB: 1 BB: 1 P: 12	R: 0 E: 1 K: 0 S: 12	H: 1 LOB: 2 BB: 0 P: 21	R: 0 E: 0 K: 1 S: 8	H: 0 LOB: 0 BB: 0 P: 12	R: 2 E: 0 K: 1 S: 20	H: 2 LOB: 2 BB: 2 P: 34	R: 0 E: 0 K: 0 S: 9	H: 0 LOB: 2 BB: 2 P: 19	1B: 3 2B: 1 3B: 1 HR: 0	SF: 1 SAC: 0 DP: 0 HBP: 0	WP: 0 PB: 0 SB: 0 CS: 0	PA: 38
PITCHER	IP WLS BF H R ER SO BB IBB HBP BLK WP HR S P ERA WHIP																					
Pete Harnisch, R (1, 1) ERA: 2.26	8.0 W 33 5 2 2 8 3 0 0 0 0 0 0 85 130 2.25 1.000																					
Jim Clancy, R (9, 1) ERA: 2.16	0.2 4 0 0 0 0 2 0 0 0 0 0 0 8 18 0.00 3.000																					
Al Osuna, L (9, 1) ERA: 2.2	0.1 S 1 0 0 0 0 0 0 0 0 0 0 0 1 1 0.00 0.000																					

Chicago Cubs @ Houston Astros
Astrodome, Houston, TX
Fri Jul 19 1991, 8:05 PM EDT
Att: 27,577 - Dome - 70 F

livebaseballscorecards.com

AB 32
R 2
H 5
RBI 2
BB 5
SO 8
LOB 16



Batter	1	2	3	4	5	6	7	8	9
Steve Finley, L (1, 8) OBP: 0.347, SLG: 0.421	2-2 1B	4-0 BB			2-2 1B		3-2 F7		
Craig Biggio, R (1, 2) OBP: 0.367, SLG: 0.370	2-1 P3	2-0 F9			1-1 1B			4-0 HR	
5 Jeff Bagwell, R (1, 3) OBP: 0.390, SLG: 0.441	4-1 1B				1-0 G5-4-3			4-1 HR	
Luis Gonzalez, L (1, 7) OBP: 0.302, SLG: 0.438	0-1 1B				1-2 G4-3			1-3 K	
Ken Caminiti, S (1, 5) OBP: 0.304, SLG: 0.387	2-2 G6-3				1-2 F8			1-0 HR	
Eric Anthony, L (1, 9) OBP: 0.243, SLG: 0.228					2-1 FC5-4			0-0 2B	
Javier Ortiz, R (8, PH) OBP: 0.313, SLG: 0.310					1-0 P5			2-0 F8	
Gerald Young, S (8, PR) OBP: 0.292, SLG: 0.317					1-2 FC5-4			4-0 IBB	
Eric Yelding, R (1, 6) OBP: 0.279, SLG: 0.301					0-3 K			1-0 L6	
Rafael Ramirez, R (1, 4) OBP: 0.271, SLG: 0.304									
Casey Candaele, S (8, 4) OBP: 0.313, SLG: 0.370									
Pete Harnisch, S (1, 1) OBP: 0.128, SLG: 0.105									
Mark Davidson, R (8, PH) OBP: 0.312, SLG: 0.305									
Jim Clancy, R (9, 1)									
Al Osuna, R (9, 1)									

AB	R	H	RBI	BB	SO	LOB
3	2	2	0	1	0	0
3	1	1	1	1	0	4
2	1	1	0	2	0	1
4	0	1	1	0	1	3
4	1	1	3	0	0	2
2	0	1	0	1	0	0
1	0	1	0	0	0	0
0	0	0	0	0	0	0
4	0	1	0	0	0	2
3	0	0	0	0	0	3
0	0	0	0	1	0	0
2	0	0	0	0	1	1
1	0	0	0	0	0	2
0	0	0	0	0	0	0
0	0	0	0	0	0	0

AB	R	H	RBI	BB	SO	LOB
29	5	9	5	6	2	18

1B	2B	3B	HR	SF	SAC	DP	HBP
6	1	1	1	0	1	3	0

WP	PA
0	36

BOTTOM

Chicago Cubs @ Houston Astros
Astrodome, Houston, TX
Fri Jul 19 1991, 8:05 PM EDT
Att: 27,577 - Dome - 70 F

livebaseballscorecards.com

AB	R	H	RBI	BB	SO	LOB
29	5	9	5	6	2	18



Inning Stats		R	H	E	K	S	P	R	H	E	K	S	P	R	H	E	K	S	P
1	2	1	2	0	11	28	7	0	1	0	10	2	1	0	1	0	11	2	1
2	1	0	1	0	10	28	2	0	2	0	10	1	1	0	1	0	10	2	1
3	1	0	1	0	10	28	2	0	2	0	10	1	1	0	1	0	10	2	1
4	1	0	1	0	10	28	2	0	2	0	10	1	1	0	1	0	10	2	1
5	2	1	2	0	14	28	7	0	9	0	16	2	1	0	2	0	14	2	1
6	0	0	0	0	12	28	0	0	9	0	12	0	0	0	0	0	12	0	0
7	0	0	0	0	8	28	0	0	8	0	8	0	0	0	0	0	8	0	0
8	2	3	0	1	25	28	7	2	3	0	25	3	2	0	3	0	25	3	2
9	0	0	0	0	0	28	0	0	0	0	0	0	0	0	0	0	0	0	0

PITCHER		IP	WLS	BF	H	R	ER	SO	BB	IBB	HBP	BLK	WP	HR	S	P	ERA	WHIP
Mike Bielecki, R (1, 1)	ERA: 4.04	7.0		28	7	2	2	1	3	0	0	0	0	0	56	99	2.57	1.429
Bob Scanlan, R (8, 1)	ERA: 4.12	0.0	L	2	0	2	2	0	2	0	0	0	0	1	9		∞	∞
Chuck McElroy, L (8, 1)	ERA: 1.64	1.0		6	2	1	1	1	0	1	0	0	0	7	16	9.00	2.000	

Batter	1	2	3	4	5	6	7	8	9	AB	R	H	RBI	BB	SO	LOB
Steve Finley, L (1, 8) OBP: 0.349, SLG: 0.422	1-0 1B 1B		1-3 K			0-1 G4-3		0-0 1B		4	0	2	0	0	1	0
Craig Biggio, R (1, 2) OBP: 0.368, SLG: 0.372	1-1 1-2 1B			1-1 F8		2-1 1B 1B		0-0 P5		4	0	2	0	0	0	1
5 Jeff Bagwell, R (1, 3) OBP: 0.385, SLG: 0.435	1-2 L1-3			1-1 G3		0-1 F9		2-3 K		4	0	0	0	0	1	4
Luis Gonzalez, L (1, 7) OBP: 0.305, SLG: 0.439	1-0 G3-1			3-2 1B 1B		3-1 1-2 1B		0-1 F7		4	0	2	0	0	0	2
Ken Caminiti, S (1, 5) OBP: 0.304, SLG: 0.385		0-0 F8		0-2 1-3 1B		0-3 K		1-2 G4-3		4	0	1	0	0	1	2
Eric Anthony, L (1, 9) OBP: 0.235, SLG: 0.219		1-3 K		0-2 G3-1		1-0 G3		1-0 F7		4	0	0	0	0	1	2
Eric Yelding, R (1, 6) OBP: 0.275, SLG: 0.297		3-2 G6-3		0-0 F8		1-3 K		1-1 G4-3		4	0	0	0	0	1	0
Casey Candaele, S (1, 4) OBP: 0.313, SLG: 0.370			1-0 F7		0-1 G3		2-0 FC6-4 1B			3	0	1	0	0	0	0
Darryl Kile, R (1, 1) Mark Davidson, R (5, PH) Mike Capel, R (6, 1) Dwayne Henry, R (6, 1) Gerald Young, S (7, PH) Jim Corsi, R (8, 1)			1-3 K		1-1 G4-3		0-0 FC6-4			1	0	0	0	0	0	0

Inning Stats	R: 0	H: 2	E: 0	K: 0	S: 8	R: 0	H: 0	E: 0	K: 1	S: 9	R: 0	H: 0	E: 0	K: 2	S: 7	R: 0	H: 2	E: 0	K: 0	S: 15	R: 0	H: 0	E: 0	K: 0	S: 5	R: 0	H: 2	E: 0	K: 1	S: 11	R: 0	H: 1	E: 0	K: 1	S: 7	R: 0	H: 1	E: 0	K: 1	S: 7	R: 0	H: 0	E: 0	K: 0	S: 6	1B: 8	SF: 0	2B: 1	SAC: 0	3B: 0	DP: 1	HR: 0	HBP: 0	WP: 0	PA: 34			
PITCHER Greg Maddux, R (1, 1) ERA: 3.64	IP	WLS	BF	H	R	ER	SO	BB	IBB	HBP	BLK	WP	HR	S	P	ERA	WHIP													IP	WLS	BF	H	R	ER	SO	BB	IBB	HBP	BLK	WP	HR	S	P	ERA	WHIP												
												9.0	W	34	8	0	0	6	0	0	0	0	0	0	75	106	0.00	0.889													9.0	W	34	8	0	0	6	0	0	0	0	0	0	0	75	106	0.00	0.889


BOTTOM

Chicago Cubs @ Houston Astros
Astrodome, Houston, TX

Sat Jul 20 1991, 4:33 AM EDT
Att: 37,970 - Dome - 70 F

livebaseballscorecards.com

AB	34
R	0
H	8
RBI	0
BB	0
SO	6
LOB	12



Batter	1	2	3	4	5	6	7	8	9	AB R H RBI BB SO LOB	TOP												
Chico Walker, S OBP: 0.375, SLG: 0.380 (1, 5) (6, 8) (8, 7)	3-3 K		1-0 23 BB 1B		3-1 G3 1B		1-2 P4		1-2 F7	5 0 2 0 0 1 0													
Mark Grace, L OBP: 0.345, SLG: 0.387 (1, 3)	3-2 F8		0-0 SF8		0-0 G3			4-2 23 1B 23 WP HR BB		2 1 0 1 1 0 1													
23 Ryne Sandberg, R OBP: 0.377, SLG: 0.475 (1, 4)	0-1 1B		3-H 4-2 1 SAFE 1 SAFE 1B 1B		2-3 K			2-1 1-3 HR 1B		3 1 2 0 1 1 1													
Andre Dawson, R OBP: 0.314, SLG: 0.489 (1, 9)	0-1 F7		0-1 P2			1-2 G5-3		2-0 F7		4 0 0 0 0 0 5													
George Bell, R OBP: 0.328, SLG: 0.494 Jerome Walton, R OBP: 0.285, SLG: 0.350 (1, 7) (8, 8)		0-1 L3		1-3 K		0-0 G6-3		1-1 1-H 3-H HR		4 1 1 3 0 1 0 0 0 0 0 0 0 0													
Dwight Smith, L OBP: 0.293, SLG: 0.402 Jose Vizcaino, S OBP: 0.309, SLG: 0.341 (1, 8) (6, 5)		0-1 B1-3		2-2 G3-1		2-1 FC6-4 1B		2-3 K		3 0 1 0 0 0 0 1 0 0 0 0 1 0													
Shawon Dunston, R OBP: 0.263, SLG: 0.360 (1, 6)		1-1 G4-3		1-1 1B		2-0 FC6-4 1-2f		0-0 F8		4 0 1 0 0 0 1													
Rick Wilkins, L OBP: 0.333, SLG: 0.443 (1, 2)			2-1 1B SF8 SH3-4 1B		0-1 G4-3		0-0 G5-3		1-3 K	4 1 1 0 0 1 1													
Frank Castillo, R OBP: 0.125, SLG: 0.067 (1, 1)			0-0 SH3-4		0-3 K		0-3 K		0-1 G3	3 0 0 0 0 2 0													
Inning Stats	R: 0 E: 0 K: 1 S: 10	H: 1 LOB: 1 BB: 0 P: 16	R: 0 E: 0 K: 0 S: 6	H: 0 LOB: 0 BB: 0 P: 7	R: 1 E: 0 K: 0 S: 10	H: 2 LOB: 2 BB: 1 P: 16	R: 0 E: 0 K: 1 S: 12	H: 1 LOB: 1 BB: 0 P: 16	R: 0 E: 0 K: 2 S: 9	H: 1 LOB: 1 BB: 0 P: 14	R: 0 E: 0 K: 0 S: 7	H: 1 LOB: 1 BB: 0 P: 12	R: 0 E: 0 K: 1 S: 7	H: 0 LOB: 0 BB: 0 P: 8	R: 3 E: 0 K: 1 S: 12	H: 2 LOB: 0 BB: 1 P: 23	R: 0 E: 0 K: 1 S: 9	H: 0 LOB: 0 BB: 0 P: 11	1B: 7 2B: 0 3B: 0 HR: 1	SF: 1 SAC: 1 DP: 0 HBP: 0	WP: 1 PB: 0 SB: 0 CS: 0	PA: 37	
PITCHER Jimmy Jones, R ERA: 3.74 Jim Clancy, R ERA: 2.6	IP 7.0 2.0	WLS L	BF 28 9	H 6 2	R 1 3	ER 1 3	SO 5 2	BB 1 1	IBB 0 0	HBP 0 0	BLK 0 0	WP 0 1	HR 0 1	S 61 21	P 89 34	ERA 1.29 13.50	WHIP 1.000 1.500						PITCHER IP WLS BF H R ER SO BB IBB HBP BLK WP HR S P ERA WHIP

Chicago Cubs @ Houston Astros
Astrodome, Houston, TX
Sun Jul 21 1991, 4:33 AM EDT
Att. 28,847 - Dome - 70 F

livebaseballscorecards.com

AB	33
R	4
H	8
RBI	4
BB	2
SO	7
LOB	9



Batter	1	2	3	4	5	6	7	8	9	AB	R	H	RBI	BB	SO	LOB
Steve Finley, L (1, 8) OBP: 0.351, SLG: 0.426	0-1 B4-3		0-1 E8 2B		2-0 1B		0-2 P4			4	0	2	0	0	0	1
Rafael Ramirez, R (1, 6) OBP: 0.265, SLG: 0.296	0-1 G4-3		0-3 K		0-0 G4-3			1-0 G6-3		4	0	0	0	0	1	3
5 Jeff Bagwell, R (1, 3) OBP: 0.361, SLG: 0.430	1-1 G5-3		1-0 G6-3			0-1 F8		0-0 F7		4	0	0	0	0	0	1
Luis Gonzalez, L (1, 7) OBP: 0.304, SLG: 0.436		0-3 K		1-3 K		2-0 1B		1-2 L8		4	0	1	0	0	2	0
Ken Caminiti, S (1, 5) OBP: 0.306, SLG: 0.384		1-2 2B 1B		2-1 G5-3		1 SAFE 2-2 P5		4-0 FC4-6 BB		3	1	1	0	1	0	1
Eric Anthony, L (1, 9) OBP: 0.236, SLG: 0.229		0-0 1B		2-3 K		1-0 G3		2-2 FC4-6 2B		4	1	1	0	0	1	2
Casey Candaele, S (1, 4) OBP: 0.319, SLG: 0.375		1-1 FC4-6 1B			0-0 1B 1B		0-2 G4-3 SH3-4 1B		2-2 P3	4	0	3	1	0	0	1
Scott Servais, R (1, 2) Craig Biggio, R (9, PH) OBP: 0.370, SLG: 0.377		0-0 FC4-6		0-2 L5		1-0 SH3-4		1-2 2B		2	0	0	0	0	0	2
Jimmy Jones, R (1, 1) Ken Oberkfell, L (7, PH) Jim Clancy, R (8, 1) Javier Ortiz, R (9, PH) OBP: 0.303, SLG: 0.300			2-0 G4-3		0-0 P3		2-2 G4-3		1-1 P5	2	0	0	0	0	0	1

Inning Stats	R: 0	H: 0	E: 0	K: 0	S: 6	R: 1	H: 3	E: 0	K: 1	S: 10	R: 0	H: 1	E: 1	K: 1	S: 7	R: 0	H: 0	E: 0	K: 2	S: 9	R: 0	H: 2	E: 0	K: 0	S: 7	R: 0	H: 1	E: 0	K: 0	S: 7	R: 0	H: 1	E: 0	K: 0	S: 10	R: 0	H: 0	E: 0	K: 0	S: 5	R: 1	H: 1	E: 0	K: 0	S: 12	1B: 6	2B: 3	3B: 0	HR: 0	SF: 0	SAC: 1	DP: 0	HBP: 0	WP: 0	PA: 36
PITCHER Frank Castillo, R (1, 1) ERA: 3.18	IP	WLS	BF	H	R	ER	SO	BB	IBB	HBP	BLK	WP	HR	S	P	ERA	WHIP																			IP	WLS	BF	H	R	ER	SO	BB	IBB	HBP	BLK	WP	HR	S	P	ERA	WHIP			

Chicago Cubs @ Houston Astros
Astrodome, Houston, TX
Sun Jul 21 1991, 4:33 AM EDT
Att: 28,847 - Dome - 70 F

AB	34
R	2
H	9
RBI	2
BB	1
SO	4
LOB	14



WP: 0	PA: 36
PB: 0	SB: 0
CS: 0	

livebaseballscorecards.com

Batter	1	2	3	4	5	6	7	8	9	AB R H RBI BB SO LOB	TOP		
Bill Doran, S (1, 4) OBP: 0.370, SLG: 0.391	2-2 G1-6-3		1-1 L7		3-3 K		3-3 K		2-1 G1-3	5 0 0 0 0 2 0			
Hal Morris, L (1, 3) OBP: 0.377, SLG: 0.513	4-2 BB		4-0 1B 1B		2-1 1B			4-2 PB HR BB		1 2 1 0 3 0 0			
Eric Davis, R (1, 8) OBP: 0.375, SLG: 0.431	2-3 K		3-2 BLK 1B 1-3 1B		2-3 K			0-1 L8		4 0 1 0 0 2 3			
Paul O'Neill, L (1, 9) OBP: 0.342, SLG: 0.485 Glenn Braggs, R (8, PH) OBP: 0.324, SLG: 0.427	3-3 K		0-1 BLK 1-2 1B 3-H			0-1 G5-4-3 1B		1-3 K		3 0 2 1 0 1 1 1 0 0 0 0 1 1			
Chris Sabo, R (1, 5) OBP: 0.353, SLG: 0.489		1-2 HR	2-3 K			0-2 G5-4-3 1-2f		1-0 HR		4 2 2 3 0 1 3			
Carmelo Martinez, R (1, 7) OBP: 0.347, SLG: 0.361 Norm Charlton, S (6, 1) OBP: 0.045, SLG: 0.091 Luis Quinones, S (8, PH) OBP: 0.250, SLG: 0.245 Rob Dibble, L (8, 1) Jack Armstrong, R (8, 1) OBP: 0.103, SLG: 0.071		2-2 G6-3		0-0 L6		1-0 1B		1-1 G6-3		3 0 1 0 0 0 0 0 0 0 0 0 0 0 1 0			
Jeff Reed, L (1, 2) OBP: 0.339, SLG: 0.353 Billy Hatcher, R (9, PH) OBP: 0.307, SLG: 0.388		0-1 G4-3		1-1 F7		1-2 L5			0-0 1B G5-4-3 1B	3 0 0 0 0 0 1 1 1 1 0 0 0 0	AB 34 R 5 H 9 RBI 4 BB 3 SO 9 LOB 10		
Mariano Duncan, R (1, 6) OBP: 0.248, SLG: 0.311 Freddie Benavides, R (7, 6) OBP: 0.333, SLG: 0.343		0-3 K		0-0 P3			1-0 G6-3		0-0 G5-4-3 1B	3 0 0 0 0 1 0 1 0 1 0 0 0 0			
Randy Myers, L (1, 1) OBP: 0.375, SLG: 0.375 Tim Layana, R (6, 1) Herm Winningham, L (6, 7) OBP: 0.271, SLG: 0.310 Joe Oliver, R (9, PH) OBP: 0.263, SLG: 0.349			0-0 G6-3		2-2 G5-3		1-3 K		2-2 G5-4-3 1-2f 3-H	2 0 0 0 0 0 0 0 0 0 0 0 0 0 1 0 0 0 0 1 0 1 0 0 0 0 0 1			
Inning Stats	R: 0 H: 0 E: 0 LOB: 1 K: 2 BB: 1 S: 12 P: 23	R: 1 H: 1 E: 0 LOB: 0 K: 1 BB: 0 S: 11 P: 14	R: 1 H: 2 E: 0 LOB: 2 K: 1 BB: 1 S: 11 P: 21	R: 0 H: 0 E: 0 LOB: 0 K: 0 BB: 0 S: 4 P: 5	R: 0 H: 1 E: 0 LOB: 1 K: 2 BB: 0 S: 11 P: 20	R: 0 H: 2 E: 0 LOB: 1 K: 0 BB: 0 S: 9 P: 11	R: 0 H: 0 E: 0 LOB: 0 K: 2 BB: 0 S: 8 P: 13	R: 2 H: 1 E: 0 LOB: 0 K: 1 BB: 1 S: 10 P: 17	R: 1 H: 2 E: 0 LOB: 0 K: 0 BB: 0 S: 7 P: 11	1B: 7 SF: 0 2B: 0 SAC: 0 3B: 0 DP: 2 HR: 2 HBP: 0	WP: 0 PA: 37 PB: 1 SB: 0 CS: 0		
PITCHER	IP WLS BF H R ER SO BB IBB HBP BLK WP HR S P ERA WHIP											PITCHER	IP WLS BF H R ER SO BB IBB HBP BLK WP HR S P ERA WHIP
Les Lancaster, R (1, 1) ERA: 3.72	7.1 W 30 6 3 3 8 3 0 0 0 1 0 1 70 115 3.68 1.227												
Paul Assenmacher, L (8, 1) ERA: 3.86	1.2 S 7 3 2 2 1 0 0 0 0 0 0 1 13 20 10.80 1.800												

Cincinnati Reds @ Chicago Cubs
Wrigley Field, Chicago, IL
Tue Jul 23 1991, 7:05 PM CDT
Att. 34,458 - Sunny - 77 F

livebaseballscorecards.com



BOTTOM

Cincinnati Reds @ Chicago Cubs
Wrigley Field, Chicago, IL
Tue Jul 23 1991, 7:05 PM CDT
Att. 34,458 - Sunny - 77 F

livebaseballscorecards.com

AB 31
R 8
H 9
RBI 7
BB 6
SO 9
LOB 16



WP: 2 PA: 41
PB: 2
SB: 3
CS: 1

AB R H RBI BB SO LOB

4 0 2 2 0 0 1

3 1 0 0 2 1 2

4 1 1 1 1 1 0

4 0 2 1 0 1 0

0 0 0 0 1 0 0

3 0 0 1 1 0 2

1 0 0 0 0 0 3

4 0 2 0 0 2 3

0 1 0 0 0 0 0

0 0 0 0 0 0 0

2 1 0 0 1 0 4

4 2 2 1 0 2 1

2 1 0 0 0 2 0

0 1 0 1 0 0 0

1B: 7 SF: 1
2B: 2 SAC: 3
3B: 0 DP: 0
HR: 0 HBP: 0

Batter	1	2	3	4	5	6	7	8	9						
Chico Walker, S OBP: 0.376, SLG: 0.383 (1, 8) (8, 9)	3-2 F7	1-0 1B		0-1 SF7		0-0 CS PB 1B		1-0 P7							
Mark Grace, L OBP: 0.346, SLG: 0.384 (1, 3)	4-2 23 BB 1B	3-2 L7		0-3 K		1-0 F8		4-0 BB 23 1B BB							
23 Ryne Sandberg, R OBP: 0.377, SLG: 0.472 (1, 4)	4-1 1B E BB		2-3 K		0-1 F9		2-2 P6	0-1 BB 1B							
Andre Dawson, R OBP: 0.316, SLG: 0.489 Jerome Walton, R OBP: 0.268, SLG: 0.350 (1, 9) (8, 8)	2-2 1B E		2-1 P3		1-0 1B		2-3 K	4-1 FC6-4 BB							
George Bell, R OBP: 0.327, SLG: 0.490 Paul Assenmacher, L OBP: 0.500, SLG: 0.333 (1, 7) (8, 1)	3-2 E5		4-2 1B BB		2-1 F8		1-1 G6-3	1-1 FC6-4							
Luis Salazar, R OBP: 0.324, SLG: 0.460 Ced Landrum, L OBP: 0.235, SLG: 0.212 Jose Vizcaino, S OBP: 0.309, SLG: 0.341 (1, 5) (8, PR) (9, 5)	1-3 K		0-0 1B		0-3 K			0-0 SH1-3 2B 2B							
Shawon Dunston, R OBP: 0.264, SLG: 0.358 (1, 6)	1-2 G6-3		0-0 F8			4-1 S WP BB		0-0 SH1-3							
Rick Wilkins, L OBP: 0.339, SLG: 0.455 (1, 2)		1-3 K		1-1 SH5-4 PB SF7 1B		1-3 K		2-2 WP SH 2B							
Les Lancaster, R OBP: 0.208, SLG: 0.292 Doug Dascenzo, S OBP: 0.337, SLG: 0.329 (1, 1) (8, 7)		2-3 K		1-0 SH5-4		1-3 K 1B		2-2 SH 23 1B							
Inning Stats	R: 2 H: 1 E: 1 LOB: 2 K: 1 P: 39	R: 0 H: 1 E: 0 LOB: 1 K: 2 P: 17	R: 0 H: 1 E: 0 LOB: 2 K: 1 P: 17	R: 1 H: 1 E: 0 LOB: 0 K: 1 S: 8	R: 0 H: 1 E: 0 LOB: 1 K: 1 P: 11	R: 2 H: 1 E: 1 LOB: 0 K: 2 P: 16	R: 0 H: 0 E: 0 LOB: 0 K: 1 P: 16	R: 3 H: 3 E: 1 LOB: 3 K: 0 P: 28							
PITCHER	IP WLS BF H R ER SO BB IBB HBP BLK WP HR S P ERA WHIP														
Randy Myers, L ERA: 3.79 Tim Layana, R ERA: 4.8 Norm Charlton, L ERA: 4.08 Rob Dibble, R ERA: 1.99 Jack Armstrong, R ERA: 5.24	(1, 1) 5.0 L 24 5 3 2 6 3 0 0 0 0 0 9 13 3.60 1.600	(6, 1) 0.1 3 0 2 1 2 1 0 0 0 1 0 9 13 27.00 3.000	(6, 1) 1.2 5 1 0 0 1 0 0 0 0 0 0 13 19 0.00 0.600	(8, 1) 0.1 4 2 3 2 0 0 0 0 0 1 0 8 12 54.00 6.000	(8, 1) 0.2 5 1 0 0 0 2 0 0 0 0 0 6 16 0.00 4.500										

Batter	1	2	3	4	5	6	7	8	9	AB R H RBI BB SO LOB	TOP											
Billy Hatcher, R OBP: 0.304, SLG: 0.383 (1, 7) B C B X	3-1 FC3-2-5-3 1B 1B		1-2 G4-3		1-0 F9	2-2 P4		0-0 G6-3	2-2 G6-3	6 0 1 0 0 0 4												
Bill Doran, S OBP: 0.375, SLG: 0.393 (1, 4) SAFE X	0-0 FC3-2-5-3 1-3 G5-3 1B		1-0 1B		0-0 L5		4-1 G4-3 BB	1-1 G4-3		4 1 2 0 1 0 1												
Hal Morris, L OBP: 0.374, SLG: 0.507 (1, 3) F B F SAFE X	2-2 FC3-2-5-3 1-3 3-H G5-3		0-0 G3			2-0 FC5-4 1B	3-2 G4-3		0-0 L7	5 0 1 0 0 0 4												
Eric Davis, R OBP: 0.380, SLG: 0.432 (1, 8) B F B X	3-1 G5-3			0-1 1B 2B 1B		1-1 FC5-4 1B 1-2f	4-1 BB		1-2 2B 1B	4 3 2 1 1 0 2												
Paul O'Neill, L OBP: 0.346, SLG: 0.490 (1, 9) B B X	2-1 G3-1			1 SAFE B 1 SAFE SAFE 1-3 2B 1B		1-1 1B 1B 1-2	3-1 G3		2-1 1B 2B	5 3 3 0 0 0 2												
Chris Sabo, R OBP: 0.359, SLG: 0.495 (1, 5) C B B X		3-2 F9		0-1 G5-3 1-H G6-3-2 2B 3-H		2-2 1B CS 1B 1-3 2-H		1-2 SH3 1B	4-0 1B SF8 IBB	4 2 3 3 1 0 0												
Joe Oliver, R OBP: 0.269, SLG: 0.353 (1, 2) C B X		1-1 L9		1-0 G5-3 2-3		2-0 E DI E 1B 1-3 3-H		0-1 SH3	0-0 1B 1B 1-3 2-H 3-H	4 1 2 3 0 0 1												
Freddie Benavides, R OBP: 0.341, SLG: 0.342 (1, 6) C X		0-1 G6-3		1-0 G6-3-2 3-Hf		4-1 E E IBB 1-2 3-H		1-2 2B 1B 2-H	1-1 SF8	3 2 1 2 1 0 1												
Tom Browning, L OBP: 0.196, SLG: 0.261 (1, 1) X			0-0 G3-1		1-0 F8	0-0 E1		2-1 2B	0-0 1B	5 0 2 1 0 0 0												
Inning Stats	R: 1 E: 0 K: 0 S: 11	H: 2 LOB: 1 BB: 0 P: 21	R: 0 E: 0 K: 0 S: 7	H: 0 LOB: 0 BB: 0 P: 11	R: 0 E: 0 K: 0 S: 6	H: 1 LOB: 1 BB: 0 P: 8	R: 2 E: 0 K: 0 S: 8	H: 3 LOB: 0 BB: 0 P: 13	R: 0 E: 0 K: 0 S: 3	H: 0 LOB: 0 BB: 0 P: 5	R: 4 E: 1 K: 0 S: 16	H: 4 LOB: 1 BB: 1 P: 30	R: 0 E: 0 K: 0 S: 7	H: 0 LOB: 1 BB: 2 P: 21	R: 2 E: 0 K: 0 S: 13	H: 3 LOB: 1 BB: 0 P: 18	R: 3 E: 0 K: 0 S: 14	H: 4 LOB: 2 BB: 1 P: 24	1B: 14 2B: 4 3B: 0 HR: 0	SF: 1 SAC: 1 DP: 1 HBP: 0	WP: 0 PB: 0 SB: 0 CS: 1	PA: 46
PITCHER	IP WLS BF H R ER SO BB IBB HBP BLK WP HR S P ERA WHIP																					
Mike Bielecki, R ERA: 4.27 (1, 1)	5.1 L 25 10 7 5 0 0 0 0 0 0 0 0 0 45 76 8.44 1.875																					
Heathcliff Slocumb, R ERA: 3.2 (6, 1)	0.2 3 0 0 0 0 0 0 0 1 0 0 0 0 6 12 0.00 0.000																					
Steve Wilson, L ERA: 6.75 (7, 1)	1.0 4 0 0 0 0 2 0 0 0 0 0 0 0 7 21 0.00 2.000																					
Bob Scanlan, R ERA: 4.68 (8, 1)	2.0 14 7 5 5 0 0 0 1 0 0 0 0 0 27 42 22.50 3.500																					

Cincinnati Reds @ Chicago Cubs
 Wrigley Field, Chicago, IL
 Wed Jul 24 1991, 3:33 AM CDT
 Att. 36,215 - Cloudy - 79 F

livebaseballscorecards.com

AB	40
R	12
H	17
RBI	10
BB	4
SO	0
LOB	15



Atlanta Braves @ Chicago Cubs
 Wrigley Field, Chicago, IL
 Fri Jul 26 1991, 3:33 AM CDT
 Att. 35,604 - Sunny - 71 F

livebaseballscorecards.com

AB	34
R	6
H	9
RBI	5
BB	2
SO	5
LOB	9



WP	1	PA	38
PB	0		
SB	0		
CS	0		

AB	R	H	RBI	BB	SO	LOB
5	1	1	1	0	0	1
4	1	1	0	0	0	0
1	0	0	0	0	0	1
3	1	1	1	0	0	0
3	0	1	0	1	1	0
3	0	1	2	1	1	0
0	0	0	0	0	0	0
4	0	0	0	0	0	2
0	0	0	0	0	0	0
4	1	1	1	0	2	3
4	2	3	0	0	0	0
3	0	0	0	0	1	2
0	0	0	0	0	0	0

1B: 7	SF: 1	WP: 1	PA: 38
2B: 1	SAC: 1	PB: 0	
3B: 0	DP: 1	SB: 0	
HR: 1	HBP: 0	CS: 0	

Batter	1	2	3	4	5	6	7	8	9									
Otis Nixon, S (1, 9) OBP: 0.395, SLG: 0.358	2-1 F7	0-2 FC SF8 1B 1-2 1B		1-1 G6-3			2-1 L7		1-1 G6-3 2-H 1B									
Jeff Treadway, L (1, 4) OBP: 0.372, SLG: 0.425	2-1 L4	1-2 BB 1-2 1B 2-3		1-2 L3			0-0 L4		2-0 G6-3 1-2f									
Mark Lemke, S (7, 4) OBP: 0.310, SLG: 0.284																		
Terry Pendleton, S (1, 5) OBP: 0.377, SLG: 0.528	0-1 WP 1B E 1B	0-2 SF8		2-1 G5-3			0-1 G1-3											
Ron Gant, R (1, 8) OBP: 0.326, SLG: 0.520	2-1 E WP 1-2 1B	4-2 1B BB		1-3 K			1-0 G5-3											
Lonnie Smith, R (1, 7) OBP: 0.366, SLG: 0.398	4-2 E BB	2-2 BB 1B		0-1 G6-3			2-3 K											
Deion Sanders, L (8, 7) OBP: 0.277, SLG: 0.337	1-2 2-3 BB	1-3 2-H 3-H 1B		2-1 P6			3-1 F7											
Jeff Blauser, R (1, 6) OBP: 0.365, SLG: 0.431	2-1 E5			1-1 G5-3														
Rafael Belliard, R (8, 6) OBP: 0.263, SLG: 0.256	1-2 2-3 3-H BB			1-3 K2-3			2-2 G4-3		0-1 HR									
Brian Hunter, R (1, 3) OBP: 0.308, SLG: 0.535	1-3 K			3-1 K 2B			2-2 G1-3		0-1 SH2-4 1B 1B									
Greg Olson, R (1, 2) OBP: 0.333, SLG: 0.372		0-0 1B FC SF8 1B		1-0 L4			2-2 G4-3		0-1 SH2-4 1-2									
Steve Avery, L (1, 1) OBP: 0.271, SLG: 0.273		2-3 K																
Juan Berenguer, R (9, 1) ERA: 18.0																		
Inning Stats	R: 1 E: 1 K: 1 S: 18	H: 2 LOB: 3 BB: 1 P: 31	R: 3 E: 0 K: 1 S: 18	H: 3 LOB: 2 BB: 1 P: 27	R: 0 E: 0 K: 1 S: 8	H: 1 LOB: 1 BB: 0 P: 14	R: 0 E: 0 K: 0 S: 7	H: 0 LOB: 0 BB: 0 P: 11	R: 0 E: 0 K: 1 S: 7	H: 0 LOB: 0 BB: 0 P: 10	R: 0 E: 0 K: 0 S: 10	H: 0 LOB: 0 BB: 0 P: 16	R: 0 E: 0 K: 0 S: 5	H: 0 LOB: 0 BB: 0 P: 7	R: 0 E: 0 K: 1 S: 7	H: 0 LOB: 0 BB: 0 P: 13	R: 2 E: 0 K: 0 S: 9	H: 3 LOB: 0 BB: 0 P: 12

PITCHER	IP	WLS	BF	H	R	ER	SO	BB	IBB	HBP	BLK	WP	HR	S	P	ERA	WHIP
Frank Castillo, R (1, 1) ERA: 3.33	6.0	L	27	6	4	3	4	2	0	0	0	1	0	68	109	4.50	1.333
Bob Scanlan, R (7, 1) ERA: 4.54	2.0		6	0	0	0	1	0	0	0	0	0	0	12	20	0.00	0.000
Dave Pavlas, R (9, 1) ERA: 18.0	1.0		5	3	2	2	0	0	0	0	0	0	1	9	12	18.00	3.000

Batter	1	2	3	4	5	6	7	8	9	AB	R	H	RBI	BB	SO	LOB
Chico Walker, S OBP: 0.362, SLG: 0.364 (1, 8)	4-2 BB CS BB		2-1 G5-3			2-2 G5-3		0-0 F9		3	0	0	0	1	0	0
Mark Grace, L OBP: 0.344, SLG: 0.386 (1, 3)	0-3 K		0-0 L5			0-0 23 1B			2-2 F8	4	0	1	0	0	1	1
23 Ryne Sandberg, R OBP: 0.386, SLG: 0.480 (1, 4)	4-1 SAFE BB CS BB			1-3 K		2-2 1-2 1B			4-2 HR BB	2	1	1	0	2	1	0
Andre Dawson, R OBP: 0.315, SLG: 0.492 (1, 9)	1-2 CS	2-2 G5-3		0-1 F8		3-1 G4-3			0-0 HR	4	1	1	2	0	0	2
George Bell, R OBP: 0.321, SLG: 0.476 (1, 7)				0-0 1B 1B		0-0 G5-3		1-0 P6	0-2 G4-3	4	0	1	0	0	0	0
Luis Salazar, R OBP: 0.330, SLG: 0.465 (1, 5)					3-2 G1-3		1-1 F9		0-0 P5	4	0	1	0	0	0	0
Shawon Dunston, R OBP: 0.264, SLG: 0.354 (1, 6)					4-0 G3-6 BB		1-1 L9			2	0	0	0	1	1	2
Rick Wilkins, L OBP: 0.315, SLG: 0.416 (1, 2)					3-2 G3-6			0-0 F8		3	0	0	0	0	0	3
Frank Castillo, R OBP: 0.118, SLG: 0.063 (1, 1)			2-3 K			2-2 G3		2-1 F9		1	0	0	0	0	1	0
Jerome Walton, R OBP: 0.286, SLG: 0.347 (6, PH)										1	0	0	0	0	0	0
Bob Scanlan, R (7, 1)										0	0	0	0	0	0	0
Doug Dascenzo, S OBP: 0.330, SLG: 0.322 (8, PH)										1	0	0	0	0	0	0
Dave Pavlas, R (9, 1)										0	0	0	0	0	0	0

Inning Stats	R: 0	H: 0	E: 0	K: 1	S: 8	R: 0	H: 2	E: 0	K: 1	S: 11	R: 0	H: 0	E: 0	K: 1	S: 7	R: 0	H: 0	E: 0	K: 1	S: 6	R: 0	H: 0	E: 0	K: 0	S: 10	R: 0	H: 2	E: 0	K: 0	S: 15	R: 0	H: 0	E: 0	K: 0	S: 5	R: 0	H: 0	E: 0	K: 0	S: 4	R: 2	H: 1	E: 0	K: 0	S: 17	1B: 4	2B: 0	3B: 0	HR: 1	SF: 0	SAC: 0	DP: 1	HBP: 0	WP: 0	PA: 34
Steve Avery, L ERA: 3.54 (1, 1)	8.1	WLS	W	31	H	5	R	2	ER	2	SO	4	BB	4	IBB	0	HBP	0	BLK	0	WP	0	HR	1	S	77	P	126	ERA	2.16	WHIP	1.080																							
Juan Berenguer, R ERA: 2.04 (9, 1)	0.2			2	H	0	R	0	ER	0	SO	0	BB	0	IBB	0	HBP	0	BLK	0	WP	0	HR	0	S	6	P	6	ERA	0.00	WHIP	0.000																							

BOTTOM

Atlanta Braves @ Chicago Cubs
Wrigley Field, Chicago, IL
Fri Jul 26 1991, 3:33 AM CDT
Att: 35,604 - Sunny - 71 F

livebaseballscorecards.com

AB	29
R	2
H	5
RBI	2
BB	4
SO	4
LOB	8



Batter	1	2	3	4	5	6	7	8	9	AB R H RBI BB SO LOB	TOP
Otis Nixon, S (1, 9) <small>OBP: 0.392, SLG: 0.356</small>	1-1 			1-0 	0-0 		0-0 		3-2 	5 0 1 0 0 0 1	
Jeff Treadway, L (1, 4) <small>OBP: 0.376, SLG: 0.432</small> Mark Lemke, S (7, PH) <small>OBP: 0.305, SLG: 0.279</small>	0-0 			2-1 	4-0 		2-3 		2-2 	2 2 1 0 1 0 0 2 0 0 0 0 1 1	
Terry Pendleton, S (1, 5) <small>OBP: 0.382, SLG: 0.541</small>	2-3 			1-1 	2-2 		0-1 			4 1 3 3 0 1 0	
Ron Gant, R (1, 8) <small>OBP: 0.328, SLG: 0.529</small>		3-2 		1-0 	3-2 		3-0 	2-3 		4 1 2 2 0 1 0	
Lonnie Smith, R (1, 7) <small>OBP: 0.368, SLG: 0.394</small>	2-1 			4-0 	1-0 			4-2 		2 0 0 0 2 0 2	
Jeff Blauser, R (1, 6) <small>OBP: 0.364, SLG: 0.428</small>	0-0 			1-1 		1-2 		1-3 		4 0 1 0 0 1 1	
Brian Hunter, R (1, 3) <small>OBP: 0.306, SLG: 0.524</small>			0-0 	1-0 		1-2 		1-2 		4 0 1 0 0 0 2	
Greg Olson, R (1, 2) <small>OBP: 0.328, SLG: 0.365</small>			1-0 		0-0 	1-2 		1-0 		4 0 0 0 0 0 2	
29 John Smoltz, R (1, 1) <small>OBP: 0.175, SLG: 0.184</small> Dan Petry, R (4, 1) <small>OBP: 0.500, SLG: 0.500</small> Keith Mitchell, R (7, PH) <small>OBP: 0.305, SLG: 0.279</small> Marvin Freeman, R (7, 1) <small>OBP: 0.271, SLG: 0.279</small> Francisco Cabrera, R (9, PH)			3-3 		0-2 		0-0 		2-1 	1 0 0 0 0 1 0 1 1 1 0 0 0 0 1 0 0 0 0 0 0 0 0 0 0 0 0 0 1 0 0 0 0 0 0	
Inning Stats	R: 0 H: 0 E: 0 LOB: 0 K: 1 BB: 0 S: 6 P: 9	R: 0 H: 0 E: 0 LOB: 0 K: 0 BB: 0 S: 7 P: 12	R: 0 H: 0 E: 0 LOB: 0 K: 1 BB: 0 S: 8 P: 12	R: 3 H: 4 E: 0 LOB: 1 K: 0 BB: 1 S: 9 P: 20	R: 2 H: 3 E: 1 LOB: 2 K: 0 BB: 1 S: 15 P: 25	R: 0 H: 0 E: 0 LOB: 0 K: 0 BB: 0 S: 10 P: 13	R: 0 H: 2 E: 0 LOB: 1 K: 1 BB: 0 S: 10 P: 15	R: 0 H: 1 E: 0 LOB: 2 K: 2 BB: 1 S: 13 P: 22	R: 0 H: 0 E: 0 LOB: 0 K: 0 BB: 0 S: 9 P: 16	1B: 7 SF: 0 2B: 1 SAC: 0 3B: 0 DP: 1 HR: 2 HBP: 0	WP: 0 PA: 39 PB: 0 SB: 0 CS: 1
PITCHER Les Lancaster, R (1, 1) <small>ERA: 3.93</small> Chuck McElroy, L (7, 1) <small>ERA: 1.48</small>	IP WLS BF H R ER SO BB IBB HBP BLK WP HR S P ERA WHIP	IP WLS BF H R ER SO BB IBB HBP BLK WP HR S P ERA WHIP	IP WLS BF H R ER SO BB IBB HBP BLK WP HR S P ERA WHIP	IP WLS BF H R ER SO BB IBB HBP BLK WP HR S P ERA WHIP	IP WLS BF H R ER SO BB IBB HBP BLK WP HR S P ERA WHIP	IP WLS BF H R ER SO BB IBB HBP BLK WP HR S P ERA WHIP	IP WLS BF H R ER SO BB IBB HBP BLK WP HR S P ERA WHIP	IP WLS BF H R ER SO BB IBB HBP BLK WP HR S P ERA WHIP	IP WLS BF H R ER SO BB IBB HBP BLK WP HR S P ERA WHIP	ERA WHIP	ERA WHIP

Atlanta Braves @ Chicago Cubs
 Wrigley Field, Chicago, IL
 Sat Jul 27 1991, 3:33 AM CDT
 Att. 34,023 - Sunny - 72 F

livebaseballscorecards.com

AB	35
R	5
H	10
RBI	5
BB	3
SO	5
LOB	9



Batter	1	2	3	4	5	6	7	8	9	AB	R	H	RBI	BB	SO	LOB
Chico Walker, S OBP: 0.365, SLG: 0.363 (1, 5)	4-1 2B 23 IHR BB		0-0 F7	2-2 1B		1-0 CS	2-0 G4-3			3	1	1	1	1	0	0
Mark Grace, L OBP: 0.345, SLG: 0.388 (1, 3)	1-1 23 IHR 2B		4-1 23 HR BB	0-0 G3			2-3 K			3	2	1	0	1	1	1
23 Ryne Sandberg, R OBP: 0.389, SLG: 0.499 (1, 4)	1-1 IHR		1-1 HR		4-1 SH2-3 BB		2-3 K			3	2	2	5	1	1	0
Andre Dawson, R OBP: 0.317, SLG: 0.492 Doug Dascenzo, S OBP: 0.326, SLG: 0.318 (1, 9) (1, PR) (2, 8) (9, 9)	1-2 G1-6-3 HBP		0-0 G6-3		1 SAFE 2-1 SH2-3		0-0 B5-3			0	0	0	0	0	0	0
Dwight Smith, L OBP: 0.283, SLG: 0.394 Ced Landrum, L OBP: 0.235, SLG: 0.212 (1, 8) (2, 9) (9, 7)	0-0 G1-6-3 1-2f		2-3 K		3-1 F7		1-2 G6-3			4	0	0	0	0	1	2
George Bell, R OBP: 0.321, SLG: 0.473 Jerome Walton, R OBP: 0.286, SLG: 0.347 (1, 7) (9, 8)	2-2 F8		4-1 1B G3 BB		2-2 G6-3		2-0 F8			3	1	0	0	1	0	2
Rick Wilkins, L OBP: 0.307, SLG: 0.405 (1, 2)		1-0 F9		3-2 F8		2-2 G4-3				3	0	0	0	0	0	1
Jose Vizcaino, S OBP: 0.310, SLG: 0.340 (1, 6)		0-2 L9		2-1 1B G3 1B		3-2 G1-3				3	1	1	0	0	0	0
Les Lancaster, R OBP: 0.192, SLG: 0.269 Hector Villanueva, R OBP: 0.319, SLG: 0.450 Chuck McElroy, L OBP: 0.333, SLG: 0.500 (1, 1) (6, PH) (6, PR) (7, 1)		1-3 K		1-2 G3		3-2 CS 1B				2	0	0	1	0	1	1

Inning Stats	R: 3	H: 2	E: 0	K: 0	S: 11	LOB: 1	BB: 1	P: 20	R: 0	H: 0	E: 0	K: 1	S: 7	LOB: 0	BB: 0	P: 9	R: 2	H: 1	E: 0	K: 1	S: 8	LOB: 1	BB: 1	P: 15	R: 0	H: 0	E: 0	K: 0	S: 8	LOB: 1	BB: 1	P: 19	R: 0	H: 1	E: 0	K: 0	S: 13	LOB: 1	BB: 0	P: 22	R: 0	H: 0	E: 0	K: 2	S: 9	LOB: 0	BB: 0	P: 15	R: 0	H: 0	E: 0	K: 0	S: 5	LOB: 0	BB: 0	P: 8
--------------	------	------	------	------	-------	--------	-------	-------	------	------	------	------	------	--------	-------	------	------	------	------	------	------	--------	-------	-------	------	------	------	------	------	--------	-------	-------	------	------	------	------	-------	--------	-------	-------	------	------	------	------	------	--------	-------	-------	------	------	------	------	------	--------	-------	------

PITCHER	IP	WLS	BF	H	R	ER	SO	BB	IBB	HBP	BLK	WP	HR	S	P	ERA	WHIP
29 John Smoltz, R ERA: 5.26 (1, 1)	3.1	L	17	4	7	7	2	3	0	1	0	0	1	33	60	18.90	2.100
Dan Petry, R ERA: 5.14 (4, 1)	2.2		10	2	0	0	0	1	0	0	0	0	0	28	51	0.00	1.125
Marvin Freeman, R ERA: 2.72 (7, 1)	2.0		6	0	0	0	2	0	0	0	0	0	0	14	23	0.00	0.000

BOTTOM

Atlanta Braves @ Chicago Cubs
Wrigley Field, Chicago, IL

Sat Jul 27 1991, 3:33 AM CDT
Att. 34,023 - Sunny - 72 F

AB	27
R	7
H	6
RBI	7
BB	4
SO	4
LOB	7



WP	PA	ERA	WHIP
0	34		

Batter	1	2	3	4	5	6	7	8	9	AB R H RBI BB SO LOB	TOP
Otis Nixon, S (1, 9) OBP: 0.397, SLG: 0.361	0-0 		3-2 		0-1 			1-3 		4 1 3 0 0 1 0	
Jeff Treadway, L (1, 4) OBP: 0.380, SLG: 0.441 Mark Lemke, S (8, PH) OBP: 0.310, SLG: 0.286	3-1 		1-0 		2-2 			1-2 		3 1 2 1 0 0 1 1 0 1 0 0 0 0	
Terry Pendleton, S (1, 5) OBP: 0.380, SLG: 0.537	0-0 		1-0 		2-0 			2-2 		4 0 1 0 0 0 4	
Ron Gant, R (1, 8) OBP: 0.327, SLG: 0.526	1-2 		2-1 		1-0 			0-0 		4 0 1 1 0 0 3	
Lonnie Smith, R (1, 7) OBP: 0.375, SLG: 0.395	2-1 		4-2 		4-2 			0-1 		2 0 1 0 2 0 2	
Jeff Blauser, R (1, 6) OBP: 0.358, SLG: 0.421	1-2 		3-2 		0-0 			3-3 		4 0 0 0 0 1 6	
Brian Hunter, R (1, 3) OBP: 0.295, SLG: 0.505		0-2 		1-0 			1-3 	0-3 		4 0 0 0 0 2 1	
Greg Olson, R (1, 2) OBP: 0.322, SLG: 0.358		1-1 		1-0 			2-1 	2-2 		4 0 0 0 0 0 1	
Charlie Leibrandt, R (1, 1) OBP: 0.047, SLG: 0.071 Mike Stanton, L (7, 1) OBP: 0.333, SLG: 0.667		0-2 		2-2 			0-3 			3 0 0 0 0 1 0 0 0 0 0 0 0 0	
Inning Stats	R: 2 H: 4 E: 0 LOB: 1 K: 0 BB: 0 S: 12 P: 19	R: 0 H: 0 E: 0 LOB: 0 K: 0 BB: 0 S: 8 P: 9	R: 0 H: 2 E: 0 LOB: 3 K: 0 BB: 1 S: 12 P: 26	R: 0 H: 0 E: 0 LOB: 0 K: 0 BB: 0 S: 5 P: 9	R: 0 H: 1 E: 0 LOB: 0 K: 0 BB: 0 S: 6 P: 10	R: 0 H: 0 E: 0 LOB: 0 K: 0 BB: 1 S: 5 P: 10	R: 0 H: 0 E: 0 LOB: 0 K: 2 BB: 0 S: 8 P: 11	R: 0 H: 1 E: 0 LOB: 1 K: 1 BB: 0 S: 11 P: 15	R: 0 H: 1 E: 0 LOB: 1 K: 2 BB: 0 S: 12 P: 17	1B: 8 SF: 0 2B: 2 SAC: 0 3B: 0 DP: 2 HR: 0 HBP: 0	WP: 0 PA: 35 PB: 1 SB: 1 CS: 1
PITCHER Mike Bielecki, R (1, 1) ERA: 4.16 Paul Assenmacher, L (8, 1) ERA: 3.54	IP WLS BF H R ER SO BB IBB HBP BLK WP HR S P ERA WHIP 7.0 W 27 7 2 2 2 2 2 0 0 0 0 0 0 56 94 2.57 1.286										

Atlanta Braves @ Chicago Cubs
 Wrigley Field, Chicago, IL
 Sun Jul 28 1991, 3:33 AM CDT
 Att. 33,782 - Cloudy - 74 F

AB	33
R	2
H	9
RBI	2
BB	2
SO	5
LOB	18



Batter	1	2	3	4	5	6	7	8	9
Chico Walker, S OBP: 0.363, SLG: 0.372 (1, 8) (8, 5)	0-1 F7		1-3 K		2-2 3B		2-3 K		
Mark Grace, L OBP: 0.347, SLG: 0.388 (1, 3)	0-0 L9			2-2 23 1B HR	0-0 G3-1		4-0 1-2 BB		
23 Ryne Sandberg, R OBP: 0.390, SLG: 0.499 (1, 4)	1-1 PO 1B			1-2 HR 1B		1-2 G5-3	2-1 F9		
Andre Dawson, R OBP: 0.319, SLG: 0.511 (1, 9)	2-2 PO 1-2	1-0 F7		1-2 HR		1-2 F7		2-2 HR	
George Bell, R OBP: 0.320, SLG: 0.470 Jerome Walton, R OBP: 0.286, SLG: 0.347 (1, 7) (9, 8)		1-0 G5-4-3 1B		1-0 G6-3		0-1 F8		1-1 P3	
Luis Salazar, R OBP: 0.330, SLG: 0.462 Ced Landrum, L OBP: 0.257, SLG: 0.235 (1, 5) (7, PR) (8, 8) (9, 7)		0-2 G5-4-3 1-2f		1-0 G5-3		0-1 SH5-4 SH E 1B	0-2 S 1B 1B		
Rick Wilkins, L OBP: 0.308, SLG: 0.403 (1, 2)			2-2 C3-1-6 1B	2-3 K		1 SAFE SH E SH5-4 1-2	1 SAFE 2 SAFE K 1-3		
Jose Vizcaino, S OBP: 0.311, SLG: 0.340 (1, 6)			0-0 F9		1-1 L9	0-0 SH5-4 1-2 2-3	1-1 FC6-4 1B		
Mike Bielecki, R OBP: 0.133, SLG: 0.071 Doug Dascenzo, S OBP: 0.325, SLG: 0.316 Paul Assenmacher, L OBP: 0.400, SLG: 0.250 (1, 1) (7, PH) (8, 1)			0-0 FC3-1-6 WP 1-2f		1-2 G4-3	0-0 E6 BB 2-3 3-H	0-1 FC6-4 1-2f		

Inning Stats	R: 0	H: 1	E: 0	LOB: 0	K: 0	S: 7	P: 10
	R: 0	H: 1	E: 0	LOB: 0	K: 0	S: 5	P: 7
	R: 0	H: 1	E: 0	LOB: 1	K: 1	S: 8	P: 11
	R: 3	H: 3	E: 0	LOB: 0	K: 1	S: 16	P: 24
	R: 0	H: 1	E: 0	LOB: 1	K: 0	S: 11	P: 15
	R: 0	H: 0	E: 0	LOB: 0	K: 0	S: 9	P: 11
	R: 1	H: 1	E: 1	LOB: 3	K: 1	S: 11	P: 19
	R: 2	H: 3	E: 0	LOB: 1	K: 1	S: 16	P: 21

PITCHER	IP	WLS	BF	H	R	ER	SO	BB	IBB	HBP	BLK	WP	HR	S	P	ERA	WHIP
Charlie Leibrandt, L ERA: 3.8 (1, 1)	6.1	L	26	8	4	4	2	0	0	0	0	1	1	60	82	5.68	1.263
Mike Stanton, L ERA: 3.1 (7, 1)	1.2		10	3	2	2	2	1	0	0	0	0	1	23	36	10.80	2.400

BOTTOM

Atlanta Braves @ Chicago Cubs
Wrigley Field, Chicago, IL
Sun Jul 28 1991, 3:33 AM CDT
Att: 33,782 - Cloudy - 74 F

AB	R	H	RBI	BB	SO	LOB
4	0	1	0	0	2	3
3	1	1	0	1	0	1
4	1	2	0	0	0	3
4	2	2	4	0	0	0
4	0	1	0	0	0	0
0	0	0	0	0	0	0
3	0	1	0	0	0	1
1	2	1	0	0	0	0
3	0	1	0	0	2	1
3	0	1	1	0	0	1
2	0	0	0	0	0	1
1	0	0	1	0	0	2
1	0	0	0	0	0	1

AB	33
R	6
H	11
RBI	6
BB	1
SO	4
LOB	14

WP: 1 PA: 37
PB: 0
SB: 2
CS: 0



1B	8	SF	0
2B	0	SAC	2
3B	1	DP	1
HR	2	HBP	0

Chicago Cubs @ Cincinnati Reds
Riverfront Stadium, Cincinnati, OH

Tue Jul 30 1991, 7:05 PM EDT
Att. 37,832 - Cloudy - 77 F

livebaseballscorecards.com

AB	40
R	6
H	13
RBI	5
BB	2
SO	9
LOB	18



WP	1	PA	43
PB	0		
SB	2		
CS	0		

AB R H RBI BB SO LOB

5	2	2	0	0	2	2
5	0	2	0	0	1	2
4	1	2	1	0	1	4
5	0	1	1	0	0	5
4	1	1	1	1	0	1
5	0	1	0	0	3	0
5	2	2	1	0	1	3
4	0	2	1	0	0	0
0	0	0	0	0	0	0
0	0	0	0	0	0	0
2	0	0	0	0	0	1
1	0	0	0	0	1	0
0	0	0	0	0	0	0
0	0	0	0	1	0	0
0	0	0	0	0	0	0

Batter	1	2	3	4	5	6	7	8	9	10
Barry Larkin, R OBP: 0.381, SLG: 0.527 (1, 6)	1-0 WP 2B		1-3 K		2-0 1B 2B		3-3 K		0-1 P2	
Billy Hatcher, R OBP: 0.316, SLG: 0.393 (1, 8)	0-1 L3		1-1 G4-3		0-3 K			2-2 SH1-3 1B	0-1 1B	
Hal Morris, L OBP: 0.376, SLG: 0.495 (1, 3)	2-2 G2-3		1-1 2B 1B		0-0 1B			0-0 SH1-3 1B	1-3 K	
Chris Sabo, R OBP: 0.358, SLG: 0.494 (1, 5)	3-1 G4-3 2-H		0-1 1-H 2B		0-1 P6			0-0 FC5-4-6 1B 2-3	1-2 G1-3	
Paul O'Neill, L OBP: 0.345, SLG: 0.484 (1, 9)		3-2 L9	3-1 G3-1			1-2 G3		4-0 1B IBB		0-0 HR
Glenn Braggs, R OBP: 0.317, SLG: 0.413 (1, 7)		0-1 L7		3-3 K		3-3 K		0-0 1B		3-3 K
Bill Doran, S OBP: 0.376, SLG: 0.409 (1, 4)		3-2 1B 2B		0-1 L9		0-3 K		1-0 G4-3		3-1 HR
Jeff Reed, L OBP: 0.363, SLG: 0.386 (1, 2)		2-1 1B		2-1 G3-1			2-2 G6-3		3-2 1B S 1B	
Eric Davis, R OBP: 0.374, SLG: 0.421 (9, PR)										
Joe Oliver, R OBP: 0.268, SLG: 0.351 (10, 2)		2-H 1B								
Tom Browning, L OBP: 0.188, SLG: 0.250 (1, 1)						0-0 G1-3		1-3 K		4-2 1B
Herm Winningham, L OBP: 0.259, SLG: 0.295 (7, PH)									1 SAFE	
Ted Power, R (8, 1)										
Luis Quinones, S OBP: 0.283, SLG: 0.276 (9, PH)									1-2 BB	
Rob Dibble, L (10, 1)										

Inning Stats	R: 1	H: 1	E: 0	K: 0	S: 8	R: 1	H: 2	E: 0	K: 0	S: 13	R: 1	H: 2	E: 0	K: 1	S: 11	R: 0	H: 0	E: 0	K: 1	S: 7	R: 1	H: 2	E: 0	K: 1	S: 9	R: 0	H: 0	E: 0	K: 2	S: 10	R: 0	H: 0	E: 0	K: 2	S: 10	R: 0	H: 2	E: 0	K: 0	S: 8	R: 0	H: 2	E: 0	K: 1	S: 18	R: 2	H: 2	E: 0	K: 1	S: 7	1B: 7	SF: 0	2B: 4	3B: 0	HR: 2	WP: 1	PA: 43
--------------	------	------	------	------	------	------	------	------	------	-------	------	------	------	------	-------	------	------	------	------	------	------	------	------	------	------	------	------	------	------	-------	------	------	------	------	-------	------	------	------	------	------	------	------	------	------	-------	------	------	------	------	------	-------	-------	-------	-------	-------	-------	--------

PITCHER	IP	WLS	BF	H	R	ER	SO	BB	IBB	HBP	BLK	WP	HR	S	P	ERA	WHIP
Greg Maddux, R ERA: 3.65 (1, 1)	8.0		34	9	4	4	7	0	1	0	0	1	0	76	120	4.50	1.125
Les Lancaster, R ERA: 3.91 (9, 1)	0.1		4	2	0	0	0	1	0	0	0	0	0	12	18	0.00	9.000
Chuck McElroy, L ERA: 1.75 (9, 1)	1.0	L	5	2	2	2	2	0	0	0	0	0	2	13	21	18.00	2.000

Chicago Cubs @ Cincinnati Reds
Riverfront Stadium, Cincinnati, OH

Wed Jul 31 1991, 7:05 PM EDT
Att. 36,483 - Sunny - 87 F

livebaseballscorecards.com

AB	33
R	1
H	8
RBI	1
BB	1
SO	2
LOB	17



Batter	1	2	3	4	5	6	7	8	9	AB	R	H	RBI	BB	SO	LOB
Chico Walker, S (1, 5) OBP: 0.362, SLG: 0.375	0-0 G3 23 1B		2-3 K		3-2 G3-1			1-0 23 WP 1B		4	1	2	0	0	1	2
Mark Grace, L (1, 3) OBP: 0.349, SLG: 0.387	2-1 G3		0-1 1-2 1B			2-1 L9		3-1 23 WP 1B		4	0	2	0	0	0	1
23 Ryne Sandberg, R (1, 4) OBP: 0.392, SLG: 0.496	2-1 G6-3 2-H 1B		1-0 G3-1			1-2 G6-4-3 1B		3-2 P6 1-2 2-3		4	0	2	1	0	0	4
Andre Dawson, R (1, 9) OBP: 0.314, SLG: 0.500	1-1 G6-3 1-2f			2-2 G6-3		0-0 G6-4-3 1-2f		0-1 F9		4	0	0	0	0	0	4
George Bell, R (1, 7) OBP: 0.320, SLG: 0.484		3-1 G5-3		0-1 P4			1-1 G6-4-3 E 1B		1-2 G5-3	4	0	1	0	0	0	0
Dwight Smith, L (1, 8) OBP: 0.269, SLG: 0.374		2-3 K		1-1 G4-3			2-2 E3 G6-4-3 1-2		1-0 P7	4	0	0	0	0	1	1
Shawon Dunston, R (1, 6) OBP: 0.263, SLG: 0.364		1-2 P3			1-0 2B		1-2 G6-4-3 1-2f 2-3		2-2 F9	4	0	1	0	0	0	2
Rick Wilkins, L (1, 2) OBP: 0.314, SLG: 0.416			3-1 F7		2-1 L8		1-2 G4-3			3	0	0	0	0	0	2
Frank Castillo, R (1, 1) OBP: 0.187, SLG: 0.063			4-2 1B BB		1-2 P6			2-1 L9		0	0	0	0	1	0	0
Doug Dasencho, S (5, PH) OBP: 0.323, SLG: 0.314										1	0	0	0	0	0	1
Steve Wilson, L (5, 1)										0	0	0	0	0	0	0
Heathcliff Slocumb, R (7, 1)										0	0	0	0	0	0	0
Jerome Walton, R (8, PH) OBP: 0.284, SLG: 0.345										1	0	0	0	0	0	0
Bob Scanlan, R (8, 1)										0	0	0	0	0	0	0

Batter	1	2	3	4	5	6	7	8	9
Chico Walker, S (1, 5) OBP: 0.362, SLG: 0.375	0-0 G3 23 1B		2-3 K		3-2 G3-1			1-0 23 WP 1B	
Mark Grace, L (1, 3) OBP: 0.349, SLG: 0.387	2-1 G3		0-1 1-2 1B			2-1 L9		3-1 23 WP 1B	
23 Ryne Sandberg, R (1, 4) OBP: 0.392, SLG: 0.496	2-1 G6-3 2-H 1B		1-0 G3-1			1-2 G6-4-3 1B		3-2 P6 1-2 2-3	
Andre Dawson, R (1, 9) OBP: 0.314, SLG: 0.500	1-1 G6-3 1-2f			2-2 G6-3		0-0 G6-4-3 1-2f		0-1 F9	
George Bell, R (1, 7) OBP: 0.320, SLG: 0.484		3-1 G5-3		0-1 P4			1-1 G6-4-3 E 1B		1-2 G5-3
Dwight Smith, L (1, 8) OBP: 0.269, SLG: 0.374		2-3 K		1-1 G4-3			2-2 E3 G6-4-3 1-2		1-0 P7
Shawon Dunston, R (1, 6) OBP: 0.263, SLG: 0.364		1-2 P3			1-0 2B		1-2 G6-4-3 1-2f 2-3		2-2 F9
Rick Wilkins, L (1, 2) OBP: 0.314, SLG: 0.416			3-1 F7		2-1 L8		1-2 G4-3		
Frank Castillo, R (1, 1) OBP: 0.187, SLG: 0.063			4-2 1B BB		1-2 P6			2-1 L9	

Inning Stats	R: 1	H: 2	R: 0	H: 0	R: 0	H: 1	R: 0	H: 1	R: 0	H: 1	R: 0	H: 2	R: 0	H: 0	1B: 7	SF: 0	WP: 1	PA: 34
	E: 0	LOB: 0	E: 0	LOB: 0	E: 0	LOB: 2	E: 0	LOB: 0	E: 0	LOB: 1	E: 0	LOB: 2	E: 0	LOB: 0	2B: 1	SAC: 0	PB: 0	
	K: 0	BB: 0	K: 1	BB: 0	K: 0	BB: 1	K: 0	BB: 0	K: 0	BB: 0	K: 0	BB: 0	K: 0	BB: 0	3B: 0	DP: 3	SB: 0	
	S: 7	P: 12	S: 9	P: 15	S: 14	P: 24	S: 7	P: 10	S: 9	P: 16	S: 6	P: 9	S: 16	P: 21	HR: 0	HBP: 0	CS: 0	

PITCHER	IP	WLS	BF	H	R	ER	SO	BB	IBB	HBP	BLK	WP	HR	S	P	ERA	WHIP
Jose Rijo, R (1, 1) ERA: 2.67	7.0	W	26	6	1	1	2	1	0	0	0	0	0	68	107	1.29	1.000
Gino Minutelli, L (8, 1) ERA: 5.79	0.1		3	2	0	0	0	0	0	0	0	0	0	5	11	0.00	6.000
Ted Power, R (8, 1) ERA: 3.42	1.2	S	5	0	0	0	0	0	0	0	0	1	0	15	22	0.00	0.000

Batter	1	2	3	4	5	6	7	8	9	10	AB R H RBI BB SO LOB	TOP											
Chico Walker, S OBP: 0.358, SLG: 0.371 (1, 5) B B F X (10, 7)	2-1 G6-3 ①		1-0 SAFE SAFE SAFE 1B 1-2		1-2 G4-3 ③		1-0 G5-3 ③		2-0 P6 ③		5 0 1 0 0 0 2												
Mark Grace, L OBP: 0.349, SLG: 0.388 (1, 3) C B B X (10, PR)	2-1 G3-1 ②		0-0 F8 ③			2-2 FC6-4 23 1B SF8 1B		0-0 G4-3 ①		0-0 23 S HR 1B	5 1 2 0 0 0 2 0 1 0 0 0 0 0 0 0 0 0 0 0 0												
23 Ryne Sandberg, R OBP: 0.392, SLG: 0.503 (1, 4) C X	0-1 F8 ③			3-3 K ①		1-2 FC6-4 1B		0-1 F9 ②		2-1 HR 1-H	5 1 2 2 0 1 0												
Andre Dawson, R OBP: 0.315, SLG: 0.499 (1, 9)		1-2 F8 ①		1-2 G6-3 1B 1B		2-2 FC6-4 SF8 1-2f 2-3		1-2 1B		1-1 G6-3 ①	5 1 2 0 0 0 3												
George Bell, R OBP: 0.319, SLG: 0.482 (1, 7) Shawon Dunston, R OBP: 0.263, SLG: 0.364 (10, PR) (10, 6)		2-3 K ②		1-1 G6-3 ②		1-2 SF8		0-1 P4 ③		2-2 L6 E 1B	4 0 1 1 0 1 2 0 0 0 0 0 0 0												
Rick Wilkins, L OBP: 0.324, SLG: 0.419 (1, 2)		3-2 G5-3 ③		0-1 2-H 1B		4-0 FC6-4 IBB			2-2 E 1B	2-2 FC 1-2	4 0 2 1 1 0 1												
Doug Dascenzo, S OBP: 0.315, SLG: 0.306 (1, 8)			2-1 G3 ①	0-0 G4-3 ③		1-2 FC6-4 1-2f			1-0 P2 ①	0-0 L6 ② ③	5 0 0 0 0 0 6												
Jose Vizcaino, S OBP: 0.308, SLG: 0.337 (1, 6) (10, 5)			0-2 1B 1B		1-0 G5-3 ①		2-2 L7 ①		1-2 E6 1-2		4 0 1 0 0 0 1												
Mike Bielecki, R OBP: 0.125, SLG: 0.067 (1, 1) Dwight Smith, L OBP: 0.267, SLG: 0.370 (7, PH) Chuck McElroy, L OBP: 0.333, SLG: 0.500 Damon Berryhill, S OBP: 0.231, SLG: 0.309 (9, PH) Paul Assenmacher, L OBP: 0.400, SLG: 0.250 (9, 1)			0-0 P5 ②		2-2 B1-3 ②		3-2 F7 ②		2-3 K ②		2 0 0 0 0 0 1 1 0 0 0 0 0 0 0 0 0 0 0 0 0 1 0 0 0 0 1 2 0 0 0 0 0 0 0												
Inning Stats	R: 0 E: 0 K: 0 S: 6	H: 0 LOB: 0 BB: 0 P: 10	R: 0 E: 0 K: 1 S: 11	H: 0 LOB: 0 BB: 0 P: 17	R: 0 E: 0 K: 0 S: 8	H: 2 LOB: 2 BB: 0 P: 11	R: 1 E: 0 K: 1 S: 11	H: 2 LOB: 1 BB: 0 P: 16	R: 0 E: 0 K: 0 S: 7	H: 0 LOB: 0 BB: 0 P: 11	R: 1 E: 0 K: 0 S: 18	H: 2 LOB: 2 BB: 1 P: 29	R: 0 E: 0 K: 0 S: 11	H: 0 LOB: 0 BB: 0 P: 17	R: 0 E: 1 K: 1 S: 14	H: 1 LOB: 1 BB: 0 P: 22	R: 2 E: 1 K: 0 S: 12	H: 3 LOB: 1 BB: 0 P: 19	1B: 10 2B: 1 3B: 0 HR: 1	SF: 1 DP: 1 HBP: 0	WP: 0 PB: 0 SB: 1 CS: 0	PA: 43	
PITCHER	IP WLS BF H R ER SO BB IBB HBP BLK WP HR S P ERA WHIP																						
Dwight Gooden, R ERA: 3.79 (1, 1)	7.0																						
Tim Burke, R ERA: 3.88 (8, 1)	2.0	L	9	2	0	0	1	0	0	0	0	0	0	0	0	0	0	0	0	0	0	0	0
Alejandro Pena, R ERA: 3.12 (10, 1)	0.1		4	3	2	2	0	0	0	0	0	0	0	0	0	0	0	0	0	0	0	0	0
Jeff Innis, R ERA: 2.49 (10, 1)	0.2		2	0	0	0	0	0	0	0	0	0	0	0	0	0	0	0	0	0	0	0	0

Chicago Cubs @ New York Mets
Shea Stadium, Flushing, NY
Fri Aug 02 1991, 7:05 PM EDT
Att: 35,361 - Cloudy - 89 F

livebaseballscores.com

AB 41
R 4
H 11
RBI 4
BB 1
SO 3
LOB 20



Batter	1	2	3	4	5	6	7	8	9	AB R H RBI BB SO LOB	TOP		
Chico Walker, S OBP: 0.363, SLG: 0.391 (1, 8) (7, 7)	F9		HR	1B			1B	K		5 2 3 3 0 1 1			
Mark Grace, L OBP: 0.348, SLG: 0.385 (1, 3)	K		F7	G1-3			1B	K		5 0 1 1 0 2 1			
23 Ryne Sandberg, R OBP: 0.392, SLG: 0.509 (1, 4)	L6		HR				FC5-4	1B		5 1 2 1 0 1 1			
Andre Dawson, R OBP: 0.314, SLG: 0.494 (1, 9)			G5-3				G5-3	G5-4-3		5 1 1 0 0 0 2			
George Bell, R OBP: 0.320, SLG: 0.480 Jerome Walton, R OBP: 0.284, SLG: 0.345 (1, 7) (7, 8)				1B			G6-3			3 1 1 0 1 0 1 0 0 0 0 0 0 0			
Luis Salazar, R OBP: 0.330, SLG: 0.484 Jose Vizcaino, S OBP: 0.308, SLG: 0.337 (1, 5) (8, 5)			F8				SF8	K		4 1 2 0 0 1 2 0 0 0 0 0 0 0			
Shawon Dunston, R OBP: 0.263, SLG: 0.367 (1, 6)			SF7				SF8	1B		2 2 1 2 0 0 2			
Rick Wilkins, L OBP: 0.322, SLG: 0.414 (1, 2)			F8				G4-3	SH1-3		4 0 1 1 0 1 3			
Danny Jackson, R OBP: 0.143, SLG: 0.143 Bob Scanlan, R (4, 1)			G4-3				K	SH1-3		2 1 1 1 0 0 0 1 0 0 0 0 1 0			
Inning Stats	R: 0 H: 0 E: 0 LOB: 0 K: 1 BB: 0 S: 9 P: 15	R: 1 H: 2 E: 0 LOB: 1 K: 0 BB: 0 S: 12 P: 19	R: 2 H: 2 E: 0 LOB: 0 K: 0 BB: 0 S: 11 P: 16	R: 3 H: 3 E: 0 LOB: 1 K: 1 BB: 1 S: 18 P: 29	R: 0 H: 0 E: 0 LOB: 0 K: 1 BB: 0 S: 9 P: 12	R: 1 H: 1 E: 0 LOB: 0 K: 1 BB: 0 S: 9 P: 10	R: 1 H: 2 E: 0 LOB: 1 K: 0 BB: 0 S: 11 P: 13	R: 1 H: 2 E: 0 LOB: 1 K: 2 BB: 0 S: 10 P: 14	R: 0 H: 1 E: 0 LOB: 0 K: 1 BB: 0 S: 7 P: 11	1B: 9 SF: 2 2B: 1 SAC: 1 3B: 1 DP: 1 HR: 2 HBP: 0	WP: 0 PA: 40 PB: 0 SB: 1 CS: 0		
PITCHER	IP WLS BF H R ER SO BB IBB HBP BLK WP HR S P ERA WHIP											PITCHER	IP WLS BF H R ER SO BB IBB HBP BLK WP HR S P ERA WHIP
Frank Viola, L ERA: 3.19 (1, 1)	4.0 L 20 7 6 6 2 1 0 0 0 0 0 2 50 79 13.50 2.000												
Jeff Innis, R ERA: 2.68 (5, 1)	3.0 12 3 2 2 2 0 0 0 0 0 0 0 29 35 6.00 1.000												
Doug Simons, L ERA: 5.45 (8, 1)	2.0 8 3 1 1 3 0 0 0 0 0 0 0 17 25 4.50 1.500												

Chicago Cubs @ New York Mets
Shea Stadium, Flushing, NY
Sat Aug 03 1991, 7:05 PM EDT
Att. 39,804 - Cloudy - 78 F

livebaseballscorecards.com

AB	36
R	9
H	13
RBI	9
BB	1
SO	7
LOB	13



BOTTOM

Chicago Cubs @ New York Mets
Shea Stadium, Flushing, NY
Sat Aug 03 1991, 7:05 PM EDT
Att: 39,804 - Cloudy - 78 F

livebaseballscores.com

AB	33
R	2
H	6
RBI	2
BB	4
SO	4
LOB	23



WP:	0	PA:	38
PB:	0	SB:	0
CS:	0		

AB	3	R	0	H	0	RBI	0	BB	1	SO	2	LOB	5
	1	0	1	0	0	0	0	0	0	0	0	0	0

	5	1	0	0	0	0	0	0	0	0	0	8
--	---	---	---	---	---	---	---	---	---	---	---	---

	4	0	1	0	0	0	0	0	0	0	1
--	---	---	---	---	---	---	---	---	---	---	---

	3	1	0	0	0	1	0	0	1
--	---	---	---	---	---	---	---	---	---

	3	0	1	2	1	0	0	0
--	---	---	---	---	---	---	---	---

	4	0	0	0	0	0	0	4
--	---	---	---	---	---	---	---	---

	4	0	2	0	0	0	0	0
--	---	---	---	---	---	---	---	---

	3	0	1	0	1	1	1	1
--	---	---	---	---	---	---	---	---

	1	0	0	0	0	0	0	2
	0	0	0	0	0	0	0	0
	0	0	0	0	0	0	0	0
	1	0	0	0	0	0	1	0
	0	0	0	0	0	0	0	0
	1	0	0	0	0	0	0	1

1B:	4	SF:	0
2B:	2	SAC:	0
3B:	0	DP:	2
HR:	0	HBP:	0

Batter	1	2	3	4	5	6	7	8	9
Keith Miller, R (1, 4) OBP: 0.340, SLG: 0.426 Dave Magadan, L (9, PH) OBP: 0.386, SLG: 0.354	4-0 FC6 BB	1-2 F8		1-3 K			1-3 K		2-1 1B
Garry Templeton, S (1, 3) OBP: 0.232, SLG: 0.303	2-2 FC6 G6-3 2B 1-2f	0-0 P3		0-0 G4-6-3 1-2f			1-1 G4-3		2-2 F7
Gregg Jefferies, S (1, 5) OBP: 0.338, SLG: 0.396	1-1 G6-3 1-2		3-1 G4-3 1B			2-0 G4-3		1-0 F8	
Kevin McReynolds, R (1, 8) OBP: 0.343, SLG: 0.446	4-0 2B BB		0-1 G4-3 1-2			2-2 F9		2-0 F8	
Hubie Brooks, R (1, 9) OBP: 0.340, SLG: 0.428	0-1 2B 1-H 2-H		4-0 G4-6-3 BB			0-1 G4-3		3-2 E6 FC6-4	
Mark Carreon, R (1, 7) OBP: 0.293, SLG: 0.327	2-0 G3-1		1-2 G4-6-3 1-2f			2-2 G3-1		2-0 FC6-4 1-2f	
Rick Cerone, R (1, 2) OBP: 0.369, SLG: 0.343		1-0 2B 1B		1-0 E6 CI BB		0-0 G6-3		3-2 1B 1B	
Kevin Elster, R (1, 6) OBP: 0.303, SLG: 0.347		2-1 2B		4-1 CI BB		2-3 K		3-1 L6	
Frank Viola, L (1, 1) OBP: 0.127, SLG: 0.148 Tom Herr, S (4, PH) OBP: 0.324, SLG: 0.253 Jeff Innis, R (5, 1) Daryl Boston, L (7, PH) OBP: 0.314, SLG: 0.358 Doug Simons, L (8, 1) Mackey Sasser, L (9, PH) OBP: 0.330, SLG: 0.505		2-1 G6-3		1-0 CI G4-6-3 1-2 2-3			3-3 K		0-0 F8

Inning Stats	R: 2	H: 1	E: 0	K: 0	S: 10	LOB: 1	BB: 2	P: 23	R: 0	H: 2	E: 0	K: 0	S: 9	LOB: 2	BB: 0	P: 15	R: 0	H: 1	E: 0	K: 0	S: 8	LOB: 1	BB: 1	P: 16	R: 0	H: 0	E: 2	K: 1	S: 7	LOB: 2	BB: 1	P: 14	R: 0	H: 0	E: 0	K: 0	S: 6	LOB: 0	BB: 0	P: 10	R: 0	H: 0	E: 0	K: 1	S: 7	LOB: 0	BB: 0	P: 11	R: 0	H: 0	E: 0	K: 2	S: 9	LOB: 0	BB: 0	P: 14	R: 0	H: 0	E: 1	K: 0	S: 7	LOB: 1	BB: 0	P: 15	R: 0	H: 2	E: 0	K: 0	S: 11	LOB: 2	BB: 0	P: 21	1B: 4	SF: 0	2B: 2	SAC: 0	3B: 0	DP: 2	HR: 0	HBP: 0	WP: 0	PA: 38
--------------	------	------	------	------	-------	--------	-------	-------	------	------	------	------	------	--------	-------	-------	------	------	------	------	------	--------	-------	-------	------	------	------	------	------	--------	-------	-------	------	------	------	------	------	--------	-------	-------	------	------	------	------	------	--------	-------	-------	------	------	------	------	------	--------	-------	-------	------	------	------	------	------	--------	-------	-------	------	------	------	------	-------	--------	-------	-------	-------	-------	-------	--------	-------	-------	-------	--------	-------	--------

PITCHER	IP	WLS	BF	H	R	ER	SO	BB	IBB	HBP	BLK	WP	HR	S	P	ERA	WHIP
Danny Jackson, L (1, 1) ERA: 5.7	3.0		17	4	2	2	0	4	0	0	0	0	0	29	61	6.00	2.667
Bob Scanlan, R (4, 1) ERA: 4.12	6.0	W	21	2	0	0	4	0	0	0	0	0	0	45	78	0.00	0.333

BOTTOM

Chicago Cubs @ New York Mets
 Shea Stadium, Flushing, NY
 Sun Aug 04 1991, 3:33 AM EDT
 Att: 36,080 - Cloudy - 85 F

livebaseballscorecards.com

AB	32
R	3
H	7
RBI	3
BB	3
SO	4
LOB	11



AB	R	H	RBI	BB	SO	LOB
2	0	0	0	1	0	1
1	0	0	0	0	0	0
0	0	0	0	0	0	0
0	0	0	0	0	0	0
0	0	0	0	0	0	0
3	0	0	0	1	1	2
4	1	3	1	0	0	0
3	1	0	0	1	0	3
4	1	2	2	0	0	0
4	0	0	0	0	1	2
2	0	0	0	0	1	2
2	0	1	0	0	0	0
4	0	0	0	0	0	1
0	0	0	0	0	0	0
1	0	0	0	0	1	0
1	0	1	0	0	0	0
0	0	0	0	0	0	0
0	0	0	0	0	0	0
1	0	0	0	0	0	0

Batter	1	2	3	4	5	6	7	8	9
Daryl Boston, L (1, 8) OBP: 0.314, SLG: 0.353 Mark Carreon, R (7, PH) OBP: 0.291, SLG: 0.324 Doug Simons, L (8, 1) Jeff Innis, R (8, 1) John Franco, L (9, 1)	0-0 G4-3		4-2 BB		3-1 P5		0-0 P3		
Dave Magadan, L (1, 3) OBP: 0.384, SLG: 0.351	4-1 1B BB		1-2 G3		0-0 F8		1-3 K		
Gregg Jefferies, S (1, 4) OBP: 0.343, SLG: 0.412	1-0 1B G6-4-3			0-1 G4-3 1B		1-1 HR		0-0 F8	
Kevin McReynolds, R (1, 7) OBP: 0.342, SLG: 0.442	0-0 G6-4-3 1-2f			1-2 F9		4-1 HR BB		2-1 F7	
Howard Johnson, S (1, 5) OBP: 0.354, SLG: 0.536		1-1 G3-1		0-1 G4-3 1B		1-1 HR		1-0 L4	
Hubie Brooks, R (1, 9) OBP: 0.336, SLG: 0.423		1-2 F7		1-0 G4-3		1-0 F8		2-3 K	
Mackey Sasser, L (1, 2) OBP: 0.324, SLG: 0.495 Rick Cerone, R (6, PH) OBP: 0.371, SLG: 0.345		3-2 G3		2-3 K		0-0 G6-4-3 1B		2-2 G4-3	
Garry Templeton, S (1, 6) OBP: 0.227, SLG: 0.296			0-1 G4-3		2-1 G6-3		1-1 G6-4-3		2-1 G4-3
David Cone, L (1, 1) OBP: 0.196, SLG: 0.149 Tim Burke, R (3, 1) Tom Herr, S (5, PH) OBP: 0.328, SLG: 0.258 Alejandro Pena, R (6, 1) Keith Miller, R (7, PH) OBP: 0.336, SLG: 0.422			2-3 K		2-1 1B		2-1 P2		

Inning Stats	R: 0	H: 1	E: 0	LOB: 1	K: 0	BB: 1	S: 4	P: 9	R: 0	H: 0	E: 0	LOB: 0	K: 0	BB: 0	S: 10	P: 15	R: 0	H: 0	E: 0	LOB: 1	K: 1	BB: 1	S: 10	P: 17	R: 0	H: 2	E: 0	LOB: 2	K: 1	BB: 0	S: 11	P: 15	R: 0	H: 1	E: 0	LOB: 1	K: 0	BB: 0	S: 7	P: 14	R: 3	H: 3	E: 0	LOB: 0	K: 0	BB: 1	S: 9	P: 17	R: 0	H: 0	E: 0	LOB: 0	K: 1	BB: 0	S: 7	P: 10	R: 0	H: 0	E: 0	LOB: 0	K: 0	BB: 0	S: 4	P: 7	R: 0	H: 0	E: 0	LOB: 0	K: 1	BB: 0	S: 9	P: 15	1B: 5	SF: 0	2B: 0	SAC: 0	3B: 0	DP: 2	HR: 2	HBP: 0	WP: 0	PA: 35	PB: 0	SB: 0	CS: 0
--------------	------	------	------	--------	------	-------	------	------	------	------	------	--------	------	-------	-------	-------	------	------	------	--------	------	-------	-------	-------	------	------	------	--------	------	-------	-------	-------	------	------	------	--------	------	-------	------	-------	------	------	------	--------	------	-------	------	-------	------	------	------	--------	------	-------	------	-------	------	------	------	--------	------	-------	------	------	------	------	------	--------	------	-------	------	-------	-------	-------	-------	--------	-------	-------	-------	--------	-------	--------	-------	-------	-------

PITCHER	IP	WLS	BF	H	R	ER	SO	BB	IBB	HBP	BLK	WP	HR	S	P	ERA	WHIP
Greg Maddux, R (1, 1) ERA: 3.69	5.1		24	6	3	3	2	3	0	0	0	0	2	48	83	5.06	1.688
Chuck McElroy, L (6, 1) ERA: 1.65	1.2		5	1	0	0	1	0	0	0	0	0	0	10	14	0.00	0.600
Les Lancaster, R (8, 1) ERA: 3.85	2.0		6	0	0	0	1	0	0	0	0	0	0	13	22	0.00	0.000

Batter	1	2	3	4	5	6	7	8	9	AB	R	H	RBI	BB	SO	LOB
Gregg Jefferies, S OBP: 0.338, SLG: 0.406 (1, 4)	F7		F8		G4-3			G4-3		4	0	0	0	0	0	0
Daryl Boston, L OBP: 0.319, SLG: 0.371 (1, 8)	1B		CS 1B		G3-1			K		4	1	2	0	0	1	0
Dave Magadan, L OBP: 0.365, SLG: 0.351 (1, 3)	1B BB		K		G4-6-3 1B			G4-3		3	0	1	0	1	1	1
Howard Johnson, S OBP: 0.358, SLG: 0.542 (1, 5)	1B			FC1-4-6 1B	G4-6-3			G4-3 1B		4	1	3	1	0	0	1
Kevin McReynolds, R OBP: 0.342, SLG: 0.441 Anthony Young, R (7, 1) Garry Templeton, S OBP: 0.226, SLG: 0.295 (9, PH)	P3			1B	P2			G4-3		3	0	1	0	0	0	2
Mackey Sasser, L OBP: 0.313, SLG: 0.477 (1, 9)	G6-3			1B				P5		4	0	0	0	0	1	5
Rick Cerone, R OBP: 0.368, SLG: 0.343 (1, 2)		G6-3			F9			G5-3		4	0	1	1	0	0	2
Kevin Elster, R OBP: 0.302, SLG: 0.350 (1, 6)		P3			F8			1B		4	0	1	0	0	1	3
Pete Schourek, L OBP: 0.222, SLG: 0.125 Mark Carreon, R OBP: 0.289, SLG: 0.322 (7, 7)			K			G6-3		G5-3		2	0	0	0	0	1	0
										1	0	0	0	0	0	1

Inning Stats	R: 1 E: 0 K: 0 S: 8	H: 2 LOB: 2 BB: 1 P: 18	R: 0 E: 0 K: 1 S: 5	H: 0 LOB: 0 BB: 0 P: 9	R: 0 E: 0 K: 1 S: 8	H: 1 LOB: 0 BB: 0 P: 12	R: 0 E: 0 K: 0 S: 8	H: 2 LOB: 2 BB: 0 P: 10	R: 0 E: 0 K: 0 S: 7	H: 0 LOB: 0 BB: 0 P: 10	R: 0 E: 0 K: 1 S: 6	H: 1 LOB: 0 BB: 0 P: 7	R: 0 E: 0 K: 1 S: 9	H: 1 LOB: 1 BB: 0 P: 14	R: 0 E: 0 K: 1 S: 10	H: 0 LOB: 0 BB: 0 P: 14	R: 1 E: 0 K: 1 S: 11	H: 2 LOB: 1 BB: 0 P: 14	1B: 6 2B: 2 3B: 1 HR: 0	SF: 0 SAC: 0 DP: 1 HBP: 0	WP: 0 PB: 0 SB: 0 CS: 1	PA: 35											
PITCHER Frank Castillo, R ERA: 3.5 (1, 1)	IP 9.0	WLS W	BF 35	H 9	R 2	ER 2	SO 5	BB 1	IBB 0	HBP 0	BLK 0	WP 0	HR 0	S 72	P 108	ERA 2.00	WHIP 1.111																
PITCHER																	IP	WLS	BF	H	R	ER	SO	BB	IBB	HBP	BLK	WP	HR	S	P	ERA	WHIP

BOTTOM

Chicago Cubs @ New York Mets
Shea Stadium, Flushing, NY
Mon Aug 05 1991, 7:05 PM EDT
Att: 27,508 - Sunny - 79 F

livebaseballscorecards.com

AB	34
R	2
H	9
RBI	2
BB	1
SO	5
LOB	16



Batter	1	2	3	4	5	6	7	8	9	10	11	AB	R	H	RBI	BB	SO	LOB	TOP								
Chico Walker, S OBP: 0.360, SLG: 0.380 (1, 8)	G6-3		F8 23 BB 1B SF8 BB		F8		L6				L9	4	1	0	0	2	0	2									
Mark Grace, L OBP: 0.351, SLG: 0.387 (1, 3)	1B		1B		1B				F7	F8	G4-3	6	0	3	0	0	0	4									
23 Ryne Sandberg, R OBP: 0.399, SLG: 0.505 (1, 4)	K		BB		K				L5-4 BB 1B	G3		4	0	1	0	1	2	2									
Andre Dawson, R OBP: 0.317, SLG: 0.497 (1, 9)	K		SF8		1B				BB	F7		3	0	1	1	1	1	1									
George Bell, R OBP: 0.328, SLG: 0.481 (1, 7)		1B	P3		P3				L5-4	BB	FC6-4 BB	4	0	1	0	1	0	5									
Luis Salazar, R OBP: 0.330, SLG: 0.482 Jose Vizcaino, S OBP: 0.292, SLG: 0.318 (1, 5) (9, 5)		2B	F9		P4					K	FC6-4	4	0	1	0	0	1	1									
Shawon Dunston, R OBP: 0.267, SLG: 0.367 (1, 6)		F9	1B		F9					WP S 2B 1B		4	1	2	0	1	0	2									
Rick Wilkins, L OBP: 0.313, SLG: 0.390 (1, 2)	K		K		K				G3	P6	HBP	4	0	0	0	0	2	3									
Rick Sutcliffe, L OBP: 0.143, SLG: 0.154 Steve Wilson, L (3, 1) Doug Dasenzo, S OBP: 0.313, SLG: 0.304 Chuck McElroy, L OBP: 0.333, SLG: 0.500 Dwight Smith, L OBP: 0.224, SLG: 0.386 Paul Assenmacher, L OBP: 0.409, SLG: 0.350 Jerome Walton, R OBP: 0.283, SLG: 0.343 Les Lancaster, R OBP: 0.192, SLG: 0.269 (1, 1) (7, PH) (7, 1) (9, PH) (9, 1) (11, PH) (11, 1)		F8	K		F8				F8	S 2B	P3	1	0	0	0	0	0	0									
Inning Stats	R: 0 E: 0 K: 2 S: 8	H: 1 LOB: 1 BB: 0 P: 11	R: 0 E: 0 K: 1 S: 9	H: 2 LOB: 1 BB: 0 P: 13	R: 1 E: 0 K: 0 S: 14	H: 1 LOB: 2 BB: 2 P: 26	R: 0 E: 0 K: 2 S: 9	H: 1 LOB: 1 BB: 0 P: 13	R: 0 E: 0 K: 1 S: 6	H: 1 LOB: 1 BB: 0 P: 11	R: 0 E: 0 K: 0 S: 6	H: 1 LOB: 1 BB: 1 P: 11	R: 0 E: 0 K: 0 S: 6	H: 1 LOB: 1 BB: 1 P: 11	R: 1 E: 0 K: 1 S: 15	H: 2 LOB: 2 BB: 1 P: 25	R: 0 E: 0 K: 0 S: 9	H: 0 LOB: 1 BB: 1 P: 17	R: 0 E: 0 K: 0 S: 9	H: 0 LOB: 2 BB: 1 P: 19	1B: 8 2B: 4 3B: 0 HR: 0	SF: 1 SAC: 0 DP: 2 HBP: 1	WP: 1 PB: 0 SB: 3 CS: 1	PA: 47			
PITCHER	IP	WLS	BF	H	R	ER	SO	BB	IBB	HBP	BLK	WP	HR	S	P	ERA	WHIP										
Bruce Ruffin, L ERA: 2.65 (1, 1)	7.1		31	8	1	1	6	3	0	0	0	0	0	62	103	1.23	1.500										
Mike Hartley, R ERA: 4.3 (8, 1)	0.2		1	0	0	0	0	0	0	0	0	0	0	1	1	0.00	0.000										
Joe Boever, R ERA: 3.91 (9, 1)	0.2		5	2	1	1	1	1	0	0	0	1	0	14	24	13.50	4.500										
Wally Ritchie, L ERA: 2.96 (9, 1)	1.1		5	0	0	0	0	1	0	0	0	0	0	10	18	0.00	0.750										
Mitch Williams, L ERA: 2.44 (11, 1)	1.0	W	5	0	0	0	0	1	0	1	0	0	0	9	19	0.00	1.000										

Chicago Cubs @ Philadelphia Phillies
Veterans Stadium, Philadelphia, PA
Tue Aug 06 1991, 7:05 PM EDT
Att: 26,562 - Cloudy - 81 F

livebaseballscorecards.com

AB	39
R	2
H	10
RBI	2
BB	6
SO	7
LOB	24



Batter	1	2	3	4	5	6	7	8	9	10	11	AB R H RBI BB SO LOB
Lenny Dykstra, L OBP: 0.396, SLG: 0.423 (1, 8)	3-2 L4	1-0 F8		0-0 F9			3-2 P8		0-0 HR		4-1 1B HR	5 2 1 1 1 0 2
Darren Daulton, L OBP: 0.298, SLG: 0.313 (1, 2)	4-2 G5-3 1B BB	3-1 1-2 2-3 1B		1-2 F9			1-3 K		2-3 K		0-0 1-3 HR 1B	5 1 2 0 1 2 0
Wes Chamberlain, R OBP: 0.341, SLG: 0.465 (1, 7)	0-1 G5-3 1B	3-3 K		0-1 L8			4-1 BB BB		4-1 BB		1-3 K	4 0 1 0 2 2 5
John Kruk, L OBP: 0.353, SLG: 0.473 (1, 3)	2-2 G5-3 1-2 2-3	2-3 K			2-2 G5-4-3 1B		4-2 1-2 BB		1-1 F8		4-0 1-2 HR IBB	4 1 1 0 2 1 6
Dale Murphy, R OBP: 0.306, SLG: 0.423 (1, 9)	4-2 BB		3-1		1-1 G5-4-3 1-2f		3-3 K		0-0 P6		1-1 1-H 2-H 3-H HR	5 1 2 4 1 1 4
Charlie Hayes, R OBP: 0.228, SLG: 0.310 (1, 5)	2-0 G6-3		2-2 G6-3		2-1 G4-3			3-3 K		2-1 G3 SH3 1B		5 0 1 0 0 1 4
Mickey Morandini, L OBP: 0.305, SLG: 0.304 Randy Ready, R OBP: 0.304, SLG: 0.257 (8, PH) (9, 4)		0-1 2B 1B	1-2 P4			1-2 G3		3-2 G4-3		1-0 SH3		3 1 1 0 0 0 1 1 0 0 0 0 0 0
Dickie Thon, R OBP: 0.283, SLG: 0.343 (1, 6)		1 SAFE 1 SAFE 1B 1-H 2B	0-0 1B 2B	4-0 IBB		3-2 L7		1-1 1B		0-1 G3		4 0 2 1 1 0 1
Bruce Ruffin, S Mike Hartley, R Ricky Jordan, R Joe Boever, R Wally Ritchie, L Dave Hollins, S Mitch Williams, L (1, 1) (8, 1) (8, PH) (9, 1) (9, 1) (10, PH) (11, 1)		4-2 1B BB	1-3 K			2-3 K		1-1 G4-3		1-1 F8		2 0 0 0 0 1 2 2 0 0 0 0 0 0 0 0 1 0 0 0 0 0 0 1 0 0 0 0 0 0 0 0 0 0 0 0 0 0 0 0 1 0 0 0 0 0 0 1 0 0 0 0 0 0 0 0

Inning Stats	R: 0	H: 1	E: 0	K: 0	S: 14	P: 29	R: 1	H: 3	E: 0	K: 2	S: 16	P: 29	R: 0	H: 1	E: 0	K: 1	S: 11	R: 0	H: 0	E: 0	K: 0	S: 6	P: 7	R: 0	H: 1	E: 0	K: 0	S: 7	P: 12	R: 0	H: 0	E: 0	K: 1	S: 10	P: 16	R: 0	H: 0	E: 0	K: 2	S: 13	P: 28	R: 0	H: 1	E: 0	K: 1	S: 12	P: 20	R: 1	H: 1	E: 0	K: 1	S: 8	P: 15	R: 0	H: 1	E: 0	K: 0	S: 7	P: 11	R: 4	H: 2	E: 0	K: 1	S: 7	P: 17	1B: 7	SF: 0	2B: 2	SAC: 1	3B: 0	DP: 1	HR: 2	HBP: 0	WP: 0	PA: 50
--------------	------	------	------	------	-------	-------	------	------	------	------	-------	-------	------	------	------	------	-------	------	------	------	------	------	------	------	------	------	------	------	-------	------	------	------	------	-------	-------	------	------	------	------	-------	-------	------	------	------	------	-------	-------	------	------	------	------	------	-------	------	------	------	------	------	-------	------	------	------	------	------	-------	-------	-------	-------	--------	-------	-------	-------	--------	-------	--------

PITCHER	IP	WLS	BF	H	R	ER	SO	BB	IBB	HBP	BLK	WP	HR	S	P	ERA	WHIP
Rick Sutcliffe, R ERA: 6.64 (1, 1)	2.0	13	4	1	1	2	3	0	0	0	0	0	0	30	58	4.50	3.500
Steve Wilson, L ERA: 2.7 (3, 1)	4.0	14	2	0	0	2	0	1	0	0	0	0	0	34	57	0.00	0.500
Chuck McElroy, L ERA: 1.6 (7, 1)	2.0	9	1	0	0	3	2	0	0	0	0	0	0	25	48	0.00	1.500
Paul Assenmacher, L ERA: 3.46 (9, 1)	2.0	9	2	1	1	1	1	0	0	0	0	0	1	15	26	4.50	1.500
Les Lancaster, R ERA: 4.15 (11, 1)	0.1	L	5	2	4	4	1	1	1	0	0	0	1	7	17	108.00	9.000

PITCHER	IP	WLS	BF	H	R	ER	SO	BB	IBB	HBP	BLK	WP	HR	S	P	ERA	WHIP
---------	----	-----	----	---	---	----	----	----	-----	-----	-----	----	----	---	---	-----	------

Chicago Cubs @ Philadelphia Phillies
Veterans Stadium, Philadelphia, PA
 Tue Aug 06 1991, 7:05 PM EDT
 Att: 26,562 - Cloudy - 81 F

AB	40
R	6
H	11
RBI	6
BB	9
SO	9
LOB	27



WP: 0	PA: 50
PB: 0	SB: 0
CS: 0	

Batter	1	2	3	4	5	6	7	8	9	10	11	AB R H RBI BB SO LOB	TOP			
Chico Walker, S OBP: 0.352, SLG: 0.371 (1, 8)	G4-3		P3		G5-3		K		F8			5 0 0 0 0 1 1	Chicago Cubs @ Philadelphia Phillies Veterans Stadium, Philadelphia, PA Wed Aug 07 1991, 7:05 PM EDT Att: 26,294 - Cloudy - 83 F			
Mark Grace, L OBP: 0.358, SLG: 0.398 (1, 3)	G5-4-3 1B		23 HR 3B		1B		FC6-4 BB		1B			4 1 4 1 1 0 0				
23 Ryne Sandberg, R OBP: 0.397, SLG: 0.509 (1, 4)	G5-4-3 1-2f		HR		K		K		P6			5 1 1 2 0 2 4				
Andre Dawson, R OBP: 0.316, SLG: 0.493 (1, 9)			K		K		FC6-4 1-2f		F9			5 0 1 0 0 2 1				
George Bell, R OBP: 0.331, SLG: 0.482 Ced Landrum, L OBP: 0.275, SLG: 0.256 (10, PR) (10, 7)			G5-3 BB		F7		K		G6-4-3 BB			3 0 1 0 2 1 2 0 0 0 0 0 0 0				
Luis Salazar, R OBP: 0.332, SLG: 0.495 (1, 5)			G5-3 1-2		K		FC6-4 1B		HR			5 1 2 1 0 1 3				
Shawon Dunston, R OBP: 0.263, SLG: 0.361 (1, 6)			K		F8		K		G6-3			5 0 0 0 0 3 3				
Joe Girardi, R OBP: 0.267, SLG: 0.231 (1, 2)			SH3-4 3B 1B		FC6-4 IBB		FC6-4 1-2f		K			4 1 1 0 1 2 1				
Mike Bielecki, R OBP: 0.118, SLG: 0.063 Dwight Smith, L OBP: 0.271, SLG: 0.382 Bob Scanlan, R (9, 1) Jerome Walton, R OBP: 0.282, SLG: 0.341 Les Lancaster, R OBP: 0.192, SLG: 0.269 (11, 1)			SH3-4		FC6-4		K		F9			2 0 0 0 0 1 3 1 0 0 0 0 0 0 0 0 0 0 0 0 0 1 0 0 0 0 0 0 0 0 0 0 0 0 0				
Inning Stats	R: 0 H: 1 E: 0 LOB: 0 K: 0 BB: 0 S: 6 P: 8	R: 0 H: 0 E: 0 LOB: 1 K: 2 BB: 1 S: 8 P: 15	R: 3 H: 3 E: 0 LOB: 0 K: 1 BB: 0 S: 10 P: 18	R: 0 H: 1 E: 0 LOB: 2 K: 1 BB: 1 S: 9 P: 18	R: 0 H: 2 E: 0 LOB: 2 K: 1 BB: 0 S: 19 P: 26	R: 0 H: 1 E: 0 LOB: 1 K: 2 BB: 0 S: 11 P: 14	R: 0 H: 0 E: 0 LOB: 1 K: 2 BB: 1 S: 10 P: 16	R: 1 H: 1 E: 0 LOB: 0 K: 2 BB: 0 S: 10 P: 13	R: 0 H: 1 E: 0 LOB: 1 K: 0 BB: 0 S: 9 P: 12	R: 0 H: 0 E: 0 LOB: 1 K: 0 BB: 1 S: 6 P: 12	R: 0 H: 0 E: 0 LOB: 0 K: 2 BB: 0 S: 10 P: 14	1B: 6 SF: 0 2B: 1 SAC: 1 3B: 1 DP: 2 HR: 2 HBP: 0		WP: 0 PA: 45 PB: 0 SB: 0 CS: 0		
PITCHER	IP WLS BF H R ER SO BB IBB HBP BLK WP HR S P ERA WHIP															
Terry Mulholland, L ERA: 3.51 (1, 1)	8.0	35	9	4	4	11	2	1	0	0	0	2	83	128	4.50	1.375
Mike Hartley, R ERA: 4.15 (9, 1)	2.0	7	1	0	0	0	1	0	0	0	0	0	15	24	0.00	1.000
Mitch Williams, L ERA: 2.39 (11, 1)	1.0	W 3	0	0	0	2	0	0	0	0	0	0	10	14	0.00	0.000

livebaseballscorecards.com

AB	40
R	4
H	10
RBI	4
BB	4
SO	13
LOB	18



Batter	1	2	3	4	5	6	7	8	9	10	11	AB R H RBI BB SO LOB	BOTTOM	
Lenny Dykstra, L OBP: 0.399, SLG: 0.428 (1, 8)	G4-3		G3-1		K							5 0 2 0 1 1 1	Chicago Cubs @ Philadelphia Phillies Veterans Stadium, Philadelphia, PA Wed Aug 07 1991, 7:05 PM EDT Att: 26,294 - Cloudy - 83 F	
Darren Daulton, L OBP: 0.303, SLG: 0.320 (1, 2)	3B 2B		L8		K							5 1 2 1 1 1 2		
Wes Chamberlain, R OBP: 0.347, SLG: 0.478 (1, 7)	G4-3 3B		F9									6 1 3 2 0 0 3		
John Kruk, L OBP: 0.353, SLG: 0.479 (1, 3)	G4-3											4 1 1 2 1 1 1		
Dale Murphy, R OBP: 0.309, SLG: 0.428 John Morris, L OBP: 0.306, SLG: 0.268 (1, 9) (10, PR) (11, 9)	2B											5 0 3 0 0 1 2 0 0 0 0 0 0 0		
Charlie Hayes, R OBP: 0.228, SLG: 0.308 (1, 5)	G3		L9									5 0 1 0 0 1 4		
Mickey Morandini, L OBP: 0.304, SLG: 0.300 Mike Hartley, R (9, 1) Dave Hollins, S OBP: 0.410, SLG: 0.623 Mitch Williams, L (11, 1)	G4-3		FC4-6 CS									3 1 0 0 0 0 3 0 0 0 0 0 0 0 1 0 0 0 0 0 2 0 0 0 0 0 0 0		
Dickie Thon, R OBP: 0.282, SLG: 0.341 (1, 6)	G6-3		CS									5 0 1 0 0 0 3		
Terry Mulholland, R OBP: 0.091, SLG: 0.057 Randy Ready, R OBP: 0.366, SLG: 0.261 (1, 1) (9, 4)	G4-3		FC3-6									2 0 0 0 0 0 1 2 1 1 0 0 0 0		
Inning Stats	R: 2 H: 3 E: 0 LOB: 1 K: 0 BB: 0 S: 13 P: 22	R: 0 H: 0 E: 0 LOB: 0 K: 0 BB: 0 S: 6 P: 8	R: 0 H: 0 E: 0 LOB: 0 K: 0 BB: 0 S: 4 P: 7	R: 1 H: 2 E: 0 LOB: 0 K: 0 BB: 0 S: 7 P: 11	R: 0 H: 1 E: 0 LOB: 1 K: 2 BB: 0 S: 9 P: 13	R: 0 H: 1 E: 0 LOB: 1 K: 1 BB: 0 S: 6 P: 12	R: 1 H: 1 E: 0 LOB: 2 K: 0 BB: 1 S: 9 P: 19	R: 0 H: 1 E: 0 LOB: 2 K: 1 BB: 1 S: 11 P: 18	R: 0 H: 1 E: 0 LOB: 1 K: 0 BB: 0 S: 10 P: 16	R: 0 H: 1 E: 0 LOB: 2 K: 1 BB: 0 S: 13 P: 18	R: 1 H: 3 E: 0 LOB: 3 K: 0 BB: 1 S: 7 P: 15	1B: 9 SF: 0 2B: 3 SAC: 1 3B: 1 DP: 0 HR: 1 HBP: 1		WP: 1 PA: 49 PB: 1 SB: 2 CS: 1
PITCHER	IP WLS BF H R ER SO BB IBB HBP BLK WP HR S P ERA WHIP													
Mike Bielecki, R ERA: 4.05 (1, 1)	8.0 35 9 4 4 4 2 0 1 0 1 1 65 110 4.50 1.375													
Bob Scanlan, R ERA: 4.01 (9, 1)	2.0 8 2 0 0 1 0 0 0 0 0 0 23 34 0.00 1.000													
Les Lancaster, R ERA: 4.21 (11, 1)	0.1 L 5 3 1 1 0 0 1 0 0 0 0 7 15 27.00 9.000													

livebaseballscores.com

AB	43
R	5
H	14
RBI	5
BB	3
SO	5
LOB	22



Batter	1	2	3	4	5	6	7	8	9	AB	R	H	RBI	BB	SO	LOB
Lenny Dykstra, L OBP: 0.406, SLG: 0.429 John Morris, L OBP: 0.304, SLG: 0.265 (1, 8) (5, PR) (6, 8)	4-2 FC6-4 S 1B BB	1-1 G4-3		4-2 S BB 2B BB	1-1 FC5-4 1B		2-1 F7			2	2	1	0	2	0	0
Randy Ready, R OBP: 0.374, SLG: 0.259 Steve Searcy, L (1, 4) (8, 1)	4-0 FC6-4 1-2 BB		4-2 1B BB	4-0 S BB 2B BB	0-1 SF7		2-1 F9			1	2	0	1	3	0	0
Wes Chamberlain, R OBP: 0.343, SLG: 0.470 (1, 7)	1-0 F8		0-0 FC6-4 1B 1B	3-3 K	3-1 FC5-4		3-2 G5-3			5	1	1	0	0	1	5
Ricky Jordan, R OBP: 0.313, SLG: 0.457 (1, 3)	0-0 FC6-4 1B PB		0-1 FC6-4 1B	4-0 2B IBB	0-1 F8		0-0 1B 2B 1B			4	3	2	1	1	0	3
Charlie Hayes, R OBP: 0.231, SLG: 0.313 (1, 5)	3-2 S PB 1B		0-1 F9	1-2 2B 2B		2-1 P6		2-3 K		5	1	2	4	0	1	3
Jim Lindeman, R OBP: 0.393, SLG: 0.372 (1, 9)	4-1 1-3 3-H BB		0-0 FC6-4 1B	3-2 2B		2-2 G4-3		0-0 2B 1B		4	1	2	1	1	0	2
Dickie Thon, R OBP: 0.286, SLG: 0.347 (1, 6)	0-1 F8		0-0 1B 1B	2-1 F8		0-0 FC5-4 1B		0-0 1-3 2-H 2B		5	0	3	2	0	0	3
Steve Lake, R OBP: 0.189, SLG: 0.219 (1, 2)			0-1 G5-3	2-3 K		3-1 FC5-4		1-3 K		5	0	1	1	0	2	4
Danny Cox, R OBP: 0.125, SLG: 0.045 Wally Backman, S OBP: 0.333, SLG: 0.311 (1, 1) (7, PH) (8, 4)			0-0 G3		2-2 E7 1B SF7		2-1 G4-3			3	1	0	0	0	1	2
										1	0	0	0	0	0	0

Inning Stats	R: 2	H: 1	E: 0	K: 0	S: 12	LOB: 2	BB: 3	P: 28	R: 0	H: 0	E: 0	K: 0	S: 5	LOB: 0	BB: 0	P: 6	R: 3	H: 4	E: 0	K: 1	S: 16	LOB: 2	BB: 1	P: 20	R: 4	H: 2	E: 0	K: 2	S: 19	LOB: 1	BB: 3	P: 42	R: 1	H: 1	E: 0	K: 0	S: 11	LOB: 1	BB: 0	P: 17	R: 0	H: 1	E: 0	K: 0	S: 8	LOB: 1	BB: 0	P: 15	R: 0	H: 0	E: 0	K: 0	S: 6	LOB: 0	BB: 0	P: 12	R: 1	H: 3	E: 0	K: 2	S: 19	LOB: 2	BB: 0	P: 25
PITCHER	IP	WLS	BF	H	R	ER	SO	BB	IBB	HBP	BLK	WP	HR	S	P	ERA	WHIP																																															
Danny Jackson, L ERA: 6.18 Heathcliff Slocumb, R ERA: 3.72 Steve Wilson, L ERA: 3.0	(1, 1) (4, 1) (7, 1)	3.0 3.0 2.0	L 17 9	18 4 3	5 5 1	4 4 1	1 2 2	4 2 0	1 0 0	0 0 0	0 0 0	0 0 0	0 0 0	33 38 25	54 74 37	12.00 12.00 4.50	3.000 2.000 1.500																																															


BOTTOM

Chicago Cubs @ Philadelphia Phillies
Veterans Stadium, Philadelphia, PA

Thu Aug 08 1991, 3:33 AM EDT
Att: 32,232 - Cloudy - 85 F

AB	36
R	11
H	12
RBI	10
BB	7
SO	5
LOB	22

WP: 0 PA: 44
PB: 1
SB: 4
CS: 0



Batter	1	2	3	4	5	6	7	8	9	AB R H RBI BB SO LOB	TOP
Vince Coleman, S (1, 8) OBP: 0.357, SLG: 0.332 Anthony Young, R (7, 1) Mark Carreon, R (9, PH) OBP: 0.286, SLG: 0.318	4-2 F9-3 BB		4-2 S 1B BB		0-0 G4-3		2-3 K		0-2 G4-6-3 1-2f	2 1 0 0 2 1 0 0 0 0 0 0 0 0 1 0 0 0 0 0 1	
Dave Magadan, L (1, 3) OBP: 0.380, SLG: 0.345	2-2 F9-3 1-2		4-1 1B 1B BB		0-3 K			0-0 L6		3 0 0 0 1 1 1	
Gregg Jefferies, S (1, 4) OBP: 0.337, SLG: 0.405	2-2 E3		0-2 1B 1B		3-2 F7			0-1 L6		4 0 1 1 0 0 0	
Kevin McReynolds, R (1, 7) OBP: 0.340, SLG: 0.443	1-0 P3		0-2 1B					1-2 1B		4 0 2 0 0 0 1	
Howard Johnson, S (1, 5) OBP: 0.360, SLG: 0.544		2-1 HR	3-2 F9					4-1 FC6-4 BB		3 1 1 1 1 1 4	
Hubie Brooks, R (1, 9) OBP: 0.338, SLG: 0.423		1-0 G3	0-3 K					0-3 K		4 1 1 0 0 2 4	
Mackey Sasser, L (1, 2) OBP: 0.309, SLG: 0.470		1-1 G6-3		0-1 F8				1-0 FC6-4 1-2f		4 1 1 1 0 0 1	
Garry Templeton, S (1, 6) OBP: 0.222, SLG: 0.289		0-0 G4-3		2-1 G4-3				0-2 G5-3		4 0 0 0 0 0 1	
David Cone, L (1, 1) OBP: 0.189, SLG: 0.143 Jeff Innis, R (5, 1) Daryl Boston, L (7, PH) OBP: 0.311, SLG: 0.360 (7, 8)			0-0 G6-3		2-1 G6-3			2-0 F7		2 0 0 0 0 0 0 0 0 0 0 0 0 0 2 0 1 1 0 0 0	
Inning Stats	R: 0 H: 0 E: 1 LOB: 1 K: 0 BB: 1 S: 11 P: 19	R: 1 H: 1 E: 0 LOB: 0 K: 0 BB: 0 S: 6 P: 10	R: 1 H: 2 E: 0 LOB: 3 K: 1 BB: 2 S: 17 P: 27	R: 0 H: 0 E: 0 LOB: 0 K: 0 BB: 0 S: 6 P: 10	R: 0 H: 0 E: 0 LOB: 0 K: 1 BB: 0 S: 8 P: 11	R: 0 H: 0 E: 0 LOB: 1 K: 1 BB: 1 S: 8 P: 13	R: 0 H: 0 E: 0 LOB: 0 K: 1 BB: 0 S: 8 P: 12	R: 0 H: 1 E: 0 LOB: 1 K: 1 BB: 0 S: 9 P: 11	R: 2 H: 3 E: 0 LOB: 0 K: 0 BB: 0 S: 11 P: 11	1B: 4 SF: 0 2B: 3 SAC: 0 3B: 0 DP: 2 HR: 1 HBP: 0	WP: 0 PA: 37 PB: 0 SB: 1 CS: 0
PITCHER Greg Maddux, R (1, 1) ERA: 3.71	IP WLS BF H R ER SO BB IBB HBP BLK WP HR S P ERA WHIP										
	9.0 W 37 7 4 4 5 4 0 0 0 0 0 1 84 124 4.00 1.222										

New York Mets @ Chicago Cubs
Wrigley Field, Chicago, IL
 Fri Aug 09 1991, 3:33 AM CDT
 Att. 36,110 - Cloudy - 72 F

livebaseballscorecards.com

AB	33
R	4
H	7
RBI	4
BB	4
SO	5
LOB	13



Batter	1	2	3	4	5	6	7	8	9
Chico Walker, S OBP: 0.345, SLG: 0.362 (1, 8) (9, 7)	0-1 G4-3		1-1 G1-3 1B	2-3 K			1-1 G3		
Mark Grace, L OBP: 0.362, SLG: 0.401 (1, 3)	1-1 1B		2-1 G1-3 1B		2-2 G4-6-3 1B		4-1 FC6-4 BB		
23 Ryne Sandberg, R OBP: 0.395, SLG: 0.505 (1, 4)	1-2 F9		2-2 G1-3		2-1 G4-6-3 1B		0-1 FC6-4		
Andre Dawson, R OBP: 0.314, SLG: 0.489 (1, 9)	3-1 P4		0-2 1B		0-1 G4-6-3		0-1 L7		
George Bell, R OBP: 0.326, SLG: 0.474 Jerome Walton, R OBP: 0.281, SLG: 0.340 (1, 7) (9, 8)		1-1 G6-3	3-3 K		0-1 G6-3		0-0 F7		
Luis Salazar, R OBP: 0.333, SLG: 0.502 Shawon Dunston, R OBP: 0.263, SLG: 0.361 (1, 5) (9, 6)		1-1 B5-3		2-2 2B		2-1 G6-3	2-1 G2-3		
Rick Wilkins, L OBP: 0.311, SLG: 0.388 (1, 2)		1-3 K		1-0 2B		1-3 K			
Jose Vizcaino, S OBP: 0.292, SLG: 0.310 (1, 6) (9, 5)			1-1 G4-3	2-2 G1-3		0-3 K			
Greg Maddux, R OBP: 0.246, SLG: 0.317 (1, 1)			0-0 1B	1-3 K			0-2 G4-3		

Inning Stats	R: 0	H: 1	E: 0	K: 10	S: 15	R: 0	H: 0	E: 0	K: 7	S: 10	R: 3	H: 4	E: 0	K: 19	S: 28	R: 1	H: 2	E: 0	K: 2	S: 16	R: 1	H: 2	E: 0	K: 11	S: 15	R: 0	H: 0	E: 0	K: 9	S: 14	R: 0	H: 0	E: 0	K: 5	S: 7
	LOB: 1	BB: 0	BB: 0	BB: 0	LOB: 0	LOB: 0	LOB: 1	LOB: 0	LOB: 1	LOB: 0	LOB: 0	LOB: 1	LOB: 0	LOB: 0	LOB: 0	LOB: 0	LOB: 0	LOB: 0	LOB: 0	LOB: 0	LOB: 0	LOB: 0	LOB: 0	LOB: 1	LOB: 0	LOB: 0	LOB: 0	LOB: 0	LOB: 0	LOB: 0	LOB: 0	LOB: 0	LOB: 0	LOB: 0	LOB: 0

PITCHER	IP	WLS	BF	H	R	ER	SO	BB	IBB	HBP	BLK	WP	HR	S	P	ERA	WHIP
David Cone, R ERA: 3.57 (1, 1)	4.0	L	21	9	5	5	4	0	0	0	0	0	0	59	88	11.25	2.250
Jeff Innis, R ERA: 2.57 (5, 1)	2.0		5	0	0	0	2	0	0	0	0	0	0	13	16	0.00	0.000
Anthony Young, R ERA: 2.08 (7, 1)	2.0		7	0	0	0	0	1	0	0	0	0	0	14	21	0.00	0.500

AB R H RBI BB SO LOB

4	1	1	0	0	1	1
3	2	3	1	1	0	0
4	0	1	0	0	0	4
4	0	1	2	0	0	2
4	0	0	0	0	1	1
0	0	0	0	0	0	0
4	1	1	0	0	0	0
0	0	0	0	0	0	0
3	0	1	1	0	2	0
3	0	0	0	0	1	1
3	1	1	0	0	1	1

AB	R	H	RBI	BB	SO	LOB
32	5	9	4	1	6	10



New York Mets @ Chicago Cubs
Wrigley Field, Chicago, IL
Fri Aug 09 1991, 3:33 AM CDT
Att: 36,110 - Cloudy - 72 F

livebaseballscorecards.com

AB	R	H	RBI	BB	SO	LOB
32	5	9	4	1	6	10

WP	PA
0	33

BOTTOM

New York Mets @ Chicago Cubs
Wrigley Field, Chicago, IL
Sat Aug 10 1991, 3:33 AM CDT
Att: 35,639 - Cloudy - 72 F

livebaseballscorecards.com

AB 33
R 6
H 9
RBI 5
BB 2
SO 6
LOB 12



WP: 0 PA: 35
PB: 0
SB: 1
CS: 0

AB R H RBI BB SO LOB

3 2 1 0 1 1 0

4 1 3 1 0 0 0

4 1 1 3 0 0 2

4 0 0 0 0 2 3
4 0 1 0 0 1 0
0 0 0 0 0 0 0

3 1 1 0 1 1 1

4 0 1 0 0 1 2

4 0 0 0 0 0 4

0 0 0 0 0 0 0
1 0 0 0 0 0 0
1 0 0 0 0 0 0
1 1 1 1 0 0 0
0 0 0 0 0 0 0

1B: 5 SF: 0
2B: 3 SAC: 0
3B: 0 DP: 0
HR: 1 HBP: 0

Batter	1	2	3	4	5	6	7	8	9
Chico Walker, S OBP: 0.348, SLG: 0.362 (1, 5) (9, 7)	2-2 G3		1-3 K			3-2 1B 23 HR	4-1 1B 23 E		
Mark Grace, L OBP: 0.365, SLG: 0.407 (1, 3)	2-2 23 G6-3 2B		0-0 G5-3			2-1 SAFE 1B 23 HR	1-1 1B 23 E		
23 Ryne Sandberg, R OBP: 0.394, SLG: 0.510 (1, 4)	1-1 G6-3			2-2 F7		1-1 1B HR	1-0 E5		
Andre Dawson, R OBP: 0.311, SLG: 0.484 (1, 9)	1-3 K			1-2 G6-3		2-2 G6-3	1-3 K		
George Bell, R OBP: 0.325, SLG: 0.474 Shawon Dunston, R OBP: 0.263, SLG: 0.361 (1, 7) (9, 6)		0-1 2B		2-2 G4-3		1-3 K		2-2 F7	
Rick Wilkins, L OBP: 0.316, SLG: 0.394 (1, 2)		2-3 K			1-2 G4-3		1-0 1B 2B	4-2 G1-4-3 S BB	
Jerome Walton, R OBP: 0.280, SLG: 0.338 (1, 8)		1-0 F7			1-3 K		0-0 1B 1B	1-0 G1-4-3	
Jose Vizcaino, S OBP: 0.282, SLG: 0.299 (1, 6) (9, 5)		1-2 G1-3			1-0 P6		0-0 G4-3	2-1 F7	
Frank Castillo, R OBP: 0.190, SLG: 0.105 Bob Scanlan, R (1, 1) (1, 1)			1-2 G6-3			1-0 G6-3	0-1 1B 1B		
Doug Dascenzo, S OBP: 0.309, SLG: 0.299 Chuck McElroy, L OBP: 0.429, SLG: 0.571 Les Lancaster, R OBP: 0.192, SLG: 0.269 (6, PH) (7, 1) (8, 1)									

Inning Stats	R: 0 E: 0 K: 1 S: 16	H: 1 LOB: 1 BB: 0 P: 22	R: 0 E: 0 K: 1 S: 11	H: 1 LOB: 1 BB: 0 P: 15	R: 0 E: 0 K: 1 S: 7	H: 0 LOB: 0 BB: 0 P: 9	R: 0 E: 0 K: 0 S: 11	H: 0 LOB: 0 BB: 0 P: 16	R: 0 E: 0 K: 1 S: 8	H: 0 LOB: 0 BB: 0 P: 11	R: 3 E: 0 K: 1 S: 15	H: 3 LOB: 0 BB: 0 P: 25	R: 3 E: 1 K: 1 S: 12	H: 4 LOB: 2 BB: 1 P: 20	R: 0 E: 0 K: 0 S: 10	H: 0 LOB: 1 BB: 1 P: 19
--------------	-------------------------------	----------------------------------	-------------------------------	----------------------------------	------------------------------	---------------------------------	-------------------------------	----------------------------------	------------------------------	----------------------------------	-------------------------------	----------------------------------	-------------------------------	----------------------------------	-------------------------------	----------------------------------

PITCHER	IP	WLS	BF	H	R	ER	SO	BB	IBB	HBP	BLK	WP	HR	S	P	ERA	WHIP
Wally Whitehurst, R ERA: 3.61 (1, 1)	5.0		17	2	0	0	4	0	0	0	0	0	0	53	73	0.00	0.400
Tim Burke, R ERA: 4.38 (6, 1)	1.2	L	10	6	5	5	1	0	0	0	0	0	1	20	31	27.00	3.600
Pete Schourek, L ERA: 4.35 (7, 1)	0.0		2	1	0	0	0	1	0	0	0	0	0	3	8	∞	∞
Jeff Innis, R ERA: 2.51 (7, 1)	1.1		6	0	1	0	1	1	0	0	0	0	0	14	25	0.00	0.750

Batter	1	2	3	4	5	6	7	8	9	10	11	12	13	14	AB	R	H	RBI	BB	SO	LOB	TOP								
Vince Coleman, S OBP: 0.356, SLG: 0.333	L5		FC3-6 SF7		G3		G4-3			F7			SH5-4 2B		6	1	1	0	0	0	2									
Dave Magadan, L OBP: 0.378, SLG: 0.341	F7		E8 1B		F7					G4-3			SH5-4		4	0	1	0	1	0	0									
Gregg Jefferies, S OBP: 0.330, SLG: 0.396			SF7		F8							G6-3	P6		5	0	1	1	0	0	2									
Kevin McReynolds, R OBP: 0.337, SLG: 0.435	L9		K				F7			P4			P5		6	0	1	0	0	1	4									
Howard Johnson, S OBP: 0.356, SLG: 0.534							K			CS			P4		5	1	1	0	1	2	1									
Mackey Sasser, L OBP: 0.313, SLG: 0.467							G6-3						G5-3		3	0	2	0	0	0	0									
Mark Carreon, R OBP: 0.280, SLG: 0.312															3	0	0	0	0	0	1									
Daryl Boston, L OBP: 0.316, SLG: 0.362													G6-3		1	0	1	1	1	0	0									
Rick Cerone, R OBP: 0.368, SLG: 0.349															3	0	2	0	0	0	0									
Kevin Elster, R OBP: 0.306, SLG: 0.341													F9		4	0	0	0	1	0	5									
Sid Fernandez, L OBP: 0.250, SLG: 0.375													G3		2	0	1	0	0	1	2									
Hubie Brooks, R OBP: 0.337, SLG: 0.421															1	0	0	0	0	1	1									
Alejandro Pineda, R OBP: 0.302, SLG: 0.413															1	0	0	0	0	0	0									
Keith Miller, R OBP: 0.280, SLG: 0.288															1	0	0	0	0	0	0									
John Franco, L OBP: 0.280, SLG: 0.288															1	0	0	0	0	0	0									
Garry Templeton, S OBP: 0.280, SLG: 0.288															0	0	0	0	0	0	0									
Pete Schourek, L OBP: 0.200, SLG: 0.111															1	0	0	0	0	0	2									
Inning Stats	R: 0 E: 0 K: 0 S: 9	H: 1 LOB: 1 BB: 0 P: 14	R: 1 E: 0 K: 0 S: 8	H: 1 LOB: 0 BB: 1 P: 17	R: 1 E: 1 K: 1 S: 12	H: 2 LOB: 1 BB: 0 P: 16	R: 0 E: 0 K: 1 S: 10	H: 3 LOB: 2 BB: 0 P: 13	R: 0 E: 0 K: 1 S: 7	H: 0 LOB: 0 BB: 0 P: 13	R: 0 E: 0 K: 1 S: 6	H: 0 LOB: 0 BB: 1 P: 11	R: 0 E: 0 K: 1 S: 6	H: 0 LOB: 0 BB: 0 P: 15	R: 0 E: 0 K: 1 S: 8	H: 1 LOB: 1 BB: 0 P: 11	R: 0 E: 0 K: 1 S: 12	H: 0 LOB: 0 BB: 0 P: 16	R: 0 E: 0 K: 0 S: 8	H: 0 LOB: 0 BB: 0 P: 9	R: 0 E: 0 K: 0 S: 5	H: 0 LOB: 0 BB: 0 P: 9	R: 0 E: 0 K: 0 S: 5	H: 1 LOB: 1 BB: 0 P: 8	R: 0 E: 0 K: 0 S: 6	H: 1 LOB: 2 BB: 1 P: 13	1B: 9 2B: 2 3B: 0 HR: 0	SF: 2 SAC: 2 DP: 2 HBP: 0	WP: 0 PB: 0 SB: 0 CS: 1	PA: 55
PITCHER	IP	WLS	BF	H	R	ER	SO	BB	IBB	HBP	BLK	WP	HR	S	P	ERA	WHIP													
Rick Sutcliffe, R ERA: 5.85	(1, 1)	7.0		28	7	2	1	4	2	0	0	0	0	59	98	1.29	1.286													
Paul Assenmacher, L ERA: 3.31	(8, 1)	3.0		10	1	0	0	2	1	0	0	0	0	26	42	0.00	0.667													
Les Lancaster, R ERA: 4.08	(11, 1)	2.0		7	1	0	0	0	0	0	0	0	0	14	18	0.00	0.500													
Chuck McElroy, L ERA: 1.67	(13, 1)	1.1		5	1	0	0	0	0	0	0	0	0	7	11	0.00	0.750													
Shawn Boskie, R ERA: 5.27	(14, 1)	0.2	W	4	1	0	0	0	0	1	0	0	0	4	10	0.00	1.500													

New York Mets @ Chicago Cubs
Wrigley Field, Chicago, IL
Sun Aug 11 1991, 7:05 PM CDT
Att. 33,128 - Sunny - 72 F

livebaseballscores.com

AB	46
R	2
H	11
RBI	2
BB	4
SO	6
LOB	20



Batter	1	2	3	4	5	6	7	8	9	10	11	12	13	14
Jerome Walton, R (1, 8) OBP: 0.278, SLG: 0.332	4-0 FC1-4 1B BB		0-3 K		1-0 L4		1-1 P3			3-3 K		3-2 L3		
Les Lancaster, R (11, 1) OBP: 0.192, SLG: 0.269														
Chico Walker, S (12, PH) OBP: 0.346, SLG: 0.361														
Chuck McElroy, L (13, 1) OBP: 0.429, SLG: 0.571														
Shawn Boskie, R (14, 1) OBP: 0.278, SLG: 0.364														
Mark Grace, L (1, 3) OBP: 0.367, SLG: 0.408	2-0 FC1-4 1B		2-1 23 BB 1B		1-0 23 G5-4-3 1B			2-1 F8		1-2 G4-3			0-0 G6-3	
23 Ryne Sandberg, R (1, 4) OBP: 0.393, SLG: 0.506	2-1 P3		4-2 1B BB		1-0 G5-4-3 1-2f			0-1 G4-3		0-2 WP 1B			2-1 P3	
Andre Dawson, R (1, 9) OBP: 0.306, SLG: 0.476	1-1 FC1-4 1-2f 2-3		1-0 G4-3			0-0 F7		0-0 G3		1-2 P4			1-1 G6-3	
George Bell, R (1, 7) OBP: 0.325, SLG: 0.480	1-0 L4			1-2 3B 1B		2-2 F7		0-2 F7		0-3 K				1-0 HR
Luis Salazar, R (1, 5) OBP: 0.326, SLG: 0.490		2-1 G5-3		0-1 F7		1-1 F8		1-1 F8		0-1 G4-3				
Shawon Dunston, R (1, 6) OBP: 0.265, SLG: 0.368		1-1 P4		1-2 G6-3 3B			0-1 G6-3		2-3 K			0-1 SH1-4 1B		
Joe Girardi, R (1, 2) OBP: 0.211, SLG: 0.176		1-2 F9		0-2 G6-3			1-3 K			0-1 E5 SH2-4		0-0 SH1-4		
Ced Landrum, L (10, PR) OBP: 0.273, SLG: 0.256												1-2 L1		
Rick Wilkins, L (11, 2) OBP: 0.316, SLG: 0.394														
Rick Sutcliffe, L (11, 1) OBP: 0.125, SLG: 0.133														
Dwight Smith, L (7, PH) OBP: 0.286, SLG: 0.367														
Paul Assenmacher, L (8, 1) OBP: 0.400, SLG: 0.250														
Doug Dasenczo, S (10, PH) OBP: 0.307, SLG: 0.297														

AB	R	H	RBI	BB	SO	LOB
4	0	0	0	1	2	3
0	0	0	0	0	0	0
1	0	0	0	0	0	1
0	0	0	0	0	0	0
0	0	0	0	0	0	0
6	0	3	0	0	0	2
5	0	1	0	1	0	3
6	0	0	0	0	0	5
6	2	2	1	0	1	3
5	0	0	0	0	0	2
5	1	2	1	0	1	0
4	0	0	1	0	1	0
0	0	0	0	0	0	0
0	0	0	0	0	0	0
2	0	0	0	0	0	0
1	0	1	0	0	0	0
0	0	0	0	0	0	0
1	0	0	0	0	0	1

BOTTOM	
AB	46
R	3
H	9
RBI	3
BB	2
SO	5
LOB	20
WP: 1	PA: 50
PB: 0	SB: 0
CS: 0	

New York Mets @ Chicago Cubs
Wrigley Field, Chicago, IL
Sun Aug 11 1991, 7:05 PM CDT
Att. 33,128 - Sunny - 72 F

livebaseballscores.com



Inning Stats	R	H	E	K	S	H	LOB	K	S	H	LOB	K	S	H	LOB	K	S
	0	1	0	0	6	0	2	1	11	2	2	0	14	0	2	0	17
	0	0	0	0	7	0	0	1	11	0	0	0	11	0	0	0	20
	0	0	0	0	6	0	0	0	3	0	0	0	3	0	0	0	6
	0	0	0	0	6	0	0	0	9	0	0	0	9	0	0	0	9
	0	0	0	0	10	0	0	0	10	0	0	0	10	0	0	0	13
	0	0	0	0	13	0	0	0	13	0	0	0	13	0	0	0	13
	0	0	0	0	13	0	0	0	14	0	0	0	14	0	0	0	14
	0	0	0	0	8	0	0	0	8	0	0	0	8	0	0	0	8
	0	0	0	0	11	0	0	0	11	0	0	0	11	0	0	0	11
	0	0	0	0	11	0	0	0	11	0	0	0	11	0	0	0	11

PITCHER	IP	WLS	BF	H	R	ER	SO	BB	IBB	HBP	BLK	WP	HR	S	P	ERA	WHIP
Sid Fernandez, L (1, 1) ERA: 3.67	6.0		24	5	2	2	1	2	0	0	0	0	0	79		3.00	1.167
Alejandro Pena, R (7, 1) ERA: 2.73	3.0		10	1	0	0	2	0	0	0	0	0	26	36		0.00	0.333
John Franco, L (10, 1) ERA: 2.43	2.0		8	1	0	0	2	0	0	0	0	1	22	27		0.00	0.500
Jeff Innis, R (12, 1) ERA: 2.51	0.0		1	1	0	0	0	0	0	0	0	0	2	2		∞	∞
Pete Schourek, L (12, 1) ERA: 4.36	2.0	L	7	1	1	1	0	0	0	0	0	0	12	19		4.50	0.500

Batter	1	2	3	4	5	6	7	8	9	10	AB R H RBI BB SO LOB	TOP												
Vince Coleman, S OBP: 0.352, SLG: 0.328 (1, 8)	1-1 G4-3		3-2 G5-3		0-0 G6-3			1-3 K			4 0 0 0 0 1 1	New York Mets @ Chicago Cubs Wrigley Field, Chicago, IL Mon Aug 12 1991, 3:33 AM CDT Att. 34,342 - Sunny - 74 F												
Garry Templeton, S OBP: 0.216, SLG: 0.282 (1, 6)	2-2 L6		3-2 F8		0-0 L3			2-3 K			4 0 0 0 0 1 0													
Gregg Jefferies, S OBP: 0.327, SLG: 0.391 (1, 4)	3-2 L7		2-2 F9			2-1 G3-1			1-0 P9		4 0 0 0 0 0 0													
Kevin McReynolds, R OBP: 0.336, SLG: 0.433 (1, 7)		0-1 1B		0-0 G6-3		1-0 F7			2-3 K		4 1 1 0 0 1 0													
Howard Johnson, S OBP: 0.355, SLG: 0.531 (1, 5)		0-1 F7		2-2 S		2-1 F8			0-2 L4		4 0 1 0 0 0 1													
Dave Magadan, L OBP: 0.376, SLG: 0.340 (1, 3)		1 SAFE 1 SAFE 1 SAFE 1B	1-0 1B	2-3 K			2-1 G3			0-0 F7	4 0 1 0 0 1 1													
Mackey Sasser, L OBP: 0.311, SLG: 0.460 (10, 2)		1-3 3-H 1B	0-0 P4				1-1 P3			2-2 L8	4 0 1 1 0 0 1													
Charlie O'Brien, R OBP: 0.289, SLG: 0.224 Hubie Brooks, R OBP: 0.336, SLG: 0.420 (10, PH)		1-3 K		3-1 1B			0-0 F7			0-3 K	3 1 1 0 0 1 2 1 0 0 0 0 1 0													
Jeff Innis, R (10, 1)											0 0 0 0 0 0 0													
Dwight Gooden, R OBP: 0.250, SLG: 0.350 Daryl Boston, L OBP: 0.314, SLG: 0.359 Tim Burke, R (8, 1) Doug Simons, L (10, 1) Keith Miller, R OBP: 0.342, SLG: 0.413 (10, 9)		0-0 G4-3			0-0 G6-3			1-0 G4-3			2 0 1 0 0 0 2 1 0													
Inning Stats	R: 0 E: 0 K: 0 S: 12	H: 0 LOB: 0 BB: 0 P: 18	R: 1 E: 0 K: 1 S: 11	H: 3 LOB: 2 BB: 0 P: 14	R: 0 E: 0 K: 0 S: 11	H: 0 LOB: 0 BB: 0 P: 19	R: 0 E: 0 K: 1 S: 10	H: 1 LOB: 1 BB: 0 P: 14	R: 1 E: 0 K: 0 S: 5	H: 2 LOB: 0 BB: 0 P: 8	R: 0 E: 0 K: 0 S: 5	H: 0 LOB: 0 BB: 0 P: 10	R: 0 E: 0 K: 0 S: 5	H: 0 LOB: 0 BB: 0 P: 8	R: 0 E: 0 K: 2 S: 10	H: 0 LOB: 0 BB: 0 P: 14	R: 0 E: 0 K: 1 S: 8	H: 0 LOB: 0 BB: 0 P: 11	R: 0 E: 0 K: 1 S: 7	H: 0 LOB: 0 BB: 0 P: 9	1B: 5 2B: 1 3B: 0 HR: 0	SF: 0 SAC: 0 DP: 1 HBP: 0	WP: 0 PB: 0 SB: 1 CS: 0	PA: 35
PITCHER Mike Bielecki, R ERA: 3.97 Les Lancaster, R ERA: 3.98	IP 7.0	WLS 26	BF 26	H 6	R 2	ER 2	SO 2	BB 0	IBB 0	HBP 0	BLK 0	WP 0	HR 0	S 59	P 91	ERA 2.57	WHIP 0.857							
	3.0	W	9	0	0	0	4	0	0	0	0	0	0	25	34	0.00	0.000							

livebaseballscorecards.com

AB	35
R	2
H	6
RBI	1
BB	0
SO	6
LOB	8



Batter	1	2	3	4	5	6	7	8	9	10	AB	R	H	RBI	BB	SO	LOB
Chico Walker, S OBP: 0.345, SLG: 0.359 (1, 5)	L7			G4-3		G3		G6-3 SH3-4 1B		SH1-4	4	0	1	0	0	0	0
Ced Landrum, L OBP: 0.298, SLG: 0.267 Jerome Walton, R OBP: 0.281, SLG: 0.335 (10, PH)	G4-3			S 1B		CS BB		SH3-4		SH3-4	2	1	1	0	1	0	0
Mark Grace, L OBP: 0.370, SLG: 0.408 (1, 3)	G4-3			1-H 2B 1B		BB		23 G6-3 BB			2	1	1	1	2	0	0
23 Ryne Sandberg, R OBP: 0.390, SLG: 0.501 (1, 4)				K		K		G6-3		G6-3	4	0	0	0	0	2	4
George Bell, R OBP: 0.327, SLG: 0.482 (1, 7)	F8			1-H 1B 2B		1B 1B		G6-3			4	0	2	1	0	0	2
Dwight Smith, L OBP: 0.284, SLG: 0.382 (1, 9)	G4-3			2-H 1B				F8		P1	4	0	1	0	0	0	1
Rick Wilkins, L OBP: 0.314, SLG: 0.386 (1, 2)				CS BB		CS BB		K		G4-3	3	0	0	0	1	1	1
Jose Vizcaino, S OBP: 0.281, SLG: 0.298 (1, 6)	L7			K		K		1B		F7	4	0	1	0	0	1	1
Mike Bielecki, R OBP: 0.111, SLG: 0.059 Andre Dawson, R OBP: 0.306, SLG: 0.475 (7, PH) Les Lancaster, R OBP: 0.192, SLG: 0.269 Doug Dascenzo, S OBP: 0.311, SLG: 0.301 (10, PH)	K			K		K		K		SH1-4 1B 1B	2	0	0	0	0	2	0

Inning Stats	R: 0	H: 0	E: 0	K: 0	S: 6	R: 0	H: 0	E: 0	K: 0	S: 7	R: 0	H: 0	E: 0	K: 1	S: 9	R: 2	H: 4	E: 0	K: 1	S: 16	R: 0	H: 0	E: 0	K: 2	S: 10	R: 0	H: 0	E: 0	K: 1	S: 9	R: 0	H: 2	E: 0	K: 2	S: 13	R: 0	H: 1	E: 0	K: 0	S: 9	R: 0	H: 0	E: 0	K: 0	S: 4	R: 1	H: 2	E: 0	K: 0	S: 6	1B: 8	SF: 0	2B: 1	3B: 0	HR: 0	SAC: 2	DP: 0	HBP: 0	WP: 0	PA: 38
--------------	------	------	------	------	------	------	------	------	------	------	------	------	------	------	------	------	------	------	------	-------	------	------	------	------	-------	------	------	------	------	------	------	------	------	------	-------	------	------	------	------	------	------	------	------	------	------	------	------	------	------	------	-------	-------	-------	-------	-------	--------	-------	--------	-------	--------

PITCHER	IP	WLS	BF	H	R	ER	SO	BB	IBB	HBP	BLK	WP	HR	S	P	ERA	WHIP
Dwight Gooden, R ERA: 3.63 (1, 1)	7.0		27	6	2	2	7	3	0	0	0	0	0	70	109	2.57	1.286
Tim Burke, R ERA: 4.39 (8, 1)	2.0	L	9	2	1	1	0	1	0	0	0	0	0	15	29	4.50	1.500
Doug Simons, L ERA: 5.77 (10, 1)	0.1		1	0	0	0	0	0	0	0	0	0	0	1	1	0.00	0.000
Jeff Innis, R ERA: 2.51 (10, 1)	0.0		1	1	0	0	0	0	0	0	0	0	0	3	5	∞	∞

BOTTOM

New York Mets @ Chicago Cubs
Wrigley Field, Chicago, IL
Mon Aug 12 1991, 3:33 AM CDT
Att. 34,342 - Sunny - 74 F

livebaseballscorecards.com

AB	32
R	3
H	9
RBI	3
BB	4
SO	7
LOB	11



WP: 0	PA: 38
PB: 0	
SB: 2	
CS: 2	

Batter	1	2	3	4	5	6	7	8	9	AB R H RBI BB SO LOB	TOP	
Marquis Grissom, R (1, 8) OBP: 0.306, SLG: 0.352	1-0 G4-3		1-2 G6-3		1-2 G5-3		0-0 G4-3		0-0 3B	5 0 1 0 0 0 0		
Spike Owen, S (1, 6) Delino DeShields, L (8, PH) OBP: 0.314, SLG: 0.331 OBP: 0.369, SLG: 0.338	0-0 HR 1B		0-3 K		0-1 F8		2-3 K		1-1 L7	3 1 1 0 0 1 0 2 0 0 0 0 1 1		
Ivan Calderon, R (1, 7) OBP: 0.365, SLG: 0.466	0-0 HR 1-H		0-1 2B		1-1 P3		1-1 F8		0-0 F8	4 1 2 2 0 0 0		
Tim Wallach, R (1, 5) OBP: 0.303, SLG: 0.347	1-2 F8		3-2 G5-3		2-0 G5-3		2-0 1B E 1B			4 1 1 0 0 0 1		
Larry Walker, L (1, 9) OBP: 0.339, SLG: 0.450	3-2 2B			2-0 F8		0-1 G3		3-1 1B E 1B		4 1 2 0 0 0 0		
Andres Galarraga, R (1, 3) OBP: 0.280, SLG: 0.307	1-1 G5-3			2-2 F9		1-3 K		0-1 E5 1B 1B		4 0 1 0 0 1 1		
Bret Barberie, S (1, 4) OBP: 0.375, SLG: 0.500		3-1 P4		3-2 F8		3-2 HR BB 1B		2-1 1B 1-H 3-H		4 1 2 1 0 0 0		
Gilberto Reyes, R (1, 2) OBP: 0.278, SLG: 0.245		1-3 K		3-2 F7		4-1 HR BB		0-3 K		3 1 0 0 1 2 0		
Mark Gardner, R (1, 1) Mike Fitzgerald, R (7, PH) Scott Ruskin, R (7, 1) Bill Sampen, R (7, 1) Jeff Fassero, L (8, 1)		0-0 G5-3		2-2 G5-3		0-1 HR		1-3 K		2 0 0 0 0 0 0 1 1 1 3 0 0 0 0 0 0 0 0 0 0 0 0 0 0 0 0 0 1 0 0 0 0 1 0		
Inning Stats	R: 2 H: 3 E: 0 LOB: 1 K: 0 BB: 0 S: 11 P: 17	R: 0 H: 0 E: 0 LOB: 0 K: 1 BB: 0 S: 6 P: 10	R: 0 H: 1 E: 0 LOB: 1 K: 1 BB: 0 S: 12 P: 16	R: 0 H: 0 E: 0 LOB: 0 K: 0 BB: 0 S: 7 P: 14	R: 0 H: 0 E: 0 LOB: 0 K: 0 BB: 0 S: 9 P: 15	R: 0 H: 0 E: 0 LOB: 0 K: 0 BB: 0 S: 5 P: 8	R: 3 H: 2 E: 0 LOB: 0 K: 1 BB: 1 S: 12 P: 20	R: 2 H: 4 E: 1 LOB: 2 K: 1 BB: 0 S: 11 P: 20	R: 0 H: 1 E: 0 LOB: 1 K: 2 BB: 0 S: 9 P: 11	1B: 6 SF: 0 2B: 2 SAC: 0 3B: 1 DP: 0 HR: 2 HBP: 0	WP: 0 PA: 38 PB: 0 SB: 0 CS: 0	
PITCHER Danny Jackson, L (1, 1) ERA: 6.22 Les Lancaster, R (8, 1) ERA: 4.06	IP WLS BF H R ER SO BB IBB HBP BLK WP HR S P ERA WHIP	7.0 0 28 6 5 5 3 1 0 0 0 0 2 62 100 6.43 1.000	2.0 L 10 5 2 2 3 0 0 0 0 0 0 0 20 31 9.00 2.500	PITCHER IP WLS BF H R ER SO BB IBB HBP BLK WP HR S P ERA WHIP								

Montreal Expos @ Chicago Cubs
 Wrigley Field, Chicago, IL
 Tue Aug 13 1991, 7:05 PM CDT
 Att. 34,085 - Sunny - 74 F

livebaseballscorecards.com

AB	37
R	7
H	11
RBI	6
BB	1
SO	6
LOB	3




Batter	1	2	3	4	5	6	7	8	9	AB	R	H	RBI	BB	SO	LOB
Chico Walker, S OBP: 0.346, SLG: 0.364 (1, 5) M X (7, 8)	0-1 G3-1 ①		2-2 23 G4-3 1B HR 1B	1-0 F8 ③			0-1 1B 2B		2-1 G6-3 ②	5	2	2	0	0	0	1
Mark Grace, L OBP: 0.370, SLG: 0.408 (1, 3) C B S C X	1-3 K ②		1-0 23 G4-3 1B HR 1B		0-0 G3-1 ①		1-2 23 1B 1B		0-0 G3-1 ③	5	1	2	1	0	1	0
23 Ryne Sandberg, R OBP: 0.388, SLG: 0.499 (1, 4) F B F X	1-2 G4-3 ③		2-2 G4-3 ①		1-1 F8 ②		1-1 FC5-4 1B			4	0	1	0	0	0	2
Andre Dawson, R OBP: 0.308, SLG: 0.483 (1, 9) F X		0-1 2B 1B	1-0 2-H 3-H HR		3-2 P5 ③		1-1 FC5-4 ③			4	1	2	3	0	0	2
George Bell, R OBP: 0.328, SLG: 0.485 Ced Landrum, L OBP: 0.298, SLG: 0.267 (8, PR) (9, 7) B B F SAFE C B X		3-2 2B 2B	0-0 G4-3 ②		1-3 K ①		1-1 CS 1B			4	1	2	0	0	1	0
Dwight Smith, L OBP: 0.294, SLG: 0.393 Shawon Dunston, R OBP: 0.264, SLG: 0.366 (1, 8) (7, 6) B B B X		3-0 E 1B 2B	4-2 CS BB		0-0 G3 ②		2-2 F8 ①		1-2 F8 ②	2	1	1	1	1	0	0
Rick Wilkins, L OBP: 0.313, SLG: 0.383 (1, 2) C B X	1-1 P6 ②		3-2 CS ③	2-2 F9 ①		1-0 F7 ③		1-0 1B		4	0	1	0	0	0	1
Jose Vizcaino, S OBP: 0.280, SLG: 0.296 (1, 6) (7, 5) C B X	1-1 1B			0-0 E6			3-2 G6-3 ①		0-0 G4-3 ③	4	0	1	1	0	0	1
Danny Jackson, R OBP: 0.125, SLG: 0.125 Luis Salazar, R OBP: 0.324, SLG: 0.488 Les Lancaster, R OBP: 0.192, SLG: 0.269 Jerome Walton, R OBP: 0.280, SLG: 0.333 (1, 1) (7, PH) (8, 1) (9, PH) C 1 SAFE F B B X	2-2 G1-3 ③		1-3 K ②				2-1 F8 ②		0-0 G6-3 ①	2	0	0	0	0	1	2


Inning Stats	R: 0	H: 0	E: 0	K: 1	S: 8	R: 2	H: 4	E: 1	K: 0	S: 13	R: 3	H: 3	E: 0	K: 0	S: 17	R: 0	H: 0	E: 1	K: 1	S: 8	R: 0	H: 0	E: 0	K: 0	S: 7	R: 0	H: 0	E: 0	K: 1	S: 5	R: 1	H: 3	E: 0	K: 0	S: 15	R: 0	H: 2	E: 0	K: 0	S: 7	R: 0	H: 0	E: 0	K: 0	S: 4	1B: 8	2B: 3	3B: 0	HR: 1	SF: 0	SAC: 0	DP: 0	HBP: 0	WP: 0	PB: 0	SB: 0	CS: 2	PA: 39
--------------	------	------	------	------	------	------	------	------	------	-------	------	------	------	------	-------	------	------	------	------	------	------	------	------	------	------	------	------	------	------	------	------	------	------	------	-------	------	------	------	------	------	------	------	------	------	------	-------	-------	-------	-------	-------	--------	-------	--------	-------	-------	-------	-------	--------

PITCHER	IP	WLS	BF	H	R	ER	SO	BB	IBB	HBP	BLK	WP	HR	S	P	ERA	WHIP
Mark Gardner, R ERA: 3.24 (1, 1)	6.0		25	7	5	5	3	1	0	0	0	0	1	58	93	7.50	1.333
Scott Ruskin, L ERA: 3.28 (7, 1)	0.2		4	2	1	1	0	0	0	0	0	0	0	11	17	13.50	3.000
Bill Sampen, R ERA: 4.62 (7, 1)	1.0	W	4	2	0	0	0	0	0	0	0	0	0	9	14	0.00	2.000
Jeff Fassero, L ERA: 1.91 (8, 1)	1.1	S	5	1	0	0	0	0	0	0	0	0	0	6	9	0.00	0.750

Montreal Expos @ Chicago Cubs
Wrigley Field, Chicago, IL
 Tue Aug 13 1991, 7:05 PM CDT
 Att. 34,085 - Sunny - 74 F

AB	37
R	6
H	12
RBI	6
BB	1
SO	3
LOB	10



Batter	1	2	3	4	5	6	7	8	9	AB R H RBI BB SO LOB	TOP											
Delino DeShields, L OBP: 0.368, SLG: 0.337 (1, 4)	2-3 K		3-2 1B		2-0 G5-3			2-3 K		4 0 1 1 0 2 1												
Dave Martinez, L OBP: 0.304, SLG: 0.381 (1, 8)	1-3 K		2-0 1B			0-2 G4-3		3-3 K		4 0 1 0 0 2 0												
Ivan Calderon, R OBP: 0.364, SLG: 0.464 (1, 7)	0-0 G1-3		1-3 1B			1-1 G3 BLK 1B			2-2 F8	4 0 1 0 0 1 2												
Ron Hassey, L OBP: 0.298, SLG: 0.330 Barry Jones, R (9, 1)		2-0 L7		0-0 F8		2-2 G3			1-1 G3	4 0 0 0 0 0 1 0 0 0 0 0 0 0												
Larry Walker, L OBP: 0.335, SLG: 0.444 (1, 9)		0-0 P5		1-3 K		0-0 G4-3			1-0 F7	4 0 0 0 0 1 1												
Andres Galarraga, R OBP: 0.281, SLG: 0.308 (1, 3)		1-0 P4		2-2 1B			0-1 P3			3 0 1 0 0 0 0												
Bret Barberie, S OBP: 0.373, SLG: 0.531 (1, 5)			1-2 3B	2-2 CS	2-2 F8		1-3 K			3 1 1 0 0 1 0	AB 31 R 2 H 6 RBI 2 BB 1 SO 8 LOB 6											
Spike Owen, S OBP: 0.314, SLG: 0.338 (1, 6)			1-0 1B		0-1 P4		0-0 G4-3			3 1 1 1 0 0 0												
Brian Barnes, L OBP: 0.265, SLG: 0.107 Gilberto Reyes, R OBP: 0.278, SLG: 0.245 (1, 1) (9, 2)			3-H G6-3		4-0 BB			1-3 K		2 0 0 0 1 1 1 0 0 0 0 0 0 0												
Inning Stats	R: 0 E: 0 K: 2 S: 10	H: 0 LOB: 0 BB: 0 P: 13	R: 0 E: 0 K: 0 S: 3	H: 0 LOB: 0 BB: 0 P: 6	R: 2 E: 0 K: 1 S: 15	H: 4 LOB: 1 BB: 0 P: 23	R: 0 E: 0 K: 1 S: 12	H: 1 LOB: 0 BB: 0 P: 17	R: 0 E: 0 K: 0 S: 6	H: 0 LOB: 1 BB: 1 P: 14	R: 0 E: 0 K: 0 S: 9	H: 1 LOB: 1 BB: 0 P: 12	R: 0 E: 0 K: 1 S: 7	H: 0 LOB: 0 BB: 0 P: 8	R: 0 E: 0 K: 3 S: 13	H: 0 LOB: 0 BB: 0 P: 19	R: 0 E: 0 K: 0 S: 6	H: 0 LOB: 0 BB: 0 P: 10	1B: 4 2B: 0 3B: 2 HR: 0	SF: 0 SAC: 0 DP: 0 HBP: 0	WP: 0 PB: 0 SB: 0 CS: 1	PA: 33
PITCHER	IP WLS BF H R ER SO BB IBB HBP BLK WP HR S P ERA WHIP											PITCHER	IP WLS BF H R ER SO BB IBB HBP BLK WP HR S P ERA WHIP									
Greg Maddux, R ERA: 3.67 (1, 1)	7.0 L 26 6 2 2 5 1 0 0 1 0 0 62 93 2.57 1.000											Chuck McElroy, L ERA: 1.63 (8, 1)	2.0 6 0 0 0 3 0 0 0 0 0 0 19 29 0.00 0.000									

Montreal Expos @ Chicago Cubs
Wrigley Field, Chicago, IL
 Wed Aug 14 1991, 3:33 AM CDT
 Att. 34,817 - Sunny - 76 F

livebaseballscorecards.com

Batter	1	2	3	4	5	6	7	8	9	AB	R	H	RBI	BB	SO	LOB
Chico Walker, S OBP: 0.341, SLG: 0.358 (1, 8)	0-2 L9		2-0 P6		1-1 P4			3-2 L6		4	0	0	0	0	0	1
Mark Grace, L OBP: 0.369, SLG: 0.405 (1, 3)	4-0 FC6-4 23 BB BB		3-1 F8		1-2 G6-3			1-0 L6		3	0	0	0	1	0	1
23 Ryne Sandberg, R OBP: 0.387, SLG: 0.495 (1, 4)	4-1 FC6-4 1-2 BB		1-1 FC4 1-2f		3-1 G5-3			2-3 K		3	0	0	0	1	1	1
Andre Dawson, R OBP: 0.307, SLG: 0.479 (1, 9)	0-2 FC6-4 1-2f 2-3			3-1 BB 1B HBP			1-1 F9		1-0 F7	3	0	0	0	0	0	2
George Bell, R OBP: 0.326, SLG: 0.481 (1, 7)	1-0 FC6-4 1-2f			1 SAFE L8			1-0 L8		4-0 FC3-6 BB	3	0	0	0	1	0	3
Luis Salazar, R OBP: 0.320, SLG: 0.481 (1, 5)			1-1 G4-3		1 SAFE F9		0-1 F9		0-0 FC3-6 1-2f BB	3	0	0	0	0	0	1
Dwight Smith, L OBP: 0.292, SLG: 0.389 (9, PH)										1	0	0	0	0	0	1
Shawon Dunston, R OBP: 0.265, SLG: 0.366 (1, 6)										3	0	1	0	0	1	0
Rick Wilkins, L OBP: 0.317, SLG: 0.383 (9, PH)										0	0	0	0	1	0	0
Joe Girardi, R OBP: 0.227, SLG: 0.158 (1, 2)										2	0	0	0	1	0	0
Doug Dascenzo, S OBP: 0.309, SLG: 0.299 (9, PH)										1	0	0	0	0	0	2
Greg Maddux, R OBP: 0.254, SLG: 0.323 (1, 1)										2	0	1	0	0	0	3
Jerome Walton, R OBP: 0.279, SLG: 0.332 (7, PH)										1	0	0	0	0	1	0
Chuck McElroy, L OBP: 0.429, SLG: 0.571 (8, 1)										0	0	0	0	0	0	0


Inning Stats	R: 0	H: 0	E: 0	K: 0	S: 8	R: 0	H: 0	E: 0	K: 0	S: 7	R: 0	H: 1	E: 0	K: 0	S: 7	R: 0	H: 0	E: 0	K: 0	S: 10	R: 0	H: 0	E: 0	K: 0	S: 5	R: 0	H: 0	E: 0	K: 2	S: 11	R: 0	H: 0	E: 0	K: 1	S: 7	R: 0	H: 0	E: 0	K: 0	S: 5	R: 0	H: 0	E: 0	K: 0	S: 16	1B: 2	2B: 0	3B: 0	HR: 0	SF: 0	SAC: 0	DP: 0	HBP: 1	WP: 0	PA: 35
--------------	------	------	------	------	------	------	------	------	------	------	------	------	------	------	------	------	------	------	------	-------	------	------	------	------	------	------	------	------	------	-------	------	------	------	------	------	------	------	------	------	------	------	------	------	------	-------	-------	-------	-------	-------	-------	--------	-------	--------	-------	--------

PITCHER	IP	WLS	BF	H	R	ER	SO	BB	IBB	HBP	BLK	WP	HR	S	P	ERA	WHIP
Brian Barnes, L ERA: 4.5 (1, 1)	8.1	W	32	2	0	0	3	4	0	1	0	0	0	63	112	0.00	0.720
Barry Jones, R ERA: 3.43 (9, 1)	0.2	S	3	0	0	0	0	1	0	0	0	0	0	4	10	0.00	1.500

BOTTOM

Montreal Expos @ Chicago Cubs
Wrigley Field, Chicago, IL
 Wed Aug 14 1991, 3:33 AM CDT
 Att. 34,817 - Sunny - 76 F

AB	29
R	0
H	2
RBI	0
BB	5
SO	3
LOB	15



PITCHER	IP	WLS	BF	H	R	ER	SO	BB	IBB	HBP	BLK	WP	HR	S	P	ERA	WHIP
---------	----	-----	----	---	---	----	----	----	-----	-----	-----	----	----	---	---	-----	------

Batter	1	2	3	4	5	6	7	8	9	AB	R	H	RBI	BB	SO	LOB	TOP										
Delino DeShields, L OBP: 0.372, SLG: 0.340 (1, 4)	4-2 3B BB	2-1 G6-3 BB		1-1 CS 1B		2-2 2-H 1B		4-2 FC4-6 BB		3	1	2	1	2	0	0											
Marquis Grissom, R OBP: 0.304, SLG: 0.355 (1, 8)	2-1 1B 3B	1-1 G6-3 BB		1-0 P5 BB		1-1 P6 BB		0-2 FC4-6 S 1-2f		5	1	1	1	0	0	3											
Dave Martinez, L OBP: 0.302, SLG: 0.378 (1, 7) (8, 9)	2-2 1B 2B 1B	2-1 G6-3 BB		3-1 CS 1-2		0-1 F7 BB		1-3 K 1-2		5	1	1	1	0	2	2											
Tim Wallach, R OBP: 0.306, SLG: 0.348 (1, 5)	0-1 2B G6-3 1B			1-2 FC4-6 WP 1B		1-0 G5-3 BB		0-3 K IBB		4	1	2	0	1	1	0											
Larry Walker, L OBP: 0.339, SLG: 0.446 Barry Jones, R (1, 9) (8, 1)	1-0 G6-3 1-3 2B			4-0 FC4-6 1-2 BB		4-2 1B BB		1-0 P5 G5-3		3	0	1	1	2	0	2											
Andres Galarraga, R OBP: 0.283, SLG: 0.322 (1, 3)	1-2 G6-3 2-3 3-H			0-0 FC4-6 1-2f 2-3 BB		0-0 1B		0-0 HR		5	1	2	2	0	0	3											
Bret Barberie, S OBP: 0.371, SLG: 0.510 Spike Owen, S OBP: 0.315, SLG: 0.339 (1, 6) (7, PH) (7, 6)	0-0 FC4-2-5-2-6 3-H			4-2 G6-4-3 1-2 BB		1-3 K		2-2 1B 1B		2	0	0	0	1	1	3											
Mike Fitzgerald, R OBP: 0.250, SLG: 0.279 (1, 2)	4-0 IBB			1-2 G6-4-3 1-2f		3-1 SH3-4 1B 1B		0-0 1B		4	1	2	0	1	1	3											
Chris Haney, L OBP: 0.083, SLG: 0.083 Bill Sampen, R OBP: 0.600, SLG: 0.600 Jeff Fassero, L (8, 1) Ivan Calderon, R OBP: 0.364, SLG: 0.464 (8, 7)	1-0 F7			2-2 G4-3		1-1 SH3-4 1-2		0-3 K		2	0	0	0	0	0	2											
Inning Stats	R: 4 E: 0 K: 0 S: 20	H: 4 LOB: 2 BB: 2 P: 34	R: 0 E: 0 K: 0 S: 6	H: 0 LOB: 0 BB: 0 P: 11	R: 0 E: 0 K: 0 S: 9	H: 1 LOB: 2 BB: 2 P: 19	R: 0 E: 0 K: 0 S: 10	H: 1 LOB: 0 BB: 0 P: 15	R: 0 E: 0 K: 1 S: 9	H: 1 LOB: 2 BB: 1 P: 15	R: 1 E: 0 K: 1 S: 15	H: 2 LOB: 1 BB: 0 P: 23	R: 1 E: 0 K: 2 S: 15	H: 3 LOB: 2 BB: 0 P: 18	R: 0 E: 0 K: 1 S: 13	H: 0 LOB: 2 BB: 2 P: 22	R: 0 E: 0 K: 1 S: 6	H: 0 LOB: 0 BB: 0 P: 9	1B: 9 2B: 1 3B: 1 HR: 1	SF: 0 SAC: 1 DP: 1 HBP: 0	WP: 1 PB: 0 SB: 1 CS: 1	PA: 45					
PITCHER	IP	WLS	BF	H	R	ER	SO	BB	IBB	HBP	BLK	WP	HR	S	P	ERA	WHIP										
Bob Scanlan, R ERA: 3.93 (1, 1)	5.0		25	7	4	4	1	4	1	0	0	1	0	54	94	7.20	2.200										
Paul Assenmacher, L ERA: 3.42 (6, 1)	3.0	W	16	5	2	2	4	1	1	0	0	0	1	43	63	6.00	2.000										
Chuck McElroy, L ERA: 1.6 (9, 1)	1.0	S	3	0	0	0	1	0	0	0	0	0	0	6	9	0.00	0.000										

Montreal Expos @ Chicago Cubs
Wrigley Field, Chicago, IL
 Thu Aug 15 1991, 3:33 AM CDT
 Att. 33,514 - Cloudy - 84 F

livebaseballscorecards.com

AB	36
R	6
H	12
RBI	6
BB	7
SO	6
LOB	20



Batter	1	2	3	4	5	6	7	8	9
Doug Dascenzo, S OBP: 0.308, SLG: 0.295 (1, 8) (6, 7) Chico Walker, S OBP: 0.343, SLG: 0.360 (8, PH) (9, 7)	0-1 G5-3	4-0 BB		2-0 E4 WP 2B		2-2 P7		1-1 E1 23 SF7 1B	
Mark Grace, L OBP: 0.370, SLG: 0.406 (1, 3)	4-2 23 1B FC1-6 BB	0-0 L1		3-2 WP 1-H 2B		0-2 F8		3-2 E5 1-3 2-H	
23 Ryne Sandberg, R OBP: 0.387, SLG: 0.494 (1, 4)	0-1 FC1-6 1B		2-1 E6 F8 1B	4-1 WP BB		1-3 K		2-0 SF7 3-H	
Andre Dawson, R OBP: 0.306, SLG: 0.475 (1, 9)	0-1 FC1-6 1-2 3-H		2-0 G6-3	4-0 1-2 2-3 BB			1-2 F8	0-1 G4-3	
George Bell, R OBP: 0.325, SLG: 0.478 Jerome Walton, R OBP: 0.278, SLG: 0.330 (1, 7) (6, 8)	1-2 P6		0-1 F8	1-1 F8			0-0 P4		
Luis Salazar, R OBP: 0.323, SLG: 0.486 Chuck McElroy, L OBP: 0.429, SLG: 0.571 (1, 5) (9, 1)		2-2 1B G5-3 2B	2-1 WP 1B 1B		1-2 P3		1-1 G5-3		
Shawon Dunston, R OBP: 0.272, SLG: 0.379 (1, 6)		0-0 WP G5-3 1B	2-2 1-H 1B		0-0 2B			0-1 SH1-4 1B 2B	
Joe Girardi, R OBP: 0.200, SLG: 0.136 Rick Wilkins, L OBP: 0.320, SLG: 0.383 (8, PH) (9, 2)		2-1 G5-3		1-1 G1-3	1-1 L9			4-1 SH1-4 E BB	
Bob Scanlan, R Dwight Smith, L OBP: 0.289, SLG: 0.386 Paul Assenmacher, L OBP: 0.400, SLG: 0.250 Jose Vizcaino, S OBP: 0.280, SLG: 0.296 (8, PH) (9, 5)		1-1 G6-3		0-3 K	0-2 G4-3			0-0 SH1-4 1-2 2-3	


Inning Stats	R: 1	H: 1	E: 0	LOB: 1	K: 0	P: 19	R: 1	H: 2	E: 0	LOB: 2	K: 0	P: 18	R: 1	H: 2	E: 1	LOB: 2	K: 0	P: 10	R: 1	H: 1	E: 1	LOB: 3	K: 1	P: 27	R: 0	H: 1	E: 0	LOB: 1	K: 0	P: 11	R: 0	H: 0	E: 0	LOB: 0	K: 1	P: 12	R: 0	H: 0	E: 0	LOB: 0	K: 0	P: 8	R: 3	H: 2	E: 1	LOB: 1	K: 0	P: 22	1B: 5	SF: 1	2B: 4	SAC: 1	3B: 0	DP: 0	HR: 0	HBP: 0
--------------	------	------	------	--------	------	-------	------	------	------	--------	------	-------	------	------	------	--------	------	-------	------	------	------	--------	------	-------	------	------	------	--------	------	-------	------	------	------	--------	------	-------	------	------	------	--------	------	------	------	------	------	--------	------	-------	-------	-------	-------	--------	-------	-------	-------	--------

PITCHER	IP	WLS	BF	H	R	ER	SO	BB	IBB	HBP	BLK	WP	HR	S	P	ERA	WHIP
Chris Haney, L ERA: 3.21 (1, 1)	3.2		22	6	4	2	1	4	0	0	0	4	0	43	79	4.91	2.727
Bill Sampen, R ERA: 4.5 (4, 1)	3.1		12	2	1	1	1	0	0	0	0	0	0	28	36	2.70	0.600
Jeff Fassero, L ERA: 1.89 (8, 1)	0.1	L	4	1	1	0	0	1	0	0	0	0	0	7	15	0.00	6.000
Barry Jones, R ERA: 3.39 (8, 1)	0.2		2	0	1	0	0	0	0	0	0	0	0	3	5	0.00	0.000

BOTTOM

Montreal Expos @ Chicago Cubs
Wrigley Field, Chicago, IL
Thu Aug 15 1991, 3:33 AM CDT
Att: 33,514 - Cloudy - 84 F

AB	33
R	7
H	9
RBI	6
BB	5
SO	2
LOB	15



WP: 4	PA: 40
PB: 0	
SB: 1	
CS: 0	

livebaseballscorecards.com

Batter	1	2	3	4	5	6	7	8	9	AB R H RBI BB SO LOB	TOP		
Lenny Dykstra, L (1, 8) OBP: 0.401, SLG: 0.436	1-3 		1-0 		3-1 			1-0 		4 0 0 0 0 1 1	Philadelphia Phillies @ Chicago Cubs Wrigley Field, Chicago, IL Fri Aug 16 1991, 3:33 AM CDT Att. 34,547 - Sunny - 86 F		
Mickey Morandini, L (1, 4) OBP: 0.303, SLG: 0.293	2-0 		0-0 			1-3 		3-2 		4 0 0 0 0 1 0			
Wes Chamberlain, R (1, 7) OBP: 0.318, SLG: 0.416	1-2 			2-3 		1-3 		0-0 		4 0 1 0 0 2 0			
John Kruk, L (1, 3) OBP: 0.363, SLG: 0.484		0-2 		1-1 		1-1 		0-0 		3 0 2 0 0 0 0			
Joe Boever, R (6, 1) OBP: 0.500, SLG: 0.500										0 0 0 0 0 0 0			
Wally Backman, S (9, PH) OBP: 0.331, SLG: 0.305										1 0 0 0 0 0 1			
Dale Murphy, R (1, 9) OBP: 0.312, SLG: 0.420		2-0 		2-2 			2-1 		0-1 			3 0 0 0 0 0 2	
John Morris, L (7, 9) OBP: 0.302, SLG: 0.263										1 0 0 0 0 0 1			
Charlie Hayes, R (1, 5) OBP: 0.238, SLG: 0.328		1-3 		1-3 			0-0 		3-1 			4 0 0 0 0 2 3	
Darren Daulton, L (1, 2) OBP: 0.297, SLG: 0.317		2-1 			2-1 		1-1 				3 1 3 1 0 0 0		
Dickie Thon, R (1, 6) OBP: 0.287, SLG: 0.353		3-2 			2-2 		2-3 				3 0 0 0 0 1 3		
Bruce Ruffin, S (1, 1)			0-1 		0-3 			1-3 			0 0 0 0 0 0 0		
Steve Searcy, L (1, 1)										2 0 0 0 0 1 1			
Ricky Jordan, R (6, 3) OBP: 0.309, SLG: 0.452										1 0 0 0 0 1 0			
Inning Stats	R: 0 H: 0 E: 0 LOB: 0 K: 1 BB: 0 S: 7 P: 11	R: 0 H: 2 E: 1 LOB: 2 K: 1 BB: 0 S: 13 P: 21	R: 0 H: 0 E: 0 LOB: 0 K: 0 BB: 0 S: 4 P: 5	R: 0 H: 1 E: 0 LOB: 1 K: 2 BB: 0 S: 12 P: 18	R: 0 H: 1 E: 0 LOB: 1 K: 1 BB: 0 S: 10 P: 17	R: 0 H: 0 E: 0 LOB: 0 K: 2 BB: 0 S: 8 P: 11	R: 1 H: 1 E: 0 LOB: 0 K: 1 BB: 0 S: 8 P: 13	R: 0 H: 0 E: 0 LOB: 0 K: 1 BB: 0 S: 9 P: 14	R: 0 H: 1 E: 0 LOB: 1 K: 0 BB: 0 S: 6 P: 9	1B: 4 SF: 0 2B: 1 SAC: 0 3B: 0 DP: 0 HR: 1 HBP: 0	WP: 0 PA: 33 PB: 0 SB: 0 CS: 0		
PITCHER	IP WLS BF H R ER SO BB IBB HBP BLK WP HR S P ERA WHIP											PITCHER	IP WLS BF H R ER SO BB IBB HBP BLK WP HR S P ERA WHIP
Rick Sutcliffe, R (1, 1) ERA: 5.17	8.0 W 29 5 1 1 9 0 0 0 0 0 1 71 110 1.12 0.625												
Les Lancaster, R (9, 1) ERA: 4.03	1.0 4 1 0 0 0 0 0 0 0 0 0 6 9 0.00 1.000												

AB	33
R	1
H	6
RBI	1
BB	0
SO	9
LOB	12



Batter	1	2	3	4	5	6	7	8	9
Jerome Walton, R OBP: 0.280, SLG: 0.345 (1, 8)									
Mark Grace, L OBP: 0.370, SLG: 0.405 (1, 3)									
23 Ryne Sandberg, R OBP: 0.386, SLG: 0.491 (1, 4)									
Andre Dawson, R OBP: 0.310, SLG: 0.477 Ced Landrum, L OBP: 0.292, SLG: 0.261 (1, 9) (8, PH) (9, 9)									
George Bell, R OBP: 0.327, SLG: 0.478 Doug Dascenzo, S OBP: 0.308, SLG: 0.295 (1, 7) (7, 7)									
Luis Salazar, R OBP: 0.322, SLG: 0.495 Jose Vizcaino, S OBP: 0.280, SLG: 0.296 (1, 5) (8, 5)									
Shawon Dunston, R OBP: 0.275, SLG: 0.378 (1, 6)									
Joe Girardi, R OBP: 0.276, SLG: 0.200 (1, 2)									
Rick Sutcliffe, L OBP: 0.111, SLG: 0.118 Les Lancaster, R OBP: 0.192, SLG: 0.269 (1, 1) (9, 1)									


AB	R	H	RBI	BB	SO	LOB
5	2	2	1	0	0	2
4	2	1	0	1	2	0
5	1	1	1	0	0	1
4	1	3	0	0	1	0
1	0	0	0	0	1	0
4	1	2	2	0	1	1
0	0	0	0	0	0	0
4	1	1	3	0	0	2
0	0	0	0	0	0	0
3	1	1	0	1	1	0
3	0	2	1	1	0	1
2	0	0	0	0	0	2
0	0	0	0	0	0	0

AB	R	H	RBI	BB	SO	LOB
35	9	13	8	3	6	9

Inning Stats	R: 6	H: 6	E: 0	K: 0	S: 22	LOB: 1	BB: 1	P: 38	R: 0	H: 2	E: 0	K: 1	S: 11	LOB: 2	BB: 0	P: 19	R: 0	H: 0	E: 0	K: 0	S: 6	LOB: 1	BB: 1	P: 15	R: 0	H: 0	E: 0	K: 1	S: 7	LOB: 0	BB: 0	P: 9	R: 1	H: 2	E: 1	K: 0	S: 9	LOB: 1	BB: 0	P: 14	R: 1	H: 1	E: 1	K: 1	S: 10	LOB: 1	BB: 1	P: 16	R: 0	H: 1	E: 0	K: 1	S: 9	LOB: 1	BB: 0	P: 13	R: 1	H: 1	E: 0	K: 2	S: 12	LOB: 0	BB: 0	P: 19
PITCHER	IP	WLS	BF	H	R	ER	SO	BB	IBB	HBP	BLK	WP	HR	S	P	ERA	WHIP																																															
Bruce Ruffin, L ERA: 3.51 (1, 1)	0.1	L	8	6	6	6	0	1	0	0	0	0	0	19	31	162.00	21.000																																															
Steve Searcy, L ERA: 7.04 (1, 1)	5.1		23	5	2	0	2	2	0	0	0	0	0	43	77	0.00	1.312																																															
Joe Boever, R ERA: 3.97 (6, 1)	2.1		9	2	1	1	4	0	0	0	0	0	0	24	35	3.86	0.857																																															

Philadelphia Phillies @ Chicago Cubs
Wrigley Field, Chicago, IL
Fri Aug 16 1991, 3:33 AM CDT
Att. 34,547 - Sunny - 86 F

AB 35
R 9
H 13
RBI 8
BB 3
SO 6
LOB 9



WP: 0 PA: 40
PB: 0
SB: 0
CS: 0

livebaseballscorecards.com

Batter	1	2	3	4	5	6	7	8	9	AB R H RBI BB SO LOB	TOP											
Lenny Dykstra, L (1, 8) OBP: 0.397, SLG: 0.435	0-0 P8			1-1 SH4-3 2B		1-0 G4-3	1-0 F8		2-0 P5	5 0 1 0 0 0 2												
Mickey Morandini, L (1, 4) OBP: 0.307, SLG: 0.298	2-1 G5-3			0-1 SH4-3		0-2		2-2 HR 1B		3 1 2 0 0 0 0												
Wes Chamberlain, R (1, 7) OBP: 0.316, SLG: 0.428	2-2 G4-3			2-1 G5-3		0-1 F8		0-2 HR 1-H		4 1 1 2 0 0 2												
John Kruk, L (1, 3) OBP: 0.359, SLG: 0.479			3-2 G4-3	1-2 G5-3		1-2 G3		0-1 F8		4 0 0 0 0 0 2												
Dale Murphy, R (1, 9) OBP: 0.311, SLG: 0.426			1-1 F9		1-2 G6-3		1-0 HR	0-0 G6-3		4 1 1 1 0 0 0												
Charlie Hayes, R (1, 5) OBP: 0.235, SLG: 0.324			1-1 G4-3		2-0 F9		3-2 G6-3	0-2 F9		4 0 0 0 0 0 0												
Darren Daulton, L (1, 2) OBP: 0.304, SLG: 0.348				3-1 G4-3		2-0 HR			4-1 BB	3 2 2 2 1 0 0												
Dickie Thon, R (1, 6) OBP: 0.287, SLG: 0.352				0-1 G6-3		0-1 1B		1-2 G5-3	0-0 F8	4 0 1 0 0 0 1												
Terry Mulholland, R (1, 1) OBP: 0.097, SLG: 0.067 Mitch Williams, L (9, 1)				1-2 F9		0-0 L1		1-2 1B	0-0 P3	4 0 1 0 0 0 2 0 0 0 0 0 0 0												
Inning Stats	R: 0 E: 0 K: 0 S: 8	H: 0 LOB: 0 BB: 0 P: 12	R: 0 E: 0 K: 0 S: 9	H: 0 LOB: 0 BB: 0 P: 14	R: 0 E: 0 K: 0 S: 7	H: 0 LOB: 0 BB: 0 P: 11	R: 0 E: 0 K: 0 S: 9	H: 1 LOB: 1 BB: 0 P: 13	R: 1 E: 0 K: 0 S: 8	H: 2 LOB: 1 BB: 0 P: 13	R: 0 E: 0 K: 0 S: 9	H: 1 LOB: 1 BB: 0 P: 11	R: 2 E: 0 K: 0 S: 14	H: 3 LOB: 1 BB: 0 P: 22	R: 2 E: 0 K: 0 S: 13	H: 2 LOB: 0 BB: 0 P: 15	R: 0 E: 0 K: 0 S: 4	H: 0 LOB: 1 BB: 1 P: 10	1B: 4 2B: 1 3B: 0 HR: 4	SF: 0 SAC: 1 DP: 0 HBP: 0	WP: 0 PB: 0 SB: 0 CS: 0	PA: 37
PITCHER	IP WLS BF H R ER SO BB IBB HBP BLK WP HR S P ERA WHIP																					
Mike Bielecki, R (1, 1) ERA: 3.96	7.0 L 28 7 3 3 0 0 0 0 0 0 0 3 64 96 3.86 1.000																					
Steve Wilson, L (8, 1) ERA: 4.38	0.1 3 2 2 2 0 0 0 0 0 0 0 1 9 11 54.00 6.000																					
Shawn Boskie, R (8, 1) ERA: 5.18	1.2 6 0 0 0 0 0 1 0 0 0 0 0 8 14 0.00 0.600																					

Philadelphia Phillies @ Chicago Cubs
Wrigley Field, Chicago, IL
Sat Aug 17 1991, 3:33 AM CDT
Att. 33,223 - Cloudy - 78 F

livebaseballscorecards.com

AB	35
R	5
H	9
RBI	5
BB	1
SO	0
LOB	9



Batter	1	2	3	4	5	6	7	8	9	10	AB R H RBI BB SO LOB	TOP												
Braulio Castillo, R (1, 8) <small>OBP: 0.500, SLG: 0.333</small> John Kruk, L (9, PH) <small>OBP: 0.359, SLG: 0.478</small> (9, 3)	4-0 BB HR BB	1-2 BB 1B 1-2		1-3 K			1-2 CS 1B		1-1 G1-3		3 1 1 0 1 1 1 1 0 0 0 0 0 2	Philadelphia Phillies @ Chicago Cubs Wrigley Field, Chicago, IL Sun Aug 18 1991, 3:33 AM CDT Att: 32,801 - Cloudy - 83 F												
Randy Ready, R (1, 4) <small>OBP: 0.388, SLG: 0.272</small> (9, 3)	4-2 HR BB	2-2 BB 1B 1-2 2-H		1-1 F9			3-3 K 1-2		1-1 SF8		3 1 1 2 1 1 1													
Wes Chamberlain, R (1, 7) <small>OBP: 0.323, SLG: 0.441</small> (9, 1)	1-1 HR 1-H 2-H	4-2 BB 1-2 2-3		4-0 BB G6-4-3			1-0 G5-3		3-H 2-2 E5 2-H		3 1 1 3 2 0 0													
Ricky Jordan, R (1, 3) <small>OBP: 0.303, SLG: 0.444</small> Mitch Williams, L (9, 1)	0-3 K	1-3 K		0-0 G6-4-3 1-2f				1-1 G5-3	1-3 K		5 0 0 0 0 3 5 0 0 0 0 0 0 0													
Dale Murphy, R (1, 9) <small>OBP: 0.308, SLG: 0.421</small> (9, 1)	1-3 K		2-3 K		2-2 G5-3			0-0 G6-3		3-2 G6-3	5 0 0 0 0 2 0													
Charlie Hayes, R (1, 5) <small>OBP: 0.234, SLG: 0.322</small> (9, 1)	1-2 G6-3		0-0 G6-3		2-0 F9			3-2 1B		0-0 F7	5 0 1 0 0 0 0													
Darren Daulton, L (1, 2) <small>OBP: 0.302, SLG: 0.345</small> (9, 1)			1-1 G3	2-2 1B		0-3 K		1-0 G3		0-3 K	5 0 1 0 0 2 1													
Dickie Thon, R (1, 6) <small>OBP: 0.289, SLG: 0.352</small> (9, 1)		4-2 BB 1B E	1 SAFE 0-1 F8		2-2 E6				2-1 SF8 1B 2B		3 2 1 0 1 0 1													
Danny Cox, R (1, 1) <small>OBP: 0.111, SLG: 0.040</small> John Morris, L (6, PH) <small>OBP: 0.290, SLG: 0.261</small> Mike Hartley, R (6, 1) <small>OBP: 0.359, SLG: 0.442</small> Wally Ritchie, L (6, 1) Lenny Dykstra, L (9, PH) <small>OBP: 0.399, SLG: 0.442</small> (9, 9)	1 SAFE 0-3 K		0-1 G1-3		1-2 G3			2-1 E 2B		2 0 0 0 0 1 1 1 0 0 0 0 0 1 0 0 0 0 0 0 0 0 0 0 0 0 0 0 1 1 1 0 0 0 0														
Inning Stats	R: 3 E: 0 K: 2 S: 13	H: 1 LOB: 0 BB: 2 P: 24	R: 1 E: 1 K: 2 S: 23	H: 1 LOB: 3 BB: 2 P: 36	R: 0 E: 0 K: 1 S: 11	H: 1 LOB: 1 BB: 0 P: 15	R: 0 E: 0 K: 1 S: 7	H: 0 LOB: 0 BB: 0 P: 9	R: 0 E: 0 K: 0 S: 6	H: 0 LOB: 0 BB: 1 P: 12	R: 0 E: 1 K: 1 S: 11		H: 0 LOB: 1 BB: 0 P: 16	R: 0 E: 0 K: 1 S: 8	H: 1 LOB: 0 BB: 0 P: 13	R: 0 E: 0 K: 0 S: 7	H: 1 LOB: 1 BB: 0 P: 12	R: 2 E: 1 K: 1 S: 16	H: 2 LOB: 1 BB: 0 P: 25	R: 0 E: 0 K: 1 S: 7	H: 0 LOB: 0 BB: 0 P: 10	1B: 5 2B: 2 3B: 0 HR: 1	SF: 1 SAC: 0 DP: 2 HBP: 0	WP: 0 PB: 0 SB: 0 CS: 1
PITCHER	IP WLS BF H R ER SO BB IBB HBP BLK WP HR S P ERA WHIP											PITCHER	IP WLS BF H R ER SO BB IBB HBP BLK WP HR S P ERA WHIP											
Danny Jackson, L (1, 1) <small>ERA: 6.56</small>	1.2	12	2	4	3	3	4	0	0	0	0	0	0	1	33	56	16.20	3.600						
Shawn Boskie, R (2, 1) <small>ERA: 4.96</small>	4.1	15	1	0	0	4	1	0	0	0	0	0	0	0	38	56	0.00	0.462						
Les Lancaster, R (7, 1) <small>ERA: 3.98</small>	1.2	6	2	0	0	1	0	0	0	0	0	0	0	0	14	23	0.00	1.200						
Chuck McElroy, L (8, 1) <small>ERA: 1.72</small>	0.1	3	2	2	1	0	0	0	0	0	0	0	0	0	5	10	27.00	6.000						
Paul Assenmacher, L (9, 1) <small>ERA: 3.33</small>	2.0	W 7	0	0	0	2	0	0	0	0	0	0	0	0	19	27	0.00	0.000						

livebaseballscorecards.com

AB	37
R	6
H	7
RBI	5
BB	5
SO	10
LOB	13



BOTTOM

Chicago Cubs @ Montreal Expos
Olympic Stadium, Montreal, QB
 Mon Aug 19 1991, 7:05 PM EDT
 Att. 10,792 - Overcast - 70 F

livebaseballscores.com

AB	44
R	2
H	14
RBI	1
BB	0
SO	9
LOB	21



WP:	1	PA:	44
PB:	0		
SB:	1		
CS:	1		

Batter	1	2	3	4	5	6	7	8	9	10	11	AB	R	H	RBI	BB	SO	LOB
Delino DeShields, L OBP: 0.372, SLG: 0.344 (1, 4)	0-1 G1-3		1-3 K		0-1 G4-3 2B		3-3 K		1-2 G5-3			5	0	1	0	0	2	2
Marquis Grissom, R OBP: 0.309, SLG: 0.361 (1, 8)	0-1 G4-3		1-0 G4-3 2B		1-1 G4-3			1-1 1B WP 1B	3-2 G5-3			5	1	2	1	0	0	2
Ivan Calderon, R OBP: 0.359, SLG: 0.467 (1, 7)	0-0 1B		0-0 G4-3		2-3 G5-3			1-2 K		1-0 G5-3		5	0	1	0	0	1	3
Tim Wallach, R OBP: 0.304, SLG: 0.345 (1, 5)	1-3 K		1-0 G5-3			2-3 K		1-1 1B WP 1B		2-2 F9		5	0	1	0	0	2	2
Larry Walker, L OBP: 0.340, SLG: 0.452 (1, 9)		0-1 G6-3		2-0 CS 1B		1-2 G4-6-3 1B		3-1 1B FC1-5-2 1B		1-2 G4-3		5	0	3	0	0	0	0
Ron Hassey, L OBP: 0.297, SLG: 0.322 (1, 2)		0-0 G6-3		0-2 F8		0-0 G4-6-3		0-0 FC1-5-2			0-1 G6-3 1B	3	0	0	0	0	0	2
Junior Noboa, R OBP: 0.244, SLG: 0.309 (8, PH)												0	0	0	0	0	0	0
Eric Bullock, L OBP: 0.329, SLG: 0.361 (8, PH)												1	0	0	0	0	0	2
Gilberto Reyes, R OBP: 0.297, SLG: 0.264 (9, 2)												1	0	1	0	0	0	0
Spike Owen, S OBP: 0.316, SLG: 0.337 (11, PR)												0	0	0	0	0	0	0
Andres Galarraga, R OBP: 0.274, SLG: 0.310 (1, 3)		1-0 1B 1B		0-3 K 1-2			0-0 G6-3		1-3 K		2-2 F7	5	0	1	0	0	2	4
Bret Barberie, S OBP: 0.368, SLG: 0.491 (1, 6)		0-1 1-2 1B			1-1 2B G4-3 1B		1-1 G4-3		0-1 G4-3		2-0 G6-3	5	1	2	0	0	0	1
Brian Barnes, L OBP: 0.250, SLG: 0.100 (7, PH)			2-3 K									2	0	0	0	0	2	3
Dave Martinez, L OBP: 0.302, SLG: 0.376 (8, 1)												1	0	1	0	0	0	0
Jeff Fassero, L OBP: 0.302, SLG: 0.376 (8, 1)												0	0	0	0	0	0	0
Barry Jones, R OBP: 0.281, SLG: 0.298 (9, PH)												0	0	0	0	0	0	0
Tom Foley, L OBP: 0.281, SLG: 0.298 (9, PH)												1	0	1	0	0	0	0
Bill Sampen, R OBP: 0.000, SLG: 0.000 (10, 1)												0	0	0	0	0	0	0

Inning Stats	R: 0	H: 1	E: 0	LOB: 1	K: 1	BB: 0	S: 9	P: 10	R: 0	H: 2	E: 0	LOB: 2	K: 1	BB: 0	S: 10	P: 13	R: 0	H: 1	E: 0	LOB: 1	K: 1	BB: 0	S: 6	P: 9	R: 0	H: 1	E: 0	LOB: 0	K: 1	BB: 0	S: 7	P: 9	R: 1	H: 2	E: 0	LOB: 1	K: 1	BB: 0	S: 12	P: 18	R: 0	H: 1	E: 0	LOB: 0	K: 1	BB: 0	S: 7	P: 10	R: 0	H: 1	E: 0	LOB: 1	K: 1	BB: 0	S: 8	P: 13	R: 1	H: 3	E: 0	LOB: 2	K: 2	BB: 0	S: 13	P: 21	R: 0	H: 1	E: 0	LOB: 1	K: 0	BB: 0	S: 11	P: 16	R: 0	H: 0	E: 0	LOB: 0	K: 0	BB: 0	S: 9	P: 13	R: 0	H: 1	E: 0	LOB: 1	K: 0	BB: 0	S: 7	P: 11	1B: 12	SF: 0	2B: 2	SAC: 0	3B: 0	DP: 2	HR: 0	HBP: 0	WP: 1	PA: 44
--------------	------	------	------	--------	------	-------	------	-------	------	------	------	--------	------	-------	-------	-------	------	------	------	--------	------	-------	------	------	------	------	------	--------	------	-------	------	------	------	------	------	--------	------	-------	-------	-------	------	------	------	--------	------	-------	------	-------	------	------	------	--------	------	-------	------	-------	------	------	------	--------	------	-------	-------	-------	------	------	------	--------	------	-------	-------	-------	------	------	------	--------	------	-------	------	-------	------	------	------	--------	------	-------	------	-------	--------	-------	-------	--------	-------	-------	-------	--------	-------	--------

PITCHER	IP	WLS	BF	H	R	ER	SO	BB	IBB	HBP	BLK	WP	HR	S	P	ERA	WHIP
Greg Maddux, R ERA: 3.62 (1, 1)	7.1		31	11	2	2	8	0	0	0	0	0	0	66	93	2.46	1.500
Chuck McElroy, L ERA: 1.72 (8, 1)	0.0		1	1	0	0	0	0	0	0	0	1	0	2	5	∞	∞
Les Lancaster, R ERA: 3.93 (8, 1)	1.2		6	1	0	0	1	0	0	0	0	0	0	15	21	0.00	0.600
Paul Assenmacher, L ERA: 3.24 (10, 1)	2.0	W	6	1	0	0	0	0	0	0	0	0	0	16	24	0.00	0.500

Batter	1	2	3	4	5	6	7	8	9	AB R H RBI BB SO LOB	TOP	
Jerome Walton, R (1, 8) OBP: 0.274, SLG: 0.333	3-1 L4	1-3 K			1-0 G4-3		1-1 G6-3		1-1 P4	5 0 0 0 0 1 1		
Mark Grace, L (1, 3) OBP: 0.365, SLG: 0.399	1-3 K		0-1 G3-1		2-0 1B		3-2 1B			4 0 2 0 0 1 0		
23 Ryne Sandberg, R (1, 4) OBP: 0.388, SLG: 0.498	2-1 2B		2-3 K		0-1 F7		2-3 K			4 0 1 0 0 2 2		
Andre Dawson, R (1, 9) OBP: 0.304, SLG: 0.466	2-2 P5		1-2 1B		3-2 F7			2-1 F8		4 0 1 0 0 0 2		
George Bell, R (1, 7) OBP: 0.326, SLG: 0.471		1-0 2B G4-3 1B	1-2 F9		0-2 E1 FC6-4			0-0 F8		4 1 1 0 0 0 1		
Luis Salazar, R (1, 5) OBP: 0.321, SLG: 0.483		1-1 F7		0-1 G5-3		1-1 FC6-4		1-2 1B		4 0 1 0 0 0 2		
Shawon Dunston, R (1, 6) OBP: 0.283, SLG: 0.391		1-1 G4-3 1B 2B		2-2 G4-3		1-0 P3		2-1 G3		3 1 1 0 0 0 1		
Dwight Smith, L (8, PH) OBP: 0.283, SLG: 0.400										1 0 0 0 0 0 1		
Jose Vizcaino, S (8, 6) OBP: 0.287, SLG: 0.302										0 0 0 0 0 0 0		
Rick Wilkins, L (1, 2) OBP: 0.317, SLG: 0.369		0-0 G4-3		4-0 BB		2-3 K			0-0 F7	3 0 0 1 1 1 2		
Bob Scanlan, R (1, 1) OBP: 0.080, SLG: 0.042		1-2 G3 1B		3-2 G3			1-0 G3		0-1 G3-1	2 0 1 1 0 0 1		
Doug Dascenzo, S (7, PH) OBP: 0.304, SLG: 0.290										1 0 0 0 0 0 0		
Scott May, R (7, 1) OBP: 0.304, SLG: 0.290										0 0 0 0 0 0 0		
Chico Walker, S (9, PH) OBP: 0.336, SLG: 0.349										1 0 0 0 0 0 0		
Inning Stats	R: 0 H: 1 E: 0 LOB: 1 K: 1 BB: 0 S: 15 P: 23	R: 2 H: 3 E: 0 LOB: 1 K: 1 BB: 0 S: 12 P: 17	R: 0 H: 1 E: 0 LOB: 1 K: 1 BB: 0 S: 16 P: 20	R: 0 H: 0 E: 0 LOB: 1 K: 0 BB: 1 S: 8 P: 17	R: 0 H: 1 E: 0 LOB: 1 K: 0 BB: 0 S: 7 P: 13	R: 0 H: 0 E: 1 LOB: 1 K: 1 BB: 0 S: 13 P: 17	R: 0 H: 1 E: 0 LOB: 1 K: 1 BB: 0 S: 9 P: 16	R: 0 H: 1 E: 0 LOB: 1 K: 0 BB: 0 S: 8 P: 13	R: 0 H: 0 E: 0 LOB: 0 K: 0 BB: 0 S: 5 P: 6	1B: 6 SF: 0 2B: 2 SAC: 0 3B: 0 DP: 0 HR: 0 HBP: 0	WP: 0 PA: 37 PB: 0 SB: 0 CS: 0	
PITCHER	IP WLS BF H R ER SO BB IBB HBP BLK WP HR S P ERA WHIP											
Chris Haney, L (1, 1) ERA: 3.19	6.0 W 26 6 2 2 4 1 0 0 0 0 0 0 71 107 3.00 1.167											
Scott Ruskin, L (7, 1) ERA: 3.4	0.2 3 1 0 0 0 0 0 0 0 0 0 0 6 11 0.00 1.500											
Mel Rojas, R (7, 1) ERA: 4.13	2.1 S 8 1 0 0 1 0 0 0 0 0 0 0 16 24 0.00 0.429											

Chicago Cubs @ Montreal Expos
Olympic Stadium, Montreal, QB
Tue Aug 20 1991, 7:05 PM EDT
Att. 12,987 - Sunny - 72 F

livebaseballscorecards.com

AB	36
R	2
H	8
RBI	2
BB	1
SO	5
LOB	13



Batter	1	2	3	4	5	6	7	8	9	AB	R	H	RBI	BB	SO	LOB
Marquis Grissom, R OBP: 0.311, SLG: 0.370 (1, 8)	2-1 G1-3		1-2 3B		2-1 2B		1-2 F9			4	0	2	0	0	0	1
Bret Barberie, S OBP: 0.361, SLG: 0.475 (1, 4)	0-0 E4 1B		0-0 G6-3		0-0 L7		1-2 2B 1B			4	0	1	1	0	0	2
Ivan Calderon, R OBP: 0.361, SLG: 0.469 (1, 7)	1-2 FC6 1B		0-0 F9		2-0 G5-3		1-1 2B			4	0	2	0	0	0	2
Tim Wallach, R OBP: 0.301, SLG: 0.342 (1, 5)	1-3 K		0-0 G6-3		1-0 G5-3		1-3 K			4	0	0	0	0	2	5
Larry Walker, L OBP: 0.341, SLG: 0.455 (1, 9)	2-2 FC6 1-2f			0-1 1B G4-3 1B		2-2 1B 2B		1-0 F8		4	2	2	0	0	0	2
Andres Galarraga, R OBP: 0.281, SLG: 0.317 (1, 3)		2-0 G4-6-3 1B		1-0 G4-3 SF8 1B		1-0 SH5-3 CS 1B		2-2 L9		4	1	3	1	0	0	0
Gilberto Reyes, R OBP: 0.304, SLG: 0.267 (1, 2)		4-2 SAFE G4-6-3 BB		1-1 G4-3		0-0 SH5-3		3-2 1B		2	0	1	1	1	0	1
Spike Owen, S OBP: 0.313, SLG: 0.334 Mel Rojas, R (7, 1)		3-1 G4-6-3		3-2 SF8		1-0 G4-3		1-1 G4-3		2	0	0	1	0	0	3
Chris Haney, L OBP: 0.071, SLG: 0.071 Scott Ruskin, R Tom Foley, L OBP: 0.286, SLG: 0.311 (7, 1) (7, 6)		1-0 G4-3		0-0 G6-3			1-0 F9 1B 2B			1	0	0	0	0	0	0
										1	1	1	0	0	0	0

Inning Stats	R: 0	H: 1	E: 1	LOB: 2	K: 1	BB: 0	S: 14	P: 20	R: 0	H: 1	E: 0	LOB: 1	K: 0	BB: 1	S: 9	P: 19	R: 0	H: 1	E: 0	LOB: 1	K: 0	BB: 0	S: 7	P: 8	R: 2	H: 2	E: 0	LOB: 0	K: 0	BB: 0	S: 10	P: 15	R: 0	H: 1	E: 0	LOB: 1	K: 0	BB: 0	S: 5	P: 10	R: 1	H: 2	E: 0	LOB: 0	K: 0	BB: 0	S: 6	P: 10	R: 1	H: 3	E: 0	LOB: 1	K: 1	BB: 0	S: 13	P: 17	R: 0	H: 1	E: 0	LOB: 1	K: 0	BB: 0	S: 9	P: 16
--------------	------	------	------	--------	------	-------	-------	-------	------	------	------	--------	------	-------	------	-------	------	------	------	--------	------	-------	------	------	------	------	------	--------	------	-------	-------	-------	------	------	------	--------	------	-------	------	-------	------	------	------	--------	------	-------	------	-------	------	------	------	--------	------	-------	-------	-------	------	------	------	--------	------	-------	------	-------

PITCHER	IP	WLS	BF	H	R	ER	SO	BB	IBB	HBP	BLK	WP	HR	S	P	ERA	WHIP
Bob Scanlan, R ERA: 3.97 (1, 1)	6.0	L	26	8	3	3	1	1	0	0	0	0	0	51	82	4.50	1.500
Scott May, R ERA: 4.5 (7, 1)	2.0		9	4	1	1	1	0	0	0	0	0	0	22	33	4.50	2.000


BOTTOM

Chicago Cubs @ Montreal Expos
Olympic Stadium, Montreal, QB

Tue Aug 20 1991, 7:05 PM EDT
Att. 12,987 - Sunny - 72 F

livebaseballscorecards.com

AB	32
R	4
H	12
RBI	4
BB	1
SO	2
LOB	18



WP: 0	PA: 35
PB: 0	SB: 0
CS: 1	

Batter	1	2	3	4	5	6	7	8	9	AB	R	H	RBI	BB	SO	LOB
Delino DeShields, L (1, 4) OBP: 0.373, SLG: 0.344	4-1 1B SF8 BB		1-1 1B		1-2 G4-6-3			2-2 G6-3		3	1	1	0	1	0	1
Marquis Grissom, R (1, 8) OBP: 0.310, SLG: 0.369	2-0 WP S 1B		2-3 K		2-2 G6-3			1-0 F9		4	0	1	0	0	1	1
Ivan Calderon, R (1, 7) OBP: 0.360, SLG: 0.468	1-0 SF8		1-0 P3				1-2 P4	1-1 1B		3	0	1	1	0	0	1
Larry Walker, L (1, 9) OBP: 0.340, SLG: 0.451	4-2 3-H 1B		2-1 F9				1-1 F9	2-0 G1-3		3	0	0	0	1	0	2
Andres Galarraga, R (1, 3) OBP: 0.277, SLG: 0.312	0-1 L5			2-3 K			0-1 F8		1-0 L6	4	0	0	0	0	1	2
Bret Barberie, S (1, 5) OBP: 0.355, SLG: 0.462	2-3 K		2-1 1B					3-3 K	1-1 F7	4	0	1	0	0	2	2
Mike Fitzgerald, R (1, 2) OBP: 0.252, SLG: 0.287		1-0 G6-3		1-0 P2				3-2 F9	2-3 K	3	0	0	0	0	0	1
Eric Bullock, L (9, PH) OBP: 0.324, SLG: 0.355										1	0	0	0	0	1	0
Spike Owen, S (1, 6) OBP: 0.313, SLG: 0.334		2-2 G4-3		0-3 K				2-1 1B		3	0	1	0	0	1	1
Chris Nabholz, L (1, 1) OBP: 0.129, SLG: 0.069			1-2 G6-3					2-0 L8		1	0	0	0	1	0	0
Dave Martinez, L (7, PH) OBP: 0.301, SLG: 0.375										1	0	0	0	0	0	1
Jeff Fassero, L (8, 1)										0	0	0	0	0	0	0
Barry Jones, R (8, 1)										0	0	0	0	0	0	0

Inning Stats	R: 1	H: 1	E: 0	K: 1	S: 14	H: 1	LOB: 2	BB: 2	P: 24	R: 0	H: 0	E: 0	K: 0	S: 8	R: 0	H: 1	E: 0	K: 1	S: 10	R: 0	H: 1	E: 0	K: 2	S: 10	R: 0	H: 0	E: 0	K: 0	S: 12	R: 0	H: 0	E: 0	K: 0	S: 7	R: 0	H: 1	E: 0	K: 1	S: 10	R: 0	H: 1	E: 0	K: 0	S: 8	R: 0	H: 0	E: 0	K: 1	S: 6	1B: 5	SF: 1	2B: 0	SAC: 0	3B: 0	DP: 1	HR: 0	HBP: 0	WP: 1	PA: 34
--------------	------	------	------	------	-------	------	--------	-------	-------	------	------	------	------	------	------	------	------	------	-------	------	------	------	------	-------	------	------	------	------	-------	------	------	------	------	------	------	------	------	------	-------	------	------	------	------	------	------	------	------	------	------	-------	-------	-------	--------	-------	-------	-------	--------	-------	--------

PITCHER	IP	WLS	BF	H	R	ER	SO	BB	IBB	HBP	BLK	WP	HR	S	P	ERA	WHIP
Rick Sutcliffe, R (1, 1) ERA: 4.82	6.0	W	23	3	1	1	4	3	0	0	0	1	0	61	95	1.50	1.000
Les Lancaster, R (7, 1) ERA: 3.84	3.0	S	11	2	0	0	2	0	0	0	0	0	0	24	44	0.00	0.667

BOTTOM

Chicago Cubs @ Montreal Expos
Olympic Stadium, Montreal, QB

Wed Aug 21 1991, 7:05 PM EDT
Att: 15,192 - Cloudy - 69 F

livebaseballscores.com

AB	30
R	1
H	5
RBI	1
BB	3
SO	6
LOB	12



BOTTOM

San Diego Padres @ Chicago Cubs
Wrigley Field, Chicago, IL
Fri Aug 23 1991, 3:33 AM CDT
Att: 33,090 - Sunny - 73 F

livebaseballscorecards.com

AB	35
R	5
H	12
RBI	5
BB	1
SO	2
LOB	9



WP:	0	PA:	38
PB:	0	SB:	0
CS:	0		

AB R H RBI BB SO LOB

5	1	2	0	0	0	0
4	0	1	1	0	0	0
3	0	0	0	1	0	1
4	1	3	1	0	0	1
4	1	2	0	0	0	2
4	0	0	0	0	1	3
4	1	3	1	0	0	0
3	0	0	0	0	0	1
1	0	1	1	0	0	0
0	1	0	0	0	0	0
1	0	0	0	0	0	1
1	0	0	0	0	0	0
1	0	0	0	0	1	0
0	0	0	0	0	0	0
0	0	0	1	0	0	0

Batter	1	2	3	4	5	6	7	8	9
Chico Walker, S OBP: 0.332, SLG: 0.348 (1, 8)	1-1 G5-3 ①		2-0 SH1 2B		1-2 G1-3 ②		2-2 G6-3 ③		1-2 2B 1B
Mark Grace, L OBP: 0.363, SLG: 0.399 (1, 3)	1-0 F8 ②		0-0 SH1 ① 2-3		1-0 F7 ③			0-0 G3 ①	2-0 1-H 2B
23 Ryne Sandberg, R OBP: 0.389, SLG: 0.496 (1, 4)	4-1 FC5 1B BB		2-1 G5-3 ②			0-2 G3 ①		3-2 P3 ②	
Andre Dawson, R OBP: 0.308, SLG: 0.476 (1, 9)	0-0 FC5 1-2 1B		2-2 L9 ③			0-1 1B 1B 1B		1-0 HR	
George Bell, R OBP: 0.329, SLG: 0.474 (1, 7)	0-1 FC5 1-2 2-3f ③			0-1 F9 G6-3 2B		1-0 SAFE 1B 1B		0-0 G6-3 ③	
Luis Salazar, R OBP: 0.312, SLG: 0.468 (1, 5)		0-1 G6-3 ①		3-2 F9 2-3		1-3 K ②		0-0 F9 ①	
Shawon Dunston, R OBP: 0.289, SLG: 0.397 (1, 6)		0-0 1B		0-0 G6-3 ② 3-H		1-0 1B 1-2 2-3		1-2 3B 1B	
Joe Girardi, R OBP: 0.256, SLG: 0.162 Hector Villanueva, R OBP: 0.328, SLG: 0.471 Ced Landrum, L OBP: 0.282, SLG: 0.261 (1, 2) (9, PH) (9, PR)		0-0 F7 ②		1-0 G5-3 ③			0-0 G6-3 ①	1-0 1-H SF8 3B	
Mike Bielecki, R OBP: 0.103, SLG: 0.054 Chuck McElroy, L OBP: 0.375, SLG: 0.500 Doug Dascenzo, S OBP: 0.306, SLG: 0.298 Les Lancaster, R OBP: 0.185, SLG: 0.259 Jerome Walton, R OBP: 0.269, SLG: 0.328 (1, 1) (4, 1) (7, PH) (8, 1) (9, PH)		0-1 G5-3 ③			0-0 L8 ①		0-3 K ②	0-0 3-H SF8 ②	

Inning Stats	R: 0 E: 0 K: 0 S: 7	H: 1 LOB: 2 BB: 1 P: 13	R: 0 E: 0 K: 0 S: 6	H: 1 LOB: 1 BB: 0 P: 6	R: 0 E: 0 K: 0 S: 10	H: 1 LOB: 0 BB: 0 P: 16	R: 1 E: 0 K: 0 S: 8	H: 1 LOB: 0 BB: 0 P: 12	R: 0 E: 0 K: 0 S: 5	H: 0 LOB: 0 BB: 0 P: 7	R: 0 E: 0 K: 1 S: 10	H: 3 LOB: 2 BB: 0 P: 13	R: 0 E: 0 K: 1 S: 7	H: 0 LOB: 0 BB: 0 P: 9	R: 1 E: 0 K: 0 S: 6	H: 1 LOB: 0 BB: 0 P: 10	R: 3 E: 0 K: 0 S: 11	H: 4 LOB: 2 BB: 0 P: 16	1B: 7 2B: 3 3B: 1 HR: 1	SF: 1 SAC: 1 DP: 0 HBP: 0
--------------	------------------------------	----------------------------------	------------------------------	---------------------------------	-------------------------------	----------------------------------	------------------------------	----------------------------------	------------------------------	---------------------------------	-------------------------------	----------------------------------	------------------------------	---------------------------------	------------------------------	----------------------------------	-------------------------------	----------------------------------	----------------------------------	------------------------------------

PITCHER	IP	WLS	BF	H	R	ER	SO	BB	IBB	HBP	BLK	WP	HR	S	P	ERA	WHIP
Bruce Hurst, L ERA: 3.32 (1, 1)	8.1		35	10	4	4	2	1	0	0	0	0	1	64	93	4.32	1.320
Craig Lefferts, L ERA: 4.94 (9, 1)	0.1	L	3	2	1	1	0	0	0	0	0	0	0	6	9	27.00	6.000

Batter	1	2	3	4	5	6	7	8	9	AB R H RBI BB SO LOB	TOP											
Thomas Howard, S OBP: 0.314, SLG: 0.341 (1, 8) (8, 7)	0-0 G4-3	1-3 K		0-0 1B		0-1 G4-3 1B			3-2 L6	5 0 2 0 0 1 1												
Tony Fernandez, S OBP: 0.333, SLG: 0.362 (1, 6)	0-3 K		0-0 G6-3	0-2 FC3-6 1B		2-0 G4-3			0-3 K	5 0 1 1 0 2 1												
Tony Gwynn, L OBP: 0.367, SLG: 0.445 (1, 9)	4-2 2B BB		2-1 G6-3	1-1 FC3-6 1B		1-3 K			3-2 G4-3	4 1 0 0 1 1 3												
Fred McGriff, L OBP: 0.399, SLG: 0.500 (1, 3)	1-1 2B		4-2 2B BB		2-2 FC3-6 1B				2-3 K	3 1 2 1 1 1 0												
Benito Santiago, R OBP: 0.273, SLG: 0.386 (1, 2)	0-3 K		0-0 2B		0-1 FC3-6 1B				0-2 P3	4 0 2 1 0 1 1												
Jack Howell, L OBP: 0.261, SLG: 0.336 (1, 5)			3-1 G3		0-0 FC3-6 1B				1-3 K	3 1 0 0 1 1 3												
Jerald Clark, R OBP: 0.311, SLG: 0.375 Jose Melendez, R OBP: 0.125, SLG: 0.067 (1, 7) (8, 1)			0-0 SH5-4 1B		0-0 F9				2-3 K	4 0 1 0 0 1 2 0 0 0 0 0 0 0	AB 33 R 4 H 8 RBI 4 BB 4 SO 12 LOB 14											
Tim Teufel, R OBP: 0.327, SLG: 0.335 (1, 4)			0-0 SF8		4-2 1B S BB				3-1 P4	2 1 0 1 1 1 2												
Andy Benes, R OBP: 0.170, SLG: 0.109 Darrin Jackson, R OBP: 0.322, SLG: 0.481 (1, 1) (8, PH) (8, 8)			0-2 SH5-4		2-3 K				2-3 K	2 0 0 0 0 2 1 1 0 0 0 0 1 0												
Inning Stats	R: 1 E: 0 K: 2 S: 11	H: 1 LOB: 1 BB: 1 P: 16	R: 1 E: 0 K: 1 S: 11	H: 1 LOB: 1 BB: 1 P: 16	R: 1 E: 0 K: 0 S: 8	H: 1 LOB: 1 BB: 1 P: 17	R: 1 E: 0 K: 1 S: 12	H: 2 LOB: 2 BB: 1 P: 19	R: 0 E: 0 K: 1 S: 13	H: 2 LOB: 2 BB: 0 P: 16	R: 0 E: 0 K: 2 S: 11	H: 1 LOB: 1 BB: 0 P: 14	R: 0 E: 0 K: 2 S: 9	H: 0 LOB: 0 BB: 0 P: 12	R: 0 E: 0 K: 2 S: 10	H: 0 LOB: 0 BB: 0 P: 17	R: 0 E: 0 K: 1 S: 13	H: 0 LOB: 0 BB: 0 P: 19	1B: 6 2B: 2 3B: 0 HR: 0	SF: 1 SAC: 1 DP: 0 HBP: 0	WP: 0 PB: 0 SB: 1 CS: 0	PA: 39
PITCHER	IP WLS BF H R ER SO BB IBB HBP BLK WP HR S P ERA WHIP																			PITCHER	IP WLS BF H R ER SO BB IBB HBP BLK WP HR S P ERA WHIP	
Greg Maddux, R ERA: 3.74 (1, 1)	3.2 L 20 5 4 4 4 4 0 0 0 0 0 40 65 9.82 2.455																					
Shawn Boskie, R ERA: 4.86 (4, 1)	2.0 9 3 0 0 2 0 0 0 0 0 0 0 22 28 0.00 1.500																					
Paul Assenmacher, L ERA: 3.14 (6, 1)	2.1 7 0 0 0 5 0 0 0 0 0 0 0 23 34 0.00 0.000																					
Bob Scanlan, R ERA: 3.93 (9, 1)	1.0 3 0 0 0 0 1 0 0 0 0 0 0 13 19 0.00 0.000																					

San Diego Padres @ Chicago Cubs
Wrigley Field, Chicago, IL
Sat Aug 24 1991, 3:33 AM CDT
Att. 32,760 - Cloudy - 75 F

livebaseballscorecards.com



Batter	1	2	3	4	5	6	7	8	9	AB R H RBI BB SO LOB
Chico Walker, S OBP: 0.328, SLG: 0.343 (1, 5) C B F X	1-2 L8 ①			3-2 F8 ①		X 0-0 G4-3 ②			M S C 0-3 K ②	4 0 0 0 0 1 0
Mark Grace, L OBP: 0.361, SLG: 0.395 (1, 3) F F F X	0-2 L6 ②			3-2 F8 ②		B X 1-0 G6-3 ③			F F B B X 2-2 G6-3 ③	4 0 0 0 0 0 0
23 Ryne Sandberg, R OBP: 0.387, SLG: 0.492 (1, 4) C S F B X	1-3 K ③			3-2 G6-3 ③			B B B B X 2-2 G5-3 ①			3 0 0 0 0 1 0
Andre Dawson, R OBP: 0.308, SLG: 0.482 (1, 9) S F B B X		2-3 K ①			B S X 1-1 HR			X T B C 1-2 F8 ②		3 1 1 1 0 1 0
George Bell, R OBP: 0.327, SLG: 0.471 (1, 7) B X		1-0 L4 ②			C C B B X 3-2 F7 ①			C X 0-1 G6-3 ③		3 0 0 0 0 0 0
Dwight Smith, L OBP: 0.277, SLG: 0.390 (1, 8) C B X		1-1 G4-3 ③			C C B B X 3-2 F9 ②			M B B F S 2-3 K ①		3 0 0 0 0 1 0
Shawn Dunston, R OBP: 0.292, SLG: 0.399 (1, 6) C B B X			2-2 G6-3 1B		B C C B X 1-2 1B			B B C L S 2-3 K2-3 ②		3 0 2 0 0 1 0
Rick Wilkins, L OBP: 0.313, SLG: 0.363 (1, 2) C X			0-1 G6-3 ①		B S B B X 3-3 K ③			C B F S 1-3 K ③		2 0 0 0 0 1 2
Paul Assenmacher, L OBP: 0.400, SLG: 0.250 (6, 1) Doug Dasenzo, S OBP: 0.305, SLG: 0.296 (8, PH) Bob Scanlan, R OBP: 0.080, SLG: 0.042 (9, 1) 1-2f			1-2f G6-3 ②							0 0 0 0 0 0 0
Greg Maddux, R OBP: 0.239, SLG: 0.303 (1, 1) Shawn Boskie, R OBP: 0.263, SLG: 0.343 (4, 1) Joe Girardi, R OBP: 0.250, SLG: 0.158 (6, 2) Jose Vizcaino, S OBP: 0.285, SLG: 0.300 (9, PH) S S B B X 2-3 K ③			2-3 K ③		B S C X 1-2 G6-3 ①			C X 0-1 G4-3 ①		1 0 0 0 0 1 0

Inning Stats	R: 0 E: 0 K: 1 S: 11	H: 0 LOB: 0 BB: 0 P: 13	R: 0 E: 0 K: 1 S: 6	H: 0 LOB: 0 BB: 0 P: 10	R: 0 E: 0 K: 1 S: 8	H: 1 LOB: 0 BB: 0 P: 12	R: 0 E: 0 K: 0 S: 12	H: 0 LOB: 0 BB: 0 P: 21	R: 1 E: 0 K: 1 S: 17	H: 2 LOB: 1 BB: 0 P: 28	R: 0 E: 0 K: 0 S: 5	H: 0 LOB: 0 BB: 0 P: 7	R: 0 E: 0 K: 0 S: 8	H: 0 LOB: 0 BB: 0 P: 11	R: 0 E: 0 K: 3 S: 9	H: 0 LOB: 0 BB: 0 P: 14	R: 0 E: 0 K: 1 S: 8	H: 0 LOB: 0 BB: 0 P: 10	1B: 2 2B: 0 3B: 0 HR: 1	SF: 0 SAC: 0 DP: 1 HBP: 0
--------------	-------------------------------	----------------------------------	------------------------------	----------------------------------	------------------------------	----------------------------------	-------------------------------	----------------------------------	-------------------------------	----------------------------------	------------------------------	---------------------------------	------------------------------	----------------------------------	------------------------------	----------------------------------	------------------------------	----------------------------------	----------------------------------	------------------------------------

PITCHER	IP	WLS	BF	H	R	ER	SO	BB	IBB	HBP	BLK	WP	HR	S	P	ERA	WHIP
Andy Benes, R ERA: 3.61 (1, 1)	7.0	W	23	3	1	1	4	0	0	0	0	0	1	67	102	1.29	0.429
Jose Melendez, R ERA: 2.83 (8, 1)	2.0	S	6	0	0	0	4	0	0	0	0	0	0	17	24	0.00	0.000


BOTTOM

San Diego Padres @ Chicago Cubs
Wrigley Field, Chicago, IL

Sat Aug 24 1991, 3:33 AM CDT
Att: 32,760 - Cloudy - 75 F

livebaseballscorecards.com

AB	29
R	1
H	3
RBI	1
BB	0
SO	8
LOB	2



WP: 0 PA: 29
PB: 0
SB: 0
CS: 0

Brett Butler, L <small>OBP: 0.416, SLG: 0.355</small> <small>(1, 8)</small>	<small>1-1</small> 	<small>1-0</small> 			<small>0-2</small> 		<small>1-1</small> 		<small>1-2</small> 	5 1 1 1 0 0 1	
Juan Samuel, R <small>OBP: 0.336, SLG: 0.395</small> <small>(1, 4)</small>	<small>2-1</small> 		<small>3-2</small> 		<small>4-2</small> 		<small>1-1</small> 		<small>1-3</small> 	4 0 2 2 1 0 0	
Kal Daniels, L <small>OBP: 0.346, SLG: 0.403</small> Jay Howell, R <small>(9, 1)</small>	<small>3-0</small> 		<small>0-1</small> 		<small>0-0</small> 			<small>2-1</small> 	<small>3-3</small> 	5 0 2 0 0 1 2 0 0 0 0 0 0 0	
Darryl Strawberry, L <small>OBP: 0.365, SLG: 0.503</small> <small>(1, 9)</small>	<small>2-0</small> 		<small>0-0</small> 		<small>4-1</small> 			<small>4-2</small> 	<small>1-3</small> 	3 0 0 0 2 1 4	
Eddie Murray, S <small>OBP: 0.307, SLG: 0.369</small> <small>(1, 3)</small>	<small>4-2</small> 		<small>0-0</small> 		<small>1-3</small> 			<small>0-1</small> 		3 0 0 0 1 1 5	
Mike Scioscia, L <small>OBP: 0.362, SLG: 0.369</small> <small>(1, 2)</small>	<small>2-1</small> 		<small>1-0</small> 		<small>2-2</small> 			<small>1-2</small> 		4 1 1 0 0 0 3	
Lenny Harris, L <small>OBP: 0.354, SLG: 0.356</small> <small>(1, 5)</small> <small>(9, 6)</small>		<small>0-0</small> 		<small>1-0</small> 		<small>2-2</small> 		<small>1-1</small> 		4 1 0 0 0 0 1	
Jose Offerman, S <small>OBP: 0.330, SLG: 0.211</small> Dave Hansen, L <small>OBP: 0.300, SLG: 0.448</small> <small>(9, PH)</small> Mike Sharperson, R <small>OBP: 0.342, SLG: 0.336</small> <small>(9, 5)</small>		<small>4-1</small> 		<small>0-3</small> 		<small>2-3</small> 		<small>2-2</small> 		2 0 0 0 1 2 0 1 0 0 0 0 0 2 0 0 0 0 0 0 0	
Orel Hershiser, R <small>OBP: 0.360, SLG: 0.318</small> Tim Crews, R <small>OBP: 0.294, SLG: 0.289</small> <small>(7, PH)</small> Stan Javier, S <small>OBP: 0.500, SLG: 0.500</small> <small>(7, 1)</small> Jim Gott, R <small>OBP: 0.308, SLG: 0.414</small> <small>(9, PH)</small> Chris Gwynn, L <small>OBP: 0.283, SLG: 0.320</small> <small>(9, 7)</small>	<small>1-0</small> 	<small>1-0</small> 		<small>1-3</small> 			<small>1-0</small> 		<small>2-1</small> 	1 0 0 0 0 1 0 0 0 0 0 0 0 0 1 0 1 1 1 1 0 0 0	

Inning Stats	R: 0 E: 0 K: 0 S: 11	H: 1 LOB: 3 BB: 1 P: 25	R: 0 E: 0 K: 0 S: 5	H: 0 LOB: 1 BB: 1 P: 10	R: 0 E: 1 K: 0 S: 7	H: 1 LOB: 1 BB: 0 P: 10	R: 0 E: 0 K: 1 S: 6	H: 0 LOB: 0 BB: 0 P: 8	R: 0 E: 0 K: 2 S: 16	H: 1 LOB: 3 BB: 2 P: 26	R: 0 E: 0 K: 1 S: 11	H: 0 LOB: 0 BB: 0 P: 17	R: 0 E: 0 K: 0 S: 5	H: 0 LOB: 0 BB: 0 P: 8	R: 0 E: 0 K: 0 S: 6	H: 0 LOB: 0 BB: 1 P: 12	R: 4 E: 1 K: 2 S: 22	H: 4 LOB: 1 BB: 0 P: 33	1B: 5 2B: 3 3B: 0 HR: 0	SF: 0 SAC: 1 DP: 2 HBP: 0	WP: 0 PB: 0 SB: 0 CS: 0	PA: 40
--------------	-------------------------------	----------------------------------	------------------------------	----------------------------------	------------------------------	----------------------------------	------------------------------	---------------------------------	-------------------------------	----------------------------------	-------------------------------	----------------------------------	------------------------------	---------------------------------	------------------------------	----------------------------------	-------------------------------	----------------------------------	----------------------------------	------------------------------------	----------------------------------	--------

PITCHER	IP	WLS	BF	H	R	ER	SO	BB	IBB	HBP	BLK	WP	HR	S	P	ERA	WHIP
Rick Sutcliffe, R <small>ERA: 4.37</small> <small>(1, 1)</small>	8.1		35	4	2	2	4	5	0	0	0	0	0	76	129	2.16	1.080
Chuck McElroy, L <small>ERA: 1.84</small> <small>(9, 1)</small>	0.0	L	2	2	0	0	0	0	0	0	0	0	0	6	9	∞	∞
Les Lancaster, R <small>ERA: 3.78</small> <small>(9, 1)</small>	0.0		1	1	2	1	0	0	0	0	0	0	0	1	1	∞	∞
Paul Assenmacher, L <small>ERA: 3.15</small> <small>(9, 1)</small>	0.2		2	0	0	0	2	0	0	0	0	0	0	6	10	0.00	0.000

Los Angeles Dodgers @ Chicago Cubs
Wrigley Field, Chicago, IL
 Mon Aug 26 1991, 7:05 PM CDT
 Att. 31,149 - Cloudy - 80 F

AB	34
R	4
H	7
RBI	4
BB	5
SO	6
LOB	18



WP: 0	PA: 40
-------	--------

Batter	1	2	3	4	5	6	7	8	9	AB R H RBI BB SO LOB	TOP										
Brett Butler, L (1, 8) OBP: 0.413, SLG: 0.352	1-1 G5-3		1-0 B5-3			2-2 G4-3		2-0 L6		4 0 0 0 0 0 0											
Juan Samuel, R (1, 4) OBP: 0.335, SLG: 0.394	2-3 K		0-0 S 1B			1-3 K		1-1 P6		4 0 1 0 0 2 0											
Kal Daniels, L (1, 7) OBP: 0.342, SLG: 0.399	2-3 K		3-2 G4-3			0-0 F7		1-2 L4		4 0 0 0 0 1 1											
Darryl Strawberry, L (1, 9) OBP: 0.364, SLG: 0.499		4-1 1B BB		2-2 G2-3			3-3 K		2-2 G4-3	3 0 0 0 1 1 0											
Eddie Murray, S (1, 3) OBP: 0.309, SLG: 0.371		1-2 WP SF9 1B		1-0 F9			1-0 1B			3 1 2 0 0 0 0											
Mike Scioscia, L (1, 2) OBP: 0.362, SLG: 0.366		4-0 S BB		0-1 G4-3			1-3 K			2 0 0 0 1 1 1											
Lenny Harris, L (1, 5) OBP: 0.351, SLG: 0.354		1-1 SF9			1-3 K		1-2 F7			2 0 0 1 0 1 1											
Jose Offerman, S (1, 6) OBP: 0.325, SLG: 0.206		3-H 1-3 K			0-2 G4-3			2-2 G6-3		2 0 0 0 0 1 1											
Stan Javier, S (8, PH) OBP: 0.253, SLG: 0.288										1 0 0 0 0 0 0											
Mike Sharperson, R (8, 5) OBP: 0.342, SLG: 0.336										0 0 0 0 0 0 0											
Ramon Martinez, R (1, 1) OBP: 0.111, SLG: 0.097			1-2 F7			1-2 G5-3		1-1 G6-3		2 0 0 0 0 0 0											
Chris Gwynn, L (8, PH) OBP: 0.305, SLG: 0.410										1 0 0 0 0 0 0											
Roger McDowell, R (8, 1)										0 0 0 0 0 0 0											
Inning Stats	R: 0 E: 0 K: 2 S: 8	H: 0 LOB: 0 BB: 0 P: 13	R: 1 E: 0 K: 1 S: 10	H: 1 LOB: 1 BB: 2 P: 21	R: 0 E: 0 K: 0 S: 11	H: 1 LOB: 1 BB: 0 P: 16	R: 0 E: 0 K: 0 S: 7	H: 0 LOB: 0 BB: 0 P: 10	R: 0 E: 0 K: 1 S: 9	H: 0 LOB: 0 BB: 0 P: 11	R: 0 E: 0 K: 2 S: 8	H: 1 LOB: 1 BB: 0 P: 16	R: 0 E: 0 K: 2 S: 6	H: 0 LOB: 0 BB: 0 P: 11	R: 0 E: 0 K: 0 S: 9	H: 0 LOB: 0 BB: 0 P: 13	1B: 3 2B: 0 3B: 0 HR: 0	SF: 1 SAC: 0 DP: 0 HBP: 0	WP: 1 PB: 0 SB: 2 CS: 0	PA: 31	
PITCHER Frank Castillo, R (1, 1) ERA: 3.18	IP 9.0	WLS W	BF 31	H 3	R 1	ER 1	SO 7	BB 2	IBB 0	HBP 0	BLK 0	WP 1	HR 0	S 78	P 122	ERA 1.00	WHIP 0.556				
PITCHER	IP	WLS	BF	H	R	ER	SO	BB	IBB	HBP	BLK	WP	HR	S	P	ERA	WHIP				

Los Angeles Dodgers @ Chicago Cubs
 Wrigley Field, Chicago, IL
 Tue Aug 27 1991, 3:33 AM CDT
 Att. 31,624 - Sunny - 82 F

AB	28
R	1
H	3
RBI	1
BB	2
SO	7
LOB	4



Batter	1	2	3	4	5	6	7	8	9	AB	R	H	RBI	BB	SO	LOB
Willie McGee, S OBP: 0.360, SLG: 0.417 (1, 8) (5, 9)	0-1 G6-3		3-2 G5-3		2-2 1B		1-2 G6-3	1-3 K		5	0	1	1	0	1	3
Robby Thompson, R OBP: 0.350, SLG: 0.465 (1, 4) (5, 9)	1-2 HR		2-3 K		3-2 P3		2-2 2B		1-1 P5	5	1	2	1	0	1	1
Will Clark, L OBP: 0.369, SLG: 0.568 (1, 3) (5, 9)	1-1 1B			2-0 P5	1-3 K		2-0 P6		3-3 K	5	0	1	0	0	2	2
Kevin Mitchell, R OBP: 0.356, SLG: 0.539 Mike Kingery, L OBP: 0.303, SLG: 0.255 (1, 7) (6, 7)	1-2 L5-3			2-1 G6-3 3B	1-3 K		1-3 K		0-3 K	2	1	1	0	0	0	1
Matt Williams, R OBP: 0.291, SLG: 0.472 (1, 5) (5, 9)				2-1 G6-3			1-2 P3		1-3 K	4	0	1	1	0	1	1
Kevin Bass, S OBP: 0.302, SLG: 0.361 Kelly Downs, R OBP: 0.087, SLG: 0.087 Tom Herr, S OBP: 0.229, SLG: 0.284 Jeff Brantley, R OBP: 0.281, SLG: 0.310 Dave Anderson, R OBP: 0.281, SLG: 0.310 Dave Righetti, L (1, 9) (5, 1) (6, PH) (7, 1) (8, PH) (9, 1)		0-0 SH5-3 1B	1-3 K		2-1 G3		2-0 F8			1	0	0	0	0	1	0
Kirt Manwaring, R OBP: 0.282, SLG: 0.302 (1, 2) (5, 9)		1-2 F9			0-1 1B		4-1 3B		0-1 BB 1B	3	2	2	0	1	0	1
Jose Uribe, S OBP: 0.295, SLG: 0.319 (1, 6) (5, 9)		2-1 G1-3			0-1 G1-3 1B		1-0 BB 3B		4-1 BB BB	3	1	2	3	1	0	1
Paul McClellan, R OBP: 0.214, SLG: 0.154 Darren Lewis, R OBP: 0.383, SLG: 0.390 (1, 1) (5, 8)			1-2 G3-1		2-1 G1-3		3-2 G1-3		4-2 BB	1	0	0	0	0	0	0
										2	0	0	0	1	0	2

Inning Stats	R: 1	H: 2	E: 0	K: 0	S: 13	LOB: 0	BB: 0	P: 16	R: 0	H: 1	E: 0	K: 0	S: 10	LOB: 1	BB: 0	P: 13	R: 0	H: 0	E: 0	K: 1	S: 10	LOB: 0	BB: 0	P: 16	R: 1	H: 1	E: 0	K: 1	S: 9	LOB: 0	BB: 0	P: 16	R: 2	H: 3	E: 0	K: 1	S: 18	LOB: 1	BB: 0	P: 26	R: 2	H: 2	E: 0	K: 0	S: 13	LOB: 1	BB: 1	P: 27	R: 0	H: 1	E: 0	K: 1	S: 12	LOB: 1	BB: 0	P: 18	R: 0	H: 1	E: 0	K: 2	S: 13	LOB: 3	BB: 2	P: 25	R: 0	H: 0	E: 0	K: 2	S: 9	LOB: 0	BB: 0	P: 13	1B: 5	SF: 0	2B: 4	SAC: 1	3B: 2	DP: 1	HR: 1	HBP: 0	WP: 1	PA: 40
PITCHER	IP	WLS	BF	H	R	ER	SO	BB	IBB	HBP	BLK	WP	HR	S	P	ERA	WHIP																																																																	
Mike Bielecki, R ERA: 4.33 (1, 1)	5.2	W	25	8	6	6	3	1	0	0	0	1	1	69	106	9.53	1.588																																																																	
Les Lancaster, R ERA: 3.76 (6, 1)	0.2		4	2	0	0	0	0	0	0	0	0	0	12	19	0.00	3.000																																																																	
Chuck McElroy, L ERA: 1.81 (7, 1)	1.1		6	1	0	0	2	1	0	0	0	0	0	11	21	0.00	1.500																																																																	
Paul Assenmacher, L ERA: 3.1 (8, 1)	1.1	S	5	0	0	0	3	1	0	0	0	0	0	15	24	0.00	0.750																																																																	

Chicago Cubs @ San Francisco Giants
Candlestick Park, San Francisco, CA
 Wed Aug 28 1991, 10:05 PM EDT
 Att: 16,230 - Sunny - 61 F

AB	36
R	6
H	11
RBI	6
BB	3
SO	8
LOB	14



Batter	1	2	3	4	5	6	7	8	9	AB R H RBI BB SO LOB	TOP											
Chico Walker, S (1, 5) OBP: 0.327, SLG: 0.353	2-1 L7			1-1 G4-3		0-3 K		3-3 K		4 0 0 0 0 2 1	Chicago Cubs @ Los Angeles Dodgers Dodger Stadium, Los Angeles, CA Fri Aug 30 1991, 7:05 PM PDT Att. 39,666 - Sunny - 74 F											
Mark Grace, L (1, 3) OBP: 0.358, SLG: 0.391	0-1 L8			0-0 G6-3		0-0 G4-3		1-1 F8	4 0 0 0 0 0 0													
23 Ryne Sandberg, R (1, 4) OBP: 0.375, SLG: 0.474	2-3 K			2-3 K			0-3 K	0-0 F9	4 0 0 0 0 3 0													
Andre Dawson, R (1, 9)		0-1 G5-3			1-0 F7		0-2 G4-3	1-3 K	4 0 0 0 0 1 0													
George Bell, R (1, 7) OBP: 0.329, SLG: 0.478		1-0 G6-3			0-1 FC4-6 1B		1-2 1B		3 0 2 0 0 0 0													
Dwight Smith, L (1, 8) OBP: 0.290, SLG: 0.399		1-1 G5-3			1-1 FC4-6 1B 1-2f		1-0 F7		3 0 0 0 0 0 2													
Shawon Dunston, R (1, 6) OBP: 0.299, SLG: 0.413				0-3 K	1 SAFE 0-0 1-3 1B		1-2 ES 1B		3 0 2 0 0 1 0													
Hector Villanueva, R (1, 2) OBP: 0.328, SLG: 0.500		2-1 L8			3-0 F7		2-1 F7		3 0 0 0 0 0 3													
Danny Jackson, R (1, 1) OBP: 0.105, SLG: 0.105				2-3 K		0-3 K		1-3 K	2 0 0 0 0 2 0													
Les Lancaster, R (7, 1) OBP: 0.185, SLG: 0.259									0 0 0 0 0 0 0													
Rick Wilkins, L (8, PH) OBP: 0.306, SLG: 0.341									1 0 0 0 0 1 1													
Chuck McElroy, L (8, 1) OBP: 0.375, SLG: 0.500									0 0 0 0 0 0 0													
Inning Stats	R: 0 E: 0 K: 1 S: 7	H: 0 LOB: 0 BB: 0 P: 11	R: 0 E: 0 K: 0 S: 5	H: 0 LOB: 0 BB: 0 P: 7	R: 0 E: 0 K: 2 S: 10	H: 0 LOB: 0 BB: 0 P: 14	R: 0 E: 0 K: 1 S: 6	H: 0 LOB: 0 BB: 0 P: 9	R: 0 E: 0 K: 0 S: 7	H: 2 LOB: 2 BB: 0 P: 12	R: 0 E: 0 K: 2 S: 7	H: 0 LOB: 0 BB: 0 P: 7	R: 0 E: 0 K: 1 S: 10	H: 1 LOB: 1 BB: 0 P: 12	R: 0 E: 0 K: 2 S: 12	H: 1 LOB: 1 BB: 0 P: 19	R: 0 E: 0 K: 1 S: 6	H: 0 LOB: 0 BB: 0 P: 8	1B: 4 2B: 0 3B: 0 HR: 0	SF: 0 SAC: 0 DP: 0 HBP: 0	WP: 0 PB: 0 SB: 1 CS: 0	PA: 31
PITCHER Tim Belcher, R (1, 1) ERA: 2.54	IP: 9.0 WLS: W BF: 31 H: 4 R: 0 ER: 0 SO: 10 BB: 0 IBB: 0 HBP: 0 BLK: 0 WP: 0 HR: 0 S: 70 P: 99 ERA: 0.00 WHIP: 0.444											PITCHER	IP: WLS: BF: H: R: ER: SO: BB: IBB: HBP: BLK: WP: HR: S: P: ERA: WHIP:									

livebaseballscorecards.com

AB	31
R	0
H	4
RBI	0
BB	0
SO	10
LOB	7



Batter	1	2	3	4	5	6	7	8	9
Brett Butler, L OBP: 0.412, SLG: 0.360 (1, 8) C F X	0-2 G6-3 ①	0-2 G4-3 ③			3-2 L7 ①		2-0 2-H 3B		
Juan Samuel, R OBP: 0.331, SLG: 0.388 (1, 4) B C F X	1-2 E5 L5-4 BLK		2-3 K2-3 ①		1-2 F8 ②		2-2 G4-3 ③		
Kal Daniels, L OBP: 0.340, SLG: 0.391 (1, 7) Stan Javier, S OBP: 0.257, SLG: 0.288 (9, 7) C C F B B B	4-2 1-2 BB		3-1 G6-3 ②		2-2 G4-3 ③		3-0 G1-3 ①		
Darryl Strawberry, L OBP: 0.370, SLG: 0.497 (1, 9) C B B F B B X	3-2 L5-4 ② ③ 2-3		4-1 S BB		4-1 G5-4-3 BB		4-2 FC6-4 BB		
Eddie Murray, S OBP: 0.309, SLG: 0.369 (1, 3) B X		1-0 FC6-4 1B 1B	2-0 F9 ③		1-0 G5-4-3 ① ② 1-2f		2-2 F8 ②		
Gary Carter, R OBP: 0.322, SLG: 0.405 (1, 2) C X		0-1 FC6-4 1B		0-0 L7 ①		2-0 G5-3 ③		2-0 FC6-4 ③ 1-2f	
Mike Sharperson, R OBP: 0.344, SLG: 0.345 (1, 5) F B B X		1-2 FC6-4 SH1-4 1B 1-2f 2-3		1-1 2B		2-1 SH3 3B 1B			
Jose Offerman, S OBP: 0.333, SLG: 0.216 (1, 6) X		0-0 SH1-4 1B		0-3 K		1-3 K ①			
Tim Belcher, R OBP: 0.125, SLG: 0.143 (1, 1) L C X		0-2 SH1-4 ②		3-2 F8 ③		0-1 SH3 ②			

Inning Stats	R: 0	H: 0	E: 1	K: 0	S: 15	R: 1	H: 3	E: 0	K: 0	S: 14	R: 0	H: 0	E: 0	K: 1	S: 7	R: 0	H: 1	E: 0	K: 1	S: 9	R: 0	H: 0	E: 0	K: 0	S: 11	R: 0	H: 0	E: 0	K: 0	S: 3	R: 1	H: 2	E: 0	K: 1	S: 12	R: 0	H: 0	E: 0	K: 0	S: 9
	LOB: 1	BB: 1	P: 23	LOB: 2	BB: 0	P: 16	LOB: 1	BB: 1	P: 18	LOB: 1	BB: 0	P: 13	LOB: 0	BB: 0	P: 17	LOB: 0	BB: 1	P: 10	LOB: 1	BB: 1	P: 20	LOB: 1	BB: 1	P: 20	LOB: 0	BB: 1	P: 19	LOB: 1	BB: 0	P: 19	LOB: 0	BB: 1	P: 20	LOB: 0	BB: 1	P: 20	LOB: 0	BB: 1	P: 20	

PITCHER	IP	WLS	BF	H	R	ER	SO	BB	IBB	HBP	BLK	WP	HR	S	P	ERA	WHIP
Danny Jackson, L ERA: 6.4 (1, 1)	6.2	L	28	6	2	2	3	3	0	0	1	0	0	67	110	2.70	1.350
Les Lancaster, R ERA: 3.75 (7, 1)	0.1		1	0	0	0	0	0	0	0	0	0	0	4	6	0.00	0.000
Chuck McElroy, L ERA: 1.79 (8, 1)	1.0		4	0	0	0	0	1	0	0	0	0	0	9	20	0.00	1.000


BOTTOM

Chicago Cubs @ Los Angeles Dodgers
Dodger Stadium, Los Angeles, CA

Fri Aug 30 1991, 7:05 PM PDT
Att: 39,666 - Sunny - 74 F

AB	R	H	RBI	BB	SO	LOB
4	0	1	1	0	0	2
4	0	0	0	0	1	1
3	0	0	0	1	0	0
0	0	0	0	0	0	0
1	0	0	0	3	0	2
4	1	1	0	0	0	3
4	0	1	0	0	0	1
3	1	2	0	0	0	2
3	0	1	1	0	2	2
1	0	0	0	0	0	1

AB	27
R	2
H	6
RBI	2
BB	4
SO	3
LOB	14



WP	PA	1B	2B	3B	HR	SF	SAC	DP	HBP
0	33	4	2	1	0	0	2	2	0

Batter	1	2	3	4	5	6	7	8	9	AB R H RBI BB SO LOB	TOP
Chico Walker, S (1, 4) <small>OBP: 0.326, SLG: 0.349</small> Paul Assenmacher, L (7, 1) <small>OBP: 0.400, SLG: 0.250</small>	1-2 G3-1 		4-2 FC6-4 BB 1-2 2-3		0-0 B1 		0-0 G4-3 			3 0 0 0 1 0 1 0 0 0 0 0 0 0	
Shawon Dunston, R (1, 6) <small>OBP: 0.298, SLG: 0.413</small> Jose Vizcaino, S (8, 6) <small>OBP: 0.285, SLG: 0.300</small>	2-1 F9 		1-0 SF9 		0-1 1B 			0-2 G6-3 		3 0 1 1 0 0 0 0 0 0 0 0 0 0	
Mark Grace, L (1, 3) <small>OBP: 0.357, SLG: 0.389</small>	4-2 BB 		2-1 SF8 		1-1 G4-3 			1-0 G3 		2 0 0 1 1 0 1	
Andre Dawson, R (1, 9) <small>OBP: 0.301, SLG: 0.475</small>	1-2 F9 		0-2 FC6-4 		2-2 P4 			2-3 K 		4 0 0 0 0 1 2	
George Bell, R (1, 7) <small>OBP: 0.327, SLG: 0.474</small>		1-0 F9 		1-1 G3 		2-1 G1-3 			1-1 G6-3 	4 0 0 0 0 0 0	
Dwight Smith, L (1, 8) <small>OBP: 0.269, SLG: 0.394</small>		2-1 1B 		2-3 K 		2-0 G3-1 			0-3 K 	4 0 1 0 0 2 0	
Luis Salazar, R (1, 5) <small>OBP: 0.316, SLG: 0.462</small> Ced Landrum, L (9, PR) <small>OBP: 0.292, SLG: 0.261</small>		1-2 L7 		0-1 1B 			1-2 SH2-3 1B 		1-2 1B 	4 0 3 0 0 0 0 0 0 0 0 0 0 0	
Rick Wilkins, L (1, 2) <small>OBP: 0.311, SLG: 0.346</small>			2-2 BB SF9 1B 	0-0 G3 			1-0 SH2-3 		0-1 	3 1 2 0 0 0 1	
Rick Sutcliffe, L (1, 1) <small>OBP: 0.120, SLG: 0.125</small> Chuck McElroy, L (5, 1) <small>OBP: 0.375, SLG: 0.500</small> 23 Ryne Sandberg, R (7, PH) <small>OBP: 0.374, SLG: 0.472</small> (7, 4)			1-0 SF9 BB SF8 1B 		0-0 G4-3 		1-1 F9 		3-3 K 	2 1 1 0 0 0 0 0 0 0 0 0 0 0 2 0 0 0 0 1 3	
Inning Stats	R: 0 H: 0 E: 0 LOB: 1 K: 0 BB: 1 S: 12 P: 20	R: 0 H: 1 E: 0 LOB: 0 K: 0 BB: 0 S: 7 P: 11	R: 2 H: 2 E: 0 LOB: 1 K: 0 BB: 1 S: 12 P: 22	R: 0 H: 1 E: 0 LOB: 1 K: 1 BB: 0 S: 11 P: 14	R: 0 H: 1 E: 0 LOB: 1 K: 0 BB: 0 S: 7 P: 7	R: 0 H: 0 E: 0 LOB: 0 K: 0 BB: 0 S: 6 P: 12	R: 0 H: 1 E: 0 LOB: 1 K: 0 BB: 0 S: 8 P: 11	R: 0 H: 0 E: 0 LOB: 0 K: 1 BB: 0 S: 7 P: 10	R: 0 H: 2 E: 0 LOB: 2 K: 2 BB: 0 S: 14 P: 19	1B: 8 SF: 2 2B: 0 SAC: 1 3B: 0 DP: 0 HR: 0 HBP: 0	WP: 0 PA: 36 PB: 0 SB: 0 CS: 0
PITCHER Kevin Gross, R (1, 1) <small>ERA: 3.56</small> Roger McDowell, R (7, 1) <small>ERA: 3.22</small> Jay Howell, R (9, 1) <small>ERA: 2.81</small>	IP WLS BF H R ER SO BB IBB HBP BLK WP HR S P ERA WHIP 6.0 0 24 5 2 2 1 2 0 0 0 0 0 55 86 3.00 1.167 2.0 W 7 1 0 0 1 0 0 0 0 0 0 0 15 21 0.00 0.500 1.0 S 5 2 0 0 0 2 0 0 0 0 0 0 14 19 0.00 2.000	PITCHER IP WLS BF H R ER SO BB IBB HBP BLK WP HR S P ERA WHIP									

Chicago Cubs @ Los Angeles Dodgers
 Dodger Stadium, Los Angeles, CA
 Sat Aug 31 1991, 7:05 PM PDT
 Att. 46,943 - Sunny - 77 F

livebaseballscorecards.com

AB	31
R	2
H	8
RBI	2
BB	2
SO	4
LOB	8



Batter	1	2	3	4	5	6	7	8	9
Brett Butler, L OBP: 0.414, SLG: 0.362 (1, 8)	2-2 CS 1B		1-1 G6-3		4-0 1B 1B BB		1-1 G3 SH2-4 1B		
Lenny Harris, L OBP: 0.351, SLG: 0.355 (1, 6) (9, 5)	3-1 G3-1 1-2 2B		1-0 G3		2-2 1B 1-3 2-H 1B		0-0 SH2-4 1-2		
Kal Daniels, L OBP: 0.339, SLG: 0.390 (1, 7)	1-1 G3-1 2-3			1-3 K	1-1 1-3 1B		1-2 G3 2-3		
Darryl Strawberry, L OBP: 0.367, SLG: 0.492 (1, 9)	2-1 L9			0-0 F9	2-3 K		2-3 K		
Eddie Murray, S OBP: 0.311, SLG: 0.376 (1, 3)		2-1 G4-3		1-1 1B		0-1 G6-3		0-0 HR	
Mike Scioscia, L OBP: 0.356, SLG: 0.357 (1, 2)		2-1 P4		1-2 G4-3		4-1 FC4-6 BB		2-3 K	
Juan Samuel, R OBP: 0.333, SLG: 0.388 (1, 4)		3-3 K			4-1 G3-6 BB	0-0 FC4-6 BB		1-1 CS 1B	
Dave Hansen, L OBP: 0.324, SLG: 0.457 (1, 5)			4-1 SH2-4 BB		2-2 G3-6-1 1-2f	4-0 1-2 BB		1-1 2B	
Mike Sharperson, R OBP: 0.352, SLG: 0.357 (6, PH) (7, 5)			2-0 SH2-4		4-2 1B BB	3-3 K		2-1 F8	
Jose Offerman, S OBP: 0.333, SLG: 0.216 (8, PR) (9, 6)									
Kevin Gross, R OBP: 0.421, SLG: 0.412 (1, 1)									
Mitch Webster, S OBP: 0.280, SLG: 0.310 (6, PH)									
Roger McDowell, R (7, 1)									
Gary Carter, R OBP: 0.321, SLG: 0.403 (8, PH)									
Jay Howell, R (9, 1)									

AB	R	H	RBI	BB	SO	LOB
3	1	2	0	1	0	1
3	0	2	1	0	0	1
4	0	1	1	0	1	2
4	0	0	0	0	2	4
4	1	2	1	0	0	0
3	0	0	0	1	1	1
3	0	1	0	1	1	1
1	0	0	0	1	0	1
1	0	1	0	1	0	0
0	0	0	0	0	0	0
0	1	0	0	1	0	0
1	0	0	0	0	1	2
0	0	0	0	0	0	0
1	0	0	0	0	0	1
0	0	0	0	0	0	0

WP	HR	S	P	ERA	WHIP
0	1	2	36	3.86	1.929
0	0	2	24	0.00	1.500
0	1	22	32	4.50	2.000

1B	2B	3B	HR	SF	SAC	DP	HBP
6	2	0	1	0	2	1	0
0	0	0	0	0	0	0	0
0	0	0	0	0	0	0	0

Inning Stats	R	H	E	K	S	H	LOB	BB	P
	0	2	0	10	17	0	1	0	17
	0	0	0	1	7	0	0	0	7
	0	0	0	1	13	0	1	1	13
	0	1	0	1	12	0	1	0	12
	2	2	0	14	33	0	2	3	33
	0	0	0	8	19	0	0	2	19
	0	1	0	14	14	0	1	0	14
	1	3	0	12	18	0	1	0	18

PITCHER	IP	WLS	BF	H	R	ER	SO	BB	IBB	HBP	BLK	WP	HR	S	P	ERA	WHIP
Rick Sutcliffe, R ERA: 4.34 (1, 1)	4.2		21	5	2	2	2	4	0	0	0	0	0	42	84	3.86	1.929
Chuck McElroy, L ERA: 1.76 (5, 1)	1.1		6	0	0	0	2	2	0	0	0	0	0	11	24	0.00	1.500
Paul Assenmacher, L ERA: 3.13 (7, 1)	2.0	L	9	4	1	1	2	0	0	0	0	0	1	22	32	4.50	2.000

Chicago Cubs @ Los Angeles Dodgers
Dodger Stadium, Los Angeles, CA
 Sat Aug 31 1991, 7:05 PM PDT
 Att: 46,943 - Sunny - 77 F

livebaseballscorecards.com

AB	28
R	3
H	9
RBI	3
BB	6
SO	6
LOB	14



Batter	1	2	3	4	5	6	7	8	9	AB R H RBI BB SO LOB	TOP														
Chico Walker, S OBP: 0.331, SLG: 0.350 (1, 8) (8, 9)	4-2 S 23 1B BB		3-2 1B HR 1B		4-2 23 G6-3 G4-3 BB		1-1 F8			2 1 1 0 2 0 0															
Mark Grace, L OBP: 0.358, SLG: 0.390 (1, 3)	2-3 SAFE 1 1-2 K		1-1 SAFE 1 SAFE 1-2 HR 1B		0-0 G4-3		1-1 G5-4-3 23 1B			4 1 2 0 0 1 2															
23 Ryne Sandberg, R OBP: 0.375, SLG: 0.472 (1, 4)	0-2 WP 2-H 1B		1-0 P4		2-2 G6-3		3-2 G5-4-3 1B			4 0 2 0 0 0 3															
Andre Dawson, R OBP: 0.301, SLG: 0.479 Jerome Walton, R OBP: 0.267, SLG: 0.325 (1, 9) (8, 8)	3-2 F8 2-3		2-1 1-H 2-H HR		1-0 P4		1-2 G5-4-3 1-2f 2-3			4 1 1 3 0 0 4 0 0 0 0 0 0 0															
George Bell, R OBP: 0.326, SLG: 0.471 Dave Smith, R (1, 7) (8, 1)		0-1 F7	4-2 CS BB		2-2 P3		1-2 F9			3 0 0 0 1 0 1 0 0 0 0 0 0 0															
Luis Salazar, R OBP: 0.311, SLG: 0.455 (1, 5)		2-1 P6	3-3 SAFE SAFE 1-2 K		3-3 K		1-0 F8			4 0 0 0 0 2 1															
Rick Wilkins, L OBP: 0.311, SLG: 0.346 Bob Scanlan, R OBP: 0.080, SLG: 0.042 Ced Landrum, L OBP: 0.286, SLG: 0.255 (1, 2) (6, 1) (8, 7)		2-1 1B 1B		0-1 G3		3-2 F9		1-3 K		3 0 1 0 0 0 0 0 0 0 0 0 0 0 1 0 0 0 0 1 0															
Jose Vizcaino, S OBP: 0.284, SLG: 0.299 (1, 6)		0-0 1-2 1B		0-2 P5		0-2 G6-3		0-1 G4-3		4 0 1 0 0 0 0															
Frank Castillo, R OBP: 0.208, SLG: 0.136 Shawn Boskie, R OBP: 0.250, SLG: 0.324 Joe Girardi, R OBP: 0.271, SLG: 0.214 (1, 1) (1, 1) (6, 2)		2-1 L5		1-3 K		1-3 K				0 0 0 0 0 0 0 2 0 0 0 0 1 2 1 0 0 0 0 1 0															
Inning Stats	R: 0 E: 0 K: 1 S: 19	H: 1 LOB: 1 BB: 1 P: 28	R: 0 E: 0 K: 0 S: 9	H: 2 LOB: 2 BB: 0 P: 15	R: 3 E: 0 K: 1 S: 17	H: 3 LOB: 0 BB: 1 P: 31	R: 0 E: 0 K: 1 S: 8	H: 0 LOB: 0 BB: 0 P: 9	R: 0 E: 0 K: 0 S: 8	H: 0 LOB: 1 BB: 1 P: 15	R: 0 E: 0 K: 1 S: 17	H: 0 LOB: 0 BB: 0 P: 25	R: 0 E: 0 K: 1 S: 8	H: 0 LOB: 0 BB: 0 P: 10	R: 0 E: 0 K: 0 S: 12	H: 2 LOB: 1 BB: 0 P: 18	R: 0 E: 0 K: 1 S: 6	H: 0 LOB: 0 BB: 0 P: 8	1B: 7 2B: 0 3B: 0 HR: 1	SF: 0 SAC: 0 DP: 1 HBP: 0	WP: 1 PB: 0 SB: 1 CS: 1	PA: 35			
PITCHER	IP WLS BF H R ER SO BB IBB HBP BLK WP HR S P ERA WHIP	IP WLS BF H R ER SO BB IBB HBP BLK WP HR S P ERA WHIP	IP WLS BF H R ER SO BB IBB HBP BLK WP HR S P ERA WHIP	IP WLS BF H R ER SO BB IBB HBP BLK WP HR S P ERA WHIP	IP WLS BF H R ER SO BB IBB HBP BLK WP HR S P ERA WHIP	IP WLS BF H R ER SO BB IBB HBP BLK WP HR S P ERA WHIP	IP WLS BF H R ER SO BB IBB HBP BLK WP HR S P ERA WHIP	IP WLS BF H R ER SO BB IBB HBP BLK WP HR S P ERA WHIP	IP WLS BF H R ER SO BB IBB HBP BLK WP HR S P ERA WHIP	IP WLS BF H R ER SO BB IBB HBP BLK WP HR S P ERA WHIP	IP WLS BF H R ER SO BB IBB HBP BLK WP HR S P ERA WHIP	IP WLS BF H R ER SO BB IBB HBP BLK WP HR S P ERA WHIP	IP WLS BF H R ER SO BB IBB HBP BLK WP HR S P ERA WHIP	IP WLS BF H R ER SO BB IBB HBP BLK WP HR S P ERA WHIP	IP WLS BF H R ER SO BB IBB HBP BLK WP HR S P ERA WHIP	IP WLS BF H R ER SO BB IBB HBP BLK WP HR S P ERA WHIP	IP WLS BF H R ER SO BB IBB HBP BLK WP HR S P ERA WHIP	IP WLS BF H R ER SO BB IBB HBP BLK WP HR S P ERA WHIP	IP WLS BF H R ER SO BB IBB HBP BLK WP HR S P ERA WHIP	IP WLS BF H R ER SO BB IBB HBP BLK WP HR S P ERA WHIP	IP WLS BF H R ER SO BB IBB HBP BLK WP HR S P ERA WHIP	IP WLS BF H R ER SO BB IBB HBP BLK WP HR S P ERA WHIP	IP WLS BF H R ER SO BB IBB HBP BLK WP HR S P ERA WHIP	IP WLS BF H R ER SO BB IBB HBP BLK WP HR S P ERA WHIP	IP WLS BF H R ER SO BB IBB HBP BLK WP HR S P ERA WHIP

Chicago Cubs @ Los Angeles Dodgers
Dodger Stadium, Los Angeles, CA
Sun Sep 01 1991, 3:33 AM PDT
Att. 38,742 - Sunny - 84 F

livebaseballscorecards.com

AB	32
R	3
H	8
RBI	3
BB	3
SO	6
LOB	13



Batter	1	2	3	4	5	6	7	8	9
Brett Butler, L OBP: 0.413, SLG: 0.361 Tom Goodwin, L OBP: 1.000, SLG: 1.000	G1-3			K		1B HR		FC1-8 1B	
Lenny Harris, L OBP: 0.352, SLG: 0.355	1B 1B	L5		P4		1B HR		FC1-6 HR	
Kal Daniels, L OBP: 0.343, SLG: 0.404 Chris Gwynn, L OBP: 0.313, SLG: 0.442	1B 1B	K			FC1-5 2B	HR		HR	
Darryl Strawberry, L OBP: 0.368, SLG: 0.488 Mitch Webster, S OBP: 0.278, SLG: 0.309	1B 2B	G3-1			P5	G4-3		K	
Eddie Murray, S OBP: 0.314, SLG: 0.386 Mike Sharperson, R OBP: 0.356, SLG: 0.357 Eric Karros, R	2B 1B				FC1-5 1B		WP 2B	BB	
Mike Scioscia, L OBP: 0.361, SLG: 0.364 Carlos Hernandez, R	2B BB			P2		1B	F7 2B	F8	
Juan Samuel, R OBP: 0.332, SLG: 0.389	2B 2B			F8		K			
Alfredo Griffin, S OBP: 0.285, SLG: 0.273	2B IBB			G4-3		B6-3	F7		
Ramon Martinez, R OBP: 0.121, SLG: 0.123 Dave Hansen, L OBP: 0.316, SLG: 0.444 Jim Gott, R OBP: 0.500, SLG: 0.500 Dennis Cook, L	2B			L9		G4-3	G3-1		

Inning Stats	R: 5 E: 0 K: 1 S: 23	H: 5 LOB: 2 BB: 3 P: 44	R: 0 E: 0 K: 1 S: 8	H: 0 LOB: 0 BB: 0 P: 10	R: 1 E: 0 K: 0 S: 7	H: 1 LOB: 0 BB: 0 P: 9	R: 0 E: 0 K: 1 S: 9	H: 0 LOB: 0 BB: 0 P: 12	R: 0 E: 0 K: 1 S: 8	H: 2 LOB: 2 BB: 0 P: 11	R: 3 E: 0 K: 1 S: 12	H: 3 LOB: 0 BB: 0 P: 20	R: 1 E: 0 K: 1 S: 14	H: 2 LOB: 2 BB: 0 P: 24	R: 2 E: 0 K: 1 S: 11	H: 2 LOB: 1 BB: 1 P: 18
--------------	-------------------------------	----------------------------------	------------------------------	----------------------------------	------------------------------	---------------------------------	------------------------------	----------------------------------	------------------------------	----------------------------------	-------------------------------	----------------------------------	-------------------------------	----------------------------------	-------------------------------	----------------------------------

PITCHER	IP	WLS	BF	H	R	ER	SO	BB	IBB	HBP	BLK	WP	HR	S	P	ERA	WHIP
Frank Castillo, R ERA: 3.75	(1, 1)	0.2	L	9	5	5	0	0	2	1	0	0	0	20	40	67.50	10.500
Shawn Boskie, R ERA: 4.88	(1, 1)	5.0		21	6	4	4	0	0	0	0	0	2	46	64	7.20	1.200
Bob Scanlan, R ERA: 4.23	(6, 1)	1.1		6	2	1	1	0	0	0	0	1	0	15	26	6.75	1.500
Dave Smith, R ERA: 5.46	(8, 1)	1.0		6	2	2	1	1	0	0	0	0	1	11	18	18.00	3.000

AB R H RBI BB SO LOB

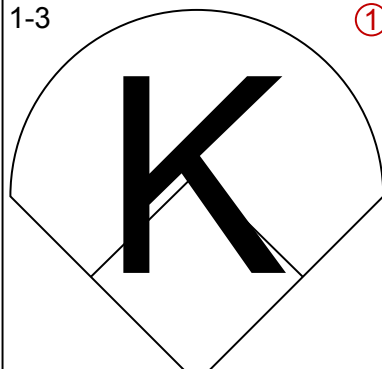
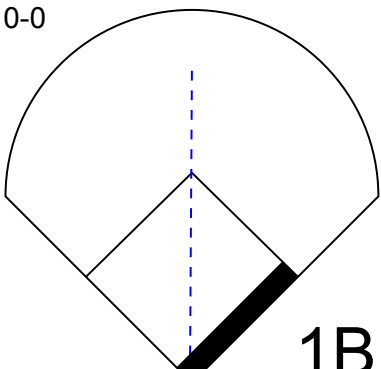
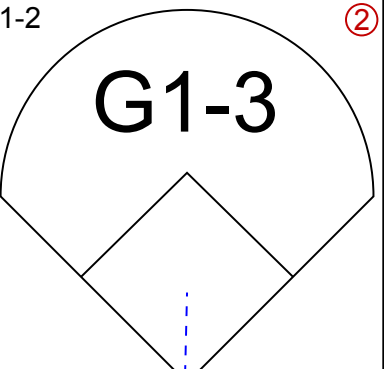
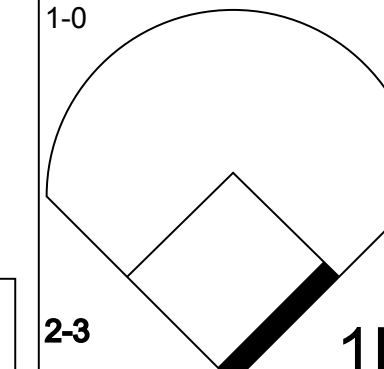
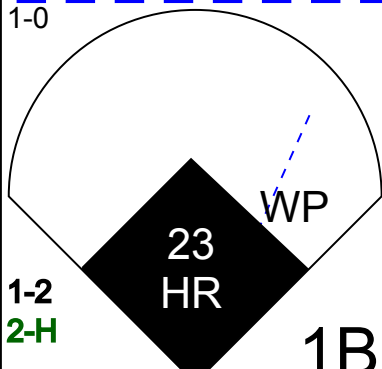
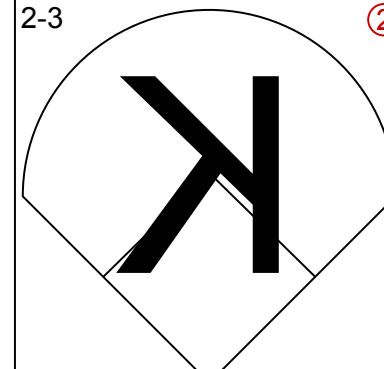
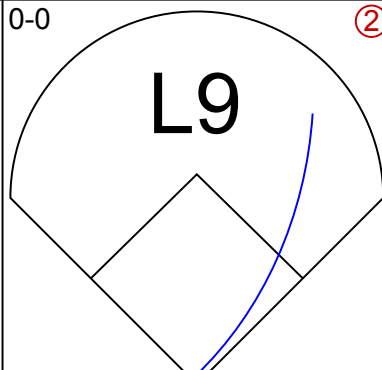
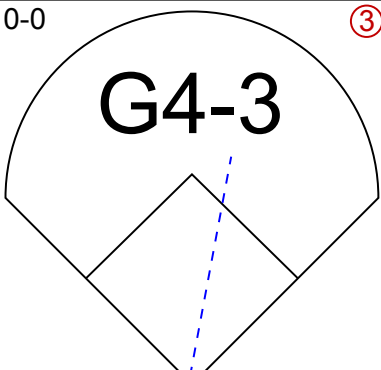
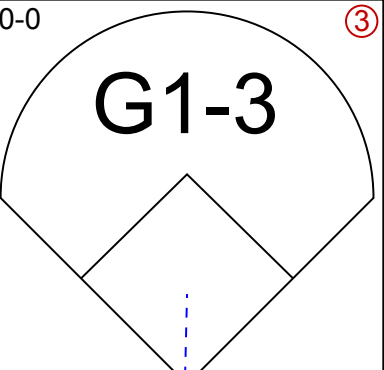
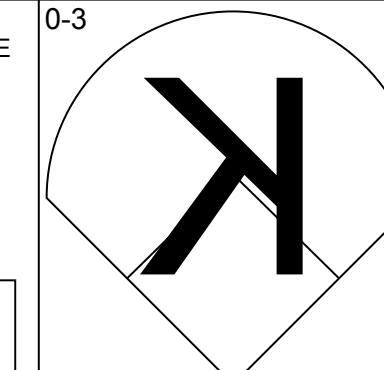
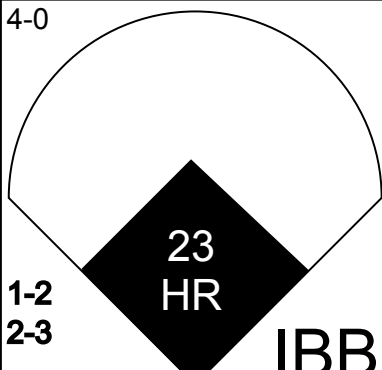
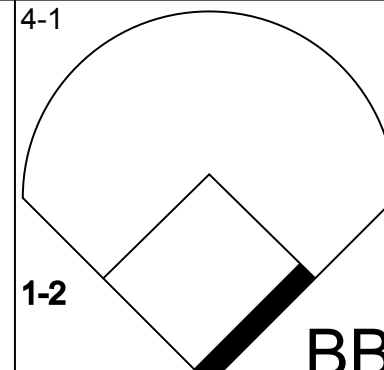
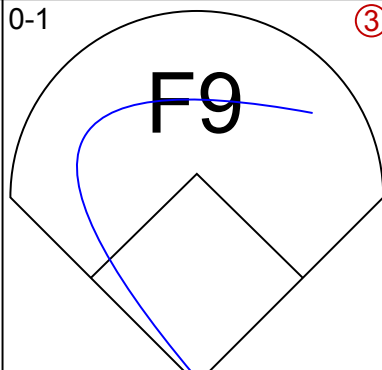
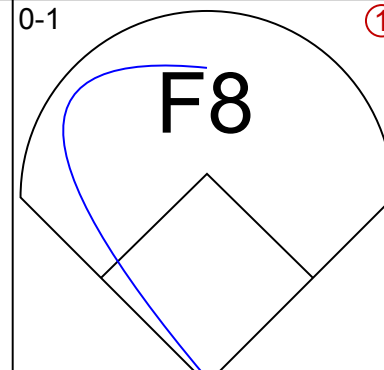
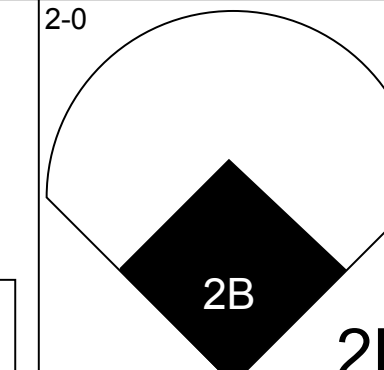
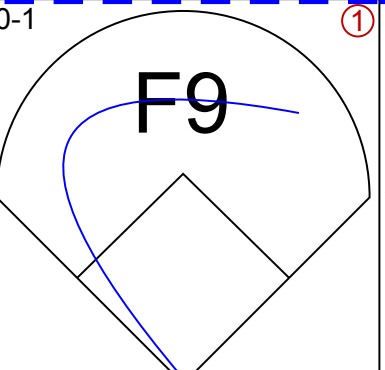
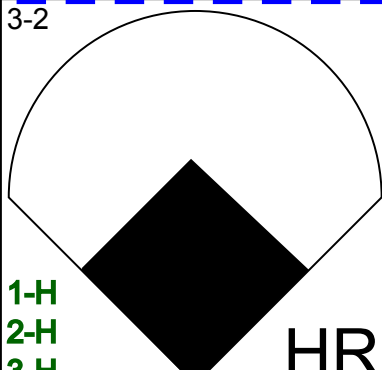
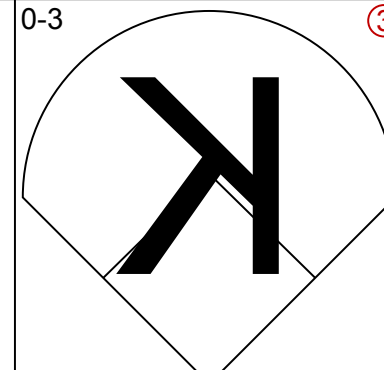
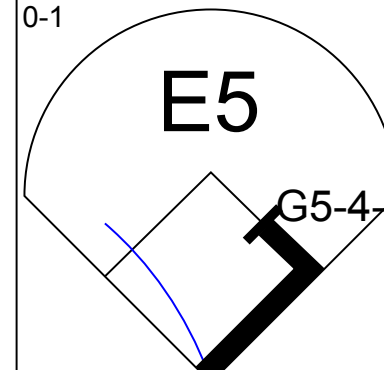
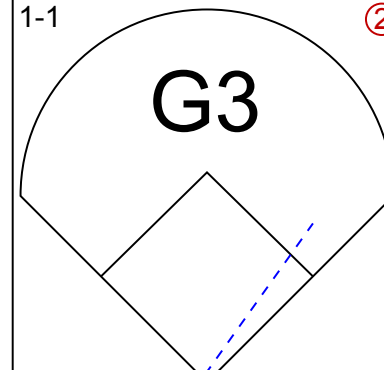
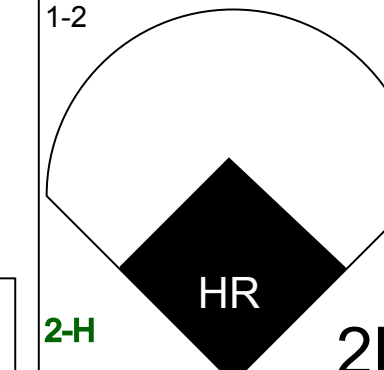
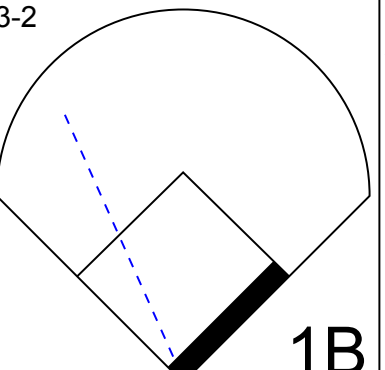
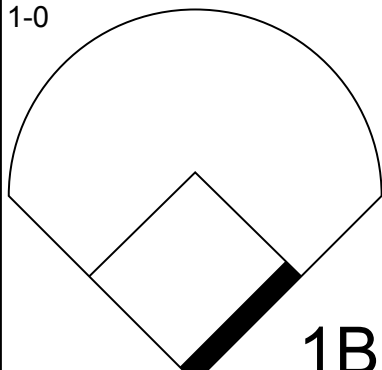
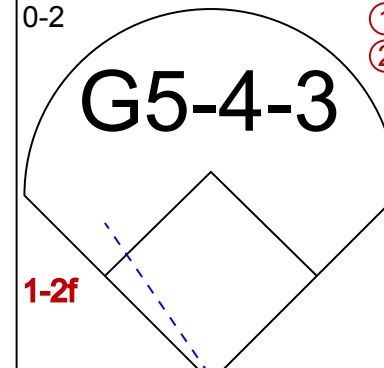
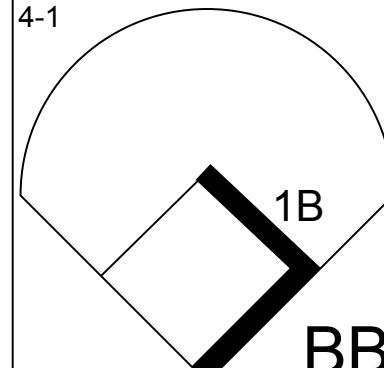
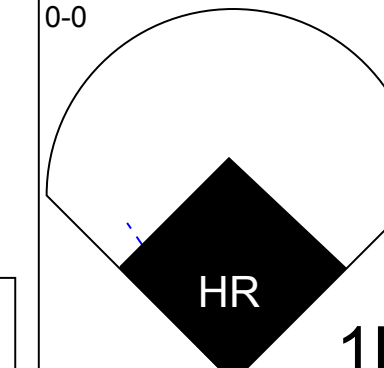
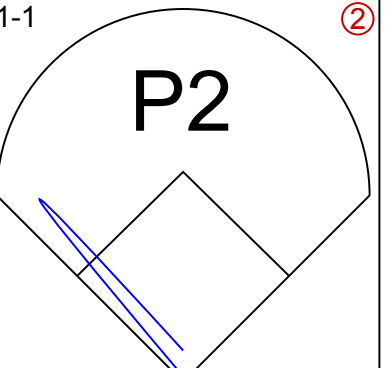
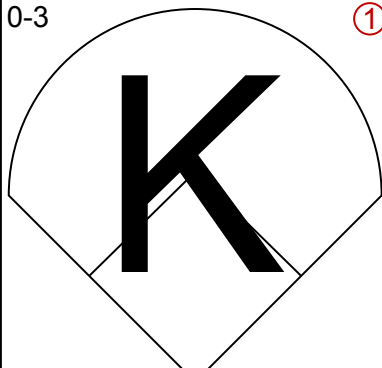
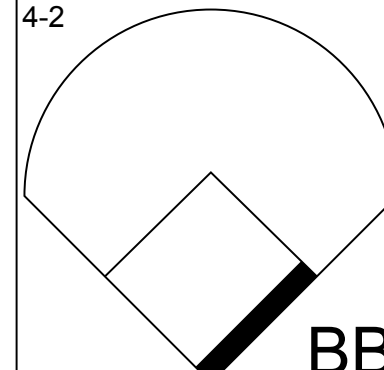
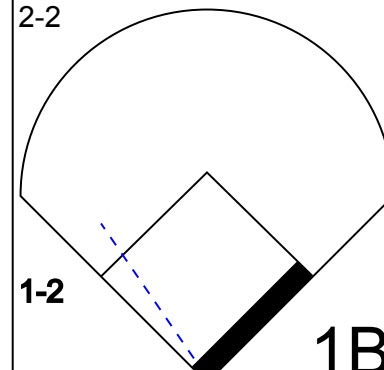
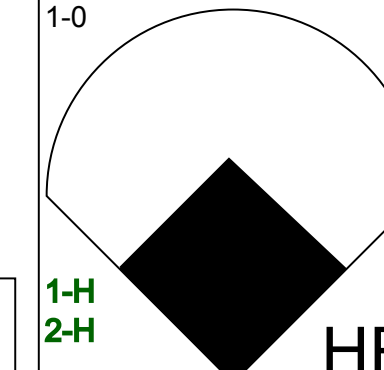
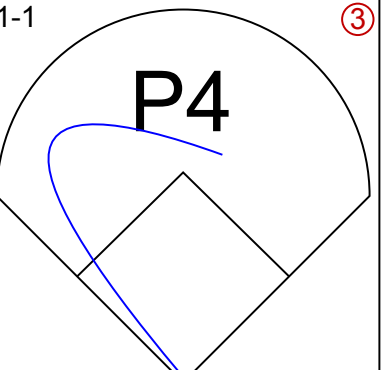
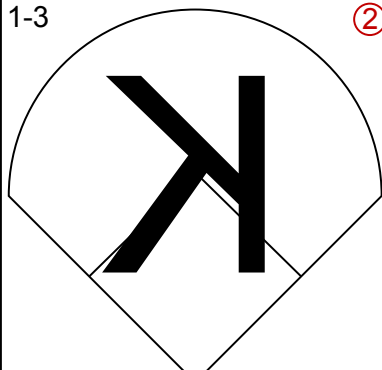
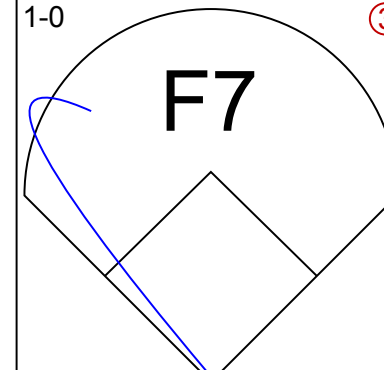
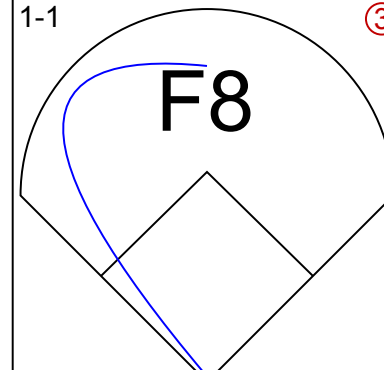
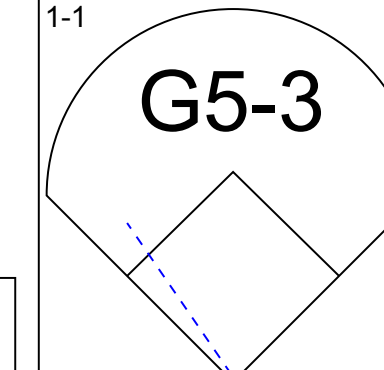
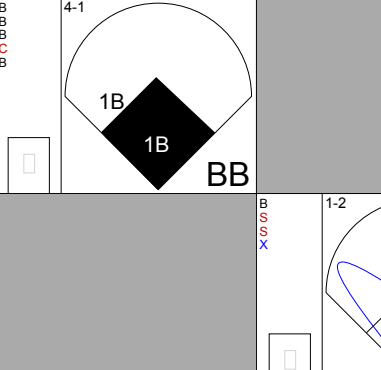
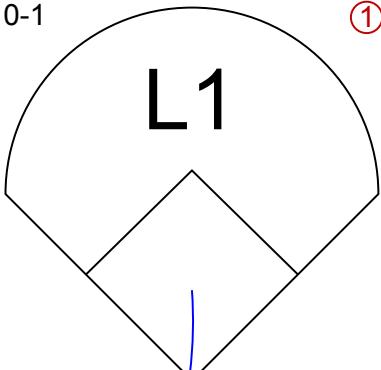
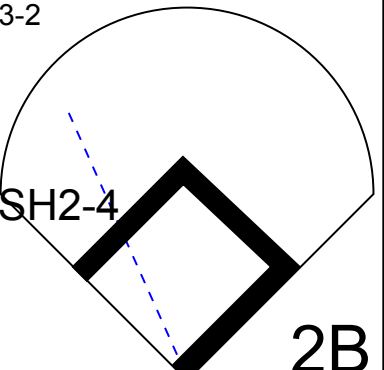
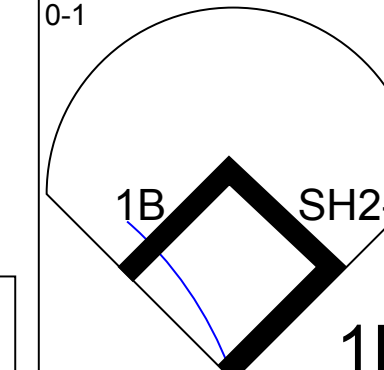
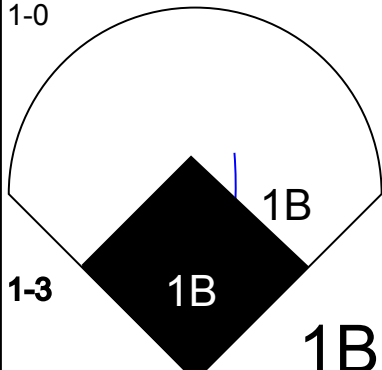
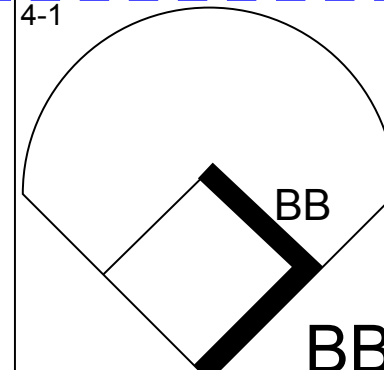
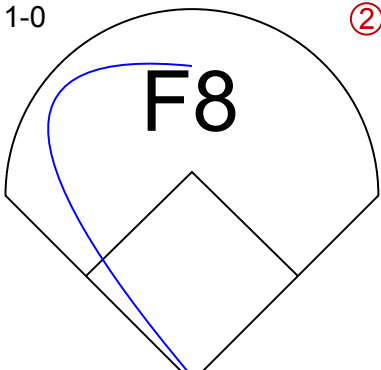
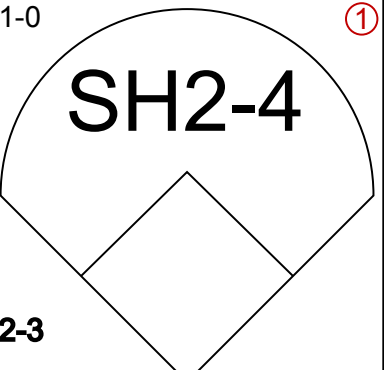
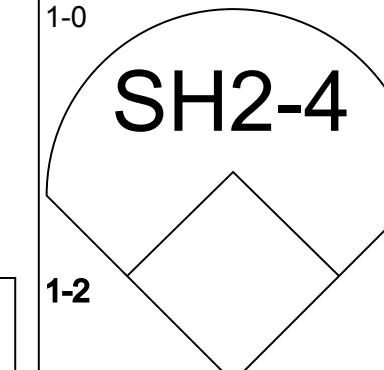
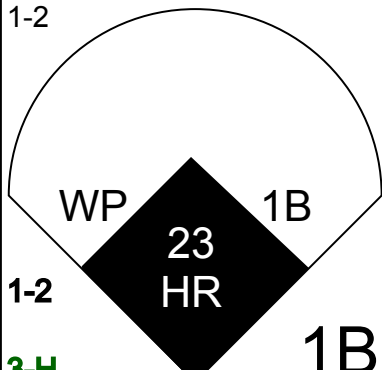
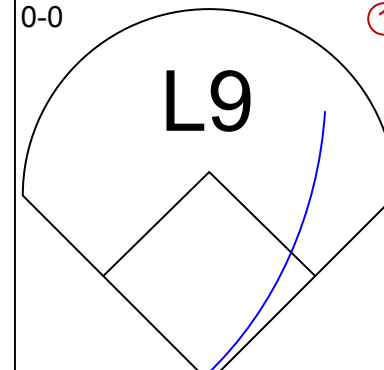
4	1	1	0	0	2	2
1	0	1	0	0	0	0
5	3	2	0	0	0	1
4	2	3	3	0	1	0
1	1	1	2	0	0	0
3	1	0	0	1	0	1
1	0	0	0	0	1	0
4	3	3	3	0	0	1
0	0	0	0	1	0	0
0	0	0	0	0	0	0
3	0	2	1	1	0	0
1	0	0	0	0	0	1
4	1	1	2	0	2	3
3	0	0	0	1	0	1
3	0	1	1	0	0	0
1	0	0	0	0	0	2
0	0	0	0	0	0	0
0	0	0	0	0	0	0

1B: 8	SF: 0	WP: 1	PA: 42
2B: 4	SAC: 0	PB: 0	
3B: 0	DP: 0	SB: 0	
HR: 3	HBP: 0	CS: 0	
WP: 1	PA: 42	ERA	WHIP

Chicago Cubs @ Los Angeles Dodgers
Dodger Stadium, Los Angeles, CA
 Sun Sep 01 1991, 3:33 AM PDT
 Att: 38,742 - Sunny - 84 F

livebaseballscorecards.com



Batter	1	2	3	4	5	6	7	8	9	AB R H RBI BB SO LOB	TOP												
Doug Dasenczo, S OBP: 0.315, SLG: 0.310 (1, 8) (8, 7)	1-3 		0-0 		1-2 	1-0 		1-0 	2-3 	6 1 3 1 0 2 2													
Mark Grace, L OBP: 0.358, SLG: 0.387 (1, 3) X	0-0 		0-0 		0-0 	0-3 		4-0 	4-1 	4 1 0 0 2 1 4													
23 Ryne Sandberg, R OBP: 0.375, SLG: 0.479 (1, 4) C X	0-1 			0-1 		2-0 	0-1 	3-2 	0-3 	6 2 2 4 0 1 2													
Andre Dawson, R OBP: 0.304, SLG: 0.483 Jerome Walton, R OBP: 0.267, SLG: 0.325 (8, 8) (8, 8)		0-1 		1-1 		1-2 	3-2 	1-0 		5 1 3 1 0 0 0 0 0 0 0 0 0 0													
George Bell, R OBP: 0.327, SLG: 0.469 Jose Vizcaino, S OBP: 0.284, SLG: 0.299 (1, 7) (8, 5)		0-2 		4-1 		0-0 	1-1 	0-3 		4 1 1 0 1 1 3 0 0 0 0 0 0 0													
Luis Salazar, R OBP: 0.318, SLG: 0.469 Paul Assenmacher, L OBP: 0.400, SLG: 0.250 (1, 5) (8, 1)		4-2 		2-2 		1-0 	1-1 	1-3 		3 1 2 3 1 0 1 0 0 0 0 0 0 0													
Shawon Dunston, R OBP: 0.297, SLG: 0.409 (1, 6) B 1 SAFE X		1-0 		1-1 		1-1 				4 1 0 0 1 0 4													
Hector Villanueva, R OBP: 0.336, SLG: 0.514 Rick Wilkins, L OBP: 0.318, SLG: 0.349 (1, 2) (6, PR) (6, 2)			0-1 		3-2 	0-1 		1-0 	4-1 	3 0 2 0 0 0 0 1 1 1 0 1 0 0													
Mike Bielecki, R OBP: 0.116, SLG: 0.073 Les Lancaster, R OBP: 0.185, SLG: 0.259 Chuck McElroy, L OBP: 0.333, SLG: 0.444 Chico Walker, S OBP: 0.332, SLG: 0.351 (1, 1) (6, 1) (7, 1) (7, 5) (8, 9)			1-0 		1-0 	1-0 		1-2 	0-0 	1 0 0 0 0 0 0 0 0 0 0 0 0 0 1 0 0 0 0 1 1 2 1 1 1 0 0 1													
Inning Stats	R: 0 E: 0 K: 1 S: 6	H: 0 LOB: 0 BB: 0 P: 7	R: 0 E: 1 K: 0 S: 8	H: 0 LOB: 1 BB: 1 P: 13	R: 0 E: 0 K: 0 S: 5	H: 1 LOB: 1 BB: 0 P: 6	R: 0 E: 0 K: 0 S: 10	H: 1 LOB: 2 BB: 1 P: 18	R: 0 E: 0 K: 0 S: 8	H: 1 LOB: 1 BB: 0 P: 13	R: 4 E: 0 K: 1 S: 17	H: 6 LOB: 2 BB: 0 P: 24	R: 0 E: 0 K: 0 S: 11	H: 1 LOB: 1 BB: 0 P: 16	R: 6 E: 0 K: 2 S: 23	H: 5 LOB: 1 BB: 2 P: 40	R: 0 E: 0 K: 2 S: 10	H: 0 LOB: 2 BB: 2 P: 20	1B: 10 2B: 3 3B: 0 HR: 2	SF: 0 SAC: 2 DP: 1 HBP: 0	WP: 1 PB: 0 SB: 0 CS: 0	PA: 48	
PITCHER	IP WLS BF H R ER SO BB IBB HBP BLK WP HR S P ERA WHIP																						
Bruce Hurst, L ERA: 3.26 (1, 1)	6.0		29	9	4	4	2	2	0	0	0	0	1	54	81	6.00	1.833						
Jose Melendez, R ERA: 3.22 (7, 1)	1.0	L	7	3	3	3	0	1	0	0	0	0	0	18	29	27.00	4.000						
Rich Rodriguez, L ERA: 3.62 (8, 1)	0.0		2	1	0	0	0	0	1	0	0	1	0	1	6	∞	∞						
Jim Lewis, R ERA: 2.25 (8, 1)	1.0		5	2	3	3	2	0	0	0	0	0	1	15	21	27.00	2.000						
Jeremy Hernandez, R ERA: (9, 1)	1.0		5	0	0	0	2	2	0	0	0	0	0	10	20	0.00	2.000						

Chicago Cubs @ San Diego Padres
Jack Murphy Stadium, San Diego, CA
 Mon Sep 02 1991, 10:05 PM EDT
 Att. 12,706 - Sunny - 72 F

livebaseballscorecards.com

AB	40
R	10
H	15
RBI	10
BB	6
SO	6
LOB	18



Batter	1	2	3	4	5	6	7	8	9	AB R H RBI BB SO LOB	TOP											
Chico Walker, S (1, 8) OBP: 0.328, SLG: 0.347	1-3 K		0-0 L8		2-3 K		2-3 K			4 0 0 0 0 3 2	Chicago Cubs @ San Diego Padres Jack Murphy Stadium, San Diego, CA Tue Sep 03 1991, 10:05 PM EDT Att: 9,047 - Sunny - 78 F											
Mark Grace, L (1, 3) OBP: 0.355, SLG: 0.384	2-3 K			1-1 G6-3		1-2 F8		1-2 F9		4 0 0 0 0 1 0												
23 Ryne Sandberg, R (1, 4) OBP: 0.375, SLG: 0.479	0-1 G1-3			2-1 WP 2B 1B		1-0 1B 1B		2-0 P4		4 1 2 0 0 0 0												
Andre Dawson, R (1, 9) OBP: 0.306, SLG: 0.483		2-1 F9		2-1 SAFE SAFE F8		0-0 1-2 1B		2-0 1B		4 0 2 0 0 0 1												
George Bell, R (1, 7) OBP: 0.328, SLG: 0.472		1-2 G5-3 1B		1-0 2-H 2B		0-1 P3		0-2 G1-3		4 0 2 1 0 0 3												
Luis Salazar, R (1, 5) OBP: 0.313, SLG: 0.462		3-2 G5-3		0-3 K		3-2 L8			1-2 G5-3	4 0 0 0 0 1 4												
Shawon Dunston, R (1, 6) OBP: 0.295, SLG: 0.405		1-2 G4-3			0-1 G5-3		1-3 K		0-1 P3	4 0 0 0 0 1 1												
Hector Villanueva, R (1, 2) OBP: 0.336, SLG: 0.509			1-2 F8		3-1 E7		2-2 S 1B		1-2 P5	3 0 1 0 0 0 0 1 0 0 0 0 0 0												
Rick Wilkins, L (7, PR) OBP: 0.316, SLG: 0.347																						
Greg Maddux, R (1, 1) OBP: 0.219, SLG: 0.278			1-1 F9		0-1 G1-3		1-3 K			3 0 0 0 0 1 2												
Les Lancaster, R (7, 1) OBP: 0.185, SLG: 0.259										0 0 0 0 0 0 0												
Dave Smith, R (8, 1)										0 0 0 0 0 0 0												
Inning Stats	R: 0 E: 0 K: 2 S: 8	H: 0 LOB: 0 BB: 0 P: 11	R: 0 E: 0 K: 0 S: 11	H: 1 LOB: 1 BB: 0 P: 18	R: 0 E: 0 K: 0 S: 6	H: 0 LOB: 0 BB: 0 P: 8	R: 1 E: 0 K: 1 S: 10	H: 2 LOB: 1 BB: 0 P: 16	R: 0 E: 1 K: 1 S: 9	H: 0 LOB: 1 BB: 0 P: 14	R: 0 E: 0 K: 0 S: 12	H: 2 LOB: 2 BB: 0 P: 17	R: 0 E: 0 K: 3 S: 15	H: 1 LOB: 2 BB: 0 P: 21	R: 0 E: 0 K: 0 S: 8	H: 1 LOB: 1 BB: 0 P: 13	R: 0 E: 0 K: 0 S: 13	H: 0 LOB: 0 BB: 0 P: 15	1B: 6 2B: 1 3B: 0 HR: 0	SF: 0 SAC: 0 DP: 0 HBP: 0	WP: 1 PB: 0 SB: 1 CS: 0	PA: 35
PITCHER Andy Benes, R (1, 1) ERA: 3.3	IP: 9.0 WLS: W BF: 35 H: 7 R: 1 ER: 1 SO: 7 BB: 0 IBB: 0 HBP: 0 BLK: 0 WP: 1 HR: 0 S: 92 P: 133 ERA: 1.00 WHIP: 0.778											PITCHER	IP: WLS: BF: H: R: ER: SO: BB: IBB: HBP: BLK: WP: HR: S: P: ERA: WHIP:									

livebaseballscorecards.com

AB	35
R	1
H	7
RBI	1
BB	0
SO	7
LOB	13



Batter	1	2	3	4	5	6	7	8	9
Tony Fernandez, S OBP: 0.333, SLG: 0.359 (1, 6)	0-3 K		3-3 K			0-0 G5-3		1-0 FC1-8 1B	
Jack Howell, L OBP: 0.273, SLG: 0.333 (1, 5)	1-1 G1-3			1-1 G4-3			0-0 1B 1B	1-1 FC1-6 1B G3 1-2f	
Tony Gwynn, L OBP: 0.362, SLG: 0.442 (1, 9)	1-2 G3-1			0-0 F8			2-1 1B 1B 1-3	2-2 G3 1B 1-3	
Fred McGriff, L OBP: 0.390, SLG: 0.483 (1, 3)		3-2 F8		2-3 K			2-0 1B 1B 1-3 3-H	1-0 G3 1-2 3-H	
Benito Santiago, R OBP: 0.283, SLG: 0.391 (1, 2)		4-1 F8-4 BB			0-0 G5-4-3 1B		1-1 SH3 WP CS 1B 2-3 3-H	0-0 G6-3	
Tim Teufel, R OBP: 0.336, SLG: 0.382 (1, 4)		0-1 F8-4		1-3 K			1-1 SH3		
Oscar Azocar, L OBP: 0.320, SLG: 0.261 (1, 7)			1-2 G3-1		0-0 G5-4-3		4-0 HBP IBB		
Jim Vatcher, R (9, 7)									
Darrin Jackson, R OBP: 0.310, SLG: 0.480 (1, 8)			1-2 2B			0-1 G6-3	1-1 HBP		
Andy Benes, R OBP: 0.158, SLG: 0.100 (1, 1)			2-3 K			2-3 K	2-3 K 3-H		

AB	R	H	RBI	BB	SO	LOB
4	0	1	0	0	2	1
4	2	1	0	0	0	1
4	1	2	0	0	0	0
4	1	1	2	0	1	1
3	0	2	1	1	0	1
2	0	0	0	0	1	2
2	0	0	0	1	0	1
0	0	0	0	0	0	0
2	0	1	0	0	0	0
3	0	0	0	0	3	4

BOTTOM

Chicago Cubs @ San Diego Padres
Jack Murphy Stadium, San Diego, CA

Tue Sep 03 1991, 10:05 PM EDT
 Att. 9,047 - Sunny - 78 F

livebaseballscorecards.com

AB	28
R	4
H	8
RBI	3
BB	2
SO	7
LOB	11



Inning	R	H	E	K	S	P	IP	WLS	BF	H	R	ER	SO	BB	IBB	HBP	BLK	WP	HR	S	P	ERA	WHIP
1	0	0	0	1	0	0	6.0	L	23	6	3	3	6	1	0	0	0	0	0	53	80	4.50	1.167
7	1	1	0	0	0	0	1.1		7	2	1	1	1	0	1	1	0	1	0	12	24	6.75	1.500
8	0	0	0	0	0	0	0.2		2	0	0	0	0	0	0	0	0	0	0	2	3	0.00	0.000

PITCHER	IP	WLS	BF	H	R	ER	SO	BB	IBB	HBP	BLK	WP	HR	S	P	ERA	WHIP
Greg Maddux, R ERA: 3.73 (1, 1)	6.0	L	23	6	3	3	6	1	0	0	0	0	0	53	80	4.50	1.167
Les Lancaster, R ERA: 3.82 (7, 1)	1.1		7	2	1	1	1	0	1	1	0	1	0	12	24	6.75	1.500
Dave Smith, R ERA: 5.34 (8, 1)	0.2		2	0	0	0	0	0	0	0	0	0	0	2	3	0.00	0.000

1B	2B	3B	HR	SF	SAC	DP	HBP	WP	PB	SB	CS	PA
7	3	0	0	0	1	3	1	1	0	0	1	32

WP	PB	SB	CS
1	0	0	1

Batter	1	2	3	4	5	6	7	8	9	AB R H RBI BB SO LOB	TOP											
Jerome Walton, R (1, 8) OBP: 0.267, SLG: 0.321	2-3 K		3-2 F7			4-2 1B BB		0-0 G5-3		3 0 0 0 1 1 1												
Mark Grace, L (1, 3) OBP: 0.356, SLG: 0.385	1-1 G5-4-3 1B			1-1 P1		1-0 23 FC6-5 1B		0-1 L7		4 0 2 0 0 0 0												
23 Ryne Sandberg, R (1, 4) OBP: 0.373, SLG: 0.475	3-1 G5-4-3 1-2f			3-1 G6-3		1-1 FC6-5		1-0 P4		4 0 0 0 0 0 2												
Andre Dawson, R (1, 9) OBP: 0.303, SLG: 0.479		3-2 P3		3-3 K		0-0 G6-3			0-2 G6-3	4 0 0 0 0 1 1												
George Bell, R (1, 7) OBP: 0.330, SLG: 0.478		1-3 K			2-1 BB 1B		1-2 HR		1-2 P4	4 1 2 1 0 1 0												
Luis Salazar, R (1, 5) OBP: 0.309, SLG: 0.455		0-0 L8			1-2 SAFE F9		0-1 G4-3		3-2 F8	4 0 0 0 0 0 1												
Shawon Dunston, R (1, 6) OBP: 0.295, SLG: 0.404			0-1 B5-3		2-1 F7		1-2 1B			3 0 1 0 0 0 1												
Hector Villanueva, R (1, 2) OBP: 0.344, SLG: 0.517			1-1 G4-3 2B		4-2 SAFE FC5 BB		2-2 L6			2 0 1 0 1 0 1												
Danny Jackson, R (1, 1) OBP: 0.095, SLG: 0.095			0-0 G4-3		0-0 FC5 1-2f		2-3 K			2 0 0 0 0 0 3												
Les Lancaster, R (6, 1) OBP: 0.185, SLG: 0.259										0 0 0 0 0 0 0												
Chuck McElroy, L (6, 1) OBP: 0.333, SLG: 0.444										0 0 0 0 0 0 0												
Chico Walker, S (7, PH) OBP: 0.327, SLG: 0.346										1 0 0 0 0 1 1												
Bob Scanlan, R (7, 1) OBP: 0.080, SLG: 0.042										0 0 0 0 0 0 0												
Inning Stats	R: 0 E: 0 K: 1 S: 7	H: 1 LOB: 0 BB: 0 P: 13	R: 0 E: 0 K: 1 S: 9	H: 0 LOB: 0 BB: 0 P: 13	R: 0 E: 0 K: 0 S: 8	H: 1 LOB: 1 BB: 0 P: 12	R: 0 E: 0 K: 1 S: 7	H: 0 LOB: 0 BB: 0 P: 14	R: 0 E: 0 K: 0 S: 14	H: 1 LOB: 2 BB: 1 P: 23	R: 0 E: 0 K: 0 S: 7	H: 1 LOB: 1 BB: 1 P: 13	R: 1 E: 0 K: 1 S: 16	H: 2 LOB: 1 BB: 0 P: 22	R: 0 E: 0 K: 0 S: 4	H: 0 LOB: 0 BB: 0 P: 5	R: 0 E: 0 K: 0 S: 10	H: 0 LOB: 0 BB: 0 P: 14	1B: 4 2B: 1 3B: 0 HR: 1	SF: 0 SAC: 0 DP: 1 HBP: 0	WP: 0 PB: 0 SB: 0 CS: 0	PA: 33
PITCHER	IP WLS BF H R ER SO BB IBB HBP BLK WP HR S P ERA WHIP																					
Dennis Rasmussen, L (1, 1) ERA: 3.24	7.0 W 27 6 1 1 4 2 0 0 0 0 1 68 110 1.29 1.143																					
Mike Maddux, R (8, 1) ERA: 2.74	2.0 6 0 0 0 0 0 0 0 0 0 0 14 19 0.00 0.000																					

Chicago Cubs @ San Diego Padres
 Jack Murphy Stadium, San Diego, CA
 Wed Sep 04 1991, 10:05 PM EDT
 Att: 9,952 - Cloudy - 60 F

livebaseballscorecards.com

AB	31
R	1
H	6
RBI	1
BB	2
SO	4
LOB	11



Batter	1	2	3	4	5	6	7	8	9	AB	R	H	RBI	BB	SO	LOB
Tony Fernandez, S OBP: 0.331, SLG: 0.356 (1, 6)	0-1 L6		1-1 G4-6-3		2-2 P3	2-1 P4				4	0	0	0	0	0	3
Kevin Ward, R OBP: 0.275, SLG: 0.408 Thomas Howard, S OBP: 0.303, SLG: 0.327 (1, 7) (8, 7)	1-0 L7		2-1 P5		0-0 G5-3		0-0 G5-3			4	0	0	0	0	0	1
Darrin Jackson, R OBP: 0.320, SLG: 0.486 (1, 8)	4-2 BB			0-2 1B SF8		0-0 E 1B SF8		0-2 G4-6-3 1B		3	2	3	0	1	0	0
Fred McGriff, L OBP: 0.393, SLG: 0.484 (1, 3)	4-2 1-2 BB			2-2 FC5-4 1B		2-1 E7 1B		0-1 G4-6-3		3	1	2	0	1	0	1
Benito Santiago, R OBP: 0.281, SLG: 0.388 (1, 2)	0-0 L7			0-0 SF8		2-3 K		2-2 G1-3		3	0	0	1	0	1	4
Tim Teufel, R OBP: 0.338, SLG: 0.379 (1, 5) (7, 4)		4-1 G6-3 BB		0-3 K		4-0 1B E IBB		2-2 L8		2	1	0	0	2	1	1
Jerald Clark, R OBP: 0.308, SLG: 0.374 Jack Howell, L OBP: 0.277, SLG: 0.337 (1, 9) (7, 5)		1-3 K		1-2 FC5-4		0-0 SF8		3-1 BB 1B		2	0	0	1	0	1	2
Paul Faries, R OBP: 0.238, SLG: 0.200 Oscar Azocar, L OBP: 0.320, SLG: 0.261 Jim Vatcher, R OBP: 0.667, SLG: 0.500 (1, 4) (6, PH) (6, PH) (7, 9)		0-1 G6-3		0-0 1-2f		0-0 G6-3		4-1 E 1B		2	0	0	0	0	0	1
Dennis Rasmussen, L OBP: 0.238, SLG: 0.184 Mike Maddux, L OBP: 0.250, SLG: 0.100 (1, 1) (8, 1)			4-1 G4-6-3 BB		4-2 BB		1-2 E5		0-3 K		1	0	0	0	2	0

Inning Stats	R: 0	H: 0	LOB: 2	R: 0	H: 0	LOB: 0	R: 0	H: 0	LOB: 1	R: 0	H: 1	LOB: 0	R: 0	H: 1	LOB: 2	R: 0	H: 1	LOB: 0
	E: 0	BB: 2	K: 0	E: 0	BB: 1	K: 1	E: 0	BB: 1	K: 1	E: 2	BB: 1	K: 0	E: 0	BB: 0	K: 1	E: 0	BB: 1	K: 0
	S: 9	P: 18	S: 6	P: 11	S: 5	P: 12	S: 14	P: 17	S: 10	P: 16	S: 9	P: 9	S: 12	P: 23	S: 9	P: 9	S: 12	P: 23


PITCHER	IP	WLS	BF	H	R	ER	SO	BB	IBB	HBP	BLK	WP	HR	S	P	ERA	WHIP
Danny Jackson, L ERA: 6.29 (1, 1)	5.1	L	23	4	3	3	3	5	0	0	0	0	0	52	86	5.06	1.688
Les Lancaster, R ERA: 3.81 (6, 1)	0.1		2	0	0	0	0	0	1	0	0	0	0	1	5	0.00	0.000
Chuck McElroy, L ERA: 1.83 (6, 1)	0.1		3	1	2	0	0	0	0	0	0	0	0	7	11	0.00	3.000
Bob Scanlan, R ERA: 4.15 (7, 1)	2.0		8	2	0	0	1	1	0	0	0	0	0	21	32	0.00	1.500

BOTTOM

Chicago Cubs @ San Diego Padres
Jack Murphy Stadium, San Diego, CA

Wed Sep 04 1991, 10:05 PM EDT
Att. 9,952 - Cloudy - 60 F

AB	27
R	5
H	7
RBI	3
BB	7
SO	4
LOB	15



WP	PA	ERA	WHIP
0	36		

Batter	1	2	3	4	5	6	7	8	9	AB R H RBI BB SO LOB	TOP		
Ted Wood, L (1, 9) Kevin Bass, S (9, PH) OBP: 0.298, SLG: 0.352	2-3 K		2-3 K			1-3 K			2-1 L7	3 0 0 0 0 3 0 1 0 0 0 0 0 1	San Francisco Giants @ Chicago Cubs Wrigley Field, Chicago, IL Fri Sep 06 1991, 3:33 AM CDT Att. 22,090 - Sunny - 80 F		
Mike Kingery, L (1, 3) OBP: 0.304, SLG: 0.260	0-1 F8		0-0 L6			1-1 L9			1-0 1B 1-2 1B	4 0 1 0 0 0 0			
Willie McGee, S (1, 8) OBP: 0.351, SLG: 0.408	2-2 G4-3				0-1 G4-3				0-0 1B 1-2 2-3 1B	4 0 2 0 0 0 0			
Kevin Mitchell, R (1, 7) OBP: 0.349, SLG: 0.534		3-2 E5 1B SF8			0-0 G6-3				2-2 L6	4 1 0 0 0 1 4			
Matt Williams, R (1, 5) OBP: 0.300, SLG: 0.490		3-2 1B SAFE 1B SAFE 1B SAFE			1-3 K				2-1 1B 1-2 2-3 3-H 1B	4 0 2 1 0 2 1			
Robby Thompson, R (1, 4) OBP: 0.356, SLG: 0.475		0-3 K			1-0 G5-3				1-0 CS 1-2	4 0 0 0 0 2 5			
Kirt Manwaring, R (1, 2) OBP: 0.288, SLG: 0.304		2-2 SF8			0-1 G1-3				0-3 K	1 0 0 1 0 0 0 1 0 0 0 0 1 0 0 0 0 0 0 0 0			
Mark Leonard, L (8, PH) OBP: 0.279, SLG: 0.346		3-H F8			0-1 F9				1-3 K	3 0 0 0 0 1 1			
Terry Kennedy, L (8, 2) OBP: 0.262, SLG: 0.344									1-3 K				
Jose Uribe, S (1, 6) OBP: 0.303, SLG: 0.330									4-2 B 1B 1B 1B BB	1 0 0 0 0 0 0 1 0 1 0 0 1 0 0			
Bryan Hickerson, L (1, 1) Mike Felder, S (6, PH) OBP: 0.324, SLG: 0.338			3-2 G4-3			0-2 G4-3							
Kelly Downs, R (6, 1) OBP: 0.087, SLG: 0.087													
Jeff Brantley, R (8, 1) Tom Herr, S (9, PH) OBP: 0.330, SLG: 0.264													
Inning Stats	R: 0 H: 0 E: 0 LOB: 0 K: 1 BB: 0 S: 9 P: 13	R: 1 H: 1 E: 1 LOB: 1 K: 1 BB: 0 S: 18 P: 29	R: 0 H: 0 E: 0 LOB: 0 K: 1 BB: 0 S: 9 P: 14	R: 0 H: 0 E: 0 LOB: 0 K: 1 BB: 0 S: 6 P: 7	R: 0 H: 0 E: 0 LOB: 0 K: 0 BB: 0 S: 5 P: 6	R: 0 H: 0 E: 0 LOB: 0 K: 1 BB: 0 S: 8 P: 10	R: 0 H: 1 E: 0 LOB: 0 K: 2 BB: 0 S: 10 P: 12	R: 0 H: 0 E: 0 LOB: 0 K: 3 BB: 0 S: 9 P: 11	R: 1 H: 3 E: 0 LOB: 3 K: 0 BB: 1 S: 16 P: 28	1B: 5 SF: 1 2B: 0 SAC: 0 3B: 0 DP: 0 HR: 0 HBP: 0	WP: 0 PA: 34 PB: 0 SB: 0 CS: 1		
PITCHER	IP WLS BF H R ER SO BB IBB HBP BLK WP HR S P ERA WHIP											PITCHER	IP WLS BF H R ER SO BB IBB HBP BLK WP HR S P ERA WHIP
Frank Castillo, R (1, 1) ERA: 3.48	8.1 W 29 3 2 1 10 1 0 0 0 0 0 0 83 118 1.08 0.480												
Dave Smith, R (9, 1) ERA: 5.23	0.2 S 4 2 0 0 0 0 0 0 0 0 0 0 7 12 0.00 3.000												

livebaseballscorecards.com

AB	31
R	2
H	5
RBI	2
BB	1
SO	10
LOB	12



Batter	1	2	3	4	5	6	7	8	9	AB R H RBI BB SO LOB	TOP
Ted Wood, L (1, 9) <small>OBP: 0.143, SLG: 0.143</small> Darren Lewis, R (9, PH) <small>OBP: 0.377, SLG: 0.371</small>	0-2 G3		1-0 1B			1-2 L8			1-1 G5-3	3 0 1 0 0 0 0 1 0 0 0 0 0 0	San Francisco Giants @ Chicago Cubs Wrigley Field, Chicago, IL Sat Sep 07 1991, 3:33 AM CDT Att. 30,821 - Sunny - 77 F
Willie McGee, S (1, 8) <small>OBP: 0.350, SLG: 0.406</small>	2-2 G6-3		1-2 G3			0-0 P9			0-2 G4-6-3 1B	4 0 1 0 0 0 1	
Will Clark, L (1, 3) <small>OBP: 0.366, SLG: 0.553</small>	3-3 K					3-3 K			0-1 G4-6-3 1-2f	4 0 0 0 0 2 1	
Kevin Mitchell, R (1, 7) <small>OBP: 0.349, SLG: 0.541</small>		0-1 F8				1-2 HR				3 1 1 1 0 0 0	
Matt Williams, R (1, 5) <small>OBP: 0.298, SLG: 0.487</small>		1-0 E6 FC4				1-3 K				3 0 0 0 0 1 0	
Robby Thompson, R (1, 4) <small>OBP: 0.354, SLG: 0.472</small>		2-0 L9				3-2 F7				3 0 0 0 0 0 1	
Kirt Manwaring, R (1, 2) <small>OBP: 0.284, SLG: 0.299</small> Mike Felder, S (8, PH) <small>OBP: 0.323, SLG: 0.337</small> Steve Decker, R (8, 2) <small>OBP: 0.269, SLG: 0.323</small>		0-0 FC4 1-2f				3-2 G4-3				2 0 0 0 0 0 1 1 0 0 0 0 0 0 0 0 0 0 0 0 0	
Jose Uribe, S (1, 6) <small>OBP: 0.300, SLG: 0.327</small> Tom Herr, S (8, PH) <small>OBP: 0.333, SLG: 0.268</small> Mike Benjamin, R (8, PR) <small>OBP: 0.191, SLG: 0.258</small>			0-1 L8			1-0 G6-3			2-2 G6-4-3 1B	2 0 0 0 0 0 0 1 0 1 0 0 0 0 0 0 0 0 0 0 0	
Paul McClellan, R (1, 1) <small>OBP: 0.176, SLG: 0.125</small> Kevin Bass, S (8, PH) <small>OBP: 0.297, SLG: 0.351</small> Francisco Oliveras, R (8, 1) <small>OBP: 0.200, SLG: 0.200</small>			1-2 G3			0-1 B1-3			2-2 G6-4-3 1-2f	2 0 0 0 0 0 0 1 0 0 0 0 0 1 0 0 0 0 0 0 0	
Inning Stats	R: 0 H: 0 E: 0 LOB: 0 K: 1 BB: 0 S: 10 P: 15	R: 0 H: 0 E: 1 LOB: 1 K: 0 BB: 0 S: 5 P: 8	R: 0 H: 1 E: 0 LOB: 1 K: 0 BB: 0 S: 10 P: 13	R: 1 H: 1 E: 0 LOB: 0 K: 1 BB: 0 S: 11 P: 18	R: 0 H: 0 E: 0 LOB: 0 K: 0 BB: 0 S: 6 P: 10	R: 0 H: 0 E: 0 LOB: 0 K: 1 BB: 0 S: 10 P: 14	R: 0 H: 0 E: 0 LOB: 0 K: 0 BB: 0 S: 6 P: 10	R: 0 H: 1 E: 0 LOB: 1 K: 0 BB: 0 S: 9 P: 14	R: 0 H: 1 E: 0 LOB: 0 K: 0 BB: 0 S: 8 P: 9	1B: 3 SF: 0 2B: 0 SAC: 0 3B: 0 DP: 2 HR: 1 HBP: 0	
PITCHER Mike Bielecki, R (1, 1) <small>ERA: 4.2</small> Paul Assenmacher, L (9, 1) <small>ERA: 3.24</small>	IP WLS BF H R ER SO BB IBB HBP BLK WP HR S P ERA WHIP 8.0 W 27 3 1 1 3 0 0 0 0 0 0 1 67 102 1.12 0.375 1.0 S 3 1 0 0 0 0 0 0 0 0 0 0 8 9 0.00 1.000										

livebaseballscorecards.com

AB	30
R	1
H	4
RBI	1
BB	0
SO	3
LOB	5



Batter	1	2	3	4	5	6	7	8	9	AB R H RBI BB SO LOB	TOP
Darren Lewis, R OBP: 0.377, SLG: 0.365 (1, 8)	4-0 FC BB		0-1 G3			4-0 1B BB	3-2 E6 1B		0-0 P3	3 0 0 0 2 0 2	
Willie McGee, S OBP: 0.351, SLG: 0.407 Jeff Brantley, R (7, 1) Robby Thompson, R OBP: 0.353, SLG: 0.470 (8, 4)	2-3 FC G1-6-3 1-2			1-2 G4-3		2-2 1B SAFE	2-2 FC6-4 1B		2-2 F7	4 0 2 0 0 0 1 0 0 0 0 0 0 0 1 0 0 0 0 0 0	
Will Clark, L OBP: 0.364, SLG: 0.549 (1, 3)	1-1 G1-6-3 1-2f			3-3 K		1-3 K	1-2 FC6-4			4 0 0 0 0 2 5	
Kevin Mitchell, R OBP: 0.348, SLG: 0.537 (1, 7)				0-2 G6-3			1-1 P3	1-3 K		3 0 0 0 1 1 0	
Matt Williams, R OBP: 0.300, SLG: 0.486 (1, 5)				0-1 L1-3 1-2		0-2 L7	0-0 1B 3B 1B	4-1 BB BB		3 1 1 0 1 0 1	
Tom Herr, S OBP: 0.336, SLG: 0.269 Dave Righetti, L (8, 1)				1-2 L6		3-2 G1-3	0-0 1B 3B 1B	4-2 BB		3 1 1 0 1 0 0 0 0 0 0 0 0 0	
Kirt Manwaring, R OBP: 0.287, SLG: 0.297 Mark Leonard, L OBP: 0.286, SLG: 0.352 Mike Benjamin, R OBP: 0.188, SLG: 0.254 (7, 6)						1-1 P3	2-1 1B 3B 1B	0-1 F8		1 0 0 0 0 0 0 1 0 1 0 0 0 0 1 1 0 0 0 0 2	
Jose Uribe, S OBP: 0.297, SLG: 0.324 Kevin Bass, S OBP: 0.299, SLG: 0.360 Steve Decker, R OBP: 0.268, SLG: 0.322 (7, 2)							1-0 K SH3-4 3B	0-0 L9		2 0 0 0 0 1 1 1 1 1 3 0 0 0 1 0 0 0 0 0 2	
Trevor Wilson, L OBP: 0.348, SLG: 0.366 Mike Felder, S OBP: 0.322, SLG: 0.336 (7, 9)							1-2 G3	2-1 L7		1 0 0 0 0 0 0 1 0 0 1 0 0 0	
Inning Stats	R: 0 E: 0 K: 0 S: 6 H: 0 LOB: 0 BB: 1 P: 13	R: 0 E: 0 K: 0 S: 9 H: 0 LOB: 0 BB: 1 P: 14	R: 0 E: 0 K: 0 S: 5 H: 0 LOB: 1 BB: 0 P: 7	R: 0 E: 0 K: 1 S: 9 H: 0 LOB: 0 BB: 0 P: 13	R: 0 E: 0 K: 0 S: 8 H: 0 LOB: 0 BB: 0 P: 12	R: 0 E: 0 K: 2 S: 13 H: 1 LOB: 2 BB: 1 P: 21	R: 4 E: 1 K: 0 S: 17 H: 5 LOB: 2 BB: 0 P: 29	R: 0 E: 0 K: 1 S: 9 H: 0 LOB: 2 BB: 2 P: 18	R: 0 E: 0 K: 0 S: 6 H: 0 LOB: 0 BB: 0 P: 10	1B: 5 2B: 1 3B: 1 HR: 0 SF: 0 SAC: 2 DP: 2 HBP: 1	WP: 0 PB: 1 SB: 0 CS: 0 PA: 38
PITCHER	IP WLS BF H R ER SO BB IBB HBP BLK WP HR S P ERA WHIP	IP WLS BF H R ER SO BB IBB HBP BLK WP HR S P ERA WHIP	IP WLS BF H R ER SO BB IBB HBP BLK WP HR S P ERA WHIP	IP WLS BF H R ER SO BB IBB HBP BLK WP HR S P ERA WHIP	IP WLS BF H R ER SO BB IBB HBP BLK WP HR S P ERA WHIP	IP WLS BF H R ER SO BB IBB HBP BLK WP HR S P ERA WHIP	IP WLS BF H R ER SO BB IBB HBP BLK WP HR S P ERA WHIP	IP WLS BF H R ER SO BB IBB HBP BLK WP HR S P ERA WHIP	IP WLS BF H R ER SO BB IBB HBP BLK WP HR S P ERA WHIP	IP WLS BF H R ER SO BB IBB HBP BLK WP HR S P ERA WHIP	IP WLS BF H R ER SO BB IBB HBP BLK WP HR S P ERA WHIP
Greg Maddux, R ERA: 3.79 (1, 1)	6.1 L 26 5 4 4 4 3 0 1 0 0 0 57 91 5.68 1.263										
Chuck McElroy, L ERA: 1.81 (7, 1)	0.2 4 1 0 0 0 0 0 0 0 0 0 0 10 18 0.00 1.500										
Les Lancaster, R ERA: 3.78 (8, 1)	1.0 5 0 0 0 1 2 0 0 0 0 0 0 9 18 0.00 2.000										
Paul Assenmacher, L ERA: 3.21 (9, 1)	1.0 3 0 0 0 0 0 0 0 0 0 0 0 6 10 0.00 0.000										

San Francisco Giants @ Chicago Cubs
Wrigley Field, Chicago, IL
Sun Sep 08 1991, 3:33 AM CDT
Att. 27,875 - Cloudy - 83 F

AB	30
R	4
H	6
RBI	4
BB	5
SO	4
LOB	14



Batter	1	2	3	4	5	6	7	8	9	AB	R	H	RBI	BB	SO	LOB
Chico Walker, S OBP: 0.324, SLG: 0.334 (1, 8) (8, 7)	2-2 G1-3		1-2 L6		0-1 L8		0-0 E 1B 1B	0-0 G3		5	1	1	0	0	0	3
Mark Grace, L OBP: 0.355, SLG: 0.381 (1, 3)	3-1 F8			1-1 23 2B 1B	1-3 K		0-1 E9 1-H HR 1B		1-1 FC6 23 BB 1B	5	2	3	0	0	1	0
23 Ryne Sandberg, R OBP: 0.376, SLG: 0.483 (1, 4)	2-1 L5			2-1 G1-3 1-H 2B 2B		1-1 HR	1-2 F7		4-1 FC6 BB	4	2	2	2	1	0	1
Andre Dawson, R OBP: 0.300, SLG: 0.477 (1, 9)		1-0 G5-3		1-0 G1-3		0-1 P1	2-0 HR		1-1 F7	5	1	1	2	0	0	3
George Bell, R OBP: 0.332, SLG: 0.480 Paul Assenmacher, L OBP: 0.460, SLG: 0.250 Dave Smith, R (9, 1) Les Lancaster, R OBP: 0.185, SLG: 0.259 Luis Salazar, R OBP: 0.306, SLG: 0.452 Ced Landrum, L OBP: 0.286, SLG: 0.255 (9, PR)		2-0 G4-3		1-2 1B 2B		1-2 HR 1B	0-2 F7		0-2 FC6	4	2	2	1	0	0	0
Hector Villanueva, R OBP: 0.359, SLG: 0.528 Rick Wilkins, L OBP: 0.315, SLG: 0.346 (9, 2) Damon Berryhill, S OBP: 0.230, SLG: 0.326 (9, PH)		0-0 P4		0-1 2-H 1B		1-1 F8		0-0 SH3-4 SF8 2B	2-1 F7	4	0	2	1	0	0	1
Shawon Dunston, R OBP: 0.295, SLG: 0.415 (1, 6)			0-2 F9 BLK 1B		1-1 F8		2-0 1-H HR		0-0 SH3-4	3	1	2	2	0	0	1
Doug Strange, S OBP: 0.455, SLG: 0.556 (1, 5)			1-2 F9		0-2 G4-3		3-3 K		0-1 SF8	3	0	0	1	0	1	2
Danny Jackson, R OBP: 0.091, SLG: 0.091 Bob Scarsight, R OBP: 0.080, SLG: 0.042 Doug Dascenzo, S OBP: 0.318, SLG: 0.310 Chuck McElroy, L OBP: 0.333, SLG: 0.444 Shawn Boskie, R OBP: 0.250, SLG: 0.324 Jerome Walton, R OBP: 0.269, SLG: 0.320 (8, 8)			0-3 K		0-1 G6-3		2-2 F9		4-1 BB	1	0	0	0	0	1	1

Inning Stats	R: 0	H: 0	R: 0	H: 0	R: 0	H: 1	R: 3	H: 4	R: 0	H: 0	R: 3	H: 3	R: 3	H: 3	R: 1	H: 1	R: 0	H: 1	1B: 7	SF: 1	WP: 0	PA: 42
	E: 0	LOB: 0	E: 0	LOB: 0	E: 0	LOB: 1	E: 0	LOB: 1	E: 0	LOB: 0	E: 0	LOB: 0	E: 1	LOB: 0	E: 0	LOB: 2	E: 0	LOB: 2	2B: 3	SAC: 1	PB: 0	
	K: 0	BB: 0	K: 0	BB: 0	K: 1	BB: 0	K: 0	BB: 0	K: 1	BB: 0	K: 1	BB: 0	K: 0	BB: 0	K: 0	BB: 1	K: 0	BB: 1	3B: 0	DP: 0	SB: 0	
	S: 7	P: 14	S: 3	P: 6	S: 12	P: 14	S: 15	P: 21	S: 7	P: 8	S: 13	P: 21	S: 13	P: 18	S: 6	P: 10	S: 12	P: 20	HR: 3	HBP: 0	CS: 0	

PITCHER	IP	WLS	BF	H	R	ER	SO	BB	IBB	HBP	BLK	WP	HR	S	P	ERA	WHIP
John Smiley, L ERA: 3.39 (1, 1)	5.0		20	5	3	3	2	0	0	0	1	0	0	44	63	5.40	1.000
Vicente Palacios, R ERA: 4.12 (6, 1)	1.0		6	3	3	3	1	0	0	0	0	0	2	13	21	27.00	3.000
Bob Kipper, L ERA: 4.7 (7, 1)	0.1		3	2	2	2	0	0	0	0	0	0	0	6	8	54.00	6.000
Stan Belinda, R ERA: 3.86 (7, 1)	1.2	W	8	2	2	2	0	1	0	0	0	0	1	13	20	10.80	1.800
Rosario Rodriguez, L ERA: 1.04 (9, 1)	1.0	S	5	1	0	0	0	1	0	0	0	0	0	12	20	0.00	2.000

BOTTOM

Pittsburgh Pirates @ Chicago Cubs
Wrigley Field, Chicago, IL
Mon Sep 09 1991, 3:33 AM CDT
Att: 18,775 - Cloudy - 89 F

AB	38
R	10
H	13
RBI	9
BB	2
SO	3
LOB	16



1B: 7	SF: 1	WP: 0	PA: 42
2B: 3	SAC: 1	PB: 0	
3B: 0	DP: 0	SB: 0	
HR: 3	HBP: 0	CS: 0	


PITCHER	IP	WLS	BF	H	R	ER	SO	BB	IBB	HBP	BLK	WP	HR	S	P	ERA	WHIP
---------	----	-----	----	---	---	----	----	----	-----	-----	-----	----	----	---	---	-----	------

Batter	1	2	3	4	5	6	7	8	9	AB R H RBI BB SO LOB	TOP											
Orlando Merced, S OBP: 0.380, SLG: 0.406 (1, 3)	3-1 F7	1-1 G1-3			4-1 FC4-6 BB		2-1 L8		1-2 G3-1	4 0 0 0 1 0 2												
Jay Bell, R OBP: 0.332, SLG: 0.440 (1, 6)	2-2 FC3-2 3B		1-1 P6		0-0 FC4-6 1-2f			4-2 FC3-6 BB	1-0 F9	4 0 1 0 1 0 2												
Andy Van Slyke, L OBP: 0.350, SLG: 0.446 (1, 8)	4-2 FC3-2 S BB		2-0 F9			1-1 G3		2-2 FC3-6 WP 2B		3 1 0 0 1 0 1												
Bobby Bonilla, S OBP: 0.388, SLG: 0.508 (1, 9)	4-2 FC3-2 1-2 BB		3-3 K			1-0 SF8 3B		1-1 F9		3 1 1 0 1 1 1												
Barry Bonds, L OBP: 0.399, SLG: 0.501 (1, 7)	1-2 FC3-2 1-2 2-3 3-Hf			0-0 L3		0-1 SF8		3-2 1B 1-H 2B		3 0 1 2 0 0 3												
Steve Buechele, R OBP: 0.328, SLG: 0.434 (1, 5)	1-3 K		2-3 K		2-0 1B		1-1 1B	2-3 1B		4 0 2 0 0 2 3												
Michael LaValliere, L OBP: 0.351, SLG: 0.355 (1, 2)		2-1 G3		0-0 L9		0-0 G3		1-1 G1-3		4 0 0 0 0 0 3												
Jose Lind, R OBP: 0.309, SLG: 0.341 (1, 4)		2-1 G6-3 2B		3-1 G6-3		1-1 G4-6-3 1B		1-2 G1-3		4 0 2 0 0 0 0												
Randy Tomlin, L OBP: 0.213, SLG: 0.217 (1, 1)			0-0 G6-3		1-3 K		2-0 G4-6-3 1-2f	1-2 G3-1 1B		1 0 0 0 0 0 1 1 0 0 0 0 0 1 0 0 0 0 0 0 0 1 0 0 0 0 0 1 0 0 0 0 0 0 0 1 0 1 0 0 0 0												
Cecil Esby, S OBP: 0.286, SLG: 0.392 (5, PH)																						
Neal Heston, L OBP: 0.357, SLG: 0.395 (5, 1)																						
Gary Varsho, L OBP: 0.322, SLG: 0.391 (7, PH)																						
Bill Landrum, R OBP: 0.324, SLG: 0.242 (7, 1)																						
Curtis Wilkerson, S OBP: 0.234, SLG: 0.242 (8, PH)																						
Inning Stats	R: 0 E: 0 K: 1 S: 20	H: 1 LOB: 3 BB: 2 P: 35	R: 0 E: 0 K: 0 S: 7	H: 1 LOB: 1 BB: 0 P: 12	R: 0 E: 0 K: 1 S: 7	H: 0 LOB: 0 BB: 0 P: 13	R: 0 E: 0 K: 1 S: 5	H: 0 LOB: 0 BB: 0 P: 7	R: 0 E: 0 K: 1 S: 7	H: 0 LOB: 1 BB: 1 P: 15	R: 1 E: 0 K: 0 S: 7	H: 2 LOB: 1 BB: 0 P: 11	R: 0 E: 0 K: 0 S: 5	H: 1 LOB: 0 BB: 0 P: 10	R: 1 E: 0 K: 0 S: 16	H: 2 LOB: 2 BB: 1 P: 28	R: 0 E: 0 K: 0 S: 11	H: 1 LOB: 1 BB: 0 P: 15	1B: 4 2B: 2 3B: 2 HR: 0	SF: 1 SAC: 0 DP: 1 HBP: 0	WP: 1 PB: 0 SB: 1 CS: 0	PA: 38
PITCHER	IP WLS BF H R ER SO BB IBB HBP BLK WP HR S P ERA WHIP																					
Rick Sutcliffe, R ERA: 4.19 (1, 1)	7.0 W 29 5 2 2 4 4 0 0 0 0 0 60 109 2.57 1.286																					
Paul Assenmacher, L ERA: 3.25 (8, 1)	0.2 3 1 0 0 0 0 0 0 0 0 1 0 10 16 0.00 1.500																					
Bob Scanlan, R ERA: 4.05 (8, 1)	1.1 S 6 2 0 0 0 0 0 0 0 0 0 0 15 21 0.00 1.500																					

Pittsburgh Pirates @ Chicago Cubs
Wrigley Field, Chicago, IL
 Tue Sep 10 1991, 7:05 PM CDT
 Att. 29,299 - Sunny - 72 F

AB	33
R	2
H	8
RBI	2
BB	4
SO	4
LOB	17



Batter	1	2	3	4	5	6	7	8	9	AB R H RBI BB SO LOB	TOP											
Keith Miller, R (1, 4) OBP: 0.329, SLG: 0.374	2-1 1B G4-6-3 2B		3-1 P6			1-1 G6-3	4-0 BB			3 1 1 0 1 0 0												
Jeff Gardner, L (1, 6) OBP: 0.625, SLG: 0.400	0-2 G4-6-3 1B		1-1 F8			4-2 BB	2-2 SF8			2 0 1 0 1 0 0												
Kevin Elster, R (7, PH) OBP: 0.316, SLG: 0.357	2-3 1B						2-3 3-H			0 0 0 1 0 0 0												
Howard Johnson, S (1, 9) OBP: 0.340, SLG: 0.535	0-2 G4-6-3 1-2f 3-H			0-0 F8		1 SAFE 3-2 F8	1-1 P4			4 0 0 0 0 0 4												
Kevin McReynolds, R (1, 8) OBP: 0.323, SLG: 0.410	1-2 F8			0-3 K		1 SAFE 2-0 L6	1-1 L8			4 0 0 0 0 1 1												
Mackey Sasser, L (1, 7) OBP: 0.308, SLG: 0.457		3-2 G4-3 1B		0-0 1B			0-0 L9	1-1 G5-3		3 0 2 0 0 0 0												
Daryl Boston, L (7, 8) OBP: 0.332, SLG: 0.350										1 0 0 0 0 0 0												
Gregg Jefferies, S (1, 5) OBP: 0.330, SLG: 0.385		1 SAFE 2-1 P5		1-0 F7			1-1 1B 1B	3-2 CS 1B		4 1 2 0 0 0 2												
Chris Donnels, L (1, 3) OBP: 0.318, SLG: 0.216			2-2 G4-3		2-3 K		1 SAFE 1-1 1B 1B	2-0 CS	0-1 G1-3	4 1 1 0 0 1 1	AB 33 R 4 H 9 RBI 3 BB 2 SO 3 LOB 9											
Todd Hundley, S (1, 2) OBP: 0.385, SLG: 0.200		3-2 L3			1-1 F8		1 SAFE 1-1 BB SF8 1B		2-2 G3-1	4 1 1 1 0 0 1												
Tony Castillo, L (1, 1)			0-2 G5-3		0-1 G4-3		1-1 SF8 BB 1B		0-3 K	2 0 0 0 0 0 0												
Terry McDaniel, S (7, PH) OBP: 0.375, SLG: 0.429										1 0 1 1 0 0 0												
Tim Burke, R (7, 1)										1 0 0 0 0 1 0												
John Franco, L (9, 1)										0 0 0 0 0 0 0												
Inning Stats	R: 1 E: 0 K: 0 S: 11	H: 2 LOB: 0 BB: 0 P: 14	R: 0 E: 0 K: 0 S: 17	H: 1 LOB: 1 BB: 0 P: 27	R: 0 E: 0 K: 0 S: 8	H: 0 LOB: 0 BB: 0 P: 12	R: 0 E: 0 K: 1 S: 6	H: 1 LOB: 1 BB: 0 P: 7	R: 0 E: 0 K: 1 S: 7	H: 0 LOB: 0 BB: 0 P: 10	R: 0 E: 0 K: 0 S: 10	H: 0 LOB: 1 BB: 1 P: 20	R: 3 E: 0 K: 0 S: 15	H: 4 LOB: 2 BB: 1 P: 26	R: 0 E: 0 K: 0 S: 9	H: 1 LOB: 0 BB: 0 P: 14	R: 0 E: 0 K: 1 S: 8	H: 0 LOB: 0 BB: 0 P: 10	1B: 8 2B: 1 3B: 0 HR: 0	SF: 1 SAC: 0 DP: 1 HBP: 0	WP: 0 PB: 0 SB: 0 CS: 1	PA: 37
PITCHER	IP WLS BF H R ER SO BB IBB HBP BLK WP HR S P ERA WHIP																					
Frank Castillo, R (1, 1) ERA: 3.64	6.1 L 28 8 4 4 2 2 0 0 0 0 0 0 68 107 5.68 1.579																					
Chuck McElroy, L (7, 1) ERA: 1.88	0.2 2 0 0 0 0 0 0 0 0 0 0 0 6 9 0.00 0.000																					
Les Lancaster, R (8, 1) ERA: 3.77	2.0 6 1 0 0 1 0 0 0 0 0 0 0 17 24 0.00 0.500																					

New York Mets @ Chicago Cubs
Wrigley Field, Chicago, IL
Wed Sep 11 1991, 3:33 AM CDT
Att. 15,795 - Cloudy - 66 F

livebaseballscorecards.com

Batter	1	2	3	4	5	6	7	8	9	AB	R	H	RBI	BB	SO	LOB
Chico Walker, S OBP: 0.324, SLG: 0.334 (1, 5)	1-1 CS 1B			2-2 E6 G4-6-3		1-0 23 F9 1B		1-1 FC1-8 1B		4	0	3	0	0	0	0
Mark Grace, L OBP: 0.356, SLG: 0.380 (1, 3)	2-1 G3-1 1-2			1-1 G4-6-3 1-2f		1-2 1B		2-2 FC1-6 1-2f		4	0	1	0	0	0	3
23 Ryne Sandberg, R OBP: 0.377, SLG: 0.488 (1, 4)	0-1 F7			2-1 G1-4-3		2-2 F9		0-3 K		4	0	0	0	0	1	3
George Bell, R OBP: 0.330, SLG: 0.478 (1, 7)			0-1 F9		0-0 F8	2-0 F9		2-2 F8		4	0	0	0	0	0	3
Shawon Dunston, R OBP: 0.296, SLG: 0.418 (1, 6)			0-1 F9		3-1 G5-3		1-3 K		0-2 G5-4-3 2B	4	0	1	0	0	1	0
Jerome Walton, R OBP: 0.268, SLG: 0.329 (1, 8)			1-1 F9		0-1 E6 BB		1-3 K		2-2 E5 G5-4-3	4	0	0	0	0	1	1
Hector Villanueva, R OBP: 0.360, SLG: 0.537 (1, 2)			1-0 G6-3		4-1 FC6-4 BB		2-2 HR		1-0 G5-4-3 1-2f 2-3	3	1	1	1	1	0	2
Doug Dascenzo, S OBP: 0.314, SLG: 0.306 (1, 9)			0-0 G1-3		1-0 FC6-4		4-2 BB		0-0 G4-3	2	0	0	0	0	0	2
Derrick May, L (7, PH)										0	0	0	0	1	0	0
Les Lancaster, R OBP: 0.185, SLG: 0.259 (8, 1)										0	0	0	0	0	0	0
Andre Dawson, R OBP: 0.300, SLG: 0.476 (9, PH)										1	0	0	0	0	0	1
Frank Castillo, R OBP: 0.207, SLG: 0.148 (1, 1)			0-2 G4-3			1-0 P8		3-2 G4-3		2	0	0	0	0	0	0
Chuck McElroy, L OBP: 0.333, SLG: 0.444 (7, 1)										0	0	0	0	0	0	0
Dwight Smith, L OBP: 0.285, SLG: 0.389 (7, PH)										1	0	0	0	0	0	1
Dwight Smith, L OBP: 0.285, SLG: 0.389 (8, 9)																

Inning Stats	R: 0	H: 1	E: 0	LOB: 0	K: 0	BB: 0	S: 6	P: 9	R: 0	H: 0	E: 0	LOB: 0	K: 0	BB: 0	S: 6	P: 7	R: 0	H: 0	E: 0	LOB: 0	K: 0	BB: 0	S: 5	R: 0	H: 0	E: 1	LOB: 0	K: 0	BB: 0	S: 8	R: 0	H: 0	E: 1	LOB: 2	K: 0	BB: 1	S: 7	R: 0	H: 2	E: 0	LOB: 2	K: 0	BB: 0	S: 9	R: 1	H: 1	E: 0	LOB: 1	K: 2	BB: 1	S: 14	R: 0	H: 1	E: 0	LOB: 1	K: 1	BB: 0	S: 11	R: 0	H: 1	E: 1	LOB: 1	K: 0	BB: 0	S: 9	R: 0	H: 1	E: 1	LOB: 1	K: 0	BB: 0	S: 9	1B: 4	SF: 0	2B: 1	SAC: 0	3B: 0	DP: 2	HR: 1	HBP: 0	WP: 0	PA: 35
PITCHER	IP	WLS	BF	H	R	ER	SO	BB	IBB	HBP	BLK	WP	HR	S	P	ERA	WHIP																																																																	
Tony Castillo, L (1, 1) ERA: 4.12	6.0	W	22	3	0	0	0	1	0	0	0	0	0	41	66	0.00	0.667																																																																	
Tim Burke, R (7, 1) ERA: 3.8	2.0		11	3	1	1	3	1	0	0	0	0	1	32	50	4.50	2.000																																																																	
John Franco, L (9, 1) ERA: 2.81	1.0	S	2	0	0	0	0	0	0	0	0	0	0	2	3	0.00	0.000																																																																	

BOTTOM

New York Mets @ Chicago Cubs
Wrigley Field, Chicago, IL
 Wed Sep 11 1991, 3:33 AM CDT
 Atf: 15,795 - Cloudy - 66 F

AB	33
R	1
H	6
RBI	1
BB	2
SO	3
LOB	16



New York Mets @ Chicago Cubs
 Wrigley Field, Chicago, IL

Thu Sep 12 1991, 3:33 AM CDT
 Att. 14,324 - Overcast - 69 F

AB	34
R	6
H	10
RBI	6
BB	3
SO	4
LOB	8



WP:	0	PA:	38
PB:	0		
SB:	2		
CS:	2		

AB R H RBI BB SO LOB

3	1	1	1	2	0	0
5	2	2	0	0	1	1
3	1	2	3	1	0	0
4	1	1	0	0	0	2
4	0	1	1	0	0	1
0	0	0	0	0	0	0
4	0	1	1	0	0	1
4	0	2	0	0	0	1
4	1	0	0	0	1	2
1	0	0	0	0	1	0
1	0	0	0	0	1	0
1	0	0	0	0	0	0

1B:	7	SF:	0
2B:	2	SAC:	1
3B:	1	DP:	0
HR:	0	HBP:	0

Batter	1	2	3	4	5	6	7	8	9
Keith Miller, R (1, 4) OBP: 0.335, SLG: 0.374	4-1 CS BB		1-0 F7		0-0 FC6-4 2-H 1B		4-0 1B 2B BB		0-0 F8
Kevin Elster, R (1, 6) OBP: 0.317, SLG: 0.365	2-1 G3-1 1-2 3B			1-1 G6-3	0-0 FC6-4 1-2f		1-0 2B 1B		0-3 K
Howard Johnson, S (1, 9) OBP: 0.343, SLG: 0.538	1-0 G3-1 3-H			4-1 CS BB		0-1 E S 1B 1B	2-1 2B		
Kevin McReynolds, R (1, 8) OBP: 0.323, SLG: 0.411	2-1 F9			3-1 1B 2B		2-0 P2 1-3	0-0 F7		
Mackey Sasser, L (1, 7) OBP: 0.307, SLG: 0.453				1-0 1B		3-1 P5		1-1 G3	
Daryl Boston, L (8, 8) OBP: 0.332, SLG: 0.350				2-2 L3		2-1 1B		2-2 G6-3	
Gregg Jefferies, S (1, 5) OBP: 0.329, SLG: 0.384				3-1 P6		3-2 FC6-4 1B		2-1 E S 1B	
Chris Donnels, L (1, 3) OBP: 0.333, SLG: 0.244				2-2 G4-3		0-2 FC6-4 SH3 1B		0-3 K	
Todd Hundley, S (1, 2) OBP: 0.294, SLG: 0.143				0-3 K		0-0 SH3		1-2 G4-3	
Anthony Young, R (1, 1) OBP: 0.125, SLG: 0.250									
Terry McDaniel, S (7, PH) OBP: 0.333, SLG: 0.375									
Wally Whitehurst, R (7, 1) OBP: 0.235, SLG: 0.219									

Inning Stats	R: 1	H: 1	E: 0	LOB: 0	K: 0	S: 6	P: 15	R: 0	H: 0	E: 0	LOB: 0	K: 0	S: 5	P: 8	R: 0	H: 0	E: 0	LOB: 0	K: 1	S: 7	P: 10	R: 1	H: 2	E: 0	LOB: 1	K: 0	S: 10	P: 20	R: 1	H: 2	E: 0	LOB: 1	K: 0	S: 13	P: 16	R: 1	H: 2	E: 0	LOB: 1	K: 0	S: 8	P: 16	R: 2	H: 2	E: 0	LOB: 1	K: 1	S: 8	P: 18	R: 0	H: 1	E: 0	LOB: 1	K: 1	S: 10	P: 15	R: 0	H: 0	E: 0	LOB: 0	K: 1	S: 7	P: 8
--------------	------	------	------	--------	------	------	-------	------	------	------	--------	------	------	------	------	------	------	--------	------	------	-------	------	------	------	--------	------	-------	-------	------	------	------	--------	------	-------	-------	------	------	------	--------	------	------	-------	------	------	------	--------	------	------	-------	------	------	------	--------	------	-------	-------	------	------	------	--------	------	------	------

PITCHER	IP	WLS	BF	H	R	ER	SO	BB	IBB	HBP	BLK	WP	HR	S	P	ERA	WHIP
Mike Bielecki, R (1, 1) ERA: 4.31	6.2	L	29	8	6	5	2	3	0	0	0	0	0	54	98	6.75	1.650
Les Lancaster, R (7, 1) ERA: 3.77	0.1		2	1	0	0	0	0	0	0	0	0	0	3	5	0.00	3.000
Chuck McElroy, L (8, 1) ERA: 1.86	1.0		4	1	0	0	1	0	0	0	0	0	0	10	15	0.00	1.000
Heathcliff Slocumb, R (9, 1) ERA: 3.65	1.0		3	0	0	0	1	0	0	0	0	0	0	7	8	0.00	0.000

PITCHER	IP	WLS	BF	H	R	ER	SO	BB	IBB	HBP	BLK	WP	HR	S	P	ERA	WHIP
---------	----	-----	----	---	---	----	----	----	-----	-----	-----	----	----	---	---	-----	------

Batter	1	2	3	4	5	6	7	8	9	AB R H RBI BB SO LOB	TOP	
Delino DeShields, L OBP: 0.366, SLG: 0.346 (1, 4) X	0-0 G1-3		1-3 K		1-2 SF7			0-3 K		3 0 0 1 0 2 0		
Bret Barberie, S OBP: 0.380, SLG: 0.452 (1, 6) C Spike Owen, S OBP: 0.322, SLG: 0.350 (8, 6) S	2-3 K		0-1 G6-3		1-1 G4-3			2-1 2B		4 0 1 0 0 1 0 0 0 0 0 0 0 0		
Dave Martinez, L OBP: 0.322, SLG: 0.399 (1, 7) B	2-1 G3		3-3 K			0-1 G4-3		2-3 K		4 0 0 0 0 2 1		
Tim Wallach, R OBP: 0.290, SLG: 0.331 (1, 5) B		1-3 K		0-1 F8 G4-3 1B		3-1 G4-3		2-0 G4-3		4 0 1 0 0 1 1		
Larry Walker, L OBP: 0.353, SLG: 0.468 (1, 9) S		4-2 E BB		0-0 G4-3		1-0 1B		4-2 1B BB		2 2 1 0 2 0 1		
Marquis Grissom, R OBP: 0.311, SLG: 0.369 (1, 8) 1 SAFE C B 1 SAFE P X	2-1 G1-3		1-0 F8		0-0 G1-3			1-0 F7		4 0 0 0 0 0 4		
Tom Foley, L OBP: 0.280, SLG: 0.311 (1, 3) X Andres Galarraga, R OBP: 0.264, SLG: 0.321 (7, 3)	0-0 E1 1B		1-0 G4-3			2-2 L7		1-1 1B 1B		3 0 0 0 0 0 1 1 0 1 0 0 0 0		
Gilberto Reyes, R OBP: 0.294, SLG: 0.269 (1, 2) X	0-0 1B		0-1 SH1-4 SF7 2B			1-0 G6-3		0-0 G6-3 1B		4 1 3 1 0 0 0		
Dennis Martinez, R OBP: 0.171, SLG: 0.217 (1, 1) C John Vander Wal, L OBP: 0.333, SLG: 0.500 (9, PH) S Barry Jones, R (9, 1)	2-3 K		0-0 SH1-4			2-3 K		0-0 G6-3		2 0 0 0 0 2 2 1 0 0 0 0 0 2 0 0 0 0 0 0 0		
Inning Stats	R: 0 H: 0 E: 0 LOB: 0 K: 1 BB: 0 S: 7 P: 11	R: 1 H: 1 E: 1 LOB: 2 K: 2 BB: 1 S: 15 P: 23	R: 0 H: 0 E: 0 LOB: 0 K: 2 BB: 0 S: 11 P: 15	R: 0 H: 1 E: 0 LOB: 1 K: 0 BB: 0 S: 5 P: 7	R: 1 H: 1 E: 0 LOB: 0 K: 0 BB: 0 S: 8 P: 10	R: 0 H: 1 E: 0 LOB: 1 K: 0 BB: 0 S: 6 P: 10	R: 0 H: 0 E: 0 LOB: 0 K: 1 BB: 0 S: 7 P: 12	R: 0 H: 1 E: 0 LOB: 1 K: 2 BB: 0 S: 9 P: 15	R: 1 H: 2 E: 0 LOB: 1 K: 0 BB: 1 S: 7 P: 13	1B: 5 SF: 1 2B: 2 SAC: 1 3B: 0 DP: 1 HR: 0 HBP: 0	WP: 0 PA: 36 PB: 0 SB: 0 CS: 0	
PITCHER Greg Maddux, R ERA: 3.69 (1, 1) Bob Scanlan, R ERA: 4.1 (9, 1)	IP WLS BF H R ER SO BB IBB HBP BLK WP HR S P ERA WHIP											PITCHER IP WLS BF H R ER SO BB IBB HBP BLK WP HR S P ERA WHIP

Montreal Expos @ Chicago Cubs
Wrigley Field, Chicago, IL
Fri Sep 13 1991, 3:33 AM CDT
Att. 17,668 - Sunny - 73 F

livebaseballscorecards.com

AB 32
R 3
H 7
RBI 2
BB 2
SO 8
LOB 12



Batter	1	2	3	4	5	6	7	8	9	10	AB R H RBI BB SO LOB	TOP												
Delino DeShields, L OBP: 0.365, SLG: 0.350 (1, 4)	0-2 F7		1-1 HR	2-3 K		3-2 G5-3			1-1 G4-3		5 1 1 2 0 1 4	Montreal Expos @ Chicago Cubs Wrigley Field, Chicago, IL Sat Sep 14 1991, 7:05 PM CDT Att: 30,130 - Cloudy - 87 F												
Spike Owen, S OBP: 0.318, SLG: 0.345 (1, 6)	3-3 K		1-2 G3		2-0 G6-3		2-1 L4		1-2 G6-3		5 0 0 0 0 1 1													
Dave Martinez, L OBP: 0.323, SLG: 0.399 (1, 9) (7, 7)	0-3 K		3-2 BB 1B		1-0 F7		2-3 K		1-1 G4-3 S 1B		5 1 2 0 0 2 0													
Tim Wallach, R OBP: 0.289, SLG: 0.329 (1, 5)		0-2 G5-3	4-2 SAFE 1B BB		0-2 G5-3		2-3 K		2-3 K		4 0 0 0 1 2 1													
Larry Walker, L OBP: 0.351, SLG: 0.465 (1, 3) (7, 9)		1-3 K	2-0 1-2 2-H 1B		0-1 G5-3		0-2 G3		0-0 G4-3		5 0 1 1 0 1 1													
Marquis Grissom, R OBP: 0.310, SLG: 0.368 (1, 8)		2-1 F9	1-1 G3-1		0-0 S 1B		1-1 L7		0-3 K		5 1 1 0 0 1 3													
John Vander Wal, L OBP: 0.333, SLG: 0.727 Tom Foley, L OBP: 0.279, SLG: 0.309 (1, 7) (7, 3)			0-1 HR	0-0 G1-3		3-3 K		1-3 K			3 1 1 1 0 1 1 1 0 0 0 0 1 0													
Gilberto Reyes, R OBP: 0.298, SLG: 0.270 (1, 2)			1-1 P2	0-0 SH1-4 1B		4-0 1B IBB		1-3 K G4-3 SH1-4			3 0 1 0 1 1 0													
Brian Barnes, L OBP: 0.244, SLG: 0.105 Bill Sampen, R OBP: 0.429, SLG: 0.429 Mel Rojas, R Jeff Fassero, L Barry Jones, R (1, 1) (6, 1) (8, 1) (9, 1) (9, 1)			4-0 HR BB	0-0 SH1-4		0-1 1B		1-0 SH1-4			1 1 1 1 1 0													
Inning Stats	R: 0 E: 0 K: 2 S: 9	H: 0 LOB: 0 BB: 0 P: 12	R: 0 E: 0 K: 1 S: 9	H: 0 LOB: 0 BB: 0 P: 12	R: 4 E: 0 K: 0 S: 18	H: 4 LOB: 2 BB: 2 P: 35	R: 0 E: 0 K: 1 S: 7	H: 1 LOB: 1 BB: 0 P: 9	R: 0 E: 0 K: 0 S: 5	H: 0 LOB: 0 BB: 0 P: 8	R: 1 E: 0 K: 1 S: 11		H: 2 LOB: 2 BB: 1 P: 21	R: 0 E: 0 K: 2 S: 8	H: 0 LOB: 0 BB: 0 P: 14	R: 0 E: 0 K: 1 S: 8	H: 0 LOB: 0 BB: 0 P: 10	R: 0 E: 0 K: 1 S: 9	H: 0 LOB: 1 BB: 0 P: 13	R: 0 E: 0 K: 2 S: 12	H: 1 LOB: 1 BB: 0 P: 15	1B: 6 2B: 0 3B: 0 HR: 2	SF: 0 SAC: 2 DP: 0 HBP: 0	WP: 1 PB: 0 SB: 3 CS: 0
PITCHER	IP WLS BF H R ER SO BB IBB HBP BLK WP HR S P ERA WHIP												PITCHER	IP WLS BF H R ER SO BB IBB HBP BLK WP HR S P ERA WHIP										
Shawn Boskie, R ERA: 5.04 Danny Jackson, L ERA: 6.27 Chuck McElroy, L ERA: 1.84 Paul Assenmacher, L ERA: 3.18 Bob Scanlan, R ERA: 4.06	(1, 1) (3, 1) (7, 1) (8, 1) (10, 1)	2.2 3.1 1.0 2.0 1.0	13 15 3 7 4	3 4 0 0 1	4 1 0 0 0	4 2 0 2 2	3 0 0 0 0	4 1 0 0 0	33 26 8 17 12	53 44 14 23 15	13.50 2.70 0.00 0.00 0.00	1.875 1.200 0.000 0.000 1.000												

livebaseballscorecards.com

AB	37
R	5
H	8
RBI	5
BB	3
SO	11
LOB	11



Montreal Expos @ Chicago Cubs
 Wrigley Field, Chicago, IL

Sat Sep 14 1991, 7:05 PM CDT
 Att. 30,130 - Cloudy - 87 F



WP: 0 PA: 41
 PB: 0
 SB: 0
 CS: 0

Batter	1	2	3	4	5	6	7	8	9	10	AB	R	H	RBI	BB	SO	LOB
Chico Walker, S (1, 8) OBP: 0.326, SLG: 0.334	G6-3			G6-3		HR 23 BB	K		G5-3 23 IBB 1-3 2-H 1B		4	1	1	1	1	1	0
23 Ryne Sandberg, R (1, 4) OBP: 0.380, SLG: 0.491	G5-3			G1-3 1B		HR BB		2B G6-3 BB	IBB		2	2	1	0	3	0	0
Andre Dawson, R (1, 9) OBP: 0.302, SLG: 0.487	G6-3			G1-3		HR 1-H 2-H		F7	G5-3 2-3f		5	1	1	3	0	0	5
George Bell, R (1, 7) OBP: 0.329, SLG: 0.476 Doug Dascenzo, S (8, PR) OBP: 0.317, SLG: 0.309		G5-3		K		1B		G6-3 1-3 2B		HR 1B	4	0	2	0	0	1	1
Hector Villanueva, R (1, 3) OBP: 0.355, SLG: 0.547		F8				F8		G6-3		HR	5	1	1	3	0	0	2
Luis Salazar, R (1, 5) OBP: 0.306, SLG: 0.449		F8				G6-3		P3		HR	4	0	1	0	0	0	2
Joe Girardi, R (1, 2) OBP: 0.280, SLG: 0.227 Damon Berryhill, S (6, PH) OBP: 0.230, SLG: 0.315				K					G1-3 1B BB		2	0	1	0	0	1	0
Ced Landrum, L (9, PR) OBP: 0.286, SLG: 0.264 Bob Scanlan, R (10, 1) OBP: 0.080, SLG: 0.042						1B					1	0	0	0	1	1	2
Rey Sanchez, R (1, 6) Dwight Smith, L (7, PH) OBP: 0.274, SLG: 0.373 Jose Vizcaino, S (8, 6) OBP: 0.282, SLG: 0.296 Mark Grace, L (9, PH) OBP: 0.351, SLG: 0.374				G4-3		F8		K		G1-3	2	0	0	0	0	0	1
Shawn Boskie, R (1, 1) OBP: 0.299, SLG: 0.324 Danny Jackson, R (3, 1) OBP: 0.097, SLG: 0.087 Jerome Walton, R (6, PH) OBP: 0.287, SLG: 0.328 Chuck McEvey, L (7, 1) OBP: 0.333, SLG: 0.444 Derrick May, L (7, PH) OBP: 0.400, SLG: 0.295 Paul Assenmacher, L (8, 1) OBP: 0.400, SLG: 0.295 Shawon Dunston, R (9, PH) OBP: 0.295, SLG: 0.414				F9		K		G6-3		1B	0	0	0	0	0	0	0

AB	36
R	7
H	10
RBI	7
BB	5
SO	6
LOB	14

1B: 7 SF: 0
 2B: 1 SAC: 0
 3B: 0 DP: 1
 HR: 2 HBP: 0

Inning	1	2	3	4	5	6	7	8	9	10
R: 0	0	0	0	0	0	3	0	1	1	2
H: 0	0	0	0	1	1	3	0	1	2	2
E: 0	0	0	0	0	0	0	0	0	0	0
K: 0	0	0	1	1	0	2	2	0	0	0
S: 8	12	6	9	11	7	20	10	8	13	2

Inning	1	2	3	4	5	6	7	8	9	10
R: 0	0	0	0	0	0	0	0	0	0	0
H: 0	0	0	0	0	0	0	0	0	0	0
E: 0	0	0	0	0	0	0	0	0	0	0
K: 0	0	0	0	0	0	0	0	0	0	0
S: 8	12	6	9	11	7	20	10	8	13	2

PITCHER	IP	WLS	BF	H	R	ER	SO	BB	IBB	HBP	BLK	WP	HR	S	P	ERA	WHIP
Brian Barnes, L (1, 1) ERA: 4.08	5.1		21	3	3	3	3	2	0	0	0	0	1	48	76	5.06	0.938
Bill Sampen, R (6, 1) ERA: 4.0	1.2		8	2	1	1	3	1	0	0	0	0	0	23	33	5.40	1.800
Mel Rojas, R (8, 1) ERA: 4.7	1.0		5	1	1	1	0	1	0	0	0	0	0	12	18	9.00	2.000
Jeff Fassero, L (9, 1) ERA: 1.85	0.1		1	0	0	0	0	0	0	0	0	0	0	1	1	0.00	0.000
Barry Jones, R (9, 1) ERA: 3.54	0.2	L	6	4	2	2	0	0	1	0	0	0	1	10	12	27.00	6.000

Batter	1	2	3	4	5	6	7	8	9	10	AB	R	H	RBI	BB	SO	LOB	TOP				
Delino DeShields, L OBP: 0.362, SLG: 0.347 (1, 4)	F8	K			G4-3		K			K	5	0	0	0	0	3	3					
Marquis Grissom, R OBP: 0.311, SLG: 0.367 (1, 8)	F8		E5		L8 2B		E 1B		G6-3	BB HBP BB	4	2	1	0	1	0	0					
Dave Martinez, L OBP: 0.322, SLG: 0.395 (1, 9) (8, 7)	F9		L8		P3				K	BB HBP	4	0	0	0	0	1	2					
John Vander Wal, L OBP: 0.333, SLG: 0.714 (8, PH) Ivan Calderon, R OBP: 0.367, SLG: 0.482 (8, 3) Mel Rojas, R (8, 1) Mike Fitzgerald, R OBP: 0.270, SLG: 0.287 (10, PH) Jeff Fassero, L (10, 1)		G4-3	G3 2B		G3-1				K	BB	3	0	1	1	0	0	0					
Larry Walker, L OBP: 0.352, SLG: 0.470 (1, 3) (8, 9)		HR	G3		FC4-6 BB				P3	G1-6-3	4	1	1	1	1	0	4					
Nelson Santovenia, R OBP: 0.253, SLG: 0.386 (1, 2)		1B 2B	K		FC4-6 G6-3				L7		4	1	1	0	0	1	2					
Bret Barberie, S OBP: 0.375, SLG: 0.437 (1, 5)		1B SH1-4 BB			G6-3				G5-3		3	1	0	0	1	0	1					
Spike Owen, S OBP: 0.318, SLG: 0.344 (1, 6)		SH1-4 1B			F8				K	L4	4	0	1	1	0	1	0					
Mark Gardner, R OBP: 0.108, SLG: 0.087 (1, 1) Kenny Williams, R OBP: 0.293, SLG: 0.408 (4, PH) Doug Platt, L (4, 1) Junior Noboa, R OBP: 0.250, SLG: 0.310 (7, PH) Eric Bullock, L OBP: 0.316, SLG: 0.333 (7, PR) Bill Spangden, R OBP: 0.429, SLG: 0.429 (7, 1) Scott Ruskin, R OBP: 0.283, SLG: 0.313 (8, 3)		SH1-4			F8				K	HBP BB 1B	0	0	0	1	0	0	0					
Inning Stats	R: 0 E: 0 K: 0 S: 3	H: 0 LOB: 0 BB: 0 P: 5	R: 3 E: 0 K: 1 S: 15	H: 3 LOB: 1 BB: 1 P: 29	R: 1 E: 1 K: 1 S: 7	H: 1 LOB: 1 BB: 0 P: 13	R: 0 E: 0 K: 0 S: 5	H: 0 LOB: 0 BB: 0 P: 9	R: 1 E: 0 K: 0 S: 10	H: 1 LOB: 0 BB: 0 P: 14	R: 0 E: 0 K: 0 S: 8	H: 0 LOB: 0 BB: 1 P: 16	R: 0 E: 0 K: 2 S: 12	H: 1 LOB: 1 BB: 0 P: 17	R: 0 E: 0 K: 2 S: 5	H: 0 LOB: 0 BB: 0 P: 6	R: 1 E: 0 K: 1 S: 15	H: 1 LOB: 3 BB: 2 P: 27	1B: 4 2B: 2 3B: 0 HR: 1	SF: 0 SAC: 1 DP: 1 HBP: 1	WP: 0 PB: 0 SB: 2 CS: 1	PA: 41
PITCHER	IP	WLS	BF	H	R	ER	SO	BB	IBB	HBP	BLK	WP	HR	S	P	ERA	WHIP					
Rick Sutcliffe, R ERA: 4.26 (1, 1)	5.0		22	5	5	3	2	1	0	0	0	0	1	40	70	5.40	1.200					
Chuck McElroy, L ERA: 1.8 (6, 1)	2.0		6	1	0	0	2	1	0	0	0	0	0	17	29	0.00	1.000					
Paul Assenmacher, L ERA: 3.18 (8, 1)	2.2	L	11	1	1	1	3	1	0	1	0	0	0	27	41	3.38	0.750					
Bob Scanlan, R ERA: 4.05 (10, 1)	0.1		2	0	0	0	0	1	0	0	0	0	0	5	9	0.00	3.000					

Montreal Expos @ Chicago Cubs
Wrigley Field, Chicago, IL
Sun Sep 15 1991, 3:33 AM CDT
Att: 25,601 - Cloudy - 87 F

livebaseballscorecards.com

AB	35
R	6
H	7
RBI	5
BB	4
SO	7
LOB	12



Batter	1	2	3	4	5	6	7	8	9	AB R H RBI BB SO LOB	TOP		
Doug Dascenzo, S (1, 8) OBP: 0.324, SLG: 0.314	2-2 L3		2-2 23 2B 1B		4-1 G4-3 BB			1-0 L4-3 1B		3 1 2 0 1 0 0	Chicago Cubs @ Pittsburgh Pirates Three Rivers Stadium, Pittsburgh, PA Mon Sep 16 1991, 7:05 PM EDT Att. 16,149 - Sunny - 88 F		
Mark Grace, L (1, 3) OBP: 0.346, SLG: 0.368	0-0 G6-3		2-3 K		0-1 G4-3		0-1 L4-3		4 0 0 0 0 1 3				
23 Ryne Sandberg, R (1, 4) OBP: 0.379, SLG: 0.490	0-1 F9		2-1 1-H 2B		0-1 F8		0-1 G4-3		4 0 1 1 0 0 1				
Andre Dawson, R (1, 9) OBP: 0.301, SLG: 0.491		0-3 K	2-2 P4		1-3 K			0-3 K	4 0 0 0 0 3 1				
George Bell, R (1, 7) OBP: 0.329, SLG: 0.480		0-1 HR 1B		0-0 HR	1-2 G5-3			0-3 K	4 2 2 1 0 1 0				
Hector Villanueva, R (1, 2) OBP: 0.346, SLG: 0.548		2-1 1-H HR		3-2 G6-3	3-2 F7			1-3 K	4 1 1 2 0 1 0				
Luis Salazar, R (1, 5) OBP: 0.298, SLG: 0.438		1-1 L6		1-3 K		0-0 G5-3			3 0 0 0 0 1 0				
Shawon Dunston, R (1, 6) OBP: 0.295, SLG: 0.412		0-1 G4-3		0-1 P3		0-0 G6-3			3 0 0 0 0 0 0				
Frank Castillo, R (1, 1) OBP: 0.194, SLG: 0.138			1-3 K		2-3 K		1-2 G4-3		2 0 0 0 0 2 0				
Jerome Walton, R (7, PH) OBP: 0.265, SLG: 0.325									1 0 0 0 0 0 0				
Les Lancaster, R (7, 1) OBP: 0.185, SLG: 0.259									0 0 0 0 0 0 0				
Inning Stats	R: 0 E: 0 K: 0 S: 6 H: 0 LOB: 0 BB: 0 P: 8	R: 2 E: 0 K: 1 S: 13 H: 2 LOB: 0 BB: 0 P: 16	R: 1 E: 0 K: 2 S: 15 H: 2 LOB: 1 BB: 0 P: 24	R: 1 E: 0 K: 1 S: 9 H: 1 LOB: 0 BB: 0 P: 13	R: 0 E: 0 K: 1 S: 8 H: 0 LOB: 1 BB: 1 P: 14	R: 0 E: 0 K: 1 S: 10 H: 0 LOB: 0 BB: 0 P: 15	R: 0 E: 0 K: 0 S: 5 H: 0 LOB: 0 BB: 0 P: 6	R: 0 E: 0 K: 0 S: 5 H: 1 LOB: 0 BB: 0 P: 6	R: 0 E: 0 K: 3 S: 10 H: 0 LOB: 0 BB: 0 P: 11	1B: 3 2B: 2 3B: 0 HR: 2 SF: 0 SAC: 0 DP: 1 HBP: 0	WP: 0 PB: 0 SB: 0 CS: 0 PA: 33		
PITCHER	IP WLS BF H R ER SO BB IBB HBP BLK WP HR S P ERA WHIP											PITCHER	IP WLS BF H R ER SO BB IBB HBP BLK WP HR S P ERA WHIP
Zane Smith, L (1, 1) ERA: 3.18	8.0 W 30 6 4 4 6 1 0 0 0 0 2 71 102 4.50 0.875												
Roger Mason, R (9, 1) ERA: 2.31	1.0 S 3 0 0 0 3 0 0 0 0 0 0 10 11 0.00 0.000												

livebaseballscorecards.com

AB	32
R	4
H	6
RBI	4
BB	1
SO	9
LOB	5



Batter	1	2	3	4	5	6	7	8	9	AB R H RBI BB SO LOB	TOP		
Chico Walker, S (1, 5) OBP: 0.326, SLG: 0.352	0-1 CS 1B		1-3 K		0-2 G6-3			1-1 FC6 2B		4 1 1 0 0 1 3			
Ced Landrum, L (1, 8) OBP: 0.300, SLG: 0.298	0-1 1B 1-2 1B		3-2 G6-3			0-3 K		0-0 1B 2B		4 1 2 1 0 1 0			
Mark Grace, L (1, 3) OBP: 0.348, SLG: 0.368	2-1 2 SAFE 1B			4-2 23 G4-6-3 BB		1-0 F7		1-1 F7		2 0 1 0 1 0 0			
Rick Wilkins, L (7, 2) OBP: 0.312, SLG: 0.342	1-3 1B									1 0 0 0 0 0 1			
23 Ryne Sandberg, R (1, 4) OBP: 0.378, SLG: 0.489	0-0 1B			1-1 G4-6-3 1-2f		1-1 G5-3		0-0 1B		3 0 1 0 0 0 1			
Rey Sanchez, R (6, 6) OBP: 0.200, SLG: 0.200	1-2 1B							2-H 1B		1 0 1 1 0 0 0			
George Bell, R (1, 7) OBP: 0.328, SLG: 0.478	0-0 P3			1-1 F9			0-3 K	1-2 P4		3 0 0 0 0 1 2			
Doug Dascenzo, S (7, 7) OBP: 0.323, SLG: 0.313										1 0 0 0 0 0 1			
Dwight Smith, L (1, 9) OBP: 0.280, SLG: 0.373		3-3 K			4-1 FC5-4 BB		1-3 K		2-2 F8	2 0 0 0 1 2 0			
Jerome Walton, R (9, PH) OBP: 0.264, SLG: 0.324										1 0 0 0 0 0 0			
Hector Villanueva, R (1, 2) OBP: 0.343, SLG: 0.540		1-3 K			2-2 FC5-4 FC4-6 1B 1-2f		2-0 FC4-6 1B		0-0 P6	4 0 1 0 0 1 1			
Jose Vizcaino, S (1, 6) OBP: 0.281, SLG: 0.295		1-2 G1-3			1-0 FC4-6 1B 1-2		1-2 FC4-6 1-2f		0-0 G6-3	4 0 1 0 0 0 1			
Mike Bielecki, R (1, 1) OBP: 0.104, SLG: 0.065			3-3 K		0-1 FC4-6 1-2f 2-3			2-2 FC6 1B		1 0 0 0 0 1 0			
Derrick May, L (5, PH) OBP: 0.097, SLG: 0.097										1 0 0 0 0 0 2			
Danny Jackson, R (5, 1) OBP: 0.097, SLG: 0.097										0 0 0 0 0 0 0			
Heathcliff Slocumb, R (5, 1) OBP: 0.235, SLG: 0.320										0 0 0 0 0 0 0			
Damon Berryhill, S (8, PH) OBP: 0.235, SLG: 0.320										1 0 1 0 0 0 0			
Bob Scalfani, R (8, 1) OBP: 0.080, SLG: 0.042										0 0 0 0 0 0 0			
Inning Stats	R: 0 H: 4 E: 0 LOB: 2 K: 0 BB: 0 S: 8 P: 10	R: 0 H: 0 E: 0 LOB: 0 K: 2 BB: 0 S: 11 P: 16	R: 0 H: 0 E: 0 LOB: 0 K: 2 BB: 0 S: 11 P: 18	R: 0 H: 0 E: 0 LOB: 0 K: 0 BB: 1 S: 7 P: 13	R: 0 H: 1 E: 0 LOB: 2 K: 0 BB: 1 S: 10 P: 17	R: 0 H: 0 E: 0 LOB: 0 K: 1 BB: 0 S: 6 P: 8	R: 0 H: 1 E: 0 LOB: 1 K: 2 BB: 0 S: 12 P: 16	R: 2 H: 3 E: 0 LOB: 1 K: 0 BB: 0 S: 12 P: 17	R: 0 H: 0 E: 0 LOB: 0 K: 0 BB: 0 S: 5 P: 7	1B: 8 SF: 0 2B: 1 SAC: 0 3B: 0 DP: 1 HR: 0 HBP: 0	WP: 0 PA: 35 PB: 0 SB: 1 CS: 1		
PITCHER	IP WLS BF H R ER SO BB IBB HBP BLK WP HR S P ERA WHIP											PITCHER	IP WLS BF H R ER SO BB IBB HBP BLK WP HR S P ERA WHIP
Doug Drabek, R (1, 1) ERA: 3.22	8.0 W 32 9 2 2 7 2 0 0 0 0 0 0 77 115 2.25 1.375												
Bob Patterson, L (9, 1) ERA: 3.75	1.0 3 0 0 0 0 0 0 0 0 0 0 0 5 7 0.00 0.000												

Chicago Cubs @ Pittsburgh Pirates
Three Rivers Stadium, Pittsburgh, PA

Tue Sep 17 1991, 7:05 PM EDT
Att. 18,152 - Sunny - 79 F

livebaseballscorecards.com

AB	33
R	2
H	9
RBI	2
BB	2
SO	7
LOB	12



Batter	1	2	3	4	5	6	7	8	9	AB R H RBI BB SO LOB	TOP											
Doug Dascenzo, S OBP: 0.333, SLG: 0.325 (1, 8)	1-2 FC5 1B	1-0 1B			3-2 3B 1B		1-1 CS 1B			4 2 4 0 0 0 0												
Mark Grace, L OBP: 0.349, SLG: 0.373 (1, 3)	0-0 FC5 1B	2-2 F9 1B			2-0 1B 3B		3-1 G3 1-2			4 1 2 1 0 0 2												
23 Ryne Sandberg, R OBP: 0.379, SLG: 0.487 (1, 4)	4-0 FC5 1B BB			4-1 G6-4-3 BB	1-2 P3		0-1 G6-3			2 1 0 0 2 0 1												
Andre Dawson, R OBP: 0.301, SLG: 0.489 (1, 9)	2-0 FC5 F8 1B			1-1 F8	2-0 1B		0-2 G4-3			4 0 1 2 0 0 3												
George Bell, R OBP: 0.327, SLG: 0.476 Jerome Walton, R OBP: 0.264, SLG: 0.324 (1, 7) (8, 8)	2-2 1B			2-2 G6-4-3	2-2 G4-3		0-0 G6-3			4 0 1 1 0 0 2 0 0 0 0 0 0 0												
Hector Villanueva, R OBP: 0.335, SLG: 0.526 (1, 2)	2-2 F8			3-3 K	2-3 K		2-2 G6-3			4 0 0 0 0 2 2												
Luis Salazar, R OBP: 0.294, SLG: 0.432 (1, 5)	2-0 F7			0-0 P4	2-2 G5-3		2-1 P3			4 0 0 0 0 0 2												
Shawon Dunston, R OBP: 0.295, SLG: 0.410 (1, 6)		2-3 K		1-1 G6-3	0-1 FC6 1B		1-1 P3			4 0 1 0 0 1 0												
Greg Maddux, R OBP: 0.210, SLG: 0.263 (1, 1)		1-1 G1-3		0-0 P4	0-1 FC6		0-1 F9			4 0 0 0 0 0 1												
Inning Stats	R: 2 E: 0 K: 0 S: 15	H: 3 LOB: 2 BB: 1 P: 28	R: 0 E: 0 K: 1 S: 9	H: 1 LOB: 1 BB: 0 P: 15	R: 0 E: 0 K: 0 S: 7	H: 0 LOB: 0 BB: 1 P: 14	R: 0 E: 0 K: 1 S: 6	H: 0 LOB: 0 BB: 0 P: 10	R: 2 E: 0 K: 0 S: 12	H: 3 LOB: 1 BB: 0 P: 22	R: 0 E: 0 K: 1 S: 12	H: 1 LOB: 1 BB: 0 P: 16	R: 0 E: 0 K: 0 S: 6	H: 1 LOB: 0 BB: 0 P: 10	R: 0 E: 0 K: 0 S: 7	H: 0 LOB: 0 BB: 0 P: 9	R: 0 E: 0 K: 0 S: 6	H: 0 LOB: 0 BB: 0 P: 9	1B: 8 2B: 0 3B: 1 HR: 0	SF: 0 SAC: 0 DP: 1 HBP: 0	WP: 0 PB: 0 SB: 0 CS: 1	PA: 36
PITCHER	IP WLS BF H R ER SO BB IBB HBP BLK WP HR S P ERA WHIP																					
Frank Viola, L ERA: 3.85 (1, 1)	6.0 L 27 8 4 4 3 2 0 0 0 0 0 0 61 105 6.00 1.667																					
Jeff Innis, R ERA: 2.49 (7, 1)	2.0 6 1 0 0 0 0 0 0 0 0 0 0 13 19 0.00 0.500																					
Wally Whitehurst, R ERA: 4.21 (9, 1)	1.0 3 0 0 0 0 0 0 0 0 0 0 0 6 9 0.00 0.000																					

Chicago Cubs @ New York Mets
Shea Stadium, Flushing, NY
Wed Sep 18 1991, 7:05 PM EDT
Att. 11,980 - Cloudy - 75 F

livebaseballscorecards.com

AB	34
R	4
H	9
RBI	4
BB	2
SO	3
LOB	13



Batter	1	2	3	4	5	6	7	8	9	AB	R	H	RBI	BB	SO	LOB
Keith Miller, R OBP: 0.325, SLG: 0.374 (1, 4)	2-2 F8		0-1 G6-3			0-1 G1-3		2-2 G5-3		4	0	0	0	0	0	2
Daryl Boston, L OBP: 0.333, SLG: 0.359 (1, 8)	0-0 G4-3			1-2 P2		1-1 G3		1-2 G3-1		4	0	0	0	0	0	1
Howard Johnson, S OBP: 0.347, SLG: 0.545 (1, 9)	0-3 K			1-1 F9			1-2 G4-3 1B		2-3 K2-3	4	1	1	0	0	2	0
Kevin McReynolds, R OBP: 0.315, SLG: 0.411 (1, 7)		1-0 G6-3		2-2 G6-3			1-2 G4-3		0-2 F7	4	0	0	0	0	0	1
Mackey Sasser, L OBP: 0.290, SLG: 0.424 (1, 3)		1-0 G3-1			0-2 F9		1-0 1B		1-1 P5	4	0	1	1	0	0	0
Gregg Jefferies, S OBP: 0.333, SLG: 0.385 (1, 5)		1-2 G4-3			0-0 F8		1-0 1B			3	0	1	0	0	0	0
Kevin Elster, R OBP: 0.319, SLG: 0.361 (1, 6)			1-1 G3-1		0-2 F9		0-0 F9			3	0	0	0	0	0	2
Todd Hundley, S OBP: 0.233, SLG: 0.148 (1, 2)			1-0 SH1 1B			1-1 G3		1-0 F7		3	0	1	0	0	0	2
Frank Viola, L OBP: 0.159, SLG: 0.164 (1, 1)			0-0 SH1			1-2 G1-3 1B			0-1 G5-3	0	0	0	0	0	0	0
Jeff Gardner, L OBP: 0.563, SLG: 0.444 (6, PH)										1	0	1	0	0	0	0
Jeff Innis, R (7, 1)										0	0	0	0	0	0	0
Chris Donnels, L OBP: 0.315, SLG: 0.217 (8, PH)										1	0	0	0	0	0	0
Wally Whitehurst, R OBP: 0.235, SLG: 0.219 (9, 1)										0	0	0	0	0	0	0

Inning Stats	R: 0	H: 0	E: 0	K: 1	S: 9	LOB: 0	BB: 0	P: 11	R: 0	H: 0	E: 0	K: 0	S: 5	LOB: 0	BB: 0	P: 8	R: 0	H: 1	E: 0	K: 0	S: 6	LOB: 1	BB: 0	P: 8	R: 0	H: 0	E: 0	K: 0	S: 9	LOB: 0	BB: 0	P: 13	R: 0	H: 0	E: 0	K: 0	S: 7	LOB: 0	BB: 0	P: 7	R: 0	H: 1	E: 0	K: 0	S: 9	LOB: 1	BB: 0	P: 12	R: 1	H: 3	E: 0	K: 0	S: 11	LOB: 2	BB: 0	P: 16	R: 0	H: 0	E: 0	K: 1	S: 11	LOB: 0	BB: 0	P: 14	R: 0	H: 0	E: 0	K: 1	S: 10	LOB: 0	BB: 0	P: 13	1B: 5	SF: 0	2B: 0	SAC: 1	3B: 0	DP: 0	HR: 0	HBP: 0	WP: 0	PA: 32
PITCHER Greg Maddux, R ERA: 3.58 (1, 1)	IP	WLS	BF	H	R	ER	SO	BB	IBB	HBP	BLK	WP	HR	S	P	ERA	WHIP	IP	WLS	BF	H	R	ER	SO	BB	IBB	HBP	BLK	WP	HR	S	P	ERA	WHIP																																																

BOTTOM

Chicago Cubs @ New York Mets
Shea Stadium, Flushing, NY
Wed Sep 18 1991, 7:05 PM EDT
Att: 11,980 - Cloudy - 75 F

livebaseballscores.com

AB	31
R	1
H	5
RBI	1
BB	0
SO	2
LOB	8



Batter	1	2	3	4	5	6	7	8	9	AB R H RBI BB SO LOB
Chico Walker, S OBP: 0.323, SLG: 0.348 (1, 5)	3-2 F7			1-3 K		2-0 P3		2-3 K		4 0 0 0 0 2 0
Mark Grace, L OBP: 0.349, SLG: 0.373 (1, 3)	2-2 F8			4-0 BB		1-1 F8			1-1 2B 1B	3 1 1 0 1 0 0
23 Ryne Sandberg, R OBP: 0.377, SLG: 0.483 (1, 4)	3-3 K			0-1 F9		3-1 G6-3			2-1 F9	4 0 0 0 0 1 2
Andre Dawson, R OBP: 0.302, SLG: 0.493 (1, 9)			2-0 G6-3	1-3 K			1-0 2B		1-2 1B FC6-4 2B	4 1 2 1 0 1 1
George Bell, R OBP: 0.328, SLG: 0.476 (1, 7)			3-1 G6-3		1-1 E BB 1B		2-2 L7		3-2 FC6-4 1B	4 0 2 0 0 0 1
Dwight Smith, L OBP: 0.279, SLG: 0.365 (1, 8)			3-3 K		4-1 SAFE E BB		2-2 G6-3		0-0 FC6-4 1B	3 0 0 1 1 1 2
Shawon Dunston, R OBP: 0.294, SLG: 0.409 (1, 6)			1-0 F8		1-0 SAFE P3		1-0 F9		0-0 E 1B	4 0 1 0 0 0 3
Rick Wilkins, L OBP: 0.306, SLG: 0.335 (1, 2)			3-2 G6-3		2-3 K			0-0 G4-3	1-0 E4	4 0 0 0 0 1 4
Rick Sutcliffe, L OBP: 0.100, SLG: 0.103 (1, 1)			0-1 L6		3-3 K			1-2 G3	2-1 L4	1 0 0 0 0 0 0
Damon Berryhill, S OBP: 0.253, SLG: 0.318 (5, PH)										1 0 0 0 0 0 1 2
Chuck McElroy, L OBP: 0.333, SLG: 0.444 (6, 1)										0 0 0 0 0 0 0 0
Danny Jackson, R OBP: 0.087, SLG: 0.087 (8, 1)										0 0 0 0 0 0 0 0
Heathcliff Slocumb, R OBP: 0.087, SLG: 0.087 (8, 1)										0 0 0 0 0 0 0 0
Derrick May, L OBP: 0.080, SLG: 0.042 (8, PH)										1 0 0 0 0 0 0 0
Bob Scanlan, R OBP: 0.080, SLG: 0.042 (9, 1)										0 0 0 0 0 0 0 0
Hector Villanueva, R OBP: 0.333, SLG: 0.523 (9, PH)										1 0 0 0 0 0 0 3

BOTTOM

Montreal Expos @ Chicago Cubs
Wrigley Field, Chicago, IL
Sun Sep 22 1991, 3:33 AM CDT
Cloudy - 57 F

AB	34
R	2
H	6
RBI	2
BB	2
SO	7
LOB	18



Inning Stats	R: 0	H: 0	E: 0	LOB: 0	K: 1	BB: 0	S: 9	P: 17	R: 0	H: 0	E: 0	LOB: 0	K: 1	BB: 0	S: 9	P: 17	R: 0	H: 0	E: 0	LOB: 1	K: 2	BB: 1	S: 8	P: 14	R: 0	H: 1	E: 0	LOB: 0	K: 0	BB: 0	S: 5	P: 11	R: 0	H: 0	E: 0	LOB: 0	K: 1	BB: 0	S: 7	P: 10	R: 2	H: 4	E: 1	LOB: 3	K: 0	BB: 0	S: 17	P: 27	1B: 4	SF: 0	2B: 2	SAC: 0	3B: 0	DP: 0	HR: 0	HBP: 0	WP: 0	PA: 36
PITCHER	IP	WLS	BF	H	R	ER	SO	BB	IBB	HBP	BLK	WP	HR	S	P	ERA	WHIP																																									
Mark Gardner, R ERA: 3.48 (1, 1)	8.1	W	31	4	2	2	7	2	0	0	0	0	0	72	128	2.16	0.720																																									
Barry Jones, R ERA: 3.44 (9, 1)	0.2		5	2	0	0	0	0	0	0	0	0	0	8	14	0.00	3.000																																									

Batter	1	2	3	4	5	6	7	8	9	AB	R	H	RBI	BB	SO	LOB	TOP										
Delino DeShields, L OBP: 0.358, SLG: 0.348 (1, 4) C B B X	2-2 P6		0-1 P7		1-1 HR	1-1 SF7		3-2 L4		4	1	1	2	0	0	0											
Spike Owen, S OBP: 0.315, SLG: 0.347 (1, 6) X	0-0 G3		1-2 1B BB 1B		1-3 K	1-0 P4			2-0 2B	5	0	2	0	0	1	2											
Dave Martinez, L OBP: 0.331, SLG: 0.423 (1, 8) (7, 7) B B X	2-0 HR		4-1 1B BB 1-2		2-1 HR			3-3 K	1-3 K	4	2	2	2	1	2	1											
John Vander Wal, L OBP: 0.240, SLG: 0.478 Kenny Williams, R OBP: 0.311, SLG: 0.422 (7, PH) (7, 8) B S S S	2-3 K		1-1 1B		2-3 K			1-0 1B 2B	1-2 1B	3	0	1	0	0	2	0											
Marquis Grissom, R OBP: 0.309, SLG: 0.365 (8, 8)			1-2 2-3 1B							1	0	1	0	0	0	0											
Larry Walker, L OBP: 0.348, SLG: 0.470 (1, 9) X		0-0 G4-3	0-0 P6			1-3 K		2-3 K	0-3 K	5	0	0	0	0	3	6											
Bret Barberie, S OBP: 0.404, SLG: 0.474 (1, 5) B B C C X		3-2 G4-3 2B		1-3 K		2-2 2B 1B		4-2 1B BB	1-1 L7	4	1	2	0	1	1	2											
Mike Fitzgerald, R OBP: 0.272, SLG: 0.289 (1, 2) C B X		0-2 G4-3		3-2 G4-3		1 SAFE 1 SAFE B 1 SAFE S 1 SAFE F B	3-2 1 SAFE 1 SAFE B X	0-1 1-2 2-H 1B		4	1	2	0	0	0	1											
Tom Foley, L OBP: 0.277, SLG: 0.301 Andres Galarraga, R OBP: 0.260, SLG: 0.316 (8, PH) (8, 3) B X		1-0 P4		1-1 G1-3		4-0 SF7 1B IBB			2-3 K	2	0	0	0	1	0	1											
Bill Sampen, R OBP: 0.333, SLG: 0.333 Ivan Calderon, R OBP: 0.369, SLG: 0.483 Scott Ruskin, R Doug Platt, L Jeff Fassero, L Mel Rojas, R (1, 1) (8, PH) (6, 1) (6, 1) (8, 1) (8, 1)			0-2 G6-3		1-1 F9	0-0 1B		1-2 G6-3		2	0	0	0	0	0	0											
Inning Stats	R: 1 E: 0 K: 1 S: 8	H: 1 LOB: 0 BB: 0 P: 14	R: 0 E: 0 K: 0 S: 8	H: 1 LOB: 1 BB: 0 P: 12	R: 0 E: 0 K: 0 S: 12	H: 2 LOB: 3 BB: 1 P: 18	R: 0 E: 0 K: 1 S: 8	H: 0 LOB: 0 BB: 0 P: 13	R: 2 E: 0 K: 2 S: 12	H: 2 LOB: 0 BB: 0 P: 19	R: 2 E: 0 K: 1 S: 13	H: 3 LOB: 2 BB: 1 P: 25	R: 0 E: 0 K: 2 S: 13	H: 2 LOB: 2 BB: 1 P: 23	R: 0 E: 0 K: 1 S: 9	H: 0 LOB: 0 BB: 0 P: 15	R: 0 E: 0 K: 2 S: 13	H: 2 LOB: 2 BB: 0 P: 18	1B: 6 2B: 4 3B: 0 HR: 3	SF: 1 SAC: 0 DP: 0 HBP: 0	WP: 0 PB: 0 SB: 0 CS: 0	PA: 42					
PITCHER	IP	WLS	BF	H	R	ER	SO	BB	IBB	HBP	BLK	WP	HR	S	P	ERA	WHIP										
Frank Castillo, R ERA: 4.13 (1, 1)	5.1	L	27	9	5	5	5	1	1	0	0	0	3	58	96	8.44	1.875										
Chuck McElroy, L ERA: 1.93 (6, 1)	1.1		6	1	0	0	2	1	0	0	0	0	0	14	26	0.00	1.500										
Heathcliff Slocumb, R ERA: 3.56 (7, 1)	0.1		1	1	0	0	0	0	0	0	0	0	0	2	2	0.00	3.000										
Paul Assenmacher, L ERA: 3.12 (8, 1)	2.0		8	2	0	0	3	0	0	0	0	0	0	22	33	0.00	1.000										

Montreal Expos @ Chicago Cubs
Wrigley Field, Chicago, IL
Sun Sep 22 1991, 3:38 AM CDT
Att. 16,061 - Cloudy - 65 F

livebaseballscorecards.com

AB 38
R 5
H 13
RBI 5
BB 3
SO 10
LOB 13



Batter	1	2	3	4	5	6	7	8	9	AB R H RBI BB SO LOB	TOP
Mickey Morandini, L (1, 4) OBP: 0.312, SLG: 0.314	4-1 PB BLK BB		2-2 G6-3		0-1 G1-3 3B		1-2 1-3 1B			3 1 2 0 1 0 0	Philadelphia Phillies @ Chicago Cubs Wrigley Field, Chicago, IL Mon Sep 23 1991, 7:05 PM CDT Att. 16,141 - Cloudy - 63 F
Von Hayes, L (1, 8) OBP: 0.303, SLG: 0.296	2-3 SAFE K		2-0 L8		0-0 G1-3		0-2 G3-1			4 0 0 1 0 1 3	
Wes Chamberlain, R (1, 7) OBP: 0.309, SLG: 0.407	2-3 K		0-1 HR 1B		0-1 G1-3			3-2 G3		4 1 1 0 0 1 1	
John Kruk, L (1, 3) OBP: 0.366, SLG: 0.476 Mitch Williams, L (8, 1)	3-1 F7		2-0 1-H HR		1-0 G3			2-2 G4-3		4 1 1 2 0 0 1 0 0 0 0 0 0 0	
Dave Hollins, S (1, 5) OBP: 0.379, SLG: 0.522 (8, 3)		3-2 L3	1-3 K		0-0 G3-1			1-0 L7		4 0 0 0 0 1 0	
Dale Murphy, R (1, 9) OBP: 0.302, SLG: 0.414		1-2 G6-3		1-1 G6-3		0-1 G1-3		3-1 G5-3		4 0 0 0 0 0 0	
Darrin Fletcher, L (1, 2) OBP: 0.261, SLG: 0.319		2-2 1B 1B		0-0 G1-3			1-1 F8	1-1 F9		4 0 1 0 0 0 0	
Dickie Thon, R (1, 6) OBP: 0.287, SLG: 0.361		1-0 1-2 1B		1-1 G6-3			1-0 1B S 1B	1-1 E5 FC6-4		4 0 2 0 0 0 0	
Terry Mulholland, R (1, 1) OBP: 0.091, SLG: 0.067 Joe Boever, R (3, 1) OBP: 0.333, SLG: 0.333 John Morris, L (5, PH) OBP: 0.296, SLG: 0.276 Mike Hartley, R (5, 1) Ron Jones, L (7, PH) OBP: 0.250, SLG: 0.273 Steve Searcy, L (7, 1) Charlie Hayes, R (8, 5) OBP: 0.280, SLG: 0.368		0-0 G1-3		0-0 G6-3			2-3 K	2-2 FC6-4 1-2f		1 0 0 0 0 0 0 2 0 0 0 0 0 0 0 0 1 0 0 0 0 0 0 0 0 0 0 0 0 0 0 0 1 0 0 0 0 0 1 1 0 0 0 0 0 0 0 0 1 0 0 0 0 0 0 1	
Inning Stats	R: 0 H: 0 E: 0 LOB: 1 K: 2 BB: 1 S: 11 P: 22	R: 0 H: 2 E: 0 LOB: 2 K: 0 BB: 0 S: 14 P: 21	R: 2 H: 2 E: 0 LOB: 0 K: 1 BB: 0 S: 10 P: 17	R: 0 H: 0 E: 0 LOB: 0 K: 0 BB: 0 S: 5 P: 7	R: 1 H: 1 E: 0 LOB: 0 K: 0 BB: 0 S: 6 P: 6	R: 0 H: 0 E: 0 LOB: 0 K: 0 BB: 0 S: 4 P: 5	R: 0 H: 2 E: 0 LOB: 2 K: 1 BB: 0 S: 15 P: 20	R: 0 H: 0 E: 0 LOB: 0 K: 0 BB: 0 S: 9 P: 15	R: 0 H: 0 E: 1 LOB: 1 K: 0 BB: 0 S: 9 P: 16	1B: 5 SF: 0 2B: 0 SAC: 0 3B: 1 DP: 0 HR: 1 HBP: 0	
PITCHER Greg Maddux, R (1, 1) ERA: 3.58 Bob Scanlan, R (9, 1) ERA: 4.02	IP WLS BF H R ER SO BB IBB HBP BLK WP HR S P ERA WHIP	8.0 W 32 7 3 3 4 1 0 0 1 0 1 74 113 3.38 1.000	1.0 4 0 0 0 0 0 0 0 0 0 0 9 16 0.00 0.000								

livebaseballscorecards.com

AB	35
R	3
H	7
RBI	3
BB	1
SO	4
LOB	9



BOTTOM

Philadelphia Phillies @ Chicago Cubs
Wrigley Field, Chicago, IL
Mon Sep 23 1991, 7:05 PM CDT
Att. 16,141 - Cloudy - 63 F

livebaseballscorecards.com

AB 40
R 10
H 14
RBI 10
BB 2
SO 4
LOB 23



WP: 1 PA: 42
PB: 0
SB: 0
CS: 0

AB R H RBI BB SO LOB

5 2 1 0 0 0 3

5 2 3 0 0 0 0

4 1 3 3 0 0 0
1 0 1 0 0 0 0

4 1 0 0 1 0 4

5 1 1 2 0 1 5
0 0 0 0 0 0 0

4 1 1 0 1 1 5

4 2 2 3 0 1 1

4 0 1 1 0 0 2

4 0 1 1 0 1 3
0 0 0 0 0 0 0

1B: 11 SF: 0
2B: 2 SAC: 0
3B: 0 DP: 0
HR: 1 HBP: 0

Batter	1	2	3	4	5	6	7	8	9
Doug Dascenzo, S OBP: 0.331, SLG: 0.322 (1, 8) (9, 7)	F8	FC4-6 1B 23 1B 1-2f		23 WP 23 2B 1B	G4-3		G6-3		
Mark Grace, L OBP: 0.351, SLG: 0.380 (1, 3)	23 E 1B	SAFE SAFE 1B		23 WP 23 2B 1B		G6-3		F7	
23 Ryne Sandberg, R OBP: 0.380, SLG: 0.487 Jose Vizcaino, S OBP: 0.284, SLG: 0.298 (1, 4) (8, 4)	SAFE E8 1B	SAFE SAFE 1B		G5-3 1-H 2-H 2B		F9		G5-3 E 1B	
Andre Dawson, R OBP: 0.301, SLG: 0.489 (1, 9)	HR BB			P6		G5-3		E4 G5-3	
George Bell, R OBP: 0.327, SLG: 0.473 Bob Scanlan, R OBP: 0.080, SLG: 0.042 (1, 7) (9, 1)	HR 1B			G5-3			K	G5-3	
Hector Villanueva, R OBP: 0.339, SLG: 0.531 (1, 2)	K			G5-3			2B FC BB	F9	
Luis Salazar, R OBP: 0.296, SLG: 0.444 (1, 5)	HR					L5	FC G4-3 2B		
Rey Sanchez, R OBP: 0.167, SLG: 0.167 (1, 6)	F8			F8			FC G4-3 1B		
Greg Maddux, R OBP: 0.212, SLG: 0.262 Jerome Walton, R OBP: 0.264, SLG: 0.324 (1, 1) (9, 8)				FC6-4 1B			G4-3		

Inning Stats	R: 5	H: 4	LOB: 0	K: 19	S: 33	R: 1	H: 3	LOB: 2	K: 14	S: 21	R: 0	H: 1	LOB: 1	K: 10	S: 14	R: 2	H: 3	LOB: 1	K: 13	S: 18	R: 0	H: 1	LOB: 1	K: 8	S: 14	R: 0	H: 0	LOB: 0	K: 9	S: 10	R: 2	H: 1	LOB: 1	K: 13	S: 19	R: 0	H: 1	LOB: 2	K: 8	S: 11
--------------	------	------	--------	-------	-------	------	------	--------	-------	-------	------	------	--------	-------	-------	------	------	--------	-------	-------	------	------	--------	------	-------	------	------	--------	------	-------	------	------	--------	-------	-------	------	------	--------	------	-------

PITCHER	IP	WLS	BF	H	R	ER	SO	BB	IBB	HBP	BLK	WP	HR	S	P	ERA	WHIP
Terry Mulholland, L ERA: 3.77	(1, 1)	2.0	L	14	7	6	6	1	1	0	0	0	0	33	54	27.00	4.000
Joe Boever, R ERA: 4.01	(3, 1)	2.0		10	4	2	1	0	0	0	0	1	0	23	32	9.00	2.000
Mike Hartley, R ERA: 4.28	(5, 1)	2.0		7	1	0	1	0	0	0	0	0	0	17	24	0.00	0.500
Steve Searcy, L ERA: 6.69	(7, 1)	1.0		6	1	2	1	1	0	0	0	0	0	13	19	18.00	2.000
Mitch Williams, L ERA: 2.14	(8, 1)	1.0		5	1	0	0	0	0	0	0	0	0	8	11	0.00	1.000

Batter	1	2	3	4	5	6	7	8	9	AB R H RBI BB SO LOB	TOP											
Mickey Morandini, L OBP: 0.313, SLG: 0.319 (1, 4)	1-2 1B 2B	2-2 G3			0-0 P5		0-2 P5		1-0 G4-3 1B	5 1 2 0 0 0 0												
Von Hayes, L OBP: 0.305, SLG: 0.296 (1, 8) (8, 9)	1-1 2B 1B		1-1 G1-3		2-3 K		4-0 BB		0-1 G4-3 1-3	4 1 1 0 1 1 1												
Wes Chamberlain, R OBP: 0.310, SLG: 0.406 (1, 7)	0-0 2B 1B		1-0 E BB 1B		0-0 G6-3		1-1 P7		1-3 K	5 2 2 1 0 1 2												
John Kruk, L OBP: 0.367, SLG: 0.475 (1, 3)	1-3 K		4-2 1B BB			1-1 S 1B		1-0 L9		3 0 1 0 1 1 2												
Dave Hollins, S OBP: 0.390, SLG: 0.546 Braulio Castillo, R OBP: 0.167, SLG: 0.195 (1, 5) (8, 8)	3-2 2B		3-2 G4-3 1B		2-2 F9		1-2 WP 2B			4 0 3 2 0 0 1 0 0 0 0 0 0 0												
Dale Murphy, R OBP: 0.302, SLG: 0.413 Mitch Williams, L (1, 9) (8, 1)	2-2 SF9		2-0 G4-3		4-2 1-2 BB		2-1 G5-3			2 0 0 1 1 0 3 0 0 0 0 0 0 0												
Darrin Fletcher, L OBP: 0.260, SLG: 0.311 (1, 2)	1-0 F9			1-0 F8		1-1 L7		4-1 FC5-4 BB		3 0 0 0 1 0 3												
Dickie Thon, R OBP: 0.284, SLG: 0.358 (1, 6)				0-0 F9		1-3 K		2-0 FC5-4 1-2f 2-3		4 0 0 0 0 1 4												
Andy Ashby, R OBP: 0.100, SLG: 0.100 Charlie Hayes, R OBP: 0.260, SLG: 0.367 (1, 1) (8, 5)				1-3 K			2-3 K		0-0 G6-3	3 0 0 0 0 3 0 1 0 0 0 0 0 0												
Inning Stats	R: 3 E: 0 K: 1 S: 18	H: 4 LOB: 1 BB: 0 P: 27	R: 0 E: 0 K: 1 S: 9	H: 0 LOB: 0 BB: 0 P: 13	R: 1 E: 1 K: 0 S: 11	H: 2 LOB: 1 BB: 1 P: 22	R: 0 E: 0 K: 1 S: 5	H: 0 LOB: 0 BB: 0 P: 7	R: 0 E: 0 K: 1 S: 5	H: 0 LOB: 0 BB: 0 P: 7	R: 0 E: 0 K: 1 S: 12	H: 1 LOB: 2 BB: 1 P: 21	R: 0 E: 0 K: 1 S: 9	H: 0 LOB: 1 BB: 1 P: 16	R: 0 E: 0 K: 0 S: 9	H: 1 LOB: 2 BB: 1 P: 19	R: 0 E: 0 K: 1 S: 10	H: 1 LOB: 1 BB: 0 P: 12	1B: 6 2B: 3 3B: 0 HR: 0	SF: 1 SAC: 0 DP: 1 HBP: 0	WP: 1 PB: 0 SB: 2 CS: 0	PA: 39
PITCHER	IP WLS BF H R ER SO BB IBB HBP BLK WP HR S P ERA WHIP																					
Mike Bielecki, R ERA: 4.5 (1, 1)	5.0 L 21 6 4 4 4 1 0 0 0 0 0 0 48 76 7.20 1.400																					
Les Lancaster, R ERA: 3.66 (6, 1)	2.0 9 1 0 0 2 2 0 0 0 0 0 0 21 37 0.00 1.500																					
Heathcliff Slocumb, R ERA: 3.45 (8, 1)	2.0 9 2 0 0 1 1 0 0 0 1 0 19 31 0.00 1.500																					

Philadelphia Phillies @ Chicago Cubs
Wrigley Field, Chicago, IL
Tue Sep 24 1991, 7:05 PM CDT
Att. 19,694 - Sunny - 54 F

AB	34
R	4
H	9
RBI	4
BB	4
SO	7
LOB	16



Batter	1	2	3	4	5	6	7	8	9	AB R H RBI BB SO LOB
Chico Walker, S OBP: 0.323, SLG: 0.347 (1, 8)	1-3 		0-1 P6		4-2 23 G4-3 BB		1-0 G4-6-3 1-2f		2-2 SF8 2-3 3-H	3 0 0 1 1 1 2
Mark Grace, L OBP: 0.350, SLG: 0.378 (1, 3)	4-1 BB		0-2 F9		0-2 L8			1-1 G4-3	SAFE 2-3	4 0 0 0 1 1 4
23 Ryne Sandberg, R OBP: 0.377, SLG: 0.484 (1, 4)	3-2 L8		1-2 G6-3		3-1 G4-3 1-2			2-1 G4-3		4 0 0 0 0 0 3
Andre Dawson, R OBP: 0.301, SLG: 0.487 (1, 9)	0-1 G3-1			0-0 L7	1-0 G1-3			2-2 1B		4 0 1 0 0 0 2
George Bell, R OBP: 0.324, SLG: 0.469 (1, 7)		2-1 G6-3		0-2 G4-3		0-0 L7		0-1 F9		4 0 0 0 0 0 1
Damon Berryhill, S OBP: 0.240, SLG: 0.318 (1, 2)		4-2 BB		3-2 BB 1B		2-1 G4-3		0-1 F8		3 0 1 0 1 0 0
Luis Salazar, R OBP: 0.299, SLG: 0.441 (1, 5)		1-2 F8		4-1 BB 1-2 BB		0-1 F9		4-0 BB SF8 BB		2 1 0 0 2 0 1
Rey Sanchez, R OBP: 0.188, SLG: 0.133 (1, 6)		0-3 K		1-2 P2		0-0 G6-3		4-0 SF8 BB BB		3 0 0 0 1 1 3
Mike Bielecki, R OBP: 0.122, SLG: 0.065 (5, PH)			4-2 BB		1-0 HR		0-0 G4-6-3 1B		4-1 BB 1-2 2-3	0 0 0 0 0 1 0 0 1 1 1 1 0 0 0 0 0 0 0 0 0 0 0 0 1 0 1 0 0 0 0 0 0 0 0 0 0 0 0 0 0 0 0 0 1 0 0 0 0 0 0 0 0 0 0 0

Inning Stats	R: 0	H: 0	E: 0	K: 1	S: 10	LOB: 1	BB: 1	P: 18	R: 0	H: 0	E: 0	K: 1	S: 12	LOB: 1	BB: 1	P: 19	R: 0	H: 0	E: 0	K: 0	S: 10	LOB: 1	BB: 1	P: 15	R: 0	H: 1	E: 0	K: 0	S: 12	LOB: 2	BB: 1	P: 20	R: 1	H: 1	E: 0	K: 0	S: 10	LOB: 1	BB: 1	P: 19	R: 0	H: 0	E: 0	K: 0	S: 5	LOB: 0	BB: 0	P: 7	R: 0	H: 1	E: 0	K: 0	S: 3	LOB: 1	BB: 0	P: 4	R: 0	H: 1	E: 0	K: 0	S: 9	LOB: 1	BB: 0	P: 14	R: 1	H: 0	E: 0	K: 1	S: 12	LOB: 2	BB: 3	P: 28	1B: 3	SF: 1	2B: 0	SAC: 0	3B: 0	DP: 1	HR: 1	HBP: 0	WP: 0	PA: 38
--------------	------	------	------	------	-------	--------	-------	-------	------	------	------	------	-------	--------	-------	-------	------	------	------	------	-------	--------	-------	-------	------	------	------	------	-------	--------	-------	-------	------	------	------	------	-------	--------	-------	-------	------	------	------	------	------	--------	-------	------	------	------	------	------	------	--------	-------	------	------	------	------	------	------	--------	-------	-------	------	------	------	------	-------	--------	-------	-------	-------	-------	-------	--------	-------	-------	-------	--------	-------	--------


PITCHER	IP	WLS	BF	H	R	ER	SO	BB	IBB	HBP	BLK	WP	HR	S	P	ERA	WHIP
Andy Ashby, R ERA: 6.03 (1, 1)	7.0	W	28	3	1	1	2	5	0	0	0	0	1	62	102	1.29	1.143
Mitch Williams, L ERA: 2.2 (8, 1)	2.0	S	10	1	1	1	1	3	0	0	0	0	0	21	42	4.50	2.000

BOTTOM

Philadelphia Phillies @ Chicago Cubs
Wrigley Field, Chicago, IL
 Tue Sep 24 1991, 7:05 PM CDT
 Att. 19,694 - Sunny - 54 F

livebaseballscorecards.com

AB	29
R	2
H	4
RBI	2
BB	8
SO	3
LOB	16



BOTTOM

Philadelphia Phillies @ Chicago Cubs
Wrigley Field, Chicago, IL
Wed Sep 25 1991, 3:33 AM CDT
Att. 9,892 - Cloudy - 55 F

livebaseballscorecards.com

AB 32
R 4
H 6
RBI 4
BB 3
SO 6
LOB 12



WP: 1 PA: 38
PB: 0
SB: 0
CS: 0

AB R H RBI BB SO LOB

4 0 2 0 1 1 0

5 0 0 0 0 0 6

2 0 0 1 1 0 2

4 1 1 1 0 0 3

2 0 0 0 0 2 0

2 0 0 0 0 0 0

3 1 1 1 1 1 0

4 0 0 0 0 1 1

4 0 1 0 0 1 0

0 0 0 0 0 0 0
1 1 1 1 0 0 0
0 0 0 0 0 0 0
0 1 0 0 0 0 0
0 0 0 0 0 0 0
1 0 0 0 0 0 0

1B: 3 SF: 1
2B: 0 SAC: 1
3B: 0 DP: 0
HR: 3 HBP: 1

Batter	1	2	3	4	5	6	7	8	9
Jerome Walton, R OBP: 0.270, SLG: 0.327 (1, 8)	F9		1B		K 23 BB		FC3-6 1B		BB 4-0 BB
Mark Grace, L OBP: 0.347, SLG: 0.374 (1, 3)	P5		F7		F9		FC3-6		1 SAFE F 1 B SAFE F X
23 Ryne Sandberg, R OBP: 0.376, SLG: 0.482 (1, 4)	G1-3		P2		FC6-4 BB		SF9		
Andre Dawson, R OBP: 0.300, SLG: 0.491 (1, 9)			F8		HR		G6-3		
George Bell, R OBP: 0.323, SLG: 0.468 Derrick May, L OBP: 0.250, SLG: 0.455 (1, 7) (5, 7)		K			K		G3		G6-3
Hector Villanueva, R OBP: 0.346, SLG: 0.545 (1, 2)		BB			K		HR		F8
Luis Salazar, R OBP: 0.295, SLG: 0.435 (1, 5)		K			P2		F7		P4
Rey Sanchez, R OBP: 0.200, SLG: 0.158 (1, 6)			1B SH3-4 1B		G6-3		L7		K
Shawn Boskie, R OBP: 0.250, SLG: 0.324 Rick Wilkins, L OBP: 0.309, SLG: 0.354 Les Lancaster, R OBP: 0.185, SLG: 0.259 Doug Dasencho, S OBP: 0.153, SLG: 0.322 Chuck McElroy, L OBP: 0.133, SLG: 0.444 Chico Walker, S OBP: 0.322, SLG: 0.346 (1, 1) (5, PH) (6, 1) (7, PH) (8, 1) (9, PH)			SH3-4		HR		FC3-6 23 SF9 1B HBP		G4-3

Inning Stats	R: 0	H: 0	E: 0	LOB: 0	K: 0	S: 9	R: 0	H: 0	E: 0	LOB: 1	K: 2	S: 9	R: 0	H: 2	E: 0	LOB: 2	K: 0	S: 13	R: 1	H: 1	E: 0	LOB: 0	K: 2	S: 9	R: 1	H: 1	E: 0	LOB: 2	K: 1	S: 10	R: 1	H: 1	E: 0	LOB: 0	K: 0	S: 10	R: 1	H: 1	E: 0	LOB: 1	K: 0	S: 10	R: 0	H: 0	E: 0	LOB: 0	K: 0	S: 6	R: 0	H: 0	E: 0	LOB: 0	K: 0	S: 6	R: 0	H: 0	E: 0	LOB: 1	K: 1	S: 9	R: 0	H: 0	E: 0	LOB: 1	K: 1	S: 9	1B: 3	SF: 1	2B: 0	SAC: 1	3B: 0	DP: 0	HR: 3	HBP: 1	WP: 1	PA: 38
--------------	------	------	------	--------	------	------	------	------	------	--------	------	------	------	------	------	--------	------	-------	------	------	------	--------	------	------	------	------	------	--------	------	-------	------	------	------	--------	------	-------	------	------	------	--------	------	-------	------	------	------	--------	------	------	------	------	------	--------	------	------	------	------	------	--------	------	------	------	------	------	--------	------	------	-------	-------	-------	--------	-------	-------	-------	--------	-------	--------

PITCHER	IP	WLS	BF	H	R	ER	SO	BB	IBB	HBP	BLK	WP	HR	S	P	ERA	WHIP
Tommy Greene, R ERA: 3.21 (1, 1)	6.0		26	5	3	3	5	2	0	0	0	1	3	60	102	4.50	1.167
Bruce Ruffin, L ERA: 3.69 (7, 1)	0.1		3	1	1	1	0	0	0	1	0	0	0	5	12	27.00	3.000
Danny Cox, R ERA: 4.72 (7, 1)	1.2		5	0	0	0	0	0	0	0	0	0	0	11	21	0.00	0.000
Mitch Williams, L ERA: 2.17 (9, 1)	1.0	S	4	0	0	0	1	1	0	0	0	0	0	9	17	0.00	1.000

Batter	1	2	3	4	5	6	7	8	9	AB R H RBI BB SO LOB	TOP											
Chico Walker, S (1, 8) OBP: 0.318, SLG: 0.342	2-0 F7	1-3 K			0-0 G6-3		0-0 G6-3		1-3 K	5 0 0 0 0 2 4												
Ced Landrum, L (1, 7) OBP: 0.294, SLG: 0.292	0-0 2B 1B			0-0 B3	1-2 F9			1-2 L4		4 1 1 0 0 0 0												
Mark Grace, L (1, 3) OBP: 0.348, SLG: 0.377	0-2 1-H 2B			2-2 G4-3	1-1 F7			1-1 FC4-6 1B		4 0 2 1 0 0 0												
23 Ryne Sandberg, R (1, 4) OBP: 0.376, SLG: 0.486	0-2 G3			0-1 G5-3		1-0 HR		1-3 K		4 1 1 1 0 1 1												
Andre Dawson, R (1, 9) OBP: 0.300, SLG: 0.489				0-0 G6-3 CS 1B		1-3 K		0-0 FC4-6		4 0 1 0 0 2 1												
Hector Villanueva, R (1, 2) Doug Dascenzo, S (9, PR) OBP: 0.333, SLG: 0.322				0-0 F9		1-2 G5-3		1-1 SH3 1B 1B		4 1 2 0 0 0 1 0 0 0 0 0 0 0												
Luis Salazar, R (1, 5) OBP: 0.298, SLG: 0.436				0-1 G6-3		2-2 F9		0-1 SH3 1B		4 1 2 0 0 0 1												
Shawon Dunston, R (1, 6) OBP: 0.296, SLG: 0.414				4-0 FC4-6 BB		1-2 G5-3		0-2 SH3		2 0 1 2 1 0 0												
Frank Castillo, R (1, 1) Les Lancaster, R (4, 1) Chuck McElroy, L (5, 1) Dwight Smith, L (7, PH) Bob Scanlan, R (7, 1) Damon Berryhill, S (9, PH) OBP: 0.171, SLG: 0.121 OBP: 0.185, SLG: 0.259 OBP: 0.333, SLG: 0.444 OBP: 0.278, SLG: 0.363 OBP: 0.080, SLG: 0.042 OBP: 0.238, SLG: 0.316				2-2 FC4-6		1-2 G4-3		2-2 P3		2 0 0 0 0 0 3 0 0 0 0 0 0 0 0 0 0 0 0 0 0 1 0 0 0 0 0 0 0 0 0 0 0 0 0 1 0 0 0 0 0 3												
Inning Stats	R: 1 E: 0 K: 0 S: 9	H: 2 LOB: 0 BB: 0 P: 11	R: 2 E: 0 K: 2 S: 16	H: 3 LOB: 1 BB: 0 P: 19	R: 0 E: 0 K: 0 S: 6	H: 0 LOB: 0 BB: 0 P: 8	R: 0 E: 0 K: 0 S: 7	H: 1 LOB: 2 BB: 1 P: 13	R: 0 E: 0 K: 0 S: 6	H: 0 LOB: 0 BB: 0 P: 8	R: 1 E: 0 K: 1 S: 12	H: 1 LOB: 0 BB: 0 P: 17	R: 0 E: 0 K: 0 S: 7	H: 0 LOB: 0 BB: 0 P: 9	R: 0 E: 0 K: 1 S: 10	H: 1 LOB: 1 BB: 0 P: 13	R: 0 E: 0 K: 1 S: 14	H: 2 LOB: 3 BB: 0 P: 18	1B: 7 2B: 1 3B: 1 HR: 1	SF: 0 SAC: 1 DP: 0 HBP: 0	WP: 0 PB: 0 SB: 0 CS: 1	PA: 37
PITCHER	IP WLS BF H R ER SO BB IBB HBP BLK WP HR S P ERA WHIP																					
Bob Tewksbury, R (1, 1) ERA: 3.25	8.0 W 32 8 4 4 4 1 0 0 0 0 0 1 73 98 4.50 1.125																					
Lee Smith, R (9, 1) ERA: 2.44	1.0 S 5 2 0 0 1 0 0 0 0 0 0 0 14 18 0.00 2.000																					

Chicago Cubs @ St. Louis Cardinals
 Busch Stadium, St. Louis, MO
 Fri Sep 27 1991, 7:05 PM CDT
 Att. 30,429 - Cloudy - 72 F

livebaseballscorecards.com

AB	35
R	4
H	10
RBI	4
BB	1
SO	5
LOB	14



Batter	1	2	3	4	5	6	7	8	9	AB R H RBI BB SO LOB	TOP											
Jerome Walton, R (1, 8) OBP: 0.269, SLG: 0.332	1-0 F9	0-2 G6-4-3			0-1 G6-3		1-2 3B		2-1 F9	5 0 1 1 0 0 2												
Ced Landrum, L (1, 7) OBP: 0.296, SLG: 0.284 Chico Walker, S (7, PH) OBP: 0.318, SLG: 0.341	4-2 S 23 1B BB		1-0 E3 FC1-6		0-3 K		1-0 G6-3			2 1 0 0 1 1 0 1 0 0 0 0 0 1												
Mark Grace, L (1, 3) OBP: 0.348, SLG: 0.375	2-0 G5-3		2-1 FC1-6		0-0 F9		2-1 HBP			3 0 0 0 0 0 2												
23 Ryne Sandberg, R (1, 4) OBP: 0.375, SLG: 0.484	1-2 3-H 1B		0-3 K		0-3 K		2-1 G1-3			4 0 1 1 0 2 3												
Dwight Smith, L (1, 9) OBP: 0.277, SLG: 0.356	4-1 1-2 BB		0-0 F7		0-0 F9		1-2 G6-3			3 0 0 0 1 0 1												
Damon Berryhill, S (1, 2) OBP: 0.244, SLG: 0.327 Doug Descenzo, S (8, PR) OBP: 0.333, SLG: 0.322 Joe Girardi, R (8, 2) OBP: 0.280, SLG: 0.227	0-1 G4-3		1-2 G4-3		3-2 2B		2-2 CS 1B			4 0 2 0 0 0 2 0 0 0 0 0 0 0 0 0 0 0 0 0 0												
Jose Vizcaino, S (1, 5) OBP: 0.283, SLG: 0.297		1-0 1B 1B	2-2 G1-3		0-0 G3-1		0-1 G3			4 0 1 0 0 0 2												
Rey Sanchez, R (1, 6) OBP: 0.304, SLG: 0.238 Hector Villanueva, R (9, PH) OBP: 0.347, SLG: 0.541		1-1 G6-4-3 1B	0-1 E8 1B		4-1 FC4-6 BB		3-3 K			2 0 2 0 1 0 0 1 0 0 0 0 1 0												
Greg Maddux, R (1, 1) OBP: 0.207, SLG: 0.256 Derrick May, L (7, PH) OBP: 0.231, SLG: 0.417 Paul Assenmacher, L (7, 1) OBP: 0.400, SLG: 0.250 Andre Dawson, R (9, PH) OBP: 0.299, SLG: 0.488		1-3 K	0-3 K		2-0 FC4-6 3B		0-1 G5-3			2 0 0 0 0 2 3 1 1 0 0 0 0 1 0 0 0 0 0 0 0 1 0 0 0 0 0 0												
Inning Stats	R: 1 E: 0 K: 0 S: 10	H: 1 LOB: 2 BB: 2 P: 22	R: 0 E: 0 K: 1 S: 9	H: 2 LOB: 1 BB: 0 P: 12	R: 0 E: 1 K: 1 S: 7	H: 0 LOB: 1 BB: 0 P: 10	R: 0 E: 1 K: 1 S: 11	H: 1 LOB: 1 BB: 0 P: 14	R: 0 E: 0 K: 1 S: 7	H: 0 LOB: 0 BB: 0 P: 7	R: 0 E: 0 K: 1 S: 9	H: 1 LOB: 1 BB: 0 P: 12	R: 1 E: 0 K: 0 S: 9	H: 1 LOB: 2 BB: 1 P: 21	R: 0 E: 0 K: 0 S: 8	H: 1 LOB: 1 BB: 0 P: 11	R: 0 E: 0 K: 1 S: 8	H: 0 LOB: 0 BB: 0 P: 13	1B: 5 2B: 1 3B: 1 HR: 0	SF: 0 SAC: 0 DP: 1 HBP: 1	WP: 0 PB: 0 SB: 3 CS: 1	PA: 37
PITCHER	IP WLS BF H R ER SO BB IBB HBP BLK WP HR S P ERA WHIP																				PITCHER	IP WLS BF H R ER SO BB IBB HBP BLK WP HR S P ERA WHIP
Ken Hill, R (1, 1) ERA: 3.61	6.2 W 29 6 2 2 5 3 0 0 0 0 0 59 91 2.70 1.350																					
Bob McClure, L (7, 1) ERA: 4.88	0.0 1 0 0 0 0 0 0 0 1 0 0 0 1 3 ∞ ∞																					
Willie Fraser, R (7, 1) ERA: 5.53	0.1 1 0 0 0 0 0 0 0 0 0 0 0 2 4 0.00 0.000																					
Mark Clark, R (8, 1) ERA: 5.25	1.0 3 1 0 0 0 0 0 0 0 0 0 0 8 11 0.00 1.000																					
Lee Smith, R (9, 1) ERA: 2.41	1.0 S 3 0 0 0 1 0 0 0 0 0 0 8 13 0.00 0.000																					

Chicago Cubs @ St. Louis Cardinals
 Busch Stadium, St. Louis, MO
 Sat Sep 28 1991, 3:33 AM CDT
 Att. 38,304 - Sunny - 80 F

livebaseballscorecards.com

AB	33
R	2
H	7
RBI	2
BB	3
SO	6
LOB	17



Batter	1	2	3	4	5	6	7	8	9	AB R H RBI BB SO LOB	TOP											
Jerome Walton, R (1, 8) OBP: 0.274, SLG: 0.330	0-0 L6		4-2 SF8 BB	4-2 S BB		4-0 G3 BB BB		0-3 K		2 1 0 0 3 1 0												
Ced Landrum, L (1, 7) OBP: 0.342, SLG: 0.343	1-2 G4-3 1B		0-1 S E 1B	4-1 BB		4-1 G3 BB		0-0 23 2B 3B		3 2 3 0 2 0 0												
Mark Grace, L (1, 3) OBP: 0.347, SLG: 0.374	2-0 G4-3		1-0 E S 1B	1-0 F8		0-1 G3		2-0 P6		5 0 1 1 0 0 6												
23 Ryne Sandberg, R (1, 4) OBP: 0.375, SLG: 0.486	0-3 K		1-1 SF8		3-1 2B 1B		1-3 K		0-1 2B	4 1 2 2 0 2 3												
Andre Dawson, R (1, 9) OBP: 0.298, SLG: 0.484		1-1 G6-3	2-2 P2		0-2 F7		0-0 G6-3		4-0 IBB	4 0 0 0 1 0 3												
Hector Villanueva, R (1, 2) OBP: 0.352, SLG: 0.547		4-0 FC6-4 BB	0-1 E5		1-0 2B		1-3 K		0-1 F8	2 0 1 1 1 0 1 2 0 0 0 0 1 2												
Rick Wilkins, L (5, PR) OBP: 0.307, SLG: 0.350			2-3 3-H K		0-3 K		0-1 G5-3		1-1 F7	5 0 0 0 0 2 6 0 0 0 0 0 0 0												
Luis Salazar, R (1, 5) OBP: 0.293, SLG: 0.429		2-2 FC6-4	0-3 K		0-3 K																	
Jose Vizcaino, S (9, 5) OBP: 0.283, SLG: 0.297																						
Shawon Dunston, R (1, 6) OBP: 0.294, SLG: 0.410		1-2 P2		1-1 F8	3-2 F9			0-2 G4-3		4 0 0 0 0 0 2												
Rick Sutcliffe, L (1, 1) OBP: 0.121, SLG: 0.125			0-0 1B WP 1B		0-1 B1-3			0-1 F7		3 1 1 0 0 0 0 1 0												
Chuck McElroy, L (6, 1) OBP: 0.300, SLG: 0.400																						
Bob Scanlan, R (8, 1) OBP: 0.080, SLG: 0.042																						
Paul Assenmacher, L (9, 1) OBP: 0.400, SLG: 0.250																						
Inning Stats	R: 0 E: 0 K: 1 S: 13	H: 1 LOB: 1 BB: 0 P: 15	R: 0 E: 0 K: 0 S: 9	H: 0 LOB: 1 BB: 1 P: 17	R: 3 E: 1 K: 1 S: 22	H: 3 LOB: 2 BB: 1 P: 30	R: 0 E: 0 K: 0 S: 8	H: 0 LOB: 2 BB: 2 P: 18	R: 1 E: 0 K: 1 S: 13	H: 2 LOB: 1 BB: 0 P: 20	R: 0 E: 0 K: 1 S: 8	H: 0 LOB: 2 BB: 2 P: 19	R: 0 E: 0 K: 1 S: 6	H: 0 LOB: 0 BB: 0 P: 7	R: 0 E: 0 K: 1 S: 9	H: 0 LOB: 0 BB: 0 P: 9	R: 1 E: 0 K: 0 S: 8	H: 2 LOB: 2 BB: 1 P: 15	1B: 5 2B: 2 3B: 1 HR: 0	SF: 1 SAC: 0 DP: 0 HBP: 0	WP: 1 PB: 0 SB: 3 CS: 0	PA: 43
PITCHER	IP WLS BF H R ER SO BB IBB HBP BLK WP HR S P ERA WHIP																					
Bryn Smith, R (1, 1) ERA: 3.85	4.0 L 21 4 3 2 2 4 0 0 0 1 0 52 80 4.50 2.000																					
Juan Agosto, L (5, 1) ERA: 4.67	2.0 10 2 1 1 2 2 0 0 0 0 0 21 39 4.50 2.000																					
Willie Fraser, R (7, 1) ERA: 5.38	2.0 6 0 0 0 2 0 0 0 0 0 0 15 16 0.00 0.000																					
Bob McClure, L (9, 1) ERA: 5.01	1.0 6 2 1 1 0 0 0 1 0 0 0 8 15 9.00 2.000																					

Chicago Cubs @ St. Louis Cardinals
 Busch Stadium, St. Louis, MO
 Sun Sep 29 1991, 3:33 AM CDT
 Att. 42,665 - Sunny - 84 F

livebaseballscorecards.com

AB	35
R	5
H	8
RBI	4
BB	7
SO	6
LOB	23



BOTTOM

Chicago Cubs @ St. Louis Cardinals
Busch Stadium, St. Louis, MO
Sun Sep 29 1991, 3:33 AM CDT
Att. 42,665 - Sunny - 84 F

livebaseballscorecards.com

AB 32
R 3
H 7
RBI 3
BB 8
SO 2
LOB 26



WP: 1 PA: 42
PB: 0
SB: 2
CS: 0

AB R H RBI BB SO LOB

3 0 0 0 1 0 3

4 1 1 0 1 0 6

4 0 0 0 1 0 5

5 0 2 1 0 0 0

4 0 0 0 1 0 3

3 2 2 0 1 1 2

3 0 2 1 1 0 1

1 0 0 0 0 0 2
1 0 0 0 0 0 1
0 0 0 0 0 0 0
0 0 0 0 1 0 0
0 0 0 0 0 0 0
0 0 0 0 0 0 0
0 0 0 0 0 0 0
0 0 0 1 0 0 0
0 0 0 0 0 0 0

1B: 4 SF: 1
2B: 2 SAC: 1
3B: 1 DP: 0
HR: 0 HBP: 0

Batter	1	2	3	4	5	6	7	8	9
Ray Lankford, L (1, 8) OBP: 0.289, SLG: 0.383	2-2 G3	0-1 F7		3-2 G6-3		1-1 SH1-4		4-2 BB	
Ozzie Smith, S (1, 6) OBP: 0.379, SLG: 0.370	2-0 1B	1-1 G4-3		1-0 G4-3		0-0 G1-3		4-1 BB	
Todd Zeile, R (1, 5) OBP: 0.347, SLG: 0.405	4-1 1B		3-2 P7		2-1 G5-3	1-2 G6-3		1-1 G4-3	
Pedro Guerrero, R (1, 3) OBP: 0.325, SLG: 0.350	3-1 1B		1-2 L5		3-1 FC4-6		2-2 G6-3		3-2 G4-3
Gerald Perry, L (1, 7) OBP: 0.298, SLG: 0.380	1-0 P4		4-0 S		0-0 FC4-6		2-2 F8		1-2 G3-1
Milt Thompson, L (1, 9) OBP: 0.374, SLG: 0.448	2-3 K		4-1 S		0-1 F7		0-0 G3		0-1 F9
Geronimo Pena, S (1, 4) OBP: 0.307, SLG: 0.401		4-2 FC1-6	0-3 K			3-1 1B		2-2 G4-3	
Tom Pagnozzi, R (1, 2) OBP: 0.319, SLG: 0.350		4-0 FC1-6		1-1 S		0-0 SH1-4		1-2 G4-3	
Bryn Smith, R (1, 1) OBP: 0.284, SLG: 0.262		1-0 FC1-6		0-2 F9		4-1 SH1-4		2-2 SF9	
Luis Alicia, S (4, PH) OBP: 0.266, SLG: 0.224									
Juan Agosto, L (5, 1) OBP: 0.333, SLG: 0.333									
Stan Rover, R (6, PH) OBP: 0.375, SLG: 0.286									
Rex Hudler, R (6, PR) OBP: 0.270, SLG: 0.320									
Willie Fraser, R (7, 1) OBP: 0.227, SLG: 0.200									
Craig Wilson, R (8, PH) OBP: 0.227, SLG: 0.200									
Bob McClure, R (9, 1) OBP: 1.000, SLG: 1.000									

Inning Stats	R: 1	H: 2	E: 0	K: 1	S: 12	LOB: 2	BB: 1	P: 26	R: 0	H: 0	E: 0	K: 0	S: 7	LOB: 2	BB: 2	P: 17	R: 0	H: 0	E: 0	K: 1	S: 11	LOB: 2	BB: 2	P: 23	R: 0	H: 1	E: 0	K: 0	S: 10	LOB: 1	BB: 0	P: 15	R: 0	H: 1	E: 0	K: 0	S: 7	LOB: 1	BB: 0	P: 12	R: 1	H: 2	E: 0	K: 0	S: 12	LOB: 3	BB: 1	P: 21	R: 0	H: 0	E: 0	K: 0	S: 8	LOB: 0	BB: 0	P: 12	R: 1	H: 1	E: 0	K: 0	S: 21	LOB: 2	BB: 2	P: 35	R: 0	H: 0	E: 0	K: 0	S: 8	LOB: 0	BB: 0	P: 12	R: 0	H: 0	E: 0	K: 0	S: 8	LOB: 0	BB: 0	P: 12
--------------	------	------	------	------	-------	--------	-------	-------	------	------	------	------	------	--------	-------	-------	------	------	------	------	-------	--------	-------	-------	------	------	------	------	-------	--------	-------	-------	------	------	------	------	------	--------	-------	-------	------	------	------	------	-------	--------	-------	-------	------	------	------	------	------	--------	-------	-------	------	------	------	------	-------	--------	-------	-------	------	------	------	------	------	--------	-------	-------	------	------	------	------	------	--------	-------	-------

PITCHER	IP	WLS	BF	H	R	ER	SO	BB	IBB	HBP	BLK	WP	HR	S	P	ERA	WHIP
Rick Sutcliffe, R (1, 1) ERA: 4.1	5.0	W	27	6	2	2	2	6	0	0	0	1	0	51	104	3.60	2.400
Chuck McElroy, L (6, 1) ERA: 1.9	2.2		11	1	1	1	0	2	0	0	0	0	0	35	54	3.38	1.125
Bob Scanlan, R (8, 1) ERA: 3.92	0.2		2	0	0	0	0	0	0	0	0	0	0	5	9	0.00	0.000
Paul Assenmacher, L (9, 1) ERA: 3.03	0.2	S	2	0	0	0	0	0	0	0	0	0	0	5	6	0.00	0.000

BOTTOM

Chicago Cubs @ Philadelphia Phillies
Veterans Stadium, Philadelphia, PA
 Mon Sep 30 1991, 7:05 PM EDT
 Att. 12,109 - Sunny - 61 F

livebaseballscores.com

AB	32
R	6
H	9
RBI	6
BB	8
SO	6
LOB	21



WP: 0	PA: 44
PB: 0	
SB: 1	
CS: 0	

AB	R	H	RBI	BB	SO	LOB
4	1	1	0	0	1	2
0	1	0	0	1	0	0

2	0	0	0	2	0	2
1	0	1	0	0	0	0
0	1	0	0	0	0	0

4	3	2	3	0	1	2
---	---	---	---	---	---	---

4	0	1	0	1	2	4
---	---	---	---	---	---	---

3	0	0	0	1	0	3
0	0	0	0	0	0	0
0	0	0	0	0	0	0
1	0	1	1	0	0	0

3	0	1	1	2	1	0
---	---	---	---	---	---	---

4	0	0	0	0	1	5
0	0	0	1	0	0	0

4	0	2	0	0	0	2
---	---	---	---	---	---	---

1	0	0	0	0	0	0
0	0	0	0	1	0	0
1	0	0	0	0	0	1

1B: 7	SF: 1
2B: 1	SAC: 1
3B: 0	DP: 0
HR: 1	HBP: 1

Batter	1	2	3	4	5	6	7	8	9
Mickey Morandini, L (1, 4) OBP: 0.318, SLG: 0.325 Randy Ready, R (9, PH) OBP: 0.390, SLG: 0.325	2-3 K		1-2 G3-1		1-1 G5-3 HR	1-0 FC4-6			4-0 1B BB
Von Hayes, L (1, 8) OBP: 0.305, SLG: 0.289 Ricky Jordan, R (9, PH) OBP: 0.304, SLG: 0.453 Braulio Castillo, R (9, PR) OBP: 0.167, SLG: 0.195	4-0 BB		3-2 P6		3-2 G5-3	0-0 PO	4-2 S BB		3-2 1B BB 1-3 1B 1B
Wes Chamberlain, R (1, 7) OBP: 0.310, SLG: 0.416	2-3 K			1-1 1B HBP	1-0 HR		0-1 L8		0-0 1B SF7 1B 1-2 3-H
John Kruk, L (1, 3) OBP: 0.367, SLG: 0.487	0-2 L8			2-0 1B	4-2 BB BB		3-3 K		0-3 K
Dave Hollins, S (1, 5) OBP: 0.375, SLG: 0.504 Mitch Williams, L (8, 1) Wally Ritchie, L (9, 1) Jim Lindeman, R (9, PH) OBP: 0.419, SLG: 0.396		0-0 F8		2-1 P4	4-2 BB		0-1 L7		0-1 BB 1B 1-3 2-H
Dale Murphy, R (1, 9) OBP: 0.313, SLG: 0.424		1-0 G5-3		0-0 1B	4-1 BB			2-3 K	4-0 BB
Darrin Fletcher, L (1, 2) OBP: 0.252, SLG: 0.307 Wally Backman, S (9, PH) OBP: 0.349, SLG: 0.313		2-2 G6-3		1-2 P5	3-3 K			0-0 P5	1-2 SF7
Dickie Thon, R (1, 6) ERA: 0.283, SLG: 0.354			1-0 G3-1 SH3 1B	1-1 G3		1-1 G6-3		1-2 1B	
Andy Ashby, R (1, 1) OBP: 0.091, SLG: 0.091 Bruce Ruffin, S (6, 1) Charlie Hayes, R (8, 5) OBP: 0.256, SLG: 0.362			1-1 SH3		3-2 G6-3	4-2 FC4-6 BB		1 SAFE P 1 SAFE F 1 SAFE F 1 SAFE P 1 SAFE	3-2 P6

Inning Stats	R: 0	H: 0	E: 0	LOB: 1	K: 2	S: 11	R: 0	H: 0	E: 0	LOB: 0	K: 0	S: 5	R: 0	H: 1	E: 0	LOB: 1	K: 0	S: 14	R: 1	H: 2	E: 0	LOB: 2	K: 0	S: 10	R: 2	H: 2	E: 0	LOB: 3	K: 1	S: 23	R: 0	H: 0	E: 0	LOB: 0	K: 0	S: 5	R: 0	H: 0	E: 0	LOB: 1	K: 1	S: 13	R: 0	H: 1	E: 0	LOB: 1	K: 1	S: 14	R: 3	H: 3	E: 0	LOB: 2	K: 1	S: 14	1B: 7	SF: 1	2B: 1	SAC: 1	3B: 0	DP: 0	HR: 1	HBP: 1
--------------	------	------	------	--------	------	-------	------	------	------	--------	------	------	------	------	------	--------	------	-------	------	------	------	--------	------	-------	------	------	------	--------	------	-------	------	------	------	--------	------	------	------	------	------	--------	------	-------	------	------	------	--------	------	-------	------	------	------	--------	------	-------	-------	-------	-------	--------	-------	-------	-------	--------

PITCHER	IP	WLS	BF	H	R	ER	SO	BB	IBB	HBP	BLK	WP	HR	S	P	ERA	WHIP
Shawn Boskie, R (1, 1) ERA: 5.23	4.2		24	5	3	3	2	4	0	0	0	0	0	59	103	5.79	1.929
Yorkis Perez, L (5, 1) ERA:	0.1		1	0	0	0	1	0	0	0	0	0	0	4	7	0.00	0.000
Les Lancaster, R (6, 1) ERA: 3.58	3.0		11	1	0	0	2	2	0	0	0	0	0	32	49	0.00	1.000
Paul Assenmacher, L (9, 1) ERA: 3.29	0.1	L	5	3	3	3	1	1	0	0	0	0	0	10	17	81.00	12.000
Bob Scanlan, R (9, 1) ERA: 3.9	0.1		2	0	0	0	0	1	0	0	0	0	0	4	9	0.00	3.000

Batter	1	2	3	4	5	6	7	8	9	10	11	12	13	AB R H RBI BB SO LOB	TOP													
Jerome Walton, R OBP: 0.275, SLG: 0.330 (1, 8)	1-0 2B	4-1 BB		2-3 K		1-3 K			1-1 B1-3			0-0 L3		5 1 1 0 1 2 2														
Ced Landrum, L OBP: 0.329, SLG: 0.312 Rey Sanchez, R OBP: 0.333, SLG: 0.238 (1, 7) (12, 6)	4-2 2B	0-2 F9			0-0 G4-3		1-3 K		2-3 K			0-2 G4-3		5 1 0 0 1 2 1 0 0 0 0 0 0 0														
Mark Grace, L OBP: 0.347, SLG: 0.373 (1, 3)	2-2 2B	2-2 G4-3			1-3 K		0-0 F7		0-0 F7			2-1 G4-3		6 1 1 2 0 1 1														
23 Ryne Sandberg, R OBP: 0.376, SLG: 0.488 (1, 4)	1-2 1B			2-3 K		1-1 HR		3-3 K		4-1 BB			1-3 K	5 2 2 2 1 3 0														
Andre Dawson, R OBP: 0.301, SLG: 0.482 (1, 9)	1-2 1B			0-0 P4		4-2 BB		0-1 G6-3		1-3 K			0-0 G1-3	5 0 1 0 1 1 1														
Hector Villanueva, R OBP: 0.351, SLG: 0.547 Rick Wilkins, L OBP: 0.307, SLG: 0.350 Doug Dascenzo, S OBP: 0.330, SLG: 0.319 Joe Girardi, R OBP: 0.275, SLG: 0.222 (1, 2) (8, 2) (11, PH) (11, 2)	2-2 1B			1-1 G6-3		2-2 F7		0-0 F8			1-0 L7		0-0 G4-3	4 0 1 1 0 0 1 0 0 0 0 0 0 0 1 0 0 0 0 0 0 1 0 0 0 0 0 0														
Luis Salazar, R OBP: 0.294, SLG: 0.426 (1, 5)	1-2 FC6-4			1-0 G1-3				0-1 G5-3						5 0 1 0 0 0 2														
Shawon Dunston, R OBP: 0.293, SLG: 0.407 Derrick May, L OBP: 0.231, SLG: 0.417 (1, 6) (12, 7)	0-1 G4-6-3			2-2 L7		0-2 SH3			1-2 F8				2-1 P4	5 0 1 0 0 0 3 0 0 0 0 0 0 0														
Frank Castillo, R OBP: 0.199, SLG: 0.143 Dwight Smith, L OBP: 0.229, SLG: 0.354 Chuck McCoy, L OBP: 0.200, SLG: 0.400 Bob Scanlan, R OBP: 0.089, SLG: 0.042 Chico Walker, S OBP: 0.315, SLG: 0.339 Paul Assenmacher, L OBP: 0.400, SLG: 0.250 (1, 1) (9, PH) (9, 1) (10, 1) (11, PH) (11, 1)		1-0 P4		1-2 1B		1-0 SH3		1-2 SH3		3-1 G4-3			2-2 F8	2 0 1 0 0 0 0 1 0 1 0 0 0 0 0 1 0 0 0 0 0 0 0														
Inning Stats	R: 4 E: 0 K: 0 S: 21	H: 5 LOB: 1 BB: 1 P: 33	R: 0 E: 0 K: 0 S: 9	H: 0 LOB: 1 BB: 1 P: 16	R: 0 E: 0 K: 1 S: 6	H: 0 LOB: 0 BB: 0 P: 9	R: 0 E: 0 K: 1 S: 13	H: 1 LOB: 1 BB: 0 P: 19	R: 1 E: 0 K: 1 S: 11	H: 1 LOB: 1 BB: 1 P: 19	R: 0 E: 0 K: 2 S: 8	H: 0 LOB: 0 BB: 0 P: 12	R: 0 E: 0 K: 0 S: 4	H: 0 LOB: 0 BB: 0 P: 4	R: 0 E: 0 K: 0 S: 7	H: 0 LOB: 0 BB: 0 P: 12	R: 0 E: 0 K: 2 S: 9	H: 0 LOB: 1 BB: 1 P: 16	R: 0 E: 0 K: 0 S: 11	H: 1 LOB: 1 BB: 0 P: 18	R: 0 E: 0 K: 0 S: 6	H: 0 LOB: 0 BB: 0 P: 8	R: 0 E: 0 K: 1 S: 8	H: 0 LOB: 0 BB: 0 P: 9	1B: 6 2B: 2 3B: 0 HR: 1	SF: 0 SAC: 1 DP: 1 HBP: 0	WP: 0 PB: 0 SB: 2 CS: 0	PA: 51
PITCHER	IP WLS BF H R ER SO BB IBB HBP BLK WP HR S P ERA WHIP	Tommy Greene, R ERA: 3.38 (1, 1)	0.0 6 18 2 1 4 3 2 0 0 0 0 0 16 27 1.80 0.800	Danny Cox, R ERA: 4.57 (1, 1)	5.0 7 1 0 0 4 3 0 0 0 0 0 0 17 23 0.00 0.500	Mike Hartley, R ERA: 4.17 (6, 1)	2.0 7 1 0 0 4 3 0 0 0 0 0 0 17 23 0.00 0.500	Joe Boever, R ERA: 3.88 (8, 1)	2.0 6 0 0 0 4 3 0 0 0 0 0 0 11 16 0.00 0.000	Mitch Williams, L ERA: 2.4 (10, 1)	2.0 8 1 0 0 4 3 1 0 0 0 0 0 20 34 0.00 1.000	PITCHER	IP WLS BF H R ER SO BB IBB HBP BLK WP HR S P ERA WHIP	Bruce Ruffin, L ERA: 3.64 (12, 1)	2.0 2 6 0 0 0 1 0 0 0 0 0 0 14 17 0.00 0.000													

Chicago Cubs @ Philadelphia Phillies
Veterans Stadium, Philadelphia, PA

Tue Oct 01 1991, 7:05 PM EDT
Att: 12,291 - Cloudy - 72 F

livebaseballscorecards.com

AB	46
R	5
H	9
RBI	5
BB	4
SO	9
LOB	12




Batter	1	2	3	4	5	6	7	8	9	10	11	12	13	AB R H RBI BB SO LOB
Mickey Morandini, L OBP: 0.317, SLG: 0.324 Jim Lindeman, R OBP: 0.415, SLG: 0.391 Steve Lake, R OBP: 0.237, SLG: 0.286	L3		L4		G6-3		G1-3 1B		K		SH1-4 1-2		1B 2B	4 0 1 0 0 0 0 1 0 0 0 0 1 2 1 1 1 0 0 0 0
Von Hayes, L OBP: 0.304, SLG: 0.286 Charlie Hayes, R OBP: 0.287, SLG: 0.363 Mitch Williams, L OBP: 0.262, SLG: 0.261 Bruce Ruffin, S OBP: 0.263, SLG: 0.276	F8		F7			1B BB	G1-3		1-3 2-H 1B		L6		1B HBP	3 1 0 0 1 0 1 1 0 0 1 1 0 0 0 0 0 0 0 0 0 0 0 1 0 0 0 0 0 0 1 0 0 0 0 0 0 0 0
Wes Chamberlain, R OBP: 0.310, SLG: 0.411	K		G4-3			1B FC 1B	G4-3		G5-3				F9	6 1 1 0 1 1 5
John Kruk, L OBP: 0.371, SLG: 0.491		G3 2B		1B 2B BB		FC 1B		K		G6-3 BLK 1B		G4-3	1-2 2-H 1B	6 1 4 2 1 1 2
Dave Hollins, S OBP: 0.367, SLG: 0.489	F8		FC 2B 1B			FC FC6-4		F7		K		K		6 1 1 1 0 2 3
Dale Murphy, R OBP: 0.315, SLG: 0.426	G3		1-1 2B			P3		F9		G6-3 BB		1B		5 0 2 2 1 0 3
Darrin Fletcher, L OBP: 0.246, SLG: 0.300 Randy Ready, R OBP: 0.385, SLG: 0.320	F7		2-2 P5			L6			F9	G6-3		K		3 0 0 0 0 0 4 3 0 0 0 0 1 3
Dickie Thon, R OBP: 0.282, SLG: 0.350			G1-3			FC6-4			1B BB	F9		K		5 1 0 0 1 1 5
Tommy Greene, R Denny Cook, R Ron Jones, R Mike Hartley, R Wally Backman, S Joe Boncompagni, R Ricky Jordan, R Braulio Castillo, R	G4-3		G4-3			F7		G4-3	1B 1-2 1B		SH1-4 1B		P2	0 0 0 0 0 0 0 0 0 0 0 0 0 0 0 0 1 0 1 0 0 1 0 0 0 0 2 0 0 1 0 0 0 0

Inning Stats	R: 0	H: 0	R: 0	H: 1	R: 0	H: 0	R: 2	H: 2	R: 0	H: 1	R: 0	H: 0	R: 0	H: 1	R: 0	H: 1	R: 1	H: 2	
E: 0	LOB: 0	E: 0	LOB: 1	E: 0	LOB: 0	E: 0	LOB: 1	E: 0	LOB: 0	E: 0	LOB: 1	E: 0	LOB: 0	E: 0	LOB: 2	E: 0	LOB: 2	E: 0	LOB: 2
K: 1	BB: 0	K: 0	BB: 0	K: 0	BB: 0	K: 0	BB: 1	K: 1	BB: 0	K: 0	BB: 0	K: 1	BB: 0	K: 1	BB: 1	K: 3	BB: 1	K: 0	BB: 0
S: 9	P: 15	S: 9	P: 16	S: 6	P: 7	S: 14	P: 24	S: 9	P: 9	S: 11	P: 16	S: 8	P: 12	S: 15	P: 24	S: 11	P: 18	S: 9	P: 17

PITCHER	IP	WLS	BF	H	R	ER	SO	BB	IBB	HBP	BLK	WP	HR	S	P	ERA	WHIP
Frank Castillo, R ERA: 4.35	8.0		33	6	4	4	2	2	0	0	0	0	0	74	114	4.50	1.000
Chuck McElroy, L ERA: 1.97	1.0		6	2	1	1	1	1	0	0	0	0	0	15	24	9.00	3.000
Bob Scanlan, R ERA: 3.87	1.0		5	1	0	0	1	1	0	0	1	0	0	11	18	0.00	2.000
Paul Assenmacher, L ERA: 3.3	2.2	L	14	4	1	1	3	1	0	1	0	0	0	28	45	3.38	1.875

BOTTOM	
AB	51
R	6
H	13
RBI	6
BB	5
SO	7
LOB	29



 WP: 0 PA: 58
 PB: 0
 SB: 0
 CS: 0

Chicago Cubs @ Philadelphia Phillies
 Veterans Stadium, Philadelphia, PA
 Tue Oct 01 1991, 7:05 PM EDT
 Att. 12,291 - Cloudy - 72 F

livebaseballscorecards.com

Batter	1	2	3	4	5	6	7	8	9	AB R H RBI BB SO LOB	TOP																
Ray Lankford, L OBP: 0.297, SLG: 0.388 (1, 8)	1-1 FC4-6 1B		1-0 G1-3 1-2			2-3 K		4-1 CS BB		3 0 1 0 1 1 1																	
Ozzie Smith, S OBP: 0.380, SLG: 0.367 Luis Alicea, S OBP: 0.284, SLG: 0.250 (1, 6) (2, 4) (8, 6)	2-1 F9			3-3 K		1-1 WP 2B		4-1 1B BB		1 0 0 0 0 0 1 2 0 1 0 1 1 0																	
Felix Jose, S OBP: 0.360, SLG: 0.440 (1, 9)	0-1 FC4-6 1-2f			0-0 P6		1-2 G4-3		3-2 1B		4 0 1 0 0 0 2																	
Pedro Guerrero, R OBP: 0.328, SLG: 0.363 Willie Fraser, R (1, 3) (8, 1)	3-2 P4			0-1 P3		1-0 L7		0-0 G3		4 0 0 0 0 0 4 0 0 0 0 0 0 0																	
Todd Zeile, R OBP: 0.352, SLG: 0.412 (1, 5)		2-2 L8			3-1 G4-3 1B 2B		4-2 CS BB		3-2 G4-3 2B	3 1 2 0 1 0 0																	
Milt Thompson, L OBP: 0.369, SLG: 0.443 (1, 7)		2-1 G3-1			2-1 G4-3		1-3 K		1-0 G4-3	4 0 0 0 0 1 3																	
Tom Pagnozzi, R OBP: 0.319, SLG: 0.351 (1, 2)		4-1 CS BB			0-0 CS 1B		0-0 L9		0-0 L3	3 0 1 1 1 0 2																	
Tim Jones, L OBP: 0.283, SLG: 0.235 Craig Wilson, R OBP: 0.222, SLG: 0.195 (1, 4) (2, 6) (8, PH) (8, 4)	0-1 CS	2-1 CS 1B			1 SAFE 1-2 2B		1 SAFE 0-0 CS	1-1 E6 1B	1-0 G6-3	2 0 2 0 0 0 0 2 1 0 0 0 0 1																	
Ken Hill, R OBP: 0.167, SLG: 0.100 Gerald Perry, L OBP: 0.299, SLG: 0.381 (1, 1) (8, PH) (8, 3)			1-3 K		0-2 F9			0-0 1B		2 0 0 0 0 1 2 1 0 1 1 0 0 0																	
Inning Stats	R: 0 E: 0 K: 0 S: 11	H: 1 LOB: 1 BB: 0 P: 16	R: 0 E: 0 K: 0 S: 8	H: 0 LOB: 0 BB: 1 P: 16	R: 0 E: 0 K: 1 S: 6	H: 1 LOB: 0 BB: 0 P: 10	R: 0 E: 0 K: 1 S: 6	H: 0 LOB: 0 BB: 0 P: 9	R: 1 E: 0 K: 0 S: 11	H: 3 LOB: 1 BB: 0 P: 17	R: 0 E: 0 K: 1 S: 11	H: 1 LOB: 1 BB: 0 P: 16	R: 0 E: 0 K: 1 S: 6	H: 0 LOB: 0 BB: 1 P: 11	R: 1 E: 1 K: 0 S: 9	H: 2 LOB: 2 BB: 2 P: 21	R: 0 E: 0 K: 0 S: 6	H: 1 LOB: 1 BB: 0 P: 11	1B: 5 2B: 4 3B: 0 HR: 0	SF: 0 SAC: 0 DP: 0 HBP: 0	WP: 1 PB: 0 SB: 0 CS: 5	PA: 37					
PITCHER	IP WLS BF H R ER SO BB IBB HBP BLK WP HR S P ERA WHIP																										
Les Lancaster, R ERA: 3.52 (1, 1)	5.0		18	5	1	1	2	1	0	0	0	0	0	42	68	1.80	1.200										
Yorkis Perez, L ERA: (6, 1)	2.0		7	1	0	0	2	1	0	0	0	1	0	17	27	0.00	1.000										
Chuck McElroy, L ERA: 1.95 (8, 1)	0.2		5	2	1	0	0	2	0	0	0	0	0	8	20	0.00	6.000										
Bob Scanlan, R ERA: 3.82 (8, 1)	1.1	W	5	1	0	0	0	0	0	0	0	0	0	7	12	0.00	0.750										

St. Louis Cardinals @ Chicago Cubs
Wrigley Field, Chicago, IL
Sat Oct 05 1991, 3:33 AM CDT
Cloudy - 49 F

livebaseballscorecards.com

AB	31
R	2
H	9
RBI	2
BB	4
SO	4
LOB	16



Batter	1	2	3	4	5	6	7	8	9	AB R H RBI BB SO LOB	TOP																		
Ray Lankford, L (1, 8) OBP: 0.301, SLG: 0.393	3-2 F8 2B		4-2 1B BB	4-2 CS BB		2-0 1-H 2B		2-2 F7		3 0 2 1 2 0 1																			
Luis Alicea, S (1, 4) OBP: 0.278, SLG: 0.234	3-2 F8 2-3		1-2 L8	1-2 CS 1-2	4-2 G3-6-3 BB	2-1 F8		1-2 G6-3		4 0 0 0 1 0 3																			
Felix Jose, S (1, 9) OBP: 0.360, SLG: 0.438 Rod Brewer, L (5, 9) OBP: 0.111, SLG: 0.111	1-3 K		4-2 1B 1-2 BB		1-0 G3-6-3 1-2f		0-0 L7		3-3 K	2 0 0 0 1 1 2 2 0 0 0 0 1 0																			
Pedro Guerrero, R (1, 3) OBP: 0.326, SLG: 0.361 Gerald Perry, L (5, 3) OBP: 0.297, SLG: 0.378	2-1 G5-3		0-1 P3		3-1 G5-3		2-0 G4-3		0-0 G6-3	3 0 0 0 0 0 3 2 0 0 0 0 0 0																			
Stan Royer, R (1, 5) OBP: 0.389, SLG: 0.412			0-2 1B 1-2 2-H			0-0 WP SF9 2B		0-1 G6-3		4 1 3 0 0 0 0																			
Bernard Gilkey, R (1, 7) OBP: 0.314, SLG: 0.308			3-2 F8		0-0 HR	4-2 SF9 WP BB		2-1 HR		3 3 2 2 1 0 1																			
Rich Gedman, L (1, 2) OBP: 0.144, SLG: 0.220 Todd Zeile, R (6, PH) OBP: 0.353, SLG: 0.412 Ray Stephens, R (6, 2) OBP: 0.286, SLG: 0.167			1-0 1B		1-2 L8	4-0 2B 1-2 2-3 BB		4-1 BB		2 0 1 0 0 0 0 0 1 0 0 1 0 0 0 0 0 0 1 0 0																			
Tim Jones, L (1, 6) OBP: 0.261, SLG: 0.300			1-3 K		1-1 G4-3 2B	0-1 SF9		3-2 F8		3 0 1 1 0 1 3																			
Mark Clark, R (1, 1) Rex Hudler, R (6, PH) OBP: 0.265, SLG: 0.315 Juan Agosto, L (6, 1) OBP: 0.500, SLG: 0.333 Milt Thompson, L (8, PH) OBP: 0.368, SLG: 0.442 Willie Fraser, R (8, 1) OBP: 0.324			1-0 G1-3		1-1 G4-3	2-2 SF9		2-1 F7		2 0 0 0 0 0 3 0 0 0 1 0 0 0 0 0 0 0 0 0 0 1 0 0 0 0 0 1 0 0 0 0 0 0 0																			
Inning Stats	R: 0 E: 0 K: 1 S: 12	H: 1 LOB: 1 BB: 0 P: 21	R: 0 E: 0 K: 1 S: 11	H: 2 LOB: 2 BB: 0 P: 18	R: 0 E: 0 K: 0 S: 15	H: 1 LOB: 2 BB: 2 P: 24	R: 1 E: 0 K: 0 S: 14	H: 2 LOB: 1 BB: 1 P: 22	R: 0 E: 0 K: 0 S: 7	H: 0 LOB: 0 BB: 1 P: 15	R: 3 E: 0 K: 0 S: 12	H: 2 LOB: 1 BB: 2 P: 26	R: 0 E: 0 K: 0 S: 4	H: 0 LOB: 0 BB: 0 P: 6	R: 1 E: 0 K: 0 S: 12	H: 1 LOB: 1 BB: 1 P: 25	R: 0 E: 0 K: 1 S: 7	H: 0 LOB: 0 BB: 0 P: 11	1B: 3 2B: 4 3B: 0 HR: 2	SF: 2 SAC: 0 DP: 1 HBP: 0	WP: 1 PA: 41 PB: 0 SB: 0 CS: 1								
PITCHER	IP WLS BF H R ER SO BB IBB HBP BLK WP HR S P ERA WHIP																												
Shawn Boskie, R (1, 1) ERA: 5.23	5.0		24	7	3	3	2	5	0	0	0	0	0	1	62	107	5.40	2.400											
Yorkis Perez, L (6, 1) ERA: 2.08	2.0	W	8	1	1	1	0	1	0	0	0	1	0	13	25	4.50	1.000												
Bob Scanlan, R (8, 1) ERA: 3.89	0.1		3	1	1	1	0	1	0	0	0	0	1	6	15	27.00	6.000												
Paul Assenmacher, L (8, 1) ERA: 3.24	1.2	S	5	0	0	0	1	0	0	0	0	0	0	13	21	0.00	0.000												

St. Louis Cardinals @ Chicago Cubs
Wrigley Field, Chicago, IL
Sat Oct 05 1991, 3:38 AM CDT
Att. 21,295 - Cloudy - 54 F

livebaseballscorecards.com

AB	31
R	5
H	9
RBI	5
BB	7
SO	3
LOB	17



Batter	1	2	3	4	5	6	7	8	9	AB	R	H	RBI	BB	SO	LOB
Dwight Smith, L OBP: 0.279, SLG: 0.347 Bob Scanlan, R OBP: 0.080, SLG: 0.042 Paul Assenmacher, L OBP: 0.400, SLG: 0.250	1-0 F7		2-1 F8		2-1 L7		4-0 G4-3 BB			3	0	0	0	1	0	0
Ced Landrum, L OBP: 0.326, SLG: 0.293	1-3 K			4-2 23 S 23 SF9 BB		4-1 23 S WP BB	1-1 G4-3			2	2	0	0	2	1	1
Mark Grace, L OBP: 0.345, SLG: 0.367	1-1 P2			4-1 23 SF9 23 S BB		0-0 F9		4-1 L8 23 BB 2B BB		2	2	0	0	2	0	1
23 Ryne Sandberg, R OBP: 0.377, SLG: 0.483		4-0 BB		3-2 SF9		4-1 G1-3 WP 1B BB		4-2 2B BB		0	1	0	1	3	0	0
Derrick May, L OBP: 0.286, SLG: 0.444 Jerome Walton, R OBP: 0.275, SLG: 0.330		1-0 P5		0-0 SF9		4-2 G1-3 1B BB		2-2 L8		2	1	0	1	1	0	3
Luis Salazar, R OBP: 0.296, SLG: 0.438 Jose Vizcaino, S OBP: 0.283, SLG: 0.297		1-0 F7		3-1 HR		0-0 G1-3		1-1 2B		4	1	2	2	0	0	3
Rick Wilkins, L OBP: 0.307, SLG: 0.355 Joe Girardi, R OBP: 0.283, SLG: 0.234		1-3 K		0-3 K		1-1 1B		2-3 K		2	0	0	0	0	2	1
Shawon Dunston, R OBP: 0.291, SLG: 0.404			1-1 G6-3		0-3 K	0-1 F8		1-0 G6-3		2	0	0	0	0	1	3
Shawn Boskie, R OBP: 0.227, SLG: 0.293 Yorkis Perez, L Doug Dasenczo, S OBP: 0.327, SLG: 0.314			1-2 G4-3		1-2 P6		0-0 G1-3			2	0	0	0	0	0	0

Inning Stats	R: 0	H: 0	E: 0	K: 1	S: 6	R: 0	H: 0	E: 0	K: 1	S: 5	R: 0	H: 0	E: 0	K: 0	S: 7	R: 3	H: 1	E: 0	K: 1	S: 12	R: 0	H: 0	E: 0	K: 1	S: 8	R: 3	H: 1	E: 0	K: 0	S: 10	R: 0	H: 0	E: 0	K: 0	S: 3	R: 1	H: 1	E: 0	K: 1	S: 12	1B: 1	2B: 1	3B: 0	HR: 1	SF: 2	SAC: 0	DP: 1	HBP: 0	WP: 1	PA: 35
--------------	------	------	------	------	------	------	------	------	------	------	------	------	------	------	------	------	------	------	------	-------	------	------	------	------	------	------	------	------	------	-------	------	------	------	------	------	------	------	------	------	-------	-------	-------	-------	-------	-------	--------	-------	--------	-------	--------

PITCHER	IP	WLS	BF	H	R	ER	SO	BB	IBB	HBP	BLK	WP	HR	S	P	ERA	WHIP
Mark Clark, R ERA: 4.03	(1, 1)	5.0		1	3	3	4	3	0	0	0	0	1	38	69	5.40	0.800
Juan Agosto, L ERA: 4.81	(6, 1)	2.0	L	10	1	3	0	4	0	0	0	1	0	13	31	13.50	2.500
Willie Fraser, R ERA: 5.35	(8, 1)	1.0		6	1	1	1	2	0	0	0	0	0	12	26	9.00	3.000

BOTTOM

St. Louis Cardinals @ Chicago Cubs
Wrigley Field, Chicago, IL
Sat Oct 05 1991, 3:38 AM CDT
Att. 21,295 - Cloudy - 54 F

livebaseballscores.com

AB	24
R	7
H	3
RBI	6
BB	9
SO	5
LOB	14



