

Chicago Cubs - 1991

Batter	1	2	3	4	5	6	7	8	9	AB	R	H	RBI	BB	SO	LOB	TOP					
Milt Thompson, L (1.8)										5	1	2	0	0	1	2						
Ozzie Smith, S (1.6)										5	1	1	1	0	1	3						
Bernard Gilkey, R (1.7)										5	1	2	0	0	1	0						
Pedro Guerrero, R (1.3)										5	1	2	0	0	0	2						
Rex Hudler, R (9.3)										0	0	0	0	0	0	0						
Felix Jose, S (1.9)										5	0	2	2	0	1	3						
Todd Zeile, R (1.5)										4	0	1	1	0	0	2						
Tom Pagnozzi, R (1.2)										3	1	1	0	1	1	3						
José Oquendo, S (1.4)										2	0	0	0	2	0	3						
Ken Hill, R (1.1)										3	0	0	0	0	1	3						
Scott Terry, R (7.1)										0	0	0	0	0	0	0						
Gerald Perry, L (8. PH)										1	0	1	1	0	0	0						
Mike Perez, R (8.1)										0	0	0	0	0	0	0						
Lee Smith, R (8.1)										0	0	0	0	0	0	0						
Inning Stats	R: 0 E: 0 K: 1 S: 8	H: 2 LOB: 2 BB: 0 P: 9	R: 0 E: 0 K: 0 S: 8	H: 0 LOB: 1 BB: 1 P: 17	R: 0 E: 0 K: 2 S: 8	H: 0 LOB: 0 BB: 0 P: 12	R: 1 E: 0 K: 0 S: 11	H: 2 LOB: 2 BB: 1 P: 18	R: 3 E: 0 K: 1 S: 18	H: 5 LOB: 2 BB: 0 P: 26	R: 0 E: 0 K: 2 S: 10	H: 0 LOB: 0 BB: 0 P: 16	R: 0 E: 0 K: 0 S: 10	H: 1 LOB: 0 BB: 0 P: 17	R: 1 E: 0 K: 0 S: 12	H: 2 LOB: 2 BB: 1 P: 23	R: 0 E: 0 K: 0 S: 6	H: 0 LOB: 0 BB: 0 P: 9	1B: 10 2B: 2 3B: 0 HR: 0	SF: 0 SAC: 0 DP: 0 HBP: 0	WP: 0 PB: 0 SB: 2 CS: 1	PA: 42
PITCHER	IP WLS BF H R ER SO BB IBB HBP BLK WP HR S P ERA WHIP																					
Mike Harkey, R (1.1)	4.0 L 23 9 4 4 3 1 1 0 0 0 0 0 44 70 9.00 2.500																					
Heathcliff Slocumb, R (5.1)	1.0 3 3 0 0 0 1 0 0 0 0 0 0 9 12 0.00 0.000																					
Chuck McElroy, L (6.1)	2.0 6 1 0 0 2 0 0 0 0 0 0 0 20 33 0.00 0.500																					
Les Lancaster, R (8.1)	2.0 9 2 1 1 0 1 0 0 0 0 0 0 18 32 4.50 1.500																					

St. Louis Cardinals @ Chicago Cubs
Wrigley Field, Chicago, IL
Thu Apr 11 1991, 3:33 AM CDT
Att: 10,830 - Cloudy - 40 F

AB 38
R 5
H 12
RBI 5
BB 3
SO 6
LOB 21



Batter	1	2	3	4	5	6	7	8	9	AB	R	H	RBI	BB	SO	LOB	BOTTOM			
Jerome Walton, R (1.8)										1	0	0	0	0	0	0				
Doug Dasenczo, S (3.8)										2	1	1	0	2	0	0				
23 Ryne Sandberg, R (1.4)										4	0	1	0	1	0	1				
Mark Grace, L (1.3)										4	2	3	3	1	0	2				
George Bell, R (1.7)										5	0	2	0	0	1	5				
Andre Dawson, R (1.9)										4	0	1	0	1	0	3				
Shawon Dunston, R (1.6)										5	0	1	1	0	1	4				
Gary Scott, R (1.5)										4	0	0	0	0	2	3				
Joe Girardi, R (1.2)										3	1	0	0	1	0	0				
Mike Harkey, R (1.1)										1	0	0	0	0	0	0				
Heathcliff Slocumb, R (5.1)										0	0	0	0	0	0	0				
Dwight Smith, L (5. PH)										1	0	0	0	0	0	0				
Chuck McElroy, L (6.1)										0	0	0	0	0	0	0				
Chico Walker, S (7. PH)										1	0	0	0	0	0	0				
Les Lancaster, R (8.1)										0	0	0	0	0	0	0				
Damon Berryhill, S (8. PH)										1	0	0	0	0	1	1				
Inning Stats	R: 0 E: 0 K: 0 S: 8	H: 1 LOB: 2 BB: 1 P: 14	R: 0 E: 0 K: 2 S: 10	H: 0 LOB: 0 BB: 0 P: 15	R: 0 E: 0 K: 0 S: 10	H: 0 LOB: 0 BB: 2 P: 19	R: 0 E: 0 K: 0 S: 8	H: 0 LOB: 0 BB: 0 P: 10	R: 1 E: 0 K: 1 S: 12	H: 2 LOB: 1 BB: 0 P: 17	R: 0 E: 0 K: 0 S: 6	H: 0 LOB: 0 BB: 0 P: 10	R: 1 E: 0 K: 0 S: 17	H: 2 LOB: 2 BB: 1 P: 27	R: 2 E: 0 K: 2 S: 20	H: 3 LOB: 3 BB: 2 P: 30	1B: 7 2B: 1 3B: 0 HR: 1	SF: 0 SAC: 0 DP: 0 HBP: 0	WP: 0 PB: 0 SB: 1 CS: 0	PA: 42
PITCHER	IP WLS BF H R ER SO BB IBB HBP BLK WP HR S P ERA WHIP																			
Ken Hill, R (1.1)	6.0 W 25 4 1 1 3 3 0 0 0 0 0 0 6 87 1.50 1.167																			
Scott Terry, R (7.1)	1.0 3 0 0 0 0 0 0 0 0 0 0 0 6 10 0.00 0.000																			
Mike Perez, R (8.1)	0.2 5 2 1 1 0 1 0 0 0 0 0 0 10 17 13.50 4.500																			
Lee Smith, R (8.1)	1.1 S 9 3 2 2 2 2 0 0 0 0 0 0 27 40 13.50 3.750																			

St. Louis Cardinals @ Chicago Cubs
Wrigley Field, Chicago, IL
Thu Apr 11 1991, 3:33 AM CDT
Att: 10,830 - Cloudy - 40 F


AB 36
R 4
H 9
RBI 4
BB 6
SO 5
LOB 19



Batter	1	2	3	4	5	6	7	8	9	AB	R	H	RBI	BB	SO	LOB	TOP			
Gary Redus, R OBP: 0.357, SLG: 0.417 (1, 3)	F9		1-1 1B		G5-3			F8		4	0	1	0	0	0	0				
Jay Bell, R OBP: 0.190, SLG: 0.250 (1, 6)	F7		F9				1-3 K		F7	4	0	0	0	0	1	2				
Andy Van Slyke, L OBP: 0.300, SLG: 0.438 (1, 8)	F9		F8				0-0 F9		1B HR 2B	4	1	1	0	0	0	2				
Bobby Bonilla, S OBP: 0.550, SLG: 0.500 (1, 9)			FC4-6 HBP		FC4-6 1B			F7		3	1	2	0	0	0	0				
Barry Bonds, L OBP: 0.111, SLG: 0.111 Lloyd McClendon, R OBP: 0.250, SLG: 1.000 (5, 7)	FC4-6 G6-3 1-2		FC4-6		FC4-6			F3		2	0	0	0	0	0	2				
Jeff King, R OBP: 0.250, SLG: 0.118 (1, 5)	G6-3		F7		F7			G5-3		4	0	0	0	0	1	2				
Michael LaValliere, L OBP: 0.188, SLG: 0.133 (1, 2)	G6-3		F9		F9			G4-3		4	0	0	0	0	0	2				
Jose Lind, R OBP: 0.167, SLG: 0.222 (1, 4)			F8		P3			E6		3	0	0	0	0	0	0				
Doug Drabek, R OBP: 0.500, SLG: 0.500 Gary Varsho, L OBP: 0.400, SLG: 0.143 Bob Patterson, R OBP: 0.167, SLG: 0.167 Neal Heaton, L Tom Prince, R Bill Landrum, R (1, 1) (5, PH) (5, 1) (7, 1) (8, PH) (8, 1)			1B		L9			G6-3		1	0	1	0	0	0	0				
Inning Stats	R: 0 E: 0 K: 0 S: 7	H: 0 LOB: 0 BB: 0 P: 12	R: 0 E: 0 K: 0 S: 11	H: 0 LOB: 1 BB: 0 P: 20	R: 0 E: 0 K: 0 S: 8	H: 2 LOB: 2 BB: 0 P: 11	R: 0 E: 0 K: 0 S: 7	H: 1 LOB: 1 BB: 0 P: 11	R: 0 E: 0 K: 0 S: 8	H: 0 LOB: 0 BB: 0 P: 15	R: 0 E: 0 K: 0 S: 9	H: 0 LOB: 0 BB: 0 P: 15	R: 0 E: 1 K: 0 S: 7	H: 0 LOB: 0 BB: 0 P: 11	R: 3 E: 0 K: 1 S: 12	H: 3 LOB: 0 BB: 0 P: 20	1B: 4 2B: 1 3B: 0 HR: 1	SF: 0 SAC: 0 DP: 1 HBP: 1	WP: 0 PA: 34 PB: 0 SB: 1 CS: 0	
PITCHER	IP	WLS	BF	H	R	ER	SO	BB	IBB	HBP	BLK	WP	HR	S	P	ERA	WHIP			
Mike Bielecki, R ERA: 7.71	(1, 1)	8.0	W	28	3	0	1	0	0	1	0	0	0	65	105	0.00	0.375			
Les Lancaster, R ERA: 7.71	(9, 1)	1.0		6	3	3	3	1	0	0	0	0	1	12	20	27.00	3.000			

Pittsburgh Pirates @ Chicago Cubs
Wrigley Field, Chicago, IL
Sat Apr 13 1991, 3:33 AM CDT
Att: 23,838 - Cloudy - 46 F


AB	33
R	3
H	6
RBI	3
BB	0
SO	2
LOB	11



Batter	1	2	3	4	5	6	7	8	9	AB	R	H	RBI	BB	SO	LOB	BOTTOM			
Doug Dascenzo, S OBP: 0.500, SLG: 0.333 (1, 8)	F9			FC4-6 23 S						3	0	1	0	1	0	1				
23 Ryne Sandberg, R OBP: 0.286, SLG: 0.167 (1, 4)	K		P1					G6-4-3		4	0	0	0	0	1	5				
Mark Grace, L OBP: 0.400, SLG: 0.632 (1, 3)	G4-3			G5-3				F7		4	0	0	0	0	0	0				
George Bell, R OBP: 0.190, SLG: 0.200 (1, 7)			G6-3 1B	G6-3				G6-3		4	2	2	0	0	0	0				
Andre Dawson, R OBP: 0.286, SLG: 0.300 (1, 9)			F7	G1-3				K		4	1	1	0	0	1	1				
Damon Berryhill, S OBP: 0.308, SLG: 0.417 (1, 2)			G6-3 1B					F4		3	3	2	0	1	0	0				
Shawon Dunston, R OBP: 0.316, SLG: 0.556 (1, 6)			G6-3					SF9		3	1	2	1	0	0	2				
Gary Scott, R OBP: 0.294, SLG: 0.214 (1, 5)			BB 1B IBB					L6-3		3	0	1	2	1	0	3				
Mike Bielecki, R OBP: 0.667, SLG: 0.667 Dwight Smith, L Les Lancaster, R (1, 1) (8, PH) (9, 1)			BB 1B					G4-3		3	0	2	4	0	0	1				
Inning Stats	R: 0 E: 0 K: 1 S: 10	H: 0 LOB: 0 BB: 0 P: 11	R: 2 E: 0 K: 0 S: 12	H: 3 LOB: 3 BB: 2 P: 25	R: 0 E: 0 K: 0 S: 7	H: 0 LOB: 0 BB: 0 P: 11	R: 2 E: 0 K: 0 S: 11	H: 3 LOB: 1 BB: 0 P: 17	R: 3 E: 0 K: 0 S: 14	H: 3 LOB: 1 BB: 1 P: 23	R: 0 E: 0 K: 0 S: 6	H: 1 LOB: 0 BB: 0 P: 9	R: 0 E: 0 K: 1 S: 7	H: 0 LOB: 0 BB: 0 P: 9	R: 0 E: 0 K: 0 S: 9	H: 1 LOB: 0 BB: 0 P: 13	1B: 9 2B: 3 3B: 0 HR: 0	SF: 1 SAC: 0 DP: 2 HBP: 0	WP: 0 PA: 36 PB: 0 SB: 2 CS: 0	
PITCHER	IP	WLS	BF	H	R	ER	SO	BB	IBB	HBP	BLK	WP	HR	S	P	ERA	WHIP			
Doug Drabek, R ERA: 7.0	(1, 1)	4.0	L	20	6	4	4	1	0	0	0	0	0	20	64	9.00	1.750			
Bob Patterson, L ERA: 13.5	(5, 1)	2.0		10	4	3	3	0	1	0	0	0	0	7	9	0.00	0.000			
Neal Heaton, L ERA: 3.86	(7, 1)	1.0		3	0	0	0	1	0	0	0	0	0	9	13	0.00	1.000			
Bill Landrum, R ERA: 3.86	(8, 1)	1.0		3	1	0	0	0	0	0	0	0	0	9	13	0.00	1.000			

Pittsburgh Pirates @ Chicago Cubs
Wrigley Field, Chicago, IL
Sat Apr 13 1991, 3:33 AM CDT
Att: 23,838 - Cloudy - 46 F

AB	32
R	7
H	11
RBI	7
BB	3
SO	2
LOB	13



Batter	1	2	3	4	5	6	7	8	9	AB	R	H	RBI	BB	SO	LOB	TOP									
Curtis Wilkerson, S OBP: 0.333, SLG: 0.200	4-0 FC5-4 BB	1-1 BB 1B		1-0 P4		0-0 G5-3			1-3 K	4	1	1	0	1	1	0										
Jay Bell, R OBP: 0.192, SLG: 0.208	0-0 FC5-4 BB 1B	4-1 1B BB		1-2 G5-3			3-1 G6-3		2-2 G4-3	4	1	0	0	1	0	1										
Andy Van Slyke, L OBP: 0.320, SLG: 0.429	0-2 P3	3-1 FC5-4 1B		1-2 G4-3			1-2 F9		2-2 1B	5	0	2	1	0	0	1										
Bobby Bonilla, S OBP: 0.520, SLG: 0.600	4-2 1B BB	2-1 FC5-4			2-2 G5-3			1-0 HR	0-2 G4-3	4	1	1	1	1	0	3										
Jeff King, R OBP: 0.333, SLG: 0.238	3-1 1B		2-1 F7		0-0 1B			1-0 1B		4	0	3	1	0	0	0										
Carmelo Martinez, R OBP: 0.187, SLG: 0.167	1-0 P3		3-2 G6-3		3-2 P4		3-3 K			4	0	0	0	0	1	4										
Lloyd McClendon, R OBP: 0.375, SLG: 0.857		4-0 G6-4-3 BB		0-0 2B		3-2 G6-3			2-1 G4-3	3	0	1	0	1	0	1										
Don Slaught, R OBP: 0.375, SLG: 0.571		0-0 G6-4-3		4-0 IBB			1-1 G5-3		2-2 G6-3	3	0	0	0	1	0	1										
Bob Walk, R OBP: 0.250, SLG: 1.000		0-2 HR		1-1 P4			2-0 G6-3		1-1 G6-3	3	1	1	1	0	0	2										
Bob Kipper, R (6, 1)										0	0	0	0	0	0	0										
Gary Redus, R OBP: 0.333, SLG: 0.385										1	0	0	0	0	0	0										
Stan Belinda, R (8, 1)										0	0	0	0	0	0	0										
Inning Stats	R: 1 E: 0 K: 0 S: 11	H: 1 LOB: 2 BB: 2 P: 23	R: 2 E: 0 K: 0 S: 12	H: 3 LOB: 2 BB: 2 P: 26	R: 0 E: 0 K: 0 S: 8	H: 1 LOB: 2 BB: 1 P: 18	R: 0 E: 0 K: 0 S: 8	H: 0 LOB: 0 BB: 0 P: 11	R: 0 E: 0 K: 0 S: 13	H: 1 LOB: 1 BB: 0 P: 21	R: 0 E: 0 K: 0 S: 4	H: 0 LOB: 0 BB: 0 P: 7	R: 1 E: 0 K: 1 S: 10	H: 2 LOB: 1 BB: 0 P: 19	R: 0 E: 0 K: 0 S: 7	H: 0 LOB: 0 BB: 0 P: 12	R: 0 E: 0 K: 1 S: 15	H: 1 LOB: 1 BB: 0 P: 20	1B: 6 2B: 1 3B: 0 HR: 2	SF: 0 SAC: 0 DP: 1 HBP: 0	WP: 0 PB: 0 SB: 0 CS: 0	PA: 40				
PITCHER	IP	WLS	BF	H	R	ER	SO	BB	IBB	HBP	BLK	WP	HR	S	P	ERA	WHIP									
Danny Jackson, L ERA: 5.14	(1, 1)	6.2		32	8	4	4	0	4	1	0	0	0	2	63	119	5.40	1.800								
Heathcliff Slocumb, R ERA:	(7, 1)	1.1	W	4	0	0	0	1	0	0	0	0	0	0	10	18	0.00	0.000								
Dave Smith, R ERA:	(9, 1)	1.0	S	4	1	0	0	1	0	0	0	0	0	0	15	20	0.00	1.000								

Pittsburgh Pirates @ Chicago Cubs
Wrigley Field, Chicago, IL
Sun Apr 14 1991, 3:33 AM CDT
Att: 25,994 - Cloudy - 68 F

AB 35
R 4
H 9
RBI 4
BB 5
SO 2
LOB 13



Batter	1	2	3	4	5	6	7	8	9	AB	R	H	RBI	BB	SO	LOB	BOTTOM									
Doug Dascenzo, S OBP: 0.412, SLG: 0.231	0-0 P1		2-2 G6-3		0-1 E3 BB		0-0 B1-3	4-2 FC4-6 BB		4	0	0	1	1	0	1										
23 Ryne Sandberg, R OBP: 0.289, SLG: 0.304	1-2 HR		2-1 G5-3		1-2 E3 BB		0-0 G5-3	0-3 K		5	1	1	1	0	1	4										
Mark Grace, L OBP: 0.400, SLG: 0.545	4-1 1B BB		0-0 G1-3		1-2 2-3 4-0 BB		3-2 E4 2B	0-1 FC4-6 FC6-4		3	1	0	1	2	0	2										
George Bell, R OBP: 0.231, SLG: 0.280	0-1 F7-4 1B			1-0 F9	1-1 L5		1-2 2B	0-0 FC6-4		5	0	2	0	0	0	5										
Andre Dawson, R OBP: 0.320, SLG: 0.304	2-2 1B			2-3 K2-3		3-2 G6-3	4-0 IBB			3	0	1	1	1	1	0										
Damon Berryhill, S OBP: 0.294, SLG: 0.563	3-2 F7-4			1-1 G4-3		1-0 HR	0-1 F8			4	1	1	1	0	0	5										
Shawon Dunston, R OBP: 0.304, SLG: 0.500		3-2 G5-3			1-3 K	0-1 P4		0-2 BB 1B BB		4	1	1	0	0	1	0										
Gary Scott, R OBP: 0.381, SLG: 0.250		2-1 F8			4-2 E 23 SH1-4 BB	4-1 BB		1-0 BB BB		2	2	1	0	2	0	0										
Danny Jackson, R Heathcliff Slocumb, R Chico Walker, S Dave Smith, R	(1, 1) (7, 1) (8, PH) (9, 1)		1-0 G5-3		0-2 SH1-4	0-3 K		4-2 FC4-6 BB		2	0	0	0	0	1	1										
Inning Stats	R: 2 E: 0 K: 0 S: 15	H: 3 LOB: 1 BB: 1 P: 25	R: 0 E: 0 K: 0 S: 6	H: 0 LOB: 0 BB: 0 P: 12	R: 0 E: 0 K: 1 S: 6	H: 0 LOB: 0 BB: 0 P: 10	R: 1 E: 2 K: 1 S: 16	H: 0 LOB: 3 BB: 2 P: 27	R: 1 E: 0 K: 0 S: 10	H: 1 LOB: 1 BB: 1 P: 18	R: 0 E: 1 K: 0 S: 11	H: 1 LOB: 3 BB: 1 P: 19	R: 2 E: 0 K: 1 S: 17	H: 2 LOB: 2 BB: 2 P: 26	R: 0 E: 0 K: 1 S: 15	H: 0 LOB: 0 BB: 0 P: 20	1B: 4 2B: 2 3B: 0 HR: 2	SF: 0 SAC: 1 DP: 1 HBP: 0	WP: 0 PB: 0 SB: 0 CS: 0	PA: 40						
PITCHER	IP	WLS	BF	H	R	ER	SO	BB	IBB	HBP	BLK	WP	HR	S	P	ERA	WHIP									
Bob Walk, R ERA: 4.22	(1, 1)	5.2		25	4	4	3	2	3	0	0	0	0	2	56	95	4.76	1.235								
Bob Kipper, L ERA:	(6, 1)	1.1		8	1	0	0	1	1	1	0	0	0	0	15	27	0.00	1.500								
Stan Belinda, R ERA: 4.5	(8, 1)	1.0	L	7	2	2	2	1	2	0	0	0	0	0	17	26	18.00	4.000								

Pittsburgh Pirates @ Chicago Cubs
Wrigley Field, Chicago, IL
Sun Apr 14 1991, 3:33 AM CDT
Att: 25,994 - Cloudy - 68 F

AB 32
R 6
H 7
RBI 5
BB 7
SO 4
LOB 18



Batter	1	2	3	4	5	6	7	8	9	AB	R	H	RBI	BB	SO	LOB	TOP										
Lenny Dykstra, L OBP: 0.500, SLG: 0.630	G3		PB 3B		G3			K2-3		4	1	1	2	0	1	0	Philadelphia Phillies @ Chicago Cubs Wrigley Field, Chicago, IL Mon Apr 15 1991, 7:05 PM CDT Att: 27,794 - Sunny - 64 F										
Wally Backman, S OBP: 0.250, SLG: 0.167	L8		1-H 2-H BB		K			F9		2	0	0	0	1	1	0											
Ricky Jordan, R OBP: 0.333, SLG: 0.667			3-H BB								1	0	0	0	0	0											
Randy Ready, R OBP: 0.556, SLG: 0.429											0	0	0	0	0	0											
Von Hayes, L OBP: 0.364, SLG: 0.308	P6		K					K		4	0	0	0	0	3	1											
Dale Murphy, R OBP: 0.290, SLG: 0.357			G5-3					K		4	1	1	1	0	2	1											
John Kruk, L OBP: 0.364, SLG: 0.600	G3-1				1-1 1B			F8		3	0	1	0	1	0	0											
Darren Daulton, L OBP: 0.313, SLG: 0.286					2-2 F8					3	0	0	0	1	1	2											
Dickie Thon, R OBP: 0.296, SLG: 0.280					0-0 F9			SH1-4 BB		3	0	0	0	0	2	1											
Charlie Hayes, R OBP: 0.146, SLG: 0.148			BB 3B 1B		G4-3			K		3	1	1	0	0	1	2											
Jason Grimsley, R Tommy Greene, R John Morris, L Darrel Akerfelds, R Mitch Williams, L			4-1 BB 3B					L9		1	1	0	0	1	0	0											
			1-2 BB					P6		0	0	0	0	0	0	0											
										0	0	0	0	0	0	1											
										0	0	0	0	0	0	0											
										0	0	0	0	0	0	0											
Inning Stats	R: 0 E: 0 K: 0 S: 5	H: 0 LOB: 0 BB: 0 P: 9	R: 0 E: 0 K: 2 S: 8	H: 0 LOB: 0 BB: 0 P: 10	R: 3 E: 0 K: 2 S: 15	H: 2 LOB: 1 BB: 2 P: 26	R: 0 E: 0 K: 0 S: 8	H: 1 LOB: 1 BB: 0 P: 11	R: 0 E: 0 K: 1 S: 8	H: 0 LOB: 0 BB: 0 P: 11	R: 0 E: 0 K: 2 S: 7	H: 0 LOB: 0 BB: 0 P: 12	R: 0 E: 0 K: 1 S: 11	H: 0 LOB: 1 BB: 1 P: 18	R: 0 E: 0 K: 2 S: 9	H: 0 LOB: 0 BB: 0 P: 14	R: 1 E: 0 K: 1 S: 11	H: 1 LOB: 0 BB: 1 P: 19	1B: 2 2B: 0 3B: 1 HR: 1	SF: 0 SAC: 1 DP: 1 HBP: 0	WP: 0 PB: 1 SB: 0 CS: 0	PA: 34					
PITCHER	IP	WLS	BF	H	R	ER	SO	BB	IBB	HBP	BLK	WP	HR	S	P	ERA	WHIP										
Greg Maddux, R ERA: 1.2	7.0	W	27	3	3	2	8	3	0	0	0	0	0	62	97	2.57	0.857										
Paul Assenmacher, L ERA: 0.0	1.0		3	0	0	0	2	0	0	0	0	0	0	9	14	0.00	0.000										
Dave Smith, R ERA: 3.0	1.0	S	4	1	1	1	1	1	0	0	0	0	1	11	19	9.00	2.000										

Batter	1	2	3	4	5	6	7	8	9	AB	R	H	RBI	BB	SO	LOB	BOTTOM										
Doug Dascenzo, S OBP: 0.429, SLG: 0.353	23 WP 2B		FC6-4 23 WP 1B		G3			FC6-4 1B		4	2	2	0	0	0	2	Philadelphia Phillies @ Chicago Cubs Wrigley Field, Chicago, IL Mon Apr 15 1991, 7:05 PM CDT Att: 27,794 - Sunny - 64 F										
23 Ryne Sandberg, R OBP: 0.287, SLG: 0.269	K		1B S WP BB		P6			F9		3	1	0	0	1	1	2											
Mark Grace, L OBP: 0.414, SLG: 0.520	FC5-4 BB		G6-3 WP 1B		G3			K		3	0	1	1	1	1	2											
George Bell, R OBP: 0.200, SLG: 0.241	FC5-4		G6-3							4	0	0	0	0	0	3											
Paul Assenmacher, L Dave Smith, R	FC5-4		G6-3					P5		0	0	0	0	0	0	0											
	FC5-4		G6-3					FC6-4		0	0	0	0	0	0	0											
Andre Dawson, R OBP: 0.345, SLG: 0.423	P3		K					K		3	2	1	1	1	1	2											
								1B 1B BB																			
Damon Berryhill, S OBP: 0.238, SLG: 0.450	P6				K					4	0	0	0	0	1	1											
Shawon Dunston, R OBP: 0.333, SLG: 0.480	G5-3				G1-6-3 BB			1B 1B		3	0	1	0	1	0	0											
Gary Scott, R OBP: 0.360, SLG: 0.250	F7				G1-6-3			1B		4	0	1	1	0	1	1											
								1B																			
Greg Maddux, R Luis Salazar, R								G3		3	0	2	0	0	0	2											
								G3		0	0	0	0	0	0	0											
Inning Stats	R: 1 E: 0 K: 1 S: 10	H: 1 LOB: 1 BB: 1 P: 22	R: 0 E: 0 K: 0 S: 7	H: 0 LOB: 0 BB: 0 P: 12	R: 2 E: 0 K: 1 S: 15	H: 2 LOB: 1 BB: 1 P: 28	R: 0 E: 0 K: 1 S: 6	H: 0 LOB: 0 BB: 1 P: 12	R: 0 E: 0 K: 0 S: 12	H: 1 LOB: 1 BB: 0 P: 13	R: 1 E: 0 K: 0 S: 11	H: 2 LOB: 2 BB: 1 P: 24	R: 0 E: 0 K: 1 S: 11	H: 1 LOB: 1 BB: 0 P: 18	R: 1 E: 0 K: 1 S: 12	H: 1 LOB: 0 BB: 0 P: 20	1B: 5 2B: 2 3B: 0 HR: 1	SF: 0 SAC: 0 DP: 1 HBP: 0	WP: 4 PB: 0 SB: 2 CS: 0	PA: 35							
PITCHER	IP	WLS	BF	H	R	ER	SO	BB	IBB	HBP	BLK	WP	HR	S	P	ERA	WHIP										
Jason Grimsley, R ERA: 3.0	5.2	L	26	6	4	4	4	4	0	0	0	0	0	2	3	0.00	0.000										
Tommy Greene, R ERA: 6.43	0.1		1	0	0	0	0	0	0	0	0	0	0	5	10	0.00	3.000										
Darrel Akerfelds, R ERA: 6.75	0.1		2	1	0	0	0	0	0	0	0	0	0	18	28	5.40	6.000										
Mitch Williams, L ERA: 1.59	1.2		6	1	1	1	2	0	0	0	0	0	1	18	28	5.40	6.000										



Batter	1	2	3	4	5	6	7	8	9	10	11	12	13	AB	R	H	RBI	BB	SO	LOB	TOP							
Lenny Dykstra, L OBP: 0.600, SLG: 0.625														5	0	2	0	1	0	1								
Randy Ready, R OBP: 0.400, SLG: 0.308														6	0	1	0	0	0	2								
Von Hayes, L OBP: 0.359, SLG: 0.313														6	1	2	0	0	0	4								
Dale Murphy, R OBP: 0.297, SLG: 0.441														6	1	2	1	0	1	3								
John Kruk, L OBP: 0.333, SLG: 0.514														5	0	0	0	1	0	2								
Darren Daulton, L OBP: 0.263, SLG: 0.235														6	0	0	1	0	5	3								
Dickie Thon, R OBP: 0.250, SLG: 0.233														5	0	0	0	0	0	1								
Charlie Hayes, R OBP: 0.156, SLG: 0.250														5	1	1	1	0	0	1								
Jose De Jesus, R Darrel Akerfelds, R Dave Hollins, S Joe Boevers, R John Morris, L Roger McDowell, R Wally Backman, S Mitch Williams, L														2	0	0	0	0	1	0								
Inning Stats	R: 0 E: 1 K: 0 S: 5	H: 0 LOB: 1 BB: 1 P: 10	R: 0 E: 0 K: 1 S: 8	H: 0 LOB: 0 BB: 0 P: 14	R: 0 E: 0 K: 0 S: 15	H: 2 LOB: 2 BB: 0 P: 22	R: 1 E: 1 K: 1 S: 8	H: 1 LOB: 1 BB: 0 P: 12	R: 0 E: 0 K: 1 S: 6	H: 0 LOB: 0 BB: 0 P: 8	R: 1 E: 0 K: 0 S: 6	H: 2 LOB: 1 BB: 0 P: 7	R: 1 E: 0 K: 1 S: 9	H: 2 LOB: 1 BB: 0 P: 13	R: 0 E: 0 K: 0 S: 6	H: 0 LOB: 0 BB: 0 P: 10	R: 0 E: 0 K: 1 S: 8	H: 0 LOB: 0 BB: 0 P: 14	R: 0 E: 0 K: 1 S: 6	H: 0 LOB: 0 BB: 0 P: 11	R: 0 E: 0 K: 0 S: 4	H: 0 LOB: 0 BB: 0 P: 8	R: 0 E: 0 K: 1 S: 10	H: 1 LOB: 2 BB: 1 P: 20	1B: 5 2B: 1 3B: 0 HR: 2	SF: 0 SAC: 0 DP: 1 HBP: 0	W/P: 0 PB: 0 SB: 2 CS: 0	PA: 51
PITCHER	IP	WLS	BF	H	R	ER	SO	BB	IBB	HBP	BLK	WP	HR	S	P	ERA	WHIP											
Mike Harkey, R ERA: 6.1	6.1	27	6	3	3	3	1	0	0	0	0	0	2	51	78	4.26	1.105											
Paul Assenmacher, L ERA: 7.1	1.2	6	1	0	0	1	0	0	0	0	0	0	0	14	18	0.00	0.600											
Heathcliff Slocumb, R ERA: 8.1	2.0	7	0	0	0	1	1	0	0	0	0	0	0	17	29	0.00	0.500											
Chuck McElroy, L ERA: 11.1	0.2	2	0	0	0	1	0	0	0	0	0	0	0	5	8	0.00	0.000											
Mike Bielecki, R ERA: 11.1	2.1	9	1	0	0	1	0	1	0	0	0	0	0	15	31	0.00	0.429											

Philadelphia Phillies @ Chicago Cubs
Wrigley Field, Chicago, IL
Tue Apr 16 1991, 3:35 AM CDT
Att. 11,571 - Cloudy - 54 F

AB 48
R 3
H 8
RBI 3
BB 3
SO 7
LOB 17



Batter	1	2	3	4	5	6	7	8	9	10	11	12	13	AB	R	H	RBI	BB	SO	LOB	BOTTOM									
Doug Dasenczo, S OBP: 0.462, SLG: 0.429														4	0	2	0	1	1	1										
23 Ryne Sandberg, R OBP: 0.222, SLG: 0.210														6	0	0	0	0	2	5										
Mark Grace, L OBP: 0.457, SLG: 0.481														2	1	0	0	3	0	1										
George Bell, R OBP: 0.222, SLG: 0.371														6	1	2	3	0	0	5										
Andre Dawson, R OBP: 0.314, SLG: 0.375														6	0	1	0	0	1	1										
Shawon Dunston, R OBP: 0.333, SLG: 0.433														5	1	1	0	0	2											
Gary Scott, R OBP: 0.333, SLG: 0.208														4	0	0	0	0	1	2										
Chuck McElroy, L OBP: 0.667, SLG: 0.667														0	0	0	0	0	0	0										
Joe Girardi, R OBP: 0.200, SLG: 0.222														3	0	0	0	0	0	3										
Darrel Akerfelds, R ERA: 5.4	0.1	1	0	0	0	0	0	0	0	0	0	0	0	0	0	0	0	0	0	0										
Joe Boevers, R ERA: 4.7	2.0	10	3	0	0	3	0	1	0	0	0	0	0	26	39	0.00	1.500													
Roger McDowell, R ERA: 1.08	3.0	11	1	0	0	3	1	1	0	0	0	0	0	32	50	0.00	0.667													
Mitch Williams, L ERA: 2.45	1.2	7	1	1	1	0	0	0	0	0	0	0	0	9	17	5.40	0.600													
Inning Stats	R: 0 E: 0 K: 0 S: 6	H: 0 LOB: 1 BB: 0 P: 12	R: 0 E: 0 K: 0 S: 13	H: 1 LOB: 1 BB: 0 P: 15	R: 3 E: 0 K: 0 S: 13	H: 1 LOB: 0 BB: 2 P: 29	R: 0 E: 0 K: 0 S: 5	H: 0 LOB: 0 BB: 0 P: 8	R: 0 E: 0 K: 0 S: 7	H: 0 LOB: 1 BB: 1 P: 13	R: 0 E: 0 K: 1 S: 9	H: 1 LOB: 2 BB: 1 P: 13	R: 0 E: 0 K: 1 S: 13	H: 1 LOB: 2 BB: 1 P: 21	R: 0 E: 0 K: 2 S: 10	H: 2 LOB: 2 BB: 0 P: 18	R: 0 E: 0 K: 0 S: 10	H: 1 LOB: 1 BB: 1 P: 16	R: 0 E: 0 K: 1 S: 10	H: 0 LOB: 0 BB: 0 P: 14	R: 0 E: 0 K: 2 S: 12	H: 0 LOB: 1 BB: 1 P: 20	R: 0 E: 0 K: 0 S: 4	H: 0 LOB: 0 BB: 0 P: 6	R: 1 E: 0 K: 0 S: 5	H: 1 LOB: 1 BB: 0 P: 11	1B: 5 2B: 2 3B: 0 HR: 1	SF: 0 SAC: 2 DP: 1 HBP: 3	W/P: 0 PB: 0 SB: 3 CS: 0	PA: 54
PITCHER	IP	WLS	BF	H	R	ER	SO	BB	IBB	HBP	BLK	WP	HR	S	P	ERA	WHIP													
Jose De Jesus, R ERA: 7.7	5.2	25	3	3	3	0	3	0	2	0	0	0	1	51	88	4.76	1.059													
Darrel Akerfelds, R ERA: 5.4	0.1	1	0	0	0	0	0	0	0	0	0	0	0	2	2	0.00	0.000													
Joe Boevers, R ERA: 4.7	2.0	10	3	0	0	3	0	1	0	0	0	0	0	26	39	0.00	1.500													
Roger McDowell, R ERA: 1.08	3.0	11	1	0	0	3	1	1	0	0	0	0	0	32	50	0.00	0.667													
Mitch Williams, L ERA: 2.45	1.2	7	1	1	1	0	0	0	0	0	0	0	0	9	17	5.40	0.600													

Philadelphia Phillies @ Chicago Cubs
Wrigley Field, Chicago, IL
Tue Apr 16 1991, 3:35 AM CDT
Att. 11,571 - Cloudy - 54 F


AB 43
R 4
H 8
RBI 4
BB 6
SO 6
LOB 23



Batter	1	2	3	4	5	6	7	8	9	AB	R	H	RBI	BB	SO	LOB	TOP								
Doug Dascenzo, S (1, 8) OBP: 0.382, SLG: 0.345	L3		G1-3			B5-3	FC6-4			4	0	0	1	0	0	4	Chicago Cubs @ Pittsburgh Pirates Three Rivers Stadium, Pittsburgh, PA Thu Apr 18 1991, 7:05 PM EDT Att: 9,148 - Cloudy - 63 F								
23 Ryne Sandberg, R (1, 4) OBP: 0.205, SLG: 0.200	G5-3		F7			3B	L7			4	1	1	0	0	0	4									
Mark Grace, L (1, 3) OBP: 0.419, SLG: 0.486	G6-3			G5-3		1B		F8		4	1	1	1	0	0	0									
George Bell, R (1, 7) OBP: 0.250, SLG: 0.442		L8		K		3B		K		4	0	1	1	0	2	0									
Jerome Walton, R (8, 8) OBP: 0.222, SLG: 0.125						1B	G6-4-3		K	0	0	0	0	0	0	0									
Andre Dawson, R (1, 9) OBP: 0.326, SLG: 0.425		K				1B			K	4	0	1	0	0	1	1									
Damon Berryhill, S (1, 2) OBP: 0.273, SLG: 0.345					F8					3	1	0	0	1	0	1									
Jose Vizcaino, S (1, 6) OBP: 0.222, SLG: 0.250			SH1-4		G4-3					4	0	2	0	0	0	0									
Paul Assenmacher, L (9, 1)			1B				FC6-4	SH1-4		0	0	0	0	0	0	0									
Gary Scott, R (1, 5) OBP: 0.351, SLG: 0.207					G6-3		SH1-4			3	0	1	0	0	0	0									
Rick Sutcliffe, L (1, 1)			SH1-4							1	0	0	0	0	1	0									
Dwight Smith, L (7, PH)										0	0	0	0	1	0	0									
Heathcliff Slocumb, R (7, 1)										0	0	0	0	0	0	0									
Shawon Dunston, R (9, 6) OBP: 0.353, SLG: 0.484								FC6-4		0	0	0	0	0	0	0									
Inning Stats	R: 0 E: 0 K: 0 S: 6	H: 0 LOB: 0 BB: 0 P: 10	R: 0 E: 0 K: 1 S: 8	H: 0 LOB: 0 BB: 0 P: 10	R: 0 E: 0 K: 1 S: 9	H: 2 LOB: 2 BB: 0 P: 15	R: 0 E: 0 K: 1 S: 10	H: 1 LOB: 1 BB: 0 P: 15	R: 0 E: 0 K: 1 S: 12	H: 0 LOB: 0 BB: 0 P: 17	R: 2 E: 0 K: 0 S: 11	H: 3 LOB: 0 BB: 0 P: 13	R: 1 E: 0 K: 0 S: 9	H: 1 LOB: 2 BB: 2 P: 19	R: 0 E: 0 K: 1 S: 8	H: 0 LOB: 0 BB: 0 P: 11	R: 0 E: 0 K: 0 S: 6	H: 0 LOB: 0 BB: 0 P: 10	1B: 6 2B: 0 3B: 1 HR: 0	SF: 0 SAC: 2 DP: 1 HBP: 0	WP: 0 PB: 0 SB: 1 CS: 0	PA: 35			
PITCHER	IP	WLS	BF	H	R	ER	SO	BB	IBB	HBP	BLK	WP	HR	S	P	ERA	WHIP								
Doug Drabek, R ERA: 5.63	7.0	L	29	7	3	3	3	1	1	0	0	0	0	65	99	3.86	1.143								
Mark Huisman, R ERA:	1.0		3	0	0	0	1	0	0	0	0	0	0	8	11	0.00	0.000								
Bill Landrum, R ERA:	1.0		3	0	0	0	0	0	0	0	0	0	0	6	10	0.00	0.000								

Batter	1	2	3	4	5	6	7	8	9	AB	R	H	RBI	BB	SO	LOB	BOTTOM								
Jeff King, R (1, 5) OBP: 0.316, SLG: 0.400	F9		FC3-6		G6-3			G3-1		4	1	0	0	0	0	1	Chicago Cubs @ Pittsburgh Pirates Three Rivers Stadium, Pittsburgh, PA Thu Apr 18 1991, 7:05 PM EDT Att: 9,148 - Cloudy - 63 F								
Jay Bell, R (1, 6) OBP: 0.200, SLG: 0.211	F9		BB		K			K2-3		4	1	1	0	0	2	0									
Andy Van Slyke, L (1, 8) OBP: 0.333, SLG: 0.424			1B			G3			F9	2	0	0	0	2	0	0									
Bobby Bonilla, S (1, 9) OBP: 0.415, SLG: 0.457	F8		BB			F9			P3	4	0	1	2	0	0	1									
Barry Bonds, L (1, 7) OBP: 0.091, SLG: 0.091		G4-3				F8			K	4	0	0	0	0	2	2									
Carmelo Martinez, R (1, 3) OBP: 0.250, SLG: 0.250										2	0	1	0	0	0	0									
Gary Varsho, L (7, PH) OBP: 0.364, SLG: 0.333					G5-3				P4	1	0	0	0	0	0	0									
Michael LaValliere, L (1, 2) OBP: 0.207, SLG: 0.146									G6-3	3	0	0	0	0	0	1									
Jose Lind, R (1, 4) OBP: 0.226, SLG: 0.258									P4	3	0	0	0	0	0	0									
Doug Drabek, R (1, 1) OBP: 0.500, SLG: 0.500										2	0	1	0	0	0	0									
Mark Huisman, R (8, 1)										0	0	0	0	0	0	0									
Curtis Wilkerson, S (8, PH) OBP: 0.298, SLG: 0.167										1	0	0	0	0	0	0									
Bill Landrum, R (9, 1)										0	0	0	0	0	0	0									
Inning Stats	R: 0 E: 0 K: 0 S: 8	H: 0 LOB: 1 BB: 1 P: 16	R: 0 E: 0 K: 0 S: 8	H: 1 LOB: 0 BB: 0 P: 12	R: 2 E: 0 K: 1 S: 13	H: 3 LOB: 2 BB: 1 P: 23	R: 0 E: 0 K: 0 S: 5	H: 0 LOB: 0 BB: 0 P: 9	R: 0 E: 0 K: 1 S: 9	H: 0 LOB: 0 BB: 0 P: 11	R: 0 E: 0 K: 0 S: 6	H: 0 LOB: 0 BB: 0 P: 8	R: 0 E: 0 K: 0 S: 6	H: 0 LOB: 0 BB: 0 P: 9	R: 0 E: 0 K: 1 S: 10	H: 0 LOB: 0 BB: 0 P: 14	R: 0 E: 0 K: 1 S: 6	H: 0 LOB: 0 BB: 0 P: 11	1B: 4 2B: 0 3B: 0 HR: 0	SF: 0 SAC: 0 DP: 1 HBP: 0	WP: 0 PB: 0 SB: 0 CS: 0	PA: 32			
PITCHER	IP	WLS	BF	H	R	ER	SO	BB	IBB	HBP	BLK	WP	HR	S	P	ERA	WHIP								
Rick Sutcliffe, R ERA: 3.0	6.0	W	23	4	2	2	2	2	0	0	0	0	0	49	79	3.00	1.000								
Heathcliff Slocumb, R ERA:	2.0		6	0	0	0	1	0	0	0	0	0	0	16	23	0.00	0.000								
Paul Assenmacher, L ERA:	1.0	S	3	0	0	0	1	0	0	0	0	0	0	6	11	0.00	0.000								

AB 31
R 3
H 7
RBI 3
BB 2
SO 4
LOB 10



AB 30
R 2
H 4
RBI 2
BB 2
SO 4
LOB 5



Batter	1	2	3	4	5	6	7	8	9	AB	R	H	RBI	BB	SO	LOB	TOP				
Doug Dascenzo, S OBP: 0.368, SLG: 0.313	4-2 WP BB		1-2 F7			0-1 L7			3-3 K	3	0	0	0	1	1	0					
23 Ryne Sandberg, R OBP: 0.209, SLG: 0.186	2-2 P9			2-2 G6-3		0-0 P4			4-1 2B HR BB	3	1	0	0	1	0	1					
Mark Grace, L OBP: 0.426, SLG: 0.500	2-1 P3			1-2 P8			4-1 BB		1-1 HR 2B	3	1	1	0	1	0	1					
George Bell, R OBP: 0.250, SLG: 0.426	1-1 F9			0-1 1B			1-0 F7		2-3 K	4	0	1	0	0	1	4					
Dwight Smith, L (1, 9)		1-3 K		0-0 F8			3-3 K		3-0 HR HBP	3	1	0	0	0	2	2					
Damon Berryhill, S OBP: 0.250, SLG: 0.313		1-3 K			2-2 F7		0-3 K		0-0 HR	3	0	0	0	0	2	1					
Chuck McElroy, L André Dawson, R (9, PH) Dave Smith, R (9, 1)									1-1 HR	0	0	0	0	0	0	0					
Shawon Dunston, R OBP: 0.316, SLG: 0.429	1-1 G4-3				1-0 F7			1-2 L5	1-1 G6-3	4	0	0	0	0	0	0					
Gary Scott, R OBP: 0.325, SLG: 0.188			3-2 G6-3		1-3 K			1-0 F9		3	0	0	0	0	1	0					
Danny Jackson, R Mike Bielecki, R OBP: 0.097, SLG: 0.667 Jerome Walton, R OBP: 0.200, SLG: 0.111 Les Lancaster, R Erik Pappas, R (7, 2)			0-3 K			0-0 F8			1-3 K	1	0	0	0	0	1	0					
Inning Stats	R: 0 E: 0 K: 0 S: 10	H: 0 LOB: 1 BB: 1 P: 19	R: 0 E: 0 K: 2 S: 9	H: 0 LOB: 0 BB: 0 P: 12	R: 0 E: 0 K: 1 S: 10	H: 0 LOB: 1 BB: 0 P: 14	R: 0 E: 0 K: 0 S: 10	H: 1 LOB: 1 BB: 0 P: 13	R: 0 E: 0 K: 1 S: 8	H: 0 LOB: 0 BB: 0 P: 12	R: 0 E: 0 K: 2 S: 9	H: 0 LOB: 1 BB: 1 P: 17	R: 0 E: 0 K: 1 S: 7	H: 0 LOB: 0 BB: 0 P: 10	R: 4 E: 0 K: 2 S: 15	H: 2 LOB: 0 BB: 1 P: 29	1B: 1 2B: 1 3B: 0 HR: 1	SF: 0 SAC: 0 DP: 0 HBP: 1	WP: 1 PB: 0 SB: 0 CS: 0	PA: 34	
PITCHER	IP WLS BF H R ER SO	IP WLS BF H R ER SO	IP WLS BF H R ER SO	IP WLS BF H R ER SO	IP WLS BF H R ER SO	IP WLS BF H R ER SO	IP WLS BF H R ER SO	IP WLS BF H R ER SO	IP WLS BF H R ER SO	IP WLS BF H R ER SO	IP WLS BF H R ER SO	IP WLS BF H R ER SO	IP WLS BF H R ER SO	IP WLS BF H R ER SO	IP WLS BF H R ER SO	IP WLS BF H R ER SO	ERA WHIP	ERA WHIP			
Vicente Palacios, R ERA: 0.93	(1, 1) 6.2 0 0 0 0 0 5	(7, 1) 0.1 1 0 0 0 1	(8, 1) 2.0 W 10 2 4 4 3														0.00 0.450				
Bob Patterson, L ERA: 6.23																	0.00 0.000				
Stan Belinda, R ERA: 6.75																	18.00 1.500				

Chicago Cubs @ Pittsburgh Pirates
Three Rivers Stadium, Pittsburgh, PA

AB 30
R 4
H 3
RBI 4
BB 3
SO 9
LOB 9



WP: 1 PA: 34
PB: 0
SB: 0
CS: 0

Chicago Cubs @ Pittsburgh Pirates
Three Rivers Stadium, Pittsburgh, PA

AB 30
R 5
H 8
RBI 4
BB 7
SO 3
LOB 19



WP: 1 PA: 42
PB: 1
SB: 2
CS: 0

Batter	1	2	3	4	5	6	7	8	9	AB	R	H	RBI	BB	SO	LOB	BOTTOM					
Gary Redus, R OBP: 0.345, SLG: 0.320	4-1 E PB BB	0-0 L5		3-2 F7			4-0 S SH3 BB		1-2 SH1-4 WP 1B	3	1	1	0	2	0	3						
Jay Bell, R OBP: 0.233, SLG: 0.275	3-2 E6		4-1 HR BB		1-2 SF7 3B		0-0 SH3		1-0 SH1-4	2	2	1	0	1	0	1						
Andy Van Slyke, L OBP: 0.340, SLG: 0.500	2-1 F7		2-1 HR		0-0 SF7		4-0 S BB		1-3 G4-3	3	1	1	3	1	0	3						
Bobby Bonilla, S OBP: 0.391, SLG: 0.410	0-0 F9		0-0 L8		3-H F7		1-3 K		4-0 1B IBB	4	0	0	0	1	1	4						
Barry Bonds, L OBP: 0.111, SLG: 0.077	1-1 G4-3		1-1 G4-3		2-0 G4-3		2-1 G3		4-0 1B IBB	4	0	0	0	1	0	4						
Jeff King, R OBP: 0.326, SLG: 0.400		3-1 SH2-4 BB 1B	2-1 G5-3			1-2 F7		3-3 K	1-1 1B	5	0	2	1	0	1	0						
Don Slaught, R OBP: 0.417, SLG: 0.545	1 SAFE F8	0-0 F8		0-0 SH3 1B		2-1 1B		1-1 F8	2-2 F8	4	0	2	0	0	0	1						
Jose Lind, R OBP: 0.229, SLG: 0.235	1 SAFE SH2-4 BB	4-0 SH2-4 BB		2-3 K		0-0 F8		2-1 F8	3-3 F8	3	0	0	0	1	1	2						
Vicente Palacios, R Bob Patterson, R Stan Belinda, R Curtis Wilkerson, S (9, PH) Dave Smith, R ERA: 5.79		0-1 SH2-4 BB		0-0 SH3		0-0 P9			1-1 1B WP	1	0	0	0	0	0	1						
Inning Stats	R: 0 E: 1 K: 0 S: 11	H: 0 LOB: 2 BB: 1 P: 21	R: 0 E: 0 K: 0 S: 6	H: 1 LOB: 0 BB: 1 P: 13	R: 2 E: 0 K: 0 S: 8	H: 1 LOB: 1 BB: 0 P: 17	R: 0 E: 0 K: 1 S: 8	H: 1 LOB: 0 BB: 0 P: 13	R: 1 E: 0 K: 0 S: 8	H: 1 LOB: 0 BB: 0 P: 14	R: 0 E: 0 K: 0 S: 7	H: 1 LOB: 1 BB: 0 P: 10	R: 0 E: 0 K: 1 S: 6	H: 0 LOB: 2 BB: 2 P: 17	R: 0 E: 0 K: 1 S: 8	H: 0 LOB: 0 BB: 0 P: 14	R: 2 E: 0 K: 0 S: 14	H: 3 LOB: 3 BB: 2 P: 26	1B: 6 2B: 0 3B: 1 HR: 1	SF: 1 SAC: 4 DP: 0 HBP: 0	WP: 1 PB: 1 SB: 2 CS: 0	PA: 42
PITCHER	IP WLS BF H R ER SO	IP WLS BF H R ER SO	IP WLS BF H R ER SO	IP WLS BF H R ER SO	IP WLS BF H R ER SO	IP WLS BF H R ER SO	IP WLS BF H R ER SO	IP WLS BF H R ER SO	IP WLS BF H R ER SO	IP WLS BF H R ER SO	IP WLS BF H R ER SO	IP WLS BF H R ER SO	IP WLS BF H R ER SO	IP WLS BF H R ER SO	IP WLS BF H R ER SO	IP WLS BF H R ER SO	ERA WHIP	ERA WHIP				
Danny Jackson, L ERA: 5.06	(1, 1) 2.0 0 0 0 0 0 0	(3, 1) 3.0 0 0 0 0 0 1	(6, 1) 1.1 6 1 0 0 0 0	(7, 1) 1.2 6 0 0 0 2 1	(9, 1) 0.2 L 7 3 2 2 0												0.00 1.500					
Mike Bielecki, R ERA: 1.35																	9.00 1.333					
Les Lancaster, R ERA: 6.0																	0.00 1.500					
Chuck McElroy, L ERA: 6.0																	0.00 0.600					
Dave Smith, R ERA: 5.79																	27.00 4.500					

Chicago Cubs @ Pittsburgh Pirates
Three Rivers Stadium, Pittsburgh, PA

AB 30
R 4
H 3
RBI 4
BB 3
SO 9
LOB 9



WP: 1 PA: 34
PB: 0
SB: 0
CS: 0

Chicago Cubs @ Pittsburgh Pirates
Three Rivers Stadium, Pittsburgh, PA

AB 30
R 5
H 8
RBI 4
BB 7
SO 3
LOB 19



WP: 1 PA: 42
PB: 1
SB: 2
CS: 0

Batter	1	2	3	4	5	6	7	8	9	AB	R	H	RBI	BB	SO	LOB	TOP					
Doug Dascenzo, S OBP: 0.326, SLG: 0.270	F9		G4-3		G6-3		G1-3		L3	5	0	0	0	0	0	0						
23 Ryne Sandberg, R OBP: 0.226, SLG: 0.250	G3		2B		G4-3		G5-3		2B	5	0	2	0	0	0	0						
Mark Grace, L OBP: 0.404, SLG: 0.465	1B		P8		L7		P4		F7	5	0	1	0	0	0	2						
George Bell, R OBP: 0.288, SLG: 0.440	1B		G6-3							3	1	2	0	1	0	1						
Andre Dawson, R OBP: 0.333, SLG: 0.511	F7									4	1	1	0	0	0	4						
Damon Berryhill, S OBP: 0.250, SLG: 0.306		G6-3								4	0	1	0	0	1	2						
Shawon Dunston, R OBP: 0.286, SLG: 0.395		G6-3								3	0	0	2	0	0	2						
Gary Scott, R OBP: 0.349, SLG: 0.235										2	0	1	0	1	0	1						
Les Lancaster, R										0	0	0	0	0	0	0						
Chico Walker, S										1	0	0	0	0	0	1						
Heathcliff Slocumb, R										0	0	0	0	0	0	0						
Greg Maddux, R OBP: 0.250, SLG: 0.375		G4-3								2	0	0	0	0	0	3						
Chuck McElroy, L										0	0	0	0	0	0	0						
Luis Salazar, R OBP: 0.333, SLG: 1.333										2	1	1	1	0	0	0						
Inning Stats	R: 0 E: 0 K: 0 S: 12	H: 2 LOB: 2 BB: 0 P: 17	R: 0 E: 0 K: 0 S: 11	H: 1 LOB: 1 BB: 0 P: 18	R: 0 E: 0 K: 1 S: 8	H: 1 LOB: 1 BB: 0 P: 9	R: 0 E: 0 K: 1 S: 9	H: 1 LOB: 2 BB: 1 P: 17	R: 0 E: 0 K: 0 S: 8	H: 0 LOB: 0 BB: 0 P: 11	R: 1 E: 1 K: 0 S: 8	H: 1 LOB: 1 BB: 0 P: 12	R: 1 E: 0 K: 0 S: 8	H: 1 LOB: 0 BB: 0 P: 12	R: 1 E: 0 K: 0 S: 9	H: 1 LOB: 1 BB: 1 P: 15	R: 0 E: 0 K: 0 S: 10	H: 1 LOB: 1 BB: 0 P: 16	1B: 4 2B: 4 3B: 0 HR: 1	SF: 1 SAC: 0 DP: 0 HBP: 0	WP: 0 PB: 1 SB: 0 CS: 0	PA: 39
PITCHER	IP WLS BF H R ER SO BB IBB HBP BLK WP HR S P ERA WHIP																					
Zane Smith, L ERA: 3.05	(1, 1) 7.0 W 30 7 2 1 1 0 1 0 0 0 0 1 64 96 1.29 1.000																					
Mark Huisman, R ERA: 4.5	(8, 1) 1.0 5 1 1 1 0 1 0 0 0 0 0 0 9 15 9.00 2.000																					
Bob Kipper, L ERA: 14.73	(9, 1) 1.0 4 1 0 0 0 0 0 0 0 0 0 0 10 16 0.00 1.000																					

Chicago Cubs @ Pittsburgh Pirates
Three Rivers Stadium, Pittsburgh, PA
Sat Apr 20 1991, 3:33 AM EDT
Att: 13,179 - Cloudy - 50 F

AB 36
R 3
H 9
RBI 3
BB 2
SO 1
LOB 16



Batter	1	2	3	4	5	6	7	8	9	AB	R	H	RBI	BB	SO	LOB	BOTTOM			
Gary Redus, R OBP: 0.333, SLG: 0.310	G4-3		G4-3							4	1	1	0	0	0	1				
Jay Bell, R OBP: 0.255, SLG: 0.318	G5-3									4	2	2	0	0	0	0				
Andy Van Slyke, L OBP: 0.353, SLG: 0.500	G1-3									4	2	2	1	0	0	0				
Bobby Bonilla, S OBP: 0.400, SLG: 0.405		G4-3								3	2	1	1	1	0	0				
Barry Bonds, L OBP: 0.097, SLG: 0.069										3	0	0	1	0	2	2				
Jeff King, R OBP: 0.340, SLG: 0.395										3	1	1	1	1	1	0				
Michael LaValliere, L OBP: 0.212, SLG: 0.256										4	1	1	1	4	0	0				
Curtis Wilkerson, S OBP: 0.364, SLG: 0.222										2	0	0	0	1	0	0				
Zane Smith, L OBP: 0.429, SLG: 0.500										2	0	0	0	0	1	0				
Mark Huisman, R										0	0	0	0	0	0	0				
Bob Kipper, R										0	0	0	0	0	0	0				
Inning Stats	R: 0 E: 0 K: 0 S: 7	H: 0 LOB: 0 BB: 0 P: 11	R: 0 E: 0 K: 1 S: 8	H: 0 LOB: 0 BB: 0 P: 13	R: 0 E: 0 K: 0 S: 5	H: 0 LOB: 1 BB: 1 P: 12	R: 2 E: 0 K: 1 S: 8	H: 3 LOB: 0 BB: 0 P: 12	R: 0 E: 0 K: 0 S: 5	H: 0 LOB: 0 BB: 0 P: 6	R: 6 E: 0 K: 1 S: 21	H: 4 LOB: 2 BB: 2 P: 41	R: 0 E: 0 K: 0 S: 6	H: 0 LOB: 0 BB: 0 P: 10	R: 1 E: 1 K: 1 S: 12	H: 1 LOB: 0 BB: 0 P: 17	1B: 6 2B: 1 3B: 0 HR: 1	SF: 1 SAC: 1 DP: 1 HBP: 0	WP: 0 PB: 0 SB: 0 CS: 0	PA: 34
PITCHER	IP WLS BF H R ER SO BB IBB HBP BLK WP HR S P ERA WHIP																			
Greg Maddux, R ERA: 3.15	(1, 1) 5.0 L 21 6 5 5 2 1 0 0 0 0 0 0 0 39 66 9.00 1.400																			
Chuck McElroy, L ERA: 1.92	(6, 1) 0.1 2 0 0 0 0 1 0 0 0 0 0 0 5 11 0.00 3.000																			
Les Lancaster, R ERA: 7.04	(6, 1) 1.2 7 1 3 3 1 1 0 0 0 0 0 1 16 28 16.20 1.200																			
Heathcliff Slocumb, R	(8, 1) 1.0 4 1 1 0 1 0 0 0 0 0 0 0 12 17 0.00 1.000																			

Chicago Cubs @ Pittsburgh Pirates
Three Rivers Stadium, Pittsburgh, PA
Sat Apr 20 1991, 3:33 AM EDT
Att: 13,179 - Cloudy - 50 F

AB 29
R 9
H 8
RBI 8
BB 3
SO 4
LOB 3




Batter	1	2	3	4	5	6	7	8	9	10	11	AB	R	H	RBI	BB	SO	LOB	TOP							
Jerome Walton, R OBP: 0.250, SLG: 0.143	G6-3		G4-6-3			SF9 1B	BB				FC3-5 1B	5	2	1	0	1	1	5								
23 Ryne Sandberg, R OBP: 0.254, SLG: 0.296	FC6-4 1B			F7		SF9 1B 2B	FC5-4			G4-3	1B HR 1B	6	2	3	1	0	0	2								
Mark Grace, L OBP: 0.393, SLG: 0.444	F7			F7		SF9					FC5-2 1B	2	1	0	1	0	0	1								
Luis Salazar, R OBP: 0.200, SLG: 0.800	F7			F7		SF9					FC5-2 1B	2	1	0	0	0	1	3								
George Bell, R OBP: 0.286, SLG: 0.444	FC6-4			G6-3		K					HR	4	0	1	1	0	1	2								
Doug Descenzo, S OBP: 0.333, SLG: 0.282	FC6-4			G6-3		K					HR	2	2	1	1	0	0	0								
Andre Dawson, R OBP: 0.552, SLG: 0.569		P8				CS 1B					HR	6	1	3	5	0	0	1								
Dwight Smith, L		P8				CS 1B					HR	0	0	0	0	0	0	0								
Shawn Dunston, R OBP: 0.252, SLG: 0.357	G6-3			G6-3		K					F8	4	1	0	0	2	1	1								
Gary Scott, R OBP: 0.313, SLG: 0.205	G1-3			G1-3		P9						5	1	0	0	0	1	1								
Chuck McElroy, L	G1-3			G1-3		P9						0	0	0	0	0	0	0								
Heathcliff Stocumb, R	G1-3			G1-3		P9						0	0	0	0	0	0	0								
Mike Bielecki, R OBP: 0.667, SLG: 0.667	G1-3			G1-3		P9						0	0	0	0	0	0	0								
Erik Pappas, R OBP: 0.333, SLG: 0.200	F7			F7		F7					FC3-5 BB	4	0	1	1	1	0	1								
Mike Harkey, R OBP: 0.500, SLG: 0.500	F7			F7		F7					FC3-5 BB	2	1	2	0	0	0	0								
Paul Assenmacher, L OBP: 0.500, SLG: 0.500	F7			F7		F7					FC3-5 BB	2	0	1	0	0	1	2								
Dave Smith, R	F7			F7		F7					FC3-5 BB	0	0	0	0	0	0	0								
Jose Vizcaino, S OBP: 0.300, SLG: 0.250	G4-6-3 1B			G4-6-3 1B		G4-6-3 1B					FC5-2 BB	0	0	0	0	1	0	0								
Inning Stats	R: 0 E: 0 K: 0 S: 12	H: 1 LOB: 1 BB: 0 P: 18	R: 0 E: 0 K: 0 S: 8	H: 0 LOB: 0 BB: 0 P: 12	R: 0 E: 0 K: 0 S: 6	H: 1 LOB: 0 BB: 0 P: 7	R: 0 E: 0 K: 0 S: 7	H: 0 LOB: 0 BB: 0 P: 13	R: 0 E: 0 K: 0 S: 5	H: 1 LOB: 1 BB: 1 P: 9	R: 3 E: 0 K: 2 S: 17	H: 4 LOB: 1 BB: 0 P: 22	R: 0 E: 0 K: 0 S: 8	H: 1 LOB: 2 BB: 1 P: 17	R: 4 E: 1 K: 2 S: 18	H: 2 LOB: 2 BB: 1 P: 30	R: 0 E: 0 K: 1 S: 8	H: 0 LOB: 0 BB: 0 P: 12	R: 0 E: 0 K: 1 S: 7	H: 0 LOB: 0 BB: 0 P: 10	R: 5 E: 0 K: 0 S: 17	H: 3 LOB: 0 BB: 2 P: 28	1B: 10 2B: 2 3B: 0 HR: 1	SF: 1 SAC: 0 DP: 1 HBP: 1	WP: 0 PB: 0 SB: 1 CS: 1	PA: 51
PITCHER	IP ERA	WLS BF	H R	ER SO	BB IBB	HBP BLK	WP HR	S SS	P 81	ERA WHIP																
Randy Tomlin, L ERA: 3.46	6.0	24	7	3	2	0	0	5	18	9.00																
Neal Heaton, L ERA: 5.4	1.0	6	1	1	1	0	1	0	8	18.00																
Mark Hulsmann, R ERA: 5.0	1.0	7	2	3	1	2	0	1	0	18.00																
Bill Landrum, R ERA:	1.0	3	0	0	0	1	0	0	8	0.00																
Bob Kipper, L ERA: 16.43	1.0	5	0	2	2	1	2	0	10	21.00																
PITCHER	IP ERA	WLS BF	H R	ER SO	BB IBB	HBP BLK	WP HR	S SS	P 81	ERA WHIP																
Bob Patterson, L ERA: 10.15	11.1	66	10	10	10	0	0	10	21	18.00																

Chicago Cubs @ Pittsburgh Pirates
Three Rivers Stadium, Pittsburgh, PA
Sun Apr 21 1991, 3:33 AM EDT
Att: 10,860 - Cloudy - 43 F

livebaseballscores.com

AB 44
R 12
H 13
RBI 10
BB 5
SO 6
LOB 19



Batter	1	2	3	4	5	6	7	8	9	10	11	AB	R	H	RBI	BB	SO	LOB	BOTTOM					
Orlando Merced, S OBP: 0.500, SLG: 0.667	G1-4-3			K		CS BB		HR 3B			SF8 1B	4	2	2	2	2	1	0						
Jay Bell, R OBP: 0.245, SLG: 0.320	G5-3			F7		K		K		G6-3	SF8 1B 2B	6	1	1	2	0	2	4						
Andy Van Slyke, L OBP: 0.316, SLG: 0.444	K			F9		F5		G1-3			SF8	5	0	0	1	0	2	2						
Bobby Bonilla, S OBP: 0.429, SLG: 0.500		P4				F9 1B 2B BB		K			1B 2B BB	4	3	2	2	2	1	0						
Barry Bonds, L OBP: 0.135, SLG: 0.114		K				2B SF9 1B		K			2B BB 1B	6	2	2	1	0	4	2						
Jeff King, R OBP: 0.346, SLG: 0.383		K				F9		P2			2B BB	4	1	1	0	1	1	3						
Michael LaValliere, L OBP: 0.229, SLG: 0.303				G6-3		SF9 2B		K		SH5-4 1B	2B BB	2	0	1	1	0	0	0						
Don Slaught, R OBP: 0.400, SLG: 0.571				G6-3		SF9 2B		K		G5-3	2B	3	0	1	2	0	1	3						
Jose Lind, R OBP: 0.250, SLG: 0.243				G6-3		SF9		P2			1B 1B 2B BB	3	2	1	1	1	0	1						
Randy Tomlin, L ERA: 3.46				K		K		K			1B	2	0	0	0	0	2	1						
Neal Heaton, L ERA: 5.4				K		K		K			1B	0	0	0	0	0	0	0						
Mark Hulsmann, R ERA: 5.0				K		K		K			1B	0	0	0	0	0	0	0						
Bill Landrum, R ERA:				K		K		K			1B	0	0	0	0	0	0	0						
Bob Kipper, L ERA: 16.43				K		K		K			1B	0	0	0	0	0	0	0						
Inning Stats	R: 0 E: 0 K: 1 S: 9	H: 0 LOB: 0 BB: 0 P: 13	R: 0 E: 0 K: 2 S: 8	H: 0 LOB: 0 BB: 0 P: 13	R: 0 E: 0 K: 1 S: 7	H: 0 LOB: 0 BB: 0 P: 11	R: 0 E: 0 K: 1 S: 9	H: 0 LOB: 0 BB: 0 P: 15	R: 0 E: 0 K: 1 S: 9	H: 0 LOB: 1 BB: 1 P: 23	R: 0 E: 0 K: 3 S: 13	H: 0 LOB: 1 BB: 1 P: 18	R: 4 E: 0 K: 2 S: 16	H: 3 LOB: 0 BB: 1 P: 23	R: 1 E: 0 K: 0 S: 11	H: 2 LOB: 2 BB: 1 P: 24	R: 0 E: 0 K: 2 S: 11	H: 1 LOB: 2 BB: 1 P: 22	R: 6 E: 0 K: 0 S: 18	H: 5 LOB: 2 BB: 3 P: 40	1B: 6 2B: 5 3B: 1 HR: 1	SF: 2 SAC: 1 DP: 0 HBP: 0	WP: 2 PB: 0 SB: 0 CS: 1	PA: 52
PITCHER	IP ERA	WLS BF	H R	ER SO	BB IBB	HBP BLK	WP HR	S SS	P 86	ERA WHIP														
Mike Harkey, R ERA: 5.17	5.1	20	2	2	2	0	0	5	4	3.38														
Paul Assenmacher, L ERA: 3.72	2.2	12	3	4	4	5	1	1	33	13.50														
Dave Smith, R ERA: 6.35	1.0	6	2	1	1	0	0	0	11	9.00														
Chuck McElroy, L ERA: 1.69	0.2	4	1	0	0	2	0	1	7	0.00														
Heathcliff Stocumb, R ERA: 3.12	0.1	4	2	3	3	0	1	0	11	22.00														
PITCHER	IP ERA	WLS BF	H R	ER SO	BB IBB	HBP BLK	WP HR	S SS	P 86	ERA WHIP														
Mike Bielecki, R ERA: 3.29	11.1	66	10	10	10	0	0	10	21	18.00														

Chicago Cubs @ Pittsburgh Pirates
Three Rivers Stadium, Pittsburgh, PA
Sun Apr 21 1991, 3:33 AM EDT
Att: 10,860 - Cloudy - 43 F

livebaseballscores.com

AB 41
R 13
H 13
RBI 13
BB 8
SO 14
LOB 16



Batter	1	2	3	4	5	6	7	8	9	AB	R	H	RBI	BB	SO	LOB	TOP																
Jerome Walton, R (1, 8) OBP: 0.300, SLG: 0.294										3	1	2	1	0	1	0	Chicago Cubs @ St. Louis Cardinals Busch Stadium, St. Louis, MO Mon Apr 22 1991, 7:05 PM CDT Att: 23,943 - Cloudy - 60 F																
23 Ryne Sandberg, R (1, 4) OBP: 0.270, SLG: 0.286										2	0	0	0	2	0	1																	
Shawon Dunston, R (1, 6) OBP: 0.288, SLG: 0.341										2	0	0	1	1	0	1																	
George Bell, R (1, 7) OBP: 0.267, SLG: 0.414										4	0	0	0	0	0	4																	
Andre Dawson, R (1, 9) OBP: 0.345, SLG: 0.545										4	0	1	0	0	0	2																	
Luis Salazar, R (1, 3) OBP: 0.222, SLG: 0.500										3	0	0	0	1	0	2																	
Mark Grace, L (9, 3) OBP: 0.393, SLG: 0.444										0	0	0	0	0	0	0																	
Damon Berryhill, S (1, 2) OBP: 0.227, SLG: 0.275										4	0	0	0	0	0	2																	
Gary Scott, R (1, 5) OBP: 0.294, SLG: 0.190										3	0	0	0	0	2	0																	
Shawn Boskie, R (1, 1) OBP: 0.250, SLG: 0.429										3	1	1	0	0	1	0																	
Paul Assenmacher, L (8, 1) OBP: 0.500, SLG: 0.500										0	0	0	0	0	0	0																	
Dave Smith, R (9, 1)										0	0	0	0	0	0	0																	
Inning Stats	R: 1 E: 0 K: 0 S: 5	H: 1 LOB: 0 BB: 1 P: 10	R: 0 E: 0 K: 0 S: 4	H: 0 LOB: 0 BB: 0 P: 9	R: 1 E: 0 K: 0 S: 10	H: 1 LOB: 0 BB: 0 P: 17	R: 0 E: 0 K: 0 S: 9	H: 1 LOB: 2 BB: 1 P: 16	R: 0 E: 0 K: 2 S: 8	H: 0 LOB: 0 BB: 0 P: 14	R: 0 E: 0 K: 0 S: 8	H: 0 LOB: 2 BB: 2 P: 18	R: 0 E: 0 K: 0 S: 12	H: 0 LOB: 0 BB: 0 P: 17	R: 0 E: 0 K: 0 S: 4	H: 1 LOB: 1 BB: 0 P: 8	R: 0 E: 0 K: 0 S: 4	H: 0 LOB: 0 BB: 0 P: 7	1B: 2 2B: 2 3B: 1 HR: 0	SF: 2 SAC: 0 DP: 1 HBP: 0	WP: 2 PB: 0 SB: 0 CS: 0	PA: 34											
PITCHER	IP WLS BF H R ER SO BB IBB HBP BLK WP HR S P ERA WHIP																																
Jamie Moyer, L (1, 1) ERA: 4.2	6.0	24	3	2	2	2	4	0	0	0	0	2	0	44	84	3.00	1.167																
Mike Perez, R (7, 1) ERA: 2.16	2.0	7	1	0	0	2	0	0	0	0	0	0	0	16	25	0.00	0.500																
Juan Agosto, L (9, 1) ERA: 5.4	1.0	W	3	0	0	0	0	0	0	0	0	0	0	4	7	0.00	0.000																

Chicago Cubs @ St. Louis Cardinals
 Busch Stadium, St. Louis, MO
 Mon Apr 22 1991, 7:05 PM CDT
 Att: 23,943 - Cloudy - 60 F

AB 28
 R 2
 H 4
 RBI 2
 BB 4
 SO 4
 LOB 12



Batter	1	2	3	4	5	6	7	8	9	AB	R	H	RBI	BB	SO	LOB	BOTTOM															
Bernard Gilkey, R (1, 7) OBP: 0.344, SLG: 0.283										4	0	2	1	0	0	1	Chicago Cubs @ St. Louis Cardinals Busch Stadium, St. Louis, MO Mon Apr 22 1991, 7:05 PM CDT Att: 23,943 - Cloudy - 60 F															
Ozzie Smith, S (1, 6) OBP: 0.285, SLG: 0.178										3	0	0	0	1	1	3																
Ray Lankford, L (1, 8) OBP: 0.394, SLG: 0.483										4	0	0	0	0	0	1																
Pedro Guerrero, R (1, 3) OBP: 0.373, SLG: 0.472										3	0	0	0	1	1	1																
Rex Hudler, R (9, PR) OBP: 0.346, SLG: 0.375										0	1	0	0	0	0	0																
Felix Jose, S (1, 9) OBP: 0.417, SLG: 0.560										4	1	1	2	0	1	1																
Todd Zeile, R (1, 5) OBP: 0.364, SLG: 0.452										3	0	0	0	0	0	0																
Tom Pagnozzi, R (1, 2) OBP: 0.292, SLG: 0.279										3	1	1	0	0	0	0																
José Oquendo, S (1, 4) OBP: 0.396, SLG: 0.390										2	0	0	0	1	0	0																
Gerónimo Peña, S (8, PR) OBP: 0.385, SLG: 0.111										0	0	0	0	0	0	0																
Jamie Moyer, L (1, 1) ERA: 1.77										1	0	0	0	0	0	0																
Milt Thompson, L (6, PH) OBP: 0.545, SLG: 0.500										1	0	1	0	0	0	0																
Mike Perez, R (7, 1) ERA: 3.48										0	0	0	0	0	0	0																
Gerald Perry, L (8, PH) OBP: 0.429, SLG: 0.800										1	0	0	0	0	2	0																
Juan Agosto, L (9, 1) ERA: 9.53										0	0	0	0	0	0	0																
Inning Stats	R: 0 E: 0 K: 1 S: 7	H: 0 LOB: 0 BB: 0 P: 7	R: 0 E: 0 K: 1 S: 9	H: 0 LOB: 0 BB: 0 P: 14	R: 0 E: 0 K: 0 S: 10	H: 0 LOB: 0 BB: 0 P: 13	R: 0 E: 0 K: 0 S: 7	H: 1 LOB: 0 BB: 0 P: 10	R: 0 E: 0 K: 0 S: 8	H: 0 LOB: 0 BB: 0 P: 12	R: 0 E: 0 K: 0 S: 7	H: 1 LOB: 1 BB: 0 P: 9	R: 0 E: 0 K: 1 S: 10	H: 0 LOB: 1 BB: 1 P: 16	R: 1 E: 0 K: 0 S: 10	H: 2 LOB: 2 BB: 1 P: 19	R: 2 E: 0 K: 0 S: 5	H: 1 LOB: 1 BB: 1 P: 11	1B: 4 2B: 0 3B: 0 HR: 1	SF: 0 SAC: 0 DP: 1 HBP: 0	WP: 0 PB: 0 SB: 0 CS: 0	PA: 32										
PITCHER	IP WLS BF H R ER SO BB IBB HBP BLK WP HR S P ERA WHIP																															
Shawn Boskie, R (1, 1) ERA: 1.77	7.2	28	4	1	1	3	2	0	0	0	0	0	66	97	1.17	0.783																
Paul Assenmacher, L (8, 1) ERA: 3.48	0.2	2	0	0	0	0	0	0	0	0	0	3	4	0.00	0.000																	
Dave Smith, R (9, 1) ERA: 9.53	0.0	L	2	1	2	2	1	0	0	0	0	1	4	10	*	*																

Chicago Cubs @ St. Louis Cardinals
 Busch Stadium, St. Louis, MO
 Mon Apr 22 1991, 7:05 PM CDT
 Att: 23,943 - Cloudy - 60 F

AB 29
 R 3
 H 5
 RBI 3
 BB 3
 SO 3
 LOB 9



Batter	1	2	3	4	5	6	7	8	9	AB	R	H	RBI	BB	SO	LOB	TOP				
Jerome Walton, R OBP: 0.292, SLG: 0.429										4	1	1	1	0	1	1	Chicago Cubs @ St. Louis Cardinals Busch Stadium, St. Louis, MO Tue Apr 23 1991, 7:05 PM CDT Att: 25,384 - Sunny - 60 F livebaseballscorecards.com				
23 Ryne Sandberg, R OBP: 0.254, SLG: 0.267										4	0	0	0	0	1	1					
Mark Grace, L OBP: 0.367, SLG: 0.408										4	0	0	0	0	0	0					
Andre Dawson, R OBP: 0.371, SLG: 0.569										3	0	2	0	1	0	0					
Chico Walker, S OBP: 0.250, SLG: 0.143										4	0	0	0	0	0	3					
Shawon Dunston, R OBP: 0.273, SLG: 0.319										3	0	0	0	0	0	1					
Damon Berryhill, S George Bell, R OBP: 0.279, SLG: 0.475										2	0	0	0	0	1	1					
Gary Scott, R Dwight Smith, L Erik Pappas, R OBP: 0.283, SLG: 0.182										2	0	0	0	0	0	1					
Rick Sutcliffe, L Les Lancaster, R Luis Salazar, R Heathcliff Slocumb, R OBP: 0.230, SLG: 0.444										2	0	0	0	0	0	1					
Inning Stats	R: 0 E: 0 K: 1 S: 8	H: 0 LOB: 0 BB: 0 P: 10	R: 0 E: 0 K: 0 S: 4	H: 1 LOB: 0 BB: 0 P: 6	R: 0 E: 0 K: 1 S: 5	H: 0 LOB: 0 BB: 0 P: 6	R: 1 E: 0 K: 0 S: 14	H: 2 LOB: 1 BB: 0 P: 17	R: 0 E: 0 K: 0 S: 6	H: 0 LOB: 0 BB: 0 P: 8	R: 0 E: 0 K: 0 S: 13	H: 0 LOB: 0 BB: 1 P: 12	R: 1 E: 0 K: 1 S: 10	H: 2 LOB: 1 BB: 0 P: 16	R: 0 E: 0 K: 0 S: 6	H: 0 LOB: 0 BB: 0 P: 7		1B: 1 2B: 2 3B: 0 HR: 2	SF: 0 SAC: 0 DP: 2 HBP: 0	WP: 0 PB: 0 SB: 0 CS: 0	PA: 32
PITCHER	IP	WLS	BF	H	R	ER	SO	BB	IBB	HBP	BLK	WP	HR	S	P	ERA	WHIP				
Bob Tewksbury, R ERA: 3.0	7.0	W	24	3	1	1	2	1	0	0	0	0	1	56	76	1.29	0.571				
Cris Carpenter, R ERA: 2.16	0.1		3	2	1	1	0	0	0	0	0	0	1	5	8	27.00	6.000				
Lee Smith, R ERA: 2.0	1.2	S	5	0	0	0	1	0	0	0	0	0	0	11	15	0.00	0.000				

Batter	1	2	3	4	5	6	7	8	9	AB	R	H	RBI	BB	SO	LOB	BOTTOM				
Bernard Gilkey, R OBP: 0.354, SLG: 0.316										4	0	2	0	0	0	0	Chicago Cubs @ St. Louis Cardinals Busch Stadium, St. Louis, MO Tue Apr 23 1991, 7:05 PM CDT Att: 25,384 - Sunny - 60 F livebaseballscorecards.com				
Ozzie Smith, S OBP: 0.304, SLG: 0.188										3	1	1	0	1	0	2					
Ray Lankford, L OBP: 0.378, SLG: 0.455										4	1	1	0	0	0	3					
Pedro Guerrero, R OBP: 0.381, SLG: 0.464										3	1	1	1	1	0	2					
Felix Jose, S OBP: 0.438, SLG: 0.630										4	1	3	2	0	0	0					
Todd Zeile, R OBP: 0.354, SLG: 0.422										3	0	0	0	1	0	4					
Tom Pagnozzi, R OBP: 0.269, SLG: 0.255										4	0	0	0	0	0	1					
José Oquendo, S OBP: 0.375, SLG: 0.364										3	0	0	0	0	0	0					
Bob Tewksbury, R Cris Carpenter, R Lee Smith, R										3	0	0	0	0	1	0					
Inning Stats	R: 0 E: 0 K: 0 S: 7	H: 1 LOB: 1 BB: 0 P: 13	R: 1 E: 0 K: 0 S: 13	H: 1 LOB: 0 BB: 1 P: 22	R: 3 E: 0 K: 0 S: 10	H: 4 LOB: 1 BB: 0 P: 17	R: 0 E: 0 K: 0 S: 4	H: 0 LOB: 0 BB: 0 P: 6	R: 0 E: 0 K: 1 S: 7	H: 0 LOB: 0 BB: 0 P: 11	R: 0 E: 0 K: 0 S: 7	H: 1 LOB: 1 BB: 0 P: 11	R: 0 E: 0 K: 0 S: 4	H: 0 LOB: 0 BB: 0 P: 9	1B: 5 2B: 2 3B: 1 HR: 0	SF: 0 SAC: 0 DP: 1 HBP: 0		WP: 0 PB: 0 SB: 3 CS: 0	PA: 34		
PITCHER	IP	WLS	BF	H	R	ER	SO	BB	IBB	HBP	BLK	WP	HR	S	P	ERA	WHIP				
Rick Sutcliffe, R ERA: 5.08	4.2	L	22	6	4	4	0	3	0	0	0	0	0	43	80	7.71	1.929				
Les Lancaster, R ERA: 5.4	2.1		9	2	0	0	1	0	0	0	0	0	0	17	26	0.00	0.857				
Heathcliff Slocumb, R ERA: 2.79	1.0		3	0	0	0	0	0	0	0	0	0	0	4	9	0.00	0.000				

Batter	1	2	3	4	5	6	7	8	9	AB	R	H	RBI	BB	SO	LOB	TOP					
Jerome Walton, R OBP: 0.303, SLG: 0.433	F8		G1-3		G1-3			SH5-3 23 FC 1B	G6-3	5	0	1	0	0	0	2						
23 Ryne Sandberg, R OBP: 0.240, SLG: 0.250	G1-3 1B		G6-3		L7			FC SH5-3		4	0	1	0	0	0	2						
Mark Grace, L OBP: 0.343, SLG: 0.375	G1-3			F7				SH5-3		3	0	0	0	0	0	1						
George Bell, R OBP: 0.304, SLG: 0.508	K			L8						3	1	1	1	1	1	1						
Andre Dawson, R OBP: 0.357, SLG: 0.576		P3		F9						4	0	0	0	0	0	3						
Luis Salazar, R OBP: 0.188, SLG: 0.333		G6-3								3	1	1	0	0	0	0						
Chico Walker, S OBP: 0.222, SLG: 0.125										1	0	0	0	0	0	3						
Gary Scott, R OBP: 0.283, SLG: 0.182										0	0	0	0	0	0	0						
Shawon Dunston, R OBP: 0.274, SLG: 0.370										4	2	2	1	0	0	0						
Erik Pappas, R OBP: 0.231, SLG: 0.167		G3-1								4	0	1	1	0	1	0						
Greg Maddux, R OBP: 0.200, SLG: 0.300										2	0	0	1	0	0	0						
Chuck McElroy, L OBP: 0.222, SLG: 0.125										0	0	0	0	0	0	0						
Heathcliff Slocumb, R OBP: 1.000, SLG: 1.000										1	0	1	0	0	0	0						
Inning Stats	R: 0 E: 0 K: 1 S: 9	H: 1 LOB: 1 BB: 0 P: 12	R: 1 E: 0 K: 0 S: 12	H: 1 LOB: 0 BB: 0 P: 18	R: 0 E: 0 K: 0 S: 9	H: 0 LOB: 0 BB: 0 P: 10	R: 0 E: 0 K: 0 S: 7	H: 0 LOB: 0 BB: 0 P: 9	R: 2 E: 0 K: 0 S: 13	H: 3 LOB: 1 BB: 0 P: 16	R: 1 E: 0 K: 0 S: 9	H: 1 LOB: 0 BB: 0 P: 13	R: 0 E: 0 K: 0 S: 7	H: 0 LOB: 0 BB: 0 P: 7	R: 0 E: 0 K: 0 S: 9	H: 1 LOB: 3 BB: 1 P: 18	R: 0 E: 0 K: 1 S: 18	H: 1 LOB: 1 BB: 0 P: 27	1B: 6 2B: 0 3B: 0 HR: 2	SF: 0 SAC: 2 DP: 0 HBP: 0	WP: 0 PB: 0 SB: 0 CS: 0	PA: 37
PITCHER	IP WLS BF H R ER SO BB IBB HBP BLK WP HR S P ERA WHIP																					
Tom Browning, L ERA: 2.32	(1, 1) 7.1 30 7 4 4 1 0 0 0 0 0 2 72 94 4.91 0.955																					
Ted Power, R ERA: 3.0	(8, 1) 0.2 W 3 0 0 0 0 0 1 0 0 0 0 3 9 0.00 0.000																					
Randy Myers, L ERA: 2.84	(9, 1) 1.0 S 4 1 0 0 1 0 0 0 0 0 0 0 18 27 0.00 1.000																					

Chicago Cubs @ Cincinnati Reds
Riverfront Stadium, Cincinnati, OH
Thu Apr 25 1991, 7:05 PM EDT
Att: 22,914 - Cloudy - 62 F

AB 34
R 4
H 8
RBI 4
BB 1
SO 2
LOB 12



Batter	1	2	3	4	5	6	7	8	9	AB	R	H	RBI	BB	SO	LOB	BOTTOM			
Chris Sabo, R OBP: 0.302, SLG: 0.357	1B FC4-9-6 1B		P9		G5-3			G6-3		5	1	1	0	0	1	2				
Bill Doran, S OBP: 0.444, SLG: 0.409			F7							3	1	2	0	1	0	1				
Mariano Duncan, R OBP: 0.240, SLG: 0.217										1	1	1	0	0	0	0				
Barry Larkin, R OBP: 0.211, SLG: 0.345	K		G4-3							5	1	1	0	0	1	5				
Paul O'Neill, L OBP: 0.315, SLG: 0.333	FC4-9-6 1-2 3-H			G4-3						4	0	1	2	0	1	3				
Hal Morris, L OBP: 0.368, SLG: 0.553										3	0	2	1	0	0	1				
Eric Davis, R OBP: 0.425, SLG: 0.424										1	0	1	1	0	0	0				
Todd Benzinger, S OBP: 0.281, SLG: 0.345		G4-3								4	0	0	0	0	2	5				
Herm Winingham, L OBP: 0.476, SLG: 0.611										3	1	1	0	1	1	0				
Joe Oliver, R OBP: 0.231, SLG: 0.174		G5-3								3	0	0	0	0	0	2				
Tom Browning, L OBP: 0.417, SLG: 0.583										3	0	2	0	0	0	0				
Ted Power, R ERA: 3.76										0	0	0	0	0	0	0				
Luis Quinones, S OBP: 0.231, SLG: 0.462										1	1	1	2	0	0	0				
Randy Myers, L ERA: 4.08										0	0	0	0	0	0	0				
Inning Stats	R: 1 E: 0 K: 1 S: 9	H: 2 LOB: 1 BB: 0 P: 15	R: 0 E: 0 K: 1 S: 6	H: 0 LOB: 0 BB: 0 P: 10	R: 0 E: 0 K: 0 S: 14	H: 1 LOB: 1 BB: 0 P: 22	R: 0 E: 0 K: 1 S: 8	H: 1 LOB: 2 BB: 1 P: 15	R: 2 E: 0 K: 1 S: 12	H: 3 LOB: 2 BB: 1 P: 27	R: 0 E: 0 K: 1 S: 10	H: 1 LOB: 0 BB: 0 P: 11	R: 1 E: 0 K: 1 S: 12	H: 2 LOB: 2 BB: 0 P: 18	R: 2 E: 0 K: 0 S: 10	H: 3 LOB: 1 BB: 0 P: 16	1B: 7 2B: 5 3B: 0 HR: 1	SF: 0 SAC: 1 DP: 0 HBP: 0	WP: 0 PB: 0 SB: 1 CS: 0	PA: 39
PITCHER	IP WLS BF H R ER SO BB IBB HBP BLK WP HR S P ERA WHIP																			
Greg Maddux, R ERA: 3.76	(1, 1) 6.1 30 9 4 4 5 1 1 0 0 0 0 62 104 5.68 1.579																			
Chuck McElroy, L ERA: 1.59	(7, 1) 0.1 1 0 0 0 1 0 0 0 0 0 0 3 4 0.00 0.000																			
Heathcliff Slocumb, R ERA: 4.08	(7, 1) 1.1 L 8 4 2 2 0 0 0 0 0 0 0 1 16 26 13.50 3.000																			

Chicago Cubs @ Cincinnati Reds
Riverfront Stadium, Cincinnati, OH
Thu Apr 25 1991, 7:05 PM EDT
Att: 22,914 - Cloudy - 62 F

AB 36
R 6
H 13
RBI 6
BB 2
SO 6
LOB 19



Batter	1	2	3	4	5	6	7	8	9	AB	R	H	RBI	BB	SO	LOB	TOP								
Jerome Walton, R (1, 8) OBP: 0.297, SLG: 0.441	L5			G6-3 23 G6-3		G5-3			FC1-6 1B 23 1B	4	1	1	0	0	0	1									
23 Ryne Sandberg, R (1, 4) OBP: 0.241, SLG: 0.250	F9			G6-3			F8		1B	4	0	1	0	0	0	0									
Mark Grace, L (1, 3) Doug Dasenczo, S (9, PR)	G3			G6-3			G4-6-3 1B		1B	4	0	2	1	0	0	0									
George Bell, R (1, 7) OBP: 0.288, SLG: 0.478		F7		F8			G4-6-3 1B		F9	4	0	0	0	0	0	4									
Dwight Smith, L (1, 9) OBP: 0.250, SLG: 0.200		P4			G3-1				K	3	0	0	0	0	1	0									
Damon Berryhill, S (1, 2) OBP: 0.204, SLG: 0.244		G3-1			P7				K	3	0	0	0	0	1	0									
Shawon Dunston, R (1, 6) OBP: 0.262, SLG: 0.351			F8		G6-3				F8	3	0	0	0	0	0	0									
Gary Scott, R (1, 5) Andre Dawson, R (9, PH)			K			G5-3			K	2	0	0	0	0	1	0									
Mike Harkey, R (1, 1) Les Lancaster, R (4, 1) Chuck McElroy, L (8, 1) Chico Walker, S (9, PH)			G6-3			P3			FC1-6 1B	1	0	0	0	0	0	0									
Inning Stats	R: 0 E: 0 K: 0 S: 5	H: 0 LOB: 0 BB: 0 P: 8	R: 0 E: 0 K: 0 S: 7	H: 0 LOB: 0 BB: 0 P: 12	R: 0 E: 0 K: 1 S: 10	H: 0 LOB: 0 BB: 0 P: 14	R: 1 E: 0 K: 0 S: 6	H: 1 LOB: 0 BB: 0 P: 7	R: 0 E: 0 K: 0 S: 7	H: 0 LOB: 0 BB: 0 P: 10	R: 0 E: 0 K: 0 S: 4	H: 0 LOB: 0 BB: 0 P: 7	R: 0 E: 0 K: 0 S: 6	H: 1 LOB: 0 BB: 0 P: 9	R: 0 E: 0 K: 2 S: 9	H: 0 LOB: 0 BB: 0 P: 14	R: 0 E: 0 K: 1 S: 14	H: 3 LOB: 3 BB: 0 P: 20	1B: 4 2B: 1 3B: 0 HR: 0	SF: 0 SAC: 0 DP: 1 HBP: 0	WP: 0 PB: 0 SB: 0 CS: 0	PA: 31			
PITCHER	IP	WLS	BF	H	R	ER	SO	BB	IBB	HBP	BLK	WP	HR	S	P	ERA	WHIP								
Jose Rijo, R (1, 1) ERA: 2.67	8.2	W	29	4	1	1	4	0	0	0	0	0	0	63	94	1.04	0.462								
Randy Myers, L (9, 1) ERA: 2.94	0.0		1	1	0	0	0	0	0	0	0	0	0	3	5	∞	∞								
Rob Dibble, R (9, 1) ERA: 1.23	0.1	S	1	0	0	0	0	0	0	0	0	0	0	2	2	0.00	0.000								

Chicago Cubs @ Cincinnati Reds
Riverfront Stadium, Cincinnati, OH
Fri Apr 26 1991, 7:05 PM EDT
Att: 37,681 - Cloudy - 78 F

AB 31
R 1
H 5
RBI 1
BB 0
SO 4
LOB 6



Batter	1	2	3	4	5	6	7	8	9	AB	R	H	RBI	BB	SO	LOB	BOTTOM								
Barry Larkin, R (1, 6) OBP: 0.230, SLG: 0.345	HR				G5-3		F9			3	1	1	0	1	0	0									
Herm Winningham, L (1, 8)	F9		K		G4-3				K	4	0	0	0	0	2	3									
Eric Davis, R (1, 7)	P6		K			2B			K	3	1	0	0	1	2	1									
Paul O'Neill, L (1, 9)	HR		P6			F6			FC4-6	4	1	1	2	0	0	2									
Hal Morris, L (1, 3)	2B		P3				2B		K	4	0	2	1	0	1	1									
Chris Sabo, R (1, 5)	P2				P9		G5-3			3	0	0	0	0	0	2									
Mariano Duncan, R (1, 4)		G6-3			G3		L7			3	0	0	0	0	0	1									
Joe Oliver, R (1, 2)		WP			K2-3				P2	3	0	1	0	0	1	0									
Jose Rijo, R (1, 1) Randy Myers, L (9, 1) Rob Dibble, L (9, 1) Billy Hatcher, R (9, 7)		G5-3			G4-3		G4-3			3	0	0	0	0	0	1									
Inning Stats	R: 2 E: 0 K: 0 S: 11	H: 3 LOB: 1 BB: 0 P: 22	R: 0 E: 0 K: 1 S: 12	H: 1 LOB: 2 BB: 1 P: 20	R: 0 E: 0 K: 1 S: 7	H: 0 LOB: 0 BB: 0 P: 11	R: 0 E: 0 K: 1 S: 7	H: 0 LOB: 0 BB: 0 P: 10	R: 0 E: 0 K: 0 S: 9	H: 0 LOB: 0 BB: 0 P: 13	R: 1 E: 0 K: 0 S: 15	H: 1 LOB: 1 BB: 1 P: 27	R: 0 E: 0 K: 0 S: 8	H: 0 LOB: 0 BB: 0 P: 11	R: 0 E: 0 K: 3 S: 13	H: 0 LOB: 1 BB: 0 P: 17	1B: 1 2B: 3 3B: 0 HR: 1	SF: 0 SAC: 0 DP: 0 HBP: 0	WP: 1 PB: 1 SB: 0 CS: 0	PA: 32					
PITCHER	IP	WLS	BF	H	R	ER	SO	BB	IBB	HBP	BLK	WP	HR	S	P	ERA	WHIP								
Mike Harkey, R (1, 1) ERA: 5.3	3.0	L	14	4	2	2	2	1	0	0	0	0	0	1	30	6.00	1.667								
Les Lancaster, R (4, 1) ERA: 4.5	4.0		14	1	1	1	1	1	0	0	0	0	0	39	61	2.25	0.500								
Chuck McElroy, L (8, 1) ERA: 1.35	1.0		4	0	0	0	3	0	0	0	0	0	0	13	17	0.00	0.000								

Chicago Cubs @ Cincinnati Reds
Riverfront Stadium, Cincinnati, OH
Fri Apr 26 1991, 7:05 PM EDT
Att: 37,681 - Cloudy - 78 F

AB 30
R 3
H 5
RBI 3
BB 2
SO 6
LOB 11



Batter	1	2	3	4	5	6	7	8	9	AB	R	H	RBI	BB	SO	LOB	TOP
Jerome Walton, R (1, 8) OBP: 0.286, SLG: 0.410	1-0 WP 23 WP G4-3 1B	0-0 B5-3			2-1 FC4-6 23 1B SF7		1-0 P3		1-2 G5-3	5	2	1	1	0	0	2	
23 Ryne Sandberg, R (1, 4) OBP: 0.292, SLG: 0.263	4-1 G4-3 WP BB		2-2 F8		1 SAFE 2-2		1-1 FC6-4		2-1 1B	4	1	2	0	1	0	1	
Mark Grace, L (1, 3) OBP: 0.342, SLG: 0.375	1-2 G4-3 1-3 2-H		3-3 K		0-0 SF7		1-1 F7		2-1 1B	4	0	1	2	0	1	2	
George Bell, R (1, 7) OBP: 0.282, SLG: 0.459	2-3 K		3-2 G5-3		0-2 3-H F8			1-0 HR 1B	2-1 P4	5	1	1	0	0	1	4	
Andre Dawson, R (1, 9) OBP: 0.355, SLG: 0.597	0-0 F9			1-0 P9		3-1 F7		2-2 HR 1B	3-1 1B	5	1	2	3	0	0	1	
Hector Villanueva, R (1, 2) OBP: 0.187, SLG: 0.167		1-0 F8		1-1 F8		2-1 P6		3-1 F8	1-2 P4	5	0	0	0	0	0	2	
Shawon Dunston, R (1, 6) OBP: 0.290, SLG: 0.367		3-3 K		0-1 CS 1B		1-1 1B		4-0 WP BB		3	0	2	0	1	1	0	
Gary Scott, R (1, 5) OBP: 0.288, SLG: 0.184		4-2 HR BB		0-0 CS 1B	2-0 WP SH FC4-6 1B	2-1 F9		1-1 F9		3	2	1	0	1	0	2	
Shawn Boskie, R (1, 1) OBP: 0.364, SLG: 0.778 Paul Assenmacher, L (8, 1) OBP: 0.500, SLG: 0.500		0-1 HR		0-0 SH FC4-6 1B			4-2 23 FC6-4 BB	2-3 K		2	1	1	2	1	1	1	
										0	0	0	0	0	0	0	
Inning Stats	R: 1 H: 1 E: 0 LOB: 1 K: 1 BB: 1 S: 10	R: 2 H: 1 E: 0 LOB: 0 K: 1 BB: 1 S: 11	R: 0 H: 0 E: 0 LOB: 0 K: 1 BB: 0 S: 10	R: 0 H: 1 E: 0 LOB: 0 K: 0 BB: 7 S: 5	R: 2 H: 2 E: 0 LOB: 1 K: 0 BB: 0 S: 11	R: 0 H: 1 E: 0 LOB: 1 K: 0 BB: 0 S: 8	R: 0 H: 0 E: 0 LOB: 1 K: 0 BB: 1 P: 14	R: 2 H: 2 E: 0 LOB: 1 K: 1 BB: 0 S: 12	R: 1 H: 3 E: 0 LOB: 2 K: 2 BB: 0 S: 14	1B: 9 SF: 1 2B: 0 SAC: 1 3B: 0 DP: 0 HR: 2 HBP: 0	WP: 4 PA: 43						
PITCHER	IP WLS BF H R ER SO BB IBB HBP BLK WP HR S P ERA WHIP																
Norm Charlton, L (1, 1) ERA: 2.45	6.0 L 27 6 5 5 3 3 0 0 0 0 3 1 57 101 7.50 1.500																
Scott Scudder, R (7, 1) ERA: 3.39	2.0 9 2 2 2 1 1 0 0 0 0 1 1 17 33 9.00 1.500																
Don Carman, L (9, 1) ERA: 5.06	1.0 6 3 1 1 0 0 0 0 0 0 0 0 14 25 9.00 3.000																

Chicago Cubs @ Cincinnati Reds
Riverfront Stadium, Cincinnati, OH
Sat Apr 27 1991, 3:33 AM EDT
Att: 35,265 - Cloudy - 72 F

AB	36
R	8
H	11
RBI	8
BB	4
SO	4
LOB	15



Batter	1	2	3	4	5	6	7	8	9	AB	R	H	RBI	BB	SO	LOB	BOTTOM
Chris Sabo, R (1, 5) OBP: 0.282, SLG: 0.328	0-1 F9		0-0 F7		0-3 K		1-1 P5		2-2 BB 1B	5	0	1	0	0	1	2	
Bill Doran, S (1, 4) OBP: 0.441, SLG: 0.396	1-2 SH1-3 1B		2 SAFE 2-1 G1-3		0-1 G4-3		0-0 F9		4-2 BB	4	0	1	0	1	0	2	
Barry Larkin, R (1, 6) OBP: 0.246, SLG: 0.371	0-0 SH1-3 1B			1-2 1B FC 2B	3-2 1B			1-1 G6-3	0-1 P3	4	1	2	0	0	0	2	
Paul O'Neill, L (1, 9) OBP: 0.317, SLG: 0.444	3-1 F8			1-2 FC 1B	0-0 F8			0-0 HR	1-3 K	5	1	2	1	0	1	4	
Hal Morris, L (1, 3) OBP: 0.348, SLG: 0.556		2-1 G3		1-2 FC G4-3 1B		1-1 G4-3		1-1 G4-3		4	1	0	1	0	0	1	
Todd Benzinger, S (1, 7) OBP: 0.278, SLG: 0.333		1-3 K		1 SAFE 1 SAFE 1-1 G4-3		1-1 P8		0-0 1B		4	0	1	0	0	1	1	
Billy Hatcher, R (1, 8) OBP: 0.200, SLG: 0.143 Don Carman, L (9, 1) OBP: 0.241, SLG: 0.231		2-2 G5-3		2-1 1B		2-0 G4-3		3-1 1B		3	0	1	1	0	0	0	
Jeff Reed, L (1, 2) OBP: 0.361, SLG: 0.241 Eric Davis, R (8, PH) OBP: 0.400, SLG: 0.378 Joe Oliver, R (9, 2) OBP: 0.241, SLG: 0.231			4-0 BLK BB		1-2 1B		2-2 1B	0-3 K		2	0	2	0	1	0	0	
Norm Charlton, S (1, 1) Scott Scudder, R (7, 1) Herm Winningham, L (7, 8) OBP: 0.385, SLG: 0.478 Chris Jones, R (8, PH) OBP: 1.000, SLG: 1.000 Glenn Braggs, R (9, PH) OBP: 0.291, SLG: 0.231			0-0 BB		0-0 1B		3-1 F7		2-3 K	2	0	0	0	0	0	3	
Inning Stats	R: 0 H: 1 E: 0 LOB: 1 K: 0 BB: 0 S: 8	R: 0 H: 0 E: 0 LOB: 0 K: 1 BB: 0 S: 8	R: 0 H: 0 E: 0 LOB: 1 K: 0 BB: 1 S: 4	R: 2 H: 4 E: 0 LOB: 2 K: 0 BB: 0 S: 19	R: 0 H: 1 E: 0 LOB: 0 K: 1 BB: 0 S: 12	R: 0 H: 0 E: 0 LOB: 0 K: 0 BB: 0 S: 4	R: 0 H: 1 E: 0 LOB: 1 K: 0 BB: 0 S: 8	R: 1 H: 3 E: 0 LOB: 2 K: 1 BB: 0 S: 11	R: 0 H: 1 E: 0 LOB: 2 K: 2 BB: 1 S: 14	1B: 9 SF: 1 2B: 1 SAC: 1 3B: 0 DP: 0 HR: 1 HBP: 0	WP: 0 PA: 40						
PITCHER	IP WLS BF H R ER SO BB IBB HBP BLK WP HR S P ERA WHIP																
Shawn Boskie, R (1, 1) ERA: 2.25	7.2 W 34 10 3 3 2 1 0 0 0 0 0 1 71 111 3.52 1.435																
Paul Assenmacher, L (8, 1) ERA: 2.63	1.1 S 6 1 0 0 3 1 0 0 0 0 0 0 0 17 26 0.00 1.500																

Chicago Cubs @ Cincinnati Reds
Riverfront Stadium, Cincinnati, OH
Sat Apr 27 1991, 3:33 AM EDT
Att: 35,265 - Cloudy - 72 F

AB	37
R	3
H	11
RBI	3
BB	2
SO	5
LOB	18



Batter	1	2	3	4	5	6	7	8	9	AB	R	H	RBI	BB	SO	LOB	TOP							
Jerome Walton, R (1, 8) OBP: 0.298, SLG: 0.409	P4		1-1 23 1B		2-3 K			0-3 K	2-0 1B	5	1	2	1	0	2	0	Chicago Cubs @ Cincinnati Reds Riverfront Stadium, Cincinnati, OH Sun Apr 28 1991, 3:33 AM EDT Att: 33,518 - Cloudy - 72 F							
23 Ryne Sandberg, R (1, 4) OBP: 0.270, SLG: 0.272	2-1 CS 1B		3-2 1B		3-3 K			2-1 F9	3-3 K	5	0	2	0	0	2	1								
Mark Grace, L (1, 3) OBP: 0.350, SLG: 0.382	2-2 F7		0-0 FC5-4 1B		2-3 K			0-0 1B		4	1	2	1	0	1	1								
George Bell, R (1, 7)		2-2 P4	2-2 FC5-4 1B			1-0 G5-3		0-0 1B		4	0	1	0	0	0	2								
Andre Dawson, R (1, 9) OBP: 0.375, SLG: 0.600		0-2 WP 1B		4-0 2B BB		1-1 F9		1-0 S 1B		3	0	2	1	1	0	0								
Doug Dasenczo, S (8, PR) OBP: 0.333, SLG: 0.282										0	0	0	0	0	0	0								
Hector Villanueva, R (1, 2) OBP: 0.230, SLG: 0.111		4-0 G6-4-3 BB		0-0 F9		2-2 P2		1-3 2-H 1B		3	0	0	0	0	1	3								
Chuck McElroy, L (8, 1)		1-3 BB		1-3 2B				1-2 K		0	0	0	0	0	0	0								
Shawon Dunston, R (1, 6) OBP: 0.288, SLG: 0.359		0-2 G6-4-3		0-1 F8			0-0 P3		1-0 S 1B	4	1	1	0	0	0	3								
Gary Scott, R (1, 5) OBP: 0.290, SLG: 0.212			3-2 F9	2-1 F9			0-1 G5-3		3-2 F8	3	0	1	0	0	0	0								
Dwight Smith, L (9, PH) OBP: 0.231, SLG: 0.182			1-3 2B					1-2 K		1	0	0	0	0	0	1								
Rick Sutcliffe, L (1, 1)			0-0 G5-3	0-3 K			1-0 L5		0-3 K	2	0	0	0	0	1	2								
Chico Walker, S (7, PH) OBP: 0.273, SLG: 0.200										1	0	0	0	0	0	0								
Les Lancaster, R (7, 1)										0	0	0	0	0	0	0								
Damon Berryhill, S (8, 2) OBP: 0.200, SLG: 0.239										1	0	0	0	0	1	1								
Inning Stats	R: 0 E: 0 K: 0 S: 8	H: 1 LOB: 0 BB: 0 P: 12	R: 0 E: 0 K: 0 S: 12	H: 1 LOB: 1 BB: 1 P: 18	R: 1 E: 0 K: 0 S: 15	H: 3 LOB: 2 BB: 0 P: 24	R: 0 E: 0 K: 1 S: 8	H: 1 LOB: 2 BB: 1 P: 14	R: 0 E: 0 K: 3 S: 10	H: 0 LOB: 0 BB: 0 P: 17	R: 0 E: 0 K: 0 S: 6	H: 0 LOB: 0 BB: 0 P: 10	R: 0 E: 0 K: 0 S: 4	H: 0 LOB: 0 BB: 0 P: 5	R: 1 E: 0 K: 2 S: 11	H: 3 LOB: 3 BB: 0 P: 15	R: 1 E: 0 K: 2 S: 14	H: 2 LOB: 1 BB: 0 P: 22	1B: 10 2B: 1 3B: 0 HR: 0	SF: 0 SAC: 0 DP: 1 HBP: 0	WP: 1 PB: 0 SB: 2 CS: 1	PA: 38		
PITCHER	IP WLS BF H R ER SO BB IBB HBP BLK WP HR S P ERA WHIP	7.0 W 27 6 1 1 4 2 0 0 0 1 0 63 100 1.29 1.143	2.0 S 11 5 2 2 4 0 0 0 0 0 0 25 37 9.00 2.500																					

AB	36
R	3
H	11
RBI	3
BB	2
SO	8
LOB	14



Batter	1	2	3	4	5	6	7	8	9	AB	R	H	RBI	BB	SO	LOB	BOTTOM						
Chris Sabo, R (1, 5) OBP: 0.280, SLG: 0.324	P2		1-0 G5-4-3		2-1 G6-4-3 1B		2-0 F8			4	0	1	0	0	0	2	Chicago Cubs @ Cincinnati Reds Riverfront Stadium, Cincinnati, OH Sun Apr 28 1991, 3:33 AM EDT Att: 33,518 - Cloudy - 72 F						
Billy Hatcher, R (1, 8) OBP: 0.184, SLG: 0.130	1-0 L6		1-1 P6		2-2 G6-4-3		0-0 FC5-4			4	0	0	0	0	0	3							
Barry Larkin, R (1, 6) OBP: 0.246, SLG: 0.364	2-3 K			2-2 F7 SF9 1B		0-1 F7		1-3 K		4	1	1	0	0	2	0							
Paul O'Neill, L (1, 9) OBP: 0.328, SLG: 0.491		3-2 HR		0-0 E4		4-0 2B BB		3-3 K		3	2	1	1	1	1	1							
Hal Morris, L (1, 3) OBP: 0.340, SLG: 0.551		2-1 G1-3		1-0 F7		0-1 2B		1-2 G6-3		4	0	1	1	0	0	2							
Todd Benzinger, S (1, 7) OBP: 0.296, SLG: 0.314		0-1 F8		2-3 SF9		1-1 P6				2	0	0	1	0	0	1							
Herm Winningham, L (7, 8) OBP: 0.385, SLG: 0.478										0	0	0	0	0	0	0							
Mariano Duncan, R (1, 4) OBP: 0.194, SLG: 0.172		2-1 G5-3		3-H F9		2-1 G3-1				3	0	0	0	0	0	2							
Joe Oliver, R (1, 2) OBP: 0.250, SLG: 0.241			1-1 E9 1B		0-0 F7		2-2 F9			3	1	1	0	0	0	0							
Chris Hammond, L (1, 1) OBP: 0.375, SLG: 0.375			1-0 G5-4-3 1B		0-0 1B		1-3 K			3	0	2	0	0	1	0							
Norm Charlton, S (7, PR) OBP: 0.385, SLG: 0.478										0	0	0	0	0	0	0							
Rob Dibble, L (8, 1) OBP: 0.200, SLG: 0.239										0	0	0	0	0	0	0							
Inning Stats	R: 0 E: 0 K: 1 S: 6	H: 0 LOB: 0 BB: 0 P: 11	R: 1 E: 0 K: 0 S: 10	H: 1 LOB: 0 BB: 0 P: 17	R: 1 E: 1 K: 0 S: 6	H: 2 LOB: 0 BB: 0 P: 10	R: 1 E: 1 K: 0 S: 9	H: 1 LOB: 1 BB: 0 P: 12	R: 0 E: 0 K: 0 S: 8	H: 2 LOB: 1 BB: 0 P: 12	R: 1 E: 0 K: 0 S: 8	H: 1 LOB: 1 BB: 1 P: 15	R: 0 E: 0 K: 1 S: 9	H: 0 LOB: 1 BB: 0 P: 14	R: 0 E: 0 K: 2 S: 11	H: 0 LOB: 0 BB: 0 P: 16	1B: 5 2B: 1 3B: 0 HR: 1	SF: 1 SAC: 0 DP: 2 HBP: 0	WP: 0 PB: 1 SB: 0 CS: 0	PA: 32			
PITCHER	IP WLS BF H R ER SO BB IBB HBP BLK WP HR S P ERA WHIP	6.0 L 25 7 4 2 1 7 4 2 1 0 0 12 18 0.00 0.000	1.1 5 0 0 0 2 0 0 0 0 0 0 0 8 12 0.00 0.000																				



Batter	1	2	3	4	5	6	7	8	9	AB	R	H	RBI	BB	SO	LOB	TOP					
Eric Yelding, R (1, 6) OBP: 0.200, SLG: 0.247	G6-3		G3		F7		K		F8	5	0	0	0	0	1	3	Houston Astros @ Chicago Cubs Wrigley Field, Chicago, IL Wed May 01 1991, 3:33 AM CDT Att: 17,606 - Cloudy - 60 F					
Steve Finley, L (1, 8) OBP: 0.253, SLG: 0.250	L8		G4-3		G4-3		G4-3		G6-3	4	0	0	0	0	0	2						
Al Osuna, R (7, 1)										0	0	0	0	0	0	0						
Carl Nichols, R (8, 2) OBP: 0.385, SLG: 0.364										1	0	0	0	0	0	1						
Craig Biggio, R (1, 2) OBP: 0.405, SLG: 0.485										4	3	2	0	0	0	0						
Curt Schilling, R (8, 1) OBP: 1.000, SLG: 1.000	G5-3									0	0	0	0	0	0	0						
Rafael Ramirez, R (9, FH) OBP: 0.296, SLG: 0.250										0	0	0	0	1	0	0						
Ken Caminiti, S (1, 5) OBP: 0.296, SLG: 0.329										5	0	0	0	0	0	4						
Karl Rhodes, L (1, 9) OBP: 0.299, SLG: 0.328										4	0	0	1	0	0	2						
5 Jeff Bagwell, R (1, 3) OBP: 0.352, SLG: 0.410										2	1	1	0	0	1	0						
Ken Oberkfell, L (6, FH) OBP: 0.563, SLG: 0.455										2	1	2	2	0	0	0						
Luis Gonzalez, L (1, 7) OBP: 0.257, SLG: 0.359										3	2	3	4	1	0	0						
Mark McLemore, S (1, 4) OBP: 0.184, SLG: 0.091										4	0	1	0	0	0	2						
Jim Deshaies, L (1, 1)										0	0	0	0	0	0	0						
Jim Clancy, R (3, 1)										0	0	0	0	0	0	0						
Dave Rohde, S (5, PH) OBP: 0.000, SLG: 0.000										1	0	0	0	0	0	0						
Jim Corsi, R (5, 1)										0	0	0	0	0	0	0						
Casey Candaele, S (7, PH) OBP: 0.332, SLG: 0.488										2	1	1	0	0	0	0						
Inning Stats	R: 0 E: 0 K: 0 S: 7	H: 0 LOB: 0 BB: 0 P: 12	R: 0 E: 0 K: 1 S: 6	H: 0 LOB: 0 BB: 0 P: 7	R: 0 E: 0 K: 0 S: 9	H: 2 LOB: 2 BB: 0 P: 12	R: 3 E: 0 K: 0 S: 12	H: 3 LOB: 0 BB: 0 P: 16	R: 0 E: 0 K: 0 S: 8	H: 0 LOB: 2 BB: 1 P: 12	R: 1 E: 0 K: 1 S: 11	H: 2 LOB: 2 BB: 1 P: 19	R: 0 E: 0 K: 1 S: 8	H: 0 LOB: 0 BB: 0 P: 11	R: 3 E: 1 K: 0 S: 11	H: 2 LOB: 0 BB: 1 P: 14	R: 1 E: 0 K: 0 S: 10	H: 1 LOB: 1 BB: 1 P: 20	1B: 6 2B: 2 3B: 0 HR: 2	SF: 0 SAC: 1 DP: 0 HBP: 0	WP: 1 PB: 0 SB: 0 CS: 0	PA: 40
PITCHER	IP	WLS	BF	H	R	ER	SO	BB	IBB	HBP	BLK	WP	HR	S	P	ERA	WHIP					
Greg Maddux, R (1, 1) ERA: 3.93	8.0	W	35	9	7	4	2	1	0	0	0	0	2	72	103	4.50	1.250					
Heathcliff Slocumb, R (9, 1) ERA: 4.15	1.0		5	1	1	1	0	1	0	0	0	1	0	10	20	9.00	2.000					



AB 37
R 8
H 10
RBI 7
BB 2
SO 2
LOB 14

Batter	1	2	3	4	5	6	7	8	9	AB	R	H	RBI	BB	SO	LOB	BOTTOM				
Jerome Walton, R (1, 8) OBP: 0.281, SLG: 0.396	23 2B	E5	G5-3		SF9		F9			4	1	1	1	0	0	1	Houston Astros @ Chicago Cubs Wrigley Field, Chicago, IL Wed May 01 1991, 3:33 AM CDT Att: 17,606 - Cloudy - 60 F				
23 Ryne Sandberg, R (1, 4) OBP: 0.303, SLG: 0.299	HR	G4-3		1B	SF9		F9			3	2	2	2	1	0	0					
Mark Grace, L (1, 3) OBP: 0.378, SLG: 0.400	HR	G4-3		PB	SF9		E3			4	1	2	0	1	0	2					
George Bell, R (1, 7) OBP: 0.278, SLG: 0.452	K	F9		SF9	E8		K			3	0	0	1	0	1	5					
Dwight Smith, L (6, 9) OBP: 0.200, SLG: 0.154										1	0	0	0	0	1	1					
Andre Dawson, R (1, 9) OBP: 0.382, SLG: 0.639	HR				L8					4	2	2	3	0	1	3					
Doug Dascenzo, S (6, 7) OBP: 0.340, SLG: 0.293	HR									1	0	1	0	0	0	0					
Hector Villanueva, R (1, 2) OBP: 0.388, SLG: 0.889	HR				G1-3		G5-3		P8	5	2	2	3	0	0	2					
Shawon Dunston, R (1, 6) OBP: 0.293, SLG: 0.338	G5-4-3						E5		F8	3	1	0	0	2	0	1					
Gary Scott, R (1, 5) OBP: 0.310, SLG: 0.283	G5-4-3				P8		SF9		K	4	1	1	0	1	1	3					
Greg Maddux, R (1, 1) OBP: 0.214, SLG: 0.286					F9					4	1	1	0	0	1	2					
Heathcliff Slocumb, R (9, 1) ERA: 3.46					P3		K			0	0	0	0	0	0	0					
Inning Stats	R: 5 E: 0 K: 1 S: 17	H: 4 LOB: 0 BB: 2 P: 30	R: 0 E: 1 K: 0 S: 12	H: 1 LOB: 2 BB: 0 P: 18	R: 2 E: 0 K: 0 S: 11	H: 2 LOB: 1 BB: 1 P: 22	R: 1 E: 0 K: 1 S: 15	H: 1 LOB: 1 BB: 1 P: 23	R: 3 E: 4 K: 0 S: 17	H: 2 LOB: 2 BB: 0 P: 24	R: 0 E: 0 K: 1 S: 8	H: 0 LOB: 1 BB: 1 P: 15	R: 0 E: 0 K: 1 S: 14	H: 1 LOB: 1 BB: 0 P: 20	R: 0 E: 0 K: 1 S: 10	H: 1 LOB: 1 BB: 0 P: 14	1B: 6 2B: 3 3B: 0 HR: 3	SF: 3 SAC: 0 DP: 1 HBP: 0	WP: 0 PB: 1 SB: 0 CS: 0	PA: 44	
PITCHER	IP	WLS	BF	H	R	ER	SO	BB	IBB	HBP	BLK	WP	HR	S	P	ERA	WHIP				
Jim Deshaies, L (1, 1) ERA: 8.61	2.0	L	16	7	7	7	1	3	0	0	0	0	3	34	60	31.50	5.000				
Jim Clancy, R (3, 1) ERA: 2.13	2.0		8	1	1	1	1	1	0	0	0	0	0	21	33	4.50	1.000				
Jim Corsi, R (5, 1) ERA: 3.0	2.0		12	2	3	0	1	1	0	0	0	0	0	25	39	0.00	1.500				
Al Osuna, L (7, 1) ERA: 0.5	1.0		4	1	0	0	1	0	0	0	0	0	0	14	20	0.00	1.000				
Curt Schilling, R (8, 1) ERA: 3.46	1.0		4	1	0	0	1	0	0	0	1	0	0	10	14	0.00	1.000				



AB 36
R 11
H 12
RBI 10
BB 5
SO 5
LOB 20

Batter	1	2	3	4	5	6	7	8	9	AB	R	H	RBI	BB	SO	LOB	TOP										
Jerome Walton, R (1, 8) OBP: 0.262, SLG: 0.368	F9		K		G6-3			K		4	0	0	0	0	2	2											
23 Ryne Sandberg, R (1, 4) OBP: 0.301, SLG: 0.309	G6-3			G4-3 1B 2B		F8		G6-3		4	1	1	0	0	0	1											
Mark Grace, L (1, 3) OBP: 0.362, SLG: 0.380	F8			G4-3		G4-3			K	4	0	0	0	0	1	1											
George Bell, R (1, 7) OBP: 0.287, SLG: 0.489		HR		G1-3 1B		G4-3		G4-3		4	1	2	2	0	0	0											
Andre Dawson, R (1, 9) OBP: 0.366, SLG: 0.609	K			G1-3		F8		P6		4	0	0	0	0	1	1											
Hector Villanueva, R (1, 2) OBP: 0.318, SLG: 0.762	G6-3			K		F8				3	0	0	0	0	1	1											
Shawon Dunston, R (1, 6) OBP: 0.282, SLG: 0.324	K				G5-3		F7			3	0	0	0	0	1	0											
Gary Scott, R (1, 5) OBP: 0.315, SLG: 0.279			G6-3					G3		1	0	0	0	1	0	0											
Dwight Smith, L (8, PH) OBP: 0.188, SLG: 0.143					G1-6-3 BB					1	0	0	0	0	0	0											
Les Lancaster, R (8, 1)										0	0	0	0	0	0	0											
Shawn Boskie, R (1, 1) OBP: 0.308, SLG: 0.636				F9		G1-6-3				2	0	0	0	0	0	1											
Chuck McElroy, L (6, 1)										0	0	0	0	0	0	0											
Chico Walker, S (8, PH) OBP: 0.333, SLG: 0.273										1	0	1	0	0	0	0											
Inning Stats	R: 0 H: 0 E: 0 K: 0 S: 5	H: 0 LOB: 0 BB: 0 P: 11	R: 1 H: 1 E: 0 K: 2 S: 16	H: 1 LOB: 0 BB: 0 P: 22	R: 0 H: 0 E: 0 K: 1 S: 5	H: 0 LOB: 0 BB: 0 P: 8	R: 1 H: 2 E: 0 K: 1 S: 9	H: 2 LOB: 1 BB: 0 P: 14	R: 0 H: 0 E: 0 K: 0 S: 16	H: 0 LOB: 0 BB: 0 P: 12	R: 0 H: 0 E: 0 K: 0 S: 8	H: 0 LOB: 0 BB: 0 P: 12	R: 0 H: 1 E: 0 K: 1 S: 10	H: 1 LOB: 1 BB: 0 P: 17	R: 0 H: 0 E: 0 K: 1 S: 8	H: 0 LOB: 0 BB: 0 P: 9	1B: 2 2B: 1 3B: 0 HR: 1	SF: 0 SAC: 0 DP: 0 HBP: 0	WP: 0 PB: 0 SB: 1 CS: 0	PA: 32							
PITCHER	IP	WLS	BF	H	R	ER	SO	BB	IBB	HBP	BLK	WP	HR	S	P	ERA	WHIP										
Tom Glavine, L (1, 1) ERA: 2.51	6.0	W	22	3	2	2	4	1	0	0	0	0	1	58	93	3.00	0.667										
Juan Berenguer, R (7, 1) ERA: 1.72	2.0		7	1	0	0	1	0	0	0	0	0	0	18	29	0.00	0.500										
Kent Mercker, L (9, 1) ERA: 1.46	1.0	S	3	0	0	0	1	0	0	0	0	0	0	8	9	0.00	0.000										

Chicago Cubs @ Atlanta Braves
Atlanta-Fulton County Stadium, Atlanta, GA
Fri May 03 1991, 7:05 PM EDT
Att: 30,476 - Sunny - 81 F

AB 31
R 2
H 4
RBI 2
BB 1
SO 6
LOB 7



Batter	1	2	3	4	5	6	7	8	9	AB	R	H	RBI	BB	SO	LOB	BOTTOM										
Otis Nixon, S (1, 8) OBP: 0.441, SLG: 0.379	BB SF8 1B				F8		S E 2B			4	2	3	0	0	0	0											
Jeff Treadway, L (1, 4) OBP: 0.338, SLG: 0.448	SF8 BB SF9 1B	L3			F8		F7			4	1	1	0	0	0	1											
Lonnie Smith, R (1, 7) OBP: 0.429, SLG: 0.200										2	0	0	0	1	1	0											
Deion Sanders, L (7, 7) OBP: 0.308, SLG: 0.386										1	0	0	0	0	0	0											
David Justice, L (1, 9) OBP: 0.302, SLG: 0.360	SF8				F7		F7			2	1	0	1	1	1	0											
Sid Bream, L (1, 3) OBP: 0.294, SLG: 0.484	SF9				F7					3	1	1	1	0	0	0											
Terry Pendleton, S (1, 5) OBP: 0.348, SLG: 0.389					G4-3		G4-6-3		G4-6-3	3	0	0	0	1	0	3											
Greg Olson, R (1, 2) OBP: 0.560, SLG: 0.560					G6-3					3	0	1	2	0	0	2											
Mike Heath, R (6, PR) OBP: 0.328, SLG: 0.370	F7									1	0	1	0	0	0	0											
Rafael Belliard, R (1, 6) OBP: 0.246, SLG: 0.224					K					4	0	1	0	0	1	1											
Tom Glavine, L (1, 1) OBP: 0.417, SLG: 0.222										2	0	0	0	0	1	0											
Jerry Willard, L (6, PH)										0	0	0	0	0	0	0											
Ron Gant, R (6, PH) OBP: 0.253, SLG: 0.286										1	0	0	0	0	0	2											
Juan Berenguer, R (7, 1)										0	0	0	0	0	0	0											
Kent Mercker, L (9, 1)										0	0	0	0	0	0	0											
Inning Stats	R: 2 H: 2 E: 0 K: 0 S: 16	H: 2 LOB: 2 BB: 2 P: 31	R: 0 H: 1 E: 0 K: 0 S: 8	H: 1 LOB: 0 BB: 0 P: 8	R: 0 H: 0 E: 0 K: 1 S: 6	H: 0 LOB: 0 BB: 0 P: 8	R: 0 H: 0 E: 0 K: 1 S: 6	H: 0 LOB: 0 BB: 0 P: 9	R: 0 H: 0 E: 0 K: 1 S: 6	H: 0 LOB: 0 BB: 0 P: 9	R: 2 H: 3 E: 0 K: 1 S: 14	H: 3 LOB: 2 BB: 1 P: 25	R: 1 H: 1 E: 0 K: 1 S: 12	H: 1 LOB: 0 BB: 0 P: 20	R: 0 H: 1 E: 1 K: 0 S: 10	H: 1 LOB: 1 BB: 0 P: 11	1B: 7 2B: 1 3B: 0 HR: 0	SF: 2 SAC: 0 DP: 1 HBP: 0	WP: 0 PB: 0 SB: 1 CS: 0	PA: 35							
PITCHER	IP	WLS	BF	H	R	ER	SO	BB	IBB	HBP	BLK	WP	HR	S	P	ERA	WHIP										
Shawn Boskie, R (1, 1) ERA: 2.94	5.2	L	26	6	4	4	3	2	1	0	0	0	0	54	87	6.35	1.412										
Chuck McElroy, L (6, 1) ERA: 1.04	1.1		5	1	1	0	1	0	0	0	0	0	0	14	23	0.00	0.750										
Les Lancaster, R (8, 1) ERA: 3.86	1.0		4	1	0	0	0	0	0	0	0	0	0	10	11	0.00	1.000										

Chicago Cubs @ Atlanta Braves
Atlanta-Fulton County Stadium, Atlanta, GA
Fri May 03 1991, 7:05 PM EDT
Att: 30,476 - Sunny - 81 F

AB 30
R 5
H 8
RBI 4
BB 3
SO 4
LOB 9



Batter	1	2	3	4	5	6	7	8	9	AB	R	H	RBI	BB	SO	LOB	TOP					
Doug Dasenczo, S OBP: 0.353, SLG: 0.378	G6-3		CS 23 1B		CS	HR	F8			4	1	2	1	0	0	3	Chicago Cubs @ Atlanta Braves Atlanta-Fulton County Stadium, Atlanta, GA Sat May 04 1991, 7:05 PM EDT Att: 20,724 - Cloudy - 66 F					
23 Ryne Sandberg, R OBP: 0.299, SLG: 0.295	G6-3		CS 1B			P4	F8			4	0	1	1	0	0	3						
Mark Grace, L OBP: 0.347, SLG: 0.361	P6		CS 1B	G1		G6-3		F8		4	0	0	0	0	0	0						
George Bell, R OBP: 0.286, SLG: 0.478		G6-3		G5-3				F9		4	0	1	0	0	0	0						
Andre Dawson, R OBP: 0.351, SLG: 0.582	F9			P2		G5-3		G4-3		4	0	0	0	0	0	1						
Damon Berryhill, S OBP: 0.222, SLG: 0.260	P4				1B CS				K	4	0	2	0	0	1	0						
Shawon Dunston, R OBP: 0.270, SLG: 0.398			P3		F8		P3		P3	4	0	0	0	0	0	2						
Jose Vizcaino, S OBP: 0.500, SLG: 0.500			1B SH5-4							4	1	4	0	0	0	0						
Rick Sutcliffe, L Heathcliff Slocumb, R Chico Walker, S Paul Assenmacher, L Hector Villanueva, R	SH5-4				K				P4	1	0	0	0	0	1	2						
Inning Stats	R: 0 E: 0 K: 0 S: 8	H: 0 LOB: 0 BB: 0 P: 15	R: 0 E: 0 K: 0 S: 9	H: 0 LOB: 0 BB: 0 P: 13	R: 1 E: 0 K: 0 S: 14	H: 3 LOB: 1 BB: 0 P: 20	R: 0 E: 0 K: 0 S: 9	H: 0 LOB: 0 BB: 0 P: 12	R: 0 E: 0 K: 1 S: 15	H: 2 LOB: 1 BB: 0 P: 22	R: 1 E: 0 K: 0 S: 14	H: 2 LOB: 1 BB: 0 P: 23	R: 0 E: 0 K: 0 S: 16	H: 3 LOB: 3 BB: 0 P: 21	R: 0 E: 0 K: 0 S: 5	H: 0 LOB: 0 BB: 0 P: 8		R: 0 E: 0 K: 1 S: 13	H: 1 LOB: 1 BB: 0 P: 17	1B: 10 2B: 0 3B: 0 HR: 1	SF: 0 SAC: 1 DP: 0 HBP: 0	WP: 0 PB: 0 SB: 0 CS: 4
PITCHER	IP WLS BF H R ER SO BB IBB HBP BLK WP HR S P ERA WHIP																					
29 John Smoltz, R ERA: 3.53	6.0 W 23 7 2 2 1 0 0 0 0 0 0 1 69 105 3.00 1.167																					
Doug Sisk, R ERA: 5.23	0.1 4 3 0 0 0 0 0 0 0 0 0 0 9 12 0.00 9.000																					
Mike Stanton, L ERA: 1.38	1.2 5 0 0 0 0 0 0 0 0 0 0 0 12 17 0.00 0.000																					
Kent Mercker, L ERA: 1.69	0.2 3 1 0 0 1 0 0 0 0 0 0 0 8 12 0.00 1.500																					
Juan Berenguer, R	0.1 S 1 0 0 0 0 0 0 0 0 0 0 0 5 5 0.00 0.000																					

AB	35
R	2
H	11
RBI	2
BB	0
SO	2
LOB	12



Batter	1	2	3	4	5	6	7	8	9	AB	R	H	RBI	BB	SO	LOB	BOTTOM			
Otis Nixon, S OBP: 0.421, SLG: 0.364	G3 BLK G6-3 1B		G6-3		L6	L5				4	1	1	0	0	0	0	Chicago Cubs @ Atlanta Braves Atlanta-Fulton County Stadium, Atlanta, GA Sat May 04 1991, 7:05 PM EDT Att: 20,724 - Cloudy - 66 F			
Jeff Treadway, L OBP: 0.348, SLG: 0.500	G3				2B		G5-3			4	1	2	0	0	0	1				
Lonnie Smith, R OBP: 0.455, SLG: 0.143	G6-3				2B		G3			2	1	0	1	2	0	0				
Deion Sanders, L OBP: 0.308, SLG: 0.386					BB					0	0	0	0	0	0	0				
David Justice, L OBP: 0.311, SLG: 0.380	S 1B		K		2B		L3			4	1	2	2	0	1	2				
Sid Bream, L OBP: 0.292, SLG: 0.485	G3-1				2B			K		4	0	1	1	0	1	1				
Terry Pendleton, S OBP: 0.357, SLG: 0.386		G4-6-3 1B		F8		IBB		G1-3		3	0	1	0	1	0	0				
Mike Heath, R OBP: 0.323, SLG: 0.362		G4-6-3 1B			F7			L1		4	0	1	0	0	0	3				
Rafael Belliard, R OBP: 0.234, SLG: 0.213		F9		G4-3			L4			3	0	0	0	0	0	1				
29 John Smoltz, R ERA: 3.53 Jerry Willard, L Doug Sisk, R Mike Stanton, L Kent Mercker, L Juan Berenguer, R	G2-3				G6-3		P3			2	0	0	0	0	0	0				
Inning Stats	R: 1 E: 0 K: 0 S: 10	H: 2 LOB: 1 BB: 0 P: 14	R: 0 E: 0 K: 0 S: 3	H: 1 LOB: 0 BB: 0 P: 5	R: 0 E: 0 K: 1 S: 15	H: 1 LOB: 2 BB: 1 P: 26	R: 0 E: 0 K: 0 S: 9	H: 1 LOB: 1 BB: 0 P: 16	R: 3 E: 0 K: 0 S: 16	H: 3 LOB: 2 BB: 2 P: 31	R: 0 E: 0 K: 0 S: 7	H: 0 LOB: 0 BB: 0 P: 11	R: 0 E: 0 K: 0 S: 6	H: 0 LOB: 0 BB: 0 P: 11	R: 0 E: 0 K: 1 S: 11	H: 0 LOB: 0 BB: 0 P: 13	1B: 4 2B: 3 3B: 1 HR: 0	SF: 0 SAC: 0 DP: 1 HBP: 0	WP: 0 PB: 1 SB: 1 CS: 0	PA: 34
PITCHER	IP WLS BF H R ER SO BB IBB HBP BLK WP HR S P ERA WHIP																			
Rick Sutcliffe, R ERA: 3.77	1.1 4 0 0 0 0 0 0 0 0 0 0 0 11 17 0.00 0.000																			
Paul Assenmacher, L ERA: 2.04	2.0 6 0 0 0 1 0 0 0 0 0 0 0 17 24 0.00 0.000																			


AB	31
R	4
H	8
RBI	4
BB	3
SO	2
LOB	8



Batter	1	2	3	4	5	6	7	8	9	AB	R	H	RBI	BB	SO	LOB	TOP			
Jerome Walton, R OBP: 0.250, SLG: 0.333 (1, 8)	G6-3	K			G5-3			FC3-6 23 2B	F8	5	1	0	0	0	1	3				
23 Ryne Sandberg, R OBP: 0.314, SLG: 0.361 (1, 4)	1B HR		L4		G4-3			1B 2B		4	1	2	1	0	0	0				
Mark Grace, L OBP: 0.369, SLG: 0.404 (1, 3)	1B HR			BB		G4-3		L7		3	1	1	0	1	0	1				
George Bell, R OBP: 0.300, SLG: 0.553 Doug Dascenzo, S (8, PR) OBP: 0.395, SLG: 0.391 (8, 7)	1B HR		K		G5-3			1B BB		3	1	1	3	1	1	1				
Andre Dawson, R OBP: 0.339, SLG: 0.549 (1, 9)	G5-3		G5-3			F7		FC5 1B		4	0	1	0	0	0	1				
Damon Berryhill, S OBP: 0.200, SLG: 0.232 (1, 2)	K		F8			K		FC5		4	0	0	0	0	2	3				
Shawon Dunston, R OBP: 0.287, SLG: 0.344 (1, 6)		G4-3 2B	F8			F9-6 1B		CS 1B		4	0	3	0	0	0	0				
Gary Scott, R OBP: 0.329, SLG: 0.279 (1, 5)	G5-3		F9			F9-6		SH1-4 HBP		3	0	0	0	0	0	2				
Bob Scanlan, R Les Lancaster, R Dave Smith, R (1, 1) (8, 1) (9, 1)	G4-3				F8			FC3-6 BB	SH1-4	2	0	0	0	1	0	1				
										0	0	0	0	0	0	0				
										0	0	0	0	0	0	0				
Inning Stats	R: 3 E: 0 K: 1 S: 12	H: 3 LOB: 0 BB: 0 P: 17	R: 0 E: 0 K: 1 S: 10	H: 1 LOB: 1 BB: 0 P: 14	R: 0 E: 0 K: 1 S: 7	H: 0 LOB: 1 BB: 1 P: 11	R: 0 E: 0 K: 0 S: 8	H: 0 LOB: 0 BB: 0 P: 13	R: 0 E: 0 K: 0 S: 9	H: 0 LOB: 0 BB: 0 P: 13	R: 0 E: 0 K: 1 S: 5	H: 1 LOB: 0 BB: 0 P: 8	R: 1 E: 0 K: 0 S: 12	H: 2 LOB: 2 BB: 2 P: 24	R: 0 E: 0 K: 0 S: 11	H: 1 LOB: 1 BB: 0 P: 16	1B: 5 2B: 3 3B: 0 HR: 1	SF: 0 SAC: 1 DP: 1 HBP: 1	WP: 0 PA: 37 PB: 0 SB: 1 CS: 1	
PITCHER	IP WLS BF H R ER SO BB IBB HBP BLK WP HR S P ERA WHIP	IP WLS BF H R ER SO BB IBB HBP BLK WP HR S P ERA WHIP	IP WLS BF H R ER SO BB IBB HBP BLK WP HR S P ERA WHIP	IP WLS BF H R ER SO BB IBB HBP BLK WP HR S P ERA WHIP	IP WLS BF H R ER SO BB IBB HBP BLK WP HR S P ERA WHIP	IP WLS BF H R ER SO BB IBB HBP BLK WP HR S P ERA WHIP	IP WLS BF H R ER SO BB IBB HBP BLK WP HR S P ERA WHIP	IP WLS BF H R ER SO BB IBB HBP BLK WP HR S P ERA WHIP	IP WLS BF H R ER SO BB IBB HBP BLK WP HR S P ERA WHIP	IP WLS BF H R ER SO BB IBB HBP BLK WP HR S P ERA WHIP	IP WLS BF H R ER SO BB IBB HBP BLK WP HR S P ERA WHIP	IP WLS BF H R ER SO BB IBB HBP BLK WP HR S P ERA WHIP	IP WLS BF H R ER SO BB IBB HBP BLK WP HR S P ERA WHIP	IP WLS BF H R ER SO BB IBB HBP BLK WP HR S P ERA WHIP	IP WLS BF H R ER SO BB IBB HBP BLK WP HR S P ERA WHIP	IP WLS BF H R ER SO BB IBB HBP BLK WP HR S P ERA WHIP	IP WLS BF H R ER SO BB IBB HBP BLK WP HR S P ERA WHIP	IP WLS BF H R ER SO BB IBB HBP BLK WP HR S P ERA WHIP		
Xavier Hernandez, R ERA: 4.08 Jim Glanville, R ERA: 1.45 Darryl Kile, R ERA: 7.0	(1, 1) (8, 1) (8, 1)	5.0 L 20 4 3 3 3 1 0 0 0 0 1 46 68 5.40 1.000	2.0 6 1 0 0 1 0 0 0 0 0 0 10 17 0.00 0.500	2.0 11 3 1 1 0 2 0 1 0 0 0 23 40 4.50 2.500																

Chicago Cubs @ Houston Astros
Astrodome, Houston, TX
Tue May 07 1991, 8:05 PM EDT
Att. 13,640 - Dome - 70 F


AB 32
R 4
H 8
RBI 4
BB 3
SO 4
LOB 12



Batter	1	2	3	4	5	6	7	8	9	AB	R	H	RBI	BB	SO	LOB	BOTTOM				
Eric Yelding, R OBP: 0.232, SLG: 0.301 (1, 6)	G6-3	FC5-4					F9		1B 1B	5	0	2	1	0	0	3					
Steve Finley, L OBP: 0.285, SLG: 0.326 (1, 8)	1B BB		F7		G6-3			G1-6-3 BB	1B	3	0	1	1	2	0	1					
Craig Biggio, R OBP: 0.407, SLG: 0.444 (1, 2)	1B		G4-3			P2		G1-6-3 BB	BB	3	0	1	0	2	0	0					
Ken Caminiti, S OBP: 0.311, SLG: 0.326 (1, 5)	F8		G4-3			L8		G1-6-3	G4-3	5	0	0	0	0	0	7					
Luis Gonzalez, L OBP: 0.264, SLG: 0.380 (1, 7)	G6-3				F7		G3	F8		4	0	0	0	0	0	3					
5 Jeff Bagwell, R OBP: 0.371, SLG: 0.474 (1, 3)		E7 1B		G6-3					K	4	1	2	0	0	1	0					
Karl Rhodes, L OBP: 0.274, SLG: 0.286 (1, 9)		FC5-4 1B		L8				E6 G4-3	P6	4	0	1	0	0	0	1					
Mark McLemore, S OBP: 0.215, SLG: 0.169 (1, 4)		P6			L7			SF7	E 1B	3	1	1	1	0	0	2					
Xavier Hernandez, L Dave Rohde, S Jim Glanville, R Ken Oberkfell, L Darryl Kile, R Casey Candaele, S (1, 1) (5, PH) (8, 1) (7, PH) (8, 1) (8, PH)		K			P4			G4-3	E6 1B	1	0	0	0	0	1	2					
										1	0	0	0	0	0	1					
										1	0	0	0	0	0	0					
										1	0	0	0	0	0	1					
										1	1	0	0	0	0	1					
Inning Stats	R: 0 E: 0 K: 0 S: 9	H: 1 LOB: 2 BB: 1 P: 15	R: 0 E: 1 K: 1 S: 10	H: 2 LOB: 2 BB: 0 P: 16	R: 0 E: 0 K: 0 S: 7	H: 0 LOB: 0 BB: 0 P: 12	R: 0 E: 0 K: 0 S: 5	H: 0 LOB: 0 BB: 0 P: 6	R: 0 E: 0 K: 0 S: 10	H: 1 LOB: 1 BB: 0 P: 15	R: 0 E: 0 K: 0 S: 6	H: 0 LOB: 0 BB: 0 P: 9	R: 1 E: 1 K: 0 S: 7	H: 1 LOB: 1 BB: 0 P: 8	R: 0 E: 0 K: 0 S: 10	H: 0 LOB: 1 BB: 2 P: 21	R: 2 E: 1 K: 1 S: 22	H: 3 LOB: 3 BB: 1 P: 31	1B: 7 2B: 1 3B: 0 HR: 0	SF: 1 SAC: 0 DP: 1 HBP: 0	WP: 0 PA: 40 PB: 0 SB: 0 CS: 0
PITCHER	IP WLS BF H R ER SO BB IBB HBP BLK WP HR S P ERA WHIP	IP WLS BF H R ER SO BB IBB HBP BLK WP HR S P ERA WHIP	IP WLS BF H R ER SO BB IBB HBP BLK WP HR S P ERA WHIP	IP WLS BF H R ER SO BB IBB HBP BLK WP HR S P ERA WHIP	IP WLS BF H R ER SO BB IBB HBP BLK WP HR S P ERA WHIP	IP WLS BF H R ER SO BB IBB HBP BLK WP HR S P ERA WHIP	IP WLS BF H R ER SO BB IBB HBP BLK WP HR S P ERA WHIP	IP WLS BF H R ER SO BB IBB HBP BLK WP HR S P ERA WHIP	IP WLS BF H R ER SO BB IBB HBP BLK WP HR S P ERA WHIP	IP WLS BF H R ER SO BB IBB HBP BLK WP HR S P ERA WHIP	IP WLS BF H R ER SO BB IBB HBP BLK WP HR S P ERA WHIP	IP WLS BF H R ER SO BB IBB HBP BLK WP HR S P ERA WHIP	IP WLS BF H R ER SO BB IBB HBP BLK WP HR S P ERA WHIP	IP WLS BF H R ER SO BB IBB HBP BLK WP HR S P ERA WHIP	IP WLS BF H R ER SO BB IBB HBP BLK WP HR S P ERA WHIP	IP WLS BF H R ER SO BB IBB HBP BLK WP HR S P ERA WHIP	IP WLS BF H R ER SO BB IBB HBP BLK WP HR S P ERA WHIP	IP WLS BF H R ER SO BB IBB HBP BLK WP HR S P ERA WHIP			
Bob Scanlan, R ERA: 3.39 Dave Smith, R ERA: 6.75	(1, 1) (8, 1) (9, 1)	7.0 W 29 5 2 0 1 2 0 0 0 0 0 56 87 0.00 1.000	1.2 8 2 2 0 1 1 0 0 0 0 0 21 31 0.00 1.800	0.1 S 3 1 0 0 0 1 0 0 0 0 9 15 0.00 6.000																	

Chicago Cubs @ Houston Astros
Astrodome, Houston, TX
Tue May 07 1991, 8:05 PM EDT
Att. 13,640 - Dome - 70 F

AB 35
R 3
H 8
RBI 3
BB 4
SO 2
LOB 21



Batter	1	2	3	4	5	6	7	8	9	AB	R	H	RBI	BB	SO	LOB	TOP								
Jerome Walton, R (1, 8) OBP: 0.250, SLG: 0.329	G5-3		G6-3				G3-1			4	1	1	0	0	0	0	Chicago Cubs @ Houston Astros Astrodome, Houston, TX Wed May 08 1991, 8:05 PM EDT Att: 11,307 - Dome - 70 F								
23 Ryne Sandberg, R (1, 4) OBP: 0.312, SLG: 0.557	G5-3		F7					L4		4	0	1	1	0	0	0									
Mark Grace, L (1, 3) OBP: 0.374, SLG: 0.402			G1-4-3					G3		3	0	1	0	1	0	0									
George Bell, R (1, 7) OBP: 0.298, SLG: 0.542								L5		4	0	1	0	0	0	2									
Andre Dawson, R (1, 9) OBP: 0.327, SLG: 0.528	FC6-4									4	0	0	0	0	1	2									
Damon Berryhill, S (1, 2) OBP: 0.234, SLG: 0.333										4	1	3	1	0	0	0									
Doug Dasenczo, S (9, PR) OBP: 0.365, SLG: 0.391										0	0	0	0	0	0	0									
Shawn Dunston, R (1, 6) OBP: 0.286, SLG: 0.340										4	0	1	0	0	0	1									
Gary Scott, R (1, 5) OBP: 0.318, SLG: 0.268										3	0	0	0	0	1	0									
Chico Walker, S (9, PH) OBP: 0.313, SLG: 0.267										1	0	0	0	0	1	2									
Shawn Boskie, R (1, 1) OBP: 0.267, SLG: 0.538										2	0	0	0	0	2	0									
Dwight Smith, L (7, PH) OBP: 0.176, SLG: 0.133										1	0	0	0	0	1	0									
Heathcliff Slocumb, R (7, 1)										0	0	0	0	0	0	0									
Hector Villanueva, R (9, PH) OBP: 0.355, SLG: 0.679										1	0	0	0	0	0	2									
Inning Stats	R: 0 E: 0 K: 0 S: 13	H: 1 LOB: 2 BB: 1 P: 21	R: 1 E: 0 K: 2 S: 15	H: 1 LOB: 0 BB: 23 P: 23	R: 0 E: 0 K: 0 S: 7	H: 0 LOB: 1 BB: 0 P: 9	R: 0 E: 0 K: 0 S: 7	H: 1 LOB: 1 BB: 0 P: 10	R: 1 E: 0 K: 1 S: 16	H: 3 LOB: 2 BB: 0 P: 21	R: 0 E: 0 K: 0 S: 8	H: 0 LOB: 0 BB: 0 P: 10	R: 0 E: 0 K: 1 S: 8	H: 0 LOB: 0 BB: 0 P: 11	R: 0 E: 0 K: 0 S: 7	H: 2 LOB: 2 BB: 0 P: 15	R: 0 E: 0 K: 2 S: 15	H: 2 LOB: 2 BB: 0 P: 21	1B: 6 2B: 1 3B: 0 HR: 1	SF: 0 SAC: 0 DP: 0 HBP: 0	WP: 0 PB: 0 SB: 1 CS: 0	PA: 36			
PITCHER	IP WLS BF H R ER SO BB IBB HBP BLK WP HR S P ERA WHIP	7.0 W 28 6 2 2 4 1 0 0 0 0 1 74 105 2.57 1.000	2.0 S 8 2 0 0 2 0 0 0 0 0 0 22 36 0.00 1.000																						

AB 35
R 2
H 8
RBI 2
BB 1
SO 6
LOB 9



Batter	1	2	3	4	5	6	7	8	9	AB	R	H	RBI	BB	SO	LOB	BOTTOM							
Eric Yelding, R (1, 6) OBP: 0.224, SLG: 0.292	F8	L5					SH1-4			3	0	0	0	0	1	2	Chicago Cubs @ Houston Astros Astrodome, Houston, TX Wed May 08 1991, 8:05 PM EDT Att: 11,307 - Dome - 70 F							
Steve Finley, L (1, 8) OBP: 0.297, SLG: 0.333							G4-3			4	1	2	0	0	0	1								
Craig Biggio, R (1, 2) OBP: 0.400, SLG: 0.429								G3		3	1	0	0	1	1	3								
Ken Caminiti, S (1, 5) OBP: 0.308, SLG: 0.323								G4-3		4	1	1	0	0	0	2								
Luis Gonzalez, L (1, 7) OBP: 0.275, SLG: 0.422								K		4	1	2	3	0	1	1								
5 Jeff Bagwell, R (1, 3) OBP: 0.386, SLG: 0.463								F8		4	0	1	1	0	1	1								
Karl Rhodes, L (1, 9) OBP: 0.276, SLG: 0.278										2	0	0	0	1	0	1								
Mark McLemore, S (1, 4) OBP: 0.221, SLG: 0.164										2	0	0	0	1	0	0								
Casey Candaele, S (7, 4) OBP: 0.317, SLG: 0.434										0	0	0	0	0	0	0								
Pete Harnisch, S (1, 1) OBP: 0.083, SLG: 0.083										2	0	0	0	0	1	2								
Dave Rohde, S (7, PH) OBP: 0.222, SLG: 0.176										1	0	1	0	0	0	0								
Curt Schilling, R (8, 1) OBP: 1.000, SLG: 1.000										0	0	0	0	0	0	0								
Inning Stats	R: 2 E: 0 K: 1 S: 16	H: 3 LOB: 1 BB: 0 P: 21	R: 0 E: 0 K: 0 S: 8	H: 0 LOB: 1 BB: 2 P: 17	R: 2 E: 0 K: 0 S: 13	H: 2 LOB: 1 BB: 1 P: 26	R: 0 E: 0 K: 2 S: 8	H: 0 LOB: 0 BB: 0 P: 9	R: 0 E: 0 K: 0 S: 9	H: 1 LOB: 1 BB: 0 P: 11	R: 0 E: 0 K: 0 S: 7	H: 1 LOB: 1 BB: 0 P: 10	R: 0 E: 0 K: 1 S: 8	H: 0 LOB: 0 BB: 0 P: 13	R: 0 E: 0 K: 0 S: 8	H: 0 LOB: 0 BB: 0 P: 13	1B: 5 2B: 1 3B: 1 HR: 0	SF: 0 SAC: 1 DP: 0 HBP: 0	WP: 0 PB: 0 SB: 0 CS: 0	PA: 33				
PITCHER	IP WLS BF H R ER SO BB IBB HBP BLK WP HR S P ERA WHIP	6.0 L 26 6 0 4 4 3 0 0 0 0 0 61 93 6.00 1.500	2.0 7 1 0 0 1 0 0 0 0 0 0 0 15 23 0.00 0.500																					



Batter	1	2	3	4	5	6	7	8	9	AB	R	H	RBI	BB	SO	LOB	TOP										
Chris Sabo, R OBP: 0.275, SLG: 0.364 (1, 5)	G6-3		K	K	P6			K		5	0	0	0	0	3	3	<p>Cincinnati Reds @ Chicago Cubs Wrigley Field, Chicago, IL Sat May 11 1991, 3:33 AM CDT Att: 35,998 - Cloudy - 71 F</p>										
Billy Hatcher, R OBP: 0.237, SLG: 0.268 (1, 7)	HR		G6-3		G6-3	CS		F9-3	BB	4	1	2	1	1	0	0											
Barry Larkin, R OBP: 0.314, SLG: 0.505 Luis Quinones, S OBP: 0.200, SLG: 0.276 (1, 4)	WP		K		BB	BB		F9-3	1B	1	0	1	0	0	0	0											
Eric Davis, R OBP: 0.419, SLG: 0.574 Herm Winningham, L OBP: 0.275, SLG: 0.396 (7, 8)	P3			HR	BB	BB		F9		3	3	2	2	1	0	1											
Hal Morris, L OBP: 0.430, SLG: 0.623 (1, 3)	SAFE			HR	BB	BB		F9		1	0	0	0	0	0	0											
Paul O'Neill, L OBP: 0.327, SLG: 0.500 (1, 9)	L9			2B	G6-3	BB		G4-3	HR	1	3	0	0	3	0	0											
Mariano Duncan, R OBP: 0.234, SLG: 0.311 (1, 4)				BB	G6-3	BB		G4-3	HR	5	3	4	6	0	0	2											
Jeff Reed, L OBP: 0.255, SLG: 0.152 (1, 2)	F8			BB	G4-3	BB		F9	F8	5	1	1	0	0	0	2											
Jose Rijo, R OBP: 0.222, SLG: 0.222 Randy Myers, L (9, 1)	G4-3			BB	G4-3	BB		F9	F8	4	0	0	0	1	0	2											
Inning Stats	R: 1 E: 0 K: 0 S: 8	H: 2 LOB: 2 BB: 1 P: 18	R: 0 E: 0 K: 0 S: 9	H: 0 LOB: 0 BB: 0 P: 15	R: 0 E: 0 K: 2 S: 10	H: 0 LOB: 0 BB: 0 P: 13	R: 2 E: 0 K: 1 S: 16	H: 2 LOB: 2 BB: 2 P: 30	R: 5 E: 0 K: 0 S: 11	H: 4 LOB: 1 BB: 2 P: 25	R: 1 E: 0 K: 0 S: 9	H: 1 LOB: 0 BB: 0 P: 13	R: 1 E: 0 K: 0 S: 8	H: 1 LOB: 0 BB: 0 P: 15	R: 0 E: 0 K: 1 S: 4	H: 0 LOB: 0 BB: 1 P: 12		R: 2 E: 0 K: 0 S: 13	H: 1 LOB: 0 BB: 0 P: 19	1B: 5 2B: 3 3B: 0 HR: 5	SF: 0 SAC: 0 DP: 1 HBP: 1	WP: 1 PB: 0 SB: 0 CS: 1	PA: 44				
PITCHER	IP	WLS	BF	H	R	ER	SO	BB	IBB	HBP	BLK	WP	HR	S	P	ERA	WHIP										
Mike Bielecki, R ERA: 4.37 Steve Wilson, L ERA: 81.0 Les Lancaster, R ERA: 3.86 Heathcliff Slocumb, R ERA: 3.86	4.1	L	22	5	5	5	3	3	1	0	0	1	2	47	85	10.38	1.846										

Batter	1	2	3	4	5	6	7	8	9	AB	R	H	RBI	BB	SO	LOB	BOTTOM										
Jerome Walton, R OBP: 0.250, SLG: 0.313 (1, 8)	F8		CS		L4			G5-3		4	0	1	0	0	0	1	<p>Cincinnati Reds @ Chicago Cubs Wrigley Field, Chicago, IL Sat May 11 1991, 3:33 AM CDT Att: 35,998 - Cloudy - 71 F</p>										
23 Ryne Sandberg, R OBP: 0.326, SLG: 0.403 Jose Vizcaino, S OBP: 0.350, SLG: 0.333 (8, 4)	G6-3		SAFE		BB			F7		3	0	1	0	0	0	0											
Mark Grace, L OBP: 0.374, SLG: 0.410 (1, 3)	F		SAFE		BB			F7		1	0	0	0	0	0	0											
George Bell, R OBP: 0.298, SLG: 0.522 Dwight Smith, L OBP: 0.222, SLG: 0.188 (7, 9)	E5		SAFE		G6-3			F8		3	0	0	0	0	0	1											
Andre Dawson, R OBP: 0.325, SLG: 0.522 Doug Dascenzo, S OBP: 0.358, SLG: 0.383 (7, 7)	P6		SAFE		F9			FC5-4		1	0	0	0	0	1	2											
Damon Berryhill, S OBP: 0.221, SLG: 0.313 (1, 2)	K		SAFE		F7			K		4	0	0	0	0	1	0											
Shawon Dunston, R OBP: 0.283, SLG: 0.392 (1, 6)	G1-3		SAFE		F8			HR		4	1	1	1	0	0	0											
Gary Scott, R OBP: 0.312, SLG: 0.247 (1, 5)	P3		SAFE		P4			P5		3	0	0	0	1	0	0											
Mike Bielecki, R OBP: 0.220, SLG: 0.200 Steve Wilson, L ERA: 81.0 Les Lancaster, R OBP: 0.350, SLG: 0.500 Chico Walker, S OBP: 0.333, SLG: 0.296 Heathcliff Slocumb, R OBP: 0.167, SLG: 0.294 (8, PH)	K		SAFE		BB			K		1	0	0	0	0	1	0											
Inning Stats	R: 1 E: 1 K: 0 S: 13	H: 1 LOB: 1 BB: 0 P: 18	R: 0 E: 0 K: 1 S: 10	H: 0 LOB: 0 BB: 0 P: 13	R: 0 E: 0 K: 2 S: 11	H: 2 LOB: 2 BB: 0 P: 16	R: 0 E: 0 K: 0 S: 7	H: 0 LOB: 0 BB: 0 P: 11	R: 0 E: 0 K: 0 S: 9	H: 1 LOB: 1 BB: 0 P: 13	R: 0 E: 0 K: 0 S: 11	H: 1 LOB: 1 BB: 0 P: 13	R: 1 E: 0 K: 1 S: 9	H: 1 LOB: 0 BB: 0 P: 14	R: 0 E: 0 K: 1 S: 12	H: 2 LOB: 2 BB: 0 P: 18		R: 0 E: 0 K: 0 S: 10	H: 0 LOB: 1 BB: 1 P: 18	1B: 6 2B: 2 3B: 0 HR: 1	SF: 0 SAC: 0 DP: 1 HBP: 0	WP: 0 PB: 0 SB: 0 CS: 1	PA: 36				
PITCHER	IP	WLS	BF	H	R	ER	SO	BB	IBB	HBP	BLK	WP	HR	S	P	ERA	WHIP										
Jose Rijo, R ERA: 2.88 Randy Myers, L ERA: 3.29	8.0	W	32	8	2	1	5	0	0	0	0	0	0	10	16	1.12	1.000										

Batter	1	2	3	4	5	6	7	8	9	AB	R	H	RBI	BB	SO	LOB	TOP				
Otis Nixon, S <small>OBP: 0.408, SLG: 0.344</small> (1, 7)	G1-3	G4-3		G5-3		FC1-5-6-1		FC6-4 BB		4	0	0	0	1	0	3					
Ron Gant, R <small>OBP: 0.260, SLG: 0.400</small> (1, 8)	G5-3		SH1-3 1B 2B	G6-3		P3		FC6-4 1B S		5	2	1	0	0	0	4					
Terry Pendleton, S <small>OBP: 0.383, SLG: 0.519</small> (1, 5)	1B 1B		SH1-3			2B		1B 1B BB		3	1	3	1	1	0	0					
David Justice, L <small>OBP: 0.350, SLG: 0.443</small> (1, 9)	1-2 1B		1B BB	1B 1B BB		2B		G4-3 BB		4	0	3	2	1	0	0					
Sid Bream, L <small>OBP: 0.320, SLG: 0.494</small> (1, 3)	K		1B 1-2 3-H	G4-3		G4-3		G3-1 P5		5	0	1	1	0	1	6					
Jeff Blausler, R <small>OBP: 0.382, SLG: 0.447</small> Mark Lemke, S <small>OBP: 0.355, SLG: 0.346</small> (9, 4)			F8	1-3 2-H 1B		G5-4-3 IBB		BB		3	0	1	0	2	0	0					
Greg Olson, R <small>OBP: 0.432, SLG: 0.500</small> (1, 2)		L1	K	G5-4-3		G5-4-3		P2		5	0	0	0	0	1	6					
Rafael Belliard, R <small>OBP: 0.293, SLG: 0.314</small> (1, 6)		2B 1B		SH2-4 BB		SH1-4 1B		FC6-4 SH1-4 1B BB		3	2	2	0	2	1	0					
Tom Glavine, L <small>OBP: 0.438, SLG: 0.385</small> (1, 1)		1-H 2B		SH2-4		SH1-4		SH1-4		1	0	1	1	0	0	0					
Inning Stats	R: 0 E: 0 K: 1 S: 11	H: 2 LOB: 2 BB: 0 P: 16	R: 1 E: 0 K: 0 S: 9	H: 2 LOB: 1 BB: 0 P: 12	R: 1 E: 0 K: 1 S: 9	H: 3 LOB: 2 BB: 1 P: 19	R: 0 E: 0 K: 0 S: 5	H: 0 LOB: 1 BB: 1 P: 9	R: 0 E: 0 K: 0 S: 7	H: 1 LOB: 1 BB: 0 P: 10	R: 1 E: 0 K: 0 S: 6	H: 1 LOB: 1 BB: 1 P: 14	R: 2 E: 0 K: 1 S: 15	H: 1 LOB: 2 BB: 3 P: 32	R: 0 E: 0 K: 1 S: 8	H: 0 LOB: 0 BB: 0 P: 12	1B: 7 2B: 4 3B: 0 HR: 1	SF: 0 SAC: 4 DP: 1 HBP: 0	WP: 0 PB: 0 SB: 2 CS: 0	PA: 44	
PITCHER	IP	WLS	BF	H	R	ER	SO	BB	IBB	HBP	BLK	WP	HR	S	P	ERA	WHIP				
Shawn Boskie, R <small>ERA: 3.55</small> (1, 1)	6.0	L	30	11	3	3	2	2	1	0	0	0	1	49	83	4.50	2.167				
Chuck McElroy, L <small>ERA: 2.19</small> (7, 1)	1.1		7	0	2	2	0	3	0	0	0	0	0	12	28	13.50	2.250				
Les Lancaster, R <small>ERA: 3.8</small> (8, 1)	0.1		2	0	0	0	0	1	0	0	0	0	0	3	8	0.00	3.000				
Steve Wilson, L <small>ERA: 16.2</small> (8, 1)	1.1		5	1	0	0	1	0	0	0	0	0	0	13	20	0.00	0.750				

Atlanta Braves @ Chicago Cubs
 Wrigley Field, Chicago, IL
 Mon May 13 1991, 7:05 PM CDT
 Att: 29,579 - Sunny - 77 F

AB 33
 R 5
 H 12
 RBI 5
 BB 7
 SO 3
 LOB 19



Batter	1	2	3	4	5	6	7	8	9	AB	R	H	RBI	BB	SO	LOB	BOTTOM					
Jerome Walton, R <small>OBP: 0.250, SLG: 0.330</small> (1, 8)	G6-3		FC4-6			2B 2B		F8		4	1	1	0	0	0	1						
23 Ryne Sandberg, R <small>OBP: 0.336, SLG: 0.429</small> (1, 4)	G6-3			G6-4-3 1B		F8		HR 1B		4	1	2	0	0	0	1						
Mark Grace, L <small>OBP: 0.374, SLG: 0.416</small> (1, 3)	G4-3			G6-4-3 1B		2H 2B		K		4	0	2	1	0	1	1						
George Bell, R <small>OBP: 0.279, SLG: 0.488</small> (1, 7)		F9		G6-4-3		G1-3		K		4	0	0	0	0	1	4						
Andre Dawson, R <small>OBP: 0.328, SLG: 0.537</small> (1, 9)		G6-3		F8		L5		HR		4	1	1	2	0	0	1						
Hector Villanueva, R <small>OBP: 0.289, SLG: 0.543</small> Les Lancaster, R <small>OBP: 0.500, SLG: 0.500</small> Steve Wilson, L <small>OBP: 0.158, SLG: 0.278</small> (8, 1)		K				G6-3		G6-3		3	0	0	0	0	1	0						
Chico Walker, S <small>OBP: 0.388, SLG: 0.333</small> (9, PH)						G6-3		1B		1	0	1	0	0	0	0						
Shawon Dunston, R <small>OBP: 0.284, SLG: 0.364</small> (1, 6)				G5-3		G4-3		K		4	0	0	0	0	1	1						
Gary Scott, R <small>OBP: 0.305, SLG: 0.241</small> Luis Salazar, R <small>OBP: 0.158, SLG: 0.278</small> (8, PH)				L7		K		G6-3		2	0	0	0	0	1	0						
Shawn Boskie, R <small>OBP: 0.294, SLG: 0.533</small> Chuck McElroy, L (7, 1)						B1-3		G5-3		2	0	1	0	0	0	0						
Damon Berryhill, S <small>OBP: 0.219, SLG: 0.319</small> (8, 2)				FC4-6 1B						1	0	0	0	0	0	0						
Inning Stats	R: 0 E: 0 K: 0 S: 5	H: 0 LOB: 0 BB: 0 P: 10	R: 0 E: 0 K: 1 S: 6	H: 0 LOB: 0 BB: 0 P: 8	R: 0 E: 0 K: 0 S: 4	H: 1 LOB: 1 BB: 0 P: 6	R: 0 E: 0 K: 0 S: 11	H: 2 LOB: 1 BB: 0 P: 15	R: 0 E: 0 K: 1 S: 5	H: 0 LOB: 0 BB: 0 P: 8	R: 1 E: 0 K: 0 S: 11	H: 2 LOB: 1 BB: 0 P: 14	R: 0 E: 0 K: 1 S: 7	H: 0 LOB: 0 BB: 0 P: 11	R: 0 E: 0 K: 0 S: 6	H: 0 LOB: 0 BB: 0 P: 11	R: 2 E: 0 K: 2 S: 17	H: 3 LOB: 1 BB: 0 P: 24	1B: 5 2B: 2 3B: 0 HR: 1	SF: 0 SAC: 0 DP: 1 HBP: 0	WP: 0 PB: 0 SB: 0 CS: 0	PA: 34
PITCHER	IP	WLS	BF	H	R	ER	SO	BB	IBB	HBP	BLK	WP	HR	S	P	ERA	WHIP					
Tom Glavine, L <small>ERA: 2.42</small> (1, 1)	9.0	W	34	8	3	3	5	0	0	0	0	0	1	72	107	3.00	0.889					

Atlanta Braves @ Chicago Cubs
 Wrigley Field, Chicago, IL
 Mon May 13 1991, 7:05 PM CDT
 Att: 29,579 - Sunny - 77 F

AB 34
 R 3
 H 8
 RBI 3
 BB 0
 SO 5
 LOB 9



Batter	1	2	3	4	5	6	7	8	9	AB	R	H	RBI	BB	SO	LOB	TOP
Otis Nixon, S <small>OBP: 0.408, SLG: 0.348</small> 										4	0	2	0	0	1	0	
Ron Cant, R <small>OBP: 0.241, SLG: 0.373</small> 										4	0	0	0	0	1	2	
Terry Pendleton, S <small>OBP: 0.392, SLG: 0.529</small> 										4	1	2	0	0	1	0	
Lonnie Smith, R <small>OBP: 0.333, SLG: 0.304</small> 										4	0	1	0	0	1	1	
Sid Bream, L <small>OBP: 0.301, SLG: 0.463</small> Francisco Cabrera, R <small>OBP: 0.333, SLG: 0.349</small> Danny Heep, L <small>OBP: 0.600, SLG: 0.500</small> 										2	0	0	0	0	0	0	
Jeff Blauser, R <small>OBP: 0.397, SLG: 0.412</small> 										3	0	0	0	1	0	1	
Greg Olson, R <small>OBP: 0.388, SLG: 0.444</small> 										4	0	0	0	0	1	4	
Rafael Belliard, R <small>OBP: 0.276, SLG: 0.293</small> 										3	0	0	0	0	1	3	
Charlie Leibrandt, R <small>OBP: 0.291, SLG: 0.311</small> Juan Berenguer, R <small>OBP: 0.227, SLG: 0.500</small> Marvin Freeman, R <small>OBP: 0.200, SLG: 0.200</small> 										2	0	0	0	0	1	0	
Inning Stats <small>R: 0, H: 1, E: 0, LOB: 0, K: 1, BB: 0, S: 5</small>	<small>R: 0, H: 0, E: 0, LOB: 0, K: 0, BB: 0, S: 5</small>	<small>R: 0, H: 0, E: 0, LOB: 0, K: 1, BB: 0, S: 10</small>	<small>R: 0, H: 0, E: 0, LOB: 0, K: 1, BB: 0, S: 10</small>	<small>R: 0, H: 1, E: 0, LOB: 1, K: 1, BB: 0, S: 8</small>	<small>R: 0, H: 0, E: 0, LOB: 0, K: 0, BB: 0, S: 5</small>	<small>R: 0, H: 1, E: 0, LOB: 1, K: 1, BB: 0, S: 9</small>	<small>R: 1, H: 3, E: 0, LOB: 3, K: 2, BB: 1, S: 22</small>	<small>R: 0, H: 0, E: 0, LOB: 0, K: 2, BB: 0, S: 11</small>	<small>R: 0, H: 1, E: 0, LOB: 1, K: 0, BB: 0, S: 11</small>	<small>1B: 6, SF: 0, 2B: 1, SAC: 0, 3B: 0, DP: 0, HR: 0</small>	<small>WP: 0, PA: 34, FB: 0, SB: 1, CS: 1</small>						
PITCHER Rick Sutcliffe, R <small>ERA: 4.32</small> Paul Assenmacher, L <small>ERA: 2.42</small> Mike Bielecki, R <small>ERA: 4.25</small>	<small>IP: 6.0, WLS: 22, BF: 5, R: 1, ER: 1, SO: 4, BB: 0, IBB: 0, HBP: 0, BLK: 0, WP: 0, HR: 0, S: 49, P: 82, ERA: 1.50, WHIP: 0.833</small>	<small>IP: 2.0, WLS: 8, BF: 1, R: 0, ER: 0, SO: 4, BB: 1, IBB: 0, HBP: 0, BLK: 0, WP: 0, HR: 0, S: 26, P: 39, ERA: 0.00, WHIP: 1.000</small>	<small>IP: 1.0, WLS: 4, BF: 1, R: 0, ER: 0, SO: 0, BB: 0, IBB: 0, HBP: 0, BLK: 0, WP: 0, HR: 0, S: 11, P: 19, ERA: 0.00, WHIP: 1.000</small>	PITCHER <small>IP: 6.0, WLS: 22, BF: 5, R: 1, ER: 1, SO: 4, BB: 0, IBB: 0, HBP: 0, BLK: 0, WP: 0, HR: 0, S: 49, P: 82, ERA: 1.50, WHIP: 0.833</small>	<small>IP: 2.0, WLS: 8, BF: 1, R: 0, ER: 0, SO: 4, BB: 1, IBB: 0, HBP: 0, BLK: 0, WP: 0, HR: 0, S: 26, P: 39, ERA: 0.00, WHIP: 1.000</small>	<small>IP: 1.0, WLS: 4, BF: 1, R: 0, ER: 0, SO: 0, BB: 0, IBB: 0, HBP: 0, BLK: 0, WP: 0, HR: 0, S: 11, P: 19, ERA: 0.00, WHIP: 1.000</small>	<small>IP: 6.0, WLS: 22, BF: 5, R: 1, ER: 1, SO: 4, BB: 0, IBB: 0, HBP: 0, BLK: 0, WP: 0, HR: 0, S: 49, P: 82, ERA: 1.50, WHIP: 0.833</small>	<small>IP: 2.0, WLS: 8, BF: 1, R: 0, ER: 0, SO: 4, BB: 1, IBB: 0, HBP: 0, BLK: 0, WP: 0, HR: 0, S: 26, P: 39, ERA: 0.00, WHIP: 1.000</small>	<small>IP: 1.0, WLS: 4, BF: 1, R: 0, ER: 0, SO: 0, BB: 0, IBB: 0, HBP: 0, BLK: 0, WP: 0, HR: 0, S: 11, P: 19, ERA: 0.00, WHIP: 1.000</small>	<small>1B: 6, SF: 0, 2B: 1, SAC: 0, 3B: 0, DP: 0, HR: 0</small>	<small>WP: 0, PA: 34, FB: 0, SB: 1, CS: 1</small>						

Atlanta Braves @ Chicago Cubs
Wrigley Field, Chicago, IL
Wed May 15 1991, 3:33 AM CDT
Att: 25,814 - Cloudy - 72 F

AB 33
R 1
H 7
RBI 1
BB 1
SO 8
LOB 14



Batter	1	2	3	4	5	6	7	8	9	AB	R	H	RBI	BB	SO	LOB	BOTTOM
Chico Walker, S <small>OBP: 0.423, SLG: 0.478</small> Doug Dascenzo, S <small>OBP: 0.356, SLG: 0.377</small> 										3	0	1	0	0	1	0	
23 Ryne Sandberg, R <small>OBP: 0.349, SLG: 0.463</small> 										4	2	2	2	0	1	1	
Mark Grace, L <small>OBP: 0.386, SLG: 0.438</small> 										4	0	1	1	0	0	0	
George Bell, R <small>OBP: 0.269, SLG: 0.472</small> 										3	0	0	1	0	0	0	
Andre Dawson, R <small>OBP: 0.331, SLG: 0.552</small> 										3	1	0	0	0	2	1	
Luis Salazar, R <small>OBP: 0.250, SLG: 0.478</small> Jose Vizcaino, S <small>OBP: 0.346, SLG: 0.304</small> 										3	1	1	2	0	2	0	
Shawon Dunston, R <small>OBP: 0.258, SLG: 0.353</small> 										3	0	1	0	0	0	0	
Damon Berryhill, S <small>OBP: 0.213, SLG: 0.316</small> 										3	0	0	0	0	1	1	
Rick Sutcliffe, L <small>OBP: 0.100, SLG: 0.200</small> Paul Assenmacher, L <small>OBP: 0.607, SLG: 0.500</small> Dwight Smith, L <small>OBP: 0.227, SLG: 0.200</small> Mike Bielecki, R <small>OBP: 0.200, SLG: 0.200</small> 										2	0	0	0	0	1	1	
Inning Stats <small>R: 0, H: 0, E: 0, LOB: 0, K: 2, BB: 0, S: 10</small>	<small>R: 0, H: 0, E: 0, LOB: 0, K: 2, BB: 0, S: 10</small>	<small>R: 0, H: 1, E: 0, LOB: 0, K: 1, BB: 0, S: 6</small>	<small>R: 1, H: 1, E: 0, LOB: 0, K: 0, BB: 0, S: 11</small>	<small>R: 0, H: 0, E: 0, LOB: 0, K: 2, BB: 0, S: 8</small>	<small>R: 0, H: 1, E: 0, LOB: 1, K: 1, BB: 0, S: 11</small>	<small>R: 2, H: 1, E: 0, LOB: 0, K: 0, BB: 0, S: 9</small>	<small>R: 3, H: 4, E: 0, LOB: 1, K: 0, BB: 0, S: 13</small>	<small>1B: 6, SF: 1, 2B: 0, SAC: 0, 3B: 0, DP: 1, HR: 2</small>	<small>WP: 0, PA: 32, FB: 0, SB: 0, CS: 0</small>								
PITCHER Charlie Leibrandt, L <small>ERA: 3.18</small> Juan Berenguer, R <small>ERA: 2.08</small> Marvin Freeman, R <small>ERA: 6.75</small>	<small>IP: 6.0, WLS: 20, BF: 3, R: 1, ER: 1, SO: 8, BB: 0, IBB: 0, HBP: 0, BLK: 0, WP: 0, HR: 1, S: 56, P: 83, ERA: 1.50, WHIP: 0.500</small>	<small>IP: 1.0, WLS: 5, BF: 1, R: 2, ER: 2, SO: 0, BB: 0, IBB: 0, HBP: 1, BLK: 0, WP: 0, HR: 9, S: 14, ERA: 18.00, WHIP: 1.000</small>	<small>IP: 1.0, WLS: 4, BF: 3, R: 3, ER: 3, SO: 0, BB: 0, IBB: 0, HBP: 0, BLK: 0, WP: 0, HR: 13, S: 17, ERA: 27.00, WHIP: 4.000</small>	PITCHER <small>IP: 6.0, WLS: 20, BF: 3, R: 1, ER: 1, SO: 8, BB: 0, IBB: 0, HBP: 0, BLK: 0, WP: 0, HR: 1, S: 56, P: 83, ERA: 1.50, WHIP: 0.500</small>	<small>IP: 1.0, WLS: 5, BF: 1, R: 2, ER: 2, SO: 0, BB: 0, IBB: 0, HBP: 1, BLK: 0, WP: 0, HR: 9, S: 14, ERA: 18.00, WHIP: 1.000</small>	<small>IP: 1.0, WLS: 4, BF: 3, R: 3, ER: 3, SO: 0, BB: 0, IBB: 0, HBP: 0, BLK: 0, WP: 0, HR: 13, S: 17, ERA: 27.00, WHIP: 4.000</small>	<small>IP: 6.0, WLS: 20, BF: 3, R: 1, ER: 1, SO: 8, BB: 0, IBB: 0, HBP: 0, BLK: 0, WP: 0, HR: 1, S: 56, P: 83, ERA: 1.50, WHIP: 0.500</small>	<small>IP: 1.0, WLS: 5, BF: 1, R: 2, ER: 2, SO: 0, BB: 0, IBB: 0, HBP: 1, BLK: 0, WP: 0, HR: 9, S: 14, ERA: 18.00, WHIP: 1.000</small>	<small>IP: 1.0, WLS: 4, BF: 3, R: 3, ER: 3, SO: 0, BB: 0, IBB: 0, HBP: 0, BLK: 0, WP: 0, HR: 13, S: 17, ERA: 27.00, WHIP: 4.000</small>	<small>1B: 6, SF: 1, 2B: 0, SAC: 0, 3B: 0, DP: 1, HR: 2</small>	<small>WP: 0, PA: 32, FB: 0, SB: 0, CS: 0</small>						

Atlanta Braves @ Chicago Cubs
Wrigley Field, Chicago, IL
Wed May 15 1991, 3:33 AM CDT
Att: 25,814 - Cloudy - 72 F

AB 30
R 6
H 8
RBI 6
BB 0
SO 8
LOB 4



Batter	1	2	3	4	5	6	7	8	9	10	11	12	13	14	15	16	AB	R	H	RBI	BB	SO	LOB	TOP								
Chico Walker, S OBP: 0.441, SLG: 0.448 (1, 6)																	6	0	2	0	2	1	1									
23 Ryne Sandberg, R OBP: 0.344, SLG: 0.447 (1, 4)																	7	0	1	0	1	2	7									
Mark Grace, L OBP: 0.388, SLG: 0.424 (1, 3)																	4	0	0	0	3	0	3									
George Bell, R OBP: 0.255, SLG: 0.447 (1, 7)																	7	0	0	0	0	1	7									
Andre Dawson, R OBP: 0.338, SLG: 0.553 (1, 9)																	7	0	3	0	0	1	3									
Luis Salazar, R OBP: 0.321, SLG: 0.500 (9, PR)																	3	0	2	0	1	0	1									
Doug Dasenango, S OBP: 0.358, SLG: 0.377 (9, PR)																	0	0	0	0	0	0	0									
Jose Vizcaino, S OBP: 0.345, SLG: 0.308 (9, 5)																	3	0	1	0	0	1	1									
Shawon Dunston, R OBP: 0.244, SLG: 0.333 (1, 6)																	7	0	0	0	0	2	6									
Damon Berryhill, S OBP: 0.207, SLG: 0.293 (1, 2)																	6	0	0	0	1	1	2									
Greg Maddux, R OBP: 0.333, SLG: 0.333 (1, 1)																																
Pat Combs, L ERA: 3.38 (1, 1)																																
Roger McDowell, R ERA: 0.92 (9, 1)																																
Joe Boever, R ERA: 3.06 (11, 1)																																
Tommy Greene, R ERA: 3.21 (13, 1)																																
Inning Stats	R: 0 E: 0 K: 0 S: 9	H: 1 LOB: 2 BB: 1 P: 23	R: 0 E: 0 K: 0 S: 14	H: 2 LOB: 3 BB: 1 P: 23	R: 0 E: 0 K: 0 S: 9	H: 1 LOB: 1 BB: 0 P: 15	R: 0 E: 0 K: 0 S: 6	H: 0 LOB: 0 BB: 0 P: 11	R: 0 E: 0 K: 1 S: 11	H: 0 LOB: 1 BB: 1 P: 16	R: 0 E: 0 K: 0 S: 6	H: 1 LOB: 0 BB: 0 P: 10	R: 0 E: 0 K: 0 S: 7	H: 0 LOB: 0 BB: 0 P: 10	R: 0 E: 0 K: 0 S: 6	H: 0 LOB: 0 BB: 0 P: 10	R: 0 E: 0 K: 0 S: 7	H: 1 LOB: 1 BB: 1 P: 18	R: 0 E: 0 K: 2 S: 12	H: 1 LOB: 2 BB: 1 P: 22	R: 0 E: 0 K: 3 S: 11	H: 0 LOB: 1 BB: 1 P: 19	R: 0 E: 0 K: 2 S: 11	H: 0 LOB: 0 BB: 0 P: 17	R: 0 E: 0 K: 1 S: 10	H: 2 LOB: 2 BB: 1 P: 18	R: 0 E: 0 K: 1 S: 11	H: 1 LOB: 1 BB: 0 P: 16	1B: 9 2B: 1 3B: 0 HR: 0	SF: 0 SAC: 0 DP: 1 HBP: 0	WP: 0 PB: 0 SB: 0 CS: 1	PA: 65
PITCHER	IP: 8.0 WLS: 32 BF: 5	H: 1 R: 0 ER: 0 SO: 1	BB: 4 IBB: 0 HBP: 0 BLK: 0	WP: 0 HR: 0 S: 68 P: 122	ERA: 0.00 WHIP: 1.125																											

Chicago Cubs @ Philadelphia Phillies
Veterans Stadium, Philadelphia, PA
Fri May 17 1991, 7:05 PM EDT
Att: 28,044 - Cloudy - 77 F

AB 56
R 10
H 10
RBI 0
BB 9
SO 11
LOB 33



Batter	1	2	3	4	5	6	7	8	9	10	11	12	13	14	15	16	AB	R	H	RBI	BB	SO	LOB	BOTTOM		
Von Hayes, L OBP: 0.287, SLG: 0.248 (1, 6)																	6	0	1	0	1	0	2			
Mickey Morandini, L OBP: 0.349, SLG: 0.262 (1, 4)																	5	0	1	0	1	0	2			
John Kruk, L OBP: 0.383, SLG: 0.488 (1, 7)																	6	0	2	0	1	1	2			
Dale Murphy, R OBP: 0.312, SLG: 0.430 (1, 9)																	7	1	1	0	0	3	7			
Ricky Jordan, R OBP: 0.376, SLG: 0.583 (1, 3)																	5	0	1	0	1	0	3			
Charlie Hayes, R OBP: 0.282, SLG: 0.390 (1, 5)																	6	0	0	0	1	1	7			
Darin Fletcher, L OBP: 0.240, SLG: 0.360 (1, 2)																	3	0	0	0	0	1	2			
Jim Lindeman, R OBP: 0.357, SLG: 0.429 (10, PH)																	1	0	0	0	0	1	0			
Steve Lake, R OBP: 0.081, SLG: 0.081 (11, 2)																	2	0	0	0	0	0	2			
Dickie Thon, R OBP: 0.328, SLG: 0.360 (1, 6)																	7	0	3	1	0	2	1			
Pat Combs, L ERA: 3.41 (1, 1)																										
Paul Assenmacher, L ERA: 2.33 (10, 1)																										
Chuck McElroy, L ERA: 2.13 (11, 1)																										
Heathcliff Slocumb, R ERA: 3.30 (11, 1)																										
Les Lancaster, R ERA: 3.75 (14, 1)																										
Inning Stats	R: 0 E: 0 K: 0 S: 7	H: 0 LOB: 1 BB: 1 P: 12	R: 0 E: 0 K: 0 S: 8	H: 0 LOB: 0 BB: 0 P: 14	R: 0 E: 0 K: 0 S: 8	H: 1 LOB: 1 BB: 0 P: 12	R: 0 E: 0 K: 1 S: 7	H: 0 LOB: 0 BB: 0 P: 8	R: 0 E: 0 K: 1 S: 9	H: 0 LOB: 2 BB: 1 P: 15	R: 0 E: 0 K: 1 S: 7	H: 1 LOB: 1 BB: 0 P: 10	R: 0 E: 0 K: 0 S: 7	H: 0 LOB: 1 BB: 1 P: 14	R: 0 E: 0 K: 0 S: 7	H: 0 LOB: 1 BB: 1 P: 14	R: 0 E: 0 K: 0 S: 10	H: 1 LOB: 2 BB: 1 P: 20	R: 0 E: 0 K: 0 S: 12	H: 1 LOB: 1 BB: 0 P: 15	R: 0 E: 0 K: 1 S: 10	H: 3 LOB: 2 BB: 0 P: 12	1B: 10 2B: 0 3B: 0 HR: 0	SF: 0 SAC: 3 DP: 1 HBP: 1	WP: 0 PB: 0 SB: 0 CS: 0	PA: 62
PITCHER	IP: 9.0 WLS: 33 BF: 4	H: 1 R: 0 ER: 0 SO: 8	BB: 1 IBB: 1 HBP: 0 BLK: 0	WP: 0 HR: 0 S: 74 P: 118	ERA: 0.00 WHIP: 0.556																					

Chicago Cubs @ Philadelphia Phillies
Veterans Stadium, Philadelphia, PA
Fri May 17 1991, 7:05 PM EDT
Att: 28,044 - Cloudy - 77 F

AB 53
R 10
H 10
RBI 1
BB 5
SO 10
LOB 30



Batter	1	2	3	4	5	6	7	8	9	AB	R	H	RBI	BB	SO	LOB	TOP																				
Jerome Walton, R (1, 8) OBP: 0.250, SLG: 0.326										3	0	1	0	0	2	0	Chicago Cubs @ Philadelphia Phillies Veterans Stadium, Philadelphia, PA Sat May 18 1991, 7:05 PM EDT Att: 34,877 - Sunny - 62 F																				
Andre Dawson, R (8, PH) OBP: 0.333, SLG: 0.549										1	0	0	0	0	1	0																					
Doug Dasencho, S (8, 8)										0	0	0	0	0	0	0																					
23 Ryne Sandberg, R (1, 4) OBP: 0.342, SLG: 0.438										3	0	0	0	1	0	2																					
Mark Grace, L (1, 3) OBP: 0.377, SLG: 0.411										4	0	0	0	0	0	3																					
George Bell, R (1, 7) OBP: 0.262, SLG: 0.444										3	1	1	0	1	0	1																					
Dwight Smith, L (1, 9) OBP: 0.269, SLG: 0.417										3	1	2	2	0	0	0																					
Chico Walker, S (9, PH) OBP: 0.429, SLG: 0.433										1	0	0	0	0	1	1																					
Luis Salazar, R (1, 5) OBP: 0.281, SLG: 0.433										4	0	0	0	0	1	2																					
Shawon Dunston, R (1, 6) OBP: 0.237, SLG: 0.323										4	0	0	0	0	2	1																					
Damon Berryhill, S (1, 2)										3	0	0	0	0	1	0																					
Shawn Boskie, R (1, 1) OBP: 0.250, SLG: 0.444										3	0	0	0	0	1	0																					
Paul Assenmacher, L (8, 1) OBP: 0.667, SLG: 0.500										0	0	0	0	0	0	0																					
Mike Bielecki, R (8, 1) OBP: 0.200, SLG: 0.200										0	0	0	0	0	0	0																					
Inning Stats	R: 0 E: 0 K: 1 S: 9	H: 0 LOB: 1 BB: 1 P: 18	R: 0 E: 0 K: 0 S: 7	H: 0 LOB: 0 BB: 0 P: 12	R: 0 E: 1 K: 0 S: 7	H: 1 LOB: 2 BB: 0 P: 11	R: 1 E: 0 K: 1 S: 16	H: 1 LOB: 0 BB: 0 P: 22	R: 0 E: 0 K: 1 S: 10	H: 0 LOB: 0 BB: 0 P: 17	R: 1 E: 0 K: 0 S: 9	H: 2 LOB: 1 BB: 0 P: 11	R: 0 E: 0 K: 3 S: 10	H: 0 LOB: 0 BB: 0 P: 15	R: 0 E: 0 K: 1 S: 7	H: 0 LOB: 0 BB: 0 P: 9	R: 0 E: 0 K: 2 S: 15	H: 0 LOB: 1 BB: 1 P: 23	1B: 2 2B: 1 3B: 0 HR: 1	SF: 0 SAC: 0 DP: 0 HBP: 0	WP: 1 PB: 0 SB: 0 CS: 0	PA: 34															
PITCHER	IP WLS BF H R ER SO BB IBB HBP BLK WP HR S P ERA WHIP																																				
Danny Cox, R (1, 1) ERA: 3.0	5.2	21	2	1	1	3	1	0	0	0	0	0	0	1	51	84	1.59	0.529																			
Joe Boever, R (6, 1) ERA: 3.12	2.1	9	2	1	1	4	0	0	0	0	0	0	0	0	24	31	3.86	0.857																			
Mitch Williams, L (9, 1) ERA: 2.79	1.0	4	0	0	0	2	1	0	0	0	1	0	0	15	23	0.00	1.000																				

Batter	1	2	3	4	5	6	7	8	9	AB	R	H	RBI	BB	SO	LOB	BOTTOM																		
Von Hayes, L (1, 8) OBP: 0.293, SLG: 0.264										4	2	2	0	0	0	0	Chicago Cubs @ Philadelphia Phillies Veterans Stadium, Philadelphia, PA Sat May 18 1991, 7:05 PM EDT Att: 34,877 - Sunny - 62 F																		
Wally Backman, S (1, 4) OBP: 0.323, SLG: 0.255										3	0	0	0	0	1	1																			
Randy Ready, R (8, PH) OBP: 0.448, SLG: 0.327										0	1	0	0	1	0	0																			
John Kruk, L (1, 7) OBP: 0.380, SLG: 0.492										3	1	1	3	0	1	0																			
Ricky Jordan, R (1, 3) OBP: 0.371, SLG: 0.568										4	0	1	2	0	0	0																			
Mitch Williams, L (9, 1)										0	0	0	0	0	0	0																			
Charlie Hayes, R (1, 5) OBP: 0.262, SLG: 0.386										4	0	1	0	0	0	1																			
Darin Fletcher, L (1, 2) OBP: 0.286, SLG: 0.393										3	0	2	0	0	0	0																			
Dickie Thon, R (1, 6) OBP: 0.320, SLG: 0.351										3	0	0	0	0	1	3																			
John Morris, L (1, 9) OBP: 0.353, SLG: 0.406										3	1	1	0	0	0	2																			
Danny Cox, R (1, 1) Joe Boever, R (6, 1) Rod Booker, L (8, PH) Dale Murphy, R (8, PH) OBP: 0.310, SLG: 0.426										2	0	0	0	0	1	2																			
Inning Stats	R: 1 E: 0 K: 0 S: 9	H: 1 LOB: 0 BB: 0 P: 13	R: 0 E: 1 K: 0 S: 15	H: 2 LOB: 2 BB: 0 P: 22	R: 0 E: 0 K: 1 S: 7	H: 0 LOB: 0 BB: 0 P: 11	R: 0 E: 0 K: 1 S: 12	H: 1 LOB: 1 BB: 0 P: 18	R: 0 E: 0 K: 1 S: 7	H: 0 LOB: 0 BB: 0 P: 10	R: 0 E: 0 K: 1 S: 7	H: 0 LOB: 0 BB: 0 P: 11	R: 0 E: 0 K: 0 S: 7	H: 0 LOB: 0 BB: 0 P: 9	R: 4 E: 0 K: 0 S: 10	H: 4 LOB: 0 BB: 1 P: 16	1B: 6 2B: 2 3B: 0 HR: 0	SF: 1 SAC: 0 DP: 1 HBP: 0	WP: 0 PB: 0 SB: 0 CS: 0	PA: 32															
PITCHER	IP WLS BF H R ER SO BB IBB HBP BLK WP HR S P ERA WHIP																																		
Shawn Boskie, R (1, 1) ERA: 3.42	0.1	4	2	1	1	0	1	0	0	0	0	0	3	7	27.00	9.000																			
Paul Assenmacher, L (8, 1) ERA: 3.29	0.1	L	4	2	1	1	0	0	0	0	0	0	3	7	27.00	9.000																			
Mike Bielecki, R (8, 1) ERA: 4.17	0.2	2	1	2	2	0	0	0	0	0	0	0	3	3	27.00	1.500																			

Batter	1	2	3	4	5	6	7	8	9	AB	R	H	RBI	BB	SO	LOB	TOP																	
Doug Dascenzo, S OBP: 0.382, SLG: 0.426										4	2	3	0	0	0	0	Chicago Cubs @ New York Mets Shea Stadium, Flushing, NY Tue May 21 1991, 7:05 PM EDT Att: 29,129 - Sunny - 80 F																	
23 Ryne Sandberg, R Chico Walker, S OBP: 0.341, SLG: 0.440 OBP: 0.385, SLG: 0.382										2	1	1	1	0	1	1																		
Mark Grace, L OBP: 0.375, SLG: 0.409										4	1	2	0	1	0	3																		
George Bell, R OBP: 0.266, SLG: 0.458										5	1	1	2	0	2	7																		
Andre Dawson, R OBP: 0.342, SLG: 0.557										4	0	1	2	0	0	1																		
Luis Salazar, R OBP: 0.275, SLG: 0.395										4	0	0	0	0	1	2																		
Jose Vizcaino, S OBP: 0.364, SLG: 0.367										4	0	2	0	0	0	0																		
Damon Berryhill, S OBP: 0.202, SLG: 0.315										4	1	1	1	0	0	2																		
Rick Sutcliffe, L Les Lancaster, R Dwight Gooden, R Chuck McElroy, L Jerome Walton, R Mike Bielecki, R Hector Villanueva, R Shawn Boskie, R OBP: 0.167, SLG: 0.182 OBP: 0.333, SLG: 0.333 OBP: 0.292, SLG: 0.385 OBP: 0.292, SLG: 0.385 OBP: 0.292, SLG: 0.385 OBP: 0.292, SLG: 0.385 OBP: 0.292, SLG: 0.385 OBP: 0.292, SLG: 0.385 OBP: 0.292, SLG: 0.385										1	0	0	0	0	1	0																		
Inning Stats	R: 3 E: 0 K: 0 S: 17	H: 3 LOB: 0 BB: 0 P: 23	R: 0 E: 0 K: 1 S: 5	H: 0 LOB: 0 BB: 0 P: 8	R: 2 E: 0 K: 2 S: 15	H: 2 LOB: 1 BB: 1 P: 21	R: 0 E: 0 K: 1 S: 10	H: 1 LOB: 2 BB: 0 P: 17	R: 0 E: 0 K: 2 S: 11	H: 1 LOB: 1 BB: 0 P: 13	R: 1 E: 0 K: 1 S: 10	H: 1 LOB: 0 BB: 0 P: 15	R: 0 E: 0 K: 0 S: 7	H: 1 LOB: 0 BB: 0 P: 10	R: 0 E: 0 K: 0 S: 13	H: 1 LOB: 1 BB: 0 P: 20		R: 0 E: 1 K: 0 S: 10	H: 1 LOB: 3 BB: 0 P: 16	1B: 4 2B: 4 3B: 1 HR: 2	SF: 0 SAC: 0 DP: 1 HBP: 1	WP: 0 PB: 0 SB: 2 CS: 0	PA: 40											
PITCHER	IP WLS BF H R ER SO BB IBB HBP BLK WP HR S P ERA WHIP																																	
Dwight Gooden, R ERA: 2.97	(1, 1)	6.1	W	30	9	6	6	7	1	0	1	0	0	2	71	101	8.53	1.579																
Wally Whitehurst, R ERA: 2.76	(7, 1)	1.1		4	1	0	0	0	0	0	0	0	0	0	13	19	0.00	0.750																
John Franco, L ERA: 0.63	(8, 1)	1.1	S	6	1	0	0	0	0	0	0	0	0	0	14	23	0.00	0.750																

Chicago Cubs @ New York Mets
Shea Stadium, Flushing, NY
Tue May 21 1991, 7:05 PM EDT
Att: 29,129 - Sunny - 80 F

AB	38
R	6
H	11
RBI	6
BB	1
SO	7
LOB	21



Batter	1	2	3	4	5	6	7	8	9	AB	R	H	RBI	BB	SO	LOB	BOTTOM																	
Vince Coleman, S OBP: 0.371, SLG: 0.306										3	3	1	0	2	1	0	Chicago Cubs @ New York Mets Shea Stadium, Flushing, NY Tue May 21 1991, 7:05 PM EDT Att: 29,129 - Sunny - 80 F																	
Gregg Jefferies, S OBP: 0.382, SLG: 0.329										4	2	3	2	0	0	0																		
Dave Magadan, L OBP: 0.364, SLG: 0.315										4	1	1	2	0	1	2																		
Hubie Brooks, R John Franco, L OBP: 0.320, SLG: 0.421										4	1	1	0	0	1	1																		
Howard Johnson, S OBP: 0.317, SLG: 0.525										4	1	1	1	0	0	1																		
Kevin McReynolds, R OBP: 0.322, SLG: 0.413										4	0	3	2	0	0	0																		
Kevin Elster, R OBP: 0.355, SLG: 0.481										3	0	0	0	1	1	2																		
Charlie O'Brien, R OBP: 0.259, SLG: 0.212										3	0	0	1	0	0	0																		
Dwight Gooden, R Wally Whitehurst, R Daryl Boston, L OBP: 0.143, SLG: 0.143 OBP: 0.333, SLG: 0.400 OBP: 0.250, SLG: 0.288										3	0	0	0	0	1	2																		
Inning Stats	R: 4 E: 0 K: 1 S: 20	H: 5 LOB: 2 BB: 1 P: 35	R: 3 E: 0 K: 1 S: 13	H: 3 LOB: 1 BB: 1 P: 23	R: 1 E: 0 K: 0 S: 16	H: 1 LOB: 1 BB: 1 P: 29	R: 0 E: 0 K: 1 S: 9	H: 1 LOB: 1 BB: 0 P: 15	R: 0 E: 0 K: 1 S: 8	H: 0 LOB: 0 BB: 0 P: 14	R: 0 E: 0 K: 0 S: 7	H: 0 LOB: 0 BB: 0 P: 10	R: 0 E: 0 K: 0 S: 4	H: 0 LOB: 0 BB: 0 P: 9	R: 0 E: 0 K: 1 S: 10	H: 0 LOB: 0 BB: 0 P: 17		1B: 6 2B: 4 3B: 0 HR: 0	SF: 1 SAC: 0 DP: 0 HBP: 0	WP: 0 PB: 0 SB: 3 CS: 0	PA: 37													
PITCHER	IP WLS BF H R ER SO BB IBB HBP BLK WP HR S P ERA WHIP																																	
Rick Sutcliffe, R ERA: 5.77	(1, 1)	1.0	L	11	6	6	6	1	1	0	0	0	0	0	23	42	54.00	7.000																
Les Lancaster, R ERA: 4.15	(2, 1)	2.0		10	3	2	2	1	1	0	0	0	0	0	26	45	9.00	2.000																
Chuck McElroy, L ERA: 1.76	(4, 1)	2.0		7	1	0	0	2	0	0	0	0	0	0	17	29	0.00	0.500																
Mike Bielecki, R ERA: 3.73	(6, 1)	3.0		9	0	0	0	1	0	0	0	0	0	0	21	36	0.00	0.000																

Chicago Cubs @ New York Mets
Shea Stadium, Flushing, NY
Tue May 21 1991, 7:05 PM EDT
Att: 29,129 - Sunny - 80 F

AB	33
R	8
H	10
RBI	8
BB	3
SO	5
LOB	8



Batter	1	2	3	4	5	6	7	8	9	AB	R	H	RBI	BB	SO	LOB	TOP			
Doug Dasenczo, S OBP: 0.361, SLG: 0.400	(1, 8) G6-3		(2) G4-3		(3) K		(3) K		(2) SH5-3	4	0	0	1	0	2	2	Chicago Cubs @ New York Mets Shea Stadium, Flushing, NY Thu May 23 1991, 7:05 PM EDT Att: 29,763 - Sunny - 70 F			
23 Ryne Sandberg, R OBP: 0.333, SLG: 0.430	(1, 4) K		(3) P6			(1) G6-3		(1) F9	(3) IBB	4	0	0	0	1	1	0				
Mark Grace, L OBP: 0.371, SLG: 0.404	(1, 3) G6-3			(1) F7		(2) G3-1		1B	(3) F8	5	0	1	0	0	0	2				
George Bell, R OBP: 0.265, SLG: 0.447		(1) 1B		(2) G5-3		(3) 1B		(2) P4		4	0	2	0	0	0	1				
Andre Dawson, R OBP: 0.338, SLG: 0.541	(1, 9) P4		(1) S	(1) 2B		(3) CS		(1) L7	(3) 1B	4	1	2	0	0	0	1				
Damon Berryhill, S OBP: 0.204, SLG: 0.323	(1, 2) K		(2) 1B	(1) 2B		(2) F7		(3) K		4	0	1	1	0	2	3				
Luis Salazar, R OBP: 0.319, SLG: 0.477	(1, 5) G6-3		(3) G5-3			(4) WP		(1) FC1-6	(1) 1B	3	1	1	0	1	0	2				
Shawon Dunston, R OBP: 0.250, SLG: 0.367			(1) HR		(1) B4-3	(1) 1B		(2) FC1-6	(1) SH5-3	4	2	2	2	0	0	1				
Shawn Boskie, R OBP: 0.227, SLG: 0.400			(1) K		(2) G5-3			(3) E6		2	0	0	0	0	1	0				
Chico Walker, S OBP: 0.400, SLG: 0.382	(7, PH)									0	0	0	0	1	0	0				
Les Lancaster, R OBP: 0.333, SLG: 0.333	(7, PH)									0	0	0	0	0	0	0				
Hector Villanueva, R OBP: 0.292, SLG: 0.535	(9, PH)									1	0	0	0	0	0	1				
Paul Assenmacher, L OBP: 0.067, SLG: 0.050	(9, PH)									0	0	0	0	0	0	0				
Inning Stats	R: 0 E: 0 K: 1 S: 8	H: 0 LOB: 0 BB: 0 P: 13	R: 0 E: 0 K: 1 S: 8	H: 1 LOB: 1 BB: 0 P: 14	R: 1 E: 0 K: 1 S: 10	H: 1 LOB: 0 BB: 0 P: 19	R: 1 E: 0 K: 0 S: 11	H: 2 LOB: 1 BB: 0 P: 18	R: 0 E: 0 K: 1 S: 7	H: 1 LOB: 0 BB: 0 P: 13	R: 1 E: 0 K: 1 S: 14	H: 1 LOB: 2 BB: 2 P: 27	R: 0 E: 0 K: 1 S: 12	H: 2 LOB: 2 BB: 1 P: 13	R: 1 E: 1 K: 0 S: 14	H: 1 LOB: 2 BB: 1 P: 26	1B: 6 2B: 1 3B: 1 HR: 1	SF: 0 SAC: 1 DP: 0 HBP: 0	WP: 1 PB: 0 SB: 1 CS: 1	PA: 40
PITCHER	IP WLS BF H R ER SO BB IBB HBP BLK WP HR S P ERA WHIP																			
Ron Darling, R ERA: 3.52	(1, 1) 6.2 26 6 3 3 4 1 0 0 0 1 1 59 101 4.05 1.050																			
Alejandro Pena, R ERA: 1.53	(7, 1) 1.1 7 2 0 0 2 1 0 0 0 0 0 17 23 0.00 2.250																			
John Franco, L ERA: 0.59	(9, 1) 1.0 L 6 1 1 0 0 0 1 0 0 0 0 0 14 26 0.00 1.000																			

AB	35
R	4
H	9
RBI	4
BB	3
SO	6
LOB	13




Batter	1	2	3	4	5	6	7	8	9	AB	R	H	RBI	BB	SO	LOB	BOTTOM					
Vince Coleman, S OBP: 0.365, SLG: 0.303	(1, 8) K		(1) F8		(3) G4-3		(3) CS		(1) K	4	0	0	0	0	2	1	Chicago Cubs @ New York Mets Shea Stadium, Flushing, NY Thu May 23 1991, 7:05 PM EDT Att: 29,763 - Sunny - 70 F					
Keith Miller, R OBP: 0.406, SLG: 0.448	(1, 4) 1B		(1) G6-3		(1) E		(2) 2B		(2) L5	4	2	3	0	0	0	0						
Hubie Brooks, R OBP: 0.410, SLG: 0.410	(1, 9) 1B		(1) G6-3		(2) E7		(2) PB		(3) K	4	1	2	1	0	1	1						
John Franco, L ERA: 0.59	(9, 1) 1B		(1) S		(1) 1B		(2) 1B			0	0	0	0	0	0	0						
Howard Johnson, S OBP: 0.327, SLG: 0.524	(1, 5) 1B		(1) 1B		(1) CS		(1) 1B		(1) K	4	0	2	1	0	1	1						
Kevin Reynolds, R OBP: 0.309, SLG: 0.387	(1, 7) F9		(2) F8		(2) G6-3		(2) G6-3		(2) F9	4	0	0	0	0	0	4						
Tim Lincecum, R OBP: 0.147, SLG: 0.212	(1, 3) F7		(3) K		(3) K		(3) K		(3) K	3	0	0	0	0	2	3						
Alejandro Pena, R ERA: 1.53	(7, 1) F7									0	0	0	0	0	0	0						
Daryl Boston, L OBP: 0.244, SLG: 0.262	(9, 9) K									0	0	0	0	0	0	0						
Mark Carreon, R OBP: 0.380, SLG: 0.543	(9, PH) K									1	0	0	0	0	1	0						
Rick Cerone, R OBP: 0.348, SLG: 0.443	(1, 2) G5-3				(1) F9		(2) CS		(1) 1B	3	0	1	0	0	0	0						
Kevin Elster, R OBP: 0.358, SLG: 0.456	(1, 6) G6-3				(4) SH1-4		(2) BB		(1) K	2	0	0	0	1	1	1						
Ron Darling, R OBP: 0.200, SLG: 0.333	(1, 1) K				(1) SH1-4		(2) K		(2) K	1	0	0	0	0	1	0						
Dave Magadan, L OBP: 0.362, SLG: 0.312	(7, 3) K				(1) 1-2					1	0	0	0	0	1	1						
Inning Stats	R: 2 E: 0 K: 1 S: 19	H: 3 LOB: 1 BB: 0 P: 31	R: 0 E: 0 K: 1 S: 6	H: 0 LOB: 0 BB: 0 P: 9	R: 0 E: 0 K: 0 S: 6	H: 1 LOB: 0 BB: 0 P: 8	R: 0 E: 0 K: 1 S: 12	H: 1 LOB: 0 BB: 0 P: 15	R: 0 E: 0 K: 0 S: 5	H: 0 LOB: 1 BB: 1 P: 10	R: 1 E: 1 K: 1 S: 14	H: 2 LOB: 1 BB: 0 P: 23	R: 0 E: 0 K: 2 S: 12	H: 1 LOB: 0 BB: 0 P: 20	R: 0 E: 0 K: 2 S: 14	H: 0 LOB: 0 BB: 0 P: 20	R: 0 E: 0 K: 2 S: 9	H: 0 LOB: 0 BB: 0 P: 10	1B: 7 2B: 1 3B: 0 HR: 0	SF: 0 SAC: 1 DP: 1 HBP: 0	WP: 0 PB: 1 SB: 2 CS: 2	PA: 34
PITCHER	IP WLS BF H R ER SO BB IBB HBP BLK WP HR S P ERA WHIP																					
Shawn Boskie, R ERA: 3.55	(1, 1) 6.0 24 7 3 3 4 1 0 0 0 0 0 62 96 4.50 1.333																					
Les Lancaster, R ERA: 3.86	(7, 1) 2.0 W 6 1 0 0 4 0 0 0 0 0 0 26 40 0.00 0.500																					
Paul Assenmacher, L ERA: 3.16	(9, 1) 1.0 S 3 0 0 0 2 0 0 0 0 0 0 9 10 0.00 0.000																					



Batter	1	2	3	4	5	6	7	8	9	AB	R	H	RBI	BB	SO	LOB	TOP										
Delino DeShields, L OBP: 0.368, SLG: 0.386 (1, 4)										4	1	2	0	0	0	0											
Marquis Grissom, R OBP: 0.336, SLG: 0.453 (1, 8)										4	1	1	0	0	1	2											
Dave Martinez, L OBP: 0.271, SLG: 0.304 (1, 7)										3	0	1	1	1	0	0											
Andres Galarraga, R OBP: 0.307, SLG: 0.379 Spike Owen, S OBP: 0.303, SLG: 0.297 (7, 6)										3	0	0	0	0	0	1											
Larry Walker, L OBP: 0.285, SLG: 0.364 (1, 9)										4	0	0	0	0	2	3											
Tim Lincecum, R OBP: 0.286, SLG: 0.287 (1, 5)										4	0	0	0	0	1	2											
Tom Foley, L OBP: 0.224, SLG: 0.304 (7, 3)										3	0	0	0	0	0	0											
Gilberto Reyes, R OBP: 0.347, SLG: 0.319 Eric Bullock, L OBP: 0.308, SLG: 0.292 Junior Noboa, R OBP: 0.394, SLG: 0.563 Tim Burke, R (8, 1)										2	0	0	0	0	0	0											
Mark Gardner, R Nelson Santovenia, R OBP: 0.270, SLG: 0.351 (8, 2)										2	0	0	0	0	1	0											
Inning Stats	R: 0 E: 0 K: 1 S: 5	H: 1 LOB: 0 BB: 0 P: 8	R: 0 E: 0 K: 0 S: 6	H: 0 LOB: 0 BB: 0 P: 10	R: 0 E: 0 K: 1 S: 7	H: 0 LOB: 0 BB: 0 P: 10	R: 1 E: 0 K: 1 S: 13	H: 2 LOB: 1 BB: 0 P: 17	R: 0 E: 0 K: 0 S: 8	H: 0 LOB: 0 BB: 0 P: 10	R: 0 E: 0 K: 0 S: 6	H: 0 LOB: 0 BB: 0 P: 10	R: 1 E: 0 K: 1 S: 10	H: 1 LOB: 0 BB: 0 P: 14	R: 1 E: 0 K: 2 S: 16	H: 2 LOB: 2 BB: 1 P: 23	1B: 4 2B: 0 3B: 1 HR: 1	SF: 0 SAC: 0 DP: 0 HBP: 0	WP: 1 PB: 0 SB: 1 CS: 1	PA: 33							
PITCHER	IP	WLS	BF	H	R	ER	SO	BB	IBB	HBP	BLK	WP	HR	S	P	ERA	WHIP										
Bob Scanlan, R ERA: 1.99 (1, 1)	7.2	W	25	3	1	1	3	0	0	0	0	0	0	56	83	1.17	0.391										
Paul Assenmacher, L ERA: 3.68 (8, 1)	1.0	S	7	3	2	2	2	1	0	0	0	1	1	19	29	18.00	4.000										
Heathcliff Slocumb, R ERA: 0.32 (9, 1)	0.1	S	1	0	0	0	1	0	0	0	0	0	0	4	4	0.00	0.000										

Montreal Expos @ Chicago Cubs
Wrigley Field, Chicago, IL
Fri May 24 1991, 3:33 AM CDT
Att: 32,410 - Cloudy - 84 F


AB	32
R	3
H	6
RBI	2
BB	1
SO	6
LOB	8



Batter	1	2	3	4	5	6	7	8	9	AB	R	H	RBI	BB	SO	LOB	BOTTOM										
Doug Dascenzo, S OBP: 0.342, SLG: 0.377 (1, 8)										4	0	0	0	0	1	0											
23 Ryne Sandberg, R OBP: 0.337, SLG: 0.451 (1, 4)										4	1	2	1	0	1	0											
Mark Grace, L OBP: 0.368, SLG: 0.400 (1, 3)										4	1	1	0	0	0	1											
George Bell, R OBP: 0.277, SLG: 0.452 Jerome Walton, R OBP: 0.248, SLG: 0.320 (9, 8)										3	0	2	0	1	0	1											
Dwight Smith, L OBP: 0.281, SLG: 0.467 (1, 9)										4	1	2	1	0	0	1											
Hector Villanueva, R OBP: 0.289, SLG: 0.500 (1, 2)										3	0	0	1	0	1	2											
Chico Walker, S OBP: 0.395, SLG: 0.378 Jose Vizcaino, S OBP: 0.382, SLG: 0.387 (8, 5)										3	0	1	0	0	0	0											
Shawon Dunston, R OBP: 0.252, SLG: 0.387 (1, 6)										3	1	1	1	0	0	1											
Bob Scanlan, R Paul Assenmacher, L Heathcliff Slocumb, R (9, 1)										3	0	0	0	0	3	1											
Inning Stats	R: 0 E: 0 K: 0 S: 7	H: 1 LOB: 1 BB: 0 P: 12	R: 0 E: 0 K: 1 S: 8	H: 0 LOB: 0 BB: 0 P: 15	R: 0 E: 0 K: 2 S: 8	H: 0 LOB: 0 BB: 0 P: 12	R: 0 E: 0 K: 1 S: 10	H: 0 LOB: 1 BB: 1 P: 18	R: 1 E: 0 K: 0 S: 8	H: 2 LOB: 1 BB: 0 P: 24	R: 1 E: 0 K: 0 S: 8	H: 2 LOB: 1 BB: 0 P: 9	R: 1 E: 0 K: 1 S: 8	H: 1 LOB: 0 BB: 0 P: 11	R: 1 E: 0 K: 0 S: 14	H: 3 LOB: 2 BB: 0 P: 26	1B: 6 2B: 0 3B: 1 HR: 2	SF: 1 SAC: 0 DP: 0 HBP: 0	WP: 0 PB: 0 SB: 0 CS: 0	PA: 34							
PITCHER	IP	WLS	BF	H	R	ER	SO	BB	IBB	HBP	BLK	WP	HR	S	P	ERA	WHIP										
Mark Gardner, R ERA: 5.51 (1, 1)	7.0	L	27	6	3	3	6	1	0	0	0	0	0	66	101	3.86	1.000										
Tim Burke, R ERA: 3.0 (8, 1)	1.0	S	6	3	1	1	0	0	0	0	0	0	0	14	26	9.00	3.000										

Montreal Expos @ Chicago Cubs
Wrigley Field, Chicago, IL
Fri May 24 1991, 3:33 AM CDT
Att: 32,410 - Cloudy - 84 F

AB	31
R	4
H	9
RBI	4
BB	1
SO	6
LOB	7



Batter	1	2	3	4	5	6	7	8	9	AB	R	H	RBI	BB	SO	LOB	TOP											
Delino DeShields, L OBP: 0.365, SLG: 0.378	G5-3		BB			F8		K		3	0	0	0	1	1	0	Montreal Expos @ Chicago Cubs Wrigley Field, Chicago, IL Sat May 25 1991, 7:05 PM CDT Att: 16,961 - Cloudy - 66 F											
Marquis Grissom, R OBP: 0.333, SLG: 0.447	F9		F9			F8-6 1B		G6-3		4	0	1	0	0	0	1												
Dave Martinez, L OBP: 0.281, SLG: 0.305	G4-3					1B		K		3	0	1	0	1	1	0												
Tim Wallach, R OBP: 0.285, SLG: 0.286						F8-6				4	0	1	0	0	1	3												
Larry Walker, L OBP: 0.291, SLG: 0.364	G4-3							G4-3		3	0	1	0	1	0	1												
Tom Foley, L OBP: 0.235, SLG: 0.298										1	0	0	0	1	0	1												
Nelson Santovenia, R OBP: 0.282, SLG: 0.436								FC4-6		2	1	1	1	0	0	1												
Spike Owen, S OBP: 0.301, SLG: 0.295								BB		1	0	0	0	1	0	1												
Gilberto Reyes, R OBP: 0.333, SLG: 0.306								1B		4	0	1	0	0	1	3												
Rick Mahler, R OBP: 0.111, SLG: 0.111										3	0	0	0	0	1	1												
Bill Sampen, R OBP: 0.750, SLG: 0.750										2	0	0	0	0	0	0												
Andres Galarraga, R OBP: 0.335, SLG: 0.376										1	0	0	0	0	1	1												
Steve Frey, R OBP: 0.282, SLG: 0.376										0	0	0	0	0	0	0												
Barry Jones, R OBP: 0.282, SLG: 0.376										0	0	0	0	0	0	0												
Inning Stats	R: 0 E: 0 K: 0 S: 7	H: 0 LOB: 0 BB: 0 P: 10	R: 0 E: 0 K: 1 S: 8	H: 1 LOB: 1 BB: 1 P: 17	R: 0 E: 0 K: 0 S: 9	H: 0 LOB: 1 BB: 1 P: 15	R: 0 E: 0 K: 1 S: 7	H: 1 LOB: 1 BB: 1 P: 14	R: 0 E: 0 K: 1 S: 11	H: 2 LOB: 1 BB: 0 P: 10	R: 1 E: 0 K: 1 S: 11	H: 2 LOB: 1 BB: 0 P: 16	R: 0 E: 0 K: 2 S: 10	H: 0 LOB: 0 BB: 1 P: 18	R: 0 E: 0 K: 0 S: 9	H: 0 LOB: 1 BB: 1 P: 14	1B: 5 2B: 1 3B: 0 HR: 1	SF: 0 SAC: 0 DP: 1 HBP: 0	WP: 0 PB: 0 SB: 0 CS: 2	PA: 34								
PITCHER	IP	WLS	BF	H	R	ER	SO	BB	IBB	HBP	BLK	WP	HR	S	P	ERA	WHIP											
Mike Bielecki, R ERA: 3.33	(1, 1)	5.0	W	18	2	0	0	3	3	0	0	0	0	38	66	0.00	1.000											
Chuck McElroy, L ERA: 1.86	(6, 1)	4.0	S	16	4	1	1	3	1	0	0	0	0	1	41	62	2.25	1.250										

Batter	1	2	3	4	5	6	7	8	9	AB	R	H	RBI	BB	SO	LOB	BOTTOM											
Shawon Dunston, R OBP: 0.252, SLG: 0.384	G1-3		SH1-3 23 BB	F7		K				4	1	1	0	0	1	1	Montreal Expos @ Chicago Cubs Wrigley Field, Chicago, IL Sat May 25 1991, 7:05 PM CDT Att: 16,961 - Cloudy - 66 F											
23 Ryne Sandberg, R OBP: 0.346, SLG: 0.473	1B G6-3		G4-3 SH1-3	HR		G4-3				3	2	2	1	1	0	1												
Mark Grace, L OBP: 0.367, SLG: 0.399	G6-3		SH1-3			F9				3	0	1	0	0	0	1												
George Bell, R OBP: 0.282, SLG: 0.453	1B		G4-3			1B		F8		4	0	2	1	0	0	2												
Andre Dawson, R OBP: 0.335, SLG: 0.530	L6		HR			K		P6		3	1	0	0	1	1	4												
Damon Berryhill, S OBP: 0.206, SLG: 0.351			HR			G1-6-3		K		4	1	1	3	0	1	2												
Luis Salazar, R OBP: 0.353, SLG: 0.553			HR							3	1	2	1	1	0	0												
Jose Vizcaino, S OBP: 0.382, SLG: 0.387	G4-3		CS			HR		G3-1		0	0	0	0	0	0	0												
Jerome Walton, R OBP: 0.248, SLG: 0.327	G4-3		CS			F9		K		4	0	1	0	0	1	1												
Mike Bielecki, R OBP: 0.167, SLG: 0.167										2	0	0	0	0	2	1												
Chuck McElroy, L ERA: 1.86										2	0	0	0	0	2	1												
Inning Stats	R: 0 E: 0 K: 0 S: 13	H: 2 LOB: 2 BB: 0 P: 20	R: 0 E: 0 K: 1 S: 7	H: 1 LOB: 1 BB: 0 P: 12	R: 4 E: 0 K: 0 S: 18	H: 2 LOB: 0 BB: 3 P: 33	R: 0 E: 0 K: 1 S: 6	H: 0 LOB: 0 BB: 0 P: 7	R: 1 E: 0 K: 1 S: 10	H: 2 LOB: 1 BB: 0 P: 14	R: 1 E: 0 K: 2 S: 14	H: 2 LOB: 1 BB: 0 P: 17	R: 0 E: 0 K: 1 S: 10	H: 1 LOB: 1 BB: 0 P: 16	R: 0 E: 0 K: 2 S: 8	H: 0 LOB: 0 BB: 0 P: 9	1B: 6 2B: 1 3B: 0 HR: 3	SF: 0 SAC: 1 DP: 0 HBP: 0	WP: 0 PB: 0 SB: 0 CS: 1	PA: 37								
PITCHER	IP	WLS	BF	H	R	ER	SO	BB	IBB	HBP	BLK	WP	HR	S	P	ERA	WHIP											
Rick Mahler, R ERA: 4.01	(1, 1)	4.1	L	22	7	5	5	2	3	0	0	0	0	1	19	23	5.40	1.200										
Bill Sampen, R ERA: 3.13	(5, 1)	1.2		7	2	1	1	3	0	0	0	0	0	1	19	23	5.40	1.200										
Steve Frey, L ERA: 4.15	(7, 1)	1.0		4	1	0	0	1	0	0	0	0	0	10	16	0.00	1.000											
Barry Jones, R ERA: 2.37	(8, 1)	1.0		3	0	0	0	2	0	0	0	0	0	8	9	0.00	0.000											

AB	30
R	1
H	6
RBI	1
BB	4
SO	6
LOB	12



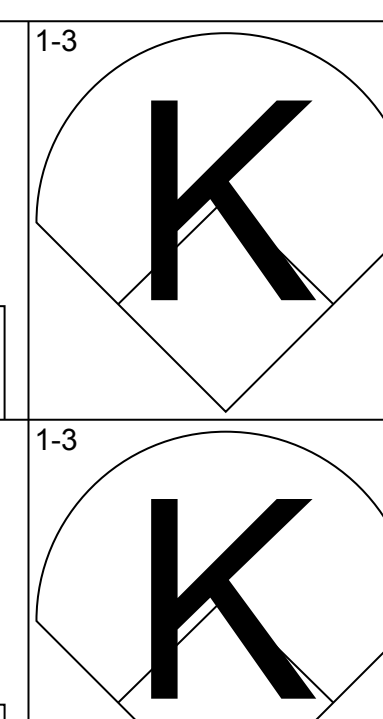
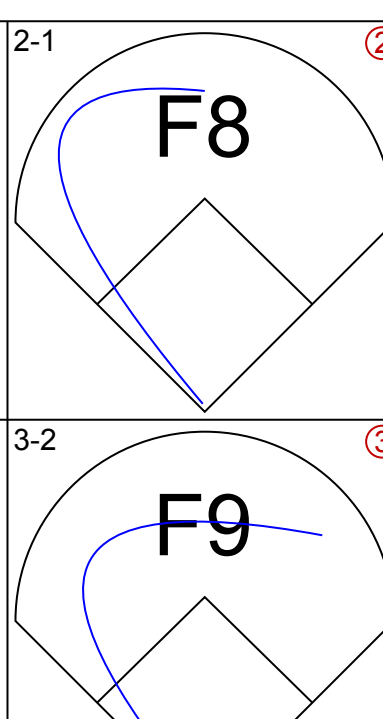
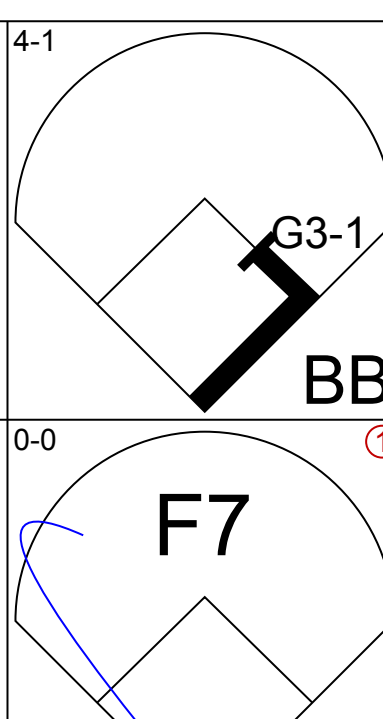
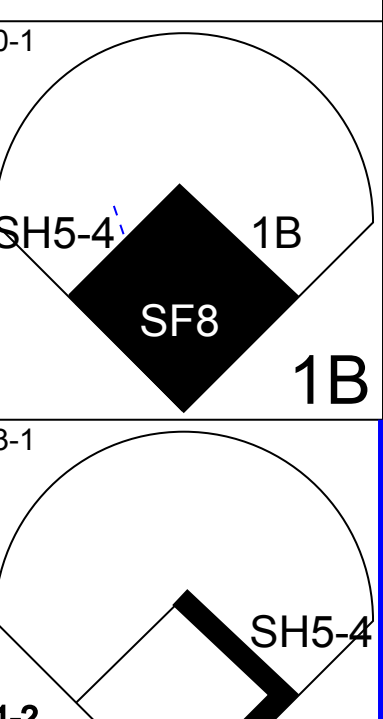
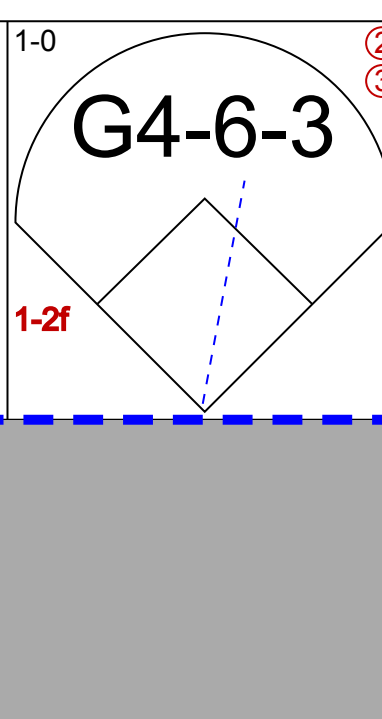
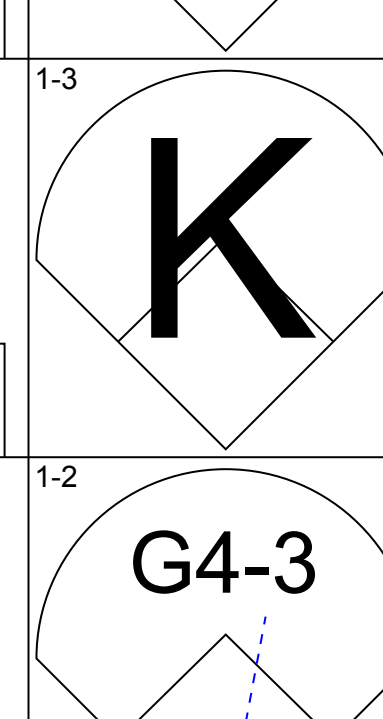
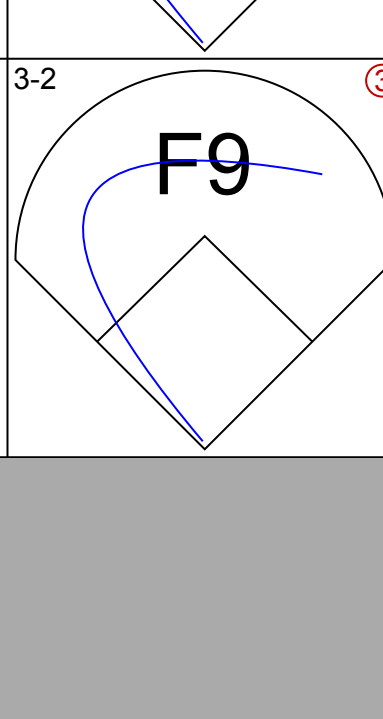
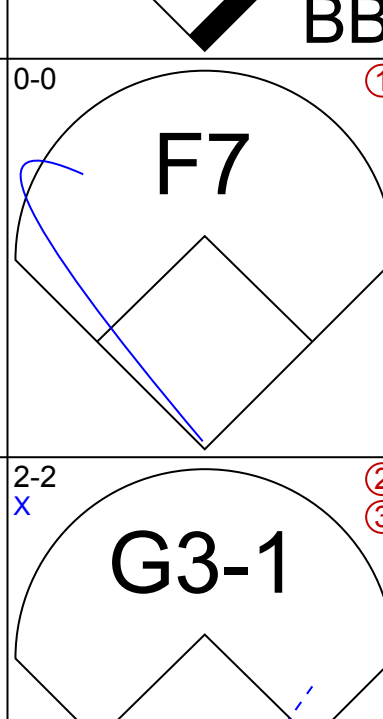
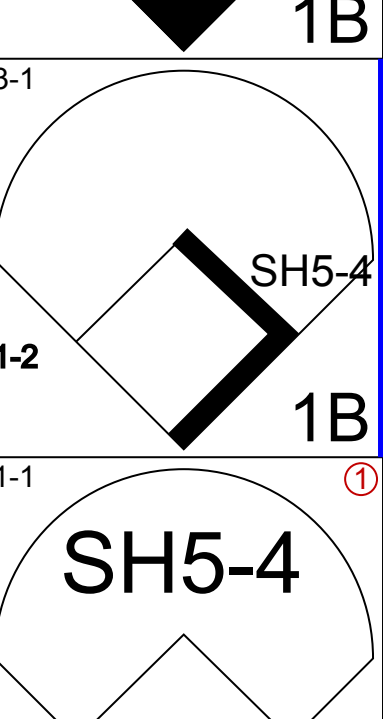
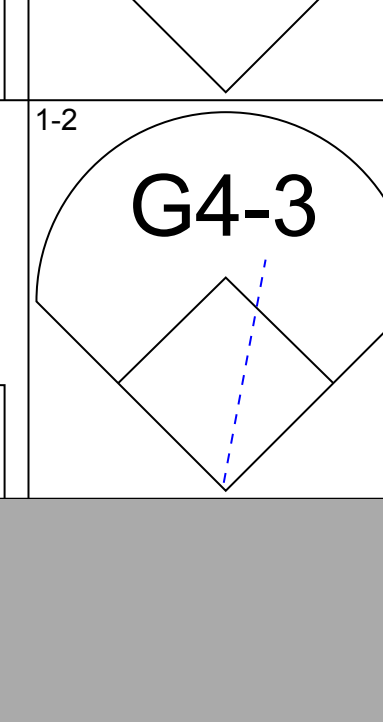
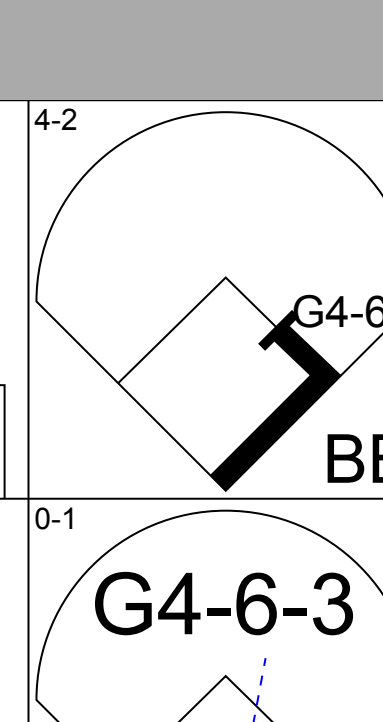
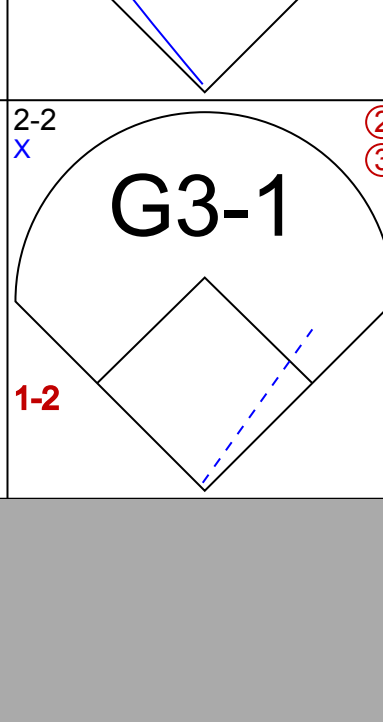
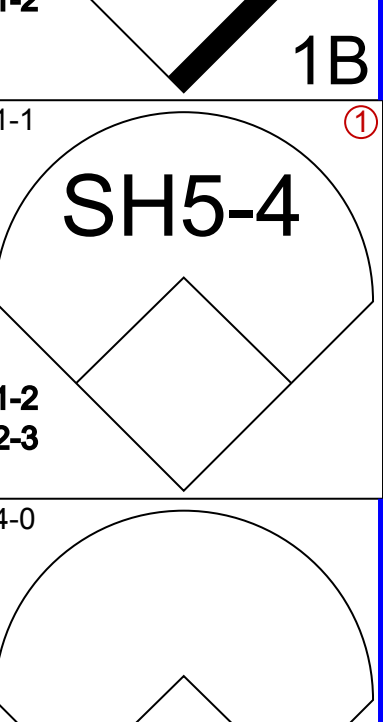
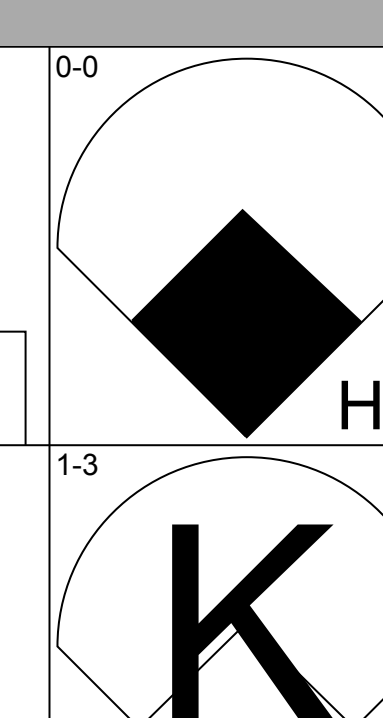
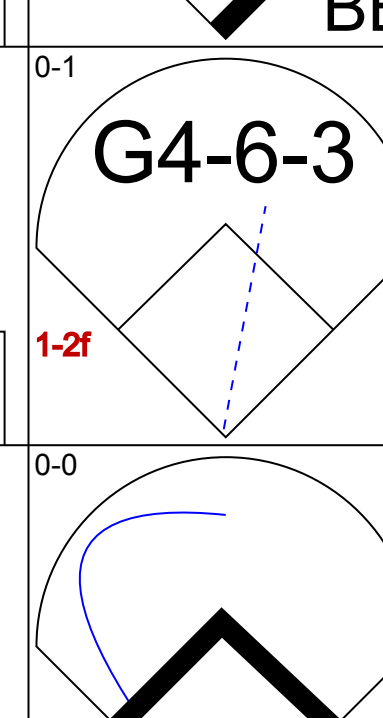
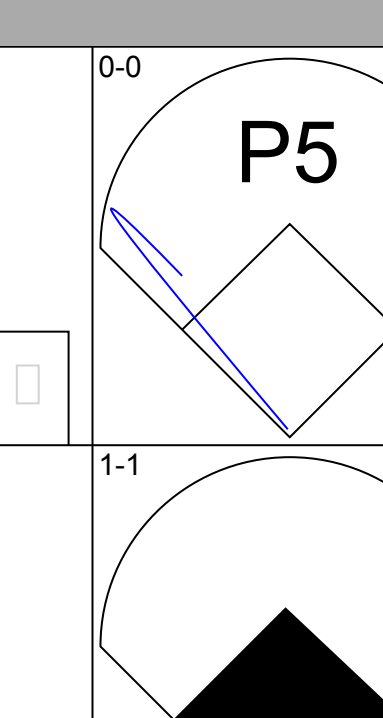
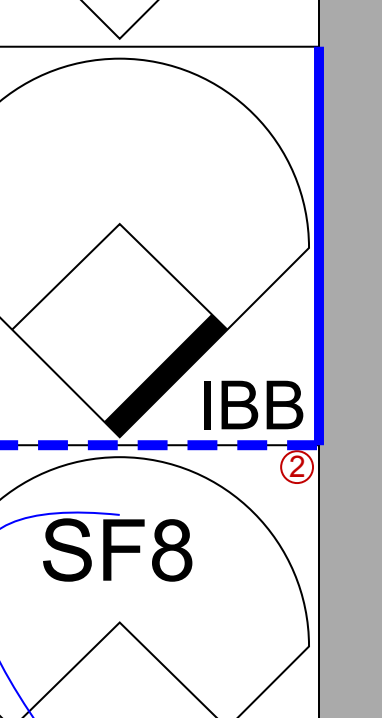
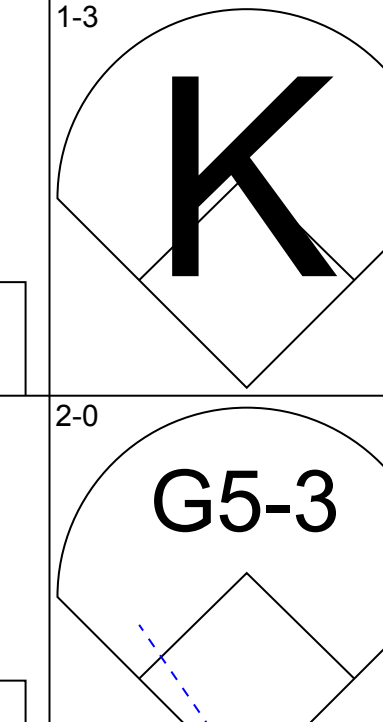
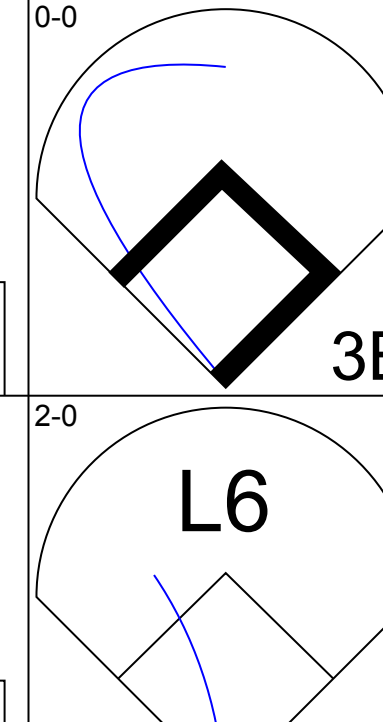
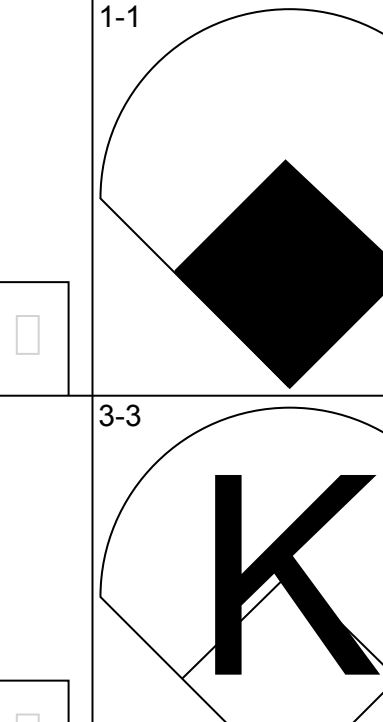
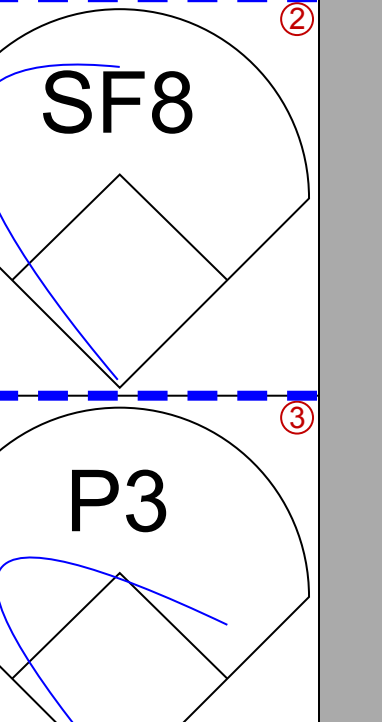
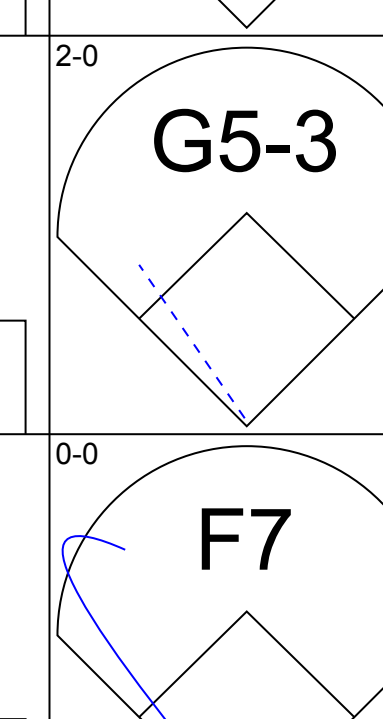
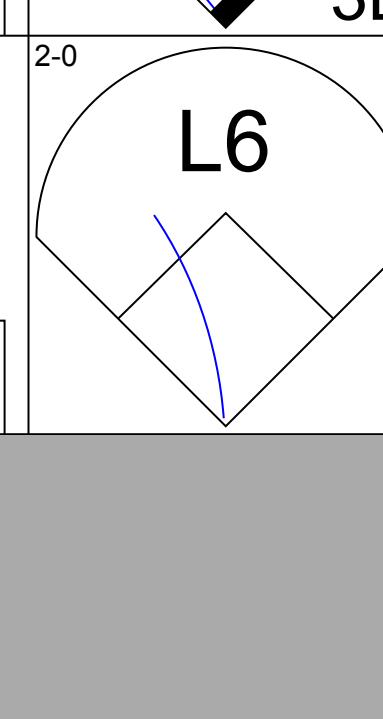
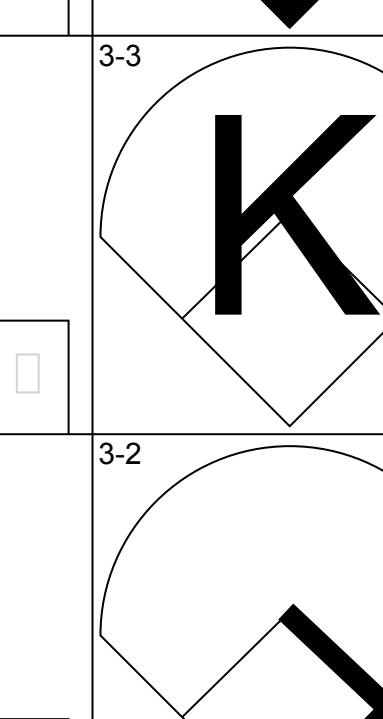
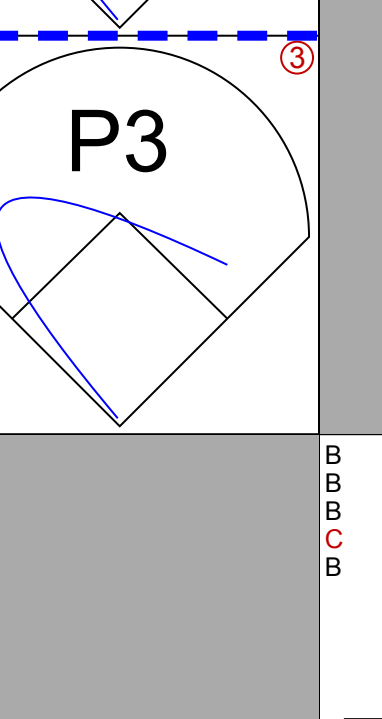
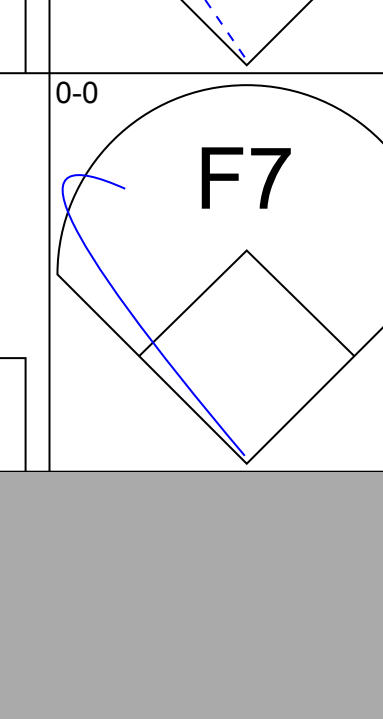
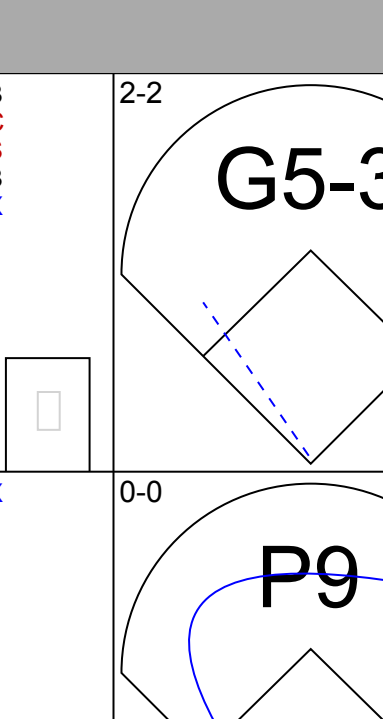
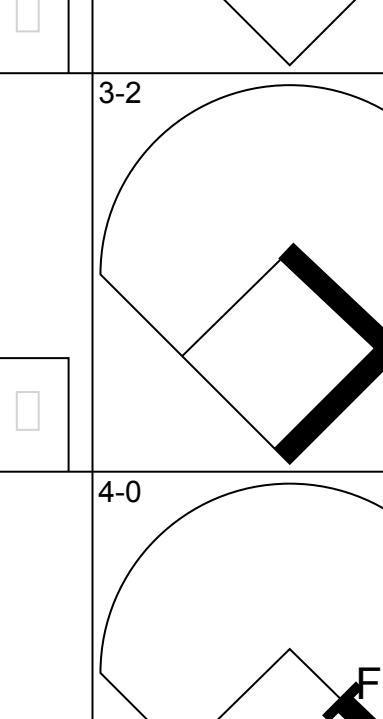
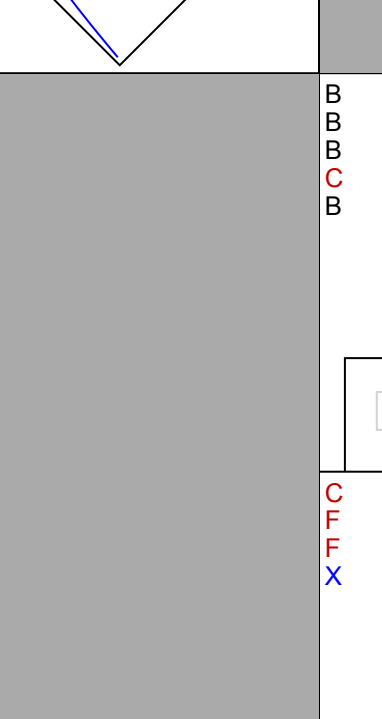
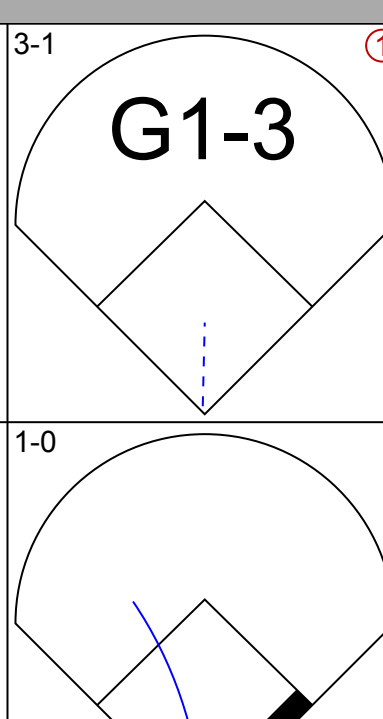
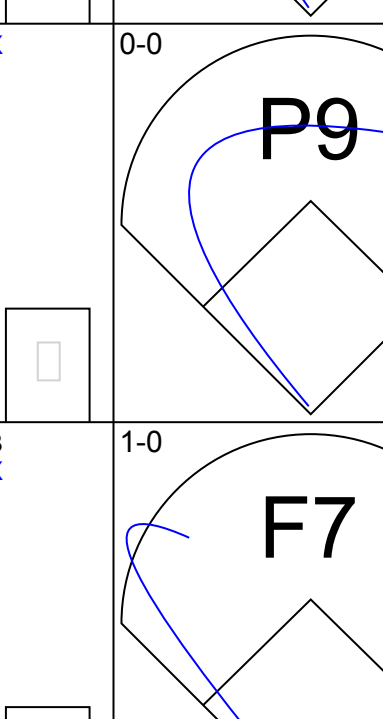
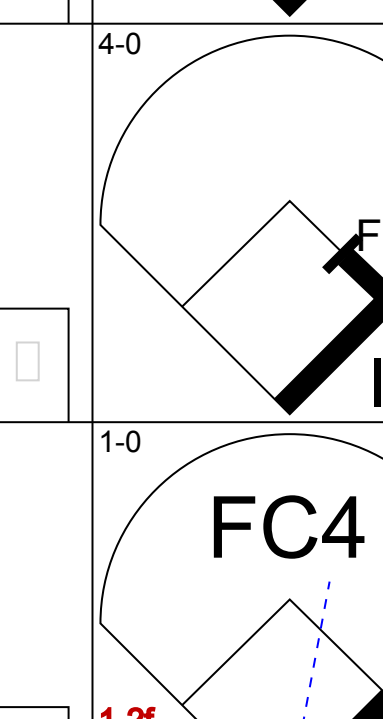
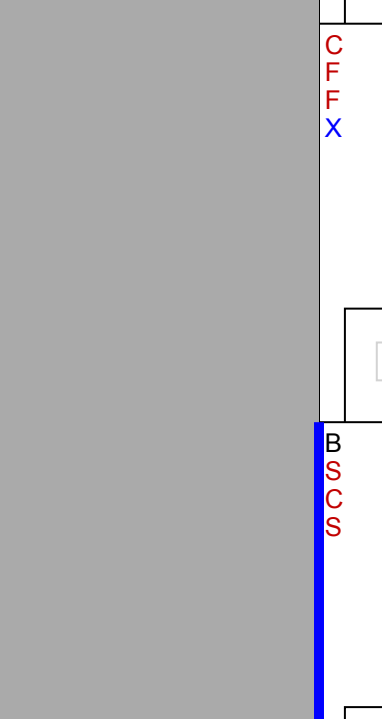
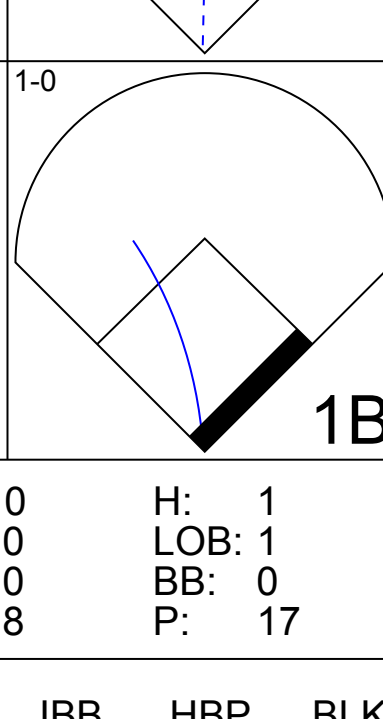
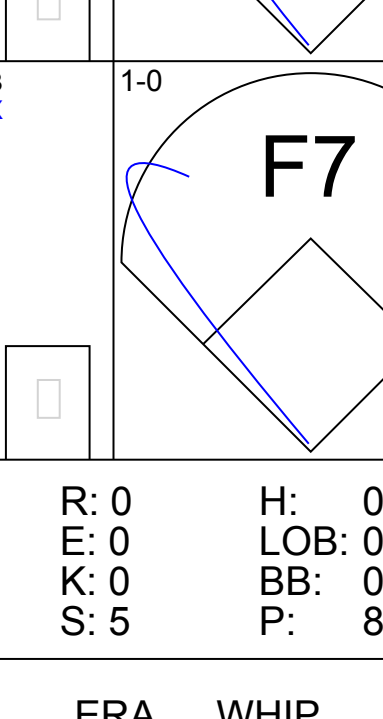
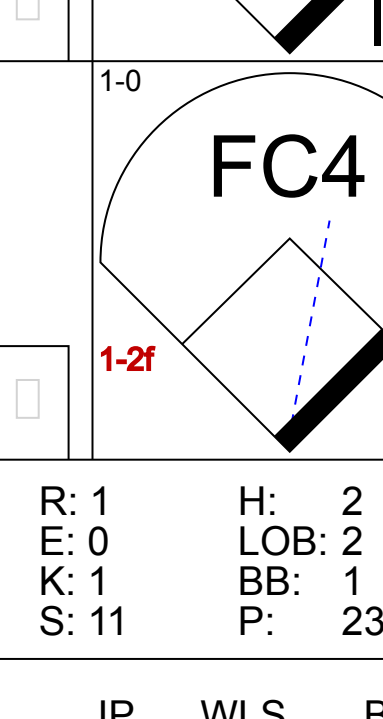
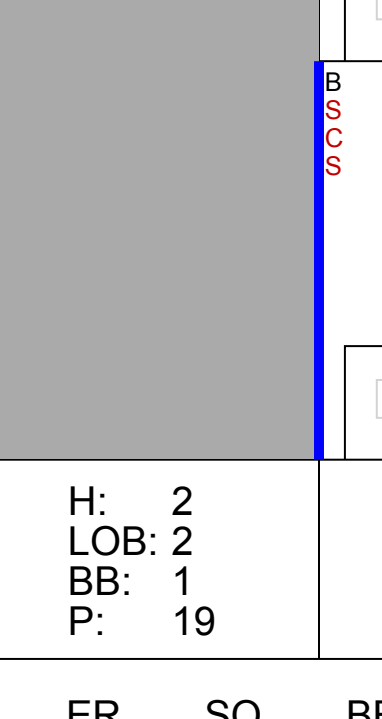
AB	32
R	6
H	10
RBI	6
BB	3
SO	8
LOB	14



Batter	1	2	3	4	5	6	7	8	9	AB	R	H	RBI	BB	SO	LOB	TOP								
Delino DeShields, L OBP: 0.369, SLG: 0.371	F7	S BB		1B BB		P5		F9		3	1	0	0	2	0	0	Montreal Expos @ Chicago Cubs Wrigley Field, Chicago, IL Sun May 26 1991, 3:33 AM CDT Att: 35,417 - Cloudy - 80 F								
Marquis Grissom, R OBP: 0.336, SLG: 0.445	G6-3	L9		1B S		K		1B BB		5	1	2	1	0	1	1									
Larry Walker, L OBP: 0.314, SLG: 0.373	1B 2B			BB S		1B		BB 1B		2	1	2	0	3	0	0									
Tim Wallach, R OBP: 0.288, SLG: 0.289	2B	1B		K		BB		P2		5	1	2	2	0	1	4									
Ron Hassey, L OBP: 0.387, SLG: 0.385	1B	2B		G3		BB		K		4	1	1	2	1	1	3									
Gilberto Reyes, R OBP: 0.333, SLG: 0.306	1B 2B			BB		BB		F7		0	0	0	0	0	0	0									
Dave Martinez, L OBP: 0.277, SLG: 0.299	1B			B1-3		F8		L6		5	0	1	1	0	0	4									
Tom Foley, L OBP: 0.250, SLG: 0.308	G3			F7		K		1B BB		5	0	2	0	0	1	1									
Spike Owen, S OBP: 0.305, SLG: 0.294		G6-3		SH3 1B		G4-3		1B BB		4	1	1	0	1	0	1									
Dennis Martinez, R OBP: 0.154, SLG: 0.231		G6-3		SH3		K		FC6-4		3	0	0	0	0	1	2									
Tim Burke, R OBP: 0.154, SLG: 0.231		G6-3		SH3		K		FC6-4		0	0	0	0	0	0	0									
Barry Jones, R OBP: 0.154, SLG: 0.231		G6-3		SH3		K		FC6-4		0	0	0	0	0	0	0									
Inning Stats	R: 3 E: 0 K: 0 S: 18	H: 4 LOB: 1 BB: 0 P: 27	R: 0 E: 0 K: 0 S: 6	H: 0 LOB: 1 BB: 1 P: 13	R: 0 E: 0 K: 1 S: 9	H: 0 LOB: 1 BB: 1 P: 16	R: 3 E: 0 K: 0 S: 25	H: 3 LOB: 3 BB: 3 P: 47	R: 0 E: 0 K: 2 S: 10	H: 0 LOB: 0 BB: 0 P: 18	R: 0 E: 0 K: 1 S: 12	H: 1 LOB: 1 BB: 0 P: 18	R: 0 E: 0 K: 1 S: 11	H: 1 LOB: 2 BB: 1 P: 19	R: 0 E: 0 K: 0 S: 11	H: 1 LOB: 2 BB: 1 P: 23	R: 0 E: 0 K: 0 S: 7	H: 1 LOB: 0 BB: 0 P: 12	1B: 10 2B: 1 3B: 0 HR: 0	SF: 0 SAC: 1 DP: 1 HBP: 0	WP: 0 PB: 0 SB: 3 CS: 0	PA: 44			
PITCHER	IP	WLS	BF	H	R	ER	SO	BB	IBB	HBP	BLK	WP	HR	S	P	ERA	WHIP								
Rick Sutcliffe, R ERA: 6.83	3.2		22	7	6	6	1	4	0	0	0	0	0	52	92	14.73	3.000								
Steve Wilson, L ERA: 9.0	1.1	W	9	2	0	0	2	1	0	0	0	0	0	16	29	0.00	0.750								
Les Lancaster, R ERA: 3.6	2.0		9	2	0	0	2	1	0	0	0	0	0	23	37	0.00	1.500								
Paul Assenmacher, L ERA: 3.64	0.1	S	3	1	0	0	0	1	0	0	0	0	0	5	12	0.00	6.000								
Dave Smith, R ERA: 4.26	1.2		5	1	0	0	0	0	0	0	0	0	0	13	23	0.00	0.600								

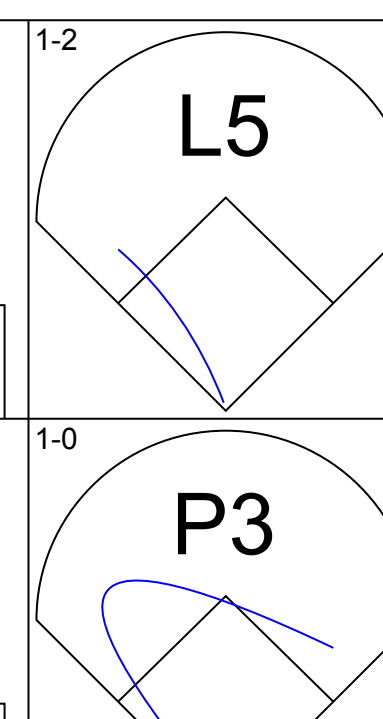
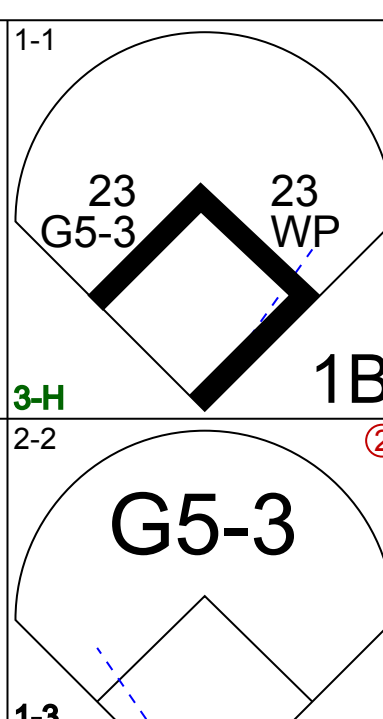
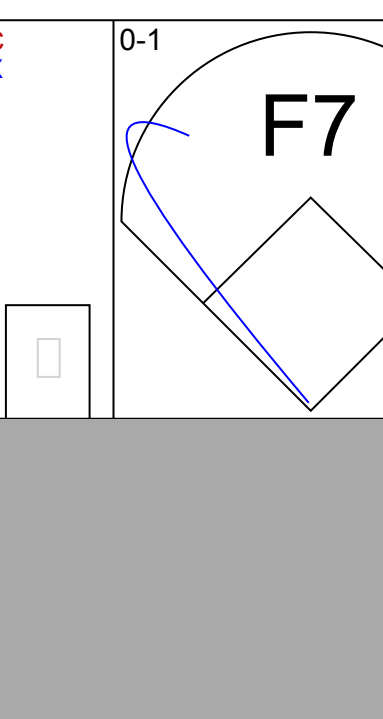
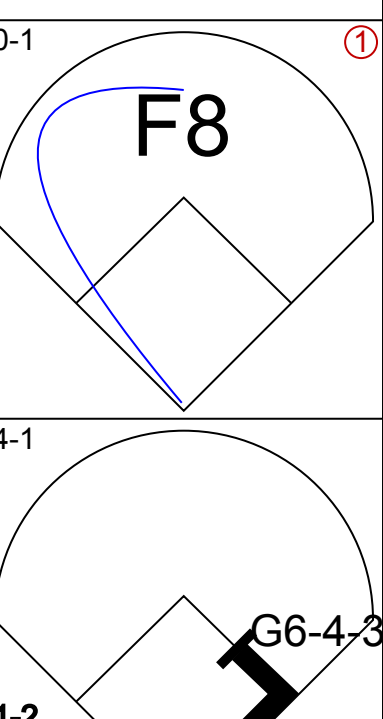
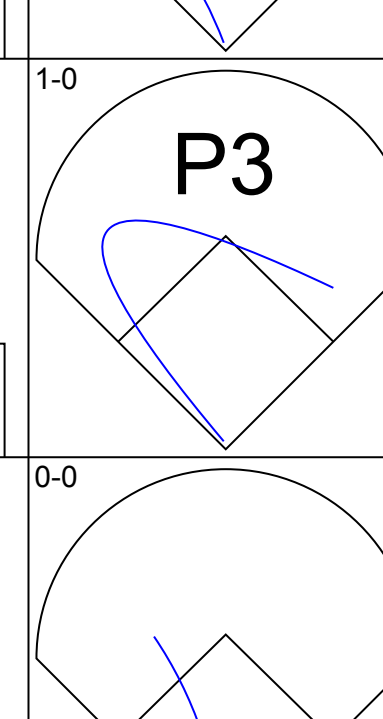
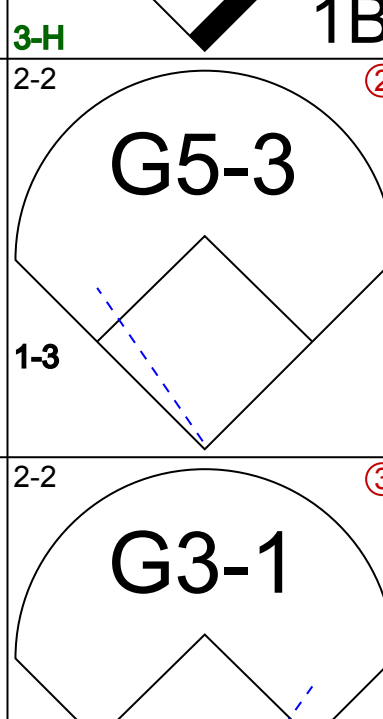
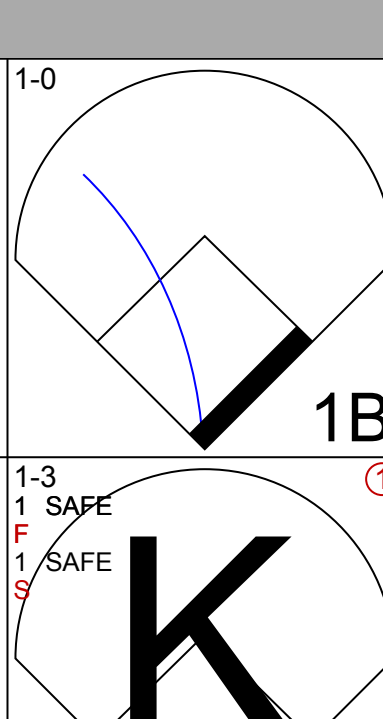
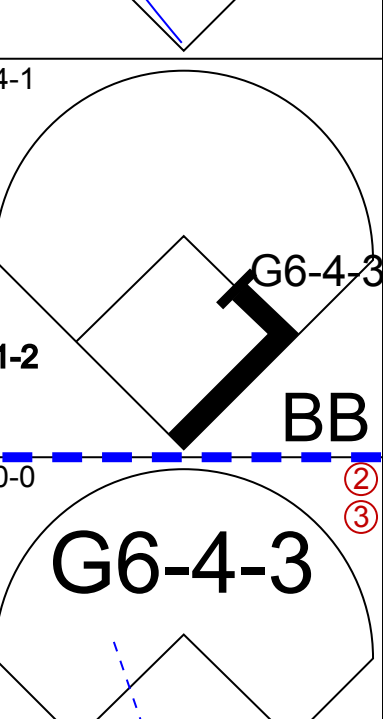
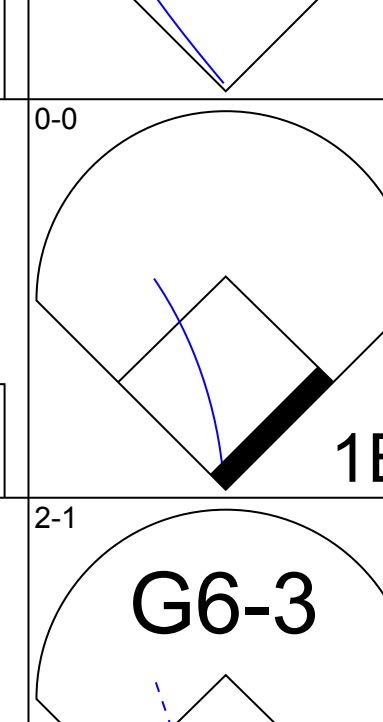
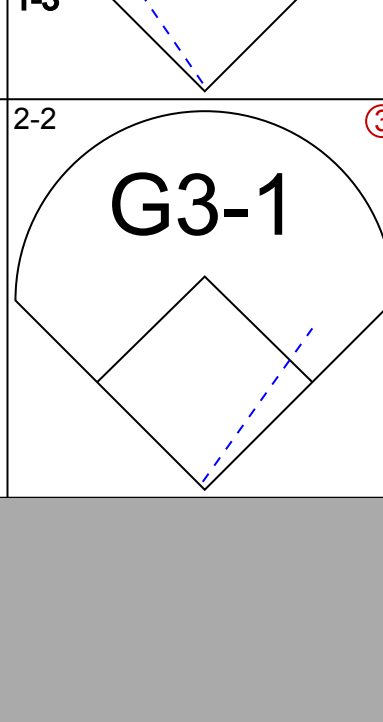
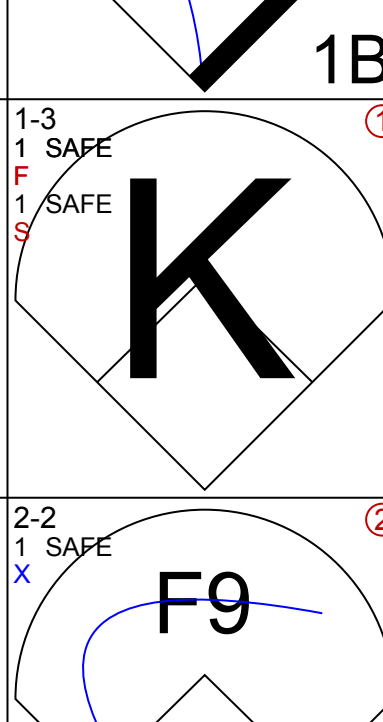
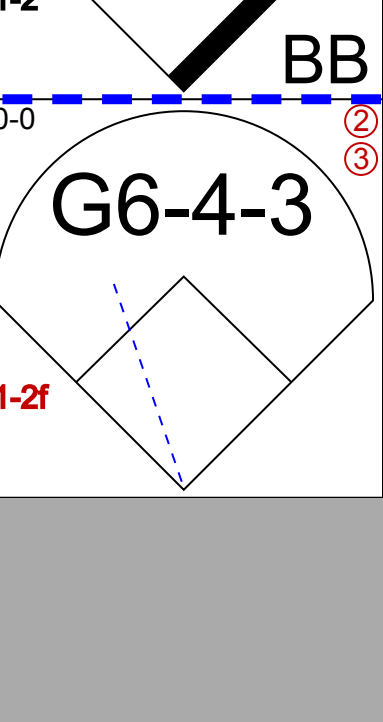
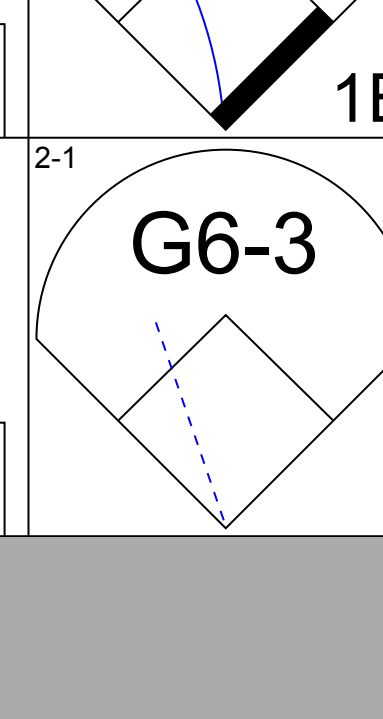
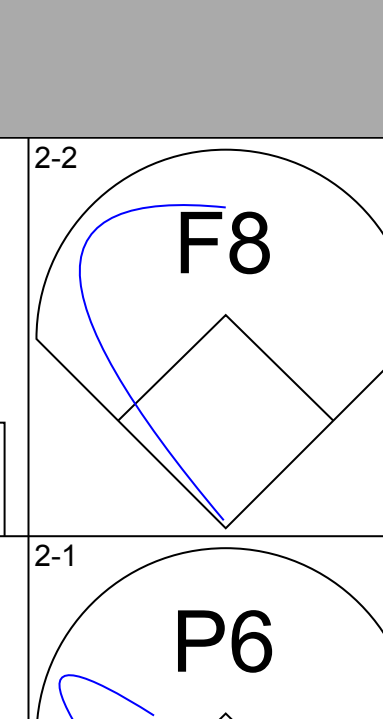
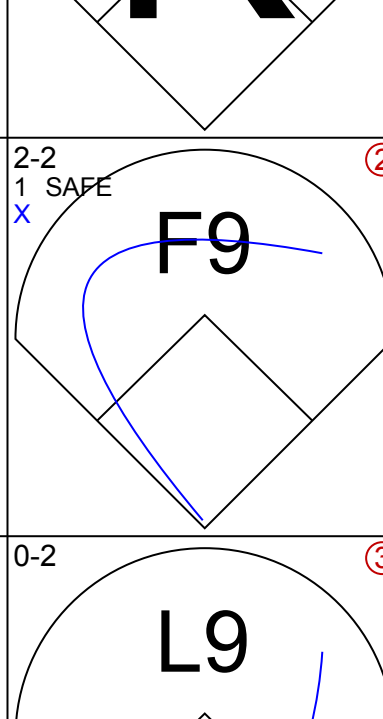

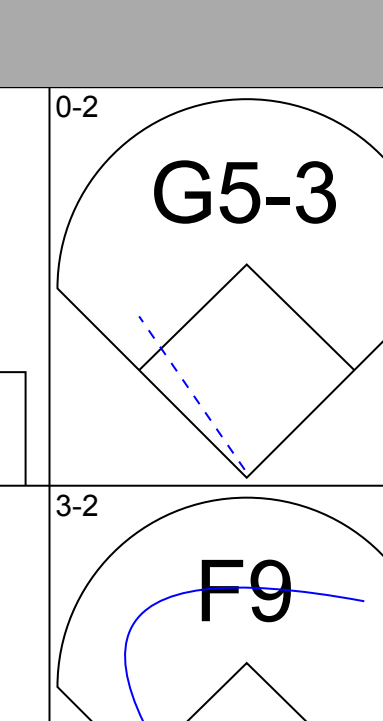
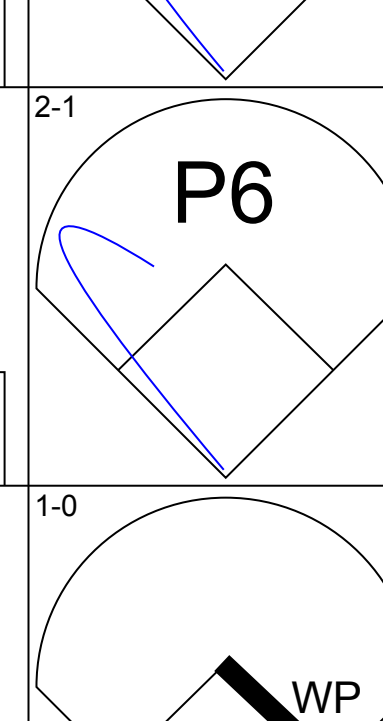
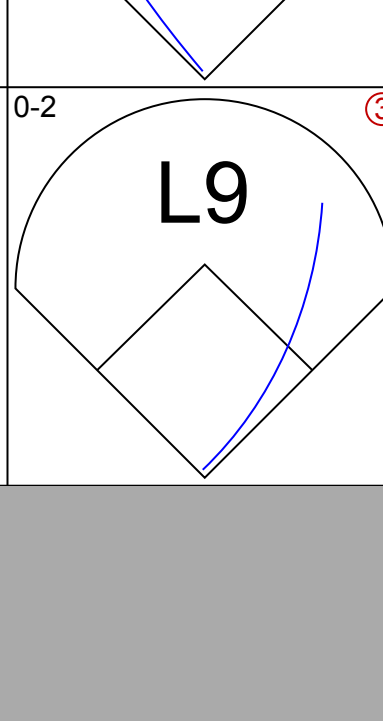
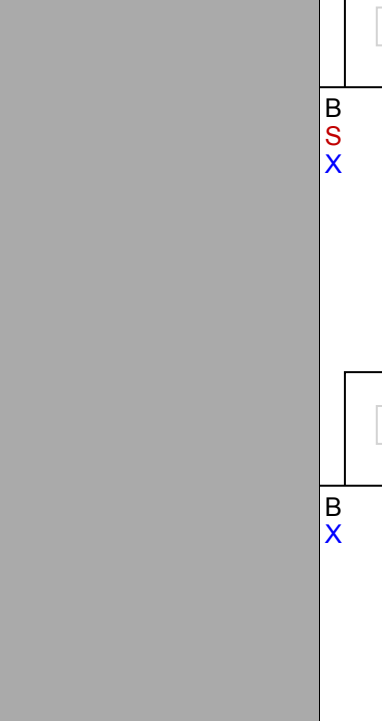
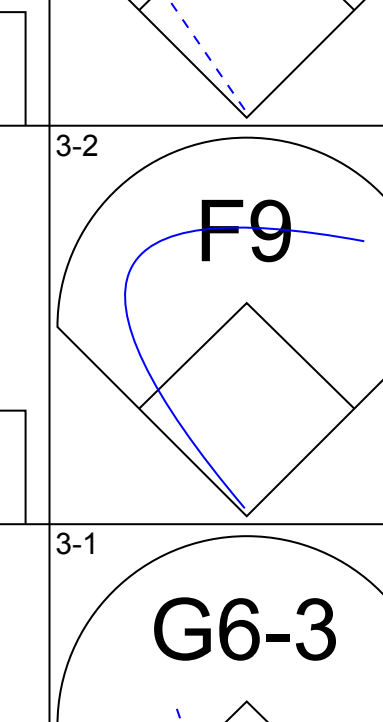
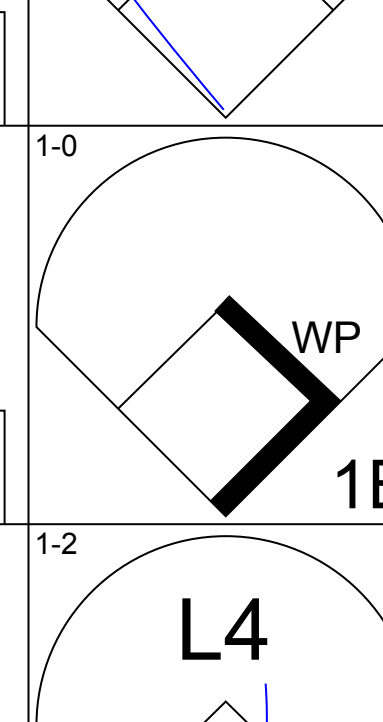
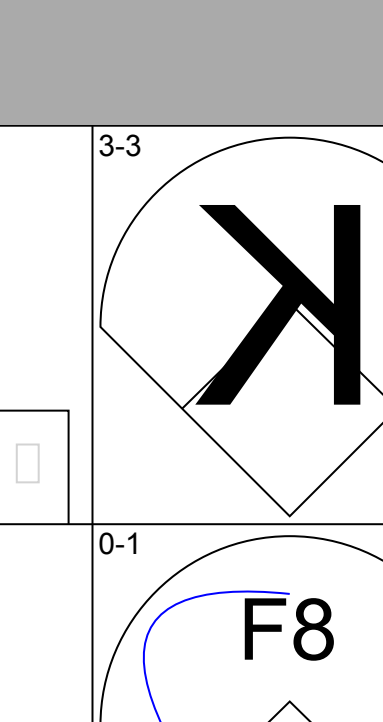
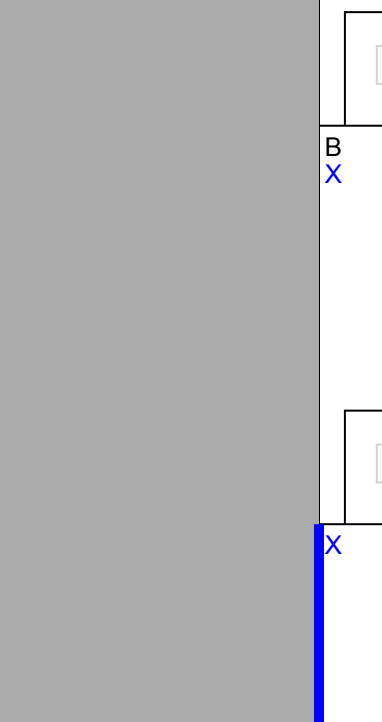
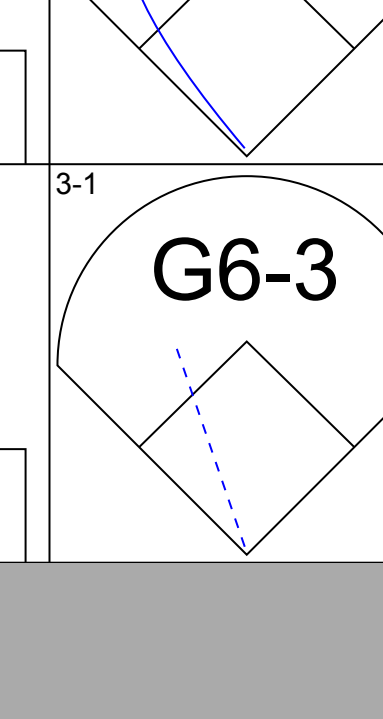

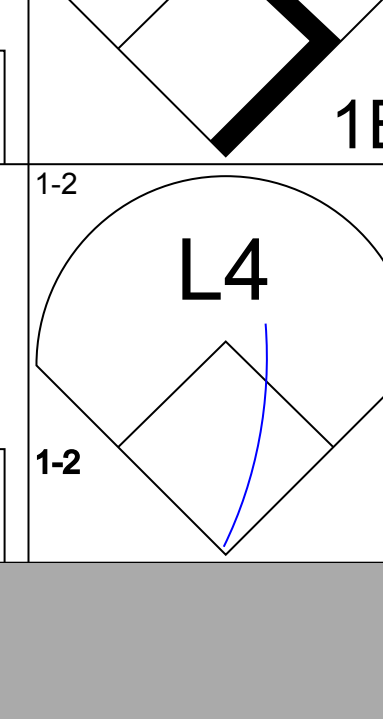
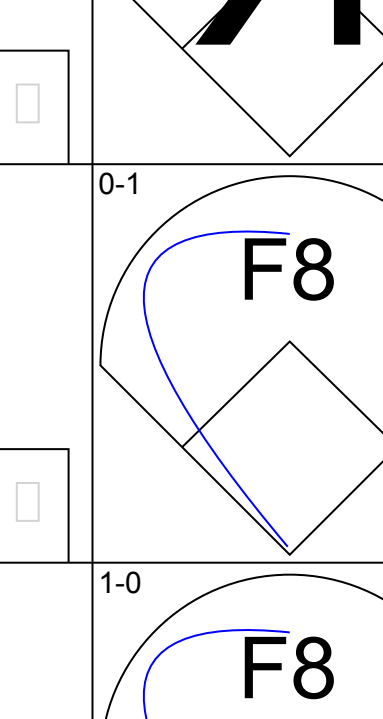
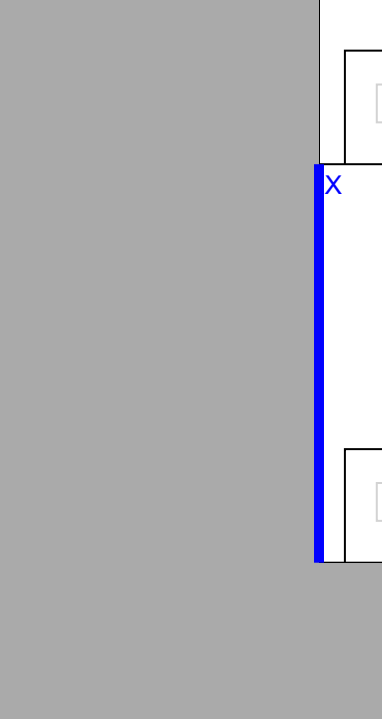
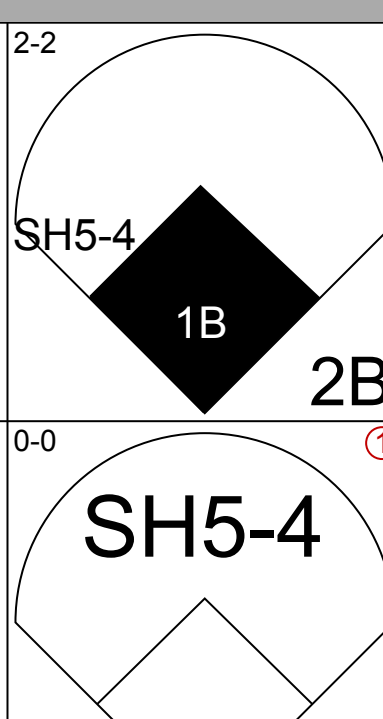
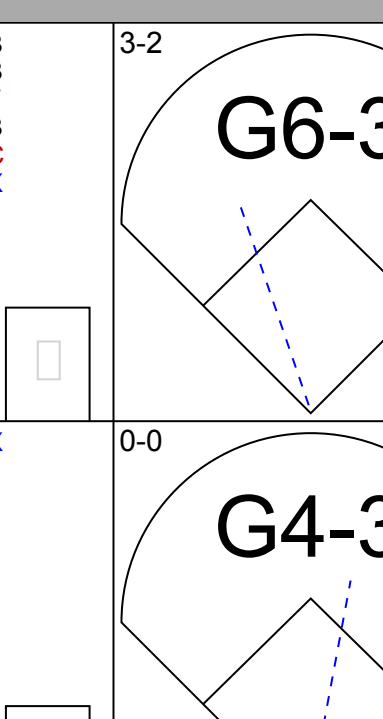
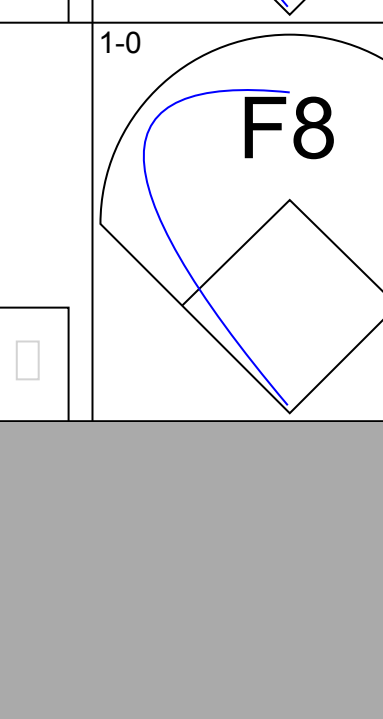
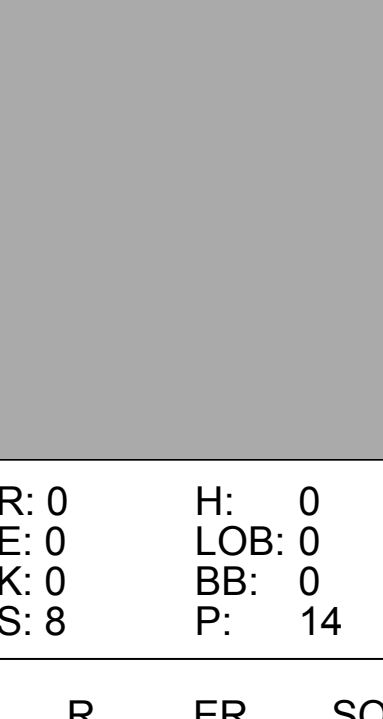
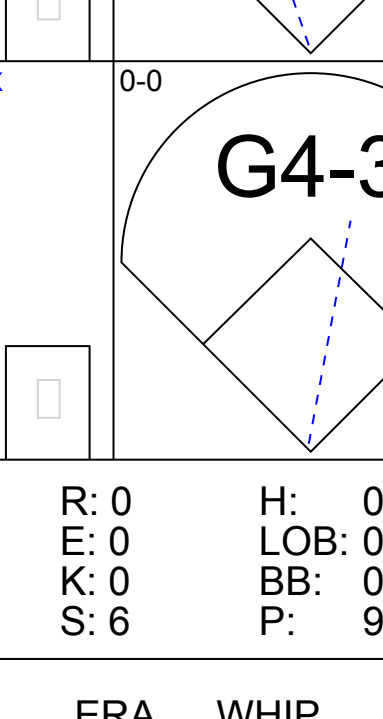
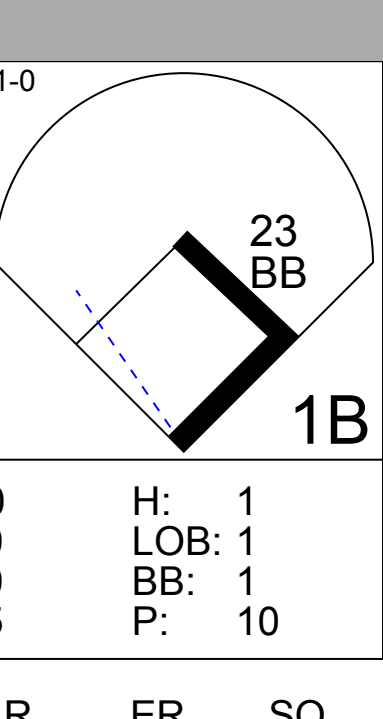
Batter	1	2	3	4	5	6	7	8	9	AB	R	H	RBI	BB	SO	LOB	BOTTOM								
Doug Dascenzo, S OBP: 0.370, SLG: 0.389	F9 23 E			BB				P6		3	1	2	0	2	0	0	Montreal Expos @ Chicago Cubs Wrigley Field, Chicago, IL Sun May 26 1991, 3:33 AM CDT Att: 35,417 - Cloudy - 80 F								
23 Ryne Sandberg, R OBP: 0.337, SLG: 0.459	E6			F7		F8		G5-3		5	0	0	0	0	0	6									
Mark Grace, L OBP: 0.368, SLG: 0.405	F7			G6-3		1B		G5-3		5	1	2	3	0	0	3									
Andre Dawson, R OBP: 0.333, SLG: 0.519	F9			G5-3		F9-5		1B FC4-6		3	1	0	0	1	0	4									
Chico Walker, S OBP: 0.404, SLG: 0.390	F7			1B		G4-3		1B FC4-6		4	0	2	1	0	0	2									
Dwight Smith, L OBP: 0.278, SLG: 0.441		G4-3		1B		F9		FC4-6 1B HR		4	1	1	1	0	0	1									
Hector Villanueva, R OBP: 0.289, SLG: 0.490		P4		F7		BB		HR 1B		3	1	1	0	1	0	2									
Jose Vizcaino, S OBP: 0.351, SLG: 0.353		G4-3		G4-3		G4-3		HR		3	0	0	0	0	1	3									
George Bell, R OBP: 0.297, SLG: 0.475		G4-3		K		G4-3		HR		1	1	1	3	0	0	0									
Shawon Dunston, R OBP: 0.252, SLG: 0.384		G4-3		K		G4-3		HR		0	0	0	0	0	0	0									
Rick Sutcliffe, L ERA: 6.83	6.1		30	8	4	4	1	3	0	0	0	0	0	0	0	0	0								
Steve Wilson, L ERA: 9.0	1.1	L	4	2	1	1	0	1	0	0	0	0	0	0	0	0	0								
Les Lancaster, R ERA: 3.6	2.0		9	2	0	0	2	1	0	0	0	0	0	0	0	0	0								
Erik Pappas, R OBP: 0.307, SLG: 0.274	0.1	S	3	1	0	0	0	1	0	0	0	0	0	0	0	0	0								
Paul Assenmacher, L ERA: 3.64	0.1	S	3	1	0	0	0	1	0	0	0	0	0	0	0	0	0								
Dave Smith, R ERA: 4.26	1.2		5	1	0	0	0	0	0	0	0	0	0	0	0	0	0								
Inning Stats	R: 0 E: 2 K: 0 S: 9	H: 0 LOB: 2 BB: 1 P: 19	R: 0 E: 0 K: 0 S: 4	H: 0 LOB: 0 BB: 0 P: 7	R: 0 E: 0 K: 0 S: 13	H: 0 LOB: 1 BB: 1 P: 17	R: 1 E: 0 K: 0 S: 8	H: 3 LOB: 1 BB: 0 P: 14	R: 0 E: 0 K: 0 S: 4	H: 0 LOB: 1 BB: 1 P: 11	R: 7 E: 0 K: 0 S: 17	H: 6 LOB: 0 BB: 1 P: 27	R: 0 E: 0 K: 0 S: 6	H: 0 LOB: 0 BB: 0 P: 10	1B: 9 2B: 2 3B: 0 HR: 1	SF: 0 SAC: 0 DP: 1 HBP: 0	WP: 0 PB: 0 SB: 0 CS: 0	PA: 39							
PITCHER	IP	WLS	BF	H	R	ER	SO	BB	IBB	HBP	BLK	WP	HR	S	P	ERA	WHIP								
Dennis Martinez, R ERA: 2.07	6.1		30	8	4	4	1	3	0	0	0	0	0	0	0	0	0								
Tim Burke, R ERA: 3.95	0.1	L	4	2	1	1	0	1	0	0	0	0	0	7	12	27.00	9.000								
Barry Jones, R ERA: 2.56	1.1		5	1	0	0	0	0	0	0	0	0	0	9	14	20.25	0.750								



Batter	1	2	3	4	5	6	7	8	9	AB	R	H	RBI	BB	SO	LOB	TOP				
Vince Coleman, S OBP: 0.365, SLG: 0.299 (1, 8)										4	1	1	0	1	1	3	New York Mets @ Chicago Cubs Wrigley Field, Chicago, IL Mon May 27 1991, 3:33 AM CDT Att: 33,897 - Sunny - 78 F				
Gregg Jefferies, S OBP: 0.340, SLG: 0.319 Tom Herr, S OBP: 0.376, SLG: 0.314 (1, 4) (8, 4)										4	0	1	0	0	1	2					
Dave Magadan, L OBP: 0.369, SLG: 0.312 (1, 3)										2	0	0	0	1	0	1					
Hubie Brooks, R OBP: 0.324, SLG: 0.444 Daryl Boston, L OBP: 0.220, SLG: 0.234 (8, PR) (8, 9)										3	1	1	1	1	0	1					
Howard Johnson, S OBP: 0.325, SLG: 0.564 (1, 5)										3	1	2	2	0	1	0					
Kevin McReynolds, R OBP: 0.256, SLG: 0.374 (1, 7)										4	0	0	0	0	1	3					
Rick Cerone, R OBP: 0.356, SLG: 0.448 (1, 2)										3	0	1	0	1	0	0					
Kevin Elster, R OBP: 0.373, SLG: 0.471 (1, 6)										3	0	1	0	1	0	0					
Frank Viola, L OBP: 0.154, SLG: 0.160 John Franco, L (8, 1)										3	0	1	0	0	0	2					
Inning Stats	R: 0 E: 0 K: 2 S: 9	H: 0 LOB: 0 BB: 0 P: 12	R: 1 E: 0 K: 1 S: 6	H: 1 LOB: 0 BB: 0 P: 9	R: 0 E: 0 K: 0 S: 8	H: 1 LOB: 1 BB: 0 P: 17	R: 0 E: 0 K: 0 S: 6	H: 1 LOB: 1 BB: 1 P: 12	R: 0 E: 0 K: 0 S: 7	H: 0 LOB: 0 BB: 0 P: 12	R: 1 E: 0 K: 1 S: 11	H: 2 LOB: 2 BB: 1 P: 23	R: 1 E: 0 K: 0 S: 9	H: 2 LOB: 2 BB: 1 P: 19	R: 0 E: 0 K: 1 S: 9	H: 1 LOB: 1 BB: 1 P: 15		1B: 4 2B: 1 3B: 1 HR: 2	SF: 1 SAC: 1 DP: 2 HBP: 0	WP: 0 PB: 0 SB: 0 CS: 0	PA: 37
PITCHER	IP WLS BF H R ER SO BB IBB HBP BLK WP HR S P ERA WHIP	IP WLS BF H R ER SO BB IBB HBP BLK WP HR S P ERA WHIP	IP WLS BF H R ER SO BB IBB HBP BLK WP HR S P ERA WHIP	IP WLS BF H R ER SO BB IBB HBP BLK WP HR S P ERA WHIP	IP WLS BF H R ER SO BB IBB HBP BLK WP HR S P ERA WHIP	IP WLS BF H R ER SO BB IBB HBP BLK WP HR S P ERA WHIP	IP WLS BF H R ER SO BB IBB HBP BLK WP HR S P ERA WHIP	IP WLS BF H R ER SO BB IBB HBP BLK WP HR S P ERA WHIP	IP WLS BF H R ER SO BB IBB HBP BLK WP HR S P ERA WHIP	IP WLS BF H R ER SO BB IBB HBP BLK WP HR S P ERA WHIP	IP WLS BF H R ER SO BB IBB HBP BLK WP HR S P ERA WHIP	IP WLS BF H R ER SO BB IBB HBP BLK WP HR S P ERA WHIP	IP WLS BF H R ER SO BB IBB HBP BLK WP HR S P ERA WHIP	IP WLS BF H R ER SO BB IBB HBP BLK WP HR S P ERA WHIP	IP WLS BF H R ER SO BB IBB HBP BLK WP HR S P ERA WHIP	IP WLS BF H R ER SO BB IBB HBP BLK WP HR S P ERA WHIP	IP WLS BF H R ER SO BB IBB HBP BLK WP HR S P ERA WHIP	IP WLS BF H R ER SO BB IBB HBP BLK WP HR S P ERA WHIP	IP WLS BF H R ER SO BB IBB HBP BLK WP HR S P ERA WHIP	IP WLS BF H R ER SO BB IBB HBP BLK WP HR S P ERA WHIP	IP WLS BF H R ER SO BB IBB HBP BLK WP HR S P ERA WHIP

AB	30
R	3
H	8
RBI	3
BB	5
SO	5
LOB	14



Batter	1	2	3	4	5	6	7	8	9	AB	R	H	RBI	BB	SO	LOB	BOTTOM				
Shawon Dunston, R OBP: 0.252, SLG: 0.380 (1, 6)										4	0	1	1	0	0	1	New York Mets @ Chicago Cubs Wrigley Field, Chicago, IL Mon May 27 1991, 3:33 AM CDT Att: 33,897 - Sunny - 78 F				
23 Ryne Sandberg, R OBP: 0.340, SLG: 0.457 (1, 4)										3	0	1	0	1	0	1					
Mark Grace, L OBP: 0.366, SLG: 0.401 (1, 3)										4	0	1	0	0	1	4					
George Bell, R OBP: 0.280, SLG: 0.463 (1, 7)										4	0	0	0	0	0	2					
Andre Dawson, R OBP: 0.325, SLG: 0.506 (1, 9)										4	0	0	0	0	0	1					
Hector Villanueva, R OBP: 0.300, SLG: 0.491 (1, 2)										4	0	2	0	0	1	0					
Luis Salazar, R OBP: 0.332, SLG: 0.520 Chuck McLeroy, L Heathcliff Slocumb, R Damon Berryhill, S OBP: 0.294, SLG: 0.347 (1, 5) (8, 1) (8, 1) (8, PH)										3	0	0	0	0	0	1					
Jerome Walton, R OBP: 0.257, SLG: 0.343 (1, 8)										3	1	1	0	0	0	0					
Greg Maddux, R OBP: 0.296, SLG: 0.346 Chico Walker, S OBP: 0.417, SLG: 0.405 (1, 1) (8, 5)										1	0	0	0	0	0	0					
Inning Stats	R: 0 E: 0 K: 0 S: 7	H: 1 LOB: 1 BB: 0 P: 11	R: 0 E: 0 K: 0 S: 8	H: 0 LOB: 0 BB: 0 P: 14	R: 1 E: 0 K: 0 S: 15	H: 2 LOB: 1 BB: 0 P: 22	R: 0 E: 0 K: 0 S: 9	H: 1 LOB: 1 BB: 0 P: 15	R: 0 E: 0 K: 1 S: 12	H: 0 LOB: 0 BB: 0 P: 16	R: 0 E: 0 K: 1 S: 6	H: 0 LOB: 0 BB: 0 P: 10	R: 0 E: 0 K: 0 S: 5	H: 1 LOB: 1 BB: 1 P: 10	R: 0 E: 0 K: 0 S: 5	H: 1 LOB: 1 BB: 0 P: 7		1B: 6 2B: 1 3B: 0 HR: 0	SF: 0 SAC: 1 DP: 1 HBP: 0	WP: 2 PB: 0 SB: 0 CS: 0	PA: 34
PITCHER	IP WLS BF H R ER SO BB IBB HBP BLK WP HR S P ERA WHIP	IP WLS BF H R ER SO BB IBB HBP BLK WP HR S P ERA WHIP	IP WLS BF H R ER SO BB IBB HBP BLK WP HR S P ERA WHIP	IP WLS BF H R ER SO BB IBB HBP BLK WP HR S P ERA WHIP	IP WLS BF H R ER SO BB IBB HBP BLK WP HR S P ERA WHIP	IP WLS BF H R ER SO BB IBB HBP BLK WP HR S P ERA WHIP	IP WLS BF H R ER SO BB IBB HBP BLK WP HR S P ERA WHIP	IP WLS BF H R ER SO BB IBB HBP BLK WP HR S P ERA WHIP	IP WLS BF H R ER SO BB IBB HBP BLK WP HR S P ERA WHIP	IP WLS BF H R ER SO BB IBB HBP BLK WP HR S P ERA WHIP	IP WLS BF H R ER SO BB IBB HBP BLK WP HR S P ERA WHIP	IP WLS BF H R ER SO BB IBB HBP BLK WP HR S P ERA WHIP	IP WLS BF H R ER SO BB IBB HBP BLK WP HR S P ERA WHIP	IP WLS BF H R ER SO BB IBB HBP BLK WP HR S P ERA WHIP	IP WLS BF H R ER SO BB IBB HBP BLK WP HR S P ERA WHIP	IP WLS BF H R ER SO BB IBB HBP BLK WP HR S P ERA WHIP	IP WLS BF H R ER SO BB IBB HBP BLK WP HR S P ERA WHIP	IP WLS BF H R ER SO BB IBB HBP BLK WP HR S P ERA WHIP	IP WLS BF H R ER SO BB IBB HBP BLK WP HR S P ERA WHIP	IP WLS BF H R ER SO BB IBB HBP BLK WP HR S P ERA WHIP	IP WLS BF H R ER SO BB IBB HBP BLK WP HR S P ERA WHIP

AB	32
R	1
H	7
RBI	1
BB	1
SO	2
LOB	11



Batter	1	2	3	4	5	6	7	8	9	10	AB	R	H	RBI	BB	SO	LOB	TOP							
Shawon Dunston, R OBP: 0.267, SLG: 0.385 Dave Smith, R (10, 1)	G5-3		P6			F7		1B		SH2-3 SF7	5	1	2	0	0	0	0	0							
23 Ryne Sandberg, R OBP: 0.340, SLG: 0.447				F7		L9		E4		SH2-3	3	0	0	0	1	0	1								
Mark Grace, L OBP: 0.356, SLG: 0.404	G4-3									SF7	2	0	0	1	2	1	1								
George Bell, R OBP: 0.309, SLG: 0.483																									
Luis Salazar, R OBP: 0.275, SLG: 0.500 Ced Landrum, L OBP: 0.167, SLG: 0.167																									
Hector Villanueva, R OBP: 0.275, SLG: 0.435 Dwight Smith, R OBP: 0.275, SLG: 0.421 Chuck McElroy, L OBP: 0.333, SLG: 0.333 Jose Vizcaino, S OBP: 0.317, SLG: 0.316																									
Jerome Walton, R OBP: 0.263, SLG: 0.339 Chico Walker, S OBP: 0.400, SLG: 0.408																									
Doug Dascenzo, S OBP: 0.354, SLG: 0.360																									
Greg Maddux, R OBP: 0.276, SLG: 0.321 Andre Dawson, R OBP: 0.333, SLG: 0.591 Paul Assenmacher, R OBP: 0.286, SLG: 0.456 Heathcliff Stocumb, R OBP: 0.286, SLG: 0.456 Damon Berryhill, S OBP: 0.286, SLG: 0.456																									
Inning Stats	R: 0 E: 0 K: 0 S: 10	H: 0 LOB: 0 BB: 1 P: 18	R: 0 E: 0 K: 1 S: 10	H: 1 LOB: 1 BB: 0 P: 16	R: 0 E: 0 K: 0 S: 7	H: 0 LOB: 0 BB: 1 P: 11	R: 0 E: 0 K: 1 S: 11	H: 0 LOB: 1 BB: 1 P: 19	R: 0 E: 0 K: 1 S: 6	H: 0 LOB: 1 BB: 1 P: 12	R: 0 E: 0 K: 0 S: 10	H: 0 LOB: 0 BB: 0 P: 5	R: 0 E: 0 K: 2 S: 13	H: 1 LOB: 3 BB: 1 P: 21	R: 1 E: 0 K: 0 S: 10	H: 2 LOB: 2 BB: 0 P: 18	R: 1 E: 0 K: 0 S: 14	H: 2 LOB: 1 BB: 0 P: 19	1B: 6 2B: 1 3B: 0 HR: 0	SF: 1 SAC: 1 DP: 1 HBP: 0	WP: 0 PB: 0 SB: 3 CS: 1	PA: 41			
PITCHER	IP 7.2	WLS 30	BF 3	H 0	R 0	ER 0	SO 4	BB 5	IBB 0	HBP 0	BLK 0	WP 0	HR 0	S 68	P 115	ERA 0.00	WHIP 1.043								
Chris Nabholz, L ERA: 3.43																									
Tim Burke, R ERA: 3.90																									
Scott Ruskin, L ERA: 1.71																									
Barry Jones, R ERA: 2.86																									

Chicago Cubs @ Montreal Expos
Olympic Stadium, Montreal, QB
Sat Jun 01 1991, 7:05 PM EDT
Alt. 22,184 - Sunny - 68 F

AB 34
R 2
H 7
RBI 2
BB 5
SO 5
LOB 19



Batter	1	2	3	4	5	6	7	8	9	10	AB	R	H	RBI	BB	SO	LOB	BOTTOM							
Delino DeShields, L OBP: 0.354, SLG: 0.345	F7 G4-3										4	1	1	0	1	1	3								
Eric Bullock, L OBP: 0.323, SLG: 0.286 Spike Owen, S OBP: 0.288, SLG: 0.289																									
Ivan Calderon, R OBP: 0.356, SLG: 0.456																									
Larry Walker, L OBP: 0.294, SLG: 0.344																									
Tim Wallach, R OBP: 0.280, SLG: 0.286																									
Dave Martinez, L OBP: 0.274, SLG: 0.323																									
Mike Fitzgerald, R OBP: 0.538, SLG: 0.455 Marquis Grissom, R OBP: 0.335, SLG: 0.444 Barry Jones, R (10, 1)																									
Tom Foley, L OBP: 0.242, SLG: 0.295																									
Junior Noboa, R OBP: 0.317, SLG: 0.450																									
Chris Nabholz, L OBP: 0.105, SLG: 0.056 Tim Burke, R Scott Ruskin, R Nelson Santovenia, R OBP: 0.265, SLG: 0.391																									
Inning Stats	R: 1 E: 0 K: 0 S: 12	H: 1 LOB: 2 BB: 2 P: 19	R: 0 E: 0 K: 2 S: 9	H: 1 LOB: 1 BB: 0 P: 15	R: 0 E: 0 K: 1 S: 8	H: 0 LOB: 0 BB: 0 P: 13	R: 0 E: 0 K: 0 S: 8	H: 1 LOB: 2 BB: 1 P: 18	R: 0 E: 0 K: 0 S: 6	H: 0 LOB: 0 BB: 0 P: 12	R: 0 E: 0 K: 1 S: 5	H: 0 LOB: 0 BB: 0 P: 8	R: 0 E: 0 K: 0 S: 6	H: 0 LOB: 0 BB: 0 P: 9	R: 0 E: 0 K: 0 S: 8	H: 0 LOB: 2 BB: 2 P: 21	R: 0 E: 0 K: 0 S: 13	H: 1 LOB: 2 BB: 1 P: 22	R: 0 E: 0 K: 0 S: 6	H: 0 LOB: 0 BB: 0 P: 11	1B: 4 2B: 2 3B: 0 HR: 0	SF: 0 SAC: 1 DP: 1 HBP: 0	WP: 0 PB: 0 SB: 4 CS: 0	PA: 40	
PITCHER	IP 7.0	WLS 27	BF 4	H 1	R 1	ER 1	SO 5	BB 2	IBB 0	HBP 0	BLK 0	WP 0	HR 0	S 54	P 94	ERA 1.29	WHIP 0.857								
Greg Maddux, R ERA: 3.1																									
Paul Assenmacher, L ERA: 3.62																									
Heathcliff Stocumb, R ERA: 2.84																									
Chuck McElroy, L ERA: 1.46 Dave Smith, R ERA: 3.95																									

Chicago Cubs @ Montreal Expos
Olympic Stadium, Montreal, QB
Sat Jun 01 1991, 7:05 PM EDT
Alt. 22,184 - Sunny - 68 F

AB 33
R 1
H 5
RBI 1
BB 6
SO 5
LOB 18



Batter	1	2	3	4	5	6	7	8	9	AB	R	H	RBI	BB	SO	LOB	TOP			
Thomas Howard, S OBP: 0.300, SLG: 0.302										4	1	3	1	1	0	0				
Tony Fernandez, S OBP: 0.354, SLG: 0.359										3	1	0	0	2	1	2				
Jose Mota, S OBP: 0.310, SLG: 0.259										0	0	0	0	0	0	0				
Tony Gwynn, L OBP: 0.403, SLG: 0.524										3	1	2	1	1	0	2				
Shawn Abner, R OBP: 0.234, SLG: 0.265										1	0	0	0	0	0	0				
Fred McGriff, L OBP: 0.406, SLG: 0.522										3	1	0	0	2	1	4				
Tim Teufel, R OBP: 0.224, SLG: 0.256										3	1	0	0	2	1	4				
Benito Santiago, R OBP: 0.259, SLG: 0.361										5	1	1	1	0	2	6				
Scott Coolbaugh, R OBP: 0.295, SLG: 0.370										4	0	0	1	1	1	3				
Darrin Jackson, R OBP: 0.320, SLG: 0.359										5	1	2	2	0	1	1				
Andy Benes, R OBP: 0.167, SLG: 0.227										3	0	0	0	0	2	0				
John Costello, R OBP: 0.259, SLG: 0.361										0	0	0	0	0	0	0				
Inning Stats	R: 0 E: 0 K: 1 S: 11	H: 1 LOB: 3 BB: 2 P: 24	R: 7 E: 1 K: 0 S: 21	H: 5 LOB: 2 BB: 3 P: 43	R: 0 E: 0 K: 0 S: 9	H: 1 LOB: 1 BB: 1 P: 15	R: 0 E: 0 K: 2 S: 7	H: 0 LOB: 0 BB: 0 P: 11	R: 0 E: 0 K: 1 S: 9	H: 1 LOB: 1 BB: 2 P: 13	R: 0 E: 0 K: 1 S: 7	H: 0 LOB: 0 BB: 0 P: 10	R: 0 E: 0 K: 1 S: 11	H: 0 LOB: 0 BB: 0 P: 17	R: 0 E: 0 K: 1 S: 10	H: 0 LOB: 1 BB: 1 P: 17	1B: 7 2B: 1 3B: 0 HR: 0	SF: 0 SAC: 1 DP: 0 HBP: 0	WP: 0 PB: 0 SB: 2 CS: 0	PA: 44
PITCHER	IP	WLS	BF	H	R	ER	SO	BB	IBB	HBP	BLK	WP	HR	S	P	ERA	WHIP			
Bob Scanlan, R ERA: 3.51	1.2	L	16	5	7	2	1	5	0	0	0	0	0	30	64	10.80	6.000			
Chuck McElroy, L ERA: 1.27	3.2		16	3	0	0	4	3	0	0	0	0	0	32	57	0.00	1.636			
Les Lancaster, R ERA: 3.05	1.2		5	0	0	0	2	0	0	0	0	0	0	11	17	0.00	0.000			
Paul Assenmacher, L ERA: 3.31	1.0		3	0	0	0	1	0	0	0	0	0	0	11	17	0.00	0.000			
Heathcliff Slocumb, R ERA: 2.75	1.0		4	0	0	0	1	1	0	0	0	0	0	10	17	0.00	1.000			

San Diego Padres @ Chicago Cubs
Wrigley Field, Chicago, IL
Tue Jun 04 1991, 7:05 PM CDT
Att: 32,712 - Sunny - 60 F

AB 34
R 7
H 8
RBI 6
BB 9
SO 9
LOB 22



Batter	1	2	3	4	5	6	7	8	9	AB	R	H	RBI	BB	SO	LOB	BOTTOM					
Doug Dascenzo, S OBP: 0.356, SLG: 0.374										4	0	1	0	0	1	1						
23 Ryne Sandberg, R OBP: 0.336, SLG: 0.439										4	0	0	0	0	0	2						
Mark Grace, L OBP: 0.355, SLG: 0.399										4	1	1	0	0	0	1						
George Bell, R OBP: 0.307, SLG: 0.473										4	0	1	1	0	0	1						
Dwight Smith, L OBP: 0.273, SLG: 0.405										4	0	1	0	0	1	1						
Luis Salazar, R OBP: 0.329, SLG: 0.471										3	0	1	0	0	0	2						
Paul Assenmacher, L OBP: 0.697, SLG: 0.500										0	0	0	0	0	0	0						
Heathcliff Slocumb, R										0	0	0	0	0	0	0						
Jerome Walton, R OBP: 0.254, SLG: 0.328										1	0	0	0	0	0	2						
Damon Berryhill, S OBP: 0.217, SLG: 0.339										3	0	0	0	0	1	1						
Shawn Dunston, R OBP: 0.265, SLG: 0.380										3	0	1	0	0	0	0						
Bob Scanlan, R										0	0	0	0	0	0	0						
Chuck McElroy, L OBP: 0.200, SLG: 0.200										2	0	0	0	0	0	1						
Les Lancaster, R OBP: 0.500, SLG: 0.750										0	0	0	0	0	0	0						
Chico Walker, S OBP: 0.367, SLG: 0.370										1	0	0	0	0	0	0						
Inning Stats	R: 0 E: 0 K: 0 S: 8	H: 1 LOB: 0 BB: 0 P: 10	R: 0 E: 0 K: 1 S: 8	H: 1 LOB: 0 BB: 0 P: 11	R: 0 E: 1 K: 0 S: 8	H: 1 LOB: 1 BB: 0 P: 14	R: 0 E: 1 K: 0 S: 12	H: 1 LOB: 1 BB: 0 P: 16	R: 0 E: 0 K: 1 S: 8	H: 0 LOB: 0 BB: 0 P: 11	R: 0 E: 0 K: 0 S: 6	H: 0 LOB: 0 BB: 0 P: 9	R: 0 E: 0 K: 0 S: 4	H: 0 LOB: 0 BB: 0 P: 7	R: 0 E: 0 K: 0 S: 6	H: 0 LOB: 0 BB: 0 P: 10	R: 1 E: 1 K: 1 S: 16	H: 2 LOB: 2 BB: 0 P: 26	1B: 6 2B: 1 3B: 0 HR: 0	SF: 0 SAC: 0 DP: 2 HBP: 0	WP: 0 PB: 0 SB: 0 CS: 0	PA: 33
PITCHER	IP	WLS	BF	H	R	ER	SO	BB	IBB	HBP	BLK	WP	HR	S	P	ERA	WHIP					
Andy Benes, R ERA: 3.34	8.0	W	27	4	0	0	2	0	0	0	0	0	0	60	88	0.00	0.500					
John Costello, R ERA: 3.12	1.0		6	2	1	0	1	0	0	0	0	0	0	16	26	0.00	2.000					

San Diego Padres @ Chicago Cubs
Wrigley Field, Chicago, IL
Tue Jun 04 1991, 7:05 PM CDT
Att: 32,712 - Sunny - 60 F

AB 33
R 1
H 6
RBI 1
BB 0
SO 3
LOB 12



Batter	1	2	3	4	5	6	7	8	9	AB	R	H	RBI	BB	SO	LOB	TOP								
Thomas Howard, S (1, 8) OBP: 0.313, SLG: 0.316	G1-3		G6-3							4	0	2	0	0	0	0	San Diego Padres @ Chicago Cubs Wrigley Field, Chicago, IL Wed Jun 05 1991, 3:33 AM CDT Att: 22,500 - Sunny - 64 F								
Tony Fernandez, S (1, 6) OBP: 0.352, SLG: 0.382	HR			G5-3						4	1	1	1	0	1	3									
Tony Gwynn, L (1, 9) OBP: 0.400, SLG: 0.519	L7			G3-1						4	0	1	1	0	0	0									
Fred McGriff, L (1, 3) OBP: 0.408, SLG: 0.524	G3-1			F8						3	1	1	0	1	0	0									
Tim Teufel, R (1, 4) OBP: 0.208, SLG: 0.234		L8			F8					4	0	0	0	0	2	4									
Benito Santiago, R (1, 2) OBP: 0.283, SLG: 0.374		G5-3			CS 1B					4	0	2	1	0	1	0									
Scott Coolbaugh, R (1, 5) OBP: 0.283, SLG: 0.353		P4			P5					4	0	0	0	0	1	2									
Darrin Jackson, R (1, 7) OBP: 0.316, SLG: 0.353			G5-3		CS	F7				4	0	1	0	0	1	0									
Dennis Rasmussen, L (1, 1) OBP: 0.295, SLG: 0.316			F7			G6-3				3	1	0	0	0	0	1									
Inning Stats	R: 1 E: 0 K: 0 S: 13	H: 1 LOB: 0 BB: 0 P: 22	R: 0 E: 0 K: 0 S: 5	H: 0 LOB: 0 BB: 0 P: 8	R: 0 E: 0 K: 0 S: 6	H: 0 LOB: 0 BB: 0 P: 10	R: 0 E: 0 K: 0 S: 7	H: 0 LOB: 0 BB: 0 P: 10	R: 0 E: 0 K: 1 S: 9	H: 1 LOB: 0 BB: 0 P: 14	R: 0 E: 0 K: 1 S: 10	H: 1 LOB: 1 BB: 0 P: 19	R: 1 E: 0 K: 1 S: 15	H: 2 LOB: 1 BB: 0 P: 23	R: 1 E: 1 K: 1 S: 15	H: 3 LOB: 3 BB: 1 P: 27	R: 0 E: 0 K: 3 S: 11	H: 0 LOB: 0 BB: 0 P: 16	1B: 5 2B: 1 3B: 1 HR: 1	SF: 0 SAC: 0 DP: 0 HBP: 0	WP: 0 PB: 1 SB: 1 CS: 1	PA: 36			
PITCHER	IP	WLS	BF	H	R	ER	SO	BB	IBB	HBP	BLK	WP	HR	S	P	ERA	WHIP								
Mike Bielecki, R (1, 1) ERA: 3.2	7.0	L	25	5	2	2	2	0	0	0	0	0	1	65	106	2.57	0.714								
Heathcliff Slocumb, R (8, 1) ERA: 3.0	0.2		4	2	1	1	0	0	0	0	0	0	0	7	13	13.50	3.000								
Paul Assenmacher, L (8, 1) ERA: 3.31	0.0		2	1	0	0	0	1	0	0	0	0	0	5	11	∞	∞								
Les Lancaster, R (8, 1) ERA: 2.95	1.1		4	0	0	0	4	0	0	0	0	0	0	14	19	0.00	0.000								

AB	34
R	3
H	8
RBI	3
BB	1
SO	6
LOB	10



Batter	1	2	3	4	5	6	7	8	9	AB	R	H	RBI	BB	SO	LOB	BOTTOM								
Shawon Dunston, R (1, 6) OBP: 0.259, SLG: 0.371	G5-3									4	0	0	0	0	0	1	San Diego Padres @ Chicago Cubs Wrigley Field, Chicago, IL Wed Jun 05 1991, 3:33 AM CDT Att: 22,500 - Sunny - 64 F								
Jose Vizcaino, S (9, 6) OBP: 0.302, SLG: 0.300			F8							0	0	0	0	0	0	0									
23 Ryne Sandberg, R (1, 4) OBP: 0.339, SLG: 0.446	K									4	0	2	0	0	1	0									
Mark Grace, L (1, 3) OBP: 0.349, SLG: 0.390	K									4	0	0	0	0	1	2									
George Bell, R (1, 7) OBP: 0.301, SLG: 0.463		K								4	0	0	0	0	1	2									
Luis Salazar, R (1, 5) OBP: 0.312, SLG: 0.444		F8								4	0	0	0	0	1	1									
Hector Villanueva, R (1, 2) OBP: 0.274, SLG: 0.424										4	0	1	0	0	0	0									
Jerome Walton, R (1, 8) OBP: 0.270, SLG: 0.350										4	0	3	0	0	0	0									
Doug Dascenzo, S (1, 9) OBP: 0.352, SLG: 0.368										4	0	1	0	0	1	4									
Mike Bielecki, R (1, 1) OBP: 0.118, SLG: 0.118										2	0	0	0	0	0	1									
Andre Dawson, R (7, PH) OBP: 0.332, SLG: 0.529										1	0	0	0	0	0	1									
Heathcliff Slocumb, R (8, 1) ERA: 3.0										0	0	0	0	0	0	0									
Paul Assenmacher, L (8, 1) OBP: 0.667, SLG: 0.500										0	0	0	0	0	0	0									
Les Lancaster, R (8, 1) OBP: 0.500, SLG: 0.750										0	0	0	0	0	0	0									
Inning Stats	R: 0 E: 0 K: 2 S: 9	H: 0 LOB: 0 BB: 0 P: 12	R: 0 E: 0 K: 1 S: 14	H: 2 LOB: 2 BB: 0 P: 17	R: 0 E: 0 K: 0 S: 10	H: 1 LOB: 1 BB: 0 P: 16	R: 0 E: 0 K: 0 S: 8	H: 0 LOB: 0 BB: 0 P: 12	R: 0 E: 0 K: 1 S: 10	H: 1 LOB: 1 BB: 0 P: 14	R: 0 E: 0 K: 1 S: 7	H: 1 LOB: 1 BB: 0 P: 10	R: 0 E: 0 K: 0 S: 5	H: 1 LOB: 1 BB: 0 P: 8	R: 0 E: 1 K: 0 S: 11	H: 0 LOB: 1 BB: 0 P: 15	R: 0 E: 0 K: 0 S: 6	H: 1 LOB: 1 BB: 0 P: 9	1B: 5 2B: 2 3B: 0 HR: 0	SF: 0 SAC: 0 DP: 0 HBP: 0	WP: 0 PB: 0 SB: 0 CS: 0	PA: 35			
PITCHER	IP	WLS	BF	H	R	ER	SO	BB	IBB	HBP	BLK	WP	HR	S	P	ERA	WHIP								
Dennis Rasmussen, L (1, 1) ERA: 0.39	9.0	W	35	7	0	0	5	0	0	0	0	0	0	80	113	0.00	0.778								



Batter	1	2	3	4	5	6	7	8	9	AB	R	H	RBI	BB	SO	LOB	TOP				
Thomas Howard, S OBP: 0.294, SLG: 0.295	G6-3		L6		G4-3			F8		4	0	0	0	0	0	1	San Diego Padres @ Chicago Cubs Wrigley Field, Chicago, IL Thu Jun 06 1991, 3:33 AM CDT Att: 23,200 - Sunny - 66 F				
Tony Fernandez, S OBP: 0.354, SLG: 0.381	1B		CS		K			P4		3	0	1	0	1	1						
Tony Gwynn, L OBP: 0.406, SLG: 0.523	1B		CS		HR			CS	L9	4	1	3	0	0	0						
Fred McGriff, L OBP: 0.405, SLG: 0.534	F8				HR			L7	P5	4	1	1	2	0	0	3					
Darrin Jackson, R OBP: 0.313, SLG: 0.338	L9				P6			K		3	0	0	0	1	1	3					
Tom Lampkin, L OBP: 0.290, SLG: 0.300			G4-3		P4			G4-3		3	0	0	0	0	0	0					
Brian Dorsett, R (9, PH)									K	1	0	0	0	0	1	1					
Scott Coolbaugh, R OBP: 0.274, SLG: 0.341			G6-3					G6-3		3	0	0	0	0	1	0					
Jose Mota, S OBP: 0.313, SLG: 0.241			K					F7		2	0	0	0	0	1	0					
Jose Melendez, R OBP: 0.200, SLG: 0.200										2	0	0	0	0	2	1					
Mike Maddux, L (6, 1)										0	0	0	0	0	0	0					
Shawn Abner, R OBP: 0.231, SLG: 0.263										1	0	0	0	0	1	0					
Rich Rodriguez, L (8, 1)										0	0	0	0	0	0	0					
Inning Stats	R: 0 E: 0 K: 0 S: 11	H: 1 LOB: 2 BB: 1 P: 22	R: 0 E: 0 K: 1 S: 10	H: 0 LOB: 0 BB: 0 P: 15	R: 0 E: 0 K: 1 S: 11	H: 1 LOB: 0 BB: 0 P: 19	R: 2 E: 0 K: 1 S: 11	H: 2 LOB: 0 BB: 0 P: 15	R: 0 E: 0 K: 2 S: 8	H: 1 LOB: 0 BB: 0 P: 13	R: 0 E: 0 K: 0 S: 8	H: 0 LOB: 0 BB: 0 P: 9	R: 0 E: 0 K: 1 S: 7	H: 0 LOB: 0 BB: 1 P: 12	R: 0 E: 0 K: 1 S: 13	H: 0 LOB: 1 BB: 1 P: 22	1B: 4 2B: 0 3B: 0 HR: 1	SF: 0 SAC: 0 DP: 0 HBP: 1	WP: 0 PB: 0 SB: 0 CS: 2	PA: 34	
PITCHER	IP	WLS	BF	H	R	ER	SO	BB	IBB	HBP	BLK	WP	HR	S	P	ERA	WHIP				
Greg Maddux, R ERA: 3.02	(1, 1)	8.0	W	29	5	2	7	1	0	1	0	0	1	77	123	2.25	0.750				
Paul Assenmacher, L ERA: 3.25	(9, 1)	0.2		3	0	0	0	1	0	0	0	0	0	10	16	0.00	1.500				
Dave Smith, R ERA: 3.6	(9, 1)	0.1		1	0	0	0	0	0	0	0	0	0	3	6	0.00	0.000				

AB	30
R	2
H	5
RBI	2
BB	2
SO	8
LOB	10



Batter	1	2	3	4	5	6	7	8	9	AB	R	H	RBI	BB	SO	LOB	BOTTOM				
Doug Dascenzo, S OBP: 0.345, SLG: 0.360	F8		23 1B	G6-3		G1-3		F7		5	1	1	0	0	0	1	San Diego Padres @ Chicago Cubs Wrigley Field, Chicago, IL Thu Jun 06 1991, 3:33 AM CDT Att: 23,200 - Sunny - 66 F				
23 Ryne Sandberg, R OBP: 0.354, SLG: 0.481			1B							4	3	4	2	1	0	0					
Mark Grace, L OBP: 0.355, SLG: 0.395	1B		SF7					BB		3	0	2	2	1	0	1					
George Bell, R OBP: 0.300, SLG: 0.461			BB					BB		3	0	1	1	0	0	1					
Jose Vizcaino, S OBP: 0.295, SLG: 0.293	F7		SF7							1	0	0	0	0	0	2					
Dwight Smith, L OBP: 0.271, SLG: 0.378										3	0	0	0	1	2	2					
Jerome Walton, R OBP: 0.270, SLG: 0.350			BB							0	0	0	0	0	0	0					
Chico Walker, S OBP: 0.391, SLG: 0.386	F8		FC6-4							3	1	2	0	1	0	0					
Shawon Dunston, R OBP: 0.259, SLG: 0.368	G6-3		FC6-4							4	0	1	1	0	1	6					
Rick Wilkins, L (1, 2)			G3-1							4	0	0	0	0	1	4					
Greg Maddux, R OBP: 0.273, SLG: 0.313	(1, 1)	5.0	L	25	8	5	2	2	0	0	0	0	0	0	0	1					
Luis Salazar, R OBP: 0.358, SLG: 0.438	(8, PH)	2.0		10	4	1	1	2	0	0	0	0	0	0	0	0					
Paul Assenmacher, L OBP: 0.667, SLG: 0.500	(9, 1)	1.0		5	0	0	0	0	2	0	0	0	0	0	0	0					
Dave Smith, R (9, 1)										0	0	0	0	0	0	0					
Inning Stats	R: 0 E: 0 K: 0 S: 9	H: 1 LOB: 1 BB: 0 P: 13	R: 0 E: 0 K: 1 S: 9	H: 0 LOB: 0 BB: 0 P: 12	R: 3 E: 0 K: 0 S: 15	H: 4 LOB: 3 BB: 2 P: 29	R: 0 E: 0 K: 1 S: 7	H: 0 LOB: 0 BB: 0 P: 10	R: 1 E: 0 K: 0 S: 11	H: 1 LOB: 1 BB: 0 P: 17	R: 1 E: 0 K: 2 S: 10	H: 2 LOB: 1 BB: 0 P: 16	R: 1 E: 0 K: 2 S: 17	H: 4 LOB: 3 BB: 0 P: 30	R: 0 E: 0 K: 0 S: 9	H: 0 LOB: 2 BB: 2 P: 20	1B: 10 2B: 0 3B: 1 HR: 1	SF: 2 SAC: 0 DP: 0 HBP: 0	WP: 0 PB: 0 SB: 1 CS: 0	PA: 40	
PITCHER	IP	WLS	BF	H	R	ER	SO	BB	IBB	HBP	BLK	WP	HR	S	P	ERA	WHIP				
Jose Melendez, R ERA: 4.15	(1, 1)	5.0	L	25	8	5	2	2	0	0	0	0	0	0	0	1	2.000				
Mike Maddux, R ERA: 3.34	(6, 1)	2.0		10	4	1	1	2	0	0	0	0	0	0	0	22	4.500				
Rich Rodriguez, L ERA: 2.25	(8, 1)	1.0		5	0	0	0	0	2	0	0	0	0	0	9	20	0.000				



Batter	1	2	3	4	5	6	7	8	9	AB	R	H	RBI	BB	SO	LOB	TOP					
Brett Butler, L OBP: 0.371, SLG: 0.330 (1, 8)	L7		G4-3		FC5-4 1B		G6-3		K	5	0	1	0	0	1	0	Los Angeles Dodgers @ Chicago Cubs Wrigley Field, Chicago, IL Fri Jun 07 1991, 3:33 AM CDT Att: 35,414 - Sunny - 70 F					
Juan Samuel, R OBP: 0.392, SLG: 0.495 (1, 4)	P3		BB 1B		FC5-4 G4-6-3 1-2		BB 1B		K	5	0	2	0	0	1	1						
Eddie Murray, S OBP: 0.347, SLG: 0.438 (1, 3)	F8		F7		G4-6-3 1-2		BB		2B	4	0	1	0	1	0	2						
Kal Daniels, L OBP: 0.295, SLG: 0.346 (1, 7)		F9	BB 1B		BB 3B		F7		IBB	2	1	0	0	3	0	2						
Stan Javier, S OBP: 0.231, SLG: 0.250 (1, 9)	2B 1B		F7		F8		G1		G3-1	5	1	1	0	0	0	7						
Lenny Harris, L OBP: 0.380, SLG: 0.363 (1, 5)	2B				P6		E 3B		G6-3	4	1	2	2	0	0	0						
Mike Scioscia, L OBP: 0.376, SLG: 0.414 (1, 2)	FC4-6 BB				G4-3 2B		G4-3 2B		K	3	0	2	0	1	1	0						
Alfredo Griffin, S OBP: 0.260, SLG: 0.242 (1, 6)	P6				P7		G4-3		FC6 BB	3	0	0	0	1	0	4						
Mike Morgan, R OBP: 0.074, SLG: 0.074 (1, 1)	FC4-6				G6-3		P8		FC6	3	0	0	0	0	0	4						
Chris Gwynn, L OBP: 0.321, SLG: 0.348 (8, PH)										1	0	0	0	0	0	1						
John Candelaria, L (8, 1)										0	0	0	0	0	0	0						
Jay Howell, R (9, 1)										0	0	0	0	0	0	0						
Inning Stats	R: 0 E: 0 K: 0 S: 10	H: 0 LOB: 0 BB: 0 P: 15	R: 1 E: 0 K: 0 S: 8	H: 2 LOB: 2 BB: 1 P: 18	R: 0 E: 0 K: 0 S: 7	H: 1 LOB: 2 BB: 1 P: 13	R: 0 E: 0 K: 0 S: 11	H: 1 LOB: 0 BB: 0 P: 16	R: 0 E: 0 K: 0 S: 6	H: 1 LOB: 0 BB: 0 P: 8	R: 2 E: 1 K: 0 S: 11	H: 2 LOB: 1 BB: 1 P: 20	R: 0 E: 0 K: 0 S: 10	H: 1 LOB: 2 BB: 1 P: 19	R: 0 E: 0 K: 1 S: 10	H: 0 LOB: 1 BB: 1 P: 18	R: 0 E: 0 K: 2 S: 11	H: 1 LOB: 2 BB: 1 P: 18	1B: 4 2B: 4 3B: 1 HR: 0	SF: 0 SAC: 0 DP: 1 HBP: 0	WP: 0 PB: 0 SB: 1 CS: 0	PA: 41
PITCHER	IP	WLS	BF	H	R	ER	SO	BB	IBB	HBP	BLK	WP	HR	S	P	ERA	WHIP					
Shawn Boskie, R ERA: 3.93 (1, 1)	6.1	L	30	8	3	3	0	4	0	0	0	0	0	59	102	4.26	1.895					
Chuck McElroy, L ERA: 1.24 (7, 1)	0.2		2	0	0	0	0	0	0	0	0	0	0	4	7	0.00	0.000					
Les Lancaster, R ERA: 2.81 (8, 1)	2.0		9	1	0	0	3	1	1	0	0	0	0	21	36	0.00	1.000					

AB	35
R	3
H	9
RBI	2
BB	6
SO	3
LOB	21



Batter	1	2	3	4	5	6	7	8	9	AB	R	H	RBI	BB	SO	LOB	BOTTOM					
Ced Landrum, L OBP: 0.364, SLG: 0.364 (1, 8)	F7			23 1B S		23 E S G6-3 1B		K		4	2	2	0	0	1	0	Los Angeles Dodgers @ Chicago Cubs Wrigley Field, Chicago, IL Fri Jun 07 1991, 3:33 AM CDT Att: 35,414 - Sunny - 70 F					
23 Ryne Sandberg, R OBP: 0.352, SLG: 0.476 (1, 4)	G6-3			G5-3 1B		G6-3		G5-3		4	0	1	1	0	0	0						
Mark Grace, L OBP: 0.353, SLG: 0.392 (1, 3)	P8			G5-3 1B		G3-1		K		4	0	1	1	0	1	0						
George Bell, R OBP: 0.299, SLG: 0.457 (1, 7)		G5-3		G5-3		1B		K		4	0	1	0	0	1	2						
Dwight Smith, L OBP: 0.269, SLG: 0.354 (1, 9)	K			IBB		L7		G4-3		3	0	0	0	1	1	1						
Chico Walker, S OBP: 0.368, SLG: 0.361 (1, 5)	G6-3			G4-3		G3		K		4	0	0	0	0	1	2						
Shawon Dunston, R OBP: 0.255, SLG: 0.362 (1, 6)				G6-3		F8		F8		3	0	0	0	0	0	0						
Damon Berryhill, S OBP: 0.220, SLG: 0.339 (1, 2)				G4-3		F9		S 1B		3	0	1	0	0	0	0						
Doug Dasenczo, S OBP: 0.345, SLG: 0.360 (7, PR)										0	0	0	0	0	0	0						
Les Lancaster, R OBP: 0.500, SLG: 0.750 (8, 1)										0	0	0	0	0	0	0						
Shawn Boskie, R OBP: 0.231, SLG: 0.375 (1, 1)										2	0	0	0	0	1	0						
Chuck McElroy, L OBP: 0.200, SLG: 0.200 (7, 1)										0	0	0	0	0	0	0						
Rick Wilkins, L (7, PH)										1	0	0	0	0	1	1						
Inning Stats	R: 0 E: 0 K: 0 S: 8	H: 0 LOB: 0 BB: 0 P: 12	R: 0 E: 0 K: 1 S: 7	H: 0 LOB: 0 BB: 0 P: 12	R: 0 E: 0 K: 1 S: 9	H: 0 LOB: 0 BB: 0 P: 13	R: 1 E: 0 K: 0 S: 15	H: 3 LOB: 1 BB: 1 P: 24	R: 0 E: 0 K: 0 S: 5	H: 0 LOB: 0 BB: 0 P: 5	R: 1 E: 1 K: 0 S: 12	H: 2 LOB: 1 BB: 0 P: 19	R: 0 E: 0 K: 1 S: 12	H: 1 LOB: 2 BB: 0 P: 18	R: 0 E: 0 K: 2 S: 9	H: 0 LOB: 0 BB: 0 P: 13	R: 0 E: 0 K: 2 S: 7	H: 0 LOB: 0 BB: 0 P: 8	1B: 6 2B: 0 3B: 0 HR: 0	SF: 0 SAC: 0 DP: 1 HBP: 0	WP: 0 PB: 0 SB: 3 CS: 0	PA: 33
PITCHER	IP	WLS	BF	H	R	ER	SO	BB	IBB	HBP	BLK	WP	HR	S	P	ERA	WHIP					
Mike Morgan, R ERA: 2.33 (1, 1)	7.0	W	27	6	2	2	3	0	0	0	0	0	0	68	103	2.57	0.857					
John Candelaria, L ERA: 1.5 (8, 1)	1.0		3	0	0	0	2	0	0	0	0	0	0	9	13	0.00	0.000					
Jay Howell, R ERA: 2.93 (9, 1)	1.0	S	3	0	0	0	2	0	0	0	0	0	0	7	8	0.00	0.000					



Batter	1	2	3	4	5	6	7	8	9	AB	R	H	RBI	BB	SO	LOB	TOP					
Brett Butler, L OBP: 0.369, SLG: 0.325 (1, 8)	4-1 S HR BB	3-2 F7			2-1 G4-3		1-3 K			3	1	0	0	1	1	1	Los Angeles Dodgers @ Chicago Cubs Wrigley Field, Chicago, IL Sat Jun 08 1991, 3:33 AM CDT Att: 35,101 - Sunny - 68 F					
Juan Samuel, R OBP: 0.394, SLG: 0.495 (1, 4)	2-3 K	1-0 1B			2-2 G3 1B			2-1 G4-3		4	0	2	0	0	1	1						
Eddie Murray, S OBP: 0.340, SLG: 0.428 (1, 3)	3-2 F8	1-0 F8			0-0 G3			2-2 G3		4	0	0	0	0	0	4						
Kal Daniels, L OBP: 0.294, SLG: 0.363 (1, 7)	3-1 HR		2-3 K		0-0 G4-3			1-3 K		4	1	1	2	0	2	1						
Stan Javier, S OBP: 0.232, SLG: 0.266 (1, 9)	1-0 1B 2B		0-3 K2-3		1-3 K			1-2 L7		4	1	1	0	0	2	0						
Lenny Harris, L OBP: 0.376, SLG: 0.359 (1, 5)	1-2 1B		0-0 G6-3		2-0 F7			0-0 G6-3		4	0	1	1	0	0	0						
Mike Scioscia, L OBP: 0.367, SLG: 0.403 (1, 2)	0-2 G4-3		0-1 F8		2-2 L7			1-0 F9		4	0	0	0	0	0	1						
Alfredo Griffin, S OBP: 0.254, SLG: 0.236 (1, 6)		0-1 G4-3		1-0 F7				1-0 G6-3		3	0	0	0	0	0	0						
Tim Belcher, R OBP: 0.125, SLG: 0.167 Jose Gonzalez, R (7, PH)	1-2 1B		0-1 G4-3		2-2 G6-3					2	0	1	0	0	0	0						
Kevin Cross, R OBP: 0.167, SLG: 0.091 Mike Hartley, R (7, 1)										1	0	0	0	0	0	0						
Inning Stats	R: 3 E: 0 K: 1 S: 18	H: 3 LOB: 1 BB: 1 P: 32	R: 0 E: 0 K: 2 S: 10	H: 2 LOB: 2 BB: 0 P: 16	R: 0 E: 0 K: 2 S: 7	H: 0 LOB: 0 BB: 0 P: 9	R: 0 E: 0 K: 0 S: 5	H: 0 LOB: 1 BB: 0 P: 6	R: 0 E: 0 K: 1 S: 11	H: 0 LOB: 0 BB: 0 P: 15	R: 0 E: 0 K: 1 S: 8	H: 0 LOB: 0 BB: 0 P: 12	R: 0 E: 0 K: 1 S: 8	H: 0 LOB: 0 BB: 0 P: 13	R: 0 E: 0 K: 0 S: 7	H: 0 LOB: 0 BB: 0 P: 9	1B: 4 2B: 1 3B: 0 HR: 1	SF: 0 SAC: 0 DP: 0 HBP: 0	WP: 0 PB: 0 SB: 1 CS: 0	PA: 34		
PITCHER	IP WLS BF H R ER SO BB IBB HBP BLK WP HR S P ERA WHIP	IP WLS BF H R ER SO BB IBB HBP BLK WP HR S P ERA WHIP	IP WLS BF H R ER SO BB IBB HBP BLK WP HR S P ERA WHIP	IP WLS BF H R ER SO BB IBB HBP BLK WP HR S P ERA WHIP	IP WLS BF H R ER SO BB IBB HBP BLK WP HR S P ERA WHIP	IP WLS BF H R ER SO BB IBB HBP BLK WP HR S P ERA WHIP	IP WLS BF H R ER SO BB IBB HBP BLK WP HR S P ERA WHIP	IP WLS BF H R ER SO BB IBB HBP BLK WP HR S P ERA WHIP	IP WLS BF H R ER SO BB IBB HBP BLK WP HR S P ERA WHIP	IP WLS BF H R ER SO BB IBB HBP BLK WP HR S P ERA WHIP	IP WLS BF H R ER SO BB IBB HBP BLK WP HR S P ERA WHIP	IP WLS BF H R ER SO BB IBB HBP BLK WP HR S P ERA WHIP	IP WLS BF H R ER SO BB IBB HBP BLK WP HR S P ERA WHIP	IP WLS BF H R ER SO BB IBB HBP BLK WP HR S P ERA WHIP	IP WLS BF H R ER SO BB IBB HBP BLK WP HR S P ERA WHIP	IP WLS BF H R ER SO BB IBB HBP BLK WP HR S P ERA WHIP	IP WLS BF H R ER SO BB IBB HBP BLK WP HR S P ERA WHIP	IP WLS BF H R ER SO BB IBB HBP BLK WP HR S P ERA WHIP	IP WLS BF H R ER SO BB IBB HBP BLK WP HR S P ERA WHIP	IP WLS BF H R ER SO BB IBB HBP BLK WP HR S P ERA WHIP	IP WLS BF H R ER SO BB IBB HBP BLK WP HR S P ERA WHIP	IP WLS BF H R ER SO BB IBB HBP BLK WP HR S P ERA WHIP

AB	33
R	3
H	6
RBI	3
BB	1
SO	6
LOB	8



Batter	1	2	3	4	5	6	7	8	9	AB	R	H	RBI	BB	SO	LOB	BOTTOM					
Ced Landrum, L OBP: 0.333, SLG: 0.286 (1, 8)	2-1 F7			4-2 23 G6-3 S 1B BB		3-2 F7	2-2 G4-3			3	1	0	0	1	0	2	Los Angeles Dodgers @ Chicago Cubs Wrigley Field, Chicago, IL Sat Jun 08 1991, 3:33 AM CDT Att: 35,101 - Sunny - 68 F					
23 Ryne Sandberg, R OBP: 0.350, SLG: 0.469 (1, 4)	1-0 G6-3			2-2 G6-3		1-1 G6-3	4-2 BB BB			3	0	0	0	1	0	1						
Mark Grace, L OBP: 0.360, SLG: 0.396 (1, 3)	3-2 G4-3			0-2 G4-3 1B		1-1 1B 1B	4-2 1B 1B BB			3	1	2	2	1	0	0						
George Bell, R OBP: 0.298, SLG: 0.453 (1, 7)		1-1 F8		1-0 G4-3		2-2 1B 1B	0-3 K			4	0	1	0	0	1	4						
Andre Dawson, R OBP: 0.330, SLG: 0.523 Heathcliff Slocumb, R (8, 1)		2-3 K		0-0 G6-3		1-1 1B	0-2 L8			4	0	1	1	0	1	4						
Paul Assenmacher, L OBP: 0.067, SLG: 0.500 Doug Descenzo, S OBP: 0.345, SLG: 0.360 (8, 1)										0	0	0	0	0	0	0						
Luis Salazar, R OBP: 0.293, SLG: 0.416 Jose Vizcaino, S OBP: 0.295, SLG: 0.293 (8, 1)		1-3 K			0-1 G5-3	1-2 L9		1-1 F9		4	0	0	0	0	1	2						
Rick Wilkins, L OBP: 0.444, SLG: 0.500 (1, 2)				0-1 FC4-6 1B		0-2 1B	0-0 1B 2B	4-1 S BB		3	1	3	0	1	0	0						
Shawon Dunston, R OBP: 0.255, SLG: 0.359 (1, 6)				0-2 FC4-6 B1-6-3		2-3 K	1-0 1B BB 1B	1-3 K		4	1	1	0	0	2	3						
Bob Scanlan, R Dwight Smith, L Chuck McElroy, L Chico Walker, S Dave Smith, R (1, 1) (5, PH) (8, 1) (7, PH) (8, 9) (9, 1)				0-0 B1-6-3		0-0 P5	1-1 BB G4-3 1B	2-2 G3		1	0	0	0	0	0	1						
Inning Stats	R: 0 E: 0 K: 0 S: 8	H: 0 LOB: 0 BB: 0 P: 14	R: 0 E: 0 K: 2 S: 8	H: 0 LOB: 0 BB: 0 P: 12	R: 0 E: 0 K: 0 S: 6	H: 1 LOB: 0 BB: 0 P: 6	R: 1 E: 0 K: 0 S: 10	H: 1 LOB: 1 BB: 1 P: 17	R: 0 E: 0 K: 1 S: 11	H: 1 LOB: 1 BB: 0 P: 13	R: 1 E: 0 K: 0 S: 19	H: 3 LOB: 2 BB: 0 P: 28	R: 2 E: 0 K: 1 S: 21	H: 3 LOB: 3 BB: 2 P: 32	R: 0 E: 0 K: 1 S: 9	H: 0 LOB: 1 BB: 1 P: 17	1B: 8 2B: 1 3B: 0 HR: 0	SF: 0 SAC: 0 DP: 1 HBP: 0	WP: 0 PB: 0 SB: 2 CS: 0	PA: 36		
PITCHER	IP WLS BF H R ER SO BB IBB HBP BLK WP HR S P ERA WHIP	IP WLS BF H R ER SO BB IBB HBP BLK WP HR S P ERA WHIP	IP WLS BF H R ER SO BB IBB HBP BLK WP HR S P ERA WHIP	IP WLS BF H R ER SO BB IBB HBP BLK WP HR S P ERA WHIP	IP WLS BF H R ER SO BB IBB HBP BLK WP HR S P ERA WHIP	IP WLS BF H R ER SO BB IBB HBP BLK WP HR S P ERA WHIP	IP WLS BF H R ER SO BB IBB HBP BLK WP HR S P ERA WHIP	IP WLS BF H R ER SO BB IBB HBP BLK WP HR S P ERA WHIP	IP WLS BF H R ER SO BB IBB HBP BLK WP HR S P ERA WHIP	IP WLS BF H R ER SO BB IBB HBP BLK WP HR S P ERA WHIP	IP WLS BF H R ER SO BB IBB HBP BLK WP HR S P ERA WHIP	IP WLS BF H R ER SO BB IBB HBP BLK WP HR S P ERA WHIP	IP WLS BF H R ER SO BB IBB HBP BLK WP HR S P ERA WHIP	IP WLS BF H R ER SO BB IBB HBP BLK WP HR S P ERA WHIP	IP WLS BF H R ER SO BB IBB HBP BLK WP HR S P ERA WHIP	IP WLS BF H R ER SO BB IBB HBP BLK WP HR S P ERA WHIP	IP WLS BF H R ER SO BB IBB HBP BLK WP HR S P ERA WHIP	IP WLS BF H R ER SO BB IBB HBP BLK WP HR S P ERA WHIP	IP WLS BF H R ER SO BB IBB HBP BLK WP HR S P ERA WHIP	IP WLS BF H R ER SO BB IBB HBP BLK WP HR S P ERA WHIP	IP WLS BF H R ER SO BB IBB HBP BLK WP HR S P ERA WHIP	IP WLS BF H R ER SO BB IBB HBP BLK WP HR S P ERA WHIP



Batter	1	2	3	4	5	6	7	8	9	AB	R	H	RBI	BB	SO	LOB	TOP			
Brett Butler, L OBP: 0.375, SLG: 0.330 (1, 8)	G4-3		SH5-3 1B	BB PB 1B BB	G6-3		G5-3			4	2	1	1	1	0	0	Los Angeles Dodgers @ Chicago Cubs Wrigley Field, Chicago, IL Mon Jun 10 1991, 7:05 PM CDT Att: 33,204 - Sunny - 84 F			
Juan Samuel, R OBP: 0.294, SLG: 0.505 (1, 4)	HR		SH5-3	K BB 1B	G4-3		G4-3			4	2	2	1	0	1					
Darryl Strawberry, L OBP: 0.394, SLG: 0.719 (1, 9)	CS 1B		G3	1B HR BB	G3		F8			4	1	2	0	1	0	2				
Eddie Murray, S OBP: 0.350, SLG: 0.434 Gary Carter, R OBP: 0.294, SLG: 0.328 (6, 3)	F7		HR 1B	BB HR 1B	G3		G6-3			4	2	2	4	0	0	3				
Kal Daniels, L OBP: 0.312, SLG: 0.389 Stan Javier, S OBP: 0.230, SLG: 0.275 (6, 7)	CS		G1-6-3 1B	HR BB	FC4-6 1B		F9			3	2	3	2	1	0	0				
Lenny Harris, L OBP: 0.377, SLG: 0.383 Mike Sharperson, R OBP: 0.233, SLG: 0.179 (8, 5)			G1-6-3 1B	HR	FC4-6 2B		F8			4	2	2	4	0	0	2				
Mike Scioscia, L OBP: 0.371, SLG: 0.409 (1, 2)	P5		G4-3	1B	HR 2B					4	0	2	1	1	0	1				
Alfredo Griffin, S OBP: 0.259, SLG: 0.250 (1, 6)			1B 2B	G5-3 F9	K		FC5-4 BB			5	1	1	0	0	1	3				
Ramon Martinez, R OBP: 0.182, SLG: 0.156 Mike Hartley, R (7, 1)			SH5-3 1B 1B	K	G3		G6-4-3			4	1	1	0	0	1	1				
Inning Stats	R: 1 E: 0 K: 0 S: 12	H: 2 LOB: 0 BB: 0 P: 19	R: 0 E: 0 K: 0 S: 4	H: 1 LOB: 0 BB: 0 P: 8	R: 5 E: 0 K: 0 S: 25	H: 6 LOB: 1 BB: 0 P: 41	R: 6 E: 0 K: 2 S: 23	H: 3 LOB: 1 BB: 3 P: 42	R: 0 E: 0 K: 1 S: 9	H: 2 LOB: 2 BB: 0 P: 10	R: 0 E: 0 K: 0 S: 6	H: 0 LOB: 0 BB: 0 P: 8	R: 0 E: 0 K: 0 S: 6	H: 0 LOB: 0 BB: 0 P: 9	R: 0 E: 0 K: 0 S: 2	H: 0 LOB: 0 BB: 1 P: 6		1B: 11 2B: 2 3B: 0 HR: 3	SF: 0 SAC: 1 DP: 2 HBP: 0	WP: 0 PB: 1 SB: 0 CS: 1
PITCHER	IP WLS BF H R ER SO BB IBB HBP BLK WP HR S P ERA WHIP	IP WLS BF H R ER SO BB IBB HBP BLK WP HR S P ERA WHIP	IP WLS BF H R ER SO BB IBB HBP BLK WP HR S P ERA WHIP	IP WLS BF H R ER SO BB IBB HBP BLK WP HR S P ERA WHIP	IP WLS BF H R ER SO BB IBB HBP BLK WP HR S P ERA WHIP	IP WLS BF H R ER SO BB IBB HBP BLK WP HR S P ERA WHIP	IP WLS BF H R ER SO BB IBB HBP BLK WP HR S P ERA WHIP	IP WLS BF H R ER SO BB IBB HBP BLK WP HR S P ERA WHIP	IP WLS BF H R ER SO BB IBB HBP BLK WP HR S P ERA WHIP	IP WLS BF H R ER SO BB IBB HBP BLK WP HR S P ERA WHIP	IP WLS BF H R ER SO BB IBB HBP BLK WP HR S P ERA WHIP	IP WLS BF H R ER SO BB IBB HBP BLK WP HR S P ERA WHIP	IP WLS BF H R ER SO BB IBB HBP BLK WP HR S P ERA WHIP	IP WLS BF H R ER SO BB IBB HBP BLK WP HR S P ERA WHIP	IP WLS BF H R ER SO BB IBB HBP BLK WP HR S P ERA WHIP	IP WLS BF H R ER SO BB IBB HBP BLK WP HR S P ERA WHIP	IP WLS BF H R ER SO BB IBB HBP BLK WP HR S P ERA WHIP			
Doug Dascenzo, S OBP: 0.336, SLG: 0.349 (8, 1)	G4-3	F7			L7	1-2 2H 1B		P6		5	0	1	1	0	0	2	Los Angeles Dodgers @ Chicago Cubs Wrigley Field, Chicago, IL Mon Jun 10 1991, 7:05 PM CDT Att: 33,204 - Sunny - 84 F			
23 Ryne Sandberg, R OBP: 0.344, SLG: 0.473 Luis Salazar, R OBP: 0.298, SLG: 0.418 (6, 5)	HR		F9		G4-1	F8		1B 1B		3	1	1	1	0	0	0				
Mark Grace, L OBP: 0.369, SLG: 0.404 Les Lancaster, R OBP: 0.500, SLG: 0.750 Jerome Walton, R OBP: 0.273, SLG: 0.352 (8, 8)	WP 1B		1B 2B		1B	G3		1B		4	0	3	0	0	0	2				
George Bell, R OBP: 0.298, SLG: 0.452 Ced Landrum, L OBP: 0.300, SLG: 0.263 (6, 7)	P5		P3		K		G5-3 WP 1B	F8		3	0	0	0	0	1	3				
Andre Dawson, R OBP: 0.338, SLG: 0.541 Hector Villanueva, R OBP: 0.267, SLG: 0.412 (7, 3)	F8		1B		2B 1B		G5-3			3	1	2	0	0	0	1				
Chico Walker, S OBP: 0.367, SLG: 0.389 (6, 4)	G4-3		K		1B 2B		G5-3			5	1	2	1	0	1	2				
Shawon Dunston, R OBP: 0.297, SLG: 0.369 Heathcliff Slocumb, R OBP: 0.200, SLG: 0.200 Dwight Smith, L OBP: 0.288, SLG: 0.346 (7, 9)	K		P4		1B 1B		K			2	0	0	0	0	1	0				
Rick Wilkins, L OBP: 0.353, SLG: 0.333 (1, 2)	BB HBP		F7		K		G3			3	0	0	0	0	1	2				
Mike Bielecki, R OBP: 0.167, SLG: 0.118 Chuck McElroy, L OBP: 0.200, SLG: 0.200 Jose Vizcaino, S OBP: 0.298, SLG: 0.295 (5, 6)	BB		G4-3		G4-3		G3-1			0	0	0	0	1	0	0				
Inning Stats	R: 1 E: 0 K: 0 S: 14	H: 2 LOB: 1 BB: 0 P: 25	R: 0 E: 0 K: 1 S: 10	H: 0 LOB: 2 BB: 1 P: 15	R: 0 E: 0 K: 1 S: 13	H: 2 LOB: 0 BB: 0 P: 17	R: 0 E: 0 K: 0 S: 3	H: 0 LOB: 0 BB: 0 P: 6	R: 0 E: 0 K: 1 S: 22	H: 1 LOB: 1 BB: 0 P: 13	R: 3 E: 0 K: 1 S: 13	H: 5 LOB: 2 BB: 0 P: 20	R: 0 E: 0 K: 0 S: 7	H: 2 LOB: 1 BB: 0 P: 11	R: 0 E: 0 K: 0 S: 6	H: 0 LOB: 0 BB: 0 P: 9		1B: 11 2B: 2 3B: 0 HR: 1	SF: 0 SAC: 0 DP: 0 HBP: 1	WP: 2 PB: 0 SB: 0 CS: 0
PITCHER	IP WLS BF H R ER SO BB IBB HBP BLK WP HR S P ERA WHIP	IP WLS BF H R ER SO BB IBB HBP BLK WP HR S P ERA WHIP	IP WLS BF H R ER SO BB IBB HBP BLK WP HR S P ERA WHIP	IP WLS BF H R ER SO BB IBB HBP BLK WP HR S P ERA WHIP	IP WLS BF H R ER SO BB IBB HBP BLK WP HR S P ERA WHIP	IP WLS BF H R ER SO BB IBB HBP BLK WP HR S P ERA WHIP	IP WLS BF H R ER SO BB IBB HBP BLK WP HR S P ERA WHIP	IP WLS BF H R ER SO BB IBB HBP BLK WP HR S P ERA WHIP	IP WLS BF H R ER SO BB IBB HBP BLK WP HR S P ERA WHIP	IP WLS BF H R ER SO BB IBB HBP BLK WP HR S P ERA WHIP	IP WLS BF H R ER SO BB IBB HBP BLK WP HR S P ERA WHIP	IP WLS BF H R ER SO BB IBB HBP BLK WP HR S P ERA WHIP	IP WLS BF H R ER SO BB IBB HBP BLK WP HR S P ERA WHIP	IP WLS BF H R ER SO BB IBB HBP BLK WP HR S P ERA WHIP	IP WLS BF H R ER SO BB IBB HBP BLK WP HR S P ERA WHIP	IP WLS BF H R ER SO BB IBB HBP BLK WP HR S P ERA WHIP	IP WLS BF H R ER SO BB IBB HBP BLK WP HR S P ERA WHIP			

AB 40
R 13
H 16
RBI 13
BB 4
SO 3
LOB 14



Batter	1	2	3	4	5	6	7	8	9	10	AB	R	H	RBI	BB	SO	LOB	TOP						
Tony Perezchica, R OBP: 0.200, SLG: 0.300 (1, 4)											6	0	2	0	0	1	2							
Willie McGee, S OBP: 0.358, SLG: 0.458 (1, 8)											6	1	1	0	0	1	5							
Mark Leonard, L OBP: 0.281, SLG: 0.452 Kelly Downs, R (8, 1)											5	2	3	1	0	2	1							
Mike Kingery, L OBP: 0.308, SLG: 0.219 Dave Righetti, L (10, PH)											0	0	0	0	0	0	0							
Matt Williams, R OBP: 0.251, SLG: 0.382 (1, 5)											5	1	2	2	0	2	2							
Kevin Bass, S OBP: 0.314, SLG: 0.353 (1, 9)											5	1	1	0	0	1	2							
Terry Kennedy, L OBP: 0.258, SLG: 0.312 (1, 2)											4	0	0	0	1	1	1							
Greg Litton, R OBP: 0.225, SLG: 0.277 (1, 3)											5	1	3	2	0	1	0							
Jose Uribe, S OBP: 0.258, SLG: 0.234 (1, 6)											2	1	0	0	3	0	1							
Bud Black, L OBP: 0.273, SLG: 0.303 John Burkett, R OBP: 0.174, SLG: 0.182 Mike Felder, S OBP: 0.337, SLG: 0.393 (8, PH)											3	0	0	0	0	1	5							
Inning Stats	R: 0 E: 0 K: 3 S: 11	H: 1 LOB: 1 P: 14	R: 0 E: 0 K: 2 S: 13	H: 1 LOB: 2 P: 26	R: 3 E: 1 K: 0 S: 16	H: 3 LOB: 3 BB: 2 P: 31	R: 1 E: 0 K: 0 S: 8	H: 2 LOB: 1 BB: 0 P: 13	R: 1 E: 1 K: 0 S: 8	H: 2 LOB: 2 BB: 0 P: 10	R: 0 E: 0 K: 1 S: 10	H: 0 LOB: 0 BB: 0 P: 11	R: 0 E: 0 K: 1 S: 9	H: 1 LOB: 1 BB: 0 P: 13	R: 1 E: 0 K: 0 S: 13	H: 2 LOB: 0 BB: 0 P: 18	R: 2 E: 0 K: 0 S: 10	H: 1 LOB: 1 BB: 1 P: 17	1B: 9 2B: 4 3B: 0 HR: 1	SF: 0 SAC: 0 DP: 1 HBP: 1	WP: 1 PB: 2 SB: 2 CS: 0	PA: 48		
PITCHER	IP WLS BF H R ER SO BB IBB HBP BLK WP HR S P ERA WHIP																							
Greg Maddux, R ERA: 3.06 Les Lancaster, R ERA: 3.9 Paul Assenmacher, L ERA: 3.05 Heathcliff Slocumb, R ERA: 2.9 Dave Smith, R ERA: 4.5	(1, 1)	4.2	28	9	5	2	5	2	1	0	0	0	0	0	0	1	1	3.86	2.357					
Jerome Walton, R OBP: 0.280, SLG: 0.352 (1, 8)											3	1	1	0	1	0	0							
23 Ryne Sandberg, R OBP: 0.349, SLG: 0.473 (1, 4)											4	1	2	0	1	1	3							
Mark Grace, L OBP: 0.365, SLG: 0.399 (1, 3)											5	0	1	1	0	0	2							
George Bell, R OBP: 0.296, SLG: 0.446 (1, 7)											5	0	1	1	0	1	2							
Andre Dawson, R OBP: 0.340, SLG: 0.537 (1, 9)											5	1	2	0	0	1	2							
Luis Salazar, R OBP: 0.307, SLG: 0.494 Heathcliff Slocumb, R ERA: 2.9 Dave Smith, R ERA: 4.5 Chico Walker, S OBP: 0.363, SLG: 0.384 (10, PH)											4	2	2	3	0	1	3							
Hector Villanueva, R OBP: 0.282, SLG: 0.457 Rick Wilkins, L OBP: 0.333, SLG: 0.313 Damon Berryhill, S OBP: 0.217, SLG: 0.333 (10, PH)											2	1	1	1	1	0	0							
Shawon Dunston, R OBP: 0.256, SLG: 0.365 (1, 6)											5	0	1	0	0	0	1							
Greg Maddux, R ERA: 3.55 Les Lancaster, R ERA: 3.9 Doug Lascenzo, R ERA: 3.9 Paul Assenmacher, L ERA: 3.39 Jose Vizcaino, S OBP: 0.296, SLG: 0.289 (8, 5)											1	0	0	0	0	0	1							
Inning Stats	R: 0 E: 0 K: 0 S: 10	H: 2 LOB: 2 BB: 0 P: 16	R: 1 E: 0 K: 0 S: 5	H: 1 LOB: 0 BB: 1 P: 11	R: 0 E: 0 K: 0 S: 6	H: 1 LOB: 1 BB: 0 P: 9	R: 0 E: 0 K: 1 S: 8	H: 0 LOB: 0 BB: 0 P: 14	R: 0 E: 0 K: 1 S: 9	H: 1 LOB: 1 BB: 0 P: 12	R: 3 E: 0 K: 1 S: 11	H: 3 LOB: 0 BB: 0 P: 16	R: 2 E: 1 K: 1 S: 14	H: 2 LOB: 2 BB: 2 P: 27	R: 0 E: 0 K: 1 S: 7	H: 1 LOB: 2 BB: 1 P: 14	R: 0 E: 0 K: 0 S: 6	H: 0 LOB: 0 BB: 0 P: 11	R: 0 E: 0 K: 0 S: 5	H: 0 LOB: 0 BB: 0 P: 7	1B: 8 2B: 1 3B: 0 HR: 3	SF: 0 SAC: 1 DP: 2 HBP: 0	WP: 0 PB: 0 SB: 1 CS: 0	PA: 44
PITCHER	IP WLS BF H R ER SO BB IBB HBP BLK WP HR S P ERA WHIP																							
Bud Black, L ERA: 3.55 John Burkett, R ERA: 3.39 Kelly Downs, R ERA: 4.36 Dave Righetti, L ERA: 4.2	(1, 1)	6.1	30	9	6	6	4	3	0	0	0	0	0	0	0	0	0	8.53	1.895					
Jerome Walton, R OBP: 0.280, SLG: 0.352 (1, 8)											3	1	1	0	1	0	0							
23 Ryne Sandberg, R OBP: 0.349, SLG: 0.473 (1, 4)											4	1	2	0	1	1	3							
Mark Grace, L OBP: 0.365, SLG: 0.399 (1, 3)											5	0	1	1	0	0	2							
George Bell, R OBP: 0.296, SLG: 0.446 (1, 7)											5	0	1	1	0	1	2							
Andre Dawson, R OBP: 0.340, SLG: 0.537 (1, 9)											5	1	2	0	0	1	2							
Luis Salazar, R OBP: 0.307, SLG: 0.494 Heathcliff Slocumb, R ERA: 2.9 Dave Smith, R ERA: 4.5 Chico Walker, S OBP: 0.363, SLG: 0.384 (10, PH)											4	2	2	3	0	1	3							
Hector Villanueva, R OBP: 0.282, SLG: 0.457 Rick Wilkins, L OBP: 0.333, SLG: 0.313 Damon Berryhill, S OBP: 0.217, SLG: 0.333 (10, PH)											2	1	1	1	1	0	0							
Shawon Dunston, R OBP: 0.256, SLG: 0.365 (1, 6)											5	0	1	0	0	0	1							
Greg Maddux, R ERA: 3.55 Les Lancaster, R ERA: 3.9 Doug Lascenzo, R ERA: 3.9 Paul Assenmacher, L ERA: 3.39 Jose Vizcaino, S OBP: 0.296, SLG: 0.289 (8, 5)											1	0	0	0	0	0	1							
Inning Stats	R: 0 E: 0 K: 0 S: 10	H: 2 LOB: 2 BB: 0 P: 16	R: 1 E: 0 K: 0 S: 5	H: 1 LOB: 0 BB: 1 P: 11	R: 0 E: 0 K: 0 S: 6	H: 1 LOB: 1 BB: 0 P: 9	R: 0 E: 0 K: 1 S: 8	H: 0 LOB: 0 BB: 0 P: 14	R: 0 E: 0 K: 1 S: 9	H: 1 LOB: 1 BB: 0 P: 12	R: 3 E: 0 K: 1 S: 11	H: 3 LOB: 0 BB: 0 P: 16	R: 2 E: 1 K: 1 S: 14	H: 2 LOB: 2 BB: 2 P: 27	R: 0 E: 0 K: 1 S: 7	H: 1 LOB: 2 BB: 1 P: 14	R: 0 E: 0 K: 0 S: 6	H: 0 LOB: 0 BB: 0 P: 11	R: 0 E: 0 K: 0 S: 5	H: 0 LOB: 0 BB: 0 P: 7	1B: 8 2B: 1 3B: 0 HR: 3	SF: 0 SAC: 1 DP: 2 HBP: 0	WP: 0 PB: 0 SB: 1 CS: 0	PA: 44
PITCHER	IP WLS BF H R ER SO BB IBB HBP BLK WP HR S P ERA WHIP																							

San Francisco Giants @ Chicago Cubs
Wrigley Field, Chicago, IL
Tue Jun 11 1991, 3:33 AM CDT
Att: 32,449 - Cloudy - 73 F

AB	43
R	8
H	13
RBI	6
BB	4
SO	10
LOB	19




San Francisco Giants @ Chicago Cubs
Wrigley Field, Chicago, IL
Tue Jun 11 1991, 3:33 AM CDT
Att: 32,449 - Cloudy - 73 F

AB	39
R	6
H	11
RBI	6
BB	4
SO	6
LOB	14



Batter	1	2	3	4	5	6	7	8	9	AB	R	H	RBI	BB	SO	LOB	TOP										
Robby Thompson, R (1,4) OBP: 0.344, SLG: 0.435 Dave Anderson, R (5,3)	G5-3		1B E 2B 1B	FC5-4		K			SH1-4	3	1	1	0	0	0	1	San Francisco Giants @ Chicago Cubs Wrigley Field, Chicago, IL Thu Jun 13 1991, 3:33 AM CDT Att: 34,149 - Cloudy - 73 F										
Willie McGee, S (1,8) OBP: 0.357, SLG: 0.450	F8		E3 1B 2B				G4-3			4	1	1	0	1	0	1											
Mark Leonard, L (1,7) Jeff Brantley, R (7,1) Mike Kingery, L (9, FH) OBP: 0.293, SLG: 0.206	G3		2B G5-2-3 1B		L9		G3-1		F9-2	4	0	1	0	0	0	1											
Matt Williams, R (1,5) OBP: 0.264, SLG: 0.386			1B G5-2-3 2B		G5-3		K			4	0	2	2	0	1	0											
Kevin Bass, S (1,9) OBP: 0.307, SLG: 0.347		L8				CS 1B HBP		G3-1		2	0	0	0	1	0	1											
Greg Litton, R (1,3) OBP: 0.241, SLG: 0.278			G5-2-3			CS 1B		K		4	1	2	0	0	1	3											
Steve Decker, R (1,2) OBP: 0.248, SLG: 0.336		F7				1B		K		4	0	1	1	0	1	2											
Jose Uribe, S (1,6) Will Clark, L (9, FH) Tony Perezchica, R (9, FR) OBP: 0.250, SLG: 0.417	G3					WP 2B			SH1-4 BB F9-2 1B	3	0	1	0	0	0	2											
Trevor Wilson, L (1,1) Mike Felder, S (7,7) OBP: 0.339, SLG: 0.389			F9			FC5-4 1B			SH1-4 BB	2	0	1	0	1	0	0											
Inning Stats	R: 0 E: 0 K: 0 S: 7	H: 0 LOB: 0 BB: 0 P: 11	R: 0 E: 0 K: 0 S: 9	H: 2 LOB: 2 BB: 0 P: 15	R: 2 E: 1 K: 0 S: 12	H: 3 LOB: 2 BB: 1 P: 23	R: 0 E: 0 K: 0 S: 6	H: 1 LOB: 1 BB: 0 P: 9	R: 0 E: 0 K: 0 S: 9	H: 1 LOB: 0 BB: 0 P: 12	R: 1 E: 0 K: 1 S: 8	H: 3 LOB: 2 BB: 1 P: 17	R: 0 E: 0 K: 1 S: 9	H: 0 LOB: 0 BB: 0 P: 13	R: 0 E: 0 K: 2 S: 10	H: 0 LOB: 0 BB: 0 P: 17		R: 0 E: 0 K: 0 S: 4	H: 1 LOB: 2 BB: 2 P: 12	1B: 9 2B: 3 3B: 0 HR: 0	SF: 0 SAC: 1 DP: 2 HBP: 1	WP: 1 PB: 0 SB: 0 CS: 3	PA: 39				
PITCHER	IP	WLS	BF	H	R	ER	SO	BB	IBB	HBP	BLK	WP	HR	S	P	ERA	WHIP										
Bob Scanlan, R (1,1) ERA: 3.88	5.2		26	10	3	2	0	0	1	1	0	0	0	46	77	3.18	1.765										
Mike Bielecki, R (6,1) ERA: 3.86	1.1	W	5	0	0	0	2	1	0	0	0	1	0	14	23	0.00	0.750										
Heathcliff Slocumb, R (8,1) ERA: 2.78	1.1		6	1	0	0	2	1	0	0	0	0	0	13	24	0.00	1.500										
Paul Assenmacher, L (9,1) ERA: 3.0	0.2	S	2	0	0	0	0	0	1	0	0	0	0	1	5	0.00	0.000										

Batter	1	2	3	4	5	6	7	8	9	AB	R	H	RBI	BB	SO	LOB	BOTTOM										
Jerome Walton, R (1,8) OBP: 0.283, SLG: 0.346 Doug Dascenzo, S (4,8)	G6-3		G6-3			FC6-4 BB				2	0	0	0	0	0	1	San Francisco Giants @ Chicago Cubs Wrigley Field, Chicago, IL Thu Jun 13 1991, 3:33 AM CDT Att: 34,149 - Cloudy - 73 F										
23 Ryne Sandberg, R (1,4) OBP: 0.346, SLG: 0.466	L6		G5-3			FC6-4 E				4	0	1	2	0	0	2											
Mark Grace, L (1,3) OBP: 0.361, SLG: 0.391	G6-3				G4-3					3	0	0	0	1	1	1											
George Bell, R (1,7) Heathcliff Slocumb, R (8,1) Paul Assenmacher, L (9,1) OBP: 0.667, SLG: 0.500	G1-3				HR					4	1	1	1	0	0	2											
Andre Dawson, R (1,9) OBP: 0.337, SLG: 0.541	K				HR					4	1	1	1	0	1	2											
Luis Salazar, R (1,5) OBP: 0.313, SLG: 0.489 Jose Vizcaino, S (9,5) OBP: 0.306, SLG: 0.289			FC4 BB		G6-3					3	0	1	0	1	0	0											
Hector Villanueva, R (1,2) OBP: 0.294, SLG: 0.444 Rick Wilkins, L (8,2) OBP: 0.318, SLG: 0.300	FC4					FC5-4 1B				2	0	0	0	1	0	2											
Shawon Dunston, R (1,6) OBP: 0.260, SLG: 0.362			G6-3 SH1-4 1B			FC6-4 BB				4	0	1	0	0	0	1											
Bob Scanlan, R (1,1) Mike Bielecki, R (6,1) Chico Walker, S (7, FH) OBP: 0.370, SLG: 0.392			SH1-4							1	0	0	0	0	1	0											
Inning Stats	R: 0 E: 0 K: 0 S: 6	H: 0 LOB: 0 BB: 0 P: 8	R: 0 E: 0 K: 1 S: 8	H: 0 LOB: 1 BB: 1 P: 15	R: 0 E: 0 K: 0 S: 8	H: 1 LOB: 1 BB: 0 P: 11	R: 2 E: 0 K: 0 S: 14	H: 2 LOB: 1 BB: 1 P: 23	R: 0 E: 1 K: 2 S: 11	H: 0 LOB: 1 BB: 1 P: 21	R: 0 E: 0 K: 0 S: 9	H: 1 LOB: 1 BB: 0 P: 14	R: 2 E: 0 K: 0 S: 12	H: 3 LOB: 2 BB: 1 P: 22	R: 0 E: 0 K: 1 S: 7	H: 0 LOB: 0 BB: 0 P: 10		R: 0 E: 0 K: 0 S: 4	H: 0 LOB: 0 BB: 0 P: 10	1B: 4 2B: 1 3B: 0 HR: 2	SF: 0 SAC: 1 DP: 0 HBP: 0	WP: 0 PB: 0 SB: 0 CS: 0	PA: 35				
PITCHER	IP	WLS	BF	H	R	ER	SO	BB	IBB	HBP	BLK	WP	HR	S	P	ERA	WHIP										
Trevor Wilson, L (1,1) ERA: 3.7	6.1	L	28	6	4	4	3	3	0	0	0	0	0	62	101	5.68	1.421										
Jeff Brantley, R (7,1) ERA: 2.06	1.2		7	1	0	0	1	0	1	0	0	0	0	13	23	0.00	0.600										



Batter	1	2	3	4	5	6	7	8	9	AB	R	H	RBI	BB	SO	LOB	TOP		
Jerome Walton, R OBP: 0.287, SLG: 0.370	2-2 HR	0-0 G1-3			3-2 23 2B	0-2 F8			2-3 K	5	2	1	0	1	2		Chicago Cubs @ San Diego Padres Jack Murphy Stadium, San Diego, CA Fri Jun 14 1991, 10:05 PM EDT Att: 30,161 - Cloudy - 70 F		
23 Ryne Sandberg, R OBP: 0.351, SLG: 0.468	4-1 1B FC6-4		4-2 1B BB		3-2 G4-3 1B		2-3 K	0-1 G3	3 3 1 1 2 1 1										
Mark Grace, L OBP: 0.362, SLG: 0.391	1-0 FC6-4		0-2 F9		1-1 G4-3		1-1 L7	1-2 1B 1B	5 1 2 1 0 0 2										
George Bell, R OBP: 0.298, SLG: 0.453	0-2 P3		0-1 CS 1B		3-2 1B		3-2 F8	3-H 1B 1B	4 0 2 1 0 0 2										
Doug Dascenzo, S OBP: 0.350, SLG: 0.367			1-2 CS 1B		3-2 1B			1-1 1B 1B	1 0 1 0 0 0 0										
Andre Dawson, R OBP: 0.343, SLG: 0.542	0-0 FC6-4		0-1 1B		3-2 F8		1-1 E8 SH5-3 FC6-2 1B	1-3 1B	5 0 3 3 0 0 2										
Luis Salazar, R OBP: 0.323, SLG: 0.489	4-1 1B		0-1 P3		1-0 1B			3-H 1B	2 0 1 0 1 0 2										
Dave Smith, R OBP: 0.350, SLG: 0.354	1-2 BB		4-1 P3		1-2 1B				0 0 0 0 0 0 0										
Damon Berryhill, S OBP: 0.218, SLG: 0.331	2-1 CS	3-3 K	1-0 CS	0-0 CS 1B	0-0 F7		1-2 FC6-2	2-3 P3	4 0 1 0 0 1 3										
Shawn Dunston, R OBP: 0.256, SLG: 0.355		1-0 P5		2-3 K2-3	1-0 F8		2-1 P3		4 0 0 0 0 1 2										
Danny Jackson, R OBP: 0.330, SLG: 0.500		1-1 1B		1-3 K	1-2 G5-3			0-1 23 G3 S 1B	2 0 1 0 0 1 0										
Inning Stats	R: 2 E: 0 K: 0 S: 11	H: 2 LOB: 1 BB: 2 P: 24	R: 0 E: 0 K: 1 S: 8	H: 1 LOB: 1 BB: 0 P: 13	R: 1 E: 0 K: 0 S: 11	H: 2 LOB: 1 BB: 1 P: 16	R: 0 E: 0 K: 2 S: 7	H: 1 LOB: 0 BB: 0 P: 10	R: 2 E: 0 K: 0 S: 17	H: 4 LOB: 2 BB: 0 P: 31	R: 0 E: 0 K: 1 S: 8	H: 0 LOB: 0 BB: 0 P: 14	R: 0 E: 1 K: 1 S: 10	H: 1 LOB: 1 BB: 0 P: 13	R: 2 E: 0 K: 1 S: 18	H: 4 LOB: 2 BB: 0 P: 23	1B: 13 2B: 1 3B: 0 HR: 1	SF: 0 SAC: 1 DP: 0 HBP: 0	WP: 0 PA: 43 PB: 0 SB: 1 CS: 3
PITCHER	IP WLS BF H R ER SO BB IBB HBP BLK WP HR S P ERA WHIP																		
Andy Benes, R ERA: 3.66	(1, 1) 4.2 L 24 10 5 5 3 3 0 0 0 0 0 1 53 93 9.64 2.786																		
Mike Maddux, R ERA: 3.05	(5, 1) 2.1 7 0 0 0 1 0 0 0 0 0 0 16 24 0.00 0.000																		
Rich Rodriguez, L ERA: 3.53	(8, 1) 1.0 4 1 0 0 0 0 0 0 0 0 0 10 13 0.00 1.000																		
Larry Andersen, R ERA: 1.72	(9, 1) 1.0 6 4 2 2 1 0 0 0 0 0 0 18 23 18.00 4.000																		

Batter	1	2	3	4	5	6	7	8	9	AB	R	H	RBI	BB	SO	LOB	BOTTOM		
Bip Roberts, S OBP: 0.330, SLG: 0.305	2-2 1B	1-3 K			0-0 F7		2-1 L9		4-1 2B BB	4	0	1	0	1	1	3	Chicago Cubs @ San Diego Padres Jack Murphy Stadium, San Diego, CA Fri Jun 14 1991, 10:05 PM EDT Att: 30,161 - Cloudy - 70 F		
Tony Fernandez, S OBP: 0.383, SLG: 0.398	2-0 1B		1-0 P4		2-1 G4-3		2-0 L3	3-2 1B 2B	5 0 2 0 0 0 1										
Tony Gwynn, L OBP: 0.396, SLG: 0.510	3-1 F7		2-2 F7		3-1 1B		0-3 K	3-2 G5-3	5 0 1 0 0 1 4										
Fred McGriff, L OBP: 0.396, SLG: 0.511	2-3 K		1-0 F8		2-3 K			4-2 WP BB SF9 BB	4 1 0 0 1 3 5										
Tim Teufel, R OBP: 0.302, SLG: 0.320	2-2 F9		1-0 L8		2-2 SAFE		1-3 1B	4-1 WP BB	4 0 1 0 1 0 4										
Benito Santiago, R OBP: 0.287, SLG: 0.395		1-0 PB 1B		2-1 G6-3		2-3 K		1-1 F8	4 0 1 0 0 1 4										
Jerald Clark, R OBP: 0.317, SLG: 0.372		1-0 F9		0-0 P3		0-0 G6-3		0-1 SF9	3 0 0 1 0 0 3										
Scott Coolbaugh, R OBP: 0.322, SLG: 0.355		0-1 F9			4-1 SH3-4 BB		4-1 HR	3-H 4-2	1 1 0 0 3 0 1										
Jose Mota, S OBP: 0.282, SLG: 0.222					1-1 SH3-4 BB		2-2 HR	3-2 BB	0 0 0 0 0 0 0										
Andy Benes, R ERA: 4.85	(1, 1) 5.0 W 20 3 2 2 2 2 0 0 0 0 0 1 39 71 0.00 1.000																		
Chuck McElroy, L ERA: 1.62	(6, 1) 1.0 7 3 2 2 2 1 0 0 0 0 0 1 17 32 18.00 4.000																		
Paul Assenmacher, L ERA: 3.15	(7, 1) 1.0 4 0 1 1 1 1 0 0 0 0 0 9 17 9.00 1.000																		
Heathcliff Slocumb, R ERA: 2.73	(8, 1) 0.2 4 0 0 0 0 2 0 0 0 0 1 0 7 16 0.00 3.000																		
Dave Smith, R ERA: 3.92	(8, 1) 1.1 S 6 1 0 0 1 1 0 0 0 0 0 0 17 32 0.00 1.500																		
Inning Stats	R: 0 E: 0 K: 1 S: 13	H: 2 LOB: 2 BB: 0 P: 24	R: 0 E: 0 K: 1 S: 9	H: 1 LOB: 2 BB: 1 P: 16	R: 0 E: 0 K: 0 S: 7	H: 0 LOB: 0 BB: 0 P: 11	R: 0 E: 0 K: 0 S: 4	H: 0 LOB: 0 BB: 0 P: 7	R: 0 E: 0 K: 2 S: 12	H: 2 LOB: 2 BB: 0 P: 21	R: 2 E: 0 K: 1 S: 11	H: 1 LOB: 1 BB: 1 P: 21	R: 1 E: 0 K: 0 S: 15	H: 0 LOB: 2 BB: 3 P: 31	R: 0 E: 0 K: 1 S: 12	H: 1 LOB: 2 BB: 1 P: 24	1B: 5 2B: 1 3B: 0 HR: 1	SF: 1 SAC: 1 DP: 0 HBP: 0	WP: 1 PA: 41 PB: 1 SB: 0 CS: 0
PITCHER	IP WLS BF H R ER SO BB IBB HBP BLK WP HR S P ERA WHIP																		
Danny Jackson, L ERA: 4.85	(1, 1) 5.0 W 20 3 2 2 2 2 0 0 0 0 0 1 39 71 0.00 1.000																		
Chuck McElroy, L ERA: 1.62	(6, 1) 1.0 7 3 2 2 2 1 0 0 0 0 0 1 17 32 18.00 4.000																		
Paul Assenmacher, L ERA: 3.15	(7, 1) 1.0 4 0 1 1 1 1 0 0 0 0 0 9 17 9.00 1.000																		
Heathcliff Slocumb, R ERA: 2.73	(8, 1) 0.2 4 0 0 0 0 2 0 0 0 0 1 0 7 16 0.00 3.000																		
Dave Smith, R ERA: 3.92	(8, 1) 1.1 S 6 1 0 0 1 1 0 0 0 0 0 0 17 32 0.00 1.500																		

Batter	1	2	3	4	5	6	7	8	9	AB	R	H	RBI	BB	SO	LOB	TOP						
Doug Dasenczo, S OBP: 0.344, SLG: 0.354 (1, 8)	4-2 BB 23 CS		0-2 P4		2-3 K		1 SAFE 0-0 L7			3	0	0	0	1	1	1							
23 Ryne Sandberg, R OBP: 0.344, SLG: 0.457 (1, 4)	0-2 F7		1-0 L7			0-2 P5		1-2 L3		4	0	0	0	0	0	1							
Mark Grace, L OBP: 0.370, SLG: 0.410 Luis Salazar, R OBP: 0.311, SLG: 0.469 (1, 3) (8, 3)	4-0 BB 1B		3-1 F9			1-2 HR		1-3 K		3	1	1	1	1	1	0							
George Bell, R OBP: 0.300, SLG: 0.461 (1, 7)	0-0 BB 1B			3-3 K		1-2 P3		0-3 K		4	0	1	0	0	2	0							
Andre Dawson, R OBP: 0.344, SLG: 0.541 (1, 9)	2-3 SAFE K			0-2 1B		2-0 2B		2-2 L9		4	0	2	0	0	1	2							
Chico Walker, S OBP: 0.353, SLG: 0.372 (1, 5)		2-3 K		1-1 F9		0-0 G4-3		0-0 P1		4	0	0	0	0	1	2							
Rick Wilkins, L OBP: 0.308, SLG: 0.292 (1, 2)		1-0 F9		0-0 P5			2-1 FC1-6 1B		1-0 G3-1	4	0	1	0	0	0	1							
Jose Vizcaino, S OBP: 0.302, SLG: 0.286 (1, 6)		0-3 K			0-3 K		0-1 FC1-6 BLK			3	0	0	0	0	2	1							
Greg Maddux, R OBP: 0.278, SLG: 0.400 Dwight Smith, L OBP: 0.253, SLG: 0.340 Chuck McElroy, L OBP: 0.200, SLG: 0.200 Heathcliff Slocumb, R (8, 1)			0-0 HR		2-3 K		2-3 K			2	1	1	0	0	1	0							
Inning Stats	R: 0 E: 0 K: 1 S: 10	H: 1 LOB: 2 BB: 2 P: 20	R: 0 E: 0 K: 2 S: 8	H: 0 LOB: 0 BB: 0 P: 11	R: 1 E: 0 K: 0 S: 7	H: 1 LOB: 0 BB: 0 P: 11	R: 0 E: 0 K: 1 S: 10	H: 1 LOB: 1 BB: 0 P: 14	R: 0 E: 0 K: 3 S: 10	H: 0 LOB: 0 BB: 0 P: 14	R: 1 E: 0 K: 0 S: 11	H: 2 LOB: 1 BB: 0 P: 15	R: 0 E: 0 K: 1 S: 9	H: 1 LOB: 1 BB: 0 P: 12	R: 0 E: 0 K: 2 S: 10	H: 0 LOB: 0 BB: 0 P: 12	R: 0 E: 0 K: 0 S: 5	H: 0 LOB: 0 BB: 0 P: 8	1B: 3 2B: 1 3B: 0 HR: 2	SF: 0 SAC: 0 DP: 0 HBP: 0	WP: 0 PB: 0 SB: 0 CS: 1	PA: 34	
PITCHER	IP WLS BF H R ER SO BB IBB HBP BLK WP HR S P ERA WHIP	IP WLS BF H R ER SO BB IBB HBP BLK WP HR S P ERA WHIP	PITCHER														IP WLS BF H R ER SO BB IBB HBP BLK WP HR S P ERA WHIP						
Jose Melendez, R ERA: 4.0 Larry Andersen, R ERA: 1.53	(1, 1) (8, 1)	7.0 W 28	6 2 2 8	2 2 2 8	2 0 0 0	0 0 0 0	0 0 0 0	0 0 0 0	0 0 0 0	0 0 0 0	0 0 0 0	0 0 0 0	0 0 0 0	0 0 0 0	0 0 0 0	0 0 0 0	0 0 0 0	0 0 0 0	0 0 0 0	0 0 0 0	0 0 0 0	0 0 0 0	0 0 0 0

Chicago Cubs @ San Diego Padres
Jack Murphy Stadium, San Diego, CA
Sun Jun 16 1991, 6:33 AM EDT
Att: 28,961 - Sunny - 76 F

AB	32
R	2
H	6
RBI	2
BB	2
SO	10
LOB	9



Batter	1	2	3	4	5	6	7	8	9	AB	R	H	RBI	BB	SO	LOB	BOTTOM						
Bip Roberts, S OBP: 0.335, SLG: 0.301 (1, 8)	1-1 G5-3			4-1 1B G4-3 G3-1 BB		1-3 K		0-0 G3		3	1	0	0	1	1	2							
Tony Fernandez, S OBP: 0.269, SLG: 0.403 (1, 6)	0-3 K			2-1 G4-3		0-0 G4-3		1-2 SF8 2B		4	1	1	0	0	1	1							
Tony Gwynn, L OBP: 0.397, SLG: 0.508 (1, 9)	0-2 L7			0-0 S G3-1 1B		1-0 HR 1B		0-1 F7		4	1	2	0	0	0	1							
Jerald Clark, R OBP: 0.326, SLG: 0.392 (1, 3)		1-2 G4-3		0-0 G3-1		1-1 HR		1-0 WP S HBP		3	1	1	3	0	0	1							
Tim Teufel, R OBP: 0.316, SLG: 0.329 (1, 4)		2-3 K		1-2 G5-3		2-2 G6-3		4-0 WP IBB		3	0	0	0	1	1	1							
Benito Santiago, R OBP: 0.289, SLG: 0.389 (1, 2)		2-2 G4-3			1-2 P4	2-0 FC4-6 1B		0-1 SF8		3	0	1	1	0	0	0							
Scott Coolbaugh, R OBP: 0.323, SLG: 0.368 (1, 5)			3-3 K		0-1 G6-3	1-2 FC4-6		3-H 2-0 L8		4	0	0	0	0	1	3							
Thomas Howard, S OBP: 0.313, SLG: 0.367 Darin Jackson, R OBP: 0.320, SLG: 0.414 (1, 7) (6, 7)			1-3 K		1-1 BB HBP		1-2 G6-3			1	0	0	0	0	1	0							
Jose Melendez, R OBP: 0.222, SLG: 0.125 Shawn Abner, R OBP: 0.221, SLG: 0.250 Larry Andersen, R (8, 1)			1-3 K		4-2 1-2 BB		3-2 F9			1	0	0	0	1	1	0							
Inning Stats	R: 0 E: 0 K: 1 S: 12	H: 0 LOB: 0 BB: 0 P: 13	R: 0 E: 0 K: 1 S: 9	H: 0 LOB: 0 BB: 0 P: 14	R: 0 E: 0 K: 3 S: 9	H: 0 LOB: 0 BB: 0 P: 14	R: 1 E: 0 K: 0 S: 8	H: 1 LOB: 1 BB: 1 P: 15	R: 0 E: 0 K: 1 S: 14	H: 0 LOB: 2 BB: 1 P: 21	R: 2 E: 0 K: 0 S: 12	H: 3 LOB: 1 BB: 0 P: 19	R: 0 E: 0 K: 0 S: 7	H: 0 LOB: 0 BB: 0 P: 11	R: 1 E: 0 K: 0 S: 8	H: 1 LOB: 2 BB: 1 P: 16	1B: 3 2B: 1 3B: 0 HR: 1	SF: 1 SAC: 0 DP: 0 HBP: 2	WP: 1 PB: 0 SB: 3 CS: 0	PA: 34			
PITCHER	IP WLS BF H R ER SO BB IBB HBP BLK WP HR S P ERA WHIP	IP WLS BF H R ER SO BB IBB HBP BLK WP HR S P ERA WHIP	PITCHER														IP WLS BF H R ER SO BB IBB HBP BLK WP HR S P ERA WHIP						
Greg Maddux, R ERA: 3.15 Chuck McElroy, L ERA: 1.82 Heathcliff Slocumb, R ERA: 2.66	(1, 1) (7, 1) (8, 1)	6.0 L 25	4 3 3 6	4 3 3 6	0 0 0 0	0 0 0 0	0 0 0 0	0 0 0 0	0 0 0 0	0 0 0 0	0 0 0 0	0 0 0 0	0 0 0 0	0 0 0 0	0 0 0 0	0 0 0 0	0 0 0 0	0 0 0 0	0 0 0 0	0 0 0 0	0 0 0 0	0 0 0 0	0 0 0 0

Chicago Cubs @ San Diego Padres
Jack Murphy Stadium, San Diego, CA
Sun Jun 16 1991, 6:33 AM EDT
Att: 28,961 - Sunny - 76 F

AB	28
R	4
H	5
RBI	4
BB	3
SO	6
LOB	9



Batter	1	2	3	4	5	6	7	8	9	AB	R	H	RBI	BB	SO	LOB	TOP			
Jerome Walton, R (1, 8) OBP: 0.285, SLG: 0.359	G4-3		FC5-4 23 BB			G6-3		G6-4-3 23 BB		4	0	1	0	0	0	1	Chicago Cubs @ Los Angeles Dodgers Dodger Stadium, Los Angeles, CA Mon Jun 17 1991, 7:05 PM PDT Att: 42,767 - Cloudy - 70 F			
23 Ryne Sandberg, R (1, 4) OBP: 0.347, SLG: 0.455	G5-3							G6-4-3		3	0	1	0	1	0	1				
Mark Grace, L (1, 3) OBP: 0.365, SLG: 0.403	K		P6			F7			F9	4	0	0	0	0	1	3				
George Bell, R (1, 7) OBP: 0.295, SLG: 0.453		G6-3		K		F8			G5-3	4	0	0	0	0	1	1				
Andre Dawson, R (1, 9) OBP: 0.347, SLG: 0.540		F4		G4-6-3 1B		F7			1B 2B	4	1	2	0	0	0	0				
Luis Salazar, R (1, 5) OBP: 0.318, SLG: 0.470				G4-6-3 1B		G5-3			2B 1B	4	1	2	0	0	0	1				
Rick Wilkins, L (1, 2) OBP: 0.300, SLG: 0.321				K		G3-1			1B 2B	4	1	1	1	0	1	1				
Shawn Dunston, R (1, 6) OBP: 0.260, SLG: 0.370			F8		G6-3			HR	1B	4	1	2	3	0	0	0				
Shawn Boskie, R (1, 1) OBP: 0.250, SLG: 0.345										2	0	1	0	0	1	0				
Chuck McElroy, L (6, 1) OBP: 0.200, SLG: 0.200										0	0	0	0	0	0	0				
Dwight Smith, L (6, PH) OBP: 0.259, SLG: 0.333										1	0	0	0	0	1	0				
Mike Bielecki, R (8, 1) OBP: 0.167, SLG: 0.118										0	0	0	0	0	0	0				
Chico Walker, S (9, PH) OBP: 0.349, SLG: 0.367										1	0	0	0	0	0	1				
Inning Stats	R: 0 E: 0 K: 1 S: 7	H: 0 LOB: 0 BB: 0 P: 12	R: 0 E: 0 K: 1 S: 11	H: 1 LOB: 1 BB: 0 P: 14	R: 0 E: 0 K: 0 S: 14	H: 1 LOB: 2 BB: 1 P: 24	R: 0 E: 0 K: 1 S: 7	H: 0 LOB: 0 BB: 0 P: 11	R: 0 E: 0 K: 0 S: 6	H: 1 LOB: 1 BB: 0 P: 10	R: 0 E: 0 K: 0 S: 5	H: 0 LOB: 0 BB: 0 P: 7	R: 1 E: 0 K: 1 S: 12	H: 2 LOB: 0 BB: 0 P: 17	R: 3 E: 0 K: 0 S: 16	H: 4 LOB: 1 BB: 0 P: 19		1B: 8 2B: 1 3B: 0 HR: 1	SF: 0 SAC: 0 DP: 2 HBP: 0	WP: 0 PB: 0 SB: 0 CS: 0
PITCHER	IP WLS BF H R ER SO BB IBB HBP BLK WP HR S P ERA WHIP																			
Mike Morgan, R (1, 1) ERA: 2.54	8.2 W 34 9 4 4 5 1 0 0 0 0 0 1 76 115 4.15 1.154																			
Tim Crews, R (9, 1) ERA: 3.12	0.1 S 2 1 0 0 0 0 0 0 0 0 0 0 9 10 0.00 3.000																			

Batter	1	2	3	4	5	6	7	8	9	AB	R	H	RBI	BB	SO	LOB	BOTTOM				
Brett Butler, L (1, 8) OBP: 0.374, SLG: 0.326	FC1-4 1B		G6-3		G3					3	0	1	0	1	0	0	Chicago Cubs @ Los Angeles Dodgers Dodger Stadium, Los Angeles, CA Mon Jun 17 1991, 7:05 PM PDT Att: 42,767 - Cloudy - 70 F				
Juan Samuel, R (1, 4) OBP: 0.376, SLG: 0.494	FC1-4 2B		G6-3			HR				4	2	1	1	0	1	2					
Daryl Strawberry, L (1, 9) OBP: 0.343, SLG: 0.399			G4-3			F9				3	1	0	0	1	1	0					
Jose Gonzalez, R (9, 9) OBP: 0.343, SLG: 0.399	2B									0	0	0	0	0	0	0					
Eddie Murray, S (1, 3) OBP: 0.345, SLG: 0.444		1B 2B			G5-3	HR		G5-3		4	2	2	2	0	0	0					
Kal Daniels, L (1, 7) OBP: 0.330, SLG: 0.427	G6-3				F7			G3		4	1	1	2	0	0	1					
Lenny Harris, L (1, 5) OBP: 0.383, SLG: 0.382						HR		G3		3	0	2	1	0	0	0					
Mike Scioscia, L (1, 2) OBP: 0.359, SLG: 0.387		G5-3		G4-3		G4-3				3	0	0	0	0	0	1					
Alfredo Griffin, S (1, 6) OBP: 0.265, SLG: 0.253		G1-3			P5			G5-3		3	0	0	0	0	0	0					
Mike Morgan, R (1, 1) OBP: 0.063, SLG: 0.063					G5-3					3	0	0	0	0	0	0					
Tim Crews, R (9, 1) ERA: 3.99	F9							P3		0	0	0	0	0	0	0					
Inning Stats	R: 3 E: 0 K: 0 S: 16	H: 3 LOB: 1 BB: 1 P: 26	R: 0 E: 0 K: 0 S: 6	H: 0 LOB: 0 BB: 0 P: 9	R: 0 E: 0 K: 0 S: 6	H: 0 LOB: 0 BB: 0 P: 8	R: 0 E: 0 K: 0 S: 9	H: 1 LOB: 1 BB: 0 P: 12	R: 0 E: 0 K: 0 S: 6	H: 0 LOB: 0 BB: 0 P: 9	R: 3 E: 0 K: 0 S: 14	H: 3 LOB: 0 BB: 0 P: 25	R: 0 E: 0 K: 1 S: 7	H: 0 LOB: 1 BB: 1 P: 14	R: 0 E: 0 K: 1 S: 7	H: 0 LOB: 0 BB: 0 P: 11		1B: 3 2B: 2 3B: 0 HR: 2	SF: 0 SAC: 0 DP: 0 HBP: 0	WP: 0 PB: 0 SB: 0 CS: 0	PA: 32
PITCHER	IP WLS BF H R ER SO BB IBB HBP BLK WP HR S P ERA WHIP																				
Shawn Boskie, R (1, 1) ERA: 3.96	1.2 L 22 7 1 1 1 1 1 0 0 0 0 0 1 15 25 5.40 1.200																				
Chuck McElroy, L (6, 1) ERA: 1.99	1.0 3 0 0 0 0 1 0 0 0 0 0 0 7 11 0.00 0.000																				

AB	35
R	4
H	10
RBI	4
BB	1
SO	5
LOB	9



AB	30
R	6
H	7
RBI	6
BB	2
SO	2
LOB	4



Batter	1	2	3	4	5	6	7	8	9	AB R H RBI BB SO LOB	TOP																	
Chico Walker, S OBP: 0.340, SLG: 0.348 (1, 5)	G6-3		F8		F8		SH1-4 1B		K	5 0 1 0 0 1 1	Chicago Cubs @ San Francisco Giants Candlestick Park, San Francisco, CA Thu Jun 20 1991, 10:05 PM EDT Att: 16,408 - Sunny - 54 F																	
Jerome Walton, R OBP: 0.288, SLG: 0.361 (1, 8)	23 BLK 1B		K		F8		SH1-4		1B	4 0 2 1 0 1 0																		
23 Ryne Sandberg, R OBP: 0.348, SLG: 0.465 (1, 4)	P3		G6-3			K	G6-4-3 IBB		G4-3	4 0 0 0 1 1 2																		
Andre Dawson, R OBP: 0.333, SLG: 0.513 (1, 9)	G5-3			E5		1B	G6-4-3			4 0 1 0 0 0 4																		
George Bell, R OBP: 0.309, SLG: 0.462 (1, 7)		G5-3 BB		F7		1B			CS 1B	3 0 2 0 1 0 1																		
Luis Salazar, R OBP: 0.324, SLG: 0.476 Mark Grace, L OBP: 0.353, SLG: 0.384 (8, PH) (8, 3)	P2					G4-3			K	2 0 0 0 1 0 3 1 0 0 0 0 1 1																		
Hector Villanueva, R OBP: 0.234, SLG: 0.443 Ced Landrum, L OBP: 0.261, SLG: 0.227 Rick Wilkins, L OBP: 0.275, SLG: 0.289 (1, 2) (7, PR) (7, 2)	G5-3			F6			E HR 2B		F9	3 0 1 0 0 0 3 0 1 0 0 0 0 0 1 0 0 0 0 0 0																		
Shawon Dunston, R OBP: 0.274, SLG: 0.395 (1, 6)				F7					G4-3 1B 2B	3 2 2 2 1 0 2																		
Les Lancaster, R OBP: 0.375, SLG: 0.500 Heathcliff Slocumb, R OBP: 0.143, SLG: 0.077 Doug Dasenczo, S OBP: 0.366, SLG: 0.361 (1, 1) (7, 1) (9, PH)	F7					K	SH1-4 1B		G4-3	3 0 1 0 0 1 2 0 0 0 0 0 0 0 1 0 0 0 0 0 1																		
Inning Stats	R: 0 E: 0 K: 0 S: 12	H: 1 LOB: 1 BB: 0 P: 20	R: 0 E: 0 K: 0 S: 9	H: 0 LOB: 2 BB: 2 P: 22	R: 0 E: 0 K: 1 S: 8	H: 0 LOB: 0 BB: 0 P: 14	R: 0 E: 1 K: 0 S: 11	H: 0 LOB: 2 BB: 1 P: 18	R: 0 E: 0 K: 1 S: 5	H: 2 LOB: 1 BB: 0 P: 7		R: 2 E: 0 K: 0 S: 15	H: 4 LOB: 2 BB: 1 P: 28	R: 0 E: 0 K: 1 S: 12	H: 1 LOB: 0 BB: 0 P: 14	R: 1 E: 0 K: 1 S: 12	H: 2 LOB: 1 BB: 0 P: 18	1B: 7 2B: 2 3B: 0 HR: 1	SF: 0 SAC: 1 DP: 2 HBP: 0	WP: 0 PB: 0 SB: 0 CS: 1	PA: 39							
PITCHER	IP WLS BF H R ER SO BB IBB HBP BLK WP HR S P ERA WHIP											IP WLS BF H R ER SO BB IBB HBP BLK WP HR S P ERA WHIP																
Mike Remlinger, L ERA: 1.2 Francisco Oliveras, R ERA: 2.18 Dave Rightetti, L ERA: 4.24	(1, 1) (7, 1) (9, 1)	6.0 2.0 1.0	WLS W S	BF 6 5	H 7 2	R 2 1	ER 2 0	SO 3 1	BB 2 0	IBB 1 0	HBP 0 0	BLK 1 0	WP 0 0	HR 1 0	S 72 16	P 121 26	ERA 3.00 0.00	WHIP 1.500 0.500										

AB	34
R	3
H	10
RBI	3
BB	4
SO	5
LOB	20



Batter	1	2	3	4	5	6	7	8	9	AB R H RBI BB SO LOB	BOTTOM																	
Mike Kingery, L OBP: 0.286, SLG: 0.214 (1, 9)	G6-3		E5 1B		P6		SH5-3 1B		K	5 2 1 0 0 1 2	Chicago Cubs @ San Francisco Giants Candlestick Park, San Francisco, CA Thu Jun 20 1991, 10:05 PM EDT Att: 16,408 - Sunny - 54 F																	
Willie McGee, S OBP: 0.368, SLG: 0.466 (1, 8)	G4-3		G3		G3		SH5-3		P7	4 0 0 0 0 0 1																		
Will Clark, L OBP: 0.339, SLG: 0.487 (1, 3)	K						1B 1B			4 1 3 2 0 1 0																		
Mark Leonard, L OBP: 0.276, SLG: 0.375 Dave Anderson, R OBP: 0.326, SLG: 0.360 (1, 7) (7, PR) (8, 5)		P6	L9		F8		1B BB WP 1B			4 0 1 0 0 0 2 0 1 0 0 0 0 0																		
Greg Litton, R OBP: 0.225, SLG: 0.256 Mike Felder, S OBP: 0.330, SLG: 0.370 (1, 5) (7, PH) (8, 7)	G6-3		G5-3		FC6-4		WP 1B		BB	3 0 0 0 0 0 2 0 0 0 0 1 0 0																		
Robby Thompson, R OBP: 0.350, SLG: 0.433 (1, 4)		2B 1B		SH2-4 BB BB			FC4-6 1B		WP 1B	3 0 3 1 1 0 0																		
Steve Decker, R OBP: 0.256, SLG: 0.346 (1, 2)				SH2-4 BB			L4		K	3 0 1 0 1 1 3																		
Mike Benjamin, R OBP: 0.152, SLG: 0.143 (1, 6)					F8		FC4-6		G6-3	3 0 0 0 1 0 6																		
Mike Remlinger, L Francisco Oliveras, R Rick Parker, R Dave Rightetti, L (1, 1) (7, 1) (8, PH) (9, 1)	G4-3				SH2-4		G4-3		B1-3	2 0 0 0 0 0 4 0 0 0 0 0 0 0 1 0 0 0 0 0 0 0 0 0 0 0 0 0																		
Inning Stats	R: 0 E: 0 K: 1 S: 9	H: 0 LOB: 0 BB: 0 P: 17	R: 0 E: 0 K: 0 S: 13	H: 2 LOB: 3 BB: 1 P: 20	R: 1 E: 1 K: 0 S: 10	H: 1 LOB: 1 BB: 0 P: 15	R: 0 E: 0 K: 0 S: 4	H: 0 LOB: 2 BB: 2 P: 14	R: 0 E: 0 K: 0 S: 8	H: 1 LOB: 1 BB: 0 P: 11		R: 0 E: 0 K: 0 S: 8	H: 1 LOB: 0 BB: 0 P: 12	R: 3 E: 0 K: 1 S: 12	H: 4 LOB: 3 BB: 1 P: 19	R: 0 E: 0 K: 1 S: 8	H: 0 LOB: 0 BB: 0 P: 12	1B: 8 2B: 1 3B: 0 HR: 0	SF: 0 SAC: 2 DP: 0 HBP: 0	WP: 1 PB: 0 SB: 0 CS: 0	PA: 38							
PITCHER	IP WLS BF H R ER SO BB IBB HBP BLK WP HR S P ERA WHIP											IP WLS BF H R ER SO BB IBB HBP BLK WP HR S P ERA WHIP																
Les Lancaster, R ERA: 3.0 Heathcliff Slocumb, R ERA: 2.45	(1, 1) (7, 1)	1.2 7	L	31	1	0	0	2	1	0	0	0	1	0	14	23	0.00	1.200										



Batter	1	2	3	4	5	6	7	8	9	AB	R	H	RBI	BB	SO	LOB	TOP		
Chico Walker, S OBP: 0.343, SLG: 0.337 23 Ryne Sandberg, R OBP: 0.360, SLG: 0.487	3-1 P5		1-0 G3			1-0 G4-3			1-2 G3 2B	3	0	0	0	0	0	0			
Ced Landrum, L OBP: 0.259, SLG: 0.231	1-1 B3			1-1 CS 1B		1-2 G6-3			2-2 G3	4	0	1	0	0	0	1			
Mark Grace, L OBP: 0.361, SLG: 0.400	2-2 G3-1			3-1 1 SAFE 1 SAFE 1 SAFE 1B 1-2 1B			2-1 F8		0-0 F8	4	0	1	0	0	0	1			
George Bell, R OBP: 0.320, SLG: 0.477 Doug Dasenczo, S OBP: 0.364, SLG: 0.360		0-1 HR		0-2 G4-6-3 1B		1-1 P5			4-0 IBB	3	1	2	1	1	0	0			
Dwight Smith, L OBP: 0.254, SLG: 0.322 Jerome Walton, R OBP: 0.281, SLG: 0.351		3-1 G6-3		1-1 G4-6-3 1B		3-2 G4-3			2-2 G4-3	3	0	0	0	0	0	2			
Shawon Dunston, R OBP: 0.274, SLG: 0.391		1-1 G5-3			2-1 F7				1-1 SH1-3 1B	3	0	1	0	0	0	0			
Rick Wilkins, L OBP: 0.286, SLG: 0.282		0-2 E6			4-2 L5-3 BB				0-0 SH1-3	1	0	0	0	1	0	0			
Jose Vizcaino, S OBP: 0.283, SLG: 0.268		2-1 CS		2-2 B2-6-4 1B		0-0 L5-3			0-0 F8	3	0	1	0	0	0	2			
Bob Scanlan, R Dave Smith, R				0-0 B2-6-4		0-3 K			0-0 G5-3	3	0	0	0	0	1	2			
Inning Stats	R: 0 E: 0 K: 0 S: 7	H: 0 LOB: 0 BB: 0 P: 13	R: 1 E: 1 K: 0 S: 10	H: 1 LOB: 0 BB: 0 P: 16	R: 0 E: 0 K: 0 S: 6	H: 1 LOB: 0 BB: 0 P: 9	R: 0 E: 0 K: 0 S: 10	H: 3 LOB: 1 BB: 0 P: 14	R: 0 E: 0 K: 0 S: 7	H: 0 LOB: 0 BB: 1 P: 13	R: 0 E: 0 K: 0 S: 7	H: 0 LOB: 0 BB: 0 P: 13	R: 0 E: 0 K: 0 S: 5	H: 1 LOB: 1 BB: 0 P: 6	R: 0 E: 0 K: 0 S: 10	H: 1 LOB: 2 BB: 1 P: 19	1B: 5 2B: 2 3B: 0 HR: 1	SF: 0 SAC: 1 DP: 3 HBP: 0	WP: 0 PA: 33
PITCHER	IP WLS BF H R ER SO BB IBB HBP BLK WP HR S P ERA WHIP	IP WLS BF H R ER SO BB IBB HBP BLK WP HR S P ERA WHIP	IP WLS BF H R ER SO BB IBB HBP BLK WP HR S P ERA WHIP	IP WLS BF H R ER SO BB IBB HBP BLK WP HR S P ERA WHIP	IP WLS BF H R ER SO BB IBB HBP BLK WP HR S P ERA WHIP	IP WLS BF H R ER SO BB IBB HBP BLK WP HR S P ERA WHIP	IP WLS BF H R ER SO BB IBB HBP BLK WP HR S P ERA WHIP	IP WLS BF H R ER SO BB IBB HBP BLK WP HR S P ERA WHIP	IP WLS BF H R ER SO BB IBB HBP BLK WP HR S P ERA WHIP	IP WLS BF H R ER SO BB IBB HBP BLK WP HR S P ERA WHIP	IP WLS BF H R ER SO BB IBB HBP BLK WP HR S P ERA WHIP	IP WLS BF H R ER SO BB IBB HBP BLK WP HR S P ERA WHIP	IP WLS BF H R ER SO BB IBB HBP BLK WP HR S P ERA WHIP	IP WLS BF H R ER SO BB IBB HBP BLK WP HR S P ERA WHIP	IP WLS BF H R ER SO BB IBB HBP BLK WP HR S P ERA WHIP	IP WLS BF H R ER SO BB IBB HBP BLK WP HR S P ERA WHIP	IP WLS BF H R ER SO BB IBB HBP BLK WP HR S P ERA WHIP	IP WLS BF H R ER SO BB IBB HBP BLK WP HR S P ERA WHIP	
John Burkett, R ERA: 3.16 Jeff Brantley, R ERA: 2.19	(1, 1) (9, 1)																		

Chicago Cubs @ San Francisco Giants
Candlestick Park, San Francisco, CA
Sun Jun 23 1991, 6:33 AM EDT
Att: 42,389 - Cloudy - 61 F

AB	29
R	1
H	7
RBI	1
BB	2
SO	1
LOB	10



Batter	1	2	3	4	5	6	7	8	9	AB	R	H	RBI	BB	SO	LOB	BOTTOM				
Mike Kingery, L OBP: 0.275, SLG: 0.278	2-2 F7		2-1 G6-3			2-2 G6-3 2B			0-0 F9	4	0	1	0	0	0	3					
Willie McGee, S OBP: 0.360, SLG: 0.455		3-2 F7		0-1 G3		1-1 G4-3			0-1 3B 1B	4	1	1	0	0	0	1					
Will Clark, L OBP: 0.338, SLG: 0.489		2-2 F8		0-0 G6-4-3 1B		3-2 G6-3			1-0 FC6-2 3B	4	0	2	1	0	0	0					
Matt Williams, R OBP: 0.266, SLG: 0.393		3-1 L7		2-2 G6-4-3 1B		1-1 P3			4-0 FC6-2 1B IBB	3	1	0	0	1	0	1					
Mark Leonard, L OBP: 0.290, SLG: 0.354		0-1 G4-3			4-1 G5-4-3 BB		2-3 K		4-0 1B FC6-2 IBB	2	0	0	0	2	1	0					
Robby Thompson, R OBP: 0.349, SLG: 0.440		2-2 F9			1-0 F7				0-0 FC6-2 1B	4	0	0	0	0	1	4					
Steve Decker, R OBP: 0.270, SLG: 0.346 Rick Parker, R OBP: 0.133, SLG: 0.071 Jeff Brantley, R					0-1 G5-4-3				2-1 E4 G6-3	2	0	0	0	0	0	1					
Mike Felder, S OBP: 0.335, SLG: 0.371					1-2 FC5-4 HBP				1-2 2-3 3-H 1B	1	0	1	1	0	0	0					
Dave Anderson, R OBP: 0.323, SLG: 0.353					2-0 FC5-4 SH1-4				1-0 G6-3	3	0	0	0	0	0	2					
John Burkett, R OBP: 0.143, SLG: 0.148 Terry Kennedy, L OBP: 0.255, SLG: 0.326					0-0 SH1-4				4-1 G4-3	1	0	0	0	0	0	0					
Inning Stats	R: 0 E: 0 K: 0 S: 11	H: 0 LOB: 0 BB: 0 P: 18	R: 0 E: 0 K: 0 S: 7	H: 0 LOB: 0 BB: 0 P: 12	R: 0 E: 0 K: 0 S: 5	H: 0 LOB: 1 BB: 0 P: 10	R: 0 E: 0 K: 0 S: 7	H: 1 LOB: 0 BB: 0 P: 9	R: 0 E: 0 K: 0 S: 4	H: 0 LOB: 0 BB: 1 P: 9	R: 0 E: 0 K: 0 S: 10	H: 1 LOB: 1 BB: 0 P: 14	R: 0 E: 0 K: 1 S: 9	H: 0 LOB: 0 BB: 0 P: 15	R: 0 E: 1 K: 1 S: 8	H: 0 LOB: 2 BB: 1 P: 16	R: 2 E: 0 K: 0 S: 5	H: 3 LOB: 3 2B: 1 3B: 1 P: 15	1B: 3 2B: 1 3B: 1 HR: 0	SF: 0 SAC: 1 DP: 2 HBP: 1	WP: 0 PA: 34
PITCHER	IP WLS BF H R ER SO BB IBB HBP BLK WP HR S P ERA WHIP	IP WLS BF H R ER SO BB IBB HBP BLK WP HR S P ERA WHIP	IP WLS BF H R ER SO BB IBB HBP BLK WP HR S P ERA WHIP	IP WLS BF H R ER SO BB IBB HBP BLK WP HR S P ERA WHIP	IP WLS BF H R ER SO BB IBB HBP BLK WP HR S P ERA WHIP	IP WLS BF H R ER SO BB IBB HBP BLK WP HR S P ERA WHIP	IP WLS BF H R ER SO BB IBB HBP BLK WP HR S P ERA WHIP	IP WLS BF H R ER SO BB IBB HBP BLK WP HR S P ERA WHIP	IP WLS BF H R ER SO BB IBB HBP BLK WP HR S P ERA WHIP	IP WLS BF H R ER SO BB IBB HBP BLK WP HR S P ERA WHIP	IP WLS BF H R ER SO BB IBB HBP BLK WP HR S P ERA WHIP	IP WLS BF H R ER SO BB IBB HBP BLK WP HR S P ERA WHIP	IP WLS BF H R ER SO BB IBB HBP BLK WP HR S P ERA WHIP	IP WLS BF H R ER SO BB IBB HBP BLK WP HR S P ERA WHIP	IP WLS BF H R ER SO BB IBB HBP BLK WP HR S P ERA WHIP	IP WLS BF H R ER SO BB IBB HBP BLK WP HR S P ERA WHIP	IP WLS BF H R ER SO BB IBB HBP BLK WP HR S P ERA WHIP	IP WLS BF H R ER SO BB IBB HBP BLK WP HR S P ERA WHIP			
Bob Scanlan, R Dave Smith, R	(1, 1) (8, 1)																				

Chicago Cubs @ San Francisco Giants
Candlestick Park, San Francisco, CA
Sun Jun 23 1991, 6:33 AM EDT
Att: 42,389 - Cloudy - 61 F

AB	28
R	2
H	5
RBI	2
BB	4
SO	2
LOB	12



Batter	1	2	3	4	5	6	7	8	9	AB	R	H	RBI	BB	SO	LOB	TOP					
Jerome Walton, R OBP: 0.274, SLG: 0.342 (1, 8)	G5-3		G6-3		F8			G6-3	CS	4	0	0	0	0	0	3	Chicago Cubs @ Pittsburgh Pirates Three Rivers Stadium, Pittsburgh, PA Tue Jun 25 1991, 7:05 PM EDT Att: 31,115 - Sunny - 84 F					
Mark Grace, L OBP: 0.356, SLG: 0.394 (1, 3)	F7		F8			B4-3		G4-3		4	0	0	0	0	0	0						
23 Ryne Sandberg, R OBP: 0.355, SLG: 0.480 (1, 4)	G4-3			L8		G6-3		P2		4	0	0	0	0	0	0						
Andre Dawson, R OBP: 0.320, SLG: 0.490 (1, 9)		L5		K			1B		G5-3	4	0	1	0	0	1	0						
George Bell, R OBP: 0.326, SLG: 0.490 Ced Landrum, L OBP: 0.259, SLG: 0.231 (9, PR) (9, 7)		HR		P4			1B		BB	3	1	2	1	1	0	0						
Shawon Dunston, R OBP: 0.270, SLG: 0.384 (1, 6)		K			G1-3		P3		F7	4	0	0	0	0	1	3						
Luis Salazar, R OBP: 0.344, SLG: 0.464 Dave Smith, R (9, 1)		F9			SH1-4			G4-3	HR	2	1	0	0	1	0	0						
Hector Villanueva, R OBP: 0.287, SLG: 0.422 Rick Wilkins, L OBP: 0.302, SLG: 0.375 (7, 2)			E5		SH1-4			K	HR	2	1	0	0	1	1	0						
Les Lancaster, R OBP: 0.333, SLG: 0.444 Paul Assenmacher, L OBP: 0.667, SLG: 0.500 Jose Vizcaino, S OBP: 0.295, SLG: 0.281 (9, 5)			SH		SH1-4			K	HR	1	1	1	3	0	0	0						
Inning Stats	R: 0 E: 0 K: 0 S: 6	H: 0 LOB: 0 BB: 0 P: 10	R: 1 E: 0 K: 1 S: 12	H: 1 LOB: 0 BB: 0 P: 17	R: 1 E: 1 K: 0 S: 9	H: 0 LOB: 0 BB: 0 P: 13	R: 0 E: 0 K: 1 S: 5	H: 0 LOB: 0 BB: 0 P: 8	R: 0 E: 0 K: 0 S: 7	H: 2 LOB: 2 BB: 0 P: 11	R: 0 E: 0 K: 0 S: 10	H: 0 LOB: 0 BB: 0 P: 13	R: 0 E: 0 K: 0 S: 7	H: 0 LOB: 0 BB: 0 P: 11	R: 3 E: 0 K: 0 S: 17	H: 2 LOB: 1 BB: 2 P: 32		1B: 3 2B: 0 3B: 0 HR: 2	SF: 0 SAC: 2 DP: 1 HBP: 1	WP: 0 PB: 0 SB: 0 CS: 1	PA: 37	
PITCHER	IP	WLS	BF	H	R	ER	SO	BB	IBB	HBP	BLK	WP	HR	S	P	ERA		WHIP				
John Smiley, L ERA: 3.42 Vicente Palacios, R ERA: 3.09 Bob Kipper, L ERA: 7.4	7.0	L	27	3	2	1	4	1	0	1	0	0	1	56	86	1.29		0.571				
PITCHER	IP	WLS	BF	H	R	ER	SO	BB	IBB	HBP	BLK	WP	HR	S	P	ERA	WHIP					
John Smiley, L ERA: 2.81 Paul Assenmacher, L ERA: 3.33 Dave Smith, R ERA: 4.38	7.0	W	29	6	1	1	5	2	0	0	0	0	0	64	101	1.29	1.143					
John Smiley, L OBP: 0.214, SLG: 0.185 Gary Varsho, L OBP: 0.350, SLG: 0.343 Vicente Palacios, R OBP: 0.071, SLG: 0.071 Bob Kipper, R (9, 1) Curtis Wilkerson, S OBP: 0.264, SLG: 0.250 (9, PH)	1.0		3	1	0	0	1	0	0	0	0	0	0	7	9	0.00	1.000					
Inning Stats	R: 1 E: 0 K: 2 S: 15	H: 2 LOB: 2 BB: 1 P: 27	R: 0 E: 0 K: 1 S: 11	H: 1 LOB: 1 BB: 0 P: 18	R: 0 E: 0 K: 0 S: 7	H: 0 LOB: 1 BB: 1 P: 12	R: 0 E: 0 K: 1 S: 9	H: 0 LOB: 0 BB: 0 P: 15	R: 0 E: 0 K: 0 S: 6	H: 1 LOB: 1 BB: 0 P: 11	R: 0 E: 0 K: 0 S: 8	H: 1 LOB: 1 BB: 0 P: 12	R: 0 E: 0 K: 0 S: 7	H: 1 LOB: 0 BB: 0 P: 10	R: 0 E: 0 K: 0 S: 7	H: 1 LOB: 1 BB: 0 P: 10	1B: 6 2B: 2 3B: 0 HR: 0	SF: 0 SAC: 0 DP: 0 HBP: 0	WP: 0 PB: 0 SB: 0 CS: 1	PA: 36		

AB 30
R 5
H 5
RBI 4
BB 3
SO 4
LOB 6



Batter	1	2	3	4	5	6	7	8	9	AB	R	H	RBI	BB	SO	LOB	BOTTOM					
Orlando Merced, S OBP: 0.367, SLG: 0.418 (1, 3)	K	G4-3			K			F7		4	0	0	0	0	2	2	Chicago Cubs @ Pittsburgh Pirates Three Rivers Stadium, Pittsburgh, PA Tue Jun 25 1991, 7:05 PM EDT Att: 31,115 - Sunny - 84 F					
Jay Bell, R OBP: 0.302, SLG: 0.416 (1, 6)	F8		G4-3		F9			CS		4	0	1	0	0	0	0						
Andy Van Slyke, L OBP: 0.317, SLG: 0.354 (1, 8)	BB		L8			G3-1		P2		4	1	1	0	0	0	1						
Bobby Bonilla, S OBP: 0.381, SLG: 0.476 (1, 5)	1B									2	0	2	0	2	0	0						
Barry Bonds, L OBP: 0.372, SLG: 0.455 (1, 7)			L4			F8		K		4	0	1	1	0	1	3						
Mitch Webster, S OBP: 0.242, SLG: 0.267 (1, 9)					K		L3		P9	4	0	0	0	0	2	3						
Michael LaValliere, L OBP: 0.333, SLG: 0.354 Don Slaught, R OBP: 0.272, SLG: 0.309 (4, 2)		G3-1			G5-3			G4-3		1	0	1	0	0	0	0						
Jose Lind, R OBP: 0.286, SLG: 0.319 (1, 4)		G3-1			G5-3			F8		4	0	1	0	0	0	1						
John Smiley, L OBP: 0.214, SLG: 0.185 Gary Varsho, L OBP: 0.350, SLG: 0.343 Vicente Palacios, R OBP: 0.071, SLG: 0.071 Bob Kipper, R (9, 1) Curtis Wilkerson, S OBP: 0.264, SLG: 0.250 (9, PH)			K			G4-3			P5	2	0	0	0	0	1	1						
Inning Stats	R: 1 E: 0 K: 2 S: 15	H: 2 LOB: 2 BB: 1 P: 27	R: 0 E: 0 K: 1 S: 11	H: 1 LOB: 1 BB: 0 P: 18	R: 0 E: 0 K: 0 S: 7	H: 0 LOB: 1 BB: 1 P: 12	R: 0 E: 0 K: 1 S: 9	H: 0 LOB: 0 BB: 0 P: 15	R: 0 E: 0 K: 0 S: 6	H: 1 LOB: 1 BB: 0 P: 11	R: 0 E: 0 K: 0 S: 8	H: 2 LOB: 1 BB: 0 P: 12	R: 0 E: 0 K: 0 S: 7	H: 1 LOB: 0 BB: 0 P: 10	R: 0 E: 0 K: 0 S: 7	H: 1 LOB: 1 BB: 0 P: 10		1B: 6 2B: 2 3B: 0 HR: 0	SF: 0 SAC: 0 DP: 0 HBP: 0	WP: 0 PB: 0 SB: 0 CS: 1	PA: 36	
PITCHER	IP	WLS	BF	H	R	ER	SO	BB	IBB	HBP	BLK	WP	HR	S	P	ERA		WHIP				
Les Lancaster, R ERA: 2.81 Paul Assenmacher, L ERA: 3.33 Dave Smith, R ERA: 4.38	7.0	W	29	6	1	1	5	2	0	0	0	0	0	64	101	1.29		1.143				
PITCHER	IP	WLS	BF	H	R	ER	SO	BB	IBB	HBP	BLK	WP	HR	S	P	ERA	WHIP					
Les Lancaster, R ERA: 2.81 Paul Assenmacher, L ERA: 3.33 Dave Smith, R ERA: 4.38	1.0		3	1	0	0	1	0	0	0	0	0	0	7	9	0.00	1.000					

AB 34
R 1
H 8
RBI 1
BB 2
SO 6
LOB 12



Batter	1	2	3	4	5	6	7	8	9	AB	R	H	RBI	BB	SO	LOB	TOP					
Jerome Walton, R OBP: 0.286, SLG: 0.348	4-2 G4-3 23 HR BB		3-1 G5-3		3-2 3B 1B		1-0 SH1-3		1-0 23 1B 1-2 1B	3	2	2	0	1	0	0						
Mark Grace, L OBP: 0.353, SLG: 0.398	1-0 G4-3		1-2 G4-3		1-0 1-H 2-H 3B		2-1 G3		0-3 K	5	0	1	2	0	1	4						
23 Ryne Sandberg, R OBP: 0.359, SLG: 0.491	3-2 HR		4-1 S BB		3-1 P6		1-1 L5		0-1 1-2 2-H 1B	4	1	2	3	1	0	2						
Andre Dawson, R OBP: 0.314, SLG: 0.480	0-1 G5-3		1-2 F9		2-0 G5-3			1-3 K	2-1 P3	5	0	0	0	0	1	4						
George Bell, R OBP: 0.322, SLG: 0.483	2-2 G6-3			1-0 G5-3		3-2 G5-3		3-3 K		4	0	0	0	0	1	0						
Shawon Dunston, R OBP: 0.269, SLG: 0.390		1-3 K		0-0 P4		0-3 K		1-1 3B		4	0	1	0	0	2	0						
Luis Salazar, R OBP: 0.341, SLG: 0.456		1-1 F1		2-3 K		0-1 1B		3-2 F9		4	0	1	0	0	1	1						
Rick Wilkins, L OBP: 0.319, SLG: 0.442		2-0 HR		1-2 G3-1 3B HBP		1-3 K		1-2 F7		3	2	1	1	0	1	1						
Greg Maddux, R OBP: 0.287, SLG: 0.395 Dwight Gooden, L OBP: 0.297, SLG: 0.317 Chuck Maddux, R OBP: 0.206, SLG: 0.270 Doug Esposito, R OBP: 0.197, SLG: 0.118 Mike Bielecki, R OBP: 0.249, SLG: 0.344		1-3 K		1-0 G3-1		1-1 SH1-3 2B		1-1 23 1B 1B		1	0	0	0	0	1	0						
Inning Stats	R: 2 E: 0 K: 0 S: 14	H: 1 LOB: 0 BB: 1 P: 24	R: 1 E: 0 K: 2 S: 9	H: 1 LOB: 0 BB: 0 P: 14	R: 0 E: 0 K: 1 S: 10	H: 0 LOB: 1 BB: 1 P: 19	R: 0 E: 0 K: 1 S: 5	H: 0 LOB: 0 BB: 0 P: 8	R: 2 E: 0 K: 0 S: 10	H: 2 LOB: 1 BB: 0 P: 21	R: 0 E: 0 K: 2 S: 11	H: 1 LOB: 1 BB: 0 P: 15	R: 0 E: 0 K: 0 S: 7	H: 1 LOB: 0 BB: 0 P: 12	R: 0 E: 0 K: 2 S: 17	H: 1 LOB: 1 BB: 0 P: 25	R: 1 E: 0 K: 1 S: 14	H: 3 LOB: 2 BB: 0 P: 19	1B: 5 2B: 1 3B: 2 HR: 2	SF: 0 SAC: 1 DP: 0 HBP: 1	WP: 0 PB: 0 SB: 2 CS: 0	PA: 40
PITCHER	IP	WLS	BF	H	R	ER	SO	BB	IBB	HBP	BLK	WP	HR	S	P	ERA	WHIP					
Bob Walk, R ERA: 3.42	7.0	W	30	6	5	5	5	2	0	1	0	0	2	66	113	6.43	1.143					
Stan Belinda, R ERA: 3.99	1.0		4	1	0	0	2	0	0	0	0	0	0	17	25	0.00	1.000					
Bill Landrum, R ERA: 2.06	1.0	S	6	3	1	1	1	0	0	0	0	0	0	14	19	9.00	3.000					

Chicago Cubs @ Pittsburgh Pirates
Three Rivers Stadium, Pittsburgh, PA
Wed Jun 26 1991, 7:05 PM EDT
Att: 41,389 - Cloudy - 84 F

AB 36
R 6
H 10
RBI 6
BB 2
SO 8
LOB 13



Batter	1	2	3	4	5	6	7	8	9	AB	R	H	RBI	BB	SO	LOB	BOTTOM				
Orlando Merced, S OBP: 0.368, SLG: 0.409	4-1 2B G3 BB		3-2 G4-3		1-3 K		0-0 F9		4-1 1B BB	3	1	0	0	2	1	4					
Jay Bell, R OBP: 0.315, SLG: 0.431	2-0 G3 1-3 2B		3-2 G4-3 S HR 1B		0-1 1B		0-1 BB 1B		2-2 1-2 2-H 1B	5	1	5	1	0	0	0					
Andy Van Slyke, L OBP: 0.311, SLG: 0.346	2-3 K		1-1 P8 1-2		1-1 F8		0-1 P6		0-0 G6-3	5	0	0	0	0	1	7					
Bobby Bonilla, S OBP: 0.385, SLG: 0.472 Joe Redfield, R OBP: 0.400, SLG: 0.182	4-1 G3 BB		2-1 G4-3 2-3		2-2 L4		4-1 1-2 BB		4-0 G6-3 BB	2	0	0	0	3	0	2					
Barry Bonds, L OBP: 0.373, SLG: 0.465	2-0 G3		0-0 HR		4-2 FC3-6 BB		2-2 F7		1-2 G6-3 1-2	4	1	1	3	1	0	5					
Gary Varsho, L OBP: 0.349, SLG: 0.342 Mitch Webster, S OBP: 0.239, SLG: 0.262	3-3 K		1-0 1B HR 1B		0-0 FC3-6 BB 1B		3-2 F9		1-0 F8	3	1	1	0	0	1	3					
Michael LaValliere, L OBP: 0.339, SLG: 0.354		4-0 S BB		1-0 K 1-3 HR 1B		1-3 K		0-0 G6-3		3	1	1	0	1	1	1					
Jose Lind, R OBP: 0.295, SLG: 0.344		3-3 K		1-0 K 1-1 HR 1B		3-1 BB 1B		1-2 G4-3 1B 1B		4	2	3	3	0	1	1					
Bob Walk, R OBP: 0.222, SLG: 0.353 Curtis Wilkerson, S OBP: 0.291, SLG: 0.247 Stan Belinda, R Bill Landrum, R		0-2 G6-3		0-2 K2-3		4-2 BB		2-1 G4-3		2	0	0	0	1	1	1					
Inning Stats	R: 1 E: 0 K: 2 S: 10	H: 1 LOB: 2 BB: 2 P: 27	R: 0 E: 0 K: 1 S: 10	H: 0 LOB: 1 BB: 1 P: 20	R: 5 E: 0 K: 1 S: 14	H: 5 LOB: 0 BB: 0 P: 23	R: 0 E: 0 K: 1 S: 11	H: 1 LOB: 1 BB: 0 P: 15	R: 0 E: 0 K: 0 S: 14	H: 1 LOB: 3 BB: 2 P: 25	R: 0 E: 0 K: 0 S: 17	H: 1 LOB: 2 BB: 1 P: 26	R: 1 E: 0 K: 0 S: 13	H: 2 LOB: 2 BB: 1 P: 22	R: 0 E: 0 K: 0 S: 4	H: 0 LOB: 1 BB: 1 P: 10	1B: 8 2B: 1 3B: 0 HR: 2	SF: 0 SAC: 0 DP: 1 HBP: 0	WP: 0 PB: 0 SB: 2 CS: 0	PA: 42	
PITCHER	IP	WLS	BF	H	R	ER	SO	BB	IBB	HBP	BLK	WP	HR	S	P	ERA	WHIP				
Greg Maddux, R ERA: 3.49	4.0	L	22	7	6	6	5	3	0	0	0	0	0	45	85	13.50	2.500				
Chuck McElroy, L ERA: 1.7	2.0		11	2	0	0	1	3	0	0	0	0	0	31	51	0.00	2.500				
Mike Bielecki, R ERA: 3.8	2.0		9	2	1	1	0	2	0	0	0	0	0	17	32	4.50	2.000				

Chicago Cubs @ Pittsburgh Pirates
Three Rivers Stadium, Pittsburgh, PA
Wed Jun 26 1991, 7:05 PM EDT
Att: 41,389 - Cloudy - 84 F

AB 34
R 7
H 11
RBI 7
BB 8
SO 6
LOB 28



Batter	1	2	3	4	5	6	7	8	9	AB R H RBI BB SO LOB	TOP													
Jerome Walton, R OBP: 0.289, SLG: 0.346 (1, 8)	1-2 WP G6-3 1B	1-2 G5-3			0-3 K		2-1 P3		4-0 FC1-4 BB BB	4 1 1 0 1 1 0	Chicago Cubs @ Pittsburgh Pirates Three Rivers Stadium, Pittsburgh, PA Thu Jun 27 1991, 7:05 PM EDT Att: 30,960 - Sunny - 85 F													
Mark Grace, L OBP: 0.354, SLG: 0.396 (1, 3)	1 SAFE G6-3		1-1 G6-3		3-1 G4-3		0-0 23 BB 1B	4-0 FC1-4 BB	4 0 1 0 1 0 1															
23 Ryne Sandberg, R OBP: 0.360, SLG: 0.486 (1, 4)	2 SAFE 1B BB		1-2 F9		1-0 G1-4-3		4-0 FC6-4 BB	0-2 FC1-4 BB	3 0 0 0 2 0 2															
Andre Dawson, R OBP: 0.312, SLG: 0.474 (1, 9)	0-0 1B		0-1 G5-3		2-3 K		0-2 F8	0-0 P3	5 0 1 0 0 1 4															
George Bell, R OBP: 0.324, SLG: 0.491 Doug Dasenczo, S OBP: 0.373, SLG: 0.373 (7, 7)	0-3 K			1-1 2B	3-2 1B 2B		1-1 FC6-4	4-1 BB	4 1 2 0 0 1 4 0 0 0 0 1 0 0															
Shawon Dunston, R OBP: 0.374, SLG: 0.382 (1, 6)	0-0 G5-3			3-3 K	0-2 P3		0-0 F4	1-3 K	5 0 0 0 0 2 7															
Luis Salazar, R Jose Vizcaino, S OBP: 0.295, SLG: 0.281 (8, 5)		0-3 K		1-3 K	2-0 1B		1-2 G6-3		4 0 1 1 0 2 1 0 0 0 0 0 0 0															
Rick Wilkins, L OBP: 0.373, SLG: 0.543 (1, 2)		0-0 HR		4-0 IBB	0-0 1B		3-1 1B		3 1 3 1 1 0 0															
Frank Castillo, R Paul Assenmacher, L Heathcliff Slocumb, R (9, 1)		0-0 G5-3		0-3 K	1-3 K		1-3 K		4 0 0 0 0 3 5 0 0 0 0 0 0 0 0 0 0 0 0 0 0															
Inning Stats	R: 1 E: 0 K: 1 S: 13	H: 2 LOB: 2 BB: 1 P: 18	R: 1 E: 0 K: 1 S: 8	H: 1 LOB: 0 BB: 0 P: 9	R: 0 E: 0 K: 0 S: 7	H: 1 LOB: 2 BB: 1 P: 22	R: 0 E: 0 K: 3 S: 13	H: 0 LOB: 0 BB: 0 P: 11	R: 1 E: 0 K: 2 S: 17	H: 3 LOB: 2 BB: 0 P: 25		R: 0 E: 0 K: 0 S: 8	H: 1 LOB: 2 BB: 1 P: 15	R: 0 E: 0 K: 1 S: 9	H: 1 LOB: 1 BB: 0 P: 14	R: 0 E: 0 K: 1 S: 12	H: 0 LOB: 3 BB: 3 P: 24	1B: 6 2B: 2 3B: 0 HR: 1	SF: 0 SAC: 0 DP: 0 HBP: 0	WP: 2 PB: 0 SB: 0 CS: 0	PA: 42			
PITCHER	IP WLS BF H R ER SO BB IBB HBP BLK WP HR S P ERA WHIP																							
Doug Drabek, R ERA: 2.96	(1, 1)	6.0	27	7	3	3	8	1	1	0	0	2	1	65	94	4.50	1.333							
Bob Kipper, L ERA: 6.84	(7, 1)	2.0	9	2	0	0	1	1	0	0	0	0	0	17	29	0.00	1.500							
Vicente Palacios, R ERA: 3.03	(9, 1)	1.0	W	6	0	0	1	3	0	0	0	0	0	12	24	0.00	3.000							

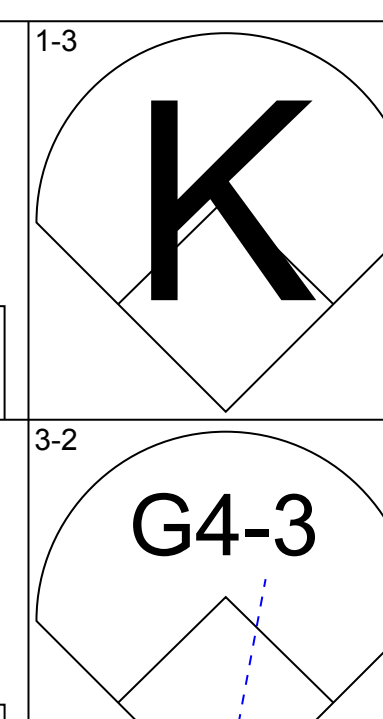
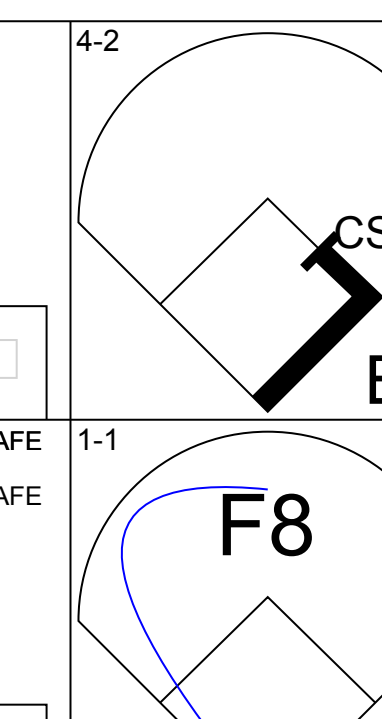
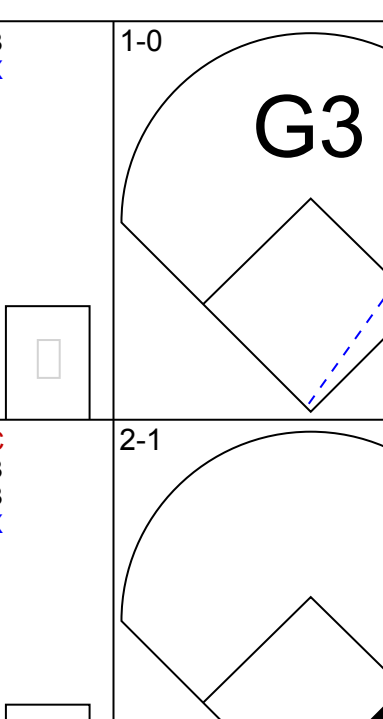
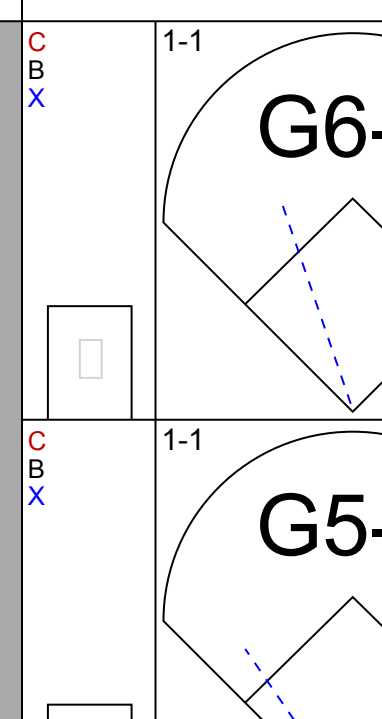
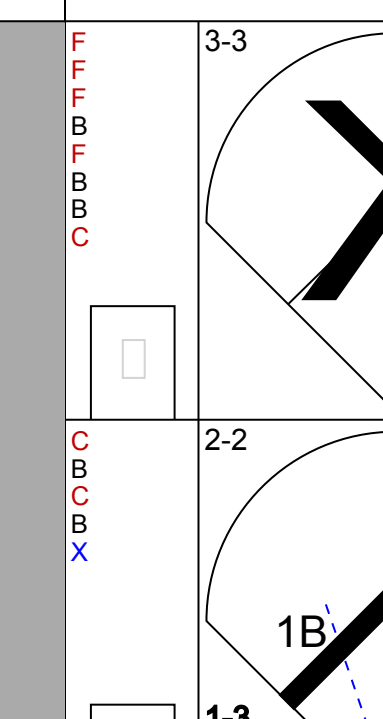
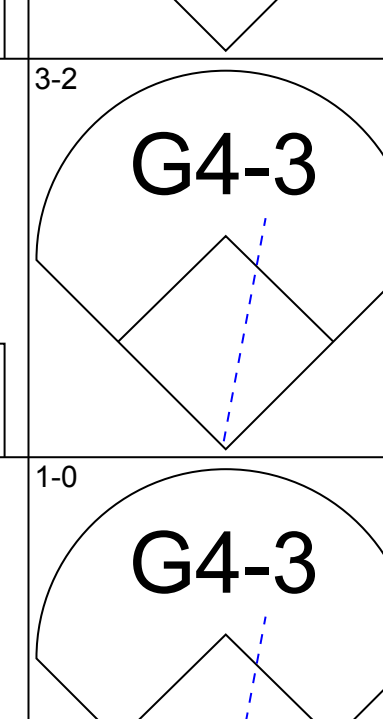
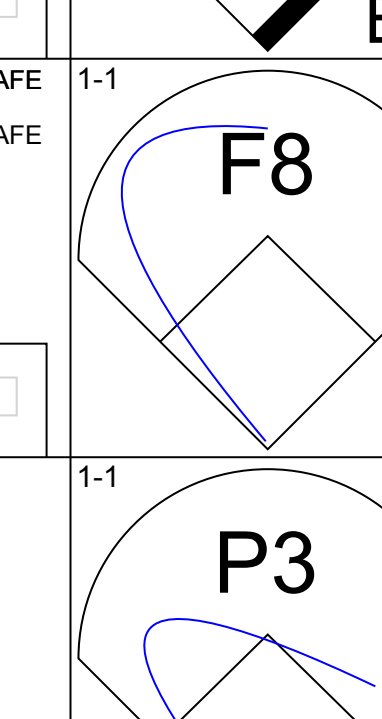
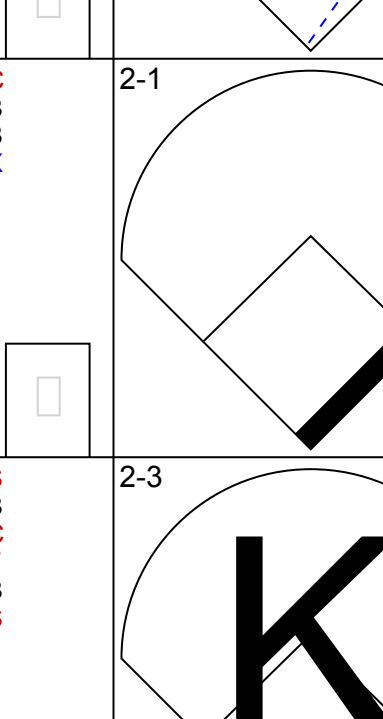
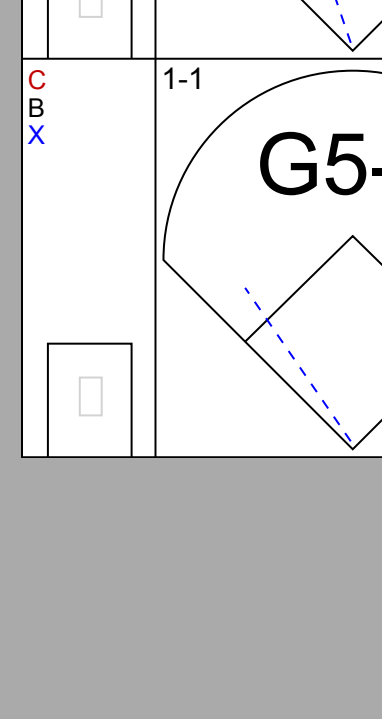
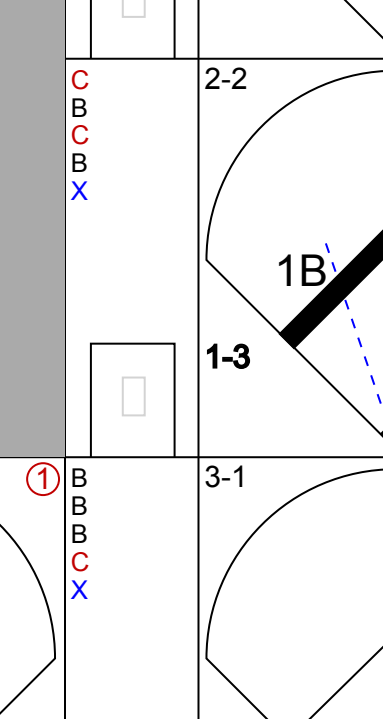
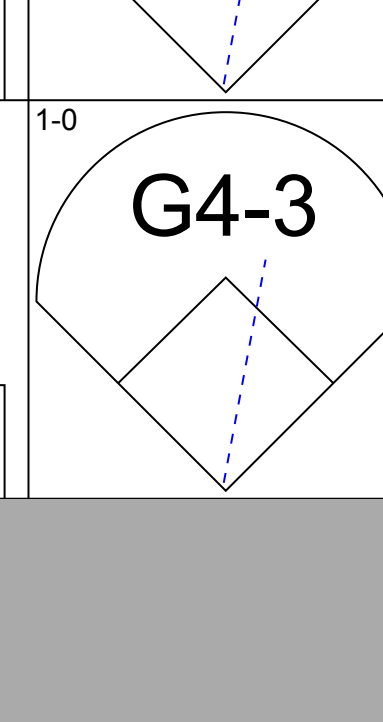
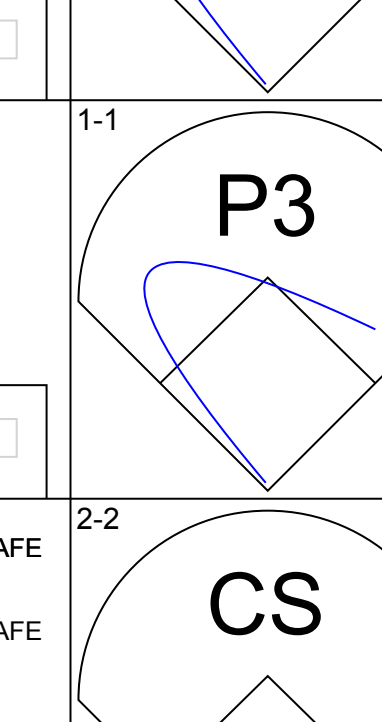

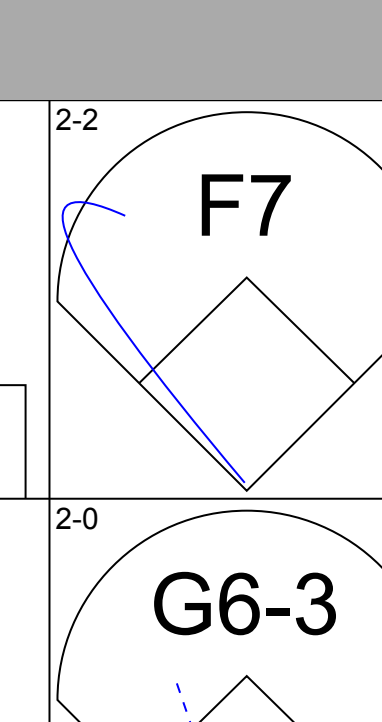
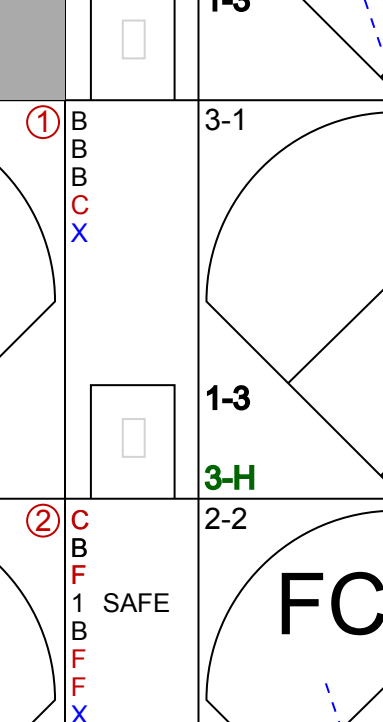
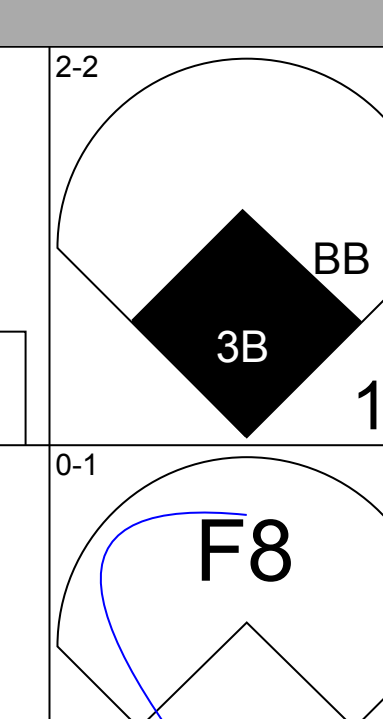
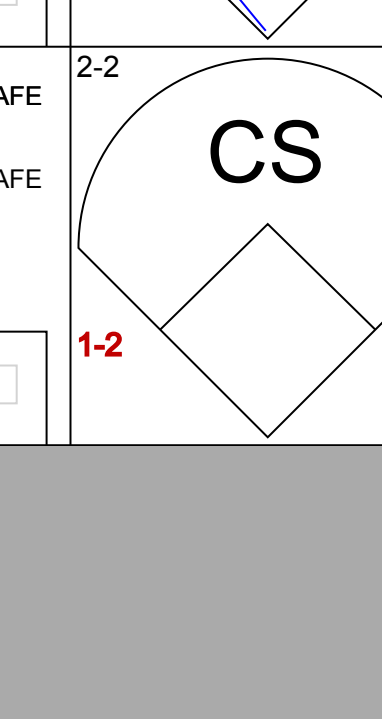
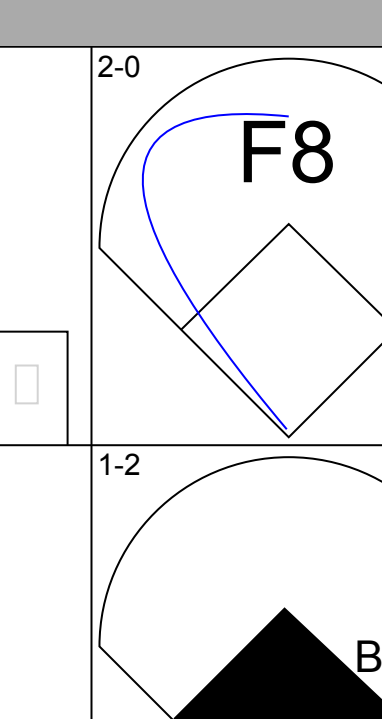
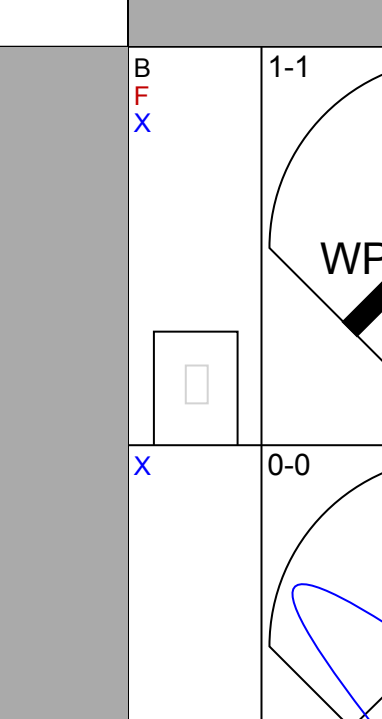
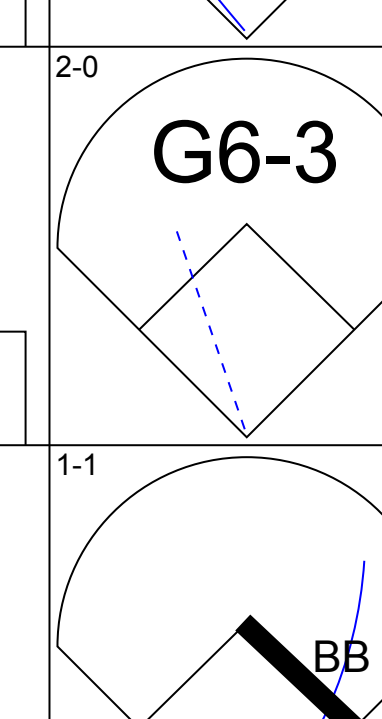
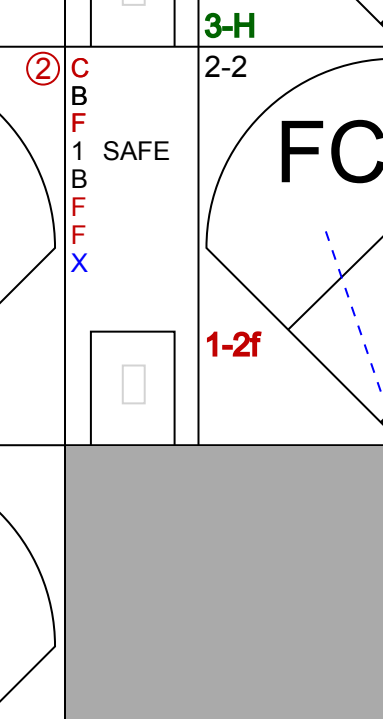
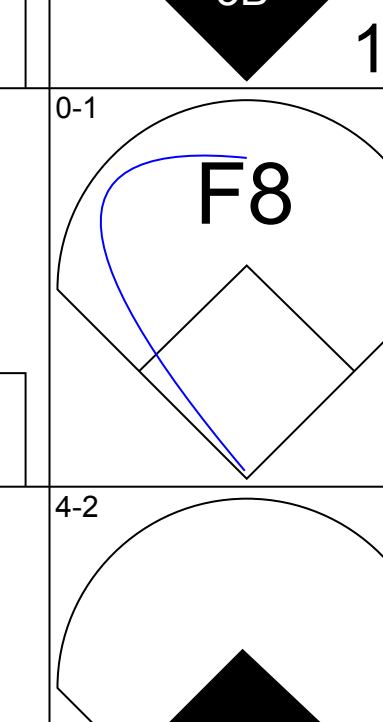
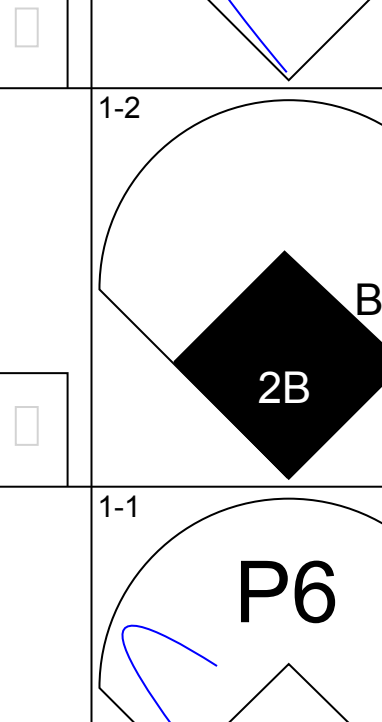
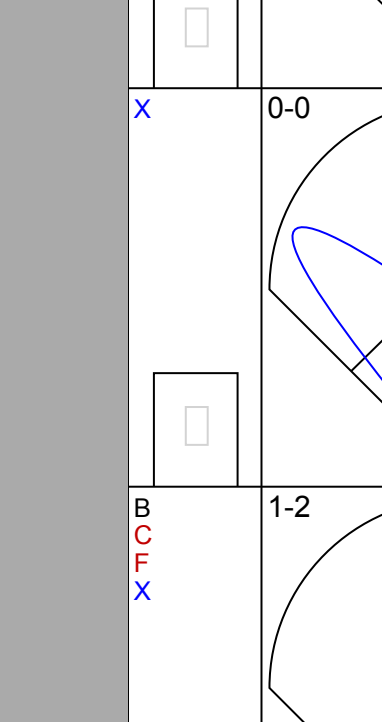
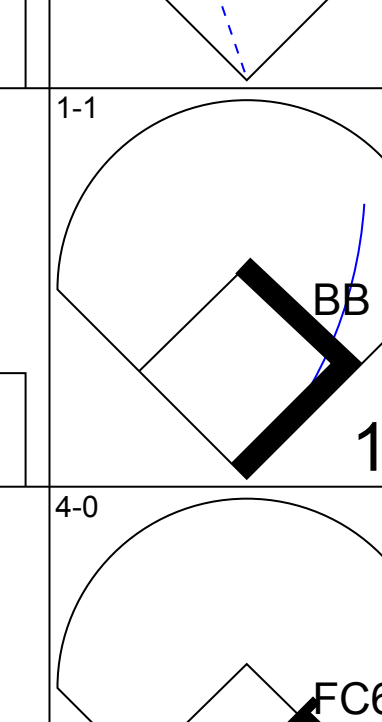
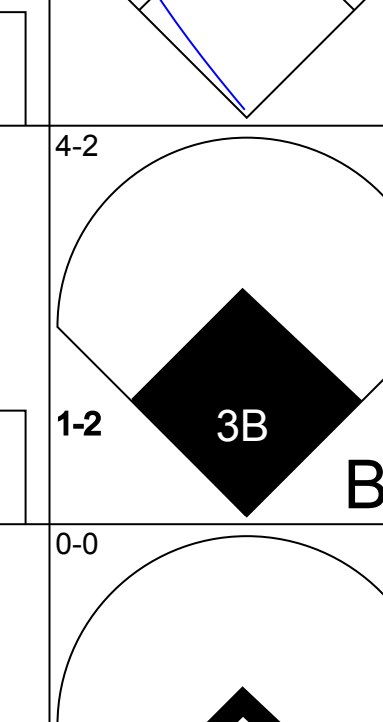
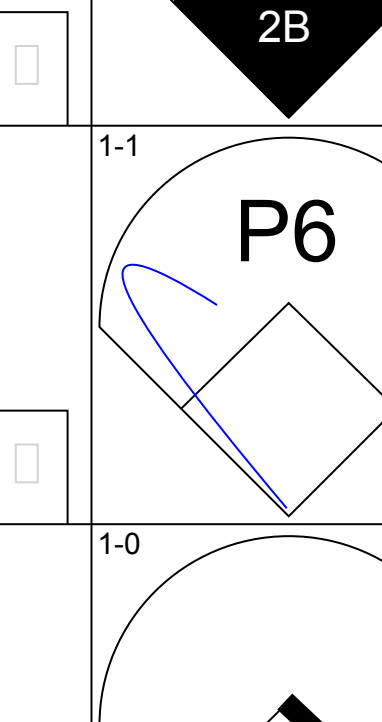
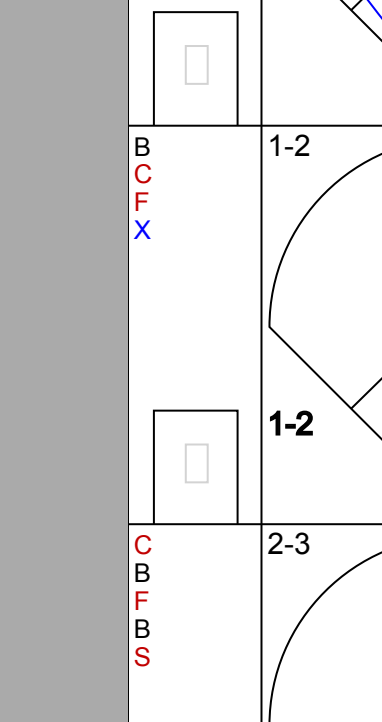
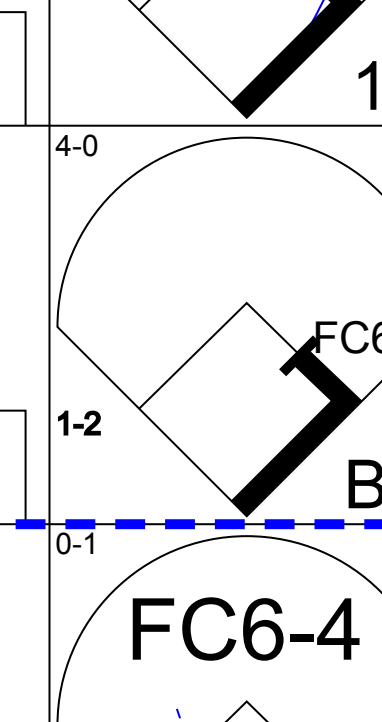
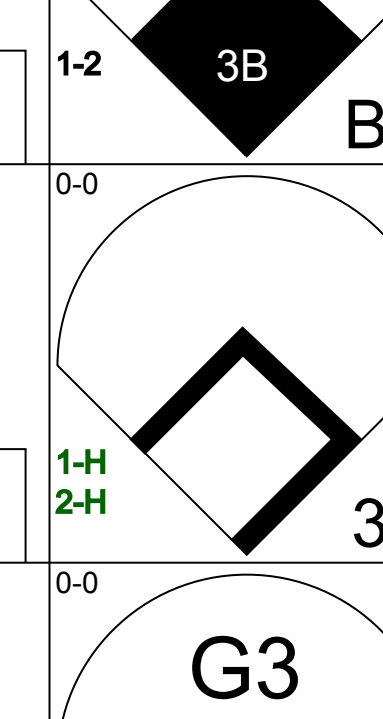
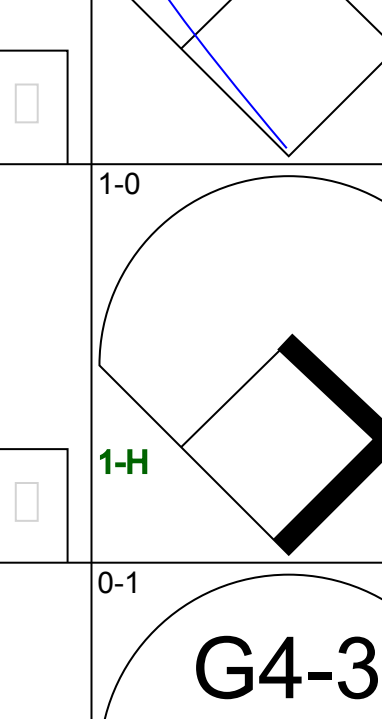
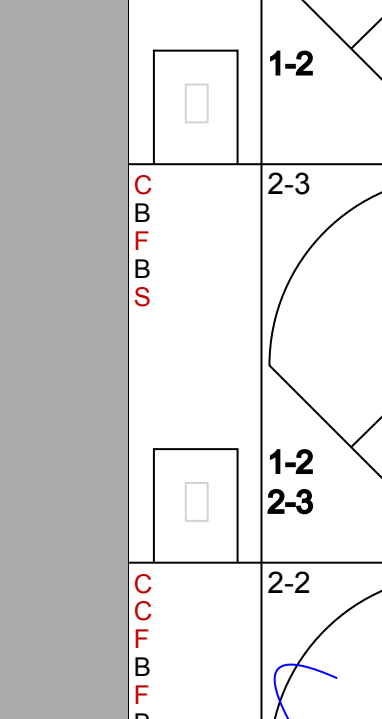
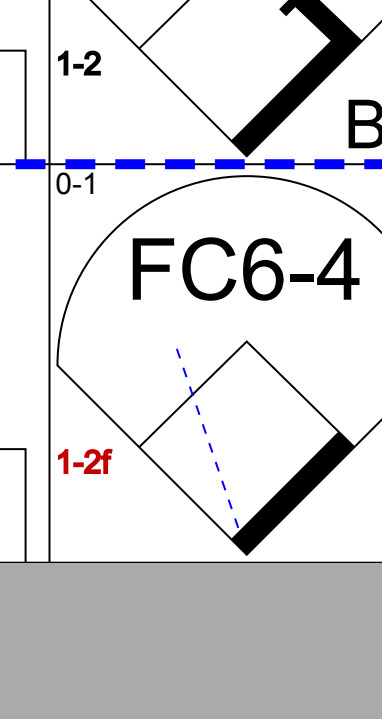
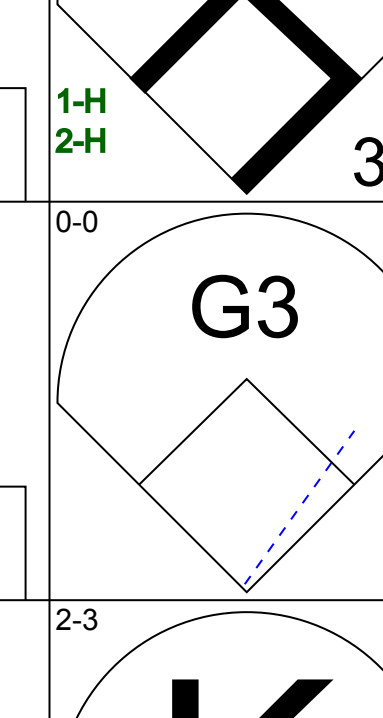
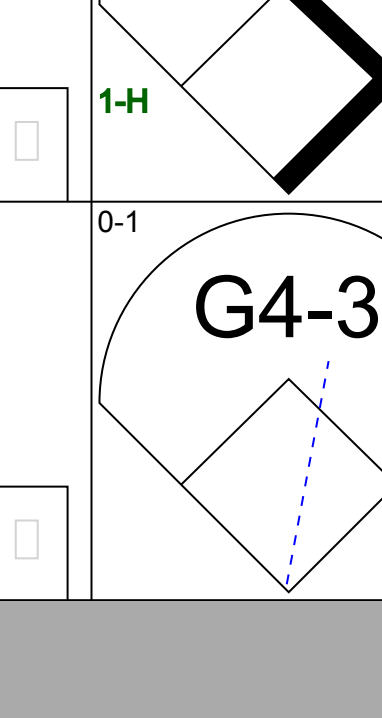
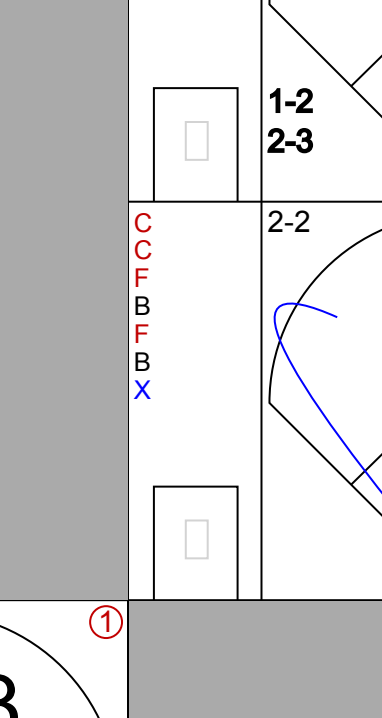
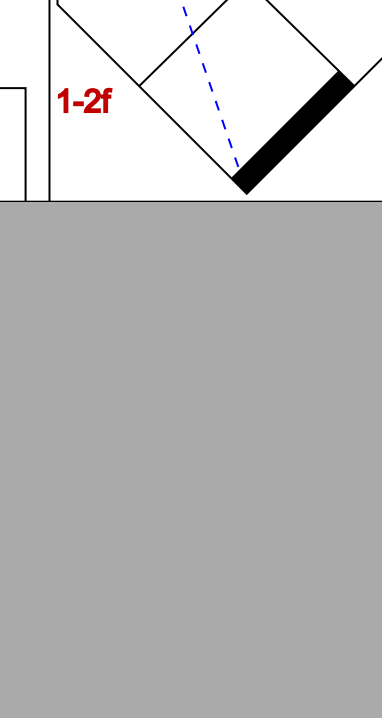
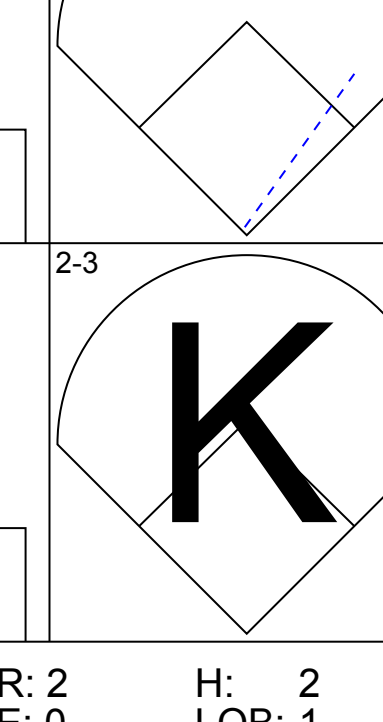
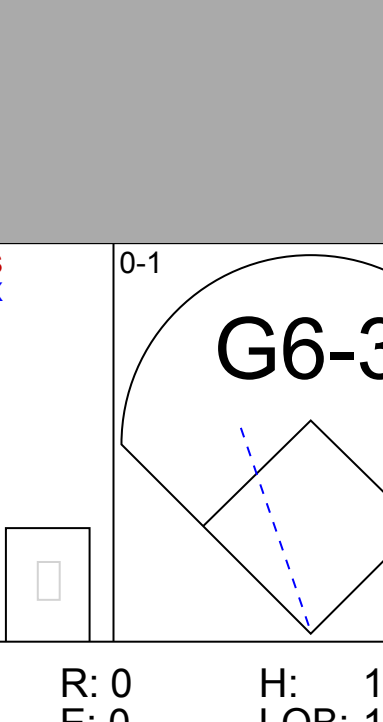
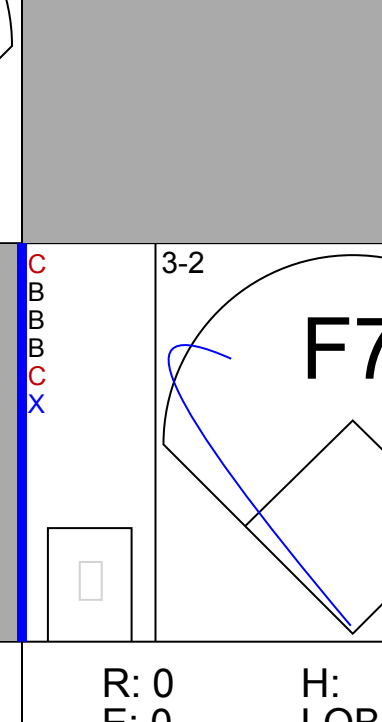
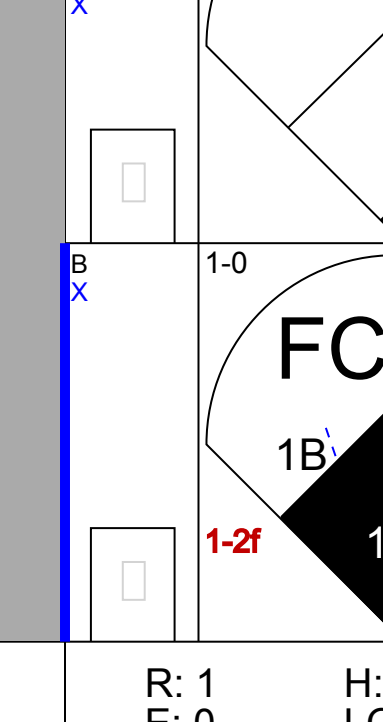
AB	36
R	3
H	9
RBI	2
BB	6
SO	10
LOB	24



Batter	1	2	3	4	5	6	7	8	9	AB R H RBI BB SO LOB	BOTTOM													
Orlando Merced, S OBP: 0.371, SLG: 0.408 (1, 3)	4-2 SH1-4 BB		3-3 K			3-2 P9			3-2 1B 1B	3 1 1 0 1 1 1	Chicago Cubs @ Pittsburgh Pirates Three Rivers Stadium, Pittsburgh, PA Thu Jun 27 1991, 7:05 PM EDT Att: 30,960 - Sunny - 85 F													
Jay Bell, R OBP: 0.315, SLG: 0.430 (1, 6)	0-0 SH1-4		2-3 K			0-2 L5			1-2 1B SF9 1B	3 1 1 0 0 1 1														
Andy Van Slyke, L OBP: 0.310, SLG: 0.344 (1, 8)	0-0 F8			1-1 P5		0-0 G3			1-2 1B BB 1B	4 1 1 1 1 0 2														
Bobby Bonilla, S OBP: 0.379, SLG: 0.466 (1, 5)	2-2 G3-1			0-0 G3		1-2 G3-1			1-0 SF9	3 0 0 1 0 0 1														
Barry Bonds, L OBP: 0.371, SLG: 0.458 (1, 7)		2-0 G4-3		1-0 P6		1-0 F7			1 SAFE 4-2 BB 1B WP BB	3 1 0 0 1 0 0														
Gary Varsho, L OBP: 0.337, SLG: 0.329 Lloyd McClendon, R OBP: 0.342, SLG: 0.448 (8, PH)		2-2 P8			0-0 P2		1-0 G4-3		3-1 WP BB 1B	3 0 0 0 0 0 0 1 0 1 1 0 0 0														
Michael LaValliere, L Don Slaught, R OBP: 0.279, SLG: 0.309 (9, PH)		0-1 1B		0-2 G6-3 1B				3-2 G6-3	4-0 WP BB	3 0 2 0 0 0 0 0 0 0 0 1 0 0														
Jose Lind, R OBP: 0.289, SLG: 0.337 (1, 4)		0-1 G5-3			1-0 G6-3			1-0 G6-3	2-3 K	4 0 0 0 0 1 5														
Doug Drabek, R Curtis Wilkerson, S Bob Kipper, R Gary Redus, R Vicente Palacios, R Mitch Webster, S (9, PH)	(1, 1)		0-1 F9			3-2 3B			1-0 WP	1 0 0 0 0 0 0 1 0 1 0 0 0 0 0 0 0 0 0 0 0 1 0 0 0 0 0 0 0 0 0 0 0 0 0 1 0 0 0 0 0 2														
Inning Stats	R: 0 E: 0 K: 0 S: 7	H: 0 LOB: 1 BB: 1 P: 13	R: 0 E: 0 K: 0 S: 8	H: 1 LOB: 1 BB: 0 P: 12	R: 0 E: 0 K: 2 S: 10	H: 0 LOB: 0 BB: 0 P: 15	R: 0 E: 0 K: 0 S: 4	H: 0 LOB: 0 BB: 0 P: 6	R: 0 E: 0 K: 0 S: 5	H: 1 LOB: 0 BB: 0 P: 6		R: 0 E: 0 K: 0 S: 12	H: 1 LOB: 1 BB: 0 P: 18	R: 0 E: 0 K: 0 S: 6	H: 0 LOB: 0 BB: 0 P: 9	R: 0 E: 0 K: 0 S: 6	H: 0 LOB: 0 BB: 0 P: 10	R: 4 E: 0 K: 1 S: 19	H: 4 LOB: 2 BB: 2 P: 39	1B: 6 2B: 0 3B: 1 HR: 0	SF: 1 SAC: 1 DP: 1 HBP: 0	WP: 1 PB: 0 SB: 0 CS: 0	PA: 36	
PITCHER	IP WLS BF H R ER SO BB IBB HBP BLK WP HR S P ERA WHIP																							
Frank Castillo, R ERA: 2.25	(1, 1)	8.0	29	5	2	2	2	1	0	0	0	0	0	64	99	2.25	0.750							
Paul Assenmacher, L ERA: 3.69	(9, 1)	0.1	L	4	2	1	1	1	0	0	0	0	0	10	19	27.00	9.000							
Heathcliff Slocumb, R ERA: 2.37	(9, 1)	0.1	3	0	1	1	1	1	0	0	0	1	0	3	10	27.00	3.000							

AB	31
R	4
H	7
RBI	3
BB	3
SO	3
LOB	12

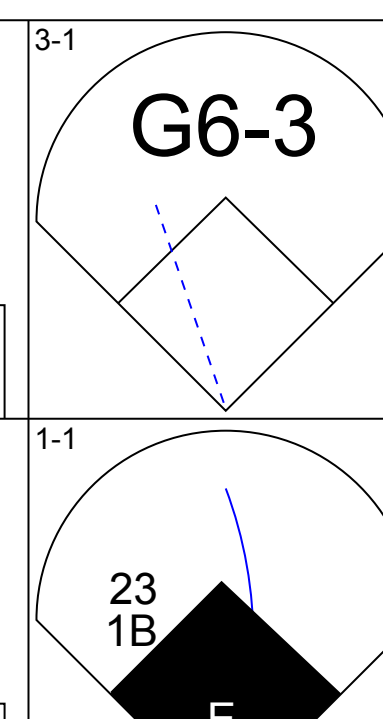
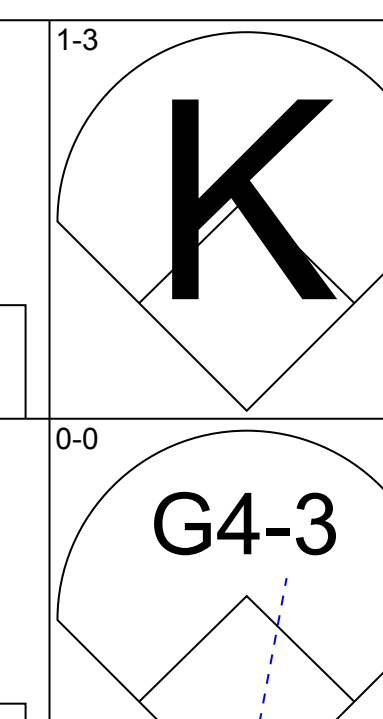
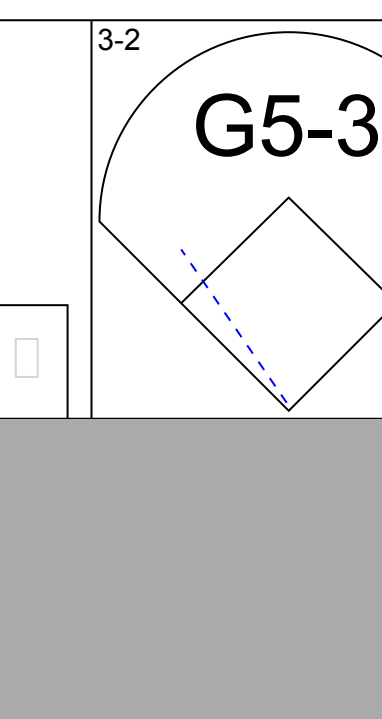
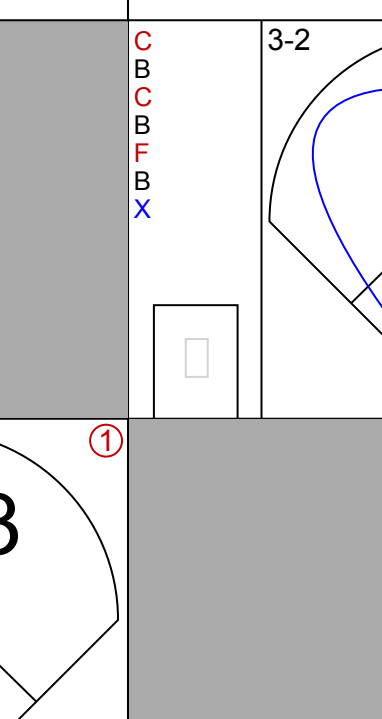
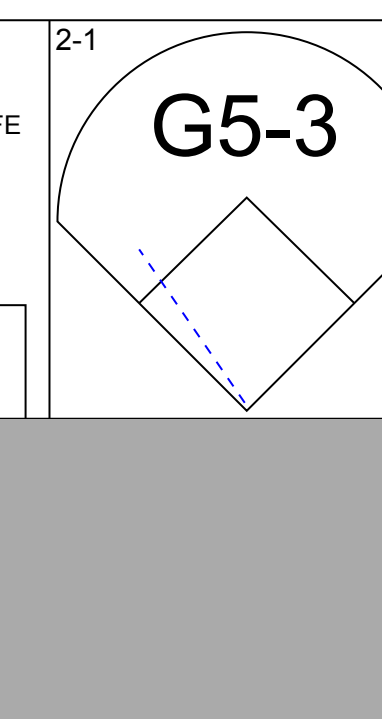
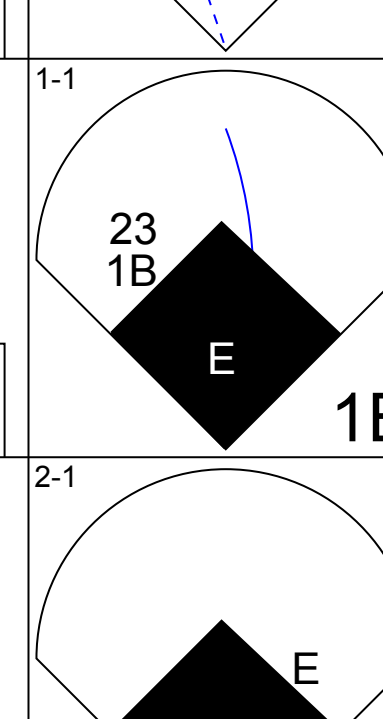
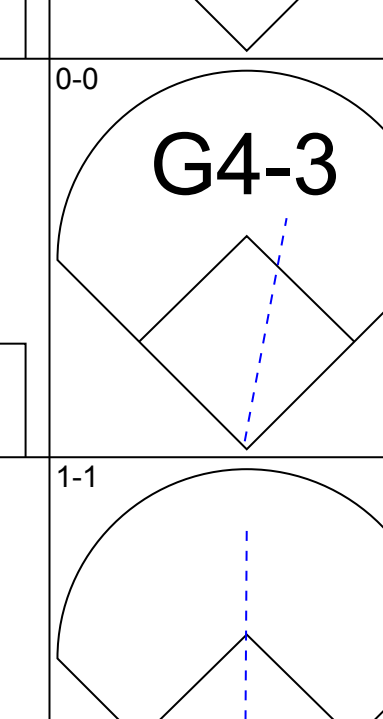
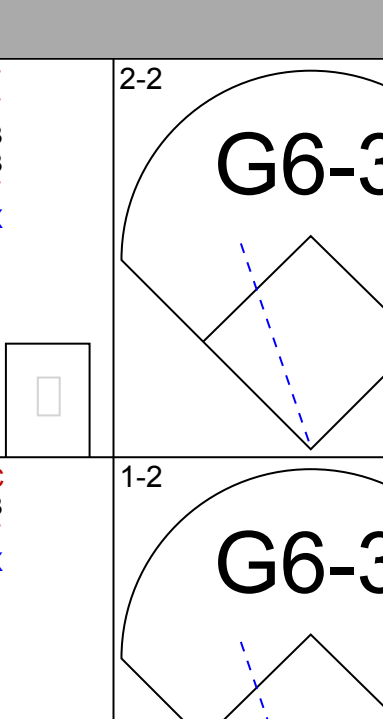
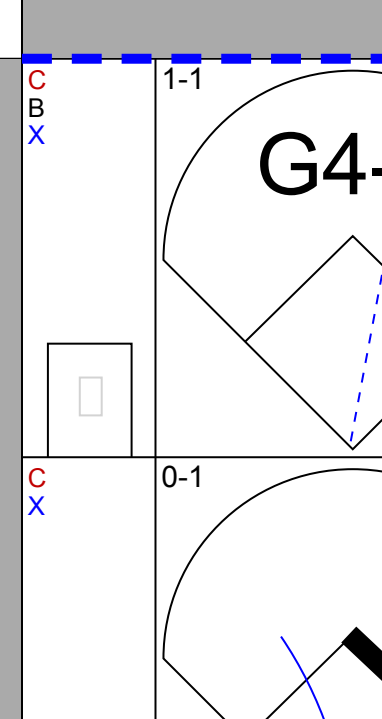
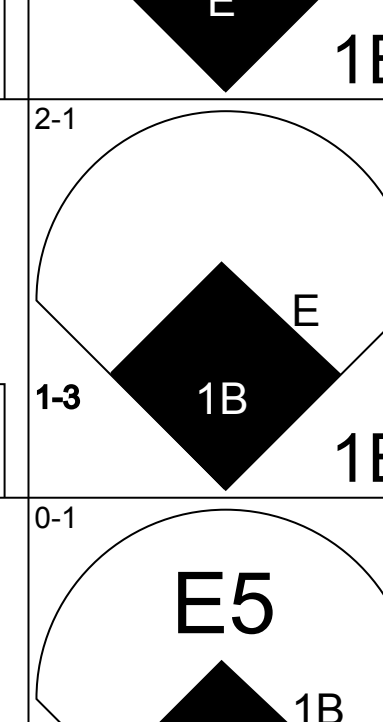
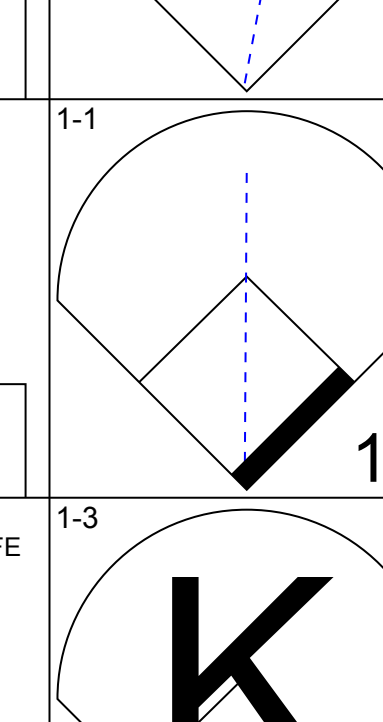
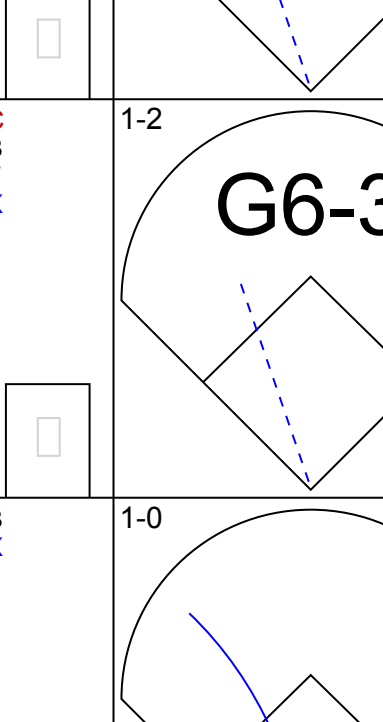
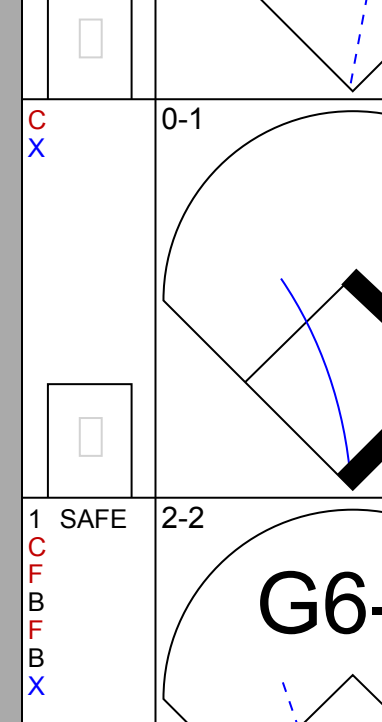
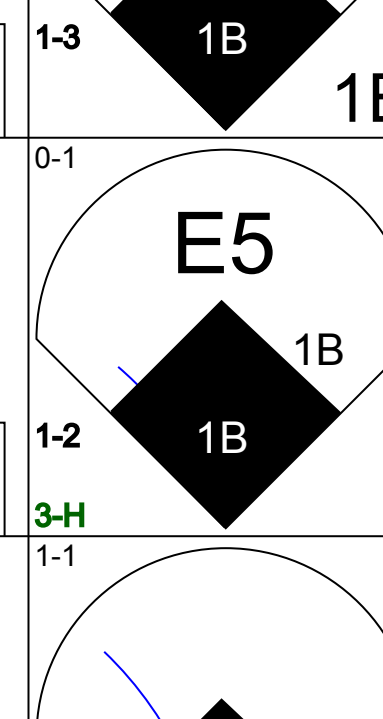
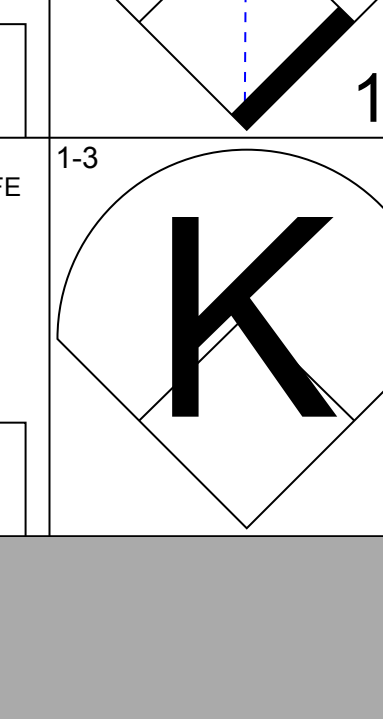
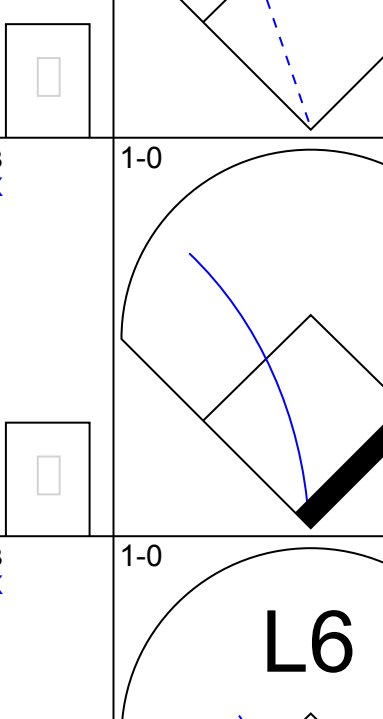
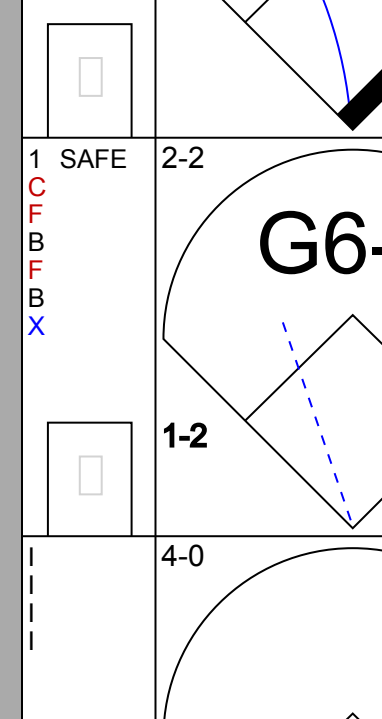
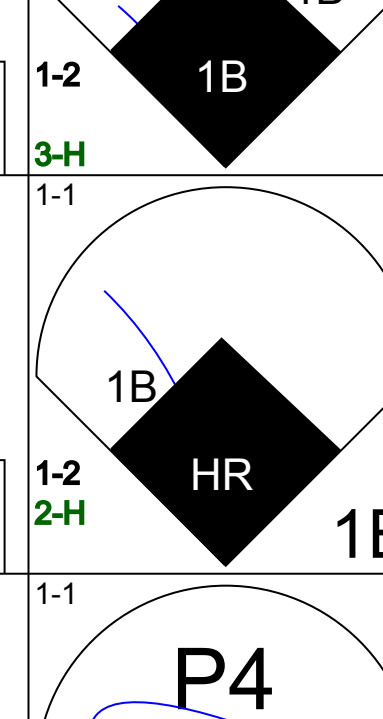
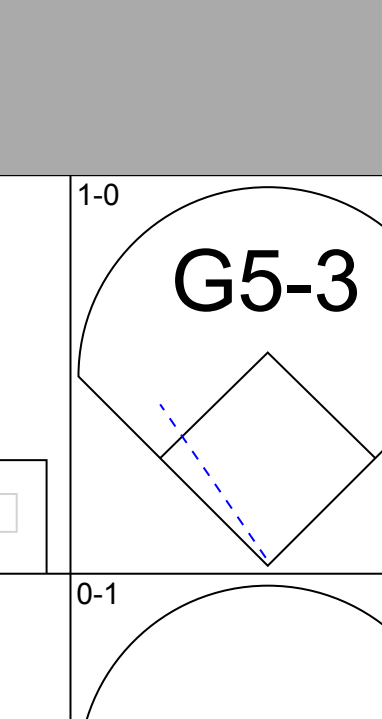
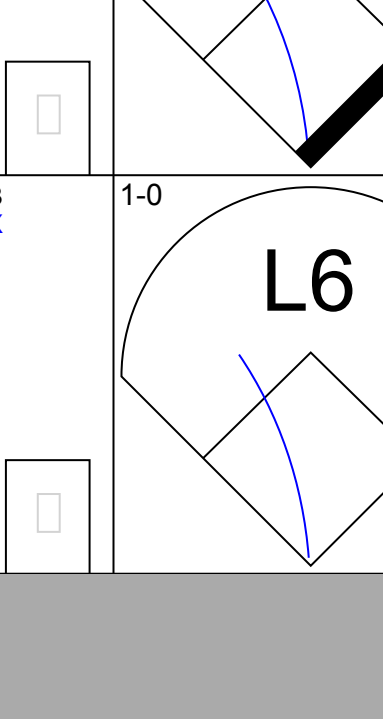
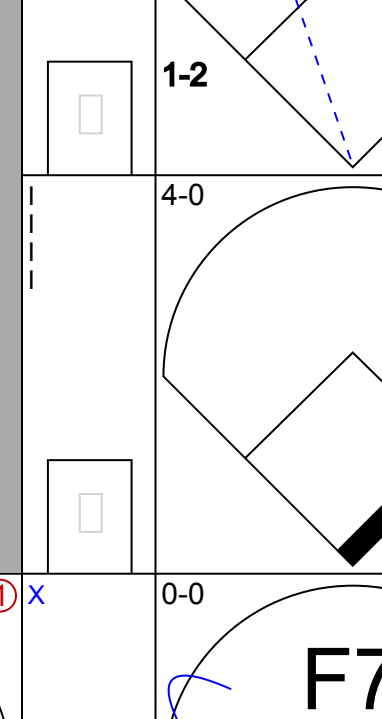
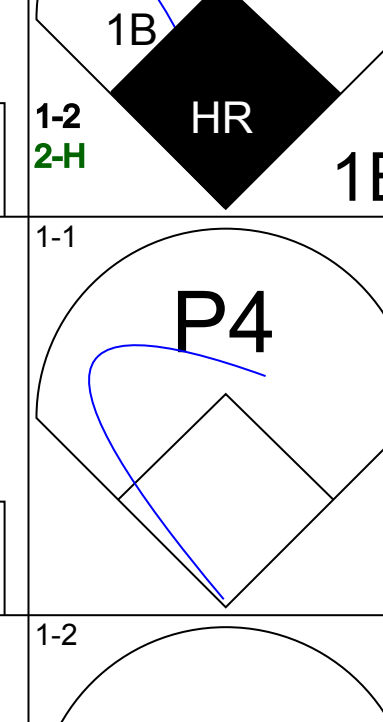
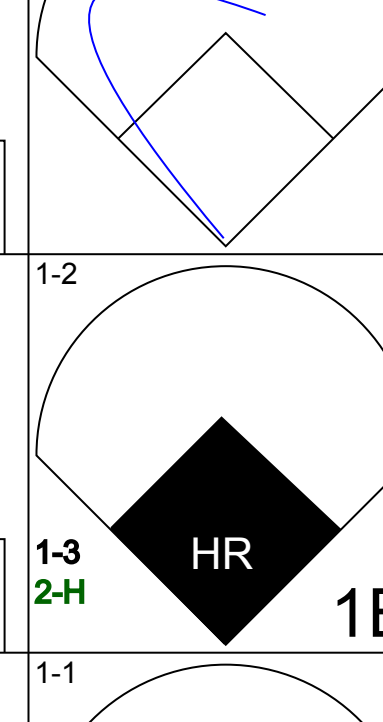
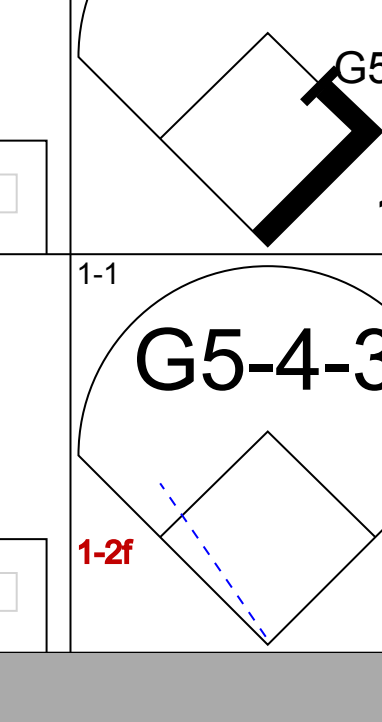
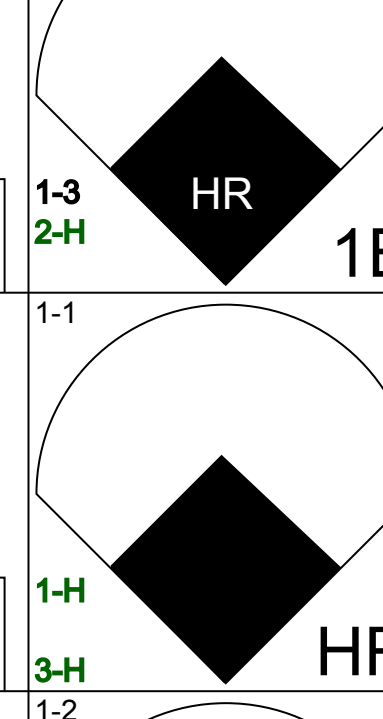
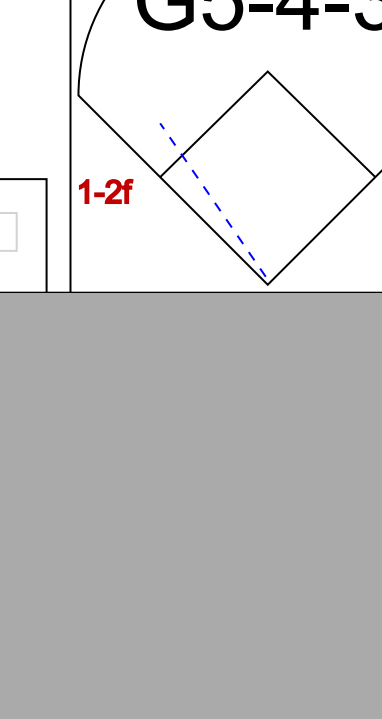

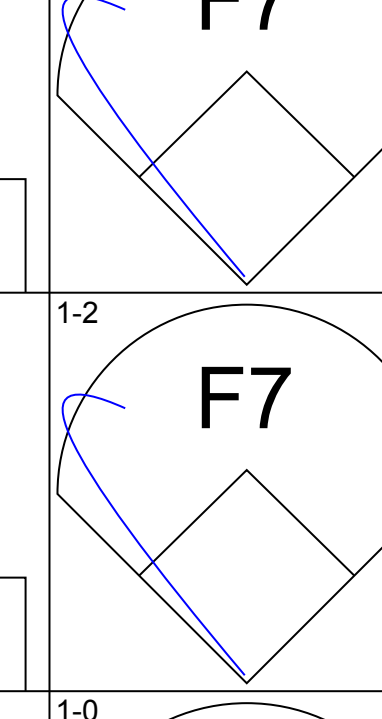
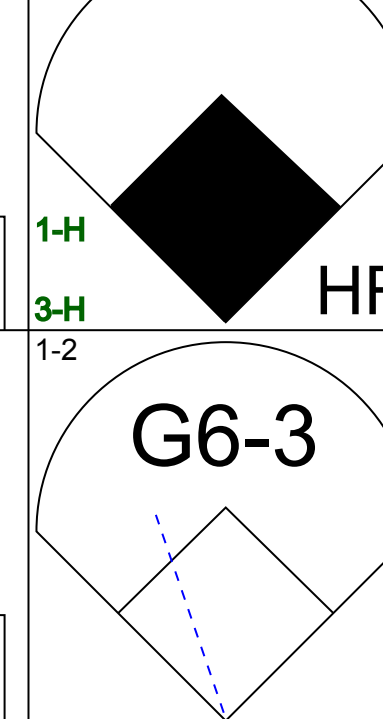
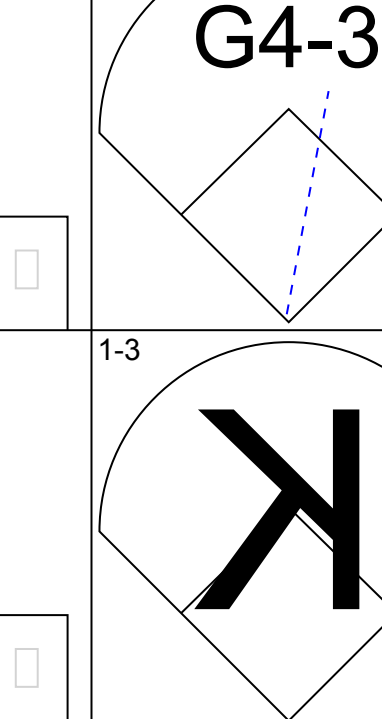
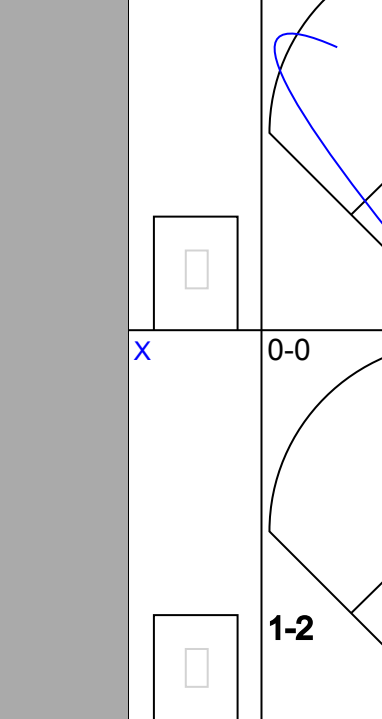
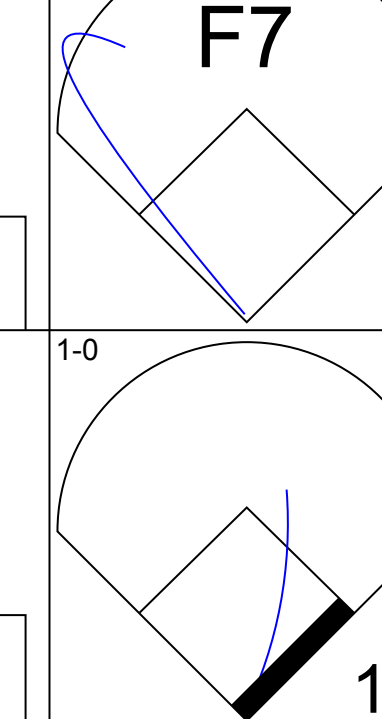
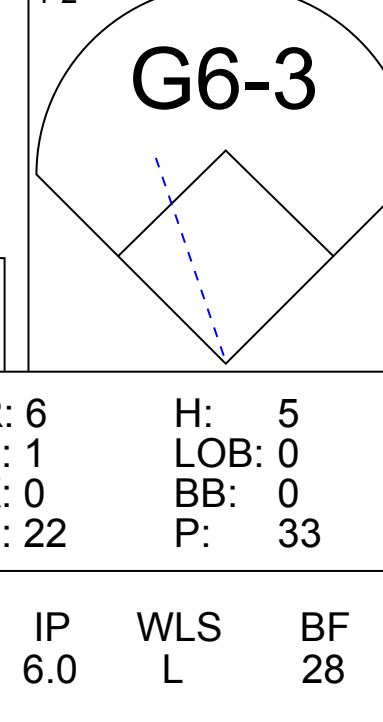
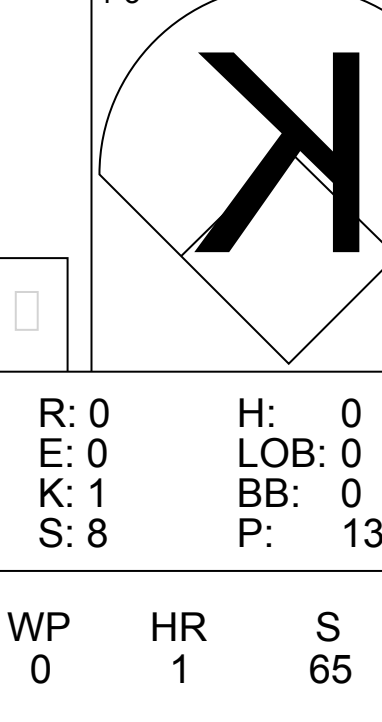
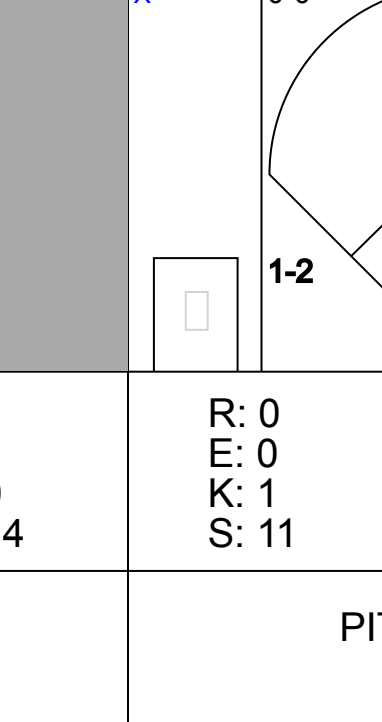
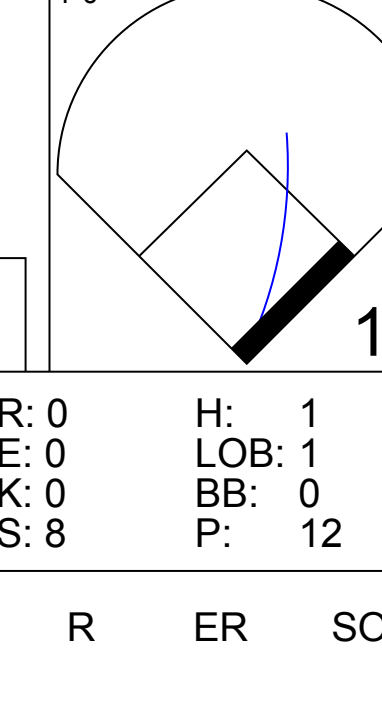


Batter	1	2	3	4	5	6	7	8	9	AB	R	H	RBI	BB	SO	LOB	TOP					
Ozzie Smith, S OBP: 0.416, SLG: 0.385 (1, 6)			 BB							4	0	0	0	1	2	1						
Todd Zeile, R OBP: 0.356, SLG: 0.406 (1, 5)										5	0	2	0	0	0	1						
Ray Lankford, L OBP: 0.293, SLG: 0.324 (1, 8)									 1B	5	0	1	1	0	1	2						
Pedro Guerrero, R OBP: 0.334, SLG: 0.353 (1, 3)		 3B 1B				 1B			 1B	5	1	2	0	0	0	2						
Felix Jose, S OBP: 0.405, SLG: 0.473 (1, 9)				 2B 1B				 1B		4	1	2	0	0	0	2						
Milt Thompson, L OBP: 0.418, SLG: 0.527 (1, 7)	 BB					 1B		 BB		2	1	1	0	2	0	1						
Tom Pagnozzi, R OBP: 0.300, SLG: 0.342 (1, 2)	 2-H 3B			 2B				 1B		4	0	2	3	0	1	4						
José Oquendo, S OBP: 0.356, SLG: 0.287 (1, 4)								 1B		4	0	1	0	0	0	4						
Bob Tewksbury, R OBP: 0.214, SLG: 0.214 (1, 1)									 1B	2	0	0	0	0	1	1						
Luis Alicea, S OBP: 0.429, SLG: 0.500 (7, PH)										1	0	0	0	0	0	0						
Scott Terry, R OBP: 0.250, SLG: 0.250 (7, 1)										0	0	0	0	0	0	0						
Craig Wilson, R OBP: 0.208, SLG: 0.182 (9, PH)										1	1	0	0	0	0	1						
Inning Stats	R: 0 E: 0 K: 1 S: 9	H: 0 LOB: 0 BB: 0 P: 14	R: 2 E: 0 K: 1 S: 14	H: 2 LOB: 1 BB: 22 P: 22	R: 0 E: 0 K: 0 S: 9	H: 0 LOB: 0 BB: 1 P: 16	R: 1 E: 0 K: 0 S: 10	H: 2 LOB: 1 BB: 0 P: 15	R: 0 E: 0 K: 1 S: 9	H: 1 LOB: 1 BB: 0 P: 14	R: 0 E: 0 K: 0 S: 14	H: 2 LOB: 2 BB: 0 P: 20	R: 0 E: 0 K: 0 S: 7	H: 0 LOB: 0 BB: 0 P: 12	R: 0 E: 0 K: 0 S: 8	H: 1 LOB: 2 BB: 1 P: 17	R: 1 E: 0 K: 1 S: 19	H: 3 LOB: 2 BB: 0 P: 33	1B: 9 2B: 1 3B: 1 HR: 0	SF: 0 SAC: 0 DP: 0 HBP: 0	WP: 1 PB: 0 SB: 0 CS: 1	PA: 41
PITCHER	IP	WLS	BF	H	R	ER	SO	BB	IBB	HBP	BLK	WP	HR	S	P	ERA	WHIP					
Les Lancaster, R ERA: 2.89	(1, 1)	7.2	W	33	8	3	3	4	3	0	0	1	1	0	78	128	3.52	1.435				
Paul Assenmacher, L ERA: 3.78	(8, 1)	1.1	S	7	3	1	1	1	0	0	0	0	0	0	21	35	6.75	2.250				

St. Louis Cardinals @ Chicago Cubs
Wrigley Field, Chicago, IL
Sat Jun 29 1991, 3:33 AM CDT
Att: 34,957 - Cloudy - 86 F

AB	37
R	4
H	11
RBI	4
BB	3
SO	5
LOB	19



Batter	1	2	3	4	5	6	7	8	9	AB	R	H	RBI	BB	SO	LOB	BOTTOM					
Jerome Walton, R OBP: 0.279, SLG: 0.331 (1, 8)										5	0	0	0	0	1	3						
Mark Grace, L OBP: 0.354, SLG: 0.394 (1, 3)	 1B E									4	1	1	0	0	0	0						
23 Ryne Sandberg, R OBP: 0.363, SLG: 0.484 (1, 4)	 E						 1B			4	1	3	0	0	0	0						
Andre Dawson, R OBP: 0.315, SLG: 0.473 (1, 9)	 1B									4	1	1	1	0	1	3						
George Bell, R OBP: 0.327, SLG: 0.487 (1, 7)	 HR									3	1	1	1	1	0	1						
Doug Dascenzo, S OBP: 0.368, SLG: 0.367 (7, PR) (8, 7)	 HR									0	0	0	0	0	0	0						
Luis Salazar, R OBP: 0.336, SLG: 0.443 (1, 5)										4	0	1	0	0	1	4						
Paul Assenmacher, L OBP: 0.667, SLG: 0.500 (8, 1)	 1B									0	0	0	0	0	0	0						
Shawon Dunston, R OBP: 0.270, SLG: 0.386 (1, 6)	 1B			 1B		 1B				4	1	2	1	0	0	1						
Rick Wilkins, L OBP: 0.351, SLG: 0.558 (1, 2)	 1B									4	1	1	3	0	0	1						
Les Lancaster, R OBP: 0.333, SLG: 0.417 (1, 1)										3	0	1	0	0	1	0						
Jose Vizcaino, S OBP: 0.303, SLG: 0.279 (8, 5)										1	0	1	0	0	0	0						
Inning Stats	R: 6 E: 1 K: 0 S: 22	H: 5 LOB: 0 BB: 0 P: 33	R: 0 E: 0 K: 2 S: 10	H: 1 LOB: 1 BB: 0 P: 13	R: 0 E: 0 K: 0 S: 5	H: 1 LOB: 0 BB: 0 P: 7	R: 0 E: 0 K: 1 S: 8	H: 0 LOB: 0 BB: 0 P: 13	R: 0 E: 0 K: 1 S: 11	H: 1 LOB: 1 BB: 0 P: 14	R: 0 E: 0 K: 0 S: 9	H: 2 LOB: 2 BB: 1 P: 16	R: 0 E: 0 K: 0 S: 8	H: 1 LOB: 1 BB: 0 P: 12	R: 0 E: 0 K: 0 S: 8	H: 1 LOB: 1 BB: 0 P: 12	1B: 11 2B: 0 3B: 0 HR: 1	SF: 0 SAC: 0 DP: 1 HBP: 0	WP: 0 PB: 0 SB: 0 CS: 0	PA: 37		
PITCHER	IP	WLS	BF	H	R	ER	SO	BB	IBB	HBP	BLK	WP	HR	S	P	ERA	WHIP					
Bob Tewksbury, R ERA: 2.72	(1, 1)	6.0	L	28	10	6	1	4	0	1	0	0	0	0	65	97	1.50	1.667				
Scott Terry, R ERA: 1.22	(7, 1)	2.0		9	2	0	0	0	0	1	0	0	0	0	17	28	0.00	1.000				

St. Louis Cardinals @ Chicago Cubs
Wrigley Field, Chicago, IL
Sat Jun 29 1991, 3:33 AM CDT
Att: 34,957 - Cloudy - 86 F

AB	36
R	6
H	12
RBI	6
BB	1
SO	4
LOB	13



Batter	1	2	3	4	5	6	7	8	9	AB	R	H	RBI	BB	SO	LOB	TOP									
Ozzie Smith, S OBP: 0.414, SLG: 0.381										3	1	0	0	1	0	0	St. Louis Cardinals @ Chicago Cubs Wrigley Field, Chicago, IL Sun Jun 30 1991, 3:33 AM CDT Att: 32,736 - Cloudy - 71 F									
Todd Zeile, R OBP: 0.354, SLG: 0.403										4	1	1	0	0	0	1										
Ray Lankford, L OBP: 0.296, SLG: 0.335										4	1	2	2	0	1	1										
Gerald Perry, L OBP: 0.319, SLG: 0.516										3	1	1	1	0	1	1										
Pedro Guerrero, R OBP: 0.337, SLG: 0.355										1	0	1	0	0	0	0										
Felix Jose, S OBP: 0.399, SLG: 0.466										4	0	0	0	0	2	2										
Milt Thompson, L OBP: 0.428, SLG: 0.533										4	0	3	1	0	1	1										
Tom Pagnozzi, R OBP: 0.296, SLG: 0.338										3	0	0	0	0	2	3										
José Oquendo, S OBP: 0.353, SLG: 0.282										3	0	0	0	0	2	1										
Jose DeLeon, R OBP: 0.071, SLG: 0.071										2	0	0	0	0	0	0										
Bob McClure, R OBP: 0.320, SLG: 0.404										0	0	0	0	0	0	0										
Rex Hudler, R OBP: 0.320, SLG: 0.404										1	0	0	0	0	0	0										
Willie Fraser, R OBP: 0.333, SLG: 0.500										0	0	0	0	0	0	0										
Juan Agosto, L OBP: 0.294, SLG: 0.274										0	0	0	0	0	0	0										
Inning Stats	R: 4 E: 1 K: 1 S: 16	H: 3 LOB: 0 BB: 1 P: 32	R: 0 E: 0 K: 1 S: 7	H: 0 LOB: 0 BB: 0 P: 8	R: 0 E: 0 K: 0 S: 5	H: 1 LOB: 0 BB: 0 P: 9	R: 0 E: 0 K: 2 S: 8	H: 1 LOB: 1 BB: 0 P: 11	R: 0 E: 0 K: 0 S: 7	H: 0 LOB: 0 BB: 0 P: 10	R: 0 E: 0 K: 1 S: 7	H: 1 LOB: 0 BB: 0 P: 8	R: 0 E: 0 K: 2 S: 15	H: 1 LOB: 0 BB: 0 P: 21	R: 0 E: 0 K: 0 S: 9	H: 0 LOB: 0 BB: 0 P: 11	R: 0 E: 0 K: 2 S: 14	H: 1 LOB: 1 BB: 0 P: 19	1B: 6 2B: 1 3B: 1 HR: 0	SF: 0 SAC: 0 DP: 0 HBP: 0	WP: 0 PB: 0 SB: 1 CS: 3	PA: 34				
PITCHER	IP WLS BF H R ER SO BB IBB HBP BLK WP HR S P ERA WHIP																									
Greg Maddux, R ERA: 3.54	(1, 1) 6.0	W 23	L 6	R 4	ER 3	SO 5	BB 1	IBB 0	HBP 0	BLK 0	WP 0	HR 0	S 50	P 78	ERA 4.50	WHIP 1.167										
Chuck McElroy, L ERA: 1.59	(7, 1) 3.0	W 10	L 2	R 0	ER 0	SO 4	BB 0	IBB 0	HBP 0	BLK 0	WP 0	HR 0	S 38	P 51	ERA 0.00	WHIP 0.667										

Batter	1	2	3	4	5	6	7	8	9	AB	R	H	RBI	BB	SO	LOB	BOTTOM									
Doug Dascenzo, S OBP: 0.372, SLG: 0.379										4	1	2	0	0	1	0	St. Louis Cardinals @ Chicago Cubs Wrigley Field, Chicago, IL Sun Jun 30 1991, 3:33 AM CDT Att: 32,736 - Cloudy - 71 F									
Mark Grace, L OBP: 0.349, SLG: 0.388										4	0	0	0	0	2	3										
23 Ryne Sandberg, R OBP: 0.365, SLG: 0.483										3	1	1	0	1	2	2										
George Bell, R OBP: 0.329, SLG: 0.487										4	1	2	1	0	0	1										
Dwight Smith, L OBP: 0.286, SLG: 0.409										4	2	2	3	0	0	2										
Ced Landrum, L OBP: 0.250, SLG: 0.222										0	0	0	0	0	0	0										
Luis Salazar, R OBP: 0.328, SLG: 0.432										3	0	0	0	0	1	0										
Chuck McElroy, L OBP: 0.333, SLG: 0.500										1	0	1	1	0	0	0										
Shawon Dunston, R OBP: 0.270, SLG: 0.390										3	1	1	1	0	0	0										
Rick Wilkins, L OBP: 0.350, SLG: 0.537										2	0	0	0	0	0	0										
Greg Maddux, R OBP: 0.293, SLG: 0.400										1	0	0	0	0	1	0										
Jerome Walton, R OBP: 0.283, SLG: 0.335										1	1	1	0	0	0	0										
Jose Vizcaino, S OBP: 0.294, SLG: 0.274										1	0	0	1	0	0	2										
Inning Stats	R: 0 E: 0 K: 1 S: 9	H: 0 LOB: 0 BB: 0 P: 13	R: 0 E: 0 K: 0 S: 9	H: 0 LOB: 0 BB: 0 P: 14	R: 0 E: 0 K: 1 S: 10	H: 0 LOB: 0 BB: 0 P: 14	R: 0 E: 0 K: 2 S: 11	H: 2 LOB: 2 BB: 0 P: 13	R: 0 E: 0 K: 1 S: 8	H: 0 LOB: 0 BB: 0 P: 9	R: 4 E: 0 K: 2 S: 19	H: 4 LOB: 1 BB: 0 P: 29	R: 1 E: 0 K: 0 S: 9	H: 2 LOB: 1 BB: 0 P: 11	R: 2 E: 0 K: 0 S: 10	H: 2 LOB: 2 BB: 1 P: 17	R: 1 E: 0 K: 1 S: 10	H: 2 LOB: 2 BB: 1 P: 17	1B: 6 2B: 3 3B: 0 HR: 1	SF: 2 SAC: 1 DP: 0 HBP: 1	WP: 0 PB: 0 SB: 0 CS: 0	PA: 36				
PITCHER	IP WLS BF H R ER SO BB IBB HBP BLK WP HR S P ERA WHIP																									
Jose DeLeon, R ERA: 3.16	(1, 1) 6.1	L 26	W 7	R 5	ER 5	SO 7	BB 0	IBB 0	HBP 0	BLK 0	WP 1	HR 70	S 97	P 97	ERA 7.11	WHIP 1.105										
Bob McClure, L ERA: 7.71	(7, 1) 0.2	L 3	W 1	R 0	ER 0	SO 0	BB 0	IBB 0	HBP 0	BLK 0	WP 0	HR 5	S 6	P 6	ERA 0.00	WHIP 1.500										
Willie Fraser, R ERA: 6.52	(8, 1) 0.2	L 5	W 2	R 2	ER 2	SO 0	BB 1	IBB 0	HBP 0	BLK 0	WP 0	HR 9	S 14	P 14	ERA 27.00	WHIP 4.500										
Juan Agosto, L ERA: 5.44	(8, 1) 0.1	L 2	W 0	R 0	ER 0	SO 0	BB 0	IBB 1	HBP 0	BLK 0	WP 0	HR 1	S 3	P 3	ERA 0.00	WHIP 0.000										

AB 32
R 4
H 8
RBI 4
BB 1
SO 9
LOB 10



AB 31
R 7
H 10
RBI 7
BB 1
SO 7
LOB 10



Batter	1	2	3	4	5	6	7	8	9	AB	R	H	RBI	BB	SO	LOB	TOP					
Orlando Merced, S OBP: 0.376, SLG: 0.425 (1, 3)										5	1	3	1	1	2	2						
Jay Bell, R OBP: 0.314, SLG: 0.425 (1, 6)										6	1	1	1	1	0	3	6					
Andy Van Slyke, L OBP: 0.334, SLG: 0.388 (1, 8)										3	3	1	1	3	1	3						
Bobby Bonilla, S OBP: 0.373, SLG: 0.464 (1, 5)										6	3	4	0	0	0	2						
Barry Bonds, L OBP: 0.384, SLG: 0.468 (1, 7)										4	1	2	3	0	0	2						
Gary Varsho, L OBP: 0.344, SLG: 0.429 Joe Redfield, R OBP: 0.353, SLG: 0.154 (9, PH)										4	3	3	6	0	0	2						
Michael LaValliere, L OBP: 0.369, SLG: 0.399 (1, 2)										5	1	4	1	0	0	1						
Jose Lind, R OBP: 0.300, SLG: 0.338 (1, 4)										5	0	3	0	0	0	2						
Doug Drabek, R OBP: 0.179, SLG: 0.205 (1, 1)										5	0	1	0	0	0	6						
Inning Stats	R: 1 E: 0 K: 0 S: 15	H: 2 LOB: 0 BB: 0 P: 19	R: 3 E: 0 K: 1 S: 16	H: 5 LOB: 2 BB: 0 P: 22	R: 1 E: 0 K: 0 S: 15	H: 2 LOB: 2 BB: 1 P: 19	R: 4 E: 1 K: 0 S: 19	H: 5 LOB: 2 BB: 1 P: 32	R: 1 E: 0 K: 2 S: 12	H: 2 LOB: 2 BB: 1 P: 19	R: 3 E: 0 K: 0 S: 11	H: 3 LOB: 0 BB: 1 P: 20	R: 0 E: 0 K: 1 S: 9	H: 0 LOB: 1 BB: 0 P: 16	R: 0 E: 0 K: 1 S: 10	H: 1 LOB: 1 BB: 0 P: 16	1B: 14 2B: 1 3B: 4 HR: 3	SF: 3 SAC: 0 DP: 2 HBP: 1	WP: 1 PB: 0 SB: 0 CS: 0	PA: 52		
PITCHER	IP	WLS	BF	H	R	ER	SO	BB	IBB	HBP	BLK	WP	HR	S	P	ERA	WHIP					
Shawn Boskie, R ERA: 5.31	(1, 1)	3.0	L	21	11	8	8	1	1	0	1	0	0	2	50	71	24.00	4.000				
Heathcliff Slocumb, R ERA: 3.05	(4, 1)	3.1		22	10	5	5	4	2	0	0	0	1	1	49	74	13.50	3.600				
Chuck McElroy, L ERA: 1.57	(7, 1)	0.2		1	0	0	0	0	0	0	0	0	0	2	4	0.00	0.000					
Dave Smith, R ERA: 4.21	(8, 1)	1.0		4	0	0	0	1	1	0	0	1	0	0	9	16	0.00	1.000				
Doug Descenzo, L ERA:	(9, 1)	1.0		4	1	0	0	1	0	0	0	0	0	0	10	16	0.00	1.000				

Pittsburgh Pirates @ Chicago Cubs
Wrigley Field, Chicago, IL
Tue Jul 02 1991, 3:33 AM CDT
Att: 34,332 - Sunny - 83 F


AB 44
R 13
H 22
RBI 13
BB 4
SO 7
LOB 27



Batter	1	2	3	4	5	6	7	8	9	AB	R	H	RBI	BB	SO	LOB	BOTTOM				
Doug Descenzo, S OBP: 0.365, SLG: 0.367 (1, 8)										4	1	1	0	1	0	1					
Mark Grace, L OBP: 0.351, SLG: 0.388 Hector Villanueva, R OBP: 0.293, SLG: 0.455 (7, 3)										3	0	0	0	0	0	1					
23 Ryne Sandberg, R OBP: 0.371, SLG: 0.495 Luis Salazar, R OBP: 0.319, SLG: 0.417 (1, PR)										1	0	0	1	0	0	0					
George Bell, R OBP: 0.333, SLG: 0.491 Ced Landrum, L OBP: 0.297, SLG: 0.241 (7, PR)										3	0	1	0	0	0	1					
Dwight Smith, L OBP: 0.303, SLG: 0.417 (1, 9)										4	1	2	0	0	0	1					
Chico Walker, S OBP: 0.342, SLG: 0.324 (2, 4)										4	1	2	1	0	1	2					
Shawn Dunston, R OBP: 0.272, SLG: 0.385 Dave Smith, R OBP: 0.286, SLG: 0.350 (9, 8)										3	0	1	0	0	0	3					
Jerome Walton, R OBP: 0.286, SLG: 0.350 (9, 8)										4	0	0	0	0	0	6					
Rick Wilkins, L OBP: 0.328, SLG: 0.492 (1, 2)										1	0	0	0	0	0	0					
Shawn Boskie, R OBP: 0.278, SLG: 0.364 Heathcliff Slocumb, R OBP: 0.333, SLG: 0.500 Chuck McElroy, L OBP: 0.296, SLG: 0.292 (8, 6)										1	0	0	0	0	0	0					
Inning Stats	R: 1 E: 0 K: 0 S: 8	H: 0 LOB: 1 BB: 1 P: 17	R: 0 E: 0 K: 0 S: 7	H: 1 LOB: 0 BB: 0 P: 10	R: 0 E: 0 K: 0 S: 8	H: 0 LOB: 0 BB: 0 P: 14	R: 0 E: 0 K: 1 S: 7	H: 1 LOB: 1 BB: 0 P: 11	R: 0 E: 0 K: 0 S: 7	H: 0 LOB: 2 BB: 0 P: 14	R: 0 E: 0 K: 1 S: 8	H: 1 LOB: 1 BB: 0 P: 10	R: 3 E: 0 K: 1 S: 11	H: 4 LOB: 1 BB: 0 P: 15	1B: 8 2B: 2 3B: 0 HR: 0	SF: 0 SAC: 0 DP: 1 HBP: 0	WP: 0 PB: 0 SB: 2 CS: 0	PA: 37			
PITCHER	IP	WLS	BF	H	R	ER	SO	BB	IBB	HBP	BLK	WP	HR	S	P	ERA	WHIP				
Doug Drabek, R ERA: 3.04	(1, 1)	9.0	W	37	9	4	4	3	1	0	0	0	0	75	115	4.00	1.111				

Pittsburgh Pirates @ Chicago Cubs
Wrigley Field, Chicago, IL
Tue Jul 02 1991, 3:33 AM CDT
Att: 34,332 - Sunny - 83 F

AB 36
R 4
H 9
RBI 4
BB 1
SO 3
LOB 20



Batter	1	2	3	4	5	6	7	8	9	AB	R	H	RBI	BB	SO	LOB	TOP					
Orlando Merced, S OBP: 0.372, SLG: 0.436 (1, 3)	G4-3			G6-3		K	P5	HR		5	1	1	3	0	1	0	Pittsburgh Pirates @ Chicago Cubs Wrigley Field, Chicago, IL Wed Jul 03 1991, 3:33 AM CDT Att: 33,432 - Cloudy - 88 F					
Jay Bell, R OBP: 0.316, SLG: 0.425 (1, 6)	F8			HR	1B	BB	G5-3	G6-3		5	2	2	0	0	0	0						
Andy Van Slyke, L OBP: 0.336, SLG: 0.398 (1, 8)	P2			HR		BB	K		G1-5-3	4	2	1	2	1	1	0						
Bobby Bonilla, S OBP: 0.370, SLG: 0.459 (1, 5)		P6			G4-6-3	K		K		5	0	1	0	0	3	2						
Barry Bonds, L OBP: 0.381, SLG: 0.460 (1, 7)	F9			G4-6-3	1B	1B		K	F8	4	1	0	0	1	1	1						
Gary Varsho, L OBP: 0.354, SLG: 0.448 Lloyd McClendon, R OBP: 0.345, SLG: 0.481 (8, PH) (8, 9)	G3-1					F8	2B	HR		3	1	2	2	0	0	0						
Michael LaValliere, L OBP: 0.366, SLG: 0.386 (1, 2)			F7			K	1B	E4		4	1	1	1	0	1	1						
Jose Lind, R OBP: 0.299, SLG: 0.336 (1, 4)			K			F8	1B	E3		4	1	1	1	0	1	2						
Zane Smith, L OBP: 0.306, SLG: 0.333 Gary Redus, R OBP: 0.302, SLG: 0.342 (8, PH) Bob Patterson, R (8, 1) Stan Belinda, R (8, 1)	F7					G4-3	G3-1	HR		3	0	0	0	0	0	3						
Inning Stats	R: 0 E: 0 K: 0 S: 10	H: 0 LOB: 0 BB: 0 P: 17	R: 0 E: 0 K: 0 S: 6	H: 0 LOB: 0 BB: 0 P: 9	R: 0 E: 0 K: 1 S: 7	H: 0 LOB: 0 BB: 0 P: 9	R: 2 E: 0 K: 0 S: 11	H: 3 LOB: 0 BB: 0 P: 19	R: 0 E: 0 K: 1 S: 8	H: 1 LOB: 1 BB: 0 P: 9	R: 4 E: 0 K: 2 S: 18	H: 4 LOB: 2 BB: 2 P: 34	R: 0 E: 0 K: 1 S: 9	H: 0 LOB: 0 BB: 0 P: 14	R: 5 E: 2 K: 2 S: 23	H: 3 LOB: 0 BB: 0 P: 33		R: 0 E: 0 K: 1 S: 9	H: 0 LOB: 0 BB: 0 P: 15	1B: 7 2B: 1 3B: 0 HR: 3	SF: 0 SAC: 0 DP: 1 HBP: 0	WP: 0 PB: 0 SB: 0 CS: 0
PITCHER	IP	WLS	BF	H	R	ER	SO	BB	IBB	HBP	BLK	WP	HR	S	P	ERA	WHIP					
Les Lancaster, R ERA: 3.38 Chuck McElroy, L ERA: 1.52 Paul Assenmacher, L ERA: 3.75 Laddie Renfroe, R ERA: 13.5	5.2	L	24	6	6	6	4	2	0	0	0	0	1	56	92	9.53	1.412					

Batter	1	2	3	4	5	6	7	8	9	AB	R	H	RBI	BB	SO	LOB	BOTTOM				
Jerome Walton, R OBP: 0.285, SLG: 0.348 Paul Assenmacher, L OBP: 0.667, SLG: 0.950 Laddie Renfroe, S (8, PH) Doug Descenzo, S OBP: 0.363, SLG: 0.364 (8, PH)	K		K			FC4-6	L6		L7	4	1	1	0	0	2	0	Pittsburgh Pirates @ Chicago Cubs Wrigley Field, Chicago, IL Wed Jul 03 1991, 3:33 AM CDT Att: 33,432 - Cloudy - 88 F				
Mark Grace, L OBP: 0.352, SLG: 0.396 (1, 3)	G6-3		L4			FC4-6		E3		4	2	2	0	0	0	0					
Shawon Dunston, R OBP: 0.272, SLG: 0.383 (1, 6)	G6-3			K		E6		HR		4	1	1	1	0	1	2					
George Bell, R OBP: 0.329, SLG: 0.485 (1, 7)	G6-3			P6		FC4-6		K		4	0	0	1	0	1	4					
Andre Dawson, R OBP: 0.313, SLG: 0.479 (1, 9)		P4		G4-3		G6-4-3		HR		4	1	1	3	0	0	2					
Luis Salazar, R OBP: 0.318, SLG: 0.412 (1, 5)		F9			G6-3			G4-3		4	0	1	0	0	0	0					
Hector Villanueva, R OBP: 0.294, SLG: 0.451 Damon Berryhill, S OBP: 0.230, SLG: 0.331 (8, PH) (8, 2)			FC4-6		G1-3		FC5-4	F8		3	1	1	0	0	0	1					
Jose Vizcaino, S OBP: 0.293, SLG: 0.290 (1, 4)		FC4-6				L1		G4-3		4	0	1	0	0	0	2					
Les Lancaster, R OBP: 0.286, SLG: 0.357 Chuck McElroy, L OBP: 0.333, SLG: 0.500 Chico Walker, S OBP: 0.344, SLG: 0.355 (8, 8)					G5-3			K		2	0	0	0	0	1	1					
Inning Stats	R: 1 E: 0 K: 1 S: 10	H: 1 LOB: 0 BB: 0 P: 13	R: 0 E: 0 K: 0 S: 6	H: 1 LOB: 1 BB: 0 P: 9	R: 0 E: 0 K: 1 S: 8	H: 0 LOB: 0 BB: 0 P: 12	R: 0 E: 0 K: 1 S: 7	H: 0 LOB: 0 BB: 0 P: 10	R: 0 E: 1 K: 0 S: 7	H: 1 LOB: 1 BB: 0 P: 7	R: 2 E: 0 K: 0 S: 12	H: 2 LOB: 0 BB: 0 P: 16	R: 3 E: 1 K: 1 S: 13	H: 2 LOB: 0 BB: 0 P: 16	R: 0 E: 0 K: 1 S: 8	H: 0 LOB: 0 BB: 0 P: 12		1B: 6 2B: 0 3B: 1 HR: 2	SF: 0 SAC: 0 DP: 1 HBP: 0	WP: 1 PB: 0 SB: 0 CS: 0	PA: 37
PITCHER	IP	WLS	BF	H	R	ER	SO	BB	IBB	HBP	BLK	WP	HR	S	P	ERA	WHIP				
Zane Smith, L ERA: 2.94 Bob Patterson, L ERA: 4.29 Stan Belinda, R ERA: 3.82	7.0	W	28	7	4	4	4	4	0	0	0	0	0	4	4	∞	∞				



Batter	1	2	3	4	5	6	7	8	9	10	11	AB	R	H	RBI	BB	SO	LOB
Orlando Merced, S OBP: 0.380, SLG: 0.458	F7		1B E		K		1B	HR		BB		5	2	3	4	1	1	0
Jay Bell, R OBP: 0.316, SLG: 0.421	P6		1B E		G5-3		1B	BB		F9		5	0	1	0	1	1	2
Andy Van Slyke, L OBP: 0.333, SLG: 0.394 Bob Patterson, R Michael LaValliere, L OBP: 0.364, SLG: 0.383 Bill Landrum, R	K		E4 1B		1B		G4-3	K2-3		L5		5	0	1	1	0	2	3
Bobby Bonilla, S OBP: 0.373, SLG: 0.463		G6-3	1B	G4-3	G4-3			F7	2B		G3-6-3 1B	6	1	3	0	0	0	1
Barry Bonds, L OBP: 0.386, SLG: 0.479		HR	G4-6-3		1B	1B		S BB 1B BB	SH5-4 2B		G3-6-3 1-2f	5	2	3	2	1	0	4
Gary Varsho, L OBP: 0.369, SLG: 0.467				G4-3		1B	WP S 1-2	1B		SH5-4		G6-3	3	1	2	0	1	0
Jose Gonzalez, R		2B						1B HR BB		2-3			1	0	0	0	0	0
Don Slaught, R OBP: 0.277, SLG: 0.291		L9			G6-3			1-3		K		5	0	0	0	0	3	5
Curtis Wilkerson, S OBP: 0.262, SLG: 0.271		L9			1B			G3-1		F7		5	1	2	1	0	0	3
Randy Tomlin, L Bob Kipper, R Gary Radatz, R Neal Heaton, L Lloyd McClendon, R					K			G1-3		HR		2	0	0	0	0	1	1

Inning Stats	R: 0	H: 0	E: 0	K: 1	S: 6	LOB: 0	BB: 0	P: 12	R: 1	H: 2	E: 0	K: 0	S: 8	LOB: 1	BB: 0	P: 14	R: 1	H: 3	E: 1	K: 1	S: 13	LOB: 2	BB: 0	P: 19	R: 0	H: 1	E: 0	K: 0	S: 10	LOB: 1	BB: 0	P: 10	R: 0	H: 2	E: 0	K: 1	S: 11	LOB: 1	BB: 0	P: 15	R: 0	H: 1	E: 0	K: 1	S: 7	LOB: 1	BB: 0	P: 11	R: 5	H: 2	E: 0	K: 2	S: 17	LOB: 1	BB: 4	P: 42	R: 1	H: 2	E: 0	K: 1	S: 10	LOB: 1	BB: 0	P: 17	R: 0	H: 0	E: 0	K: 1	S: 8	LOB: 1	BB: 1	P: 15	R: 0	H: 1	E: 0	K: 0	S: 4	LOB: 0	BB: 0	P: 7	1B: 10	SF: 0	2B: 3	SAC: 1	3B: 0	DP: 2	HR: 2	HBP: 0	WP: 1	PA: 51
--------------	------	------	------	------	------	--------	-------	-------	------	------	------	------	------	--------	-------	-------	------	------	------	------	-------	--------	-------	-------	------	------	------	------	-------	--------	-------	-------	------	------	------	------	-------	--------	-------	-------	------	------	------	------	------	--------	-------	-------	------	------	------	------	-------	--------	-------	-------	------	------	------	------	-------	--------	-------	-------	------	------	------	------	------	--------	-------	-------	------	------	------	------	------	--------	-------	------	--------	-------	-------	--------	-------	-------	-------	--------	-------	--------

Batter	1	2	3	4	5	6	7	8	9	10	11	AB	R	H	RBI	BB	SO	LOB
Jerome Walton, R OBP: 0.281, SLG: 0.342	G3	B5-3			HR 1B	K	FC6-4			G6-3		6	1	1	0	0	1	4
Mark Grace, L OBP: 0.365, SLG: 0.416	G3-1	F8			HR	BB		K			HR	5	2	2	3	1	1	0
Shawon Dunston, R OBP: 0.267, SLG: 0.376	E5 HR		F7		G3	K		P4				5	1	0	0	0	1	2
Andre Dawson, R OBP: 0.318, SLG: 0.491	HR		2B BB		G4-3		HR 1B	K				4	2	2	2	1	1	0
George Bell, R OBP: 0.334, SLG: 0.502 Doug Descenzo, S OBP: 0.367, SLG: 0.369	2B 1B		2B		G4-3		HR		CS 1B			4	1	3	2	0	0	0
Luis Salazar, R OBP: 0.314, SLG: 0.411 Chuck McElroy, L OBP: 0.333, SLG: 0.500	2B		G4-3		G1-3		P4		F8			5	0	1	0	0	0	2
Hector Villanueva, R OBP: 0.305, SLG: 0.452 Rick Wilkins, L OBP: 0.333, SLG: 0.492			G6-3		G6-3	SH 1B	1B	1B		K		2	0	1	0	1	0	0
Jose Vizcaino, S OBP: 0.300, SLG: 0.297			G4-3		G6-3	SH 1B	1B	FC6-4 1B		G1-3		5	1	2	0	0	0	3
Greg Maddux, R OBP: 0.273, SLG: 0.372 Dave Smith, R Paul Assenmacher, L OBP: 0.667, SLG: 0.500 Laddie Rentfro, S Chico Walker, S OBP: 0.341, SLG: 0.351		G1-3			G4-3	SH	P5			K		3	0	0	0	0	0	2


Inning Stats	R: 2	H: 3	E: 1	K: 0	S: 15	LOB: 3	BB: 2	P: 26	R: 0	H: 0	E: 0	K: 0	S: 7	LOB: 0	BB: 0	P: 11	R: 0	H: 1	E: 0	K: 0	S: 9	LOB: 1	BB: 1	P: 15	R: 0	H: 0	E: 0	K: 0	S: 5	LOB: 0	BB: 0	P: 9	R: 2	H: 2	E: 0	K: 2	S: 20	LOB: 2	BB: 1	P: 27	R: 2	H: 4	E: 0	K: 0	S: 12	LOB: 2	BB: 0	P: 18	R: 0	H: 0	E: 0	K: 2	S: 8	LOB: 0	BB: 0	P: 11	R: 0	H: 0	E: 0	K: 1	S: 10	LOB: 0	BB: 1	P: 14	R: 1	H: 1	E: 0	K: 0	S: 3	LOB: 0	BB: 0	P: 3	1B: 8	SF: 0	2B: 2	SAC: 1	3B: 0	DP: 0	HR: 4	HBP: 0	WP: 0	PA: 47
--------------	------	------	------	------	-------	--------	-------	-------	------	------	------	------	------	--------	-------	-------	------	------	------	------	------	--------	-------	-------	------	------	------	------	------	--------	-------	------	------	------	------	------	-------	--------	-------	-------	------	------	------	------	-------	--------	-------	-------	------	------	------	------	------	--------	-------	-------	------	------	------	------	-------	--------	-------	-------	------	------	------	------	------	--------	-------	------	-------	-------	-------	--------	-------	-------	-------	--------	-------	--------

PITCHER	IP	WLS	BF	H	R	ER	SO	BB	IBB	HBP	BLK	WP	HR	S	P	ERA	WHIP
Randy Tomlin, L ERA: 2.91	5.2		29	8	6	2	1	0	0	0	0	0	2	60	93	3.18	1.765
Bob Kipper, L ERA: 6.28	0.1		1	0	0	0	1	0	0	0	0	0	0	4	5	0.00	0.000
Neal Heaton, L ERA: 3.95	1.0		7	4	2	2	0	0	0	0	0	0	1	12	18	18.00	4.000
Bob Patterson, L ERA: 4.01	2.0		6	1	0	0	3	0	0	0	0	0	0	16	21	0.00	0.500
Bill Landrum, R ERA: 2.35	1.0	L	4	1	1	1	1	0	0	0	0	0	1	13	17	9.00	1.000

Pittsburgh Pirates @ Chicago Cubs
 Wrigley Field, Chicago, IL
 Thu Jul 04 1991, 3:33 AM CDT
 Att: 31,098 - Cloudy - 77 F

livebaseballscorecards.com


AB 45
R 8
H 15
RBI 8
BB 5
SO 9
LOB 20



Pittsburgh Pirates @ Chicago Cubs
 Wrigley Field, Chicago, IL
 Thu Jul 04 1991, 3:33 AM CDT
 Att: 31,098 - Cloudy - 77 F

livebaseballscorecards.com

AB 43
R 9
H 14
RBI 7
BB 3
SO 6
LOB 14



Batter	1	2	3	4	5	6	7	8	9	10	11	12	AB	R	H	RBI	BB	SO	LOB	TOP						
Chico Walker, S OBP: 0.346, SLG: 0.360 (1.5) (8.9)	2-1 1B 2B		1-1 G3	1-2 1B			2-3 K			0-0 F7		0-1 G6-3	6	1	2	1	0	1	1							
Mark Grace, L OBP: 0.353, SLG: 0.410 (1.3) (8.9)	2-1 1B 2B		1-1 F8		2-0 G4-3		2-2 P6			0-1 L4		4-0 BB	5	1	1	0	1	0	0							
23 Ryne Sandberg, R OBP: 0.380, SLG: 0.497 (1.4) (8.9)	1-0 2B		4-1 HR BB		1-0 G6-3			0-1 2B		1-0 P2		4-1 BB	4	1	2	2	2	0	0							
Andre Dawson, R OBP: 0.323, SLG: 0.511 (1.9) (8.8)	3-3 K		3-2 HR		2-0 G5-3			1-1 G5-3			1-2 P6	1-2 FC5-4	4	1	1	2	0	1	1							
Jerome Walton, R OBP: 0.286, SLG: 0.356 (8.8) (8.8)			1-1 HR									1-2 FC5-4	2	0	0	0	0	0	3							
George Bell, R OBP: 0.331, SLG: 0.490 (1.7) (8.5)	3-2 G4-3		2-0 L4					0-0 F7 G4-3 1B		1-1 L8-4		0-0 F7	4	0	1	0	0	0	1							
Jose Vizcaino, S OBP: 0.305, SLG: 0.303 (8.5) (8.5)												1-2 F7	1	0	0	0	0	0	0							
Rick Wilkins, L OBP: 0.354, SLG: 0.473 (1.2) (8.7)		1-1 G4-3 G1-3 1B		2-2 FC6-4 HBP		3-2 G4-3			4-0 G4-3 P3 BB		2-3 K		3	0	1	0	1	1								
Shawon Dunston, R OBP: 0.265, SLG: 0.372 (1.6) (8.7)		2-2 G1-3		2-1 FC6-4 2B		0-1 F7			0-0 P3			0-1 2B	5	2	1	0	0	0	4							
Doug Dasencho, S OBP: 0.360, SLG: 0.359 (1.8) (8.7)		1-1 G4-3		0-3 K		0-1 G4-3			1-0 G4-3			0-0 G6-3 2B	5	0	1	1	0	1	4							
Les Lancaster, R OBP: 0.294, SLG: 0.412 (1.1) (8.1)	0-1 P5			2-0 1B				0-0 G5-3		0-0 F8		0-1 P5	3	1	1	1	0	0	1							
Paul Assenmacher, L OBP: 0.067, SLG: 0.500 (8.1) (8.1)													0	0	0	0	0	0	0							
Dwight Smith, L OBP: 0.299, SLG: 0.411 (8.1) (8.1)													0	0	0	0	0	0	1							
Chuck McElroy, L OBP: 0.333, SLG: 0.500 (8.1) (8.1)													0	0	0	0	0	0	0							
Laddie Renfroe, S (8.1) (8.1)													1	0	0	0	0	0	1							
Inning Stats	R: 2 E: 0 K: 11 S: 11	H: 3 LOB: 0 BB: 0 P: 22	R: 0 E: 0 K: 10 S: 10	H: 1 LOB: 1 BB: 0 P: 14	R: 2 E: 0 K: 10 S: 10	H: 1 LOB: 1 BB: 1 P: 20	R: 2 E: 1 K: 11 S: 11	H: 2 LOB: 1 BB: 0 P: 18	R: 0 E: 0 K: 0 S: 3	H: 0 LOB: 0 BB: 0 P: 6	R: 0 E: 1 K: 8 S: 6	H: 1 LOB: 1 BB: 0 P: 11	R: 0 E: 0 K: 7 S: 7	H: 0 LOB: 0 BB: 0 P: 8	R: 0 E: 0 K: 3 S: 3	H: 0 LOB: 0 BB: 1 P: 5	R: 0 E: 0 K: 1 S: 7	H: 0 LOB: 0 BB: 0 P: 10	R: 1 E: 0 K: 0 S: 11	H: 2 LOB: 3 BB: 2 P: 20	1B: 6 2B: 5 3B: 0 HR: 1	SF: 0 SAC: 0 DP: 1 HBP: 1	WP: 0 PB: 0 SB: 2 CS: 0	PA: 49		
PITCHER	IP WLS BF H R ER SO BB IBB HBP BLK WP HR S P ERA WHIP	3.2 1.1 4.1 6.1 9.1 11.1	18 4 10 7 7 2	6 1 2 0 0 1	6 0 0 0 0 1	2 0 0 0 0 0	1 0 0 0 0 0	39 6 12 30 0 14	7 12 0 13 17	14.73 0.00 0.667 0.500 5.40	1.909 0.750 0.667 0.500 1.200	PITCHER	IP WLS BF H R ER SO BB IBB HBP BLK WP HR S P ERA WHIP	12.1 0.1 (12.1)	0.0 W 2 0 0 0 0	1 0 0 0 0 0	4 9	0.00 3.000								

Chicago Cubs @ St. Louis Cardinals
 Busch Stadium, St. Louis, MO
 Sun Jul 07 1991, 7:05 PM CDT
 Att. 39,595 - Sunny - 99 F

AB	44
R	7
H	11
RBI	7
BB	4
SO	4
LOB	18



Batter	1	2	3	4	5	6	7	8	9	10	11	12	AB	R	H	RBI	BB	SO	LOB	BOTTOM						
Milt Thompson, L OBP: 0.394, SLG: 0.478 (1.8) (9.7)	1-0 G4-3		1-0 G3		2-2 L7			1-0 1B	SAFE 2-1 FC1-6 FC6-4		1-3 K		6	1	1	0	0	1	3							
Ozzie Smith, S OBP: 0.415, SLG: 0.378 (1.6) (8.1)	0-1 F8		1-2 F7			1-1 F8		1-2 1B	SAFE 0-0 FC6-4 1B		3-2 G4-3		6	2	1	0	0	0	2							
Todd Zeile, R OBP: 0.352, SLG: 0.403 (1.5) (8.1)	1-0 HR			2-0 F8		3-2 F8		1-2 1B	SAFE 0-2 1B			3-2 1B 2B	6	3	4	2	0	0	0							
Pedro Guerrero, R OBP: 0.342, SLG: 0.391 (1.3) (8.1)	3-2 F9		3-2 FC6-4 1B		1-0 L4			1-3 K	SAFE 1-2 1B			1-1 1B 1B	6	1	3	2	0	1	2							
Felix Jose, S OBP: 0.387, SLG: 0.450 (1.9) (8.1)		3-2 G3-1		0-0 FC6-4		1-0 G3		0-0 1B	SAFE 1-0 P7			0-0 1B	6	1	2	1	0	0	3							
Gerald Perry, L OBP: 0.281, SLG: 0.464 (1.7) (8.1)		3-1 P3		0-3 K		0-0 G4-3		1-0 1B	SAFE 1-2 1B			4-0 F8	3	0	0	0	0	1	1							
Craig Wilson, R OBP: 0.220, SLG: 0.196 (8.1) (8.1)													1	0	1	2	0	0	0							
Gerónimo Peña, S OBP: 0.297, SLG: 0.333 (8.1) (8.1)													1	0	0	0	1	0	0							
Tom Pagnozzi, R OBP: 0.313, SLG: 0.354 (1.2) (8.1)		0-3 K			1-3 K			1-0 HBP	SAFE 3-1 1B			1-2 K	5	0	2	1	0	3	0							
José Oviedo, S OBP: 0.288, SLG: 0.288 (8.1) (8.1)			0-0 G3 SH3-4 1B		4-2 BB			3-2 F8	SAFE 3-2 G5-3			0-1 G4-3	3	0	0	0	0	0	0							
Lee Smith, R OBP: 0.288, SLG: 0.300 (8.1) (8.1)													0	0	0	0	0	0	0							
Rich Gedman, L OBP: 0.288, SLG: 0.300 (8.1) (8.1)													0	0	0	0	0	0	0							
Cris Carpenter, R OBP: 0.288, SLG: 0.300 (8.1) (8.1)													0	0	0	0	0	0	0							
Bob McClure, R OBP: 0.288, SLG: 0.300 (8.1) (8.1)													0	0	0	0	0	0	0							
Willie Fraser, R (12.1) (8.1)													0	0	0	0	0	0	0							
Ken Hill, R OBP: 0.288, SLG: 0.300 (8.1) (8.1)													0	0	0	0	0	0	0							
Chris Carpenter, R OBP: 0.288, SLG: 0.300 (8.1) (8.1)													0	0	0	0	0	0	0							
Ray Lankford, L OBP: 0.288, SLG: 0.300 (8.1) (8.1)													0	0	0	0	0	0	0							
Laddie Renfroe, R OBP: 0.288, SLG: 0.300 (8.1) (8.1)													0	0	0	0	0	0	0							
Inning Stats	R: 1 E: 0 K: 7 S: 7	H: 1 LOB: 0 BB: 0 P: 12	R: 0 E: 0 K: 9 S: 9	H: 0 LOB: 0 BB: 0 P: 15	R: 0 E: 0 K: 9 S: 9	H: 1 LOB: 1 BB: 0 P: 9	R: 0 E: 0 K: 1 S: 5	H: 1 LOB: 1 BB: 0 P: 14	R: 0 E: 0 K: 1 S: 5	H: 0 LOB: 0 BB: 0 P: 10	R: 0 E: 0 K: 1 S: 5	H: 0 LOB: 3 BB: 0 P: 31	R: 1 E: 0 K: 0 S: 14	H: 3 LOB: 2 BB: 0 P: 21	R: 0 E: 0 K: 8 S: 8	H: 0 LOB: 0 BB: 0 P: 10	R: 0 E: 0 K: 1 S: 9	H: 0 LOB: 0 BB: 0 P: 14	R: 2 E: 0 K: 0 S: 12	H: 4 LOB: 3 BB: 1 P: 21	1B: 13 2B: 2 3B: 0 HR: 1	SF: 0 SAC: 1 DP: 0 HBP: 1	WP: 0 PB: 0 SB: 1 CS: 0	PA: 52		
PITCHER	IP WLS BF H R ER SO BB IBB HBP BLK WP HR S P ERA WHIP	7.2 0.1 3.8 0.2 2.1	32 2 3 1 6	7 5 2 1 2	5 0 0 1 2	4 0 0 0 2	1 0 0 0 1	67 6 13 7 36	109 6 13 11 55	5.87 0.00 13.50 7.71	1.043 6.000 1.500 2.571	PITCHER	IP WLS BF H R ER SO BB IBB HBP BLK WP HR S P ERA WHIP	12.1 0.1 (12.1)	0.0 W 2 0 0 0 0	1 0 0 0 0	4 9	0.00 3.000								

Chicago Cubs @ St. Louis Cardinals
 Busch Stadium, St. Louis, MO
 Sun Jul 07 1991, 7:05 PM CDT
 Att. 39,595 - Sunny - 99 F

AB	48
R	8
H	16
RBI	8
BB	2
SO	6
LOB	15




Batter	1	2	3	4	5	6	7	8	9	AB	R	H	RBI	BB	SO	LOB	TOP								
Steve Finley, L OBP: 0.340, SLG: 0.400 (1, 8)	G4-3		G6-3			G3			5 BB 1B	4	1	1	0	0	0	2	Houston Astros @ Chicago Cubs Wrigley Field, Chicago, IL Fri Jul 12 1991, 3:33 AM CDT Att: 33,772 - Cloudy - 85 F								
Craig Biggio, R OBP: 0.374, SLG: 0.383 (1, 2)	K			L7		2-3 1B			K	4	0	1	1	0	2	1									
Jeff Bagwell, R OBP: 0.392, SLG: 0.453 (1, 3)	L9			E6	G6-3	L5			1B BB	3	0	0	0	1	0	1									
Luis Gonzalez, L OBP: 0.299, SLG: 0.437 Mike Simms, R (9, PH)		G3-1		G6-3			K		K	3	0	0	0	0	1	1									
Ken Caminiti, S OBP: 0.298, SLG: 0.370 (1, 5)		K				P5	G3		1B	4	0	1	1	0	1	0									
Eric Anthony, L OBP: 0.222, SLG: 0.207 Scott Servais, R (9, PH)		K				K	L7		K	3	0	0	0	0	2	0									
Rafael Ramirez, R OBP: 0.277, SLG: 0.307 (1, 6)				K		K			G6-3	3	0	0	0	0	2	0									
Casey Candaele, S OBP: 0.306, SLG: 0.373 (1, 4)				SH3 BB		G3 1B 2B			G4-3	2	1	1	0	1	0	0									
Mark Portugal, R OBP: 0.324, SLG: 0.276 Javier Ortiz, R OBP: 0.360, SLG: 0.318 Jim Corsi, R (6, PH) Ken Oberkfell, L OBP: 0.373, SLG: 0.295 Dwayne Henry, R (8, 1)				SH3		L9			G1-4-3	0	0	0	0	0	0	0									
Inning Stats	R: 0 E: 0 K: 1 S: 8	H: 0 LOB: 0 BB: 0 P: 12	R: 0 E: 0 K: 2 S: 8	H: 0 LOB: 0 BB: 0 P: 11	R: 0 E: 0 K: 1 S: 7	H: 0 LOB: 1 BB: 1 P: 12	R: 0 E: 1 K: 0 S: 4	H: 0 LOB: 0 BB: 0 P: 8	R: 0 E: 0 K: 2 S: 7	H: 0 LOB: 0 BB: 0 P: 10	R: 1 E: 0 K: 0 S: 8	H: 2 LOB: 1 BB: 0 P: 12	R: 0 E: 0 K: 1 S: 8	H: 0 LOB: 0 BB: 0 P: 12	R: 0 E: 0 K: 0 S: 6	H: 0 LOB: 0 BB: 0 P: 8		R: 1 E: 0 K: 3 S: 13	H: 2 LOB: 2 BB: 1 P: 21	1B: 3 2B: 1 3B: 0 HR: 0	SF: 0 SAC: 1 DP: 1 HBP: 0	WP: 0 PB: 0 SB: 0 CS: 0	PA: 33		
PITCHER	IP WLS BF H R ER SO BB IBB HBP BLK WP HR S P ERA WHIP	8.1 W 30 3 2 2 8 2 0 0 0 0 0 0 62 97 2.16 0.600	0.2 S 3 1 0 0 2 0 0 0 0 0 0 0 7 9 0.00 1.500																						

AB	30
R	2
H	4
RBI	2
BB	2
SO	10
LOB	10



Batter	1	2	3	4	5	6	7	8	9	AB	R	H	RBI	BB	SO	LOB	BOTTOM							
Chico Walker, S OBP: 0.340, SLG: 0.351 (1, 5)	G6-3 WP 1B	G3		E6		F8			P8	5	1	1	0	0	0	2	Houston Astros @ Chicago Cubs Wrigley Field, Chicago, IL Fri Jul 12 1991, 3:33 AM CDT Att: 33,772 - Cloudy - 85 F							
Mark Grace, L OBP: 0.353, SLG: 0.407 (1, 3)	G6-3		1B 23 BB BB	G6-3		23 G6-3 1B			P5	4	1	1	0	1	0	3								
23 Ryne Sandberg, R OBP: 0.382, SLG: 0.489 (1, 4)	1B WP BB		1B BB	K		G6-3			G6-3	2	1	0	0	2	1	1								
Andre Dawson, R OBP: 0.323, SLG: 0.503 (1, 9)			FC3-6 1B 2B 1B			G4-3			G4-3	3	2	2	0	1	0	1								
George Bell, R OBP: 0.328, SLG: 0.492 Jerome Walton, R OBP: 0.282, SLG: 0.347 (8, 8)			FC3-6 1B			F8			L3	4	0	1	2	0	1	3								
Rick Wilkins, L OBP: 0.352, SLG: 0.468 (1, 2)	G3		1-2 2-H 3-H 1B	F7		E6			F9	4	0	0	0	0	0	5								
Doug Dascenzo, S OBP: 0.350, SLG: 0.348 (8, 7)			FC3-6 2B			FC4-6 1B			K	4	0	0	1	0	2	3								
Jose Vizcaino, S OBP: 0.341, SLG: 0.378 (1, 6)			1B			FC4-6 1B			SH3 1B	4	0	4	1	0	0	0								
Frank Castillo, R OBP: 0.083, SLG: 0.083 Paul Assenmacher, L OBP: 0.067, SLG: 0.500 (9, 1)			2B			F9			SH3	3	0	1	0	0	0	4								
Inning Stats	R: 1 E: 0 K: 1 S: 17	H: 2 LOB: 2 BB: 1 P: 28	R: 0 E: 0 K: 1 S: 10	H: 2 LOB: 1 BB: 0 P: 12	R: 3 E: 0 K: 0 S: 19	H: 3 LOB: 2 BB: 2 P: 33	R: 0 E: 1 K: 1 S: 8	H: 0 LOB: 0 BB: 0 P: 11	R: 1 E: 1 K: 0 S: 6	H: 1 LOB: 2 BB: 1 P: 11	R: 0 E: 0 K: 0 S: 7	H: 1 LOB: 1 BB: 0 P: 10	R: 0 E: 0 K: 1 S: 7	H: 0 LOB: 0 BB: 0 P: 9	R: 0 E: 0 K: 0 S: 7	H: 1 LOB: 1 BB: 0 P: 13		1B: 8 2B: 2 3B: 0 HR: 0	SF: 0 SAC: 1 DP: 1 HBP: 0	WP: 1 PB: 0 SB: 1 CS: 0	PA: 38			
PITCHER	IP WLS BF H R ER SO BB IBB HBP BLK WP HR S P ERA WHIP	5.0 L 27 8 5 4 3 4 0 0 0 0 0 0 60 95 7.20 2.400	2.0 7 1 0 0 1 0 0 0 0 0 0 0 0 14 19 0.00 0.500	1.0 4 1 0 0 0 0 0 0 0 0 0 0 0 7 13 0.00 1.000																				

AB	33
R	5
H	10
RBI	4
BB	4
SO	4
LOB	22



Batter	1	2	3	4	5	6	7	8	9	AB	R	H	RBI	BB	SO	LOB	TOP			
Steve Finley, L (1, 8) OBP: 0.345, SLG: 0.408	1-2 1B 5 SF9 2B	3-1 1B			2-2 1B FC5-4		0-0 G3			4	1	3	0	0	0	0				
Craig Biggio, R (1, 2) OBP: 0.372, SLG: 0.381	0-1 FC3-6 2B 1B	0-0 G5-3			0-0 FC5-4 5 G5-3 1-2		1-2 P4			4	0	1	0	0	0	2				
5 Jeff Bagwell, R (1, 3) OBP: 0.387, SLG: 0.448	0-0 SF9		0-1 L8		3-2 G5-3 1-2			2-3 K		3	0	0	1	0	1	1				
Luis Gonzalez, L (1, 7) OBP: 0.295, SLG: 0.431	2-2 FC3-6 1B 2B		0-1 F7		1-1 L8			0-1 L8		4	1	0	0	0	0	2				
Ken Caminiti, S (1, 5) OBP: 0.300, SLG: 0.372	2-0 2B 1B		1-1 1B		2-2 F8			1-1 G4-3		4	1	2	0	0	0	0				
Eric Anthony, L (1, 9) OBP: 0.233, SLG: 0.231	1-2 1B 2B		1-1 F8		1-1 F8			3-1 FC6-4 1B		4	0	2	2	0	0	1				
Rafael Ramirez, R (1, 6) OBP: 0.283, SLG: 0.313 Eric Yelding, R (9, PR) OBP: 0.276, SLG: 0.299	1-2 P9		0-0 G6-4-3 1B		2-0 1B			1-2 FC6-4 CS 1-2		4	0	2	0	0	0	2				
Casey Candaele, S (1, 4) OBP: 0.302, SLG: 0.368		0-3 K		0-0 F8		1-1 K		2-3 K		4	0	0	0	0	3	3				
Pete Harnisch, S (1, 1) OBP: 0.135, SLG: 0.111 Gerald Young, S (7, PH) OBP: 0.292, SLG: 0.304 Mike Capel, R (7, 1)		0-0 B1-3		1-1 G6-4-3 1-2		1-3 K				2	0	0	0	0	0	1				
Inning Stats	R: 3 E: 0 K: 0 S: 17	H: 4 LOB: 1 BB: 0 P: 24	R: 0 E: 0 K: 1 S: 8	H: 1 LOB: 1 BB: 0 P: 11	R: 0 E: 0 K: 0 S: 8	H: 1 LOB: 1 BB: 0 P: 10	R: 0 E: 0 K: 1 S: 10	H: 1 LOB: 1 BB: 0 P: 16	R: 0 E: 0 K: 1 S: 9	H: 1 LOB: 1 BB: 0 P: 17	R: 0 E: 0 K: 1 S: 7	H: 0 LOB: 0 BB: 0 P: 9	R: 0 E: 0 K: 1 S: 7	H: 0 LOB: 0 BB: 0 P: 10	R: 0 E: 0 K: 1 S: 10	H: 1 LOB: 1 BB: 0 P: 16	1B: 8 2B: 2 3B: 0 HR: 0	SF: 1 SAC: 0 DP: 1 HBP: 0	WP: 0 PB: 0 SB: 0 CS: 1	PA: 35
PITCHER Les Lancaster, R (1, 1) ERA: 3.54	IP: 9.0 WLS: W BF: 35 H: 10 R: 3 ER: 3 SO: 5 BB: 0 IBB: 0 HBP: 0 BLK: 0 WP: 0 HR: 0 S: 80 P: 118 ERA: 3.00 WHIP: 1.111															PITCHER				

Houston Astros @ Chicago Cubs
Wrigley Field, Chicago, IL
Sat Jul 13, 1991, 3:33 AM CDT
Att: 32,588 - Cloudy - 71 F

AB	34
R	3
H	10
RBI	3
BB	0
SO	5
LOB	12



Batter	1	2	3	4	5	6	7	8	9	AB	R	H	RBI	BB	SO	LOB	BOTTOM	
Chico Walker, S (1, 8) OBP: 0.391, SLG: 0.358 (8, 5)	2-2 L6		4-2 2B 2B BB	2-2 1B		2-2 CS 1B				3	1	2	0	1	0	0		
Mark Grace, L (1, 3) OBP: 0.355, SLG: 0.409	4-2 23 E SF9 BB		0-0 2B 2B	0-0 P6		2-1 CS 1-2	2-2 G3			3	2	1	0	1	0	1		
23 Ryne Sandberg, R (1, 4) OBP: 0.380, SLG: 0.489	0-1 E4 1-3		2-1 F8	2-3 K		1-0 1B 2B				4	1	1	0	0	1	4		
Andre Dawson, R (1, 9) OBP: 0.319, SLG: 0.498	2-0 SF9		2-3 K		0-2 P6		1-2 G5-3			3	0	0	1	0	1	3		
George Bell, R (1, 7) OBP: 0.333, SLG: 0.498 Ced Landrum, L (7, PR) OBP: 0.267, SLG: 0.241 (8, 7)	2-0 L5		0-2 1B 2B	0-1 G6-3 1B		0-2 G6-3 2H 1B				4	0	3	3	0	0	1		
Luis Salazar, R (1, 5) OBP: 0.321, SLG: 0.440 Doug Dascenzo, S (8, 8) OBP: 0.350, SLG: 0.348		0-2 G4-3 G3 1B	1-1 BB 1B	1-2 G6-3		1-1 G6-3 1-3	0-0 L8			4	0	2	0	0	0	2		
Damon Berryhill, S (1, 2) OBP: 0.290, SLG: 0.323 Rick Wilkins, L (9, 2) OBP: 0.352, SLG: 0.468		2-2 G3	4-0 BB	1-3 K		1-3 K		1-1 F7		3	0	0	0	1	1	2		
Jose Vizcaino, S (1, 6) OBP: 0.326, SLG: 0.360		1-2 G4-3	1-3 K		0-1 B1-3		1-1 G1-3			4	0	0	0	0	1	4		
Les Lancaster, R (1, 1) OBP: 0.238, SLG: 0.333		1-3 K		2-2 L5		0-1 F8		2-3 K		4	0	0	0	0	2	1		
Inning Stats	R: 1 E: 1 K: 0 S: 10	H: 0 LOB: 1 BB: 1 P: 20	R: 0 E: 0 K: 1 S: 13	H: 1 LOB: 1 BB: 0 P: 17	R: 2 E: 0 K: 2 S: 19	H: 3 LOB: 3 BB: 2 P: 33	R: 0 E: 0 K: 1 S: 12	H: 1 LOB: 1 BB: 0 P: 18	R: 0 E: 0 K: 0 S: 9	H: 1 LOB: 0 BB: 0 P: 12	R: 1 E: 0 K: 0 S: 11	H: 2 LOB: 1 BB: 0 P: 15	R: 0 E: 0 K: 1 S: 7	H: 0 LOB: 0 BB: 0 P: 11	1B: 6 2B: 3 3B: 0 HR: 0	SF: 1 SAC: 0 DP: 0 HBP: 0	WP: 0 PB: 0 SB: 2 CS: 1	PA: 37
PITCHER Pete Harnisch, R (1, 1) ERA: 2.26 Mike Capel, R (7, 1) ERA: 2.12	IP: 6.0 WLS: L BF: 8 H: 2 R: 1 ER: 1 SO: 1 BB: 0 IBB: 0 HBP: 0 BLK: 0 WP: 0 HR: 0 S: 75 P: 114 ERA: 3.00 WHIP: 1.667															PITCHER		

Houston Astros @ Chicago Cubs
Wrigley Field, Chicago, IL
Sat Jul 13, 1991, 3:33 AM CDT
Att: 32,588 - Cloudy - 71 F

AB	32
R	4
H	9
RBI	4
BB	3
SO	6
LOB	18



Batter	1	2	3	4	5	6	7	8	9	AB	R	H	RBI	BB	SO	LOB	TOP					
Steve Finley, L (1, 8) OBP: 0.346, SLG: 0.421	2-2 HR		2-2 F8		0-0 1B 5 G6-4-3	0-0 G5-3			0-1 1B	5	2	3	1	0	0	2						
Craig Biggio, R (1, 2) OBP: 0.376, SLG: 0.383	0-0 B3		3-2 1B		0-0 1B 5 G6-4-3		4-2 1B		2-2 P8	4	0	2	0	1	0	1						
5 Jeff Bagwell, R (1, 3) OBP: 0.387, SLG: 0.448	3-3 K		3-1 1B		2-0 G6-4-3		0-3 BB		1-2 FC5-4 1B	5	0	2	0	0	2	2						
Luis Gonzalez, L (1, 7) OBP: 0.298, SLG: 0.432 Javier Ortiz, R (9, PH) OBP: 0.346, SLG: 0.304	1-1 1B		0-0 G3-1		1-2 1B		2-3 K		3-1 L7	4	0	2	0	0	1	3						
Ken Caminiti, S (1, 5) OBP: 0.302, SLG: 0.375	3-3 K			0-0 2B	1-0 F8		0-1 1B		2-2 FC5-4	5	1	2	0	0	1	4						
Eric Anthony, L (1, 9) OBP: 0.226, SLG: 0.223 Mike Simms, R (7, PH) (7, 9)		1-1 P8		0-3 K		2-1 F8		3-2 G6-3		3	0	0	0	0	1	1						
Rafael Ramirez, R (1, 4) OBP: 0.282, SLG: 0.318		3-1 G6-3		2-1 2B		2-1 F8			1-3 K	4	0	1	1	0	1	0						
Eric Yelding, R (1, 6) OBP: 0.276, SLG: 0.298		2-3 K		2-3 K		1-1 1B		2-2 G1-3		4	0	1	0	0	2	1						
Darryl Kile, R (4, PH) Gerard Young, S (4, PH) Dwayne Henry, R (4, 1) Casey Candaele, S (6, PH) Jim Corsi, R (8, 1) Ken Oberkfell, L (8, PH) Al Osuna, R (8, 1)			2-3 K	0-0 F9		4-2 BB		2-2 L7		1	0	0	0	0	1	0						
Inning Stats	R: 1 E: 0 K: 2 S: 18	H: 2 LOB: 1 BB: 0 P: 27	R: 0 E: 0 K: 1 S: 7	H: 0 LOB: 0 BB: 0 P: 13	R: 0 E: 0 K: 1 S: 13	H: 2 LOB: 2 BB: 0 P: 23	R: 1 E: 0 K: 2 S: 10	H: 2 LOB: 1 BB: 0 P: 14	R: 1 E: 0 K: 0 S: 6	H: 3 LOB: 1 BB: 0 P: 11	R: 0 E: 0 K: 0 S: 11	H: 1 LOB: 2 BB: 1 P: 19	R: 0 E: 0 K: 2 S: 19	H: 1 LOB: 2 BB: 1 P: 28	R: 0 E: 0 K: 1 S: 12	H: 0 LOB: 0 BB: 0 P: 17	R: 0 E: 0 K: 0 S: 13	H: 2 LOB: 2 BB: 0 P: 21	1B: 10 2B: 2 3B: 0 HR: 1	SF: 0 SAC: 0 DP: 1 HBP: 0	WP: 0 PA: 41 PB: 0 SB: 1 CS: 0	
PITCHER	IP WLS BF H R ER SO BB IBB HBP BLK WP HR S P ERA WHIP	IP WLS BF H R ER SO BB IBB HBP BLK WP HR S P ERA WHIP	IP WLS BF H R ER SO BB IBB HBP BLK WP HR S P ERA WHIP	IP WLS BF H R ER SO BB IBB HBP BLK WP HR S P ERA WHIP	IP WLS BF H R ER SO BB IBB HBP BLK WP HR S P ERA WHIP	IP WLS BF H R ER SO BB IBB HBP BLK WP HR S P ERA WHIP	IP WLS BF H R ER SO BB IBB HBP BLK WP HR S P ERA WHIP	IP WLS BF H R ER SO BB IBB HBP BLK WP HR S P ERA WHIP	IP WLS BF H R ER SO BB IBB HBP BLK WP HR S P ERA WHIP	IP WLS BF H R ER SO BB IBB HBP BLK WP HR S P ERA WHIP	IP WLS BF H R ER SO BB IBB HBP BLK WP HR S P ERA WHIP	IP WLS BF H R ER SO BB IBB HBP BLK WP HR S P ERA WHIP	IP WLS BF H R ER SO BB IBB HBP BLK WP HR S P ERA WHIP	IP WLS BF H R ER SO BB IBB HBP BLK WP HR S P ERA WHIP	IP WLS BF H R ER SO BB IBB HBP BLK WP HR S P ERA WHIP	IP WLS BF H R ER SO BB IBB HBP BLK WP HR S P ERA WHIP	IP WLS BF H R ER SO BB IBB HBP BLK WP HR S P ERA WHIP	IP WLS BF H R ER SO BB IBB HBP BLK WP HR S P ERA WHIP	IP WLS BF H R ER SO BB IBB HBP BLK WP HR S P ERA WHIP	IP WLS BF H R ER SO BB IBB HBP BLK WP HR S P ERA WHIP	IP WLS BF H R ER SO BB IBB HBP BLK WP HR S P ERA WHIP	IP WLS BF H R ER SO BB IBB HBP BLK WP HR S P ERA WHIP

Houston Astros @ Chicago Cubs
Wrigley Field, Chicago, IL
Sun Jul 14 1991, 3:33 AM CDT
Att: 33,750 - Sunny - 72 F

AB	39
R	3
H	13
RBI	2
BB	2
SO	9
LOB	19



Batter	1	2	3	4	5	6	7	8	9	AB	R	H	RBI	BB	SO	LOB	BOTTOM					
Chico Walker, S (1, 5) OBP: 0.395, SLG: 0.362 Shawon Dunston, R (9, 6) OBP: 0.265, SLG: 0.370	1-1 23 BB G6-3 1B		0-0 23 BB 1B WP		1-1 F8			2-2 G5-3		4	2	2	0	0	0	0						
Mark Grace, L (1, 3) OBP: 0.354, SLG: 0.407	1-1 F7		0-2 WP 23 BB E 1B		3-3 K			1-3 K		4	1	1	0	0	2	1						
23 Ryne Sandberg, R (1, 4) OBP: 0.379, SLG: 0.484	1-0 G6-3		4-1 E WP 2B BB		1-0 F7			3-2 F9		3	1	0	0	1	0	1						
Andre Dawson, R (1, 9) OBP: 0.319, SLG: 0.497	0-1 CS 1B		1-1 E6 2B			0-1 P3				3	0	1	1	0	0	1						
George Bell, R (1, 7) OBP: 0.333, SLG: 0.500	2-2 CS		1-0 G5-3		1-2 2B		1-1 G5-3			3	0	1	1	0	0	0						
Rick Wilkins, L (1, 2) OBP: 0.341, SLG: 0.451		2-3 K	0-3 K			2-1 G3				3	0	0	0	0	2	2						
Jose Vizcaino, S (1, 6) OBP: 0.316, SLG: 0.348		1-3 K		2-2 G6-3			3-3 K			3	0	0	0	0	2	0						
Ced Landrum, L (1, 8) OBP: 0.242, SLG: 0.219			1-3 K		3-2 F8			2-3 K		3	0	0	0	0	2	0						
Mike Bielecki, R (1, 1) OBP: 0.167, SLG: 0.091 Chuck McElroy, L (6, 1) OBP: 0.333, SLG: 0.500 Dwight Smith, L (7, PH) OBP: 0.291, SLG: 0.400 Dave Smith, R (8, 1) Paul Assenmacher, L (9, 1) OBP: 0.667, SLG: 0.500			2-3 K		2-3 K		1-0 L6			2	0	0	0	0	2	0						
Inning Stats	R: 1 E: 0 K: 0 S: 9	H: 2 LOB: 0 BB: 0 P: 14	R: 0 E: 0 K: 2 S: 7	H: 0 LOB: 0 BB: 0 P: 11	R: 3 E: 1 K: 3 S: 20	H: 3 LOB: 2 BB: 1 P: 29	R: 0 E: 0 K: 1 S: 10	H: 0 LOB: 0 BB: 0 P: 17	R: 0 E: 0 K: 0 S: 6	H: 0 LOB: 0 BB: 0 P: 11	R: 0 E: 0 K: 0 S: 6	H: 0 LOB: 0 BB: 0 P: 9	R: 0 E: 0 K: 2 S: 8	H: 0 LOB: 0 BB: 0 P: 14	R: 0 E: 0 K: 1 S: 11	H: 0 LOB: 0 BB: 0 P: 17	R: 0 E: 0 K: 0 S: 13	H: 0 LOB: 0 BB: 0 P: 21	1B: 4 2B: 1 3B: 0 HR: 0	SF: 0 SAC: 0 DP: 0 HBP: 0	WP: 1 PA: 31 PB: 0 SB: 0 CS: 1	
PITCHER	IP WLS BF H R ER SO BB IBB HBP BLK WP HR S P ERA WHIP	IP WLS BF H R ER SO BB IBB HBP BLK WP HR S P ERA WHIP	IP WLS BF H R ER SO BB IBB HBP BLK WP HR S P ERA WHIP	IP WLS BF H R ER SO BB IBB HBP BLK WP HR S P ERA WHIP	IP WLS BF H R ER SO BB IBB HBP BLK WP HR S P ERA WHIP	IP WLS BF H R ER SO BB IBB HBP BLK WP HR S P ERA WHIP	IP WLS BF H R ER SO BB IBB HBP BLK WP HR S P ERA WHIP	IP WLS BF H R ER SO BB IBB HBP BLK WP HR S P ERA WHIP	IP WLS BF H R ER SO BB IBB HBP BLK WP HR S P ERA WHIP	IP WLS BF H R ER SO BB IBB HBP BLK WP HR S P ERA WHIP	IP WLS BF H R ER SO BB IBB HBP BLK WP HR S P ERA WHIP	IP WLS BF H R ER SO BB IBB HBP BLK WP HR S P ERA WHIP	IP WLS BF H R ER SO BB IBB HBP BLK WP HR S P ERA WHIP	IP WLS BF H R ER SO BB IBB HBP BLK WP HR S P ERA WHIP	IP WLS BF H R ER SO BB IBB HBP BLK WP HR S P ERA WHIP	IP WLS BF H R ER SO BB IBB HBP BLK WP HR S P ERA WHIP	IP WLS BF H R ER SO BB IBB HBP BLK WP HR S P ERA WHIP	IP WLS BF H R ER SO BB IBB HBP BLK WP HR S P ERA WHIP	IP WLS BF H R ER SO BB IBB HBP BLK WP HR S P ERA WHIP	IP WLS BF H R ER SO BB IBB HBP BLK WP HR S P ERA WHIP	IP WLS BF H R ER SO BB IBB HBP BLK WP HR S P ERA WHIP	IP WLS BF H R ER SO BB IBB HBP BLK WP HR S P ERA WHIP

Houston Astros @ Chicago Cubs
Wrigley Field, Chicago, IL
Sun Jul 14 1991, 3:33 AM CDT
Att: 33,750 - Sunny - 72 F

AB	29
R	4
H	5
RBI	2
BB	1
SO	10
LOB	5



Batter	1	2	3	4	5	6	7	8	9	AB	R	H	RBI	BB	SO	LOB	TOP				
Chico Walker, S OBP: 0.363, SLG: 0.378 Jose Vizcaino, S OBP: 0.316, SLG: 0.348	2-2 WP SF9 1B	2-1 G4-3 2B		2-2 G3-1		1-0 23 BB WP BB 1B	G3			5	2	3	3	0	0	2					
Mark Grace, L OBP: 0.352, SLG: 0.402	1-0 G6-3 1-2	2-0 G4-3 2-3			2-2 F8	4-0 23 BB 1B		0-0 G3-1		4	0	0	0	1	0	2					
23 Ryne Sandberg, R OBP: 0.379, SLG: 0.480	4-2 WP BB	0-2 P4			3-3 K	4-2 BB BB		1-1 F9		3	0	0	0	2	1	1					
Andre Dawson, R OBP: 0.321, SLG: 0.495	3-2 SF9 1-2 2H			1-2 E6	0-0 1B	4-1 BB		3-3 K		3	0	1	2	1	1	0					
George Bell, R OBP: 0.331, SLG: 0.495 Paul Assenmacher, L OBP: 0.667, SLG: 0.500	2-3 K		0-0 F7		1-2 1B	0-0 G1-4-3 BB		0-2 P6		5	0	1	0	0	1	5					
Luis Salazar, R OBP: 0.325, SLG: 0.461 Doug Dascenzo, S OBP: 0.354, SLG: 0.348		1-1 HR	0-1 F8		0-3 K		0-0 S 1B	4-1 G4-6-3 BB		4	1	2	1	0	1	3					
Shawon Dunston, R OBP: 0.267, SLG: 0.369		4-1 SH1-4 2B BB	0-1 P6		1-0 F8	0-1 1B		1-2 G4-6-3 1-2		4	1	1	0	1	0	2					
Damon Berryhill, S OBP: 0.238, SLG: 0.318 Rick Wilkins, L OBP: 0.341, SLG: 0.451		4-2 SH1-4 2B BB		1-2 F8		4-1 G6-3 1B BB		1-1 P6		2	2	0	0	2	0	2					
Greg Maddux, R OBP: 0.250, SLG: 0.340 Dave Smith, R OBP: 0.333, SLG: 0.500 Jerome Walton, R OBP: 0.282, SLG: 0.347		1-2 SH1-4		0-0 F8		1-0 G6-3		0-3 K		3	0	0	0	0	1	3					
Inning Stats	R: 1 E: 0 K: 1 S: 14	H: 1 LOB: 1 BB: 1 P: 26	R: 3 E: 0 K: 0 S: 14	H: 2 LOB: 1 BB: 2 P: 28	R: 0 E: 1 K: 0 S: 8	H: 0 LOB: 1 BB: 0 P: 9	R: 0 E: 0 K: 0 S: 7	H: 0 LOB: 0 BB: 0 P: 10	R: 0 E: 0 K: 2 S: 15	H: 2 LOB: 2 BB: 0 P: 21	R: 0 E: 0 K: 1 S: 11	H: 2 LOB: 0 BB: 0 P: 14	R: 0 E: 0 K: 1 S: 6	H: 0 LOB: 0 BB: 0 P: 10	R: 0 E: 0 K: 0 S: 9	H: 0 LOB: 0 BB: 1 P: 14	1B: 6 2B: 1 3B: 0 HR: 1	SF: 1 LOB: 0 DP: 1 HBP: 0	WP: 2 PB: 0 SB: 2 CS: 0	PA: 43	
PITCHER	IP WLS BF H R ER SO BB IBB HBP BLK WP HR S P ERA WHIP	IP WLS BF H R ER SO BB IBB HBP BLK WP HR S P ERA WHIP	IP WLS BF H R ER SO BB IBB HBP BLK WP HR S P ERA WHIP	IP WLS BF H R ER SO BB IBB HBP BLK WP HR S P ERA WHIP	IP WLS BF H R ER SO BB IBB HBP BLK WP HR S P ERA WHIP	IP WLS BF H R ER SO BB IBB HBP BLK WP HR S P ERA WHIP	IP WLS BF H R ER SO BB IBB HBP BLK WP HR S P ERA WHIP	IP WLS BF H R ER SO BB IBB HBP BLK WP HR S P ERA WHIP	IP WLS BF H R ER SO BB IBB HBP BLK WP HR S P ERA WHIP	IP WLS BF H R ER SO BB IBB HBP BLK WP HR S P ERA WHIP	IP WLS BF H R ER SO BB IBB HBP BLK WP HR S P ERA WHIP	IP WLS BF H R ER SO BB IBB HBP BLK WP HR S P ERA WHIP	IP WLS BF H R ER SO BB IBB HBP BLK WP HR S P ERA WHIP	IP WLS BF H R ER SO BB IBB HBP BLK WP HR S P ERA WHIP	IP WLS BF H R ER SO BB IBB HBP BLK WP HR S P ERA WHIP	IP WLS BF H R ER SO BB IBB HBP BLK WP HR S P ERA WHIP	IP WLS BF H R ER SO BB IBB HBP BLK WP HR S P ERA WHIP	IP WLS BF H R ER SO BB IBB HBP BLK WP HR S P ERA WHIP	IP WLS BF H R ER SO BB IBB HBP BLK WP HR S P ERA WHIP	IP WLS BF H R ER SO BB IBB HBP BLK WP HR S P ERA WHIP	IP WLS BF H R ER SO BB IBB HBP BLK WP HR S P ERA WHIP

Chicago Cubs @ Atlanta Braves
Atlanta-Fulton County Stadium, Atlanta, GA
Mon Jul 15 1991, 7:05 PM EDT
Att: 25,057 - Cloudy - 76 F

AB 33
R 6
H 8
RBI 6
BB 8
SO 5
LOB 20



Batter	1	2	3	4	5	6	7	8	9	AB	R	H	RBI	BB	SO	LOB	BOTTOM					
Otis Nixon, S OBP: 0.397, SLG: 0.358	1-0 G5-3		2-3 K			0-1 F7	1-1 1-2 2H 1B		1-3 K	5	0	1	1	0	2	1						
Jeff Treadway, L OBP: 0.385, SLG: 0.412 Kent Mercker, L OBP: 0.263, SLG: 0.257	0-0 F8			0-0 G4-3		3-1 F7	1-2 F7		2-3 K	4	0	0	0	0	0	2						
Rafael Belliard, R OBP: 0.263, SLG: 0.257										1	0	0	0	0	1	1						
Terry Pendleton, S OBP: 0.382, SLG: 0.521	1-0 2B			2-0 G3-1		3-1 1B 1B	1-0 G3-1			4	1	2	0	0	0	0						
Ron Gant, R OBP: 0.305, SLG: 0.498	0-2 F7			2-1 P3		2-1 F9 1B 1B	3-2 BB 1B			4	1	2	0	0	0	1						
Lonnie Smith, R OBP: 0.345, SLG: 0.388 Deion Sanders, L OBP: 0.273, SLG: 0.295						1-0 F8 PB 1B	2-3 K			2	0	0	0	0	2	0						
Jeff Blauser, R OBP: 0.368, SLG: 0.455		1-2 G5-3				1-2 F9	4-2 BB			3	0	0	0	1	1	2						
Brian Hunter, R OBP: 0.351, SLG: 0.571		2-2 G4-3				1-2 PB 1B 1B	1-0 F8			4	1	2	1	0	0	2						
Greg Olson, R OBP: 0.323, SLG: 0.370 Rick Mahler, R OBP: 0.091, SLG: 0.091 Mark Lemke, S OBP: 0.324, SLG: 0.318						1-1 F9	3-1 F8		1-3 K	2	0	0	0	0	1	1						
Pete Smith, R OBP: 0.231, SLG: 0.167 Dan Petry, R OBP: 0.293, SLG: 0.270						2-0 G5-3	4-2 1B BB		4-1 BB	0	0	0	0	0	0	0						
Inning Stats	R: 0 E: 0 K: 0 S: 6	H: 1 LOB: 0 BB: 0 P: 8	R: 0 E: 0 K: 1 S: 10	H: 0 LOB: 0 BB: 0 P: 16	R: 0 E: 0 K: 2 S: 10	H: 0 LOB: 0 BB: 0 P: 16	R: 0 E: 0 K: 0 S: 4	H: 0 LOB: 0 BB: 0 P: 8	R: 0 E: 0 K: 2 S: 11	H: 1 LOB: 1 BB: 0 P: 15	R: 0 E: 0 K: 0 S: 5	H: 0 LOB: 0 BB: 0 P: 10	R: 4 E: 0 K: 0 S: 18	H: 5 LOB: 2 BB: 1 P: 35	R: 0 E: 0 K: 1 S: 13	H: 1 LOB: 2 BB: 1 P: 24	R: 0 E: 0 K: 3 S: 10	H: 0 LOB: 1 BB: 1 P: 18	1B: 7 2B: 1 3B: 0 HR: 0	SF: 0 LOB: 0 DP: 0 HBP: 0	WP: 0 PB: 1 SB: 0 CS: 0	PA: 38
PITCHER	IP WLS BF H R ER SO BB IBB HBP BLK WP HR S P ERA WHIP	IP WLS BF H R ER SO BB IBB HBP BLK WP HR S P ERA WHIP	IP WLS BF H R ER SO BB IBB HBP BLK WP HR S P ERA WHIP	IP WLS BF H R ER SO BB IBB HBP BLK WP HR S P ERA WHIP	IP WLS BF H R ER SO BB IBB HBP BLK WP HR S P ERA WHIP	IP WLS BF H R ER SO BB IBB HBP BLK WP HR S P ERA WHIP	IP WLS BF H R ER SO BB IBB HBP BLK WP HR S P ERA WHIP	IP WLS BF H R ER SO BB IBB HBP BLK WP HR S P ERA WHIP	IP WLS BF H R ER SO BB IBB HBP BLK WP HR S P ERA WHIP	IP WLS BF H R ER SO BB IBB HBP BLK WP HR S P ERA WHIP	IP WLS BF H R ER SO BB IBB HBP BLK WP HR S P ERA WHIP	IP WLS BF H R ER SO BB IBB HBP BLK WP HR S P ERA WHIP	IP WLS BF H R ER SO BB IBB HBP BLK WP HR S P ERA WHIP	IP WLS BF H R ER SO BB IBB HBP BLK WP HR S P ERA WHIP	IP WLS BF H R ER SO BB IBB HBP BLK WP HR S P ERA WHIP	IP WLS BF H R ER SO BB IBB HBP BLK WP HR S P ERA WHIP	IP WLS BF H R ER SO BB IBB HBP BLK WP HR S P ERA WHIP	IP WLS BF H R ER SO BB IBB HBP BLK WP HR S P ERA WHIP	IP WLS BF H R ER SO BB IBB HBP BLK WP HR S P ERA WHIP	IP WLS BF H R ER SO BB IBB HBP BLK WP HR S P ERA WHIP	IP WLS BF H R ER SO BB IBB HBP BLK WP HR S P ERA WHIP	IP WLS BF H R ER SO BB IBB HBP BLK WP HR S P ERA WHIP


Chicago Cubs @ Atlanta Braves
Atlanta-Fulton County Stadium, Atlanta, GA
Mon Jul 15 1991, 7:05 PM EDT
Att: 25,057 - Cloudy - 76 F

AB 35
R 4
H 8
RBI 3
BB 3
SO 9
LOB 13



Batter	1	2	3	4	5	6	7	8	9	AB	R	H	RBI	BB	SO	LOB	TOP								
Jerome Walton, R OBP: 0.282, SLG: 0.342 (1, 8)	E4 23 S SF9		P5				K			3	1	0	0	0	1	1	Chicago Cubs @ Atlanta Braves Atlanta-Fulton County Stadium, Atlanta, GA Tue Jul 16 1991, 7:05 PM EDT Att: 25,893 - Cloudy - 77 F								
Mark Grace, L OBP: 0.353, SLG: 0.402 (1, 3)	F7		23 HR BB				G4-3			3	1	1	0	1	0	1									
23 Ryne Sandberg, R OBP: 0.380, SLG: 0.488 (1, 4)	SF9 BB		HR				G6-3			3	1	1	2	1	0	2									
Andre Dawson, R OBP: 0.320, SLG: 0.493 (1, 9)	SF9		L9				K			3	1	1	1	0	1	0									
George Bell, R OBP: 0.331, SLG: 0.492 (1, 7)	P4						F8			4	1	1	0	0	0	1									
Luis Salazar, R OBP: 0.320, SLG: 0.452 (1, 5)							F7			3	0	0	0	0	0	0									
Shawon Dunston, R OBP: 0.283, SLG: 0.364 (1, 6)							G5-3			4	0	0	0	0	1	2									
Hector Villanueva, R OBP: 0.315, SLG: 0.449 (1, 2)							K			3	0	1	2	0	1	0									
Rick Wilkins, L OBP: 0.337, SLG: 0.446 (6, 2)							K			1	0	0	0	0	1	0									
Frank Castillo, R OBP: 0.154, SLG: 0.083 (1, 1)							G4-3			0	0	0	0	1	0	0									
Doug Dasenzo, S OBP: 0.352, SLG: 0.346 (5, PH)										1	0	0	0	0	0	0									
Bob Scanlan, R (5, 1)										1	0	0	0	0	0	1									
Heathcliff Slocumb, R (7, 1)										0	0	0	0	0	0	0									
Dwight Smith, L OBP: 0.288, SLG: 0.395 (9, PH)										1	0	0	0	0	0	0									
Inning Stats	R: 1 E: 1 K: 0 S: 10	H: 0 LOB: 1 BB: 1 P: 18	R: 0 E: 0 K: 0 S: 9	H: 0 LOB: 0 BB: 0 P: 10	R: 2 E: 0 K: 0 S: 10	H: 1 LOB: 0 BB: 2 P: 20	R: 0 E: 0 K: 0 S: 5	H: 0 LOB: 0 BB: 0 P: 9	R: 0 E: 0 K: 1 S: 13	H: 1 LOB: 2 BB: 0 P: 20	R: 2 E: 0 K: 1 S: 14	H: 3 LOB: 1 BB: 0 P: 22	R: 0 E: 0 K: 1 S: 9	H: 0 LOB: 0 BB: 0 P: 14	R: 0 E: 0 K: 1 S: 9	H: 0 LOB: 0 BB: 0 P: 12	R: 0 E: 0 K: 1 S: 8	H: 0 LOB: 0 BB: 0 P: 10	1B: 4 2B: 0 3B: 0 HR: 1	SF: 1 SAC: 1 DP: 0 HBP: 1	WP: 0 PB: 0 SB: 2 CS: 1	PA: 36			
PITCHER	IP	WLS	BF	H	R	ER	SO	BB	IBB	HBP	BLK	WP	HR	S	P	ERA	WHIP								
Steve Avery, L ERA: 3.81 (1, 1)	6.0		27	5	5	4	2	3	0	1	0	0	1	61	99	6.00	1.333								
Marvin Freeman, R ERA: 2.97 (7, 1)	1.0	W	3	0	0	0	1	0	0	0	0	0	0	9	14	0.00	0.000								
Juan Berenguer, R ERA: 2.21 (8, 1)	2.0	S	6	0	0	0	2	0	0	0	0	0	0	17	22	0.00	0.000								

AB 30
R 5
H 5
RBI 5
BB 3
SO 5
LOB 8



Batter	1	2	3	4	5	6	7	8	9	AB	R	H	RBI	BB	SO	LOB	BOTTOM								
Otis Nixon, S OBP: 0.397, SLG: 0.363 (1, 9)	G6-3						K			5	2	2	1	0	1	0	Chicago Cubs @ Atlanta Braves Atlanta-Fulton County Stadium, Atlanta, GA Tue Jul 16 1991, 7:05 PM EDT Att: 25,893 - Cloudy - 77 F								
Jeff Treadway, L OBP: 0.373, SLG: 0.417 (1, 4)	G5-3						E7			3	0	2	1	1	0	0									
Mark Lemke, S OBP: 0.330, SLG: 0.326 (7, PR) (8, 4)	1B						1B			1	2	1	0	0	0	0									
Terry Pendleton, S OBP: 0.389, SLG: 0.526 (1, 5)	G5-3						E6			5	1	4	1	0	0	2									
Ron Gant, R OBP: 0.303, SLG: 0.493 (1, 8)	G5-3						E6			5	1	1	1	0	0	6									
Lonnie Smith, R OBP: 0.343, SLG: 0.382 (1, 7)	G5-3						G6-3			3	0	0	0	1	0	4									
Rafael Belliard, R OBP: 0.263, SLG: 0.257 (8, 6)	G4-3						G1-3			0	0	0	0	0	0	0									
Jeff Blauser, R OBP: 0.396, SLG: 0.451 (1, 6)	BB						G6-3			4	0	1	0	0	1	3									
Juan Berenguer, R (8, 1)	K						G6-3			0	0	0	0	0	0	0									
Brian Hunter, R OBP: 0.333, SLG: 0.541 (1, 3)							G6-3			4	0	0	1	0	1	1									
Greg Olson, R OBP: 0.322, SLG: 0.368 (1, 2)							G6-3			4	1	1	0	0	0	2									
Steve Avery, L ERA: 3.47 (1, 1)	4.0		22	7	4	4	3	2	0	0	0	0	0	59	92	9.00	2.250								
Tommy Gregg, L OBP: 0.262, SLG: 0.222 (6, PH)	2.0	L	9	2	3	1	1	0	0	0	0	0	0	27	34	4.50	1.000								
Marvin Freeman, R ERA: 3.84 (7, 1)	2.0		9	3	1	0	0	0	0	0	0	0	0	20	28	0.00	1.500								
Deion Sanders, L OBP: 0.270, SLG: 0.292 (8, 7)										2	1	0	0	0	0	0									
Inning Stats	R: 0 E: 0 K: 1 S: 22	H: 2 LOB: 3 BB: 1 P: 35	R: 3 E: 0 K: 1 S: 20	H: 4 LOB: 2 BB: 0 P: 28	R: 0 E: 0 K: 0 S: 6	H: 0 LOB: 0 BB: 0 P: 8	R: 1 E: 0 K: 1 S: 11	H: 1 LOB: 1 BB: 1 P: 21	R: 0 E: 0 K: 0 S: 9	H: 0 LOB: 0 BB: 0 P: 11	R: 0 E: 0 K: 1 S: 7	H: 0 LOB: 0 BB: 0 P: 11	R: 3 E: 1 K: 0 S: 21	H: 3 LOB: 2 BB: 0 P: 25	R: 1 E: 1 K: 0 S: 10	H: 2 LOB: 1 BB: 0 P: 15	1B: 11 2B: 1 3B: 0 HR: 0	SF: 0 SAC: 0 DP: 0 HBP: 0	WP: 3 PB: 0 SB: 1 CS: 0	PA: 40					
PITCHER	IP	WLS	BF	H	R	ER	SO	BB	IBB	HBP	BLK	WP	HR	S	P	ERA	WHIP								

AB 38
R 8
H 12
RBI 5
BB 2
SO 4
LOB 19



Batter	1	2	3	4	5	6	7	8	9	AB	R	H	RBI	BB	SO	LOB	TOP										
Chico Walker, S (1,5) OBP: 0.397, SLG: 0.373										3	1	1	0	2	1	0	Chicago Cubs @ Houston Astros Astrodome, Houston, TX Fri Jul 19 1991, 8:05 PM EDT Att: 27,577 - Dome - 70 F										
Mark Grace, L (1,3) OBP: 0.345, SLG: 0.391										5	0	0	0	0	0	5											
23 Ryne Sandberg, R (1,4) OBP: 0.378, SLG: 0.479										3	0	0	0	1	1	0											
Andre Dawson, R (1,9)										3	0	1	1	0	1	0											
George Bell, R (1,7)										4	0	2	1	0	0	2											
Rick Wilkins, L (1,2) OBP: 0.330, SLG: 0.456										3	0	0	0	1	2	3											
Shawon Dunston, R (1,6) OBP: 0.264, SLG: 0.360										3	0	0	0	1	0	2											
Doug Dascenzo, S (1,8) OBP: 0.339, SLG: 0.331										4	0	0	0	0	1	2											
Mike Bielecki, R (1,1) OBP: 0.154, SLG: 0.083										2	0	0	0	0	2	1											
Dwight Smith, L (8, PH) OBP: 0.282, SLG: 0.407										1	1	1	0	0	0	0											
Bob Scanlan, R (8, 1) OBP: 0.333, SLG: 0.500										0	0	0	0	0	0	0											
Chuck McElroy, L (8, 1) OBP: 0.294, SLG: 0.313										1	0	0	0	0	0	1											
Inning Stats	R: 0 E: 0 K: 2 S: 9	H: 0 LOB: 0 BB: 0 P: 13	R: 0 E: 0 K: 1 S: 13	H: 1 LOB: 1 BB: 0 P: 17	R: 0 E: 0 K: 2 S: 11	H: 1 LOB: 1 BB: 0 P: 14	R: 0 E: 0 K: 0 S: 6	H: 0 LOB: 0 BB: 0 P: 7	R: 0 E: 1 K: 1 S: 12	H: 1 LOB: 2 BB: 1 P: 21	R: 0 E: 0 K: 1 S: 8	H: 0 LOB: 0 BB: 0 P: 12	R: 2 E: 0 K: 1 S: 20	H: 2 LOB: 2 BB: 2 P: 34	R: 0 E: 0 K: 0 S: 9	H: 0 LOB: 2 BB: 2 P: 19	1B: 3 2B: 1 3B: 1 HR: 0	SF: 1 SAC: 0 DP: 0 HBP: 0	WP: 0 PB: 0 SB: 0 CS: 0	PA: 38							
PITCHER	IP	WLS	BF	H	R	ER	SO	BB	IBB	HBP	BLK	WP	HR	S	P	ERA	WHIP										
Pete Harnisch, R (1, 1) ERA: 2.26	8.0	W	33	5	2	2	8	3	0	0	0	0	0	85	130	2.25	1.000										
Jim Clancy, R (9, 1) ERA: 2.16	0.2		4	0	0	0	0	2	0	0	0	0	0	8	18	0.00	3.000										
Al Osuna, L (9, 1) ERA: 2.2	0.1	S	1	0	0	0	0	0	0	0	0	0	0	1	1	0.00	0.000										

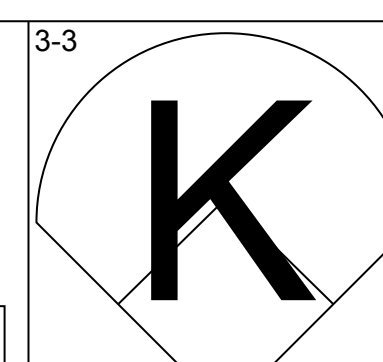
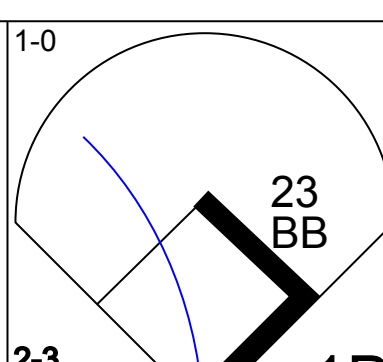
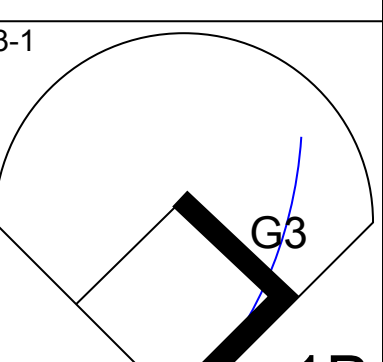
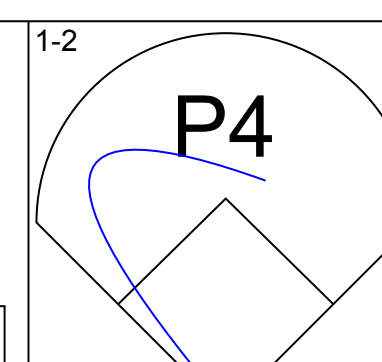
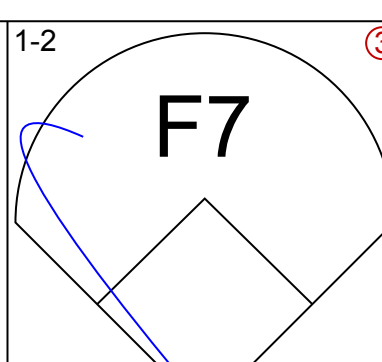
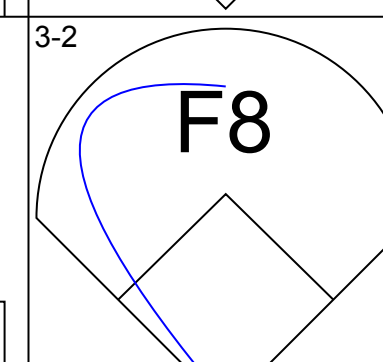
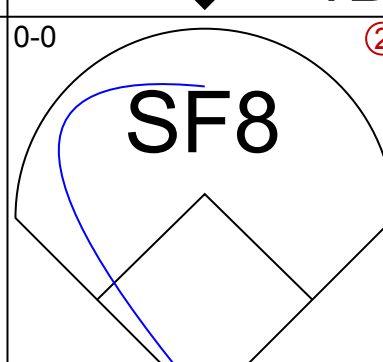
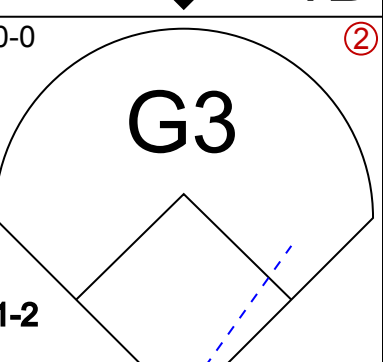
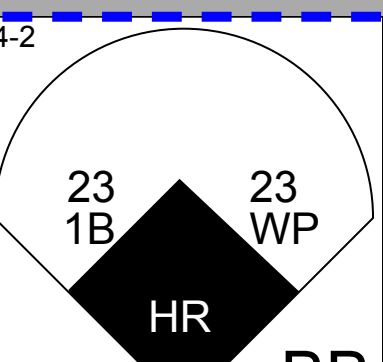
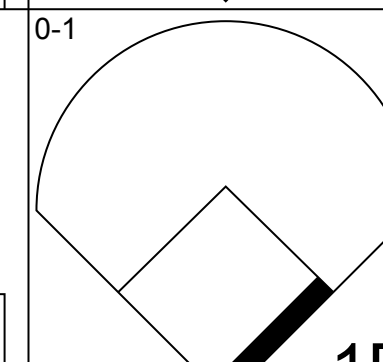
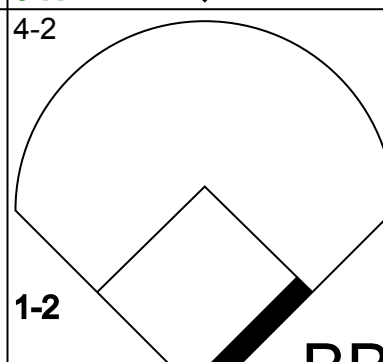
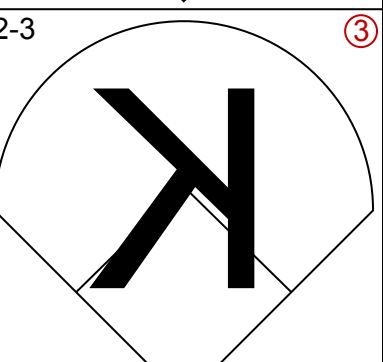
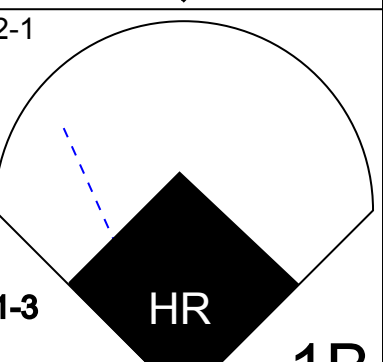
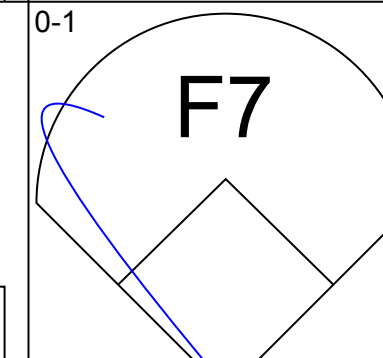
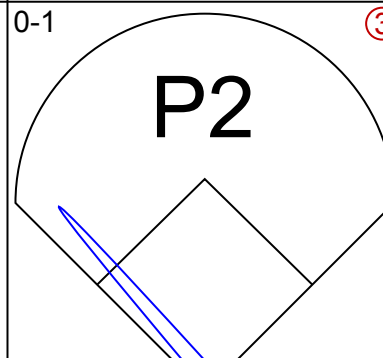
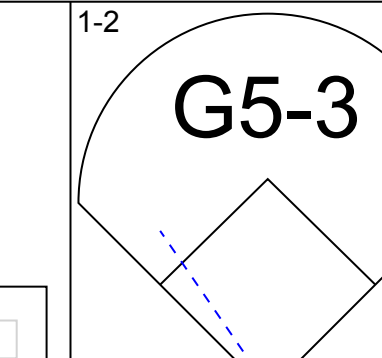
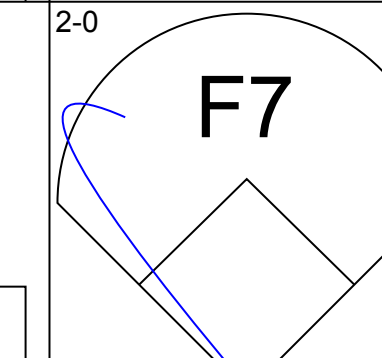
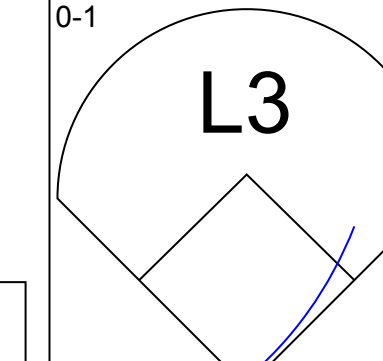
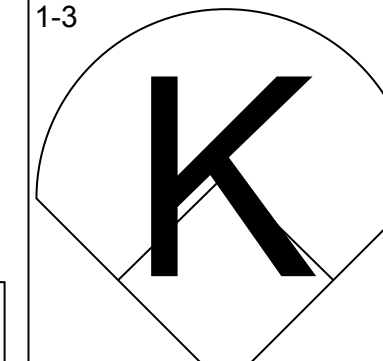
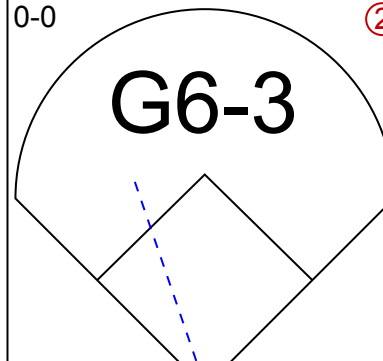
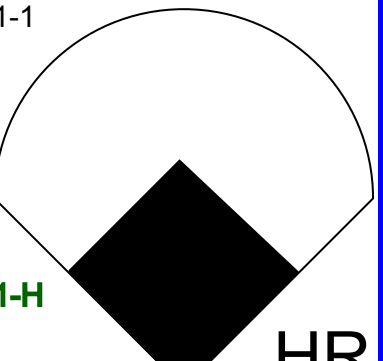
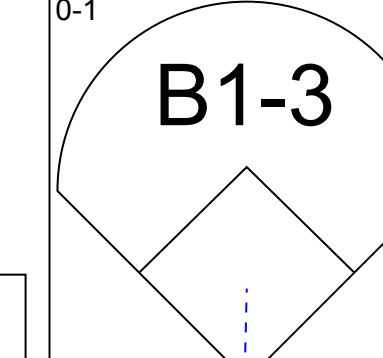
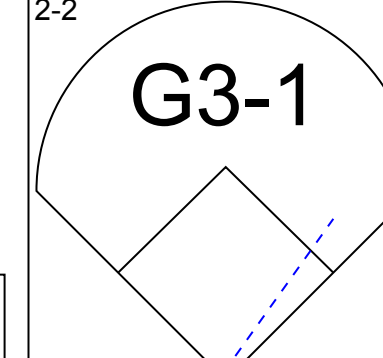
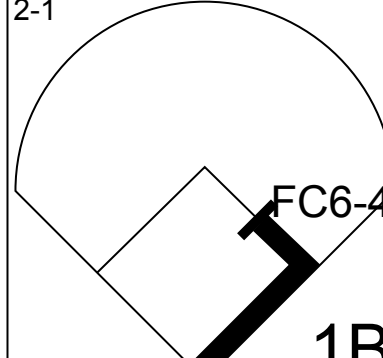
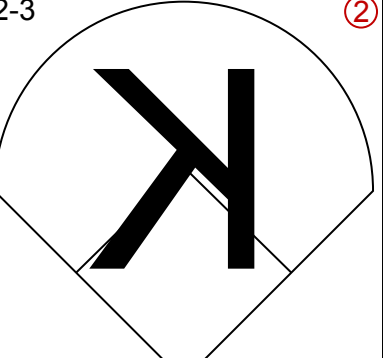
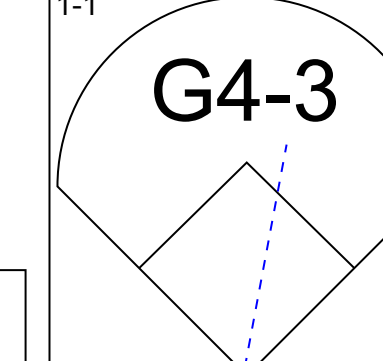
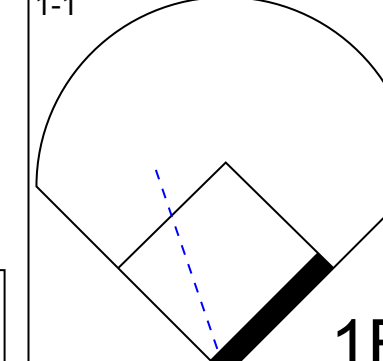
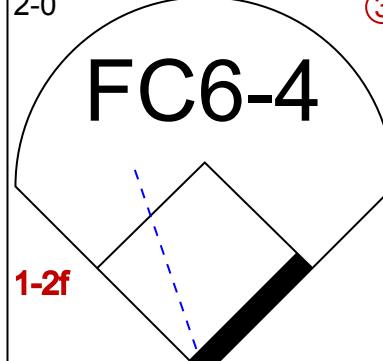
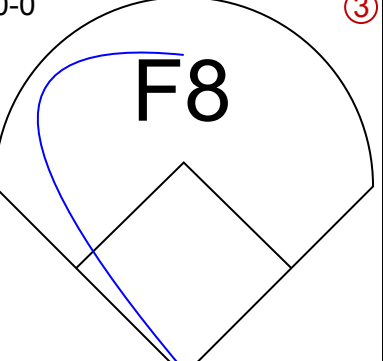
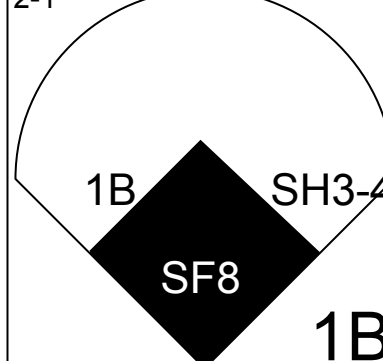
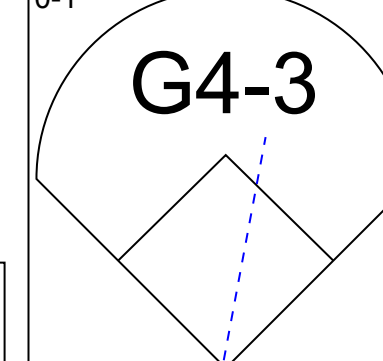
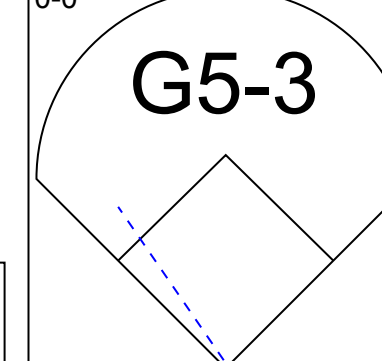
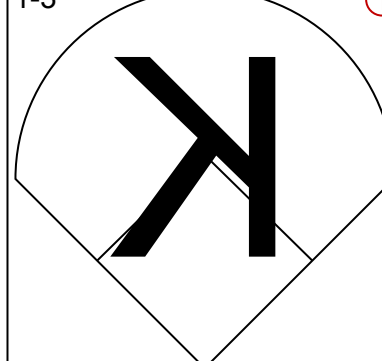
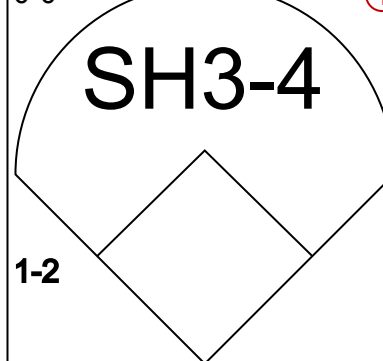
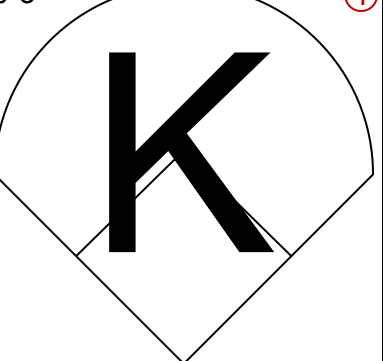
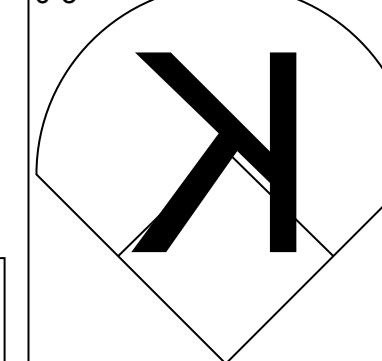
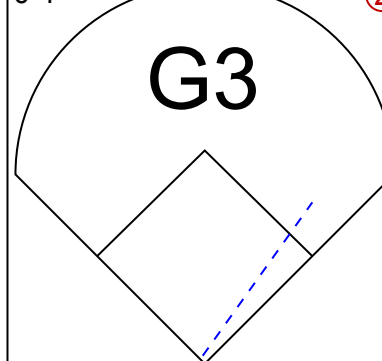
AB	32
R	2
H	5
RBI	2
BB	5
SO	8
LOB	16



Batter	1	2	3	4	5	6	7	8	9	AB	R	H	RBI	BB	SO	LOB	BOTTOM										
Steve Finley, L (1,8) OBP: 0.347, SLG: 0.421										3	2	2	0	1	0	0	Chicago Cubs @ Houston Astros Astrodome, Houston, TX Fri Jul 19 1991, 8:05 PM EDT Att: 27,577 - Dome - 70 F										
Craig Biggio, R (1,2) OBP: 0.367, SLG: 0.370										3	1	1	1	1	0	4											
5 Jeff Bagwell, R (1,3) OBP: 0.390, SLG: 0.441										2	1	1	0	2	0	1											
Luis Gonzalez, L (1,7) OBP: 0.302, SLG: 0.438										4	0	1	1	0	1	3											
Ken Caminiti, S (1,5) OBP: 0.304, SLG: 0.387										4	1	1	3	0	0	2											
Eric Anthony, L (1,9) OBP: 0.243, SLG: 0.228										2	0	1	0	1	0	0											
Javier Ortiz, R (8, PH) OBP: 0.313, SLG: 0.310										1	0	1	0	0	0	0											
Gerald Young, S (8, PR) OBP: 0.292, SLG: 0.317										0	0	0	0	0	0	0											
Eric Yelding, R (1,6) OBP: 0.279, SLG: 0.301										4	0	1	0	0	0	2											
Rafael Ramirez, R (1,4) OBP: 0.271, SLG: 0.304										3	0	0	0	0	0	3											
Casey Candaele, S (8, 4) OBP: 0.313, SLG: 0.370										0	0	0	0	1	0	0											
Pete Harnisch, S (1, 1) OBP: 0.128, SLG: 0.105										2	0	0	0	0	1	1											
Mark Davidson, R (8, PH) OBP: 0.312, SLG: 0.305										1	0	0	0	0	0	2											
Jim Clancy, R (9, 1) ERA: 4.12										0	0	0	0	0	0	0											
Al Osuna, R (9, 1) ERA: 1.64										0	0	0	0	0	0	0											
Inning Stats	R: 1 E: 0 K: 0 S: 11	H: 2 LOB: 1 BB: 1 P: 21	R: 0 E: 0 K: 0 S: 10	H: 1 LOB: 3 BB: 2 P: 20	R: 0 E: 0 K: 0 S: 6	H: 1 LOB: 0 BB: 0 P: 11	R: 0 E: 0 K: 1 S: 9	H: 1 LOB: 1 BB: 0 P: 13	R: 1 E: 0 K: 0 S: 9	H: 2 LOB: 0 BB: 0 P: 14	R: 0 E: 0 K: 0 S: 6	H: 0 LOB: 0 BB: 0 P: 12	R: 0 E: 0 K: 0 S: 5	H: 0 LOB: 0 BB: 0 P: 8	R: 3 E: 0 K: 1 S: 8	H: 2 LOB: 2 BB: 3 P: 25	1B: 6 2B: 1 3B: 1 HR: 1	SF: 0 SAC: 1 DP: 3 HBP: 0	WP: 0 PB: 0 SB: 1 CS: 0	PA: 36							
PITCHER	IP	WLS	BF	H	R	ER	SO	BB	IBB	HBP	BLK	WP	HR	S	P	ERA	WHIP										
Mike Bielecki, R (1, 1) ERA: 4.04	7.0	L	28	7	2	2	1	3	0	0	0	0	0	56	99	2.57	1.429										
Bob Scanlan, R (8, 1) ERA: 4.12	0.0		2	0	2	2	0	2	0	0	0	0	0	1	9	∞	∞										
Chuck McElroy, L (8, 1) ERA: 1.64	1.0		6	2	1	1	1	0	1	0	0	0	1	7	16	9.00	2.000										

AB	29
R	5
H	9
RBI	5
BB	6
SO	2
LOB	18

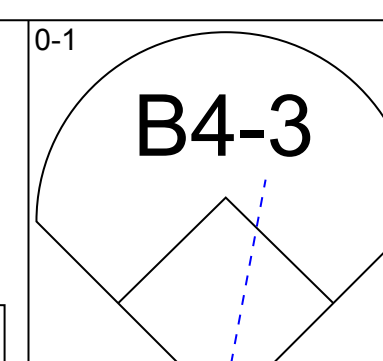
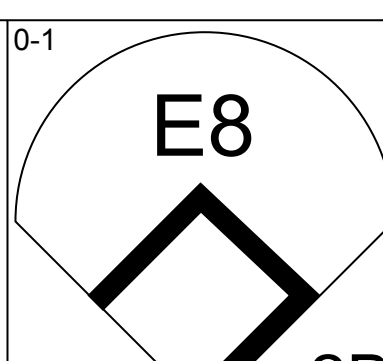
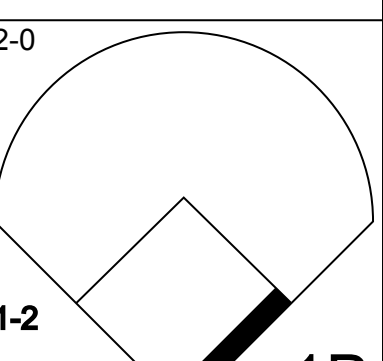
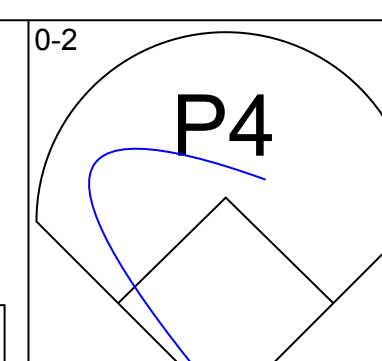
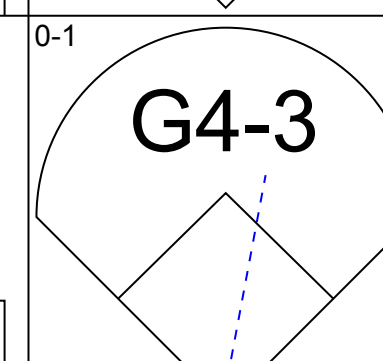
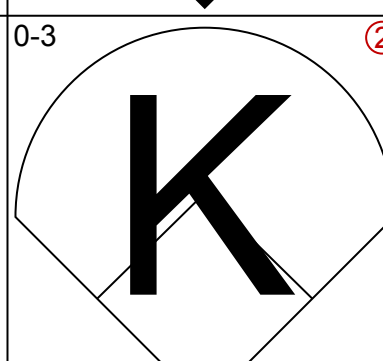
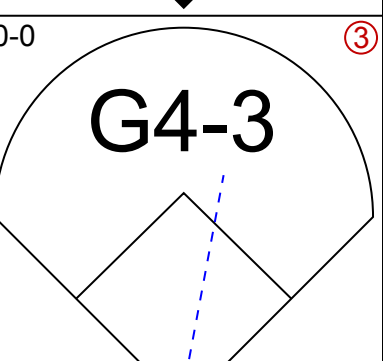
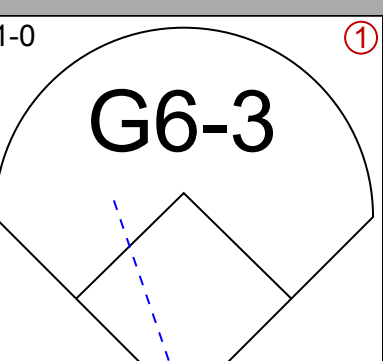
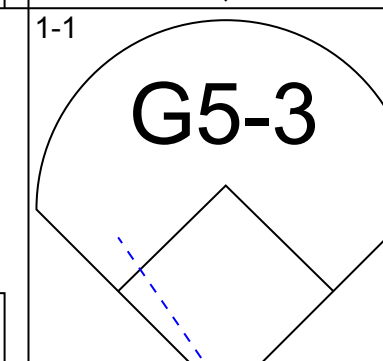
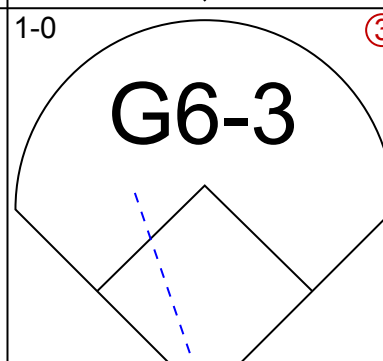
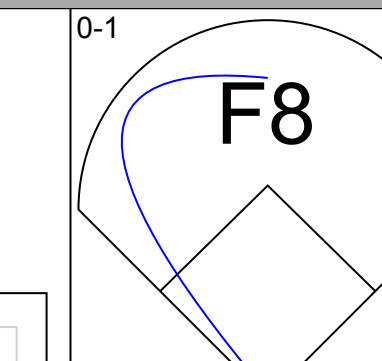
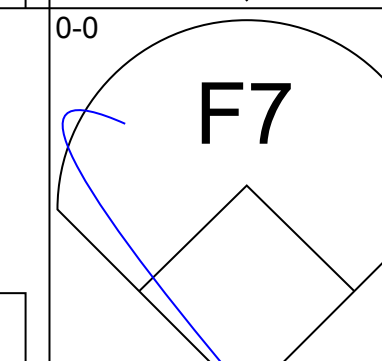
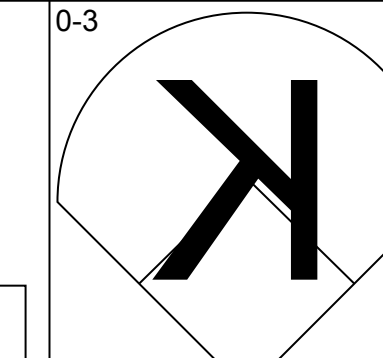
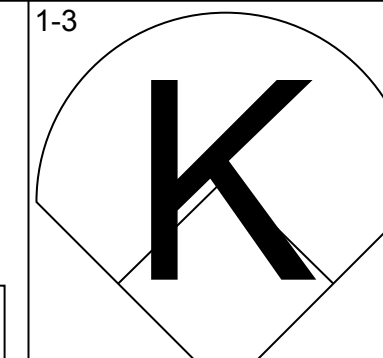
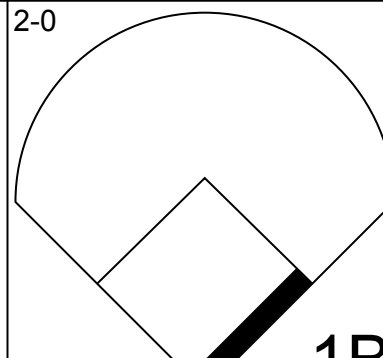
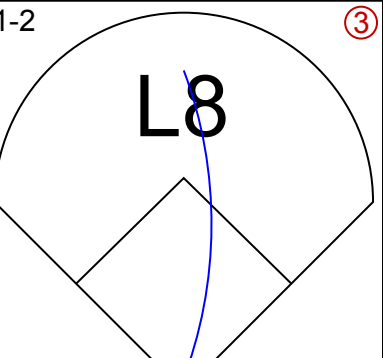
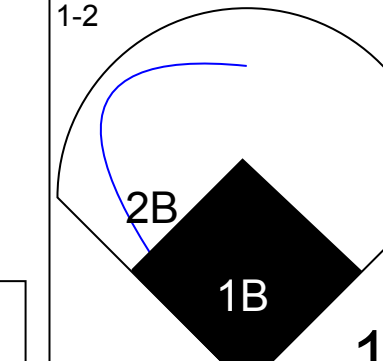
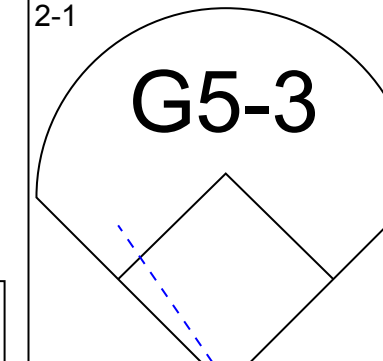
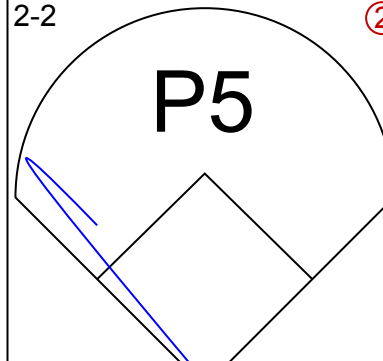
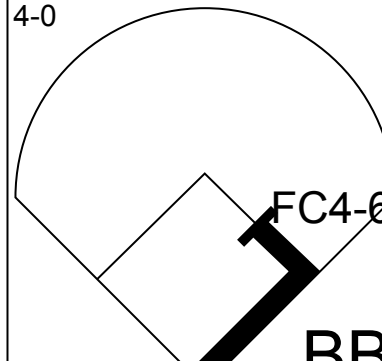
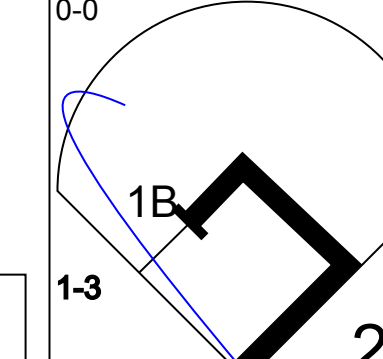
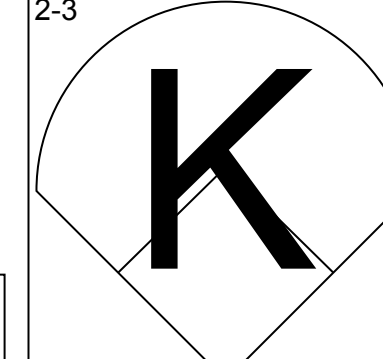
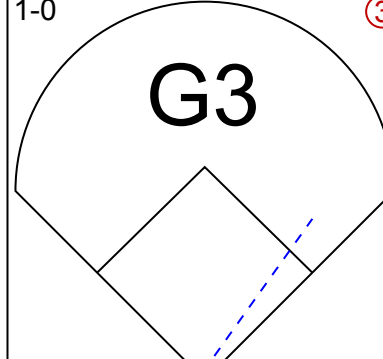
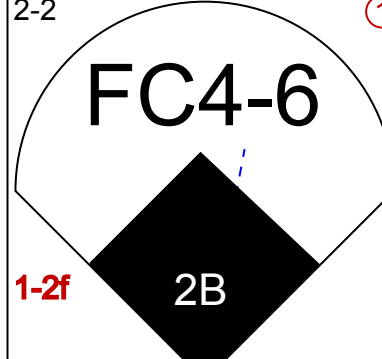
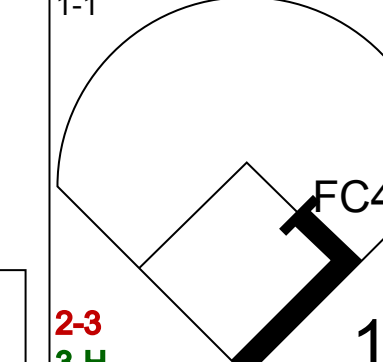
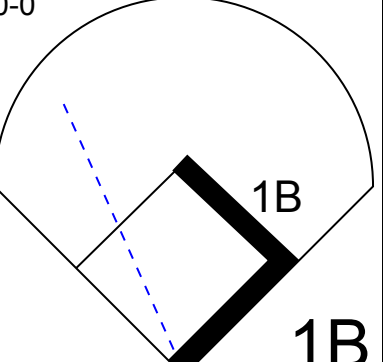
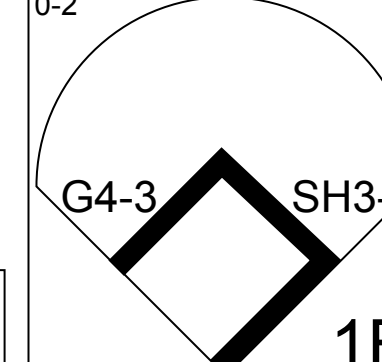
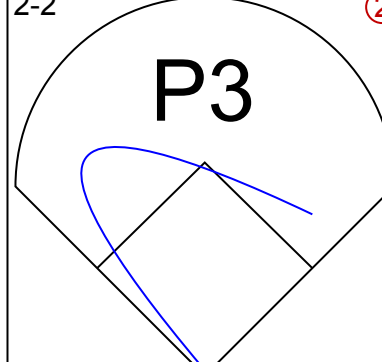
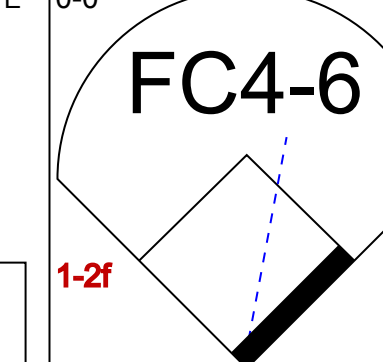
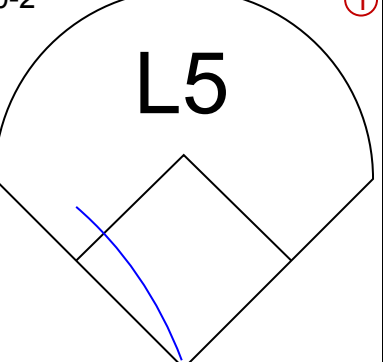
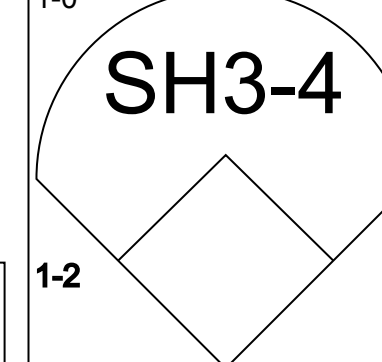
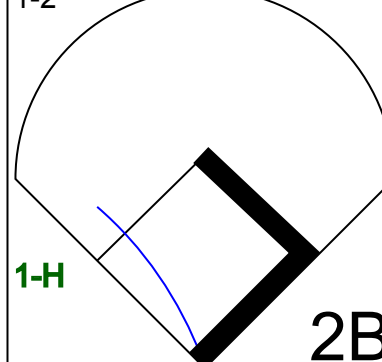

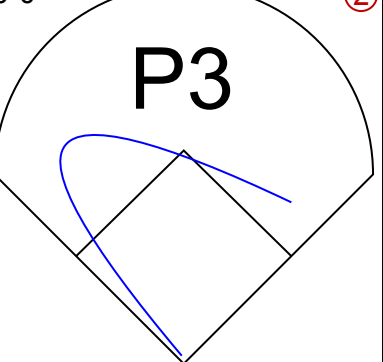
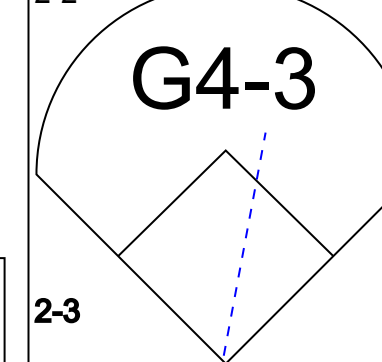
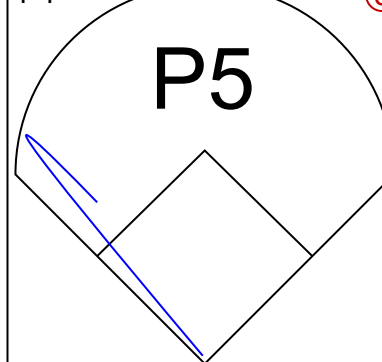
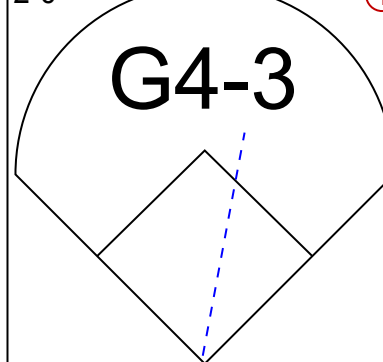
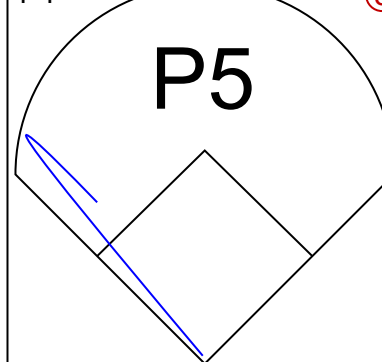
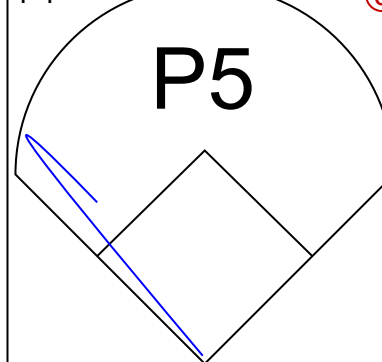


Batter	1	2	3	4	5	6	7	8	9	AB	R	H	RBI	BB	SO	LOB	TOP			
Chico Walker, S OBP: 0.375, SLG: 0.380 (1, 5)										5	0	2	0	0	1	0				
Mark Grace, L OBP: 0.345, SLG: 0.387 (1, 3)										2	1	0	1	1	0	1				
23 Ryne Sandberg, R OBP: 0.377, SLG: 0.475 (1, 4)										3	1	2	0	1	1	1				
Andre Dawson, R OBP: 0.314, SLG: 0.489 (1, 9)										4	0	0	0	0	0	5				
George Bell, R OBP: 0.328, SLG: 0.494 Jerome Walton, R OBP: 0.285, SLG: 0.350 (1, 7)										4	1	1	3	0	1	0				
Dwight Smith, L OBP: 0.293, SLG: 0.402 Jose Vizcaino, S OBP: 0.309, SLG: 0.341 (1, 8)										3	0	1	0	0	0	0				
Shawon Dunston, R OBP: 0.263, SLG: 0.360 (1, 6)										4	0	1	0	0	0	1				
Rick Wilkins, L OBP: 0.333, SLG: 0.443 (1, 2)										4	1	1	0	0	1	1				
Frank Castillo, R OBP: 0.125, SLG: 0.067 (1, 1)										3	0	0	0	0	2	0				
Inning Stats	R: 0 E: 0 K: 1 S: 10	H: 1 LOB: 1 BB: 0 P: 16	R: 0 E: 0 K: 0 S: 6	H: 0 LOB: 0 BB: 0 P: 7	R: 1 E: 0 K: 0 S: 10	H: 2 LOB: 2 BB: 1 P: 16	R: 0 E: 0 K: 1 S: 12	H: 1 LOB: 1 BB: 0 P: 16	R: 0 E: 0 K: 2 S: 9	H: 1 LOB: 1 BB: 0 P: 14	R: 0 E: 0 K: 0 S: 7	H: 0 LOB: 0 BB: 0 P: 8	R: 0 E: 0 K: 1 S: 12	H: 2 LOB: 0 BB: 1 P: 23	R: 0 E: 0 K: 1 S: 9	H: 0 LOB: 0 BB: 0 P: 11	1B: 7 2B: 0 3B: 0 HR: 1	SF: 1 SAC: 1 DP: 0 HBP: 0	WP: 1 PB: 0 SB: 0 CS: 0	PA: 37
PITCHER	IP WLS BF H R ER SO BB IBB HBP BLK WP HR S P ERA WHIP																			
Jimmy Jones, R ERA: 3.74 Jim Clancy, R ERA: 2.6 (1, 1)	7.0	L	28	6	1	1	5	1	0	0	0	0	0	0	0	61	89	1.29	1.000	
(8, 1)	2.0	L	9	2	3	3	2	1	0	0	0	1	1	1	21	34	13.50	1.500		

Chicago Cubs @ Houston Astros
Astrodome, Houston, TX
Sun Jul 21 1991, 4:33 AM EDT
Att: 28,847 - Dome - 70 F

AB	33
R	4
H	8
RBI	4
BB	2
SO	7
LOB	9



Batter	1	2	3	4	5	6	7	8	9	AB	R	H	RBI	BB	SO	LOB	BOTTOM					
Steve Finley, L OBP: 0.351, SLG: 0.426 (1, 8)										4	0	2	0	0	0	1						
Rafael Ramirez, R OBP: 0.285, SLG: 0.296 (1, 6)										4	0	0	0	0	1	3						
5 Jeff Bagwell, R OBP: 0.381, SLG: 0.430 (1, 3)										4	0	0	0	0	0	1						
Luis Gonzalez, L OBP: 0.304, SLG: 0.436 (1, 7)										4	0	1	0	0	2	0						
Ken Caminiti, S OBP: 0.306, SLG: 0.384 (1, 5)										3	1	1	0	1	0	1						
Eric Anthony, L OBP: 0.236, SLG: 0.229 (1, 9)										4	1	1	0	0	1	2						
Casey Candaele, S OBP: 0.319, SLG: 0.375 (1, 4)										4	0	3	1	0	0	1						
Scott Servais, R (1, 2)										2	0	0	0	0	0	2						
Craig Biggio, R OBP: 0.370, SLG: 0.377 (9, PH)										1	0	0	0	0	0	1						
Jimmy Jones, R OBP: 0.257, SLG: 0.188 Ken Oberkfell, L OBP: 0.367, SLG: 0.292 Jim Clancy, R (8, 1)										2	0	0	0	0	0	1						
Javier Ortiz, R OBP: 0.303, SLG: 0.300 (9, PH)										1	0	0	0	0	0	1						
Inning Stats	R: 0 E: 0 K: 0 S: 6	H: 0 LOB: 0 BB: 0 P: 7	R: 1 E: 0 K: 1 S: 10	H: 3 LOB: 1 BB: 0 P: 12	R: 0 E: 1 K: 1 S: 7	H: 1 LOB: 1 BB: 0 P: 10	R: 0 E: 0 K: 2 S: 9	H: 0 LOB: 0 BB: 0 P: 14	R: 0 E: 0 K: 0 S: 7	H: 2 LOB: 2 BB: 0 P: 9	R: 0 E: 0 K: 0 S: 7	H: 1 LOB: 1 BB: 0 P: 12	R: 0 E: 0 K: 0 S: 10	H: 1 LOB: 1 BB: 0 P: 13	R: 0 E: 0 K: 0 S: 5	H: 0 LOB: 0 BB: 0 P: 7	R: 1 E: 0 K: 0 S: 12	H: 1 LOB: 1 BB: 1 P: 22	1B: 6 2B: 3 3B: 0 HR: 0	SF: 0 SAC: 1 DP: 0 HBP: 0	WP: 0 PB: 0 SB: 0 CS: 0	PA: 36
PITCHER	IP WLS BF H R ER SO BB IBB HBP BLK WP HR S P ERA WHIP																					
Frank Castillo, R ERA: 3.18 (1, 1)	9.0	W	36	9	2	2	4	1	0	0	0	0	0	0	73	106	2.00	1.111				

Chicago Cubs @ Houston Astros
Astrodome, Houston, TX
Sun Jul 21 1991, 4:33 AM EDT
Att: 28,847 - Dome - 70 F

AB	34
R	2
H	9
RBI	2
BB	1
SO	4
LOB	14



Batter	1	2	3	4	5	6	7	8	9	AB	R	H	RBI	BB	SO	LOB	TOP				
Bill Doran, S OBP: 0.370, SLG: 0.391 (1,4)	G1-6-3		L7				K		G1-3	5	0	0	0	0	2	0					
Hal Morris, L OBP: 0.377, SLG: 0.513 (1,3)	BB		1B				1B		HR	1	2	1	0	3	0	0					
Eric Davis, R OBP: 0.375, SLG: 0.431 (1,8)	K		1B				K		L8	4	0	1	0	0	2	3					
Paul O'Neill, L OBP: 0.342, SLG: 0.485 (8, PH)	K		1B						K	3	0	2	1	0	1	1					
Glenn Braggs, R OBP: 0.324, SLG: 0.427 (8,9)			1B							1	0	0	0	0	1	1					
Chris Sabo, R OBP: 0.353, SLG: 0.489 (1,5)		HR	K						G5-4-3	4	2	2	3	0	1	3					
Carmelo Martínez, R OBP: 0.347, SLG: 0.361 (1,7)		G6-3								3	0	1	0	0	0	0					
Nom Charlton, S OBP: 0.343, SLG: 0.391 (6,1)					L6					0	0	0	0	0	0	0					
Luis Quiñones, S OBP: 0.250, SLG: 0.245 (8, PH)										1	0	0	0	0	0	0					
Rob Dibble, L OBP: 0.193, SLG: 0.071 (8,1)										0	0	0	0	0	0	0					
Jack Armstrong, R OBP: 0.193, SLG: 0.071 (8,1)										0	0	0	0	0	0	0					
Jeff Reed, L OBP: 0.359, SLG: 0.353 (1,2)		G4-3			F7					3	0	0	0	0	0	1					
Billy Hatcher, R OBP: 0.307, SLG: 0.388 (9, PH)									L5	1	1	1	0	0	0	0					
Mariano Duncan, R OBP: 0.248, SLG: 0.311 (1,6)					P3					3	0	0	0	0	1	0					
Freddie Benavides, R OBP: 0.333, SLG: 0.343 (7,6)									G6-3	1	0	1	0	0	0	0					
Randy Myers, L OBP: 0.375, SLG: 0.375 (1,1)										2	0	0	0	0	0	0					
Tim Layana, R OBP: 0.271, SLG: 0.310 (6,1)					G6-3					0	0	0	0	0	0	0					
Herm Winningham, L OBP: 0.271, SLG: 0.310 (6,7)									G5-4-3	1	0	0	0	0	1	0					
Joe Oliver, R OBP: 0.263, SLG: 0.349 (9, PH)										1	0	0	0	0	0	1					
Inning Stats	R: 0 E: 0 K: 2 S: 12	H: 0 LOB: 1 BB: 1 P: 23	R: 1 E: 0 K: 1 S: 11	H: 1 LOB: 0 BB: 0 P: 14	R: 1 E: 0 K: 1 S: 11	H: 2 LOB: 2 BB: 1 P: 21	R: 0 E: 0 K: 0 S: 4	H: 0 LOB: 0 BB: 0 P: 5	R: 0 E: 0 K: 2 S: 9	H: 1 LOB: 1 BB: 0 P: 20	R: 0 E: 0 K: 0 S: 8	H: 0 LOB: 0 BB: 0 P: 13	R: 2 E: 1 K: 1 S: 10	H: 1 LOB: 0 BB: 1 P: 17	R: 1 E: 0 K: 0 S: 7	H: 2 LOB: 0 BB: 0 P: 11	1B: 7 2B: 0 3B: 0 HR: 2	SF: 0 SAC: 0 DP: 2 HBP: 0	WP: 0 PB: 1 SB: 0 CS: 0	PA: 37	
PITCHER	IP	WLS	BF	H	R	ER	SO	BB	IBB	HBP	BLK	WP	HR	S	P	ERA	WHIP				
Les Lancaster, R ERA: 3.72 (1,1)	7.1	W	30	6	3	3	8	3	0	0	1	0	1	70	115	3.68	1.227				
Paul Assenmacher, L ERA: 3.86 (8,1)	1.2	S	7	3	2	2	1	0	0	0	0	0	1	13	20	10.80	1.800				

Cincinnati Reds @ Chicago Cubs
Wrigley Field, Chicago, IL
Tue Jul 23 1991, 7:05 PM CDT
Att: 34,458 - Sunny - 77 F

AB 34
R 5
H 9
RBI 4
BB 3
SO 9
LOB 10



Batter	1	2	3	4	5	6	7	8	9	AB	R	H	RBI	BB	SO	LOB	BOTTOM				
Chico Walker, S OBP: 0.376, SLG: 0.383 (1,8)	F7				SF7				P7	4	0	2	2	0	0	1					
Mark Grace, L OBP: 0.346, SLG: 0.384 (1,3)	BB				K				F8	3	1	0	0	2	1	2					
23 Ryne Sandberg, R OBP: 0.377, SLG: 0.472 (1,4)	1B				K				F9	4	1	1	1	1	1	0					
Andre Dawson, R OBP: 0.316, SLG: 0.489 (1,9)	BB				P3					4	0	2	1	0	1	0					
Jerome Walton, R OBP: 0.298, SLG: 0.350 (8,8)	1B									0	0	0	0	1	0	0					
George Bell, R OBP: 0.327, SLG: 0.490 (1,7)	E5								F8	3	0	0	1	1	0	2					
Paul Assenmacher, L OBP: 0.500, SLG: 0.533 (8,1)									G6-3	1	0	0	0	0	0	3					
Luis Salazar, R OBP: 0.324, SLG: 0.460 (1,5)	K									4	0	2	0	0	2	3					
Ced Landrum, L OBP: 0.235, SLG: 0.212 (8, FR)									K	0	1	0	0	0	0	0					
Jose Vizcaino, S OBP: 0.309, SLG: 0.341 (9,5)										0	0	0	0	0	0	0					
Shawon Dunston, R OBP: 0.284, SLG: 0.358 (1,6)	G6-3				F8					2	1	0	0	1	0	4					
Rick Wilkins, L OBP: 0.339, SLG: 0.455 (1,2)									SH1-3	4	2	2	1	0	2	1					
Les Lancaster, R OBP: 0.208, SLG: 0.292 (1,1)										2	1	0	0	0	2	0					
Doug Dascenzo, S OBP: 0.337, SLG: 0.329 (8,7)										0	1	0	1	0	0	0					
Inning Stats	R: 2 E: 1 K: 1 S: 21	H: 1 LOB: 2 BB: 2 P: 39	R: 0 E: 0 K: 2 S: 10	H: 1 LOB: 1 BB: 0 P: 17	R: 0 E: 0 K: 1 S: 9	H: 1 LOB: 2 BB: 1 P: 17	R: 1 E: 0 K: 1 S: 8	H: 1 LOB: 0 BB: 0 P: 10	R: 0 E: 0 K: 1 S: 8	H: 1 LOB: 1 BB: 0 P: 11	R: 2 E: 1 K: 2 S: 11	H: 1 LOB: 0 BB: 1 P: 16	R: 0 E: 0 K: 1 S: 11	H: 0 LOB: 0 BB: 0 P: 16	R: 3 E: 1 K: 0 S: 14	H: 3 LOB: 3 BB: 2 P: 28	1B: 7 2B: 2 3B: 0 HR: 0	SF: 1 SAC: 3 DP: 0 HBP: 0	WP: 2 PB: 2 SB: 3 CS: 1	PA: 41	
PITCHER	IP	WLS	BF	H	R	ER	SO	BB	IBB	HBP	BLK	WP	HR	S	P	ERA	WHIP				
Randy Myers, L ERA: 3.79 (1,1)	5.0	L	24	5	3	2	6	3	0	0	0	1	0	9	13	27.00	3.000				
Tim Layana, R ERA: 4.8 (6,1)	0.1		3	0	2	1	2	1	0	0	0	0	0	13	19	0.00	0.600				
Norm Charlton, L ERA: 4.08 (6,1)	1.2		5	1	0	0	1	0	0	0	0	0	0	8	12	54.00	6.000				
Rob Dibble, R ERA: 1.99 (8,1)	0.1		4	2	3	2	0	0	0	0	0	1	0	8	12	54.00	6.000				
Jack Armstrong, R ERA: 5.24 (8,1)	0.2		5	1	0	0	0	2	0	0	0	0	0	6	16	0.00	4.500				

Cincinnati Reds @ Chicago Cubs
Wrigley Field, Chicago, IL
Tue Jul 23 1991, 7:05 PM CDT
Att: 34,458 - Sunny - 77 F

AB 31
R 8
H 9
RBI 7
BB 6
SO 9
LOB 16



Batter	1	2	3	4	5	6	7	8	9	10	11	12	13	AB	R	H	RBI	BB	SO	LOB	TOP							
Billy Hatcher, R OBP: 0.307, SLG: 0.388 (1, 7)														7	1	3	2	0	1	1								
Bill Doran, S OBP: 0.372, SLG: 0.386 (1, 4)														6	0	1	1	1	0	3								
Hal Morris, L OBP: 0.379, SLG: 0.505 (1, 3)														5	0	2	0	2	1	1								
Eric Davis, R OBP: 0.377, SLG: 0.427 (1, 8)														7	0	2	0	0	4	6								
Paul O'Neill, L OBP: 0.349, SLG: 0.488 (7, PH)														1	0	0	0	2	1	2								
Glenn Braggs, R OBP: 0.318, SLG: 0.418 (7, 9)														3	0	0	0	0	1	3								
Chris Sabo, R OBP: 0.353, SLG: 0.486 (1, 5)														6	0	0	0	0	1	6								
Joe Oliver, R OBP: 0.268, SLG: 0.351 (8, PR)														4	1	1	0	0	0	2								
Mariano Duncan, R OBP: 0.248, SLG: 0.311 (8, 2)														0	0	0	0	0	0	0								
Jeff Reed, L OBP: 0.341, SLG: 0.361 (8, 2)														6	2	4	0	0	2	1								
Luis Quinones, S OBP: 0.270, SLG: 0.268 (1, 6)														1	0	0	0	0	0	0								
Jose Rijo, R ERA: 2.76 (7, 1)														0	0	0	0	0	0	0								
Greg Maddux, R ERA: 3.1 (7, 1)														0	0	0	0	0	0	0								
Chuck McElroy, L ERA: 1.96 (10, 1)														0	0	0	0	0	0	0								
Paul Aspinmacher, L ERA: 3.86 (13, 1)														0	0	0	0	0	0	0								
Heathcliff Slocumb, R ERA: 3.11 (13, 1)														0	0	0	0	0	0	0								
Inning Stats	R: 0 E: 0 K: 2 S: 11	H: 2 LOB: 1 BB: 0 P: 13	R: 0 E: 0 K: 1 S: 7	H: 0 LOB: 0 BB: 8 P: 8	R: 0 E: 0 K: 1 S: 8	H: 0 LOB: 0 BB: 10 P: 10	R: 0 E: 0 K: 1 S: 15	H: 1 LOB: 2 BB: 1 P: 25	R: 0 E: 0 K: 0 S: 6	H: 0 LOB: 1 BB: 0 P: 10	R: 0 E: 0 K: 1 S: 11	H: 0 LOB: 1 BB: 0 P: 18	R: 3 E: 2 K: 1 S: 17	H: 4 LOB: 3 BB: 1 P: 30	R: 0 E: 0 K: 2 S: 10	H: 1 LOB: 1 BB: 0 P: 15	R: 0 E: 0 K: 2 S: 8	H: 0 LOB: 1 BB: 1 P: 16	R: 0 E: 0 K: 1 S: 12	H: 1 LOB: 1 BB: 0 P: 17	R: 0 E: 0 K: 0 S: 7	H: 0 LOB: 0 BB: 0 P: 10	R: 1 E: 0 K: 0 S: 13	H: 2 LOB: 2 BB: 1 P: 23	1B: 12 2B: 2 3B: 0 HR: 0	SF: 0 SAC: 2 DP: 0 HBP: 0	W/P: 0 P/B: 0 SB: 1 CS: 1	PA: 58
PITCHER	IP	WLS	BF	H	R	ER	SO	BB	IBB	HBP	BLK	WP	HR	S	P	ERA	WHIP											
Greg Maddux, R	6.1	31	8	3	2	7	3	0	0	0	0	0	0	71	107	2.84	1.737											
Chuck McElroy, L	2.2	9	1	0	0	4	1	0	0	0	0	0	0	22	38	0.00	0.750											
Paul Aspinmacher, L	3.0	12	3	0	0	3	0	0	0	0	0	0	0	32	45	0.00	1.000											
Heathcliff Slocumb, R	1.0	W	6	2	1	1	0	0	1	0	0	0	0	13	23	9.00	2.000											

Cincinnati Reds @ Chicago Cubs
Wrigley Field, Chicago, IL
Thu Jul 25 1991, 3:33 AM CDT
Att: 35,008 - Cloudy - 72 F

AB 51
R 4
H 14
RBI 3
BB 5
SO 14
LOB 30



Batter	1	2	3	4	5	6	7	8	9	10	11	12	13	AB	R	H	RBI	BB	SO	LOB	BOTTOM						
Chico Walker, S OBP: 0.360, SLG: 0.370 (1, 5)														6	1	2	0	0	1	0							
Mark Grace, L OBP: 0.343, SLG: 0.387 (1, 3)													6	2	1	1	0	0	1								
23 Ryne Sandberg, R OBP: 0.382, SLG: 0.480 (1, 4)													5	0	2	1	1	0	1								
Andre Dawson, R OBP: 0.316, SLG: 0.488 (1, 9)													6	1	1	1	0	3	3								
George Bell, R OBP: 0.322, SLG: 0.479 (1, 7)													5	0	0	0	0	2	3								
Dwight Smith, L ERA: 3.41 (7, 8)													3	0	1	1	0	2	1								
Jerome Walton, R ERA: 3.04 (7, 1)													0	0	0	0	0	0	0								
Chuck McElroy, L ERA: 1.96 (10, 1)													0	0	0	0	0	0	0								
Paul Aspinmacher, L ERA: 3.86 (13, 1)													0	0	0	0	0	0	0								
Damon Berryhill, S ERA: 1.86 (13, 1)													0	0	0	0	0	0	0								
Shawon Dunston, R OBP: 0.293, SLG: 0.356 (1, 6)													4	0	0	0	1	2	2								
Rick Wilkins, L OBP: 0.322, SLG: 0.427 (1, 2)													5	0	1	0	0	2	0								
Jose Vizcaino, S OBP: 0.309, SLG: 0.341 (13, PR)													0	1	0	0	0	0	0								
Greg Maddux, R OBP: 0.284, SLG: 0.346 (7, 8)													2	0	0	0	0	0	0								
Doug Dasenczo, S OBP: 0.332, SLG: 0.324 (7, 8)													3	0	0	0	0	0	1								
Inning Stats	R: 3 E: 0 K: 1 S: 17	H: 4 LOB: 1 BB: 0 P: 21	R: 0 E: 0 K: 0 S: 8	H: 0 LOB: 0 BB: 0 P: 14	R: 0 E: 0 K: 1 S: 7	H: 0 LOB: 0 BB: 0 P: 12	R: 0 E: 0 K: 0 S: 7	H: 0 LOB: 0 BB: 0 P: 10	R: 0 E: 0 K: 1 S: 11	H: 1 LOB: 1 BB: 0 P: 16	R: 0 E: 0 K: 3 S: 12	H: 1 LOB: 2 BB: 0 P: 17	R: 0 E: 0 K: 1 S: 13	H: 0 LOB: 0 BB: 0 P: 20	R: 0 E: 0 K: 1 S: 8	H: 0 LOB: 0 BB: 1 P: 11	R: 2 E: 1 K: 0 S: 8	H: 2 LOB: 2 BB: 1 P: 16	1B: 5 2B: 4 3B: 0 HR: 0	SF: 0 SAC: 0 DP: 0 HBP: 0	W/P: 0 P/B: 0 SB: 2 CS: 1	PA: 50					
PITCHER	IP	WLS	BF	H	R	ER	SO	BB	IBB	HBP	BLK	WP	HR	S	P	ERA	WHIP										
Jose Rijo, R	6.0	24	6	3	3	5	0	0	0	0	0	0	0	60	85	4.50	1.000										
Ted Power, R	1.0	3	0	0	0	1	0	0	0	0	0	0	0	9	14	0.00	0.000										
Norm Charlton, L	2.0	7	1	0	0	4	0	0	0	0	0	0	0	20	34	0.00	0.500										
Rob Dibble, R	3.0	9	0	0	0	3	1	0	0	0	0	0	0	27	43	0.00	0.333										
Tim Layana, R	0.2	L	6	2	2	1	0	1	0	0	0	0	0	8	16	13.50	4.500										

Cincinnati Reds @ Chicago Cubs
Wrigley Field, Chicago, IL
Thu Jul 25 1991, 3:33 AM CDT
Att: 35,008 - Cloudy - 72 F

AB 47
R 5
H 9
RBI 4
BB 2
SO 13
LOB 12



Batter	1	2	3	4	5	6	7	8	9	AB	R	H	RBI	BB	SO	LOB	TOP					
Otis Nixon, S <small>OBP: 0.395, SLG: 0.358</small>										5	1	1	1	0	0	1						
Jeff Treadway, L <small>OBP: 0.372, SLG: 0.425</small> Mark Lemke, S <small>OBP: 0.310, SLG: 0.284</small>										4	1	1	0	0	0	0						
Terry Pendleton, S <small>OBP: 0.377, SLG: 0.528</small>										3	1	1	1	0	0	0						
Ron Gant, R <small>OBP: 0.326, SLG: 0.520</small>										3	0	1	0	1	1	0						
Lonnie Smith, R <small>OBP: 0.366, SLG: 0.398</small> Deion Sanders, L <small>OBP: 0.277, SLG: 0.337</small>										3	0	1	2	1	1	0						
Jeff Blaser, R <small>OBP: 0.365, SLG: 0.431</small> Rafael Belliard, R <small>OBP: 0.263, SLG: 0.256</small>										4	0	0	0	0	0	2						
Brian Hunter, R <small>OBP: 0.308, SLG: 0.535</small>										4	1	1	1	0	2	3						
Greg Olson, R <small>OBP: 0.333, SLG: 0.372</small>										4	2	3	0	0	0	0						
Steve Avery, L <small>OBP: 0.271, SLG: 0.273</small> Juan Berenguer, R <small>ERA: 4.54</small>										3	0	0	0	0	1	2						
Inning Stats	R: 1 H: 2 E: 1 K: 1 S: 18	H: 3 LOB: 3 BB: 1 P: 31	R: 3 H: 3 E: 0 K: 1 S: 18	H: 1 LOB: 1 BB: 0 P: 14	R: 0 H: 0 E: 0 K: 0 S: 7	H: 0 LOB: 0 BB: 0 P: 11	R: 0 H: 0 E: 0 K: 1 S: 7	H: 0 LOB: 0 BB: 0 P: 10	R: 0 H: 0 E: 0 K: 0 S: 10	H: 0 LOB: 0 BB: 0 P: 16	R: 0 H: 0 E: 0 K: 0 S: 5	H: 0 LOB: 0 BB: 0 P: 7	R: 0 H: 0 E: 0 K: 1 S: 7	H: 0 LOB: 0 BB: 0 P: 13	R: 2 H: 3 E: 0 K: 0 S: 9	H: 3 LOB: 0 BB: 0 P: 12	1B: 7 2B: 1 3B: 0 HR: 1	SF: 1 SAC: 1 DP: 1 HBP: 0	WP: 1 PA: 38 PB: 0 SB: 0 CS: 0			
PITCHER	IP WLS BF H R ER SO BB IBB HBP BLK WP HR S P ERA WHIP		IP WLS BF H R ER SO BB IBB HBP BLK WP HR S P ERA WHIP																			
Frank Castillo, R <small>ERA: 3.33</small>	6.0	L	27	6	4	3	4	2	0	0	0	0	0	0	0	0	1	0	68	109	4.50	1.333
Bob Scanlan, R <small>ERA: 4.54</small>	2.0		6	0	0	0	1	0	0	0	0	0	0	0	0	0	0	0	12	20	0.00	0.000
Dave Pavias, R <small>ERA: 18.0</small>	1.0		5	3	2	2	0	0	0	0	0	0	0	0	0	0	0	1	9	12	18.00	3.000

Atlanta Braves @ Chicago Cubs
 Wrigley Field, Chicago, IL
 Fri Jul 26 1991, 3:33 AM CDT
 Att: 35,604 - Sunny - 71 F

AB 34
 R 6
 H 9
 RBI 5
 BB 2
 SO 5
 LOB 9



Batter	1	2	3	4	5	6	7	8	9	AB	R	H	RBI	BB	SO	LOB	BOTTOM				
Chico Walker, S <small>OBP: 0.362, SLG: 0.364</small>										3	0	0	0	1	0	0					
Mark Grace, L <small>OBP: 0.344, SLG: 0.386</small>										4	0	1	0	0	1	1					
23 Ryne Sandberg, R <small>OBP: 0.386, SLG: 0.480</small>										2	1	1	0	2	1	0					
Andre Dawson, R <small>OBP: 0.315, SLG: 0.492</small>										4	1	1	2	0	0	2					
George Bell, R <small>OBP: 0.321, SLG: 0.476</small>										4	0	1	0	0	0	0					
Luis Salazar, R <small>OBP: 0.330, SLG: 0.465</small>										4	0	1	0	0	0	0					
Shawon Dunston, R <small>OBP: 0.284, SLG: 0.354</small>										2	0	0	0	1	1	2					
Rick Wilkins, L <small>OBP: 0.315, SLG: 0.416</small>										3	0	0	0	0	0	3					
Frank Castillo, R <small>OBP: 0.118, SLG: 0.063</small> Jerome Walton, R <small>OBP: 0.286, SLG: 0.347</small> Bob Scanlan, R <small>ERA: 4.54</small> Doug Dasenczo, S <small>OBP: 0.330, SLG: 0.322</small> Dave Pavias, R <small>ERA: 18.0</small>										1	0	0	0	0	1	0					
Inning Stats	R: 0 H: 0 E: 0 K: 1 S: 8	H: 2 LOB: 2 BB: 0 P: 17	R: 0 H: 2 E: 0 K: 1 S: 11	H: 0 LOB: 0 BB: 0 P: 11	R: 0 H: 0 E: 0 K: 1 S: 6	H: 0 LOB: 0 BB: 0 P: 7	R: 0 H: 0 E: 0 K: 0 S: 10	H: 0 LOB: 0 BB: 1 P: 20	R: 0 H: 2 E: 0 K: 0 S: 15	H: 0 LOB: 0 BB: 0 P: 24	R: 0 H: 0 E: 0 K: 0 S: 5	H: 0 LOB: 0 BB: 0 P: 8	R: 0 H: 0 E: 0 K: 0 S: 4	H: 0 LOB: 0 BB: 0 P: 6	R: 2 H: 1 E: 0 K: 0 S: 17	H: 1 LOB: 1 BB: 1 P: 23	1B: 4 2B: 0 3B: 0 HR: 1	SF: 0 SAC: 0 DP: 1 HBP: 0	WP: 0 PA: 34 PB: 0 SB: 0 CS: 2		
PITCHER	IP WLS BF H R ER SO BB IBB HBP BLK WP HR S P ERA WHIP		IP WLS BF H R ER SO BB IBB HBP BLK WP HR S P ERA WHIP																		
Steve Avery, L <small>ERA: 3.54</small>	8.1	W	31	5	2	2	4	4	0	0	0	0	0	0	0	0	1	77	126	2.16	1.080
Juan Berenguer, R <small>ERA: 2.04</small>	0.2		2	0	0	0	0	0	0	0	0	0	0	0	0	0	0	6	6	0.00	0.000

Atlanta Braves @ Chicago Cubs
 Wrigley Field, Chicago, IL
 Fri Jul 26 1991, 3:33 AM CDT
 Att: 35,604 - Sunny - 71 F

AB 29
 R 2
 H 5
 RBI 2
 BB 4
 SO 4
 LOB 8



Batter	1	2	3	4	5	6	7	8	9	AB	R	H	RBI	BB	SO	LOB	TOP					
Otis Nixon, S (1, 9) <small>OBP: 0.392, SLG: 0.356</small>	G3			G4-3	G4-3		CS 1B		G6-3	5	0	1	0	0	0	1	Atlanta Braves @ Chicago Cubs Wrigley Field, Chicago, IL Sat Jul 27 1991, 3:33 AM CDT Att: 34,023 - Sunny - 72 F					
Jeff Treadway, L (1, 4) <small>OBP: 0.376, SLG: 0.432</small> Mark Lemke, S (7, PH) <small>OBP: 0.305, SLG: 0.279</small>	G6-3			HR	1B		K		F7	2	2	1	0	1	0	0						
Terry Pendleton, S (1, 5) <small>OBP: 0.382, SLG: 0.541</small>	K			HR	1B					4	1	3	3	0	1	0						
Ron Gant, R (1, 8) <small>OBP: 0.328, SLG: 0.529</small>		P3		HR	1B		CS		K	4	1	2	2	0	1	0						
Lonnie Smith, R (1, 7) <small>OBP: 0.368, SLG: 0.394</small>	G6-3			1B	F9				1B	2	0	0	0	2	0	2						
Jeff Blausler, R (1, 6) <small>OBP: 0.364, SLG: 0.428</small>	F7			BB			K		K	4	0	1	0	0	1	1						
Brian Hunter, R (1, 3) <small>OBP: 0.306, SLG: 0.524</small>				1B			1B		1B	4	0	1	0	0	0	2						
Greg Olson, R (1, 2) <small>OBP: 0.328, SLG: 0.365</small>				G5-3	G4-3		F9		P6	4	0	0	0	0	0	2						
29 John Smoltz, R (1, 1) <small>OBP: 0.175, SLG: 0.184</small> Dan Petry, R (4, 1) <small>OBP: 0.500, SLG: 0.500</small> Keith Mitchell, R (7, PH) <small>OBP: 0.271, SLG: 0.279</small> Francisco Cabrera, R (9, PH)				K	E7		F9		G6-3	1	0	0	0	0	1	0						
Inning Stats	R: 0 E: 0 K: 1 S: 6	H: 0 LOB: 0 BB: 0 P: 9	R: 0 E: 0 K: 0 S: 7	H: 0 LOB: 0 BB: 0 P: 12	R: 0 E: 0 K: 1 S: 8	H: 0 LOB: 0 BB: 0 P: 12	R: 3 E: 0 K: 0 S: 9	H: 4 LOB: 1 BB: 1 P: 20	R: 2 E: 1 K: 0 S: 15	H: 3 LOB: 2 BB: 1 P: 25	R: 0 E: 0 K: 1 S: 10	H: 0 LOB: 0 BB: 0 P: 13	R: 0 E: 0 K: 1 S: 10	H: 2 LOB: 1 BB: 0 P: 15	R: 0 E: 0 K: 2 S: 13	H: 1 LOB: 2 BB: 1 P: 22	R: 0 E: 0 K: 0 S: 9	H: 0 LOB: 0 BB: 0 P: 16	1B: 7 2B: 1 3B: 0 HR: 2	SF: 0 SAC: 0 DP: 1 HBP: 0	WP: 0 PB: 0 SB: 0 CS: 1	PA: 39
PITCHER	IP WLS BF H R ER SO BB IBB HBP BLK WP HR S P ERA WHIP																					
Les Lancaster, R (1, 1) <small>ERA: 3.93</small> Chuck McElroy, L (7, 1) <small>ERA: 1.48</small>	6.0 W 26 7 5 5 2 2 0 0 0 0 2 55 91 7.50 1.500																					

AB	35
R	5
H	10
RBI	5
BB	3
SO	5
LOB	9



Batter	1	2	3	4	5	6	7	8	9	AB	R	H	RBI	BB	SO	LOB	BOTTOM			
Chico Walker, S (1, 5) <small>OBP: 0.365, SLG: 0.363</small>	2B			F7	1B		CS		G4-3	3	1	1	1	1	0	0	Atlanta Braves @ Chicago Cubs Wrigley Field, Chicago, IL Sat Jul 27 1991, 3:33 AM CDT Att: 34,023 - Sunny - 72 F			
Mark Grace, L (1, 3) <small>OBP: 0.345, SLG: 0.388</small>	2B			HR	G3		K		K	3	2	1	0	1	1	1				
23 Ryne Sandberg, R (1, 4) <small>OBP: 0.389, SLG: 0.499</small>	IHR			HR	SH2-3		K			3	2	2	5	1	1	0				
Andre Dawson, R (1, 9) <small>OBP: 0.317, SLG: 0.492</small> Doug Dasenczo, S (1, PR) <small>OBP: 0.326, SLG: 0.318</small>	G1-6-3			G6-3	SH2-3				B5-3	0	0	0	0	0	0	0				
Dwight Smith, L (1, 8) <small>OBP: 0.283, SLG: 0.394</small>	G1-6-3			K	F7				G6-3	4	0	0	0	0	1	2				
Ced Landrum, L (9, 7) <small>OBP: 0.235, SLG: 0.212</small>				K	F7				G6-3	0	0	0	0	0	0	0				
George Bell, R (1, 7) <small>OBP: 0.321, SLG: 0.473</small> Jerome Walton, R (9, 8) <small>OBP: 0.286, SLG: 0.347</small>	F8			1B	G6-3				F8	3	1	0	0	1	0	2				
Rick Wilkins, L (1, 2) <small>OBP: 0.307, SLG: 0.405</small>				F9	F8		G4-3			3	0	0	0	0	0	1				
Jose Vizcaino, S (1, 6) <small>OBP: 0.310, SLG: 0.340</small>	L9			G3	1B		G1-3			3	1	1	0	0	0	0				
Les Lancaster, R (1, 1) <small>OBP: 0.192, SLG: 0.269</small> Hector Villanueva, R (6, PH) <small>OBP: 0.319, SLG: 0.450</small> Chuck McElroy, L (6, PR) <small>OBP: 0.333, SLG: 0.500</small>	K			G3	G3		CS			2	0	0	1	0	1	1				
Inning Stats	R: 3 E: 0 K: 0 S: 11	H: 2 LOB: 1 BB: 1 P: 20	R: 0 E: 0 K: 1 S: 7	H: 0 LOB: 0 BB: 0 P: 9	R: 2 E: 0 K: 1 S: 8	H: 1 LOB: 0 BB: 1 P: 15	R: 2 E: 0 K: 0 S: 14	H: 2 LOB: 1 BB: 1 P: 26	R: 0 E: 0 K: 0 S: 8	H: 0 LOB: 1 BB: 1 P: 19	R: 0 E: 0 K: 2 S: 13	H: 1 LOB: 0 BB: 0 P: 22	R: 0 E: 0 K: 2 S: 9	H: 0 LOB: 0 BB: 0 P: 15	R: 0 E: 0 K: 0 S: 5	H: 0 LOB: 0 BB: 0 P: 8	1B: 3 2B: 1 3B: 0 HR: 2	SF: 0 SAC: 1 DP: 1 HBP: 1	WP: 0 PB: 0 SB: 1 CS: 1	PA: 34
PITCHER	IP WLS BF H R ER SO BB IBB HBP BLK WP HR S P ERA WHIP																			
29 John Smoltz, R (1, 1) <small>ERA: 5.26</small> Dan Petry, R (4, 1) <small>ERA: 5.14</small> Marvin Freeman, R (7, 1) <small>ERA: 2.72</small>	3.1 L 17 2 0 0 0 1 0 0 0 0 0 28 51 0.00 1.125																			



Batter	1	2	3	4	5	6	7	8	9	10	AB	R	H	RBI	BB	SO	LOB	TOP								
Chico Walker, S OBP: 0.359, SLG: 0.372 (1.8)	F8		G6-3		F8		F9			SF8	5	1	1	0	0	0	1	Chicago Cubs @ Cincinnati Reds Riverfront Stadium, Cincinnati, OH Tue Jul 30 1991, 7:05 PM EDT Att: 37,832 - Cloudy - 77 F								
Mark Grace, L OBP: 0.347, SLG: 0.386 (1.3)	F8		F8		F8	G3		FC6-4		L4	4	0	1	0	1	0	1									
23 Ryne Sandberg, R OBP: 0.391, SLG: 0.496 (1.4)	L9		G6-3		G6-3			F8		SF8	4	0	1	0	1	0	2									
Andre Dawson, R OBP: 0.318, SLG: 0.506 (1.9)	F7			L9		L7		K		FC6-4	5	0	1	0	0	1	3									
George Bell, R OBP: 0.321, SLG: 0.487 Jerome Walton, R OBP: 0.286, SLG: 0.347 (10.8)		HR		HR		K		FC6-4		SF8	4	2	2	3	0	1	2									
Luis Salazar, R OBP: 0.326, SLG: 0.472 Jose Vizcaino, S OBP: 0.311, SLG: 0.340 (10.5)		K		F7			HR			FC6-4	5	1	1	1	0	1	2									
Shawon Dunston, R OBP: 0.263, SLG: 0.362 (1.6)				K			HR				4	1	1	1	0	1	0									
Rick Wilkins, L OBP: 0.321, SLG: 0.426 (1.2)					K		HR				3	0	2	0	1	1	0									
Greg Maddux, R OBP: 0.255, SLG: 0.333 Dwight Smith, L OBP: 0.260, SLG: 0.389 Les Lancaster, R OBP: 0.192, SLG: 0.269 Chuck McElroy, L OBP: 0.333, SLG: 0.500 (9.1)		K			P3		SH5-4			G4-3	2	0	0	0	0	1	1									
Inning Stats	R: 0 E: 0 K: 0 S: 10	H: 1 LOB: 1 BB: 0 P: 15	R: 1 E: 0 K: 2 S: 14	H: 1 LOB: 1 BB: 1 P: 21	R: 0 E: 0 K: 1 S: 6	H: 0 LOB: 0 BB: 0 P: 10	R: 1 E: 0 K: 1 S: 14	H: 1 LOB: 0 BB: 0 P: 20	R: 0 E: 0 K: 1 S: 6	H: 0 LOB: 1 BB: 1 P: 13	R: 2 E: 0 K: 0 S: 10	H: 3 LOB: 0 BB: 0 P: 14	R: 0 E: 0 K: 1 S: 9	H: 0 LOB: 1 BB: 1 P: 16	R: 0 E: 0 K: 0 S: 7	H: 1 LOB: 1 BB: 0 P: 11	R: 1 E: 0 K: 0 S: 18		H: 3 LOB: 2 BB: 0 P: 26	1B: 3 2B: 3 3B: 0 HR: 4	SF: 1 SAC: 1 DP: 0 HBP: 0	WP: 0 PB: 0 SB: 0 CS: 1	PA: 42			
PITCHER	IP WLS BF H R ER SO ERA WHIP	IP WLS BF H R ER SO ERA WHIP	IP WLS BF H R ER SO ERA WHIP	IP WLS BF H R ER SO ERA WHIP	IP WLS BF H R ER SO ERA WHIP	IP WLS BF H R ER SO ERA WHIP	IP WLS BF H R ER SO ERA WHIP	IP WLS BF H R ER SO ERA WHIP	IP WLS BF H R ER SO ERA WHIP	IP WLS BF H R ER SO ERA WHIP	IP WLS BF H R ER SO ERA WHIP	IP WLS BF H R ER SO ERA WHIP	IP WLS BF H R ER SO ERA WHIP	IP WLS BF H R ER SO ERA WHIP	IP WLS BF H R ER SO ERA WHIP	IP WLS BF H R ER SO ERA WHIP	IP WLS BF H R ER SO ERA WHIP	IP WLS BF H R ER SO ERA WHIP	IP WLS BF H R ER SO ERA WHIP	IP WLS BF H R ER SO ERA WHIP	IP WLS BF H R ER SO ERA WHIP	IP WLS BF H R ER SO ERA WHIP	IP WLS BF H R ER SO ERA WHIP	IP WLS BF H R ER SO ERA WHIP	IP WLS BF H R ER SO ERA WHIP	
Tom Browning, L ERA: 4.2 Ted Power, R ERA: 3.53 Rob Dibble, R ERA: 2.01	7.0 2.0 1.0	28 8 6	6 1 3	4 0 1	5 1 0	2 0 0	0 0 0	0 0 0	4 16 18	109 27 26	5.14 0.00 9.00	1.143 1.000 3.000														

AB	37
R	5
H	10
RBI	5
BB	3
SO	6
LOB	13



Batter	1	2	3	4	5	6	7	8	9	10	AB	R	H	RBI	BB	SO	LOB	BOTTOM							
Barry Larkin, R OBP: 0.381, SLG: 0.527 (1.6)	WP		K		1B		K			P2	5	2	2	0	0	2	2	Chicago Cubs @ Cincinnati Reds Riverfront Stadium, Cincinnati, OH Tue Jul 30 1991, 7:05 PM EDT Att: 37,832 - Cloudy - 77 F							
Billy Hatcher, R OBP: 0.316, SLG: 0.393 (1.8)	L3		G4-3		K			SH1-3		1B	5	0	2	0	0	1	2								
Hal Morris, L OBP: 0.376, SLG: 0.495 (1.3)	G2-3		2B		1B			SH1-3		K	4	1	2	1	0	1	4								
Chris Sabo, R OBP: 0.358, SLG: 0.494 (1.5)	G4-3		2B		P6			FC5-4-6		G1-3	5	0	1	1	0	0	5								
Paul O'Neill, L OBP: 0.345, SLG: 0.484 (1.9)		L9	G3-1			G3		1B		HR	4	1	1	1	1	0	1								
Glenn Braggs, R OBP: 0.317, SLG: 0.413 (1.7)		L7			K		K			K	5	0	1	0	0	3	0								
Bill Doran, S OBP: 0.376, SLG: 0.409 (1.4)		1B			L9		K			G4-3	5	2	2	1	0	1	3								
Jeff Reed, L OBP: 0.363, SLG: 0.386 Eric Davis, R OBP: 0.374, SLG: 0.421 Joe Oliver, R OBP: 0.288, SLG: 0.351 (10.2)		1B			G3-1			G6-3		1B	4	0	2	1	0	0	0								
Tom Browning, L OBP: 0.188, SLG: 0.250 Herm Winingham, L OBP: 0.259, SLG: 0.295 Ted Power, R (8.1)		F8			G1-3			K		1B	2	0	0	0	0	1	0								
Luis Quinones, S OBP: 0.263, SLG: 0.276 Rob Dibble, L (10.1)										BB	0	0	0	0	0	0	0								
Inning Stats	R: 1 E: 0 K: 0 S: 8	H: 1 LOB: 0 BB: 0 P: 14	R: 1 E: 0 K: 0 S: 13	H: 2 LOB: 1 BB: 0 P: 21	R: 1 E: 0 K: 1 S: 11	H: 2 LOB: 1 BB: 1 P: 17	R: 0 E: 0 K: 1 S: 7	H: 0 LOB: 0 BB: 0 P: 12	R: 1 E: 0 K: 1 S: 9	H: 2 LOB: 1 BB: 1 P: 11	R: 0 E: 0 K: 2 S: 10	H: 0 LOB: 0 BB: 0 P: 16	R: 0 E: 0 K: 0 S: 8	H: 2 LOB: 3 BB: 1 P: 15	R: 0 E: 0 K: 1 S: 18	H: 2 LOB: 3 BB: 0 P: 26	R: 2 E: 0 K: 1 S: 7	H: 2 LOB: 0 BB: 0 P: 13	1B: 7 2B: 4 3B: 0 HR: 2	SF: 0 SAC: 1 DP: 0 HBP: 0	WP: 1 PB: 0 SB: 2 CS: 0	PA: 43			
PITCHER	IP WLS BF H R ER SO ERA WHIP	IP WLS BF H R ER SO ERA WHIP	IP WLS BF H R ER SO ERA WHIP	IP WLS BF H R ER SO ERA WHIP	IP WLS BF H R ER SO ERA WHIP	IP WLS BF H R ER SO ERA WHIP	IP WLS BF H R ER SO ERA WHIP	IP WLS BF H R ER SO ERA WHIP	IP WLS BF H R ER SO ERA WHIP	IP WLS BF H R ER SO ERA WHIP	IP WLS BF H R ER SO ERA WHIP	IP WLS BF H R ER SO ERA WHIP	IP WLS BF H R ER SO ERA WHIP	IP WLS BF H R ER SO ERA WHIP	IP WLS BF H R ER SO ERA WHIP	IP WLS BF H R ER SO ERA WHIP	IP WLS BF H R ER SO ERA WHIP	IP WLS BF H R ER SO ERA WHIP	IP WLS BF H R ER SO ERA WHIP	IP WLS BF H R ER SO ERA WHIP	IP WLS BF H R ER SO ERA WHIP	IP WLS BF H R ER SO ERA WHIP	IP WLS BF H R ER SO ERA WHIP	IP WLS BF H R ER SO ERA WHIP	
Greg Maddux, R ERA: 3.65 Les Lancaster, R ERA: 3.91 Chuck McElroy, L ERA: 1.75	8.0 0.1 1.0	34 4 5	9 2 2	4 0 2	7 0 2	0 1 0	0 0 0	0 0 0	1 12 13	76 18 21	4.50 0.00 18.00	1.125 9.000 2.000													

AB	40
R	6
H	13
RBI	5
BB	2
SO	9
LOB	18



Batter	1	2	3	4	5	6	7	8	9	AB	R	H	RBI	BB	SO	LOB	TOP										
Chico Walker, S (1, 5) OBP: 0.362, SLG: 0.375	0-0 G3 1B		2-3 K		3-2 G3-1			1-0 23 WP 1B		4	1	2	0	0	1	2											
Mark Grace, L (1, 3) OBP: 0.349, SLG: 0.387	2-1 G3		0-1 1B		2-1 L9			3-1 23 WP 1B		4	0	2	0	0	0	1											
23 Ryne Sandberg, R (1, 4) OBP: 0.392, SLG: 0.496	2-1 G6-3 2-H 1B		1-0 G3-1		1-2 G6-4-3 1B			3-2 P6 1-2 2-3		4	0	2	1	0	0	4											
Andre Dawson, R (1, 9) OBP: 0.314, SLG: 0.500	1-1 G6-3 1-2			2-2 G6-3		0-0 G6-4-3 1-2		0-1 F9		4	0	0	0	0	0	4											
George Bell, R (1, 7) OBP: 0.320, SLG: 0.484		3-1 G5-3		0-1 P4			1-1 G6-4-3 1B		1-2 G5-3		4	0	1	0	0	0											
Dwight Smith, L (1, 8) OBP: 0.289, SLG: 0.374		2-3 K		1-1 G4-3			2-2 E3 G6-4-3		1-0 P7		4	0	0	0	0	1											
Shawon Dunston, R (1, 6) OBP: 0.263, SLG: 0.364		1-2 P3			1-0 2B		1-2 G6-4-3 1-2 2-3		2-2 F9		4	0	1	0	0	2											
Rick Wilkins, L (1, 2) OBP: 0.314, SLG: 0.416			3-1 F7		2-1 L8		1-2 G4-3				3	0	0	0	0	2											
Frank Castillo, R (1, 1) OBP: 0.167, SLG: 0.063 Doug Lacombe, S (5, Ph) OBP: 0.320, SLG: 0.314 Steve Wilson, L (5, 1) Heathcliff Slocumb, R (7, 1) Jerome Walton, R (8, Ph) OBP: 0.284, SLG: 0.345 Bob Scanlan, R (8, 1)			4-2 1B BB		1-2 P6			2-1 L9		0	0	0	0	1	0	0											
Inning Stats	R: 1 E: 0 K: 0 S: 7	H: 2 LOB: 0 BB: 0 P: 12	R: 0 E: 0 K: 1 S: 9	H: 0 LOB: 0 BB: 1 P: 15	R: 0 E: 0 K: 1 S: 14	H: 1 LOB: 2 BB: 1 P: 24	R: 0 E: 0 K: 0 S: 7	H: 0 LOB: 0 BB: 0 P: 10	R: 0 E: 0 K: 0 S: 9	H: 1 LOB: 1 BB: 0 P: 16	R: 0 E: 1 K: 0 S: 16	H: 1 LOB: 1 BB: 0 P: 21	R: 0 E: 0 K: 0 S: 12	H: 2 LOB: 2 BB: 0 P: 21	R: 0 E: 0 K: 0 S: 8	H: 0 LOB: 0 BB: 0 P: 12	1B: 7 2B: 1 3B: 0 HR: 0	SF: 0 SAC: 0 DP: 3 HBP: 0	WP: 1 PB: 0 SB: 0 CS: 0	PA: 34							
PITCHER	IP	WLS	BF	H	R	ER	SO	BB	IBB	HBP	BLK	WP	HR	S	P	ERA	WHIP										
Jose Rijo, R (1, 1) ERA: 2.67	7.0	W	26	6	1	1	2	1	0	0	0	0	0	68	107	1.29	1.000										
Gino Minutelli, L (8, 1) ERA: 5.79	0.1		3	2	0	0	0	0	0	0	0	0	0	5	11	0.00	6.000										
Ted Power, R (8, 1) ERA: 3.42	1.2	S	5	0	0	0	0	0	0	0	0	1	0	15	22	0.00	0.000										

Chicago Cubs @ Cincinnati Reds
Riverfront Stadium, Cincinnati, OH
Wed Jul 31 1991, 7:05 PM EDT
Att: 36,483 - Sunny - 87 F

AB 33
R 1
H 8
RBI 1
BB 1
SO 2
LOB 17



Batter	1	2	3	4	5	6	7	8	9	AB	R	H	RBI	BB	SO	LOB	BOTTOM										
Barry Larkin, R (1, 6) OBP: 0.382, SLG: 0.530	1-1 2B	2-2 1B		1-1 P2			2-3 K			4	0	2	1	0	1	0											
Billy Hatcher, R (1, 8) OBP: 0.315, SLG: 0.391	2-2 L1	0-0 P2			1-1 1B		2-2 G4-3			4	0	1	0	0	0	3											
Hal Morris, L (1, 3) OBP: 0.372, SLG: 0.489	1-3 K	2-1 G1-3			1-3 K		0-0 G4-3			4	0	0	0	0	2	4											
Chris Sabo, R (1, 5) OBP: 0.357, SLG: 0.494	3-2 G4-3		1-0 E8 1B 2B		0-0 F8			0-1 F7		4	1	1	0	0	0	2											
Paul O'Neill, L (1, 9) OBP: 0.341, SLG: 0.478		1-3 K	1-1 P7		2-1 P4			3-0 P4		4	0	0	0	0	1	2											
Bill Doran, S (1, 4) OBP: 0.378, SLG: 0.410		0-0 WP 1B 1B	2-2 CS 1B			2-2 G4-3		1-0 G4-3		4	1	2	1	0	0	0											
Glenn Braggs, R (1, 7) OBP: 0.325, SLG: 0.417		1-1 WP 1B 1B	2-2 F8			0-0 E SF7 1B				3	2	2	0	0	0	1											
Jeff Reed, L (1, 2) OBP: 0.362, SLG: 0.384		4-0 1B 1B BB	2-0 CS		1-2 F8		1-1 SF7			1	1	0	1	1	0	0											
Jose Rijo, R (1, 1) OBP: 0.263, SLG: 0.263 Gino Minutelli, L (8, 1) Ted Power, R (8, 1)		1-0 1B 1B			0-0 P3			1-3 K		3	0	1	2	0	1	0											
Inning Stats	R: 0 E: 0 K: 1 S: 15	H: 1 LOB: 1 BB: 0 P: 22	R: 3 E: 0 K: 1 S: 15	H: 4 LOB: 2 BB: 1 P: 26	R: 1 E: 1 K: 0 S: 9	H: 2 LOB: 0 BB: 0 P: 17	R: 0 E: 0 K: 0 S: 7	H: 0 LOB: 0 BB: 0 P: 9	R: 0 E: 0 K: 1 S: 8	H: 1 LOB: 1 BB: 0 P: 12	R: 1 E: 0 K: 1 S: 9	H: 1 LOB: 0 BB: 0 P: 13	R: 0 E: 0 K: 0 S: 7	H: 0 LOB: 0 BB: 0 P: 11	R: 0 E: 0 K: 0 S: 4	H: 0 LOB: 0 BB: 0 P: 8	1B: 7 2B: 2 3B: 0 HR: 0	SF: 1 SAC: 0 DP: 0 HBP: 0	WP: 1 PB: 0 SB: 1 CS: 1	PA: 34							
PITCHER	IP	WLS	BF	H	R	ER	SO	BB	IBB	HBP	BLK	WP	HR	S	P	ERA	WHIP										
Frank Castillo, R (1, 1) ERA: 3.74	4.0	L	19	7	4	4	2	1	0	0	0	0	0	46	74	9.00	2.000										
Steve Wilson, L (5, 1) ERA: 4.5	2.0		8	2	1	0	2	0	0	0	0	0	0	17	25	0.00	1.000										
Heathcliff Slocumb, R (7, 1) ERA: 3.25	1.0		3	0	0	0	1	0	0	0	0	0	0	7	11	0.00	0.000										
Bob Scanlan, R (8, 1) ERA: 4.48	1.0		3	0	0	0	0	0	0	0	0	0	0	4	8	0.00	0.000										

Chicago Cubs @ Cincinnati Reds
Riverfront Stadium, Cincinnati, OH
Wed Jul 31 1991, 7:05 PM EDT
Att: 36,483 - Sunny - 87 F

AB 31
R 5
H 9
RBI 5
BB 1
SO 5
LOB 12



Batter	1	2	3	4	5	6	7	8	9	AB	R	H	RBI	BB	SO	LOB	TOP								
Chico Walker, S OBP: 0.393, SLG: 0.391 (1, 8)	F9		HR				E 1B S 1B	K		5	2	3	3	0	1	1									
Mark Grace, L OBP: 0.348, SLG: 0.385 (1, 3)	K		F7	G1-3			23 FC5-4 1-H	1B	K	5	0	1	1	1	0	2	1								
23 Ryne Sandberg, R OBP: 0.392, SLG: 0.509 (1, 4)	L6		HR				FC5-4 G5-3 1-2	1B		5	1	2	1	0	1	1									
Andre Dawson, R OBP: 0.314, SLG: 0.494 (1, 9)		F8 1B SF7 1B	G5-3		F6		G5-3 1-2	G5-4-3 1-2		5	1	1	0	0	0	2									
George Bell, R OBP: 0.320, SLG: 0.480 Jerome Walton, R OBP: 0.284, SLG: 0.345 (7, 8)		1-2 1B		FC5-4 1B BB	L4		G6-3			3	1	1	0	1	0	1									
Luis Salazar, R OBP: 0.330, SLG: 0.484 Jose Vizcaino, S OBP: 0.308, SLG: 0.337 (8, 5)	F8			FC5-4 1B		SF8 3B		K		4	1	2	0	0	1	2									
Shawon Dunston, R OBP: 0.293, SLG: 0.367 (1, 6)	SF7			FC5-4 1B 1-2 2-3		SF8		1B		2	2	1	2	0	0	2									
Rick Wilkins, L OBP: 0.322, SLG: 0.414 (1, 2)	F8			K		G4-3		SH1-3 1B		4	0	1	1	0	1	3									
Danny Jackson, R OBP: 0.143, SLG: 0.143 Bob Scanlan, R (4, 1)			G4-3	1B		K		SH1-3		2	1	1	1	0	0	0									
Inning Stats	R: 0 E: 0 K: 1 S: 9	H: 0 LOB: 0 BB: 0 P: 15	R: 1 E: 0 K: 0 S: 12	H: 2 LOB: 1 BB: 0 P: 19	R: 2 E: 0 K: 0 S: 11	H: 2 LOB: 0 BB: 0 P: 16	R: 3 E: 0 K: 1 S: 18	H: 3 LOB: 1 BB: 1 P: 29	R: 0 E: 0 K: 1 S: 9	H: 0 LOB: 0 BB: 0 P: 12	R: 1 E: 0 K: 0 S: 9	H: 1 LOB: 0 BB: 0 P: 10	R: 1 E: 0 K: 0 S: 11	H: 2 LOB: 1 BB: 0 P: 13	R: 1 E: 0 K: 2 S: 10	H: 2 LOB: 1 BB: 0 P: 14	R: 0 E: 0 K: 1 S: 7	H: 1 LOB: 0 BB: 0 P: 11	1B: 9 2B: 1 3B: 1 HR: 2	SF: 2 SAC: 1 DP: 1 HBP: 0	WP: 0 PB: 0 SB: 1 CS: 0	PA: 40			
PITCHER	IP	WLS	BF	H	R	ER	SO	BB	IBB	HBP	BLK	WP	HR	S	P	ERA	WHIP								
Frank Viola, L ERA: 3.19 Jeff Innis, R ERA: 2.99 Doug Simons, L ERA: 5.45	4.0	L	20	7	6	6	2	1	0	0	0	0	2	50	79	13.50	2.000								
	3.0		12	3	2	2	2	0	0	0	0	0	0	29	35	6.00	1.000								
	2.0		8	3	1	1	3	0	0	0	0	0	0	17	25	4.50	1.500								

Chicago Cubs @ New York Mets
Shea Stadium, Flushing, NY
Sat Aug 03 1991, 7:05 PM EDT
Att: 39,804 - Cloudy - 78 F

livebaseballscores.com

AB 36
R 9
H 13
RBI 9
BB 1
SO 7
LOB 13




Batter	1	2	3	4	5	6	7	8	9	AB	R	H	RBI	BB	SO	LOB	BOTTOM								
Keith Miller, R OBP: 0.340, SLG: 0.426 Dave Magadan, L OBP: 0.386, SLG: 0.354 (9, FH)	FC6 BB	F8		K			K		1-2 1B	3	0	0	0	1	2	5									
Garry Templeton, S OBP: 0.232, SLG: 0.303 (1, 3)	FC6 G6-3 2B	P3		G4-6-3			G4-3		F7	5	1	0	0	0	0	8									
Gregg Jefferies, S OBP: 0.338, SLG: 0.396 (1, 5)	G6-3			G4-3 1B			G4-3		F8	4	0	1	0	0	0	1									
Kevin McReynolds, R OBP: 0.343, SLG: 0.446 (1, 8)	2B			G4-3			F9		F8	3	1	0	0	1	0	1									
Hubie Brooks, R OBP: 0.340, SLG: 0.428 (1, 9)	2B			G4-3			G4-3		E6 FC6-4	3	0	1	2	1	0	0									
Mark Carreon, R OBP: 0.293, SLG: 0.327 (1, 7)	G3-1			G4-6-3			G3-1		FC6-4	4	0	0	0	0	0	4									
Rick Cerone, R OBP: 0.369, SLG: 0.343 (1, 2)				E6 CI BB			G6-3		1B	4	0	2	0	0	0	0									
Kevin Elster, R OBP: 0.303, SLG: 0.347 (1, 6)				CI BB			K		L6	3	0	1	0	1	1	1									
Frank Viola, L OBP: 0.127, SLG: 0.148 Tommy Searles, S OBP: 0.324, SLG: 0.233 Jeff Innis, R OBP: 0.314, SLG: 0.338 Daryl Boston, L OBP: 0.330, SLG: 0.358 Doug Simons, L OBP: 0.330, SLG: 0.355 (8, PH)	G6-3			CI G4-6-3			K		F8	1	0	0	0	0	0	2									
Inning Stats	R: 2 E: 0 K: 0 S: 10	H: 1 LOB: 1 BB: 2 P: 23	R: 0 E: 0 K: 0 S: 9	H: 2 LOB: 2 BB: 0 P: 15	R: 0 E: 0 K: 0 S: 8	H: 1 LOB: 1 BB: 1 P: 16	R: 0 E: 2 K: 1 S: 7	H: 0 LOB: 2 BB: 1 P: 14	R: 0 E: 0 K: 1 S: 6	H: 0 LOB: 0 BB: 0 P: 10	R: 0 E: 0 K: 2 S: 9	H: 0 LOB: 0 BB: 0 P: 14	R: 0 E: 1 K: 0 S: 7	H: 0 LOB: 1 BB: 0 P: 15	R: 0 E: 0 K: 0 S: 11	H: 2 LOB: 2 BB: 0 P: 21	1B: 4 2B: 2 3B: 0 HR: 0	SF: 0 SAC: 0 DP: 2 HBP: 0	WP: 0 PB: 0 SB: 0 CS: 0	PA: 38					
PITCHER	IP	WLS	BF	H	R	ER	SO	BB	IBB	HBP	BLK	WP	HR	S	P	ERA	WHIP								
Danny Jackson, L ERA: 5.7 Bob Scanlan, R ERA: 4.12	3.0		17	4	0	0	4	0	0	0	0	0	0	29	61	6.00	2.667								
	6.0	W	21	2	0	0	4	0	0	0	0	0	0	45	78	0.00	0.333								

Chicago Cubs @ New York Mets
Shea Stadium, Flushing, NY
Sat Aug 03 1991, 7:05 PM EDT
Att: 39,804 - Cloudy - 78 F

livebaseballscores.com

AB 33
R 2
H 6
RBI 2
BB 4
SO 4
LOB 23



Batter	1	2	3	4	5	6	7	8	9	AB	R	H	RBI	BB	SO	LOB	TOP
Chico Walker, S OBP: 0.364, SLG: 0.391	(1, 5) K					G4-3		BB WP 23 BB 1B		5	2	2	0	0	1	2	
Mark Grace, L OBP: 0.350, SLG: 0.388	(1, 3) 23 BB 1B					G5-3		P6		5	2	3	0	0	0	2	
23 Ryne Sandberg, R OBP: 0.396, SLG: 0.510	(1, 4) 1B BB					F8		WP BB BB		3	1	2	1	2	0	1	
Andre Dawson, R OBP: 0.315, SLG: 0.490	(1, 9) K					F8		WP BB		3	1	0	1	2	1	4	
George Bell, R OBP: 0.324, SLG: 0.481	(1, 7) 1B									4	1	2	2	1	0	2	
Les Lancaster, R OBP: 0.192, SLG: 0.269	(8, 1) 1B									0	0	0	0	0	0	0	
Rick Wilkins, L OBP: 0.318, SLG: 0.406	(1, 2) K									5	0	1	1	0	2	4	
Ced Landrum, L OBP: 0.275, SLG: 0.256										5	0	2	1	0	0	0	
Jose Vizcaino, S OBP: 0.295, SLG: 0.321										5	0	0	0	0	2	4	
Greg Maddux, R OBP: 0.241, SLG: 0.316	(1, 1) G4-3									3	0	0	0	0	1	2	
Chuck McElroy, L OBP: 0.333, SLG: 0.500	(6, PH) G4-3									0	0	0	0	0	0	0	
Hector Villanueva, R OBP: 0.333, SLG: 0.450	(8, PH) G1-3									0	1	0	0	1	0	0	
Jerome Walton, R OBP: 0.284, SLG: 0.345	(8, 8) 1B BB									0	0	0	0	0	0	0	
Inning Stats	R: 1 H: 2 E: 0 LOB: 2 K: 3 BB: 1 S: 13 P: 25	R: 0 H: 0 E: 0 LOB: 0 K: 0 BB: 0 S: 6 P: 10	R: 5 H: 6 E: 0 LOB: 2 K: 1 BB: 1 S: 22 P: 36	R: 0 H: 1 E: 0 LOB: 2 K: 0 BB: 1 S: 17 P: 27	R: 0 H: 0 E: 0 LOB: 0 K: 2 BB: 0 S: 7 P: 9	R: 0 H: 1 E: 0 LOB: 1 K: 0 BB: 0 S: 10 P: 13	R: 0 H: 0 E: 0 LOB: 0 K: 0 BB: 0 S: 9 P: 15	R: 2 H: 1 E: 0 LOB: 2 K: 0 BB: 3 S: 9 P: 24	R: 0 H: 1 E: 0 LOB: 0 K: 1 BB: 0 S: 6 P: 7	1B: 12 SF: 0 2B: 0 SAC: 0 3B: 0 DP: 1 HR: 0 HBP: 0	WP: 2 PA: 44 PB: 0 SB: 0 CS: 0						
PITCHER	IP WLS BF H R ER SO BB IBB HBP BLK WP HR S P ERA WHIP	IP WLS BF H R ER SO BB IBB HBP BLK WP HR S P ERA WHIP	IP WLS BF H R ER SO BB IBB HBP BLK WP HR S P ERA WHIP	IP WLS BF H R ER SO BB IBB HBP BLK WP HR S P ERA WHIP	IP WLS BF H R ER SO BB IBB HBP BLK WP HR S P ERA WHIP	IP WLS BF H R ER SO BB IBB HBP BLK WP HR S P ERA WHIP	IP WLS BF H R ER SO BB IBB HBP BLK WP HR S P ERA WHIP	IP WLS BF H R ER SO BB IBB HBP BLK WP HR S P ERA WHIP	IP WLS BF H R ER SO BB IBB HBP BLK WP HR S P ERA WHIP	ERA WHIP	ERA WHIP						
David Cone, R ERA: 3.37	(1, 1) 2.0 L 14 6 6 6 3 2 0 0 0 0 0 0 29 52 27.00 4.000																
John Franco, L ERA: 2.45	(9, 1) 1.0 3 1 0 0 1 0 0 0 0 0 0 19 28 0.00 0.500																
Tim Burke, R ERA: 3.69	(3, 1) 3.0 13 3 0 0 3 1 0 0 0 0 1 0 36 55 0.00 1.333																
Alejandro Pena, R ERA: 3.0	(6, 1) 2.0 7 1 0 0 0 0 0 0 0 0 0 0 19 28 0.00 0.500																
Doug Simons, L ERA: 5.82	(8, 1) 0.2 4 1 2 2 0 1 0 0 0 0 0 0 5 10 27.00 3.000																
Jeff Innis, R ERA: 2.67	(8, 1) 0.1 3 0 0 0 0 2 0 0 0 0 1 0 4 14 0.00 6.000																
PITCHER	IP WLS BF H R ER SO BB IBB HBP BLK WP HR S P ERA WHIP	IP WLS BF H R ER SO BB IBB HBP BLK WP HR S P ERA WHIP	IP WLS BF H R ER SO BB IBB HBP BLK WP HR S P ERA WHIP	IP WLS BF H R ER SO BB IBB HBP BLK WP HR S P ERA WHIP	IP WLS BF H R ER SO BB IBB HBP BLK WP HR S P ERA WHIP	IP WLS BF H R ER SO BB IBB HBP BLK WP HR S P ERA WHIP	IP WLS BF H R ER SO BB IBB HBP BLK WP HR S P ERA WHIP	IP WLS BF H R ER SO BB IBB HBP BLK WP HR S P ERA WHIP	IP WLS BF H R ER SO BB IBB HBP BLK WP HR S P ERA WHIP	ERA WHIP	ERA WHIP						
David Cone, R ERA: 3.37	(1, 1) 2.0 L 14 6 6 6 3 2 0 0 0 0 0 0 29 52 27.00 4.000																
John Franco, L ERA: 2.45	(9, 1) 1.0 3 1 0 0 1 0 0 0 0 0 0 19 28 0.00 0.500																
Tim Burke, R ERA: 3.69	(3, 1) 3.0 13 3 0 0 3 1 0 0 0 0 1 0 36 55 0.00 1.333																
Alejandro Pena, R ERA: 3.0	(6, 1) 2.0 7 1 0 0 0 0 0 0 0 0 0 0 19 28 0.00 0.500																
Doug Simons, L ERA: 5.82	(8, 1) 0.2 4 1 2 2 0 1 0 0 0 0 0 0 5 10 27.00 3.000																
Jeff Innis, R ERA: 2.67	(8, 1) 0.1 3 0 0 0 0 2 0 0 0 0 1 0 4 14 0.00 6.000																
PITCHER	IP WLS BF H R ER SO BB IBB HBP BLK WP HR S P ERA WHIP	IP WLS BF H R ER SO BB IBB HBP BLK WP HR S P ERA WHIP	IP WLS BF H R ER SO BB IBB HBP BLK WP HR S P ERA WHIP	IP WLS BF H R ER SO BB IBB HBP BLK WP HR S P ERA WHIP	IP WLS BF H R ER SO BB IBB HBP BLK WP HR S P ERA WHIP	IP WLS BF H R ER SO BB IBB HBP BLK WP HR S P ERA WHIP	IP WLS BF H R ER SO BB IBB HBP BLK WP HR S P ERA WHIP	IP WLS BF H R ER SO BB IBB HBP BLK WP HR S P ERA WHIP	IP WLS BF H R ER SO BB IBB HBP BLK WP HR S P ERA WHIP	ERA WHIP	ERA WHIP						
Greg Maddux, R ERA: 3.69	(1, 1) 5.1 W 24 6 3 3 2 3 0 0 0 0 0 0 48 14 5.06 1.688																
Chuck McElroy, L ERA: 1.65	(6, 1) 1.2 5 1 0 0 1 0 0 0 0 0 0 0 10 14 0.00 0.600																
Les Lancaster, R ERA: 3.85	(8, 1) 2.0 6 0 0 0 1 0 0 0 0 0 0 0 13 22 0.00 0.000																
PITCHER	IP WLS BF H R ER SO BB IBB HBP BLK WP HR S P ERA WHIP	IP WLS BF H R ER SO BB IBB HBP BLK WP HR S P ERA WHIP	IP WLS BF H R ER SO BB IBB HBP BLK WP HR S P ERA WHIP	IP WLS BF H R ER SO BB IBB HBP BLK WP HR S P ERA WHIP	IP WLS BF H R ER SO BB IBB HBP BLK WP HR S P ERA WHIP	IP WLS BF H R ER SO BB IBB HBP BLK WP HR S P ERA WHIP	IP WLS BF H R ER SO BB IBB HBP BLK WP HR S P ERA WHIP	IP WLS BF H R ER SO BB IBB HBP BLK WP HR S P ERA WHIP	IP WLS BF H R ER SO BB IBB HBP BLK WP HR S P ERA WHIP	ERA WHIP	ERA WHIP						
Greg Maddux, R ERA: 3.69	(1, 1) 5.1 W 24 6 3 3 2 3 0 0 0 0 0 0 48 14 5.06 1.688																
Chuck McElroy, L ERA: 1.65	(6, 1) 1.2 5 1 0 0 1 0 0 0 0 0 0 0 10 14 0.00 0.600																
Les Lancaster, R ERA: 3.85	(8, 1) 2.0 6 0 0 0 1 0 0 0 0 0 0 0 13 22 0.00 0.000																
PITCHER	IP WLS BF H R ER SO BB IBB HBP BLK WP HR S P ERA WHIP	IP WLS BF H R ER SO BB IBB HBP BLK WP HR S P ERA WHIP	IP WLS BF H R ER SO BB IBB HBP BLK WP HR S P ERA WHIP	IP WLS BF H R ER SO BB IBB HBP BLK WP HR S P ERA WHIP	IP WLS BF H R ER SO BB IBB HBP BLK WP HR S P ERA WHIP	IP WLS BF H R ER SO BB IBB HBP BLK WP HR S P ERA WHIP	IP WLS BF H R ER SO BB IBB HBP BLK WP HR S P ERA WHIP	IP WLS BF H R ER SO BB IBB HBP BLK WP HR S P ERA WHIP	IP WLS BF H R ER SO BB IBB HBP BLK WP HR S P ERA WHIP	ERA WHIP	ERA WHIP						

Chicago Cubs @ New York Mets
Shea Stadium, Flushing, NY
Sun Aug 04 1991, 3:33 AM EDT
Att: 36,080 - Cloudy - 85 F

AB	38
R	8
H	12
RBI	6
BB	6
SO	7
LOB	21



Chicago Cubs @ New York Mets
Shea Stadium, Flushing, NY
Sun Aug 04 1991, 3:33 AM EDT
Att: 36,080 - Cloudy - 85 F

AB	32
R	3
H	7
RBI	3
BB	3
SO	4
LOB	11



Batter	1	2	3	4	5	6	7	8	9	10	11	AB	R	H	RBI	BB	SO	LOB	TOP				
Chico Walker, S OBP: 0.360, SLG: 0.380	(1, 8) X 0-0 G6-3		(4, 2) X 23 BB 1B SF8		(1, 8) X 0-0 F8		(3, 8) X 0-0 L6		(4, 2) X 2-3 BB		(2, 8) X 3-1 L9	4	1	0	0	2	0	2					
Mark Grace, L OBP: 0.361, SLG: 0.387	(1, 3) X 0-0 1B		(1, 2) X 23 BB 1B		(2, 1) X 2-1 23 CS 1B			(1, 2) X 0-1 F7	(3, 8) X 0-0 F8		(3, 8) X 0-1 G4-3	6	0	3	0	0	0	4					
23 Ryne Sandberg, R OBP: 0.399, SLG: 0.505	(1, 4) C 1-3 K		(1, 2) X 1-2 2-3 BB		(2, 6) X 3-3 K			(1, 2) X 0-1 L5-4 1B		(1, 2) X 1-2 G3		4	0	1	0	1	2	2					
Andre Dawson, R OBP: 0.317, SLG: 0.497	(1, 9) B 2-3 K		(1, 2) X 3-0 SF8		(1, 1) X 1-1 1B			(1, 2) X 4-0 1B		(1, 2) X 1-2 BB		(1, 2) X 1-1 F7	3	0	1	1	1	1					
George Bell, R OBP: 0.328, SLG: 0.481		(1, 7) X 1-0 1B	(1, 3) X 1-1 P3		(1, 1) X 2-0 P3			(1, 2) X 0-0 L5-4		(1, 2) X 4-1 FC6-4 BB		4	0	1	0	1	0	5					
Luis Salazar, R OBP: 0.330, SLG: 0.482	(1, 5) C 0-2 2B		(1, 2) X 2-0 F9		(1, 2) X 2-0 P4			(1, 3) X 1-3 K		(1, 2) X 2-2 FC6-4		4	0	1	0	0	1	1					
Jose Vizcaino, S OBP: 0.292, SLG: 0.318	(9, 5) S 0-0 1B											1	0	0	0	0	0	1					
Shawon Dunston, R OBP: 0.267, SLG: 0.367	(1, 6) C 1-1 F9		(1, 1) X 0-1 1B		(1, 3) X 2-1 F9			(1, 2) X 1-2 WP 2B 1B			(1, 4) X 4-1 S BB	4	1	2	0	1	0	2					
Rick Wilkins, L OBP: 0.313, SLG: 0.390	(1, 2) B 2-3 K		(1, 3) X 2-3 K		(1, 2) X 0-0 G3			(1, 2) X 1-2 P6		(1, 2) X 3-2 HBP		4	0	0	0	0	2	3					
Rick Sutcliffe, L OBP: 0.154 Steve Wilson, L OBP: 0.154 Doug DeCinces, S OBP: 0.313, SLG: 0.304 Chuck McEroy, L OBP: 0.313, SLG: 0.304 Dwight Gooden, R OBP: 0.313, SLG: 0.304 Paul Assamacher, L OBP: 0.313, SLG: 0.304 Jerome Walton, R OBP: 0.313, SLG: 0.304 Les Lancaster, R OBP: 0.313, SLG: 0.304	(1, 1) X 0-0 F8		(1, 3) X 3-2 K		(1, 3) X 0-3 K			(1, 2) X 1-2 F8		(1, 2) X 3-2 S 2B		(1, 3) X 0-1 P3	1	0	0	0	0	0					
Inning Stats	R: 0 E: 0 K: 2 S: 8	H: 1 LOB: 1 BB: 0 P: 11	R: 0 E: 0 K: 1 S: 9	H: 2 LOB: 1 BB: 0 P: 13	R: 1 E: 0 K: 0 S: 14	H: 1 LOB: 2 BB: 2 P: 26	R: 0 E: 0 K: 2 S: 9	H: 1 LOB: 1 BB: 0 P: 13	R: 0 E: 0 K: 0 S: 6	H: 0 LOB: 0 BB: 0 P: 6	R: 0 E: 0 K: 0 S: 6	H: 1 LOB: 1 BB: 1 P: 11	R: 1 E: 0 K: 1 S: 15	H: 2 LOB: 2 BB: 1 P: 25	R: 0 E: 0 K: 0 S: 9	H: 0 LOB: 1 BB: 1 P: 17	R: 0 E: 0 K: 0 S: 9	H: 0 LOB: 2 BB: 1 P: 19	1B: 8 2B: 4 3B: 0 HR: 0	SF: 1 SAC: 0 DP: 2 HBP: 1	WP: 1 PB: 0 SB: 3 CS: 1	PA: 47	
PITCHER	IP 7.1	WLS 31	BF 31	H 8	R 1	ER 1	SO 6	BB 3	IBB 0	HBP 0	BLK 0	WP 0	HR 0	S 62	P 103	ERA 1.23	WHIP 1.500						
Bruce Ruffin, L ERA: 2.65	(1, 1)																						
Mike Hartley, R ERA: 4.3	(8, 1)	0.2	1	0	0	0	0	0	0	0	0	0	0	1	1	0.00	0.000						
Joe Boever, R ERA: 3.91	(9, 1)	0.2	5	2	1	1	1	1	0	0	0	1	0	14	24	13.50	4.500						
Wally Ritchie, L ERA: 2.96	(9, 1)	1.1	5	0	0	0	0	1	0	0	0	0	0	10	18	0.00	0.750						
Mitch Williams, L ERA: 2.44	(11, 1)	1.0	W	5	0	0	0	1	0	1	0	0	0	9	19	0.00	1.000						

Chicago Cubs @ Philadelphia Phillies
Veterans Stadium, Philadelphia, PA
Tue Aug 06 1991, 7:05 PM EDT
Att: 26,562 - Cloudy - 81 F

AB	39
R	2
H	10
RBI	2
BB	6
SO	7
LOB	24



Batter	1	2	3	4	5	6	7	8	9	10	11	AB	R	H	RBI	BB	SO	LOB	BOTTOM							
Lenny Dykstra, L OBP: 0.396, SLG: 0.423	(1, 8) B 3-2 L4	(1, 0) X 1-0 F8		(1, 0) X 0-0 F9			(1, 3) X 3-2 P8		(1, 0) X 0-0 HR		(1, 4) X 4-1 1B HR BB	5	2	1	1	1	0	2								
Darren Daulton, L OBP: 0.299, SLG: 0.313	(1, 2) B 4-2 G5-3 1B BB	(1, 3) X 3-1 1SAFE 1B		(1, 2) X 1-2 F9			(1, 3) X 1-3 K		(1, 3) X 2-3 K		(1, 3) X 0-0 1B HR IBB	5	1	2	0	1	2	0								
Wes Chamberlain, R OBP: 0.341, SLG: 0.485	(1, 7) F 0-1 G5-3 1B	(1, 3) X 3-3 K		(1, 3) X 0-1 L8			(1, 4) X 4-1 BB		(1, 4) X 4-1 BB		(1, 3) X 1-3 K	4	0	1	0	2	2	5								
John Kruk, L OBP: 0.353, SLG: 0.473	(1, 3) B 2-2 G5-3	(1, 3) X 2-3 K		(1, 2) X 2-2 G5-4-3 1B			(1, 2) X 4-2 BB		(1, 1) X 1-1 F8		(1, 4) X 4-0 1B HR IBB	4	1	1	0	2	1	6								
Dale Murphy, R OBP: 0.306, SLG: 0.423	(1, 9) F 4-2 BB		(1, 3) X 3-1 2B		(1, 1) X 1SAFE 1SAFE G5-4-3		(1, 3) X 3-3 K		(1, 0) X 0-0 P6		(1, 1) X 1-1 HR	5	1	2	4	1	1	4								
Charlie Hayes, R OBP: 0.228, SLG: 0.310	(1, 5) B 2-0 G6-3		(1, 2) X 2-2 G6-3		(1, 3) X 2-1 G4-3			(1, 3) X 3-3 K		(1, 2) X 2-1 G3 SH3 1B		5	0	1	0	0	1	4								
Mickey Morandini, L OBP: 0.305, SLG: 0.304	(1, 4) C 0-1 2B		(1, 2) X 1-2 P4		(1, 2) X 1-2 G3			(1, 2) X 3-2 G4-3		(1, 0) X 1-0 SH3		3	1	1	0	0	0	1								
Randy Ready, R OBP: 0.304, SLG: 0.257	(8, PH) (9, 4)									(1, 2) X 1-2 G3		1	0	0	0	0	0	0								
Dickie Thon, R OBP: 0.283, SLG: 0.343	(1, 6) F 1SAFE 1SAFE		(1, 4) X 0-0 1B 2B IBB		(1, 2) X 3-2 L7			(1, 1) X 1-1 1B		(1, 0) X 0-1 G3		4	0	2	1	1	0	1								
Bruce Ruffin, S ERA: 6.64	(1, 1)		(1, 2) X 4-2 1B BB		(1, 3) X 1-3 K			(1, 1) X 1-1 G4-3		(1, 1) X 1-1 F8		2	0	0	0	1	2	2								
Steve Wilson, L ERA: 2.7	(3, 1)	4.0	14	2	0	0	2	0	1	0	0	1	0	0	0	0	0	1								
Chuck McEroy, L ERA: 1.6	(7, 1)	2.0	9	1	0	0	3	2	0	0	0	0	0	25	48	0.00	1.500									
Paul Assamacher, L ERA: 3.46	(9, 1)	2.0	9	2	1	1	1	1	0	0	0	0	1	15	26	4.50	1.500									
Dave Hollins, S ERA: 4.15	(10, PH)	0.1	L	5	2	4	4	1	1	1	0	0	0	7	17	108.00	9.000									
Inning Stats	R: 0 E: 0 K: 0 S: 14	H: 1 LOB: 3 BB: 2 P: 29	R: 1 E: 0 K: 2 S: 16	H: 3 LOB: 3 BB: 1 P: 29	R: 0 E: 0 K: 1 S: 11	H: 1 LOB: 0 BB: 2 P: 22	R: 0 E: 0 K: 0 S: 6	H: 0 LOB: 0 BB: 0 P: 7	R: 0 E: 0 K: 0 S: 7	H: 0 LOB: 2 BB: 2 P: 12	R: 0 E: 0 K: 1 S: 10	H: 0 LOB: 0 BB: 0 P: 16	R: 0 E: 0 K: 2 S: 13	H: 0 LOB: 0 BB: 2 P: 28	R: 0 E: 0 K: 1 S: 12	H: 1 LOB: 1 BB: 0 P: 20	R: 1 E: 0 K: 1 S: 8	H: 1 LOB: 1 BB: 1 P: 15	R: 0 E: 0 K: 0 S: 7	H: 1 LOB: 1 BB: 0 P: 11	R: 4 E: 0 K: 1 S: 7	H: 2 LOB: 0 BB: 2 P: 17	1B: 7 2B: 2 3B: 0 HR: 2	SF: 0 SAC: 1 DP: 1 HBP: 0	WP: 0 PB: 0 SB: 0 CS: 0	PA: 50
PITCHER	IP 4.0	WLS 14	BF 31	H 4	R 1	ER 0	SO 2	BB 3	IBB 0	HBP 0	BLK 0	WP 0	HR 0	S 30	P 58	ERA 4.50	WHIP 3.500									
Rick Sutcliffe, R ERA: 6.64	(1, 1)																									
Steve Wilson, L ERA: 2.7	(3, 1)																									
Chuck McEroy, L ERA: 1.6	(7, 1)																									
Paul Assamacher, L ERA: 3.46	(9, 1)																									
Dave Hollins, S ERA: 4.15	(10, PH)																									
Mitch Williams, L ERA: 2.44	(11, 1)																									

Chicago Cubs @ Philadelphia Phillies
Veterans Stadium, Philadelphia, PA
Tue Aug 06 1991, 7:05 PM EDT
Att: 26,562 - Cloudy - 81 F

AB	40
R	6
H	11
RBI	6
BB	9
SO	9
LOB	27



Batter	1	2	3	4	5	6	7	8	9	AB	R	H	RBI	BB	SO	LOB	TOP		
Chico Walker, S OBP: 0.347, SLG: 0.364 (1, 5)	P3		B5-3		F7		F7			4	0	0	0	0	0	1	Chicago Cubs @ Philadelphia Phillies Veterans Stadium, Philadelphia, PA Thu Aug 08 1991, 3:33 AM EDT Att: 32,232 - Cloudy - 85 F		
Ced Landrum, L OBP: 0.273, SLG: 0.256 (1, 8)	G3				G6-3		G6-3			4	0	1	1	0	0	0			
Steve Wilson, L (7, 1)										0	0	0	0	0	0	0			
Mark Grace, L OBP: 0.357, SLG: 0.397 (1, 3)	G1-3		L6					K		4	0	1	0	0	1	1			
23 Ryne Sandberg, R OBP: 0.396, SLG: 0.508 Luis Salazar, R OBP: 0.335, SLG: 0.503 (5, 5)		K			F9					3	0	1	0	0	1	0			
George Bell, R OBP: 0.329, SLG: 0.479 Jerome Walton, R OBP: 0.281, SLG: 0.340 (5, 8)	P4				G6-3		P4			3	0	0	0	0	0	2			
Dwight Smith, L OBP: 0.279, SLG: 0.381 (1, 9)										3	0	1	0	1	1	1			
Rick Wilkins, L OBP: 0.311, SLG: 0.383 (1, 2)	G1-3									3	0	0	0	1	0	1			
Jose Vizcaino, S OBP: 0.299, SLG: 0.318 (1, 6)										3	1	1	0	1	0	0			
Danny Jackson, R OBP: 0.143, SLG: 0.143 Andre Dawson, R OBP: 0.315, SLG: 0.492 Heathcliff Slocumb, R Doug Descenzo, S OBP: 0.310, SLG: 0.301 (7, 7)										0	0	0	0	0	0	0			
Inning Stats	R: 0 E: 0 K: 0 S: 6	H: 0 LOB: 0 BB: 0 P: 7	R: 0 E: 0 K: 1 S: 10	H: 1 LOB: 1 BB: 0 P: 15	R: 1 E: 0 K: 0 S: 9	H: 1 LOB: 1 BB: 1 P: 19	R: 0 E: 0 K: 0 S: 16	H: 1 LOB: 3 BB: 2 P: 30	R: 0 E: 0 K: 0 S: 13	H: 2 LOB: 2 BB: 0 P: 21	R: 0 E: 0 K: 0 S: 4	H: 0 LOB: 0 BB: 0 P: 4	R: 0 E: 0 K: 2 S: 12	H: 1 LOB: 1 BB: 0 P: 20	R: 0 E: 0 K: 1 S: 5	H: 0 LOB: 0 BB: 0 P: 8	1B: 5 2B: 1 3B: 0 HR: 0	SF: 0 SAC: 1 DP: 0 HBP: 0	WP: 0 PA: 36 PB: 0 SB: 1 CS: 0
PITCHER	IP WLS BF H R ER SO BB IBB HBP BLK WP HR S P ERA WHIP	IP WLS BF H R ER SO BB IBB HBP BLK WP HR S P ERA WHIP																	
Danny Cox, R ERA: 4.28 Steve Searcy, L ERA: 8.14 (8, 1)	7.0 W 29 5 1 1 1 3 0 0 0 0 0 0 61 100 1.29 1.143	2.0 L 7 1 0 0 3 0 0 0 0 0 0 0 17 28 0.00 0.500																	

AB	32
R	1
H	6
RBI	1
BB	3
SO	4
LOB	10



Batter	1	2	3	4	5	6	7	8	9	AB	R	H	RBI	BB	SO	LOB	BOTTOM		
Lenny Dykstra, L OBP: 0.406, SLG: 0.429 John Morris, L OBP: 0.304, SLG: 0.265 (5, FR)	G4-3									2	2	1	0	2	0	0	Chicago Cubs @ Philadelphia Phillies Veterans Stadium, Philadelphia, PA Thu Aug 08 1991, 3:33 AM EDT Att: 32,232 - Cloudy - 85 F		
Randy Ready, R OBP: 0.374, SLG: 0.259 Steve Searcy, L (8, 1)										1	2	0	1	3	0	0			
Wes Chamberlain, R OBP: 0.343, SLG: 0.470 (1, 7)	F8									5	1	1	0	0	1	5			
Ricky Jordan, R OBP: 0.313, SLG: 0.457 (1, 3)	FC6-4									4	3	2	1	1	0	3			
Charlie Hayes, R OBP: 0.231, SLG: 0.313 (1, 5)										5	1	2	4	0	1	3			
Jim Lindeman, R OBP: 0.393, SLG: 0.372 (1, 9)										4	1	2	1	1	0	2			
Dickie Thon, R OBP: 0.286, SLG: 0.347 (1, 6)	F8									5	0	3	2	0	0	3			
Steve Lake, R OBP: 0.189, SLG: 0.219 (1, 2)										5	0	1	1	0	2	4			
Danny Cox, R OBP: 0.125, SLG: 0.045 Wally Backman, S OBP: 0.333, SLG: 0.311 (7, PH)	G3									3	1	0	0	0	1	2			
Inning Stats	R: 2 E: 0 K: 0 S: 12	H: 1 LOB: 2 BB: 3 P: 28	R: 0 E: 0 K: 0 S: 5	H: 0 LOB: 0 BB: 0 P: 6	R: 3 E: 0 K: 1 S: 16	H: 4 LOB: 2 BB: 1 P: 20	R: 4 E: 0 K: 2 S: 19	H: 2 LOB: 1 BB: 3 P: 42	R: 1 E: 1 K: 0 S: 11	H: 1 LOB: 1 BB: 0 P: 17	R: 0 E: 0 K: 0 S: 8	H: 1 LOB: 1 BB: 0 P: 15	R: 0 E: 0 K: 0 S: 6	H: 0 LOB: 0 BB: 0 P: 12	R: 1 E: 0 K: 2 S: 19	H: 3 LOB: 2 BB: 0 P: 25		1B: 9 2B: 3 3B: 0 HR: 0	SF: 1 SAC: 0 DP: 0 HBP: 0
PITCHER	IP WLS BF H R ER SO BB IBB HBP BLK WP HR S P ERA WHIP	IP WLS BF H R ER SO BB IBB HBP BLK WP HR S P ERA WHIP																	
Danny Jackson, L ERA: 6.18 Heathcliff Slocumb, R ERA: 3.72 Steve Wilson, L ERA: 3.0 (7, 1)	3.0 L 18 4 5 4 2 2 1 0 0 0 0 0 38 74 12.00 2.000	3.0 L 17 4 5 4 2 2 1 0 0 0 0 0 38 74 12.00 2.000	2.0 L 9 3 1 1 2 0 0 0 0 0 0 0 25 37 4.50 1.500																

AB	36
R	11
H	12
RBI	10
BB	7
SO	5
LOB	22



Batter	1	2	3	4	5	6	7	8	9	AB	R	H	RBI	BB	SO	LOB	TOP		
Vince Coleman, S (1, 8) OBP: 0.357, SLG: 0.332 Anthony Young, R (7, 1)	4-2 F9-3 BB		4-2 S 1B BB		0-0 G4-3		2-3 K		0-2 G4-6-3	2	1	0	0	2	1	0			
Mark Carreon, R (9, PH) OBP: 0.286, SLG: 0.318									1-2	0	0	0	0	0	0	0			
Dave Magadan, L (1, 3) OBP: 0.380, SLG: 0.345	2-2 F9-3 1-2		4-1 1B 1B BB		0-3 K			0-0 L6		3	0	0	0	1	1	1			
Gregg Jefferies, S (1, 4) OBP: 0.337, SLG: 0.495	2-2 E3		0-2 1B		3-2 F7			0-1 L6		4	0	1	1	0	0	0			
Kevin McReynolds, R (1, 7) OBP: 0.340, SLG: 0.443	1-0 P3		0-2 1B					1-2 1B		4	0	2	0	0	0	1			
Howard Johnson, S (1, 5)		2-1 HR	3-2 F9					1-3 K		3	1	1	1	1	1	4			
Hubie Brooks, R (1, 9) OBP: 0.338, SLG: 0.423	1-0 G3		0-3 K					0-2 2B		4	1	1	0	0	2	4			
Mackey Sasser, L (1, 2) OBP: 0.309, SLG: 0.470	1-1 G6-3				0-1 F8			0-0 G4-3 2B		4	1	1	1	0	0	1			
Garry Templeton, S (1, 6) OBP: 0.222, SLG: 0.289	0-0 G4-3				2-1 G4-3			0-2 G4-3		4	0	0	0	0	0	1			
David Cone, L (1, 1) OBP: 0.189, SLG: 0.143 Jeff Innis, R (5, 1)			0-0 G6-3		2-1 G6-3			0-0 G4-6-3 1B		2	0	0	0	0	0	0			
Daryl Boston, L (7, PH) OBP: 0.311, SLG: 0.360 (7, 8)								2-0 F7		2	0	1	1	0	0	0			
Inning Stats	R: 0 E: 1 K: 0 S: 11	H: 0 LOB: 1 BB: 1 P: 19	R: 1 E: 0 K: 0 S: 6	H: 1 LOB: 0 BB: 0 P: 10	R: 1 E: 0 K: 1 S: 17	H: 2 LOB: 3 BB: 2 P: 27	R: 0 E: 0 K: 0 S: 6	H: 0 LOB: 0 BB: 0 P: 10	R: 0 E: 0 K: 1 S: 8	H: 0 LOB: 1 BB: 1 P: 13	R: 0 E: 0 K: 1 S: 8	H: 0 LOB: 0 BB: 0 P: 12	R: 0 E: 0 K: 1 S: 9	H: 1 LOB: 1 BB: 0 P: 11	R: 2 E: 0 K: 0 S: 11	H: 3 LOB: 0 BB: 0 P: 11	1B: 4 2B: 3 3B: 0 HR: 1	SF: 0 SAC: 0 DP: 2 HBP: 0	WP: 0 PA: 37 PB: 0 SB: 1 CS: 0
PITCHER Greg Maddux, R (1, 1) ERA: 3.71	IP: 9.0 WLS: W BF: 37 H: 7 R: 4 ER: 4 SO: 5 BB: 4 IBB: 0 HBP: 0 BLK: 0 WP: 0 HR: 1 S: 84 P: 124 ERA: 4.00 WHIP: 1.222																		

New York Mets @ Chicago Cubs
Wrigley Field, Chicago, IL
Fri Aug 09 1991, 3:33 AM CDT
Att: 36,110 - Cloudy - 72 F

AB 33
R 4
H 7
RBI 4
BB 4
SO 5
LOB 13



Batter	1	2	3	4	5	6	7	8	9	AB	R	H	RBI	BB	SO	LOB	BOTTOM		
Chico Walker, S (1, 8) OBP: 0.345, SLG: 0.362 (9, 7)	0-1 G4-3		1-1 23 G1-3 1B 1B		2-3 K		1-1 G3			4	1	1	0	0	1	1			
Mark Grace, L (1, 3) OBP: 0.362, SLG: 0.401	1-1 1B		2-1 23 G1-3 1B 1B		2-2 23 1B G4-6-3 1B		4-1 23 FC6-4 BB			3	2	3	1	1	0	0			
23 Ryne Sandberg, R (1, 4) OBP: 0.395, SLG: 0.505	1-2 F9		2-2 3-H G1-3		2-1 G4-6-3 1B		0-1 FC6-4			4	0	1	0	0	0	4			
Andre Dawson, R (1, 9) OBP: 0.314, SLG: 0.489	3-1 P4		0-2 2B		0-1 G4-6-3			0-1 L7		4	0	1	2	0	0	2			
George Bell, R (1, 7) OBP: 0.326, SLG: 0.474 Jerome Walton, R (9, 8) OBP: 0.281, SLG: 0.340	1-1 G6-3		3-3 2H 3-H K		0-1 G6-3			0-0 F7		4	0	0	0	0	1	1			
Luis Salazar, R (1, 5) OBP: 0.333, SLG: 0.502 Shawon Dunston, R (9, 6) OBP: 0.263, SLG: 0.361	1-1 B5-3		2-2 2B 2B		2-1 G6-3			2-1 G2-3		4	1	1	0	0	0	0			
Rick Wilkins, L (1, 2) OBP: 0.311, SLG: 0.388	1-3 K		1-0 2B		1-3 K					3	0	1	1	0	2	0			
Jose Vizcaino, S (1, 6) OBP: 0.292, SLG: 0.310 (9, 5)			1-1 G4-3		2-2 G1-3					3	0	0	0	0	1	1			
Greg Maddux, R (1, 1) OBP: 0.246, SLG: 0.317			0-0 1B 1B		1-3 K					3	1	1	0	0	1	1			
Inning Stats	R: 0 E: 0 K: 0 S: 10	H: 1 LOB: 1 BB: 0 P: 15	R: 0 E: 0 K: 1 S: 7	H: 0 LOB: 0 BB: 0 P: 10	R: 3 E: 0 K: 1 S: 19	H: 4 LOB: 1 BB: 0 P: 28	R: 1 E: 0 K: 2 S: 16	H: 2 LOB: 1 BB: 0 P: 24	R: 1 E: 0 K: 0 S: 11	H: 2 LOB: 0 BB: 0 P: 15	R: 0 E: 0 K: 2 S: 9	H: 0 LOB: 0 BB: 1 P: 12	R: 0 E: 0 K: 0 S: 9	H: 0 LOB: 1 BB: 0 P: 14	R: 0 E: 0 K: 0 S: 5	H: 0 LOB: 0 BB: 0 P: 7	1B: 7 2B: 2 3B: 0 HR: 0	SF: 0 SAC: 0 DP: 1 HBP: 0	WP: 0 PA: 33 PB: 0 SB: 1 CS: 0
PITCHER David Cone, R (1, 1) ERA: 3.57 Jeff Innis, R (5, 1) ERA: 2.57 Anthony Young, R (7, 1) ERA: 2.08	IP: 4.0 WLS: L BF: 21 H: 9 R: 5 ER: 5 SO: 4 BB: 0 IBB: 0 HBP: 0 BLK: 0 WP: 0 HR: 0 S: 59 P: 88 ERA: 11.25 WHIP: 2.250																		

New York Mets @ Chicago Cubs
Wrigley Field, Chicago, IL
Fri Aug 09 1991, 3:33 AM CDT
Att: 36,110 - Cloudy - 72 F


AB 32
R 5
H 9
RBI 4
BB 1
SO 6
LOB 10



Batter	1	2	3	4	5	6	7	8	9	10	11	12	13	14	AB	R	H	RBI	BB	SO	LOB	TOP				
Vince Coleman, S OBP: 0.356, SLG: 0.333	L5		FC3-6 E 1B SF7		G3		G4-3			F7			SH5-4 2B		6	1	1	0	0	0	2					
Dave Magadan, L OBP: 0.378, SLG: 0.341	F7		E8 1B		F7			CS BB		G4-3			SH5-4		4	0	1	0	1	0	0					
Gregg Jefferies, S OBP: 0.330, SLG: 0.396			SF7		F8			F8			G6-3		P6		5	0	1	1	0	0	2					
Kevin McReynolds, R OBP: 0.337, SLG: 0.430	L9		K		F7			P4					P5		6	0	1	0	0	1	4					
Howard Johnson, S OBP: 0.356, SLG: 0.534		1B SF9 BB			G1-2-3 1B		K	CS		K				G6-3	5	1	1	0	1	2	1					
Mackey Sasser, L OBP: 0.313, SLG: 0.467					G6-3					F8			G5-3		3	0	2	0	0	0	0					
Mark Carreon, R OBP: 0.280, SLG: 0.312															3	0	0	0	0	0	1					
Daryl Boston, L OBP: 0.316, SLG: 0.362															1	0	1	1	1	0	0					
Rick Cerone, R OBP: 0.368, SLG: 0.349															3	0	2	0	0	0	0					
Kevin Elster, R OBP: 0.368, SLG: 0.341															4	0	0	0	1	0	5					
Sid Fernandez, L ERA: 3.67															2	0	1	0	0	1	2					
Hubie Brooks, R ERA: 3.67															1	0	0	0	0	1	1					
Alejandro Pena, R ERA: 2.73															1	0	0	0	0	0	0					
Keith Miller, R ERA: 3.67															1	0	0	0	0	0	0					
John Franco, L ERA: 2.43															0	0	0	0	0	0	0					
Garry Templeton, S ERA: 2.51															1	0	0	0	0	0	0					
Jeff Irvin, R ERA: 2.51															0	0	0	0	0	0	0					
Pete Schourek, L ERA: 4.36															1	0	0	0	0	0	2					
Inning Stats	R: 0 E: 0 K: 0 S: 9	H: 1 LOB: 1 BB: 0 P: 14	R: 1 E: 0 K: 0 S: 8	H: 1 LOB: 1 BB: 1 P: 17	R: 1 E: 1 K: 1 S: 12	H: 2 LOB: 2 BB: 0 P: 16	R: 0 E: 0 K: 1 S: 7	H: 0 LOB: 0 BB: 0 P: 13	R: 0 E: 0 K: 1 S: 6	H: 0 LOB: 1 BB: 1 P: 11	R: 0 E: 0 K: 1 S: 7	H: 0 LOB: 1 BB: 0 P: 15	R: 0 E: 0 K: 1 S: 8	H: 1 LOB: 1 BB: 0 P: 9	R: 0 E: 0 K: 0 S: 5	H: 0 LOB: 0 BB: 0 P: 8	R: 0 E: 0 K: 0 S: 5	H: 1 LOB: 1 BB: 0 P: 8	R: 0 E: 0 K: 0 S: 6	H: 1 LOB: 2 BB: 1 P: 13	R: 0 E: 0 K: 0 S: 6	H: 1 LOB: 2 BB: 1 P: 13	1B: 9 2B: 2 3B: 0 HR: 0	SF: 2 SAC: 2 DP: 2 HBP: 0	WP: 0 PB: 0 SB: 0 CS: 1	PA: 55
PITCHER	IP WLS BF H R ER SO BB IBB HBP BLK WP HR S P ERA WHIP	IP WLS BF H R ER SO BB IBB HBP BLK WP HR S P ERA WHIP	IP WLS BF H R ER SO BB IBB HBP BLK WP HR S P ERA WHIP	IP WLS BF H R ER SO BB IBB HBP BLK WP HR S P ERA WHIP	IP WLS BF H R ER SO BB IBB HBP BLK WP HR S P ERA WHIP	IP WLS BF H R ER SO BB IBB HBP BLK WP HR S P ERA WHIP	IP WLS BF H R ER SO BB IBB HBP BLK WP HR S P ERA WHIP	IP WLS BF H R ER SO BB IBB HBP BLK WP HR S P ERA WHIP	IP WLS BF H R ER SO BB IBB HBP BLK WP HR S P ERA WHIP	IP WLS BF H R ER SO BB IBB HBP BLK WP HR S P ERA WHIP	IP WLS BF H R ER SO BB IBB HBP BLK WP HR S P ERA WHIP	IP WLS BF H R ER SO BB IBB HBP BLK WP HR S P ERA WHIP	IP WLS BF H R ER SO BB IBB HBP BLK WP HR S P ERA WHIP	IP WLS BF H R ER SO BB IBB HBP BLK WP HR S P ERA WHIP	IP WLS BF H R ER SO BB IBB HBP BLK WP HR S P ERA WHIP	IP WLS BF H R ER SO BB IBB HBP BLK WP HR S P ERA WHIP	IP WLS BF H R ER SO BB IBB HBP BLK WP HR S P ERA WHIP	IP WLS BF H R ER SO BB IBB HBP BLK WP HR S P ERA WHIP	IP WLS BF H R ER SO BB IBB HBP BLK WP HR S P ERA WHIP	IP WLS BF H R ER SO BB IBB HBP BLK WP HR S P ERA WHIP	IP WLS BF H R ER SO BB IBB HBP BLK WP HR S P ERA WHIP	IP WLS BF H R ER SO BB IBB HBP BLK WP HR S P ERA WHIP	IP WLS BF H R ER SO BB IBB HBP BLK WP HR S P ERA WHIP	IP WLS BF H R ER SO BB IBB HBP BLK WP HR S P ERA WHIP	IP WLS BF H R ER SO BB IBB HBP BLK WP HR S P ERA WHIP	IP WLS BF H R ER SO BB IBB HBP BLK WP HR S P ERA WHIP

New York Mets @ Chicago Cubs
Wrigley Field, Chicago, IL
Sun Aug 11 1991, 7:05 PM CDT
Att. 33,128 - Sunny - 72 F


AB 46
R 2
H 11
RBI 2
BB 4
SO 6
LOB 20



Batter	1	2	3	4	5	6	7	8	9	10	11	12	13	14	AB	R	H	RBI	BB	SO	LOB	BOTTOM								
Jerome Walton, R OBP: 0.278, SLG: 0.332	FC1-4 1B BB		K		L4		P3			K			L3		4	0	0	0	1	2	3									
Les Lancaster, R OBP: 0.192, SLG: 0.289															0	0	0	0	0	0	0									
Chico Walker, S OBP: 0.346, SLG: 0.361															1	0	0	0	0	0	1									
Chuck McElroy, L ERA: 4.06															0	0	0	0	0	0	0									
Chuck McElroy, L ERA: 4.06															0	0	0	0	0	0	0									
Shawn Boskie, R OBP: 0.278, SLG: 0.364															0	0	0	0	0	0	0									
Mark Grace, L OBP: 0.367, SLG: 0.408															6	0	3	0	0	0	2									
23 Ryne Sandberg, R OBP: 0.393, SLG: 0.506															5	0	1	0	1	0	3									
Andre Dawson, R OBP: 0.306, SLG: 0.476															6	0	0	0	0	0	5									
George Bell, R OBP: 0.325, SLG: 0.480															6	2	2	1	0	1	3									
Luis Salazar, R OBP: 0.326, SLG: 0.490															5	0	0	0	0	0	2									
Shawon Dunston, R OBP: 0.265, SLG: 0.368															5	1	2	1	0	1	0									
Joe Girardi, R OBP: 0.211, SLG: 0.176															4	0	0	1	0	1	0									
Ced Landrum, L OBP: 0.273, SLG: 0.256															0	0	0	0	0	0	0									
Rick Wilkins, L OBP: 0.316, SLG: 0.394															0	0	0	0	0	0	0									
Rick Sutcliffe, L OBP: 0.126, SLG: 0.133															2	0	0	0	0	0	0									
Dwight Smith, L OBP: 0.306, SLG: 0.387															1	0	1	0	0	0	0									
Paul Assenmacher, L OBP: 0.406, SLG: 0.550															0	0	0	0	0	0	0									
Doug Dasencenzo, S OBP: 0.307, SLG: 0.297															1	0	0	0	0	0	1									
Inning Stats	R: 0 E: 0 K: 0 S: 6	H: 1 LOB: 2 BB: 1 P: 16	R: 0 E: 0 K: 0 S: 7	H: 0 LOB: 0 BB: 0 P: 11	R: 0 E: 0 K: 1 S: 11	H: 1 LOB: 2 BB: 1 P: 20	R: 2 E: 0 K: 0 S: 14	H: 2 LOB: 0 BB: 0 P: 17	R: 0 E: 0 K: 0 S: 6	H: 0 LOB: 0 BB: 0 P: 9	R: 0 E: 1 K: 1 S: 11	H: 1 LOB: 1 BB: 0 P: 16	R: 0 E: 0 K: 0 S: 5	H: 0 LOB: 0 BB: 0 P: 7	R: 0 E: 0 K: 1 S: 10	H: 0 LOB: 2 BB: 0 P: 13	R: 0 E: 1 K: 1 S: 9	H: 0 LOB: 1 BB: 1 P: 13	R: 0 E: 0 K: 0 S: 13	H: 1 LOB: 1 BB: 0 P: 14	R: 0 E: 0 K: 0 S: 8	H: 1 LOB: 1 BB: 0 P: 11	R: 0 E: 0 K: 0 S: 5	H: 0 LOB: 0 BB: 0 P: 8	R: 1 E: 0 K: 0 S: 1	H: 1 LOB: 0 BB: 0 P: 2	1B: 7 2B: 0 3B: 1 HR: 1	SF: 0 SAC: 2 DP: 1 HBP: 0	WP: 1 PB: 0 SB: 0 CS: 0	PA: 50
PITCHER	IP WLS BF H R ER SO BB IBB HBP BLK WP HR S P ERA WHIP	IP WLS BF H R ER SO BB IBB HBP BLK WP HR S P ERA WHIP	IP WLS BF H R ER SO BB IBB HBP BLK WP HR S P ERA WHIP	IP WLS BF H R ER SO BB IBB HBP BLK WP HR S P ERA WHIP	IP WLS BF H R ER SO BB IBB HBP BLK WP HR S P ERA WHIP	IP WLS BF H R ER SO BB IBB HBP BLK WP HR S P ERA WHIP	IP WLS BF H R ER SO BB IBB HBP BLK WP HR S P ERA WHIP	IP WLS BF H R ER SO BB IBB HBP BLK WP HR S P ERA WHIP	IP WLS BF H R ER SO BB IBB HBP BLK WP HR S P ERA WHIP	IP WLS BF H R ER SO BB IBB HBP BLK WP HR S P ERA WHIP	IP WLS BF H R ER SO BB IBB HBP BLK WP HR S P ERA WHIP	IP WLS BF H R ER SO BB IBB HBP BLK WP HR S P ERA WHIP	IP WLS BF H R ER SO BB IBB HBP BLK WP HR S P ERA WHIP	IP WLS BF H R ER SO BB IBB HBP BLK WP HR S P ERA WHIP	IP WLS BF H R ER SO BB IBB HBP BLK WP HR S P ERA WHIP	IP WLS BF H R ER SO BB IBB HBP BLK WP HR S P ERA WHIP	IP WLS BF H R ER SO BB IBB HBP BLK WP HR S P ERA WHIP	IP WLS BF H R ER SO BB IBB HBP BLK WP HR S P ERA WHIP	IP WLS BF H R ER SO BB IBB HBP BLK WP HR S P ERA WHIP	IP WLS BF H R ER SO BB IBB HBP BLK WP HR S P ERA WHIP	IP WLS BF H R ER SO BB IBB HBP BLK WP HR S P ERA WHIP	IP WLS BF H R ER SO BB IBB HBP BLK WP HR S P ERA WHIP	IP WLS BF H R ER SO BB IBB HBP BLK WP HR S P ERA WHIP	IP WLS BF H R ER SO BB IBB HBP BLK WP HR S P ERA WHIP	IP WLS BF H R ER SO BB IBB HBP BLK WP HR S P ERA WHIP	IP WLS BF H R ER SO BB IBB HBP BLK WP HR S P ERA WHIP	IP WLS BF H R ER SO BB IBB HBP BLK WP HR S P ERA WHIP			

New York Mets @ Chicago Cubs
Wrigley Field, Chicago, IL
Sun Aug 11 1991, 7:05 PM CDT
Att. 33,128 - Sunny - 72 F

AB 46
R 3
H 9
RBI 3
BB 2
SO 5
LOB 20



Batter	1	2	3	4	5	6	7	8	9	AB R H RBI BB SO LOB	TOP									
Delino DeShields, L (1,4) OBP: 0.368, SLG: 0.537										4 0 1 1 0 2 1	Montreal Expos @ Chicago Cubs Wrigley Field, Chicago, IL Wed Aug 14 1991, 3:33 AM CDT Att: 34,817 - Sunny - 76 F									
Dave Martinez, L (1,8) OBP: 0.304, SLG: 0.381										4 0 1 0 0 2 0										
Ivan Calderon, R (1,7) OBP: 0.364, SLG: 0.464										4 0 1 0 0 1 2										
Ron Hassey, L (1,2) Barry Jones, R (9,1)										4 0 0 0 0 0 1 0 0 0 0 0 0 0										
Larry Walker, L (1,9) OBP: 0.335, SLG: 0.444										4 0 0 0 0 1 1										
Andres Galarraga, R (1,3) OBP: 0.281, SLG: 0.308										3 0 1 0 0 0 0										
Bret Barberie, S (1,5) OBP: 0.373, SLG: 0.531										3 1 1 0 0 1 0										
Spike Owen, S (1,6) OBP: 0.314, SLG: 0.338										3 1 1 1 0 0 0										
Brian Barnes, L (1,1) Gilberto Reyes, R (9,2)										2 0 0 0 1 1 1 0 0 0 0 0 0 0										
Inning Stats	R: 0 E: 0 K: 2 S: 10	H: 0 LOB: 0 BB: 0 P: 13	R: 0 E: 0 K: 0 S: 3	H: 0 LOB: 0 BB: 0 P: 6	R: 2 E: 0 K: 1 S: 15	H: 4 LOB: 1 BB: 0 P: 23	R: 0 E: 0 K: 1 S: 12	H: 1 LOB: 0 BB: 0 P: 17	R: 0 E: 0 K: 0 S: 6	H: 0 LOB: 1 BB: 0 P: 12		R: 0 E: 0 K: 1 S: 7	H: 0 LOB: 0 BB: 0 P: 8	R: 0 E: 0 K: 3 S: 13	H: 0 LOB: 0 BB: 0 P: 19	R: 0 E: 0 K: 0 S: 6	H: 0 LOB: 0 BB: 0 P: 10	1B: 4 2B: 0 3B: 2 HR: 0	SF: 0 SAC: 0 DP: 0 HBP: 0	WP: 0 PB: 0 SB: 0 CS: 1
PITCHER	IP WLS BF H R ER SO BB IBB HBP BLK WP HR S P ERA WHIP											IP WLS BF H R ER SO BB IBB HBP BLK WP HR S P ERA WHIP								
Greg Maddux, R (1,1) ERA: 3.67	7.0 L 26 6 2 2 5 1 0 0 0 1 0 0 62 93 2.57 1.000																			
Chuck McElroy, L (8,1) ERA: 1.63	2.0 6 0 0 0 3 0 0 0 0 0 0 0 19 29 0.00 0.000																			

AB	31
R	2
H	6
RBI	2
BB	1
SO	8
LOB	6



Batter	1	2	3	4	5	6	7	8	9	AB R H RBI BB SO LOB	BOTTOM									
Chico Walker, S (1,8) OBP: 0.341, SLG: 0.358										4 0 0 0 0 0 1	Montreal Expos @ Chicago Cubs Wrigley Field, Chicago, IL Wed Aug 14 1991, 3:33 AM CDT Att: 34,817 - Sunny - 76 F									
Mark Grace, L (1,3) OBP: 0.369, SLG: 0.405										3 0 0 0 1 0 1										
23 Ryne Sandberg, R (1,4) OBP: 0.387, SLG: 0.495										3 0 0 0 1 1 1										
Andre Dawson, R (1,9) OBP: 0.307, SLG: 0.479										3 0 0 0 0 0 2										
George Bell, R (1,7) OBP: 0.328, SLG: 0.481										3 0 0 0 1 0 3										
Luis Salazar, R (1,5) Dwight Smith, L (9, PH) OBP: 0.292, SLG: 0.389										3 0 0 0 0 0 1 1 0 0 0 0 0 1										
Shawon Dunston, R (1,6) Rick Wilkins, L (9, PH) OBP: 0.317, SLG: 0.383										3 0 1 0 0 1 0 0 0 0 0 1 0 0										
Joe Girardi, R (1,2) Doug Dasencenzo, S (9, PH) OBP: 0.227, SLG: 0.158 OBP: 0.309, SLG: 0.299										2 0 0 0 1 0 0 1 0 0 0 0 0 2										
Greg Maddux, R (1,1) Jerome Walton, R (7, PH) Chuck McElroy, L (8,1) OBP: 0.254, SLG: 0.323 OBP: 0.279, SLG: 0.332 OBP: 0.428, SLG: 0.571										2 0 1 0 0 0 3 1 0 0 0 0 1 0 0 0 0 0 0 0 0										
Inning Stats	R: 0 E: 0 K: 0 S: 8	H: 0 LOB: 2 BB: 2 P: 17	R: 0 E: 0 K: 0 S: 7	H: 0 LOB: 0 BB: 0 P: 10	R: 0 E: 0 K: 0 S: 7	H: 1 LOB: 1 BB: 0 P: 14	R: 0 E: 0 K: 0 S: 10	H: 1 LOB: 3 BB: 1 P: 19	R: 0 E: 0 K: 0 S: 7	H: 0 LOB: 0 BB: 0 P: 12		R: 0 E: 0 K: 2 S: 11	H: 0 LOB: 0 BB: 0 P: 14	R: 0 E: 0 K: 1 S: 7	H: 0 LOB: 0 BB: 0 P: 13	R: 0 E: 0 K: 0 S: 5	H: 0 LOB: 2 BB: 2 P: 16	1B: 2 2B: 0 3B: 0 HR: 0	SF: 0 SAC: 0 DP: 0 HBP: 1	WP: 0 PB: 0 SB: 0 CS: 0
PITCHER	IP WLS BF H R ER SO BB IBB HBP BLK WP HR S P ERA WHIP											IP WLS BF H R ER SO BB IBB HBP BLK WP HR S P ERA WHIP								
Brian Barnes, L (1,1) ERA: 4.5	8.1 W 32 2 0 0 3 4 0 0 0 0 0 0 63 112 0.00 0.720																			
Barry Jones, R (9,1) ERA: 3.43	0.2 S 3 0 0 0 0 1 0 0 0 0 0 0 4 10 0.00 1.500																			

AB	29
R	0
H	2
RBI	0
BB	5
SO	3
LOB	15




Batter	1	2	3	4	5	6	7	8	9	AB	R	H	RBI	BB	SO	LOB	TOP										
Lenny Dykstra, L OBP: 0.401, SLG: 0.436										4	0	0	0	0	1	1	Philadelphia Phillies @ Chicago Cubs Wrigley Field, Chicago, IL Fri Aug 16 1991, 3:33 AM CDT Att: 34,547 - Sunny - 86 F										
Mickey Morandini, L OBP: 0.303, SLG: 0.293										4	0	0	0	0	1	0											
Wes Chamberlain, R OBP: 0.318, SLG: 0.416										4	0	1	0	0	2	0											
John Kruk, L OBP: 0.363, SLG: 0.484										3	0	2	0	0	0	0											
Joe Boever, R OBP: 0.500, SLG: 0.500										0	0	0	0	0	0	0											
Wally Backman, S OBP: 0.331, SLG: 0.305										1	0	0	0	0	0	1											
Dale Murphy, R OBP: 0.312, SLG: 0.420										3	0	0	0	0	0	2											
John Morris, L OBP: 0.302, SLG: 0.263										1	0	0	0	0	0	1											
Charlie Hayes, R OBP: 0.236, SLG: 0.328										4	0	0	0	0	2	3											
Darren Daulton, L OBP: 0.297, SLG: 0.317										3	1	3	1	0	0	0											
Dickie Thon, R OBP: 0.287, SLG: 0.353										3	0	0	0	0	1	3											
Bruce Ruffin, S OBP: 0.309, SLG: 0.452										0	0	0	0	0	0	0											
Steve Searcy, L										2	0	0	0	0	1	1											
Ricky Jordan, R										1	0	0	0	0	1	0											
Inning Stats	R: 0 E: 0 K: 1 S: 7	H: 0 LOB: 0 BB: 0 P: 11	R: 0 E: 1 K: 1 S: 13	H: 2 LOB: 2 BB: 0 P: 21	R: 0 E: 0 K: 0 S: 4	H: 0 LOB: 0 BB: 0 P: 5	R: 0 E: 0 K: 2 S: 12	H: 1 LOB: 1 BB: 0 P: 18	R: 0 E: 0 K: 1 S: 10	H: 1 LOB: 1 BB: 0 P: 17	R: 0 E: 0 K: 2 S: 8	H: 0 LOB: 0 BB: 0 P: 11	R: 1 E: 0 K: 1 S: 8	H: 1 LOB: 0 BB: 0 P: 13	R: 0 E: 0 K: 1 S: 9	H: 0 LOB: 1 BB: 0 P: 14	R: 0 E: 0 K: 0 S: 6	H: 1 LOB: 1 BB: 0 P: 9	1B: 4 2B: 1 3B: 0 HR: 1	SF: 0 SAC: 0 DP: 0 HBP: 0	WP: 0 PB: 0 SB: 0 CS: 0	PA: 33					
PITCHER	IP	WLS	BF	H	R	ER	SO	BB	IBB	HBP	BLK	WP	HR	S	P	ERA	WHIP										
Rick Sutcliffe, R ERA: 5.17	8.0	W	29	5	1	1	9	0	0	0	0	0	1	71	110	1.12	0.625										
Les Lancaster, R ERA: 4.03	1.0		4	1	0	0	0	0	0	0	0	0	0	6	9	0.00	1.000										

Batter	1	2	3	4	5	6	7	8	9	AB	R	H	RBI	BB	SO	LOB	BOTTOM										
Jerome Walton, R OBP: 0.280, SLG: 0.345										5	2	2	1	0	0	2	Philadelphia Phillies @ Chicago Cubs Wrigley Field, Chicago, IL Fri Aug 16 1991, 3:33 AM CDT Att: 34,547 - Sunny - 86 F										
Mark Grace, L OBP: 0.370, SLG: 0.405										4	2	1	0	1	2	0											
23 Ryne Sandberg, R OBP: 0.386, SLG: 0.491										5	1	1	1	0	0	1											
Andre Dawson, R OBP: 0.310, SLG: 0.477										4	1	3	0	0	1	0											
Ced Landrum, L OBP: 0.292, SLG: 0.261										1	0	0	0	0	1	0											
George Bell, R OBP: 0.327, SLG: 0.478										4	1	2	2	0	1	1											
Doug Dasenczo, S OBP: 0.308, SLG: 0.295										0	0	0	0	0	0	0											
Luis Salazar, R OBP: 0.322, SLG: 0.495										4	1	1	3	0	0	2											
Jose Vizcaino, S										0	0	0	0	0	0	0											
Shawon Dunston, R OBP: 0.275, SLG: 0.378										3	1	1	0	1	1	0											
Joe Girardi, R OBP: 0.276, SLG: 0.200										3	0	2	1	1	0	1											
Rick Sutcliffe, L OBP: 0.111, SLG: 0.118										2	0	0	0	0	0	2											
Les Lancaster, R OBP: 0.192, SLG: 0.269										0	0	0	0	0	0	0											
Inning Stats	R: 6 E: 0 K: 0 S: 22	H: 6 LOB: 1 BB: 1 P: 38	R: 0 E: 0 K: 1 S: 11	H: 2 LOB: 0 BB: 0 P: 19	R: 0 E: 0 K: 0 S: 6	H: 0 LOB: 1 BB: 1 P: 15	R: 0 E: 0 K: 1 S: 7	H: 0 LOB: 0 BB: 0 P: 9	R: 1 E: 1 K: 1 S: 10	H: 2 LOB: 1 BB: 0 P: 14	R: 1 E: 1 K: 1 S: 10	H: 1 LOB: 1 BB: 1 P: 16	R: 0 E: 0 K: 1 S: 9	H: 1 LOB: 1 BB: 0 P: 13	R: 1 E: 0 K: 2 S: 12	H: 1 LOB: 0 BB: 0 P: 19	1B: 11 2B: 0 3B: 0 HR: 2	SF: 0 SAC: 2 DP: 0 HBP: 0	WP: 0 PB: 0 SB: 0 CS: 0	PA: 40							
PITCHER	IP	WLS	BF	H	R	ER	SO	BB	IBB	HBP	BLK	WP	HR	S	P	ERA	WHIP										
Bruce Ruffin, L ERA: 3.51	0.1	L	8	6	6	6	0	1	0	0	0	0	0	19	31	162.00	21.000										
Steve Searcy, L ERA: 7.04	5.1		23	5	2	0	2	2	0	0	0	0	0	43	77	0.00	1.312										
Joe Boever, R ERA: 3.97	2.1		9	2	1	1	4	0	0	0	0	0	1	24	35	3.86	0.857										

AB 33
R 1
H 6
RBI 1
BB 0
SO 9
LOB 12



AB 35
R 9
H 13
RBI 8
BB 3
SO 6
LOB 9



Batter	1	2	3	4	5	6	7	8	9	AB	R	H	RBI	BB	SO	LOB	TOP								
Lenny Dykstra, L OBP: 0.397, SLG: 0.435	P8			SH4-3 2B		G4-3	F8		P5	5	0	1	0	0	0	2	Philadelphia Phillies @ Chicago Cubs Wrigley Field, Chicago, IL Sat Aug 17 1991, 3:33 AM CDT Att: 33,223 - Cloudy - 78 F								
Mickey Morandini, L OBP: 0.307, SLG: 0.298	G5-3			SH4-3 2-3				HR		3	1	2	0	0	0	0									
Wes Chamberlain, R OBP: 0.316, SLG: 0.428	G4-3			G5-3		F8		HR		4	1	1	2	0	0	2									
John Kruk, L OBP: 0.359, SLG: 0.479			G4-3	G5-3		G3		F8		4	0	0	0	0	0	2									
Dale Murphy, R OBP: 0.311, SLG: 0.426	F9				G6-3			G6-3		4	1	1	1	0	0	0									
Charlie Hayes, R OBP: 0.235, SLG: 0.324	G4-3				F9		G6-3	F9		4	0	0	0	0	0	0									
Darren Daulton, L OBP: 0.304, SLG: 0.348			G4-3			HR		HR		3	2	2	2	1	0	0									
Dickie Thon, R OBP: 0.287, SLG: 0.352			G6-3				G5-3	F8		4	0	1	0	0	0	1									
Terry Mulholland, R OBP: 0.097, SLG: 0.067			F9			L1			P3	4	0	1	0	0	0	2									
Mitch Williams, L (9, 1)										0	0	0	0	0	0	0									
Inning Stats	R: 0 E: 0 K: 0 S: 8	H: 0 LOB: 0 BB: 0 P: 12	R: 0 E: 0 K: 0 S: 9	H: 0 LOB: 0 BB: 0 P: 14	R: 0 E: 0 K: 0 S: 7	H: 0 LOB: 0 BB: 0 P: 11	R: 0 E: 0 K: 0 S: 9	H: 1 LOB: 1 BB: 0 P: 13	R: 1 E: 0 K: 0 S: 8	H: 2 LOB: 1 BB: 0 P: 13	R: 0 E: 0 K: 0 S: 9	H: 1 LOB: 1 BB: 0 P: 11	R: 2 E: 0 K: 0 S: 14	H: 3 LOB: 1 BB: 0 P: 22	R: 2 E: 0 K: 0 S: 13	H: 2 LOB: 0 BB: 0 P: 15	R: 0 E: 0 K: 0 S: 4	H: 0 LOB: 1 BB: 1 P: 10	1B: 4 2B: 1 3B: 0 HR: 4	SF: 0 SAC: 1 DP: 0 HBP: 0	WP: 0 PB: 0 SB: 0 CS: 0	PA: 37			
PITCHER	IP	WLS	BF	H	R	ER	SO	BB	IBB	HBP	BLK	WP	HR	S	P	ERA	WHIP								
Mike Bielecki, R ERA: 3.96	(1, 1)	7.0	L	28	7	3	3	0	0	0	0	0	3	64	96	3.86	1.000								
Steve Wilson, L ERA: 4.39	(8, 1)	0.1		3	2	2	0	0	0	0	0	0	1	9	11	54.00	6.000								
Shawn Boskie, R ERA: 5.18	(8, 1)	1.2		6	0	0	0	1	0	0	0	0	0	8	14	0.00	0.600								

AB	35
R	5
H	9
RBI	5
BB	1
SO	0
LOB	9



Batter	1	2	3	4	5	6	7	8	9	AB	R	H	RBI	BB	SO	LOB	BOTTOM								
Jerome Walton, R OBP: 0.280, SLG: 0.341	G6-3								F9	3	0	0	0	1	1	2	Philadelphia Phillies @ Chicago Cubs Wrigley Field, Chicago, IL Sat Aug 17 1991, 3:33 AM CDT Att: 33,223 - Cloudy - 78 F								
Hector Villanueva, R OBP: 0.322, SLG: 0.446				BB					F9	1	0	0	0	0	0	2									
Mark Grace, L OBP: 0.397, SLG: 0.401	G4-3			L4		K		G4-3		4	0	0	0	0	1	1									
23 Ryne Sandberg, R OBP: 0.382, SLG: 0.486	L9				G1-3			G5-3		4	0	0	0	0	0	0									
Andre Dawson, R OBP: 0.309, SLG: 0.478			G6-3		K			G6-3		4	1	1	0	0	1	0									
George Bell, R OBP: 0.331, SLG: 0.481				G4-3				G6-3		4	0	3	1	0	0	0									
Luis Salazar, R OBP: 0.321, SLG: 0.491									G4-6-3	4	0	1	0	0	1	2									
Shawn Dunston, R OBP: 0.277, SLG: 0.385			FC6-4							4	1	2	0	0	0	3									
Joe Girardi, R OBP: 0.303, SLG: 0.214					F8			G5-3		3	0	1	1	1	0	0									
Mike Bielecki, R OBP: 0.105, SLG: 0.056										2	0	0	0	0	2	2									
Doug Dascenzo, S OBP: 0.307, SLG: 0.293										1	0	0	0	0	0	0									
Steve Wilson, L (8, 1)										0	0	0	0	0	0	0									
Shawn Boskie, R OBP: 0.278, SLG: 0.364										0	0	0	0	0	0	0									
Chico Walker, S OBP: 0.346, SLG: 0.360										0	0	0	0	1	0	0									
Inning Stats	R: 0 E: 0 K: 0 S: 6	H: 0 LOB: 0 BB: 0 P: 7	R: 0 E: 0 K: 1 S: 9	H: 1 LOB: 0 BB: 0 P: 11	R: 0 E: 0 K: 1 S: 7	H: 0 LOB: 1 BB: 1 P: 13	R: 0 E: 0 K: 1 S: 7	H: 0 LOB: 0 BB: 0 P: 10	R: 0 E: 0 K: 2 S: 12	H: 1 LOB: 2 BB: 1 P: 18	R: 1 E: 0 K: 0 S: 13	H: 3 LOB: 0 BB: 0 P: 18	R: 0 E: 0 K: 0 S: 6	H: 0 LOB: 0 BB: 0 P: 11	R: 0 E: 0 K: 0 S: 5	H: 0 LOB: 0 BB: 0 P: 5	R: 1 E: 0 K: 0 S: 13	H: 3 LOB: 2 BB: 1 P: 20	1B: 6 2B: 1 3B: 1 HR: 0	SF: 0 SAC: 0 DP: 1 HBP: 0	WP: 0 PB: 0 SB: 0 CS: 0	PA: 37			
PITCHER	IP	WLS	BF	H	R	ER	SO	BB	IBB	HBP	BLK	WP	HR	S	P	ERA	WHIP								
Terry Mulholland, L ERA: 3.31	(1, 1)	8.2	W	35	8	2	2	6	2	0	0	0	0	73	101	2.08	1.154								
Mitch Williams, L ERA: 2.15	(9, 1)	0.1	S	2	0	0	0	1	0	0	0	0	0	5	12	0.00	3.000								

AB	34
R	2
H	8
RBI	2
BB	3
SO	6
LOB	12



Batter	1	2	3	4	5	6	7	8	9	AB	R	H	RBI	BB	SO	LOB	TOP										
Jerome Walton, R (1, 8) OBP: 0.274, SLG: 0.333	L4	K			G4-3		G6-3		P4	5	0	0	0	0	1	1	Chicago Cubs @ Montreal Expos Olympic Stadium, Montreal, QB Tue Aug 20 1991, 7:05 PM EDT Att: 12,987 - Sunny - 72 F livebaseballscorecards.com										
Mark Grace, L (1, 3) OBP: 0.365, SLG: 0.399	K		G3-1		1B		1B			4	0	2	0	0	1	0											
23 Ryne Sandberg, R (1, 4) OBP: 0.388, SLG: 0.498	2B		K		F7		K			4	0	1	0	0	2	2											
Andre Dawson, R (1, 9) OBP: 0.304, SLG: 0.466	P5		1B		F7			F8		4	0	1	0	0	0	2											
George Bell, R (1, 7) OBP: 0.326, SLG: 0.471		2B G4-3 1B	F9		E1 FC6-4			F8		4	1	1	0	0	0	1											
Luis Salazar, R (1, 5) OBP: 0.321, SLG: 0.483	F7			G5-3		FC6-4 1-2f				4	0	1	0	0	0	2											
Shawon Dunston, R (1, 6) OBP: 0.283, SLG: 0.391		G4-3 1B		G4-3		P3		G3		3	1	1	0	0	0	1											
Dwight Smith, L (8, PH) OBP: 0.283, SLG: 0.400										1	0	0	0	0	0	1											
Jose Vizcaino, S (8, 6) OBP: 0.287, SLG: 0.302										0	0	0	0	0	0	0											
Rick Wilkins, L (1, 2) OBP: 0.317, SLG: 0.369	G4-3							F7		3	0	0	1	1	1	2											
Bob Scanlan, R (1, 1) OBP: 0.080, SLG: 0.042										2	0	1	1	0	0	1											
Doug Dasenczo, S (7, PH) OBP: 0.304, SLG: 0.290										1	0	0	0	0	0	0											
Scott May, R (7, 1) OBP: 0.336, SLG: 0.349										1	0	0	0	0	0	0											
Chico Walker, S (8, PH) OBP: 0.336, SLG: 0.349										1	0	0	0	0	0	0											
Inning Stats	R: 0 E: 0 K: 1 S: 15	H: 1 LOB: 1 BB: 0 P: 23	R: 2 E: 0 K: 1 S: 12	H: 3 LOB: 1 BB: 0 P: 17	R: 0 E: 0 K: 1 S: 16	H: 1 LOB: 1 BB: 0 P: 20	R: 0 E: 0 K: 0 S: 8	H: 0 LOB: 1 BB: 1 P: 17	R: 0 E: 0 K: 0 S: 7	H: 1 LOB: 1 BB: 0 P: 13	R: 0 E: 0 K: 1 S: 13	H: 0 LOB: 1 BB: 0 P: 17	R: 0 E: 0 K: 1 S: 9	H: 1 LOB: 1 BB: 0 P: 16	R: 0 E: 0 K: 0 S: 8	H: 1 LOB: 1 BB: 0 P: 13	R: 0 E: 0 K: 0 S: 5	H: 0 LOB: 0 BB: 0 P: 6	1B: 6 2B: 2 3B: 0 HR: 0	SF: 0 SAC: 0 DP: 0 HBP: 0	WP: 0 PB: 0 SB: 0 CS: 0	PA: 37					
PITCHER	IP	WLS	BF	H	R	ER	SO	BB	IBB	HBP	BLK	WP	HR	S	P	ERA	WHIP										
Chris Haney, L (1, 1) ERA: 3.19	6.0	W	26	6	2	2	4	1	0	0	0	0	0	71	107	3.00	1.167										
Scott Ruskin, L (7, 1) ERA: 3.4	0.2		3	1	0	0	0	0	0	0	0	0	0	6	11	0.00	1.500										
Mel Rojas, R (7, 1) ERA: 4.13	2.1	S	8	1	0	0	1	0	0	0	0	0	0	16	24	0.00	0.429										

AB 36
R 2
H 8
RBI 2
BB 1
SO 5
LOB 13



Batter	1	2	3	4	5	6	7	8	9	AB	R	H	RBI	BB	SO	LOB	BOTTOM										
Marquis Grissom, R (1, 8) OBP: 0.311, SLG: 0.370	G1-3				2B		F9			4	0	2	0	0	0	1	Chicago Cubs @ Montreal Expos Olympic Stadium, Montreal, QB Tue Aug 20 1991, 7:05 PM EDT Att: 12,987 - Sunny - 72 F livebaseballscorecards.com										
Bret Barberie, S (1, 4) OBP: 0.361, SLG: 0.475	E4 1B		G6-3		L7		2B 1B			4	0	1	1	0	0	2											
Ivan Calderon, R (1, 7) OBP: 0.361, SLG: 0.469	FC6 1B		F9		G5-3		G5-3 2B			4	0	2	0	0	0	2											
Tim Wallach, R (1, 5) OBP: 0.301, SLG: 0.342	K		G6-3		G5-3		K			4	0	0	0	0	2	5											
Larry Walker, L (1, 9) OBP: 0.341, SLG: 0.455	FC6 1-2f			1B G4-3 1B		1B 2B		F8		4	2	2	0	0	0	2											
Andres Galaraga, R (1, 3) OBP: 0.281, SLG: 0.317		G4-6-3 BB 1B		G4-3 SF8 1B		SH5-3 CS 1B		L9		4	1	3	1	0	0	0											
Gilberto Reyes, R (1, 2) OBP: 0.304, SLG: 0.267		G4-6-3 BB		G4-3		SH5-3				2	0	1	1	1	0	1											
Spike Owen, S (1, 6) OBP: 0.313, SLG: 0.334		G4-6-3		SF8		G4-3		G4-3		2	0	0	1	0	0	3											
Mel Rojas, R (7, 1) OBP: 0.313, SLG: 0.334										1	0	0	0	0	0	1											
Chris Haney, L (1, 1) OBP: 0.071, SLG: 0.071										2	0	0	0	0	0	1											
Scott Ruskin, R (7, 1) ERA: 3.97										0	0	0	0	0	0	0											
Tom Foley, L (7, 6) OBP: 0.286, SLG: 0.311										1	1	1	0	0	0	0											
Inning Stats	R: 0 E: 1 K: 1 S: 14	H: 1 LOB: 2 BB: 0 P: 20	R: 0 E: 0 K: 0 S: 9	H: 1 LOB: 1 BB: 1 P: 19	R: 0 E: 0 K: 0 S: 7	H: 1 LOB: 1 BB: 0 P: 8	R: 2 E: 0 K: 0 S: 10	H: 2 LOB: 0 BB: 0 P: 15	R: 0 E: 0 K: 0 S: 5	H: 1 LOB: 1 BB: 0 P: 10	R: 1 E: 0 K: 0 S: 6	H: 2 LOB: 0 BB: 0 P: 10	R: 1 E: 0 K: 1 S: 13	H: 3 LOB: 1 BB: 0 P: 17	R: 0 E: 0 K: 0 S: 9	H: 1 LOB: 1 BB: 0 P: 16		1B: 7 2B: 4 3B: 1 HR: 0	SF: 1 SAC: 1 DP: 1 HBP: 0	WP: 0 PB: 0 SB: 0 CS: 1	PA: 35						
PITCHER	IP	WLS	BF	H	R	ER	SO	BB	IBB	HBP	BLK	WP	HR	S	P	ERA	WHIP										
Bob Scanlan, R (1, 1) ERA: 3.97	6.0	L	26	8	3	3	1	0	0	0	0	0	0	51	82	4.50	1.500										
Scott May, R (7, 1) ERA: 4.5	2.0		9	4	1	1	1	0	0	0	0	0	0	22	33	4.50	2.000										

AB 32
R 4
H 12
RBI 4
BB 1
SO 2
LOB 18



Batter	1	2	3	4	5	6	7	8	9	AB	R	H	RBI	BB	SO	LOB	TOP							
Thomas Howard, S OBP: 0.314, SLG: 0.341 (1, 8)	G4-3	K				G4-3			L6	5	0	2	0	0	1	1	<p>San Diego Padres @ Chicago Cubs Wrigley Field, Chicago, IL Sat Aug 24 1991, 3:33 AM CDT Att: 32,760 - Cloudy - 75 F</p> <p>livebaseballscores.com</p>							
Tony Fernandez, S OBP: 0.333, SLG: 0.362 (1, 6)	K		G6-3			G4-3			K	5	0	1	1	0	2	1								
Tony Gwynn, L OBP: 0.367, SLG: 0.445 (1, 9)	2B		G6-3		FC3-6				G4-3	4	1	0	0	1	1	3								
Fred McGriff, L OBP: 0.399, SLG: 0.500 (1, 3)										3	1	2	1	1	1	0								
Bento Santiago, R OBP: 0.273, SLG: 0.386 (1, 2)	K									4	0	2	1	0	1	1								
Jack Howell, L OBP: 0.281, SLG: 0.336 (1, 5)										3	1	0	0	1	1	3								
Jerald Clark, R OBP: 0.311, SLG: 0.375 Jose Melendez, R OBP: 0.125, SLG: 0.067 (8, 1)										4	0	1	0	0	1	2								
Tim Teufel, R OBP: 0.327, SLG: 0.335 (1, 4)										2	1	0	1	1	1	2								
Andy Benes, R OBP: 0.170, SLG: 0.109 Darrin Jackson, R OBP: 0.322, SLG: 0.481 (8, PH)										2	0	0	0	0	2	1								
										1	0	0	0	0	1	0								
Inning Stats	R: 1 E: 0 K: 2 S: 11	H: 1 LOB: 1 BB: 1 P: 16	R: 1 E: 0 K: 1 S: 11	H: 1 LOB: 1 BB: 1 P: 16	R: 1 E: 0 K: 0 S: 8	H: 1 LOB: 1 BB: 1 P: 17	R: 1 E: 0 K: 1 S: 12	H: 2 LOB: 2 BB: 1 P: 19	R: 0 E: 0 K: 1 S: 13	H: 2 LOB: 2 BB: 0 P: 16	R: 0 E: 0 K: 2 S: 11	H: 1 LOB: 1 BB: 0 P: 14	R: 0 E: 0 K: 2 S: 9	H: 0 LOB: 0 BB: 0 P: 12	R: 0 E: 0 K: 2 S: 10	H: 0 LOB: 0 BB: 0 P: 17	R: 0 E: 0 K: 1 S: 13	H: 0 LOB: 0 BB: 0 P: 19	1B: 6 2B: 2 3B: 0 HR: 0	SF: 1 SAC: 1 DP: 0 HBP: 0	WP: 0 PB: 0 SB: 1 CS: 0	PA: 39		
PITCHER	IP WLS BF H R ER SO BB IBB HBP BLK WP HR S P ERA WHIP	IP WLS BF H R ER SO BB IBB HBP BLK WP HR S P ERA WHIP	IP WLS BF H R ER SO BB IBB HBP BLK WP HR S P ERA WHIP	IP WLS BF H R ER SO BB IBB HBP BLK WP HR S P ERA WHIP	IP WLS BF H R ER SO BB IBB HBP BLK WP HR S P ERA WHIP	IP WLS BF H R ER SO BB IBB HBP BLK WP HR S P ERA WHIP	IP WLS BF H R ER SO BB IBB HBP BLK WP HR S P ERA WHIP	IP WLS BF H R ER SO BB IBB HBP BLK WP HR S P ERA WHIP	IP WLS BF H R ER SO BB IBB HBP BLK WP HR S P ERA WHIP	IP WLS BF H R ER SO BB IBB HBP BLK WP HR S P ERA WHIP	IP WLS BF H R ER SO BB IBB HBP BLK WP HR S P ERA WHIP	IP WLS BF H R ER SO BB IBB HBP BLK WP HR S P ERA WHIP	IP WLS BF H R ER SO BB IBB HBP BLK WP HR S P ERA WHIP	IP WLS BF H R ER SO BB IBB HBP BLK WP HR S P ERA WHIP	IP WLS BF H R ER SO BB IBB HBP BLK WP HR S P ERA WHIP	IP WLS BF H R ER SO BB IBB HBP BLK WP HR S P ERA WHIP	IP WLS BF H R ER SO BB IBB HBP BLK WP HR S P ERA WHIP	IP WLS BF H R ER SO BB IBB HBP BLK WP HR S P ERA WHIP	IP WLS BF H R ER SO BB IBB HBP BLK WP HR S P ERA WHIP	IP WLS BF H R ER SO BB IBB HBP BLK WP HR S P ERA WHIP	IP WLS BF H R ER SO BB IBB HBP BLK WP HR S P ERA WHIP	IP WLS BF H R ER SO BB IBB HBP BLK WP HR S P ERA WHIP	IP WLS BF H R ER SO BB IBB HBP BLK WP HR S P ERA WHIP	IP WLS BF H R ER SO BB IBB HBP BLK WP HR S P ERA WHIP

Batter	1	2	3	4	5	6	7	8	9	AB	R	H	RBI	BB	SO	LOB	BOTTOM							
Chico Walker, S OBP: 0.328, SLG: 0.343 (1, 5)	L8								K	4	0	0	0	0	1	0	<p>San Diego Padres @ Chicago Cubs Wrigley Field, Chicago, IL Sat Aug 24 1991, 3:33 AM CDT Att: 32,760 - Cloudy - 75 F</p> <p>livebaseballscores.com</p>							
Mark Grace, L OBP: 0.361, SLG: 0.395 (1, 3)	L6								G6-3	4	0	0	0	0	0	0								
23 Ryne Sandberg, R OBP: 0.387, SLG: 0.492 (1, 4)	K									3	0	0	0	0	1	0								
Andre Dawson, R OBP: 0.308, SLG: 0.482 (1, 9)										3	1	1	1	0	1	0								
George Bell, R OBP: 0.327, SLG: 0.471 (1, 7)										3	0	0	0	0	0	0								
Dwight Smith, L OBP: 0.277, SLG: 0.390 (1, 8)										3	0	0	0	0	1	0								
Shawon Dunston, R OBP: 0.292, SLG: 0.399 (1, 6)										3	0	2	0	0	1	0								
Rick Wilkins, L OBP: 0.313, SLG: 0.363 Paul Assenmacher, L OBP: 0.400, SLG: 0.250 Doug Dasencho, S OBP: 0.366, SLG: 0.296 Bob Scanlan, R OBP: 0.080, SLG: 0.042 (8, PH)										2	0	0	0	0	1	2								
Greg Maddux, R OBP: 0.239, SLG: 0.303 Shawn Boskie, R OBP: 0.263, SLG: 0.343 Joe Girardi, R OBP: 0.250, SLG: 0.158 Jose Vizcaino, S OBP: 0.285, SLG: 0.300 (8, PH)										0	0	0	0	0	0	0								
										1	0	0	0	0	0	0								
Inning Stats	R: 0 E: 0 K: 1 S: 11	H: 0 LOB: 0 BB: 0 P: 13	R: 0 E: 0 K: 1 S: 6	H: 0 LOB: 0 BB: 0 P: 10	R: 0 E: 0 K: 1 S: 8	H: 1 LOB: 0 BB: 0 P: 12	R: 0 E: 0 K: 0 S: 12	H: 0 LOB: 0 BB: 0 P: 21	R: 1 E: 0 K: 1 S: 17	H: 2 LOB: 1 BB: 0 P: 28	R: 0 E: 0 K: 0 S: 5	H: 0 LOB: 0 BB: 0 P: 7	R: 0 E: 0 K: 3 S: 9	H: 0 LOB: 0 BB: 0 P: 14	R: 0 E: 0 K: 1 S: 8	H: 0 LOB: 0 BB: 0 P: 10	R: 0 E: 0 K: 1 S: 8	H: 0 LOB: 0 BB: 0 P: 10	1B: 2 2B: 0 3B: 0 HR: 1	SF: 0 SAC: 0 DP: 1 HBP: 0	WP: 0 PB: 0 SB: 0 CS: 0	PA: 29		
PITCHER	IP WLS BF H R ER SO BB IBB HBP BLK WP HR S P ERA WHIP	IP WLS BF H R ER SO BB IBB HBP BLK WP HR S P ERA WHIP	IP WLS BF H R ER SO BB IBB HBP BLK WP HR S P ERA WHIP	IP WLS BF H R ER SO BB IBB HBP BLK WP HR S P ERA WHIP	IP WLS BF H R ER SO BB IBB HBP BLK WP HR S P ERA WHIP	IP WLS BF H R ER SO BB IBB HBP BLK WP HR S P ERA WHIP	IP WLS BF H R ER SO BB IBB HBP BLK WP HR S P ERA WHIP	IP WLS BF H R ER SO BB IBB HBP BLK WP HR S P ERA WHIP	IP WLS BF H R ER SO BB IBB HBP BLK WP HR S P ERA WHIP	IP WLS BF H R ER SO BB IBB HBP BLK WP HR S P ERA WHIP	IP WLS BF H R ER SO BB IBB HBP BLK WP HR S P ERA WHIP	IP WLS BF H R ER SO BB IBB HBP BLK WP HR S P ERA WHIP	IP WLS BF H R ER SO BB IBB HBP BLK WP HR S P ERA WHIP	IP WLS BF H R ER SO BB IBB HBP BLK WP HR S P ERA WHIP	IP WLS BF H R ER SO BB IBB HBP BLK WP HR S P ERA WHIP	IP WLS BF H R ER SO BB IBB HBP BLK WP HR S P ERA WHIP	IP WLS BF H R ER SO BB IBB HBP BLK WP HR S P ERA WHIP	IP WLS BF H R ER SO BB IBB HBP BLK WP HR S P ERA WHIP	IP WLS BF H R ER SO BB IBB HBP BLK WP HR S P ERA WHIP	IP WLS BF H R ER SO BB IBB HBP BLK WP HR S P ERA WHIP	IP WLS BF H R ER SO BB IBB HBP BLK WP HR S P ERA WHIP	IP WLS BF H R ER SO BB IBB HBP BLK WP HR S P ERA WHIP	IP WLS BF H R ER SO BB IBB HBP BLK WP HR S P ERA WHIP	IP WLS BF H R ER SO BB IBB HBP BLK WP HR S P ERA WHIP



Batter	1	2	3	4	5	6	7	8	9	AB	R	H	RBI	BB	SO	LOB	TOP			
Darrin Jackson, R OBP: 0.323, SLG: 0.507										5	2	2	5	0	1	3				
Tony Fernandez, S OBP: 0.356, SLG: 0.371										5	3	3	1	0	0	0				
Tony Gwynn, L OBP: 0.366, SLG: 0.443										5	0	1	0	0	0	1				
Fred McGriff, L OBP: 0.395, SLG: 0.494										5	0	0	1	0	4	2				
Benito Santiago, R OBP: 0.276, SLG: 0.388										5	2	3	1	0	1	0				
Kevin Ward, R OBP: 0.264, SLG: 0.300										4	2	2	0	1	1	2				
Tim Teufel, R OBP: 0.332, SLG: 0.352										4	2	2	3	1	2	1				
Craig Shipley, R OBP: 0.273, SLG: 0.281										2	0	1	0	0	0	0				
Jack Howell, L OBP: 0.292, SLG: 0.331										2	1	0	1	1	0	1				
Dennis Rasmussen, L OBP: 0.184, SLG: 0.167										1	0	0	0	0	1	0				
Mike Maddux, L OBP: 0.333, SLG: 0.143										0	0	0	0	0	0	0				
Oscar Azocar, L OBP: 0.417, SLG: 0.364										1	0	0	0	0	0	3				
Jim Lewis, R OBP: 0.282, SLG: 0.364										2	0	0	0	0	1	2				
Jose Melendez, R OBP: 0.125, SLG: 0.067										0	0	0	0	0	0	0				
Inning Stats	R: 1 E: 0 K: 1 S: 11	H: 1 LOB: 0 BB: 0 P: 16	R: 3 E: 0 K: 2 S: 14	H: 3 LOB: 0 BB: 0 P: 22	R: 1 E: 0 K: 0 S: 7	H: 1 LOB: 2 BB: 1 P: 14	R: 0 E: 0 K: 1 S: 9	H: 0 LOB: 0 BB: 0 P: 9	R: 6 E: 0 K: 2 S: 27	H: 6 LOB: 2 BB: 2 P: 48	R: 0 E: 0 K: 1 S: 13	H: 1 LOB: 1 BB: 0 P: 16	R: 1 E: 0 K: 2 S: 9	H: 1 LOB: 1 BB: 0 P: 15	R: 0 E: 1 K: 1 S: 8	H: 0 LOB: 1 BB: 0 P: 11	1B: 9 2B: 1 3B: 0 HR: 4	SF: 0 SAC: 1 DP: 0 HBP: 0	WP: 1 PB: 0 SB: 1 CS: 0	PA: 45
PITCHER	IP WLS BF H R ER SO BB IBB HBP BLK WP HR S P ERA WHIP																			
Danny Jackson, L ERA: 6.88	(1, 1)	3.0	14	5	5	4	3	0	0	0	0	0	0	0	2	32	52	12.00	1.667	
Shawn Boskie, R ERA: 4.77	(4, 1)	2.0	8	1	0	0	2	1	0	0	0	0	0	0	0	16	23	0.00	1.000	
Scott May, R ERA: 18.0	(6, 1)	0.0	3	2	3	3	0	1	0	0	0	0	0	1	0	5	13	∞	∞	
Bob Scanlan, R ERA: 4.2	(6, 1)	0.1	L	4	2	2	2	0	1	0	0	0	0	0	1	12	20	54.00	9.000	
Chuck McElroy, L ERA: 1.61	(6, 1)	1.2	8	3	1	1	3	0	0	0	0	0	0	0	0	23	31	5.40	1.800	
Shawn Dunston, R OBP: 0.298, SLG: 0.405										4	1	3	1	1	0	0				
Mark Grace, L OBP: 0.359, SLG: 0.393										5	1	1	2	0	0	3				
23 Ryne Sandberg, R OBP: 0.385, SLG: 0.490										4	0	1	1	0	1	2				
Andre Dawson, R OBP: 0.309, SLG: 0.481										5	0	2	0	0	0	0				
George Bell, R OBP: 0.326, SLG: 0.468										5	0	1	0	0	2	3				
Luis Salazar, R OBP: 0.314, SLG: 0.467										5	1	2	0	0	0	0				
Hector Villanueva, R OBP: 0.295, SLG: 0.334										3	2	2	2	0	1	1				
Bob Scanlan, R OBP: 0.295, SLG: 0.042										0	0	0	0	0	0	0				
Jerome Williams, L OBP: 0.279, SLG: 0.500										0	0	0	0	0	0	0				
Paul Assenmacher, L OBP: 0.208, SLG: 0.329										1	0	0	0	0	0	0				
Chico Walker, S OBP: 0.450, SLG: 0.250										1	0	0	0	0	0	2				
Doug Dascenzo, S OBP: 0.311, SLG: 0.305										4	3	2	0	1	0	2				
Danny Jackson, R OBP: 0.118, SLG: 0.118										1	0	0	0	0	0	1				
Dwight Smith, L OBP: 0.282, SLG: 0.403										1	1	1	2	0	0	0				
Shawn Boskie, R OBP: 0.263, SLG: 0.343										0	0	0	0	0	0	0				
Rick Wilkins, L OBP: 0.309, SLG: 0.358										2	0	0	0	0	1	1				
Inning Stats	R: 0 E: 0 K: 1 S: 16	H: 2 LOB: 2 BB: 0 P: 25	R: 5 E: 2 K: 1 S: 13	H: 4 LOB: 1 BB: 1 P: 24	R: 3 E: 0 K: 1 S: 15	H: 3 LOB: 1 BB: 1 P: 24	R: 0 E: 0 K: 1 S: 10	H: 1 LOB: 1 BB: 0 P: 16	R: 1 E: 0 K: 0 S: 8	H: 2 LOB: 1 BB: 0 P: 14	R: 0 E: 0 K: 0 S: 7	H: 0 LOB: 0 BB: 0 P: 10	R: 0 E: 0 K: 1 S: 5	H: 1 LOB: 0 BB: 0 P: 8	R: 0 E: 0 K: 0 S: 9	H: 2 LOB: 2 BB: 0 P: 16	1B: 10 2B: 4 3B: 0 HR: 1	SF: 1 SAC: 0 DP: 1 HBP: 0	WP: 0 PB: 0 SB: 2 CS: 0	PA: 44
PITCHER	IP WLS BF H R ER SO BB IBB HBP BLK WP HR S P ERA WHIP																			
Dennis Rasmussen, L ERA: 3.38	(1, 1)	1.2	13	6	5	2	1	1	0	0	0	0	0	0	1	26	45	10.80	4.200	
Mike Maddux, R ERA: 3.0	(2, 1)	3.1	W	17	6	4	4	3	1	0	0	0	0	0	36	58	10.80	2.100		
Jim Lewis, R ERA: 0.00	(6, 1)	3.1	11	2	0	0	1	0	0	0	0	0	0	23	34	0.00	0.600			
Jose Melendez, R ERA: 2.8	(9, 1)	0.2	S	3	1	0	0	0	0	0	0	0	0	5	9	0.00	1.500			

San Diego Padres @ Chicago Cubs
Wrigley Field, Chicago, IL
Sun Aug 25 1991, 3:33 AM CDT
Att: 31,190 - Cloudy - 78 F

AB 41
R 12
H 14
RBI 12
BB 3
SO 11
LOB 15



San Diego Padres @ Chicago Cubs
Wrigley Field, Chicago, IL
Sun Aug 25 1991, 3:33 AM CDT
Att: 31,190 - Cloudy - 78 F

AB 41
R 9
H 15
RBI 8
BB 2
SO 5
LOB 15



Batter	1	2	3	4	5	6	7	8	9	AB	R	H	RBI	BB	SO	LOB	TOP										
Brett Butler, L OBP: 0.416, SLG: 0.355 (1, 8)	L3	G4-3			P6		P6		2B	5	1	1	1	0	0	1	Los Angeles Dodgers @ Chicago Cubs Wrigley Field, Chicago, IL Mon Aug 26 1991, 7:05 PM CDT Att: 31,149 - Cloudy - 80 F										
Juan Samuel, R OBP: 0.336, SLG: 0.395 (1, 4)	BB	1B	E6	1B	BB		G6-3		2B	4	0	2	2	1	0	0											
Kal Daniels, L OBP: 0.346, SLG: 0.403 Jay Howell, R (9, 1)	F8		1B	1B	BB			G3	K	5	0	2	0	0	1	2											
Darryl Strawberry, L OBP: 0.365, SLG: 0.503 (1, 9)	FC		L4-6	BB	1B			G4-6-3	K	3	0	0	0	2	1	4											
Eddie Murray, S OBP: 0.307, SLG: 0.369 (1, 3)			G6-3		BB			G4-6-3		3	0	0	0	1	1	5											
Mike Scioscia, L OBP: 0.382, SLG: 0.369 (1, 2)	F9			L9					G4-3	4	1	1	0	0	0	3											
Lenny Harris, L OBP: 0.354, SLG: 0.356 (9, 6)		G3-1		F8					E5	4	1	0	0	0	0	1											
Jose Offerman, S OBP: 0.330, SLG: 0.211 Dave Hansen, L OBP: 0.300, SLG: 0.448 Mike Sharperson, R OBP: 0.342, SLG: 0.336 (9, 5)				K					G4-3	2	0	0	0	1	2	0											
Orel Hershiser, R OBP: 0.367, SLG: 0.519 Tim Lincecum, R OBP: 0.356, SLG: 0.509 Stan Javier, S OBP: 0.356, SLG: 0.289 Jim Gott, R OBP: 0.356, SLG: 0.509 Chris Gwynn, L OBP: 0.342, SLG: 0.454 Mitch Webster, S OBP: 0.331, SLG: 0.320 (9, 7)		SH3			K				G4-3	1	0	0	0	0	1	0											
Inning Stats	R: 0 E: 0 K: 0 S: 11	H: 1 LOB: 3 BB: 1 P: 25	R: 0 E: 0 K: 0 S: 5	H: 0 LOB: 1 BB: 1 P: 10	R: 0 E: 1 K: 0 S: 7	H: 1 LOB: 1 BB: 0 P: 10	R: 0 E: 0 K: 1 S: 6	H: 0 LOB: 0 BB: 0 P: 8	R: 0 E: 0 K: 1 S: 16	H: 0 LOB: 0 BB: 0 P: 17	R: 0 E: 0 K: 0 S: 5	H: 0 LOB: 0 BB: 0 P: 8	R: 0 E: 0 K: 0 S: 6	H: 0 LOB: 0 BB: 1 P: 12	R: 4 E: 1 K: 2 S: 22	H: 4 LOB: 1 BB: 0 P: 33		1B: 5 2B: 3 3B: 0 HR: 0	SF: 0 SAC: 1 DP: 2 HBP: 0	WP: 0 PB: 0 SB: 0 CS: 0	PA: 40						
PITCHER	IP	WLS	BF	H	R	ER	SO	BB	IBB	HBP	BLK	WP	HR	S	P	ERA	WHIP										
Rick Sutcliffe, R ERA: 4.37 Chuck McElroy, L ERA: 1.84 Les Lancaster, R ERA: 3.78 Paul Assenmacher, L ERA: 3.15	(1, 1)	(9, 1)	(9, 1)	(9, 1)	(9, 1)	(9, 1)	(9, 1)	(9, 1)	(9, 1)	(9, 1)	(9, 1)	(9, 1)	(9, 1)	(9, 1)	(9, 1)	(9, 1)	(9, 1)										


Batter	1	2	3	4	5	6	7	8	9	AB	R	H	RBI	BB	SO	LOB	BOTTOM										
Chico Walker, S OBP: 0.326, SLG: 0.341 (1, 5)	G6-3	F8			FC1-5		F8			4	2	1	0	0	0	2	Los Angeles Dodgers @ Chicago Cubs Wrigley Field, Chicago, IL Mon Aug 26 1991, 7:05 PM CDT Att: 31,149 - Cloudy - 80 F										
Mark Grace, L OBP: 0.360, SLG: 0.396 (1, 3)	G6-3		F7		2B				23	4	1	2	0	0	0	1											
23 Ryne Sandberg, R OBP: 0.384, SLG: 0.488 (1, 4)	K		K		1B			G6-3		4	0	1	2	0	2	2											
Andre Dawson, R OBP: 0.309, SLG: 0.479 (1, 9)	1B		L5		P4			K		4	0	1	1	0	1	2											
George Bell, R OBP: 0.325, SLG: 0.466 Jerome Walton, R OBP: 0.288, SLG: 0.326 (9, 8)			G5-3		E3			K		4	0	1	0	0	1	1											
Dwight Smith, L OBP: 0.281, SLG: 0.398 (9, 7)	K		G5-4-3		F8			G6-3		4	0	1	0	0	1	3											
Shawon Dunston, R OBP: 0.300, SLG: 0.496 (1, 6)				G5-4-3		G4-6-3		G3-6		4	0	2	0	0	0	2											
Rick Wilkins, L OBP: 0.308, SLG: 0.352 (1, 2)	F9				FC1-5		K		G3-6	3	0	0	0	0	1	2											
Rick Sutcliffe, L OBP: 0.087, SLG: 0.091 Chuck McElroy, L OBP: 0.375, SLG: 0.500 Les Lancaster, R OBP: 0.183, SLG: 0.259 Paul Assenmacher, L OBP: 0.400, SLG: 0.250 Doug Dasenczo, S OBP: 0.371, SLG: 0.365 (9, 1)		K			K					3	0	0	0	0	2	2											
Inning Stats	R: 1 E: 0 K: 2 S: 14	H: 3 LOB: 2 BB: 0 P: 22	R: 0 E: 0 K: 1 S: 12	H: 1 LOB: 0 BB: 0 P: 16	R: 0 E: 0 K: 1 S: 7	H: 0 LOB: 0 BB: 0 P: 10	R: 0 E: 0 K: 0 S: 7	H: 1 LOB: 0 BB: 0 P: 12	R: 2 E: 0 K: 1 S: 15	H: 2 LOB: 1 BB: 0 P: 20	R: 0 E: 1 K: 0 S: 8	H: 0 LOB: 0 BB: 0 P: 11	R: 0 E: 0 K: 1 S: 7	H: 0 LOB: 0 BB: 0 P: 10	R: 0 E: 0 K: 2 S: 10	H: 1 LOB: 1 BB: 0 P: 16		R: 0 E: 0 K: 0 S: 8	H: 1 LOB: 0 BB: 0 P: 10	1B: 8 2B: 1 3B: 0 HR: 0	SF: 0 SAC: 0 DP: 3 HBP: 1	WP: 0 PB: 0 SB: 0 CS: 0	PA: 35				
PITCHER	IP	WLS	BF	H	R	ER	SO	BB	IBB	HBP	BLK	WP	HR	S	P	ERA	WHIP										
Orel Hershiser, R ERA: 4.19 Tim Lincecum, R ERA: 3.03 Jim Gott, R ERA: 3.57 Jay Howell, R ERA: 2.91	(1, 1)	(6, 1)	(7, 1)	(9, 1)	(9, 1)	(9, 1)	(9, 1)	(9, 1)	(9, 1)	(9, 1)	(9, 1)	(9, 1)	(9, 1)	(9, 1)	(9, 1)	(9, 1)	(9, 1)										




Batter	1	2	3	4	5	6	7	8	9	AB	R	H	RBI	BB	SO	LOB	TOP			
Brett Butler, L OBP: 0.413, SLG: 0.352 (1, 8)	G5-3		B5-3			G4-3		L6		4	0	0	0	0	0	0	Los Angeles Dodgers @ Chicago Cubs Wrigley Field, Chicago, IL Tue Aug 27 1991, 3:33 AM CDT Att: 31,624 - Sunny - 82 F			
Juan Samuel, R OBP: 0.335, SLG: 0.394 (1, 4)	K					K		P6		4	0	1	0	0	2	0				
Kal Daniels, L OBP: 0.342, SLG: 0.399 (1, 7)	K		G4-3			F7		L4		4	0	0	0	0	1	1				
Darryl Strawberry, L OBP: 0.364, SLG: 0.499 (1, 9)		1B BB				G2-3		K		3	0	0	0	1	1	0				
Eddie Murray, S OBP: 0.309, SLG: 0.371 (1, 3)		WP SF9 1B				F9				3	1	2	0	0	0	0				
Mike Scioscia, L OBP: 0.382, SLG: 0.366 (1, 2)		S BB				G4-3		K		2	0	0	0	1	1	1				
Lenny Harris, L OBP: 0.351, SLG: 0.354 (8, 6)		SF9				K		F7		2	0	0	1	0	1	1				
Jose Offerman, S OBP: 0.325, SLG: 0.206 (8, PH)		3-H				G4-3		G6-3		2	0	0	0	0	1	1				
Stan Javier, S OBP: 0.253, SLG: 0.288 (8, PH)										1	0	0	0	0	0	0				
Mike Sharperson, R OBP: 0.342, SLG: 0.336 (8, 5)										0	0	0	0	0	0	0				
Ramon Martinez, R OBP: 0.111, SLG: 0.097 (8, PH)										2	0	0	0	0	0	0				
Chris Gwynn, L OBP: 0.305, SLG: 0.410 (8, PH)										1	0	0	0	0	0	0				
Roger McDowell, R (8, 1)										0	0	0	0	0	0	0				
Inning Stats	R: 0 E: 0 K: 2 S: 8	H: 0 LOB: 0 BB: 0 P: 13	R: 1 E: 0 K: 1 S: 10	H: 1 LOB: 1 BB: 2 P: 21	R: 0 E: 0 K: 0 S: 11	H: 1 LOB: 1 BB: 0 P: 16	R: 0 E: 0 K: 0 S: 7	H: 0 LOB: 0 BB: 0 P: 10	R: 0 E: 0 K: 1 S: 9	H: 0 LOB: 0 BB: 0 P: 11	R: 0 E: 0 K: 2 S: 10	H: 1 LOB: 1 BB: 0 P: 16	R: 0 E: 0 K: 0 S: 6	H: 0 LOB: 0 BB: 0 P: 11	R: 0 E: 0 K: 0 S: 9	H: 0 LOB: 0 BB: 0 P: 13	1B: 3 2B: 0 3B: 0 HR: 0	SF: 1 SAC: 0 DP: 0 HBP: 0	WP: 1 PB: 0 SB: 2 CS: 0	PA: 31
PITCHER Frank Castillo, R ERA: 3.18 (1, 1)	IP: 9.0 WLS: W BF: 31 H: 3 R: 1 ER: 1 SO: 7 BB: 2 IBB: 0 HBP: 0 BLK: 0 WP: 1 HR: 0 S: 78 P: 122 ERA: 1.00 WHIP: 0.556																			

Batter	1	2	3	4	5	6	7	8	9	AB	R	H	RBI	BB	SO	LOB	BOTTOM			
Chico Walker, S OBP: 0.325, SLG: 0.339 (1, 8)	23 G1-3 1B		FC6-4			P6		G4-3		4	0	1	0	0	0	1	Los Angeles Dodgers @ Chicago Cubs Wrigley Field, Chicago, IL Tue Aug 27 1991, 3:33 AM CDT Att: 31,624 - Sunny - 82 F			
Mark Grace, L OBP: 0.361, SLG: 0.397 (1, 3)	L8		G1-3			1B		1B		4	0	2	0	0	0	2				
23 Ryne Sandberg, R OBP: 0.381, SLG: 0.484 (1, 4)	G1-3					K		K		4	0	0	0	0	2	3				
Andre Dawson, R OBP: 0.306, SLG: 0.475 (1, 9)	P3					P6		K		4	0	0	0	0	1	3				
Dwight Smith, L OBP: 0.283, SLG: 0.397 (1, 7)	G3-1					F9				3	0	1	0	0	0	0				
Luis Salazar, R OBP: 0.314, SLG: 0.465 (1, 5)	P3					HR 1B		P3		3	1	1	0	0	0	2				
Shawon Dunston, R OBP: 0.300, SLG: 0.413 (1, 6)	K					HR		K		3	1	1	2	0	2	0				
Rick Wilkins, L OBP: 0.303, SLG: 0.346 (1, 2)			F9			F9		G6-3		3	0	0	0	0	0	0				
Frank Castillo, R OBP: 0.208, SLG: 0.136 (1, 1)			FC6-4 1B			K		G4-3		3	0	1	0	0	1	0				
Inning Stats	R: 0 E: 0 K: 0 S: 9	H: 1 LOB: 1 BB: 0 P: 16	R: 0 E: 0 K: 1 S: 9	H: 0 LOB: 0 BB: 0 P: 14	R: 0 E: 0 K: 0 S: 9	H: 1 LOB: 1 BB: 0 P: 13	R: 0 E: 0 K: 0 S: 8	H: 0 LOB: 0 BB: 0 P: 11	R: 2 E: 0 K: 1 S: 13	H: 2 LOB: 2 BB: 0 P: 16	R: 0 E: 0 K: 1 S: 8	H: 0 LOB: 0 BB: 0 P: 11	R: 0 E: 0 K: 2 S: 9	H: 1 LOB: 1 BB: 0 P: 13	R: 0 E: 0 K: 2 S: 9	H: 0 LOB: 0 BB: 0 P: 13		1B: 6 2B: 0 3B: 0 HR: 1	SF: 0 SAC: 0 DP: 0 HBP: 0	WP: 0 PB: 0 SB: 0 CS: 0
PITCHER Ramon Martinez, R ERA: 2.93 (8, 1)	IP: 7.0 WLS: L BF: 27 H: 6 R: 2 ER: 2 SO: 4 BB: 0 IBB: 0 HBP: 0 BLK: 0 WP: 0 HR: 1 S: 65 P: 95 ERA: 2.57 WHIP: 0.857																			

AB 28
R 1
H 3
RBI 1
BB 2
SO 7
LOB 4



AB 31
R 2
H 7
RBI 2
BB 0
SO 6
LOB 11



Batter	1	2	3	4	5	6	7	8	9	AB	R	H	RBI	BB	SO	LOB	TOP										
Chico Walker, S OBP: 0.329, SLG: 0.358 Paul Assenmacher, L OBP: 0.400, SLG: 0.250	(1, 5) X 0-0 G3 2B		(2, 2) X 2-2 1B 23 SF8	(0, 0) X IHR		(2, 2) X G3		(1, 1) X F7		5	2	3	4	0	0	0											
Mark Grace, L OBP: 0.360, SLG: 0.395	(1, 3) B 2-1 G3		(2, 0) B 2-0 23 SF8 1B	(0, 0) X F7		(3, 2) X G4-3			(3, 3) X K	5	0	1	0	0	1	1											
23 Ryne Sandberg, R OBP: 0.380, SLG: 0.481	(1, 4) B 4-0 BB		(3, 2) B 3-2 SF8	(0, 2) X P3		(1, 0) X E5			(1, 3) X K	3	0	0	1	1	1	0											
Andre Dawson, R OBP: 0.305, SLG: 0.478	(1, 9) F 1-2 SAFE P6		(3, 1) C 3-1 F8		(1, 3) X K		(1, 2) X P5		(0, 0) X HR	5	1	1	1	0	1	4											
George Bell, R OBP: 0.324, SLG: 0.465 Ced Landrum, L OBP: 0.292, SLG: 0.261	(1, 7) X 0-0 G6-3			(0, 1) X 1B 2B		(0, 1) X G6-3		(0, 2) X P4	(2, 1) X G5-3	5	1	1	0	0	0	2											
Dwight Smith, L OBP: 0.291, SLG: 0.403 Doug Dasenczo, S OBP: 0.310, SLG: 0.304 Chuck McElroy, L OBP: 0.375, SLG: 0.500 Jose Vizcaino, S OBP: 0.285, SLG: 0.300	(1, 8) B 0-0 B1-3			(0, 0) X 1B IHR		(2, 0) X WP S 3B 1B		(2, 3) X K		3	2	2	0	0	0	0											
Shawon Dunston, R OBP: 0.300, SLG: 0.416	(1, 6) S 0-3 K			(0, 0) X 2-3 IHR 1B		(2, 1) X P5		(1, 3) X K		4	0	1	1	0	2	2											
Rick Wilkins, L OBP: 0.307, SLG: 0.343	(1, 2) C 1-1 G4-3			(4, 2) X 1-2 SAFE IHR BB		(4, 1) X BB		(1, 1) X G3-1		2	1	0	0	2	0	0											
Mike Bielecki, R OBP: 0.119, SLG: 0.075 Les Lancaster, R OBP: 0.195, SLG: 0.259 Jerome Walton, R OBP: 0.267, SLG: 0.325	(1, 1) X 0-0 G6-3		(2, 2) X 2-2 IHR 1B		(2, 3) X K		(0, 0) X G6-3			3	1	1	1	0	1	2											
Inning Stats	R: 0 E: 0 K: 0 S: 7	H: 1 LOB: 2 BB: 1 P: 14	R: 0 E: 0 K: 1 S: 7	H: 0 LOB: 0 BB: 0 P: 9	R: 1 E: 0 K: 0 S: 11	H: 2 LOB: 1 BB: 0 P: 21	R: 5 E: 0 K: 0 S: 18	H: 4 LOB: 0 BB: 1 P: 24	R: 1 E: 0 K: 2 S: 12	H: 2 LOB: 2 BB: 1 P: 23	R: 0 E: 1 K: 0 S: 10	H: 0 LOB: 1 BB: 0 P: 17	R: 0 E: 0 K: 2 S: 12	H: 0 LOB: 0 BB: 0 P: 15	R: 0 E: 0 K: 0 S: 5	H: 0 LOB: 0 BB: 0 P: 7	R: 1 E: 0 K: 2 S: 9	H: 1 LOB: 0 BB: 0 P: 15	1B: 5 2B: 2 3B: 1 HR: 2	SF: 1 SAC: 0 DP: 0 HBP: 0	WP: 1 PB: 0 SB: 2 CS: 0	PA: 41					
PITCHER	IP	WLS	BF	H	R	ER	SO	BB	IBB	HBP	BLK	WP	HR	S	P	ERA	WHIP										
Paul McClellan, R ERA: 4.57	(1, 1)	4.2	L	26	9	7	2	3	0	0	0	1	0	52	86	13.50	2.571										
Kelly Downs, R ERA: 3.8	(5, 1)	1.1		5	0	0	0	1	0	0	0	0	0	13	22	0.00	0.000										
Jeff Brantley, R ERA: 2.5	(7, 1)	2.0		6	0	0	2	0	0	0	0	0	0	17	22	0.00	0.000										
Dave Righetti, L ERA: 3.21	(9, 1)	1.0		4	1	1	2	0	0	0	0	0	1	9	15	9.00	1.000										

Chicago Cubs @ San Francisco Giants
Candlestick Park, San Francisco, CA
Wed Aug 28 1991, 10:05 PM EDT
Att: 16,230 - Sunny - 61 F

AB 37
R 8
H 10
RBI 8
BB 3
SO 7
LOB 11



Batter	1	2	3	4	5	6	7	8	9	AB	R	H	RBI	BB	SO	LOB	BOTTOM										
Willie McGee, S OBP: 0.360, SLG: 0.417	(1, 8) C 0-1 G6-3		(3, 2) F 3-2 G5-3		(2, 2) F 2-2 1B		(1, 2) F 1-2 G6-3	(1, 3) X K		5	0	1	1	0	1	3											
Robby Thompson, R OBP: 0.350, SLG: 0.465	(1, 4) C 1-2 HR		(2, 3) F 2-3 K		(3, 2) F 3-2 P3		(2, 2) F 2-2 2B		(1, 1) X P5	5	1	2	1	0	1	1											
Will Clark, L OBP: 0.369, SLG: 0.568	(1, 3) B 1-1 L5-3 1B			(2, 0) F 2-0 P5		(1, 3) X K		(2, 0) X P6		5	0	1	0	0	2	2											
Kevin Mitchell, R OBP: 0.356, SLG: 0.539 Mike Kingery, L OBP: 0.303, SLG: 0.255	(1, 7) F 1-2 L5-3			(2, 1) F 2-1 G6-3 3B		(3, 2) X G3 3B 2B		(1, 3) X K		2	1	1	0	0	0	1											
Matt Williams, R OBP: 0.291, SLG: 0.472	(1, 5) X 0-0 SH5-3 1B			(2, 1) F 2-1 G6-3		(1, 2) X P3		(1, 3) X K		4	0	1	1	0	1	1											
Kevin Bass, S OBP: 0.250, SLG: 0.361 Kelly Downs, R OBP: 0.287, SLG: 0.287 Tom Hart, S OBP: 0.239, SLG: 0.284 Jeff Brantley, R OBP: 0.281, SLG: 0.310 Dave Anderson, R OBP: 0.281, SLG: 0.310 Dave Righetti, L ERA: 3.1	(1, 9) X 0-0 SH5-3			(1, 3) F 1-3 K		(2, 1) X G3		(2, 0) X F8		1	0	0	0	0	1	0											
Kirt Manwaring, R OBP: 0.282, SLG: 0.302	(1, 2) X 1-2 F9				(0, 1) X 1B 2B		(4, 1) X 3B BB		(0, 1) X BB BB 1B	3	2	2	0	1	0	1											
Jose Uribe, S OBP: 0.295, SLG: 0.319	(1, 6) X 2-1 G1-3				(0, 1) X G1-3 WP 1B		(1, 0) X 1B		(4, 1) X BB BB	3	1	2	3	1	0	1											
Paul McClellan, R OBP: 0.214, SLG: 0.154 Darren Lewis, R OBP: 0.383, SLG: 0.390	(1, 1) X 0-0 G3-1				(2, 1) X G1-3		(1, 0) X G1-3		(4, 2) X BB	1	0	0	0	0	0	0											
Inning Stats	R: 1 E: 0 K: 0 S: 13	H: 2 LOB: 0 BB: 0 P: 16	R: 0 E: 0 K: 0 S: 10	H: 1 LOB: 0 BB: 0 P: 13	R: 0 E: 0 K: 1 S: 10	H: 0 LOB: 0 BB: 0 P: 16	R: 1 E: 0 K: 1 S: 9	H: 1 LOB: 0 BB: 0 P: 16	R: 2 E: 0 K: 0 S: 18	H: 3 LOB: 1 BB: 0 P: 26	R: 2 E: 0 K: 0 S: 13	H: 2 LOB: 1 BB: 1 P: 27	R: 0 E: 0 K: 1 S: 12	H: 1 LOB: 0 BB: 0 P: 18	R: 0 E: 0 K: 2 S: 13	H: 1 LOB: 3 BB: 2 P: 25	R: 0 E: 0 K: 2 S: 9	H: 0 LOB: 0 BB: 0 P: 13	1B: 5 2B: 4 3B: 2 HR: 1	SF: 0 SAC: 1 DP: 1 HBP: 0	WP: 1 PB: 0 SB: 0 CS: 0	PA: 40					
PITCHER	IP	WLS	BF	H	R	ER	SO	BB	IBB	HBP	BLK	WP	HR	S	P	ERA	WHIP										
Mike Bielecki, R ERA: 4.33	(1, 1)	5.2	W	25	8	6	3	1	0	0	0	0	0	69	106	9.53	1.588										
Les Lancaster, R ERA: 3.76	(6, 1)	0.2		4	2	0	0	0	0	0	0	0	0	12	19	0.00	3.000										
Chuck McElroy, L ERA: 1.81	(7, 1)	1.1		6	1	0	2	1	0	0	0	0	0	11	21	0.00	1.500										
Paul Assenmacher, L ERA: 3.1	(8, 1)	1.1	S	5	0	0	3	1	0	0	0	0	0	15	24	0.00	0.750										

Chicago Cubs @ San Francisco Giants
Candlestick Park, San Francisco, CA
Wed Aug 28 1991, 10:05 PM EDT
Att: 16,230 - Sunny - 61 F

AB 36
R 6
H 11
RBI 6
BB 3
SO 8
LOB 14



Batter	1	2	3	4	5	6	7	8	9	AB	R	H	RBI	BB	SO	LOB	TOP					
Shawon Dunston, R OBP: 0.296, SLG: 0.411	G4-3	FC5-4		P3			P3		K	5	0	0	0	0	1	3	Chicago Cubs @ San Francisco Giants Candlestick Park, San Francisco, CA Thu Aug 29 1991, 6:33 AM EDT Att: 19,887 - Sunny - 70 F					
Mark Grace, L OBP: 0.360, SLG: 0.394	23 1B	L4					L5		23 CS 1B	4	1	1	0	1	1	2						
23 Ryne Sandberg, R OBP: 0.378, SLG: 0.478	1B			F8			P4		P5	5	1	1	0	0	1	1						
Andre Dawson, R OBP: 0.307, SLG: 0.483	1B			F8			HR		G5-3	4	1	2	1	0	0	0						
George Bell, R OBP: 0.328, SLG: 0.477	SF8								BLK 1B	3	1	3	3	0	0	0						
Ced Landrum, L OBP: 0.292, SLG: 0.261				2B			HR		1B	0	1	0	0	0	0	0						
Luis Salazar, R OBP: 0.309, SLG: 0.458	F8			G4-3			G6-3		G6-3	4	0	0	0	0	0	3						
Jerome Walton, R OBP: 0.287, SLG: 0.325		G4-3							1B	3	0	1	0	0	1	0						
Chico Walker, S OBP: 0.331, SLG: 0.358				K					1B	0	0	0	0	1	0	0						
Joe Girardi, R OBP: 0.277, SLG: 0.220									IBB	3	0	2	0	0	0	1						
Dwight Smith, L OBP: 0.296, SLG: 0.407		SH		2B			F8		1B	1	0	1	1	0	0	0						
Rick Wilkins, L OBP: 0.307, SLG: 0.343		1B							1B	0	0	0	0	0	0	0						
Greg Maddux, R OBP: 0.229, SLG: 0.290		SH		K			K		K	3	0	0	0	0	3	4						
Inning Stats	R: 2 E: 0 K: 0 S: 14	H: 2 LOB: 1 BB: 1 P: 24	R: 0 E: 0 K: 0 S: 15	H: 1 LOB: 2 BB: 0 P: 20	R: 0 E: 0 K: 0 S: 9	H: 1 LOB: 1 BB: 0 P: 12	R: 0 E: 0 K: 2 S: 11	H: 1 LOB: 1 BB: 0 P: 14	R: 2 E: 0 K: 1 S: 9	H: 2 LOB: 0 BB: 0 P: 11	R: 0 E: 0 K: 0 S: 6	H: 0 LOB: 0 BB: 0 P: 8	R: 0 E: 0 K: 0 S: 6	H: 0 LOB: 0 BB: 0 P: 9	R: 1 E: 0 K: 1 S: 11	H: 2 LOB: 2 BB: 1 P: 18	R: 0 E: 0 K: 1 S: 8	H: 1 LOB: 0 BB: 0 P: 11	1B: 7 2B: 2 3B: 1 HR: 1	SF: 1 SAC: 1 DP: 0 HBP: 0	WP: 0 PB: 0 SB: 0 CS: 2	PA: 39
PITCHER	IP WLS BF H R ER SO BB IBB HBP BLK WP HR S P ERA WHIP	7.0 L 30 8 4 4 5 1 0 0 0 0 1 70 98 5.14 1.286	2.0 L 9 3 1 1 2 0 1 0 1 0 0 19 29 4.50 1.500	PITCHER																		
Trevor Wilson, L ERA: 3.54																						
Francisco Oliveras, R ERA: 3.16																						

AB	35
R	5
H	11
RBI	5
BB	2
SO	7
LOB	14



Batter	1	2	3	4	5	6	7	8	9	AB	R	H	RBI	BB	SO	LOB	BOTTOM					
Darren Lewis, R OBP: 0.384, SLG: 0.387	1B		G3	P3			E		G1-3	4	1	1	1	1	0	1	Chicago Cubs @ San Francisco Giants Candlestick Park, San Francisco, CA Thu Aug 29 1991, 6:33 AM EDT Att: 19,887 - Sunny - 70 F					
Willie McGee, S OBP: 0.359, SLG: 0.415	S		G3-1				G4-3			4	1	1	0	0	1							
Will Clark, L OBP: 0.370, SLG: 0.566	K		1B				G4-3			2	1	0	0	2	1	2						
Kevin Bass, S OBP: 0.301, SLG: 0.359	K		BB				K		G4-3	4	0	1	0	0	2	3						
Matt Williams, R OBP: 0.293, SLG: 0.471	1B		1B				F9		K	3	0	1	1	1	1	0						
Robby Thompson, R OBP: 0.349, SLG: 0.462	G1		BB				L7		K	4	0	1	1	0	1	1						
Kirt Manwaring, R OBP: 0.283, SLG: 0.303			1B				F8		P5	3	0	1	0	0	0	0						
Mark Leonard, L OBP: 0.287, SLG: 0.356										1	0	0	0	0	0	0						
Terry Kennedy, L OBP: 0.282, SLG: 0.344										0	0	0	0	0	0	0						
Jose Uribe, S OBP: 0.299, SLG: 0.333		FC6					SH2-4		G3	4	1	2	0	0	0	1						
Trevor Wilson, L OBP: 0.349, SLG: 0.342		G4-6-3					2B			2	0	0	0	0	0	2						
Francisco Oliveras, R OBP: 0.250, SLG: 0.290										0	0	0	0	0	0	0						
Kevin Mitchell, R OBP: 0.355, SLG: 0.537							SH2-4		K	1	0	0	0	0	1	0						
Inning Stats	R: 2 E: 1 K: 2 S: 16	H: 2 LOB: 1 BB: 1 P: 30	R: 0 E: 0 K: 0 S: 8	H: 1 LOB: 0 BB: 0 P: 10	R: 1 E: 0 K: 0 S: 9	H: 2 LOB: 2 BB: 2 P: 22	R: 0 E: 0 K: 0 S: 7	H: 1 LOB: 1 BB: 0 P: 13	R: 0 E: 0 K: 0 S: 5	H: 0 LOB: 0 BB: 0 P: 6	R: 0 E: 0 K: 0 S: 6	H: 0 LOB: 0 BB: 0 P: 8	R: 1 E: 0 K: 0 S: 7	H: 2 LOB: 2 BB: 1 P: 13	R: 0 E: 0 K: 2 S: 8	H: 0 LOB: 0 BB: 0 P: 10	R: 0 E: 0 K: 1 S: 10	H: 0 LOB: 0 BB: 0 P: 16	1B: 6 2B: 2 3B: 0 HR: 0	SF: 0 SAC: 1 DP: 1 HBP: 0	WP: 0 PB: 0 SB: 3 CS: 0	PA: 37
PITCHER	IP WLS BF H R ER SO BB IBB HBP BLK WP HR S P ERA WHIP	9.0 W 37 8 4 3 6 3 1 0 0 0 0 76 128 3.00 1.222	PITCHER																			
Greg Maddux, R ERA: 3.7																						

AB	32
R	4
H	8
RBI	3
BB	4
SO	6
LOB	11



Batter	1	2	3	4	5	6	7	8	9	AB	R	H	RBI	BB	SO	LOB	TOP		
Chico Walker, S (1, 5) OBP: 0.327, SLG: 0.353	L7			G4-3		K		K		4	0	0	0	0	2	1	Chicago Cubs @ Los Angeles Dodgers Dodger Stadium, Los Angeles, CA Fri Aug 30 1991, 7:05 PM PDT Att: 39,666 - Sunny - 74 F		
Mark Grace, L (1, 3) OBP: 0.358, SLG: 0.391	L8			G6-3		G4-3			F8	4	0	0	0	0	0	0			
23 Ryne Sandberg, R (1, 4) OBP: 0.375, SLG: 0.474	K			K			K		F9	4	0	0	0	0	3	0			
Andre Dawson, R (1, 9) OBP: 0.304, SLG: 0.479		G5-3			F7		G4-3		K	4	0	0	0	0	1	0			
George Bell, R (1, 7) OBP: 0.329, SLG: 0.478		G6-3			FC4-6 1B		1B			3	0	2	0	0	0	0			
Dwight Smith, L (1, 8) OBP: 0.290, SLG: 0.399		G5-3			FC4-6 1B 1-2		F7			3	0	0	0	0	0	2			
Shawon Dunston, R (1, 6) OBP: 0.299, SLG: 0.413				K	1 SAFE 1-3 1B			E S 1B		3	0	2	0	0	1	0			
Hector Villanueva, R (1, 2) OBP: 0.328, SLG: 0.500		L8			F7			F7		3	0	0	0	0	0	3			
Danny Jackson, R (1, 1) OBP: 0.105, SLG: 0.105				K						2	0	0	0	0	2	0			
Les Lancaster, R (7, 1) OBP: 0.165, SLG: 0.259										0	0	0	0	0	0	0			
Rick Wilkins, L (6, PH) OBP: 0.306, SLG: 0.341										1	0	0	0	0	1	1			
Chuck McElroy, L (8, 1) OBP: 0.375, SLG: 0.500										0	0	0	0	0	0	0			
Inning Stats	R: 0 E: 0 K: 1 S: 7	H: 0 LOB: 0 BB: 0 P: 11	R: 0 E: 0 K: 0 S: 5	H: 0 LOB: 0 BB: 0 P: 7	R: 0 E: 0 K: 2 S: 10	H: 0 LOB: 0 BB: 0 P: 14	R: 0 E: 0 K: 1 S: 6	H: 0 LOB: 0 BB: 0 P: 9	R: 0 E: 0 K: 1 S: 7	H: 2 LOB: 2 BB: 0 P: 12	R: 0 E: 0 K: 1 S: 10	H: 1 LOB: 1 BB: 0 P: 12	R: 0 E: 0 K: 2 S: 12	H: 1 LOB: 1 BB: 0 P: 19	R: 0 E: 0 K: 1 S: 6	H: 0 LOB: 0 BB: 0 P: 8	1B: 4 2B: 0 3B: 0 HR: 0	SF: 0 SAC: 0 DP: 0 HBP: 0	WP: 0 PA: 31 PB: 0 SB: 1 CS: 0
PITCHER Tim Belcher, R (1, 1) ERA: 2.54	IP: 9.0 WLS: W BF: 31 H: 4 R: 0 ER: 0 SO: 10 BB: 0 IBB: 0 HBP: 0 BLK: 0 WP: 0 HR: 0 S: 70 P: 99 ERA: 0.00 WHIP: 0.444															PITCHER Tim Belcher, R (1, 1) ERA: 2.54			

AB	31
R	0
H	4
RBI	0
BB	0
SO	10
LOB	7



Batter	1	2	3	4	5	6	7	8	9	AB	R	H	RBI	BB	SO	LOB	BOTTOM		
Brett Butler, L (1, 8) OBP: 0.412, SLG: 0.360	G6-3	G4-3			L7					4	0	1	1	0	0	2	Chicago Cubs @ Los Angeles Dodgers Dodger Stadium, Los Angeles, CA Fri Aug 30 1991, 7:05 PM PDT Att: 39,666 - Sunny - 74 F		
Juan Samuel, R (1, 4) OBP: 0.331, SLG: 0.388	E5 L5-4 BLK		K2-3		F8		G4-3			4	0	0	0	0	1	1			
Kal Daniels, L (1, 7) OBP: 0.340, SLG: 0.391			G6-3		G4-3					3	0	0	0	1	0	0			
Stan Javier, S (9, 7) OBP: 0.257, SLG: 0.288								G1-3		0	0	0	0	0	0	0			
Darryl Strawberry, L (1, 9) OBP: 0.370, SLG: 0.497	L5-4			S		G5-4-3 BB		FC6-4 BB		1	0	0	0	3	0	2			
Eddie Murray, S (1, 3) OBP: 0.309, SLG: 0.369		FC6-4 1B 1B		F9		1 SAFE 1-2 G5-4-3		F8		4	1	1	0	0	0	3			
Gary Carter, R (1, 2) OBP: 0.322, SLG: 0.405				L7		G5-3		FC6-4		4	0	1	0	0	0	1			
Mike Sharperson, R (1, 5) OBP: 0.344, SLG: 0.345		FC6-4 SH1-4 1B 1-2 2-3			2B			SH3 3B 1B		3	1	2	0	0	0	2			
Jose Offerman, S (1, 6) OBP: 0.333, SLG: 0.216				K				K		3	0	1	1	0	2	2			
Tim Belcher, R (1, 1) OBP: 0.125, SLG: 0.143		SH1-4			F8			SH3		1	0	0	0	0	0	1			
Inning Stats	R: 0 E: 1 K: 0 S: 15	H: 0 LOB: 1 BB: 1 P: 23	R: 1 E: 0 K: 0 S: 14	H: 3 LOB: 2 BB: 0 P: 16	R: 0 E: 0 K: 1 S: 7	H: 0 LOB: 1 BB: 1 P: 18	R: 0 E: 0 K: 1 S: 9	H: 1 LOB: 0 BB: 0 P: 13	R: 0 E: 0 K: 0 S: 11	H: 0 LOB: 0 BB: 0 P: 17	R: 0 E: 0 K: 0 S: 3	H: 0 LOB: 0 BB: 1 P: 10	R: 1 E: 0 K: 1 S: 12	H: 2 LOB: 1 BB: 0 P: 19	R: 0 E: 0 K: 0 S: 9	H: 0 LOB: 1 BB: 1 P: 20	1B: 4 2B: 2 3B: 1 HR: 0	SF: 0 SAC: 2 DP: 2 HBP: 0	WP: 0 PA: 33 PB: 0 SB: 1 CS: 0
PITCHER Danny Jackson, L (1, 1) ERA: 6.4	IP: 6.2 WLS: L BF: 28 H: 6 R: 2 ER: 2 SO: 3 BB: 3 IBB: 0 HBP: 0 BLK: 0 WP: 0 HR: 0 S: 67 P: 110 ERA: 2.70 WHIP: 1.350															PITCHER Les Lancaster, R (7, 1) ERA: 3.75			
Les Lancaster, R (7, 1) ERA: 3.75	IP: 0.1 WLS: L BF: 1 H: 0 R: 0 ER: 0 SO: 0 BB: 0 IBB: 0 HBP: 0 BLK: 0 WP: 0 HR: 0 S: 4 P: 6 ERA: 0.00 WHIP: 0.000															PITCHER Chuck McElroy, L (8, 1) ERA: 1.79			
Chuck McElroy, L (8, 1) ERA: 1.79	IP: 1.0 WLS: L BF: 4 H: 0 R: 0 ER: 0 SO: 0 BB: 1 IBB: 0 HBP: 0 BLK: 0 WP: 0 HR: 0 S: 9 P: 20 ERA: 0.00 WHIP: 1.000																		

AB	27
R	2
H	6
RBI	2
BB	4
SO	3
LOB	14



Batter	1	2	3	4	5	6	7	8	9	AB	R	H	RBI	BB	SO	LOB	TOP				
Chico Walker, S OBP: 0.328, SLG: 0.349 Paul Assenmacher, L OBP: 0.400, SLG: 0.250	G3-1		FC6-4 BB		B1		G4-3			3	0	0	0	1	0	1	Chicago Cubs @ Los Angeles Dodgers Dodger Stadium, Los Angeles, CA Sat Aug 31 1991, 7:05 PM PDT Att: 46,943 - Sunny - 77 F				
Shawon Dunston, R OBP: 0.298, SLG: 0.413 Jose Vizcaino, S OBP: 0.285, SLG: 0.300	F9		SF9					G6-3		3	0	1	1	0	0	0					
Mark Grace, L OBP: 0.357, SLG: 0.389			SF8		G4-3			G3		2	0	0	1	1	0	1					
Andre Dawson, R OBP: 0.301, SLG: 0.475	F9		FC6-4					K		4	0	0	0	0	1	2					
George Bell, R OBP: 0.327, SLG: 0.474		F9			G3			G6-3		4	0	0	0	0	0	0					
Dwight Smith, L OBP: 0.289, SLG: 0.394					K			K		4	0	1	0	0	2	0					
Luis Salazar, R OBP: 0.316, SLG: 0.462 Ced Landrum, L OBP: 0.292, SLG: 0.261										4	0	3	0	0	0	0					
Rick Wilkins, L OBP: 0.311, SLG: 0.346										3	1	2	0	0	0	1					
Rick Sutcliffe, L OBP: 0.120, SLG: 0.125 Chuck McElroy, L OBP: 0.375, SLG: 0.590 23 Ryne Sandberg, R OBP: 0.374, SLG: 0.472										2	1	1	0	0	0	0					
										2	0	0	0	0	1	3					
Inning Stats	R: 0 E: 0 K: 0 S: 12	H: 0 LOB: 1 BB: 1 P: 20	R: 0 E: 0 K: 0 S: 7	H: 1 LOB: 0 BB: 0 P: 11	R: 2 E: 0 K: 0 S: 12	H: 2 LOB: 1 BB: 1 P: 22	R: 0 E: 0 K: 1 S: 11	H: 1 LOB: 1 BB: 0 P: 14	R: 0 E: 0 K: 0 S: 6	H: 0 LOB: 0 BB: 0 P: 12	R: 0 E: 0 K: 0 S: 8	H: 1 LOB: 1 BB: 0 P: 11	R: 0 E: 0 K: 1 S: 7	H: 0 LOB: 0 BB: 0 P: 10	R: 0 E: 0 K: 2 S: 14	H: 2 LOB: 2 BB: 0 P: 19	1B: 8 2B: 0 3B: 0 HR: 0	SF: 2 SAC: 1 DP: 0 HBP: 0	WP: 0 PB: 0 SB: 0 CS: 0	PA: 36	
PITCHER	IP	WLS	BF	H	R	ER	SO	BB	IBB	HBP	BLK	WP	HR	S	P	ERA	WHIP				
Kevin Gross, R ERA: 3.56	6.0		24	5	2	2	1	2	0	0	0	0	0	55	86	3.00	1.167				
Roger McDowell, R ERA: 3.22	2.0	W	7	1	0	0	1	0	0	0	0	0	0	15	21	0.00	0.500				
Jay Howell, R ERA: 2.81	1.0	S	5	2	0	0	2	0	0	0	0	0	0	14	19	0.00	2.000				

AB	31
R	2
H	8
RBI	2
BB	2
SO	4
LOB	8



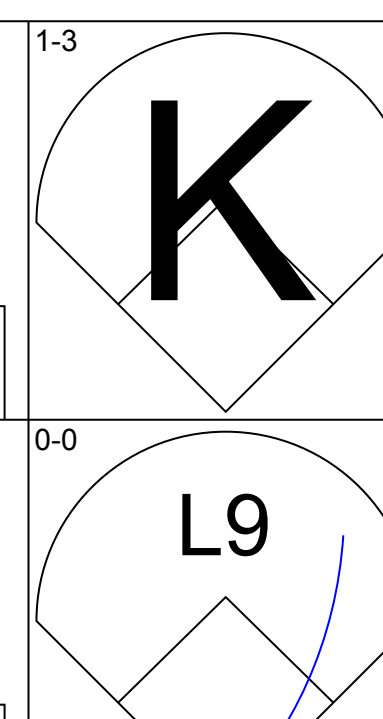
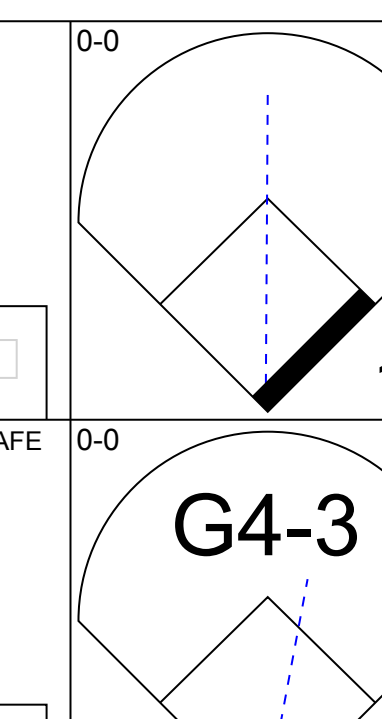
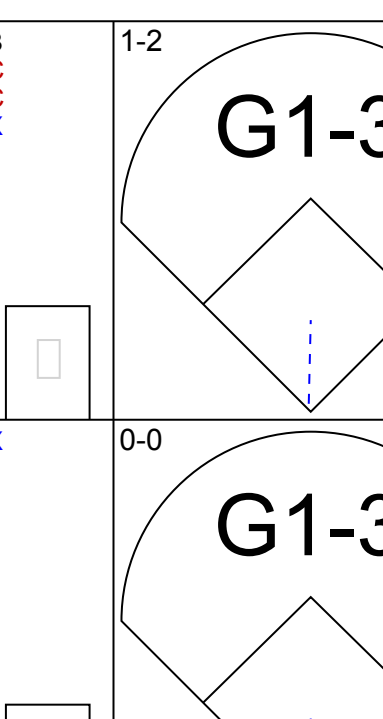
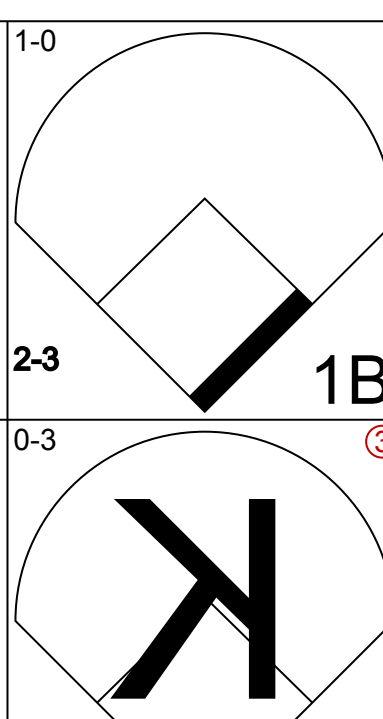
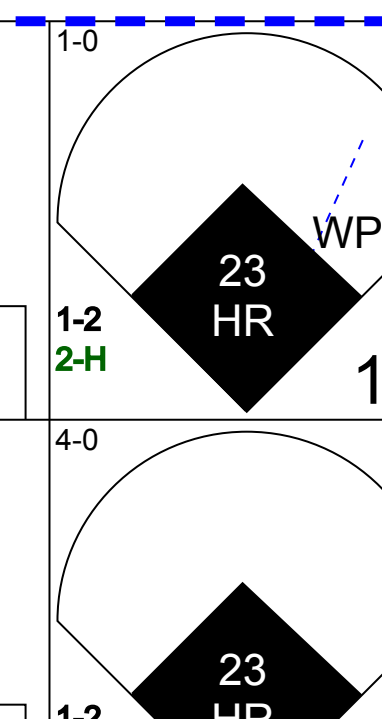
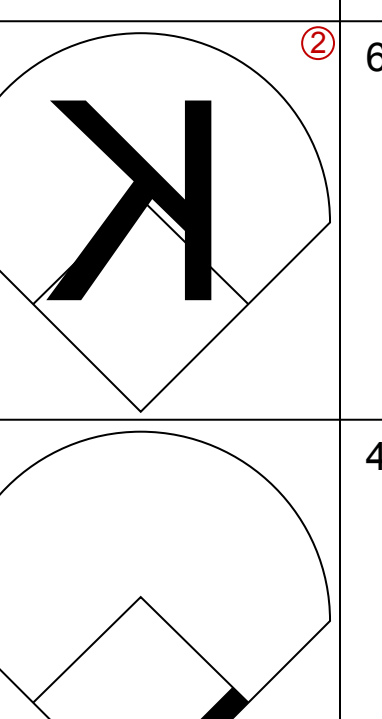
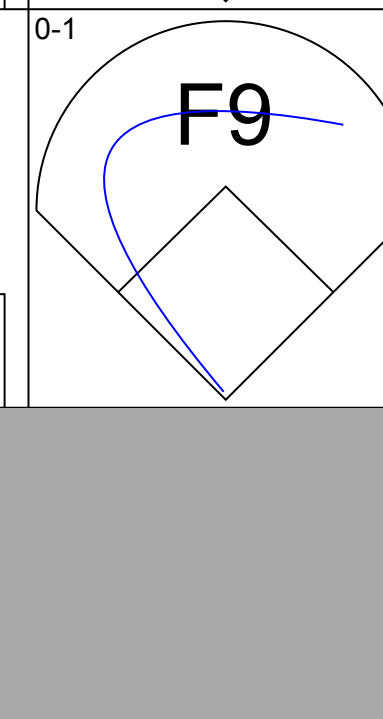


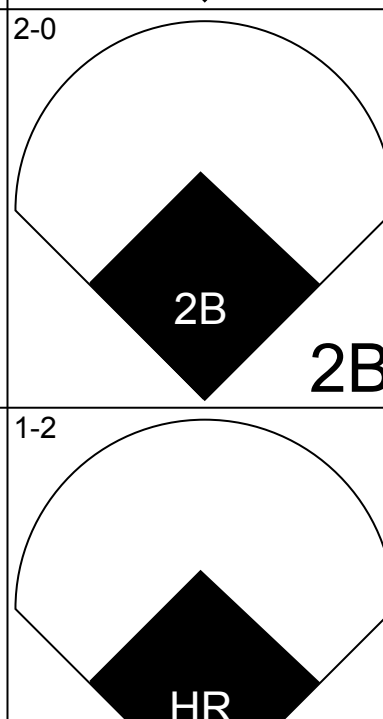
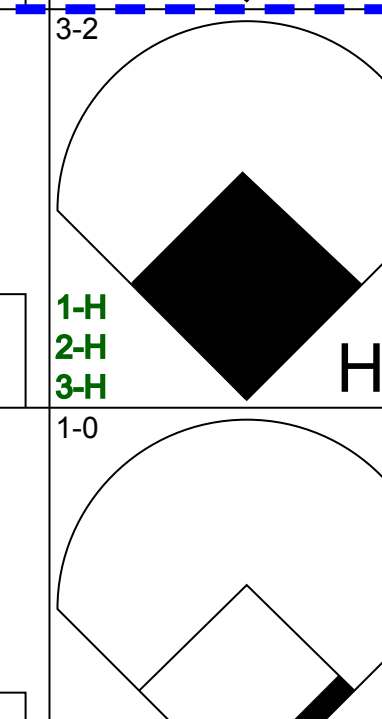
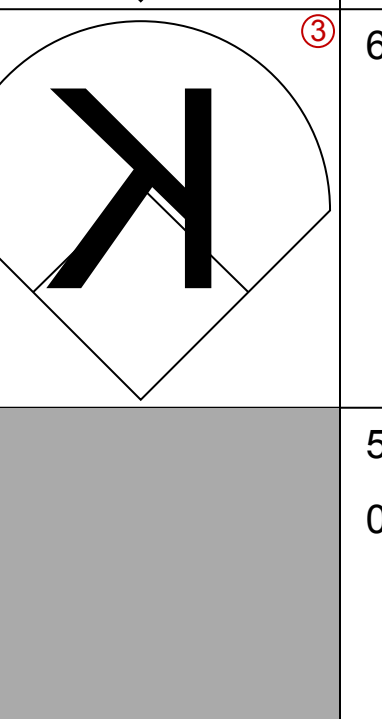

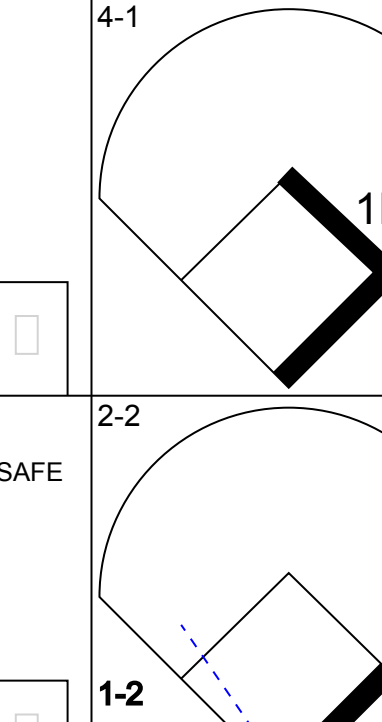
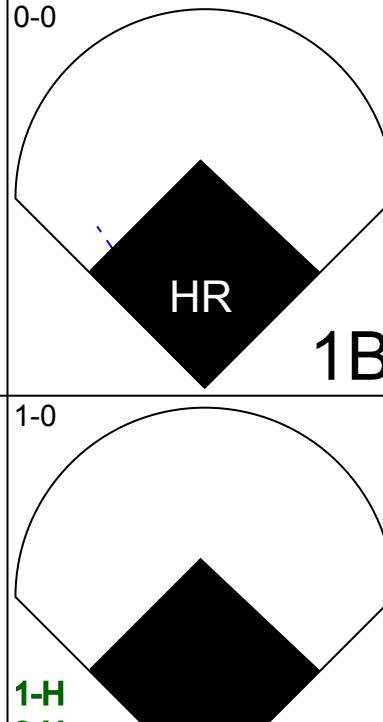
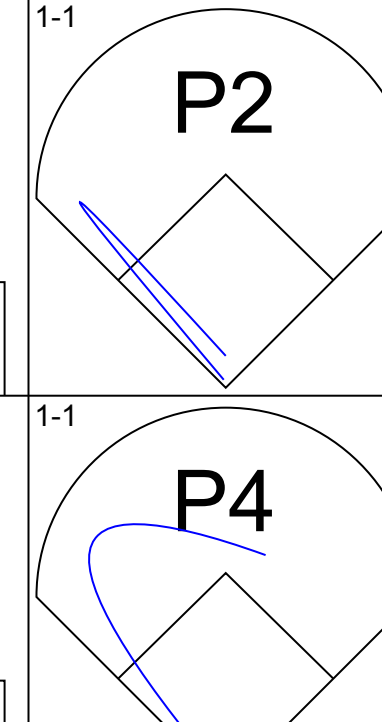
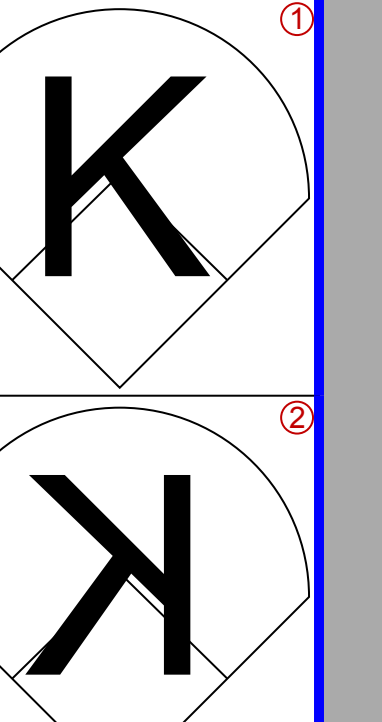

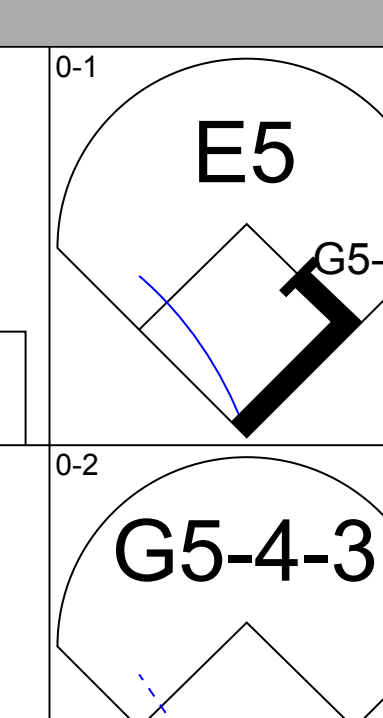
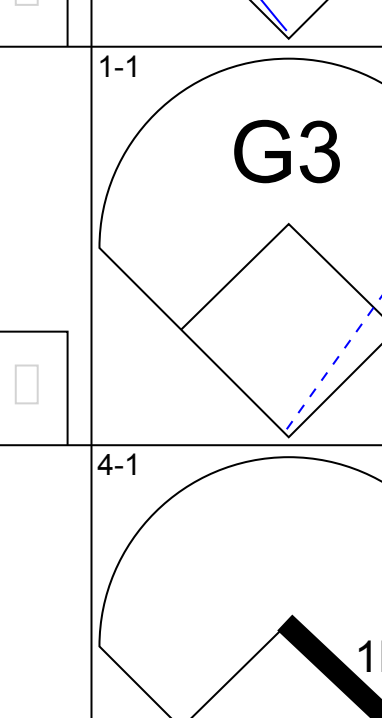
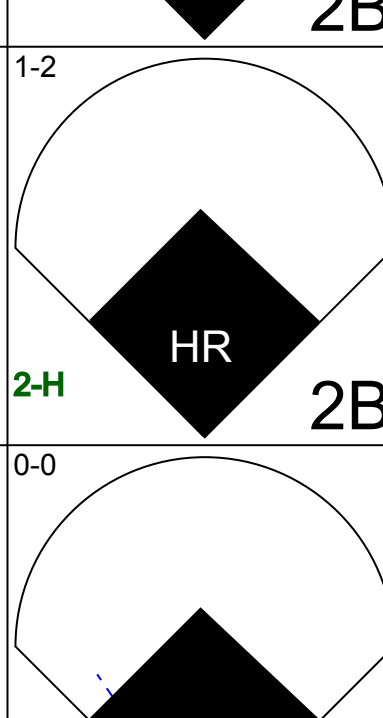
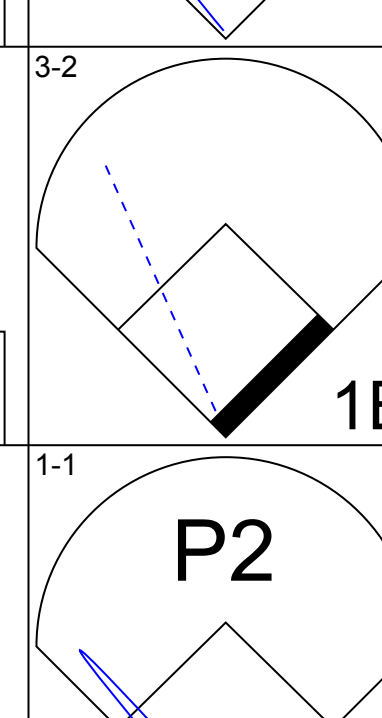
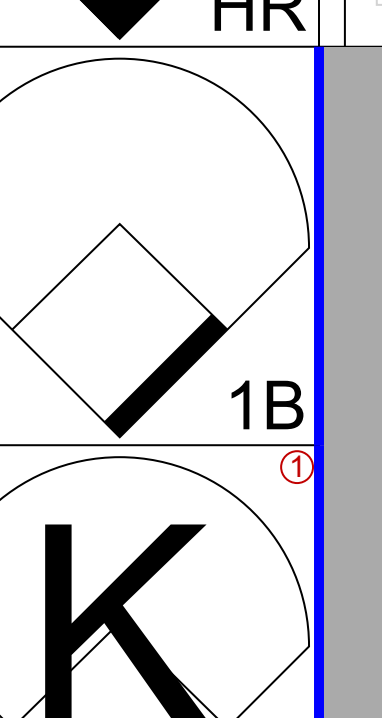
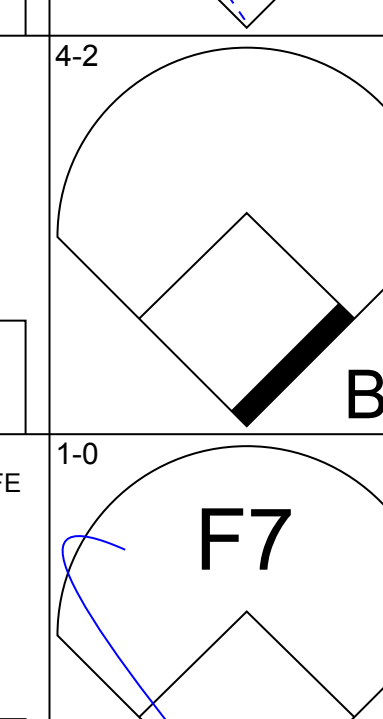
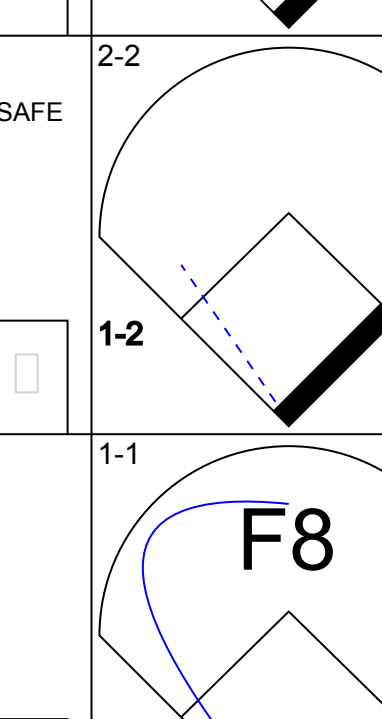
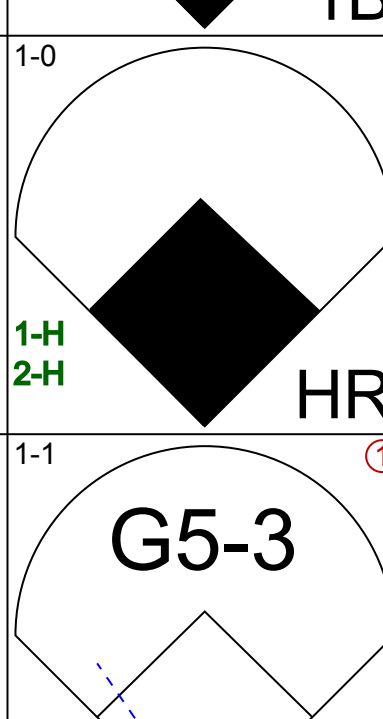
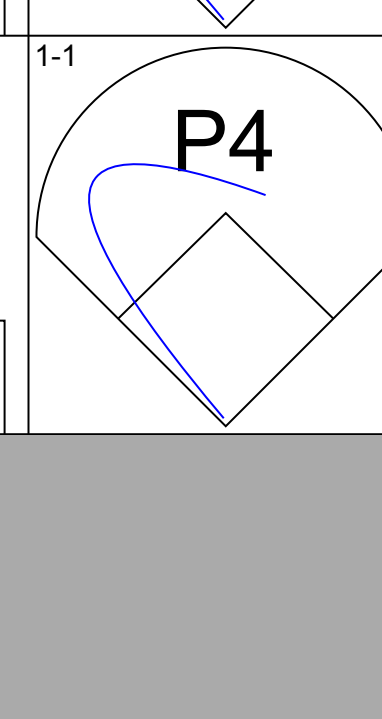
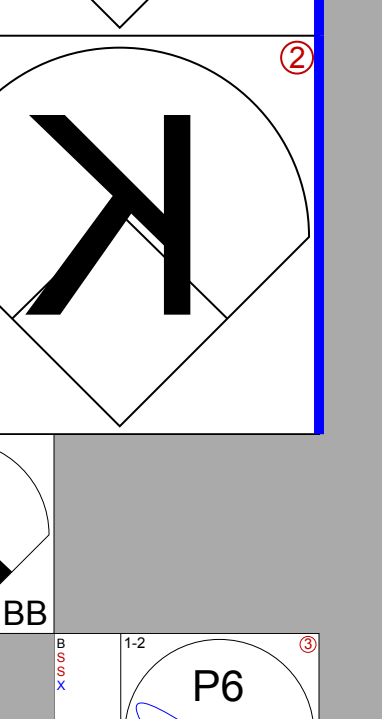


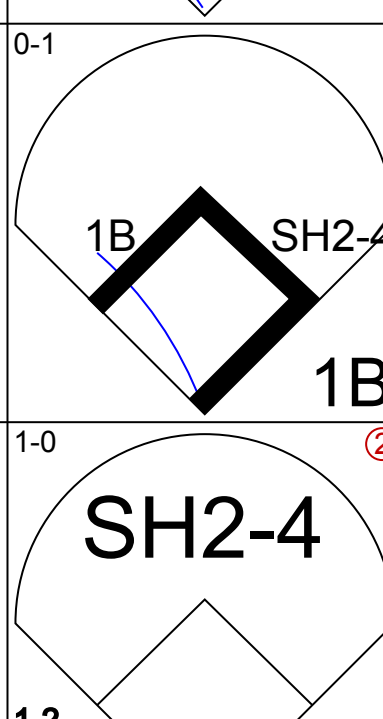

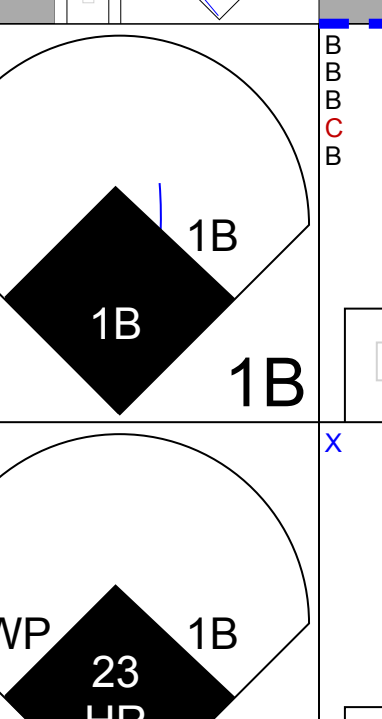
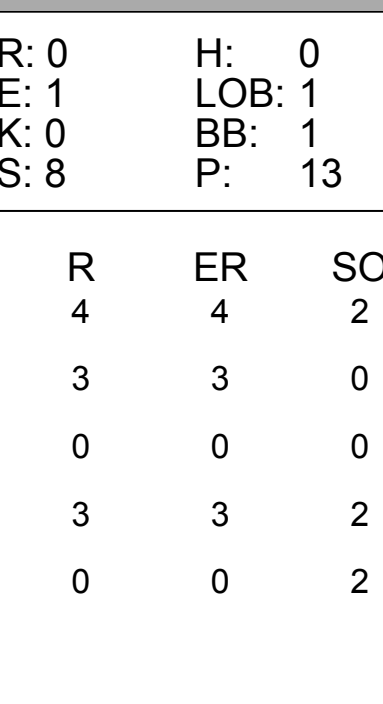
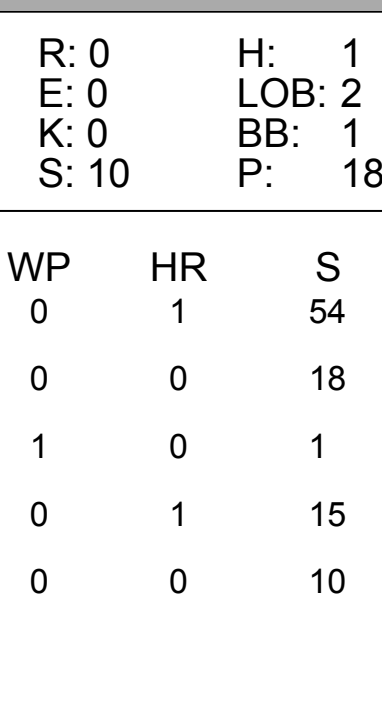
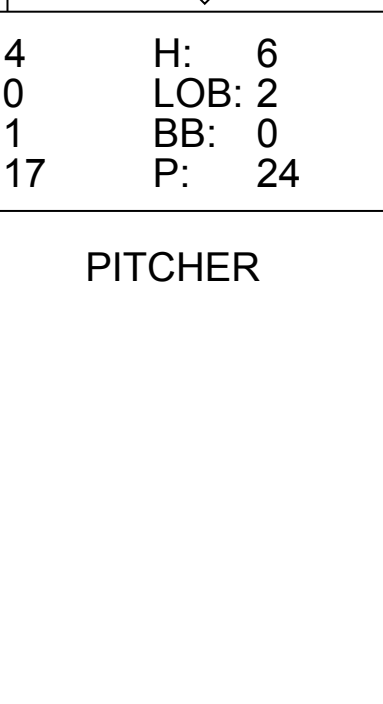
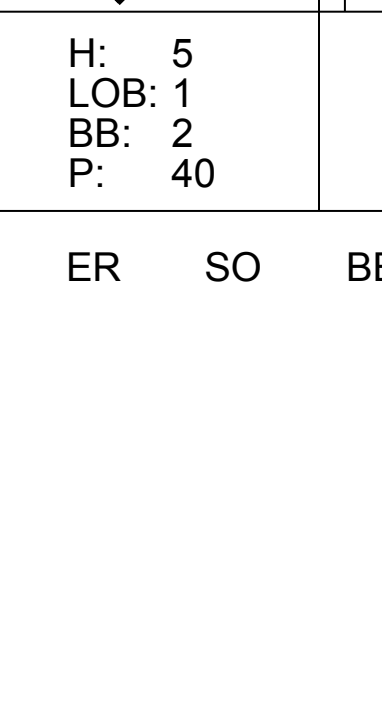
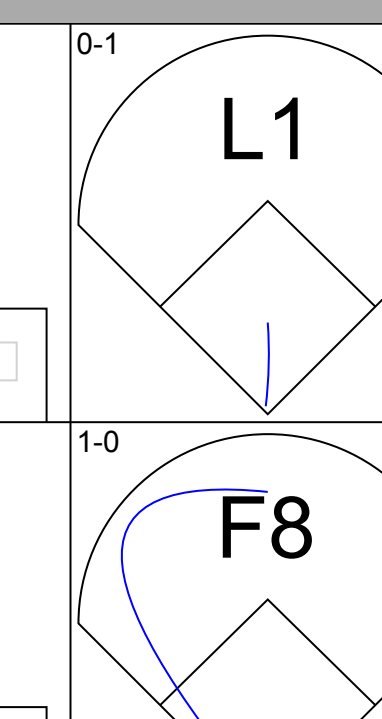
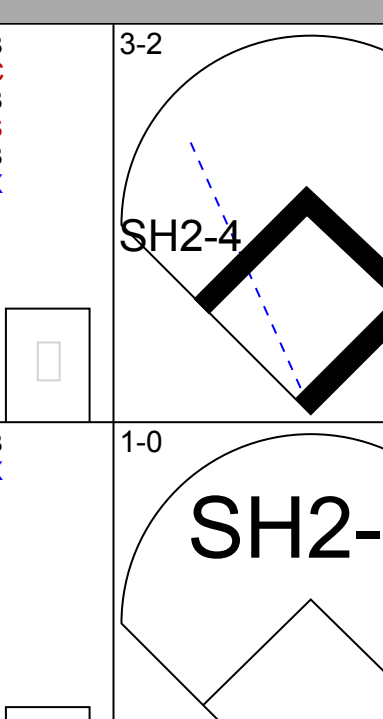
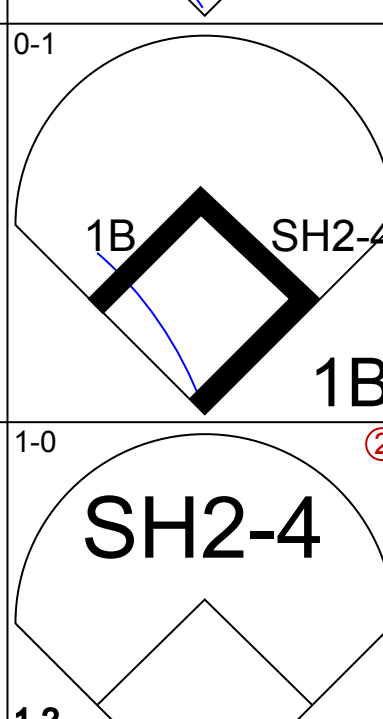
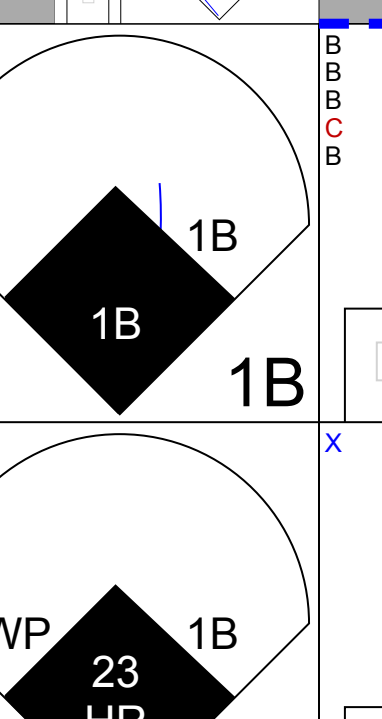
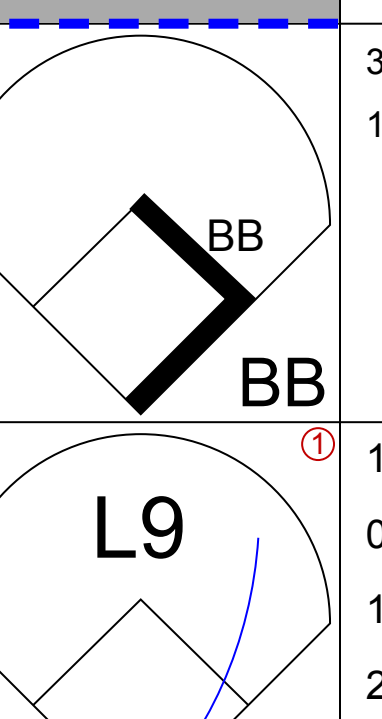
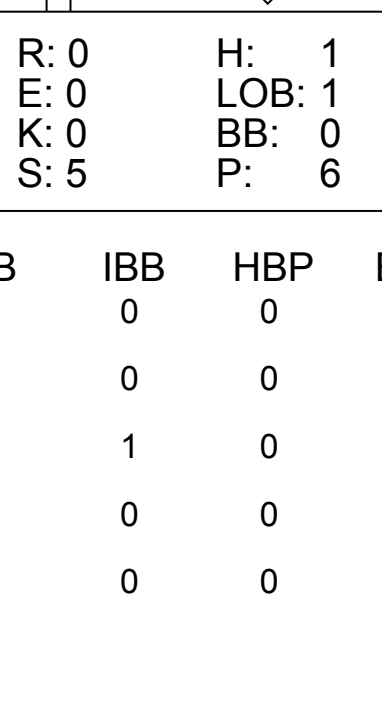
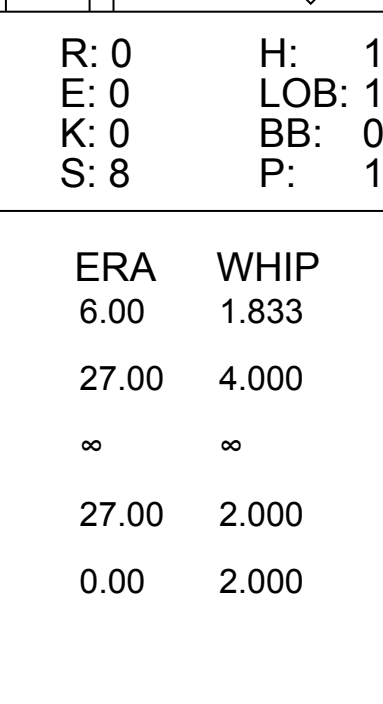
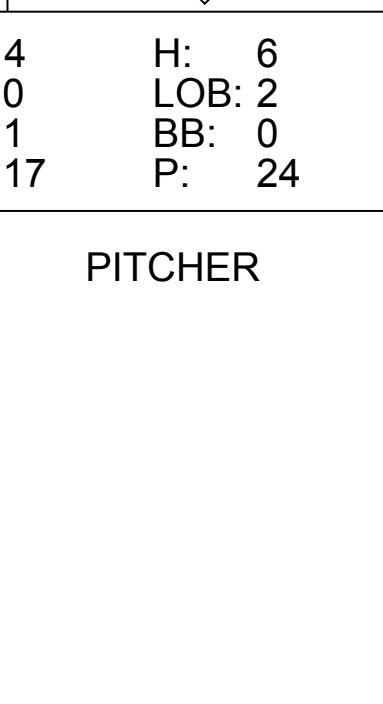
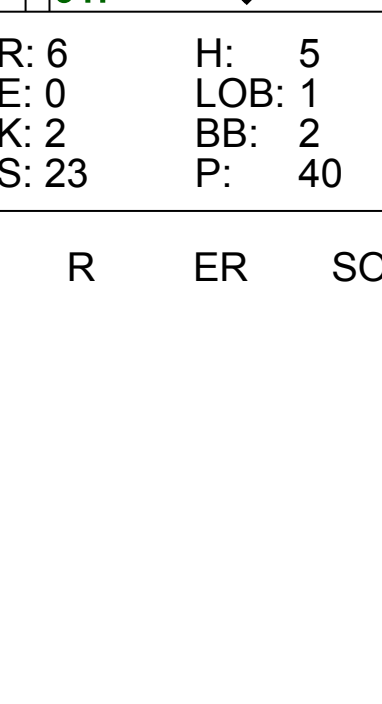
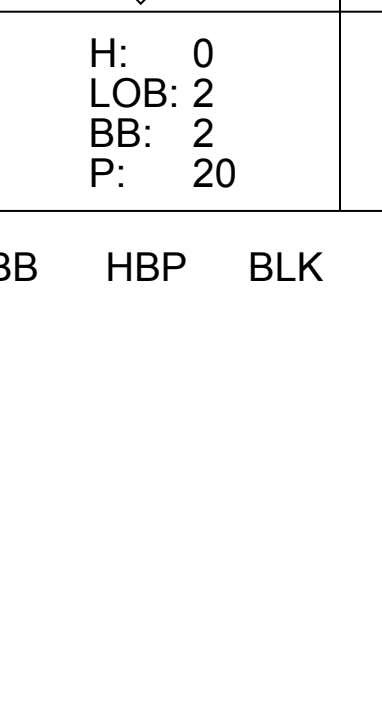
Batter	1	2	3	4	5	6	7	8	9	AB	R	H	RBI	BB	SO	LOB	BOTTOM				
Brett Butler, L OBP: 0.414, SLG: 0.362			G6-3							3	1	2	0	1	0	1	Chicago Cubs @ Los Angeles Dodgers Dodger Stadium, Los Angeles, CA Sat Aug 31 1991, 7:05 PM PDT Att: 46,943 - Sunny - 77 F				
Lenny Harris, L OBP: 0.351, SLG: 0.355			G3							3	0	2	1	0	0	1					
Kal Daniels, L OBP: 0.339, SLG: 0.390										4	0	1	1	0	1	2					
Darryl Strawberry, L OBP: 0.367, SLG: 0.492										4	0	0	0	0	2	4					
Eddie Murray, S OBP: 0.311, SLG: 0.376										4	1	2	1	0	0	0					
Mike Scioscia, L OBP: 0.356, SLG: 0.357										3	0	0	0	1	1	1					
Juan Samuel, R OBP: 0.333, SLG: 0.388										3	0	1	0	1	1	1					
Dave Hansen, L OBP: 0.324, SLG: 0.457 Mike Sharperson, R OBP: 0.332, SLG: 0.357										1	0	0	0	1	0	1					
Jose Offerman, S OBP: 0.333, SLG: 0.216										0	0	0	0	0	0	0					
Kevin Gross, R OBP: 0.421, SLG: 0.412 Mitch Webster, S OBP: 0.290, SLG: 0.310 Roger McDowell, R										0	1	0	0	1	0	0					
Gary Carter, R OBP: 0.321, SLG: 0.403 Jay Howell, R										1	0	0	0	0	1	1					
Inning Stats	R: 0 E: 0 K: 0 S: 10	H: 2 LOB: 1 BB: 0 P: 17	R: 0 E: 0 K: 1 S: 7	H: 0 LOB: 0 BB: 0 P: 14	R: 0 E: 0 K: 0 S: 5	H: 0 LOB: 1 BB: 1 P: 13	R: 0 E: 0 K: 1 S: 9	H: 1 LOB: 1 BB: 0 P: 12	R: 2 E: 0 K: 1 S: 14	H: 2 LOB: 2 BB: 3 P: 33	R: 0 E: 0 K: 1 S: 8	H: 0 LOB: 2 BB: 2 P: 19	R: 0 E: 0 K: 1 S: 10	H: 1 LOB: 1 BB: 0 P: 14	R: 1 E: 0 K: 1 S: 12	H: 3 LOB: 1 BB: 0 P: 18	1B: 6 2B: 2 3B: 0 HR: 1	SF: 0 SAC: 2 DP: 1 HBP: 0	WP: 0 PB: 0 SB: 0 CS: 2	PA: 36	
PITCHER	IP	WLS	BF	H	R	ER	SO	BB	IBB	HBP	BLK	WP	HR	S	P	ERA	WHIP				
Rick Sutcliffe, R ERA: 4.34	4.2		21	5	2	2	2	4	0	0	0	0	0	42	84	3.86	1.929				
Chuck McElroy, L ERA: 1.76	1.1		6	0	0	0	2	2	0	0	0	0	0	11	24	0.00	1.500				
Paul Assenmacher, L ERA: 3.13	2.0	L	9	4	1	1	2	0	0	0	0	0	1	22	32	4.50	2.000				

AB	28
R	3
H	9
RBI	3
BB	6
SO	6
LOB	14



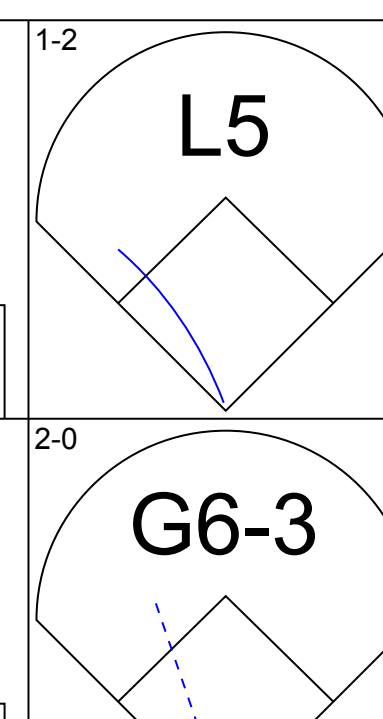
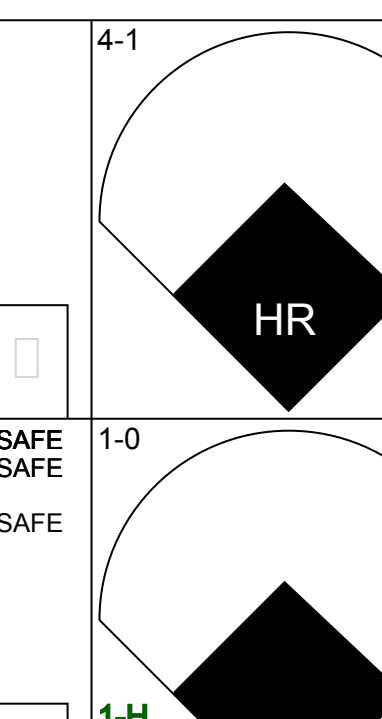
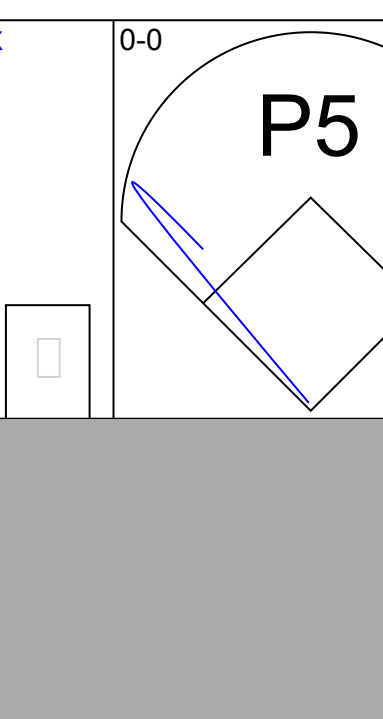
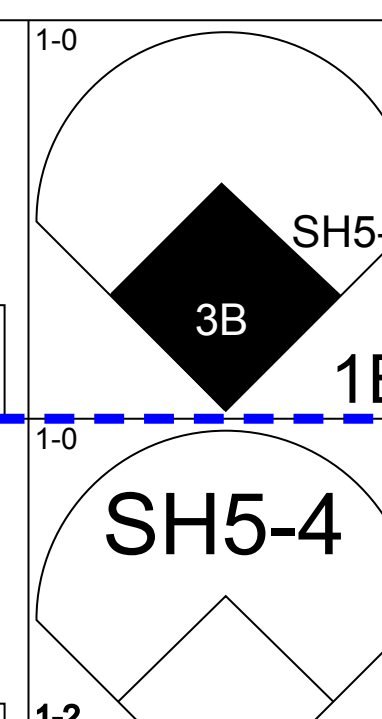
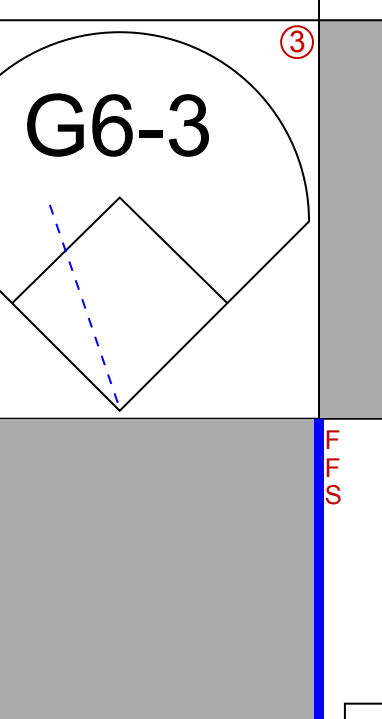
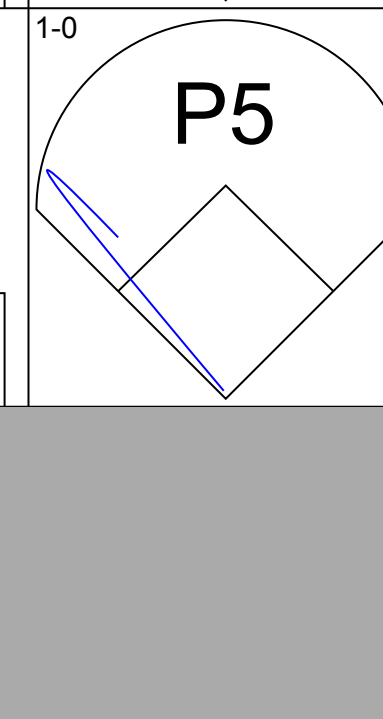
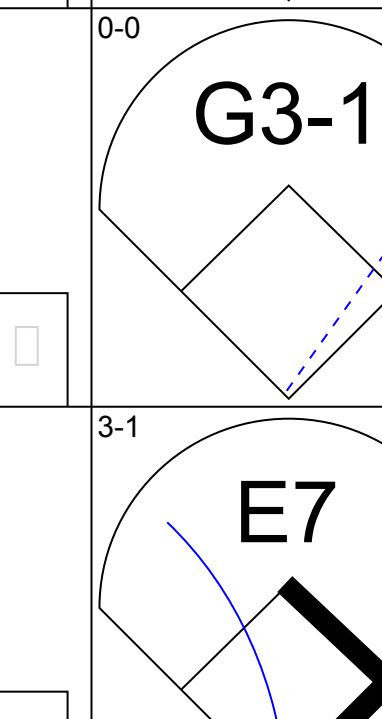
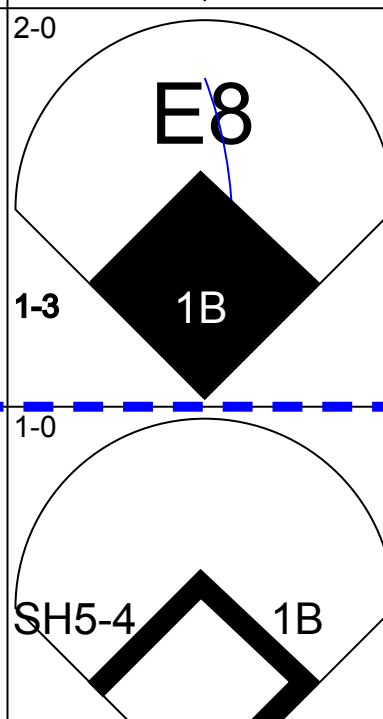
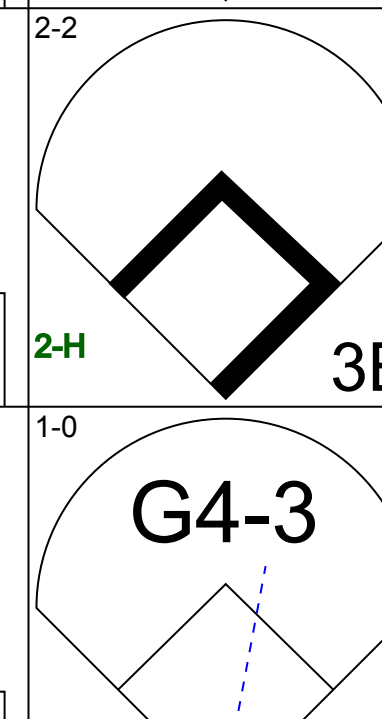
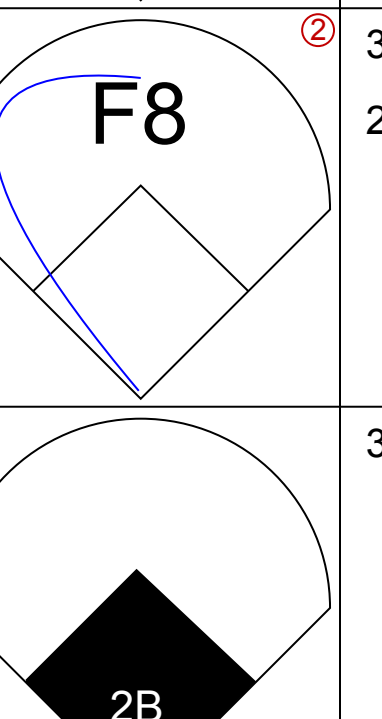

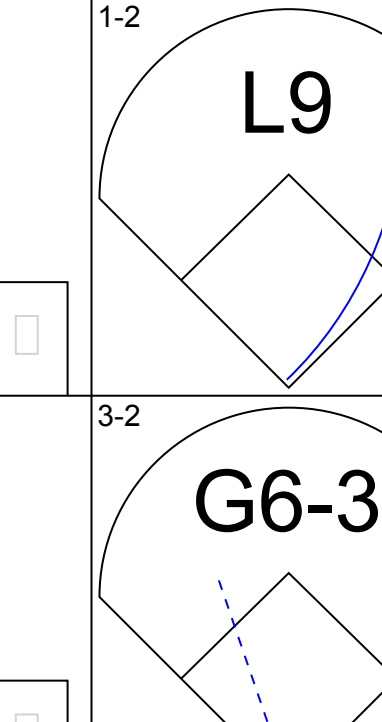
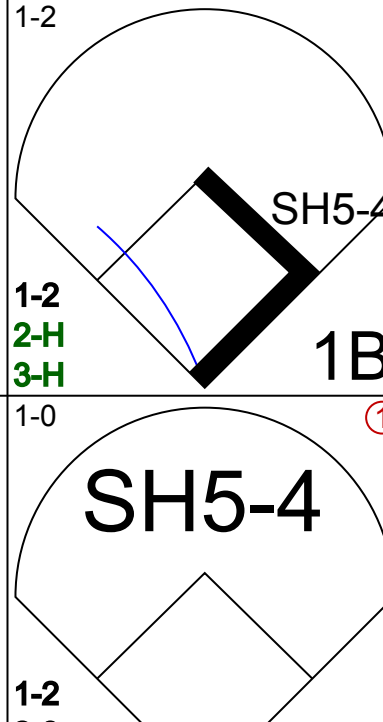
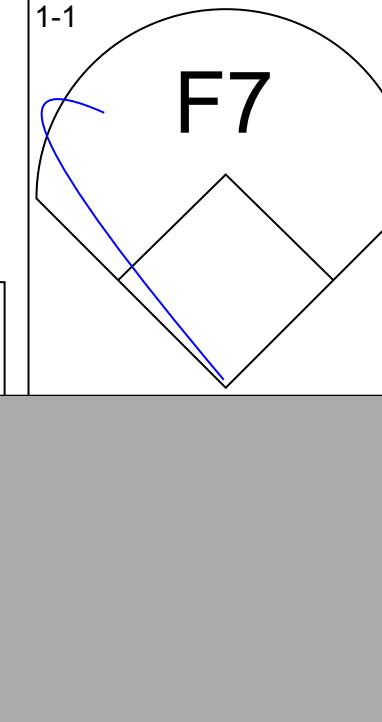
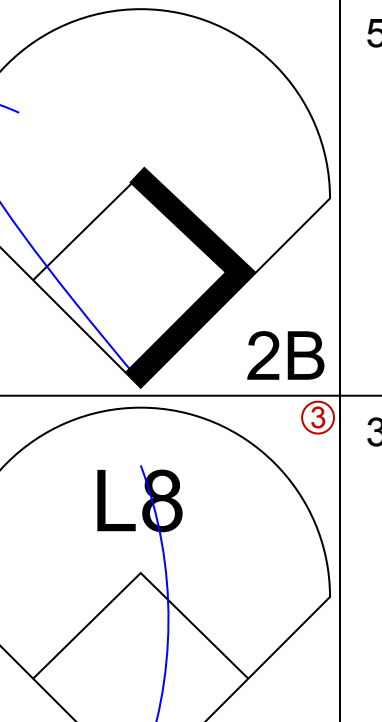
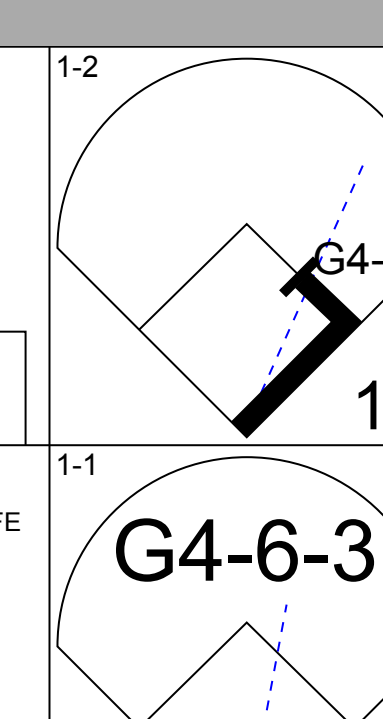
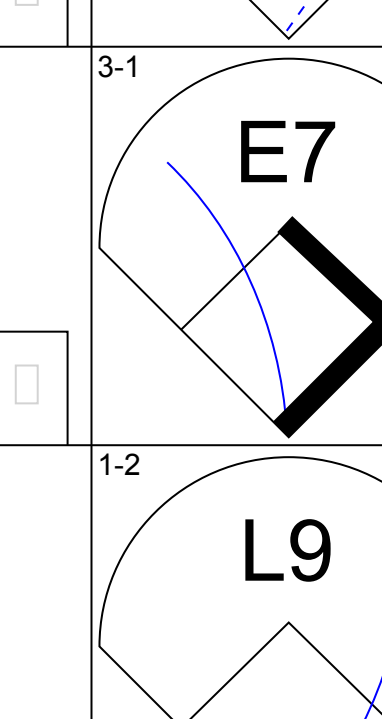
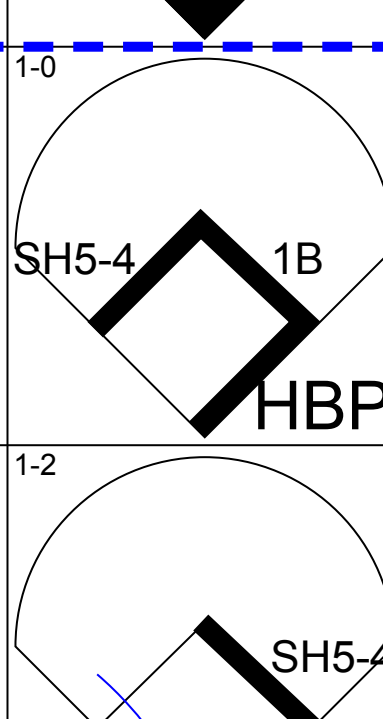
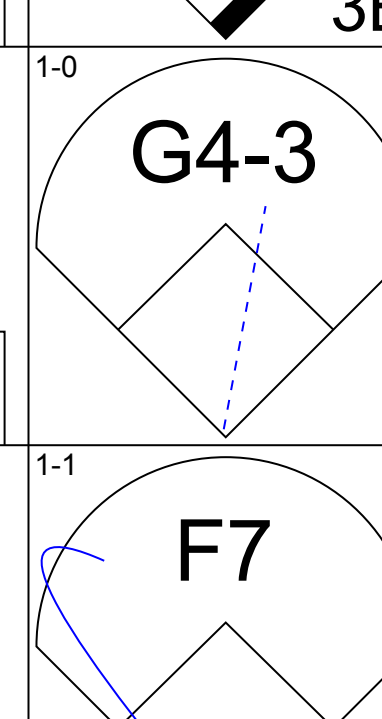
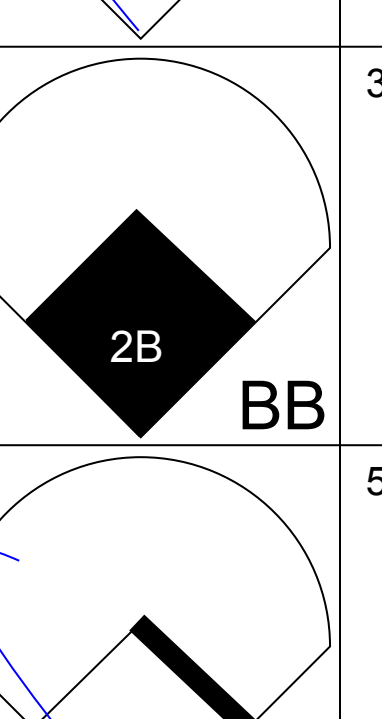
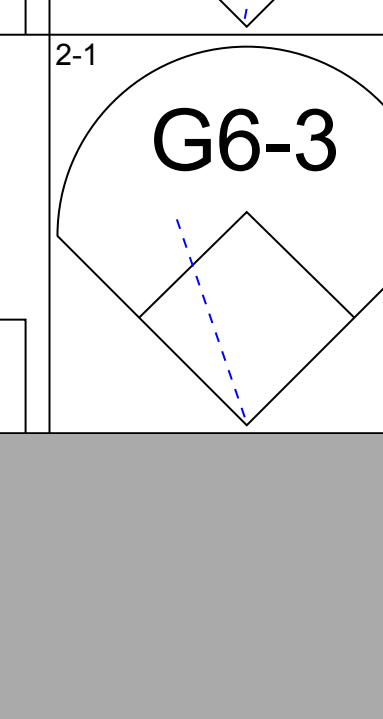
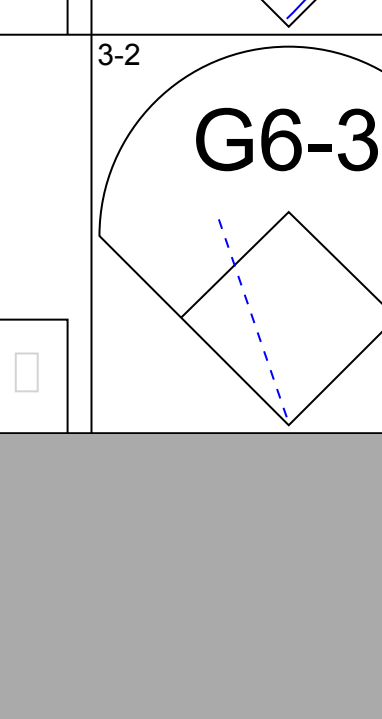
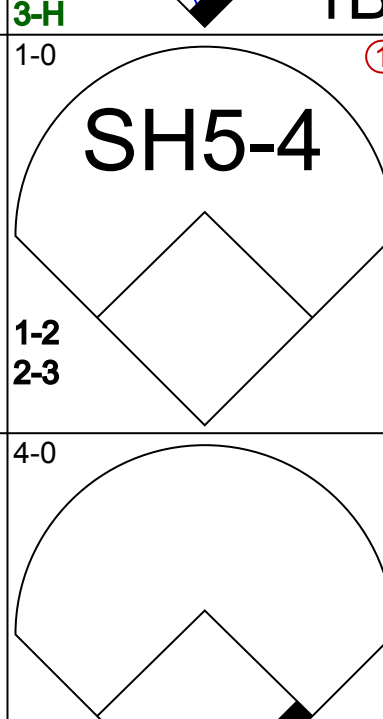

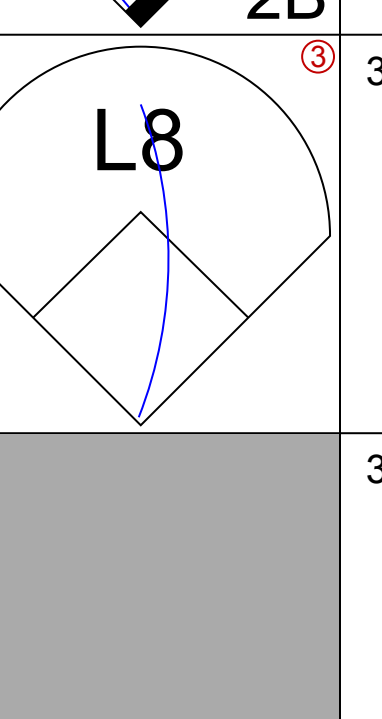


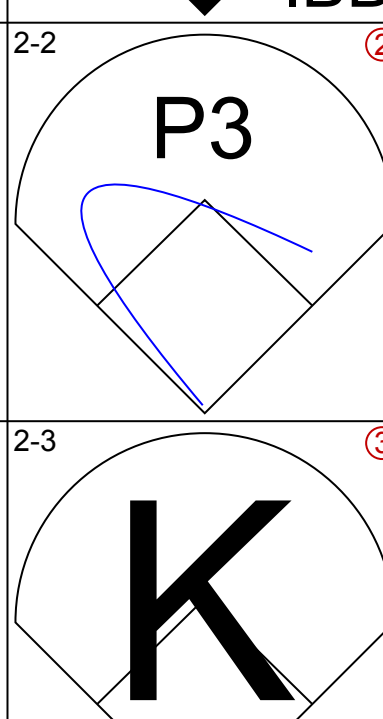
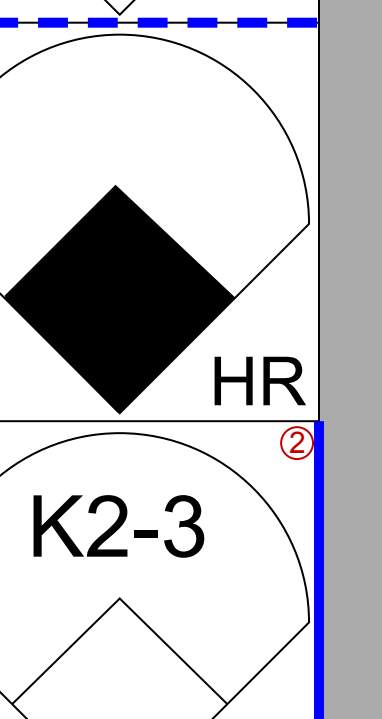

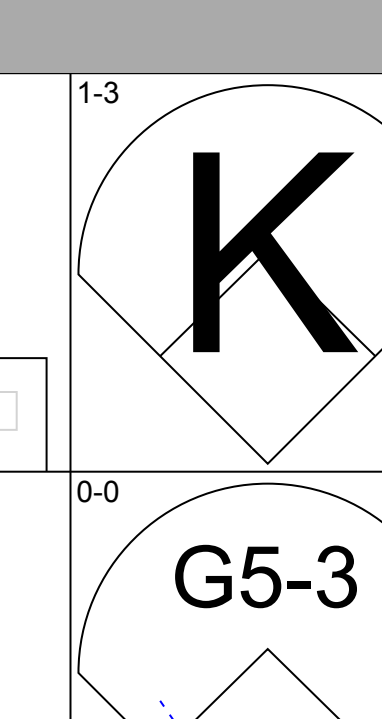
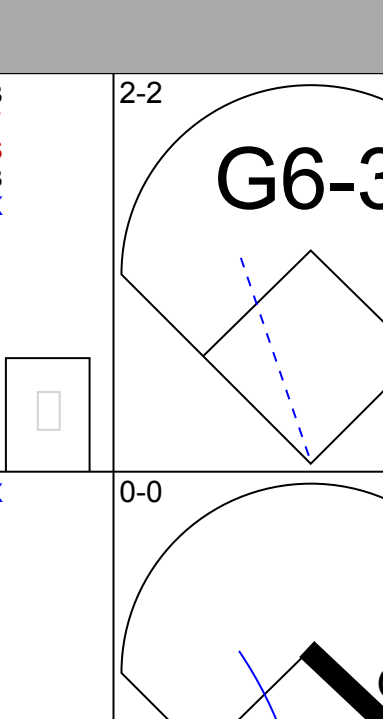
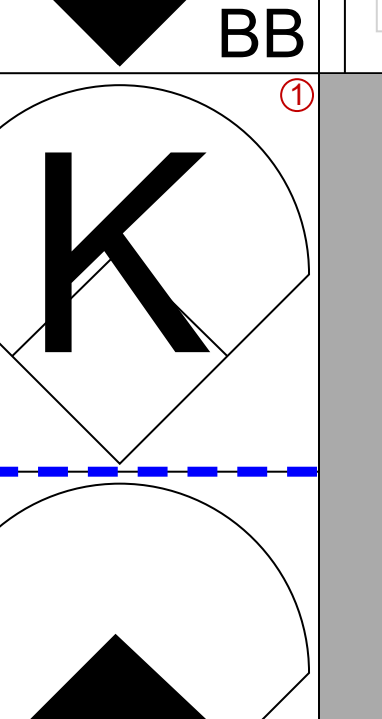
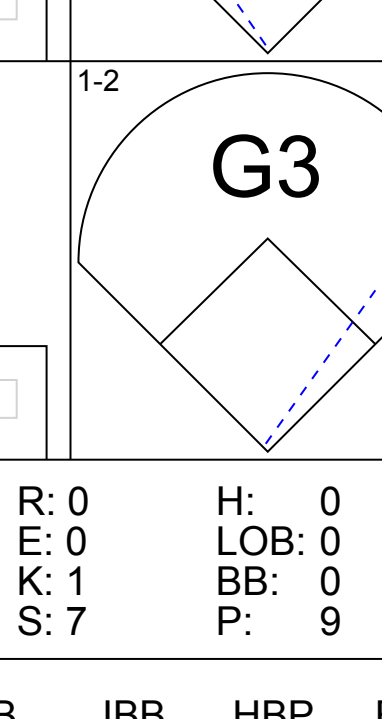
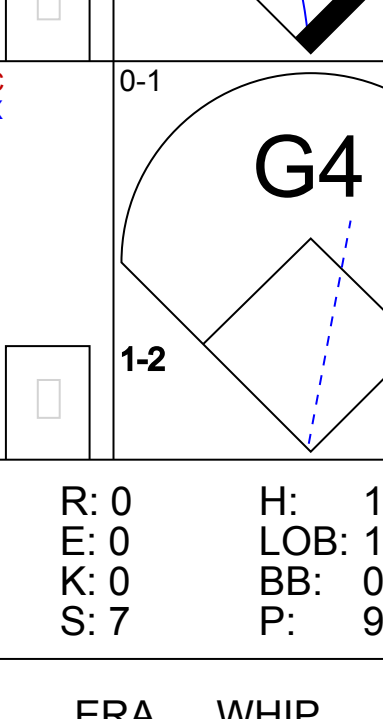
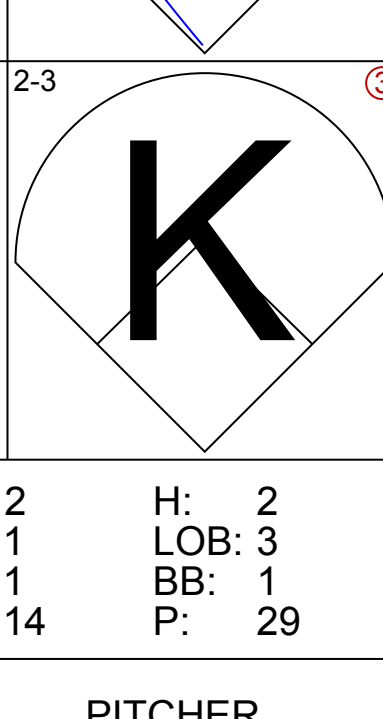
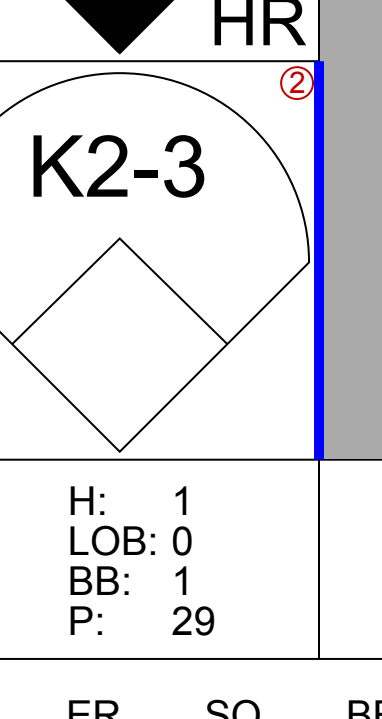

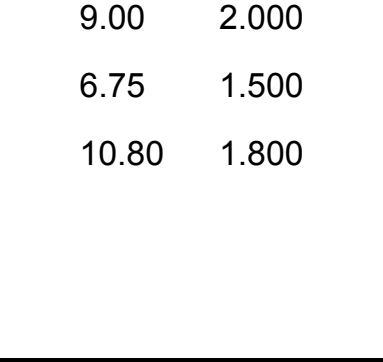


Batter	1	2	3	4	5	6	7	8	9	AB	R	H	RBI	BB	SO	LOB	TOP						
Chico Walker, S OBP: 0.331, SLG: 0.350 (1, 8)										2	1	1	0	2	0	0	Chicago Cubs @ Los Angeles Dodgers Dodger Stadium, Los Angeles, CA Sun Sep 01 1991, 3:33 AM PDT Att: 38,742 - Sunny - 84 F						
Mark Grace, L OBP: 0.358, SLG: 0.390 (1, 3)										4	1	2	0	0	1	2							
23 Ryne Sandberg, R OBP: 0.375, SLG: 0.472 (1, 4)										4	0	2	0	0	0	3							
Andre Dawson, R OBP: 0.301, SLG: 0.479 Jerome Walton, R OBP: 0.297, SLG: 0.325 (8, 8)										4	1	1	3	0	0	4							
George Bell, R OBP: 0.326, SLG: 0.471 Dave Smith, R (8, 1)										3	0	0	0	1	0	1							
Luis Salazar, R OBP: 0.311, SLG: 0.455 (1, 5)										4	0	0	0	0	2	1							
Rick Wilkins, L OBP: 0.311, SLG: 0.346 Bob Scanlan, R OBP: 0.080, SLG: 0.042 Ced Landrum, L OBP: 0.286, SLG: 0.255 (6, 1)										3	0	1	0	0	0	0							
Jose Vizcaino, S OBP: 0.284, SLG: 0.299 (1, 6)										4	0	1	0	0	0	0							
Frank Castillo, R OBP: 0.208, SLG: 0.136 Shawn Boskie, R OBP: 0.250, SLG: 0.324 Joe Girardi, R OBP: 0.271, SLG: 0.214 (1, 1)										0	0	0	0	0	0	0							
Inning Stats	R: 0 E: 0 K: 1 S: 19	H: 1 LOB: 1 BB: 1 P: 28	R: 0 E: 0 K: 0 S: 9	H: 2 LOB: 0 BB: 0 P: 15	R: 3 E: 0 K: 1 S: 17	H: 3 LOB: 0 BB: 1 P: 31	R: 0 E: 0 K: 1 S: 8	H: 0 LOB: 1 BB: 1 P: 9	R: 0 E: 0 K: 0 S: 8	H: 0 LOB: 0 BB: 0 P: 15	R: 0 E: 0 K: 1 S: 17	H: 0 LOB: 0 BB: 0 P: 25	R: 0 E: 0 K: 1 S: 8	H: 0 LOB: 0 BB: 0 P: 10	R: 0 E: 0 K: 0 S: 12	H: 2 LOB: 1 BB: 0 P: 18		R: 0 E: 0 K: 1 S: 6	H: 0 LOB: 0 BB: 0 P: 8	1B: 7 2B: 0 3B: 0 HR: 1	SF: 0 SAC: 0 DP: 1 HBP: 0	WP: 1 PB: 0 SB: 1 CS: 1	PA: 35
PITCHER	IP WLS BF H R ER SO BB IBB HBP BLK WP HR S P ERA WHIP																						
Ramon Martinez, R ERA: 2.96 Jim Gott, R ERA: 3.29 Dennis Cook, L ERA: 1.04 (1, 1)	7.0 W 28 6 3 3 5 3 0 0 0 1 1 86 133 3.86 1.286																						
(8, 1)	1.0 4 2 0 0 0 0 0 0 0 0 0 0 12 18 0.00 2.000																						
(9, 1)	1.0 3 0 0 0 1 0 0 0 0 0 0 0 6 8 0.00 0.000																						

Batter	1	2	3	4	5	6	7	8	9	AB	R	H	RBI	BB	SO	LOB	BOTTOM				
Brett Butler, L OBP: 0.413, SLG: 0.361 Tom Goodwin, L OBP: 1.000, SLG: 1.000 (1, 8)										4	1	1	0	0	2	2	Chicago Cubs @ Los Angeles Dodgers Dodger Stadium, Los Angeles, CA Sun Sep 01 1991, 3:33 AM PDT Att: 38,742 - Sunny - 84 F				
Lenny Harris, L OBP: 0.352, SLG: 0.355 (1, 5)										5	3	2	0	0	1						
Kal Daniels, L OBP: 0.343, SLG: 0.404 Chris Gwynn, L OBP: 0.313, SLG: 0.442 (1, 7)										4	2	3	3	0	1	0					
Darryl Strawberry, L OBP: 0.356, SLG: 0.488 Mitch Webster, S OBP: 0.279, SLG: 0.309 (1, 9)										3	1	0	0	1	0	1					
Eddie Murray, S OBP: 0.314, SLG: 0.386 Mike Sharperson, R OBP: 0.356, SLG: 0.357 Eric Karros, R (8, PR)										4	3	3	3	0	0	1					
Mike Stojcica, L OBP: 0.381, SLG: 0.364 Carlos Hernandez, R (7, PR)										3	0	2	1	1	0	0					
Juan Samuel, R OBP: 0.332, SLG: 0.389 (1, 4)										4	1	1	2	0	2	3					
Alfredo Griffin, S OBP: 0.285, SLG: 0.273 (1, 6)										3	0	0	0	1	0	1					
Ramon Martinez, R OBP: 0.121, SLG: 0.123 Dave Hansen, L OBP: 0.316, SLG: 0.444 Jim Gott, R OBP: 0.500, SLG: 0.500 Dennis Cook, L (9, 1)										3	0	1	1	0	0	0					
Inning Stats	R: 5 E: 0 K: 1 S: 23	H: 5 LOB: 2 BB: 3 P: 44	R: 0 E: 0 K: 1 S: 8	H: 0 LOB: 0 BB: 0 P: 10	R: 1 E: 0 K: 0 S: 7	H: 1 LOB: 0 BB: 0 P: 9	R: 0 E: 0 K: 1 S: 9	H: 0 LOB: 0 BB: 0 P: 12	R: 0 E: 0 K: 0 S: 8	H: 2 LOB: 2 BB: 0 P: 11	R: 3 E: 0 K: 0 S: 12	H: 3 LOB: 0 BB: 0 P: 20	R: 1 E: 0 K: 1 S: 14	H: 2 LOB: 2 BB: 0 P: 24	R: 2 E: 0 K: 1 S: 11	H: 2 LOB: 1 BB: 1 P: 18		1B: 8 2B: 4 3B: 0 HR: 3	SF: 0 SAC: 0 DP: 0 HBP: 0	WP: 1 PB: 0 SB: 0 CS: 0	PA: 42
PITCHER	IP WLS BF H R ER SO BB IBB HBP BLK WP HR S P ERA WHIP																				
Frank Castillo, R ERA: 3.75 Shawn Boskie, R ERA: 4.89 Bob Scanlan, R ERA: 4.23 Dave Smith, R ERA: 5.46 (1, 1)	0.2 L 9 5 5 0 0 2 1 0 0 0 0 0 2 46 64 7.20 1.200																				
(1, 1)	5.0 6 4 4 4 0 0 0 0 0 0 2 46 64 7.20 1.200																				
(6, 1)	1.1 6 2 1 1 1 0 0 0 0 1 0 15 26 6.75 1.500																				
(8, 1)	1.0 6 2 2 2 1 1 0 0 0 0 1 11 18 18.00 3.000																				

Batter	1	2	3	4	5	6	7	8	9	AB	R	H	RBI	BB	SO	LOB	TOP			
Doug Dasenczo, S OBP: 0.315, SLG: 0.310 (1, 8)										6	1	3	1	0	2	2	Chicago Cubs @ San Diego Padres Jack Murphy Stadium, San Diego, CA Mon Sep 02 1991, 10:05 PM EDT Att: 12,706 - Sunny - 72 F			
Mark Grace, L OBP: 0.358, SLG: 0.387 (1, 3)										4	1	0	0	2	1	4				
23 Ryne Sandberg, R OBP: 0.375, SLG: 0.479 (1, 4)										6	2	2	4	0	1	2				
Andre Dawson, R OBP: 0.304, SLG: 0.483 Jerome Walton, R OBP: 0.297, SLG: 0.325 (8, 8)										5	1	3	1	0	0	0				
George Bell, R OBP: 0.327, SLG: 0.469 Jose Vizcaino, S OBP: 0.284, SLG: 0.299 (8, 5)										4	1	1	0	1	1	3				
Luis Salazar, R OBP: 0.318, SLG: 0.469 Paul Assenmacher, L OBP: 0.400, SLG: 0.250 (8, 1)										3	1	2	3	1	0	1				
Shawon Dunston, R OBP: 0.297, SLG: 0.409 (1, 6)										4	1	0	0	1	0	4				
Hector Villanueva, R OBP: 0.336, SLG: 0.514 Rick Wilkins, L OBP: 0.318, SLG: 0.349 (6, 2)										3	0	2	0	0	0	0				
Mike Bielecki, R OBP: 0.116, SLG: 0.073 Les Lancaster, R OBP: 0.195, SLG: 0.259 Chuck McElroy, L OBP: 0.333, SLG: 0.444 Chico Walker, S OBP: 0.332, SLG: 0.351 (8, 9)										1	0	0	0	0	0	0				
Inning Stats	R: 0 E: 0 K: 1 S: 6	H: 0 LOB: 0 BB: 0 P: 7	R: 0 E: 1 K: 0 S: 8	H: 0 LOB: 1 BB: 1 P: 13	R: 0 E: 0 K: 0 S: 5	H: 1 LOB: 1 BB: 0 P: 6	R: 0 E: 0 K: 0 S: 10	H: 1 LOB: 2 BB: 1 P: 18	R: 0 E: 0 K: 1 S: 17	H: 6 LOB: 0 BB: 0 P: 24	R: 0 E: 0 K: 0 S: 11	H: 1 LOB: 1 BB: 0 P: 16	R: 6 E: 0 K: 2 S: 23	H: 5 LOB: 1 BB: 2 P: 40	R: 0 E: 0 K: 2 S: 10	H: 0 LOB: 2 BB: 2 P: 20		1B: 10 2B: 3 3B: 0 HR: 2	SF: 0 SAC: 2 DP: 1 HBP: 0	WP: 1 PB: 0 SB: 0 CS: 0
PITCHER	IP WLS BF H R ER SO BB IBB HBP BLK WP HR S P ERA WHIP	IP WLS BF H R ER SO BB IBB HBP BLK WP HR S P ERA WHIP	IP WLS BF H R ER SO BB IBB HBP BLK WP HR S P ERA WHIP	IP WLS BF H R ER SO BB IBB HBP BLK WP HR S P ERA WHIP	IP WLS BF H R ER SO BB IBB HBP BLK WP HR S P ERA WHIP	IP WLS BF H R ER SO BB IBB HBP BLK WP HR S P ERA WHIP	IP WLS BF H R ER SO BB IBB HBP BLK WP HR S P ERA WHIP	IP WLS BF H R ER SO BB IBB HBP BLK WP HR S P ERA WHIP	IP WLS BF H R ER SO BB IBB HBP BLK WP HR S P ERA WHIP	IP WLS BF H R ER SO BB IBB HBP BLK WP HR S P ERA WHIP	IP WLS BF H R ER SO BB IBB HBP BLK WP HR S P ERA WHIP	IP WLS BF H R ER SO BB IBB HBP BLK WP HR S P ERA WHIP	IP WLS BF H R ER SO BB IBB HBP BLK WP HR S P ERA WHIP	IP WLS BF H R ER SO BB IBB HBP BLK WP HR S P ERA WHIP	IP WLS BF H R ER SO BB IBB HBP BLK WP HR S P ERA WHIP	IP WLS BF H R ER SO BB IBB HBP BLK WP HR S P ERA WHIP	IP WLS BF H R ER SO BB IBB HBP BLK WP HR S P ERA WHIP	IP WLS BF H R ER SO BB IBB HBP BLK WP HR S P ERA WHIP	IP WLS BF H R ER SO BB IBB HBP BLK WP HR S P ERA WHIP	IP WLS BF H R ER SO BB IBB HBP BLK WP HR S P ERA WHIP

AB	40
R	10
H	15
RBI	10
BB	6
SO	6
LOB	18



Batter	1	2	3	4	5	6	7	8	9	AB	R	H	RBI	BB	SO	LOB	BOTTOM					
Tony Fernandez, S OBP: 0.334, SLG: 0.360 (1, 6)										4	2	1	0	1	0	1	Chicago Cubs @ San Diego Padres Jack Murphy Stadium, San Diego, CA Mon Sep 02 1991, 10:05 PM EDT Att: 12,706 - Sunny - 72 F					
Jack Howell, L OBP: 0.274, SLG: 0.335 Craig Shipley, R OBP: 0.295, SLG: 0.326 (1, 5)										3	2	2	2	0	0	0						
Oscar Azocar, L OBP: 0.318, SLG: 0.286 Kevin Ward, R OBP: 0.289, SLG: 0.431 (1, 7)										3	1	0	0	0	0	1						
Fred McGriff, L OBP: 0.391, SLG: 0.485 (1, 3)										3	1	1	0	1	0	1						
Benito Santiago, R OBP: 0.280, SLG: 0.389 (1, 2)										5	0	2	3	0	0	3						
Tim Lincecum, R OBP: 0.338, SLG: 0.385 (1, 4)										3	1	0	0	1	0	2						
Jerald Clark, R OBP: 0.310, SLG: 0.376 (1, 9)										3	0	0	0	1	2	1						
Darrin Jackson, R OBP: 0.306, SLG: 0.475 (1, 8)										4	1	2	2	0	0	3						
Bruce Hurst, L OBP: 0.184, SLG: 0.027 Thomas Howard, S OBP: 0.203, SLG: 0.207 Jose Melendez, L OBP: 0.126, SLG: 0.067 Rich Rodriguez, L OBP: 0.184, SLG: 0.067 Jim Lewis, R OBP: 0.184, SLG: 0.067 Jim Vatcher, R OBP: 0.184, SLG: 0.067 Jeremy Hernandez, R OBP: 0.184, SLG: 0.067 (1, 1)										2	0	0	0	0	0	1						
Inning Stats	R: 0 E: 0 K: 0 S: 6	H: 0 LOB: 0 BB: 0 P: 10	R: 0 E: 0 K: 0 S: 7	H: 1 LOB: 0 BB: 0 P: 11	R: 0 E: 0 K: 1 S: 7	H: 0 LOB: 0 BB: 0 P: 9	R: 2 E: 1 K: 0 S: 11	H: 1 LOB: 1 BB: 1 P: 23	R: 0 E: 0 K: 0 S: 7	H: 1 LOB: 1 BB: 0 P: 9	R: 2 E: 1 K: 1 S: 14	H: 2 LOB: 3 BB: 1 P: 29	R: 1 E: 0 K: 0 S: 8	H: 2 LOB: 1 BB: 0 P: 14	R: 2 E: 0 K: 2 S: 14	H: 1 LOB: 0 BB: 1 P: 29		R: 1 E: 0 K: 1 S: 14	H: 1 LOB: 1 BB: 1 P: 22	1B: 5 2B: 1 3B: 1 HR: 2	SF: 0 SAC: 2 DP: 1 HBP: 1	WP: 0 PB: 0 SB: 0 CS: 0
PITCHER	IP WLS BF H R ER SO BB IBB HBP BLK WP HR S P ERA WHIP	IP WLS BF H R ER SO BB IBB HBP BLK WP HR S P ERA WHIP	IP WLS BF H R ER SO BB IBB HBP BLK WP HR S P ERA WHIP	IP WLS BF H R ER SO BB IBB HBP BLK WP HR S P ERA WHIP	IP WLS BF H R ER SO BB IBB HBP BLK WP HR S P ERA WHIP	IP WLS BF H R ER SO BB IBB HBP BLK WP HR S P ERA WHIP	IP WLS BF H R ER SO BB IBB HBP BLK WP HR S P ERA WHIP	IP WLS BF H R ER SO BB IBB HBP BLK WP HR S P ERA WHIP	IP WLS BF H R ER SO BB IBB HBP BLK WP HR S P ERA WHIP	IP WLS BF H R ER SO BB IBB HBP BLK WP HR S P ERA WHIP	IP WLS BF H R ER SO BB IBB HBP BLK WP HR S P ERA WHIP	IP WLS BF H R ER SO BB IBB HBP BLK WP HR S P ERA WHIP	IP WLS BF H R ER SO BB IBB HBP BLK WP HR S P ERA WHIP	IP WLS BF H R ER SO BB IBB HBP BLK WP HR S P ERA WHIP	IP WLS BF H R ER SO BB IBB HBP BLK WP HR S P ERA WHIP	IP WLS BF H R ER SO BB IBB HBP BLK WP HR S P ERA WHIP	IP WLS BF H R ER SO BB IBB HBP BLK WP HR S P ERA WHIP	IP WLS BF H R ER SO BB IBB HBP BLK WP HR S P ERA WHIP	IP WLS BF H R ER SO BB IBB HBP BLK WP HR S P ERA WHIP	IP WLS BF H R ER SO BB IBB HBP BLK WP HR S P ERA WHIP		

AB	35
R	8
H	9
RBI	8
BB	4
SO	5
LOB	16



Batter	1	2	3	4	5	6	7	8	9	AB	R	H	RBI	BB	SO	LOB	TOP					
Chico Walker, S OBP: 0.328, SLG: 0.347 (1, 8)										4	0	0	0	0	3	2						
Mark Grace, L OBP: 0.355, SLG: 0.384 (1, 3)										4	0	0	0	0	1	0						
23 Ryne Sandberg, R OBP: 0.375, SLG: 0.479 (1, 4)										4	1	2	0	0	0	0						
Andrew Dawson, R OBP: 0.306, SLG: 0.483 (1, 9)										4	0	2	0	0	0	1						
George Bell, R OBP: 0.328, SLG: 0.472 (1, 7)										4	0	2	1	0	0	3						
Luis Salazar, R OBP: 0.313, SLG: 0.462 (1, 5)										4	0	0	0	0	1	4						
Shawon Dunston, R OBP: 0.295, SLG: 0.405 (1, 6)										4	0	0	0	0	1	1						
Hector Villanueva, R OBP: 0.336, SLG: 0.509 Rick Wilkins, L OBP: 0.316, SLG: 0.347 (1, 2) (7, PR) (7, 2)										3	0	1	0	0	0	0						
Greg Maddux, R OBP: 0.219, SLG: 0.278 Les Lancaster, R OBP: 0.165, SLG: 0.259 Dave Smith, R (8, 1)										3	0	0	0	0	1	2						
Inning Stats	R: 0 E: 0 K: 2 S: 8	H: 0 LOB: 0 BB: 0 P: 11	R: 0 E: 0 K: 0 S: 11	H: 1 LOB: 1 BB: 0 P: 18	R: 0 E: 0 K: 0 S: 6	H: 0 LOB: 0 BB: 0 P: 8	R: 1 E: 0 K: 1 S: 10	H: 2 LOB: 1 BB: 0 P: 16	R: 0 E: 0 K: 1 S: 9	H: 0 LOB: 1 BB: 0 P: 14	R: 0 E: 0 K: 3 S: 12	H: 2 LOB: 2 BB: 0 P: 17	R: 0 E: 0 K: 3 S: 15	H: 1 LOB: 2 BB: 0 P: 21	R: 0 E: 0 K: 0 S: 8	H: 1 LOB: 0 BB: 0 P: 13	R: 0 E: 0 K: 0 S: 13	H: 0 LOB: 0 BB: 0 P: 15	1B: 6 2B: 1 3B: 0 HR: 0	SF: 0 SAC: 0 DP: 0 HBP: 0	WP: 1 PB: 0 SB: 1 CS: 0	PA: 35
PITCHER Andy Benes, R ERA: 3.3 (1, 1)	IP: 9.0 WLS: W BF: 35 H: 7 R: 1 ER: 1 SO: 7 BB: 0 IBB: 0 HBP: 0 BLK: 0 WP: 1 HR: 0 S: 92 P: 133 ERA: 1.00 WHIP: 0.778																					

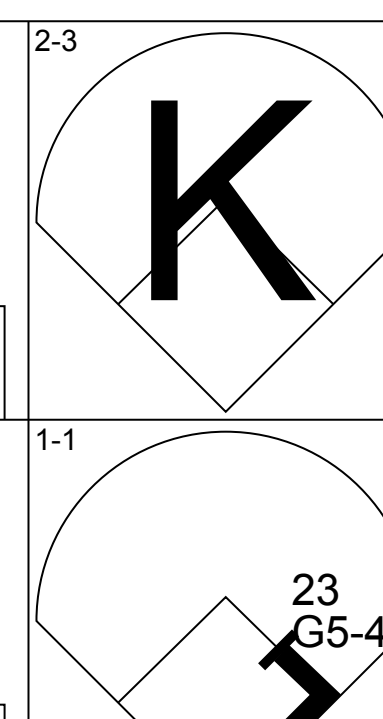
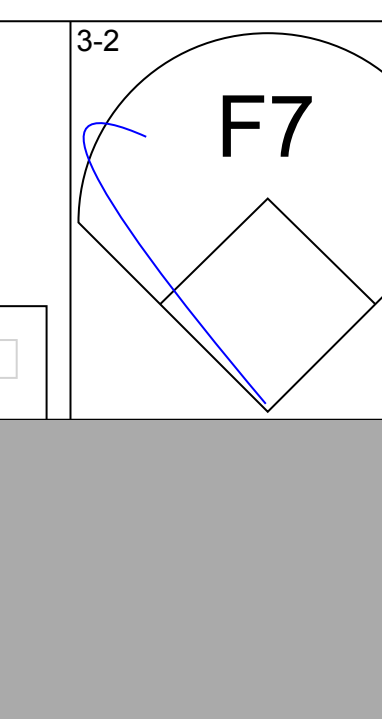
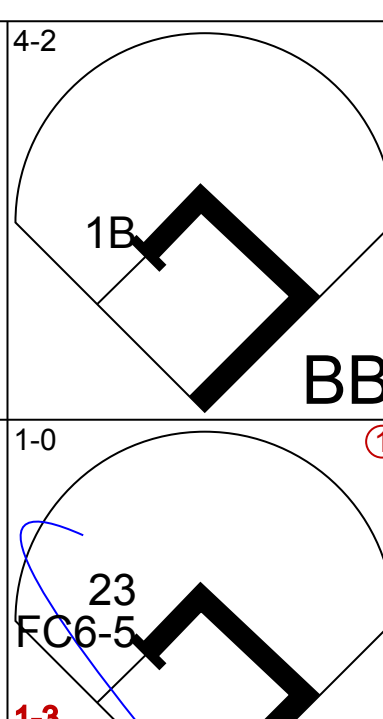
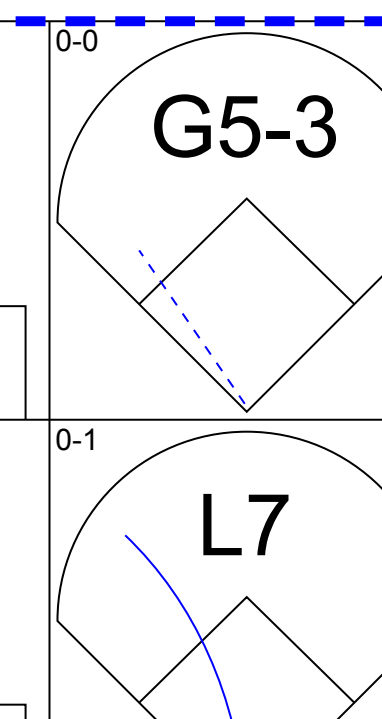
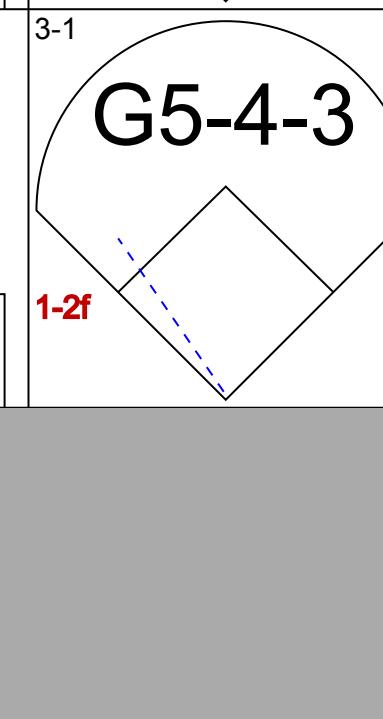
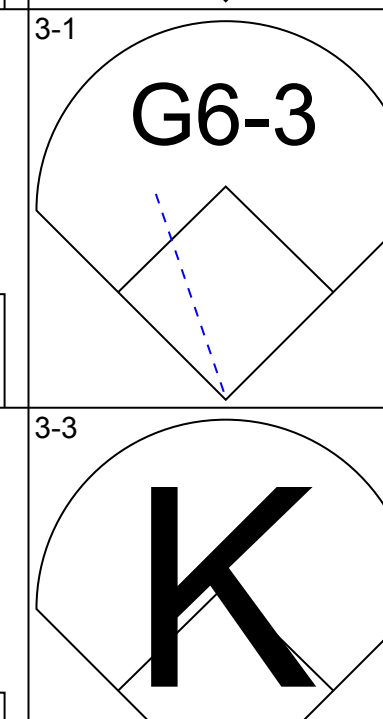
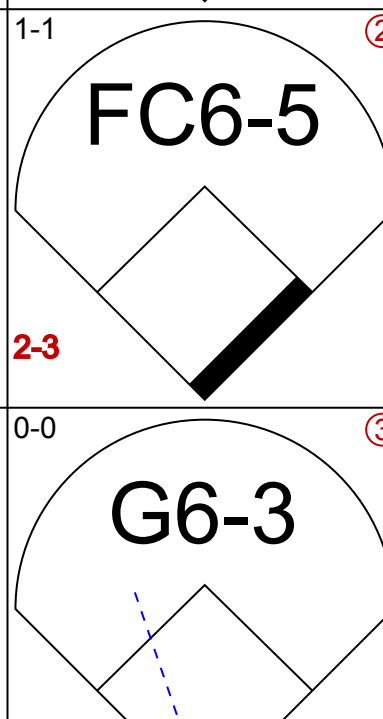
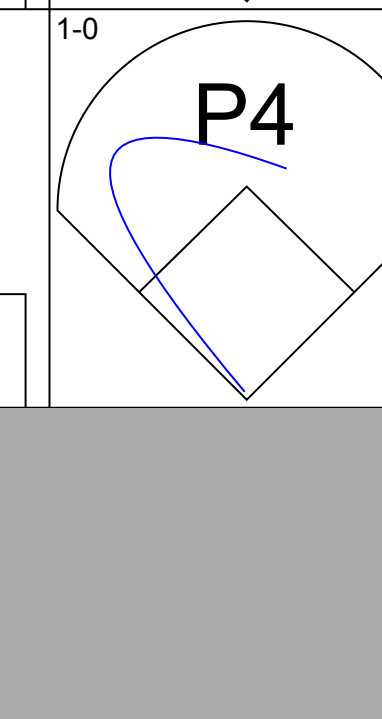









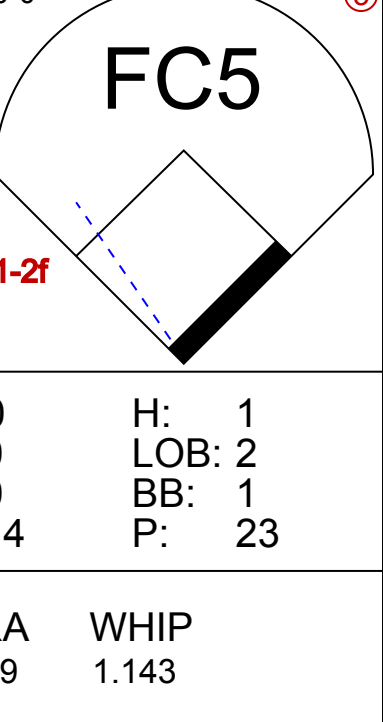
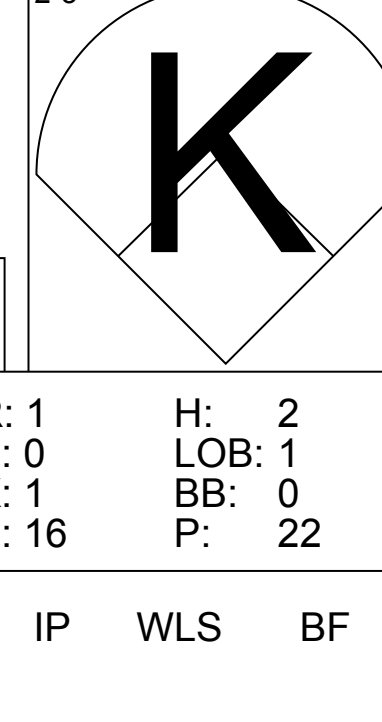
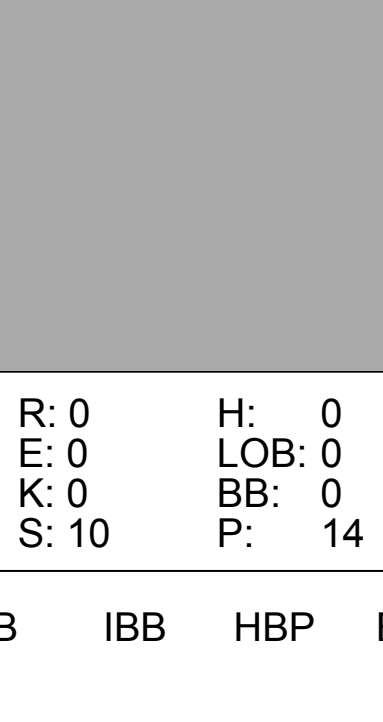
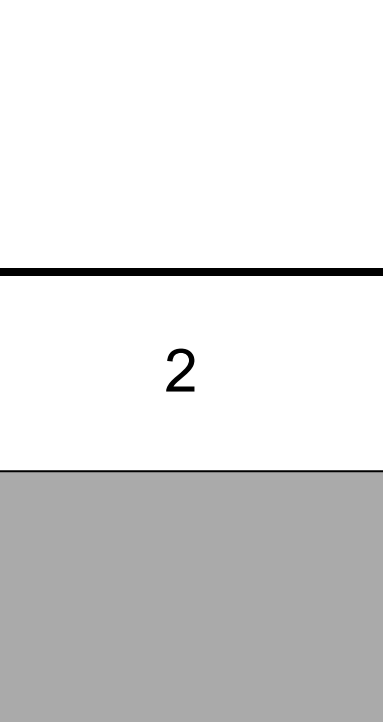
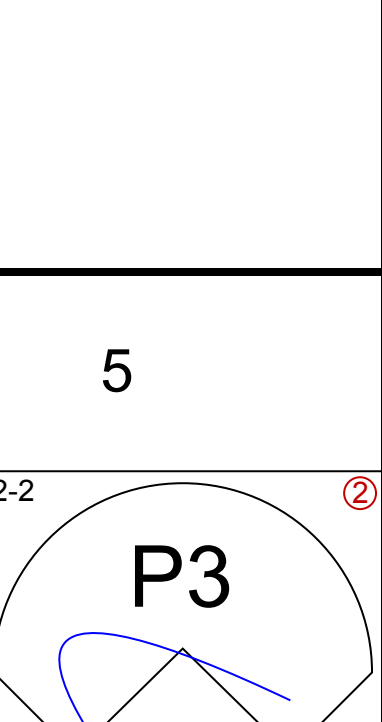
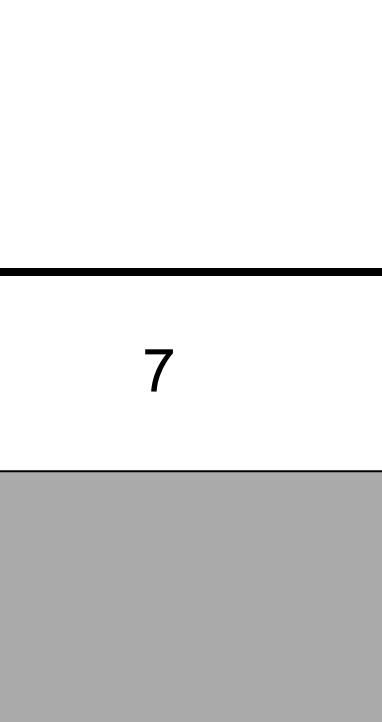
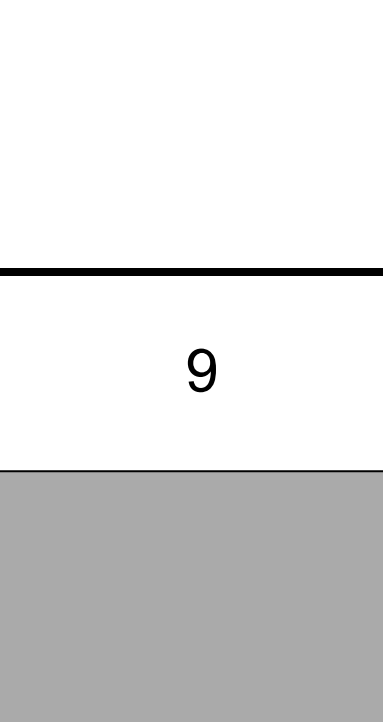
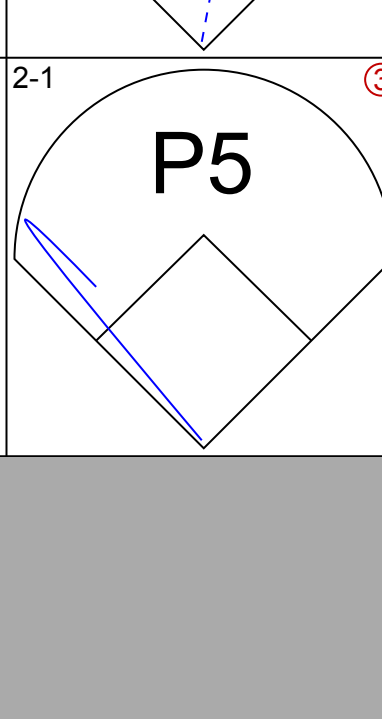
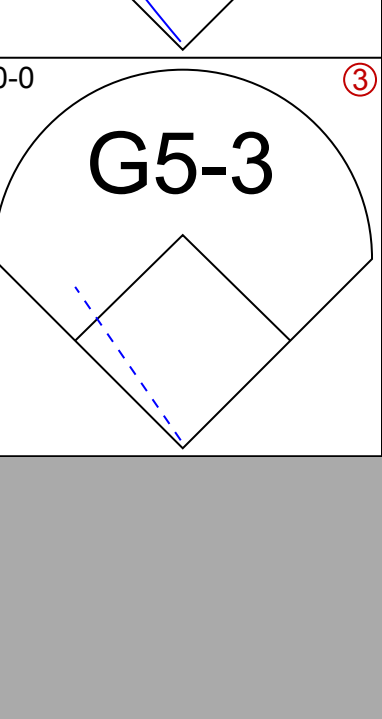
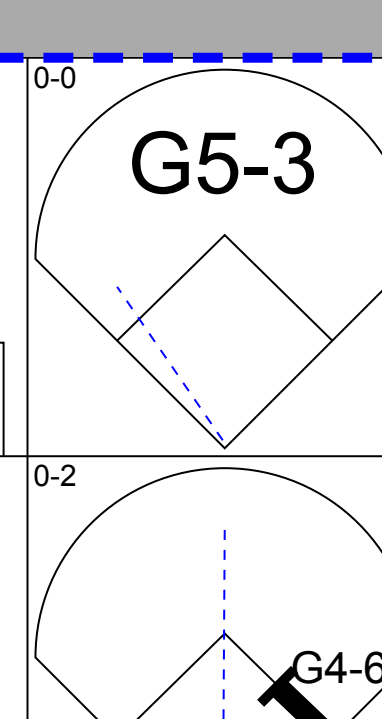


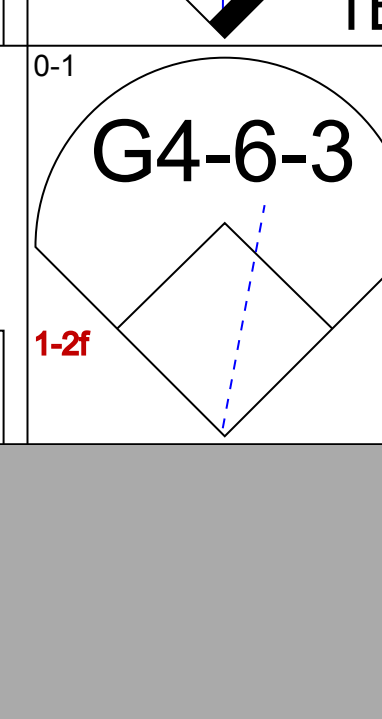



Chicago Cubs @ San Diego Padres
Jack Murphy Stadium, San Diego, CA
Tue Sep 03 1991, 10:05 PM EDT
Att: 9,047 - Sunny - 78 F

AB 35
R 1
H 7
RBI 1
BB 0
SO 7
LOB 13

Batter	1	2	3	4	5	6	7	8	9	AB	R	H	RBI	BB	SO	LOB	BOTTOM			
Tony Fernandez, S OBP: 0.333, SLG: 0.359 (1, 6)										4	0	1	0	0	2	1				
Jack Howell, L OBP: 0.273, SLG: 0.333 (1, 5)										4	2	1	0	0	0	1				
Tony Gwynn, L OBP: 0.362, SLG: 0.442 (1, 9)										4	1	2	0	0	0	0				
Fred McGriff, L OBP: 0.390, SLG: 0.483 (1, 3)										4	1	1	2	0	1	1				
Benito Santiago, R OBP: 0.283, SLG: 0.391 (1, 2)										3	0	2	1	1	0	1				
Tim Lincecum, R OBP: 0.336, SLG: 0.382 (1, 4)										2	0	0	0	0	1	2				
Oscar Azocar, L OBP: 0.320, SLG: 0.261 Jim Vatcher, R (9, 7)										2	0	0	0	1	0	1				
Darrin Jackson, R OBP: 0.310, SLG: 0.480 (1, 8)										2	0	1	0	0	0	0				
Andy Benes, R OBP: 0.158, SLG: 0.100 (1, 1)										3	0	0	0	0	3	4				
Inning Stats	R: 0 E: 0 K: 1 S: 9	H: 0 LOB: 0 BB: 0 P: 11	R: 0 E: 0 K: 0 S: 6	H: 0 LOB: 1 BB: 1 P: 13	R: 0 E: 0 K: 2 S: 14	H: 1 LOB: 0 BB: 0 P: 21	R: 0 E: 0 K: 1 S: 6	H: 0 LOB: 0 BB: 0 P: 9	R: 0 E: 0 K: 1 S: 6	H: 1 LOB: 0 BB: 0 P: 7	R: 0 E: 0 K: 1 S: 6	H: 0 LOB: 0 BB: 0 P: 8	R: 3 E: 0 K: 1 S: 12	H: 4 LOB: 3 BB: 1 P: 25	R: 1 E: 0 K: 0 S: 8	H: 2 LOB: 1 BB: 0 P: 13	1B: 7 2B: 3 3B: 0 HR: 0	SF: 0 SAC: 1 DP: 3 HBP: 1	WP: 1 PB: 0 SB: 0 CS: 1	PA: 32
PITCHER Greg Maddux, R ERA: 3.73 Les Lancaster, R ERA: 3.82 Dave Smith, R ERA: 5.34 (1, 1) (7, 1) (8, 1)	IP: 6.0 WLS: L BF: 23 H: 6 R: 3 ER: 3 SO: 6 BB: 1 IBB: 0 HBP: 1 BLK: 0 WP: 1 HR: 0 S: 53 P: 80 ERA: 4.50 WHIP: 1.167																			

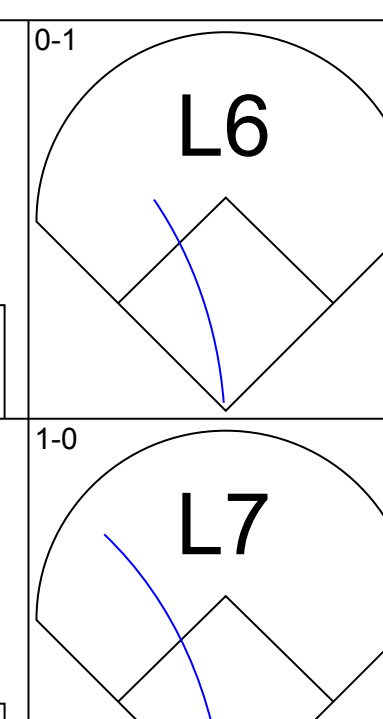
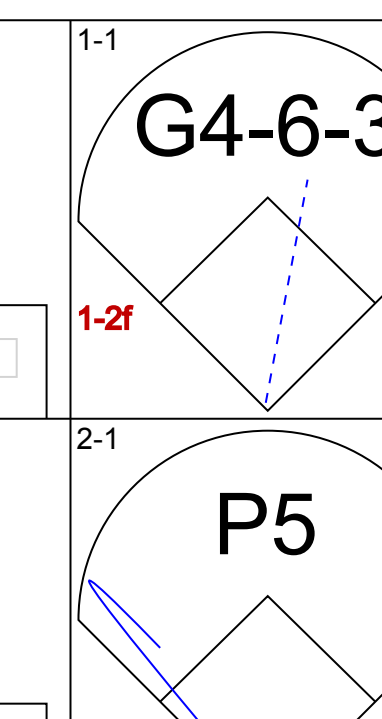
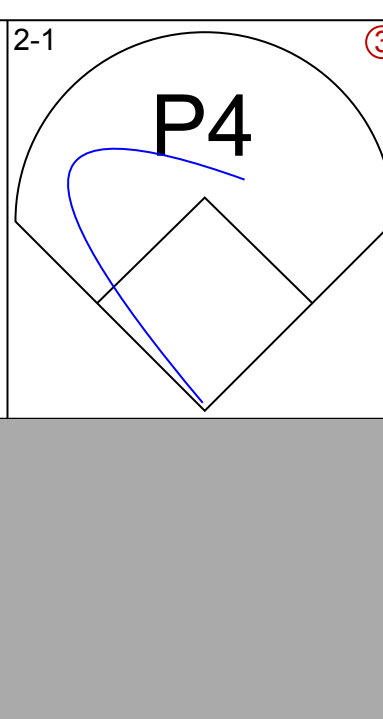

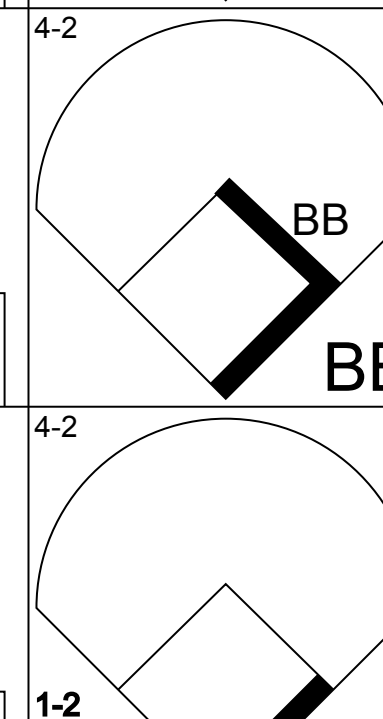

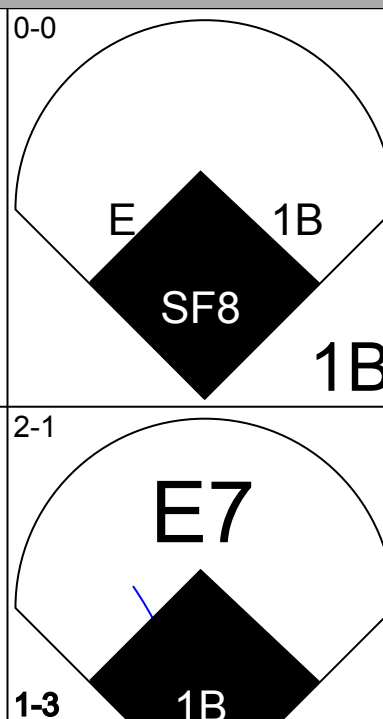

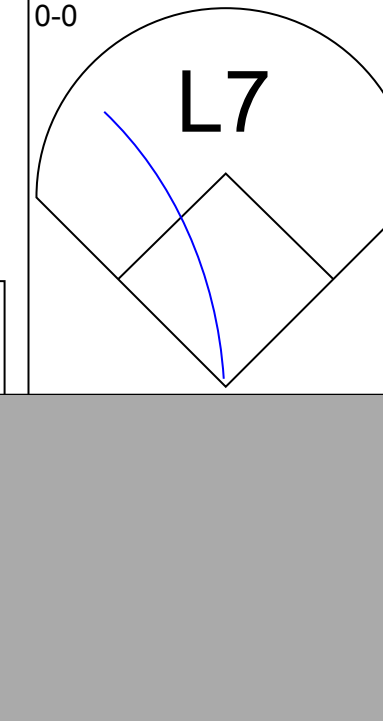
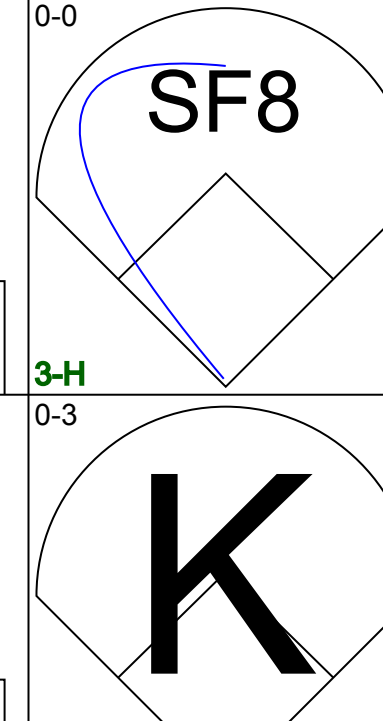
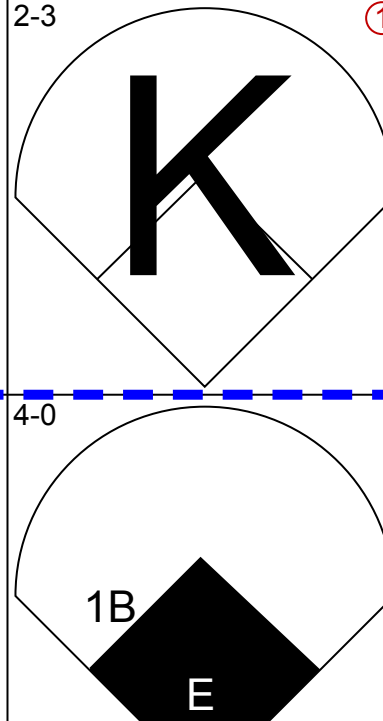
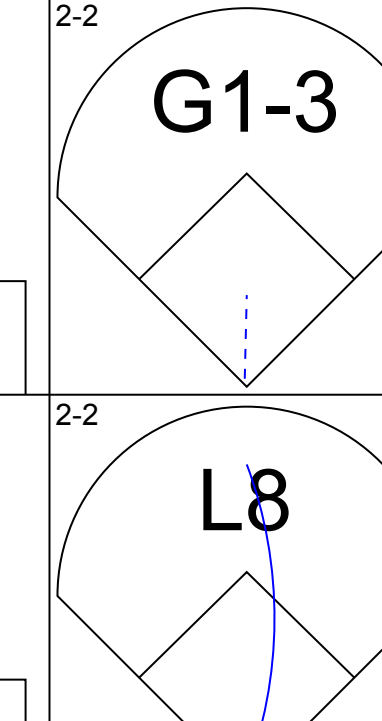

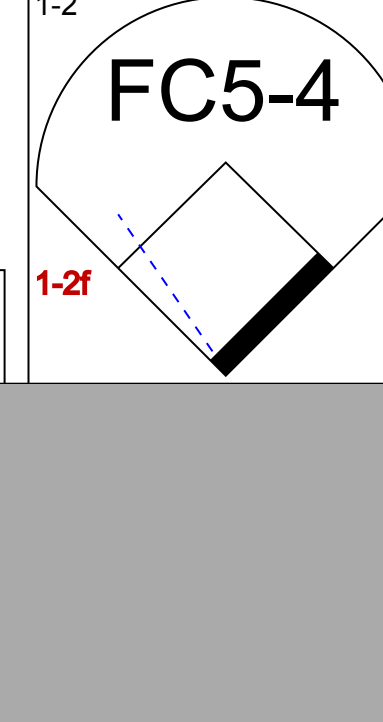
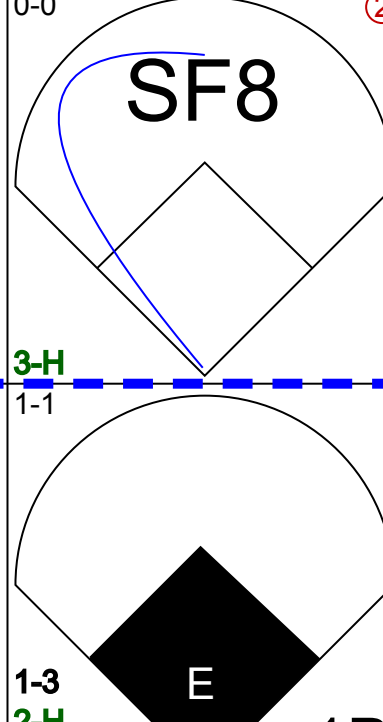
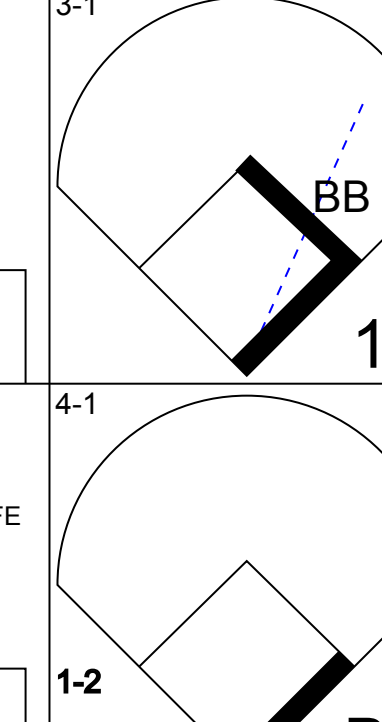
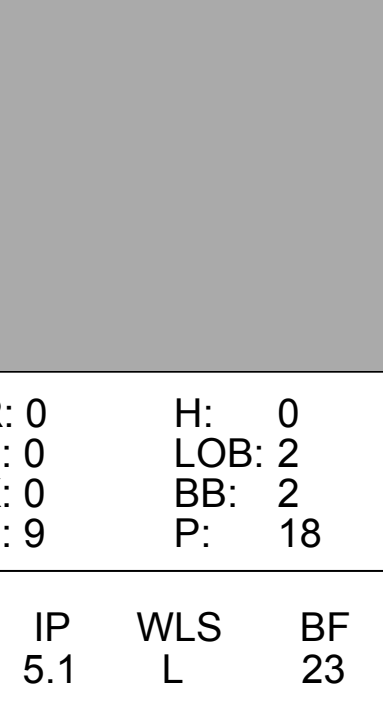

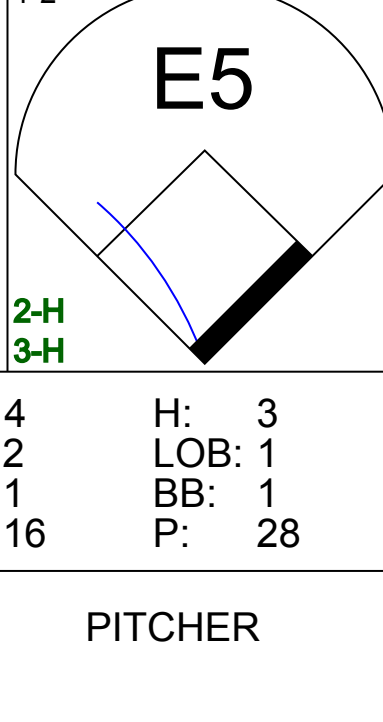
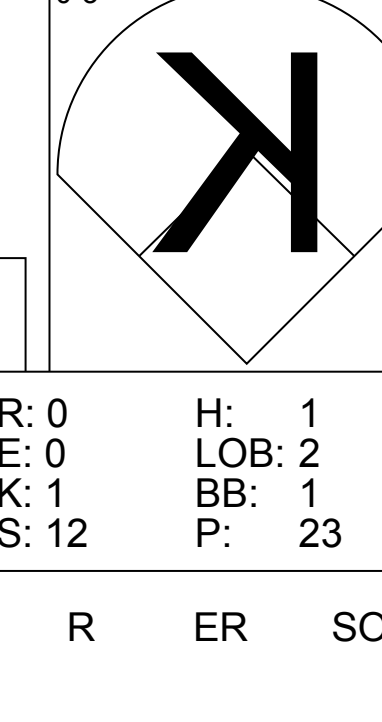
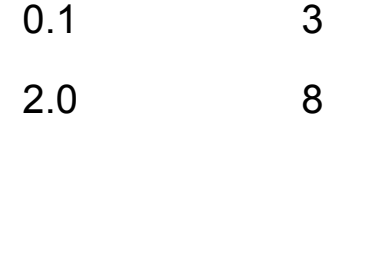




Chicago Cubs @ San Diego Padres
Jack Murphy Stadium, San Diego, CA
Tue Sep 03 1991, 10:05 PM EDT
Att: 9,047 - Sunny - 78 F

AB 28
R 4
H 8
RBI 3
BB 2
SO 7
LOB 11

Batter	1	2	3	4	5	6	7	8	9	AB	R	H	RBI	BB	SO	LOB	TOP				
Jerome Walton, R (1, 8) OBP: 0.267, SLG: 0.321										3	0	0	0	1	1	1	Chicago Cubs @ San Diego Padres Jack Murphy Stadium, San Diego, CA Wed Sep 04 1991, 10:05 PM EDT Att: 9,952 - Cloudy - 60 F				
Mark Grace, L (1, 3) OBP: 0.356, SLG: 0.385										4	0	2	0	0	0	0					
23 Ryne Sandberg, R (1, 4) OBP: 0.373, SLG: 0.475										4	0	0	0	0	0	2					
Andrew Dawson, R (1, 9) OBP: 0.303, SLG: 0.479										4	0	0	0	0	1	1					
George Bell, R (1, 7) OBP: 0.330, SLG: 0.478										4	1	2	1	0	1	0					
Luis Salazar, R (1, 5) OBP: 0.309, SLG: 0.455										4	0	0	0	0	0	1					
Shawon Dunston, R (1, 6) OBP: 0.295, SLG: 0.404										3	0	1	0	0	0	1					
Hector Villanueva, R (1, 2) OBP: 0.344, SLG: 0.517										2	0	1	0	1	0	1					
Danny Jackson, R (1, 1) OBP: 0.095, SLG: 0.095										2	0	0	0	0	0	3					
Les Lancaster, R (6, 1) OBP: 0.165, SLG: 0.259										0	0	0	0	0	0	0					
Chuck McElroy, L (6, 1) OBP: 0.333, SLG: 0.444										0	0	0	0	0	0	0					
Chico Walker, S (7, PH) OBP: 0.327, SLG: 0.346										1	0	0	0	0	1	1					
Bob Scanlan, R (7, 1) OBP: 0.093, SLG: 0.042										0	0	0	0	0	0	0					
Inning Stats	R: 0 E: 0 K: 1 S: 7	H: 1 LOB: 0 BB: 0 P: 13	R: 0 E: 0 K: 1 S: 9	H: 0 LOB: 0 BB: 0 P: 13	R: 0 E: 0 K: 0 S: 8	H: 1 LOB: 1 BB: 0 P: 12	R: 0 E: 0 K: 1 S: 7	H: 0 LOB: 0 BB: 0 P: 14	R: 0 E: 0 K: 0 S: 14	H: 1 LOB: 2 BB: 1 P: 23	R: 0 E: 0 K: 0 S: 7	H: 1 LOB: 1 BB: 1 P: 13	R: 1 E: 0 K: 1 S: 16	H: 2 LOB: 1 BB: 0 P: 22	R: 0 E: 0 K: 0 S: 4	H: 0 LOB: 0 BB: 0 P: 5	R: 0 E: 0 K: 0 S: 10	H: 0 LOB: 0 BB: 0 P: 14	1B: 4 2B: 1 3B: 0 HR: 1	SF: 0 SAC: 0 DP: 1 HBP: 0	WP: 0 PA: 33 PB: 0 SB: 0 CS: 0
PITCHER	IP WLS BF H R ER SO BB IBB HBP BLK WP HR S P ERA WHIP																				
Dennis Rasmussen, L (1, 1) ERA: 3.24	7.0 W 27 6 1 1 4 2 0 0 0 0 0 1 68 110 1.29 1.143																				
Mike Maddux, R (8, 1) ERA: 2.74	2.0 6 0 0 0 0 0 0 0 0 0 0 0 0 14 19 0.00 0.000																				

AB	31
R	1
H	6
RBI	1
BB	2
SO	4
LOB	11



Batter	1	2	3	4	5	6	7	8	9	AB	R	H	RBI	BB	SO	LOB	BOTTOM		
Tony Fernandez, S (1, 6) OBP: 0.331, SLG: 0.356										4	0	0	0	0	0	3	Chicago Cubs @ San Diego Padres Jack Murphy Stadium, San Diego, CA Wed Sep 04 1991, 10:05 PM EDT Att: 9,952 - Cloudy - 60 F		
Kevin Ward, R (1, 7) OBP: 0.275, SLG: 0.408										4	0	0	0	0	0	1			
Thomas Howard, S (8, 7) OBP: 0.303, SLG: 0.327										0	0	0	0	0	0	0			
Darrin Jackson, R (1, 8) OBP: 0.320, SLG: 0.486										3	2	3	0	1	0	0			
Fred McGriff, L (1, 3) OBP: 0.393, SLG: 0.484										3	1	2	0	1	0	1			
Benito Santiago, R (1, 2) OBP: 0.281, SLG: 0.388										3	0	0	1	0	1	4			
Tim Lincecum, R (1, 5) OBP: 0.338, SLG: 0.379										2	1	0	0	2	1	1			
Jerald Clark, R (1, 9) OBP: 0.308, SLG: 0.374										2	0	0	1	0	1	2			
Jack Howell, L (7, 5) OBP: 0.277, SLG: 0.337										1	0	1	0	0	0	0			
Paul Faries, R (1, 4) OBP: 0.238, SLG: 0.200										2	0	0	0	0	0	1			
Oscar Azcocar, L (6, PH) OBP: 0.320, SLG: 0.261										0	0	0	0	0	0	0			
Jim Vatcher, R (6, PH) OBP: 0.667, SLG: 0.500										1	1	1	1	1	0	0			
Dennis Rasmussen, L (1, 1) OBP: 0.238, SLG: 0.184										1	0	0	0	2	0	0			
Mike Maddux, L (8, 1) OBP: 0.250, SLG: 0.100										1	0	0	0	0	1	2			
Inning Stats	R: 0 E: 0 K: 0 S: 9	H: 0 LOB: 2 BB: 2 P: 18	R: 0 E: 0 K: 1 S: 6	H: 0 LOB: 0 BB: 1 P: 11	R: 0 E: 0 K: 0 S: 5	H: 0 LOB: 0 BB: 1 P: 12	R: 1 E: 0 K: 1 S: 14	H: 2 LOB: 1 BB: 0 P: 17	R: 0 E: 0 K: 0 S: 10	H: 0 LOB: 1 BB: 1 P: 16	R: 4 E: 2 K: 1 S: 16	H: 3 LOB: 1 BB: 1 P: 28	R: 0 E: 0 K: 0 S: 9	H: 1 LOB: 0 BB: 0 P: 9	R: 0 E: 0 K: 1 S: 12	H: 1 LOB: 2 BB: 1 P: 23	1B: 7 2B: 0 3B: 0 HR: 0	SF: 2 SAC: 0 DP: 3 HBP: 0	WP: 0 PA: 36 PB: 0 SB: 0 CS: 0
PITCHER	IP WLS BF H R ER SO BB IBB HBP BLK WP HR S P ERA WHIP																		
Danny Jackson, L (1, 1) ERA: 6.29	0.1 L 2 0 0 0 0 0 0 1 0 0 0 0 0 1 5 0.00 0.000																		
Les Lancaster, R (6, 1) ERA: 3.81	0.1 3 1 2 0 0 0 0 0 0 0 0 0 0 7 11 0.00 3.000																		
Chuck McElroy, L (6, 1) ERA: 1.83	0.1 3 1 2 0 0 0 0 0 0 0 0 0 0 7 11 0.00 3.000																		
Bob Scanlan, R (7, 1) ERA: 4.15	2.0 8 2 0 0 0 1 1 0 0 0 0 0 0 21 32 0.00 1.500																		

AB	27
R	5
H	7
RBI	3
BB	7
SO	4
LOB	15



Batter	1	2	3	4	5	6	7	8	9	AB	R	H	RBI	BB	SO	LOB	TOP					
Ted Wood, L (1, 9) Kevin Bass, S (9, PH) OBP: 0.298, SLG: 0.352	K		K			K			L7	3	0	0	0	0	3	0						
Mike Kingery, L (1, 3) OBP: 0.304, SLG: 0.260	F8		L6			L9			1B 1B 1B	4	0	1	0	0	0	0						
Willie McGee, S (1, 8) OBP: 0.351, SLG: 0.408	G4-3			G4-3			CS 1B		1B 1B	4	0	2	0	0	0	0						
Kevin Mitchell, R (1, 7) OBP: 0.349, SLG: 0.534		E5 1B SF8		G6-3			CS 1B		L6	4	1	0	0	0	1	4						
Matt Williams, R (1, 5) OBP: 0.300, SLG: 0.490		1B		K			K		1B	4	0	2	1	0	2	1						
Robby Thompson, R (1, 4) OBP: 0.356, SLG: 0.475		1B			G5-3		CS	K	L7	4	0	0	0	0	2	5						
Kirt Manwaring, R (1, 2) Mark Leonard, L (8, PH) Terry Kennedy, L (8, 2) OBP: 0.282, SLG: 0.344	SF8			G1-3				K		1	0	0	1	0	0	0						
Jose Uribe, S (1, 6) OBP: 0.303, SLG: 0.330	F8			F9				K		3	0	0	0	0	1	1						
Bryan Hickerson, L (1, 1) Mike Felder, S (6, PH) Kelly Downs, R (8, 1) Jeff Brantley, R (8, 1) Tom Herr, S (9, PH) OBP: 0.282, SLG: 0.264			G4-3			G4-3			1B 1B BB	1	0	0	0	0	0	0						
Inning Stats	R: 0 E: 0 K: 1 S: 9	H: 0 LOB: 0 BB: 0 P: 13	R: 1 E: 1 K: 1 S: 18	H: 1 LOB: 1 BB: 0 P: 29	R: 0 E: 0 K: 1 S: 9	H: 0 LOB: 0 BB: 0 P: 14	R: 0 E: 0 K: 1 S: 6	H: 0 LOB: 0 BB: 0 P: 7	R: 0 E: 0 K: 0 S: 5	H: 0 LOB: 0 BB: 0 P: 6	R: 0 E: 0 K: 1 S: 8	H: 0 LOB: 0 BB: 0 P: 10	R: 0 E: 0 K: 2 S: 10	H: 1 LOB: 0 BB: 0 P: 12	R: 0 E: 0 K: 3 S: 9	H: 0 LOB: 0 BB: 0 P: 11	R: 1 E: 0 K: 0 S: 16	H: 3 LOB: 3 BB: 1 P: 28	1B: 5 2B: 0 3B: 0 HR: 0	SF: 1 SAC: 0 DP: 0 HBP: 0	WP: 0 PA: 34 PB: 0 SB: 0 CS: 1	
PITCHER	IP WLS BF H R ER SO BB IBB HBP BLK WP HR S P ERA WHIP	8.1 W 29 3 2 1 10 1 0 0 0 0 0 83 118 1.08 0.480	0.2 S 4 2 0 0 0 0 0 0 0 0 0 7 12 0.00 3.000																			

San Francisco Giants @ Chicago Cubs
Wrigley Field, Chicago, IL
Fri Sep 06 1991, 3:33 AM CDT
Att: 22,090 - Sunny - 80 F

AB 31
R 2
H 5
RBI 2
BB 1
SO 10
LOB 12



Batter	1	2	3	4	5	6	7	8	9	AB	R	H	RBI	BB	SO	LOB	BOTTOM				
Chico Walker, S (1, 5) OBP: 0.325, SLG: 0.341	F8		K	F9		L8				4	0	0	0	1	1	2					
Mark Grace, L (1, 3) OBP: 0.355, SLG: 0.382	G6-3		G4-3		23 G5-4-3 BB		L8	P6		4	0	0	0	1	0	3					
23 Ryne Sandberg, R (1, 4) OBP: 0.374, SLG: 0.476	2B		BB		G5-4-3		P6			3	0	1	0	1	0	1					
Andre Dawson, R (1, 9) OBP: 0.303, SLG: 0.479	K		L4		1B 2B		P6			4	1	1	0	0	1	2					
George Bell, R (1, 7) Ced Landrum, L (8, PR) OBP: 0.286, SLG: 0.255	P8			HR	1B IBB			1B BB		2	1	1	1	2	0	0					
Hector Villanueva, R (1, 2) Rick Wilkins, L (8, PR) OBP: 0.316, SLG: 0.347	BB		K		1B			SH1-4 1B		4	0	3	1	0	1	0					
Shawon Dunston, R (1, 6) OBP: 0.294, SLG: 0.493	1B		1B		F8			SH1-4 1B		4	0	1	1	0	1	3					
Doug Dascenzo, S (1, 8) Derrick May, L (6, PH) Jose Vizcaino, S (7, 5) OBP: 0.282, SLG: 0.296					1B			K		1	0	1	0	1	0	0					
Frank Castillo, R (1, 1) Dave Smith, R (9, 1) OBP: 0.222, SLG: 0.160	K				1B			SH1-4		3	0	1	0	0	1	2					
Inning Stats	R: 0 E: 0 K: 1 S: 12	H: 1 LOB: 1 BB: 0 P: 18	R: 0 E: 0 K: 2 S: 12	H: 1 LOB: 2 BB: 1 P: 19	R: 0 E: 0 K: 1 S: 10	H: 0 LOB: 1 BB: 1 P: 16	R: 1 E: 0 K: 1 S: 8	H: 3 LOB: 2 BB: 0 P: 11	R: 1 E: 0 K: 0 S: 12	H: 2 LOB: 2 BB: 2 P: 24	R: 0 E: 0 K: 0 S: 5	H: 0 LOB: 0 BB: 0 P: 5	R: 0 E: 0 K: 0 S: 7	H: 0 LOB: 0 BB: 0 P: 9	R: 1 E: 0 K: 1 S: 12	H: 2 LOB: 3 BB: 2 P: 25	1B: 6 2B: 2 3B: 0 HR: 1	SF: 0 SAC: 1 DP: 1 HBP: 0	WP: 0 PA: 38 PB: 0 SB: 0 CS: 0		
PITCHER	IP WLS BF H R ER SO BB IBB HBP BLK WP HR S P ERA WHIP	5.0 L 25 7 2 2 5 3 0 0 0 0 0 14 20 4.50 1.000	2.0 8 1 1 1 0 1 0 0 0 0 0 0 10 19 0.00 2.000																		

San Francisco Giants @ Chicago Cubs
Wrigley Field, Chicago, IL
Fri Sep 06 1991, 3:33 AM CDT
Att: 22,090 - Sunny - 80 F

AB 31
R 3
H 9
RBI 3
BB 6
SO 6
LOB 15



Batter	1	2	3	4	5	6	7	8	9	AB	R	H	RBI	BB	SO	LOB	TOP										
Ted Wood, L OBP: 0.143, SLG: 0.143 Darren Lewis, R OBP: 0.377, SLG: 0.371	0-2 G3		1-0 1B			1-2 L8			1-1 G5-3	3	0	1	0	0	0	0											
Willie McGee, S OBP: 0.350, SLG: 0.406	2-2 G6-3		1-2 G3			0-0 P9			0-2 G4-6-3 1B	4	0	1	0	0	0	1											
Will Clark, L OBP: 0.366, SLG: 0.553	3-3 K			2-1 L9		3-3 K			0-1 G4-6-3 1-2	4	0	0	0	0	2	1											
Kevin Mitchell, R OBP: 0.349, SLG: 0.541		0-1 F8		1-2 HR					1-2 F9	3	1	1	1	0	0	0											
Matt Williams, R OBP: 0.298, SLG: 0.487		1-0 E6 FC4		1-3 K					1-0 L7	3	0	0	0	0	1	0											
Robby Thompson, R OBP: 0.354, SLG: 0.472		2-0 L9		3-2 F7					2-1 G6-3	3	0	0	0	0	0	1											
Kirt Manwaring, R OBP: 0.294, SLG: 0.299 Mike Felder, S OBP: 0.323, SLG: 0.337 Steve Decker, R OBP: 0.269, SLG: 0.323		0-0 FC4			3-2 G4-3				1-1 G4-3	2	0	0	0	0	0	1											
Jose Uribe, S OBP: 0.300, SLG: 0.327 Tom Herr, S OBP: 0.333, SLG: 0.268 Mike Benjamin, R OBP: 0.191, SLG: 0.258			0-1 L8			1-0 G6-3			2-2 G6-4-3 1B	2	0	0	0	0	0	0											
Paul McClellan, R OBP: 0.176, SLG: 0.125 Kevin Bass, S OBP: 0.297, SLG: 0.351 Francisco Oliveras, R OBP: 0.200, SLG: 0.200			1-2 G3			0-1 B1-3			2-2 G6-4-3 1-2	2	0	0	0	0	0	1											
Inning Stats	R: 0 E: 0 K: 1 S: 10	H: 0 LOB: 0 BB: 0 P: 15	R: 0 E: 1 K: 0 S: 5	H: 0 LOB: 1 BB: 0 P: 8	R: 0 E: 0 K: 0 S: 10	H: 1 LOB: 1 BB: 0 P: 13	R: 1 E: 0 K: 1 S: 11	H: 1 LOB: 0 BB: 0 P: 18	R: 0 E: 0 K: 0 S: 6	H: 0 LOB: 0 BB: 0 P: 10	R: 0 E: 0 K: 1 S: 10	H: 0 LOB: 0 BB: 0 P: 14	R: 0 E: 0 K: 0 S: 6	H: 0 LOB: 0 BB: 0 P: 10	R: 0 E: 0 K: 0 S: 9	H: 1 LOB: 1 BB: 0 P: 14	R: 0 E: 0 K: 0 S: 8	H: 1 LOB: 0 BB: 0 P: 9	1B: 3 2B: 0 3B: 0 HR: 1	SF: 0 SAC: 0 DP: 2 HBP: 0	WP: 0 PB: 0 SB: 0 CS: 0	PA: 30					
PITCHER	IP	WLS	BF	H	R	ER	SO	BB	IBB	HBP	BLK	WP	HR	S	P	ERA	WHIP										
Mike Bielecki, R ERA: 4.2	8.0	W	27	3	1	1	3	0	0	0	0	0	1	67	102	1.12	0.375										
Paul Assenmacher, L ERA: 3.24	1.0	S	3	1	0	0	0	0	0	0	0	0	0	8	9	0.00	1.000										

San Francisco Giants @ Chicago Cubs
Wrigley Field, Chicago, IL
Sat Sep 07 1991, 3:33 AM CDT
Att: 30,821 - Sunny - 77 F

AB	30
R	1
H	4
RBI	1
BB	0
SO	3
LOB	5



Batter	1	2	3	4	5	6	7	8	9	AB	R	H	RBI	BB	SO	LOB	BOTTOM										
Chico Walker, S OBP: 0.324, SLG: 0.340	1-2 G1-3		0-1 G6-3		0-0 P4			1-1 S 1B		4	0	1	0	0	0	1											
Mark Grace, L OBP: 0.354, SLG: 0.381	1-2 L8		0-0 G4-3			0-2 23 1B		2-2 F7		4	0	1	0	0	0	1											
23 Ryne Sandberg, R OBP: 0.373, SLG: 0.474	2-2 L5		2-1 L1			3-1 G5-4-3 1B		1-1 G6-3		4	0	1	0	0	0	1											
Andre Dawson, R OBP: 0.301, SLG: 0.476		0-2 G5-3		1-1 L9		0-0 P8			0-0 P8	3	0	0	0	0	2												
George Bell, R OBP: 0.333, SLG: 0.482		4-2 HR BB		1-1 F8		0-0 G5-4-3 1-2			0-0 G5-4-3	2	1	0	0	1	0	2											
Damon Berryhill, S OBP: 0.233, SLG: 0.331 Rick Wilkins, L OBP: 0.316, SLG: 0.347		2-2 HR		3-1 L9					0-0 P5	3	1	1	2	0	0	0											
Shawon Dunston, R OBP: 0.292, SLG: 0.490		1-2 F9			0-2 G4-3			1-2 P3		3	0	0	0	0	0	0											
Doug Strange, S OBP: 0.667, SLG: 1.000		0-0 2B			2-1 HBP			1-1 P6		2	0	1	0	0	0	0											
Mike Bielecki, R OBP: 0.111, SLG: 0.070 Dwight Smith, L OBP: 0.297, SLG: 0.392 Paul Assenmacher, L OBP: 0.400, SLG: 0.250		2-2 G6-3			1-0 F8			3-2 F8		2	0	0	0	0	2												
Inning Stats	R: 0 E: 0 K: 0 S: 11	H: 0 LOB: 0 BB: 0 P: 15	R: 2 E: 0 K: 0 S: 16	H: 2 LOB: 1 BB: 1 P: 25	R: 0 E: 0 K: 0 S: 5	H: 0 LOB: 0 BB: 0 P: 7	R: 0 E: 0 K: 0 S: 6	H: 0 LOB: 0 BB: 0 P: 11	R: 0 E: 0 K: 0 S: 7	H: 0 LOB: 1 BB: 0 P: 9	R: 0 E: 0 K: 0 S: 7	H: 2 LOB: 1 BB: 0 P: 10	R: 0 E: 0 K: 0 S: 6	H: 0 LOB: 0 BB: 0 P: 8	R: 0 E: 0 K: 0 S: 10	H: 1 LOB: 1 BB: 0 P: 17	1B: 3 2B: 1 3B: 0 HR: 1	SF: 0 SAC: 0 DP: 1 HBP: 1	WP: 0 PB: 0 SB: 1 CS: 0	PA: 30							
PITCHER	IP	WLS	BF	H	R	ER	SO	BB	IBB	HBP	BLK	WP	HR	S	P	ERA	WHIP										
Paul McClellan, R ERA: 4.8	7.0	L	26	4	2	2	0	1	0	1	0	0	1	58	85	2.57	0.714										
Francisco Oliveras, R ERA: 3.41	1.0		4	1	0	0	0	0	0	0	0	0	0	10	17	0.00	1.000										

San Francisco Giants @ Chicago Cubs
Wrigley Field, Chicago, IL
Sat Sep 07 1991, 3:33 AM CDT
Att: 30,821 - Sunny - 77 F

AB	28
R	2
H	5
RBI	2
BB	1
SO	0
LOB	9



Batter	1	2	3	4	5	6	7	8	9	AB	R	H	RBI	BB	SO	LOB	TOP											
Darren Lewis, R OBP: 0.377, SLG: 0.365 (1, 8)	4-0 FC BB		0-1 G3			4-0 1B BB	3-2 E6		0-0 P3	3	0	0	0	2	0	2	San Francisco Giants @ Chicago Cubs Wrigley Field, Chicago, IL Sun Sep 08 1991, 3:33 AM CDT Att: 27,875 - Cloudy - 83 F livebaseballscores.com AB 30 R 4 H 6 RBI 4 BB 5 SO 4 LOB 14											
Willie McGee, S OBP: 0.351, SLG: 0.407 Jeff Brantley, R (7, 1) Robby Thompson, R (8, 4)	2-3 FC		1-2 G4-3			2-2 1B	2-2 FC6-4		2-2 F7	4	0	2	0	0	0	1												
Will Clark, L OBP: 0.364, SLG: 0.549 (1, 3)	1-1 G1-6-3			3-3 K		1-3 K	1-2 FC6-4			4	0	0	0	0	2	5												
Kevin Mitchell, R OBP: 0.348, SLG: 0.537 (1, 7)		4-2 L1-3 BB							1-1 P3	3	0	0	0	1	1	0												
Matt Williams, R OBP: 0.300, SLG: 0.486 (1, 5)		0-1 L1-3			0-2 L7		0-0 1B 3B		4-1 BB	3	1	1	0	1	0	1												
Tom Herr, S OBP: 0.336, SLG: 0.269 Dave Righetti, L (8, 1)		1-2 L6			3-2 G1-3		0-0 1B 3B		4-2 BB	3	1	1	0	1	0	0												
Kirt Manwaring, R OBP: 0.287, SLG: 0.297 Mark Leonard, L (7, PH) Mike Benjamin, R (7, PR)			1-0 FC1-6 HBP		1-1 P3		2-1 1B 3B		0-1 F8	1	0	0	0	0	0	0												
Jose Uribe, S OBP: 0.297, SLG: 0.324 Kevin Bass, S OBP: 0.299, SLG: 0.360 Steve Decker, R OBP: 0.288, SLG: 0.322 (7, 2)			1-0 FC1-6 SH1			0-3 K	1-0 SH3-4 3B		0-0 L9	2	0	0	0	0	1	1												
Trevor Wilson, L OBP: 0.348, SLG: 0.366 Mike Felder, S (7, PH)			0-1 SH1			1-2 G3	2-0 SH3-4		2-1 L7	1	0	0	0	0	0	0												
Inning Stats	R: 0 E: 0 K: 0 S: 6	H: 0 LOB: 0 BB: 1 P: 13	R: 0 E: 0 K: 0 S: 9	H: 0 LOB: 0 BB: 1 P: 14	R: 0 E: 0 K: 0 S: 5	H: 0 LOB: 1 BB: 0 P: 7	R: 0 E: 0 K: 1 S: 9	H: 0 LOB: 0 BB: 0 P: 13	R: 0 E: 0 K: 0 S: 8	H: 0 LOB: 0 BB: 0 P: 12	R: 0 E: 0 K: 2 S: 13	H: 1 LOB: 2 BB: 1 P: 21	R: 4 E: 1 K: 0 S: 17	H: 5 LOB: 2 BB: 0 P: 29	R: 0 E: 0 K: 1 S: 9	H: 0 LOB: 2 BB: 2 P: 18		R: 0 E: 0 K: 0 S: 6	H: 0 LOB: 0 BB: 0 P: 10	1B: 5 2B: 1 3B: 1 HR: 0	SF: 0 SAC: 2 DP: 2 HBP: 1	WP: 0 PB: 1 SB: 0 CS: 0	PA: 38					
PITCHER	IP	WLS	BF	H	R	ER	SO	BB	IBB	HBP	BLK	WP	HR	S	P	ERA		WHIP										
Greg Maddux, R ERA: 3.79	(1, 1)	6.1	L	26	5	4	4	3	0	1	0	0	0	57	91	5.68		1.263										
Chuck McElroy, L ERA: 1.81	(7, 1)	0.2		4	1	0	0	0	0	0	0	0	0	10	18	0.00		1.500										
Les Lancaster, R ERA: 3.78	(8, 1)	1.0		5	0	0	0	2	0	0	0	0	0	9	18	0.00	2.000											
Paul Assenmacher, L ERA: 3.21	(9, 1)	1.0		3	0	0	0	0	0	0	0	0	0	6	10	0.00	0.000											

Batter	1	2	3	4	5	6	7	8	9	AB	R	H	RBI	BB	SO	LOB	BOTTOM											
Chico Walker, S OBP: 0.326, SLG: 0.337 (1, 8)	1-2 G4-3		3-2 F8		0-1 F9		4-0 BB		4-2 S BB	3	0	0	0	2	0	1	San Francisco Giants @ Chicago Cubs Wrigley Field, Chicago, IL Sun Sep 08 1991, 3:33 AM CDT Att: 27,875 - Cloudy - 83 F livebaseballscores.com AB 35 R 3 H 9 RBI 3 BB 3 SO 4 LOB 13											
Mark Grace, L OBP: 0.353, SLG: 0.379 (1, 3)	1-0 G4-3		1-1 2B 1B		1-2 G6-3		0-0 P6		3-1 F8	5	1	1	0	0	0	4												
23 Ryne Sandberg, R OBP: 0.374, SLG: 0.475 (1, 4)	0-1 G6-3		2-1 1H 2H 2B		3-2 P9			4-0 F8 G1-3 BB		3	0	1	2	1	0	0												
Andre Dawson, R OBP: 0.301, SLG: 0.474 (1, 9)		1-2 P6	0-0 G6-3			1-2 1B		1-0 G1-3		4	0	1	0	0	0	2												
George Bell, R OBP: 0.330, SLG: 0.478 (1, 7)		3-2 G6-3		2-0 G5-3		1-2 L7		1-0 F8		4	0	0	0	0	0	1												
Hector Villanueva, R OBP: 0.355, SLG: 0.520 Chuck McElroy, L OBP: 0.333, SLG: 0.444 Les Lancaster, R OBP: 0.185, SLG: 0.259 Damon Berryhill, S OBP: 0.232, SLG: 0.329 Paul Assenmacher, L OBP: 0.400, SLG: 0.250 (8, PH)		1-1 1B		2-1 F8		0-3 K		2-3 K		3	0	1	0	0	1	0												
Shawon Dunston, R OBP: 0.293, SLG: 0.496 Rey Sanchez, R (8, 6)		0-0 F9		1-0 HR			1-0 G1-3		0-0 L9	3	1	1	1	0	0	1												
Doug Dasenczo, S OBP: 0.319, SLG: 0.311 (9, PH)										1	0	0	0	0	0	0												
Doug Strange, S OBP: 0.714, SLG: 0.833 Ced Landrum, L OBP: 0.286, SLG: 0.255 (9, PR)			0-1 G4-3		0-1 1B				1-0 S BB 1B	4	0	3	0	0	0	0												
Greg Maddux, R OBP: 0.227, SLG: 0.284 Rick Wilkins, L OBP: 0.315, SLG: 0.346 Luis Salazar, R OBP: 0.307, SLG: 0.454 (9, PH)			1-1 2B 1B		3-3 K		1-1 K		1-2 P3	2	1	1	0	0	1	1												
Inning Stats	R: 0 E: 0 K: 0 S: 7	H: 0 LOB: 0 BB: 0 P: 9	R: 0 E: 0 K: 0 S: 13	H: 1 LOB: 1 BB: 0 P: 18	R: 2 E: 0 K: 0 S: 13	H: 3 LOB: 1 BB: 0 P: 20	R: 1 E: 0 K: 1 S: 9	H: 2 LOB: 1 BB: 0 P: 17	R: 0 E: 0 K: 0 S: 14	H: 0 LOB: 0 BB: 0 P: 18	R: 0 E: 0 K: 1 S: 12	H: 1 LOB: 2 BB: 1 P: 14	R: 0 E: 0 K: 1 S: 8	H: 1 LOB: 2 BB: 1 P: 16	R: 0 E: 0 K: 1 S: 9	H: 0 LOB: 1 BB: 1 P: 17		R: 0 E: 0 K: 0 S: 11	H: 1 LOB: 3 BB: 1 P: 19	1B: 7 2B: 1 3B: 0 HR: 1	SF: 0 SAC: 0 DP: 0 HBP: 0	WP: 0 PB: 0 SB: 3 CS: 0	PA: 38					
PITCHER	IP	WLS	BF	H	R	ER	SO	BB	IBB	HBP	BLK	WP	HR	S	P	ERA		WHIP										
Trevor Wilson, L ERA: 3.41	(1, 1)	6.0	W	24	7	3	3	0	0	0	0	0	0	68	96	4.50		1.167										
Jeff Brantley, R ERA: 2.59	(7, 1)	1.2		8	1	0	0	2	0	0	0	0	0	10	24	0.00	1.800											
Dave Righetti, L ERA: 3.32	(8, 1)	1.1	S	6	1	0	0	1	0	0	0	0	0	18	28	0.00	1.500											

Batter	1	2	3	4	5	6	7	8	9	AB	R	H	RBI	BB	SO	LOB	TOP		
Orlando Merced, S OBP: 0.380, SLG: 0.406	3-1 F7	1-1 G1-3			4-1 FC4-6 BB		2-1 L8		1-2 G3-1	4	0	0	0	1	0	2			
Jay Bell, R OBP: 0.332, SLG: 0.440	2-2 FC3-2 3B		1-1 P6		0-0 FC4-6 1-2			4-2 FC3-6 BB	1-0 F9	4	0	1	0	1	0	2			
Andy Van Slyke, L OBP: 0.350, SLG: 0.446	4-2 FC3-2 BB		2-0 F9			1-1 G3		2-2 FC3-6 WP 2B		3	1	0	0	1	0	1			
Bobby Bonilla, S OBP: 0.388, SLG: 0.508	4-2 FC3-2 BB		3-3 K			1-0 SF8 3B		1-1 F9		3	1	1	0	1	1	1			
Barry Bonds, L OBP: 0.399, SLG: 0.501	1-2 FC3-2				0-0 L3		0-1 SF8	3-2 1B 1-H 2B		3	0	1	2	0	0	3			
Steve Buechele, R OBP: 0.328, SLG: 0.434	1-2 2-3 3-H K				2-3 K		3-H 2-0 1B	1-1 1B		4	0	2	0	0	2	3			
Michael LaValliere, L OBP: 0.351, SLG: 0.355		2-1 G3			0-0 L9		0-0 G3	1-1 G1-3		4	0	0	0	0	0	3			
Jose Lind, R OBP: 0.309, SLG: 0.341		2-1 G6-3 2B			3-1 G6-3		1-1 G4-6-3 1B	1-2 G1-3		4	0	2	0	0	0	0			
Randy Tomlin, L OBP: 0.213, SLG: 0.217		0-0 G6-3			1-3 K		2-0 G4-6-3 1-2	1-2 G3-1 1B		1	0	0	0	0	0	1			
Cecil Lacy, S OBP: 0.296, SLG: 0.392										0	0	0	0	0	0	0			
Neal Heaton, L OBP: 0.327, SLG: 0.385										0	0	0	0	0	0	0			
Gary Varsho, S OBP: 0.322, SLG: 0.397										0	0	0	0	0	0	0			
Bill Landrum, R OBP: 0.224, SLG: 0.242										0	0	0	0	0	0	0			
Curtis Wilkerson, S OBP: 0.224, SLG: 0.242										0	0	0	0	0	0	0			
Inning Stats	R: 0 E: 0 K: 1 S: 20	H: 1 LOB: 3 BB: 2 P: 35	R: 0 E: 0 K: 0 S: 7	H: 1 LOB: 1 BB: 0 P: 12	R: 0 E: 0 K: 1 S: 7	H: 0 LOB: 0 BB: 0 P: 13	R: 0 E: 0 K: 1 S: 5	H: 0 LOB: 0 BB: 0 P: 7	R: 0 E: 0 K: 0 S: 7	H: 2 LOB: 1 BB: 1 P: 11	R: 0 E: 0 K: 0 S: 5	H: 1 LOB: 0 BB: 0 P: 10	R: 1 E: 0 K: 0 S: 16	H: 2 LOB: 2 BB: 1 P: 28	R: 0 E: 0 K: 0 S: 11	H: 1 LOB: 1 BB: 0 P: 15	1B: 4 2B: 2 3B: 2 HR: 0	SF: 1 SAC: 0 DP: 1 HBP: 0	WP: 1 PA: 38 PB: 0 SB: 1 CS: 0
PITCHER	IP	WLS	BF	H	R	ER	SO	BB	IBB	HBP	BLK	WP	HR	S	P	ERA	WHIP		
Rick Sutcliffe, R ERA: 4.19	(1, 1)	7.0	W	29	5	2	2	4	4	0	0	0	0	60	109	2.57	1.286		
Paul Assenmacher, L ERA: 3.25	(8, 1)	0.2	S	3	1	0	0	0	0	0	0	0	1	0	10	0.00	1.500		
Bob Scanlan, R ERA: 4.05	(8, 1)	1.1	S	6	2	0	0	0	0	0	0	0	0	15	21	0.00	1.500		

Pittsburgh Pirates @ Chicago Cubs
Wrigley Field, Chicago, IL
Tue Sep 10 1991, 7:05 PM CDT
Att: 29,299 - Sunny - 72 F

AB 33
R 2
H 8
RBI 2
BB 4
SO 4
LOB 17



Batter	1	2	3	4	5	6	7	8	9	AB	R	H	RBI	BB	SO	LOB	BOTTOM		
Chico Walker, S OBP: 0.319, SLG: 0.329	2-0 L7	3-2 G6-3		1-1 G4-3	1-2 L8			1-0 L4		5	0	0	0	0	0	4			
Mark Grace, L OBP: 0.357, SLG: 0.381	3-2 23 HR 1B		4-2 23 1B BB	4-1 23 E 23 1B BB		2-2 P9		2-1 G3-1		3	2	1	0	2	0	0			
23 Ryne Sandberg, R OBP: 0.379, SLG: 0.492	2-2 1-H SAFE HR		2-2 1B 1B	0-1 E1 1B	1-3 1B	0-3 K		0-1 1B 1B		5	2	4	2	0	1	0			
Andre Dawson, R OBP: 0.301, SLG: 0.477	3-3 K		1-2 FC5 1B	0-2 L9		2-2 G5-3		0-2 1B 1B		5	0	2	1	0	1	2			
George Bell, R OBP: 0.332, SLG: 0.482	1-2 G4-3		0-1 FC5-4 FC5 1B	1-2 2-H 1B		1-0 1B 2B		0-1 P4 P2		5	1	2	1	0	0	2			
Hector Villanueva, R OBP: 0.356, SLG: 0.519		1-1 2B 1B	1-0 FC5 FC5-4 1B		0-0 F9		0-0 E6			4	0	1	0	0	0	3			
Shawon Dunston, R OBP: 0.297, SLG: 0.417		1-2 2B	1-1 FC5-4 1B	1-3 2B	4-0 1B IBB		0-3 K			3	0	1	0	1	1	3			
Doug Dascenzo, S OBP: 0.317, SLG: 0.309		1-0 L6	1-1 SAFE G6-3	2-2 G6-3		2-1 1B		1-0 G3-4-1		4	0	1	1	0	0	5			
Bob Scanlan, R OBP: 0.080, SLG: 0.042					1-3 2-H 1B					0	0	0	0	0	0	0			
Rick Sutcliffe, L OBP: 0.107, SLG: 0.111		0-0 F9		1-2 P4	1-3 K			0-1 HR		3	0	0	0	0	1	4			
Paul Assenmacher, L OBP: 0.400, SLG: 0.250										0	0	0	0	0	0	0			
Jerome Walton, R OBP: 0.272, SLG: 0.335										1	1	1	1	0	0	0			
Inning Stats	R: 2 E: 0 K: 1 S: 18	H: 2 LOB: 0 BB: 0 P: 29	R: 0 E: 0 K: 0 S: 10	H: 2 LOB: 2 BB: 0 P: 16	R: 2 E: 0 K: 0 S: 19	H: 3 LOB: 2 BB: 1 P: 30	R: 0 E: 1 K: 0 S: 12	H: 1 LOB: 2 BB: 1 P: 18	R: 1 E: 0 K: 1 S: 11	H: 2 LOB: 2 BB: 1 P: 19	R: 0 E: 0 K: 1 S: 9	H: 0 LOB: 0 BB: 0 P: 13	R: 0 E: 1 K: 1 S: 7	H: 0 LOB: 1 BB: 0 P: 8	R: 1 E: 0 K: 0 S: 11	H: 3 LOB: 2 BB: 0 P: 15	1B: 9 2B: 2 3B: 0 HR: 2	SF: 0 SAC: 0 DP: 0 HBP: 0	WP: 0 PA: 41 PB: 0 SB: 0 CS: 0
PITCHER	IP	WLS	BF	H	R	ER	SO	BB	IBB	HBP	BLK	WP	HR	S	P	ERA	WHIP		
Randy Tomlin, L ERA: 2.94	(1, 1)	4.0	L	22	4	4	4	1	2	0	0	0	0	59	93	9.00	2.500		
Neal Heaton, L ERA: 3.66	(5, 1)	2.0	S	9	2	1	1	2	0	1	0	0	0	20	32	4.50	1.000		
Bill Landrum, R ERA: 3.16	(7, 1)	2.0	S	10	3	1	1	1	0	0	0	0	1	18	23	4.50	1.500		

Pittsburgh Pirates @ Chicago Cubs
Wrigley Field, Chicago, IL
Tue Sep 10 1991, 7:05 PM CDT
Att: 29,299 - Sunny - 72 F

AB 38
R 6
H 13
RBI 6
BB 3
SO 4
LOB 23



Batter	1	2	3	4	5	6	7	8	9	AB	R	H	RBI	BB	SO	LOB	TOP				
Keith Miller, R (1,4) OBP: 0.329, SLG: 0.374	2-1 1B G4-6-3 2B		3-1 P6			1-1 G6-3	4-0 BB			3	1	1	0	1	0	0					
Jeff Gardner, L (1,6) OBP: 0.625, SLG: 0.400	0-2 1B		1-1 F8			4-2 BB	2-2 SF8			2	0	1	0	1	0	0					
Kevin Elster, R (7,PH) OBP: 0.316, SLG: 0.357	2-3 1B						2-3 3-H			0	0	0	1	0	0	0					
Howard Johnson, S (1,9) OBP: 0.340, SLG: 0.535	0-2 G4-6-3			0-0 F8		1 SAFE 2-2 F7	1-1 P4			4	0	0	0	0	0	4					
Kevin McReynolds, R (1,8) OBP: 0.323, SLG: 0.410	1-2 F8			0-3 K		2-0 L6	1-1 L8			4	0	0	0	0	1	1					
Mackey Sasser, L (1,7) OBP: 0.308, SLG: 0.457		3-2 1B G4-3		0-0 1B			0-0 L9	1-1 G5-3		3	0	2	0	0	0	0					
Daryl Boston, L (7,8) OBP: 0.332, SLG: 0.350										1	0	0	0	0	0	0					
Gregg Jefferies, S (1,5) OBP: 0.330, SLG: 0.385	1 SAFE 2-1 P5			1-0 F7			1-1 1B	3-2 1B		4	1	2	0	0	0	2					
Chris Donnels, L (1,3) OBP: 0.318, SLG: 0.216	2-2 G4-3			2-3 K		1-1 1B	1-1 1B	2-0 CS	0-1 G1-3	4	1	1	0	0	1	1					
Todd Hundley, S (1,2) OBP: 0.385, SLG: 0.200	3-2 L3			1-1 F8			1-1 BB SF8		2-2 G3-1	4	1	1	1	0	0	1					
Tony Castillo, L (1,1)			0-2 G5-3		0-1 G4-3		1-1 SF8		0-3 K	2	0	0	0	0	0	0					
Terry McDaniel, S (7,PH) OBP: 0.375, SLG: 0.429										1	0	1	1	0	0	0					
Tim Burke, R (7,1)										1	0	0	0	1	0	0					
John Franco, L (9,1)										0	0	0	0	0	0	0					
Inning Stats	R: 1 E: 0 K: 0 S: 11	H: 2 LOB: 0 BB: 0 P: 14	R: 0 E: 0 K: 0 S: 17	H: 1 LOB: 1 BB: 0 P: 27	R: 0 E: 0 K: 0 S: 8	H: 0 LOB: 0 BB: 0 P: 12	R: 0 E: 0 K: 1 S: 6	H: 1 LOB: 1 BB: 0 P: 7	R: 0 E: 0 K: 1 S: 7	H: 0 LOB: 0 BB: 0 P: 10	R: 0 E: 0 K: 0 S: 10	H: 0 LOB: 2 BB: 1 P: 20	R: 3 E: 0 K: 0 S: 15	H: 4 LOB: 2 BB: 1 P: 26	R: 0 E: 0 K: 0 S: 9	H: 1 LOB: 0 BB: 0 P: 14	R: 0 E: 0 K: 1 S: 8	H: 0 LOB: 0 BB: 0 P: 10	1B: 8 2B: 1 3B: 0 HR: 0	SF: 1 SAC: 0 DP: 1 HBP: 0	WP: 0 PA: 37 PB: 0 SB: 0 CS: 1
PITCHER	IP WLS BF H R ER SO BB IBB HBP BLK WP HR S P ERA WHIP	IP WLS BF H R ER SO BB IBB HBP BLK WP HR S P ERA WHIP	IP WLS BF H R ER SO BB IBB HBP BLK WP HR S P ERA WHIP	IP WLS BF H R ER SO BB IBB HBP BLK WP HR S P ERA WHIP	IP WLS BF H R ER SO BB IBB HBP BLK WP HR S P ERA WHIP	IP WLS BF H R ER SO BB IBB HBP BLK WP HR S P ERA WHIP	IP WLS BF H R ER SO BB IBB HBP BLK WP HR S P ERA WHIP	IP WLS BF H R ER SO BB IBB HBP BLK WP HR S P ERA WHIP	IP WLS BF H R ER SO BB IBB HBP BLK WP HR S P ERA WHIP	IP WLS BF H R ER SO BB IBB HBP BLK WP HR S P ERA WHIP	IP WLS BF H R ER SO BB IBB HBP BLK WP HR S P ERA WHIP	IP WLS BF H R ER SO BB IBB HBP BLK WP HR S P ERA WHIP	IP WLS BF H R ER SO BB IBB HBP BLK WP HR S P ERA WHIP	IP WLS BF H R ER SO BB IBB HBP BLK WP HR S P ERA WHIP	IP WLS BF H R ER SO BB IBB HBP BLK WP HR S P ERA WHIP	IP WLS BF H R ER SO BB IBB HBP BLK WP HR S P ERA WHIP	IP WLS BF H R ER SO BB IBB HBP BLK WP HR S P ERA WHIP	IP WLS BF H R ER SO BB IBB HBP BLK WP HR S P ERA WHIP	IP WLS BF H R ER SO BB IBB HBP BLK WP HR S P ERA WHIP	IP WLS BF H R ER SO BB IBB HBP BLK WP HR S P ERA WHIP	
Frank Castillo, R (1,1) ERA: 3.64	6.1 L 28	8 4 4 2	2 0 0 0	2 0 0 0	0 0 0 0	0 0 0 0	0 0 0 0	0 0 0 0	0 0 0 0	0 0 0 0	0 0 0 0	0 0 0 0	0 0 0 0	0 0 0 0	0 0 0 0	0 0 0 0	0 0 0 0	0 0 0 0	0 0 0 0	0 0 0 0	5.68 1.579
Chuck McElroy, L (7,1) ERA: 1.89	0.2	0 0 0 0	0 0 0 0	0 0 0 0	0 0 0 0	0 0 0 0	0 0 0 0	0 0 0 0	0 0 0 0	0 0 0 0	0 0 0 0	0 0 0 0	0 0 0 0	0 0 0 0	0 0 0 0	0 0 0 0	0 0 0 0	0 0 0 0	0 0 0 0	0 0 0 0	0.00 0.000
Les Lancaster, R (8,1) ERA: 3.77	2.0	6 1 0 0 1	0 0 0 1	0 0 0 0	0 0 0 0	0 0 0 0	0 0 0 0	0 0 0 0	0 0 0 0	0 0 0 0	0 0 0 0	0 0 0 0	0 0 0 0	0 0 0 0	0 0 0 0	0 0 0 0	0 0 0 0	0 0 0 0	0 0 0 0	0 0 0 0	0.00 0.500

New York Mets @ Chicago Cubs
Wrigley Field, Chicago, IL
Wed Sep 11, 1991, 3:33 AM CDT
Att: 15,795 - Cloudy - 66 F

AB 33
R 4
H 9
RBI 3
BB 2
SO 3
LOB 9



Batter	1	2	3	4	5	6	7	8	9	AB	R	H	RBI	BB	SO	LOB	BOTTOM				
Chico Walker, S (1,5) OBP: 0.324, SLG: 0.334	1-1 CS 1B			2-2 E6 G4-6-3		1-0 23 F9 1B		1-1 FC1-6 1B		4	0	3	0	0	0	0					
Mark Grace, L (1,3) OBP: 0.356, SLG: 0.380	2-1 G3-1			1-1 G4-6-3		1-2 1B		2-2 FC1-6		4	0	1	0	0	0	3					
23 Ryne Sandberg, R (1,4) OBP: 0.377, SLG: 0.488	0-1 F7			2-1 G1-4-3		2-2 F9		0-3 K		4	0	0	0	0	1	3					
George Bell, R (1,7) OBP: 0.330, SLG: 0.478		0-1 F9			0-0 F8	2-0 F9		2-2 F8		4	0	0	0	0	0	3					
Shawon Dunston, R (1,6) OBP: 0.296, SLG: 0.418		0-1 F9			3-1 G5-3		1-3 K		0-2 G5-4-3 2B	4	0	1	0	0	1	0					
Jerome Walton, R (1,8) OBP: 0.288, SLG: 0.329		1-1 F9			0-1 E6 BB		1-3 K		2-2 E5 G5-4-3	4	0	0	0	0	1	1					
Hector Villanueva, R (1,2) OBP: 0.360, SLG: 0.537			1-0 G6-3		4-1 FC6-4 BB		2-2 HR		1 SAFE 1-0 G5-4-3	3	1	1	1	1	0	2					
Doug Dascenzo, S (1,9) OBP: 0.314, SLG: 0.306			0-0 G1-3		1-0 FC6-4		4-2 BB		0-0 G4-3	2	0	0	0	0	0	2					
Derrick May, L (7,PH)										0	0	0	0	1	0	0					
Les Lancaster, R (8,1) OBP: 0.185, SLG: 0.259										0	0	0	0	0	0	0					
Andre Dawson, R (9,PH) OBP: 0.300, SLG: 0.476										1	0	0	0	0	0	1					
Frank Castillo, R (1,1) OBP: 0.207, SLG: 0.148			0-2 G4-3			1-0 P8		3-2 G4-3		2	0	0	0	0	0	0					
Chuck McElroy, L (7,1) OBP: 0.333, SLG: 0.444										0	0	0	0	0	0	0					
Dwight Smith, L (7,PH) OBP: 0.285, SLG: 0.389										1	0	0	0	0	0	1					
Inning Stats	R: 0 E: 0 K: 0 S: 6	H: 1 LOB: 0 BB: 0 P: 9	R: 0 E: 0 K: 0 S: 6	H: 0 LOB: 0 BB: 0 P: 7	R: 0 E: 0 K: 0 S: 5	H: 0 LOB: 0 BB: 0 P: 6	R: 0 E: 1 K: 0 S: 8	H: 0 LOB: 0 BB: 0 P: 13	R: 0 E: 1 K: 0 S: 7	H: 0 LOB: 2 BB: 1 P: 15	R: 0 E: 0 K: 0 S: 9	H: 2 LOB: 2 BB: 0 P: 16	R: 1 E: 0 K: 2 S: 14	H: 1 LOB: 1 BB: 1 P: 25	R: 0 E: 0 K: 1 S: 11	H: 1 LOB: 1 BB: 0 P: 16	R: 0 E: 1 K: 0 S: 9	H: 1 LOB: 1 BB: 0 P: 12	1B: 4 2B: 1 3B: 0 HR: 1	SF: 0 SAC: 0 DP: 2 HBP: 0	WP: 0 PA: 35 PB: 0 SB: 0 CS: 1
PITCHER	IP WLS BF H R ER SO BB IBB HBP BLK WP HR S P ERA WHIP	IP WLS BF H R ER SO BB IBB HBP BLK WP HR S P ERA WHIP	IP WLS BF H R ER SO BB IBB HBP BLK WP HR S P ERA WHIP	IP WLS BF H R ER SO BB IBB HBP BLK WP HR S P ERA WHIP	IP WLS BF H R ER SO BB IBB HBP BLK WP HR S P ERA WHIP	IP WLS BF H R ER SO BB IBB HBP BLK WP HR S P ERA WHIP	IP WLS BF H R ER SO BB IBB HBP BLK WP HR S P ERA WHIP	IP WLS BF H R ER SO BB IBB HBP BLK WP HR S P ERA WHIP	IP WLS BF H R ER SO BB IBB HBP BLK WP HR S P ERA WHIP	IP WLS BF H R ER SO BB IBB HBP BLK WP HR S P ERA WHIP	IP WLS BF H R ER SO BB IBB HBP BLK WP HR S P ERA WHIP	IP WLS BF H R ER SO BB IBB HBP BLK WP HR S P ERA WHIP	IP WLS BF H R ER SO BB IBB HBP BLK WP HR S P ERA WHIP	IP WLS BF H R ER SO BB IBB HBP BLK WP HR S P ERA WHIP	IP WLS BF H R ER SO BB IBB HBP BLK WP HR S P ERA WHIP	IP WLS BF H R ER SO BB IBB HBP BLK WP HR S P ERA WHIP	IP WLS BF H R ER SO BB IBB HBP BLK WP HR S P ERA WHIP	IP WLS BF H R ER SO BB IBB HBP BLK WP HR S P ERA WHIP	IP WLS BF H R ER SO BB IBB HBP BLK WP HR S P ERA WHIP	IP WLS BF H R ER SO BB IBB HBP BLK WP HR S P ERA WHIP	
Tony Castillo, L (1,1) ERA: 4.12	6.0 W 22	3 1 1 3	1 0 0 0	1 0 0 0	0 0 0 0	0 0 0 0	0 0 0 0	0 0 0 0	0 0 0 0	0 0 0 0	0 0 0 0	0 0 0 0	0 0 0 0	0 0 0 0	0 0 0 0	0 0 0 0	0 0 0 0	0 0 0 0	0 0 0 0	0 0 0 0	4.50 2.000
Tim Burke, R (7,1) ERA: 3.6	2.0	11 3 1 1 3	1 0 0 0	1 0 0 0	0 0 0 0	0 0 0 0	0 0 0 0	0 0 0 0	0 0 0 0	0 0 0 0	0 0 0 0	0 0 0 0	0 0 0 0	0 0 0 0	0 0 0 0	0 0 0 0	0 0 0 0	0 0 0 0	0 0 0 0	0 0 0 0	4.50 2.000
John Franco, L (9,1) ERA: 2.81	1.0 S 2	0 0 0 0	0 0 0 0	0 0 0 0	0 0 0 0	0 0 0 0	0 0 0 0	0 0 0 0	0 0 0 0	0 0 0 0	0 0 0 0	0 0 0 0	0 0 0 0	0 0 0 0	0 0 0 0	0 0 0 0	0 0 0 0	0 0 0 0	0 0 0 0	0 0 0 0	0.00 0.000

New York Mets @ Chicago Cubs
Wrigley Field, Chicago, IL
Wed Sep 11, 1991, 3:33 AM CDT
Att: 15,795 - Cloudy - 66 F

AB 33
R 1
H 6
RBI 1
BB 2
SO 3
LOB 16



Batter	1	2	3	4	5	6	7	8	9	AB	R	H	RBI	BB	SO	LOB	TOP										
Keith Miller, R OBP: 0.335, SLG: 0.374 (1, 4)	4-1 CS BB		1-0 F7		0-0 FC6-4 1B		4-0 1B 2B BB		0-0 F8	3	1	1	1	2	0	0											
Kevin Elster, R OBP: 0.317, SLG: 0.365 (1, 6)	2-1 G3-1 3B			1-1 G6-3	0-0 FC6-4		1-0 2B 1B		0-3 K	5	2	2	0	0	1	1											
Howard Johnson, S OBP: 0.343, SLG: 0.538 (1, 9)	1-0 G3-1			4-1 CS BB		0-1 E S 1B	2-1 1H 2H 2B			3	1	2	3	1	0	0											
Kevin McReynolds, R OBP: 0.323, SLG: 0.411 (1, 8) (8, 7)	2-1 F9			3-1 1 SAFE 1 SAFE BB	1-2 1B 2B		2-0 P2	0-0 F7			4	1	1	0	0	2											
Mackey Sasser, L OBP: 0.307, SLG: 0.453 Daryl Boston, L OBP: 0.332, SLG: 0.350 (8, 8)				1-0 2H 1B		3-1 P5		1-1 G3		4	0	1	1	0	0	1											
Gregg Jefferies, S OBP: 0.329, SLG: 0.384 (1, 5)	0-1 G4-1			2-2 L3		2-1 1B		2-2 G6-3		4	0	1	1	0	0	1											
Chris Donnels, L OBP: 0.333, SLG: 0.244 (1, 3)	3-1 P6			3-2 FC6-4 1B		1-0 L9		2-1 E S 1B		4	0	2	0	0	0	1											
Todd Hundley, S OBP: 0.294, SLG: 0.143 (1, 2)			2-2 G4-3		0-2 FC6-4 SH3 1B		1-0 P6	0-3 K		4	1	0	0	0	1	2											
Anthony Young, R OBP: 0.125, SLG: 0.250 Terry McDaniel, S OBP: 0.333, SLG: 0.375 Wally Whitehurst, R OBP: 0.235, SLG: 0.219 (7, PH) (7, 1)			0-3 K		0-0 SH3		2-3 K	1-2 G4-3		1	0	0	0	0	1	0											
Inning Stats	R: 1 E: 0 K: 0 S: 6	H: 1 LOB: 0 BB: 1 P: 15	R: 0 E: 0 K: 0 S: 5	H: 0 LOB: 0 BB: 0 P: 8	R: 0 E: 0 K: 1 S: 7	H: 0 LOB: 0 BB: 0 P: 10	R: 1 E: 0 K: 0 S: 10	H: 2 LOB: 1 BB: 0 P: 20	R: 1 E: 0 K: 0 S: 13	H: 2 LOB: 1 BB: 0 P: 16	R: 1 E: 0 K: 1 S: 8	H: 2 LOB: 1 BB: 1 P: 18	R: 0 E: 0 K: 1 S: 10	H: 1 LOB: 1 BB: 0 P: 15	R: 0 E: 0 K: 1 S: 7	H: 0 LOB: 0 BB: 0 P: 8	1B: 7 2B: 2 3B: 1 HR: 0	SF: 0 SAC: 1 DP: 0 HBP: 0	WP: 0 PB: 0 SB: 2 CS: 2	PA: 38							
PITCHER	IP	WLS	BF	H	R	ER	SO	BB	IBB	HBP	BLK	WP	HR	S	P	ERA	WHIP										
Mike Bielecki, R ERA: 4.31 Les Lancaster, R ERA: 3.77 Chuck McElroy, L ERA: 1.86 Heathcliff Slocumb, R ERA: 3.65	6.2	L	29	8	6	5	2	3	0	0	0	0	0	54	98	6.75	1.650										
	0.1		2	1	0	0	0	0	0	0	0	0	0	3	5	0.00	3.000										
	1.0		4	1	0	0	1	0	0	0	0	0	0	10	15	0.00	1.000										
	1.0		3	0	0	0	1	0	0	0	0	0	0	7	8	0.00	0.000										

New York Mets @ Chicago Cubs
Wrigley Field, Chicago, IL
Thu Sep 12 1991, 3:33 AM CDT
Att: 14,324 - Overcast - 69 F

AB	34
R	6
H	10
RBI	6
BB	3
SO	4
LOB	8



Batter	1	2	3	4	5	6	7	8	9	AB	R	H	RBI	BB	SO	LOB	BOTTOM										
Chico Walker, S OBP: 0.320, SLG: 0.330 (1, 5)	0-1 G3		2-0 FC3-6 2B		0-0 G4-3			2-1 P6		4	1	0	0	0	0	1											
Ced Landrum, L OBP: 0.302, SLG: 0.280 (1, 8)	4-0 23 S BB		0-0 2H 2B		0-0 P3			0-1 F9		3	0	1	1	1	0	0											
Mark Grace, L OBP: 0.354, SLG: 0.377 (1, 3)	1-2 F8		0-0 F7			1-2 E1 23 FC6-4		3-2 P6		4	0	0	0	0	0	2											
23 Ryne Sandberg, R OBP: 0.376, SLG: 0.487 (1, 4)	2-1 G6-3			3-1 HR 1B		1-1 FC6-4		1-3 K		4	1	1	0	0	1	2											
Andre Dawson, R OBP: 0.302, SLG: 0.482 (1, 9)			0-0 F7		1-0 1H HR		2-1 G4-3	3-2 BLK 1B		4	1	2	2	0	0	1											
Dwight Smith, L OBP: 0.277, SLG: 0.378 (1, 7)	1-2 G3			0-1 G3		1-0 G6-3		1-0 F7		4	0	0	0	0	0	2											
Shawon Dunston, R OBP: 0.294, SLG: 0.414 (1, 6)	1-2 P4			0-2 F9			1-1 G6-3	0-0 F8		4	0	0	0	0	0	1											
Damon Berryhill, S OBP: 0.232, SLG: 0.326 (1, 2)			1-1 FC3-6 1B		1-2 G3-1		3-3 K			3	0	1	0	0	1	0											
Mike Bielecki, R OBP: 0.106, SLG: 0.067 Les Lancaster, R OBP: 0.156, SLG: 0.259 Derrick May, L (7, PH) Chuck McElroy, L OBP: 0.333, SLG: 0.444 Heathcliff Slocumb, R ERA: 3.65 (9, 1)			1-3 K		3-2 G5-3		1-0 F7			2	0	0	0	0	1	1											
Inning Stats	R: 0 E: 0 K: 0 S: 7	H: 0 LOB: 1 BB: 1 P: 14	R: 0 E: 0 K: 0 S: 7	H: 0 LOB: 0 BB: 0 P: 9	R: 1 E: 1 K: 1 S: 8	H: 2 LOB: 1 BB: 0 P: 12	R: 2 E: 0 K: 0 S: 12	H: 2 LOB: 0 BB: 0 P: 17	R: 0 E: 0 K: 0 S: 6	H: 0 LOB: 0 BB: 0 P: 9	R: 0 E: 2 K: 0 S: 11	H: 0 LOB: 1 BB: 0 P: 16	R: 0 E: 0 K: 1 S: 6	H: 0 LOB: 0 BB: 0 P: 11	R: 0 E: 0 K: 0 S: 8	H: 0 LOB: 0 BB: 0 P: 13	R: 0 E: 0 K: 1 S: 8	H: 1 LOB: 1 BB: 0 P: 13	1B: 3 2B: 1 3B: 0 HR: 1	SF: 0 SAC: 0 DP: 0 HBP: 0	WP: 0 PB: 0 SB: 1 CS: 0	PA: 34					
PITCHER	IP	WLS	BF	H	R	ER	SO	BB	IBB	HBP	BLK	WP	HR	S	P	ERA	WHIP										
Anthony Young, R ERA: 2.76 Wally Whitehurst, R ERA: 4.3	6.0	W	24	4	3	2	1	1	0	0	0	0	0	51	77	3.00	0.833										
	3.0	S	10	1	0	0	2	0	0	0	0	0	0	22	37	0.00	0.333										

New York Mets @ Chicago Cubs
Wrigley Field, Chicago, IL
Thu Sep 12 1991, 3:33 AM CDT
Att: 14,324 - Overcast - 69 F

AB	33
R	3
H	5
RBI	3
BB	1
SO	3
LOB	10

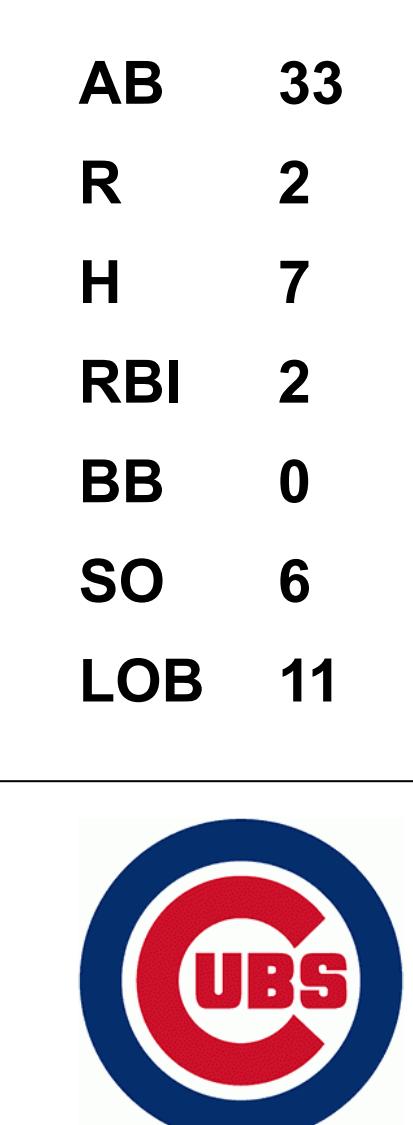


Batter	1	2	3	4	5	6	7	8	9	AB	R	H	RBI	BB	SO	LOB	TOP										
Delino DeShields, L OBP: 0.366, SLG: 0.346 (1, 4)	G1-3		K		SF7			K		3	0	0	1	0	2	0	Montreal Expos @ Chicago Cubs Wrigley Field, Chicago, IL Fri Sep 13 1991, 3:33 AM CDT Att: 17,668 - Sunny - 73 F										
Bret Barberie, S OBP: 0.380, SLG: 0.452 Spike Owen, S OBP: 0.322, SLG: 0.350 (1, 6) (8, 6)	K		G6-3		G4-3			2B		4	0	1	0	0	1	0											
Dave Martinez, L OBP: 0.322, SLG: 0.399 (1, 7)	G3		K		G4-3			K		4	0	0	0	0	2	1											
Tim Wallach, R OBP: 0.290, SLG: 0.331 (1, 5)		K		F8 G4-3 1B	G4-3			G4-3		4	0	1	0	0	1	1											
Larry Walker, L OBP: 0.353, SLG: 0.468 (1, 9)		G1-3 E BB		G4-3	1B			1B		2	2	1	0	2	0	1											
Marquis Grissom, R OBP: 0.311, SLG: 0.369 (1, 8)	G1-3		F8		G1-3			F7		4	0	0	0	0	0	4											
Tom Foley, L OBP: 0.290, SLG: 0.311 Andres Galarraga, R OBP: 0.264, SLG: 0.321 (1, 3) (7, 3)	E1 1B		G4-3		L7			1B		3	0	0	0	0	0	1											
Gilberto Reyes, R OBP: 0.294, SLG: 0.269 (1, 2)					G6-3			1B		4	1	3	1	0	0	0											
Dennis Martinez, R OBP: 0.171, SLG: 0.217 John Vander Wal, L OBP: 0.333, SLG: 0.500 Barry Jones, R (9, 1)	K		SH1-4 2B		SH1-4			G6-3		2	0	0	0	0	2	2											
Inning Stats	R: 0 E: 0 K: 1 S: 7	H: 0 LOB: 0 BB: 0 P: 11	R: 1 E: 1 K: 2 S: 15	H: 1 LOB: 2 BB: 1 P: 23	R: 0 E: 0 K: 2 S: 11	H: 0 LOB: 0 BB: 0 P: 15	R: 0 E: 0 K: 0 S: 5	H: 1 LOB: 1 BB: 0 P: 7	R: 1 E: 0 K: 0 S: 8	H: 1 LOB: 0 BB: 0 P: 10	R: 0 E: 0 K: 0 S: 6	H: 1 LOB: 0 BB: 0 P: 10	R: 0 E: 0 K: 1 S: 7	H: 0 LOB: 0 BB: 0 P: 12	R: 0 E: 0 K: 2 S: 9	H: 1 LOB: 1 BB: 0 P: 15		R: 1 E: 0 K: 0 S: 7	H: 2 LOB: 1 BB: 1 P: 13	1B: 5 2B: 2 3B: 0 HR: 0	SF: 1 SAC: 1 DP: 1 HBP: 0	WP: 0 PB: 0 SB: 0 CS: 0	PA: 36				
PITCHER	IP	WLS	BF	H	R	ER	SO	BB	IBB	HBP	BLK	WP	HR	S	P	ERA	WHIP										
Greg Maddux, R ERA: 3.69 Bob Scanlan, R ERA: 4.1	(1, 1)	8.0	31	5	2	1	8	1	0	0	0	0	0	68	103	1.12	0.750										
(9, 1)	1.0	L	5	2	1	1	0	1	0	0	0	0	0	7	13	9.00	3.000										

AB	32
R	3
H	7
RBI	2
BB	2
SO	8
LOB	12



Batter	1	2	3	4	5	6	7	8	9	AB	R	H	RBI	BB	SO	LOB	BOTTOM										
Chico Walker, S OBP: 0.325, SLG: 0.335 (1, 5)	1B SH2-3 1B		F7			FC4-6 1B				4	0	3	1	0	0	0	Montreal Expos @ Chicago Cubs Wrigley Field, Chicago, IL Fri Sep 13 1991, 3:33 AM CDT Att: 17,668 - Sunny - 73 F										
Ced Landrum, L OBP: 0.286, SLG: 0.264 (1, 8)	SH2-3		F8		FC4-6 S			K		3	0	0	0	0	1	2											
Mark Grace, L OBP: 0.352, SLG: 0.375 (1, 3)	G1-3				G5-3			G6-3		4	0	0	0	0	1	3											
Andre Dawson, R OBP: 0.303, SLG: 0.484 (1, 9)					G5-3			G6-3		4	0	2	0	0	0	0											
George Bell, R OBP: 0.327, SLG: 0.474 (1, 7)	L9				F7			L5		4	0	0	0	0	1	3											
Damon Berryhill, S OBP: 0.226, SLG: 0.318 (1, 2)		K2-3			K			G5-3		4	0	0	0	0	2	1											
Shawon Dunston, R OBP: 0.294, SLG: 0.412 (1, 6)		G4-3			F8			G5-3		4	1	1	0	0	0	1											
Rey Sanchez, R (1, 4)					F9			G6-3		2	0	0	0	0	1	0											
Dwight Smith, L OBP: 0.276, SLG: 0.376 Jose Vizcaino, S OBP: 0.282, SLG: 0.296 (8, PH) (9, 4)		K						G6-3		1	0	0	0	0	0	0											
Greg Maddux, R OBP: 0.221, SLG: 0.276 23 Ryne Sandberg, R OBP: 0.377, SLG: 0.491 Bob Scanlan, R OBP: 0.080, SLG: 0.042 (1, 1) (8, PH) (9, 1)		G4-3			G4-3			G1-3		2	0	0	0	0	0	0											
Inning Stats	R: 0 E: 0 K: 0 S: 10	H: 2 LOB: 2 BB: 0 P: 14	R: 0 E: 0 K: 2 S: 10	H: 0 LOB: 0 BB: 0 P: 15	R: 0 E: 0 K: 0 S: 10	H: 0 LOB: 0 BB: 0 P: 13	R: 0 E: 0 K: 1 S: 7	H: 0 LOB: 0 BB: 0 P: 9	R: 0 E: 0 K: 1 S: 8	H: 1 LOB: 1 BB: 0 P: 11	R: 0 E: 0 K: 0 S: 8	H: 0 LOB: 0 BB: 0 P: 11	R: 2 E: 0 K: 1 S: 16	H: 3 LOB: 1 BB: 0 P: 21	R: 0 E: 0 K: 1 S: 7	H: 1 LOB: 1 BB: 0 P: 11	1B: 5 2B: 1 3B: 1 HR: 0	SF: 0 SAC: 1 DP: 0 HBP: 0	WP: 0 PB: 0 SB: 1 CS: 0	PA: 34							
PITCHER	IP	WLS	BF	H	R	ER	SO	BB	IBB	HBP	BLK	WP	HR	S	P	ERA	WHIP										
Dennis Martinez, R ERA: 2.4 Barry Jones, R ERA: 3.35	(1, 1)	8.0	30	6	2	2	5	0	0	0	0	0	0	73	99	2.25	0.750										
(9, 1)	1.0	S	4	1	0	0	1	0	0	0	0	0	0	7	11	0.00	1.000										



Batter	1	2	3	4	5	6	7	8	9	10	AB	R	H	RBI	BB	SO	LOB	TOP						
Delino DeShields, L OBP: 0.365, SLG: 0.350	F7		1-1 K	2-3 K		3-2 G5-3			1-1 G4-3		5	1	1	2	0	1	4	Montreal Expos @ Chicago Cubs Wrigley Field, Chicago, IL Sat Sep 14 1991, 7:05 PM CDT Att: 30,130 - Cloudy - 87 F						
Spike Owen, S OBP: 0.318, SLG: 0.345	K		1-2 G3		2-0 G6-3		2-1 L4		1-2 G6-3		5	0	0	0	0	1	1							
Dave Martinez, L OBP: 0.323, SLG: 0.399 (7, 7)	K		3-2 1B		1-0 F7		2-3 K			1-1 G4-3 1B	5	1	2	0	0	2	0							
Tim Wallach, R OBP: 0.289, SLG: 0.329		0-2 G5-3	4-2 1B		0-2 G5-3		2-3 K			2-3 K	4	0	0	0	1	2	1							
Larry Walker, L OBP: 0.351, SLG: 0.465 (7, 9)	K		2-0 1B			0-1 G5-3		0-2 G3		0-0 G4-3	5	0	1	1	0	1	1							
Marquis Grissom, R OBP: 0.310, SLG: 0.368	F9		1-1 G3-1			0-0 1B		1-1 L7		0-3 K	5	1	1	0	0	1	3							
John Vander Wal, L OBP: 0.333, SLG: 0.727			0-1 HR		0-0 G1-3		3-3 K				3	1	1	1	0	1	1							
Tom Foley, L OBP: 0.279, SLG: 0.309							1-3 K				1	0	0	0	0	1	0							
Gilberto Reyes, R OBP: 0.298, SLG: 0.270			1-1 P2		0-0 SH1-4 1B		4-0 1B IBB		1-3 K SH1-4		3	0	1	0	1	1	0							
Brian Barnes, L OBP: 0.244, SLG: 0.105			4-0 HR		0-0 SH1-4		0-1 1B		1-0 SH1-4		1	1	1	1	1	0	0							
Bill Sampen, R OBP: 0.429, SLG: 0.429											0	0	0	0	0	0	0							
Mel Rojas, R OBP: 0.279, SLG: 0.309											0	0	0	0	0	0	0							
Jeff Fassero, L OBP: 0.279, SLG: 0.309											0	0	0	0	0	0	0							
Barry Jones, R OBP: 0.279, SLG: 0.309											0	0	0	0	0	0	0							
Inning Stats	R: 0 E: 0 K: 2 S: 9	H: 0 LOB: 0 BB: 0 P: 12	R: 0 E: 0 K: 1 S: 9	H: 0 LOB: 0 BB: 0 P: 12	R: 4 E: 0 K: 0 S: 18	H: 4 LOB: 2 BB: 2 P: 35	R: 0 E: 0 K: 1 S: 7	H: 1 LOB: 1 BB: 0 P: 9	R: 0 E: 0 K: 0 S: 5	H: 0 LOB: 0 BB: 0 P: 8	R: 1 E: 0 K: 1 S: 11	H: 2 LOB: 2 BB: 1 P: 21	R: 0 E: 0 K: 2 S: 8	H: 0 LOB: 0 BB: 0 P: 14	R: 0 E: 0 K: 1 S: 8	H: 0 LOB: 0 BB: 0 P: 10	R: 0 E: 0 K: 1 S: 9	H: 0 LOB: 1 BB: 0 P: 13	R: 0 E: 0 K: 2 S: 12	H: 1 LOB: 1 BB: 0 P: 15	1B: 6 2B: 0 3B: 0 HR: 2	SF: 0 SAC: 2 DP: 0 HBP: 0	WP: 1 PB: 0 SB: 3 CS: 0	PA: 42
PITCHER	IP WLS BF H R ER SO	IP WLS BF H R ER SO	IP WLS BF H R ER SO	IP WLS BF H R ER SO	IP WLS BF H R ER SO	IP WLS BF H R ER SO	IP WLS BF H R ER SO	IP WLS BF H R ER SO	IP WLS BF H R ER SO	IP WLS BF H R ER SO	IP WLS BF H R ER SO	IP WLS BF H R ER SO	IP WLS BF H R ER SO	IP WLS BF H R ER SO	IP WLS BF H R ER SO	IP WLS BF H R ER SO	IP WLS BF H R ER SO	IP WLS BF H R ER SO	IP WLS BF H R ER SO	IP WLS BF H R ER SO	ERA WHIP	ERA WHIP	ERA WHIP	
Shawn Boskie, R ERA: 5.04	2.2	13	3	4	4	3	2	0	0	0	0	0	0	0	0	0	0	0	0	0	13.50	1.875		
Danny Jackson, L ERA: 5.27	3.1	15	4	1	1	2	0	1	0	0	0	0	0	0	0	0	0	0	0	0	2.70	1.200		
Chuck McElroy, L ERA: 1.84	1.0	3	0	0	0	2	0	0	0	0	0	0	0	0	0	0	0	0	0	0	0.00	0.000		
Paul Assenmacher, L ERA: 3.18	2.0	7	0	0	0	2	0	0	0	0	0	0	0	0	0	0	0	0	0	0	0.00	0.000		
Bob Scanlan, R ERA: 4.06	1.0	4	1	0	0	2	0	0	0	0	0	0	0	0	0	0	0	0	0	0	0.00	1.000		

AB	37
R	5
H	8
RBI	5
BB	3
SO	11
LOB	11



Batter	1	2	3	4	5	6	7	8	9	10	AB	R	H	RBI	BB	SO	LOB	BOTTOM					
Chico Walker, S OBP: 0.326, SLG: 0.334	G6-3			1-1 G6-3		4-1 HR BB			1-0 G5-3 1B		4	1	1	1	1	1	0	Montreal Expos @ Chicago Cubs Wrigley Field, Chicago, IL Sat Sep 14 1991, 7:05 PM CDT Att: 30,130 - Cloudy - 87 F					
23 Ryne Sandberg, R OBP: 0.380, SLG: 0.491	G5-3			2-2 G1-3 1B		4-1 HR BB		4-0 2B G6-3 BB	4-0 1B IBB		2	2	1	0	3	0	0						
Andre Dawson, R OBP: 0.302, SLG: 0.487	G6-3			0-2 G1-3		0-1 HR		0-1 F7	0-1 G5-3		5	1	1	3	0	0	5						
George Bell, R OBP: 0.329, SLG: 0.476		0-0 G5-3		1-3 K		1-2 1B 1B		0-0 G6-3		0-0 HR 1B	4	0	2	0	0	1	1						
Doug Dascenzo, S OBP: 0.317, SLG: 0.309											1	1	1	0	0	0	0						
Hector Villanueva, R OBP: 0.355, SLG: 0.547		1-1 F8			3-2 G5-3	0-1 F8		1-1 G6-3		0-0 HR 1B	5	1	1	3	0	0	2						
Luis Salazar, R OBP: 0.306, SLG: 0.449		1-2 F8			0-0 G6-3	1-2 1B		2-3 3H P3		1-1 HR	4	0	1	0	0	0	2						
Joe Girardi, R OBP: 0.280, SLG: 0.227			0-3 K		2-1 1B	1-3 K			4-2 G1-3 1B BB		2	0	1	0	0	1	0						
Damon Berryhill, S OBP: 0.230, SLG: 0.315											1	0	0	0	1	1	2						
Ced Landrum, L OBP: 0.286, SLG: 0.264											0	1	0	0	0	0	0						
Bob Scanlan, R OBP: 0.080, SLG: 0.042											0	0	0	0	0	0	0						
Rey Sanchez, R OBP: 0.282, SLG: 0.296			1-1 G4-3		0-0 F8				0-0 G1-3		2	0	0	0	0	0	1						
Dwight Smith, L OBP: 0.274, SLG: 0.373											1	0	0	0	0	1	0						
Jose Vizcaino, S OBP: 0.282, SLG: 0.296											0	0	0	0	0	0	0						
Mark Grace, L OBP: 0.351, SLG: 0.374											1	0	0	0	0	0	1						
Shawn Boskie, R ERA: 4.08	5.1	21	3	3	3	3	2	0	0	0	0	0	0	0	0	0	0	0	0	5.06	0.938		
Bill Sampen, R ERA: 4.0	1.2	8	2	1	1	3	1	0	0	0	0	0	0	0	0	0	0	0	0	5.40	1.800		
Mel Rojas, R ERA: 4.7	1.0	5	1	1	1	0	1	0	0	0	0	0	0	0	0	0	0	0	0	9.00	2.000		
Jeff Fassero, L ERA: 1.85	0.1	1	0	0	0	0	0	0	0	0	0	0	0	0	0	0	0	0	0	0.00	0.000		
Barry Jones, R ERA: 3.54	0.2	L	6	4	2	2	0	1	0	0	0	1	10	12	27.00	6.000							
Inning Stats	R: 0 E: 0 K: 0 S: 8	H: 0 LOB: 0 BB: 0 P: 12	R: 0 E: 0 K: 0 S: 6	H: 0 LOB: 0 BB: 0 P: 8	R: 0 E: 0 K: 1 S: 9	H: 1 LOB: 1 BB: 0 P: 15	R: 0 E: 0 K: 1 S: 11	H: 1 LOB: 1 BB: 0 P: 9	R: 0 E: 0 K: 2 S: 10	H: 0 LOB: 0 BB: 0 P: 13	R: 1 E: 0 K: 0 S: 13	H: 1 LOB: 2 BB: 2 P: 19	R: 0 E: 0 K: 0 S: 10	H: 0 LOB: 0 BB: 0 P: 14	R: 1 E: 0 K: 0 S: 13	H: 2 LOB: 2 BB: 2 P: 19	R: 2 E: 0 K: 0 S: 2	H: 2 LOB: 0 BB: 0 P: 2	1B: 7 2B: 1 3B: 0 HR: 2	SF: 0 SAC: 1 DP: 1 HBP: 0	WP: 0 PB: 0 SB: 0 CS: 0	PA: 41	
PITCHER	IP WLS BF H R ER SO	IP WLS BF H R ER SO	IP WLS BF H R ER SO	IP WLS BF H R ER SO	IP WLS BF H R ER SO	IP WLS BF H R ER SO	IP WLS BF H R ER SO	IP WLS BF H R ER SO	IP WLS BF H R ER SO	IP WLS BF H R ER SO	IP WLS BF H R ER SO	IP WLS BF H R ER SO	IP WLS BF H R ER SO	IP WLS BF H R ER SO	IP WLS BF H R ER SO	IP WLS BF H R ER SO	IP WLS BF H R ER SO	IP WLS BF H R ER SO	IP WLS BF H R ER SO	IP WLS BF H R ER SO	ERA WHIP	ERA WHIP	ERA WHIP



Batter	1	2	3	4	5	6	7	8	9	10	AB	R	H	RBI	BB	SO	LOB	TOP										
Delino DeShields, L OBP: 0.362, SLG: 0.347	F8	K			G4-3		K			K	5	0	0	0	0	3	3											
Marquis Grissom, R OBP: 0.311, SLG: 0.367	F8		E5 L8 2B					G6-3			4	2	1	0	1	0	0											
Dave Martinez, L OBP: 0.322, SLG: 0.395	F9		L8		P3			K			4	0	0	0	0	1	2											
John Vander Wal, L OBP: 0.253, SLG: 0.482			G4-3		G3-1						3	0	1	1	0	0	0											
Mel Rojas, R OBP: 0.270, SLG: 0.287			G3								0	0	0	0	0	0	0											
Mike Fitzgerald, R OBP: 0.270, SLG: 0.287											0	0	0	0	1	1	0											
Jeff Fassero, L OBP: 0.263, SLG: 0.313											0	0	0	0	0	0	0											
Larry Walker, L OBP: 0.332, SLG: 0.470			G3								4	1	1	1	1	0	4											
Nelson Santovenia, R OBP: 0.253, SLG: 0.386			HR								4	1	1	0	0	1	2											
Bret Barberie, S OBP: 0.375, SLG: 0.437			1B		F9						3	1	0	0	1	0	1											
Spike Owen, S OBP: 0.318, SLG: 0.344			SH1-4 1B		F8						4	0	1	1	0	1	0											
Mark Gardner, R OBP: 0.106, SLG: 0.087			SH1-4 1B		F8						0	0	0	1	0	0	0											
Kenny Williams, R OBP: 0.067, SLG: 0.048											1	0	0	0	0	0	0											
Doug Piatt, L OBP: 0.067, SLG: 0.048											0	0	0	0	0	0	0											
Junior Noboa, R OBP: 0.099, SLG: 0.310											1	0	0	0	0	0	0											
Eric Bullock, R OBP: 0.067, SLG: 0.333											0	0	0	0	0	0	0											
Bill Sampen, R OBP: 0.067, SLG: 0.429											0	0	0	0	0	0	0											
Scott Ruskin, R OBP: 0.067, SLG: 0.260											1	1	1	0	0	0	0											
Tom Foley, L OBP: 0.263, SLG: 0.313											1	1	1	0	0	0	0											
Inning Stats	R: 0 E: 0 K: 0 S: 3	H: 0 LOB: 0 BB: 0 P: 5	R: 3 E: 0 K: 1 S: 15	H: 3 LOB: 1 BB: 1 P: 29	R: 1 E: 1 K: 1 S: 7	H: 1 LOB: 1 BB: 0 P: 13	R: 0 E: 0 K: 0 S: 5	H: 0 LOB: 0 BB: 0 P: 9	R: 1 E: 0 K: 0 S: 10	H: 1 LOB: 0 BB: 0 P: 14	R: 0 E: 0 K: 2 S: 9	H: 1 LOB: 1 BB: 0 P: 13	R: 0 E: 0 K: 2 S: 12	H: 0 LOB: 0 BB: 0 P: 17	R: 0 E: 0 K: 0 S: 5	H: 0 LOB: 0 BB: 0 P: 6	R: 1 E: 0 K: 1 S: 15	H: 1 LOB: 3 BB: 2 P: 27	1B: 4 2B: 2 3B: 0 HR: 1	SF: 0 SAC: 1 DP: 1 HBP: 1	WP: 0 PB: 0 SB: 2 CS: 1	PA: 41						
PITCHER	IP	WLS	BF	H	R	ER	SO	BB	IBB	HBP	BLK	WP	HR	S	P	ERA	WHIP											
Rick Sutcliffe, R ERA: 4.26	5.0		22	5	5	3	2	1	0	0	0	0	0	1	40	70	5.40	1.200										
Chuck McElroy, L ERA: 1.8	2.0		6	1	0	0	2	1	0	0	0	0	0	17	29	0.00	1.000											
Paul Assenmacher, L ERA: 3.18	2.2	L	11	1	1	1	3	1	0	1	0	0	0	27	41	3.38	0.750											
Bob Scanlan, R ERA: 4.05	0.1		2	0	0	0	0	1	0	0	0	0	0	5	9	0.00	3.000											

Montreal Expos @ Chicago Cubs
Wrigley Field, Chicago, IL
Sun Sep 15 1991, 3:33 AM CDT
Att: 25,601 - Cloudy - 87 F

AB	35
R	6
H	7
RBI	5
BB	4
SO	7
LOB	12



Batter	1	2	3	4	5	6	7	8	9	10	AB	R	H	RBI	BB	SO	LOB	BOTTOM									
Chico Walker, S OBP: 0.327, SLG: 0.353	HR				F9		K			K	5	2	2	3	0	2	2										
Mark Grace, L OBP: 0.348, SLG: 0.371	G6-3		G3		F8			G6-3		K	5	0	0	0	0	1	1										
23 Ryne Sandberg, R OBP: 0.379, SLG: 0.490	K		HR				L8			P2	4	1	1	0	0	1	0										
Andre Dawson, R OBP: 0.304, SLG: 0.485	F9		HR					G5-3			4	1	2	2	0	0	0										
George Bell, R OBP: 0.328, SLG: 0.475			L5				L9			K	4	0	1	0	0	1	1										
Hector Villanueva, R OBP: 0.348, SLG: 0.535			HR					G5-3		F7	3	0	0	0	0	2	2										
Rick Wilkins, L OBP: 0.313, SLG: 0.344											1	0	0	0	0	0	0										
Bob Scanlan, R OBP: 0.080, SLG: 0.042											0	0	0	0	0	0	0										
Luis Salazar, R OBP: 0.301, SLG: 0.442	F8				F7			F8		K	4	0	0	0	0	1	0										
Shawon Dunston, R OBP: 0.297, SLG: 0.414			HR		G4-3			F9			4	1	2	0	0	0	0										
Rick Sutcliffe, L ERA: 3.56			SH5-4 1B								0	0	0	0	0	0	0										
Chuck McElroy, L ERA: 1.8											1	0	0	0	0	0	0										
Dwight Smith, L ERA: 3.97			SH5-4								1	0	0	0	0	0	0										
Paul Assenmacher, L ERA: 3.96											0	0	0	0	0	0	0										
Damon Berryhill, R ERA: 4.58											0	0	0	0	0	0	0										
Jerome Walton, R ERA: 4.5											1	0	0	0	0	1	1										
Inning Stats	R: 1 E: 0 K: 1 S: 11	H: 1 LOB: 0 BB: 0 P: 18	R: 0 E: 0 K: 1 S: 8	H: 1 LOB: 0 BB: 0 P: 12	R: 4 E: 0 K: 0 S: 14	H: 4 LOB: 0 BB: 0 P: 20	R: 0 E: 0 K: 1 S: 9	H: 0 LOB: 0 BB: 0 P: 14	R: 0 E: 0 K: 0 S: 8	H: 1 LOB: 1 BB: 0 P: 12	R: 0 E: 0 K: 1 S: 14	H: 1 LOB: 1 BB: 0 P: 21	R: 0 E: 0 K: 0 S: 9	H: 0 LOB: 0 BB: 0 P: 11	R: 0 E: 0 K: 2 S: 8	H: 0 LOB: 0 BB: 0 P: 16	R: 0 E: 0 K: 3 S: 16	H: 1 LOB: 1 BB: 0 P: 22	1B: 5 2B: 2 3B: 0 HR: 3	SF: 0 SAC: 1 DP: 1 HBP: 0	WP: 0 PB: 0 SB: 1 CS: 1	PA: 38					
PITCHER	IP	WLS	BF	H	R	ER	SO	BB	IBB	HBP	BLK	WP	HR	S	P	ERA	WHIP										
Mark Gardner, R ERA: 3.56	3.0		14	6	5	5	2	0	0	0	0	0	0	3	33	5.00	2.000										
Doug Piatt, R ERA: 2.11	3.0		10	1	0	0	1	0	0	0	0	0	0	26	41	0.00	0.333										
Bill Sampen, R ERA: 3.96	0.2		3	1	0	0	0	0	0	0	0	0	0	9	14	0.00	1.500										
Scott Ruskin, L ERA: 4.58	0.2		2	0	0	0	1	0	0	0	0	0	0	8	11	0.00	0.000										
Mel Rojas, R ERA: 4.5	1.2	W	5	0	0	0	2	0	0	0	0	0	0	14	23	0.00	0.000										

Montreal Expos @ Chicago Cubs
Wrigley Field, Chicago, IL
Sun Sep 15 1991, 3:33 AM CDT
Att: 25,601 - Cloudy - 87 F

AB	37
R	5
H	9
RBI	5
BB	0
SO	9
LOB	7



Batter	1	2	3	4	5	6	7	8	9	AB	R	H	RBI	BB	SO	LOB	TOP					
Doug Dascenzo, S OBP: 0.324, SLG: 0.314	L3		23 2B					L4-3		3	1	2	0	1	0	0	Chicago Cubs @ Pittsburgh Pirates Three Rivers Stadium, Pittsburgh, PA Mon Sep 16 1991, 7:05 PM EDT Att: 16,149 - Sunny - 88 F					
Mark Grace, L OBP: 0.346, SLG: 0.368	G6-3		K				G4-3	L4-3		4	0	0	0	0	1	3						
23 Ryne Sandberg, R OBP: 0.379, SLG: 0.490	F9						F8	G4-3		4	0	1	1	0	0	1						
Andre Dawson, R OBP: 0.301, SLG: 0.491		K	P4				K			4	0	0	0	0	3	1						
George Bell, R OBP: 0.329, SLG: 0.480		HR					G5-3			4	2	2	1	0	1	0						
Hector Villanueva, R OBP: 0.346, SLG: 0.548		HR					F7			4	1	1	2	0	1	0						
Luis Salazar, R OBP: 0.298, SLG: 0.438	L6							G5-3		3	0	0	0	0	1	0						
Shawon Dunston, R OBP: 0.295, SLG: 0.412	G4-3							G6-3		3	0	0	0	0	0	0						
Frank Castillo, R OBP: 0.194, SLG: 0.138								G4-3		2	0	0	0	0	2	0						
Jerome Walton, R OBP: 0.265, SLG: 0.325			K							1	0	0	0	0	0	0						
Les Lancaster, R OBP: 0.185, SLG: 0.259										0	0	0	0	0	0	0						
Inning Stats	R: 0 E: 0 K: 0 S: 6	H: 0 LOB: 0 BB: 0 P: 8	R: 2 E: 0 K: 1 S: 13	H: 2 LOB: 0 BB: 0 P: 16	R: 1 E: 0 K: 2 S: 15	H: 2 LOB: 1 BB: 0 P: 24	R: 1 E: 0 K: 1 S: 9	H: 1 LOB: 0 BB: 0 P: 13	R: 0 E: 0 K: 1 S: 8	H: 0 LOB: 1 BB: 1 P: 14	R: 0 E: 0 K: 1 S: 10	H: 0 LOB: 0 BB: 0 P: 15	R: 0 E: 0 K: 0 S: 5	H: 0 LOB: 0 BB: 0 P: 6	R: 0 E: 0 K: 3 S: 10	H: 1 LOB: 0 BB: 0 P: 11	1B: 3 2B: 2 3B: 0 HR: 2	SF: 0 SAC: 0 DP: 1 HBP: 0	WP: 0 PB: 0 SB: 0 CS: 0	PA: 33		
PITCHER	IP	WLS	BF	H	R	ER	SO	BB	IBB	HBP	BLK	WP	HR	S	P	ERA	WHIP					
Zane Smith, L ERA: 3.18	(1, 1)	8.0	W	30	6	4	4	6	1	0	0	0	0	2	71	102	4.50	0.875				
Roger Mason, R ERA: 2.31	(9, 1)	1.0	S	3	0	0	0	3	0	0	0	0	0	10	11	0.00	0.000					

AB	32
R	4
H	6
RBI	4
BB	1
SO	9
LOB	5



Batter	1	2	3	4	5	6	7	8	9	AB	R	H	RBI	BB	SO	LOB	BOTTOM				
Orlando Merced, S OBP: 0.373, SLG: 0.410	K	F7		G5-3				G6-3		5	1	1	2	0	1	2	Chicago Cubs @ Pittsburgh Pirates Three Rivers Stadium, Pittsburgh, PA Mon Sep 16 1991, 7:05 PM EDT Att: 16,149 - Sunny - 88 F				
Jay Bell, R OBP: 0.325, SLG: 0.425	F7	G4-3			P4		G5-3			4	0	0	0	0	1						
Andy Van Slyke, L OBP: 0.355, SLG: 0.457	WP							F8		3	0	1	0	1	1	0					
Bobby Bonilla, S OBP: 0.390, SLG: 0.502					F8					2	0	1	0	2	0	1					
Barry Bonds, L OBP: 0.400, SLG: 0.492	F9									2	0	0	0	2	1	3					
Steve Buechele, R OBP: 0.332, SLG: 0.437		F7	L3-6							4	1	1	0	0	1	4					
Michael LaValliere, L OBP: 0.349, SLG: 0.351		2B						G4-3		4	1	2	0	0	0	3					
Jose Lind, R OBP: 0.312, SLG: 0.350		E9								4	2	2	1	0	0	1					
Zane Smith, L OBP: 0.235, SLG: 0.238										2	0	1	1	0	1	1					
Gary Varsho, L OBP: 0.328, SLG: 0.413										1	0	0	0	0	0	0					
Roger Mason, R ERA: 3.71										0	0	0	0	0	0	0					
Inning Stats	R: 0 E: 0 K: 1 S: 15	H: 1 LOB: 2 BB: 1 P: 22	R: 2 E: 1 K: 0 S: 15	H: 3 LOB: 1 BB: 0 P: 19	R: 0 E: 0 K: 0 S: 8	H: 0 LOB: 1 BB: 2 P: 19	R: 0 E: 0 K: 1 S: 11	H: 1 LOB: 1 BB: 0 P: 15	R: 0 E: 0 K: 2 S: 14	H: 1 LOB: 1 BB: 0 P: 21	R: 3 E: 0 K: 0 S: 10	H: 3 LOB: 0 BB: 0 P: 15	R: 0 E: 0 K: 1 S: 15	H: 0 LOB: 2 BB: 2 P: 26	R: 0 E: 0 K: 0 S: 7	H: 0 LOB: 0 BB: 0 P: 10	1B: 5 2B: 4 3B: 0 HR: 1	SF: 0 SAC: 1 DP: 1 HBP: 0	WP: 1 PB: 0 SB: 0 CS: 0	PA: 37	
PITCHER	IP	WLS	BF	H	R	ER	SO	BB	IBB	HBP	BLK	WP	HR	S	P	ERA	WHIP				
Frank Castillo, R ERA: 3.88	(1, 1)	6.0	L	29	9	5	4	3	0	0	1	1	1	73	111	7.50	2.000				
Les Lancaster, R ERA: 3.71	(7, 1)	2.0		8	0	0	0	1	2	0	0	0	0	22	36	0.00	1.000				

AB	31
R	5
H	9
RBI	4
BB	5
SO	5
LOB	16



Batter	1	2	3	4	5	6	7	8	9	AB	R	H	RBI	BB	SO	LOB	TOP					
Chico Walker, S OBP: 0.326, SLG: 0.352										4	1	1	0	0	1	3	Chicago Cubs @ Pittsburgh Pirates Three Rivers Stadium, Pittsburgh, PA Tue Sep 17 1991, 7:05 PM EDT Att: 18,152 - Sunny - 79 F					
Ced Landrum, L OBP: 0.300, SLG: 0.298										4	1	2	1	0	1	0						
Mark Grace, L OBP: 0.348, SLG: 0.368										2	0	1	0	1	0	0						
Rick Wilkins, L OBP: 0.312, SLG: 0.342										1	0	0	0	0	0	1						
23 Ryne Sandberg, R OBP: 0.378, SLG: 0.489										3	0	1	0	0	0	1						
Rey Sanchez, R OBP: 0.200, SLG: 0.200										1	0	1	1	0	0	0						
George Bell, R OBP: 0.328, SLG: 0.478										3	0	0	0	0	1	2						
Doug Dascenzo, S OBP: 0.323, SLG: 0.313										1	0	0	0	0	0	1						
Dwight Smith, L OBP: 0.280, SLG: 0.373										2	0	0	0	1	2	0						
Jerome Walton, R OBP: 0.264, SLG: 0.324										1	0	0	0	0	0	0						
Hector Villanueva, R OBP: 0.343, SLG: 0.540										4	0	1	0	0	1	1						
Jose Vizcaino, S OBP: 0.281, SLG: 0.295										4	0	1	0	0	0	1						
Mike Bielecki, R OBP: 0.104, SLG: 0.065										1	0	0	0	0	1	0						
Derrick May, L OBP: 0.104, SLG: 0.065										1	0	0	0	0	0	2						
Danny Jackson, R OBP: 0.104, SLG: 0.065										0	0	0	0	0	0	0						
Heathcliff Slocumb, R OBP: 0.104, SLG: 0.065										0	0	0	0	0	0	0						
Damon Berryhill, S OBP: 0.104, SLG: 0.065										1	0	1	0	0	0	0						
Bob Scanlan, R OBP: 0.104, SLG: 0.065										0	0	0	0	0	0	0						
Inning Stats	R: 0 E: 0 K: 0 S: 8	H: 4 LOB: 2 BB: 0 P: 10	R: 0 E: 0 K: 2 S: 11	H: 0 LOB: 0 BB: 0 P: 16	R: 0 E: 0 K: 2 S: 11	H: 0 LOB: 0 BB: 0 P: 18	R: 0 E: 0 K: 0 S: 7	H: 0 LOB: 0 BB: 1 P: 13	R: 0 E: 0 K: 1 S: 10	H: 1 LOB: 2 BB: 1 P: 17	R: 0 E: 0 K: 1 S: 6	H: 0 LOB: 0 BB: 0 P: 8	R: 0 E: 0 K: 2 S: 12	H: 1 LOB: 1 BB: 0 P: 16	R: 2 E: 0 K: 0 S: 12	H: 3 LOB: 1 BB: 0 P: 17	R: 0 E: 0 K: 0 S: 5	H: 0 LOB: 0 BB: 0 P: 7	1B: 8 2B: 1 3B: 0 HR: 0	SF: 0 SAC: 0 DP: 1 HBP: 0	WP: 0 PB: 0 SB: 1 CS: 1	PA: 35
PITCHER	IP WLS BF H R ER SO BB IBB HBP BLK WP HR S P ERA WHIP																					
Doug Drabek, R ERA: 3.22	(1, 1) 8.0 W 32 9 2 2 7 2 0 0 0 0 0 0 0 77 115 2.25 1.375																					
Bob Patterson, L ERA: 3.75	(9, 1) 1.0 3 0 0 0 0 0 0 0 0 0 0 0 5 7 0.00 0.000																					

AB	33
R	2
H	9
RBI	2
BB	2
SO	7
LOB	12



Batter	1	2	3	4	5	6	7	8	9	AB	R	H	RBI	BB	SO	LOB	BOTTOM			
Orlando Merced, S OBP: 0.373, SLG: 0.410										5	2	2	0	0	0	3	Chicago Cubs @ Pittsburgh Pirates Three Rivers Stadium, Pittsburgh, PA Tue Sep 17 1991, 7:05 PM EDT Att: 18,152 - Sunny - 79 F			
Jay Bell, R OBP: 0.326, SLG: 0.428										2	1	1	1	1	1	0				
Carlos Garcia, R OBP: 0.326, SLG: 0.428										1	0	0	0	0	0	0				
Andy Van Slyke, L OBP: 0.358, SLG: 0.456										3	2	1	0	2	0	1				
Bobby Bonilla, S OBP: 0.390, SLG: 0.501										3	2	1	1	1	0	1				
Barry Bonds, L OBP: 0.402, SLG: 0.499										4	2	2	2	1	1	3				
Steve Buechele, R OBP: 0.335, SLG: 0.445										3	0	2	3	1	0	0				
Don Slaught, R OBP: 0.346, SLG: 0.379										3	0	0	1	1	0	4				
Jose Lind, R OBP: 0.311, SLG: 0.348										3	0	0	0	1	0	4				
Doug Drabek, R OBP: 0.190, SLG: 0.192										4	0	0	0	0	1	3				
Bob Patterson, R OBP: 0.250, SLG: 0.250										0	0	0	0	0	0	0				
Inning Stats	R: 1 E: 0 K: 1 S: 10	H: 1 LOB: 1 BB: 1 P: 19	R: 0 E: 0 K: 0 S: 7	H: 1 LOB: 0 BB: 0 P: 10	R: 3 E: 0 K: 0 S: 9	H: 3 LOB: 1 BB: 1 P: 16	R: 0 E: 0 K: 1 S: 7	H: 0 LOB: 0 BB: 0 P: 11	R: 3 E: 1 K: 0 S: 15	H: 2 LOB: 3 BB: 3 P: 32	R: 1 E: 0 K: 0 S: 12	H: 1 LOB: 0 BB: 0 P: 8	R: 0 E: 0 K: 0 S: 5	H: 0 LOB: 0 BB: 0 P: 8	R: 1 E: 0 K: 0 S: 12	H: 1 LOB: 0 BB: 0 P: 21	1B: 5 2B: 2 3B: 1 HR: 1	SF: 2 SAC: 1 DP: 0 HBP: 0	WP: 0 PB: 0 SB: 1 CS: 0	PA: 42
PITCHER	IP WLS BF H R ER SO BB IBB HBP BLK WP HR S P ERA WHIP																			
Mike Bielecki, R ERA: 4.42	(1, 1) 4.0 L 19 5 4 4 2 1 1 0 0 0 0 0 0 6 17 = =																			
Danny Jackson, L ERA: 6.53	(5, 1) 0.0 4 2 3 2 0 2 0 0 0 0 0 0 0 6 17 = =																			
Heathcliff Slocumb, R ERA: 3.65	(5, 1) 3.0 15 1 1 1 1 3 1 0 0 0 0 0 26 53 3.00 1.333																			
Bob Scanlan, R ERA: 4.09	(8, 1) 1.0 4 1 1 1 0 0 0 0 0 0 0 1 12 21 9.00 1.000																			

AB	31
R	9
H	9
RBI	8
BB	8
SO	3
LOB	19



Batter	1	2	3	4	5	6	7	8	9	AB	R	H	RBI	BB	SO	LOB	TOP			
Delino DeShields, L OBP: 0.358, SLG: 0.348 (1.4)	P6		P7			SF7		L4		4	1	1	2	0	0	0				
Spike Owen, S OBP: 0.315, SLG: 0.347 (1.6)	G3		1B			K		2B		5	0	2	0	0	1	2				
Dave Martinez, L OBP: 0.331, SLG: 0.423 (7.7)	HR		1B			HR		K		4	2	2	2	1	2	1				
John Vander Wal, L OBP: 0.240, SLG: 0.478 (7, PH)	K		1B			K		1B		3	0	1	0	0	2	0				
Kenny Williams, R OBP: 0.311, SLG: 0.422 (7.8)										1	0	1	0	0	0	0				
Marquis Grissom, R OBP: 0.309, SLG: 0.365 (8.8)			1B			1B		2B		1	0	1	0	0	0	0				
Larry Walker, L OBP: 0.348, SLG: 0.470 (1.9)		G4-3	P6			K		K		5	0	0	0	0	3	6				
Bret Barberie, S OBP: 0.404, SLG: 0.474 (1.5)	G4-3				K	2B		1B		4	1	2	0	1	1	2				
Mike Fitzgerald, R OBP: 0.272, SLG: 0.289 (1.2)	G4-3				G4-3	1B		1B		4	1	2	0	0	0	1				
Tom Foley, L OBP: 0.277, SLG: 0.301 (8, PH)	P4				G1-3	SF7		K		2	0	0	0	1	0	1				
Andres Galarraga, R OBP: 0.260, SLG: 0.316 (8.3)						1B				1	0	0	0	0	1	0				
Bill Sampen, R OBP: 0.333, SLG: 0.333 (5, PH)			G6-3					G6-3		2	0	0	0	0	0	0				
Ivan Calderin, R OBP: 0.209, SLG: 0.483 (8.1)										1	0	1	1	0	0	0				
Scott Ruskin, R OBP: 0.289, SLG: 0.483 (8.1)										0	0	0	0	0	0	0				
Doug Platt, L OBP: 0.289, SLG: 0.483 (8.1)										1	0	0	0	0	0	0				
Jeff Fassero, L OBP: 0.289, SLG: 0.483 (8.1)										0	0	0	0	0	0	0				
Mel Rojas, R OBP: 0.289, SLG: 0.483 (8.1)										0	0	0	0	0	0	0				
Inning Stats	R: 1 E: 0 K: 1 S: 8	H: 1 LOB: 0 BB: 0 P: 14	R: 0 E: 0 K: 0 S: 8	H: 1 LOB: 1 BB: 0 P: 12	R: 0 E: 0 K: 0 S: 12	H: 2 LOB: 3 BB: 1 P: 18	R: 0 E: 0 K: 1 S: 8	H: 0 LOB: 0 BB: 0 P: 13	R: 2 E: 0 K: 2 S: 12	H: 2 LOB: 0 BB: 1 P: 19	R: 0 E: 0 K: 2 S: 13	H: 2 LOB: 2 BB: 1 P: 23	R: 0 E: 0 K: 1 S: 9	H: 0 LOB: 0 BB: 0 P: 15	R: 0 E: 0 K: 2 S: 13	H: 2 LOB: 2 BB: 0 P: 18	1B: 6 2B: 4 3B: 0 HR: 3	SF: 1 SAC: 0 DP: 0 HBP: 0	WP: 0 PB: 0 SB: 0 CS: 0	PA: 42
PITCHER	IP	WLS	BF	H	R	ER	SO	BB	IBB	HBP	BLK	WP	HR	S	P	ERA	WHIP			
Frank Castillo, R ERA: 4.15 (1.1)	5.1	L	27	9	5	5	5	1	1	0	0	0	3	58	96	8.44	1.875			
Chuck McElroy, L ERA: 1.93 (6.1)	1.1		6	1	0	0	2	1	0	0	0	0	0	14	26	0.00	1.500			
Heathcliff Slocumb, R ERA: 3.56 (7.1)	0.1		1	1	0	0	0	0	0	0	0	0	0	2	2	0.00	3.000			
Paul Assenmacher, L ERA: 3.12 (8.1)	2.0		8	2	0	0	3	0	0	0	0	0	0	22	33	0.00	1.000			

Montreal Expos @ Chicago Cubs
Wrigley Field, Chicago, IL
Sun Sep 22 1991, 3:38 AM CDT
Att: 16,061 - Cloudy - 65 F

AB	38
R	5
H	13
RBI	5
BB	3
SO	10
LOB	13



Batter	1	2	3	4	5	6	7	8	9	AB	R	H	RBI	BB	SO	LOB	BOTTOM			
Chico Walker, S OBP: 0.325, SLG: 0.350 (7.9)	1B		F7		G4-3			2B		3	1	1	0	1	0	0				
Ced Landrum, L OBP: 0.297, SLG: 0.295 (1.8)	CS		G3-1			K		K		4	0	1	0	0	2	1				
Mark Grace, L OBP: 0.349, SLG: 0.378 (6, PH)	SF7					F7		F9		2	1	1	2	0	0	0				
Andre Dawson, R OBP: 0.302, SLG: 0.492 (9.2)	1-2									1	0	0	0	0	0	1				
Joe Girardi, R OBP: 0.280, SLG: 0.227 (9.2)	3-H		HR							0	0	0	0	0	0	0				
Hector Villanueva, R OBP: 0.337, SLG: 0.538 (9.3)	HR		P4					BB		3	1	1	1	1	0	0				
Dwight Smith, L OBP: 0.275, SLG: 0.361 (6, PH)	G6-3				K			K		2	0	0	0	0	1	0				
23 Ryne Sandberg, R OBP: 0.377, SLG: 0.484 (7.4)										2	0	1	0	0	1	1				
Luis Salazar, R OBP: 0.294, SLG: 0.429 (1.5)		CS	1B		P6			G1-3		4	0	1	0	0	1	1				
Derrick May, L OBP: 0.125, SLG: 0.125 (1.7)			1B							3	0	1	0	0	0	0				
George Bell, R OBP: 0.328, SLG: 0.475 (9, PH)			CS		F9			P5		1	0	0	0	0	0	1				
Rey Sanchez, R OBP: 0.125, SLG: 0.125 (8.1)			1B							3	0	0	0	0	0	2				
Paul Assenmacher, L OBP: 0.400, SLG: 0.250 (8.1)			L7					G6-3		0	0	0	0	0	0	0				
Frank Castillo, R OBP: 0.182, SLG: 0.129 (6.1)										2	0	0	0	0	0	1				
Chuck McElroy, L OBP: 0.333, SLG: 0.444 (7.1)			G4-3							0	0	0	0	0	0	0				
Heathcliff Slocumb, R OBP: 0.279, SLG: 0.293 (8.6)								F8		1	0	0	0	0	0	0				
Inning Stats	R: 2 E: 0 K: 0 S: 11	H: 2 LOB: 1 BB: 1 P: 22	R: 0 E: 0 K: 0 S: 8	H: 2 LOB: 1 BB: 0 P: 10	R: 1 E: 0 K: 0 S: 9	H: 1 LOB: 0 BB: 0 P: 15	R: 0 E: 0 K: 1 S: 8	H: 0 LOB: 0 BB: 0 P: 11	R: 0 E: 0 K: 2 S: 11	H: 0 LOB: 1 BB: 1 P: 19	R: 0 E: 0 K: 0 S: 5	H: 0 LOB: 0 BB: 0 P: 9	R: 0 E: 0 K: 1 S: 11	H: 1 LOB: 1 BB: 0 P: 15	R: 0 E: 0 K: 1 S: 8	H: 1 LOB: 1 BB: 0 P: 13	1B: 4 2B: 1 3B: 0 HR: 2	SF: 1 SAC: 0 DP: 0 HBP: 0	WP: 0 PB: 0 SB: 2 CS: 3	PA: 34
PITCHER	IP	WLS	BF	H	R	ER	SO	BB	IBB	HBP	BLK	WP	HR	S	P	ERA	WHIP			
Bill Sampen, R ERA: 3.98 (1.1)	5.0	W	19	5	3	3	1	1	0	0	0	0	0	8	66	5.40	1.200			
Scott Ruskin, L ERA: 4.53 (6.1)	0.2		3	0	0	0	1	1	0	0	0	0	0	8	15	0.00	1.500			
Doug Platt, R ERA: 1.78 (6.1)	2.0		7	1	0	0	2	0	0	0	0	0	0	16	23	0.00	0.500			
Jeff Fassero, L ERA: 1.79 (8.1)	0.1		1	0	0	0	0	0	0	0	0	0	0	3	5	0.00	0.000			
Mel Rojas, R ERA: 4.06 (9.1)	1.0	S	4	1	0	0	1	0	0	0	0	0	0	8	13	0.00	1.000			

Montreal Expos @ Chicago Cubs
Wrigley Field, Chicago, IL
Sun Sep 22 1991, 3:38 AM CDT
Att: 16,061 - Cloudy - 65 F

AB	31
R	3
H	7
RBI	3
BB	2
SO	5
LOB	8



Batter	1	2	3	4	5	6	7	8	9	AB	R	H	RBI	BB	SO	LOB	TOP				
Mickey Morandini, L (1.4) OBP: 0.313, SLG: 0.319	1-2 1B 2B	2-2 G3			0-0 P5		0-2 P5		1-0 G4-3 1B	5	1	2	0	0	0	0					
Von Hayes, L (1.8) OBP: 0.305, SLG: 0.296	1-1 1B 2B 1B		1-1 G1-3		2-3 K		4-0 BB		0-1 G4-3 1-3	4	1	1	0	1	1	1					
Wes Chamberlain, R (1.7) OBP: 0.310, SLG: 0.496	0-0 2B SF9 1B		1-0 E BB 1B		0-0 G6-3		1-1 P7		1-3 K	5	2	2	1	0	1	2					
John Kruk, L (1.3) OBP: 0.367, SLG: 0.475	1-3 K		4-2 E2 1B BB		1-1 S 1B		1-0 L9			3	0	1	0	1	1	2					
Dave Hollins, S (1.5) OBP: 0.390, SLG: 0.546	3-2 2B		3-2 G4-3 1B		2-2 F9		1-2 WP 2B			4	0	3	2	0	0	1					
Braulio Castillo, R (8.8) OBP: 0.167, SLG: 0.195	1-3 2H 2B		1-3 G4-3 1B		2-0 BB		2-1 G5-3			0	0	0	0	0	0	0					
Dale Murphy, R (1.9) OBP: 0.302, SLG: 0.413	SF9		2-2 G4-3		4-2 BB		1-2 BB			2	0	0	1	1	0	3					
Mitch Williams, L (8.1)	3-H		1-2 1-2		1-1 L7		4-1 FC5-4 BB			0	0	0	0	0	0	0					
Darrin Fletcher, L (1.2) OBP: 0.260, SLG: 0.311	F9		1-0 F8		1-3 K		2-0 FC5-4			3	0	0	0	1	0	3					
Dickie Thon, R (1.6) OBP: 0.284, SLG: 0.358		0-0 P4		0-0 F9		1-3 K		1-2 2-3 FC5-4		4	0	0	0	0	1	4					
Andy Ashby, R (1.1) OBP: 0.100, SLG: 0.100		2-3 K		1-3 K			2-3 K		0-0 G6-3	3	0	0	0	0	3	0					
Charlie Hayes, R (8.5) OBP: 0.260, SLG: 0.367										1	0	0	0	0	0	0					
Inning Stats	R: 3 E: 0 K: 1 S: 18	H: 4 LOB: 1 BB: 0 P: 27	R: 0 E: 0 K: 1 S: 9	H: 0 LOB: 0 BB: 0 P: 13	R: 1 E: 1 K: 0 S: 11	H: 2 LOB: 1 BB: 1 P: 22	R: 0 E: 0 K: 1 S: 5	H: 0 LOB: 0 BB: 0 P: 7	R: 0 E: 0 K: 1 S: 12	H: 1 LOB: 2 BB: 1 P: 21	R: 0 E: 0 K: 1 S: 9	H: 0 LOB: 1 BB: 1 P: 16	R: 0 E: 0 K: 0 S: 9	H: 1 LOB: 2 BB: 1 P: 19	R: 0 E: 0 K: 1 S: 10	H: 1 LOB: 0 BB: 0 P: 12	1B: 6 2B: 3 3B: 0 HR: 0	SF: 1 SAC: 0 DP: 1 HBP: 0	WP: 1 PB: 0 SB: 2 CS: 0	PA: 39	
PITCHER	IP WLS BF H R ER SO BB IBB HBP BLK WP HR S P ERA WHIP	IP WLS BF H R ER SO BB IBB HBP BLK WP HR S P ERA WHIP	IP WLS BF H R ER SO BB IBB HBP BLK WP HR S P ERA WHIP	IP WLS BF H R ER SO BB IBB HBP BLK WP HR S P ERA WHIP	IP WLS BF H R ER SO BB IBB HBP BLK WP HR S P ERA WHIP	IP WLS BF H R ER SO BB IBB HBP BLK WP HR S P ERA WHIP	IP WLS BF H R ER SO BB IBB HBP BLK WP HR S P ERA WHIP	IP WLS BF H R ER SO BB IBB HBP BLK WP HR S P ERA WHIP	IP WLS BF H R ER SO BB IBB HBP BLK WP HR S P ERA WHIP	IP WLS BF H R ER SO BB IBB HBP BLK WP HR S P ERA WHIP	IP WLS BF H R ER SO BB IBB HBP BLK WP HR S P ERA WHIP	IP WLS BF H R ER SO BB IBB HBP BLK WP HR S P ERA WHIP	IP WLS BF H R ER SO BB IBB HBP BLK WP HR S P ERA WHIP	IP WLS BF H R ER SO BB IBB HBP BLK WP HR S P ERA WHIP	IP WLS BF H R ER SO BB IBB HBP BLK WP HR S P ERA WHIP	IP WLS BF H R ER SO BB IBB HBP BLK WP HR S P ERA WHIP	IP WLS BF H R ER SO BB IBB HBP BLK WP HR S P ERA WHIP	IP WLS BF H R ER SO BB IBB HBP BLK WP HR S P ERA WHIP	IP WLS BF H R ER SO BB IBB HBP BLK WP HR S P ERA WHIP	IP WLS BF H R ER SO BB IBB HBP BLK WP HR S P ERA WHIP	IP WLS BF H R ER SO BB IBB HBP BLK WP HR S P ERA WHIP

Philadelphia Phillies @ Chicago Cubs
Wrigley Field, Chicago, IL
Tue Sep 24 1991, 7:05 PM CDT
Att: 19,694 - Sunny - 54 F

AB	34
R	4
H	9
RBI	4
BB	4
SO	7
LOB	16



Batter	1	2	3	4	5	6	7	8	9	AB	R	H	RBI	BB	SO	LOB	BOTTOM					
Chico Walker, S (1.8) OBP: 0.323, SLG: 0.347	K		0-1 P6		4-2 23 G4-3 BB		1-0 G4-6-3		2-2 SF8	3	0	0	1	1	1	2						
Mark Grace, L (1.3) OBP: 0.350, SLG: 0.378	4-1 BB		0-2 F9		0-2 L8		1-1 SAFE G4-3		2-3 K	4	0	0	0	1	1	4						
23 Ryne Sandberg, R (1.4) OBP: 0.377, SLG: 0.484	3-2 L8		1-2 G6-3		3-1 G4-3		2-1 G4-3			4	0	0	0	0	0	3						
Andre Dawson, R (1.9) OBP: 0.301, SLG: 0.487	0-1 G3-1			0-0 L7	1-0 G1-3		2-2 1B			4	0	1	0	0	0	2						
George Bell, R (1.7) OBP: 0.324, SLG: 0.469		2-1 G6-3		0-2 G4-3		0-0 L7		0-1 SAFE F9		4	0	0	0	0	0	1						
Damon Berryhill, S (1.2) OBP: 0.240, SLG: 0.318		4-2 BB		3-2 BB 1B		2-1 G4-3			0-1 F8	3	0	1	0	1	0	0						
Luis Salazar, R (1.5) OBP: 0.299, SLG: 0.441		1-2 F8		4-1 BB		0-1 F9			4-0 BB SF8 BB	2	1	0	0	2	0	1						
Rey Sanchez, R (1.6) OBP: 0.188, SLG: 0.133		0-3 K		1-2 BB		0-0 G6-3			4-0 SF8 BB	3	0	0	0	1	1	3						
Mike Bielecki, R (1.1) OBP: 0.152, SLG: 0.065			4-2 BB		1-0 HR				4-1 BB	0	0	0	0	1	0	0						
Derrick Mays, L (5.9) OBP: 0.305, SLG: 0.556										1	1	1	0	0	0	0						
Les Lancaster, R (8.1) OBP: 0.185, SLG: 0.259										0	0	0	0	0	0	0						
Dwight Smith, L (7.9) OBP: 0.185, SLG: 0.259										1	0	1	0	0	0	0						
Heathcliff Slocumb, R (8.1) OBP: 0.295, SLG: 0.531										0	0	0	0	0	0	0						
Hector Villanueva, R (8.9) OBP: 0.295, SLG: 0.531										0	0	0	0	1	0	0						
Ced Landrum, L (8.9) OBP: 0.295, SLG: 0.531										0	0	0	0	0	0	0						
Inning Stats	R: 0 E: 0 K: 1 S: 10	H: 0 LOB: 1 BB: 1 P: 18	R: 0 E: 0 K: 1 S: 12	H: 0 LOB: 1 BB: 1 P: 19	R: 0 E: 0 K: 0 S: 10	H: 0 LOB: 1 BB: 1 P: 15	R: 0 E: 0 K: 0 S: 12	H: 1 LOB: 2 BB: 1 P: 20	R: 1 E: 0 K: 0 S: 10	H: 1 LOB: 1 BB: 1 P: 19	R: 0 E: 0 K: 0 S: 5	H: 0 LOB: 0 BB: 0 P: 7	R: 0 E: 0 K: 0 S: 3	H: 1 LOB: 0 BB: 0 P: 4	R: 0 E: 0 K: 0 S: 9	H: 1 LOB: 1 BB: 0 P: 14	R: 1 E: 0 K: 1 S: 12	H: 0 LOB: 2 BB: 3 P: 28	1B: 3 2B: 0 3B: 0 HR: 1	SF: 1 SAC: 0 DP: 1 HBP: 0	WP: 0 PB: 0 SB: 0 CS: 0	PA: 38
PITCHER	IP WLS BF H R ER SO BB IBB HBP BLK WP HR S P ERA WHIP	IP WLS BF H R ER SO BB IBB HBP BLK WP HR S P ERA WHIP	IP WLS BF H R ER SO BB IBB HBP BLK WP HR S P ERA WHIP	IP WLS BF H R ER SO BB IBB HBP BLK WP HR S P ERA WHIP	IP WLS BF H R ER SO BB IBB HBP BLK WP HR S P ERA WHIP	IP WLS BF H R ER SO BB IBB HBP BLK WP HR S P ERA WHIP	IP WLS BF H R ER SO BB IBB HBP BLK WP HR S P ERA WHIP	IP WLS BF H R ER SO BB IBB HBP BLK WP HR S P ERA WHIP	IP WLS BF H R ER SO BB IBB HBP BLK WP HR S P ERA WHIP	IP WLS BF H R ER SO BB IBB HBP BLK WP HR S P ERA WHIP	IP WLS BF H R ER SO BB IBB HBP BLK WP HR S P ERA WHIP	IP WLS BF H R ER SO BB IBB HBP BLK WP HR S P ERA WHIP	IP WLS BF H R ER SO BB IBB HBP BLK WP HR S P ERA WHIP	IP WLS BF H R ER SO BB IBB HBP BLK WP HR S P ERA WHIP	IP WLS BF H R ER SO BB IBB HBP BLK WP HR S P ERA WHIP	IP WLS BF H R ER SO BB IBB HBP BLK WP HR S P ERA WHIP	IP WLS BF H R ER SO BB IBB HBP BLK WP HR S P ERA WHIP	IP WLS BF H R ER SO BB IBB HBP BLK WP HR S P ERA WHIP	IP WLS BF H R ER SO BB IBB HBP BLK WP HR S P ERA WHIP	IP WLS BF H R ER SO BB IBB HBP BLK WP HR S P ERA WHIP	IP WLS BF H R ER SO BB IBB HBP BLK WP HR S P ERA WHIP	

Philadelphia Phillies @ Chicago Cubs
Wrigley Field, Chicago, IL
Tue Sep 24 1991, 7:05 PM CDT
Att: 19,694 - Sunny - 54 F

AB	29
R	2
H	4
RBI	2
BB	8
SO	3
LOB	16



Batter	1	2	3	4	5	6	7	8	9	AB	R	H	RBI	BB	SO	LOB	TOP									
Mickey Morandini, L OBP: 0.320, SLG: 0.325	0-1 1B	3-2 1B		4-0 HR BB		2-1 1B		0-0 G4-3		4	1	3	0	1	0	1										
Von Hayes, L OBP: 0.303, SLG: 0.294 Mitch Williams, L	1-1 1B		3-2 F8	2-1 F7		1-0 L3		1-3 K		5	0	1	0	0	1	3										
Wes Chamberlain, R OBP: 0.309, SLG: 0.402	2-1 P6		1-0 G4-3	4-0 HR BB		0-0 F8		0-0 G5-3		4	1	0	0	1	0	2										
John Kruk, L OBP: 0.367, SLG: 0.486	0-0 F8		2-0 HR	0-0 HR			2-3 K		2-2 F7		5	2	2	5	0	1	2									
Dave Hollins, S OBP: 0.386, SLG: 0.537 Bruce Ruffin, S	1-1 P6		0-0 HR	0-1 G3-1			3-2 G3-1				4	0	1	0	0	0	2									
Danny Cox, R OBP: 0.187, SLG: 0.107 Braulio Castillo, R OBP: 0.167, SLG: 0.195			1B	G3-1							0	0	0	0	0	0										
Dale Murphy, R OBP: 0.305, SLG: 0.414		4-0 FC4-6 E BB	1-1 FC5-4 1B		0-0 1B		1-3 K				3	0	2	0	1	1	0									
Dickie Thon, R OBP: 0.284, SLG: 0.357	0-1 F8		1-1 FC5-4 1B		1-2 F7		2-1 FC3-6 1B				4	0	1	0	0	0	4									
Steve Lake, R OBP: 0.233, SLG: 0.277	1-2 E5 FC4-6		1-2 P3	1-2 K		1-3 K		0-0 FC3-6		4	0	0	0	0	1	3										
Tommy Greene, R OBP: 0.307, SLG: 0.380 Charlie Hayes, R OBP: 0.259, SLG: 0.366	2-0 FC4-6 1B		1-2 BB HR 1B	0-2 L8		1-2 F8					3	1	1	0	0	0	3									
Inning Stats	R: 0 E: 0 K: 0 S: 9	H: 2 LOB: 2 BB: 0 P: 13	R: 0 E: 1 K: 0 S: 11	H: 1 LOB: 2 BB: 1 P: 21	R: 1 E: 0 K: 0 S: 11	H: 3 LOB: 2 BB: 0 P: 19	R: 4 E: 0 K: 0 S: 11	H: 2 LOB: 0 BB: 2 P: 23	R: 0 E: 0 K: 1 S: 10	H: 1 LOB: 1 BB: 0 P: 12	R: 0 E: 0 K: 0 S: 4	H: 1 LOB: 0 BB: 0 P: 7	R: 0 E: 0 K: 2 S: 11	H: 0 LOB: 0 BB: 0 P: 17	R: 0 E: 0 K: 0 S: 7	H: 1 LOB: 1 BB: 0 P: 10	R: 0 E: 0 K: 1 S: 8	H: 0 LOB: 0 BB: 0 P: 11	1B: 9 2B: 1 3B: 0 HR: 2	SF: 0 SAC: 0 DP: 1 HBP: 0	WP: 0 PB: 0 SB: 0 CS: 0	PA: 40				
PITCHER	IP	WLS	BF	H	R	ER	SO	BB	IBB	HBP	BLK	WP	HR	S	P	ERA	WHIP									
Shawn Boskie, R ERA: 5.2	(1, 1)	5.0	L	27	9	5	5	1	3	0	0	0	0	2	52	88	9.00	2.400								
Les Lancaster, R ERA: 3.61	(6, 1)	2.0		6	1	0	0	2	0	0	0	0	0	0	15	24	0.00	0.500								
Chuck McElroy, L ERA: 1.89	(8, 1)	2.0		7	1	0	0	1	0	0	0	0	0	0	15	21	0.00	0.500								

Philadelphia Phillies @ Chicago Cubs
Wrigley Field, Chicago, IL
Wed Sep 25 1991, 3:33 AM CDT
Att: 9,892 - Cloudy - 55 F

AB 37
R 5
H 11
RBI 5
BB 3
SO 4
LOB 21



Batter	1	2	3	4	5	6	7	8	9	AB	R	H	RBI	BB	SO	LOB	BOTTOM									
Jerome Walton, R OBP: 0.270, SLG: 0.327	1-1 F9		0-1 1B		2-3 K 23 BB		3-1 FC3-6 1B		4-0 BB		4	0	2	0	1	1	0									
Mark Grace, L OBP: 0.347, SLG: 0.374	3-2 P5		1 SAFE 1 SAFE 1 SAFE F7		3-1 F9		2-2 FC3-6		1 SAFE 1 SAFE 1 SAFE G4-3		5	0	0	0	0	0	6									
23 Ryne Sandberg, R OBP: 0.376, SLG: 0.482	0-2 G1-3		1-0 P2		4-0 FC6-4 BB		2-2 SF9		2-2 G6-3		2	0	0	1	1	0	2									
Andre Dawson, R OBP: 0.300, SLG: 0.491		0-1 F8		0-0 HR	1-0 FC6-4		0-1 G6-3				4	1	1	1	0	0	3									
George Bell, R OBP: 0.323, SLG: 0.468 Derrick May, L OBP: 0.250, SLG: 0.455		1-3 K		3-3 K		1-1 G3		2-1 G6-3		2	0	0	0	0	2	0										
Hector Villanueva, R OBP: 0.346, SLG: 0.545		4-1 BB		2-3 K		3-2 HR		3-2 F8		3	1	1	1	1	1	0										
Luis Salazar, R OBP: 0.295, SLG: 0.435		2-3 K		1-0 P2		0-2 F7		3-0 P4		4	0	0	0	0	1	1										
Rey Sanchez, R OBP: 0.200, SLG: 0.158			1-2 1B SH3-4 1B		0-0 G6-3		3-1 L7		1-3 K		4	0	1	0	0	1	0									
Shawn Boskie, R OBP: 0.250, SLG: 0.324 Rick Williams, L OBP: 0.209, SLG: 0.354 Les Lancaster, R ERA: 3.61 Doug Dascenzo, S OBP: 0.321, SLG: 0.352 Chuck McElroy, L OBP: 0.259, SLG: 0.366 Chico Walker, S OBP: 0.322, SLG: 0.340	(1, 1) (5, PH) (6, 1) (7, PH) (8, 1) (9, PH)		0-1 SH3-4 1B		3-2 HR		2-0 FC3-6 23 SF9 1B HBP		2-2 G4-3		0	0	0	0	0	0	0									
Inning Stats	R: 0 E: 0 K: 0 S: 9	H: 0 LOB: 0 BB: 0 P: 13	R: 0 E: 0 K: 2 S: 9	H: 0 LOB: 1 BB: 1 P: 16	R: 0 E: 0 K: 0 S: 13	H: 2 LOB: 2 BB: 0 P: 18	R: 1 E: 0 K: 2 S: 9	H: 1 LOB: 0 BB: 0 P: 15	R: 1 E: 0 K: 1 S: 10	H: 1 LOB: 2 BB: 1 P: 23	R: 1 E: 0 K: 0 S: 10	H: 1 LOB: 0 BB: 0 P: 17	R: 1 E: 0 K: 0 S: 10	H: 1 LOB: 1 BB: 0 P: 19	R: 0 E: 0 K: 0 S: 6	H: 0 LOB: 0 BB: 0 P: 14	R: 0 E: 0 K: 1 S: 9	H: 0 LOB: 1 BB: 1 P: 17	1B: 3 2B: 0 3B: 0 HR: 3	SF: 1 SAC: 1 DP: 0 HBP: 1	WP: 1 PB: 0 SB: 0 CS: 0	PA: 38				
PITCHER	IP	WLS	BF	H	R	ER	SO	BB	IBB	HBP	BLK	WP	HR	S	P	ERA	WHIP									
Tommy Greene, R ERA: 3.21	(1, 1)	6.0	W	26	5	3	3	5	2	0	0	0	0	3	60	102	4.50	1.167								
Bruce Ruffin, L ERA: 3.69	(7, 1)	0.1		3	1	1	1	0	0	0	1	0	0	5	12	27.00	3.000									
Danny Cox, R ERA: 4.72	(7, 1)	1.2		5	0	0	0	0	0	0	0	0	0	11	21	0.00	0.000									
Mitch Williams, L ERA: 2.17	(9, 1)	1.0	S	4	0	0	0	1	1	0	0	0	0	9	17	0.00	1.000									

Philadelphia Phillies @ Chicago Cubs
Wrigley Field, Chicago, IL
Wed Sep 25 1991, 3:33 AM CDT
Att: 9,892 - Cloudy - 55 F

AB 32
R 4
H 6
RBI 4
BB 3
SO 6
LOB 12



Batter	1	2	3	4	5	6	7	8	9	AB	R	H	RBI	BB	SO	LOB	TOP							
Chico Walker, S OBP: 0.318, SLG: 0.342	F7	K			G6-3		G6-3		K	5	0	0	0	0	2	4								
Ced Landrum, L OBP: 0.294, SLG: 0.292	2B	1B	B3		F9			L4		4	1	1	0	0	0	0								
Mark Grace, L OBP: 0.348, SLG: 0.377	1-H	2B	G4-3		F7			FC4-6	1B	4	0	2	1	0	0	0								
23 Ryne Sandberg, R OBP: 0.376, SLG: 0.486	G3		G5-3					K		4	1	1	1	0	1	1								
Andre Dawson, R OBP: 0.300, SLG: 0.489		K			G6-3	CS		FC4-6	1B	4	0	1	0	0	2	1								
Hector Villanueva, R OBP: 0.349, SLG: 0.544		1B			F9			SH3	1B	4	1	2	0	0	0	1								
Doug Dasenzo, S OBP: 0.333, SLG: 0.322		3B							1B	0	0	0	0	0	0	0								
Luis Salazar, R OBP: 0.298, SLG: 0.436		1B			G6-3			F9		4	1	2	0	0	0	1								
Shawon Dunston, R OBP: 0.296, SLG: 0.414		1B							1B	2	0	1	2	1	0	0								
Frank Castillo, R OBP: 0.171, SLG: 0.121										2	0	0	0	0	0	3								
Les Lancaster, R OBP: 0.185, SLG: 0.259										0	0	0	0	0	0	0								
Chuck McElroy, L OBP: 0.333, SLG: 0.444										0	0	0	0	0	0	0								
Dwight Smith, R OBP: 0.167, SLG: 0.300										1	0	0	0	0	0	0								
Bob Scanlan, R OBP: 0.286, SLG: 0.302										0	0	0	0	0	0	0								
Damon Berryhill, S OBP: 0.226, SLG: 0.310										1	0	0	0	0	0	3								
Inning Stats	R: 1 E: 0 K: 0 S: 9	H: 2 LOB: 0 BB: 0 P: 11	R: 2 E: 0 K: 2 S: 16	H: 3 LOB: 1 BB: 0 P: 19	R: 0 E: 0 K: 0 S: 6	H: 0 LOB: 0 BB: 0 P: 8	R: 0 E: 0 K: 0 S: 7	H: 1 LOB: 2 BB: 1 P: 13	R: 0 E: 0 K: 0 S: 6	H: 0 LOB: 0 BB: 0 P: 8	R: 1 E: 0 K: 1 S: 12	H: 1 LOB: 0 BB: 0 P: 17	R: 0 E: 0 K: 0 S: 7	H: 0 LOB: 0 BB: 0 P: 9	R: 0 E: 0 K: 1 S: 10	H: 1 LOB: 1 BB: 0 P: 13	R: 0 E: 0 K: 1 S: 14	H: 2 LOB: 3 BB: 0 P: 18	1B: 7 2B: 1 3B: 1 HR: 1	SF: 0 SAC: 1 DP: 0 HBP: 0	WP: 0 PB: 0 SB: 0 CS: 1	PA: 37		
PITCHER	IP WLS BF H R ER SO BB IBB HBP BLK WP HR S P ERA WHIP	8.0 W 32 8 4 4 4 1 0 0 0 0 1 73 98 4.50 1.125	1.0 S 5 2 0 0 1 0 0 0 0 0 0 14 18 0.00 2.000																					

Chicago Cubs @ St. Louis Cardinals
 Busch Stadium, St. Louis, MO
 Fri Sep 27 1991, 7:05 PM CDT
 Att: 30,429 - Cloudy - 72 F

AB	35
R	4
H	10
RBI	4
BB	1
SO	5
LOB	14



Batter	1	2	3	4	5	6	7	8	9	AB	R	H	RBI	BB	SO	LOB	BOTTOM	
Ray Lankford, L OBP: 0.289, SLG: 0.380	P3		K	F8		S		G4-3		5	0	1	0	0	1	3		
Ozzie Smith, S OBP: 0.377, SLG: 0.365				1B	2B			G3		2	2	0	0	3	1	2		
Todd Zeile, R OBP: 0.349, SLG: 0.411				2B						4	1	1	0	0	1	3		
Pedro Guerrero, R OBP: 0.324, SLG: 0.349										3	1	3	2	1	0	0		
Rod Brewer, L OBP: 0.167, SLG: 0.167										0	0	0	0	0	0	0		
Felix Jose, S OBP: 0.360, SLG: 0.434										4	0	1	1	0	1	3		
Milt Thompson, L OBP: 0.377, SLG: 0.454										3	1	0	0	1	2	4		
Geronimo Pena, S OBP: 0.297, SLG: 0.374										2	0	0	0	2	1	2		
Tom Pagnozzi, R OBP: 0.315, SLG: 0.347										3	0	1	2	1	0	3		
Bob Tewksbury, R OBP: 0.210, SLG: 0.172										2	0	0	0	0	1	0		
Gerald Perry, L OBP: 0.301, SLG: 0.388										1	0	0	0	0	0	1		
Lee Smith, R ERA: 2.44										0	0	0	0	0	0	0		
Inning Stats	R: 0 E: 0 K: 0 S: 6	H: 0 LOB: 0 BB: 1 P: 13	R: 0 E: 0 K: 2 S: 10	H: 0 LOB: 1 BB: 1 P: 17	R: 0 E: 0 K: 2 S: 8	H: 0 LOB: 0 BB: 0 P: 11	R: 4 E: 0 K: 0 S: 14	H: 3 LOB: 2 BB: 3 P: 34	R: 1 E: 0 K: 1 S: 10	H: 1 LOB: 1 BB: 0 P: 15	R: 0 E: 0 K: 1 S: 8	H: 1 LOB: 0 BB: 0 P: 13	R: 0 E: 0 K: 0 S: 8	H: 0 LOB: 1 BB: 1 P: 14	1B: 6 2B: 1 3B: 0 HR: 0	SF: 0 SAC: 1 DP: 1 HBP: 0	WP: 1 PB: 0 SB: 2 CS: 0	PA: 38
PITCHER	IP WLS BF H R ER SO BB IBB HBP BLK WP HR S P ERA WHIP	3.1 L 16 2 4 4 4 5 0 0 0 0 0 13 26 9.00 4.000	1.0 7 3 1 1 1 1 1 0 0 0 0 0 16 29 0.00 1.200	1.86 2.0 8 1 0 0 1 1 0 0 0 1 0 16 27 0.00 1.000														

Chicago Cubs @ St. Louis Cardinals
 Busch Stadium, St. Louis, MO
 Fri Sep 27 1991, 7:05 PM CDT
 Att: 30,429 - Cloudy - 72 F

AB	29
R	5
H	7
RBI	5
BB	8
SO	8
LOB	21



Batter	1	2	3	4	5	6	7	8	9	AB	R	H	RBI	BB	SO	LOB	TOP			
Jerome Walton, R OBP: 0.274, SLG: 0.330 (1, 8)	L6		23 SF8	S		G3 BB		K		2	1	0	0	3	1	0				
Ced Landrum, L OBP: 0.342, SLG: 0.343 (1, 7)	G4-3		S 1B			G3			23 2B	3	2	3	0	2	0	0				
Mark Grace, L OBP: 0.347, SLG: 0.374 (1, 3)	G4-3		E			G3			P6	5	0	1	1	1	0	0	6			
23 Ryne Sandberg, R OBP: 0.375, SLG: 0.486 (1, 4)	K		SF8			K				4	1	2	2	0	2	3				
Andre Dawson, R OBP: 0.298, SLG: 0.484 (1, 9)		G6-3	P2			F7		G6-3		4	0	0	0	1	0	3				
Hector Villanueva, R OBP: 0.352, SLG: 0.547 (5, PR)			E5						IBB	2	0	1	1	1	0	1				
Rick Wilkins, L OBP: 0.307, SLG: 0.350 (5, 2)			FC6-4			2B		K	F8	2	0	0	0	0	1	2				
Luis Salazar, R OBP: 0.293, SLG: 0.429 Jose Vizcaino, S OBP: 0.283, SLG: 0.297 (9, 5)		FC6-4	K			K		G5-3	F7	5	0	0	0	0	2	6				
Shawon Dunston, R OBP: 0.294, SLG: 0.410 (1, 6)		P2				F8			G4-3	4	0	0	0	0	0	2				
Rick Sutcliffe, L OBP: 0.121, SLG: 0.125 Chuck McElroy, L OBP: 0.300, SLG: 0.400 Bob Scanlan, R OBP: 0.300, SLG: 0.042 Paul Assenmacher, L OBP: 0.400, SLG: 0.250 (9, 1)			1B WP			B1-3		G4-3	F7	3	1	1	0	0	0	0				
Inning Stats	R: 0 E: 0 K: 13	H: 1 LOB: 1 BB: 15	R: 0 E: 0 K: 9	H: 0 LOB: 1 BB: 17	R: 3 E: 1 K: 22	H: 3 LOB: 2 BB: 30	R: 0 E: 0 K: 8	H: 0 LOB: 2 BB: 18	R: 1 E: 0 K: 13	H: 2 LOB: 1 BB: 20	R: 0 E: 0 K: 6	H: 0 LOB: 0 BB: 7	R: 0 E: 0 K: 9	H: 0 LOB: 0 BB: 9	R: 1 E: 0 K: 8	H: 2 LOB: 2 BB: 15	1B: 5 2B: 2 3B: 1 HR: 0	SF: 1 SAC: 0 DP: 0 HBP: 0	WP: 1 PA: 43 PB: 0 SB: 3 CS: 0	
PITCHER	IP WLS BF H R ER SO BB IBB HBP BLK WP HR S P ERA WHIP																			
Bryn Smith, R ERA: 3.85 Juan Agosto, L ERA: 4.87 Willie Fraser, R ERA: 5.38 Bob McClure, L ERA: 5.01	4.0 L 21 4 3 2 2 4 0 0 0 0 1 0 52 80 4.50 2.000	2.0 10 2 1 1 2 2 0 0 0 0 0 0 21 39 4.50 2.000	2.0 6 0 0 0 2 0 0 0 0 0 0 0 15 16 0.00 0.000	1.0 6 2 1 1 0 0 1 0 0 0 0 0 8 15 9.00 2.000																

Chicago Cubs @ St. Louis Cardinals
 Busch Stadium, St. Louis, MO
 Sun Sep 29 1991, 3:33 AM CDT
 Att: 42,665 - Sunny - 84 F

AB	35
R	5
H	8
RBI	4
BB	7
SO	6
LOB	23



Batter	1	2	3	4	5	6	7	8	9	AB	R	H	RBI	BB	SO	LOB	BOTTOM				
Ray Lankford, L OBP: 0.289, SLG: 0.383 (1, 8)	G3					SH1-4				3	0	0	0	1	0	3					
Ozzie Smith, S OBP: 0.379, SLG: 0.370 (1, 6)	1B					G1-3				4	1	1	0	1	0	6					
Todd Zeile, R OBP: 0.347, SLG: 0.405 (1, 5)	1B					G5-3			G4-3	4	0	0	0	1	0	5					
Pedro Guerrero, R OBP: 0.325, SLG: 0.350 (1, 3)	1B					L5			G4-3	5	0	2	1	0	0	0					
Gerald Perry, L OBP: 0.298, SLG: 0.380 (1, 7)	P4					FC4-6			G3-1	4	0	0	0	1	0	3					
Milt Thompson, L OBP: 0.374, SLG: 0.448 (1, 9)	K					F7			F9	4	0	0	0	1	1	3					
Geronimo Pena, S OBP: 0.307, SLG: 0.401 (1, 4)						K				3	2	2	0	1	1	2					
Tom Pagnozzi, R OBP: 0.319, SLG: 0.350 (1, 2)										3	0	2	1	1	0	1					
Bryn Smith, R ERA: 4.1 Luis Alicea, S ERA: 1.9 Juan Agosto, L ERA: 3.92 Stan Royer, R ERA: 3.92 Rex Hudler, R ERA: 3.92 Willie Fraser, R ERA: 5.38 Craig Wilson, R ERA: 2.07 Bob McClure, L ERA: 1.00	5.0 W 27 6 2 2 2 6 0 0 0 0 0 0 51 104 3.60 2.400	2.2 11 1 1 1 0 2 0 0 0 0 0 0 35 54 3.38 1.125	0.2 2 0 0 0 0 0 0 0 0 0 0 0 5 9 0.00 0.000	0.2 S 2 0 0 0 0 0 0 0 0 0 0 0 5 6 0.00 0.000																	
Inning Stats	R: 1 E: 0 K: 12	H: 2 LOB: 2 BB: 1	R: 0 E: 0 K: 7	H: 0 LOB: 2 BB: 17	R: 0 E: 0 K: 11	H: 0 LOB: 1 BB: 23	R: 0 E: 0 K: 10	H: 1 LOB: 1 BB: 15	R: 0 E: 0 K: 7	H: 1 LOB: 1 BB: 12	R: 1 E: 0 K: 12	H: 2 LOB: 3 BB: 21	R: 0 E: 0 K: 8	H: 0 LOB: 0 BB: 12	R: 0 E: 0 K: 21	H: 1 LOB: 2 BB: 35	R: 0 E: 0 K: 8	H: 0 LOB: 0 BB: 12	1B: 4 2B: 2 3B: 1 HR: 0	SF: 1 SAC: 1 DP: 0 HBP: 0	WP: 1 PA: 42 PB: 0 SB: 2 CS: 0
PITCHER	IP WLS BF H R ER SO BB IBB HBP BLK WP HR S P ERA WHIP																				
Rick Sutcliffe, R ERA: 1.9 Chuck McElroy, L ERA: 1.9 Bob Scanlan, R ERA: 3.92 Paul Assenmacher, L ERA: 3.03	5.0 W 27 6 2 2 2 6 0 0 0 0 0 0 51 104 3.60 2.400	2.2 11 1 1 1 0 2 0 0 0 0 0 0 35 54 3.38 1.125	0.2 2 0 0 0 0 0 0 0 0 0 0 0 5 9 0.00 0.000	0.2 S 2 0 0 0 0 0 0 0 0 0 0 0 5 6 0.00 0.000																	

Chicago Cubs @ St. Louis Cardinals
 Busch Stadium, St. Louis, MO
 Sun Sep 29 1991, 3:33 AM CDT
 Att: 42,665 - Sunny - 84 F

AB	32
R	3
H	7
RBI	3
BB	8
SO	2
LOB	26



Batter	1	2	3	4	5	6	7	8	9	AB	R	H	RBI	BB	SO	LOB	TOP						
Chico Walker, S OBP: 0.316, SLG: 0.339	G6-3		F9		F9		G6-3		G4-3	5	1	1	0	0	0	0	Chicago Cubs @ Philadelphia Phillies Veterans Stadium, Philadelphia, PA Mon Sep 30 1991, 7:05 PM EDT Att: 12,109 - Sunny - 61 F						
Ced Landrum, L OBP: 0.342, SLG: 0.333	G5-3		P5				G5-3		SF8	2	0	0	0	1	0	0							
Doug Dasenczo, S OBP: 0.331, SLG: 0.321										1	0	0	1	0	0	0							
Mark Grace, L OBP: 0.349, SLG: 0.373										3	0	1	0	2	0	1							
23 Ryne Sandberg, R OBP: 0.375, SLG: 0.483	K		L5							3	1	0	0	2	1	3							
Andre Dawson, R OBP: 0.301, SLG: 0.484										4	1	2	1	1	0	0							
Derrick May, L OBP: 0.231, SLG: 0.417										0	0	0	0	0	0	0							
Hector Villanueva, R OBP: 0.354, SLG: 0.554										5	1	2	0	0	1	4							
Paul Assenmacher, L OBP: 0.400, SLG: 0.250										0	0	0	0	0	0	0							
Bob Scanlan, R OBP: 0.080, SLG: 0.042										0	0	0	0	0	0	0							
Luis Salazar, R OBP: 0.296, SLG: 0.429										4	0	2	2	0	0	2							
Shawon Dunston, R OBP: 0.294, SLG: 0.410										3	0	1	1	0	0	2							
Shawn Boskie, R OBP: 0.238, SLG: 0.308										2	0	0	0	0	0	3							
Dwight Smith, L OBP: 0.277, SLG: 0.335										0	0	0	0	0	0	0							
Jerome Walton, R OBP: 0.354, SLG: 0.453										1	0	0	0	0	0	1							
Les Lancaster, R OBP: 0.148, SLG: 0.255										0	0	0	0	0	0	0							
Rey Sanchez, R OBP: 0.333, SLG: 0.238										0	1	0	0	1	0	0							
Rick Wilkins, L OBP: 0.307, SLG: 0.350										0	0	0	0	0	0	0							
Inning Stats	R: 0 E: 0 K: 1 S: 8	H: 0 LOB: 1 BB: 1 P: 14	R: 0 E: 0 K: 1 S: 9	H: 2 LOB: 2 BB: 0 P: 13	R: 0 E: 0 K: 0 S: 11	H: 1 LOB: 1 BB: 0 P: 16	R: 1 E: 0 K: 0 S: 8	H: 1 LOB: 1 BB: 1 P: 13	R: 0 E: 0 K: 0 S: 8	H: 0 LOB: 0 BB: 2 P: 21	R: 1 E: 0 K: 0 S: 12	H: 2 LOB: 1 BB: 0 P: 18	R: 0 E: 0 K: 0 S: 8	H: 0 LOB: 0 BB: 0 P: 16	R: 1 E: 0 K: 0 S: 16	H: 1 LOB: 1 BB: 1 P: 24	R: 2 E: 0 K: 0 S: 17	H: 2 LOB: 2 BB: 2 P: 32	1B: 7 2B: 2 3B: 0 HR: 0	SF: 2 SAC: 0 DP: 0 HBP: 0	WP: 1 PB: 0 SB: 0 CS: 1	PA: 42	
PITCHER	IP WLS BF H R ER SO BB IBB HBP BLK WP HR S P ERA WHIP											PITCHER	IP WLS BF H R ER SO BB IBB HBP BLK WP HR S P ERA WHIP										
Andy Ashby, R ERA: 5.59	(1, 1) 5.2 26 6 2 2 2 4 0 0 0 0 1 0 53 91 3.18 1.765																						
Bruce Ruffin, L ERA: 3.7	(6, 1) 1.1 4 0 0 0 0 0 0 0 0 0 0 0 11 20 0.00 0.000																						
Mitch Williams, L ERA: 2.45	(8, 1) 1.1 8 2 3 3 0 2 0 0 0 0 0 0 25 41 20.25 3.000																						
Wally Ritchie, L ERA: 2.42	(9, 1) 0.2 W 4 1 0 0 0 1 0 0 0 0 0 0 8 15 0.00 3.000																						

AB	33
R	5
H	9
RBI	5
BB	7
SO	2
LOB	16



Batter	1	2	3	4	5	6	7	8	9	AB	R	H	RBI	BB	SO	LOB	BOTTOM						
Mickey Morandini, L OBP: 0.318, SLG: 0.325	K		G3-1							4	1	1	0	0	1	2	Chicago Cubs @ Philadelphia Phillies Veterans Stadium, Philadelphia, PA Mon Sep 30 1991, 7:05 PM EDT Att: 12,109 - Sunny - 61 F						
Randy Ready, R OBP: 0.390, SLG: 0.325										0	1	0	0	1	0	0							
Von Hayes, L OBP: 0.305, SLG: 0.289										2	0	0	0	2	0	2							
Ricky Jordan, R OBP: 0.394, SLG: 0.453										1	0	1	0	0	0	0							
Braulio Castillo, R OBP: 0.167, SLG: 0.195										0	1	0	0	0	0	0							
Wes Chamberlain, R OBP: 0.310, SLG: 0.416										4	3	2	3	0	1	2							
John Kruk, L OBP: 0.367, SLG: 0.487										4	0	1	0	1	2	4							
Dave Hollins, S OBP: 0.375, SLG: 0.504										3	0	0	0	1	0	3							
Mitch Williams, L ERA: 3.7										0	0	0	0	0	0	0							
Wally Ritchie, L ERA: 2.45										1	0	1	1	0	0	0							
Jim Lindeman, R OBP: 0.419, SLG: 0.396										1	0	1	1	0	0	0							
Dale Murphy, R OBP: 0.313, SLG: 0.424										3	0	1	1	2	1	0							
Darrin Fletcher, L OBP: 0.252, SLG: 0.307										4	0	0	0	0	1	5							
Wally Backman, S OBP: 0.349, SLG: 0.313										0	0	0	1	0	0	0							
Dickie Thon, R OBP: 0.283, SLG: 0.354										4	0	2	0	0	0	2							
Andy Ashby, R OBP: 0.091, SLG: 0.091										1	0	0	0	0	0	0							
Bruce Ruffin, S ERA: 3.7										0	0	0	0	1	0	0							
Charlie Hayes, R OBP: 0.256, SLG: 0.362										1	0	0	0	0	0	1							
Inning Stats	R: 0 E: 0 K: 2 S: 11	H: 0 LOB: 1 BB: 1 P: 19	R: 0 E: 0 K: 0 S: 5	H: 0 LOB: 0 BB: 0 P: 8	R: 0 E: 0 K: 0 S: 14	H: 1 LOB: 1 BB: 0 P: 20	R: 1 E: 0 K: 0 S: 10	H: 2 LOB: 2 BB: 0 P: 17	R: 2 E: 0 K: 1 S: 23	H: 2 LOB: 3 BB: 3 P: 46	R: 0 E: 0 K: 0 S: 5	H: 0 LOB: 0 BB: 1 P: 11	R: 0 E: 0 K: 1 S: 13	H: 0 LOB: 1 BB: 1 P: 20	R: 0 E: 0 K: 1 S: 14	H: 1 LOB: 0 BB: 0 P: 18	R: 3 E: 0 K: 1 S: 14	H: 3 LOB: 2 BB: 2 P: 26	1B: 7 2B: 1 3B: 0 HR: 1	SF: 1 SAC: 1 DP: 0 HBP: 1	WP: 0 PB: 0 SB: 1 CS: 0	PA: 44	
PITCHER	IP WLS BF H R ER SO BB IBB HBP BLK WP HR S P ERA WHIP											PITCHER	IP WLS BF H R ER SO BB IBB HBP BLK WP HR S P ERA WHIP										
Shawn Boskie, R ERA: 5.23	(1, 1) 4.2 24 5 3 3 2 4 0 0 0 0 0 0 4 7 0.00 0.000																						
Yorkis Perez, L ERA: 3.9	(5, 1) 0.1 1 0 0 0 0 0 0 0 0 0 0 0 4 7 0.00 0.000																						
Les Lancaster, R ERA: 3.29	(6, 1) 3.0 11 1 0 0 2 2 0 0 0 0 0 0 32 49 0.00 1.000																						
Paul Assenmacher, L ERA: 3.29	(9, 1) 0.1 L 5 3 3 3 1 1 0 0 0 0 0 0 10 17 81.00 12.000																						
Bob Scanlan, R ERA: 3.9	(9, 1) 0.1 2 0 0 0 0 0 1 0 0 0 0 0 4 9 0.00 3.000																						

AB	32
R	6
H	9
RBI	6
BB	8
SO	6
LOB	21



Batter	1	2	3	4	5	6	7	8	9	10	11	12	13	AB	R	H	RBI	BB	SO	LOB	TOP																											
Jerome Walton, R OBP: 0.275, SLG: 0.330														5	1	1	0	1	2	2																												
Ced Landrum, L OBP: 0.320, SLG: 0.312 Rey Sanchez, R OBP: 0.333, SLG: 0.238														5	1	0	0	1	2	1																												
Mark Grace, L OBP: 0.347, SLG: 0.373														6	1	1	2	0	1	1																												
23 Ryne Sandberg, R OBP: 0.376, SLG: 0.488														5	2	2	2	1	3	0																												
Andre Dawson, R OBP: 0.301, SLG: 0.482														5	0	1	0	1	1	1																												
Hector Villanueva, R OBP: 0.301, SLG: 0.547 Rick Wilkins, L OBP: 0.307, SLG: 0.350 Doug Descenzo, S OBP: 0.330, SLG: 0.319 Joe Girardi, R OBP: 0.275, SLG: 0.222														4	0	1	1	0	0	1																												
Luis Salazar, R OBP: 0.294, SLG: 0.426														5	0	1	0	0	0	2																												
Shawon Dunston, R OBP: 0.293, SLG: 0.407 Derrick May, L OBP: 0.251, SLG: 0.417														5	0	1	0	0	0	3																												
Frank Castillo, R OBP: 0.189, SLG: 0.143 Dwight Smith, L OBP: 0.127, SLG: 0.284 Chuck McElroy, L OBP: 0.127, SLG: 0.284 Bob Scanlan, R OBP: 0.118, SLG: 0.281 Paul Assenmacher, L OBP: 0.400, SLG: 0.250														2	0	1	0	0	0	0																												
Inning Stats	R: 4 E: 0 K: 0 S: 21	H: 5 LOB: 1 BB: 1 P: 33	R: 0 E: 0 K: 0 S: 9	H: 0 LOB: 1 BB: 1 P: 16	R: 0 E: 0 K: 1 S: 13	H: 1 LOB: 1 BB: 0 P: 19	R: 0 E: 0 K: 1 S: 9	H: 1 LOB: 1 BB: 0 P: 11	R: 0 E: 0 K: 2 S: 8	H: 0 LOB: 0 BB: 0 P: 12	R: 0 E: 0 K: 0 S: 4	H: 0 LOB: 1 BB: 1 P: 16	R: 0 E: 0 K: 0 S: 6	H: 0 LOB: 0 BB: 0 P: 8	R: 0 E: 0 K: 1 S: 8	H: 0 LOB: 0 BB: 0 P: 9	1B: 6 2B: 2 3B: 0 HR: 1	SF: 0 SAC: 1 DP: 1 HBP: 0	WIP: 0 PB: 0 SB: 2 CS: 0	PA: 51																												
PITCHER	IP Tommy Greene, R ERA: 3.38	WLS Danny Cox, R ERA: 4.57	BF Mike Hartley, R ERA: 4.17	H Joe Boever, R ERA: 3.88	R Mitch Williams, L ERA: 2.4	ER Tommy Greene, R ERA: 3.38	SO Danny Cox, R ERA: 4.57	BB Mike Hartley, R ERA: 4.17	HBP Joe Boever, R ERA: 3.88	BLK Mitch Williams, L ERA: 2.4	WP Tommy Greene, R ERA: 3.38	HR Danny Cox, R ERA: 4.57	S Mike Hartley, R ERA: 4.17	P Joe Boever, R ERA: 3.88	ERA Mitch Williams, L ERA: 2.4	WHIP Tommy Greene, R ERA: 3.38	IP Bruce Ruffin, L ERA: 3.64	WLS Tommy Greene, R ERA: 3.38	BF Danny Cox, R ERA: 4.57	H Mike Hartley, R ERA: 4.17	R Joe Boever, R ERA: 3.88	ER Tommy Greene, R ERA: 3.38	SO Danny Cox, R ERA: 4.57	BB Mike Hartley, R ERA: 4.17	HBP Joe Boever, R ERA: 3.88	BLK Mitch Williams, L ERA: 2.4	WP Tommy Greene, R ERA: 3.38	HR Danny Cox, R ERA: 4.57	S Mike Hartley, R ERA: 4.17	P Joe Boever, R ERA: 3.88	ERA Mitch Williams, L ERA: 2.4	WHIP Tommy Greene, R ERA: 3.38	IP Bruce Ruffin, L ERA: 3.64	WLS Tommy Greene, R ERA: 3.38	BF Danny Cox, R ERA: 4.57	H Mike Hartley, R ERA: 4.17	R Joe Boever, R ERA: 3.88	ER Tommy Greene, R ERA: 3.38	SO Danny Cox, R ERA: 4.57	BB Mike Hartley, R ERA: 4.17	HBP Joe Boever, R ERA: 3.88	BLK Mitch Williams, L ERA: 2.4	WP Tommy Greene, R ERA: 3.38	HR Danny Cox, R ERA: 4.57	S Mike Hartley, R ERA: 4.17	P Joe Boever, R ERA: 3.88	ERA Mitch Williams, L ERA: 2.4	WHIP Tommy Greene, R ERA: 3.38

Chicago Cubs @ Philadelphia Phillies
Veterans Stadium, Philadelphia, PA
Tue Oct 01 1991, 7:05 PM EDT
Att. 12,291 - Cloudy - 72 F

AB 46
R 5
H 9
RBI 5
BB 4
SO 9
LOB 12



Batter	1	2	3	4	5	6	7	8	9	10	11	12	13	AB	R	H	RBI	BB	SO	LOB	BOTTOM																											
Mickey Morandini, L OBP: 0.317, SLG: 0.334 Jim Lindeman, R OBP: 0.015, SLG: 0.391 Steve Lake, R OBP: 0.237, SLG: 0.286														4	0	1	0	0	0	0																												
Von Hayes, L OBP: 0.184, SLG: 0.286 Chris Phillips, R OBP: 0.227, SLG: 0.363 Mitch Williams, L OBP: 0.127, SLG: 0.284 Kim Batters, R OBP: 0.118, SLG: 0.281 Bruce Ruffin, S OBP: 0.127, SLG: 0.284 John Morris, L OBP: 0.276														3	1	0	0	1	0	1																												
Wes Chamberlain, R OBP: 0.310, SLG: 0.411														6	1	1	0	1	1	5																												
John Kruk, L OBP: 0.371, SLG: 0.491														6	1	4	2	1	1	2																												
Dave Hollins, S OBP: 0.367, SLG: 0.489														6	1	1	1	0	2	3																												
Dale Murphy, R OBP: 0.315, SLG: 0.426														5	0	2	2	1	0	3																												
Darrin Fletcher, L OBP: 0.246, SLG: 0.300 Randy Ready, R OBP: 0.385, SLG: 0.320														3	0	0	0	0	0	4																												
Dickie Thon, R OBP: 0.282, SLG: 0.350														5	1	0	0	1	1	5																												
Tommy Greene, R ERA: 3.38 Danny Cox, R ERA: 4.57 Mike Hartley, R ERA: 4.17 Joe Boever, R ERA: 3.88 Mitch Williams, L ERA: 2.4	IP Frank Castillo, R ERA: 4.35	WLS Chuck McElroy, L ERA: 1.97	BF Bob Scanlan, R ERA: 3.87	H Paul Assenmacher, L ERA: 3.3	R Tommy Greene, R ERA: 3.38	ER Danny Cox, R ERA: 4.57	SO Mike Hartley, R ERA: 4.17	BB Joe Boever, R ERA: 3.88	HBP Mitch Williams, L ERA: 2.4	BLK Tommy Greene, R ERA: 3.38	WP Danny Cox, R ERA: 4.57	HR Mike Hartley, R ERA: 4.17	S Joe Boever, R ERA: 3.88	P Mitch Williams, L ERA: 2.4	ERA Tommy Greene, R ERA: 3.38	WHIP Danny Cox, R ERA: 4.57	IP Bruce Ruffin, L ERA: 3.64	WLS Tommy Greene, R ERA: 3.38	BF Danny Cox, R ERA: 4.57	H Mike Hartley, R ERA: 4.17	R Joe Boever, R ERA: 3.88	ER Tommy Greene, R ERA: 3.38	SO Danny Cox, R ERA: 4.57	BB Mike Hartley, R ERA: 4.17	HBP Joe Boever, R ERA: 3.88	BLK Mitch Williams, L ERA: 2.4	WP Tommy Greene, R ERA: 3.38	HR Danny Cox, R ERA: 4.57	S Mike Hartley, R ERA: 4.17	P Joe Boever, R ERA: 3.88	ERA Mitch Williams, L ERA: 2.4	WHIP Tommy Greene, R ERA: 3.38	IP Bruce Ruffin, L ERA: 3.64	WLS Tommy Greene, R ERA: 3.38	BF Danny Cox, R ERA: 4.57	H Mike Hartley, R ERA: 4.17	R Joe Boever, R ERA: 3.88	ER Tommy Greene, R ERA: 3.38	SO Danny Cox, R ERA: 4.57	BB Mike Hartley, R ERA: 4.17	HBP Joe Boever, R ERA: 3.88	BLK Mitch Williams, L ERA: 2.4	WP Tommy Greene, R ERA: 3.38	HR Danny Cox, R ERA: 4.57	S Mike Hartley, R ERA: 4.17	P Joe Boever, R ERA: 3.88	ERA Mitch Williams, L ERA: 2.4	WHIP Tommy Greene, R ERA: 3.38

Chicago Cubs @ Philadelphia Phillies
Veterans Stadium, Philadelphia, PA
Tue Oct 01 1991, 7:05 PM EDT
Att. 12,291 - Cloudy - 72 F

AB 51
R 6
H 13
RBI 6
BB 5
SO 7
LOB 29



Batter	1	2	3	4	5	6	7	8	9	AB	R	H	RBI	BB	SO	LOB	TOP		
Doug Dascenzo, S OBP: 0.328, SLG: 0.315	4-2 SH3-4 BB		2-2 P3		2-1 G4-3		1-3 K			3	0	0	0	1	1	4			
Ced Landrum, L OBP: 0.318, SLG: 0.300	0-1 SH3-4		2-1 L4			3-2 G4-3		1-0 G4-3		3	0	0	0	0	0	1			
Mark Grace, L OBP: 0.346, SLG: 0.371	3-3 K			4-1 G5-4-3 BB		3-2 G4-3		0-0 F7		3	0	0	0	1	1	1			
23 Ryne Sandberg, R OBP: 0.376, SLG: 0.485	3-2 P5			4-0 G5-4-3 BB		3-2 L8		2-1 G4-3		3	0	0	0	1	0	1			
Andre Dawson, R OBP: 0.299, SLG: 0.478		2-0 F7		1-0 G5-4-3			0-0 L4		3-3 K		4	0	0	0	0	1	2		
Hector Villanueva, R OBP: 0.345, SLG: 0.535		3-1 F7		1-2 P5			1-2 F8		0-0 F7		4	0	0	0	0	0	1		
Luis Salazar, R OBP: 0.294, SLG: 0.424		0-3 K			0-2 G4-3		0-2 1B		2-2 L5		4	1	1	0	0	1	0		
Jose Vizcaino, S OBP: 0.283, SLG: 0.297											0	0	0	0	0	0	0		
Rey Sanchez, R OBP: 0.370, SLG: 0.261			4-2 P3 SH1-4 BB		0-1 G5-3		1-0 1B		1-3 1B		2	0	1	0	1	0	0		
Greg Maddux, R OBP: 0.225, SLG: 0.264			1-1 SH1-4		4-0 BB		1-2 1B		1-2 1B		1	0	1	1	1	0	0		
Inning Stats	R: 0 H: 0 E: 0 K: 1 S: 12	H: 0 LOB: 1 BB: 1 P: 22	R: 0 H: 0 E: 0 K: 1 S: 6	H: 0 LOB: 0 BB: 0 P: 11	R: 0 H: 0 E: 0 K: 0 S: 10	H: 0 LOB: 1 BB: 2 P: 19	R: 0 H: 0 E: 0 K: 0 S: 6	H: 0 LOB: 1 BB: 1 P: 16	R: 0 H: 0 E: 0 K: 0 S: 9	H: 0 LOB: 1 BB: 1 P: 15	R: 0 H: 3 E: 0 K: 1 S: 17	H: 3 LOB: 2 BB: 0 P: 21	R: 0 H: 0 E: 0 K: 0 S: 4	H: 0 LOB: 0 BB: 0 P: 7	R: 0 H: 0 E: 0 K: 1 S: 7	H: 0 LOB: 0 BB: 0 P: 12	1B: 3 2B: 0 3B: 0 HR: 0	SF: 0 SAC: 2 DP: 1 HBP: 0	WP: 0 PA: 34 PB: 0 SB: 0 CS: 0
PITCHER Jose De Jesus, R ERA: 3.42	IP: 9.0 WLS: L BF: 34 H: 3 R: 1 ER: 1 SO: 4 BB: 5 IBB: 0 HBP: 0 BLK: 0 WP: 0 HR: 0 S: 83 P: 144 ERA: 1.00 WHIP: 0.889																		

Chicago Cubs @ Philadelphia Phillies
Veterans Stadium, Philadelphia, PA

AB 27
R 1
H 3
RBI 1
BB 5
SO 4
LOB 10



Wed Oct 02 1991, 7:05 PM EDT
Att: 13,680 - Cloudy - 72 F

Batter	1	2	3	4	5	6	7	8	9	AB	R	H	RBI	BB	SO	LOB	BOTTOM				
Mickey Morandini, L OBP: 0.313, SLG: 0.320	1-1 G4-3		2-1 G4-3			2-0 F9		1-0 F8		4	0	0	0	0	0	2					
Von Hayes, L OBP: 0.303, SLG: 0.285	1-1 G4-3			1-3 K		0-1 F8		0-0 1B		4	0	1	0	0	1	1					
Wes Chamberlain, R OBP: 0.307, SLG: 0.407	0-2 L6			1-3 K		0-0 F8		0-0 P3		4	0	0	0	0	1	1					
John Kruk, L OBP: 0.369, SLG: 0.488		1-3 K		3-2 F7		1-1 G3-1				3	0	0	0	0	1	0					
Dave Hollins, S OBP: 0.360, SLG: 0.479		3-2 F8			1-3 K		0-1 F7			3	0	0	0	0	1	0					
Dale Murphy, R OBP: 0.313, SLG: 0.423		0-0 G5-3			1-1 G6-3			0-0 G3-1		3	0	0	0	0	0	0					
Darrin Fletcher, L OBP: 0.241, SLG: 0.293			0-0 G6-3		1-1 G5-3			1-3 K		3	0	0	0	0	1	0					
Dickie Thon, R OBP: 0.284, SLG: 0.352			2-2 SH1 1B			2-2 SH 1B		1-0 F9		3	0	2	0	0	0	0					
Jose De Jesus, R OBP: 0.156, SLG: 0.129			0-0 SH1			0-3 K				1	0	0	0	0	1	1					
Wally Backman, S OBP: 0.346, SLG: 0.310			1-2 SH1					0-1 F7		1	0	0	0	0	0	0					
Inning Stats	R: 0 H: 0 E: 0 K: 0 S: 7	H: 0 LOB: 0 BB: 0 P: 9	R: 0 H: 0 E: 0 K: 1 S: 7	H: 0 LOB: 0 BB: 0 P: 11	R: 0 H: 1 E: 0 K: 0 S: 7	H: 1 LOB: 1 BB: 0 P: 11	R: 0 H: 0 E: 0 K: 2 S: 11	H: 0 LOB: 0 BB: 0 P: 16	R: 0 H: 0 E: 0 K: 1 S: 7	H: 0 LOB: 0 BB: 0 P: 10	R: 0 H: 1 E: 0 K: 1 S: 9	H: 1 LOB: 1 BB: 0 P: 13	R: 0 H: 0 E: 0 K: 0 S: 5	H: 0 LOB: 0 BB: 0 P: 6	R: 0 H: 0 E: 0 K: 1 S: 5	H: 0 LOB: 0 BB: 0 P: 7	R: 0 H: 1 E: 0 K: 0 S: 5	H: 1 LOB: 1 BB: 0 P: 6	1B: 3 2B: 0 3B: 0 HR: 0	SF: 0 SAC: 1 DP: 0 HBP: 0	WP: 0 PA: 30 PB: 0 SB: 1 CS: 0
PITCHER Greg Maddux, R ERA: 3.47	IP: 9.0 WLS: W BF: 30 H: 3 R: 0 ER: 0 SO: 6 BB: 0 IBB: 0 HBP: 0 BLK: 0 WP: 0 HR: 0 S: 63 P: 89 ERA: 0.00 WHIP: 0.333																				

Chicago Cubs @ Philadelphia Phillies
Veterans Stadium, Philadelphia, PA

AB 29
R 0
H 3
RBI 0
BB 0
SO 6
LOB 5



Wed Oct 02 1991, 7:05 PM EDT
Att: 13,680 - Cloudy - 72 F

Batter	1	2	3	4	5	6	7	8	9	AB	R	H	RBI	BB	SO	LOB	TOP								
Ray Lankford, L (1, 8) OBP: 0.297, SLG: 0.388	1-1 FC4-6 1B		1-0 G1-3			2-3 K		4-1 CS BB		3	0	1	0	1	1	1	St. Louis Cardinals @ Chicago Cubs Wrigley Field, Chicago, IL Sat Oct 05 1991, 3:33 AM CDT Cloudy - 49 F								
Ozzie Smith, S (1, 6) OBP: 0.380, SLG: 0.367 Luis Alicaia, S (2, 4) OBP: 0.284, SLG: 0.250	2-1 F9			3-3 K		1-1 WP 2B		4-1 1B BB		1	0	0	0	0	1	2									
Felix Jose, S (1, 9) OBP: 0.360, SLG: 0.440	0-1 FC4-6			0-0 P6		1-2 G4-3		3-2 1B		4	0	1	0	0	2	4									
Pedro Guerrero, R (1, 3) OBP: 0.328, SLG: 0.363 Willie Fraser, R (8, 1)	3-2 P4			0-1 P3		1-0 L7		0-0 G3		4	0	0	0	0	4	0									
Todd Zeile, R (1, 5) OBP: 0.352, SLG: 0.412		2-2 L8			3-1 G4-3 1B 2B		4-2 CS BB		3-2 G4-3 2B	3	1	2	0	1	0	0									
Milt Thompson, L (1, 7) OBP: 0.368, SLG: 0.443		2-1 G3-1			2-1 G4-3		1-3 K		1-0 G4-3	4	0	0	0	0	1	3									
Tom Pagnozzi, R (1, 2) OBP: 0.319, SLG: 0.351		4-1 CS BB			0-0 1B		0-0 L9		0-0 L3	3	0	1	1	1	0	2									
Tim Jones, L (1, 4) OBP: 0.263, SLG: 0.235 Craig Wilson, R (8, PH) OBP: 0.222, SLG: 0.195	0-1 CS	2-1 CS 1B		1-2 2B		1-2 2B		0-0 CS	1-1 E6 1B	2	0	2	0	0	0	0									
Ken Hill, R (1, 1) OBP: 0.167, SLG: 0.100 Gerald Perry, L (8, PH) OBP: 0.299, SLG: 0.381			1-3 K		0-2 F9			0-0 1B		2	0	0	0	0	1	2									
								2-H 1B		1	0	1	1	0	0	0									
Inning Stats	R: 0 E: 0 K: 0 S: 11	H: 1 LOB: 1 BB: 0 P: 16	R: 0 E: 0 K: 0 S: 8	H: 0 LOB: 0 BB: 1 P: 16	R: 0 E: 0 K: 1 S: 6	H: 1 LOB: 0 BB: 0 P: 10	R: 0 E: 0 K: 1 S: 6	H: 0 LOB: 0 BB: 0 P: 9	R: 1 E: 0 K: 0 S: 11	H: 3 LOB: 1 BB: 0 P: 17	R: 0 E: 0 K: 1 S: 11	H: 1 LOB: 1 BB: 0 P: 16	R: 0 E: 0 K: 1 S: 6	H: 0 LOB: 0 BB: 1 P: 11	R: 1 E: 1 K: 0 S: 9	H: 2 LOB: 2 BB: 2 P: 21	R: 0 E: 0 K: 0 S: 6	H: 1 LOB: 1 BB: 0 P: 11	1B: 5 2B: 4 3B: 0 HR: 0	SF: 0 SAC: 0 DP: 0 HBP: 0	WP: 1 PB: 0 SB: 0 CS: 5	PA: 37			
PITCHER	IP WLS BF H R ER SO BB IBB HBP BLK WP HR S P ERA WHIP	5.0 18 5 1 1 2 1 0 0 0 0 0 0 42 68 1.80 1.200	2.0 7 1 0 0 2 1 0 0 0 1 0 17 27 0.00 1.000	0.2 5 2 1 0 2 0 0 0 0 0 0 8 20 0.00 6.000	1.1 W 5 1 0 0 0 0 0 0 0 0 7 12 0.00 0.750																				

Batter	1	2	3	4	5	6	7	8	9	AB	R	H	RBI	BB	SO	LOB	BOTTOM							
Chico Walker, S (1, 8) OBP: 0.315, SLG: 0.337	1-3 K		3-3 K		2-1 G1-3		2-2 1B			4	0	1	0	0	2	2	St. Louis Cardinals @ Chicago Cubs Wrigley Field, Chicago, IL Sat Oct 05 1991, 3:33 AM CDT Cloudy - 49 F							
Mark Grace, L (1, 3) OBP: 0.344, SLG: 0.369	2-1 G4-1			0-0 E1 CS	0-0 G3		2-0 G4-3			4	0	0	0	0	4	4								
23 Ryne Sandberg, R (1, 4) OBP: 0.375, SLG: 0.483	1-2 G6-3			2-2 G4-3		1-2 P4		4-1 1B BB		3	1	0	0	1	0	1								
Andre Dawson, R (1, 9) OBP: 0.301, SLG: 0.478		2-3 K		4-2 BB		0-1 G1-3		0-0 G4-6-3 1B	1-3 1B	3	0	1	0	1	1	0								
Hector Villanueva, R (1, 2) OBP: 0.343, SLG: 0.529		3-2 G5-3		2-2 P4		0-0 P4		1-0 G4-6-3 1B	1-2 3-H 1B	4	0	1	1	0	0	1								
Demick May, L (1, 7) OBP: 0.294, SLG: 0.500 Jerome Walton, R (9, 8) OBP: 0.275, SLG: 0.330		0-0 2B			0-0 2B 1B		2-2 P2		0-0 G4-6-3	4	1	2	0	0	0	2								
Luis Salazar, R (1, 5) OBP: 0.293, SLG: 0.425 Jose Vizcaino, S (9, 5) OBP: 0.283, SLG: 0.297	1-1 F9				1-0 G1-3 2B		1-0 P4		0-1 P3	4	0	1	1	0	0	2								
Shawon Dunston, R (1, 6) OBP: 0.293, SLG: 0.407			2-1 G5-3		2-0 F9		1-2 2B 1B			3	1	1	0	0	0	1								
Les Lancaster, R (1, 1) OBP: 0.179, SLG: 0.250 Dwight Gooden, L (5, PH) OBP: 0.280, SLG: 0.354 Yorkis Perez, L (8, 1) OBP: 0.250, SLG: 0.359 Rick Wilkins, L (7, PH) OBP: 0.250, SLG: 0.359 Chuck McElroy, L (8, 1) OBP: 0.250, SLG: 0.359 Bob Scanlan, R (8, 1) OBP: 0.250, SLG: 0.359			2-3 K		4-2 G1-3 BB		0-0 1B 2B			1	0	0	0	0	0	0								
Inning Stats	R: 0 E: 0 K: 1 S: 8	H: 0 LOB: 0 BB: 0 P: 12	R: 0 E: 0 K: 1 S: 10	H: 1 LOB: 1 BB: 0 P: 16	R: 0 E: 0 K: 2 S: 8	H: 0 LOB: 0 BB: 0 P: 15	R: 0 E: 1 K: 0 S: 11	H: 0 LOB: 1 BB: 1 P: 19	R: 1 E: 0 K: 0 S: 7	H: 2 LOB: 2 BB: 1 P: 17	R: 0 E: 0 K: 0 S: 12	H: 0 LOB: 0 BB: 0 P: 20	R: 1 E: 0 K: 0 S: 6	H: 2 LOB: 1 BB: 1 P: 11	R: 1 E: 0 K: 0 S: 6	H: 2 LOB: 1 BB: 1 P: 11		1B: 5 2B: 3 3B: 0 HR: 0	SF: 0 SAC: 0 DP: 1 HBP: 0	WP: 0 PB: 0 SB: 0 CS: 1	PA: 34			
PITCHER	IP WLS BF H R ER SO BB IBB HBP BLK WP HR S P ERA WHIP	7.0 29 7 2 2 4 2 0 0 0 0 0 0 64 107 2.57 1.143	1.0 L 5 2 1 1 0 1 0 0 0 0 0 6 11 9.00 3.000																					

AB	31
R	2
H	9
RBI	2
BB	4
SO	4
LOB	16



AB	31
R	3
H	8
RBI	3
BB	3
SO	4
LOB	13



