

Chicago Cubs - 1994

Batter	1	2	3	4	5	6	7	8	9	AB	R	H	RBI	BB	SO	LOB	TOP										
Jose Vizcaino, S OBP: 0.636, SLG: 1.333	4-1 G6-3 1B BB		4-2 2B BB	2-1 P8		0-1 G3			1-2 FC6-4 1B	3	2	1	0	2	0	0											
David Segui, S OBP: 0.300, SLG: 0.286	0-0 G6-3		2-1 2B 2B	0-1 L8			3-1 F8		1-2 FC6-4	5	1	1	1	0	0	2											
Joe Orsulak, L OBP: 0.333, SLG: 0.333	0-1 F8 2H 1B		1-1 P8	3-2 WP 1B			1-1 G3-1			4	0	2	1	0	0	1											
Bobby Bonilla, S OBP: 0.444, SLG: 0.429 Tim Bogar, R	4-2 F8 BB		4-1 2B BB	2-3 K			3-3 K			2	1	0	0	2	2	1											
Jeff Kent, R OBP: 0.556, SLG: 1.111	0-0 F8 1-2 2-3		3-2 2B 2B		0-0 F7			1-0 P4		4	1	1	2	0	0	2											
Jeremy Burnitz, L OBP: 0.375, SLG: 0.333 Jonathan Hurst, R	0-1 P4		4-2 2B BB		1-1 G4-3			3-2 G6-3		3	1	0	0	1	0	2											
Kelly Stinnett, R OBP: 0.250, SLG: 0.500		2-1 F9	2-0 2B		0-0 G1-3			2-2 G6-3		4	0	1	2	0	0	0											
Ryan Thompson, R OBP: 0.222, SLG: 0.333		2-1 F9	0-1 G6-3		0-0 L9			0-1 P5		4	0	0	0	0	0	1											
Pete Smith, R John Cangelosi, S		2-1 G6-3	1-1 L5		1-1 L8			1-0 G1-3		3	0	0	0	0	0	1											
Inning Stats	R: 1 E: 0 K: 0 S: 9	H: 1 LOB: 2 BB: 2 P: 17	R: 0 E: 0 K: 0 S: 6	H: 0 LOB: 0 BB: 0 P: 12	R: 5 E: 0 K: 0 S: 17	H: 3 LOB: 1 BB: 3 P: 38	R: 0 E: 0 K: 1 S: 10	H: 1 LOB: 1 BB: 0 P: 17	R: 0 E: 0 K: 0 S: 4	H: 0 LOB: 0 BB: 0 P: 5	R: 0 E: 0 K: 1 S: 7	H: 0 LOB: 0 BB: 0 P: 14	R: 0 E: 0 K: 0 S: 10	H: 0 LOB: 0 BB: 0 P: 16	R: 0 E: 0 K: 0 S: 9	H: 1 LOB: 1 BB: 0 P: 12	1B: 3 2B: 3 3B: 0 HR: 0	SF: 0 SAC: 0 DP: 0 HBP: 0	WP: 1 PB: 0 SB: 0 CS: 0	PA: 38							
PITCHER	IP	WLS	BF	H	R	ER	SO	BB	IBB	HBP	BLK	WP	HR	S	P	ERA	WHIP										
Jose Guzman, R ERA: 23.14	2.1	L	15	3	6	6	0	5	0	0	0	0	0	27	59	23.14	3.429										
Shawn Boskie, R ERA:	3.1		10	2	0	0	1	0	0	0	0	1	0	19	30	0.00	0.750										
Jose Bautista, R ERA:	6.1		6	0	0	0	1	0	0	0	0	0	0	12	20	0.00	0.000										
Dan Plesac, L ERA: 3.0	8.1		7	1	0	0	0	0	0	0	0	0	0	19	28	0.00	0.500										

New York Mets @ Chicago Cubs
Wrigley Field, Chicago, IL
Tue Apr 05 1994, 3:33 AM CDT
Att: 34,879 - Cloudy - 35 F

AB	33
R	6
H	6
RBI	6
BB	5
SO	2
LOB	10

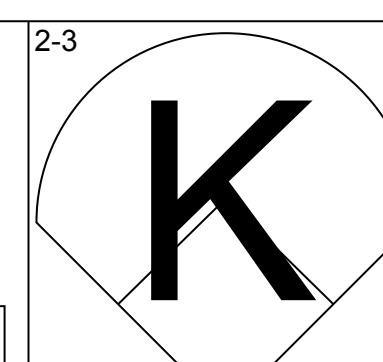
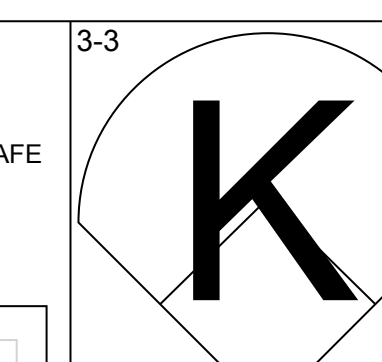
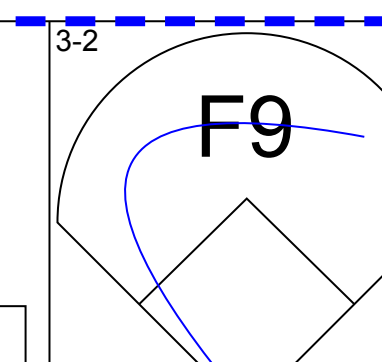
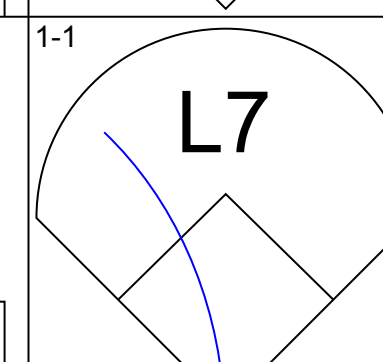
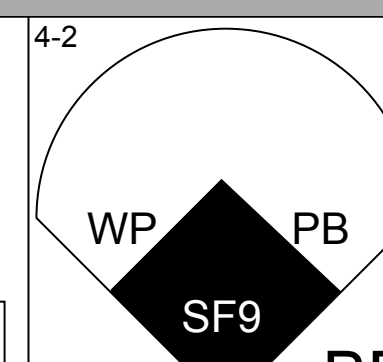
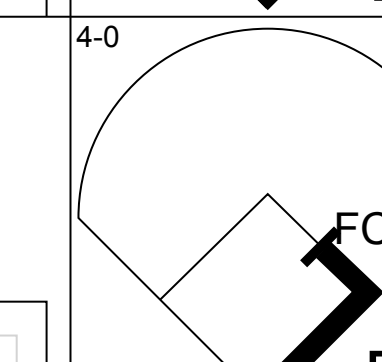
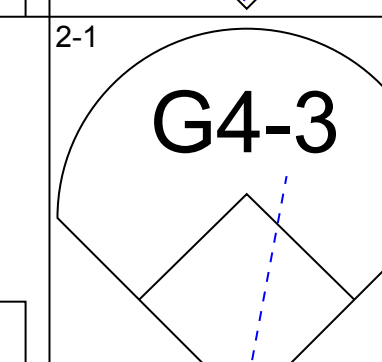
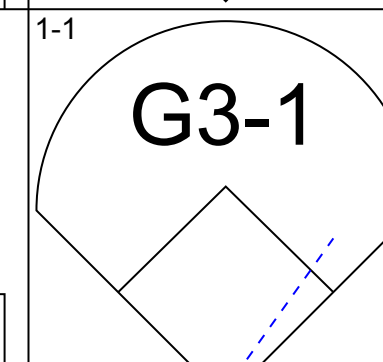
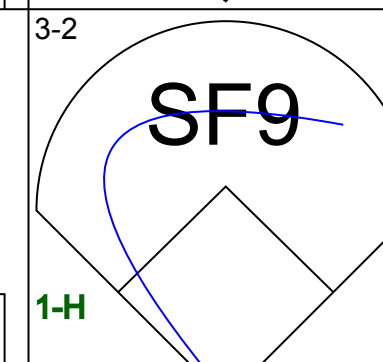
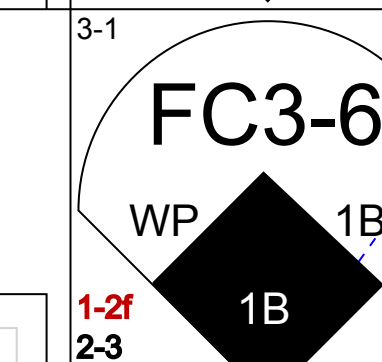
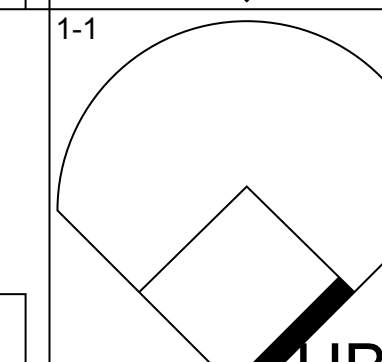
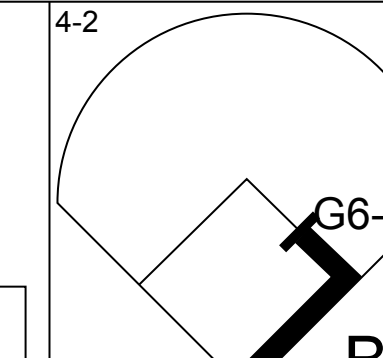
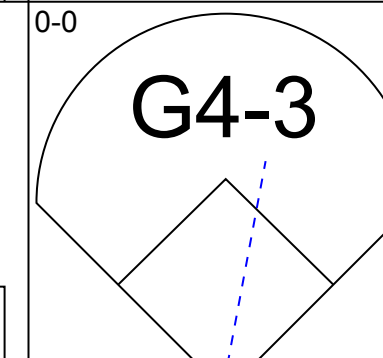
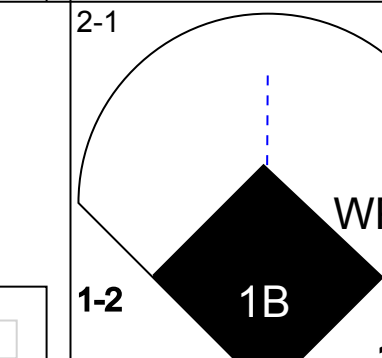
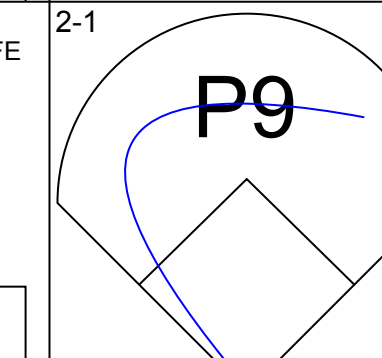
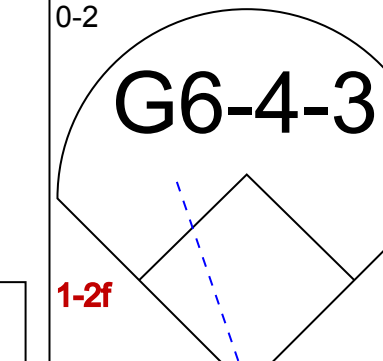
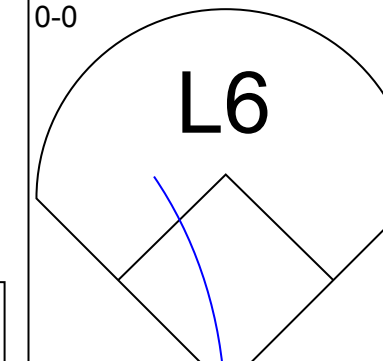
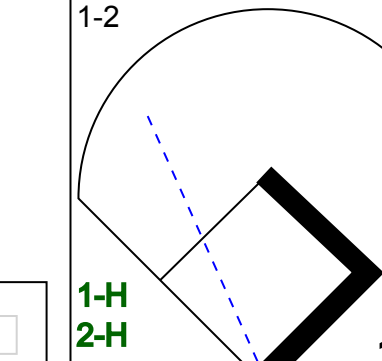
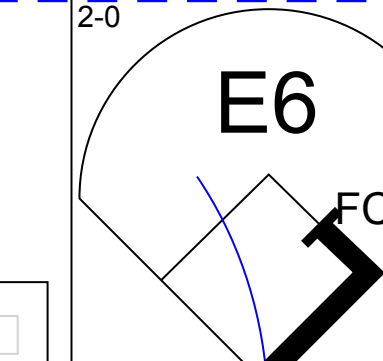
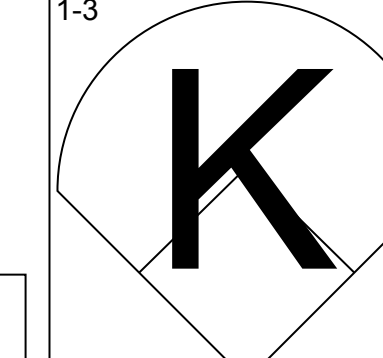
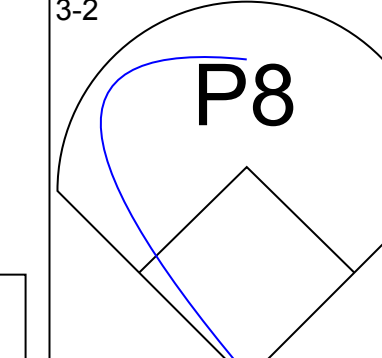
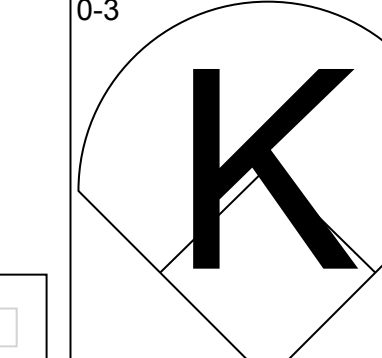
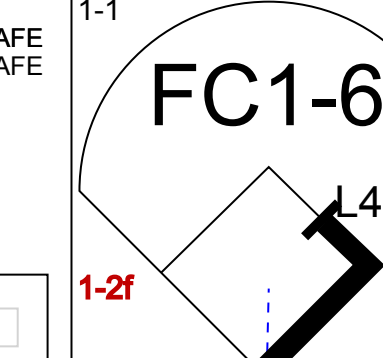
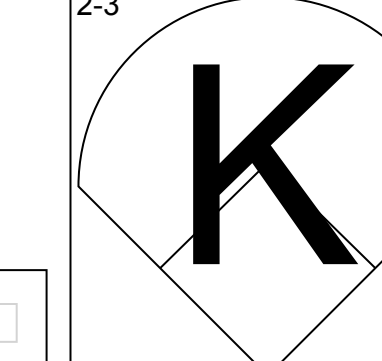
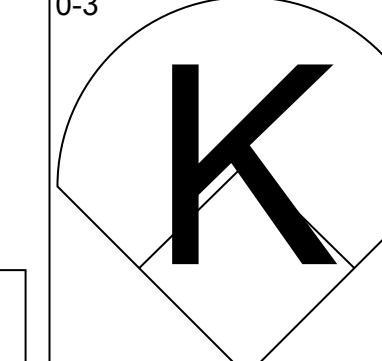
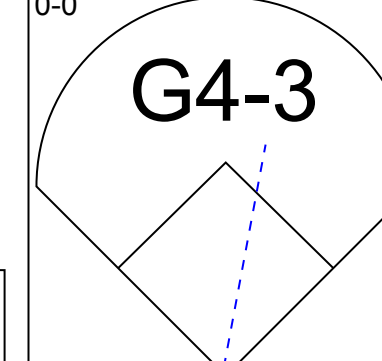
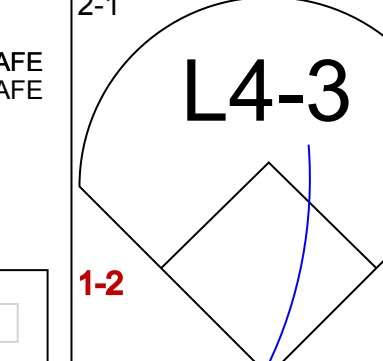
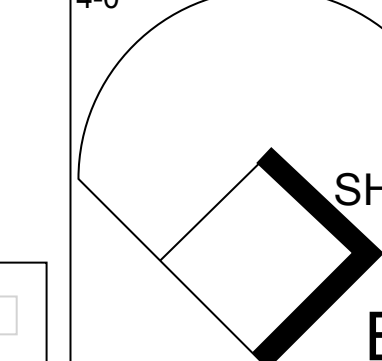
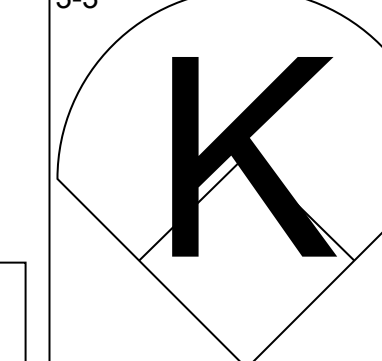
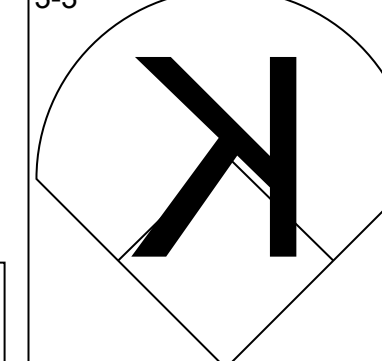
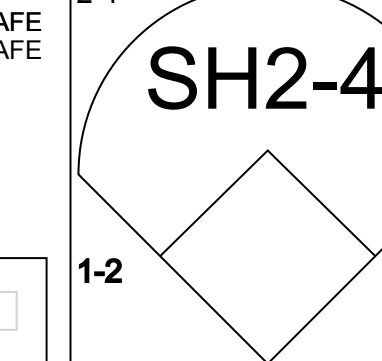
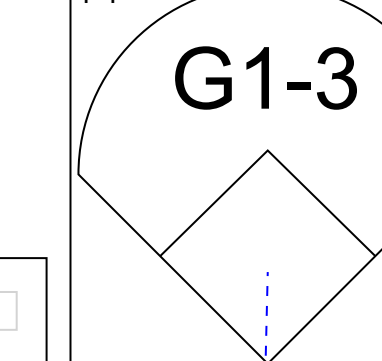
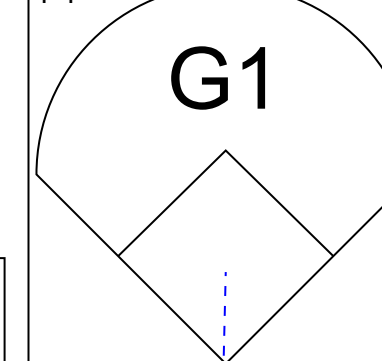


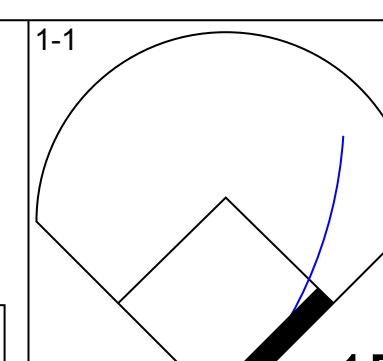
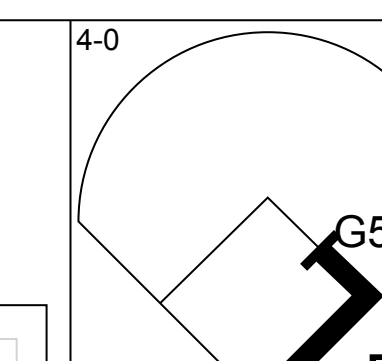
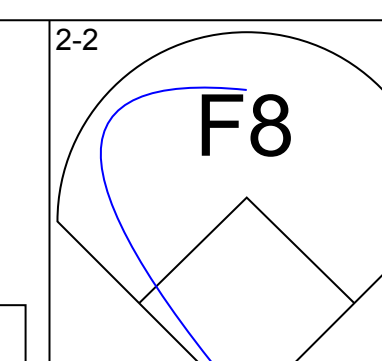
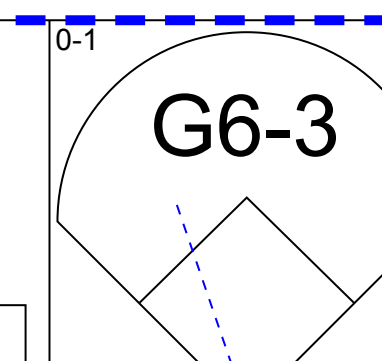
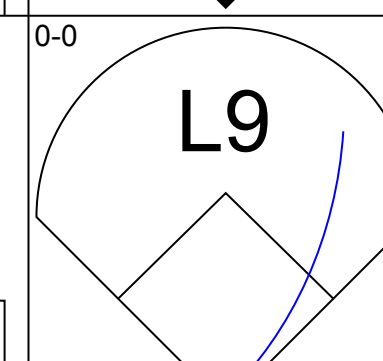
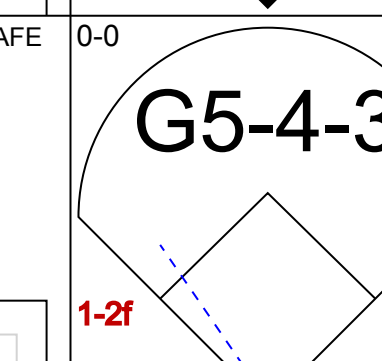
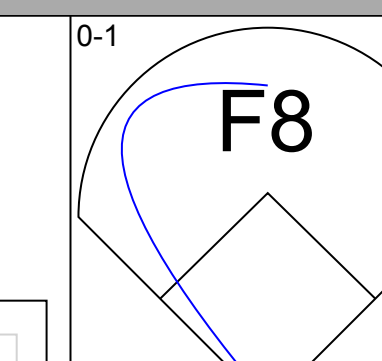
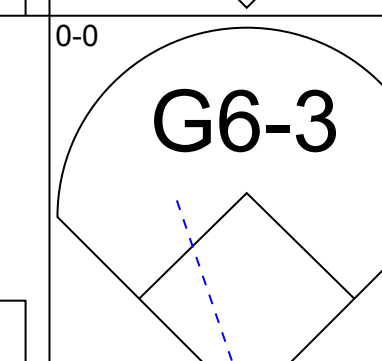
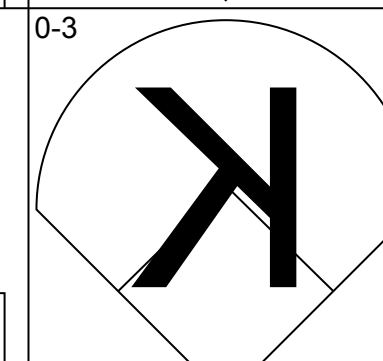
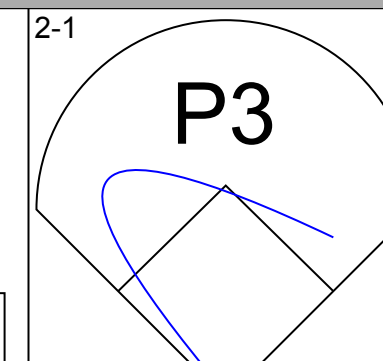
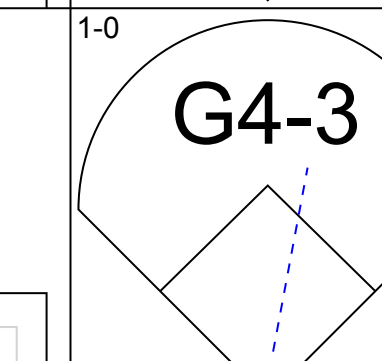
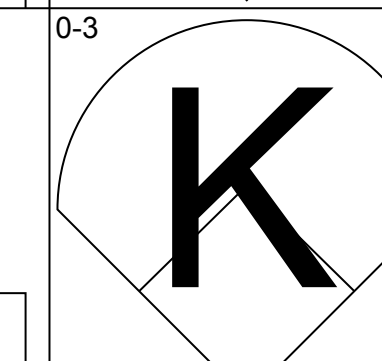
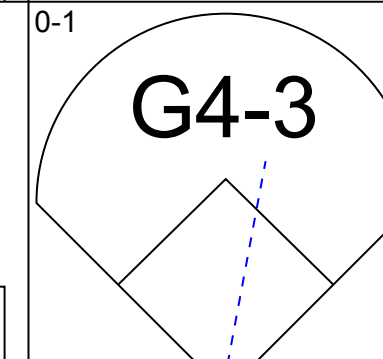
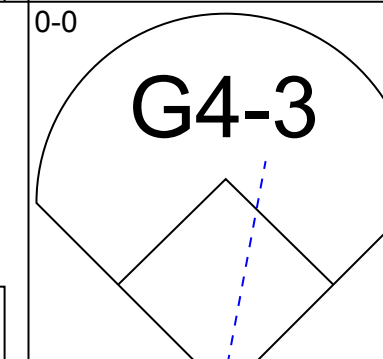
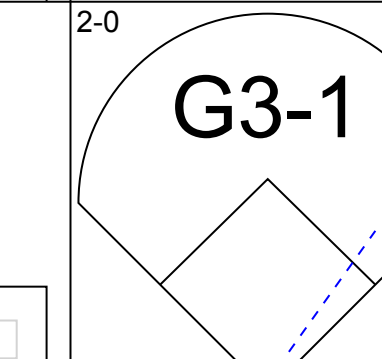
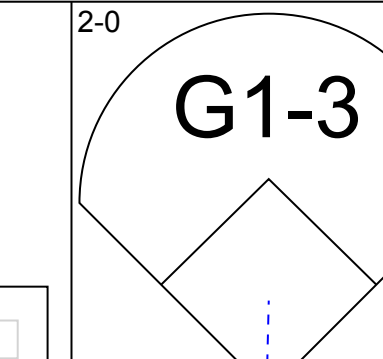
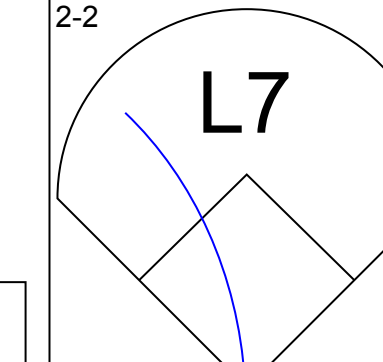
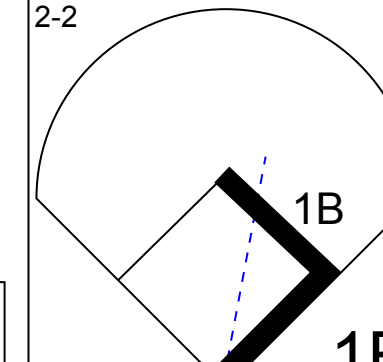
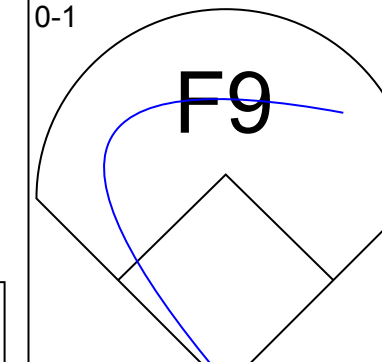
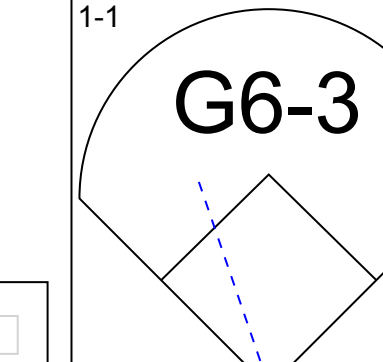
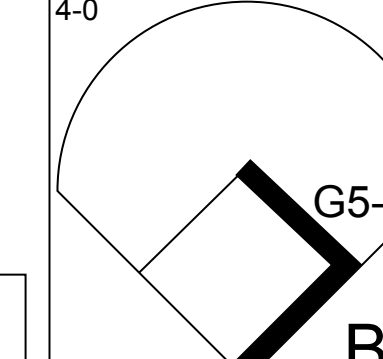
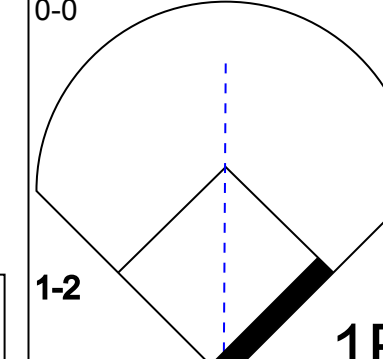
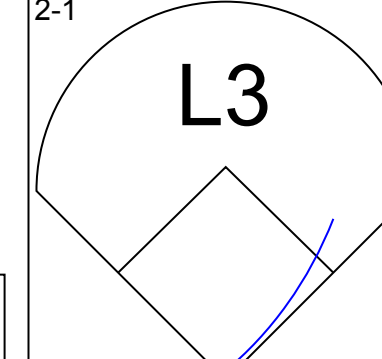
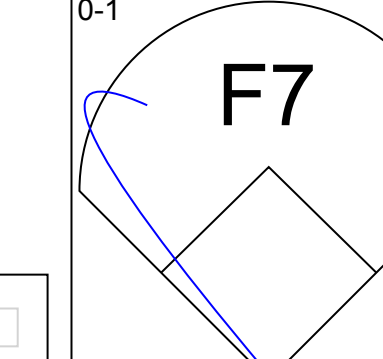
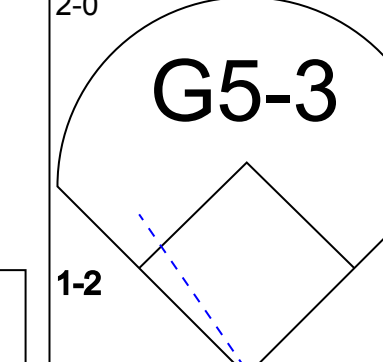
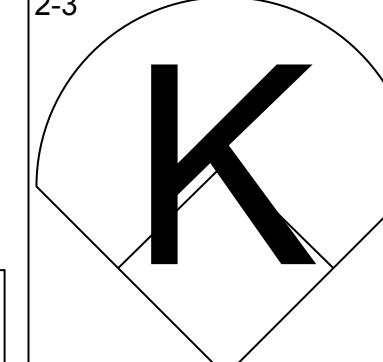
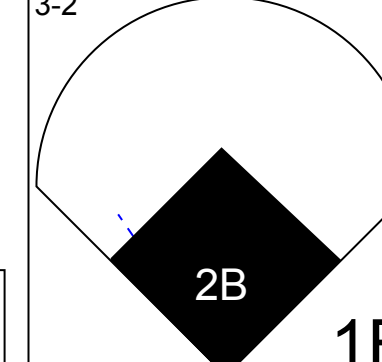
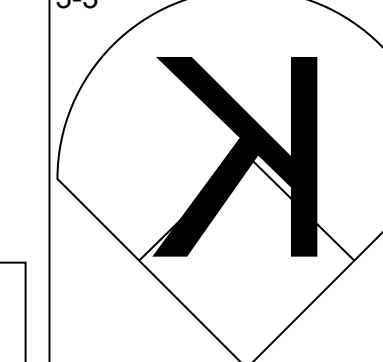
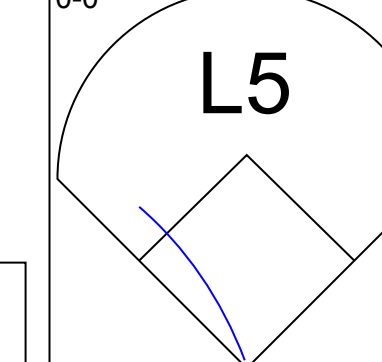
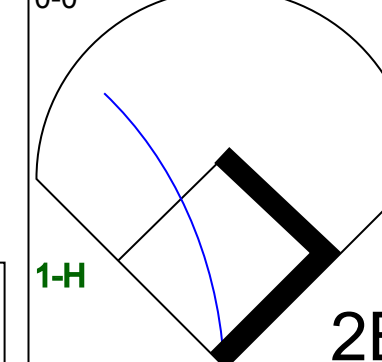
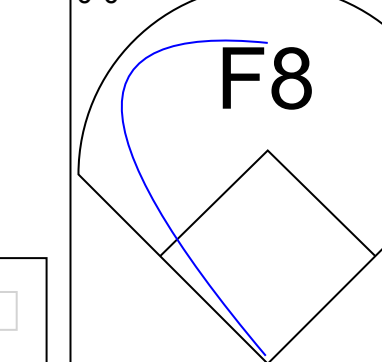
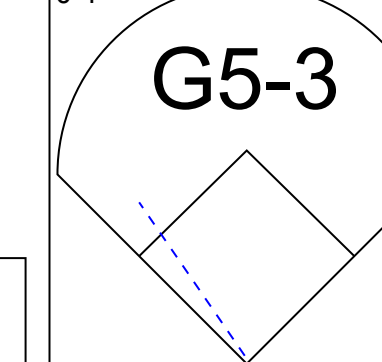
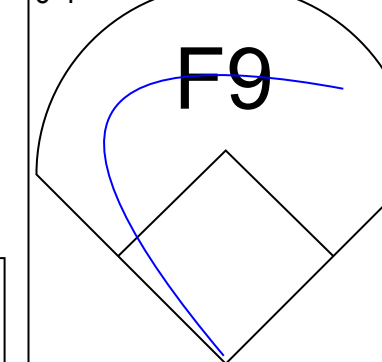
Batter	1	2	3	4	5	6	7	8	9	AB	R	H	RBI	BB	SO	LOB	BOTTOM										
Karl Rhoades, L OBP: 0.800, SLG: 1.875	2-1 F7		1-0 FC5-4 1B		1-0 G6-4-3 1B		1-3 K		4-1 G6-4-3 BB	4	0	2	0	1	1	1											
Rey Sanchez, R	1-2 G5-3		0-0 FC5-4 1-2 2-3		2-2 G6-4-3 1-2 2-3		2-1 P8		3-1 G6-4-3 1-2	5	0	0	0	0	0	5											
23 Ryne Sandberg, R OBP: 0.444, SLG: 0.500	4-1 BLK BB		1-2 P5		1-2 L7		1-1 2H 1B			3	0	1	1	1	0	2											
Derrick May, L OBP: 0.556, SLG: 0.667	1-1 1-2 1B		0-1 G3			1-2 F8 E 1B		2-2 L3		4	0	2	0	0	0	2											
Sammy Sosa, R	0-1 P8 2-3			0-0 B1-3		0-1 E6 1-2		1-3 K		4	0	0	0	0	1	3											
Rick Wilkins, L OBP: 0.375, SLG: 0.500		2-0 S 1B		2-2 2B		0-1 P8		2-2 P7		4	1	2	0	0	0	2											
Steve Buechele, R OBP: 0.500, SLG: 0.429		3-2 G1-4-3 1H 1B		2-3 K		1-0 F8 2-3		4-2 BB		3	0	1	1	1	1	3											
José Hernández, R		1-0 G1-4-3 1-2		0-3 K		1-1 G5-3		0-2 G1-4-3		4	0	0	0	0	1	5											
Jose Guzman, R Shawn Boskie, R Willie Wilson, S Jose Bautista, R Shawon Dunston, R Dan Plesac, L Eduardo Zambrano, R		0-0 G6-3		4-1 G6-4-3 1B BB		1-2 23 1B 2B		2-1 F7		1	0	0	0	0	0	0											
Inning Stats	R: 0 E: 0 K: 0 S: 11	H: 1 LOB: 1 BB: 1 P: 19	R: 1 E: 0 K: 0 S: 6	H: 2 LOB: 0 BB: 0 P: 12	R: 0 E: 0 K: 2 S: 12	H: 1 LOB: 1 BB: 0 P: 16	R: 0 E: 0 K: 0 S: 11	H: 1 LOB: 1 BB: 1 P: 19	R: 0 E: 1 K: 0 S: 10	H: 1 LOB: 2 BB: 0 P: 13	R: 1 E: 0 K: 1 S: 13	H: 2 LOB: 1 BB: 0 P: 20	R: 0 E: 0 K: 1 S: 14	H: 0 LOB: 1 BB: 1 P: 21	R: 0 E: 0 K: 0 S: 5	H: 0 LOB: 0 BB: 1 P: 14	1B: 7 2B: 2 3B: 0 HR: 0	SF: 0 SAC: 0 DP: 3 HBP: 0	WP: 0 PB: 0 SB: 1 CS: 0	PA: 38							
PITCHER	IP	WLS	BF	H	R	ER	SO	BB	IBB	HBP	BLK	WP	HR	S	P	ERA	WHIP										
Pete Smith, R ERA: 2.57	7.0	W	31	9	2	2	3	2	0	0	0	0	0	70	108	2.57	1.571										
Jonathan Hurst, R ERA:	8.1		7	0	0	0	1	2	0	0	0	0	0	19	35	0.00	1.000										

New York Mets @ Chicago Cubs
Wrigley Field, Chicago, IL
Tue Apr 05 1994, 3:33 AM CDT
Att: 34,879 - Cloudy - 35 F

AB	34
R	2
H	9
RBI	2
BB	4
SO	4
LOB	23



Batter	1	2	3	4	5	6	7	8	9	AB	R	H	RBI	BB	SO	LOB	TOP						
Jose Vizcaino, S OBP: 0.533, SLG: 1.000 (1, 6)										4	1	1	0	0	2	1	New York Mets @ Chicago Cubs Wrigley Field, Chicago, IL Wed Apr 06 1994, 3:33 AM CDT Att: 15,261 - Cloudy - 35 F						
David Segui, S OBP: 0.357, SLG: 0.222 (1, 3)										2	1	0	0	2	0	0							
Joe Orsulak, L OBP: 0.300, SLG: 0.250 (1, 7)										2	1	0	1	0	0	2							
Bobby Bonilla, S OBP: 0.462, SLG: 0.400 Mike Maddux, L (8, 1)										3	1	1	1	1	0	1							
Jeff Kent, R OBP: 0.462, SLG: 0.846 (1, 4)										4	0	1	2	0	0	1							
Jeremy Burnitz, L OBP: 0.250, SLG: 0.200 (1, 9)										4	0	0	0	0	2	2							
Kelly Stinnett, R OBP: 0.125, SLG: 0.250 (1, 2)										4	0	0	0	0	2	1							
Ryan Thompson, R OBP: 0.250, SLG: 0.273 (1, 8)										2	0	0	0	1	2	0							
Bobby Jones, R Tim Bogar, R (1, 1) (8, 5)										2	0	0	0	0	0	0							
Inning Stats	R: 0 E: 0 K: 1 S: 7	H: 0 LOB: 0 BB: 0 P: 11	R: 0 E: 0 K: 1 S: 9	H: 0 LOB: 0 BB: 1 P: 14	R: 0 E: 0 K: 2 S: 10	H: 0 LOB: 1 BB: 1 P: 21	R: 1 E: 0 K: 0 S: 10	H: 0 LOB: 0 BB: 1 P: 17	R: 0 E: 0 K: 2 S: 12	H: 0 LOB: 0 BB: 0 P: 18	R: 3 E: 0 K: 1 S: 15	H: 3 LOB: 1 BB: 1 P: 28	R: 0 E: 0 K: 1 S: 6	H: 0 LOB: 0 BB: 0 P: 10	R: 0 E: 0 K: 0 S: 11	H: 0 LOB: 1 BB: 0 P: 19		R: 0 E: 1 K: 0 S: 6	H: 0 LOB: 0 BB: 0 P: 10	1B: 2 2B: 2 3B: 0 HR: 0	SF: 1 SAC: 1 DP: 2 HBP: 1	WP: 2 PB: 1 SB: 0 CS: 0	PA: 34
PITCHER	IP WLS BF H R ER SO BB IBB HBP BLK WP HR S P ERA WHIP																						
Willie Banks, R ERA: 4.76 Blaise Isley, L ERA: 15.43 Anthony Young, R ERA: Dan Plesac, L ERA: 2.25 Randy Myers, L ERA:	(1, 1) (6, 1) (7, 1) (8, 1) (9, 1)	5.2 0.1 1.0 1.0 1.0	L 1 3 4 3	23 0 0 0 0	H 3 R 4 ER 3 SO 6	BB 4 IBB 0 HBP 0 BLK 0	WP 2 HR 0 S 60 P 106 ERA 4.76 WHIP 1.235																

Batter	1	2	3	4	5	6	7	8	9	AB	R	H	RBI	BB	SO	LOB	BOTTOM					
Karl Rhoades, L OBP: 0.714, SLG: 1.455 (1, 8)										3	0	1	0	1	0	0	New York Mets @ Chicago Cubs Wrigley Field, Chicago, IL Wed Apr 06 1994, 3:33 AM CDT Att: 15,261 - Cloudy - 35 F					
Rey Sanchez, R (1, 6)										4	0	0	0	0	2							
23 Ryne Sandberg, R OBP: 0.308, SLG: 0.333 (1, 4)										4	0	0	0	0	2	1						
Derrick May, L OBP: 0.385, SLG: 0.462 (1, 7)										4	0	0	0	0	1							
Sammy Sosa, R OBP: 0.077, SLG: 0.077 (1, 9)										4	0	1	0	0	0	0						
Rick Wilkins, L OBP: 0.417, SLG: 0.455 (1, 2)										3	0	1	0	1	0	0						
Steve Buechele, R OBP: 0.455, SLG: 0.400 (1, 3) (8, 5)										3	1	1	0	0	1	3						
José Hernández, R Eduardo Zambrano, R OBP: 0.333, SLG: 0.667 (1, 5) (7, PH) (8, 3)										2	0	0	0	0	1	1						
Willie Banks, R Blaise Isley, L Anthony Young, R Mark Grace, L Dan Plesac, L Randy Myers, L (1, 1) (6, 1) (7, 1) (7, PH) (8, 1) (9, 1)										2	0	0	0	0	0	0						
Inning Stats	R: 0 E: 0 K: 1 S: 8	H: 1 LOB: 1 BB: 0 P: 9	R: 0 E: 0 K: 1 S: 8	H: 0 LOB: 1 BB: 1 P: 19	R: 0 E: 0 K: 0 S: 2	H: 0 LOB: 0 BB: 1 P: 6	R: 0 E: 0 K: 1 S: 10	H: 2 LOB: 2 BB: 0 P: 16	R: 0 E: 0 K: 0 S: 4	H: 0 LOB: 0 BB: 0 P: 7	R: 1 E: 0 K: 0 S: 10	H: 2 LOB: 1 BB: 0 P: 15	R: 0 E: 0 K: 1 S: 6	H: 0 LOB: 0 BB: 0 P: 6	R: 0 E: 0 K: 0 S: 5	H: 0 LOB: 0 BB: 0 P: 8		1B: 4 2B: 1 3B: 0 HR: 0	SF: 0 SAC: 0 DP: 1 HBP: 0	WP: 0 PB: 0 SB: 0 CS: 0	PA: 33	
PITCHER	IP WLS BF H R ER SO BB IBB HBP BLK WP HR S P ERA WHIP																					
Bobby Jones, R ERA: 1.29 Mike Maddux, R ERA:	(1, 1) (8, 1)	7.0 2.0	W 5 S 6	H 0 R 0 ER 0 SO 1	BB 2 IBB 0 HBP 0 BLK 0	WP 0 HR 0 S 11 P 14 ERA 0.00 WHIP 0.000																

AB	27
R	4
H	3
RBI	4
BB	4
SO	8
LOB	8




AB	31
R	1
H	5
RBI	1
BB	2
SO	4
LOB	9



Batter	1	2	3	4	5	6	7	8	9	AB	R	H	RBI	BB	SO	LOB	TOP				
Karl Rhodes, L OBP: 0.578, SLG: 1.067 (1, 8)	4-2 2B BB		2-2 K		0-1 G4-3			3-2 G3-1	2-2 FC6-4	4	1	0	0	1	1	4					
Rey Sanchez, R OBP: 0.071, SLG: 0.143 (1, 5)	0-0 G4-3 1-H 2B		1-3 K			1-0 F9		1-1 G6-3		4	0	1	1	0	1	1					
23 Ryne Sandberg, R OBP: 0.294, SLG: 0.375 (1, 4)	1-2 G6-3			1-3 K		1-2 2B		2-1 G6-3		4	0	1	0	0	1	1					
Derrick May, L OBP: 0.353, SLG: 0.375 Willie Wilson, S (9, PR) (9, 8)	1-1 G4-3 2-3			1-0 G4-1		0-1 F8			4-2 S 1B BB	3	0	0	0	1	0	2					
Sammy Sosa, R OBP: 0.118, SLG: 0.063 (1, 9)	3-3 K			2-2 HBP		2-3 K			0-0 F8	3	0	0	0	0	2	3					
Rick Wilkins, L OBP: 0.375, SLG: 0.400 (1, 2)		1-0 F7		3-3 K			2-3 K		1-2 S 1B	4	1	1	0	0	2	1					
Steve Buechele, R OBP: 0.333, SLG: 0.286 (1, 3)		1-3 K			0-1 G6-3		0-0 F8		3-3 K	4	0	0	0	0	2	2					
Shawon Dunston, R OBP: 0.500, SLG: 1.125 (1, 6)		1-0 P4			0-3 K		2-2 HR		0-1 WP 1B	4	1	2	3	0	1	0					
Steve Trachsel, R OBP: 0.667, SLG: 1.000 Jose Bautista, R (8, 1)			1-2 CS HBP		1-2 2B		0-3 K		4-0 FC6-4 BB	2	0	1	0	0	1	0					
Mark Grace, L OBP: 0.286, SLG: 0.167 Randy Myers, L (9, PH) (9, 1)										0	0	0	0	0	0	0					
Inning Stats	R: 1 E: 0 K: 1 S: 12	H: 1 LOB: 1 BB: 1 P: 21	R: 0 E: 0 K: 1 S: 5	H: 0 LOB: 0 BB: 0 P: 8	R: 0 E: 0 K: 2 S: 8	H: 0 LOB: 1 BB: 0 P: 16	R: 0 E: 0 K: 1 S: 11	H: 1 LOB: 1 BB: 0 P: 12	R: 0 E: 0 K: 2 S: 9	H: 1 LOB: 0 BB: 0 P: 13	R: 1 E: 0 K: 2 S: 11	H: 1 LOB: 0 BB: 0 P: 15	R: 0 E: 0 K: 0 S: 7	H: 0 LOB: 0 BB: 0 P: 13	R: 2 E: 0 K: 1 S: 14	H: 2 LOB: 2 BB: 2 P: 28	1B: 2 2B: 3 3B: 0 HR: 1	SF: 0 SAC: 0 DP: 0 HBP: 2	WP: 1 PB: 0 SB: 2 CS: 1	PA: 37	
PITCHER	IP	WLS	BF	H	R	ER	SO	BB	IBB	HBP	BLK	WP	HR	S	P	ERA	WHIP				
Pedro Martinez, R ERA: 1.5 (1, 1)	6.0	L	23	3	1	1	8	1	0	2	0	0	0	54	82	1.50	0.667				
Mel Rojas, R ERA: 1.53 (7, 1)	2.0		7	1	1	1	2	0	0	0	0	0	1	18	28	4.50	0.500				
Jeff Shaw, R ERA: 13.5 (9, 1)	0.2		6	2	2	2	1	2	0	0	0	1	0	11	23	27.00	6.000				
Denis Boucher, L ERA: (9, 1)	0.1		1	0	0	0	0	0	0	0	0	0	0	3	5	0.00	0.000				

Chicago Cubs @ Montreal Expos
Olympic Stadium, Montreal, QB
Fri Apr 08 1994, 3:33 AM EDT
Att: 47,001 - Dome


AB	32
R	4
H	6
RBI	4
BB	3
SO	11
LOB	14



Batter	1	2	3	4	5	6	7	8	9	AB	R	H	RBI	BB	SO	LOB	BOTTOM					
Marquis Grissom, R OBP: 0.300, SLG: 0.188 (1, 8)	3-3 K		0-2 G6-3			1-1 F8		1-3 K		4	0	0	0	0	2	1						
Mike Lansing, R OBP: 0.276, SLG: 0.313 (1, 4)	2-2 G6-3		1-1 F8			0-0 F7			1-2 G4-3	4	0	0	0	0	0	0						
Moises Alou, R OBP: 0.333, SLG: 0.833 (1, 7)	3-2 2B			0-0 P3			2-1 G4-3 2B		3-2 G4-3	4	0	2	0	0	0	0						
Larry Walker, L OBP: 0.333, SLG: 0.667 (1, 9)	3-3 K			0-0 G3-1			1-2 L6		2-1 G6-3	4	0	0	0	0	1	2						
Darrin Fletcher, L OBP: 0.313, SLG: 0.154 (1, 2)		0-1 WP 1B		1-3 K			1-2 G4-3			3	0	1	0	0	1	1						
Wil Cordero, R OBP: 0.436, SLG: 0.462 (1, 6)		2-3 K			0-1 G5-3		3-3 K			3	0	0	0	0	2	2						
Cliff Floyd, L OBP: 0.133, SLG: 0.133 (1, 3)		0-3 K			0-0 F7			3-1 F8		3	0	0	0	0	1	1						
Sean Berry, R OBP: 0.353, SLG: 0.429 (1, 5)			0-1 G5-3			2-2 G6-3		4-1 BB		2	0	0	0	1	0	1						
Pedro Martinez, R ERA: (1, 1)										1	0	0	0	0	1	0						
Jeff Gardner, L OBP: 0.200, SLG: 0.333 (6, PH)										1	0	0	0	0	1	0						
Mel Rojas, R ERA: (7, 1)										0	0	0	0	0	0	0						
Rondell White, R OBP: 0.286, SLG: 0.429 (8, PH)										1	0	0	0	0	1	1						
Jeff Shaw, R ERA: (9, 1)										0	0	0	0	0	0	0						
Denis Boucher, R ERA: (9, 1)										0	0	0	0	0	0	0						
Inning Stats	R: 0 E: 0 K: 2 S: 16	H: 1 LOB: 1 BB: 0 P: 27	R: 0 E: 0 K: 2 S: 11	H: 1 LOB: 0 BB: 0 P: 13	R: 0 E: 0 K: 1 S: 8	H: 0 LOB: 0 BB: 0 P: 10	R: 0 E: 0 K: 1 S: 5	H: 0 LOB: 0 BB: 0 P: 6	R: 0 E: 0 K: 0 S: 7	H: 0 LOB: 0 BB: 0 P: 9	R: 0 E: 0 K: 1 S: 11	H: 0 LOB: 1 BB: 0 P: 13	R: 0 E: 0 K: 1 S: 11	H: 1 LOB: 1 BB: 0 P: 18	R: 0 E: 0 K: 2 S: 11	H: 0 LOB: 1 BB: 1 P: 19	R: 0 E: 0 K: 0 S: 15	H: 0 LOB: 0 BB: 0 P: 21	1B: 1 2B: 2 3B: 0 HR: 0	SF: 0 SAC: 0 DP: 0 HBP: 0	WP: 1 PB: 0 SB: 0 CS: 0	PA: 31
PITCHER	IP	WLS	BF	H	R	ER	SO	BB	IBB	HBP	BLK	WP	HR	S	P	ERA	WHIP					
Steve Trachsel, R ERA: (1, 1)	7.1	W	26	3	0	0	8	1	0	0	0	0	0	72	106	0.00	0.545					
Jose Bautista, R ERA: (8, 1)	0.2		2	0	0	0	2	0	0	0	0	0	0	8	9	0.00	0.000					
Randy Myers, L ERA: (9, 1)	1.0		3	0	0	0	0	0	0	0	0	0	0	15	21	0.00	0.000					

Chicago Cubs @ Montreal Expos
Olympic Stadium, Montreal, QB
Fri Apr 08 1994, 3:33 AM EDT
Att: 47,001 - Dome

AB	30
R	0
H	3
RBI	0
BB	1
SO	10
LOB	9



Batter	1	2	3	4	5	6	7	8	9	AB	R	H	RBI	BB	SO	LOB	TOP								
Willie Wilson, S OBP: 0.500, SLG: 0.800 (1, 8)	F8		FC3-2 3B		G6-3		FC6-4 1B		SH1-3 1-2	4	0	2	0	0	0	1	Chicago Cubs @ Montreal Expos Olympic Stadium, Montreal, QB Sat Apr 09 1994, 3:33 AM EDT Att: 38,635 - Dome								
23 Ryne Sandberg, R OBP: 0.273, SLG: 0.333 (1, 4)	G6-3		G1-3				FC6-4 1-2		FC6 2-3	5	0	1	0	0	0	3									
Sammy Sosa, R OBP: 0.136, SLG: 0.053 (1, 9)	F8		FC3-2 CS 1B		F7			G6-3 E 1B	SF9 3-1	3	1	0	1	1	0	3									
Glenallen Hill, R OBP: 0.400, SLG: 0.400 (9, PH) Derrick May, L OBP: 0.333, SLG: 0.353 Randy Myers, L (9, 1)									F9 1-1	4	1	2	0	0	1	1									
Steve Buechele, R OBP: 0.316, SLG: 0.278 (1, 5)										1	0	0	0	0	0	1									
Eduardo Zambrano, R OBP: 0.550, SLG: 1.333 Mark Grace, L OBP: 0.375, SLG: 0.286 (8, 3)										0	0	0	0	0	0	0									
Shawon Dunston, R OBP: 0.417, SLG: 0.833 (1, 6)										4	0	1	0	0	1	2									
Mark Parent, R (1, 2)										2	0	0	0	1	1	2									
Rick Wilkins, L OBP: 0.353, SLG: 0.375 (8, PH)										1	0	0	0	0	0	2									
Anthony Young, R Rey Sanchez, R Jim Bullinger, R Dan Plesac, L Karl Rhoads, L OBP: 0.000, SLG: 1.000 (9, 7)										1	0	0	0	0	1	2									
Inning Stats	R: 0 E: 0 K: 0 S: 7	H: 0 LOB: 0 BB: 0 P: 14	R: 1 E: 0 K: 3 S: 13	H: 3 LOB: 2 BB: 0 P: 15	R: 0 E: 0 K: 0 S: 8	H: 2 LOB: 1 BB: 0 P: 13	R: 0 E: 0 K: 2 S: 7	H: 0 LOB: 0 BB: 0 P: 11	R: 0 E: 0 K: 1 S: 9	H: 1 LOB: 2 BB: 0 P: 17	R: 1 E: 0 K: 1 S: 9	H: 1 LOB: 0 BB: 0 P: 11	R: 0 E: 0 K: 0 S: 6	H: 1 LOB: 1 BB: 0 P: 9	R: 1 E: 1 K: 1 S: 14	H: 2 LOB: 2 BB: 1 P: 26	R: 1 E: 0 K: 0 S: 11	H: 1 LOB: 1 BB: 0 P: 19	1B: 8 2B: 1 3B: 1 HR: 1	SF: 1 SAC: 2 DP: 0 HBP: 0	WP: 0 PB: 0 SB: 0 CS: 1	PA: 41			
PITCHER	IP	WLS	BF	H	R	ER	SO	BB	IBB	HBP	BLK	WP	HR	S	P	ERA	WHIP								
Jeff Fassero, L ERA: 2.77 John Wetteland, R ERA: 4.15	7.0	L	29	8	2	2	6	1	0	0	0	0	1	58	90	2.57	1.286								
John Wetteland, R ERA: 4.15	2.0	L	11	3	2	2	1	1	0	0	0	0	0	25	45	9.00	2.000								

Chicago Cubs @ Montreal Expos
Olympic Stadium, Montreal, QB
Sat Apr 09 1994, 3:33 AM EDT
Att: 38,635 - Dome

AB	35
R	4
H	11
RBI	4
BB	2
SO	7
LOB	18



Batter	1	2	3	4	5	6	7	8	9	AB	R	H	RBI	BB	SO	LOB	BOTTOM								
Marquis Grissom, R OBP: 0.280, SLG: 0.238 (1, 8)	F9		G5-3							5	0	1	0	0	1	2	Chicago Cubs @ Montreal Expos Olympic Stadium, Montreal, QB Sat Apr 09 1994, 3:33 AM EDT Att: 38,635 - Dome								
Jeff Gardner, L OBP: 0.286, SLG: 0.167 Sean Berry, R OBP: 0.388, SLG: 0.500 (6, 5)	L4		E1 1B		B1				K	3	0	0	0	0	2	2									
Rondell White, R OBP: 0.333, SLG: 0.417 (1, 7)	K								G4-3	5	0	2	1	0	2	1									
Larry Walker, L OBP: 0.391, SLG: 0.667 (1, 9)										3	1	1	1	2	0	3									
Randy Milligan, R Lou Frazier, S John Wetteland, R Moises Alou, R OBP: 0.308, SLG: 0.769 (8, PH)										2	0	0	0	1	1	1									
Wil Cordero, R OBP: 0.450, SLG: 0.471 (1, 6)										4	0	2	1	0	0	5									
Mike Lansing, R OBP: 0.273, SLG: 0.300 (1, 4)										4	0	1	0	0	1	4									
Lenny Webster, R OBP: 0.500, SLG: 0.500 (1, 2)										4	1	2	0	0	0	1									
Jeff Fassero, L Cliff Floyd, L OBP: 0.125, SLG: 0.125 (8, 3)										3	0	0	0	0	2	4									
Inning Stats	R: 0 E: 0 K: 1 S: 6	H: 0 LOB: 0 BB: 0 P: 9	R: 1 E: 0 K: 0 S: 8	H: 2 LOB: 0 BB: 0 P: 11	R: 1 E: 1 K: 1 S: 13	H: 2 LOB: 2 BB: 0 P: 19	R: 0 E: 0 K: 3 S: 13	H: 2 LOB: 0 BB: 0 P: 22	R: 0 E: 0 K: 1 S: 7	H: 1 LOB: 3 BB: 2 P: 21	R: 0 E: 0 K: 0 S: 8	H: 1 LOB: 1 BB: 0 P: 11	R: 1 E: 1 K: 0 S: 13	H: 2 LOB: 2 BB: 0 P: 20	R: 0 E: 0 K: 1 S: 6	H: 0 LOB: 0 BB: 0 P: 10		R: 0 E: 0 K: 2 S: 10	H: 0 LOB: 1 BB: 1 P: 17	1B: 7 2B: 3 3B: 0 HR: 0	SF: 0 SAC: 1 DP: 1 HBP: 0	WP: 1 PB: 0 SB: 1 CS: 0	PA: 41		
PITCHER	IP	WLS	BF	H	R	ER	SO	BB	IBB	HBP	BLK	WP	HR	S	P	ERA	WHIP								
Anthony Young, R ERA: 1.29 Jim Bullinger, R ERA: 9.0 Dan Plesac, L ERA: 1.5 Randy Myers, L ERA:	6.0		28	8	2	1	6	1	0	0	0	0	0	4	8	1.50	1.500								
John Wetteland, R ERA: 4.15	0.0		2	2	1	1	0	0	0	0	0	0	0	4	8	∞	∞								
John Wetteland, R ERA: 4.15	2.0	W	7	0	0	0	1	0	0	0	0	0	0	15	22	0.00	0.000								
John Wetteland, R ERA: 4.15	1.0	S	4	0	0	0	2	1	0	0	0	0	0	10	17	0.00	1.000								

Chicago Cubs @ Montreal Expos
Olympic Stadium, Montreal, QB
Sat Apr 09 1994, 3:33 AM EDT
Att: 38,635 - Dome

AB	37
R	3
H	10
RBI	3
BB	3
SO	9
LOB	24



Batter	1	2	3	4	5	6	7	8	9	AB	R	H	RBI	BB	SO	LOB	TOP				
Karl Rhodes, L OBP: 0.480, SLG: 0.810 (1, 8)	G4-3		G3-1		G4-3		F9		F7	5	0	0	0	0	0	1					
23 Ryne Sandberg, R OBP: 0.299, SLG: 0.309 (1, 4)	L6		F8		P3		1B		G3-1	5	0	1	0	0	0	1					
Rick Wilkins, L OBP: 0.318, SLG: 0.381 (1, 2)	E8		P4		2B		P5		G3	5	0	1	0	0	0	2					
Derrick May, L OBP: 0.273, SLG: 0.286 (1, 7)	F8			G4-3						4	0	0	0	0	2	2					
Sammy Sosa, R OBP: 0.231, SLG: 0.136 (1, 9)		L9		1B G5-3 BB					WP 1B 1B	3	2	2	0	1	0	0					
Eduardo Zambrano, R OBP: 0.450, SLG: 0.900 (1, 3)	G6-3		G5-3	1B					1B	4	0	1	0	0	2	2					
Steve Buechele, R OBP: 0.348, SLG: 0.286 (1, 5)			G5-3	1B					1B WP 1B	3	0	1	1	1	1	2					
Rey Sanchez, R OBP: 0.158, SLG: 0.167 (1, 6)	G5-3			IBB					1B	3	0	1	1	1	0	2					
Jose Guzman, R Blaise Itley, L Willie Wilson, S Shawn Boskie, R Mark Grace, L Jim Bullinger, R (1, 1) (6, 1) (7, PH) (7, 1) (8, PH) (8, 1)			G3-1	K					L7	1	0	0	0	1	1	2					
Inning Stats	R: 0 E: 1 K: 0 S: 10	H: 0 LOB: 1 BB: 0 P: 13	R: 0 E: 0 K: 0 S: 10	H: 0 LOB: 1 BB: 1 P: 17	R: 0 E: 0 K: 0 S: 10	H: 0 LOB: 1 BB: 2 P: 18	R: 1 E: 0 K: 1 S: 15	H: 1 LOB: 1 BB: 0 P: 27	R: 0 E: 0 K: 2 S: 8	H: 1 LOB: 1 BB: 0 P: 12	R: 0 E: 0 K: 0 S: 8	H: 1 LOB: 1 BB: 0 P: 15	R: 1 E: 0 K: 2 S: 14	H: 3 LOB: 2 BB: 0 P: 16	R: 0 E: 0 K: 0 S: 11	H: 0 LOB: 0 BB: 0 P: 14	1B: 6 2B: 1 3B: 0 HR: 0	SF: 0 SAC: 0 DP: 0 HBP: 0	WP: 1 PB: 0 SB: 0 CS: 0	PA: 39	
PITCHER	IP WLS BF H R ER SO BB IBB HBP BLK WP HR S P ERA WHIP	IP WLS BF H R ER SO BB IBB HBP BLK WP HR S P ERA WHIP	IP WLS BF H R ER SO BB IBB HBP BLK WP HR S P ERA WHIP	IP WLS BF H R ER SO BB IBB HBP BLK WP HR S P ERA WHIP	IP WLS BF H R ER SO BB IBB HBP BLK WP HR S P ERA WHIP	IP WLS BF H R ER SO BB IBB HBP BLK WP HR S P ERA WHIP	IP WLS BF H R ER SO BB IBB HBP BLK WP HR S P ERA WHIP	IP WLS BF H R ER SO BB IBB HBP BLK WP HR S P ERA WHIP	IP WLS BF H R ER SO BB IBB HBP BLK WP HR S P ERA WHIP	IP WLS BF H R ER SO BB IBB HBP BLK WP HR S P ERA WHIP	IP WLS BF H R ER SO BB IBB HBP BLK WP HR S P ERA WHIP	IP WLS BF H R ER SO BB IBB HBP BLK WP HR S P ERA WHIP	IP WLS BF H R ER SO BB IBB HBP BLK WP HR S P ERA WHIP	IP WLS BF H R ER SO BB IBB HBP BLK WP HR S P ERA WHIP	IP WLS BF H R ER SO BB IBB HBP BLK WP HR S P ERA WHIP	IP WLS BF H R ER SO BB IBB HBP BLK WP HR S P ERA WHIP	IP WLS BF H R ER SO BB IBB HBP BLK WP HR S P ERA WHIP	IP WLS BF H R ER SO BB IBB HBP BLK WP HR S P ERA WHIP	IP WLS BF H R ER SO BB IBB HBP BLK WP HR S P ERA WHIP	IP WLS BF H R ER SO BB IBB HBP BLK WP HR S P ERA WHIP	IP WLS BF H R ER SO BB IBB HBP BLK WP HR S P ERA WHIP

Chicago Cubs @ Montreal Expos
Olympic Stadium, Montreal, QB
Sun Apr 10 1994, 3:33 AM EDT
Att: 16,183 - Dome

AB	35
R	2
H	7
RBI	2
BB	4
SO	6
LOB	16



Batter	1	2	3	4	5	6	7	8	9	AB	R	H	RBI	BB	SO	LOB	BOTTOM				
Mike Lansing, R OBP: 0.370, SLG: 0.375 Gil Heredia, R OBP: 1.000, SLG: 1.000 (1, 4) (8, 1)	3B 1B		G3-4-1 G5-3	1B		1B 1B	F8			4	2	3	1	1	0	1					
Wil Cordero, R OBP: 0.480, SLG: 0.571 (1, 6)	1H SF9 3B		G5-3	K		2B 1B			G6-4-3 BB	4	2	2	2	1	1	4					
Marquis Grissom, R OBP: 0.267, SLG: 0.240 (1, 8)	SF9		G3-4-1			F9			G6-4-3	4	0	1	3	0	0	2					
Larry Walker, L OBP: 0.393, SLG: 0.640 (1, 9)	3H F8 HBP		K			F8			G3	4	0	1	1	0	1	1					
Moises Alou, R OBP: 0.294, SLG: 0.625 Lou Frazier, S (7, 7)	F8		G5-3			F9			G6-4-3 IBB	3	0	0	0	1	0	1					
Darin Fletcher, L OBP: 0.350, SLG: 0.294 (1, 2)	P6			1B						4	2	2	0	0	0	4					
Cliff Floyd, L OBP: 0.200, SLG: 0.158 (1, 3)			K			E9 1B 1B				3	1	1	0	1	2	0					
Sean Berry, R OBP: 0.435, SLG: 0.579 (1, 5)	L7		L7			1B 1B 1B			G4-3	3	1	2	1	1	0	0					
Ken Hill, R Freddie Benavides, R (7, PH) (8, 4)	G6-3		G6-3			K			G4-3	2	0	0	0	0	1	3					
Inning Stats	R: 2 E: 0 K: 0 S: 8	H: 2 LOB: 1 BB: 0 P: 15	R: 0 E: 0 K: 1 S: 6	H: 0 LOB: 0 BB: 0 P: 11	R: 0 E: 0 K: 1 S: 9	H: 1 LOB: 1 BB: 0 P: 14	R: 1 E: 0 K: 1 S: 14	H: 2 LOB: 3 BB: 2 P: 27	R: 0 E: 0 K: 0 S: 6	H: 0 LOB: 0 BB: 0 P: 10	R: 5 E: 1 K: 1 S: 14	H: 6 LOB: 2 BB: 2 P: 27	R: 0 E: 0 K: 1 S: 12	H: 1 LOB: 1 BB: 0 P: 15	R: 0 E: 0 K: 0 S: 9	H: 0 LOB: 0 BB: 1 P: 15	1B: 8 2B: 3 3B: 1 HR: 0	SF: 1 SAC: 1 DP: 2 HBP: 1	WP: 0 PB: 0 SB: 0 CS: 0	PA: 40	
PITCHER	IP WLS BF H R ER SO BB IBB HBP BLK WP HR S P ERA WHIP	IP WLS BF H R ER SO BB IBB HBP BLK WP HR S P ERA WHIP	IP WLS BF H R ER SO BB IBB HBP BLK WP HR S P ERA WHIP	IP WLS BF H R ER SO BB IBB HBP BLK WP HR S P ERA WHIP	IP WLS BF H R ER SO BB IBB HBP BLK WP HR S P ERA WHIP	IP WLS BF H R ER SO BB IBB HBP BLK WP HR S P ERA WHIP	IP WLS BF H R ER SO BB IBB HBP BLK WP HR S P ERA WHIP	IP WLS BF H R ER SO BB IBB HBP BLK WP HR S P ERA WHIP	IP WLS BF H R ER SO BB IBB HBP BLK WP HR S P ERA WHIP	IP WLS BF H R ER SO BB IBB HBP BLK WP HR S P ERA WHIP	IP WLS BF H R ER SO BB IBB HBP BLK WP HR S P ERA WHIP	IP WLS BF H R ER SO BB IBB HBP BLK WP HR S P ERA WHIP	IP WLS BF H R ER SO BB IBB HBP BLK WP HR S P ERA WHIP	IP WLS BF H R ER SO BB IBB HBP BLK WP HR S P ERA WHIP	IP WLS BF H R ER SO BB IBB HBP BLK WP HR S P ERA WHIP	IP WLS BF H R ER SO BB IBB HBP BLK WP HR S P ERA WHIP	IP WLS BF H R ER SO BB IBB HBP BLK WP HR S P ERA WHIP	IP WLS BF H R ER SO BB IBB HBP BLK WP HR S P ERA WHIP	IP WLS BF H R ER SO BB IBB HBP BLK WP HR S P ERA WHIP	IP WLS BF H R ER SO BB IBB HBP BLK WP HR S P ERA WHIP	IP WLS BF H R ER SO BB IBB HBP BLK WP HR S P ERA WHIP

Chicago Cubs @ Montreal Expos
Olympic Stadium, Montreal, QB
Sun Apr 10 1994, 3:33 AM EDT
Att: 16,183 - Dome

AB	32
R	8
H	12
RBI	8
BB	5
SO	5
LOB	17



Batter	1	2	3	4	5	6	7	8	9	AB	R	H	RBI	BB	SO	LOB	TOP			
Karl Rhodes, L OBP: 0.467, SLG: 0.731 (1, 8)	G4-3		P9			23 BB 1B		23 BB 1B		5	0	2	1	0	0	1				
23 Ryne Sandberg, R OBP: 0.313, SLG: 0.310 (1, 4)	L7		BB 2B 1B	E5		BB 1B BB		BB BB BB		3	1	1	0	2	0	0				
Mark Grace, L OBP: 0.286, SLG: 0.167 (1, 3)	G4-3		BB 2B 1B	F9		BB BB		P9		4	1	0	0	1	0	6				
Derrick May, L OBP: 0.269, SLG: 0.320 Jose Bautista, R OBP: 0.313, SLG: 0.310 Dan Plesac, L Randy Myers, L (1, 7)		K	E	P2		G1-2-3		P9		4	1	1	1	0	1	4				
Sammy Sosa, R OBP: 0.226, SLG: 0.148 (1, 9)	P9	E9	HR 1B	P8			F7		K	5	1	1	1	0	1	1				
Rick Wilkins, L OBP: 0.333, SLG: 0.333 (1, 2)	2B BB	HR BB		F7			K		K	3	2	0	0	2	2	0				
Steve Buechele, R OBP: 0.393, SLG: 0.480 (1, 5)	1B 2B	HR		K			F8		E BB	4	2	2	4	1	1	0				
Shawon Dunston, R OBP: 0.412, SLG: 0.688 (1, 6)	1B	E		F8			F8		E5	4	0	1	1	1	0	1				
Willie Banks, R OBP: 0.200, SLG: 0.400 Willie Wilson, S OBP: 0.444, SLG: 0.875 (1, 1)	K2-3	FC8-5				G1-2-3 2B		1B 3B		3	0	1	0	0	1	2				
Inning Stats	R: 0 E: 0 K: 0 S: 8	H: 0 LOB: 0 BB: 0 P: 12	R: 2 E: 0 K: 2 S: 11	H: 2 LOB: 1 BB: 1 P: 21	R: 6 E: 2 K: 0 S: 17	H: 4 LOB: 3 BB: 3 P: 36	R: 0 E: 1 K: 0 S: 13	H: 0 LOB: 1 BB: 0 P: 22	R: 0 E: 0 K: 1 S: 10	H: 2 LOB: 2 BB: 1 P: 17	R: 0 E: 0 K: 1 S: 8	H: 0 LOB: 0 BB: 0 P: 11	R: 1 E: 0 K: 0 S: 8	H: 2 LOB: 2 BB: 1 P: 16	R: 0 E: 1 K: 3 S: 12	H: 0 LOB: 2 BB: 1 P: 22	1B: 5 2B: 3 3B: 1 HR: 1	SF: 0 SAC: 0 DP: 1 HBP: 0	WP: 0 PB: 0 SB: 0 CS: 0	PA: 45
PITCHER	IP	WLS	BF	H	R	ER	SO	BB	IBB	HBP	BLK	WP	HR	S	P	ERA	WHIP			
Bobby Jones, R ERA: 6.75 (1, 1)	2.1	L	14	5	6	6	2	2	0	0	0	0	0	26	41	23.14	3.000			
Dave Telgheder, R ERA: 6.75 (3, 1)	0.2		5	1	2	2	0	2	0	0	0	0	1	10	21	27.00	4.500			
Jonathan Hurst, R ERA: 1.8 (4, 1)	2.0		7	0	0	0	1	0	0	0	0	0	0	23	38	0.00	0.000			
Mike Maddux, R ERA: 4.5 (6, 1)	2.0		8	2	0	0	1	1	0	0	0	0	0	18	28	0.00	1.500			
John Franco, L ERA: 4.5 (8, 1)	2.0		11	2	1	1	3	2	0	0	0	0	0	20	38	4.50	2.000			

Chicago Cubs @ New York Mets
Shea Stadium, Flushing, NY
Mon Apr 11, 1994, 3:33 AM EDT
Att: 42,627 - Sunny - 58 F

AB 38
R 9
H 10
RBI 8
BB 7
SO 7
LOB 19



Batter	1	2	3	4	5	6	7	8	9	AB	R	H	RBI	BB	SO	LOB	BOTTOM					
Jose Vizcaino, S OBP: 0.515, SLG: 0.760 (1, 6)	CS BB		L8		F9		G4-3		BB 1B	4	0	1	0	1	0	0						
Fernando Vina, L OBP: 0.625, SLG: 0.571 Tim Bogar, R (1, 5)	K		BB HR 1B		FC1-6 1B		1B		K	4	1	3	0	0	1	1						
Kevin McReynolds, R OBP: 0.400, SLG: 0.300 (1, 7)	G5-3		HR BB		FC1-6 1-2		F8		BB 1B	4	1	1	0	1	0	2						
Jeromy Burnitz, L OBP: 0.262, SLG: 0.238 Jonathan Hurst, R Jeff McKnight, S Mike Maddux, L John Cangelosi, S John Franco, L Todd Hundley, S (1, 9)		K	K		K		G4-3		P9	2	0	0	0	0	2	2						
Jeff Kent, R OBP: 0.433, SLG: 0.704 (1, 4)	F8		HR		G5-3			2B 2B		4	2	2	3	1	0	0						
David Segui, S OBP: 0.375, SLG: 0.320 (1, 3)	BB 1B		F8		BB 1B		BB 1B		K	5	1	3	1	0	1	3						
Ryan Thompson, R OBP: 0.476, SLG: 0.842 (1, 8)	1B BB		F7		K		G5-4-3 HBP			2	0	0	0	1	1	1						
Kelly Stinnett, R OBP: 0.286, SLG: 0.250 (1, 2)	1B		G6-3		BB		G5-4-3			3	0	1	1	1	0	2						
Bobby Jones, R Dave Telgheder, R Joe Orsulak, L (1, 1)	F8		F9		P6		F8			1	0	0	0	0	0	2						
Inning Stats	R: 0 E: 0 K: 1 S: 7	H: 0 LOB: 0 BB: 1 P: 15	R: 1 E: 0 K: 1 S: 11	H: 2 LOB: 2 BB: 1 P: 23	R: 3 E: 0 K: 1 S: 10	H: 2 LOB: 0 BB: 1 P: 21	R: 0 E: 0 K: 0 S: 3	H: 0 LOB: 0 BB: 0 P: 4	R: 0 E: 0 K: 1 S: 11	H: 1 LOB: 1 BB: 0 P: 15	R: 0 E: 0 K: 1 S: 8	H: 1 LOB: 1 BB: 1 P: 14	R: 0 E: 0 K: 0 S: 8	H: 1 LOB: 0 BB: 0 P: 10	R: 1 E: 0 K: 0 S: 11	H: 2 LOB: 1 BB: 0 P: 22	R: 0 E: 0 K: 2 S: 18	H: 2 LOB: 3 BB: 1 P: 25	1B: 8 2B: 2 3B: 0 HR: 1	SF: 0 SAC: 0 DP: 1 HBP: 1	WP: 0 PB: 0 SB: 0 CS: 1	PA: 42
PITCHER	IP	WLS	BF	H	R	ER	SO	BB	IBB	HBP	BLK	WP	HR	S	P	ERA	WHIP					
Willie Banks, R ERA: 5.4 (7, 1)	6.0	W	27	6	4	4	4	4	0	0	0	0	0	18	29	5.40	1.667					
Dan Plesac, L ERA: 2.09 (8, 1)	1.0		5	2	0	0	1	0	0	0	0	0	0	12	16	0.00	2.000					
Randy Myers, L ERA: 3.00 (9, 1)	0.1	S	2	0	0	0	1	1	0	0	0	0	0	7	12	0.00	3.000					


Chicago Cubs @ New York Mets
Shea Stadium, Flushing, NY
Mon Apr 11, 1994, 3:33 AM EDT
Att: 42,627 - Sunny - 58 F

AB 36
R 5
H 11
RBI 5
BB 5
SO 7
LOB 21



Batter	1	2	3	4	5	6	7	8	9	AB	R	H	RBI	BB	SO	LOB	TOP				
Deion Sanders, L (1, 8) OBP: 0.400, SLG: 0.547	G3		F8						G4-3	4	0	1	0	1	0	1	Atlanta Braves @ Chicago Cubs Wrigley Field, Chicago, IL Sat Apr 16 1994, 3:33 AM CDT Att: 34,711 - Sunny - 56 F				
Jeff Blausler, R (1, 6) OBP: 0.241, SLG: 0.340	F9		CS	K	F8		F9			4	0	0	0	0	1	2					
Ryan Klesko, L (1, 7) OBP: 0.432, SLG: 0.744 Dave Gallagher, R (7, 7) OBP: 0.333, SLG: 0.571	K			BB	BB	G4-3	K			3	2	1	0	1	2	1					
Fred McGriff, L (1, 3) OBP: 0.407, SLG: 0.535		G3-1		BB	BB	G4-3				3	2	1	0	1	1	0					
Terry Pendleton, S (1, 5) OBP: 0.404, SLG: 0.585	G4-3		G4-3	BB	P7					4	0	2	2	0	0	2					
Tony Tarasco, L (1, 9) OBP: 0.287, SLG: 0.533			G4-3		G4-3					4	0	1	0	0	1	4					
Javy Lopez, R (1, 2) OBP: 0.289, SLG: 0.524	G4-3		G5-3							4	0	1	2	0	0	3					
Rafael Belliard, R (1, 4) OBP: 0.400, SLG: 0.400			CS		G5-3				G6-3	4	0	2	0	0	0	0					
Kent Mercker, L (1, 1) Mike Stanton, L (8, 1) David Justice, L (9, PH) Greg McMichael, R (9, 1)			K		K	FC6-4			G3	3	0	0	0	0	2	3					
Inning Stats	R: 0 E: 0 K: 1 S: 7	H: 0 LOB: 0 BB: 0 P: 14	R: 0 E: 0 K: 0 S: 7	H: 1 LOB: 1 BB: 0 P: 12	R: 0 E: 0 K: 1 S: 11	H: 1 LOB: 0 BB: 0 P: 16	R: 2 E: 0 K: 1 S: 13	H: 2 LOB: 1 BB: 1 P: 27	R: 0 E: 0 K: 1 S: 11	H: 1 LOB: 1 BB: 0 P: 17	R: 2 E: 0 K: 0 S: 15	H: 3 LOB: 2 BB: 1 P: 25	R: 0 E: 0 K: 1 S: 8	H: 0 LOB: 1 BB: 1 P: 15	R: 0 E: 0 K: 2 S: 13	H: 1 LOB: 1 BB: 0 P: 19		R: 0 E: 0 K: 0 S: 5	H: 0 LOB: 0 BB: 0 P: 7	1B: 7 2B: 3 3B: 0 HR: 0	SF: 0 SAC: 0 DP: 1 HBP: 0
PITCHER	IP WLS BF H R ER SO BB IBB HBP BLK WP HR S P ERA WHIP	IP WLS BF H R ER SO BB IBB HBP BLK WP HR S P ERA WHIP	IP WLS BF H R ER SO BB IBB HBP BLK WP HR S P ERA WHIP	IP WLS BF H R ER SO BB IBB HBP BLK WP HR S P ERA WHIP	IP WLS BF H R ER SO BB IBB HBP BLK WP HR S P ERA WHIP	IP WLS BF H R ER SO BB IBB HBP BLK WP HR S P ERA WHIP	IP WLS BF H R ER SO BB IBB HBP BLK WP HR S P ERA WHIP	IP WLS BF H R ER SO BB IBB HBP BLK WP HR S P ERA WHIP	IP WLS BF H R ER SO BB IBB HBP BLK WP HR S P ERA WHIP	IP WLS BF H R ER SO BB IBB HBP BLK WP HR S P ERA WHIP	IP WLS BF H R ER SO BB IBB HBP BLK WP HR S P ERA WHIP	IP WLS BF H R ER SO BB IBB HBP BLK WP HR S P ERA WHIP	IP WLS BF H R ER SO BB IBB HBP BLK WP HR S P ERA WHIP	IP WLS BF H R ER SO BB IBB HBP BLK WP HR S P ERA WHIP	IP WLS BF H R ER SO BB IBB HBP BLK WP HR S P ERA WHIP	IP WLS BF H R ER SO BB IBB HBP BLK WP HR S P ERA WHIP	IP WLS BF H R ER SO BB IBB HBP BLK WP HR S P ERA WHIP	IP WLS BF H R ER SO BB IBB HBP BLK WP HR S P ERA WHIP	IP WLS BF H R ER SO BB IBB HBP BLK WP HR S P ERA WHIP	IP WLS BF H R ER SO BB IBB HBP BLK WP HR S P ERA WHIP	IP WLS BF H R ER SO BB IBB HBP BLK WP HR S P ERA WHIP

Batter	1	2	3	4	5	6	7	8	9	AB	R	H	RBI	BB	SO	LOB	BOTTOM				
Willie Wilson, S (1, 8) OBP: 0.286, SLG: 0.538	G1-3		F9			K				4	1	0	0	0	2	2	Atlanta Braves @ Chicago Cubs Wrigley Field, Chicago, IL Sat Apr 16 1994, 3:33 AM CDT Att: 34,711 - Sunny - 56 F				
23 Ryne Sandberg, R (1, 4) OBP: 0.356, SLG: 0.325	G4-6-3		K			BB	G6-3			4	0	2	0	0	1	2					
Mark Grace, L (1, 3) OBP: 0.222, SLG: 0.208	G4-6-3			F9		SF7				3	0	0	1	0	0	1					
Glenallen Hill, R (1, 7) OBP: 0.429, SLG: 0.500		G1-3		G5-3						4	0	2	0	0	1	0					
Sammy Sosa, R (1, 9) OBP: 0.318, SLG: 0.297		G1-3				K				3	0	1	0	1	1	2					
Shawon Dunston, R (1, 6) OBP: 0.346, SLG: 0.542 Dan Plesac, L (7, 1) Jose Bautista, R (9, 1) Karl Rhodes, L (9, PH) OBP: 0.390, SLG: 0.583		K		CS		F8				3	0	0	0	0	1	4					
Steve Buechele, R (1, 5) OBP: 0.359, SLG: 0.583		G1-3								4	0	1	0	0	1	2					
Mark Parent, R (1, 2) OBP: 0.429, SLG: 0.400 Rick Wilkins, L (9, PH) OBP: 0.333, SLG: 0.333		G5-3								2	0	0	0	1	1	3					
Willie Banks, R (1, 1) OBP: 0.143, SLG: 0.286 Rey Sanchez, R (7, 6) OBP: 0.174, SLG: 0.143			G6-3							2	0	0	0	0	1	1					
Inning Stats	R: 0 E: 0 K: 0 S: 5	H: 1 LOB: 0 BB: 0 P: 8	R: 0 E: 0 K: 1 S: 10	H: 1 LOB: 2 BB: 1 P: 18	R: 0 E: 0 K: 1 S: 7	H: 0 LOB: 0 BB: 0 P: 12	R: 0 E: 0 K: 0 S: 7	H: 1 LOB: 0 BB: 0 P: 13	R: 0 E: 0 K: 2 S: 10	H: 1 LOB: 1 BB: 0 P: 16	R: 1 E: 0 K: 2 S: 18	H: 2 LOB: 2 BB: 0 P: 24	R: 0 E: 0 K: 2 S: 12	H: 0 LOB: 2 BB: 2 P: 25	R: 0 E: 0 K: 1 S: 5	H: 0 LOB: 0 BB: 0 P: 7		R: 0 E: 0 K: 1 S: 7	H: 0 LOB: 0 BB: 0 P: 8	1B: 5 2B: 1 3B: 0 HR: 0	SF: 1 SAC: 0 DP: 1 HBP: 0
PITCHER	IP WLS BF H R ER SO BB IBB HBP BLK WP HR S P ERA WHIP	IP WLS BF H R ER SO BB IBB HBP BLK WP HR S P ERA WHIP	IP WLS BF H R ER SO BB IBB HBP BLK WP HR S P ERA WHIP	IP WLS BF H R ER SO BB IBB HBP BLK WP HR S P ERA WHIP	IP WLS BF H R ER SO BB IBB HBP BLK WP HR S P ERA WHIP	IP WLS BF H R ER SO BB IBB HBP BLK WP HR S P ERA WHIP	IP WLS BF H R ER SO BB IBB HBP BLK WP HR S P ERA WHIP	IP WLS BF H R ER SO BB IBB HBP BLK WP HR S P ERA WHIP	IP WLS BF H R ER SO BB IBB HBP BLK WP HR S P ERA WHIP	IP WLS BF H R ER SO BB IBB HBP BLK WP HR S P ERA WHIP	IP WLS BF H R ER SO BB IBB HBP BLK WP HR S P ERA WHIP	IP WLS BF H R ER SO BB IBB HBP BLK WP HR S P ERA WHIP	IP WLS BF H R ER SO BB IBB HBP BLK WP HR S P ERA WHIP	IP WLS BF H R ER SO BB IBB HBP BLK WP HR S P ERA WHIP	IP WLS BF H R ER SO BB IBB HBP BLK WP HR S P ERA WHIP	IP WLS BF H R ER SO BB IBB HBP BLK WP HR S P ERA WHIP	IP WLS BF H R ER SO BB IBB HBP BLK WP HR S P ERA WHIP	IP WLS BF H R ER SO BB IBB HBP BLK WP HR S P ERA WHIP	IP WLS BF H R ER SO BB IBB HBP BLK WP HR S P ERA WHIP	IP WLS BF H R ER SO BB IBB HBP BLK WP HR S P ERA WHIP	



Batter	1	2	3	4	5	6	7	8	9	AB	R	H	RBI	BB	SO	LOB	TOP				
Deion Sanders, L (1, 8) OBP: 0.400, SLG: 0.526	1-0 1B SF7 HBP		0-0 B1	3-1 F8			3-2 G5-4-3 1B		2-0 F8	4	1	1	0	0	0	2					
Jeff Blauer, R (1, 6) OBP: 0.254, SLG: 0.345	2-2 SAFE 1B		1-0 1B E1		3-1 G4-3		0-2 SAFE 1B		2-3 K	5	1	2	0	0	1	2					
Ryan Klesko, L (1, 7) OBP: 0.426, SLG: 0.732	3-0 SF7		0-3 K		2-2 1B		2-2 G5-4-3		2-0 SAFE 1B	2	0	1	1	0	1	2					
Dave Gallagher, R (7, PH) OBP: 0.313, SLG: 0.533	1-3 SAFE 1B		1-2 1B		1-3 SAFE 1B		1-2 SAFE 1B		1-2 SAFE 1B	1	0	0	0	0	0	2					
Fred McGriff, L (1, 3) OBP: 0.414, SLG: 0.532	1-3 SAFE K		1-1 E		2-1 G5-4-3 1B		3-2 F9		3-2 SAFE 1B	4	1	2	1	0	1	2					
Terry Pendleton, S (1, 5) OBP: 0.393, SLG: 0.561	1-3 SAFE K		1-1 E2		0-0 G5-4-3		1-2 SAFE F7		1-2 SAFE F7	4	0	1	1	0	1	3					
Tony Tarasco, L (1, 9) OBP: 0.294, SLG: 0.515		0-0 F9	2-2 IBB		0-2 L9		0-2 G6-3 1B		0-2 G6-3 1B	3	0	1	0	1	0	0					
Charlie O'Brien, R (1, 2) OBP: 0.308, SLG: 0.250		2-2 G5-3	3-1 FC5-4		0-2 F9		1-1 G6-3		1-1 G6-3	4	0	0	0	0	0	3					
Rafael Belliard, R (1, 4) OBP: 0.429, SLG: 0.429		2-2 G1-3		2-3 K		1-1 1B		1-2 SH5-4 1B	4	0	2	0	0	1	0						
29 John Smoltz, R (1, 1) OBP: 0.125, SLG: 0.125			3-1 E		0-1 F9		1-0 F9		1-0 SH5-4	3	1	1	0	0	0	1					
Mike Stanton, L (8, 1)			1B						1-2	0	0	0	0	0	0	0					
Greg McMichael, R (9, 1)			1B						1-2	0	0	0	0	0	0	0					
Inning Stats	R: 1 E: 0 K: 2 S: 10	H: 1 LOB: 1 BB: 0 P: 19	R: 0 E: 0 K: 0 S: 7	H: 0 LOB: 0 BB: 0 P: 11	R: 3 E: 2 K: 1 S: 14	H: 3 LOB: 2 BB: 1 P: 27	R: 0 E: 0 K: 1 S: 7	H: 0 LOB: 0 BB: 0 P: 12	R: 0 E: 0 K: 0 S: 8	H: 1 LOB: 1 BB: 0 P: 11	R: 0 E: 0 K: 0 S: 19	H: 2 LOB: 1 BB: 0 P: 27	R: 0 E: 0 K: 0 S: 8	H: 1 LOB: 0 BB: 0 P: 10	R: 0 E: 0 K: 1 S: 8	H: 1 LOB: 1 BB: 0 P: 14	1B: 11 2B: 0 3B: 0 HR: 0	SF: 1 SAC: 1 DP: 3 HBP: 1	WP: 0 PB: 0 SB: 0 CS: 0	PA: 38	
PITCHER	IP WLS BF H R ER SO BB IBB HBP BLK WP HR S P ERA WHIP	IP WLS BF H R ER SO BB IBB HBP BLK WP HR S P ERA WHIP	IP WLS BF H R ER SO BB IBB HBP BLK WP HR S P ERA WHIP	IP WLS BF H R ER SO BB IBB HBP BLK WP HR S P ERA WHIP	IP WLS BF H R ER SO BB IBB HBP BLK WP HR S P ERA WHIP	IP WLS BF H R ER SO BB IBB HBP BLK WP HR S P ERA WHIP	IP WLS BF H R ER SO BB IBB HBP BLK WP HR S P ERA WHIP	IP WLS BF H R ER SO BB IBB HBP BLK WP HR S P ERA WHIP	IP WLS BF H R ER SO BB IBB HBP BLK WP HR S P ERA WHIP	IP WLS BF H R ER SO BB IBB HBP BLK WP HR S P ERA WHIP	IP WLS BF H R ER SO BB IBB HBP BLK WP HR S P ERA WHIP	IP WLS BF H R ER SO BB IBB HBP BLK WP HR S P ERA WHIP	IP WLS BF H R ER SO BB IBB HBP BLK WP HR S P ERA WHIP	IP WLS BF H R ER SO BB IBB HBP BLK WP HR S P ERA WHIP	IP WLS BF H R ER SO BB IBB HBP BLK WP HR S P ERA WHIP	IP WLS BF H R ER SO BB IBB HBP BLK WP HR S P ERA WHIP	IP WLS BF H R ER SO BB IBB HBP BLK WP HR S P ERA WHIP	IP WLS BF H R ER SO BB IBB HBP BLK WP HR S P ERA WHIP	IP WLS BF H R ER SO BB IBB HBP BLK WP HR S P ERA WHIP	IP WLS BF H R ER SO BB IBB HBP BLK WP HR S P ERA WHIP	IP WLS BF H R ER SO BB IBB HBP BLK WP HR S P ERA WHIP

Atlanta Braves @ Chicago Cubs
Wrigley Field, Chicago, IL
Sun Apr 17 1994, 3:33 AM CDT
Att: 31,454 - Sunny - 62 F

AB 34
R 4
H 11
RBI 3
BB 1
SO 5
LOB 17



Batter	1	2	3	4	5	6	7	8	9	AB	R	H	RBI	BB	SO	LOB	BOTTOM					
Karl Rhoades, L (1, 8) OBP: 0.400, SLG: 0.553	4-2 G3-1 23 1B BB		2-1 F9			4-2 23 HR BB	1-2 CS	3-3 K		2	1	0	0	2	1	0						
23 Ryne Sandberg, R (1, 4) OBP: 0.387, SLG: 0.409	0-1 SAFE G3-1 1B		0-3 K			1-0 1-H HR		1-0 F7		4	1	2	2	0	1	0						
Mark Grace, L (1, 3) OBP: 0.194, SLG: 0.179	0-2 L7			0-0 F9		3-2 L9		0-0 G4-3		4	0	0	0	0	0	2						
Derrick May, L (1, 7) OBP: 0.294, SLG: 0.323	2-0 G3-1			2-0 G4-3		0-0 L4		1-2 G6-4-3 1B		3	0	0	0	0	0	2						
Willie Wilson, S (9, PH) OBP: 0.333, SLG: 0.571	1-2 2-3							0-1 G6-4-3 1B		1	0	1	0	0	0	0						
Sammy Sosa, R (1, 9) OBP: 0.313, SLG: 0.341	2-3 K			1-2 F8		1-0 3B		0-1 G6-4-3		4	0	1	0	0	1	3						
Rick Wilkins, L (1, 2) OBP: 0.300, SLG: 0.294		0-3 K2-3			0-1 F8	2-3 K		1-3 K		4	0	0	0	0	3	1						
Steve Buechele, R (1, 5) OBP: 0.381, SLG: 0.590		2-3 K			2-0 FC6-4 1B		0-2 FC5-4 1B			3	0	2	0	0	1	0						
Shawon Dunston, R (1, 6) OBP: 0.310, SLG: 0.481		2-3 K			0-3 K		2-1 FC5-4 CS	1-2 K		3	0	0	0	0	2	2						
Mike Morgan, R (1, 1) Eduardo Zambrano, R (5, PH) Blaise Isley, L (8, 1) Dan Plesac, L (7, 1) Glenallen Hill, R (7, PH) Jose Bautista, R (8, 1)			0-1 G4-3		2-2 FC6-4		1-3 K			1	0	0	0	0	0	0						
Inning Stats	R: 0 E: 0 K: 1 S: 13	H: 1 LOB: 2 BB: 1 P: 21	R: 0 E: 0 K: 3 S: 10	H: 0 LOB: 0 BB: 0 P: 14	R: 0 E: 0 K: 1 S: 7	H: 0 LOB: 0 BB: 0 P: 9	R: 0 E: 0 K: 0 S: 5	H: 0 LOB: 0 BB: 0 P: 8	R: 0 E: 0 K: 1 S: 10	H: 1 LOB: 1 BB: 0 P: 14	R: 2 E: 0 K: 1 S: 12	H: 2 LOB: 1 BB: 1 P: 23	R: 0 E: 0 K: 1 S: 10	H: 1 LOB: 0 BB: 0 P: 14	R: 0 E: 0 K: 1 S: 6	H: 0 LOB: 0 BB: 0 P: 10	R: 0 E: 0 K: 1 S: 10	H: 1 LOB: 0 BB: 0 P: 12	1B: 4 2B: 0 3B: 1 HR: 1	SF: 0 SAC: 0 DP: 1 HBP: 0	WP: 0 PB: 0 SB: 0 CS: 1	PA: 34
PITCHER	IP WLS BF H R ER SO BB IBB HBP BLK WP HR S P ERA WHIP	IP WLS BF H R ER SO BB IBB HBP BLK WP HR S P ERA WHIP	IP WLS BF H R ER SO BB IBB HBP BLK WP HR S P ERA WHIP	IP WLS BF H R ER SO BB IBB HBP BLK WP HR S P ERA WHIP	IP WLS BF H R ER SO BB IBB HBP BLK WP HR S P ERA WHIP	IP WLS BF H R ER SO BB IBB HBP BLK WP HR S P ERA WHIP	IP WLS BF H R ER SO BB IBB HBP BLK WP HR S P ERA WHIP	IP WLS BF H R ER SO BB IBB HBP BLK WP HR S P ERA WHIP	IP WLS BF H R ER SO BB IBB HBP BLK WP HR S P ERA WHIP	IP WLS BF H R ER SO BB IBB HBP BLK WP HR S P ERA WHIP	IP WLS BF H R ER SO BB IBB HBP BLK WP HR S P ERA WHIP	IP WLS BF H R ER SO BB IBB HBP BLK WP HR S P ERA WHIP	IP WLS BF H R ER SO BB IBB HBP BLK WP HR S P ERA WHIP	IP WLS BF H R ER SO BB IBB HBP BLK WP HR S P ERA WHIP	IP WLS BF H R ER SO BB IBB HBP BLK WP HR S P ERA WHIP	IP WLS BF H R ER SO BB IBB HBP BLK WP HR S P ERA WHIP	IP WLS BF H R ER SO BB IBB HBP BLK WP HR S P ERA WHIP	IP WLS BF H R ER SO BB IBB HBP BLK WP HR S P ERA WHIP	IP WLS BF H R ER SO BB IBB HBP BLK WP HR S P ERA WHIP	IP WLS BF H R ER SO BB IBB HBP BLK WP HR S P ERA WHIP	IP WLS BF H R ER SO BB IBB HBP BLK WP HR S P ERA WHIP	

Atlanta Braves @ Chicago Cubs
Wrigley Field, Chicago, IL
Sun Apr 17 1994, 3:33 AM CDT
Att: 31,454 - Sunny - 62 F

AB 31
R 2
H 6
RBI 2
BB 2
SO 10
LOB 12



Batter	1	2	3	4	5	6	7	8	9	AB	R	H	RBI	BB	SO	LOB	TOP										
James Mouton, R (1, 9) OBP: 0.240, SLG: 0.255																	5 0 0 0 0 3 3										
Steve Finley, L (1, 8) OBP: 0.294, SLG: 0.563																	3 1 1 1 1 0 0										
Craig Biggio, R (1, 4) OBP: 0.359, SLG: 0.378																	3 0 0 0 1 1 1										
5 Jeff Bagwell, R (1, 3) OBP: 0.307, SLG: 0.646																	3 1 2 1 1 1 1										
Luis Gonzalez, L (1, 7) OBP: 0.200, SLG: 0.239																	4 0 0 0 0 1 3										
Ken Caminiti, S (1, 5) OBP: 0.213, SLG: 0.262																	3 0 0 0 1 1 0										
Tony Eusebio, R (1, 2) OBP: 0.100, SLG: 0.400																	4 0 0 0 0 1 2										
Andujar Cedeno, R (1, 6) OBP: 0.471, SLG: 0.826																	4 1 3 1 0 1 0										
Greg Swindell, L (1, 1) OBP: 0.286, SLG: 0.286																	2 0 1 0 0 0 0										
Shane Reynolds, R (8, 1)																	0 0 0 0 0 0 0										
Sid Bream, L (9, PH)																	1 0 0 0 0 1 0										
Mitch Williams, L (9, 1)																	0 0 0 0 0 0 0										
Inning Stats	R: 0 E: 0 K: 1 S: 9	H: 0 LOB: 0 BB: 0 P: 16	R: 1 E: 0 K: 0 S: 7	H: 1 LOB: 0 BB: 0 P: 11	R: 1 E: 0 K: 0 S: 8	H: 1 LOB: 1 BB: 1 P: 13	R: 0 E: 0 K: 1 S: 8	H: 1 LOB: 0 BB: 0 P: 14	R: 0 E: 0 K: 1 S: 8	H: 0 LOB: 1 BB: 1 P: 10	R: 0 E: 0 K: 2 S: 14	H: 2 LOB: 2 BB: 0 P: 20	R: 1 E: 0 K: 2 S: 17	H: 1 LOB: 2 BB: 2 P: 31	R: 0 E: 0 K: 2 S: 8	H: 0 LOB: 0 BB: 0 P: 13	1B: 4 2B: 0 3B: 0 HR: 3	SF: 0 SAC: 1 DP: 1 HBP: 0	WP: 1 PB: 0 SB: 1 CS: 0	PA: 37							
PITCHER	IP	WLS	BF	H	R	ER	SO	BB	IBB	HBP	BLK	WP	HR	S	P	ERA	WHIP										
Steve Trachsel, R (1, 1) ERA: 2.79	8.0	L	34	7	3	3	8	3	1	0	0	1	3	78	127	3.38	1.250										
Jose Bautista, R (9, 1) ERA: 4.92	1.0		3	0	0	0	2	0	0	0	0	0	0	8	13	0.00	0.000										

Houston Astros @ Chicago Cubs
Wrigley Field, Chicago, IL
Tue Apr 19 1994, 7:05 PM CDT
Att: 27,007 - Unknown - 62 F

AB	32
R	3
H	7
RBI	3
BB	4
SO	10
LOB	10

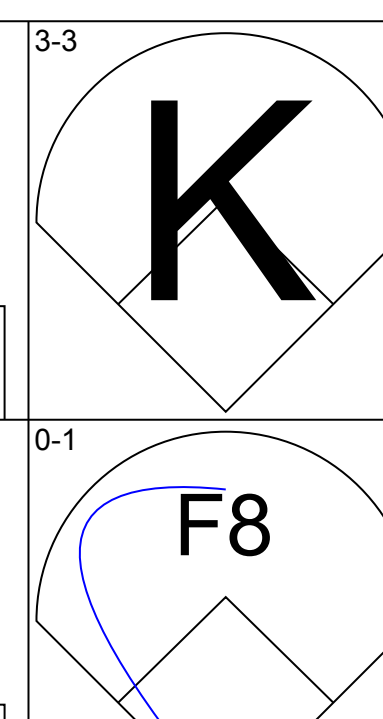
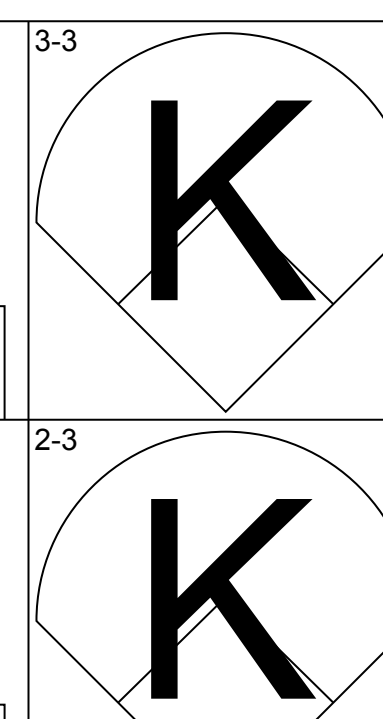
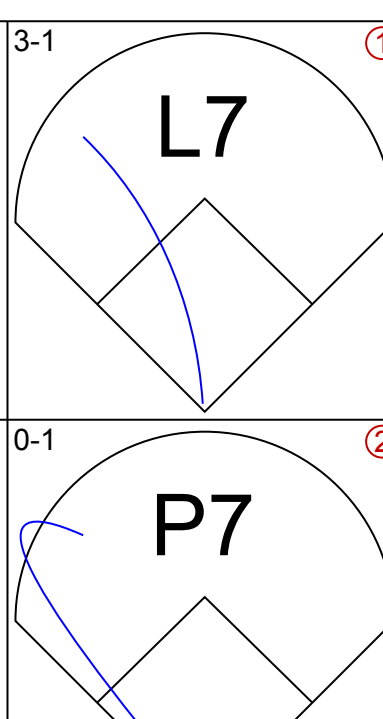
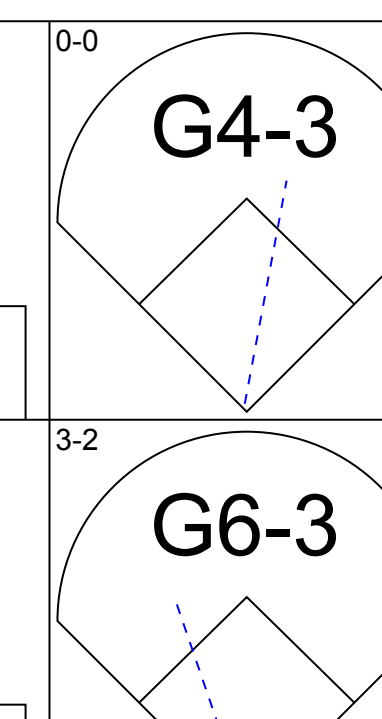
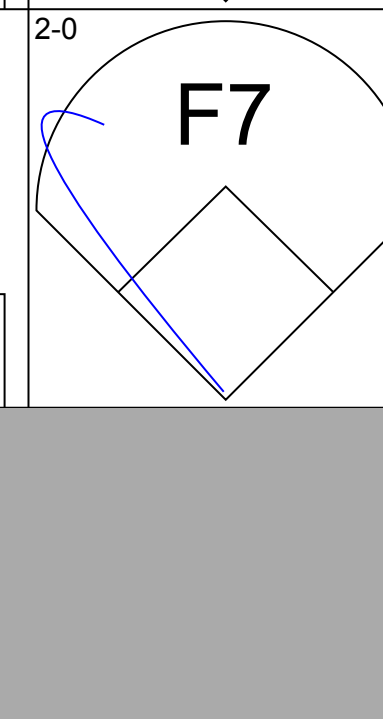
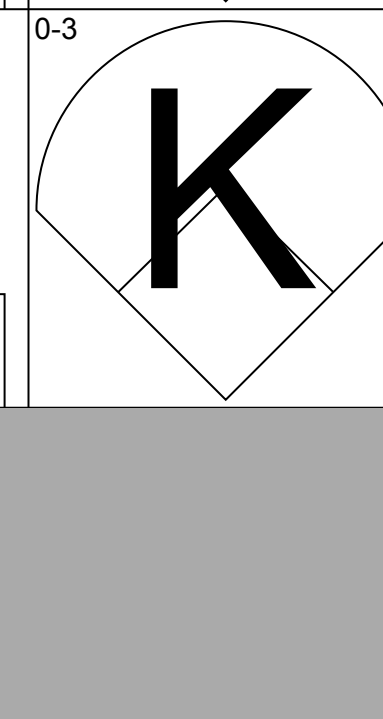
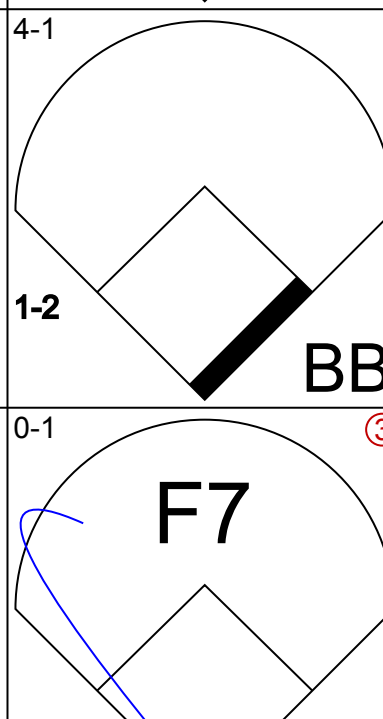




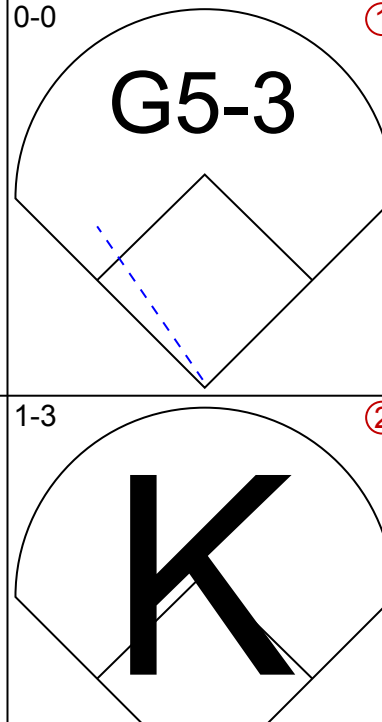
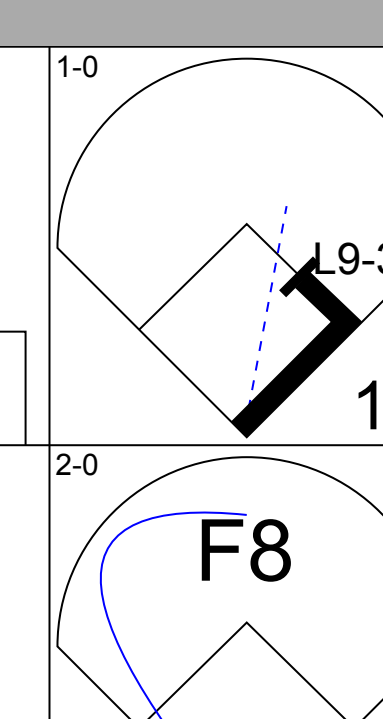
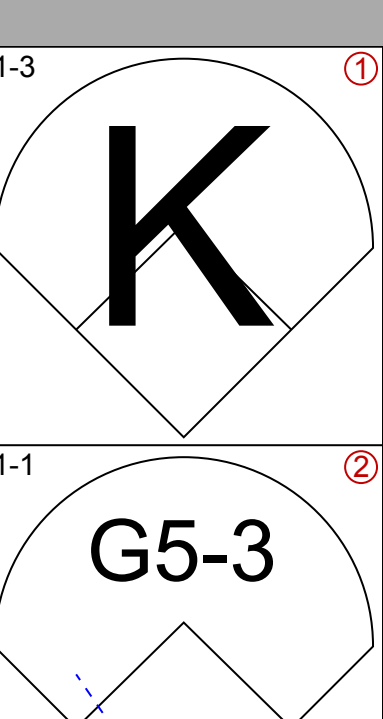
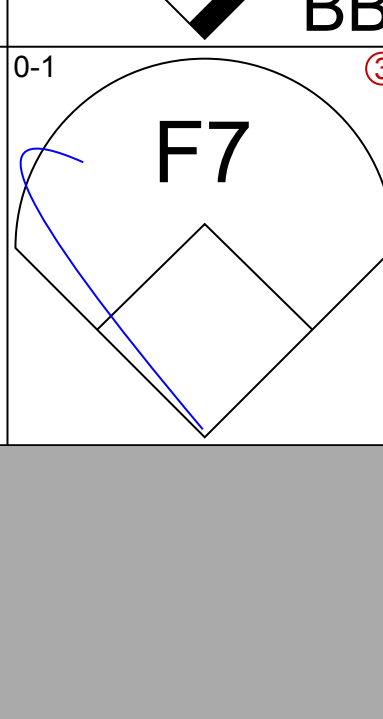
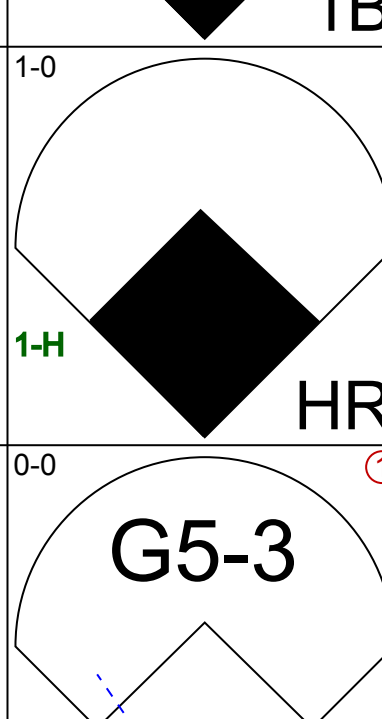
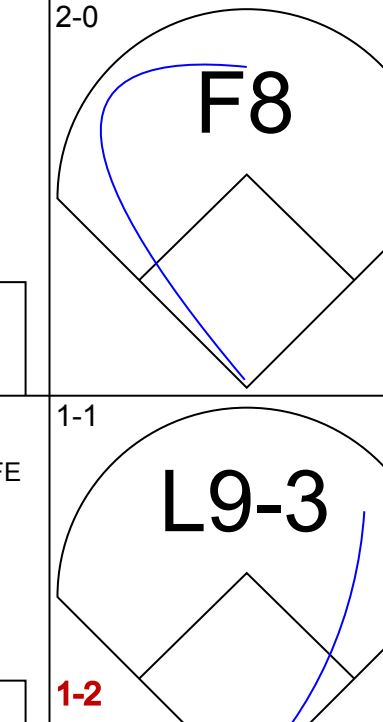
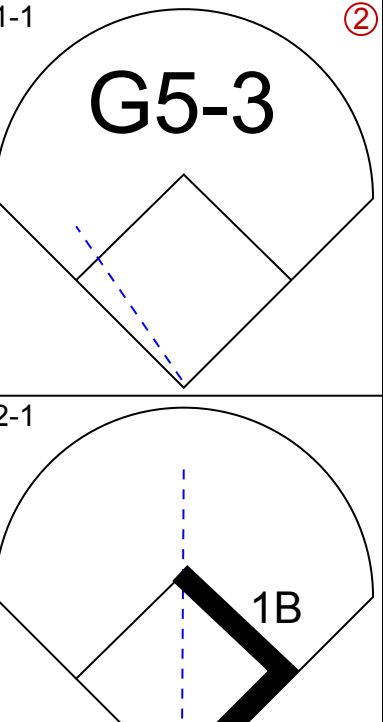
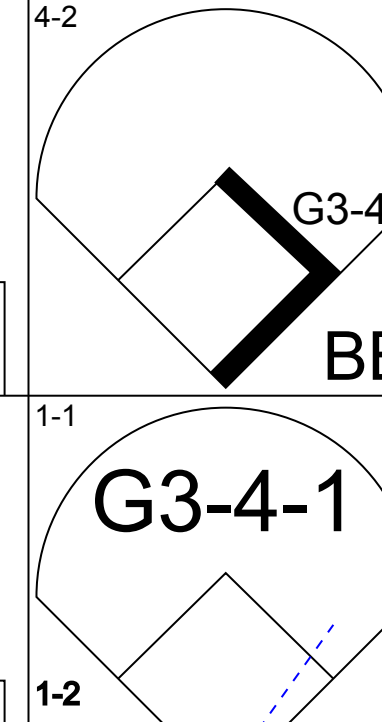
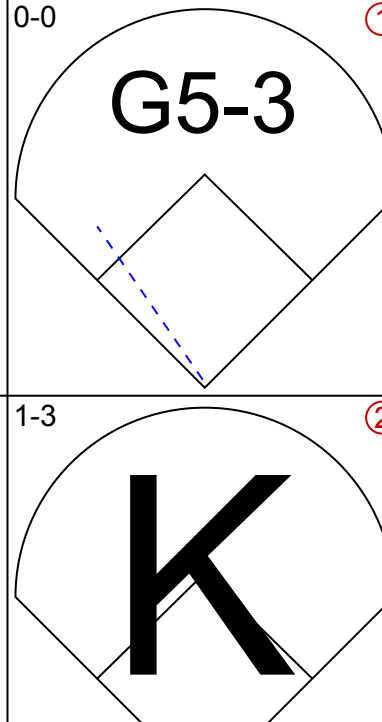
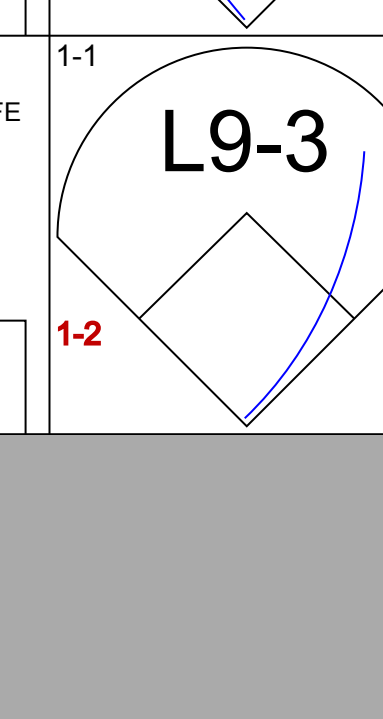
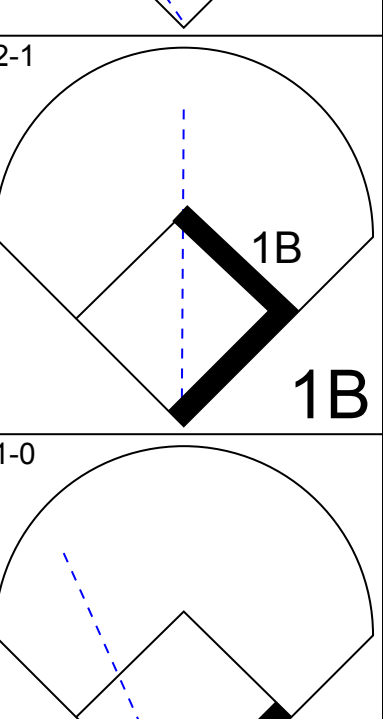
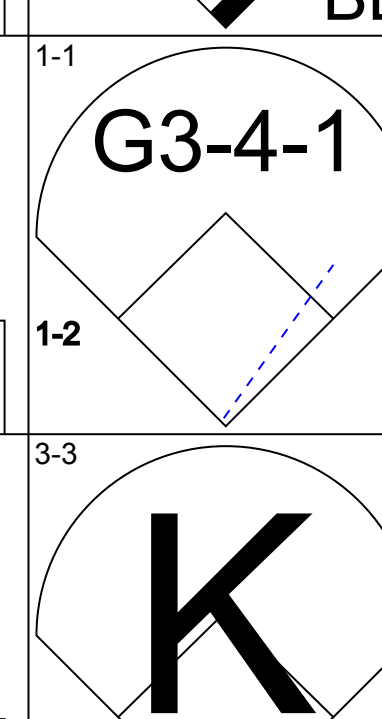
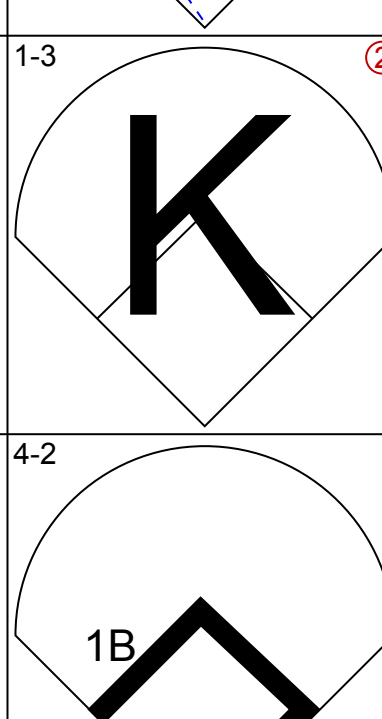
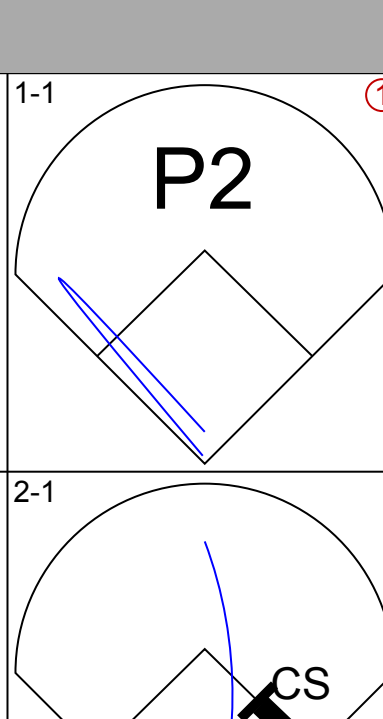
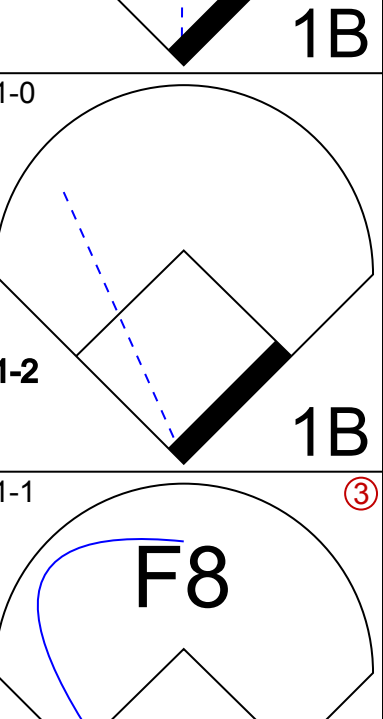
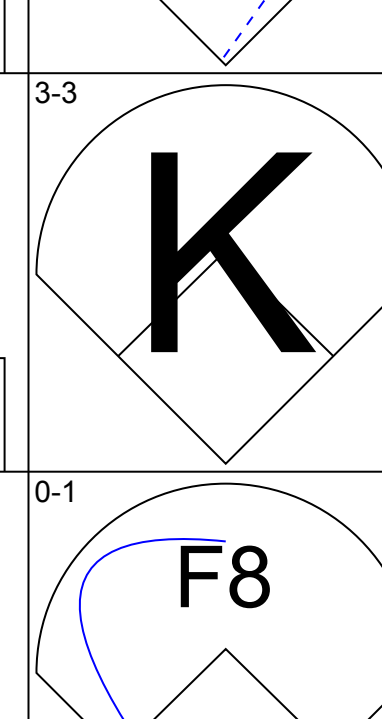
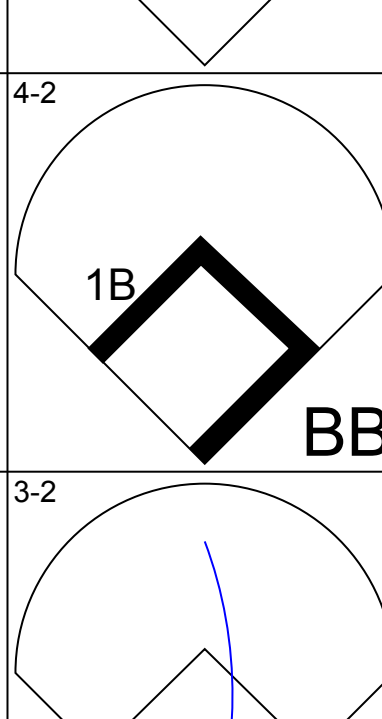
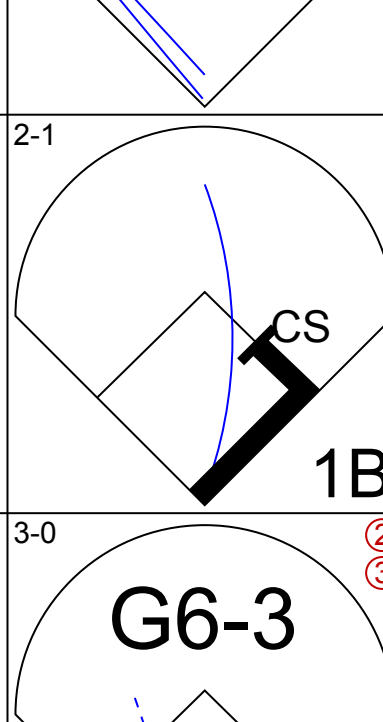
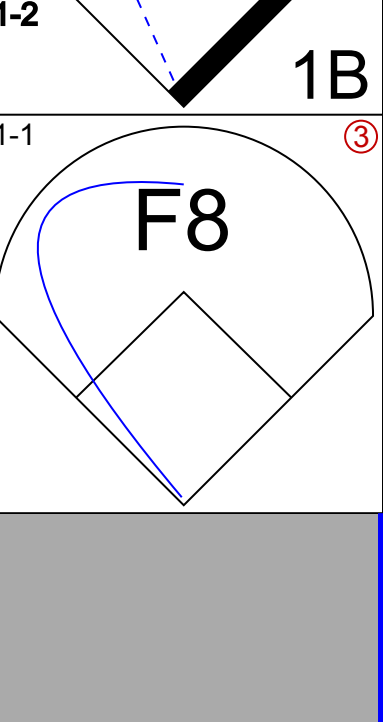
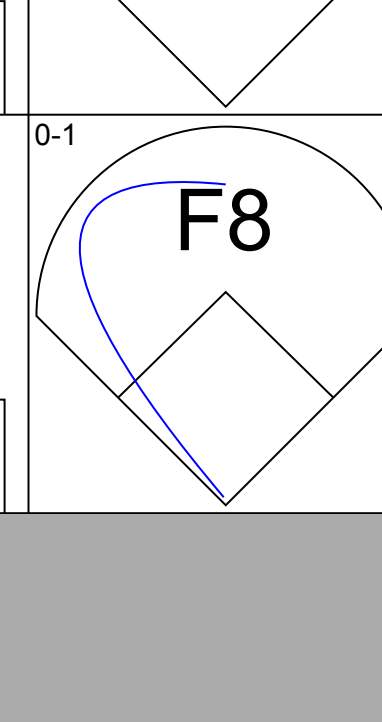
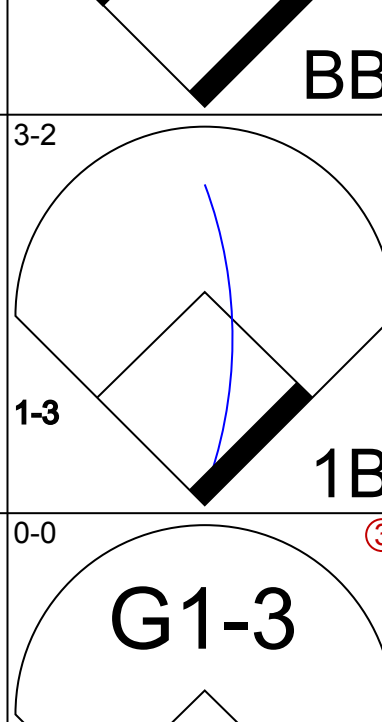
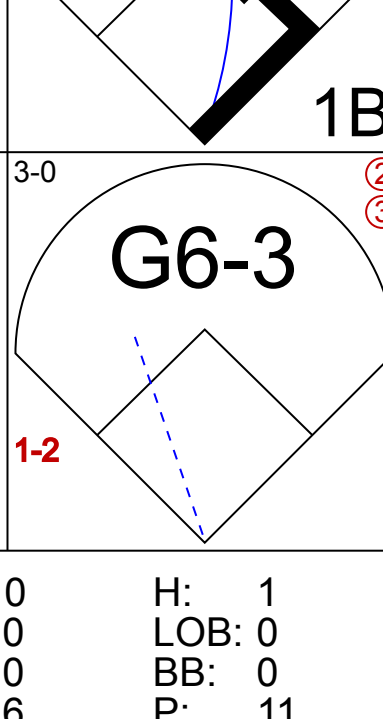
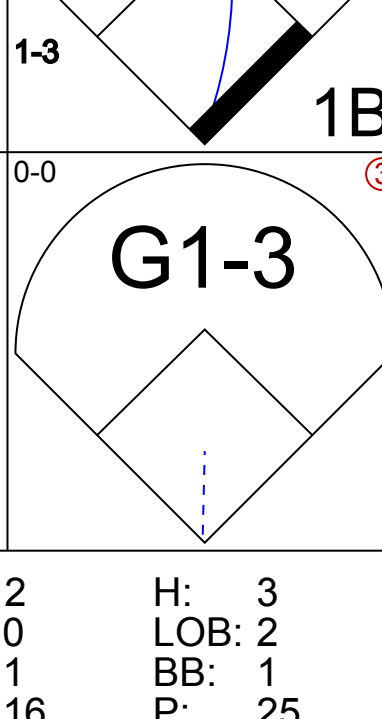
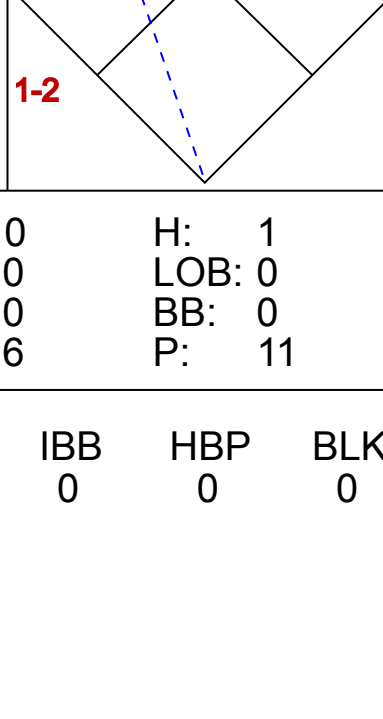
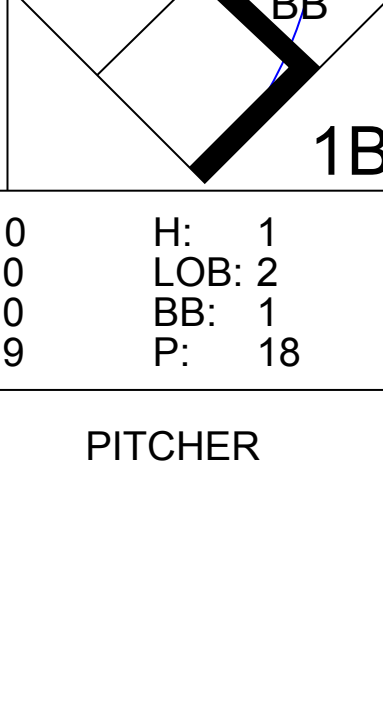
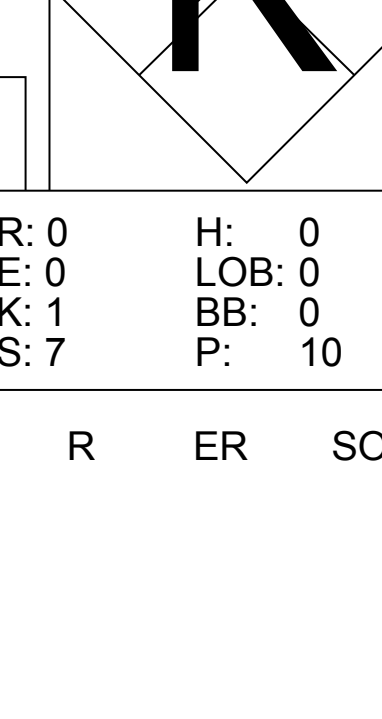



Batter	1	2	3	4	5	6	7	8	9	AB	R	H	RBI	BB	SO	LOB	BOTTOM										
Willie Wilson, S (1, 8) OBP: 0.263, SLG: 0.444																	4 0 0 0 0 1 1										
23 Ryne Sandberg, R (1, 4) OBP: 0.340, SLG: 0.375																	4 0 0 0 0 0 1										
Mark Grace, L (1, 3) OBP: 0.200, SLG: 0.188																	4 0 1 0 0 1 0										
Glenallen Hill, R (1, 7) OBP: 0.389, SLG: 0.444																	3 0 1 0 0 1 1										
Sammy Sosa, R (1, 9) OBP: 0.314, SLG: 0.341																	3 0 1 0 0 0 1										
Steve Buechele, R (1, 5) OBP: 0.378, SLG: 0.561																	2 0 0 0 1 0 1										
Shawon Dunston, R (1, 6) OBP: 0.281, SLG: 0.433																	3 0 0 0 0 1 2										
Mark Parent, R (1, 2) OBP: 0.444, SLG: 0.571																	2 0 1 0 0 0 0										
Rick Wilkins, L (8, PH) OBP: 0.293, SLG: 0.286																	1 0 0 0 0 0 0										
Steve Trachsel, R (1, 1) ERA: 0.86																	1 0 0 0 0 0 0										
Karl Rhodes, L (8, PH) ERA: 5.87																	1 0 0 0 0 1 0										
Jose Bautista, R (9, 1) ERA: 3.18																	0 0 0 0 0 0 0										
Inning Stats	R: 0 E: 0 K: 0 S: 8	H: 0 LOB: 0 BB: 0 P: 9	R: 0 E: 0 K: 1 S: 9	H: 0 LOB: 0 BB: 0 P: 11	R: 0 E: 0 K: 0 S: 6	H: 0 LOB: 0 BB: 0 P: 7	R: 0 E: 0 K: 0 S: 8	H: 0 LOB: 0 BB: 0 P: 9	R: 0 E: 0 K: 1 S: 5	H: 2 LOB: 1 BB: 1 P: 13	R: 0 E: 0 K: 1 S: 8	H: 1 LOB: 1 BB: 0 P: 12	R: 0 E: 0 K: 0 S: 5	H: 1 LOB: 1 BB: 0 P: 5	R: 0 E: 0 K: 2 S: 9	H: 0 LOB: 0 BB: 0 P: 14	R: 0 E: 0 K: 1 S: 8	H: 0 LOB: 0 BB: 0 P: 12	1B: 3 2B: 1 3B: 0 HR: 0	SF: 0 SAC: 1 DP: 1 HBP: 0	WP: 0 PB: 0 SB: 1 CS: 0	PA: 30					
PITCHER	IP	WLS	BF	H	R	ER	SO	BB	IBB	HBP	BLK	WP	HR	S	P	ERA	WHIP										
Greg Swindell, L (1, 1) ERA: 0.86	7.0	W	24	4	0	0	2	1	0	0	0	0	0	9	14	0.00	0.714										
Shane Reynolds, R (8, 1) ERA: 5.87	1.0		3	0	0	0	2	0	0	0	0	0	0	8	12	0.00	0.000										
Mitch Williams, L (9, 1) ERA: 3.18	1.0	S	3	0	0	0	1	0	0	0	0	0	0	8	12	0.00	0.000										

Houston Astros @ Chicago Cubs
Wrigley Field, Chicago, IL
Tue Apr 19 1994, 7:05 PM CDT
Att: 27,007 - Unknown - 62 F


AB	28
R	0
H	4
RBI	0
BB	1
SO	5
LOB	7

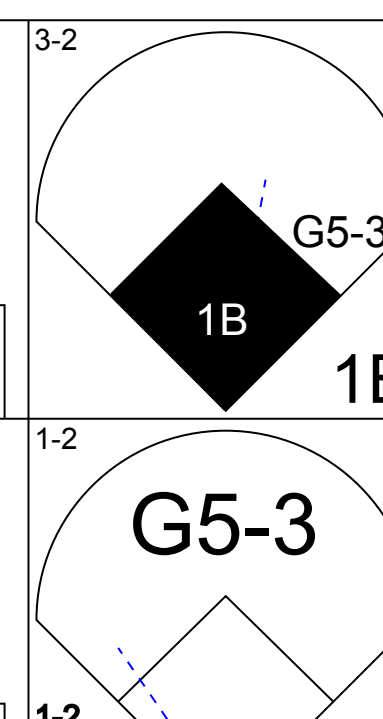
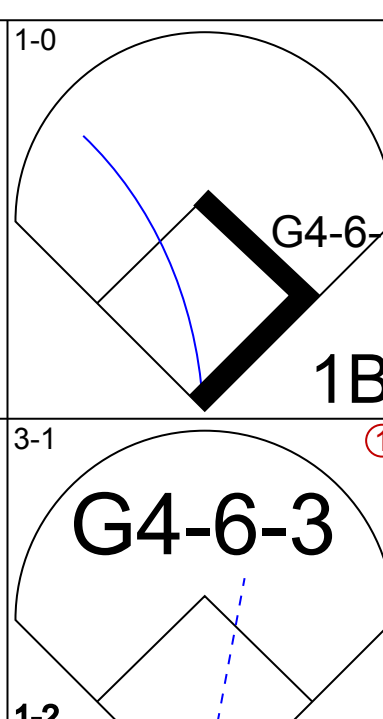
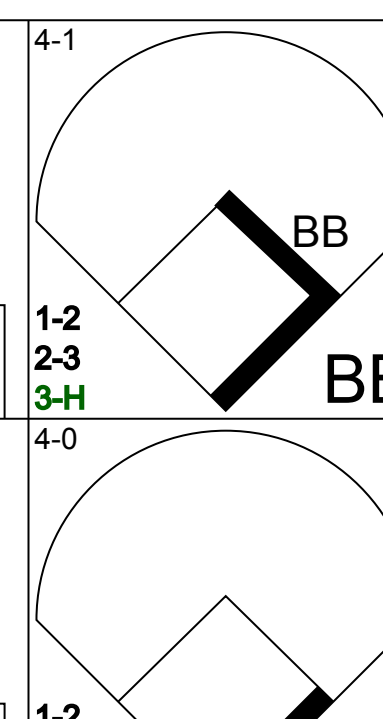
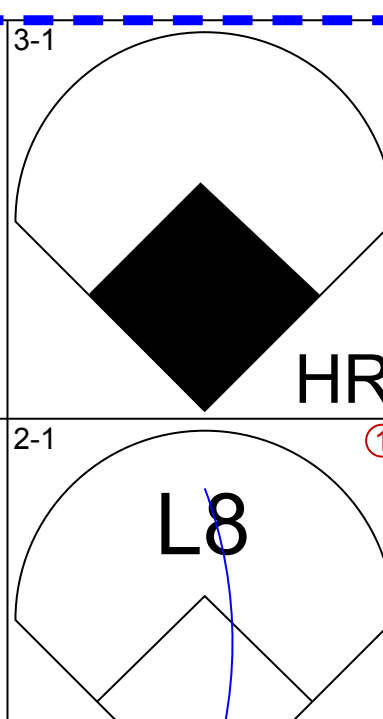
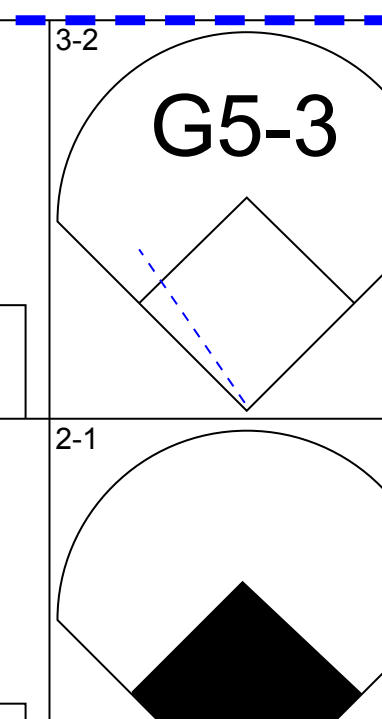
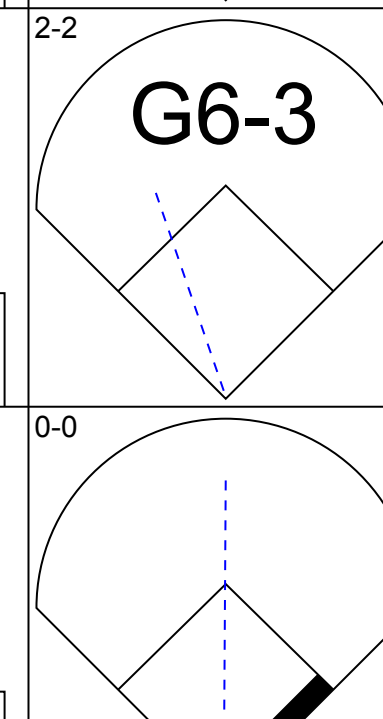
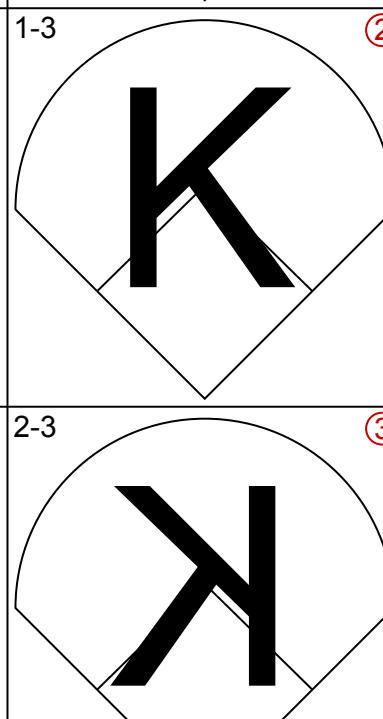
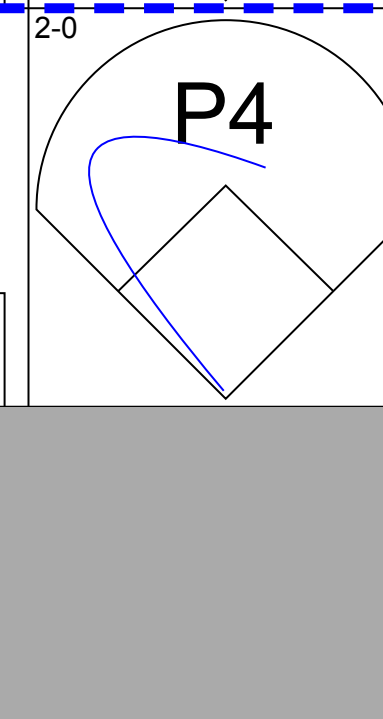
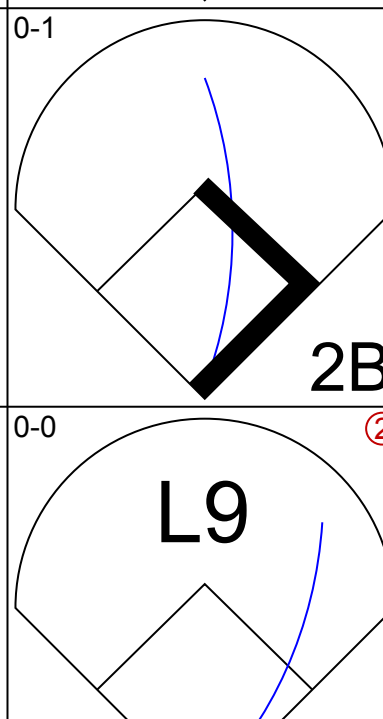
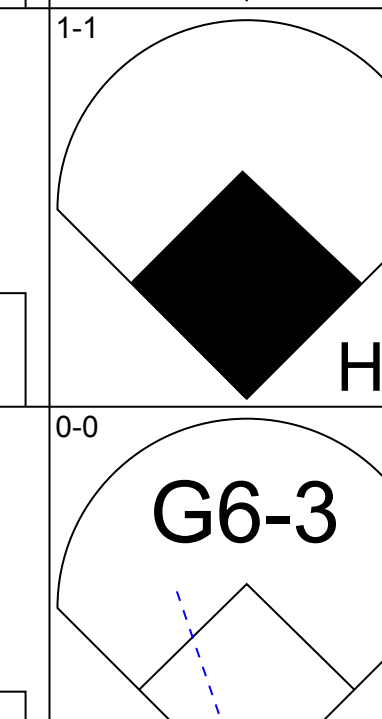
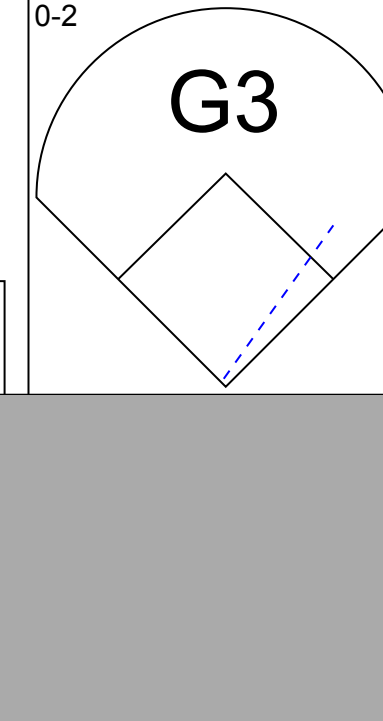

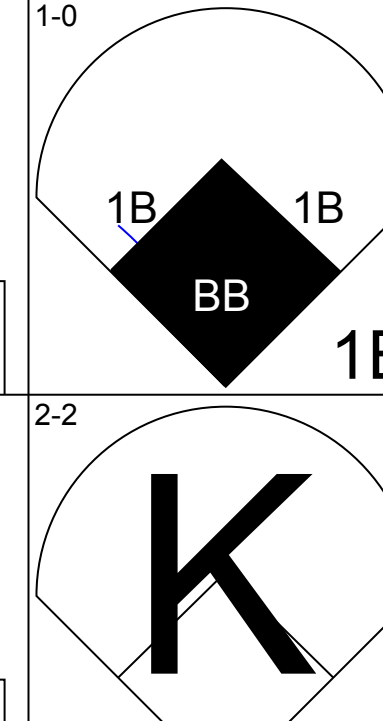
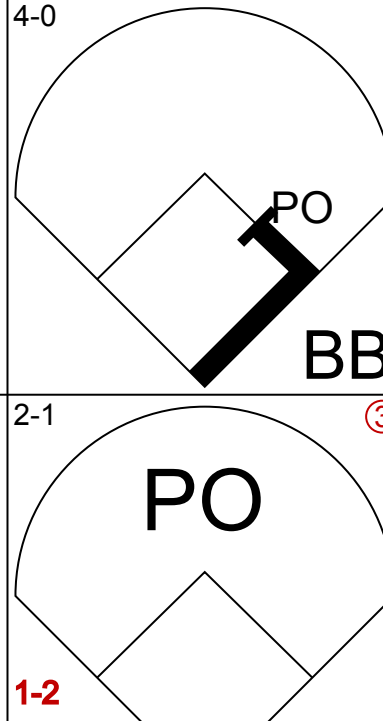



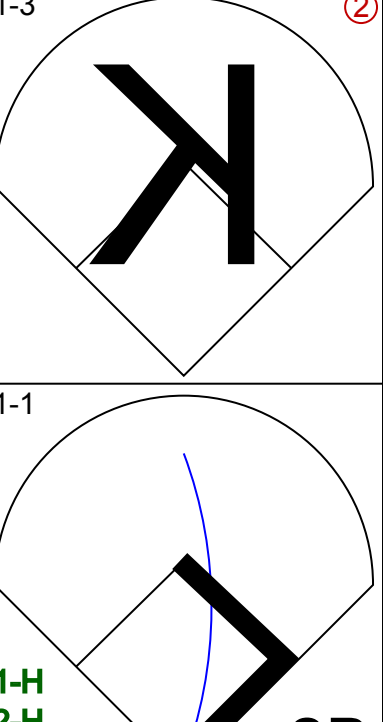



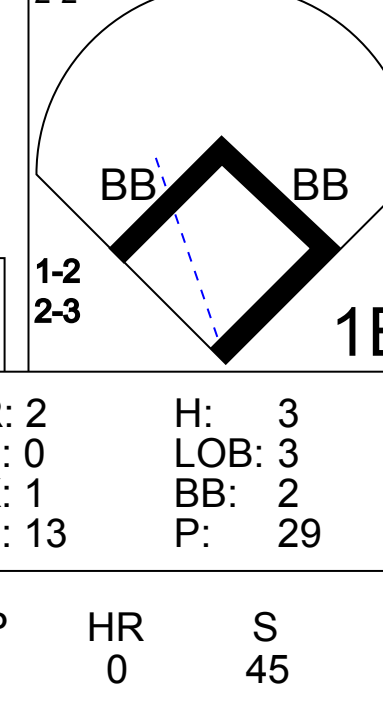
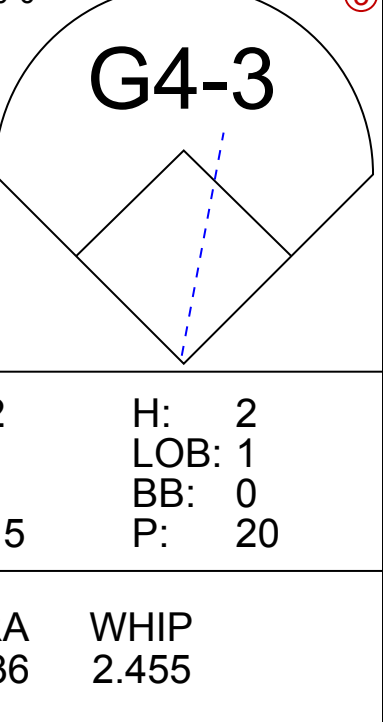

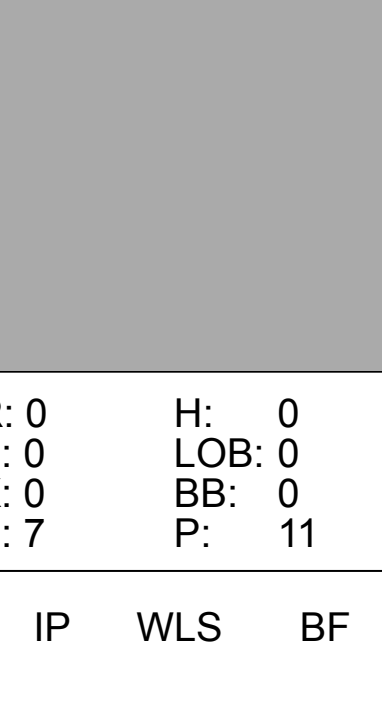
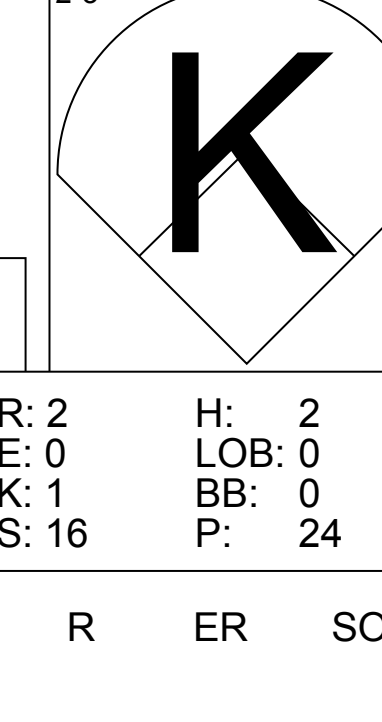
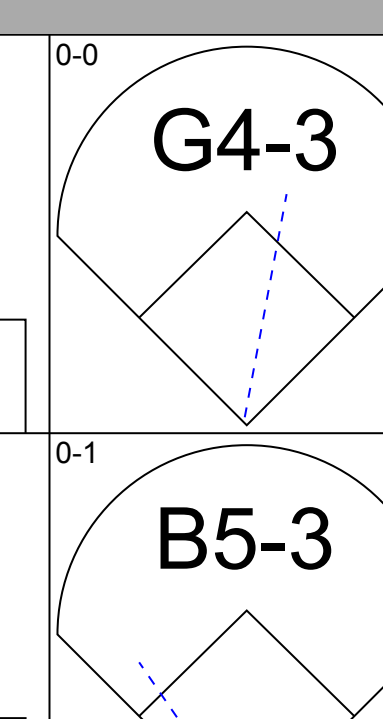
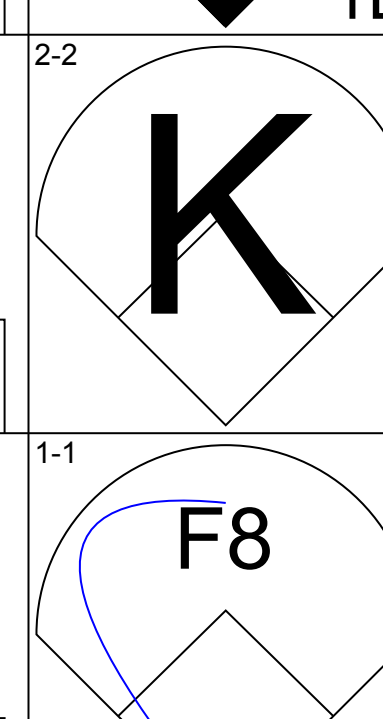
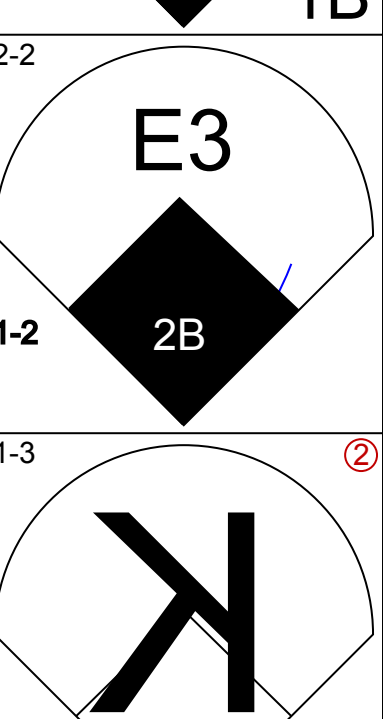
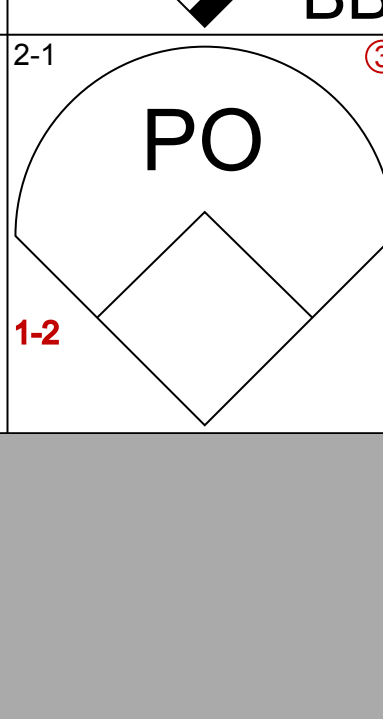
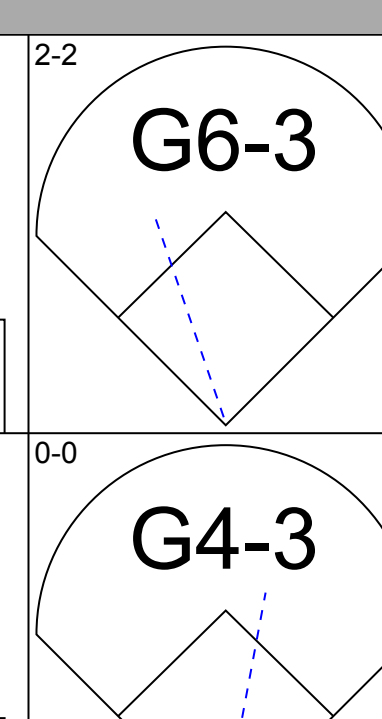

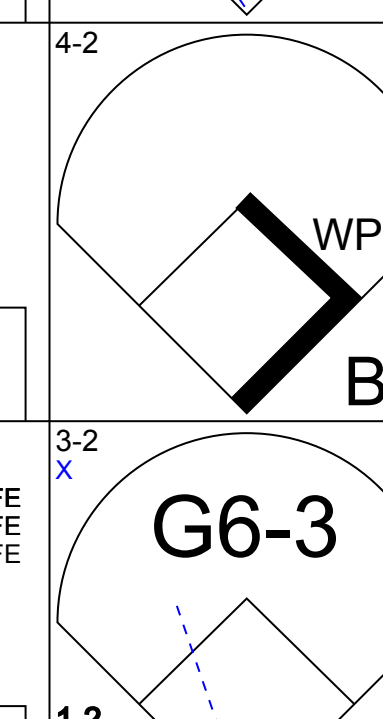
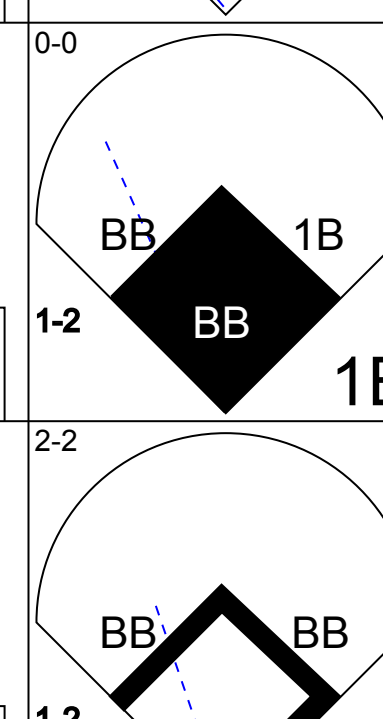
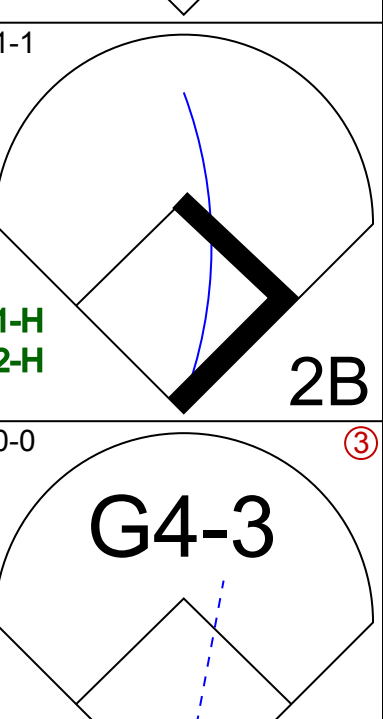
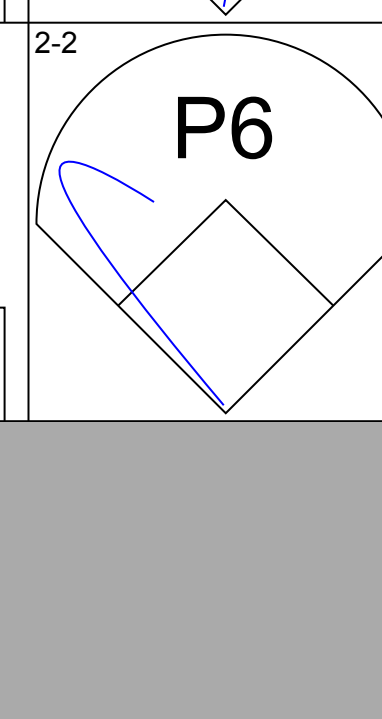
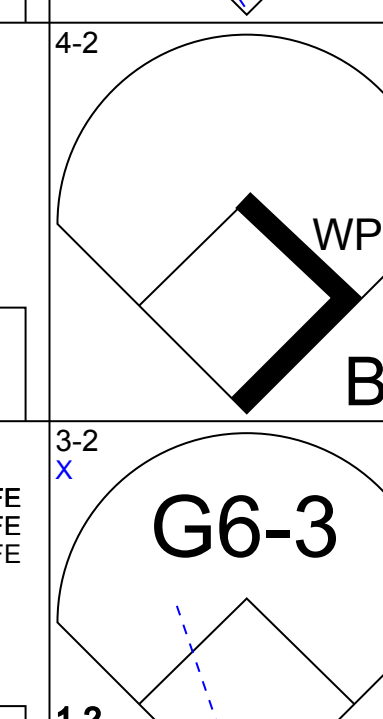
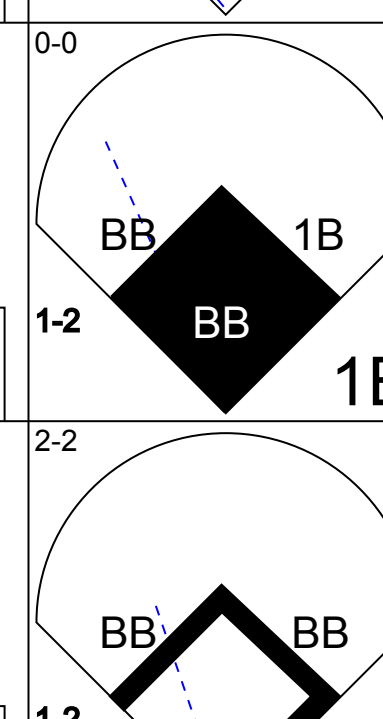
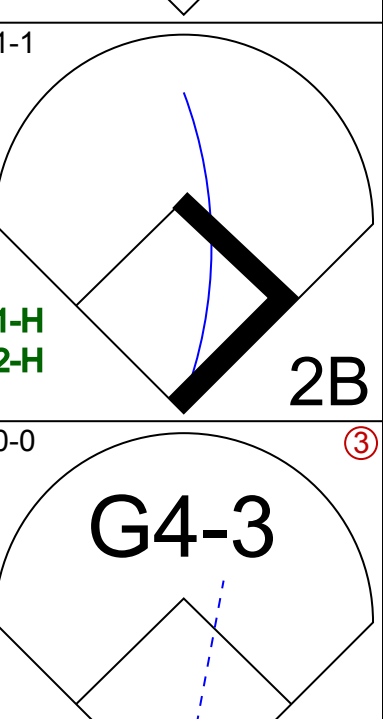

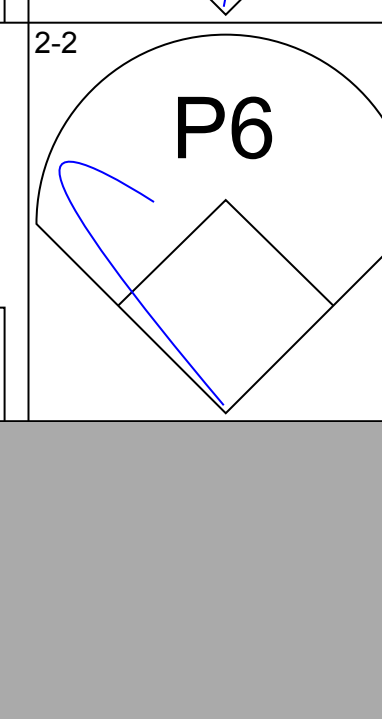
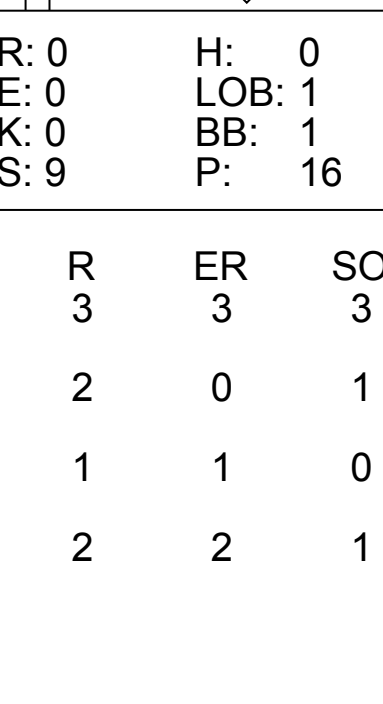
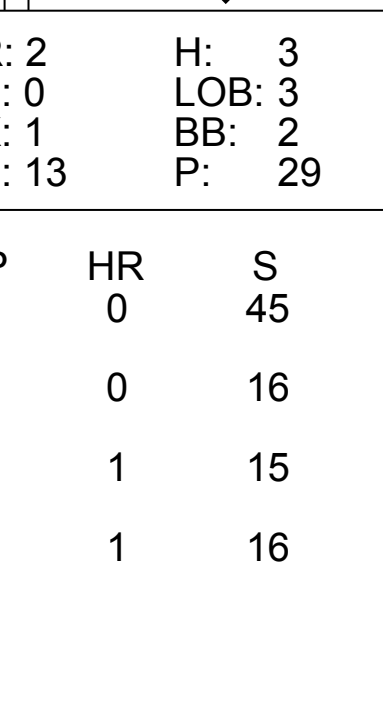
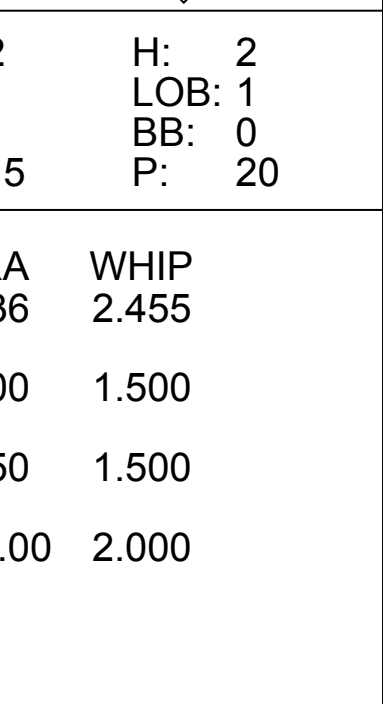
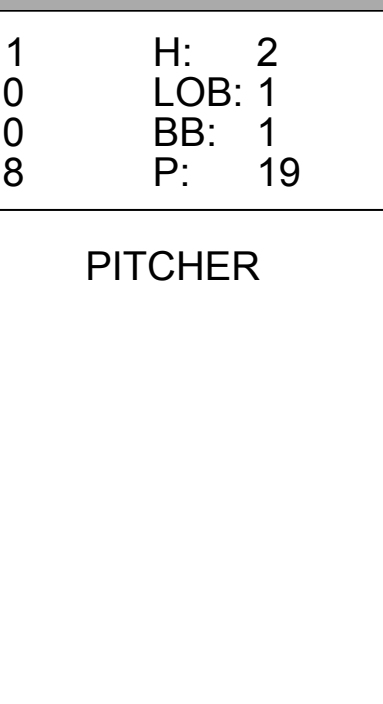
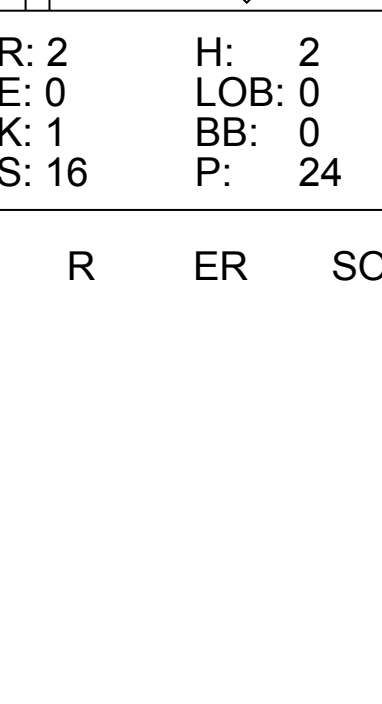


Batter	1	2	3	4	5	6	7	8	9	AB	R	H	RBI	BB	SO	LOB	TOP					
Karl Rhodes, L (1.8) OBP: 0.383, SLG: 0.510										4	0	0	0	0	2	1						
23 Ryne Sandberg, R (1.4) OBP: 0.358, SLG: 0.393										4	0	0	0	0	1	1						
Mark Grace, L (1.3) OBP: 0.265, SLG: 0.256										3	1	1	0	1	1	0						
Derrick May, L (1.7) OBP: 0.375, SLG: 0.533										4	1	2	2	0	1	2						
Sammy Sosa, R (1.9) OBP: 0.313, SLG: 0.375										3	0	0	0	1	0	1						
Rick Wilkins, L (1.2) OBP: 0.296, SLG: 0.298										4	0	1	0	0	1	2						
Steve Buechele, R (1.5) OBP: 0.393, SLG: 0.520										3	0	1	0	1	1	1						
Shawon Dunston, R (1.6) OBP: 0.300, SLG: 0.405										3	0	1	0	0	0	3						
Dan Plesac, L (8.1) OBP: 0.400, SLG: 0.950										1	0	1	0	0	0	0						
Eduardo Zambrano, R (9. PH) OBP: 0.400, SLG: 0.950										0	0	0	0	0	0	0						
Mike Morgan, R (11.1) Chuck Crim, R (4.1) Willie Wilson, S (6. PH) Blaise Ilsley, L (6.1) Rey Sanchez, R (8. PH)										1	0	0	0	0	0	1						
Inning Stats	R: 0 E: 0 K: 1 S: 6	H: 0 LOB: 0 BB: 0 P: 11	R: 0 E: 0 K: 0 S: 4	H: 1 LOB: 0 BB: 0 P: 8	R: 0 E: 0 K: 0 S: 6	H: 1 LOB: 0 BB: 0 P: 11	R: 0 E: 0 K: 3 S: 9	H: 0 LOB: 0 BB: 0 P: 14	R: 0 E: 0 K: 1 S: 10	H: 2 LOB: 2 BB: 0 P: 16	R: 0 E: 0 K: 0 S: 9	H: 1 LOB: 2 BB: 1 P: 18	R: 0 E: 0 K: 1 S: 11	H: 0 LOB: 1 BB: 1 P: 19	R: 0 E: 0 K: 1 S: 7	H: 0 LOB: 0 BB: 0 P: 10	R: 2 E: 0 K: 1 S: 16	H: 3 LOB: 2 BB: 1 P: 25	1B: 7 2B: 1 3B: 0 HR: 1	SF: 0 SAC: 0 DP: 1 HBP: 0	WP: 0 PB: 0 SB: 0 CS: 1	PA: 36
PITCHER Greg Harris, R (1.1) ERA: 5.4	IP: 9.0 WLS: W BF: 36 H: 8 R: 2 ER: 2 SO: 8 BB: 3 IBB: 0 HBP: 0 BLK: 0 WP: 0 HR: 1 S: 78 P: 132 ERA: 2.00 WHIP: 1.222															PITCHER	IP: 9.0 WLS: W BF: 36 H: 8 R: 2 ER: 2 SO: 8 BB: 3 IBB: 0 HBP: 0 BLK: 0 WP: 0 HR: 1 S: 78 P: 132 ERA: 2.00 WHIP: 1.222					

Chicago Cubs @ Colorado Rockies
Mile High Stadium, Denver, CO
Sat Apr 23 1994, 5:33 AM EDT
Att: 68,743 - Sunny


AB	33
R	2
H	8
RBI	2
BB	3
SO	8
LOB	14



Batter	1	2	3	4	5	6	7	8	9	AB	R	H	RBI	BB	SO	LOB	BOTTOM			
Walt Weiss, S (1.6) OBP: 0.377, SLG: 0.388										4	2	3	2	1	0	0				
Eric Young Sr., R (1.7) OBP: 0.333, SLG: 0.500										4	1	1	2	1	0	2				
Dante Bichette, R (1.9) OBP: 0.453, SLG: 0.836										5	1	2	1	0	1	5				
Andres Galarraga, R (1.3) OBP: 0.365, SLG: 0.667										5	0	1	1	0	1	2				
Charlie Hayes, R (1.5) OBP: 0.333, SLG: 0.403										3	2	2	0	1	0	1				
Ellis Burks, R (1.8) OBP: 0.484, SLG: 0.860										4	1	0	0	0	1	2				
Joe Girardi, R (1.2) OBP: 0.311, SLG: 0.269										4	0	0	0	0	1	3				
Roberto Mejia, R (1.4) OBP: 0.259, SLG: 0.340										3	1	2	2	1	0	0				
Greg Harris, R (1.1) OBP: 0.273, SLG: 0.111										4	0	1	0	0	1	2				
Inning Stats	R: 1 E: 0 K: 0 S: 14	H: 2 LOB: 1 BB: 0 P: 20	R: 0 E: 0 K: 0 S: 9	H: 0 LOB: 1 BB: 1 P: 16	R: 0 E: 0 K: 2 S: 10	H: 1 LOB: 1 BB: 0 P: 17	R: 2 E: 0 K: 1 S: 13	H: 3 LOB: 3 BB: 2 P: 29	R: 2 E: 1 K: 0 S: 15	H: 2 LOB: 1 BB: 0 P: 20	R: 1 E: 0 K: 0 S: 8	H: 2 LOB: 1 BB: 1 P: 19	R: 0 E: 0 K: 0 S: 7	H: 0 LOB: 0 BB: 0 P: 11	R: 2 E: 0 K: 1 S: 16	H: 2 LOB: 0 BB: 0 P: 24	1B: 7 2B: 2 3B: 0 HR: 3	SF: 0 SAC: 0 DP: 0 HBP: 0	WP: 2 PB: 0 SB: 0 CS: 0	PA: 41
PITCHER Mike Morgan, R (1.1) ERA: 7.11 Chuck Crim, R (4.1) ERA: 9.58 Blaise Ilsley, L (6.1) ERA: 9.58 Dan Plesac, L (8.1) ERA: 3.55	IP: 3.2 WLS: L BF: 20 H: 6 R: 3 ER: 3 SO: 3 BB: 3 IBB: 0 HBP: 0 BLK: 0 WP: 1 HR: 0 S: 45 P: 79 ERA: 7.36 WHIP: 2.455															PITCHER	IP: 3.2 WLS: L BF: 20 H: 6 R: 3 ER: 3 SO: 3 BB: 3 IBB: 0 HBP: 0 BLK: 0 WP: 1 HR: 0 S: 45 P: 79 ERA: 7.36 WHIP: 2.455			

Chicago Cubs @ Colorado Rockies
Mile High Stadium, Denver, CO
Sat Apr 23 1994, 5:33 AM EDT
Att: 68,743 - Sunny


AB	36
R	8
H	12
RBI	8
BB	4
SO	5
LOB	17



Batter	1	2	3	4	5	6	7	8	9	10	AB	R	H	RBI	BB	SO	LOB	TOP				
Karl Rhodes, L OBP: 0.304, SLG: 0.557 (1, 8) (8, 7)	3-3 K		0-1 1B		2-2 1B		1-3 K			3-3 K	5	0	2	0	0	3	1					
23 Ryne Sandberg, R OBP: 0.382, SLG: 0.514 (1, 4)	2-1 2B 3B		2-1 SF8 3B		0-1 L9		0-0 P6				4	2	2	0	0	0	1					
Mark Grace, L OBP: 0.293, SLG: 0.300 (1, 3)	0-2 E 2B		3-2 SF8		1-1 G6-3 1-2f		1-0 G4-3				3	1	1	2	0	0	1					
Derrick May, L OBP: 0.369, SLG: 0.510 (1, 7) (8, PH) Chuck Crim, R Randy Myers, L (9, 1)	1-2 F7		4-0 BB		2-1 F7		0-1 F8				2	0	0	0	1	0	1					
Sammy Sosa, R OBP: 0.329, SLG: 0.406 (1, 9)	0-1 E9 2-H		1-3 K		2-3 K					0-0 G6-3	4	0	0	0	0	2	1					
Rick Wilkins, L OBP: 0.288, SLG: 0.291 (1, 2)	1-3 K				2-2 F7		1-3 K			3-3 K	4	0	0	0	0	3	1					
Rey Sanchez, R OBP: 0.270, SLG: 0.265 (1, 5)		0-0 F8 CS 2B			0-0 G6-3		2-2 SH1 1B			1-1 P4	4	0	2	0	0	0	0					
Shawon Dunston, R OBP: 0.304, SLG: 0.381 (1, 6)		0-0 F8 2-3			0-1 1B		0-0 SH1			1-2 F8	3	0	1	0	0	0	1					
Anthony Young, R Eduardo Zambrano, R Jose Bautista, R Dan Plesac, L Willie Wilson, S OBP: 0.286, SLG: 0.450 (1, 1) (7, PH) (7, 1) (7, 1) (8, 8)		1-3 K			1-2 F9		2-3 K			3-3 K	2	0	0	0	0	1	2					
Inning Stats	R: 2 E: 1 K: 2 S: 18	H: 2 LOB: 1 BB: 0 P: 25	R: 0 E: 0 K: 1 S: 5	H: 1 LOB: 0 BB: 0 P: 6	R: 1 E: 0 K: 1 S: 13	H: 2 LOB: 1 BB: 1 P: 23	R: 0 E: 0 K: 0 S: 9	H: 1 LOB: 1 BB: 0 P: 12	R: 0 E: 0 K: 2 S: 9	H: 0 LOB: 0 BB: 0 P: 14	R: 0 E: 0 K: 2 S: 11	H: 1 LOB: 1 BB: 0 P: 16	R: 0 E: 0 K: 0 S: 4	H: 0 LOB: 0 BB: 0 P: 5	R: 0 E: 0 K: 1 S: 7	H: 0 LOB: 0 BB: 0 P: 11	R: 0 E: 0 K: 0 S: 10	H: 0 LOB: 2 BB: 0 P: 17	1B: 4 2B: 2 3B: 2 HR: 0	SF: 1 SAC: 1 DP: 1 HBP: 0	WP: 0 PA: 37 PB: 0 SB: 0 CS: 1	
PITCHER	IP WLS BF H R ER SO ERA WHIP	IP WLS BF H R ER SO ERA WHIP	IP WLS BF H R ER SO ERA WHIP	IP WLS BF H R ER SO ERA WHIP	IP WLS BF H R ER SO ERA WHIP	IP WLS BF H R ER SO ERA WHIP	IP WLS BF H R ER SO ERA WHIP	IP WLS BF H R ER SO ERA WHIP	IP WLS BF H R ER SO ERA WHIP	IP WLS BF H R ER SO ERA WHIP	IP WLS BF H R ER SO ERA WHIP	IP WLS BF H R ER SO ERA WHIP	IP WLS BF H R ER SO ERA WHIP	IP WLS BF H R ER SO ERA WHIP	IP WLS BF H R ER SO ERA WHIP	IP WLS BF H R ER SO ERA WHIP	IP WLS BF H R ER SO ERA WHIP	IP WLS BF H R ER SO ERA WHIP	IP WLS BF H R ER SO ERA WHIP	IP WLS BF H R ER SO ERA WHIP	IP WLS BF H R ER SO ERA WHIP	
Jose Rijo, R ERA: 3.38	(1, 1) 7.0																					
Chuck McElroy, L ERA: 1.93	(8, 1) 2.0																					
Jeff Brantley, R ERA: 1.35	(10, 1) 1.0																					

Chicago Cubs @ Cincinnati Reds
Riverfront Stadium, Cincinnati, OH
Mon Apr 25 1994, 7:05 PM EDT
Att: 25,427 - Unknown - 80 F


AB	34
R	3
H	8
RBI	2
BB	1
SO	11
LOB	10



Batter	1	2	3	4	5	6	7	8	9	10	AB	R	H	RBI	BB	SO	LOB	BOTTOM			
Barry Larkin, R OBP: 0.338, SLG: 0.197 (1, 6)	0-2 G3		0-2 G4-3		3-2 G5-4-3 1-2f		4-1 BB			4-2 F8 SH 1B BB	3	1	0	0	2	0	2				
Hal Morris, L OBP: 0.373, SLG: 0.471 (1, 3)	3-1 FC5-4 1B				0-1 WP 1B		3-1 G3			0-1 SH 1B DI	4	0	2	0	0	1	3				
Reggie Sanders, R OBP: 0.360, SLG: 0.632 (1, 9)	0-0 F9				1-1 L5 1-2		0-0 F9			1-1 F9	5	0	0	0	0	1	4				
Kevin Mitchell, R OBP: 0.364, SLG: 0.617 (1, 7)	0-0 FC5-4 1-2f				2-3 K		2-1 HR			2-1 F8	5	1	2	1	0	1	4				
Roberto Kelly, R OBP: 0.338, SLG: 0.365 (1, 8)		2-3 K			1-3 K		0-2 F7			2-2 L1-3 1B	5	0	1	1	0	2	2				
Willie Greene, L OBP: 0.316, SLG: 0.281 Tony Fernandez, S OBP: 0.353, SLG: 0.381 (1, 5) (9, PH) (10, 5)		3-3 K			4-1 3B BB					0-0 HR	2	1	0	0	1	2	0				
Bret Boone, R OBP: 0.327, SLG: 0.388 (1, 4)		3-3 K			0-1 3B					2-2 L8	4	0	1	1	0	1	0				
Brian Dorsett, R OBP: 0.395, SLG: 0.375 Lenny Harris, L Chuck McElroy, L Jacob Brumfield, R Jeff Brantley, R OBP: 0.111, SLG: 0.222 (7, PR) (8, 1) (9, PH) (10, 1)					1-1 G5-3		4-1 WP 1B			3-1 P2	2	0	1	0	1	0	0				
Jose Rijo, R OBP: 0.143, SLG: 0.143 Thomas Howard, S Eddie Taubensee, L OBP: 0.471, SLG: 0.400 OBP: 0.158, SLG: 0.158 (1, 1) (7, PH) (8, 2)					0-0 L6		0-2 FC5-2-5-1-6 G5-4-3 3-H			1-0 P5	2	0	0	0	0	0	2				
Inning Stats	R: 0 E: 0 K: 0 S: 8	H: 1 LOB: 1 BB: 0 P: 11	R: 0 E: 0 K: 3 S: 9	H: 0 LOB: 0 BB: 0 P: 17	R: 0 E: 0 K: 0 S: 6	H: 0 LOB: 0 BB: 0 P: 7	R: 0 E: 0 K: 2 S: 10	H: 1 LOB: 1 BB: 0 P: 14	R: 1 E: 0 K: 0 S: 10	H: 1 LOB: 3 BB: 1 P: 22	R: 0 E: 0 K: 1 S: 5	H: 1 LOB: 0 BB: 0 P: 8	R: 1 E: 0 K: 0 S: 9	H: 1 LOB: 0 BB: 0 P: 15	R: 1 E: 1 K: 0 S: 15	H: 1 LOB: 2 BB: 1 P: 24	1B: 6 2B: 1 3B: 1 HR: 2	SF: 0 SAC: 1 DP: 2 HBP: 0	WP: 2 PA: 41 PB: 0 SB: 0 CS: 0		
PITCHER	IP WLS BF H R ER SO ERA WHIP	IP WLS BF H R ER SO ERA WHIP	IP WLS BF H R ER SO ERA WHIP	IP WLS BF H R ER SO ERA WHIP	IP WLS BF H R ER SO ERA WHIP	IP WLS BF H R ER SO ERA WHIP	IP WLS BF H R ER SO ERA WHIP	IP WLS BF H R ER SO ERA WHIP	IP WLS BF H R ER SO ERA WHIP	IP WLS BF H R ER SO ERA WHIP	IP WLS BF H R ER SO ERA WHIP	IP WLS BF H R ER SO ERA WHIP	IP WLS BF H R ER SO ERA WHIP	IP WLS BF H R ER SO ERA WHIP	IP WLS BF H R ER SO ERA WHIP	IP WLS BF H R ER SO ERA WHIP	IP WLS BF H R ER SO ERA WHIP	IP WLS BF H R ER SO ERA WHIP	IP WLS BF H R ER SO ERA WHIP	IP WLS BF H R ER SO ERA WHIP	
Anthony Young, R ERA: 7.32	(1, 1) 6.0																				
Jose Bautista, R ERA: 4.97	(7, 1) 0.2																				
Dan Plesac, L ERA: 3.48	(7, 1) 0.1																				
Chuck Crim, R ERA: 1.29	(8, 1) 1.0																				
Randy Myers, L ERA: 1.29	(9, 1) 1.2																				

Chicago Cubs @ Cincinnati Reds
Riverfront Stadium, Cincinnati, OH
Mon Apr 25 1994, 7:05 PM EDT
Att: 25,427 - Unknown - 80 F

AB	36
R	4
H	9
RBI	4
BB	4
SO	8
LOB	17



Batter	1	2	3	4	5	6	7	8	9	AB	R	H	RBI	BB	SO	LOB	TOP		
Karl Rhoades, L (1, 8) OBP: 0.387, SLG: 0.538	1-2 P6		3-1 G3-1		2-1 G5-4-3 1B			0-0 G4-3		4	0	1	0	0	0	0			
23 Ryne Sandberg, R (1, 4) OBP: 0.375, SLG: 0.493	0-0 G6-3		4-0 E BB		2-1 G5-4-3 1-2			2-2 F7		3	0	0	0	1	0	1			
Mark Grace, L (1, 3) OBP: 0.274, SLG: 0.278	1-1 G3		3-1 F9					2-2 G3-1		4	0	0	0	0	0	1			
Derrick May, L (1, 7)		3-1 G3	1-1 E3 FC6-4		4-2 BB			0-0 F9		3	0	0	0	1	0	1			
Sammy Sosa, R (1, 9) OBP: 0.338, SLG: 0.412		0-2 E S SF9 1B	2-0 FC6-4 1-2		1-3 BB			2-1 BB 1B		4	1	2	0	0	1	3			
Rick Wilkins, L (1, 2) OBP: 0.284, SLG: 0.276		1-2 SF9 E 1B BB		1-2 F8				0-1 F8		3	1	0	0	1	0	2			
Rey Sanchez, R (1, 5) OBP: 0.288, SLG: 0.270		2-1 SF9		0-0 G6-3				1-0 G6-3		3	0	1	1	0	0	0			
Shawon Dunston, R (1, 6) OBP: 0.300, SLG: 0.370		0-1 3-H 1B		2-2 G5-3				0-1 G5-3		4	0	1	1	0	0	2			
Turk Wendell, L (1, 1)		0-1 P6			0-1 F8			1-2 G6-3		2	0	0	0	0	0	1			
Blaise Ilsley, L (5, 1)										0	0	0	0	0	0	0			
Willie Wilson, S (7, PH) OBP: 0.273, SLG: 0.429										1	0	0	0	0	0	0			
Jim Bullinger, R (7, 1)										0	0	0	0	0	0	0			
Inning Stats	R: 0 E: 0 K: 0 S: 6	H: 0 LOB: 0 BB: 0 P: 8	R: 2 E: 1 K: 0 S: 16	H: 2 LOB: 1 BB: 1 P: 24	R: 0 E: 1 K: 0 S: 7	H: 0 LOB: 0 BB: 1 P: 20	R: 0 E: 0 K: 0 S: 7	H: 0 LOB: 0 BB: 0 P: 10	R: 0 E: 0 K: 1 S: 8	H: 1 LOB: 0 BB: 1 P: 10	R: 0 E: 0 K: 0 S: 6	H: 0 LOB: 0 BB: 0 P: 8	R: 0 E: 0 K: 0 S: 7	H: 0 LOB: 0 BB: 0 P: 11	R: 0 E: 0 K: 0 S: 8	H: 2 LOB: 2 BB: 0 P: 11	1B: 5 2B: 0 3B: 0 HR: 0	SF: 1 SAC: 0 DP: 1 HBP: 0	WP: 0 PA: 35 PB: 0 SB: 1 CS: 0
PITCHER Tim Pugh, R (1, 1) ERA: 2.16	IP: 9.0 WLS: W BF: 35 H: 5 R: 2 ER: 1 SO: 1 BB: 3 IBB: 0 HBP: 0 BLK: 0 WP: 0 HR: 0 S: 71 P: 116 ERA: 1.00 WHIP: 0.889															PITCHER			

Chicago Cubs @ Cincinnati Reds
Riverfront Stadium, Cincinnati, OH
Tue Apr 26 1994, 7:05 PM EDT
Att: 22,217 - Unknown - 82 F

AB 31
R 2
H 5
RBI 2
BB 3
SO 1
LOB 11



Batter	1	2	3	4	5	6	7	8	9	AB	R	H	RBI	BB	SO	LOB	BOTTOM		
Barry Larkin, R (1, 6) OBP: 0.345, SLG: 0.203	0-0 BB 1B	3-2 L1		0-1 G4-3		4-1 FC6-4 BB				3	0	1	0	1	0	2			
Hal Morris, L (1, 3) OBP: 0.380, SLG: 0.465	2-2 P5		0-0 WP 1B		4-0 E BB	0-1 FC6-4 1-2				3	2	1	0	1	0	2			
Reggie Sanders, R (1, 9) OBP: 0.354, SLG: 0.611	1-2 K		2-3 K 1-2		0-0 E 1B	1-0 2-4 1-2	2-3 K			4	1	1	0	0	3	2			
Kevin Mitchell, R (1, 7) OBP: 0.343, SLG: 0.578	2-2 F8		2-3 K		3-2 E5 2B		2-2 G5-3			4	1	0	0	0	1	3			
Jacob Brumfield, R (8, 7) OBP: 0.600, SLG: 0.800					1-3 2-H					0	0	0	0	0	0	0			
Thomas Howard, S (1, 8) OBP: 0.524, SLG: 0.632		1-2 HR 2-H 1B	2-2 2-H 1B		2-1 3-H 2-H 2B		1-1 G3			4	2	3	3	0	0	0			
Tony Fernandez, S (1, 5) OBP: 0.384, SLG: 0.478		3-3 K G6-3			0-0 1-H 2-H 2B			1-0 HR		4	1	2	3	0	1	1			
Jeff Branson, L (1, 4) OBP: 0.333, SLG: 0.333	1-2 G5-3			1-0 L7		1-0 G3-1		1-3 K2-3		4	0	0	0	0	1	0			
Eddie Taubensee, L (1, 2) OBP: 0.174, SLG: 0.217	2-2 2B			0-2 G1-3		0-1 L1		1-3 K		4	1	1	0	0	1	0			
Tim Pugh, R (1, 1) OBP: 0.444, SLG: 0.500		0-0 2-H 2B		2-0 1B		2-2 G5-3		2-3 K		4	0	2	1	0	1	0			
Inning Stats	R: 0 E: 0 K: 1 S: 10	H: 1 LOB: 1 BB: 0 P: 14	R: 2 E: 0 K: 1 S: 18	H: 3 LOB: 1 BB: 0 P: 28	R: 1 E: 0 K: 2 S: 12	H: 2 LOB: 1 BB: 0 P: 18	R: 0 E: 0 K: 0 S: 7	H: 1 LOB: 0 BB: 0 P: 10	R: 4 E: 1 K: 0 S: 12	H: 3 LOB: 0 BB: 1 P: 24	R: 0 E: 0 K: 0 S: 6	H: 0 LOB: 1 BB: 1 P: 13	R: 0 E: 0 K: 1 S: 9	H: 0 LOB: 0 BB: 0 P: 14	R: 1 E: 0 K: 3 S: 12	H: 1 LOB: 0 BB: 0 P: 17	1B: 6 2B: 3 3B: 0 HR: 2	SF: 0 SAC: 0 DP: 0 HBP: 0	WP: 1 PA: 36 PB: 0 SB: 0 CS: 0
PITCHER Turk Wendell, R (1, 1) ERA: 11.25	IP: 4.0 WLS: L BF: 22 H: 8 R: 6 ER: 6 SO: 4 BB: 1 IBB: 0 HBP: 0 BLK: 0 WP: 0 HR: 1 S: 51 P: 81 ERA: 13.50 WHIP: 2.250															PITCHER			
Blaise Ilsley, L (5, 1) ERA: 8.79	IP: 2.0 WLS: L BF: 8 H: 2 R: 1 ER: 0 SO: 0 BB: 1 IBB: 0 HBP: 0 BLK: 0 WP: 0 HR: 0 S: 14 P: 26 ERA: 0.00 WHIP: 1.500															PITCHER			
Jim Bullinger, R (7, 1) ERA: 11.05	IP: 2.0 WLS: L BF: 7 H: 1 R: 1 ER: 1 SO: 4 BB: 0 IBB: 0 HBP: 0 BLK: 0 WP: 0 HR: 1 S: 21 P: 31 ERA: 4.50 WHIP: 0.500															PITCHER			

Chicago Cubs @ Cincinnati Reds
Riverfront Stadium, Cincinnati, OH
Tue Apr 26 1994, 7:05 PM EDT
Att: 22,217 - Unknown - 82 F

AB 34
R 8
H 11
RBI 7
BB 2
SO 8
LOB 10



Batter	1	2	3	4	5	6	7	8	9	AB	R	H	RBI	BB	SO	LOB	TOP										
Karl Rhodes, L (1,8) OBP: 0.375, SLG: 0.529	G5-3	WP 2B		K		G5-3			FC4-6	5	1	1	1	0	1	2											
23 Ryne Sandberg, R (1,4) OBP: 0.376, SLG: 0.481	K	WP SF8 BB		K			G4-6-3 1B		K	4	1	1	0	1	3	1											
Mark Grace, L (1,3) OBP: 0.303, SLG: 0.316	E	WP BB			G3 1B		G4-6-3 1-2			3	1	2	0	1	0	1											
Derrick May, L (1,7) OBP: 0.355, SLG: 0.455	E3	SF8			G3 1-2		G3-1			3	0	0	1	0	0	2											
Sammy Sosa, R (1,9) OBP: 0.321, SLG: 0.389	E5	G6-3			L5			L5		4	0	0	0	0	0	3											
Shawon Dunston, R (1,6) OBP: 0.276, SLG: 0.340	P3		F9		K2-3			L7		4	0	0	0	0	1	3											
Steve Buechele, R (1,5) OBP: 0.381, SLG: 0.536		HR	K			K		K		4	1	1	1	0	3	0											
Mark Parent, R (1,2) OBP: 0.500, SLG: 0.600		SH2-4 2B	K						FC4-6 BB	3	1	2	0	0	1	0											
Rick Wilkins, L (9,PH) OBP: 0.294, SLG: 0.276										0	0	0	0	0	1	0											
Willie Banks, R (1,1) OBP: 0.083, SLG: 0.167		SH2-4								2	0	0	0	0	1	1											
Jose Bautista, R (6,1)										0	0	0	0	0	0	0											
Glenallen Hill, R (9,PH) OBP: 0.348, SLG: 0.364										1	0	0	0	0	1	1											
Inning Stats	R: 1 E: 2 K: 1 S: 11	H: 1 LOB: 2 BB: 0 P: 15	R: 4 E: 0 K: 0 S: 14	H: 3 LOB: 1 BB: 2 P: 31	R: 0 E: 0 K: 2 S: 9	H: 0 LOB: 0 BB: 0 P: 13	R: 0 E: 0 K: 3 S: 10	H: 1 LOB: 1 BB: 0 P: 15	R: 0 E: 0 K: 1 S: 10	H: 1 LOB: 1 BB: 0 P: 17	R: 0 E: 0 K: 0 S: 4	H: 1 LOB: 0 BB: 0 P: 6	R: 0 E: 0 K: 1 S: 10	H: 0 LOB: 0 BB: 0 P: 13	R: 0 E: 0 K: 2 S: 12	H: 0 LOB: 1 BB: 1 P: 17	1B: 4 2B: 2 3B: 0 HR: 1	SF: 1 SAC: 1 DP: 1 HBP: 0	WP: 1 PB: 0 SB: 0 CS: 0	PA: 38							
PITCHER	IP	WLS	BF	H	R	ER	SO	BB	IBB	HBP	BLK	WP	HR	S	P	ERA	WHIP										
Doug Drabek, R (1,1) ERA: 3.58	6.0		28	6	5	4	8	2	0	0	0	1	1	63	104	6.00	1.333										
Shane Reynolds, R (7,1) ERA: 5.11	3.0	W	10	1	0	0	3	1	0	0	0	0	0	26	36	0.00	0.667										

Chicago Cubs @ Houston Astros
Astrodome, Houston, TX
Wed Apr 27 1994, 8:05 PM EDT
Att: 15,456 - Dome

AB	33
R	5
H	7
RBI	3
BB	3
SO	11
LOB	14



Batter	1	2	3	4	5	6	7	8	9	AB	R	H	RBI	BB	SO	LOB	BOTTOM										
James Mouton, R (1,9) OBP: 0.276, SLG: 0.304	K		K		K	P5		SH2-4		3	0	0	0	0	3	0											
Mike Felder, S (6,PH) OBP: 0.300, SLG: 0.300										1	0	0	0	0	0	2											
Shane Reynolds, R (7,1)										0	0	0	0	0	0	0											
Steve Finley, L (1,8) OBP: 0.341, SLG: 0.570	P4		K		BB		G4-3 G5-3 1B	2B 1B		4	2	2	1	1	1	0											
Craig Biggio, R (1,4) OBP: 0.305, SLG: 0.542	L9			HR BB	F9		G4-3	2B		4	1	1	1	1	0	2											
5 Jeff Bagwell, R (1,3) OBP: 0.388, SLG: 0.573		L8		F8 1B BB	P6		G5-3	K		5	0	0	1	0	1	3											
Luis Gonzalez, L (1,7) OBP: 0.324, SLG: 0.350		BB		HR 1B		SH1-4 SF7 1B	E S 1B			3	2	3	0	1	0	0											
Ken Caminiti, S (1,5) OBP: 0.274, SLG: 0.369			K		HR	SH1-4 1B		1B		3	1	2	3	1	1	1											
Scott Servais, R (1,2) OBP: 0.224, SLG: 0.250		L5		HR 1B	K	SH1-4 1B	L9			3	0	0	0	0	1	3											
Andujar Cedeno, R (1,6) OBP: 0.469, SLG: 0.800				HR	BB	SF7		SH2-4 1B 1B		2	2	2	2	1	0	0											
Doug Drabek, R (1,1)				G6-3	K			F7		2	0	0	0	0	1	1											
Kevin Bass, S (6,PH) OBP: 0.385, SLG: 0.583										1	0	0	0	1	0	1											
Inning Stats	R: 0 E: 0 K: 1 S: 7	H: 0 LOB: 0 BB: 0 P: 10	R: 0 E: 0 K: 1 S: 12	H: 0 LOB: 1 BB: 1 P: 23	R: 1 E: 0 K: 2 S: 15	H: 1 LOB: 0 BB: 0 P: 22	R: 3 E: 0 K: 2 S: 13	H: 2 LOB: 1 BB: 2 P: 24	R: 0 E: 0 K: 1 S: 8	H: 0 LOB: 1 BB: 1 P: 16	R: 1 E: 0 K: 0 S: 10	H: 2 LOB: 2 BB: 1 P: 18	R: 1 E: 0 K: 0 S: 11	H: 2 LOB: 2 BB: 1 P: 20	R: 2 E: 0 K: 1 S: 15	H: 3 LOB: 1 BB: 0 P: 21	1B: 7 2B: 1 3B: 0 HR: 2	SF: 1 SAC: 2 DP: 0 HBP: 0	WP: 0 PB: 0 SB: 2 CS: 0	PA: 40							
PITCHER	IP	WLS	BF	H	R	ER	SO	BB	IBB	HBP	BLK	WP	HR	S	P	ERA	WHIP										
Willie Banks, R (1,1) ERA: 5.17	2.2	L	15	5	3	3	1	0	2	0	0	0	0	31	52	10.12	1.875										
Jose Bautista, R (6,1) ERA: 5.87																											

Chicago Cubs @ Houston Astros
Astrodome, Houston, TX
Wed Apr 27 1994, 8:05 PM EDT
Att: 15,456 - Dome

AB	31
R	8
H	10
RBI	8
BB	6
SO	8
LOB	13



Batter	1	2	3	4	5	6	7	8	9	AB	R	H	RBI	BB	SO	LOB	TOP						
Walt Weiss, S OBP: 0.346, SLG: 0.348 (1, 6)	1-2 G3-6-3 1B		2-2 G3		1-3 K	2-2 WP 1B			0-0 G6-3	5	0	2	0	0	1	0							
Howard Johnson, S OBP: 0.250, SLG: 0.244 Mike Kingery, L OBP: 0.500, SLG: 0.600 (1, 7) (7, 7)	0-1 G3-6-3 1-2		1-2 G5-3		4-2 S 2B BB	2-0 G1-3			4-0 FC6-4 BB	3	1	0	0	1	0	2							
Ellis Burks, R OBP: 0.472, SLG: 0.888 (1, 8)	1-0 P4			2-1 G1-3	3-3 K				0-2 FC6-4 1-2	5	0	0	0	0	2	2							
Andres Galarraga, R OBP: 0.337, SLG: 0.640 (1, 3)		0-1 L9		2-2 HR 1B	1-0 2H 2B				1-1 F7	5	1	2	1	0	1	1							
Dante Bichette, R OBP: 0.410, SLG: 0.747 (1, 9)		3-0 F9		2-0 HR 1-H	0-2 F9				0-0 CS 1B	4	1	2	2	0	0	1							
Charlie Hayes, R OBP: 0.302, SLG: 0.371 (1, 5)		1-1 1B		2-1 HR		2-3 K	2-1 CS	0-1 G3-1		4	1	2	1	0	1	0							
Joe Girardi, R OBP: 0.333, SLG: 0.279 (1, 2)		0-0 1B		1-1 HR		1-0 HR 1B		2-0 1B		3	1	3	0	0	0	0							
Roberto Mejia, R OBP: 0.277, SLG: 0.433 (1, 4)		3-3 K		1-2 F8	1-3 HR	0-1 HR	1-3 K			4	1	1	2	0	2	4							
David Nied, R (1, 1)			0-0 G6-3	1-0 G6-3		3-3 K		2-3 K		2	0	0	0	0	0	1							
John Vander Wal, L OBP: 0.353, SLG: 0.500 Steve Reed, R (6, PH) Bruce Ruffin, S (7, 1) Darren Holmes, R (9, 1)										1	0	0	0	0	1	0							
										0	0	0	0	0	0	0							
										1	0	0	0	0	1	1							
										0	0	0	0	0	0	0							
										0	0	0	0	0	0	0							
										0	0	0	0	0	0	0							
Inning Stats	R: 0 E: 0 K: 0 S: 6	H: 1 LOB: 0 BB: 0 P: 8	R: 0 E: 0 K: 1 S: 9	H: 2 LOB: 2 BB: 0 P: 16	R: 0 E: 0 K: 0 S: 7	H: 0 LOB: 0 BB: 0 P: 10	R: 3 E: 0 K: 0 S: 13	H: 3 LOB: 1 BB: 0 P: 24	R: 1 E: 0 K: 2 S: 12	H: 1 LOB: 1 BB: 0 P: 21	R: 2 E: 0 K: 2 S: 13	H: 3 LOB: 1 BB: 0 P: 23	R: 0 E: 0 K: 2 S: 8	H: 1 LOB: 0 BB: 0 P: 13	R: 0 E: 0 K: 2 S: 10	H: 1 LOB: 1 BB: 0 P: 15	R: 0 E: 0 K: 0 S: 6	H: 0 LOB: 1 BB: 1 P: 11	1B: 8 2B: 1 3B: 0 HR: 3	SF: 0 SAC: 0 DP: 1 HBP: 1	WP: 1 PB: 0 SB: 2 CS: 1	PA: 41	
PITCHER	IP WLS BF H R ER SO BB IBB HBP BLK WP HR S P ERA WHIP	IP WLS BF H R ER SO BB IBB HBP BLK WP HR S P ERA WHIP	IP WLS BF H R ER SO BB IBB HBP BLK WP HR S P ERA WHIP	IP WLS BF H R ER SO BB IBB HBP BLK WP HR S P ERA WHIP	IP WLS BF H R ER SO BB IBB HBP BLK WP HR S P ERA WHIP	IP WLS BF H R ER SO BB IBB HBP BLK WP HR S P ERA WHIP	IP WLS BF H R ER SO BB IBB HBP BLK WP HR S P ERA WHIP	IP WLS BF H R ER SO BB IBB HBP BLK WP HR S P ERA WHIP	IP WLS BF H R ER SO BB IBB HBP BLK WP HR S P ERA WHIP	IP WLS BF H R ER SO BB IBB HBP BLK WP HR S P ERA WHIP	IP WLS BF H R ER SO BB IBB HBP BLK WP HR S P ERA WHIP	IP WLS BF H R ER SO BB IBB HBP BLK WP HR S P ERA WHIP	IP WLS BF H R ER SO BB IBB HBP BLK WP HR S P ERA WHIP	IP WLS BF H R ER SO BB IBB HBP BLK WP HR S P ERA WHIP	IP WLS BF H R ER SO BB IBB HBP BLK WP HR S P ERA WHIP	IP WLS BF H R ER SO BB IBB HBP BLK WP HR S P ERA WHIP	IP WLS BF H R ER SO BB IBB HBP BLK WP HR S P ERA WHIP	IP WLS BF H R ER SO BB IBB HBP BLK WP HR S P ERA WHIP	IP WLS BF H R ER SO BB IBB HBP BLK WP HR S P ERA WHIP	IP WLS BF H R ER SO BB IBB HBP BLK WP HR S P ERA WHIP	IP WLS BF H R ER SO BB IBB HBP BLK WP HR S P ERA WHIP	IP WLS BF H R ER SO BB IBB HBP BLK WP HR S P ERA WHIP	IP WLS BF H R ER SO BB IBB HBP BLK WP HR S P ERA WHIP

Colorado Rockies @ Chicago Cubs
Wrigley Field, Chicago, IL
Fri Apr 29 1994, 3:33 AM CDT
Att: 34,179 - Sunny - 49 F

AB	37
R	6
H	12
RBI	6
BB	2
SO	9
LOB	12



Batter	1	2	3	4	5	6	7	8	9	AB	R	H	RBI	BB	SO	LOB	BOTTOM						
Karl Rhoades, L OBP: 0.396, SLG: 0.600 (1, 8)	2-2 L5		1-1 G4-3		0-1 23 HR 1B		1-2 E 1B		1-0 G5-3 1B	5	1	3	0	0	0	0							
23 Ryne Sandberg, R OBP: 0.358, SLG: 0.477 (1, 4)	0-3 K		1-0 G5-3		2-1 1-H HR		1-1 P8		1-3 K	5	1	1	2	0	2	4							
Mark Grace, L OBP: 0.316, SLG: 0.318 (1, 3)	2-0 G3			1-2 F8	0-0 P7		2-2 E3		1-1 1-2 2-3 3-H 1B	5	0	1	1	0	0	1							
Derrick May, L OBP: 0.391, SLG: 0.467 Glenallen Hill, R OBP: 0.308, SLG: 0.320 (7, PH) (8, 7)		1-0 B1-3 HBP 1B		4-2 HR G5-3 BB	4-0 BB		1-3 K		0-0 G5-3 2-3	1	1	1	0	2	0	0							
Sammy Sosa, R OBP: 0.300, SLG: 0.350 (1, 9)		1-1 B1-3 HBP		1-2 G5-3	1-1 P3					3	0	0	0	0	0	2							
Rick Wilkins, L OBP: 0.289, SLG: 0.318 (1, 2)		1-2 B1-3		0-1 HR		0-2 K		1-2 G3		4	1	1	2	0	1	2							
Steve Buechele, R OBP: 0.361, SLG: 0.484 Dave Otto, L (9, 1)		1-3 K		4-1 BB		1-3 K		2-3 K		3	0	0	0	1	3	2							
Shawon Dunston, R OBP: 0.263, SLG: 0.321 Jose Bautista, R (7, 1) José Hernández, R OBP: 0.364, SLG: 0.300 (9, 5)		1-1 F9		1-2 P3		1-3 K			4-2 1B BB 1B BB	3	0	0	0	0	1	3							
Steve Trachsel, R OBP: 0.250, SLG: 0.273 Rey Sanchez, R OBP: 0.313, SLG: 0.333 (1, 1) (7, 6)			0-0 F7		2-2 P2		1-1 G5-3		4-2 1B 1B BB	2	0	0	0	0	0	0							
Inning Stats	R: 0 E: 0 K: 1 S: 7	H: 0 LOB: 0 BB: 0 P: 11	R: 0 E: 0 K: 1 S: 10	H: 1 LOB: 2 BB: 0 P: 15	R: 0 E: 0 K: 0 S: 4	H: 0 LOB: 0 BB: 0 P: 6	R: 2 E: 0 K: 0 S: 14	H: 1 LOB: 1 BB: 2 P: 25	R: 2 E: 0 K: 3 S: 11	H: 2 LOB: 1 BB: 1 P: 21	R: 0 E: 1 K: 1 S: 16	H: 0 LOB: 0 BB: 0 P: 13	R: 0 E: 0 K: 1 S: 8	H: 0 LOB: 0 BB: 0 P: 11	R: 0 E: 0 K: 1 S: 14	H: 0 LOB: 2 BB: 2 P: 25	R: 1 E: 0 K: 1 S: 14	H: 2 LOB: 2 BB: 2 P: 25	1B: 5 2B: 0 3B: 0 HR: 2	SF: 0 SAC: 0 DP: 1 HBP: 1	WP: 0 PB: 0 SB: 0 CS: 0	PA: 40	
PITCHER	IP WLS BF H R ER SO BB IBB HBP BLK WP HR S P ERA WHIP	IP WLS BF H R ER SO BB IBB HBP BLK WP HR S P ERA WHIP	IP WLS BF H R ER SO BB IBB HBP BLK WP HR S P ERA WHIP	IP WLS BF H R ER SO BB IBB HBP BLK WP HR S P ERA WHIP	IP WLS BF H R ER SO BB IBB HBP BLK WP HR S P ERA WHIP	IP WLS BF H R ER SO BB IBB HBP BLK WP HR S P ERA WHIP	IP WLS BF H R ER SO BB IBB HBP BLK WP HR S P ERA WHIP	IP WLS BF H R ER SO BB IBB HBP BLK WP HR S P ERA WHIP	IP WLS BF H R ER SO BB IBB HBP BLK WP HR S P ERA WHIP	IP WLS BF H R ER SO BB IBB HBP BLK WP HR S P ERA WHIP	IP WLS BF H R ER SO BB IBB HBP BLK WP HR S P ERA WHIP	IP WLS BF H R ER SO BB IBB HBP BLK WP HR S P ERA WHIP	IP WLS BF H R ER SO BB IBB HBP BLK WP HR S P ERA WHIP	IP WLS BF H R ER SO BB IBB HBP BLK WP HR S P ERA WHIP	IP WLS BF H R ER SO BB IBB HBP BLK WP HR S P ERA WHIP	IP WLS BF H R ER SO BB IBB HBP BLK WP HR S P ERA WHIP	IP WLS BF H R ER SO BB IBB HBP BLK WP HR S P ERA WHIP	IP WLS BF H R ER SO BB IBB HBP BLK WP HR S P ERA WHIP	IP WLS BF H R ER SO BB IBB HBP BLK WP HR S P ERA WHIP	IP WLS BF H R ER SO BB IBB HBP BLK WP HR S P ERA WHIP	IP WLS BF H R ER SO BB IBB HBP BLK WP HR S P ERA WHIP	IP WLS BF H R ER SO BB IBB HBP BLK WP HR S P ERA WHIP	IP WLS BF H R ER SO BB IBB HBP BLK WP HR S P ERA WHIP

Colorado Rockies @ Chicago Cubs
Wrigley Field, Chicago, IL
Fri Apr 29 1994, 3:33 AM CDT
Att: 34,179 - Sunny - 49 F

AB	34
R	5
H	7
RBI	5
BB	5
SO	8
LOB	19



Batter	1	2	3	4	5	6	7	8	9	AB	R	H	RBI	BB	SO	LOB	TOP		
Walt Weiss, S OBP: 0.343, SLG: 0.344 (1, 6)	G3		K		F8		1B			4	1	1	0	0	1	0	Colorado Rockies @ Chicago Cubs Wrigley Field, Chicago, IL Sun May 01 1994, 3:33 AM CDT Att: 26,558 - Cloudy - 47 F		
Mike Kingry, L OBP: 0.535, SLG: 0.609 (1, 8)	P6		BB				1B			3	0	2	2	1	0	0			
Dante Bichette, R OBP: 0.394, SLG: 0.716 (1, 9)	P5		K				F8			4	0	0	0	0	1	3			
Andres Galarraga, R OBP: 0.333, SLG: 0.624 (1, 3)		HR			F9					4	1	1	0	0	0	0			
Howard Johnson, S OBP: 0.286, SLG: 0.333 (1, 7)		HR					1B			3	2	2	2	1	1	0			
Charlie Hayes, R OBP: 0.290, SLG: 0.355 (1, 5)	F7		K				P3			4	0	0	0	0	1	2			
Joe Girardi, R OBP: 0.329, SLG: 0.266 (1, 2)	P4				G1-3		1B			3	1	0	0	1	0	1			
Roberto Mejia, R OBP: 0.269, SLG: 0.419 John Vander Wal, L OBP: 0.389, SLG: 0.529 Steve Reed, R (7, PH) Eric Young Sr., R OBP: 0.517, SLG: 0.514 Bruce Ruffin, S (9, PH) Marvin Freeman, R (1, 1) Nelson Liriano, S OBP: 0.417, SLG: 0.400 (7, PH)	K				G6-3		1B			2	0	0	0	0	1	0			
					G4-3		1B			1	0	0	0	0	0	0			
							1B			2	1	1	2	0	1	0			
Inning Stats	R: 0 E: 0 K: 0 S: 7	H: 0 LOB: 0 BB: 0 P: 12	R: 2 E: 0 K: 1 S: 9	H: 2 LOB: 0 BB: 0 P: 13	R: 0 E: 0 K: 3 S: 10	H: 0 LOB: 1 BB: 1 P: 16	R: 0 E: 0 K: 1 S: 8	H: 0 LOB: 1 BB: 1 P: 15	R: 0 E: 0 K: 0 S: 4	H: 1 LOB: 0 BB: 0 P: 5	R: 4 E: 0 K: 0 S: 23	H: 5 LOB: 1 BB: 1 P: 40	R: 0 E: 0 K: 1 S: 8	H: 0 LOB: 0 BB: 0 P: 12	R: 0 E: 0 K: 1 S: 7	H: 0 LOB: 0 BB: 0 P: 14	1B: 7 2B: 0 3B: 0 HR: 1	SF: 0 SAC: 0 DP: 1 HBP: 0	WP: 0 PA: 36 PB: 0 SB: 3 CS: 0
PITCHER	IP WLS BF H R ER SO BB IBB HBP BLK WP HR S P ERA WHIP	IP WLS BF H R ER SO BB IBB HBP BLK WP HR S P ERA WHIP	IP WLS BF H R ER SO BB IBB HBP BLK WP HR S P ERA WHIP	IP WLS BF H R ER SO BB IBB HBP BLK WP HR S P ERA WHIP	IP WLS BF H R ER SO BB IBB HBP BLK WP HR S P ERA WHIP	IP WLS BF H R ER SO BB IBB HBP BLK WP HR S P ERA WHIP	IP WLS BF H R ER SO BB IBB HBP BLK WP HR S P ERA WHIP	IP WLS BF H R ER SO BB IBB HBP BLK WP HR S P ERA WHIP	IP WLS BF H R ER SO BB IBB HBP BLK WP HR S P ERA WHIP	IP WLS BF H R ER SO BB IBB HBP BLK WP HR S P ERA WHIP	IP WLS BF H R ER SO BB IBB HBP BLK WP HR S P ERA WHIP	IP WLS BF H R ER SO BB IBB HBP BLK WP HR S P ERA WHIP	IP WLS BF H R ER SO BB IBB HBP BLK WP HR S P ERA WHIP	IP WLS BF H R ER SO BB IBB HBP BLK WP HR S P ERA WHIP	IP WLS BF H R ER SO BB IBB HBP BLK WP HR S P ERA WHIP	IP WLS BF H R ER SO BB IBB HBP BLK WP HR S P ERA WHIP	IP WLS BF H R ER SO BB IBB HBP BLK WP HR S P ERA WHIP		

Batter	1	2	3	4	5	6	7	8	9	AB	R	H	RBI	BB	SO	LOB	BOTTOM				
Karl Rhoades, L OBP: 0.389, SLG: 0.578 (1, 8)	BB		B3		K		G4-3			3	0	0	0	1	1	0	Colorado Rockies @ Chicago Cubs Wrigley Field, Chicago, IL Sun May 01 1994, 3:33 AM CDT Att: 26,558 - Cloudy - 47 F				
23 Ryne Sandberg, R OBP: 0.364, SLG: 0.472 (1, 4)	BB		1B		P4					3	1	1	0	1	0	0					
Mark Grace, L OBP: 0.313, SLG: 0.304 (1, 3)	BB		F8				G3			3	0	0	0	1	1	1					
Derrick May, L OBP: 0.384, SLG: 0.453 (1, 7)	1B		G3-4-1		G6-3					4	0	1	0	0	0	1					
Rick Wilkins, L OBP: 0.313, SLG: 0.348 (1, 2)	1B		G6-4-3		G4-3		2B			3	1	2	1	0	1	0					
Steve Buechele, R OBP: 0.368, SLG: 0.515 (1, 5)	1B		G6-4-3		G4-3		2B			4	0	2	1	0	0	4					
Eduardo Zambrano, R OBP: 0.319, SLG: 0.571 (1, 9)			K		G4-3		P2			4	0	0	0	0	2	3					
Shawon Dunston, R OBP: 0.246, SLG: 0.298 (1, 6)			K		F9					4	0	0	0	0	1	2					
Anthony Young, R Chuck Crim, R Rey Sanchez, R Jose Bautista, R Jim Bullinger, R			P5				K			2	0	0	0	0	1	0					
							L3			0	0	0	0	0	0	0					
Inning Stats	R: 1 E: 0 K: 0 S: 13	H: 1 LOB: 2 BB: 3 P: 26	R: 0 E: 0 K: 2 S: 10	H: 0 LOB: 0 BB: 0 P: 13	R: 0 E: 0 K: 0 S: 5	H: 1 LOB: 1 BB: 0 P: 9	R: 0 E: 0 K: 0 S: 10	H: 1 LOB: 1 BB: 0 P: 16	R: 0 E: 0 K: 2 S: 11	H: 0 LOB: 0 BB: 0 P: 17	R: 1 E: 0 K: 0 S: 9	H: 2 LOB: 1 BB: 0 P: 13	R: 0 E: 0 K: 0 S: 3	H: 0 LOB: 0 BB: 0 P: 5	R: 0 E: 0 K: 1 S: 6	H: 0 LOB: 0 BB: 0 P: 9	R: 0 E: 0 K: 2 S: 11	H: 1 LOB: 1 BB: 0 P: 14	1B: 3 2B: 3 3B: 0 HR: 0	SF: 0 SAC: 0 DP: 1 HBP: 1	WP: 0 PA: 35 PB: 0 SB: 0 CS: 1
PITCHER	IP WLS BF H R ER SO BB IBB HBP BLK WP HR S P ERA WHIP	IP WLS BF H R ER SO BB IBB HBP BLK WP HR S P ERA WHIP	IP WLS BF H R ER SO BB IBB HBP BLK WP HR S P ERA WHIP	IP WLS BF H R ER SO BB IBB HBP BLK WP HR S P ERA WHIP	IP WLS BF H R ER SO BB IBB HBP BLK WP HR S P ERA WHIP	IP WLS BF H R ER SO BB IBB HBP BLK WP HR S P ERA WHIP	IP WLS BF H R ER SO BB IBB HBP BLK WP HR S P ERA WHIP	IP WLS BF H R ER SO BB IBB HBP BLK WP HR S P ERA WHIP	IP WLS BF H R ER SO BB IBB HBP BLK WP HR S P ERA WHIP	IP WLS BF H R ER SO BB IBB HBP BLK WP HR S P ERA WHIP	IP WLS BF H R ER SO BB IBB HBP BLK WP HR S P ERA WHIP	IP WLS BF H R ER SO BB IBB HBP BLK WP HR S P ERA WHIP	IP WLS BF H R ER SO BB IBB HBP BLK WP HR S P ERA WHIP	IP WLS BF H R ER SO BB IBB HBP BLK WP HR S P ERA WHIP	IP WLS BF H R ER SO BB IBB HBP BLK WP HR S P ERA WHIP	IP WLS BF H R ER SO BB IBB HBP BLK WP HR S P ERA WHIP	IP WLS BF H R ER SO BB IBB HBP BLK WP HR S P ERA WHIP				



Batter	1	2	3	4	5	6	7	8	9	AB	R	H	RBI	BB	SO	LOB	TOP					
Barry Larkin, R OBP: 0.368, SLG: 0.305 (1, 6)	F8		G4-3	G6-3	K			G5-3		5	0	0	0	0	1	1						
Hal Morris, L OBP: 0.349, SLG: 0.442 (1, 3)	P4		G4-3						G3	3	0	0	0	2	0	0						
Reggie Sanders, R OBP: 0.324, SLG: 0.532 (1, 9)	K			P4						4	1	1	0	1	1	2						
Thomas Howard, S OBP: 0.405, SLG: 0.529 (1, 7)										5	2	2	1	0	2	1						
Roberto Kelly, R OBP: 0.355, SLG: 0.384 (1, 8)										4	2	1	1	1	0	1						
Tony Fernandez, S OBP: 0.385, SLG: 0.545 (1, 5)										3	2	2	2	1	0	0						
Bret Boone, R OBP: 0.392, SLG: 0.554 (1, 4)										4	2	3	4	0	0	0						
Brian Dorsett, R OBP: 0.389, SLG: 0.391 (1, 2)										4	0	0	0	0	2	3						
John Smiley, L OBP: 0.167, SLG: 0.250 (1, 1)										4	0	1	1	0	1	2						
Inning Stats	R: 0 E: 0 K: 1 S: 11	H: 0 LOB: 0 BB: 0 P: 18	R: 1 E: 0 K: 2 S: 17	H: 3 LOB: 2 BB: 0 P: 24	R: 5 E: 0 K: 1 S: 27	H: 5 LOB: 0 BB: 0 P: 32	R: 0 E: 0 K: 0 S: 3	H: 0 LOB: 1 BB: 1 P: 12	R: 3 E: 0 K: 2 S: 16	H: 2 LOB: 1 BB: 2 P: 27	R: 0 E: 0 K: 0 S: 5	H: 0 LOB: 0 BB: 0 P: 11	R: 0 E: 0 K: 0 S: 6	H: 0 LOB: 0 BB: 0 P: 8	R: 0 E: 0 K: 0 S: 7	H: 0 LOB: 0 BB: 0 P: 10	R: 0 E: 0 K: 1 S: 7	H: 0 LOB: 1 BB: 1 P: 17	1B: 5 2B: 3 3B: 0 HR: 2	SF: 0 SAC: 0 DP: 1 HBP: 0	WP: 0 PB: 1 SB: 0 CS: 0	PA: 41
PITCHER	IP	WLS	BF	H	R	ER	SO	BB	IBB	HBP	BLK	WP	HR	S	P	ERA	WHIP					
Willie Banks, R ERA: 6.29	3.0	L	17	8	6	6	4	0	0	0	0	0	2	55	74	18.00	2.667					
Turk Wendell, R ERA: 12.0	2.0		11	2	3	3	2	3	0	0	0	0	0	19	39	13.50	2.500					
Dave Otto, L ERA:	3.0		9	0	0	0	2	1	0	0	0	0	0	18	29	0.00	0.333					
Jim Bullinger, R ERA: 8.68	1.0		4	0	0	0	1	1	0	0	0	0	0	7	17	0.00	1.000					

Cincinnati Reds @ Chicago Cubs
Wrigley Field, Chicago, IL
Mon May 02 1994, 7:05 PM CDT
Att: 25,889 - Unknown - 50 F

AB	36
R	9
H	10
RBI	9
BB	5
SO	7
LOB	10



Batter	1	2	3	4	5	6	7	8	9	AB	R	H	RBI	BB	SO	LOB	BOTTOM					
Karl Rhoads, L OBP: 0.374, SLG: 0.552 (1, 8)	K									4	0	0	0	0	1	1						
23 Ryne Sandberg, R OBP: 0.353, SLG: 0.457 (1, 4)										3	0	0	0	0	0	0						
José Hernández, R OBP: 0.333, SLG: 0.273 (7, 4)										1	0	0	0	0	0	0						
Mark Grace, L OBP: 0.333, SLG: 0.310 (1, 3)										2	0	1	0	2	0	0						
Glenallen Hill, R OBP: 0.267, SLG: 0.276 (1, 7)										4	0	0	0	0	1	3						
Sammy Sosa, R OBP: 0.287, SLG: 0.333 (1, 9)										4	0	0	0	0	1	2						
Steve Buechele, R OBP: 0.354, SLG: 0.493 (1, 5)										3	0	0	0	0	2	0						
Shawon Dunston, R OBP: 0.250, SLG: 0.300 (1, 6)										3	0	1	0	0	0	0						
Mark Parent, R OBP: 0.529, SLG: 0.500 (1, 2)										2	0	0	0	1	0	1						
Willie Banks, R OBP: 0.385, SLG: 0.547 (3, PH)										0	0	0	0	0	0	0						
Kevin Robertson, S (4, 1)										1	0	0	0	0	0	0						
Eduardo Zambrano, R OBP: 0.344, SLG: 0.546 (5, PH)										1	0	0	0	0	1	1						
Dave Otto, L (6, 1)										0	0	0	0	0	0	0						
Rey Sanchez, R OBP: 0.300, SLG: 0.318 (8, PH)										1	0	0	0	0	0	0						
Inning Stats	R: 0 E: 0 K: 1 S: 6	H: 0 LOB: 0 BB: 0 P: 6	R: 0 E: 0 K: 3 S: 10	H: 0 LOB: 0 BB: 0 P: 11	R: 0 E: 1 K: 0 S: 6	H: 1 LOB: 1 BB: 0 P: 7	R: 0 E: 0 K: 0 S: 9	H: 0 LOB: 1 BB: 1 P: 15	R: 0 E: 0 K: 1 S: 10	H: 0 LOB: 1 BB: 1 P: 18	R: 0 E: 0 K: 0 S: 6	H: 0 LOB: 0 BB: 1 P: 12	R: 0 E: 0 K: 1 S: 8	H: 0 LOB: 0 BB: 0 P: 10	R: 0 E: 0 K: 0 S: 6	H: 0 LOB: 0 BB: 0 P: 8	R: 0 E: 0 K: 0 S: 7	H: 1 LOB: 1 BB: 0 P: 10	1B: 2 2B: 0 3B: 0 HR: 0	SF: 0 SAC: 0 DP: 1 HBP: 0	WP: 0 PB: 0 SB: 0 CS: 0	PA: 32
PITCHER	IP	WLS	BF	H	R	ER	SO	BB	IBB	HBP	BLK	WP	HR	S	P	ERA	WHIP					
John Smiley, L ERA: 2.3	9.0	W	32	2	0	0	6	3	0	0	0	0	0	68	97	0.00	0.556					

Cincinnati Reds @ Chicago Cubs
Wrigley Field, Chicago, IL
Mon May 02 1994, 7:05 PM CDT
Att: 25,889 - Unknown - 50 F

AB	29
R	0
H	2
RBI	0
BB	3
SO	6
LOB	8



Batter	1	2	3	4	5	6	7	8	9	AB	R	H	RBI	BB	SO	LOB	TOP											
Barry Larkin, R OBP: 0.378, SLG: 0.514 (1, 6)	1-1 G6-4-3 1B	4-2 1B		3-2 G6-3		1-1 1B		1-3 K	4 0 2 1 1 1 1								Cincinnati Reds @ Chicago Cubs Wrigley Field, Chicago, IL Tue May 03 1994, 3:33 AM CDT Att: 25,430 - Sunny - 53 F											
Hal Morris, L OBP: 0.381, SLG: 0.440 (1, 3)	0-0 G6-4-3 1B	2-2 1B			3-3 K	1-1 G6-3		1-2 G3-1	5 0 2 2 0 1 3																			
Reggie Sanders, R OBP: 0.311, SLG: 0.510 (1, 9)	3-2 G6-4-3 1-2 2-3	K			2-3 K		2-3 K		4 0 0 0 0 3 4																			
Thomas Howard, S OBP: 0.390, SLG: 0.526 Chuck McElroy, L (7, 1) Jeff Brantley, R (9, 1)	0-0 G4-3			2-2 G6-3 SF8 2B	1-0 G6-3		0-0 F7		4 1 1 0 0 0 1 0 0 0 0 0 0 0 0 0 0 0 0 0 0																			
Roberto Kelly, R OBP: 0.361, SLG: 0.389 (1, 8)		2-2 2B 1B		0-1 G6-3		2-0 1B FC3-2 1B	0-2 G6-3		4 1 2 0 0 0 1																			
Tony Fernandez, S OBP: 0.390, SLG: 0.559 (1, 5)		0-0 FC6-5 1H 2B		2-2 SF8		4-1 FC3-2 1B BB		0-0 F8	2 1 1 2 1 0 0																			
Bret Boone, R OBP: 0.372, SLG: 0.522 (1, 4)		2-3 K		1-0 G4-3		1-3 K		2-3 K	4 0 0 0 0 3 3																			
Brian Dorsett, R OBP: 0.379, SLG: 0.380 (1, 2)		1-2 FC6-5 BB 1B		2-1 G6-3		1-2 1B FC3-2 1B		0-1 F9	4 1 1 0 0 0 1																			
Erik Hanson, R OBP: 0.375, SLG: 0.500 Jacob Brumfield, R OBP: 0.273, SLG: 0.364 Lenny Harris, L OBP: 0.188, SLG: 0.375 Johnny Ruffin, R (6, 1) Jerome Walton, R OBP: 0.333, SLG: 0.333 (7, 7)	1-0 BB 1B			0-3 K		1-1 FC3-2 1B		1-2 CS 1B	2 1 1 0 0 1 0 0 0 0 0 0 0 0 1 0 0 0 0 0 3 0 0 0 0 0 0 0 1 0 1 0 0 0 0																			
Inning Stats	R: 0 E: 0 K: 0 S: 7	H: 2 LOB: 1 BB: 0 P: 11	R: 3 E: 0 K: 2 S: 20	H: 4 LOB: 2 BB: 1 P: 35	R: 1 E: 0 K: 0 S: 9	H: 1 LOB: 0 BB: 0 P: 14	R: 0 E: 0 K: 1 S: 9	H: 0 LOB: 0 BB: 0 P: 14	R: 0 E: 0 K: 2 S: 7	H: 0 LOB: 0 BB: 0 P: 13	R: 1 E: 0 K: 1 S: 14	H: 3 LOB: 3 BB: 1 P: 25	R: 0 E: 0 K: 1 S: 7	H: 0 LOB: 0 BB: 0 P: 9	R: 0 E: 0 K: 1 S: 6	H: 0 LOB: 0 BB: 0 P: 8		R: 0 E: 0 K: 1 S: 9	H: 1 LOB: 0 BB: 0 P: 12	1B: 9 2B: 2 3B: 0 HR: 0	SF: 1 SAC: 0 DP: 1 HBP: 0	WP: 0 PB: 0 SB: 0 CS: 1	PA: 38					
PITCHER	IP	WLS	BF	H	R	ER	SO	BB	IBB	HBP	BLK	WP	HR	S	P	ERA	WHIP											
Mike Morgan, R ERA: 6.38 Dan Plesac, L ERA: 3.77 Jose Bautista, R ERA: 4.74 Chuck Crim, R ERA: 0.84	(1, 1)	4.0	L	19	7	4	4	3	1	0	0	0	0	0	45	74	9.00	2.000										
	(5, 1)	1.1		7	2	1	1	3	1	0	0	0	0	0	15	29	6.75	2.250										
	(6, 1)	0.2		3	1	0	0	0	0	0	0	0	0	6	9	0.00	1.500											
	(7, 1)	3.0		9	1	0	0	3	0	0	0	0	0	22	29	0.00	0.333											

Batter	1	2	3	4	5	6	7	8	9	AB	R	H	RBI	BB	SO	LOB	BOTTOM											
Sammy Sosa, R OBP: 0.273, SLG: 0.315 (1, 9)	0-0 B1		3-2 P9	1-2 L9		2-1 FC5-4 1-2		1-3 K	5 0 0 0 0 1 5								Cincinnati Reds @ Chicago Cubs Wrigley Field, Chicago, IL Tue May 03 1994, 3:33 AM CDT Att: 25,430 - Sunny - 53 F											
Karl Rhodes, L OBP: 0.375, SLG: 0.533 (1, 8)	4-1 1B BB		2-2 L8	2-2 G3		4-1 G4-6-3 BB		3-2 P6	3 0 0 0 2 0 4																			
Mark Grace, L OBP: 0.341, SLG: 0.320 (1, 3)	1-0 1-2 1B		0-0 1-3 1B		0-0 F8	2-1 G4-6-3 1-2		2-3 G4-3	4 0 2 0 0 0 1																			
Derrick May, L OBP: 0.378, SLG: 0.446 Glenallen Hill, R OBP: 0.242, SLG: 0.250 (3, 7)	1-2 L8		1-2 P5		2-3 K		1-2 G4-3		1 0 0 0 0 0 2 3 0 0 0 0 1 2																			
23 Ryne Sandberg, R OBP: 0.349, SLG: 0.442 (1, 4)	1-2 G4-3			0-1 E4 1B	4-0 BB		1-1 G4-3		3 1 0 0 1 0 2																			
Rick Wilkins, L OBP: 0.321, SLG: 0.347 (1, 2)		1-3 K		3-2 1B 1B	2-3 K2-3		4-1 G6-4-3 BB		3 1 1 0 1 2 1																			
Steve Buechele, R OBP: 0.361, SLG: 0.486 (1, 5)	0-0 F7		0-0 1B 1B			4-1 F9-3 BB		0-2 G6-4-3 1-2	3 0 1 1 1 0 1																			
Rey Sanchez, R OBP: 0.278, SLG: 0.292 (1, 6)	0-0 F9			0-1 1B	3-2 P9	1-1 F9-3 1-2		0-0 F9	4 0 0 0 0 0 3																			
Mike Morgan, R OBP: 0.143, SLG: 0.143 Kevin Robertson, S OBP: 0.200, SLG: 0.200 Dan Plesac, L (5, 1) Jose Bautista, R (6, 1) Eduardo Zambrano, R OBP: 0.333, SLG: 0.343 Chuck Crim, R (7, 1) Shawon Dunston, R OBP: 0.260, SLG: 0.320 (9, 9)	0-0 1B		0-1 1B	3-2 1B		4-1 FC5-4 BB		4-0 BB	1 0 1 0 0 0 0 1 0 1 1 0 1 0 0 0 0 0 0 0 1 0 0 0 0 0 0 0 1 0 0																			
Inning Stats	R: 0 E: 0 K: 0 S: 9	H: 1 LOB: 2 BB: 1 P: 16	R: 0 E: 0 K: 1 S: 5	H: 0 LOB: 0 BB: 0 P: 6	R: 0 E: 0 K: 0 S: 14	H: 2 LOB: 2 BB: 0 P: 20	R: 2 E: 1 K: 0 S: 19	H: 3 LOB: 3 BB: 0 P: 29	R: 0 E: 0 K: 2 S: 11	H: 0 LOB: 1 BB: 1 P: 19	R: 0 E: 0 K: 0 S: 6	H: 0 LOB: 0 BB: 2 P: 17	R: 0 E: 0 K: 0 S: 7	H: 0 LOB: 0 BB: 1 P: 14	R: 0 E: 0 K: 0 S: 7	H: 0 LOB: 0 BB: 1 P: 12		R: 0 E: 0 K: 1 S: 9	H: 0 LOB: 1 BB: 1 P: 17	1B: 6 2B: 1 3B: 0 HR: 0	SF: 0 SAC: 0 DP: 3 HBP: 0	WP: 0 PB: 0 SB: 0 CS: 0	PA: 38					
PITCHER	IP	WLS	BF	H	R	ER	SO	BB	IBB	HBP	BLK	WP	HR	S	P	ERA	WHIP											
Erik Hanson, R ERA: 5.19 Johnny Ruffin, R ERA: 1.5 Chuck McElroy, L ERA: 1.59 Jeff Brantley, R ERA: 1.62	(1, 1)	5.0	W	24	6	2	1	3	2	0	0	0	0	0	58	90	1.80	1.600										
	(6, 1)	1.0		4	0	0	0	0	2	0	0	0	0	6	17	0.00	2.000											
	(7, 1)	2.0		6	0	0	0	0	2	0	0	0	0	14	26	0.00	1.000											
	(9, 1)	1.0	S	4	0	0	0	1	1	0	0	0	0	9	17	0.00	1.000											

AB 35
R 5
H 11
RBI 5
BB 2
SO 9
LOB 17



AB 31
R 2
H 6
RBI 2
BB 7
SO 4
LOB 21



Batter	1	2	3	4	5	6	7	8	9	AB	R	H	RBI	BB	SO	LOB	TOP					
Barry Larkin, R (1, 6) OBP: 0.365, SLG: 0.300										4	0	0	0	0	1	1	Cincinnati Reds @ Chicago Cubs Wrigley Field, Chicago, IL Wed May 04 1994, 3:33 AM CDT Att: 18,509 - Sunny - 58 F					
Hal Morris, L (1, 3) OBP: 0.348, SLG: 0.427										3	0	0	0	1	0	0						
Thomas Howard, S (1, 9) OBP: 0.356, SLG: 0.476										4	0	0	0	0	1	1						
Kevin Mitchell, R (1, 7) OBP: 0.374, SLG: 0.630										2	1	2	1	1	0	0						
Roberto Kelly, R (1, 8) OBP: 0.347, SLG: 0.372										4	0	0	0	0	0	4						
Tony Fernandez, S (1, 5) OBP: 0.384, SLG: 0.535										3	0	0	0	1	1	0						
Bret Boone, R (1, 4) OBP: 0.366, SLG: 0.507										4	0	1	0	0	1	1						
Eddie Taubensee, L (1, 2) OBP: 0.273, SLG: 0.303										3	1	1	0	0	0	2						
Jacob Brumfield, R (9, PH) OBP: 0.250, SLG: 0.333										1	0	0	0	0	1	0						
Tom Browning, L (1, 1) OBP: 0.154, SLG: 0.231										1	0	0	0	0	0	1						
Kevin Jarvis, L (4, 1)										1	0	0	0	0	0	0						
Lenny Harris, L (7, PH) OBP: 0.235, SLG: 0.471										1	0	1	1	0	0	0						
Hector Carrasco, R (7, 1)										0	0	0	0	0	0	0						
Inning Stats	R: 0 E: 0 K: 2 S: 7	H: 0 LOB: 2 BB: 2 P: 15	R: 0 E: 0 K: 0 S: 4	H: 1 LOB: 1 BB: 0 P: 4	R: 0 E: 0 K: 0 S: 3	H: 0 LOB: 0 BB: 0 P: 3	R: 1 E: 0 K: 0 S: 4	H: 1 LOB: 1 BB: 1 P: 8	R: 0 E: 0 K: 0 S: 3	H: 0 LOB: 0 BB: 0 P: 3	R: 0 E: 0 K: 0 S: 2	H: 0 LOB: 0 BB: 0 P: 3	R: 1 E: 0 K: 0 S: 5	H: 2 LOB: 1 BB: 0 P: 5	R: 0 E: 0 K: 3 S: 4	H: 1 LOB: 1 BB: 0 P: 4	R: 0 E: 0 K: 3 S: 9	H: 0 LOB: 0 BB: 0 P: 9	1B: 3 2B: 1 3B: 0 HR: 1	SF: 0 SAC: 0 DP: 1 HBP: 1	WP: 0 PB: 0 SB: 0 CS: 0	PA: 35
PITCHER	IP WLS BF H R ER SO BB IBB HBP BLK WP HR S P ERA WHIP																					
Steve Trachsel, R (1, 1) ERA: 3.92	7.0 W 28 4 2 2 2 3 0 1 0 0 1 28 41 2.57 1.000																					
Dan Plesac, L (8, 1) ERA: 3.5	0.2 2 0 0 0 0 0 0 0 0 0 0 2 2 0.00 0.000																					
Jose Bautista, R (8, 1) ERA: 4.66	0.1 2 1 0 0 0 0 0 0 0 0 0 2 2 0.00 3.000																					
Randy Myers, L (9, 1) ERA: 1.0	1.0 S 3 0 0 0 3 0 0 0 0 0 0 9 9 0.00 0.000																					

AB	31
R	2
H	5
RBI	2
BB	3
SO	5
LOB	10



Batter	1	2	3	4	5	6	7	8	9	AB	R	H	RBI	BB	SO	LOB	BOTTOM			
Sammy Sosa, R (1, 8) OBP: 0.279, SLG: 0.344										4	2	1	1	1	0	5	Cincinnati Reds @ Chicago Cubs Wrigley Field, Chicago, IL Wed May 04 1994, 3:33 AM CDT Att: 18,509 - Sunny - 58 F			
23 Ryne Sandberg, R (1, 4) OBP: 0.364, SLG: 0.459										3	0	2	0	1	0	0				
Mark Grace, L (1, 3) OBP: 0.326, SLG: 0.308										3	0	0	1	0	0	2				
Glenallen Hill, R (1, 7) OBP: 0.270, SLG: 0.278										4	1	2	0	0	0	0				
Eduardo Zambrano, R (1, 9) OBP: 0.393, SLG: 0.680										3	1	2	1	1	1	1				
Dan Plesac, L (8, 1)										0	0	0	0	0	0	0				
Jose Bautista, R (8, 1)										0	0	0	0	0	0	0				
Randy Myers, L (9, 1)										0	0	0	0	0	0	0				
Rick Wilkins, L (1, 2) OBP: 0.318, SLG: 0.333										3	1	0	0	1	0	4				
Steve Buechele, R (1, 5) OBP: 0.368, SLG: 0.481										3	0	1	1	1	0	4				
Shawon Dunston, R (1, 6) OBP: 0.275, SLG: 0.302										3	0	1	0	1	1	3				
Steve Trachsel, R (1, 1) OBP: 0.286, SLG: 0.308										2	0	1	1	0	0	0				
Karl Rhodes, L (8, 8) OBP: 0.371, SLG: 0.527										1	0	0	0	0	1	1				
Inning Stats	R: 1 E: 0 K: 0 S: 4	H: 2 LOB: 0 BB: 0 P: 4	R: 0 E: 0 K: 0 S: 4	H: 1 LOB: 1 BB: 0 P: 4	R: 1 E: 0 K: 0 S: 3	H: 1 LOB: 0 BB: 1 P: 7	R: 2 E: 0 K: 2 S: 10	H: 3 LOB: 2 BB: 1 P: 14	R: 0 E: 0 K: 0 S: 3	H: 0 LOB: 0 BB: 0 P: 3	R: 1 E: 0 K: 0 S: 4	H: 1 LOB: 2 BB: 2 P: 12	R: 0 E: 0 K: 0 S: 4	H: 1 LOB: 3 BB: 2 P: 12	R: 0 E: 0 K: 1 S: 5	H: 1 LOB: 0 BB: 0 P: 5	1B: 7 2B: 2 3B: 0 HR: 2	SF: 1 SAC: 1 DP: 2 HBP: 0	WP: 0 PB: 0 SB: 1 CS: 1	PA: 38
PITCHER	IP WLS BF H R ER SO BB IBB HBP BLK WP HR S P ERA WHIP																			
Tom Browning, L (1, 1) ERA: 4.37	3.2 L 18 7 4 4 2 2 0 0 0 0 1 20 28 9.82 2.455																			
Kevin Jarvis, R (4, 1) ERA: 3.0	2.1 10 1 1 1 0 2 0 0 0 0 0 1 8 16 3.86 1.286																			
Hector Carrasco, R (7, 1) ERA: 0.77	2.0 9 2 0 0 1 2 0 0 0 0 0 0 9 17 0.00 2.000																			

AB	29
R	5
H	10
RBI	5
BB	6
SO	3
LOB	20



Batter	1	2	3	4	5	6	7	8	9	AB	R	H	RBI	BB	SO	LOB	TOP				
Sammy Sosa, R (1, 9) Kevin Roberson, S (8, 9)	K		HR			F8		HR		5	2	3	3	0	1	0					
23 Ryne Sandberg, R (1, 4) José Hernández, R (8, FR)	K		HR			K		2B		5	1	2	1	0	3	2					
Mark Grace, L (1, 3) Eduardo Zambrano, R (8, FR)	G4-3		HR			L7		BB		4	1	2	0	1	0	0					
Glenallen Hill, R (1, 7)		K	HR			F8		K		5	2	2	3	0	2	3					
Rick Wilkins, L (1, 2)	2B		K			G3		F8		4	0	0	0	1	2	3					
Steve Buechele, R (1, 5)	2B		1B			F9		K		4	1	1	0	1	1	1					
Karl Rhodes, L (1, 8)	K		2B			K		F8		5	1	1	0	0	3	2					
Shawon Dunston, R (1, 6)	G6-3		1B			P4		L5		5	1	1	2	0	0	2					
Anthony Young, R (1, 1) Chuck Crim, R (9, 1)			K			G6-3		HR		4	1	2	1	0	1	0					
Inning Stats	R: 0 E: 0 K: 2 S: 9	H: 0 LOB: 0 BB: 0 P: 17	R: 0 E: 0 K: 12 S: 12	H: 1 LOB: 2 BB: 1 P: 24	R: 7 E: 0 K: 3 S: 27	H: 8 LOB: 2 BB: 1 P: 49	R: 0 E: 0 K: 0 S: 8	H: 1 LOB: 1 BB: 0 P: 16	R: 0 E: 0 K: 1 S: 9	H: 0 LOB: 0 BB: 0 P: 11	R: 1 E: 0 K: 3 S: 13	H: 1 LOB: 0 BB: 0 P: 17	R: 2 E: 0 K: 1 S: 18	H: 3 LOB: 2 BB: 1 P: 25	R: 0 E: 0 K: 0 S: 7	H: 0 LOB: 0 BB: 0 P: 11	1B: 5 2B: 4 3B: 0 HR: 5	SF: 0 SAC: 0 DP: 0 HBP: 0	WP: 0 PB: 0 SB: 0 CS: 0	PA: 44	
PITCHER	IP	WLS	BF	H	R	ER	SO	BB	IBB	HBP	BLK	WP	HR	S	P	ERA	WHIP				
Denny Neagle, L (1, 1)	2.2	L	16	6	6	6	6	2	0	0	0	0	0	3	39	76	20.25	3.000			
Bias Minor, R (3, 1)	0.1		4	3	1	1	1	0	0	0	0	0	0	9	14	27.00	9.000				
Ravelo Manzanillo, L (4, 1)	3.0		10	1	0	0	2	0	0	0	0	0	0	25	40	0.00	0.333				
Dan Miceli, R (7, 1)	1.0		4	1	1	1	3	0	0	0	0	0	1	13	17	9.00	1.000				
Alejandro Pena, R (8, 1)	1.0		7	3	2	2	1	1	0	0	0	0	1	18	25	18.00	4.000				
PITCHER	IP	WLS	BF	H	R	ER	SO	BB	IBB	HBP	BLK	WP	HR	S	P	ERA	WHIP				
Mark Dewey, R (9, 1)	1.0		3	0	0	0	0	0	0	0	0	0	0	7	11	0.00	0.000				

Chicago Cubs @ Pittsburgh Pirates
Three Rivers Stadium, Pittsburgh, PA
Fri May 06 1994, 7:05 PM EDT
Att: 22,426 - Unknown - 54 F

AB 41
R 10
H 14
RBI 10
BB 3
SO 13
LOB 13



Batter	1	2	3	4	5	6	7	8	9	AB	R	H	RBI	BB	SO	LOB	BOTTOM			
Al Martin, L (1, 7)	G6-3		F8			BB		F7		3	0	0	0	1	0	2				
Jay Bell, R (1, 6)	G5-3		F8			F8		F9		4	0	0	0	0	0	2				
Andy Van Slyke, L (1, 8)	2B		1B			S		G4-3		3	1	2	0	1	0	0				
Dave Clark, L (1, 9)	2B		F8			K		E9		4	0	2	1	0	1	1				
Jeff King, R (1, 5)	F7		F9			G5-3		P9		4	0	0	0	0	0	4				
Orlando Merced, S (1, 3)		G3-1				P6		G3		4	0	0	0	0	0	3				
Don Slaught, R (1, 2)	G6-3		G6-3			F8		F8		4	0	0	0	0	0	0				
Carlos Garcia, R (1, 4)	G1-4-3		G6-3			1B		G5-4-3		4	0	2	0	0	0	0				
Denny Neagle, L (1, 1)			G3			BB		G5-4-3		8	0	0	0	0	0	0				
Inning Stats	R: 1 E: 0 K: 0 S: 14	H: 2 LOB: 1 BB: 0 P: 19	R: 0 E: 0 K: 0 S: 9	H: 0 LOB: 0 BB: 0 P: 13	R: 0 E: 0 K: 0 S: 3	H: 0 LOB: 0 BB: 0 P: 6	R: 0 E: 0 K: 0 S: 11	H: 1 LOB: 1 BB: 0 P: 13	R: 0 E: 0 K: 0 S: 7	H: 1 LOB: 2 BB: 1 P: 11	R: 0 E: 0 K: 1 S: 9	H: 2 LOB: 2 BB: 0 P: 12	R: 0 E: 1 K: 0 S: 8	H: 1 LOB: 2 BB: 1 P: 15	R: 0 E: 0 K: 0 S: 6	H: 1 LOB: 0 BB: 0 P: 7	1B: 7 2B: 1 3B: 0 HR: 0	SF: 0 SAC: 0 DP: 1 HBP: 0	WP: 0 PB: 0 SB: 1 CS: 0	PA: 36
PITCHER	IP	WLS	BF	H	R	ER	SO	BB	IBB	HBP	BLK	WP	HR	S	P	ERA	WHIP			
Anthony Young, R (1, 1)	8.0	W	33	7	1	1	1	2	0	0	0	0	0	68	100	1.12	1.125			
Chuck Crim, R (9, 1)	1.0		3	1	0	0	0	0	0	0	0	0	0	6	7	0.00	1.000			
PITCHER	IP	WLS	BF	H	R	ER	SO	BB	IBB	HBP	BLK	WP	HR	S	P	ERA	WHIP			

Chicago Cubs @ Pittsburgh Pirates
Three Rivers Stadium, Pittsburgh, PA
Fri May 06 1994, 7:05 PM EDT
Att: 22,426 - Unknown - 54 F

AB 34
R 1
H 8
RBI 1
BB 2
SO 1
LOB 13



Batter	1	2	3	4	5	6	7	8	9	AB	R	H	RBI	BB	SO	LOB	TOP			
Karl Rhodes, L OBP: 0.360, SLG: 0.510 (1, 8)										4	1	1	0	0	0	2	Chicago Cubs @ Pittsburgh Pirates Three Rivers Stadium, Pittsburgh, PA Sun May 08 1994, 3:33 AM EDT Cloudy - 55 F			
23 Ryne Sandberg, R OBP: 0.391, SLG: 0.481 (1, 4)										3	1	0	0	1	2	0				
Mark Grace, L OBP: 0.347, SLG: 0.318 (1, 3)										3	0	1	1	1	1	0				
Derrick May, L OBP: 0.397, SLG: 0.464 (1, 7)										4	0	3	1	0	0	0				
Sammy Sosa, R OBP: 0.283, SLG: 0.412 (1, 9)										4	0	0	0	0	3	5				
Steve Buechele, R OBP: 0.398, SLG: 0.470 Dave Otto, L (6, 1)										2	0	0	0	0	1	2				
Chuck Crim, R (8, 1)										0	0	0	0	0	0	0				
Kevin Roberson, S OBP: 0.333, SLG: 0.333 (9, PH)										1	0	0	0	0	1	0				
Rick Wilkins, L OBP: 0.309, SLG: 0.325 (1, 2)										4	0	1	0	0	0	2				
Shawon Dunston, R OBP: 0.269, SLG: 0.296 (1, 6)										3	0	0	0	1	0	0				
Willie Banks, R OBP: 0.071, SLG: 0.143 Jim Bullinger, R (5, 1)										2	0	0	0	0	2	2				
Rey Sanchez, R OBP: 0.273, SLG: 0.286 (6, 5)										0	0	0	0	0	0	0				
Inning Stats	R: 2 E: 0 K: 1 S: 17	H: 3 LOB: 2 BB: 2 P: 38	R: 0 E: 0 K: 1 S: 9	H: 0 LOB: 0 BB: 0 P: 11	R: 0 E: 0 K: 2 S: 14	H: 1 LOB: 2 BB: 1 P: 22	R: 0 E: 0 K: 1 S: 8	H: 1 LOB: 1 BB: 1 P: 14	R: 0 E: 0 K: 1 S: 7	H: 0 LOB: 0 BB: 0 P: 9	R: 0 E: 0 K: 0 S: 4	H: 0 LOB: 0 BB: 0 P: 6	R: 0 E: 0 K: 2 S: 11	H: 1 LOB: 1 BB: 0 P: 20	R: 0 E: 0 K: 1 S: 6	H: 0 LOB: 0 BB: 0 P: 9	1B: 4 2B: 4 3B: 0 HR: 0	SF: 0 SAC: 0 DP: 2 HBP: 0	WP: 0 PB: 0 SB: 2 CS: 2	PA: 35
PITCHER	IP WLS BF H R ER SO BB IBB HBP BLK WP HR S P ERA WHIP	IP WLS BF H R ER SO BB IBB HBP BLK WP HR S P ERA WHIP																		
Paul Wagner, R ERA: 3.92 Rick White, R ERA: 1.72	(1, 1) 8.0 W 32 6 2 2 9 4 0 0 0 0 0 0 77 130 2.25 1.250	(9, 1) 1.0 3 0 0 0 1 0 0 0 0 0 0 0 0 6 9 0.00 0.000																		

AB 31
R 2
H 6
RBI 2
BB 4
SO 10
LOB 13



Batter	1	2	3	4	5	6	7	8	9	AB	R	H	RBI	BB	SO	LOB	BOTTOM			
Al Martin, L OBP: 0.347, SLG: 0.440 (1, 7)										4	2	1	0	1	2	3	Chicago Cubs @ Pittsburgh Pirates Three Rivers Stadium, Pittsburgh, PA Sun May 08 1994, 3:33 AM EDT Cloudy - 55 F			
Jay Bell, R OBP: 0.325, SLG: 0.398 (1, 6)										5	3	3	1	0	0	1				
Andy Van Slyke, L OBP: 0.339, SLG: 0.363 (1, 8)										5	2	4	4	0	0	1				
Dave Clark, L OBP: 0.404, SLG: 0.545 Kevin Young, R OBP: 0.226, SLG: 0.280 (8, PH) (9, 3)										3	0	0	0	1	1	2				
Jeff King, R OBP: 0.333, SLG: 0.387 (1, 5)										3	1	1	1	2	0	2				
Orlando Merced, S OBP: 0.376, SLG: 0.349 (9, 9)										4	1	2	0	1	0	3				
Lance Parrish, R OBP: 0.333, SLG: 0.286 (1, 2)										3	0	1	3	2	1	0				
Carlos Garcia, R OBP: 0.343, SLG: 0.389 (1, 4)										4	0	0	0	1	1	5				
Paul Wagner, R OBP: 0.200, SLG: 0.267 Lloyd McClendon, R OBP: 0.278, SLG: 0.294 Rick White, R (9, 1)										3	0	1	0	0	1	2				
Inning Stats	R: 1 E: 0 K: 1 S: 12	H: 1 LOB: 1 BB: 1 P: 21	R: 0 E: 0 K: 1 S: 7	H: 1 LOB: 2 BB: 1 P: 15	R: 3 E: 0 K: 1 S: 19	H: 3 LOB: 2 BB: 2 P: 37	R: 1 E: 0 K: 0 S: 12	H: 2 LOB: 1 BB: 0 P: 20	R: 0 E: 0 K: 2 S: 10	H: 0 LOB: 0 BB: 0 P: 14	R: 1 E: 0 K: 1 S: 13	H: 2 LOB: 3 BB: 2 P: 28	R: 0 E: 0 K: 0 S: 3	H: 0 LOB: 0 BB: 0 P: 6	R: 3 E: 0 K: 2 S: 20	H: 4 LOB: 3 BB: 2 P: 41		1B: 7 2B: 4 3B: 1 HR: 1	SF: 0 SAC: 1 DP: 0 HBP: 0	WP: 0 PB: 0 SB: 1 CS: 0
PITCHER	IP WLS BF H R ER SO BB IBB HBP BLK WP HR S P ERA WHIP	IP WLS BF H R ER SO BB IBB HBP BLK WP HR S P ERA WHIP																		
Willie Banks, R ERA: 8.81 Jim Bullinger, R ERA: 8.19 Dave Otto, L ERA: 5.06 Chuck Crim, R ERA: 0.71	(1, 1) 4.0 L 23 5 5 3 0 0 0 0 0 0 0 0 17 25 5.40 0.600	(6, 1) 1.1 10 4 3 3 0 2 0 0 0 0 0 0 14 36 20.25 4.500	(8, 1) 1.0 6 1 0 0 2 1 1 0 0 0 0 0 15 28 0.00 2.000																	

AB 36
R 9
H 13
RBI 9
BB 8
SO 8
LOB 23



Batter	1	2	3	4	5	6	7	8	9	AB	R	H	RBI	BB	SO	LOB	TOP			
Sammy Sosa, R (1, 8) OBP: 0.284, SLG: 0.438 Karl Rhodes, L (8, FH) OBP: 0.365, SLG: 0.510 (8, 8)	L8			HR	F8			BB		3	1	1	1	0	0	1	Chicago Cubs @ Pittsburgh Pirates Three Rivers Stadium, Pittsburgh, PA Sun May 08 1994, 3:38 AM EDT Att: 21,772 - Cloudy - 55 F			
23 Ryne Sandberg, R (1, 4) OBP: 0.350, SLG: 0.464	K			G5-3	L7			G4-3		4	0	0	0	0	1	2				
Mark Grace, L (1, 3) OBP: 0.352, SLG: 0.310	G4-3			1B					BB	2	1	0	0	2	0	0				
Glenallen Hill, R (1, 7) OBP: 0.283, SLG: 0.422				1B					BB	4	0	1	0	0	0	1				
Eduardo Zambrano, R (1, 9) OBP: 0.375, SLG: 0.621				1B						4	1	1	1	0	0	0				
Steve Buechele, R (1, 5) OBP: 0.397, SLG: 0.477				2B						3	0	1	1	0	1	1				
Rey Sanchez, R (1, 6) Jose Bautista, R (7, 1)				1B						3	0	1	0	0	1	1				
Mark Parent, R (1, 2) Rick Wilkins, L (7, FH) OBP: 0.306, SLG: 0.321 (7, 2)				1B						2	0	1	0	0	0	1				
Mike Morgan, R (1, 1) Dan Plesac, L (7, 1) Jose Hernandez, R (7, 6) OBP: 0.308, SLG: 0.250				1B						1	0	0	0	0	0	0				
				1B						0	0	0	0	0	0	0				
Inning Stats	R: 0 E: 0 K: 1 S: 10	H: 0 LOB: 0 BB: 0 P: 15	R: 0 E: 1 K: 0 S: 7	H: 0 LOB: 0 BB: 0 P: 12	R: 0 E: 0 K: 0 S: 6	H: 1 LOB: 0 BB: 0 P: 9	R: 3 E: 0 K: 0 S: 16	H: 4 LOB: 1 BB: 1 P: 30	R: 0 E: 0 K: 0 S: 5	H: 1 LOB: 1 BB: 0 P: 9	R: 0 E: 0 K: 2 S: 10	H: 0 LOB: 0 BB: 0 P: 15	R: 0 E: 0 K: 1 S: 6	H: 0 LOB: 0 BB: 1 P: 13	R: 0 E: 0 K: 0 S: 3	H: 0 LOB: 0 BB: 1 P: 9	1B: 4 2B: 3 3B: 0 HR: 1	SF: 0 SAC: 1 DP: 4 HBP: 0	WP: 0 PB: 0 SB: 0 CS: 1	PA: 32
PITCHER	IP	WLS	BF	H	R	ER	SO	BB	IBB	HBP	BLK	WP	HR	S	P	ERA	WHIP			
Zane Smith, L (1, 1) ERA: 3.95	6.0	W	23	6	3	3	1	1	0	0	0	0	1	52	87	4.50	1.167			
Mark Dewey, R (7, 1) ERA: 1.25	2.0		6	0	0	0	3	1	0	0	0	0	0	16	28	0.00	0.500			
Jeff Ballard, L (9, 1) ERA: 1.74	1.0		3	0	0	0	0	1	0	0	0	0	0	3	9	0.00	1.000			

Batter	1	2	3	4	5	6	7	8	9	AB	R	H	RBI	BB	SO	LOB	BOTTOM			
Al Martin, L (1, 7) OBP: 0.369, SLG: 0.489	FC4-6	E8		G6-4-3		K		HR		4	1	3	2	1	1	0	Chicago Cubs @ Pittsburgh Pirates Three Rivers Stadium, Pittsburgh, PA Sun May 08 1994, 3:38 AM EDT Att: 21,772 - Cloudy - 55 F			
Jay Bell, R (1, 6) OBP: 0.311, SLG: 0.380	FC4-6	P9		G6-4-3		P6		G6-3		5	1	0	0	0	5					
Andy Van Slyke, L (1, 8) OBP: 0.367, SLG: 0.387	1B			1B				BB		4	3	4	0	1	0	0				
Jeff King, R (1, 5) OBP: 0.336, SLG: 0.398	F9	G4-6-3		1B		BB		1B		5	2	2	1	0	0	6				
Orlando Merced, S (1, 9) OBP: 0.388, SLG: 0.349	2B			K		G6-3		BB		3	1	1	1	2	1	1				
Brian Hunter, R (1, 3) Kevin Young, R (7, FR) OBP: 0.327, SLG: 0.543 OBP: 0.222, SLG: 0.275 (8, 3)	2B			F8		BB		K		4	0	3	4	0	0	0				
Don Slaught, R (1, 2) OBP: 0.305, SLG: 0.259				G4-3		G4-6-3		G4-3		3	0	0	0	1	0	3				
Tom Foley, L (1, 4) OBP: 0.225, SLG: 0.147	G1-3			P9		G4-3		G4-3		4	0	0	0	0	5					
Zane Smith, L (1, 1) Mark Dewey, R (7, 1) Jeff Ballard, L (9, 1) OBP: 0.471, SLG: 0.471 OBP: 1.000, SLG: 1.000 OBP: 0.500, SLG: 0.500				1B		G4-3		HR		3	0	2	0	0	0	0				
				1B						1	1	1	0	0	0	0				
				1B						0	0	0	0	0	0	0				
Inning Stats	R: 3 E: 0 K: 0 S: 17	H: 4 LOB: 2 BB: 1 P: 29	R: 0 E: 1 K: 0 S: 6	H: 2 LOB: 2 BB: 1 P: 13	R: 0 E: 0 K: 1 S: 8	H: 0 LOB: 0 BB: 0 P: 13	R: 0 E: 0 K: 0 S: 8	H: 1 LOB: 1 BB: 1 P: 17	R: 2 E: 0 K: 0 S: 15	H: 3 LOB: 1 BB: 1 P: 25	R: 0 E: 0 K: 1 S: 7	H: 0 LOB: 0 BB: 0 P: 11	R: 2 E: 0 K: 0 S: 15	H: 3 LOB: 2 BB: 0 P: 21	R: 2 E: 0 K: 1 S: 14	H: 3 LOB: 2 BB: 1 P: 22	1B: 12 2B: 3 3B: 0 HR: 1	SF: 0 SAC: 0 DP: 3 HBP: 0	WP: 0 PB: 0 SB: 0 CS: 0	PA: 42
PITCHER	IP	WLS	BF	H	R	ER	SO	BB	IBB	HBP	BLK	WP	HR	S	P	ERA	WHIP			
Mike Morgan, R (1, 1) ERA: 7.2	6.0	L	31	12	7	7	2	3	1	0	0	0	0	67	118	10.50	2.500			
Dan Plesac, L (7, 1) ERA: 3.52	0.1		1	0	0	0	0	0	0	0	0	0	0	3	4	0.00	0.000			
Jose Bautista, R (7, 1) ERA: 5.14	1.2		10	4	2	2	1	1	0	0	0	0	1	20	29	10.80	3.000			

Batter	1	2	3	4	5	6	7	8	9	AB	R	H	RBI	BB	SO	LOB	TOP					
Karl Rhodes, L OBP: 0.358, SLG: 0.505	F9	L7		G4-3			2B	G4-3		5	1	1	0	0	0	3						
23 Ryne Sandberg, R OBP: 0.359, SLG: 0.474	2B	1B	FC6-4		G3-6-3	BB	2B	G4-3		4	1	2	1	1	0	1						
Mark Grace, L OBP: 0.355, SLG: 0.326	1B	2B		L7-4	1B		F8	L7		5	0	2	0	0	1	2						
Derrick May, L OBP: 0.407, SLG: 0.472							G3-6-3	L4		3	0	2	1	0	0	1						
Glenallen Hill, R OBP: 0.271, SLG: 0.404	CS	1B					G5-3			2	0	0	0	0	0	1						
Steve Buechele, R OBP: 0.363, SLG: 0.467	K		L7-4				G5-3	HR		4	1	1	0	0	1	4						
Rick Wilkins, L OBP: 0.314, SLG: 0.341		HR		K				K		4	1	2	0	0	2	2						
Eduardo Zambrano, R OBP: 0.389, SLG: 0.785		HR					G5-3			4	2	2	4	0	0	1						
Shawon Dunston, R OBP: 0.280, SLG: 0.333							F9	F7		4	0	2	0	0	0	1						
Steve Trachsel, R OBP: 0.294, SLG: 0.313										3	0	1	0	0	0	1						
Rey Sanchez, R OBP: 0.288, SLG: 0.302							G4-3			1	0	1	0	0	0	0						
Dan Plesac, L										0	0	0	0	0	0	0						
Jose Bautista, R										0	0	0	0	0	0	0						
Randy Myers, L										0	0	0	0	0	0	0						
Inning Stats	R: 1 E: 0 K: 1 S: 10	H: 3 LOB: 2 BB: 0 P: 16	R: 2 E: 0 K: 0 S: 16	H: 4 LOB: 1 BB: 0 P: 27	R: 0 E: 0 K: 1 S: 8	H: 2 LOB: 1 BB: 0 P: 14	R: 0 E: 0 K: 0 S: 7	H: 1 LOB: 1 BB: 0 P: 12	R: 0 E: 0 K: 0 S: 4	H: 0 LOB: 0 BB: 1 P: 8	R: 0 E: 0 K: 0 S: 10	H: 1 LOB: 1 BB: 0 P: 15	R: 1 E: 0 K: 1 S: 13	H: 2 LOB: 1 BB: 0 P: 20	R: 2 E: 0 K: 1 S: 12	H: 3 LOB: 1 BB: 0 P: 17	R: 0 E: 0 K: 0 S: 4	H: 0 LOB: 0 BB: 0 P: 8	1B: 8 2B: 8 3B: 0 HR: 2	SF: 0 SAC: 0 DP: 3 HBP: 0	WP: 0 PB: 0 SB: 0 CS: 1	PA: 40
PITCHER	IP	WLS	BF	H	R	ER	SO	BB	IBB	HBP	BLK	WP	HR	S	P	ERA	WHIP					
Rene Arocha, R ERA: 6.48	2.0	L	12	8	3	3	1	0	0	0	0	0	1	28	47	13.50	4.000					
Bryan Eversgerd, L ERA: 1.23	3.0		10	2	0	0	1	1	0	0	0	0	0	17	30	0.00	1.000					
Frank Cimorelli, R ERA: 11.81	1.1		7	3	1	1	0	0	0	0	0	0	0	17	26	6.75	2.250					
Rich Rodriguez, L ERA: 4.5	0.1		1	0	0	0	1	0	0	0	0	0	0	4	6	0.00	0.000					
Willie Smith, R ERA: 8.53	0.1		1	0	0	0	0	0	0	0	0	0	0	2	3	0.00	0.000					

Chicago Cubs @ St. Louis Cardinals
Busch Stadium, St. Louis, MO

AB 39
R 6
H 16
RBI 6
BB 1
SO 4
LOB 17



Mon May 09 1994, 7:05 PM CDT
Att: 28,026 - Unknown - 76 F

Batter	1	2	3	4	5	6	7	8	9	AB	R	H	RBI	BB	SO	LOB	BOTTOM					
Ray Lankford, L OBP: 0.454, SLG: 0.612	P5		K		K			F8	F7	5	0	0	0	0	2	2						
Ozzie Smith, S OBP: 0.284, SLG: 0.225	G4-3		G3-1		F7			K	F8	5	0	0	0	0	1	2						
Gregg Jefferies, S OBP: 0.437, SLG: 0.519	1B		HR				G4-3	1B	1B	4	2	3	1	0	0	0						
Mark Whiten, S OBP: 0.339, SLG: 0.347	K		K				F8	1B	1B	4	0	1	0	0	2	1						
Todd Zeile, R OBP: 0.336, SLG: 0.500		3B	1B		E3	FC6-4	1B		1B	4	1	3	1	0	0	0						
Bernard Gilkey, R OBP: 0.336, SLG: 0.360	K		FC6-4		1-2		L4	F9		4	0	0	0	0	1	5						
Luis Alicea, S OBP: 0.297, SLG: 0.250	K		K		K				L3	4	0	0	0	0	3	2						
Tom Pagnozzi, R OBP: 0.308, SLG: 0.417		3B			G6-3		G5-3	1B	BB	3	0	1	1	1	0	1						
Rene Arocha, R ERA: 6.48							G4-3			1	0	0	0	0	0	0						
Bryan Eversgerd, L ERA: 1.23										0	0	0	0	0	0	0						
Frank Cimorelli, R ERA: 11.81										0	0	0	0	0	0	0						
Rich Rodriguez, L ERA: 4.5										0	0	0	0	0	0	0						
Willie Smith, R ERA: 8.53										0	0	0	0	0	0	0						
Inning Stats	R: 0 E: 0 K: 1 S: 9	H: 1 LOB: 1 BB: 0 P: 12	R: 1 E: 0 K: 3 S: 13	H: 2 LOB: 1 BB: 0 P: 20	R: 1 E: 0 K: 2 S: 15	H: 1 LOB: 0 BB: 0 P: 23	R: 0 E: 1 K: 1 S: 13	H: 0 LOB: 1 BB: 0 P: 16	R: 0 E: 0 K: 0 S: 5	H: 0 LOB: 0 BB: 0 P: 5	R: 0 E: 0 K: 0 S: 9	H: 1 LOB: 1 BB: 0 P: 13	R: 0 E: 0 K: 1 S: 9	H: 0 LOB: 0 BB: 0 P: 14	R: 1 E: 0 K: 1 S: 12	H: 3 LOB: 2 BB: 0 P: 17	R: 0 E: 0 K: 0 S: 17	H: 1 LOB: 2 BB: 1 P: 27	1B: 7 2B: 0 3B: 1 HR: 1	SF: 0 SAC: 0 DP: 0 HBP: 0	WP: 0 PB: 0 SB: 0 CS: 0	PA: 38
PITCHER	IP	WLS	BF	H	R	ER	SO	BB	IBB	HBP	BLK	WP	HR	S	P	ERA	WHIP					
Steve Trachsel, R ERA: 3.72	7.0	W	27	7	2	2	9	0	0	0	0	0	0	10	14	13.50	4.500					
Dan Plesac, L ERA: 3.94	0.2		5	3	1	1	1	0	0	0	0	0	0	10	14	13.50	4.500					
Jose Bautista, R ERA: 5.06	0.1		1	0	0	0	0	0	0	0	0	0	0	2	3	0.00	0.000					
Randy Myers, L ERA: 0.9	1.0	S	5	1	0	0	0	1	0	0	0	0	0	17	27	0.00	2.000					

Chicago Cubs @ St. Louis Cardinals
Busch Stadium, St. Louis, MO

AB 37
R 3
H 9
RBI 3
SO 10
LOB 14



Mon May 09 1994, 7:05 PM CDT
Att: 28,026 - Unknown - 76 F

Batter	1	2	3	4	5	6	7	8	9	10	11	AB	R	H	RBI	BB	SO	LOB	TOP								
Karl Rhodes, L OBP: 0.368, SLG: 0.495	F7		G4-6-3		23 HR		23 G1-3				SH1-4	2	2	0	0	3	0	1									
23 Ryne Sandberg, R OBP: 0.351, SLG: 0.463	K		F9		HR		G1-3	K			G6-3	6	1	1	3	0	2	4									
Mark Grace, L OBP: 0.362, SLG: 0.340	1B			F8	G3							5	0	2	1	1	1	0									
Glenallen Hill, R OBP: 0.278, SLG: 0.385	F7			F9			P5				F9	5	0	1	0	1	0	4									
Steve Buechele, R Dave Otto, L Derrick May, R Chuck Crim, R Dan Plesac, L Jose Bautista, R					BB		FC6-4				G1-6-3	1	0	0	0	2	0	1									
Rick Wilkins, L OBP: 0.289, SLG: 0.323				F8	G3							5	0	0	0	0	2	2									
Eduardo Zambrano, R OBP: 0.390, SLG: 0.730				K			G6-3				P9	4	1	1	0	1	1	1									
Shawon Dunston, R OBP: 0.276, SLG: 0.325				F9							F8	5	1	1	0	0	0	3									
Turk Wendell, L Kevin Roberson, S Rey Sanchez, R					BB		23 HR				SH1-4	0	0	0	0	1	0	0									
					2B							3	0	2	1	0	0	1									
Inning Stats	R: 0 E: 0 K: 1 S: 8	H: 1 LOB: 1 BB: 0 P: 12	R: 0 E: 0 K: 1 S: 9	H: 0 LOB: 1 BB: 1 P: 20	R: 0 E: 0 K: 0 S: 5	H: 0 LOB: 0 BB: 1 P: 10	R: 0 E: 0 K: 0 S: 7	H: 0 LOB: 1 BB: 1 P: 16	R: 4 E: 0 K: 0 S: 19	H: 4 LOB: 1 BB: 1 P: 32	R: 1 E: 0 K: 1 S: 12	H: 1 LOB: 1 BB: 1 P: 17	R: 1 E: 0 K: 2 S: 16	H: 2 LOB: 2 BB: 1 P: 26	R: 0 E: 0 K: 1 S: 6	H: 0 LOB: 0 BB: 1 P: 11	R: 0 E: 0 K: 1 S: 6	H: 0 LOB: 0 BB: 0 P: 8	R: 0 E: 0 K: 0 S: 9	H: 1 LOB: 2 BB: 1 P: 20	1B: 6 2B: 2 3B: 0 HR: 1	SF: 0 SAC: 1 DP: 2 HBP: 0	WP: 0 PB: 0 SB: 1 CS: 0	PA: 49			
PITCHER	IP WLS BF H R ER SO BB IBB HBP BLK WP HR S P ERA WHIP	Allen Watson, L ERA: 5.93	John Habyan, R ERA: 1.06	Rich Rodriguez, L ERA: 4.32	Willie Smith, R ERA: 9.0	Rob Murphy, L ERA: 9.75	PITCHER	IP WLS BF H R ER SO BB IBB HBP BLK WP HR S P ERA WHIP	Rene Arocha, R ERA: 6.29																		

Chicago Cubs @ St. Louis Cardinals
 Busch Stadium, St. Louis, MO
 Tue May 10 1994, 7:05 PM CDT
 Att. 32,075 - Unknown - 78 F

AB	39
R	6
H	9
RBI	6
BB	9
SO	7
LOB	19



Batter	1	2	3	4	5	6	7	8	9	10	11	AB	R	H	RBI	BB	SO	LOB	BOTTOM								
Ray Lankford, L OBP: 0.449, SLG: 0.623	1B HR	F8		K		L7		K			HR	6	2	2	1	0	2	3									
Ozzie Smith, S OBP: 0.299, SLG: 0.236	L7							CS				4	0	2	2	1	0	1									
Gregg Jefferies, S OBP: 0.443, SLG: 0.527	HR			G5-3		P4						4	1	2	0	1	0	2									
Todd Zeile, R OBP: 0.331, SLG: 0.513	HR	P5				G6-3		F9			F7	5	1	1	3	0	0	3									
Brian Jordan, R OBP: 0.284, SLG: 0.388	K			P3		F8		G5-3			P3	5	0	0	0	0	1	1									
Bernard Gilkey, R OBP: 0.331, SLG: 0.346	F7			K				BB 1B			G5-3	4	0	0	0	1	1	0									
Tom Pagnozzi, R OBP: 0.389, SLG: 0.529				F9							G1-3	5	1	3	0	0	0	0									
José Oquendo, S OBP: 0.433, SLG: 0.261				G4-3				SH1-4			F9	2	1	0	0	2	0	1									
Rene Arocha, R				G4-3				SH1-4				0	0	0	0	0	0	0									
Allen Watson, L John Habyan, R Rich Rodriguez, L Willie Smith, R Gerald Perry, L Rob Murphy, L Gerónimo Peña, S											G4-3	2	1	1	1	0	1	3									
Inning Stats	R: 3 E: 0 K: 1 S: 13	H: 3 LOB: 0 BB: 0 P: 23	R: 2 E: 0 K: 0 S: 17	H: 3 LOB: 2 BB: 1 P: 27	R: 0 E: 0 K: 1 S: 7	H: 0 LOB: 0 BB: 0 P: 8	R: 1 E: 0 K: 1 S: 11	H: 1 LOB: 1 BB: 1 P: 19	R: 0 E: 0 K: 0 S: 5	H: 0 LOB: 0 BB: 1 P: 12	R: 0 E: 0 K: 0 S: 5	H: 0 LOB: 0 BB: 1 P: 10	R: 0 E: 0 K: 1 S: 7	H: 1 LOB: 1 BB: 0 P: 11	R: 0 E: 0 K: 0 S: 6	H: 0 LOB: 1 BB: 0 P: 11	R: 0 E: 0 K: 0 S: 3	H: 0 LOB: 0 BB: 0 P: 4	R: 1 E: 0 K: 0 S: 4	H: 1 LOB: 0 BB: 0 P: 8	1B: 6 2B: 3 3B: 0 HR: 2	SF: 0 SAC: 2 DP: 0 HBP: 0	WP: 0 PB: 0 SB: 0 CS: 1	PA: 46			
PITCHER	IP WLS BF H R ER SO BB IBB HBP BLK WP HR S P ERA WHIP	Turk Wendell, R ERA: 12.6	Dave Otto, L ERA: 3.68	Chuck Crim, R ERA: 0.64	Dan Plesac, L ERA: 3.71	Jose Bautista, R ERA: 5.01	PITCHER	IP WLS BF H R ER SO BB IBB HBP BLK WP HR S P ERA WHIP																			

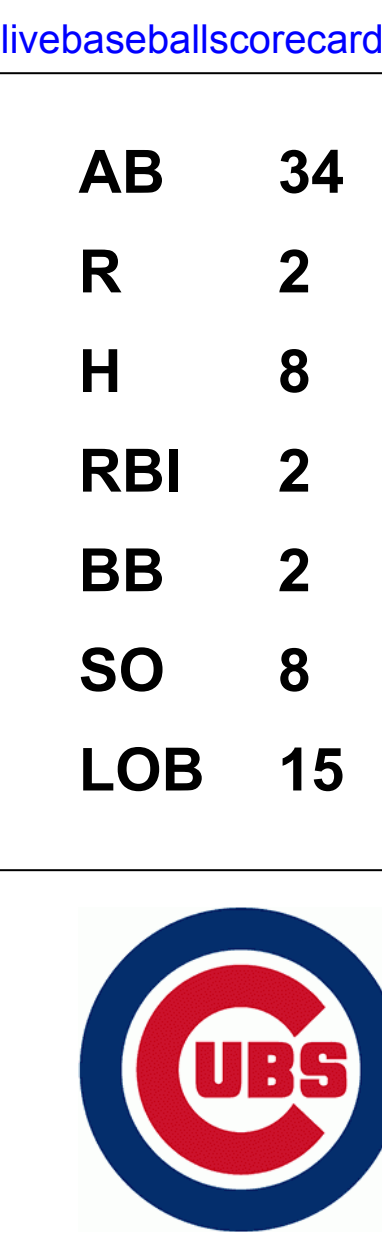
Chicago Cubs @ St. Louis Cardinals
 Busch Stadium, St. Louis, MO
 Tue May 10 1994, 7:05 PM CDT
 Att. 32,075 - Unknown - 78 F

AB	39
R	7
H	11
RBI	7
BB	5
SO	5
LOB	15



Batter	1	2	3	4	5	6	7	8	9	AB	R	H	RBI	BB	SO	LOB	TOP			
Karl Rhodes, L (1, 8) OBP: 0.362, SLG: 0.482	1-3 K		0-2 G5-3 1B		0-0 F8		0-1 F9		1-0 G4-3	5	0	1	0	0	1	1				
Shawon Dunston, R (1, 6) OBP: 0.286, SLG: 0.345	2-2 G1-3		1-1 G5-3 1B		2-1 G4-3 2B			1-0 F9		4	0	2	0	0	0	0				
Mark Grace, L (1, 3) OBP: 0.350, SLG: 0.327	2-3 K		0-0 G5-3		2-0 G4-3			2-2 G6-3		4	0	0	0	0	1	3				
Derrick May, L (1, 7)		1-0 2B G6-3 1B	4-2 BB		2-1 F9			1-0 1B 2B		3	2	2	0	1	0	1				
Sammy Sosa, R (1, 9) OBP: 0.283, SLG: 0.431	0-0 F8		1-3 K		2-2 G6-3			3-1 1B		4	0	1	1	0	1	3				
Jose Bautista, R (8, 1)								2H 1B		0	0	0	0	0	0	0				
Rick Wilkins, L (1, 2) OBP: 0.297, SLG: 0.330	2-0 2B			1-3 K		0-3 K		3-1 G4-3		4	0	1	0	0	2	1				
Steve Buechele, R (1, 5) OBP: 0.367, SLG: 0.447	1-2 G6-3			4-1 BB		1-1 G1-3			2-3 K	3	0	0	1	1	1		AB 34 R 2 H 8 RBI 2 BB 2 SO 8 LOB 15			
Rey Sanchez, R (1, 4) OBP: 0.318, SLG: 0.322	3H 1-2 HBP		0-1 F9		0-0 G5-3			1-0 1B		3	0	1	0	0	0	1				
Anthony Young, R (1, 1) OBP: 0.154, SLG: 0.154	2-3 K		0-0 F9		1-2 F8			2-3 K		2	0	0	0	0	1	3				
Kevin Robertson, S (7, PH) OBP: 0.400, SLG: 0.600										1	0	0	0	0	0	0				
Chuck Crim, R (7, 1)										0	0	0	0	0	0	0				
Dan Plesac, L (7, 1)										0	0	0	0	0	0	0				
Eduardo Zambrano, R (8, 9) OBP: 0.381, SLG: 0.711								1-2 K		1	0	0	0	0	1	1				
Inning Stats	R: 0 E: 0 K: 2 S: 10	H: 0 LOB: 0 BB: 0 P: 15	R: 1 E: 0 K: 1 S: 12	H: 2 LOB: 2 BB: 0 P: 19	R: 0 E: 0 K: 1 S: 12	H: 2 LOB: 2 BB: 1 P: 17	R: 0 E: 0 K: 1 S: 7	H: 0 LOB: 1 BB: 1 P: 12	R: 0 E: 0 K: 0 S: 6	H: 0 LOB: 0 BB: 0 P: 11	R: 0 E: 0 K: 0 S: 6	H: 0 LOB: 0 BB: 0 P: 7	R: 1 E: 0 K: 0 S: 10	H: 2 LOB: 1 BB: 0 P: 20	R: 0 E: 0 K: 2 S: 8	H: 1 LOB: 1 BB: 0 P: 14	1B: 5 2B: 3 3B: 0 HR: 0	SF: 0 SAC: 0 DP: 1 HBP: 1	WP: 0 PB: 0 SB: 1 CS: 0	PA: 37
PITCHER	IP WLS BF H R ER SO BB IBB HBP BLK WP HR S P ERA WHIP																			
Bob Tewksbury, R (1, 1) ERA: 3.38	8.0 W 33 7 2 2 6 2 0 1 0 0 0 0 71 113 2.25 1.125																			
John Habyan, R (9, 1) ERA: 1.02	1.0 S 4 1 0 0 2 0 0 0 0 0 0 0 8 14 0.00 1.000																			

Chicago Cubs @ St. Louis Cardinals
Busch Stadium, St. Louis, MO
Wed May 11, 1994, 7:05 PM CDT
Att: 34,665 - Unknown - 83 F



Batter	1	2	3	4	5	6	7	8	9	AB	R	H	RBI	BB	SO	LOB	BOTTOM			
Ray Lankford, L (1, 8) OBP: 0.457, SLG: 0.624	0-0 G3-6-3 1B		0-3 K			3-2 FC6 SF7 1B	4-0 FC4-6 IBB			3	1	2	0	1	1	0				
Ozzie Smith, S (1, 6) OBP: 0.304, SLG: 0.245	0-1 G3-6-3 1-2			1-1 2B 1B		0-0 FC6 1B	2-0 F8			4	1	2	0	0	0	4				
Gregg Jefferies, S (1, 3) OBP: 0.437, SLG: 0.526	1-0 F8			0-1 1H 2B		3-1 FC6 1B	1-1 FC4-6			4	0	1	1	0	0	5				
Todd Zeile, R (1, 5) OBP: 0.336, SLG: 0.517		3-2 2B SF7 1B		1-2 FC4 1B		2-0 SF7		1-3 K		3	1	2	1	0	1	0				
Mark Whiten, S (1, 9) OBP: 0.367, SLG: 0.385		1-0 CS 2B		3-1 FC4 1-2		4-2 FC6-4		2-1 G6-4-3 1B		3	0	2	0	1	0	1				
Brian Jordan, R (1, 7) OBP: 0.289, SLG: 0.371		2-0 SF7		0-0 FC6-4 1-2		3-2 P4		1-2 G6-4-3		3	0	0	1	0	0	4				
Terry McGriff, R (1, 2) OBP: 0.388, SLG: 0.333		3H 3-3 K			1-1 G5-3			0-0 BLK 2B		3	0	1	0	0	1	1				
José Oquendo, S (1, 4) OBP: 0.455, SLG: 0.280			1-1 G6-4-3 1B		1-0 G3-1		4-1 BLK BB			2	0	1	0	1	0	0				
Bob Tewksbury, R (1, 1) OBP: 0.250, SLG: 0.261			0-1 G6-4-3		1-1 G6-3		0-3 K			3	0	0	0	0	1	3				
John Habyan, R (9, 1) ERA: 4.81			1-2 K					1-2 2-3		0	0	0	0	0	0	0				
Inning Stats	R: 0 E: 0 K: 0 S: 4	H: 1 LOB: 0 BB: 0 P: 5	R: 1 E: 0 K: 1 S: 10	H: 2 LOB: 0 BB: 0 P: 19	R: 0 E: 0 K: 1 S: 8	H: 1 LOB: 0 BB: 0 P: 9	R: 1 E: 0 K: 0 S: 12	H: 3 LOB: 1 BB: 0 P: 15	R: 0 E: 0 K: 0 S: 5	H: 0 LOB: 0 BB: 0 P: 8	R: 1 E: 0 K: 0 S: 14	H: 2 LOB: 2 BB: 1 P: 29	R: 0 E: 0 K: 1 S: 8	H: 1 LOB: 3 BB: 2 P: 19	R: 0 E: 0 K: 1 S: 9	H: 1 LOB: 0 BB: 0 P: 13	1B: 8 2B: 3 3B: 0 HR: 0	SF: 2 SAC: 0 DP: 3 HBP: 0	WP: 0 PB: 0 SB: 1 CS: 1	PA: 33
PITCHER	IP WLS BF H R ER SO BB IBB HBP BLK WP HR S P ERA WHIP																			
Anthony Young, R (1, 1) ERA: 5.63	6.0 L 24 9 3 3 2 1 1 0 0 1 0 0 5 13 4.50 1.667																			
Chuck Crim, R (7, 1) ERA: 0.63	0.1 4 1 0 0 1 1 1 0 0 1 0 0 5 13 0.00 6.000																			
Dan Plesac, L (7, 1) ERA: 3.57	0.2 2 0 0 0 0 0 0 0 0 0 0 0 3 6 0.00 0.000																			
Jose Bautista, R (8, 1) ERA: 4.81	1.0 3 1 0 0 1 0 0 0 0 0 0 0 9 13 0.00 1.000																			

Chicago Cubs @ St. Louis Cardinals
Busch Stadium, St. Louis, MO
Wed May 11, 1994, 7:05 PM CDT
Att: 34,665 - Unknown - 83 F



Batter	1	2	3	4	5	6	7	8	9	AB	R	H	RBI	BB	SO	LOB	TOP						
Karl Rhodes, L OBP: 0.366, SLG: 0.500 Chuck Crim, R (7, 1)	E9 1B 2B		F9			B1-3 2B 2B	K		HR	4	2	2	0	0	1	1							
Shawon Dunston, R OBP: 0.293, SLG: 0.388 Randy Myers, L (9, 1)										0	0	0	0	0	0	0							
Rey Sanchez, R OBP: 0.324, SLG: 0.328	G6-4-3 1B		F9			B1-3		G4-3 1B	F9	5	1	2	1	0	0	3							
23 Ryne Sandberg, R OBP: 0.353, SLG: 0.484	G6-4-3			L9		2B BB		G4-3 1B 2B	F7	4	1	1	0	1	0	2							
Glenallen Hill, R OBP: 0.268, SLG: 0.370 Derrick May, L OBP: 0.409, SLG: 0.474	G4-3			G2-3		K		G4-3		2	0	0	0	0	0	0							
Sammy Sosa, R OBP: 0.282, SLG: 0.434		P3		P3				K		4	0	1	1	0	1	1							
Steve Buechele, R OBP: 0.366, SLG: 0.438					P3	P3				2	0	0	0	1	0	2							
Mark Grace, L OBP: 0.356, SLG: 0.333										1	0	1	1	0	0	0							
Eduardo Zambrano, R OBP: 0.364, SLG: 0.675 Turk Wendell, L	G6-4-3 BB				P4		G3	K		2	0	0	0	0	0	1							
Kevin Roberson, S OBP: 0.286, SLG: 0.429	G6-4-3									2	0	0	0	0	1	1							
Mark Parent, R OBP: 0.565, SLG: 0.722 Rick Wilkins, L OBP: 0.297, SLG: 0.330			E8 SH5-4 1B		G5-3			HR	FC1-6 1B	4	1	3	1	0	0	0							
Jim Bullinger, R Dave Otto, L José Hernández, R OBP: 0.313, SLG: 0.467			SH5-4					F9	FC1-6 HR	0	0	0	0	0	0	0							
Inning Stats	R: 1 E: 1 K: 0 S: 13	H: 2 LOB: 0 BB: 0 P: 19	R: 0 E: 0 K: 0 S: 8	H: 0 LOB: 0 BB: 1 P: 15	R: 0 E: 1 K: 0 S: 6	H: 1 LOB: 1 BB: 0 P: 10	R: 0 E: 0 K: 0 S: 11	H: 0 LOB: 0 BB: 0 P: 15	R: 0 E: 0 K: 0 S: 5	H: 0 LOB: 0 BB: 0 P: 9	R: 2 E: 0 K: 1 S: 12	H: 3 LOB: 2 BB: 1 P: 22	R: 1 E: 0 K: 1 S: 11	H: 1 LOB: 0 BB: 0 P: 15	R: 2 E: 0 K: 2 S: 11	H: 3 LOB: 1 BB: 0 P: 15	R: 2 E: 0 K: 0 S: 10	H: 2 LOB: 1 BB: 0 P: 14	1B: 5 2B: 4 3B: 0 HR: 3	SF: 0 SAC: 1 DP: 2 HBP: 0	WP: 0 PB: 0 SB: 0 CS: 0	PA: 39	
PITCHER	IP	WLS	BF	H	R	ER	SO	BB	IBB	HBP	BLK	WP	HR	S	P	ERA	WHIP					ERA	WHIP
Tom Urbani, L ERA: 5.04	5.1		21	5	3	3	0	2	0	0	0	0	1	47	77	5.06	1.312					18.00	2.000
Rene Arocha, R ERA: 6.25	1.2		7	2	1	1	2	0	0	0	0	0	1	19	28	5.40	1.200						
Mike Perez, R ERA: 3.86	0.0		2	2	2	2	0	0	0	0	0	0	0	3	3	∞	∞						
Rich Rodriguez, L ERA: 4.24	0.1		1	0	0	0	0	0	0	0	0	0	0	1	3	0.00	0.000						
John Habyan, R ERA: 0.99	0.2		3	1	0	0	2	0	0	0	0	0	0	7	9	0.00	1.500						

Chicago Cubs @ St. Louis Cardinals
 Busch Stadium, St. Louis, MO
 Thu May 12 1994, 3:33 AM CDT
 Att: 48,526 - Sunny - 75 F

AB	36
R	8
H	12
RBI	8
BB	2
SO	4
LOB	15



Batter	1	2	3	4	5	6	7	8	9	AB	R	H	RBI	BB	SO	LOB	BOTTOM						
Ray Lankford, L OBP: 0.449, SLG: 0.605	G3		G4-3		FC6-4 BB	G4-3		F8		4	0	0	1	1	0	1							
Ozzie Smith, S OBP: 0.300, SLG: 0.237	F9				FC6-4 1B	G6-3		B1-3		4	1	0	0	1	0	1							
Gregg Jefferies, S OBP: 0.429, SLG: 0.521	K		F9			F7		G6-3		5	1	1	0	0	1	2							
Todd Zeile, R OBP: 0.338, SLG: 0.512		L7			CS 1B	BB BB 1B		P3		5	1	2	2	0	0	0							
Mark Whiten, S OBP: 0.369, SLG: 0.375		G3-1			F8	BB FC3-2 IBB		L9		4	0	1	0	1	0	1							
Bernard Gilkey, R OBP: 0.341, SLG: 0.361		K			S 2B 1B	FC3-2 BB		1B 2B		4	2	2	0	1	2	1							
Tom Pagnozzi, R OBP: 0.478, SLG: 0.600			SH1-4 BB G4-3 1B		1B 2B	FC3-2 BB		1B BB		3	1	2	2	2	1	1							
José Oquendo, S OBP: 0.486, SLG: 0.296			G4-3 SH1-4 BB		IBB	FC3-2		1B		2	0	1	1	2	0	3							
Tom Urbani, L OBP: 0.286, SLG: 0.167 Rene Arocha, R Gerard Perry, L Mike Perez, R Rich Rodriguez, L John Habyan, R Rob Murphy, L			SH1-4		G4-3	G6-3		K		2	0	0	0	0	0	5							
Inning Stats	R: 0 E: 0 K: 1 S: 11	H: 0 LOB: 0 BB: 0 P: 15	R: 0 E: 0 K: 1 S: 7	H: 0 LOB: 0 BB: 0 P: 12	R: 1 E: 0 K: 0 S: 14	H: 3 LOB: 2 BB: 1 P: 28	R: 3 E: 0 K: 0 S: 15	H: 2 LOB: 3 BB: 4 P: 35	R: 0 E: 0 K: 0 S: 6	H: 0 LOB: 0 BB: 0 P: 6	R: 1 E: 0 K: 1 S: 14	H: 2 LOB: 2 BB: 1 P: 24	R: 0 E: 0 K: 0 S: 6	H: 0 LOB: 0 BB: 0 P: 7	R: 0 E: 0 K: 2 S: 17	H: 1 LOB: 1 BB: 0 P: 22	1B: 6 2B: 3 3B: 0 HR: 0	SF: 0 SAC: 1 DP: 0 HBP: 0	WP: 0 PB: 0 SB: 1 CS: 1	PA: 43			
PITCHER	IP	WLS	BF	H	R	ER	SO	BB	IBB	HBP	BLK	WP	HR	S	P	ERA	WHIP					ERA	WHIP
Jim Bullinger, R ERA: 7.2	4.0		18	4	2	2	2	2	1	0	0	0	0	45	79	4.50	1.500						
Dave Otto, L ERA: 5.97	0.1		3	1	2	2	0	1	0	0	0	0	0	5	10	54.00	6.000						
Turk Wendell, R ERA: 11.57	1.2		9	1	1	1	0	2	1	0	0	0	0	16	31	5.40	1.800						
Chuck Crim, R ERA: 1.1	2.0	W	9	2	1	1	1	1	0	0	0	0	0	20	31	4.50	1.500						
Randy Myers, L ERA: 0.82	1.0	S	4	1	0	0	2	0	0	0	0	0	0	17	22	0.00	1.000						

Chicago Cubs @ St. Louis Cardinals
 Busch Stadium, St. Louis, MO
 Thu May 12 1994, 3:33 AM CDT
 Att: 48,526 - Sunny - 75 F

AB	34
R	6
H	9
RBI	6
BB	8
SO	5
LOB	17



Batter	1	2	3	4	5	6	7	8	9	AB	R	H	RBI	BB	SO	LOB	TOP				
Chuck Carr, S OBP: 0.366, SLG: 0.368 (1, 8)	G4-3		G4-3			K		L7		5	0	1	2	0	1	0	Florida Marlins @ Chicago Cubs Wrigley Field, Chicago, IL Fri May 13 1994, 3:33 AM CDT Att: 26,055 - Sunny - 63 F				
Dave Magadan, L OBP: 0.393, SLG: 0.322 Rick Renteria, R OBP: 0.281, SLG: 0.333 (9, PH)	BB			L9		G5-3		G6-3	L9	3	0	0	0	1	0	0					
Bret Barberie, S OBP: 0.292, SLG: 0.398 (1, 4)	K			K2-3			G3			4	0	1	0	0	2	1					
Jeff Conine, R OBP: 0.366, SLG: 0.540 (1, 7)	G6-3				4-2			1B	K	3	1	1	0	1	1	2					
Orestes Destrade, S OBP: 0.313, SLG: 0.372 (1, 3)		K			1-3					3	2	0	0	1	2	2					
Carl Everett, S OBP: 0.509, SLG: 0.571 (1, 9)	G4-3				1-0	F8				4	0	2	1	0	0	0					
Kurt Abbott, R OBP: 0.319, SLG: 0.350 (1, 6)					2-0	F8				4	0	1	1	0	2	2					
Ron Tingley, R OBP: 0.176, SLG: 0.100 Jerry Browne, S OBP: 0.398, SLG: 0.400 (9, PH)				G3-6-4		G5-3			FC5-4	2	0	0	0	1	1	2					
Charlie Hough, R OBP: 0.278, SLG: 0.235 Yorkis Perez, L (7, 1) Richie Lewis, R (7, 1) Jeff Mutis, L (8, 1) Benito Santiago, R OBP: 0.309, SLG: 0.360 (9, PH)				G3-6-4			K	L4		3	0	0	0	0	1	3					
Inning Stats	R: 0 E: 0 K: 1 S: 7	H: 0 LOB: 1 BB: 1 P: 14	R: 0 E: 0 K: 2 S: 9	H: 0 LOB: 0 BB: 0 P: 10	R: 0 E: 0 K: 0 S: 4	H: 0 LOB: 0 BB: 1 P: 9	R: 0 E: 0 K: 2 S: 15	H: 0 LOB: 1 BB: 1 P: 24	R: 0 E: 0 K: 0 S: 5	H: 0 LOB: 0 BB: 0 P: 11	R: 2 E: 1 K: 1 S: 12	H: 3 LOB: 2 BB: 0 P: 19	R: 0 E: 0 K: 1 S: 8	H: 1 LOB: 1 BB: 0 P: 10	R: 2 E: 0 K: 1 S: 15	H: 2 LOB: 2 BB: 2 P: 27		1B: 6 2B: 0 3B: 0 HR: 0	SF: 0 SAC: 0 DP: 1 HBP: 0	WP: 0 PB: 0 SB: 0 CS: 0	PA: 38
PITCHER	IP	WLS	BF	H	R	ER	SO	BB	IBB	HBP	BLK	WP	HR	S	P	ERA	WHIP				
Willie Banks, R ERA: 5.96 Dan Plesac, L ERA: 4.19 Randy Myers, L ERA: 0.79	(1, 1)	7.0	W	27	3	2	1	8	3	0	0	0	0	60	98	1.29	0.857				
(8, 1)	1.2		8	2	2	2	2	1	0	0	0	0	0	14	21	10.80	1.800				
(9, 1)	0.1	S	3	1	0	0	0	1	0	0	0	0	0	9	16	0.00	6.000				

Batter	1	2	3	4	5	6	7	8	9	AB	R	H	RBI	BB	SO	LOB	BOTTOM				
Karl Rhodes, L OBP: 0.362, SLG: 0.492 (9, 7)	G6-3		F8			SH2-3				4	1	1	0	0	1	4	Florida Marlins @ Chicago Cubs Wrigley Field, Chicago, IL Fri May 13 1994, 3:33 AM CDT Att: 26,055 - Sunny - 63 F				
Shawon Dunston, R OBP: 0.309, SLG: 0.386 (1, 6)	BB					F8				3	1	1	0	2	0	1					
23 Ryne Sandberg, R OBP: 0.354, SLG: 0.472 (1, 4)	P2		P3							3	1	0	0	2	0	3					
Mark Grace, L OBP: 0.373, SLG: 0.349 (1, 3)				G4-3						4	1	3	2	1	0	0					
Derrick May, L OBP: 0.409, SLG: 0.506 Willie Wilson, S OBP: 0.273, SLG: 0.429 (9, 8)										5	2	2	2	0	0	5					
Sammy Sosa, R OBP: 0.281, SLG: 0.436 (1, 9)										0	0	0	0	0	0	0					
Rick Wilkins, L OBP: 0.296, SLG: 0.320 (1, 2)										4	0	1	0	0	1	3					
Rey Sanchez, R OBP: 0.333, SLG: 0.338 (1, 5)										3	0	0	0	1	0	2					
Willie Banks, R OBP: 0.133, SLG: 0.200 Glenallen Hill, R OBP: 0.276, SLG: 0.364 Dan Plesac, L ERA: 4.19 Randy Myers, L ERA: 0.79										4	0	1	0	0	1	3					
(1, 1)	6.1	L	30	7	4	4	0	5	0	0	0	0	0	0	0	0					
(7, 1)	0.0		2	2	0	0	0	0	0	0	0	6	9								
(7, 1)	1.1		8	2	2	2	2	2	0	0	0	1	0	21	41	13.50	3.000				
(8, 1)	0.1		1	0	0	0	0	0	0	0	0	1	1	0	0	0					
Inning Stats	R: 0 E: 0 K: 0 S: 5	H: 0 LOB: 0 BB: 1 P: 13	R: 0 E: 0 K: 0 S: 7	H: 1 LOB: 1 BB: 0 P: 9	R: 0 E: 0 K: 0 S: 8	H: 1 LOB: 2 BB: 1 P: 17	R: 1 E: 0 K: 0 S: 7	H: 2 LOB: 1 BB: 0 P: 10	R: 0 E: 0 K: 0 S: 11	H: 1 LOB: 3 BB: 2 P: 23	R: 0 E: 0 K: 0 S: 6	H: 0 LOB: 0 BB: 0 P: 9	R: 5 E: 0 K: 2 S: 22	H: 5 LOB: 3 BB: 3 P: 42	R: 0 E: 0 K: 0 S: 10	H: 1 LOB: 1 BB: 0 P: 17	1B: 9 2B: 1 3B: 0 HR: 1	SF: 0 SAC: 2 DP: 0 HBP: 0	WP: 3 PB: 0 SB: 0 CS: 1	PA: 41	
PITCHER	IP	WLS	BF	H	R	ER	SO	BB	IBB	HBP	BLK	WP	HR	S	P	ERA	WHIP				
Charlie Hough, R ERA: 4.21 Yorkis Perez, L ERA: 3.89 Richie Lewis, R ERA: 1.42 Jeff Mutis, L ERA: 6.35	(1, 1)	6.1	L	30	7	4	4	0	5	0	0	0	0	6	9						
(7, 1)	0.0		2	2	0	0	0	0	0	0	0	6	9								
(7, 1)	1.1		8	2	2	2	2	2	0	0	0	1	0	21	41	13.50	3.000				
(8, 1)	0.1		1	0	0	0	0	0	0	0	0	1	1	0	0	0	0				

Batter	1	2	3	4	5	6	7	8	9	AB	R	H	RBI	BB	SO	LOB	TOP					
Chuck Carr, S OBP: 0.382, SLG: 0.385 (1, 8)	G6-3		1B	E6			G5-4-3		1B	5	1	3	0	0	0	1						
Alex Arias, R OBP: 0.327, SLG: 0.333 (1, 6) (9, 5)	G4-3		1B	G4-6-3			G5-4-3		1B	5	0	1	1	0	1	5						
Dave Magadan, L OBP: 0.398, SLG: 0.333 Jeff Mutis, L (9, 1) Jeremy Hernandez, R (9, 1)	BB		1B				K		F7	5	0	2	1	0	2	2						
Jeff Conine, R OBP: 0.370, SLG: 0.545 (1, 7) (8, 3)	BB		F8						G1-3	3	0	1	0	1	0	2						
Benito Santiago, R OBP: 0.302, SLG: 0.367 (1, 2)	L7		K	K					1B	4	0	1	0	0	2	5						
Orestes Destrade, S OBP: 0.364, SLG: 0.359 Yorkis Perez, L (8, 1) Robb Nen, R (8, 1) Kurt Abbott, R OBP: 0.325, SLG: 0.368 (9, 6)			K	K			P5		F8	4	0	0	0	0	2	4						
Carl Everett, S OBP: 0.313, SLG: 0.333 (1, 9)			K						P9	4	1	0	0	0	2	1						
Bret Barberie, S OBP: 0.313, SLG: 0.413 (1, 4)	G4-3			SH1-4			F9		1B	4	0	2	0	0	0	0						
Chris Hammond, L OBP: 0.188, SLG: 0.200 Rick Renteria, R OBP: 0.265, SLG: 0.313 Luis Aquino, R (6, 1) Matias Carrillo, L OBP: 0.297, SLG: 0.314 (8, 7)			1B	SH1-4			G4-3		K	1	1	1	1	0	0	0						
Inning Stats	R: 0 E: 0 K: 0 S: 11	H: 1 LOB: 2 BB: 1 P: 18	R: 0 E: 0 K: 2 S: 11	H: 0 LOB: 0 BB: 0 P: 17	R: 2 E: 0 K: 2 S: 18	H: 4 LOB: 2 BB: 0 P: 27	R: 1 E: 2 K: 0 S: 11	H: 1 LOB: 1 BB: 0 P: 18	R: 0 E: 0 K: 2 S: 11	H: 1 LOB: 1 BB: 0 P: 15	R: 0 E: 0 K: 1 S: 8	H: 0 LOB: 0 BB: 0 P: 13	R: 0 E: 0 K: 1 S: 7	H: 1 LOB: 0 BB: 0 P: 11	R: 0 E: 0 K: 0 S: 10	H: 1 LOB: 1 BB: 0 P: 12	R: 0 E: 0 K: 13 S: 13	H: 2 LOB: 2 BB: 0 P: 18	1B: 9 2B: 2 3B: 0 HR: 0	SF: 0 SAC: 1 DP: 2 HBP: 0	WP: 0 PB: 0 SB: 2 CS: 0	PA: 39
PITCHER	IP	WLS	BF	H	R	ER	SO	BB	IBB	HBP	BLK	WP	HR	S	P	ERA	WHIP					
Frank Castillo, R ERA: 3.6 (1, 1)	5.0	L	24	7	3	2	6	1	0	0	0	0	0	62	95	3.60	1.600					
Dan Plesac, L ERA: 3.5 (6, 1)	2.0		6	1	0	0	2	0	0	0	0	0	0	15	24	0.00	0.500					
Jose Bautista, R ERA: 4.28 (8, 1)	2.0		9	3	0	0	2	0	0	0	0	0	0	23	30	0.00	1.500					

Florida Marlins @ Chicago Cubs
Wrigley Field, Chicago, IL
Sun May 15 1994, 3:33 AM CDT
Att: 29,559 - Sunny - 69 F

AB 37
R 3
H 11
RBI 3
BB 1
SO 10
LOB 21

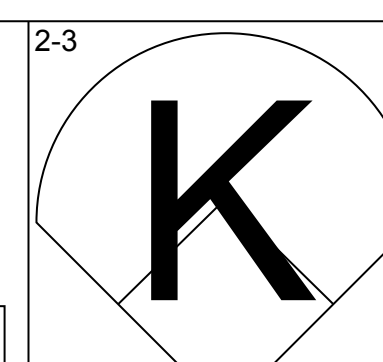
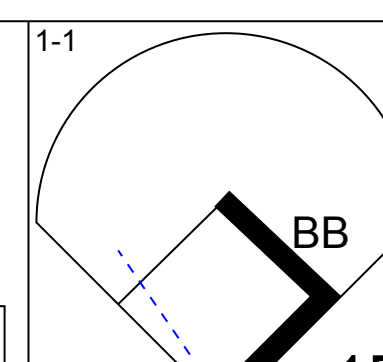
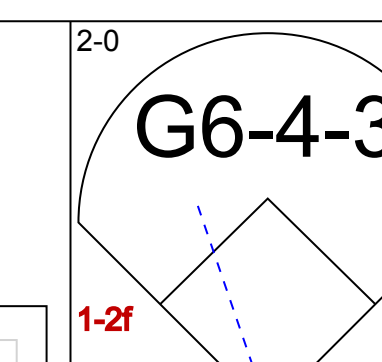
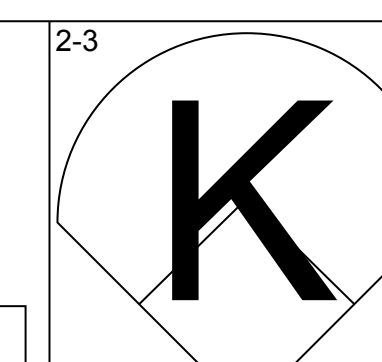
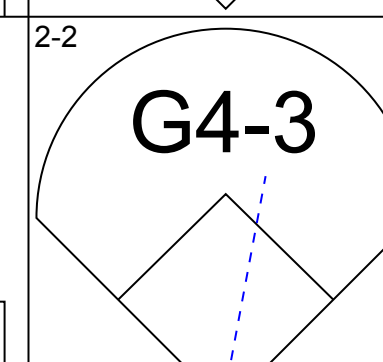
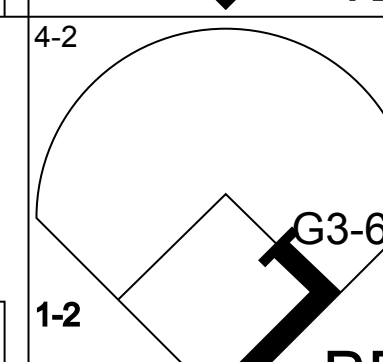
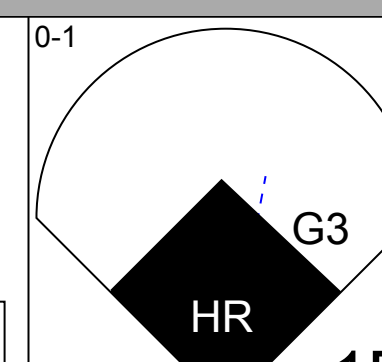
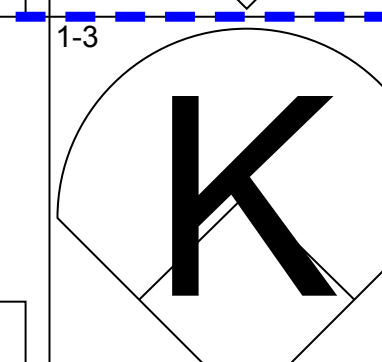
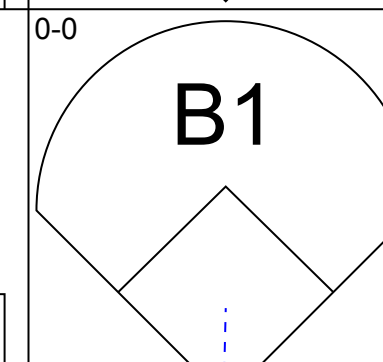
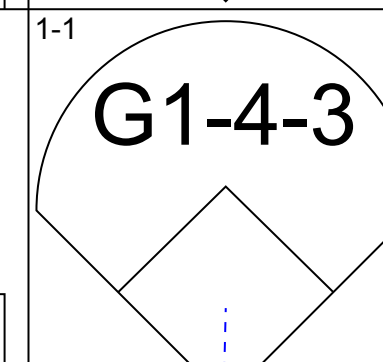
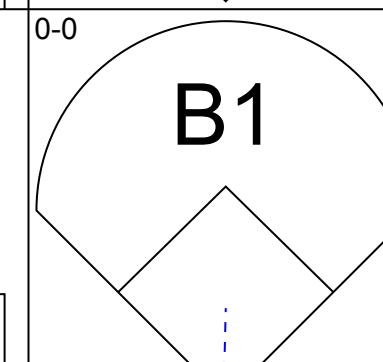
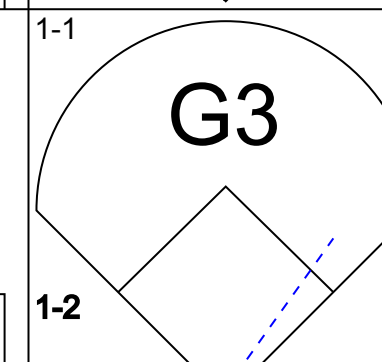
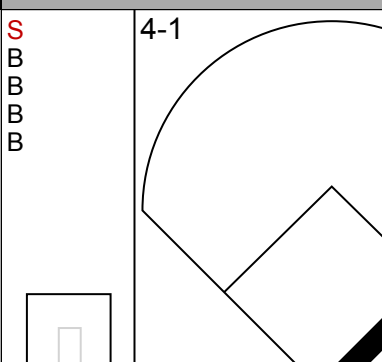
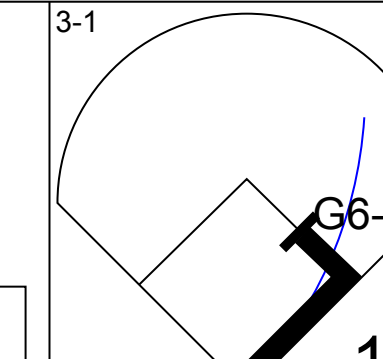
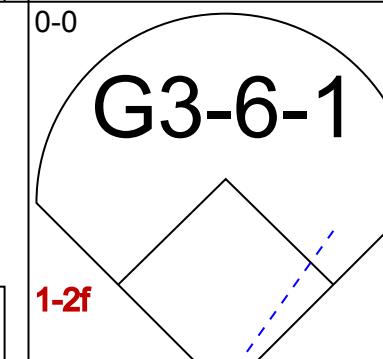
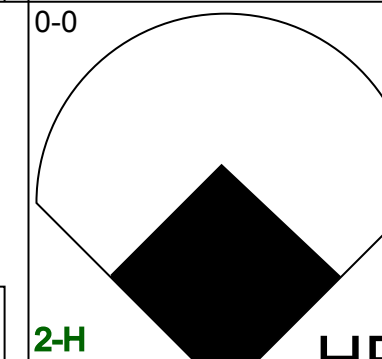
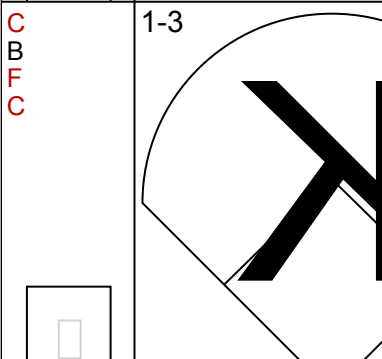
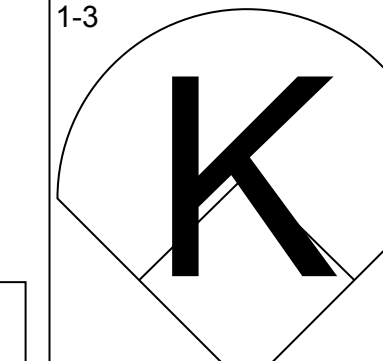
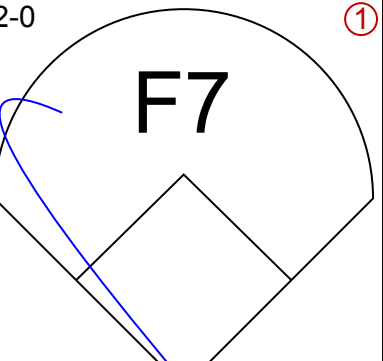
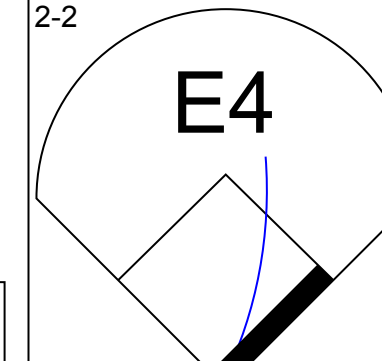
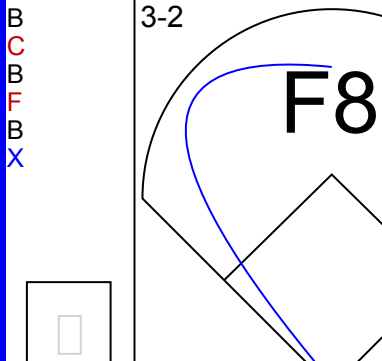
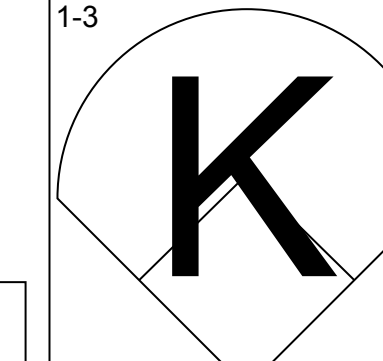
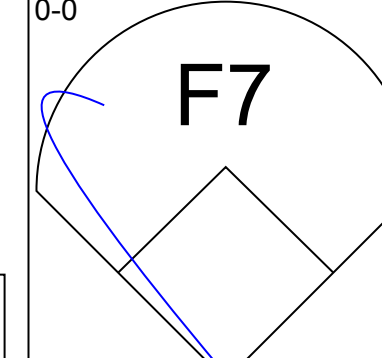
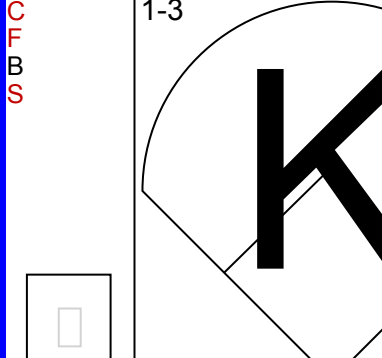
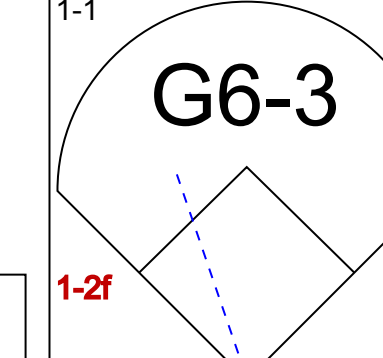
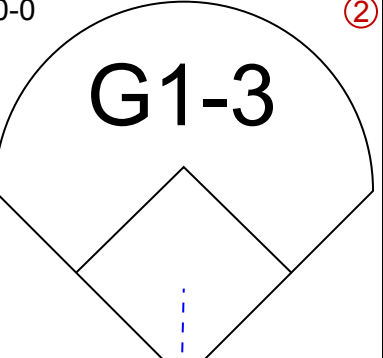
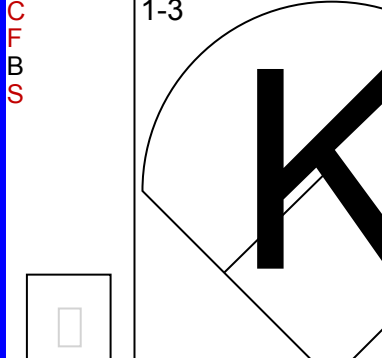
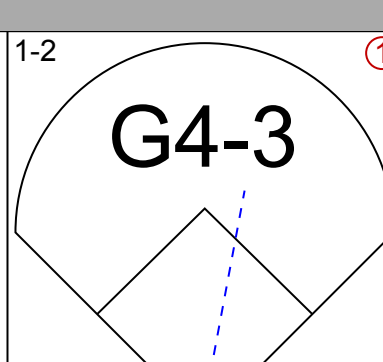
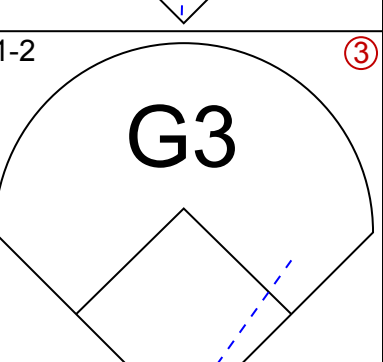
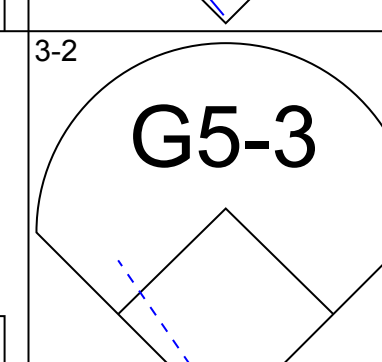
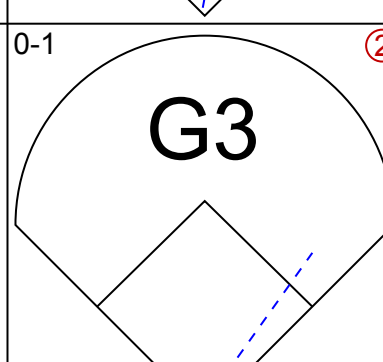
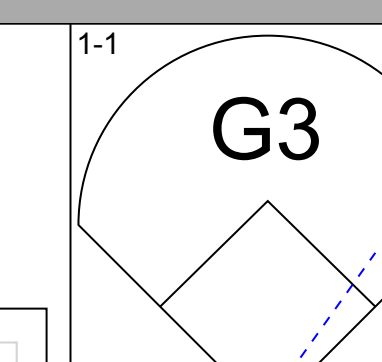
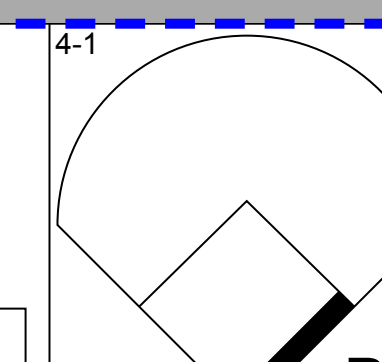
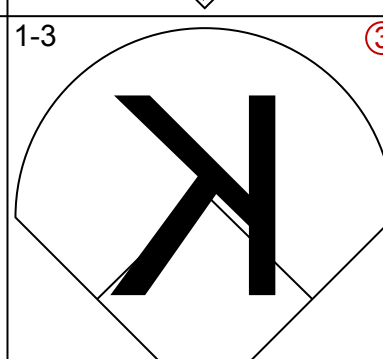
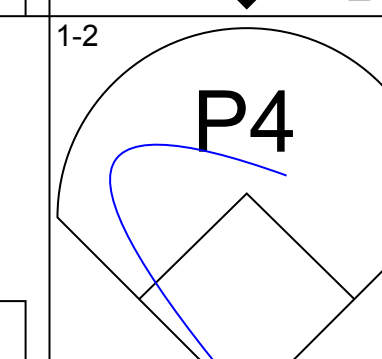


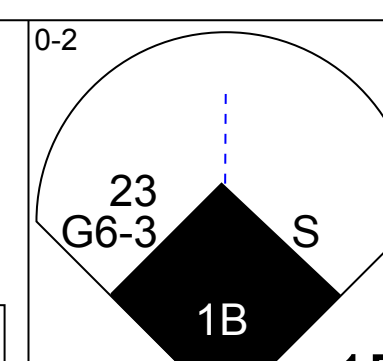
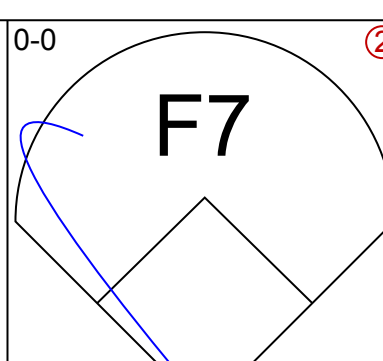
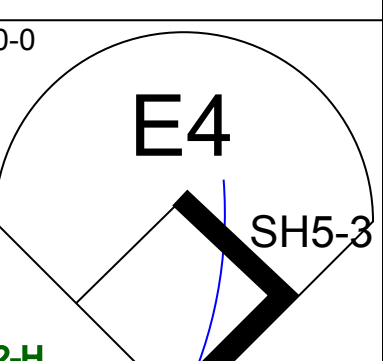
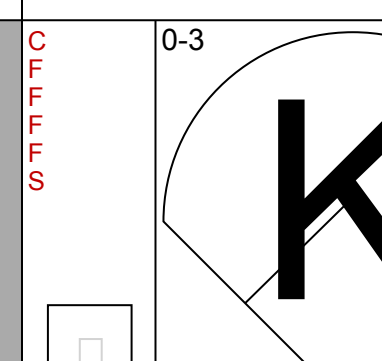
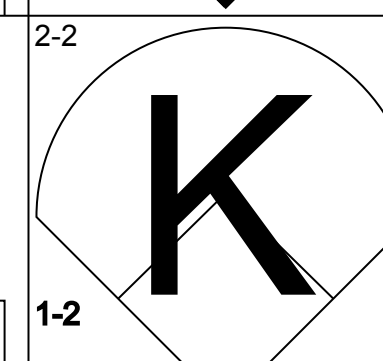
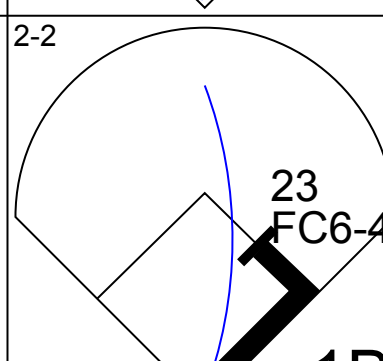
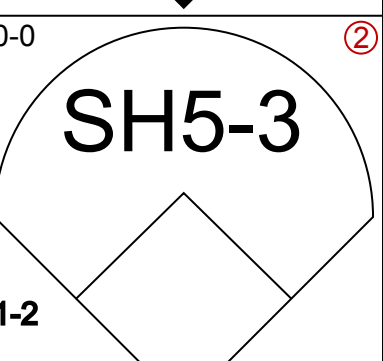
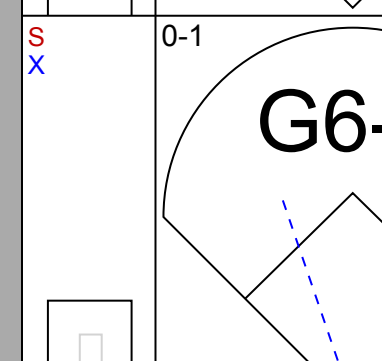
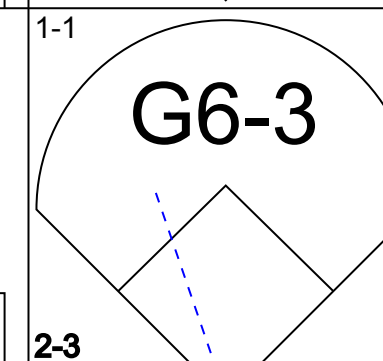
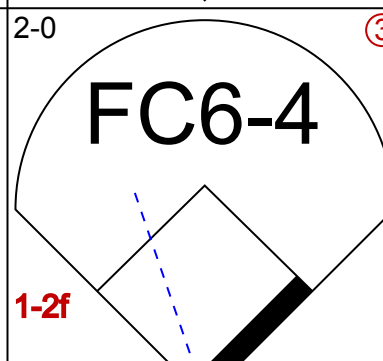
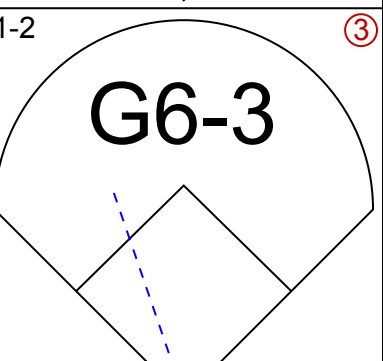
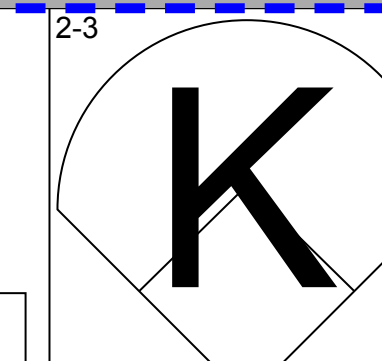
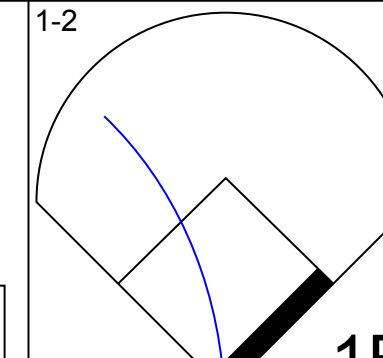
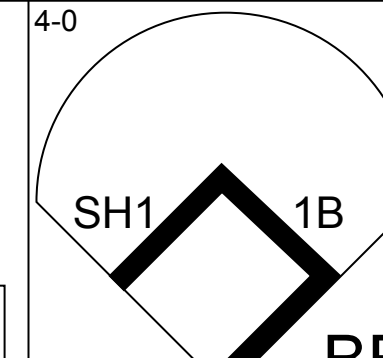
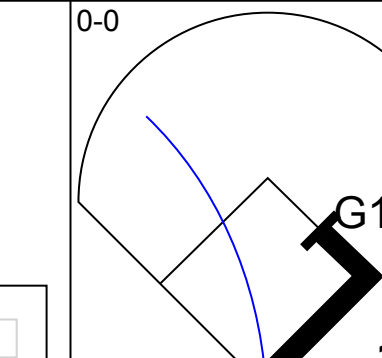
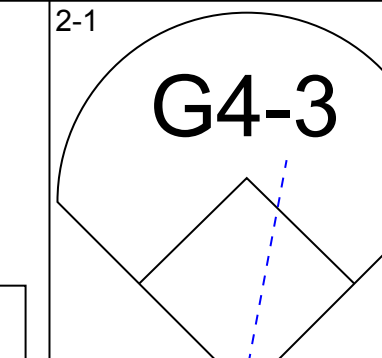
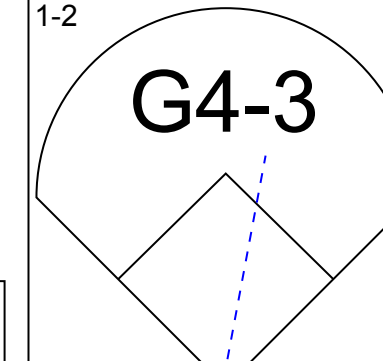
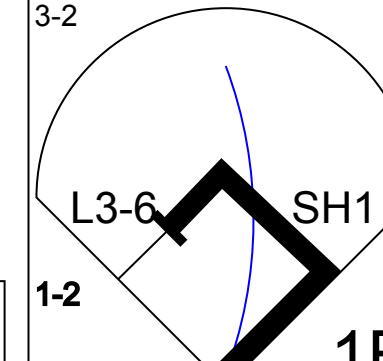
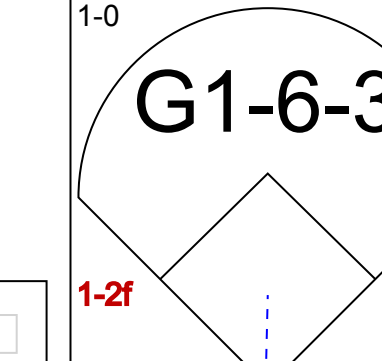
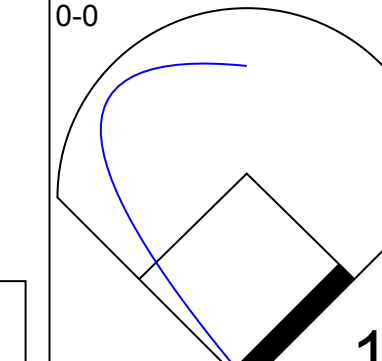
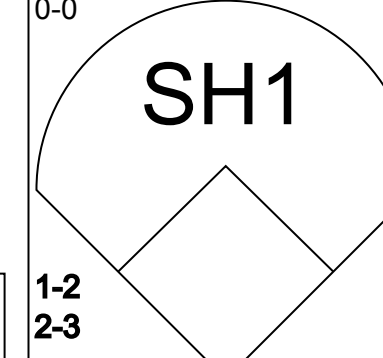
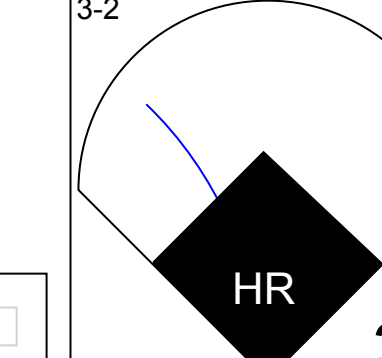
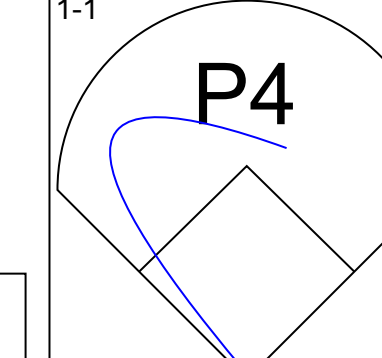
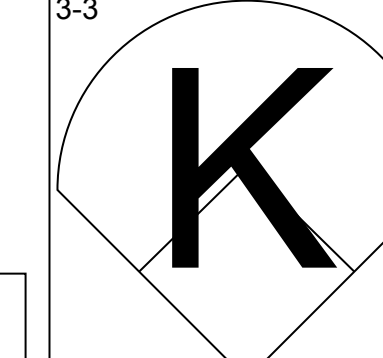
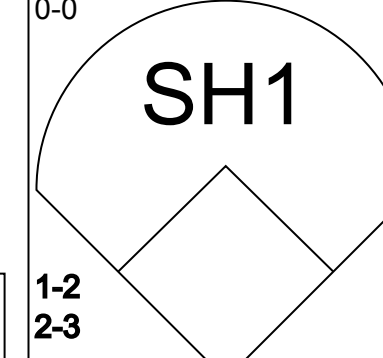
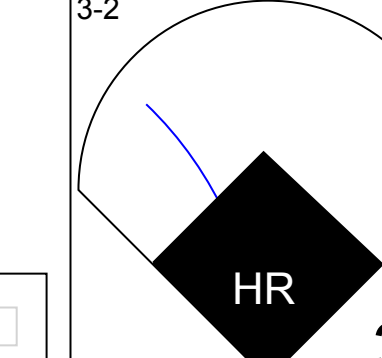
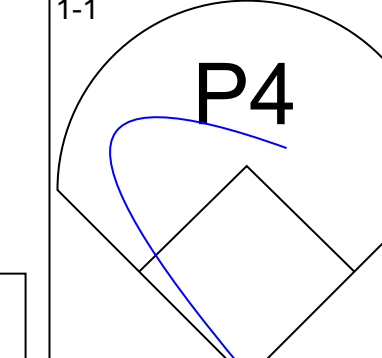
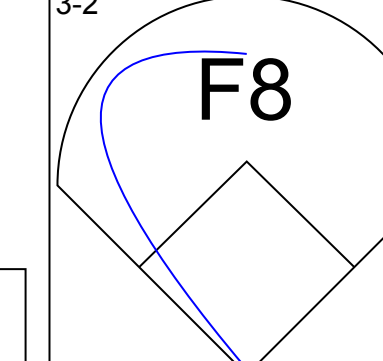
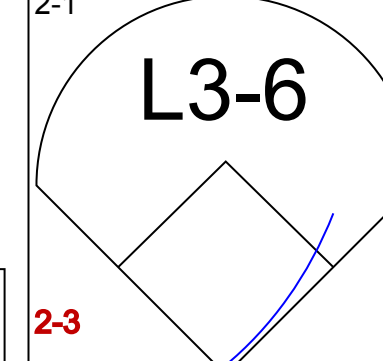
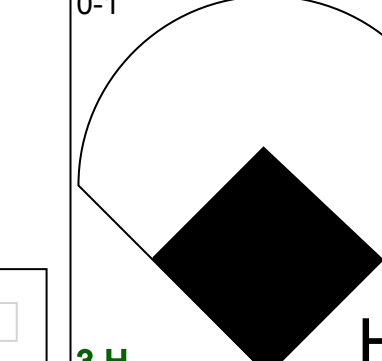
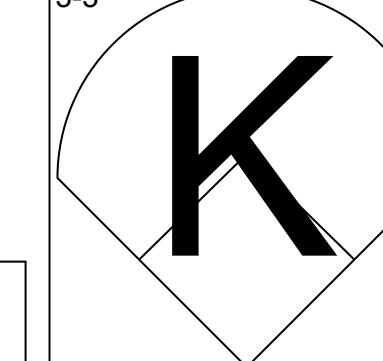
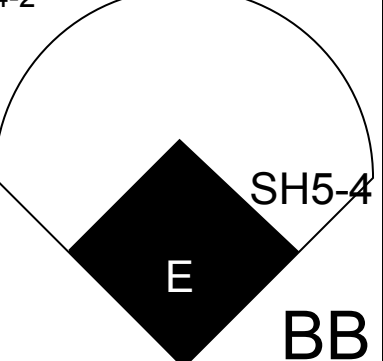

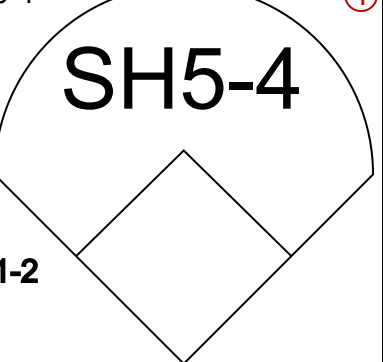
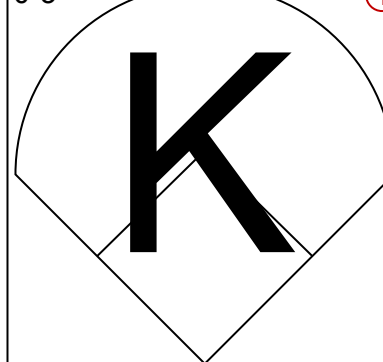
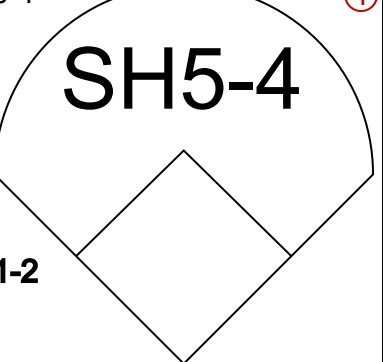

Batter	1	2	3	4	5	6	7	8	9	AB	R	H	RBI	BB	SO	LOB	BOTTOM					
Sammy Sosa, R OBP: 0.294, SLG: 0.472 (1, 8)	1B		1B			F8				4	0	3	0	0	0	0						
Shawon Dunston, R OBP: 0.298, SLG: 0.362 (1, 6)	P6		BB			F8			F8	3	0	0	0	1	0	2						
23 Ryne Sandberg, R OBP: 0.336, SLG: 0.444 (1, 4)	G6-3					F9			F7	4	0	0	0	0	1	2						
Mark Grace, L OBP: 0.366, SLG: 0.368 (1, 3)			F7			F8			F9	4	0	1	0	0	0	0						
Glenallen Hill, R OBP: 0.267, SLG: 0.351 Derrick May, L OBP: 0.394, SLG: 0.477 (7, PH) (8, 7)			K2-3			G1-3			FC3-6	2	0	0	0	0	1	0						
Steve Buechele, R OBP: 0.361, SLG: 0.427 (1, 5)			1B			L5			F7	4	0	2	0	0	0	2						
Eduardo Zambrano, R OBP: 0.394, SLG: 0.635 Karl Rhodes, L OBP: 0.364, SLG: 0.520 (9, PH)			FC4-6			L7			G3	2	0	0	0	1	0	2						
Mark Parent, R OBP: 0.500, SLG: 0.619 Jose Bautista, R (8, 1)			F8			P3			K	3	0	0	0	0	0	0						
Frank Castillo, R (1, 1) Kevin Roberson, S OBP: 0.222, SLG: 0.333 Dan Plesac, L (6, 1) Rick Wilkins, L OBP: 0.294, SLG: 0.327 (8, 2)			K			F7			K	1	0	0	0	0	0	1						
Inning Stats	R: 0 E: 0 K: 0 S: 6	H: 1 LOB: 0 BB: 0 P: 8	R: 0 E: 0 K: 1 S: 8	H: 1 LOB: 0 BB: 0 P: 12	R: 0 E: 0 K: 1 S: 10	H: 1 LOB: 1 BB: 1 P: 19	R: 0 E: 0 K: 0 S: 6	H: 0 LOB: 0 BB: 0 P: 9	R: 0 E: 0 K: 0 S: 10	H: 1 LOB: 1 BB: 0 P: 17	R: 0 E: 0 K: 0 S: 9	H: 0 LOB: 0 BB: 0 P: 14	R: 0 E: 0 K: 1 S: 9	H: 0 LOB: 2 BB: 2 P: 20	R: 0 E: 0 K: 2 S: 16	H: 1 LOB: 1 BB: 0 P: 20	R: 0 E: 0 K: 0 S: 8	H: 1 LOB: 1 BB: 0 P: 11	1B: 5 2B: 0 3B: 1 HR: 0	SF: 0 SAC: 0 DP: 0 HBP: 0	WP: 0 PB: 0 SB: 1 CS: 1	PA: 34
PITCHER	IP	WLS	BF	H	R	ER	SO	BB	IBB	HBP	BLK	WP	HR	S	P	ERA	WHIP					
Chris Hammond, L ERA: 1.86 (1, 1)	5.0	W	18	4	0	0	2	1	0	0	0	0	0	40	65	0.00	1.000					
Luis Aquino, R ERA: 9.59 (6, 1)	2.0		8	0	0	0	1	2	0	0	0	0	0	18	34	0.00	1.000					
Yorkis Perez, L ERA: 3.68 (8, 1)	0.1		1	0	0	0	1	0	0	0	0	0	0	3	3	0.00	0.000					
Robb Nen, R ERA: 4.24 (8, 1)	0.2		3	1	0	0	1	0	0	0	0	0	0	13	17	0.00	1.500					
Jeff Mutis, L ERA: 5.68 (9, 1)	0.1		2	1	0	0	0	0	0	0	0	0	0	5	6	0.00	3.000					

Florida Marlins @ Chicago Cubs
Wrigley Field, Chicago, IL
Sun May 15 1994, 3:33 AM CDT
Att: 29,559 - Sunny - 69 F

AB 31
R 0
H 6
RBI 0
BB 3
SO 5
LOB 14



Batter	1	2	3	4	5	6	7	8	9	AB	R	H	RBI	BB	SO	LOB	TOP							
Derek Bell, R (1, 8) OBP: 0.308, SLG: 0.394										4	0	1	0	0	2	2	San Diego Padres @ Chicago Cubs Wrigley Field, Chicago, IL Mon May 16 1994, 7:05 PM CDT Att: 27,050 - Unknown - 45 F							
Tim Hyers, L (1, 3) OBP: 0.325, SLG: 0.297										2	1	1	0	1	0	0								
Phil Clark, R (8, PH) OBP: 0.236, SLG: 0.379										1	0	0	0	0	1	1								
Tony Gwynn, L (1, 9) OBP: 0.444, SLG: 0.585										3	0	0	0	1	0	3								
Phil Plantier, L (1, 7) OBP: 0.338, SLG: 0.631										4	1	2	2	0	1	3								
Scott Livingstone, L (1, 5) OBP: 0.295, SLG: 0.237										3	0	0	0	0	1	1								
Dave Staton, R (8, PH) OBP: 0.259, SLG: 0.406										1	0	0	0	0	0	1								
Luis Lopez, S (1, 4) OBP: 0.333, SLG: 0.359										3	0	0	0	0	0	2								
Archi Cianfrocco, R (8, PH) OBP: 0.252, SLG: 0.402										1	0	0	0	0	1	1								
Brad Ausmus, R (1, 2) OBP: 0.310, SLG: 0.368										3	0	0	0	0	0	1								
Ricky Gutierrez, R (1, 6) OBP: 0.192, SLG: 0.227										2	0	0	0	0	0	0								
Keith Lockhart, L (8, PH) OBP: 0.286, SLG: 0.349										0	0	0	0	1	0	0								
Andy Benes, R (1, 1) OBP: 0.105, SLG: 0.105										2	0	1	0	0	1	0								
Bill Bean, L (8, PH) OBP: 0.241, SLG: 0.259										1	0	0	0	0	0	1								
Mark Davis, L (8, 1) OBP: 0.241, SLG: 0.259										0	0	0	0	0	0	0								
Donnie Elliott, R (8, 1) OBP: 0.241, SLG: 0.259										0	0	0	0	0	0	0								
Inning Stats	R: 0 E: 0 K: 1 S: 8	H: 0 LOB: 0 BB: 0 P: 13	R: 0 E: 0 K: 1 S: 7	H: 1 LOB: 0 BB: 0 P: 12	R: 0 E: 0 K: 1 S: 8	H: 0 LOB: 0 BB: 0 P: 10	R: 0 E: 0 K: 0 S: 7	H: 1 LOB: 1 BB: 1 P: 12	R: 0 E: 0 K: 0 S: 5	H: 0 LOB: 0 BB: 0 P: 8	R: 0 E: 0 K: 0 S: 5	H: 1 LOB: 0 BB: 0 P: 8	R: 2 E: 1 K: 0 S: 16	H: 2 LOB: 1 BB: 0 P: 22	R: 0 E: 0 K: 2 S: 12	H: 0 LOB: 1 BB: 1 P: 20	R: 0 E: 0 K: 2 S: 10	H: 0 LOB: 1 BB: 1 P: 19	1B: 4 2B: 0 3B: 0 HR: 1	SF: 0 SAC: 0 DP: 3 HBP: 0	WP: 0 PB: 0 SB: 0 CS: 0	PA: 33		
PITCHER	IP WLS BF H R ER SO BB IBB HBP BLK WP HR S P ERA WHIP	7.0 W 25 5 2 2 3 1 0 0 0 0 1 56 85 2.57 0.857	0.2 3 0 0 0 1 1 0 0 0 0 0 7 14 0.00 1.500	1.1 S 5 0 0 0 3 1 0 0 0 0 0 15 25 0.00 0.750																				

Batter	1	2	3	4	5	6	7	8	9	AB	R	H	RBI	BB	SO	LOB	BOTTOM					
Karl Rhodes, L (1, 8) OBP: 0.361, SLG: 0.512										4	1	1	0	0	1	0	San Diego Padres @ Chicago Cubs Wrigley Field, Chicago, IL Mon May 16 1994, 7:05 PM CDT Att: 27,050 - Unknown - 45 F					
Rey Sanchez, R (1, 6) OBP: 0.325, SLG: 0.329										3	0	1	0	0	1	1						
23 Ryne Sandberg, R (1, 4) OBP: 0.327, SLG: 0.432										4	0	0	0	0	1	3						
Mark Grace, L (1, 3) OBP: 0.377, SLG: 0.376										3	0	2	1	1	0	0						
Derrick May, L (1, 7) OBP: 0.398, SLG: 0.478										4	0	2	0	0	0	2						
Willie Wilson, S (8, PR) OBP: 0.273, SLG: 0.429										0	0	0	0	0	0	0						
Sammy Sosa, R (1, 9) OBP: 0.295, SLG: 0.484										3	1	1	0	0	1	1						
Steve Buechele, R (1, 5) OBP: 0.361, SLG: 0.453										3	1	1	2	0	0	2						
Rick Wilkins, L (1, 2) OBP: 0.295, SLG: 0.321										2	1	0	0	1	2	0						
Mark Parent, R (7, 2) OBP: 0.500, SLG: 0.619										0	0	0	0	0	0	0						
Anthony Young, R (1, 1) OBP: 0.143, SLG: 0.143										1	0	0	0	0	1	0						
Kevin Roberson, S (7, PH) OBP: 0.200, SLG: 0.300										1	0	0	0	0	1	0						
Chuck Crim, R (8, 1) OBP: 0.241, SLG: 0.259										0	0	0	0	0	0	0						
Randy Myers, L (8, 1) OBP: 0.241, SLG: 0.259										0	0	0	0	0	0	0						
Inning Stats	R: 1 E: 0 K: 1 S: 16	H: 2 LOB: 1 BB: 0 P: 21	R: 0 E: 0 K: 2 S: 12	H: 0 LOB: 0 BB: 0 P: 21	R: 0 E: 0 K: 1 S: 10	H: 1 LOB: 1 BB: 0 P: 14	R: 0 E: 0 K: 0 S: 6	H: 1 LOB: 1 BB: 1 P: 15	R: 1 E: 1 K: 0 S: 10	H: 0 LOB: 1 BB: 1 P: 15	R: 2 E: 0 K: 1 S: 10	H: 3 LOB: 0 BB: 0 P: 14	R: 0 E: 0 K: 2 S: 12	H: 0 LOB: 0 BB: 0 P: 12	R: 0 E: 0 K: 1 S: 9	H: 1 LOB: 1 BB: 0 P: 14	1B: 6 2B: 1 3B: 1 HR: 1	SF: 0 SAC: 3 DP: 2 HBP: 0	WP: 0 PB: 0 SB: 1 CS: 0	PA: 33		
PITCHER	IP WLS BF H R ER SO BB IBB HBP BLK WP HR S P ERA WHIP	7.0 L 29 7 4 3 7 2 0 0 0 0 0 76 112 3.86 1.286	0.2 3 1 0 0 1 0 0 0 0 0 0 7 11 0.00 1.500	0.1 1 0 0 0 0 0 0 0 0 0 0 2 3 0.00 0.000																		



Batter	1	2	3	4	5	6	7	8	9	AB	R	H	RBI	BB	SO	LOB	TOP							
Derek Bell, R OBP: 0.318, SLG: 0.408 (1, 8)										5	1	3	0	0	0	1								
Big Roberts, S OBP: 0.306, SLG: 0.273 (1, 4)										4	1	3	1	0	0	0								
Tony Gwynn, L OBP: 0.435, SLG: 0.570 (1, 9)										5	1	1	2	0	0	4								
Phil Plantier, L OBP: 0.343, SLG: 0.624 (1, 7)										3	0	1	0	1	0	0								
Tim Hyers, L OBP: 0.318, SLG: 0.293 (1, 3)										4	0	1	1	0	1	1								
Scott Livingstone, L OBP: 0.269, SLG: 0.220 (1, 5)										3	0	0	0	1	0	0								
Brad Ausmus, R OBP: 0.300, SLG: 0.356 (1, 2)										4	0	0	0	0	2	3								
Ricky Gutierrez, R OBP: 0.194, SLG: 0.220 (1, 6)										3	0	0	0	1	1	0								
Scott Sanders, R OBP: 0.200, SLG: 0.200 (3, 1)										1	0	0	0	0	0	1	0							
Donnie Elliott, R OBP: 0.246, SLG: 0.400 (4, 1)										0	0	0	0	0	0	0	0							
Dave Stalon, R OBP: 0.246, SLG: 0.400 (4, 1)										0	0	0	0	0	0	0	0							
Jeff Tabaka, K OBP: 0.320, SLG: 0.350 (7, 1)										0	0	0	0	0	0	0	0							
Luis Lopez, S OBP: 0.320, SLG: 0.350 (7, 1)										0	0	0	0	0	0	0	0							
Pedro Martínez, L OBP: 0.320, SLG: 0.350 (7, 1)										0	0	0	0	0	0	0	0							
Trevor Hoffman, R OBP: 0.320, SLG: 0.350 (8, 1)										0	0	0	0	0	0	0	0							
Phil Clark, R OBP: 0.320, SLG: 0.350 (9, PH)										1	1	1	0	0	0	0	0							
Inning Stats	R: 1 E: 0 K: 0 S: 8	H: 2 LOB: 1 BB: 0 P: 14	R: 0 E: 0 K: 1 S: 7	H: 0 LOB: 0 BB: 0 P: 8	R: 2 E: 0 K: 1 S: 18	H: 4 LOB: 3 BB: 2 P: 33	R: 0 E: 0 K: 0 S: 7	H: 0 LOB: 0 BB: 0 P: 11	R: 0 E: 0 K: 1 S: 5	H: 0 LOB: 0 BB: 0 P: 8	R: 0 E: 0 K: 1 S: 7	H: 0 LOB: 0 BB: 0 P: 11	R: 0 E: 1 K: 0 S: 11	H: 1 LOB: 2 BB: 1 P: 17	R: 0 E: 0 K: 1 S: 7	H: 0 LOB: 0 BB: 0 P: 12	R: 1 E: 0 K: 1 S: 11	H: 3 LOB: 2 BB: 0 P: 15	1B: 9 2B: 1 3B: 0 HR: 0	SF: 0 SAC: 1 DP: 0 HBP: 0	WP: 1 PB: 0 SB: 0 CS: 1	PA: 39		
PITCHER	IP WLS BF H R ER SO BB IBB HBP BLK WP HR S P ERA WHIP	6.0 W 25 6 3 3 3 2 0 0 0 1 0 52 85 4.50 1.333	3.0 S 14 4 1 1 2 1 0 0 0 0 0 29 44 3.00 1.667											IP WLS BF H R ER SO BB IBB HBP BLK WP HR S P ERA WHIP										
Jose Guzman, R ERA: 11.2 (1, 1)																								
Jim Bullinger, R ERA: 6.5 (7, 1)																								

San Diego Padres @ Chicago Cubs
Wrigley Field, Chicago, IL
Tue May 17 1994, 3:33 AM CDT
Att: 20,001 - Sunny - 49 F

AB 35
R 4
H 10
RBI 4
BB 3
SO 5
LOB 10



Batter	1	2	3	4	5	6	7	8	9	AB	R	H	RBI	BB	SO	LOB	BOTTOM										
Karl Rhodes, L OBP: 0.362, SLG: 0.508 (1, 8)										3	1	1	1	1	1	2											
Rey Sanchez, R OBP: 0.318, SLG: 0.312 (1, 6)										4	1	0	0	1	1	4											
23 Ryne Sandberg, R OBP: 0.331, SLG: 0.644 (1, 4)										3	2	1	1	1	0	0											
Eduardo Zambrano, R OBP: 0.347, SLG: 0.614 (8, 5)										1	0	0	0	0	1	1											
Mark Grace, L OBP: 0.380, SLG: 0.380 (1, 3)										4	2	2	2	0	1	0											
Mark Parent, R OBP: 0.461, SLG: 0.591 (8, 2)										1	0	0	0	0	1	1											
Derrick May, L OBP: 0.396, SLG: 0.474 (1, 7)										3	1	1	1	0	0	1											
Glenallen Hill, R OBP: 0.258, SLG: 0.339 (6, PH) (7, 7)										2	0	0	0	0	1	1											
Sammy Sosa, R OBP: 0.315, SLG: 0.534 (1, 9)										3	2	3	4	1	0	0											
Kevin Roberson, S OBP: 0.200, SLG: 0.300 (8, 9)										0	0	0	0	0	0	0											
Steve Buechele, R OBP: 0.365, SLG: 0.450 (1, 5)										3	1	1	0	1	0	2											
José Hernández, R OBP: 0.313, SLG: 0.467 (8, 4)										0	0	0	0	0	0	0											
Rick Wilkins, L OBP: 0.310, SLG: 0.330 (8, 3)										3	1	2	0	1	0	1											
Jose Guzman, R OBP: 0.500, SLG: 1.000 (1, 1)										3	0	0	0	0	2	5											
Jim Bullinger, R ERA: 1.4 (7, 1)										1	0	1	1	0	0	0											
Inning Stats	R: 0 E: 0 K: 0 S: 8	H: 0 LOB: 1 BB: 1 P: 15	R: 0 E: 0 K: 0 S: 8	H: 0 LOB: 1 BB: 1 P: 15	R: 7 E: 0 K: 2 S: 32	H: 6 LOB: 2 BB: 2 P: 55	R: 3 E: 0 K: 0 S: 11	H: 4 LOB: 1 BB: 0 P: 19	R: 0 E: 0 K: 2 S: 13	H: 0 LOB: 1 BB: 1 P: 20	R: 0 E: 0 K: 1 S: 7	H: 0 LOB: 0 BB: 0 P: 9	R: 1 E: 0 K: 0 S: 10	H: 2 LOB: 1 BB: 0 P: 17	R: 0 E: 0 K: 3 S: 10	H: 0 LOB: 1 BB: 1 P: 18	1B: 8 2B: 1 3B: 2 HR: 1	SF: 1 SAC: 0 DP: 1 HBP: 0	WP: 2 PB: 1 SB: 1 CS: 1	PA: 42							
PITCHER	IP WLS BF H R ER SO BB IBB HBP BLK WP HR S P ERA WHIP	2.2 L 14 4 6 6 2 1 0 0 0 0 1 11 20 27.00 9.000	0.1 4 2 1 1 0 1 0 0 0 0 0 1 11 20 27.00 9.000	3.0 14 4 3 3 3 1 0 0 0 0 0 31 48 9.00 1.667	1.0 5 2 1 1 0 0 0 0 0 0 0 10 17 9.00 2.000	3.2 4 0 0 0 3 1 0 0 0 0 0 10 18 0.00 1.000											IP WLS BF H R ER SO BB IBB HBP BLK WP HR S P ERA WHIP										
Scott Sanders, R ERA: 5.32 (3, 1)																											
Donnie Elliott, R ERA: 3.39 (4, 1)																											
Jeff Tabaka, L ERA: 11.88 (7, 1)																											
Pedro Martínez, L ERA: 3.2 (8, 1)																											
Trevor Hoffman, R ERA: 1.4 (8, 1)																											

San Diego Padres @ Chicago Cubs
Wrigley Field, Chicago, IL
Tue May 17 1994, 3:33 AM CDT
Att: 20,001 - Sunny - 49 F

AB 34
R 11
H 12
RBI 10
BB 6
SO 8
LOB 18



Batter	1	2	3	4	5	6	7	8	9	AB	R	H	RBI	BB	SO	LOB	TOP										
Derek Bell, R OBP: 0.314, SLG: 0.401 (1, 8)	P2		G6-3			E1	K		BB	5	0	1	0	0	1	2											
Bip Roberts, S OBP: 0.317, SLG: 0.281 (1, 4) (6, 7)	G5-3			G6-3		1B	S		BB	4	0	2	2	2	1	0											
Tony Gwynn, L OBP: 0.429, SLG: 0.562 Bill Bean, L OBP: 0.233, SLG: 0.250 Phil Clark, R OBP: 0.243, SLG: 0.382 (1, 9) (4, 9) (9, FH)	G4-3			G4-3		F8	G4-3		P3	2	0	0	0	0	0	0											
Phil Plantier, L OBP: 0.343, SLG: 0.617 Jose Martinez, R (6, 1) Dave Stator, R OBP: 0.280, SLG: 0.394 Mark Davis, L (8, 1) (8, 1)		G4-3		K		K		K		3	0	1	0	0	2	2											
Tim Hyers, L OBP: 0.313, SLG: 0.311 (1, 3)		G3			G4-3		1B			4	1	1	0	0	1	1											
Scott Livingstone, L OBP: 0.156, SLG: 0.205 Archi Cianfrocco, R OBP: 0.250, SLG: 0.398 (1, 5) (8, FH) (8, 5)		G4-3			F8		G4-3			3	0	0	0	0	0	2											
Brian Johnson, R OBP: 0.250, SLG: 0.214 Brad Ausmus, R OBP: 0.300, SLG: 0.356 (1, 2) (9, PR)		G5-3					2B		1B	3	1	2	1	1	0	1											
Luis Lopez, S OBP: 0.326, SLG: 0.372 (1, 6) (6, 4)			G6-3		L7		1B		SH5-4	3	1	1	0	0	0	1											
Wally Whitehurst, R OBP: 0.222, SLG: 0.125 Pedro Martinez, L (3, 1) Ricky Gutierrez, R OBP: 0.199, SLG: 0.223 (6, 6) (6, 6)			G6-3			L9			K	1	0	0	0	0	0	0											
Inning Stats	R: 0 E: 0 K: 0 S: 6	H: 0 LOB: 0 BB: 0 P: 8	R: 0 E: 0 K: 0 S: 9	H: 1 LOB: 1 BB: 0 P: 17	R: 0 E: 0 K: 0 S: 7	H: 0 LOB: 0 BB: 0 P: 10	R: 0 E: 0 K: 1 S: 8	H: 0 LOB: 0 BB: 0 P: 11	R: 0 E: 0 K: 0 S: 6	H: 0 LOB: 1 BB: 1 P: 14	R: 0 E: 0 K: 1 S: 13	H: 1 LOB: 2 BB: 0 P: 20	R: 4 E: 0 K: 1 S: 15	H: 5 LOB: 1 BB: 0 P: 24	R: 0 E: 0 K: 3 S: 13	H: 0 LOB: 0 BB: 0 P: 19	R: 0 E: 0 K: 1 S: 14	H: 2 LOB: 3 BB: 1 P: 22	1B: 7 2B: 2 3B: 0 HR: 0	SF: 0 SAC: 1 DP: 0 HBP: 0	WP: 0 PB: 0 SB: 1 CS: 0	PA: 39					
PITCHER	IP	WLS	BF	H	R	ER	SO	BB	IBB	HBP	BLK	WP	HR	S	P	ERA	WHIP										
Willie Banks, R ERA: 5.92 Jose Bautista, R ERA: 4.13 Dan Plesac, L ERA: 3.68 Randy Myers, L ERA: 0.66 (1, 1) (7, 1) (8, 1) (9, 1)	6.1	W	27	6	4	4	2	1	0	0	0	0	0	57	94	5.68	1.105										

San Diego Padres @ Chicago Cubs
Wrigley Field, Chicago, IL
Wed May 18, 1994, 3:33 AM CDT
Att: 24,272 - Sunny - 50 F

AB 36
R 4
H 9
RBI 4
BB 2
SO 7
LOB 17



Batter	1	2	3	4	5	6	7	8	9	AB	R	H	RBI	BB	SO	LOB	BOTTOM										
Karl Rhoades, L OBP: 0.363, SLG: 0.511 (1, 8)	K		1B	K		2B		K		5	1	2	1	0	3	2											
Shawon Dunston, R OBP: 0.294, SLG: 0.354 (1, 6)	G5-3		1B	P3		G5-3		B5-3		5	1	1	0	0	0	3											
23 Ryne Sandberg, R OBP: 0.341, SLG: 0.466 (1, 4)	1B		3B	G5-3						4	1	3	3	0	0	0											
Mark Grace, L OBP: 0.390, SLG: 0.387 (1, 3)	1B		1B		G4-3		1B			3	0	2	1	1	0	0											
Derrick May, L OBP: 0.391, SLG: 0.465 Dan Plesac, L Randy Myers, L (1, 7) (8, 1) (9, 1)	K		K		1B		1B			4	0	1	0	0	2	5											
Sammy Sosa, R OBP: 0.313, SLG: 0.522 (1, 9)		K2-3			K					3	0	0	0	1	2	3											
Rey Sanchez, R OBP: 0.326, SLG: 0.313 (1, 5)		G5-3			G5-3					3	0	1	0	0	0	1											
Rick Wilkins, L OBP: 0.310, SLG: 0.330 (1, 2)		G4-3				2B				3	1	1	0	0	1	3											
Willie Banks, R OBP: 0.111, SLG: 0.167 Jose Bautista, R Glenallen Hill, R OBP: 0.270, SLG: 0.350 (1, 1) (7, 1) (8, 7)						B3				3	1	0	0	0	0	4											
Inning Stats	R: 0 E: 0 K: 2 S: 16	H: 2 LOB: 2 BB: 0 P: 23	R: 0 E: 0 K: 1 S: 8	H: 0 LOB: 0 BB: 0 P: 11	R: 4 E: 1 K: 2 S: 26	H: 4 LOB: 3 BB: 1 P: 42	R: 0 E: 0 K: 1 S: 7	H: 0 LOB: 0 BB: 0 P: 11	R: 0 E: 0 K: 1 S: 12	H: 1 LOB: 1 BB: 0 P: 17	R: 1 E: 0 K: 0 S: 7	H: 2 LOB: 0 BB: 0 P: 14	R: 0 E: 0 K: 0 S: 7	H: 1 LOB: 1 BB: 1 P: 12	R: 0 E: 0 K: 1 S: 10	H: 2 LOB: 2 BB: 0 P: 13	1B: 10 2B: 2 3B: 1 HR: 0	SF: 0 SAC: 1 DP: 1 HBP: 1	WP: 0 PB: 0 SB: 0 CS: 1	PA: 38							
PITCHER	IP	WLS	BF	H	R	ER	SO	BB	IBB	HBP	BLK	WP	HR	S	P	ERA	WHIP										
Wally Whitehurst, R ERA: 4.95 Pedro Martinez, L ERA: 2.86 Jose Martinez, R ERA: 6.3 Mark Davis, L ERA: 7.63 (1, 1) (3, 1) (6, 1) (8, 1)	2.0	L	12	5	4	3	3	0	0	0	0	0	0	32	46	13.50	2.500										

San Diego Padres @ Chicago Cubs
Wrigley Field, Chicago, IL
Wed May 18, 1994, 3:33 AM CDT
Att: 24,272 - Sunny - 50 F

AB 34
R 5
H 12
RBI 5
BB 2
SO 8
LOB 21



Batter	1	2	3	4	5	6	7	8	9	AB	R	H	RBI	BB	SO	LOB	TOP			
Darren Lewis, R OBP: 0.365, SLG: 0.329	G4-3		B1-3						G4-3	3	0	0	0	2	0	0	San Francisco Giants @ Chicago Cubs Wrigley Field, Chicago, IL Sat May 21 1994, 3:33 AM CDT Att: 39,633 - Cloudy			
Royce Clayton, R OBP: 0.314, SLG: 0.404	HR		S						G6-3	5	2	3	1	0	0	1				
Matt Williams, R OBP: 0.335, SLG: 0.630	HR		E8						HR	5	3	3	4	0	1	3				
Barry Bonds, L OBP: 0.440, SLG: 0.635									HR	4	3	4	2	1	0	0				
Mark Carreon, R OBP: 0.167, SLG: 0.235	P4		P6						HR	5	1	1	2	0	0	3				
Todd Benzinger, S OBP: 0.287, SLG: 0.346	L9		K						G3	4	0	0	0	0	2	3				
Pat Gomez, L									G3	0	0	0	0	0	0	0				
Mike Benjamin, R OBP: 0.497, SLG: 0.727										0	0	0	0	0	0	0				
Dave Martinez, L OBP: 0.279, SLG: 0.273										1	0	0	0	0	0	0				
Kirt Manwaring, R OBP: 0.318, SLG: 0.372										4	1	1	1	0	0	1				
Erik Johnson, R OBP: 0.167, SLG: 0.167										4	0	0	0	0	0	2				
Bryan Hickerson, L OBP: 0.313, SLG: 0.214										1	0	0	0	0	1	0				
William Van Landingham, R OBP: 0.250, SLG: 0.227										1	0	0	0	0	0	0				
John Patterson, S OBP: 0.250, SLG: 0.227										0	0	0	0	0	0	0				
Steve Frey, R										0	0	0	0	0	0	0				
Steve Scarsone, R OBP: 0.286, SLG: 0.167										1	0	0	0	0	0	0				
Inning Stats	R: 2 H: 3 E: 1 K: 0 S: 12	H: 3 R: 0 ER: 0 LOB: 1 BB: 0 P: 17	R: 0 H: 0 E: 0 K: 1 S: 7	H: 0 R: 0 ER: 0 LOB: 0 BB: 0 P: 12	R: 3 H: 3 E: 1 K: 1 S: 11	H: 3 R: 0 ER: 0 LOB: 0 BB: 0 P: 15	R: 1 H: 2 E: 0 K: 2 S: 13	H: 2 R: 0 ER: 0 LOB: 2 BB: 1 P: 23	R: 1 H: 0 E: 0 K: 1 S: 14	H: 0 R: 0 ER: 0 LOB: 1 BB: 1 P: 24	R: 0 H: 1 E: 0 K: 0 S: 8	H: 1 R: 0 ER: 0 LOB: 0 BB: 0 P: 10	R: 0 H: 0 E: 0 K: 0 S: 9	H: 0 R: 0 ER: 0 LOB: 0 BB: 0 P: 15	R: 3 H: 3 E: 0 K: 0 S: 15	H: 3 R: 0 ER: 0 LOB: 0 BB: 0 P: 25	1B: 8 2B: 0 3B: 0 HR: 4	SF: 0 SAC: 0 DP: 1 HBP: 0	WP: 0 PB: 0 SB: 3 CS: 0	PA: 42
PITCHER	IP WLS BF H R ER SO BB IBB HBP BLK WP HR S P ERA WHIP																			
Frank Castillo, R ERA: 8.31	(1, 1) 3.2 19 7 6 6 3 1 0 0 0 0 2 38 59 14.73 2.182																			
Jim Bullinger, R ERA: 5.75	(4, 1) 2.1 W 11 1 1 0 2 2 0 0 0 0 0 27 45 0.00 1.286																			
Dave Otto, L ERA: 5.27	(7, 1) 2.2 11 4 3 3 0 0 0 0 0 0 2 28 43 10.12 1.500																			
Chuck Crim, R ERA: 1.8	(9, 1) 0.1 S 1 0 0 0 0 0 0 0 0 0 0 4 7 0.00 0.000																			

Batter	1	2	3	4	5	6	7	8	9	AB	R	H	RBI	BB	SO	LOB	BOTTOM			
Sammy Sosa, R OBP: 0.318, SLG: 0.552	F7									4	3	2	2	1	0	0	San Francisco Giants @ Chicago Cubs Wrigley Field, Chicago, IL Sat May 21 1994, 3:33 AM CDT Att: 39,633 - Cloudy			
Shawon Dunston, R OBP: 0.293, SLG: 0.358									HR	3	1	1	0	0	2	1				
Rey Sanchez, R OBP: 0.344, SLG: 0.325										1	1	1	0	1	0	0				
23 Ryne Sandberg, R OBP: 0.339, SLG: 0.452										4	2	1	0	1	1	3				
Mark Grace, L OBP: 0.397, SLG: 0.394										4	3	3	2	1	0	1				
Glenallen Hill, R OBP: 0.319, SLG: 0.375										4	1	3	3	1	0	1				
Steve Buechele, R OBP: 0.358, SLG: 0.466										4	1	2	4	0	1	1				
Eduardo Zambrano, R OBP: 0.345, SLG: 0.580										5	0	2	0	0	1	4				
Mark Parent, R OBP: 0.469, SLG: 0.520										3	0	0	1	2	0	2				
Frank Castillo, R ERA: 5.18	(1, 1) 1.1 L 13 8 8 8 1 1 0 0 0 0 0 2 25 42 54.00 6.750																			
William Van Landingham, R ERA: 2.45	(2, 1) 3.2 17 2 1 1 4 4 0 0 0 0 0 46 81 2.46 1.636																			
Steve Frey, L ERA: 8.5	(6, 1) 1.2 11 4 3 3 0 2 0 0 0 0 1 19 42 16.20 3.600																			
Pat Gomez, L ERA:	(7, 1) 1.1 4 1 0 0 0 0 0 0 0 0 0 7 14 0.00 0.750																			
Inning Stats	R: 5 H: 5 E: 0 K: 0 S: 16	H: 5 R: 3 ER: 0 LOB: 3 BB: 2 P: 29	R: 3 H: 4 E: 0 K: 2 S: 21	H: 4 R: 0 ER: 0 LOB: 0 BB: 2 P: 35	R: 1 H: 1 E: 0 K: 1 S: 12	H: 1 R: 0 ER: 0 LOB: 1 BB: 1 P: 25	R: 0 H: 0 E: 0 K: 1 S: 9	H: 0 R: 0 ER: 0 LOB: 0 BB: 0 P: 14	R: 0 H: 0 E: 0 K: 1 S: 13	H: 0 R: 0 ER: 0 LOB: 1 BB: 1 P: 20	R: 1 H: 1 E: 0 K: 0 S: 10	H: 1 R: 2 ER: 0 LOB: 2 BB: 2 P: 24	R: 2 H: 3 E: 0 K: 0 S: 11	H: 3 R: 0 ER: 0 LOB: 1 BB: 0 P: 23	R: 0 H: 1 E: 0 K: 0 S: 5	H: 1 R: 0 ER: 0 LOB: 0 BB: 0 P: 9	1B: 11 2B: 1 3B: 0 HR: 3	SF: 1 SAC: 0 DP: 1 HBP: 0	WP: 0 PB: 0 SB: 1 CS: 0	PA: 45
PITCHER	IP WLS BF H R ER SO BB IBB HBP BLK WP HR S P ERA WHIP																			
Bryan Hickerson, L ERA: 5.18	(1, 1) 1.1 L 13 8 8 8 1 1 0 0 0 0 0 2 25 42 54.00 6.750																			
William Van Landingham, R ERA: 2.45	(2, 1) 3.2 17 2 1 1 4 4 0 0 0 0 0 46 81 2.46 1.636																			
Steve Frey, L ERA: 8.5	(6, 1) 1.2 11 4 3 3 0 2 0 0 0 0 1 19 42 16.20 3.600																			
Pat Gomez, L ERA:	(7, 1) 1.1 4 1 0 0 0 0 0 0 0 0 0 7 14 0.00 0.750																			

Batter	1	2	3	4	5	6	7	8	9	AB	R	H	RBI	BB	SO	LOB	TOP										
Karl Rhodes, L (1,8) OBP: 0.360, SLG: 0.487	2-1 G4-3		1-0 L4			0-1 E 23 1B	4-2 CS 23		1-1 L7	4	1	1	0	1	0	1	Chicago Cubs @ Los Angeles Dodgers Dodger Stadium, Los Angeles, CA Mon May 23 1994, 7:05 PM PDT Att: 37,569 - Unknown - 68 F										
Shawon Dunston, R (1,6) OBP: 0.286, SLG: 0.345	2-3 K		0-0 1B			0-0 F9	2-0 P6		2-3 K	5	0	1	0	0	2	3											
23 Ryne Sandberg, R (1,4) OBP: 0.339, SLG: 0.445	2-2 G6-3		2-3 K			0-0 E 1-3	2-3 K			4	1	1	0	0	2	2											
Mark Grace, L (1,3) OBP: 0.400, SLG: 0.400		4-2 G4-3 HR		2-0 L7		0-0 E4 HR		2-2 BLK		3	2	1	1	1	0	1											
Derrick May, L (1,7) OBP: 0.390, SLG: 0.514		1-2 G4-3		1-3 K		1-3 3-H HR		1-0 L5		4	1	1	3	0	1	2											
Sammy Sosa, R (1,9) OBP: 0.321, SLG: 0.563		3-2 HR		2-3 K		2-2 S 1B		1-3 K		4	1	2	2	0	2	1											
Steve Buechele, R (1,5) Dan Plesac, L (8,1) Chuck Crim, R (8,1) Randy Myers, L (9,1)		1-3 K		2-1 G6-3		3-2 K		0-1 G2		4	0	0	0	0	2	2											
Rick Wilkins, L (1,2) OBP: 0.317, SLG: 0.371		2-2 G6-3		3-2 F9		4-0 IBB		1-1 L8		3	0	0	0	1	0	0											
Jose Guzman, R (1,1) Jose Bautista, R (7,1) Rey Sanchez, R (8,5) OBP: 0.340, SLG: 0.321		3-2 G4-3		1-0 G4-3		0-3 K		1-0 E6		3	0	0	0	0	1	2											
Inning Stats	R: 0 E: 0 K: 1 S: 9	H: 0 LOB: 0 BB: 0 P: 15	R: 2 E: 0 K: 1 S: 16	H: 1 LOB: 0 BB: 1 P: 27	R: 0 E: 0 K: 2 S: 8	H: 0 LOB: 0 BB: 0 P: 13	R: 0 E: 0 K: 0 S: 6	H: 0 LOB: 0 BB: 0 P: 12	R: 4 E: 1 K: 2 S: 16	H: 4 LOB: 2 BB: 1 P: 25	R: 0 E: 0 K: 1 S: 7	H: 0 LOB: 0 BB: 1 P: 15	R: 0 E: 0 K: 1 S: 10	H: 1 LOB: 1 BB: 0 P: 14	R: 0 E: 1 K: 1 S: 8	H: 0 LOB: 1 BB: 0 P: 13		1B: 4 2B: 1 3B: 0 HR: 2	SF: 0 SAC: 0 DP: 0 HBP: 0	WP: 0 PB: 0 SB: 1 CS: 1	PA: 38						
PITCHER	IP	WLS	BF	H	R	ER	SO	BB	IBB	HBP	BLK	WP	HR	S	P	ERA	WHIP										
Kevin Gross, R (1,1) ERA: 4.22	6.0	L	27	6	6	5	7	1	1	0	0	0	0	7	15	7.50	1.167										
Gary Wayne, L (7,1) ERA: 4.55	1.0		3	0	0	0	1	0	0	0	0	0	0	7	15	0.00	1.000										
Al Osuna, L (8,1) ERA: 4.91	0.1		2	1	0	0	0	0	0	0	1	0	0	4	7	0.00	3.000										
Roger McDowell, R (8,1) ERA: 3.52	1.2		6	0	0	0	2	0	0	0	0	0	0	14	20	0.00	0.000										

Batter	1	2	3	4	5	6	7	8	9	AB	R	H	RBI	BB	SO	LOB	BOTTOM										
Brett Butler, L (1,8) OBP: 0.463, SLG: 0.503	4-0 G6-4-3 1B				1-0 L9			1-3 K		3	0	0	0	1	1	1	Chicago Cubs @ Los Angeles Dodgers Dodger Stadium, Los Angeles, CA Mon May 23 1994, 7:05 PM PDT Att: 37,569 - Unknown - 68 F										
Mitch Webster, S (9,9) OBP: 0.316, SLG: 0.273		0-0 G6-3								0	0	0	0	0	0	0											
Delino DeShields, L (1,4) OBP: 0.395, SLG: 0.290	2-1 G6-4-3 1B		1-2 P6		4-2 FC6-4 BB			2-2 F7		3	0	1	0	1	0	0											
Mike Piazza, R (1,2) OBP: 0.355, SLG: 0.542	1-1 G6-4-3		0-3 K		0-0 FC6-4			2-1 1B		4	0	1	0	0	1	4											
Tim Wallach, R (1,5) OBP: 0.366, SLG: 0.560	3-0 G4-3		1-3 K			0-2 G5-3		2-2 F9		4	0	0	0	0	1	2											
Henry Rodriguez, L (1,7) OBP: 0.385, SLG: 0.550		0-0 HR		0-0 G6-3		2-1 G4-3		1-2 F7		3	1	1	0	0	0	0											
Garey Ingram, R (9,PH) OBP: 0.333, SLG: 1.333										1	0	0	0	0	0	0											
Eric Karros, R (1,3) OBP: 0.326, SLG: 0.407		3-2 L9		3-1 G4-3		0-3 K		3-2 G4-3		4	0	0	0	0	1	1											
Raul Mondesi, R (1,9) OBP: 0.343, SLG: 0.577		1-3 K		1-2 G6-3			0-1 L9		1-0 L9	4	0	0	0	0	1	1											
Jose Offerman, S (1,6) OBP: 0.322, SLG: 0.307		4-2 HR			1-0 F8		1-1 G6-3			2	1	0	0	1	0	0											
Kevin Gross, R (1,1) OBP: 0.200, SLG: 0.278		3-2 HR			1-1 BB			0-0 G4-3		2	1	2	3	0	0	0											
Chris Gwynn, L (7,PH) OBP: 0.280, SLG: 0.348										1	0	0	0	0	0	0											
Randy Myers, L (9,1) ERA: 0.61	1.0	S	3	0	0	0	0			0	0	0	0	0	0	0											
Inning Stats	R: 0 E: 0 K: 0 S: 5	H: 1 LOB: 1 BB: 1 P: 15	R: 3 E: 0 K: 1 S: 13	H: 2 LOB: 0 BB: 1 P: 24	R: 0 E: 0 K: 2 S: 9	H: 0 LOB: 0 BB: 0 P: 11	R: 0 E: 0 K: 0 S: 6	H: 0 LOB: 0 BB: 0 P: 10	R: 0 E: 0 K: 1 S: 7	H: 1 LOB: 2 BB: 1 P: 14	R: 0 E: 0 K: 1 S: 8	H: 0 LOB: 0 BB: 0 P: 10	R: 0 E: 0 K: 0 S: 5	H: 0 LOB: 0 BB: 0 P: 6	R: 0 E: 0 K: 1 S: 11	H: 1 LOB: 1 BB: 0 P: 18	R: 0 E: 0 K: 0 S: 8	H: 0 LOB: 0 BB: 0 P: 13	1B: 4 2B: 0 3B: 0 HR: 1	SF: 0 SAC: 0 DP: 1 HBP: 0	WP: 0 PB: 0 SB: 0 CS: 0	PA: 34					
PITCHER	IP	WLS	BF	H	R	ER	SO	BB	IBB	HBP	BLK	WP	HR	S	P	ERA	WHIP										
Jose Guzman, R (1,1) ERA: 9.15	6.0	W	24	4	3	3	4	3	0	0	0	0	0	5	6	4.50	1.167										
Jose Bautista, R (7,1) ERA: 3.69	1.0		3	0	0	0	0	0	0	0	0	0	0	5	6	0.00	0.000										
Dan Plesac, L (8,1) ERA: 3.52	0.2		3	1	0	0	1	0	0	0	0	0	0	8	13	0.00	1.500										
Chuck Crim, R (8,1) ERA: 1.66	0.1		1	0	0	0	0	0	0	0	0	0	0	3	5	0.00	0.000										
Randy Myers, L (9,1) ERA: 0.61	1.0	S	3	0	0	0	0	0	0	0	0	0	0	8	13	0.00	0.000										

AB	35
R	6
H	7
RBI	6
BB	3
SO	10
LOB	14



Batter	1	2	3	4	5	6	7	8	9	AB	R	H	RBI	BB	SO	LOB	TOP					
Karl Rhodes, L OBP: 0.352, SLG: 0.474 (1, 8)	L3		G4-3		G3			K		4	0	0	0	0	1	0	Chicago Cubs @ Los Angeles Dodgers Dodger Stadium, Los Angeles, CA Tue May 24 1994, 7:05 PM PDT Att: 31,912 - Unknown - 66 F					
Shawon Dunston, R OBP: 0.300, SLG: 0.353 (1, 6)	G6-3				G6-3	1B		HBP		3	1	2	0	0	0	0						
23 Ryne Sandberg, R OBP: 0.337, SLG: 0.440 (1, 4)	P4				G6-3	1B		K		4	1	1	0	0	1	2						
Mark Grace, L OBP: 0.391, SLG: 0.389 (1, 3)					F8			L9		4	0	0	0	0	0	4						
Derrick May, L OBP: 0.386, SLG: 0.504 (1, 7)					G6-3					4	0	1	1	0	0	2						
Sammy Sosa, R OBP: 0.325, SLG: 0.568 (1, 9)										4	0	2	1	0	1	1						
Steve Buechele, R OBP: 0.336, SLG: 0.425 (1, 5)										4	0	0	0	0	2	3						
Rick Wilkins, L OBP: 0.310, SLG: 0.362 (1, 2)										3	0	0	0	0	0	1						
Willie Banks, R OBP: 0.095, SLG: 0.143 (1, 1)										3	0	0	0	0	0	1						
Inning Stats	R: 0 E: 0 K: 0 S: 8	H: 0 LOB: 0 BB: 0 P: 11	R: 0 E: 0 K: 2 S: 8	H: 1 LOB: 1 BB: 0 P: 12	R: 0 E: 0 K: 0 S: 5	H: 0 LOB: 0 BB: 0 P: 8	R: 2 E: 0 K: 1 S: 11	H: 3 LOB: 1 BB: 0 P: 19	R: 0 E: 0 K: 0 S: 5	H: 0 LOB: 0 BB: 0 P: 9	R: 0 E: 0 K: 0 S: 9	H: 1 LOB: 1 BB: 0 P: 13	R: 0 E: 0 K: 2 S: 7	H: 1 LOB: 1 BB: 0 P: 12	R: 0 E: 0 K: 2 S: 9	H: 0 LOB: 0 BB: 0 P: 11	R: 0 E: 0 K: 0 S: 6	H: 0 LOB: 0 BB: 0 P: 7	1B: 5 2B: 1 3B: 0 HR: 0	SF: 0 SAC: 0 DP: 0 HBP: 1	WP: 0 PB: 0 SB: 2 CS: 0	PA: 34
PITCHER	IP	WLS	BF	H	R	ER	SO	BB	IBB	HBP	BLK	WP	HR	S	P	ERA	WHIP					
Orel Hershiser, R ERA: 2.5 (1, 1)	8.0	L	31	6	2	2	5	0	0	1	1	0	0	62	95	2.25	0.750					
Todd Worrell, R ERA: 2.31 (9, 1)	1.0		3	0	0	0	0	0	0	0	0	0	0	6	7	0.00	0.000					

AB	33
R	2
H	6
RBI	2
BB	0
SO	5
LOB	14



Batter	1	2	3	4	5	6	7	8	9	AB	R	H	RBI	BB	SO	LOB	BOTTOM				
Brett Butler, L OBP: 0.459, SLG: 0.497 (1, 8)	G4-6-3		P2					FC6-4		4	0	1	0	0	0	1	Chicago Cubs @ Los Angeles Dodgers Dodger Stadium, Los Angeles, CA Tue May 24 1994, 7:05 PM PDT Att: 31,912 - Unknown - 66 F				
Delino DeShields, L OBP: 0.387, SLG: 0.272 (1, 4)	G4-6-3		K					F7		4	0	0	0	0	2	2					
Mike Piazza, R OBP: 0.353, SLG: 0.536 (1, 2)								E6		4	0	1	0	0	1	0					
Tim Lincecum, R OBP: 0.359, SLG: 0.547 (1, 5)								K		4	0	0	0	0	3	2					
Henry Rodriguez, L OBP: 0.395, SLG: 0.549 (1, 7)										2	0	1	0	2	1	0					
Mitch Webster, S OBP: 0.316, SLG: 0.273 (9, PR)										0	0	0	0	0	0	0					
Eric Karros, R OBP: 0.319, SLG: 0.398 (1, 3)										4	0	0	0	0	0	3					
Raul Mondesi, R OBP: 0.343, SLG: 0.571 (1, 9)										2	0	0	0	1	0	0					
Jose Offerman, S OBP: 0.317, SLG: 0.301 (1, 6)										3	0	0	0	0	0	1					
Orel Hershiser, R OBP: 0.200, SLG: 0.174 (1, 1)										2	0	0	0	0	0	0					
Jeff Treadway, L OBP: 0.400, SLG: 0.382 (8, PH)										1	0	1	0	0	0	0					
Todd Worrell, R ERA: 2.31 (9, 1)										0	0	0	0	0	0	0					
Inning Stats	R: 0 E: 0 K: 1 S: 12	H: 2 LOB: 1 BB: 0 P: 21	R: 0 E: 0 K: 0 S: 4	H: 1 LOB: 1 BB: 1 P: 10	R: 0 E: 0 K: 1 S: 8	H: 0 LOB: 0 BB: 0 P: 11	R: 0 E: 0 K: 2 S: 12	H: 0 LOB: 1 BB: 1 P: 22	R: 0 E: 1 K: 2 S: 13	H: 0 LOB: 1 BB: 0 P: 22	R: 0 E: 0 K: 1 S: 10	H: 0 LOB: 0 BB: 0 P: 15	R: 0 E: 0 K: 0 S: 7	H: 1 LOB: 1 BB: 0 P: 10	R: 0 E: 0 K: 0 S: 9	H: 0 LOB: 1 BB: 1 P: 15	1B: 4 2B: 0 3B: 0 HR: 0	SF: 0 SAC: 0 DP: 1 HBP: 0	WP: 1 PB: 0 SB: 0 CS: 1	PA: 33	
PITCHER	IP	WLS	BF	H	R	ER	SO	BB	IBB	HBP	BLK	WP	HR	S	P	ERA	WHIP				
Willie Banks, R ERA: 5.04 (1, 1)	9.0	W	33	4	0	0	7	3	0	0	0	1	0	78	132	0.00	0.778				



Batter	1	2	3	4	5	6	7	8	9	AB	R	H	RBI	BB	SO	LOB	TOP								
Karl Rhodes, L OBP: 0.344, SLG: 0.462	(1, 8) 0-3 K																								
Dave Otto, L (7, 1)			B1-3		G3																				
Jose Bautista, R (7, 1)																									
Kevin Roberson, S (9, PH) OBP: 0.286, SLG: 0.385																									
Dan Plesac, L (9, 1)																									
Shawon Dunston, R OBP: 0.299, SLG: 0.374	(1, 6) 0-0 G1-3		G5-3		G6-3																				
23 Ryne Sandberg, R OBP: 0.335, SLG: 0.442	(1, 4) 0-0 2B				F9																				
Mark Grace, L OBP: 0.393, SLG: 0.388	(1, 3) 4-0 2B				G1-3																				
Derrick May, L OBP: 0.389, SLG: 0.496	(1, 7) 1-0 G4-3				1B																				
Sammy Sosa, R OBP: 0.324, SLG: 0.560	(1, 9) 3-3 K				1-2 CS																				
Steve Buechele, R OBP: 0.340, SLG: 0.419	(1, 5) 1-1 G5-3				1-3 1B																				
Rey Sanchez, R OBP: 0.340, SLG: 0.321	(9, PR) 1-1 G5-3				CS																				
Rick Wilkins, L OBP: 0.315, SLG: 0.389	(1, 2) 2-1 G4-3				HR																				
Steve Trachsel, R OBP: 0.238, SLG: 0.250	(1, 1) 3-2 G5-3				1-3 1B																				
Jim Bullinger, R OBP: 0.333, SLG: 0.667	(5, 1) 1-1 G5-3				HR																				
Glenallen Hill, R OBP: 0.324, SLG: 0.379	(7, PH) 3-2 G5-3				HR																				
Inning Stats	R: 0 E: 0 K: 1 S: 6	H: 1 LOB: 2 BB: 1 P: 11	R: 0 E: 0 K: 1 S: 7	H: 0 LOB: 0 BB: 0 P: 13	R: 0 E: 0 K: 0 S: 6	H: 0 LOB: 0 BB: 0 P: 9	R: 0 E: 0 K: 0 S: 11	H: 1 LOB: 1 BB: 1 P: 17	R: 2 E: 0 K: 1 S: 13	H: 1 LOB: 0 BB: 1 P: 24	R: 0 E: 0 K: 2 S: 12	H: 0 LOB: 1 BB: 1 P: 20	R: 3 E: 0 K: 1 S: 12	H: 3 LOB: 0 BB: 0 P: 19	R: 0 E: 0 K: 1 S: 7	H: 1 LOB: 0 BB: 0 P: 9	R: 1 E: 0 K: 0 S: 13	H: 1 LOB: 2 BB: 1 P: 20	1B: 4 2B: 2 3B: 0 HR: 2	SF: 0 SAC: 0 DP: 1 HBP: 0	WP: 0 PB: 0 SB: 0 CS: 1	PA: 38			
PITCHER	IP	WLS	BF	H	R	ER	SO	BB	IBB	HBP	BLK	WP	HR	S	P	ERA	WHIP								
Tom Candiotti, R ERA: 4.43	(1, 1) 6.2	29	6	5	5	6	4	0	0	0	0	0	2	66	112	6.75	1.500								
Jim Gott, L ERA: 4.51	(7, 1) 1.1	5	1	1	1	1	1	0	0	0	0	0	0	10	16	6.75	1.500								
Al Osuna, L ERA: 4.5	(9, 1) 0.1	1	0	0	0	1	0	0	0	0	0	0	0	5	5	0.00	0.000								
Todd Worrell, R ERA: 2.19	(9, 1) 0.2	W 2	1	0	0	0	0	0	0	0	0	0	0	6	9	0.00	1.500								

Chicago Cubs @ Los Angeles Dodgers
Dodger Stadium, Los Angeles, CA
Wed May 25 1994, 7:05 PM PDT
Att: 54,709 - Unknown - 65 F

AB 32
R 6
H 8
RBI 6
BB 5
SO 8
LOB 9



Batter	1	2	3	4	5	6	7	8	9	AB	R	H	RBI	BB	SO	LOB	BOTTOM								
Brett Butler, L OBP: 0.457, SLG: 0.491	(1, 8) 0-1 G1-3		G1-3																						
Delino DeShields, L OBP: 0.398, SLG: 0.282	(1, 4) 3-1 WP																								
Jeff Treadway, L OBP: 0.390, SLG: 0.371	(6, 4) 1B																								
Eric Karros, R OBP: 0.317, SLG: 0.398	(9, PH) 1B																								
Raul Mondesi, R OBP: 0.346, SLG: 0.569	(1, 9) 1-3 K																								
Mike Piazza, R OBP: 0.356, SLG: 0.535	(1, 2) 1-1 G6-3																								
Henry Rodriguez, L OBP: 0.391, SLG: 0.537	(1, 3) 0-1 F8																								
Cory Snyder, R OBP: 0.382, SLG: 0.632	(1, 5) 1-3 K																								
Chris Gwynn, L OBP: 0.286, SLG: 0.346	(1, 7) 0-0 F7																								
Tim Lincecum, R OBP: 0.357, SLG: 0.543	(9, 5) 0-2 F7																								
Jose Offerman, S OBP: 0.316, SLG: 0.300	(1, 6) 1-2 G1-3																								
Tom Candiotti, R OBP: 0.136, SLG: 0.136	(1, 1) 1-3 K																								
Jim Gott, R ERA: 4.58	(7, 1) 1-1 G5-3																								
Al Osuna, R (9, 1)																									
Todd Worrell, R (9, 1)																									
Mitch Webster, S OBP: 0.333, SLG: 0.294	(9, PH) 2-3 1B																								
Inning Stats	R: 0 E: 0 K: 1 S: 9	H: 1 LOB: 0 BB: 0 P: 14	R: 0 E: 0 K: 1 S: 7	H: 0 LOB: 0 BB: 0 P: 8	R: 0 E: 0 K: 1 S: 9	H: 0 LOB: 0 BB: 0 P: 13	R: 4 E: 1 K: 1 S: 22	H: 4 LOB: 0 BB: 1 P: 34	R: 2 E: 0 K: 0 S: 13	H: 2 LOB: 2 BB: 2 P: 26	R: 0 E: 0 K: 0 S: 4	H: 0 LOB: 0 BB: 0 P: 7	R: 0 E: 0 K: 0 S: 4	H: 0 LOB: 0 BB: 0 P: 6	R: 0 E: 0 K: 0 S: 5	H: 1 LOB: 0 BB: 0 P: 7	R: 1 E: 1 K: 0 S: 12	H: 2 LOB: 2 BB: 1 P: 20	1B: 10 2B: 0 3B: 0 HR: 0	SF: 1 SAC: 0 DP: 1 HBP: 0	WP: 3 PB: 0 SB: 1 CS: 1	PA: 38			
PITCHER	IP	WLS	BF	H	R	ER	SO	BB	IBB	HBP	BLK	WP	HR	S	P	ERA	WHIP								
Steve Trachsel, R ERA: 4.31	(1, 1) 4.1	20	6	6	5	4	2	0	0	0	0	1	0	12	23	0.00	1.200								
Jim Bullinger, R ERA: 5.02	(5, 1) 1.2	7	1	0	0	0	1	0	0	0	0	0	0	3	5	0.00	0.000								
Dave Otto, L ERA: 5.02	(7, 1) 0.2	2	0	0	0	0	0	0	0	0	0	0	0	6	8	0.00	0.750								
Jose Bautista, R ERA: 3.71	(7, 1) 1.1	4	1	0	0	0	0	0	0	0	0	0	0	6	8	0.00	0.750								
Dan Plesac, L ERA: 3.5	(9, 1) 0.2	L 5	2	1	1	0	1	0	0	0	0	0	0	12	20	13.50	4.500								

Chicago Cubs @ Los Angeles Dodgers
Dodger Stadium, Los Angeles, CA
Wed May 25 1994, 7:05 PM PDT
Att: 54,709 - Unknown - 65 F


AB 33
R 7
H 10
RBI 5
BB 4
SO 4
LOB 10



Batter	1	2	3	4	5	6	7	8	9	AB	R	H	RBI	BB	SO	LOB	TOP					
Karl Rhodes, L (1, 8) OBP: 0.341, SLG: 0.451	G6-3		1B BB		K		F7		L3	4	0	0	0	1	1	2						
Shawon Dunston, R (1, 6) OBP: 0.297, SLG: 0.370	F9		1-2 2-H 1B			P5		P3		4	0	1	1	0	0	0						
23 Ryne Sandberg, R (1, 4) OBP: 0.333, SLG: 0.438	G5-3		G5-3			1B 1B		K		4	1	1	0	0	1	2						
Mark Grace, L (1, 3) OBP: 0.390, SLG: 0.391		F8		G4-3		K				4	0	1	0	0	1	1						
Derrick May, L (1, 7) OBP: 0.385, SLG: 0.488	G5-3		P3			1B 1B		G3		4	0	1	0	0	0	1						
Sammy Sosa, R (1, 9) OBP: 0.328, SLG: 0.558	K		1B			1B 1B			K	4	0	2	1	0	2	0						
Steve Buechele, R (1, 5) OBP: 0.331, SLG: 0.406			K	SAFE	K	G4-3		G5-3		4	0	0	0	0	2	3						
Rick Wilkins, L (1, 2) OBP: 0.320, SLG: 0.388			G1 1B BB		K		G5-3		1B 1B	3	1	1	0	1	1	0						
Mike Morgan, R (1, 1) OBP: 0.355, SLG: 0.569			G1		K		G4-3		1B	1	0	0	0	0	0	1						
Dave Otto, L (3, 1) OBP: 0.330, SLG: 0.357			1-2		K				1-2	1	0	0	0	0	0	0						
Eduardo Zambrano, R (5, PH) OBP: 0.330, SLG: 0.357										0	0	0	0	0	0	0						
Jim Bullinger, R (5, 1) OBP: 0.330, SLG: 0.357										0	0	0	0	0	0	0						
Kevin Robertson, S (7, PH) OBP: 0.330, SLG: 0.357										0	0	0	0	0	0	0						
Dan Plesac, L (7, 1) OBP: 0.330, SLG: 0.357										1	0	1	0	0	0	0						
Glenallen Hill, R (9, PH) OBP: 0.330, SLG: 0.357										1	0	1	0	0	0	0						
Inning Stats	R: 0 E: 0 K: 0 S: 5	H: 0 LOB: 0 BB: 0 P: 8	R: 0 E: 0 K: 1 S: 8	H: 0 LOB: 0 BB: 0 P: 11	R: 1 E: 0 K: 1 S: 15	H: 1 LOB: 2 BB: 2 P: 29	R: 0 E: 0 K: 1 S: 10	H: 1 LOB: 1 BB: 0 P: 14	R: 0 E: 0 K: 3 S: 11	H: 0 LOB: 0 BB: 0 P: 17	R: 1 E: 0 K: 1 S: 16	H: 3 LOB: 2 BB: 0 P: 19	R: 0 E: 0 K: 0 S: 6	H: 0 LOB: 0 BB: 0 P: 10	R: 0 E: 0 K: 1 S: 11	H: 1 LOB: 1 BB: 0 P: 14	R: 0 E: 0 K: 1 S: 9	H: 2 LOB: 2 BB: 0 P: 13	1B: 7 2B: 1 3B: 0 HR: 0	SF: 0 SAC: 0 DP: 0 HBP: 0	WP: 0 PB: 0 SB: 0 CS: 0	PA: 37
PITCHER	IP	WLS	BF	H	R	ER	SO	BB	IBB	HBP	BLK	WP	HR	S	P	ERA	WHIP					
Greg Maddux, R (1, 1) ERA: 1.47	7.0	W	28	5	2	2	7	2	0	0	0	0	0	71	108	2.57	1.000					
Steve Bedrosian, R (8, 1) ERA: 4.58	1.0		4	1	0	0	1	0	0	0	0	0	0	11	14	0.00	1.000					
Greg McMichael, R (9, 1) ERA: 2.28	1.0		5	2	0	0	1	0	0	0	0	0	0	9	13	0.00	2.000					

Chicago Cubs @ Atlanta Braves
Atlanta-Fulton County Stadium, Atlanta, GA
Fri May 27 1994, 7:05 PM EDT
Att: 49,253 - Unknown - 72 F


AB 35
R 2
H 8
RBI 2
BB 2
SO 9
LOB 10




Batter	1	2	3	4	5	6	7	8	9	AB	R	H	RBI	BB	SO	LOB	BOTTOM					
Deion Sanders, L (1, 8) OBP: 0.335, SLG: 0.390	K	E2 1B 1B		4-3		G3		G3		5	1	1	1	0	1	1						
Jeff Blauser, R (1, 6) OBP: 0.292, SLG: 0.333	G6-3			E6		1B		1B		5	0	3	2	0	0	0						
Rafael Belliard, R (8, FR) OBP: 0.318, SLG: 0.365		1B				1B		3B		0	0	0	0	0	0	0						
Ryan Klesko, L (1, 7) OBP: 0.355, SLG: 0.569	F9			K		1B		L5-3		4	0	1	0	0	2	2						
Dave Gallagher, R (7, 7) OBP: 0.284, SLG: 0.322				K		1B				1	0	0	0	0	0	1						
Fred McGriff, L (1, 3) OBP: 0.379, SLG: 0.586		HR BB	F9 1B 2B	G3		K		G3		4	2	1	0	1	1	4						
David Justice, L (1, 9) OBP: 0.401, SLG: 0.493		1-H HR	1B 1B BB		K		G4-3			3	1	1	2	1	1	0						
Terry Pendleton, S (1, 5) OBP: 0.289, SLG: 0.374		1B BB BB	F9		F8		P3			3	1	0	0	1	0	2						
Javy Lopez, R (1, 2) OBP: 0.306, SLG: 0.507		P8	1B 1B		P8		1B BB			3	0	1	1	1	0	1						
Mark Lemke, S (1, 4) OBP: 0.395, SLG: 0.418		K	G6-4-3 1B		G3 SH3 1B		1B			4	1	3	0	0	1	1						
Greg Maddux, R (1, 1) OBP: 0.250, SLG: 0.304			G6-4-3		SH3		G4-3			1	1	0	0	1	0	3						
Bill Pecota, R (7, PH) OBP: 0.360, SLG: 0.318										1	0	0	0	0	0	2						
Steve Bedrosian, R (8, 1) ERA: 4.58										0	0	0	0	0	0	0						
Greg McMichael, R (9, 1) ERA: 2.28										0	0	0	0	0	0	0						
Inning Stats	R: 0 E: 0 K: 1 S: 7	H: 0 LOB: 0 BB: 0 P: 13	R: 5 E: 1 K: 2 S: 20	H: 3 LOB: 1 BB: 3 P: 40	R: 1 E: 0 K: 0 S: 10	H: 3 LOB: 2 BB: 1 P: 22	R: 0 E: 1 K: 1 S: 7	H: 0 LOB: 1 BB: 0 P: 11	R: 0 E: 0 K: 1 S: 6	H: 0 LOB: 0 BB: 0 P: 8	R: 1 E: 0 K: 1 S: 12	H: 3 LOB: 2 BB: 0 P: 20	R: 0 E: 0 K: 0 S: 10	H: 1 LOB: 2 BB: 1 P: 21	R: 0 E: 0 K: 0 S: 7	H: 1 LOB: 1 BB: 0 P: 11	1B: 8 2B: 1 3B: 1 HR: 1	SF: 0 SAC: 1 DP: 1 HBP: 0	WP: 0 PB: 0 SB: 0 CS: 0	PA: 40		
PITCHER	IP	WLS	BF	H	R	ER	SO	BB	IBB	HBP	BLK	WP	HR	S	P	ERA	WHIP					
Mike Morgan, R (1, 1) ERA: 8.35	2.1	L	16	5	6	6	3	4	0	0	0	0	0	10	17	0.00	0.600					
Dave Otto, L (3, 1) ERA: 4.5	1.2		6	1	0	0	1	0	0	0	0	0	0	10	17	0.00	0.600					
Jim Bullinger, R (5, 1) ERA: 4.85	2.0		9	3	1	1	2	0	0	0	0	0	0	18	28	4.50	1.500					
Dan Plesac, L (7, 1) ERA: 3.51	2.0		9	2	0	0	0	1	0	0	0	0	0	17	32	0.00	1.500					

Chicago Cubs @ Atlanta Braves
Atlanta-Fulton County Stadium, Atlanta, GA
Fri May 27 1994, 7:05 PM EDT
Att: 49,253 - Unknown - 72 F

AB 34
R 7
H 11
RBI 6
BB 5
SO 6
LOB 17




Batter	1	2	3	4	5	6	7	8	9	AB	R	H	RBI	BB	SO	LOB	TOP								
Sammy Sosa, R OBP: 0.317, SLG: 0.538 (1, 8)	1-3 K	1-3 K		1-0 L1		0-3 K	1-2 G6-3		0-1 F8	6	0	0	0	0	3	5									
Shawon Dunston, R OBP: 0.292, SLG: 0.361 (1, 6)	1-2 F7		0-3 K2-3		1-3 K	1-0 1B		0-1 G3	1-1 F7	6	0	1	0	0	2	1									
23 Ryne Sandberg, R OBP: 0.335, SLG: 0.430 (1, 4)	4-1 1B BB		1-2 G4-3		1-1 P6	3-2 F9		4-2 2B BB		3	1	0	0	2	0	2									
Mark Grace, L OBP: 0.401, SLG: 0.417 (1, 3)	0-1 1B		1-1 1B		0-0 1B 2B	1-0 F8		2-2 F8 1H 2B		5	1	4	1	0	0	2									
Glenallen Hill, R OBP: 0.338, SLG: 0.389 (1, 7)	2-3 K		2-3 K		3-1 2H 1B 1B		3-2 SH1-4 2B 1B	0-0 F8 2-3		5	2	2	1	0	2	4									
Eduardo Zambrano, R OBP: 0.383, SLG: 0.635 (7, 8)		3-1 HR		4-0 1B BB	1 SAFE 4-2 1B BB		4-2 SH1-4 2B BB	0-3 K		1	3	1	1	3	0	0									
Steve Buechele, R OBP: 0.354, SLG: 0.409 (9, PH)		2-1 G6-3		0-1 G1-3	0-0 1B BB		1-1 SH1-4	0-0 SH1-4 HR 1B		4	0	2	1	0	0	1	AB 38								
José Hernández, R OBP: 0.313, SLG: 0.467 (9, 5)				1-2 2H 1B			1-2 2-3			0	1	0	0	0	0	0	R 9								
Mark Parent, R OBP: 0.472, SLG: 0.500 (1, 2)	4-1 SH1-4 BB		0-1 BLK 1B	2H 1B	1-3 K		3-3 K	1-0 SH1-4		3	0	1	1	1	2	4	H 14								
Anthony Young, R OBP: 0.211, SLG: 0.211 (7, PH)			1-0 SH1-4	1 SAFE 0-1 G5-3			0-0 1B			2	0	1	0	0	0	1	RBI 9								
Derrick May, L OBP: 0.390, SLG: 0.500 (7, 1)										1	0	1	2	0	0	0	BB 6								
Dave Otto, L OBP: 0.313, SLG: 0.600 (9, PH)			1-2							0	0	0	0	0	0	0	SO 10								
Kevin Roberson, S OBP: 0.313, SLG: 0.600 (9, 1)										0	0	0	0	0	0	0	LOB 21								
Jose Bautista, R OBP: 0.313, SLG: 0.600 (9, 1)										2	0	1	0	0	0	1									
Inning Stats	R: 0 E: 0 K: 2 S: 15	H: 1 LOB: 2 BB: 1 P: 23	R: 1 E: 0 K: 1 S: 9	H: 1 LOB: 1 BB: 1 P: 20	R: 0 E: 0 K: 2 S: 14	H: 1 LOB: 1 BB: 0 P: 18	R: 1 E: 0 K: 0 S: 7	H: 1 LOB: 1 BB: 1 P: 12	R: 2 E: 0 K: 2 S: 15	H: 3 LOB: 2 BB: 1 P: 25	R: 0 E: 0 K: 1 S: 9	H: 2 LOB: 2 BB: 0 P: 14	R: 2 E: 0 K: 1 S: 17	H: 2 LOB: 1 BB: 1 P: 29	R: 1 E: 0 K: 0 S: 12	H: 1 LOB: 1 BB: 1 P: 18	R: 2 E: 0 K: 0 S: 8	H: 2 LOB: 1 BB: 0 P: 10	1B: 9 2B: 3 3B: 0 HR: 2	SF: 0 SAC: 3 DP: 0 HBP: 0	WP: 0 PB: 0 SB: 2 CS: 0	PA: 47			
PITCHER	IP	WLS	BF	H	R	ER	SO	BB	IBB	HBP	BLK	WP	HR	S	P	ERA	WHIP								
Kent Mercker, L ERA: 4.5	5.0	L	26	7	4	4	7	4	0	0	1	0	1	60	98	7.20	2.200								
Mike Bielecki, R ERA: 3.65	1.2	9	3	2	2	2	1	0	0	0	0	0	0	22	38	10.80	2.400								
Mike Stanton, L ERA: 4.15	0.1	2	1	0	0	0	0	0	0	0	0	0	0	4	5	0.00	3.000								
Mitt Hill, R ERA: 7.94	2.0	10	3	3	3	3	1	1	0	0	0	0	1	20	28	13.50	2.000								

Chicago Cubs @ Atlanta Braves
Atlanta-Fulton County Stadium, Atlanta, GA
Sat May 28 1994, 7:05 PM EDT
Att: 49,246 - Unknown - 80 F

AB 38
R 9
H 14
RBI 9
BB 6
SO 10
LOB 21



Batter	1	2	3	4	5	6	7	8	9	AB	R	H	RBI	BB	SO	LOB	BOTTOM								
Deion Sanders, L OBP: 0.343, SLG: 0.403 (1, 8)	1-2 G4-3 2B		1-0 CS 1B		1-1 G6-3			1-1 G6-3 1B		4	0	3	0	0	0	2									
Jeff Blauser, R OBP: 0.284, SLG: 0.323 (1, 6)	2-2 G4-3		3-2 CS	2-1 G4-3		0-0 G4-3		1-1 G6-3		4	0	0	0	0	0	2									
Ryan Klesko, L OBP: 0.354, SLG: 0.570 (7, PH)	2-3 K			0-2 1B 2B		1-0 F8		3-2 2B		3	1	1	0	0	1	1									
Dave Gallagher, R OBP: 0.294, SLG: 0.350 (9, 7)										1	0	1	0	0	0	0									
Fred McGriff, L OBP: 0.377, SLG: 0.576 (1, 3)	3-2 F8			4-1 1B BB		0-3 K		1-2 G3		3	0	0	0	1	1	2									
David Justice, L OBP: 0.404, SLG: 0.493 (1, 9)			3-3 K	1-1 1B			0-1 G1-3 1B		1-1 P6	4	1	2	1	0	1	0									
Terry Pendleton, S OBP: 0.284, SLG: 0.366 (1, 5)		1-2 F7		1-3 K			0-0 F9		0-0 F7	4	0	0	0	0	1	2									
Javy Lopez, R OBP: 0.298, SLG: 0.493 (1, 2)		1-2 G1-3			0-1 G5-3		1-1 G1-3		1-0 G6-3	4	0	0	0	0	0	1	AB 32								
Mark Lemke, S OBP: 0.400, SLG: 0.431 (1, 4)				1-1 G6-3			0-0 FC5-4 1B			3	0	2	1	0	0	0	R 2								
Kent Mercker, L ERA: 4.5				2-1 L6		4-1 G6-3 BB		1-0 FC5-4		1	0	0	0	0	0	0	H 9								
Tony Tarasco, L ERA: 4.5										0	0	0	0	0	0	0	RBI 2								
Mike Bielecki, R ERA: 4.5										0	0	0	0	0	0	0	BB 2								
Mike Stanton, L ERA: 4.5										0	0	0	0	0	0	0	SO 4								
Bill Picotta, R ERA: 4.5										1	0	0	0	0	0	1	LOB 11								
Mitt Hill, R ERA: 7.94										0	0	0	0	0	0	0									
Inning Stats	R: 0 E: 0 K: 1 S: 13	H: 1 LOB: 1 BB: 0 P: 21	R: 0 E: 0 K: 1 S: 12	H: 0 LOB: 0 BB: 0 P: 17	R: 0 E: 0 K: 0 S: 8	H: 1 LOB: 0 BB: 0 P: 15	R: 1 E: 0 K: 1 S: 13	H: 2 LOB: 1 BB: 1 P: 21	R: 0 E: 0 K: 0 S: 6	H: 0 LOB: 0 BB: 0 P: 7	R: 1 E: 0 K: 0 S: 7	H: 2 LOB: 1 BB: 0 P: 9	R: 0 E: 0 K: 0 S: 10	H: 2 LOB: 1 BB: 0 P: 16	R: 0 E: 0 K: 0 S: 4	H: 0 LOB: 0 BB: 0 P: 6	1B: 5 2B: 4 3B: 0 HR: 0	SF: 0 SAC: 0 DP: 2 HBP: 0	WP: 0 PB: 0 SB: 0 CS: 1	PA: 35					
PITCHER	IP	WLS	BF	H	R	ER	SO	BB	IBB	HBP	BLK	WP	HR	S	P	ERA	WHIP								
Anthony Young, R ERA: 4.5	6.0	W	22	5	1	1	4	2	0	0	0	0	0	17	25	4.50	2.000								
Dave Otto, L ERA: 4.5	2.0	9	4	1	1	1	0	0	0	0	0	0	0	4	6	0.00	0.000								
Jose Bautista, R ERA: 3.6	1.0	3	0	0	0	0	0	0	0	0	0	0	0	4	6	0.00	0.000								

Chicago Cubs @ Atlanta Braves
Atlanta-Fulton County Stadium, Atlanta, GA
Sat May 28 1994, 7:05 PM EDT
Att: 49,246 - Unknown - 80 F

AB 32
R 2
H 9
RBI 2
BB 2
SO 4
LOB 11



Batter	1	2	3	4	5	6	7	8	9	AB	R	H	RBI	BB	SO	LOB	TOP			
Sammy Sosa, R (1, 8) OBP: 0.324, SLG: 0.555 (7, 9)										4	2	2	1	1	1	1				
Eduardo Zambrano, R (1, 9) OBP: 0.333, SLG: 0.589 José Hernández, R (8, 5) OBP: 0.294, SLG: 0.438										4	0	0	0	0	1	4				
23 Ryne Sandberg, R (1, 4) OBP: 0.337, SLG: 0.426										4	1	1	1	1	1	0				
Mark Grace, L (1, 3) OBP: 0.403, SLG: 0.415										3	1	1	0	1	1	2				
Glenallen Hill, R (1, 7) OBP: 0.333, SLG: 0.382										4	0	1	1	0	1	3				
Rick Wilkins, L (1, 2) OBP: 0.325, SLG: 0.387										3	0	1	0	1	2	0				
Steve Buechele, R (1, 5) Randy Myers, L (8, 1)										3	0	0	1	1	1	2				
Rey Sanchez, R (1, 6) OBP: 0.337, SLG: 0.310										3	0	0	0	1	0	3				
Jim Bullinger, R (1, 1) OBP: 0.500, SLG: 0.500 Dave Otto, L (7, 1)										1	0	0	0	2	1	0				
Karl Rhodes, L (7, 8) OBP: 0.337, SLG: 0.445 Chuck Crim, R (7, 1)										0	0	0	0	0	0	0				
Inning Stats	R: 3 E: 0 K: 1 S: 6	H: 2 LOB: 4 BB: 22	R: 0 E: 0 K: 1 S: 4	H: 0 LOB: 0 BB: 1 P: 8	R: 0 E: 0 K: 1 S: 7	H: 2 LOB: 2 BB: 0 P: 7	R: 0 E: 0 K: 1 S: 5	H: 0 LOB: 0 BB: 1 P: 9	R: 0 E: 0 K: 1 S: 5	H: 0 LOB: 0 BB: 0 P: 5	R: 1 E: 0 K: 1 S: 7	H: 2 LOB: 2 BB: 1 P: 11	R: 0 E: 0 K: 3 S: 9	H: 0 LOB: 1 BB: 1 P: 13	R: 0 E: 0 K: 0 S: 3	H: 0 LOB: 0 BB: 0 P: 3	1B: 5 2B: 0 3B: 0 HR: 1	SF: 0 SAC: 0 DP: 1 HBP: 0	WP: 0 PB: 0 SB: 0 CS: 1	PA: 40
PITCHER	IP	WLS	BF	H	R	ER	SO	BB	IBB	HBP	BLK	WP	HR	S	P	ERA	WHIP			
Tom Glavine, L (1, 1) ERA: 3.41	6.1	L	30	6	4	4	6	7	0	0	0	0	1	35	63	5.68	2.053			
Mike Stanton, L (7, 1) ERA: 3.55	1.2		6	0	0	0	4	1	0	0	0	0	0	13	17	0.00	0.600			
Mark Wohlers, R (9, 1) ERA: 4.5	1.0		3	0	0	0	0	0	0	0	0	0	0	3	3	0.00	0.000			

Chicago Cubs @ Atlanta Braves
Atlanta-Fulton County Stadium, Atlanta, GA
Sun May 29 1994, 3:33 AM EDT
Att: 49,298 - Sunny - 74 F

AB	31
R	4
H	6
RBI	4
BB	8
SO	10
LOB	16



Batter	1	2	3	4	5	6	7	8	9	AB	R	H	RBI	BB	SO	LOB	BOTTOM			
Jarvis Brown, R (1, 8)										3	0	0	0	0	0	0				
Ryan Klesko, L (8, PH) OBP: 0.352, SLG: 0.565 Bill Peacock, R (9, 7) OBP: 0.333, SLG: 0.292										1	0	0	0	0	0	1				
Jeff Blauser, R (1, 6) OBP: 0.285, SLG: 0.328										4	0	2	0	0	1	0				
Tony Tarasco, L (1, 7) OBP: 0.368, SLG: 0.577 Javy Lopez, R (8, PH) OBP: 0.296, SLG: 0.490 Mark Wohlers, R (9, 1) OBP: 1.000, SLG: 1.000										2	1	1	0	1	0	1				
Fred McGriff, L (1, 3) OBP: 0.374, SLG: 0.568										4	0	1	0	0	2	2				
David Justice, L (1, 9) OBP: 0.400, SLG: 0.482										3	0	0	0	1	1	1				
Terry Pendleton, S (1, 5) OBP: 0.294, SLG: 0.364										4	1	1	1	0	0	2				
Mark Lemke, S (1, 4) OBP: 0.396, SLG: 0.426										4	0	1	0	0	0	2				
Charlie O'Brien, R (1, 2) OBP: 0.333, SLG: 0.478										4	0	1	1	0	0	0				
Tom Glavine, L (1, 1) OBP: 0.259, SLG: 0.240 Mike Stanton, L (7, 1) OBP: 1.000, SLG: 1.000 Dave Gallagher, R (8, PH) OBP: 0.314, SLG: 0.350										2	0	0	0	0	1	0				
Inning Stats	R: 0 E: 0 K: 1 S: 6	H: 1 LOB: 0 BB: 0 P: 6	R: 0 E: 0 K: 0 S: 3	H: 0 LOB: 0 BB: 0 P: 3	R: 0 E: 0 K: 1 S: 5	H: 0 LOB: 0 BB: 0 P: 5	R: 0 E: 0 K: 2 S: 8	H: 1 LOB: 0 BB: 0 P: 8	R: 0 E: 0 K: 0 S: 3	H: 0 LOB: 0 BB: 0 P: 3	R: 1 E: 0 K: 0 S: 3	H: 1 LOB: 2 BB: 2 P: 11	R: 0 E: 0 K: 0 S: 4	H: 1 LOB: 1 BB: 1 P: 8	R: 1 E: 0 K: 2 S: 10	H: 3 LOB: 3 BB: 1 P: 14	1B: 6 2B: 1 3B: 0 HR: 0	SF: 0 SAC: 0 DP: 1 HBP: 0	WP: 0 PB: 0 SB: 0 CS: 0	PA: 37
PITCHER	IP	WLS	BF	H	R	ER	SO	BB	IBB	HBP	BLK	WP	HR	S	P	ERA	WHIP			
Jim Bullinger, R (1, 1) ERA: 4.22	6.0	W	21	2	1	1	4	1	0	0	0	0	0	28	32	1.50	0.500			
Dave Otto, L (7, 1) ERA: 4.5	0.0		2	1	0	0	0	1	0	0	0	0	0	1	5					
Chuck Crim, R (7, 1) ERA: 1.54	1.2		6	1	0	0	0	1	0	0	0	0	0	5	9	0.00	1.200			
Randy Myers, L (8, 1) ERA: 1.13	1.1	S	8	3	1	1	2	1	0	0	0	0	0	11	15	6.75	3.000			

Chicago Cubs @ Atlanta Braves
Atlanta-Fulton County Stadium, Atlanta, GA
Sun May 29 1994, 3:33 AM EDT
Att: 49,298 - Sunny - 74 F

AB	33
R	2
H	7
RBI	2
BB	4
SO	6
LOB	14



Batter	1	2	3	4	5	6	7	8	9	AB	R	H	RBI	BB	SO	LOB	TOP											
Lenny Dykstra, L OBP: 0.433, SLG: 0.538 (1, 8)	L3		F7			G5-3		P2		5	1	1	0	0	0	4	Philadelphia Phillies @ Chicago Cubs Wrigley Field, Chicago, IL Tue May 31 1994, 7:05 PM CDT Att: 30,110 - Unknown - 81 F											
Mariano Duncan, R OBP: 0.329, SLG: 0.447 Tom Quinlan, R OBP: 0.292, SLG: 0.500 (1, 6) (8, 5)	G6-3		FC6-4 1B			L9		1B 2B		5	2	3	2	0	0	1												
Jim Eisenreich, L OBP: 0.381, SLG: 0.383 (1, 9)			FC6-4 1-2			HR 2B		L7		4	1	2	2	1	0	2												
Darren Daulton, L OBP: 0.374, SLG: 0.576 (1, 2)	BB K		G4-3			HR		L9		5	1	1	2	0	2	4												
Ricky Jordan, R OBP: 0.320, SLG: 0.512 (1, 3)						G4-3				5	1	3	2	0	0	0												
Milt Thompson, L OBP: 0.357, SLG: 0.413 Doug Jones, R OBP: 1.000, SLG: 1.000 (1, 7) (9, 1)	K					G4-3				5	0	1	0	0	3	2												
Kim Batiste, R OBP: 0.247, SLG: 0.312 (8, 6)	G5-3					K				5	1	2	0	0	0	2												
Mickey Morandini, L OBP: 0.367, SLG: 0.346 (1, 4)						G4-3				4	1	3	0	0	0	1												
Mike Williams, R OBP: 0.143, SLG: 0.286 Andy Carter, L OBP: 0.357, SLG: 0.500 Tony Longmire, L OBP: 0.292, SLG: 0.447 Pete Incaviglia, R OBP: 0.292, SLG: 0.447 Larry Andersen, R OBP: 0.381, SLG: 0.383 Wes Chamberlain, R OBP: 0.374, SLG: 0.576 Heathcliff Stocumb, R OBP: 0.329, SLG: 0.447 Tom Marsh, R OBP: 0.143, SLG: 0.143 (1, 1) (3, 1) (6, PH) (6, PH) (6, PH) (8, PH) (8, PH) (8, 1) (9, 7)	K					B1-3		K		1	0	0	0	0	1	1												
Inning Stats	R: 0 E: 0 K: 1 S: 12	H: 0 LOB: 1 BB: 1 P: 24	R: 1 E: 0 K: 2 S: 12	H: 2 LOB: 1 BB: 0 P: 16	R: 0 E: 0 K: 0 S: 8	H: 1 LOB: 1 BB: 0 P: 14	R: 0 E: 0 K: 0 S: 8	H: 1 LOB: 1 BB: 0 P: 9	R: 3 E: 0 K: 2 S: 9	H: 3 LOB: 0 BB: 0 P: 13	R: 0 E: 0 K: 2 S: 10	H: 2 LOB: 2 BB: 0 P: 14	R: 1 E: 0 K: 2 S: 11	H: 2 LOB: 1 BB: 0 P: 14	R: 3 E: 0 K: 1 S: 17	H: 4 LOB: 1 BB: 0 P: 21		R: 0 E: 0 K: 0 S: 5	H: 1 LOB: 0 BB: 0 P: 5	1B: 10 2B: 4 3B: 0 HR: 2	SF: 0 SAC: 0 DP: 1 HBP: 0	WP: 0 PB: 0 SB: 1 CS: 0	PA: 43					
PITCHER	IP	WLS	BF	H	R	ER	SO	BB	IBB	HBP	BLK	WP	HR	S	P	ERA	WHIP											
Steve Trachsel, R ERA: 4.5 (1, 1)	5.1		26	9	4	4	4	1	0	0	0	0	0	2	54	84	6.75	1.875										
Dan Plesac, L ERA: 3.97 (6, 1)	1.1		5	1	1	1	2	0	0	0	0	0	0	0	12	16	6.75	0.750										
Jose Bautista, R ERA: 4.08 (7, 1)	0.1		4	3	2	2	1	0	0	0	0	0	0	0	9	11	54.00	9.000										
Randy Myers, L ERA: 1.5 (8, 1)	1.0	L	5	2	1	1	1	0	0	0	0	0	0	0	12	14	9.00	2.000										
Chuck Cnn, R ERA: 1.49 (9, 1)	1.0		3	1	0	0	0	0	0	0	0	0	0	0	5	5	0.00	1.000										

AB 42
R 8
H 16
RBI 8
BB 1
SO 8
LOB 21



Batter	1	2	3	4	5	6	7	8	9	AB	R	H	RBI	BB	SO	LOB	BOTTOM											
Karl Rhoads, L OBP: 0.332, SLG: 0.434 (1, 8)	L8		F8			G3-1				5	1	2	0	0	0	2	Philadelphia Phillies @ Chicago Cubs Wrigley Field, Chicago, IL Tue May 31 1994, 7:05 PM CDT Att: 30,110 - Unknown - 81 F											
Shawon Dunston, R OBP: 0.286, SLG: 0.348 (1, 6)	F9					L3				5	0	1	1	0	1	1												
23 Ryne Sandberg, R OBP: 0.341, SLG: 0.424 (1, 4)	G3					G5-3				5	0	1	0	0	1	2												
Mark Grace, L OBP: 0.392, SLG: 0.401 (1, 3)						G6-3				4	1	1	0	0	0	2												
Derrick May, L OBP: 0.396, SLG: 0.531 Rey Sanchez, R OBP: 0.337, SLG: 0.310 (1, 7) (9, 5)						G3				4	1	1	0	0	1	1												
Sammy Sosa, R OBP: 0.327, SLG: 0.580 (1, 9)						K				4	2	2	4	0	1	0												
Rick Wilkins, L OBP: 0.315, SLG: 0.379 (1, 2)						K				4	0	1	0	0	2	0												
Steve Buechele, R OBP: 0.335, SLG: 0.426 Chuck Cnn, R (1, 5) (9, 1)						G3				4	1	2	1	0	0	0												
Steve Trachsel, R OBP: 0.273, SLG: 0.286 Dan Plesac, L (1, 1) (6, 1)						K				1	1	1	0	0	0	0												
Jose Bautista, R (7, 1)										0	0	0	0	0	0	0												
Randy Myers, L (8, 1)										0	0	0	0	0	0	0												
Glenallen Hill, R OBP: 0.329, SLG: 0.377 (8, 7)										1	0	0	0	0	0	0												
Inning Stats	R: 0 E: 0 K: 0 S: 3	H: 0 LOB: 0 BB: 0 P: 6	R: 6 E: 0 K: 2 S: 24	H: 7 LOB: 1 BB: 0 P: 42	R: 1 E: 0 K: 0 S: 14	H: 3 LOB: 2 BB: 0 P: 22	R: 0 E: 0 K: 0 S: 4	H: 0 LOB: 0 BB: 0 P: 6	R: 0 E: 0 K: 1 S: 7	H: 0 LOB: 0 BB: 0 P: 10	R: 0 E: 0 K: 2 S: 11	H: 1 LOB: 1 BB: 0 P: 14	R: 0 E: 0 K: 0 S: 7	H: 0 LOB: 0 BB: 0 P: 10	R: 0 E: 0 K: 0 S: 12	H: 1 LOB: 1 BB: 0 P: 16	1B: 8 2B: 1 3B: 0 HR: 3	SF: 0 SAC: 1 DP: 0 HBP: 0	WP: 0 PB: 0 SB: 2 CS: 0	PA: 39								
PITCHER	IP	WLS	BF	H	R	ER	SO	BB	IBB	HBP	BLK	WP	HR	S	P	ERA	WHIP											
Mike Williams, R ERA: 5.52 (1, 1)	2.1		17	10	7	7	2	0	0	0	0	0	0	3	37	63	27.00	4.286										
Andy Carter, L ERA: 3.18 (3, 1)	2.2		8	0	0	0	2	0	0	0	0	0	0	15	22	0.00	0.000											
Larry Andersen, R ERA: 6.0 (6, 1)	2.0	W	7	1	0	0	3	0	0	0	0	0	0	18	24	0.00	0.500											
Heathcliff Stocumb, R ERA: 3.03 (8, 1)	1.0		3	0	0	0	0	0	0	0	0	0	0	7	10	0.00	0.000											
Doug Jones, R ERA: 2.42 (9, 1)	1.0	S	4	1	0	0	0	0	0	0	0	0	0	12	16	0.00	1.000											

AB 38
R 7
H 12
RBI 6
BB 0
SO 7
LOB 8



Batter	1	2	3	4	5	6	7	8	9	AB	R	H	RBI	BB	SO	LOB	TOP			
Lenny Dykstra, L (1, 8) OBP: 0.436, SLG: 0.535										3	1	1	0	2	0	1	Philadelphia Phillies @ Chicago Cubs Wrigley Field, Chicago, IL Wed Jun 01 1994, 3:33 AM CDT Att: 27,402 - Sunny - 54 F			
Mariano Duncan, R (1, 6) OBP: 0.330, SLG: 0.443										4	1	1	0	1	2	4				
Tony Longmire, L (1, 9) OBP: 0.205, SLG: 0.244										3	0	0	1	1	2	1				
Pete Incaviglia, R (1, 7) OBP: 0.311, SLG: 0.573										5	2	2	1	0	1	1				
Doug Jones, R (9, 1) OBP: 1.000, SLG: 1.000										0	0	0	0	0	0	0				
Ricky Jordan, R (1, 3) OBP: 0.323, SLG: 0.508										5	0	2	1	0	2	0				
Mickey Morandini, L (1, 4) OBP: 0.371, SLG: 0.355										3	0	1	0	1	0	2				
Todd Pratt, R (1, 2) OBP: 0.200, SLG: 0.179										4	0	0	0	0	0	5				
Tom Quinlan, R (1, 5) OBP: 0.250, SLG: 0.429										4	0	0	0	0	0	2				
Shawn Boskie, R (1, 1) OBP: 0.188, SLG: 0.143										2	0	0	0	1	1	0				
Tom Marsh, R (8, PH) OBP: 0.250, SLG: 0.250										1	0	1	0	0	0	0				
Heathcliff Slocumb, R (8, 1) OBP: 0.500, SLG: 0.500										0	0	0	0	0	0	0				
Milt Thompson, L (9, 7) OBP: 0.357, SLG: 0.413										0	0	0	0	0	0	0				
Inning Stats	R: 3 E: 0 K: 0 S: 16	H: 3 LOB: 2 BB: 2 P: 33	R: 0 E: 0 K: 1 S: 10	H: 0 LOB: 1 BB: 1 P: 14	R: 0 E: 0 K: 2 S: 12	H: 1 LOB: 1 BB: 0 P: 16	R: 0 E: 0 K: 1 S: 8	H: 1 LOB: 1 BB: 0 P: 9	R: 0 E: 0 K: 1 S: 7	H: 0 LOB: 0 BB: 1 P: 11	R: 1 E: 0 K: 2 S: 12	H: 1 LOB: 0 BB: 0 P: 18	R: 0 E: 0 K: 1 S: 9	H: 1 LOB: 2 BB: 1 P: 15	R: 0 E: 0 K: 0 S: 4	H: 0 LOB: 0 BB: 0 P: 8		1B: 6 2B: 1 3B: 0 HR: 1	SF: 1 SAC: 0 DP: 0 HBP: 0	WP: 1 PB: 0 SB: 0 CS: 0
PITCHER	IP WLS BF H R ER SO BB IBB HBP BLK WP HR S P ERA WHIP																			
Mike Morgan, R (1, 1) ERA: 7.75	6.0 L 29 6 3 3 5 5 0 0 0 0 1 0 61 98 4.50 1.833																			
Jose Bautista, R (7, 1) ERA: 4.1	2.0 9 2 1 1 3 1 0 0 0 0 0 1 21 33 4.50 1.500																			
Chuck Crim, R (9, 1) ERA: 1.42	1.0 3 0 0 0 0 0 0 0 0 0 0 0 4 8 0.00 0.000																			

Batter	1	2	3	4	5	6	7	8	9	AB	R	H	RBI	BB	SO	LOB	BOTTOM			
Karl Rhodes, L (1, 8) OBP: 0.330, SLG: 0.426										3	1	0	0	1	1	2	Philadelphia Phillies @ Chicago Cubs Wrigley Field, Chicago, IL Wed Jun 01 1994, 3:33 AM CDT Att: 27,402 - Sunny - 54 F			
Shawn Dunston, R (1, 6) OBP: 0.280, SLG: 0.338										4	0	0	0	0	0	4				
Chuck Crim, R (9, 1)										0	0	0	0	0	0	0				
23 Ryne Sandberg, R (1, 4) OBP: 0.344, SLG: 0.441										4	1	2	1	0	0	1				
Mark Grace, L (1, 3) OBP: 0.394, SLG: 0.400										3	0	1	0	1	0	1				
Derrick May, L (1, 7) OBP: 0.385, SLG: 0.515										4	0	0	0	0	1	4				
Sammy Sosa, R (1, 9) OBP: 0.320, SLG: 0.568										4	0	0	0	0	1	1				
Rick Wilkins, L (1, 2) OBP: 0.315, SLG: 0.374										2	0	0	0	1	0	0				
Steve Buechele, R (1, 5) OBP: 0.335, SLG: 0.420										2	0	0	0	1	2	0				
Rey Sanchez, R (8, PR) OBP: 0.337, SLG: 0.310										0	0	0	0	0	0	0				
Mike Morgan, R (1, 1) OBP: 0.100, SLG: 0.100										1	0	0	0	0	0	0				
Kevin Roberson, S (6, PH) ERA: 4.12										1	0	0	0	0	0	0				
Jose Bautista, R (7, 1) ERA: 2.95										0	0	0	0	0	0	0				
José Hernández, R (8, PH) OBP: 0.278, SLG: 0.412										1	0	0	0	0	0	2				
Inning Stats	R: 1 E: 1 K: 1 S: 13	H: 0 LOB: 1 BB: 1 P: 21	R: 0 E: 0 K: 2 S: 8	H: 0 LOB: 0 BB: 0 P: 11	R: 0 E: 0 K: 0 S: 5	H: 0 LOB: 0 BB: 0 P: 6	R: 0 E: 0 K: 0 S: 6	H: 1 LOB: 0 BB: 0 P: 7	R: 0 E: 0 K: 1 S: 8	H: 0 LOB: 0 BB: 0 P: 14	R: 1 E: 0 K: 0 S: 8	H: 1 LOB: 0 BB: 1 P: 16	R: 0 E: 0 K: 0 S: 15	H: 0 LOB: 3 BB: 2 P: 26	R: 0 E: 0 K: 0 S: 8	H: 1 LOB: 1 BB: 0 P: 11	1B: 2 2B: 0 3B: 0 HR: 1	SF: 0 SAC: 0 DP: 2 HBP: 0	WP: 0 PB: 0 SB: 0 CS: 0	PA: 33
PITCHER	IP WLS BF H R ER SO BB IBB HBP BLK WP HR S P ERA WHIP																			
Shawn Boskie, R (1, 1) ERA: 2.33	7.0 W 24 2 2 1 5 2 0 0 0 0 0 0 1 57 89 1.29 0.571																			
Heathcliff Slocumb, R (8, 1) ERA: 2.95	1.0 S 4 1 0 0 0 0 0 0 0 0 0 0 0 15 26 0.00 2.000																			
Doug Jones, R (9, 1) ERA: 2.33	1.0 S 4 1 0 0 0 0 0 0 0 0 0 0 0 8 11 0.00 1.000																			



Batter	1	2	3	4	5	6	7	8	9	AB	R	H	RBI	BB	SO	LOB	TOP										
Marquis Grissom, R (1, 8) OBP: 0.311, SLG: 0.367	G5-3		BB		F9		FC5-4		SF7 1B	4	1	1	0	1	0	1											
Juan Bell, R (1, 4) OBP: 0.423, SLG: 0.477	K		K		BB		G4-3		S 1B	4	0	1	0	1	2	2											
Moises Alou, R (1, 7) OBP: 0.401, SLG: 0.516	P6		F8		F8				F9 PO IBB	4	0	0	0	1	0	2											
Tim Spehr, R (9, 7) OBP: 0.333, SLG: 0.421										0	0	0	0	0	0	0											
Larry Walker, L (1, 9) OBP: 0.366, SLG: 0.531		G3		HBP CS BB	K				SF7 HR BB	2	1	0	1	2	1	1											
Darrin Fletcher, L (1, 2) OBP: 0.360, SLG: 0.406		F7		P3					K PO	3	0	0	0	0	0	1											
Lenny Webster, R (8, PH) OBP: 0.364, SLG: 0.410										1	0	0	0	0	1	1											
Cliff Floyd, L (1, 3) OBP: 0.341, SLG: 0.419		1B 2B		F7					HR	3	0	1	0	0	1	1											
Randy Milligan, R (8, PH) OBP: 0.317, SLG: 0.286										1	1	1	2	0	0	0											
Wil Cordero, R (1, 6) OBP: 0.353, SLG: 0.403		FC6-4 1B		HBP BB					1B	3	0	2	0	1	0	0											
Mike Lansing, R (1, 5) OBP: 0.288, SLG: 0.328		FC6-4								3	0	0	0	0	0	3											
Jeff Fassero, L (1, 1) OBP: 0.074, SLG: 0.038				G6-3					K	2	0	0	0	0	1	3											
Lou Frazier, S (7, PH) OBP: 0.414, SLG: 0.415					K					1	0	1	0	0	0	0											
Jeff Shaw, R (7, 1) OBP: 0.286, SLG: 0.167										0	0	0	0	0	0	0											
John Wetteland, R (8, 1) OBP: 0.286, SLG: 0.167									FC5-4 1B	1	0	0	0	0	1	0											
Inning Stats	R: 0 E: 0 K: 1 S: 7	H: 0 LOB: 0 BB: 0 P: 10	R: 0 E: 0 K: 0 S: 10	H: 2 LOB: 2 BB: 0 P: 17	R: 0 E: 0 K: 1 S: 7	H: 0 LOB: 1 BB: 1 P: 12	R: 0 E: 0 K: 1 S: 16	H: 0 LOB: 3 BB: 2 P: 28	R: 0 E: 0 K: 1 S: 9	H: 0 LOB: 0 BB: 1 P: 13	R: 0 E: 0 K: 0 S: 8	H: 1 LOB: 1 BB: 0 P: 11	R: 2 E: 0 K: 1 S: 10	H: 2 LOB: 1 BB: 1 P: 21	R: 1 E: 0 K: 1 S: 8	H: 2 LOB: 1 BB: 1 P: 15	1B: 5 2B: 1 3B: 0 HR: 1	SF: 1 SAC: 0 DP: 0 HBP: 1	WP: 0 PB: 0 SB: 2 CS: 1	PA: 41							
PITCHER	IP	WLS	BF	H	R	ER	SO	BB	IBB	HBP	BLK	WP	HR	S	P	ERA	WHIP										
Kevin Foster, R (1, 1) ERA: 4.19	7.0		29	3	0	0	5	4	0	1	0	0	0	66	107	0.00	1.000										
Jim Bullinger, R (8, 1) ERA: 3.68	0.1	1	0	0	0	0	0	0	0	0	0	0	0	2	4	0.00	0.000										
Dan Plesac, L (8, 1) ERA: 2.08	0.1	2	0	0	0	1	1	0	0	0	0	0	0	4	9	0.00	3.000										
Chuck Crim, R (9, 1) ERA: 1.45	0.2	L	7	4	3	3	1	0	1	0	0	0	1	10	20	40.50	6.000										

Montreal Expos @ Chicago Cubs
Wrigley Field, Chicago, IL
Fri Jun 03 1994, 3:33 AM CDT
Att: 26,037 - Sunny - 57 F

AB 32
R 3
H 7
RBI 3
BB 6
SO 7
LOB 15



Batter	1	2	3	4	5	6	7	8	9	AB	R	H	RBI	BB	SO	LOB	BOTTOM										
Sammy Sosa, R (1, 8) OBP: 0.313, SLG: 0.549	K		G5-3				P3			4	0	1	0	0	1	1											
Rey Sanchez, R (1, 6) OBP: 0.330, SLG: 0.304	G6-3			G5-3	K				23 G6-4-3 1B	4	0	1	0	0	1	3											
23 Ryne Sandberg, R (1, 4) OBP: 0.332, SLG: 0.424	G1-3			G4-3	L6-4				G6-4-3 1B	4	0	0	0	0	0	4											
Mark Grace, L (1, 3) OBP: 0.393, SLG: 0.399		G3-1		1B 1B					FC6-4 1B	4	1	3	0	0	0	0											
Glenallen Hill, R (1, 7) OBP: 0.315, SLG: 0.357		G6-3		1B 1B					F8 F8	4	0	1	0	0	0	2											
Randy Myers, L (9, 1) OBP: 0.250, SLG: 0.474										0	0	0	0	0	0	0											
Eduardo Zambrano, R (1, 9) OBP: 0.357, SLG: 0.557		G6-3							K	3	0	1	1	0	0	1											
Kevin Robertson, S (9, PH) OBP: 0.250, SLG: 0.474										1	0	0	0	0	1	0											
Steve Buechele, R (1, 5) OBP: 0.330, SLG: 0.406				SH1-4 BB	G5-3				K	3	0	0	0	1	1	3											
Rick Wilkins, L (1, 2) OBP: 0.326, SLG: 0.383									K	2	0	1	0	2	1	1											
Kevin Foster, R (1, 1) ERA: 2.34										0	0	0	0	1	0	0											
Karl Rhodes, L (7, PH) OBP: 0.328, SLG: 0.424										1	0	0	0	0	0	1											
Jim Bullinger, R (8, 1) OBP: 0.325, SLG: 0.500										0	0	0	0	0	0	0											
Dan Plesac, L (8, 1) OBP: 0.325, SLG: 0.500										0	0	0	0	0	0	0											
Chuck Crim, R (9, 1) OBP: 0.325, SLG: 0.500										0	0	0	0	0	0	0											
Derrick May, L (9, 7) OBP: 0.325, SLG: 0.500										1	0	0	0	0	1	1											
Inning Stats	R: 0 E: 0 K: 1 S: 6	H: 0 LOB: 0 BB: 0 P: 10	R: 0 E: 0 K: 0 S: 8	H: 0 LOB: 0 BB: 0 P: 14	R: 0 E: 0 K: 1 S: 6	H: 0 LOB: 1 BB: 1 P: 13	R: 1 E: 0 K: 0 S: 10	H: 3 LOB: 2 BB: 0 P: 17	R: 0 E: 0 K: 1 S: 9	H: 2 LOB: 2 BB: 1 P: 18	R: 0 E: 0 K: 0 S: 6	H: 1 LOB: 0 BB: 1 P: 14	R: 0 E: 0 K: 0 S: 10	H: 2 LOB: 1 BB: 0 P: 12	R: 0 E: 0 K: 3 S: 11	H: 0 LOB: 1 BB: 1 P: 19	1B: 7 2B: 3 3B: 0 HR: 0	SF: 0 SAC: 1 DP: 3 HBP: 0	WP: 0 PB: 0 SB: 0 CS: 1	PA: 36							
PITCHER	IP	WLS	BF	H	R	ER	SO	BB	IBB	HBP	BLK	WP	HR	S	P	ERA	WHIP										
Jeff Fassero, L (1, 1) ERA: 2.45	6.0		25	6	1	1	3	2	0	0	0	0	0	48	87	1.50	1.333										
Jeff Shaw, R (7, 1) ERA: 3.41	1.0	W	3	0	0	0	1	1	0	0	0	0	0	6	14	0.00	1.000										
John Wetteland, R (8, 1) ERA: 2.45	2.0	S	8	2	0	0	3	1	0	0	0	0	0	21	31	0.00	1.500										

Montreal Expos @ Chicago Cubs
Wrigley Field, Chicago, IL
Fri Jun 03 1994, 3:33 AM CDT
Att: 26,037 - Sunny - 57 F

AB 31
R 1
H 8
RBI 1
BB 4
SO 7
LOB 17



Batter	1	2	3	4	5	6	7	8	9	AB	R	H	RBI	BB	SO	LOB	TOP								
Marquis Grissom, R OBP: 0.313, SLG: 0.379	1-2 HR	3-2 E5		2-2 G6-3		4-0 IBB		1-3 K		4	1	1	1	1	1	2	Montreal Expos @ Chicago Cubs Wrigley Field, Chicago, IL Sat Jun 04 1994, 3:33 AM CDT Att: 37,187 - Sunny - 65 F								
Juan Bell, R OBP: 0.386, SLG: 0.429 Tim Scott, R Mel Rojas, R	0-0 G4-3	3-1 G4-3		0-0 G5-3		1-3 K		3-1 FC3-4-6		5	0	0	0	0	1	5									
Moises Alou, R OBP: 0.396, SLG: 0.508	2-0 HR		0-1 G4-3		0-0 G6-3		0-3 K	0-1 F8		5	1	1	0	0	1	2									
Larry Walker, L OBP: 0.371, SLG: 0.550	0-0 HR		4-0 1B		1-2 G4-3		3-1 E6	1-2 P6		4	3	2	2	1	0	1									
Darrin Fletcher, L OBP: 0.355, SLG: 0.398	0-1 G4-3		1-1 FC5-4		2-2 G4-3		1-0 G6-3	1-0 F8		5	0	1	0	0	0	3									
Cliff Floyd, L OBP: 0.342, SLG: 0.424	0-1 2B		1-2 FC5-4		0-0 P4		3-2 G3	3-2 G3-1		5	0	2	1	0	0	1									
Wil Cordero, R OBP: 0.351, SLG: 0.416	2-1 P3		2-0 FC5-4		2-2 G6-3		0-0 HR			4	1	1	1	0	0	3									
Mike Lansing, R OBP: 0.292, SLG: 0.332		1-0 L8	2-3 K		2-0 SH3-4		0-0 BB	0-0 1B		4	0	2	0	0	1	2									
Pedro Martinez, R OBP: 0.091, SLG: 0.182 Sean Berry, R Freddie Benavides, R		2-3 K		0-0 F7		0-1 SH3-4		4-0 BB		2	0	0	0	0	1	0									
						1-2 BB		1-2 BB		0	0	0	0	0	0	0									
Inning Stats	R: 3 E: 0 K: 0 S: 12	H: 4 LOB: 1 BB: 0 P: 17	R: 0 E: 1 K: 1 S: 10	H: 0 LOB: 1 BB: 0 P: 19	R: 1 E: 0 K: 1 S: 12	H: 2 LOB: 2 BB: 1 P: 22	R: 0 E: 0 K: 0 S: 5	H: 0 LOB: 0 BB: 0 P: 7	R: 1 E: 0 K: 0 S: 8	H: 1 LOB: 0 BB: 0 P: 11	R: 0 E: 0 K: 1 S: 12	H: 1 LOB: 2 BB: 1 P: 21	R: 0 E: 1 K: 1 S: 9	H: 0 LOB: 0 BB: 0 P: 16	R: 1 E: 0 K: 1 S: 9	H: 2 LOB: 2 BB: 1 P: 17	R: 0 E: 0 K: 0 S: 7	H: 0 LOB: 0 BB: 0 P: 12	1B: 5 2B: 2 3B: 0 HR: 3	SF: 0 SAC: 1 DP: 1 HBP: 0	WP: 1 PB: 0 SB: 1 CS: 0	PA: 42			
PITCHER	IP WLS BF H R ER SO BB IBB HBP BLK WP HR S P ERA WHIP	IP WLS BF H R ER SO BB IBB HBP BLK WP HR S P ERA WHIP	IP WLS BF H R ER SO BB IBB HBP BLK WP HR S P ERA WHIP	IP WLS BF H R ER SO BB IBB HBP BLK WP HR S P ERA WHIP	IP WLS BF H R ER SO BB IBB HBP BLK WP HR S P ERA WHIP	IP WLS BF H R ER SO BB IBB HBP BLK WP HR S P ERA WHIP	IP WLS BF H R ER SO BB IBB HBP BLK WP HR S P ERA WHIP	IP WLS BF H R ER SO BB IBB HBP BLK WP HR S P ERA WHIP	IP WLS BF H R ER SO BB IBB HBP BLK WP HR S P ERA WHIP	IP WLS BF H R ER SO BB IBB HBP BLK WP HR S P ERA WHIP	IP WLS BF H R ER SO BB IBB HBP BLK WP HR S P ERA WHIP	IP WLS BF H R ER SO BB IBB HBP BLK WP HR S P ERA WHIP	IP WLS BF H R ER SO BB IBB HBP BLK WP HR S P ERA WHIP	IP WLS BF H R ER SO BB IBB HBP BLK WP HR S P ERA WHIP	IP WLS BF H R ER SO BB IBB HBP BLK WP HR S P ERA WHIP	IP WLS BF H R ER SO BB IBB HBP BLK WP HR S P ERA WHIP	IP WLS BF H R ER SO BB IBB HBP BLK WP HR S P ERA WHIP	IP WLS BF H R ER SO BB IBB HBP BLK WP HR S P ERA WHIP	IP WLS BF H R ER SO BB IBB HBP BLK WP HR S P ERA WHIP	IP WLS BF H R ER SO BB IBB HBP BLK WP HR S P ERA WHIP	IP WLS BF H R ER SO BB IBB HBP BLK WP HR S P ERA WHIP	IP WLS BF H R ER SO BB IBB HBP BLK WP HR S P ERA WHIP	IP WLS BF H R ER SO BB IBB HBP BLK WP HR S P ERA WHIP	IP WLS BF H R ER SO BB IBB HBP BLK WP HR S P ERA WHIP	IP WLS BF H R ER SO BB IBB HBP BLK WP HR S P ERA WHIP

AB	38
R	6
H	10
RBI	5
BB	3
SO	5
LOB	19



Batter	1	2	3	4	5	6	7	8	9	AB	R	H	RBI	BB	SO	LOB	BOTTOM								
Karl Rhoades, L OBP: 0.330, SLG: 0.423	1-0 F8	1-2 L8			2-2 FC5-4		1-2 L8		3-1 G5-4-3	5	0	2	0	0	0	2	Montreal Expos @ Chicago Cubs Wrigley Field, Chicago, IL Sat Jun 04 1994, 3:33 AM CDT Att: 37,187 - Sunny - 65 F								
Shawon Dunston, R OBP: 0.289, SLG: 0.370	3-2 BB		0-2 G4-3		0-1 FC5-4		0-0 F7	0-1 G5-4-3		5	0	1	0	0	0	3									
23 Ryne Sandberg, R OBP: 0.339, SLG: 0.640 José Hernández, R Dave Otto, L	2-0 P4		2-3 K		2-0 1B		3-3 K			2	0	0	0	0	1	1									
Eduardo Zambrano, R OBP: 0.352, SLG: 0.545 Jose Bautista, R					1-3 1B					1	0	0	0	0	1	1									
Mark Grace, L OBP: 0.400, SLG: 0.403	4-1 BB		0-0 1B		0-0 G4-3			2-2 1B		3	0	2	0	1	0	2									
Derrick May, L OBP: 0.370, SLG: 0.493	3-2 P6		1-3 K			2-1 G5-3		0-2 L7		4	0	0	0	0	1	4									
Sammy Sosa, R OBP: 0.316, SLG: 0.553		0-0 E		3-3 K		0-1 F8		0-0 1B		4	1	2	0	0	1	0									
Rick Wilkins, L OBP: 0.324, SLG: 0.375		1-3 K		3-2 G3		4-2 BB		0-2 F7		3	0	0	0	1	1	3									
Rey Sanchez, R OBP: 0.318, SLG: 0.292		1-0 G6-3		2-2 F8		0-1 G1-3		0-0 G1-3		4	0	0	1	0	0	3									
Willie Banks, R OBP: 0.160, SLG: 0.167 Kevin Roberson, S Steve Buechele, R		3-H 1B			1-3 K		0-2 1B		2-2 P4	1	0	1	0	0	0	0									
										1	0	0	0	0	1	0									
										2	0	1	0	0	0	0									
Inning Stats	R: 0 E: 0 K: 0 S: 10	H: 1 LOB: 2 BB: 1 P: 23	R: 1 E: 1 K: 1 S: 12	H: 2 LOB: 1 BB: 0 P: 16	R: 0 E: 0 K: 2 S: 12	H: 1 LOB: 0 BB: 0 P: 15	R: 0 E: 0 K: 1 S: 9	H: 0 LOB: 0 BB: 0 P: 17	R: 0 E: 0 K: 1 S: 13	H: 2 LOB: 2 BB: 0 P: 18	R: 0 E: 0 K: 0 S: 8	H: 0 LOB: 1 BB: 1 P: 14	R: 0 E: 0 K: 1 S: 12	H: 1 LOB: 1 BB: 0 P: 16	R: 0 E: 0 K: 0 S: 12	H: 2 LOB: 2 BB: 0 P: 14	R: 0 E: 0 K: 0 S: 7	H: 1 LOB: 0 BB: 0 P: 12	1B: 9 2B: 1 3B: 0 HR: 0	SF: 0 SAC: 0 DP: 1 HBP: 0	WP: 0 PB: 0 SB: 0 CS: 0	PA: 38			
PITCHER	IP WLS BF H R ER SO BB IBB HBP BLK WP HR S P ERA WHIP	IP WLS BF H R ER SO BB IBB HBP BLK WP HR S P ERA WHIP	IP WLS BF H R ER SO BB IBB HBP BLK WP HR S P ERA WHIP	IP WLS BF H R ER SO BB IBB HBP BLK WP HR S P ERA WHIP	IP WLS BF H R ER SO BB IBB HBP BLK WP HR S P ERA WHIP	IP WLS BF H R ER SO BB IBB HBP BLK WP HR S P ERA WHIP	IP WLS BF H R ER SO BB IBB HBP BLK WP HR S P ERA WHIP	IP WLS BF H R ER SO BB IBB HBP BLK WP HR S P ERA WHIP	IP WLS BF H R ER SO BB IBB HBP BLK WP HR S P ERA WHIP	IP WLS BF H R ER SO BB IBB HBP BLK WP HR S P ERA WHIP	IP WLS BF H R ER SO BB IBB HBP BLK WP HR S P ERA WHIP	IP WLS BF H R ER SO BB IBB HBP BLK WP HR S P ERA WHIP	IP WLS BF H R ER SO BB IBB HBP BLK WP HR S P ERA WHIP	IP WLS BF H R ER SO BB IBB HBP BLK WP HR S P ERA WHIP	IP WLS BF H R ER SO BB IBB HBP BLK WP HR S P ERA WHIP	IP WLS BF H R ER SO BB IBB HBP BLK WP HR S P ERA WHIP	IP WLS BF H R ER SO BB IBB HBP BLK WP HR S P ERA WHIP	IP WLS BF H R ER SO BB IBB HBP BLK WP HR S P ERA WHIP	IP WLS BF H R ER SO BB IBB HBP BLK WP HR S P ERA WHIP	IP WLS BF H R ER SO BB IBB HBP BLK WP HR S P ERA WHIP	IP WLS BF H R ER SO BB IBB HBP BLK WP HR S P ERA WHIP	IP WLS BF H R ER SO BB IBB HBP BLK WP HR S P ERA WHIP	IP WLS BF H R ER SO BB IBB HBP BLK WP HR S P ERA WHIP	IP WLS BF H R ER SO BB IBB HBP BLK WP HR S P ERA WHIP	IP WLS BF H R ER SO BB IBB HBP BLK WP HR S P ERA WHIP

AB	36
R	1
H	10
RBI	1
BB	2
SO	6
LOB	19



Batter	1	2	3	4	5	6	7	8	9	10	11	12	13	AB	R	H	RBI	BB	SO	LOB	TOP									
Marquis Grissom, R OBP: 0.315, SLG: 0.373 (1, 8)	G5-3	CS	K		E8		P3			G4-3 FC6-2 1B		F9	HR IBB	6	1	1	0	1	1	2										
Juan Bell, R OBP: 0.371, SLG: 0.396 (1, 4)	F9									G4-3		G6-3		4	0	0	0	1	0	3										
Sean Berry, R OBP: 0.355, SLG: 0.404 (12, 9)			G4-3				FC3-6							2	1	1	3	0	0	0										
Moises Alou, R OBP: 0.393, SLG: 0.500 (1, 7)	G4-3		K2-3				P9			FC6-2 BB WP				7	1	2	0	0	2	5										
Larry Walker, L OBP: 0.373, SLG: 0.541 (1, 9)														5	1	1	1	2	3	1										
Darrin Fletcher, L OBP: 0.352, SLG: 0.416 (8, 1)														4	1	1	2	0	0	0										
Mel Rojas, R (8, 1)														0	0	0	0	0	0	0										
John Wetteland, R (8, 1)														0	0	0	0	0	0	0										
Randy Milligan, R (10, PH) OBP: 0.349, SLG: 0.333 (10, 3)														2	1	2	0	1	0	0										
Cliff Floyd, L OBP: 0.315, SLG: 0.415 (16, PH) Lenny Webster, R OBP: 0.345, SLG: 0.442 (16, 1) Gil Heredia, R OBP: 0.331, SLG: 0.331 (13, PH) Freddie Sanchez, R OBP: 0.328, SLG: 0.334 (13, 1) Tim Scott, L (13, 1) Heath Haynes, R (13, 1)			G4-3											4	0	0	0	0	0	0										
Wil Cordero, R OBP: 0.355, SLG: 0.437 (1, 6)														5	2	2	1	0	0	1										
Mike Lansing, R OBP: 0.297, SLG: 0.341 (12, 4)														6	1	3	1	0	0	1										
Ken Hill, R OBP: 0.192, SLG: 0.125 (7, PH) Lou Frazier, S OBP: 0.424, SLG: 0.415 (7, 1) Jeff Shaw, R OBP: 0.286, SLG: 0.167 (8, 2) Tim Spehr, R OBP: 0.292, SLG: 0.364 (8, 2)														2	0	0	0	0	1	3										
Inning Stats	R: 0 E: 0 K: 0 S: 8	H: 0 LOB: 0 BB: 0 P: 14	R: 2 E: 0 K: 1 S: 16	H: 2 LOB: 1 BB: 1 P: 33	R: 0 E: 0 K: 2 S: 7	H: 0 LOB: 0 BB: 0 P: 10	R: 0 E: 0 K: 1 S: 5	H: 0 LOB: 0 BB: 0 P: 5	R: 1 E: 1 K: 0 S: 11	H: 1 LOB: 2 BB: 1 P: 23	R: 0 E: 0 K: 1 S: 9	H: 0 LOB: 0 BB: 0 P: 12	R: 1 E: 0 K: 1 S: 12	H: 2 LOB: 2 BB: 1 P: 21	R: 0 E: 0 K: 1 S: 9	H: 0 LOB: 0 BB: 0 P: 12	R: 0 E: 0 K: 0 S: 5	H: 0 LOB: 0 BB: 0 P: 6	R: 0 E: 0 K: 1 S: 12	H: 1 LOB: 3 BB: 2 P: 22	R: 0 E: 0 K: 0 S: 12	H: 0 LOB: 0 BB: 0 P: 20	R: 0 E: 0 K: 0 S: 8	H: 1 LOB: 1 BB: 1 P: 12	R: 6 E: 0 K: 0 S: 18	H: 7 LOB: 2 BB: 1 P: 31	1B: 7 2B: 3 3B: 1 HR: 3	SF: 0 SAC: 0 DP: 0 HBP: 1	W/P: 2 PB: 1 SB: 2 CS: 1	PA: 61
PITCHER	IP 6.0	WLS 26	BF 5	H 4	ER 3	SO 5	BB 2	IBB 0	HBP 1	BLK 0	WP 0	HR 2	S 58	P 100	ERA 4.50	WHIP 1.167														
Steve Trachsel, R ERA: 4.5 (7, 1)	1.0	4	0	0	0	1	1	0	0	0	0	0	10	18	0.00	1.000														
Chuck Crim, R ERA: 2.0 (8, 1)	1.0	3	0	0	0	1	0	0	0	0	0	0	9	12	0.00	0.000														
Dan Plesac, L ERA: 3.56 (8, 1)	1.2	8	1	0	0	0	1	1	0	0	1	0	14	25	0.00	1.200														
Jose Bautista, R ERA: 3.86 (10, 1)	3.1	L	19	8	6	5	1	0	1	0	0	1	41	66	13.50	2.400														

Montreal Expos @ Chicago Cubs
Wrigley Field, Chicago, IL
Sun Jun 05 1994, 3:33 AM CDT
Att. 34,181 - Sunny - 82 F

AB 53
R 10
H 14
RBI 9
BB 6
SO 8
LOB 22

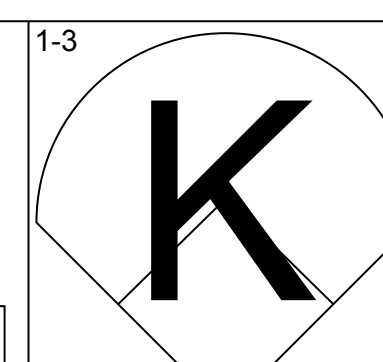
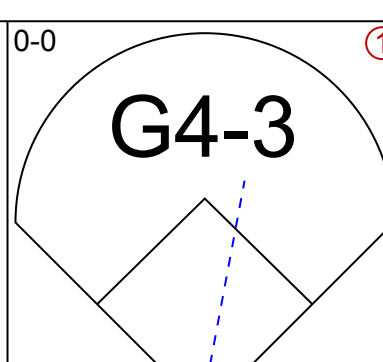
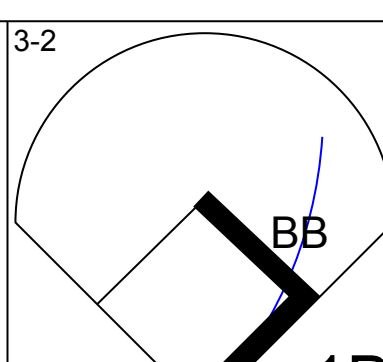
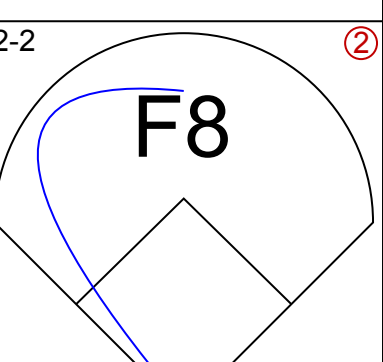
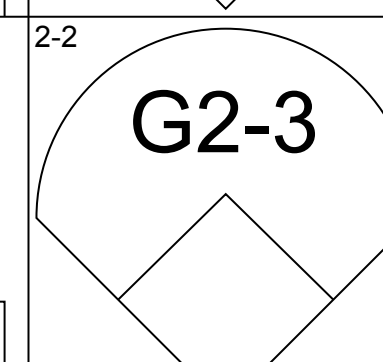
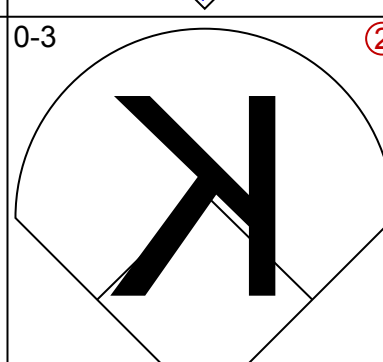
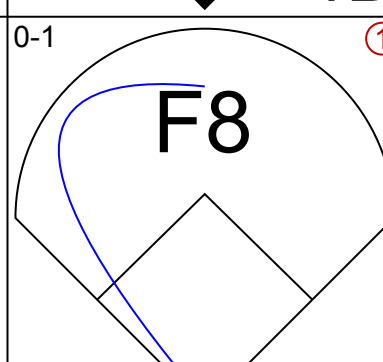
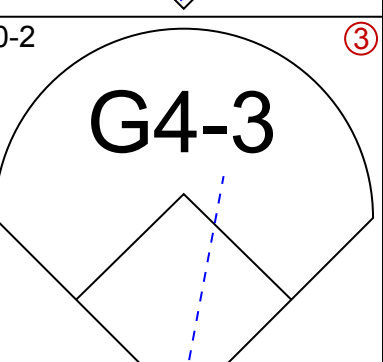
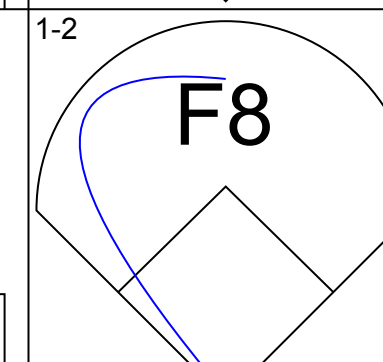
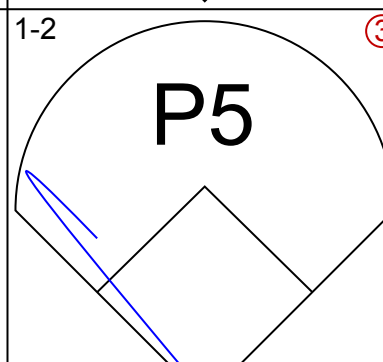
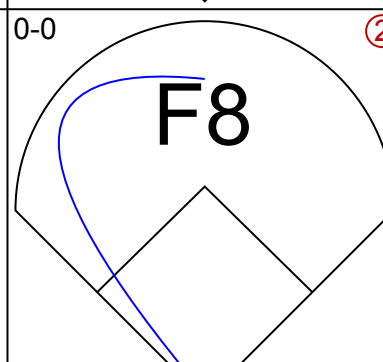
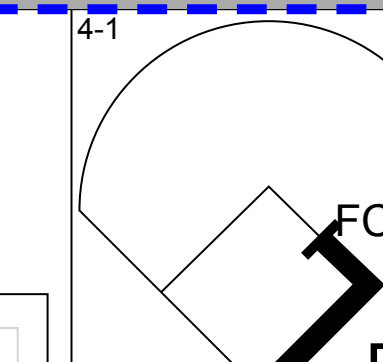
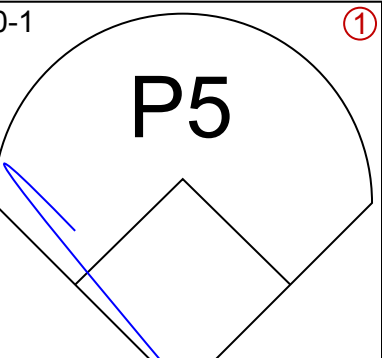
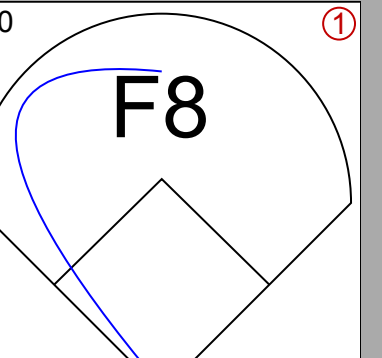
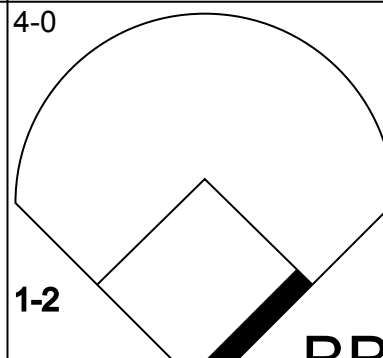

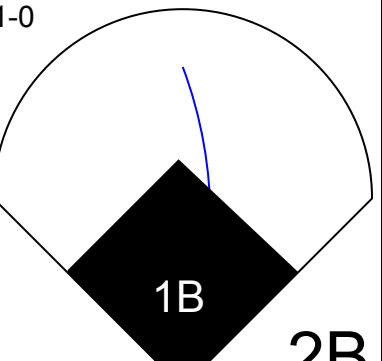

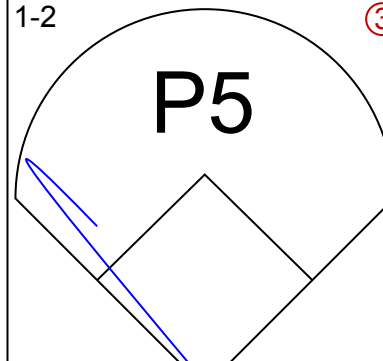

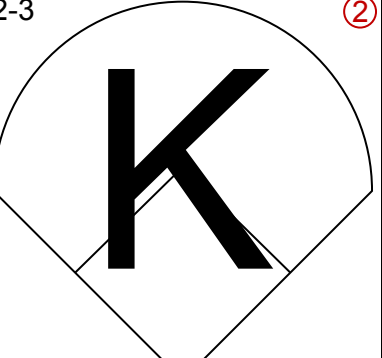
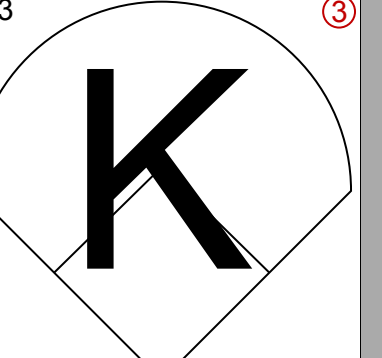
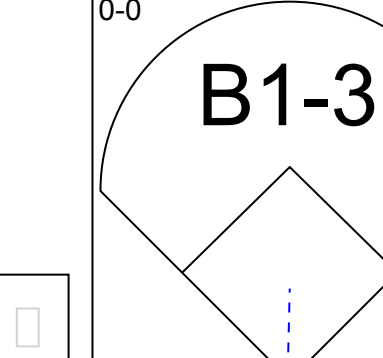
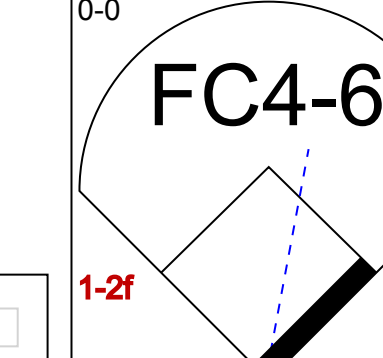
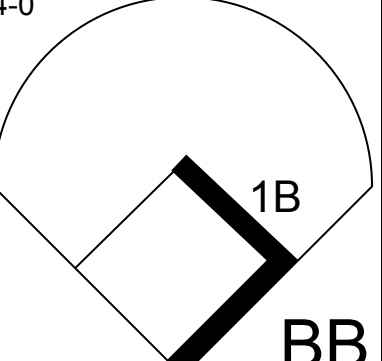
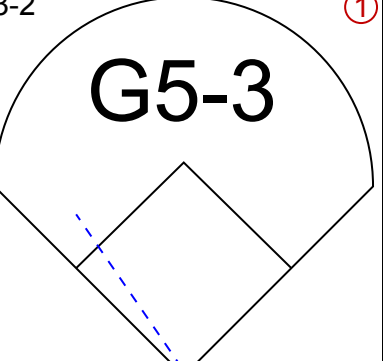
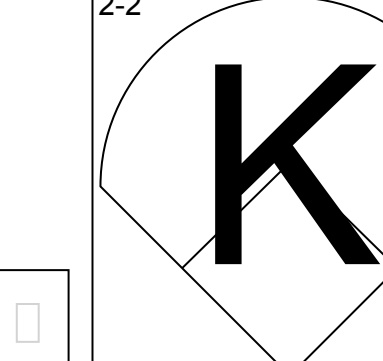
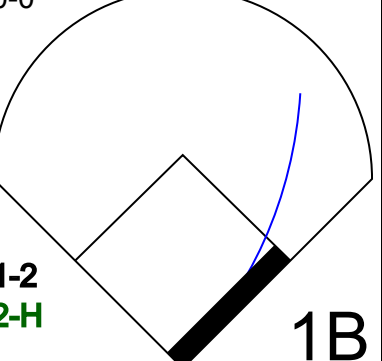
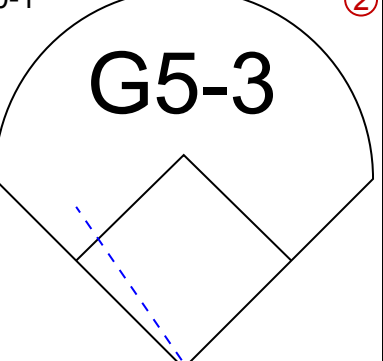
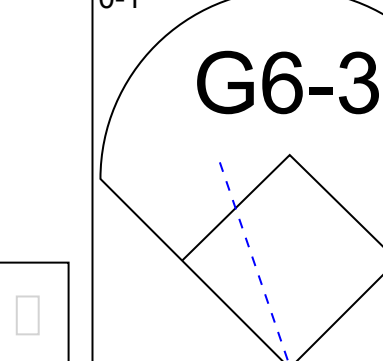
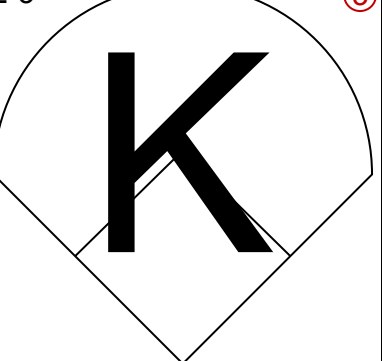
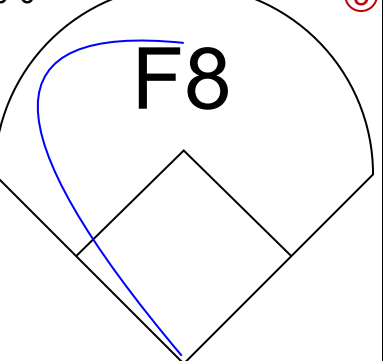
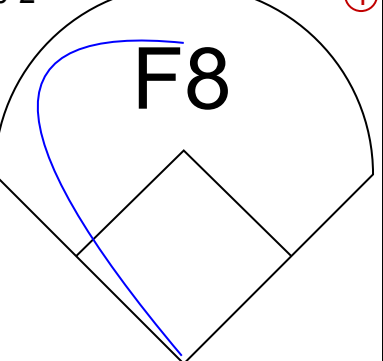


Batter	1	2	3	4	5	6	7	8	9	10	11	12	13	AB	R	H	RBI	BB	SO	LOB	BOTTOM							
Sammy Sosa, R OBP: 0.313, SLG: 0.542 (10, 1)	E5 1B		G5-3		E BB									4	1	0	0	1	2	1								
Mark Parent, R OBP: 0.500, SLG: 0.563 (13, PH)														1	0	0	1	0	0	0								
Karl Rhodes, L OBP: 0.328, SLG: 0.423 (1, 8)	K		F7		E6									7	1	2	0	0	1	4								
Derrick May, L OBP: 0.365, SLG: 0.483 (1, 7)	L8		G6-3		G4-3									5	0	1	1	0	0	3								
Mark Grace, L OBP: 0.403, SLG: 0.400 (1, 3)														4	0	1	1	2	0	1								
Rick Wilkins, L OBP: 0.324, SLG: 0.392 (1, 2)	L9													6	1	2	1	0	0	5								
Shawon Dunston, R OBP: 0.288, SLG: 0.367 (8, 1)														4	0	1	0	0	2	1								
Jose Bautista, R (8, 1)														0	0	0	0	0	0	0								
Glenallen Hill, R OBP: 0.330, SLG: 0.372 (10, 9)														2	1	2	0	0	0	0								
Steve Buechele, R OBP: 0.330, SLG: 0.400 (8, PH) Eduardo Zambrano, R OBP: 0.352, SLG: 0.548 23 Ryan Sandberg, R OBP: 0.328, SLG: 0.415 (10, 4)														3	0	0	0	1	0	2								
Rey Sanchez, R OBP: 0.321, SLG: 0.297 (10, 6)														5	0	2	0	0	0	1								
Steve Trachsel, R ERA: 3.14 (7, 1) Kevin Robertson, S ERA: 2.83 (8, 1) Dan Plesac, L ERA: 2.37 (8, 1) Jose Hernandez, R OBP: 0.304, SLG: 0.409 (10, 9)														2	0	0	0	0	0	1								
Inning Stats	R: 1 E: 1 K: 1 S: 12	H: 1 LOB: 1 BB: 0 P: 17	R: 0 E: 0 K: 2 S: 9	H: 1 LOB: 1 BB: 0 P: 30	R: 0 E: 0 K: 0 S: 14	H: 2 LOB: 1 BB: 0 P: 20	R: 0 E: 0 K: 1 S: 15	H: 0 LOB: 2 BB: 1 P: 21	R: 1 E: 1 K: 0 S: 7	H: 1 LOB: 0 BB: 0 P: 13	R: 0 E: 0 K: 1 S: 8	H: 0 LOB: 0 BB: 0 P: 11	R: 1 E: 0 K: 1 S: 10	H: 2 LOB: 1 BB: 0 P: 12	R: 1 E: 1 K: 1 S: 10	H: 0 LOB: 1 BB: 1 P: 19	R: 0 E: 0 K: 0 S: 11	H: 2 LOB: 3 BB: 1 P: 16	R: 0 E: 0 K: 2 S: 7	H: 1 LOB: 0 BB: 0 P: 12	R: 0 E: 0 K: 0 S: 6	H: 0 LOB: 1 BB: 1 P: 13	R: 1 E: 0 K: 0 S: 13	H: 3 LOB: 2 BB: 0 P: 19	1B: 10 2B: 2 3B: 0 HR: 1	SF: 0 SAC: 2 DP: 2 HBP: 0	W/P: 0 PB: 0 SB: 3 CS: 1	PA: 56
PITCHER	IP 6.0	WLS 25	BF 5	H 2	ER 1	SO 3	BB 1	IBB 0	HBP 0	BLK 0	WP 0	HR 1	S 69	P 100	ERA 1.50	WHIP 1.000												
Ken Hill, R ERA: 3.14 (7, 1)	1.0	3	0	0	0	1	0	0	0	0	0	0	8	11	0.00	0.000												
Jeff Shaw, R ERA: 3.31 (8, 1)	1.0	5	2	1	1	1	0	0	0	0	0	0	10	12	9.00	2.000												
Mel Rojas, R ERA: 2.83 (8, 1)	1.0	4	0	1	0	0	1	0	0	0	0	0	10	19	0.00	1.000												
John Wetteland, R ERA: 2.37 (10, 1)	3.0	W	13	3	0	0	2	1	1	0	0	0	24	41	0.00	1.333												
PITCHER	IP 0.2	WLS 5	BF 3	H 1	ER 1	SO 0	BB 0	IBB 0	HBP 0	BLK 0	WP 0	HR 0	S 15	P 15	ERA 13.50	WHIP 4.500												
Tim Scott, R ERA: 3.91 (13, 1)	0.1	1	0	0	0	0	0	0	0	0	0	0	3	4	0.00	0.000												
Heath Haynes, R ERA: (13, 1)																												


Montreal Expos @ Chicago Cubs
Wrigley Field, Chicago, IL
Sun Jun 05 1994, 3:33 AM CDT
Att. 34,181 - Sunny - 82 F

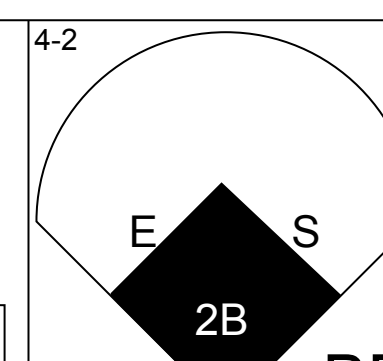
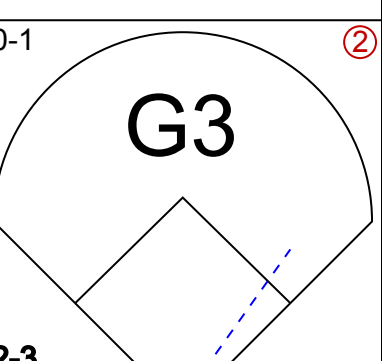
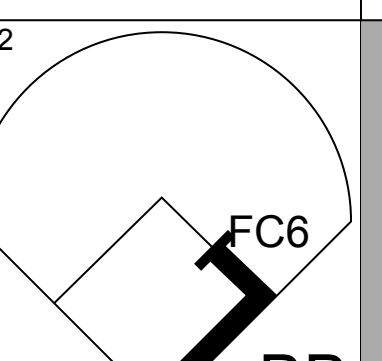
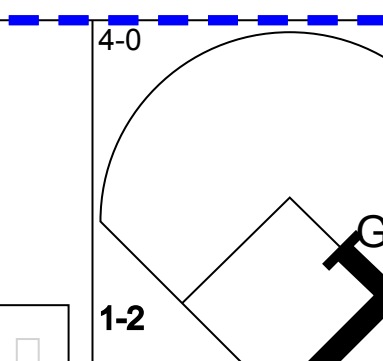
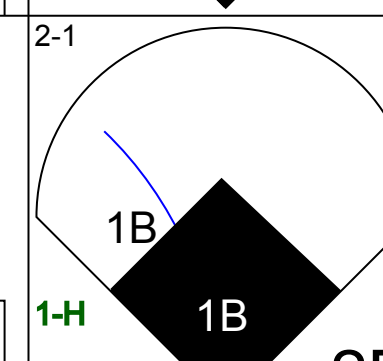
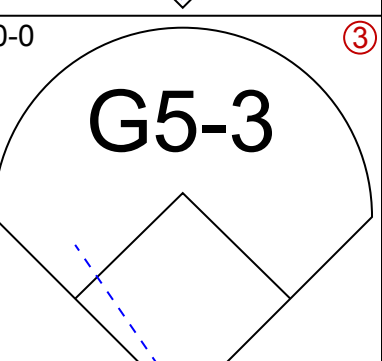
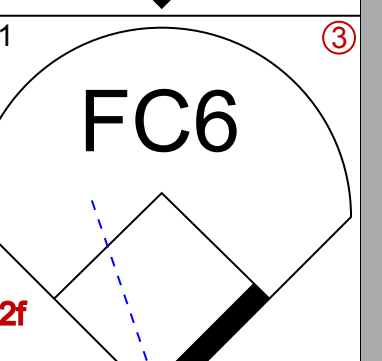
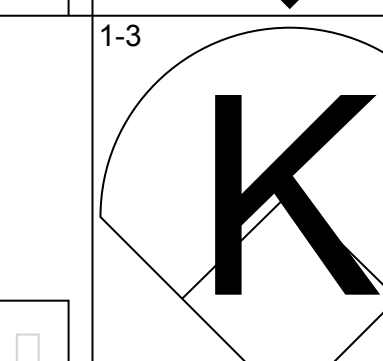
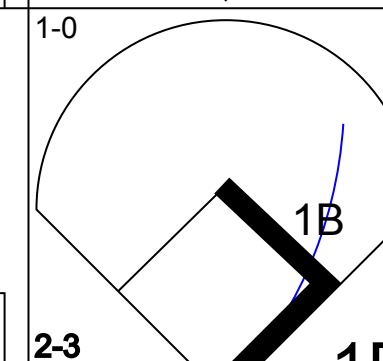
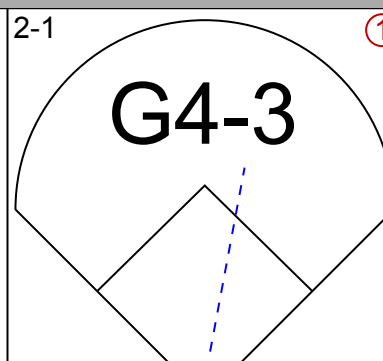
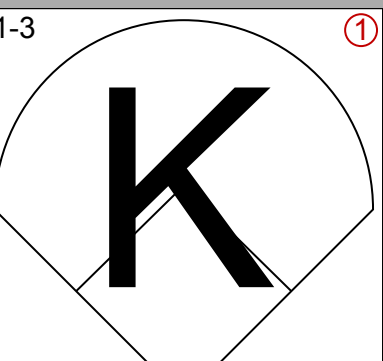
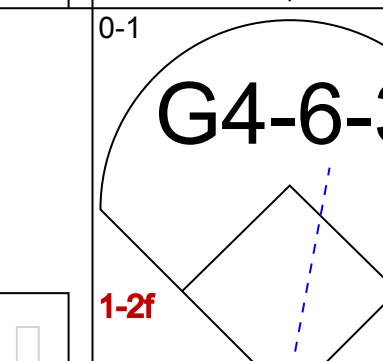
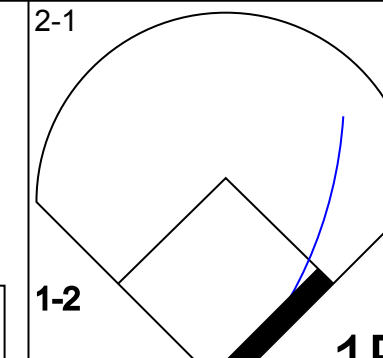
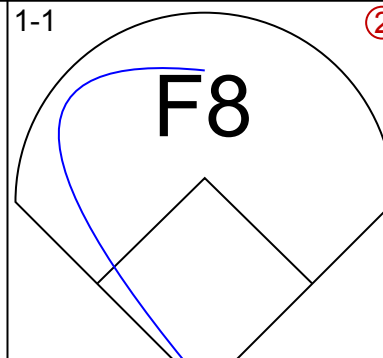
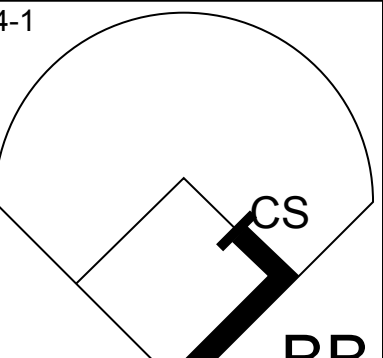
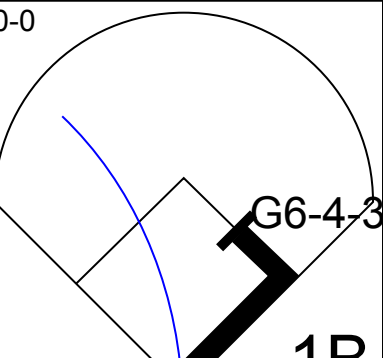
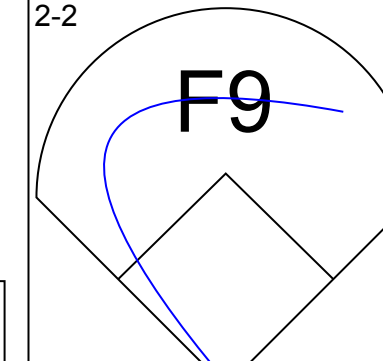
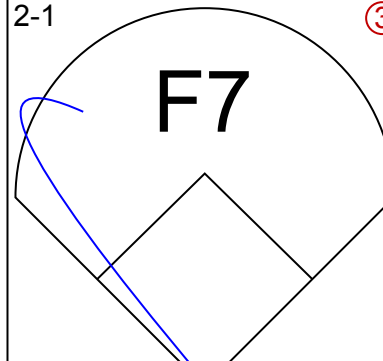
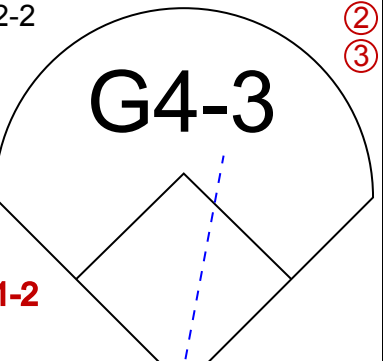
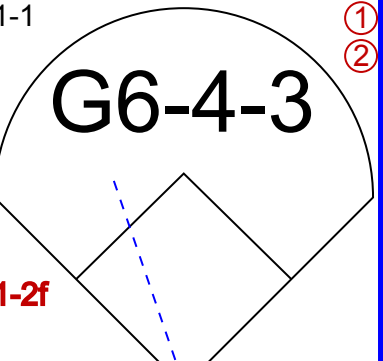
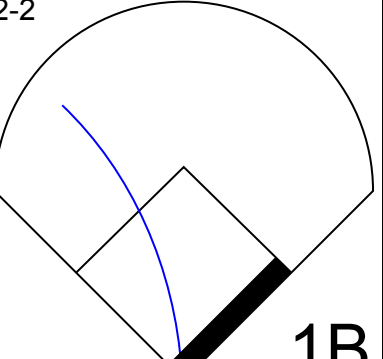
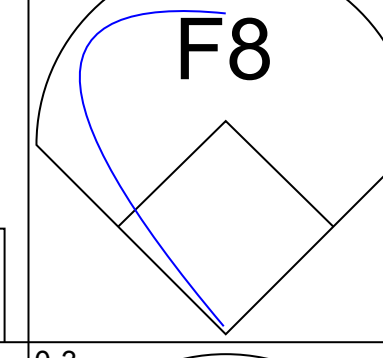
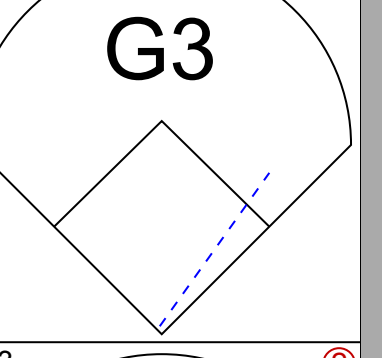
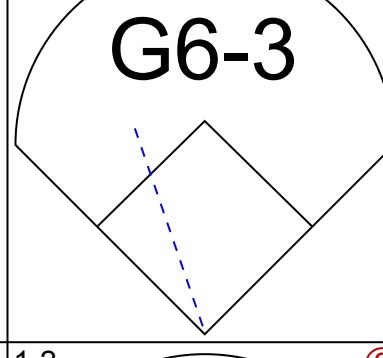
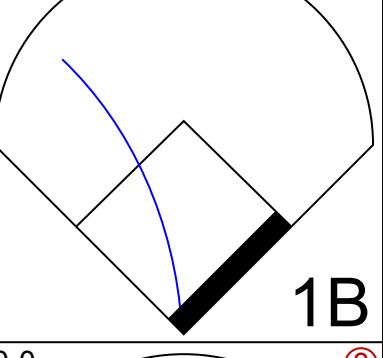
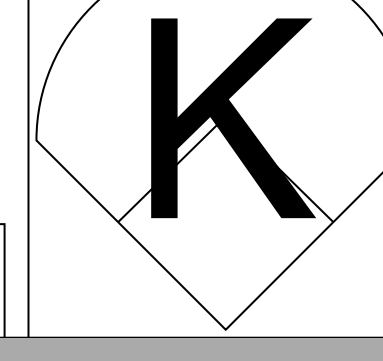
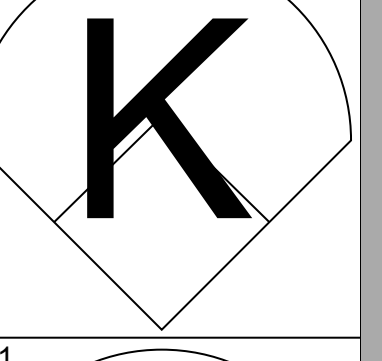
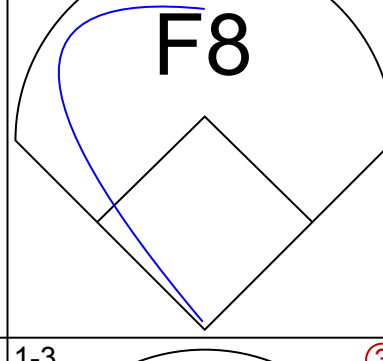
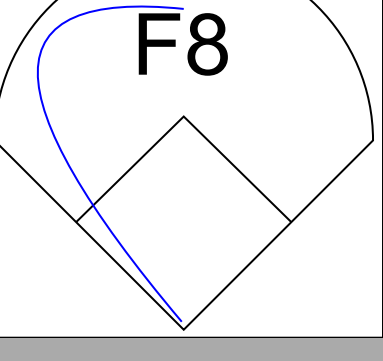
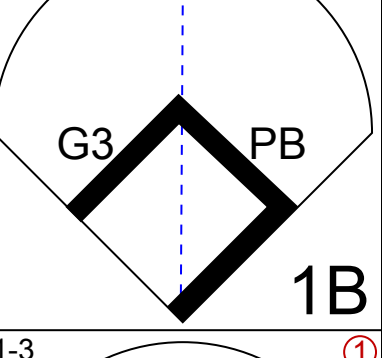
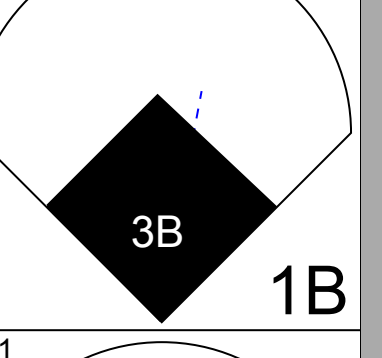
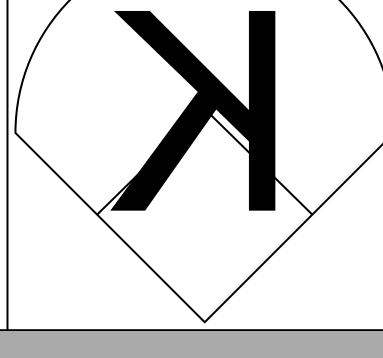
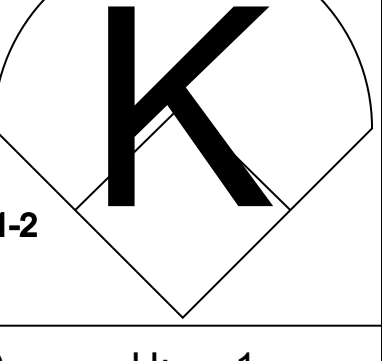
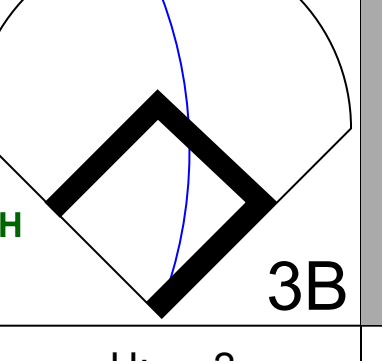
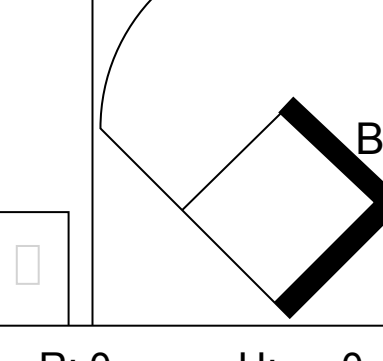
AB 50
R 5
H 13
RBI 4
BB 4
SO 8
LOB 25




Batter	1	2	3	4	5	6	7	8	9	AB	R	H	RBI	BB	SO	LOB	TOP		
Karl Rhodes, L (1,8) OBP: 0.327, SLG: 0.420										4	0	1	0	0	1	0	Chicago Cubs @ Philadelphia Phillies Veterans Stadium, Philadelphia, PA Mon Jun 06 1994, 7:05 PM EDT Att: 25,838 - Unknown - 75 F		
23 Ryne Sandberg, R (1,4) OBP: 0.321, SLG: 0.408										4	0	0	0	0	1	1			
Derrick May, L (1,7) OBP: 0.362, SLG: 0.473										3	0	0	0	1	0	1			
Mark Grace, L (1,3) OBP: 0.400, SLG: 0.394										3	0	0	0	1	0	1			
Rick Wilkins, L (1,2) OBP: 0.323, SLG: 0.395										4	1	1	0	0	1	3			
Sammy Sosa, R (1,9) OBP: 0.398, SLG: 0.532										4	0	0	0	0	2	2			
Steve Buechele, R (1,5) OBP: 0.330, SLG: 0.395										2	0	0	0	1	1	0			
Shawon Dunston, R (1,6) OBP: 0.289, SLG: 0.366										3	0	1	1	0	0	0			
Jim Bullinger, R (1,1) OBP: 0.375, SLG: 0.333										2	0	0	0	0	1	2			
Dan Plesac, L (7,1)										0	0	0	0	0	0	0			
Rey Sanchez, R (7,6) OBP: 0.319, SLG: 0.294										1	0	0	0	0	0	0			
Inning Stats	R: 0 E: 0 K: 1 S: 9	H: 0 LOB: 0 BB: 0 P: 13	R: 1 E: 0 K: 2 S: 10	H: 2 LOB: 2 BB: 1 P: 19	R: 0 E: 0 K: 1 S: 7	H: 0 LOB: 0 BB: 0 P: 8	R: 0 E: 0 K: 2 S: 9	H: 0 LOB: 0 BB: 0 P: 13	R: 0 E: 0 K: 0 S: 7	H: 1 LOB: 2 BB: 1 P: 10	R: 0 E: 0 K: 1 S: 6	H: 0 LOB: 0 BB: 0 P: 8	R: 0 E: 0 K: 0 S: 9	H: 0 LOB: 0 BB: 0 P: 11	R: 0 E: 0 K: 0 S: 4	H: 0 LOB: 1 BB: 1 P: 8	1B: 2 2B: 1 3B: 0 HR: 0	SF: 0 SAC: 0 DP: 0 HBP: 0	WP: 0 PA: 33 PB: 0 SB: 0 CS: 0
PITCHER	IP	WLS	BF	H	R	ER	SO	BB	IBB	HBP	BLK	WP	HR	S	P	ERA	WHIP		
Shawn Boskie, R (1,1) ERA: 3.73	8.0	W	29	3	1	1	7	2	0	0	0	0	0	68	101	1.12	0.625		
Doug Jones, R (9,1) ERA: 2.17	1.0	S	4	0	0	0	0	1	0	0	0	0	0	4	8	0.00	1.000		

AB	30
R	1
H	3
RBI	1
BB	3
SO	7
LOB	10



Batter	1	2	3	4	5	6	7	8	9	AB	R	H	RBI	BB	SO	LOB	BOTTOM		
Lenny Dykstra, L (1,8) OBP: 0.432, SLG: 0.519										1	1	0	0	3	0	1	Chicago Cubs @ Philadelphia Phillies Veterans Stadium, Philadelphia, PA Mon Jun 06 1994, 7:05 PM EDT Att: 25,838 - Unknown - 75 F		
Mariano Duncan, R (1,4) OBP: 0.328, SLG: 0.433										4	1	1	1	0	1	5			
John Kruk, L (1,3) OBP: 0.414, SLG: 0.408										4	0	1	0	0	1	2			
Darren Daulton, L (1,2) OBP: 0.376, SLG: 0.548										3	0	2	1	1	0	0			
Pete Incaviglia, R (1,7) OBP: 0.290, SLG: 0.533										4	0	0	0	0	0	4			
Milt Thompson, L (9,7) OBP: 0.336, SLG: 0.386										0	0	0	0	0	0	0			
Jim Eisenreich, L (1,9) OBP: 0.373, SLG: 0.376										4	0	1	0	0	0	2			
Kim Batiste, R (1,5) OBP: 0.241, SLG: 0.299										4	0	0	0	0	2	3			
Kevin Stocker, S (1,6) OBP: 0.372, SLG: 0.266										3	1	2	0	0	1	0			
Shawn Boskie, R (1,1) OBP: 0.263, SLG: 0.313										2	0	1	1	1	1	1			
Doug Jones, R (9,1) OBP: 1.000, SLG: 1.000										0	0	0	0	0	0	0			
Inning Stats	R: 2 E: 0 K: 1 S: 17	H: 3 LOB: 2 BB: 1 P: 30	R: 0 E: 0 K: 1 S: 7	H: 1 LOB: 0 BB: 0 P: 8	R: 0 E: 0 K: 0 S: 6	H: 0 LOB: 0 BB: 0 P: 11	R: 1 E: 0 K: 1 S: 12	H: 2 LOB: 2 BB: 1 P: 23	R: 0 E: 0 K: 1 S: 8	H: 0 LOB: 0 BB: 1 P: 15	R: 0 E: 0 K: 1 S: 7	H: 0 LOB: 0 BB: 0 P: 9	R: 0 E: 0 K: 1 S: 7	H: 0 LOB: 2 BB: 2 P: 16	R: 0 E: 0 K: 0 S: 9	H: 2 LOB: 1 BB: 0 P: 12	1B: 6 2B: 1 3B: 1 HR: 0	SF: 0 SAC: 0 DP: 2 HBP: 0	WP: 0 PA: 34 PB: 1 SB: 1 CS: 1
PITCHER	IP	WLS	BF	H	R	ER	SO	BB	IBB	HBP	BLK	WP	HR	S	P	ERA	WHIP		
Jim Bullinger, R (1,1) ERA: 4.23	6.0	L	27	6	3	3	5	4	0	0	0	0	0	59	102	4.50	1.667		
Dan Plesac, L (7,1) ERA: 3.34	2.0		7	2	0	0	1	1	0	0	0	0	0	14	22	0.00	1.500		

AB	29
R	3
H	8
RBI	3
BB	5
SO	6
LOB	18



Batter	1	2	3	4	5	6	7	8	9	AB	R	H	RBI	BB	SO	LOB	TOP				
Brett Butler, L OBP: 0.434, SLG: 0.465 (1, 8)	P5		G1-3			G5-3	K			4	0	0	0	0	1	2	Los Angeles Dodgers @ Chicago Cubs Wrigley Field, Chicago, IL Fri Jun 10 1994, 3:33 AM CDT Att: 36,348 - Sunny - 61 F				
Jose Offerman, S OBP: 0.302, SLG: 0.278 (1, 6)	F9 BB BB		G1-3			G4-3		K		3	0	0	0	1	1	0					
Mike Piazza, R OBP: 0.381, SLG: 0.561 (1, 2)	SAFE SAFE			G4-3			HR BB	K		2	1	0	0	2	1	0					
Tim Wallach, R OBP: 0.358, SLG: 0.540 (1, 5)	F9			P6			HR BB	G6-3		4	1	1	2	0	0	2					
Henry Rodriguez, L OBP: 0.335, SLG: 0.447 Cory Snyder, R OBP: 0.330, SLG: 0.500 (9, PH) (9, 7)	K			F8			F9		G6-3	3	0	0	0	0	1	2					
Eric Karros, R OBP: 0.350, SLG: 0.472 (1, 3)		G6-3				K			G5-3	4	0	1	0	0	1	0					
Raul Mondesi, R OBP: 0.354, SLG: 0.568 (1, 9)		K						F7	G5-3	4	0	1	0	0	1	1					
Garey Ingram, R OBP: 0.357, SLG: 0.431 (1, 4)		K					F8	FC3-5 1B		3	0	1	0	0	1	1					
Kevin Gross, R OBP: 0.179, SLG: 0.231 (1, 1)			G6-3				K	FC3-5		3	0	0	0	0	1	3					
Inning Stats	R: 0 E: 0 K: 1 S: 8	H: 0 LOB: 2 BB: 2 P: 18	R: 0 E: 0 K: 2 S: 7	H: 0 LOB: 0 BB: 0 P: 11	R: 0 E: 0 K: 0 S: 11	H: 0 LOB: 0 BB: 0 P: 14	R: 0 E: 0 K: 0 S: 6	H: 0 LOB: 0 BB: 0 P: 10	R: 0 E: 0 K: 2 S: 15	H: 1 LOB: 1 BB: 1 P: 26	R: 0 E: 0 K: 1 S: 9	H: 2 LOB: 2 BB: 0 P: 16	R: 0 E: 0 K: 2 S: 9	H: 0 LOB: 0 BB: 0 P: 14	R: 0 E: 0 K: 0 S: 9	H: 0 LOB: 0 BB: 0 P: 14		1B: 3 2B: 0 3B: 0 HR: 1	SF: 0 SAC: 0 DP: 0 HBP: 0	WP: 0 PB: 0 SB: 0 CS: 0	PA: 34
PITCHER	IP	WLS	BF	H	R	ER	SO	BB	IBB	HBP	BLK	WP	HR	S	P	ERA	WHIP				
Steve Trachsel, R ERA: 4.28 (1, 1)	8.0	L	31	4	2	2	8	3	0	0	0	0	1	75	119	2.25	0.875				
Dave Otto, L ERA: 5.19 (9, 1)	0.1		1	0	0	0	0	0	0	0	0	0	0	5	8	0.00	0.000				
Chuck Crim, R ERA: 1.95 (9, 1)	0.2		2	0	0	0	0	0	0	0	0	0	0	4	6	0.00	0.000				

Batter	1	2	3	4	5	6	7	8	9	AB	R	H	RBI	BB	SO	LOB	BOTTOM				
Karl Rhoades, L OBP: 0.327, SLG: 0.414 (1, 8)	G1-3 23 S 1B		G4-3			F7				3	0	1	0	1	0	3	Los Angeles Dodgers @ Chicago Cubs Wrigley Field, Chicago, IL Fri Jun 10 1994, 3:33 AM CDT Att: 36,348 - Sunny - 61 F				
23 Ryne Sandberg, R OBP: 0.312, SLG: 0.390 (1, 4)	L4-3		K			G5-3		FC6-4 BB		4	0	0	0	0	1	3					
Mark Grace, L OBP: 0.387, SLG: 0.379 (1, 3)	G1-3			F7			F8		G4-3	4	0	0	0	0	0	1					
Derrick May, L OBP: 0.355, SLG: 0.461 (1, 7)	K			G5-3			G1-3		G3-1 1B	4	1	1	0	0	1	1					
Rick Wilkins, L OBP: 0.311, SLG: 0.379 (1, 2)		G3-1		G4-3			K		G3-1	4	0	0	0	0	1	1					
Sammy Sosa, R OBP: 0.325, SLG: 0.537 (1, 9)					1B SH1-3 1B		P6			4	0	3	1	0	0	0					
Steve Buechele, R OBP: 0.325, SLG: 0.388 Glenallen Hill, R OBP: 0.317, SLG: 0.347 (9, PH)	G6-4-3 1B				SH1-3 1B		K		G1-3	2	0	0	0	0	1	1					
Shawon Dunston, R OBP: 0.308, SLG: 0.378 (1, 6)			G4-3 SH1-4 1B					G5-3		3	0	2	0	0	0	0					
Steve Trachsel, R OBP: 0.250, SLG: 0.261 Kevin Roberson, S OBP: 0.259, SLG: 0.520 Dave Otto, L Chuck Crim, R (9, 1)			SH1-4					K		0	0	0	0	0	0	0					
Inning Stats	R: 0 E: 0 K: 1 S: 14	H: 1 LOB: 1 BB: 0 P: 24	R: 0 E: 0 K: 0 S: 5	H: 1 LOB: 0 BB: 0 P: 9	R: 0 E: 0 K: 1 S: 9	H: 1 LOB: 1 BB: 0 P: 15	R: 0 E: 0 K: 0 S: 4	H: 0 LOB: 0 BB: 0 P: 7	R: 0 E: 0 K: 0 S: 9	H: 2 LOB: 2 BB: 0 P: 13	R: 0 E: 0 K: 2 S: 10	H: 0 LOB: 0 BB: 0 P: 16	R: 0 E: 0 K: 1 S: 9	H: 0 LOB: 1 BB: 1 P: 18	R: 1 E: 0 K: 0 S: 8	H: 2 LOB: 1 BB: 0 P: 13		1B: 7 2B: 0 3B: 0 HR: 0	SF: 0 SAC: 3 DP: 1 HBP: 0	WP: 0 PB: 0 SB: 1 CS: 0	PA: 34
PITCHER	IP	WLS	BF	H	R	ER	SO	BB	IBB	HBP	BLK	WP	HR	S	P	ERA	WHIP				
Kevin Gross, R ERA: 3.72 (1, 1)	9.0	W	34	7	1	1	5	1	0	0	0	0	0	74	124	1.00	0.889				

AB 31
R 2
H 4
RBI 2
BB 3
SO 8
LOB 11



AB 30
R 1
H 7
RBI 1
BB 1
SO 5
LOB 11



Batter	1	2	3	4	5	6	7	8	9	AB	R	H	RBI	BB	SO	LOB	TOP		
Brett Butler, L (1, 8) OBP: 0.430, SLG: 0.459	G4-3	G6-3		CS 2H 1B			G4-3		K	5	0	1	2	0	1	3	Los Angeles Dodgers @ Chicago Cubs Wrigley Field, Chicago, IL Sat Jun 11 1994, 3:33 AM CDT Att: 39,019 - Cloudy - 82 F		
Jose Offerman, S (1, 6) OBP: 0.301, SLG: 0.278	G4-3	F8		CS	G4-3			FC5-4 1B		4	0	1	0	0	0	2			
Mike Piazza, R (1, 2) OBP: 0.379, SLG: 0.555			F9		F8			FC5-4 G2-3 1-2		4	0	1	0	0	0	1			
Tim Wallach, R (1, 5) OBP: 0.353, SLG: 0.530			G5-3				K	G2-3		4	0	0	0	0	2	2			
Henry Rodriguez, L (1, 7) OBP: 0.344, SLG: 0.451 Mitch Webster, S (8, PR) OBP: 0.358, SLG: 0.396		1B BB 1B	G4-3				G6-3 1B			3	1	2	0	1	0	0			
Eric Karros, R (1, 3) OBP: 0.352, SLG: 0.477		BB 1B G6-3 1B			F8			IBB		0	0	0	0	0	0	0			
Raul Mondesi, R (1, 9) OBP: 0.349, SLG: 0.558			F8		G6-3		G6-3		K	4	0	0	0	0	1	4			
Garey Ingram, R (1, 4) OBP: 0.383, SLG: 0.444		G6-3 BB 1B			FC4-6 BB		F9			3	0	2	0	1	0	0			
Orel Hershiser, R (1, 1) OBP: 0.250, SLG: 0.207 Al Osuna, R (8, 1) 37 Darren Dreifort, R (8, 1) OBP: 1.000, SLG: 1.000 Cory Snyder, R (9, PH) OBP: 0.327, SLG: 0.495					FC4-6 1B		G6-3		L6	2	1	0	1	1	0	1			
Inning Stats	R: 0 E: 0 K: 1 S: 15	H: 1 LOB: 1 BB: 0 P: 24	R: 2 E: 0 K: 0 S: 13	H: 3 LOB: 2 BB: 1 P: 25	R: 0 E: 0 K: 0 S: 5	H: 0 LOB: 0 BB: 0 P: 8	R: 2 E: 1 K: 0 S: 9	H: 2 LOB: 0 BB: 1 P: 19	R: 0 E: 0 K: 0 S: 3	H: 1 LOB: 0 BB: 0 P: 5	R: 0 E: 0 K: 0 S: 5	H: 0 LOB: 0 BB: 0 P: 8	R: 0 E: 0 K: 0 S: 9	H: 1 LOB: 1 BB: 0 P: 21	R: 0 E: 0 K: 2 S: 12	H: 1 LOB: 1 BB: 0 P: 16		1B: 8 2B: 1 3B: 0 HR: 0	SF: 0 SAC: 0 DP: 1 HBP: 0
PITCHER	IP	WLS	BF	H	R	ER	SO	BB	IBB	HBP	BLK	WP	HR	S	P	ERA	WHIP		
Willie Banks, R (1, 1) ERA: 4.63	8.0	W	33	8	4	3	2	2	1	0	0	0	0	67	125	3.38	1.250		
Randy Myers, L (9, 1) ERA: 1.74	1.0	S	4	1	0	0	2	0	0	0	0	0	0	12	16	0.00	1.000		

Batter	1	2	3	4	5	6	7	8	9	AB	R	H	RBI	BB	SO	LOB	BOTTOM		
Karl Rhoades, L (1, 8) OBP: 0.335, SLG: 0.418	G6-3 1B		L3 BB		L3			L6-3 1B		3	0	2	0	1	0	0	Los Angeles Dodgers @ Chicago Cubs Wrigley Field, Chicago, IL Sat Jun 11 1994, 3:33 AM CDT Att: 39,019 - Cloudy - 82 F		
Mark Grace, L (1, 3) OBP: 0.380, SLG: 0.371	G6-3		L3		G4-3			L6-3		4	0	0	0	0	0	3			
Sammy Sosa, R (1, 9) OBP: 0.324, SLG: 0.545	K		G5-3				G4-3			4	1	1	1	0	1	0			
Derrick May, L (1, 7) OBP: 0.364, SLG: 0.458 Glenallen Hill, R (8, PR) OBP: 0.317, SLG: 0.347		2B BB			G3-1			G6-4-3 BB		1	1	0	0	3	0	0			
Rick Wilkins, L (1, 2) OBP: 0.315, SLG: 0.387		2B 2B			K		G6-4-3			4	2	2	0	0	1	1			
Rey Sanchez, R (1, 4) OBP: 0.320, SLG: 0.307		F9 2B			K 1B			1B 1B		4	1	2	2	0	1	0			
Steve Buechele, R (1, 5) OBP: 0.330, SLG: 0.389 José Hernández, R (7, PR) OBP: 0.333, SLG: 0.435							G4-3			2	0	1	1	1	1	1			
Shawon Dunston, R (1, 6) OBP: 0.302, SLG: 0.369		F9 2B			G5-3			F8		4	0	0	0	0	0	5			
Willie Banks, R (1, 1) OBP: 0.148, SLG: 0.154 Kevin Roberson, S (8, PH) OBP: 0.286, SLG: 0.654 Randy Myers, L (9, 1)		G1-3			G5-3					2	0	0	0	0	0	1			
Inning Stats	R: 0 E: 0 K: 1 S: 8	H: 1 LOB: 0 BB: 0 P: 10	R: 2 E: 0 K: 1 S: 16	H: 2 LOB: 1 BB: 1 P: 27	R: 0 E: 0 K: 0 S: 4	H: 0 LOB: 0 BB: 1 P: 8	R: 1 E: 1 K: 2 S: 13	H: 1 LOB: 1 BB: 0 P: 17	R: 0 E: 0 K: 0 S: 6	H: 0 LOB: 0 BB: 0 P: 9	R: 0 E: 0 K: 0 S: 5	H: 0 LOB: 0 BB: 1 P: 11	R: 0 E: 0 K: 0 S: 5	H: 0 LOB: 1 BB: 1 P: 11	R: 0 E: 0 K: 0 S: 17	H: 6 LOB: 2 BB: 1 P: 27		1B: 6 2B: 5 3B: 0 HR: 2	SF: 0 SAC: 0 DP: 5 HBP: 0
PITCHER	IP	WLS	BF	H	R	ER	SO	BB	IBB	HBP	BLK	WP	HR	S	P	ERA	WHIP		
Orel Hershiser, R (1, 1) ERA: 3.19	7.2	L	31	7	6	5	4	5	0	0	0	0	0	66	111	5.87	1.565		
Al Osuna, L (8, 1) ERA: 6.48	0.0		1	1	0	0	0	0	0	0	0	0	0	2	2	∞	∞		
37 Darren Dreifort, R (8, 1) ERA: 5.86	0.1		3	2	1	1	0	0	0	0	0	0	0	6	7	27.00	6.000		



Batter	1	2	3	4	5	6	7	8	9	AB	R	H	RBI	BB	SO	LOB	TOP											
Brett Butler, L OBP: 0.431, SLG: 0.462 (1, 8)	L9		F9					SH1-4 1B 2B		3	1	1	0	1	0	0	Los Angeles Dodgers @ Chicago Cubs Wrigley Field, Chicago, IL Sun Jun 12 1994, 3:33 AM CDT Att: 38,547 - Sunny - 81 F											
Jose Offerman, S OBP: 0.302, SLG: 0.279 (1, 6)	F8		F9					SH1-4		3	0	1	0	0	0	0												
Mike Piazza, R OBP: 0.377, SLG: 0.550 (1, 2)	G4-3		F8					G5-3 BB 1B		4	0	1	1	0	0	2												
Tim Wallach, R OBP: 0.359, SLG: 0.543 (1, 5)								L7		2	1	1	1	2	0	0												
Henry Rodriguez, L OBP: 0.344, SLG: 0.449 (1, 7)								G5-3 BB		3	0	1	0	0	0	1												
Mitch Webster, S OBP: 0.352, SLG: 0.388 (8, PH)	FC6-4 BB 1B							G5-3		1	0	0	0	0	0	2												
Eric Karros, R OBP: 0.351, SLG: 0.471 (1, 3)								G5-3		3	0	0	0	1	1	3												
Raul Mondesi, R OBP: 0.343, SLG: 0.549 (1, 9)	FC6-4 FC6-4 BB							K		4	0	0	0	0	0	3												
Garey Ingram, R OBP: 0.359, SLG: 0.414 (1, 4)								G6-3		4	0	0	0	0	1	2												
Tom Candiotti, R OBP: 0.125, SLG: 0.156 (1, 1)	FC6-4							F8		4	0	0	0	0	0	2												
Inning Stats	R: 0 E: 0 K: 0 S: 4	H: 0 LOB: 0 BB: 0 P: 9	R: 1 E: 0 K: 0 S: 9	H: 2 LOB: 2 BB: 1 P: 20	R: 0 E: 0 K: 0 S: 10	H: 0 LOB: 0 BB: 0 P: 14	R: 0 E: 0 K: 0 S: 5	H: 0 LOB: 1 BB: 1 P: 12	R: 0 E: 0 K: 1 S: 14	H: 1 LOB: 2 BB: 1 P: 23	R: 0 E: 0 K: 0 S: 6	H: 0 LOB: 0 BB: 0 P: 8	R: 0 E: 0 K: 0 S: 5	H: 0 LOB: 0 BB: 0 P: 9	R: 1 E: 0 K: 1 S: 10	H: 2 LOB: 2 BB: 1 P: 17	R: 0 E: 0 K: 0 S: 9	H: 0 LOB: 0 BB: 0 P: 12	1B: 3 2B: 1 3B: 0 HR: 1	SF: 0 SAC: 1 DP: 0 HBP: 0	WP: 0 PB: 0 SB: 0 CS: 0	PA: 36						
PITCHER	IP	WLS	BF	H	R	ER	SO	BB	IBB	HBP	BLK	WP	HR	S	P	ERA	WHIP											
Anthony Young, R ERA: 4.56 (1, 1)	7.1	L	31	5	2	2	1	4	0	0	0	0	0	1	59	106	2.46	1.227										
Dan Plesac, L ERA: 3.21 (8, 1)	0.1		1	0	0	0	0	0	0	0	0	0	0	0	1	1	0.00	0.000										
Jose Bautista, R ERA: 3.74 (8, 1)	0.1		1	0	0	0	1	0	0	0	0	0	0	3	5	0.00	0.000											
Chuck Crim, R ERA: 1.88 (9, 1)	1.0		3	0	0	0	0	0	0	0	0	0	0	9	12	0.00	0.000											

Batter	1	2	3	4	5	6	7	8	9	AB	R	H	RBI	BB	SO	LOB	BOTTOM										
Karl Rhodes, L OBP: 0.333, SLG: 0.415 (1, 8)	G5-3 1B									4	0	1	0	0	1	0	Los Angeles Dodgers @ Chicago Cubs Wrigley Field, Chicago, IL Sun Jun 12 1994, 3:33 AM CDT Att: 38,547 - Sunny - 81 F										
Mark Grace, L OBP: 0.374, SLG: 0.364 (1, 3)	L9									4	0	0	0	0	0	1											
Sammy Sosa, R OBP: 0.326, SLG: 0.562 (1, 9)										4	1	2	1	0	1	1											
Derrick May, L OBP: 0.362, SLG: 0.465 (1, 7)	L9									4	0	1	0	0	1	2											
Rick Wilkins, L OBP: 0.310, SLG: 0.381 (1, 2)										3	0	0	0	0	1	1											
Shawon Dunston, R OBP: 0.302, SLG: 0.369 (1, 6)										3	0	1	0	0	0	0											
Steve Buechele, R OBP: 0.325, SLG: 0.382 (1, 5)	G4-3									3	0	0	0	0	0	1											
José Hernández, R OBP: 0.296, SLG: 0.385 (1, 4)										3	0	0	0	0	1	1											
Anthony Young, R OBP: 0.167, SLG: 0.167 (8, 1)										2	0	0	0	0	1	0											
Dan Plesac, L (8, 1)										0	0	0	0	0	0	0											
Jose Bautista, R (8, 1)										0	0	0	0	0	0	0											
Kevin Roberson, S OBP: 0.276, SLG: 0.630 (8, PH)										1	0	0	0	0	1	0											
Chuck Crim, R (9, 1)										0	0	0	0	0	0	0											
Inning Stats	R: 0 E: 0 K: 1 S: 10	H: 1 LOB: 1 BB: 0 P: 17	R: 0 E: 0 K: 1 S: 8	H: 0 LOB: 0 BB: 0 P: 12	R: 0 E: 0 K: 1 S: 8	H: 0 LOB: 0 BB: 0 P: 14	R: 0 E: 0 K: 0 S: 6	H: 1 LOB: 1 BB: 0 P: 13	R: 0 E: 0 K: 1 S: 7	H: 1 LOB: 0 BB: 0 P: 8	R: 0 E: 0 K: 0 S: 6	H: 0 LOB: 0 BB: 0 P: 9	R: 1 E: 0 K: 1 S: 11	H: 1 LOB: 0 BB: 0 P: 17	R: 0 E: 0 K: 1 S: 16	H: 0 LOB: 1 BB: 0 P: 23	R: 0 E: 0 K: 1 S: 9	H: 1 LOB: 1 BB: 0 P: 14	1B: 2 2B: 1 3B: 1 HR: 1	SF: 0 SAC: 0 DP: 0 HBP: 0	WP: 0 PB: 0 SB: 1 CS: 1	PA: 31					
PITCHER	IP	WLS	BF	H	R	ER	SO	BB	IBB	HBP	BLK	WP	HR	S	P	ERA	WHIP										
Tom Candiotti, R ERA: 4.38 (1, 1)	9.0	W	31	5	1	1	7	0	0	0	0	0	1	81	127	1.00	0.556										



Batter	1	2	3	4	5	6	7	8	9	10	11	AB R H RBI BB SO LOB	TOP								
Karl Rhodes, L OBP: 0.333, SLG: 0.416	F7		SF7		K		1B IBB		G4-3		1-1 2B	4 0 1 3 1 1 1	Chicago Cubs @ San Diego Padres Jack Murphy Stadium, San Diego, CA Tue Jun 14 1994, 10:05 PM EDT Att: 20,220 - Unknown - 66 F								
Shawon Dunston, R OBP: 0.303, SLG: 0.584	K		HR			K	1B		L8		P4	6 1 2 2 0 2 2									
Sammy Sosa, R OBP: 0.328, SLG: 0.558 Mike Maksudian, L (11, PH) Chuck Crim, R (11, 1)	G5-3		K			3B 1B	K				F8	5 1 2 0 0 2 3 1 0 0 0 0 0 1 0 0 0 0 0 0 0									
Mark Grace, L OBP: 0.370, SLG: 0.370	G4-3			G4-3		1B 3B	P5			G6-3		5 1 1 1 0 0 4									
Derrick May, L OBP: 0.365, SLG: 0.486 Eduardo Zambrano, R OBP: 0.359, SLG: 0.537 Mark Payton, R OBP: 0.457, SLG: 0.486	G4-3					1B 3B				G6-3		4 0 2 1 0 0 0 1 0 0 0 0 0 1 0 0 0 0 0 0 0									
Rick Wilkins, L OBP: 0.309, SLG: 0.374 Glenallen Hill, R OBP: 0.314, SLG: 0.344	FC5-4 BB			1B		1B			F8			3 0 0 0 1 2 2 1 0 0 0 0 1 1									
Sieve Buechele, R OBP: 0.322, SLG: 0.374	FC5-4										K	4 1 0 0 1 2 2									
Rey Sanchez, R OBP: 0.338, SLG: 0.336			SH1-4 WP SF7 1B		K		1B 2B				G4-3 SH3 1B	5 2 4 0 0 1 0									
Kevin Foster, R (1, 1) Dan Plesac, L (7, 1) Jose Bautista, R (8, PH) José Hernández, R OBP: 0.298, SLG: 0.385 Randy Myers, L (9, 1) Kevin Robertson, S OBP: 0.355, SLG: 0.343 (11, 9)	SH1-4				F7		G6-3				SH3	2 0 0 0 0 0 0 2 0 1 1 1 0 0 0 0 0									
Inning Stats	R: 0 E: 0 K: 1 S: 7	H: 0 LOB: 0 BB: 0 P: 12	R: 0 E: 0 K: 0 S: 8	H: 0 LOB: 1 BB: 1 P: 16	R: 2 E: 0 K: 1 S: 10	H: 2 LOB: 0 BB: 0 P: 15	R: 0 E: 0 K: 2 S: 9	H: 1 LOB: 1 BB: 0 P: 17	R: 0 E: 0 K: 1 S: 12	H: 0 LOB: 0 BB: 0 P: 15	R: 0 E: 0 K: 0 S: 4	H: 1 LOB: 1 BB: 0 P: 6		R: 0 E: 0 K: 1 S: 12	H: 1 LOB: 1 BB: 0 P: 18	R: 2 E: 0 K: 1 S: 14	H: 3 LOB: 1 BB: 0 P: 18	1B: 9 2B: 2 3B: 1 HR: 1	SF: 1 SAC: 2 DP: 0 HBP: 0	WP: 1 PB: 0 SB: 2 CS: 1	PA: 48
PITCHER	IP ERA: 6.3	WLS 23	BF 6	H 4	R 4	ER 4	SO 6	BB 1	IBB 0	HBP 0	BLK 0	WP 0	HR 0	S 14	P 21	ERA 0.00	WHIP 0.600				
Scott Sanders, R	(1, 1)	0.2	1	0	0	0	1	0	0	0	0	0	0	0	7	8	0.00	0.000			
Tim Mauser, R	(6, 1)	0.2	6	2	1	1	1	1	1	0	0	0	0	11	22	13.50	4.500				
A.J. Sager, R	(7, 1)	0.1	1	0	0	0	1	0	0	0	0	0	0	1	2	0.00	0.000				
Jeff Tabaka, L	(7, 1)	1.1	5	1	0	0	1	0	0	0	0	0	0	11	18	0.00	0.750				
Donnie Elliott, R	(8, 1)																				
Pedro Martinez, L ERA: 2.53	(9, 1)	1.0	L	6	3	2	2	1	0	0	0	0	0	0	14	18	18.00	3.000			
Trevor Hoffman, R ERA: 2.08	(11, 1)																				

Chicago Cubs @ San Diego Padres
 Jack Murphy Stadium, San Diego, CA
 Tue Jun 14 1994, 10:05 PM EDT
 Att: 20,220 - Unknown - 66 F

AB	42
R	7
H	13
RBI	7
BB	3
SO	11
LOB	19



Batter	1	2	3	4	5	6	7	8	9	10	11	AB R H RBI BB SO LOB	BOTTOM											
Bip Roberts, S OBP: 0.379, SLG: 0.362	F7		G1-3			1B	1B		K		G5-3	6 0 2 1 0 1 2	Chicago Cubs @ San Diego Padres Jack Murphy Stadium, San Diego, CA Tue Jun 14 1994, 10:05 PM EDT Att: 20,220 - Unknown - 66 F											
Tim Hyers, L OBP: 0.324, SLG: 0.300 Eddie Williams, R (7, PH) Donnie Elliott, R (8, 1) Luis Lopez, S OBP: 0.380, SLG: 0.439 (9, 6)	F9				1B		G5-3				K2-3	3 0 1 0 0 1 1 1 0 0 0 0 0 2 0 0 0 0 0 0 0 2 0 1 1 0 1 0												
Tony Gwynn, L OBP: 0.439, SLG: 0.572	F7				F7				G4-3		G4-6-3	5 1 1 0 0 0 4												
Phil Plantier, L OBP: 0.323, SLG: 0.532		L9			F9						F9	5 0 0 0 0 1 2												
Derek Bell, R OBP: 0.329, SLG: 0.416		K			K				F8		G4-3	5 0 1 1 0 2 1												
Scott Livingstone, L OBP: 0.276, SLG: 0.325 Craig Shipley, R OBP: 0.345, SLG: 0.462 (9, 5)						K					1B	3 1 2 0 0 1 0 2 0 1 0 0 1 1												
Ricky Gutierrez, R OBP: 0.305, SLG: 0.323 Pedro Martinez, L (9, 1) Brian Johnson, R OBP: 0.189, SLG: 0.147 Trevor Hoffman, R (11, 1)	F9					2B E 1B					F9	4 1 1 0 0 0 2 0 0 0 0 0 0 0 1 0 0 0 0 0 1 0 0 0 0 0 0 0												
Brad Ausmus, R OBP: 0.310, SLG: 0.356					K						E5 E 1B 1B	5 3 2 1 0 2 1												
Scott Sanders, R OBP: 0.320, SLG: 0.091 Tim Mauser, R OBP: 0.276, SLG: 0.260 A.J. Sager, R OBP: 0.298, SLG: 0.385 Randy Myers, L OBP: 0.350, SLG: 0.300 Jeff Tabaka, R (7, PH) Bill Bean, L OBP: 0.288 Phil Clark, R OBP: 0.302, SLG: 0.348 (8, 3)							F9				E8 1B 1B	1 0 0 0 0 0 1 0 0 0 0 0 0 0 0 0 1 0 3 0 2 1 0 1 0												
Inning Stats	R: 0 E: 0 K: 0 S: 6	H: 0 LOB: 0 BB: 0 P: 13	R: 0 E: 0 K: 1 S: 9	H: 1 LOB: 1 BB: 0 P: 14	R: 0 E: 0 K: 2 S: 10	H: 0 LOB: 0 BB: 0 P: 13	R: 0 E: 0 K: 1 S: 12	H: 1 LOB: 1 BB: 0 P: 21	R: 0 E: 0 K: 1 S: 11	H: 1 LOB: 1 BB: 0 P: 16	R: 3 E: 2 K: 0 S: 21	H: 4 LOB: 2 BB: 0 P: 26		R: 1 E: 0 K: 1 S: 13	H: 2 LOB: 1 BB: 0 P: 18	R: 1 E: 0 K: 1 S: 11	H: 3 LOB: 1 BB: 0 P: 16	R: 0 E: 0 K: 1 S: 7	H: 1 LOB: 1 BB: 0 P: 7	R: 1 E: 0 K: 2 S: 9	H: 1 LOB: 0 BB: 0 P: 13	1B: 11 2B: 2 3B: 0 HR: 1	SF: 0 SAC: 0 DP: 1 HBP: 0	WP: 1 PB: 1 SB: 0 CS: 0
PITCHER	IP ERA: 1.45	WLS 7	BF 26	H 4	R 3	ER 0	SO 7	BB 0	IBB 0	HBP 0	BLK 0	WP 0	HR 0	S 70	P 106	ERA 0.00	WHIP 0.750							
Kevin Foster, R	(1, 1)	1.0	7	4	1	1	1	0	0	0	0	0	0	22	30	9.00	4.000							
Dan Plesac, L	(7, 1)	0.1	1	0	0	0	0	0	0	0	0	0	0	1	1	0.00	0.000							
Jose Bautista, R	(8, 1)	2.0	W	9	4	1	1	2	0	0	0	1	0	18	23	4.50	2.000							
Randy Myers, L	(9, 1)	1.0	S	4	1	1	1	2	0	0	0	0	1	9	13	9.00	1.000							
Chuck Crim, R	(11, 1)																							

Chicago Cubs @ San Diego Padres
 Jack Murphy Stadium, San Diego, CA
 Tue Jun 14 1994, 10:05 PM EDT
 Att: 20,220 - Unknown - 66 F

AB	47
R	6
H	14
RBI	5
BB	0
SO	12
LOB	17



Batter	1	2	3	4	5	6	7	8	9	AB	R	H	RBI	BB	SO	LOB	TOP					
Karl Rhodes, L (1, 8) OBP: 0.335, SLG: 0.413										4	1	1	0	1	1	0	Chicago Cubs @ San Diego Padres Jack Murphy Stadium, San Diego, CA Wed Jun 15 1994, 10:05 PM EDT Att: 16,792 - Unknown - 62 F					
Shawn Dunston, R (1, 6) OBP: 0.297, SLG: 0.376										4	0	0	1	0	1	1						
Mark Grace, L (1, 3) OBP: 0.371, SLG: 0.367										4	1	1	0	1	0	2						
Derrick May, L (1, 7) OBP: 0.357, SLG: 0.455										4	0	0	0	0	0	3						
Glenallen Hill, R (8, 7) OBP: 0.311, SLG: 0.340										1	0	0	0	0	0	2						
Kevin Roberson, S (1, 9) OBP: 0.257, SLG: 0.545										5	0	0	0	0	2	4						
Rick Wilkins, L (1, 2) OBP: 0.317, SLG: 0.393										4	1	3	2	0	0	0						
Steve Buechele, R (1, 5) OBP: 0.320, SLG: 0.376										4	0	1	0	0	1	3						
Rey Sanchez, R (1, 4) OBP: 0.343, SLG: 0.336										3	1	1	0	1	0	2						
Steve Trachsel, R (1, 1) OBP: 0.222, SLG: 0.231										3	0	0	0	0	1	3						
Dan Plesac, L (8, 1)										0	0	0	0	0	0	0						
Jose Bautista, R (8, 1)										0	0	0	0	0	0	0						
Mike Maksudian, L (9, PH)										0	1	0	0	1	0	0						
Jim Bullinger, R (9, 1) OBP: 0.375, SLG: 0.333										0	0	0	0	0	0	0						
Inning Stats	R: 0 E: 0 K: 2 S: 8	H: 0 LOB: 0 BB: 0 P: 12	R: 1 E: 1 K: 1 S: 13	H: 1 LOB: 1 BB: 0 P: 19	R: 0 E: 0 K: 0 S: 4	H: 0 LOB: 0 BB: 0 P: 4	R: 0 E: 0 K: 0 S: 10	H: 0 LOB: 0 BB: 0 P: 12	R: 0 E: 0 K: 1 S: 6	H: 1 LOB: 1 BB: 0 P: 8	R: 0 E: 0 K: 0 S: 6	H: 1 LOB: 1 BB: 0 P: 8	R: 0 E: 0 K: 0 S: 8	H: 1 LOB: 2 BB: 1 P: 17	R: 2 E: 1 K: 1 S: 9	H: 2 LOB: 2 BB: 1 P: 20	R: 2 E: 1 K: 1 S: 14	H: 1 LOB: 2 BB: 2 P: 27	1B: 5 2B: 1 3B: 1 HR: 0	SF: 0 SAC: 1 DP: 0 HBP: 0	WP: 1 PB: 0 SB: 0 CS: 0	PA: 41
PITCHER	IP	WLS	BF	H	R	ER	SO	BB	IBB	HBP	BLK	WP	HR	S	P	ERA	WHIP					
Joey Hamilton, R (1, 1) ERA: 1.87	7.0	L	27	4	1	0	4	0	1	0	0	1	0	55	80	0.00	0.571					
Jeff Tabaka, L (8, 1) ERA: 7.27	0.2		5	1	2	0	0	0	1	0	0	0	0	5	12	0.00	1.500					
Tim Mauser, R (8, 1) ERA: 2.52	1.1		9	2	2	1	2	2	0	0	0	0	0	18	35	6.75	3.000					

AB	36
R	5
H	7
RBI	3
BB	4
SO	6
LOB	20



Batter	1	2	3	4	5	6	7	8	9	AB	R	H	RBI	BB	SO	LOB	BOTTOM				
Bip Roberts, S (1, 4) OBP: 0.385, SLG: 0.363										2	0	1	0	2	0	0	Chicago Cubs @ San Diego Padres Jack Murphy Stadium, San Diego, CA Wed Jun 15 1994, 10:05 PM EDT Att: 16,792 - Unknown - 62 F				
Tim Lincecum, L (1, 3) OBP: 0.321, SLG: 0.298										4	0	1	0	0	1	2					
Tony Gwynn, L (1, 9) OBP: 0.440, SLG: 0.571										4	0	2	0	0	0	3					
Phil Plantier, L (1, 7) OBP: 0.317, SLG: 0.522										4	0	0	0	0	2	3					
Derek Bell, R (1, 8) OBP: 0.328, SLG: 0.418										4	0	1	0	0	0	2					
Scott Livingstone, L (1, 5) OBP: 0.297, SLG: 0.321										4	0	1	0	0	1	1					
Ricky Gutierrez, R (1, 6) OBP: 0.304, SLG: 0.317										3	0	0	0	1	1	2					
Brad Ausmus, R (1, 2) OBP: 0.314, SLG: 0.355										3	0	1	0	1	0	0					
Joey Hamilton, R (1, 1)										1	0	0	0	0	1	2					
Eddie Williams, R (7, PH)										1	0	0	0	0	0	0					
Jeff Tabaka, R (8, 1)										0	0	0	0	0	0	0					
Tim Mauser, R (8, 1) OBP: 1.000, SLG: 1.000										0	0	0	0	0	0	0					
Inning Stats	R: 0 E: 0 K: 0 S: 8	H: 1 LOB: 1 BB: 0 P: 15	R: 0 E: 0 K: 1 S: 11	H: 0 LOB: 2 BB: 2 P: 24	R: 0 E: 0 K: 1 S: 9	H: 1 LOB: 0 BB: 0 P: 12	R: 0 E: 0 K: 2 S: 10	H: 1 LOB: 1 BB: 0 P: 16	R: 0 E: 0 K: 1 S: 8	H: 0 LOB: 0 BB: 0 P: 12	R: 0 E: 0 K: 1 S: 9	H: 0 LOB: 0 BB: 0 P: 15	R: 0 E: 0 K: 1 S: 10	H: 1 LOB: 2 BB: 1 P: 18	R: 0 E: 0 K: 1 S: 8	H: 1 LOB: 0 BB: 0 P: 14	1B: 6 2B: 1 3B: 0 HR: 0	SF: 0 SAC: 1 DP: 2 HBP: 0	WP: 1 PB: 0 SB: 0 CS: 1	PA: 35	
PITCHER	IP	WLS	BF	H	R	ER	SO	BB	IBB	HBP	BLK	WP	HR	S	P	ERA	WHIP				
Steve Trachsel, R (1, 1) ERA: 3.94	7.0	W	27	5	0	0	5	3	0	0	0	1	0	65	114	0.00	1.143				
Dan Plesac, L (8, 1) ERA: 3.31	0.2		4	1	0	0	1	1	0	0	0	0	0	9	17	0.00	3.000				
Jose Bautista, R (8, 1) ERA: 3.68	0.1		1	0	0	0	0	0	0	0	0	0	0	1	1	0.00	0.000				
Jim Bullinger, R (9, 1) ERA: 4.12	1.0		3	1	0	0	0	0	0	0	0	0	0	8	14	0.00	1.000				

AB	30
R	0
H	7
RBI	0
BB	4
SO	6
LOB	15



Batter	1	2	3	4	5	6	7	8	9	AB	R	H	RBI	BB	SO	LOB	TOP					
Karl Rhoades, L OBP: 0.328, SLG: 0.406 (1, 8)										4	0	0	0	0	2	3	Chicago Cubs @ San Diego Padres Jack Murphy Stadium, San Diego, CA Thu Jun 16 1994, 6:33 AM EDT Att: 16,160 - Sunny - 74 F					
Rey Sanchez, R OBP: 0.341, SLG: 0.333 (1, 4)										4	0	1	1	0	0	1						
Mark Grace, L OBP: 0.369, SLG: 0.365 (1, 3)										4	0	1	0	0	1	1						
Derrick May, L OBP: 0.349, SLG: 0.444 (1, 7)										4	0	0	0	0	1	2						
Kevin Roberson, S OBP: 0.256, SLG: 0.541 (1, 9)										4	0	1	0	0	1	1						
Rick Wilkins, L OBP: 0.311, SLG: 0.385 (1, 2)										4	0	0	0	0	0	1						
Steve Buechele, R OBP: 0.316, SLG: 0.370 (1, 5)										3	0	0	0	0	0	0						
José Hernández, R OBP: 0.300, SLG: 0.379 (1, 6)										3	0	1	0	0	0	0						
Willie Banks, R OBP: 0.138, SLG: 0.143 Dave Otto, L (6, 1)										2	1	0	0	0	1	1						
Mike Maksudian, L OBP: 0.667, SLG: 0.500 Turk Wendell, L (8, 1)										0	0	0	0	0	0	0						
Inning Stats	R: 0 E: 0 K: 2 S: 10	H: 0 LOB: 0 BB: 0 P: 13	R: 0 E: 0 K: 0 S: 5	H: 0 LOB: 0 BB: 0 P: 5	R: 0 E: 0 K: 1 S: 12	H: 1 LOB: 1 BB: 0 P: 17	R: 0 E: 0 K: 1 S: 7	H: 1 LOB: 1 BB: 0 P: 10	R: 0 E: 0 K: 0 S: 5	H: 0 LOB: 0 BB: 0 P: 8	R: 1 E: 1 K: 0 S: 11	H: 1 LOB: 1 BB: 0 P: 14	R: 0 E: 0 K: 1 S: 8	H: 0 LOB: 0 BB: 0 P: 13	R: 0 E: 0 K: 1 S: 10	H: 1 LOB: 1 BB: 0 P: 14	R: 0 E: 0 K: 0 S: 7	H: 1 LOB: 1 BB: 0 P: 8	1B: 4 2B: 1 3B: 0 HR: 0	SF: 0 SAC: 0 DP: 0 HBP: 0	WP: 0 PB: 0 SB: 0 CS: 1	PA: 33
PITCHER Andy Ashby, R ERA: 2.67 (1, 1)	IP: 9.0 WLS: W BF: 33 H: 5 R: 1 ER: 0 SO: 6 BB: 0 IBB: 0 HBP: 0 BLK: 0 WP: 0 HR: 0 S: 75 P: 102 ERA: 0.00 WHIP: 0.556															PITCHER IP: WLS: BF: H: R: ER: SO: BB: IBB: HBP: BLK: WP: HR: S: P: ERA: WHIP						

AB	33
R	1
H	5
RBI	1
BB	0
SO	6
LOB	10



Batter	1	2	3	4	5	6	7	8	9	AB	R	H	RBI	BB	SO	LOB	BOTTOM					
Bip Roberts, S OBP: 0.381, SLG: 0.359 (1, 4) (8, 7)										5	0	1	1	0	0	3	Chicago Cubs @ San Diego Padres Jack Murphy Stadium, San Diego, CA Thu Jun 16 1994, 6:33 AM EDT Att: 16,160 - Sunny - 74 F					
Tim Hyers, L OBP: 0.319, SLG: 0.296 (1, 3)										4	1	1	0	0	1	0						
Tony Gwynn, L OBP: 0.441, SLG: 0.570 (1, 9)										4	2	2	0	0	0	1						
Phil Plantier, L OBP: 0.322, SLG: 0.522 Luis Lopez, S OBP: 0.380, SLG: 0.439 (8, 4)										2	0	1	0	0	1	0						
Derek Bell, R OBP: 0.331, SLG: 0.419 (1, 8)										4	1	2	2	0	0	2						
Scott Livingstone, L OBP: 0.291, SLG: 0.313 Craig Shipley, R OBP: 0.339, SLG: 0.454 (6, PH) (7, 5)										2	0	0	0	0	0	1						
Ricky Gutierrez, R OBP: 0.314, SLG: 0.319 (1, 6)										2	1	1	0	2	0	1						
Brad Ausmus, R OBP: 0.317, SLG: 0.374 (1, 2)										4	2	2	3	0	0	4						
Andy Ashby, R OBP: 0.250, SLG: 0.222 (1, 1)										3	0	1	0	0	1	2						
Inning Stats	R: 0 E: 0 K: 1 S: 10	H: 0 LOB: 0 BB: 0 P: 16	R: 0 E: 0 K: 1 S: 5	H: 0 LOB: 0 BB: 0 P: 5	R: 0 E: 0 K: 0 S: 8	H: 1 LOB: 1 BB: 0 P: 11	R: 1 E: 1 K: 0 S: 15	H: 1 LOB: 3 BB: 1 P: 27	R: 0 E: 0 K: 1 S: 6	H: 0 LOB: 0 BB: 0 P: 7	R: 1 E: 0 K: 0 S: 12	H: 3 LOB: 1 BB: 0 P: 17	R: 1 E: 0 K: 0 S: 9	H: 2 LOB: 0 BB: 0 P: 13	R: 4 E: 0 K: 0 S: 18	H: 4 LOB: 1 BB: 1 P: 30		R: 0 E: 0 K: 0 S: 7	H: 1 LOB: 1 BB: 0 P: 8	1B: 10 2B: 1 3B: 0 HR: 1	SF: 0 SAC: 2 DP: 2 HBP: 1	WP: 0 PB: 0 SB: 1 CS: 0
PITCHER Willie Banks, R ERA: 4.47 Dave Otto, L ERA: 5.13 Turk Wendell, R ERA: 11.93 (8, 1)	IP: 5.0 WLS: L BF: 23 H: 5 R: 2 ER: 1 SO: 3 BB: 0 IBB: 0 HBP: 0 BLK: 0 WP: 0 HR: 0 S: 50 P: 76 ERA: 1.80 WHIP: 1.200															PITCHER IP: WLS: BF: H: R: ER: SO: BB: IBB: HBP: BLK: WP: HR: S: P: ERA: WHIP						

AB	32
R	7
H	11
RBI	6
BB	2
SO	3
LOB	17



Batter	1	2	3	4	5	6	7	8	9	AB	R	H	RBI	BB	SO	LOB	TOP			
Karl Rhodes, L OBP: 0.328, SLG: 0.400 (1, 8)										3	1	0	0	1	0	1	Chicago Cubs @ San Francisco Giants Candlestick Park, San Francisco, CA Fri Jun 17 1994, 10:05 PM EDT Att: 21,461 - Unknown - 62 F			
Shawon Dunston, R OBP: 0.296, SLG: 0.373 (1, 6)										4	0	1	0	0	2	0				
Mark Grace, L OBP: 0.371, SLG: 0.368 (1, 3)										4	0	2	1	0	0	0				
Derrick May, L OBP: 0.352, SLG: 0.446 (1, 7)										4	0	2	0	0	0	2				
Kevin Roberson, S OBP: 0.256, SLG: 0.500 Chuck Crim, R (8, 1)										3	0	0	0	1	0	3				
Rick Wilkins, L OBP: 0.310, SLG: 0.382 (1, 2)										0	0	0	0	0	0	0				
Steve Buechele, R OBP: 0.319, SLG: 0.370 (1, 5)										3	0	1	0	1	2	0				
Rey Sanchez, R OBP: 0.345, SLG: 0.333 (1, 4)										3	0	1	0	1	0	1				
Jim Bullinger, R OBP: 0.333, SLG: 0.286 Mike Maksudian, L OBP: 0.300, SLG: 0.333 Dave Otto, L (6, 1) Glenallen Hill, R OBP: 0.308, SLG: 0.337 (8, 9)										1	0	0	0	0	1	1				
Inning Stats	R: 1 E: 0 K: 0 S: 11	H: 2 LOB: 2 BB: 2 P: 25	R: 0 E: 0 K: 1 S: 10	H: 1 LOB: 1 BB: 0 P: 16	R: 0 E: 0 K: 1 S: 7	H: 2 LOB: 1 BB: 0 P: 11	R: 0 E: 0 K: 1 S: 6	H: 0 LOB: 0 BB: 1 P: 13	R: 0 E: 0 K: 1 S: 9	H: 3 LOB: 3 BB: 1 P: 17	R: 0 E: 0 K: 0 S: 8	H: 0 LOB: 0 BB: 0 P: 10	R: 0 E: 0 K: 0 S: 10	H: 0 LOB: 0 BB: 0 P: 14	R: 0 E: 0 K: 2 S: 9	H: 0 LOB: 0 BB: 0 P: 12	1B: 8 2B: 1 3B: 0 HR: 0	SF: 0 SAC: 1 DP: 3 HBP: 0	WP: 0 PB: 0 SB: 0 CS: 0	PA: 36
PITCHER	IP WLS BF H R ER SO BB IBB HBP BLK WP HR S P ERA WHIP	IP WLS BF H R ER SO BB IBB HBP BLK WP HR S P ERA WHIP																		
Bill Swift, R ERA: 2.53 (1, 1)	8.0 W 33 8 1 1 4	1.0 3 0 0 0 2																		
Rod Beck, R ERA: 4.5 (9, 1)																				

livebaseballscores.com

AB 31
R 1
H 8
RBI 1
BB 4
SO 6
LOB 13

Batter	1	2	3	4	5	6	7	8	9	AB	R	H	RBI	BB	SO	LOB	BOTTOM			
Dave Martinez, L OBP: 0.314, SLG: 0.318 (1, 9)										4	2	2	0	0	0	1	Chicago Cubs @ San Francisco Giants Candlestick Park, San Francisco, CA Fri Jun 17 1994, 10:05 PM EDT Att: 21,461 - Unknown - 62 F			
Darren Lewis, R OBP: 0.358, SLG: 0.329 (1, 8)										4	1	1	1	0	2	2				
Matt Williams, R OBP: 0.304, SLG: 0.562 (1, 5)										4	1	1	0	0	1	2				
Barry Bonds, L OBP: 0.425, SLG: 0.567 (1, 7)										3	0	0	0	1	1	1				
Todd Benzinger, S OBP: 0.297, SLG: 0.362 (1, 3)										4	0	1	0	0	2	3				
Royce Clayton, R OBP: 0.305, SLG: 0.357 (1, 6)										4	2	3	1	0	1	1				
Steve Scarsone, R OBP: 0.316, SLG: 0.400 (1, 4)										4	0	2	1	0	0	2				
Kirt Manwaring, R OBP: 0.303, SLG: 0.337 (1, 2)										3	0	1	1	0	0	0				
Bill Swift, R OBP: 0.259, SLG: 0.250 J.R. Phillips, L OBP: 0.121, SLG: 0.219 Rod Beck, R (9, 1)										2	0	0	0	1	2	1				
Inning Stats	R: 2 E: 1 K: 2 S: 13	H: 2 LOB: 1 BB: 0 P: 21	R: 0 E: 0 K: 1 S: 6	H: 0 LOB: 0 BB: 0 P: 9	R: 1 E: 0 K: 2 S: 13	H: 1 LOB: 1 BB: 1 P: 22	R: 1 E: 0 K: 1 S: 7	H: 2 LOB: 0 BB: 0 P: 11	R: 0 E: 0 K: 1 S: 8	H: 0 LOB: 0 BB: 0 P: 10	R: 0 E: 0 K: 1 S: 10	H: 2 LOB: 1 BB: 0 P: 17	R: 0 E: 0 K: 1 S: 7	H: 0 LOB: 1 BB: 1 P: 15	R: 2 E: 0 K: 0 S: 13	H: 4 LOB: 2 BB: 0 P: 22	1B: 9 2B: 2 3B: 0 HR: 0	SF: 1 SAC: 0 DP: 1 HBP: 0	WP: 1 PB: 0 SB: 2 CS: 1	PA: 37
PITCHER	IP WLS BF H R ER SO BB IBB HBP BLK WP HR S P ERA WHIP	IP WLS BF H R ER SO BB IBB HBP BLK WP HR S P ERA WHIP																		
Jim Bullinger, R ERA: 4.26 (1, 1)	5.0 L 21 5 4 3 7	2.0 8 2 0 0 2																		
Dave Otto, L ERA: 4.79 (6, 1)																				
Chuck Crim, R ERA: 2.64 (8, 1)																				

livebaseballscores.com

AB 33
R 6
H 11
RBI 4
BB 2
SO 9
LOB 15

Batter	1	2	3	4	5	6	7	8	9	AB	R	H	RBI	BB	SO	LOB	TOP			
Karl Rhodes, L OBP: 0.329, SLG: 0.397	4-1 G5-4-3 BB	0-1 P8		2-0 L7			1-0 E3 1B BLK		0-1 F8 2B 1B	4	1	1	0	1	0	3	Chicago Cubs @ San Francisco Giants Candlestick Park, San Francisco, CA Sat Jun 18 1994, 6:33 AM EDT Att: 38,836 - Sunny - 70 F			
Shawn Dunston, R OBP: 0.294, SLG: 0.369	0-1 G5-4-3 1-2		2-1 L8		1-2 G5-3		1-2 1-3 1B		0-0 B1	5	0	1	0	0	0	2				
Mark Grace, L OBP: 0.368, SLG: 0.361	3-2 E3 HR		0-0 F8		0-0 L9		0-3 K		4-1 2B BB	4	2	0	0	1	1	2				
Derrick May, L OBP: 0.343, SLG: 0.433	1-2 E3 HR		2-1 G4-3		2-1 G4-3		1-1 G1-3		1-1 F8	5	1	0	0	0	0	5				
Glenallen Hill, R OBP: 0.330, SLG: 0.386	0-0 HR			4-0 S 1B BB		4-2 S BB		0-1 L6	2-1 2B	3	2	2	5	2	0	0				
Rick Wilkins, L OBP: 0.312, SLG: 0.376	1-3 K		0-0 P6		2-0 F8		4-2 1B BB		4-0 IBB	3	0	0	0	2	1	2				
Steve Buechele, R OBP: 0.321, SLG: 0.370		1-0 G6-3 1B		2-2 G5-3		3-3 K		2-2 1B	1-0 L8	5	0	2	0	0	1	4				
Rey Sanchez, R OBP: 0.342, SLG: 0.326		1-2 G6-3		4-1 1B IBB		1-1 G6-3		0-1 F9		3	0	0	0	1	0	4				
Anthony Young, R OBP: 0.182, SLG: 0.152 Kevin Robinson, S OBP: 0.285, SLG: 0.488 Jose Bautista, R OBP: 0.354, SLG: 0.559 Eduardo Zambrano, R OBP: 0.322, SLG: 0.529 Dan Plesac, L OBP: 0.312, SLG: 0.376 Randy Myers, L OBP: 0.312, SLG: 0.376	1-3 K		0-0 1B		1-3 2-H 1B		2-3 K		1-2 L7	2	0	1	1	0	1	1				
Inning Stats	R: 3 E: 2 K: 1 S: 17	H: 1 LOB: 0 BB: 1 P: 26	R: 0 E: 0 K: 1 S: 10	H: 1 LOB: 1 BB: 0 P: 13	R: 0 E: 0 K: 0 S: 5	H: 0 LOB: 0 BB: 0 P: 9	R: 1 E: 0 K: 0 S: 8	H: 1 LOB: 2 BB: 2 P: 19	R: 0 E: 0 K: 1 S: 8	H: 0 LOB: 1 BB: 1 P: 18	R: 0 E: 1 K: 2 S: 12	H: 1 LOB: 2 BB: 0 P: 17	R: 0 E: 0 K: 0 S: 13	H: 1 LOB: 2 BB: 1 P: 20	R: 2 E: 0 K: 0 S: 9	H: 2 LOB: 2 BB: 2 P: 21		1B: 5 2B: 1 3B: 0 HR: 1	SF: 0 SAC: 0 DP: 1 HBP: 0	WP: 0 PB: 0 SB: 2 CS: 0
PITCHER	IP WLS BF H R ER SO BB IBB HBP BLK WP HR S P ERA WHIP																PITCHER	IP WLS BF H R ER SO BB IBB HBP BLK WP HR S P ERA WHIP		
William Van Landingham, R ERA: 2.37	4.0 19 3 4 1 2 2 1 0 0 0 1 40 67 2.25 1.250																			
Pat Gomez, L ERA: 0.61	5.1 1.1 5 0 0 0 0 1 0 0 0 0 0 11 20 0.00 0.750																			
Rich Monteleone, R ERA: 4.96	6.1 1.0 5 1 0 0 2 0 0 0 1 0 0 12 20 0.00 1.000																			
Bryan Hickerson, L ERA: 4.97	7.1 2.1 L 11 2 2 2 1 2 0 0 0 0 0 24 37 7.71 1.714																			
Dave Burba, R ERA: 3.5	9.1 0.1 3 1 0 0 0 0 0 1 0 0 0 0 3 10 0.00 3.000																			

AB	36
R	6
H	7
RBI	6
BB	7
SO	5
LOB	25



Batter	1	2	3	4	5	6	7	8	9	AB	R	H	RBI	BB	SO	LOB	BOTTOM			
Dave Martinez, L OBP: 0.320, SLG: 0.313	1-3 K		1-3 K E	4-0 BB			4-1 G4-3 BB			2	0	0	0	2	2	1	Chicago Cubs @ San Francisco Giants Candlestick Park, San Francisco, CA Sat Jun 18 1994, 6:33 AM EDT Att: 38,836 - Sunny - 70 F			
Darren Lewis, R OBP: 0.356, SLG: 0.325	4-2 CS BB		0-0 E6	1-1 F9			0-1 G4-3			3	0	0	0	1	0	4				
Matt Williams, R OBP: 0.300, SLG: 0.553	1-2 K		0-0 G6-3		1-2 G6-3		1-3 K			4	0	0	0	0	2	4				
Barry Bonds, L OBP: 0.423, SLG: 0.559		0-2 G4-3		4-2 1B WP BB		2-1 G4-3		2-1 F7		3	1	0	0	1	0	0				
Todd Benzinger, S OBP: 0.301, SLG: 0.362		4-1 G6-4-3 BB		0-0 SH5-3 2B 1B		1-2 G3-1		3-2 G5-3		3	1	1	0	1	0	0				
Royce Clayton, R OBP: 0.304, SLG: 0.352 Dave Burba, R OBP: 0.312, SLG: 0.376		2-0 G6-4-3		4-2 SH5-3 2B BB		1-3 K		1-2 F9		3	1	0	0	1	1	1				
Steve Scarfone, R OBP: 0.293, SLG: 0.368			0-0 F9	0-0 SH5-3		0-0 F8		1-2 G4-3		3	0	0	0	0	0	0				
Kirt Manwaring, R OBP: 0.304, SLG: 0.333 Bryan Hickerson, L OBP: 0.304, SLG: 0.286 Mike Benjamin, R OBP: 0.353, SLG: 0.393			4-0 F9	1-2 G1-3		0-1 G4-3		2-2 F9		2	1	0	0	1	0	2				
William Van Landingham, R OBP: 0.312, SLG: 0.376 Rikkert Faneyst, R OBP: 0.312, SLG: 0.376 Pat Gomez, L OBP: 0.312, SLG: 0.376 Rich Monteleone, R OBP: 0.312, SLG: 0.376 Jeff Reed, L OBP: 0.231, SLG: 0.155			0-0 SH3-4	0-0 2B			2-1 G3		0-1 P7	0	0	0	0	0	0	0				
Inning Stats	R: 0 E: 0 K: 2 S: 8	H: 0 LOB: 1 BB: 1 P: 14	R: 0 E: 0 K: 0 S: 5	H: 0 LOB: 0 BB: 1 P: 11	R: 1 E: 1 K: 1 S: 7	H: 0 LOB: 2 BB: 1 P: 12	R: 3 E: 0 K: 0 S: 17	H: 2 LOB: 2 BB: 3 P: 31	R: 0 E: 0 K: 1 S: 6	H: 0 LOB: 0 BB: 0 P: 7	R: 0 E: 0 K: 1 S: 9	H: 0 LOB: 1 BB: 1 P: 16	R: 0 E: 0 K: 0 S: 9	H: 0 LOB: 0 BB: 0 P: 15	R: 0 E: 0 K: 0 S: 9	H: 0 LOB: 0 BB: 0 P: 12		1B: 1 2B: 1 3B: 0 HR: 0	SF: 0 SAC: 2 DP: 1 HBP: 0	WP: 2 PB: 0 SB: 0 CS: 1
PITCHER	IP WLS BF H R ER SO BB IBB HBP BLK WP HR S P ERA WHIP																PITCHER	IP WLS BF H R ER SO BB IBB HBP BLK WP HR S P ERA WHIP		
Anthony Young, R ERA: 4.55	6.0 2.0 26 2 4 3 4 6 0 0 0 0 0 9 16 0.00 1.000																			
Jose Bautista, R ERA: 3.5	7.1 1.0 4 0 0 0 1 1 0 0 0 0 0 9 16 0.00 1.000																			
Dan Plesac, L ERA: 3.22	8.1 1.0 W 3 0 0 0 0 0 0 0 0 0 0 9 15 0.00 0.000																			
Randy Myers, L ERA: 1.9	9.1 1.0 S 3 0 0 0 0 0 0 0 0 0 0 9 12 0.00 0.000																			



Batter	1	2	3	4	5	6	7	8	9	AB	R	H	RBI	BB	SO	LOB	TOP																																																																																																																																			
Shawon Dunston, R OBP: 0.306, SLG: 0.406	0-0 HR	1-0 HBP		0-1 2B	2-1 HR		0-1 FC6-4			4	3	2	0	0	1		Chicago Cubs @ San Francisco Giants Candlestick Park, San Francisco, CA Sun Jun 19 1994, 6:33 AM EDT Att: 41,583 - Sunny - 74 F																																																																																																																																			
Mark Grace, L OBP: 0.368, SLG: 0.366	3-0 G6-3	0-1 1B		2-2 SF7	0-1 F8		0-0 F8			5	1	2	3	0	0	1																																																																																																																																				
Sammy Sosa, R OBP: 0.327, SLG: 0.557 Karl Rhodes, L OBP: 0.328, SLG: 0.396	1-2 2B	2-3 K		0-0 G5-3	3-3 K		0-3 K			4	0	1	0	0	2	3																																																																																																																																				
Derrick May, L OBP: 0.350, SLG: 0.443	2-2 1B			1-0 1B	0-0 G3			0-1 G6-3 FC7-2		5	1	3	0	0	0	1																																																																																																																																				
Glenallen Hill, R OBP: 0.325, SLG: 0.381	2-2 P6			2-0 SF7			0-3 K	0-1 G6-3		4	0	1	1	0	1	3																																																																																																																																				
Rick Wilkins, L OBP: 0.310, SLG: 0.377	2-2 G6-3			0-0 L9	3-2 3B		1-3 K	1-0 FC7-2		5	1	1	1	0	1	5																																																																																																																																				
Rey Sanchez, R OBP: 0.351, SLG: 0.326		4-2 G6-4-3 BB		1-0 F9	4-2 3B		0-0 FC6-4		0-0 G5-3	3	2	1	0	2	0	2																																																																																																																																				
José Hernández, R OBP: 0.286, SLG: 0.412		2-2 G6-4-3		2-1 L9	0-0 3B		1-1 FC6-4		2-3 K	5	0	1	2	0	1	4																																																																																																																																				
Kevin Foster, R OBP: 0.250, SLG: 0.143 Chuck Crim, R		2-2 E7					4-2 FC6-4		1-3 K	3	2	1	0	0	1	1																																																																																																																																				
Mike Maksudian, L OBP: 0.600, SLG: 0.333 Dan Plesac, L Randy Myers, L		2-H 1B							3 K	0	0	0	0	0	0	0																																																																																																																																				
Inning Stats	R: 1 E: 0 K: 0 S: 19	H: 3 LOB: 2 BB: 0 P: 29	R: 2 E: 1 K: 1 S: 16	H: 1 LOB: 1 BB: 1 P: 27	R: 0 E: 0 K: 0 S: 6	H: 2 LOB: 2 BB: 0 P: 10	R: 6 E: 1 K: 1 S: 21	H: 5 LOB: 1 BB: 1 P: 35	R: 1 E: 0 K: 1 S: 8	H: 1 LOB: 1 BB: 0 P: 13	R: 0 E: 0 K: 2 S: 9	H: 1 LOB: 1 BB: 0 P: 11	R: 0 E: 0 K: 1 S: 8	H: 0 LOB: 1 BB: 1 P: 12	R: 0 E: 0 K: 0 S: 5	H: 1 LOB: 0 BB: 0 P: 6	R: 0 E: 0 K: 2 S: 7	H: 0 LOB: 0 BB: 0 P: 10	1B: 7 2B: 5 3B: 1 HR: 2	SF: 1 SAC: 0 DP: 1 HBP: 1	WP: 0 PB: 0 SB: 0 CS: 1	PA: 45																																																																																																																														
PITCHER	IP WLS BF H R ER SO BB IBB HBP BLK WP HR S P ERA WHIP	3.2 L 24 10 8 5 1 1 0 0 0 0 1 53 86 12.27 3.000	4.1 L 24 10 8 5 1 1 0 0 0 0 0 9 15 0.00 6.000	2.0 L 8 2 1 1 3 0 0 0 0 0 1 17 24 4.50 1.000	2.0 L 7 1 0 0 1 1 0 0 0 0 0 0 13 18 0.00 1.000	1.0 L 3 0 0 0 2 0 0 0 0 0 0 7 10 0.00 0.000	PITCHER	IP WLS BF H R ER SO BB IBB HBP BLK WP HR S P ERA WHIP	3.2 L 24 10 8 5 1 1 0 0 0 0 0 9 15 0.00 6.000	2.0 L 8 2 1 1 3 0 0 0 0 0 1 17 24 4.50 1.000	2.0 L 7 1 0 0 1 1 0 0 0 0 0 0 13 18 0.00 1.000	1.0 L 3 0 0 0 2 0 0 0 0 0 0 7 10 0.00 0.000	3.2 L 24 10 8 5 1 1 0 0 0 0 0 9 15 0.00 6.000	4.1 L 24 10 8 5 1 1 0 0 0 0 0 9 15 0.00 6.000	2.0 L 8 2 1 1 3 0 0 0 0 0 1 17 24 4.50 1.000	2.0 L 7 1 0 0 1 1 0 0 0 0 0 0 13 18 0.00 1.000	1.0 L 3 0 0 0 2 0 0 0 0 0 0 7 10 0.00 0.000	3.2 L 24 10 8 5 1 1 0 0 0 0 0 9 15 0.00 6.000	4.1 L 24 10 8 5 1 1 0 0 0 0 0 9 15 0.00 6.000	2.0 L 8 2 1 1 3 0 0 0 0 0 1 17 24 4.50 1.000	2.0 L 7 1 0 0 1 1 0 0 0 0 0 0 13 18 0.00 1.000	1.0 L 3 0 0 0 2 0 0 0 0 0 0 7 10 0.00 0.000	3.2 L 24 10 8 5 1 1 0 0 0 0 0 9 15 0.00 6.000	4.1 L 24 10 8 5 1 1 0 0 0 0 0 9 15 0.00 6.000	2.0 L 8 2 1 1 3 0 0 0 0 0 1 17 24 4.50 1.000	2.0 L 7 1 0 0 1 1 0 0 0 0 0 0 13 18 0.00 1.000	1.0 L 3 0 0 0 2 0 0 0 0 0 0 7 10 0.00 0.000	3.2 L 24 10 8 5 1 1 0 0 0 0 0 9 15 0.00 6.000	4.1 L 24 10 8 5 1 1 0 0 0 0 0 9 15 0.00 6.000	2.0 L 8 2 1 1 3 0 0 0 0 0 1 17 24 4.50 1.000	2.0 L 7 1 0 0 1 1 0 0 0 0 0 0 13 18 0.00 1.000	1.0 L 3 0 0 0 2 0 0 0 0 0 0 7 10 0.00 0.000	3.2 L 24 10 8 5 1 1 0 0 0 0 0 9 15 0.00 6.000	4.1 L 24 10 8 5 1 1 0 0 0 0 0 9 15 0.00 6.000	2.0 L 8 2 1 1 3 0 0 0 0 0 1 17 24 4.50 1.000	2.0 L 7 1 0 0 1 1 0 0 0 0 0 0 13 18 0.00 1.000	1.0 L 3 0 0 0 2 0 0 0 0 0 0 7 10 0.00 0.000	3.2 L 24 10 8 5 1 1 0 0 0 0 0 9 15 0.00 6.000	4.1 L 24 10 8 5 1 1 0 0 0 0 0 9 15 0.00 6.000	2.0 L 8 2 1 1 3 0 0 0 0 0 1 17 24 4.50 1.000	2.0 L 7 1 0 0 1 1 0 0 0 0 0 0 13 18 0.00 1.000	1.0 L 3 0 0 0 2 0 0 0 0 0 0 7 10 0.00 0.000	3.2 L 24 10 8 5 1 1 0 0 0 0 0 9 15 0.00 6.000	4.1 L 24 10 8 5 1 1 0 0 0 0 0 9 15 0.00 6.000	2.0 L 8 2 1 1 3 0 0 0 0 0 1 17 24 4.50 1.000	2.0 L 7 1 0 0 1 1 0 0 0 0 0 0 13 18 0.00 1.000	1.0 L 3 0 0 0 2 0 0 0 0 0 0 7 10 0.00 0.000	3.2 L 24 10 8 5 1 1 0 0 0 0 0 9 15 0.00 6.000	4.1 L 24 10 8 5 1 1 0 0 0 0 0 9 15 0.00 6.000	2.0 L 8 2 1 1 3 0 0 0 0 0 1 17 24 4.50 1.000	2.0 L 7 1 0 0 1 1 0 0 0 0 0 0 13 18 0.00 1.000	1.0 L 3 0 0 0 2 0 0 0 0 0 0 7 10 0.00 0.000	3.2 L 24 10 8 5 1 1 0 0 0 0 0 9 15 0.00 6.000	4.1 L 24 10 8 5 1 1 0 0 0 0 0 9 15 0.00 6.000	2.0 L 8 2 1 1 3 0 0 0 0 0 1 17 24 4.50 1.000	2.0 L 7 1 0 0 1 1 0 0 0 0 0 0 13 18 0.00 1.000	1.0 L 3 0 0 0 2 0 0 0 0 0 0 7 10 0.00 0.000	3.2 L 24 10 8 5 1 1 0 0 0 0 0 9 15 0.00 6.000	4.1 L 24 10 8 5 1 1 0 0 0 0 0 9 15 0.00 6.000	2.0 L 8 2 1 1 3 0 0 0 0 0 1 17 24 4.50 1.000	2.0 L 7 1 0 0 1 1 0 0 0 0 0 0 13 18 0.00 1.000	1.0 L 3 0 0 0 2 0 0 0 0 0 0 7 10 0.00 0.000	3.2 L 24 10 8 5 1 1 0 0 0 0 0 9 15 0.00 6.000	4.1 L 24 10 8 5 1 1 0 0 0 0 0 9 15 0.00 6.000	2.0 L 8 2 1 1 3 0 0 0 0 0 1 17 24 4.50 1.000	2.0 L 7 1 0 0 1 1 0 0 0 0 0 0 13 18 0.00 1.000	1.0 L 3 0 0 0 2 0 0 0 0 0 0 7 10 0.00 0.000	3.2 L 24 10 8 5 1 1 0 0 0 0 0 9 15 0.00 6.000	4.1 L 24 10 8 5 1 1 0 0 0 0 0 9 15 0.00 6.000	2.0 L 8 2 1 1 3 0 0 0 0 0 1 17 24 4.50 1.000	2.0 L 7 1 0 0 1 1 0 0 0 0 0 0 13 18 0.00 1.000	1.0 L 3 0 0 0 2 0 0 0 0 0 0 7 10 0.00 0.000	3.2 L 24 10 8 5 1 1 0 0 0 0 0 9 15 0.00 6.000	4.1 L 24 10 8 5 1 1 0 0 0 0 0 9 15 0.00 6.000	2.0 L 8 2 1 1 3 0 0 0 0 0 1 17 24 4.50 1.000	2.0 L 7 1 0 0 1 1 0 0 0 0 0 0 13 18 0.00 1.000	1.0 L 3 0 0 0 2 0 0 0 0 0 0 7 10 0.00 0.000	3.2 L 24 10 8 5 1 1 0 0 0 0 0 9 15 0.00 6.000	4.1 L 24 10 8 5 1 1 0 0 0 0 0 9 15 0.00 6.000	2.0 L 8 2 1 1 3 0 0 0 0 0 1 17 24 4.50 1.000	2.0 L 7 1 0 0 1 1 0 0 0 0 0 0 13 18 0.00 1.000	1.0 L 3 0 0 0 2 0 0 0 0 0 0 7 10 0.00 0.000	3.2 L 24 10 8 5 1 1 0 0 0 0 0 9 15 0.00 6.000	4.1 L 24 10 8 5 1 1 0 0 0 0 0 9 15 0.00 6.000	2.0 L 8 2 1 1 3 0 0 0 0 0 1 17 24 4.50 1.000	2.0 L 7 1 0 0 1 1 0 0 0 0 0 0 13 18 0.00 1.000	1.0 L 3 0 0 0 2 0 0 0 0 0 0 7 10 0.00 0.000	3.2 L 24 10 8 5 1 1 0 0 0 0 0 9 15 0.00 6.000	4.1 L 24 10 8 5 1 1 0 0 0 0 0 9 15 0.00 6.000	2.0 L 8 2 1 1 3 0 0 0 0 0 1 17 24 4.50 1.000	2.0 L 7 1 0 0 1 1 0 0 0 0 0 0 13 18 0.00 1.000	1.0 L 3 0 0 0 2 0 0 0 0 0 0 7 10 0.00 0.000	3.2 L 24 10 8 5 1 1 0 0 0 0 0 9 15 0.00 6.000	4.1 L 24 10 8 5 1 1 0 0 0 0 0 9 15 0.00 6.000	2.0 L 8 2 1 1 3 0 0 0 0 0 1 17 24 4.50 1.000	2.0 L 7 1 0 0 1 1 0 0 0 0 0 0 13 18 0.00 1.000	1.0 L 3 0 0 0 2 0 0 0 0 0 0 7 10 0.00 0.000	3.2 L 24 10 8 5 1 1 0 0 0 0 0 9 15 0.00 6.000	4.1 L 24 10 8 5 1 1 0 0 0 0 0 9 15 0.00 6.000	2.0 L 8 2 1 1 3 0 0 0 0 0 1 17 24 4.50 1.000	2.0 L 7 1 0 0 1 1 0 0 0 0 0 0 13 18 0.00 1.000	1.0 L 3 0 0 0 2 0 0 0 0 0 0 7 10 0.00 0.000	3.2 L 24 10 8 5 1 1 0 0 0 0 0 9 15 0.00 6.000	4.1 L 24 10 8 5 1 1 0 0 0 0 0 9 15 0.00 6.000	2.0 L 8 2 1 1 3 0 0 0 0 0 1 17 24 4.50 1.000	2.0 L 7 1 0 0 1 1 0 0 0 0 0 0 13 18 0.00 1.000	1.0 L 3 0 0 0 2 0 0 0 0 0 0 7 10 0.00 0.000	3.2 L 24 10 8 5 1 1 0 0 0 0 0 9 15 0.00 6.000	4.1 L 24 10 8 5 1 1 0 0 0 0 0 9 15 0.00 6.000	2.0 L 8 2 1 1 3 0 0 0 0 0 1 17 24 4.50 1.000	2.0 L 7 1 0 0 1 1 0 0 0 0 0 0 13 18 0.00 1.000	1.0 L 3 0 0 0 2 0 0 0 0 0 0 7 10 0.00 0.000	3.2 L 24 10 8 5 1 1 0 0 0 0 0 9 15 0.00 6.000	4.1 L 24 10 8 5 1 1 0 0 0 0 0 9 15 0.00 6.000	2.0 L 8 2 1 1 3 0 0 0 0 0 1 17 24 4.50 1.000	2.0 L 7 1 0 0 1 1 0 0 0 0 0 0 13 18 0.00 1.000	1.0 L 3 0 0 0 2 0 0 0 0 0 0 7 10 0.00 0.000	3.2 L 24 10 8 5 1 1 0 0 0 0 0 9 15 0.00 6.000	4.1 L 24 10 8 5 1 1 0 0 0 0 0 9 15 0.00 6.000	2.0 L 8 2 1 1 3 0 0 0 0 0 1 17 24 4.50 1.000	2.0 L 7 1 0 0 1 1 0 0 0 0 0 0 13 18 0.00 1.000	1.0 L 3 0 0 0 2 0 0 0 0 0 0 7 10 0.00 0.000	3.2 L 24 10 8 5 1 1 0 0 0 0 0 9 15 0.00 6.000	4.1 L 24 10 8 5 1 1 0 0 0 0 0 9 15 0.00 6.000	2.0 L 8 2 1 1 3 0 0 0 0 0 1 17 24 4.50 1.000	2.0 L 7 1 0 0 1 1 0 0 0 0 0 0 13 18 0.00 1.000	1.0 L 3 0 0 0 2 0 0 0 0 0 0 7 10 0.00 0.000	3.2 L 24 10 8 5 1 1 0 0 0 0 0 9 15 0.00 6.000	4.1 L 24 10 8 5 1 1 0 0 0 0 0 9 15 0.00 6.000	2.0 L 8 2 1 1 3 0 0 0 0 0 1 17 24 4.50 1.000	2.0 L 7 1 0 0 1 1 0 0 0 0 0 0 13 18 0.00 1.000	1.0 L 3 0 0 0 2 0 0 0 0 0 0 7 10 0.00 0.000	3.2 L 24 10 8 5 1 1 0 0 0 0 0 9 15 0.00 6.000	4.1 L 24 10 8 5 1 1 0 0 0 0 0 9 15 0.00 6.000	2.0 L 8 2 1 1 3 0 0 0 0 0 1 17 24 4.50 1.000	2.0 L 7 1 0 0 1 1 0 0 0 0 0 0 13 18 0.00 1.000	1.0 L 3 0 0 0 2 0 0 0 0 0 0 7 10 0.00 0.000	3.2 L 24 10 8 5 1 1 0 0 0 0 0 9 15 0.00 6.000	4.1 L 24 10 8 5 1 1 0 0 0 0 0 9 15 0.00 6.000	2.0 L 8 2 1 1 3 0 0 0 0 0 1 17 24 4.50 1.000	2.0 L 7 1 0 0 1 1 0 0 0 0 0 0 13 18 0.00 1.000	1.0 L 3 0 0 0 2 0 0 0 0 0 0 7 10 0.00 0.000	3.2 L 24 10 8 5 1 1 0 0 0 0 0 9 15 0.00 6.000	4.1 L 24 10 8 5 1 1 0 0 0 0 0 9 15 0.00 6.000	2.0 L 8 2 1 1 3 0 0 0 0 0 1 17 24 4.50 1.000	2.0 L 7 1 0 0 1 1 0 0 0 0 0 0 13 18 0.00 1.000	1.0 L 3 0 0 0 2 0 0 0 0 0 0 7 10 0.00 0.000	3.2 L 2

Batter	1	2	3	4	5	6	7	8	9	AB	R	H	RBI	BB	SO	LOB	TOP			
Ray Lankford, L (1, 8) OBP: 0.385, SLG: 0.518										4	1	0	0	1	2	0	St. Louis Cardinals @ Chicago Cubs Wrigley Field, Chicago, IL Fri Jun 24 1994, 3:33 AM CDT Att: 37,727 - Overcast - 61 F			
Geronimo Pena, S (1, 4) OBP: 0.309, SLG: 0.375										4	0	0	0	0	1	1				
Gerald Perry, L (1, 3) OBP: 0.469, SLG: 0.575										2	2	2	1	2	0	0				
Todd Zeile, R (1, 5) OBP: 0.321, SLG: 0.407										3	0	0	0	1	0	1				
Mark Whiten, S (1, 9)										4	0	2	2	0	0	0				
Bernard Gilkey, R (1, 7) OBP: 0.345, SLG: 0.371										2	0	1	0	2	0	2				
Tom Pagnozzi, R (1, 2) OBP: 0.338, SLG: 0.459										4	0	0	0	0	1	4				
Ozzie Smith, S (1, 6) OBP: 0.309, SLG: 0.316										4	0	0	0	0	0	1				
Allen Watson, L (1, 1) OBP: 0.192, SLG: 0.269										3	0	0	0	0	0	0				
Mike Perez, R (8, 1)										0	0	0	0	0	0	0				
Rich Rodriguez, L (8, 1)										0	0	0	0	0	0	0				
Luis Alicea, S (9, PH) OBP: 0.329, SLG: 0.372										1	0	0	0	0	0	0				
Rene Arocha, R (9, 1) OBP: 0.222, SLG: 0.250										0	0	0	0	0	0	0				
Inning Stats	R: 0 E: 0 K: 2 S: 9	H: 1 LOB: 1 BB: 0 P: 14	R: 0 E: 0 K: 0 S: 9	H: 1 LOB: 1 BB: 0 P: 15	R: 2 E: 0 K: 0 S: 13	H: 1 LOB: 2 BB: 3 P: 30	R: 0 E: 0 K: 0 S: 7	H: 0 LOB: 0 BB: 0 P: 12	R: 0 E: 0 K: 1 S: 5	H: 0 LOB: 1 BB: 1 P: 12	R: 0 E: 0 K: 0 S: 5	H: 0 LOB: 0 BB: 0 P: 9	R: 1 E: 0 K: 0 S: 10	H: 2 LOB: 2 BB: 1 P: 20	R: 0 E: 0 K: 1 S: 9	H: 0 LOB: 0 BB: 0 P: 15	1B: 2 2B: 2 3B: 0 HR: 1	SF: 0 SAC: 0 DP: 0 HBP: 0	WP: 0 PB: 0 SB: 1 CS: 1	PA: 38
PITCHER	IP WLS BF H R ER SO BB IBB HBP BLK WP HR S P ERA WHIP																			
Anthony Young, R (1, 1) ERA: 4.47	7.2 L 32 5 3 3 3 5 0 0 0 0 0 1 63 118 3.52 1.304																			
Chuck Crim, R (8, 1) ERA: 2.56	0.1 2 0 0 0 0 1 0 0 0 0 0 0 2 6 0.00 3.000																			
Jose Bautista, R (9, 1) ERA: 3.35	1.0 3 0 0 0 1 0 0 0 0 0 0 0 9 15 0.00 0.000																			

AB	31
R	3
H	5
RBI	3
BB	6
SO	4
LOB	9



Batter	1	2	3	4	5	6	7	8	9	AB	R	H	RBI	BB	SO	LOB	BOTTOM			
Shawon Dunston, R (1, 6) OBP: 0.307, SLG: 0.411										5	1	1	0	0	2	2	St. Louis Cardinals @ Chicago Cubs Wrigley Field, Chicago, IL Fri Jun 24 1994, 3:33 AM CDT Att: 37,727 - Overcast - 61 F			
Mark Grace, L (1, 3) OBP: 0.397, SLG: 0.366										5	0	2	0	0	0	1				
Sammy Sosa, R (1, 9) OBP: 0.338, SLG: 0.563										3	0	1	1	2	0	1				
Glenallen Hill, R (1, 8) OBP: 0.336, SLG: 0.379										4	0	0	0	0	0	4				
Derrick May, L (1, 7) OBP: 0.350, SLG: 0.437										4	0	1	0	0	0	3				
Steve Buechele, R (1, 5) OBP: 0.319, SLG: 0.379										4	0	0	0	0	1	1				
Rey Sanchez, R (1, 4) OBP: 0.370, SLG: 0.336										3	0	1	0	1	0	0				
Mark Parent, R (1, 2) OBP: 0.472, SLG: 0.488										3	0	2	0	0	0	1				
Rick Wilkins, L (8, PH) OBP: 0.309, SLG: 0.376										1	0	0	0	0	1	2				
Anthony Young, R (1, 1) OBP: 0.179, SLG: 0.179										2	0	0	0	0	0	3				
Kevin Roberson, S (8, PH) OBP: 0.261, SLG: 0.488										1	0	0	0	0	0	2				
Jose Bautista, R (9, 1) ERA: 4.62										0	0	0	0	0	0	0				
Inning Stats	R: 0 E: 0 K: 1 S: 15	H: 0 LOB: 1 BB: 1 P: 24	R: 0 E: 0 K: 1 S: 9	H: 1 LOB: 2 BB: 1 P: 19	R: 1 E: 0 K: 0 S: 9	H: 2 LOB: 1 BB: 0 P: 13	R: 0 E: 0 K: 0 S: 8	H: 1 LOB: 1 BB: 0 P: 8	R: 0 E: 2 K: 0 S: 10	H: 0 LOB: 2 BB: 0 P: 13	R: 0 E: 0 K: 0 S: 8	H: 1 LOB: 0 BB: 0 P: 10	R: 0 E: 0 K: 1 S: 12	H: 2 LOB: 2 BB: 0 P: 18	R: 0 E: 0 K: 1 S: 8	H: 0 LOB: 0 BB: 0 P: 8	1B: 6 2B: 2 3B: 0 HR: 0	SF: 0 SAC: 1 DP: 1 HBP: 0	WP: 0 PB: 0 SB: 0 CS: 0	PA: 39
PITCHER	IP WLS BF H R ER SO BB IBB HBP BLK WP HR S P ERA WHIP																			
Allen Watson, L (1, 1) ERA: 5.08	7.0 W 32 7 1 1 2 3 0 0 0 0 0 0 68 102 1.29 1.429																			
Mike Perez, R (8, 1) ERA: 7.33	0.1 2 1 0 0 0 0 0 0 0 0 0 0 4 5 0.00 3.000																			
Rich Rodriguez, L (8, 1) ERA: 2.88	0.2 2 0 0 0 1 0 0 0 0 0 0 0 7 12 0.00 0.000																			
Rene Arocha, R (9, 1) ERA: 4.62	1.0 S 3 0 0 0 1 0 0 0 0 0 0 0 8 8 0.00 0.000																			

AB	35
R	1
H	8
RBI	1
BB	3
SO	4
LOB	20



Batter	1	2	3	4	5	6	7	8	9	AB	R	H	RBI	BB	SO	LOB	TOP										
Ray Lankford, L (1, 8) OBP: 0.380, SLG: 0.510	P6		P5			F8		K		4	0	0	0	0	1	1											
Ozzie Smith, S (1, 6) OBP: 0.308, SLG: 0.312	F9			G4-6-3 BB		L7		F7		3	0	0	0	1	0	0											
Gerald Perry, L (1, 3) OBP: 0.442, SLG: 0.535 Brian Jordan, R (9, PH) OBP: 0.323, SLG: 0.372	F9			G4-6-3 1-2		F9		G6-4-3 1B		3	0	0	0	0	0	1											
Todd Zeile, R (1, 5) OBP: 0.320, SLG: 0.402		P3					L4		G6-4-3 1-2	3	0	0	0	1	0	1											
Mark Whiten, S (1, 9) OBP: 0.348, SLG: 0.458	G3-1							P3		4	1	1	0	0	0	1											
Bernard Gilkey, R (1, 7) OBP: 0.345, SLG: 0.375	F8					L8				3	0	1	1	0	0	0											
Geronimo Pena, S (1, 4) OBP: 0.309, SLG: 0.369			K					G4-3 2B		2	0	0	0	1	1	1											
Tom Pagnozzi, R (1, 2) OBP: 0.338, SLG: 0.452								G4-3 2B		2	0	0	0	1	1	2											
Vicente Palacios, R (1, 1) Luis Alcega, S (8, PH) OBP: 0.327, SLG: 0.369 John Habyan, R (8, 1)			K					F8		2	0	0	0	0	1	2											
Inning Stats	R: 0 E: 0 K: 0 S: 8	H: 0 LOB: 0 BB: 0 P: 14	R: 0 E: 0 K: 0 S: 8	H: 0 LOB: 0 BB: 0 P: 15	R: 0 E: 0 K: 2 S: 8	H: 0 LOB: 1 BB: 1 P: 17	R: 0 E: 0 K: 0 S: 9	H: 0 LOB: 1 BB: 2 P: 18	R: 0 E: 0 K: 0 S: 9	H: 0 LOB: 1 BB: 1 P: 16	R: 1 E: 0 K: 1 S: 11	H: 2 LOB: 1 BB: 0 P: 14	R: 0 E: 0 K: 1 S: 6	H: 0 LOB: 0 BB: 0 P: 10	R: 0 E: 0 K: 0 S: 11	H: 1 LOB: 0 BB: 0 P: 17	1B: 2 2B: 1 3B: 0 HR: 0	SF: 0 SAC: 0 DP: 2 HBP: 0	WP: 0 PA: 32 PB: 0 SB: 0 CS: 0								
PITCHER	IP	WLS	BF	H	R	ER	SO	BB	IBB	HBP	BLK	WP	HR	S	P	ERA	WHIP										
Kevin Foster, R (1, 1) ERA: 2.3	7.1	W	27	2	1	1	3	4	0	0	0	0	0	63	112	1.23	0.818										
Dan Plesac, L (8, 1) ERA: 3.2	0.2		2	0	0	0	1	0	0	0	0	0	0	5	8	0.00	0.000										
Randy Myers, L (9, 1) ERA: 1.78	1.0	S	3	1	0	0	0	0	0	0	0	0	0	11	17	0.00	1.000										

St. Louis Cardinals @ Chicago Cubs
Wrigley Field, Chicago, IL
Sat Jun 25 1994, 3:33 AM CDT
Att: 39,665 - Cloudy - 80 F

AB	28
R	1
H	3
RBI	1
BB	4
SO	4
LOB	9



Batter	1	2	3	4	5	6	7	8	9	AB	R	H	RBI	BB	SO	LOB	BOTTOM										
Shawon Dunston, R (1, 6) OBP: 0.306, SLG: 0.408	WP 3B 1B		F8			K		K		4	1	1	0	0	2	0											
Mark Grace, L (1, 3) OBP: 0.370, SLG: 0.375	1-H SF7 3B		FC4-6 BB			G5-3				2	1	1	1	1	0	0											
Sammy Sosa, R (1, 9) OBP: 0.335, SLG: 0.558	SF7		FC4-6 1-2			K				2	0	0	1	0	1	1											
Derrick May, L (1, 7) OBP: 0.345, SLG: 0.430	3-H G4-3					F7		F7		3	0	0	0	0	0	0											
Glenallen Hill, R (1, 8) OBP: 0.328, SLG: 0.370	K					G5-3		K		3	0	0	0	0	2	0											
Rick Wilkins, L (1, 2) OBP: 0.305, SLG: 0.370		K				G6-3		G4-3		3	0	0	0	0	1	0											
Steve Buechele, R (1, 5) OBP: 0.319, SLG: 0.393		K						G1-3		3	1	1	1	0	1	0											
Rey Sanchez, R (1, 4) OBP: 0.363, SLG: 0.329		G6-3						F8		3	0	0	0	0	0	0											
Kevin Foster, R (1, 1) OBP: 0.200, SLG: 0.111 Dan Plesac, L (8, 1) Kevin Roberson, S (8, PH) OBP: 0.255, SLG: 0.477 Randy Myers, L (9, 1)			K					G4-3		2	0	0	0	0	2	0											
Inning Stats	R: 2 E: 0 K: 1 S: 11	H: 2 LOB: 0 BB: 0 P: 20	R: 0 E: 0 K: 2 S: 10	H: 0 LOB: 0 BB: 0 P: 14	R: 0 E: 0 K: 1 S: 8	H: 0 LOB: 1 BB: 1 P: 14	R: 0 E: 0 K: 0 S: 9	H: 0 LOB: 0 BB: 0 P: 15	R: 1 E: 0 K: 2 S: 11	H: 1 LOB: 0 BB: 0 P: 15	R: 0 E: 0 K: 1 S: 9	H: 0 LOB: 0 BB: 0 P: 14	R: 0 E: 0 K: 1 S: 7	H: 0 LOB: 0 BB: 0 P: 12	R: 0 E: 0 K: 1 S: 8	H: 0 LOB: 0 BB: 0 P: 13	1B: 1 2B: 0 3B: 1 HR: 1	SF: 1 SAC: 0 DP: 0 HBP: 0	WP: 1 PA: 28 PB: 0 SB: 0 CS: 0								
PITCHER	IP	WLS	BF	H	R	ER	SO	BB	IBB	HBP	BLK	WP	HR	S	P	ERA	WHIP										
Vicente Palacios, R (1, 1) ERA: 4.3	7.0	L	25	3	3	3	8	1	0	0	0	0	0	8	13	0.00	0.000										
John Habyan, R (8, 1) ERA: 3.72	1.0		3	0	0	0	1	0	0	0	0	0	0	8	13	0.00	0.000										

St. Louis Cardinals @ Chicago Cubs
Wrigley Field, Chicago, IL
Sat Jun 25 1994, 3:33 AM CDT
Att: 39,665 - Cloudy - 80 F

AB	26
R	3
H	3
RBI	3
BB	1
SO	9
LOB	1



Batter	1	2	3	4	5	6	7	8	9	AB R H RBI BB SO LOB	TOP									
Carlos Garcia, R OBP: 0.316, SLG: 0.345	G6-3		1B HR		F8		F8		K	5 1 1 0 0 1 1	Pittsburgh Pirates @ Chicago Cubs Wrigley Field, Chicago, IL Tue Jun 28 1994, 3:33 AM CDT Att: 30,783 - Cloudy - 83 F									
Jay Bell, R OBP: 0.327, SLG: 0.417	E BB		1B HR BB		G5-3		1B 2B	K	3 2 1 0 2 1 1											
Orlando Merced, S OBP: 0.368, SLG: 0.430	F7		P5		1B		2H 1B		4 0 2 1 0 0 3											
Dave Clark, L OBP: 0.387, SLG: 0.518	K		1B HR		G3		K		4 1 1 0 0 2 3											
Brian Hunter, R OBP: 0.313, SLG: 0.521 Kevin Young, R OBP: 0.276, SLG: 0.345	K		HR		E6 BB		CS WP BB		3 1 1 4 1 1 0 0 0 0 0 0 0 0											
Al Martin, L OBP: 0.376, SLG: 0.461	K		G3		F8		G1-3		4 0 0 0 0 1 2											
Jeff King, R OBP: 0.335, SLG: 0.402	K				FC5-4 1B		G6-4-3 BB		3 0 1 0 1 1 2											
Don Slaught, R OBP: 0.385, SLG: 0.340			HR		FC5-4 G4-6-3 1-2		G6-4-3 1-2		4 1 1 1 0 0 3											
Jon Lieber, L OBP: 0.362, SLG: 0.550 Gary Varsho, L OBP: 0.273, SLG: 0.375 Mark Dewey, R OBP: 0.300, SLG: 1.000 Ravelo Manzanillo, L OBP: 0.300, SLG: 0.300 Andy Van Slyke, L OBP: 0.350, SLG: 0.500 Alejandro Pena, R OBP: 0.350, SLG: 0.500	G6-3		G4-6-3		G6-3		G4-6-3		2 0 0 0 0 0 1 1 0 1 0 0 0 0 0 0 0 0											
Inning Stats	R: 0 E: 1 K: 1 S: 7	H: 0 LOB: 1 BB: 1 P: 14	R: 0 E: 0 K: 3 S: 9	H: 0 LOB: 0 BB: 0 P: 16	R: 5 E: 0 K: 0 S: 18	H: 4 LOB: 0 BB: 1 P: 30	R: 0 E: 0 K: 0 S: 3	H: 1 LOB: 0 BB: 0 P: 4	R: 0 E: 1 K: 0 S: 5	H: 0 LOB: 1 BB: 1 P: 14		R: 1 E: 0 K: 1 S: 11	H: 2 LOB: 1 BB: 0 P: 19	R: 0 E: 0 K: 0 S: 5	H: 0 LOB: 1 BB: 1 P: 13	R: 0 E: 0 K: 2 S: 12	H: 0 LOB: 1 BB: 1 P: 17	1B: 5 2B: 1 3B: 0 HR: 2	SF: 0 SAC: 0 DP: 2 HBP: 0	WP: 1 PB: 0 SB: 2 CS: 1
PITCHER	IP WLS BF H R ER SO BB IBB HBP BLK WP HR S P ERA WHIP											IP WLS BF H R ER SO BB IBB HBP BLK WP HR S P ERA WHIP								
Mike Morgan, R ERA: 7.24	(1, 1) 6.2 L 29 7 6 6 4 3 0 0 0 0 0 2 55 101 8.10 1.500																			
Dave Otto, L ERA: 4.5	(7, 1) 0.1 2 1 0 0 1 0 0 0 0 0 0 4 8 0.00 3.000																			
Jim Bullinger, R ERA: 4.14	(8, 1) 2.0 7 0 0 0 2 2 0 0 0 1 0 17 30 0.00 1.000																			

AB 33
R 6
H 8
RBI 6
BB 5
SO 7
LOB 16



Batter	1	2	3	4	5	6	7	8	9	AB R H RBI BB SO LOB	BOTTOM											
Rey Sanchez, R OBP: 0.358, SLG: 0.325	FC3-6 1B		G4-6-3		P6		1B 1B		1B 1B	5 0 3 0 0 0 1	Pittsburgh Pirates @ Chicago Cubs Wrigley Field, Chicago, IL Tue Jun 28 1994, 3:33 AM CDT Att: 30,783 - Cloudy - 83 F											
Mark Grace, L OBP: 0.367, SLG: 0.373	FC3-6 1-2		G6-3		1B 2B				FC6-4 1B	5 1 2 0 0 0 2												
Sammy Sosa, R OBP: 0.333, SLG: 0.548	P4				E5 FC3-6 G4-6-3 2H 1B		1-2 1B		K	5 0 2 1 0 1 3												
Derrick May, L OBP: 0.332, SLG: 0.411	G3				FC3-6 2B 1B 1-2		G4-6-3 1-2		FC6-4 1-2	5 1 0 0 0 0 7												
Glenallen Hill, R OBP: 0.343, SLG: 0.409			HR		E8 E 1B 2B		F9		F9	4 2 3 1 0 0 0												
Rick Wilkins, L OBP: 0.302, SLG: 0.364	L7				F8 1B 2H 3H 1B		F8		G4-3	4 0 1 2 0 0 1												
Steve Buechele, R OBP: 0.318, SLG: 0.386	L4				K 1B 1-3 1B		K		F8	4 0 1 0 0 1 1												
José Hernández, R OBP: 0.310, SLG: 0.400 Mike Maksudian, L OBP: 0.571, SLG: 0.400	L6				F8 G1-4-3 BB 1-2		F8		F8	2 0 0 0 1 0 1 1 0 0 0 0 0 0												
Mike Morgan, R OBP: 0.200, SLG: 0.143 Dave Otto, L					G4-6-3 G1-4-3				HR	2 0 1 0 0 0 3 0 0 0 0 0 0 0 1 0 0 0 0 0 0 0 0 0 0 0 0 0												
Karl Rhodes, L OBP: 0.324, SLG: 0.390 Jim Bullinger, R OBP: 0.300, SLG: 0.250 Kevin Roberson, S OBP: 0.280, SLG: 0.574										1 1 1 1 0 0 0												
Inning Stats	R: 0 E: 0 K: 0 S: 8	H: 1 LOB: 0 BB: 0 P: 12	R: 1 E: 0 K: 0 S: 9	H: 1 LOB: 0 BB: 0 P: 13	R: 0 E: 0 K: 0 S: 8	H: 1 LOB: 0 BB: 0 P: 10	R: 2 E: 1 K: 0 S: 10	H: 3 LOB: 2 BB: 1 P: 20	R: 1 E: 0 K: 0 S: 6	H: 2 LOB: 0 BB: 0 P: 6	R: 0 E: 2 K: 1 S: 6	H: 1 LOB: 1 BB: 0 P: 9	R: 0 E: 0 K: 0 S: 11	H: 2 LOB: 2 BB: 0 P: 13	R: 0 E: 0 K: 0 S: 7	H: 0 LOB: 0 BB: 0 P: 11	R: 1 E: 0 K: 1 S: 15	H: 3 LOB: 2 BB: 0 P: 23	1B: 10 2B: 2 3B: 0 HR: 2	SF: 0 SAC: 0 DP: 3 HBP: 0	WP: 0 PB: 0 SB: 0 CS: 0	PA: 40
PITCHER	IP WLS BF H R ER SO BB IBB HBP BLK WP HR S P ERA WHIP											IP WLS BF H R ER SO BB IBB HBP BLK WP HR S P ERA WHIP										
Jon Lieber, R ERA: 2.78	(1, 1) 6.0 W 26 9 4 3 1 1 0 0 0 0 0 0 9 11 0.00 1.667																					
Mark Dewey, R ERA: 3.21	(7, 1) 0.2 4 2 0 0 0 0 0 0 0 0 0 9 11 0.00 3.000																					
Ravelo Manzanillo, L ERA: 2.4	(7, 1) 1.1 4 0 0 0 0 0 0 0 0 0 0 9 13 0.00 0.000																					
Alejandro Pena, R ERA: 5.02	(9, 1) 1.0 S 6 3 1 1 1 1 0 0 0 0 0 1 15 23 9.00 3.000																					

AB 39
R 5
H 14
RBI 5
BB 1
SO 2
LOB 19



Batter	1	2	3	4	5	6	7	8	9	AB	R	H	RBI	BB	SO	LOB	TOP					
Carlos Garcia, R (1,4) OBP: 0.311, SLG: 0.340	G1-3		F8			K		F9		4	0	0	0	0	1	0						
Jay Bell, R (1,6) OBP: 0.332, SLG: 0.420	1B FC9-2			K			1B HR	1B SF8		3	2	2	0	1	1	0						
Andy Van Slyke, L (1,8) OBP: 0.353, SLG: 0.355				P6			1B HR	1B		4	1	3	0	0	0	0						
Orlando Merced, S (1,9) OBP: 0.366, SLG: 0.441	FC9-2			G4-3			1B HR	SF8		3	1	1	4	0	0	2						
Brian Hunter, R (1,3) OBP: 0.306, SLG: 0.509			G5-3		F7		K	L9		4	0	0	0	0	0	1						
Ravelo Manzanillo, L (8,1) OBP: 0.500, SLG: 0.500										0	0	0	0	0	0	0						
Tom Foley, L (9,5) OBP: 0.276, SLG: 0.333										0	0	0	0	0	0	0						
Al Martin, L (1,7) OBP: 0.374, SLG: 0.457			K		G4-3		1B FC6		L1	4	1	1	0	0	1	0						
Jeff King, R (1,5) OBP: 0.394, SLG: 0.394							1B FC6		L6	4	0	0	0	0	0	1						
Mark Dewey, R (9,1) OBP: 1.000, SLG: 1.000	F9				F9		1B			0	0	0	0	0	0	0						
Don Slaught, R (1,2) OBP: 0.382, SLG: 0.338			F8			G5-3	1B FC4-6		G4-3	4	0	1	1	0	0	0						
Denny Neagle, L (1,1) OBP: 0.137, SLG: 0.133										1	0	0	0	0	0	0						
Garly Vazquez, L (6,PH) OBP: 0.267, SLG: 0.366										1	0	0	0	0	0	0						
Bias Minor, R (6,1) OBP: 0.297, SLG: 0.366										0	0	0	0	0	0	0						
Dave Clark, L (7,PH) OBP: 0.514, SLG: 0.514										1	0	0	0	0	0	1						
Rick White, R (7,1) OBP: 0.276, SLG: 0.345										0	0	0	0	0	0	0						
Kevin Young, R (8,3) OBP: 0.276, SLG: 0.345										0	0	0	0	0	0	0						
Inning Stats	R: 0 E: 0 K: 0 S: 8	H: 2 LOB: 1 BB: 0 P: 11	R: 0 E: 0 K: 1 S: 6	H: 0 LOB: 0 BB: 0 P: 9	R: 0 E: 0 K: 1 S: 7	H: 0 LOB: 0 BB: 0 P: 7	R: 0 E: 0 K: 1 S: 7	H: 0 LOB: 0 BB: 0 P: 14	R: 0 E: 0 K: 0 S: 5	H: 0 LOB: 0 BB: 0 P: 6	R: 0 E: 0 K: 1 S: 10	H: 0 LOB: 0 BB: 0 P: 17	R: 4 E: 0 K: 1 S: 18	H: 4 LOB: 1 BB: 1 P: 30	R: 1 E: 0 K: 0 S: 13	H: 2 LOB: 1 BB: 0 P: 19	R: 0 E: 0 K: 0 S: 6	H: 0 LOB: 0 BB: 0 P: 9	1B: 7 2B: 1 3B: 0 HR: 1	SF: 1 SAC: 0 DP: 1 HBP: 0	WP: 0 PB: 0 SB: 0 CS: 0	PA: 35
PITCHER	IP	WLS	BF	H	R	ER	SO	BB	IBB	HBP	BLK	WP	HR	S	P	ERA	WHIP					
Anthony Young, R (1,1) ERA: 4.2	6.0		19	2	0	0	3	0	0	0	0	0	0	43	64	0.00	0.333					
Dan Plesac, L (7,1) ERA: 3.89	0.0		3	2	3	3	0	1	0	0	0	0	1	7	14	∞	∞					
Jose Bautista, R (7,1) ERA: 3.51	2.0		10	4	2	2	1	0	0	0	0	0	0	24	35	9.00	2.000					
Chuck Crim, R (9,1) ERA: 2.48	1.0	W	3	0	0	0	0	0	0	0	0	0	0	6	9	0.00	0.000					

Pittsburgh Pirates @ Chicago Cubs
Wrigley Field, Chicago, IL
Wed Jun 29 1994, 3:33 AM CDT
Att: 29,267 - Cloudy - 75 F


AB 33
R 5
H 8
RBI 5
BB 1
SO 4
LOB 5



Batter	1	2	3	4	5	6	7	8	9	AB	R	H	RBI	BB	SO	LOB	BOTTOM					
Shawon Dunston, R (1,6) OBP: 0.311, SLG: 0.410	1B FC6-2		1B S	G3			P6		2B BB	4	2	2	0	1	0	0						
Mark Grace, L (1,3) OBP: 0.368, SLG: 0.371	K		F7		F8			1B	2B BB	4	0	1	0	1	1	2						
Sammy Sosa, R (1,9) OBP: 0.334, SLG: 0.543	S FC6-2		1B BB		F7		F8		K	4	1	1	0	1	1	4						
Glenallen Hill, R (1,8) OBP: 0.352, SLG: 0.447	FC6-2 S		1B S	G4-3		HR	G1-3		2B	5	2	3	3	0	0	3						
Eduardo Zambrano, R (1,7) OBP: 0.368, SLG: 0.533	FC6-4		G4-3 S		F8			B2-3		3	0	1	2	1	0	0						
Mark Parent, R (1,2) OBP: 0.424, SLG: 0.429	FC6-4		G4-3			K		K		3	0	0	1	0	1	4						
Kevin Roberson, S (8,PH) OBP: 0.275, SLG: 0.563								K		1	0	0	0	0	1	0						
Rick Wilkins, L (9,2) OBP: 0.302, SLG: 0.364										0	0	0	0	0	0	0						
Steve Buechele, R (1,5) OBP: 0.317, SLG: 0.384										4	0	1	0	0	2	1						
Chuck Crim, R (9,1) OBP: 0.355, SLG: 0.329										0	0	0	0	0	0	0						
Rey Sanchez, R (1,4) OBP: 0.355, SLG: 0.329										4	1	1	0	0	0	1						
Anthony Young, R (1,1) OBP: 0.167, SLG: 0.167										2	0	0	0	0	0	0						
Mike Maksudian, L (6,PH) OBP: 0.500, SLG: 0.333										1	0	0	0	0	0	1						
Dan Plesac, L (7,1) ERA: 4.47										0	0	0	0	0	0	0						
Jose Bautista, R (7,1) ERA: 3.16										0	0	0	0	0	0	0						
José Hernández, R (9,5) OBP: 0.310, SLG: 0.400										0	0	0	0	0	0	0						
Inning Stats	R: 0 E: 0 K: 1 S: 15	H: 2 LOB: 3 BB: 1 P: 26	R: 0 E: 0 K: 0 S: 9	H: 0 LOB: 0 BB: 0 P: 13	R: 3 E: 0 K: 1 S: 18	H: 3 LOB: 1 BB: 1 P: 30	R: 0 E: 0 K: 0 S: 7	H: 0 LOB: 0 BB: 0 P: 7	R: 1 E: 0 K: 0 S: 9	H: 1 LOB: 0 BB: 0 P: 13	R: 0 E: 0 K: 1 S: 9	H: 1 LOB: 1 BB: 0 P: 12	R: 0 E: 0 K: 0 S: 5	H: 1 LOB: 1 BB: 0 P: 7	R: 0 E: 0 K: 2 S: 9	H: 0 LOB: 0 BB: 0 P: 14	R: 2 E: 0 K: 1 S: 13	H: 2 LOB: 2 BB: 2 P: 25	1B: 7 2B: 2 3B: 0 HR: 1	SF: 0 SAC: 1 DP: 0 HBP: 0	WP: 0 PB: 0 SB: 5 CS: 0	PA: 40
PITCHER	IP	WLS	BF	H	R	ER	SO	BB	IBB	HBP	BLK	WP	HR	S	P	ERA	WHIP					
Denny Neagle, L (1,1) ERA: 4.47	5.0		23	6	4	4	2	2	0	0	0	0	0	9	12	0.00	1.000					
Bias Minor, R (6,1) ERA: 9.45	1.0		4	1	0	0	1	0	0	0	0	0	0	7	9	0.00	0.750					
Rick White, R (7,1) ERA: 4.56	1.1		5	1	0	0	2	0	0	0	0	0	0	7	9	0.00	0.750					
Ravelo Manzanillo, L (8,1) OBP: 0.500, SLG: 0.333	1.0	L	6	1	2	2	2	2	0	0	0	0	0	13	28	18.00	3.000					
Mark Dewey, R (9,1) ERA: 3.16	0.1		2	1	0	0	1	0	0	0	0	0	0	7	9	0.00	3.000					

Pittsburgh Pirates @ Chicago Cubs
Wrigley Field, Chicago, IL
Wed Jun 29 1994, 3:33 AM CDT
Att: 29,267 - Cloudy - 75 F

AB 35
R 6
H 10
RBI 6
BB 4
SO 6
LOB 16



Batter	1	2	3	4	5	6	7	8	9	AB	R	H	RBI	BB	SO	LOB	TOP							
Shawon Dunston, R OBP: 0.310, SLG: 0.421			F7				G4-3			4	1	1	1	0	0	4	Chicago Cubs @ Houston Astros Astrodome, Houston, TX Thu Jun 30 1994, 8:05 PM EDT Att: 27,552 - Dome							
Rey Sanchez, R OBP: 0.348, SLG: 0.321	K		F7				G4-3	E6 G6-4-3 1B		4	0	0	0	0	1									
Mark Grace, L OBP: 0.366, SLG: 0.369	G3			G3-1			P4	G6-4-3 1B		4	0	1	0	0	0	0								
Glenallen Hill, R OBP: 0.349, SLG: 0.463	K						K	G6-4-3 1B		4	1	1	1	0	2	2								
Sammy Sosa, R OBP: 0.333, SLG: 0.537		K						K		3	1	0	0	1	3	1								
Derrick May, L OBP: 0.330, SLG: 0.408	G3							K		4	0	1	0	0	1	1								
Steve Buechele, R OBP: 0.316, SLG: 0.381	G6-3			F8						4	0	1	0	0	1	1								
Rick Wilkins, L OBP: 0.301, SLG: 0.362			E3							4	0	1	1	0	0	0								
Kevin Foster, R OBP: 0.167, SLG: 0.091			K							2	0	0	0	0	2	1								
Jim Bullinger, R OBP: 0.300, SLG: 0.250										0	0	0	0	0	0	0								
Kevin Roberson, S OBP: 0.288, SLG: 0.563										0	0	0	0	0	0	0								
Chuck Crim, R OBP: 0.288, SLG: 0.563										0	0	0	0	0	0	0								
Inning Stats	R: 1 E: 0 K: 2 S: 11	H: 1 LOB: 0 BB: 0 P: 17	R: 0 E: 0 K: 1 S: 6	H: 0 LOB: 0 BB: 0 P: 9	R: 0 E: 1 K: 1 S: 9	H: 0 LOB: 1 BB: 0 P: 13	R: 1 E: 0 K: 1 S: 9	H: 2 LOB: 1 BB: 0 P: 14	R: 0 E: 0 K: 1 S: 6	H: 0 LOB: 0 BB: 0 P: 7	R: 0 E: 0 K: 1 S: 6	H: 0 LOB: 0 BB: 0 P: 11	R: 1 E: 0 K: 1 S: 10	H: 2 LOB: 2 BB: 1 P: 19	R: 0 E: 1 K: 1 S: 10	H: 1 LOB: 1 BB: 0 P: 14	R: 0 E: 0 K: 1 S: 9	H: 0 LOB: 0 BB: 0 P: 14	1B: 4 2B: 0 3B: 0 HR: 2	SF: 0 SAC: 0 DP: 2 HBP: 1	WP: 0 PB: 0 SB: 0 CS: 0	PA: 35		
PITCHER	IP	WLS	BF	H	R	ER	SO	BB	IBB	HBP	BLK	WP	HR	S	P	ERA	WHIP							
Pete Harnisch, R ERA: 6.66	6.0	W	22	3	2	2	7	0	0	0	0	0	2	47	71	3.00	0.500							
Brian Williams, R ERA: 5.34	1.0		8	3	1	1	1	1	0	1	0	0	0	16	27	9.00	4.000							
Todd Jones, R ERA: 2.89	2.0	S	5	0	0	0	2	0	0	0	0	0	0	13	20	0.00	0.000							

AB	33
R	3
H	6
RBI	3
BB	1
SO	10
LOB	11



Batter	1	2	3	4	5	6	7	8	9	AB	R	H	RBI	BB	SO	LOB	BOTTOM							
Brian Hunter, R OBP: 0.250, SLG: 0.267	P3		K				K			4	0	0	0	0	2	0	Chicago Cubs @ Houston Astros Astrodome, Houston, TX Thu Jun 30 1994, 8:05 PM EDT Att: 27,552 - Dome							
Craig Biggio, R OBP: 0.389, SLG: 0.445	G5-4-3 BB		K				L7			3	0	0	0	1	1	0								
5 Jeff Bagwell, R OBP: 0.426, SLG: 0.708	G5-4-3						F9			4	2	2	0	0	0	1								
Ken Caminiti, S OBP: 0.361, SLG: 0.542		FC6-4 BB 1B		F9 1-H 2B			F8			4	0	2	1	0	1	1								
Kevin Bass, S OBP: 0.378, SLG: 0.455				F9						2	1	1	0	2	0	1								
James Mouton, R OBP: 0.304, SLG: 0.285		FC6-4 BB					HR BB			0	1	0	0	0	0	0								
Luis Gonzalez, L OBP: 0.315, SLG: 0.385				P4				SH5-3 3B		3	1	1	3	1	1	3								
Scott Servais, R OBP: 0.236, SLG: 0.353	FC6-4							SH5-3 IBB		3	0	1	1	0	1	3								
Andujar Cedeno, R OBP: 0.331, SLG: 0.432				K				SH5-3		4	0	1	0	0	1	4								
Pete Harnisch, S OBP: 0.188, SLG: 0.250										2	0	0	0	0	1	0								
Chris Donnels, L OBP: 0.392, SLG: 0.484										1	0	0	0	0	1	2								
Brian Williams, R OBP: 0.294, SLG: 0.294										0	0	0	0	0	0	0								
Todd Jones, L OBP: 1.000, SLG: 1.000										0	0	0	0	0	0	0								
Inning Stats	R: 0 E: 0 K: 0 S: 4	H: 0 LOB: 0 BB: 1 P: 13	R: 0 E: 0 K: 2 S: 12	H: 1 LOB: 2 BB: 1 P: 20	R: 0 E: 0 K: 3 S: 9	H: 0 LOB: 0 BB: 0 P: 11	R: 1 E: 0 K: 1 S: 14	H: 2 LOB: 1 BB: 0 P: 23	R: 0 E: 0 K: 0 S: 7	H: 0 LOB: 0 BB: 0 P: 9	R: 3 E: 0 K: 1 S: 20	H: 4 LOB: 2 BB: 1 P: 30	R: 0 E: 0 K: 1 S: 10	H: 0 LOB: 0 BB: 0 P: 17	R: 1 E: 0 K: 1 S: 10	H: 1 LOB: 2 BB: 1 P: 18	R: 0 E: 0 K: 1 S: 9	H: 0 LOB: 0 BB: 0 P: 14	1B: 4 2B: 2 3B: 1 HR: 1	SF: 0 SAC: 1 DP: 1 HBP: 0	WP: 0 PB: 0 SB: 0 CS: 0	PA: 35		
PITCHER	IP	WLS	BF	H	R	ER	SO	BB	IBB	HBP	BLK	WP	HR	S	P	ERA	WHIP							
Kevin Foster, R ERA: 2.92	5.2	L	25	6	4	4	6	3	0	0	0	0	1	60	100	6.35	1.588							
Jim Bullinger, R ERA: 4.11	0.1		2	1	0	0	1	0	0	0	0	0	0	6	6	0.00	3.000							
Chuck Crim, R ERA: 2.6	2.0		8	1	1	1	2	0	1	0	0	0	0	20	35	4.50	0.500							

AB	30
R	5
H	8
RBI	5
BB	4
SO	9
LOB	15



Batter	1	2	3	4	5	6	7	8	9	AB	R	H	RBI	BB	SO	LOB	TOP					
Shawon Dunston, R OBP: 0.306, SLG: 0.415	G5-3		K		G5-3			SF7		3	0	0	1	0	1	1						
Rey Sanchez, R OBP: 0.340, SLG: 0.314	G6-3		F8		G5-3			K		4	0	0	0	0	1	0						
Mark Grace, L OBP: 0.361, SLG: 0.364	K		G4-3		K			G3-1		4	0	0	0	0	2	0						
Glenallen Hill, R OBP: 0.340, SLG: 0.450	G5-3			K				P7		4	0	0	0	0	1	0						
Sammy Sosa, R OBP: 0.336, SLG: 0.548	HR			F8-6 1B				G6-3		4	1	2	1	0	0	0						
Derrick May, L OBP: 0.331, SLG: 0.407	1B SF9			F8-6				G3		3	1	1	0	0	0	1						
Steve Buechele, R OBP: 0.316, SLG: 0.381	1B				G1-3			G4-3		3	0	1	0	0	0	0						
Rick Wilkins, L OBP: 0.301, SLG: 0.368	SF9				K			SH5-4 SF7 2B		2	1	1	1	0	1	0						
Steve Trachsel, R OBP: 0.235, SLG: 0.242	F7							SH5-4		2	0	1	0	0	0	1						
Randy Myers, L (9, 1)										0	0	0	0	0	0	0						
Inning Stats	R: 0 E: 0 K: 1 S: 7	H: 0 LOB: 0 BB: 0 P: 9	R: 2 E: 0 K: 0 S: 10	H: 3 LOB: 1 BB: 0 P: 13	R: 0 E: 0 K: 1 S: 6	H: 0 LOB: 0 BB: 0 P: 7	R: 0 E: 0 K: 1 S: 10	H: 1 LOB: 0 BB: 0 P: 14	R: 0 E: 0 K: 1 S: 9	H: 1 LOB: 1 BB: 0 P: 12	R: 0 E: 0 K: 1 S: 7	H: 0 LOB: 0 BB: 0 P: 11	R: 0 E: 0 K: 0 S: 7	H: 0 LOB: 0 BB: 0 P: 14	R: 1 E: 0 K: 1 S: 8	H: 1 LOB: 0 BB: 0 P: 10	R: 0 E: 0 K: 0 S: 3	H: 0 LOB: 0 BB: 0 P: 5	1B: 4 2B: 2 3B: 0 HR: 1	SF: 2 SAC: 1 DP: 1 HBP: 0	WP: 0 PB: 0 SB: 0 CS: 0	PA: 32
PITCHER	IP	WLS	BF	H	R	ER	SO	BB	IBB	HBP	BLK	WP	HR	S	P	ERA	WHIP					
Doug Drabek, R ERA: 2.83	(1, 1)	8.0	L	29	6	3	3	6	0	0	0	0	1	64	90	3.38	0.750					
Dave Veres, R ERA: 2.57	(9, 1)	1.0		3	0	0	0	0	0	0	0	0	0	3	5	0.00	0.000					

Chicago Cubs @ Houston Astros
Astrodome, Houston, TX
Fri Jul 01 1994, 8:05 PM EDT
Att. 33,323 - Dome

AB	29
R	3
H	6
RBI	3
BB	0
SO	6
LOB	3



Batter	1	2	3	4	5	6	7	8	9	AB	R	H	RBI	BB	SO	LOB	BOTTOM					
Brian Hunter, R OBP: 0.250, SLG: 0.263	G6-3		K			L5-4 G1-3 1B		FC1-6 3B		4	1	1	0	0	1	1						
Craig Biggio, R OBP: 0.387, SLG: 0.449	F9			G4-3		G1-3		3B		4	0	1	1	0	0	1						
5 Jeff Bagwell, R OBP: 0.426, SLG: 0.704										3	0	1	0	1	0	2						
Dave Veres, R OBP: 0.697, SLG: 0.500	BB					L5-4		P6		0	0	0	0	0	0	0						
Ken Caminiti, S OBP: 0.356, SLG: 0.534	G4-3			F7						4	0	0	0	0	1	2						
Kevin Bass, S OBP: 0.374, SLG: 0.456				F8		P5		G3-1		4	1	1	0	0	0	1						
Luis Gonzalez, L OBP: 0.318, SLG: 0.391	F9					G4-3				4	0	2	1	0	0	0						
Andujar Cedeno, R OBP: 0.326, SLG: 0.424	G4-3					F9		1B		4	0	0	0	0	1	2						
Scott Servais, R OBP: 0.239, SLG: 0.351										1	0	0	0	1	0	0						
Chris Donnels, L OBP: 0.397, SLG: 0.477										1	0	0	0	0	1	0						
Tony Eusebio, R OBP: 0.275, SLG: 0.426										1	0	0	0	0	0	2						
Doug Drabek, R OBP: 0.188, SLG: 0.174										2	0	0	0	0	2	1						
Sid Bream, L OBP: 0.500, SLG: 0.543										2	0	1	0	0	0	2						
Inning Stats	R: 0 E: 0 K: 0 S: 10	H: 0 LOB: 1 BB: 1 P: 18	R: 0 E: 0 K: 0 S: 7	H: 0 LOB: 0 BB: 0 P: 8	R: 0 E: 0 K: 2 S: 7	H: 0 LOB: 0 BB: 0 P: 12	R: 0 E: 0 K: 0 S: 11	H: 1 LOB: 1 BB: 0 P: 19	R: 0 E: 0 K: 1 S: 8	H: 0 LOB: 1 BB: 1 P: 13	R: 0 E: 0 K: 0 S: 7	H: 1 LOB: 0 BB: 0 P: 10	R: 0 E: 0 K: 2 S: 12	H: 1 LOB: 1 BB: 0 P: 19	R: 1 E: 0 K: 1 S: 8	H: 2 LOB: 1 BB: 0 P: 9	R: 1 E: 1 K: 0 S: 13	H: 2 LOB: 2 BB: 0 P: 25	1B: 4 2B: 3 3B: 1 HR: 0	SF: 0 SAC: 0 DP: 1 HBP: 0	WP: 0 PB: 0 SB: 0 CS: 0	PA: 36
PITCHER	IP	WLS	BF	H	R	ER	SO	BB	IBB	HBP	BLK	WP	HR	S	P	ERA	WHIP					
Steve Trachsel, R ERA: 3.68	(1, 1)	8.1	W	32	6	2	2	6	2	0	0	0	0	74	115	2.16	0.960					
Randy Myers, L ERA: 1.67	(9, 1)	0.2	S	4	1	0	0	0	0	0	0	0	0	9	18	0.00	1.500					

Chicago Cubs @ Houston Astros
Astrodome, Houston, TX
Fri Jul 01 1994, 8:05 PM EDT
Att. 33,323 - Dome

AB	34
R	2
H	7
RBI	2
BB	2
SO	6
LOB	14



Batter	1	2	3	4	5	6	7	8	9	AB	R	H	RBI	BB	SO	LOB	TOP										
Shawon Dunston, R OBP: 0.311, SLG: 0.417	1-2 P4		4-2 BB		1-0 L8		0-2 CS	2-1 SH5-4 2B 1B	1-1 E8 1-H 1B	4	1	2	0	1	0	2											
Karl Rhodes, L OBP: 0.319, SLG: 0.384	2-2 K		1-3 K			2-1 G6-3		0-0 SH5-4 1-2	2-2 P7	4	0	0	0	0	2	2											
Mark Grace, L OBP: 0.362, SLG: 0.368	0-0 L7			3-1 L3		0-0 E 1B 1B		1-2 2-H 1B 2B	0-0 L7	5	2	2	1	0	0	1											
Derrick May, L OBP: 0.329, SLG: 0.405		2-2 G4-3		1-0 G3		0-0 E3 1-3 1B 1B		0-0 2-H 1B		4	0	1	1	0	0	1											
Kevin Roberson, S OBP: 0.286, SLG: 0.538 Dan Plesac, L OBP: 0.344, SLG: 0.296 Chuck Crim, R OBP: 0.304, SLG: 0.372		2-0 F7		2-2 P5		0-1 1-H 3-H 1B		0-2 P8		4	0	1	1	0	0	1											
Rick Wilkins, L OBP: 0.304, SLG: 0.372		0-1 2B			1-1 L9		1-1 L8		4-0 3-2 IBB	3	0	1	0	1	0	1											
Rey Sanchez, R OBP: 0.333, SLG: 0.307		2-0 F8			1-1 G6-3		0-0 G6-3	1-1 L4		4	0	0	0	0	0	3											
José Hernández, R OBP: 0.348, SLG: 0.419			1-3 K		0-0 1B 1B		2-2 CS HBP	0-0 1B 1B		3	1	2	0	0	1	0											
Willie Banks, R OBP: 0.152, SLG: 0.156 Mike Meksudjan, L OBP: 0.444, SLG: 0.296 Jose Bautista, R OBP: 0.364, SLG: 0.526			0-2 P4				3-2 P6		3-2 L8	2	0	1	0	0	0	0											
Inning Stats	R: 0 E: 0 K: 1 S: 7	H: 0 LOB: 0 BB: 0 P: 10	R: 0 E: 0 K: 0 S: 7	H: 1 LOB: 1 BB: 0 P: 13	R: 0 E: 0 K: 2 S: 11	H: 0 LOB: 1 BB: 1 P: 17	R: 0 E: 0 K: 0 S: 7	H: 0 LOB: 0 BB: 0 P: 13	R: 0 E: 0 K: 0 S: 7	H: 2 LOB: 2 BB: 0 P: 10	R: 1 E: 1 K: 0 S: 9	H: 2 LOB: 1 BB: 0 P: 14	R: 0 E: 0 K: 0 S: 9	H: 0 LOB: 0 BB: 0 P: 14	R: 2 E: 0 K: 0 S: 12	H: 3 LOB: 2 BB: 1 P: 20	R: 1 E: 1 K: 0 S: 15	H: 2 LOB: 1 BB: 0 P: 21	1B: 8 2B: 2 3B: 0 HR: 0	SF: 0 SAC: 1 DP: 0 HBP: 1	WP: 0 PA: 40 PB: 0 SB: 0 CS: 1						
PITCHER	IP	WLS	BF	H	R	ER	SO	BB	IBB	HBP	BLK	WP	HR	S	P	ERA	WHIP										
Darryl Kile, R ERA: 4.67	7.1		29	6	2	2	3	1	0	1	0	0	0	60	96	2.46	0.955										
Mike Hampton, L ERA: 3.99	0.0		2	2	1	1	0	0	0	0	0	0	0	4	5	∞	∞										
Todd Jones, R ERA: 2.84	0.2		3	0	0	0	0	0	1	0	0	0	0	5	10	0.00	0.000										
John Hudek, R ERA: 1.93	0.1		3	2	1	0	0	0	0	0	0	0	0	10	14	0.00	6.000										
Shane Reynolds, R ERA: 3.25	0.2	W	2	0	0	0	0	0	0	0	0	0	0	5	7	0.00	0.000										

Chicago Cubs @ Houston Astros
Astrodome, Houston, TX
Sat Jul 02 1994, 8:05 PM EDT
Att: 28,423 - Dome

AB	35
R	4
H	10
RBI	3
BB	2
SO	3
LOB	13

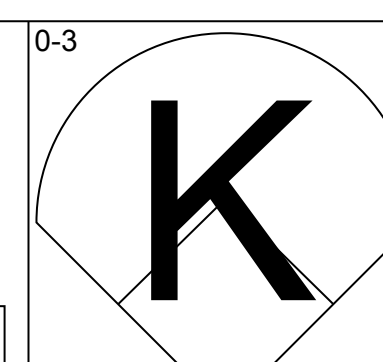
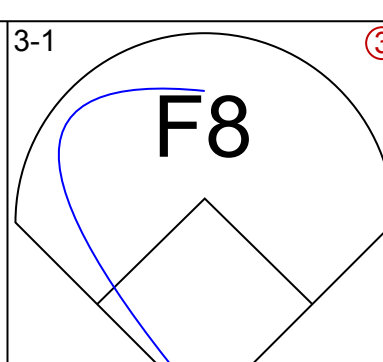
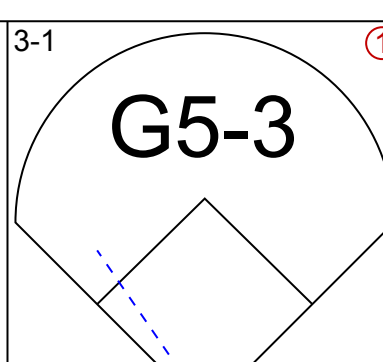
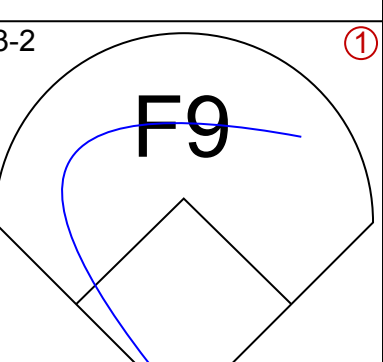
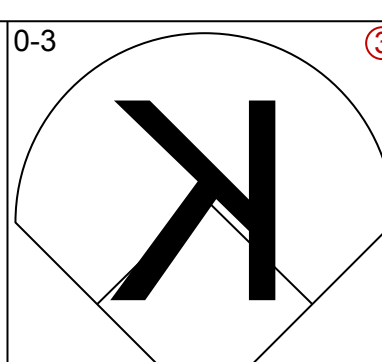
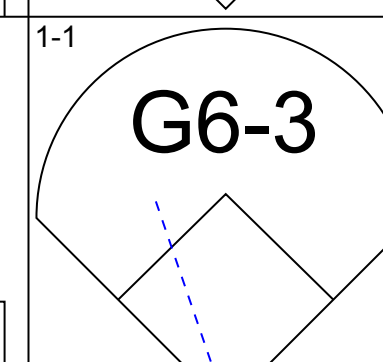
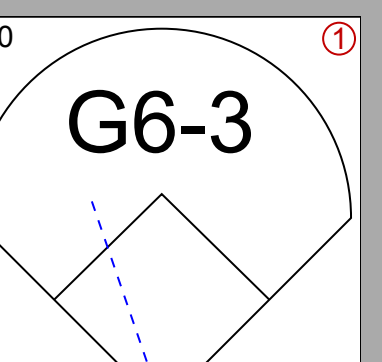
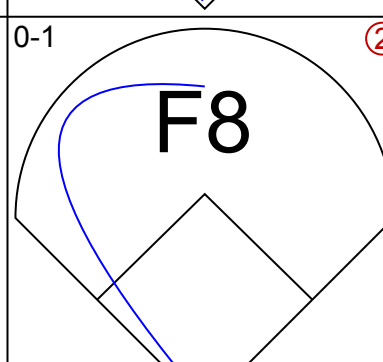
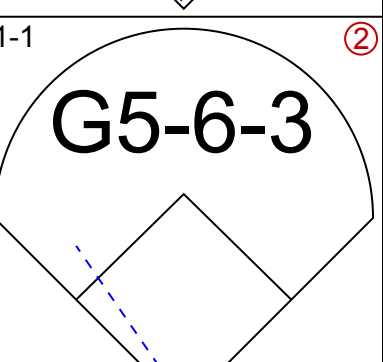
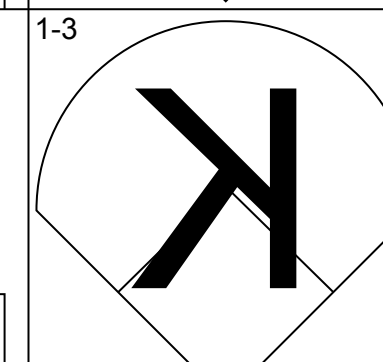
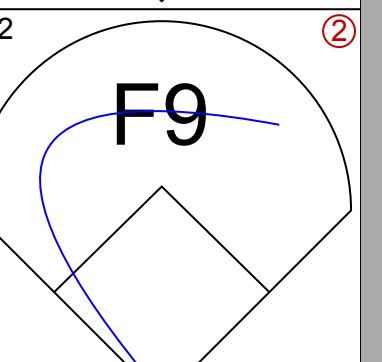
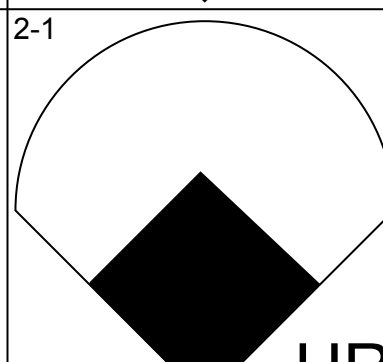
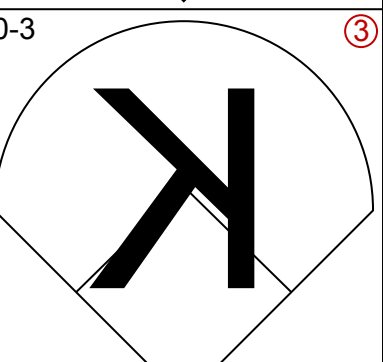
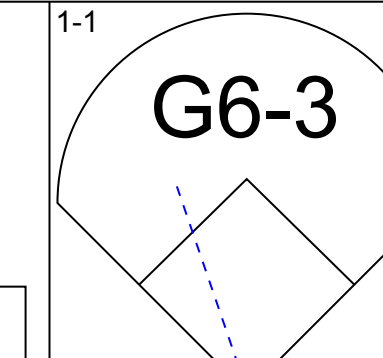
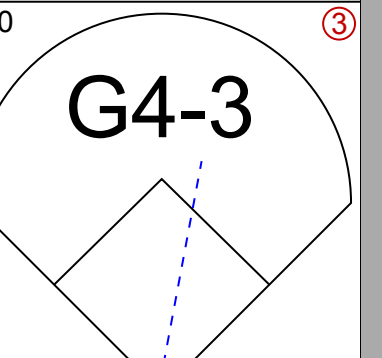
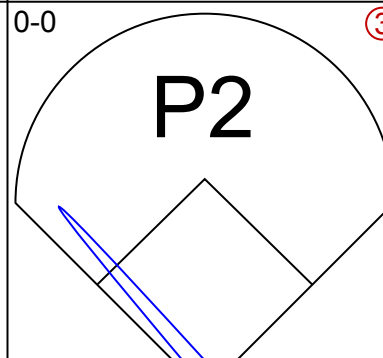
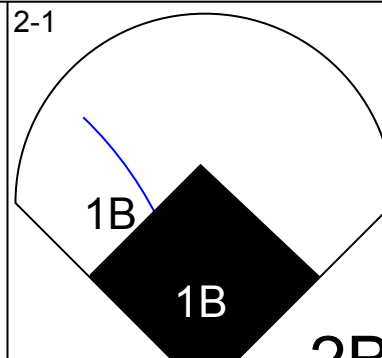
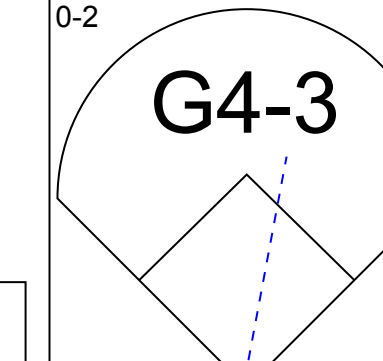
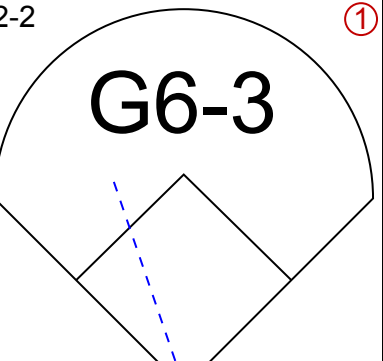
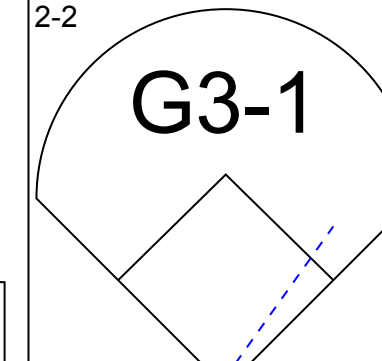
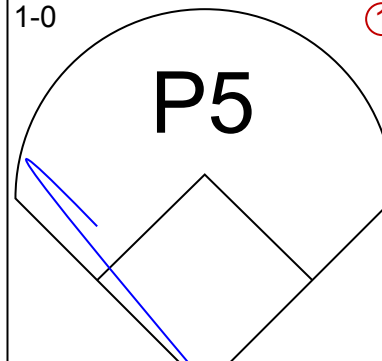
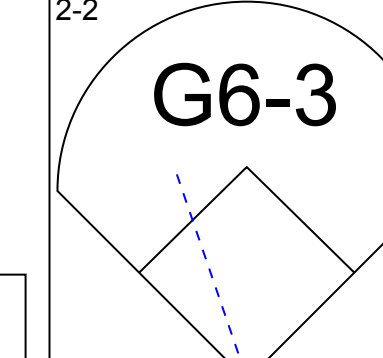
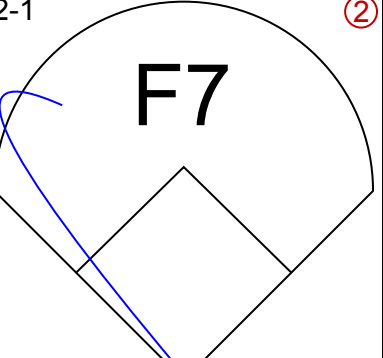
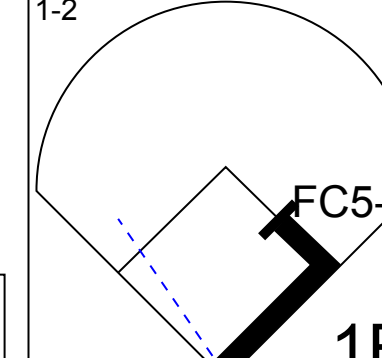
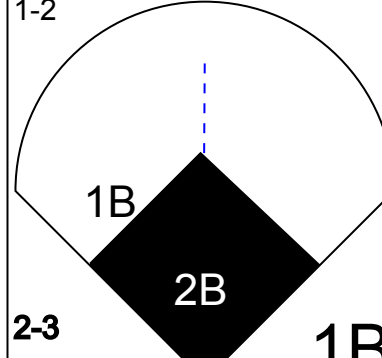
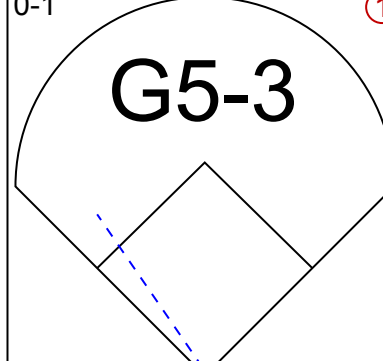
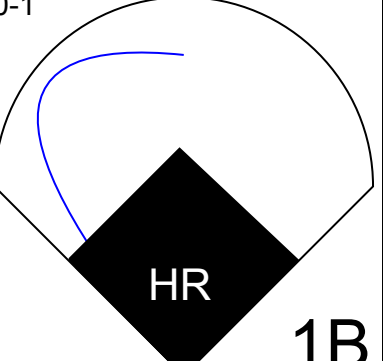
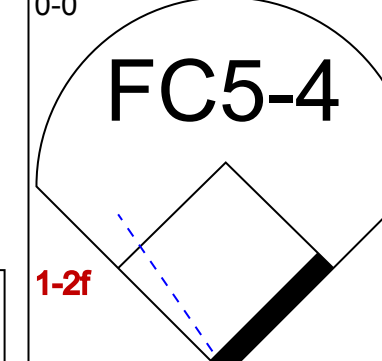
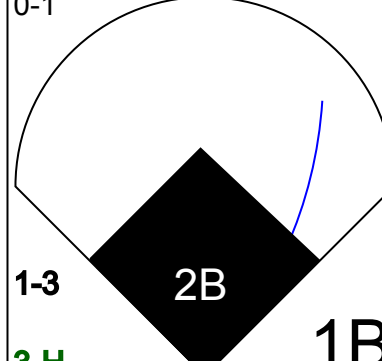
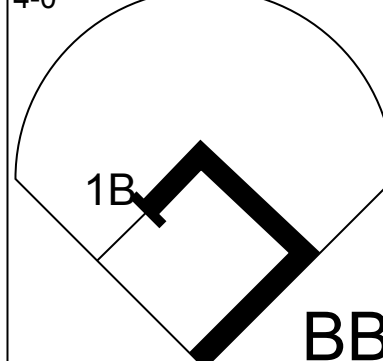
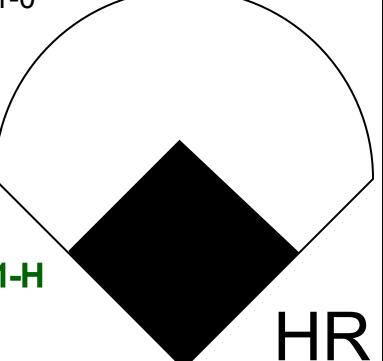
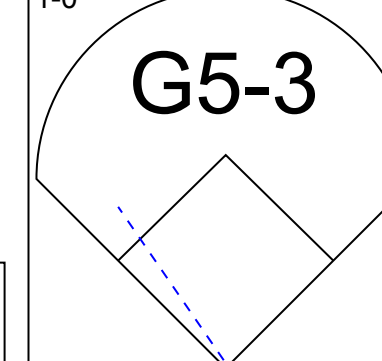
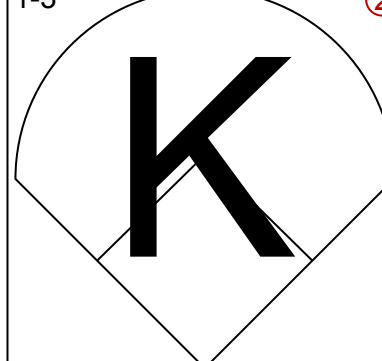
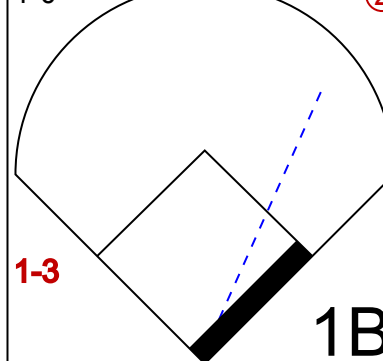
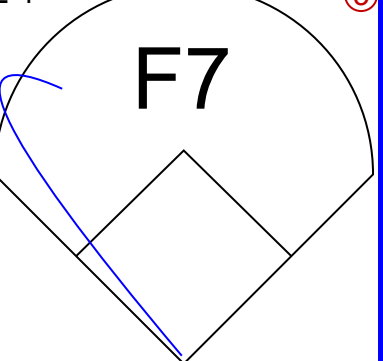
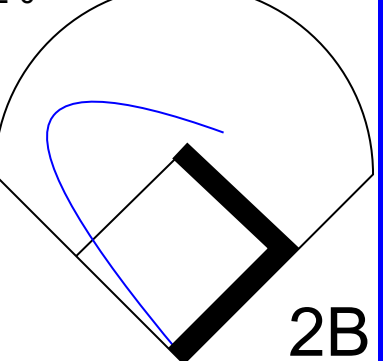
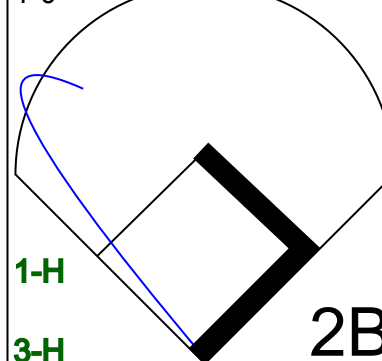


Batter	1	2	3	4	5	6	7	8	9	AB	R	H	RBI	BB	SO	LOB	BOTTOM										
Brian Hunter, R OBP: 0.280, SLG: 0.292	0-0 5 1B				2-1 F8		2-2 G5-3		2-2 1-3 1B	5	0	2	0	0	1	2											
Craig Biggio, R OBP: 0.387, SLG: 0.447	3-1 F9		4-1 5 FC6-4 BB		1-1 G6-3			1-0 G6-3	2-2 3-H 1B	4	0	1	1	1	0	1											
5 Jeff Bagwell, R OBP: 0.427, SLG: 0.711	4-2 1-2 BB		2-0 1-2 FC6-4		0-0 HR			1-3 K		3	1	1	1	1	1	1											
Sid Bream, L OBP: 0.467, SLG: 0.500 James Mouton, R OBP: 0.304, SLG: 0.285 Kevin Bass, S OBP: 0.379, SLG: 0.461	2-1 G4-6-3 BB		2-2 P7		0-0 F7			0-2 BB E 1B		3	0	0	0	0	0	3											
Ken Caminiti, S OBP: 0.355, SLG: 0.528		3-2 G3-1		2-0 G3		0-0 L7		1-2 E BB		3	1	0	0	1	0	1											
Luis Gonzalez, L OBP: 0.317, SLG: 0.393		0-1 G4-3			2-1 G5-3		2-2 L8	1-1 E9 1-H 2-H 2B		4	0	1	2	0	0	0											
Tony Eusebio, R OBP: 0.277, SLG: 0.423 Chris Donnels, L OBP: 0.382, SLG: 0.470 Scott Servais, R OBP: 0.239, SLG: 0.351			3-2 BB 1B		0-1 G4-3		0-2 L4		0-0 G3	3	1	1	0	0	0	0											
Andy Stankiewicz, R OBP: 0.415, SLG: 0.385		4-0 1B 1B		1-0 WP HBP			0-0 F8		4-2 1B 1B BB	1	1	0	0	2	0	0											
Darryl Kile, R OBP: 0.176, SLG: 0.265 Mike Hampton, R OBP: 1.000, SLG: 1.000 John Hudek, S OBP: 0.343, SLG: 0.100		0-0 BB		2-3 1-2 K			1-3 K		0-3 K	3	0	1	1	0	2	1											
Inning Stats	R: 0 E: 0 K: 0 S: 7	H: 1 LOB: 1 BB: 1 P: 16	R: 1 E: 0 K: 1 S: 14	H: 2 LOB: 2 BB: 1 P: 27	R: 0 E: 0 K: 0 S: 7	H: 0 LOB: 1 BB: 1 P: 17	R: 0 E: 0 K: 1 S: 7	H: 0 LOB: 0 BB: 0 P: 12	R: 1 E: 0 K: 0 S: 6	H: 1 LOB: 0 BB: 0 P: 9	R: 0 E: 0 K: 0 S: 7	H: 0 LOB: 0 BB: 0 P: 9	R: 0 E: 0 K: 1 S: 7	H: 0 LOB: 0 BB: 0 P: 10	R: 2 E: 1 K: 1 S: 12	H: 2 LOB: 1 BB: 1 P: 19	R: 1 E: 0 K: 1 S: 15	H: 2 LOB: 1 BB: 1 P: 23	1B: 6 2B: 1 3B: 0 HR: 1	SF: 0 SAC: 0 DP: 1 HBP: 1	WP: 1 PA: 38 PB: 0 SB: 1 CS: 0						
PITCHER	IP	WLS	BF	H	R	ER	SO	BB	IBB	HBP	BLK	WP	HR	S	P	ERA	WHIP										
Willie Banks, R ERA: 4.11	6.0		25	4	2	2	2	3	0	1	0	0	0	48	90	3.00	1.167										
Jose Bautista, R ERA: 3.74	1.2		7	1	2	2	2	1	0	0	0	0	0	16	25	10.80	1.200										
Dan Plesac, L ERA: 3.89	0.0		1	1	0	0	0	0	0	0	0	0	0	2	3	∞	∞										
Chuck Crim, R ERA: 2.78	1.0	L	5	2	1	1	1	1	0	0	0	0	0	16	24	9.00	3.000										

Chicago Cubs @ Houston Astros
Astrodome, Houston, TX
Sat Jul 02 1994, 8:05 PM EDT
Att: 28,423 - Dome

AB	32
R	5
H	8
RBI	5
BB	5
SO	5
LOB	11

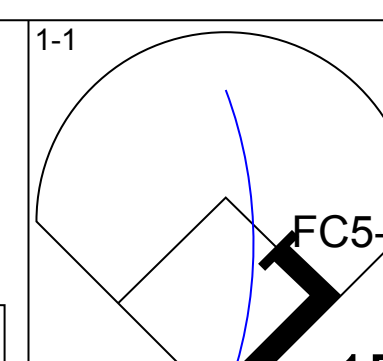
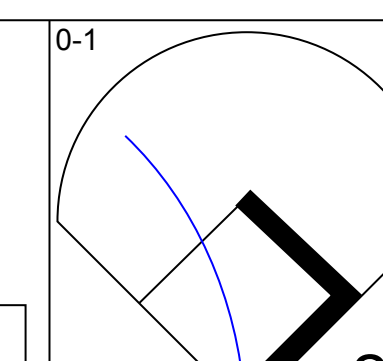
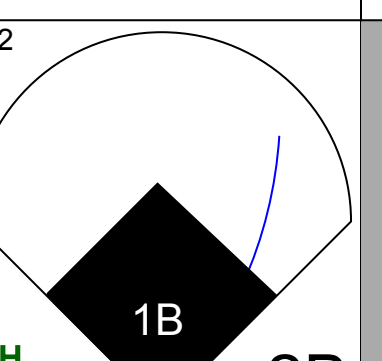
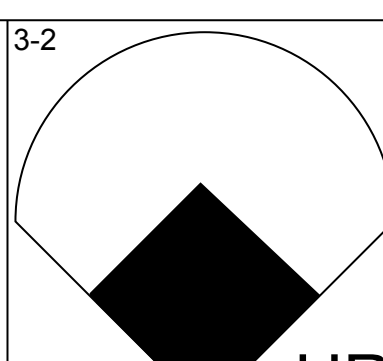
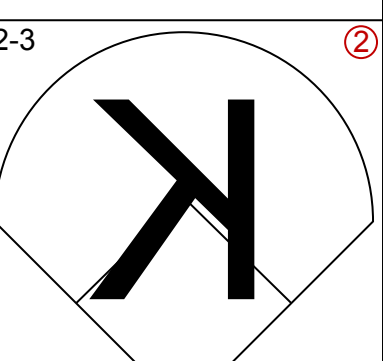
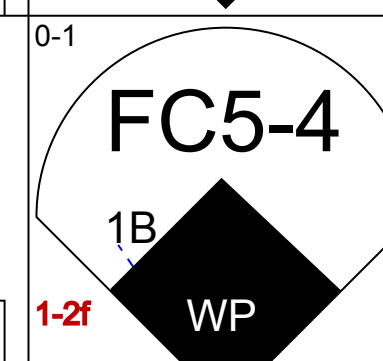
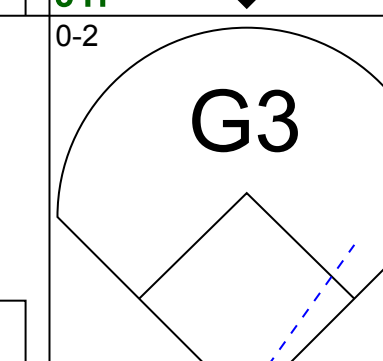
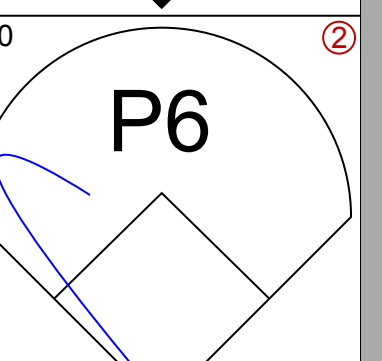
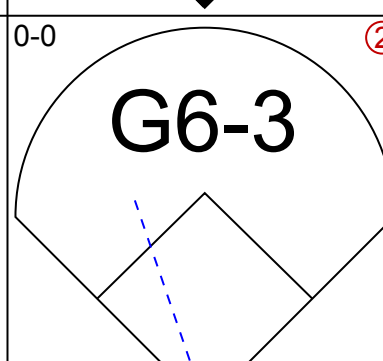
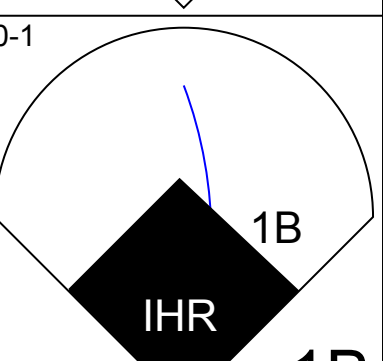

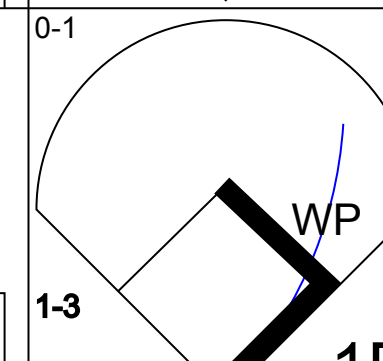
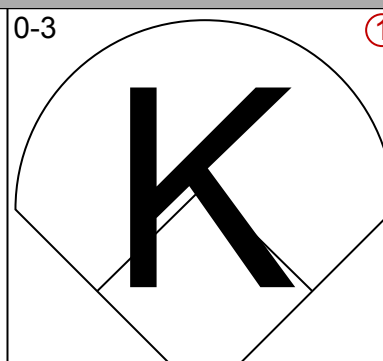
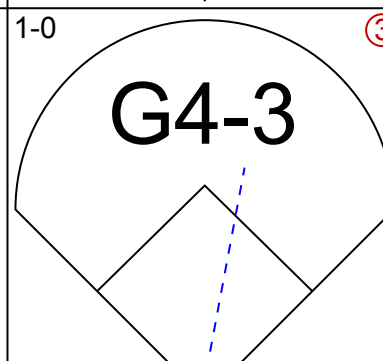
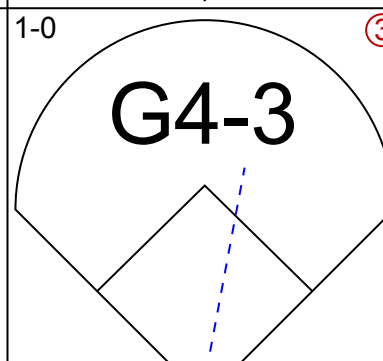
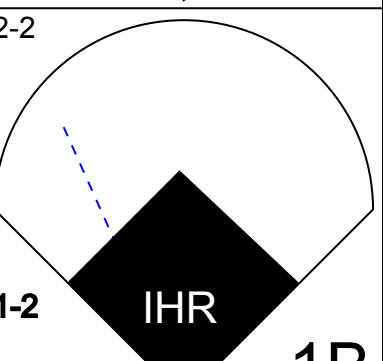

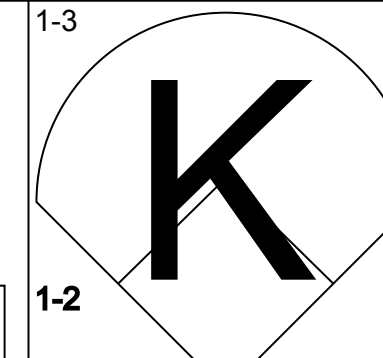
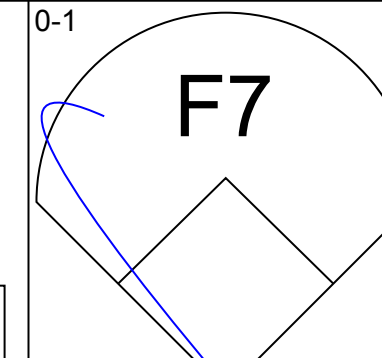
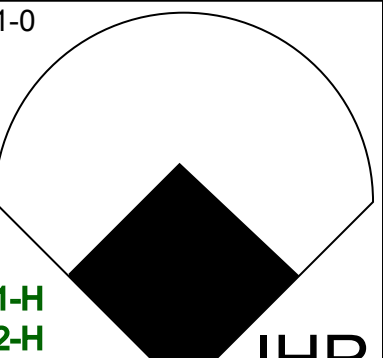
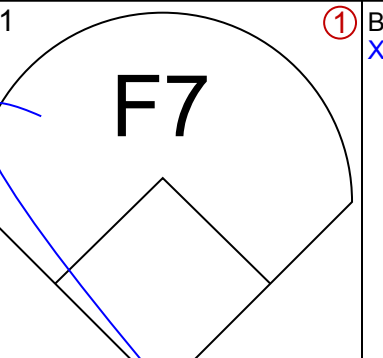
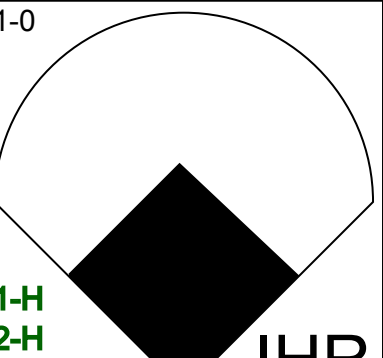

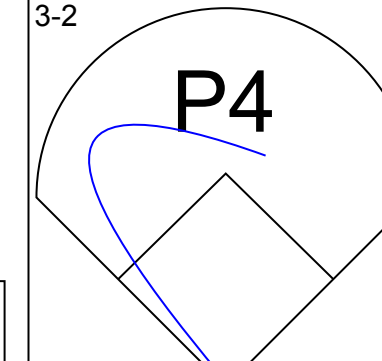
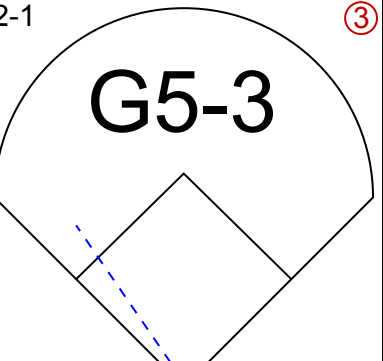
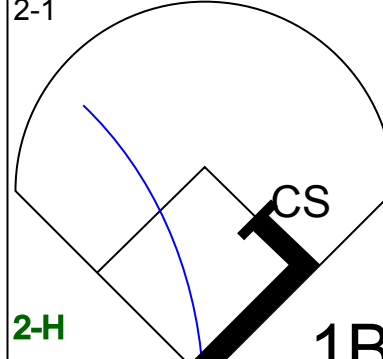
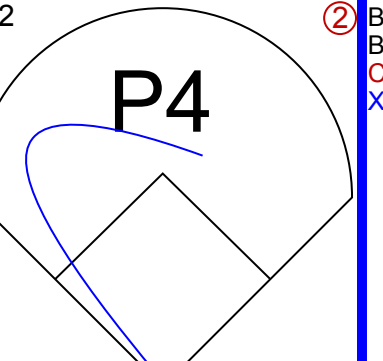
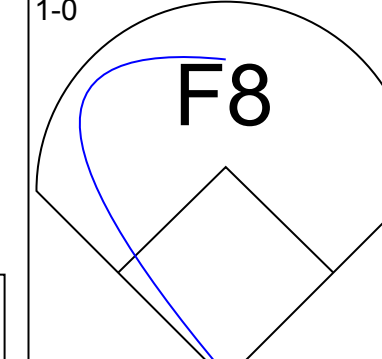
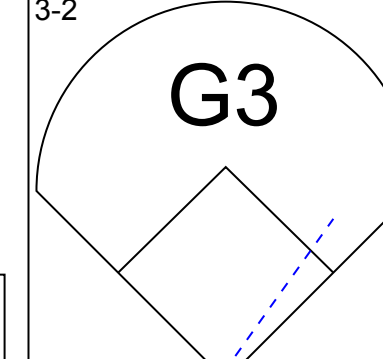
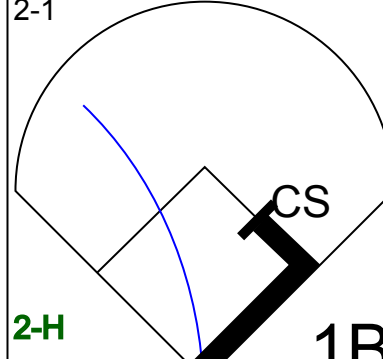
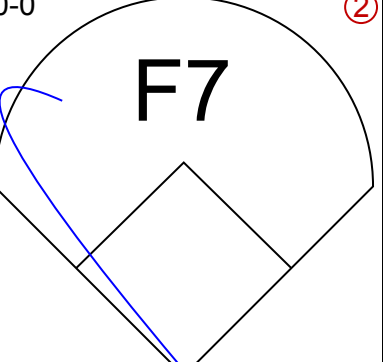
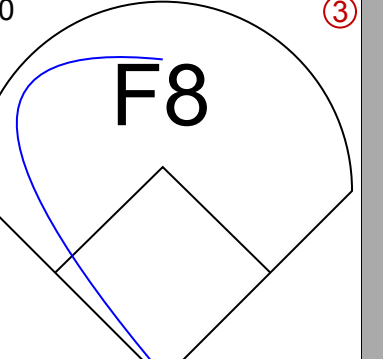
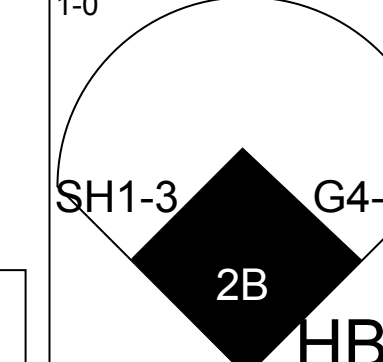
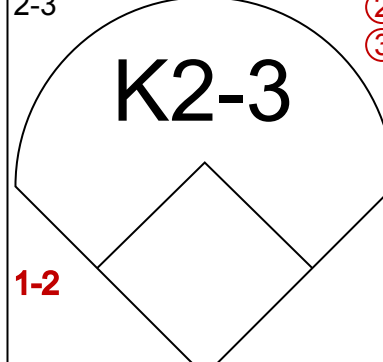
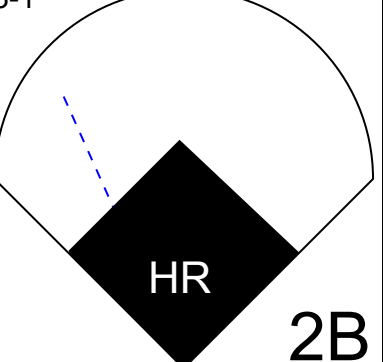
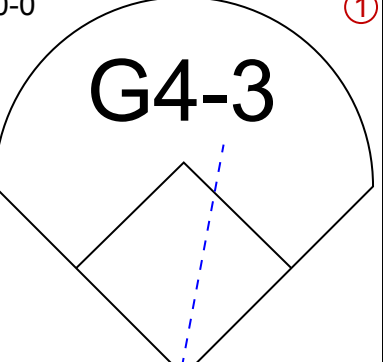
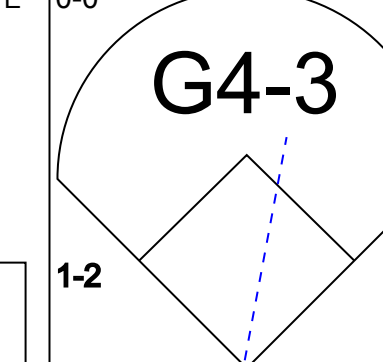
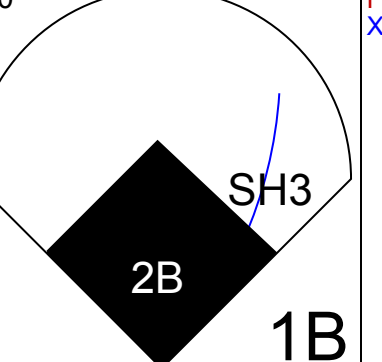
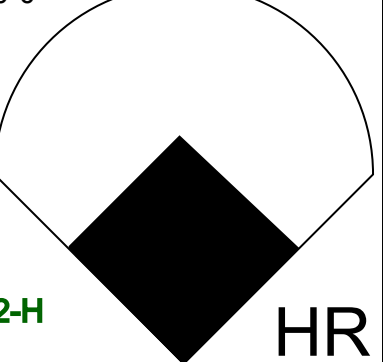
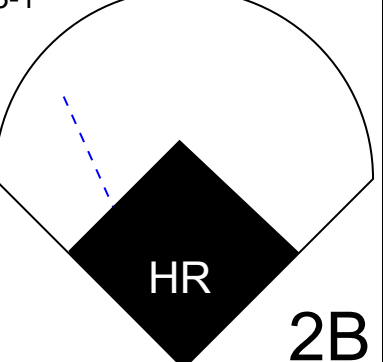
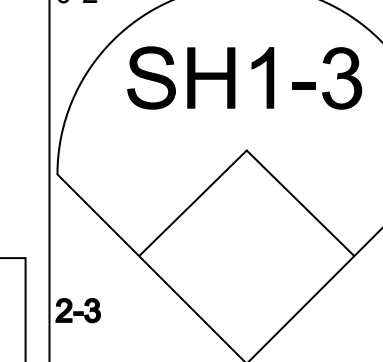
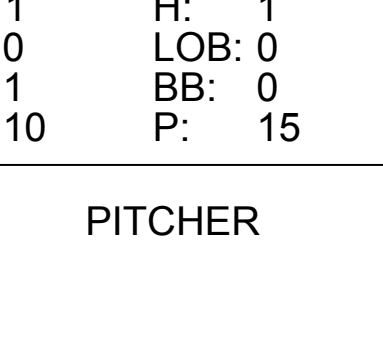
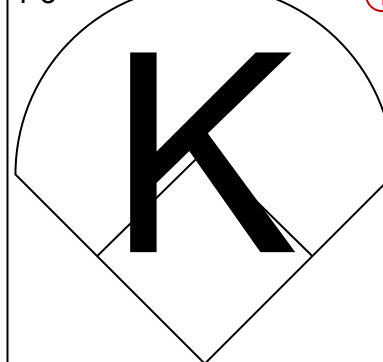
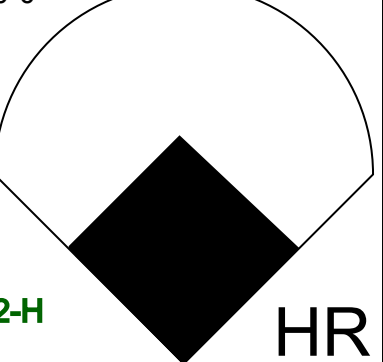


Batter	1	2	3	4	5	6	7	8	9	AB	R	H	RBI	BB	SO	LOB	TOP				
José Hernández, R OBP: 0.314, SLG: 0.375 (1, 6)										5	0	0	0	0	2	3					
Eduardo Zambrano, R OBP: 0.348, SLG: 0.500 (1, 3)										4	0	0	0	0	0	1					
Sammy Sosa, R OBP: 0.334, SLG: 0.554 (1, 9)										4	1	1	1	0	2	1					
Glenallen Hill, R OBP: 0.338, SLG: 0.451 (1, 8)										4	1	1	0	0	0	0					
Derrick May, L OBP: 0.324, SLG: 0.397 (1, 7)										4	0	0	0	0	0	1					
Steve Buechele, R OBP: 0.319, SLG: 0.383 (1, 5)										4	1	2	0	0	0	0					
Rey Sanchez, R OBP: 0.337, SLG: 0.311 (1, 4)										4	2	2	1	0	0	1					
Mark Parent, R OBP: 0.429, SLG: 0.481 (1, 2)										3	1	1	2	1	1	3					
Mike Morgan, R OBP: 0.259, SLG: 0.200 (1, 1)										1	0	1	0	0	0	0					
Dave Otto, L OBP: 0.281, SLG: 0.258 (4, 1)										0	0	0	0	0	0	0					
Kevin Roberson, S OBP: 0.281, SLG: 0.258 (5, PH)										0	0	0	0	0	0	0					
Chuck Crim, R OBP: 0.281, SLG: 0.258 (5, 1)										0	0	0	0	0	0	0					
Karl Rhodes, L OBP: 0.322, SLG: 0.391 (8, PH)										0	0	0	0	0	0	0					
Dan Plesac, L OBP: 0.281, SLG: 0.258 (8, 1)										0	0	0	0	0	0	0					
Mike Malsudian, L OBP: 0.281, SLG: 0.258 (9, PH)										1	0	1	2	0	0	0					
Inning Stats	R: 0 E: 0 K: 2 S: 9	H: 0 LOB: 0 BB: 0 P: 11	R: 0 E: 0 K: 0 S: 8	H: 0 LOB: 0 BB: 0 P: 11	R: 0 E: 0 K: 0 S: 5	H: 1 LOB: 1 BB: 1 P: 13	R: 0 E: 0 K: 0 S: 6	H: 0 LOB: 0 BB: 0 P: 9	R: 2 E: 0 K: 0 S: 14	H: 2 LOB: 0 BB: 0 P: 21	R: 1 E: 0 K: 0 S: 7	H: 1 LOB: 0 BB: 0 P: 12	R: 0 E: 0 K: 0 S: 8	H: 1 LOB: 1 BB: 0 P: 12	R: 0 E: 0 K: 1 S: 9	H: 1 LOB: 0 BB: 0 P: 15	R: 3 E: 0 K: 2 S: 16	H: 4 LOB: 1 BB: 0 P: 22	1B: 5 2B: 3 3B: 0 HR: 2	SF: 0 SAC: 0 DP: 0 HBP: 0	WP: 0 PA: 37 PB: 0 SB: 0 CS: 0
PITCHER	IP	WLS	BF	H	R	ER	SO	BB	IBB	HBP	BLK	WP	HR	S	P	ERA	WHIP				
Greg Swindell, L ERA: 3.87 (1, 1)	7.0	W	26	5	3	3	2	1	0	0	0	0	2	57	89	3.86	0.857				
Tom Edens, R ERA: 3.76 (8, 1)	2.0		11	5	3	3	3	0	0	0	0	0	0	25	37	13.50	2.500				

Chicago Cubs @ Houston Astros
Astrodome, Houston, TX
Sun Jul 03 1994, 4:33 AM EDT
Att: 27,711 - Dome

AB 36
R 6
H 10
RBI 6
BB 1
SO 5
LOB 10



Batter	1	2	3	4	5	6	7	8	9	AB	R	H	RBI	BB	SO	LOB	BOTTOM				
Craig Biggio, R OBP: 0.393, SLG: 0.469 (1, 4)										5	2	4	3	0	1	0					
Steve Finley, L OBP: 0.315, SLG: 0.412 (1, 8)										5	2	1	0	0	0	3					
Sid Bream, L OBP: 0.480, SLG: 0.512 (1, 3)										5	1	3	1	0	1	0					
Ken Caminiti, S OBP: 0.359, SLG: 0.550 (1, 5)										4	2	2	4	1	1						
Kevin Bass, S OBP: 0.382, SLG: 0.466 (1, 9)										3	1	1	0	1	0	2					
Tom Edens, R (8, 1)										1	0	0	0	0	0	0					
Luis Gonzalez, L OBP: 0.316, SLG: 0.391 (1, 7)										4	0	1	1	0	1	2					
Andujar Cedeno, R OBP: 0.325, SLG: 0.419 (1, 6)										3	1	0	0	0	1	1					
Scott Servais, R OBP: 0.245, SLG: 0.360 (1, 2)										4	2	2	0	0	0	1					
Greg Swindell, L OBP: 0.242, SLG: 0.303 (1, 1)										1	0	0	0	0	1	0					
James Mouton, R OBP: 0.307, SLG: 0.298 (8, 9)										1	1	1	2	0	0	0					
Inning Stats	R: 1 E: 0 K: 1 S: 12	H: 2 LOB: 2 BB: 1 P: 21	R: 1 E: 0 K: 0 S: 9	H: 1 LOB: 0 BB: 0 P: 10	R: 2 E: 0 K: 2 S: 14	H: 3 LOB: 0 BB: 0 P: 23	R: 2 E: 0 K: 0 S: 13	H: 3 LOB: 2 BB: 1 P: 23	R: 0 E: 0 K: 1 S: 6	H: 0 LOB: 0 BB: 0 P: 9	R: 1 E: 0 K: 1 S: 10	H: 1 LOB: 0 BB: 0 P: 15	R: 0 E: 0 K: 0 S: 6	H: 0 LOB: 0 BB: 0 P: 10	R: 5 E: 0 K: 1 S: 17	H: 5 LOB: 0 BB: 0 P: 27	1B: 7 2B: 4 3B: 0 HR: 4	SF: 0 SAC: 2 DP: 0 HBP: 1	WP: 1 PA: 41 PB: 0 SB: 0 CS: 1		
PITCHER	IP	WLS	BF	H	R	ER	SO	BB	IBB	HBP	BLK	WP	HR	S	P	ERA	WHIP				
Mike Morgan, R ERA: 7.74 (1, 1)	3.2	L	22	9	6	6	3	2	0	0	0	0	1	0	0	14.73	3.000				
Dave Otto, L ERA: 4.45 (4, 1)	0.1		1	0	0	0	0	0	0	0	0	0	0	1	2	0.00	0.000				
Chuck Crim, R ERA: 2.79 (5, 1)	3.0		10	1	1	1	2	0	0	0	0	0	1	22	34	3.00	0.333				
Dan Plesac, L ERA: 4.91 (8, 1)	1.0		8	5	5	5	1	0	0	0	0	0	1	17	27	45.00	5.000				

Chicago Cubs @ Houston Astros
Astrodome, Houston, TX
Sun Jul 03 1994, 4:33 AM EDT
Att: 27,711 - Dome

AB 36
R 12
H 15
RBI 11
BB 2
SO 6
LOB 10



Batter	1	2	3	4	5	6	7	8	9	AB	R	H	RBI	BB	SO	LOB	TOP								
Walt Weiss, S OBP: 0.350, SLG: 0.334	L7		E3		1B		K			3	1	0	0	1	1	0									
Mike Kingsley, L OBP: 0.405, SLG: 0.530	F9		P8		3B			FC4-6		3	2	2	0	1	0	1									
Dante Bichette, R OBP: 0.338, SLG: 0.569	F9		G6-3		3B			P4		4	0	1	2	0	0	3									
Andres Galarraga, R OBP: 0.351, SLG: 0.575	F8		F8		L8			L7		4	0	1	1	0	0	3									
Charlie Hayes, R OBP: 0.343, SLG: 0.440	G4-3							FC4-6		4	0	1	0	0	0	2									
Howard Johnson, S OBP: 0.322, SLG: 0.429								F9		4	0	0	0	0	2	1									
Danny Sheaffer, R OBP: 0.291, SLG: 0.260										3	0	1	0	0	1	1									
Joe Girardi, R OBP: 0.321, SLG: 0.349										1	0	0	0	0	0	0									
Vinny Castilla, R OBP: 0.329, SLG: 0.532										4	0	0	0	0	1	1									
Marvin Freeman, R OBP: 0.107, SLG: 0.185										2	0	0	0	0	1	1									
John Vander Wal, L OBP: 0.295, SLG: 0.479										1	0	0	0	0	0	0									
Steve Reed, R OBP: 0.314, SLG: 0.375										0	0	0	0	0	0	0									
Bruce Ruffin, S OBP: 0.500, SLG: 0.333										0	0	0	0	0	0	0									
Inning Stats	R: 1 E: 0 K: 0 S: 10	H: 1 LOB: 1 BB: 1 P: 18	R: 0 E: 0 K: 1 S: 8	H: 1 LOB: 1 BB: 0 P: 11	R: 0 E: 1 K: 0 S: 6	H: 0 LOB: 1 BB: 0 P: 9	R: 0 E: 0 K: 1 S: 7	H: 1 LOB: 0 BB: 1 P: 10	R: 2 E: 0 K: 1 S: 16	H: 2 LOB: 1 BB: 1 P: 23	R: 0 E: 0 K: 1 S: 9	H: 0 LOB: 0 BB: 0 P: 14	R: 0 E: 0 K: 1 S: 7	H: 0 LOB: 0 BB: 0 P: 9	R: 0 E: 0 K: 0 S: 8	H: 1 LOB: 1 BB: 0 P: 10	R: 0 E: 0 K: 1 S: 6	H: 0 LOB: 0 BB: 0 P: 8	1B: 5 2B: 0 3B: 1 HR: 0	SF: 0 SAC: 0 DP: 1 HBP: 0	WP: 0 PB: 1 SB: 0 CS: 0	PA: 35			
PITCHER	IP	WLS	BF	H	R	ER	SO	BB	IBB	HBP	BLK	WP	HR	S	P	ERA	WHIP								
Anthony Young, R ERA: 4.09	7.0		28	5	3	2	5	2	0	0	0	0	0	63	94	2.57	1.000								
Jose Bautista, R ERA: 3.6	2.0	W	7	1	0	0	1	0	0	0	0	0	0	14	18	0.00	0.500								

Colorado Rockies @ Chicago Cubs
Wrigley Field, Chicago, IL
Mon Jul 04 1994, 3:33 AM CDT
Sunny - 83 F

AB 33
R 3
H 6
RBI 3
BB 2
SO 6
LOB 13



Batter	1	2	3	4	5	6	7	8	9	AB	R	H	RBI	BB	SO	LOB	BOTTOM								
Shawon Dunston, R OBP: 0.305, SLG: 0.408	P6		E5		P3			K	K	5	0	0	0	0	2	3									
Derrick May, L OBP: 0.333, SLG: 0.406			F9		G1-3			1B		5	1	4	1	0	0	0									
Mark Grace, L OBP: 0.361, SLG: 0.367	F8		F9		G4-3			1B		4	0	1	0	0	0	3									
Glenallen Hill, R OBP: 0.335, SLG: 0.446	F8							P8		4	0	1	1	0	0	3									
Sammy Sosa, R OBP: 0.330, SLG: 0.546			P2		F8			P2		4	0	0	0	0	0	3									
Rick Wilkins, L OBP: 0.355, SLG: 0.369										2	0	0	0	1	1	0									
Eduardo Zambrano, R OBP: 0.355, SLG: 0.500										0	1	0	0	1	0	0									
Steve Buechele, R OBP: 0.322, SLG: 0.389										4	0	2	0	0	0	0									
José Hernández, R OBP: 0.276, SLG: 0.519										0	1	0	0	0	0	0									
Rey Sanchez, R OBP: 0.340, SLG: 0.311										3	0	1	0	0	0	2									
Anthony Young, R OBP: 0.188, SLG: 0.219										2	1	1	0	0	1	1									
Kevin Roberson, S OBP: 0.276, SLG: 0.519										1	0	0	0	0	1	0									
Jose Bautista, R OBP: 0.314, SLG: 0.375										0	0	0	0	0	0	0									
Mark Parent, R OBP: 0.422, SLG: 0.481										0	0	0	1	0	0	0									
Inning Stats	R: 0 E: 0 K: 0 S: 9	H: 1 LOB: 1 BB: 0 P: 16	R: 0 E: 0 K: 0 S: 7	H: 1 LOB: 1 BB: 1 P: 13	R: 2 E: 1 K: 0 S: 19	H: 3 LOB: 1 BB: 0 P: 26	R: 0 E: 0 K: 1 S: 9	H: 1 LOB: 0 BB: 0 P: 14	R: 0 E: 0 K: 1 S: 6	H: 0 LOB: 0 BB: 0 P: 9	R: 0 E: 0 K: 1 S: 8	H: 0 LOB: 0 BB: 0 P: 10	R: 0 E: 0 K: 1 S: 9	H: 2 LOB: 2 BB: 0 P: 12	R: 2 E: 0 K: 1 S: 16	H: 2 LOB: 2 BB: 1 P: 26	1B: 8 2B: 2 3B: 0 HR: 0	SF: 1 SAC: 0 DP: 1 HBP: 1	WP: 2 PB: 0 SB: 0 CS: 0	PA: 38					
PITCHER	IP	WLS	BF	H	R	ER	SO	BB	IBB	HBP	BLK	WP	HR	S	P	ERA	WHIP								
Marvin Freeman, R ERA: 3.19	6.0		24	6	2	2	2	1	0	0	0	0	0	56	87	3.00	1.167								
Steve Reed, R ERA: 3.67	2.0	L	8	2	0	0	2	0	0	0	0	0	0	17	22	0.00	1.000								
Bruce Ruffin, L ERA: 4.32	0.2	L	6	2	2	2	1	1	0	1	0	0	0	16	26	27.00	4.500								

Colorado Rockies @ Chicago Cubs
Wrigley Field, Chicago, IL
Mon Jul 04 1994, 3:33 AM CDT
Sunny - 83 F

AB 34
R 4
H 10
RBI 3
BB 2
SO 5
LOB 15



Batter	1	2	3	4	5	6	7	8	9	AB	R	H	RBI	BB	SO	LOB	TOP										
Eric Young Sr. R (1.7) Willie Blair, R (7.1)	P4		CS BB			FC5-2 2B	S 2B 1B	K		3	1	2	0	1	0	0	1 0 0 0 0 1 1										
Mike Kingery L (1.8) OBP: 0.395, SLG: 0.515	P2		G6-4-3 1B			F9	K		P6	5	0	1	0	0	1	2	5 0 1 0 0 1 2										
Dante Bichette R (1.9) OBP: 0.335, SLG: 0.564	P2		G6-4-3			FC5-2 1B	HR 2B		G5-3	5	1	1	1	0	0	2	5 1 1 1 0 0 2										
Andres Galarraga R (1.3)			S 1B BB			FC6-4 1B	HR		K	4	2	2	2	1	2	0	4 2 2 2 1 2 0										
Charlie Hayes R (1.5) OBP: 0.344, SLG: 0.435			K			FC6-4	K			3	0	0	0	1	2	3	3 0 0 0 1 2 3										
Joe Girardi R (1.2) OBP: 0.320, SLG: 0.347			L6							4	3	3	1	0	0	1	4 3 3 1 0 0 1										
Vinny Castilla R (1.6) OBP: 0.345, SLG: 0.531			2B 1B			F9	HR 1B		FC4-6 1B	3	1	1	0	1	0	1	3 1 1 0 1 0 1										
Nelson Liriano S (1.4) OBP: 0.353, SLG: 0.369			2B			F9	HR BB		FC4-6 WP	4	0	2	1	0	0	4	4 0 2 1 0 0 4										
Kevin Ritz R (1.1) Howard Johnson S (7.7) OBP: 0.332, SLG: 0.444			K			G2-6-4	HR		K	2	0	0	0	0	1	2	2 0 0 0 0 1 2 2 1 1 3 0 1 1										
Inning Stats	R: 0 E: 0 K: 0 S: 5	H: 0 LOB: 0 BB: 0 P: 8	R: 2 E: 0 K: 2 S: 15	H: 2 LOB: 1 BB: 1 P: 25	R: 0 E: 0 K: 1 S: 10	H: 1 LOB: 0 BB: 1 P: 18	R: 0 E: 0 K: 1 S: 6	H: 0 LOB: 0 BB: 1 P: 14	R: 0 E: 0 K: 0 S: 4	H: 1 LOB: 0 BB: 0 P: 9	R: 0 E: 0 K: 0 S: 8	H: 2 LOB: 2 BB: 0 P: 11	R: 6 E: 0 K: 2 S: 20	H: 5 LOB: 1 BB: 36	R: 1 E: 0 K: 2 S: 12	H: 2 LOB: 1 BB: 0 P: 19	R: 0 E: 0 K: 1 S: 6	H: 0 LOB: 0 BB: 0 P: 10	1B: 8 2B: 3 3B: 0 HR: 2	SF: 0 SAC: 0 DP: 2 HBP: 0	WP: 1 PB: 0 SB: 2 CS: 2	PA: 40					
PITCHER	IP	WLS	BF	H	R	ER	SO	BB	IBB	HBP	BLK	WP	HR	S	P	ERA	WHIP										
Kevin Foster R (1.1) ERA: 2.95	5.2		22	6	2	2	3	3	0	0	0	0	0	47	84	3.18	1.588										
Jose Bautista R (6.1) ERA: 3.59	0.1		1	0	0	0	0	0	0	0	0	0	0	1	1	0.00	0.000										
Chuck Crim R (7.1) ERA: 3.51	0.1	L	5	3	4	4	0	1	0	0	0	0	1	6	16	108.00	12.000										
Dan Plesac L (7.1) ERA: 5.23	0.2		4	2	2	2	2	0	0	0	0	0	1	14	20	27.00	3.000										
Blaise Isley L (8.1) ERA: 8.16	2.0		8	2	1	1	3	0	0	0	0	1	0	18	29	4.50	1.000										

Colorado Rockies @ Chicago Cubs
Wrigley Field, Chicago, IL
Tue Jul 05 1994, 7:05 PM CDT
Att: 30,142 - Unknown - 83 F

AB	36
R	9
H	13
RBI	8
BB	4
SO	8
LOB	17



Batter	1	2	3	4	5	6	7	8	9	AB	R	H	RBI	BB	SO	LOB	BOTTOM										
José Hernández R (1.6) OBP: 0.339, SLG: 0.407	HR 1B	G1-4-6-3		K			FC3-6 1B		2B	5	1	3	1	0	1	2	5 1 3 1 0 1 2										
Derrick May L (1.7) OBP: 0.322, SLG: 0.388	HR BB	K				P5	L9		K	4	1	0	0	1	2	2	4 1 0 0 1 2 2										
Mark Grace L (1.3) OBP: 0.353, SLG: 0.366	HR		G4-3			G4-3	FC3-6		F8	5	1	1	3	0	0	2	5 1 1 3 0 0 2										
Glenallen Hill R (1.8) Blaise Isley L (8.1)	S 1B		K			G5-3	K			4	0	1	0	0	2	1	4 0 1 0 0 2 1 0 0 0 0 0 0 0										
Sammy Sosa R (1.9) OBP: 0.334, SLG: 0.559	G5-3		HR				S 2B BB		G6-3	3	2	1	1	1	0	1	3 2 1 1 1 0 1										
Rick Wilkins L (1.2) OBP: 0.307, SLG: 0.364	BB		K				K		P7	3	0	0	0	1	2	1	3 0 0 0 1 2 1										
Steve Buechele R (1.5) OBP: 0.324, SLG: 0.390	P3		SH3 BB				WP 2B		P3	3	0	1	1	1	0	2	3 0 1 1 1 0 2										
Rey Sanchez R (1.4) OBP: 0.324, SLG: 0.295	G1-3		F8				K		F8	4	0	0	0	0	1	4	4 0 0 0 0 1 4										
Kevin Foster R (1.1) Jose Bautista R (6.1) Mike Meksudian L (7.1) Chuck Crim R (7.1) Dan Plesac L (7.1) Karl Rhodes L (8.8)			SH3 1B				G3		2B	1	0	1	0	0	0	0	1 0 1 0 0 0 0 0 0 0 0 0 0 0 1 0 1 1 1 0 0 0 0										
Inning Stats	R: 3 E: 0 K: 0 S: 16	H: 3 LOB: 2 BB: 2 P: 30	R: 0 E: 0 K: 1 S: 7	H: 1 LOB: 0 BB: 0 P: 9	R: 1 E: 0 K: 2 S: 9	H: 1 LOB: 0 BB: 0 P: 14	R: 0 E: 0 K: 1 S: 6	H: 0 LOB: 1 BB: 1 P: 15	R: 0 E: 0 K: 0 S: 8	H: 0 LOB: 0 BB: 0 P: 14	R: 1 E: 0 K: 2 S: 14	H: 1 LOB: 1 BB: 1 P: 26	R: 0 E: 0 K: 1 S: 7	H: 1 LOB: 1 BB: 0 P: 11	R: 0 E: 0 K: 0 S: 7	H: 0 LOB: 0 BB: 0 P: 7	R: 1 E: 0 K: 1 S: 13	H: 2 LOB: 1 BB: 0 P: 21	1B: 4 2B: 3 3B: 0 HR: 2	SF: 0 SAC: 1 DP: 1 HBP: 0	WP: 1 PB: 0 SB: 3 CS: 0	PA: 39					
PITCHER	IP	WLS	BF	H	R	ER	SO	BB	IBB	HBP	BLK	WP	HR	S	P	ERA	WHIP										
Kevin Ritz R (1.1) ERA: 4.69	6.0		27	6	5	5	6	4	0	0	0	0	0	60	108	7.50	1.667										
Willie Blair R (7.1) ERA: 6.69	3.0	S	12	3	1	1	2	0	0	0	0	0	0	27	39	3.00	1.000										

Colorado Rockies @ Chicago Cubs
Wrigley Field, Chicago, IL
Tue Jul 05 1994, 7:05 PM CDT
Att: 30,142 - Unknown - 83 F

AB	34
R	6
H	9
RBI	6
BB	4
SO	8
LOB	16



Batter	1	2	3	4	5	6	7	8	9	AB	R	H	RBI	BB	SO	LOB	TOP			
Mike Kingery, L (1, 8) OBP: 0.394, SLG: 0.507	1-2 CS 1B			0-1 G4-3	0-0 G4-3		2-2 F9		0-1 G3	5	0	1	0	0	0	4				
Nelson Lirio, S (1, 4) OBP: 0.350, SLG: 0.389	1 SAFE 1 SAFE 1 SAFE 1 SAFE 1-2			3-2 2B 1B			0-0 F7		1-2 3B 1B	5	2	3	2	0	1	1				
Dante Bichette, R (1, 9) OBP: 0.341, SLG: 0.573	1-2 1B			1-1 1B SF8 2B			1-0 2B		1-0 P6 1B	5	2	4	0	0	0	1				
Andres Galarraga, R (1, 3) OBP: 0.355, SLG: 0.581				4-0 SF8 1B IBB			0-0 G5-3		4-1 BB 1B	3	1	1	3	2	0	1				
Charlie Hayes, R (1, 5) OBP: 0.342, SLG: 0.431				3-2 SF8 1B			1-3 K		0-3 K G5-3	5	0	1	1	0	2	4				
Howard Johnson, S (1, 7) OBP: 0.326, SLG: 0.437				0-0 P4 SF8			0-1 P3		2-3 K	3	0	0	1	0	1	2				
Vinny Castilla, R (1, 6) Watt Weiss, S (9, PR) Watt Weiss, S (9, 6)				0-1 G6-3 K			2-2 G6-3		0-1 G3 1B 1B	4	0	1	0	0	1	2				
Danny Sheaffer, R (1, 2) Joe Girardi, R (7, PR) Joe Girardi, R (7, 2)				1-2 G1-3		2-2 F9		0-2 BB 1B	1-2 G3 1B	3	0	1	0	0	0	0				
Curt Leskanic, R (1, 1) Steve Reed, R (6, 1) John Vander Wal, L (7, PH) Mike Munoz, L (7, 1) Darren Holmes, R (8, 1) Bruce Ruffin, S (8, 1)				1-1 F7		1-0 F8		4-2 BB	2-3 K	2	0	0	0	0	0	0				
Inning Stats	R: 0 E: 0 K: 1 S: 10	H: 2 LOB: 1 BB: 0 P: 14	R: 0 E: 0 K: 0 S: 7	H: 0 LOB: 0 BB: 0 P: 9	R: 0 E: 0 K: 0 S: 7	H: 0 LOB: 0 BB: 0 P: 9	R: 2 E: 0 K: 1 S: 19	H: 3 LOB: 2 BB: 1 P: 33	R: 0 E: 0 K: 0 S: 5	H: 1 LOB: 1 BB: 0 P: 8	R: 0 E: 0 K: 0 S: 15	H: 1 LOB: 2 BB: 1 P: 23	R: 0 E: 0 K: 2 S: 13	H: 1 LOB: 2 BB: 1 P: 21	R: 5 E: 0 K: 1 S: 16	H: 5 LOB: 1 BB: 0 P: 20	1B: 9 2B: 3 3B: 1 HR: 1	SF: 1 SAC: 0 DP: 1 HBP: 0	WP: 0 PA: 41 PB: 0 SB: 0 CS: 1	
PITCHER	IP WLS BF H R ER SO BB IBB HBP BLK WP HR S P ERA WHIP	8.0 L 33 8 2 2 5 2 1 0 0 0 0 1 82 125 2.25 1.250	1.0 8 5 5 5 1 0 0 0 0 0 1 16 20 45.00 5.000																	

Colorado Rockies @ Chicago Cubs
Wrigley Field, Chicago, IL
Wed Jul 06 1994, 3:33 AM CDT
Att: 32,637 - Cloudy - 78 F

AB 37
R 7
H 13
RBI 7
BB 3
SO 6
LOB 17



Batter	1	2	3	4	5	6	7	8	9	AB	R	H	RBI	BB	SO	LOB	BOTTOM				
José Hernández, R (1, 6) OBP: 0.313, SLG: 0.375	3-3 K			2-1 F7			0-1 G5-3		1-1 G1-3	5	0	0	0	0	1	0					
Karl Rhodes, L (1, 7) Eduardo Zambrano, R (7, PH) Eduardo Zambrano, R (8, 7)	4-0 CS BB			4-1 FC5 1B BB			1-3 K		4-2 BB	1	0	0	0	2	1	0					
Mark Grace, L (1, 3) OBP: 0.354, SLG: 0.365	4-2 BB			1-2 1B			3-1 L8		1-3 K	4	0	1	0	1	1	2					
Glenallen Hill, R (1, 8) OBP: 0.341, SLG: 0.463	2-1 F9			2-0 F8			0-0 HR		1-2 1B K	5	1	2	1	0	1	4					
Sammy Sosa, R (1, 9) OBP: 0.336, SLG: 0.561				3-2 G6 FC5			2-1 G6-3 FC6-2 2B		3-2 SAFE SAFE SAFE SAFE SAFE SAFE SAFE SAFE 1-3 1B	4	0	2	0	0	0	2					
Rick Wilkins, L (1, 2) OBP: 0.302, SLG: 0.357				2-3 K			3-2 G6-3		3-3 K	4	0	0	0	0	2	3					
Steve Buechele, R (1, 5) OBP: 0.326, SLG: 0.389				0-2 1B 1B			3-2 F9		4-0 IBB	3	0	1	0	1	0	1					
Rey Sanchez, R (1, 4) OBP: 0.332, SLG: 0.305				0-2 1B			0-0 1B		3-1 P6	4	0	3	0	0	0	3					
Steve Trachsel, R (1, 1) Mike Maksudian, L (8, PH) Mark Parent, R (8, PH) Randy Myers, L (9, 1)				1-3 K			2-1 F8		3-3 K	3	0	0	0	0	2	5					
Inning Stats	R: 0 E: 0 K: 1 S: 8	H: 0 LOB: 1 BB: 2 P: 21	R: 0 E: 0 K: 2 S: 17	H: 2 LOB: 2 BB: 0 P: 23	R: 0 E: 0 K: 0 S: 11	H: 1 LOB: 2 BB: 1 P: 20	R: 0 E: 0 K: 1 S: 10	H: 1 LOB: 1 BB: 0 P: 14	R: 0 E: 0 K: 0 S: 7	H: 0 LOB: 0 BB: 0 P: 11	R: 1 E: 0 K: 0 S: 11	H: 3 LOB: 2 BB: 0 P: 20	R: 0 E: 0 K: 0 S: 6	H: 1 LOB: 0 BB: 0 P: 13	R: 0 E: 0 K: 2 S: 17	H: 2 LOB: 3 BB: 1 P: 34	R: 0 E: 0 K: 2 S: 10	H: 0 LOB: 1 BB: 1 P: 16	1B: 8 2B: 1 3B: 0 HR: 1	SF: 0 SAC: 0 DP: 1 HBP: 0	WP: 0 PA: 40 PB: 0 SB: 1 CS: 1
PITCHER	IP WLS BF H R ER SO BB IBB HBP BLK WP HR S P ERA WHIP	5.1 W 24 5 1 1 5 3 0 0 0 0 0 5 9 0.00 1.500	1.0 3 1 0 0 0 0 0 0 0 0 0 0 6 13 0.00 1.000	0.2 5 2 0 0 1 0 1 0 0 0 0 0 14 28 0.00 3.000	1.1 S 5 0 0 0 3 1 0 0 0 0 0 13 22 0.00 0.750																

Colorado Rockies @ Chicago Cubs
Wrigley Field, Chicago, IL
Wed Jul 06 1994, 3:33 AM CDT
Att: 32,637 - Cloudy - 78 F

AB 35
R 1
H 10
RBI 1
BB 5
SO 9
LOB 23




Batter	1	2	3	4	5	6	7	8	9	AB	R	H	RBI	BB	SO	LOB	TOP					
Craig Biggio, R OBP: 0.304, SLG: 0.492 (1,4)	G5-3			G5-3			E9		FC6-4	6	1	4	3	0	0	0	Houston Astros @ Chicago Cubs Wrigley Field, Chicago, IL Thu Jul 07 1994, 7:05 PM CDT Att: 31,877 - Cloudy - 75 F					
Steve Finley, L OBP: 0.320, SLG: 0.426 (1,8)		G4-3					G3		FC6-4	6	1	3	1	0	0	3						
5 Jeff Bagwell, R OBP: 0.427, SLG: 0.698 (1,3)				G6-3			G4-3			3	0	0	0	2	0	2						
Ken Caminiti, S OBP: 0.355, SLG: 0.545 (1,5)	L6						G6-3			5	2	2	0	0	0	5						
Kevin Bass, S OBP: 0.387, SLG: 0.465 (1,9)				F9					K	4	1	2	2	1	1	1						
Luis Gonzalez, L OBP: 0.326, SLG: 0.393 (1,7)	G4-3								G6-3	4	0	2	2	1	0	3						
Andujar Cedeno, R OBP: 0.327, SLG: 0.414 (1,6)				F7					K	5	0	0	0	0	2	5						
Scott Servais, R OBP: 0.250, SLG: 0.383 (1,2)									G4-3	5	3	3	1	0	0	1						
Darryl Kile, R OBP: 0.167, SLG: 0.250 (1,1)									K	2	0	0	0	0	2	0						
James Mouton, R OBP: 0.314, SLG: 0.300 (7,PH)		SH2-4							K	1	1	1	0	0	0	0						
Mike Hampton, R OBP: 0.143, SLG: 0.100 (9,1)									K	1	0	0	0	0	1	0						
Inning Stats	R: 0 E: 0 K: 0 S: 15	H: 1 LOB: 3 BB: 2 P: 29	R: 1 E: 0 K: 1 S: 13	H: 2 LOB: 1 BB: 0 P: 22	R: 1 E: 0 K: 0 S: 14	H: 2 LOB: 1 BB: 0 P: 20	R: 1 E: 0 K: 1 S: 12	H: 2 LOB: 1 BB: 0 P: 19	R: 2 E: 0 K: 0 S: 11	H: 3 LOB: 3 BB: 2 P: 18	R: 2 E: 0 K: 1 S: 11	H: 3 LOB: 3 BB: 2 P: 28	R: 2 E: 1 K: 0 S: 15	H: 3 LOB: 1 BB: 0 P: 19	R: 0 E: 0 K: 2 S: 9	H: 0 LOB: 0 BB: 0 P: 13	R: 0 E: 0 K: 1 S: 8	H: 1 LOB: 1 BB: 0 P: 12	1B: 11 2B: 4 3B: 1 HR: 1	SF: 0 SAC: 1 DP: 1 HBP: 0	WP: 1 PB: 0 SB: 1 CS: 0	PA: 47
PITCHER	IP	WLS	BF	H	R	ER	SO	BB	IBB	HBP	BLK	WP	HR	S	P	ERA	WHIP					
Willie Banks, R ERA: 4.5 (1,1)	5.1	L	30	12	7	7	3	2	1	0	0	1	1	71	125	11.81	2.625					
Blaise Isley, L ERA: 7.5 (6,1)	0.2		4	1	0	0	0	1	0	0	0	0	0	5	11	0.00	3.000					
Dave Otto, L ERA: 4.33 (7,1)	3.0		13	4	2	2	3	0	0	0	0	0	0	32	44	6.00	1.333					

AB	42
R	9
H	17
RBI	9
BB	4
SO	6
LOB	20



Batter	1	2	3	4	5	6	7	8	9	AB	R	H	RBI	BB	SO	LOB	BOTTOM					
José Hernández, R OBP: 0.333, SLG: 0.382 (1,6)	G5-3		P4						1B	4	0	2	0	1	0	0	Houston Astros @ Chicago Cubs Wrigley Field, Chicago, IL Thu Jul 07 1994, 7:05 PM CDT Att: 31,877 - Cloudy - 75 F					
Derrick May, L OBP: 0.323, SLG: 0.388 (1,7)									L3	5	0	2	0	0	0	3						
Mark Grace, L OBP: 0.355, SLG: 0.363 (1,3)									1B	4	0	1	0	1	0	3						
Glenallen Hill, R OBP: 0.348, SLG: 0.457 (1,8)									1B	2	2	0	0	3	1	3						
Sammy Sosa, R OBP: 0.334, SLG: 0.555 (1,9)									BB	5	0	1	0	0	0	5						
Rick Wilkins, L OBP: 0.305, SLG: 0.361 (1,2)									BB	3	0	1	1	1	1	2						
Steve Buechele, R OBP: 0.336, SLG: 0.407 (1,5)									1B	2	1	2	2	2	0	0						
Rey Sanchez, R OBP: 0.336, SLG: 0.307 (1,4)									1B	2	0	1	0	1	0	2						
Eduardo Zambrano, R OBP: 0.367, SLG: 0.500 (8,5)									1B	1	0	0	0	0	0	2						
Willie Banks, R OBP: 0.143, SLG: 0.147 (1,1)									1B	2	0	0	0	0	0	2						
Blaise Isley, L ERA: 4.66 (6,1)									1B	0	0	0	0	0	0	0						
Mike Meksudian, L OBP: 0.462, SLG: 0.400 (6,PH)									1B	1	0	0	0	0	1	1						
Dave Otto, L ERA: 4.33 (7,1)									1B	0	0	0	0	0	0	0						
Mark Parent, R OBP: 0.397, SLG: 0.446 (9,PH)									1B	1	0	0	0	0	0	0						
Inning Stats	R: 0 E: 0 K: 0 S: 7	H: 1 LOB: 0 BB: 0 P: 14	R: 1 E: 0 K: 0 S: 13	H: 1 LOB: 1 BB: 2 P: 22	R: 0 E: 0 K: 1 S: 9	H: 1 LOB: 2 BB: 1 P: 20	R: 0 E: 0 K: 0 S: 9	H: 3 LOB: 2 BB: 0 P: 17	R: 0 E: 0 K: 0 S: 8	H: 0 LOB: 0 BB: 1 P: 14	R: 2 E: 0 K: 2 S: 12	H: 1 LOB: 1 BB: 2 P: 24	R: 0 E: 0 K: 0 S: 14	H: 1 LOB: 1 BB: 0 P: 24	R: 0 E: 0 K: 0 S: 9	H: 0 LOB: 1 BB: 2 P: 19	R: 0 E: 0 K: 0 S: 14	H: 2 LOB: 3 BB: 1 P: 20	1B: 8 2B: 2 3B: 0 HR: 1	SF: 0 SAC: 0 DP: 5 HBP: 0	WP: 1 PB: 1 SB: 1 CS: 0	PA: 41
PITCHER	IP	WLS	BF	H	R	ER	SO	BB	IBB	HBP	BLK	WP	HR	S	P	ERA	WHIP					
Darryl Kile, R ERA: 4.66 (1,1)	6.0	W	27	7	3	3	3	6	0	0	0	0	0	58	111	4.50	2.167					
Mike Hampton, L ERA: 3.52 (7,1)	2.2		13	3	0	0	0	3	0	0	0	1	0	35	61	0.00	2.250					
Shane Reynolds, R ERA: 3.55 (9,1)	0.1		1	0	0	0	0	0	0	0	0	0	0	2	2	0.00	0.000					

AB	32
R	3
H	10
RBI	3
BB	9
SO	3
LOB	23



Batter	1	2	3	4	5	6	7	8	9	10	11	AB	R	H	RBI	BB	SO	LOB	TOP					
Craig Biggio, R OBP: 0.402, SLG: 0.491 (1, 4)	2-2 SH1-3 5 SF8 2B	2-3 K		2-3 K		0-1 F8		0-3 K			1-1 SH1-4	5	1	1	0	0	3	4						
Steve Finley, L OBP: 0.318, SLG: 0.422 (1, 8)	0-0 SH1-3		1-1 G6-4-3 1B	0-1 G6-3		2-1 G4-3			2-3 K		1-1 G4-3	5	0	1	0	0	1	4						
5 Jeff Bagwell, R OBP: 0.422, SLG: 0.693 (1, 3)	1-1 SF8		0-0 G6-4-3		0-1 1B 2B		1-3 K		2-3 K		0-0 G5-3	5	1	1	1	0	2	2						
Ken Caminiti, S OBP: 0.369, SLG: 0.549 (1, 5)	1-2 E8 1B		0-0 HR 2B	1-3 K		1-1 G6-3			2-1 1B			5	1	3	0	0	1	1						
Kevin Bass, S OBP: 0.394, SLG: 0.489 (1, 9)	1-2 G4-3		2-0 HR	4-1 1B BB		2-1 1B			2-2 F8			4	1	2	2	1	0	2						
Luis Gonzalez, L OBP: 0.331, SLG: 0.406 (1, 7)		1-2 HR	0-0 G4-3	1-0 1B		4-1 1B			3-2 G4-3			3	1	2	2	1	0	0						
Todd Jones, L OBP: 1.000, SLG: 1.000 (7, 1)												0	0	0	0	0	0	0						
Sid Dream, L OBP: 0.435, SLG: 0.434 (10, PH)												1	0	0	0	0	0	0						
John Hudek, S (10, 1)												0	0	0	0	0	0	0						
Tony Eusebio, R OBP: 0.302, SLG: 0.453 (1, 2)		0-3 K		1-0 E HBP 1B		0-0 G6-3			2-0 L7		0-3 K2-3	5	0	1	0	0	2	4						
Orlando Miller, R OBP: 0.600, SLG: 0.500 (1, 6)		1-2 SH3-4 1B		2-0 E HBP		1-0 FC4-6 1B		0-3 K		2-2 L7		4	0	2	0	0	1	0						
Greg Swindell, L OBP: 0.235, SLG: 0.294 (1, 1)		0-0 SH3-4		1-0 G1-3		2-0 FC4-6		0-2 P2			1-1 G4-3 SH1-4 1B	1	0	0	0	0	0	2						
Chris Donnels, L OBP: 0.375, SLG: 0.449 (6, PH)												1	0	0	0	0	0	1						
Dave Veres, R OBP: 0.667, SLG: 0.500 (6, 1)												0	0	0	0	0	0	0						
Mike Felder, S OBP: 0.253, SLG: 0.281 (7, 7)												2	0	1	0	0	0	0						
Inning Stats	R: 1 E: 1 K: 0 S: 14	H: 2 LOB: 1 BB: 0 P: 19	R: 1 E: 0 K: 2 S: 13	H: 2 LOB: 1 BB: 0 P: 17	R: 2 E: 0 K: 0 S: 6	H: 3 LOB: 0 BB: 0 P: 9	R: 0 E: 1 K: 1 S: 7	H: 1 LOB: 2 BB: 0 P: 13	R: 1 E: 0 K: 1 S: 8	H: 2 LOB: 1 BB: 1 P: 14	R: 0 E: 0 K: 2 S: 9	H: 0 LOB: 0 BB: 0 P: 9	R: 0 E: 0 K: 2 S: 11	H: 1 LOB: 1 BB: 0 P: 19	R: 0 E: 0 K: 1 S: 10	H: 0 LOB: 0 BB: 0 P: 15	R: 0 E: 0 K: 0 S: 7	H: 1 LOB: 1 BB: 0 P: 10	1B: 9 2B: 3 3B: 0 HR: 2	SF: 1 SAC: 3 DP: 2 HBP: 1	WP: 0 PB: 0 SB: 1 CS: 0	PA: 48		
PITCHER	IP WLS BF H R ER SO ERA WHIP	IP WLS BF H R ER SO ERA WHIP	IP WLS BF H R ER SO ERA WHIP	IP WLS BF H R ER SO ERA WHIP	IP WLS BF H R ER SO ERA WHIP	IP WLS BF H R ER SO ERA WHIP	IP WLS BF H R ER SO ERA WHIP	IP WLS BF H R ER SO ERA WHIP	IP WLS BF H R ER SO ERA WHIP	IP WLS BF H R ER SO ERA WHIP	IP WLS BF H R ER SO ERA WHIP	IP WLS BF H R ER SO ERA WHIP	IP WLS BF H R ER SO ERA WHIP	IP WLS BF H R ER SO ERA WHIP	IP WLS BF H R ER SO ERA WHIP	IP WLS BF H R ER SO ERA WHIP	IP WLS BF H R ER SO ERA WHIP	IP WLS BF H R ER SO ERA WHIP	IP WLS BF H R ER SO ERA WHIP	IP WLS BF H R ER SO ERA WHIP	IP WLS BF H R ER SO ERA WHIP	IP WLS BF H R ER SO ERA WHIP	IP WLS BF H R ER SO ERA WHIP	IP WLS BF H R ER SO ERA WHIP
Mike Morgan, R ERA: 7.71 (1, 1)	4.0	15	2	0	0	6	1	0	0	0	0	0	0	0	39	62	0.00	0.750						
Jim Bullinger, R ERA: 3.58 (7, 1)	1.0	W	4	1	0	0	0	0	0	0	0	0	0	7	10	0.00	1.000							
Jose Bautista, R ERA: 3.51 (11, 1)																								

Houston Astros @ Chicago Cubs
Wrigley Field, Chicago, IL
Fri Jul 08 1994, 3:33 AM CDT
Alt. 30,301 - Overcast - 82 F

AB 41
R 5
H 14
RBI 5
BB 2
SO 10
LOB 20

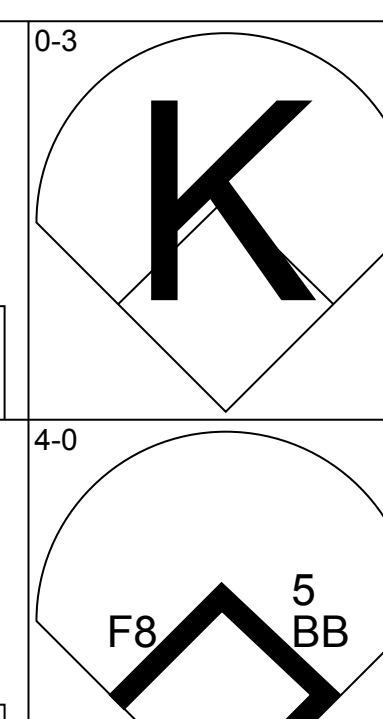
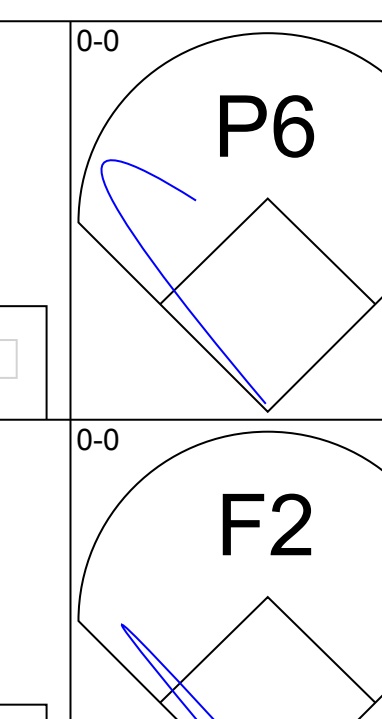
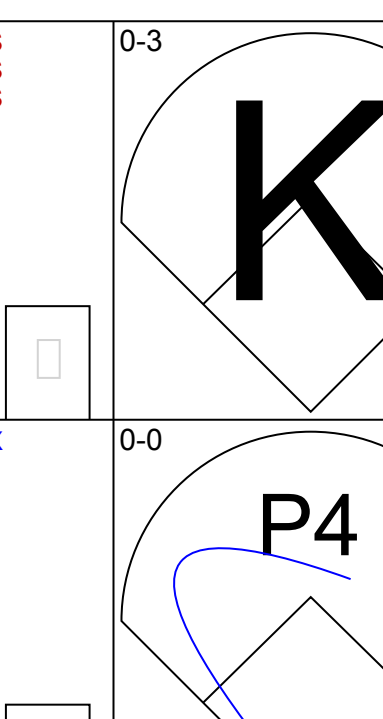
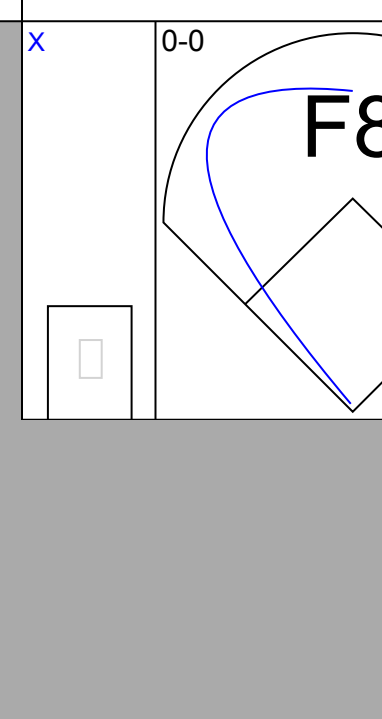
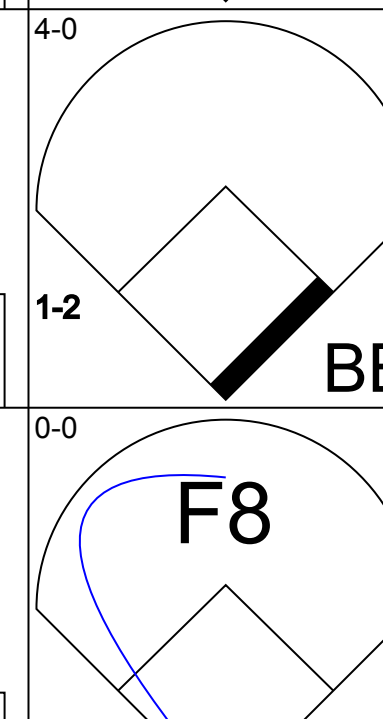


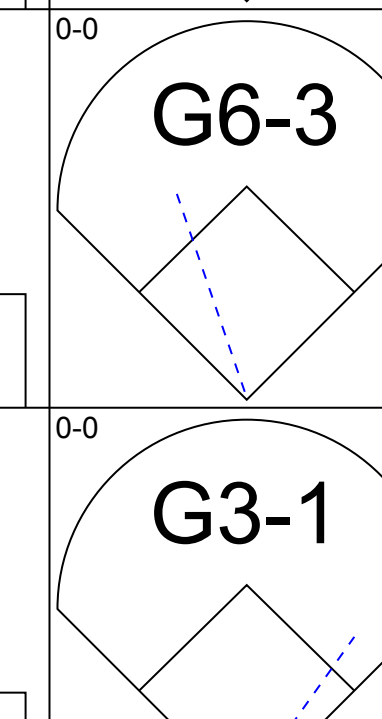
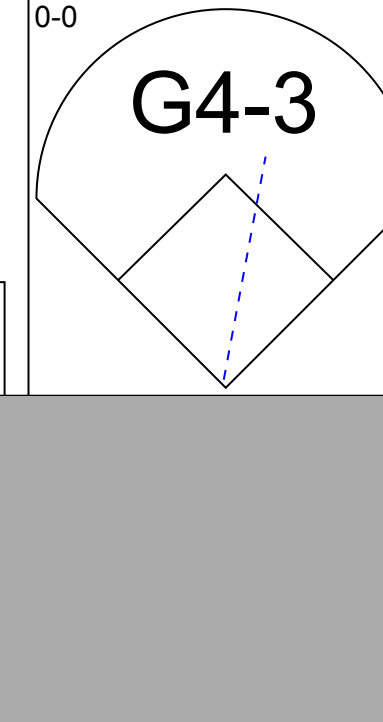
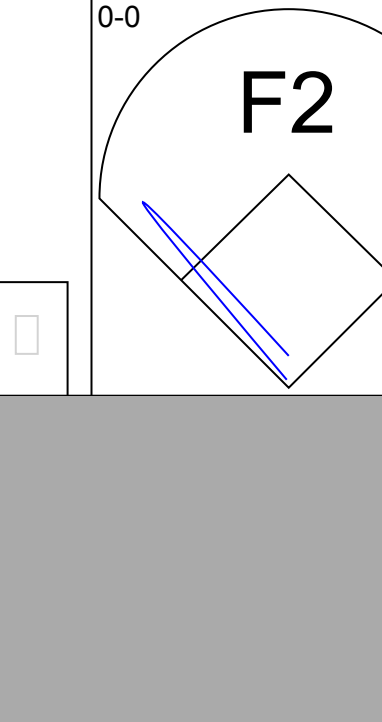





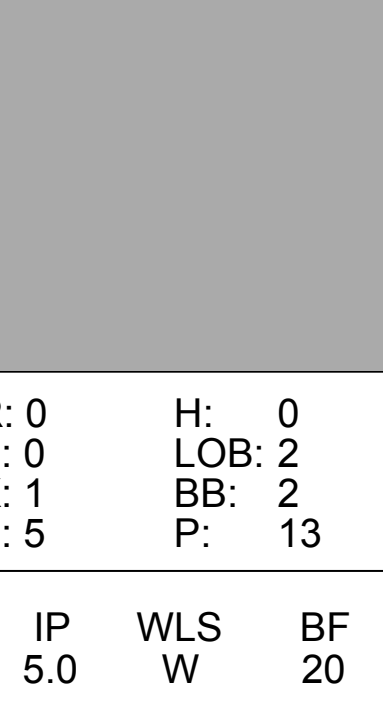

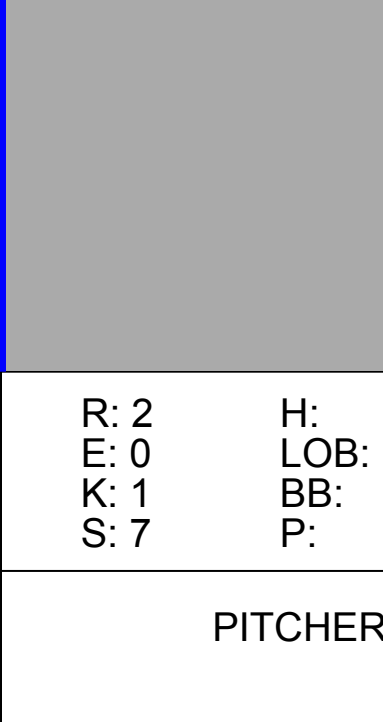
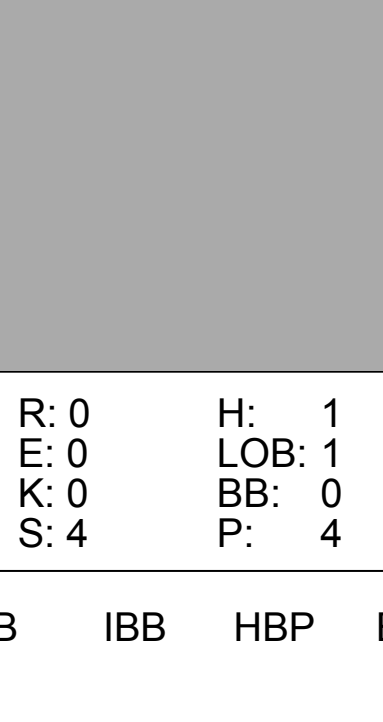
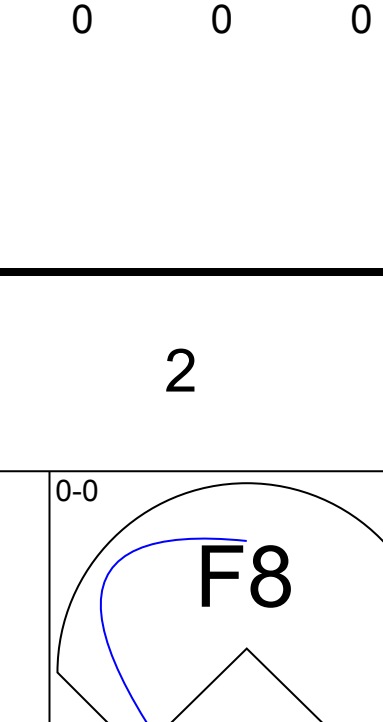
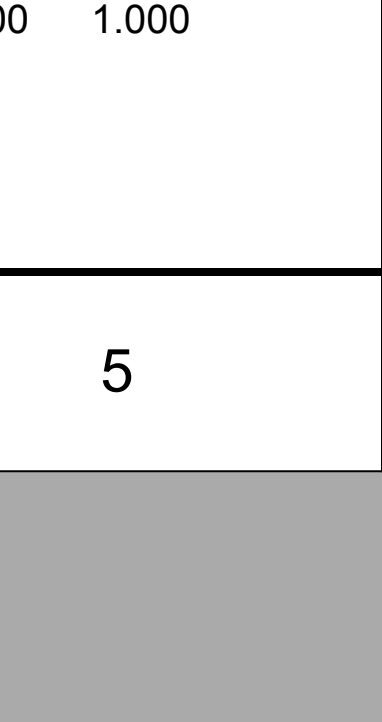
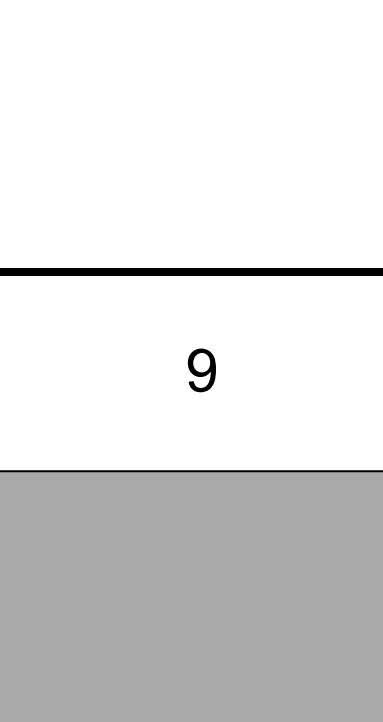
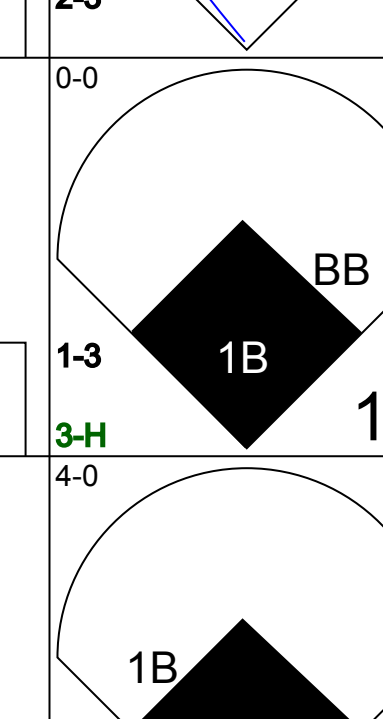


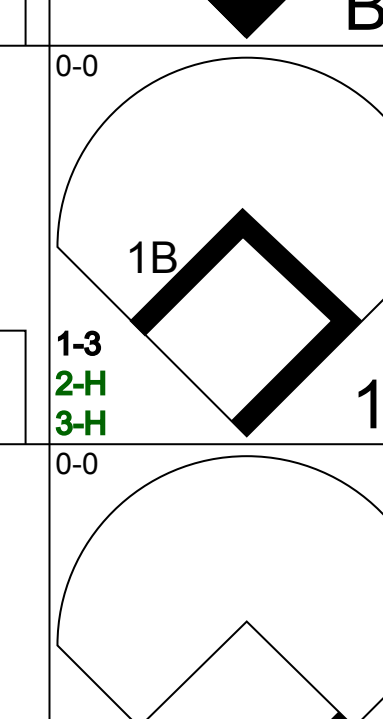


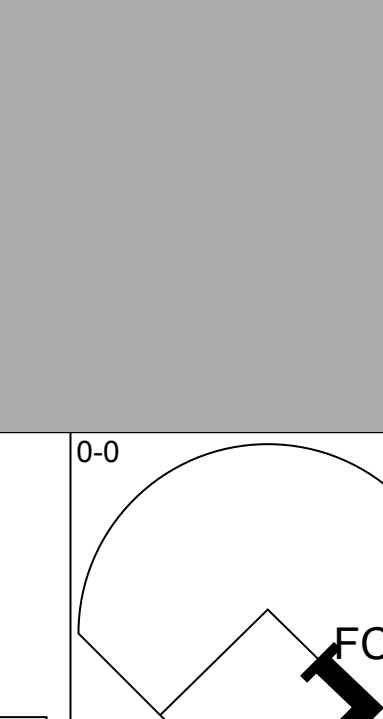
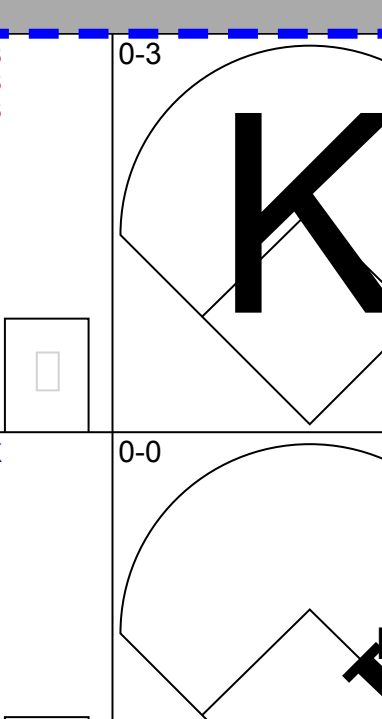
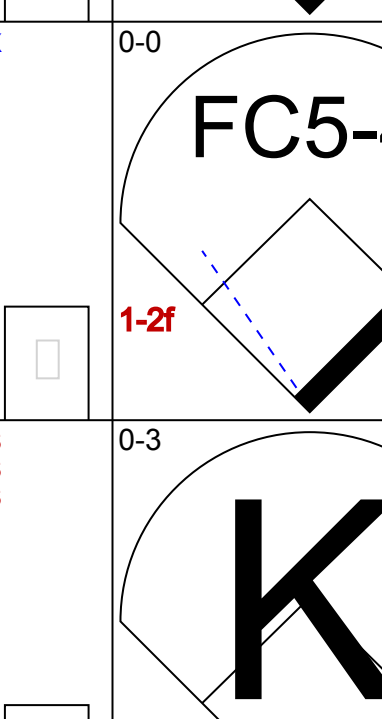


Batter	1	2	3	4	5	6	7	8	9	10	11	AB	R	H	RBI	BB	SO	LOB	BOTTOM				
Shawon Dunston, R OBP: 0.311, SLG: 0.427 (1, 6)	3-1 F8	0-1 1B 2B		3-2 HR		1-2 1B		1-2 G4-3		0-1 1B		6	2	4	2	0	0	2					
José Hernández, R OBP: 0.333, SLG: 0.370 (1, 4)	4-2 E BLK BB	3-2 1B		0-0 G6-3		2-2 G5-3		0-3 K		0-0 P6		5	1	1	1	1	1	4					
Mark Grace, L OBP: 0.354, SLG: 0.373 (1, 3)	0-1 E3 BLK	1 SAFE L3		2-1 F7		2-2 FC4-6 1B		2-2 G4-3		2-1 HR		6	1	2	1	0	0	2					
Glenallen Hill, R OBP: 0.355, SLG: 0.461 (1, 8)	4-2 1 SAFE BB		4-2 CS BB	1-0 G4-3 1B 2B		1-0 FC4-6 WP		1-3 K				3	1	1	0	2	1	1					
Sammy Sosa, R OBP: 0.332, SLG: 0.548 (1, 9)	0-2 P4		0-3 K	1-2 G4-3		0-0 P4		4-0 S BB				4	0	0	0	1	1	5					
Derrick May, L OBP: 0.332, SLG: 0.391 (1, 7)	2-1 P1		0-0 1B	3-1 FC6-4 1B		4-0 1B		3-1 IBB		4-1 1B		3	0	2	1	2	0	2					
Steve Buechele, R OBP: 0.330, SLG: 0.398 (1, 5)		1-3 K		3-2 F9		3-1 FC6-4		2-1 F9		0-0 G6-3		5	0	0	0	0	1	6					
Mark Parent, R OBP: 0.389, SLG: 0.433 (1, 2)		0-1 E5		3-3 K		0-0 P6		2-2 G4-3 SH2-4 1B		2-3 K		4	0	1	0	0	1	0					
Todd Haney, R (8, PR)												0	0	0	0	0	0	0					
Mike Malsudian, L OBP: 0.429, SLG: 0.364 (9, 2)												1	0	0	0	0	1	0					
Mike Morgan, R OBP: 0.222, SLG: 0.176 (1, 1)		0-0 FC5-6		1-3 K		0-0 F8		0-0 SH2-4		3-2 P3		2	1	0	0	0	1	1					
Karl Rhodes, L OBP: 0.335, SLG: 0.397 (6, PH)												1	0	0	0	0	0	0					
Jim Bullinger, R ERA: 2.52 (7, 1)												1	0	0	0	0	0	0					
Eduardo Zambrano, R OBP: 0.364, SLG: 0.484 (10, PH)												1	0	0	0	0	0	0					
Jose Bautista, R (11, 1)												0	0	0	0	0	0	0					
Inning Stats	R: 1 E: 1 K: 0 S: 14	H: 0 LOB: 2 BB: 2 P: 27	R: 2 E: 1 K: 1 S: 17	H: 2 LOB: 1 BB: 0 P: 21	R: 0 E: 0 K: 1 S: 9	H: 1 LOB: 1 BB: 1 P: 16	R: 1 E: 0 K: 2 S: 13	H: 1 LOB: 0 BB: 0 P: 20	R: 1 E: 0 K: 0 S: 10	H: 2 LOB: 1 BB: 0 P: 19	R: 0 E: 0 K: 0 S: 9	H: 1 LOB: 2 BB: 0 P: 13	R: 0 E: 0 K: 1 S: 10	H: 0 LOB: 2 BB: 2 P: 19	R: 0 E: 0 K: 1 S: 10	H: 1 LOB: 1 BB: 0 P: 15	R: 1 E: 0 K: 0 S: 2	H: 1 LOB: 0 BB: 0 P: 4	1B: 7 2B: 2 3B: 0 HR: 2	SF: 0 SAC: 1 DP: 0 HBP: 0	WP: 1 PB: 0 SB: 1 CS: 1	PA: 48	
PITCHER	IP WLS BF H R ER SO ERA WHIP	IP WLS BF H R ER SO ERA WHIP	IP WLS BF H R ER SO ERA WHIP	IP WLS BF H R ER SO ERA WHIP	IP WLS BF H R ER SO ERA WHIP	IP WLS BF H R ER SO ERA WHIP	IP WLS BF H R ER SO ERA WHIP	IP WLS BF H R ER SO ERA WHIP	IP WLS BF H R ER SO ERA WHIP	IP WLS BF H R ER SO ERA WHIP	IP WLS BF H R ER SO ERA WHIP	IP WLS BF H R ER SO ERA WHIP	IP WLS BF H R ER SO ERA WHIP	IP WLS BF H R ER SO ERA WHIP	IP WLS BF H R ER SO ERA WHIP	IP WLS BF H R ER SO ERA WHIP	IP WLS BF H R ER SO ERA WHIP	IP WLS BF H R ER SO ERA WHIP	IP WLS BF H R ER SO ERA WHIP	IP WLS BF H R ER SO ERA WHIP	IP WLS BF H R ER SO ERA WHIP	IP WLS BF H R ER SO ERA WHIP	IP WLS BF H R ER SO ERA WHIP
Greg Swindell, L ERA: 3.86 (6, 1)	1.2	8	2	0	0	0	1	0	15	25	0.00	1.200											
Dave Veres, R ERA: 2.59 (7, 1)	2.1	10	1	0	0	2	1	1	0	19	34	0.00	0.857										
Todd Jones, R ERA: 2.52 (10, 1)	1.0	L	5	2	1	1	1	0	0	12	19	9.00	2.000										

Houston Astros @ Chicago Cubs
Wrigley Field, Chicago, IL
Fri Jul 08 1994, 3:33 AM CDT
Alt. 30,301 - Overcast - 82 F

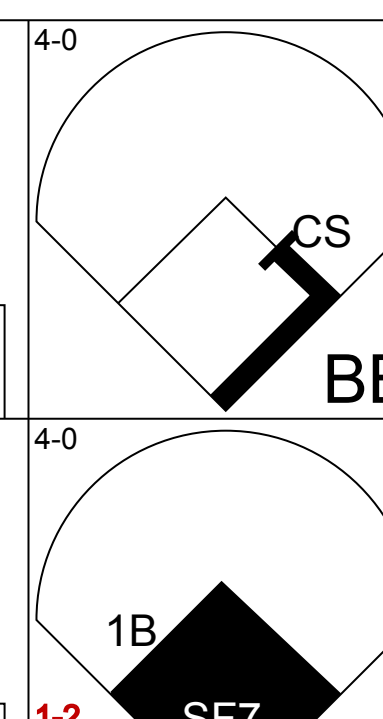
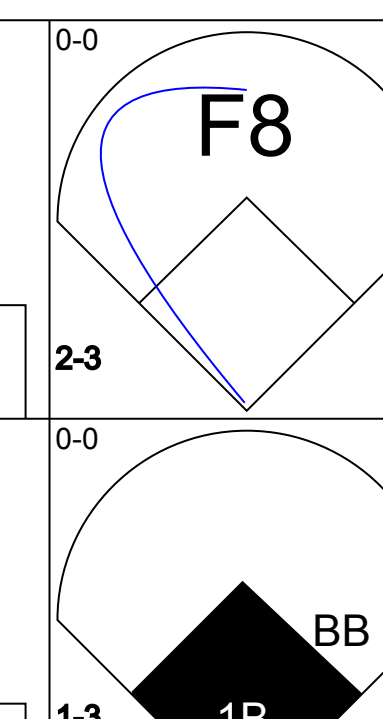
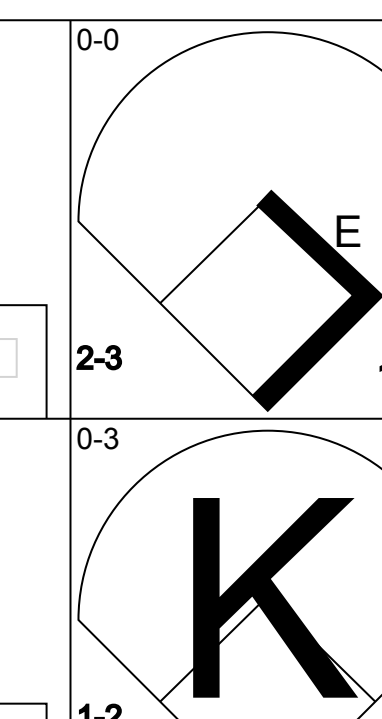
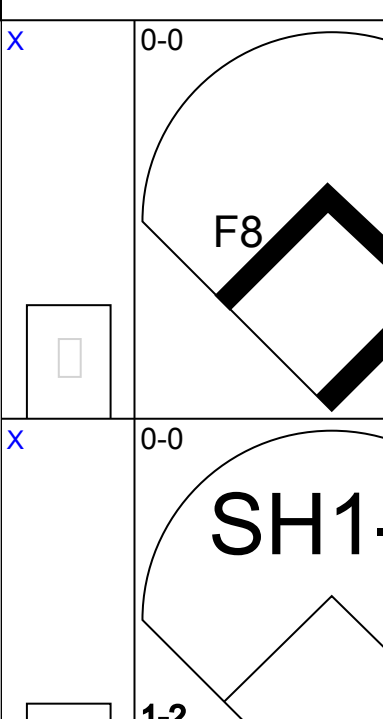
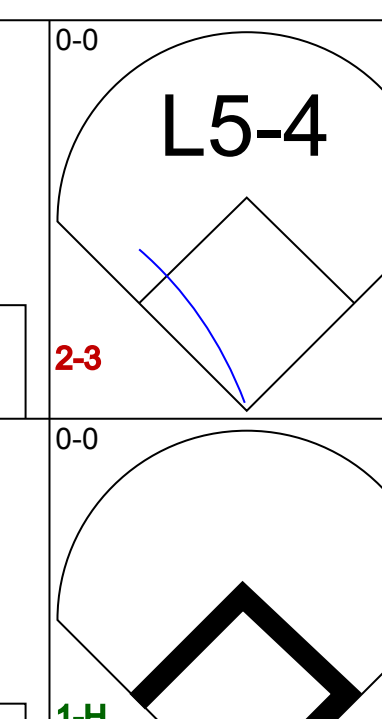
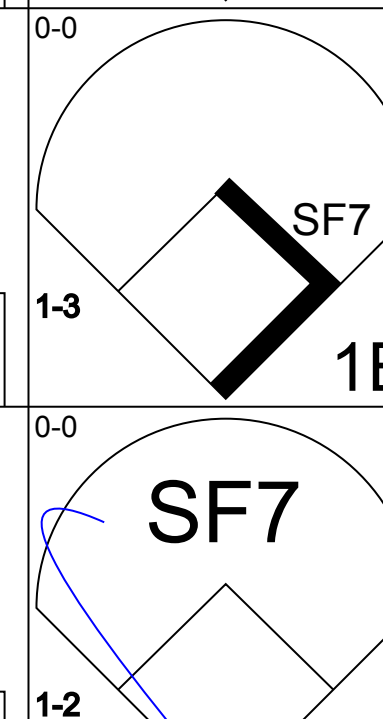
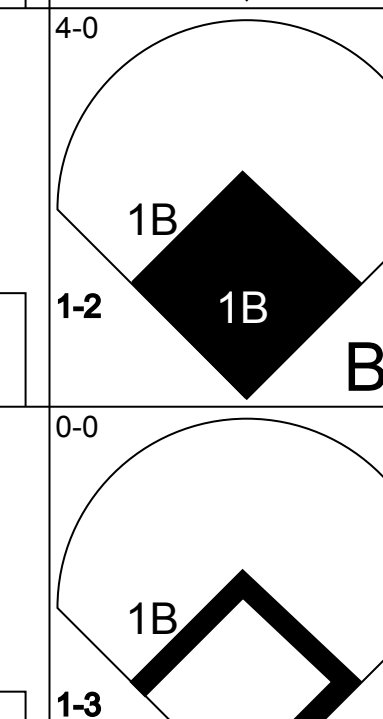

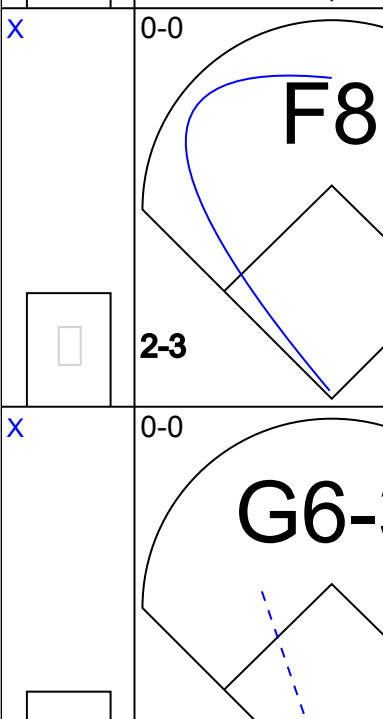
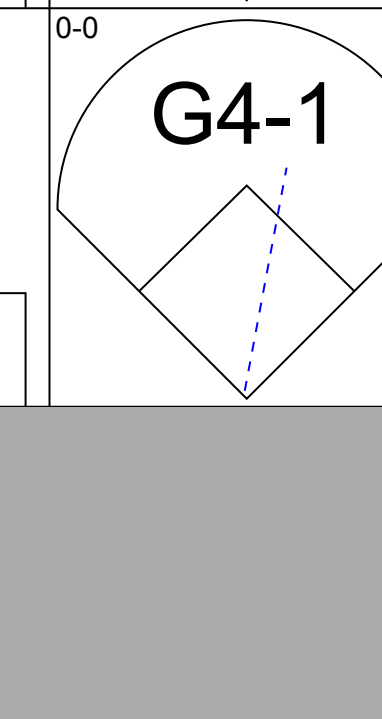
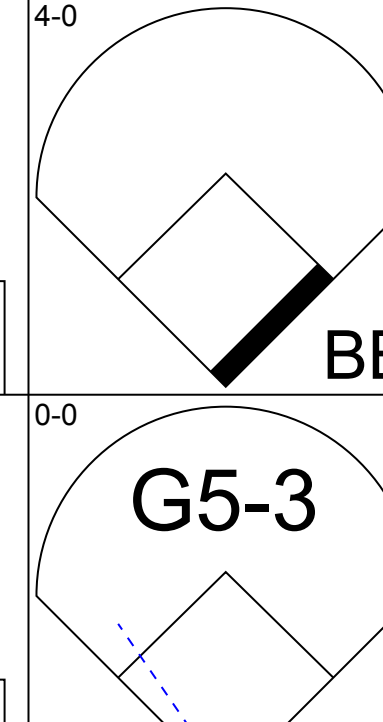
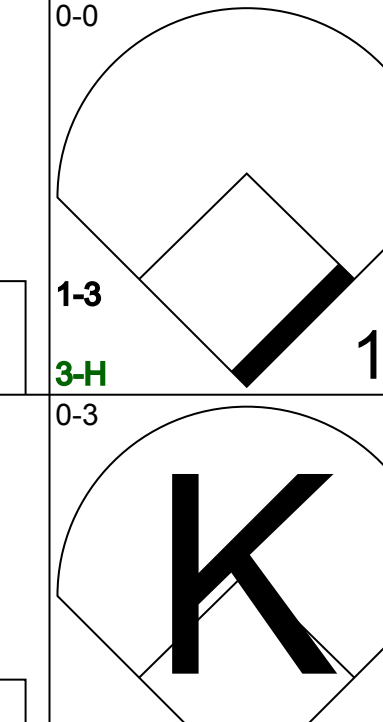
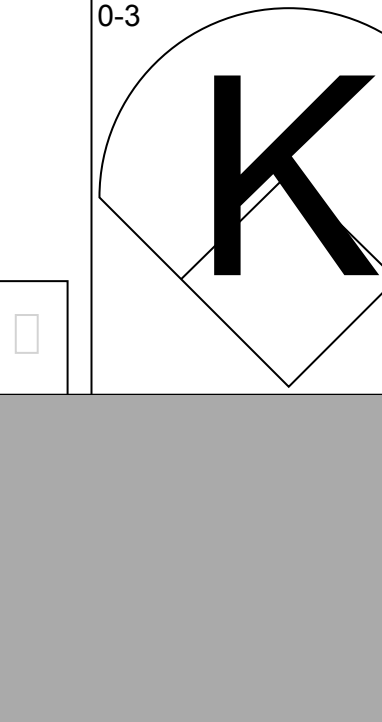



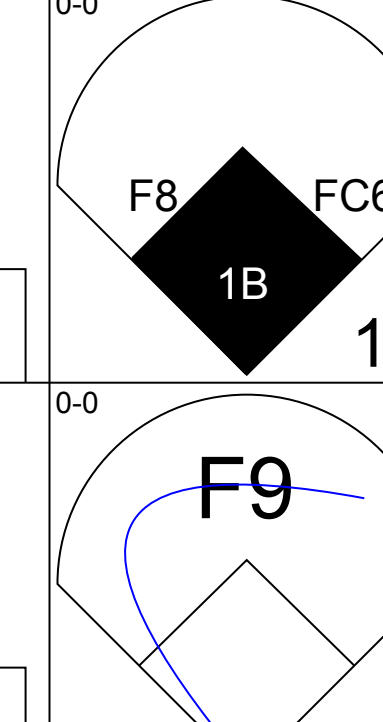


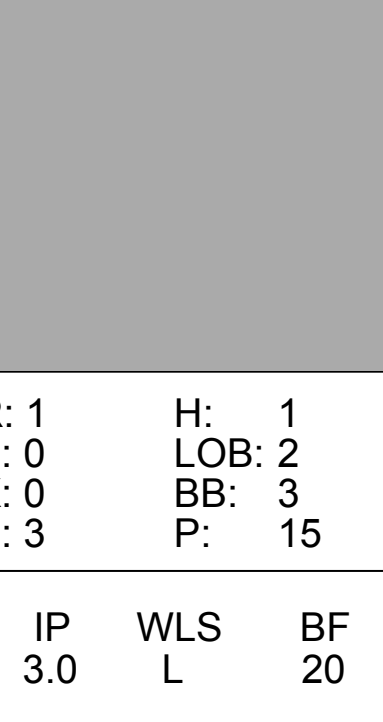
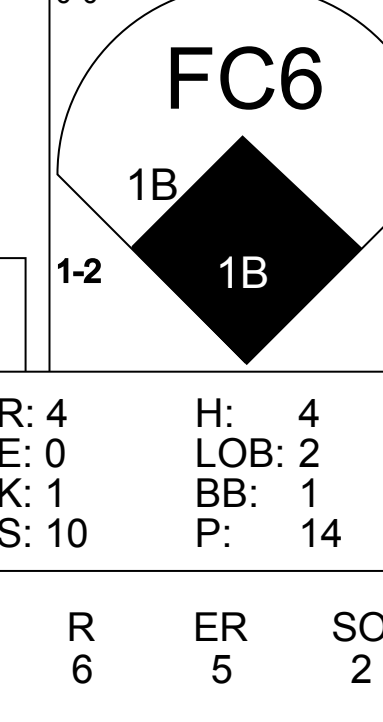
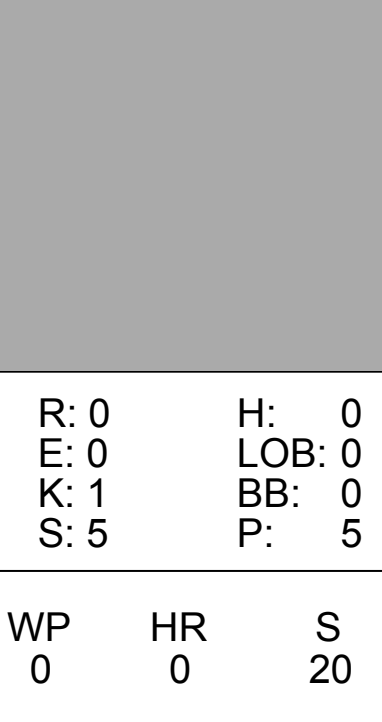
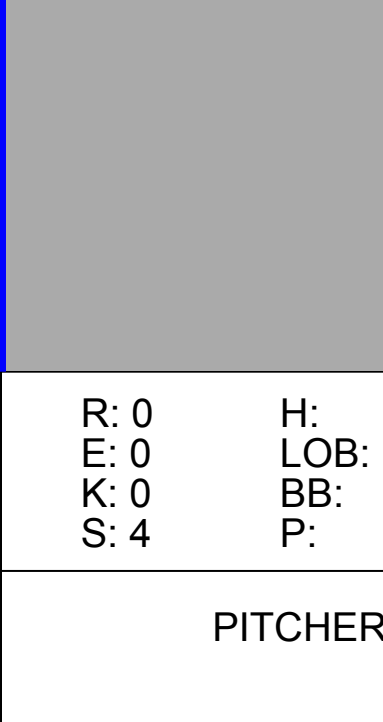




AB 41
R 6
H 11
RBI 5
BB 6
SO 7
LOB 23



Batter	1	2	3	4	5	6	7	8	9	AB	R	H	RBI	BB	SO	LOB	TOP		
Craig Biggio, R OBP: 0.397, SLG: 0.485 (1, 4)										4	0	0	0	0	2	2	Houston Astros @ Chicago Cubs Wrigley Field, Chicago, IL Sat Jul 09 1994, 3:33 AM CDT Att: 38,370 - Cloudy - 69 F		
Steve Finley, L OBP: 0.317, SLG: 0.417 (1, 8)										3	0	0	0	1	0	2			
5 Jeff Bagwell, R OBP: 0.423, SLG: 0.700 (1, 3)										3	1	1	1	1	0	0			
Ken Caminiti, S OBP: 0.355, SLG: 0.542 (1, 5)										4	0	0	0	0	2				
Kevin Bass, S OBP: 0.390, SLG: 0.489 (1, 9)										4	0	1	0	0	2				
Luis Gonzalez, L OBP: 0.333, SLG: 0.421 (1, 7)										4	2	2	1	0	0	1			
Orlando Miller, R OBP: 0.333, SLG: 0.250 (1, 6)										4	0	0	0	0	1	2			
Scott Servais, R OBP: 0.250, SLG: 0.380 (1, 2)										4	0	1	1	0	0	1			
Brian Williams, R OBP: 0.273, SLG: 0.279 (1, 1)										1	0	0	0	0	0	0			
Shane Reynolds, R OBP: 0.141, SLG: 0.100 (4, 1)										0	0	0	0	0	0	0			
Sid Bissett, L OBP: 0.444, SLG: 0.444 (5, PH)										0	0	0	0	0	0	0			
Tom Edens, R OBP: 0.352, SLG: 0.443 (5, 1)										0	0	0	0	0	0	0			
Chris Donnels, L OBP: 0.370, SLG: 0.443 (7, PH)										0	0	0	0	0	0	0			
Mike Hampton, R OBP: 0.370, SLG: 0.443 (7, 1)										0	0	0	0	0	0	0			
Inning Stats	R: 0 E: 0 K: 1 S: 5	H: 0 LOB: 2 BB: 2 P: 13	R: 0 E: 0 K: 0 S: 3	H: 0 LOB: 0 BB: 0 P: 3	R: 0 E: 0 K: 0 S: 3	H: 0 LOB: 0 BB: 0 P: 3	R: 1 E: 0 K: 1 S: 8	H: 3 LOB: 2 BB: 0 P: 8	R: 2 E: 0 K: 1 S: 7	H: 2 LOB: 0 BB: 0 P: 7	R: 0 E: 0 K: 0 S: 3	H: 0 LOB: 0 BB: 0 P: 3	R: 0 E: 0 K: 0 S: 4	H: 1 LOB: 1 BB: 0 P: 4	R: 0 E: 0 K: 0 S: 4	H: 1 LOB: 1 BB: 0 P: 4	1B: 2 2B: 2 3B: 0 HR: 2	SF: 0 SAC: 0 DP: 0 HBP: 0	WP: 0 PA: 35 PB: 0 SB: 0 CS: 0
PITCHER	IP WLS BF H R ER SO BB IBB HBP BLK WP HR S P ERA WHIP																		
Anthony Young, R ERA: 3.98 (1, 1)	5.0 W 20 3 1 1 2 2 0 0 0 0 0 0 22 30 1.80 1.000																		
Chuck Crim, R ERA: 3.99 (6, 1)	3.0 11 2 2 2 1 0 0 0 0 0 0 2 13 13 6.00 0.667																		
Dan Plesac, L ERA: 5.11 (9, 1)	1.0 4 1 0 0 0 0 0 0 0 0 0 0 4 4 0.00 1.000																		


AB 33
R 3
H 6
RBI 3
BB 2
SO 3
LOB 12




Batter	1	2	3	4	5	6	7	8	9	AB	R	H	RBI	BB	SO	LOB	BOTTOM		
Shawon Dunston, R OBP: 0.316, SLG: 0.428 (1, 6)										4	0	2	0	1	0	4	Houston Astros @ Chicago Cubs Wrigley Field, Chicago, IL Sat Jul 09 1994, 3:33 AM CDT Att: 38,370 - Cloudy - 69 F		
José Hernández, R OBP: 0.354, SLG: 0.408 (1, 5)										3	2	2	2	1	1	1			
Mark Grace, L OBP: 0.355, SLG: 0.371 (1, 3)										4	1	1	0	1	0	2			
Sammy Sosa, R OBP: 0.331, SLG: 0.546 (1, 9)										3	0	1	3	0	0	1			
Derrick May, L OBP: 0.335, SLG: 0.390 (1, 7)										3	0	1	1	1	2	0			
Karl Rhodes, L OBP: 0.325, SLG: 0.390 (1, 8)										4	0	0	0	0	2	4			
Mark Parent, R OBP: 0.408, SLG: 0.453 (1, 2)										4	1	3	0	0	0	0			
Rey Sanchez, R OBP: 0.353, SLG: 0.305 (1, 4)										4	1	1	0	0	0	3			
Anthony Young, R OBP: 0.182, SLG: 0.212 (1, 1)										1	1	0	0	0	0	1			
Eduardo Zambrano, R OBP: 0.350, SLG: 0.459 (5, PH)										1	0	0	0	0	1	1			
Chuck Crim, R ERA: 3.51 (6, 1)										0	0	0	0	0	0	0			
Glenallen Hill, R OBP: 0.353, SLG: 0.458 (8, PH)										1	1	0	0	0	0	1			
Dan Plesac, L ERA: 3.31 (9, 1)										0	0	0	0	0	0	0			
Inning Stats	R: 1 E: 0 K: 0 S: 3	H: 1 LOB: 2 BB: 3 P: 15	R: 4 E: 0 K: 1 S: 10	H: 4 LOB: 2 BB: 1 P: 14	R: 1 E: 1 K: 1 S: 7	H: 2 LOB: 1 BB: 0 P: 7	R: 0 E: 0 K: 1 S: 5	H: 0 LOB: 0 BB: 0 P: 5	R: 0 E: 0 K: 2 S: 8	H: 1 LOB: 1 BB: 0 P: 8	R: 0 E: 0 K: 0 S: 4	H: 1 LOB: 1 BB: 0 P: 4	R: 0 E: 0 K: 1 S: 5	H: 0 LOB: 0 BB: 0 P: 5	R: 1 E: 1 K: 0 S: 5	H: 2 LOB: 1 BB: 0 P: 5	1B: 10 2B: 1 3B: 1 HR: 0	SF: 1 SAC: 2 DP: 1 HBP: 0	WP: 0 PA: 39 PB: 0 SB: 0 CS: 1
PITCHER	IP WLS BF H R ER SO BB IBB HBP BLK WP HR S P ERA WHIP																		
Brian Williams, R ERA: 5.55 (1, 1)	3.0 L 20 7 6 5 2 4 0 0 0 0 0 0 5 5 15.00 3.667																		
Shane Reynolds, R ERA: 3.51 (4, 1)	1.0 3 0 0 0 1 0 0 0 0 0 0 0 5 5 0.00 0.000																		
Tom Edens, R ERA: 3.59 (5, 1)	2.0 8 2 0 0 2 0 0 0 0 0 0 0 12 12 0.00 1.000																		
Mike Hampton, L ERA: 3.31 (7, 1)	2.0 8 2 1 0 1 0 0 0 0 0 0 0 10 10 0.00 1.000																		

AB 32
R 7
H 11
RBI 6
BB 4
SO 6
LOB 18




Batter	1	2	3	4	5	6	7	8	9	AB	R	H	RBI	BB	SO	LOB	TOP								
Shawon Dunston, R OBP: 0.312, SLG: 0.423	G5-3		L5			G1	F8		G6-3	5	0	0	0	0	0	4	<p>Chicago Cubs @ Cincinnati Reds Riverfront Stadium, Cincinnati, OH Thu Jul 14 1994, 7:05 PM EDT Att: 28,497 - Unknown - 82 F</p> <p>livebaseballscorecards.com</p> <p>AB 33 R 4 H 8 RBI 4 BB 4 SO 5 LOB 20</p> 								
Rey Sanchez, R OBP: 0.335, SLG: 0.303	L8		FC6-4			K		1B	L8	5	1	1	1	0	1	2									
Mark Grace, L OBP: 0.357, SLG: 0.369	K		G4-3			1B		1B		4	0	2	0	0	1	2									
Sammy Sosa, R OBP: 0.335, SLG: 0.548		K			2B	1B		1B		4	0	3	1	0	1	0									
Glenallen Hill, R OBP: 0.354, SLG: 0.448		CS			F8			K		4	0	1	0	0	1	4									
Derrick May, L OBP: 0.336, SLG: 0.391	G3-1				P4					3	0	0	0	1	0	1									
Steve Buechele, R OBP: 0.333, SLG: 0.397						P6				1	1	0	0	2	0	0									
Todd Haney, R OBP: 0.345, SLG: 0.395			SH			HR				0	1	0	0	0	0	0									
José Hernández, R OBP: 0.345, SLG: 0.395			FC6-4							1	0	0	0	0	0	3									
Mark Parent, R OBP: 0.405, SLG: 0.493						F8				3	1	1	2	1	1	3									
Dan Plesac, L OBP: 0.345, SLG: 0.395			FC6-4							0	0	0	0	0	0	0									
Chuck Crim, R OBP: 0.345, SLG: 0.395			SH							0	0	0	0	0	0	0									
Randy Myers, L OBP: 0.345, SLG: 0.395										0	0	0	0	0	0	0									
Steve Trachsel, R OBP: 0.211, SLG: 0.216						G6-3				1	0	0	0	0	0	0									
Eduardo Zambrano, R OBP: 0.353, SLG: 0.477										1	0	0	0	0	0	1									
Dave Otto, L OBP: 0.353, SLG: 0.477										0	0	0	0	0	0	0									
Jose Bautista, R OBP: 0.353, SLG: 0.477										0	0	0	0	0	0	0									
Rick Wilkins, L OBP: 0.354, SLG: 0.360										1	0	0	0	0	0	0									
Inning Stats	R: 0 E: 0 K: 1 S: 7	H: 0 LOB: 0 BB: 0 P: 8	R: 0 E: 0 K: 1 S: 10	H: 1 LOB: 0 BB: 0 P: 16	R: 1 E: 0 K: 0 S: 12	H: 0 LOB: 2 BB: 2 P: 21	R: 0 E: 0 K: 0 S: 9	H: 1 LOB: 0 BB: 0 P: 12	R: 0 E: 0 K: 0 S: 7	H: 0 LOB: 0 BB: 0 P: 10	R: 0 E: 0 K: 1 S: 10	H: 2 LOB: 2 BB: 0 P: 15	R: 2 E: 0 K: 0 S: 11	H: 1 LOB: 1 BB: 1 P: 16	R: 1 E: 0 K: 2 S: 15	H: 3 LOB: 3 BB: 1 P: 23	R: 0 E: 0 K: 0 S: 8	H: 0 LOB: 0 BB: 0 P: 10	1B: 6 2B: 1 3B: 0 HR: 1	SF: 0 SAC: 1 DP: 0 HBP: 0	WP: 1 PB: 0 SB: 0 CS: 1	PA: 38			
PITCHER	IP	WLS	BF	H	R	ER	SO	BB	IBB	HBP	BLK	WP	HR	S	P	ERA	WHIP								
John Smiley, L ERA: 3.51	7.0	L	28	5	3	3	3	3	0	0	0	0	1	66	98	3.86	1.143								
Johnny Ruffin, R ERA: 2.91	1.0		7	3	1	1	2	0	1	0	0	1	0	15	23	9.00	3.000								
Chuck McElroy, L ERA: 1.98	1.0		3	0	0	0	0	0	0	0	0	0	0	8	10	0.00	0.000								

Batter	1	2	3	4	5	6	7	8	9	AB	R	H	RBI	BB	SO	LOB	BOTTOM								
Deion Sanders, L OBP: 0.347, SLG: 0.395	G6-3	G4-3			F8		F8	L7		4	0	0	0	1	0	3	<p>Chicago Cubs @ Cincinnati Reds Riverfront Stadium, Cincinnati, OH Thu Jul 14 1994, 7:05 PM EDT Att: 28,497 - Unknown - 82 F</p> <p>livebaseballscorecards.com</p> <p>AB 35 R 3 H 9 RBI 3 BB 6 SO 5 LOB 24</p> 								
Barry Larkin, R OBP: 0.379, SLG: 0.410	G6-3		S		G4-3		E1		F9	4	0	2	0	1	0	0									
Hal Morris, L OBP: 0.403, SLG: 0.529	G6-3		F7				G4-3		K	5	1	1	1	0	1	4									
Reggie Sanders, R OBP: 0.342, SLG: 0.516	G6-4-3		K		L5		G3		FC4-6	4	0	1	0	1	1	2									
Tony Fernandez, S OBP: 0.394, SLG: 0.471	G6-4-3		L9					P4	FC4-6	5	0	0	0	0	1	5									
Bret Boone, R OBP: 0.365, SLG: 0.461		2B								3	2	3	1	1	0	0									
Thomas Howard, S OBP: 0.314, SLG: 0.429		G4-3			F7			S		3	0	2	1	1	0	1									
Eddie Taubensee, L OBP: 0.322, SLG: 0.507										3	0	0	0	0	0	4									
Brian Dorsett, R OBP: 0.313, SLG: 0.358		G4-3			P6		L8		F7	1	0	0	0	0	0	1									
John Smiley, L OBP: 0.244, SLG: 0.262										3	0	0	0	0	2	4									
Johnny Ruffin, R ERA: 4.1										0	0	0	0	0	0	0									
Kevin Mitchell, R OBP: 0.414, SLG: 0.661										0	0	0	0	1	0	0									
Steve Peques, R OBP: 0.429, SLG: 0.333										0	0	0	0	0	0	0									
Chuck Crim, R OBP: 0.167, SLG: 0.167										0	0	0	0	0	0	0									
Inning Stats	R: 0 E: 0 K: 0 S: 10	H: 0 LOB: 2 BB: 3 P: 25	R: 1 E: 0 K: 1 S: 11	H: 2 LOB: 1 BB: 0 P: 15	R: 0 E: 0 K: 1 S: 10	H: 1 LOB: 1 BB: 0 P: 19	R: 0 E: 0 K: 1 S: 12	H: 1 LOB: 1 BB: 0 P: 19	R: 1 E: 0 K: 0 S: 11	H: 1 LOB: 0 BB: 0 P: 18	R: 0 E: 0 K: 1 S: 8	H: 0 LOB: 2 BB: 2 P: 17	R: 0 E: 1 K: 0 S: 8	H: 1 LOB: 1 BB: 0 P: 11	R: 1 E: 0 K: 0 S: 12	H: 2 LOB: 2 BB: 1 P: 22		R: 0 E: 0 K: 1 S: 9	H: 1 LOB: 1 BB: 0 P: 14	1B: 5 2B: 2 3B: 0 HR: 2	SF: 0 SAC: 0 DP: 1 HBP: 0	WP: 0 PB: 0 SB: 2 CS: 0	PA: 41		
PITCHER	IP	WLS	BF	H	R	ER	SO	BB	IBB	HBP	BLK	WP	HR	S	P	ERA		WHIP							
Steve Trachsel, R ERA: 3.56	6.0	W	27	5	2	2	4	5	0	0	0	0	0	62	113	3.00	1.667								
Dave Otto, L ERA: 4.1	0.2		3	1	0	0	0	0	0	0	0	0	0	6	8	0.00	1.500								
Jose Bautista, R ERA: 3.9	0.2		4	2	1	1	0	0	0	0	0	0	1	8	12	13.50	3.000								
Dan Plesac, L ERA: 5.08	0.1		1	0	0	0	0	0	0	0	0	0	0	3	6	0.00	0.000								
Chuck Crim, R ERA: 3.88	0.0		1	0	0	0	0	1	0	0	0	0	0	2	6	∞	∞								

Batter	1	2	3	4	5	6	7	8	9	AB	R	H	RBI	BB	SO	LOB	TOP		
Shawon Dunston, R (1,6) OBP: 0.315, SLG: 0.424	2-1 G6-3 1B		0-0 P4		1-2 G4-6-3 1B		0-2 L9			4	0	2	0	0	0	1			
Derrick May, L (1,7) OBP: 0.334, SLG: 0.389	1-2 G6-3		2-2 1B		0-0 G4-6-3			1-3 K		4	0	1	0	0	1	3			
Mark Grace, L (1,3) OBP: 0.356, SLG: 0.368	1-1 E7 1B		2-2 G1-3			1-3 K		2-2 G4-3		4	0	1	0	0	1	1			
Sammy Sosa, R (1,9) OBP: 0.337, SLG: 0.555	4-1 BB			0-0 HR		3-2 L9		3-1 F9		3	1	1	1	1	0	0			
Glenallen Hill, R (1,8) OBP: 0.352, SLG: 0.444	2-3 K			1-1 F8		1-0 1B			2-3 K	4	0	1	0	0	2	2			
Rick Wilkins, L (1,2) OBP: 0.391, SLG: 0.355		1-2 P3		0-0 G4-3		2-3 K			1-3 K	3	0	0	0	0	1	1			
Jim Bullinger, R (6,1) OBP: 0.273, SLG: 0.222										0	0	0	0	0	0	0			
Eduardo Zambrano, R (9,PH) OBP: 0.350, SLG: 0.472										1	0	0	0	0	1	0			
Steve Buechele, R (1,5) OBP: 0.329, SLG: 0.391		2-2 L9		2-1 F8			2-1 P4		3-2 F8	4	0	0	0	0	0	0			
Rey Sanchez, R (1,4) OBP: 0.339, SLG: 0.308		2-1 F8			0-1 1B S 1B			2-1 1B		3	0	2	0	0	0	0			
Willie Banks, R (1,1) OBP: 0.139, SLG: 0.143										1	0	0	0	0	1	0			
Karl Rhodes, L (5,PH) OBP: 0.321, SLG: 0.385										1	0	0	0	0	1	1			
Chuck Crim, R (5,1) OBP: 0.438, SLG: 0.385										0	0	0	0	0	0	0			
Mike Maksudian, L (6,2) OBP: 0.438, SLG: 0.385										1	0	0	0	0	0	1			
Inning Stats	R: 0 E: 1 K: 1 S: 11	H: 2 LOB: 2 BB: 1 P: 21	R: 0 E: 0 K: 0 S: 13	H: 0 LOB: 0 BB: 0 P: 18	R: 0 E: 0 K: 1 S: 10	H: 1 LOB: 1 BB: 0 P: 15	R: 1 E: 0 K: 0 S: 6	H: 1 LOB: 0 BB: 0 P: 9	R: 0 E: 0 K: 1 S: 11	H: 2 LOB: 1 BB: 0 P: 15	R: 0 E: 0 K: 2 S: 11	H: 1 LOB: 1 BB: 0 P: 18	R: 0 E: 0 K: 1 S: 8	H: 0 LOB: 0 BB: 0 P: 14	R: 0 E: 0 K: 2 S: 10	H: 0 LOB: 0 BB: 0 P: 16	1B: 7 2B: 0 3B: 0 HR: 1	SF: 0 SAC: 0 DP: 1 HBP: 0	WP: 0 PA: 34 CS: 0
PITCHER	IP WLS BF H R ER SO BB IBB HBP BLK WP HR S P ERA WHIP	7.0 W 28 8 1 1 5 1 0 0 0 0 1 73 114 1.29 1.286	2.0 L 6 0 0 0 3 0 0 0 0 0 0 18 30 0.00 0.000																

Chicago Cubs @ Cincinnati Reds
Riverfront Stadium, Cincinnati, OH
Fri Jul 15 1994, 7:05 PM EDT
Att: 34,791 - Unknown - 77 F


AB 33
R 1
H 8
RBI 1
BB 1
SO 8
LOB 10

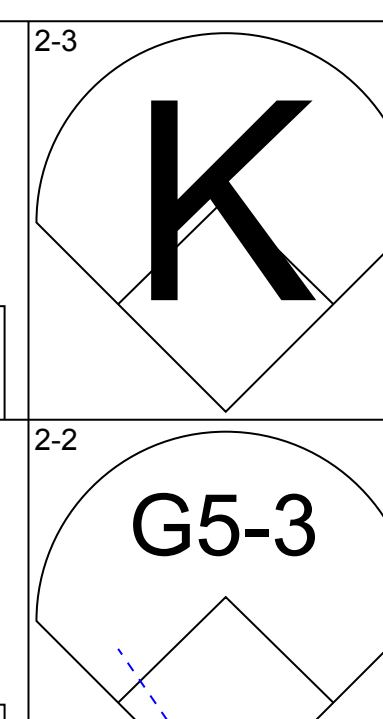
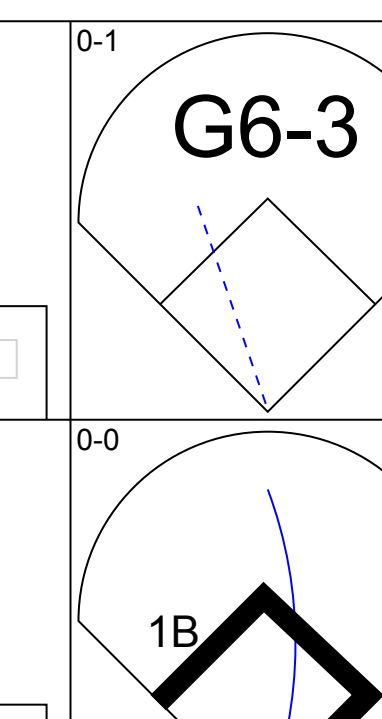
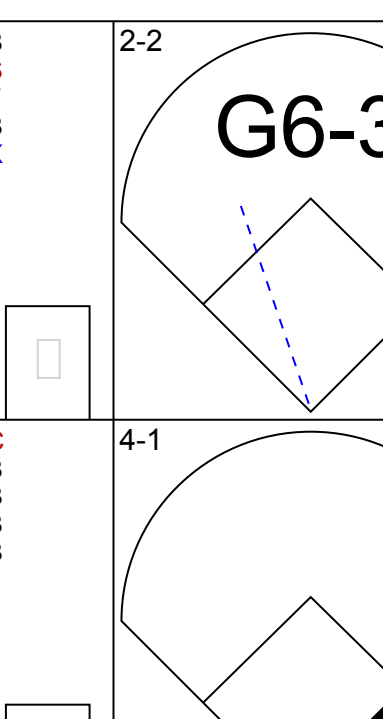
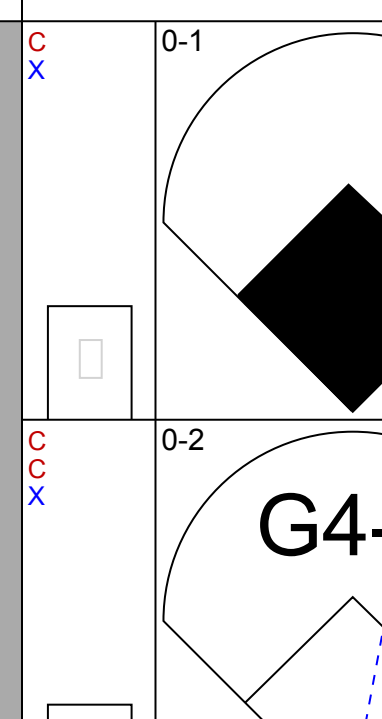
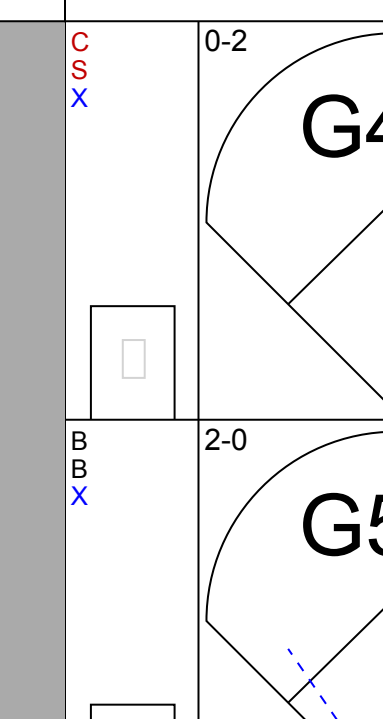
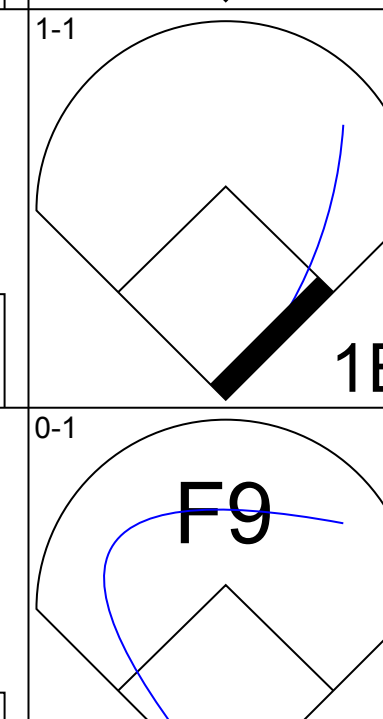
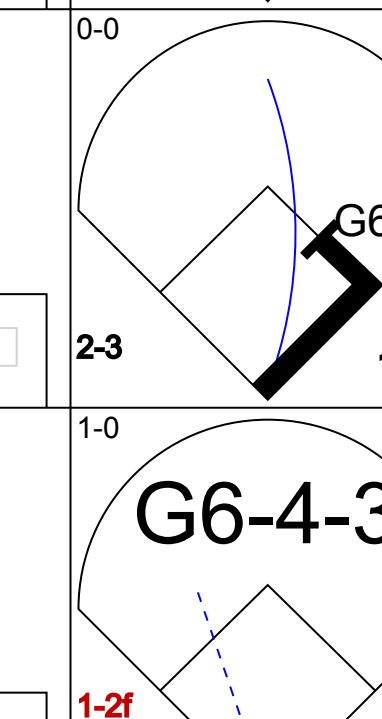
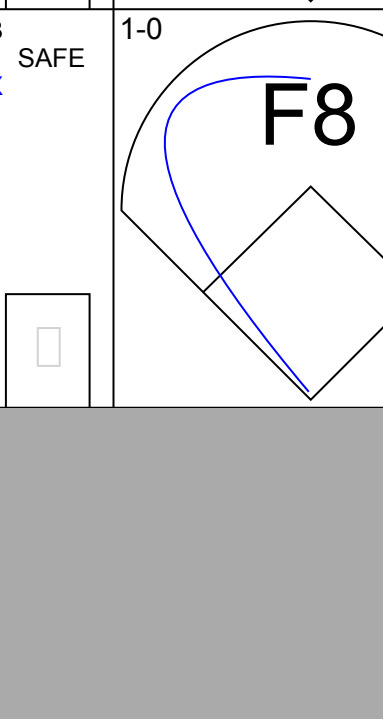
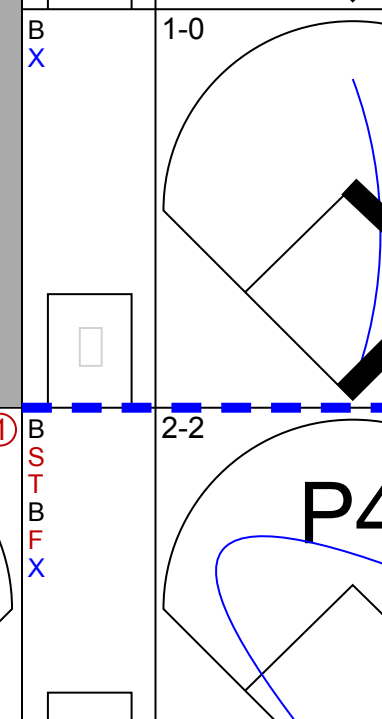








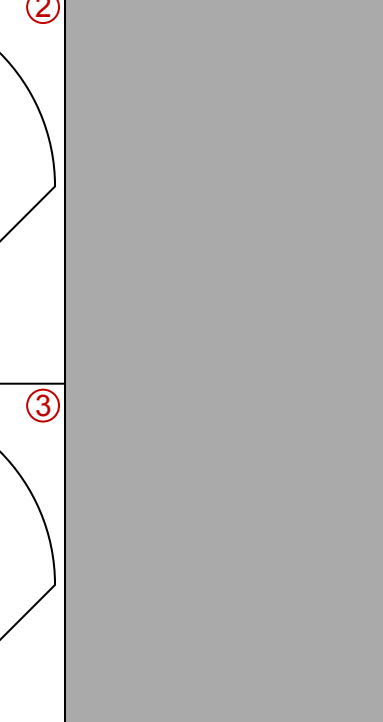
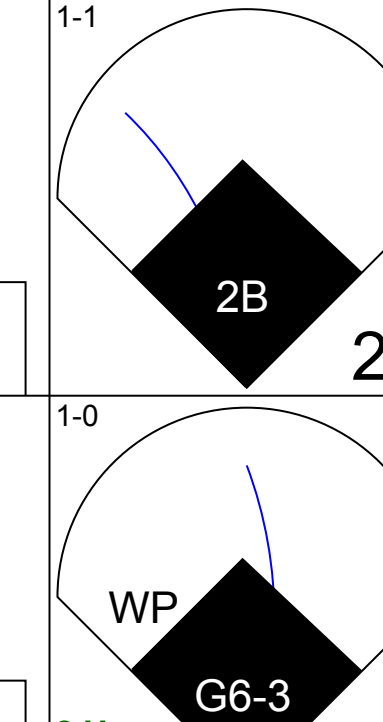
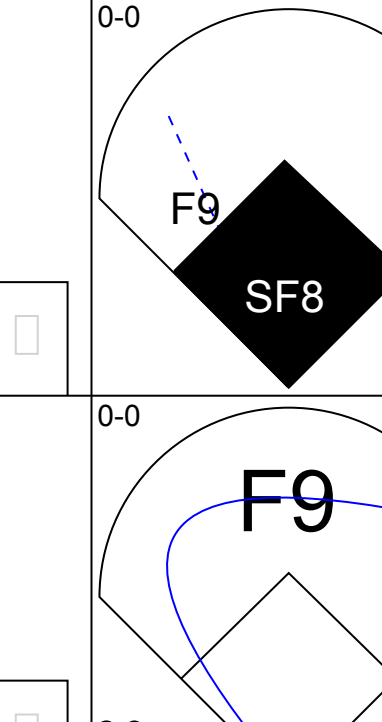

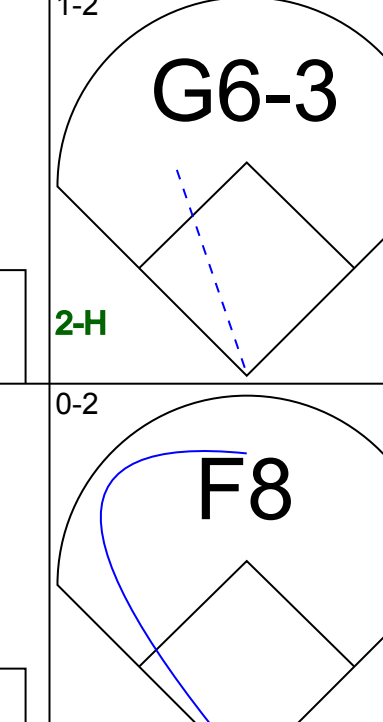
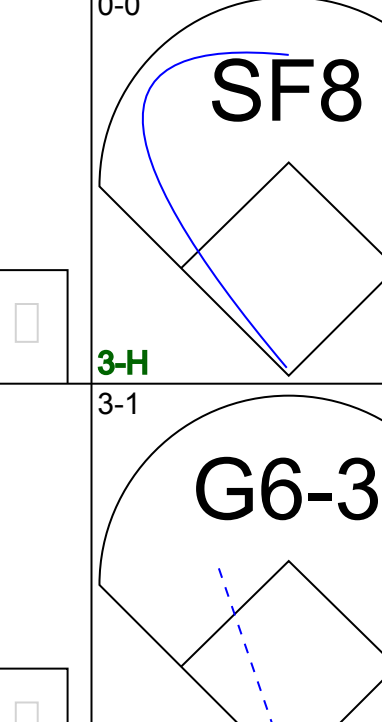

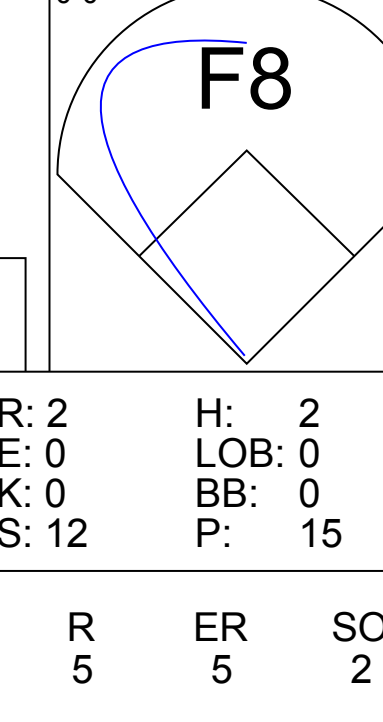
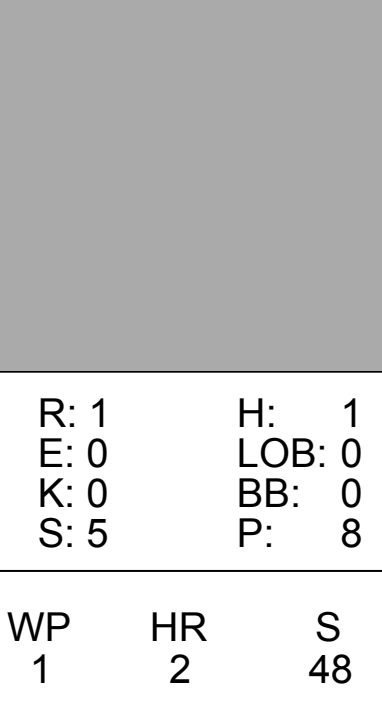
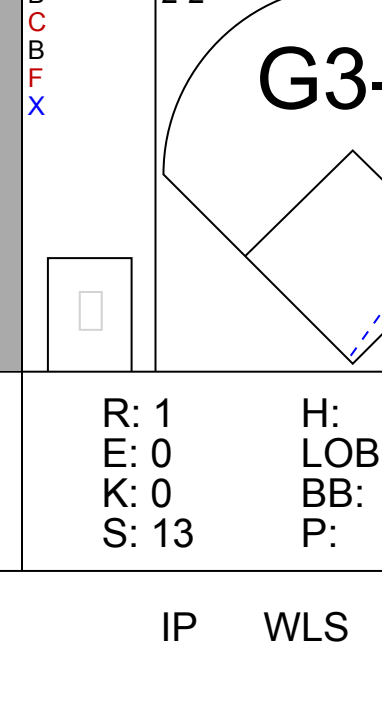
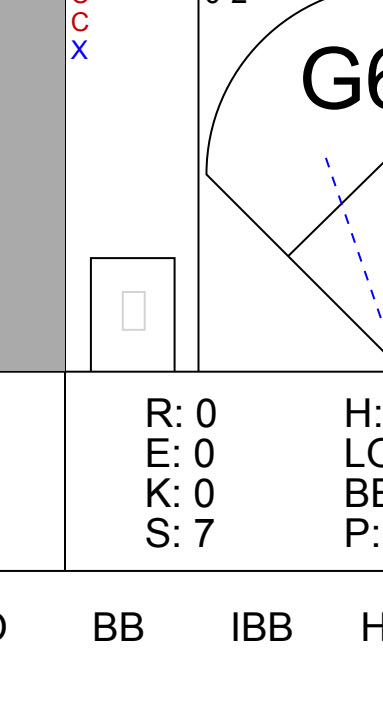
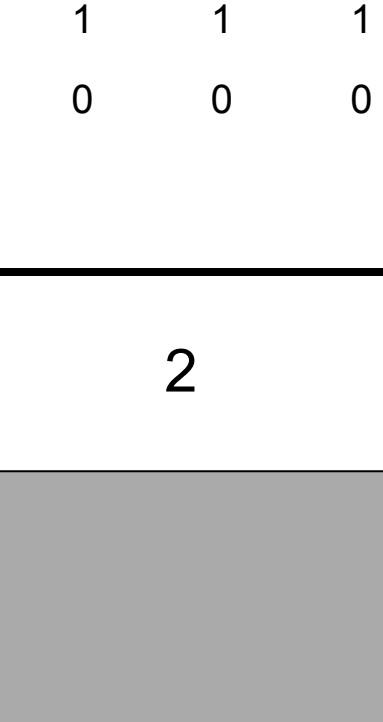
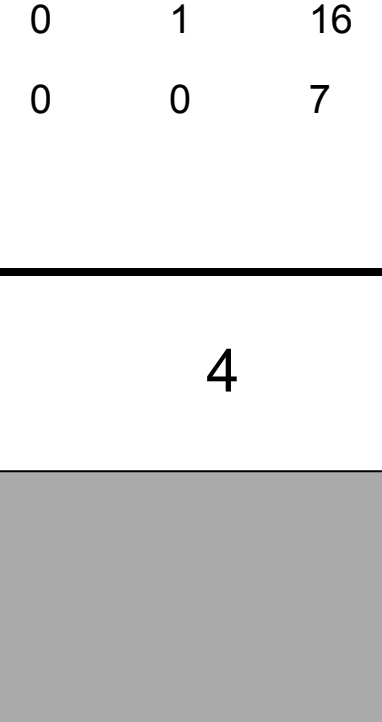
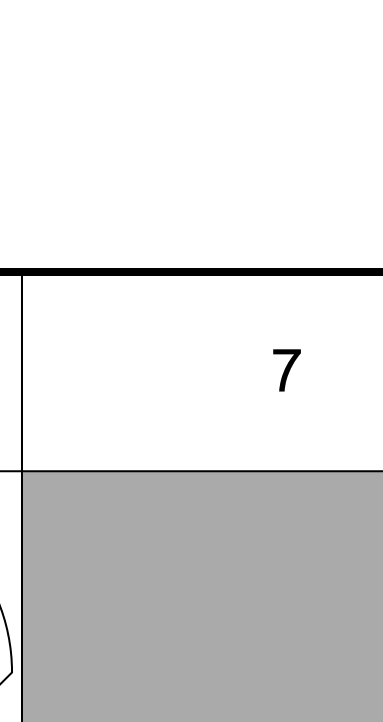
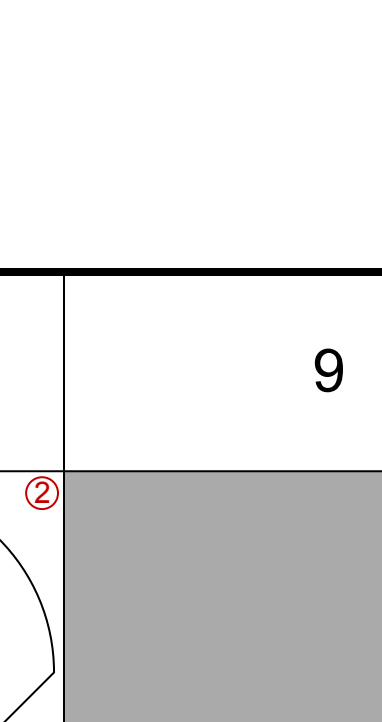



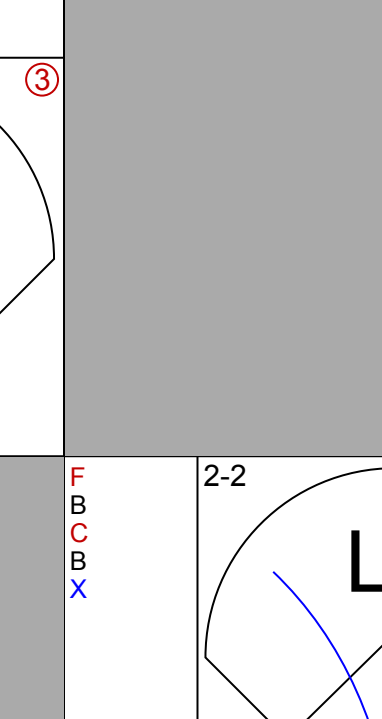


Batter	1	2	3	4	5	6	7	8	9	AB	R	H	RBI	BB	SO	LOB	BOTTOM		
Jacob Brumfield, R (1,8) OBP: 0.367, SLG: 0.515	1-1 G4-3 3B		4-0 1B E	4-1 FC6 BB		1-1 F8		2-1 G5-4-3 1B		3	2	2	0	2	0	0			
Barry Larkin, R (1,6) OBP: 0.379, SLG: 0.408	0-0 G4-3		1-0 E SF7 1B	1-1 FC6		4-1 BB 1B		1-2 G5-4-3		4	1	1	1	1	0	2			
Hal Morris, L (1,3) OBP: 0.401, SLG: 0.525	0-1 F7		3-2 E6 HR	0-0 F7		2-2 BB 1B		3-3 K		5	1	1	1	0	1	2			
Kevin Mitchell, R (1,7) OBP: 0.412, SLG: 0.655	0-1 F9		1-3 2-H 3-H 2-2 SF7	0-0 P6		4-1 BB				2	0	0	1	1	0	1			
Steve Pegues, R (9,7) OBP: 0.429, SLG: 0.333						1-2 2-3 BB				0	0	0	0	0	0	0			
Reggie Sanders, R (1,9) OBP: 0.344, SLG: 0.525		1-0 F9	2-1 HR		2-2 FC4-6 1B		1-2 G6-3			4	1	2	2	0	0	3			
Tony Fernandez, S (1,5) OBP: 0.390, SLG: 0.465		1-1 G1-3	1-0 G4-3		0-0 FC4-6		1-1 G4-3			4	0	0	0	0	0	1			
Hector Carrasco, R (8,1) OBP: 0.318, SLG: 0.500										0	0	0	0	0	0	0			
Bret Boone, R (1,4) OBP: 0.367, SLG: 0.460		2-2 WP 1B	4-2 FC5 E BB		2-3 K		1-0 G5-3			3	0	1	0	1	1	1			
Eddie Taubensee, L (1,2) OBP: 0.313, SLG: 0.493		1-3 K	1-0 E3		3-1 L8		1-0 G1-3			4	0	0	0	0	1	3			
Jose Rijo, R (1,1) OBP: 0.225, SLG: 0.300										3	1	1	0	0	0	2			
Jeff Branson, L (8,5) OBP: 0.318, SLG: 0.500										1	1	1	1	0	0	0			
Inning Stats	R: 1 E: 0 K: 0 S: 7	H: 1 LOB: 0 BB: 0 P: 8	R: 0 E: 0 K: 1 S: 9	H: 1 LOB: 1 BB: 0 P: 14	R: 5 E: 2 K: 0 S: 15	H: 3 LOB: 2 BB: 2 P: 33	R: 0 E: 0 K: 0 S: 5	H: 0 LOB: 1 BB: 1 P: 10	R: 0 E: 0 K: 1 S: 10	H: 1 LOB: 3 BB: 2 P: 16	R: 0 E: 0 K: 0 S: 12	H: 1 LOB: 0 BB: 0 P: 25	R: 0 E: 0 K: 1 S: 4	H: 0 LOB: 0 BB: 0 P: 7	R: 1 E: 0 K: 1 S: 10	H: 2 LOB: 0 BB: 0 P: 16	1B: 5 2B: 1 3B: 1 HR: 2	SF: 1 SAC: 0 DP: 1 HBP: 0	WP: 1 PA: 39 CS: 0
PITCHER	IP WLS BF H R ER SO BB IBB HBP BLK WP HR S P ERA WHIP	4.0 L 22 5 6 0 1 2 0 0 0 0 0 19 37 0.00 2.400	1.2 L 9 2 0 0 1 2 0 0 0 0 0 1 17 27 3.86 0.857	2.1 L 8 2 1 1 1 0 0 0 0 0 0 1 17 27 3.86 0.857															

Chicago Cubs @ Cincinnati Reds
Riverfront Stadium, Cincinnati, OH
Fri Jul 15 1994, 7:05 PM EDT
Att: 34,791 - Unknown - 77 F

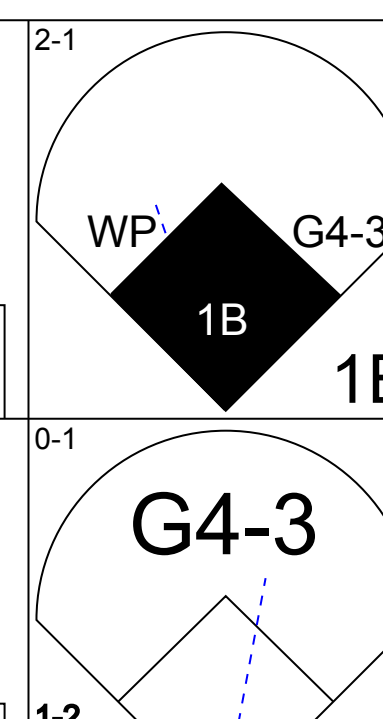
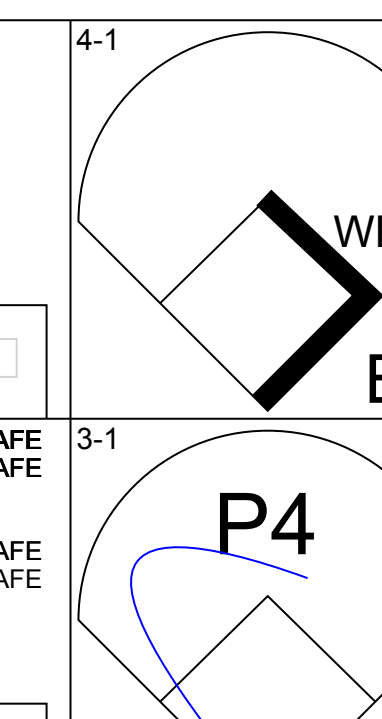


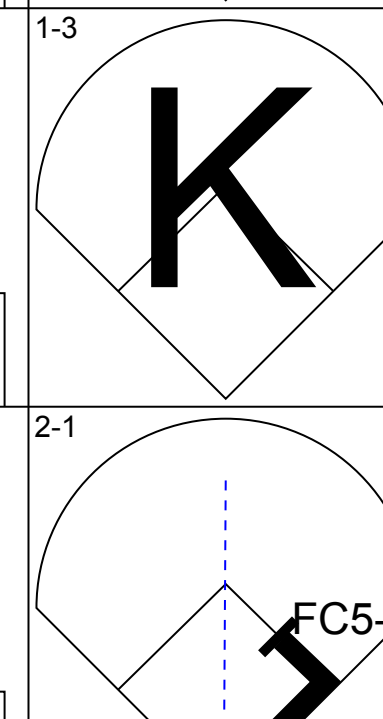
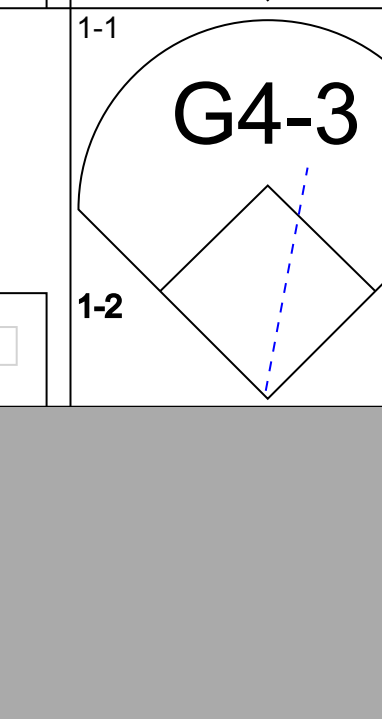


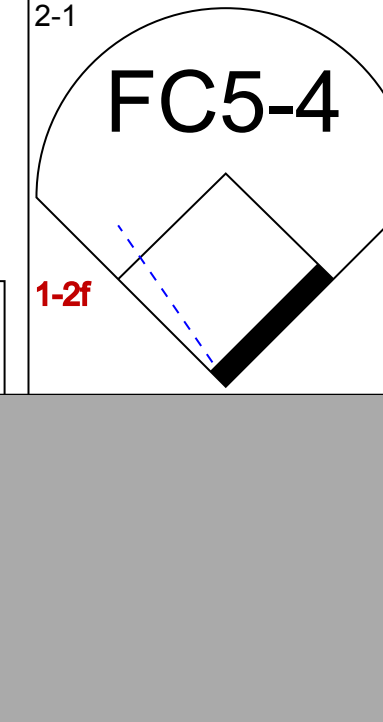


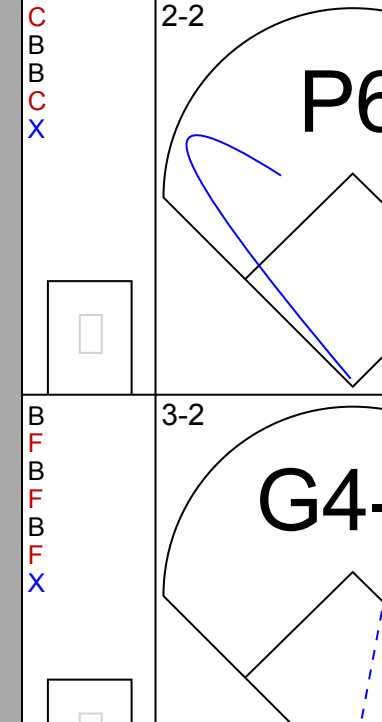


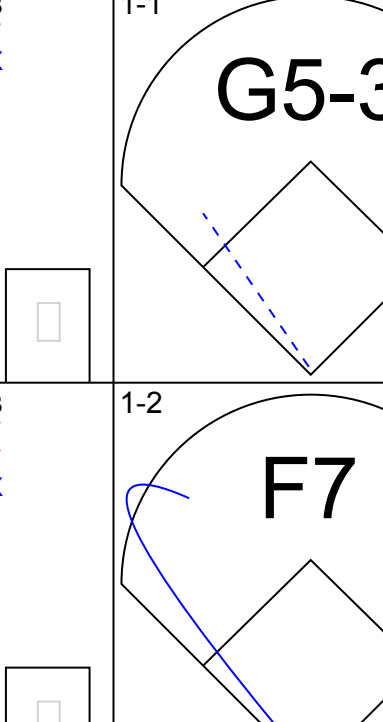
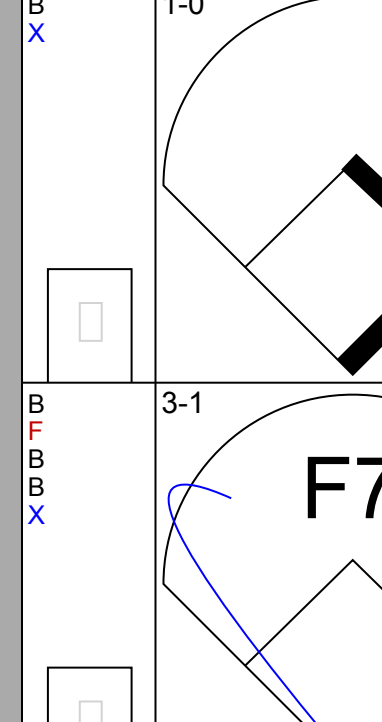

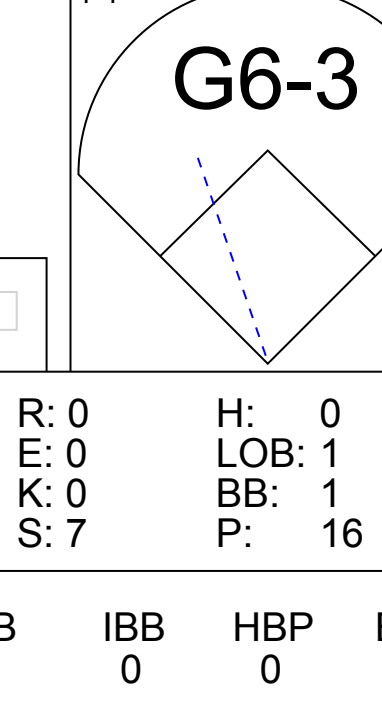
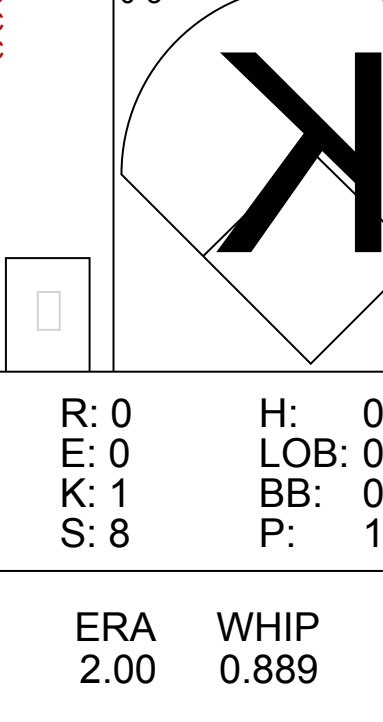
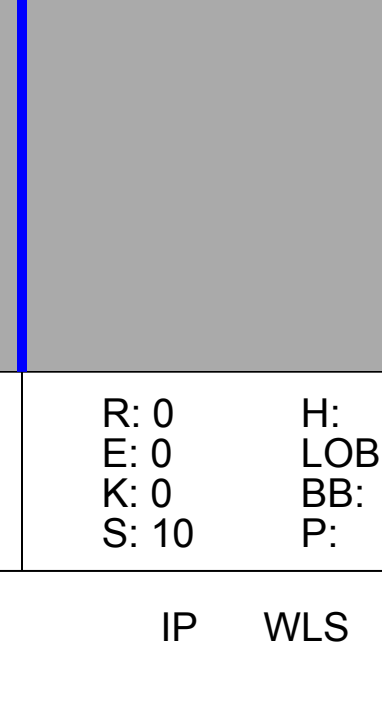
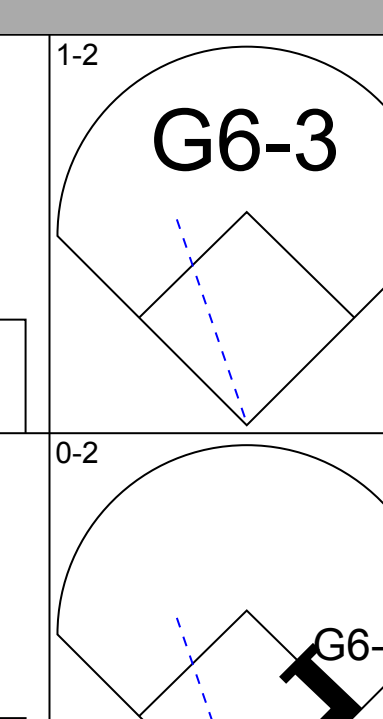
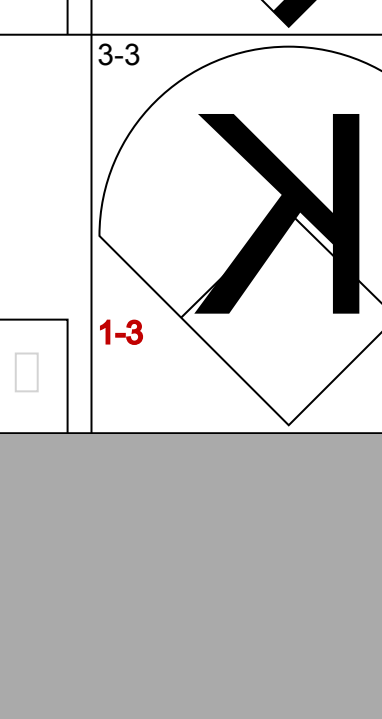
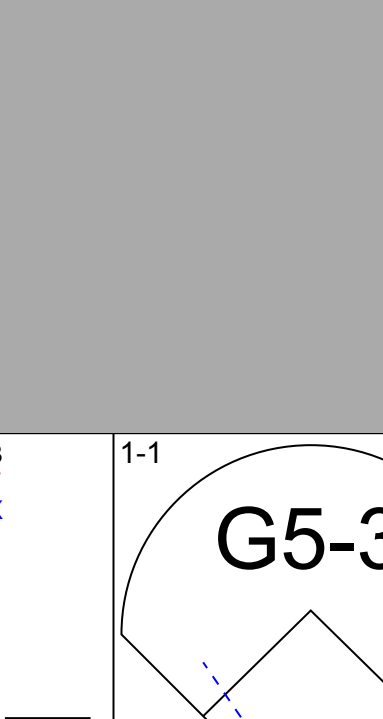
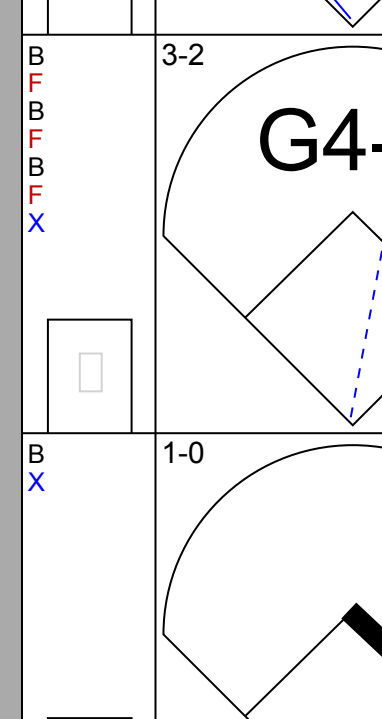
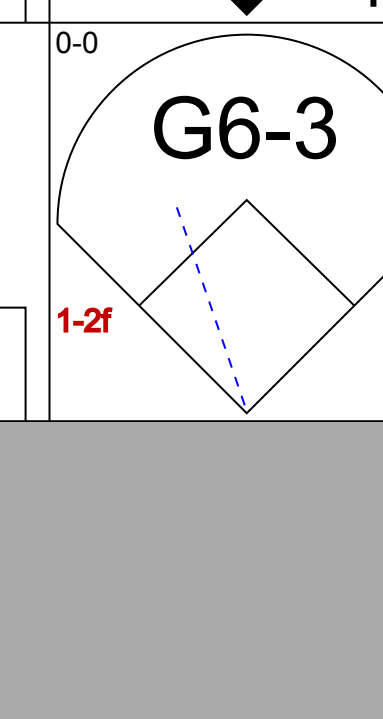

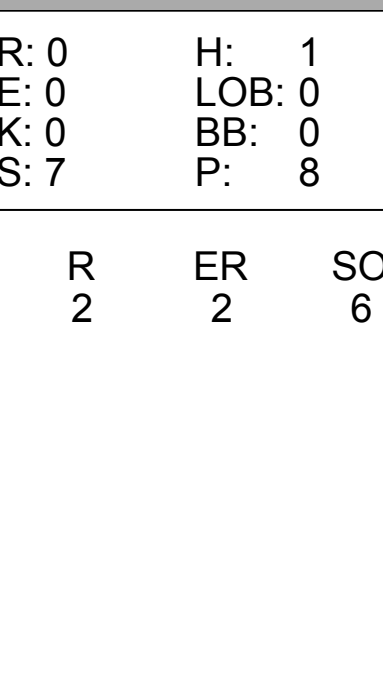
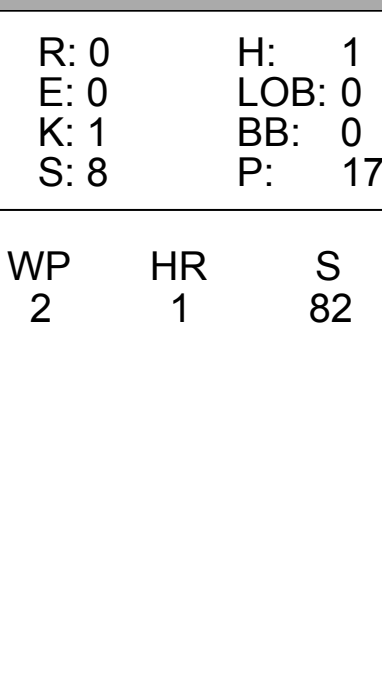
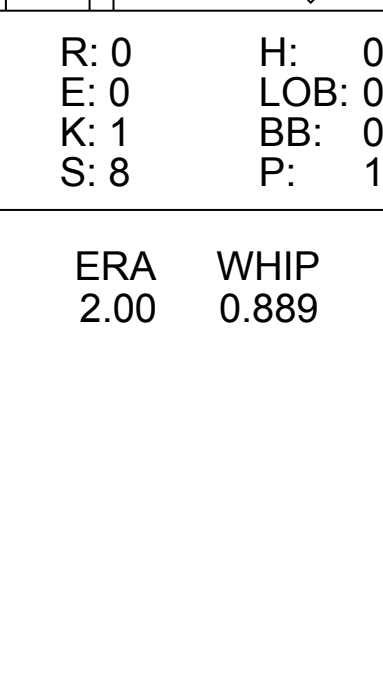
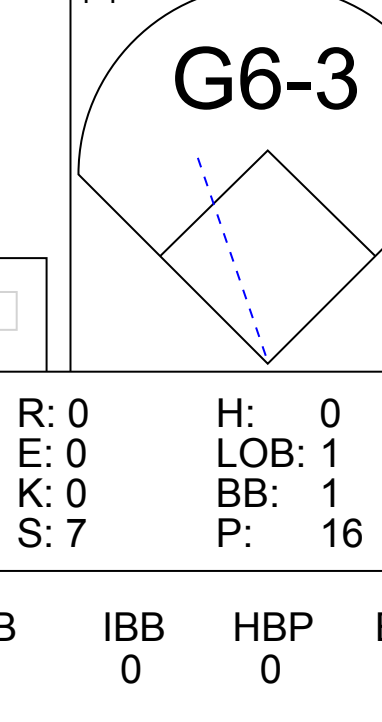
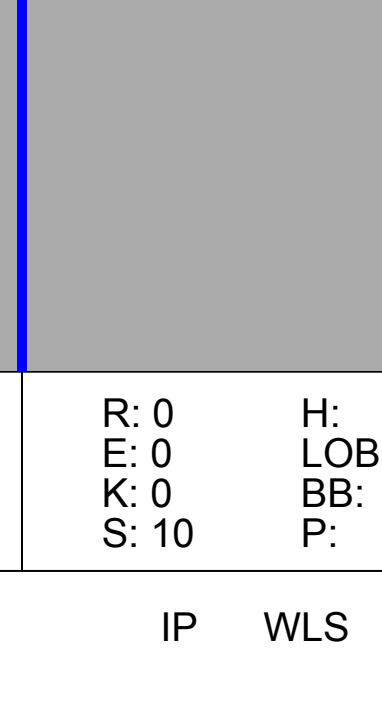
AB 33
R 7
H 9
RBI 6
BB 5
SO 3
LOB 15



Batter	1	2	3	4	5	6	7	8	9	AB	R	H	RBI	BB	SO	LOB	TOP					
Shawn Dunston, R (1,6) OBP: 0.313, SLG: 0.431										5	1	1	1	0	1	0	Chicago Cubs @ Cincinnati Reds Riverfront Stadium, Cincinnati, OH Sat Jul 16 1994, 7:05 PM EDT Att: 44,271 - Unknown					
Derrick May, L (1,7) OBP: 0.336, SLG: 0.391										4	0	1	0	1	0	0						
Mark Grace, L (1,3) OBP: 0.360, SLG: 0.375										4	0	3	0	0	0	1						
Sammy Sosa, R (1,9) OBP: 0.333, SLG: 0.548										4	0	0	0	0	0	4						
Glenallen Hill, R (1,8) OBP: 0.360, SLG: 0.478										4	3	3	1	0	1	0						
Rick Wilkins, L (1,2) OBP: 0.304, SLG: 0.374										4	2	2	2	0	1	1						
Steve Buechele, R (1,5) OBP: 0.328, SLG: 0.402										3	1	1	3	0	0	0						
Rey Sanchez, R (1,4) OBP: 0.333, SLG: 0.302										4	0	0	0	0	0	0						
Mike Morgan, R (1,1) OBP: 0.182, SLG: 0.143										4	0	0	0	0	0	0						
Inning Stats	R: 0 E: 0 K: 1 S: 12	H: 1 LOB: 1 BB: 0 P: 17	R: 2 E: 0 K: 0 S: 12	H: 2 LOB: 0 BB: 0 P: 15	R: 0 E: 0 K: 0 S: 5	H: 2 LOB: 1 BB: 0 P: 6	R: 1 E: 0 K: 0 S: 5	H: 1 LOB: 0 BB: 0 P: 8	R: 0 E: 0 K: 0 S: 6	H: 0 LOB: 1 BB: 1 P: 14	R: 2 E: 0 K: 1 S: 8	H: 2 LOB: 1 BB: 0 P: 14	R: 1 E: 0 K: 0 S: 13	H: 2 LOB: 1 BB: 0 P: 18	R: 1 E: 0 K: 0 S: 12	H: 1 LOB: 0 BB: 0 P: 17		R: 0 E: 0 K: 0 S: 7	H: 0 LOB: 0 BB: 0 P: 9	1B: 2 2B: 5 3B: 0 HR: 4	SF: 1 SAC: 0 DP: 1 HBP: 0	WP: 1 PB: 0 SB: 0 CS: 0
PITCHER	IP WLS BF H R ER SO BB IBB HBP BLK WP HR S P ERA WHIP																					
John Roper, R (1,1) ERA: 4.22	6.0 L 26 8 5 5 2 1 0 0 0 0 1 2 48 74 7.50 1.500																					
Tim Fortugno, L (7,1) ERA: 2.74	0.2 4 2 1 1 0 0 0 0 0 0 0 1 9 12 13.50 3.000																					
Rich DeLucia, R (7,1) ERA: 5.0	1.1 5 1 1 1 0 0 0 0 0 0 0 1 16 23 6.75 0.750																					
Jeff Brantley, R (9,1) ERA: 2.39	1.0 3 0 0 0 0 0 0 0 0 0 0 0 7 9 0.00 0.000																					

AB	36
R	7
H	11
RBI	7
BB	1
SO	3
LOB	6



Batter	1	2	3	4	5	6	7	8	9	AB	R	H	RBI	BB	SO	LOB	BOTTOM					
Jacob Brumfield, R (1,8) OBP: 0.386, SLG: 0.535										3	1	2	0	1	0	0	Chicago Cubs @ Cincinnati Reds Riverfront Stadium, Cincinnati, OH Sat Jul 16 1994, 7:05 PM EDT Att: 44,271 - Unknown					
Barry Larkin, R (1,6) OBP: 0.375, SLG: 0.404										4	0	0	0	0	0	3						
Hal Morris, L (1,3) OBP: 0.396, SLG: 0.519										4	0	0	0	0	2	3						
Kevin Mitchell, R (1,7) OBP: 0.413, SLG: 0.665										4	1	2	2	0	0	1						
Reggie Sanders, R (1,9) OBP: 0.343, SLG: 0.522										4	0	1	0	0	1	1						
Tony Fernandez, S (1,5) OBP: 0.385, SLG: 0.458										4	0	0	0	0	2	1						
Bret Boone, R (1,4) OBP: 0.370, SLG: 0.466										3	0	2	0	0	0	0						
Eddie Taubensee, L (1,2) OBP: 0.307, SLG: 0.482										3	0	0	0	0	0	2						
John Roper, R (1,1) OBP: 0.240, SLG: 0.250										2	0	0	0	0	1	0						
Tim Fortugno, L (7,1) ERA: 2.74										0	0	0	0	0	0	0						
Rich DeLucia, R (7,1) ERA: 5.0										0	0	0	0	0	0	0						
Lenny Harris, L (8,PH) OBP: 0.337, SLG: 0.380										1	0	0	0	0	0	0						
Jeff Brantley, R (9,1) ERA: 2.39										0	0	0	0	0	0	0						
Inning Stats	R: 1 E: 0 K: 1 S: 11	H: 2 LOB: 1 BB: 0 P: 18	R: 0 E: 0 K: 0 S: 7	H: 1 LOB: 0 BB: 0 P: 8	R: 0 E: 0 K: 0 S: 7	H: 0 LOB: 1 BB: 1 P: 16	R: 0 E: 0 K: 1 S: 8	H: 1 LOB: 0 BB: 0 P: 17	R: 0 E: 0 K: 1 S: 8	H: 0 LOB: 0 BB: 0 P: 10	R: 0 E: 0 K: 1 S: 13	H: 1 LOB: 1 BB: 0 P: 18	R: 0 E: 0 K: 0 S: 10	H: 1 LOB: 1 BB: 0 P: 19	R: 0 E: 0 K: 0 S: 6	H: 0 LOB: 0 BB: 0 P: 9	R: 1 E: 0 K: 2 S: 12	H: 1 LOB: 0 BB: 0 P: 16	1B: 4 2B: 2 3B: 0 HR: 1	SF: 0 SAC: 0 DP: 1 HBP: 0	WP: 2 PB: 0 SB: 1 CS: 1	PA: 33
PITCHER	IP WLS BF H R ER SO BB IBB HBP BLK WP HR S P ERA WHIP																					
Mike Morgan, R (1,1) ERA: 6.98	9.0 W 33 7 2 2 6 1 0 0 0 0 2 1 82 131 2.00 0.889																					



Batter	1	2	3	4	5	6	7	8	9	10	AB	R	H	RBI	BB	SO	LOB	TOP		
Shawon Dunston, R OBP: 0.314, SLG: 0.431	G1-3		G6-3		FC4-6 1B		G6-3	L4			5	0	2	1	0	0	4	Chicago Cubs @ Cincinnati Reds Riverfront Stadium, Cincinnati, OH Sun Jul 17 1994, 3:33 AM EDT Att. 36,475 - Sunny - 85 F		
Derrick May, L OBP: 0.337, SLG: 0.391	1B		1B		FC4-6		G6-3		F9		5	0	2	1	0	0	3			
Mark Grace, L OBP: 0.361, SLG: 0.376	G5-4-3 1B		F8		P6		FC6-4 1B				5	0	2	0	0	1	3			
Sammy Sosa, R OBP: 0.329, SLG: 0.540	G5-4-3			K	P3		FC6-4 1B			K	5	0	0	0	0	2	5			
Glenallen Hill, R OBP: 0.362, SLG: 0.478		K				G5-3		BB BB 1B		P6	4	0	2	0	0	1	0			
Eduardo Zambrano, R OBP: 0.346, SLG: 0.467											1	0	0	0	0	0	0			
Rick Wilkins, L OBP: 0.302, SLG: 0.371	F7		K			G1-3		F7		1B	5	0	1	0	0	1	2			
José Hernández, R OBP: 0.337, SLG: 0.384	F9							F9			5	0	1	0	0	1	3			
Jose Bautista, R						WP E 1B				F8	0	0	0	0	0	0	0			
Rey Sanchez, R OBP: 0.339, SLG: 0.311						E4		BB BB		F9	4	2	2	0	1	0	2			
Kevin Foster, R OBP: 0.167, SLG: 0.118						E3					3	0	0	0	0	0	4			
Dave Otto, L						G4-3					0	0	0	0	0	0	0			
Chuck Crim, R											0	0	0	0	0	0	0			
Karl Rhodes, R OBP: 0.294, SLG: 0.385											0	0	0	0	1	0	0			
Dan Plesac, L OBP: 0.288, SLG: 0.402											0	0	0	0	0	0	0			
Steve Buechele, R OBP: 0.288, SLG: 0.402											0	0	0	0	0	0	0			
Inning Stats	R: 0 E: 0 K: 0 S: 15	H: 2 LOB: 1 P: 20	R: 0 E: 0 K: 1 S: 9	H: 0 LOB: 0 BB: 0 P: 14	R: 1 E: 0 K: 0 S: 8	H: 2 LOB: 1 BB: 0 P: 14	R: 0 E: 0 K: 3 S: 12	H: 1 LOB: 1 BB: 0 P: 16	R: 1 E: 1 K: 0 S: 10	H: 2 LOB: 2 BB: 0 P: 13	R: 0 E: 0 K: 0 S: 6	H: 2 LOB: 1 BB: 0 P: 9	R: 0 E: 0 K: 2 S: 7	H: 0 LOB: 0 BB: 0 P: 11	R: 0 E: 0 K: 0 S: 6	H: 1 LOB: 1 BB: 0 P: 9	1B: 11 2B: 0 3B: 0 HR: 0	SF: 0 SAC: 0 DP: 1 HBP: 0	WP: 1 PB: 0 SB: 1 CS: 1	PA: 44
PITCHER	IP WLS BF H R ER SO ERA WHIP	IP WLS BF H R ER SO ERA WHIP	IP WLS BF H R ER SO ERA WHIP	IP WLS BF H R ER SO ERA WHIP	IP WLS BF H R ER SO ERA WHIP	IP WLS BF H R ER SO ERA WHIP	IP WLS BF H R ER SO ERA WHIP	IP WLS BF H R ER SO ERA WHIP	IP WLS BF H R ER SO ERA WHIP	IP WLS BF H R ER SO ERA WHIP	IP WLS BF H R ER SO ERA WHIP	IP WLS BF H R ER SO ERA WHIP	IP WLS BF H R ER SO ERA WHIP	IP WLS BF H R ER SO ERA WHIP	IP WLS BF H R ER SO ERA WHIP	IP WLS BF H R ER SO ERA WHIP	IP WLS BF H R ER SO ERA WHIP	IP WLS BF H R ER SO ERA WHIP		
Erik Hanson, R ERA: 4.51	6.0	0	28	9	2	1	4	0	0	0	0	0	0	0	0	0	0	1.50	1.500	
Chuck McElroy, L ERA: 1.94	1.0	3	1	0	0	0	0	0	0	0	0	0	0	0	0	0	0	0.00	1.000	
Hector Carrasco, R ERA: 2.18	0.2	5	1	0	0	0	0	2	0	0	0	0	0	0	0	0	0	0.00	4.500	
Jeff Brantley, R ERA: 2.32	1.1	4	0	0	0	2	0	0	0	0	0	0	0	0	0	0	0	0.00	0.000	
Johnny Ruffin, R ERA: 2.85	1.0	W	4	1	0	0	0	0	0	0	0	0	0	0	0	0	0	0.00	1.000	

Batter	1	2	3	4	5	6	7	8	9	10	AB	R	H	RBI	BB	SO	LOB	BOTTOM		
Jacob Brumfield, R OBP: 0.409, SLG: 0.560	L3 BB		K			F7 BB 1B 1B				BB SH1-4 1B	4	2	3	0	1	1	1	Chicago Cubs @ Cincinnati Reds Riverfront Stadium, Cincinnati, OH Sun Jul 17 1994, 3:33 AM EDT Att. 36,475 - Sunny - 85 F		
Barry Larkin, R OBP: 0.374, SLG: 0.402	F8					BB BB 1B 1B		G1-3		SH1-4	4	0	1	0	0	1	2			
Hal Morris, L OBP: 0.396, SLG: 0.516	L3					F7		F8		1B BB IBB	4	0	1	0	1	0	3			
Kevin Mitchell, R OBP: 0.413, SLG: 0.658		K				BB BB 1B 1B		K		BB 1B BB	4	0	1	1	1	3	1			
Reggie Sanders, R OBP: 0.343, SLG: 0.520		K				K				FC5-4 1B	5	0	2	1	0	3	3			
Bret Boone, R OBP: 0.371, SLG: 0.474	F8					HR		FC5-4			3	1	1	1	1	0	1			
Jeff Branson, L OBP: 0.319, SLG: 0.494						G4-3				G4-3	3	0	1	0	0	1	3			
Steve Peques, R OBP: 0.375, SLG: 0.286											1	0	0	0	0	0	0			
Johnny Ruffin, R											0	0	0	0	0	0	0			
Brian Dorsett, R OBP: 0.307, SLG: 0.350	F8					P4		G6-3		F8	4	0	0	0	0	0	1			
Erik Hanson, R ERA: 4.51						K					2	0	0	0	0	0	2			
Chuck McElroy, L ERA: 1.94											0	0	0	0	0	0	0			
Lenny Harris, L OBP: 0.303, SLG: 0.479											1	0	0	0	0	0	0			
Hector Carrasco, R ERA: 2.18											0	0	0	0	0	0	0			
Jeff Brantley, R ERA: 2.32											0	0	0	0	0	0	0			
Tony Fernandez, S OBP: 0.284, SLG: 0.495											1	0	0	0	0	0	0			
Inning Stats	R: 0 E: 0 K: 0 S: 6	H: 0 LOB: 0 BB: 1 P: 14	R: 0 E: 0 K: 2 S: 9	H: 0 LOB: 0 BB: 0 P: 14	R: 0 E: 0 K: 2 S: 10	H: 1 LOB: 1 BB: 0 P: 17	R: 0 E: 0 K: 3 S: 14	H: 1 LOB: 1 BB: 0 P: 23	R: 1 E: 0 K: 1 S: 11	H: 3 LOB: 3 BB: 1 P: 17	R: 0 E: 0 K: 0 S: 10	H: 1 LOB: 1 BB: 0 P: 12	R: 0 E: 0 K: 1 S: 8	H: 0 LOB: 0 BB: 2 P: 8	R: 1 E: 0 K: 0 S: 6	H: 2 LOB: 3 BB: 2 P: 15	1B: 8 2B: 2 3B: 0 HR: 1	SF: 0 SAC: 1 DP: 1 HBP: 0	WP: 1 PB: 0 SB: 1 CS: 0	PA: 41
PITCHER	IP WLS BF H R ER SO ERA WHIP	IP WLS BF H R ER SO ERA WHIP	IP WLS BF H R ER SO ERA WHIP	IP WLS BF H R ER SO ERA WHIP	IP WLS BF H R ER SO ERA WHIP	IP WLS BF H R ER SO ERA WHIP	IP WLS BF H R ER SO ERA WHIP	IP WLS BF H R ER SO ERA WHIP	IP WLS BF H R ER SO ERA WHIP	IP WLS BF H R ER SO ERA WHIP	IP WLS BF H R ER SO ERA WHIP	IP WLS BF H R ER SO ERA WHIP	IP WLS BF H R ER SO ERA WHIP	IP WLS BF H R ER SO ERA WHIP	IP WLS BF H R ER SO ERA WHIP	IP WLS BF H R ER SO ERA WHIP	IP WLS BF H R ER SO ERA WHIP	IP WLS BF H R ER SO ERA WHIP		
Kevin Foster, R ERA: 3.15	5.2	24	6	2	2	0	10	2	0	0	0	0	0	0	0	0	0	3.18	1.412	
Dave Otto, L ERA: 4.96	0.1	1	0	0	0	0	0	0	0	0	0	0	0	0	0	0	0	0.00	0.000	
Chuck Crim, R ERA: 3.47	1.0	4	1	0	0	0	0	0	0	0	0	0	0	0	0	0	0	0.00	1.000	
Dan Plesac, L ERA: 4.86	2.0	7	1	0	0	1	0	0	0	0	0	0	0	0	0	0	0	0.00	0.500	
Jose Bautista, R ERA: 4.03	0.1	L	5	2	1	1	0	1	1	0	0	0	0	0	0	0	0	27.00	9.000	

AB	42
R	2
H	12
RBI	2
BB	2
SO	6
LOB	26



AB	36
R	3
H	10
RBI	3
BB	4
SO	11
LOB	16



Batter	1	2	3	4	5	6	7	8	9	AB R H RBI BB SO LOB	TOP									
José Hernández, R OBP: 0.330, SLG: 0.374 (1, 6)										5 1 1 0 0 2 4	Chicago Cubs @ Colorado Rockies Mile High Stadium, Denver, CO Mon Jul 18 1994, 9:05 PM EDT Att: 63,438 - Unknown - 86 F livebaseballscores.com AB 37 R 6 H 9 RBI 6 BB 3 SO 7 LOB 10 									
Karl Rhodes, L OBP: 0.322, SLG: 0.394 (1, 8)										5 1 1 1 0 1 1										
Mark Grace, L OBP: 0.359, SLG: 0.376 (1, 3)										5 0 1 1 0 1 0										
Sammy Sosa, R OBP: 0.327, SLG: 0.535 (1, 9)										5 0 1 0 0 0 1										
Derrick May, L OBP: 0.332, SLG: 0.385 (1, 7)										4 0 0 0 0 1 1										
Rick Wilkins, L OBP: 0.301, SLG: 0.366 (1, 2)										3 1 0 0 1 1 0										
Steve Buechele, R OBP: 0.327, SLG: 0.397 (1, 5)										3 1 0 0 1 0 1										
Rey Sanchez, R OBP: 0.350, SLG: 0.329 (1, 4)										3 2 3 1 1 0 0										
Jim Bullinger, R OBP: 0.333, SLG: 0.385 (1, 1)										4 0 2 3 0 1 2										
Inning Stats	R: 1 E: 1 K: 1 S: 13	H: 1 LOB: 0 BB: 0 P: 18	R: 2 E: 0 K: 0 S: 12	H: 1 LOB: 1 BB: 2 P: 25	R: 0 E: 0 K: 0 S: 5	H: 0 LOB: 0 BB: 0 P: 6	R: 2 E: 0 K: 0 S: 8	H: 2 LOB: 1 BB: 1 P: 16	R: 0 E: 0 K: 1 S: 11	H: 1 LOB: 2 BB: 0 P: 14		R: 1 E: 0 K: 1 S: 11	H: 1 LOB: 0 BB: 0 P: 17	R: 0 E: 0 K: 2 S: 13	H: 1 LOB: 1 BB: 0 P: 17	R: 0 E: 0 K: 1 S: 11	H: 1 LOB: 1 BB: 0 P: 17	1B: 4 2B: 4 3B: 0 HR: 1	SF: 0 SAC: 0 DP: 0 HBP: 0	WP: 0 PB: 0 SB: 2 CS: 0
PITCHER	IP WLS BF H R ER SO BB IBB HBP BLK WP HR S P ERA WHIP															IP WLS BF H R ER SO BB IBB HBP BLK WP HR S P ERA WHIP				
Mike Harkey, R ERA: 5.97 (1, 1)	4.0 L 19 4 5 4 1 3 0 0 0 0 0 0 38 65 9.00 1.750																			
Willie Blair, R ERA: 6.32 (5, 1)	2.0 9 2 0 0 2 0 0 0 0 0 0 1 18 27 0.00 1.000																			
Mike Munoz, L ERA: 2.88 (7, 1)	1.0 4 1 1 1 1 0 0 0 0 0 0 1 11 17 9.00 1.000																			
Darren Holmes, R ERA: 6.0 (8, 1)	2.0 8 2 0 0 3 0 0 0 0 0 0 0 24 34 0.00 1.000																			

Batter	1	2	3	4	5	6	7	8	9	AB R H RBI BB SO LOB	BOTTOM											
Eric Young Sr., R OBP: 0.386, SLG: 0.448 (1, 7)										4 1 1 0 0 0 0	Chicago Cubs @ Colorado Rockies Mile High Stadium, Denver, CO Mon Jul 18 1994, 9:05 PM EDT Att: 63,438 - Unknown - 86 F livebaseballscores.com AB 31 R 3 H 5 RBI 3 BB 2 SO 2 LOB 8 											
Walt Weiss, S OBP: 0.357, SLG: 0.331 (1, 6)										4 0 1 1 0 0 0												
Dante Bichette, R OBP: 0.343, SLG: 0.567 (1, 9)										3 0 0 0 1 0 1												
Andres Galarraga, R OBP: 0.354, SLG: 0.587 (1, 3)										4 0 1 0 0 1 2												
Charlie Hayes, R OBP: 0.349, SLG: 0.433 (1, 5)										3 1 0 0 1 0 2												
Mike Kingsley, L OBP: 0.402, SLG: 0.513 (1, 8)										4 1 1 0 0 0 1												
Danny Sheaffer, R OBP: 0.303, SLG: 0.275 (1, 2)										3 0 0 1 0 0 1												
Nelson Liriano, S OBP: 0.370, SLG: 0.413 (1, 4)										3 0 1 1 0 1 0												
Mike Harkey, R OBP: 0.342, SLG: 0.482 (4, PH)										1 0 0 0 0 0 0												
John Vander Wal, L OBP: 0.299, SLG: 0.453 (5, 1)										1 0 0 0 0 0 0												
Willie Blair, R (5, 1)										0 0 0 0 0 0 0												
Mike Munoz, L (7, 1)										0 0 0 0 0 0 0												
Trenidad Hubbard, R (7, PH)										1 0 0 0 0 0 0												
Darren Holmes, R (8, 1)										0 0 0 0 0 0 0												
Inning Stats	R: 1 E: 0 K: 0 S: 12	H: 2 LOB: 1 BB: 0 P: 16	R: 1 E: 0 K: 1 S: 8	H: 1 LOB: 0 BB: 0 P: 12	R: 0 E: 0 K: 1 S: 7	H: 0 LOB: 1 BB: 1 P: 12	R: 1 E: 0 K: 0 S: 10	H: 1 LOB: 1 BB: 1 P: 18	R: 0 E: 0 K: 0 S: 5	H: 0 LOB: 0 BB: 0 P: 8	R: 0 E: 0 K: 0 S: 6	H: 1 LOB: 0 BB: 0 P: 10	R: 0 E: 0 K: 0 S: 11	H: 0 LOB: 0 BB: 0 P: 17	R: 0 E: 0 K: 0 S: 8	H: 0 LOB: 0 BB: 0 P: 11	R: 0 E: 0 K: 0 S: 6	H: 0 LOB: 0 BB: 0 P: 8	1B: 3 2B: 1 3B: 1 HR: 0	SF: 0 SAC: 0 DP: 1 HBP: 0	WP: 0 PB: 0 SB: 0 CS: 0	PA: 33
PITCHER	IP WLS BF H R ER SO BB IBB HBP BLK WP HR S P ERA WHIP															IP WLS BF H R ER SO BB IBB HBP BLK WP HR S P ERA WHIP						
Jim Bullinger, R ERA: 3.47 (1, 1)	9.0 W 33 5 3 3 2 2 0 0 0 0 0 0 73 112 3.00 0.778																					

Batter	1	2	3	4	5	6	7	8	9	AB	R	H	RBI	BB	SO	LOB	TOP		
José Hernández, R OBP: 0.317, SLG: 0.358	F7		SH1-3		P2	G5-3		P4		4	0	0	0	0	0	0	Chicago Cubs @ Colorado Rockies Mile High Stadium, Denver, CO Tue Jul 19 1994, 9:05 PM EDT Att: 70,493 - Unknown - 74 F		
Derrick May, L OBP: 0.330, SLG: 0.382 Jose Bautista, R (9, 1)	1B S 1B		F7		G4-3	F7		G4-3		5	1	1	0	0	0	1			
Mark Grace, L OBP: 0.362, SLG: 0.382	1B 1B		G4-3		2B E 1B		K	G6-3 1B	2B	5	2	3	0	0	1	1			
Sammy Sosa, R OBP: 0.331, SLG: 0.548	CS 1B			HR	E 2B		K	G6-3		5	2	3	2	0	1	1			
Glenallen Hill, R OBP: 0.373, SLG: 0.481	P5			CS 1B	E8 1B		1B BB	1B BB		3	1	2	2	2	0	2			
Rick Wilkins, L OBP: 0.310, SLG: 0.372		K		BLK 1B FC5-2 BB	HBP 1B		1B	1B		4	0	3	2	1	1	0			
Steve Buechele, R OBP: 0.328, SLG: 0.395	G4-3			FC5-2 BLK 1B	HBP 1B		1B	1B		4	0	1	0	0	1	4			
Rey Sanchez, R OBP: 0.344, SLG: 0.323	G5-3			FC5-2 1B	L7		G1-3			4	0	0	0	0	0	4			
Steve Trachsel, R OBP: 0.214, SLG: 0.220 Karl Rhodes, L OBP: 0.322, SLG: 0.394			SH1-3 1B	G5-3	G5-3		G4-3	K		4	0	1	0	0	1	2			
										0	0	0	0	0	0	0			
Inning Stats	R: 1 E: 0 K: 0 S: 13	H: 3 LOB: 1 BB: 0 P: 22	R: 0 E: 0 K: 1 S: 9	H: 0 LOB: 0 BB: 0 P: 15	R: 0 E: 0 K: 0 S: 7	H: 1 LOB: 1 BB: 0 P: 9	R: 1 E: 0 K: 0 S: 10	H: 3 LOB: 2 BB: 1 P: 19	R: 3 E: 1 K: 0 S: 14	H: 4 LOB: 2 BB: 0 P: 19	R: 0 E: 0 K: 2 S: 13	H: 1 LOB: 2 BB: 1 P: 22	R: 0 E: 0 K: 1 S: 9	H: 0 LOB: 0 BB: 0 P: 11	R: 1 E: 0 K: 1 S: 15	H: 2 LOB: 2 BB: 1 P: 20	1B: 11 2B: 2 3B: 0 HR: 1	SF: 0 SAC: 1 DP: 0 HBP: 1	WP: 0 PA: 43 PB: 0 SB: 1 CS: 2
PITCHER	IP WLS BF H R ER SO BB IBB HBP BLK WP HR S P ERA WHIP	IP WLS BF H R ER SO BB IBB HBP BLK WP HR S P ERA WHIP																	
David Nied, R ERA: 4.46	4.2 L 25 11 5 4 1 1 0 0 1 0 1 52 82 7.71 2.571																		
Curt Leskanic, R ERA: 4.53	1.1 0 0 0 0 0 0 0 0 0 0 0 0 8 11 0.00 0.000																		
Willie Blair, R ERA: 6.1	2.0 1 0 0 3 1 0 0 0 0 0 0 0 22 33 0.00 1.000																		
Mike Munoz, L ERA: 3.07	0.1 2 1 1 1 0 0 0 0 0 0 0 0 6 6 27.00 3.000																		
Steve Reed, R ERA: 3.71	0.2 4 1 0 0 1 1 0 0 0 0 0 0 9 14 0.00 3.000																		
Batter	1	2	3	4	5	6	7	8	9	AB	R	H	RBI	BB	SO	LOB	BOTTOM		
Eric Young Sr., R OBP: 0.384, SLG: 0.441	K BB			G1-3		F9		G4-3		3	0	0	0	1	0	1	Chicago Cubs @ Colorado Rockies Mile High Stadium, Denver, CO Tue Jul 19 1994, 9:05 PM EDT Att: 70,493 - Unknown - 74 F		
Watt Weiss, S OBP: 0.353, SLG: 0.327	K			K		K		F8		4	0	0	0	0	3	2			
Dante Bichette, R OBP: 0.344, SLG: 0.569	G5-3			G4-3		L8 1B SF7 1B		2B		4	1	2	0	0	0	0			
Andres Galarraga, R OBP: 0.357, SLG: 0.589	L5-3 1B			1B		1B		G5-3		4	0	3	0	0	0	1			
Charlie Hayes, R OBP: 0.346, SLG: 0.428	F8			F9		L8		K		4	0	0	0	0	1	5			
Mike Kingery, L OBP: 0.398, SLG: 0.509	L5-3			P4		SF7				2	0	0	1	0	0	2			
Jayhawk Owens, R OBP: 0.429, SLG: 0.600			K		P3		F9			3	0	0	0	0	1	2			
Nelson Liriano, S OBP: 0.365, SLG: 0.406			K		F7		P5			3	0	0	0	0	1	0			
David Nied, R OBP: 0.135, SLG: 0.111 Curt Leskanic, R OBP: 0.220, SLG: 0.292 Trenidad Hudson, R OBP: 0.300, SLG: 0.714 Willie Blair, R OBP: 0.266, SLG: 0.647 John Vander Wal, L OBP: 0.266, SLG: 0.647 Mike Munoz, L Steve Reed, R	G4-3			G4-3		3B		G4-3		1	0	0	0	0	0	0			
										0	0	0	0	0	0	0			
Inning Stats	R: 0 E: 0 K: 1 S: 4	H: 0 LOB: 0 BB: 1 P: 9	R: 0 E: 0 K: 0 S: 6	H: 1 LOB: 0 BB: 0 P: 9	R: 0 E: 0 K: 2 S: 13	H: 0 LOB: 0 BB: 0 P: 18	R: 0 E: 0 K: 1 S: 7	H: 0 LOB: 0 BB: 0 P: 10	R: 0 E: 0 K: 1 S: 9	H: 1 LOB: 1 BB: 0 P: 15	R: 1 E: 0 K: 0 S: 8	H: 2 LOB: 1 BB: 0 P: 11	R: 0 E: 0 K: 0 S: 8	H: 0 LOB: 0 BB: 0 P: 13	R: 0 E: 0 K: 1 S: 9	H: 1 LOB: 1 BB: 0 P: 14	1B: 4 2B: 2 3B: 1 HR: 0	SF: 1 SAC: 0 DP: 1 HBP: 0	WP: 0 PA: 32 PB: 0 SB: 0 CS: 0
PITCHER	IP WLS BF H R ER SO BB IBB HBP BLK WP HR S P ERA WHIP	IP WLS BF H R ER SO BB IBB HBP BLK WP HR S P ERA WHIP																	
Steve Trachsel, R ERA: 3.41	8.0 W 28 5 1 1 5 1 0 0 0 0 0 67 99 1.12 0.750																		
Jose Bautista, R ERA: 3.97	1.0 4 1 0 0 1 0 0 0 0 0 0 0 9 14 0.00 1.000																		
Logo & Rockies																			

Batter	1	2	3	4	5	6	7	8	9	AB	R	H	RBI	BB	SO	LOB	TOP
José Hernández, R <small>(1, 6)</small> <small>OBP: 0.330, SLG: 0.390</small>										5	2	3	0	0	0	1	
Derrick May, L <small>(1, 7)</small> <small>OBP: 0.379, SLG: 0.465</small>										3	0	0	2	0	0	1	
Mike Matuszian, L <small>(8, PH)</small> <small>OBP: 0.471, SLG: 0.385</small>										0	1	0	0	1	0	0	
Jose Bautista, R <small>(8, 1)</small> <small>OBP: 0.332, SLG: 0.563</small>										5	2	4	0	0	2		
Mark Grace, L <small>(1, 3)</small> <small>OBP: 0.368, SLG: 0.397</small>										5	2	4	3	0	2		
Sammy Sosa, R <small>(1, 9)</small> <small>OBP: 0.332, SLG: 0.563</small>										5	2	2	4	0	2		
Glenallen Hill, R <small>(1, 8)</small> <small>OBP: 0.373, SLG: 0.479</small>										5	0	2	0	0	2	1	
Mark Parent, R <small>(1, 2)</small> <small>OBP: 0.393, SLG: 0.474</small>										5	0	1	0	0	1	2	
Steve Buechele, R <small>(1, 5)</small> <small>OBP: 0.326, SLG: 0.391</small>										5	0	1	0	0	2	2	
Todd Haney, R <small>(1, 4)</small> <small>OBP: 0.143, SLG: 0.143</small>										5	0	1	0	0	3		
Willie Banks, R <small>(1, 1)</small> <small>OBP: 0.158, SLG: 0.162</small>										2	1	1	0	0	0	0	
Randy Veres, R <small>(6, 1)</small> <small>OBP: 0.324, SLG: 0.396</small>										0	0	0	0	0	0	0	
Karl Rhodes, L <small>(8, PH)</small> <small>OBP: 0.324, SLG: 0.396</small>										1	1	1	0	0	0	0	
Inning Stats	R: 3 H: 5 E: 0 K: 0 S: 15	R: 2 H: 3 E: 0 K: 0 S: 17	R: 0 H: 0 E: 0 K: 0 S: 8	R: 0 H: 0 E: 0 K: 0 S: 4	R: 2 H: 2 E: 0 K: 3 S: 15	R: 0 H: 2 E: 0 K: 0 S: 10	R: 0 H: 1 E: 0 K: 0 S: 10	R: 2 H: 2 E: 0 K: 2 S: 13	R: 0 H: 1 E: 0 K: 2 S: 12	1B: 10 2B: 3 3B: 1 HR: 2	SF: 0 SAC: 1 DP: 0 HBP: 0	WP: 0 PA: 44					
PITCHER	IP: 1.1 WLS: 12 BF: 8 H: 5 R: 5 ER: 5 SO: 0 BB: 0 IBB: 0 HBP: 0 BLK: 0 WP: 0 HR: 1 S: 27 P: 41 ERA: 33.75 WHIP: 6.000	IP: 2.2 WLS: 8 BF: 0 H: 0 R: 0 ER: 0 SO: 0 BB: 0 IBB: 0 HBP: 0 BLK: 0 WP: 0 HR: 0 S: 17 P: 26 ERA: 0.00 WHIP: 0.000	IP: 1.1 WLS: 7 BF: 3 H: 2 R: 2 ER: 3 SO: 3 BB: 0 IBB: 0 HBP: 0 BLK: 0 WP: 0 HR: 1 S: 19 P: 25 ERA: 13.50 WHIP: 2.250	IP: 0.2 WLS: 3 BF: 1 H: 0 R: 0 ER: 0 SO: 0 BB: 1 IBB: 0 HBP: 0 BLK: 0 WP: 0 HR: 0 S: 6 P: 12 ERA: 0.00 WHIP: 3.000	IP: 2.0 WLS: L BF: 10 H: 3 R: 2 ER: 2 SO: 0 BB: 1 IBB: 0 HBP: 0 BLK: 0 WP: 0 HR: 0 S: 23 P: 33 ERA: 9.00 WHIP: 2.000	IP: 1.0 WLS: 4 BF: 1 H: 0 R: 0 ER: 0 SO: 2 BB: 0 IBB: 0 HBP: 0 BLK: 0 WP: 0 HR: 0 S: 12 P: 22 ERA: 0.00 WHIP: 1.000											

Chicago Cubs @ Colorado Rockies
Mile High Stadium, Denver, CO
Wed Jul 20 1994, 5:33 AM EDT
Att: 60,173 - Overcast - 68 F

AB	41
R	9
H	16
RBI	9
BB	2
SO	5
LOB	14



Batter	1	2	3	4	5	6	7	8	9	AB	R	H	RBI	BB	SO	LOB	BOTTOM
Trenidad Hubbard, R <small>(1, 7)</small> <small>OBP: 0.482, SLG: 0.818</small>										4	1	1	2	1	0	4	
Bruce Ruffin, S <small>(9, 1)</small> <small>OBP: 0.400, SLG: 0.250</small>										4	0	1	0	1	0	1	
Walt Weiss, S <small>(1, 6)</small> <small>OBP: 0.354, SLG: 0.326</small>										4	0	1	0	1	0	1	
Dante Bichette, R <small>(1, 9)</small> <small>OBP: 0.340, SLG: 0.562</small>										5	0	0	0	0	2		
Andres Galarraga, R <small>(1, 3)</small> <small>OBP: 0.355, SLG: 0.584</small>										5	0	1	0	0	1	2	
Charlie Hayes, R <small>(1, 5)</small> <small>OBP: 0.346, SLG: 0.429</small>										4	1	1	0	1	0	1	
Mike Kingery, L <small>(1, 8)</small> <small>OBP: 0.395, SLG: 0.506</small>										3	2	1	0	1	0	1	
Vinny Castilla, R <small>(9, PH)</small> <small>OBP: 0.347, SLG: 0.511</small>										1	0	0	0	0	1	2	
Danny Sheaffer, R <small>(1, 2)</small> <small>OBP: 0.311, SLG: 0.269</small>										2	2	0	0	2	1	2	
Nelson Liriano, S <small>(1, 4)</small> <small>OBP: 0.372, SLG: 0.421</small>										3	1	2	3	1	0	1	
Kevin Ritz, R <small>(1, 1)</small> <small>ERA: 5.53</small>										0	0	0	0	0	0	0	
Greg Harris, R <small>(2, 1)</small> <small>ERA: 7.0</small>										0	1	0	0	0	0	0	
Darren Holmes, R <small>(5, 1)</small> <small>ERA: 6.35</small>										0	1	0	0	0	0	0	
Mike Munoz, L <small>(6, 1)</small> <small>ERA: 3.02</small>										0	1	0	0	0	0	0	
Steve Reed, R <small>(7, 1)</small> <small>ERA: 5.9</small>										0	1	0	0	0	0	0	
Inning Stats	R: 0 H: 1 E: 0 K: 0 S: 13	R: 3 H: 1 E: 0 K: 0 S: 14	R: 0 H: 0 E: 0 K: 0 S: 4	R: 3 H: 3 E: 0 K: 1 S: 14	R: 0 H: 1 E: 0 K: 0 S: 6	R: 1 H: 1 E: 0 K: 0 S: 7	R: 0 H: 0 E: 0 K: 0 S: 5	R: 1 H: 3 E: 0 K: 0 S: 12	R: 0 H: 0 E: 0 K: 2 S: 14	1B: 6 2B: 2 3B: 1 HR: 1	SF: 0 SAC: 0 DP: 1 HBP: 0	WP: 0 PA: 43					
PITCHER	IP: 5.1 WLS: 25 BF: 6 H: 7 R: 7 ER: 7 SO: 1 BB: 4 IBB: 0 HBP: 0 BLK: 0 WP: 0 HR: 1 S: 52 P: 95 ERA: 11.81 WHIP: 1.875	IP: 1.2 WLS: W BF: 6 H: 1 R: 0 ER: 0 SO: 0 BB: 1 IBB: 0 HBP: 0 BLK: 0 WP: 0 HR: 0 S: 11 P: 21 ERA: 0.00 WHIP: 1.200	IP: 0.2 WLS: 4 BF: 2 H: 1 R: 1 ER: 1 SO: 0 BB: 0 IBB: 0 HBP: 0 BLK: 0 WP: 0 HR: 0 S: 9 P: 15 ERA: 13.50 WHIP: 3.000	IP: 1.0 WLS: 6 BF: 1 H: 0 R: 0 ER: 0 SO: 1 BB: 2 IBB: 0 HBP: 1 BLK: 0 WP: 0 HR: 0 S: 14 P: 27 ERA: 0.00 WHIP: 3.000	IP: 0.1 WLS: S BF: 1 H: 0 R: 0 ER: 0 SO: 1 BB: 0 IBB: 0 HBP: 0 BLK: 0 WP: 0 HR: 0 S: 3 P: 5 ERA: 0.00 WHIP: 0.000	IP: 1.0 WLS: 4 BF: 1 H: 0 R: 0 ER: 0 SO: 2 BB: 0 IBB: 0 HBP: 0 BLK: 0 WP: 0 HR: 0 S: 12 P: 22 ERA: 0.00 WHIP: 1.000											

Chicago Cubs @ Colorado Rockies
Mile High Stadium, Denver, CO
Wed Jul 20 1994, 5:33 AM EDT
Att: 60,173 - Overcast - 68 F

AB	35
R	8
H	10
RBI	8
BB	7
SO	3
LOB	16



Batter	1	2	3	4	5	6	7	8	9	10	11	12	13	AB	R	H	RBI	BB	SO	LOB	TOP					
Jacob Brumfield, R OBP: 0.416, SLG: 0.571 (1, 8)	P3		F7			2B			2B				1B	6	2	3	1	0	1	2						
Barry Larkin, R OBP: 0.376, SLG: 0.415 (1, 6)	K		FC6-4			K			SH3-4 2H				1B	5	0	2	1	1	2	2						
Lenny Harris, L OBP: 0.417, SLG: 0.385 (1, 3)	P6								SH3-4					3	0	0	0	0	0	1						
Jerome Walton, R OBP: 0.347, SLG: 0.412 (9, PH) (9, 3)						L6			2-3					2	0	1	1	0	1	1						
Kevin Mitchell, R OBP: 0.471, SLG: 0.665 (9, 1)														2	0	0	0	0	0	1						
Deion Sanders, L OBP: 0.366, SLG: 0.394 (11, PH) (11, 1)														3	0	0	0	0	0	1						
Reggie Sanders, R OBP: 0.340, SLG: 0.516 (1, 9)														2	0	1	1	0	1	1						
Tony Fernandez, S OBP: 0.384, SLG: 0.459 (1, 5)														3	0	0	0	0	0	1						
Bret Boone, R OBP: 0.362, SLG: 0.466 (1, 4)														5	0	0	0	0	3	3						
Eddie Taubensee, L OBP: 0.321, SLG: 0.506 (1, 2)														5	0	0	0	0	3	1						
Erik Hanson, R OBP: 0.171, SLG: 0.200 (6, PH) (8, 1)														2	0	1	0	0	0	0						
Jeff Branson, L OBP: 0.302, SLG: 0.467 (8, 1)														1	0	0	0	0	0	0						
Chuck McElroy, L OBP: 0.167, SLG: 0.167 (8, 1)														0	0	0	0	0	0	0						
Hector Carrasco, R OBP: 0.347, SLG: 0.427 (9, 7)														0	0	0	0	0	0	0						
Thomas Howard, S OBP: 0.314, SLG: 0.427 (9, 7)														1	0	1	0	0	0	0						
Inning Stats	R: 0 E: 0 K: 1 S: 10	H: 0 LOB: 0 BB: 0 P: 12	R: 0 E: 0 K: 2 S: 8	H: 0 LOB: 1 BB: 1 P: 14	R: 0 E: 0 K: 2 S: 9	H: 1 LOB: 1 BB: 0 P: 15	R: 0 E: 0 K: 1 S: 10	H: 0 LOB: 0 BB: 0 P: 16	R: 0 E: 0 K: 3 S: 9	H: 0 LOB: 0 BB: 0 P: 12	R: 0 E: 0 K: 2 S: 8	H: 1 LOB: 1 BB: 0 P: 16	R: 0 E: 0 K: 2 S: 9	H: 0 LOB: 0 BB: 0 P: 12	R: 1 E: 0 K: 1 S: 18	H: 2 LOB: 2 BB: 1 P: 32	R: 0 E: 0 K: 1 S: 11	H: 1 LOB: 0 BB: 0 P: 15	R: 0 E: 0 K: 1 S: 5	H: 0 LOB: 0 BB: 0 P: 5	R: 2 E: 0 K: 0 S: 9	H: 3 LOB: 1 BB: 1 P: 19	1B: 7 2B: 3 3B: 0 HR: 0	SF: 0 SAC: 2 DP: 1 HBP: 0	W/P: 0 PB: 0 SB: 2 CS: 1	PA: 50
PITCHER	IP	WLS	BF	H	R	ER	SO	BB	IBB	HBP	BLK	WP	HR	S	P	ERA	WHIP									
Kevin Foster, R ERA: 2.89 (1, 1)	8.0		29	5	1	1	10	1	0	0	0	0	0	78	119	1.12	0.750									
Randy Myers, L ERA: 3.15 (9, 1)	1.0		4	0	0	0	1	0	1	0	0	0	0	11	22	0.00	0.000									
Jose Bautista, R ERA: 3.77 (10, 1)	2.0		7	2	0	0	2	0	0	0	0	0	0	22	26	0.00	1.000									
Chuck Crim, R ERA: 3.78 (12, 1)	2.0	L	9	3	2	2	1	0	1	0	0	0	0	14	24	9.00	1.500									

Cincinnati Reds @ Chicago Cubs
Wrigley Field, Chicago, IL
Sat Jul 23 1994, 3:33 AM CDT
Att. 41,010 - Sunny

AB 44
R 3
H 10
RBI 3
BB 3
SO 14
LOB 16

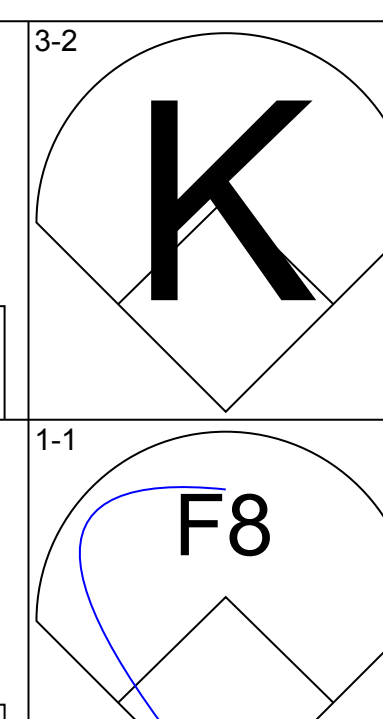
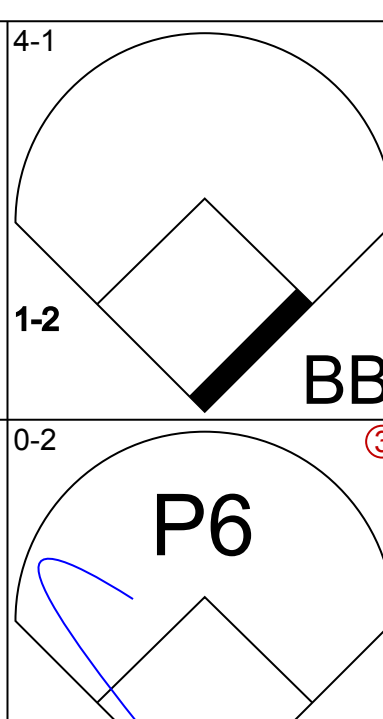
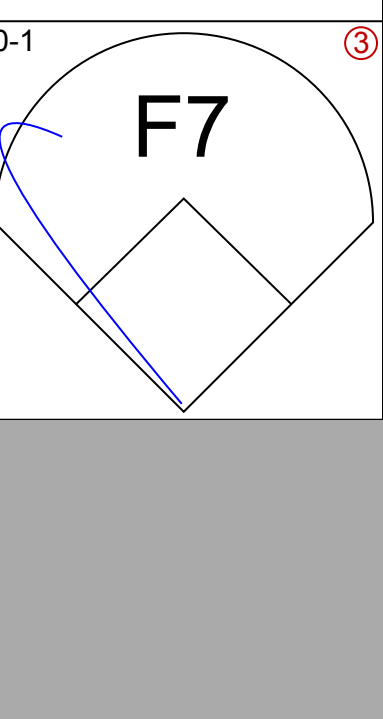
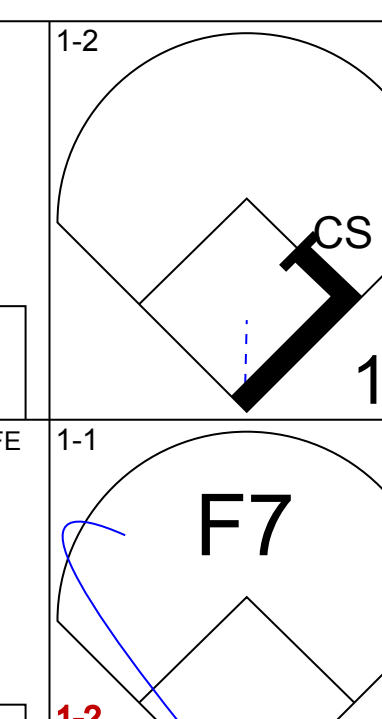
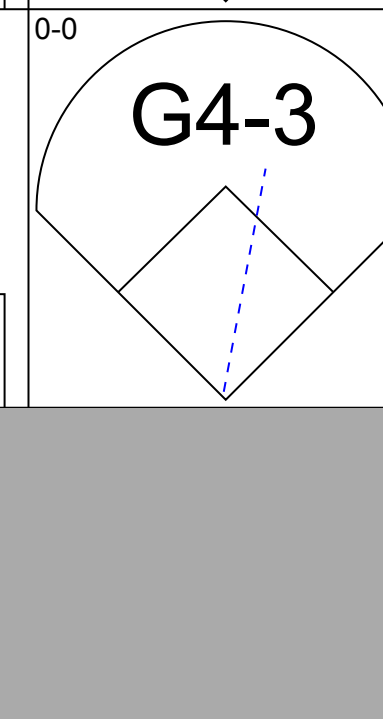

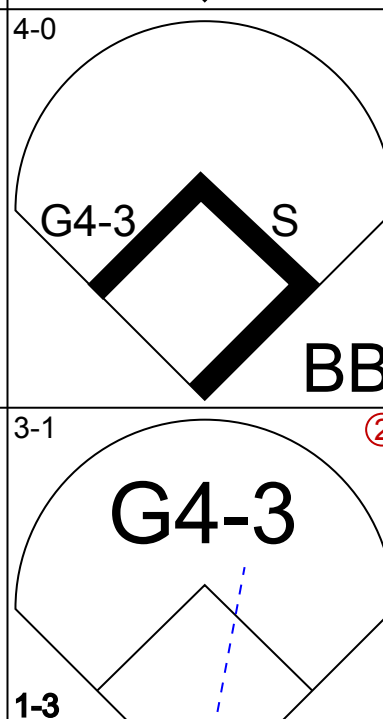
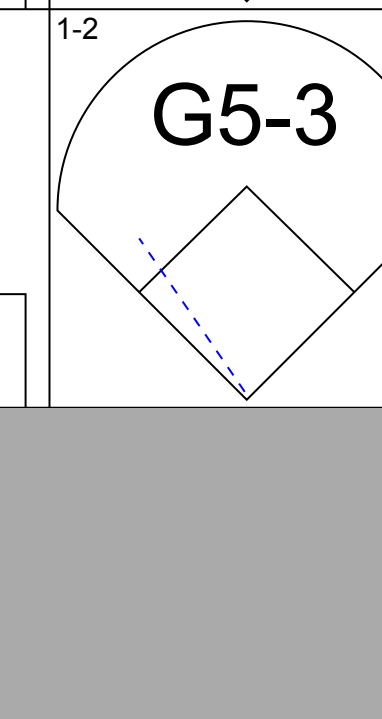

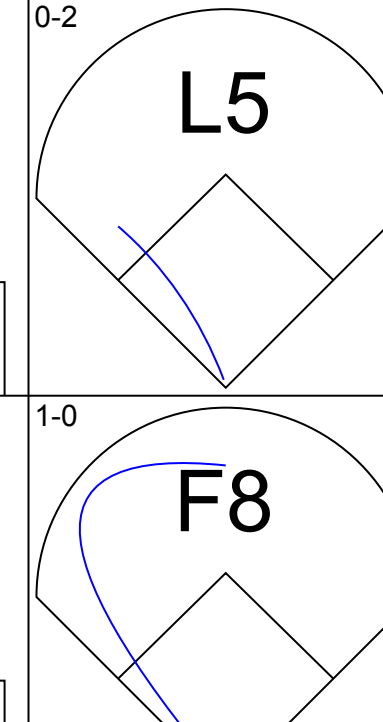
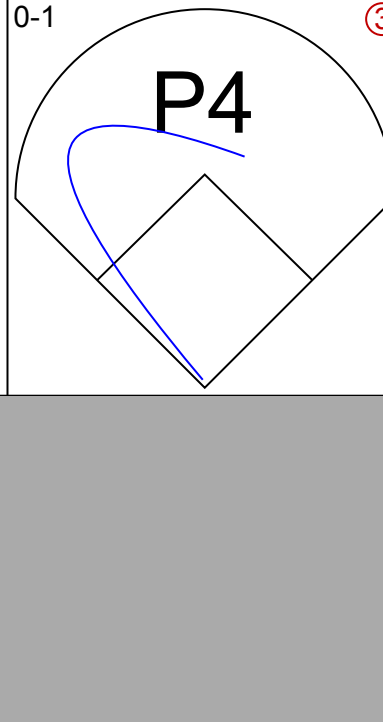

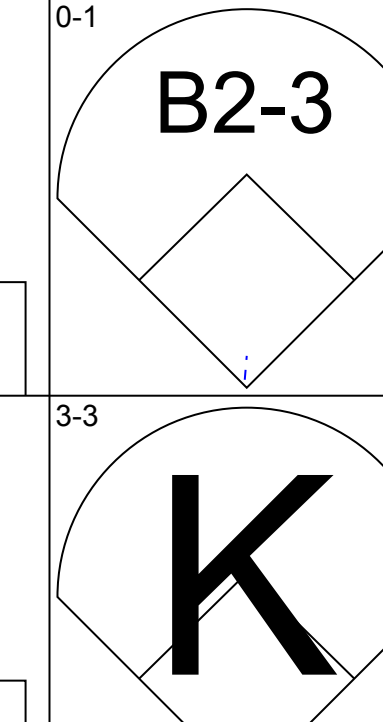
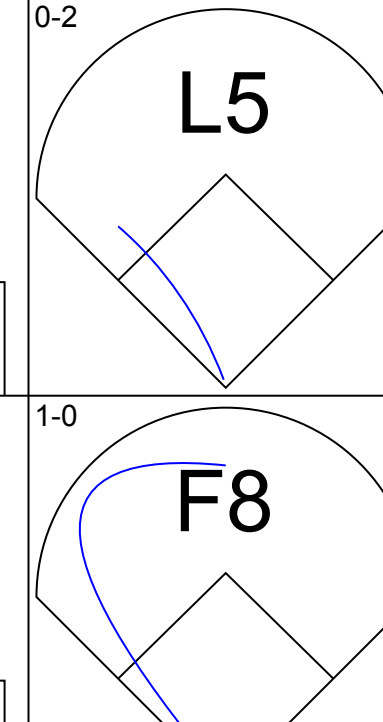
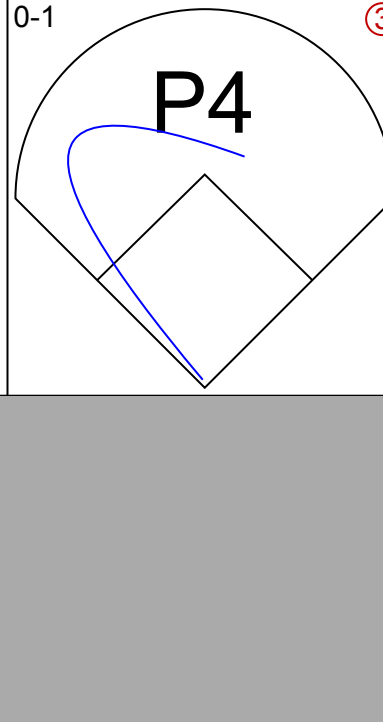
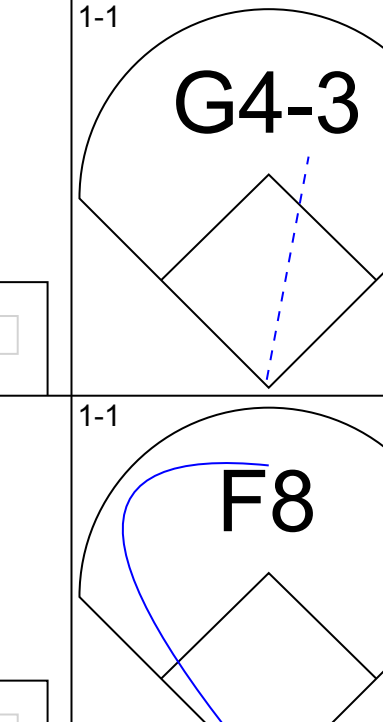




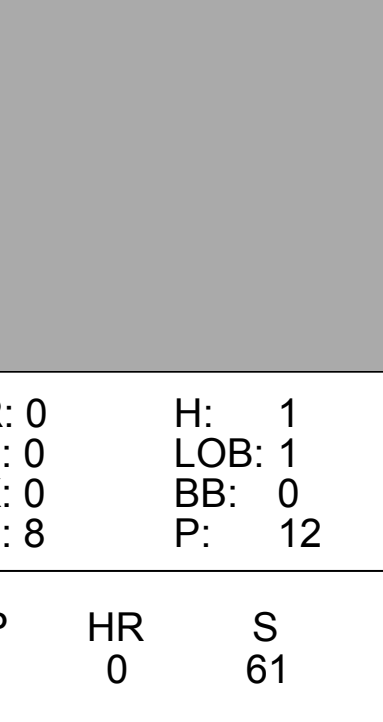
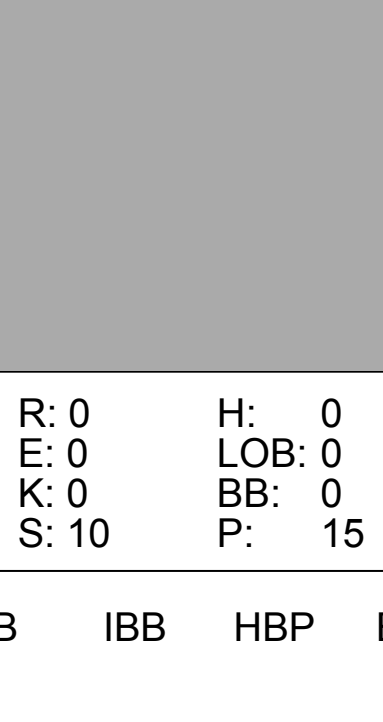
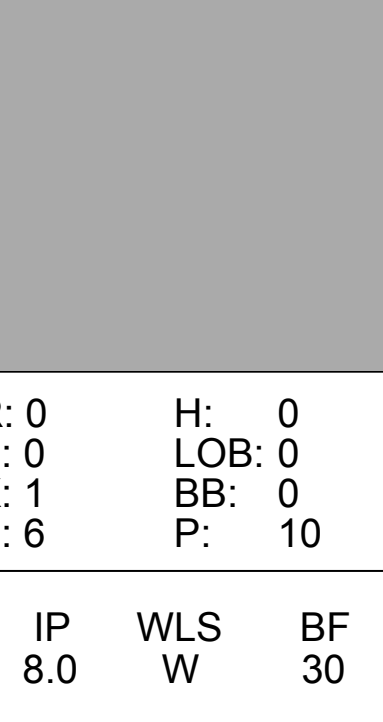
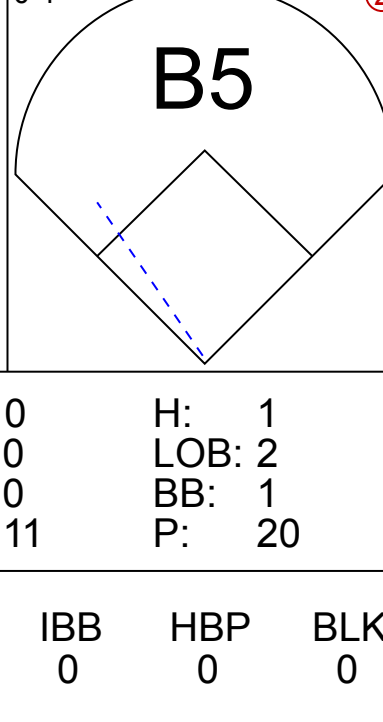
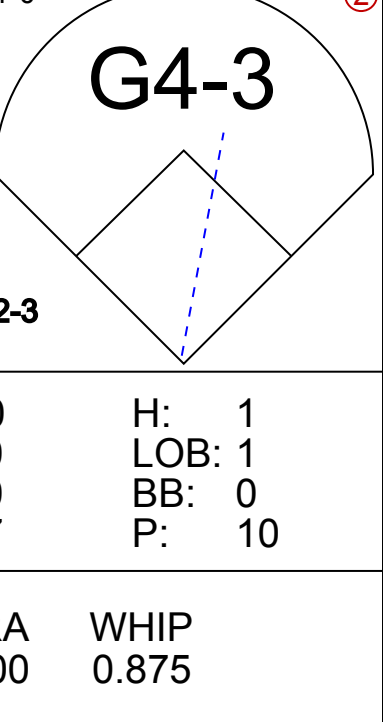
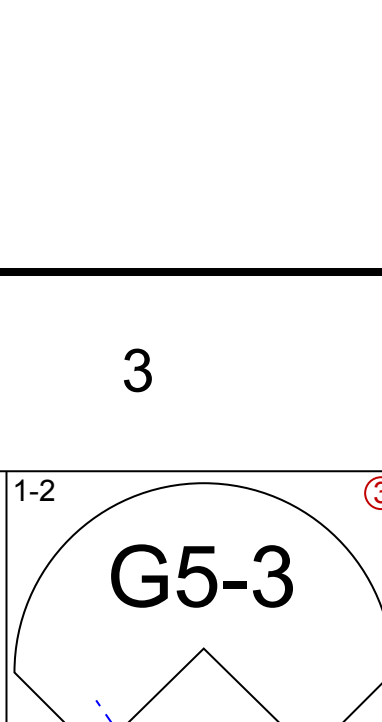
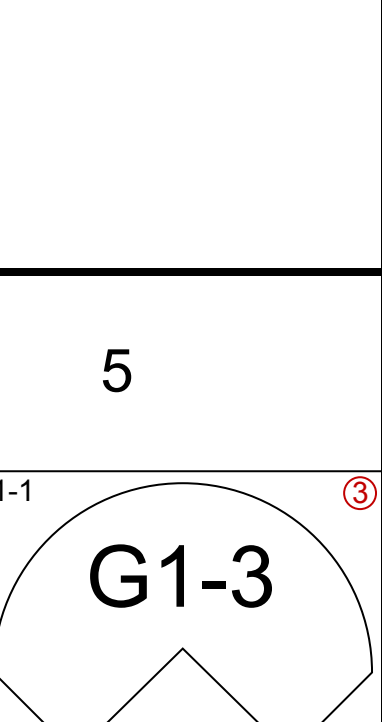
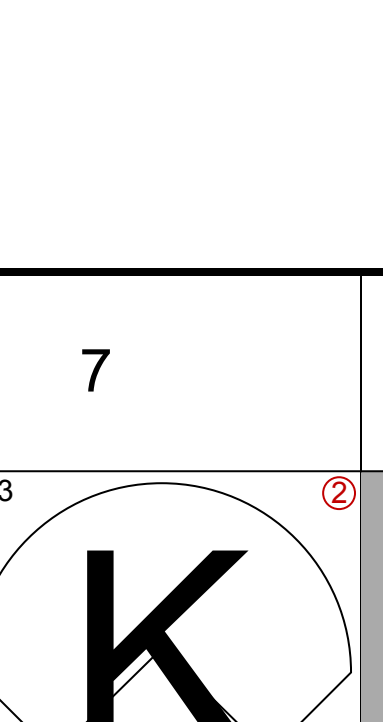


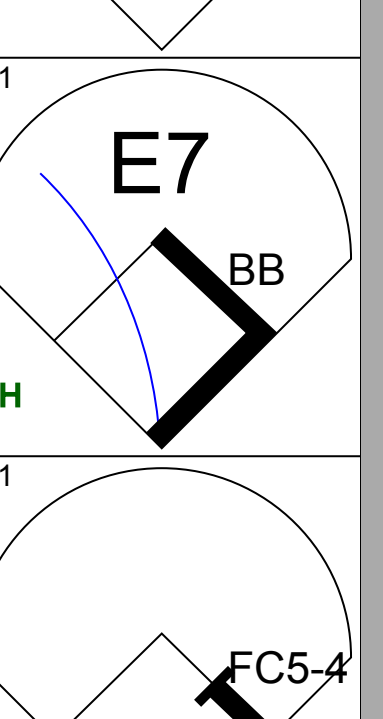


Batter	1	2	3	4	5	6	7	8	9	10	11	12	13	AB	R	H	RBI	BB	SO	LOB	BOTTOM					
Jose Hernandez, R OBP: 0.316, SLG: 0.368 (1, 6)	G4-3								G6-3				FC5-4	5	0	0	0	1	2	3						
Eduardo Zambrano, R OBP: 0.349, SLG: 0.462 (13, PH) (13, 1)									G5-3					1	0	0	0	0	0	1						
Derrick May, L OBP: 0.320, SLG: 0.377 (1, 7)	G4-3								G3					5	0	1	0	0	0	1						
Jose Bautista, R OBP: 0.500, SLG: 0.385 (10, 1) (11, PH) (12, 1)	L8								G1-3					0	0	0	0	0	0	0						
Mike Meksudjan, L OBP: 0.500, SLG: 0.385 (12, 1)	2B								G4-3					0	0	0	0	1	0	0						
Mark Grace, L OBP: 0.371, SLG: 0.405 (1, 3)									G3					5	1	2	0	1	0	2						
Sammy Sosa, R OBP: 0.333, SLG: 0.567 (1, 9)									1B					6	0	3	1	0	0	3						
Glenallen Hill, R OBP: 0.370, SLG: 0.465 (1, 6)									1B					4	0	1	0	2	1	3						
Rick Wilkins, L OBP: 0.309, SLG: 0.368 (1, 2)									1B					4	0	0	0	2	1	3						
Steve Buechele, R OBP: 0.329, SLG: 0.394 (1, 5)									1B					4	0	0	0	1	1	4						
Rey Sanchez, R OBP: 0.338, SLG: 0.322 (1, 4)									1B					6	0	0	0	0	1	2						
Kevin Foster, R OBP: 0.143, SLG: 0.100 (9, 1)									1B					3	0	0	0	0	2	2						
Randy Myers, L OBP: 0.322, SLG: 0.396 (9, PH) (10, 7)									1B					0	0	0	0	0	0	0						
Karl Rhodes, L OBP: 0.322, SLG: 0.396 (9, PH) (10, 7)									1B					3	0	1	0	0	0	0						
Inning Stats	R: 0 E: 0 K: 1 S: 10	H: 1 LOB: 2 BB: 1 P: 18	R: 0 E: 0 K: 2 S: 9	H: 0 LOB: 0 BB: 0 P: 15	R: 0 E: 0 K: 0 S: 7	H: 1 LOB: 0 BB: 0 P: 11	R: 0 E: 0 K: 1 S: 11	H: 1 LOB: 2 BB: 1 P: 18	R: 0 E: 0 K: 2 S: 8	H: 0 LOB: 0 BB: 0 P: 14	R: 1 E: 0 K: 1 S: 13	H: 2 LOB: 3 BB: 1 P: 26	R: 0 E: 0 K: 0 S: 12	H: 1 LOB: 1 BB: 0 P: 19	R: 0 E: 0 K: 2 S: 15	H: 2 LOB: 2 BB: 0 P: 22	R: 0 E: 0 K: 0 S: 8	H: 0 LOB: 0 BB: 0 P: 19	R: 0 E: 0 K: 0 S: 7	H: 0 LOB: 0 BB: 0 P: 12	R: 0 E: 1 K: 0 S: 9	H: 0 LOB: 1 BB: 0 P: 15	1B: 7 2B: 2 3B: 0 HR: 0	SF: 0 SAC: 0 DP: 0 HBP: 1	W/P: 0 PB: 0 SB: 3 CS: 1	PA: 56
PITCHER	IP	WLS	BF	H	R	ER	SO	BB	IBB	HBP	BLK	WP	HR	S	P	ERA	WHIP									
Erik Hanson, R ERA: 4.23 (8, 1)	7.0		27	4	0	0	8	3	0	0	0	0	0	63	106	0.00	1.000									
Chuck McElroy, L ERA: 2.06 (8, 1)	0.2		3	1	1	1	0	0	0	0	0	0	0	4	10	13.50	1.500									
Hector Carrasco, R ERA: 2.27 (8, 1)	0.1		4	1	0	0	1	1	0	1	0	0	0	9	16	0.00	6.000									
Jeff Brantley, R ERA: 2.52 (9, 1)	2.0		9	3	0	0	2	0	0	0	0	0	0	27	41	0.00	1.500									
Johnny Ruffin, R ERA: 2.58 (11, 1)	3.0	W	12	0	0	0	0	2	0	0	0	0	0	24	46	0.00	0.667									

Cincinnati Reds @ Chicago Cubs
Wrigley Field, Chicago, IL
Sat Jul 23 1994, 3:33 AM CDT
Att. 41,010 - Sunny

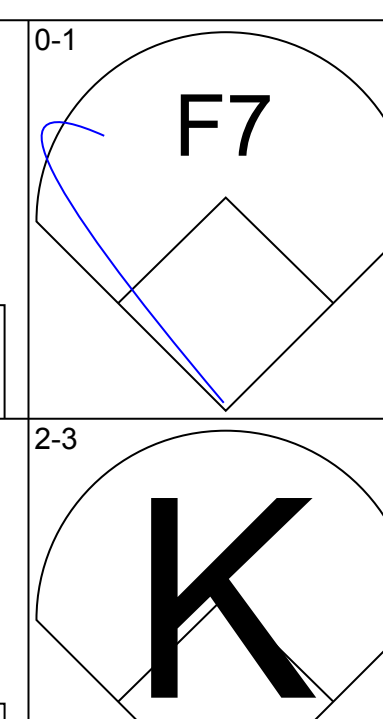
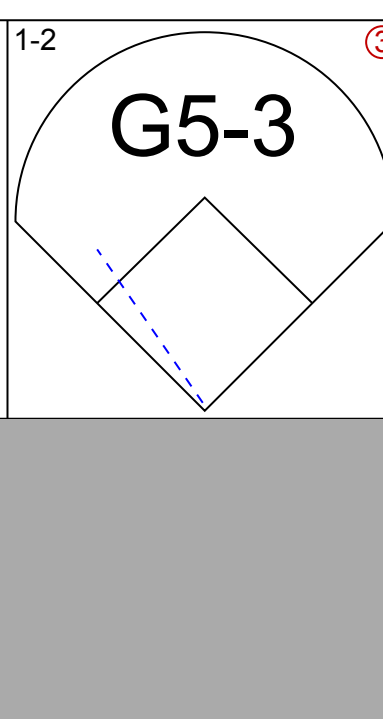
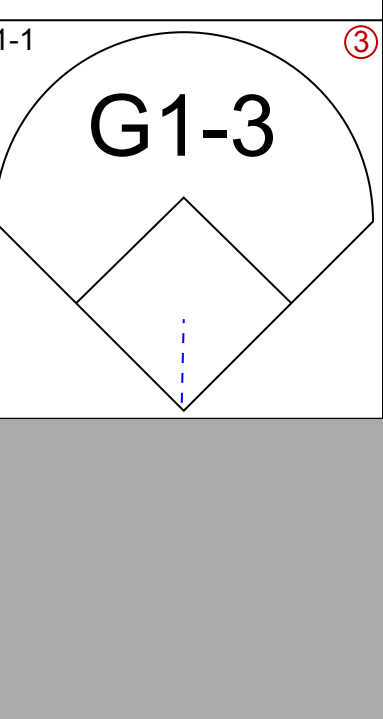
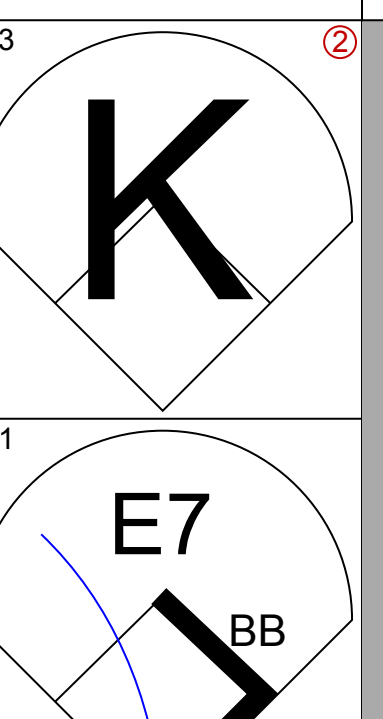

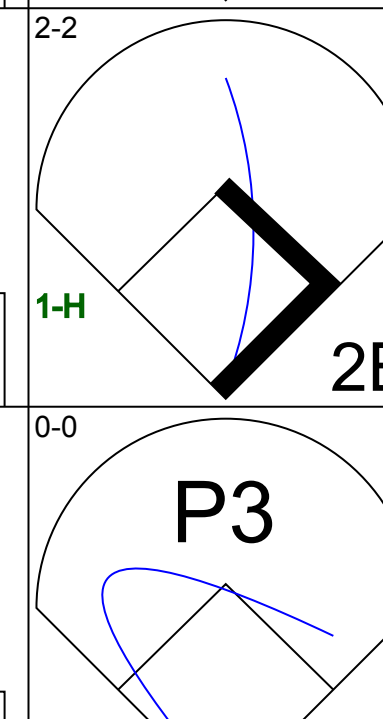
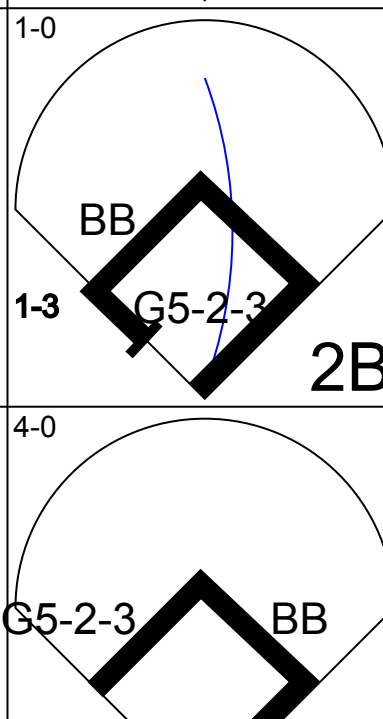


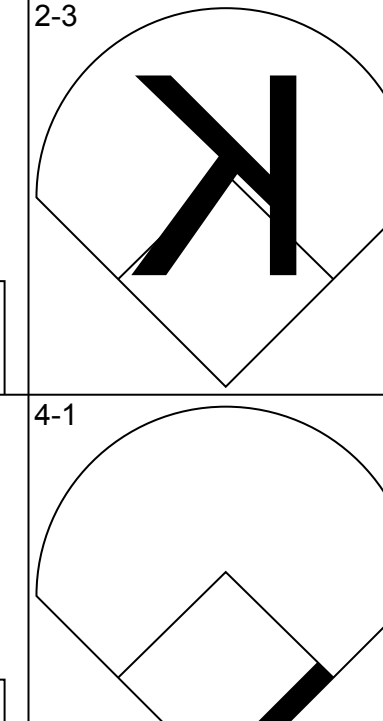
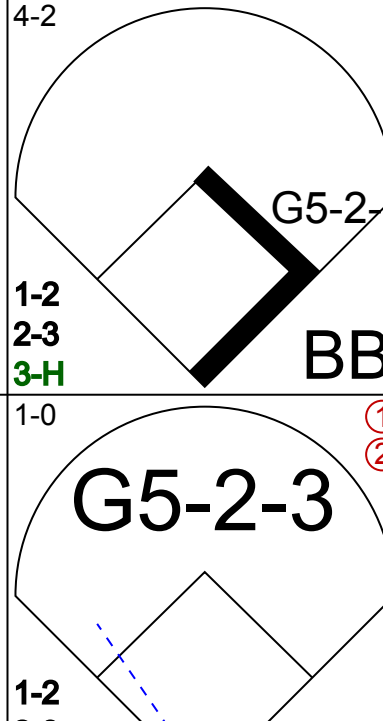
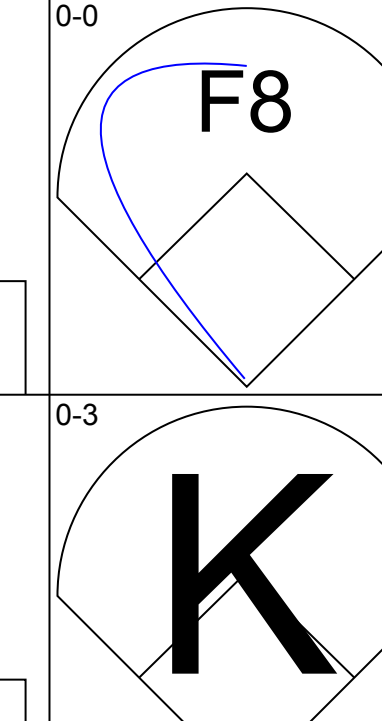



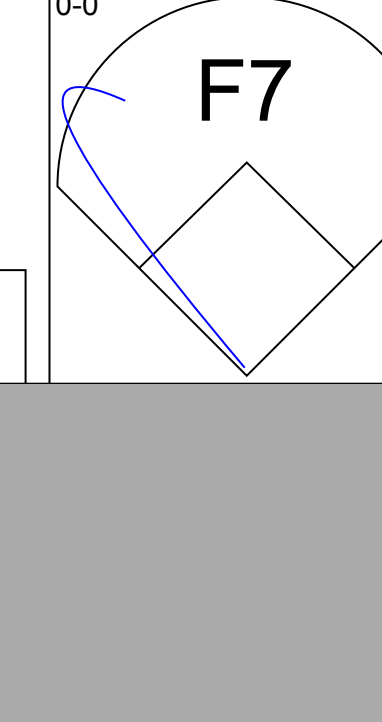
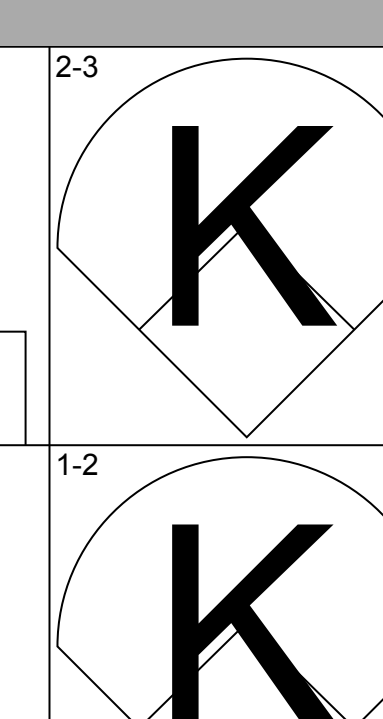
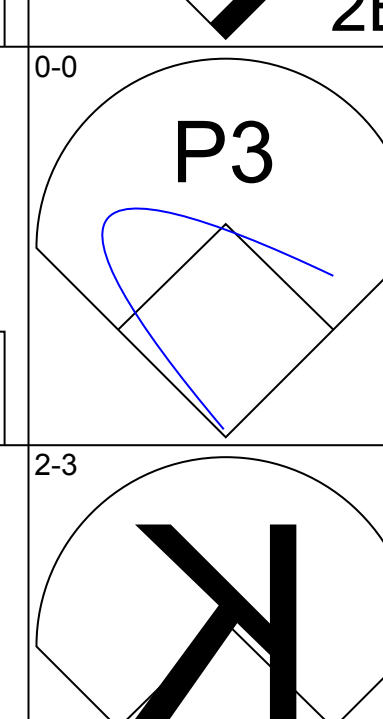
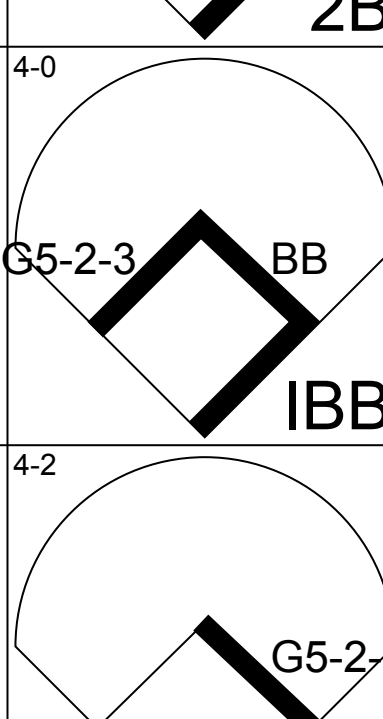
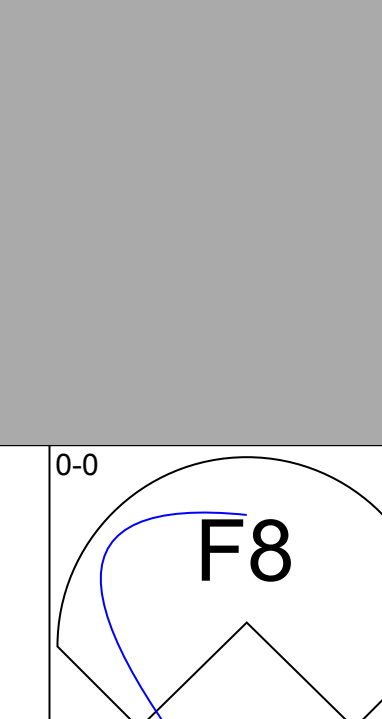

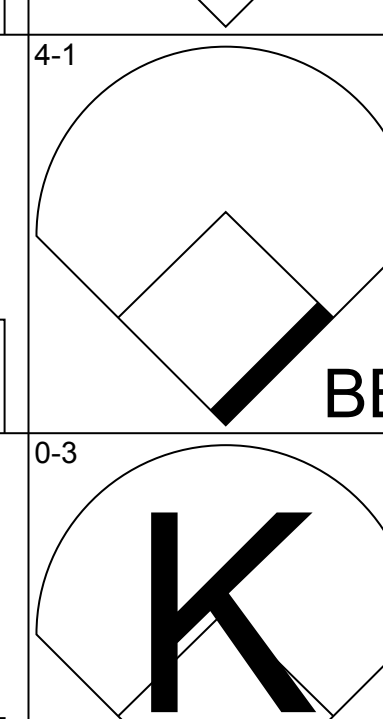
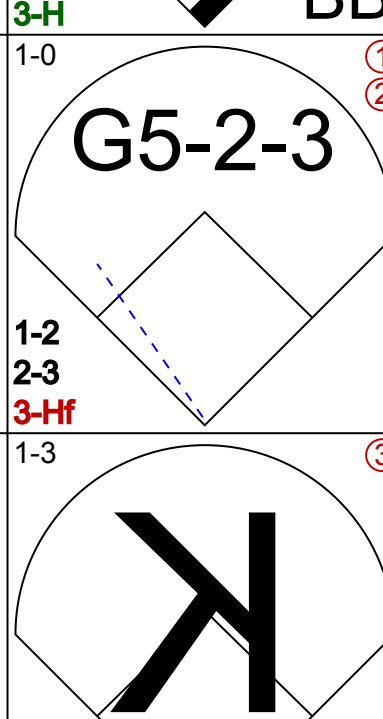
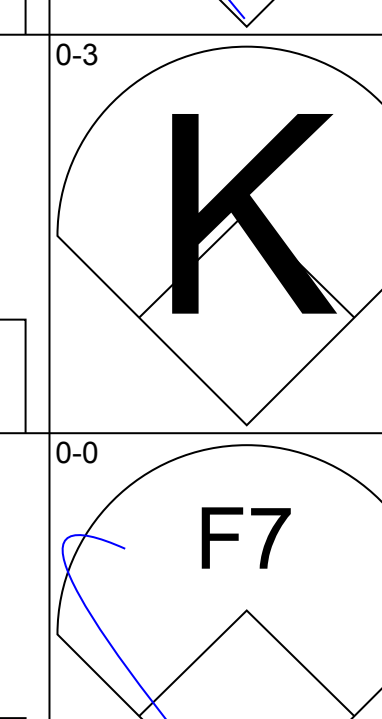




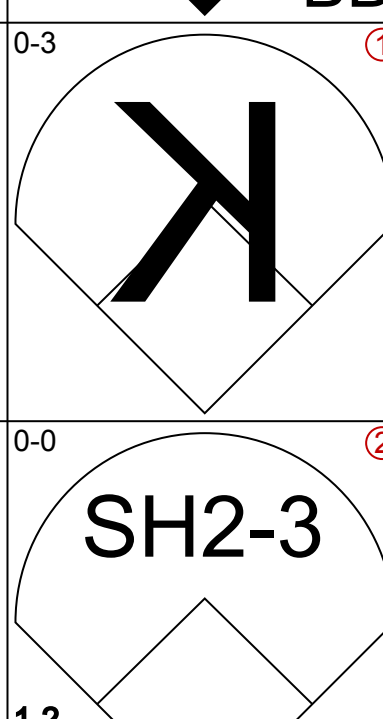



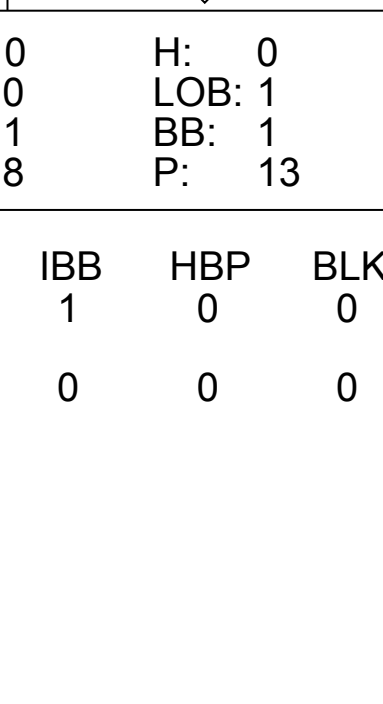
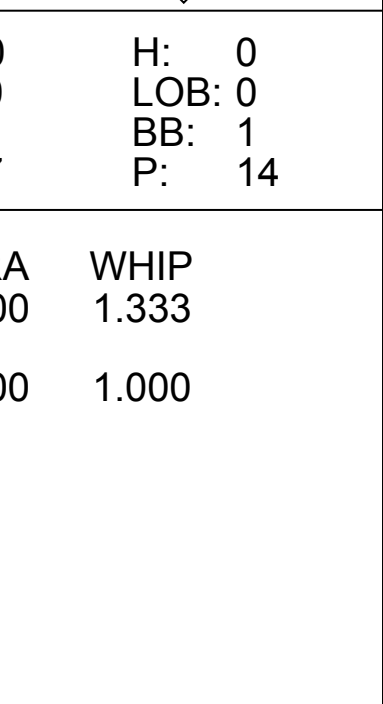
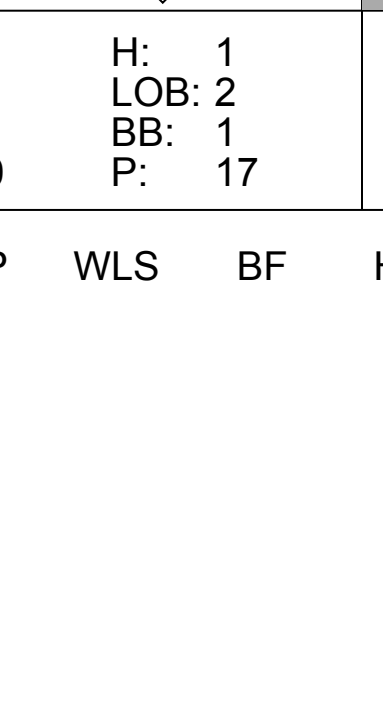
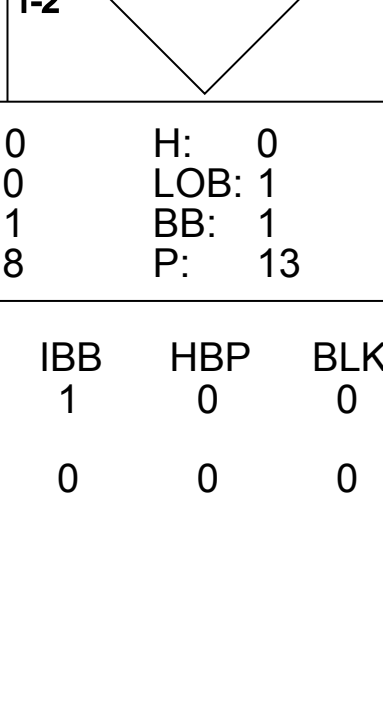
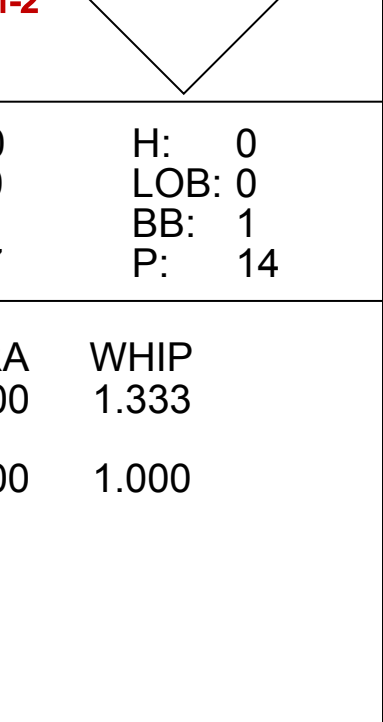
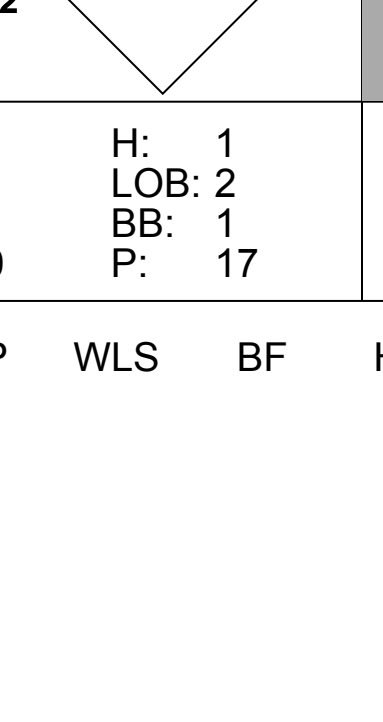

AB 48
R 1
H 9
RBI 1
BB 6
SO 11
LOB 26




Batter	1	2	3	4	5	6	7	8	9	AB	R	H	RBI	BB	SO	LOB	TOP			
Deion Sanders, L (1, 8) OBP: 0.348, SLG: 0.393										3	0	1	0	1	1	1	Cincinnati Reds @ Chicago Cubs Wrigley Field, Chicago, IL Sun Jul 24 1994, 3:33 AM CDT Att: 39,317 - Sunny - 79 F			
Jacob Brumfield, R (1, 9) OBP: 0.402, SLG: 0.549										4	0	0	0	0	1	3				
Barry Larkin, R (1, 6) OBP: 0.375, SLG: 0.412										3	0	0	0	1	0	0				
Hal Morris, L (1, 3)										4	0	1	0	0	0	1				
Tony Fernandez, S (1, 5) OBP: 0.379, SLG: 0.453										4	0	0	0	0	0	2				
Thomas Howard, S (1, 7) OBP: 0.309, SLG: 0.419										3	0	0	0	0	1	1				
Reggie Sanders, R (9, PH) OBP: 0.339, SLG: 0.514										1	0	0	0	0	0	0				
Jeff Branson, L (1, 4) OBP: 0.313, SLG: 0.474										3	0	2	0	0	0	0				
Brian Dorsett, R (1, 2) OBP: 0.300, SLG: 0.340										3	0	1	0	0	1	2				
Pete Schourek, L (1, 1) OBP: 0.167, SLG: 0.333										2	0	0	0	0	0	2				
Lenny Harris, L (7, PH) OBP: 0.344, SLG: 0.380										1	0	0	0	0	0	1				
Scott Service, R (7, 1)										0	0	0	0	0	0	0				
Inning Stats	R: 0 E: 0 K: 1 S: 6	H: 0 LOB: 0 BB: 0 P: 10	R: 0 E: 0 K: 1 S: 6	H: 0 LOB: 0 BB: 0 P: 9	R: 0 E: 0 K: 0 S: 11	H: 1 LOB: 2 BB: 1 P: 20	R: 0 E: 0 K: 0 S: 8	H: 1 LOB: 1 BB: 0 P: 12	R: 0 E: 0 K: 1 S: 7	H: 0 LOB: 1 BB: 1 P: 15	R: 0 E: 0 K: 1 S: 7	H: 1 LOB: 1 BB: 0 P: 12	R: 0 E: 0 K: 0 S: 9	H: 1 LOB: 0 BB: 0 P: 12	R: 0 E: 0 K: 0 S: 10	H: 0 LOB: 0 BB: 0 P: 15	1B: 5 2B: 0 3B: 0 HR: 0	SF: 0 SAC: 0 DP: 0 HBP: 0	WP: 0 PB: 0 SB: 1 CS: 1	PA: 33
PITCHER	IP	WLS	BF	H	R	ER	SO	BB	IBB	HBP	BLK	WP	HR	S	P	ERA	WHIP			
Jim Bullinger, R (1, 1) ERA: 3.12	8.0	W	30	5	0	0	4	2	0	0	0	0	0	61	100	0.00	0.875			
Randy Myers, L (9, 1) ERA: 3.06	1.0	S	3	0	0	0	0	0	0	0	0	0	0	10	15	0.00	0.000			

AB	31
R	0
H	5
RBI	0
BB	2
SO	4
LOB	13



Batter	1	2	3	4	5	6	7	8	9	AB	R	H	RBI	BB	SO	LOB	BOTTOM			
Shawon Dunston, R (1, 6) OBP: 0.313, SLG: 0.426										4	0	0	0	0	1	2	Cincinnati Reds @ Chicago Cubs Wrigley Field, Chicago, IL Sun Jul 24 1994, 3:33 AM CDT Att: 39,317 - Sunny - 79 F			
Eduardo Zambrano, R (1, 7) OBP: 0.555, SLG: 0.943										4	2	2	0	0	1	0				
José Hernández, R (9, 5) OBP: 0.319, SLG: 0.368										0	0	0	0	0	0	0				
Mark Grace, L (1, 3) OBP: 0.375, SLG: 0.413										3	0	2	1	1	1	0				
Sammy Sosa, R (1, 9) OBP: 0.332, SLG: 0.562										3	0	0	0	1	1	3				
Glenallen Hill, R (1, 8) OBP: 0.368, SLG: 0.459										3	0	0	1	1	2	1				
Mark Parent, R (1, 2) OBP: 0.387, SLG: 0.456										3	0	0	0	1	2	3				
Steve Buechele, R (1, 5) OBP: 0.328, SLG: 0.390										3	0	0	0	1	2	4				
Randy Myers, L (9, 1)										0	0	0	0	0	0	0				
Rey Sanchez, R (1, 4) OBP: 0.342, SLG: 0.324										2	1	1	0	1	1	1				
Jim Bullinger, R (1, 1) OBP: 0.313, SLG: 0.357										1	0	0	0	0	1	1				
Karl Rhodes, L (9, 7) OBP: 0.322, SLG: 0.396										0	0	0	0	0	0	0				
Inning Stats	R: 0 E: 0 K: 2 S: 8	H: 0 LOB: 0 BB: 0 P: 10	R: 0 E: 0 K: 3 S: 9	H: 0 LOB: 0 BB: 0 P: 13	R: 0 E: 0 K: 1 S: 8	H: 0 LOB: 1 BB: 1 P: 13	R: 1 E: 0 K: 2 S: 14	H: 2 LOB: 2 BB: 1 P: 23	R: 0 E: 0 K: 1 S: 7	H: 0 LOB: 0 BB: 1 P: 14	R: 1 E: 0 K: 0 S: 11	H: 2 LOB: 2 BB: 2 P: 22	R: 1 E: 1 K: 1 S: 10	H: 1 LOB: 2 BB: 1 P: 17	R: 0 E: 0 K: 1 S: 5	H: 0 LOB: 0 BB: 0 P: 5	1B: 3 2B: 2 3B: 0 HR: 0	SF: 0 SAC: 2 DP: 1 HBP: 0	WP: 0 PB: 0 SB: 0 CS: 1	PA: 34
PITCHER	IP	WLS	BF	H	R	ER	SO	BB	IBB	HBP	BLK	WP	HR	S	P	ERA	WHIP			
Pete Schourek, L (1, 1) ERA: 4.45	6.0	L	25	4	2	2	10	4	1	0	0	0	0	57	95	3.00	1.333			
Scott Service, R (7, 1) ERA: 3.0	2.0		9	1	1	0	2	1	0	0	0	0	0	15	22	0.00	1.000			

AB	26
R	3
H	5
RBI	2
BB	6
SO	12
LOB	15



Batter	1	2	3	4	5	6	7	8	9	AB	R	H	RBI	BB	SO	LOB	TOP		
José Hernández, R OBP: 0.308, SLG: 0.348 Shawon Dunston, R OBP: 0.322, SLG: 0.450 Todd Haney, R OBP: 0.250, SLG: 0.143	0-1 G1-6-3		1-3 K			0-2 F8		1-3 K		3	0	0	0	0	1	0	Chicago Cubs @ Pittsburgh Pirates Three Rivers Stadium, Pittsburgh, PA Wed Jul 27 1994, 7:05 PM EDT Att: 11,766 - Unknown - 60 F		
Karl Rhodes, L OBP: 0.316, SLG: 0.388 Chuck Crim, R	1-2 F7			2-3 K		2-2 F8		2-3 K		4	0	0	0	0	2	2			
Mark Grace, L OBP: 0.372, SLG: 0.417 Eduardo Zambrano, R OBP: 0.353, SLG: 0.476	2-2 L3			1-3 K			3-1 G5-3		2-3 K	2	0	0	0	0	1	0			
Sammy Sosa, R OBP: 0.332, SLG: 0.556		0-2 G3		0-1 L6			0-2 F7		0-0 E3 2B	4	1	0	0	0	0	0			
Derrick May, L OBP: 0.327, SLG: 0.393		0-1 2B			2-2 E 3B		1-2 G4-3		1-0 BLK G6-3 2B	4	2	3	1	0	0	0			
Rick Wilkins, L OBP: 0.303, SLG: 0.370		1-2 F7			0-0 P6			3-2 E4 1B	3-1 G6-3	4	1	0	1	0	0	1			
Steve Buechele, R OBP: 0.318, SLG: 0.377					3-H 3-2 G5-3			1-3 K	1-3 K	4	0	0	0	0	2	2			
Rey Sanchez, R OBP: 0.346, SLG: 0.322			1-2 G5-3			1-3 K		0-2 E 1B		3	0	1	0	0	1	0			
Mike Morgan, R OBP: 0.160, SLG: 0.125 Mike Maksudian, L OBP: 0.474, SLG: 0.357 Dave Otto, L OBP: 0.369, SLG: 0.456			1-3 K			2-0 F8		3-2 E7 1B		1	0	0	0	0	1	0			
								1-3 2-H 1B		1	0	0	0	0	0	0			
Inning Stats	R: 0 E: 0 K: 0 S: 8	H: 0 LOB: 0 BB: 0 P: 11	R: 0 E: 0 K: 0 S: 10	H: 1 LOB: 1 BB: 0 P: 14	R: 0 E: 0 K: 2 S: 11	H: 0 LOB: 0 BB: 0 P: 14	R: 0 E: 0 K: 0 S: 7	H: 0 LOB: 0 BB: 0 P: 11	R: 0 E: 0 K: 0 S: 10	H: 0 LOB: 0 BB: 0 P: 14	R: 1 E: 2 K: 3 S: 22	H: 2 LOB: 2 BB: 0 P: 32	R: 2 E: 1 K: 2 S: 12	H: 1 LOB: 0 BB: 0 P: 19	1B: 2 2B: 2 3B: 1 HR: 0	SF: 0 SAC: 0 DP: 0 HBP: 0	WP: 0 PA: 34 PB: 0 SB: 0 CS: 0		
PITCHER	IP WLS BF H R ER SO BB IBB HBP BLK WP HR S P ERA WHIP																		
Rick White, R ERA: 4.19	6.0	W	20	2	1	0	5	0	0	0	0	0	0	0	0	55	78	0.00	0.333
Dan Miceli, R ERA: 5.09	2.0		9	2	1	0	3	0	0	0	0	0	0	0	0	32	46	0.00	1.000
Mike Dyer, R ERA: 2.31	1.0		5	1	2	0	2	0	0	0	1	0	0	0	12	19	0.00	1.000	

Batter	1	2	3	4	5	6	7	8	9	AB	R	H	RBI	BB	SO	LOB	BOTTOM	
Gary Varsho, L OBP: 0.299, SLG: 0.389	1-0 F8		1-3 K		1-2 E 1B	2-1 G4-3		1-3 K		6	2	2	0	0	2	4	Chicago Cubs @ Pittsburgh Pirates Three Rivers Stadium, Pittsburgh, PA Wed Jul 27 1994, 7:05 PM EDT Att: 11,766 - Unknown - 60 F	
Jay Bell, R OBP: 0.345, SLG: 0.441	2-0 S 1B	0-1 P9		1-2 E8 1B		0-1 G6-3		2-2 FC1-5 1B		5	0	3	0	0	0	2		
Orlando Merced, S OBP: 0.354, SLG: 0.429	4-2 BB		4-2 FC6-4 1B	3-1 F7		4-2 1B		2-2 E FC1-5 1B		2	2	1	1	3	0	1		
Jeff King, R OBP: 0.311, SLG: 0.363	1-2 P4		0-1 P9	3-2 G6-3		0-0 1B		0-1 FC1-5 1B		5	1	1	0	0	0	6		
Andy Van Slyke, L OBP: 0.341, SLG: 0.354	0-0 F7		1-2 FC6-4 1B	1-0 F7		1-3 K		0-1 E6 1B		5	1	1	0	0	1	7		
Midre Cummings, L OBP: 0.382, SLG: 0.409		0-0 HBP 2B 1B	2-2 FC6-4 1B		0-0 1B		2-2 P2	0-0 FC4 1B		5	3	2	1	0	0	4		
Don Slaught, R OBP: 0.393, SLG: 0.361	2-2 HBP 2B		1-1 1B		0-0 P3		2-2 E 2B	0-0 1B		4	0	3	2	0	0	1		
Tom Foley, L OBP: 0.339, SLG: 0.402		2-2 2B	1-1 FC4-6 1B		0-0 F8		1-0 E4	3-2 G1-6-3 1B		5	0	3	4	0	0	2		
Rick White, R Dan Miceli, R Dave Clark, L Mike Dyer, R		0-1 G5-3	1-1 FC4-6		0-1 G4-3		0-1 G1-6-3	1-3 K		3	0	0	0	0	0	5		
										1	0	0	0	0	2			
										1	0	0	0	1	2			
										0	0	0	0	0	0			
Inning Stats	R: 0 E: 0 K: 0 S: 8	H: 1 LOB: 2 BB: 1 P: 16	R: 1 E: 0 K: 1 S: 13	H: 2 LOB: 0 BB: 0 P: 18	R: 2 E: 0 K: 0 S: 18	H: 3 LOB: 2 BB: 1 P: 29	R: 0 E: 0 K: 1 S: 5	H: 1 LOB: 1 BB: 0 P: 5	R: 0 E: 0 K: 0 S: 11	H: 1 LOB: 2 BB: 1 P: 18	R: 0 E: 1 K: 0 S: 9	H: 1 LOB: 1 BB: 0 P: 14	R: 5 E: 1 K: 2 S: 30	H: 5 LOB: 2 BB: 0 P: 41	1B: 13 2B: 3 3B: 0 HR: 0	SF: 0 SAC: 0 DP: 1 HBP: 1	WP: 0 PA: 46 PB: 0 SB: 1 CS: 0	
PITCHER	IP WLS BF H R ER SO BB IBB HBP BLK WP HR S P ERA WHIP																	
Mike Morgan, R ERA: 6.69	5.0	L	27	9	4	3	1	2	0	0	0	0	0	0	20	32	0.00	1.500
Dave Otto, L ERA: 4.02	2.0		9	2	0	0	1	1	0	0	0	0	0	0	20	32	0.00	1.500
Chuck Crim, R ERA: 4.25	1.0		10	5	5	4	2	0	0	0	0	0	0	30	41	36.00	5.000	

Batter	1	2	3	4	5	6	7	8	9	AB	R	H	RBI	BB	SO	LOB	TOP					
Shawn Dunston, R (1, 6) <small>OBP: 0.324, SLG: 0.457</small> José Hernández, R (6, 6) <small>OBP: 0.306, SLG: 0.345</small>										4	2	2	0	0	0	0	Chicago Cubs @ Pittsburgh Pirates Three Rivers Stadium, Pittsburgh, PA Thu Jul 28 1994, 7:05 PM EDT Att: 13,492 - Unknown - 72 F					
Eduardo Zambrano, R (1, 3) <small>OBP: 0.363, SLG: 0.491</small>										5	1	3	0	0	2	1						
Sammy Sosa, R (1, 9) <small>OBP: 0.335, SLG: 0.556</small>										5	2	3	2	0	0	2						
Glenallen Hill, R (1, 8) <small>OBP: 0.370, SLG: 0.452</small>										4	2	1	1	1	1	3						
Derrick May, L (1, 7) <small>OBP: 0.331, SLG: 0.394</small>										4	1	2	0	1	0	0						
Mark Parent, R (1, 2) <small>OBP: 0.373, SLG: 0.437</small>										4	0	1	2	0	1	1						
Steve Buechele, R (1, 5) <small>OBP: 0.322, SLG: 0.392</small>										4	1	3	3	0	0	0						
Todd Haney, R (1, 4) <small>OBP: 0.231, SLG: 0.455</small>										4	1	1	2	0	1	4						
Kevin Foster, R (1, 1) <small>OBP: 0.125, SLG: 0.087</small> Karl Rhodes, L (8, PH) <small>OBP: 0.319, SLG: 0.391</small> Dan Plesac, L (8, 1)										3	0	0	0	0	2	3						
Inning Stats	R: 5 E: 0 K: 1 S: 20	H: 6 LOB: 1 BB: 0 P: 27	R: 0 E: 0 K: 0 S: 7	H: 1 LOB: 1 BB: 0 P: 9	R: 0 E: 0 K: 1 S: 16	H: 2 LOB: 2 BB: 0 P: 20	R: 0 E: 0 K: 0 S: 8	H: 1 LOB: 1 BB: 0 P: 9	R: 0 E: 0 K: 0 S: 10	H: 0 LOB: 0 BB: 0 P: 16	R: 2 E: 0 K: 3 S: 13	H: 3 LOB: 1 BB: 0 P: 18	R: 1 E: 0 K: 1 S: 13	H: 1 LOB: 0 BB: 0 P: 20	R: 0 E: 0 K: 1 S: 8	H: 1 LOB: 0 BB: 0 P: 11	R: 2 E: 0 K: 1 S: 13	H: 2 LOB: 2 BB: 2 P: 26	1B: 12 2B: 3 HR: 2	SF: 3 SAC: 0 DP: 1 HBP: 0	WP: 0 PB: 0 SB: 1 CS: 0	PA: 45
PITCHER	IP WLS BF H R ER SO BB IBB HBP BLK WP HR S P ERA WHIP	IP WLS BF H R ER SO BB IBB HBP BLK WP HR S P ERA WHIP																	IP WLS BF H R ER SO BB IBB HBP BLK WP HR S P ERA WHIP			
Steve Cooke, L (1, 1) <small>ERA: 5.15</small>	0.0	L	5	5	5	0	0	0	0	0	0	8	11	∞	∞							
Paul Wagner, R (1, 1) <small>ERA: 4.7</small>	4.0		17	5	0	2	0	0	0	0	0	43	54	0.00	1.250							
Mark Dewey, R (5, 1) <small>ERA: 4.07</small>	2.0		9	3	2	3	0	0	0	0	1	23	34	9.00	1.500							
Rich Robertson, L (7, 1) <small>ERA: 7.24</small>	2.0		7	2	1	2	0	0	0	0	1	21	31	4.50	1.000							
Ravelo Manzanillo, L (9, 1) <small>ERA: 4.93</small>	1.0		7	2	2	1	2	0	0	0	0	13	26	18.00	4.000							
Tony Womack, L (1, 4) <small>OBP: 0.429, SLG: 0.333</small>										4	1	1	0	1	2	0						
Jay Bell, R (1, 6) <small>OBP: 0.351, SLG: 0.445</small>										3	0	2	0	2	0	0						
Orlando Merced, S (1, 3) <small>OBP: 0.354, SLG: 0.425</small>										3	0	0	0	2	2	4						
Dave Clark, L (1, 9) <small>OBP: 0.347, SLG: 0.492</small>										5	0	0	0	0	2	9						
Andy Van Slyke, L (1, 8) <small>OBP: 0.340, SLG: 0.351</small>										3	0	0	1	1	3	0						
Midre Cummings, L (1, 7) <small>OBP: 0.333, SLG: 0.375</small>										4	0	0	0	0	0	3						
Don Slaught, R (1, 2) <small>OBP: 0.390, SLG: 0.358</small>										4	1	1	0	0	2	4						
Tom Foley, L (1, 5) <small>OBP: 0.331, SLG: 0.391</small> Rich Robertson, L (7, 1) <small>OBP: 0.250, SLG: 0.250</small> Lloyd McClendon, R (8, PH) <small>OBP: 0.297, SLG: 0.371</small> Ravelo Manzanillo, L (9, 1) <small>OBP: 0.667, SLG: 1.000</small>										3	0	0	0	0	0	1						
Steve Cooke, R (1, 1) <small>OBP: 0.211, SLG: 0.237</small>	0.0		0	0	0	0	0	0	0	0	0	0	0	0	0	0						
Paul Wagner, R (1, 1) <small>OBP: 0.162, SLG: 0.189</small>	0.0		0	0	0	0	0	0	0	0	0	0	0	0	0	0						
Gary Varsho, L (4, PH) <small>OBP: 0.295, SLG: 0.384</small>										1	0	1	0	0	0	0						
Mark Dewey, R (5, 1) <small>OBP: 1.000, SLG: 1.000</small> Jeff King, R (7, 5) <small>OBP: 0.309, SLG: 0.361</small>										1	0	0	0	0	0	0						
Inning Stats	R: 1 E: 0 K: 1 S: 13	H: 1 LOB: 3 BB: 3 P: 30	R: 0 E: 0 K: 1 S: 8	H: 2 LOB: 3 BB: 1 P: 14	R: 0 E: 0 K: 2 S: 9	H: 0 LOB: 0 BB: 0 P: 12	R: 0 E: 0 K: 1 S: 7	H: 0 LOB: 0 BB: 0 P: 9	R: 0 E: 0 K: 0 S: 11	H: 0 LOB: 0 BB: 0 P: 16	R: 0 E: 0 K: 1 S: 10	H: 1 LOB: 1 BB: 0 P: 12	R: 0 E: 0 K: 1 S: 12	H: 0 LOB: 2 BB: 2 P: 24	R: 2 E: 1 K: 1 S: 14	H: 1 LOB: 0 BB: 0 P: 20	R: 0 E: 0 K: 3 S: 11	H: 1 LOB: 1 BB: 0 P: 16	1B: 4 2B: 1 HR: 1	SF: 0 SAC: 0 DP: 0 HBP: 0	WP: 0 PB: 0 SB: 0 CS: 0	PA: 40
PITCHER	IP WLS BF H R ER SO BB IBB HBP BLK WP HR S P ERA WHIP	IP WLS BF H R ER SO BB IBB HBP BLK WP HR S P ERA WHIP																	IP WLS BF H R ER SO BB IBB HBP BLK WP HR S P ERA WHIP			
Kevin Foster, R (1, 1) <small>ERA: 2.73</small>	7.0	W	31	4	1	7	6	0	0	0	0	0	70	117	1.29	1.429						
Dan Plesac, L (8, 1) <small>ERA: 4.47</small>	2.0		9	2	2	0	4	0	0	0	0	1	25	36	0.00	1.000						

AB	40
R	10
H	17
RBI	10
BB	2
SO	8
LOB	17



AB	34
R	3
H	6
RBI	3
BB	6
SO	11
LOB	21



Batter	1	2	3	4	5	6	7	8	9	AB	R	H	RBI	BB	SO	LOB	TOP								
Shawon Dunston, R OBP: 0.330, SLG: 0.461	F8	K			G5-3		2B	1B		5	0	2	1	0	1	2									
José Hernández, R OBP: 0.298, SLG: 0.341 Dave Otto, L (8, 1)	F9		G5-3		K		2B	K		5	0	1	0	0	2	4									
Sammy Sosa, R OBP: 0.335, SLG: 0.551	P3		K			FC6-4 2B	K	K		5	1	1	0	0	3	5									
Derrick May, L OBP: 0.331, SLG: 0.395		HR	G4-3			FC6-4 1B	K		G4-3	5	1	2	0	0	1	2									
Glenallen Hill, R OBP: 0.376, SLG: 0.469		HR			G4-6-3 1B	FC6-4 2B	G4-3		1B BB	5	2	3	2	0	0	4									
Rick Wilkins, L OBP: 0.307, SLG: 0.382		1B			G4-6-3 1B			G4-3	1B	4	2	2	2	1	0	1									
Steve Buechele, R OBP: 0.334, SLG: 0.421 (8, 5)		3B						E8	1B	5	1	4	2	0	0	0									
Eduardo Zambrano, R OBP: 0.563, SLG: 0.491 (9, PR)		1B			G4-3			E4	1B	0	0	0	0	0	0	0									
Rey Sanchez, R OBP: 0.352, SLG: 0.331 (1, 4)		SH3-4 1B						E6	1B	5	0	3	0	0	1	4									
Willie Banks, R OBP: 0.185, SLG: 0.154 Randy Veres, R (5, 1) Karl Rhodes, L OBP: 0.346, SLG: 0.388 Chuck Crim, R (8, 1) Mark Parent, R OBP: 0.359, SLG: 0.413 Mike Maksudian, L OBP: 0.476, SLG: 0.333 (8, 3)		SH3-4			SH1-4			G3-1		0	0	0	0	0	0	0									
		1-2			1-2			1B	BB	1	0	0	0	0	0	3									
Inning Stats	R: 0 E: 0 K: 0 S: 8	H: 0 LOB: 0 BB: 0 P: 10	R: 3 E: 0 K: 1 S: 17	H: 5 LOB: 1 BB: 0 P: 28	R: 0 E: 0 K: 1 S: 9	H: 0 LOB: 0 BB: 0 P: 12	R: 0 E: 0 K: 0 S: 7	H: 1 LOB: 0 BB: 0 P: 13	R: 0 E: 0 K: 1 S: 9	H: 1 LOB: 1 BB: 0 P: 13	R: 3 E: 0 K: 0 S: 11	H: 5 LOB: 1 BB: 0 P: 18	R: 0 E: 0 K: 2 S: 15	H: 2 LOB: 2 BB: 0 P: 18	R: 1 E: 2 K: 2 S: 17	H: 2 LOB: 3 BB: 1 P: 28	R: 0 E: 0 K: 1 S: 17	H: 2 LOB: 3 BB: 1 P: 27	1B: 13 2B: 3 3B: 1 HR: 1	SF: 0 SAC: 2 DP: 1 HBP: 0	WP: 0 PB: 0 SB: 0 CS: 0	PA: 45			
PITCHER	IP	WLS	BF	H	R	ER	SO	BB	IBB	HBP	BLK	WP	HR	S	P	ERA	WHIP								
Bob Tewksbury, R ERA: 5.88	5.1	W	25	11	6	6	3	0	0	0	0	0	1	59	91	10.12	2.062								
John Habyan, R ERA: 3.49	1.2		7	3	0	0	2	0	0	0	0	0	0	17	21	0.00	1.800								
Rob Murphy, L ERA: 3.96	0.1		3	1	1	0	0	0	0	0	0	0	0	7	11	0.00	3.000								
Rene Arocha, R ERA: 4.15	1.2	S	10	3	0	0	3	2	0	0	0	0	0	27	44	0.00	3.000								

Chicago Cubs @ St. Louis Cardinals
Busch Stadium, St. Louis, MO
Sat Jul 30 1994, 7:05 PM CDT
Att: 53,415 - Unknown

AB	41
R	7
H	18
RBI	7
BB	2
SO	8
LOB	26



Batter	1	2	3	4	5	6	7	8	9	AB	R	H	RBI	BB	SO	LOB	BOTTOM								
Bernard Gilkey, R OBP: 0.340, SLG: 0.366	L8		L7		1B	K	K			5	1	1	0	0	2	2									
Ozzie Smith, S OBP: 0.311, SLG: 0.325	G4-3			2B	1B	HR		P2		5	3	3	0	0	0	0									
Gregg Jefferies, S OBP: 0.390, SLG: 0.490	P6			2B	1B	HR		F8		5	3	3	3	0	0	0									
Ray Lankford, L OBP: 0.371, SLG: 0.501	F8			F8	P7	K		G4-3		5	1	1	1	0	1	2									
Todd Zeile, R OBP: 0.339, SLG: 0.451	F8			FC3-6 1B	HBP	1B	BB	1B		3	1	2	1	1	0	0									
Mark Whiten, S OBP: 0.355, SLG: 0.460	K			F8	1B	B2-3				4	1	1	1	0	1	3									
Geronimo Pena, S OBP: 0.328, SLG: 0.449			F7	FC3-6 1B	1B	HBP		F7		3	0	0	2	0	0	1									
Tom Pagnozzi, R OBP: 0.324, SLG: 0.405			SH3-4 BB	K	1B	K		K		3	0	1	2	1	2	1									
Bob Tewksbury, R OBP: 0.212, SLG: 0.220 John Habyan, R (6, 1)			SH3-4		K					2	0	0	0	0	2	2									
Luis Altea, S OBP: 0.350, SLG: 0.439 Rob Murphy, L (8, 1)			1-2		K					1	0	1	0	0	0	0									
Rene Arocha, R OBP: 0.200, SLG: 0.222					K					0	0	0	0	0	0	0									
Inning Stats	R: 0 E: 0 K: 0 S: 10	H: 0 LOB: 0 BB: 0 P: 14	R: 0 E: 0 K: 1 S: 9	H: 0 LOB: 0 BB: 0 P: 14	R: 0 E: 0 K: 0 S: 4	H: 0 LOB: 1 BB: 1 P: 11	R: 3 E: 0 K: 1 S: 16	H: 4 LOB: 1 BB: 0 P: 26	R: 5 E: 0 K: 2 S: 21	H: 5 LOB: 2 BB: 1 P: 34	R: 2 E: 0 K: 2 S: 13	H: 3 LOB: 1 BB: 0 P: 22	R: 0 E: 0 K: 2 S: 10	H: 1 LOB: 1 BB: 0 P: 17	R: 0 E: 0 K: 0 S: 4	H: 0 LOB: 0 BB: 0 P: 6	1B: 10 2B: 2 3B: 0 HR: 1	SF: 0 SAC: 1 DP: 0 HBP: 1	WP: 1 PB: 0 SB: 2 CS: 0	PA: 40					
PITCHER	IP	WLS	BF	H	R	ER	SO	BB	IBB	HBP	BLK	WP	HR	S	P	ERA	WHIP								
Willie Banks, R ERA: 5.53	4.2	L	23	7	7	7	3	2	0	0	0	0	0	7	10	27.00	6.000								
Randy Veres, R ERA: 5.79	0.1		4	2	1	1	1	0	0	1	0	0	0	7	10	27.00	6.000								
Chuck Crim, R ERA: 4.42	2.0		10	4	2	2	4	0	0	0	0	0	1	23	39	9.00	2.000								
Dave Otto, L ERA: 3.86	1.0		3	0	0	0	0	0	0	0	0	0	0	4	6	0.00	0.000								

Chicago Cubs @ St. Louis Cardinals
Busch Stadium, St. Louis, MO
Sat Jul 30 1994, 7:05 PM CDT
Att: 53,415 - Unknown

AB	36
R	10
H	13
RBI	10
BB	2
SO	8
LOB	11



Batter	1	2	3	4	5	6	7	8	9	AB	R	H	RBI	BB	SO	LOB	TOP											
Jerry Browne, S OBP: 0.382, SLG: 0.371	2-1 1B		2-1 G4-3			1-1 1B	2-2 L9			4	1	2	0	0	0	0												
Chuck Carr, S OBP: 0.305, SLG: 0.328	1-1 SAFE F9		1-0 L8			0-0 1B	3-2 G3-1			4	1	1	0	0	0	1												
Gary Sheffield, R OBP: 0.375, SLG: 0.554	1-1 SAFE L7			1-1 G6-3		3-2 F9		1-0 L8		4	0	0	0	0	0	3												
Jeff Conine, R OBP: 0.375, SLG: 0.527	0-0 G6-3			0-3 K		3-2 HR		0-2 G1-3		4	1	1	1	0	1	1												
Greg Colbrunn, R OBP: 0.368, SLG: 0.522		2-3 K		0-3 K		0-0 HR		0-2 FC6-4		4	1	2	3	0	2	0												
Bento Santiago, R OBP: 0.316, SLG: 0.416		1-0 HR			2-0 G6-3	0-3 K		2-0 FC6-4		4	1	1	1	0	1	1												
Kurt Abbott, R OBP: 0.291, SLG: 0.384		3-1 G4-3			2-0 G5-3	0-0 1B		0-0 G6-3		4	0	1	0	0	0	0												
Bret Barberie, S OBP: 0.350, SLG: 0.391		0-0 F7			2-0 1B	1-3 K		2-2 G4-6-3		4	0	2	0	0	1	1												
Pat Rapp, R OBP: 0.308, SLG: 0.299			2-3 K		0-1 L6			1-1 G4-6-3		1	0	0	0	0	1	0												
Mattie Carroll, L OBP: 0.289, SLG: 0.289										0	0	0	0	0	0	1												
Terry Mathews, L OBP: 0.302, SLG: 0.287										0	0	0	0	0	0	0												
Darrell Whitmore, L OBP: 0.292, SLG: 0.273										0	0	0	0	0	0	0												
Rich Scheid, L OBP: 0.308, SLG: 0.299										0	0	0	0	0	0	1												
Alex Arias, R OBP: 0.308, SLG: 0.299										0	0	0	0	0	0	1												
Inning Stats	R: 0 E: 0 K: 0 S: 7	H: 1 LOB: 1 BB: 0 P: 12	R: 1 E: 0 K: 1 S: 7	H: 1 LOB: 0 BB: 0 P: 13	R: 0 E: 0 K: 1 S: 7	H: 0 LOB: 0 BB: 0 P: 12	R: 0 E: 0 K: 2 S: 8	H: 0 LOB: 0 BB: 0 P: 9	R: 0 E: 0 K: 0 S: 5	H: 1 LOB: 1 BB: 0 P: 11	R: 4 E: 0 K: 2 S: 18	H: 5 LOB: 1 BB: 0 P: 26	R: 0 E: 0 K: 0 S: 7	H: 1 LOB: 0 BB: 0 P: 12	R: 0 E: 0 K: 0 S: 8	H: 1 LOB: 0 BB: 0 P: 11	R: 0 E: 0 K: 0 S: 7	H: 1 LOB: 0 BB: 0 P: 10	1B: 8 2B: 0 3B: 0 HR: 2	SF: 0 SAC: 0 DP: 1 HBP: 0	WP: 0 PB: 0 SB: 0 CS: 0	PA: 36						
PITCHER	IP	WLS	BF	H	R	ER	SO	BB	IBB	HBP	BLK	WP	HR	S	P	ERA	WHIP											
Chuck Crim, R ERA: 4.62	(1, 1)	5.1	W	22	6	4	4	4	0	0	0	0	0	1	44	74	6.75	1.125										
Jose Bautista, R ERA: 3.92	(6, 1)	1.2		7	2	1	1	2	0	0	0	0	0	1	15	21	5.40	1.200										
Randy Veres, R ERA: 4.76	(8, 1)	1.0		4	1	0	0	0	0	0	0	0	0	0	8	11	0.00	1.000										
Randy Myers, L ERA: 3.29	(9, 1)	1.0	S	3	1	0	0	0	0	0	0	0	0	7	10	0.00	1.000											

Florida Marlins @ Chicago Cubs
Wrigley Field, Chicago, IL
Mon Aug 01 1994, 7:05 PM CDT
Att: 34,765 - Unknown - 72 F

AB 36
R 5
H 10
RBI 5
BB 0
SO 6
LOB 9



Batter	1	2	3	4	5	6	7	8	9	AB	R	H	RBI	BB	SO	LOB	BOTTOM										
Todd Haney, R OBP: 0.304, SLG: 0.368	2-1 F8	0-0 CS		0-1 F9		1-2 SH3		1-1 L8		4	0	1	0	0	0	0											
Mike Meksudian, L OBP: 0.494, SLG: 0.364	4-1 E 1B	4-1 FC5-4		1-2 WP SF8		2-1 G4-3		0-2 G4-3		3	2	1	0	2	0	1											
Sammy Sosa, R OBP: 0.332, SLG: 0.541	2-3 K	2-1 FC5-4		4-1 FC5-4		0-0 CS		0-2 G6-3		4	0	1	1	1	1	2											
Derrick May, L OBP: 0.340, SLG: 0.408	4-0 E 1B	4-1 SAFE BB		1-1 SF8		1-0 CS		1-0 E4		1	1	0	1	2	0	0											
Glenallen Hill, R OBP: 0.375, SLG: 0.472	1-0 E6	4-2 SAFE BB		1-2 FC5-4		0-1 FC6-4		0-1 FC6-4		3	2	0	0	1	0	4											
Rick Wilkins, L OBP: 0.314, SLG: 0.389	1-0 2B	2-2 F8		0-0 F7		1-0 CS		1-2 1B		4	1	2	2	0	0	3											
Steve Buechele, R OBP: 0.330, SLG: 0.412	4-2 SAFE 1B		1-2 F7		1-1 L8		4-2 SAFE 1B			2	1	0	0	0	0	0											
Jose Bautista, R OBP: 0.364, SLG: 0.418										0	0	0	0	0	0	0											
Mark Parent, R OBP: 0.364, SLG: 0.418										0	0	0	0	1	0	0											
Randy Veres, R OBP: 0.364, SLG: 0.418										0	0	0	0	0	0	0											
Randy Myers, L OBP: 0.364, SLG: 0.418										0	0	0	0	0	0	0											
Rey Sanchez, R OBP: 0.356, SLG: 0.344	3-2 2B		0-2 G6-3		0-1 P5		0-1 1B			4	0	2	3	0	0	0											
Chuck Crim, R OBP: 0.299, SLG: 0.341	0-1 G4-3		0-0 P6			1-0 G4-3		2-3 K		2	0	0	0	0	0	1											
Inning Stats	R: 5 E: 1 K: 1 S: 15	H: 2 LOB: 1 BB: 2 P: 36	R: 0 E: 0 K: 0 S: 11	H: 1 LOB: 3 BB: 3 P: 27	R: 0 E: 0 K: 0 S: 9	H: 0 LOB: 0 BB: 0 P: 10	R: 1 E: 0 K: 0 S: 11	H: 1 LOB: 1 BB: 1 P: 18	R: 0 E: 0 K: 0 S: 5	H: 0 LOB: 0 BB: 0 P: 6	R: 1 E: 0 K: 0 S: 5	H: 2 LOB: 0 BB: 0 P: 9	R: 1 E: 1 K: 1 S: 11	H: 2 LOB: 1 BB: 1 P: 19	R: 0 E: 0 K: 0 S: 8	H: 0 LOB: 0 BB: 0 P: 9	1B: 6 2B: 2 3B: 0 HR: 0	SF: 1 SAC: 1 DP: 0 HBP: 1	WP: 1 PB: 0 SB: 3 CS: 4	PA: 40							
PITCHER	IP	WLS	BF	H	R	ER	SO	BB	IBB	HBP	BLK	WP	HR	S	P	ERA	WHIP										
Pat Rapp, R ERA: 3.67	(1, 1)	4.0	L	23	4	6	1	1	0	0	0	0	0	10	15	4.50	1.000										
Terry Mathews, R ERA: 3.09	(5, 1)	2.0		7	2	1	1	0	0	0	0	0	0	19	28	0.00	1.500										
Rich Scheid, L ERA: 2.52	(7, 1)	2.0		9	2	1	0	1	1	0	0	0	0	19	28	0.00	1.500										

Florida Marlins @ Chicago Cubs
Wrigley Field, Chicago, IL
Mon Aug 01 1994, 7:05 PM CDT
Att: 34,765 - Unknown - 72 F

AB 29
R 8
H 8
RBI 7
BB 7
SO 2
LOB 13



Batter	1	2	3	4	5	6	7	8	9	10	AB	R	H	RBI	BB	SO	LOB	TOP									
Jerry Browne, S OBP: 0.382, SLG: 0.376	(1,5) C 1-1 F7		(1,1) C 1-1 F9			(1,1) C 4-2 1B G1-3 BLK BB		(1,1) C 2-3 K		(1,1) C 2-2 SF8 3B	4	2	1	0	1	1	1										
Chuck Carr, S OBP: 0.309, SLG: 0.332	(1,8) X 0-0 CS 1B		(1,1) C 1-1 L6			(1,1) C 0-0 G1-3 1B		(1,1) C 0-0 1B		(1,1) C 0-3 K2-3	5	0	3	0	0	0	1										
Gary Sheffield, R OBP: 0.375, SLG: 0.550	(1,9) X 0-1 1B 1B		(1,1) C 0-0 F7			(1,1) C 1-1 G1-3		(1,1) C 0-3 K		(1,1) C 4-0 IBB	4	0	1	1	1	1	3										
Jeff Conine, R OBP: 0.373, SLG: 0.524	(1,7) X 3-1 1B					(1,1) C 2-3 K		(1,1) C 1-3 K		(1,1) C 3-1 SF8	4	0	1	1	0	3	3										
Greg Colbrunn, R OBP: 0.354, SLG: 0.500	(1,3) X 1-1 P8					(1,1) C 2-0 F9				(1,1) C 1-2 G5-3	5	0	0	0	0	0	4										
Bret Barberie, S OBP: 0.352, SLG: 0.395		(1,4) X 0-0 FC4-8 1B				(1,1) C 2-2 F7				(1,1) C 2-2 1B 2B	4	1	2	0	0	0	0										
Kurt Abbott, R OBP: 0.289, SLG: 0.380	(1,6) X 1-3 K					(1,1) C 2-3 K				(1,1) C 1-1 1B	3	0	0	0	0	3	1										
Benito Santiago, R OBP: 0.318, SLG: 0.418	(9, PH) X 0-3 K					(1,1) C 0-1 P6				(1,1) C 0-1 P9	1	0	1	1	0	0	0										
Rob Natal, R OBP: 0.387, SLG: 0.346	(1,2) X 0-3 K					(1,1) C 1-0 G3-1				(1,1) C 1-2 P4	2	0	0	0	0	0	1										
Mario Diaz, R OBP: 0.365, SLG: 0.441	(9, PH) X 0-1 FC4-6										0	0	0	0	0	0	0										
Luis Aquino, R OBP: 0.187, SLG: 0.167	(8, PH) X 0-0 K										0	0	0	0	0	0	0										
Terry Mathews, R OBP: 0.306, SLG: 0.367	(8, PH) X 0-0 K										0	0	0	0	0	1	0										
Darrell Whimble, R OBP: 0.288, SLG: 0.329	(8, PH) X 0-0 K										0	0	0	0	0	0	0										
John Johnstone, R OBP: 0.296, SLG: 0.341	(8, PH) X 0-0 K										0	0	0	0	0	0	0										
Alex Arias, R OBP: 0.296, SLG: 0.296	(9, PH) X 0-0 K										0	0	0	0	0	0	1										
Robb Nen, R OBP: 0.296, SLG: 0.296	(9, PH) X 0-0 K										0	0	0	0	0	0	0										
Inning Stats	R: 0 E: 0 K: 0 S: 9	H: 3 LOB: 2 BB: 0 P: 14	R: 0 E: 0 K: 2 S: 9	H: 1 LOB: 1 BB: 0 P: 11	R: 0 E: 0 K: 0 S: 5	H: 0 LOB: 0 BB: 0 P: 7	R: 0 E: 0 K: 1 S: 9	H: 0 LOB: 0 BB: 0 P: 15	R: 0 E: 0 K: 1 S: 6	H: 0 LOB: 0 BB: 0 P: 10	R: 1 E: 0 K: 1 S: 11	H: 1 LOB: 1 BB: 1 P: 18	R: 0 E: 0 K: 1 S: 9	H: 0 LOB: 0 BB: 0 P: 14	R: 0 E: 0 K: 3 S: 12	H: 1 LOB: 2 BB: 1 P: 19	R: 1 E: 0 K: 1 S: 15	H: 2 LOB: 1 BB: 0 P: 20	R: 1 E: 0 K: 1 S: 10	H: 1 LOB: 1 BB: 1 P: 19	1B: 7 2B: 1 3B: 1 HR: 0	SF: 1 SAC: 0 DP: 0 HBP: 0	WP: 0 PB: 0 SB: 0 CS: 1	PA: 41			
PITCHER	IP	WLS	BF	H	R	ER	SO	BB	IBB	HBP	BLK	WP	HR	S	P	ERA	WHIP										
Kevin Foster, R ERA: 2.59	(1,1)	7.0	27	5	1	1	6	2	0	0	1	0	0	59	94	1.29	1.000										
Dan Plesac, L ERA: 4.7	(8,1)	0.1	2	1	0	0	1	0	0	0	0	0	0	4	6	0.00	3.000										
Randy Veres, R ERA: 4.26	(8,1)	0.2	2	0	0	0	2	0	0	0	0	0	0	7	8	0.00	0.000										
Randy Myers, L ERA: 3.43	(9,1)	1.0	5	2	1	1	0	0	0	0	0	0	0	15	20	9.00	2.000										
Jose Bautista, R ERA: 3.99	(10,1)	1.0	L	5	1	1	1	0	1	0	0	0	0	10	19	9.00	1.000										

Florida Marlins @ Chicago Cubs
Wrigley Field, Chicago, IL
Tue Aug 02 1994, 3:33 AM CDT
Att. 24,218 - Sunny - 73 F

AB 37
R 3
H 9
RBI 3
BB 3
SO 10
LOB 17



Batter	1	2	3	4	5	6	7	8	9	10	AB	R	H	RBI	BB	SO	LOB	BOTTOM									
Todd Haney, R OBP: 0.250, SLG: 0.292	(1,4) C 1-2 F9		(1,1) C 3-1 L7			(1,1) C 0-2 G4-3		(1,1) C 2-2 F8		(1,1) C 1-2 F9	5	0	0	0	0	0	2										
Mark Grace, L OBP: 0.368, SLG: 0.411	(1,3) X 2-2 F7		(1,1) C 1-1 P4			(1,1) C 1-0 F7		(1,1) C 2-2 G1-3		(1,1) C 1-0 G3-1	5	0	0	0	0	0	0										
Sammy Sosa, R OBP: 0.333, SLG: 0.543	(1,9) C 2-3 K		(1,1) C 0-0 S 1B			(1,1) C 1-1 G6-3		(1,1) C 1-2 CS 2B			4	0	2	0	0	1	0										
Derrick May, L OBP: 0.336, SLG: 0.403	(1,7) X 2-2 G3		(1,1) C 0-0 P6			(1,1) C 0-2 L4		(1,1) C 2-0 L9			4	0	0	0	0	0	2										
Glenallen Hill, R OBP: 0.377, SLG: 0.471	(1,8) X 3-2 E 1B		(1,1) C 1-0 F7			(1,1) C 4-1 BB		(1,1) C 2-3 K			3	1	1	0	1	1	2										
Rick Wilkins, L OBP: 0.316, SLG: 0.386	(1,2) X 4-2 1B 1B		(1,1) C 1-0 F8			(1,1) C 1-0 F8		(1,1) C 4-0 BB		(1,1) C 1-0 G4-3	2	1	0	0	2	0	0										
Steve Buechele, R OBP: 0.331, SLG: 0.413	(1,5) X 1-3 1B BB		(1,1) C 0-1 1B BB			(1,1) C 1-2 BB		(1,1) C 0-1 L8		(1,1) C 1-2 F7	4	0	2	1	0	0	2										
Jose Bautista, R OBP: 0.333, SLG: 0.543	(10,1) X 1-3 3-H 1B		(1,1) C 0-1 1B			(1,1) C 1-3 1B		(1,1) C 0-1 F9			0	0	0	0	0	0	0										
Rey Sanchez, R OBP: 0.355, SLG: 0.342	(1,6) X 0-1 1B		(1,1) C 0-1 L7			(1,1) C 0-0 G3		(1,1) C 0-1 F9			4	0	1	1	0	0	3										
Kevin Foster, R OBP: 0.111, SLG: 0.077	(1,1) X 0-3 K		(1,1) C 0-3 K			(1,1) C 1-2 P4				(1,1) C 1-3 K	3	0	0	0	0	0	2	3									
Dan Plesac, L ERA: 3.64	(8,1)	1.2	5	0	0	1	0	0	0	0	0	0	0	0	0	0	0										
Terry Mathews, R ERA: 2.95	(8,1)	1.0	3	1	0	0	1	0	0	0	0	0	0	9	14	0.00	1.000										
John Johnstone, R ERA: 6.46	(8,1)	2.0	W	6	0	0	0	1	0	0	0	0	0	17	22	0.00	0.000										
Robb Nen, R ERA: 2.95	(9,1)																										
Inning Stats	R: 0 E: 0 K: 1 S: 12	H: 0 LOB: 0 BB: 0 P: 17	R: 2 E: 0 K: 1 S: 23	H: 3 LOB: 2 BB: 1 P: 35	R: 0 E: 0 K: 0 S: 5	H: 1 LOB: 1 BB: 0 P: 7	R: 0 E: 0 K: 0 S: 7	H: 1 LOB: 1 BB: 0 P: 12	R: 0 E: 0 K: 0 S: 8	H: 0 LOB: 0 BB: 0 P: 10	R: 0 E: 0 K: 1 S: 9	H: 0 LOB: 0 BB: 0 P: 15	R: 0 E: 0 K: 1 S: 9	H: 0 LOB: 0 BB: 0 P: 14	R: 0 E: 0 K: 1 S: 9	H: 0 LOB: 0 BB: 0 P: 10	R: 0 E: 0 K: 1 S: 9	H: 0 LOB: 0 BB: 0 P: 12	1B: 5 2B: 2 3B: 0 HR: 0	SF: 0 SAC: 0 DP: 1 HBP: 0	WP: 0 PB: 0 SB: 2 CS: 1	PA: 38					
PITCHER	IP	WLS	BF	H	R	ER	SO	BB	IBB	HBP	BLK	WP	HR	S	P	ERA	WHIP										
Luis Aquino, R ERA: 3.64	(1,1)	5.1	24	5	2	2	2	3	0	0	0	0	0	59	93	3.38	1.500										
Terry Mathews, R ERA: 2.95	(8,1)	1.2	5	0	0	0	1	0	0	0	0	0	0	12	17	0.00	0.000										
John Johnstone, R ERA: 6.46	(8,1)	1.0	3	1	0	0	1	0	0	0	0	0	0	9	14	0.00	1.000										
Robb Nen, R ERA: 2.95	(9,1)	2.0	W	6	0	0	0	1	0	0	0	0	0	17	22	0.00	0.000										

Florida Marlins @ Chicago Cubs
Wrigley Field, Chicago, IL
Tue Aug 02 1994, 3:33 AM CDT
Att. 24,218 - Sunny - 73 F


AB 35
R 2
H 6
RBI 2
BB 3
SO 5
LOB 14



Batter	1	2	3	4	5	6	7	8	9	AB	R	H	RBI	BB	SO	LOB	TOP			
Jerry Browne, S OBP: 0.385, SLG: 0.391			L9		L4	WP HBP		HR		4	1	2	1	0	0	0	Florida Marlins @ Chicago Cubs Wrigley Field, Chicago, IL Wed Aug 03 1994, 3:33 AM CDT Att: 26,114 - Sunny - 83 F			
Chuck Carr, S OBP: 0.308, SLG: 0.333	K		G4-3		HR	K		F7		5	1	1	0	0	2	2				
Gary Sheffield, R OBP: 0.375, SLG: 0.558	P6				HR	HR		K		5	2	2	2	0	1	1				
Jeff Conine, R OBP: 0.375, SLG: 0.535	G6-3				HR	K		FC6-4 1B		5	2	3	2	0	1	1				
Greg Colbrunn, R OBP: 0.348, SLG: 0.488	P4				G3	F9		FC6-4 1B		5	1	1	0	0	0	1				
Bento Santiago, R OBP: 0.325, SLG: 0.430					1B BB	2B		SF7		3	1	3	1	1	0	0				
Mario Diaz, R OBP: 0.380, SLG: 0.444	P2				1B	FC6-4 1B		G4-3		4	0	2	1	1	0	2				
Robb Nen, R					1B	2H FC6-4 1B		BB		0	0	0	0	0	0	0				
Alex Arias, R OBP: 0.295, SLG: 0.286	P6				K	FC6-4 SH3 WP		G4-3		4	1	0	0	0	1	7				
Chris Hammond, L John J. ... Yorkis Perez, L Terry Mathews, R Rich Scheid, L Dan Plesac, L Kurt Abbott, R			F8		K	SH3		F7		3	0	0	0	0	0	2				
Inning Stats	R: 0 E: 0 K: 1 S: 11	H: 1 LOB: 1 BB: 0 P: 16	R: 0 E: 0 K: 0 S: 10	H: 1 LOB: 1 BB: 0 P: 16	R: 0 E: 0 K: 0 S: 7	H: 0 LOB: 0 BB: 0 P: 8	R: 2 E: 0 K: 2 S: 18	H: 3 LOB: 2 BB: 1 P: 31	R: 2 E: 0 K: 1 S: 12	H: 2 LOB: 0 BB: 0 P: 18	R: 0 E: 0 K: 0 S: 13	H: 2 LOB: 3 BB: 1 P: 27	R: 1 E: 0 K: 1 S: 10	H: 1 LOB: 0 BB: 0 P: 15	R: 2 E: 0 K: 0 S: 17	H: 3 LOB: 1 BB: 0 P: 25	1B: 6 2B: 6 3B: 0 HR: 3	SF: 1 SAC: 1 DP: 0 HBP: 1	WP: 3 PB: 0 SB: 2 CS: 0	PA: 45
PITCHER	IP WLS BF H R ER SO BB IBB HBP BLK WP HR S P ERA WHIP																			
Jim Bullinger, R ERA: 3.46	(1, 1) 5.0 25 9 6 6 4 1 0 0 0 0 2 61 94 10.80 2.000																			
Dave Otto, L ERA: 3.74	(6, 1) 1.1 6 1 0 0 1 0 0 1 0 1 0 14 24 0.00 0.750																			
Randy Veres, R ERA: 6.23	(7, 1) 2.1 L 12 4 3 3 1 1 0 0 0 0 1 28 47 11.57 2.143																			
Dan Plesac, L ERA: 4.67	(9, 1) 0.1 2 1 0 0 0 0 0 0 0 0 0 7 9 0.00 3.000																			

Batter	1	2	3	4	5	6	7	8	9	AB	R	H	RBI	BB	SO	LOB	BOTTOM			
Todd Haney, R OBP: 0.273, SLG: 0.310	G4-3 HBP 1B		F9		F8		WP 1B	G4-3		5	2	2	0	0	0	0	Florida Marlins @ Chicago Cubs Wrigley Field, Chicago, IL Wed Aug 03 1994, 3:33 AM CDT Att: 26,114 - Sunny - 83 F			
Rey Sanchez, R OBP: 0.356, SLG: 0.341	1B G4-3 HBP		F8		F8		WP 1B	K		4	2	1	0	0	1	0				
Mark Grace, L OBP: 0.366, SLG: 0.408	G4-3		FC5-4 1B		K		K	K		5	0	1	0	0	3	4				
Sammy Sosa, R OBP: 0.336, SLG: 0.550	1B CS 1B		FC5-4		K		1B BB	HR		4	2	2	2	1	1	1				
Glenallen Hill, R OBP: 0.377, SLG: 0.469	K				1B 1B		1B 1B	K		5	0	2	2	0	3	2				
Derrick May, L OBP: 0.344, SLG: 0.420	1B				1B		HR	1B		4	1	4	3	0	0	0				
Steve Buechele, R OBP: 0.331, SLG: 0.421	CS				P3		HR	G4-3		3	1	1	1	0	1	2				
Randy Veres, R										1	0	0	0	0	0	2				
Dan Plesac, L										0	0	0	0	0	0	0				
Mark Parent, R OBP: 0.358, SLG: 0.409										2	0	0	0	0	0	2				
Rick Wilkins, L OBP: 0.314, SLG: 0.384			G6-3		F8		K	F8		2	0	0	0	0	1	0				
Jim Bullinger, R OBP: 0.238, SLG: 0.263			L9					B3		2	0	0	0	0	1	2				
Dave Otto, L										0	0	0	0	0	0	0				
José Hernández, R OBP: 0.294, SLG: 0.336					K					2	0	0	0	0	0	0				
Inning Stats	R: 2 E: 0 K: 1 S: 17	H: 3 LOB: 1 BB: 0 P: 25	R: 0 E: 0 K: 1 S: 6	H: 0 LOB: 0 BB: 0 P: 7	R: 0 E: 0 K: 0 S: 8	H: 1 LOB: 1 BB: 0 P: 11	R: 0 E: 0 K: 1 S: 16	H: 2 LOB: 2 BB: 0 P: 23	R: 0 E: 0 K: 3 S: 14	H: 2 LOB: 0 BB: 0 P: 20	R: 3 E: 0 K: 1 S: 21	H: 4 LOB: 2 BB: 1 P: 33	R: 0 E: 0 K: 0 S: 4	H: 0 LOB: 0 BB: 0 P: 7	R: 1 E: 0 K: 3 S: 14	H: 1 LOB: 0 BB: 0 P: 18	1B: 10 2B: 0 3B: 0 HR: 3	SF: 0 SAC: 0 DP: 0 HBP: 1	WP: 1 PB: 0 SB: 0 CS: 1	PA: 42
PITCHER	IP WLS BF H R ER SO BB IBB HBP BLK WP HR S P ERA WHIP																			
Chris Hammond, L ERA: 3.07	(1, 1) 3.0 15 6 2 2 2 2 0 0 0 0 2 29 42 6.75 0.750																			
John Johnstone, R ERA: 6.5	(4, 1) 2.2 10 2 2 2 4 0 0 0 0 0 2 29 42 6.75 0.750																			
Yorkis Perez, L ERA: 3.89	(6, 1) 1.0 6 2 3 3 2 1 0 0 0 1 0 18 28 27.00 3.000																			
Terry Mathews, R ERA: 2.95	(7, 1) 0.0 1 1 0 0 0 0 0 0 0 0 0 2 5 ∞ ∞																			
Rich Scheid, L ERA: 2.39	(7, 1) 1.1 W 5 1 0 0 0 0 0 0 0 0 0 8 11 0.00 0.750																			



Batter	1	2	3	4	5	6	7	8	9	AB	R	H	RBI	BB	SO	LOB	TOP			
Jerry Browne, S OBP: 0.391, SLG: 0.393	0-1 BB 1B	0-0 1B FC3-5		1-2 E1 2B		4-2 BB		4-2 G1-3 BB		3	1	2	1	2	0	0	Florida Marlins @ Chicago Cubs Wrigley Field, Chicago, IL Thu Aug 04 1994, 3:33 AM CDT Att: 25,695 - Overcast - 76 F			
Chuck Carr, S OBP: 0.306, SLG: 0.329	3-1 F8	1-1 FC3-5 1B		4-1 2B BB		1-0 F8		0-0 G1-3		4	1	0	0	1	0	6				
Gary Sheffield, R OBP: 0.384, SLG: 0.576	4-2 BB	2-2 1B		0-1 2B		1-0 HR		4-0 FC4-6 IBB		3	1	3	3	2	0	0				
Jeff Conine, R OBP: 0.371, SLG: 0.528	1-2 K	2-1 F8		0-3 K		1-2 G5-3		0-0 FC4-6		5	0	0	0	0	2	9				
Greg Colbrunn, R OBP: 0.350, SLG: 0.481	0-0 F7		1-0 L5		2-1 F8		1-2 FC6-4 HBP		0-1 1B	4	0	1	0	0	0	2				
Benito Santiago, R OBP: 0.327, SLG: 0.438		1-0 HR	3-3 K		4-2 G6-4-3 BB		2-1 FC6-4		0-0 F8	4	1	1	1	1	1	2				
Kurt Abbott, R OBP: 0.287, SLG: 0.379	3-2 P4		3-3 K		0-1 G6-4-3		0-1 F8		0-3 K	5	0	0	0	0	2	3				
Bret Barberie, S OBP: 0.351, SLG: 0.394	4-1 1B BB			0-0 F9		0-0 G6-3		1-1 G1-3 2B		4	1	1	0	1	1	1				
Mark Gardner, R OBP: 0.083, SLG: 0.043	0-0 E6 1B FC3-5			0-0 G4-3		1-0 G4-3		2-3 K		4	0	0	0	0	1	2				
Yorkis Perez, L (8, 1)										0	0	0	0	0	0	0				
Inning Stats	R: 0 E: 0 K: 1 S: 13	H: 1 LOB: 2 BB: 1 P: 21	R: 2 E: 1 K: 0 S: 14	H: 3 LOB: 3 BB: 1 P: 27	R: 0 E: 0 K: 2 S: 9	H: 0 LOB: 0 BB: 0 P: 16	R: 2 E: 1 K: 1 S: 11	H: 1 LOB: 1 BB: 1 P: 16	R: 0 E: 0 K: 0 S: 5	H: 0 LOB: 1 BB: 1 P: 11	R: 1 E: 0 K: 0 S: 10	H: 1 LOB: 1 BB: 0 P: 15	R: 0 E: 0 K: 1 S: 10	H: 1 LOB: 2 BB: 0 P: 21	R: 0 E: 0 K: 2 S: 10	H: 1 LOB: 1 BB: 0 P: 11		1B: 4 2B: 2 3B: 0 HR: 2	SF: 0 SAC: 0 DP: 1 HBP: 1	WP: 0 PB: 0 SB: 0 CS: 0
PITCHER	IP WLS BF H R ER SO BB IBB HBP BLK WP HR S P ERA WHIP	6.0 L 29 5 4 1 4 5 0 0 0 0 1 60 105 1.50 1.667	2.0 11 2 1 1 1 1 1 1 1 0 0 1 20 36 4.50 1.500	1.0 4 1 0 0 2 0 0 0 0 0 0 0 10 11 0.00 1.000	PITCHER										IP WLS BF H R ER SO BB IBB HBP BLK WP HR S P ERA WHIP					


Batter	1	2	3	4	5	6	7	8	9	AB	R	H	RBI	BB	SO	LOB	BOTTOM					
Todd Haney, R OBP: 0.243, SLG: 0.273	1-1 F8		1-0 P3			0-2 F8		2-1 F9		4	0	0	0	0	0	2	Florida Marlins @ Chicago Cubs Wrigley Field, Chicago, IL Thu Aug 04 1994, 3:33 AM CDT Att: 25,695 - Overcast - 76 F					
Karl Rhodes, L OBP: 0.312, SLG: 0.382	3-1 F8			0-1 G4-3			1-3 K	1-3 K		3	0	0	0	0	1	0						
Steve Buechele, R OBP: 0.331, SLG: 0.420										1	0	0	0	0	1	1						
Jose Bautista, R (9, 1)										0	0	0	0	0	0	0						
Mark Grace, L OBP: 0.364, SLG: 0.407	3-2 F8			1-1 F7		2-1 1B			1-2 G4-3	4	0	1	0	0	0	0						
Sammy Sosa, R OBP: 0.333, SLG: 0.545		3-1 F8		2-3 K		2-1 P6		3-2 F8		4	0	0	0	0	1	1						
Derrick May, L OBP: 0.343, SLG: 0.418		2-1 F7			0-2 F7		2-2 1B		1-3 K	4	0	1	0	0	1	0						
Rick Wilkins, L OBP: 0.315, SLG: 0.383		1-1 P4			2-2 CS		2-2 F9			3	0	1	0	0	0	2						
Mike Meksudian, L OBP: 0.471, SLG: 0.360			0-3 K		3-3 K			2-1 WP		3	1	1	0	0	2	1						
José Hernández, R OBP: 0.295, SLG: 0.331			4-2 SH3-4 BB			0-0 F9		0-0 F9		2	0	0	0	1	0	1						
Steve Trachsel, R OBP: 0.214, SLG: 0.220				1-0 SH3-4		2-1 F7		2-2 F9		0	0	0	0	0	0	0						
Eduardo Zambrano, R OBP: 0.350, SLG: 0.466										1	0	0	0	0	0	0						
Chuck Crim, R (7, 1)										0	0	0	0	0	0	0						
Glenallen Hill, R OBP: 0.380, SLG: 0.475								1-1 F9		1	0	1	1	0	0	0						
Inning Stats	R: 0 E: 0 K: 0 S: 9	H: 0 LOB: 0 BB: 0 P: 16	R: 0 E: 0 K: 0 S: 6	H: 0 LOB: 0 BB: 0 P: 12	R: 0 E: 0 K: 1 S: 10	H: 0 LOB: 1 BB: 1 P: 16	R: 0 E: 0 K: 1 S: 8	H: 0 LOB: 0 BB: 0 P: 11	R: 0 E: 0 K: 1 S: 9	H: 1 LOB: 1 BB: 0 P: 14	R: 0 E: 0 K: 0 S: 6	H: 0 LOB: 0 BB: 0 P: 8	R: 0 E: 0 K: 1 S: 17	H: 2 LOB: 2 BB: 0 P: 26	R: 1 E: 0 K: 1 S: 16	H: 2 LOB: 1 BB: 0 P: 23	R: 0 E: 0 K: 1 S: 10	H: 0 LOB: 0 BB: 0 P: 15	1B: 4 2B: 2 3B: 0 HR: 0	SF: 0 SAC: 1 DP: 1 HBP: 0	WP: 1 PB: 0 SB: 0 CS: 1	PA: 32
PITCHER	IP WLS BF H R ER SO BB IBB HBP BLK WP HR S P ERA WHIP	7.2 W 28 5 1 1 4 1 0 0 0 0 1 78 122 1.17 0.783	1.1 4 0 0 0 2 0 0 0 0 0 0 0 13 19 0.00 0.000	PITCHER										IP WLS BF H R ER SO BB IBB HBP BLK WP HR S P ERA WHIP								



Batter	1	2	3	4	5	6	7	8	9	AB	R	H	RBI	BB	SO	LOB	TOP										
Bip Roberts, S OBP: 0.378, SLG: 0.397 (1, 4)										5	1	3	1	0	0	0	San Diego Padres @ Chicago Cubs Wrigley Field, Chicago, IL Fri Aug 05 1994, 3:33 AM CDT Att: 30,857 - Sunny - 68 F										
Tony Gwynn, L OBP: 0.454, SLG: 0.562 (1, 9)										5	0	2	0	0	0	2											
Derek Bell, R OBP: 0.347, SLG: 0.444 (1, 8)										4	0	2	0	0	0	2											
Eddie Williams, R OBP: 0.410, SLG: 0.617 (1, 3)										2	2	1	1	2	0	2											
Phil Plantier, L OBP: 0.302, SLG: 0.440 Ricky Gutierrez, R OBP: 0.327, SLG: 0.312 (1, 7)										3	0	0	0	0	1	3											
Craig Shipley, R OBP: 0.366, SLG: 0.477 (1, 5)										4	1	2	1	0	0	0											
Luis Lopez, S OBP: 0.338, SLG: 0.398 (1, 6)										4	0	2	0	0	0	1											
Brad Ausmus, R OBP: 0.317, SLG: 0.363 (1, 2)										4	0	1	1	0	1	3											
Scott Sanders, R OBP: 0.176, SLG: 0.125 Trevor Hoffman, R (9, 1)										4	0	0	0	0	1	3											
										0	0	0	0	0	0	0											
Inning Stats	R: 0 E: 0 K: 1 S: 6	H: 2 LOB: 2 BB: 1 P: 10	R: 0 E: 0 K: 1 S: 5	H: 1 LOB: 0 BB: 0 P: 5	R: 0 E: 0 K: 0 S: 4	H: 1 LOB: 1 BB: 0 P: 4	R: 2 E: 0 K: 0 S: 5	H: 2 LOB: 1 BB: 1 P: 9	R: 0 E: 0 K: 1 S: 7	H: 2 LOB: 1 BB: 0 P: 7	R: 0 E: 0 K: 0 S: 3	H: 1 LOB: 0 BB: 0 P: 3	R: 1 E: 0 K: 0 S: 4	H: 1 LOB: 0 BB: 0 P: 4	R: 1 E: 0 K: 0 S: 4	H: 1 LOB: 0 BB: 0 P: 4	1B: 10 2B: 1 3B: 0 HR: 2	SF: 0 SAC: 0 DP: 3 HBP: 0	WP: 0 PB: 0 SB: 0 CS: 1	PA: 38							
PITCHER	IP	WLS	BF	H	R	ER	SO	BB	IBB	HBP	BLK	WP	HR	S	P	ERA	WHIP										
Willie Banks, R ERA: 5.4	8.0	L	34	12	3	3	3	2	0	0	0	0	1	38	46	3.38	1.750										
Jose Bautista, R ERA: 3.99	0.2		2	0	0	0	0	0	0	0	0	0	0	2	2	0.00	0.000										
Dave Otto, L ERA: 3.92	0.1		2	1	1	1	0	0	0	0	0	0	1	2	2	27.00	3.000										

Batter	1	2	3	4	5	6	7	8	9	AB	R	H	RBI	BB	SO	LOB	BOTTOM										
Todd Haney, R OBP: 0.244, SLG: 0.250 (1, 4)										3	1	0	0	0	1	1	San Diego Padres @ Chicago Cubs Wrigley Field, Chicago, IL Fri Aug 05 1994, 3:33 AM CDT Att: 30,857 - Sunny - 68 F										
Rick Wilkins, L OBP: 0.311, SLG: 0.378 (1, 2)										4	0	0	0	0	1	2											
Mark Grace, L OBP: 0.363, SLG: 0.404 (1, 3)										3	1	0	0	1	1	2											
Sammy Sosa, R OBP: 0.333, SLG: 0.542 (1, 9)										4	0	1	0	0	0	2											
Derrick May, L OBP: 0.342, SLG: 0.419 (1, 7)										4	0	1	1	0	1	1											
Glenallen Hill, R OBP: 0.374, SLG: 0.468 (1, 8)										4	0	0	0	0	3	1											
Steve Buechele, R OBP: 0.327, SLG: 0.415 (1, 5)										4	0	0	0	0	2	1											
Rey Sanchez, R OBP: 0.352, SLG: 0.337 (1, 6)										3	0	0	0	0	2	1											
Willie Banks, R OBP: 0.167, SLG: 0.150 Karl Rhodes, L OBP: 0.311, SLG: 0.381 Jose Bautista, R Dave Otto, L (8, PH)										1	0	0	0	1	1	1											
										1	0	0	0	0	1	0											
										0	0	0	0	0	0	0											
										0	0	0	0	0	0	0											
Inning Stats	R: 0 E: 1 K: 0 S: 4	H: 0 LOB: 1 BB: 0 P: 4	R: 0 E: 0 K: 2 S: 7	H: 0 LOB: 0 BB: 0 P: 7	R: 0 E: 0 K: 1 S: 5	H: 0 LOB: 0 BB: 0 P: 5	R: 0 E: 0 K: 3 S: 10	H: 0 LOB: 1 BB: 0 P: 10	R: 1 E: 0 K: 1 S: 6	H: 1 LOB: 1 BB: 0 P: 7	R: 0 E: 0 K: 1 S: 5	H: 0 LOB: 0 BB: 0 P: 5	R: 0 E: 0 K: 3 S: 9	H: 0 LOB: 0 BB: 0 P: 9	R: 1 E: 0 K: 2 S: 8	H: 1 LOB: 1 BB: 1 P: 12	1B: 1 2B: 1 3B: 0 HR: 0	SF: 0 SAC: 0 DP: 0 HBP: 1	WP: 1 PB: 0 SB: 0 CS: 0	PA: 34							
PITCHER	IP	WLS	BF	H	R	ER	SO	BB	IBB	HBP	BLK	WP	HR	S	P	ERA	WHIP										
Scott Sanders, R ERA: 4.87	8.0	W	30	1	2	2	11	2	0	0	0	0	0	8	8	0.00	1.000										
Trevor Hoffman, R ERA: 2.52	1.0	S	4	1	0	0	2	0	0	0	0	0	0	8	8	0.00	1.000										

AB	36
R	4
H	13
RBI	4
BB	2
SO	3
LOB	16



Batter	1	2	3	4	5	6	7	8	9	AB	R	H	RBI	BB	SO	LOB	TOP											
Bip Roberts, S OBP: 0.378, SLG: 0.397 (1, 7)										5	1	2	0	0	1	1	San Diego Padres @ Chicago Cubs Wrigley Field, Chicago, IL Sun Aug 07 1994, 3:33 AM CDT Att: 38,379 - Sunny - 73 F											
Tony Gwynn, L OBP: 0.453, SLG: 0.569 (1, 9)										5	1	3	2	0	0	2												
Derek Bell, R OBP: 0.351, SLG: 0.447 (1, 8)										5	1	3	0	0	0	0												
Eddie Williams, R OBP: 0.401, SLG: 0.613 Archi Cianfrocco, R OBP: 0.252, SLG: 0.356 (9, 3)										5	1	1	2	0	2	3												
Scott Livingstone, L OBP: 0.286, SLG: 0.354 (1, 5)										5	1	4	0	0	0	0												
Craig Shipley, R OBP: 0.394, SLG: 0.472 (1, 4)										4	0	1	0	0	1	3												
Brian Johnson, R OBP: 0.287, SLG: 0.420 (1, 2)										4	0	1	0	0	2	3												
Ricky Gutierrez, R OBP: 0.322, SLG: 0.307 (1, 6)										4	0	0	0	0	0	5												
Bill Krueger, L OBP: 0.500, SLG: 0.583 (1, 1)										4	0	2	0	0	1	0												
Inning Stats	R: 1 E: 0 K: 1 S: 8	H: 2 LOB: 0 BB: 0 P: 10	R: 0 E: 0 K: 1 S: 10	H: 2 LOB: 1 BB: 0 P: 17	R: 0 E: 0 K: 3 S: 15	H: 2 LOB: 2 BB: 0 P: 21	R: 0 E: 0 K: 1 S: 7	H: 2 LOB: 1 BB: 0 P: 11	R: 4 E: 2 K: 0 S: 22	H: 5 LOB: 2 BB: 0 P: 32	R: 0 E: 0 K: 0 S: 8	H: 0 LOB: 0 BB: 0 P: 13	R: 0 E: 0 K: 0 S: 11	H: 2 LOB: 1 BB: 0 P: 14	R: 0 E: 0 K: 1 S: 14	H: 2 LOB: 2 BB: 0 P: 21	R: 0 E: 0 K: 0 S: 4	H: 0 LOB: 0 BB: 0 P: 8	1B: 12 2B: 5 3B: 0 HR: 2	SF: 0 SAC: 0 DP: 4 HBP: 0	WP: 0 PB: 0 SB: 1 CS: 2	PA: 41						
PITCHER	IP	WLS	BF	H	R	ER	SO	BB	IBB	HBP	BLK	WP	HR	S	P	ERA	WHIP											
Kevin Foster, R ERA: 2.89	(1, 1)	4.2	L	24	13	5	4	6	0	0	0	0	0	2	59	86	7.71	2.786										
Chuck Crim, R ERA: 4.52	(5, 1)	1.1		5	0	0	0	0	0	0	0	0	0	11	18	0.00	0.000											
Donn Pall, R ERA: 3.41	(7, 1)	2.0		9	4	0	0	1	0	0	0	0	0	25	35	0.00	2.000											
Randy Veres, R ERA: 5.99	(9, 1)	1.0		3	0	0	0	0	0	0	0	0	0	4	8	0.00	0.000											

Batter	1	2	3	4	5	6	7	8	9	AB	R	H	RBI	BB	SO	LOB	BOTTOM										
Shawon Dunston, R OBP: 0.322, SLG: 0.450 (1, 6)										4	0	0	0	0	1	0	San Diego Padres @ Chicago Cubs Wrigley Field, Chicago, IL Sun Aug 07 1994, 3:33 AM CDT Att: 38,379 - Sunny - 73 F										
Eduardo Zambrano, R OBP: 0.349, SLG: 0.469 (1, 7)										4	0	0	0	0	0	0											
Mark Grace, L OBP: 0.361, SLG: 0.407 (1, 3)										3	1	1	1	1	1	0											
Sammy Sosa, R OBP: 0.336, SLG: 0.540 (1, 9)										3	0	1	0	1	1	1											
Glenallen Hill, R OBP: 0.371, SLG: 0.469 (1, 8)										4	0	1	0	0	1	2											
Mark Parent, R OBP: 0.357, SLG: 0.406 Donn Pall, R (7, 1)										3	0	1	0	0	0	2											
Randy Veres, R (9, 1)										0	0	0	0	0	0	0											
Todd Haney, R OBP: 0.238, SLG: 0.243 (9, PH)										1	0	0	0	0	0	0											
Steve Buechele, R OBP: 0.327, SLG: 0.413 Chuck Crim, R (5, 1)										2	0	0	0	0	1	3											
Rick Wilkins, L OBP: 0.315, SLG: 0.391 (7, 2)										0	0	0	0	0	0	0											
Rey Sanchez, R OBP: 0.347, SLG: 0.332 (1, 4)										3	0	0	0	0	2	1											
Kevin Foster, R OBP: 0.107, SLG: 0.074 José Hernández, R OBP: 0.291, SLG: 0.326 (5, 5)										1	0	0	0	0	0	0											
Inning Stats	R: 0 E: 0 K: 0 S: 8	H: 0 LOB: 1 BB: 1 P: 14	R: 0 E: 0 K: 0 S: 4	H: 1 LOB: 0 BB: 0 P: 8	R: 0 E: 0 K: 2 S: 16	H: 1 LOB: 2 BB: 1 P: 27	R: 0 E: 0 K: 2 S: 7	H: 0 LOB: 0 BB: 0 P: 8	R: 1 E: 0 K: 1 S: 12	H: 2 LOB: 1 BB: 0 P: 16	R: 0 E: 0 K: 2 S: 8	H: 0 LOB: 0 BB: 0 P: 11	R: 0 E: 0 K: 0 S: 4	H: 0 LOB: 0 BB: 0 P: 6	R: 0 E: 0 K: 1 S: 7	H: 0 LOB: 0 BB: 0 P: 11	1B: 3 2B: 0 3B: 0 HR: 1	SF: 0 SAC: 0 DP: 0 HBP: 0	WP: 1 PB: 0 SB: 0 CS: 0	PA: 33							
PITCHER	IP	WLS	BF	H	R	ER	SO	BB	IBB	HBP	BLK	WP	HR	S	P	ERA	WHIP										
Bill Krueger, L ERA: 6.38	(1, 1)	9.0	W	33	4	1	1	8	2	0	0	1	1	71	109	1.00	0.667										

AB	41
R	5
H	17
RBI	4
BB	0
SO	7
LOB	17



Batter	1	2	3	4	5	6	7	8	9	AB	R	H	RBI	BB	SO	LOB	TOP										
Darren Lewis, R OBP: 0.341, SLG: 0.360 (1, 8)	G6-3		K		FC6		1B		K	5	1	2	2	0	2	1	San Francisco Giants @ Chicago Cubs Wrigley Field, Chicago, IL Mon Aug 08 1994, 7:05 PM CDT Att: 37,092 - Unknown										
Royce Clayton, R OBP: 0.296, SLG: 0.331 (1, 6)	G5-3		1B			P3	1B		BB	4	0	2	1	1	0	0											
Barry Bonds, L OBP: 0.423, SLG: 0.650 (1, 7)	K		1B			HBP	1B		G4-3	4	0	2	0	0	1	1											
Matt Williams, R OBP: 0.320, SLG: 0.604 (1, 5)		G3		K		K	G6-4-3			4	1	1	0	0	2	3											
Darryl Strawberry, L OBP: 0.370, SLG: 0.443 (1, 9)	G3			F7				F8		3	0	0	0	1	0	1											
Dave Martinez, L OBP: 0.315, SLG: 0.359 Todd Benzinger, S OBP: 0.296, SLG: 0.393 (8, 3)	G3			G6-3		FC6-4			HR	3	0	0	0	0	0	3											
John Patterson, S OBP: 0.313, SLG: 0.319 (1, 4)										1	1	1	1	0	0	0											
Kirt Manwaring, R OBP: 0.309, SLG: 0.323 (1, 2)										4	1	1	0	0	0	2											
John Burkett, R OBP: 0.277, SLG: 0.059 Mark Leonard, L OBP: 0.402, SLG: 0.836 Steve Frey, R OBP: 0.318, SLG: 0.375 Rich Monteleone, R OBP: 0.318, SLG: 0.375 Rod Beck, R OBP: 0.318, SLG: 0.375 Steve Scarosone, R OBP: 0.318, SLG: 0.375 (11, 1)			G6-3			FC2-4			L5	2	0	0	0	0	0	1											
Inning Stats	R: 0 E: 0 K: 1 S: 8	H: 0 LOB: 0 BB: 0 P: 14	R: 1 E: 0 K: 0 S: 13	H: 2 LOB: 1 BB: 0 P: 20	R: 0 E: 0 K: 1 S: 10	H: 2 LOB: 2 BB: 0 P: 17	R: 0 E: 0 K: 1 S: 10	H: 0 LOB: 0 BB: 0 P: 14	R: 0 E: 0 K: 1 S: 9	H: 1 LOB: 1 BB: 0 P: 14	R: 0 E: 0 K: 1 S: 11	H: 0 LOB: 2 BB: 1 P: 20	R: 3 E: 0 K: 0 S: 11	H: 4 LOB: 1 BB: 1 P: 20	R: 1 E: 0 K: 0 S: 9	H: 1 LOB: 0 BB: 0 P: 14		R: 0 E: 0 K: 1 S: 8	H: 0 LOB: 1 BB: 1 P: 16	1B: 8 2B: 0 3B: 1 HR: 1	SF: 0 2B: 0 DP: 1 HBP: 1	WP: 0 PA: 39 PB: 0 SB: 2 CS: 0					
PITCHER	IP	WLS	BF	H	R	ER	SO	BB	IBB	HBP	BLK	WP	HR	S	P	ERA	WHIP										
Jim Bullinger, R ERA: 3.6 (1, 1)	6.1		28	7	4	4	4	2	0	1	0	0	0	67	111	5.68	1.421										
Randy Veres, R ERA: 5.59 (7, 1)	0.0		1	1	0	0	0	0	0	0	0	0	0	2	5	∞	∞										
Dan Plesac, L ERA: 4.7 (7, 1)	1.2	L	6	2	1	1	0	0	0	0	0	0	1	12	17	5.40	1.200										
Chuck Crim, R ERA: 4.48 (9, 1)	0.2		3	0	0	0	1	1	0	0	0	0	0	6	13	0.00	1.500										
Dave Otto, L ERA: 3.89 (9, 1)	0.1		1	0	0	0	0	0	0	0	0	0	0	2	3	0.00	0.000										

Batter	1	2	3	4	5	6	7	8	9	AB	R	H	RBI	BB	SO	LOB	BOTTOM										
Shawon Dunston, R OBP: 0.321, SLG: 0.446 (1, 6)	F7		1B		P6	G5-3		FC3-6		5	1	1	0	0	0	3	San Francisco Giants @ Chicago Cubs Wrigley Field, Chicago, IL Mon Aug 08 1994, 7:05 PM CDT Att: 37,092 - Unknown										
Rick Wilkins, L OBP: 0.313, SLG: 0.388 (1, 2)	G1-6-3		F7		1B		K		P2	5	0	1	0	0	1	3											
Mark Grace, L OBP: 0.366, SLG: 0.409 (1, 3)	2B		1B		F7		BB		BB	3	1	2	0	2	0	1											
Sammy Sosa, R OBP: 0.339, SLG: 0.543 (1, 9)	1B		1B		F8		F9		BB	5	0	3	2	0	0	2											
Derrick May, L OBP: 0.339, SLG: 0.412 (1, 7)	F9		P4						K	4	0	0	0	1	1	5											
Glenallen Hill, R OBP: 0.371, SLG: 0.467 (1, 8)	G6-3								K	5	1	2	0	0	1	4											
Steve Buechele, R OBP: 0.329, SLG: 0.413 Todd Haney, R OBP: 0.238, SLG: 0.243 (6, PR)	G6-3				G6-3					3	1	1	0	1	0	1											
Karl Rhodes, L OBP: 0.314, SLG: 0.381 (9, PH)									BB	0	0	0	0	0	0	0											
Rey Sanchez, R OBP: 0.349, SLG: 0.338 (1, 4)	F9								F8	4	0	2	2	0	0	3											
Jim Bullinger, R OBP: 0.268, SLG: 0.227 Randy Veres, R ERA: 5.59 Dan Plesac, L ERA: 4.54 Mike Maksudian, L OBP: 0.300, SLG: 0.350 Chuck Crim, R ERA: 4.48 Dave Otto, L ERA: 3.89 (11, 1)			G6-3		B2-3				FC3-6	3	0	0	0	0	0	2											
Inning Stats	R: 1 E: 0 K: 0 S: 14	H: 1 LOB: 1 BB: 1 P: 22	R: 0 E: 0 K: 0 S: 11	H: 0 LOB: 0 BB: 0 P: 16	R: 1 E: 0 K: 0 S: 13	H: 3 LOB: 2 BB: 0 P: 19	R: 0 E: 0 K: 0 S: 11	H: 2 LOB: 1 BB: 0 P: 14	R: 0 E: 0 K: 0 S: 8	H: 1 LOB: 1 BB: 0 P: 12	R: 2 E: 0 K: 0 S: 10	H: 3 LOB: 1 BB: 0 P: 15	R: 0 E: 0 K: 1 S: 10	H: 1 LOB: 2 BB: 1 P: 20	R: 0 E: 0 K: 0 S: 5	H: 0 LOB: 2 BB: 2 P: 14	R: 0 E: 0 K: 2 S: 12	H: 1 LOB: 3 BB: 2 P: 22	1B: 10 2B: 2 3B: 0 HR: 0	SF: 0 2B: 2 DP: 1 HBP: 0	WP: 0 PA: 44 PB: 0 SB: 0 CS: 0						
PITCHER	IP	WLS	BF	H	R	ER	SO	BB	IBB	HBP	BLK	WP	HR	S	P	ERA	WHIP										
John Burkett, R ERA: 3.62 (7, 1)	6.0		28	10	4	4	0	1	0	0	0	0	0	7	11	0.00	3.000										
Steve Frey, L ERA: 4.54 (7, 1)	0.1		2	1	0	0	1	0	0	0	0	0	0	7	11	0.00	3.000										
Rich Monteleone, R ERA: 3.18 (8, 1)	0.2	W	4	0	0	0	0	2	0	0	0	0	0	3	13	0.00	3.000										
Rod Beck, R ERA: 2.89 (8, 1)	2.0	S	10	1	0	0	2	3	0	0	0	0	0	17	32	0.00	2.000										



Batter	1	2	3	4	5	6	7	8	9	AB	R	H	RBI	BB	SO	LOB	TOP											
Darren Lewis, R OBP: 0.339, SLG: 0.358 (1, 8)	F9		G6-3			G3-1	K		1-2 2-H 3-H 1B	5	0	1	2	0	1	4	San Francisco Giants @ Chicago Cubs Wrigley Field, Chicago, IL Tue Aug 09 1994, 3:33 AM CDT Att: 28,368 - Cloudy - 63 F											
Royce Clayton, R OBP: 0.296, SLG: 0.329 (1, 6)	G1-3			L6				F8	P6	5	0	1	0	0	0	2												
Barry Bonds, L OBP: 0.423, SLG: 0.648 (1, 7)	1-1 CS 1B			4-2 BB		F7		G3-1		3	0	1	0	1	0	1												
Matt Williams, R OBP: 0.317, SLG: 0.599 (1, 5)	CS 1-2	0-2 F7	1-1 F7	0-0 L9		F9		G4-3		4	0	0	0	0	0	2												
Dave Martinez, L OBP: 0.301, SLG: 0.355 Mark Carreon, R OBP: 0.324, SLG: 0.400 (9, PH) (9, 9)		G4-3		1-0 F7			G6-3		L8	3	0	0	0	0	0	1												
Todd Benzinger, S OBP: 0.301, SLG: 0.400 Mike Benjamin, R OBP: 0.343, SLG: 0.419 Jeff Reed, L OBP: 0.264, SLG: 0.233 (1, 3) (9, PR) (9, 2)			K		2-0 G4-3 2B			1-1 1B	BB BB 1B	4	1	3	0	0	1	0												
John Patterson, S OBP: 0.312, SLG: 0.318 (1, 4)			K		1-1 G4-3		1-2 G1-3 1B		L9	4	0	1	0	0	1	2												
Kirt Manwaring, R OBP: 0.309, SLG: 0.321 Darryl Strawberry, L OBP: 0.376, SLG: 0.443 Bill Swift, R OBP: 0.257, SLG: 0.281 Rod Beck, R (9, PH) (9, PR) (9, 1)			SH1-4 BB		2-3 G4-3		0-1 G1-3		4-1 BB BB 1B BB	2	0	0	0	1	1	0		2										
Bud Black, L OBP: 0.059, SLG: 0.059 Mark Leonard, L OBP: 0.500, SLG: 0.636 Dave Burba, R (7, PH) Steve Scarso, R OBP: 0.325, SLG: 0.373 (9, PH) (9, 3)			SH1-4		3-H 2-2 L7		4-2 BB		4-1 BB 1B BB 1-2 2-3	1	0	0	0	0	0	0		0										
Inning Stats	R: 0 E: 0 K: 0 S: 8	H: 1 LOB: 0 BB: 0 P: 11	R: 0 E: 0 K: 1 S: 7	H: 0 LOB: 0 BB: 0 P: 9	R: 0 E: 0 K: 1 S: 7	H: 0 LOB: 1 BB: 1 P: 14	R: 0 E: 0 K: 0 S: 7	H: 1 LOB: 1 BB: 0 P: 12	R: 1 E: 0 K: 0 S: 9	H: 1 LOB: 0 BB: 0 P: 15	R: 0 E: 0 K: 0 S: 7	H: 1 LOB: 1 BB: 0 P: 10	R: 0 E: 0 K: 1 S: 15	H: 2 LOB: 3 BB: 1 P: 23	R: 0 E: 0 K: 0 S: 4	H: 0 LOB: 0 BB: 0 P: 6		R: 2 E: 0 K: 0 S: 8	H: 2 LOB: 2 BB: 2 P: 17	1B: 6 2B: 1 3B: 0 HR: 0	SF: 0 SAC: 1 DP: 0 HBP: 0	WP: 0 PB: 0 SB: 0 CS: 1	PA: 39					
PITCHER	IP	WLS	BF	H	R	ER	SO	BB	IBB	HBP	BLK	WP	HR	S	P	ERA		WHIP										
Steve Trachsel, R ERA: 3.21 Randy Myers, L ERA: 3.79	(1, 1)	8.0	31	5	1	1	3	3	0	0	0	0	0	64	100	1.12		1.000										
	(9, 1)	1.0	L	7	2	2	2	0	2	0	0	0	0	8	17	18.00		4.000										

Batter	1	2	3	4	5	6	7	8	9	AB	R	H	RBI	BB	SO	LOB	BOTTOM											
Shawon Dunston, R OBP: 0.317, SLG: 0.440 (1, 6)	G5-3		G6-3			F9		K		4	0	0	0	0	1	0	San Francisco Giants @ Chicago Cubs Wrigley Field, Chicago, IL Tue Aug 09 1994, 3:33 AM CDT Att: 28,368 - Cloudy - 63 F											
Eduardo Zambrano, R OBP: 0.348, SLG: 0.461 Karl Rhodes, L OBP: 0.316, SLG: 0.381 (1, 7) (9, PH) (9, 9)	L9		F9			BB		FC5-4 BB		2	0	0	0	1	0	0												
Mark Grace, L OBP: 0.367, SLG: 0.412 (1, 3)	3B 2B			F8 BB CS 1B		P5		K		4	2	2	0	0	1	2												
Sammy Sosa, R OBP: 0.340, SLG: 0.547 (1, 9)	2H 3B			1-0 CS 1B		L9		FC5-4 2B		4	0	2	1	0	0	2												
Glenallen Hill, R OBP: 0.369, SLG: 0.468 (1, 8)	G6-3			F8		F9		F9		4	0	1	0	0	0	3												
Mark Parent, R OBP: 0.348, SLG: 0.394 Rick Wilkins, L OBP: 0.315, SLG: 0.388 (1, 2) (9, PH)	F8		F9		1-2 3-H	P4		FC6-4 IBB		3	0	0	0	0	0	1												
Steve Buechele, R OBP: 0.325, SLG: 0.408 (1, 5)	K		G6-3			P8		FC6-4		4	0	0	0	0	1	3												
Rey Sanchez, R OBP: 0.346, SLG: 0.334 (1, 4)	K		P9			F9		F9		3	0	0	0	0	1	0												
Steve Trachsel, R OBP: 0.205, SLG: 0.209 Derrick May, L OBP: 0.338, SLG: 0.411 Randy Myers, L (9, 1)	P2		G6-3			G6-3		G6-3		2	0	0	0	0	0	0												
Inning Stats	R: 1 E: 0 K: 0 S: 9	H: 2 LOB: 1 BB: 0 P: 16	R: 0 E: 0 K: 2 S: 8	H: 0 LOB: 0 BB: 0 P: 15	R: 0 E: 0 K: 0 S: 11	H: 0 LOB: 0 BB: 0 P: 17	R: 1 E: 0 K: 0 S: 11	H: 2 LOB: 0 BB: 0 P: 17	R: 0 E: 0 K: 0 S: 6	H: 0 LOB: 0 BB: 0 P: 10	R: 0 E: 0 K: 0 S: 15	H: 0 LOB: 1 BB: 1 P: 25	R: 0 E: 0 K: 0 S: 5	H: 0 LOB: 0 BB: 0 P: 7	R: 0 E: 0 K: 1 S: 7	H: 0 LOB: 0 BB: 0 P: 10		R: 0 E: 0 K: 1 S: 17	H: 1 LOB: 3 BB: 2 P: 28	1B: 2 2B: 2 3B: 1 HR: 0	SF: 0 SAC: 0 DP: 0 HBP: 0	WP: 0 PB: 0 SB: 0 CS: 2	PA: 34					
PITCHER	IP	WLS	BF	H	R	ER	SO	BB	IBB	HBP	BLK	WP	HR	S	P	ERA		WHIP										
Bud Black, L ERA: 4.47 Dave Burba, R ERA: 4.44 Rod Beck, R ERA: 2.83	(1, 1)	6.0	22	4	2	2	2	1	0	0	0	0	0	12	17	0.00		0.833										
	(9, 1)	1.0	S	6	1	0	0	1	1	0	0	0	0	17	28	0.00		2.000										



Batter	1	2	3	4	5	6	7	8	9	AB	R	H	RBI	BB	SO	LOB	TOP				
Darren Lewis, R OBP: 0.340, SLG: 0.357 (1, 8)	2-2 PB S L9-2 1B		4-2 1B 2B BB		3-2 L8		0-1 G6-3		2-2 F9	4	1	1	0	1	0	1	San Francisco Giants @ Chicago Cubs Wrigley Field, Chicago, IL Wed Aug 10 1994, 3:33 AM CDT Att: 34,984 - Overcast - 65 F				
Royce Clayton, R OBP: 0.295, SLG: 0.327 (1, 6)	2-3 K		0-0 2B 1B		3-2 P4		1-1 F9		0-0 G6-3	5	1	1	0	0	1	1					
Barry Bonds, L OBP: 0.426, SLG: 0.647 (1, 7)	3-2 L9-2		4-1 2B 1-2 BB			1-1 G3-4-1 1B	4-0 CS BB			2	0	1	0	2	0	1					
Matt Williams, R OBP: 0.319, SLG: 0.607 (1, 5)		2-1 HR	1-0 2B		0-0 G1-3	0-1 CS	0-1 E5			4	1	2	3	0	0	1					
Darryl Strawberry, L OBP: 0.363, SLG: 0.424 Rod Beck, R (9, 1)		1-0 E6	0-0 F7		0-1 G3-4-1		1-3 K			4	0	0	0	0	1	4					
Todd Benzinger, S OBP: 0.304, SLG: 0.399 (1, 3)	0-0 G6-3			1-2 L7		4-1 BB	0-2 2B 1B			3	0	1	0	1	0	1					
John Patterson, S OBP: 0.315, SLG: 0.325 (1, 4)	0-1 L7			3-2 G6-4-3 1B		0-3 K	1-1 2B			4	0	2	0	0	1	2					
Kirt Manwaring, R OBP: 0.308, SLG: 0.320 (1, 2)			0-1 G6-3	1-2 G6-4-3		1-0 HR 1B	2-1 F9			4	1	1	0	0	0	3					
William Van Landingham, R OBP: 0.065, SLG: 0.085 Steve Scarsone, R OBP: 0.330, SLG: 0.408 Bryan Hickerson, L OBP: 0.241, SLG: 0.222 Dave Burba, R (8, 1) Dave Martinez, L OBP: 0.314, SLG: 0.362 (8, 9)			1-3 K		1-3 K		1-0 HR 2B		3-2 CS 2B	2	0	0	0	0	2	0					
Inning Stats	R: 0 E: 0 K: 1 S: 11	H: 1 LOB: 0 BB: 0 P: 18	R: 1 E: 1 K: 0 S: 6	H: 1 LOB: 0 BB: 0 P: 9	R: 2 E: 0 K: 1 S: 11	H: 2 LOB: 2 BB: 2 P: 21	R: 0 E: 0 K: 0 S: 9	H: 1 LOB: 0 BB: 0 P: 14	R: 0 E: 0 K: 1 S: 13	H: 0 LOB: 2 BB: 1 P: 20	R: 0 E: 0 K: 0 S: 7	H: 1 LOB: 2 BB: 1 P: 14	R: 0 E: 1 K: 1 S: 12	H: 2 LOB: 2 BB: 0 P: 16	R: 0 E: 0 K: 0 S: 9	H: 1 LOB: 0 BB: 0 P: 14		1B: 6 2B: 4 3B: 0 HR: 2	SF: 0 SAC: 0 DP: 3 HBP: 0	WP: 0 PB: 1 SB: 1 CS: 2	PA: 39
PITCHER	IP	WLS	BF	H	R	ER	SO	BB	IBB	HBP	BLK	WP	HR	S	P	ERA	WHIP				
Willie Banks, R ERA: 5.4 Dave Otto, L ERA: 3.5 Donn Pall, R ERA: 3.69 Dan Plesac, L ERA: 4.61	(1, 1) (6, 1) (7, 1) (9, 1)	5.0 1.0 2.0 1.0	L 5 10 3	20 1 4 1	5 0 2 0	3 0 2 0	3 1 1 0	3 1 0 0	2 0 1 0	0 0 0 0	0 0 0 0	0 0 0 0	1 1 1 0	50 9 19 9	82 14 30 14	5.40 0.00 9.00 0.00	1.400 2.000 2.500 1.000				

Batter	1	2	3	4	5	6	7	8	9	AB	R	H	RBI	BB	SO	LOB	BOTTOM					
Shawon Dunston, R OBP: 0.313, SLG: 0.435 (1, 6)	0-1 F7		0-0 F9		0-0 SH5-3	0-0 P4			1-0 G6-3	4	0	0	0	0	0	3	San Francisco Giants @ Chicago Cubs Wrigley Field, Chicago, IL Wed Aug 10 1994, 3:33 AM CDT Att: 34,984 - Overcast - 65 F					
Rick Wilkins, L OBP: 0.317, SLG: 0.387 (1, 2)	4-2 1B BB		0-0 1B		2-1 G6-3		0-0 G6-3		0-2 F9	4	0	1	1	1	0	1						
Mark Grace, L OBP: 0.370, SLG: 0.414 (1, 3)	2-2 1-3 1B		1-0 G5-4-3 1B		3-2 1B		3-2 F9		0-3 K	5	0	3	0	0	1	1						
Sammy Sosa, R OBP: 0.339, SLG: 0.545 (1, 9)	0-0 F8		0-0 G5-4-3		1-1 S 1B		2-3 K			4	0	1	0	0	1	4						
Derrick May, L OBP: 0.340, SLG: 0.420 (1, 7)	0-0 G4-3			1-0 FC5-4 1B	1-2 G3			1-0 HR		4	1	2	1	0	0	4						
Glenallen Hill, R OBP: 0.365, SLG: 0.461 (1, 8)		0-2 E3		0-0 FC5-4		2-2 F9		1-3 K		4	0	0	0	0	1	1						
Steve Buechele, R OBP: 0.325, SLG: 0.404 (1, 5)		0-3 K		1-1 P3		4-0 2B BB		0-1 F9		3	0	0	0	1	1	2						
Rey Sanchez, R OBP: 0.345, SLG: 0.337 (1, 4)		0-0 L6		1-1 P4		0-1 2B		0-0 F9		4	0	1	0	0	0	2						
Willie Banks, R ERA: 3.54 Karl Rhoades, L ERA: 5.4 Dave Otto, L (6, PH) Mike Meksudian, L OBP: 0.197, SLG: 0.346 Donn Pall, R (9, PH) Dan Plesac, L OBP: 0.333, SLG: 0.474 (9, PH)		2-3 K		3-2 SH5-3 G6-3 2B		0-0 G1-3		0-0 F9 2B		1	0	0	0	0	1	1						
Inning Stats	R: 0 E: 0 K: 0 S: 10	H: 1 LOB: 2 BB: 1 P: 16	R: 0 E: 1 K: 2 S: 11	H: 0 LOB: 1 BB: 0 P: 13	R: 0 E: 0 K: 0 S: 4	H: 2 LOB: 1 BB: 0 P: 5	R: 0 E: 0 K: 0 S: 7	H: 1 LOB: 1 BB: 0 P: 9	R: 1 E: 0 K: 0 S: 16	H: 3 LOB: 2 BB: 0 P: 26	R: 0 E: 0 K: 0 S: 8	H: 1 LOB: 2 BB: 1 P: 14	R: 0 E: 0 K: 1 S: 7	H: 0 LOB: 0 BB: 0 P: 12	R: 1 E: 0 K: 1 S: 8	H: 1 LOB: 0 BB: 0 P: 10		R: 0 E: 0 K: 1 S: 8	H: 1 LOB: 1 BB: 0 P: 9	1B: 6 2B: 3 3B: 0 HR: 1	SF: 0 SAC: 1 DP: 1 HBP: 0	WP: 0 PB: 0 SB: 3 CS: 0
PITCHER	IP	WLS	BF	H	R	ER	SO	BB	IBB	HBP	BLK	WP	HR	S	P	ERA	WHIP					
William Van Landingham, R ERA: 5.4 Bryan Hickerson, L ERA: 5.4 Dave Burba, R ERA: 4.38 Rod Beck, R ERA: 2.77	(1, 1) (7, 1) (8, 1) (9, 1)	6.0 1.0 1.0 1.0	W 4 3 S	28 1 0 4	28 1 0 1	2 1 0 0	0 1 0 0	0 1 0 1	2 0 0 0	0 0 0 0	0 0 0 0	0 0 0 0	0 0 0 0	56 8 7 8	83 14 8 9	1.50 9.00 0.00 0.00	1.667 1.000 0.000 1.000					

