

# Chicago Cubs - 1995






Batter	1	2	3	4	5	6	7	8	9	10	11	AB	R	H	RBI	BB	SO	LOB	TOP							
Brian McRae, S OBP: 0.273, SLG: 0.545	(1, 8) 3-3 K		(2, 2) G1-3		(1, 2) G5-3		(1, 1) G4-3		(3, 3) G3		(2, 1) L1-3	6	0	0	0	0	1	3								
Rey Sanchez, R OBP: 0.400, SLG: 0.500	(1, 4) 0-1 F8		(1, 1) 1-1		(1, 0) 1-0		(1, 1) F7			(1, 0) 1B	(1, 1) L9	6	1	3	1	0	0	0								
Mark Grace, L OBP: 0.400, SLG: 0.700	(1, 3) 2-1 F3		(0, 0) 1B		(2, 1) 2-H		(2, 1) G4-3			(0, 0) L7		5	1	1	2	0	0	2								
Sammy Sosa, R OBP: 0.400, SLG: 0.333		(0, 0) 1B			(1, 1) 1B		(1, 2) G4-3		(0, 1) G4-3	(0, 0) F7		5	1	2	0	0	0	1								
Shawon Dunston, R OBP: 0.111, SLG: 0.111	(1, 6) 1-1 F8		(0, 0) P8		(1, 3) K			(0, 0) G5-3		(1, 0) G5-3	(1, 2) 1B	5	0	1	0	0	1	2								
Steve Buechele, R OBP: 0.333, SLG: 0.143	(1, 5) 1-2 1B		(4, 0) BB				(0, 0) G5-3		(0, 1) G5-3	(1, 2) F9		3	0	0	0	0	2	2								
Tom Edens, R OBP: 0.111, SLG: 0.111	(10, 1) 1-2 BB											0	0	0	0	0	0	0								
Randy Myers, L OBP: 0.111, SLG: 0.111	(11, 1) 1-2 BB											0	0	0	0	0	0	0								
Rick Wilkins, L OBP: 0.500, SLG: 0.286	(1, 2) 1-1 P2		(1, 0) F8		(4, 1) WP				(2, 2) L6		(2, 2) 1B	4	1	1	0	1	0	4								
Ozzie Timmons, R OBP: 0.600, SLG: 0.333	(1, 7) 2-2		(0, 0) F8		(3, 2) G6-3				(0, 0) G4-3		(1, 0) E2	3	0	1	1	0	0	3								
Karl Rhodes, L OBP: 0.111, SLG: 0.111	(9, PH) 1-3		(2, 2) 1B								(1, 3) 1B	2	1	0	0	0	0	1								
Steve Trachsel, R OBP: 0.111, SLG: 0.111	(1, 1) 1-3 K				(4, 1) G5-3						(1, 2) L1-3	1	0	0	0	0	1	0								
Kevin Roberson, S OBP: 0.111, SLG: 0.111	(5, PH) 1-3 K										(2, 4) 1B	1	0	0	0	0	1	0								
Willie Banks, R OBP: 0.111, SLG: 0.111	(5, PH) 1-3 K										(2, 4) 1B	1	0	0	0	0	1	0								
Chris Nabholz, L OBP: 0.111, SLG: 0.111	(7, 1) 1-3 K										(2, 4) 1B	0	0	0	0	0	1	1								
Mike Walker, R OBP: 0.111, SLG: 0.111	(7, 1) 1-3 K										(2, 4) 1B	0	0	0	0	0	1	1								
Scott Bullett, L OBP: 0.111, SLG: 0.111	(8, PH) 1-3 K										(2, 4) 1B	0	0	0	0	0	1	1								
Bryan Hickerson, L OBP: 0.111, SLG: 0.111	(8, PH) 1-3 K										(2, 4) 1B	0	0	0	0	0	1	1								
José Hernández, R OBP: 0.111, SLG: 0.111	(10, 5) 1-3 K										(2, 4) 1B	1	0	1	2	0	0	0								
<b>Inning Stats</b>	R: 0 E: 0 K: 1 S: 7	H: 0 LOB: 0 BB: 0 P: 12	R: 1 E: 0 K: 0 S: 15	H: 2 LOB: 2 BB: 1 P: 23	R: 0 E: 0 K: 1 S: 7	H: 1 LOB: 1 BB: 0 P: 11	R: 0 E: 0 K: 0 S: 5	H: 1 LOB: 2 BB: 1 P: 11	R: 3 E: 0 K: 1 S: 13	H: 2 LOB: 0 BB: 1 P: 25	R: 0 E: 0 K: 1 S: 10	H: 0 LOB: 1 BB: 1 P: 17	R: 0 E: 0 K: 0 S: 6	H: 0 LOB: 0 BB: 0 P: 10	R: 0 E: 0 K: 0 S: 5	H: 0 LOB: 0 BB: 0 P: 5	R: 0 E: 0 K: 0 S: 9	H: 1 LOB: 1 BB: 0 P: 11	R: 0 E: 0 K: 0 S: 7	H: 2 LOB: 2 BB: 0 P: 10	R: 2 E: 1 K: 0 S: 12	H: 2 LOB: 0 BB: 0 P: 19	1B: 9 2B: 2 3B: 0 HR: 1	SF: 0 SAC: 0 DP: 1 HBP: 0	WP: 1 PB: 0 SB: 1 CS: 0	PA: 47
<b>PITCHER</b>	IP: 5.0 WLS: 23 BF: 23 H: 6 R: 4 ER: 4 SO: 3 BB: 3 IBB: 0 HBP: 0 BLK: 0 WP: 0 HR: 1 S: 47 P: 82 ERA: 7.2 WHIP: 1.800	IP: 1.0 WLS: 4 BF: 4 H: 0 R: 0 ER: 0 SO: 1 BB: 1 IBB: 0 HBP: 0 BLK: 0 WP: 0 HR: 0 S: 10 P: 17 ERA: 0.00 WHIP: 1.000	IP: 2.0 WLS: 6 BF: 6 H: 0 R: 0 ER: 0 SO: 0 BB: 0 IBB: 0 HBP: 0 BLK: 0 WP: 0 HR: 0 S: 11 P: 15 ERA: 0.00 WHIP: 0.000	IP: 2.0 WLS: 9 BF: 9 H: 3 R: 0 ER: 0 SO: 0 BB: 0 IBB: 0 HBP: 0 BLK: 0 WP: 0 HR: 0 S: 16 P: 21 ERA: 0.00 WHIP: 1.500	IP: 1.0 WLS: L BF: 5 H: 2 R: 2 ER: 0 SO: 0 BB: 0 IBB: 0 HBP: 0 BLK: 0 WP: 0 HR: 0 S: 12 P: 19 ERA: 0.00 WHIP: 2.000	<b>PITCHER</b>																IP: 1.0 WLS: W BF: 6 H: 2 R: 0 ER: 0 SO: 1 BB: 0 IBB: 0 HBP: 0 BLK: 0 WP: 0 HR: 0 S: 12 P: 22 ERA: 0.00 WHIP: 2.000				

Chicago Cubs @ Cincinnati Reds  
Riverfront Stadium, Cincinnati, OH  
Thu Apr 27 1995, 3:33 AM EDT  
Alt. 17,702 - Overcast - 61 F

AB 43  
R 6  
H 11  
RBI 6  
BB 4  
SO 4  
LOB 19



Batter	1	2	3	4	5	6	7	8	9	10	11	AB	R	H	RBI	BB	SO	LOB	BOTTOM							
Deion Sanders, L OBP: 0.200, SLG: 0.300	(1, 8) 1-3 K		(2, 2) G6-3		(1, 0) G4-3		(0, 0) P4		(1, 0) F8		(1, 2) 2B	6	0	1	0	0	1	0								
Bary Larkin, R OBP: 0.700, SLG: 1.375	(1, 6) 2-2 G4-3		(2, 2) 3B		(2, 1) SH1-3		(1, 2) E7		(3, 1) CS		(4, 1) BB	5	1	3	0	1	0	0								
Hal Morris, L OBP: 0.300, SLG: 0.125	(1, 3) 3-2 F9		(1, 2) G4-3		(0, 1) G6-3		(4, 2) BB		(2, 2) P6		(0, 3) K	5	1	1	0	1	1	5								
Thomas Howard, S OBP: 0.500, SLG: 0.333		(3, 2) G6-3		(1, 0) G4-3		(1, 2) SH1-3		(4, 2) FC6-4		(3, 3) K	(2, 1) SF7	2	0	1	0	1	0	0								
Jerome Walton, R OBP: 0.111, SLG: 0.111				(3, 3) 1B		(1, 2) 2-3		(1, 2) BB			(3, 3) SF7	1	0	0	1	0	1	0								
Brian Hunter, R OBP: 0.111, SLG: 0.111	(1, 7) 0-0 G5-3		(1, 2) K		(1, 2) G6-3		(1, 0) FC6-4		(1, 0) G5-3		(2, 2) F8	6	0	0	1	0	1	7								
Bret Boone, R OBP: 0.222, SLG: 0.222	(1, 4) 0-2 G4-3		(2, 0) G4-3		(3, 2) E6		(2, 0) G6-3		(2, 2) 2B		(1, 0) 1B	5	0	1	0	0	0	1								
Benito Santiago, R OBP: 0.333, SLG: 0.778			(3, 2) HR		(1, 2) K		(1, 2) 1B		(1, 0) F9		(3, 2) G5-3	5	1	3	1	0	1	1								
Willie Greene, L OBP: 0.111, SLG: 0.111	(1, 5) 1-2 G4-3				(2, 3) K		(1, 3) K		(1, 0) E4			2	0	0	0	0	1	0								
Ron Gant, R OBP: 0.111, SLG: 0.111	(5, PH) 1-2 G4-3											1	0	0	0	0	1	2								
Jeff Brantley, R OBP: 0.111, SLG: 0.111	(7, 1) 1-2 G4-3											1	0	0	0	0	0	0								
Henry Harris, L OBP: 0.111, SLG: 0.111	(8, PH) 1-2 G4-3											1	0	0	0	0	0	0								
Hector Carrasco, R OBP: 0.111, SLG: 0.111	(8, PH) 1-2 G4-3											1	0	0	0	0	0	0								
Reggie Sanders, R OBP: 0.111, SLG: 0.111	(10, PH) 1-2 G4-3											1	0	0	0	0	0	0								
Chuck McElroy, L OBP: 0.111, SLG: 0.111	(11, 1) 1-2 G4-3											0	0	0	0	0	0	0								
John Smiley, L OBP: 1.000, SLG: 4.000	(1, 1) 2-0 F8				(3, 2) F8				(2, 1) F8		(1, 1) F7	1	1	1	1	0	0	0								
Jeff Branson, L OBP: 0.111, SLG: 0.111	(5, PH) 2-0 HR											1	0	0	0	0	0	0								
Pete Smith, R OBP: 0.111, SLG: 0.111	(6, 1) 2-0 HR											0	0	0	0	0	0	0								
Mark Lewis, R OBP: 0.333, SLG: 0.333	(7, 5) 2-0 HR											3	1	1	0	0	0	1								
<b>Inning Stats</b>	R: 0 E: 0 K: 1 S: 10	H: 0 LOB: 0 BB: 0 P: 16	R: 0 E: 0 K: 0 S: 8	H: 0 LOB: 0 BB: 0 P: 11	R: 2 E: 0 K: 0 S: 16	H: 3 LOB: 1 BB: 0 P: 27	R: 0 E: 0 K: 2 S: 8	H: 1 LOB: 1 BB: 0 P: 14	R: 0 E: 0 K: 1 S: 9	H: 0 LOB: 0 BB: 0 P: 15	R: 2 E: 1 K: 1 S: 18	H: 3 LOB: 2 BB: 2 P: 26	R: 0 E: 1 K: 0 S: 12	H: 0 LOB: 3 BB: 2 P: 24	R: 0 E: 1 K: 0 S: 7	H: 0 LOB: 1 BB: 0 P: 14	R: 0 E: 0 K: 0 S: 6	H: 1 LOB: 1 BB: 0 P: 12	R: 0 E: 0 K: 1 S: 12	H: 2 LOB: 2 BB: 0 P: 22	R: 1 E: 0 K: 1 S: 15	H: 2 LOB: 2 BB: 1 P: 25	1B: 6 2B: 3 3B: 1 HR: 2	SF: 1 SAC: 1 DP: 0 HBP: 0	WP: 1 PB: 0 SB: 1 CS: 1	PA: 50
<b>PITCHER</b>	IP: 4.0 WLS: 16 BF: 16 H: 4 R: 3 ER: 2 SO: 3 BB: 0 IBB: 0 HBP: 0 BLK: 0 WP: 0 HR: 2 S: 42 P: 68 ERA: 4.50 WHIP: 1.000	IP: 1.2 WLS: 9 BF: 4 H: 2 R: 1 ER: 1 SO: 1 BB: 0 IBB: 0 HBP: 0 BLK: 0 WP: 0 HR: 0 S: 24 P: 37 ERA: 5.4 WHIP: 1.800	IP: 1.0 WLS: 6 BF: 6 H: 0 R: 0 ER: 0 SO: 1 BB: 2 IBB: 0 HBP: 0 BLK: 0 WP: 0 HR: 0 S: 14 P: 26 ERA: 0.00 WHIP: 2.000	IP: 1.1 WLS: 5 BF: 5 H: 0 R: 0 ER: 0 SO: 0 BB: 0 IBB: 0 HBP: 0 BLK: 0 WP: 0 HR: 0 S: 8 P: 16 ERA: 0.00 WHIP: 0.000	IP: 1.0 WLS: 3 BF: 3 H: 1 R: 0 ER: 0 SO: 6 BB: 0 IBB: 0 HBP: 0 BLK: 0 WP: 0 HR: 0 S: 12 P: 12 ERA: 0.00 WHIP: 1.000	<b>PITCHER</b>																IP: 1.0 WLS: W BF: 6 H: 2 R: 1 ER: 1 SO: 1 BB: 0 IBB: 0 HBP: 0 BLK: 0 WP: 0 HR: 0 S: 15 P: 25 ERA: 9.00 WHIP: 3.000				

Chicago Cubs @ Cincinnati Reds  
Riverfront Stadium, Cincinnati, OH  
Thu Apr 27 1995, 3:33 AM EDT  
Alt. 17,702 - Overcast - 61 F

AB 45  
R 5  
H 12  
RBI 4  
BB 3  
SO 7  
LOB 19





Batter	1	2	3	4	5	6	7	8	9	AB	R	H	RBI	BB	SO	LOB	TOP											
Rondell White, R OBP: 0.167, SLG: 0.667	0-2 HR		1-1 L7			3-2 F9		1-0 F8		4	1	1	1	0	0	1												
Cliff Floyd, L OBP: 0.333, SLG: 0.273	2-0 P5			1-1 G1-3		2-3 K			3-3 K	4	0	0	0	0	2	0												
Roberto Kelly, R OBP: 0.083, SLG: 0.083	1-3 K			1-0 P5			1-3 K		1-2 G6-3	4	0	0	0	0	2	0												
Moises Alou, R OBP: 0.333, SLG: 0.455	1-0 P4			2-1 F9			0-1 G5-3		2-1 2B	4	0	1	0	0	0	0												
Darrin Fletcher, L OBP: 0.455, SLG: 0.700 Chad Fonville, S (7, PR) Tim Laker, R (7, 2)		1-1 L3			3-1 G4-3		0-0 CS 1B		2-3 K	3	0	1	0	0	0	0												
Wil Cordero, R OBP: 0.364, SLG: 0.222	2-0 P8			1-2 CS 1B		0-2 CS		1-0 E7 2B		3	1	2	0	0	0	0												
Mike Lansing, R OBP: 0.154, SLG: 0.167	0-0 F8			3-3 K				0-1 G4-3		3	0	0	0	0	1	2												
Shane Andrews, R OBP: 0.571, SLG: 1.667			3-3 K			3-1 HR		1-0 WP 2B		3	1	2	2	0	1	0												
Butch Henry, L Curt Schmidt, R Lou Frazier, S Jeff Shaw, R Tony Tarasco, L Mark Grudzielanek, R Bryan Eversgerd, R			2-3 K			0-0 G4-3		3-H 1-3 K		1	0	0	0	0	0	1	0											
<b>Inning Stats</b>	R: 1 E: 0 K: 1 S: 8	H: 1 LOB: 0 BB: 0 P: 12	R: 0 E: 0 K: 0 S: 4	H: 0 LOB: 0 BB: 0 P: 7	R: 0 E: 0 K: 2 S: 9	H: 0 LOB: 0 BB: 0 P: 15	R: 0 E: 0 K: 0 S: 5	H: 0 LOB: 0 BB: 0 P: 9	R: 0 E: 0 K: 1 S: 9	H: 1 LOB: 1 BB: 0 P: 16	R: 0 E: 0 K: 1 S: 10	H: 1 LOB: 0 BB: 0 P: 18	R: 0 E: 0 K: 1 S: 8	H: 1 LOB: 1 BB: 0 P: 9	R: 1 E: 1 K: 1 S: 8	H: 2 LOB: 1 BB: 0 P: 12	R: 0 E: 0 K: 2 S: 11	H: 1 LOB: 1 BB: 0 P: 19	1B: 3 2B: 3 3B: 0 HR: 2	SF: 0 SAC: 0 DP: 1 HBP: 0	WP: 1 PB: 0 SB: 0 CS: 2	PA: 33						
<b>PITCHER</b>	IP	WLS	BF	H	R	ER	SO	BB	IBB	HBP	BLK	WP	HR	S	P	ERA	WHIP											
Kevin Foster, R ERA: 3.0	(1, 1)	6.0	W	20	3	2	2	5	0	0	0	0	0	2	45	77	3.00	0.500										
Mike Walker, R ERA: 3.33	(7, 1)	1.1		6	3	1	1	1	0	0	0	0	0	0	12	15	6.75	2.250										
Bryan Hickerson, L ERA:	(8, 1)	0.1		1	0	0	0	1	0	0	0	0	1	0	3	4	0.00	0.000										
Mike Perez, R ERA: 2.7	(8, 1)	0.1		1	0	0	0	0	0	0	0	0	0	1	2	0.00	0.000											
Randy Myers, L ERA: 4.5	(9, 1)	1.0	S	4	1	0	0	2	0	0	0	0	0	11	19	0.00	1.000											

**Montreal Expos @ Chicago Cubs**  
Wrigley Field, Chicago, IL  
Fri Apr 28 1995, 3:33 AM CDT  
Att: 32,909 - Overcast - 61 F

AB	32
R	3
H	7
RBI	3
BB	0
SO	9
LOB	5



Batter	1	2	3	4	5	6	7	8	9	AB	R	H	RBI	BB	SO	LOB	BOTTOM										
Brian McRae, S OBP: 0.267, SLG: 0.533	0-0 B2	0-2 FC5-4		2-2 L7			0-0 S E 2B			4	1	1	0	0	0	4											
Rey Sanchez, R OBP: 0.429, SLG: 0.500	1-0 HR		0-1 G6-3		0-0 G4-3 1B		2-1 F8			4	1	2	0	0	0	0											
Mark Grace, L OBP: 0.357, SLG: 0.643	1-2 L7		1-1 2B		1-1 G4-3		2-0 G3-1			4	0	1	0	0	0	2											
Sammy Sosa, R OBP: 0.357, SLG: 0.538	3-2 HR		2-1 G4-3		1-1 F8		0-0 G6-3			4	1	1	2	0	0	0											
Shawon Dunston, R OBP: 0.231, SLG: 0.231	2-3 K			1-1 2B G5-3 1B		1-1 G6-4-3 1B		1-1 F9		4	1	2	0	0	1	0											
Steve Buechele, R OBP: 0.333, SLG: 0.300		0-0 F7		2-2 G5-3 2B		0-1 L8				3	0	1	0	0	0	1											
Rick Wilkins, L OBP: 0.462, SLG: 0.300		3-1 1B 1B		0-0 G3		1-0 G6-4-3				3	0	1	0	0	0	3											
Ozzie Timmons, R OBP: 0.571, SLG: 0.250 Karl Rhodes, L (7, 7)		0-1 P5		4-0 IBB			1-1 P6			1	0	0	0	1	0	1											
Kevin Foster, R OBP: 0.500, SLG: 0.500 Mike Walker, R (7, 1) Bryan Hickerson, L (8, 1) Mike Perez, R (8, 1) Randy Myers, L (9, 1)		0-0 FC5-4 1B		1-1 G5-3		1-0 G6-3				2	0	1	1	0	0	2											
<b>Inning Stats</b>	R: 2 E: 0 K: 1 S: 11	H: 2 LOB: 2 BB: 0 P: 18	R: 0 E: 0 K: 0 S: 9	H: 2 LOB: 0 BB: 0 P: 12	R: 0 E: 0 K: 0 S: 6	H: 1 LOB: 0 BB: 1 P: 9	R: 0 E: 0 K: 0 S: 12	H: 2 LOB: 2 BB: 1 P: 22	R: 0 E: 0 K: 0 S: 5	H: 1 LOB: 0 BB: 0 P: 7	R: 0 E: 0 K: 0 S: 5	H: 1 LOB: 0 BB: 0 P: 7	R: 1 E: 0 K: 0 S: 6	H: 1 LOB: 0 BB: 0 P: 10	R: 0 E: 0 K: 0 S: 4	H: 0 LOB: 0 BB: 0 P: 7	1B: 6 2B: 3 3B: 0 HR: 1	SF: 0 SAC: 0 DP: 2 HBP: 0	WP: 0 PB: 0 SB: 1 CS: 0	PA: 32							
<b>PITCHER</b>	IP	WLS	BF	H	R	ER	SO	BB	IBB	HBP	BLK	WP	HR	S	P	ERA	WHIP										
Butch Henry, L ERA: 6.75	(1, 1)	4.0	L	19	7	3	3	3	0	0	0	0	0	5	7	0.00	1.000										
Curt Schmidt, R ERA:	(5, 1)	1.0		3	1	0	0	0	0	0	0	0	0	0	7	0.00	1.000										
Jeff Shaw, R ERA: 2.45	(6, 1)	2.0		7	2	1	0	0	0	0	0	0	0	11	17	0.00	1.000										
Bryan Eversgerd, L ERA:	(8, 1)	1.0		3	0	0	0	0	0	0	0	0	0	4	7	0.00	0.000										

**Montreal Expos @ Chicago Cubs**  
Wrigley Field, Chicago, IL  
Fri Apr 28 1995, 3:33 AM CDT  
Att: 32,909 - Overcast - 61 F

AB	31
R	4
H	10
RBI	3
BB	1
SO	1
LOB	13





Batter	1	2	3	4	5	6	7	8	9	AB R H RBI BB SO LOB	TOP											
Mark Grudzielanek, R (1.4)	E9 1B		G1-3		F9			K		4 1 0 0 0 1 2	<b>Montreal Expos @ Chicago Cubs</b> Wrigley Field, Chicago, IL Sat Apr 29 1995, 3:33 AM CDT Att: 28,244 - Overcast - 49 F											
Tony Tarasco, L (1.7) OBP: 0.333, SLG: 0.417	K		F7		E9 1B			L9		4 0 1 1 0 1 1												
Roberto Kelly, R (1.8) OBP: 0.188, SLG: 0.375	CS 1B			G6-3		F9		HR		4 1 2 2 0 0 0												
Moises Alou, R (1.9) OBP: 0.313, SLG: 0.400	K			1B		E5 FC4		G6-3		4 0 1 0 0 1 1												
Darrin Fletcher, L (1.2) OBP: 0.333, SLG: 0.500	CS 2-3	G3-1		F7		L8			P5	4 0 0 0 0 0 2												
Wil Cordero, R (1.6) OBP: 0.297, SLG: 0.154		F9		G5-3		FC4 1-2f			P4	4 0 0 0 0 0 2												
Cliff Floyd, L (1.3) OBP: 0.333, SLG: 0.231					G4-3		L8			2 0 0 0 1 0 0												
Rondell White, R (0. PH) OBP: 0.286, SLG: 0.857									2B	1 1 1 0 0 0 0												
Shane Andrews, R (1.5) OBP: 0.545, SLG: 1.300							K			4 1 2 1 0 2 1												
Kirk Rueter, L (1.1) Chad Forville, S (5. PH) Reid Cornelius, R (5.1) Lou Frazier, S (7. PH) Carlos Perez, L (7.1) Sean Berry, R (8. PH)										1 0 0 0 0 1 0 1 0 1 0 0 0 0 0 0 0 0 0 0 0 1 0 0 0 0 1 0 0 0 0 0 0 0 0 1 0 0 0 0 0 1												
<b>Inning Stats</b>	R: 1 E: 1 K: 2 S: 10	H: 1 LOB: 0 BB: 0 P: 16	R: 0 E: 0 K: 1 S: 6	H: 0 LOB: 1 BB: 1 P: 14	R: 0 E: 0 K: 1 S: 6	H: 0 LOB: 0 BB: 0 P: 7	R: 0 E: 0 K: 0 S: 4	H: 1 LOB: 1 BB: 0 P: 9	R: 1 E: 1 K: 0 S: 9	H: 3 LOB: 1 BB: 0 P: 18	R: 0 E: 1 K: 0 S: 10	H: 0 LOB: 0 BB: 0 P: 15	R: 0 E: 0 K: 2 S: 9	H: 0 LOB: 0 BB: 0 P: 15	R: 1 E: 0 K: 1 S: 12	H: 1 LOB: 0 BB: 0 P: 17	R: 1 E: 0 K: 0 S: 9	H: 2 LOB: 1 BB: 0 P: 14	1B: 5 2B: 2 3B: 0 HR: 1	SF: 0 SAC: 0 DP: 0 HBP: 0	WP: 0 PB: 0 SB: 1 CS: 1	PA: 37
<b>PITCHER</b>	IP WLS BF H R ER SO BB IBB HBP BLK WP HR S P ERA WHIP											IP WLS BF H R ER SO BB IBB HBP BLK WP HR S P ERA WHIP										
Jaime Navarro, R (1.1) ERA: 1.29	7.0 W 27 5 2 1 6 1 0 0 0 0 0 0 54 94 1.29 0.857																					
Willie Banks, R (8.1) ERA: 6.75	1.0 4 1 1 1 1 0 0 0 0 0 1 12 17 9.00 1.000																					
Randy Myers, L (9.1) ERA: 6.0	1.0 S 5 2 1 1 0 0 0 0 0 0 0 9 14 9.00 2.000																					

Batter	1	2	3	4	5	6	7	8	9	AB R H RBI BB SO LOB	BOTTOM									
Brian McRae, S (1.8) OBP: 0.263, SLG: 0.474	L4		G4-3		G6-4-3 1B		CS 1-2	G6-3		4 0 1 0 0 0 0	<b>Montreal Expos @ Chicago Cubs</b> Wrigley Field, Chicago, IL Sat Apr 29 1995, 3:33 AM CDT Att: 28,244 - Overcast - 49 F									
Rey Sanchez, R (1.4) OBP: 0.389, SLG: 0.444	FC3-6 1B		G5-3		G6-4-3 1-2f			F8		4 0 1 0 0 0 1										
Mark Grace, L (1.3) OBP: 0.333, SLG: 0.556	FC3-6 1B HR 1-2f		3B 1B			G3-1		K		4 2 1 0 0 1 1										
Sammy Sosa, R (1.9) OBP: 0.471, SLG: 0.938	HR 1B		1-3 3B			HR				3 2 3 2 0 0 0										
Shawon Dunston, R (1.6) OBP: 0.250, SLG: 0.438	HR		K			G5-3				3 1 1 3 0 1 1										
Steve Buechele, R (1.5) OBP: 0.297, SLG: 0.231	K			G3-1		F8				3 0 0 0 0 1 0										
Ozzie Timmons, R (1.7) OBP: 0.400, SLG: 0.143		F9			L8		G6-3			3 0 0 0 0 0 0										
Karl Rhodes, L (8.7)										0 0 0 0 0 0 0										
Todd Pratt, R (1.2)		K			G1-3			K		3 0 0 0 0 2 0										
Jaime Navarro, R (1.1) Kevin Roberson, S (7. PH) Willie Banks, R (8.1) Randy Myers, L (9.1)		G5-3						CS HBP		2 0										
<b>Inning Stats</b>	R: 3 E: 0 K: 1 S: 14	H: 3 LOB: 0 BB: 0 P: 24	R: 0 E: 0 K: 1 S: 10	H: 0 LOB: 0 BB: 0 P: 14	R: 1 E: 0 K: 1 S: 14	H: 2 LOB: 1 BB: 0 P: 22	R: 0 E: 0 K: 0 S: 6	H: 0 LOB: 0 BB: 0 P: 11	R: 0 E: 0 K: 0 S: 8	H: 1 LOB: 0 BB: 0 P: 13	R: 0 E: 0 K: 1 S: 6	H: 0 LOB: 0 BB: 0 P: 11	R: 0 E: 0 K: 1 S: 10	H: 0 LOB: 0 BB: 0 P: 17	R: 0 E: 0 K: 1 S: 10	H: 0 LOB: 0 BB: 0 P: 17	1B: 4 2B: 0 3B: 1 HR: 2	SF: 0 SAC: 0 DP: 1 HBP: 1	WP: 0 PB: 0 SB: 0 CS: 1	PA: 31
<b>PITCHER</b>	IP WLS BF H R ER SO BB IBB HBP BLK WP HR S P ERA WHIP											IP WLS BF H R ER SO BB IBB HBP BLK WP HR S P ERA WHIP								
Kirk Rueter, L (1.1) ERA: 9.0	4.0 L 17 5 4 4 3 0 0 0 0 0 0 1 44 71 9.00 1.250																			
Reid Cornelius, R (5.1) ERA: 4.5	2.0 7 2 1 1 0 0 0 0 0 0 1 12 19 4.50 1.000																			
Carlos Perez, L (7.1) ERA:	2.0 6 0 0 0 2 0 0 1 0 0 0 0 16 28 0.00 0.000																			



Batter	1	2	3	4	5	6	7	8	9	AB	R	H	RBI	BB	SO	LOB	TOP			
Tony Tarasco, L (1.9) OBP: 0.412, SLG: 0.529										5	2	3	0	0	1	1				
Wil Cordero, R (1.6) OBP: 0.350, SLG: 0.500										5	1	3	2	0	0	2				
Roberto Kelly, R (1.8) OBP: 0.200, SLG: 0.400										4	1	1	0	0	0	2				
Rondell White, R (1.7) OBP: 0.273, SLG: 0.636										4	0	1	0	0	1	2				
Cliff Floyd, L (1.3) OBP: 0.368, SLG: 0.250										3	0	1	1	1	2	2				
Shane Andrews, R (1.5) OBP: 0.400, SLG: 0.929										4	0	0	0	0	1	4				
Mike Lansing, R (1.4) OBP: 0.116, SLG: 0.125										4	0	0	0	0	0	2				
Tim Laker, R (1.2) OBP: 0.200, SLG: 0.200										4	0	1	0	0	1	0				
Tim Spehr, R (9.2) OBP: 1.000, SLG: 2.000										0	0	0	0	0	0	0				
Gil Heredia, R (1.1) Jeff Shaw, R (6.1) Bryan Eversgerd, R (7.1) Tim Scott, R (7.1) Mel Rojas, R (8.1) Sean Berry, R (8.9)										2	0	0	0	0	0	1				
<b>Inning Stats</b>	R: 2 E: 0 K: 1 S: 7	H: 2 LOB: 0 BB: 0 P: 7	R: 0 E: 0 K: 0 S: 4	H: 1 LOB: 1 BB: 0 P: 4	R: 1 E: 1 K: 2 S: 10	H: 2 LOB: 2 BB: 0 P: 10	R: 0 E: 0 K: 1 S: 5	H: 0 LOB: 0 BB: 0 P: 5	R: 0 E: 0 K: 1 S: 5	H: 0 LOB: 1 BB: 1 P: 9	R: 0 E: 0 K: 1 S: 6	H: 1 LOB: 1 BB: 0 P: 6	R: 1 E: 0 K: 0 S: 5	H: 3 LOB: 1 BB: 0 P: 5	R: 0 E: 0 K: 0 S: 3	H: 0 LOB: 1 BB: 1 P: 7	1B: 6 2B: 3 3B: 0 HR: 1	SF: 0 SAC: 0 DP: 1 HBP: 0	WP: 0 PB: 0 SB: 2 CS: 0	PA: 38
<b>PITCHER</b>	IP WLS BF H R ER SO BB IBB HBP BLK WP HR S P ERA WHIP	IP WLS BF H R ER SO BB IBB HBP BLK WP HR S P ERA WHIP																		
Frank Castillo, R (1.1) ERA: 3.6	5.0 L 21 6 3 2 5 0 0 0 0 0 0 1 31 31 3.60 1.200																			
Mike Walker, R (6.1) ERA: 3.86	2.0 10 3 1 1 2 1 0 0 0 0 0 0 13 17 4.50 2.000																			
Chris Nabholz, L (8.1) ERA:	1.0 3 1 0 0 0 0 0 0 0 0 0 0 3 3 0.00 1.000																			
Tom Edens, R (9.1) ERA:	0.1 2 0 0 0 0 1 0 0 0 0 0 0 1 5 0.00 3.000																			
Bryan Hickerson, L (9.1) ERA:	0.1 1 0 0 0 0 0 0 0 0 0 0 0 1 1 0.00 0.000																			

**Montreal Expos @ Chicago Cubs**  
Wrigley Field, Chicago, IL  
Sun Apr 30 1995, 3:33 AM CDT  
Att: 23,854 - Unknown - 46 F

AB	36
R	4
H	10
RBI	3
BB	2
SO	7
LOB	16



Batter	1	2	3	4	5	6	7	8	9	AB	R	H	RBI	BB	SO	LOB	BOTTOM					
Brian McRae, S (1.8) OBP: 0.217, SLG: 0.391										4	0	0	0	0	0	1						
Rey Sanchez, R (1.4) OBP: 0.405, SLG: 0.455										4	0	2	0	0	0	1						
Sammy Sosa, R (1.9) OBP: 0.429, SLG: 0.800										4	1	1	0	0	0	2						
Mark Grace, L (1.3) OBP: 0.318, SLG: 0.500										4	0	1	1	0	0	2						
Rick Wilkins, L (1.2) OBP: 0.412, SLG: 0.231										3	0	0	0	1	1	1						
Howard Johnson, S (1.5) OBP: 0.500, SLG: 0.500										4	0	2	0	0	1	0						
José Hernández, R (1.6) OBP: 0.333, SLG: 0.333										2	0	0	0	0	2	0						
Karl Rhodes, L (7. PH) (8.7)										2	0	0	0	0	2	3						
Scott Bultlett, L (1.7) OBP: 0.333, SLG: 0.333										3	0	1	0	0	1	2						
Shawon Dunston, R (8.6) OBP: 0.235, SLG: 0.412										1	0	0	0	0	1	1						
Frank Castillo, R (1.1) Ozzie Timmons, R (5. PH) Mike Walker, R (6.1) Chris Nabholz, L (8.1) Kevin Roberson, S (8. PH) Tom Edens, R (9.1) Bryan Hickerson, L (9.1) Mike Perez, R (9.1)										0	0	0	0	0	0	0						
<b>Inning Stats</b>	R: 0 E: 0 K: 0 S: 4	H: 1 LOB: 1 BB: 0 P: 4	R: 0 E: 0 K: 3 S: 9	H: 0 LOB: 0 BB: 0 P: 9	R: 0 E: 0 K: 0 S: 4	H: 1 LOB: 1 BB: 0 P: 4	R: 1 E: 0 K: 0 S: 4	H: 2 LOB: 0 BB: 0 P: 4	R: 0 E: 0 K: 2 S: 7	H: 0 LOB: 0 BB: 0 P: 7	R: 0 E: 0 K: 0 S: 3	H: 0 LOB: 2 BB: 1 P: 3	R: 0 E: 0 K: 2 S: 8	H: 1 LOB: 2 BB: 1 P: 12	R: 1 E: 0 K: 0 S: 5	H: 2 LOB: 1 BB: 0 P: 5	R: 0 E: 0 K: 2 S: 8	H: 1 LOB: 1 BB: 0 P: 8	1B: 7 2B: 0 3B: 0 HR: 1	SF: 0 SAC: 1 DP: 0 HBP: 0	WP: 0 PB: 1 SB: 2 CS: 1	PA: 35
<b>PITCHER</b>	IP WLS BF H R ER SO BB IBB HBP BLK WP HR S P ERA WHIP	IP WLS BF H R ER SO BB IBB HBP BLK WP HR S P ERA WHIP																				
Gil Heredia, R (1.1) ERA: 1.8	5.0 W 18 4 1 1 5 0 0 0 0 0 0 0 4 8 1.80 0.800																					
Jeff Shaw, R (6.1) ERA: 1.8	1.1 5 0 0 0 0 1 0 0 0 0 0 0 4 8 0.00 0.750																					
Bryan Eversgerd, L (7.1) ERA:	0.0 1 1 0 0 0 0 0 0 0 0 0 0 1 1 ∞ ∞																					
Tim Scott, R (7.1) ERA: 3.86	0.2 3 1 1 1 2 0 0 0 0 0 0 1 7 7 13.50 1.500																					
Mel Rojas, R (8.1) ERA: 2.25	2.0 S 8 2 0 0 2 0 0 0 0 0 0 0 12 12 0.00 1.000																					

**Montreal Expos @ Chicago Cubs**  
Wrigley Field, Chicago, IL  
Sun Apr 30 1995, 3:33 AM CDT  
Att: 23,854 - Unknown - 46 F

AB	33
R	2
H	8
RBI	2
BB	1
SO	9
LOB	13





Batter	1	2	3	4	5	6	7	8	9	AB	R	H	RBI	BB	SO	LOB	TOP				
<b>Craig Biggio, R</b> OBP: 0.345, SLG: 0.143	0-3 K	1-0 HBP			0-0 L9		0-1 G4-6-3 1B		1-0 FC6-4 WP 2B	4	1	2	1	0	1	0	<b>Houston Astros @ Chicago Cubs</b> Wrigley Field, Chicago, IL Tue May 02 1995, 7:05 PM CDT Att: 23,784 - Unknown - 54 F				
<b>Luis Gonzalez, L</b> OBP: 0.240, SLG: 0.333	3-2 5 BB 1B	1-1 F7			1-0 G6-3		0-2 G4-6-3 1-2 3-H 4-2		0-0 G4-3	5	1	1	0	0	0	5					
<b>Jeff Bagwell, R</b> OBP: 0.464, SLG: 0.294	4-1 1B 1-2 BB		1-2 F8		4-2 S BB			4-0 FC6-4 IBB	1	0	0	0	4	0	0						
<b>Derek Bell, R</b> OBP: 0.444, SLG: 0.542	0-2 P3		1-2 L5		3-0 P4		0-1 G4-3	1-2 FC6-4 WP	5	0	0	1	0	0	6						
<b>Dave Magadan, L</b> OBP: 0.480, SLG: 0.500	0-2 1-3 2-H 1B		3-2 F8		2-2 G5-3		1-3 K	1-2 BB	4	0	1	1	1	1	0						
<b>Phil Plantier, L</b> OBP: 0.250, SLG: 0.333	2-0 G4-3		3-1 F7		3-1 G3-1		1-2 FC6-4 1B	3-2 G6-3	4	0	1	0	0	0	2						
<b>James Mouton, R</b> OBP: 0.286, SLG: 0.429									1	0	0	0	0	0	2						
<b>Scott Servais, R</b> OBP: 0.235, SLG: 0.133		3-3 K		1-1 P9		2-3 K		1-2 F8	4	0	0	0	0	2	1						
<b>Orlando Miller, R</b> OBP: 0.300, SLG: 0.368		1-1 SH1-4 1B		2-0 2B		1-2 E6 1B		0-1 FC6-4	4	1	2	0	0	0	1						
<b>Todd Jones, L</b>								1-2 FC6-4	0	0	0	0	0	0	0						
<b>Doug Drabek, R</b> OBP: 0.333, SLG: 0.333		0-1 SH1-4		0-3 K		2-1 1B G4-6-3 1B		3-2 2B FC6-4 1B	1	0	0	0	0	1	1						
<b>Jim Dougherty, R</b> OBP: 0.250, SLG: 0.500									0	0	0	0	0	0	0						
<b>Andy Stankiewicz, R</b> OBP: 0.250, SLG: 0.500									0	0	0	0	0	0	0						
<b>Ross Powell, L</b>									0	0	0	0	0	0	0						
<b>Dave Veres, R</b>									0	0	0	0	0	0	0						
<b>Ricky Gutierrez, R</b> OBP: 0.167, SLG: 0.167									1	1	1	0	0	0	0						
<b>Inning Stats</b>	R: 1 E: 0 K: 1 S: 15	H: 2 LOB: 2 BB: 1 P: 24	R: 0 E: 0 K: 1 S: 10	H: 1 LOB: 2 BB: 0 P: 16	R: 0 E: 0 K: 0 S: 11	H: 0 LOB: 0 BB: 0 P: 16	R: 0 E: 0 K: 1 S: 8	H: 1 LOB: 1 BB: 0 P: 14	R: 0 E: 0 K: 0 S: 6	H: 0 LOB: 1 BB: 1 P: 15	R: 2 E: 1 K: 0 S: 15	H: 2 LOB: 1 BB: 1 P: 22	R: 0 E: 0 K: 1 S: 11	H: 1 LOB: 1 BB: 0 P: 14	R: 2 E: 0 K: 0 S: 14	H: 2 LOB: 2 BB: 2 P: 30	1B: 7 2B: 2 3B: 0 HR: 0	SF: 0 SAC: 1 DP: 1 HBP: 1	WP: 1 PB: 0 SB: 1 CS: 0	PA: 42	
<b>PITCHER</b>	IP	WLS	BF	H	R	ER	SO	BB	IBB	HBP	BLK	WP	HR	S	P	ERA	WHIP				
<b>Jim Bullinger, R</b> ERA: 0.75	(1, 1)	6.0	25	4	1	1	4	2	0	1	0	0	0	58	99	1.50	1.000				
<b>Mike Walker, R</b> ERA: 3.95	(7, 1)	0.0	L	3	2	2	0	0	0	0	0	0	0	8	11	∞	∞				
<b>Chris Nabholz, L</b> ERA:	(7, 1)	0.2		2	0	0	0	1	0	0	0	0	0	5	9	0.00	1.500				
<b>Mike Perez, R</b> ERA: 2.25	(7, 1)	0.1		1	0	0	0	0	0	0	0	0	0	2	2	0.00	0.000				
<b>Bryan Hickerson, L</b> ERA:	(8, 1)	1.0		4	1	0	1	0	0	0	0	0	0	11	14	0.00	1.000				
<b>Willie Banks, R</b> ERA: 10.8	(9, 1)	0.2		5	2	2	0	1	0	0	0	1	0	6	13	0.00	3.000				
<b>Larry Casian, L</b> ERA:	(9, 1)	0.1		2	0	0	0	0	0	0	0	0	0	6	13	0.00	3.000				
Batter	1	2	3	4	5	6	7	8	9	AB	R	H	RBI	BB	SO	LOB	BOTTOM				
<b>Brian McRae, S</b> OBP: 0.250, SLG: 0.407	2-1 G5-3		2-2 F9 2B	4-2 1-2 2-3 BB		3-3 K		1-1 G6-3	4	0	1	0	1	1	2						
<b>Rey Sanchez, R</b> OBP: 0.370, SLG: 0.407	0-0 G6-4-3 2B 1B		0-0 F9	1-0 G5-3		3-2 E3		1-0 G5-3	5	1	1	0	0	0	5						
<b>Sammy Sosa, R</b> OBP: 0.346, SLG: 0.640	1-2 G6-4-3		1-2 G4-3		0-2 G4-3		0-0 F9	2-3 K	5	0	0	0	0	1	4						
<b>Mark Grace, L</b> OBP: 0.385, SLG: 0.560	1-2 2H 2B		4-0 BB		0-1 FC4-6 1B		1-3 K		3	0	2	1	1	1	0						
<b>Rick Wilkins, L</b> OBP: 0.381, SLG: 0.188	4-2 BB		3-1 P6		2-0 FC4-6		1-3 K		3	0	0	0	1	1	3						
<b>Shawon Dunston, R</b> OBP: 0.238, SLG: 0.381	1-0 F8			0-0 BB G6-3 1B		0-0 F8		1-1 F7	4	0	1	0	0	0	3						
<b>Steve Buechele, R</b> OBP: 0.316, SLG: 0.250		0-0 G1-6-3 1B		3-2 G6-3		4-2 1B E BB		1-1 G4-3	3	1	1	0	1	0	1						
<b>Scott Bulett, L</b> OBP: 0.300, SLG: 0.300		0-0 G1-6-3		1-2 F8		0-0 E 1B		3-1 G4-3	4	0	1	0	0	0	2						
<b>Jim Bullinger, R</b> ERA: 1.69	(1, 1)	5.2	29	7	2	1	2	5	0	0	0	0	0	1	11	0.00	0.000				
<b>Jim Dougherty, R</b> ERA: 5.4	(6, 1)	0.1	W	1	0	0	0	0	0	0	0	0	0	1	1	0.00	0.000				
<b>Ross Powell, L</b> ERA: 16.88	(7, 1)	0.2		2	0	0	2	0	0	0	0	0	0	6	8	0.00	0.000				
<b>Dave Veres, R</b> ERA:	(7, 1)	0.1		1	0	0	0	0	0	0	0	0	0	2	3	0.00	0.000				
<b>Todd Jones, R</b> ERA:	(8, 1)	2.0	S	6	0	0	1	0	0	0	0	0	0	14	25	0.00	0.000				
<b>Inning Stats</b>	R: 1 E: 0 K: 0 S: 17	H: 2 LOB: 2 BB: 1 P: 26	R: 0 E: 0 K: 0 S: 3	H: 1 LOB: 0 BB: 0 P: 3	R: 0 E: 0 K: 0 S: 9	H: 1 LOB: 2 BB: 1 P: 19	R: 0 E: 0 K: 0 S: 11	H: 1 LOB: 3 BB: 2 P: 24	R: 0 E: 0 K: 2 S: 20	H: 1 LOB: 2 BB: 1 P: 32	R: 0 E: 0 K: 2 S: 8	H: 0 LOB: 0 BB: 0 P: 11	R: 0 E: 0 K: 0 S: 8	H: 0 LOB: 0 BB: 0 P: 15	R: 0 E: 0 K: 1 S: 6	H: 0 LOB: 0 BB: 0 P: 10	1B: 5 2B: 2 3B: 0 HR: 0	SF: 0 SAC: 0 DP: 1 HBP: 0	WP: 0 PB: 0 SB: 0 CS: 0	PA: 39	
<b>PITCHER</b>	IP	WLS	BF	H	R	ER	SO	BB	IBB	HBP	BLK	WP	HR	S	P	ERA	WHIP				
<b>Doug Drabek, R</b> ERA: 1.69	(1, 1)	5.2	29	7	2	1	2	5	0	0	0	0	0	1	11	0.00	0.000				
<b>Jim Dougherty, R</b> ERA: 5.4	(6, 1)	0.1	W	1	0	0	0	0	0	0	0	0	0	1	1	0.00	0.000				
<b>Ross Powell, L</b> ERA: 16.88	(7, 1)	0.2		2	0	0	2	0	0	0	0	0	0	6	8	0.00	0.000				
<b>Dave Veres, R</b> ERA:	(7, 1)	0.1		1	0	0	0	0	0	0	0	0	0	2	3	0.00	0.000				
<b>Todd Jones, R</b> ERA:	(8, 1)	2.0	S	6	0	0	1	0	0	0	0	0	0	14	25	0.00	0.000				

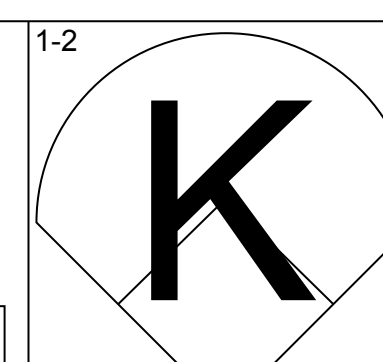
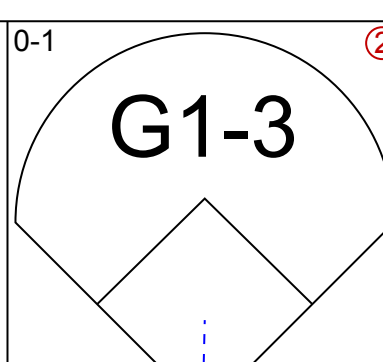
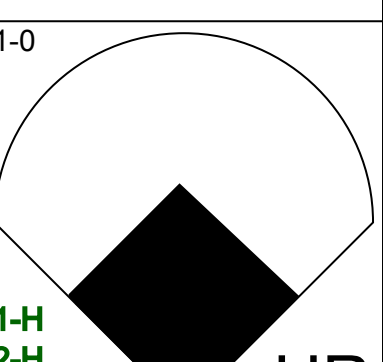
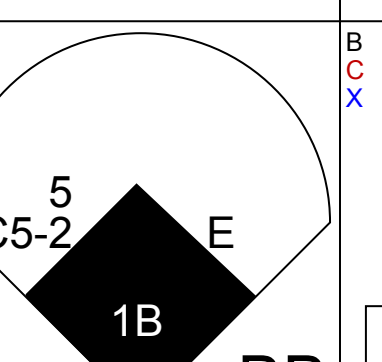
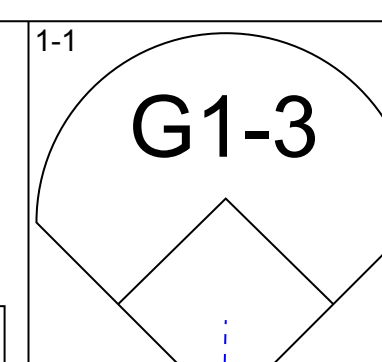
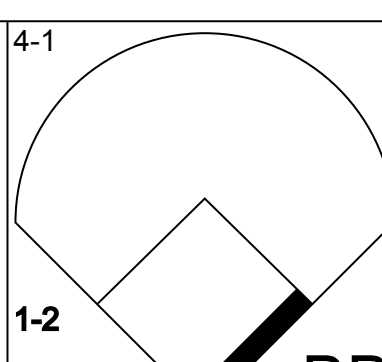
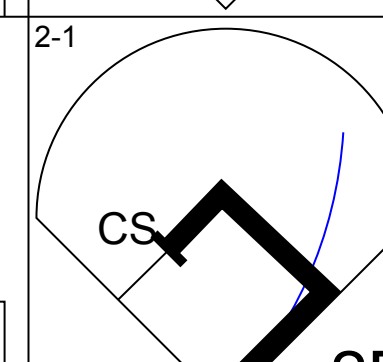
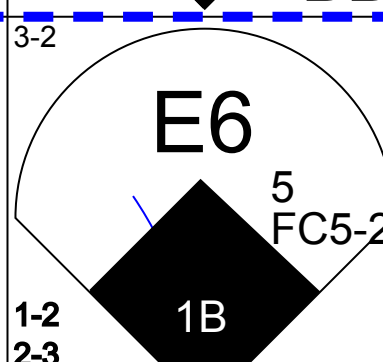
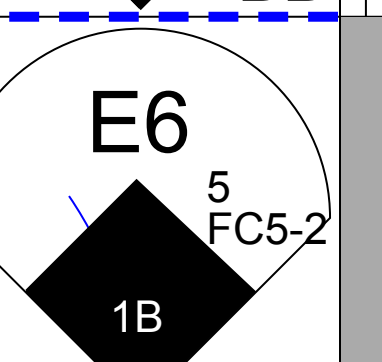
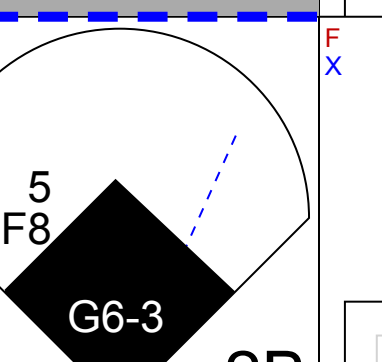
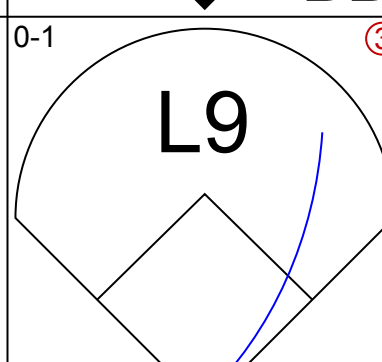
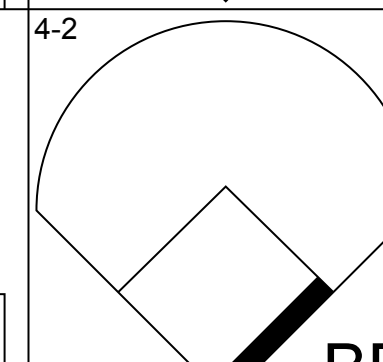
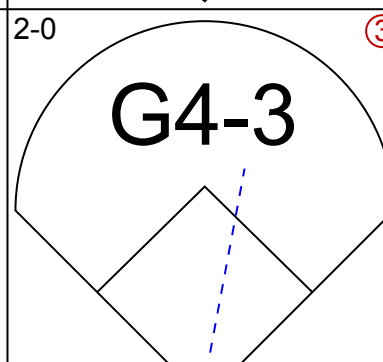
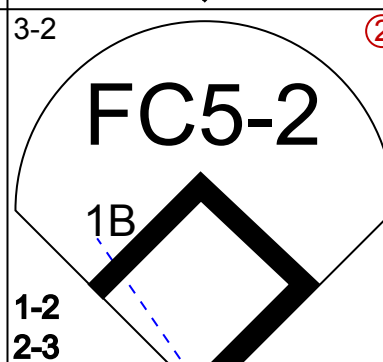
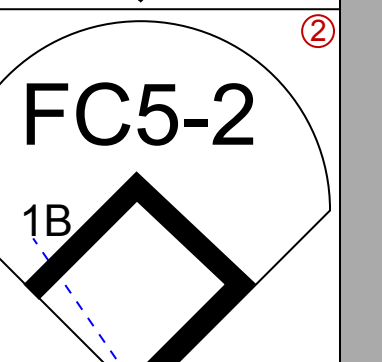
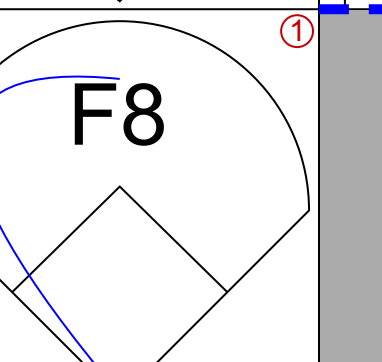
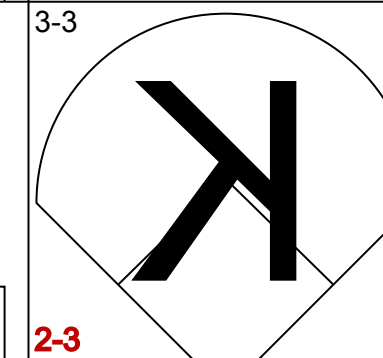
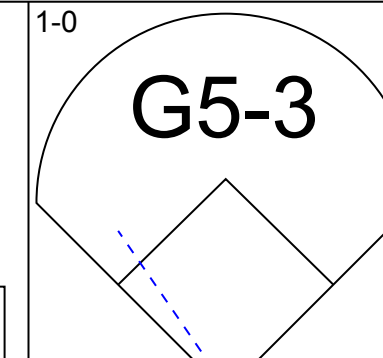
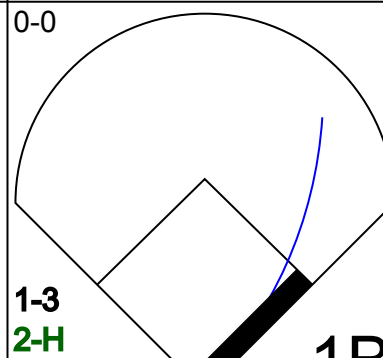
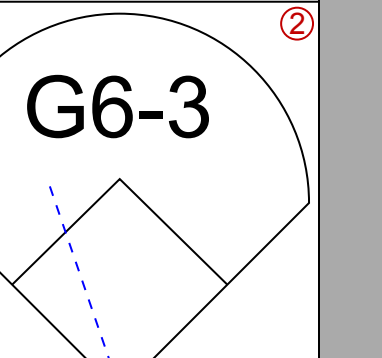
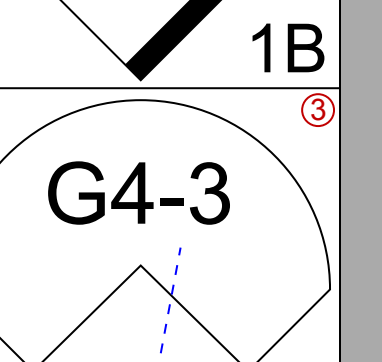
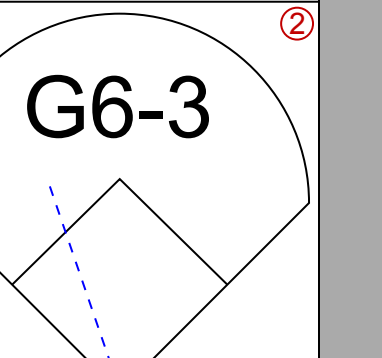
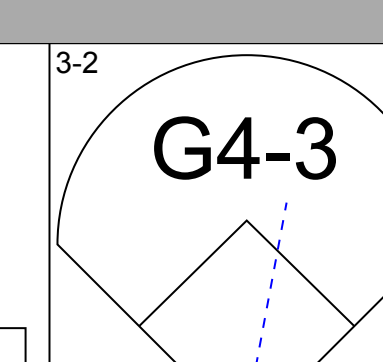
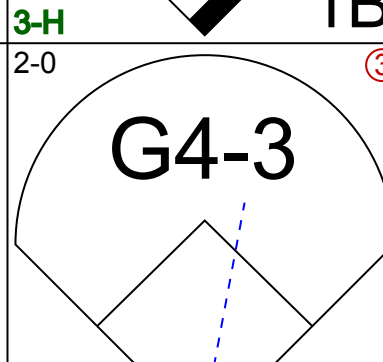
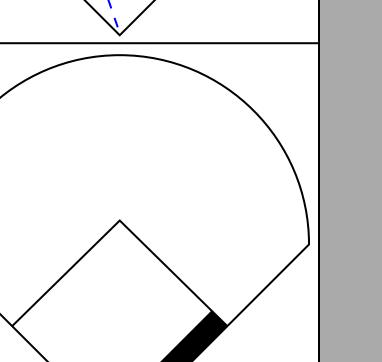
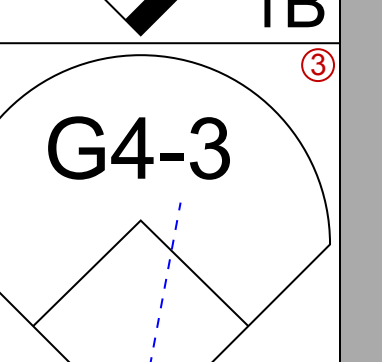
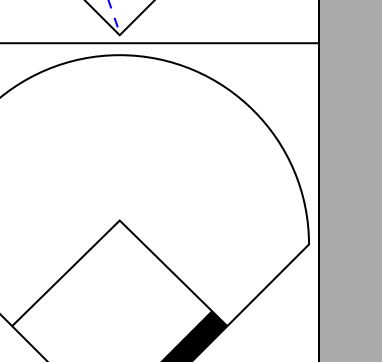
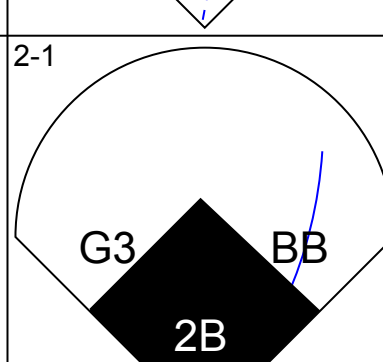
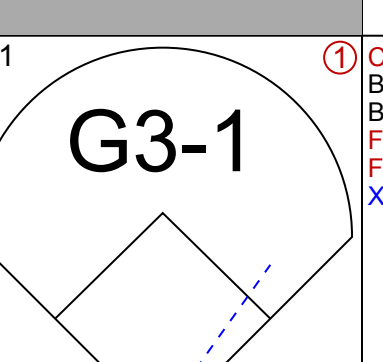
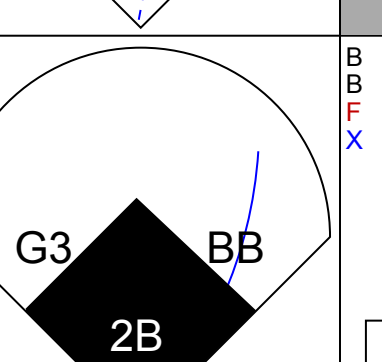
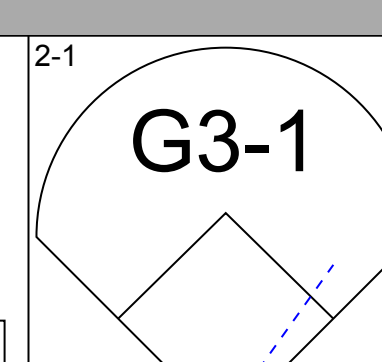
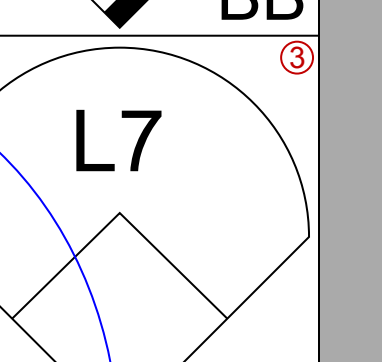
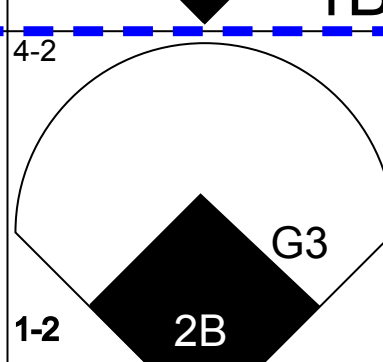
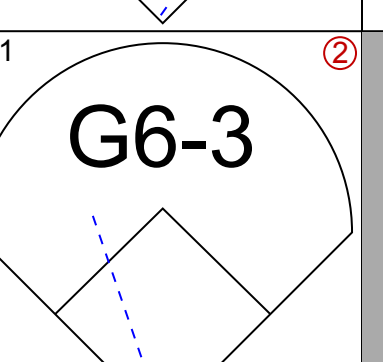
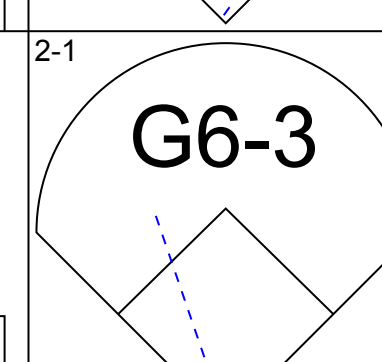
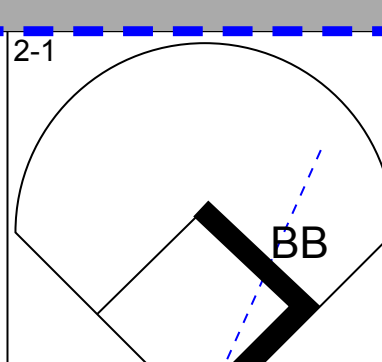
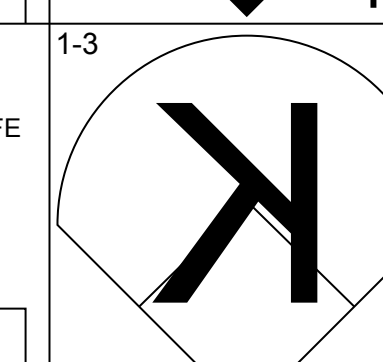
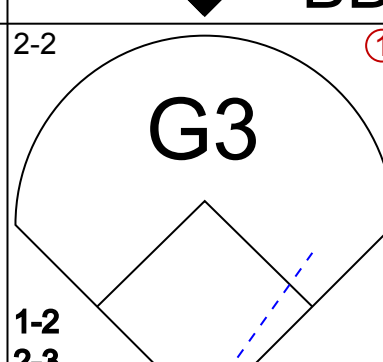
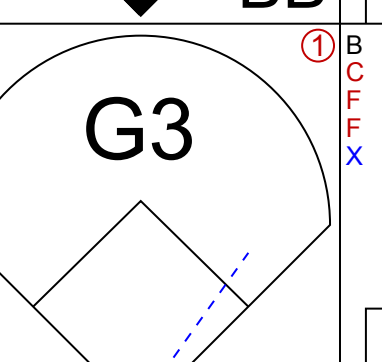
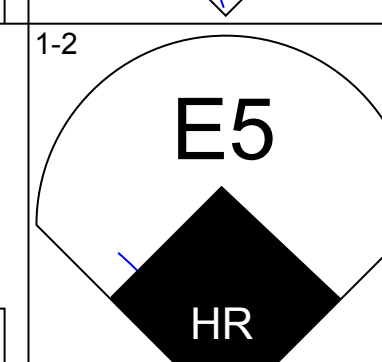
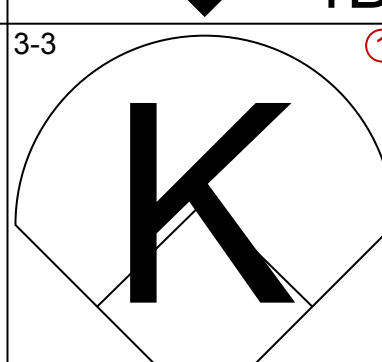
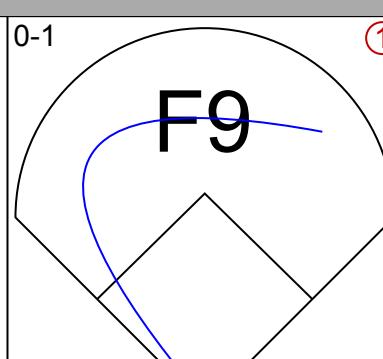
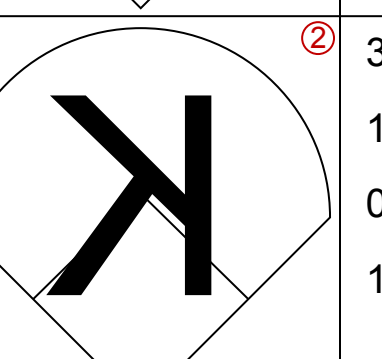
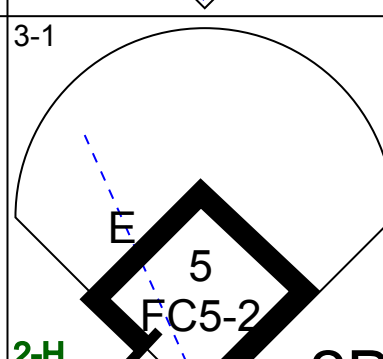
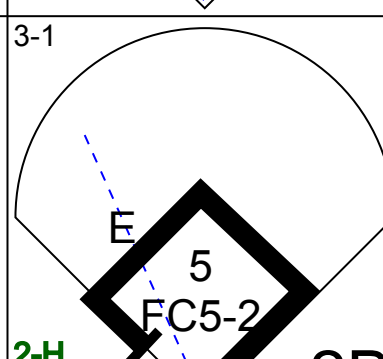
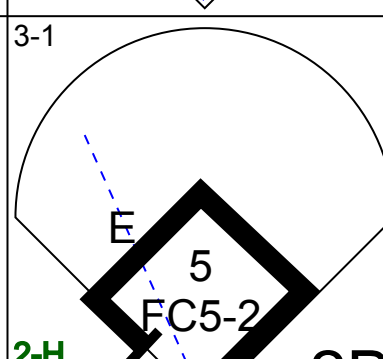
AB	35
R	5
H	9
RBI	3
BB	5
SO	5
LOB	18



AB	34
R	2
H	7
RBI	1
BB	5
SO	5
LOB	22

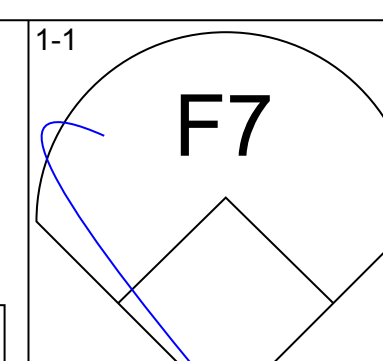
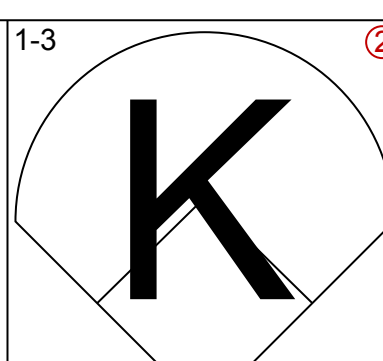
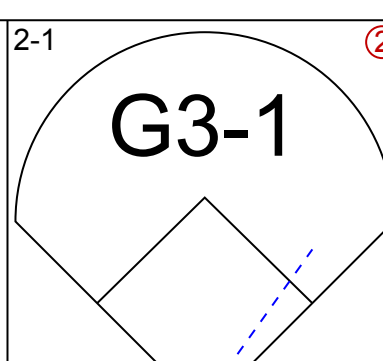
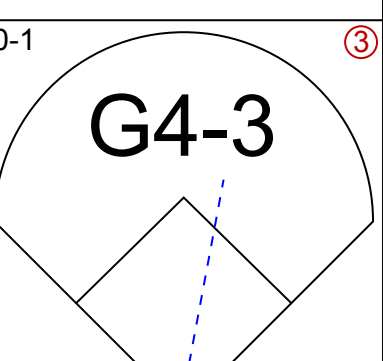
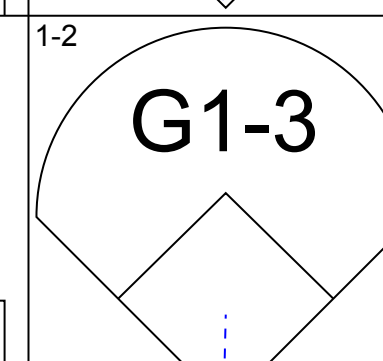
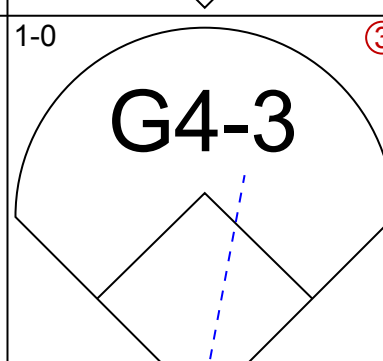
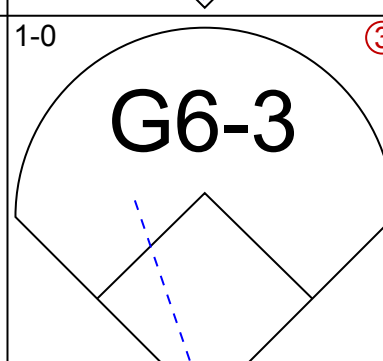
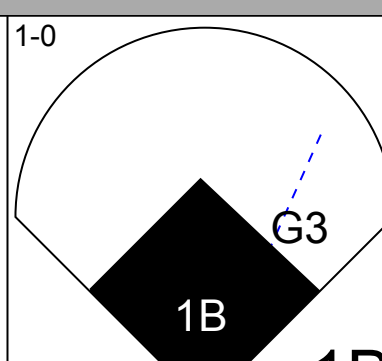
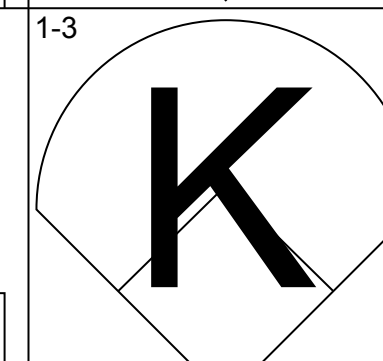
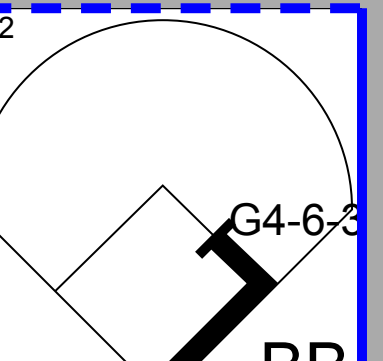
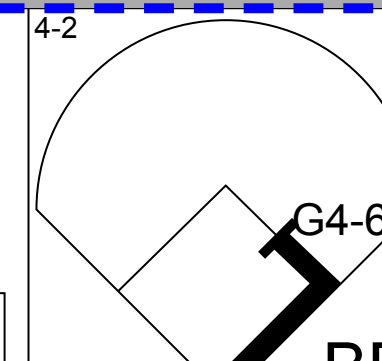
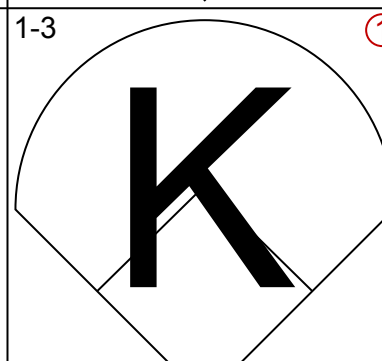
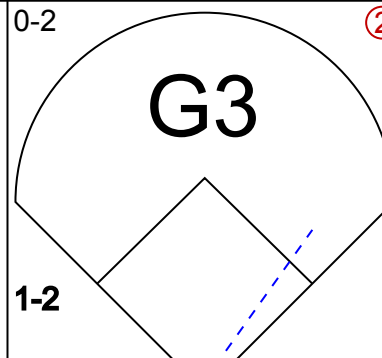
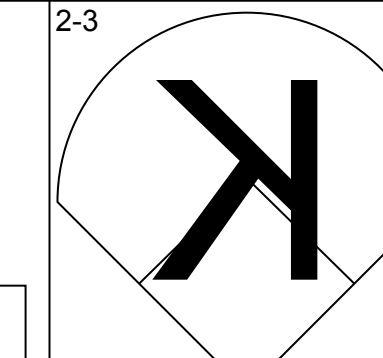
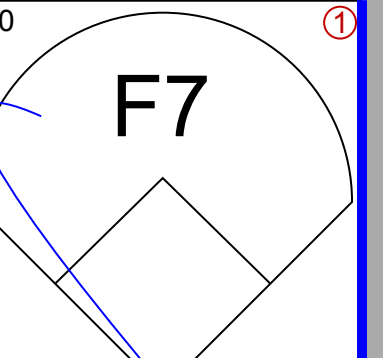
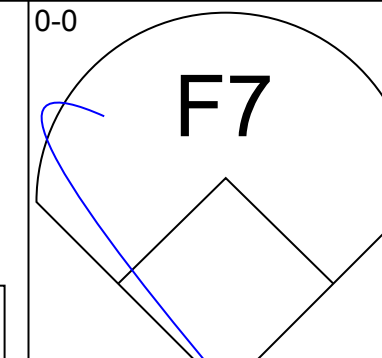
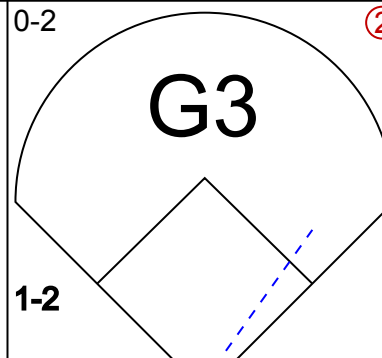
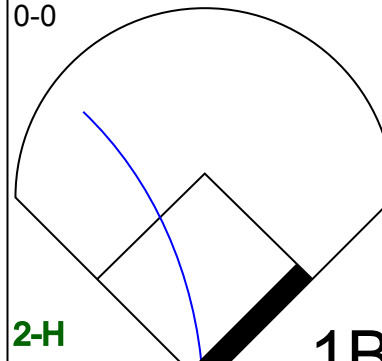
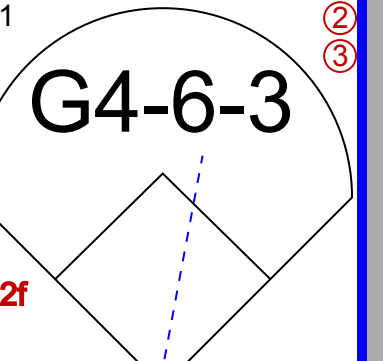
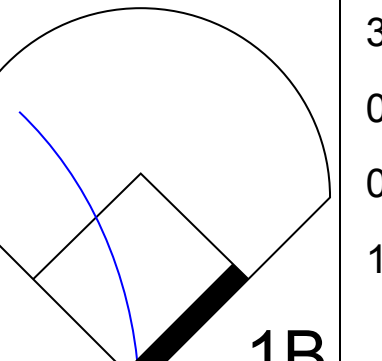
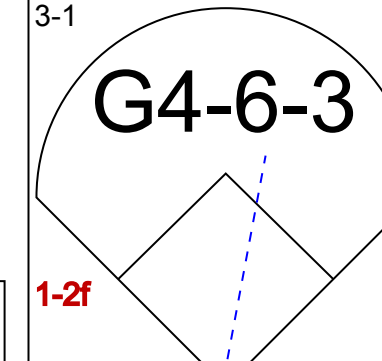

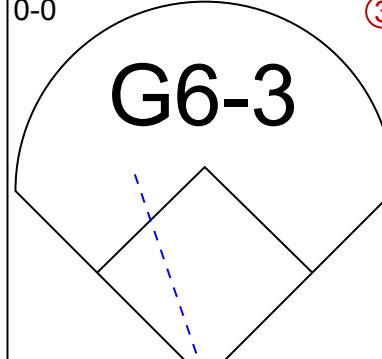

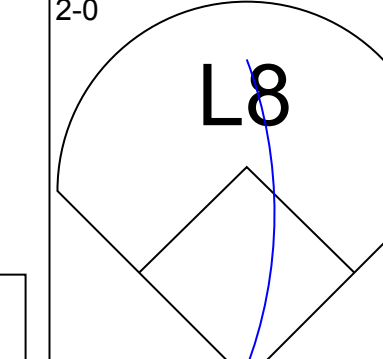
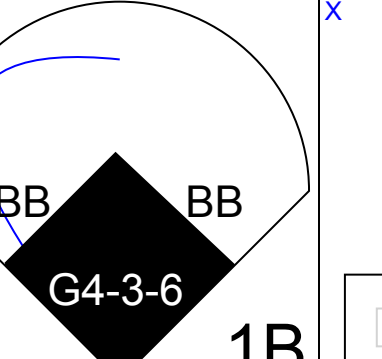
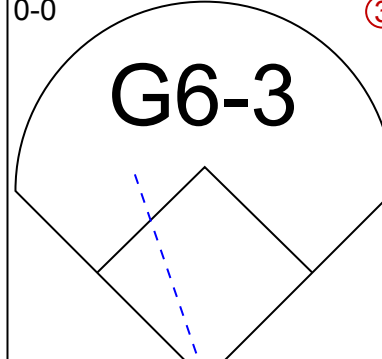
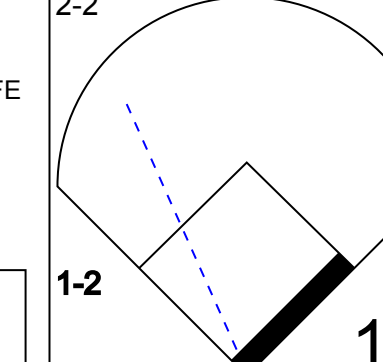
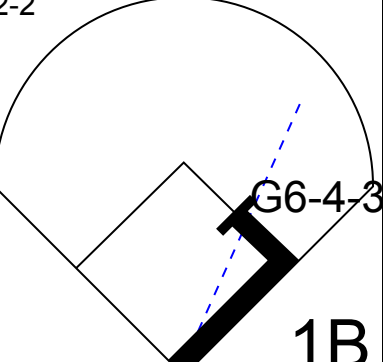
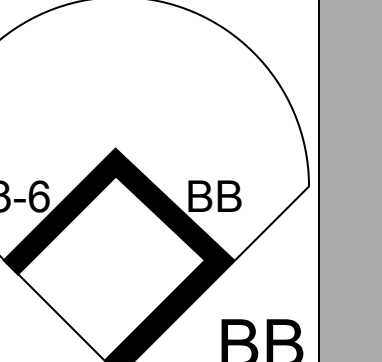

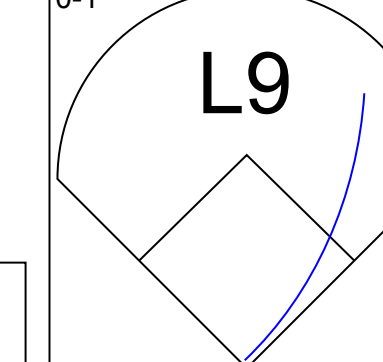
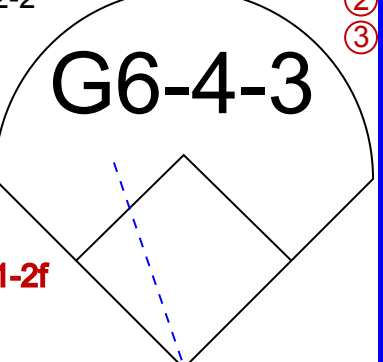
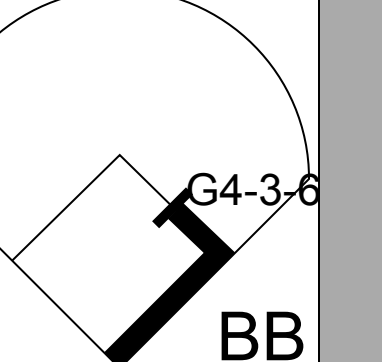
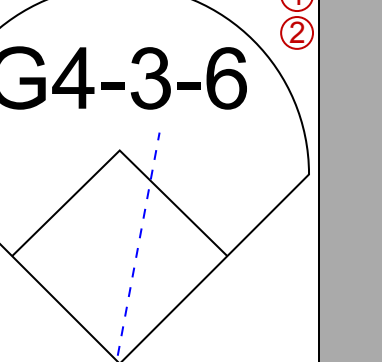
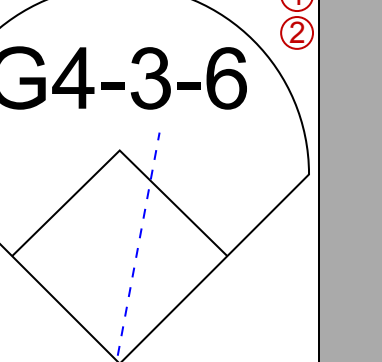
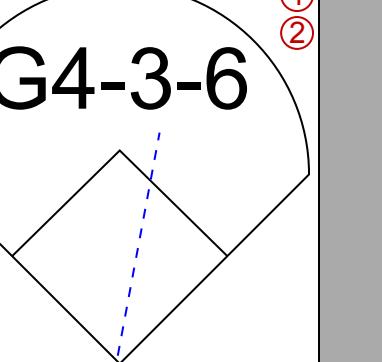
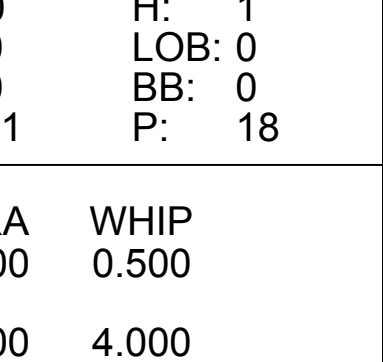
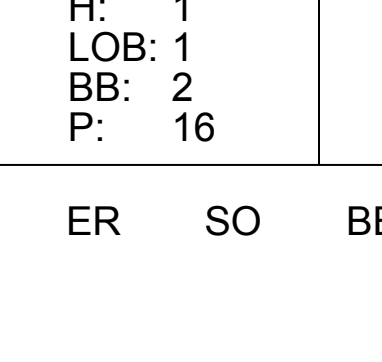
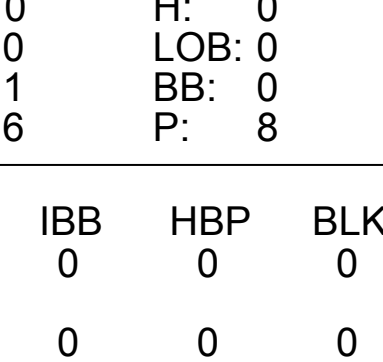
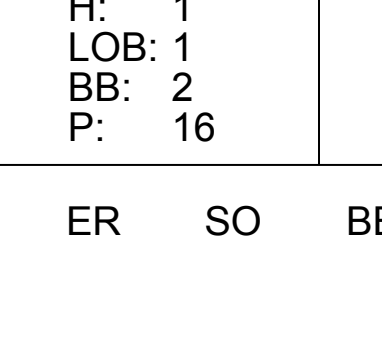





Batter	1	2	3	4	5	6	7	8	9	AB	R	H	RBI	BB	SO	LOB	TOP					
<b>Craig Biggio, R</b> OBP: 0.371, SLG: 0.280 (1, 4)											4	2	1	3	2	1	0	<b>Houston Astros @ Chicago Cubs</b> Wrigley Field, Chicago, IL Wed May 03 1995, 3:33 AM CDT Att: 27,694 - Cloudy - 59 F				
<b>Luis Gonzalez, L</b> OBP: 0.290, SLG: 0.533 (1, 7)										6	3	3	1	0	1	4						
<b>5 Jeff Bagwell, R</b> OBP: 0.455, SLG: 0.286 (1, 3)											4	0	1	0	1	0	4					
<b>Derek Bell, R</b> OBP: 0.438, SLG: 0.552 (1, 8)											5	0	2	3	0	1	2					
<b>Dave Magadan, L</b> OBP: 0.433, SLG: 0.417 (1, 5)											4	0	0	0	1	1	4					
<b>Phil Plantier, L</b> OBP: 0.240, SLG: 0.304 (1, 9)											5	1	1	0	0	0	1					
<b>Tony Eusebio, R</b> OBP: 0.462, SLG: 0.500 (1, 2)											4	2	3	0	1	0	0					
<b>Orlando Miller, R</b> OBP: 0.240, SLG: 0.292 (1, 6)											5	1	0	0	0	2	5					
<b>Darryl Kile, R</b> OBP: 0.600, SLG: 0.750 (1, 1)											3	1	2	2	0	0	0					
<b>Craig Shipley, R</b> OBP: 0.667, SLG: 2.000 (7, PH)											1	1	1	2	0	0	0					
<b>Dean Hartgraves, R</b> (7, 1)											0	0	0	0	0	0	0					
<b>Jim Dougherty, R</b> (8, 1)											1	0	0	0	0	1	1					
<b>Inning Stats</b>	R: 0 E: 0 K: 13	H: 1 LOB: 2 BB: 1 P: 23	R: 0 E: 0 K: 10 S: 10	H: 1 LOB: 1 BB: 0 P: 18	R: 1 E: 0 K: 0 S: 7	H: 1 LOB: 0 BB: 0 P: 12	R: 0 E: 0 K: 0 S: 4	H: 0 LOB: 0 BB: 0 P: 7	R: 3 E: 0 K: 2 S: 18	H: 5 LOB: 2 BB: 0 P: 25	R: 4 E: 1 K: 0 S: 19	H: 3 LOB: 2 BB: 2 P: 41	R: 2 E: 1 K: 0 S: 11	H: 1 LOB: 0 BB: 0 P: 18	R: 1 E: 0 K: 0 S: 13	H: 1 LOB: 1 BB: 1 P: 23	R: 0 E: 0 K: 2 S: 12	H: 1 LOB: 2 BB: 1 P: 22	1B: 7 2B: 5 3B: 0 HR: 3	SF: 0 SAC: 0 DP: 1 HBP: 0	WP: 0 PB: 0 SB: 0 CS: 1	PA: 47
<b>PITCHER</b>	IP	WLS	BF	H	R	ER	SO	BB	IBB	HBP	BLK	WP	HR	S	P	ERA	WHIP					
<b>Steve Trachsel, R</b> ERA: 6.23	4.2	L	22	8	4	4	4	1	0	0	0	0	2	49	81	7.71	1.929					
<b>Chris Nabholz, L</b> ERA: 3.0	0.1		2	1	1	1	1	0	0	0	0	0	0	5	8	27.00	3.000					
<b>Tom Edens, R</b> ERA: 5.4	0.1		4	1	1	1	0	2	0	0	0	0	0	8	20	27.00	9.000					
<b>Mike Walker, R</b> ERA: 2.84	1.2		9	2	4	0	0	0	0	0	0	0	1	20	35	0.00	1.200					
<b>Tanyon Sturtze, R</b> ERA: 9.0	1.0		5	1	1	1	0	1	0	0	0	0	0	13	23	9.00	2.000					
<b>PITCHER</b>	IP	WLS	BF	H	R	ER	SO	BB	IBB	HBP	BLK	WP	HR	S	P	ERA	WHIP					
<b>Randy Myers, L</b> ERA: 4.5	1.0		5	1	0	0	2	1	0	0	0	0	0	12	22	0.00	2.000					

AB	42
R	11
H	14
RBI	11
BB	5
SO	7
LOB	21



Batter	1	2	3	4	5	6	7	8	9	AB	R	H	RBI	BB	SO	LOB	BOTTOM					
<b>Brian McRae, S</b> OBP: 0.219, SLG: 0.355 (1, 8)											4	0	0	0	0	1	1					
<b>Rey Sanchez, R</b> OBP: 0.355, SLG: 0.387 (1, 4)											4	1	1	0	0	0	0					
<b>Sammy Sosa, R</b> OBP: 0.345, SLG: 0.593 (1, 9)											2	0	0	0	1	1	0					
<b>Ozzie Timmons, R</b> OBP: 0.333, SLG: 0.111 (8, 9)											1	0	0	0	0	1	1					
<b>Mark Grace, L</b> OBP: 0.345, SLG: 0.500 (1, 3)											3	0	0	0	0	1	1					
<b>Todd Pratt, R</b> (8, 2)											1	0	0	0	0	0	1					
<b>Rick Wilkins, L</b> OBP: 0.375, SLG: 0.211 (1, 2)											3	0	1	0	0	1	1					
<b>Tanyon Sturtze, R</b> (8, 1)											0	0	0	0	0	0	0					
<b>Randy Myers, L</b> (9, 1)											0	0	0	0	0	0	0					
<b>José Hernández, R</b> OBP: 0.500, SLG: 0.500 (8, PH)											1	0	1	1	0	0	0					
<b>Shawon Dunston, R</b> OBP: 0.240, SLG: 0.360 (1, 6)											4	1	1	0	0	0	2					
<b>Steve Buechele, R</b> OBP: 0.409, SLG: 0.333 (1, 5)											2	0	2	0	1	0	0					
<b>Scott Bulett, L</b> OBP: 0.250, SLG: 0.250 (1, 7)											2	0	0	0	0	0	3					
<b>Mike Walker, R</b> (6, 1)											0	0	0	0	0	0	0					
<b>Howard Johnson, S</b> OBP: 0.600, SLG: 0.500 (8, 3)											0	0	0	0	1	0	0					
<b>Steve Trachsel, R</b> (1, 1)											1	0	0	0	0	0	0					
<b>Chris Nabholz, L</b> (5, 1)											0	0	0	0	0	0	0					
<b>Tom Edens, R</b> (8, 1)											0	0	0	0	0	0	0					
<b>Karl Rhodes, L</b> (8, 7)											1	0	0	0	0	0	0					
<b>Kevin Roberson, S</b> OBP: 0.600, SLG: 1.333 (8, PH)											1	0	0	0	0	2						
<b>Inning Stats</b>	R: 0 E: 0 K: 1 S: 8	H: 0 LOB: 0 BB: 0 P: 11	R: 0 E: 0 K: 1 S: 12	H: 2 LOB: 2 BB: 0 P: 20	R: 0 E: 0 K: 1 S: 6	H: 0 LOB: 0 BB: 0 P: 8	R: 0 E: 0 K: 1 S: 8	H: 0 LOB: 0 BB: 0 P: 14	R: 0 E: 0 K: 0 S: 11	H: 1 LOB: 0 BB: 0 P: 18	R: 0 E: 0 K: 0 S: 4	H: 0 LOB: 0 BB: 0 P: 7	R: 0 E: 0 K: 0 S: 5	H: 0 LOB: 0 BB: 1 P: 12	R: 1 E: 0 K: 0 S: 8	H: 1 LOB: 1 BB: 2 P: 16	R: 1 E: 0 K: 1 S: 9	H: 2 LOB: 1 BB: 0 P: 11	1B: 6 2B: 0 3B: 0 HR: 0	SF: 0 SAC: 0 DP: 3 HBP: 0	WP: 0 PB: 0 SB: 0 CS: 0	PA: 33
<b>PITCHER</b>	IP	WLS	BF	H	R	ER	SO	BB	IBB	HBP	BLK	WP	HR	S	P	ERA	WHIP					
<b>Darryl Kile, R</b> ERA: 1.5	6.0	W	20	3	0	0	0	0	0	0	0	0	0	9	24	0.00	0.500					
<b>Dean Hartgraves, L</b> ERA: 9.0	1.0		6	1	1	1	0	3	0	0	0	0	0	9	24	9.00	4.000					
<b>Jim Dougherty, R</b> ERA: 5.06	2.0		7	2	1	1	1	0	0	0	0	0	0	13	15	4.50	1.000					

AB	30
R	2
H	6
RBI	1
BB	3
SO	5
LOB	12













Batter	1	2	3	4	5	6	7	8	9	AB	R	H	RBI	BB	SO	LOB	TOP			
Brian McRae, S (1, 8) OBP: 0.298, SLG: 0.432										3	2	2	0	1	0	0	<b>Chicago Cubs @ Pittsburgh Pirates</b> Three Rivers Stadium, Pittsburgh, PA Sun May 07 1995, 3:33 AM EDT Att: 22,323 - Cloudy - 67 F			
Rey Sanchez, R (1, 4) OBP: 0.356, SLG: 0.432										4	1	1	0	0	0	2				
Mark Grace, L (1, 3) OBP: 0.349, SLG: 0.450										4	0	1	1	0	0	2				
Sammy Sosa, R (1, 9) OBP: 0.302, SLG: 0.463										4	0	0	0	0	2	3				
Shawon Dunston, R (1, 6) OBP: 0.257, SLG: 0.400 José Hernández, R (8, PH) OBP: 0.571, SLG: 1.143										3	0	1	2	0	0	1				
Steve Buechele, R (1, 5) OBP: 0.433, SLG: 0.385										4	0	2	0	0	0	1				
Ozzie Timmons, R (1, 7) OBP: 0.313, SLG: 0.154										3	0	0	0	0	1	2				
Todd Pratt, R (1, 2)										2	0	0	0	1	0	0				
Rick Wilkins, L (9, PH) OBP: 0.412, SLG: 0.346										1	0	0	0	0	0	0				
Frank Castillo, R (1, 1)										2	0	0	0	0	0	1				
Larry Casian, R (6, 1)										0	0	0	0	0	0	0				
Willie Banks, R (6, 1)										0	0	0	0	0	0	0				
Kevin Roberson, S (6, 7) OBP: 0.500, SLG: 1.000 Howard Johnson, S (9, PH) OBP: 0.545, SLG: 0.286										1	0	0	0	0	1	0				
<b>Inning Stats</b>	R: 1 E: 0 K: 0 S: 16	H: 2 LOB: 1 BB: 0 P: 20	R: 0 E: 0 K: 0 S: 6	H: 1 LOB: 1 BB: 1 P: 14	R: 2 E: 0 K: 1 S: 13	H: 2 LOB: 1 BB: 1 P: 25	R: 0 E: 0 K: 1 S: 9	H: 0 LOB: 0 BB: 0 P: 14	R: 0 E: 0 K: 0 S: 6	H: 1 LOB: 1 BB: 0 P: 17	R: 0 E: 0 K: 1 S: 12	H: 1 LOB: 1 BB: 0 P: 17	R: 0 E: 0 K: 0 S: 10	H: 0 LOB: 0 BB: 0 P: 13	R: 0 E: 0 K: 1 S: 6	H: 0 LOB: 0 BB: 0 P: 10	1B: 5 2B: 3 3B: 0 HR: 0	SF: 0 SAC: 0 DP: 1 HBP: 0	WP: 0 PB: 0 SB: 0 CS: 0	PA: 35
<b>PITCHER</b>	IP WLS BF H R ER SO BB IBB HBP BLK WP HR S P ERA WHIP																			
Denny Neagle, L (1, 1) ERA: 5.29	7.0 29 7 3 3 4 2 0 0 0 0 0 0 73 117 3.86 1.286																			
Jason Christiansen, L (8, 1) ERA: 4.26	0.1 1 0 0 0 0 0 0 0 0 0 0 0 3 5 0.00 0.000																			
Mike Maddux, R (8, 1) ERA: 4.26	0.2 W 2 0 0 0 0 0 0 0 0 0 0 0 7 8 0.00 0.000																			
Dan Miceli, R (9, 1) ERA: 4.26	1.0 S 3 0 0 0 1 0 0 0 0 0 0 0 6 10 0.00 0.000																			

AB	33
R	3
H	7
RBI	3
BB	2
SO	5
LOB	12



Batter	1	2	3	4	5	6	7	8	9	AB	R	H	RBI	BB	SO	LOB	BOTTOM	
Jacob Brumfield, R (1, 8) OBP: 0.355, SLG: 0.333										4	0	0	0	0	1	1	<b>Chicago Cubs @ Pittsburgh Pirates</b> Three Rivers Stadium, Pittsburgh, PA Sun May 07 1995, 3:33 AM EDT Att: 22,323 - Cloudy - 67 F	
Jay Bell, R (1, 6) OBP: 0.405, SLG: 0.400										3	0	1	0	1	0	0		
Al Martin, L (1, 7) OBP: 0.257, SLG: 0.235										3	3	3	0	1	0	0		
Jeff King, R (1, 5) OBP: 0.310, SLG: 0.564										4	1	1	2	0	1	5		
Orlando Merced, S (1, 9) OBP: 0.316, SLG: 0.472										3	0	1	1	1	1	2		
Mackey Sasser, L (1, 2) OBP: 0.354, SLG: 0.231										2	0	0	0	0	0	0		
Mark Parent, R (6, PH) OBP: 0.304, SLG: 0.333										2	0	0	1	0	1	3		
Carlos Garcia, R (1, 4) OBP: 0.185, SLG: 0.208										4	0	0	0	0	0	3		
Mark Johnson, L (1, 3) OBP: 0.174, SLG: 0.409										3	0	1	0	0	1	0		
Denny Neagle, L (1, 1) OBP: 0.200, SLG: 0.200										2	0	0	0	0	1	1		
Nelson Lirio, S (7, PH) OBP: 0.467, SLG: 0.333										0	0	0	0	1	0	0		
Jason Christiansen, R (8, 1) ERA: 4.26										0	0	0	0	0	0	0		
Mike Maddux, L (8, 1) ERA: 4.26										0	0	0	0	0	0	0		
Dan Miceli, R (9, 1) ERA: 4.26										0	0	0	0	0	0	0		
<b>Inning Stats</b>	R: 2 E: 0 K: 1 S: 12	H: 2 LOB: 0 BB: 0 P: 20	R: 0 E: 0 K: 1 S: 11	H: 1 LOB: 0 BB: 0 P: 16	R: 0 E: 0 K: 0 S: 13	H: 1 LOB: 2 BB: 1 P: 25	R: 0 E: 0 K: 1 S: 10	H: 0 LOB: 0 BB: 0 P: 15	R: 0 E: 0 K: 2 S: 12	H: 2 LOB: 1 BB: 0 P: 20	R: 0 E: 0 K: 0 S: 6	H: 0 LOB: 0 BB: 1 P: 13	R: 1 E: 0 K: 0 S: 8	H: 1 LOB: 2 BB: 2 P: 21	1B: 4 2B: 1 3B: 1 HR: 1	SF: 0 SAC: 0 DP: 1 HBP: 0	WP: 2 PB: 1 SB: 1 CS: 0	PA: 34
<b>PITCHER</b>	IP WLS BF H R ER SO BB IBB HBP BLK WP HR S P ERA WHIP																	
Frank Castillo, R (1, 1) ERA: 4.35	5.1 22 5 3 3 3 1 0 0 0 0 0 0 4 6 5.06 1.125																	
Larry Casian, L (6, 1) ERA: 6.43	0.0 1 1 0 0 0 0 0 0 0 0 0 0 4 6 0.00 0.000																	
Willie Banks, R (6, 1) ERA: 6.43	2.2 L 11 1 1 1 1 1 2 0 0 2 0 18 40 3.38 0.750																	









Batter	1	2	3	4	5	6	7	8	9	AB	R	H	RBI	BB	SO	LOB	TOP										
Brian McRae, S OBP: 0.286, SLG: 0.385	G4-3			1B	G5-3		P5			4	0	1	0	0	0	2	<b>Chicago Cubs @ St. Louis Cardinals</b> Busch Stadium, St. Louis, MO Tue May 09 1995, 7:05 PM CDT Att: 24,795 - Unknown - 75 F										
José Hernández, R OBP: 0.583, SLG: 0.857 Randy Myers, L (8, 1)	G6-3			G5-3 1B		G6-3		G5-4-3 BB		3	1	1	0	1	0	0											
Mark Grace, L OBP: 0.288, SLG: 0.367	L7			G5-3		F8		G5-4-3 1-2f		4	0	0	0	0	0	2											
Sammy Sosa, R OBP: 0.288, SLG: 0.408				1B BB		P9		K		3	0	0	0	1	1	0											
Shawon Dunston, R OBP: 0.256, SLG: 0.385	P4			FC6-4 1B		E6 E		P5		4	1	1	1	0	0	0											
Steve Buechele, R OBP: 0.436, SLG: 0.500	F7			FC6-4 1-2f		E4 WP 2B		G4-6-3 1B		4	1	2	1	0	0	2											
Rick Wilkins, L OBP: 0.495, SLG: 0.333				K		L7		G4-6-3 1-2f		3	0	0	0	1	1	2											
Ozzie Timmons, R OBP: 0.316, SLG: 0.188 Karl Rhodes, L OBP: 0.093, SLG: 0.091	G5-3			L7		G4-3				2	0	0	0	0	0	1											
Steve Trachsel, R (1, 1)	P3			SH1-4						1	0	0	0	0	0	0											
Kevin Roberson, S OBP: 0.371, SLG: 1.000 Chris Nabholz, L (7, 1)										0	0	0	0	1	0	0											
Mike Perez, R (8, 1)										0	0	0	0	0	0	0											
Rey Sanchez, R OBP: 0.320, SLG: 0.388 (8, 4)										0	0	0	0	0	0	0											
<b>Inning Stats</b>	R: 0 E: 0 K: 0 S: 8	H: 0 LOB: 0 BB: 0 P: 10	R: 0 E: 0 K: 0 S: 6	H: 0 LOB: 0 BB: 0 P: 9	R: 0 E: 0 K: 1 S: 9	H: 0 LOB: 0 BB: 1 P: 14	R: 1 E: 0 K: 0 S: 8	H: 3 LOB: 2 BB: 1 P: 16	R: 0 E: 0 K: 0 S: 6	H: 0 LOB: 1 BB: 1 P: 14	R: 0 E: 0 K: 0 S: 7	H: 0 LOB: 0 BB: 0 P: 8	R: 2 E: 2 K: 0 S: 17	H: 1 LOB: 1 BB: 1 P: 29	R: 0 E: 0 K: 1 S: 6	H: 0 LOB: 0 BB: 1 P: 13	R: 0 E: 0 K: 0 S: 7	H: 1 LOB: 0 BB: 0 P: 13	1B: 3 2B: 2 3B: 0 HR: 0	SF: 0 SAC: 1 DP: 2 HBP: 0	WP: 1 PB: 0 SB: 0 CS: 0	PA: 34					
<b>PITCHER</b>	IP	WLS	BF	H	R	ER	SO	BB	IBB	HBP	BLK	WP	HR	S	P	ERA	WHIP										
Donovan Osborne, L ERA: 3.18	6.1	L	25	4	3	1	1	2	0	0	0	0	0	53	82	1.42	0.947										
Rich DeLucia, R ERA: 2.73	1.2		6	0	0	0	1	2	0	0	0	1	0	14	31	0.00	1.200										
Rene Arocha, R ERA: 2.89	1.0		3	1	0	0	0	0	0	0	0	0	0	7	13	0.00	1.000										

AB 29  
R 3  
H 5  
RBI 2  
BB 4  
SO 2  
LOB 10





Batter	1	2	3	4	5	6	7	8	9	AB	R	H	RBI	BB	SO	LOB	BOTTOM										
Bernard Gilkey, R OBP: 0.375, SLG: 0.433	L7-3 1B		FC6-4 1-2f			G4-3		BB 1B		4	0	2	0	0	0	1	<b>Chicago Cubs @ St. Louis Cardinals</b> Busch Stadium, St. Louis, MO Tue May 09 1995, 7:05 PM CDT Att: 24,795 - Unknown - 75 F										
Ozzie Smith, S OBP: 0.295, SLG: 0.275	L7-3 1-2			S 1B		G4-3		FC6-4 BB		3	0	1	0	1	0	1											
Ray Lankford, L OBP: 0.328, SLG: 0.474	P7			F7		G6-3		FC6-4 1-2f		4	0	0	0	0	0	4											
Scott Cooper, L OBP: 0.484, SLG: 0.509				K				2B 1B		4	0	1	0	0	2	1											
Gerald Perry, L OBP: 0.214, SLG: 0.154 Todd Zeile, R OBP: 0.500, SLG: 1.000	G4-3			K		G5-3				2	0	0	0	0	1	1											
John Mabry, L OBP: 0.310, SLG: 0.317 Brian Jordan, R OBP: 0.346, SLG: 0.571	L9			K		G1-3		K2-3		3	0	0	0	0	1	0											
Tim Hulett, R				F7		K		K		4	0	0	0	0	2	2											
Tom Pagnozzi, R OBP: 0.333, SLG: 0.389 Scott Hemond, R OBP: 0.296, SLG: 0.167				FC6-4 BB				BB 1B 1B		2	0	2	0	2	0	0											
Donovan Osborne, S (1, 1)				K				F7		2	0	0	0	0	2	2											
Rich DeLucia, R (7, 1)								G4-3		0	0	0	0	0	0	0											
José Oquendo, S OBP: 0.286, SLG: 0.303 Rene Arocha, R (9, 1)										1	0	0	0	0	0	1											
Darnell Coles, R OBP: 0.238, SLG: 0.368 (9, PH)										1	0	0	0	0	0	3											
<b>Inning Stats</b>	R: 0 E: 0 K: 0 S: 8	H: 1 LOB: 0 BB: 0 P: 13	R: 0 E: 0 K: 0 S: 6	H: 0 LOB: 0 BB: 0 P: 9	R: 0 E: 0 K: 1 S: 11	H: 0 LOB: 1 BB: 1 P: 18	R: 0 E: 0 K: 2 S: 13	H: 1 LOB: 1 BB: 0 P: 20	R: 0 E: 0 K: 3 S: 12	H: 1 LOB: 1 BB: 0 P: 22	R: 0 E: 0 K: 0 S: 9	H: 0 LOB: 0 BB: 0 P: 12	R: 0 E: 0 K: 1 S: 7	H: 0 LOB: 0 BB: 0 P: 9	R: 0 E: 0 K: 0 S: 16	H: 2 LOB: 3 BB: 1 P: 28	R: 0 E: 0 K: 2 S: 16	H: 2 LOB: 3 BB: 1 P: 27	1B: 5 2B: 3 3B: 0 HR: 0	SF: 0 SAC: 0 DP: 1 HBP: 0	WP: 0 PB: 0 SB: 1 CS: 0	PA: 36					
<b>PITCHER</b>	IP	WLS	BF	H	R	ER	SO	BB	IBB	HBP	BLK	WP	HR	S	P	ERA	WHIP										
Steve Trachsel, R ERA: 3.68	6.0	W	21	3	0	0	0	1	0	0	0	0	0	59	94	0.00	0.667										
Chris Nabholz, L ERA: 2.25	1.0		3	0	0	0	1	0	0	0	0	0	0	7	9	0.00	0.000										
Mike Perez, R ERA: 1.17	0.2		5	2	0	0	0	1	0	0	0	0	0	12	22	0.00	4.500										
Randy Myers, L ERA: 2.84	1.1	S	7	2	0	0	2	1	0	0	0	0	0	20	33	0.00	2.250										

AB 33  
R 0  
H 7  
RBI 0  
BB 3  
SO 9  
LOB 18





Batter	1	2	3	4	5	6	7	8	9	AB	R	H	RBI	BB	SO	LOB	TOP		
Brian McRae, S (1, 8) OBP: 0.283, SLG: 0.375	F7		G4-3			G4-3		1B		4	0	1	0	0	0	0	<b>Chicago Cubs @ St. Louis Cardinals</b> Busch Stadium, St. Louis, MO Wed May 10 1995, 7:05 PM CDT Att: 26,670 - Unknown - 64 F  <b>livebaseballscores.com</b>  <b>AB 32</b> <b>R 1</b> <b>H 5</b> <b>RBI 1</b> <b>BB 1</b> <b>SO 5</b> <b>LOB 10</b> 		
Rey Sanchez, R (1, 4) OBP: 0.296, SLG: 0.358	F7			G5-3		L8		G4-3		4	0	0	0	0	0	1			
Sammy Sosa, R (1, 9) OBP: 0.286, SLG: 0.453	K			HR		G6-3			K	4	1	1	1	0	2	0			
Mark Grace, L (1, 3) OBP: 0.321, SLG: 0.404		K						1B		3	0	2	0	1	1	0			
Rick Wilkins, L (1, 2) OBP: 0.447, SLG: 0.324		1B				G6-3		2B		4	0	1	0	0	2	3			
Howard Johnson, S (1, 5) OBP: 0.400, SLG: 0.182	F8			F7		G3			P4	4	0	0	0	0	0	4			
Shawon Dunston, R (1, 6) OBP: 0.238, SLG: 0.357	FC6-4					G4-3				3	0	0	0	0	0	2			
Scott Burrell, L (1, 7) OBP: 0.174, SLG: 0.304			G1-3			G3-1		G4-3		3	0	0	0	0	0	0			
Kevin Foster, R (1, 1) Tom Edens, R (4, 1) Ozzie Timmons, R (5, PH) Larry Casian, R (5, 1) Tanyon Sturtze, R (7, 1) Karl Rhodes, L (8, PH) Willie Banks, R (8, 1) Chris Nabholz, L (8, 1)			G4-3			F9		F8		1	0	0	0	0	0	0			
<b>Inning Stats</b>	R: 0 E: 0 K: 1 S: 9	H: 0 LOB: 0 BB: 0 P: 14	R: 0 E: 0 K: 1 S: 9	H: 1 LOB: 1 BB: 0 P: 12	R: 0 E: 0 K: 0 S: 10	H: 0 LOB: 0 BB: 0 P: 15	R: 1 E: 0 K: 1 S: 7	H: 1 LOB: 1 BB: 1 P: 18	R: 0 E: 0 K: 0 S: 6	H: 0 LOB: 0 BB: 0 P: 7	R: 0 E: 0 K: 0 S: 7	H: 1 LOB: 1 BB: 0 P: 8	R: 0 E: 0 K: 0 S: 6	H: 1 LOB: 1 BB: 0 P: 8	R: 0 E: 0 K: 2 S: 8	H: 1 LOB: 1 BB: 0 P: 12		1B: 3 2B: 1 3B: 0 HR: 1	SF: 0 SAC: 0 DP: 0 HBP: 0
<b>PITCHER</b>	IP WLS BF H R ER SO BB IBB HBP BLK WP HR S P ERA WHIP																		
Ken Hill, R (1, 1) ERA: 3.8	8.0 W 29 4 1 1 3 1 0 0 0 0 1 61 91 1.12 0.625																		
Tom Urbani, L (9, 1) ERA: 3.86	1.0 4 1 0 0 2 0 0 0 0 0 0 8 12 0.00 1.000																		

Batter	1	2	3	4	5	6	7	8	9	AB	R	H	RBI	BB	SO	LOB	BOTTOM		
Bernard Gilkey, R (1, 7) OBP: 0.377, SLG: 0.446	F8		F8	2B		FC5		1B		5	1	2	4	0	0	1	<b>Chicago Cubs @ St. Louis Cardinals</b> Busch Stadium, St. Louis, MO Wed May 10 1995, 7:05 PM CDT Att: 26,670 - Unknown - 64 F  <b>livebaseballscores.com</b>  <b>AB 35</b> <b>R 11</b> <b>H 12</b> <b>RBI 10</b> <b>BB 4</b> <b>SO 5</b> <b>LOB 9</b> 		
Ozzie Smith, S (1, 6) Tripp Cromer, R (8, FR) (9, 6)	HR		L4	G5-3		G4-6-3		1B		5	1	2	0	0	0	3			
Ray Lankford, L (1, 8) OBP: 0.319, SLG: 0.508	F7		HR					SF8		4	1	1	2	0	0	1			
Todd Zeile, R (1, 3) OBP: 0.571, SLG: 1.667	HR		K			G5-3		HR		4	2	2	3	1	1	0			
Scott Cooper, L (1, 5) OBP: 0.463, SLG: 0.474	K			K				L3		4	0	0	0	1	2	2			
John Mabry, L (1, 9) OBP: 0.304, SLG: 0.295		L7		2B				F8		3	1	0	0	1	1	1			
Tom Pagnozzi, R (1, 2) Tom Edens, R (8, PH) (7, 2)		K		2B		F8		E4		3	1	1	0	0	1	0			
José Oquendo, S (1, 4) OBP: 0.333, SLG: 0.333		FC4-6		2B		E5		1B		3	3	2	0	1	0	0			
Ken Hill, R (1, 1) Gerald Perry, L (8, PH) (9, 1)	FC4-6			SF9				1B		2	0	1	1	0	0	1			
<b>Inning Stats</b>	R: 2 E: 0 K: 1 S: 11	H: 2 LOB: 0 BB: 0 P: 19	R: 0 E: 0 K: 1 S: 10	H: 1 LOB: 1 BB: 0 P: 14	R: 1 E: 0 K: 1 S: 8	H: 1 LOB: 0 BB: 0 P: 13	R: 3 E: 0 K: 1 S: 13	H: 2 LOB: 1 BB: 2 P: 29	R: 0 E: 0 K: 1 S: 7	H: 0 LOB: 1 BB: 1 P: 14	R: 1 E: 2 K: 0 S: 8	H: 1 LOB: 1 BB: 0 P: 12	R: 1 E: 0 K: 0 S: 4	H: 1 LOB: 0 BB: 0 P: 6	R: 3 E: 1 K: 0 S: 12	H: 4 LOB: 2 BB: 1 P: 25		1B: 7 2B: 2 3B: 0 HR: 3	SF: 2 SAC: 0 DP: 1 HBP: 0
<b>PITCHER</b>	IP WLS BF H R ER SO BB IBB HBP BLK WP HR S P ERA WHIP																		
Kevin Foster, R (1, 1) ERA: 6.75	3.2 L 19 6 6 6 4 0 0 0 0 0 0 4 7 0.00 0.000																		
Tom Edens, R (8, PH) (9, 1)	0.1 1 0 0 0 0 0 0 0 0 0 0 4 7 0.00 0.000																		
Larry Casian, L (5, 1) ERA: 6.0	2.0 9 1 1 0 1 1 0 0 0 0 0 15 26 0.00 1.000																		
Tanyon Sturtze, R (7, 1) ERA: 9.0	1.0 4 1 1 1 0 0 0 0 0 0 1 4 6 9.00 1.000																		
Willie Banks, R (8, 1) ERA: 7.04	0.2 7 4 3 1 0 1 0 0 0 0 0 10 21 13.50 7.500																		
<b>PITCHER</b>	IP WLS BF H R ER SO BB IBB HBP BLK WP HR S P ERA WHIP																		
Chris Nabholz, L (8, 1) ERA: 2.08	0.1 1 0 0 0 0 0 0 0 0 0 0 1 2 0.00 0.000																		



Batter	1	2	3	4	5	6	7	8	9	AB	R	H	RBI	BB	SO	LOB	TOP								
<b>Bip Roberts, S</b> OBP: 0.441, SLG: 0.426										5	1	2	0	0	1	2									
<b>Steve Finley, L</b> OBP: 0.392, SLG: 0.309										4	1	1	1	0	1	1									
<b>Tony Gwynn, L</b> OBP: 0.471, SLG: 0.483 <b>Willie Blair, R</b>										4	0	0	0	0	0	2									
<b>Eddie Williams, R</b> OBP: 0.400, SLG: 0.600										4	0	1	1	0	0	1									
<b>Ken Caminiti, S</b> OBP: 0.343, SLG: 0.523										4	1	2	1	0	0	0									
<b>Melvin Nieves, S</b> OBP: 0.286, SLG: 0.333										3	1	1	0	1	1	2									
<b>Andujar Cedeno, R</b> OBP: 0.313, SLG: 0.377 <b>Jeff Tabaka, R</b>										3	0	1	0	0	0	1									
<b>Phil Clark, R</b> OBP: 0.288, SLG: 0.429 <b>Brian Johnson, R</b> OBP: 0.300, SLG: 0.300										0	0	0	0	0	0	0									
<b>Brad Ausmus, R</b> OBP: 0.362, SLG: 0.455 <b>Scott Livingstone, L</b> OBP: 0.291, SLG: 0.231										1	0	0	0	0	1	1									
<b>Andy Benes, R</b> OBP: 0.167, SLG: 0.167 <b>Doug Bochtler, R</b>										2	0	0	0	0	0	1									
<b>Ray Holbert, R</b> OBP: 0.286, SLG: 0.286 <b>Roberto Petagine, L</b> OBP: 0.733, SLG: 0.875										0	0	0	0	0	0	0									
<b>Inning Stats</b>	R: 0 E: 0 K: 0 S: 8	H: 1 LOB: 1 BB: 0 P: 13	R: 0 E: 0 K: 1 S: 13	H: 1 LOB: 1 BB: 0 P: 21	R: 2 E: 0 K: 0 S: 14	H: 4 LOB: 2 BB: 0 P: 21	R: 0 E: 0 K: 0 S: 13	H: 1 LOB: 1 BB: 0 P: 21	R: 0 E: 0 K: 0 S: 4	H: 0 LOB: 0 BB: 0 P: 7	R: 0 E: 0 K: 0 S: 3	H: 0 LOB: 0 BB: 0 P: 10	R: 0 E: 0 K: 1 S: 6	H: 0 LOB: 0 BB: 0 P: 8	R: 0 E: 0 K: 1 S: 8	H: 0 LOB: 0 BB: 0 P: 13	R: 2 E: 0 K: 1 S: 9	H: 3 LOB: 1 BB: 0 P: 12	1B: 5 2B: 4 3B: 0 HR: 1	SF: 0 SAC: 0 DP: 1 HBP: 0	WP: 0 PB: 0 SB: 2 CS: 0	PA: 37			
<b>PITCHER</b>	IP	WLS	BF	H	R	ER	SO	BB	IBB	HBP	BLK	WP	HR	S	P	ERA	WHIP								
<b>Jaime Navarro, R</b> ERA: 3.0	7.0	W	28	7	2	2	2	1	0	0	0	0	0	61	101	2.57	1.143								
<b>Bryan Hickerson, L</b> ERA: 3.39	1.0		5	2	2	2	1	0	0	0	0	0	1	10	17	18.00	2.000								
<b>Mike Walker, R</b> ERA: 2.25	1.0		4	1	0	0	1	0	0	0	0	0	0	7	8	0.00	1.000								

San Diego Padres @ Chicago Cubs  
Wrigley Field, Chicago, IL  
Fri May 12 1995, 3:33 AM CDT  
Att: 23,384 - Sunny - 70 F

AB 36  
R 4  
H 10  
RBI 4  
BB 1  
SO 4  
LOB 13



Batter	1	2	3	4	5	6	7	8	9	AB	R	H	RBI	BB	SO	LOB	BOTTOM								
<b>Brian McRae, S</b> OBP: 0.277, SLG: 0.361										5	1	1	0	0	2	0									
<b>Rey Sanchez, R</b> OBP: 0.322, SLG: 0.397										5	2	3	0	0	1	0									
<b>Sammy Sosa, R</b> OBP: 0.328, SLG: 0.491										4	2	3	3	1	1	0									
<b>Mark Grace, L</b> OBP: 0.367, SLG: 0.434										1	2	1	0	3	0	0									
<b>Rick Wilkins, L</b> OBP: 0.451, SLG: 0.306										2	1	0	0	2	1	4									
<b>Shawn Dunston, R</b> OBP: 0.261, SLG: 0.400										3	0	2	1	0	1	3									
<b>Steve Buechele, R</b> OBP: 0.419, SLG: 0.474										4	0	1	2	0	1	2									
<b>Scott Bultet, L</b> OBP: 0.154, SLG: 0.269 <b>Ozzie Timmons, R</b> OBP: 0.296, SLG: 0.167										3	0	0	0	0	0	4									
<b>Jaime Navarro, R</b> OBP: 0.111, SLG: 0.222 <b>Kevin Roberson, S</b> OBP: 0.500, SLG: 1.800 <b>Bryan Hickerson, L</b> OBP: 1.000, SLG: 1.000 <b>Mike Walker, R</b>										0	0	0	0	0	0	0									
<b>Inning Stats</b>	R: 1 E: 0 K: 0 S: 9	H: 3 LOB: 1 BB: 1 P: 16	R: 0 E: 0 K: 2 S: 13	H: 1 LOB: 1 BB: 0 P: 18	R: 4 E: 1 K: 0 S: 13	H: 2 LOB: 1 BB: 2 P: 27	R: 0 E: 0 K: 0 S: 6	H: 0 LOB: 0 BB: 0 P: 7	R: 2 E: 0 K: 1 S: 13	H: 2 LOB: 1 BB: 2 P: 24	R: 1 E: 0 K: 2 S: 15	H: 2 LOB: 2 BB: 1 P: 23	R: 0 E: 0 K: 1 S: 9	H: 1 LOB: 1 BB: 0 P: 13	R: 0 E: 0 K: 3 S: 10	H: 0 LOB: 0 BB: 0 P: 13	1B: 7 2B: 4 3B: 0 HR: 0	SF: 1 SAC: 0 DP: 2 HBP: 0	WP: 0 PB: 0 SB: 0 CS: 2	PA: 39					
<b>PITCHER</b>	IP	WLS	BF	H	R	ER	SO	BB	IBB	HBP	BLK	WP	HR	S	P	ERA	WHIP								
<b>Andy Benes, R</b> ERA: 9.0	4.0	L	23	7	7	5	2	5	0	0	0	0	0	18	24	5.40	1.800								
<b>Doug Bochtler, R</b> ERA: 4.15	1.2		7	3	1	1	2	0	0	0	0	0	0	15	23	0.00	1.500								
<b>Jeff Tabaka, L</b> ERA: 9.64 <b>Willie Blair, R</b> ERA: 9.82	1.1		6	1	0	0	2	1	0	0	0	0	0	10	13	0.00	0.000								

San Diego Padres @ Chicago Cubs  
Wrigley Field, Chicago, IL  
Fri May 12 1995, 3:33 AM CDT  
Att: 23,384 - Sunny - 70 F

AB 32  
R 8  
H 11  
RBI 6  
BB 6  
SO 9  
LOB 16





Batter	1	2	3	4	5	6	7	8	9	AB	R	H	RBI	BB	SO	LOB	TOP								
<b>Bip Roberts, S</b> (1,4) OBP: 0.431, SLG: 0.415	F8			G5-3 1B		L9			G5-3	4	0	1	0	0	0	0									
<b>Steve Finley, L</b> (1,8) OBP: 0.373, SLG: 0.292	F8			F8		G3			E6 1B	4	0	0	0	0	0	1									
<b>Tony Gwynn, L</b> (1,9) OBP: 0.473, SLG: 0.484	G6-3			G5-3 1B		G4-3			G1-4-3 1B	4	0	2	0	0	0	0									
<b>Eddie Williams, R</b> (1,3) OBP: 0.367, SLG: 0.545		G6-3		G5-3					G1-3 1-2	4	0	0	0	0	0	4									
<b>Ken Caminiti, S</b> (1,5) OBP: 0.342, SLG: 0.507		L4																							
<b>Bryce Florie, R</b> (7,1)																									
<b>Trevor Hoffman, R</b> (8,1)																									
<b>Roberto Petagine, L</b> (1,7) OBP: 0.667, SLG: 0.737				K																					
<b>Andujar Cedeno, R</b> (1,6) OBP: 0.299, SLG: 0.359				P3																					
<b>Brad Ausmus, R</b> (1,2) OBP: 0.340, SLG: 0.426				G6-3																					
<b>Andy Ashby, R</b> (1,1) OBP: 0.200, SLG: 0.200																									
<b>Ray Holbert, R</b> (5, Ph) OBP: 0.250, SLG: 0.250																									
<b>Brian Williams, R</b> (5,1)																									
<b>Bill Krueger, L</b> (7,1)																									
<b>Scott Livingstone, L</b> (7,5) OBP: 0.214, SLG: 0.214																									
<b>Inning Stats</b>	R: 0 E: 0 K: 0 S: 9	H: 0 LOB: 0 BB: 0 P: 13	R: 0 E: 0 K: 1 S: 9	H: 0 LOB: 0 BB: 0 P: 15	R: 0 E: 0 K: 1 S: 14	H: 0 LOB: 0 BB: 0 P: 19	R: 0 E: 0 K: 1 S: 12	H: 2 LOB: 3 BB: 1 P: 18	R: 0 E: 0 K: 0 S: 7	H: 0 LOB: 0 BB: 0 P: 11	R: 0 E: 0 K: 0 S: 4	H: 0 LOB: 0 BB: 0 P: 6	R: 0 E: 0 K: 0 S: 10	H: 0 LOB: 0 BB: 0 P: 15	R: 0 E: 0 K: 0 S: 8	H: 0 LOB: 0 BB: 0 P: 11	R: 0 E: 1 K: 0 S: 7	H: 1 LOB: 1 BB: 0 P: 10	1B: 3 2B: 0 3B: 0 HR: 0	SF: 0 SAC: 0 DP: 1 HBP: 0	WP: 0 PB: 0 SB: 0 CS: 0	PA: 31			
<b>PITCHER</b>	IP	WLS	BF	H	R	ER	SO	BB	IBB	HBP	BLK	WP	HR	S	P	ERA	WHIP								
<b>Frank Castillo, R</b> (1,1) ERA: 2.41	8.1	W	30	3	0	0	3	1	0	0	0	0	0	78	114	0.00	0.480								
<b>Mike Perez, R</b> (9,1) ERA: 1.08	0.2		1	0	0	0	0	0	0	0	0	0	0	2	4	0.00	0.000								

San Diego Padres @ Chicago Cubs  
Wrigley Field, Chicago, IL  
Sat May 13 1995, 3:33 AM CDT  
Att: 23,863 - Overcast - 58 F

AB 30  
R 0  
H 3  
RBI 0  
BB 1  
SO 3  
LOB 8



Batter	1	2	3	4	5	6	7	8	9	AB	R	H	RBI	BB	SO	LOB	BOTTOM								
<b>Brian McRae, S</b> (1,8) OBP: 0.300, SLG: 0.394	K			1B						5	1	3	1	0	1	0									
<b>Rey Sanchez, R</b> (1,4) OBP: 0.328, SLG: 0.403	E6 CS			K						4	1	1	0	1	1	2									
<b>Sammy Sosa, R</b> (1,9) OBP: 0.318, SLG: 0.459				P3						4	0	0	0	1	0	4									
<b>Mark Grace, L</b> (1,3) OBP: 0.375, SLG: 0.446				1B						3	0	1	1	1	1	4									
<b>Rick Wilkins, L</b> (1,2) OBP: 0.473, SLG: 0.333				1B						3	1	2	0	1	1	1									
<b>Shawon Dunston, R</b> (1,6) OBP: 0.285, SLG: 0.458				1B						3	1	1	2	0	1	4									
<b>José Hernández, R</b> (7,6) OBP: 0.529, SLG: 0.800				K						1	0	0	1	0	0	2									
<b>Steve Buechele, R</b> (1,5) OBP: 0.426, SLG: 0.450				HR						2	1	0	0	2	1	0									
<b>Howard Johnson, S</b> (1,7) OBP: 0.316, SLG: 0.133										4	0	0	0	0	4	4									
<b>Karl Rhodes, L</b> (9,7) OBP: 0.077, SLG: 0.083				K						0	0	0	0	0	0	0									
<b>Frank Castillo, R</b> (1,1)										3	0	0	0	0	2	0									
<b>Mike Perez, R</b> (9,1)										0	0	0	0	0	0	0									
<b>Inning Stats</b>	R: 0 E: 1 K: 2 S: 12	H: 0 LOB: 2 BB: 1 P: 22	R: 2 E: 0 K: 1 S: 14	H: 2 LOB: 0 BB: 0 P: 20	R: 0 E: 0 K: 2 S: 12	H: 2 LOB: 3 BB: 1 P: 23	R: 1 E: 0 K: 1 S: 10	H: 1 LOB: 1 BB: 1 P: 19	R: 0 E: 0 K: 1 S: 10	H: 1 LOB: 1 BB: 0 P: 15	R: 0 E: 0 K: 3 S: 9	H: 0 LOB: 0 BB: 0 P: 12	R: 2 E: 1 K: 1 S: 18	H: 1 LOB: 3 BB: 3 P: 35	R: 0 E: 0 K: 1 S: 9	H: 1 LOB: 1 BB: 0 P: 10	1B: 4 2B: 4 3B: 0 HR: 1	SF: 0 SAC: 1 DP: 1 HBP: 0	WP: 1 PB: 0 SB: 0 CS: 1	PA: 39					
<b>PITCHER</b>	IP	WLS	BF	H	R	ER	SO	BB	IBB	HBP	BLK	WP	HR	S	P	ERA	WHIP								
<b>Andy Ashby, R</b> (1,1) ERA: 6.75	4.0	L	20	5	3	3	6	3	0	0	0	0	1	48	84	6.75	2.000								
<b>Brian Williams, R</b> (5,1) ERA: 10.24	2.0		10	2	2	1	4	1	0	0	0	0	0	24	37	4.50	1.500								
<b>Bill Krueger, L</b> (7,1) ERA: 7.04	0.1		2	0	0	0	0	1	0	0	0	1	0	6	10	0.00	3.000								
<b>Bryce Florie, R</b> (7,1) ERA: 4.15	0.2		3	0	0	0	1	1	0	0	0	0	0	7	15	0.00	1.500								
<b>Trevor Hoffman, R</b> (8,1) ERA: 5.06	1.0		4	1	0	0	1	0	0	0	0	0	0	9	10	0.00	1.000								

San Diego Padres @ Chicago Cubs  
Wrigley Field, Chicago, IL  
Sat May 13 1995, 3:33 AM CDT  
Att: 23,863 - Overcast - 58 F

AB 32  
R 5  
H 8  
RBI 5  
BB 6  
SO 12  
LOB 21





Batter	1	2	3	4	5	6	7	8	9	AB	R	H	RBI	BB	SO	LOB	TOP		
Jody Reed, R OBP: 0.324, SLG: 0.226	1-2 G6-3		1-0 F8		1-2 F8			3-2 G4-3	4-1 G4-3 BB	4	0	0	0	1	0	0			
Steve Finley, L OBP: 0.352, SLG: 0.273	3-1 G6-3		1-3 K		0-0 G5-3			0-3 K	0-0 G4-3	5	0	0	0	0	2	2			
Tony Gwynn, L OBP: 0.468, SLG: 0.478	1-1 F8			2-1 G4-3 1B		2-2 G4-3		2-0 1B HR	0-1 G4-3	5	2	2	0	0	0	2			
Eddie Williams, R OBP: 0.358, SLG: 0.521		2-0 L5		1-1 G4-3		0-1 G4-3		3-2 BB HR	1-3 HR 1B	4	1	1	0	0	0	1			
Melvin Nieves, S OBP: 0.317, SLG: 0.327		1-1 HR HBP		3-3 K		4-2 HR BB		4-1 HR BB	1-2 HR BB	1	3	0	0	2	1	1			
Scott Livingstone, L OBP: 0.253, SLG: 0.235	1-3 K		1-2 1B		0-0 G3		1-0 HR			3	0	1	1	0	1	2			
Brian Johnson, R OBP: 0.333, SLG: 0.476				3-H 1B		1-2 HR		1-H 2-H 3-H		1	1	1	4	0	0	0			
Ken Caminiti, S OBP: 0.342, SLG: 0.507										0	0	0	0	0	0	0			
Andujar Cedeno, R OBP: 0.310, SLG: 0.456	0-1 HR			0-1 P3		0-1 HR		1-3 K		4	2	2	4	0	1	1			
Brad Ausmus, R OBP: 0.315, SLG: 0.392	3-3 K			0-0 F9		2-3 K		1-3 K		4	0	0	0	0	3	0			
Joey Hamilton, R			0-1 G6-3		1-1 F8		2-3 K		4-0 G4-3 BB	2	0	0	0	0	0	0			
Willie Blair, R										0	0	0	0	0	0	0			
Roberto Petagine, L										1	0	0	0	0	1	0			
Dustin Hermanson, R										0	0	0	0	0	0	0			
Andres Berumen, R										0	0	0	0	0	0	0			
Ray Holbert, R										0	0	0	0	1	0	0			
Trevor Hoffman, R										0	0	0	0	0	0	0			
<b>Inning Stats</b>	R: 0 E: 0 K: 0 S: 8	H: 0 LOB: 0 BB: 0 P: 13	R: 2 E: 0 K: 2 S: 12	H: 1 LOB: 0 BB: 0 P: 19	R: 0 E: 0 K: 1 S: 6	H: 0 LOB: 0 BB: 0 P: 8	R: 1 E: 0 K: 1 S: 12	H: 2 LOB: 1 BB: 0 P: 19	R: 0 E: 0 K: 0 S: 6	H: 0 LOB: 0 BB: 0 P: 8	R: 2 E: 0 K: 2 S: 12	H: 1 LOB: 0 BB: 1 P: 20	R: 4 E: 0 K: 2 S: 15	H: 3 LOB: 0 BB: 1 P: 29	R: 0 E: 0 K: 1 S: 10	H: 0 LOB: 2 BB: 2 P: 19	1B: 4 2B: 0 3B: 0 HR: 3	SF: 0 SAC: 0 DP: 0 HBP: 1	WP: 0 PA: 39 PB: 0 SB: 2 CS: 0
<b>PITCHER</b>	IP WLS BF H R ER SO	IP WLS BF H R ER SO	IP WLS BF H R ER SO	IP WLS BF H R ER SO	IP WLS BF H R ER SO	IP WLS BF H R ER SO	IP WLS BF H R ER SO	IP WLS BF H R ER SO	IP WLS BF H R ER SO	IP WLS BF H R ER SO	IP WLS BF H R ER SO	IP WLS BF H R ER SO	IP WLS BF H R ER SO	IP WLS BF H R ER SO	IP WLS BF H R ER SO	IP WLS BF H R ER SO	ERA WHIP	ERA WHIP	
Jim Bullinger, R ERA: 2.22	(1, 1) 6.2 26 4 5 5 5	(1, 1) 6.2 26 4 5 5 5	(1, 1) 6.2 26 4 5 5 5	(1, 1) 6.2 26 4 5 5 5	(1, 1) 6.2 26 4 5 5 5	(1, 1) 6.2 26 4 5 5 5	(1, 1) 6.2 26 4 5 5 5	(1, 1) 6.2 26 4 5 5 5	(1, 1) 6.2 26 4 5 5 5	(1, 1) 6.2 26 4 5 5 5	(1, 1) 6.2 26 4 5 5 5	(1, 1) 6.2 26 4 5 5 5	(1, 1) 6.2 26 4 5 5 5	(1, 1) 6.2 26 4 5 5 5	(1, 1) 6.2 26 4 5 5 5	(1, 1) 6.2 26 4 5 5 5	6.75 0.750	6.75 0.750	
Bryan Hickerson, L ERA: 4.29	(7, 1) 1.0 4 1 1 1 2	(7, 1) 1.0 4 1 1 1 2	(7, 1) 1.0 4 1 1 1 2	(7, 1) 1.0 4 1 1 1 2	(7, 1) 1.0 4 1 1 1 2	(7, 1) 1.0 4 1 1 1 2	(7, 1) 1.0 4 1 1 1 2	(7, 1) 1.0 4 1 1 1 2	(7, 1) 1.0 4 1 1 1 2	(7, 1) 1.0 4 1 1 1 2	(7, 1) 1.0 4 1 1 1 2	(7, 1) 1.0 4 1 1 1 2	(7, 1) 1.0 4 1 1 1 2	(7, 1) 1.0 4 1 1 1 2	(7, 1) 1.0 4 1 1 1 2	(7, 1) 1.0 4 1 1 1 2	9.00 1.000	9.00 1.000	
Mike Perez, R ERA: 2.16	(8, 1) 0.0 L 1 1 0 0	(8, 1) 0.0 L 1 1 0 0	(8, 1) 0.0 L 1 1 0 0	(8, 1) 0.0 L 1 1 0 0	(8, 1) 0.0 L 1 1 0 0	(8, 1) 0.0 L 1 1 0 0	(8, 1) 0.0 L 1 1 0 0	(8, 1) 0.0 L 1 1 0 0	(8, 1) 0.0 L 1 1 0 0	(8, 1) 0.0 L 1 1 0 0	(8, 1) 0.0 L 1 1 0 0	(8, 1) 0.0 L 1 1 0 0	(8, 1) 0.0 L 1 1 0 0	(8, 1) 0.0 L 1 1 0 0	(8, 1) 0.0 L 1 1 0 0	(8, 1) 0.0 L 1 1 0 0	∞ ∞	∞ ∞	
Randy Myers, L ERA: 5.4	(8, 1) 0.1 3 1 3 3 1	(8, 1) 0.1 3 1 3 3 1	(8, 1) 0.1 3 1 3 3 1	(8, 1) 0.1 3 1 3 3 1	(8, 1) 0.1 3 1 3 3 1	(8, 1) 0.1 3 1 3 3 1	(8, 1) 0.1 3 1 3 3 1	(8, 1) 0.1 3 1 3 3 1	(8, 1) 0.1 3 1 3 3 1	(8, 1) 0.1 3 1 3 3 1	(8, 1) 0.1 3 1 3 3 1	(8, 1) 0.1 3 1 3 3 1	(8, 1) 0.1 3 1 3 3 1	(8, 1) 0.1 3 1 3 3 1	(8, 1) 0.1 3 1 3 3 1	(8, 1) 0.1 3 1 3 3 1	81.00 6.000	81.00 6.000	
Mike Walker, R ERA: 2.16	(9, 1) 0.1 3 0 0 0 1	(9, 1) 0.1 3 0 0 0 1	(9, 1) 0.1 3 0 0 0 1	(9, 1) 0.1 3 0 0 0 1	(9, 1) 0.1 3 0 0 0 1	(9, 1) 0.1 3 0 0 0 1	(9, 1) 0.1 3 0 0 0 1	(9, 1) 0.1 3 0 0 0 1	(9, 1) 0.1 3 0 0 0 1	(9, 1) 0.1 3 0 0 0 1	(9, 1) 0.1 3 0 0 0 1	(9, 1) 0.1 3 0 0 0 1	(9, 1) 0.1 3 0 0 0 1	(9, 1) 0.1 3 0 0 0 1	(9, 1) 0.1 3 0 0 0 1	(9, 1) 0.1 3 0 0 0 1	0.00 6.000	0.00 6.000	

San Diego Padres @ Chicago Cubs  
Wrigley Field, Chicago, IL  
Sun May 14 1995, 3:33 AM CDT  
Att: 22,846 - Cloudy - 63 F

AB	34
R	9
H	7
RBI	9
BB	4
SO	9
LOB	9



Batter	1	2	3	4	5	6	7	8	9	AB	R	H	RBI	BB	SO	LOB	BOTTOM				
Brian McRae, S OBP: 0.320, SLG: 0.414	0-0 1B G5-3		4-1 S 1B BB	1-0 F9		1-0 2H 2B		2-0 B1		4	2	2	1	1	0	0					
Rey Sanchez, R OBP: 0.319, SLG: 0.388	3-1 G5-3 G5-3 1B		1-2 F7		0-0 F7		0-0 G6-3	3-2 G5-3		5	0	1	0	0	0	2					
Sammy Sosa, R OBP: 0.338, SLG: 0.561	3-2 G5-3		2-1 2B FC5-2 1B		0-1 HR				3-2 HR	5	2	3	4	0	1	1					
Mark Grace, L OBP: 0.391, SLG: 0.475	3-1 G5-3		1-0 1B 2B		2-0 G3-1		0-0 BB BB 1B	3-2 1B F7 1B		5	1	3	0	0	0	1					
Rick Wilkins, L OBP: 0.450, SLG: 0.302	3-3 K		0-0 FC5-2 1B		1-1 G4-3		4-1 BB BB BB	1-2 F7		4	0	0	0	1	1	4					
Shawon Dunston, R OBP: 0.315, SLG: 0.538		4-0 F8 BB	0-2 1B 2H		0-1 P4		0-1 HR	2-0 P4		4	1	3	2	1	0	2					
Steve Buechele, R OBP: 0.404, SLG: 0.409	1-2 F8		0-1 P4		0-3 K		4-2 BB	0-0 G5-4-3		4	0	0	0	1	1	5					
Scott Burrell, L OBP: 0.167, SLG: 0.267	1-2 P4			2-3 K		2-1 SH3-4 2B 1B				4	1	1	0	0	2	4					
Mike Perez, R										0	0	0	0	0	0	0					
Randy Myers, L										0	0	0	0	0	0	0					
Mike Walker, R										0	0	0	0	0	0	0					
Larry Casian, R										0	0	0	0	0	0	0					
Jim Bullinger, R OBP: 0.273, SLG: 0.143		0-3 K		0-0 F8		0-0 SH3-4		2-0 G4-3		2	0	0	0	0	1	1					
Bryan Hickerson, L OBP: 1.000, SLG: 1.000										0	0	0	0	0	0	0					
Karl Rhodes, L OBP: 0.071, SLG: 0.077										1	0	0	0	0	0	0					
<b>Inning Stats</b>	R: 1 E: 0 K: 1 S: 15	H: 2 LOB: 1 BB: 0 P: 27	R: 0 E: 0 K: 1 S: 13	H: 0 LOB: 1 BB: 1 P: 19	R: 2 E: 0 K: 0 S: 13	H: 3 LOB: 2 BB: 1 P: 21	R: 0 E: 0 K: 1 S: 5	H: 0 LOB: 0 BB: 0 P: 8	R: 1 E: 0 K: 0 S: 6	H: 1 LOB: 0 BB: 0 P: 9	R: 2 E: 0 K: 1 S: 10	H: 3 LOB: 1 BB: 0 P: 13	R: 0 E: 0 K: 2 S: 11	H: 1 LOB: 3 BB: 2 P: 21	R: 0 E: 0 K: 0 S: 5	H: 0 LOB: 0 BB: 0 P: 12	R: 1 E: 0 K: 0 S: 11	H: 3 LOB: 1 BB: 0 P: 18	1B: 8 2B: 2 3B: 0 HR: 3	SF: 0 SAC: 1 DP: 1 HBP: 0	WP: 0 PA: 43 PB: 0 SB: 1 CS: 0
<b>PITCHER</b>	IP WLS BF H R ER SO	IP WLS BF H R ER SO	IP WLS BF H R ER SO	IP WLS BF H R ER SO	IP WLS BF H R ER SO	IP WLS BF H R ER SO	IP WLS BF H R ER SO	IP WLS BF H R ER SO	IP WLS BF H R ER SO	IP WLS BF H R ER SO	IP WLS BF H R ER SO	IP WLS BF H R ER SO	IP WLS BF H R ER SO	IP WLS BF H R ER SO	IP WLS BF H R ER SO	IP WLS BF H R ER SO	ERA WHIP	ERA WHIP			
Joey Hamilton, R ERA: 5.82	(1, 1) 5.0 24 7 5 5 3	(1, 1) 5.0 24 7 5 5 3	(1, 1) 5.0 24 7 5 5 3	(1, 1) 5.0 24 7 5 5 3	(1, 1) 5.0 24 7 5 5 3	(1, 1) 5.0 24 7 5 5 3	(1, 1) 5.0 24 7 5 5 3	(1, 1) 5.0 24 7 5 5 3	(1, 1) 5.0 24 7 5 5 3	(1, 1) 5.0 24 7 5 5 3	(1, 1) 5.0 24 7 5 5 3	(1, 1) 5.0 24 7 5 5 3	(1, 1) 5.0 24 7 5 5 3	(1, 1) 5.0 24 7 5 5 3	(1, 1) 5.0 24 7 5 5 3	(1, 1) 5.0 24 7 5 5 3	9.00 1.800	9.00 1.800			
Willie Blair, R ERA: 9.72	(6, 1) 1.0 5 2 1 1 1	(6, 1) 1.0 5 2 1 1 1	(6, 1) 1.0 5 2 1 1 1	(6, 1) 1.0 5 2 1 1 1	(6, 1) 1.0 5 2 1 1 1	(6, 1) 1.0 5 2 1 1 1	(6, 1) 1.0 5 2 1 1 1	(6, 1) 1.0 5 2 1 1 1	(6, 1) 1.0 5 2 1 1 1	(6, 1) 1.0 5 2 1 1 1	(6, 1) 1.0 5 2 1 1 1	(6, 1) 1.0 5 2 1 1 1	(6, 1) 1.0 5 2 1 1 1	(6, 1) 1.0 5 2 1 1 1	(6, 1) 1.0 5 2 1 1 1	(6, 1) 1.0 5 2 1 1 1	9.00 2.000	9.00 2.000			
Dustin Hermanson, R ERA: 2.7	(7, 1) 1.0 W 6 1 0 0 2	(7, 1) 1.0 W 6 1 0 0 2	(7, 1) 1.0 W 6 1 0 0 2	(7, 1) 1.0 W 6 1 0 0 2	(7, 1) 1.0 W 6 1 0 0 2	(7, 1) 1.0 W 6 1 0 0 2	(7, 1) 1.0 W 6 1 0 0 2	(7, 1) 1.0 W 6 1 0 0 2	(7, 1) 1.0 W 6 1 0 0 2	(7, 1) 1.0 W 6 1 0 0 2	(7, 1) 1.0 W 6 1 0 0 2	(7, 1) 1.0 W 6 1 0 0 2	(7, 1) 1.0 W 6 1 0 0 2	(7, 1) 1.0 W 6 1 0 0 2	(7, 1) 1.0 W 6 1 0 0 2	(7, 1) 1.0 W 6 1 0 0 2	0.00 3.000	0.00 3.000			
Andres Berumen, R ERA: 2.53	(8, 1) 1.0 3 0 0 0 0	(8, 1) 1.0 3 0 0 0 0																			



Batter	1	2	3	4	5	6	7	8	9	AB	R	H	RBI	BB	SO	LOB	TOP																				
Brian McRae, S (1,8) OBP: 0.338, SLG: 0.446	FC5-2 3B	FC4-6 1-2				1B		G6-3		4	0	2	0	1	0	1	<b>Chicago Cubs @ San Francisco Giants</b> Candlestick Park, San Francisco, CA Mon May 15 1995, 6:33 AM EDT Att: 9,096 - Sunny - 62 F																				
Rey Sanchez, R (1,4) OBP: 0.324, SLG: 0.389	L7		1B		1B			B1-3		5	1	2	0	0	0	4																					
Sammy Sosa, R (1,9) OBP: 0.342, SLG: 0.592	FC5-2 3H		1B		1B				F8	5	1	2	1	0	1	3																					
Mark Grace, L (1,3) OBP: 0.405, SLG: 0.484			F9						HR	3	2	1	0	2	0	3																					
Rick Wilkins, L (1,2) OBP: 0.446, SLG: 0.298	K								2B	4	1	1	1	1	2	4																					
Shawn Dunston, R (1,6) OBP: 0.286, SLG: 0.491		G5-3	G6-3 1-2							5	0	0	0	0	1	4																					
Steve Buechele, R (1,5) OBP: 0.411, SLG: 0.404		K			G5-3					3	0	1	0	1	1	0																					
Scott Burrell, L (1,7) OBP: 0.235, SLG: 0.353					G4-3					4	1	3	2	0	0	0																					
Steve Trachsel, R (1,1) OBP: 0.167, SLG: 0.167					G1-3					3	0	1	1	0	1	0																					
<b>Inning Stats</b>	R: 0 E: 0 K: 1 S: 7	H: 1 LOB: 2 BB: 1 P: 15	R: 1 E: 0 K: 1 S: 12	H: 2 LOB: 1 BB: 0 P: 20	R: 1 E: 0 K: 0 S: 12	H: 3 LOB: 1 BB: 0 P: 18	R: 0 E: 0 K: 0 S: 9	H: 0 LOB: 0 BB: 0 P: 14	R: 0 E: 0 K: 1 S: 11	H: 2 LOB: 1 BB: 2 P: 20	R: 2 E: 0 K: 0 S: 11	H: 3 LOB: 2 BB: 1 P: 19	R: 0 E: 0 K: 1 S: 7	H: 0 LOB: 0 BB: 0 P: 9	R: 1 E: 1 K: 2 S: 8	H: 0 LOB: 0 BB: 1 P: 18	1B: 9 2B: 3 3B: 1 HR: 1	SF: 0 SAC: 1 DP: 2 HBP: 0	WP: 1 PB: 0 SB: 2 CS: 1	PA: 42																	
<b>PITCHER</b>	IP	WLS	BF	H	R	ER	SO	BB	IBB	HBP	BLK	WP	HR	S	P	ERA	WHIP	<b>PITCHER</b>		IP	WLS	BF	H	R	ER	SO	BB	IBB	HBP	BLK	WP	HR	S	P	ERA	WHIP	
Mark Leiter, R (1,1) ERA: 4.35	5.2	L	27	10	3	3	3	2	0	0	0	0	0	55	93	4.76	2.118			5.2	L	27	10	3	3	3	2	0	0	0	0	0	0	55	93	4.76	2.118
Jose Bautista, R (6,1) ERA: 6.43	2.1	11	3	2	2	1	2	0	0	0	0	0	1	21	35	7.71	2.143			2.1	11	3	2	2	1	2	0	0	0	0	1	21	35	7.71	2.143		
Steve Frey, L (9,1) ERA: 4.76	0.2	3	0	1	0	1	1	0	0	0	0	0	0	5	14	0.00	1.500			0.2	3	0	1	0	1	1	0	0	0	0	5	14	0.00	1.500			
Mark Dewey, R (9,1) ERA: 2.45	0.1	1	0	0	0	1	0	0	0	0	0	1	0	3	4	0.00	0.000			0.1	1	0	0	0	1	0	0	0	0	3	4	0.00	0.000				

AB	36
R	6
H	13
RBI	5
BB	5
SO	6
LOB	19



Batter	1	2	3	4	5	6	7	8	9	AB	R	H	RBI	BB	SO	LOB	BOTTOM																			
Darren Lewis, R (1,8) OBP: 0.295, SLG: 0.313	G5-3		P3							4	0	0	0	0	0	2	<b>Chicago Cubs @ San Francisco Giants</b> Candlestick Park, San Francisco, CA Mon May 15 1995, 6:33 AM EDT Att: 9,096 - Sunny - 62 F																			
John Patterson, S (1,4) OBP: 0.333, SLG: 0.321	K									4	0	0	0	0	1	1																				
Barry Bonds, L (1,7) OBP: 0.464, SLG: 0.485	F8									3	0	0	0	1	0	0																				
Matt Williams, R (1,5) OBP: 0.432, SLG: 0.775										3	0	0	0	1	0	1																				
Glenallen Hill, R (1,9) OBP: 0.375, SLG: 0.620										4	0	1	0	0	0	1																				
Royce Clayton, R (1,6) OBP: 0.313, SLG: 0.357										4	1	1	0	0	0	3																				
J.R. Phillips, L (1,3) OBP: 0.225, SLG: 0.323										3	0	0	0	0	0	3																				
Kirt Manwaring, R (1,2) OBP: 0.288, SLG: 0.234										3	0	1	1	0	0	0																				
Mark Leiter, R (1,1) OBP: 0.143, SLG: 0.143										2	0	0	0	0	2	1																				
Jose Bautista, R (6,1)										0	0	0	0	0	0	0																				
Tom Lampkin, L (6,PH) OBP: 0.357, SLG: 0.182										0	0	0	0	1	0	0																				
Steve Frey, R (9,1)										0	0	0	0	0	0	0																				
Mark Dewey, R (9,1)										0	0	0	0	0	0	0																				
<b>Inning Stats</b>	R: 0 E: 0 K: 1 S: 9	H: 0 LOB: 0 BB: 0 P: 14	R: 0 E: 0 K: 0 S: 7	H: 1 LOB: 1 BB: 1 P: 14	R: 0 E: 0 K: 1 S: 9	H: 0 LOB: 0 BB: 0 P: 11	R: 0 E: 0 K: 0 S: 7	H: 0 LOB: 1 BB: 1 P: 12	R: 1 E: 0 K: 1 S: 9	H: 2 LOB: 1 BB: 0 P: 13	R: 0 E: 0 K: 0 S: 7	H: 0 LOB: 0 BB: 0 P: 11	R: 0 E: 0 K: 0 S: 10	H: 0 LOB: 0 BB: 0 P: 14	R: 0 E: 0 K: 0 S: 5	H: 0 LOB: 1 BB: 1 P: 9	R: 0 E: 1 K: 0 S: 5	H: 0 LOB: 1 BB: 0 P: 6	1B: 3 2B: 0 3B: 0 HR: 0	SF: 0 SAC: 0 DP: 1 HBP: 0	WP: 0 PB: 0 SB: 0 CS: 0	PA: 33														
<b>PITCHER</b>	IP	WLS	BF	H	R	ER	SO	BB	IBB	HBP	BLK	WP	HR	S	P	ERA	WHIP	<b>PITCHER</b>		IP	WLS	BF	H	R	ER	SO	BB	IBB	HBP	BLK	WP	HR	S	P	ERA	WHIP
Steve Trachsel, R (1,1) ERA: 2.66	9.0	W	33	3	1	1	3	3	0	0	0	0	0	68	104	1.00	0.667			9.0	W	33	3	1	1	3	3	0	0	0	0	68	104	1.00	0.667	





Batter	1	2	3	4	5	6	7	8	9	AB	R	H	RBI	BB	SO	LOB	TOP					
Brian McRae, S (1, 8) OBP: 0.345, SLG: 0.462	G5-3		0-1 1B			0-0 B2-3		2-0 2B		4	0	2	0	0	0	0	Chicago Cubs @ San Francisco Giants Candlestick Park, San Francisco, CA Tue May 16 1995, 6:33 AM EDT Att: 9,174 - Sunny - 65 F					
Rey Sanchez, R (1, 4) OBP: 0.308, SLG: 0.368	F8		1-0 FC1-6-4 CS			2-1 F8		1-1 L5		4	0	0	1	0	0	2						
Mark Grace, L (1, 3) OBP: 0.397, SLG: 0.515	HR		2-2 CS	3-2 G4-3		0-1 F8			1-1 G3	4	1	1	1	0	0	0						
Sammy Sosa, R (1, 9) OBP: 0.338, SLG: 0.573	P3		1-2 K			0-2 1B			0-2 F9	4	0	1	0	0	1	0						
Shawon Dunston, R (1, 6) OBP: 0.270, SLG: 0.459	G4-3		1-2 G6-3			1-2 P9			0-0 L7	4	0	0	0	0	0	1						
Steve Buechele, R (1, 5) OBP: 0.390, SLG: 0.380	G6-3		0-0 G6-3			1-0 F8				3	0	0	0	0	0	1						
Rick Wilkins, L (1, 2) OBP: 0.441, SLG: 0.300	F7		1-1 G5-3 1B			2-1 F8				3	0	1	0	0	0	1						
Ozzie Timmons, R (1, 7) OBP: 0.292, SLG: 0.190			2-1 SH2-4 1B			3-2 G5-3			2-2 G6-3	3	1	1	0	0	0	1						
Jaime Navarro, R (1, 1) OBP: 0.091, SLG: 0.182			0-0 SH2-4			1-3 K			1-2 G5-3	2	0	0	0	0	0	1						
Randy Myers, L (9, 1)			1-2 K							0	0	0	0	0	0	0						
<b>Inning Stats</b>	R: 1 E: 0 K: 0 S: 8	H: 1 LOB: 0 BB: 0 P: 13	R: 0 E: 0 K: 0 S: 7	H: 0 LOB: 0 BB: 0 P: 11	R: 1 E: 0 K: 0 S: 8	H: 2 LOB: 0 BB: 0 P: 13	R: 0 E: 0 K: 1 S: 14	H: 0 LOB: 0 BB: 0 P: 19	R: 0 E: 0 K: 1 S: 11	H: 1 LOB: 1 BB: 0 P: 16	R: 0 E: 0 K: 0 S: 5	H: 0 LOB: 0 BB: 0 P: 7	R: 0 E: 0 K: 0 S: 9	H: 1 LOB: 1 BB: 0 P: 13	R: 0 E: 0 K: 0 S: 9	H: 1 LOB: 1 BB: 0 P: 15	R: 0 E: 0 K: 0 S: 6	H: 0 LOB: 0 BB: 0 P: 7	1B: 4 2B: 1 3B: 0 HR: 1	SF: 0 SAC: 1 DP: 0 HBP: 0	WP: 0 PB: 0 SB: 0 CS: 1	PA: 33
<b>PITCHER</b> Terry Mulholland, L (1, 1) ERA: 5.4	IP: 9.0 WLS: L BF: 32 H: 6 R: 2 ER: 2 SO: 2 BB: 0 IBB: 0 HBP: 0 BLK: 0 WP: 0 HR: 1 S: 77 P: 114 ERA: 2.00 WHIP: 0.667																					

Batter	1	2	3	4	5	6	7	8	9	AB	R	H	RBI	BB	SO	LOB	BOTTOM			
Darren Lewis, R (1, 8) OBP: 0.283, SLG: 0.299	L1		0-0 G4-3			1-3 K			3-3 K	4	0	0	0	0	2	0	Chicago Cubs @ San Francisco Giants Candlestick Park, San Francisco, CA Tue May 16 1995, 6:33 AM EDT Att: 9,174 - Sunny - 65 F			
Robby Thompson, R (1, 4) OBP: 0.328, SLG: 0.483	G6-3		3-3 K			3-1 L7			0-0 1B	4	0	1	0	0	1	0				
Barry Bonds, L (1, 7) OBP: 0.455, SLG: 0.471	1B		2-0 F8			0-0 P5			2-2 F9	4	0	1	0	0	0	1				
Matt Williams, R (1, 5) OBP: 0.429, SLG: 0.757	K		2-0 F9			1-1 FC5-4 1B			0-0 FC5-4	3	0	1	0	0	1	1				
Glenallen Hill, R (1, 9) OBP: 0.361, SLG: 0.595	G6-3		0-0 G6-3			0-0 FC5-4			1-2 FC5-4	3	0	0	0	0	0	1				
Royce Clayton, R (1, 6) OBP: 0.301, SLG: 0.342	L8		0-1 L8			0-1 L8			1-1 F9	3	0	0	0	0	0	0				
Jeff Reed, L (1, 2) OBP: 0.478, SLG: 0.333	K		1-1 P2			0-1 G4-3			0-1 G4-3	3	0	0	0	0	1	0				
J.R. Phillips, L (1, 3) OBP: 0.216, SLG: 0.308	G3-1		1-0 G3-1			0-0 G4-3			0-1 F7	3	0	0	0	0	0	0				
Terry Mulholland, R (1, 1) John Patterson, S (9, PH) OBP: 0.323, SLG: 0.310	G5-3		2-2 K			0-3 K			0-0 L8	2	0	0	0	0	1	0				
<b>Inning Stats</b>	R: 0 E: 0 K: 1 S: 12	H: 1 LOB: 1 BB: 0 P: 18	R: 0 E: 0 K: 1 S: 8	H: 0 LOB: 0 BB: 0 P: 13	R: 0 E: 0 K: 0 S: 6	H: 0 LOB: 0 BB: 0 P: 9	R: 0 E: 0 K: 1 S: 5	H: 0 LOB: 0 BB: 0 P: 12	R: 0 E: 0 K: 2 S: 7	H: 0 LOB: 0 BB: 0 P: 8	R: 0 E: 0 K: 0 S: 6	H: 1 LOB: 1 BB: 0 P: 10	R: 0 E: 0 K: 0 S: 6	H: 0 LOB: 0 BB: 0 P: 7	R: 0 E: 0 K: 1 S: 9	H: 1 LOB: 1 BB: 0 P: 14	1B: 3 2B: 0 3B: 0 HR: 0	SF: 0 SAC: 0 DP: 0 HBP: 0	WP: 0 PB: 0 SB: 0 CS: 0	PA: 30
<b>PITCHER</b> Jaime Navarro, R (1, 1) ERA: 2.12 Randy Myers, L (9, 1) ERA: 5.14	IP: 8.2 WLS: W BF: 29 H: 3 R: 0 ER: 0 SO: 6 BB: 0 IBB: 0 HBP: 0 BLK: 0 WP: 0 HR: 0 S: 61 P: 92 ERA: 0.00 WHIP: 0.346																			

AB	31
R	2
H	6
RBI	2
BB	0
SO	2
LOB	7





Batter	1	2	3	4	5	6	7	8	9	AB	R	H	RBI	BB	SO	LOB	TOP										
Brian McRae, S (1, 8) OBP: 0.330, SLG: 0.439	P5		F9			G6-3		G4-3		4	0	0	0	0	0	2											
Rey Sanchez, R (1, 4) OBP: 0.317, SLG: 0.388	2B 1B		K			B2-3			L4-6 2B	4	1	2	0	0	1	0											
Sammy Sosa, R (1, 9) OBP: 0.333, SLG: 0.570	1-H 2B			G4-3			K		F8	4	0	1	1	0	1	1											
Mark Grace, L (1, 3) OBP: 0.378, SLG: 0.486	F8			L3			F8		L4-6	4	0	0	0	0	2												
Rick Wilkins, L (1, 2) OBP: 0.423, SLG: 0.283	K			P6			F7			3	0	0	0	0	1	1											
Shawon Dunston, R (1, 6) OBP: 0.273, SLG: 0.453		K						SH1-4 1B		3	0	1	0	0	2	0											
Steve Buechele, R (1, 5) OBP: 0.377, SLG: 0.365		L5				G4-3		SH1-4		2	0	0	0	0	0	0											
Scott Bulett, L (1, 7) OBP: 0.216, SLG: 0.324			K			G5-3		K		3	0	0	0	0	2	1											
Kevin Foster, R (1, 1) OBP: 0.286, SLG: 0.286										2	0	0	0	0	0	0											
Howard Johnson, S (8, PH) OBP: 0.350, SLG: 0.133						G6-3				0	0	0	0	1	0	0											
Mike Perez, R (8, 1) OBP: 0.350, SLG: 0.133								BB		0	0	0	0	0	0	0											
<b>Inning Stats</b>	R: 1 H: 2 E: 0 K: 1 S: 15	H: 2 LOB: 1 BB: 0 P: 25	R: 0 H: 0 E: 0 K: 2 S: 7	H: 0 LOB: 0 BB: 0 P: 10	R: 0 H: 0 E: 0 K: 1 S: 6	H: 0 LOB: 0 BB: 0 P: 8	R: 0 H: 0 E: 0 K: 0 S: 9	H: 0 LOB: 0 BB: 0 P: 10	R: 0 H: 0 E: 0 K: 1 S: 7	H: 0 LOB: 0 BB: 0 P: 11	R: 0 H: 0 E: 0 K: 0 S: 4	H: 0 LOB: 0 BB: 0 P: 4	R: 0 H: 0 E: 0 K: 1 S: 6	H: 0 LOB: 0 BB: 0 P: 9	R: 0 H: 1 E: 0 K: 1 S: 14	H: 1 LOB: 2 BB: 1 P: 20	R: 0 H: 1 E: 0 K: 0 S: 7	H: 1 LOB: 0 BB: 0 P: 9	1B: 2 2B: 3 3B: 0 HR: 0	SF: 0 SAC: 1 DP: 1 HBP: 0	WP: 0 PB: 0 SB: 0 CS: 0	PA: 31					
<b>PITCHER</b>	IP	WLS	BF	H	R	ER	SO	BB	IBB	HBP	BLK	WP	HR	S	P	ERA	WHIP										
Mark Portugal, R (1, 1) ERA: 3.9	7.2	W	27	3	1	1	7	1	0	0	0	0	0	65	93	1.17	0.522										
Rod Beck, R (8, 1) ERA: 3.48	1.1	S	4	1	0	0	0	0	0	0	0	0	0	10	13	0.00	0.750										

**Chicago Cubs @ San Francisco Giants**  
Candlestick Park, San Francisco, CA  
Wed May 17 1995, 6:33 AM EDT  
Att: 11,768 - Cloudy - 65 F

livebaseballscores.com

AB 29  
R 1  
H 4  
RBI 1  
BB 1  
SO 7  
LOB 7



Batter	1	2	3	4	5	6	7	8	9	AB	R	H	RBI	BB	SO	LOB	BOTTOM										
Darren Lewis, R (1, 8) OBP: 0.274, SLG: 0.289	F7			F7				F9		3	0	0	0	0	0	0											
Robby Thompson, R (1, 4) OBP: 0.328, SLG: 0.467	G5-3			G4-3			HR BB			2	1	0	0	1	0	0											
Barry Bonds, L (1, 7) OBP: 0.451, SLG: 0.507	P5			K			1-H HR			3	1	1	2	0	1	0											
Matt Williams, R (1, 5) OBP: 0.414, SLG: 0.727		K				F7		P4		3	0	0	0	0	1	0											
Glenallen Hill, R (1, 9) OBP: 0.349, SLG: 0.571		G1-3				G1-3		K		3	0	0	0	0	1	0											
Royce Clayton, R (1, 6) OBP: 0.291, SLG: 0.329		K				F9				3	0	0	0	0	2	0											
J.R. Phillips, L (1, 3) OBP: 0.221, SLG: 0.309				F9				G4-3		3	0	1	0	0	0	0											
Kirt Manwaring, R (1, 2) OBP: 0.273, SLG: 0.220				F7				L4-3 1B		3	0	0	0	0	1	1											
Mark Portugal, R (1, 1) OBP: 0.500, SLG: 0.500				P4						2	0	0	0	0	1	0											
<b>Inning Stats</b>	R: 0 H: 0 E: 0 K: 0 S: 8	H: 0 LOB: 0 BB: 0 P: 15	R: 0 H: 0 E: 0 K: 2 S: 8	H: 0 LOB: 0 BB: 0 P: 10	R: 0 H: 0 E: 0 K: 0 S: 4	H: 0 LOB: 0 BB: 0 P: 8	R: 0 H: 0 E: 0 K: 1 S: 9	H: 0 LOB: 0 BB: 0 P: 15	R: 0 H: 1 E: 0 K: 1 S: 6	H: 1 LOB: 0 BB: 0 P: 8	R: 2 H: 1 E: 0 K: 1 S: 10	H: 1 LOB: 0 BB: 1 P: 20	R: 0 H: 0 E: 0 K: 2 S: 8	H: 0 LOB: 0 BB: 0 P: 12	R: 0 H: 0 E: 0 K: 2 S: 8	H: 0 LOB: 0 BB: 0 P: 12	1B: 1 2B: 1 3B: 0 HR: 1	SF: 0 SAC: 0 DP: 1 HBP: 0	WP: 0 PB: 0 SB: 0 CS: 0	PA: 26							
<b>PITCHER</b>	IP	WLS	BF	H	R	ER	SO	BB	IBB	HBP	BLK	WP	HR	S	P	ERA	WHIP										
Kevin Foster, R (1, 1) ERA: 5.4	7.0	L	23	2	2	2	5	1	0	0	0	0	0	51	84	2.57	0.429										
Mike Perez, R (8, 1) ERA: 1.93	1.0		3	0	0	0	2	0	0	0	0	0	0	8	12	0.00	0.000										

**Chicago Cubs @ San Francisco Giants**  
Candlestick Park, San Francisco, CA  
Wed May 17 1995, 6:33 AM EDT  
Att: 11,768 - Cloudy - 65 F

livebaseballscores.com

AB 25  
R 2  
H 2  
RBI 2  
BB 1  
SO 7  
LOB 1





Batter	1	2	3	4	5	6	7	8	9	AB	R	H	RBI	BB	SO	LOB	TOP								
Brian McRae, S (1, 8) OBP: 0.333, SLG: 0.442	0-1 HR 2B		3-3 K		4-2 BB		0-1 FC6-4 S 2B		2-2 P2	4	2	1	0	1	1	2	<b>Chicago Cubs @ Los Angeles Dodgers</b> Dodger Stadium, Los Angeles, CA Fri May 19 1995, 7:05 PM PDT Att: 48,516 - Unknown - 72 F <a href="http://livebaseballscorecards.com">livebaseballscorecards.com</a>								
Rey Sanchez, R (1, 4) OBP: 0.322, SLG: 0.388	0-0 B2-3		0-1 G5-4-3 1B		1-0 P6		3-3 K		1-0 E S 1B	5	0	2	0	0	1	3									
Sammy Sosa, R (1, 9) OBP: 0.360, SLG: 0.622	1-2 2H HR		0-0 G5-4-3			4-2 1B HR BB	0-1 2B 2B		4-0 1B BB	3	3	2	3	2	0	2									
Mark Grace, L (1, 3) OBP: 0.379, SLG: 0.494	1-2 G6-3			2-1 F7		1-1 HR 1B	2-2 2B 2B		0-1 G4-3	5	1	2	1	0	0	2									
Rick Wilkins, L (1, 2) OBP: 0.413, SLG: 0.281	2-0 G4-3			3-1 FC6-4 1B		0-1 F7	3-3 K			4	0	1	0	0	1	3									
Shawon Dunston, R (1, 6) OBP: 0.271, SLG: 0.485		1-0 F8		0-2 FC6-4 PB 1-2F		0-1 HR	2-2 F9			4	1	1	3	0	0	1									
Steve Buechele, R (1, 5) OBP: 0.354, SLG: 0.339	0-0 F8			1-2 G5-3		1-1 P2	1-2 G6-3			4	0	0	0	0	0	1									
Howard Johnson, S (1, 7) OBP: 0.292, SLG: 0.105	1-2 G3				2-3 K	2-3 K	3-1 G4-3			4	0	0	0	0	2	0									
Mike Perez, R (8, 1)										0	0	0	0	0	0	0									
Randy Myers, L (9, 1)										0	0	0	0	0	0	0									
Frank Castillo, R (1, 1) OBP: 0.250, SLG: 0.250			1-2 1B		1-1 G6-3		0-0 FC6-4 1B		1-1 G6-3	3	0	2	0	0	0	0									
Bryan Hickerson, L (7, 1) OBP: 1.000, SLG: 1.000										0	0	0	0	0	0	0									
Scott Bullett, L (8, 7) OBP: 0.211, SLG: 0.316										1	0	0	0	0	0	0									
<b>Inning Stats</b>	R: 2 E: 0 K: 0 S: 10	H: 2 LOB: 0 BB: 0 P: 14	R: 0 E: 0 K: 0 S: 5	H: 0 LOB: 0 BB: 0 P: 7	R: 0 E: 0 K: 1 S: 9	H: 2 LOB: 1 BB: 0 P: 13	R: 0 E: 0 K: 0 S: 11	H: 1 LOB: 1 BB: 0 P: 17	R: 0 E: 0 K: 1 S: 8	H: 0 LOB: 1 BB: 1 P: 16	R: 3 E: 0 K: 1 S: 19	H: 2 LOB: 0 BB: 1 P: 27	R: 2 E: 0 K: 2 S: 18	H: 3 LOB: 1 BB: 0 P: 26	R: 0 E: 0 K: 0 S: 8	H: 0 LOB: 0 BB: 0 P: 14	R: 0 E: 0 K: 0 S: 10	H: 1 LOB: 2 BB: 1 P: 18	1B: 6 2B: 3 3B: 0 HR: 2	SF: 0 SAC: 0 DP: 1 HBP: 0	WP: 0 PB: 1 SB: 2 CS: 0	PA: 40			
<b>PITCHER</b>	IP WLS BF H R ER SO BB IBB HBP BLK WP HR S P ERA WHIP	IP WLS BF H R ER SO BB IBB HBP BLK WP HR S P ERA WHIP	IP WLS BF H R ER SO BB IBB HBP BLK WP HR S P ERA WHIP	IP WLS BF H R ER SO BB IBB HBP BLK WP HR S P ERA WHIP	IP WLS BF H R ER SO BB IBB HBP BLK WP HR S P ERA WHIP	IP WLS BF H R ER SO BB IBB HBP BLK WP HR S P ERA WHIP	IP WLS BF H R ER SO BB IBB HBP BLK WP HR S P ERA WHIP	IP WLS BF H R ER SO BB IBB HBP BLK WP HR S P ERA WHIP	IP WLS BF H R ER SO BB IBB HBP BLK WP HR S P ERA WHIP	IP WLS BF H R ER SO BB IBB HBP BLK WP HR S P ERA WHIP	IP WLS BF H R ER SO BB IBB HBP BLK WP HR S P ERA WHIP	IP WLS BF H R ER SO BB IBB HBP BLK WP HR S P ERA WHIP	IP WLS BF H R ER SO BB IBB HBP BLK WP HR S P ERA WHIP	IP WLS BF H R ER SO BB IBB HBP BLK WP HR S P ERA WHIP	IP WLS BF H R ER SO BB IBB HBP BLK WP HR S P ERA WHIP	IP WLS BF H R ER SO BB IBB HBP BLK WP HR S P ERA WHIP	IP WLS BF H R ER SO BB IBB HBP BLK WP HR S P ERA WHIP	IP WLS BF H R ER SO BB IBB HBP BLK WP HR S P ERA WHIP	IP WLS BF H R ER SO BB IBB HBP BLK WP HR S P ERA WHIP	IP WLS BF H R ER SO BB IBB HBP BLK WP HR S P ERA WHIP	IP WLS BF H R ER SO BB IBB HBP BLK WP HR S P ERA WHIP	IP WLS BF H R ER SO BB IBB HBP BLK WP HR S P ERA WHIP	IP WLS BF H R ER SO BB IBB HBP BLK WP HR S P ERA WHIP	IP WLS BF H R ER SO BB IBB HBP BLK WP HR S P ERA WHIP	IP WLS BF H R ER SO BB IBB HBP BLK WP HR S P ERA WHIP

AB 37  
R 7  
H 11  
RBI 7  
BB 3  
SO 5  
LOB 14



Batter	1	2	3	4	5	6	7	8	9	AB	R	H	RBI	BB	SO	LOB	BOTTOM								
Jose Offerman, S (1, 6) OBP: 0.505, SLG: 0.474	0-0 B5-3			1-3 K		2-3 K		1-2 G1-3		4	0	0	0	0	2	0	<b>Chicago Cubs @ Los Angeles Dodgers</b> Dodger Stadium, Los Angeles, CA Fri May 19 1995, 7:05 PM PDT Att: 48,516 - Unknown - 72 F <a href="http://livebaseballscorecards.com">livebaseballscorecards.com</a>								
Garey Ingram, R (1, 4) OBP: 0.370, SLG: 0.289	1-0 P5			0-0 L8		0-1 G6-3		1-2 G6-3		4	0	0	0	0	0	0									
Raul Mondesi, R (1, 8) OBP: 0.398, SLG: 0.670	1-2 G3-1			0-0 HR		2-2 P5		0-2 K		4	1	1	1	0	1	0									
Eric Karros, R (1, 3) OBP: 0.455, SLG: 0.618		2-0 L9		0-0 HR			2-2 G6-3		0-0 G5-3	4	1	1	1	0	0	0									
Billy Ashley, R (1, 7) OBP: 0.353, SLG: 0.525		1-2 G6-3		1-2 HR			2-1 HR		0-0 BB 1B 1B	4	1	3	1	0	0	0									
Mitch Webster, S (1, 9) OBP: 0.250, SLG: 0.400		0-0 P4		3-1 F8			4-1 BB BB		1-2 BB 1B	3	0	1	0	1	0	1									
Dave Hansen, L (1, 5) OBP: 0.373, SLG: 0.286			2-1 G4-6-3 1B		1-1 G3-1		4-2 BB		4-0 BB	2	0	1	0	2	0	0									
Carlos Hernandez, R (1, 2) OBP: 0.188, SLG: 0.093			0-0 G4-6-3		2-3 K		2-1 F7		2-3 K	2	0	0	0	0	1	1									
Chris Gwynn, L (7, PH) OBP: 0.346, SLG: 0.462										0	0	0	0	0	0	0									
Tom Prince, R (8, 2)										2	0	0	0	0	1	5									
Tom Candiotti, R (1, 1)										2	0	0	0	0	0	0									
Felix Rodriguez, R (7, 1)										0	0	0	0	0	0	0									
Eddie Pye, R (7, PH)										1	0	0	0	0	0	2									
Greg Hansell, R (8, 1)										0	0	0	0	0	0	0									
Jeff Treadway, L (9, PH) OBP: 0.133, SLG: 0.267										1	0	0	0	0	1	3									
<b>Inning Stats</b>	R: 0 E: 0 K: 0 S: 5	H: 0 LOB: 0 BB: 0 P: 7	R: 0 E: 0 K: 0 S: 5	H: 0 LOB: 0 BB: 0 P: 8	R: 0 E: 0 K: 0 S: 4	H: 1 LOB: 0 BB: 0 P: 6	R: 2 E: 0 K: 1 S: 11	H: 3 LOB: 1 BB: 0 P: 16	R: 0 E: 0 K: 1 S: 6	H: 0 LOB: 0 BB: 0 P: 9	R: 0 E: 0 K: 1 S: 8	H: 0 LOB: 0 BB: 0 P: 12	R: 1 E: 0 K: 0 S: 12	H: 1 LOB: 2 BB: 2 P: 27	R: 0 E: 0 K: 1 S: 9	H: 0 LOB: 0 BB: 0 P: 11	R: 0 E: 0 K: 2 S: 12	H: 2 LOB: 3 BB: 1 P: 22	1B: 3 2B: 1 3B: 0 HR: 3	SF: 0 SAC: 0 DP: 1 HBP: 0	WP: 0 PB: 0 SB: 0 CS: 0	PA: 36			
<b>PITCHER</b>	IP WLS BF H R ER SO BB IBB HBP BLK WP HR S P ERA WHIP	IP WLS BF H R ER SO BB IBB HBP BLK WP HR S P ERA WHIP	IP WLS BF H R ER SO BB IBB HBP BLK WP HR S P ERA WHIP	IP WLS BF H R ER SO BB IBB HBP BLK WP HR S P ERA WHIP	IP WLS BF H R ER SO BB IBB HBP BLK WP HR S P ERA WHIP	IP WLS BF H R ER SO BB IBB HBP BLK WP HR S P ERA WHIP	IP WLS BF H R ER SO BB IBB HBP BLK WP HR S P ERA WHIP	IP WLS BF H R ER SO BB IBB HBP BLK WP HR S P ERA WHIP	IP WLS BF H R ER SO BB IBB HBP BLK WP HR S P ERA WHIP	IP WLS BF H R ER SO BB IBB HBP BLK WP HR S P ERA WHIP	IP WLS BF H R ER SO BB IBB HBP BLK WP HR S P ERA WHIP	IP WLS BF H R ER SO BB IBB HBP BLK WP HR S P ERA WHIP	IP WLS BF H R ER SO BB IBB HBP BLK WP HR S P ERA WHIP	IP WLS BF H R ER SO BB IBB HBP BLK WP HR S P ERA WHIP	IP WLS BF H R ER SO BB IBB HBP BLK WP HR S P ERA WHIP	IP WLS BF H R ER SO BB IBB HBP BLK WP HR S P ERA WHIP	IP WLS BF H R ER SO BB IBB HBP BLK WP HR S P ERA WHIP	IP WLS BF H R ER SO BB IBB HBP BLK WP HR S P ERA WHIP	IP WLS BF H R ER SO BB IBB HBP BLK WP HR S P ERA WHIP	IP WLS BF H R ER SO BB IBB HBP BLK WP HR S P ERA WHIP	IP WLS BF H R ER SO BB IBB HBP BLK WP HR S P ERA WHIP	IP WLS BF H R ER SO BB IBB HBP BLK WP HR S P ERA WHIP	IP WLS BF H R ER SO BB IBB HBP BLK WP HR S P ERA WHIP	IP WLS BF H R ER SO BB IBB HBP BLK WP HR S P ERA WHIP	IP WLS BF H R ER SO BB IBB HBP BLK WP HR S P ERA WHIP

AB 33  
R 3  
H 7  
RBI 3  
BB 3  
SO 6  
LOB 12





Batter	1	2	3	4	5	6	7	8	9	AB	R	H	RBI	BB	SO	LOB	TOP										
<b>Brian McRae, S</b> (1, 8) OBP: 0.337, SLG: 0.444	2-2 1B HBP	0-0 P6				1-3 K	1-1 L7		3-2 E6 2B	4	1	1	0	0	1	1											
<b>Rey Sanchez, R</b> (1, 4) OBP: 0.326, SLG: 0.393	2-0 F9		4-2 HR BB			1-1 P4		2-1 1B G4-6-3 2B	0-0 P5	4	2	1	0	1	0	2											
<b>Sammy Sosa, R</b> (1, 9) OBP: 0.372, SLG: 0.621	2-0 1B G4-3 1B		3-2 F9			3-2 S 1B		2-2 G4-6-3 1B	2-3 K	5	1	3	0	0	1	2											
<b>Mark Grace, L</b> (1, 3) OBP: 0.402, SLG: 0.538	2-1 1B G4-3 1B		0-0 HR			4-1 1B		1-2 G4-6-3	4-2 BB	3	2	2	3	2	0	1											
<b>Rick Wilkins, L</b> (1, 2) OBP: 0.400, SLG: 0.262	2-1 G4-3		0-1 G3			3-1 P3		1-2 FC4-6 BB	0-0 G3	4	0	0	1	1	0	5											
<b>Shawon Dunston, R</b> (1, 6) OBP: 0.284, SLG: 0.486	1-0 FC4 1B		0-1 L5			0-1 1B SH1 1B		1-1 FC4-6		4	1	2	1	0	0	1											
<b>José Hernández, R</b> (8, 6) OBP: 0.529, SLG: 0.800										0	0	0	0	0	0	0											
<b>Steve Buechele, R</b> (1, 5) OBP: 0.333, SLG: 0.317	0-0 FC4					3-1 F9		1-2 G1-3	0-2 F9	4	0	0	0	0	0	2											
<b>Scott Bulett, L</b> (1, 7) OBP: 0.238, SLG: 0.317		4-1 B2-6-4 BB				1-2 P6		0-2 SH1 1B	0-2 G6-3	3	0	1	0	1	0	0											
<b>Jim Bullinger, R</b> (1, 1) OBP: 0.214, SLG: 0.100		0-0 B2-6-4				1-0 G4-3		1-2 SH1	0-1 G5-3	3	0	0	1	0	0	1											
<b>Mike Walker, R</b> (9, 1) OBP: 0.529, SLG: 0.800		1-2						3-H		0	0	0	0	0	0	0											
<b>Inning Stats</b>	R: 3 E: 0 K: 0 S: 10	H: 3 LOB: 1 BB: 0 P: 21	R: 0 E: 0 K: 0 S: 3	H: 0 LOB: 0 BB: 1 P: 7	R: 2 E: 0 K: 0 S: 11	H: 1 LOB: 0 BB: 1 P: 18	R: 0 E: 0 K: 0 S: 6	H: 0 LOB: 0 BB: 0 P: 11	R: 0 E: 0 K: 1 S: 11	H: 1 LOB: 2 BB: 1 P: 23	R: 1 E: 0 K: 0 S: 13	H: 2 LOB: 1 BB: 1 P: 23	R: 0 E: 0 K: 0 S: 9	H: 0 LOB: 0 BB: 0 P: 9	R: 0 E: 1 K: 1 S: 13	H: 1 LOB: 2 BB: 1 P: 22	1B: 7 2B: 2 3B: 0 HR: 1	SF: 0 SAC: 1 DP: 2 HBP: 1	WP: 0 PA: 41 PB: 0 SB: 1 CS: 0								
<b>PITCHER</b>	IP	WLS	BF	H	R	ER	SO	BB	IBB	HBP	BLK	WP	HR	S	P	ERA	WHIP										
<b>Ramon Martinez, R</b> (1, 1) ERA: 3.32	6.0	L	30	9	7	7	1	3	0	1	0	0	1	58	105	10.50	2.000										
<b>Omar Daal, L</b> (7, 1) ERA: 1.42	1.0		3	0	0	0	0	1	0	0	0	0	0	8	14	0.00	1.000										
<b>Felix Rodriguez, R</b> (8, 1) ERA:	2.0		8	1	0	0	1	1	0	0	0	0	0	22	31	0.00	1.000										

Chicago Cubs @ Los Angeles Dodgers  
Dodger Stadium, Los Angeles, CA  
Sat May 20 1995, 7:05 PM PDT  
Att: 34,059 - Unknown



AB	34
R	7
H	10
RBI	6
BB	5
SO	2
LOB	15

Batter	1	2	3	4	5	6	7	8	9	AB	R	H	RBI	BB	SO	LOB	BOTTOM										
<b>Delino DeShields, L</b> (1, 4) OBP: 0.311, SLG: 0.303	0-2 G6-3		4-1 S 1B BB			2-2 L3		0-1 F7		3	1	0	0	1	0	1											
<b>Jose Offerman, S</b> (1, 6) OBP: 0.505, SLG: 0.475	1-0 G4-3		0-2 1B			1-2 1B		0-0 F9		4	0	2	1	0	0	0											
<b>Raul Mondesi, R</b> (1, 8) OBP: 0.393, SLG: 0.649	3-2 G6-3		0-0 P6			1-1 F9		4-2 BB		3	0	0	0	1	0	2											
<b>Eric Karros, R</b> (1, 3) OBP: 0.447, SLG: 0.602		2-1 G6-3 1B				2-1 P4		1-3 K	3-1 F7	4	0	1	0	0	1	2											
<b>Billy Ashley, R</b> (1, 7) OBP: 0.347, SLG: 0.508		2-0 G6-3 1B				3-2 G5-3		1-3 K	1-0 F9	4	0	1	0	0	1	1											
<b>Chris Gwynn, L</b> (1, 9) OBP: 0.333, SLG: 0.433		1-0 G6-3				2-2 F7		0-0 FC5-4 1B	3-2 F8	4	0	1	0	0	0	2											
<b>Tim Wallach, R</b> (1, 5) OBP: 0.333, SLG: 0.433		1-2 F8				2-3 K		2-2 L6	2-0 F9	4	0	0	0	0	1	2											
<b>Tom Prince, R</b> (1, 2) OBP: 0.333, SLG: 0.433			0-0 F7			2-1 P5		0-0 FC5-4		3	0	0	0	0	0	1											
<b>Ramon Martinez, R</b> (1, 1) OBP: 0.250, SLG: 0.333			1-3 K			0-0 K		0-0 G3		2	0	1	0	0	1	0											
<b>Omar Daal, L</b> (7, 1) ERA: 1.95										0	0	0	0	0	0	0											
<b>Jeff Treadway, L</b> (7, PH) OBP: 0.125, SLG: 0.250										1	0	0	0	0	0	1											
<b>Felix Rodriguez, R</b> (8, 1) ERA: 1.93										0	0	0	0	0	0	0											
<b>Inning Stats</b>	R: 0 E: 0 K: 0 S: 8	H: 0 LOB: 0 BB: 0 P: 12	R: 0 E: 0 K: 0 S: 7	H: 2 LOB: 1 BB: 0 P: 13	R: 1 E: 0 K: 1 S: 10	H: 1 LOB: 1 BB: 1 P: 15	R: 0 E: 0 K: 0 S: 8	H: 0 LOB: 0 BB: 0 P: 15	R: 0 E: 0 K: 2 S: 12	H: 1 LOB: 1 BB: 0 P: 16	R: 0 E: 0 K: 0 S: 6	H: 1 LOB: 1 BB: 0 P: 8	R: 0 E: 0 K: 0 S: 7	H: 0 LOB: 1 BB: 1 P: 14	R: 0 E: 0 K: 0 S: 6	H: 0 LOB: 0 BB: 0 P: 12	1B: 6 2B: 0 3B: 0 HR: 0	SF: 0 SAC: 0 DP: 1 HBP: 0	WP: 0 PA: 34 PB: 0 SB: 1 CS: 0								
<b>PITCHER</b>	IP	WLS	BF	H	R	ER	SO	BB	IBB	HBP	BLK	WP	HR	S	P	ERA	WHIP										
<b>Jim Bullinger, R</b> (1, 1) ERA: 1.95	8.0	W	31	6	1	1	4	2	0	0	0	0	0	69	110	1.12	1.000										
<b>Mike Walker, R</b> (9, 1) ERA: 1.93	1.0		3	0	0	0	0	0	0	0	0	0	0	6	12	0.00	0.000										

Chicago Cubs @ Los Angeles Dodgers  
Dodger Stadium, Los Angeles, CA  
Sat May 20 1995, 7:05 PM PDT  
Att: 34,059 - Unknown



AB	32
R	1
H	6
RBI	1
BB	2
SO	4
LOB	12











Batter	1	2	3	4	5	6	7	8	9	AB	R	H	RBI	BB	SO	LOB	TOP											
<b>Brian McRae, S</b> OBP: 0.316, SLG: 0.453 (1, 8)										5	1	1	0	0	2	2	<b>Chicago Cubs @ Colorado Rockies</b> Coors Field, Denver, CO Tue May 23 1995, 7:05 PM MDT Att: 43,226 - Unknown - 38 F											
<b>Rey Sanchez, R</b> OBP: 0.296, SLG: 0.369 (1, 4)										4	1	2	1	0	0	0												
<b>Sammy Sosa, R</b> OBP: 0.382, SLG: 0.624 (1, 9)										5	0	2	0	0	1	2												
<b>Mark Grace, L</b> OBP: 0.389, SLG: 0.532 (1, 3)										5	1	1	1	0	0	3												
<b>Rick Wilkins, L</b> OBP: 0.411, SLG: 0.319 (1, 2)										5	1	2	2	0	0	2												
<b>José Hernández, R</b> OBP: 0.444, SLG: 0.760 (1, 6)										5	1	2	1	0	1	2												
<b>Steve Buechele, R</b> OBP: 0.329, SLG: 0.306 (1, 5)										3	1	1	0	1	1	1												
<b>Scott Bulett, L</b> OBP: 0.278, SLG: 0.415 (1, 7)										4	0	1	1	0	1	4												
<b>Kevin Foster, R</b> OBP: 0.300, SLG: 0.600 <b>Larry Casian, R</b> (7, 1)										3	1	1	1	0	0	3												
<b>Karl Rhodes, L</b> OBP: 0.118, SLG: 0.125 (8, PH) <b>Mike Walker, R</b> (8, 1) <b>Randy Myers, L</b> (9, 1)										0	0	0	0	0	0	0												
<b>Inning Stats</b>	R: 0 E: 0 K: 1 S: 9	H: 0 LOB: 0 BB: 0 P: 11	R: 0 E: 0 K: 1 S: 14	H: 1 LOB: 2 BB: 1 P: 24	R: 2 E: 0 K: 0 S: 7	H: 3 LOB: 1 BB: 0 P: 10	R: 1 E: 0 K: 0 S: 8	H: 2 LOB: 1 BB: 0 P: 11	R: 3 E: 1 K: 1 S: 16	H: 4 LOB: 2 BB: 0 P: 24	R: 0 E: 0 K: 1 S: 9	H: 1 LOB: 1 BB: 0 P: 13	R: 1 E: 0 K: 1 S: 11	H: 1 LOB: 0 BB: 0 P: 19	R: 0 E: 0 K: 0 S: 8	H: 1 LOB: 0 BB: 0 P: 10	R: 0 E: 0 K: 1 S: 9	H: 1 LOB: 1 BB: 0 P: 14	1B: 5 2B: 4 3B: 2 HR: 3	SF: 1 SAC: 0 DP: 1 HBP: 0	WP: 1 PB: 0 SB: 0 CS: 0	PA: 42						
<b>PITCHER</b>	IP	WLS	BF	H	R	ER	SO	BB	IBB	HBP	BLK	WP	HR	S	P	ERA	WHIP											
<b>Marvin Freeman, R</b> ERA: 10.24	(1, 1)	5.0	L	27	10	6	6	3	1	0	0	0	1	2	54	80	10.80	2.200										
<b>Steve Reed, R</b> ERA: 2.87	(6, 1)	1.0		4	1	0	0	1	0	0	0	0	0	0	9	13	0.00	1.000										
<b>Joe Grahe, R</b> ERA: 5.4	(7, 1)	2.0		8	3	1	1	1	0	0	0	0	1	22	35	4.50	1.500											
<b>Mike Munoz, L</b> ERA: 7.45	(9, 1)	1.0		3	0	0	0	1	0	0	0	0	0	6	8	0.00	0.000											

AB	40
R	7
H	14
RBI	7
BB	1
SO	6
LOB	19



Batter	1	2	3	4	5	6	7	8	9	AB	R	H	RBI	BB	SO	LOB	BOTTOM										
<b>Walt Weiss, S</b> OBP: 0.389, SLG: 0.259 (1, 6)										4	0	1	0	1	2	1	<b>Chicago Cubs @ Colorado Rockies</b> Coors Field, Denver, CO Tue May 23 1995, 7:05 PM MDT Att: 43,226 - Unknown - 38 F										
<b>Joe Girardi, R</b> OBP: 0.363, SLG: 0.423 <b>Eric Young Sr., R</b> (8, FR) OBP: 0.256, SLG: 0.156										5	0	0	0	0	2	3											
<b>Larry Walker, L</b> OBP: 0.441, SLG: 0.771 (1, 9)										5	1	1	1	0	0	2											
<b>Andres Galarraga, R</b> OBP: 0.310, SLG: 0.444 (1, 3)										4	1	1	1	0	1	1											
<b>Dante Bichette, R</b> OBP: 0.360, SLG: 0.585 (1, 7)										4	0	2	0	0	0	0											
<b>Mike Kingery, L</b> OBP: 0.408, SLG: 0.477 (1, 8)										2	1	0	0	2	0	1											
<b>Vinny Castilla, R</b> OBP: 0.330, SLG: 0.549 (1, 5)										4	0	0	0	0	1	4											
<b>Jason Bates, S</b> OBP: 0.423, SLG: 0.554 (1, 4)										3	2	2	0	1	1	2											
<b>Marvin Freeman, R</b> OBP: 0.299, SLG: 1.000 <b>Steve Reed, R</b> (6, PH) <b>John Vander Wal, L</b> OBP: 0.169, SLG: 1.000 <b>Joe Grahe, R</b> (7, 1) <b>Mike Munoz, L</b> (9, PH) <b>Ellis Burks, R</b> OBP: 0.278, SLG: 0.295										2	1	1	3	0	1	2											
<b>Inning Stats</b>	R: 0 E: 0 K: 1 S: 6	H: 0 LOB: 0 BB: 0 P: 8	R: 1 E: 0 K: 2 S: 11	H: 2 LOB: 2 BB: 1 P: 18	R: 0 E: 0 K: 1 S: 6	H: 1 LOB: 1 BB: 0 P: 9	R: 3 E: 0 K: 1 S: 18	H: 2 LOB: 2 BB: 2 P: 32	R: 1 E: 0 K: 1 S: 11	H: 1 LOB: 0 BB: 0 P: 18	R: 0 E: 0 K: 1 S: 9	H: 0 LOB: 1 BB: 1 P: 16	R: 0 E: 0 K: 2 S: 8	H: 0 LOB: 0 BB: 0 P: 11	R: 0 E: 0 K: 0 S: 4	H: 1 LOB: 1 BB: 0 P: 7		R: 1 E: 0 K: 0 S: 9	H: 2 LOB: 1 BB: 0 P: 15	1B: 4 2B: 2 3B: 1 HR: 3	SF: 0 SAC: 0 DP: 1 HBP: 0	WP: 0 PB: 0 SB: 0 CS: 1	PA: 39				
<b>PITCHER</b>	IP	WLS	BF	H	R	ER	SO	BB	IBB	HBP	BLK	WP	HR	S	P	ERA	WHIP										
<b>Kevin Foster, R</b> ERA: 5.72	(1, 1)	6.2	W	29	6	5	5	9	4	0	0	0	0	3	68	6.75	1.500										
<b>Larry Casian, L</b> ERA: 1.5	(7, 1)	0.1		1	0	0	0	0	0	0	0	0	0	1	2	0.00	0.000										
<b>Mike Walker, R</b> ERA: 1.46	(8, 1)	1.0		4	1	0	0	0	0	0	0	0	0	4	7	0.00	1.000										
<b>Randy Myers, L</b> ERA: 5.4	(9, 1)	1.0	S	5	2	1	1	0	0	0	0	0	0	9	15	9.00	2.000										

AB	35
R	6
H	9
RBI	6
BB	4
SO	9
LOB	17










Batter	1	2	3	4	5	6	7	8	9	AB	R	H	RBI	BB	SO	LOB	TOP
<b>Deion Sanders, L</b> OBP: 0.284, SLG: 0.313 (1, 8)	G1-3		K		P4		G3		2-1 1B	5	0	1	1	0	1	2	
<b>Lenny Harris, L</b> OBP: 0.333, SLG: 0.415 <b>Jerome Walton, R</b> OBP: 0.345, SLG: 0.692 (1, 5) (8, 7)	B3			K		G1-3 FC4 2B		G3-1 HR BB	3-2 1-1 1B	3	2	1	0	1	1	0	
<b>Hal Morris, L</b> OBP: 0.282, SLG: 0.411 (1, 3)	G6-3			L7		G1-3		G3-1	3-2 1-3	4	0	0	0	0	0	2	
<b>Ron Gant, R</b> OBP: 0.388, SLG: 0.621 <b>Mark Lewis, R</b> OBP: 0.343, SLG: 0.469 (1, 7) (8, 5)		G1-3		E5 1B		FC4 SF8		K	2-3	4	2	0	1	0	1	1	
<b>Reggie Sanders, R</b> OBP: 0.455, SLG: 0.568 (1, 9)	K			1B 1B BB		E9 SF8		HR	1-1	3	1	1	2	1	1	1	
<b>Eddie Taubensee, L</b> OBP: 0.304, SLG: 0.205 (1, 2)	G3-1			1B		SF8		G3-1	3-H 2-2	3	0	1	2	0	0	0	
<b>Bret Boone, R</b> OBP: 0.306, SLG: 0.350 (1, 4)			K		K	K		1B 2B	2-1	4	1	1	0	0	3	1	
<b>Jeff Branson, L</b> OBP: 0.367, SLG: 0.463 (1, 6)			SH1-3 1B		S BB		K	K2-3	2-3	3	0	1	0	1	2	1	
<b>John Smiley, L</b> OBP: 0.333, SLG: 0.636 <b>Xavier Hernandez, L</b> (1, 1) (8, 1)			SH1-3		K		F9	K	2-3	2	0	0	0	0	1	1	
<b>Inning Stats</b>	R: 0 E: 0 K: 0 S: 7	H: 0 LOB: 0 BB: 0 P: 9	R: 0 E: 0 K: 1 S: 7	H: 0 LOB: 0 BB: 0 P: 9	R: 0 E: 0 K: 2 S: 11	H: 1 LOB: 1 BB: 0 P: 14	R: 1 E: 1 K: 1 S: 10	H: 1 LOB: 2 BB: 1 P: 20	R: 0 E: 0 K: 1 S: 15	H: 0 LOB: 0 BB: 0 P: 16	R: 2 E: 0 K: 1 S: 14	H: 1 LOB: 1 BB: 1 P: 26	R: 1 E: 0 K: 2 S: 12	H: 2 LOB: 1 BB: 0 P: 21	1B: 3 2B: 2 3B: 0 HR: 1	SF: 1 SAC: 1 DP: 0 HBP: 0	WP: 0 PA: 38 PB: 0 SB: 2 CS: 0
<b>PITCHER</b>	IP	WLS	BF	H	R	ER	SO	BB	IBB	HBP	BLK	WP	HR	S	P	ERA	WHIP
<b>Mike Morgan, R</b> ERA: 1.69 (1, 1)	5.1	L	22	3	3	1	6	2	0	0	0	0	0	51	81	1.69	0.938
<b>Mike Walker, R</b> ERA: 1.35 (6, 1)	0.2		3	0	0	0	1	0	0	0	0	0	0	9	15	0.00	0.000
<b>Bryan Hickerson, L</b> ERA: 2.7 (7, 1)	1.0		3	0	0	0	1	0	0	0	0	0	0	9	16	0.00	0.000
<b>Willie Banks, R</b> ERA: 9.0 (8, 1)	1.2		8	2	3	3	3	1	0	0	0	0	1	22	40	16.20	1.800
<b>Larry Casian, L</b> ERA: 1.42 (9, 1)	0.1		2	1	0	0	0	0	0	0	0	0	0	4	7	0.00	3.000

Cincinnati Reds @ Chicago Cubs  
Wrigley Field, Chicago, IL  
Thu May 25 1995, 7:05 PM CDT  
Att: 23,105 - Unknown - 54 F


AB 33  
R 6  
H 6  
RBI 6  
BB 3  
SO 11  
LOB 11



Batter	1	2	3	4	5	6	7	8	9	AB	R	H	RBI	BB	SO	LOB	BOTTOM				
<b>Brian McRae, S</b> OBP: 0.311, SLG: 0.441 (1, 8)	G4-3	G6-3			F9			1B		4	0	1	0	0	0	0					
<b>Rey Sanchez, R</b> OBP: 0.316, SLG: 0.384 (1, 4)	1B		G5-4-3 1B		G6-3			F7		4	1	2	0	0	0	1					
<b>Mark Grace, L</b> OBP: 0.379, SLG: 0.545 (1, 3)	1B		G5-4-3 1-2		P7			L9		4	0	1	0	0	0	2					
<b>Sammy Sosa, R</b> OBP: 0.378, SLG: 0.600 (1, 9)	1B		K		L7			G5-3		4	0	2	1	0	1	1					
<b>Shawon Dunston, R</b> OBP: 0.314, SLG: 0.512 (1, 6)	P3		1B		L7			G4-6-3 1B		4	0	2	0	0	0	3					
<b>Steve Buechele, R</b> OBP: 0.300, SLG: 0.275 (1, 5)	L8		P4		L1			L8		4	0	0	0	0	0	5					
<b>Rick Wilkins, L</b> OBP: 0.398, SLG: 0.342 (1, 2)			HR		F7			G4-6-3		4	1	1	1	0	1	2					
<b>Ozzie Timmons, R</b> OBP: 0.259, SLG: 0.167 <b>Willie Banks, R</b> <b>Larry Casian, R</b> (1, 7) (8, 1) (9, 1)	G5-3				K			L7		3	0	0	0	0	1	1					
<b>Mike Morgan, R</b> <b>Mike Walker, R</b> <b>Bryan Hickerson, L</b> <b>Kevin Roberson, S</b> (1, 1) (6, 1) (7, 1) (7, PH) (8, 7)	G6-3				P4			F7		0	0	0	0	0	0	0					
<b>Inning Stats</b>	R: 1 E: 0 K: 0 S: 11	H: 3 LOB: 2 BB: 0 P: 17	R: 1 E: 0 K: 0 S: 11	H: 1 LOB: 0 BB: 0 P: 16	R: 0 E: 0 K: 1 S: 8	H: 1 LOB: 0 BB: 0 P: 15	R: 0 E: 0 K: 1 S: 14	H: 1 LOB: 1 BB: 0 P: 23	R: 0 E: 0 K: 0 S: 7	H: 0 LOB: 0 BB: 0 P: 10	R: 0 E: 0 K: 0 S: 8	H: 1 LOB: 1 BB: 0 P: 12	R: 0 E: 0 K: 1 S: 9	H: 0 LOB: 0 BB: 0 P: 11	R: 0 E: 0 K: 0 S: 8	H: 1 LOB: 1 BB: 0 P: 14	R: 0 E: 0 K: 0 S: 7	H: 1 LOB: 0 BB: 0 P: 10	1B: 8 2B: 0 3B: 0 HR: 1	SF: 0 SAC: 0 DP: 2 HBP: 0	WP: 0 PA: 34 PB: 0 SB: 0 CS: 0
<b>PITCHER</b>	IP	WLS	BF	H	R	ER	SO	BB	IBB	HBP	BLK	WP	HR	S	P	ERA	WHIP				
<b>John Smiley, L</b> ERA: 3.75 (1, 1)	7.2	W	30	8	2	2	3	0	0	0	0	0	0	1	73	112	2.35	1.043			
<b>Xavier Hernandez, R</b> ERA: 5.5 (8, 1)	1.1	S	4	1	0	0	0	0	0	0	0	0	0	10	16	0.00	0.750				

Cincinnati Reds @ Chicago Cubs  
Wrigley Field, Chicago, IL  
Thu May 25 1995, 7:05 PM CDT  
Att: 23,105 - Unknown - 54 F

AB 34  
R 2  
H 9  
RBI 2  
BB 0  
SO 3  
LOB 15





Batter	1	2	3	4	5	6	7	8	9	AB R H RBI BB SO LOB	TOP																
Quilvio Veras, S OBP: 0.382, SLG: 0.333 (1, 4)	L7	FC6		K			FC5-6		L7	5 0 0 0 0 1 3	<b>Florida Marlins @ Chicago Cubs</b> Wrigley Field, Chicago, IL Fri May 26 1995, 3:33 AM CDT Att: 21,611 - Sunny - 57 F																
Tommy Gregg, L OBP: 0.571, SLG: 1.091 (1, 7)	1B BB			HR		G4-3	G3			3 2 1 1 1 0 1																	
Gary Sheffield, R OBP: 0.472, SLG: 0.500 (1, 9)	1B			L6		G5-3		G4-3 FC6 1B		4 1 2 0 0 0 0																	
Terry Pendleton, S OBP: 0.267, SLG: 0.333 (1, 5)	K			G4-3		K		G4-3		4 0 0 0 0 2 3																	
Greg Colbrunn, R OBP: 0.301, SLG: 0.396 (1, 3)	1B			G6-3		G6-3		FC6		4 0 1 2 0 0 0																	
Darrell Whitmore, L OBP: 0.184, SLG: 0.261 (1, 8)	K			G3		G5-3		L6		4 0 0 0 0 1 3																	
Kurt Abbott, R OBP: 0.284, SLG: 0.448 (1, 6)		G6-3		HR		K		K		4 1 1 1 0 2 1																	
Charles Johnson, R OBP: 0.268, SLG: 0.220 (1, 2)		G6-3		SH3-4 BB			HR	G6-4-3 BB		2 1 1 1 2 0 0																	
Pat Rapp, R OBP: 0.288, SLG: 0.429 (7, PH) Alex Rodriguez, R OBP: 0.387, SLG: 0.308 (7, PH) Yorkis Perez, R OBP: 0.333, SLG: 0.444 (7, 1) Randy Veres, R OBP: 0.267, SLG: 0.333 (9, PH) Jeff Conine, R OBP: 0.441, SLG: 0.529 (9, 1) Robb Nen, R OBP: 0.502, SLG: 1.091 (9, 1)				SH3-4			FC5-6 1B	G6-4-3 1B		1 0 1 0 0 0 0 1 0 1 0 0 0 0 0 0 0 0 0 0 0 0 0 0 0 0 0 0 1 0 0 0 0 0 1 0 0 0 0 0 0 0																	
<b>Inning Stats</b>	R: 1 E: 0 K: 2 S: 20	H: 2 LOB: 2 BB: 1 P: 27	R: 0 E: 0 K: 0 S: 11	H: 1 LOB: 1 BB: 0 P: 17	R: 1 E: 0 K: 0 S: 8	H: 1 LOB: 0 BB: 0 P: 12	R: 1 E: 0 K: 1 S: 18	H: 1 LOB: 1 BB: 1 P: 29	R: 0 E: 0 K: 1 S: 9	H: 0 LOB: 0 BB: 0 P: 11		R: 0 E: 0 K: 1 S: 9	H: 0 LOB: 0 BB: 0 P: 12	R: 1 E: 0 K: 0 S: 8	H: 2 LOB: 0 BB: 0 P: 12	R: 1 E: 0 K: 1 S: 11	H: 1 LOB: 1 BB: 0 P: 16	R: 0 E: 0 K: 0 S: 4	H: 0 LOB: 0 BB: 1 P: 12	1B: 5 2B: 0 3B: 0 HR: 3	SF: 0 SAC: 1 DP: 1 HBP: 0	WP: 0 PB: 0 SB: 2 CS: 1	PA: 37				
<b>PITCHER</b>	IP WLS BF H R ER SO BB IBB HBP BLK WP HR S P ERA WHIP											<b>PITCHER</b>	IP WLS BF H R ER SO BB IBB HBP BLK WP HR S P ERA WHIP														
Steve Trachsel, R ERA: 2.7 (1, 1)	6.0	25	5	3	3	5	2	0	0	0	0	0	2	74	108	4.50	1.167										
Mike Perez, R ERA: 3.29 (7, 1)	2.0	L 9	3	2	2	1	0	0	0	0	0	0	1	19	28	9.00	1.500										
Mike Walker, R ERA: 1.29 (9, 1)	1.0	3	0	0	0	0	1	0	0	0	0	0	0	4	12	0.00	1.000										

Batter	1	2	3	4	5	6	7	8	9	AB R H RBI BB SO LOB	BOTTOM																
Brian McRae, S OBP: 0.306, SLG: 0.426 (1, 8)	1B BB	P4		K		G6-3			G3	4 1 0 0 1 1 1	<b>Florida Marlins @ Chicago Cubs</b> Wrigley Field, Chicago, IL Fri May 26 1995, 3:33 AM CDT Att: 21,611 - Sunny - 57 F																
Rey Sanchez, R OBP: 0.320, SLG: 0.385 (1, 4)	1B	P3		G5-3				1B	P4	5 1 2 0 0 0 1																	
Sammy Sosa, R OBP: 0.379, SLG: 0.588 (1, 9)	1B E	K				F8			K	4 1 1 1 1 0 2 1																	
Mark Grace, L OBP: 0.375, SLG: 0.533 (1, 3)	1B		G4-3	G3-1			K			4 0 1 1 1 0 1 2																	
Rick Wilkins, L OBP: 0.392, SLG: 0.350 (1, 2)	K		K		SH3-4 FC6-2 2B		G3			4 0 1 0 0 2 2																	
Shawn Dunston, R OBP: 0.337, SLG: 0.529 (1, 6)	E9 BB	1B		1B		SH3-4		CS		3 0 3 1 0 0 0																	
Steve Buechele, R OBP: 0.298, SLG: 0.274 (1, 5)	FC1-2-5 BB			1B		FC6-2 FC6-4		CS	P3	4 0 1 0 0 0 3																	
Scott Bleil, L OBP: 0.270, SLG: 0.393 (1, 7)				G4-3		FC6-4			K	3 0 0 0 1 1 3																	
Steve Trachsel, R OBP: 0.273, SLG: 0.273 (1, 1) Kevin Roberson, S OBP: 0.333, SLG: 0.444 (6, PH) Mike Perez, R OBP: 0.267, SLG: 0.333 (7, 1) Howard Johnson, S OBP: 0.267, SLG: 0.083 (8, PH) Mike Walker, R OBP: 0.502, SLG: 1.091 (9, 1)				K		G5-3			P4	2 0 1 0 0 1 3 1 0 0 0 0 0 0 0 0 0 0 0 0 0 1 0 0 0 0 0 0 0 0 0 0 0 0 0																	
<b>Inning Stats</b>	R: 3 E: 1 K: 2 S: 23	H: 4 LOB: 3 BB: 2 P: 39	R: 0 E: 0 K: 1 S: 10	H: 0 LOB: 0 BB: 0 P: 18	R: 0 E: 0 K: 1 S: 14	H: 2 LOB: 2 BB: 0 P: 21	R: 0 E: 0 K: 1 S: 11	H: 1 LOB: 2 BB: 0 P: 20	R: 0 E: 0 K: 0 S: 4	H: 1 LOB: 1 BB: 0 P: 6		R: 0 E: 0 K: 0 S: 11	H: 1 LOB: 1 BB: 0 P: 17	R: 0 E: 0 K: 1 S: 11	H: 1 LOB: 0 BB: 0 P: 19	R: 0 E: 0 K: 1 S: 8	H: 0 LOB: 0 BB: 0 P: 11	R: 0 E: 0 K: 1 S: 9	H: 0 LOB: 0 BB: 0 P: 13	1B: 9 2B: 1 3B: 0 HR: 0	SF: 0 SAC: 1 DP: 0 HBP: 1	WP: 0 PB: 0 SB: 0 CS: 1	PA: 40				
<b>PITCHER</b>	IP WLS BF H R ER SO BB IBB HBP BLK WP HR S P ERA WHIP											<b>PITCHER</b>	IP WLS BF H R ER SO BB IBB HBP BLK WP HR S P ERA WHIP														
Pat Rapp, R ERA: 4.83 (1, 1)	6.0	W 30	9	3	3	5	2	0	0	0	0	0	0	9	16	0.00	1.500										
Yorkis Perez, L ERA: 6.59 (7, 1)	0.2	3	1	0	0	1	0	0	0	0	0	0	0	9	16	0.00	1.500										
Randy Veres, R ERA: 2.7 (7, 1)	1.1	3	0	0	0	1	0	0	0	0	0	0	0	10	14	0.00	0.000										
Robb Nen, R ERA: 5.02 (9, 1)	1.0	S 3	0	0	0	1	0	0	0	0	0	0	0	9	13	0.00	0.000										



Batter	1	2	3	4	5	6	7	8	9	AB	R	H	RBI	BB	SO	LOB	TOP										
Quilvio Veras, S OBP: 0.396, SLG: 0.333	G6-3		G4-3			G6-3 1B	SH1-4		FC4-6 BB	3	0	1	0	1	0	1	<b>Florida Marlins @ Chicago Cubs</b> Wrigley Field, Chicago, IL Sat May 27 1995, 3:33 AM CDT Att: 27,260 - Overcast - 59 F										
Jerry Browne, S OBP: 0.277, SLG: 0.232	HR		PB BB			G6-3	G1-3		FC4-6	4	1	1	1	1	0	3											
Gary Sheffield, R OBP: 0.477, SLG: 0.490	G6-3		IBB			FC6 IBB	BB IBB		K	2	0	0	0	3	1	1											
Tommy Gregg, L OBP: 0.500, SLG: 0.857 Andre Dawson, R OBP: 0.206, SLG: 0.194	P9		G3			FC6	BB		F9	3	0	0	0	1	0	5											
Greg Colbrunn, R OBP: 0.290, SLG: 0.380		G4-3		L8		F8	P4			4	0	0	0	0	0	3											
Darrell Whitmore, L OBP: 0.229, SLG: 0.286	G4-3			G5-3 1B		FC5-4 1B			BB	3	0	2	0	1	0	0											
Kurt Abbott, R OBP: 0.269, SLG: 0.423	K			G5-3		F7			B1	4	0	0	0	0	1	3											
Charles Johnson, R OBP: 0.270, SLG: 0.224 Terry Pendleton, S OBP: 0.294, SLG: 0.330 Steve Decker, R OBP: 0.250, SLG: 0.200				G4-3		FC5-4			P5	3	0	1	0	0	0	2											
John Burkett, R OBP: 0.125, SLG: 0.067 Randy Veres, R				FC3-6 1B					F8	3	0	0	0	0	0	1											
Jeff Conine, R OBP: 0.438, SLG: 0.523 Mark Gardner, R Yorkis Perez, L				G4-3			E5 BB SH1-4		F8	0	0	0	0	0	0	0											
<b>Inning Stats</b>	R: 1 E: 0 K: 0 S: 8	H: 1 LOB: 0 BB: 0 P: 13	R: 0 E: 0 K: 1 S: 12	H: 0 LOB: 0 BB: 0 P: 16	R: 0 E: 1 K: 0 S: 13	H: 1 LOB: 3 BB: 2 P: 25	R: 0 E: 0 K: 0 S: 13	H: 1 LOB: 1 BB: 0 P: 16	R: 0 E: 0 K: 0 S: 18	H: 1 LOB: 2 BB: 1 P: 29	R: 0 E: 1 K: 0 S: 11	H: 0 LOB: 3 BB: 2 P: 15	R: 0 E: 1 K: 0 S: 6	H: 0 LOB: 3 BB: 2 P: 19	R: 0 E: 0 K: 0 S: 10	H: 0 LOB: 1 BB: 1 P: 20		R: 0 E: 0 K: 1 S: 14	H: 0 LOB: 1 BB: 1 P: 22	1B: 4 2B: 0 3B: 0 HR: 1	SF: 0 SAC: 1 DP: 0 HBP: 0	WP: 0 PB: 1 SB: 0 CS: 0	PA: 40				
<b>PITCHER</b>	IP	WLS	BF	H	R	ER	SO	BB	IBB	HBP	BLK	WP	HR	S	P	ERA		WHIP									
Jaime Navarro, R ERA: 2.83	6.0		26	5	1	1	1	1	2	0	0	0	1	75	114	1.50	1.000										
Turk Wendell, R ERA:	7.1	W	6	0	0	0	0	1	1	0	0	0	0	6	19	0.00	1.000										
Mike Perez, R ERA: 3.07	8.1		4	0	0	0	0	1	0	0	0	0	0	10	20	0.00	1.000										
Randy Myers, L ERA: 4.5	9.1	S	4	0	0	0	1	1	0	0	0	0	0	14	22	0.00	1.000										

Batter	1	2	3	4	5	6	7	8	9	AB	R	H	RBI	BB	SO	LOB	BOTTOM										
Brian McRae, S OBP: 0.299, SLG: 0.415	K		P6			K			SH5-4	3	0	0	0	0	2	1	<b>Florida Marlins @ Chicago Cubs</b> Wrigley Field, Chicago, IL Sat May 27 1995, 3:33 AM CDT Att: 27,260 - Overcast - 59 F										
Rey Sanchez, R OBP: 0.317, SLG: 0.380	K			L7		G4-3		S S 1B	4	0	1	1	0	1	0												
Sammy Sosa, R OBP: 0.367, SLG: 0.568	F9			F9		K		K	4	0	0	0	0	2	1												
Mark Grace, L OBP: 0.371, SLG: 0.523		F9		L8			1B SF7 1B	G6-3	4	1	1	0	0	0	1												
Rick Wilkins, L OBP: 0.381, SLG: 0.337		K			F9		K		3	0	0	0	0	2	1												
Shawon Dunston, R OBP: 0.337, SLG: 0.522 José Hernández, R OBP: 0.444, SLG: 0.760			G5-3						3	0	1	0	0	0	0												
Howard Johnson, S OBP: 0.273, SLG: 0.090 Steve Buechele, R OBP: 0.298, SLG: 0.274			B3				SF7		1	0	0	1	1	0	0												
Scott Bulett, L OBP: 0.277, SLG: 0.397 Turk Wendell, L									0	0	0	0	0	0	0												
Kevin Roberson, S OBP: 0.308, SLG: 0.400 Mike Perez, R Randy Myers, L									1	0	0	0	0	0	1												
Jaime Navarro, R OBP: 0.077, SLG: 0.154 Ozzie Timmons, R OBP: 0.276, SLG: 0.308			SH1-4 1B						0	0	0	0	0	0	0												
			SH1-4						K SH5-4 1B	2	2	1	1	0	1												
<b>Inning Stats</b>	R: 0 E: 0 K: 2 S: 8	H: 0 LOB: 0 BB: 0 P: 12	R: 0 E: 0 K: 1 S: 9	H: 0 LOB: 0 BB: 0 P: 13	R: 0 E: 0 K: 0 S: 5	H: 1 LOB: 1 BB: 0 P: 7	R: 0 E: 0 K: 0 S: 12	H: 0 LOB: 0 BB: 0 P: 17	R: 0 E: 0 K: 0 S: 9	H: 0 LOB: 1 BB: 1 P: 13	R: 1 E: 0 K: 2 S: 14	H: 1 LOB: 0 BB: 0 P: 17	R: 1 E: 0 K: 1 S: 12	H: 2 LOB: 1 BB: 0 P: 18	R: 1 E: 0 K: 2 S: 12	H: 1 LOB: 1 BB: 0 P: 16		R: 1 E: 0 K: 2 S: 12	H: 1 LOB: 1 BB: 0 P: 16	1B: 4 2B: 0 3B: 0 HR: 1	SF: 1 SAC: 2 DP: 0 HBP: 0	WP: 1 PB: 0 SB: 2 CS: 0	PA: 31				
<b>PITCHER</b>	IP	WLS	BF	H	R	ER	SO	BB	IBB	HBP	BLK	WP	HR	S	P	ERA	WHIP										
John Burkett, R ERA: 4.66	6.1	L	24	4	2	2	6	1	0	0	0	0	0	64	90	2.84	0.789										
Randy Veres, R ERA: 2.53	7.1		2	0	0	0	0	0	0	0	0	0	0	5	7	0.00	0.000										
Mark Gardner, R ERA: 7.77	8.1		4	1	1	1	2	0	0	0	0	1	0	9	11	13.50	1.500										
Yorkis Perez, L ERA: 6.43	8.1		1	0	0	0	0	0	0	0	0	0	0	3	5	0.00	0.000										





Batter	1	2	3	4	5	6	7	8	9	AB	R	H	RBI	BB	SO	LOB	TOP																																																																													
<b>Quijivo Veras, S</b> (1, 4) OBP: 0.392, SLG: 0.337 <b>Jerry Browne, S</b> (6, PH) OBP: 0.299, SLG: 0.259 (6, 4)										2	1	1	0	1	0	0																																																																														
<b>Alex Arias, R</b> (1, 6) OBP: 0.417, SLG: 0.500										4	2	2	2	1	0	3																																																																														
<b>Tommy Gregg, L</b> (1, 3) OBP: 0.435, SLG: 0.684										5	1	1	1	0	2	3																																																																														
<b>Gary Sheffield, R</b> (1, 9) OBP: 0.489, SLG: 0.524										3	1	2	2	2	0	0																																																																														
<b>Terry Pendleton, S</b> (1, 5) OBP: 0.262, SLG: 0.325										5	0	1	1	0	0	4																																																																														
<b>Andre Dawson, R</b> (1, 7) OBP: 0.231, SLG: 0.250										5	0	2	0	0	0	2																																																																														
<b>Darrell Whitmore, L</b> (1, 8) OBP: 0.229, SLG: 0.269										3	1	0	0	1	1	1																																																																														
<b>Charles Johnson, R</b> (1, 2) OBP: 0.269, SLG: 0.216										3	1	0	0	1	0	1																																																																														
<b>David Weathers, R</b> (1, 1) OBP: 0.115, SLG: 0.111 <b>Terry Mathews, L</b> (5, 1) OBP: 0.188, SLG: 0.313 <b>Mario Diaz, R</b> (6, PH) <b>Richie Lewis, R</b> (6, 1) <b>Jeff Conine, R</b> (6, PH) <b>Robb Nen, R</b> (8, 1)										2	0	0	0	0	2	0																																																																														
<b>Inning Stats</b>	R: 2 E: 0 K: 0 S: 8	H: 2 LOB: 0 BB: 0 P: 13	R: 0 E: 0 K: 1 S: 9	H: 0 LOB: 0 BB: 3 P: 14	R: 0 E: 0 K: 2 S: 14	H: 0 LOB: 3 BB: 3 P: 30	R: 0 E: 0 K: 0 S: 7	H: 0 LOB: 0 BB: 0 P: 13	R: 1 E: 0 K: 2 S: 14	H: 1 LOB: 0 BB: 0 P: 20	R: 3 E: 0 K: 0 S: 14	H: 3 LOB: 2 BB: 2 P: 30	R: 0 E: 0 K: 0 S: 3	H: 0 LOB: 0 BB: 1 P: 8	R: 0 E: 0 K: 1 S: 8	H: 1 LOB: 1 BB: 0 P: 14	R: 2 E: 0 K: 0 S: 14	H: 4 LOB: 1 BB: 0 P: 24	1B: 7 2B: 1 3B: 1 HR: 2	SF: 0 SAC: 0 DP: 2 HBP: 0	WP: 3 PB: 0 SB: 2 CS: 0	PA: 42																																																																								
<b>PITCHER</b>	IP WLS BF H R ER SO BB IBB HBP BLK WP HR S P ERA WHIP	IP WLS BF H R ER SO BB IBB HBP BLK WP HR S P ERA WHIP	IP WLS BF H R ER SO BB IBB HBP BLK WP HR S P ERA WHIP	IP WLS BF H R ER SO BB IBB HBP BLK WP HR S P ERA WHIP	IP WLS BF H R ER SO BB IBB HBP BLK WP HR S P ERA WHIP	IP WLS BF H R ER SO BB IBB HBP BLK WP HR S P ERA WHIP	IP WLS BF H R ER SO BB IBB HBP BLK WP HR S P ERA WHIP	IP WLS BF H R ER SO BB IBB HBP BLK WP HR S P ERA WHIP	IP WLS BF H R ER SO BB IBB HBP BLK WP HR S P ERA WHIP	IP WLS BF H R ER SO BB IBB HBP BLK WP HR S P ERA WHIP	IP WLS BF H R ER SO BB IBB HBP BLK WP HR S P ERA WHIP	IP WLS BF H R ER SO BB IBB HBP BLK WP HR S P ERA WHIP	IP WLS BF H R ER SO BB IBB HBP BLK WP HR S P ERA WHIP	IP WLS BF H R ER SO BB IBB HBP BLK WP HR S P ERA WHIP	IP WLS BF H R ER SO BB IBB HBP BLK WP HR S P ERA WHIP	IP WLS BF H R ER SO BB IBB HBP BLK WP HR S P ERA WHIP	IP WLS BF H R ER SO BB IBB HBP BLK WP HR S P ERA WHIP	IP WLS BF H R ER SO BB IBB HBP BLK WP HR S P ERA WHIP	IP WLS BF H R ER SO BB IBB HBP BLK WP HR S P ERA WHIP	IP WLS BF H R ER SO BB IBB HBP BLK WP HR S P ERA WHIP	IP WLS BF H R ER SO BB IBB HBP BLK WP HR S P ERA WHIP	IP WLS BF H R ER SO BB IBB HBP BLK WP HR S P ERA WHIP	IP WLS BF H R ER SO BB IBB HBP BLK WP HR S P ERA WHIP	IP WLS BF H R ER SO BB IBB HBP BLK WP HR S P ERA WHIP	IP WLS BF H R ER SO BB IBB HBP BLK WP HR S P ERA WHIP	IP WLS BF H R ER SO BB IBB HBP BLK WP HR S P ERA WHIP	IP WLS BF H R ER SO BB IBB HBP BLK WP HR S P ERA WHIP	IP WLS BF H R ER SO BB IBB HBP BLK WP HR S P ERA WHIP	IP WLS BF H R ER SO BB IBB HBP BLK WP HR S P ERA WHIP	IP WLS BF H R ER SO BB IBB HBP BLK WP HR S P ERA WHIP	IP WLS BF H R ER SO BB IBB HBP BLK WP HR S P ERA WHIP	IP WLS BF H R ER SO BB IBB HBP BLK WP HR S P ERA WHIP	IP WLS BF H R ER SO BB IBB HBP BLK WP HR S P ERA WHIP	IP WLS BF H R ER SO BB IBB HBP BLK WP HR S P ERA WHIP	IP WLS BF H R ER SO BB IBB HBP BLK WP HR S P ERA WHIP	IP WLS BF H R ER SO BB IBB HBP BLK WP HR S P ERA WHIP	IP WLS BF H R ER SO BB IBB HBP BLK WP HR S P ERA WHIP	IP WLS BF H R ER SO BB IBB HBP BLK WP HR S P ERA WHIP	IP WLS BF H R ER SO BB IBB HBP BLK WP HR S P ERA WHIP	IP WLS BF H R ER SO BB IBB HBP BLK WP HR S P ERA WHIP	IP WLS BF H R ER SO BB IBB HBP BLK WP HR S P ERA WHIP	IP WLS BF H R ER SO BB IBB HBP BLK WP HR S P ERA WHIP	IP WLS BF H R ER SO BB IBB HBP BLK WP HR S P ERA WHIP	IP WLS BF H R ER SO BB IBB HBP BLK WP HR S P ERA WHIP	IP WLS BF H R ER SO BB IBB HBP BLK WP HR S P ERA WHIP	IP WLS BF H R ER SO BB IBB HBP BLK WP HR S P ERA WHIP	IP WLS BF H R ER SO BB IBB HBP BLK WP HR S P ERA WHIP	IP WLS BF H R ER SO BB IBB HBP BLK WP HR S P ERA WHIP	IP WLS BF H R ER SO BB IBB HBP BLK WP HR S P ERA WHIP	IP WLS BF H R ER SO BB IBB HBP BLK WP HR S P ERA WHIP	IP WLS BF H R ER SO BB IBB HBP BLK WP HR S P ERA WHIP	IP WLS BF H R ER SO BB IBB HBP BLK WP HR S P ERA WHIP	IP WLS BF H R ER SO BB IBB HBP BLK WP HR S P ERA WHIP	IP WLS BF H R ER SO BB IBB HBP BLK WP HR S P ERA WHIP	IP WLS BF H R ER SO BB IBB HBP BLK WP HR S P ERA WHIP	IP WLS BF H R ER SO BB IBB HBP BLK WP HR S P ERA WHIP	IP WLS BF H R ER SO BB IBB HBP BLK WP HR S P ERA WHIP	IP WLS BF H R ER SO BB IBB HBP BLK WP HR S P ERA WHIP	IP WLS BF H R ER SO BB IBB HBP BLK WP HR S P ERA WHIP	IP WLS BF H R ER SO BB IBB HBP BLK WP HR S P ERA WHIP	IP WLS BF H R ER SO BB IBB HBP BLK WP HR S P ERA WHIP	IP WLS BF H R ER SO BB IBB HBP BLK WP HR S P ERA WHIP	IP WLS BF H R ER SO BB IBB HBP BLK WP HR S P ERA WHIP	IP WLS BF H R ER SO BB IBB HBP BLK WP HR S P ERA WHIP	IP WLS BF H R ER SO BB IBB HBP BLK WP HR S P ERA WHIP	IP WLS BF H R ER SO BB IBB HBP BLK WP HR S P ERA WHIP	IP WLS BF H R ER SO BB IBB HBP BLK WP HR S P ERA WHIP	IP WLS BF H R ER SO BB IBB HBP BLK WP HR S P ERA WHIP	IP WLS BF H R ER SO BB IBB HBP BLK WP HR S P ERA WHIP	IP WLS BF H R ER SO BB IBB HBP BLK WP HR S P ERA WHIP	IP WLS BF H R ER SO BB IBB HBP BLK WP HR S P ERA WHIP	IP WLS BF H R ER SO BB IBB HBP BLK WP HR S P ERA WHIP	IP WLS BF H R ER SO BB IBB HBP BLK WP HR S P ERA WHIP	IP WLS BF H R ER SO BB IBB HBP BLK WP HR S P ERA WHIP	IP WLS BF H R ER SO BB IBB HBP BLK WP HR S P ERA WHIP	IP WLS BF H R ER SO BB IBB HBP BLK WP HR S P ERA WHIP	IP WLS BF H R ER SO BB IBB HBP BLK WP HR S P ERA WHIP	IP WLS BF H R ER SO BB IBB HBP BLK WP HR S P ERA WHIP	IP WLS BF H R ER SO BB IBB HBP BLK WP HR S P ERA WHIP	IP WLS BF H R ER SO BB IBB HBP BLK WP HR S P ERA WHIP	IP WLS BF H R ER SO BB IBB HBP BLK WP HR S P ERA WHIP	IP WLS BF H R ER SO BB IBB HBP BLK WP HR S P ERA WHIP	IP WLS BF H R ER SO BB IBB HBP BLK WP HR S P ERA WHIP	IP WLS BF H R ER SO BB IBB HBP BLK WP HR S P ERA WHIP	IP WLS BF H R ER SO BB IBB HBP BLK WP HR S P ERA WHIP	IP WLS BF H R ER SO BB IBB HBP BLK WP HR S P ERA WHIP	IP WLS BF H R ER SO BB IBB HBP BLK WP HR S P ERA WHIP	IP WLS BF H R ER SO BB IBB HBP BLK WP HR S P ERA WHIP	IP WLS BF H R ER SO BB IBB HBP BLK WP HR S P ERA WHIP	IP WLS BF H R ER SO BB IBB HBP BLK WP HR S P ERA WHIP	IP WLS BF H R ER SO BB IBB HBP BLK WP HR S P ERA WHIP	IP WLS BF H R ER SO BB IBB HBP BLK WP HR S P ERA WHIP	IP WLS BF H R ER SO BB IBB HBP BLK WP HR S P ERA WHIP	IP WLS BF 







Batter	1	2	3	4	5	6	7	8	9	AB	R	H	RBI	BB	SO	LOB	TOP											
Marquis Grissom, R OBP: 0.281, SLG: 0.377	G6-3		F8			P4	F9			4	0	0	0	0	0	4	<b>Atlanta Braves @ Chicago Cubs</b> Wrigley Field, Chicago, IL Wed May 31 1995, 3:33 AM CDT Att: 27,372 - Sunny - 71 F											
Jeff Blauer, R OBP: 0.351, SLG: 0.400	F9			L6		K		HR		4	1	1	1	0	1	0												
10 Chipper Jones, S OBP: 0.400, SLG: 0.500	G6-3			G3-1				CS BB		3	0	1	0	1	0	0												
Fred McGriff, L OBP: 0.396, SLG: 0.474								K		3	0	2	0	1	1	1												
David Justice, L OBP: 0.404, SLG: 0.500	G6-3					FC6-4		G6-3		3	0	0	0	1	0	3												
Ryan Klesko, L OBP: 0.320, SLG: 0.262										3	0	0	0	0	2	2												
Mike Kelly, R OBP: 0.258, SLG: 0.333									P2	1	0	0	0	0	0	0												
Charlie O'Brien, R OBP: 0.365, SLG: 0.515										3	0	1	0	0	0	0												
Mike Mordecai, R OBP: 0.222, SLG: 0.333										0	0	0	0	0	0	0												
Javy Lopez, R OBP: 0.366, SLG: 0.533										1	0	0	0	0	0	0												
Mark Lemke, S OBP: 0.292, SLG: 0.319										3	0	0	0	1	1	0												
Steve Avery, L OBP: 0.308, SLG: 0.462										2	0	1	0	0	0	0												
Pedro Borbon, R (7, 1)										0	0	0	0	0	0	0												
Brad Clontz, R (7, 1)										0	0	0	0	0	0	0												
Greg McMichael, R (8, 1)										0	0	0	0	0	0	0												
<b>Inning Stats</b>	R: 0 E: 0 K: 0 S: 7	H: 0 LOB: 0 BB: 0 P: 12	R: 0 E: 0 K: 1 S: 6	H: 1 LOB: 0 BB: 0 P: 12	R: 0 E: 0 K: 0 S: 7	H: 1 LOB: 1 BB: 0 P: 13	R: 0 E: 0 K: 0 S: 6	H: 1 LOB: 2 BB: 1 P: 10	R: 0 E: 0 K: 0 S: 5	H: 0 LOB: 0 BB: 0 P: 5	R: 0 E: 0 K: 1 S: 11	H: 1 LOB: 2 BB: 1 P: 21	R: 0 E: 0 K: 1 S: 13	H: 1 LOB: 3 BB: 1 P: 19	R: 1 E: 0 K: 1 S: 13	H: 1 LOB: 0 BB: 1 P: 25	R: 0 E: 0 K: 1 S: 7	H: 0 LOB: 0 BB: 0 P: 12	1B: 3 2B: 3 3B: 0 HR: 1	SF: 0 SAC: 1 DP: 2 HBP: 0	WP: 0 PB: 0 SB: 0 CS: 1	PA: 35						
<b>PITCHER</b>	IP	WLS	BF	H	R	ER	SO	BB	IBB	HBP	BLK	WP	HR	S	P	ERA	WHIP											
Mike Morgan, R ERA: 0.75	(1, 1)	6.2	W	27	5	0	0	3	2	1	0	0	0	0	52	89	0.00	1.050										
Mike Perez, R ERA: 3.51	(7, 1)	0.1		2	1	1	1	0	0	0	0	0	0	1	6	9	27.00	3.000										
Bryan Hickerson, L ERA: 2.45	(8, 1)	1.0	S	3	0	0	0	1	1	0	0	0	0	0	10	19	0.00	1.000										
Randy Myers, L ERA: 4.15	(9, 1)	1.0	S	3	0	0	0	1	0	0	0	0	0	7	12	0.00	0.000											

livebaseballscores.com

AB 30  
R 1  
H 6  
RBI 1  
BB 4  
SO 5  
LOB 10



Batter	1	2	3	4	5	6	7	8	9	AB	R	H	RBI	BB	SO	LOB	BOTTOM										
Brian McRae, S OBP: 0.307, SLG: 0.420	K		K							4	1	2	2	0	2	0	<b>Atlanta Braves @ Chicago Cubs</b> Wrigley Field, Chicago, IL Wed May 31 1995, 3:33 AM CDT Att: 27,372 - Sunny - 71 F										
Rey Sanchez, R OBP: 0.309, SLG: 0.381	G6-3			G5-3	G5-3					4	0	1	1	0	0	1											
Mark Grace, L OBP: 0.387, SLG: 0.554										4	0	2	0	0	1	1											
Sammy Sosa, R OBP: 0.369, SLG: 0.592	K									4	0	1	0	0	2	3											
Shawon Dunston, R OBP: 0.343, SLG: 0.515										4	0	2	0	0	0	0											
José Hernández, R OBP: 0.419, SLG: 0.690										4	0	1	0	0	2	4											
Rick Wilkins, L OBP: 0.386, SLG: 0.326										2	1	0	0	2	2	0											
Ozzie Timmons, R OBP: 0.306, SLG: 0.364										4	2	2	1	0	1	2											
Mike Morgan, R (1, 1)										2	0	0	0	0	1	1											
Mike Perez, R (7, 1)										1	0	0	0	0	1	1											
Bryan Hickerson, L OBP: 1.000, SLG: 1.000										0	0	0	0	0	0	0											
Howard Johnson, S OBP: 0.333, SLG: 0.367										1	0	0	0	0	1	2											
Randy Myers, L (9, 1)										0	0	0	0	0	0	0											
<b>Inning Stats</b>	R: 0 E: 1 K: 2 S: 10	H: 1 LOB: 1 BB: 0 P: 14	R: 0 E: 0 K: 2 S: 10	H: 0 LOB: 0 BB: 0 P: 14	R: 0 E: 0 K: 1 S: 10	H: 0 LOB: 0 BB: 0 P: 14	R: 0 E: 0 K: 2 S: 11	H: 2 LOB: 2 BB: 0 P: 14	R: 1 E: 0 K: 2 S: 11	H: 2 LOB: 1 BB: 0 P: 17	R: 0 E: 0 K: 0 S: 9	H: 2 LOB: 1 BB: 0 P: 11	R: 3 E: 0 K: 2 S: 15	H: 3 LOB: 1 BB: 1 P: 26	R: 0 E: 0 K: 2 S: 14	H: 1 LOB: 2 BB: 1 P: 24	1B: 8 2B: 3 3B: 0 HR: 0	SF: 0 SAC: 0 DP: 1 HBP: 0	WP: 0 PB: 1 SB: 2 CS: 0	PA: 36							
<b>PITCHER</b>	IP	WLS	BF	H	R	ER	SO	BB	IBB	HBP	BLK	WP	HR	S	P	ERA	WHIP										
Steve Avery, L ERA: 3.48	(1, 1)	6.1	L	29	10	4	4	10	1	0	0	0	0	3	5	0.00	0.000										
Pedro Borbon, L ERA: 4.29	(7, 1)	0.1		1	0	0	0	1	0	0	0	0	0	4	7	0.00	0.000										
Brad Clontz, R ERA: 4.26	(7, 1)	0.1		1	0	0	0	0	0	0	0	0	0	4	7	0.00	0.000										
Greg McMichael, R ERA: 3.66	(8, 1)	1.0	S	5	1	0	0	2	0	1	0	0	0	14	24	0.00	1.000										

livebaseballscores.com

AB 34  
R 4  
H 11  
RBI 4  
BB 2  
SO 13  
LOB 15





Batter	1	2	3	4	5	6	7	8	9	AB	R	H	RBI	BB	SO	LOB	TOP		
Brian McRae, S (1, 8) OBP: 0.310, SLG: 0.422	0-0 1B 2B		2-2 G1-3		0-1 P5		4-1 E S BB		0-2 FC4-6	4	1	1	0	1	0	1	<b>Chicago Cubs @ Philadelphia Phillies</b> Veterans Stadium, Philadelphia, PA Thu Jun 01 1995, 3:33 AM EDT Att: 26,149 - Sunny - 81 F		
Rey Sanchez, R (1, 4) OBP: 0.315, SLG: 0.384	1-0 F7 2H 1B		2-0 FC5-4 1B		0-2 G5-3		3-1 G1-3			4	0	2	1	0	0	1			
Sammy Sosa, R (1, 9) OBP: 0.372, SLG: 0.590	0-0 P3		1-1 FC5-4		0-1 S 1B			1-2 S 1B		4	0	2	0	0	0	2			
Mark Grace, L (1, 3) OBP: 0.383, SLG: 0.568	2-1 F7 2-3			2-2 HR	1-0 G4-3			0-0 F7		4	1	1	1	0	0	3			
Rick Wilkins, L (1, 2) OBP: 0.381, SLG: 0.315	2-1 P6			1-0 F9		0-0 F7		4-0 G6-4-3 BB		3	0	0	0	1	0	1			
Shawon Dunston, R (1, 6) OBP: 0.339, SLG: 0.505		0-1 F9		2-2 3B 1B		1-1 G5-3		0-1 G6-4-3		4	1	1	0	0	0	2			
Howard Johnson, S (1, 5) OBP: 0.302, SLG: 0.324		2-2 L9		3-1 F8		1-3 K		0-1 P9		4	0	0	0	0	1	1			
Scott Bulett, L (1, 7) OBP: 0.275, SLG: 0.418		0-2 G4-3		1-2 1-H 3B		0-0 F7		1-1 E4 FC4-6		4	0	1	1	0	0	0			
Steve Trachsel, R (1, 1) OBP: 0.214, SLG: 0.214			0-3 K	1-2 K		0-2 L7		2-0 P2		3	0	0	0	0	2	1			
Larry Casian, R (8, 1)										0	0	0	0	0	0	0			
Turk Wendell, L (8, 1)										0	0	0	0	0	0	0			
Kevin Roberson, S (9, PH) OBP: 0.250, SLG: 0.308										1	0	0	0	0	0	1			
<b>Inning Stats</b>	R: 1 E: 0 K: 0 S: 7	H: 2 LOB: 1 BB: 0 P: 12	R: 0 E: 0 K: 0 S: 8	H: 0 LOB: 0 BB: 0 P: 10	R: 0 E: 0 K: 1 S: 10	H: 1 LOB: 1 BB: 0 P: 15	R: 2 E: 0 K: 1 S: 15	H: 3 LOB: 1 BB: 0 P: 25	R: 0 E: 0 K: 1 S: 6	H: 0 LOB: 0 BB: 0 P: 8	R: 0 E: 0 K: 0 S: 7	H: 0 LOB: 1 BB: 1 P: 14	R: 0 E: 0 K: 0 S: 8	H: 1 LOB: 1 BB: 1 P: 13	R: 0 E: 1 K: 0 S: 9	H: 0 LOB: 1 BB: 0 P: 11	1B: 5 2B: 1 3B: 1 HR: 1	SF: 0 SAC: 0 DP: 1 HBP: 0	WP: 0 PA: 37 PB: 0 SB: 3 CS: 0
<b>PITCHER</b>	IP WLS BF H R ER SO BB IBB HBP BLK WP HR S P ERA WHIP	IP WLS BF H R ER SO BB IBB HBP BLK WP HR S P ERA WHIP	IP WLS BF H R ER SO BB IBB HBP BLK WP HR S P ERA WHIP	IP WLS BF H R ER SO BB IBB HBP BLK WP HR S P ERA WHIP	IP WLS BF H R ER SO BB IBB HBP BLK WP HR S P ERA WHIP	IP WLS BF H R ER SO BB IBB HBP BLK WP HR S P ERA WHIP	IP WLS BF H R ER SO BB IBB HBP BLK WP HR S P ERA WHIP	IP WLS BF H R ER SO BB IBB HBP BLK WP HR S P ERA WHIP	IP WLS BF H R ER SO BB IBB HBP BLK WP HR S P ERA WHIP	IP WLS BF H R ER SO BB IBB HBP BLK WP HR S P ERA WHIP	IP WLS BF H R ER SO BB IBB HBP BLK WP HR S P ERA WHIP	IP WLS BF H R ER SO BB IBB HBP BLK WP HR S P ERA WHIP	IP WLS BF H R ER SO BB IBB HBP BLK WP HR S P ERA WHIP	IP WLS BF H R ER SO BB IBB HBP BLK WP HR S P ERA WHIP	IP WLS BF H R ER SO BB IBB HBP BLK WP HR S P ERA WHIP	IP WLS BF H R ER SO BB IBB HBP BLK WP HR S P ERA WHIP	IP WLS BF H R ER SO BB IBB HBP BLK WP HR S P ERA WHIP		
Mike Williams, R (1, 1) ERA: 4.43	7.0	29	7	3	3	3	1	0	0	0	0	0	0	0	0	0	3.86	1.143	
Norm Charlton, L (8, 1) ERA: 8.71	1.0	W	4	1	0	0	0	1	0	0	0	0	0	0	0	0	0.00	2.000	
Heathcliff Slocumb, R (9, 1) ERA: 1.4	1.0	S	4	0	0	0	0	0	0	0	0	0	0	0	0	0	0.00	0.000	

AB	35
R	3
H	8
RBI	3
BB	2
SO	3
LOB	13



Batter	1	2	3	4	5	6	7	8	9	AB	R	H	RBI	BB	SO	LOB	BOTTOM		
Lenny Dykstra, L (1, 8) OBP: 0.358, SLG: 0.314	4-2 FC4-6 BB		2-2 1B FC3-6 1B	1-0 G4-3			1-1 F8			3	1	1	0	1	0	1	<b>Chicago Cubs @ Philadelphia Phillies</b> Veterans Stadium, Philadelphia, PA Thu Jun 01 1995, 3:33 AM EDT Att: 26,149 - Sunny - 81 F		
Mariano Duncan, R (1, 4) OBP: 0.314, SLG: 0.471	3-2 FC4-6 2B		2-2 FC5 FC3-6 FC4-6 1B		0-2 CS 1B		1-3 K			4	2	1	0	0	1	2			
Gregg Jefferies, S (1, 7) OBP: 0.331, SLG: 0.405	0-2 1-H 2B		2-2 FC3-6 1B		2-2 P6			4-1 G3 BB BB		3	1	2	1	1	0	1			
Dave Hollins, S (1, 3) OBP: 0.432, SLG: 0.435	0-3 K		2-2 FC3-6 FC4-6		1-3 K			4-2 G3 BB BB		3	1	0	1	1	2	4			
Charlie Hayes, R (1, 5) OBP: 0.401, SLG: 0.456	0-0 G5-3		1-2 FC4-6			1-1 G6-3		0-0 G3		4	0	0	1	0	0	4			
Gary Varsho, L (1, 9) OBP: 0.324, SLG: 0.267		0-0 G3		1-0 L3			0-0 FC6-4 1B		4-0 1B IBB	3	0	1	0	1	0	1			
Heathcliff Slocumb, R (9, 1)										0	0	0	0	0	0	0			
Lenny Webster, R (1, 2) OBP: 0.321, SLG: 0.238		4-1 FC3-6 BB			0-0 G6-3		2-2 FC6-4		2-2 K	2	0	0	0	1	0	1			
Darren Daulton, L (8, PH) OBP: 0.339, SLG: 0.387							1-2 K			1	0	0	0	0	1	3			
Kevin Stocker, S (1, 6) OBP: 0.318, SLG: 0.255		2-2 FC3-6		3-2 SH1-4 1B		0-0 G4-3		1-1 G3		4	0	2	2	0	0	2			
Mike Williams, R (1, 1)		0-2 G5-3			0-0 SH1-4 1B			0-0 F8		1	0	0	0	0	0	1			
Tony Longmire, L (7, PH) OBP: 0.221, SLG: 0.556								0-1 G3		1	0	0	0	0	0	0			
Norm Charlton, S (8, 1) ERA: 1.23										0	0	0	0	0	0	0			
Jim Eisenreich, L (8, PH) OBP: 0.444, SLG: 0.564					1-2					1	0	0	0	0	0	2			
<b>Inning Stats</b>	R: 1 E: 0 K: 1 S: 14	H: 1 LOB: 1 BB: 1 P: 21	R: 0 E: 0 K: 0 S: 8	H: 0 LOB: 1 BB: 1 P: 14	R: 2 E: 1 K: 0 S: 20	H: 2 LOB: 1 BB: 0 P: 30	R: 0 E: 0 K: 0 S: 6	H: 1 LOB: 1 BB: 0 P: 10	R: 0 E: 0 K: 1 S: 10	H: 1 LOB: 1 BB: 0 P: 13	R: 0 E: 0 K: 0 S: 10	H: 1 LOB: 0 BB: 0 P: 12	R: 0 E: 0 K: 1 S: 6	H: 0 LOB: 0 BB: 0 P: 8	R: 2 E: 0 K: 1 S: 11	H: 1 LOB: 2 BB: 3 P: 26	1B: 6 2B: 2 3B: 0 HR: 0	SF: 0 SAC: 1 DP: 1 HBP: 0	WP: 0 PA: 36 PB: 0 SB: 0 CS: 1
<b>PITCHER</b>	IP WLS BF H R ER SO BB IBB HBP BLK WP HR S P ERA WHIP	IP WLS BF H R ER SO BB IBB HBP BLK WP HR S P ERA WHIP	IP WLS BF H R ER SO BB IBB HBP BLK WP HR S P ERA WHIP	IP WLS BF H R ER SO BB IBB HBP BLK WP HR S P ERA WHIP	IP WLS BF H R ER SO BB IBB HBP BLK WP HR S P ERA WHIP	IP WLS BF H R ER SO BB IBB HBP BLK WP HR S P ERA WHIP	IP WLS BF H R ER SO BB IBB HBP BLK WP HR S P ERA WHIP	IP WLS BF H R ER SO BB IBB HBP BLK WP HR S P ERA WHIP	IP WLS BF H R ER SO BB IBB HBP BLK WP HR S P ERA WHIP	IP WLS BF H R ER SO BB IBB HBP BLK WP HR S P ERA WHIP	IP WLS BF H R ER SO BB IBB HBP BLK WP HR S P ERA WHIP	IP WLS BF H R ER SO BB IBB HBP BLK WP HR S P ERA WHIP	IP WLS BF H R ER SO BB IBB HBP BLK WP HR S P ERA WHIP	IP WLS BF H R ER SO BB IBB HBP BLK WP HR S P ERA WHIP	IP WLS BF H R ER SO BB IBB HBP BLK WP HR S P ERA WHIP	IP WLS BF H R ER SO BB IBB HBP BLK WP HR S P ERA WHIP			
Steve Trachsel, R (1, 1) ERA: 2.86	7.1	L	33	6	5	3	3	4	1	0	0	0	0	0	0	0	3.68	1.364	
Larry Casian, L (8, 1) ERA: 1.23	0.1		2	1	0	0	1	0	0	0	0	0	0	0	0	0	0.00	3.000	
Turk Wendell, R (8, 1) ERA:	0.1		1	0	0	0	0	0	0	0	0	0	0	0	0	0	0.00	0.000	

AB	30
R	5
H	7
RBI	5
BB	5
SO	4
LOB	22





Batter	1	2	3	4	5	6	7	8	9	AB	R	H	RBI	BB	SO	LOB	TOP
Brian McRae, S (1, 8) OBP: 0.313, SLG: 0.417										4	1	1	0	1	0	2	
Rey Sanchez, R (1, 4) OBP: 0.313, SLG: 0.380										4	1	1	0	0	0	1	
Sammy Sosa, R (1, 9) OBP: 0.376, SLG: 0.601										4	1	2	2	0	0	1	
Mark Grace, L (1, 3) OBP: 0.379, SLG: 0.581										4	1	1	2	0	0	1	
Rick Wilkins, L (1, 2) OBP: 0.385, SLG: 0.316										3	0	1	0	1	1	0	
Shawon Dunston, R (1, 6) OBP: 0.345, SLG: 0.541										4	1	2	1	0	1	2	
Howard Johnson, S (1, 5) José Hernández, R (9, 5) OBP: 0.277, SLG: 0.289 OBP: 0.419, SLG: 0.690										4	0	0	0	0	2	2	AB 33
Scott Bulett, L (1, 7) OBP: 0.288, SLG: 0.414										3	0	1	0	1	0	0	R 5
Jaime Navarro, R (1, 1) Mike Perez, R (7, 1)										3	0	0	0	0	1	2	H 9
<b>Inning Stats</b>	R: 0 E: 0 K: 0 S: 3	H: 1 LOB: 0 BB: 0 P: 5	R: 1 E: 0 K: 2 S: 15	H: 1 LOB: 0 BB: 0 P: 21	R: 0 E: 0 K: 0 S: 6	H: 0 LOB: 0 BB: 0 P: 9	R: 0 E: 0 K: 0 S: 6	H: 1 LOB: 2 BB: 1 P: 10	R: 0 E: 0 K: 1 S: 9	H: 0 LOB: 0 BB: 0 P: 11	R: 1 E: 0 K: 1 S: 14	H: 1 LOB: 1 BB: 1 P: 24	R: 0 E: 1 K: 0 S: 8	H: 1 LOB: 1 BB: 0 P: 13	1B: 5 2B: 1 3B: 1 HR: 2	SF: 0 SAC: 1 DP: 2 HBP: 0	WP: 0 PA: 37 PB: 0 SB: 1 CS: 1
<b>PITCHER</b>	IP WLS BF H R ER SO BB IBB HBP BLK WP HR S P ERA WHIP																
John Burkett, R (1, 1) ERA: 4.84	6.0 L 25 7 4 4 3 1 1 0 0 0 1 53 83 6.00 1.333																
Mark Gardner, R (7, 1) ERA: 8.17	2.0 8 1 1 1 2 1 0 0 0 0 1 23 35 4.50 1.000																
Richie Lewis, R (9, 1) ERA: 4.86	1.0 4 1 0 0 0 0 0 0 0 0 0 8 13 0.00 1.000																

Chicago Cubs @ Florida Marlins  
Joe Robbie Stadium, Miami, FL  
Fri Jun 02 1995, 7:05 PM EDT  
Att: 19,540 - Unknown - 82 F

AB	33
R	5
H	9
RBI	5
BB	3
SO	5
LOB	11



Batter	1	2	3	4	5	6	7	8	9	AB	R	H	RBI	BB	SO	LOB	BOTTOM				
Jerry Browne, S (1, 4) Richie Lewis, R (9, 1) OBP: 0.296, SLG: 0.254										4	0	0	0	0	0	0					
Alex Arias, R (1, 6) OBP: 0.460, SLG: 0.581										4	1	2	1	0	0	0					
Gary Sheffield, R (1, 9) OBP: 0.480, SLG: 0.500										4	0	1	0	0	1	1					
Jeff Conine, R (1, 7) OBP: 0.429, SLG: 0.505										4	0	1	0	0	1	1					
Terry Pendleton, S (1, 5) OBP: 0.288, SLG: 0.364										3	0	0	0	1	1	2					
Tommy Gregg, L (1, 3) OBP: 0.355, SLG: 0.538										3	0	0	0	0	1						
Charles Johnson, R (1, 2) OBP: 0.278, SLG: 0.216										3	0	0	0	0	1	1	AB 30				
Jesus Tavarez, S (1, 8)										2	0	0	0	1	0	0	R 1				
John Burkett, R (1, 1) Darrell Whitmore, L (6, PH) Mark Gardner, R (7, 1) Mario Diaz, R (8, PH) OBP: 0.118, SLG: 0.063 OBP: 0.239, SLG: 0.276 OBP: 0.189, SLG: 0.297										1	0	0	0	0	1	0	H 4				
<b>Inning Stats</b>	R: 1 E: 0 K: 0 S: 9	H: 1 LOB: 0 BB: 0 P: 14	R: 0 E: 0 K: 0 S: 6	H: 0 LOB: 0 BB: 0 P: 9	R: 0 E: 0 K: 1 S: 8	H: 0 LOB: 0 BB: 0 P: 12	R: 0 E: 0 K: 2 S: 9	H: 1 LOB: 1 BB: 0 P: 14	R: 0 E: 0 K: 0 S: 3	H: 0 LOB: 0 BB: 0 P: 7	R: 0 E: 0 K: 1 S: 13	H: 1 LOB: 1 BB: 0 P: 19	R: 0 E: 0 K: 1 S: 7	H: 0 LOB: 1 BB: 1 P: 15	R: 0 E: 0 K: 0 S: 9	H: 0 LOB: 0 BB: 1 P: 14	R: 0 E: 0 K: 1 S: 18	H: 1 LOB: 1 BB: 0 P: 27	1B: 3 2B: 0 3B: 0 HR: 1	SF: 0 SAC: 0 DP: 1 HBP: 0	WP: 0 PA: 32 PB: 0 SB: 0 CS: 0
<b>PITCHER</b>	IP WLS BF H R ER SO BB IBB HBP BLK WP HR S P ERA WHIP																				
Jaime Navarro, R (1, 1) ERA: 2.64	6.1 W 23 3 1 1 4 1 0 0 0 0 0 49 80 1.42 0.632																				
Mike Perez, R (7, 1) ERA: 2.64	2.2 S 9 1 0 0 2 1 0 0 0 0 0 33 51 0.00 0.750																				

Chicago Cubs @ Florida Marlins  
Joe Robbie Stadium, Miami, FL  
Fri Jun 02 1995, 7:05 PM EDT  
Att: 19,540 - Unknown - 82 F

AB	30
R	1
H	4
RBI	1
BB	2
SO	6
LOB	7





Batter	1	2	3	4	5	6	7	8	9	AB	R	H	RBI	BB	SO	LOB	TOP			
Brian McRae, S OBP: 0.323, SLG: 0.420 (1, 8)	F7	BB HBP 1B		CS G5-3 1B		G6-4-3 BB		G6-3		4	0	2	0	1	0	0	<b>Chicago Cubs @ Florida Marlins</b> Joe Robbie Stadium, Miami, FL Sat Jun 03 1995, 7:05 PM EDT Att: 26,436 - Unknown - 83 F  livebaseballscores.com			
Rey Sanchez, R OBP: 0.309, SLG: 0.374 (1, 4)	2B G6-3 1B	P3		G5-3		G6-4-3		K		5	1	1	0	0	1	4				
Sammy Sosa, R OBP: 0.377, SLG: 0.599 (1, 9)	1B 2B	BB HBP		F7		F8			G3-1	4	1	1	0	0	0	1				
Mark Grace, L OBP: 0.380, SLG: 0.579 (1, 3)	G6-3				F9 1B 2B				G4-3	4	1	1	2	1	0	1				
Rick Wilkins, L OBP: 0.386, SLG: 0.313 (1, 2)	HBP 1B BB	P5			F9				L3	4	0	1	0	1	0	4				
Shawn Dunston, R OBP: 0.356, SLG: 0.539 Turk Wendell, L (9, 1)	HBP 1B	K			WP 1B				K	4	0	2	2	1	2	4				
Howard Johnson, S OBP: 0.294, SLG: 0.275 (1, 5)	1-2 2-3 HBP			G5-3		P6				2	0	0	0	1	0	1				
Scott Burrell, L OBP: 0.286, SLG: 0.397 (1, 7)	G1-3			P6					K	3	0	0	0	1	1	5				
Kevin Foster, R OBP: 0.313, SLG: 0.500 Mike Walker, R (6, 1)		1B BB 1B		F8		P3			G1-3	3	1	1	0	0	0	2				
Bryan Hickerson, L OBP: 1.000, SLG: 1.000 José Hernández, R OBP: 0.419, SLG: 0.690 (9, 6)										1	0	0	0	0	0	0				
<b>Inning Stats</b>	R: 2 E: 0 K: 0 S: 16	H: 3 LOB: 3 BB: 1 P: 26	R: 1 E: 0 K: 1 S: 15	H: 2 LOB: 3 BB: 1 P: 29	R: 0 E: 0 K: 0 S: 4	H: 0 LOB: 0 BB: 0 P: 5	R: 0 E: 0 K: 0 S: 8	H: 1 LOB: 0 BB: 0 P: 11	R: 1 E: 0 K: 0 S: 13	H: 2 LOB: 2 BB: 1 P: 22	R: 0 E: 0 K: 0 S: 4	H: 0 LOB: 0 BB: 1 P: 11	R: 0 E: 0 K: 1 S: 13	H: 0 LOB: 0 BB: 0 P: 15	R: 0 E: 0 K: 1 S: 11	H: 1 LOB: 1 BB: 0 P: 17	1B: 7 2B: 2 3B: 0 HR: 0	SF: 0 SAC: 0 DP: 1 HBP: 2	WP: 1 PB: 0 SB: 0 CS: 1	PA: 42
<b>PITCHER</b>	IP WLS BF H R ER SO BB IBB HBP BLK WP HR S P ERA WHIP																			
David Weathers, R ERA: 5.88 (1, 1)	1.1 13 5 3 3 0 2 0 2 0 0 0 23 43 20.25 5.250																			
Terry Mathews, R ERA: 3.91 (2, 1)	3.2 14 3 1 1 1 0 1 0 0 1 0 33 50 2.46 0.818																			
Richie Lewis, R ERA: 4.58 (6, 1)	1.0 3 0 0 0 0 1 0 0 0 0 0 4 11 0.00 1.000																			
Yorkis Perez, L ERA: 5.29 (7, 1)	1.0 5 0 0 0 1 2 0 0 0 0 0 7 17 0.00 2.000																			
Randy Veres, R ERA: 1.93 (8, 1)	2.0 W 7 1 0 0 2 0 0 0 0 0 0 24 32 0.00 0.500																			

Batter	1	2	3	4	5	6	7	8	9	AB	R	H	RBI	BB	SO	LOB	BOTTOM					
Jesus Tavarez, S OBP: 0.333, SLG: 0.375 (1, 8)	K		1B		G4-3		K		1B 2B	5	1	2	0	0	2	1	<b>Chicago Cubs @ Florida Marlins</b> Joe Robbie Stadium, Miami, FL Sat Jun 03 1995, 7:05 PM EDT Att: 26,436 - Unknown - 83 F  livebaseballscores.com					
Alex Arias, R OBP: 0.436, SLG: 0.542 (1, 6)	K		K			G4-3	G5-3		2B 1B	5	0	1	1	0	2	1						
Gary Sheffield, R OBP: 0.480, SLG: 0.504 (1, 9)	P3		F7			1B 2B			FC3-6 BB	3	1	1	0	1	0	1						
Jeff Conine, R OBP: 0.422, SLG: 0.495 (1, 7)		G4-3		K		2B 1B 1B			FC3-6 2B	4	2	1	1	0	1	1						
Terry Pendleton, S OBP: 0.294, SLG: 0.383 (1, 5)		L7		G3-1		1B 2B			1B 2B	4	1	2	1	0	0	0						
Greg Colbrunn, R OBP: 0.300, SLG: 0.381 (1, 3)		BB 1B		G6-3		1B			1B	4	0	3	2	0	0	0						
Charles Johnson, R OBP: 0.277, SLG: 0.210 (1, 2)					G6-3	F7		G1-3		3	0	0	0	1	0	2						
Mario Diaz, R OBP: 0.175, SLG: 0.275 Randy Veres, R (8, 1)		P4			G4-3	P2			F8	3	0	0	0	0	0	3						
Tommy Gregg, L OBP: 0.344, SLG: 0.519 (9, PH)										1	0	0	0	0	0	0						
David Weathers, R ERA: 5.88 (1, 1)										0	0	0	0	0	0	0						
Terry Mathews, L ERA: 3.91 (2, 1)										1	0	0	0	0	1	0						
Darrell Whitmore, L ERA: 1.4 (5, PH)										0	0	0	0	1	0	0						
Richie Lewis, R ERA: 4.58 (6, 1)										0	0	0	0	0	0	0						
Yorkis Perez, L ERA: 5.29 (7, 1)										0	0	0	0	0	0	0						
Quilvio Veres, S OBP: 0.306, SLG: 0.330 (8, 4)										2	0	0	0	0	0	0						
<b>Inning Stats</b>	R: 0 E: 0 K: 2 S: 10	H: 0 LOB: 0 BB: 0 P: 14	R: 0 E: 0 K: 0 S: 14	H: 1 LOB: 2 BB: 1 P: 23	R: 0 E: 0 K: 2 S: 11	H: 1 LOB: 1 BB: 0 P: 16	R: 0 E: 0 K: 1 S: 8	H: 0 LOB: 0 BB: 0 P: 12	R: 0 E: 0 K: 0 S: 7	H: 0 LOB: 1 BB: 1 P: 11	R: 3 E: 0 K: 0 S: 15	H: 4 LOB: 1 BB: 0 P: 17	R: 0 E: 0 K: 1 S: 10	H: 0 LOB: 0 BB: 0 P: 14	R: 1 E: 0 K: 0 S: 8	H: 2 LOB: 1 BB: 1 P: 16	R: 1 E: 0 K: 0 S: 9	H: 2 LOB: 1 BB: 0 P: 19	1B: 6 2B: 4 3B: 0 HR: 0	SF: 0 SAC: 0 DP: 0 HBP: 0	WP: 0 PB: 0 SB: 0 CS: 0	PA: 38
<b>PITCHER</b>	IP WLS BF H R ER SO BB IBB HBP BLK WP HR S P ERA WHIP																					
Kevin Foster, R ERA: 6.23 (1, 1)	5.1 24 2 1 1 1 1 0 0 0 0 0 63 90 5.06 1.500																					
Mike Walker, R ERA: 1.4 (6, 1)	2.2 10 2 1 1 1 1 0 0 0 0 0 20 33 3.38 1.125																					
Bryan Hickerson, L ERA: 3.09 (9, 1)	0.2 L 3 1 1 1 0 0 0 0 0 0 0 8 16 13.50 1.500																					
Turk Wendell, R ERA: (9, 1)	0.0 1 1 0 0 0 0 0 0 0 0 0 1 3 ∞ ∞																					



Batter	1	2	3	4	5	6	7	8	9	AB	R	H	RBI	BB	SO	LOB	TOP											
Brian McRae, S OBP: 0.319, SLG: 0.422	L1		FC6-4 1B			SF7 2B	G4-3		SF9	4	1	1	1	0	0	1												
Rey Sanchez, R OBP: 0.312, SLG: 0.375	P4					2B 1B		L9	FC5-4	5	1	2	0	0	0	1												
Mark Grace, L OBP: 0.370, SLG: 0.566	G4-3		P3			SF7		L7		3	0	0	1	0	0	2												
Sammy Sosa, R OBP: 0.380, SLG: 0.623					P3	1B 2B		K 1B		4	2	2	2	0	1	0												
Shawon Dunston, R OBP: 0.352, SLG: 0.529	K				F7	F7		1B		4	0	1	0	0	1	1												
Ozzie Timmons, R OBP: 0.300, SLG: 0.351	G5-3				K			K		4	0	1	1	0	2	2												
Scott Bulet, L OBP: 0.286, SLG: 0.397						1B				0	0	0	0	0	0	0												
José Hernández, R OBP: 0.400, SLG: 0.636	G5-3				F9	G5-3			1B SF9	4	1	1	0	0	0	1												
Todd Pratt, R OBP: 0.111, SLG: 0.059			K				F7		1B FC5-4	4	0	1	0	0	2	0												
Frank Castillo, R OBP: 0.188, SLG: 0.188					F9		G4-3		K	4	0	1	0	0	1	2												
Randy Myers, L (9, 1)										0	0	0	0	0	0	0												
<b>Inning Stats</b>	R: 0 E: 0 K: 0 S: 7	H: 0 LOB: 0 BB: 0 P: 11	R: 1 E: 0 K: 1 S: 8	H: 1 LOB: 0 BB: 0 P: 11	R: 0 E: 0 K: 1 S: 9	H: 2 LOB: 2 BB: 0 P: 11	R: 0 E: 0 K: 1 S: 5	H: 0 LOB: 0 BB: 0 P: 9	R: 0 E: 0 K: 1 S: 8	H: 0 LOB: 0 BB: 0 P: 12	R: 3 E: 0 K: 0 S: 18	H: 4 LOB: 1 BB: 0 P: 30	R: 0 E: 0 K: 0 S: 9	H: 0 LOB: 0 BB: 0 P: 11	R: 0 E: 0 K: 2 S: 13	H: 1 LOB: 2 BB: 0 P: 17	R: 1 E: 0 K: 1 S: 12	H: 2 LOB: 1 BB: 0 P: 19	1B: 7 2B: 2 3B: 0 HR: 1	SF: 2 SAC: 0 DP: 0 HBP: 0	WP: 1 PA: 38 PB: 0 SB: 0 CS: 0							
<b>PITCHER</b>	IP	WLS	BF	H	R	ER	SO	BB	IBB	HBP	BLK	WP	HR	S	P	ERA	WHIP											
Chris Hammond, L ERA: 2.05	(1, 1)	5.2	L	24	7	4	2	4	0	0	0	0	0	1	52	80	3.18	1.235										
Jeremy Hernandez, R ERA: 7.86	(6, 1)	1.1		4	0	0	0	0	0	0	0	0	0	0	12	15	0.00	0.000										
Mark Gardner, R ERA: 7.86	(8, 1)	1.0		5	1	0	0	2	0	0	0	0	1	0	13	17	0.00	1.000										
Robb Nen, R ERA: 4.42	(9, 1)	1.0		5	2	1	1	1	0	0	0	0	0	0	12	19	9.00	2.000										

Chicago Cubs @ Florida Marlins  
Joe Robbie Stadium, Miami, FL  
Sun Jun 04 1995, 7:05 PM EDT  
Att: 18,175 - Unknown - 77 F

AB	36
R	5
H	10
RBI	5
BB	0
SO	7
LOB	10




Batter	1	2	3	4	5	6	7	8	9	AB	R	H	RBI	BB	SO	LOB	BOTTOM										
QuiVivo Veras, S OBP: 0.390, SLG: 0.330	E4 G4-3 G6-3 1B		FC5-4 BB	K			G5-3			3	1	1	0	1	1	2											
Alex Arias, R OBP: 0.407, SLG: 0.500	G4-3		FC5-4 1B		G1-3			G1-3		4	0	0	0	0	0	2											
Robb Nen, R (9, 1)										0	0	0	0	0	0	0											
Gary Sheffield, R OBP: 0.481, SLG: 0.500	G6-3				G5-4 HBP			G5-3		3	0	1	1	0	0	0											
Jeff Conine, R OBP: 0.417, SLG: 0.485			P4		G5-4-3			L9		4	0	1	0	0	0	3											
Terry Pendleton, S OBP: 0.299, SLG: 0.401	L4					F9			1B 2B	4	2	2	0	0	0	1											
Greg Colbrunn, R OBP: 0.290, SLG: 0.368		G5-3		G4-3		G6-3		G5-3		4	0	0	0	0	0	2											
Charles Johnson, R OBP: 0.279, SLG: 0.214			K			F9			P5	3	0	1	1	0	1	0											
Andre Dawson, R OBP: 0.208, SLG: 0.225					FC1-6 1B					1	0	0	0	0	0	1											
Jesus Tavarez, S OBP: 0.308, SLG: 0.333		P5			FC1-6 BB			B1		4	0	1	1	0	0	1											
Chris Hammond, L OBP: 0.300, SLG: 0.596									1B	1	0	0	0	1	1	0											
Jeremy Hernandez, R (6, 1)										0	0	0	0	0	0	0											
Tommy Gregg, L OBP: 0.337, SLG: 0.500										1	0	0	0	0	0	0											
Mark Gardner, R (8, 1)										0	0	0	0	0	0	0											
Kurt Abbott, R OBP: 0.259, SLG: 0.405										1	0	0	0	0	0	1											
<b>Inning Stats</b>	R: 1 E: 1 K: 0 S: 8	H: 2 LOB: 1 BB: 0 P: 12	R: 0 E: 0 K: 1 S: 10	H: 0 LOB: 0 BB: 0 P: 15	R: 0 E: 0 K: 1 S: 12	H: 1 LOB: 2 BB: 1 P: 21	R: 1 E: 0 K: 1 S: 10	H: 2 LOB: 2 BB: 1 P: 18	R: 0 E: 0 K: 0 S: 8	H: 0 LOB: 0 BB: 0 P: 13	R: 0 E: 0 K: 0 S: 4	H: 0 LOB: 0 BB: 0 P: 4	R: 0 E: 0 K: 0 S: 5	H: 0 LOB: 0 BB: 0 P: 7	R: 0 E: 0 K: 0 S: 5	H: 0 LOB: 0 BB: 0 P: 6	R: 1 E: 0 K: 0 S: 10	H: 2 LOB: 1 BB: 0 P: 15	1B: 5 2B: 2 3B: 0 HR: 0	SF: 0 SAC: 0 DP: 1 HBP: 1	WP: 0 PA: 36 PB: 0 SB: 0 CS: 0						
<b>PITCHER</b>	IP	WLS	BF	H	R	ER	SO	BB	IBB	HBP	BLK	WP	HR	S	P	ERA	WHIP										
Frank Castillo, R ERA: 2.81	(1, 1)	8.0	W	32	6	3	3	3	0	0	0	0	0	65	101	3.38	1.000										
Randy Myers, L ERA: 3.96	(9, 1)	1.0	S	4	1	0	0	0	0	0	0	0	0	7	10	0.00	1.000										


Chicago Cubs @ Florida Marlins  
Joe Robbie Stadium, Miami, FL  
Sun Jun 04 1995, 7:05 PM EDT  
Att: 18,175 - Unknown - 77 F

AB	33
R	3
H	7
RBI	3
BB	2
SO	3
LOB	13





Batter	1	2	3	4	5	6	7	8	9	AB	R	H	RBI	BB	SO	LOB	TOP										
<b>Brian McRae, S</b> OBP: 0.321, SLG: 0.421 (1, 8)	G5-3		P9				1B		B1-3	5	2	2	0	0	0	2	<b>Chicago Cubs @ Atlanta Braves</b> Atlanta-Fulton County Stadium, Atlanta, GA Mon Jun 05 1995, 7:05 PM EDT Att: 27,508 - Unknown - 72 F  <b>AB 37</b> <b>R 5</b> <b>H 13</b> <b>RBI 5</b> <b>BB 2</b> <b>SO 11</b> <b>LOB 15</b> 										
<b>Rey Sanchez, R</b> OBP: 0.315, SLG: 0.376 (1, 4)	G5-3		L5				1B		G6-3	5	0	2	0	0	0	2											
<b>Mark Grace, L</b> OBP: 0.371, SLG: 0.567 (1, 3)	K		F8						L7	5	0	2	3	0	1	2											
<b>Sammy Sosa, R</b> OBP: 0.389, SLG: 0.624 (1, 9)							K			3	0	2	0	1	1	2											
<b>Shawon Dunston, R</b> OBP: 0.341, SLG: 0.512 (1, 6)										4	0	0	0	0	2	5											
<b>Ozzie Timmons, R</b> OBP: 0.302, SLG: 0.350 (1, 7)										3	0	1	0	0	1	0											
<b>Bryan Hickerson, L</b> OBP: 1.000, SLG: 1.000 (6, 1)										0	0	0	0	0	0	0											
<b>Mike Walker, R</b> (7, 1)										0	0	0	0	0	0	0											
<b>Scott Bullett, L</b> OBP: 0.282, SLG: 0.392 (8, PH)										1	0	0	0	0	1	0											
<b>Larry Casian, R</b> (8, 1)										0	0	0	0	0	0	0											
<b>Rick Wilkins, L</b> OBP: 0.374, SLG: 0.301 (1, 2)										4	0	0	0	0	3	1											
<b>José Hernández, R</b> OBP: 0.410, SLG: 0.703 (1, 5)										4	1	2	1	0	2	0											
<b>Mike Morgan, R</b> OBP: 0.167, SLG: 0.167 (1, 1)										2	1	1	0	0	0	1											
<b>Kevin Roberson, S</b> OBP: 0.333, SLG: 0.571 (6, 7)										1	1	1	1	1	0	0											
<b>Inning Stats</b>	R: 0 E: 0 K: 1 S: 6	H: 0 LOB: 0 BB: 0 P: 10	R: 0 E: 0 K: 1 S: 8	H: 2 LOB: 1 BB: 0 P: 13	R: 1 E: 0 K: 0 S: 12	H: 2 LOB: 1 BB: 0 P: 15	R: 0 E: 0 K: 1 S: 6	H: 1 LOB: 0 BB: 0 P: 10	R: 2 E: 0 K: 3 S: 10	H: 4 LOB: 2 BB: 0 P: 25	R: 0 E: 0 K: 3 S: 10	H: 0 LOB: 0 BB: 0 P: 13	R: 2 E: 0 K: 1 S: 12	H: 4 LOB: 2 BB: 1 P: 22	R: 0 E: 0 K: 3 S: 11	H: 0 LOB: 0 BB: 0 P: 16	R: 0 E: 0 K: 0 S: 7	H: 0 LOB: 1 BB: 1 P: 12	1B: 10 2B: 1 3B: 0 HR: 2	SF: 0 SAC: 0 DP: 2 HBP: 0	WP: 0 PB: 0 SB: 0 CS: 1	PA: 39					
<b>PITCHER</b>	IP	WLS	BF	H	R	ER	SO	BB	IBB	HBP	BLK	WP	HR	S	P	ERA	WHIP										
<b>Steve Avery, L</b> ERA: 3.67 (1, 1)	5.0		22	9	3	3	4	0	0	0	0	0	1	46	73	5.40	1.800										
<b>Greg McMichael, R</b> ERA: 3.32 (6, 1)	1.0		3	0	0	0	3	0	0	0	0	0	0	10	13	0.00	0.000										
<b>Mike Stanton, L</b> ERA: 4.26 (7, 1)	0.1		6	4	2	2	1	0	1	0	0	0	1	11	21	54.00	12.000										
<b>Steve Bedrosian, R</b> ERA: 5.54 (7, 1)	0.2	W	1	0	0	0	0	0	0	0	0	0	0	1	1	0.00	0.000										
<b>Mark Wohlers, R</b> ERA: 3.71 (8, 1)	2.0	S	7	0	0	0	3	1	0	0	0	0	0	18	28	0.00	0.500										

Batter	1	2	3	4	5	6	7	8	9	AB	R	H	RBI	BB	SO	LOB	BOTTOM											
<b>Brian Kowitz, L</b> OBP: 0.400, SLG: 0.500 (1, 9)										3	1	0	1	0	0	1	<b>Chicago Cubs @ Atlanta Braves</b> Atlanta-Fulton County Stadium, Atlanta, GA Mon Jun 05 1995, 7:05 PM EDT Att: 27,508 - Unknown - 72 F  <b>AB 31</b> <b>R 7</b> <b>H 8</b> <b>RBI 7</b> <b>BB 6</b> <b>SO 6</b> <b>LOB 17</b> 											
<b>Marquis Grissom, R</b> OBP: 0.281, SLG: 0.338 (1, 8)										4	0	1	0	1	0	1												
<b>10 Chipper Jones, S</b> OBP: 0.377, SLG: 0.475 (1, 5)										5	0	2	1	0	1	3												
<b>Fred McGriff, L</b> OBP: 0.400, SLG: 0.485 (1, 3)										2	0	0	0	2	0	2												
<b>Ryan Klesko, L</b> OBP: 0.324, SLG: 0.263 (1, 7)										2	0	0	0	1	1	2												
<b>Mike Kelly, R</b> OBP: 0.254, SLG: 0.328 (7, PH) (8, 7)										1	1	0	0	0	0	1												
<b>Jeff Blauser, R</b> OBP: 0.337, SLG: 0.385 (1, 6)										3	1	0	0	1	1	3												
<b>Charlie O'Brien, R</b> OBP: 0.447, SLG: 0.650 (1, 2)										3	3	2	1	1	1	0												
<b>Mark Lemke, S</b> OBP: 0.282, SLG: 0.342 (1, 4)										4	0	1	2	0	1	2												
<b>Steve Avery, L</b> ERA: 3.45, SLG: 0.720 (1, 1)	5.1		26	6	5	5	5	3	0	1	0	0	0	0	0	0												
<b>Dwight Smith, L</b> OBP: 0.277, SLG: 0.580 (6, PH)	1.0	L	6	0	1	1	0	1	1	0	0	0	0	0	0	0												
<b>Jose Ojeda, R</b> OBP: 0.252, SLG: 0.422 (6, PH)	0.2		4	1	1	1	1	1	0	0	0	0	0	0	0	0												
<b>Mike Stanton, L</b> OBP: 0.377, SLG: 0.475 (7, 1)	1.8		4	1	1	1	1	1	0	0	0	0	0	0	0	0												
<b>Steve Bedrosian, R</b> OBP: 0.327, SLG: 0.471 (7, PH)	1.0		3	1	0	0	0	0	0	0	0	0	0	0	0	0												
<b>Javy Lopez, R</b> OBP: 0.337, SLG: 0.471 (8, 1)	1.0		3	1	0	0	0	0	0	0	0	0	0	0	0	0												
<b>Inning Stats</b>	R: 1 E: 0 K: 1 S: 14	H: 1 LOB: 1 BB: 0 P: 21	R: 1 E: 0 K: 1 S: 9	H: 2 LOB: 0 BB: 0 P: 13	R: 0 E: 0 K: 1 S: 16	H: 0 LOB: 2 BB: 2 P: 30	R: 1 E: 0 K: 2 S: 9	H: 1 LOB: 0 BB: 0 P: 10	R: 0 E: 0 K: 0 S: 5	H: 1 LOB: 1 BB: 0 P: 7	R: 2 E: 0 K: 0 S: 14	H: 1 LOB: 2 BB: 2 P: 28	R: 2 E: 0 K: 1 S: 9	H: 1 LOB: 1 BB: 2 P: 22	R: 0 E: 0 K: 0 S: 5	H: 1 LOB: 0 BB: 0 P: 6	R: 0 E: 0 K: 0 S: 5	H: 1 LOB: 0 BB: 0 P: 6	1B: 3 2B: 2 3B: 1 HR: 2	SF: 0 SAC: 1 DP: 0 HBP: 1	WP: 0 PB: 0 SB: 1 CS: 0	PA: 39						
<b>PITCHER</b>	IP	WLS	BF	H	R	ER	SO	BB	IBB	HBP	BLK	WP	HR	S	P	ERA	WHIP											
<b>Mike Morgan, R</b> ERA: 3.12 (1, 1)	5.1		26	6	5	5	5	3	0	1	0	0	0	0	0	0	8.44	1.688										
<b>Bryan Hickerson, L</b> ERA: 3.55 (6, 1)	1.0	L	6	0	1	1	0	1	1	0	0	0	0	0	0	0	9.00	1.000										
<b>Mike Walker, R</b> ERA: 1.8 (7, 1)	0.2		4	1	1	1	1	1	0	0	0	0	0	0	0	0	13.50	3.000										
<b>Larry Casian, L</b> ERA: 1.08 (8, 1)	1.0		3	1	0	0	0	0	0	0	0	0	0	0	0	0	0.00	1.000										



Batter	1	2	3	4	5	6	7	8	9	AB	R	H	RBI	BB	SO	LOB	TOP			
Brian McRae, S OBP: 0.327, SLG: 0.426 Howard Johnson, S OBP: 0.288, SLG: 0.268	2-2 G6-3 BLK G6-3 1B		0-0 G6-3			1-2 2B G4-3 1B		2-3 K		3	2	2	0	0	0	0	1 0			
Rey Sanchez, R OBP: 0.315, SLG: 0.381 Steve Buechele, R OBP: 0.288, SLG: 0.258	1-2 G6-3			1-0 F8		2-0 G4-3 2B		0-0 L7		3	0	1	0	0	0	0	1 0			
Mark Grace, L OBP: 0.366, SLG: 0.559 Todd Pratt, R OBP: 0.100, SLG: 0.053	0-1 G6-3			0-0 G6-3		2-1 G4-3			1-3 K	2	0	0	1	0	0	0	2 0			
Sammy Sosa, R OBP: 0.386, SLG: 0.612	1-3 K2-3			0-2 G5-3					3-2 G6-3	2	3	0	0	0	1	1	0 1			
Shawon Dunston, R OBP: 0.341, SLG: 0.524 Scott Bulett, L OBP: 0.278, SLG: 0.387		1-3 K			0-0 1B	0-0 FC5-4 BB			1-1 G4-3	3	3	1	1	0	0	1	2 0			
José Hernández, R OBP: 0.405, SLG: 0.675		0-3 K			1-1 G6-4-3 1B				0-0 G5-3	1	3	0	1	1	0	1	0 0			
Rick Wilkins, L OBP: 0.366, SLG: 0.292		1-0 G3-1			2-3 K			2-3 K		2	3	0	0	0	0	2	1 0			
Ozzie Timmons, R OBP: 0.283, SLG: 0.326			0-2 G6-3		0-0 G6-4-3 1B			2-1 G6-3		3	3	0	0	0	0	0	1 0			
Steve Trachsel, R OBP: 0.200, SLG: 0.200 Willie Banks, R Turk Wendell, L	1-2 P3				1-2 K			0-3 K		1	1	0	0	0	0	0	0 0			
<b>Inning Stats</b>	R: 1 E: 0 K: 1 S: 14	H: 1 LOB: 0 BB: 0 P: 17	R: 0 E: 0 K: 2 S: 8	H: 0 LOB: 0 BB: 0 P: 10	R: 0 E: 0 K: 0 S: 7	H: 0 LOB: 0 BB: 0 P: 8	R: 0 E: 0 K: 0 S: 5	H: 0 LOB: 0 BB: 0 P: 6	R: 1 E: 0 K: 1 S: 9	H: 2 LOB: 2 BB: 0 P: 12	R: 0 E: 0 K: 1 S: 6	H: 0 LOB: 0 BB: 0 P: 10	R: 0 E: 0 K: 2 S: 7	H: 0 LOB: 0 BB: 0 P: 9	R: 0 E: 0 K: 1 S: 11	H: 0 LOB: 0 BB: 0 P: 16	1B: 3 2B: 1 3B: 1 HR: 0	SF: 0 SAC: 0 DP: 1 HBP: 0	WP: 0 PB: 0 SB: 0 CS: 0	PA: 32
<b>PITCHER</b>	IP WLS BF H R ER SO BB IBB HBP BLK WP HR S P ERA WHIP																			
Kent Mercker, L ERA: 3.98	(1, 1) 6.0 W 23 5 3 3 5 1 0 0 0 1 0 0 55 75 4.50 1.000																			
Brad Clontz, R ERA: 3.31	(7, 1) 1.0 3 0 0 0 1 0 0 0 0 0 0 6 10 0.00 0.000																			
Pedro Borbon, L ERA: 3.38	(8, 1) 1.0 3 0 0 0 2 0 0 0 0 0 0 7 9 0.00 0.000																			
Steve Bedrosian, R ERA: 5.14	(9, 1) 1.0 3 0 0 0 1 0 0 0 0 0 0 11 16 0.00 0.000																			

**Chicago Cubs @ Atlanta Braves**  
Atlanta-Fulton County Stadium, Atlanta, GA  
Tue Jun 06 1995, 7:05 PM EDT  
Att: 32,402 - Unknown - 86 F

AB	31
R	3
H	5
RBI	3
BB	1
SO	9
LOB	6



Batter	1	2	3	4	5	6	7	8	9	AB	R	H	RBI	BB	SO	LOB	BOTTOM			
Brian Kowitz, L OBP: 0.364, SLG: 0.333	2-3 K	2-3 K		4-1 10 BB 1B	0-3 K	2-2 FC5-4 1B		0-0 G6-3		5	1	1	0	1	3	1	1 0			
Marquis Grissom, R OBP: 0.279, SLG: 0.351 Mike Kelly, R OBP: 0.246, SLG: 0.317	2-1 10 BB SF9 1B	2-1 10 S 1B		4-0 10 HR BB	1-0 10 HR 1B	2-1 FC5-4 1B		1-2 G1-3		3	2	3	1	1	0	0	2 1			
10 Chipper Jones, S OBP: 0.390, SLG: 0.507	1-2 HR 1B	1-2 L7		0-0 HR 1B	2-0 HR 1B		2-2 1B 1B			5	4	4	4	0	0	1	0 1			
Fred McGriff, L OBP: 0.402, SLG: 0.481 Mike Mordecai, R OBP: 0.250, SLG: 0.417	3-2 SF9		0-0 F7	4-0 HR 1B	4-2 1B BB		3-2 P4			1	1	0	1	2	0	0	1 1			
Ryan Klesko, L OBP: 0.356, SLG: 0.403	1-2 HR		1-3 K	0-0 HR 1B	2-2 1B 1B		1-1 1B 1B			5	3	4	6	0	1	0	1 0			
Jeff Blauser, R OBP: 0.347, SLG: 0.415 Rafael Belliard, R OBP: 0.300, SLG: 0.300	3-2 1B		2-0 L8	1-1 HR 1B	1-2 1B		2-0 1B 1B			4	1	3	2	0	0	0	1 0			
Javy Lopez, R OBP: 0.339, SLG: 0.505	1-1 F8			HR	FC6-4 1B		1-2 1B			5	1	3	3	0	0	3	0 3			
Mark Lemke, S OBP: 0.287, SLG: 0.339		1-2 SH5-4 1B				1-1 G5-3		1-2 G4-6-3		4	2	1	0	1	0	3	0 3			
Kent Mercker, L OBP: 0.188, SLG: 0.250 Brad Clontz, R Pedro Borbon, R Steve Bedrosian, R	1-2 SH5-4		0-1 SH5-4	0-3 K	1-3 K		0-0 G3-1			2	0	0	0	0	2	0	0 0			
<b>Inning Stats</b>	R: 3 E: 0 K: 1 S: 21	H: 4 LOB: 1 BB: 0 P: 34	R: 1 E: 0 K: 1 S: 15	H: 2 LOB: 1 BB: 0 P: 22	R: 0 E: 0 K: 1 S: 6	H: 0 LOB: 0 BB: 0 P: 9	R: 8 E: 0 K: 0 S: 18	H: 5 LOB: 4 BB: 0 P: 42	R: 3 E: 0 K: 2 S: 18	H: 4 LOB: 2 BB: 1 P: 28	R: 0 E: 0 K: 1 S: 11	H: 1 LOB: 0 BB: 0 P: 17	R: 2 E: 0 K: 0 S: 16	H: 4 LOB: 1 BB: 0 P: 24	R: 0 E: 0 K: 0 S: 5	H: 0 LOB: 0 BB: 0 P: 6	1B: 15 2B: 0 3B: 0 HR: 5	SF: 1 SAC: 2 DP: 2 HBP: 0	WP: 0 PB: 0 SB: 2 CS: 0	PA: 47
<b>PITCHER</b>	IP WLS BF H R ER SO BB IBB HBP BLK WP HR S P ERA WHIP																			
Steve Trachsel, R ERA: 3.99	(1, 1) 3.1 L 19 7 7 7 3 2 0 0 0 0 0 2 49 83 18.90 2.700																			
Willie Banks, R ERA: 15.43	(4, 1) 1.1 14 8 8 8 2 2 1 0 0 0 3 27 50 54.00 7.500																			
Turk Wendell, R ERA: 3.38	(5, 1) 3.1 14 5 2 2 1 0 0 0 0 0 0 34 49 5.40 1.500																			

**Chicago Cubs @ Atlanta Braves**  
Atlanta-Fulton County Stadium, Atlanta, GA  
Tue Jun 06 1995, 7:05 PM EDT  
Att: 32,402 - Unknown - 86 F

AB	39
R	17
H	20
RBI	17
BB	5
SO	6
LOB	10





Batter	1	2	3	4	5	6	7	8	9	AB	R	H	RBI	BB	SO	LOB	TOP					
Brian McRae, S (1, 8) OBP: 0.326, SLG: 0.421	G5-3		K		G3-1			G5-3 1B		4	0	1	0	0	1	0	<b>Chicago Cubs @ Atlanta Braves</b> Atlanta-Fulton County Stadium, Atlanta, GA Wed Jun 07 1995, 3:33 AM EDT Att: 30,731 - Sunny - 87 F					
Rey Sanchez, R (1, 4) OBP: 0.314, SLG: 0.384	PB 2B		F7				F8	G5-3 1-2		4	0	1	0	0	0	1						
Mark Grace, L (1, 3) OBP: 0.370, SLG: 0.552	PB BB		G4-3				4-0 HR BB	G4-3		2	1	0	0	2	0	0						
Kevin Roberson, S (1, 9) OBP: 0.364, SLG: 0.706	G4-6-3 BB				P5		0-0 HR			3	1	1	2	1	1	0						
Rick Wilkins, L (1, 2) OBP: 0.362, SLG: 0.318	G4-6-3 1-2				1-0 HR		1-1 G4-3			4	1	1	1	0	1	3						
Shawon Dunston, R (1, 6) OBP: 0.346, SLG: 0.531					3-2 K2-3-2 1B		1-3 K			4	0	2	0	0	2	0						
Howard Johnson, S (1, 5) OBP: 0.273, SLG: 0.250 Sammy Sosa, R (9, PH) OBP: 0.383, SLG: 0.608	F8		K2-3-2 1-1		1-3 K2-3-2		1-0 F7			3	0	0	0	0	1	2						
Scott Bulett, L (1, 7) OBP: 0.268, SLG: 0.372	F7				3-3 K		1-2 P3			3	0	0	0	0	1	1						
Jaime Navarro, R (1, 1) OBP: 0.053, SLG: 0.105 Mike Perez, R (7, 1)	K				1-3 K		1-3 K			3	0	0	0	0	3	1						
Bryan Hickerson, L (8, 1) OBP: 1.000, SLG: 1.000										0	0	0	0	0	0	0						
<b>Inning Stats</b>	R: 0 E: 0 K: 0 S: 6	H: 1 LOB: 2 BB: 2 P: 14	R: 0 E: 0 K: 1 S: 12	H: 1 LOB: 1 BB: 0 P: 16	R: 0 E: 0 K: 1 S: 10	H: 0 LOB: 0 BB: 0 P: 14	R: 1 E: 0 K: 1 S: 10	H: 2 LOB: 1 BB: 0 P: 15	R: 0 E: 0 K: 2 S: 9	H: 0 LOB: 0 BB: 0 P: 15	R: 2 E: 0 K: 1 S: 10	H: 1 LOB: 0 BB: 1 P: 16	R: 0 E: 0 K: 1 S: 7	H: 0 LOB: 0 BB: 0 P: 10	R: 0 E: 0 K: 0 S: 7	H: 1 LOB: 0 BB: 0 P: 9	R: 0 E: 0 K: 4 S: 12	H: 0 LOB: 1 BB: 0 P: 17	1B: 2 2B: 3 3B: 0 HR: 2	SF: 0 SAC: 0 DP: 2 HBP: 0	WP: 1 PB: 1 CS: 0	PA: 34
<b>PITCHER</b>	IP WLS BF H R ER SO BB IBB HBP BLK WP HR S P ERA WHIP																					
29 John Smoltz, R (1, 1) ERA: 3.02	7.0 W 27 5 3 3 7 3 0 0 0 0 2 64 100 3.86 1.143																					
Greg McMichael, R (8, 1) ERA: 3.19	1.0 3 1 0 0 0 0 0 0 0 0 0 7 9 0.00 1.000																					
Mark Wohlers, R (9, 1) ERA: 3.5	1.0 S 4 0 0 0 4 0 0 0 0 1 0 12 17 0.00 0.000																					

AB	31
R	3
H	6
RBI	3
BB	3
SO	11
LOB	9



Batter	1	2	3	4	5	6	7	8	9	AB	R	H	RBI	BB	SO	LOB	BOTTOM			
Brian Kowitz, L (1, 9) OBP: 0.333, SLG: 0.308	F7		G3				P4			4	0	1	1	0	0	1	<b>Chicago Cubs @ Atlanta Braves</b> Atlanta-Fulton County Stadium, Atlanta, GA Wed Jun 07 1995, 3:33 AM EDT Att: 30,731 - Sunny - 87 F			
Marquis Grissom, R (1, 8) OBP: 0.284, SLG: 0.373	P3		1B		2H CS	G6-3	HR			4	1	2	2	0	0	0				
10 Chipper Jones, S (1, 5) OBP: 0.386, SLG: 0.500	G4-3		K			1B	K			4	1	1	0	0	2	1				
Fred McGriff, L (1, 3) OBP: 0.405, SLG: 0.482			1B		1-1 F7					4	0	2	0	0	1	0				
Ryan Klesko, L (1, 7) OBP: 0.355, SLG: 0.400 Mike Kelly, R (8, PH) OBP: 0.242, SLG: 0.311	P3				2-2 F7					3	0	1	1	0	0	1				
Jeff Blauser, R (1, 6) OBP: 0.345, SLG: 0.411	1B				3-2 G5-3					4	0	1	0	0	0	2				
Javy Lopez, R (1, 2) OBP: 0.331, SLG: 0.491	K									3	0	0	0	0	1	4				
Mark Lemke, S (1, 4) OBP: 0.295, SLG: 0.347	F8									3	2	2	0	0	0	2				
29 John Smoltz, R (1, 1) Dwight Smith, L (7, PH) OBP: 0.370, SLG: 0.569 Greg McMichael, R (8, 1) Mark Wohlers, R (9, 1)	L4				1-2 K					2	0	0	0	0	1	1				
<b>Inning Stats</b>	R: 0 E: 0 K: 0 S: 6	H: 0 LOB: 0 BB: 0 P: 7	R: 0 E: 0 K: 1 S: 10	H: 2 LOB: 2 BB: 0 P: 11	R: 0 E: 0 K: 1 S: 11	H: 1 LOB: 1 BB: 0 P: 13	R: 0 E: 0 K: 0 S: 8	H: 0 LOB: 0 BB: 0 P: 14	R: 1 E: 1 K: 1 S: 9	H: 2 LOB: 0 BB: 0 P: 11	R: 1 E: 0 K: 0 S: 14	H: 3 LOB: 2 BB: 0 P: 23	R: 2 E: 0 K: 1 S: 15	H: 2 LOB: 0 BB: 0 P: 26	R: 0 E: 0 K: 1 S: 9	H: 0 LOB: 0 BB: 0 P: 15		1B: 9 2B: 0 3B: 0 HR: 1	SF: 0 SAC: 0 DP: 0 HBP: 0	WP: 0 PB: 0 SB: 1 CS: 1
<b>PITCHER</b>	IP WLS BF H R ER SO BB IBB HBP BLK WP HR S P ERA WHIP																			
Jaime Navarro, R (1, 1) ERA: 2.67	6.1 L 3 1 1 1 1 0 0 0 0 0 1 8 14 2.84 1.421																			
Mike Perez, R (7, 1) ERA: 3.2	0.2 3 1 1 1 1 0 0 0 0 0 0 1 8 14 13.50 1.500																			
Bryan Hickerson, L (8, 1) ERA: 3.29	1.0 3 0 0 0 0 1 0 0 0 0 0 0 9 15 0.00 0.000																			





















Batter	1	2	3	4	5	6	7	8	9	AB	R	H	RBI	BB	SO	LOB	TOP					
Darren Lewis, R (1,8) OBP: 0.273, SLG: 0.289										5	2	3	1	0	0	0						
Mike Benjamin, R (1,5) OBP: 0.394, SLG: 0.548										5	2	4	1	0	0	1						
Barry Bonds, L (1,7) OBP: 0.442, SLG: 0.607										3	2	2	2	1	0	2						
Glenallen Hill, R (1,9) Shawn Barton, R (9,1)										5	1	1	2	0	2	6						
Royce Clayton, R (1,6) OBP: 0.317, SLG: 0.358										4	0	1	1	1	2	0						
Robby Thomson, R (1,4) OBP: 0.283, SLG: 0.352										4	0	1	1	0	1	2						
J.R. Phillips, L (1,3) OBP: 0.195, SLG: 0.238										4	0	0	0	0	1	4						
Kirt Manwaring, R (1,2) OBP: 0.339, SLG: 0.345										4	1	1	0	0	0	2						
Mark Portugal, R (1,1) OBP: 0.063, SLG: 0.063										2	0	0	0	0	0	0						
Mark Dewey, R (8,1)										0	0	0	0	0	0	0						
Dave Burba, R (8,1)										0	0	0	0	0	0	0						
Tom Lampkin, L (9, PH) OBP: 0.333, SLG: 0.320										1	0	0	0	0	0	0						
Rikkert Faneyle, R (9,9) OBP: 0.697, SLG: 0.556										0	0	0	0	0	0	0						
<b>Inning Stats</b>	R: 1 E: 0 K: 0 S: 7	H: 2 LOB: 0 BB: 0 P: 9	R: 0 E: 0 K: 3 S: 9	H: 0 LOB: 0 BB: 0 P: 16	R: 0 E: 0 K: 0 S: 7	H: 0 LOB: 0 BB: 0 P: 8	R: 1 E: 0 K: 1 S: 14	H: 2 LOB: 1 BB: 0 P: 22	R: 1 E: 0 K: 1 S: 15	H: 3 LOB: 2 BB: 0 P: 26	R: 0 E: 0 K: 0 S: 4	H: 0 LOB: 0 BB: 0 P: 7	R: 0 E: 0 K: 0 S: 7	H: 0 LOB: 0 BB: 0 P: 10	R: 2 E: 0 K: 0 S: 10	H: 3 LOB: 2 BB: 1 P: 21	R: 3 E: 0 K: 1 S: 13	H: 3 LOB: 0 BB: 0 P: 22	1B: 8 2B: 3 3B: 1 HR: 2	SF: 1 SAC: 1 DP: 1 HBP: 0	WP: 0 PB: 0 SB: 2 CS: 0	PA: 41
<b>PITCHER</b>	IP WLS BF H R ER SO BB IBB HBP BLK WP HR S P ERA WHIP																					
Jaime Navarro, R (1,1) ERA: 3.08	7.1 L 32 9 5 5 5 1 1 0 0 0 0 1 67 110 6.14 1.364																					
Mike Perez, R (8,1) ERA: 3.22	0.2 3 1 0 0 0 0 0 0 0 0 0 0 6 9 0.00 1.500																					
Anthony Young, R (9,1) ERA: 13.5	0.2 3 1 1 1 0 0 0 0 0 0 0 0 6 10 13.50 1.500																					
Larry Casian, L (9,1) ERA: 1.84	0.0 1 1 0 0 0 0 0 0 0 0 0 0 2 3 ∞ ∞																					
Turk Wendell, R (9,1) ERA: 3.39	0.1 2 1 2 2 1 0 0 0 0 0 0 1 5 9 54.00 3.000																					

San Francisco Giants @ Chicago Cubs  
Wrigley Field, Chicago, IL  
Tue Jun 13 1995, 7:05 PM CDT  
Att: 27,111 - Unknown - 69 F

AB 37  
R 8  
H 13  
RBI 8  
BB 2  
SO 6  
LOB 17



Batter	1	2	3	4	5	6	7	8	9	AB	R	H	RBI	BB	SO	LOB	BOTTOM					
Brian McRae, S (1,8) OBP: 0.316, SLG: 0.419										4	1	1	1	0	1	0						
Rey Sanchez, R (1,4) OBP: 0.314, SLG: 0.390										4	1	2	0	0	1	0						
Sammy Sosa, R (1,9) OBP: 0.358, SLG: 0.552										4	0	0	0	0	1	2						
Mark Grace, L (1,3) OBP: 0.384, SLG: 0.562										3	1	1	1	1	0	1						
Kevin Roberson, S (1,7) OBP: 0.313, SLG: 0.538										3	0	0	0	1	1	2						
Shawon Dunston, R (1,6) OBP: 0.329, SLG: 0.524										4	0	1	0	0	0	2						
Rick Wilkins, L (1,2) OBP: 0.344, SLG: 0.317										3	0	0	1	0	1	1						
Howard Johnson, S (1,5) OBP: 0.275, SLG: 0.286										4	1	1	1	0	1	1						
Jaime Navarro, R (1,1) OBP: 0.248, SLG: 0.095										2	0	0	0	0	1	0						
Mike Pelfrey, R (8,1) ERA: 4.13										0	0	0	0	0	0	0						
Ozzie Timmons, R (8, PH) OBP: 0.286, SLG: 0.326										1	0	0	0	0	1	0						
Anthony Young, R (9,1) ERA: 4.44										0	0	0	0	0	0	0						
Larry Casian, R (9,1) ERA: 2.61										0	0	0	0	0	0	0						
Turk Wendell, L (9,1) ERA: 2.61										0	0	0	0	0	0	0						
<b>Inning Stats</b>	R: 0 E: 0 K: 0 S: 10	H: 1 LOB: 1 BB: 0 P: 15	R: 0 E: 0 K: 1 S: 6	H: 0 LOB: 0 BB: 0 P: 7	R: 0 E: 0 K: 0 S: 6	H: 0 LOB: 0 BB: 0 P: 8	R: 1 E: 0 K: 0 S: 6	H: 2 LOB: 1 BB: 0 P: 10	R: 0 E: 0 K: 1 S: 13	H: 0 LOB: 0 BB: 0 P: 17	R: 0 E: 0 K: 1 S: 8	H: 0 LOB: 0 BB: 0 P: 11	R: 0 E: 0 K: 1 S: 9	H: 0 LOB: 1 BB: 1 P: 15	R: 2 E: 0 K: 3 S: 15	H: 2 LOB: 0 BB: 0 P: 22	R: 1 E: 0 K: 1 S: 14	H: 1 LOB: 1 BB: 1 P: 22	1B: 1 2B: 3 3B: 0 HR: 2	SF: 1 SAC: 0 DP: 0 HBP: 0	WP: 1 PB: 0 SB: 0 CS: 0	PA: 35
<b>PITCHER</b>	IP WLS BF H R ER SO BB IBB HBP BLK WP HR S P ERA WHIP																					
Mark Portugal, R (1,1) ERA: 3.61	7.0 W 25 3 1 1 4 1 0 0 0 0 0 2 7 10 54.00 6.000																					
Mark Dewey, R (8,1) ERA: 4.13	0.1 3 2 2 2 1 0 0 0 0 0 0 2 7 10 54.00 6.000																					
Dave Burba, R (8,1) ERA: 4.44	0.2 2 0 0 0 0 2 0 0 0 0 0 0 8 12 0.00 0.000																					
Shawn Barton, L (9,1) ERA: 2.61	1.0 5 1 1 1 1 1 0 0 0 0 0 0 14 22 9.00 2.000																					

San Francisco Giants @ Chicago Cubs  
Wrigley Field, Chicago, IL  
Tue Jun 13 1995, 7:05 PM CDT  
Att: 27,111 - Unknown - 69 F

AB 32  
R 4  
H 6  
RBI 4  
BB 2  
SO 8  
LOB 9









Batter	1	2	3	4	5	6	7	8	9	AB	R	H	RBI	BB	SO	LOB	TOP				
<b>Darren Lewis, R</b> (1, 8) OBP: 0.278, SLG: 0.286	G3			G5-3			L7	1B		4	0	1	0	0	0	0	<b>San Francisco Giants @ Chicago Cubs</b> Wrigley Field, Chicago, IL Thu Jun 15 1995, 3:33 AM CDT Att: 17,232 - Sunny - 72 F				
<b>Mike Benjamin, R</b> (1, 5) OBP: 0.455, SLG: 0.595	L8			K			BB	K		4	1	1	0	0	2	2					
<b>Rikkert Faneyte, R</b> (1, 7) OBP: 0.444, SLG: 0.333	L8			P3			P9		G1-3	4	0	0	0	0	0	1					
<b>Glenallen Hill, R</b> (1, 9) OBP: 0.323, SLG: 0.469		F8			K		1B		P3	3	0	0	0	1	1	0					
<b>Mark Carreon, R</b> (1, 3) OBP: 0.319, SLG: 0.391		G5-3			K		BB			3	0	1	1	1	1	0					
<b>Royce Clayton, R</b> (1, 6) OBP: 0.313, SLG: 0.347 <b>Barry Bonds, L</b> (9, PH) OBP: 0.434, SLG: 0.588		L7			K		1B		BB	3	0	0	0	0	1	2					
<b>Robby Thompson, R</b> (1, 4) OBP: 0.278, SLG: 0.343				P9			F8		K	3	0	0	0	0	1	0					
<b>Tom Lampkin, L</b> (1, 2) OBP: 0.324, SLG: 0.310				K			P2		1B	3	0	1	0	0	1	0					
<b>Mark Leiter, R</b> (1, 1) OBP: 0.111, SLG: 0.111 <b>Mark Dewey, R</b> (8, 1)				K			K		K	3	0	0	0	0	3	1					
<b>Inning Stats</b>	R: 0 E: 0 K: 0 S: 6	H: 0 LOB: 0 BB: 0 P: 7	R: 0 E: 0 K: 0 S: 11	H: 0 LOB: 0 BB: 0 P: 15	R: 0 E: 0 K: 2 S: 7	H: 0 LOB: 0 BB: 0 P: 10	R: 0 E: 0 K: 1 S: 14	H: 0 LOB: 0 BB: 0 P: 19	R: 0 E: 0 K: 3 S: 10	H: 0 LOB: 0 BB: 0 P: 13	R: 1 E: 0 K: 0 S: 14	H: 2 LOB: 2 BB: 1 P: 24	R: 0 E: 0 K: 3 S: 14	H: 2 LOB: 2 BB: 0 P: 15	R: 0 E: 0 K: 1 S: 11	H: 0 LOB: 1 BB: 1 P: 20		1B: 4 2B: 0 3B: 0 HR: 0	SF: 0 SAC: 0 DP: 0 HBP: 0	WP: 0 PB: 0 SB: 0 CS: 0	PA: 33
<b>PITCHER</b>	IP	WLS	BF	H	R	ER	SO	BB	IBB	HBP	BLK	WP	HR	S	P	ERA	WHIP				
<b>Frank Castillo, R</b> (1, 1) ERA: 2.43 <b>Randy Myers, L</b> (9, 1) ERA: 2.89	8.0	W	29	4	1	1	10	1	0	0	0	0	0	84	114	1.12	0.625				

Batter	1	2	3	4	5	6	7	8	9	AB	R	H	RBI	BB	SO	LOB	BOTTOM				
<b>Brian McRae, S</b> (1, 8) OBP: 0.320, SLG: 0.423	L4-3		K			G5-3		1B		4	0	3	2	0	1	0	<b>San Francisco Giants @ Chicago Cubs</b> Wrigley Field, Chicago, IL Thu Jun 15 1995, 3:33 AM CDT Att: 17,232 - Sunny - 72 F				
<b>Rey Sanchez, R</b> (1, 4) OBP: 0.308, SLG: 0.380	P3			P7		G5-3		G4-3		4	0	0	0	0	3						
<b>Sammy Sosa, R</b> (1, 9) OBP: 0.352, SLG: 0.536	L4-3			K		1B				3	0	1	0	0	1						
<b>Mark Grace, L</b> (1, 3) OBP: 0.381, SLG: 0.573		HR		G6-3			G4-3			3	1	1	1	0	0						
<b>Shawon Dunston, R</b> (1, 6) OBP: 0.329, SLG: 0.526		G5-3			G5-3	1B	P6			3	0	1	0	0	0						
<b>Howard Johnson, S</b> (1, 5) OBP: 0.280, SLG: 0.287 <b>José Hernández, R</b> (8, 5) OBP: 0.315, SLG: 0.519		G3			F9		F8			3	0	0	0	0	1						
<b>Ozzie Timmons, R</b> (1, 7) OBP: 0.276, SLG: 0.364 <b>Randy Myers, L</b> (9, 1)		P3			G5-4-3			K		3	0	0	0	0	1	1					
<b>Todd Pratt, R</b> (1, 2) OBP: 0.194, SLG: 0.138			P3			WP	SH3-4	1B	SH5-3	3	2	2	0	0	0	0					
<b>Frank Castillo, R</b> (1, 1) OBP: 0.211, SLG: 0.167 <b>Scott Burrell, L</b> (8, PH) OBP: 0.267, SLG: 0.366			K			SH3-4		SH5-3		1	0	0	0	0	1	0					
<b>Inning Stats</b>	R: 0 E: 0 K: 0 S: 5	H: 1 LOB: 0 BB: 0 P: 9	R: 1 E: 0 K: 0 S: 13	H: 1 LOB: 0 BB: 0 P: 21	R: 0 E: 0 K: 2 S: 7	H: 0 LOB: 0 BB: 0 P: 10	R: 0 E: 0 K: 1 S: 7	H: 0 LOB: 0 BB: 0 P: 11	R: 0 E: 0 K: 0 S: 4	H: 1 LOB: 0 BB: 0 P: 6	R: 1 E: 0 K: 0 S: 8	H: 3 LOB: 2 BB: 0 P: 9	R: 0 E: 0 K: 0 S: 5	H: 0 LOB: 0 BB: 0 P: 8	R: 1 E: 0 K: 1 S: 13	H: 2 LOB: 1 BB: 0 P: 21		1B: 7 2B: 1 3B: 0 HR: 1	SF: 0 SAC: 2 DP: 2 HBP: 0	WP: 1 PB: 0 SB: 0 CS: 0	PA: 29
<b>PITCHER</b>	IP	WLS	BF	H	R	ER	SO	BB	IBB	HBP	BLK	WP	HR	S	P	ERA	WHIP				
<b>Mark Leiter, R</b> (1, 1) ERA: 3.25 <b>Mark Dewey, R</b> (8, 1) ERA: 4.07	7.2	L	28	8	3	3	4	0	0	0	0	0	0	1	92	3.52	1.043				





Batter	1	2	3	4	5	6	7	8	9	AB	R	H	RBI	BB	SO	LOB	TOP				
<b>Delino DeShields, L</b> (1,4) OBP: 0.329, SLG: 0.319	L8		K				G4-3		G3	5	0	1	0	0	1	0	<b>Los Angeles Dodgers @ Chicago Cubs</b> Wrigley Field, Chicago, IL Fri Jun 16 1995, 3:33 AM CDT Att: 26,077 - Sunny - 84 F				
<b>Jose Offerman, S</b> (1,6) OBP: 0.453, SLG: 0.458	F8						G6-4-3			3	0	1	0	1	1	1					
<b>Mike Piazza, R</b> (1,2) OBP: 0.437, SLG: 0.723	K		F9				G6-4-3			3	0	0	0	1	1	2					
<b>Eric Karros, R</b> (1,3) OBP: 0.402, SLG: 0.544							G4-3			2	0	0	0	2	1	2					
<b>Roberto Kelly, R</b> (1,8) OBP: 0.340, SLG: 0.362							G6-3		F8	4	0	2	0	0	1	2					
<b>Raul Mondesi, R</b> (1,9) OBP: 0.348, SLG: 0.546							K2-3		P2	4	0	2	0	0	1	2					
<b>Tim Wallach, R</b> (1,5) OBP: 0.337, SLG: 0.418							G6-3			4	0	0	0	0	1	6					
<b>Billy Ashley, R</b> (1,7) OBP: 0.296, SLG: 0.350										3	0	0	0	1	0	4					
<b>Rudy Seanez, R</b> (9,1)									F7	0	0	0	0	0	0	0					
<b>Tom Candiotti, R</b> (1,1) OBP: 0.182, SLG: 0.100										3	0	0	0	0	1	2					
<b>Dave Hansen, L</b> (9,PH) OBP: 0.370, SLG: 0.279										0	0	0	0	0	0	0					
<b>Rick Parker, R</b> (9,PH) OBP: 0.292, SLG: 0.292										1	0	0	0	0	1	0					
<b>Inning Stats</b>	R: 0 E: 0 K: 1 S: 10	H: 0 LOB: 0 BB: 0 P: 16	R: 0 E: 0 K: 1 S: 13	H: 1 LOB: 2 BB: 1 P: 22	R: 0 E: 0 K: 2 S: 9	H: 1 LOB: 1 BB: 0 P: 11	R: 0 E: 0 K: 1 S: 13	H: 2 LOB: 2 BB: 0 P: 19	R: 0 E: 0 K: 1 S: 11	H: 1 LOB: 2 BB: 1 P: 23	R: 0 E: 0 K: 0 S: 4	H: 0 LOB: 0 BB: 1 P: 10	R: 0 E: 0 K: 1 S: 9	H: 0 LOB: 1 BB: 0 P: 19	R: 0 E: 0 K: 1 S: 8	H: 0 LOB: 0 BB: 0 P: 11	1B: 5 2B: 1 3B: 0 HR: 0	SF: 0 SAC: 0 DP: 1 HBP: 0	WP: 0 PB: 0 SB: 1 CS: 0	PA: 37	
<b>PITCHER</b>	IP	WLS	BF	H	R	ER	SO	BB	IBB	HBP	BLK	WP	HR	S	P	ERA	WHIP				
<b>Steve Trachsel, R</b> (1,1) ERA: 3.94	7.0		30	6	0	0	7	2	2	0	0	0	0	68	120	0.00	1.143				
<b>Mike Perez, R</b> (8,1) ERA: 2.92	1.1	W	5	0	0	0	1	1	0	0	0	0	0	10	20	0.00	0.750				
<b>Bryan Hickerson, L</b> (9,1) ERA: 2.55	0.2		2	0	0	0	1	0	0	0	0	0	0	7	10	0.00	0.000				

Batter	1	2	3	4	5	6	7	8	9	AB	R	H	RBI	BB	SO	LOB	BOTTOM				
<b>Brian McRae, S</b> (1,8) OBP: 0.319, SLG: 0.417	B5-3		K				4-3			3	0	0	0	1	1	0	<b>Los Angeles Dodgers @ Chicago Cubs</b> Wrigley Field, Chicago, IL Fri Jun 16 1995, 3:33 AM CDT Att: 26,077 - Sunny - 84 F				
<b>Rey Sanchez, R</b> (1,4) OBP: 0.312, SLG: 0.383	B1-3						G5-3			4	0	2	0	0	0	0					
<b>Sammy Sosa, R</b> (1,9) OBP: 0.345, SLG: 0.524	G3-1						P3			4	0	0	0	0	0	3					
<b>Mark Grace, L</b> (1,3) OBP: 0.389, SLG: 0.575							G4-3			3	1	2	0	1	0	0					
<b>Shawon Dunston, R</b> (1,6) OBP: 0.333, SLG: 0.526										0	0	0	0	1	0	0					
<b>José Hernández, R</b> (3,6) OBP: 0.309, SLG: 0.509										1	0	0	0	0	1	1					
<b>Howard Johnson, S</b> (1,5) OBP: 0.286, SLG: 0.323										2	1	1	2	2	0	0					
<b>Ozzie Timmons, R</b> (1,7) OBP: 0.262, SLG: 0.345										3	0	0	0	0	1	3					
<b>Mike Perez, R</b> (8,1) OBP: 1.000, SLG: 1.000										0	0	0	0	0	0	0					
<b>Bryan Hickerson, L</b> (9,1) OBP: 1.000, SLG: 1.000										0	0	0	0	0	0	0					
<b>Todd Pratt, R</b> (1,2) OBP: 0.176, SLG: 0.125										3	0	0	0	0	1	0					
<b>Steve Trachsel, R</b> (1,1) OBP: 0.167, SLG: 0.167										2	0	0	0	0	1	0					
<b>Scott Bullett, L</b> (8,7) OBP: 0.264, SLG: 0.361										1	0	0	0	0	0	0					
<b>Inning Stats</b>	R: 0 E: 0 K: 0 S: 5	H: 0 LOB: 0 BB: 0 P: 6	R: 0 E: 0 K: 1 S: 9	H: 0 LOB: 1 BB: 2 P: 22	R: 0 E: 0 K: 2 S: 9	H: 0 LOB: 0 BB: 0 P: 13	R: 0 E: 0 K: 1 S: 7	H: 0 LOB: 1 BB: 1 P: 13	R: 0 E: 0 K: 0 S: 9	H: 1 LOB: 1 BB: 0 P: 13	R: 0 E: 0 K: 0 S: 7	H: 1 LOB: 1 BB: 1 P: 17	R: 0 E: 0 K: 0 S: 7	H: 1 LOB: 2 BB: 1 P: 13	R: 2 E: 0 K: 0 S: 4	H: 2 LOB: 0 BB: 0 P: 5	1B: 4 2B: 0 3B: 0 HR: 1	SF: 0 SAC: 2 DP: 1 HBP: 0	WP: 0 PB: 0 SB: 0 CS: 1	PA: 33	
<b>PITCHER</b>	IP	WLS	BF	H	R	ER	SO	BB	IBB	HBP	BLK	WP	HR	S	P	ERA	WHIP				
<b>Tom Candiotti, R</b> (1,1) ERA: 3.7			3	0	0	0	5	0	0	0	0	0	0	63	112	0.00	1.000				
<b>Rudy Seanez, R</b> (9,1) ERA: 4.85	0.1	L	3	2	2	2	0	0	0	0	0	0	1	4	5	54.00	6.000				





Batter	1	2	3	4	5	6	7	8	9	AB	R	H	RBI	BB	SO	LOB	TOP										
<b>Delino DeShields, L</b> OBP: 0.332, SLG: 0.323 <b>Chad Forville, S</b> OBP: 0.333, SLG: 0.375	0-0 CS 1B	0-1 FC4-6	1-1 1B		1-2 HR 1B		3-2 2B		1-0 1B	1	0	1	0	0	0	0	<b>Los Angeles Dodgers @ Chicago Cubs</b> Wrigley Field, Chicago, IL Sat Jun 17 1995, 3:33 AM CDT Att: 36,310 - Sunny - 89 F										
<b>Jose Offerman, S</b> OBP: 0.445, SLG: 0.448 <b>Rick Parker, R</b> OBP: 0.292, SLG: 0.292	2-1 E3 1B WP 1-2 WP	1-1 G4-3	2-1 G3		2-1 HR 1B		1-3 K		2-3 K	6	2	1	0	0	2	8											
<b>Mike Piazza, R</b> OBP: 0.433, SLG: 0.736 <b>Carlos Hernandez, R</b> OBP: 0.194, SLG: 0.091	2-1 F9		4-1 HR BB	0-2 G4-3	1-1 HR		1-1 G6-3		1-1 G4-3 1B	4	2	1	3	1	0	2											
<b>Eric Karros, R</b> OBP: 0.405, SLG: 0.559	2-1 WP 1B		0-0 HR	2-2 L9	0-3 K			3-2 1B 1B	0-1 G4-3	6	2	3	2	0	1	2											
<b>Roberto Kelly, R</b> OBP: 0.337, SLG: 0.354	3-3 K		4-1 1B 1B BB	1-2 F8			1-0 G5-3	2-1 F9		4	1	0	0	1	1	2											
<b>Raul Mondesi, R</b> OBP: 0.253, SLG: 0.568 <b>Rudy Seanez, R</b> <b>Greg Hansell, R</b>		0-0 HR	1-1 F9		0-1 HR 2B		2-0 P6	1-1 1B 1B		5	2	3	1	0	0	1											
<b>Tim Wallach, R</b> OBP: 0.333, SLG: 0.404 <b>Dave Hansen, L</b> OBP: 0.378, SLG: 0.290		4-1 FC4-6 BB BB	2-1 L9		1-2 G5-3		1-1 G3	0-1 1B 2-H		3	0	0	0	1	0	2											
<b>Billy Ashley, R</b> OBP: 0.307, SLG: 0.402		3-3 K	4-2 1B 1B BB		2-2 HR		3-1 HR	2-3 K		4	2	2	3	1	2	3											
<b>Ramon Martinez, R</b> OBP: 0.250, SLG: 0.261 <b>Mitch Webster, S</b> OBP: 0.214, SLG: 0.333		4-0 FC4-6 BB	0-2 1B		1-3 K		0-1 F9	2-1 F8		3	0	1	0	1	1	0											
<b>Inning Stats</b>	R: 1 E: 1 K: 1 S: 11	H: 2 LOB: 1 BB: 0 P: 20	R: 1 E: 0 K: 1 S: 11	H: 1 LOB: 2 BB: 2 P: 23	R: 3 E: 0 K: 0 S: 16	H: 3 LOB: 3 BB: 3 P: 34	R: 0 E: 0 K: 0 S: 10	H: 0 LOB: 0 BB: 0 P: 13	R: 5 E: 0 K: 2 S: 23	H: 5 LOB: 0 BB: 0 P: 31	R: 0 E: 0 K: 0 S: 4	H: 0 LOB: 0 BB: 0 P: 8	R: 1 E: 0 K: 1 S: 13	H: 2 LOB: 1 BB: 0 P: 21	R: 1 E: 0 K: 1 S: 16	H: 3 LOB: 2 BB: 0 P: 26		R: 0 E: 0 K: 1 S: 8	H: 2 LOB: 1 BB: 0 P: 12	1B: 11 2B: 2 3B: 0 HR: 5	SF: 0 SAC: 0 DP: 1 HBP: 0	WP: 2 PB: 1 SB: 0 CS: 1	PA: 49				
<b>PITCHER</b>	IP	WLS	BF	H	R	ER	SO	BB	IBB	HBP	BLK	WP	HR	S	P	ERA	WHIP										
<b>Anthony Young, R</b> ERA: 12.46	2.0	L	14	4	5	4	2	4	0	0	0	2	2	25	54	18.00	4.000										
<b>Turk Wendell, L</b> ERA: 6.55	3.0	7	7	5	5	2	1	0	0	0	0	0	2	46	67	15.00	2.667										
<b>Chris Nabholz, L</b> ERA: 3.0	1.2	7	2	1	1	1	2	0	0	0	0	0	1	15	26	5.40	1.200										
<b>Mike Walker, R</b> ERA: 2.08	1.1	7	3	1	1	1	1	0	0	0	0	0	0	18	29	6.75	2.250										
<b>Bryan Hickerson, L</b> ERA: 2.41	1.0	4	2	0	0	0	1	0	0	0	0	0	0	8	12	0.00	2.000										

Batter	1	2	3	4	5	6	7	8	9	AB	R	H	RBI	BB	SO	LOB	BOTTOM										
<b>Brian McRae, S</b> OBP: 0.318, SLG: 0.410	0-1 L8		2-1 G6-3		0-0 G4-3		4-2 G6-4-3 BB			3	0	0	0	1	0	0	<b>Los Angeles Dodgers @ Chicago Cubs</b> Wrigley Field, Chicago, IL Sat Jun 17 1995, 3:33 AM CDT Att: 36,310 - Sunny - 89 F										
<b>Rey Sanchez, R</b> OBP: 0.306, SLG: 0.375	2-0 G6-3			1-0 G6-3		0-0 G4-3	1-0 G6-4-3			4	0	0	0	0	0	1											
<b>Mark Grace, L</b> OBP: 0.396, SLG: 0.584	3-2 2B			0-2 HR 1B		1-2 FC6 1B		1-0 G4-3		4	1	3	0	0	0	0											
<b>Sammy Sosa, R</b> OBP: 0.343, SLG: 0.534	0-1 F8			3-1 HR		2-2 FC6 HR 1-2 HR		2-2 F8		4	2	1	2	0	0	2											
<b>Todd Zeile, R</b> OBP: 0.382, SLG: 0.481		2-2 G6-3		0-2 1B		1-1 HR		2-2 G4-3		4	1	2	2	0	0	0											
<b>Shawon Dunston, R</b> OBP: 0.331, SLG: 0.519		1-1 G4-3		1-0 F8		3-2 1B 1B			1-3 K	4	0	1	0	0	1	1											
<b>Rick Wilkins, L</b> OBP: 0.348, SLG: 0.346		3-2 L8		3-2 G4-3		3-1 1B 1B			3-2 HR	4	1	2	1	0	0	1											
<b>Howard Johnson, S</b> OBP: 0.275, SLG: 0.308			3-3 K		1-1 F7		3-2 F8		1-3 K	3	0	0	0	0	1	2											
<b>Mike Walker, R</b>										0	0	0	0	0	0	0											
<b>Bryan Hickerson, S</b> OBP: 1.000, SLG: 1.000 <b>Kevin Roberson, S</b> OBP: 0.294, SLG: 0.500										1	0	0	0	0	1	0											
<b>Anthony Young, R</b> <b>Turk Wendell, L</b> <b>Scott Bullett, L</b> OBP: 0.261, SLG: 0.357 <b>Chris Nabholz, R</b> <b>Ozzie Timmons, R</b> OBP: 0.254, SLG: 0.333										0	0	0	0	0	0	0											
<b>Inning Stats</b>	R: 0 E: 0 K: 0 S: 9	H: 1 LOB: 1 BB: 0 P: 14	R: 0 E: 0 K: 0 S: 8	H: 0 LOB: 0 BB: 0 P: 14	R: 0 E: 0 K: 1 S: 6	H: 0 LOB: 0 BB: 0 P: 11	R: 2 E: 0 K: 0 S: 16	H: 3 LOB: 1 BB: 0 P: 24	R: 0 E: 0 K: 0 S: 8	H: 0 LOB: 0 BB: 0 P: 12	R: 2 E: 0 K: 0 S: 18	H: 4 LOB: 2 BB: 0 P: 31	R: 0 E: 0 K: 0 S: 7	H: 0 LOB: 0 BB: 1 P: 15	R: 0 E: 0 K: 0 S: 7	H: 0 LOB: 0 BB: 0 P: 12	R: 1 E: 0 K: 2 S: 12	H: 1 LOB: 0 BB: 0 P: 17	1B: 5 2B: 1 3B: 0 HR: 3	SF: 0 SAC: 0 DP: 1 HBP: 0	WP: 0 PB: 0 SB: 0 CS: 0	PA: 36					
<b>PITCHER</b>	IP	WLS	BF	H	R	ER	SO	BB	IBB	HBP	BLK	WP	HR	S	P	ERA	WHIP										
<b>Ramon Martinez, R</b> ERA: 3.63	7.0	W	29	8	4	4	1	1	0	0	0	0	0	7	12	0.00	0.000										
<b>Rudy Seanez, R</b> ERA: 4.5	1.0	3	0	0	0	0	0	0	0	0	0	0	0	7	12	0.00	0.000										
<b>Greg Hansell, R</b> ERA: 6.35	1.0	4	1	1	1	2	0	0	0	0	0	0	1	12	17	9.00	1.000										

AB	44
R	12
H	18
RBI	11
BB	5
SO	7
LOB	24





Batter	1	2	3	4	5	6	7	8	9	AB	R	H	RBI	BB	SO	LOB	TOP		
<b>Chad Fonville, S</b> OBP: 0.414, SLG: 0.429 (1, 4)										4	0	3	0	1	0	0	<b>Los Angeles Dodgers @ Chicago Cubs</b> Wrigley Field, Chicago, IL Sun Jun 18 1995, 3:33 AM CDT Att: 32,631 - Sunny - 81 F		
<b>Jose Offerman, S</b> OBP: 0.444, SLG: 0.444 (1, 6)										4	2	1	0	1	0	2			
<b>Mike Piazza, R</b> OBP: 0.443, SLG: 0.719 (1, 2)											2	2	0	0	3	0			
<b>Eric Karros, R</b> OBP: 0.400, SLG: 0.565 (1, 3)										5	2	1	3	0	0	4			
<b>Roberto Kelly, R</b> OBP: 0.329, SLG: 0.347 (1, 8)										4	0	0	1	0	0	1			
<b>Raul Mondesi, R</b> OBP: 0.381, SLG: 0.571 (1, 9)										4	0	3	1	0	0	1			
<b>Dave Hansen, L</b> OBP: 0.385, SLG: 0.308 (1, 5)										3	0	1	0	1	0	1			
<b>Billy Ashley, R</b> OBP: 0.306, SLG: 0.392 <b>Rick Parker, R</b> OBP: 0.292, SLG: 0.292 (1, 7) (8, 7)										3	0	0	0	1	2	2			
<b>Ismael Valdez, R</b> OBP: 0.143, SLG: 0.143 (1, 1)										4	0	0	0	0	1	3			
<b>Inning Stats</b>	R: 3 E: 0 K: 1 S: 12	H: 3 LOB: 2 BB: 3 P: 28	R: 0 E: 0 K: 0 S: 8	H: 0 LOB: 0 BB: 0 P: 11	R: 0 E: 0 K: 0 S: 6	H: 0 LOB: 1 BB: 1 P: 10	R: 0 E: 0 K: 1 S: 9	H: 0 LOB: 0 BB: 0 P: 13	R: 0 E: 0 K: 0 S: 6	H: 2 LOB: 3 BB: 1 P: 14	R: 3 E: 2 K: 0 S: 16	H: 3 LOB: 1 BB: 1 P: 27	R: 0 E: 0 K: 1 S: 10	H: 1 LOB: 1 BB: 0 P: 16	R: 0 E: 0 K: 0 S: 4	H: 0 LOB: 0 BB: 0 P: 5	1B: 7 2B: 1 3B: 0 HR: 1	SF: 1 SAC: 0 DP: 1 HBP: 0	WP: 0 PA: 41 PB: 0 SB: 0 CS: 1
<b>PITCHER</b>	IP WLS BF H R ER SO BB IBB HBP BLK WP HR S P ERA WHIP																		
<b>Jaime Navarro, R</b> ERA: 3.21 (1, 1)	6.0 L 27 5 3 3 2 5 1 0 0 0 1 51 95 4.50 1.667																		
<b>Bryan Hickerson, L</b> ERA: 3.39 (7, 1)	0.0 3 2 3 2 0 0 1 0 0 0 0 8 15 ∞ ∞																		
<b>Turk Wendell, R</b> ERA: 6.0 (7, 1)	1.0 4 1 0 0 0 0 0 0 0 0 0 8 12 0.00 1.000																		
<b>Mike Walker, R</b> ERA: 1.93 (8, 1)	2.0 7 1 0 0 1 0 0 0 0 0 0 14 21 0.00 0.500																		

Batter	1	2	3	4	5	6	7	8	9	AB	R	H	RBI	BB	SO	LOB	BOTTOM		
<b>Brian McRae, S</b> OBP: 0.319, SLG: 0.404 (1, 8)										3	0	0	0	2	0	3	<b>Los Angeles Dodgers @ Chicago Cubs</b> Wrigley Field, Chicago, IL Sun Jun 18 1995, 3:33 AM CDT Att: 32,631 - Sunny - 81 F		
<b>Rey Sanchez, R</b> OBP: 0.310, SLG: 0.377 (1, 4)										4	0	2	0	0	0	3			
<b>Mark Grace, L</b> OBP: 0.398, SLG: 0.586 (1, 3)										3	0	1	0	1	0	1			
<b>Sammy Sosa, R</b> OBP: 0.337, SLG: 0.523 (1, 9)										4	0	0	0	0	2	4			
<b>Todd Zeile, R</b> OBP: 0.378, SLG: 0.474 (1, 7)										4	0	1	0	0	1	0			
<b>Shawn Dunston, R</b> OBP: 0.323, SLG: 0.506 (1, 6)										4	0	0	0	0	0	1			
<b>Rick Wilkins, L</b> OBP: 0.346, SLG: 0.338 (1, 2)										3	0	0	0	1	1	1			
<b>Howard Johnson, S</b> OBP: 0.262, SLG: 0.290 (1, 5)										4	0	0	0	0	1	2			
<b>Jaime Navarro, R</b> OBP: 0.387, SLG: 0.130 <b>Bryan Hickerson, L</b> OBP: 0.309, SLG: 1.000 <b>Turk Wendell, L</b> OBP: 0.276, SLG: 0.357 <b>Scott Bleil, L</b> OBP: 0.276, SLG: 0.357 <b>Mike Walker, R</b> OBP: 0.296, SLG: 0.443 (1, 1) (7, 1) (7, 1) (7, PH) (8, 1) (8, PH)										2	0	1	0	0	1	0			
<b>Inning Stats</b>	R: 0 E: 0 K: 1 S: 14	H: 1 LOB: 1 BB: 1 P: 21	R: 0 E: 0 K: 1 S: 8	H: 0 LOB: 0 BB: 0 P: 12	R: 0 E: 0 K: 0 S: 11	H: 2 LOB: 3 BB: 1 P: 19	R: 0 E: 0 K: 1 S: 6	H: 1 LOB: 1 BB: 0 P: 7	R: 0 E: 0 K: 1 S: 10	H: 0 LOB: 0 BB: 0 P: 14	R: 0 E: 0 K: 1 S: 6	H: 0 LOB: 2 BB: 2 P: 11	R: 0 E: 0 K: 1 S: 7	H: 0 LOB: 0 BB: 0 P: 10	R: 0 E: 1 K: 0 S: 8	H: 0 LOB: 2 BB: 1 P: 14	1B: 4 2B: 1 3B: 0 HR: 0	SF: 0 SAC: 0 DP: 1 HBP: 0	WP: 0 PA: 37 PB: 0 SB: 0 CS: 0
<b>PITCHER</b>	IP WLS BF H R ER SO BB IBB HBP BLK WP HR S P ERA WHIP																		
<b>Ismael Valdez, R</b> ERA: 2.23 (1, 1)	9.0 W 37 5 0 0 6 5 0 0 0 0 0 83 135 0.00 1.111																		





Batter	1	2	3	4	5	6	7	8	9	AB	R	H	RBI	BB	SO	LOB	TOP				
<b>Brian McRae, S</b> OBP: 0.323, SLG: 0.403										3	1	1	1	1	2	0					
<b>Rey Sanchez, R</b> OBP: 0.304, SLG: 0.370										4	0	0	0	0	0	1					
<b>Mark Grace, L</b> OBP: 0.395, SLG: 0.584										4	1	1	1	0	0	0					
<b>Sammy Sosa, R</b> OBP: 0.340, SLG: 0.520										3	0	1	1	1	1	0					
<b>Todd Zeile, R</b> OBP: 0.375, SLG: 0.468										4	0	1	0	0	0	1					
<b>Shawn Dunston, R</b> OBP: 0.323, SLG: 0.500										2	0	0	0	0	1	1					
<b>José Hernández, R</b> OBP: 0.304, SLG: 0.500										1	0	0	0	0	0	0					
<b>Rick Wilkins, L</b> OBP: 0.337, SLG: 0.328										4	0	0	0	0	2	4					
<b>Ozzie Timmons, R</b> OBP: 0.242, SLG: 0.317										3	1	0	0	0	1	0					
<b>Scott Burrell, L</b> OBP: 0.270, SLG: 0.357										0	0	0	0	0	0	0					
<b>Kevin Foster, R</b> OBP: 0.286, SLG: 0.429										2	0	0	0	0	1	0					
<b>Bryan Hickerson, L</b> OBP: 1.000, SLG: 1.000										0	0	0	0	0	0	0					
<b>Mike Perez, R</b> OBP: 1.000, SLG: 1.000										0	0	0	0	0	0	0					
<b>Inning Stats</b>	R: 0 E: 0 K: 1 S: 10	H: 0 LOB: 0 BB: 0 P: 15	R: 0 E: 0 K: 0 S: 8	H: 0 LOB: 1 BB: 1 P: 15	R: 0 E: 0 K: 1 S: 7	H: 0 LOB: 0 BB: 1 P: 12	R: 0 E: 0 K: 0 S: 7	H: 0 LOB: 0 BB: 0 P: 13	R: 0 E: 0 K: 1 S: 12	H: 0 LOB: 0 BB: 0 P: 17	R: 3 E: 1 K: 1 S: 16	H: 4 LOB: 3 BB: 0 P: 28	R: 0 E: 0 K: 2 S: 8	H: 0 LOB: 0 BB: 0 P: 11	R: 0 E: 0 K: 1 S: 9	H: 0 LOB: 0 BB: 0 P: 13	R: 0 E: 0 K: 1 S: 7	H: 0 LOB: 0 BB: 0 P: 10	1B: 3 2B: 1 3B: 0 HR: 0	SF: 0 SAC: 1 DP: 0 HBP: 1	WP: 0 PA: 35 PB: 0 SB: 0 CS: 1
<b>PITCHER</b>	IP	WLS	BF	H	R	ER	SO	BB	IBB	HBP	BLK	WP	HR	S	P	ERA	WHIP				
<b>Joey Hamilton, R</b> ERA: 2.76	(1, 1)	5.2	23	4	3	0	3	2	0	0	0	0	0	55	91	0.00	1.059				
<b>Andres Berumen, R</b> ERA: 5.03	(6, 1)	1.1	W	5	0	0	0	3	0	0	1	0	0	13	20	0.00	0.000				
<b>Brian Williams, R</b> ERA: 5.25	(8, 1)	1.0	S	3	0	0	0	1	0	0	0	0	0	9	13	0.00	0.000				
<b>Trevor Hoffman, R</b> ERA: 3.86	(9, 1)	1.0	S	3	0	0	0	1	0	0	0	0	0	7	10	0.00	0.000				

Chicago Cubs @ San Diego Padres  
Jack Murphy Stadium, San Diego, CA  
Mon Jun 19 1995, 10:05 PM EDT  
Att: 10,618 - Unknown - 67 F

AB	30
R	3
H	4
RBI	3
BB	2
SO	8
LOB	7



Batter	1	2	3	4	5	6	7	8	9	AB	R	H	RBI	BB	SO	LOB	BOTTOM				
<b>Bip Roberts, S</b> OBP: 0.377, SLG: 0.400										4	0	2	1	0	0	0					
<b>Steve Finley, L</b> OBP: 0.333, SLG: 0.382										3	0	0	0	1	0	0					
<b>Tony Gwynn, L</b> OBP: 0.377, SLG: 0.447										4	0	0	0	0	0	2					
<b>Ken Caminiti, S</b> OBP: 0.337, SLG: 0.464										4	0	2	0	0	1	0					
<b>Eddie Williams, R</b> OBP: 0.322, SLG: 0.447										4	0	0	0	0	0	2					
<b>Brad Ausmus, R</b> OBP: 0.328, SLG: 0.403										4	1	2	0	0	0	1					
<b>Jody Reed, R</b> OBP: 0.344, SLG: 0.260										2	2	1	0	2	0	1					
<b>Andujar Cedeno, R</b> OBP: 0.284, SLG: 0.376										2	1	0	0	1	1	3					
<b>Joey Hamilton, R</b> OBP: 0.038, SLG: 0.080	(1, 1)									1	0	0	1	0	0	2					
<b>Andres Berumen, R</b> ERA: 5.89	(6, 1)									0	0	0	0	0	0	0					
<b>Roberto Pelagine, L</b> OBP: 0.474, SLG: 0.599	(7, PH)									1	1	1	3	0	0	0					
<b>Brian Williams, R</b> ERA: 3.32	(8, 1)									0	0	0	0	0	0	0					
<b>Trevor Hoffman, R</b> OBP: 1.000, SLG: 2.000	(9, 1)									0	0	0	0	0	0	0					
<b>Inning Stats</b>	R: 0 E: 0 K: 0 S: 7	H: 1 LOB: 0 BB: 0 P: 9	R: 0 E: 0 K: 0 S: 4	H: 1 LOB: 0 BB: 0 P: 6	R: 0 E: 0 K: 0 S: 10	H: 1 LOB: 0 BB: 0 P: 17	R: 0 E: 0 K: 0 S: 7	H: 1 LOB: 1 BB: 0 P: 13	R: 1 E: 0 K: 1 S: 10	H: 2 LOB: 1 BB: 1 P: 15	R: 0 E: 0 K: 1 S: 9	H: 0 LOB: 0 BB: 0 P: 14	R: 3 E: 0 K: 0 S: 17	H: 2 LOB: 2 BB: 3 P: 35	R: 0 E: 0 K: 0 S: 11	H: 1 LOB: 1 BB: 0 P: 19	1B: 6 2B: 1 3B: 0 HR: 1	SF: 1 SAC: 0 DP: 1 HBP: 0	WP: 1 PA: 35 PB: 1 SB: 1 CS: 1		
<b>PITCHER</b>	IP	WLS	BF	H	R	ER	SO	BB	IBB	HBP	BLK	WP	HR	S	P	ERA	WHIP				
<b>Kevin Foster, R</b> ERA: 5.89	(1, 1)	6.2	L	28	7	5	4	2	3	0	0	0	0	60	99	5.40	1.500				
<b>Bryan Hickerson, L</b> ERA: 3.32	(7, 1)	0.1		2	0	0	0	0	1	0	0	0	1	4	10	0.00	3.000				
<b>Mike Perez, R</b> ERA: 2.81	(8, 1)	1.0		4	1	0	0	0	0	0	0	0	0	11	19	0.00	1.000				

Chicago Cubs @ San Diego Padres  
Jack Murphy Stadium, San Diego, CA  
Mon Jun 19 1995, 10:05 PM EDT  
Att: 10,618 - Unknown - 67 F

AB	29
R	5
H	8
RBI	5
BB	4
SO	2
LOB	11






Batter	1	2	3	4	5	6	7	8	9	AB	R	H	RBI	BB	SO	LOB	TOP							
Brian McRae, S OBP: 0.338, SLG: 0.412	0-0 1B 2B	1-2 1B E HBP		2-2 1B WP 1B		1-0 1B CS		3-1 HBP		3	3	3	0	0	0	0								
Rey Sanchez, R OBP: 0.311, SLG: 0.376	2-0 2B 1B	1-0 E5 1B		1-2 1B WP 1B		1-2 F9 1-2		1-2 F8		5	2	3	0	0	0	3								
Howard Johnson, S OBP: 0.258, SLG: 0.297	3-2 HR 2B	2-2 P5 1B		3-3 K 1-2 2-3			1-1 F7		0-1 G6-3	5	1	1	2	0	1	3								
Sammy Sosa, R OBP: 0.346, SLG: 0.537	0-1 HR 2B	0-1 F9 1B		2-1 FC5-4 1B			1-1 1B S		1-0 F9	5	1	3	4	0	0	1								
Todd Zeile, R OBP: 0.370, SLG: 0.455	4-2 G4-3 BB		2-0 G5-3	1-1 FC5-4 1-2			3-1 G5-3 1-2		0-1 F9	4	0	0	0	1	0	2								
Rick Wilkins, L OBP: 0.335, SLG: 0.333	1-0 F9		3-1 2B		1-3 K2-3		2-1 G4-3			4	0	1	0	0	1	2								
Kevin Roberson, S Mike Perez, R Turk Wendell, L	3-2 G4-3 1-2		0-3 K		1-3 K			1-2 G5-3 1B		4	0	1	0	0	2	2	AB 38 R 7 H 12 RBI 6 BB 1 SO 6 LOB 17							
José Hernández, R	3-3 K		2-3 K		1-1 G6-3			3-2 G5-3 1-2		4	0	0	0	0	2	3								
Frank Castillo, R Mike Walker, R Chris Nabholz, L Scott Bulett, L	1-2 G5-3 1-2		1-2 G6-3		1-2 G6-3		1-2 G6-3		1-0 F7	3	0	0	0	0	0	0								
<b>Inning Stats</b>	R: 4 E: 0 K: 1 S: 18	H: 4 LOB: 1 BB: 1 P: 34	R: 1 E: 1 K: 0 S: 12	H: 1 LOB: 1 BB: 0 P: 17	R: 0 E: 0 K: 2 S: 9	H: 1 LOB: 1 BB: 0 P: 16	R: 2 E: 0 K: 1 S: 19	H: 3 LOB: 1 BB: 0 P: 29	R: 0 E: 0 K: 2 S: 9	H: 0 LOB: 0 BB: 0 P: 12	R: 0 E: 0 K: 0 S: 7	H: 1 LOB: 0 BB: 0 P: 10	R: 0 E: 0 K: 0 S: 8	H: 1 LOB: 1 BB: 0 P: 15	R: 0 E: 0 K: 0 S: 12	H: 1 LOB: 2 BB: 0 P: 21	R: 0 E: 0 K: 0 S: 5	H: 0 LOB: 0 BB: 0 P: 6	1B: 9 2B: 2 3B: 0 HR: 1	SF: 0 SAC: 0 DP: 0 HBP: 2	WP: 1 PB: 0 SB: 1 CS: 1	PA: 41		
<b>PITCHER</b>	IP WLS BF H R ER SO BB IBB HBP BLK WP HR S P ERA WHIP	IP WLS BF H R ER SO BB IBB HBP BLK WP HR S P ERA WHIP															IP WLS BF H R ER SO BB IBB HBP BLK WP HR S P ERA WHIP							
Scott Sanders, R ERA: 3.92	3.2 L 21 8 7 6 4	4.1 R 8 2 0 0 2	4.1 R 9 2 0 0 0	4.1 R 9 2 0 0 0	4.1 R 9 2 0 0 0	4.1 R 9 2 0 0 0	4.1 R 9 2 0 0 0	4.1 R 9 2 0 0 0	4.1 R 9 2 0 0 0	4.1 R 9 2 0 0 0	4.1 R 9 2 0 0 0	4.1 R 9 2 0 0 0	4.1 R 9 2 0 0 0	4.1 R 9 2 0 0 0	4.1 R 9 2 0 0 0	4.1 R 9 2 0 0 0	4.1 R 9 2 0 0 0	4.1 R 9 2 0 0 0	4.1 R 9 2 0 0 0	4.1 R 9 2 0 0 0	4.1 R 9 2 0 0 0	4.1 R 9 2 0 0 0	4.1 R 9 2 0 0 0	
Willie Blair, R ERA: 5.48	2.1 8 2 0 0 2	2.1 8 2 0 0 2	2.1 8 2 0 0 2	2.1 8 2 0 0 2	2.1 8 2 0 0 2	2.1 8 2 0 0 2	2.1 8 2 0 0 2	2.1 8 2 0 0 2	2.1 8 2 0 0 2	2.1 8 2 0 0 2	2.1 8 2 0 0 2	2.1 8 2 0 0 2	2.1 8 2 0 0 2	2.1 8 2 0 0 2	2.1 8 2 0 0 2	2.1 8 2 0 0 2	2.1 8 2 0 0 2	2.1 8 2 0 0 2	2.1 8 2 0 0 2	2.1 8 2 0 0 2	2.1 8 2 0 0 2	2.1 8 2 0 0 2	2.1 8 2 0 0 2	2.1 8 2 0 0 2
Bryce Florie, R ERA: 3.08	2.0 9 2 0 0 0	2.0 9 2 0 0 0	2.0 9 2 0 0 0	2.0 9 2 0 0 0	2.0 9 2 0 0 0	2.0 9 2 0 0 0	2.0 9 2 0 0 0	2.0 9 2 0 0 0	2.0 9 2 0 0 0	2.0 9 2 0 0 0	2.0 9 2 0 0 0	2.0 9 2 0 0 0	2.0 9 2 0 0 0	2.0 9 2 0 0 0	2.0 9 2 0 0 0	2.0 9 2 0 0 0	2.0 9 2 0 0 0	2.0 9 2 0 0 0	2.0 9 2 0 0 0	2.0 9 2 0 0 0	2.0 9 2 0 0 0	2.0 9 2 0 0 0	2.0 9 2 0 0 0	2.0 9 2 0 0 0
Jeff Tabaka, L ERA: 7.11	1.0 3 0 0 0 0	1.0 3 0 0 0 0	1.0 3 0 0 0 0	1.0 3 0 0 0 0	1.0 3 0 0 0 0	1.0 3 0 0 0 0	1.0 3 0 0 0 0	1.0 3 0 0 0 0	1.0 3 0 0 0 0	1.0 3 0 0 0 0	1.0 3 0 0 0 0	1.0 3 0 0 0 0	1.0 3 0 0 0 0	1.0 3 0 0 0 0	1.0 3 0 0 0 0	1.0 3 0 0 0 0	1.0 3 0 0 0 0	1.0 3 0 0 0 0	1.0 3 0 0 0 0	1.0 3 0 0 0 0	1.0 3 0 0 0 0	1.0 3 0 0 0 0	1.0 3 0 0 0 0	1.0 3 0 0 0 0

Chicago Cubs @ San Diego Padres  
Jack Murphy Stadium, San Diego, CA  
Tue Jun 20 1995, 10:05 PM EDT  
Att: 11,044 - Unknown - 64 F

livebaseballscorecards.com

AB 38  
R 7  
H 12  
RBI 6  
BB 1  
SO 6  
LOB 17



Batter	1	2	3	4	5	6	7	8	9	AB	R	H	RBI	BB	SO	LOB	BOTTOM							
Bip Roberts, S OBP: 0.388, SLG: 0.408	3-2 FC3-6 1B		2-2 FC4-6 1B		0-0 1B 1-2 2-3		4-2 G4-6-3 BB		0-1 G4-3	4	0	3	0	1	0	0								
Steve Finley, L OBP: 0.326, SLG: 0.373	1-2 FC3-6 1-2		0-2 FC4-6 1-2		1-0 P5		1-3 K		2-2 G4-3	5	0	0	0	0	1	6								
Tony Gwynn, L OBP: 0.374, SLG: 0.443	0-0 F7		0-2 G4-3		0-2 BB 1B		1-1 G4-6-3 1-2			4	0	1	2	0	0	3								
Ken Caminiti, S OBP: 0.335, SLG: 0.457	2-2 K			0-1 F9	4-1 BB G4-6-3			0-0 G4-3		3	0	0	0	1	1	1								
Eddie Williams, R OBP: 0.321, SLG: 0.441			1-3 K		0-1 G6-3	1-0 G4-6-3 1-2		2-2 WP 1B		4	0	1	0	0	1	3								
Brad Ausmus, R OBP: 0.333, SLG: 0.406	1-1 G1-3			0-1 1B		0-2 G4-6-3 1B		3-2 F9		4	0	2	0	0	0	1								
Jody Reed, R OBP: 0.357, SLG: 0.272	2-0 1B		3-2 G5-3			0-2 G4-6-3 1B		4-2 1B BB		3	0	2	0	1	0	1								
Andujar Cedeno, R OBP: 0.283, SLG: 0.373	2-0 G4-3				2-2 1B SH 1B		0-0 G4-6-3 1-2 2-3			4	1	1	0	0	1	5								
Scott Sanders, R ERA: 3.92	5.0 W 25 9 2 2 2	5.0 W 25 9 2 2 2	5.0 W 25 9 2 2 2	5.0 W 25 9 2 2 2	5.0 W 25 9 2 2 2	5.0 W 25 9 2 2 2	5.0 W 25 9 2 2 2	5.0 W 25 9 2 2 2	5.0 W 25 9 2 2 2	5.0 W 25 9 2 2 2	5.0 W 25 9 2 2 2	5.0 W 25 9 2 2 2	5.0 W 25 9 2 2 2	5.0 W 25 9 2 2 2	5.0 W 25 9 2 2 2	5.0 W 25 9 2 2 2	5.0 W 25 9 2 2 2	5.0 W 25 9 2 2 2	5.0 W 25 9 2 2 2	5.0 W 25 9 2 2 2	5.0 W 25 9 2 2 2	5.0 W 25 9 2 2 2	5.0 W 25 9 2 2 2	5.0 W 25 9 2 2 2
Willie Blair, R ERA: 1.65	1.0 3 0 0 0 0	1.0 3 0 0 0 0	1.0 3 0 0 0 0	1.0 3 0 0 0 0	1.0 3 0 0 0 0	1.0 3 0 0 0 0	1.0 3 0 0 0 0	1.0 3 0 0 0 0	1.0 3 0 0 0 0	1.0 3 0 0 0 0	1.0 3 0 0 0 0	1.0 3 0 0 0 0	1.0 3 0 0 0 0	1.0 3 0 0 0 0	1.0 3 0 0 0 0	1.0 3 0 0 0 0	1.0 3 0 0 0 0	1.0 3 0 0 0 0	1.0 3 0 0 0 0	1.0 3 0 0 0 0	1.0 3 0 0 0 0	1.0 3 0 0 0 0	1.0 3 0 0 0 0	1.0 3 0 0 0 0
Bryce Florie, R ERA: 2.57	1.0 5 1 0 0 1	1.0 5 1 0 0 1	1.0 5 1 0 0 1	1.0 5 1 0 0 1	1.0 5 1 0 0 1	1.0 5 1 0 0 1	1.0 5 1 0 0 1	1.0 5 1 0 0 1	1.0 5 1 0 0 1	1.0 5 1 0 0 1	1.0 5 1 0 0 1	1.0 5 1 0 0 1	1.0 5 1 0 0 1	1.0 5 1 0 0 1	1.0 5 1 0 0 1	1.0 5 1 0 0 1	1.0 5 1 0 0 1	1.0 5 1 0 0 1	1.0 5 1 0 0 1	1.0 5 1 0 0 1	1.0 5 1 0 0 1	1.0 5 1 0 0 1	1.0 5 1 0 0 1	1.0 5 1 0 0 1
Mike Perez, R ERA: 2.7	1.0 5 1 0 0 1	1.0 5 1 0 0 1	1.0 5 1 0 0 1	1.0 5 1 0 0 1	1.0 5 1 0 0 1	1.0 5 1 0 0 1	1.0 5 1 0 0 1	1.0 5 1 0 0 1	1.0 5 1 0 0 1	1.0 5 1 0 0 1	1.0 5 1 0 0 1	1.0 5 1 0 0 1	1.0 5 1 0 0 1	1.0 5 1 0 0 1	1.0 5 1 0 0 1	1.0 5 1 0 0 1	1.0 5 1 0 0 1	1.0 5 1 0 0 1	1.0 5 1 0 0 1	1.0 5 1 0 0 1	1.0 5 1 0 0 1	1.0 5 1 0 0 1	1.0 5 1 0 0 1	1.0 5 1 0 0 1
Turk Wendell, R ERA: 5.54	1.0 3 0 0 0 0	1.0 3 0 0 0 0	1.0 3 0 0 0 0	1.0 3 0 0 0 0	1.0 3 0 0 0 0	1.0 3 0 0 0 0	1.0 3 0 0 0 0	1.0 3 0 0 0 0	1.0 3 0 0 0 0	1.0 3 0 0 0 0	1.0 3 0 0 0 0	1.0 3 0 0 0 0	1.0 3 0 0 0 0	1.0 3 0 0 0 0	1.0 3 0 0 0 0	1.0 3 0 0 0 0	1.0 3 0 0 0 0	1.0 3 0 0 0 0	1.0 3 0 0 0 0	1.0 3 0 0 0 0	1.0 3 0 0 0 0	1.0 3 0 0 0 0	1.0 3 0 0 0 0	1.0 3 0 0 0 0
<b>Inning Stats</b>	R: 0 E: 0 K: 1 S: 10	H: 1 LOB: 1 BB: 0 P: 16	R: 0 E: 0 K: 1 S: 7	H: 1 LOB: 1 BB: 0 P: 13	R: 0 E: 0 K: 0 S: 12	H: 1 LOB: 1 BB: 0 P: 15	R: 0 E: 0 K: 0 S: 12	H: 1 LOB: 1 BB: 0 P: 15	R: 2 E: 0 K: 0 S: 14	H: 3 LOB: 2 BB: 1 P: 22	R: 0 E: 0 K: 0 S: 8	H: 2 LOB: 1 BB: 0 P: 8	R: 0 E: 0 K: 1 S: 7	H: 0 LOB: 1 BB: 1 P: 13	R: 0 E: 0 K: 1 S: 13	H: 1 LOB: 2 BB: 1 P: 25	R: 0 E: 0 K: 0 S: 9	H: 0 LOB: 0 BB: 0 P: 11	1B: 10 2B: 0 3B: 0 HR: 0	SF: 0 SAC: 1 DP: 3 HBP: 0	WP: 1 PB: 0 SB: 0 CS: 0	PA: 38		
<b>PITCHER</b>	IP WLS BF H R ER SO BB IBB HBP BLK WP HR S P ERA WHIP	IP WLS BF H R ER SO BB IBB HBP BLK WP HR S P ERA WHIP															IP WLS BF H R ER SO BB IBB HBP BLK WP HR S P ERA WHIP							
Frank Castillo, R ERA: 2.51	5.0 W 25 9 2 2 2	5.0 W 25 9 2 2 2	5.0 W 25 9 2 2 2	5.0 W 25 9 2 2 2	5.0 W 25 9 2 2 2	5.0 W 25 9 2 2 2	5.0 W 25 9 2 2 2	5.0 W 25 9 2 2 2	5.0 W 25 9 2 2 2	5.0 W 25 9 2 2 2	5.0 W 25 9 2 2 2	5.0 W 25 9 2 2 2	5.0 W 25 9 2 2 2	5.0 W 25 9 2 2 2	5.0 W 25 9 2 2 2	5.0 W 25 9 2 2 2	5.0 W 25 9 2 2 2	5.0 W 25 9 2 2 2	5.0 W 25 9 2 2 2	5.0 W 25 9 2 2 2	5.0 W 25 9 2 2 2	5.0 W 25 9 2 2 2	5.0 W 25 9 2 2 2	5.0 W 25 9 2 2 2
Mike Walker, R ERA: 1.65	1.0 3 0 0 0 0	1.0 3 0 0 0 0	1.0 3 0 0 0 0	1.0 3 0 0 0 0	1.0 3 0 0 0 0	1.0 3 0 0 0 0	1.0 3 0 0 0 0	1.0 3 0 0 0 0	1.0 3 0 0 0 0	1.0 3 0 0 0 0	1.0 3 0 0 0 0	1.0 3 0 0 0 0	1.0 3 0 0 0 0	1.0 3 0 0 0 0	1.0 3 0 0 0 0	1.0 3 0 0 0 0	1.0 3 0 0 0 0	1.0 3 0 0 0 0	1.0 3 0 0 0 0	1.0 3 0 0 0 0	1.0 3 0 0 0 0	1.0 3 0 0 0 0	1.0 3 0 0 0 0	1.0 3 0 0 0 0
Chris Nabholz, L ERA: 2.57	1.0 2 0 0 0 1	1.0 2 0 0 0 1	1.0 2 0																					



Batter	1	2	3	4	5	6	7	8	9	AB	R	H	RBI	BB	SO	LOB	TOP			
Brian McRae, S (1, 8) OBP: 0.336, SLG: 0.409	G3		K				G1-3			4	0	1	0	0	1	0	<b>Chicago Cubs @ San Diego Padres</b> Jack Murphy Stadium, San Diego, CA Wed Jun 21 1995, 6:33 AM EDT Att: 11,497 - Sunny - 73 F			
Rey Sanchez, R (1, 4) OBP: 0.309, SLG: 0.378			L4			F8		F9	4	0	1	0	0	0	2					
Mark Grace, L (1, 3) OBP: 0.388, SLG: 0.571	F9		G3-1				F7	F7	4	0	0	0	0	0	1					
Sammy Sosa, R (1, 9) OBP: 0.339, SLG: 0.527	K			K			K	F8	4	0	0	0	0	3	1					
Todd Zeile, R (1, 5) OBP: 0.367, SLG: 0.449		F9		G5-3			1B	K	4	0	1	0	0	1	0					
Rick Wilkins, L (1, 2) OBP: 0.339, SLG: 0.338		FC6-4		K2-3			1B	F8	4	0	2	0	0	1	0					
Howard Johnson, S (1, 7) OBP: 0.258, SLG: 0.286		FC6-4				F8	G5-3	G4-3	3	0	0	0	1	0	2					
José Hernández, R (1, 6) OBP: 0.270, SLG: 0.443		FC6-4				P4		F7	3	0	0	0	0	0	2					
Steve Trachsel, R (1, 1) OBP: 0.190, SLG: 0.190		P4				1B		K	3	0	1	0	0	1	2					
<b>Inning Stats</b>	R: 0 E: 0 K: 1 S: 6	H: 1 LOB: 1 BB: 0 P: 6	R: 0 E: 0 K: 0 S: 4	H: 1 LOB: 2 BB: 1 P: 8	R: 0 E: 0 K: 1 S: 5	H: 0 LOB: 0 BB: 0 P: 5	R: 0 E: 0 K: 2 S: 7	H: 0 LOB: 0 BB: 0 P: 7	R: 0 E: 0 K: 1 S: 5	H: 2 LOB: 2 BB: 0 P: 5	R: 0 E: 0 K: 1 S: 5	H: 0 LOB: 0 BB: 0 P: 5	R: 0 E: 0 K: 0 S: 3	H: 0 LOB: 0 BB: 0 P: 3	R: 0 E: 0 K: 1 S: 5	H: 0 LOB: 0 BB: 0 P: 5	1B: 5 2B: 1 3B: 0 HR: 0	SF: 0 SAC: 0 DP: 0 HBP: 0	WP: 0 PB: 0 SB: 0 CS: 0	PA: 34
<b>PITCHER</b> Andy Benes, R (1, 1) ERA: 3.66	IP: 9.0 WLS: W BF: 34	H: 6 R: 0 ER: 0 SO: 7	BB: 1 IBB: 0 HBP: 0 BLK: 0	WP: 0 HR: 0 S: 47 P: 51	ERA: 0.00 WHIP: 0.778	<b>PITCHER</b>										IP: 9.0 WLS: W BF: 34	H: 6 R: 0 ER: 0 SO: 7	BB: 1 IBB: 0 HBP: 0 BLK: 0	WP: 0 HR: 0 S: 47 P: 51	ERA: 0.00 WHIP: 0.778

AB	33
R	0
H	6
RBI	0
BB	1
SO	7
LOB	10



Batter	1	2	3	4	5	6	7	8	9	AB	R	H	RBI	BB	SO	LOB	BOTTOM			
Bip Roberts, S (1, 7) OBP: 0.380, SLG: 0.399	G6-3		G6-3				L7			4	0	0	0	0	1	1	<b>Chicago Cubs @ San Diego Padres</b> Jack Murphy Stadium, San Diego, CA Wed Jun 21 1995, 6:33 AM EDT Att: 11,497 - Sunny - 73 F			
Steve Finley, L (1, 8) OBP: 0.325, SLG: 0.372	L7			F7			BB	F7	3	1	1	0	1	0	0					
Ken Caminiti, S (1, 5) OBP: 0.338, SLG: 0.455	G4-3						BB	K	3	0	1	0	1	1	0					
Roberto Petagine, L (1, 3) OBP: 0.456, SLG: 0.483		G4-3			F7			K	3	0	0	0	0	1	3					
Melvin Nieves, S (1, 9) OBP: 0.270, SLG: 0.370		G3-1			G4-6-3			K	3	0	0	0	0	1	2					
Brian Johnson, R (1, 2) OBP: 0.338, SLG: 0.483		F8				G1-4-3		K	3	0	0	0	0	1	0					
Jody Reed, R (1, 4) OBP: 0.364, SLG: 0.283						G6-3		1B	3	0	2	0	0	0	0					
Andujar Cedeno, R (1, 6) OBP: 0.284, SLG: 0.372						K		G6-3	3	0	1	0	0	1	1					
Andy Benes, R (1, 1) OBP: 0.120, SLG: 0.083								F8	3	0	0	0	0	2	3					
<b>Inning Stats</b>	R: 0 E: 0 K: 0 S: 3	H: 0 LOB: 0 BB: 0 P: 3	R: 0 E: 0 K: 0 S: 3	H: 0 LOB: 0 BB: 0 P: 3	R: 0 E: 0 K: 2 S: 8	H: 1 LOB: 1 BB: 0 P: 8	R: 0 E: 0 K: 0 S: 4	H: 2 LOB: 1 BB: 0 P: 4	R: 0 E: 0 K: 0 S: 3	H: 0 LOB: 0 BB: 0 P: 3	R: 1 E: 0 K: 1 S: 5	H: 0 LOB: 2 BB: 2 P: 13	R: 0 E: 0 K: 3 S: 11	H: 2 LOB: 2 BB: 0 P: 11	R: 0 E: 0 K: 2 S: 7	H: 0 LOB: 0 BB: 0 P: 7	1B: 5 2B: 0 3B: 0 HR: 0	SF: 0 SAC: 0 DP: 1 HBP: 0	WP: 0 PB: 0 SB: 2 CS: 0	PA: 30
<b>PITCHER</b> Steve Trachsel, R (1, 1) ERA: 3.61	IP: 8.0 WLS: L BF: 30	H: 5 R: 1 ER: 1 SO: 8	BB: 2 IBB: 0 HBP: 0 BLK: 0	WP: 0 HR: 0 S: 44 P: 52	ERA: 1.12 WHIP: 0.875	<b>PITCHER</b>										IP: 8.0 WLS: L BF: 30	H: 5 R: 1 ER: 1 SO: 8	BB: 2 IBB: 0 HBP: 0 BLK: 0	WP: 0 HR: 0 S: 44 P: 52	ERA: 1.12 WHIP: 0.875

AB	28
R	1
H	5
RBI	0
BB	2
SO	8
LOB	10





Batter	1	2	3	4	5	6	7	8	9	AB	R	H	RBI	BB	SO	LOB	TOP		
Brian McRae, S OBP: 0.342, SLG: 0.427 Kevin Roberson, S OBP: 0.300, SLG: 0.455	1-1 P7		1-2 G4-3		2-2 FC6-4		3-2 HR	4-1 BB		5	2	3	2	0	0	1			
Rey Sanchez, R OBP: 0.310, SLG: 0.377	1-0 L4		0-0 1B	2-0 G5-3	1-1 FC6-4		0-0 1B	1-0 G4-3		6	2	2	0	0	0	4			
Mark Grace, L OBP: 0.393, SLG: 0.577 Todd Pratt, R OBP: 0.200, SLG: 0.125	2-1 F9		0-0 1B	0-1 F5		0-0 1B	0-1 HR		4-1 G1-3	5	3	3	1	0	0	0			
Sammy Sosa, R OBP: 0.344, SLG: 0.540		1-2 G1-3	1-0 1B	0-0 F7		2-2 1B	0-0 HR		0-0 G4-3	6	2	3	5	0	0	1			
Todd Zeile, R OBP: 0.371, SLG: 0.447	1-1 WP		1-1 2B	4-2 SF8	2-2 G1-3	1-2 BB	2-1 P4		3-2 G1-3	5	2	2	0	1	0	1			
Rick Wilkins, L OBP: 0.339, SLG: 0.329	1-2 F7		2-2 P4	4-2 FC5-2	0-3 BB	4-1 K	4-1 FC6-4		2-0 L9	4	0	0	0	2	1	7			
Shawon Dunston, R OBP: 0.333, SLG: 0.518 Anthony Young, R OBP: 0.261, SLG: 0.345	0-3 K		0-0 SF8	0-1 FC5-2	0-2 1B	0-2 1B	0-2 FC6-4			4	2	3	2	0	1	1			
Ozzie Timmons, R OBP: 0.261, SLG: 0.344 Scott Bullett, L OBP: 0.291, SLG: 0.345	3-2 2B		1-1 SF8	4-1 1B	1-2 G1-2-3			2-1 G4-3		1	0	1	2	1	0	0			
Jim Bullinger, R OBP: 0.235, SLG: 0.154 José Hernández, R OBP: 0.262, SLG: 0.429	1-3 K		1-2 1B	1-1 FC5-2		2-3 K	0-1 G6-3			3	0	1	1	0	1	5			
<b>Inning Stats</b>	R: 0 E: 0 K: 0 S: 5	H: 0 LOB: 0 BB: 0 P: 9	R: 1 E: 0 K: 2 S: 20	H: 2 LOB: 2 BB: 0 P: 27	R: 6 E: 0 K: 0 S: 22	H: 7 LOB: 1 BB: 0 P: 31	R: 0 E: 0 K: 0 S: 4	H: 0 LOB: 0 BB: 0 P: 6	R: 1 E: 0 K: 1 S: 15	H: 3 LOB: 2 BB: 1 P: 26	R: 4 E: 0 K: 1 S: 19	H: 4 LOB: 1 BB: 1 P: 30	R: 0 E: 0 K: 0 S: 6	H: 0 LOB: 1 BB: 1 P: 13	R: 0 E: 0 K: 0 S: 6	H: 0 LOB: 1 BB: 1 P: 15	1B: 12 2B: 4 3B: 0 HR: 2	SF: 1 SAC: 0 DP: 1 HBP: 0	WP: 1 PA: 51 PB: 0 SB: 0 CS: 0
<b>PITCHER</b>	IP WLS BF H R ER SO BB IBB HBP BLK WP HR S P ERA WHIP	IP WLS BF H R ER SO BB IBB HBP BLK WP HR S P ERA WHIP	IP WLS BF H R ER SO BB IBB HBP BLK WP HR S P ERA WHIP	IP WLS BF H R ER SO BB IBB HBP BLK WP HR S P ERA WHIP	IP WLS BF H R ER SO BB IBB HBP BLK WP HR S P ERA WHIP	IP WLS BF H R ER SO BB IBB HBP BLK WP HR S P ERA WHIP	IP WLS BF H R ER SO BB IBB HBP BLK WP HR S P ERA WHIP	IP WLS BF H R ER SO BB IBB HBP BLK WP HR S P ERA WHIP	IP WLS BF H R ER SO BB IBB HBP BLK WP HR S P ERA WHIP	IP WLS BF H R ER SO BB IBB HBP BLK WP HR S P ERA WHIP	IP WLS BF H R ER SO BB IBB HBP BLK WP HR S P ERA WHIP	IP WLS BF H R ER SO BB IBB HBP BLK WP HR S P ERA WHIP	IP WLS BF H R ER SO BB IBB HBP BLK WP HR S P ERA WHIP	IP WLS BF H R ER SO BB IBB HBP BLK WP HR S P ERA WHIP	IP WLS BF H R ER SO BB IBB HBP BLK WP HR S P ERA WHIP	IP WLS BF H R ER SO BB IBB HBP BLK WP HR S P ERA WHIP	IP WLS BF H R ER SO BB IBB HBP BLK WP HR S P ERA WHIP	IP WLS BF H R ER SO BB IBB HBP BLK WP HR S P ERA WHIP	

Chicago Cubs @ Houston Astros  
Astrodome, Houston, TX  
Thu Jun 22 1995, 8:05 PM EDT  
Att: 16,122 - Dome

AB 44  
R 13  
H 18  
RBI 13  
BB 6  
SO 4  
LOB 24



Batter	1	2	3	4	5	6	7	8	9	AB	R	H	RBI	BB	SO	LOB	BOTTOM				
Brian Hunter, R OBP: 0.385, SLG: 0.478	0-0 G4-3		2-2 CS		1-3 K			2-3 K2-3		4	0	1	0	0	2	0					
Craig Biggio, R OBP: 0.392, SLG: 0.449 Mike Brumley, S	3-2 G6-3		1-2 G4-3		0-2 L7			2-0 G3-1		3	0	0	0	0	0	1					
5 Jeff Bagwell, R OBP: 0.358, SLG: 0.429 Dave Magadan, L OBP: 0.430, SLG: 0.390	2-0 3B		4-1 CS		1-2 G6-3			2-1 2B		2	1	1	0	1	0	0					
Derek Bell, R OBP: 0.376, SLG: 0.433 Milt Thompson, L OBP: 0.231, SLG: 0.170	4-2 3B		3-3 K		0-2 G6-3			1-1 P5		2	1	0	0	1	1	2					
Luis Gonzalez, L OBP: 0.316, SLG: 0.425 John Hudek, S OBP: 1.000, SLG: 1.000 Pedro Martinez, L OBP: 0.388, SLG: 0.325	2-2 3B			3-2 F7		1-2 1B			0-0 L9	3	0	2	2	0	0	0					
Tony Eusebio, R OBP: 0.347, SLG: 0.387	0-1 F9			2-0 1B		2-2 F9			0-2 L8	4	0	1	0	0	0	2					
Phil Nevin, R OBP: 0.171, SLG: 0.152		1-0 G1-5-3		1-0 F9			0-1 G6-3		2-1 G5-3	4	0	0	0	0	0	1					
Craig Shipley, R OBP: 0.329, SLG: 0.375		1-1 G3		1-1 F9			1-0 G5-3			3	0	0	0	0	0	1					
Doug Drabek, R OBP: 0.182, SLG: 0.227 Jim Dougherty, R OBP: 0.283, SLG: 0.316		0-0 G5-3			3-2 L6		2-3 K			1	0	0	0	0	0	0					
<b>Inning Stats</b>	R: 2 E: 0 K: 0 S: 19	H: 2 LOB: 1 BB: 1 P: 30	R: 0 E: 0 K: 0 S: 4	H: 0 LOB: 0 BB: 0 P: 6	R: 0 E: 0 K: 1 S: 10	H: 1 LOB: 1 BB: 1 P: 20	R: 0 E: 0 K: 0 S: 7	H: 1 LOB: 0 BB: 0 P: 14	R: 0 E: 0 K: 1 S: 12	H: 0 LOB: 0 BB: 0 P: 16	R: 0 E: 0 K: 0 S: 15	H: 1 LOB: 1 BB: 0 P: 19	R: 0 E: 0 K: 1 S: 6	H: 0 LOB: 0 BB: 0 P: 9	R: 0 E: 0 K: 1 S: 8	H: 1 LOB: 0 BB: 0 P: 15	R: 0 E: 0 K: 0 S: 6	H: 0 LOB: 0 BB: 0 P: 8	1B: 3 2B: 2 3B: 1 HR: 0	SF: 0 SAC: 0 DP: 0 HBP: 0	WP: 0 PA: 34 PB: 0 SB: 0 CS: 2
<b>PITCHER</b>	IP WLS BF H R ER SO BB IBB HBP BLK WP HR S P ERA WHIP	IP WLS BF H R ER SO BB IBB HBP BLK WP HR S P ERA WHIP	IP WLS BF H R ER SO BB IBB HBP BLK WP HR S P ERA WHIP	IP WLS BF H R ER SO BB IBB HBP BLK WP HR S P ERA WHIP	IP WLS BF H R ER SO BB IBB HBP BLK WP HR S P ERA WHIP	IP WLS BF H R ER SO BB IBB HBP BLK WP HR S P ERA WHIP	IP WLS BF H R ER SO BB IBB HBP BLK WP HR S P ERA WHIP	IP WLS BF H R ER SO BB IBB HBP BLK WP HR S P ERA WHIP	IP WLS BF H R ER SO BB IBB HBP BLK WP HR S P ERA WHIP	IP WLS BF H R ER SO BB IBB HBP BLK WP HR S P ERA WHIP	IP WLS BF H R ER SO BB IBB HBP BLK WP HR S P ERA WHIP	IP WLS BF H R ER SO BB IBB HBP BLK WP HR S P ERA WHIP	IP WLS BF H R ER SO BB IBB HBP BLK WP HR S P ERA WHIP	IP WLS BF H R ER SO BB IBB HBP BLK WP HR S P ERA WHIP	IP WLS BF H R ER SO BB IBB HBP BLK WP HR S P ERA WHIP	IP WLS BF H R ER SO BB IBB HBP BLK WP HR S P ERA WHIP	IP WLS BF H R ER SO BB IBB HBP BLK WP HR S P ERA WHIP	IP WLS BF H R ER SO BB IBB HBP BLK WP HR S P ERA WHIP			

Chicago Cubs @ Houston Astros  
Astrodome, Houston, TX  
Thu Jun 22 1995, 8:05 PM EDT  
Att: 16,122 - Dome

AB 32  
R 2  
H 6  
RBI 2  
BB 2  
SO 4  
LOB 8










Batter	1	2	3	4	5	6	7	8	9	AB	R	H	RBI	BB	SO	LOB	TOP								
Brian McRae, S (1.8) OBP: 0.332, SLG: 0.413	G4-3		K		FC6-4		1B		L3	5	0	1	0	0	1	4									
Rick Wilkins, L (1.2) OBP: 0.342, SLG: 0.329	G4-3			F	BB		K		1B	4	1	2	1	1	1	2									
Mark Grace, L (1.3) OBP: 0.393, SLG: 0.586	K			G4-3			1B		F7	4	0	1	3	1	1	1									
Sammy Sosa, R (1.9) OBP: 0.335, SLG: 0.521		K		G3			G4-3			4	0	0	0	0	2	5									
Todd Zeile, R (1.5) OBP: 0.359, SLG: 0.435		K		L7			WP		K	4	0	1	0	0	2	0									
Shawon Dunston, R (1.6) OBP: 0.326, SLG: 0.514		K2-3			F9		K		F7	4	0	0	0	0	2	1									
Ozzie Timmons, R (1.7) OBP: 0.280, SLG: 0.400					FC1-4		1B		G3	3	1	2	0	0	0	1									
Scott Burrell, L (7.7) OBP: 0.263, SLG: 0.337					FC5-2-6-4		1B			1	0	0	0	0	0	0									
José Hernández, R (1.4) OBP: 0.275, SLG: 0.448				FC1-6-5			K		1B	4	2	2	1	0	1	1									
Kevin Foster, R (1.1) OBP: 0.292, SLG: 0.391					G6-3		E1		K	2	1	0	0	1	0	2									
Mike Perez, R (7.1) OBP: 1.000, SLG: 1.000							1B			0	0	0	0	0	0	0									
Bryan Hickerson, L (8.1) OBP: 0.286, SLG: 0.429							1B			0	0	0	0	0	0	0									
Kevin Roberson, S (9. PH) OBP: 0.286, SLG: 0.429							1B			1	0	0	0	0	1	1									
Randy Myers, L (9.1) OBP: 0.286, SLG: 0.429							1B			0	0	0	0	0	0	0									
<b>Inning Stats</b>	R: 0 E: 0 K: 1 S: 8	H: 0 LOB: 0 BB: 0 P: 12	R: 0 E: 0 K: 3 S: 12	H: 0 LOB: 0 BB: 0 P: 17	R: 0 E: 0 K: 1 S: 11	H: 1 LOB: 1 BB: 0 P: 15	R: 1 E: 1 K: 0 S: 7	H: 1 LOB: 0 BB: 0 P: 12	R: 2 E: 1 K: 1 S: 15	H: 2 LOB: 2 BB: 2 P: 30	R: 0 E: 0 K: 1 S: 7	H: 1 LOB: 0 BB: 0 P: 13	R: 1 E: 0 K: 2 S: 12	H: 2 LOB: 2 BB: 1 P: 25	R: 0 E: 0 K: 1 S: 8	H: 0 LOB: 0 BB: 0 P: 9	R: 1 E: 1 K: 1 S: 12	H: 2 LOB: 1 BB: 0 P: 20	1B: 5 2B: 5 3B: 0 HR: 0	SF: 0 SAC: 0 DP: 1 HBP: 0	WP: 1 PB: 0 SB: 1 CS: 0	PA: 39			
<b>PITCHER</b>	IP	WLS	BF	H	R	ER	SO	BB	IBB	HBP	BLK	WP	HR	S	P	ERA	WHIP								
Darryl Kile, R (1.1) ERA: 4.37	6.1	L	28	6	4	2	8	3	0	0	0	1	0	65	111	2.84	1.421								
Pedro Martinez, L (7.1) ERA: 7.13	0.2		3	1	0	0	1	0	0	0	0	0	0	7	13	0.00	1.500								
Doug Brocail, R (8.1) ERA: 3.93	2.0		8	2	1	0	2	0	0	0	1	0	0	20	29	0.00	1.000								

Chicago Cubs @ Houston Astros  
Astrodome, Houston, TX  
Sat Jun 24 1995, 8:05 PM EDT  
Att: 21,767 - Dome


AB 36  
R 5  
H 9  
RBI 5  
BB 3  
SO 11  
LOB 18



Batter	1	2	3	4	5	6	7	8	9	AB	R	H	RBI	BB	SO	LOB	BOTTOM								
Brian Hunter, R (1.8) OBP: 0.397, SLG: 0.464	F9		P2		K		5		K	4	1	1	0	1	2	2									
Craig Biggio, R (1.4) OBP: 0.397, SLG: 0.451	5				K		P6			3	0	1	0	1	1	4									
5 Jeff Bagwell, R (1.3) OBP: 0.351, SLG: 0.422	1B						G6-3			3	0	1	2	1	1	1									
Derek Bell, R (1.9) OBP: 0.381, SLG: 0.437	BB				F8		G5-3			4	0	1	0	0	0	3									
Luis Gonzalez, L (1.7) OBP: 0.304, SLG: 0.407					P6		F9		F7	4	0	0	0	0	1	3									
Tony Eusebio, R (1.2) OBP: 0.349, SLG: 0.383		G6-3			K				G1-3	3	0	0	0	1	1	0									
Phil Nevin, R (1.5) OBP: 0.154, SLG: 0.135										3	0	0	0	0	1	2									
Dave Magadan, L (8. PH) OBP: 0.432, SLG: 0.382					F8		P4		G3-1	1	0	0	0	0	0	0									
Craig Shipley, R (1.6) OBP: 0.318, SLG: 0.354							F7		G6-3	4	0	1	0	0	1	0									
Darryl Kile, R (1.1) OBP: 0.250, SLG: 0.190										1	0	0	0	1	1	0									
Pedro Martinez, L (7.1) ERA: 2.79										0	0	0	0	0	0	0									
Milt Thompson, L (7. PH) OBP: 0.245, SLG: 0.188										1	1	1	0	0	0	0									
Doug Brocail, L (8.1) OBP: 0.500, SLG: 0.500										0	0	0	0	0	0	0									
John Cangelosi, S (9. PH) OBP: 0.342, SLG: 0.317										1	0	0	0	0	1	0									
<b>Inning Stats</b>	R: 0 E: 0 K: 1 S: 14	H: 1 LOB: 2 BB: 2 P: 26	R: 0 E: 0 K: 2 S: 9	H: 0 LOB: 0 BB: 0 P: 12	R: 0 E: 0 K: 2 S: 9	H: 0 LOB: 1 BB: 1 P: 15	R: 0 E: 0 K: 1 S: 6	H: 0 LOB: 0 BB: 0 P: 10	R: 0 E: 0 K: 0 S: 8	H: 1 LOB: 2 BB: 1 P: 14	R: 2 E: 0 K: 0 S: 13	H: 3 LOB: 1 BB: 0 P: 23	R: 0 E: 0 K: 0 S: 8	H: 0 LOB: 0 BB: 0 P: 10	R: 0 E: 0 K: 2 S: 7	H: 0 LOB: 0 BB: 0 P: 12	1B: 5 2B: 1 3B: 0 HR: 0	SF: 0 SAC: 0 DP: 0 HBP: 0	WP: 0 PB: 0 SB: 0 CS: 0	PA: 37					
<b>PITCHER</b>	IP	WLS	BF	H	R	ER	SO	BB	IBB	HBP	BLK	WP	HR	S	P	ERA	WHIP								
Kevin Foster, R (1.1) ERA: 5.43	6.1	W	27	4	1	1	8	5	0	0	0	0	0	65	112	1.42	1.421								
Mike Perez, R (7.1) ERA: 2.79	1.1		6	2	1	1	0	0	0	0	0	0	0	12	21	6.75	1.500								
Bryan Hickerson, L (8.1) ERA: 3.26	0.1		1	0	0	0	0	0	0	0	0	0	0	3	3	0.00	0.000								
Randy Myers, L (9.1) ERA: 2.91	1.0	S	3	0	0	0	2	0	0	0	0	0	0	7	12	0.00	0.000								

Chicago Cubs @ Houston Astros  
Astrodome, Houston, TX  
Sat Jun 24 1995, 8:05 PM EDT  
Att: 21,767 - Dome

AB 32  
R 2  
H 6  
RBI 2  
BB 5  
SO 10  
LOB 15









Batter	1	2	3	4	5	6	7	8	9	AB	R	H	RBI	BB	SO	LOB	TOP					
Jacob Brumfield, R OBP: 0.356, SLG: 0.354 (1, 8)										5	0	3	1	0	0	0						
Jay Bell, R OBP: 0.309, SLG: 0.282 (1, 6)										4	0	1	0	1	2	0						
Orlando Merced, S OBP: 0.324, SLG: 0.411 (1, 9)										5	2	2	0	0	0	5						
Mark Johnson, L OBP: 0.351, SLG: 0.504 (1, 3)										4	1	2	0	1	0	2						
Don Slaught, R OBP: 0.273, SLG: 0.333 (1, 2)										5	0	0	0	0	0	5						
Al Martin, L OBP: 0.306, SLG: 0.355 Dan Miceli, R (9, 1)										5	1	3	3	0	0	0						
Carlos Garcia, R OBP: 0.322, SLG: 0.416 (1, 4)										4	3	3	2	1	0	2						
Kevin Young, R OBP: 0.281, SLG: 0.387 Freddy Garcia, R OBP: 0.156, SLG: 0.069 (1, 5) (5, 5)										2	1	2	2	0	0	0						
Steve Parris, R Mike Dyer, R Dan Plesac, L Dave Clark, L Jim Gott, R Jason Christiansen, R Steve Piques, R (1, 1) (6, 1) (7, 1) (8, PH) (8, 1) (8, 1) (9, 7)										3	0	0	0	0	2	2						
<b>Inning Stats</b>	R: 0 E: 0 K: 0 S: 9	H: 2 LOB: 1 BB: 0 P: 14	R: 2 E: 0 K: 0 S: 13	H: 2 LOB: 0 BB: 0 P: 19	R: 0 E: 0 K: 1 S: 8	H: 0 LOB: 0 BB: 0 P: 11	R: 3 E: 0 K: 1 S: 18	H: 5 LOB: 3 BB: 1 P: 31	R: 0 E: 0 K: 0 S: 12	H: 0 LOB: 0 BB: 0 P: 16	R: 1 E: 0 K: 1 S: 8	H: 2 LOB: 0 BB: 0 P: 13	R: 1 E: 0 K: 0 S: 14	H: 2 LOB: 2 BB: 1 P: 19	R: 0 E: 0 K: 0 S: 5	H: 0 LOB: 0 BB: 0 P: 9	R: 1 E: 0 K: 2 S: 16	H: 3 LOB: 3 BB: 1 P: 25	1B: 13 2B: 1 3B: 0 HR: 2	SF: 0 SAC: 0 DP: 1 HBP: 0	WP: 0 PB: 0 SB: 3 CS: 1	PA: 45
<b>PITCHER</b>	IP WLS BF H R ER SO BB IBB HBP BLK WP HR S P ERA WHIP																					
Steve Trachsel, R ERA: 4.06 (1, 1)	3.2 L 19 9 5 5 2 0 0 0 0 0 0 2 45 68 12.27 2.455																					
Turk Wendell, L ERA: 5.4 (4, 1)	3.0 13 3 2 2 1 2 0 0 0 0 0 0 33 50 6.00 1.667																					
Chris Nabholz, L ERA: 6.23 (7, 1)	0.0 1 1 0 0 0 0 0 0 0 0 0 0 2 2 2 ∞ ∞																					
Mike Walker, R ERA: 2.51 (7, 1)	1.1 4 0 0 0 0 0 0 0 0 0 0 0 7 12 0.00 0.000																					
Mike Perez, R ERA: 3.0 (9, 1)	1.0 7 3 1 1 2 0 1 0 0 0 0 0 16 25 9.00 3.000																					

Pittsburgh Pirates @ Chicago Cubs  
Wrigley Field, Chicago, IL  
Mon Jun 26 1995, 7:05 PM CDT  
Att: 24,592 - Unknown - 73 F

AB 41  
R 8  
H 16  
RBI 8  
BB 3  
SO 5  
LOB 20



Batter	1	2	3	4	5	6	7	8	9	AB	R	H	RBI	BB	SO	LOB	BOTTOM			
Brian McRae, S OBP: 0.333, SLG: 0.425 (1, 8)										5	1	2	3	0	0	3				
Rick Wilkins, L OBP: 0.342, SLG: 0.321 Todd Pratt, R OBP: 0.205, SLG: 0.114 (1, 2) (8, PH) (9, 2)										4	0	1	0	0	1	0				
Mark Grace, L OBP: 0.385, SLG: 0.577 (1, 3)										5	0	0	0	0	2	4				
Sammy Sosa, R OBP: 0.333, SLG: 0.511 (1, 9)										5	0	2	0	0	0	0				
Todd Zeile, R OBP: 0.366, SLG: 0.447 (1, 5)										5	1	2	0	0	2	2				
Shawon Dunston, R OBP: 0.330, SLG: 0.511 (1, 6)										5	2	2	0	0	1	1				
Ozzie Timmons, R OBP: 0.298, SLG: 0.429 (1, 7)										3	2	2	3	1	0	0				
Rey Sanchez, R OBP: 0.306, SLG: 0.366 Mike Perez, R (1, 4) (9, 1)										2	0	1	0	1	0	0				
Steve Trachsel, R ERA: 4.82 Turk Wendell, L Chris Nabholz, L Mike Walker, R José Hernández, R Kevin Robertson, S Howard Johnson, S (1, 1) (4, 1) (7, 1) (7, 1) (7, 4) (8, PH) (8, PH) (8, 4)										1	0	0	0	0	1	3				
<b>Inning Stats</b>	R: 1 E: 0 K: 0 S: 9	H: 1 LOB: 3 BB: 2 P: 13	R: 0 E: 0 K: 1 S: 10	H: 1 LOB: 1 BB: 0 P: 13	R: 0 E: 0 K: 1 S: 8	H: 1 LOB: 0 BB: 0 P: 10	R: 0 E: 0 K: 1 S: 12	H: 0 LOB: 0 BB: 0 P: 18	R: 2 E: 0 K: 1 S: 16	H: 2 LOB: 1 BB: 0 P: 21	R: 0 E: 0 K: 2 S: 10	H: 1 LOB: 1 BB: 0 P: 14	R: 3 E: 0 K: 1 S: 17	H: 4 LOB: 3 BB: 2 P: 33	R: 0 E: 0 K: 1 S: 6	H: 1 LOB: 0 BB: 0 P: 6	1B: 10 2B: 0 3B: 0 HR: 2	SF: 0 SAC: 0 DP: 1 HBP: 0	WP: 0 PB: 0 SB: 1 CS: 0	PA: 42
<b>PITCHER</b>	IP WLS BF H R ER SO BB IBB HBP BLK WP HR S P ERA WHIP																			
Steve Parris, R ERA: 4.82 (1, 1)	5.2 W 25 6 3 3 6 2 0 0 0 0 0 0 2 62 89 4.76 1.412																			
Mike Dyer, R ERA: 2.73 (6, 1)	1.0 4 1 0 0 1 0 0 0 0 0 0 0 11 16 0.00 1.000																			
Dan Plesac, L ERA: 2.52 (7, 1)	0.1 1 0 0 0 1 0 0 0 0 0 0 0 4 5 0.00 0.000																			
Jim Gott, R ERA: 7.45 (8, 1)	0.2 7 4 3 3 1 1 0 0 0 0 0 0 12 24 40.50 7.500																			
Jason Christiansen, L ERA: 1.38 (8, 1)	0.1 2 0 0 0 0 1 0 0 0 0 0 0 5 9 0.00 3.000																			

Pittsburgh Pirates @ Chicago Cubs  
Wrigley Field, Chicago, IL  
Mon Jun 26 1995, 7:05 PM CDT  
Att: 24,592 - Unknown - 73 F

AB 38  
R 6  
H 12  
RBI 6  
BB 4  
SO 10  
LOB 16





Batter	1	2	3	4	5	6	7	8	9	AB	R	H	RBI	BB	SO	LOB	TOP								
<b>Al Martin, L</b> OBP: 0.308, SLG: 0.353 (1, 8)	F2		G4-3			P6			FC4-2 BB 1B	4	0	1	0	1	0	0	<b>Pittsburgh Pirates @ Chicago Cubs</b> Wrigley Field, Chicago, IL Tue Jun 27 1995, 7:05 PM CDT Att: 22,163 - Unknown - 71 F								
<b>Jay Bell, R</b> OBP: 0.307, SLG: 0.276 (1, 5)	F9			F9	FC4-6		G4-3		FC4-2 BB 1B	4	0	0	0	1	0	2									
<b>Dave Clark, L</b> OBP: 0.376, SLG: 0.421 (1, 7)	G4-3			K		K	K		FC4-2 1-2 2-3 3-HF	5	0	0	0	0	3	3									
<b>Mark Johnson, L</b> OBP: 0.353, SLG: 0.496 (1, 3)		G3-1		FC4-6 BB 1B		G3-1			P2	4	1	1	0	1	0	3									
<b>Don Slaught, R</b> OBP: 0.259, SLG: 0.308 (1, 2)	E5			FC4-6		F2		G5-3 1B	K	5	0	1	0	0	1	5									
<b>Orlando Merced, S</b> OBP: 0.328, SLG: 0.427 (8, 1)	FC3-6					HR		G5-3		3	2	1	1	1	0	2									
<b>Paul Wagner, R</b> OBP: 0.267, SLG: 0.231 (9, 1)						1B HR		1-2		0	0	0	0	0	0	0									
<b>Dan Plesac, L</b> (9, 1)						1B HR		1-2		0	0	0	0	0	0	0									
<b>Carlos Garcia, R</b> OBP: 0.320, SLG: 0.412 (1, 6)						G6-3		L6		4	1	1	1	0	1	2									
<b>Nelson Liriano, S</b> OBP: 0.325, SLG: 0.348 (1, 4)			G3			SH1-4 1B		G4-3		3	1	1	0	1	0	1									
<b>Denny Neagle, L</b> OBP: 0.135, SLG: 0.171 (1, 1)			G3-1			SH1-4 1B				2	1	1	4	0	0	0									
<b>Jacob Brumfield, R</b> OBP: 0.361, SLG: 0.359 (8, 8)						1-2		BB FC4-2 1B		1	0	1	0	0	0	0									
<b>Inning Stats</b>	R: 0 E: 0 K: 0 S: 3	H: 0 LOB: 0 BB: 0 P: 3	R: 0 E: 1 K: 1 S: 6	H: 0 LOB: 1 BB: 0 P: 6	R: 0 E: 0 K: 0 S: 3	H: 0 LOB: 0 BB: 0 P: 3	R: 0 E: 0 K: 1 S: 5	H: 0 LOB: 1 BB: 1 P: 9	R: 1 E: 0 K: 0 S: 5	H: 2 LOB: 2 BB: 1 P: 9	R: 5 E: 0 K: 1 S: 8	H: 3 LOB: 0 BB: 2 P: 16	R: 0 E: 0 K: 1 S: 5	H: 0 LOB: 0 BB: 0 P: 5	R: 0 E: 0 K: 0 S: 4	H: 1 LOB: 1 BB: 0 P: 4	R: 0 E: 0 K: 1 S: 7	H: 2 LOB: 3 BB: 1 P: 11	1B: 6 2B: 0 3B: 0 HR: 2	SF: 0 SAC: 1 DP: 0 HBP: 0	WP: 0 PB: 0 SB: 0 CS: 0	PA: 41			
<b>PITCHER</b>	IP	WLS	BF	H	R	ER	SO	BB	IBB	HBP	BLK	WP	HR	S	P	ERA	WHIP								
<b>Jim Bullinger, R</b> ERA: 3.14 (1, 1)	5.2	L	27	5	6	6	3	4	0	0	0	0	2	29	45	9.53	1.588								
<b>Chris Nabholz, L</b> ERA: 5.4 (6, 1)	1.1		4	0	0	0	1	0	0	0	0	0	0	6	6	0.00	0.000								
<b>Rich Garcés, R</b> ERA: (8, 1)	2.0		10	3	0	0	1	1	0	0	0	0	0	11	15	0.00	2.000								

AB 35  
R 6  
H 8  
RBI 6  
BB 5  
SO 5  
LOB 18



Batter	1	2	3	4	5	6	7	8	9	AB	R	H	RBI	BB	SO	LOB	BOTTOM								
<b>Brian McRae, S</b> OBP: 0.332, SLG: 0.435 (1, 8)	K		HR			P4		B1-3		4	1	1	1	0	1	0	<b>Pittsburgh Pirates @ Chicago Cubs</b> Wrigley Field, Chicago, IL Tue Jun 27 1995, 7:05 PM CDT Att: 22,163 - Unknown - 71 F								
<b>Rey Sanchez, R</b> OBP: 0.305, SLG: 0.364 (1, 4)	G5-3		G4-3			K		1B		4	0	1	0	0	1	0									
<b>Mark Grace, L</b> OBP: 0.383, SLG: 0.576 (1, 3)	G3-1		F7			2B		F9		4	0	1	0	0	0	1									
<b>Sammy Sosa, R</b> OBP: 0.332, SLG: 0.506 (1, 9)		E S 2B		G5-3		K		K		4	1	1	0	0	2	2									
<b>Todd Zeile, R</b> OBP: 0.369, SLG: 0.460 (1, 5)		SH1-3 1-H		P6		1B SF7		F7		4	1	2	1	0	0	0									
<b>Shawon Dunston, R</b> OBP: 0.324, SLG: 0.503 (1, 6)		SH1-3 2-3		G6-3		F9		G6-3		3	0	0	0	0	0	1									
<b>Ozzie Timmons, R</b> OBP: 0.307, SLG: 0.432 (1, 7)		K				F7		E6 HR		4	1	2	0	0	1	1									
<b>Todd Pratt, R</b> OBP: 0.190, SLG: 0.108 (1, 2)		K				G6-3		HR		2	0	0	1	0	1	1									
<b>Kevin Roberson, S</b> OBP: 0.311, SLG: 0.526 (9, PH)		K				G1-3		G6-3		1	1	1	2	0	0	0									
<b>Jim Bullinger, R</b> OBP: 0.311, SLG: 0.133 (8, 1)								G6-3		2	0	0	0	0	1	0									
<b>Chris Nashholz, L</b> (7, PH)										0	0	0	0	0	0	0									
<b>Howard Johnson, S</b> OBP: 0.276, SLG: 0.279 (8, 1)										1	0	0	0	0	0	0									
<b>Rich Garcés, R</b> (8, 1)										0	0	0	0	0	0	0									
<b>Scott Butlett, L</b> OBP: 0.270, SLG: 0.340 (9, PH)										0	0	0	0	0	0	0									
<b>José Hernández, R</b> OBP: 0.200, SLG: 0.444 (9, PH)										1	0	0	0	0	0	0									
<b>Inning Stats</b>	R: 0 E: 0 K: 1 S: 5	H: 0 LOB: 0 BB: 0 P: 5	R: 1 E: 0 K: 2 S: 9	H: 2 LOB: 1 BB: 0 P: 9	R: 1 E: 0 K: 1 S: 6	H: 1 LOB: 0 BB: 0 P: 6	R: 0 E: 0 K: 0 S: 3	H: 0 LOB: 0 BB: 0 P: 3	R: 0 E: 0 K: 2 S: 8	H: 1 LOB: 1 BB: 0 P: 8	R: 1 E: 0 K: 0 S: 5	H: 2 LOB: 1 BB: 0 P: 5	R: 0 E: 0 K: 1 S: 6	H: 1 LOB: 0 BB: 0 P: 6	R: 2 E: 1 K: 0 S: 5	H: 2 LOB: 0 BB: 0 P: 5	1B: 4 2B: 3 3B: 0 HR: 2	SF: 1 SAC: 1 DP: 0 HBP: 0	WP: 0 PB: 0 SB: 1 CS: 0	PA: 36					
<b>PITCHER</b>	IP	WLS	BF	H	R	ER	SO	BB	IBB	HBP	BLK	WP	HR	S	P	ERA	WHIP								
<b>Denny Neagle, L</b> ERA: 2.9 (1, 1)	7.0	W	27	6	3	3	6	0	0	0	0	0	1	39	39	3.86	0.857								
<b>Paul Wagner, R</b> ERA: 5.99 (8, 1)	1.2		8	3	2	2	1	0	0	0	0	0	1	10	10	10.80	1.800								
<b>Dan Plesac, L</b> ERA: 2.49 (9, 1)	0.1	S	1	0	0	0	0	0	0	0	0	0	0	1	1	0.00	0.000								

AB 34  
R 5  
H 9  
RBI 5  
BB 0  
SO 7  
LOB 7





Batter	1	2	3	4	5	6	7	8	9	AB	R	H	RBI	BB	SO	LOB	TOP																					
Jacob Brumfield, R OBP: 0.348, SLG: 0.346	(1, 8) X F9	(2, 0) B X G3		(1, 1) B X G5-3			(2, 2) B X F8		(2, 3) B X K	5	0	0	0	0	1	4																						
Jay Bell, R OBP: 0.315, SLG: 0.282	(1, 5) B X G6-3		(4, 2) B X G3-1 1B BB		(3, 1) B X G5-4-3 1B		(1, 0) B X 1B			3	1	2	0	1	0	0																						
Orlando Merced, S OBP: 0.326, SLG: 0.423	(1, 9) (7, 3) C X G3		(0, 0) 1 SAFE G3-1 1B		(1, 3) B X K		(1, 2) C X P2			4	0	1	0	0	1	3																						
Mark Johnson, L OBP: 0.355, SLG: 0.492	(1, 3)		(4, 1) B X E 1B BB		(1, 1) B X G3-1		(2, 3) B X K			1	1	0	0	1	0	2																						
Rich Aude, R OBP: 0.320, SLG: 0.429	(5, PH)				(2, 2) B X G5-4-3					2	0	0	0	0	1	3																						
Jeff McCurry, R (7, 1)			(1, 2) B X 1B BB		(1, 2) B X 1B					0	0	0	0	0	0	0																						
Mark Parent, R OBP: 0.343, SLG: 0.571	(1, 2)		(0, 0) 1 SAFE 1B		(1, 1) B X 1B				(0, 2) B X P2	0	1	0	0	0	0	0																						
Al Martin, L OBP: 0.302, SLG: 0.346	(1, 7)		(1, 2) B X E4 1B		(2, 3) B X K		(2, 2) B X G4-3		(2, 2) B X G1-3	4	0	0	0	0	1	4																						
Carlos Garcia, R OBP: 0.314, SLG: 0.402	(1, 6)		(2, 3) B X K		(1, 1) B X FC6-4		(0, 2) B X G3-1		(1, 3) B X K	4	0	0	0	0	2	5																						
Nelson Liriano, S OBP: 0.333, SLG: 0.357	(1, 4)		(2, 1) B X 1B		(2, 1) B X G6-3		(0, 0) B X G4-3		(3, 2) B X G4-3 1B	4	0	2	1	0	0	0																						
John Ericks, R (1, 1)			(1, 2) B X K		(1, 3) B X K				(1, 1) B X G4-3	1	0	0	0	0	1	3																						
Mike Dyer, R OBP: 0.667, SLG: 0.667	(3, 1)									1	0	0	0	0	1	0																						
Paul Wagner, R OBP: 0.267, SLG: 0.231	(4, 1)									0	0	0	0	0	0	0																						
Steve Pegues, R OBP: 0.305, SLG: 0.461	(7, PH) (7, 9)						(1, 2) B X 1B HBP		(1, 2) B X G4-3	1	0	0	0	0	0	1																						
<b>Inning Stats</b>	R: 0 E: 0 K: 0 S: 8	H: 0 LOB: 0 BB: 0 P: 11	R: 1 E: 1 K: 2 S: 16	H: 2 LOB: 3 BB: 1 P: 29	R: 1 E: 0 K: 1 S: 14	H: 2 LOB: 2 BB: 1 P: 23	R: 0 E: 0 K: 1 S: 7	H: 0 LOB: 0 BB: 0 P: 11	R: 0 E: 0 K: 1 S: 10	H: 1 LOB: 0 BB: 0 P: 16	R: 1 E: 0 K: 0 S: 10	H: 1 LOB: 0 BB: 0 P: 15	R: 0 E: 0 K: 1 S: 13	H: 1 LOB: 2 BB: 0 P: 20	R: 0 E: 0 K: 1 S: 9	H: 0 LOB: 0 BB: 0 P: 12	R: 0 E: 0 K: 1 S: 8	H: 1 LOB: 0 BB: 0 P: 14	1B: 7 2B: 0 3B: 0 HR: 1	SF: 0 SAC: 0 DP: 2 HBP: 1	WP: 0 PA: 37 PB: 0 SB: 0 CS: 0																	
<b>PITCHER</b>	IP	WLS	BF	H	R	ER	SO	BB	IBB	HBP	BLK	WP	HR	S	P	ERA	WHIP	<b>PITCHER</b>				IP	WLS	BF	H	R	ER	SO	BB	IBB	HBP	BLK	WP	HR	S	P	ERA	WHIP
Jaime Navarro, R ERA: 3.14	(1, 1)	3.0		16	4	2	2	3	2	0	0	0	0	0	38	63	6.00	2.000																				
Bryan Hickerson, L ERA: 6.59	(4, 1)	3.0	W	10	2	1	1	2	0	0	0	0	0	1	27	42	3.00	0.667																				
Turk Wendell, R ERA: 4.82	(7, 1)	2.0		8	1	0	0	2	0	0	1	0	0	0	22	32	0.00	0.500																				
Randy Myers, L ERA: 2.78	(9, 1)	1.0		3	1	0	0	1	0	0	0	0	0	0	8	14	0.00	1.000																				

Pittsburgh Pirates @ Chicago Cubs  
Wrigley Field, Chicago, IL  
Wed Jun 28 1995, 3:33 AM CDT  
Att: 20,157 - Overcast - 70 F

AB 30  
R 3  
H 5  
RBI 1  
BB 2  
SO 8  
LOB 25



Batter	1	2	3	4	5	6	7	8	9	AB	R	H	RBI	BB	SO	LOB	BOTTOM																						
Brian McRae, S OBP: 0.333, SLG: 0.447	(1, 8) C X F8		(2, 2) B X FC4-6 1B	(2, 1) B X HR	(0, 0) 1-2 FC1-6 G3-6		(0, 2) B X F7			5	1	2	4	0	0	2																							
Rick Wilkins, L OBP: 0.340, SLG: 0.315	(1, 2) F X P2		(0, 0) B X FC4-6 1B	(4, 0) B X 2B E BB	(0, 2) B X G3-6				(1, 3) B X K	3	1	0	1	1	0	2																							
Todd Pratt, R OBP: 0.186, SLG: 0.105	(6, 2)		(1, 2) B X 1B		(1, 2) B X 1B					1	0	0	0	0	1	0																							
Mark Grace, L OBP: 0.391, SLG: 0.590	(1, 3) B X F8		(2, 1) B X 1B	(3, 0) B X E9 1B 2B		(0, 0) B X G6-4-3 1B			(3, 2) B X G6-3 2B	5	1	4	0	0	0	0																							
Sammy Sosa, R OBP: 0.329, SLG: 0.500	(1, 9)		(1, 1) B X G3-1	(2, 1) B X L7	(1, 2) B X 1B		(2, 2) B X G6-4-3		(0, 1) B X G6-3	5	0	1	1	0	0	4																							
Todd Zeile, R OBP: 0.365, SLG: 0.458	(1, 5)		(2, 1) B X P2		(1, 1) B X K		(3, 1) B X 2B		(3, 2) B X P2	5	0	1	0	0	1	2																							
Shawon Dunston, R OBP: 0.328, SLG: 0.505	(1, 6)									1	0	1	0	0	0	0																							
José Hernández, R OBP: 0.282, SLG: 0.427	(4, 6)									3	0	0	0	0	0	3																							
Ozzie Timmons, R OBP: 0.292, SLG: 0.482	(1, 7)									4	3	3	1	0	1	1																							
Scott Bullett, L OBP: 0.270, SLG: 0.340	(8, 7)									0	0	0	0	0	0	0																							
Rey Sanchez, R OBP: 0.309, SLG: 0.368	(1, 4)									3	2	2	0	0	0	0																							
Howard Johnson, S OBP: 0.275, SLG: 0.275	(7, 4)									1	0	0	0	0	0	0																							
Jaime Navarro, R OBP: 0.115, SLG: 0.120	(1, 1)									0	0	0	0	1	0	0																							
Kevin Foster, R OBP: 0.292, SLG: 0.391	(3, PR)									0	1	0	0	0	0	0																							
Bryan Hickerson, L OBP: 0.667, SLG: 0.500	(4, 1)									1	1	0	1	1	0	1																							
Turk Wendell, L (7, 1)										1	0	0	0	0	0	0																							
Randy Myers, L (9, 1)										0	0	0	0	0	0	0																							
<b>Inning Stats</b>	R: 0 E: 0 K: 0 S: 6	H: 0 LOB: 0 BB: 0 P: 11	R: 0 E: 0 K: 1 S: 9	H: 1 LOB: 1 BB: 0 P: 16	R: 1 E: 0 K: 0 S: 15	H: 2 LOB: 2 BB: 1 P: 28	R: 6 E: 2 K: 1 S: 17	H: 5 LOB: 2 BB: 2 P: 36	R: 2 E: 1 K: 0 S: 10	H: 2 LOB: 1 BB: 0 P: 15	R: 1 E: 0 K: 0 S: 9	H: 1 LOB: 0 BB: 0 P: 11	R: 0 E: 0 K: 1 S: 12	H: 1 LOB: 1 BB: 0 P: 19	1B: 9 2B: 3 3B: 0 HR: 2	SF: 0 SAC: 0 DP: 2 HBP: 0	WP: 0 PA: 41 PB: 1 SB: 0 CS: 0																						
<b>PITCHER</b>	IP	WLS	BF	H	R	ER	SO	BB	IBB	HBP	BLK	WP	HR	S	P	ERA	WHIP	<b>PITCHER</b>				IP	WLS	BF	H	R	ER	SO	BB	IBB	HBP	BLK	WP	HR	S	P	ERA	WHIP	
John Ericks, R ERA: 6.0	(1, 1)	1.1		14	7	7	7	1	3	0	0	0	0	1	26	52	47.25	7.500																					
Mike Dyer, R ERA: 4.65	(3, 1)	1.1	L	14	7	7	7	1	3	0	0	0	0	1	26	52	47.25	7.500																					
Paul Wagner, R ERA: 5.68	(4, 1)	2.1		11	4	2	0	0	0	0	0	0	0	21	32	0.00	1.714																						
Jeff McCurry, R ERA: 4.81	(7, 1)	2.0		8	2	1	1	1	0	0	0	0	0	1	21	30	4.50	1.000																					

Pittsburgh Pirates @ Chicago Cubs  
Wrigley Field, Chicago, IL  
Wed Jun 28 1995, 3:33 AM CDT  
Att: 20,157 - Overcast - 70 F

AB 38  
R 10  
H 14  
RBI 8  
BB 3  
SO 3  
LOB 15





Batter	1	2	3	4	5	6	7	8	9	AB	R	H	RBI	BB	SO	LOB	TOP				
Terry Bradshaw, L OBP: 0.429, SLG: 0.429	F2		FC3-6 CS			F8	F8		CS	4	0	0	0	0	0	2					
Ramon Caraballo, S OBP: 0.417, SLG: 0.450 Jeff Parrett, R OBP: 1.000, SLG: 1.000 Tom Henke, R	F7		CS	K						4	1	1	1	0	2	0					
Brian Jordan, R OBP: 0.329, SLG: 0.491										0	0	0	0	0	0	0					
Ray Lankford, L OBP: 0.338, SLG: 0.463										4	2	2	1	0	1	0					
Scott Cooper, L OBP: 0.358, SLG: 0.330										4	1	1	1	0	3	0					
Scott Cooper, L OBP: 0.358, SLG: 0.330		L9								4	0	0	0	0	2	0					
John Mabry, L OBP: 0.325, SLG: 0.375										4	0	2	0	0	2	0					
Tripp Cramer, R OBP: 0.279, SLG: 0.386										3	1	1	0	1	0	0					
Tom Pagnozzi, R OBP: 0.244, SLG: 0.277										4	1	1	0	0	0	3					
Ken Hill, R OBP: 0.259, SLG: 0.208 Tony Fossas, L José Oquendo, S OBP: 0.340, SLG: 0.304										1	0	0	0	1	0	2					
										0	0	0	0	0	0	0					
										1	0	1	1	0	0	0					
<b>Inning Stats</b>	R: 1 E: 0 K: 1 S: 6	H: 1 LOB: 0 BB: 0 P: 6	R: 0 E: 0 K: 1 S: 5	H: 0 LOB: 0 BB: 0 P: 5	R: 0 E: 0 K: 0 S: 6	H: 0 LOB: 0 BB: 1 P: 11	R: 0 E: 0 K: 2 S: 8	H: 0 LOB: 0 BB: 0 P: 14	R: 0 E: 0 K: 1 S: 12	H: 1 LOB: 2 BB: 1 P: 23	R: 3 E: 1 K: 2 S: 14	H: 3 LOB: 0 BB: 0 P: 21	R: 0 E: 0 K: 3 S: 10	H: 0 LOB: 0 BB: 0 P: 14	R: 2 E: 1 K: 0 S: 15	H: 3 LOB: 0 BB: 0 P: 21	1B: 4 2B: 3 3B: 0 HR: 2	SF: 0 SAC: 1 DP: 0 HBP: 0	WP: 0 PB: 0 SB: 1 CS: 4	PA: 38	
<b>PITCHER</b>	IP WLS BF H R ER SO BB IBB HBP BLK WP HR S P ERA WHIP	IP WLS BF H R ER SO BB IBB HBP BLK WP HR S P ERA WHIP	IP WLS BF H R ER SO BB IBB HBP BLK WP HR S P ERA WHIP	IP WLS BF H R ER SO BB IBB HBP BLK WP HR S P ERA WHIP	IP WLS BF H R ER SO BB IBB HBP BLK WP HR S P ERA WHIP	IP WLS BF H R ER SO BB IBB HBP BLK WP HR S P ERA WHIP	IP WLS BF H R ER SO BB IBB HBP BLK WP HR S P ERA WHIP	IP WLS BF H R ER SO BB IBB HBP BLK WP HR S P ERA WHIP	IP WLS BF H R ER SO BB IBB HBP BLK WP HR S P ERA WHIP	IP WLS BF H R ER SO BB IBB HBP BLK WP HR S P ERA WHIP	IP WLS BF H R ER SO BB IBB HBP BLK WP HR S P ERA WHIP	IP WLS BF H R ER SO BB IBB HBP BLK WP HR S P ERA WHIP	IP WLS BF H R ER SO BB IBB HBP BLK WP HR S P ERA WHIP	IP WLS BF H R ER SO BB IBB HBP BLK WP HR S P ERA WHIP	IP WLS BF H R ER SO BB IBB HBP BLK WP HR S P ERA WHIP	IP WLS BF H R ER SO BB IBB HBP BLK WP HR S P ERA WHIP	IP WLS BF H R ER SO BB IBB HBP BLK WP HR S P ERA WHIP	IP WLS BF H R ER SO BB IBB HBP BLK WP HR S P ERA WHIP	IP WLS BF H R ER SO BB IBB HBP BLK WP HR S P ERA WHIP	IP WLS BF H R ER SO BB IBB HBP BLK WP HR S P ERA WHIP	IP WLS BF H R ER SO BB IBB HBP BLK WP HR S P ERA WHIP

St. Louis Cardinals @ Chicago Cubs  
Wrigley Field, Chicago, IL  
Thu Jun 29 1995, 3:33 AM CDT  
Att: 20,476 - Sunny

AB 33  
R 6  
H 9  
RBI 4  
BB 2  
SO 10  
LOB 7



Batter	1	2	3	4	5	6	7	8	9	AB	R	H	RBI	BB	SO	LOB	BOTTOM					
Brian McRae, S OBP: 0.331, SLG: 0.440	6-3		L8							4	0	0	0	1	1	0						
Luis Gonzalez, L OBP: 0.316, SLG: 0.423	F2		L6							4	0	0	0	0	0	2						
Mark Grace, L OBP: 0.389, SLG: 0.584										4	0	1	0	0	1	2						
Sammy Sosa, R OBP: 0.332, SLG: 0.504										4	0	2	0	0	0	0						
Todd Zeile, R OBP: 0.362, SLG: 0.470										4	1	1	1	0	0	1						
Shawon Dunston, R OBP: 0.337, SLG: 0.516										4	0	3	0	0	0	0						
Scott Servais, R OBP: 0.298, SLG: 0.366										4	1	1	0	0	0	3						
Rey Sanchez, R OBP: 0.308, SLG: 0.363										3	1	0	0	1	2	3						
Kevin Foster, R ERA: 4.21 Chris Nasholz, L ERA: 1.08 Mike Walker, R ERA: 4.96 Scott Bullitt, L ERA: 4.96 Rich Garces, R ERA: 1.9										2	0	1	1	0	1	2						
										0	0	0	0	0	0	0						
										1	0	0	0	0	0	0						
										1	1	1	2	0	0	0						
<b>Inning Stats</b>	R: 0 E: 0 K: 0 S: 4	H: 2 LOB: 2 BB: 0 P: 4	R: 0 E: 0 K: 1 S: 12	H: 1 LOB: 1 BB: 1 P: 21	R: 0 E: 0 K: 0 S: 8	H: 0 LOB: 0 BB: 0 P: 13	R: 0 E: 0 K: 0 S: 8	H: 1 LOB: 0 BB: 0 P: 10	R: 1 E: 0 K: 1 S: 18	H: 2 LOB: 2 BB: 1 P: 30	R: 1 E: 0 K: 1 S: 14	H: 2 LOB: 1 BB: 0 P: 19	R: 0 E: 0 K: 0 S: 7	H: 0 LOB: 0 BB: 0 P: 10	R: 0 E: 0 K: 1 S: 9	H: 0 LOB: 0 BB: 0 P: 14	R: 2 E: 0 K: 1 S: 10	H: 2 LOB: 0 BB: 0 P: 15	1B: 5 2B: 2 3B: 1 HR: 2	SF: 0 SAC: 0 DP: 1 HBP: 0	WP: 0 PB: 0 SB: 3 CS: 0	PA: 37
<b>PITCHER</b>	IP WLS BF H R ER SO BB IBB HBP BLK WP HR S P ERA WHIP	IP WLS BF H R ER SO BB IBB HBP BLK WP HR S P ERA WHIP	IP WLS BF H R ER SO BB IBB HBP BLK WP HR S P ERA WHIP	IP WLS BF H R ER SO BB IBB HBP BLK WP HR S P ERA WHIP	IP WLS BF H R ER SO BB IBB HBP BLK WP HR S P ERA WHIP	IP WLS BF H R ER SO BB IBB HBP BLK WP HR S P ERA WHIP	IP WLS BF H R ER SO BB IBB HBP BLK WP HR S P ERA WHIP	IP WLS BF H R ER SO BB IBB HBP BLK WP HR S P ERA WHIP	IP WLS BF H R ER SO BB IBB HBP BLK WP HR S P ERA WHIP	IP WLS BF H R ER SO BB IBB HBP BLK WP HR S P ERA WHIP	IP WLS BF H R ER SO BB IBB HBP BLK WP HR S P ERA WHIP	IP WLS BF H R ER SO BB IBB HBP BLK WP HR S P ERA WHIP	IP WLS BF H R ER SO BB IBB HBP BLK WP HR S P ERA WHIP	IP WLS BF H R ER SO BB IBB HBP BLK WP HR S P ERA WHIP	IP WLS BF H R ER SO BB IBB HBP BLK WP HR S P ERA WHIP	IP WLS BF H R ER SO BB IBB HBP BLK WP HR S P ERA WHIP	IP WLS BF H R ER SO BB IBB HBP BLK WP HR S P ERA WHIP	IP WLS BF H R ER SO BB IBB HBP BLK WP HR S P ERA WHIP	IP WLS BF H R ER SO BB IBB HBP BLK WP HR S P ERA WHIP	IP WLS BF H R ER SO BB IBB HBP BLK WP HR S P ERA WHIP	IP WLS BF H R ER SO BB IBB HBP BLK WP HR S P ERA WHIP	IP WLS BF H R ER SO BB IBB HBP BLK WP HR S P ERA WHIP

St. Louis Cardinals @ Chicago Cubs  
Wrigley Field, Chicago, IL  
Thu Jun 29 1995, 3:33 AM CDT  
Att: 20,476 - Sunny

AB 35  
R 4  
H 10  
RBI 4  
BB 2  
SO 5  
LOB 13






Batter	1	2	3	4	5	6	7	8	9	AB	R	H	RBI	BB	SO	LOB	TOP										
Terry Bradshaw, L (1, 7) OBP: 0.333, SLG: 0.273	G5-3		F8		G1-3		G1-3			4	0	0	0	1	0	0	<b>St. Louis Cardinals @ Chicago Cubs</b> Wrigley Field, Chicago, IL Fri Jun 30 1995, 3:33 AM CDT Att: 27,588 - Sunny - 75 F										
Ramon Caraballo, S (1, 4) OBP: 0.345, SLG: 0.360 José Oquendo, S (9, 4) OBP: 0.340, SLG: 0.304	G4-3		K		G6-3		G5-3		BB	5	0	0	0	0	2	3											
Brian Jordan, R (1, 9) OBP: 0.322, SLG: 0.480	K		G1-3		G6-3			L8	F8	5	0	0	0	0	1	3											
Ray Lankford, L (1, 8) OBP: 0.341, SLG: 0.459		K		F7-5 1B	BB			L4		2	1	0	0	2	1	0											
Scott Cooper, L (1, 5) OBP: 0.365, SLG: 0.350		HR		1B	1B			FC5-4	BB	3	1	2	1	1	1	1											
John Mabry, L (1, 3) OBP: 0.323, SLG: 0.371 Tom Henke, R (8, 1)	P4		F7-5		1B			FC5-4	BB	4	0	1	1	0	0	3											
Tripp Cromer, R (1, 6) OBP: 0.283, SLG: 0.389		1B		1B				FC5-4	1B	0	0	0	0	0	0	0											
Tom Pagnozzi, R (1, 2) OBP: 0.250, SLG: 0.282		1B		1B					BB	4	0	2	0	0	0	1											
Tom Urbani, L (1, 1) OBP: 0.308, SLG: 0.583 John Habyan, R (7, 1) Tony Fossas, L (7, 1) Darnell Coles, R (8, 3) OBP: 0.306, SLG: 0.345	K		F7		F7			HR	BB	3	1	1	1	0	1	2											
									BB	0	0	0	0	0	0	0											
									BB	0	0	0	0	0	0	0											
									BB	0	0	0	0	1	0	0											
									BB	0	0	0	0	1	0	0											
<b>Inning Stats</b>	R: 0 E: 0 K: 1 S: 7	H: 0 LOB: 0 BB: 0 P: 10	R: 1 E: 0 K: 2 S: 12	H: 3 LOB: 2 BB: 0 P: 16	R: 0 E: 0 K: 1 S: 8	H: 0 LOB: 0 BB: 0 P: 13	R: 0 E: 0 K: 1 S: 10	H: 2 LOB: 2 BB: 1 P: 20	R: 0 E: 0 K: 0 S: 4	H: 0 LOB: 0 BB: 0 P: 5	R: 1 E: 0 K: 1 S: 10	H: 1 LOB: 1 BB: 1 P: 17	R: 1 E: 0 K: 0 S: 10	H: 1 LOB: 0 BB: 0 P: 17	R: 0 E: 0 K: 0 S: 10	H: 0 LOB: 1 BB: 1 P: 18	R: 0 E: 0 K: 1 S: 12	H: 1 LOB: 3 BB: 2 P: 27	1B: 6 2B: 1 3B: 0 HR: 2	SF: 0 SAC: 0 DP: 1 HBP: 0	WP: 0 PB: 1 SB: 1 CS: 0	PA: 39					
<b>PITCHER</b>	IP	WLS	BF	H	R	ER	SO	BB	IBB	HBP	BLK	WP	HR	S	P	ERA	WHIP										
Frank Castillo, R (1, 1) ERA: 2.86	6.1	L	27	7	3	3	6	2	0	0	0	0	2	56	90	4.26	1.421										
Chris Nasholz, L (7, 1) ERA: 4.79	0.2		2	0	0	0	0	0	0	0	0	0	0	5	8	0.00	0.000										
Bryan Hickerson, L (8, 1) ERA: 6.29	1.0		4	0	0	0	0	1	0	0	0	0	0	10	18	0.00	1.000										
Mike Perez, R (9, 1) ERA: 2.97	0.1		3	1	0	0	0	1	0	0	0	0	0	4	10	0.00	6.000										
Randy Myers, L (9, 1) ERA: 2.7	0.2		3	0	0	0	1	1	0	0	0	0	0	8	17	0.00	1.500										

Batter	1	2	3	4	5	6	7	8	9	AB	R	H	RBI	BB	SO	LOB	BOTTOM										
Brian McRae, S (1, 8) OBP: 0.331, SLG: 0.436 Ozzie Timmons, R (7, FH) OBP: 0.319, SLG: 0.471	F9		S		G4-3		G5-3		K	2	0	0	0	1	0	1	<b>St. Louis Cardinals @ Chicago Cubs</b> Wrigley Field, Chicago, IL Fri Jun 30 1995, 3:33 AM CDT Att: 27,588 - Sunny - 75 F										
Rey Sanchez, R (1, 4) OBP: 0.307, SLG: 0.361	G5-3	HBP	L7		L3		L9			4	0	1	0	0	0	1											
Mark Grace, L (1, 3) OBP: 0.395, SLG: 0.594				G1-3	1B		G4-3		1B	3	1	2	0	0	0	0											
Sammy Sosa, R (1, 9) OBP: 0.335, SLG: 0.502	G5-3			G1-3			G4-3		S	3	0	1	0	1	0	3											
Todd Zeile, R (1, 5) OBP: 0.355, SLG: 0.460	G6-3		F7		F9		F9		K	4	0	0	0	0	1	4											
Shawon Dunston, R (1, 6) OBP: 0.345, SLG: 0.521 Randy Myers, L (9, 1)									1B	4	0	3	1	0	0	2											
Luis Gonzalez, L (1, 7) OBP: 0.315, SLG: 0.419	G6-3		G1-3		G1-3				K	4	0	1	0	0	1	2											
Scott Servais, R (1, 2) OBP: 0.296, SLG: 0.361			K		G4-3		K		E6	4	0	1	0	0	2	2											
Frank Castillo, R (1, 1) ERA: 3.83 Chris Nasholz, L (7, PH) Howard Johnson, S (7, PH) Bryan Hickerson, L (8, 1) Mike Perez, R (9, 1) José Hernández, R (9, 6) Scott Bullitt, R (9, PH) SLG: 0.333	G1-3				K		K		P6	2	0	0	0	0	1	1											
										0	0	0	0	0	0	0											
										0	0	0	0	0	0	0											
										0	0	0	0	0	0	0											
										0	0	0	0	0	0	0											
										1	0	0	0	0	0	1											
<b>Inning Stats</b>	R: 0 E: 0 K: 0 S: 9	H: 1 LOB: 1 BB: 0 P: 14	R: 0 E: 0 K: 0 S: 8	H: 1 LOB: 0 BB: 0 P: 13	R: 0 E: 0 K: 1 S: 10	H: 0 LOB: 1 BB: 1 P: 17	R: 1 E: 0 K: 0 S: 9	H: 2 LOB: 1 BB: 0 P: 9	R: 0 E: 0 K: 1 S: 10	H: 1 LOB: 0 BB: 0 P: 13	R: 0 E: 0 K: 2 S: 14	H: 2 LOB: 2 BB: 0 P: 18	R: 0 E: 0 K: 1 S: 15	H: 2 LOB: 0 BB: 0 P: 22	R: 0 E: 1 K: 2 S: 12	H: 0 LOB: 1 BB: 0 P: 17	1B: 7 2B: 2 3B: 0 HR: 0	SF: 0 SAC: 0 DP: 2 HBP: 1	WP: 0 PB: 0 SB: 4 CS: 1	PA: 37							
<b>PITCHER</b>	IP	WLS	BF	H	R	ER	SO	BB	IBB	HBP	BLK	WP	HR	S	P	ERA	WHIP										
Tom Urbani, L (1, 1) ERA: 3.83	6.0		25	7	1	1	2	2	0	1	0	0	0	57	84	1.50	1.500										
John Habyan, R (7, 1) ERA: 2.7	0.1		1	0	0	0	1	0	0	0	0	0	0	3	6	0.00	0.000										
Tony Fossas, L (7, 1) ERA: 1.02	1.0		4	1	0	0	1	0	0	0	0	0	0	12	15	0.00	1.000										
Tom Henke, R (8, 1) ERA: 1.78	1.2	S	7	1	0	0	3	0	0	0	0	0	0	22	32	0.00	0.600										

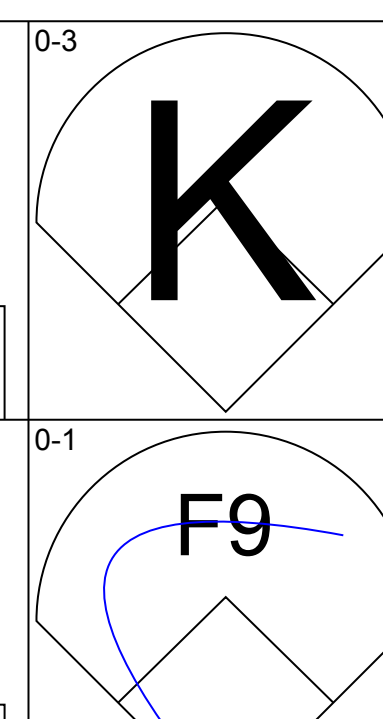
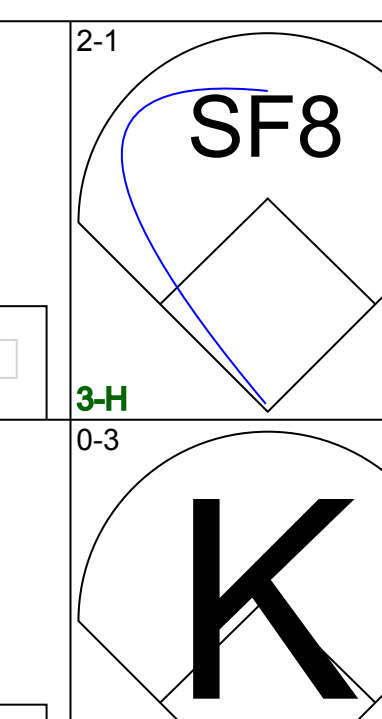
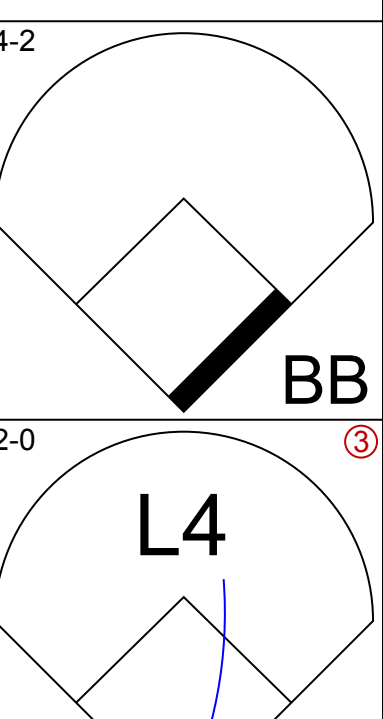
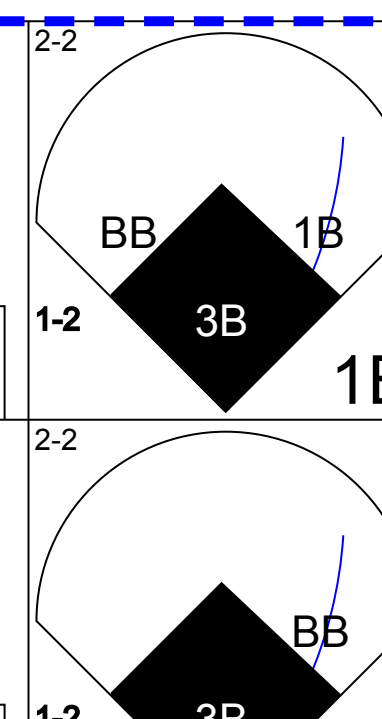
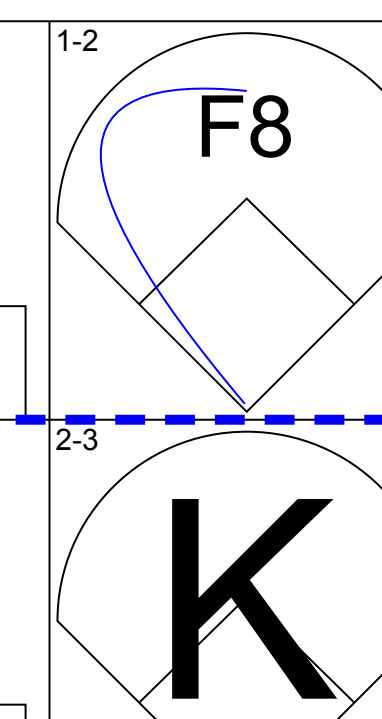
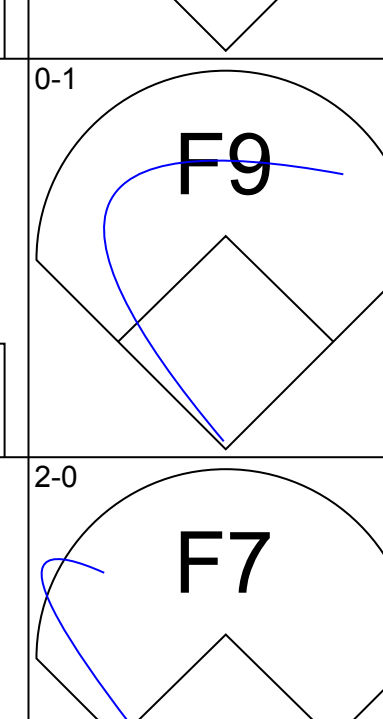
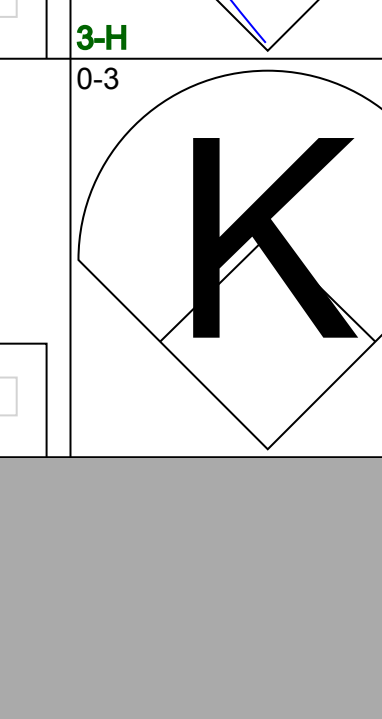
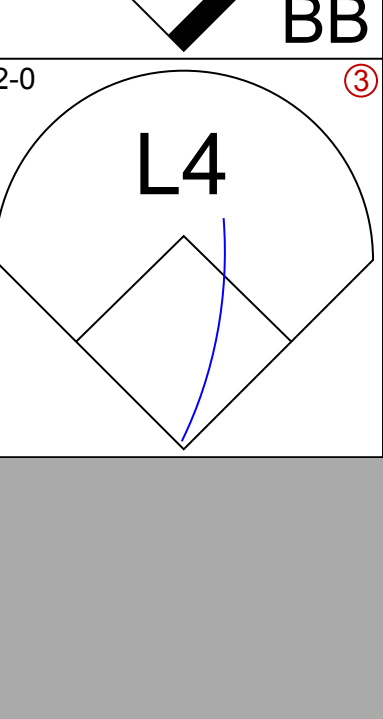
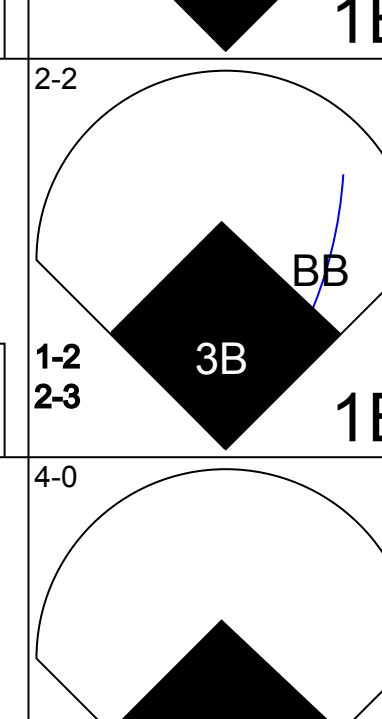
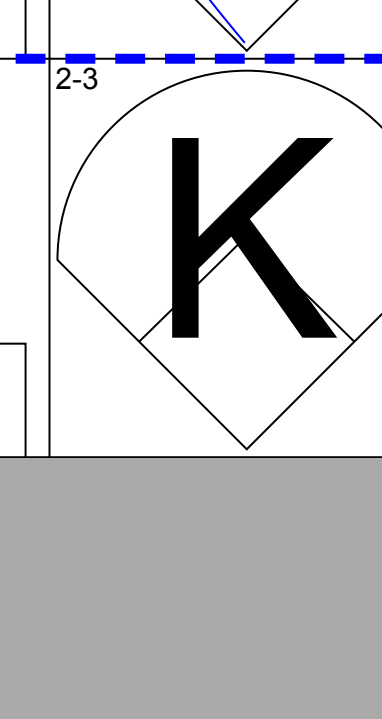
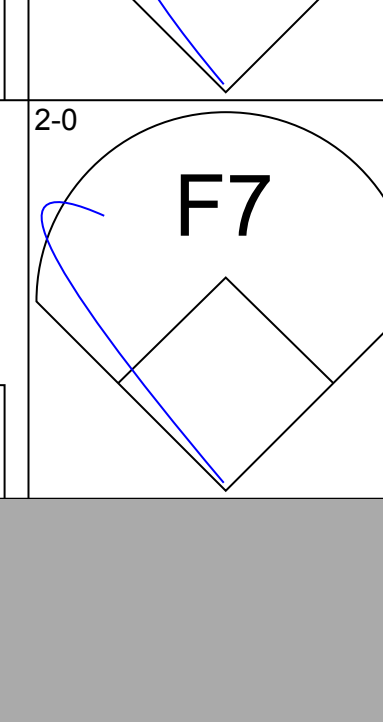
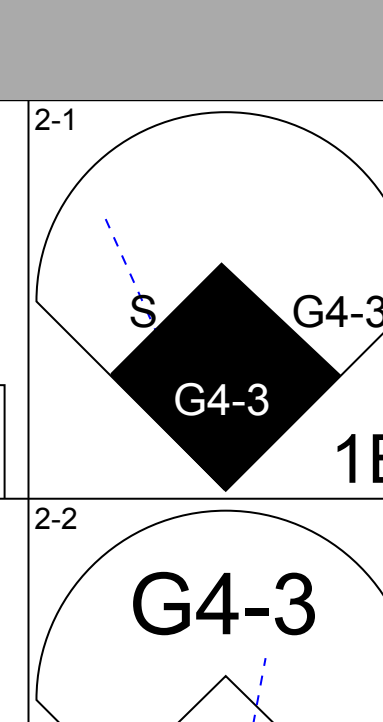
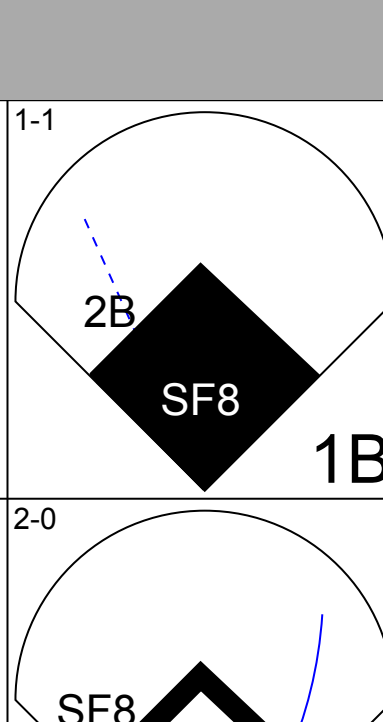
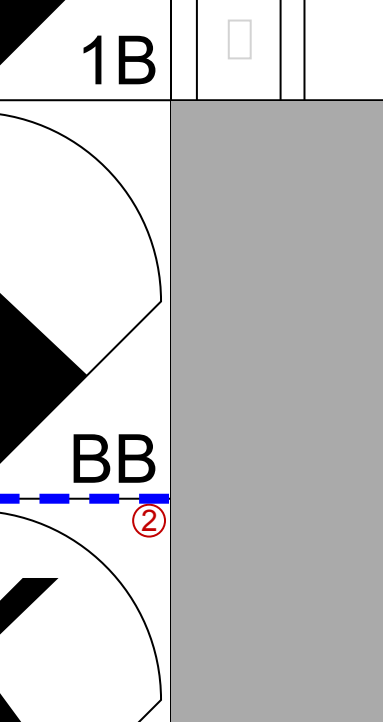
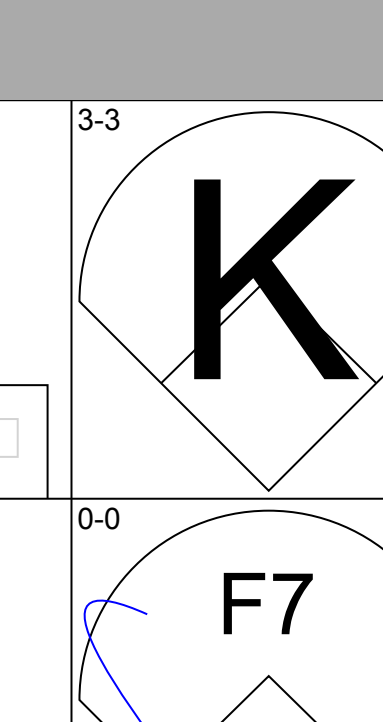
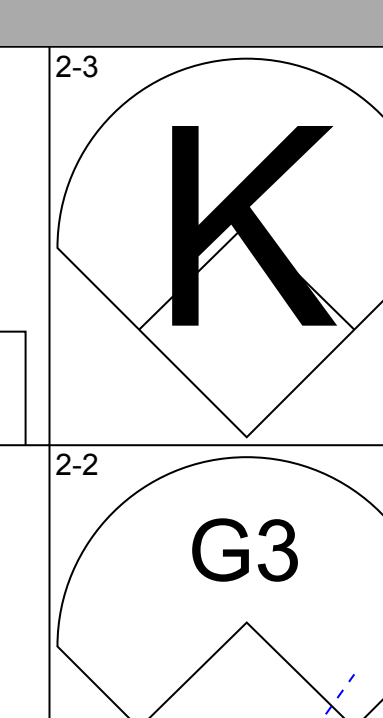
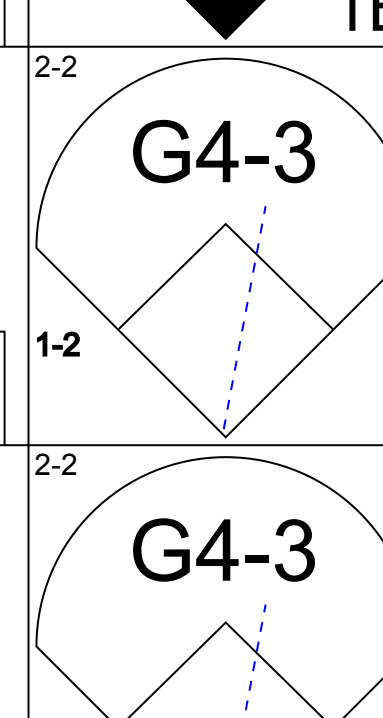
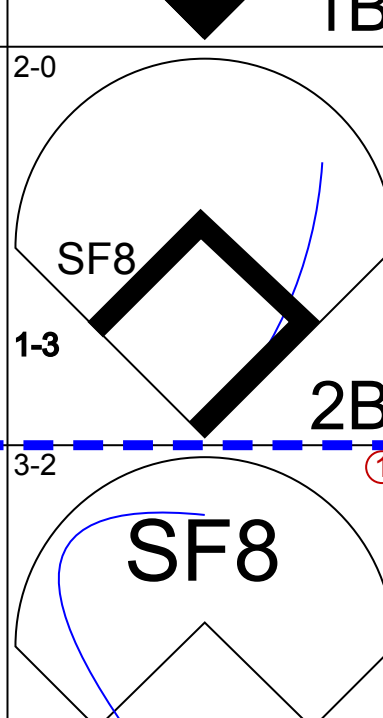
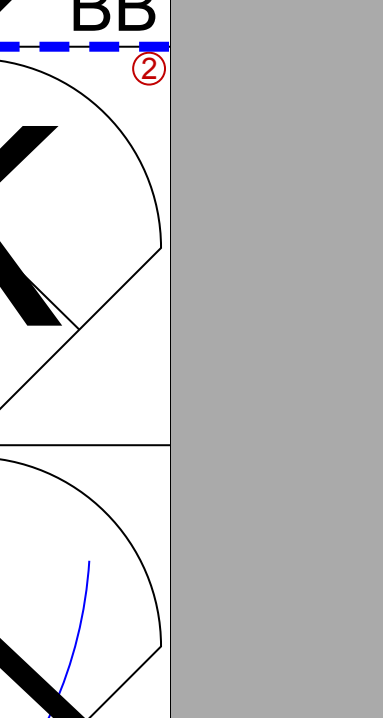
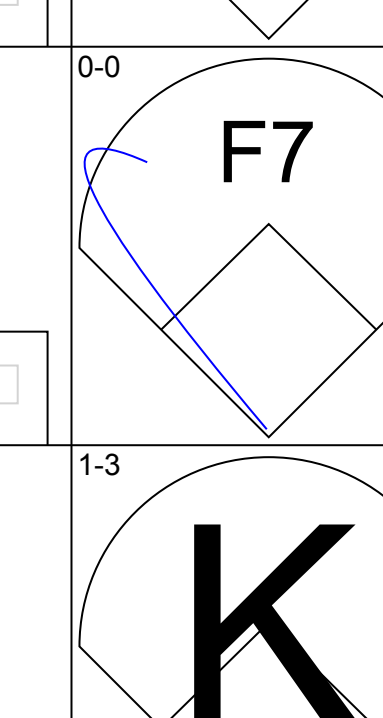
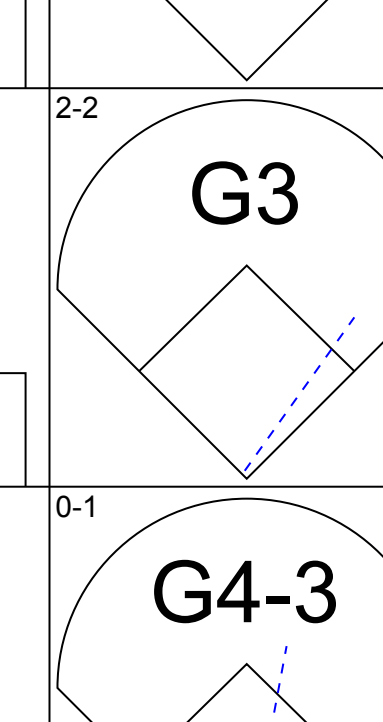
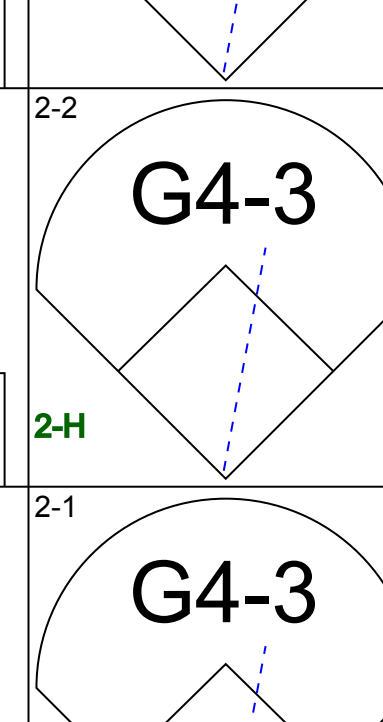
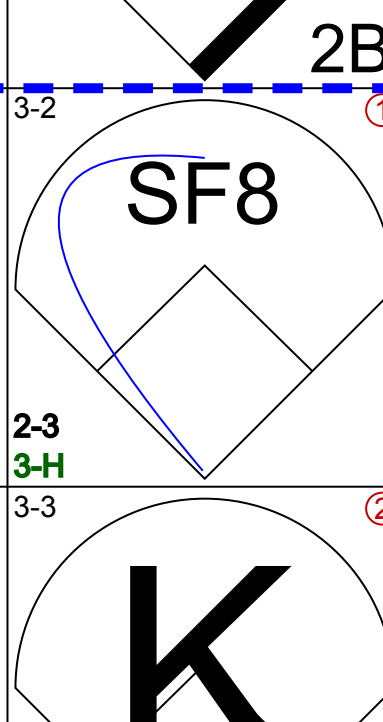
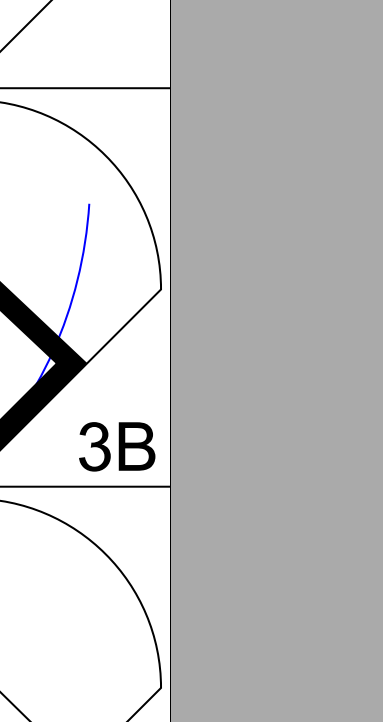
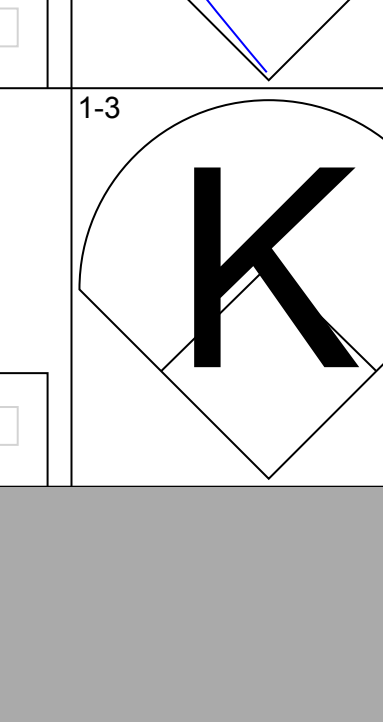
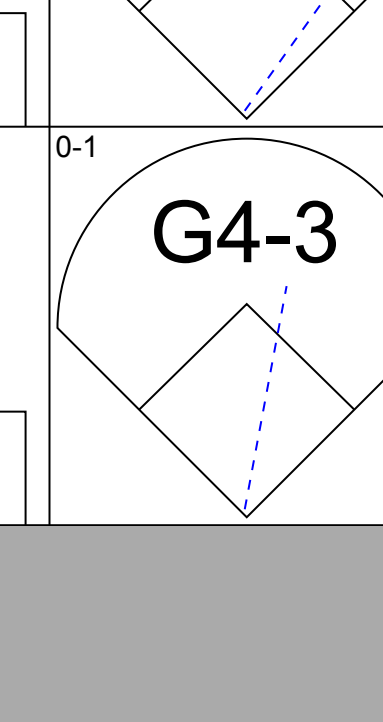
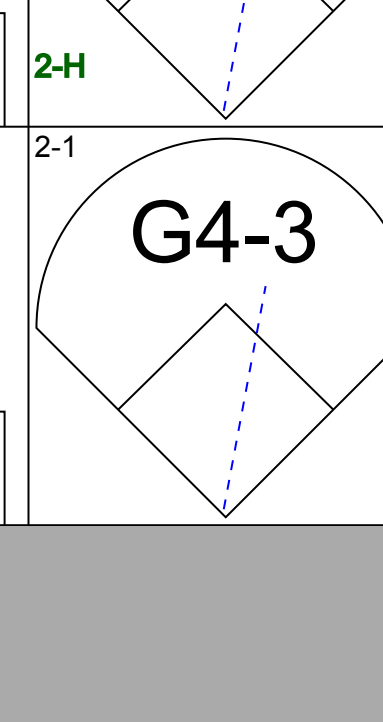
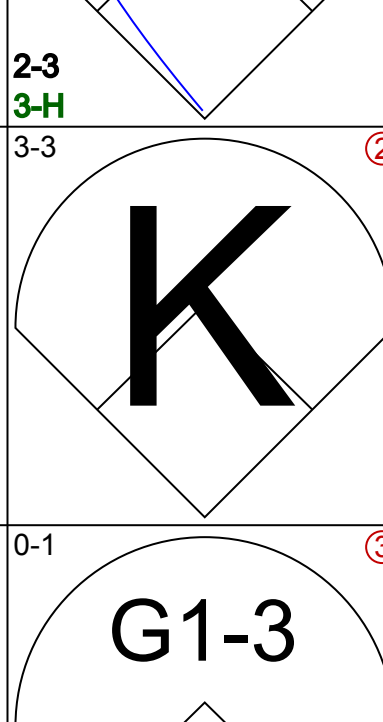
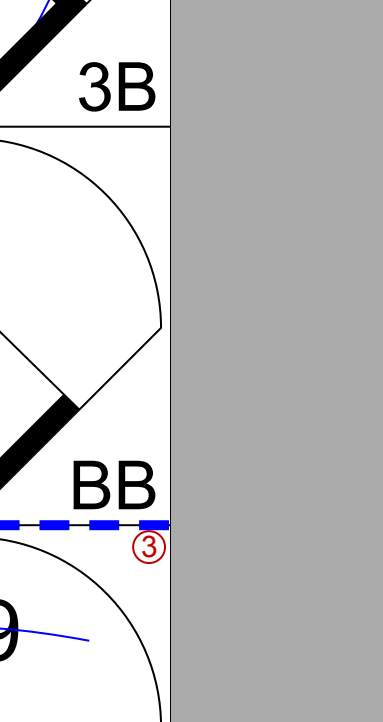
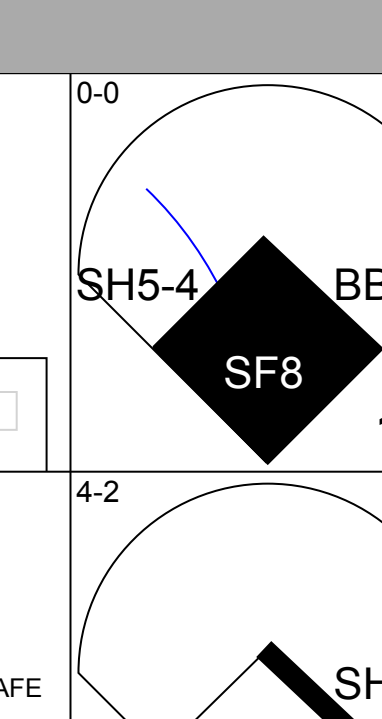
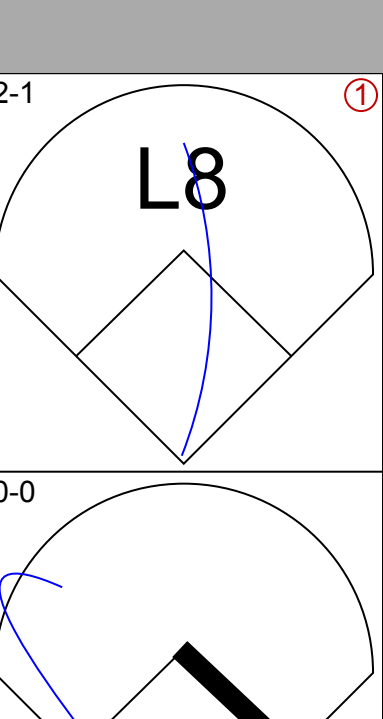
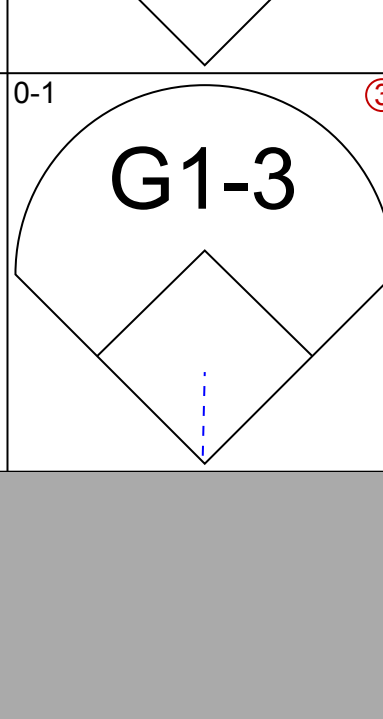
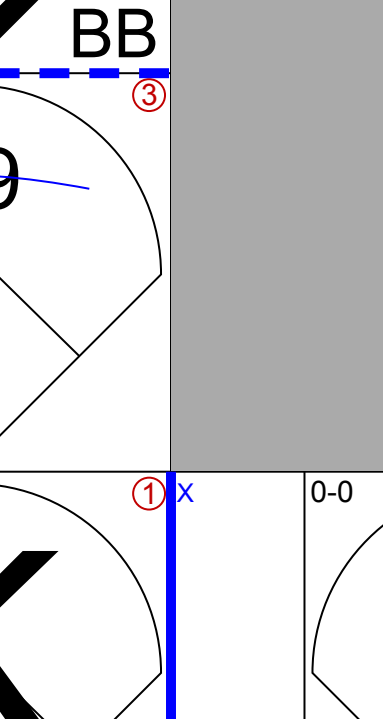
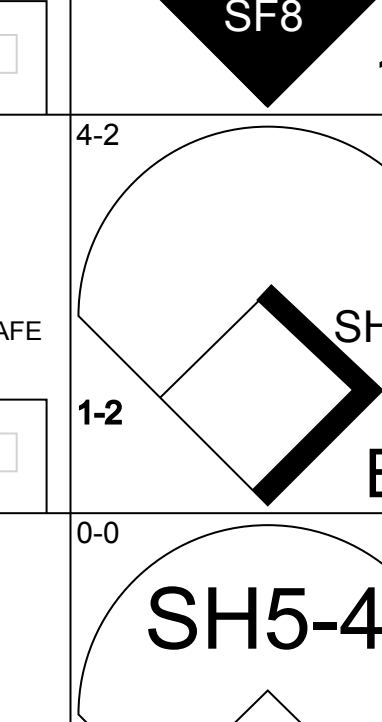
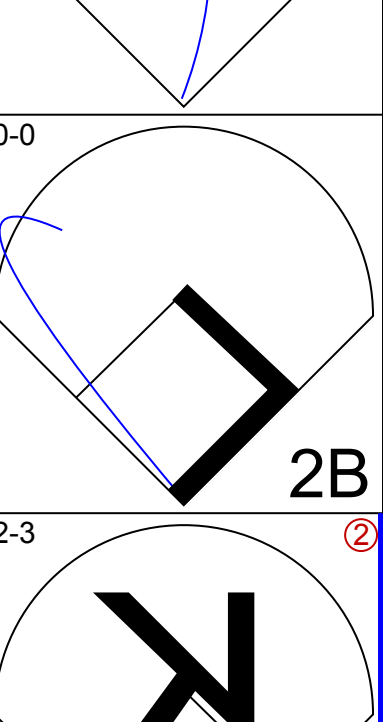
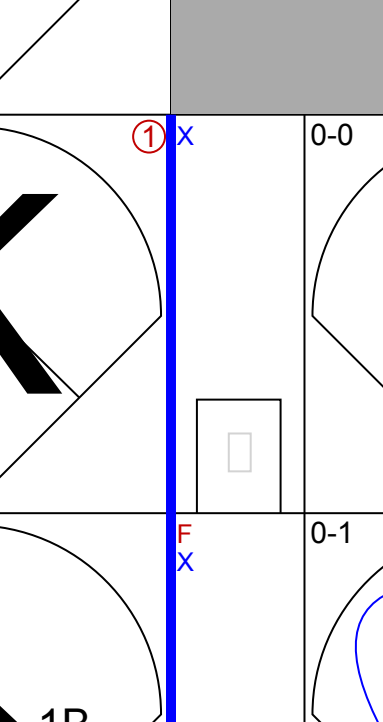

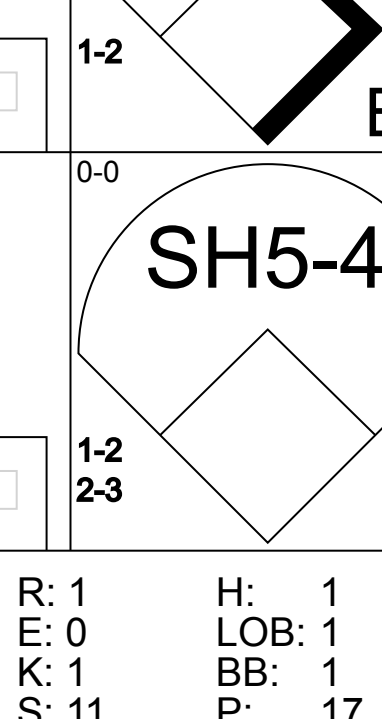
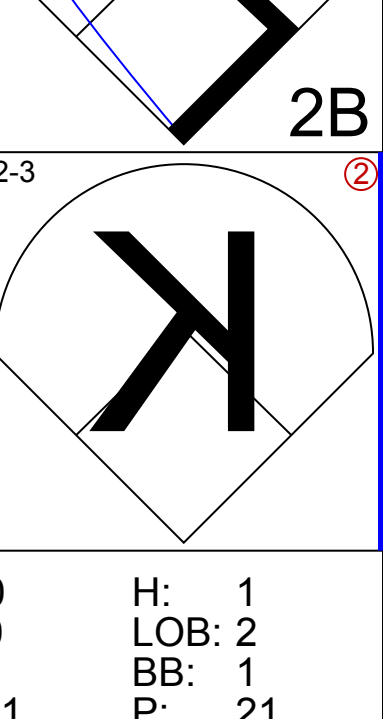
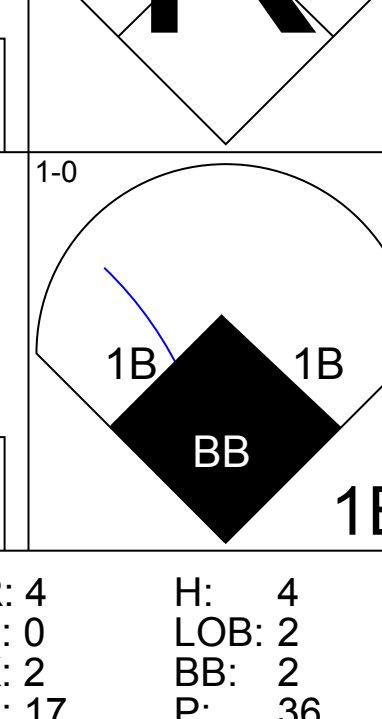
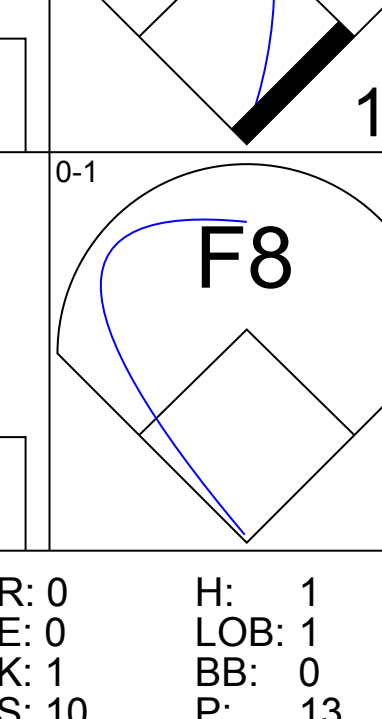
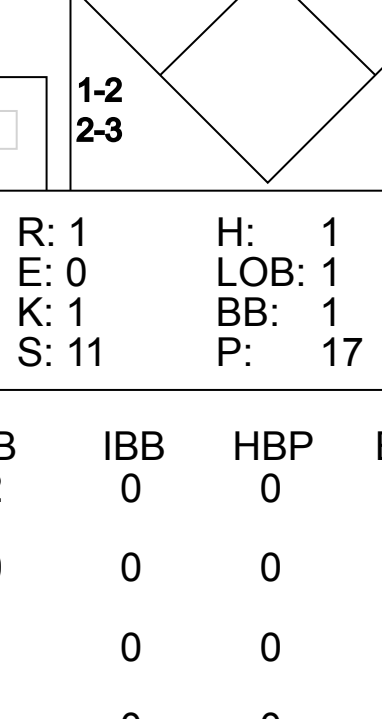
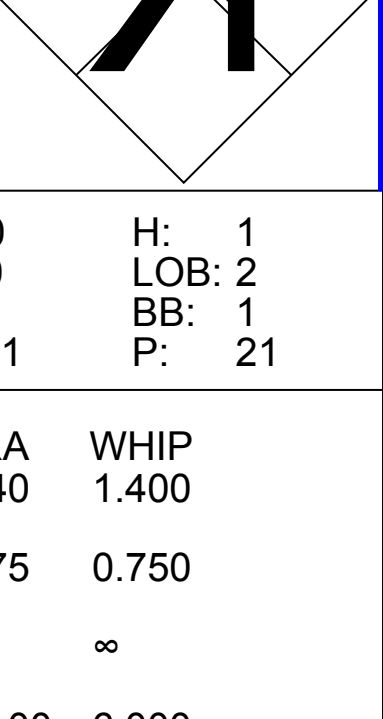
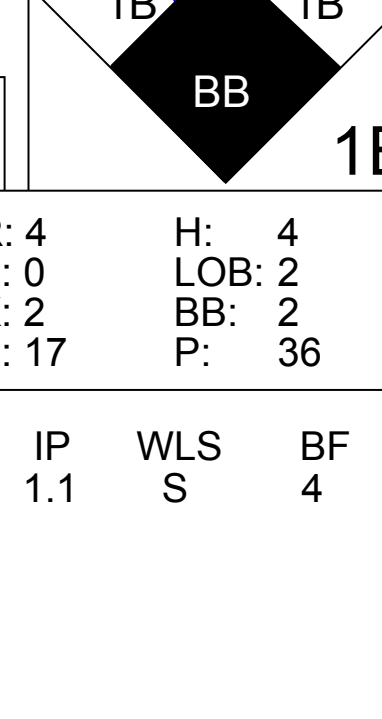
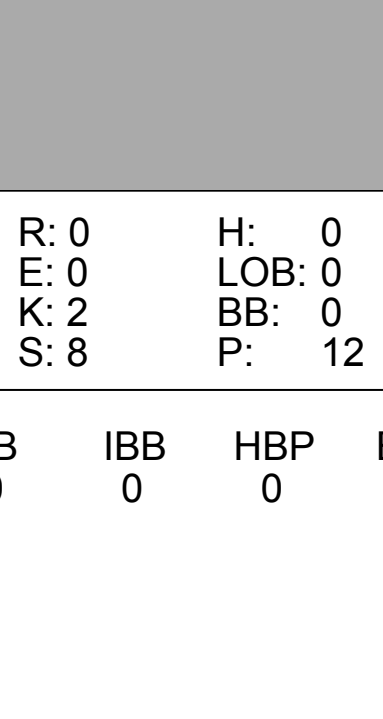
**AB 34**  
**R 3**  
**H 8**  
**RBI 3**  
**BB 5**  
**SO 7**  
**LOB 15**



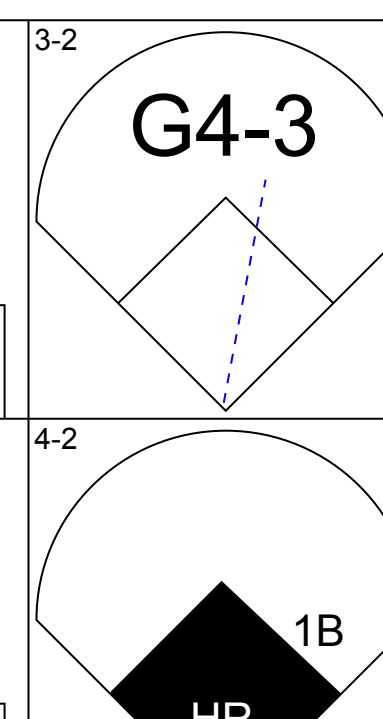
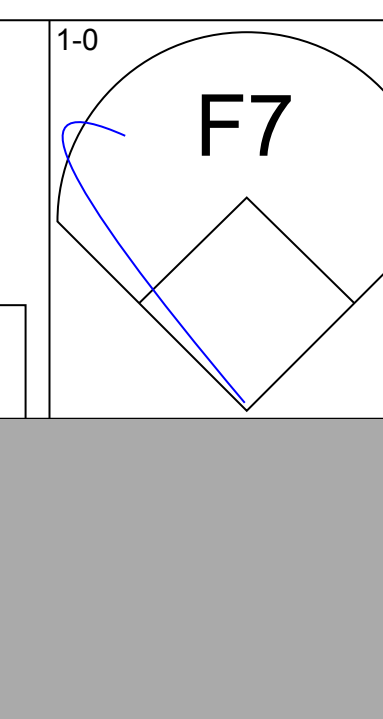
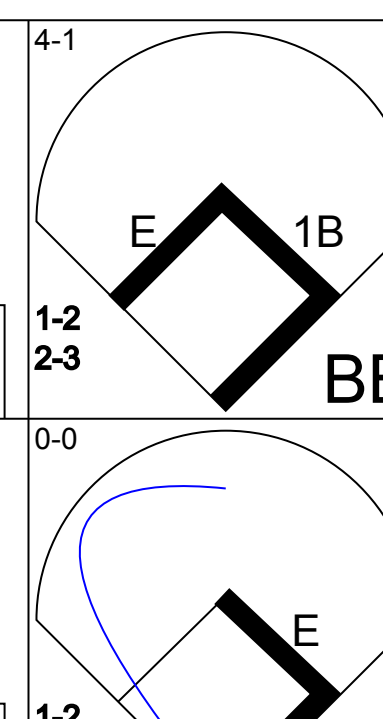
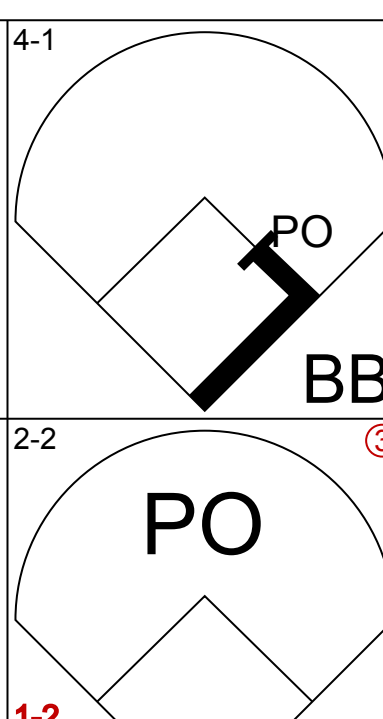
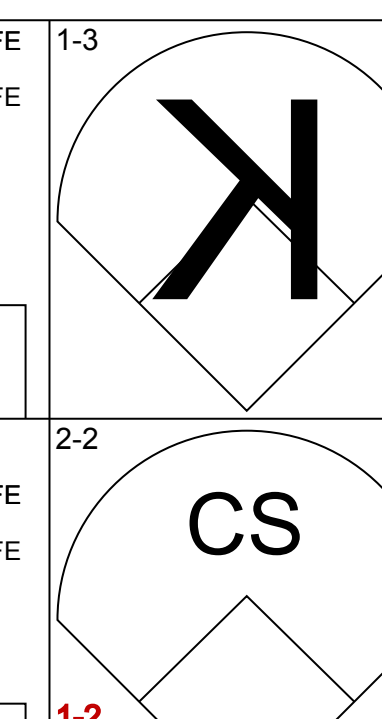
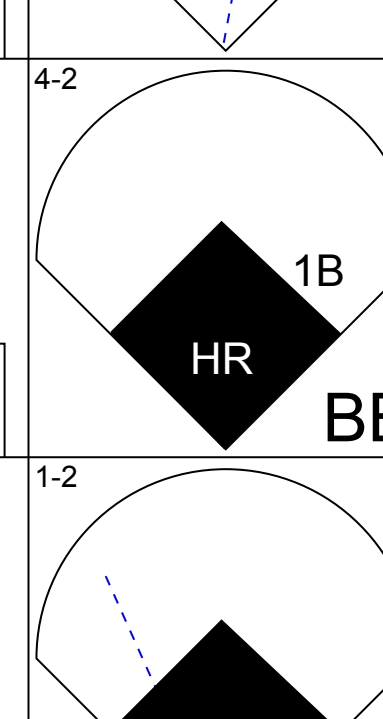
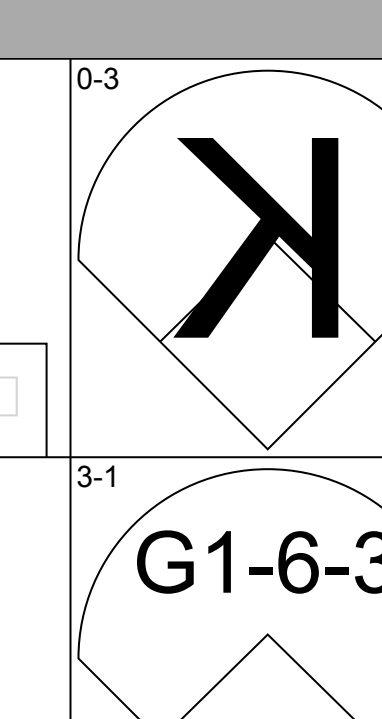
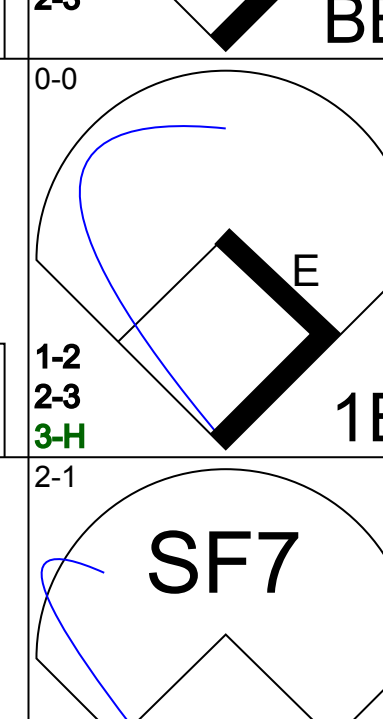
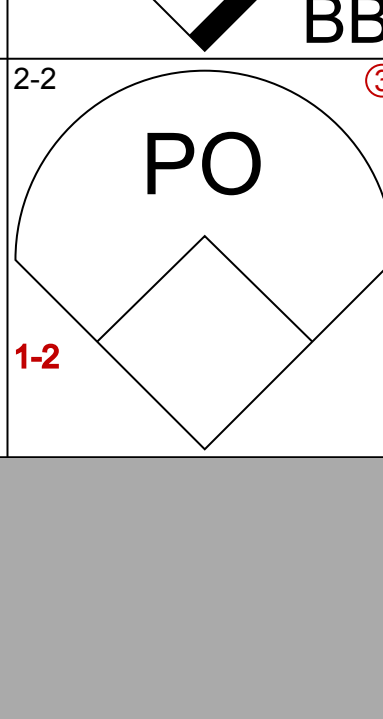
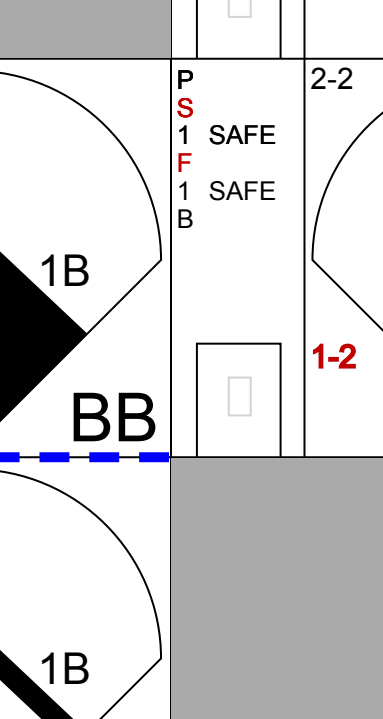

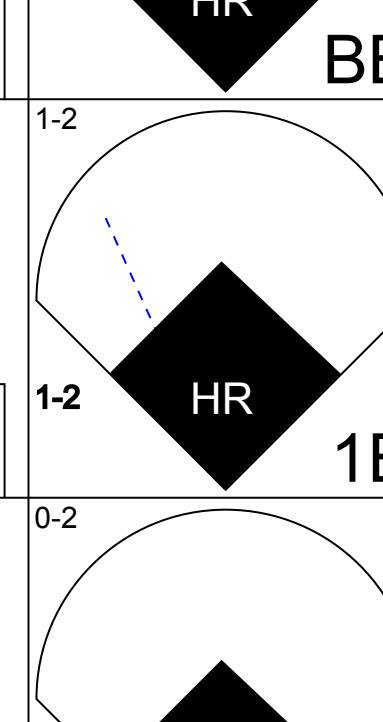
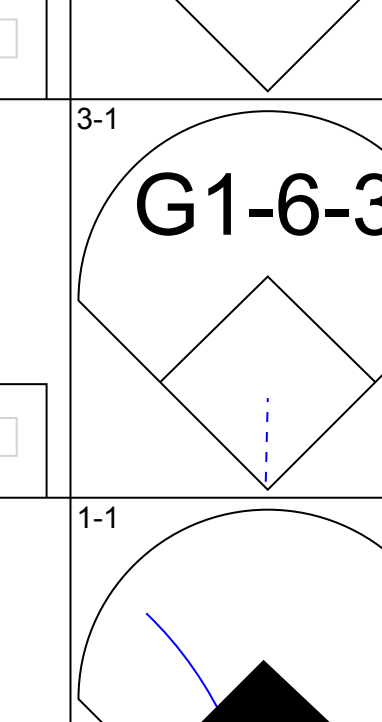
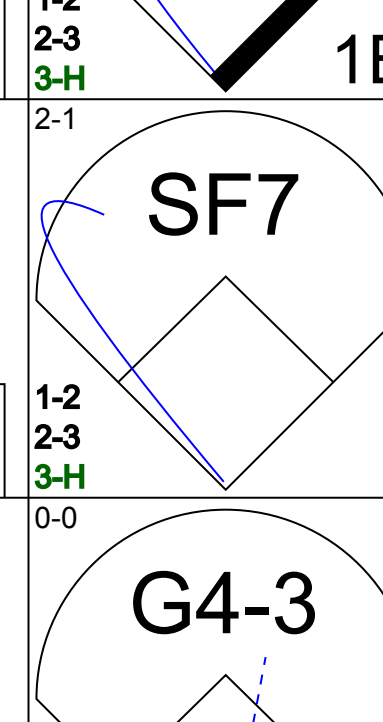
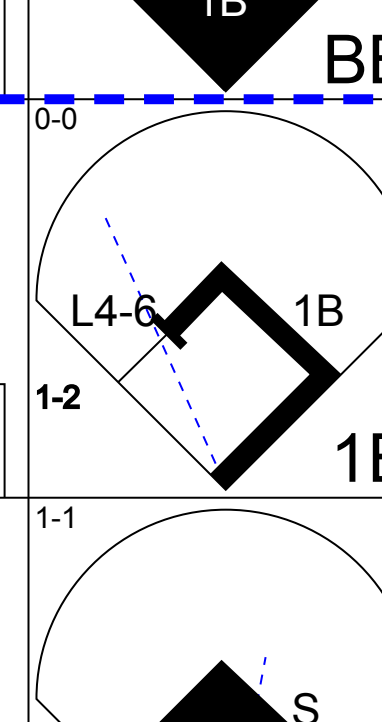
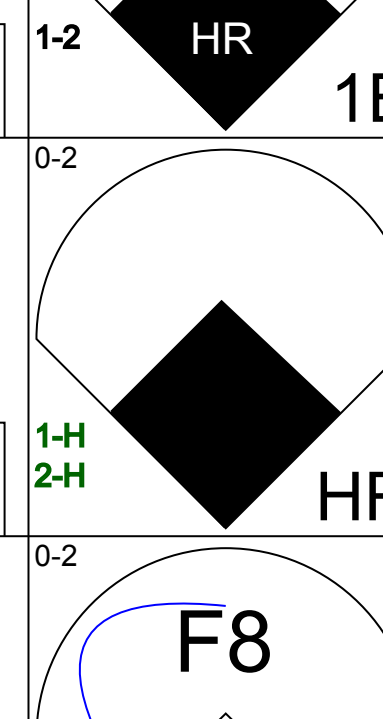
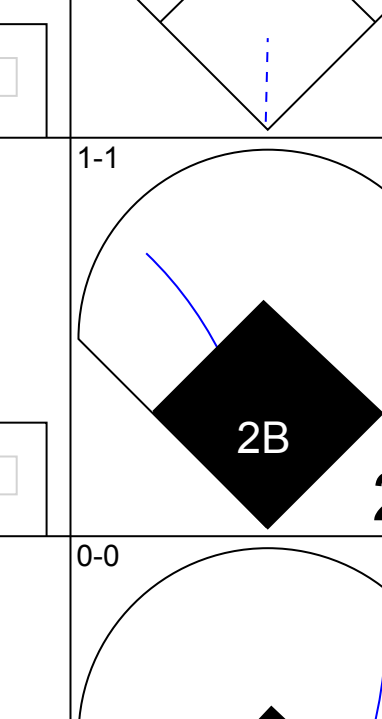
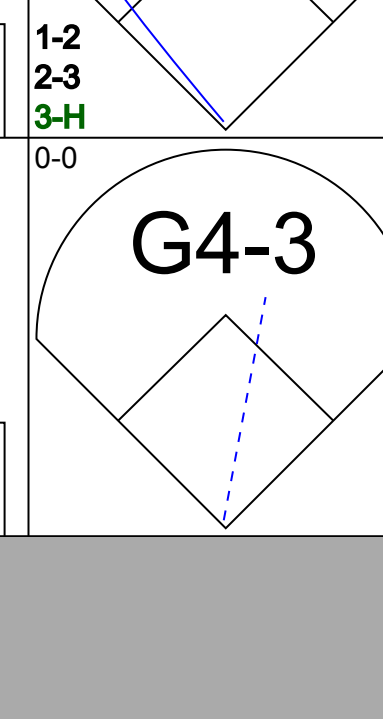
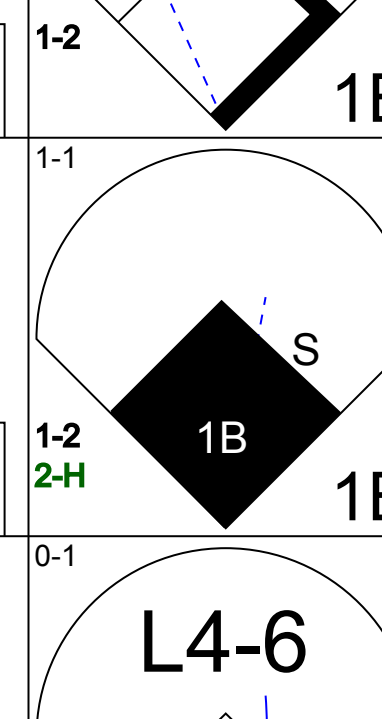
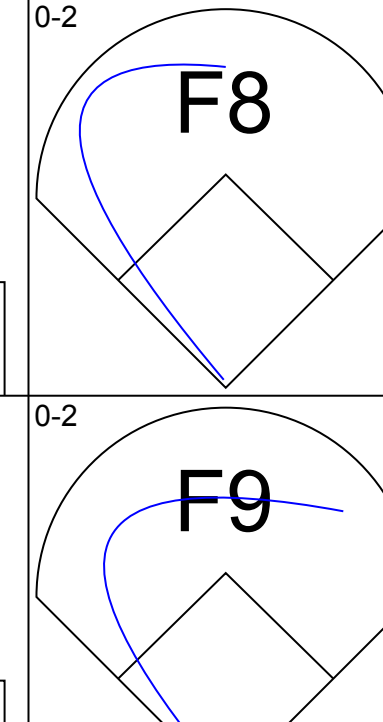
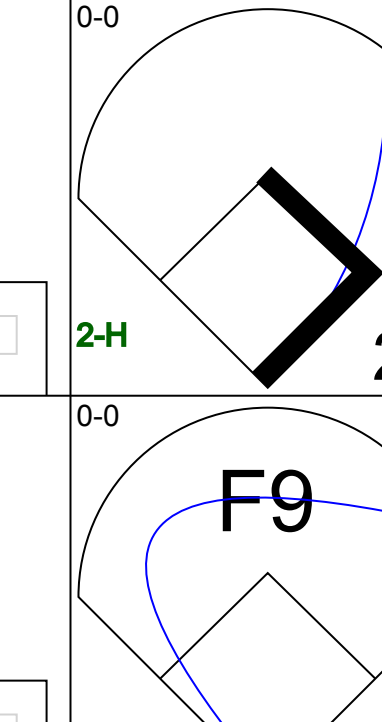
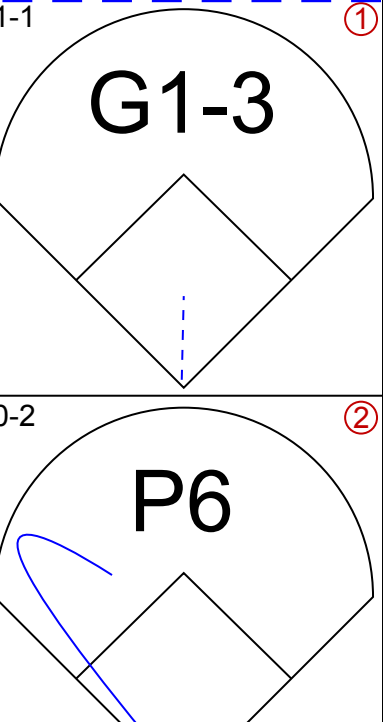
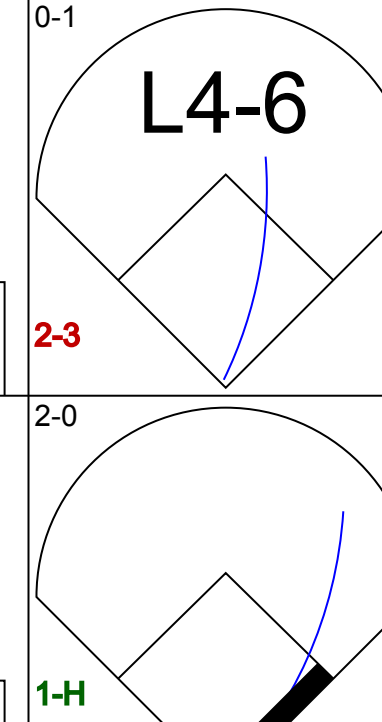
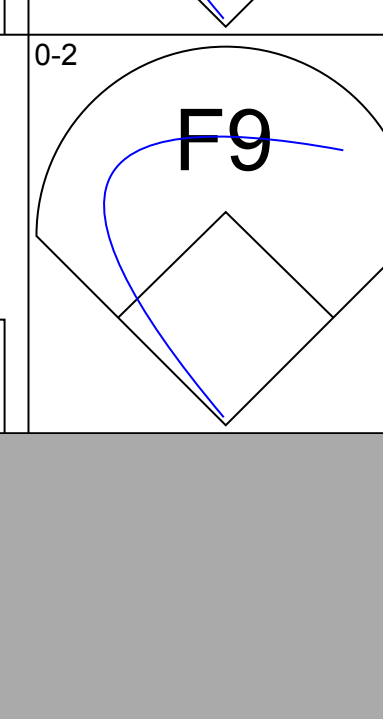
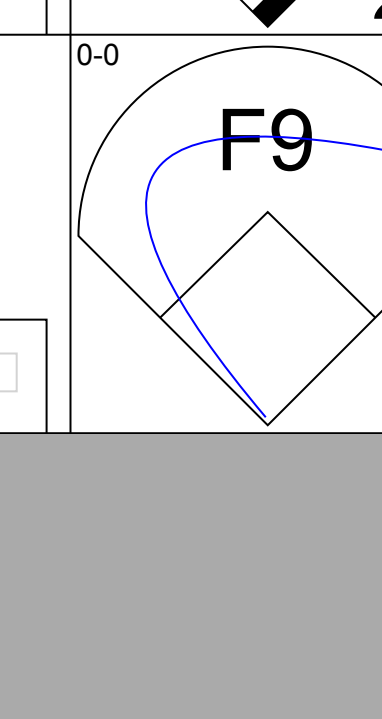
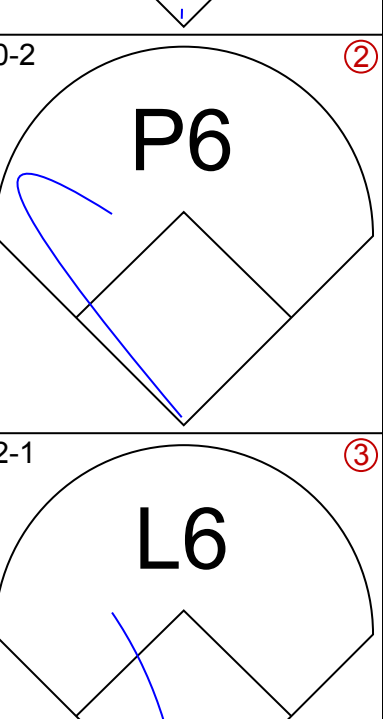
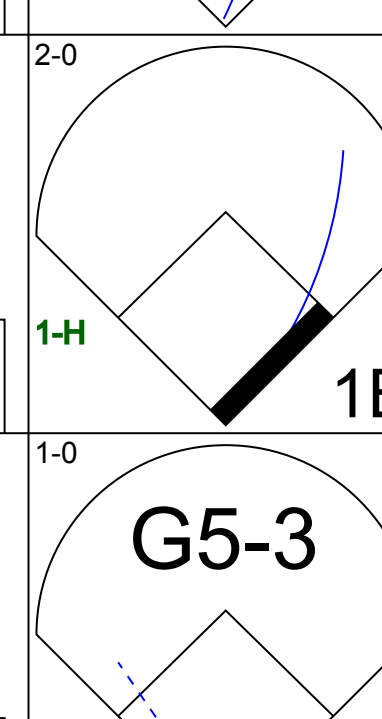
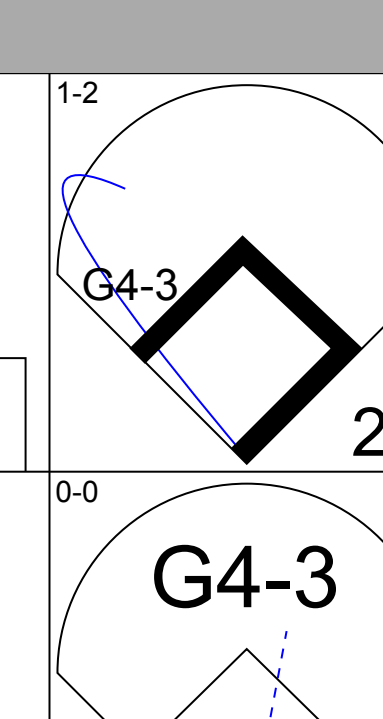
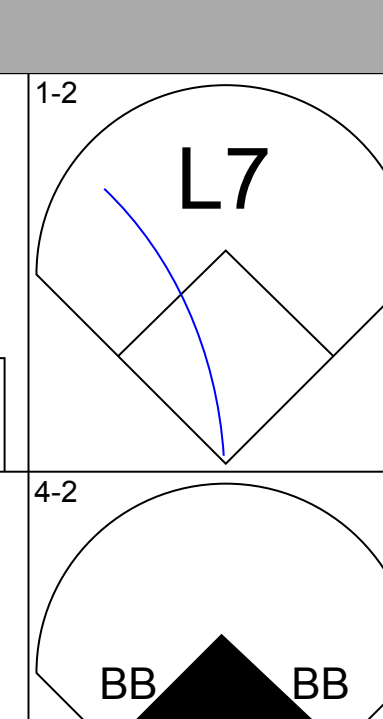
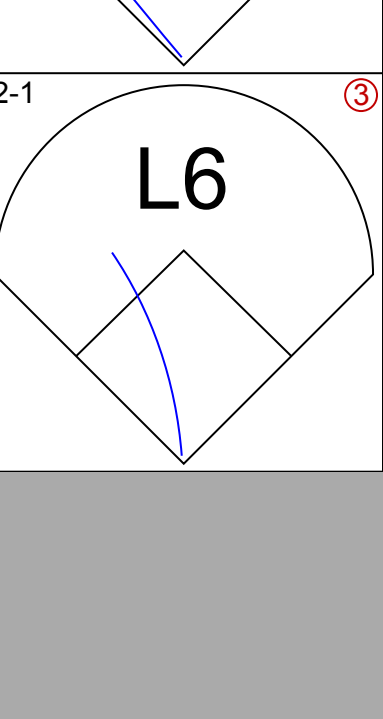
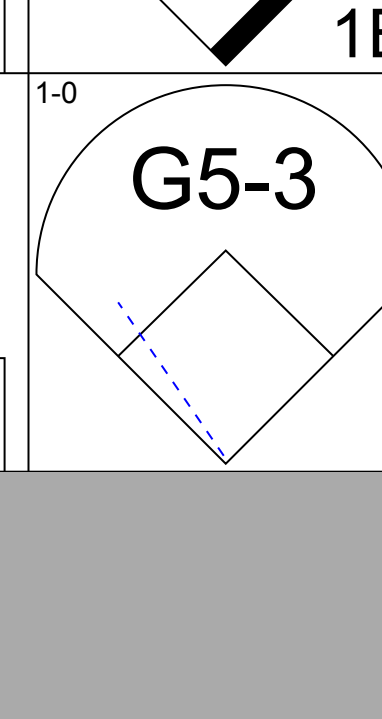
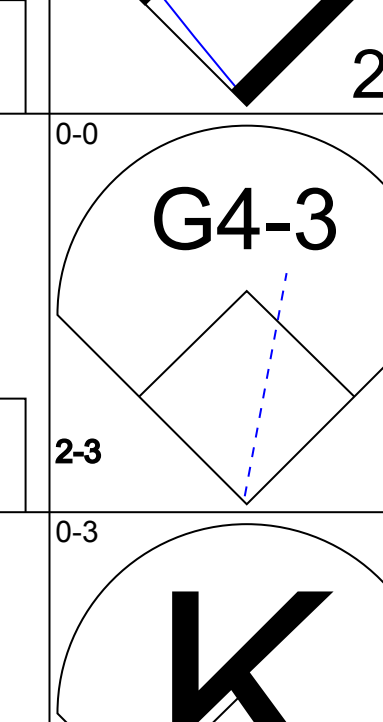
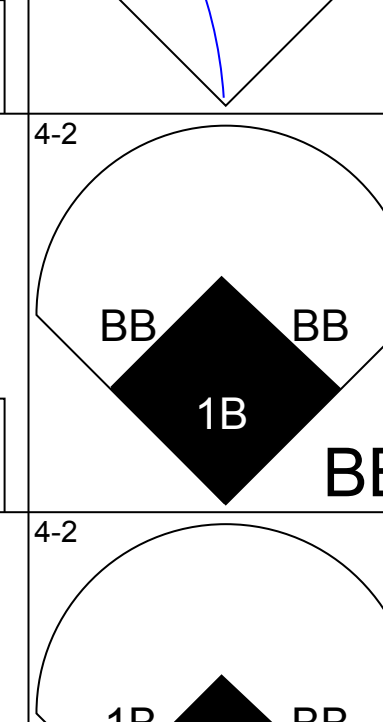
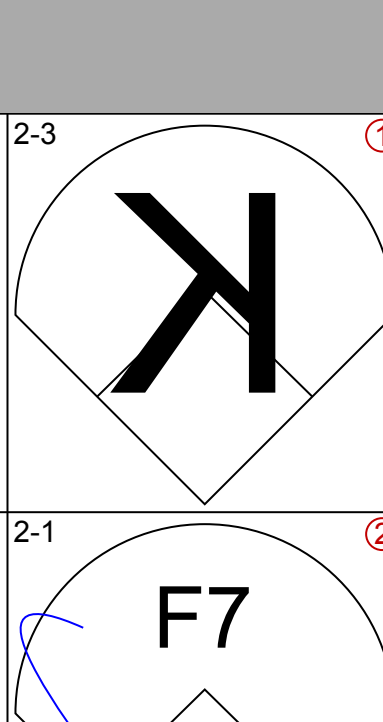
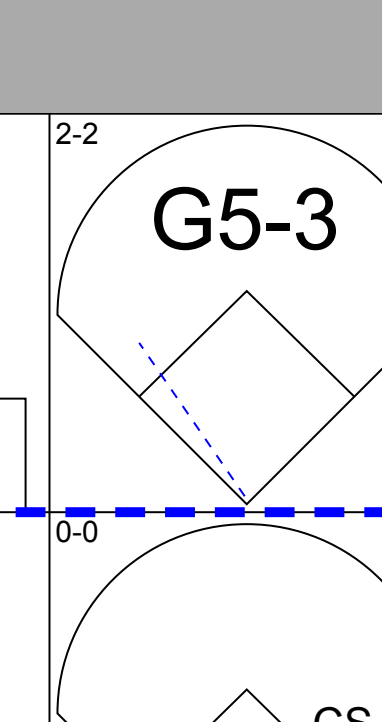
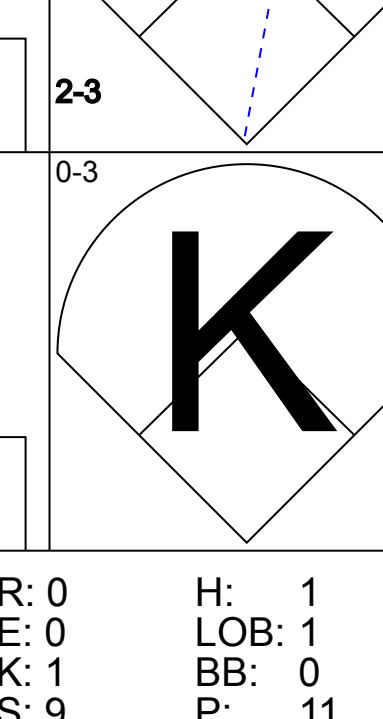
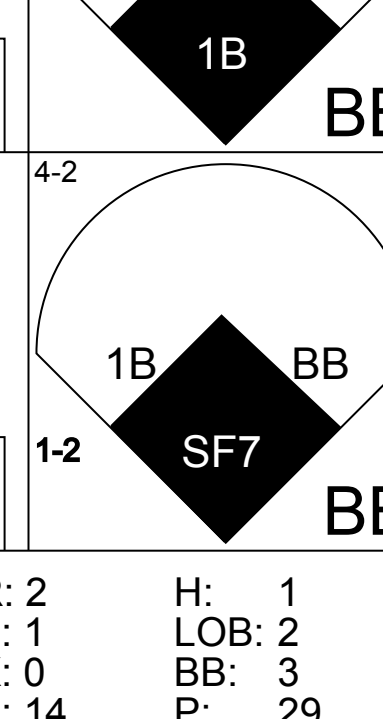
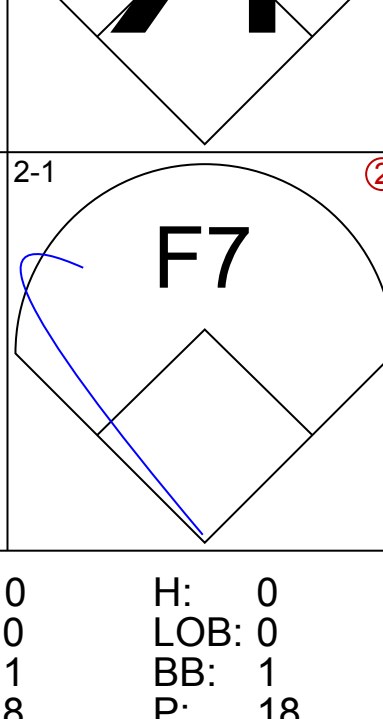
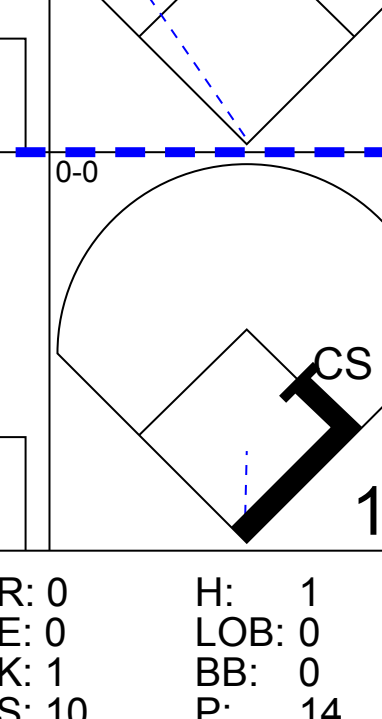
**AB 34**  
**R 1**  
**H 9**  
**RBI 1**  
**BB 2**  
**SO 7**  
**LOB 22**





Batter	1	2	3	4	5	6	7	8	9	AB	R	H	RBI	BB	SO	LOB	TOP			
<b>Geronimo Pena, S</b> (1.4) OBP: 0.386, SLG: 0.432										3	1	1	1	1	1	1	<b>St. Louis Cardinals @ Chicago Cubs</b> Wrigley Field, Chicago, IL Sat Jul 01 1995, 3:33 AM CDT Att: 39,652 - Sunny - 72 F			
<b>Terry Bradshaw, L</b> (1.7) OBP: 0.294, SLG: 0.250										5	1	1	0	0	2	4				
<b>Brian Jordan, R</b> (1.9) OBP: 0.328, SLG: 0.480										4	3	2	1	1	1	0				
<b>Ray Lankford, L</b> (1.8) OBP: 0.338, SLG: 0.458										5	0	1	0	0	2	4				
<b>Scott Cooper, L</b> (1.5) OBP: 0.361, SLG: 0.358										4	0	1	5	0	1	0				
<b>John Mabry, L</b> (1.3) OBP: 0.321, SLG: 0.362										3	0	0	0	1	1	1				
<b>Tripp Cramer, R</b> (1.6) OBP: 0.283, SLG: 0.385										4	1	1	0	0	0	3				
<b>Tom Pagnozzi, R</b> (1.2) OBP: 0.257, SLG: 0.291										2	0	1	0	1	1	0				
<b>Danny Sheaffer, R</b> (7.2) OBP: 0.297, SLG: 0.414										1	0	1	0	0	0	0				
<b>Mark Petkovsek, R</b> (11.1) OBP: 0.231, SLG: 0.187										0	0	0	0	0	0	0				
<b>Inning Stats</b>	R: 0 E: 0 K: 1 S: 6	H: 0 LOB: 0 BB: 0 P: 8	R: 0 E: 0 K: 1 S: 8	H: 0 LOB: 0 BB: 0 P: 12	R: 1 E: 0 K: 1 S: 11	H: 1 LOB: 1 BB: 1 P: 17	R: 1 E: 0 K: 0 S: 13	H: 1 LOB: 2 BB: 1 P: 21	R: 0 E: 0 K: 1 S: 14	H: 1 LOB: 1 BB: 0 P: 23	R: 4 E: 0 K: 2 S: 17	H: 4 LOB: 2 BB: 2 P: 36	R: 0 E: 0 K: 1 S: 10	H: 1 LOB: 1 BB: 0 P: 13	R: 0 E: 0 K: 2 S: 8	H: 0 LOB: 0 BB: 0 P: 12	1B: 7 2B: 2 3B: 1 HR: 0	SF: 2 SAC: 1 DP: 0 HBP: 0	WP: 0 PB: 0 SB: 1 CS: 1	PA: 41
<b>PITCHER</b>	IP	WLS	BF	H	R	ER	SO	BB	IBB	HBP	BLK	WP	HR	S	P	ERA	WHIP			
<b>Steve Trachsel, R</b> (1.1) ERA: 4.14	5.0		22	5	3	3	4	2	0	0	0	0	0	15	24	6.75	0.750			
<b>Chris Nabholz, L</b> (6.1) ERA: 4.97	1.1		5	1	1	1	2	0	0	0	0	0	0	6	14	∞	∞			
<b>Rich Garces, R</b> (7.1) ERA: 6.75	0.0		3	2	0	0	0	1	0	0	0	0	0	6	14	∞	∞			
<b>Bryan Hickerson, L</b> (7.1) ERA: 6.2	0.1		3	1	3	3	1	1	0	0	0	0	0	6	13	81.00	6.000			
<b>Mike Perez, R</b> (7.1) ERA: 2.67	1.0	W	4	1	0	0	0	0	0	0	0	0	0	8	10	0.00	1.000			
<b>PITCHER</b>	IP	WLS	BF	H	R	ER	SO	BB	IBB	HBP	BLK	WP	HR	S	P	ERA	WHIP			
<b>Randy Myers, L</b> (8.1) ERA: 2.55	1.1		4	0	0	0	3	0	0	0	0	0	0	11	17	0.00	0.000			

Batter	1	2	3	4	5	6	7	8	9	AB	R	H	RBI	BB	SO	LOB	BOTTOM			
<b>Brian McRae, S</b> (1.8) OBP: 0.332, SLG: 0.431										3	0	0	0	2	1	2	<b>St. Louis Cardinals @ Chicago Cubs</b> Wrigley Field, Chicago, IL Sat Jul 01 1995, 3:33 AM CDT Att: 39,652 - Sunny - 72 F			
<b>Rey Sanchez, R</b> (1.4) OBP: 0.314, SLG: 0.363										2	2	1	1	2	1	0				
<b>Mark Grace, L</b> (1.3) OBP: 0.396, SLG: 0.595										3	1	2	1	0	0	0				
<b>Sammy Sosa, R</b> (1.9) OBP: 0.341, SLG: 0.522										4	3	3	4	0	0	2				
<b>Todd Zeile, R</b> (1.5) OBP: 0.353, SLG: 0.461										4	0	1	1	0	0	2				
<b>Luis Gonzalez, L</b> (1.7) OBP: 0.314, SLG: 0.416										4	0	1	1	0	0	1				
<b>Randy Myers, L</b> (8.1)										0	0	0	0	0	0	0				
<b>Shawon Dunston, R</b> (1.6) OBP: 0.343, SLG: 0.520										4	0	1	0	0	0	1				
<b>Scott Servais, R</b> (1.2) OBP: 0.295, SLG: 0.350										3	1	0	0	1	1	1				
<b>Steve Trachsel, R</b> (11.1) OBP: 0.231, SLG: 0.187										1	1	0	0	1	1	1				
<b>Inning Stats</b>	R: 3 E: 0 K: 0 S: 17	H: 2 LOB: 0 BB: 1 P: 25	R: 0 E: 0 K: 1 S: 9	H: 1 LOB: 0 BB: 0 P: 11	R: 1 E: 0 K: 1 S: 10	H: 2 LOB: 1 BB: 0 P: 14	R: 2 E: 1 K: 0 S: 14	H: 1 LOB: 2 BB: 3 P: 29	R: 0 E: 0 K: 0 S: 7	H: 0 LOB: 0 BB: 0 P: 10	R: 0 E: 0 K: 1 S: 8	H: 0 LOB: 1 BB: 1 P: 18	R: 2 E: 0 K: 0 S: 9	H: 3 LOB: 1 BB: 1 P: 17	R: 0 E: 0 K: 1 S: 10	H: 1 LOB: 0 BB: 0 P: 14	1B: 6 2B: 4 3B: 0 HR: 1	SF: 1 SAC: 0 DP: 1 HBP: 0	WP: 0 PB: 0 SB: 1 CS: 1	PA: 39
<b>PITCHER</b>	IP	WLS	BF	H	R	ER	SO	BB	IBB	HBP	BLK	WP	HR	S	P	ERA	WHIP			
<b>Mark Petkovsek, R</b> (1.1) ERA: 4.67	4.0		22	6	6	6	2	4	0	0	0	0	0	15	28	0.00	0.500			
<b>Rich DeLucia, R</b> (5.1) ERA: 3.77	2.0		6	0	0	0	1	1	0	0	0	0	0	9	17	18.00	4.000			
<b>John Habyan, R</b> (7.1) ERA: 3.11	1.0	L	6	3	2	2	0	1	0	0	0	0	0	9	17	18.00	4.000			
<b>Rene Arocha, R</b> (8.1) ERA: 3.88	1.0		3	1	0	0	1	0	0	0	0	0	0	10	14	0.00	1.000			



Batter	1	2	3	4	5	6	7	8	9	AB	R	H	RBI	BB	SO	LOB	TOP										
<b>Geronimo Pena, S</b> (1, 4) OBP: 0.408, SLG: 0.439	1-0 G5-4-3 1B		1-0 G3		1-3 SAFE K		4-0 FC4-6 BB		1-2 1B 2B 1B	4	1	2	0	1	1	2											
<b>Terry Bradshaw, L</b> (1, 7) OBP: 0.273, SLG: 0.238	0-0 F8		2-3 K		0-0 G3		0-0 FC4-6		3-2 1B 2B 1B	5	1	1	0	0	1	4											
<b>Brian Jordan, R</b> (1, 9) OBP: 0.329, SLG: 0.478	0-0 G5-4-3			1-0 S 1B		1-1 P3	2-2 SAFE F9		3-1 1B 2B 1B	5	2	2	0	0	0	2											
<b>Ray Lankford, L</b> (1, 8) OBP: 0.336, SLG: 0.453		2-3 K		2-3 SAFE K		2-2 S 1B	0-2 L5		2-0 F7	5	1	1	0	0	2	5											
<b>Scott Cooper, L</b> (1, 5) OBP: 0.362, SLG: 0.364		2-2 G6-3		3-2 SAFE L9		1-1 BB 1B	1-2 G4-3		3-1 1B 2B	5	0	2	4	0	0	1											
<b>John Mabry, L</b> (1, 3) OBP: 0.331, SLG: 0.366		1-1 1B		0-1 2H 1B		4-2 BB BB	1-2 G4-3		1-0 2B K	4	0	2	1	1	1	1											
<b>Tripp Cramer, R</b> (1, 6) OBP: 0.277, SLG: 0.377		0-0 F9		2-1 G6-3		2-3 K	1-2 G5-3			4	0	0	0	0	1	4											
<b>Scott Hemond, R</b> (1, 2) OBP: 0.182, SLG: 0.154			2-1 G4-3		2-2 1B	4-2 2-3 BB		2-2 F9		3	0	1	0	1	0	0											
<b>Danny Jackson, R</b> (1, 1) OBP: 0.235, SLG: 0.250			1-1 G3		2-3 K	1-1 L6		0-0 HR		2	0	1	0	0	1	1											
<b>Gerald Perry, L</b> (6, PH) OBP: 0.196, SLG: 0.173										1	0	0	0	0	0	3											
<b>Rich DeLucia, R</b> (6, 1) OBP: 0.375, SLG: 0.286										0	0	0	0	0	0	0											
<b>Rene Arocha, R</b> (8, 1) OBP: 0.387, SLG: 0.519										0	0	0	0	0	0	0											
<b>Ramon Caraballo, S</b> (9, PH) OBP: 0.387, SLG: 0.519										1	1	1	1	0	0	0											
<b>Inning Stats</b>	R: 0 E: 0 K: 0 S: 3	H: 1 LOB: 0 BB: 0 P: 4	R: 0 E: 0 K: 1 S: 12	H: 1 LOB: 1 BB: 0 P: 17	R: 0 E: 0 K: 1 S: 8	H: 1 LOB: 1 BB: 0 P: 14	R: 1 E: 0 K: 1 S: 14	H: 2 LOB: 1 BB: 0 P: 22	R: 0 E: 0 K: 2 S: 11	H: 1 LOB: 3 BB: 2 P: 16	R: 0 E: 0 K: 0 S: 8	H: 0 LOB: 0 BB: 1 P: 14	R: 0 E: 0 K: 0 S: 8	H: 0 LOB: 0 BB: 0 P: 11	R: 4 E: 0 K: 1 S: 18	H: 5 LOB: 1 BB: 0 P: 34	1B: 10 2B: 2 3B: 0 HR: 1	SF: 0 SAC: 0 DP: 1 HBP: 0	WP: 0 PA: 42 PB: 0 SB: 2 CS: 0								
<b>PITCHER</b>	IP	WLS	BF	H	R	ER	SO	BB	IBB	HBP	BLK	WP	HR	S	P	ERA	WHIP										
<b>Jim Bullinger, R</b> (1, 1) ERA: 3.14	5.2	W	26	8	2	2	6	2	0	0	0	0	0	68	107	3.18	1.765										
<b>Mike Walker, R</b> (6, 1) ERA: 2.39	0.2		3	0	0	0	0	1	0	0	0	0	0	3	8	0.00	1.500										
<b>Mike Perez, R</b> (7, 1) ERA: 3.51	2.0		9	3	3	3	0	0	0	0	0	0	1	25	36	13.50	1.500										
<b>Randy Myers, L</b> (9, 1) ERA: 2.84	0.2	S	4	2	1	1	1	0	0	0	0	0	0	8	18	13.50	3.000										

St. Louis Cardinals @ Chicago Cubs  
Wrigley Field, Chicago, IL

AB 39  
R 6  
H 13  
RBI 6  
BB 3  
SO 7  
LOB 23



WP: 0 PA: 42  
PB: 0  
SB: 2  
CS: 0

Batter	1	2	3	4	5	6	7	8	9	AB	R	H	RBI	BB	SO	LOB	BOTTOM										
<b>Brian McRae, S</b> (1, 8) OBP: 0.339, SLG: 0.438	2-2 SH PB 1B		1-2 G6-3 1B		0-1 2H E 1B		0-0 SH5-4			3	2	3	1	0	0	0											
<b>Rey Sanchez, R</b> (1, 4) OBP: 0.314, SLG: 0.362	3-1 SH 1B		0-1 G6-3		2-1 2H 2B		0-0 1B			3	1	1	2	0	0	1											
<b>Mark Grace, L</b> (1, 3) OBP: 0.398, SLG: 0.597	0-0 G6-4-3 1B		1-0 G3		2-0 2H 2B		2-0 3H L7			4	0	2	2	0	0	0											
<b>Sammy Sosa, R</b> (1, 9) OBP: 0.336, SLG: 0.514	3-3 K			3-2 G6-3	1-2 F9			0-3 K		4	0	0	0	0	2	3											
<b>Todd Zeile, R</b> (1, 5) OBP: 0.356, SLG: 0.456	0-1 G6-4-3			4-0 L6-3 BB		0-2 G4-3		4-2 1B BB		2	0	0	0	2	0	2											
<b>Shawon Dunston, R</b> (1, 6) OBP: 0.341, SLG: 0.515		1-1 G1-3		0-0 L6-3		1-2 G6-3		0-0 1B		4	0	1	0	0	0	1											
<b>Ozzie Timmons, R</b> (1, 7) OBP: 0.320, SLG: 0.489		3-2 SF7			1-0 F9	2-0 F9		0-3 K		3	1	1	0	0	0	0											
<b>Mike Perez, R</b> (7, 1) ERA: 3.51										1	0	0	0	0	1	2											
<b>Randy Myers, L</b> (9, 1) ERA: 2.84										0	0	0	0	0	0	0											
<b>Scott Servais, R</b> (1, 2) OBP: 0.293, SLG: 0.343		0-2 SF7			4-1 SH1-4 1B BB		0-0 E6 SH5-4 BB 1B	2-3 K		2	2	0	1	1	1	2											
<b>Jim Bullinger, R</b> (1, 1) OBP: 0.200, SLG: 0.125		3-3 G5-3			1-2 SH1-4		4-2 SH5-4 1B BB			1	0	0	0	0	0	0											
<b>Mike Walker, R</b> (6, 1) ERA: 3.51										0	0	0	0	0	0	0											
<b>Scott Bullett, L</b> (7, 7) OBP: 0.279, SLG: 0.340										0	1	0	0	1	0	0											
<b>Inning Stats</b>	R: 1 E: 1 K: 1 S: 13	H: 2 LOB: 1 BB: 0 P: 21	R: 1 E: 0 K: 0 S: 13	H: 1 LOB: 0 BB: 0 P: 19	R: 0 E: 0 K: 0 S: 6	H: 1 LOB: 0 BB: 0 P: 8	R: 0 E: 0 K: 0 S: 4	H: 0 LOB: 1 BB: 1 P: 11	R: 3 E: 1 K: 0 S: 13	H: 2 LOB: 1 BB: 1 P: 24	R: 0 E: 0 K: 0 S: 7	H: 0 LOB: 0 BB: 0 P: 10	R: 2 E: 1 K: 0 S: 8	H: 1 LOB: 0 BB: 1 P: 13	R: 0 E: 0 K: 3 S: 12	H: 1 LOB: 2 BB: 1 P: 18	1B: 6 2B: 2 3B: 1 HR: 0	SF: 1 SAC: 3 DP: 3 HBP: 0	WP: 0 PA: 35 PB: 1 SB: 0 CS: 0								
<b>PITCHER</b>	IP	WLS	BF	H	R	ER	SO	BB	IBB	HBP	BLK	WP	HR	S	P	ERA	WHIP										
<b>Danny Jackson, L</b> (1, 1) ERA: 7.83	5.0	L	22	6	5	3	1	2	0	0	0	0	0	49	83	5.40	1.600										
<b>Rich DeLucia, R</b> (6, 1) ERA: 3.51	2.0		8	1	2	1	0	1	0	0	0	0	0	15	23	4.50	1.000										
<b>Rene Arocha, R</b> (8, 1) ERA: 3.58	1.0		5	1	0	0	3	1	0	0	0	0	0	12	18	0.00	2.000										

St. Louis Cardinals @ Chicago Cubs  
Wrigley Field, Chicago, IL

AB 27  
R 7  
H 8  
RBI 6  
BB 4  
SO 4  
LOB 11



WP: 0 PA: 35  
PB: 1  
SB: 0  
CS: 0













Batter	1	2	3	4	5	6	7	8	9	AB	R	H	RBI	BB	SO	LOB	TOP			
Brian McRae, S (1.8) OBP: 0.341, SLG: 0.456	1-2 WP G5-3 1B HBP	1-0 G3				0-0 WP S 1B	0-3 K		0-0 B1-3	4	1	1	0	0	1	0	<p>Chicago Cubs @ New York Mets Shea Stadium, Flushing, NY Wed Jul 05 1995, 7:05 PM EDT Att: 14,377 - Unknown</p> <p>livebaseballscores.com</p> <p>AB 35 R 4 H 8 RBI 4 BB 3 SO 10 LOB 18</p> 			
José Hernández, R (1.4) OBP: 0.277, SLG: 0.438	1-2 G5-3		1-0 G5-3		1-0 L9		1-0 G6-3		1-2 3B	5	0	1	0	0	0	2				
Mark Grace, L (1.3) OBP: 0.401, SLG: 0.598	2-1 HBP 1B		1-1 G3		2-1 F7		0-2 HR		4-1 BB	4	1	2	2	1	0	1				
Sammy Sosa, R (1.9) OBP: 0.331, SLG: 0.496	2-2 HBP		3-2 L9		4-2 S BB		0-1 G5-3		3-0 F7	3	0	0	0	1	0	2				
Todd Zeile, R (1.5) OBP: 0.359, SLG: 0.466	1-0 F9			3-2 1B	4-0 BB		2-2 G4-3			3	0	1	0	1	0	2				
Luis Gonzalez, L (1.7) OBP: 0.394, SLG: 0.399	1-0 L8			1-0 1B	2-3 BB			1-1 G1-3		4	0	1	0	0	1	5				
Shawon Dunston, R (1.6) OBP: 0.276, SLG: 0.519		0-3 K		1-3 K		1-1 HR		0-2 G6-3		4	1	1	1	0	2	2				
Scott Servais, R (1.2) OBP: 0.293, SLG: 0.361		3-2 HR		0-3 K		0-3 K		0-3 K		4	1	1	1	0	3	2				
Frank Castillo, R (1.1) OBP: 0.172, SLG: 0.111		3-2 G4-3		0-3 K		0-3 K			1-3 K	3	0	0	0	0	2	2				
Chris Nabholz, L (6.1)										0	0	0	0	0	0	0				
Mike Perez, R (8.1)										0	0	0	0	0	0	0				
Scott Bulett, L (9. PH)										1	0	0	0	0	1	0				
Bryan Hickerson, L (9.1) OBP: 0.697, SLG: 0.500										0	0	0	0	0	0	0				
<b>Inning Stats</b>	R: 1 E: 0 K: 0 S: 9	H: 1 LOB: 2 BB: 0 P: 16	R: 1 E: 0 K: 1 S: 10	H: 1 LOB: 0 BB: 0 P: 17	R: 0 E: 0 K: 0 S: 6	H: 0 LOB: 0 BB: 0 P: 11	R: 0 E: 0 K: 3 S: 14	H: 2 LOB: 2 BB: 0 P: 19	R: 0 E: 0 K: 1 S: 10	H: 1 LOB: 3 BB: 0 P: 22	R: 1 E: 0 K: 0 S: 9	H: 1 LOB: 0 BB: 0 P: 12	R: 0 E: 0 K: 1 S: 11	H: 0 LOB: 0 BB: 0 P: 12	R: 0 E: 0 K: 1 S: 9	H: 1 LOB: 2 BB: 1 P: 18	1B: 4 2B: 0 3B: 1 HR: 3	SF: 0 SAC: 0 DP: 0 HBP: 2	WP: 2 PB: 0 SB: 2 CS: 0	PA: 40
<b>PITCHER</b>	IP WLS BF H R ER SO BB IBB HBP BLK WP HR S P ERA WHIP	7.0 32 7 4 4 8 2 0 2 0 2 3 69 109 5.14 1.286	1.2 7 1 0 0 2 1 0 0 0 0 0 19 26 0.00 1.200	0.1 W 1 0 0 0 0 0 0 0 0 0 0 0 1 4 0.00 0.000	<b>PITCHER</b>															

Batter	1	2	3	4	5	6	7	8	9	AB	R	H	RBI	BB	SO	LOB	BOTTOM					
Brett Butler, L (1.8) OBP: 0.326, SLG: 0.301	1-0 P3		1-2 G4-3		2-0 G5-3	2-1 G6-3			0-3 K 1B S	5	1	0	0	0	1	2	<p>Chicago Cubs @ New York Mets Shea Stadium, Flushing, NY Wed Jul 05 1995, 7:05 PM EDT Att: 14,377 - Unknown</p> <p>livebaseballscores.com</p> <p>AB 35 R 5 H 8 RBI 5 BB 3 SO 5 LOB 14</p> 					
Joe Orsulak, L (1.7) OBP: 0.333, SLG: 0.374	0-1 1B		0-2 L4		2-2 E 1B 2B		2-1 G4-3		1-0 F8	5	1	2	1	0	0	1						
Rico Brogna, L (1.3) OBP: 0.326, SLG: 0.451	0-2 L6		1-2 L8		0-1 E4 1B 2B		4-0 BB		1-2 BB	3	0	0	0	2	0	2						
Bobby Bonilla, S (1.5) OBP: 0.366, SLG: 0.548	2-1 G6-3			0-0 G6-3	2-1 1B		2-3 K		0-0 BB	5	0	2	2	0	1	2						
Todd Hundley, S (1.2) OBP: 0.381, SLG: 0.469		2-0 G2-3		1-3 K	1-1 G4-3		3-2 F8			4	0	0	0	0	1	3						
Jeff Kent, R (1.4) OBP: 0.324, SLG: 0.453		0-2 BB 1B		2-1 HR		1-2 L8		0-2 G3		2	1	2	1	0	0	0						
Edgardo Alfonzo, R (5.4) OBP: 0.275, SLG: 0.375										2	0	0	0	0	0	0						
Chris Jones, R (1.9) OBP: 0.391, SLG: 0.494		4-0 FC5-4 BB		1-3 K		0-1 1B SH1-4 1B		2-2 G6-3		3	1	1	0	1	1	0						
Jose Vizcaino, S (1.6) OBP: 0.306, SLG: 0.321		2-3 K			3-2 E4 2B SH3	1-1 SH1-4 1B		1-1 L7		4	1	1	0	0	1	2						
John Franco, L (9.1)										0	0	0	0	0	0	0						
Dave Milicki, R (1.1) OBP: 0.130, SLG: 0.048		0-1 FC5-4			0-0 SH3		0-0 SH1-4			1	0	0	1	0	0	2						
Doug Henry, R (8.1)										0	0	0	0	0	0	0						
Aaron Ledesma, R (9.6) OBP: 0.333, SLG: 0.333										1	0	0	0	0	0	0						
<b>Inning Stats</b>	R: 0 E: 0 K: 0 S: 8	H: 1 LOB: 1 BB: 0 P: 11	R: 0 E: 0 K: 1 S: 9	H: 1 LOB: 2 BB: 1 P: 17	R: 0 E: 0 K: 0 S: 9	H: 0 LOB: 0 BB: 0 P: 11	R: 1 E: 0 K: 2 S: 10	H: 1 LOB: 0 BB: 0 P: 14	R: 2 E: 2 K: 0 S: 14	H: 2 LOB: 2 BB: 0 P: 24	R: 1 E: 0 K: 0 S: 11	H: 2 LOB: 1 BB: 0 P: 15	R: 0 E: 0 K: 1 S: 8	H: 0 LOB: 1 BB: 1 P: 19	R: 0 E: 0 K: 0 S: 9	H: 0 LOB: 0 BB: 0 P: 12	R: 1 E: 0 K: 1 S: 10	H: 1 LOB: 2 BB: 1 P: 14	1B: 6 2B: 1 3B: 0 HR: 1	SF: 0 SAC: 2 DP: 0 HBP: 0	WP: 1 PB: 0 SB: 1 CS: 0	PA: 40
<b>PITCHER</b>	IP WLS BF H R ER SO BB IBB HBP BLK WP HR S P ERA WHIP	5.2 27 7 4 2 3 1 0 0 0 0 0 10 23 0.00 0.750	1.1 5 0 0 0 1 1 0 0 0 0 0 9 12 0.00 0.000	1.0 L 5 1 1 1 1 1 0 0 0 0 1 0 10 14 13.50 3.000	<b>PITCHER</b>																	

















Batter	1	2	3	4	5	6	7	8	9	10	11	12	13	AB R H RBI BB SO LOB	TOP													
Brian McRae, S OBP: 0.346, SLG: 0.468 (1, 8)	1-1 SH1-3 1B		3-2 S 1B		0-0 L9		1-3 K		4-2 2B 1B BB		3-2 G6-3		2-2 SH1-3 1B SF8	6 3 2 0 1 1 1	<p>Chicago Cubs @ Philadelphia Phillies Veterans Stadium, Philadelphia, PA Sun Jul 09 1995, 3:33 AM EDT Att. 34,669 - Cloudy - 70 F</p> <p>livebaseballscores.com</p> <p>AB 48 R 7 H 12 RBI 7 BB 9 SO 7 LOB 26</p> 													
Rey Sanchez, R OBP: 0.315, SLG: 0.391 (1, 4)	1-0 SH1-3		2-1 S 1B		2-1 F8		0-0 K		1-0 1B 2B		0-1 B1		1-0 SF8 SH1-3 1B	6 1 4 4 0 0 0														
Mark Grace, L OBP: 0.406, SLG: 0.580 (1, 3)	2-2 BB 1B		0-0 L8		0-2 P6		0-1 G5-3		1-3 1B IBB		0-0 WP BB 1B		1-1 SH1-3	5 0 2 1 1 0 2														
Sammy Sosa, R OBP: 0.338, SLG: 0.478 (1, 9)	4-2 BB 1B		4-1 G4-6-3 BB								4-1 WP BB		4-0 IBB	3 0 0 0 4 1 3														
Todd Zeile, R OBP: 0.349, SLG: 0.448 (1, 5)	1-2 BB		2-3 G4-6-3 BB								1-2 BB		2-1 SF8	6 0 1 2 0 1 7														
Luis Gonzalez, L OBP: 0.375, SLG: 0.404 (8, 1)	3-1 F7				1-1 G3-1 2B									5 0 2 0 0 1 5														
Mike Walker, R OBP: 0.276, SLG: 0.337 (12, 7)														0 0 0 0 0 0 0														
Scott Servais, R OBP: 0.299, SLG: 0.375 (1, 2)														0 0 0 0 0 0 0														
Todd Pratt, R OBP: 0.216, SLG: 0.133 (13, 2)														0 0 0 0 0 0 0														
José Hernández, R OBP: 0.264, SLG: 0.443 (9, PH)														0 0 0 0 0 0 0														
Ozzie Timmons, R OBP: 0.317, SLG: 0.479 (9, 7)														0 0 0 0 0 0 0														
Turk Wendell, L (12, 1)														0 0 0 0 0 0 0														
Kevin Foster, R OBP: 0.313, SLG: 0.433 (7, 1)														0 0 0 0 0 0 0														
Bryan Hickerson, L OBP: 0.651, SLG: 0.500 (7, 1)														0 0 0 0 0 0 0														
Mike Perez, R OBP: 0.282, SLG: 0.321 (9, PH)														1 1 1 0 0 0 0														
Shawn Dunston, R OBP: 0.345, SLG: 0.520 (9, 6)														2 0 0 0 0 0 1														
<b>Inning Stats</b>	R: 1 E: 0 K: 0 S: 13	H: 2 LOB: 2 BB: 1 P: 26	R: 0 E: 0 K: 0 S: 5	H: 0 LOB: 0 BB: 0 P: 9	R: 0 E: 0 K: 0 S: 11	H: 2 LOB: 2 BB: 1 P: 20	R: 0 E: 0 K: 1 S: 8	H: 1 LOB: 1 BB: 0 P: 12	R: 0 E: 0 K: 1 S: 9	H: 0 LOB: 0 BB: 0 P: 11	R: 2 E: 0 K: 1 S: 11	H: 1 LOB: 0 BB: 1 P: 17	R: 0 E: 0 K: 1 S: 9	H: 0 LOB: 0 BB: 0 P: 11	R: 3 E: 0 K: 3 S: 21	H: 3 LOB: 3 BB: 3 P: 42	R: 0 E: 0 K: 0 S: 9	H: 0 LOB: 0 BB: 0 P: 12	R: 0 E: 0 K: 0 S: 9	H: 1 LOB: 2 BB: 1 P: 18	R: 0 E: 0 K: 0 S: 9	H: 0 LOB: 1 BB: 1 P: 16	R: 1 E: 1 K: 0 S: 13	H: 1 LOB: 2 BB: 1 P: 26	1B: 8 2B: 3 3B: 0 HR: 1	SF: 0 SAC: 2 DP: 1 HBP: 0	WP: 2 PB: 0 SB: 3 CS: 0	PA: 60
<b>PITCHER</b>	IP WLS BF H R ER SO BB IBB HBP BLK WP HR S P ERA WHIP	7.0 30 3 7 3 3 3 3 0 0 0 0 1 63 103 3.86 1.429	1.0 3 0 0 0 1 0 0 0 0 0 0 0 9 11 0.00 0.000	2.0 12 3 3 3 3 2 1 0 0 0 0 0 30 54 13.50 2.500	0.2 3 1 0 0 0 0 0 0 0 0 0 0 6 9 0.00 1.500	1.1 6 0 0 0 0 2 0 0 0 0 2 0 12 25 0.00 1.500	<b>PITCHER</b> Mike Williams, R (13, 1) ERA: 4.5										1.0 L 6 1 1 0 0 0 0 1 0 0 0 0 13 26 0.00 1.000											

Batter	1	2	3	4	5	6	7	8	9	10	11	12	13	AB R H RBI BB SO LOB	BOTTOM													
Lenny Dykstra, L OBP: 0.347, SLG: 0.325 (1, 8)	1-2 G3-1		1-1 G4-3						3-2 1B 1B				2-1 F7	6 1 1 1 1 1 5	<p>Chicago Cubs @ Philadelphia Phillies Veterans Stadium, Philadelphia, PA Sun Jul 09 1995, 3:33 AM EDT Att. 34,669 - Cloudy - 70 F</p> <p>livebaseballscores.com</p> <p>AB 49 R 6 H 14 RBI 6 BB 5 SO 8 LOB 25</p> 													
Mickey Morandini, L OBP: 0.346, SLG: 0.414 (1, 4)	2-1 G4-3		2-2 F8 1B						0-1 G1-3			2-2 F7 IBB	2-2 G6-4-3	6 1 2 1 1 0 4														
Gregg Jefferies, S OBP: 0.306, SLG: 0.356 (1, 7)	0-3 K		1-1 G4-6-3 1B						2-2 G4-3					6 1 2 1 0 1 1														
Darren Daulton, L OBP: 0.329, SLG: 0.366 (1, 2)			1-1 F8						0-0 L9			0-2 1B 2B		6 0 1 0 0 1 5														
Charlie Hayes, R OBP: 0.384, SLG: 0.444 (1, 5)			1-3 K						2-3 K			2-2 G1-3		6 0 2 2 0 2 3														
Dave Hollins, S OBP: 0.403, SLG: 0.391 (1, 3)			0-1 G4-1									4-0 IBB		5 1 1 0 0 1 1														
Kyle Abbott, L OBP: 0.500, SLG: 0.500 (11, 1)														0 0 0 0 0 0 0														
Toby Borland, R OBP: 0.396, SLG: 0.473 (13, 9)														0 0 0 0 0 0 0														
Jim Eisenreich, L OBP: 0.396, SLG: 0.473 (12, PH)														0 0 0 0 1 0 0														
Gary Varsho, L OBP: 0.329, SLG: 0.294 (1, 9)			1-2 F7						0-0 1B 2B			1-0 G1-2-3		2 0 0 0 0 0 0														
Dave Gaillarino, R OBP: 0.378, SLG: 0.421 (7, PH)														4 1 2 1 0 1 3														
Mike Williams, R OBP: 0.200, SLG: 0.200 (13, 1)														0 0 0 0 0 0 0														
Kevin Stocker, S OBP: 0.300, SLG: 0.237 (1, 6)			4-2 SH3-4 BB						1-1 E9 1B			1-0 SH1-4 1B		4 0 2 0 1 1 1														
Paul Quantrill, L OBP: 0.194, SLG: 0.107 (7, PH)			1-1 SH3-4						1-2 E5 1B 1B			3-1 G5-3		0 0 0 0 0 1 0														
Randy Myers, S OBP: 0.194, SLG: 0.138 (8, 1)														1 1 0 0 0 0 1														
Tony Lengenius, L OBP: 0.328, SLG: 0.328 (8, PH)														0 0 0 0 0 0 0														
Heathcliff Slocumb, R OBP: 0.276, SLG: 0.324 (11, 9)														1 0 0 0 0 0 0														
Mariano Duncan, R OBP: 0.276, SLG: 0.324 (11, 9)														2 0 1 0 0 0 1														
<b>Inning Stats</b>	R: 0 E: 0 K: 1 S: 8	H: 0 LOB: 0 BB: 0 P: 11	R: 0 E: 0 K: 1 S: 7	H: 0 LOB: 0 BB: 0 P: 9	R: 0 E: 0 K: 0 S: 10	H: 2 LOB: 1 BB: 0 P: 16	R: 0 E: 1 K: 1 S: 15	H: 1 LOB: 2 BB: 1 P: 27	R: 0 E: 0 K: 1 S: 10	H: 0 LOB: 0 BB: 0 P: 19	R: 6 E: 1 K: 2 S: 26	H: 6 LOB: 1 BB: 0 P: 39	R: 0 E: 0 K: 1 S: 9	H: 0 LOB: 0 BB: 0 P: 14	R: 0 E: 0 K: 1 S: 5	H: 0 LOB: 0 BB: 0 P: 13	R: 0 E: 0 K: 0 S: 5	H: 0 LOB: 0 BB: 0 P: 8	R: 0 E: 0 K: 0 S: 7	H: 1 LOB: 2 BB: 1 P: 18	R: 0 E: 0 K: 0 S: 11	H: 2 LOB: 2 BB: 1 P: 18	R: 0 E: 0 K: 0 S: 9	H: 2 LOB: 1 BB: 0 P: 15	1B: 11 2B: 3 3B: 0 HR: 0	SF: 0 SAC: 2 DP: 3 HBP: 0	WP: 0 PB: 0 SB: 1 CS: 0	PA: 56
<b>PITCHER</b>	IP WLS BF H R ER SO BB IBB HBP BLK WP HR S P ERA WHIP	6.0 24 4 4 1 1 4 3 0 0 0 0 0 61 100 1.50 1.167	0.2 7 4 3 2 2 0 0 0 0 0 0 0 20 31 27.00 6.000	1.1 5 1 2 0 1 0 0 0 0 0 0 0 13 20 0.00 0.750	2.0 6 0 0 0 0 0 0 0 0 0 0 0 14 21 0.00 0.000	0.2 3 1 0 0 0 0 0 0 0 0 0 0 4 9 0.00 1.500	<b>PITCHER</b> Chris Natcholz, L (11, 1) ERA: 4.11										2.0 W 9 4 0 0 0 0 0 1 0 0 0 0 20 33 0.00 2.000											











Batter	1	2	3	4	5	6	7	8	9	AB	R	H	RBI	BB	SO	LOB	TOP				
<b>Thomas Howard, S</b> OBP: 0.371, SLG: 0.416										5	2	2	0	0	0	3					
<b>Barry Larkin, R</b> OBP: 0.399, SLG: 0.485										4	1	3	0	0	0	0					
<b>Ron Gant, R</b> OBP: 0.387, SLG: 0.598										3	0	0	0	0	2	2					
<b>Reggie Sanders, R</b> OBP: 0.399, SLG: 0.584										3	0	1	1	1	1	2					
<b>Hal Morris, L</b> OBP: 0.256, SLG: 0.339										4	1	1	0	0	2	4					
<b>Benito Santiago, R</b> OBP: 0.397, SLG: 0.603										1	0	1	1	0	0	0					
<b>Bret Boone, R</b> OBP: 0.338, SLG: 0.392										5	0	1	0	0	1	4					
<b>Jeff Branson, L</b> OBP: 0.347, SLG: 0.483										3	1	1	0	1	0	0					
<b>Damon Berryhill, S</b> OBP: 0.258, SLG: 0.303										3	0	0	0	1	0	4					
<b>John Smiley, L</b> OBP: 0.286, SLG: 0.394										1	0	1	2	0	0	0					
<b>Eric Anthony, L</b> OBP: 0.348, SLG: 0.530										1	0	0	0	0	1	1					
<b>Hector Carrasco, R</b> ERA: 3.17										0	0	0	0	0	0	0					
<b>Lenny Harris, L</b> OBP: 0.255, SLG: 0.298										1	0	0	0	0	0	0					
<b>Michael Jackson, R</b> ERA: 4.4										0	0	0	0	0	0	0					
<b>Jeff Brantley, R</b> ERA: 2.72										0	0	0	0	0	0	0					
<b>Inning Stats</b>	R: 1 E: 0 K: 0 S: 9	H: 2 LOB: 0 BB: 0 P: 13	R: 1 E: 0 K: 0 S: 9	H: 2 LOB: 2 BB: 1 P: 20	R: 0 E: 0 K: 2 S: 10	H: 1 LOB: 1 BB: 0 P: 15	R: 1 E: 0 K: 0 S: 13	H: 2 LOB: 1 BB: 1 P: 22	R: 0 E: 0 K: 1 S: 12	H: 0 LOB: 0 BB: 0 P: 21	R: 1 E: 0 K: 1 S: 16	H: 2 LOB: 2 BB: 0 P: 21	R: 0 E: 0 K: 0 S: 5	H: 0 LOB: 0 BB: 0 P: 9	R: 1 E: 0 K: 2 S: 15	H: 2 LOB: 2 BB: 1 P: 25	1B: 7 2B: 5 3B: 0 HR: 0	SF: 1 SAC: 2 DP: 1 HBP: 2	WP: 0 PB: 0 SB: 4 CS: 0	PA: 42	
<b>PITCHER</b>	IP	WLS	BF	H	R	ER	SO	BB	IBB	HBP	BLK	WP	HR	S	P	ERA	WHIP				
<b>Jim Bullinger, R</b> ERA: 3.18	6.1		31	9	4	4	4	1	1	2	1	0	0	66	110	5.68	1.579				
<b>Bryan Hickerson, L</b> ERA: 5.75	0.1	L	1	0	0	0	1	0	0	0	0	0	0	3	4	0.00	0.000				
<b>Mike Perez, R</b> ERA: 3.29	2.0		8	1	1	1	1	0	1	0	0	0	0	19	33	4.50	0.500				
<b>Randy Myers, L</b> ERA: 2.37	0.1		2	1	0	0	1	0	0	0	0	0	0	6	8	0.00	3.000				

Cincinnati Reds @ Chicago Cubs  
Wrigley Field, Chicago, IL  
Fri Jul 14, 1995, 3:33 AM CDT  
Att: 31,260 - Sunny - 98 F

AB	34
R	5
H	11
RBI	4
BB	3
SO	7
LOB	20



Batter	1	2	3	4	5	6	7	8	9	AB	R	H	RBI	BB	SO	LOB	BOTTOM					
<b>Brian McRae, S</b> OBP: 0.349, SLG: 0.461										5	0	2	0	0	0	1						
<b>Rey Sanchez, R</b> OBP: 0.318, SLG: 0.389										4	1	2	0	0	0	1						
<b>Mark Grace, L</b> OBP: 0.399, SLG: 0.564										4	1	1	0	0	0	2						
<b>Sammy Sosa, R</b> OBP: 0.340, SLG: 0.469										2	0	0	1	2	0	1						
<b>Todd Zeile, R</b> OBP: 0.342, SLG: 0.462										3	1	1	1	0	0	4						
<b>Shawon Dunston, R</b> OBP: 0.348, SLG: 0.552										4	1	2	2	0	0	1						
<b>Ozzie Timmons, R</b> OBP: 0.309, SLG: 0.455										4	0	0	0	0	0	2						
<b>Randy Myers, L</b> ERA: 3.17										0	0	0	0	0	0	0						
<b>Todd Pratt, R</b> OBP: 0.217, SLG: 0.151										3	0	1	0	0	0	0						
<b>Luis Gonzalez, L</b> OBP: 0.318, SLG: 0.414										1	0	0	0	0	1	0						
<b>Jim Bullinger, R</b> OBP: 0.185, SLG: 0.091										3	0	0	0	0	1	1						
<b>Bryan Hickerson, L</b> OBP: 0.687, SLG: 0.500										0	0	0	0	0	0	0						
<b>Mike Perez, R</b> ERA: 3.17										0	0	0	0	0	0	0						
<b>Scott Bulett, L</b> OBP: 0.284, SLG: 0.353										0	0	0	0	0	0	0						
<b>Howard Johnson, S</b> OBP: 0.298, SLG: 0.326										1	0	0	0	0	0	0						
<b>Inning Stats</b>	R: 0 E: 0 K: 0 S: 6	H: 2 LOB: 1 BB: 1 P: 12	R: 1 E: 0 K: 0 S: 13	H: 2 LOB: 0 BB: 0 P: 18	R: 2 E: 0 K: 0 S: 12	H: 3 LOB: 1 BB: 0 P: 17	R: 0 E: 0 K: 0 S: 8	H: 1 LOB: 1 BB: 0 P: 11	R: 1 E: 0 K: 0 S: 9	H: 1 LOB: 0 BB: 0 P: 15	R: 0 E: 0 K: 1 S: 8	H: 0 LOB: 0 BB: 0 P: 13	R: 0 E: 0 K: 0 S: 6	H: 0 LOB: 0 BB: 0 P: 12	R: 0 E: 0 K: 0 S: 8	H: 0 LOB: 1 BB: 1 P: 13	R: 0 E: 0 K: 1 S: 7	H: 0 LOB: 0 BB: 0 P: 12	1B: 4 2B: 3 3B: 0 HR: 2	SF: 0 SAC: 1 DP: 1 HBP: 0	WP: 0 PB: 0 SB: 0 CS: 0	PA: 37
<b>PITCHER</b>	IP	WLS	BF	H	R	ER	SO	BB	IBB	HBP	BLK	WP	HR	S	P	ERA	WHIP					
<b>John Smiley, L</b> ERA: 3.27	5.0		24	9	4	4	0	0	1	0	0	0	0	14	25	0.00	0.000					
<b>Hector Carrasco, R</b> ERA: 3.17	2.0		6	0	0	0	1	0	0	0	0	0	0	8	13	0.00	1.000					
<b>Michael Jackson, R</b> ERA: 4.4	1.0	W	4	0	0	0	0	1	0	0	0	0	0	7	12	0.00	0.000					
<b>Jeff Brantley, R</b> ERA: 2.72	1.0	S	3	0	0	0	1	0	0	0	0	0	0	7	12	0.00	0.000					

Cincinnati Reds @ Chicago Cubs  
Wrigley Field, Chicago, IL  
Fri Jul 14, 1995, 3:33 AM CDT  
Att: 31,260 - Sunny - 98 F

AB	34
R	4
H	9
RBI	4
BB	2
SO	2
LOB	13





Batter	1	2	3	4	5	6	7	8	9	AB	R	H	RBI	BB	SO	LOB	TOP								
<b>Thomas Howard, S</b> OBP: 0.372, SLG: 0.415	L9			F7			FC3-6 1B		F9	5	0	2	0	0	0	1									
<b>Barry Larkin, R</b> OBP: 0.399, SLG: 0.483	G4-3	F8			F7 BB 1B		FC3-6 2B		1B 1B	5	2	2	0	0	0	3									
<b>Ron Gant, R</b> OBP: 0.389, SLG: 0.604										1	0	1	0	0	0	0									
<b>Jerome Walton, R</b> OBP: 0.342, SLG: 0.510			G6-3		B2				1B 1B	4	0	2	1	0	0	1									
<b>Reggie Sanders, R</b> OBP: 0.405, SLG: 0.583							L4-6 2B		1B 1B	2	0	1	1	3	0	1									
<b>Hal Morris, L</b> OBP: 0.246, SLG: 0.325	K		G4-6-3		F7 BB				1B 1B	5	0	0	0	0	1	7									
<b>Benito Santiago, R</b> OBP: 0.373, SLG: 0.565		P3		G4-3	F9					4	0	0	0	0	0	2									
<b>Bret Boone, R</b> OBP: 0.344, SLG: 0.409							K			4	2	3	1	0	1	0									
<b>Jeff Branson, L</b> OBP: 0.345, SLG: 0.484		G4-1 1B			F8					4	0	1	0	0	0	2									
<b>Pete Schourek, L</b> OBP: 0.192, SLG: 0.192										3	0	0	0	0	0	1									
<b>Mark Lewis, R</b> OBP: 0.424, SLG: 0.528		E6 1B								1	0	0	0	0	1	0									
<b>Jeff Brantley, R</b> OBP: 0.397, SLG: 0.559										0	0	0	0	0	0	0									
<b>Inning Stats</b>	R: 0 E: 0 K: 1 S: 13	H: 1 LOB: 2 BB: 1 P: 21	R: 1 E: 1 K: 0 S: 17	H: 2 LOB: 2 BB: 0 P: 25	R: 0 E: 0 K: 0 S: 2	H: 0 LOB: 0 BB: 1 P: 7	R: 1 E: 0 K: 0 S: 10	H: 2 LOB: 1 BB: 0 P: 14	R: 0 E: 0 K: 1 S: 10	H: 1 LOB: 2 BB: 1 P: 16	R: 0 E: 0 K: 1 S: 8	H: 0 LOB: 0 BB: 0 P: 13	R: 1 E: 0 K: 0 S: 10	H: 2 LOB: 0 BB: 0 P: 13	R: 0 E: 0 K: 0 S: 6	H: 1 LOB: 1 BB: 0 P: 10	R: 1 E: 0 K: 1 S: 14	H: 3 LOB: 2 BB: 0 P: 20	1B: 8 2B: 4 3B: 0 HR: 1	SF: 0 SAC: 0 DP: 2 HBP: 0	WP: 0 PB: 0 SB: 0 CS: 0	PA: 41			
<b>PITCHER</b>	IP	WLS	BF	H	R	ER	SO	BB	IBB	HBP	BLK	WP	HR	S	P	ERA	WHIP								
<b>Jaime Navarro, R</b> ERA: 2.77	8.0	L	35	9	3	2	2	3	0	0	0	0	1	76	119	2.25	1.500								
<b>Bryan Hickerson, L</b> ERA: 9.91	0.2		3	1	1	1	1	0	0	0	0	0	0	6	8	13.50	1.500								
<b>Mike Walker, R</b> ERA: 2.79	0.0		2	2	0	0	0	0	0	0	0	0	0	7	10	∞	∞								
<b>Chris Nabholz, L</b> ERA: 4.5	0.1		1	0	0	0	0	0	0	0	0	0	0	1	2	0.00	0.000								

Cincinnati Reds @ Chicago Cubs  
Wrigley Field, Chicago, IL  
Sat Jul 15, 1995, 7:05 PM CDT  
Att: 39,130 - Unknown - 90 F

AB 38  
R 4  
H 12  
RBI 3  
BB 3  
SO 3  
LOB 18



Batter	1	2	3	4	5	6	7	8	9	AB	R	H	RBI	BB	SO	LOB	BOTTOM								
<b>Brian McRae, S</b> OBP: 0.351, SLG: 0.465	K							F9		4	0	2	0	0	1	0									
<b>Rey Sanchez, R</b> OBP: 0.314, SLG: 0.384	G5-3		G6-3		F7 1B			F8		4	0	0	0	0	0	2									
<b>Mark Grace, L</b> OBP: 0.397, SLG: 0.559	K									4	1	1	0	0	1	0									
<b>Sammy Sosa, R</b> OBP: 0.345, SLG: 0.486										4	2	3	1	0	0	0									
<b>Todd Zeile, R</b> OBP: 0.341, SLG: 0.458										4	0	1	1	0	1	1									
<b>Shawon Dunston, R</b> OBP: 0.347, SLG: 0.550										3	0	1	1	0	0	1									
<b>Ozzie Timmons, R</b> OBP: 0.310, SLG: 0.452										3	0	1	0	0	1	2									
<b>Scott Burrell, L</b> OBP: 0.284, SLG: 0.353										0	0	0	0	0	0	0									
<b>Howard Johnson, S</b> OBP: 0.283, SLG: 0.322										1	0	0	0	0	1	1									
<b>Mike Hubbard, R</b> OBP: 0.283, SLG: 0.322										3	0	0	0	0	0	1									
<b>Jaime Navarro, R</b> OBP: 0.091, SLG: 0.094										2	0	0	0	0	1	0									
<b>José Hernández, R</b> OBP: 0.261, SLG: 0.438										1	0	0	0	0	1	0									
<b>Bryan Hickerson, L</b> OBP: 0.667, SLG: 0.500										0	0	0	0	0	0	0									
<b>Mike Walker, R</b> OBP: 0.667, SLG: 0.500										0	0	0	0	0	0	0									
<b>Chris Nabholz, L</b> ERA: 2.96										0	0	0	0	0	0	0									
<b>Inning Stats</b>	R: 0 E: 0 K: 2 S: 9	H: 0 LOB: 0 BB: 0 P: 11	R: 0 E: 0 K: 1 S: 9	H: 1 LOB: 1 BB: 0 P: 16	R: 0 E: 0 K: 0 S: 10	H: 1 LOB: 1 BB: 0 P: 17	R: 2 E: 0 K: 0 S: 8	H: 3 LOB: 0 BB: 0 P: 13	R: 0 E: 0 K: 1 S: 11	H: 1 LOB: 1 BB: 0 P: 16	R: 0 E: 0 K: 0 S: 4	H: 0 LOB: 0 BB: 0 P: 4	R: 0 E: 0 K: 1 S: 8	H: 1 LOB: 1 BB: 0 P: 13	R: 0 E: 0 K: 1 S: 10	H: 0 LOB: 0 BB: 0 P: 14	R: 1 E: 0 K: 2 S: 16	H: 2 LOB: 1 BB: 0 P: 24	1B: 6 2B: 2 3B: 0 HR: 1	SF: 1 SAC: 0 DP: 2 HBP: 0	WP: 0 PB: 0 SB: 0 CS: 0	PA: 34			
<b>PITCHER</b>	IP	WLS	BF	H	R	ER	SO	BB	IBB	HBP	BLK	WP	HR	S	P	ERA	WHIP								
<b>Pete Schourek, L</b> ERA: 3.39	8.0	W	29	7	2	2	5	0	0	0	0	0	0	69	104	2.25	0.875								
<b>Jeff Brantley, R</b> ERA: 2.96	1.0	S	5	2	1	1	2	0	0	0	0	0	1	16	24	9.00	2.000								

Cincinnati Reds @ Chicago Cubs  
Wrigley Field, Chicago, IL  
Sat Jul 15, 1995, 7:05 PM CDT  
Att: 39,130 - Unknown - 90 F

AB 33  
R 3  
H 9  
RBI 3  
BB 0  
SO 7  
LOB 8





Batter	1	2	3	4	5	6	7	8	9	AB	R	H	RBI	BB	SO	LOB	TOP								
Jerome Walton, R OBP: 0.330, SLG: 0.490	1-2 G6-3		2-2 F9			0-0 P3		0-1 B1-3		4	0	0	0	0	0	0									
Thomas Howard, S OBP: 0.361, SLG: 0.402	0-0 G4-3			1-1 P6		0-0 L8		2-3 K		4	0	0	0	0	1	0									
Barry Larkin, R OBP: 0.396, SLG: 0.479	0-3 K			1-0 F7		1-3 K			3-1 FC6-4 1B	4	0	1	0	0	2	0									
Reggie Sanders, R OBP: 0.403, SLG: 0.589		0-0 HR		0-3 K			0-0 F7		3-2 FC6-4 G6-3 1-2	4	1	1	1	0	1	1									
Hal Morris, L OBP: 0.239, SLG: 0.315		0-3 K			2-3 K		0-1 L8		1-0 G6-3 1-2	4	0	0	0	0	2	1									
Eddie Taubensee, L OBP: 0.322, SLG: 0.481		0-0 L4			0-1 HR		2-0 HR		1-0 G4-3	3	2	2	1	0	0	0									
Hector Carrasco, R										0	0	0	0	0	0	0									
Chuck McElroy, L										0	0	0	0	0	0	0									
Benito Santiago, R OBP: 0.368, SLG: 0.556										1	0	0	0	0	0	1									
Bret Boone, R OBP: 0.347, SLG: 0.434		0-3 K			0-1 HR		3-2 HR			3	2	2	3	0	1	0									
Jeff Branson, L OBP: 0.339, SLG: 0.475			0-0 G4-3		1-3 K		0-3 K			3	0	0	0	0	2	0									
Tim Pugh, R OBP: 0.190, SLG: 0.200						2-2 L6				1	0	0	0	0	0	0									
Xavier Hernandez, L										1	0	0	0	0	0	0									
Damon Berryhill, S OBP: 0.256, SLG: 0.299								2-2 G6-3		1	0	0	0	0	0	0									
<b>Inning Stats</b>	R: 0 E: 0 K: 1 S: 9	H: 0 LOB: 0 BB: 0 P: 10	R: 1 E: 0 K: 2 S: 8	H: 1 LOB: 0 BB: 0 P: 8	R: 0 E: 0 K: 0 S: 5	H: 0 LOB: 0 BB: 0 P: 7	R: 0 E: 0 K: 1 S: 6	H: 0 LOB: 0 BB: 0 P: 8	R: 2 E: 0 K: 2 S: 15	H: 2 LOB: 0 BB: 0 P: 20	R: 0 E: 0 K: 1 S: 6	H: 0 LOB: 0 BB: 0 P: 7	R: 2 E: 0 K: 1 S: 12	H: 2 LOB: 0 BB: 0 P: 17	R: 0 E: 0 K: 1 S: 11	H: 0 LOB: 0 BB: 0 P: 15	R: 0 E: 0 K: 0 S: 8	H: 1 LOB: 1 BB: 0 P: 16	1B: 2 2B: 0 3B: 0 HR: 4	SF: 0 SAC: 0 DP: 0 HBP: 0	WP: 0 PB: 0 CS: 0	PA: 33			
<b>PITCHER</b>	IP	WLS	BF	H	R	ER	SO	BB	IBB	HBP	BLK	WP	HR	S	P	ERA	WHIP								
Kevin Foster, R ERA: 4.72	(1, 1)	7.0	W	26	5	5	5	8	0	0	0	0	4	61	77	6.43	0.714								
Chris Nabholz, L ERA: 4.24	(8, 1)	1.0		3	0	0	0	1	0	0	0	0	0	11	15	0.00	0.000								
Randy Myers, L ERA: 2.3	(9, 1)	1.0	S	4	1	0	0	0	0	0	0	0	0	8	16	0.00	1.000								

Cincinnati Reds @ Chicago Cubs  
Wrigley Field, Chicago, IL  
Sun Jul 16 1995, 3:33 AM CDT  
Att: 35,340 - Sunny - 90 F

AB 33  
R 5  
H 6  
RBI 5  
BB 0  
SO 9  
LOB 3



Batter	1	2	3	4	5	6	7	8	9	AB	R	H	RBI	BB	SO	LOB	BOTTOM									
Brian McRae, S OBP: 0.358, SLG: 0.488	1-2 2B 1B		0-1 HR	1-2 1B			2-2 WP 3B			4	2	4	1	0	0	0										
Shawon Dunston, R OBP: 0.349, SLG: 0.553	1-0 G6-3 1B 2B		1-0 G3-1	0-0 FC6-4 1B			0-0 G4			4	1	2	1	0	0	1										
Mark Grace, L OBP: 0.392, SLG: 0.551	2-2 G6-3		1-0 L7	0-1 FC6-4			3-2 L3			4	0	0	0	0	0	3										
Sammy Sosa, R OBP: 0.347, SLG: 0.486	1-1 CS 1B			1-1 E6 1B	0-0 P8		0-0 FC4-6 1B			4	1	2	1	0	0	0										
Todd Zeile, R OBP: 0.339, SLG: 0.455	1-1 CS	2-2 F9		2-1 1B BB	2-2 G5-3		0-0 FC4-6			4	1	1	0	0	0	1										
Luis Gonzalez, L OBP: 0.320, SLG: 0.411			1-0 G6-3	4-2 1B BB	3-2 L8			4-2 CS BB		2	0	0	0	2	0	0										
Randy Myers, L										0	0	0	0	0	0	0										
José Hernández, R OBP: 0.271, SLG: 0.452				2-1 2B 1B		1-3 K		2-3 K		4	1	2	1	0	2	1										
Todd Pratt, R OBP: 0.219, SLG: 0.175		0-3 K		1-2 2B 1B	0-2 2B		1-0 P6		0-0 G5-3	4	1	1	2	0	1	1										
Kevin Foster, R ERA: 4.24	(1, 1)	3.1	L	17	8	6	4	2	2	1	0	0	0	0	0	0										
Xavier Hernandez, R ERA: 4.01	(4, 1)	2.2		10	2	0	0	1	0	0	0	0	0	20	28	0.00	0.750									
Hector Carrasco, R ERA: 3.28	(7, 1)	1.0		5	2	1	1	0	0	0	0	0	1	9	14	9.00	2.000									
Chuck McElroy, L ERA: 4.8	(8, 1)	1.0		3	0	0	0	1	1	0	0	0	0	8	14	0.00	1.000									
<b>Inning Stats</b>	R: 1 E: 0 K: 0 S: 10	H: 3 LOB: 0 BB: 0 P: 16	R: 0 E: 0 K: 1 S: 10	H: 1 LOB: 1 BB: 0 P: 14	R: 1 E: 0 K: 1 S: 7	H: 1 LOB: 0 BB: 0 P: 11	R: 4 E: 1 K: 0 S: 18	H: 5 LOB: 2 BB: 1 P: 28	R: 0 E: 0 K: 0 S: 7	H: 0 LOB: 0 BB: 0 P: 12	R: 0 E: 0 K: 1 S: 6	H: 0 LOB: 0 BB: 0 P: 8	R: 1 E: 0 K: 0 S: 9	H: 2 LOB: 1 BB: 0 P: 14	R: 0 E: 0 K: 1 S: 8	H: 0 LOB: 0 BB: 1 P: 14	1B: 7 2B: 3 3B: 1 HR: 1	SF: 0 SAC: 0 DP: 0 HBP: 0	WP: 1 PB: 0 CS: 2	PA: 36						
<b>PITCHER</b>	IP	WLS	BF	H	R	ER	SO	BB	IBB	HBP	BLK	WP	HR	S	P	ERA	WHIP									
Tim Pugh, R	(1, 1)	3.1	L	17	8	6	4	2	2	1	0	0	0	0	0	0	10.80	2.700								
Xavier Hernandez, R	(4, 1)	2.2		10	2	0	0	1	0	0	0	0	0	20	28	0.00	0.750									
Hector Carrasco, R	(7, 1)	1.0		5	2	1	1	0	0	0	0	0	1	9	14	9.00	2.000									
Chuck McElroy, L	(8, 1)	1.0		3	0	0	0	1	1	0	0	0	0	8	14	0.00	1.000									

Cincinnati Reds @ Chicago Cubs  
Wrigley Field, Chicago, IL  
Sun Jul 16 1995, 3:33 AM CDT  
Att: 35,340 - Sunny - 90 F

AB 33  
R 7  
H 12  
RBI 6  
BB 2  
SO 4  
LOB 8





Batter	1	2	3	4	5	6	7	8	9	AB	R	H	RBI	BB	SO	LOB	TOP								
<b>Brett Butler, L</b> OBP: 0.328, SLG: 0.313 (1, 8)										5	1	3	0	1	0	1									
<b>Edgardo Alfonzo, R</b> OBP: 0.286, SLG: 0.358 (1, 4)										4	1	1	1	1	0	2									
<b>Rico Brogna, L</b> OBP: 0.330, SLG: 0.450 (1, 3)										4	0	0	0	0	0	4									
<b>Bobby Bonilla, S</b> OBP: 0.377, SLG: 0.566 (1, 5)										3	1	0	0	2	1	3									
<b>Joe Orsulak, L</b> OBP: 0.326, SLG: 0.369 (9, PH)										4	1	2	0	0	1	2									
<b>Kelly Stinnett, R</b> OBP: 0.373, SLG: 0.414 (9, PH)										0	0	0	0	0	0	0									
<b>Bill Spiers, L</b> OBP: 0.300, SLG: 0.320 (9, PH)										1	1	1	1	0	0	0									
<b>Ricky Otero, S</b> OBP: 0.180, SLG: 0.170 (9, 7)										0	0	0	0	0	0	0									
<b>Todd Hundley, S</b> OBP: 0.376, SLG: 0.492 (1, 2)										4	1	2	0	1	1	2									
<b>Ryan Thompson, R</b> OBP: 0.329, SLG: 0.455 (6, 9)										2	0	0	0	1	0	1									
<b>Chris Jones, R</b> OBP: 0.370, SLG: 0.454 (6, 9)										1	1	1	2	0	0	0									
<b>Jose Vizcaino, S</b> OBP: 0.321, SLG: 0.347 (1, 6)										4	0	1	1	1	1	4									
<b>Jason Isringhausen, R</b> (1, 1)										3	0	0	0	0	0	4									
<b>Aaron Ledesma, R</b> OBP: 0.350, SLG: 0.375 (8, 1)										0	0	0	0	1	0	0									
<b>Jerry Dipoto, R</b> (8, 1)										1	0	0	0	0	0	1									
<b>Inning Stats</b>	R: 0 E: 0 K: 0 S: 13	H: 1 LOB: 1 BB: 0 P: 21	R: 0 E: 0 K: 0 S: 9	H: 1 LOB: 2 BB: 1 P: 19	R: 0 E: 0 K: 0 S: 7	H: 1 LOB: 1 BB: 0 P: 11	R: 0 E: 0 K: 0 S: 10	H: 1 LOB: 2 BB: 1 P: 19	R: 0 E: 1 K: 1 S: 11	H: 0 LOB: 1 BB: 0 P: 18	R: 1 E: 1 K: 1 S: 11	H: 1 LOB: 0 BB: 0 P: 19	R: 1 E: 0 K: 1 S: 15	H: 1 LOB: 2 BB: 2 P: 29	R: 0 E: 0 K: 1 S: 7	H: 2 LOB: 2 BB: 1 P: 15	R: 5 E: 1 K: 0 S: 16	H: 3 LOB: 1 BB: 3 P: 34	1B: 8 2B: 4 3B: 0 HR: 0	SF: 0 SAC: 2 DP: 1 HBP: 0	WP: 1 PB: 0 SB: 2 CS: 0	PA: 46			
<b>PITCHER</b>	IP	WLS	BF	H	R	ER	SO	BB	IBB	HBP	BLK	WP	HR	S	P	ERA	WHIP								
<b>Frank Castillo, R</b> ERA: 2.77 (1, 1)	6.1		29	6	2	1	2	2	1	0	0	0	0	70	122	0.00	1.200								
<b>Chris Noholtz, L</b> ERA: 3.99 (7, 1)	1.2		8	2	0	0	2	0	2	0	0	0	0	13	29	0.00	1.200								
<b>Mike Walker, R</b> ERA: 3.03 (9, 1)	0.0	L	1	0	1	1	0	1	0	0	0	0	0	1	5	∞	∞								
<b>Bryan Hickerson, L</b> ERA: 7.14 (9, 1)	0.1		2	0	0	0	0	0	1	0	0	0	0	2	7	0.00	0.000								
<b>Mike Perez, R</b> ERA: 3.69 (9, 1)	0.2		6	3	4	3	0	0	1	0	0	1	0	13	22	40.50	4.500								

**New York Mets @ Chicago Cubs**  
Wrigley Field, Chicago, IL  
Mon Jul 17 1995, 7:05 PM CDT  
Att: 29,033 - Unknown - 82 F

AB	36
R	7
H	11
RBI	5
BB	8
SO	4
LOB	24



Batter	1	2	3	4	5	6	7	8	9	AB	R	H	RBI	BB	SO	LOB	BOTTOM								
<b>Brian McRae, S</b> OBP: 0.354, SLG: 0.482 (1, 8)										4	0	0	0	0	0	0									
<b>Shawn Dunston, R</b> OBP: 0.350, SLG: 0.551 (1, 6)										1	1	0	0	1	0	0									
<b>Howard Johnson, S</b> OBP: 0.278, SLG: 0.315 (5, 4)										2	0	0	0	0	0	0									
<b>Mark Grace, L</b> OBP: 0.390, SLG: 0.547 (1, 3)										4	0	1	0	0	2	0									
<b>Sammy Sosa, R</b> OBP: 0.345, SLG: 0.483 (1, 9)										4	1	1	1	0	0	1									
<b>Todd Zeile, R</b> OBP: 0.338, SLG: 0.449 (1, 5)										3	0	0	0	1	1	1									
<b>Luis Gonzalez, L</b> OBP: 0.321, SLG: 0.414 (1, 7)										3	0	1	1	0	1	0									
<b>José Hernández, R</b> OBP: 0.263, SLG: 0.438 (5, 6)										3	0	0	0	0	0	2									
<b>Todd Pratt, R</b> OBP: 0.209, SLG: 0.167 (1, 2)										3	0	0	0	0	0	0									
<b>Frank Castillo, R</b> OBP: 0.312, SLG: 0.097 (7, 1)										2	0	0	0	0	2	0									
<b>Chris Noholtz, L</b> OBP: 0.350, SLG: 0.390 (8, PH)										0	0	0	0	0	0	0									
<b>Scott Burrell, L</b> OBP: 0.350, SLG: 0.350 (8, PH)										1	0	0	0	0	0	0									
<b>Mike Walker, R</b> OBP: 0.350, SLG: 0.350 (8, PH)										0	0	0	0	0	0	0									
<b>Bryan Hickerson, L</b> OBP: 0.350, SLG: 0.350 (8, PH)										0	0	0	0	0	0	0									
<b>Mike Perez, R</b> OBP: 0.350, SLG: 0.350 (8, PH)										0	0	0	0	0	0	0									
<b>Inning Stats</b>	R: 0 E: 0 K: 1 S: 10	H: 0 LOB: 0 BB: 0 P: 16	R: 0 E: 0 K: 1 S: 9	H: 0 LOB: 0 BB: 0 P: 16	R: 0 E: 0 K: 1 S: 8	H: 0 LOB: 0 BB: 0 P: 11	R: 2 E: 0 K: 0 S: 9	H: 2 LOB: 2 BB: 2 P: 21	R: 0 E: 0 K: 1 S: 7	H: 0 LOB: 0 BB: 0 P: 9	R: 0 E: 0 K: 1 S: 11	H: 0 LOB: 0 BB: 0 P: 15	R: 0 E: 0 K: 1 S: 9	H: 0 LOB: 0 BB: 0 P: 16	R: 0 E: 0 K: 0 S: 6	H: 0 LOB: 0 BB: 0 P: 11	R: 0 E: 0 K: 0 S: 12	H: 1 LOB: 1 BB: 0 P: 19	1B: 2 2B: 1 3B: 0 HR: 0	SF: 0 SAC: 0 DP: 0 HBP: 0	WP: 1 PB: 0 SB: 1 CS: 0	PA: 32			
<b>PITCHER</b>	IP	WLS	BF	H	R	ER	SO	BB	IBB	HBP	BLK	WP	HR	S	P	ERA	WHIP								
<b>Jason Isringhausen, R</b> ERA: 2.97 (1, 1)	7.0		25	2	2	2	6	2	0	0	0	0	0	63	104	0.00	0.571								
<b>Jerry Dipoto, R</b> ERA: 5.13 (8, 1)	2.0	W	7	1	0	0	0	0	0	0	0	0	0	18	30	0.00	0.500								

**New York Mets @ Chicago Cubs**  
Wrigley Field, Chicago, IL  
Mon Jul 17 1995, 7:05 PM CDT  
Att: 29,033 - Unknown - 82 F

AB	30
R	2
H	3
RBI	2
BB	2
SO	6
LOB	4









Batter	1	2	3	4	5	6	7	8	9	AB	R	H	RBI	BB	SO	LOB	TOP		
<b>Brian McRae, S</b> OBP: 0.357, SLG: 0.483	L4	F9			P8		FC5-4 BB		E7 1B	4	1	1	1	1	0	2			
<b>Rey Sanchez, R</b> OBP: 0.308, SLG: 0.377	K		F8		K		FC5-4 1-2		K	5	0	0	0	0	3	4			
<b>Mark Grace, L</b> OBP: 0.389, SLG: 0.546	1B 3B		G4-3		F7			SH5-4 1B BB	1B	4	1	2	1	1	0	0			
<b>Sammy Sosa, R</b> OBP: 0.354, SLG: 0.498	1B		K		L4-3 1B			1B SH5-4	1B	5	0	4	1	0	1	0			
<b>Todd Zeile, R</b> OBP: 0.329, SLG: 0.435	K		K		L4-3			SH5-4	L8	4	0	0	0	0	2	4			
<b>Luis Gonzalez, L</b> OBP: 0.329, SLG: 0.433		SH1-4 2B		FC5-4 BB			K			3	0	2	0	1	1	0			
<b>José Hernández, R</b> OBP: 0.294, SLG: 0.422		SH1-4 BB		FC5-4			SH1-4 1B		P8	2	0	1	0	1	0	1			
<b>Howard Johnson, S</b> OBP: 0.265, SLG: 0.298				FC5-4 1-2			SH1-4 1B			1	0	0	0	0	0	2			
<b>Mike Hubbard, R</b> OBP: 0.300, SLG: 0.222	K			P9			SH1-4 1B			3	0	1	0	0	1	3			
<b>Scott Burrell, L</b> OBP: 0.286, SLG: 0.375									E 3B	1	1	1	0	0	0	0			
<b>Jim Bullinger, R</b> OBP: 0.179, SLG: 0.087							SH1-4		K	1	0	0	0	0	1	0			
<b>Bryan Hickerson, L</b> OBP: 0.667, SLG: 0.500		SH1-4			K		SH1-4		K	0	0	0	0	0	0	0			
<b>Mike Walker, R</b> OBP: 0.307, SLG: 0.448							SH1-4		K	0	0	0	0	0	0	0			
<b>Ozzie Timmons, R</b> OBP: 0.307, SLG: 0.448							SH1-4		K	1	0	0	0	0	1	1			
<b>Inning Stats</b>	R: 1 E: 0 K: 2 S: 15	H: 2 LOB: 1 BB: 0 P: 27	R: 0 E: 0 K: 1 S: 10	H: 1 LOB: 2 BB: 1 P: 18	R: 0 E: 0 K: 1 S: 8	H: 0 LOB: 0 BB: 0 P: 12	R: 0 E: 0 K: 1 S: 8	H: 0 LOB: 1 BB: 1 P: 12	R: 0 E: 0 K: 2 S: 6	H: 1 LOB: 0 BB: 0 P: 8	R: 0 E: 0 K: 0 S: 16	H: 2 LOB: 3 BB: 1 P: 26	R: 0 E: 0 K: 0 S: 15	H: 2 LOB: 2 BB: 1 P: 23	R: 2 E: 1 K: 2 S: 18	H: 4 LOB: 2 BB: 0 P: 24	1B: 9 2B: 2 3B: 2 HR: 0	SF: 0 SAC: 3 DP: 1 HBP: 0	WP: 0 PA: 41 PB: 0 SB: 1 CS: 0
<b>PITCHER</b>	IP	WLS	BF	H	R	ER	SO	BB	IBB	HBP	BLK	WP	HR	S	P	ERA	WHIP		
<b>Pedro Martinez, R</b> ERA: 2.84	7.0	W	31	7	1	1	8	4	0	0	0	0	0	76	124	1.29	1.571		
<b>Tim Scott, R</b> ERA: 4.71	1.0		3	1	0	0	0	0	0	0	0	0	0	9	13	0.00	1.000		
<b>Mel Rojas, R</b> ERA: 4.1	0.2	S	6	4	2	2	2	0	0	0	0	0	0	16	21	27.00	6.000		
<b>Jeff Shaw, R</b> ERA: 5.08	0.1	S	1	0	0	0	0	0	0	0	0	0	0	2	3	0.00	0.000		

Chicago Cubs @ Montreal Expos  
Olympic Stadium, Montreal, QB  
Wed Jul 19 1995, 7:05 PM EDT  
Att: 14,867 - Dome

AB 34  
R 3  
H 12  
RBI 3  
BB 4  
SO 10  
LOB 17



Batter	1	2	3	4	5	6	7	8	9	AB	R	H	RBI	BB	SO	LOB	BOTTOM		
<b>Rondell White, R</b> OBP: 0.360, SLG: 0.480	G6-3	F7			G6-3 BB		G6-4-3 1-2			3	0	0	0	1	0	2			
<b>David Segui, S</b> OBP: 0.376, SLG: 0.445	G5-3		G1-3		G6-3		L7			4	0	0	0	0	0	1			
<b>Wil Cordero, R</b> OBP: 0.363, SLG: 0.454	WP S 1B		G5-3		F9			K		4	0	1	0	0	1	0			
<b>Moises Alou, R</b> OBP: 0.354, SLG: 0.461	K		2B 1B		K			1B 1B		4	2	2	0	0	2	1			
<b>Darrin Fletcher, L</b> OBP: 0.370, SLG: 0.471	G3						G1-3 1B BB		G6-3 1B	3	1	2	1	1	0	2			
<b>Curtis Pride, L</b> OBP: 0.280, SLG: 0.250									G6-3 1B	0	0	0	0	0	0	0			
<b>Mel Rojas, R</b>									G6-3 1B	0	0	0	0	0	0	0			
<b>Jeff Shaw, R</b>									G6-3 1B	0	0	0	0	0	0	0			
<b>Tony Tarasco, L</b> OBP: 0.344, SLG: 0.438		S 1B	F8		G1-3			G6-3 1B		4	1	2	1	0	0	2			
<b>Mike Lansing, R</b> OBP: 0.286, SLG: 0.352					K			G6-3		4	0	1	1	0	2	3			
<b>Shane Andrews, R</b> OBP: 0.283, SLG: 0.416		G6-3 2H 1B		G5-3			K		G3	4	0	1	1	0	1	4			
<b>Pedro Martinez, R</b> OBP: 0.108, SLG: 0.114		G6-3								3	0	1	0	0	1	1			
<b>Tim Scott, R</b> OBP: 0.333, SLG: 0.333					K					0	0	0	0	0	0	0			
<b>Tim Spehr, R</b> OBP: 0.375, SLG: 0.500									G6-4-3 1B	0	0	0	0	0	0	0			
<b>Inning Stats</b>	R: 0 E: 0 K: 1 S: 12	H: 1 LOB: 2 BB: 0 P: 16	R: 1 E: 0 K: 1 S: 13	H: 2 LOB: 1 BB: 0 P: 20	R: 1 E: 0 K: 0 S: 11	H: 2 LOB: 1 BB: 0 P: 18	R: 0 E: 0 K: 2 S: 7	H: 0 LOB: 0 BB: 0 P: 11	R: 0 E: 0 K: 0 S: 4	H: 0 LOB: 0 BB: 1 P: 10	R: 1 E: 0 K: 2 S: 17	H: 1 LOB: 1 BB: 1 P: 25	R: 0 E: 0 K: 0 S: 7	H: 1 LOB: 0 BB: 0 P: 13	R: 1 E: 0 K: 1 S: 15	H: 3 LOB: 3 BB: 0 P: 20	1B: 9 2B: 1 3B: 0 HR: 0	SF: 0 SAC: 0 DP: 2 HBP: 0	WP: 1 PA: 35 PB: 0 SB: 2 CS: 0
<b>PITCHER</b>	IP	WLS	BF	H	R	ER	SO	BB	IBB	HBP	BLK	WP	HR	S	P	ERA	WHIP		
<b>Jim Bullinger, R</b> ERA: 3.36	7.1	L	32	9	4	4	7	2	0	0	0	0	0	77	120	4.91	1.500		
<b>Bryan Hickerson, L</b> ERA: 7.14	0.0		1	1	0	0	0	0	0	0	0	0	0	3	4	∞	∞		
<b>Mike Walker, R</b> ERA: 2.97	0.2		2	0	0	0	0	0	0	0	0	0	0	6	9	0.00	0.000		

Chicago Cubs @ Montreal Expos  
Olympic Stadium, Montreal, QB  
Wed Jul 19 1995, 7:05 PM EDT  
Att: 14,867 - Dome

AB 33  
R 4  
H 10  
RBI 4  
BB 2  
SO 7  
LOB 16





Batter	1	2	3	4	5	6	7	8	9	AB	R	H	RBI	BB	SO	LOB	TOP
<b>Brian McRae, S</b> OBP: 0.352, SLG: 0.476 (1, 8)										4	0	0	0	0	1	2	
<b>Rey Sanchez, R</b> OBP: 0.304, SLG: 0.372 (1, 4)										4	0	0	0	0	0	1	
<b>Mark Grace, L</b> OBP: 0.384, SLG: 0.538 (1, 3)										4	0	0	0	0	1	0	
<b>Sammy Sosa, R</b> OBP: 0.353, SLG: 0.494 (1, 9)										3	0	0	0	1	2	0	
<b>Todd Zeile, R</b> OBP: 0.328, SLG: 0.432 (1, 5)										4	0	1	0	0	0	1	
<b>Shawon Dunston, R</b> OBP: 0.357, SLG: 0.558 (1, 6)										4	0	3	0	0	0	1	
<b>Luis Gonzalez, L</b> OBP: 0.328, SLG: 0.431 (1, 7)										4	0	1	0	0	0	2	
<b>Mike Hubbard, R</b> OBP: 0.231, SLG: 0.167 (1, 2)										3	0	0	0	0	0	2	
<b>Jaime Navarro, R</b> OBP: 0.143, SLG: 0.176 <b>Ozzie Timmons, R</b> OBP: 0.304, SLG: 0.443 <b>Rich Garces, R</b> (7, 1)										2	0	2	0	0	0	0	
<b>Inning Stats</b>	R: 0 E: 0 K: 2 S: 11	H: 0 LOB: 0 BB: 0 P: 18	R: 0 E: 0 K: 0 S: 8	H: 1 LOB: 1 BB: 0 P: 12	R: 0 E: 0 K: 0 S: 9	H: 1 LOB: 1 BB: 0 P: 10	R: 0 E: 0 K: 1 S: 11	H: 1 LOB: 1 BB: 0 P: 15	R: 0 E: 0 K: 0 S: 9	H: 2 LOB: 1 BB: 0 P: 11	R: 0 E: 0 K: 0 S: 5	H: 0 LOB: 0 BB: 0 P: 7	R: 0 E: 0 K: 1 S: 9	H: 1 LOB: 1 BB: 0 P: 13	1B: 5 2B: 2 3B: 0 HR: 0	SF: 0 SAC: 0 DP: 1 HBP: 0	WP: 0 PA: 34 PB: 0 SB: 0 CS: 0
<b>PITCHER</b> <b>Butch Henry, L</b> ERA: 3.21 (1, 1)	IP: 9.0 WLS: W BF: 34 H: 7 R: 0 ER: 0 SO: 4 BB: 1 IBB: 0 HBP: 0 BLK: 0 WP: 0 HR: 0 S: 80 P: 115 ERA: 0.00 WHIP: 0.889																

Chicago Cubs @ Montreal Expos  
Olympic Stadium, Montreal, QB  
Thu Jul 20 1995, 7:05 PM EDT  
Att: 17,942 - Dome - 75 F

AB	33
R	0
H	7
RBI	0
BB	1
SO	4
LOB	11



Batter	1	2	3	4	5	6	7	8	9	AB	R	H	RBI	BB	SO	LOB	BOTTOM
<b>Rondell White, R</b> OBP: 0.362, SLG: 0.493 (1, 8)										3	2	1	1	1	0	1	
<b>David Segui, S</b> OBP: 0.374, SLG: 0.447 (1, 3)										4	0	1	0	0	0	1	
<b>Wil Cordero, R</b> OBP: 0.362, SLG: 0.455 (1, 6)										4	0	1	1	0	0	1	
<b>Moises Alou, R</b> OBP: 0.349, SLG: 0.454 (1, 7)										4	0	0	0	0	0	2	
<b>Darrin Fletcher, L</b> OBP: 0.378, SLG: 0.491 (1, 2)										3	2	2	1	1	0	0	
<b>Tony Tarasco, L</b> OBP: 0.340, SLG: 0.432 (1, 9)										4	0	0	0	0	0	3	
<b>Mike Lansing, R</b> OBP: 0.289, SLG: 0.363 (1, 4)										4	0	2	1	0	1	0	
<b>Shane Andrews, R</b> OBP: 0.284, SLG: 0.409 (1, 5)										2	0	0	0	1	1	1	
<b>Butch Henry, L</b> OBP: 0.031, SLG: 0.031 (1, 1)										3	0	0	0	0	1	3	
<b>Inning Stats</b>	R: 1 E: 0 K: 0 S: 12	H: 1 LOB: 2 BB: 2 P: 21	R: 0 E: 0 K: 1 S: 7	H: 1 LOB: 1 BB: 0 P: 10	R: 0 E: 0 K: 0 S: 7	H: 0 LOB: 0 BB: 0 P: 11	R: 1 E: 0 K: 2 S: 10	H: 1 LOB: 0 BB: 0 P: 18	R: 1 E: 0 K: 0 S: 6	H: 1 LOB: 0 BB: 0 P: 8	R: 0 E: 0 K: 0 S: 9	H: 1 LOB: 1 BB: 0 P: 18	R: 0 E: 0 K: 0 S: 5	H: 0 LOB: 0 BB: 0 P: 8	1B: 1 2B: 4 3B: 0 HR: 2	SF: 0 SAC: 0 DP: 0 HBP: 0	WP: 0 PA: 34 PB: 0 SB: 1 CS: 0
<b>PITCHER</b> <b>Jaime Navarro, R</b> ERA: 2.95 <b>Rich Garces, R</b> ERA: 3.72 (7, 1)	IP: 6.0 WLS: L BF: 27 H: 6 R: 4 ER: 4 SO: 3 BB: 2 IBB: 1 HBP: 0 BLK: 0 WP: 0 HR: 2 S: 52 P: 89 ERA: 6.00 WHIP: 1.333																

Chicago Cubs @ Montreal Expos  
Olympic Stadium, Montreal, QB  
Thu Jul 20 1995, 7:05 PM EDT  
Att: 17,942 - Dome - 75 F

AB	31
R	4
H	7
RBI	4
BB	3
SO	3
LOB	12










Batter	1	2	3	4	5	6	7	8	9	AB	R	H	RBI	BB	SO	LOB	TOP				
Brian McRae, S (1,8) OBP: 0.347, SLG: 0.468	L8		G4-3			L7		G4-3		4	0	0	0	0	0	1					
Shawon Dunston, R (1,6) OBP: 0.350, SLG: 0.548	K			K2-3			G5-3		G4-3 1B 2B	4	1	1	0	0	2	0					
Mark Grace, L (1,3) OBP: 0.384, SLG: 0.531				L9			G4-3 2B 1B		G4-3	3	1	1	0	1	0	1					
Sammy Sosa, R (1,9)	K			G6-3			G4-3		G4-3 L1-3 1B	4	0	1	1	0	1	2					
Todd Zeile, R (1,5) OBP: 0.322, SLG: 0.426		F8			G5-3		G4-3 2B E		L1-3	4	1	1	1	0	0	1					
Luis Gonzalez, L (1,7) OBP: 0.325, SLG: 0.425		G3-1			F7		E5 CS		L1-3	3	0	1	0	0	0	0					
Rey Sanchez, R (1,4) OBP: 0.302, SLG: 0.368		L8			G5-3		CS		K	3	0	0	0	0	1	0					
Joe Kmak, R (1,2)				K		G6-3			K	3	0	0	0	0	2	0					
Frank Castillo, R (1,1) OBP: 0.143, SLG: 0.091				K					K	2	0	0	0	0	2	0					
Scott Burrell, L (8,PH) OBP: 0.292, SLG: 0.396										1	0	1	0	0	0	0					
Anthony Young, R (8,1)										0	0	0	0	0	0	0					
Chris Nabholz, L (8,1)										0	0	0	0	0	0	0					
<b>Inning Stats</b>	R: 0 E: 0 K: 2 S: 12	H: 0 LOB: 1 BB: 1 P: 21	R: 0 E: 0 K: 0 S: 4	H: 0 LOB: 0 BB: 0 P: 6	R: 0 E: 0 K: 2 S: 8	H: 0 LOB: 0 BB: 0 P: 14	R: 0 E: 0 K: 1 S: 7	H: 0 LOB: 0 BB: 0 P: 10	R: 0 E: 0 K: 0 S: 5	H: 0 LOB: 0 BB: 0 P: 8	R: 2 E: 1 K: 0 S: 13	H: 3 LOB: 0 BB: 0 P: 17	R: 0 E: 0 K: 2 S: 12	H: 1 LOB: 0 BB: 0 P: 18	R: 1 E: 0 K: 0 S: 10	H: 2 LOB: 0 BB: 0 P: 13	1B: 3 2B: 3 3B: 1 HR: 0	SF: 0 SAC: 0 DP: 1 HBP: 0	WP: 0 PB: 0 SB: 0 CS: 1	PA: 33	
<b>PITCHER</b>	IP	WLS	BF	H	R	ER	SO	BB	IBB	HBP	BLK	WP	HR	S	P	ERA	WHIP				
Rick Reed, R (1,1) ERA: 1.29	7.0		24	3	2	1	6	1	0	0	0	0	0	58	88	1.29	0.571				
Michael Jackson, R (8,1) ERA: 3.44	1.0	W	4	1	0	0	2	0	0	0	0	0	0	12	18	0.00	1.000				
Jeff Brantley, R (9,1) ERA: 2.87	1.0	S	4	2	1	1	0	0	0	0	0	0	0	10	13	9.00	2.000				

Chicago Cubs @ Cincinnati Reds  
Riverfront Stadium, Cincinnati, OH  
Sat Jul 22, 1995, 7:05 PM EDT  
Att: 38,183 - Unknown - 78 F


AB	31
R	3
H	6
RBI	2
BB	1
SO	8
LOB	5



Batter	1	2	3	4	5	6	7	8	9	AB	R	H	RBI	BB	SO	LOB	BOTTOM				
Darren Lewis, R (1,8) OBP: 0.303, SLG: 0.313	1B FC6-4 1B		F8			F9		P4		4	1	1	0	0	0	0					
Barry Larkin, R (1,6) OBP: 0.395, SLG: 0.496	FC6-4 1B		L9			F8		HR 1B		4	1	2	0	0	0	0					
Ron Gant, R (1,7) OBP: 0.360, SLG: 0.615				K			G1-3	HR		4	1	2	2	0	1	0					
Jeff Brantley, R (9,1)	FC6-4 1B							HR		0	0	0	0	0	0	0					
Reggie Sanders, R (1,9) OBP: 0.405, SLG: 0.601	FC6-4 G4-6-3			CS			G5-3	2B		4	0	2	1	0	0	2					
Hal Morris, L (1,3) OBP: 0.239, SLG: 0.333	G4-6-3			G1-3			HR	G3		4	1	1	1	0	0	4					
Benito Santiago, R (1,2) OBP: 0.349, SLG: 0.571		G5-3				F8		E6 1B		3	0	0	0	0	0	0					
Bret Boone, R (1,4) OBP: 0.347, SLG: 0.446		G6-3				F9		1B		3	0	1	0	0	0	0					
Jeff Branson, L (1,5) OBP: 0.342, SLG: 0.457			K			L7		F7		3	0	0	0	0	1	2					
Rick Reed, R (1,1)										2	0	0	0	0	0	0					
Michael Jackson, R (8,1)										0	0	0	0	0	0	0					
Lenny Harris, L (8,PH) OBP: 0.254, SLG: 0.301										1	0	0	0	0	0	0					
Jerome Walton, R (9,7) OBP: 0.333, SLG: 0.486										0	0	0	0	0	0	0					
<b>Inning Stats</b>	R: 1 E: 0 K: 0 S: 9	H: 3 LOB: 1 BB: 0 P: 11	R: 0 E: 0 K: 1 S: 5	H: 0 LOB: 0 BB: 0 P: 9	R: 0 E: 0 K: 0 S: 9	H: 0 LOB: 0 BB: 0 P: 15	R: 0 E: 0 K: 1 S: 11	H: 1 LOB: 0 BB: 0 P: 16	R: 0 E: 0 K: 0 S: 5	H: 0 LOB: 0 BB: 0 P: 7	R: 0 E: 0 K: 0 S: 7	H: 0 LOB: 0 BB: 0 P: 12	R: 1 E: 1 K: 0 S: 12	H: 2 LOB: 2 BB: 0 P: 20	R: 2 E: 0 K: 0 S: 9	H: 3 LOB: 1 BB: 0 P: 18	1B: 5 2B: 2 3B: 0 HR: 2	SF: 0 SAC: 0 DP: 1 HBP: 0	WP: 0 PB: 0 SB: 0 CS: 1	PA: 32	
<b>PITCHER</b>	IP	WLS	BF	H	R	ER	SO	BB	IBB	HBP	BLK	WP	HR	S	P	ERA	WHIP				
Frank Castillo, R (1,1) ERA: 2.76	7.0		26	6	2	2	2	0	0	0	0	0	1	58	90	2.57	0.857				
Anthony Young, R (8,1) ERA: 6.0	0.2	L	5	3	2	2	0	0	0	0	0	0	1	8	16	27.00	4.500				
Chris Nabholz, L (8,1) ERA: 3.79	0.1		1	0	0	0	0	0	0	0	0	0	0	1	2	0.00	0.000				

Chicago Cubs @ Cincinnati Reds  
Riverfront Stadium, Cincinnati, OH  
Sat Jul 22, 1995, 7:05 PM EDT  
Att: 38,183 - Unknown - 78 F

AB	32
R	4
H	9
RBI	4
BB	0
SO	2
LOB	8





Batter	1	2	3	4	5	6	7	8	9	10	AB	R	H	RBI	BB	SO	LOB	TOP		
<b>Brian McRae, S</b> OBP: 0.343, SLG: 0.461	(1, 8) 2-3 K2-3		(1, 2) 0-1 G6-4-3				(1, 2) 2-3 K			(1, 2) 0-0 FC4-6		(1, 2) 3-3 K	5	0	0	0	0	3	2	
<b>Shawon Dunston, R</b> OBP: 0.354, SLG: 0.555	(1, 6) 0-1 SF7		(1, 3) 0-3 K2-3				(1, 1) 1-0 1B 2-1 HBP			(1, 1) 1-1 G6-3		(1, 1) 0-0 HR	1B	4	2	2	0	0	1	1
<b>Mark Grace, L</b> OBP: 0.387, SLG: 0.544	(1, 3) 0-0 SF7						(1, 1) 1-1 2B			(1, 1) 2-1 F8		(1, 1) 0-0 HR	HR	4	1	3	3	0	0	0
<b>Sammy Sosa, R</b> OBP: 0.348, SLG: 0.486	(1, 9) 0-3 K						(1, 1) 1-1 1B 2B			(1, 2) 0-1 G6-3		(1, 1) 0-0 HR	HR	5	1	2	0	0	1	2
<b>Todd Zeile, R</b> OBP: 0.317, SLG: 0.420							(1, 1) 0-1 SF8			(1, 2) 2-2 2-1		(1, 2) 1-2 K	K							
<b>Ozzie Timmons, R</b> OBP: 0.300, SLG: 0.441							(1, 1) 0-1 1B			(1, 2) 0-1 F9		(1, 2) 0-1 F8	F8	5	1	1	0	0	1	1
<b>José Hernández, R</b> OBP: 0.279, SLG: 0.443							(1, 1) 4-0 1B BB			(1, 3) 1-1 K		(1, 3) 1-0 F7	F7	3	0	1	0	1	1	0
<b>Joe Kmak, R</b> OBP: 0.333, SLG: 0.200							(1, 1) 0-1 1B			(1, 2) 4-2 FC4-6 BB		(1, 2) 0-0 1B	1B	2	0	1	1	1	1	1
<b>Scott Burrell, L</b> OBP: 0.289, SLG: 0.402							(1, 3) 1-3 K			(1, 3) 0-1 K		(1, 3) 1-3 K	K	1	0	1	0	0	0	0
<b>Mike Hubbard, R</b> OBP: 0.250, SLG: 0.143							(1, 3) 1-3 K			(1, 3) 2-3 K		(1, 3) 1-3 K	K	0	0	0	0	0	0	0
<b>Steve Trachsel, R</b> ERA: 3.48							(1, 1) 0-0 1B			(1, 1) 2-3 K		(1, 1) 0-0 K	K	2	0	1	0	0	0	2
<b>John Smiley, L</b> ERA: 3.48														0	0	0	0	0	0	0
<b>Dave Burba, R</b> ERA: 4.91														0	0	0	0	0	0	0
<b>Hector Carrasco, R</b> ERA: 3.04														0	0	0	0	0	0	0
<b>Michael Jackson, R</b> ERA: 3.32														0	0	0	0	0	0	0
<b>Chuck McElroy, L</b> ERA: 3.93														0	0	0	0	0	0	0
<b>Inning Stats</b>	R: 1 E: 0 K: 2 S: 9	H: 1 LOB: 0 BB: 0 P: 11	R: 0 E: 0 K: 2 S: 13	H: 1 LOB: 1 BB: 0 P: 17	R: 0 E: 0 K: 1 S: 7	H: 1 LOB: 0 BB: 0 P: 8	R: 2 E: 0 K: 2 S: 13	H: 4 LOB: 2 BB: 1 P: 18	R: 0 E: 0 K: 1 S: 12	H: 0 LOB: 0 BB: 0 P: 19	R: 0 E: 0 K: 2 S: 8	H: 0 LOB: 1 BB: 1 P: 12	R: 0 E: 0 K: 0 S: 7	H: 1 LOB: 1 BB: 0 P: 11	R: 2 E: 0 K: 1 S: 22	H: 3 LOB: 1 BB: 0 P: 26	1B: 7 2B: 3 3B: 1 HR: 1	SF: 2 SAC: 0 DP: 1 HBP: 1	WP: 0 PA: 42	
<b>PITCHER</b>	IP WLS BF H R ER SO	IP WLS BF H R ER SO	IP WLS BF H R ER SO	IP WLS BF H R ER SO	IP WLS BF H R ER SO	IP WLS BF H R ER SO	IP WLS BF H R ER SO	IP WLS BF H R ER SO	IP WLS BF H R ER SO	IP WLS BF H R ER SO	IP WLS BF H R ER SO	IP WLS BF H R ER SO	IP WLS BF H R ER SO	IP WLS BF H R ER SO	IP WLS BF H R ER SO	IP WLS BF H R ER SO	ERA WHIP	ERA WHIP		

Chicago Cubs @ Cincinnati Reds  
Riverfront Stadium, Cincinnati, OH  
Sun Jul 23 1995, 3:33 AM EDT  
Att. 33,258 - Sunny - 82 F

AB	37
R	5
H	12
RBI	5
BB	2
SO	11
LOB	12



Batter	1	2	3	4	5	6	7	8	9	10	AB	R	H	RBI	BB	SO	LOB	BOTTOM					
<b>Thomas Howard, S</b> OBP: 0.355, SLG: 0.380	(1, 8) 0-1 G6-4-3																						
<b>Darren Lewis, R</b> OBP: 0.304, SLG: 0.312	(6, PH) 0-1 1B																						
<b>Xavier Hernandez, L</b> (10, 1)	(10, 1) 0-1 1B																						
<b>Barry Larkin, R</b> OBP: 0.399, SLG: 0.494	(1, 6) 0-1 G6-4-3																						
<b>Ron Gant, R</b> OBP: 0.367, SLG: 0.605	(1, 7) 4-1 1B BB																						
<b>Reggie Sanders, R</b> OBP: 0.405, SLG: 0.596	(1, 9) 0-1 1B																						
<b>Hal Morris, L</b> OBP: 0.336, SLG: 0.336	(1, 3) 1-0 G3-1																						
<b>Eddie Taubensee, L</b> OBP: 0.331, SLG: 0.489	(10, PR) 0-1 G4-3																						
<b>Benito Santiago, R</b> OBP: 0.364, SLG: 0.585	(1, 2) 3-2 1B 2B																						
<b>Bret Boone, R</b> OBP: 0.351, SLG: 0.467	(1, 4) 4-1 1B BB																						
<b>Jeff Branson, L</b> OBP: 0.347, SLG: 0.477	(1, 5) 0-0 1B																						
<b>Jerome Walton, R</b> OBP: 0.331, SLG: 0.482	(9, PH) 1-2 2-3 1B																						
<b>John Smiley, L</b> ERA: 4.71																							
<b>Steve Trachsel, R</b> ERA: 4.71																							
<b>Chris Nabholz, L</b> ERA: 3.72																							
<b>Mike Perez, R</b> ERA: 3.86																							
<b>Randy Myers, L</b> ERA: 3.27																							
<b>Inning Stats</b>	R: 0 E: 0 K: 0 S: 8	H: 2 LOB: 2 BB: 1 P: 13	R: 0 E: 0 K: 1 S: 14	H: 2 LOB: 3 BB: 1 P: 26	R: 0 E: 0 K: 2 S: 10	H: 0 LOB: 0 BB: 0 P: 17	R: 0 E: 0 K: 2 S: 9	H: 0 LOB: 0 BB: 0 P: 15	R: 0 E: 1 K: 0 S: 13	H: 1 LOB: 2 BB: 0 P: 20	R: 3 E: 0 K: 1 S: 10	H: 3 LOB: 0 BB: 0 P: 17	R: 0 E: 0 K: 3 S: 10	H: 0 LOB: 0 BB: 0 P: 13	R: 0 E: 0 K: 1 S: 6	H: 0 LOB: 0 BB: 0 P: 10	R: 0 E: 0 K: 0 S: 8	H: 0 LOB: 0 BB: 1 P: 14	R: 4 E: 0 K: 0 S: 9	H: 4 LOB: 1 BB: 1 P: 20	1B: 7 2B: 2 3B: 0 HR: 3	SF: 0 SAC: 0 DP: 2 HBP: 0	WP: 0 PA: 44
<b>PITCHER</b>	IP WLS BF H R ER SO	IP WLS BF H R ER SO	IP WLS BF H R ER SO	IP WLS BF H R ER SO	IP WLS BF H R ER SO	IP WLS BF H R ER SO	IP WLS BF H R ER SO	IP WLS BF H R ER SO	IP WLS BF H R ER SO	IP WLS BF H R ER SO	IP WLS BF H R ER SO	IP WLS BF H R ER SO	IP WLS BF H R ER SO	IP WLS BF H R ER SO	IP WLS BF H R ER SO	IP WLS BF H R ER SO	ERA WHIP	ERA WHIP					

Chicago Cubs @ Cincinnati Reds  
Riverfront Stadium, Cincinnati, OH  
Sun Jul 23 1995, 3:33 AM EDT  
Att. 33,258 - Sunny - 82 F

AB	39
R	7
H	12
RBI	7
BB	4
SO	10
LOB	16






Batter	1	2	3	4	5	6	7	8	9	AB	R	H	RBI	BB	SO	LOB	TOP					
<b>Brett Butler, L</b> OBP: 0.357, SLG: 0.368 (1, 8)	G4-3		SH1-4																			
<b>Edgardo Alfonzo, R</b> OBP: 0.286, SLG: 0.363 (1, 5)	G6-3		FC3-2																			
<b>Rico Brogna, L</b> OBP: 0.332, SLG: 0.437 <b>Aaron Ledesma, R</b> OBP: 0.448, SLG: 0.333 (8, PH) (8, 3)	G4-3		G3																			
<b>Bobby Bonilla, S</b> OBP: 0.387, SLG: 0.602 (1, 7)																						
<b>Joe Orsulak, L</b> OBP: 0.325, SLG: 0.376 <b>Chris Jones, R</b> OBP: 0.351, SLG: 0.475 (8, PH) (8, 9)	FC4-6		P4																			
<b>Jeff Kent, R</b> OBP: 0.327, SLG: 0.464 (1, 4)	K		2B																			
<b>Jose Vizcaino, S</b> OBP: 0.321, SLG: 0.350 (1, 6)	G3																					
<b>Kelly Stinnett, R</b> OBP: 0.386, SLG: 0.400 (1, 2)																						
<b>Bill Pulsipher, L</b> OBP: 0.150, SLG: 0.118 <b>Tim Bogar, R</b> OBP: 0.302, SLG: 0.350 (9, PH)			SH																			
<b>Inning Stats</b>	R: 0 E: 0 K: 0 S: 7	H: 0 LOB: 0 BB: 0 P: 13	R: 0 E: 0 K: 1 S: 8	H: 1 LOB: 1 BB: 0 P: 12	R: 0 E: 0 K: 0 S: 6	H: 0 LOB: 2 BB: 1 P: 13	R: 2 E: 0 K: 0 S: 13	H: 3 LOB: 0 BB: 0 P: 23	R: 0 E: 0 K: 1 S: 8	H: 2 LOB: 1 BB: 0 P: 13	R: 0 E: 0 K: 0 S: 6	H: 0 LOB: 1 BB: 1 P: 14	R: 0 E: 0 K: 0 S: 8	H: 1 LOB: 1 BB: 0 P: 12	R: 0 E: 0 K: 2 S: 8	H: 0 LOB: 0 BB: 0 P: 14	R: 1 E: 0 K: 0 S: 14	H: 2 LOB: 2 BB: 1 P: 28	1B: 6 2B: 2 3B: 0 HR: 1	SF: 0 SAC: 2 DP: 1 HBP: 0	WP: 0 PB: 0 SB: 2 CS: 0	PA: 38
<b>PITCHER</b>	IP	WLS	BF	H	R	ER	SO	BB	IBB	HBP	BLK	WP	HR	S	P	ERA	WHIP					
<b>Jim Bullinger, R</b> ERA: 3.29 <b>Chris Nabholz, L</b> ERA: 3.54 <b>Randy Myers, L</b> ERA: 3.44	7.0	W	29	7	2	2	2	2	0	0	0	0	1	56	100	2.57	1.286					
<b>Batter</b>	1	2	3	4	5	6	7	8	9	AB	R	H	RBI	BB	SO	LOB	BOTTOM					
<b>Brian McRae, S</b> OBP: 0.342, SLG: 0.457 (1, 8)			G5-3																			
<b>Shawon Dunston, R</b> OBP: 0.356, SLG: 0.566 (1, 6)	K		F8																			
<b>Mark Grace, L</b> OBP: 0.385, SLG: 0.543 (1, 3)	K																					
<b>Sammy Sosa, R</b> OBP: 0.344, SLG: 0.480 (1, 9)	K																					
<b>Todd Zeile, R</b> OBP: 0.316, SLG: 0.418 (1, 5)			G5-3																			
<b>Ozzie Timmons, R</b> OBP: 0.309, SLG: 0.438 <b>Scott Bulett, L</b> OBP: 0.296, SLG: 0.398 (8, 7)																						
<b>José Hernández, R</b> OBP: 0.281, SLG: 0.440 (1, 4)			G4-6-3																			
<b>Mike Hubbard, R</b> OBP: 0.263, SLG: 0.176 <b>Chris Nabholz, L</b> <b>Randy Myers, L</b> (8, 1) (9, 1)			G4-3																			
<b>Jim Bullinger, R</b> OBP: 0.200, SLG: 0.083 <b>Joe Kmak, R</b> OBP: 0.429, SLG: 0.200 (7, PH) (8, 2)																						
<b>Inning Stats</b>	R: 0 E: 0 K: 3 S: 11	H: 0 LOB: 1 BB: 1 P: 20	R: 0 E: 0 K: 0 S: 8	H: 0 LOB: 0 BB: 1 P: 13	R: 0 E: 0 K: 0 S: 7	H: 0 LOB: 1 BB: 1 P: 16	R: 0 E: 0 K: 0 S: 9	H: 0 LOB: 0 BB: 0 P: 16	R: 4 E: 0 K: 1 S: 20	H: 4 LOB: 1 BB: 1 P: 32	R: 0 E: 0 K: 0 S: 4	H: 0 LOB: 0 BB: 0 P: 5	R: 0 E: 0 K: 0 S: 4	H: 0 LOB: 0 BB: 1 P: 10	R: 1 E: 0 K: 1 S: 8	H: 2 LOB: 1 BB: 0 P: 11	1B: 4 2B: 1 3B: 0 HR: 1	SF: 0 SAC: 0 DP: 2 HBP: 0	WP: 0 PB: 0 SB: 2 CS: 0	PA: 33		
<b>PITCHER</b>	IP	WLS	BF	H	R	ER	SO	BB	IBB	HBP	BLK	WP	HR	S	P	ERA	WHIP					
<b>Bill Pulsipher, L</b> ERA: 4.42	8.0	L	33	6	5	5	5	5	0	0	0	0	1	71	123	5.62	1.375					


**New York Mets @ Chicago Cubs**  
Wrigley Field, Chicago, IL  
Mon Jul 24 1995, 7:05 PM CDT  
Att: 25,860 - Unknown - 77 F

**AB 33**  
**R 3**  
**H 9**  
**RBI 3**  
**BB 3**  
**SO 4**  
**LOB 15**



**New York Mets @ Chicago Cubs**  
Wrigley Field, Chicago, IL  
Mon Jul 24 1995, 7:05 PM CDT  
Att: 25,860 - Unknown - 77 F

**AB 28**  
**R 5**  
**H 6**  
**RBI 5**  
**BB 5**  
**SO 5**  
**LOB 13**





Batter	1	2	3	4	5	6	7	8	9	AB	R	H	RBI	BB	SO	LOB	TOP								
Rondell White, R OBP: 0.341, SLG: 0.457	L8	P9		L8			P3			5	0	1	0	0	0	6	<b>Montreal Expos @ Chicago Cubs</b> Wrigley Field, Chicago, IL Tue Jul 25 1995, 3:33 AM CDT Att: 18,188 - Sunny - 81 F								
David Segui, S OBP: 0.380, SLG: 0.459	FC6-4 1B		L7		1B	K		G6-3		5	0	2	0	0	1	1									
Wil Cordero, R OBP: 0.361, SLG: 0.448	FC6-4 1B		F8		P4		K			4	0	1	0	1	1	1									
Moises Alou, R OBP: 0.352, SLG: 0.471	FC6-4 BB		F7		F8		HR	K		5	1	1	1	0	1	4									
Darrin Fletcher, L OBP: 0.381, SLG: 0.478				G4-3			BB 1B	F8		3	1	2	0	1	0	0									
Sean Berry, R OBP: 0.339, SLG: 0.455					1-3 1B		BB 1B			1	0	0	0	0	0	1									
Tim Speer, R OBP: 0.375, SLG: 0.500	1-2 BB									0	0	0	0	0	0	0									
Mike Lansing, R OBP: 0.295, SLG: 0.392	G4-3			G6-3 BB 1B	K		F7			5	1	2	1	0	1	6									
Tony Tarasco, L OBP: 0.352, SLG: 0.451								HR		3	2	3	1	2	0	0									
Shane Andrews, R OBP: 0.273, SLG: 0.385				G6-3				FC5-4 1B		4	0	0	0	1	2	4									
Pedro Martinez, R OBP: 0.138, SLG: 0.111								G5-4-3		1	0	0	0	0	1	1									
Curtis Pringle, L OBP: 0.281, SLG: 0.222										1	0	0	0	0	0	0									
Gl Hernandez, L OBP: 0.227, SLG: 0.227										1	0	1	2	0	0	0									
Jeff Tidball, L OBP: 0.293, SLG: 0.216										0	0	0	0	0	0	0									
Jeff Shaw, R OBP: 0.226, SLG: 0.214										1	0	0	0	0	0	1									
Dave Silvestri, R OBP: 0.226, SLG: 0.214										1	0	0	0	0	0	1									
<b>Inning Stats</b>	R: 0 E: 0 K: 0 S: 11	H: 2 LOB: 3 BB: 1 P: 19	R: 0 E: 0 K: 2 S: 11	H: 1 LOB: 1 BB: 0 P: 18	R: 0 E: 0 K: 0 S: 7	H: 0 LOB: 0 BB: 0 P: 11	R: 0 E: 0 K: 0 S: 12	H: 1 LOB: 3 BB: 1 P: 21	R: 0 E: 0 K: 1 S: 12	H: 2 LOB: 2 BB: 0 P: 16	R: 1 E: 0 K: 2 S: 14	H: 2 LOB: 1 BB: 0 P: 19	R: 3 E: 0 K: 1 S: 18	H: 3 LOB: 2 BB: 2 P: 33	R: 0 E: 0 K: 1 S: 9	H: 0 LOB: 1 BB: 1 P: 15	R: 1 E: 0 K: 0 S: 10	H: 2 LOB: 0 BB: 0 P: 16	1B: 9 2B: 1 3B: 0 HR: 3	SF: 0 SAC: 0 DP: 1 HBP: 1	WP: 0 PB: 0 SB: 0 CS: 0	PA: 45			
<b>PITCHER</b>	IP WLS BF H R ER SO BB IBB HBP BLK WP HR S P ERA WHIP	IP WLS BF H R ER SO BB IBB HBP BLK WP HR S P ERA WHIP	IP WLS BF H R ER SO BB IBB HBP BLK WP HR S P ERA WHIP	IP WLS BF H R ER SO BB IBB HBP BLK WP HR S P ERA WHIP	IP WLS BF H R ER SO BB IBB HBP BLK WP HR S P ERA WHIP	IP WLS BF H R ER SO BB IBB HBP BLK WP HR S P ERA WHIP	IP WLS BF H R ER SO BB IBB HBP BLK WP HR S P ERA WHIP	IP WLS BF H R ER SO BB IBB HBP BLK WP HR S P ERA WHIP	IP WLS BF H R ER SO BB IBB HBP BLK WP HR S P ERA WHIP	IP WLS BF H R ER SO BB IBB HBP BLK WP HR S P ERA WHIP	IP WLS BF H R ER SO BB IBB HBP BLK WP HR S P ERA WHIP	IP WLS BF H R ER SO BB IBB HBP BLK WP HR S P ERA WHIP	IP WLS BF H R ER SO BB IBB HBP BLK WP HR S P ERA WHIP	IP WLS BF H R ER SO BB IBB HBP BLK WP HR S P ERA WHIP	IP WLS BF H R ER SO BB IBB HBP BLK WP HR S P ERA WHIP	IP WLS BF H R ER SO BB IBB HBP BLK WP HR S P ERA WHIP	IP WLS BF H R ER SO BB IBB HBP BLK WP HR S P ERA WHIP								
Jaime Navarro, R ERA: 3.02	6.2 W 33	10 3 3 6	2 0 1 0	0 0 0 0	1 0 0 0	0 0 0 0	0 0 0 0	0 0 2 6	∞ ∞	∞ ∞	∞ ∞	∞ ∞	∞ ∞	∞ ∞	∞ ∞	∞ ∞	∞ ∞	∞ ∞	∞ ∞	∞ ∞	∞ ∞	∞ ∞	∞ ∞	∞ ∞	
Bryan Hickerson, L ERA: 7.45	0.0	1 0 0 0	0 0 0 0	0 0 0 0	0 0 0 0	0 0 0 0	0 0 0 0	0 0 2 6	∞ ∞	∞ ∞	∞ ∞	∞ ∞	∞ ∞	∞ ∞	∞ ∞	∞ ∞	∞ ∞	∞ ∞	∞ ∞	∞ ∞	∞ ∞	∞ ∞	∞ ∞	∞ ∞	
Mike Perez, R ERA: 3.77	1.0	6 1 1 1	1 1 1 1	1 1 1 1	1 1 1 1	1 1 1 1	1 1 1 1	14 28	9.00	3.000															
Chris Nabholz, L ERA: 3.92	0.1	3 2 1 1	0 0 0 0	0 0 0 0	0 0 0 0	0 0 0 0	0 0 0 0	8 11	27.00	6.000															
Anthony Young, R ERA: 7.2	1.0	S 2	0 0 0 0	0 0 0 0	0 0 0 0	0 0 0 0	0 0 0 0	4 7	0.00	0.000															
<b>Batter</b>	<b>1</b>	<b>2</b>	<b>3</b>	<b>4</b>	<b>5</b>	<b>6</b>	<b>7</b>	<b>8</b>	<b>9</b>	<b>AB</b>	<b>R</b>	<b>H</b>	<b>RBI</b>	<b>BB</b>	<b>SO</b>	<b>LOB</b>	<b>BOTTOM</b>								
Brian McRae, S OBP: 0.341, SLG: 0.453	G3	K			L9		PO BB			3	0	0	0	1	1	1	<b>Montreal Expos @ Chicago Cubs</b> Wrigley Field, Chicago, IL Tue Jul 25 1995, 3:33 AM CDT Att: 18,188 - Sunny - 81 F								
Shawon Dunston, R OBP: 0.351, SLG: 0.557	K		G6-3		P3		PO	G5-3		4	0	0	0	0	1	0									
Mark Grace, L OBP: 0.384, SLG: 0.549	K		P4		HR			G1-3		4	1	1	1	0	1	0									
Sammy Sosa, R OBP: 0.343, SLG: 0.476		BB 2B BB	K		K			K		3	1	0	0	1	3	0									
Todd Zeile, R OBP: 0.316, SLG: 0.417		F9			HR 1B			F8		3	1	1	0	0	0	1									
Luis Gonzalez, L OBP: 0.321, SLG: 0.420		F8			F7			G3-1		3	0	0	0	0	0	2									
Howard Johnson, S OBP: 0.263, SLG: 0.295										0	0	0	0	0	0	0									
José Hernández, R OBP: 0.291, SLG: 0.488								G5-3		2	2	1	2	1	0	0									
Joe Kmak, R OBP: 0.400, SLG: 0.143										2	1	0	0	1	0	0									
Jaime Navarro, R OBP: 0.142, SLG: 0.222										2	0	1	3	0	1	0									
Bryan Hickerson, L OBP: 0.267, SLG: 0.500										0	0	0	0	0	0	0									
Mike Perez, R OBP: 0.267, SLG: 0.500										0	0	0	0	0	0	0									
Scott Bleil, L OBP: 0.267, SLG: 0.394										1	0	0	0	0	0	0									
Chris Nabholz, L OBP: 0.267, SLG: 0.394										0	0	0	0	0	0	0									
Anthony Young, R ERA: 4.84										0	0	0	0	0	0	0									
<b>Inning Stats</b>	R: 0 E: 0 K: 2 S: 10	H: 0 LOB: 0 BB: 0 P: 15	R: 3 E: 0 K: 1 S: 14	H: 1 LOB: 1 BB: 3 P: 28	R: 0 E: 0 K: 1 S: 8	H: 0 LOB: 0 BB: 0 P: 13	R: 2 E: 0 K: 1 S: 15	H: 2 LOB: 0 BB: 0 P: 24	R: 1 E: 0 K: 1 S: 9	H: 1 LOB: 0 BB: 0 P: 13	R: 0 E: 0 K: 0 S: 8	H: 0 LOB: 0 BB: 0 P: 13	R: 0 E: 0 K: 0 S: 12	H: 0 LOB: 0 BB: 1 P: 21	R: 0 E: 0 K: 1 S: 8	H: 0 LOB: 0 BB: 0 P: 13	1B: 1 2B: 1 3B: 0 HR: 2	SF: 0 SAC: 0 DP: 0 HBP: 0	WP: 0 PB: 0 SB: 0 CS: 0	PA: 32					
<b>PITCHER</b>	IP WLS BF H R ER SO BB IBB HBP BLK WP HR S P ERA WHIP	IP WLS BF H R ER SO BB IBB HBP BLK WP HR S P ERA WHIP	IP WLS BF H R ER SO BB IBB HBP BLK WP HR S P ERA WHIP	IP WLS BF H R ER SO BB IBB HBP BLK WP HR S P ERA WHIP	IP WLS BF H R ER SO BB IBB HBP BLK WP HR S P ERA WHIP	IP WLS BF H R ER SO BB IBB HBP BLK WP HR S P ERA WHIP	IP WLS BF H R ER SO BB IBB HBP BLK WP HR S P ERA WHIP	IP WLS BF H R ER SO BB IBB HBP BLK WP HR S P ERA WHIP	IP WLS BF H R ER SO BB IBB HBP BLK WP HR S P ERA WHIP	IP WLS BF H R ER SO BB IBB HBP BLK WP HR S P ERA WHIP	IP WLS BF H R ER SO BB IBB HBP BLK WP HR S P ERA WHIP	IP WLS BF H R ER SO BB IBB HBP BLK WP HR S P ERA WHIP	IP WLS BF H R ER SO BB IBB HBP BLK WP HR S P ERA WHIP	IP WLS BF H R ER SO BB IBB HBP BLK WP HR S P ERA WHIP	IP WLS BF H R ER SO BB IBB HBP BLK WP HR S P ERA WHIP	IP WLS BF H R ER SO BB IBB HBP BLK WP HR S P ERA WHIP									
Pedro Martinez, R ERA: 3.18	5.0 L 22	4 6 6 6	3 0 0 0	0 0 0 0	0 0 0 0	0 0 0 0	0 0 0 0	8 13	0.00	0.000															
Gl Heredia, R ERA: 5.1	1.0	3 0 0 0	0 0 0 0	0 0 0 0	0 0 0 0	0 0 0 0	0 0 0 0	20 34	0.00	0.500															
Jeff Shaw, R ERA: 4.84	2.0	6 0 0 0	0 0 0 1	1 0 0 0	0 0 0 0	0 0 0 0	0 0 0 0	20 34	0.00	0.500															









Batter	1	2	3	4	5	6	7	8	9	AB	R	H	RBI	BB	SO	LOB	TOP			
Mickey Morandini, L (1,4) OBP: 0.342, SLG: 0.431	F7		G4-3		G4-6-3		P6		1B	4	0	1	0	1	0	2	Philadelphia Phillies @ Chicago Cubs Wrigley Field, Chicago, IL Fri Jul 28 1995, 3:33 AM CDT Att: 31,629 - Sunny - 85 F			
Gregg Jefferies, S (1,3) OBP: 0.339, SLG: 0.422	E6		1B		1B		F7		FC6-4	5	0	2	0	0	1	3				
Andy Van Slyke, L (1,8) OBP: 0.306, SLG: 0.362			1B																	
Mike Williams, R (7,1) OBP: 0.200, SLG: 0.200																				
Mark Whiten, S (9,PH) OBP: 0.246, SLG: 0.235									FC6-4	3	0	2	0	1	0	1				
Darren Daulton, L (1,2) OBP: 0.350, SLG: 0.384	G4-3		1B							0	0	0	0	0	0	0				
Tony Longmire, L (1,7) OBP: 0.311, SLG: 0.548										1	0	0	0	0	1	4				
Charlie Hayes, R (1,5) OBP: 0.345, SLG: 0.386										4	0	1	0	0	0	1				
Jim Eisenreich, L (1,9) OBP: 0.372, SLG: 0.449										4	0	0	0	0	0	1				
Kevin Stocker, S (1,6) OBP: 0.299, SLG: 0.245										4	0	3	0	0	0	0				
Bobby Munoz, R (1,1)										2	0	0	0	0	0	2				
Tom Marsh, R (7,PH) OBP: 0.308, SLG: 0.513										2	0	1	0	0	0	0				
<b>Inning Stats</b>	R: 0 E: 1 K: 1 S: 11	H: 1 LOB: 2 BB: 0 P: 17	R: 0 E: 0 K: 0 S: 8	H: 1 LOB: 1 BB: 0 P: 11	R: 0 E: 0 K: 0 S: 12	H: 2 LOB: 2 BB: 0 P: 23	R: 0 E: 0 K: 0 S: 6	H: 1 LOB: 1 BB: 0 P: 7	R: 0 E: 0 K: 0 S: 5	H: 1 LOB: 3 BB: 0 P: 9	R: 0 E: 0 K: 0 S: 14	H: 2 LOB: 3 BB: 1 P: 26	R: 0 E: 0 K: 0 S: 5	H: 1 LOB: 0 BB: 0 P: 9	R: 0 E: 0 K: 0 S: 13	H: 1 LOB: 2 BB: 1 P: 21	1B: 10 2B: 1 3B: 0 HR: 0	SF: 0 SAC: 0 DP: 2 HBP: 0	WP: 0 PB: 0 SB: 0 CS: 0	PA: 39
<b>PITCHER</b>	IP WLS BF H R ER SO BB IBB HBP BLK WP HR S P ERA WHIP	IP WLS BF H R ER SO BB IBB HBP BLK WP HR S P ERA WHIP	IP WLS BF H R ER SO BB IBB HBP BLK WP HR S P ERA WHIP	IP WLS BF H R ER SO BB IBB HBP BLK WP HR S P ERA WHIP	IP WLS BF H R ER SO BB IBB HBP BLK WP HR S P ERA WHIP	IP WLS BF H R ER SO BB IBB HBP BLK WP HR S P ERA WHIP	IP WLS BF H R ER SO BB IBB HBP BLK WP HR S P ERA WHIP	IP WLS BF H R ER SO BB IBB HBP BLK WP HR S P ERA WHIP	IP WLS BF H R ER SO BB IBB HBP BLK WP HR S P ERA WHIP	IP WLS BF H R ER SO BB IBB HBP BLK WP HR S P ERA WHIP	IP WLS BF H R ER SO BB IBB HBP BLK WP HR S P ERA WHIP	IP WLS BF H R ER SO BB IBB HBP BLK WP HR S P ERA WHIP	IP WLS BF H R ER SO BB IBB HBP BLK WP HR S P ERA WHIP	IP WLS BF H R ER SO BB IBB HBP BLK WP HR S P ERA WHIP	IP WLS BF H R ER SO BB IBB HBP BLK WP HR S P ERA WHIP	IP WLS BF H R ER SO BB IBB HBP BLK WP HR S P ERA WHIP	IP WLS BF H R ER SO BB IBB HBP BLK WP HR S P ERA WHIP			
Frank Castillo, R (1,1) ERA: 2.59	6.2	W	30	9	0	0	2	1	0	0	0	0	0	0	0	0	0.00	1.500		
Bryan Hickerson, L (7,1) ERA: 6.82	2.0		8	2	0	0	0	1	0	0	0	0	0	0	0	0	0.00	1.500		
Randy Myers, L (9,1) ERA: 3.41	0.1	S	1	0	0	0	0	0	0	0	0	0	0	0	0	0	0.00	0.000		

Batter	1	2	3	4	5	6	7	8	9	AB	R	H	RBI	BB	SO	LOB	BOTTOM			
Brian McRae, S (1,8) OBP: 0.340, SLG: 0.451	1B	G3			G4-3		CS	G6-3		3	1	0	0	1	0	0	Philadelphia Phillies @ Chicago Cubs Wrigley Field, Chicago, IL Fri Jul 28 1995, 3:33 AM CDT Att: 31,629 - Sunny - 85 F			
Todd Haney, R (1,4) OBP: 0.500, SLG: 1.333	1B		F8		HR			G3		3	2	1	1	1	0	0				
Mark Grace, L (1,3) OBP: 0.383, SLG: 0.543	1B				G6-3			K		4	1	2	0	0	1	0				
Sammy Sosa, R (1,9) OBP: 0.349, SLG: 0.475	1B				G5-4-3			1B		1	0	1	1	2	0	0				
Todd Zeile, R (1,5) OBP: 0.312, SLG: 0.410	1B				G5-4-3			L7		3	0	1	2	0	0	3				
Luis Gonzalez, L (1,7) OBP: 0.317, SLG: 0.413										3	0	0	0	0	0	2				
Bryan Hickerson, L (7,1) OBP: 0.667, SLG: 0.500										0	0	0	0	0	0	0				
Randy Myers, L (9,1)										0	0	0	0	0	0	0				
José Hernández, R (1,6) OBP: 0.290, SLG: 0.453										3	0	0	0	0	0	1				
Joe Kmak, R (1,2) OBP: 0.412, SLG: 0.357										3	0	0	0	0	0	0				
Frank Castillo, R (1,1) OBP: 0.135, SLG: 0.086										2	0	0	0	0	0	0				
Scott Bulett, L (7,7) OBP: 0.297, SLG: 0.396										1	0	1	0	0	0	0				
<b>Inning Stats</b>	R: 3 E: 0 K: 0 S: 13	H: 2 LOB: 1 BB: 3 P: 29	R: 0 E: 0 K: 0 S: 12	H: 0 LOB: 0 BB: 0 P: 18	R: 0 E: 0 K: 0 S: 9	H: 1 LOB: 1 BB: 1 P: 15	R: 0 E: 0 K: 0 S: 3	H: 0 LOB: 0 BB: 0 P: 4	R: 1 E: 0 K: 0 S: 9	H: 1 LOB: 0 BB: 0 P: 14	R: 0 E: 0 K: 0 S: 7	H: 1 LOB: 0 BB: 0 P: 14	R: 0 E: 0 K: 0 S: 11	H: 1 LOB: 0 BB: 0 P: 18	R: 0 E: 0 K: 1 S: 6	H: 0 LOB: 0 BB: 0 P: 7	1B: 5 2B: 0 3B: 0 HR: 1	SF: 0 SAC: 0 DP: 1 HBP: 0	WP: 0 PB: 0 SB: 3 CS: 1	PA: 31
<b>PITCHER</b>	IP WLS BF H R ER SO BB IBB HBP BLK WP HR S P ERA WHIP	IP WLS BF H R ER SO BB IBB HBP BLK WP HR S P ERA WHIP	IP WLS BF H R ER SO BB IBB HBP BLK WP HR S P ERA WHIP	IP WLS BF H R ER SO BB IBB HBP BLK WP HR S P ERA WHIP	IP WLS BF H R ER SO BB IBB HBP BLK WP HR S P ERA WHIP	IP WLS BF H R ER SO BB IBB HBP BLK WP HR S P ERA WHIP	IP WLS BF H R ER SO BB IBB HBP BLK WP HR S P ERA WHIP	IP WLS BF H R ER SO BB IBB HBP BLK WP HR S P ERA WHIP	IP WLS BF H R ER SO BB IBB HBP BLK WP HR S P ERA WHIP	IP WLS BF H R ER SO BB IBB HBP BLK WP HR S P ERA WHIP	IP WLS BF H R ER SO BB IBB HBP BLK WP HR S P ERA WHIP	IP WLS BF H R ER SO BB IBB HBP BLK WP HR S P ERA WHIP	IP WLS BF H R ER SO BB IBB HBP BLK WP HR S P ERA WHIP	IP WLS BF H R ER SO BB IBB HBP BLK WP HR S P ERA WHIP	IP WLS BF H R ER SO BB IBB HBP BLK WP HR S P ERA WHIP	IP WLS BF H R ER SO BB IBB HBP BLK WP HR S P ERA WHIP	IP WLS BF H R ER SO BB IBB HBP BLK WP HR S P ERA WHIP			
Bobby Munoz, R (1,1) ERA: 5.25	6.0	L	24	5	4	4	0	0	0	0	0	0	0	0	0	0	6.00	1.500		
Mike Williams, R (7,1) ERA: 4.1	2.0		6	1	0	0	1	0	0	0	0	0	0	0	0	0	0.00	0.500		

AB 37  
R 0  
H 11  
RBI 0  
BB 2  
SO 2  
LOB 23




AB 26  
R 4  
H 6  
RBI 4  
BB 4  
SO 1  
LOB 6





Batter	1	2	3	4	5	6	7	8	9	AB	R	H	RBI	BB	SO	LOB	TOP					
Mickey Morandini, L (1,4) OBP: 0.345, SLG: 0.429										4	0	1	0	2	1	5	<b>Philadelphia Phillies @ Chicago Cubs</b> Wrigley Field, Chicago, IL Sat Jul 29 1995, 3:33 AM CDT Att: 38,768 - Sunny - 85 F					
Gregg Jefferies, S (1,3) OBP: 0.342, SLG: 0.420										4	0	1	0	2	0	5						
Andy Van Slyke, L (1,8) OBP: 0.309, SLG: 0.364										5	1	1	0	1	0	7						
Darren Daulton, L (1,2) OBP: 0.351, SLG: 0.388										5	2	2	1	0	1	4						
Tony Longmire, L (1,7) OBP: 0.321, SLG: 0.545										4	2	2	0	1	0	1						
Charlie Hayes, R (1,5)										5	1	3	1	0	0	0						
Tom Marsh, R (1,9) OBP: 0.341, SLG: 0.512										2	1	1	2	2	0	1						
Kevin Stocker, S (1,6) OBP: 0.301, SLG: 0.249										4	0	2	0	0	0	2						
Mariano Duncan, R (9, PH) OBP: 0.297, SLG: 0.418										1	0	1	2	0	0	0						
Kevin Elster, R (9, 6) OBP: 0.212, SLG: 0.167										0	0	0	0	0	0	0						
Tyler Green, R (1, 1) OBP: 0.176, SLG: 0.308										1	0	1	0	0	0	0						
Toby Gottlieb, R (6, 1) OBP: 0.225, SLG: 0.449										0	0	0	0	0	0	0						
Jim Eisenreich, L (7, PH) OBP: 0.225, SLG: 0.449										0	0	0	0	0	0	0						
Ricky Bottalico, L (7, 1) OBP: 0.225, SLG: 0.449										0	0	0	0	0	0	0						
Dave Gallagher, R (9, PH) OBP: 0.225, SLG: 0.449										1	0	1	1	0	0	0						
Heathcliff Stocumb, R (9, 1) OBP: 0.225, SLG: 0.449										0	0	0	0	0	0	0						
Inning Stats	R: 1 E: 0 K: 0 S: 5	H: 3 LOB: 1 BB: 0 P: 5	R: 0 E: 0 K: 0 S: 5	H: 2 LOB: 3 BB: 1 P: 9	R: 1 E: 0 K: 0 S: 4	H: 2 LOB: 1 BB: 1 P: 8	R: 0 E: 0 K: 1 S: 6	H: 1 LOB: 3 BB: 2 P: 14	R: 0 E: 0 K: 0 S: 3	H: 0 LOB: 1 BB: 1 P: 7	R: 0 E: 0 K: 0 S: 4	H: 1 LOB: 1 BB: 0 P: 4	R: 2 E: 0 K: 0 S: 5	H: 2 LOB: 2 BB: 2 P: 13	R: 0 E: 0 K: 0 S: 3	H: 1 LOB: 0 BB: 0 P: 3	R: 3 E: 0 K: 1 S: 8	H: 4 LOB: 2 BB: 2 P: 16	1B: 13 2B: 4 3B: 0 HR: 0	SF: 1 SAC: 2 DP: 3 HBP: 0	WP: 1 PB: 0 CS: 2	PA: 48
PITCHER	IP	WLS	BF	H	R	ER	SO	BB	IBB	HBP	BLK	WP	HR	S	P	ERA	WHIP					
Steve Trachsel, R (1, 1) ERA: 4.61	6.0		30	9	2	2	1	4	1	0	0	0	0	27	47	3.00	2.167					
Chris Nabholz, L (7, 1) ERA: 4.79	0.0		2	1	2	2	0	1	0	0	0	0	0	1	5	∞	∞					
Mike Perez, R (7, 1) ERA: 3.63	1.2		7	2	0	0	0	1	0	0	0	0	0	6	10	0.00	1.800					
Randy Myers, L (8, 1) ERA: 4.15	0.1		5	3	3	3	0	1	0	0	0	0	0	4	8	81.00	12.000					
Anthony Young, R (9, 1) ERA: 5.84	1.0	W	4	1	0	0	1	0	1	0	0	1	0	5	9	0.00	1.000					
Batter	1	2	3	4	5	6	7	8	9	AB	R	H	RBI	BB	SO	LOB	BOTTOM					
Brian McRae, S (1,8) OBP: 0.344, SLG: 0.451										4	2	2	1	0	0	0	<b>Philadelphia Phillies @ Chicago Cubs</b> Wrigley Field, Chicago, IL Sat Jul 29 1995, 3:33 AM CDT Att: 38,768 - Sunny - 85 F					
Shawon Dunston, R (1,6) OBP: 0.355, SLG: 0.566										5	1	2	3	0	0	2						
Mark Grace, L (1,3) OBP: 0.378, SLG: 0.538										3	0	0	1	0	0	0						
Sammy Sosa, R (1,9) OBP: 0.348, SLG: 0.471										3	1	0	0	1	1	1						
Todd Zeile, R (1,5) OBP: 0.314, SLG: 0.422										4	1	2	2	0	0	1						
Luis Gonzalez, L (1,7) OBP: 0.313, SLG: 0.408										4	0	0	0	0	0	1						
Todd Haney, R (1,4) OBP: 0.500, SLG: 1.000										4	1	2	0	0	1	0						
Joe Kmak, R (1,2) OBP: 0.381, SLG: 0.500										4	1	1	1	0	1	2						
Steve Trachsel, R (1, 1) ERA: 4.61										2	0	1	0	0	0	0						
Howard Johnson, S (6, PH) ERA: 4.01										1	0	0	0	0	0	0						
Chris Nabholz, L (7, 1) ERA: 3.89										0	0	0	0	0	0	0						
Mike Perez, R (7, 1) ERA: 3.63										0	0	0	0	0	0	0						
Randy Myers, L (8, 1) ERA: 4.15										0	0	0	0	0	0	0						
Anthony Young, R (9, 1) ERA: 5.84										0	0	0	0	0	0	0						
Scott Bultlett, L (9, 7) OBP: 0.266, SLG: 0.393										1	1	0	0	0	0	0						
Inning Stats	R: 1 E: 0 K: 0 S: 5	H: 2 LOB: 1 BB: 0 P: 5	R: 1 E: 0 K: 0 S: 6	H: 3 LOB: 2 BB: 0 P: 6	R: 0 E: 0 K: 0 S: 4	H: 1 LOB: 1 BB: 0 P: 4	R: 0 E: 0 K: 0 S: 3	H: 1 LOB: 0 BB: 0 P: 3	R: 0 E: 0 K: 0 S: 3	H: 0 LOB: 0 BB: 0 P: 3	R: 3 E: 0 K: 1 S: 7	H: 2 LOB: 1 BB: 1 P: 11	R: 0 E: 0 K: 0 S: 3	H: 0 LOB: 0 BB: 0 P: 3	R: 0 E: 0 K: 1 S: 5	H: 0 LOB: 0 BB: 0 P: 5	R: 3 E: 1 K: 2 S: 8	H: 1 LOB: 0 BB: 0 P: 9	1B: 6 2B: 1 3B: 0 HR: 3	SF: 1 SAC: 0 DP: 1 HBP: 1	WP: 0 PB: 0 SB: 0 CS: 0	PA: 38
PITCHER	IP	WLS	BF	H	R	ER	SO	BB	IBB	HBP	BLK	WP	HR	S	P	ERA	WHIP					
Tyler Green, R (1, 1) ERA: 4.01	5.2		26	5	5	5	0	1	0	0	0	0	0	3	3	0.00	0.000					
Toby Botland, R (6, 1) ERA: 3.89	0.1		1	0	0	0	1	0	0	0	0	0	0	3	3	0.00	0.000					
Ricky Bottalico, R (7, 1) ERA: 2.25	2.0		6	0	0	0	1	0	0	0	0	0	0	8	8	0.00	0.000					
Heathcliff Stocumb, R (9, 1) ERA: 2.03	0.2	L	5	1	3	0	2	0	0	1	0	0	1	8	9	0.00	1.500					





Batter	1	2	3	4	5	6	7	8	9	AB	R	H	RBI	BB	SO	LOB	TOP					
Mickey Morandini, L (1.4) OBP: 0.340, SLG: 0.423	1-1 G4-3		3-3 K		1-1 F8			0-0 G1-3		4	0	0	0	0	1	2	Philadelphia Phillies @ Chicago Cubs Wrigley Field, Chicago, IL Sun Jul 30 1995, 3:33 AM CDT Att: 32,797 - Sunny - 95 F					
Gregg Jefferies, S (1.3) OBP: 0.338, SLG: 0.414	1-1 F8			1-0 F8	2-2 F7			3-1 F7		4	0	0	0	0	0	2						
Tom Marsh, R (1.8) OBP: 0.333, SLG: 0.489	1-1 G6-3			1-2 1B		0-2 P4		2-3 K		4	0	1	0	0	1	0						
Tony Longmire, L (1.7) OBP: 0.314, SLG: 0.533		1-0 G6-3		0-0 1B	1-2 1B	3-3 K			1-1 F9	4	0	1	0	0	1	0						
Jim Eisenreich, L (1.9) OBP: 0.373, SLG: 0.443		4-1 G5-3 BB		2-0 F7		0-1 G4-3			0-0 F9	3	0	0	0	1	0	2						
Charlie Hayes, R (1.5) OBP: 0.346, SLG: 0.388		2-0 G5-3		2-3 K			3-3 K		1-1 F8	4	0	0	0	0	2	3						
Lenny Webster, R (1.2) OBP: 0.292, SLG: 0.271		3-3 K			4-1 1B BB		2-2 G3			2	0	0	0	1	1	1						
Kevin Stocker, S (1.6) OBP: 0.305, SLG: 0.251			1-1 G4-3		0-0 1B		4-0			2	0	1	0	1	0	0						
Jim Deshaies, L (1.1) Paul Quantrell, L (2.1) Mark Whiten, S (5. Ph) Mike Williams, R (5.1) Andy Van Slyke, L (7. Ph) Mike Mims, L (7.1)			1-3 K		2-3 K		1-0 F8			0	0	0	0	0	0	0						
Inning Stats	R: 0 E: 0 K: 0 S: 6	H: 0 LOB: 0 BB: 0 P: 9	R: 0 E: 0 K: 1 S: 6	H: 0 LOB: 1 BB: 1 P: 16	R: 0 E: 0 K: 2 S: 10	H: 0 LOB: 0 BB: 0 P: 15	R: 0 E: 0 K: 1 S: 9	H: 2 LOB: 2 BB: 0 P: 15	R: 0 E: 0 K: 1 S: 12	H: 1 LOB: 2 BB: 1 P: 21	R: 0 E: 0 K: 1 S: 9	H: 0 LOB: 0 BB: 0 P: 12	R: 0 E: 0 K: 1 S: 7	H: 0 LOB: 1 BB: 1 P: 17	R: 0 E: 0 K: 1 S: 6	H: 0 LOB: 0 BB: 0 P: 11		R: 0 E: 0 K: 0 S: 5	H: 0 LOB: 0 BB: 0 P: 7	1B: 3 2B: 0 3B: 0 HR: 0	SF: 0 SAC: 0 DP: 0 HBP: 0	WP: 0 PB: 0 SB: 0 CS: 0
PITCHER Jim Bullinger, R (1.1) ERA: 2.94	IP: 9.0 WLS: W BF: 33 H: 3 R: 0 ER: 0 SO: 8 BB: 3 IBB: 0 HBP: 0 BLK: 0 WP: 0 HR: 0 S: 70 P: 123 ERA: 0.00 WHIP: 0.667															PITCHER	IP: 9.0 WLS: W BF: 33 H: 3 R: 0 ER: 0 SO: 8 BB: 3 IBB: 0 HBP: 0 BLK: 0 WP: 0 HR: 0 S: 70 P: 123 ERA: 0.00 WHIP: 0.667					

Batter	1	2	3	4	5	6	7	8	9	AB	R	H	RBI	BB	SO	LOB	BOTTOM			
Brian McRae, S (1.8) OBP: 0.347, SLG: 0.456	2-2 1B 2B	1-1 FC5-4 1B		2-1 G1-3		1-2 P5		0-1 2B		5	1	3	1	0	0	1	Philadelphia Phillies @ Chicago Cubs Wrigley Field, Chicago, IL Sun Jul 30 1995, 3:33 AM CDT Att: 32,797 - Sunny - 95 F			
Shawon Dunston, R (1.6) OBP: 0.354, SLG: 0.555	3-2 G2	FC5-4 2B		0-0 2B		1-0 G4-3		2-1 G3		4	1	1	0	0	0	3				
Todd Haney, R (8.4) OBP: 0.444, SLG: 0.875		1-2 2-3 2B								1	0	0	0	0	0	2				
Mark Grace, L (1.3) OBP: 0.380, SLG: 0.541	2-2 HR 1B	0-1 1H 3H 2B		2-0 G5-3		0-0 F7				4	1	2	3	0	0	1				
Sammy Sosa, R (1.9) OBP: 0.347, SLG: 0.477	3-3 K	3-2 P3			1-1 F8		0-0 HR			4	1	1	1	0	1	2				
Todd Zeile, R (1.5) OBP: 0.320, SLG: 0.434	3-2 HR		1-2 FC5-4 1B		4-2 G5-4-3 BB		1-0 G6-3			3	1	2	2	1	0	0				
Ozzie Timmons, R (1.7) OBP: 0.299, SLG: 0.422	3-3 K		2-2 FC5-4		0-0 G5-4-3			1-1 F7		4	0	0	0	0	1	2				
Scott Burrell, L (9.7) OBP: 0.294, SLG: 0.393			1-2 FC5-4		1-2					0	0	0	0	0	0	0				
José Hernández, R (1.4) OBP: 0.289, SLG: 0.471		2-1 HR	0-1 F9		1-0 F8			0-0 P3		4	1	1	1	0	0	1				
Joe Kmak, R (1.2) OBP: 0.400, SLG: 0.450		2-1 P4	3-2 P3		4-2 SH1-4 BB			4-2 2B 1B BB		2	1	0	0	2	0	1				
Jim Bullinger, R (1.1) OBP: 0.242, SLG: 0.154		4-2 FC5-4 1B 2B BB		1-3 K		0-0 SH1-4		3-2 1B 2B		2	1	1	0	1	1	0				
Inning Stats	R: 3 E: 0 K: 2 S: 19	H: 3 LOB: 0 BB: 0 P: 35	R: 3 E: 0 K: 0 S: 16	H: 3 LOB: 1 BB: 1 P: 29	R: 0 E: 0 K: 0 S: 13	H: 1 LOB: 1 BB: 0 P: 19	R: 0 E: 0 K: 1 S: 7	H: 1 LOB: 0 BB: 0 P: 12	R: 0 E: 0 K: 0 S: 5	H: 0 LOB: 0 BB: 1 P: 10	R: 0 E: 0 K: 0 S: 7	H: 0 LOB: 1 BB: 1 P: 13	R: 1 E: 0 K: 0 S: 4	H: 1 LOB: 0 BB: 0 P: 6	R: 1 E: 0 K: 0 S: 13	H: 2 LOB: 2 BB: 1 P: 23	1B: 4 2B: 4 3B: 0 HR: 3	SF: 0 SAC: 1 DP: 1 HBP: 0	WP: 0 PB: 1 SB: 1 CS: 0	PA: 38
PITCHER Jim Deshaies, L (1.1) ERA: 20.25 Paul Quantrell, R (2.1) ERA: 4.32 Mike Williams, R (5.1) ERA: 3.89 Mike Mims, L (7.1) ERA: 4.32	IP: 1.1 WLS: L BF: 10 H: 3 R: 0 ER: 0 SO: 1 BB: 0 IBB: 0 HBP: 0 BLK: 0 WP: 0 HR: 0 S: 28 P: 43 ERA: 0.00 WHIP: 1.125															PITCHER	IP: 1.1 WLS: L BF: 10 H: 3 R: 0 ER: 0 SO: 1 BB: 0 IBB: 0 HBP: 0 BLK: 0 WP: 0 HR: 0 S: 28 P: 43 ERA: 0.00 WHIP: 1.125			





Batter	1	2	3	4	5	6	7	8	9	AB	R	H	RBI	BB	SO	LOB	TOP								
Brian McRae, S OBP: 0.348, SLG: 0.456	E6		CS 1B		G3-1	2H 1B			K	5	0	2	0	0	1	0	<b>Chicago Cubs @ Pittsburgh Pirates</b> Three Rivers Stadium, Pittsburgh, PA Tue Aug 01 1995, 7:05 PM EDT Att: 19,562 - Unknown - 93 F  livebaseballscores.com  <b>AB 36</b> <b>R 7</b> <b>H 11</b> <b>RBI 7</b> <b>BB 2</b> <b>SO 10</b> <b>LOB 10</b> 								
Shawn Dunston, R OBP: 0.351, SLG: 0.563	L8		K			G6-3	G5-3		2B	5	0	1	0	0	1	2									
Mark Grace, L OBP: 0.377, SLG: 0.536	K				P6	WP 3B 1B	G4-3		G3	5	1	1	0	0	1	2									
Sammy Sosa, R OBP: 0.346, SLG: 0.473	K				4-2 1B SF8 BB		F8	L9		3	1	0	0	1	1	2									
Todd Zeile, R OBP: 0.325, SLG: 0.440		2-0			1-2		4-1 3B BB		G5-3	3	1	2	0	1	0	0									
Luis Gonzalez, L OBP: 0.313, SLG: 0.414	F7				0-0		0-0 2B		G3	3	1	1	3	0	0	1									
José Hernández, R OBP: 0.295, SLG: 0.504	K				3-H 2-3		1-0 WP 2B			4	2	2	2	0	2	2									
Joe Kmak, R OBP: 0.379, SLG: 0.458	K						3-H 3-2		K	4	1	1	1	0	2	1									
Jaime Navarro, R OBP: 0.175, SLG: 0.231							0-0		G6-3																
Chris Nabholz, L ERA: 4.08							1-3		K																
Mike Perez, R ERA: 4.6							0-0																		
Scott Bulett, L OBP: 0.292, SLG: 0.389							2-H		1B 1B																
Randy Myers, L ERA: 5.28									L6																
<b>Inning Stats</b>	R: 0 E: 1 K: 2 S: 10	H: 0 LOB: 1 BB: 0 P: 11	R: 0 E: 0 K: 2 S: 10	H: 1 LOB: 1 BB: 0 P: 14	R: 0 E: 0 K: 2 S: 11	H: 1 LOB: 0 BB: 0 P: 14	R: 1 E: 0 K: 1 S: 11	H: 1 LOB: 1 BB: 1 P: 19	R: 0 E: 0 K: 1 S: 8	H: 0 LOB: 0 BB: 0 P: 12	R: 5 E: 0 K: 0 S: 14	H: 6 LOB: 2 BB: 1 P: 22	R: 0 E: 0 K: 0 S: 5	H: 0 LOB: 0 BB: 0 P: 9	R: 1 E: 0 K: 1 S: 12	H: 1 LOB: 0 BB: 0 P: 16	R: 0 E: 0 K: 1 S: 10	H: 1 LOB: 1 BB: 0 P: 13	1B: 5 2B: 4 3B: 1 HR: 1	SF: 1 SAC: 0 DP: 0 HBP: 0	WP: 2 PB: 0 SB: 0 CS: 1	PA: 39			
<b>PITCHER</b>	IP	WLS	BF	H	R	ER	SO	BB	IBB	HBP	BLK	WP	HR	S	P	ERA	WHIP								
John Ericks, R ERA: 4.25	(1, 1)	5.2	L	27	8	6	6	8	2	0	0	0	2	0	62	9.53	1.765								
Jeff McCurry, R ERA: 4.08	(6, 1)	1.1		4	1	0	0	0	0	0	0	0	0	7	11	0.00	0.750								
Mike Dyer, R ERA: 4.6	(8, 1)	1.0		4	1	1	1	1	0	0	0	0	1	12	16	9.00	1.000								
Jim Gott, R ERA: 5.28	(9, 1)	1.0		4	1	0	0	1	0	0	0	0	0	10	13	0.00	1.000								

Batter	1	2	3	4	5	6	7	8	9	AB	R	H	RBI	BB	SO	LOB	BOTTOM								
Al Martin, L OBP: 0.330, SLG: 0.405	K		2B 3B		P6		P6		K	5	1	1	0	0	2	1	<b>Chicago Cubs @ Pittsburgh Pirates</b> Three Rivers Stadium, Pittsburgh, PA Tue Aug 01 1995, 7:05 PM EDT Att: 19,562 - Unknown - 93 F  livebaseballscores.com  <b>AB 36</b> <b>R 5</b> <b>H 8</b> <b>RBI 5</b> <b>BB 4</b> <b>SO 5</b> <b>LOB 15</b> 								
Jay Bell, R OBP: 0.320, SLG: 0.349	F8		P9		4-2 BB BB		3-2 HR 1B		G5-3	4	1	1	0	1	0	1									
Orlando Merced, S OBP: 0.348, SLG: 0.482	1B		F8 2B		4-0 1-2 BB		2-0 1-H 2-H HR		BB	3	1	3	4	2	0	0									
Mark Johnson, L OBP: 0.356, SLG: 0.473			F8		0-3		1-3		K	4	0	1	0	0	2	3									
Steve Pegues, R OBP: 0.256, SLG: 0.407	FC6-4 1B		F8						K	1	0	0	0	0	1	1									
Jeff King, R OBP: 0.325, SLG: 0.435	FC6-4		F9						K	4	0	0	0	0	0	3									
Nelson Liriano, S OBP: 0.340, SLG: 0.396		1-0			0-2		2-1		E3 G6-4	3	1	1	0	1	0	0									
Midre Cummings, L OBP: 0.243, SLG: 0.235	L7				0-1		3-2		F7	4	0	0	0	0	0	3									
Mark Parent, R OBP: 0.333, SLG: 0.527	F4				3-1		0-0		G6-3	4	0	0	1	0	0	2									
John Ericks, R OBP: 0.175, SLG: 0.188																									
Jeff McCurry, R ERA: 4.08																									
Jacob Brunfield, R OBP: 0.357																									
Mike Dyer, R ERA: 4.6																									
John Wehner, R OBP: 0.292, SLG: 0.439																									
Jim Gott, R ERA: 5.28																									
<b>Inning Stats</b>	R: 0 E: 0 K: 1 S: 11	H: 2 LOB: 2 BB: 0 P: 14	R: 0 E: 0 K: 0 S: 11	H: 1 LOB: 1 BB: 0 P: 15	R: 1 E: 0 K: 0 S: 8	H: 2 LOB: 1 BB: 0 P: 16	R: 0 E: 0 K: 0 S: 7	H: 0 LOB: 0 BB: 0 P: 10	R: 0 E: 0 K: 1 S: 9	H: 0 LOB: 2 BB: 2 P: 19	R: 0 E: 1 K: 0 S: 8	H: 0 LOB: 1 BB: 0 P: 14	R: 3 E: 0 K: 1 S: 13	H: 3 LOB: 0 BB: 0 P: 23	R: 1 E: 0 K: 0 S: 6	H: 0 LOB: 0 BB: 1 P: 13	R: 0 E: 0 K: 2 S: 10	H: 0 LOB: 1 BB: 1 P: 20	1B: 5 2B: 1 3B: 1 HR: 1	SF: 0 SAC: 0 DP: 0 HBP: 0	WP: 1 PB: 0 SB: 0 CS: 0	PA: 40			
<b>PITCHER</b>	IP	WLS	BF	H	R	ER	SO	BB	IBB	HBP	BLK	WP	HR	S	P	ERA	WHIP								
Jaime Navarro, R ERA: 3.08	(1, 1)	6.1	W	29	7	3	3	2	2	0	0	0	0	0	62	4.26	1.421								
Chris Nabholz, L ERA: 5.4	(7, 1)	1.0		5	1	2	2	1	1	0	0	0	1	1	8	18.00	2.000								
Mike Perez, R ERA: 3.57	(8, 1)	0.2		2	0	0	0	0	0	0	0	0	0	3	5	0.00	0.000								
Randy Myers, L ERA: 4.04	(9, 1)	1.0	S	4	0	0	0	2	1	0	0	0	0	10	20	0.00	1.000								



Batter	1	2	3	4	5	6	7	8	9	10	AB	R	H	RBI	BB	SO	LOB	TOP			
Brian McRae, S OBP: 0.348, SLG: 0.462	(1,8) 1-2 G4-3		(2,0) HR		(4,2) 1B BB		(0,0) F7			(1,1) P5	4	1	1	1	1	0	1				
Shawon Dunston, R OBP: 0.352, SLG: 0.563	(1,6) 0-1 G6-3		(1,2) G5-3		(2,2) 1B		(1,2) F9			(1,1) 2B	5	0	2	1	0	0	1				
Mark Grace, L OBP: 0.375, SLG: 0.529	(1,3) 0-0 G5-3			(0,0) G3-1		(1,1) F8			(1,1) G4-3	(4,0) IBB	4	0	0	0	1	0	0				
Sammy Sosa, R OBP: 0.344, SLG: 0.469		(0,2) G6-3		(1,0) F9		(1,1) 1B		(3,2) G5-3		(3,2) L8	5	1	1	0	0	0	2				
Todd Zeile, R OBP: 0.320, SLG: 0.433		(2,2) G6-3		(1,2) L7		(1,1) E5		(1,2) F3		(0,2) F9	5	0	0	0	0	0	3				
Luis Gonzalez, L OBP: 0.318, SLG: 0.420		(1,0) 1B		(2,0) SH3-4 1B 2B		(0,0) F7			(1,2) SH1-4 HBP		3	1	2	0	0	0	2				
José Hernández, R OBP: 0.304, SLG: 0.508		(2,3) K		(1,2) SH3-4 1B 1B		(0,1) 1B			(1,0) SH1-4		3	0	2	1	0	1	1				
Joe Kmak, R OBP: 0.394, SLG: 0.464			(2,1) 1B		(0,0) L8		(0,1) 1B		(2,2) F7		4	0	2	0	0	0	3				
Kevin Foster, R OBP: 0.293, SLG: 0.385			(1,2) F8		(0,0) SH3-4		(1,3) K		(2,1) F8		2	0	0	0	0	1	1				
Larry Casian, R OBP: 0.297, SLG: 0.419											0	0	0	0	0	0	0				
Mike Perez, R OBP: 0.297, SLG: 0.419											0	0	0	0	0	0	0				
Ozzie Timmons, R OBP: 0.297, SLG: 0.419											1	0	0	0	0	0	1				
Anthony Young, R OBP: 0.297, SLG: 0.419											0	0	0	0	0	0	0				
<b>Inning Stats</b>	R: 0 E: 0 K: 0 S: 7	H: 0 LOB: 0 BB: 0 P: 8	R: 0 E: 0 K: 1 S: 14	H: 1 LOB: 1 BB: 0 P: 19	R: 1 E: 0 K: 0 S: 9	H: 2 LOB: 0 BB: 0 P: 15	R: 0 E: 0 K: 0 S: 5	H: 0 LOB: 0 BB: 0 P: 7	R: 1 E: 0 K: 0 S: 11	H: 2 LOB: 2 BB: 0 P: 12	R: 0 E: 0 K: 1 S: 10	H: 1 LOB: 1 BB: 0 P: 11	R: 0 E: 0 K: 0 S: 12	H: 0 LOB: 0 BB: 0 P: 17	R: 0 E: 0 K: 0 S: 8	H: 0 LOB: 1 BB: 0 P: 14	R: 0 E: 0 K: 0 S: 12	H: 1 LOB: 2 BB: 1 P: 21	1B: 7 2B: 2 3B: 0 HR: 1	SF: 0 SAC: 2 DP: 0 HBP: 1	WP: 0 PA: 41
<b>PITCHER</b>	IP 7.0	WLS 29	BF 9	H 3	R 2	ER 2	SO 2	BB 1	IBB 0	HBP 0	BLK 0	WP 0	HR 1	S 67	P 94	ERA 2.57	WHIP 1.429				
Esteban Loaiza, R ERA: 5.3	(1,1) 7.0	29	9	3	2	2	2	1	0	0	0	0	0	1	0	0	0	18	27	0.00	0.000
Jason Christiansen, L ERA: 2.51	(8,1) 1.2	6	0	0	0	0	0	0	0	0	1	0	0	0	0	0	0	2	4	0.00	0.000
Jeff McCurry, R ERA: 4.05	(9,1) 0.1	1	0	0	0	0	0	0	0	0	0	0	0	0	0	0	0	0	0	0.00	0.000
Dan Miceli, R ERA: 3.18	(10,1) 1.0	W	5	1	0	0	0	0	1	0	0	0	0	0	0	0	0	12	21	0.00	1.000

Chicago Cubs @ Pittsburgh Pirates  
Three Rivers Stadium, Pittsburgh, PA  
Wed Aug 02 1995, 7:05 PM EDT  
Att: 8,584 - Unknown - 86 F

AB	36
R	3
H	10
RBI	3
BB	2
SO	2
LOB	15



Batter	1	2	3	4	5	6	7	8	9	10	AB	R	H	RBI	BB	SO	LOB	BOTTOM			
Jacob Brumfield, R OBP: 0.343, SLG: 0.359	(1,8) 2-2 G4-6-3 BLK HBP		(0,0) P5			(1,2) F7		(1,0) E 2B		(0,1) FC6	4	2	1	0	0	0	2				
Jay Bell, R OBP: 0.321, SLG: 0.348	(1,6) 2-1 G4-6-3 HBP			(0,1) G1-3		(2,2) G6-3		(1,2) E9 SF7 1B		(0,0) G5-3	4	1	1	1	0	0	0				
Orlando Merced, S OBP: 0.346, SLG: 0.479	(1,9) 1-1 G4-6-3			(1,1) G1-3		(1,2) E9 1B		(1,1) SF7		(2,1) G1-3	4	0	1	1	0	0	2				
Mark Johnson, L OBP: 0.179, SLG: 0.466	(1,3) 1-2 P3			(1,1) F8		(0,0) F7		(0,0) K		(0,1) E 1B	3	0	0	0	0	0	1				
John Wehner, R OBP: 0.404, SLG: 0.442	(8, PH) (9,5) 3-H										2	1	1	0	0	1	0				
Jeff King, R OBP: 0.326, SLG: 0.432	(1,5) (9,3) 2-1 P6				(4,1) E BB			(0,0) G6-3		(1,0) L8	4	0	1	1	1	0	0				
Nelson Liriano, S OBP: 0.338, SLG: 0.391	(1,4) 0-0 P4				(2,3) K			(0,2) G3 1B		(0,2) P5	4	0	1	0	0	1	1				
Al Martin, L OBP: 0.329, SLG: 0.403	(1,7) 3-3 K				(0,0) F8			(1,0) G3		(0,2) 1B	4	0	1	0	0	1	2				
Mark Parent, R OBP: 0.337, SLG: 0.523	(1,2) 2-3 K				(2,2) E5			(4,0) BB		(0,2) 1B	3	0	1	0	1	1	1				
Esteban Loaiza, R OBP: 0.179, SLG: 0.162	(1,1) 0-3 K				(0,2) G2-3			(0,3) K		(0,3) K	2	0	0	0	0	1	2				
Midre Cummings, L OBP: 0.297, SLG: 0.229	(7, PH) (8,1) 0-0										1	0	0	0	0	1	2				
Jason Christiansen, R ERA: 2.51	(8,1) 0.1	1	0	0	0	0	0	0	0	0	0	0	0	0	0	0	0				
Jeff McCurry, R ERA: 4.05	(9,1) 0.2	2	0	0	0	1	0	0	0	0	0	0	0	0	0	0	0				
Steve Pequegas, R OBP: 0.297, SLG: 0.403	(9, PH) (10,1) 1.2	L	9	4	1	0	1	0	0	0	0	0	0	0	0	0	0				
Dan Miceli, R ERA: 3.18	(10,1) 1.0	W	5	1	0	0	0	0	1	0	0	0	0	0	0	0	0				
<b>Inning Stats</b>	R: 1 E: 0 K: 0 S: 9	H: 0 LOB: 0 BB: 0 P: 15	R: 0 E: 0 K: 1 S: 6	H: 0 LOB: 0 BB: 0 P: 11	R: 0 E: 0 K: 2 S: 7	H: 0 LOB: 0 BB: 0 P: 9	R: 0 E: 0 K: 0 S: 6	H: 0 LOB: 0 BB: 0 P: 8	R: 0 E: 1 K: 1 S: 11	H: 1 LOB: 2 BB: 1 P: 19	R: 0 E: 0 K: 1 S: 10	H: 1 LOB: 1 BB: 0 P: 14	R: 2 E: 1 K: 1 S: 11	H: 2 LOB: 0 BB: 0 P: 15	R: 0 E: 0 K: 1 S: 14	H: 2 LOB: 2 BB: 0 P: 14	R: 1 E: 1 K: 0 S: 7	H: 2 LOB: 1 BB: 0 P: 11	1B: 7 2B: 1 3B: 0 HR: 0	SF: 1 SAC: 0 DP: 1 HBP: 2	WP: 0 PA: 41
<b>PITCHER</b>	IP 7.0	WLS 4	BF 3	H 3	R 3	ER 2	SO 5	BB 2	IBB 2	HBP 2	BLK 1	WP 0	HR 0	S 61	P 95	ERA 2.57	WHIP 0.857				
Kevin Foster, R ERA: 4.82	(1,1) 7.0	4	3	3	2	2	5	2	2	2	1	0	0	0	61	95	2.57	0.857			
Larry Casian, L ERA: 1.99	(8,1) 0.1	1	0	0	0	0	0	0	0	0	0	0	0	2	3	0.00	0.000				
Mike Perez, R ERA: 3.52	(8,1) 0.2	2	0	0	0	1	0	0	0	0	0	0	0	5	6	0.00	0.000				
Anthony Young, R ERA: 5.14	(9,1) 1.2	L	9	4	1	0	1	0	0	0	0	0	0	21	25	0.00	2.400				

Chicago Cubs @ Pittsburgh Pirates  
Three Rivers Stadium, Pittsburgh, PA  
Wed Aug 02 1995, 7:05 PM EDT  
Att: 8,584 - Unknown - 86 F

AB	36
R	4
H	8
RBI	3
BB	2
SO	7
LOB	15









Batter	1	2	3	4	5	6	7	8	9	AB	R	H	RBI	BB	SO	LOB	TOP								
<b>Brian McRae, S</b> OBP: 0.342, SLG: 0.452 (1, 8)	G5-3		SH3		L9		K			3	0	0	0	0	1	1									
<b>Shawon Dunston, R</b> OBP: 0.355, SLG: 0.557 (1, 6)	F7		BB		L8			G5-3		4	0	1	1	0	0	1									
<b>Mark Grace, L</b> OBP: 0.374, SLG: 0.521 (1, 3)	G4-3		G6-4-3		G6-3			G4-3		3	0	0	0	1	0	0									
<b>Todd Zeile, R</b> OBP: 0.321, SLG: 0.428 (1, 5)		2B	G6-4-3		K			G6-3		4	1	1	0	0	1	2									
<b>Luis Gonzalez, L</b> OBP: 0.328, SLG: 0.447 (1, 7)		SF7			F9			F9		4	2	3	0	0	0	0									
<b>Ozzie Timmons, R</b> OBP: 0.301, SLG: 0.443 (9, 2)	G5-3				P5			F9		4	1	1	2	0	0	3									
<b>Scott Servais, R</b> OBP: 0.305, SLG: 0.379 (9, 2)					HR					0	0	0	0	0	0	0									
<b>José Hernández, R</b> OBP: 0.299, SLG: 0.496 (1, 4)	SF7				K			G6-3		2	0	0	1	1	1	0									
<b>Joe Kmak, R</b> OBP: 0.361, SLG: 0.419 (9, PH)	G4-3				L8			SF9		3	0	0	0	0	0	1									
<b>Sammy Sosa, R</b> OBP: 0.342, SLG: 0.463 (9, 9)										0	0	0	1	0	0	0									
<b>Steve Trachsel, R</b> OBP: 0.278, SLG: 0.314 (7, 1)					L7			K		3	1	2	0	0	0	0									
<b>Chris Nabholz, L</b> OBP: 0.289, SLG: 0.386 (9, PH)			SH3							0	0	0	0	0	0	0									
<b>Scott Bulett, L</b> OBP: 0.289, SLG: 0.386 (9, 1)			1B							1	0	0	0	0	1	1									
<b>Randy Myers, L</b> (9, 1)			2B							0	0	0	0	0	0	0									
<b>Inning Stats</b>	R: 0 E: 0 K: 0 S: 7	H: 0 LOB: 0 BB: 0 P: 8	R: 1 E: 0 K: 0 S: 13	H: 2 LOB: 1 BB: 0 P: 22	R: 1 E: 0 K: 0 S: 8	H: 2 LOB: 1 BB: 1 P: 14	R: 0 E: 0 K: 1 S: 9	H: 0 LOB: 0 BB: 0 P: 11	R: 0 E: 0 K: 0 S: 7	H: 1 LOB: 1 BB: 0 P: 11	R: 2 E: 0 K: 1 S: 9	H: 2 LOB: 2 BB: 0 P: 12	R: 0 E: 0 K: 1 S: 5	H: 0 LOB: 0 BB: 0 P: 7	R: 0 E: 0 K: 0 S: 7	H: 0 LOB: 0 BB: 0 P: 9	R: 1 E: 0 K: 1 S: 8	H: 1 LOB: 1 BB: 1 P: 14	1B: 3 2B: 4 3B: 0 HR: 1	SF: 2 SAC: 1 DP: 1 HBP: 0	WP: 0 PB: 0 SB: 0 CS: 0	PA: 36			
<b>PITCHER</b>	IP	WLS	BF	H	R	ER	SO	BB	IBB	HBP	BLK	WP	HR	S	P	ERA	WHIP								
<b>Mike Morgan, R</b> ERA: 3.12 (1, 1)	6.0	L	25	7	4	4	2	1	0	0	0	0	1	53	78	6.00	1.333								
<b>Tom Urbani, L</b> ERA: 4.33 (7, 1)	1.0		3	0	0	0	1	0	0	0	0	0	0	5	7	0.00	0.000								
<b>Jeff Parrett, R</b> ERA: 4.53 (8, 1)	1.2		7	1	1	1	0	0	1	0	0	0	0	12	20	5.40	0.600								
<b>Tony Fossas, L</b> ERA: 1.67 (9, 1)	0.1		1	0	0	0	1	0	0	0	0	0	0	3	3	0.00	0.000								

Chicago Cubs @ St. Louis Cardinals  
Busch Stadium, St. Louis, MO  
Fri Aug 04 1995, 7:05 PM CDT  
Att: 31,737 - Unknown

AB 31  
R 5  
H 8  
RBI 5  
BB 2  
SO 4  
LOB 9



Batter	1	2	3	4	5	6	7	8	9	AB	R	H	RBI	BB	SO	LOB	BOTTOM								
<b>Bernard Gilkey, R</b> OBP: 0.358, SLG: 0.453 (1, 7)	K		F9			3B			F9	4	1	1	0	0	1	0									
<b>José Oquendo, S</b> OBP: 0.352, SLG: 0.327 (3, 6)	L8		K			HBP				4	0	1	1	1	1	3									
<b>Brian Jordan, R</b> OBP: 0.331, SLG: 0.476 (1, 9)	S				L9				F9	3	2	0	0	1	0	2									
<b>Ray Lankford, L</b> OBP: 0.352, SLG: 0.481 (1, 8)	PO				K					2	0	1	0	2	1	0									
<b>Scott Cooper, L</b> OBP: 0.329, SLG: 0.315 (1, 5)	PO				F8				FC4-6	4	0	0	0	0	0	4									
<b>Danny Sheaffer, R</b> OBP: 0.302, SLG: 0.366 (1, 2)					F9				FC5-4	3	0	2	0	1	0	0									
<b>Mark Sweeney, L</b> (1, 3)	K				L6				FC5-4	4	0	0	1	0	2	4									
<b>Tripp Cromer, R</b> OBP: 0.259, SLG: 0.330 (2, PH)					L7				FC6-4	0	0	0	0	0	0	0									
<b>Ramon Carballo, S</b> OBP: 0.298, SLG: 0.378 (3, 4)										4	0	0	0	0	1	4									
<b>Mike Morgan, R</b> OBP: 0.305, SLG: 0.356 (9, PH)										1	0	0	0	0	1	0									
<b>Allen Saffie, R</b> OBP: 0.295, SLG: 0.299 (7, 1)										0	0	0	0	0	0	0									
<b>Tom Urbani, L</b> OBP: 0.305, SLG: 0.333 (7, 1)										0	0	0	0	0	0	0									
<b>Gerald Perry, L</b> OBP: 0.260, SLG: 0.214 (9, 1)										0	0	0	0	0	1	0									
<b>Jeff Parrett, R</b> OBP: 0.302, SLG: 0.315 (8, 1)										0	0	0	0	0	0	0									
<b>Jeff Parrett, R</b> OBP: 0.302, SLG: 0.315 (8, 1)										0	0	0	0	0	0	0									
<b>Tony Fossas, L</b> OBP: 0.305, SLG: 0.333 (9, PH)										1	0	0	0	0	0	0									
<b>Darnell Coles, R</b> OBP: 0.319, SLG: 0.333 (9, PH)										0	0	0	0	0	0	0									
<b>Inning Stats</b>	R: 1 E: 0 K: 1 S: 12	H: 0 LOB: 0 BB: 2 P: 24	R: 0 E: 0 K: 2 S: 11	H: 1 LOB: 1 BB: 0 P: 16	R: 0 E: 0 K: 2 S: 12	H: 0 LOB: 0 BB: 0 P: 17	R: 0 E: 0 K: 1 S: 8	H: 0 LOB: 0 BB: 0 P: 10	R: 0 E: 0 K: 0 S: 4	H: 0 LOB: 0 BB: 0 P: 7	R: 1 E: 0 K: 0 S: 19	H: 2 LOB: 2 BB: 1 P: 28	R: 0 E: 0 K: 1 S: 7	H: 1 LOB: 3 BB: 1 P: 15	R: 1 E: 0 K: 0 S: 7	H: 1 LOB: 2 BB: 1 P: 16	R: 0 E: 0 K: 0 S: 8	H: 0 LOB: 1 BB: 1 P: 15	1B: 3 2B: 1 3B: 1 HR: 0	SF: 0 SAC: 0 DP: 0 HBP: 2	WP: 1 PB: 0 SB: 2 CS: 0	PA: 40			
<b>PITCHER</b>	IP	WLS	BF	H	R	ER	SO	BB	IBB	HBP	BLK	WP	HR	S	P	ERA	WHIP								
<b>Steve Trachsel, R</b> ERA: 4.49 (1, 1)	6.2	W	27	4	2	2	7	4	0	0	0	0	0	72	115	2.70	1.200								
<b>Anthony Young, R</b> ERA: 5.29 (7, 1)	0.1		3	0	1	1	0	0	0	2	0	0	0	2	6	27.00	0.000								
<b>Chris Nabholz, L</b> ERA: 5.16 (8, 1)	1.0		5	1	0	0	0	1	0	0	0	0	0	6	12	0.00	2.000								
<b>Randy Myers, L</b> ERA: 3.93 (9, 1)	1.0	S	4	0	0	0	0	1	0	0	0	0	0	8	15	0.00	1.000								

Chicago Cubs @ St. Louis Cardinals  
Busch Stadium, St. Louis, MO  
Fri Aug 04 1995, 7:05 PM CDT  
Att: 31,737 - Unknown

AB 31  
R 3  
H 5  
RBI 2  
BB 6  
SO 7  
LOB 17





Batter	1	2	3	4	5	6	7	8	9	AB	R	H	RBI	BB	SO	LOB	TOP							
Brian McRae, S (1, 8) OBP: 0.341, SLG: 0.449	L6		G5-4-3			G5-4-3		L3		4	0	1	0	0	0	1								
Howard Johnson, S (1, 4) OBP: 0.250, SLG: 0.277 Todd Haney, R (8, 4) OBP: 0.500, SLG: 0.875	L9		L7			K		HBP BB	BB	3	0	0	0	0	1	1								
Mark Grace, L (1, 3) OBP: 0.375, SLG: 0.520	1B			F9		G4-3		HBP BB	BB	3	0	1	0	1	0	1								
Sammy Sosa, R (1, 9) OBP: 0.338, SLG: 0.458	G6-3			G5-3		G5-3		G5-3	K	4	0	0	0	0	1	3								
Todd Zeile, R (1, 5) OBP: 0.317, SLG: 0.423		G5-3		G5-3		L8		P3		4	0	0	0	0	2									
Luis Gonzalez, L (1, 7) OBP: 0.325, SLG: 0.442 Shawon Dunston, R (9, PH) OBP: 0.357, SLG: 0.557 Randy Myers, L (9, 1)	E3				G3		F7	FC5-4	HBP	3	0	0	0	0	0	0								
José Hernández, R (1, 6) OBP: 0.291, SLG: 0.482	L8				K			G5-3	FC5-4	4	0	0	0	0	1	4								
Scott Servais, R (1, 2) OBP: 0.306, SLG: 0.402	G1-3				K			HR		3	1	1	1	0	1	1								
Jim Bullinger, R (1, 1) OBP: 0.250, SLG: 0.172 Larry Casian, R (8, 1)						L5		K		3	0	1	0	0	1	0								
Turk Wendell, L (8, 1)										0	0	0	0	0	0	0								
Chris Nabholz, L (8, 1)										0	0	0	0	0	0	0								
Scott Bullitt, L (9, 7) OBP: 0.285, SLG: 0.386										0	0	0	0	0	0	0								
<b>Inning Stats</b>	R: 0 E: 0 K: 0 S: 9	H: 1 LOB: 1 BB: 0 P: 12	R: 0 E: 1 K: 0 S: 6	H: 0 LOB: 1 BB: 0 P: 12	R: 0 E: 0 K: 0 S: 8	H: 1 LOB: 0 BB: 0 P: 12	R: 0 E: 0 K: 0 S: 5	H: 0 LOB: 0 BB: 0 P: 10	R: 0 E: 0 K: 2 S: 7	H: 0 LOB: 1 BB: 0 P: 10	R: 0 E: 0 K: 1 S: 11	H: 1 LOB: 1 BB: 0 P: 19	R: 0 E: 0 K: 0 S: 5	H: 0 LOB: 0 BB: 0 P: 8	R: 1 E: 0 K: 1 S: 10	H: 1 LOB: 3 BB: 2 P: 15	R: 0 E: 0 K: 1 S: 8	H: 0 LOB: 3 BB: 2 P: 22	1B: 3 2B: 0 3B: 0 HR: 1	SF: 0 SAC: 0 DP: 1 HBP: 1	WP: 0 PB: 0 SB: 1 CS: 0	PA: 34		
<b>PITCHER</b>	IP	WLS	BF	H	R	ER	SO	BB	IBB	HBP	BLK	WP	HR	S	P	ERA	WHIP							
Mark Petkovsek, R (1, 1) ERA: 3.7	7.0		24	3	0	0	3	0	0	0	0	0	0	51	83	0.00	0.429							
Rich DeLucia, R (8, 1) ERA: 3.32	1.2	L	8	1	1	1	2	2	0	0	0	0	1	16	33	5.40	1.800							
Tony Fossas, L (9, 1) ERA: 1.65	0.1		2	0	0	0	0	0	0	1	0	0	0	2	4	0.00	0.000							

Chicago Cubs @ St. Louis Cardinals  
Busch Stadium, St. Louis, MO  
Sat Aug 05 1995, 7:05 PM CDT  
Att: 39,945 - Unknown - 86 F

AB 31  
R 1  
H 4  
RBI 1  
BB 2  
SO 5  
LOB 13



Batter	1	2	3	4	5	6	7	8	9	AB	R	H	RBI	BB	SO	LOB	BOTTOM							
Ramon Caraballo, S (1, 4) OBP: 0.298, SLG: 0.390	G4-3		G4-3		K			FC5-4	HBP	3	0	1	0	0	1	1								
Bernard Gilkey, R (1, 7) OBP: 0.356, SLG: 0.448	G4-3		F8		K			FC5-4	BB	3	0	0	0	1	1	2								
Ray Lankford, L (1, 8) OBP: 0.349, SLG: 0.475	FC3-2			G3-1		K		K		4	0	0	0	0	2	3								
Brian Jordan, R (1, 9) OBP: 0.332, SLG: 0.476	1B				F8			FC5-4		4	0	2	0	0	0	2								
Scott Cooper, L (1, 5) OBP: 0.325, SLG: 0.311	G4-3				K			K		4	0	0	0	0	2	5								
Danny Sheaffer, R (1, 2) OBP: 0.308, SLG: 0.365		K			BB			L7	FC1-6	3	0	1	0	1	1	0								
Mark Sweeney, L (1, 3) OBP: 0.315, SLG: 0.143 Allen Battle, R (9, PH) OBP: 0.351, SLG: 0.294	G4-3				G3			G3	1B	3	0	1	0	0	0	2								
José Oquendo, S (1, 6) OBP: 0.350, SLG: 0.322		G3-1						G3	P8	3	0	0	0	1	0	2								
Mark Petkovsek, R (1, 1) OBP: 0.250, SLG: 0.143 John Mabry, L (7, PH) OBP: 0.315, SLG: 0.342 Rich DeLucia, R (8, 1) OBP: 0.300, SLG: 0.222 Tony Fossas, L (9, 1)			G6-3		K			L4	L8	2	0	0	0	0	1	1								
Dannell Coles, R (9, PH) OBP: 0.316, SLG: 0.331										1	0	0	0	0	0	1								
<b>Inning Stats</b>	R: 0 E: 0 K: 0 S: 9	H: 2 LOB: 2 BB: 0 P: 13	R: 0 E: 0 K: 1 S: 7	H: 0 LOB: 0 BB: 0 P: 14	R: 0 E: 0 K: 0 S: 6	H: 0 LOB: 0 BB: 0 P: 10	R: 0 E: 0 K: 1 S: 12	H: 1 LOB: 2 BB: 1 P: 21	R: 0 E: 0 K: 3 S: 12	H: 0 LOB: 1 BB: 1 P: 17	R: 0 E: 0 K: 1 S: 7	H: 0 LOB: 0 BB: 0 P: 10	R: 0 E: 0 K: 0 S: 10	H: 1 LOB: 1 BB: 0 P: 17	R: 0 E: 0 K: 2 S: 12	H: 0 LOB: 2 BB: 1 P: 24	R: 0 E: 0 K: 0 S: 8	H: 1 LOB: 1 BB: 0 P: 11	1B: 4 2B: 1 3B: 0 HR: 0	SF: 0 SAC: 0 DP: 0 HBP: 1	WP: 0 PB: 0 SB: 3 CS: 0	PA: 36		
<b>PITCHER</b>	IP	WLS	BF	H	R	ER	SO	BB	IBB	HBP	BLK	WP	HR	S	P	ERA	WHIP							
Jim Bullinger, R (1, 1) ERA: 2.72	7.0		29	4	0	0	6	3	0	0	0	0	0	66	111	0.00	1.000							
Larry Casian, L (8, 1) ERA: 1.46	0.1		1	0	0	0	1	0	0	0	0	0	0	3	5	0.00	0.000							
Turk Wendell, R (8, 1) ERA: 5.16	0.1		1	0	0	0	0	0	0	0	0	0	0	2	3	0.00	0.000							
Chris Nabholz, L (8, 1) ERA: 5.09	0.1		1	0	0	0	1	0	0	0	0	0	0	4	7	0.00	0.000							
Randy Myers, L (9, 1) ERA: 3.82	1.0	S	4	1	0	0	0	0	0	0	0	0	0	8	11	0.00	1.000							

Chicago Cubs @ St. Louis Cardinals  
Busch Stadium, St. Louis, MO  
Sat Aug 05 1995, 7:05 PM CDT  
Att: 39,945 - Unknown - 86 F

AB 32  
R 0  
H 5  
RBI 0  
BB 3  
SO 8  
LOB 21













Batter	1	2	3	4	5	6	7	8	9	AB	R	H	RBI	BB	SO	LOB	TOP				
Steve Finley, L (1, 8) OBP: 0.377, SLG: 0.446	1-2 SH5-3 G4-3 2B		0-0 F8			1-1 1B		2-1 G4-3		4	1	2	0	0	0	0					
Jody Reed, R (1, 4) OBP: 0.363, SLG: 0.301	0-0 SH5-3 2-3			2-2 G5-3		0-1 F7		3-1 2B		3	0	1	0	0	0	1					
Ken Caminiti, S (1, 5) OBP: 0.370, SLG: 0.480	2-0 G4-3			0-0 F9			4-0 1B 2B BB	4-0 IBB		2	1	0	1	2	0	0					
Phil Plantier, L (1, 7) OBP: 0.343, SLG: 0.452	3-2 F8			2-1 F9			0-3 K	1-1 F7		4	0	0	0	0	1	3					
Eddie Williams, R (1, 3) OBP: 0.333, SLG: 0.442		4-2			0-0 G4-3		1-1 SAFE 2B SF8 1B		0-0 F7	2	1	1	0	1	0	0					
Bryce Florie, R (7, 1) OBP: 0.300, SLG: 0.352										0	0	0	0	0	0	0					
Phil Clark, R (9, PH) OBP: 0.372, SLG: 0.402										0	0	0	0	0	0	0					
Roberto Petagine, L (8, PH) OBP: 0.372, SLG: 0.402										0	0	0	0	0	0	0					
Trevor Hoffman, R (9, 1) OBP: 0.500, SLG: 1.000										0	0	0	0	0	0	0					
Archi Cianfrocco, R (1, 9) OBP: 0.378, SLG: 0.564	0-1 F9-3 1-2				0-3 K		1-0 SF8 1-3 2B	1-3 K		4	0	1	1	0	2	1					
Brian Johnson, R (1, 2) OBP: 0.277, SLG: 0.340	2-3 K				1-2 G6-3		1-2 SF8	0-1 1B		3	0	1	1	0	1	0					
Andujar Cedeno, R (1, 6) OBP: 0.255, SLG: 0.332			2-2 K			2-2 F7	2-3 P2	2-3 K		4	0	0	0	0	2	2					
Willie Blair, R (1, 1) OBP: 0.268, SLG: 0.333			1-3 K			1-3 K		2-1 G5-3		2	0	0	0	0	2	0					
<b>Inning Stats</b>	R: 1 E: 0 K: 0 S: 11	H: 1 LOB: 0 BB: 0 P: 17	R: 0 E: 0 K: 1 S: 8	H: 0 LOB: 0 BB: 1 P: 14	R: 0 E: 0 K: 2 S: 7	H: 0 LOB: 0 BB: 0 P: 10	R: 0 E: 0 K: 1 S: 9	H: 0 LOB: 0 BB: 0 P: 13	R: 0 E: 0 K: 1 S: 10	H: 1 LOB: 1 BB: 0 P: 14	R: 2 E: 0 K: 1 S: 14	H: 2 LOB: 1 BB: 1 P: 24	R: 0 E: 0 K: 0 S: 8	H: 1 LOB: 2 BB: 1 P: 20	R: 0 E: 0 K: 2 S: 10	H: 1 LOB: 1 BB: 0 P: 13	1B: 3 2B: 4 3B: 0 HR: 0	SF: 1 SAC: 1 DP: 1 HBP: 0	WP: 0 PB: 0 SB: 0 CS: 0	PA: 35	
<b>PITCHER</b>	IP	WLS	BF	H	R	ER	SO	BB	IBB	HBP	BLK	WP	HR	S	P	ERA	WHIP				
Frank Castillo, R (1, 1) ERA: 2.59	7.0	L	26	4	3	3	6	2	0	0	0	0	0	66	100	3.86	0.857				
Terry Adams, R (8, 1) ERA	0.2		3	1	0	0	0	0	0	0	0	0	0	6	13	0.00	1.500				
Larry Casian, L (8, 1) ERA: 1.35	0.1		2	0	0	0	0	0	1	0	0	0	0	2	7	0.00	0.000				
Mike Perez, R (9, 1) ERA: 3.49	1.0		4	1	0	0	2	0	0	0	0	0	0	10	13	0.00	1.000				

San Diego Padres @ Chicago Cubs  
Wrigley Field, Chicago, IL  
Thu Aug 10 1995, 3:33 AM CDT  
Sunny - 82 F

AB 30  
R 3  
H 6  
RBI 3  
BB 3  
SO 8  
LOB 7



Batter	1	2	3	4	5	6	7	8	9	AB	R	H	RBI	BB	SO	LOB	BOTTOM					
Brian McRae, S (1, 8) OBP: 0.343, SLG: 0.449	1-1 SH1-3 2B	2-1 2B			0-0 B5-3				3-2 F7	4	0	2	0	1	0	0						
Shawon Dunston, R (1, 6) OBP: 0.351, SLG: 0.545	0-0 SH1-3 2-3	0-0 F8			1-2 G5-3		1-1 SAFE FC6-4 S	1-2 K		3	0	0	0	0	0	2						
Sammy Sosa, R (1, 9) OBP: 0.337, SLG: 0.449	3-3 K		4-2 K BB BB		0-2 P4		2-0 G6-3	1-2 K		3	0	0	0	1	1	2						
Mark Grace, L (1, 3) OBP: 0.383, SLG: 0.524	4-0 BB		4-0 CS BB			0-1 F7		4-1 SH1-3 BB		1	0	0	0	3	0	0						
Todd Zeile, R (1, 5) OBP: 0.314, SLG: 0.414	3-3 K		3-3 SAFE K			2-3 K		0-0 SH1-3		3	0	0	0	0	3	4						
Luis Gonzalez, L (1, 7) OBP: 0.331, SLG: 0.449		0-0 G6-3 3B		0-1 F8		4-1 1B BB		1-1 F7		3	1	1	0	1	0	1						
Rey Sanchez, R (1, 4) OBP: 0.300, SLG: 0.365		3-2 G6-3		1-1 G1-3		1-2 SAFE FC4-6 1B		1-0 G6-3		4	0	1	1	0	0	1						
Scott Servais, R (1, 2) OBP: 0.312, SLG: 0.419		3-H HR		0-0 1B		1-1 FC4-6		1-2 P4		3	1	2	1	0	0	2						
Ozzie Timmons, R (9, PH) OBP: 0.292, SLG: 0.429										1	0	0	0	0	0	0						
Frank Castillo, R (1, 1) OBP: 0.122, SLG: 0.077										2	0	0	0	0	0	1						
Scott Sullivan, R (7, PH) OBP: 0.296, SLG: 0.385										0	0	0	0	0	0	0						
Terry Adams, R (8, 1) ERA										0	0	0	0	0	0	0						
Larry Casian, R (8, 1) ERA: 1.35										0	0	0	0	0	0	0						
Mike Perez, R (9, 1) ERA: 3.49										0	0	0	0	0	0	0						
Howard Johnson, S (9, PH) OBP: 0.344, SLG: 0.329										1	0	0	0	0	1	0						
<b>Inning Stats</b>	R: 0 E: 0 K: 2 S: 9	H: 1 LOB: 2 BB: 1 P: 20	R: 2 E: 0 K: 0 S: 10	H: 3 LOB: 1 BB: 0 P: 16	R: 0 E: 0 K: 1 S: 6	H: 0 LOB: 0 BB: 2 P: 17	R: 0 E: 0 K: 0 S: 6	H: 1 LOB: 1 BB: 0 P: 7	R: 0 E: 0 K: 0 S: 7	H: 0 LOB: 0 BB: 0 P: 8	R: 0 E: 0 K: 1 S: 12	H: 1 LOB: 2 BB: 1 P: 20	R: 0 E: 0 K: 0 S: 5	H: 0 LOB: 1 BB: 1 P: 13	R: 0 E: 0 K: 0 S: 5	H: 0 LOB: 1 BB: 1 P: 11	R: 0 E: 0 K: 1 S: 9	H: 0 LOB: 0 BB: 0 P: 15	1B: 2 2B: 2 3B: 1 HR: 1	SF: 0 SAC: 2 DP: 0 HBP: 0	WP: 0 PB: 0 SB: 1 CS: 1	PA: 37
<b>PITCHER</b>	IP	WLS	BF	H	R	ER	SO	BB	IBB	HBP	BLK	WP	HR	S	P	ERA	WHIP					
Willie Blair, R (1, 1) ERA: 4.29	6.0	W	26	6	2	2	4	4	0	0	0	0	0	10	24	3.00	1.667					
Bryce Florie, R (7, 1) ERA: 2.94	2.0		8	0	0	0	0	2	0	0	0	0	0	10	24	0.00	1.000					
Trevor Hoffman, R (9, 1) ERA: 4.75	1.0	S	3	0	0	0	1	0	0	0	0	0	0	9	15	0.00	0.000					

San Diego Padres @ Chicago Cubs  
Wrigley Field, Chicago, IL  
Thu Aug 10 1995, 3:33 AM CDT  
Sunny - 82 F

AB 29  
R 2  
H 6  
RBI 2  
BB 6  
SO 5  
LOB 13





Batter	1	2	3	4	5	6	7	8	9	AB	R	H	RBI	BB	SO	LOB	TOP					
Steve Finley, L (1, 8) OBP: 0.374, SLG: 0.442 Phil Clark, R (7, 9) OBP: 0.296, SLG: 0.347	F9		G4-3		F9		F8		F7	4	0	0	0	0	0	0	<b>San Diego Padres @ Chicago Cubs</b> Wrigley Field, Chicago, IL Thu Aug 10 1995, 3:38 AM CDT Att: 28,416 - Unknown - 84 F					
Jody Reed, R (1, 4) OBP: 0.361, SLG: 0.299	K		G5-3		G4-3		G4-3		G5-3	5	0	1	0	0	1	0						
Ken Caminiti, S (1, 5) OBP: 0.369, SLG: 0.480 Doug Bochtler, R (7, 1)	2B			P6	F8		K			4	0	1	0	0	1	1						
Phil Plantier, L (1, 7) OBP: 0.347, SLG: 0.446	FC6-4			F7	F7				G4-6-3	2	0	0	0	2	0	1						
Scott Livingstone, L (1, 3) OBP: 0.334, SLG: 0.425	FC6-4			E3			G6-3		G4-6-3	4	1	0	0	0	0	3						
Archi Cianfrocco, R (1, 9) OBP: 0.388, SLG: 0.628		G5-3		1B	1B		HR			4	2	2	1	0	1	0						
Brad Ausmus, R (1, 2) OBP: 0.322, SLG: 0.380	G4			1B	1B		BLK		K	3	0	1	1	1	1	0						
Andujar Cedeno, R (1, 6) OBP: 0.256, SLG: 0.332 Ron Villone, L (6, 1) Eddie Williams, R (7, 3) OBP: 0.336, SLG: 0.442	G6-3			1B	1B		F8		HR	3	0	1	1	0	0	1						
Brian Williams, R (1, 1) Roberto Petagine, L (4, PH) Andres Berumen, R (4, 1) Melvin Nieves, S (6, PH) OBP: 0.276, SLG: 0.353	F9			K	K		K		HR	1	0	0	0	0	0	0						
<b>Inning Stats</b>	R: 0 E: 0 K: 1 S: 13	H: 1 LOB: 2 BB: 1 P: 22	R: 0 E: 0 K: 0 S: 4	H: 0 LOB: 0 BB: 0 P: 6	R: 0 E: 0 K: 0 S: 6	H: 0 LOB: 0 BB: 0 P: 9	R: 2 E: 1 K: 1 S: 20	H: 3 LOB: 2 BB: 0 P: 29	R: 0 E: 0 K: 0 S: 9	H: 1 LOB: 1 BB: 0 P: 12	R: 1 E: 0 K: 1 S: 12	H: 1 LOB: 1 BB: 1 P: 23	R: 0 E: 0 K: 1 S: 7	H: 0 LOB: 0 BB: 0 P: 12	R: 0 E: 0 K: 1 S: 7	H: 0 LOB: 0 BB: 1 P: 15		R: 2 E: 0 K: 1 S: 11	H: 1 LOB: 0 BB: 1 P: 20	1B: 4 2B: 1 3B: 0 HR: 2	SF: 0 SAC: 0 DP: 1 HBP: 0	WP: 0 PB: 0 SB: 0 CS: 0
<b>PITCHER</b>	IP WLS BF H R ER SO BB IBB HBP BLK WP HR S P ERA WHIP																					
Steve Trachsel, R (1, 1) ERA: 4.29	7.0 W 30 6 3 1 4 2 0 0 0 1 0 1 71 113 1.29 1.143																					
Terry Adams, R (8, 1) ERA	1.0 3 0 0 0 1 1 0 0 0 0 0 0 7 15 0.00 1.000																					
Turk Wendell, R (9, 1) ERA: 5.13	1.0 5 1 2 2 1 1 0 0 0 0 0 1 11 20 18.00 2.000																					

Batter	1	2	3	4	5	6	7	8	9	AB	R	H	RBI	BB	SO	LOB	BOTTOM			
Brian McRae, S (1, 8) OBP: 0.346, SLG: 0.449 Scott Bulett, L (8, 8) OBP: 0.288, SLG: 0.381	1B	G5-3		HBP	1B		F8		K	4	2	2	1	0	0	1	<b>San Diego Padres @ Chicago Cubs</b> Wrigley Field, Chicago, IL Thu Aug 10 1995, 3:38 AM CDT Att: 28,416 - Unknown - 84 F			
Howard Johnson, S (1, 5) OBP: 0.252, SLG: 0.278 Todd Haney, R (6, 5) OBP: 0.450, SLG: 0.824	2B			F8	P6		G4-3			4	2	2	1	0	0	2				
Mark Grace, L (1, 3) OBP: 0.390, SLG: 0.535	E			1B	BB		HR			2	3	2	4	3	0	0				
Sammy Sosa, R (1, 9) OBP: 0.340, SLG: 0.457 Terry Adams, R (8, 1) Turk Wendell, L (9, 1)	E7			1B	F7		F9		HR	4	1	2	3	1	0	4				
Luis Gonzalez, L (1, 7) OBP: 0.338, SLG: 0.451	BB			F7			1B		BB	3	1	2	0	2	0	2				
Rev Sanchez, R (1, 4) OBP: 0.305, SLG: 0.367	F9			FC6-4	B2		BB		1B	4	0	2	1	1	0	2				
José Hernández, R (1, 6) OBP: 0.289, SLG: 0.463	F9			FC6-4	SF8		P6			4	1	0	0	1	0	7				
Joe Kmak, R (1, 2) OBP: 0.386, SLG: 0.432	P6			SH1-4	1B		F8		K	3	1	0	0	1	1	1				
Steve Trachsel, R (1, 1) OBP: 0.263, SLG: 0.306 Ozzie Timmons, R (7, PH) OBP: 0.295, SLG: 0.430	G6-3			SH1-4	SF8		HR		P2	1	0	0	1	0	0	0				
<b>Inning Stats</b>	R: 3 E: 1 K: 0 S: 16	H: 4 LOB: 1 BB: 1 P: 28	R: 0 E: 0 K: 0 S: 4	H: 0 LOB: 0 BB: 0 P: 7	R: 1 E: 0 K: 0 S: 10	H: 1 LOB: 2 BB: 2 P: 22	R: 0 E: 0 K: 0 S: 10	H: 0 LOB: 3 BB: 2 P: 23	R: 5 E: 0 K: 0 S: 20	H: 4 LOB: 1 BB: 1 P: 31	R: 0 E: 0 K: 0 S: 10	H: 1 LOB: 1 BB: 1 P: 18	R: 3 E: 0 K: 2 S: 15	H: 3 LOB: 2 BB: 2 P: 37	R: 0 E: 0 K: 2 S: 15	H: 0 LOB: 0 BB: 0 P: 22		1B: 10 2B: 1 3B: 1 HR: 1	SF: 1 SAC: 1 DP: 1 HBP: 2	WP: 0 PB: 0 SB: 1 CS: 0
<b>PITCHER</b>	IP WLS BF H R ER SO BB IBB HBP BLK WP HR S P ERA WHIP																			
Brian Williams, R (1, 1) ERA: 6.84	3.0 L 16 5 4 4 0 3 0 0 0 0 0 0 30 54 22.50 3.000																			
Andres Berumen, R (4, 1) ERA: 6.25	2.0 15 4 5 5 0 2 1 2 0 0 0 0 30 54 22.50 3.000																			
Ron Villone, L (6, 1) ERA: 7.77	1.2 10 3 3 3 0 3 0 0 0 0 1 25 45 16.20 3.600																			
Doug Bochtler, R (7, 1) ERA: 1.5	1.1 5 1 0 0 2 0 0 0 0 0 0 0 20 32 0.00 0.750																			









Batter	1	2	3	4	5	6	7	8	9	AB	R	H	RBI	BB	SO	LOB	TOP					
<b>Brian McRae, S</b> OBP: 0.351, SLG: 0.453	1-3 K		0-1 G4-3		1-2 1B			0-0 WP 1B		4	0	2	0	0	1	0	<b>Chicago Cubs @ San Francisco Giants</b> Candlestick Park, San Francisco, CA Sat Aug 12 1995, 10:05 PM EDT Att: 21,108 - Unknown - 68 F <a href="http://livebaseballscorecards.com">livebaseballscorecards.com</a>					
<b>Shawon Dunston, R</b> OBP: 0.352, SLG: 0.553	1-1 HR		3-2 F7		1-0 G5-3			1-3 K		4	1	1	1	0	1	2						
<b>Mark Grace, L</b> OBP: 0.388, SLG: 0.540	1-1 L3		2-1 HR		0-2 G6-3			0-0 L7		4	1	1	1	0	0	1						
<b>Sammy Sosa, R</b> OBP: 0.338, SLG: 0.456	2-2 G6-3		3-3 K		2-1 P4			1-1 G4-3		4	0	0	0	0	1	1						
<b>Todd Zeile, R</b> OBP: 0.310, SLG: 0.407		2-1 L7		0-3 K				2-2 1B		4	0	1	0	0	2	0						
<b>Luis Gonzalez, L</b> OBP: 0.339, SLG: 0.445		1-0 2B 1B		3-2 G6-3				0-1 L7		3	2	1	0	1	0	1						
<b>Rey Sanchez, R</b> OBP: 0.310, SLG: 0.377		0-2 G6-3 1-H		1-0 F7				0-1 G5-3		4	0	2	1	0	0	0						
<b>Joe Kmak, R</b> OBP: 0.354, SLG: 0.400		0-0 G6-3		1-2 G5-3				1-1 F8		3	0	0	1	0	0	1						
<b>Jaime Navarro, R</b> OBP: 0.178, SLG: 0.227		0-3 K		1-2 G3				0-0 P6		4	0	0	0	0	2	2						
<b>Inning Stats</b>	R: 1 E: 0 K: 1 S: 10	H: 1 LOB: 0 BB: 0 P: 15	R: 1 E: 0 K: 1 S: 10	H: 2 LOB: 1 BB: 0 P: 13	R: 1 E: 0 K: 1 S: 10	H: 1 LOB: 0 BB: 0 P: 18	R: 0 E: 0 K: 1 S: 8	H: 0 LOB: 0 BB: 0 P: 12	R: 0 E: 0 K: 0 S: 12	H: 1 LOB: 1 BB: 0 P: 15	R: 0 E: 0 K: 0 S: 5	H: 0 LOB: 0 BB: 0 P: 6	R: 0 E: 0 K: 1 S: 7	H: 1 LOB: 1 BB: 0 P: 9	R: 1 E: 0 K: 2 S: 10	H: 1 LOB: 1 BB: 1 P: 19	1B: 4 2B: 2 3B: 0 HR: 2	SF: 1 SAC: 0 DP: 0 HBP: 0	WP: 1 PB: 0 SB: 0 CS: 0	PA: 36		
<b>PITCHER</b>	IP	WLS	BF	H	R	ER	SO	BB	IBB	HBP	BLK	WP	HR	S	P	ERA	WHIP					
<b>Trevor Wilson, L</b> ERA: 3.92	(1, 1)	0.1	1	0	0	0	1	0	0	0	0	0	0	3	4	0.00	0.000					
<b>Jose Bautista, R</b> ERA: 6.09	(1, 1)	6.2	L	26	6	3	3	0	0	0	0	0	2	62	89	4.05	0.900					
<b>Chris Hook, R</b> ERA: 4.83	(8, 1)	2.0		9	2	1	1	3	1	0	0	0	1	0	17	28	4.50	1.500				

Batter	1	2	3	4	5	6	7	8	9	AB	R	H	RBI	BB	SO	LOB	BOTTOM					
<b>Rikkert Faneyte, R</b> OBP: 0.316, SLG: 0.288	1-3 K	0-1 G4-3			2-1 P9			2-1 1B	1-1 FC6-4	5	0	1	0	0	1	3	<b>Chicago Cubs @ San Francisco Giants</b> Candlestick Park, San Francisco, CA Sat Aug 12 1995, 10:05 PM EDT Att: 21,108 - Unknown - 68 F <a href="http://livebaseballscorecards.com">livebaseballscorecards.com</a>					
<b>Robby Thompson, R</b> OBP: 0.310, SLG: 0.297	3-2 G6-3		0-0 G6-3		4-2 BB BB		2-3 K	1-3 K		4	0	0	0	1	2	2						
<b>Barry Bonds, L</b> OBP: 0.439, SLG: 0.578	1-0 1B HBP		1-0 F7		4-2 1-2 BB		2-3 K			2	0	0	0	1	1	1						
<b>Glenallen Hill, R</b> OBP: 0.321, SLG: 0.473	2-2 1B		0-1 G5-3		2-1 P9			1-1 1B		4	0	2	0	0	0	2						
<b>J.R. Phillips, L</b> OBP: 0.235, SLG: 0.320	1-1 P8			0-1 F9		0-0 G3-1 G6-3 1B		0-3 K		4	0	1	0	0	1	3						
<b>Royce Clayton, R</b> OBP: 0.296, SLG: 0.337		0-1 G1-3		1-0 G6-3		1-1 G6-3		0-1 G1-3		4	0	0	0	0	0	2						
<b>Kirt Manwaring, R</b> OBP: 0.332, SLG: 0.362		2-2 1B 1B		3-1 1B		1-1 G3-1		2-1 P4		4	0	2	0	0	0	2						
<b>Mike Benjamin, R</b> OBP: 0.284, SLG: 0.351		1-1 E5 1B		0-3 K		0-1 G5-3			2-3 K	3	0	1	0	0	1	2						
<b>John Patterson, S</b> OBP: 0.271, SLG: 0.278		1-3 1B							1-1 K	1	0	0	0	0	1	0						
<b>Trevor Wilson, L</b> OBP: 0.233, SLG: 0.267		1-2 K			0-0 B1-3			0-0 P5		0	0	0	0	0	0	0						
<b>Tom Lampkin, L</b> OBP: 0.345, SLG: 0.347									FC6-4 1B	1	0	0	0	0	0	0						
<b>Chris Hook, R</b> OBP: 0.311, SLG: 0.292										0	0	1	0	0	0	0						
<b>Jeff Reed, L</b> OBP: 0.381, SLG: 0.292										2	0	0	0	0	1	2						
<b>Inning Stats</b>	R: 0 E: 0 K: 1 S: 12	H: 1 LOB: 2 BB: 0 P: 19	R: 0 E: 1 K: 1 S: 12	H: 2 LOB: 2 BB: 0 P: 16	R: 0 E: 0 K: 0 S: 4	H: 0 LOB: 0 BB: 0 P: 5	R: 0 E: 0 K: 1 S: 8	H: 1 LOB: 1 BB: 0 P: 12	R: 0 E: 0 K: 0 S: 10	H: 0 LOB: 2 BB: 2 P: 22	R: 0 E: 0 K: 2 S: 7	H: 1 LOB: 1 BB: 0 P: 9	R: 0 E: 0 K: 2 S: 9	H: 1 LOB: 1 BB: 0 P: 15	R: 0 E: 0 K: 1 S: 9	H: 1 LOB: 1 BB: 0 P: 12	R: 0 E: 0 K: 2 S: 13	H: 1 LOB: 1 BB: 0 P: 19	1B: 8 2B: 0 3B: 0 HR: 0	SF: 0 SAC: 0 DP: 0 HBP: 1	WP: 0 PB: 0 SB: 1 CS: 0	PA: 38
<b>PITCHER</b>	IP	WLS	BF	H	R	ER	SO	BB	IBB	HBP	BLK	WP	HR	S	P	ERA	WHIP					
<b>Jaime Navarro, R</b> ERA: 2.83	(1, 1)	9.0	W	38	8	0	0	2	0	1	0	0	0	84	129	0.00	1.111					






Batter	1	2	3	4	5	6	7	8	9	AB	R	H	RBI	BB	SO	LOB	TOP								
Brian McRae, S OBP: 0.351, SLG: 0.451 (1, 8)										4	0	1	0	1	0	4	<b>Chicago Cubs @ San Francisco Giants</b> Candlestick Park, San Francisco, CA Sun Aug 13 1995, 6:33 AM EDT Att: 32,512 - Sunny - 87 F								
Shawon Dunston, R OBP: 0.352, SLG: 0.550 José Hernández, R (6, FR) OBP: 0.288, SLG: 0.460 (6, 6)										2	0	0	0	0	0	2									
Mark Grace, L OBP: 0.386, SLG: 0.536 (1, 3)										4	1	1	0	0	0	2									
Sammy Sosa, R OBP: 0.337, SLG: 0.456 (1, 9)										4	0	1	1	0	1	0									
Luis Gonzalez, L OBP: 0.341, SLG: 0.457 (1, 7)										3	1	2	1	0	0	0									
Howard Johnson, S OBP: 0.246, SLG: 0.270 Anthony Young, R (6, 1)										3	0	0	0	0	0	0									
Ozzie Timmons, R (8, PH) Terry Adams, R (8, 1)										1	0	0	0	0	0	0									
Rey Sanchez, R OBP: 0.306, SLG: 0.372 (1, 4)										4	0	0	0	0	2	2									
Scott Servais, R OBP: 0.321, SLG: 0.458 (1, 2)										4	0	2	0	0	1	0									
Kevin Foster, R OBP: 0.279, SLG: 0.366 Todd Zeile, R OBP: 0.313, SLG: 0.411 (6, 5)										1	0	0	0	0	1	0									
<b>Inning Stats</b>	R: 0 E: 0 K: 0 S: 11	H: 0 LOB: 0 BB: 1 P: 19	R: 1 E: 1 K: 1 S: 9	H: 1 LOB: 0 BB: 0 P: 15	R: 0 E: 0 K: 2 S: 10	H: 1 LOB: 1 BB: 0 P: 14	R: 0 E: 0 K: 0 S: 6	H: 1 LOB: 1 BB: 0 P: 8	R: 0 E: 0 K: 0 S: 7	H: 1 LOB: 1 BB: 0 P: 11	R: 2 E: 0 K: 1 S: 12	H: 2 LOB: 2 BB: 0 P: 21	R: 0 E: 0 K: 1 S: 11	H: 2 LOB: 2 BB: 0 P: 13	R: 0 E: 0 K: 1 S: 7	H: 0 LOB: 0 BB: 0 P: 9	R: 0 E: 0 K: 0 S: 7	H: 1 LOB: 1 BB: 0 P: 10	1B: 5 2B: 3 3B: 1 HR: 0	SF: 1 SAC: 1 DP: 0 HBP: 1	WP: 0 PB: 0 SB: 0 CS: 1	PA: 37			
<b>PITCHER</b>	IP	WLS	BF	H	R	ER	SO	BB	IBB	HBP	BLK	WP	HR	S	P	ERA	WHIP								
Sergio Valdez, R ERA: 5.18 (1, 1)	5.0	W	22	6	3	2	3	1	0	1	0	0	0	47	74	3.60	1.400								
Scott Service, R ERA: 3.95 (6, 1)	1.2		7	2	0	0	2	0	0	0	0	0	0	18	26	0.00	1.200								
Shawn Barton, L ERA: 3.55 (7, 1)	1.1		4	0	0	0	1	0	0	0	0	0	0	8	10	0.00	0.000								
Rod Beck, R ERA: 4.91 (9, 1)	1.0	S	4	1	0	0	0	0	0	0	0	0	0	7	10	0.00	1.000								

Batter	1	2	3	4	5	6	7	8	9	AB	R	H	RBI	BB	SO	LOB	BOTTOM								
Deion Sanders, L OBP: 0.294, SLG: 0.348 (1, 8)										2	1	1	2	3	0	1	<b>Chicago Cubs @ San Francisco Giants</b> Candlestick Park, San Francisco, CA Sun Aug 13 1995, 6:33 AM EDT Att: 32,512 - Sunny - 87 F								
Mike Benjamin, R OBP: 0.277, SLG: 0.342 (1, 5)										4	0	0	0	0	4	6									
Barry Bonds, L OBP: 0.435, SLG: 0.571 (1, 7)										4	0	0	0	0	1	1									
Glenallen Hill, R OBP: 0.320, SLG: 0.479 (1, 9)										4	1	1	1	0	1	1									
Mark Carreon, R OBP: 0.348, SLG: 0.485 (1, 3)										4	2	2	0	0	0	0									
Royce Clayton, R OBP: 0.296, SLG: 0.342 (1, 6)										4	1	2	1	0	1	1									
John Patterson, S OBP: 0.276, SLG: 0.290 (1, 4)										4	1	2	1	0	1	1									
Jeff Reed, L OBP: 0.385, SLG: 0.293 (1, 2)										3	0	1	1	1	0	1									
Sergio Valdez, R OBP: 0.143, SLG: 0.143 Scott Service, R Shawn Barton, R Tom Lampkin, L (8, PH) Rod Beck, R OBP: 0.333, SLG: 0.333 (9, 1)										2	0	1	0	0	0	0									
<b>Inning Stats</b>	R: 0 E: 0 K: 2 S: 12	H: 0 LOB: 1 BB: 1 P: 18	R: 0 E: 0 K: 2 S: 7	H: 0 LOB: 0 BB: 0 P: 8	R: 1 E: 0 K: 1 S: 10	H: 1 LOB: 0 BB: 0 P: 17	R: 3 E: 0 K: 1 S: 16	H: 5 LOB: 3 BB: 1 P: 25	R: 1 E: 0 K: 1 S: 16	H: 2 LOB: 1 BB: 0 P: 21	R: 0 E: 0 K: 2 S: 10	H: 0 LOB: 2 BB: 2 P: 20	R: 0 E: 0 K: 0 S: 6	H: 0 LOB: 0 BB: 0 P: 9	R: 1 E: 0 K: 0 S: 11	H: 2 LOB: 1 BB: 0 P: 13		1B: 5 2B: 3 3B: 0 HR: 2	SF: 0 SAC: 0 DP: 0 HBP: 0	WP: 1 PB: 1 SB: 1 CS: 0	PA: 37				
<b>PITCHER</b>	IP	WLS	BF	H	R	ER	SO	BB	IBB	HBP	BLK	WP	HR	S	P	ERA	WHIP								
Kevin Foster, R ERA: 5.01 (1, 1)	5.1	L	27	8	5	5	8	3	0	0	0	0	0	66	99	8.44	2.062								
Anthony Young, R ERA: 4.42 (6, 1)	1.2		5	0	0	0	1	1	0	0	0	1	0	11	19	0.00	0.600								
Terry Adams, R ERA: 3.38 (8, 1)	1.0		5	2	1	1	0	0	0	0	0	0	0	11	13	9.00	2.000								

AB	33
R	3
H	9
RBI	2
BB	1
SO	6
LOB	15



AB	33
R	6
H	10
RBI	6
BB	4
SO	9
LOB	14





Batter	1	2	3	4	5	6	7	8	9	10	11	AB	R	H	RBI	BB	SO	LOB	TOP					
<b>Brian McRae, S</b> OBP: 0.388, SLG: 0.454	4-2 2B BB		0-1 G6-4-3 1B		1-3 K		4-2 FC5-4 BB			1-1 FC6-4 1B	1-1 FC5-4 1B	4	2	3	1	2	1	1						
<b>Shawon Dunston, R</b> OBP: 0.349, SLG: 0.543	0-0 F8		1-1 G6-4-3			1-1 PB 1B	1-0 FC5-4			0-0 F8	2-1 FC5-4	6	0	1	0	0	0	5						
<b>Mark Grace, L</b> OBP: 0.390, SLG: 0.537	2-1 HR 2B		2-2 L8			0-2 PB 1B		1-2 G1		1-1 E4 FC6-4		5	1	2	1	0	0	1						
<b>Sammy Sosa, R</b> OBP: 0.338, SLG: 0.463	0-1 HR			1-1 G6-3 1B		2-3 K		0-1 F8		1-2 FC6-4 1B		5	1	2	2	0	1	4						
<b>Todd Zeile, R</b> OBP: 0.140, SLG: 0.408 <b>Larry Casian, R</b> OBP: 0.111, SLG: 0.277 <b>Anthony Young, R</b> OBP: 0.125, SLG: 0.277 <b>Howard Johnson, S</b> OBP: 0.111, SLG: 0.277 <b>Randy Myers, L</b> OBP: 0.111, SLG: 0.277 <b>Terry Adams, R</b> OBP: 0.111, SLG: 0.277	3-3 K		0-0 P2		3-3 K		3-3 K		2-1 G1-3	0-0 FC6-4 1B		4	0	0	0	0	2	3						
<b>Luis Gonzalez, L</b> OBP: 0.339, SLG: 0.451	1-1 G4-3		0-0 G6-3			4-0 IBB				1-0 F7	0-0 F8	4	0	0	0	1	0	3						
<b>Todd Haney, R</b> OBP: 0.480, SLG: 0.818		1-2 G4-3			2-1 1B		0-0 F8			1-2 2B	1-0 SH1-3 1B	5	1	3	0	0	0	3						
<b>Scott Servais, R</b> OBP: 0.313, SLG: 0.446		0-0 G6-3			0-0 L8		2-2 G4-3			1-2 G5-3	0-0 SH1-3	4	0	0	0	0	0	2						
<b>Frank Castillo, R</b> OBP: 0.130, SLG: 0.095 <b>Mike Perez, R</b> OBP: 0.130, SLG: 0.095	1-1 G5-3		0-1 G5-3				1-1 G1-3			1-1 L9	1-2 F8	3	0	1	0	0	0	0						
<b>José Hernández, R</b> OBP: 0.284, SLG: 0.454			1-3 1B									2	0	0	0	0	0	2						
<b>Inning Stats</b>	R: 3 E: 0 K: 1 S: 15	H: 2 LOB: 0 BB: 1 P: 25	R: 0 E: 0 K: 0 S: 6	H: 0 LOB: 0 BB: 0 P: 8	R: 0 E: 0 K: 0 S: 7	H: 1 LOB: 0 BB: 0 P: 10	R: 0 E: 0 K: 0 S: 4	H: 1 LOB: 0 BB: 0 P: 5	R: 0 E: 0 K: 2 S: 15	H: 2 LOB: 3 BB: 1 P: 25	R: 0 E: 0 K: 0 S: 9	H: 0 LOB: 1 BB: 0 P: 17	R: 0 E: 0 K: 0 S: 7	H: 0 LOB: 0 BB: 0 P: 10	R: 0 E: 0 K: 0 S: 10	H: 1 LOB: 1 BB: 0 P: 14	R: 1 E: 1 K: 0 S: 10	H: 2 LOB: 2 BB: 0 P: 13	R: 1 E: 0 K: 0 S: 9	H: 2 LOB: 1 BB: 0 P: 14	1B: 10 2B: 2 3B: 0 HR: 1	SF: 0 SAC: 1 DP: 2 HBP: 0	WP: 0 PB: 1 SB: 0 CS: 0	PA: 47
<b>PITCHER</b>	IP ERA WLS BF H R ER SO BB IBB HBP BLK WP HR S P ERA WHIP	7.0 3.46 1.1 7 2 1 0 0 0 0 0 0 0 0 15 21 0.00 1.500	1.0 4.54 L 5 2 1 1 0 0 0 0 0 0 0 9 14 9.00 2.000	<b>PITCHER</b>										IP ERA WLS BF H R ER SO BB IBB HBP BLK WP HR S P ERA WHIP	1.0 2.45 1.0 4 1 0 0 0 0 0 0 0 0 1 4 0.00 1.000									

Chicago Cubs @ Los Angeles Dodgers  
Dodger Stadium, Los Angeles, CA  
Mon Aug 14 1995, 7:05 PM PDT  
Att. 39,476 - Unknown - 72 F

AB 43  
R 5  
H 13  
RBI 5  
BB 3  
SO 4  
LOB 24



Batter	1	2	3	4	5	6	7	8	9	10	11	AB	R	H	RBI	BB	SO	LOB	BOTTOM					
<b>Chad Fonville, S</b> OBP: 0.345, SLG: 0.309	1-2 G4-6-3 1B BB		1-1 1B FC6-4 1B		1-1 G4-3			0-0 B1-3		1-1 G4-3		6	2	3	1	0	0	3						
<b>Jose Offerman, S</b> OBP: 0.369, SLG: 0.395	4-1 G4-6-3 BB		3-2 FC6-4 1B		0-1 F8 WP 1B		2-2 F7		1-1 G4-3	4-2 1B BB		4	0	2	0	2	0	0						
<b>Mike Piazza, R</b> OBP: 0.416, SLG: 0.588 <b>Mark Guthrie, R</b> OBP: 0.346, SLG: 0.273	2-2 G4-6-3		1-2 FC6-4		0-0 F9		0-0 F9		0-0 1B	2-3 K	0-1 P1	6	0	1	1	0	1	7						
<b>Eric Karros, R</b> OBP: 0.385, SLG: 0.551	4-1 1B BB		1-3 K		4-2 FC5-4 BB		1-2 1B		1-2 1B	4-2 FC6-4 BB		3	0	1	0	3	1	1						
<b>Roberto Kelly, R</b> OBP: 0.301, SLG: 0.350	0-0 1B		2-0 F9		0-0 F8		2-3 K		2-3 K	0-1 FC6-4		6	0	1	1	0	1	6						
<b>Tim Lincecum, R</b> OBP: 0.325, SLG: 0.407 <b>Delino DeShields, L</b> OBP: 0.325, SLG: 0.322	2-2 G3		1-0 G6-3 1B		2-1 FC5-4		1-0 1B SH5-4 1B		2-3 K	2-3 K	1-1 2B	6	1	3	0	0	1	4						
<b>Mitch Webster, S</b> OBP: 0.241, SLG: 0.286 <b>Billy Ashley, R</b> OBP: 0.319, SLG: 0.369		0-3 K		0-0 G6-3		0-1 G6-3		0-0 SH5-4		1-2 L3	0-2 F9	0	0	0	0	0	0	0						
<b>Garey Ingram, R</b> OBP: 0.346, SLG: 0.273				2-3 1B				1-2 1B				2	0	0	0	0	0	1						
<b>Roger Cedeno, S</b> OBP: 0.261, SLG: 0.200		0-3 K		0-1 SH1-4 1B		2-3 K		0-0 1B		1-2 1B 1B		5	1	3	1	0	2	0						
<b>Tom Candiotti, R</b> OBP: 0.122, SLG: 0.122 <b>Dave Hansen, R</b> OBP: 0.122, SLG: 0.122 <b>Randy Johnson, R</b> OBP: 0.122, SLG: 0.122 <b>John Cummings, L</b> OBP: 0.122, SLG: 0.122 <b>Pedro Astacio, R</b> OBP: 0.122, SLG: 0.122 <b>Carlos Hernandez, R</b> OBP: 0.122, SLG: 0.122		0-0 F7		0-1 SH1-4		2-3 K		2-3 K		0-0 P4	2-0 1B 1B	2	0	0	0	0	1	0						
<b>Inning Stats</b>	R: 1 E: 0 K: 0 S: 12	H: 2 LOB: 2 BB: 2 P: 25	R: 0 E: 0 K: 2 S: 7	H: 0 LOB: 0 BB: 0 P: 7	R: 1 E: 0 K: 1 S: 14	H: 2 LOB: 1 BB: 0 P: 21	R: 1 E: 0 K: 0 S: 8	H: 2 LOB: 1 BB: 0 P: 10	R: 0 E: 0 K: 2 S: 9	H: 0 LOB: 0 BB: 0 P: 13	R: 0 E: 0 K: 1 S: 12	H: 2 LOB: 2 BB: 0 P: 17	R: 0 E: 0 K: 0 S: 6	H: 2 LOB: 2 BB: 0 P: 8	R: 0 E: 0 K: 1 S: 10	H: 0 LOB: 1 BB: 1 P: 17	R: 1 E: 0 K: 1 S: 19	H: 3 LOB: 3 BB: 1 P: 29	R: 0 E: 0 K: 0 S: 9	H: 1 LOB: 1 BB: 0 P: 14	1B: 13 2B: 2 3B: 0 HR: 0	SF: 0 SAC: 2 DP: 1 HBP: 0	WP: 1 PB: 0 SB: 1 CS: 0	PA: 52
<b>PITCHER</b>	IP ERA WLS BF H R ER SO BB IBB HBP BLK WP HR S P ERA WHIP	7.0 2.66 0.1 3 2 0 0 0 0 0 0 0 0 0 3 4 0.00 6.000	1.0 4.52 W 7 3 1 1 1 1 0 0 0 0 0 0 19 29 9.00 4.000	<b>PITCHER</b>										IP ERA WLS BF H R ER SO BB IBB HBP BLK WP HR S P ERA WHIP	1.0 2.45 1.0 4 1 0 0 0 0 0 0 0 0 1 4 0.00 1.000									

Chicago Cubs @ Los Angeles Dodgers  
Dodger Stadium, Los Angeles, CA  
Mon Aug 14 1995, 7:05 PM PDT  
Att. 39,476 - Unknown - 72 F

AB 45  
R 4  
H 15  
RBI 4  
BB 5  
SO 8  
LOB 25





Batter	1	2	3	4	5	6	7	8	9	AB	R	H	RBI	BB	SO	LOB	TOP			
<b>Brian McRae, S</b> OBP: 0.358, SLG: 0.453 (1, 8)	1-2 G5-3	0-0 1B			0-1 1B		0-0 F9		0-2 G1-3	5	0	2	0	0	0	0	<b>Chicago Cubs @ Los Angeles Dodgers</b> Dodger Stadium, Los Angeles, CA Tue Aug 15 1995, 7:05 PM PDT Att: 48,449 - Unknown - 69 F			
<b>Shawon Dunston, R</b> OBP: 0.350, SLG: 0.542 (1, 6)	1-1 2B	2-3 K			1-1 G5-3		4-2 1B WP BB		1-3 K	4	2	1	0	1	2	0				
<b>Mark Grace, L</b> OBP: 0.387, SLG: 0.539 (1, 3)	1-2 2B			1-2 L9			1-1 WP 1B			4	1	2	1	0	0	0				
<b>Sammy Sosa, R</b> OBP: 0.342, SLG: 0.467 (1, 9)	2-0 1B 2H E 2B			0-2 CS 1B		2-3 K		4-2 1B		3	1	2	1	1	1	0				
<b>Luis Gonzalez, L</b> OBP: 0.340, SLG: 0.452 (1, 7)	0-0 S 1B			2-1 F7		2-0 WP 1B		3-H 0-0 G1-3		4	1	2	0	0	0	3				
<b>Todd Zeile, R</b> OBP: 0.307, SLG: 0.401 (1, 5)	1-3 K			2-0 P4		1-1 F8		2-3 K		4	0	0	0	0	2	2				
<b>Rey Sanchez, R</b> OBP: 0.311, SLG: 0.375 (1, 4)	3-H 4-2 BB			0-0 FC5-4 1B		3-1 1B		0-3 K		3	0	2	1	1	1	0				
<b>Scott Servais, R</b> OBP: 0.306, SLG: 0.434 (1, 2)	3-3 K			1-3 K		2-3 K		2-1 G6-3		4	0	0	0	0	3	4				
<b>Steve Trachsel, R</b> OBP: 0.250, SLG: 0.289 <b>Mike Perez, R</b> (6, 1)		0-2 P3		0-0 FC5-4			2-3 K		2-0 P5	2	0	0	0	0	0	1				
<b>Todd Haney, R</b> OBP: 0.462, SLG: 0.783 <b>Turk Wendell, L</b> (7, 1)				1-2 K						0	0	0	0	0	0	0				
<b>Howard Johnson, S</b> OBP: 0.250, SLG: 0.274 (9, PH)				1-2 K						1	0	0	0	0	0	0				
<b>Inning Stats</b>	R: 3 E: 1 K: 2 S: 20	H: 4 LOB: 2 BB: 1 P: 33	R: 0 E: 0 K: 1 S: 7	H: 1 LOB: 0 BB: 0 P: 9	R: 0 E: 0 K: 0 S: 8	H: 1 LOB: 0 BB: 0 P: 11	R: 0 E: 0 K: 1 S: 6	H: 1 LOB: 0 BB: 0 P: 9	R: 0 E: 0 K: 0 S: 6	H: 2 LOB: 1 BB: 0 P: 23	R: 1 E: 0 K: 2 S: 13	H: 1 LOB: 2 BB: 2 P: 25	R: 0 E: 0 K: 2 S: 8	H: 0 LOB: 0 BB: 0 P: 12	R: 0 E: 0 K: 1 S: 7	H: 0 LOB: 0 BB: 0 P: 10	1B: 8 2B: 3 3B: 0 HR: 0	SF: 0 SAC: 0 DP: 0 HBP: 0	WP: 4 PB: 0 SB: 1 CS: 1	PA: 38
<b>PITCHER</b>	IP WLS BF H R ER SO BB IBB HBP BLK WP HR S P ERA WHIP																			
<b>Hideo Nomo, R</b> ERA: 2.08 <b>John Cummings, L</b> ERA: 3.5 <b>Antonio Osuna, R</b> ERA: 5.68 <b>Todd Worrell, R</b> ERA: 1.84	(1, 1) (7, 1) (8, 1) (9, 1)	6.2 0.1 1.0 1.0	W 1 3 S	31 0 0 3	H 0 0 0	R 0 0 0	ER 4 0 0	SO 7 0 2 1	BB 3 0 0 0	IBB 0 0 0	HBP 0 0 0	BLK 0 0 0	WP 2 0 0 0	HR 0 0 8	S 73 1 12	P 118 1 1	ERA 5.40 0.00 0.00 0.00	WHIP 2.100 0.000 0.000 0.000		

Batter	1	2	3	4	5	6	7	8	9	AB	R	H	RBI	BB	SO	LOB	BOTTOM				
<b>Chad Fonville, S</b> OBP: 0.337, SLG: 0.301 (1, 4)	0-1 G3			0-3 K	1-0 G4-3		2-2 G4-3			4	0	0	0	0	1	1	<b>Chicago Cubs @ Los Angeles Dodgers</b> Dodger Stadium, Los Angeles, CA Tue Aug 15 1995, 7:05 PM PDT Att: 48,449 - Unknown - 69 F				
<b>Jose Offerman, S</b> OBP: 0.393, SLG: 0.396 (1, 6)	3-2 G6-3			4-1 1B HR BB		3-2 1B 2B	4-1 FC6-4 BB			2	2	1	0	2	0	0					
<b>Mike Piazza, R</b> OBP: 0.417, SLG: 0.587 (1, 2)	2-2 L8			1-2 HR 1B		0-1 2B SF8 1B	0-2 FC6-4			4	2	2	0	0	0	2					
<b>Eric Karros, R</b> OBP: 0.386, SLG: 0.553 (1, 3)		3-2 F9		2-2 HR 1B		0-1 SF8 SF9 2B	1-0 F8			4	2	2	1	0	0	0					
<b>Raul Mondesi, R</b> OBP: 0.345, SLG: 0.513 (1, 9)		1-2 F9		3-2 HR		3-2 SF8	3-2 S 1B			3	1	2	5	0	0	0					
<b>Roberto Kelly, R</b> OBP: 0.299, SLG: 0.347 (1, 7)		1-0 L9		2-2 G4-3		2-2 SF9	1-2 F7			3	0	0	1	0	0	1					
<b>Tim Wallach, R</b> OBP: 0.323, SLG: 0.490 (1, 5)				2-2 F7	2-2 P3		3-H 0-0 L7		0-2 G4-3	4	0	0	0	0	0	1					
<b>Roger Cedeno, S</b> OBP: 0.269, SLG: 0.217 (1, 8)				2-2 G6-3		0-0 G3	1-0 G4-3 SH1-4 1B			3	0	1	0	0	0	0					
<b>Hideo Nomo, R</b> OBP: 0.078, SLG: 0.078 <b>John Cummings, L</b> <b>Delino DeShields, L</b> OBP: 0.335, SLG: 0.322 <b>Antonio Osuna, R</b> <b>Todd Worrell, R</b>	(1, 1) (7, 1) (8, 1) (9, 1)	5.0 1.0 2.0	L	22 3 9	H 6 7	R 7 7	ER 3 0	SO 3 3	BB 1 0 1	IBB 0 0	HBP 0 0	BLK 0 0	WP 0 0 0	HR 0 5	S 24	P 36		ERA 12.60 0.00 0.00	WHIP 1.400 0.000 1.500		
<b>Inning Stats</b>	R: 0 E: 0 K: 0 S: 8	H: 0 LOB: 0 BB: 0 P: 13	R: 0 E: 0 K: 0 S: 8	H: 0 LOB: 0 BB: 0 P: 13	R: 0 E: 0 K: 1 S: 9	H: 0 LOB: 0 BB: 0 P: 14	R: 4 E: 0 K: 1 S: 21	H: 3 LOB: 0 BB: 1 P: 35	R: 0 E: 0 K: 1 S: 5	H: 0 LOB: 0 BB: 0 P: 6	R: 3 E: 0 K: 0 S: 12	H: 3 LOB: 2 BB: 1 P: 17	R: 0 E: 0 K: 0 S: 12	H: 1 LOB: 1 BB: 0 P: 19	R: 0 E: 0 K: 0 S: 12	H: 1 LOB: 1 BB: 0 P: 17		1B: 6 2B: 1 3B: 0 HR: 1	SF: 2 SAC: 1 DP: 0 HBP: 0	WP: 0 PB: 0 SB: 1 CS: 0	PA: 34
<b>PITCHER</b>	IP WLS BF H R ER SO BB IBB HBP BLK WP HR S P ERA WHIP																				

AB	35
R	5
H	11
RBI	3
BB	3
SO	10
LOB	10





Batter	1	2	3	4	5	6	7	8	9	AB	R	H	RBI	BB	SO	LOB	TOP					
<b>Brian McRae, S</b> (1, 8) OBP: 0.355, SLG: 0.449	G6-3		G6-3			F9		F8		4	0	0	0	0	0	1	<b>Chicago Cubs @ Los Angeles Dodgers</b> Dodger Stadium, Los Angeles, CA Wed Aug 16 1995, 3:33 AM PDT Att: 41,090 - Sunny - 85 F					
<b>Rey Sanchez, R</b> (1, 4) OBP: 0.313, SLG: 0.376	F8			1B		G4-3		1B	1B	4	1	2	0	0	0	0						
<b>Mark Grace, L</b> (1, 3) OBP: 0.386, SLG: 0.536	G5-3			F8		1B		K	1B	4	0	1	0	0	1	2						
<b>Sammy Sosa, R</b> (1, 9) OBP: 0.339, SLG: 0.463		K		P3		K		FC4	1B	4	0	0	0	0	2	3						
<b>Luis Gonzalez, L</b> (1, 7) OBP: 0.342, SLG: 0.452	G4-3			1B				K	1B	4	0	2	0	0	1	2						
<b>Todd Zeile, R</b> (1, 5) OBP: 0.306, SLG: 0.399	K			K		G6-3		1B	1B	4	0	1	1	0	2	3						
<b>José Hernández, R</b> (1, 6) <b>Shawn Dunston, R</b> (8, PH) OBP: 0.348, SLG: 0.541			L5			K		K	1B	3	0	0	0	0	2	0						
<b>Joe Kmak, R</b> (1, 2) OBP: 0.353, SLG: 0.395			1B			K		K	1B	3	0	1	0	0	2	0						
<b>Jim Bullinger, R</b> (1, 1) OBP: 0.220, SLG: 0.147 <b>Scott Burrell, L</b> (8, PH) OBP: 0.288, SLG: 0.378 <b>Turk Wendell, L</b> (8, 1)			SH1-4			F9		K	1B	1	0	0	0	0	0	0						
<b>Inning Stats</b>	R: 0 E: 0 K: 0 S: 11	H: 0 LOB: 0 BB: 0 P: 16	R: 0 E: 0 K: 2 S: 12	H: 0 LOB: 0 BB: 0 P: 17	R: 0 E: 0 K: 0 S: 6	H: 1 LOB: 1 BB: 0 P: 8	R: 0 E: 0 K: 1 S: 12	H: 2 LOB: 2 BB: 0 P: 19	R: 0 E: 0 K: 2 S: 7	H: 0 LOB: 0 BB: 0 P: 7	R: 0 E: 0 K: 1 S: 9	H: 1 LOB: 1 BB: 0 P: 16	R: 0 E: 0 K: 1 S: 6	H: 1 LOB: 0 BB: 0 P: 7	R: 0 E: 0 K: 2 S: 10	H: 0 LOB: 0 BB: 0 P: 13		R: 1 E: 1 K: 2 S: 11	H: 2 LOB: 2 BB: 0 P: 14	1B: 7 2B: 0 3B: 0 HR: 0	SF: 0 SAC: 1 DP: 1 HBP: 0	WP: 0 PB: 0 SB: 0 CS: 0
<b>PITCHER</b> <b>Ismael Valdez, R</b> (1, 1) ERA: 2.83	IP: 9.0 WLS: W BF: 34 H: 7 R: 1 ER: 0 SO: 11 BB: 0 IBB: 0 HBP: 0 BLK: 0 WP: 0 HR: 0 S: 84 P: 117 ERA: 0.00 WHIP: 0.778															<b>PITCHER</b> <b>Ismael Valdez, R</b> (1, 1) ERA: 2.83	IP: 9.0 WLS: W BF: 34 H: 7 R: 1 ER: 0 SO: 11 BB: 0 IBB: 0 HBP: 0 BLK: 0 WP: 0 HR: 0 S: 84 P: 117 ERA: 0.00 WHIP: 0.778					

Batter	1	2	3	4	5	6	7	8	9	AB	R	H	RBI	BB	SO	LOB	BOTTOM			
<b>Chad Fonville, S</b> (1, 4) OBP: 0.335, SLG: 0.300	F7		G6-3			G4-3		1B		4	1	1	0	0	0	0	<b>Chicago Cubs @ Los Angeles Dodgers</b> Dodger Stadium, Los Angeles, CA Wed Aug 16 1995, 3:33 AM PDT Att: 41,090 - Sunny - 85 F			
<b>Jose Offerman, S</b> (1, 6) OBP: 0.394, SLG: 0.395	HR		BB		G4-3		E6	1B		3	1	1	0	1	0	0				
<b>Mike Piazza, R</b> (1, 2) OBP: 0.415, SLG: 0.593	HR		K			G6-3		F9		4	1	1	2	0	1	1				
<b>Eric Karros, R</b> (1, 3) OBP: 0.387, SLG: 0.563	F9				K		HR	2B		4	1	2	1	0	1	0				
<b>Raul Mondesi, R</b> (1, 9) OBP: 0.344, SLG: 0.513	K		E5		HR	G4-3		G4-3		4	1	1	0	0	1	1				
<b>Roberto Kelly, R</b> (1, 7) OBP: 0.298, SLG: 0.346			K		G1-3		G4-3		1B	4	0	1	0	0	1	2				
<b>Tim Wallach, R</b> (1, 5) OBP: 0.326, SLG: 0.412	G6-3				HR		BB	K		3	1	1	2	1	1	1				
<b>Roger Cedeno, S</b> (1, 8) OBP: 0.267, SLG: 0.192	F7				F9		BB	K		3	0	0	0	1	1	1				
<b>Ismael Valdez, R</b> (1, 1) OBP: 0.087, SLG: 0.087			K		G1-3		K	K		4	0	0	0	0	3	4				
<b>Inning Stats</b>	R: 2 E: 0 K: 1 S: 15	H: 2 LOB: 0 BB: 0 P: 18	R: 0 E: 0 K: 1 S: 5	H: 0 LOB: 0 BB: 0 P: 9	R: 0 E: 0 K: 2 S: 10	H: 0 LOB: 1 BB: 1 P: 18	R: 2 E: 1 K: 1 S: 12	H: 1 LOB: 0 BB: 0 P: 19	R: 0 E: 0 K: 0 S: 4	H: 0 LOB: 0 BB: 0 P: 6	R: 1 E: 0 K: 0 S: 11	H: 2 LOB: 3 BB: 2 P: 23	R: 1 E: 1 K: 0 S: 9	H: 2 LOB: 1 BB: 0 P: 16	R: 0 E: 0 K: 3 S: 11	H: 1 LOB: 1 BB: 0 P: 15		1B: 3 2B: 2 3B: 0 HR: 3	SF: 0 SAC: 0 DP: 0 HBP: 0	WP: 0 PB: 0 SB: 1 CS: 0
<b>PITCHER</b> <b>Jim Bullinger, R</b> (1, 1) ERA: 2.87 <b>Turk Wendell, R</b> (8, 1) ERA: 4.71	IP: 7.0 WLS: L BF: 32 H: 7 R: 6 ER: 4 SO: 6 BB: 2 IBB: 1 HBP: 0 BLK: 0 WP: 0 HR: 3 S: 66 P: 109 ERA: 5.14 WHIP: 1.286															<b>PITCHER</b> <b>Jim Bullinger, R</b> (1, 1) ERA: 2.87 <b>Turk Wendell, R</b> (8, 1) ERA: 4.71	IP: 7.0 WLS: L BF: 32 H: 7 R: 6 ER: 4 SO: 6 BB: 2 IBB: 1 HBP: 0 BLK: 0 WP: 0 HR: 3 S: 66 P: 109 ERA: 5.14 WHIP: 1.286			





Batter	1	2	3	4	5	6	7	8	9	AB	R	H	RBI	BB	SO	LOB	TOP																					
Brian McRae, S (1, 8) OBP: 0.354, SLG: 0.445	F8	G6-4-3			L5-3 BB			G3		3	0	0	0	1	0	2																						
Shawon Dunston, R (1, 6) OBP: 0.348, SLG: 0.540	G6-3		B5-3		L5-3			WP HR 2B		4	1	1	0	0	0	1																						
Mark Grace, L (1, 3) OBP: 0.390, SLG: 0.537	1B		1B		G4-3			HR BB		3	1	2	0	1	0	0																						
Sammy Sosa, R (1, 9) OBP: 0.338, SLG: 0.468	P4		P9		F8			HR		4	1	1	3	0	0	2																						
Luis Gonzalez, L (1, 7) OBP: 0.339, SLG: 0.447		P6	L7		L9			G1-3		4	0	0	0	0	0	1																						
Todd Zeile, R (1, 5) OBP: 0.305, SLG: 0.401		1B 2B		L6		G6-3		G4-3		4	1	1	0	0	0	0																						
Rey Sanchez, R (1, 4) OBP: 0.315, SLG: 0.378		2B 1B		G6-3		G3-6-3 1B		G6-3		4	1	2	0	0	0	0																						
Scott Servais, R (1, 2) OBP: 0.305, SLG: 0.436		1B 2B		G5-3		G3-6-3		K		4	0	1	2	0	1	1																						
Jaime Navarro, R (1, 1) OBP: 0.191, SLG: 0.239										2	0	1	0	0	0	0																						
Turk Wendell, L (6, 1)										0	0	0	0	0	0	0																						
Scott Bullett, L (8, PH) OBP: 0.283, SLG: 0.375										1	0	0	0	0	0	0																						
Anthony Young, R (8, 1)										0	0	0	0	0	0	0																						
<b>Inning Stats</b>	R: 0 E: 0 K: 0 S: 9	H: 1 LOB: 1 BB: 0 P: 14	R: 2 E: 0 K: 0 S: 10	H: 4 LOB: 1 BB: 0 P: 13	R: 0 E: 0 K: 0 S: 9	H: 1 LOB: 1 BB: 0 P: 15	R: 0 E: 0 K: 0 S: 7	H: 0 LOB: 0 BB: 1 P: 11	R: 0 E: 0 K: 0 S: 3	H: 0 LOB: 0 BB: 0 P: 6	R: 0 E: 0 K: 0 S: 7	H: 1 LOB: 0 BB: 0 P: 10	R: 3 E: 0 K: 0 S: 11	H: 2 LOB: 0 BB: 1 P: 20	R: 0 E: 0 K: 1 S: 10	H: 0 LOB: 0 BB: 0 P: 13	1B: 5 2B: 4 3B: 0 HR: 1	SF: 0 SAC: 0 DP: 3 HBP: 0	WP: 1 PB: 0 SB: 0 CS: 0	PA: 35																		
<b>PITCHER</b>	IP	WLS	BF	H	R	ER	SO	BB	IBB	HBP	BLK	WP	HR	S	P	ERA	WHIP	<b>PITCHER</b>				IP	WLS	BF	H	R	ER	SO	BB	IBB	HBP	BLK	WP	HR	S	P	ERA	WHIP
Roger Bailey, R (1, 1) ERA: 4.99	8.0	W	32	9	5	5	0	2	0	0	0	1	1	63	100	5.62	1.375																					
Bryan Hickerson, L (9, 1) ERA: 7.75	0.0		0	0	0	0	0	0	0	0	0	0	0	0	0	∞	∞																					

Chicago Cubs @ Colorado Rockies  
Coors Field, Denver, CO  
Thu Aug 17 1995, 7:05 PM MDT  
Att: 48,071 - Unknown - 84 F

AB	33
R	5
H	9
RBI	5
BB	2
SO	1
LOB	7



Batter	1	2	3	4	5	6	7	8	9	AB	R	H	RBI	BB	SO	LOB	BOTTOM																					
Eric Young Sr., R (1, 4) OBP: 0.392, SLG: 0.453	G6-3		G3		G4-6-3 BB	PB 1B		L8		4	0	1	2	1	0	0																						
Mike Kingery, L (1, 8) OBP: 0.365, SLG: 0.443	G5-3			2B 1B	G4-6-3	P3		1B		5	1	2	0	0	0	2																						
Dante Bichette, R (1, 7) OBP: 0.353, SLG: 0.616	G6-3			1B 2B	HR	K		F8		5	2	2	2	0	1	2																						
Larry Walker, L (1, 9) OBP: 0.380, SLG: 0.610		F8		FC5-4 1B	G6-3			F8		5	1	2	1	0	0	1																						
Andres Galarraga, R (1, 3) OBP: 0.339, SLG: 0.522		HR		FC5-4 2B		1B 1B		E6		4	4	2	1	0	0	1																						
Vinny Castilla, R (1, 5) OBP: 0.351, SLG: 0.591	F9			G4-3 1B		1B 1B		HR		4	2	3	3	0	0	0																						
Joe Girardi, R (1, 2) OBP: 0.326, SLG: 0.396	G6-3			G4-3		1B 1B		G3		4	1	1	1	0	0	1																						
Walt Weiss, S (1, 6) OBP: 0.388, SLG: 0.301								F8		3	1	1	1	1	1	0																						
Jason Bates, S (8, 6) OBP: 0.340, SLG: 0.415										0	0	0	0	0	0	0																						
Roger Bailey, R (1, 1) ERA: 3.24										4	0	0	0	0	0	4																						
Bryan Hickerson, L (9, 1) ERA: 7.75										0	0	0	0	0	0	0																						
<b>Inning Stats</b>	R: 0 E: 0 K: 0 S: 9	H: 0 LOB: 0 BB: 0 P: 14	R: 1 E: 0 K: 0 S: 9	H: 1 LOB: 0 BB: 0 P: 14	R: 0 E: 0 K: 1 S: 8	H: 0 LOB: 0 BB: 0 P: 13	R: 3 E: 0 K: 0 S: 15	H: 4 LOB: 2 BB: 1 P: 25	R: 1 E: 0 K: 0 S: 6	H: 1 LOB: 0 BB: 1 P: 14	R: 4 E: 0 K: 1 S: 16	H: 5 LOB: 1 BB: 0 P: 27	R: 3 E: 0 K: 0 S: 10	H: 2 LOB: 0 BB: 0 P: 13	R: 0 E: 0 K: 0 S: 11	H: 1 LOB: 1 BB: 0 P: 21	1B: 9 2B: 2 3B: 0 HR: 3	SF: 0 SAC: 0 DP: 1 HBP: 0	WP: 0 PB: 2 SB: 0 CS: 0	PA: 40																		
<b>PITCHER</b>	IP	WLS	BF	H	R	ER	SO	BB	IBB	HBP	BLK	WP	HR	S	P	ERA	WHIP	<b>PITCHER</b>				IP	WLS	BF	H	R	ER	SO	BB	IBB	HBP	BLK	WP	HR	S	P	ERA	WHIP
Jaime Navarro, R (1, 1) ERA: 3.24	2.0	L	11	4	4	3	1	0	0	0	0	0	1	18	28	13.50	2.000																					
Turk Wendell, L (6, 1) ERA: 5.17	1.0		4	1	0	0	0	0	0	0	0	0	0	11	21	0.00	1.000																					
Anthony Young, R (8, 1) ERA: 4.12																																						

Chicago Cubs @ Colorado Rockies  
Coors Field, Denver, CO  
Thu Aug 17 1995, 7:05 PM MDT  
Att: 48,071 - Unknown - 84 F

AB	38
R	12
H	14
RBI	11
BB	2
SO	2
LOB	11













Batter	1	2	3	4	5	6	7	8	9	AB	R	H	RBI	BB	SO	LOB	TOP										
Brian McRae, S OBP: 0.360, SLG: 0.457										3	1	2	1	1	1	0	<b>Chicago Cubs @ Colorado Rockies</b> Coors Field, Denver, CO Sun Aug 20 1995, 3:33 AM MDT Att: 50,087 - Cloudy - 82 F										
Shawn Dunston, R OBP: 0.342, SLG: 0.533										4	0	0	0	0	2												
Mark Grace, L OBP: 0.388, SLG: 0.529										4	0	1	0	0	1	2											
Sammy Sosa, R OBP: 0.344, SLG: 0.490										4	1	2	1	0	0	0											
Luis Gonzalez, L OBP: 0.342, SLG: 0.459										4	0	0	0	0	2	2											
Todd Zeile, R OBP: 0.311, SLG: 0.410										3	0	0	0	0	1	0											
Todd Haney, R OBP: 0.457, SLG: 0.667										2	0	0	0	1	2	0											
Scott Servais, R OBP: 0.311, SLG: 0.445										3	0	0	0	0	0	1											
Steve Trachsel, R OBP: 0.238, SLG: 0.275										2	0	0	0	0	1	0											
Howard Johnson, S OBP: 0.248, SLG: 0.272										1	0	0	0	0	1	0											
Turk Wendell, L OBP: 0.248, SLG: 0.272										0	0	0	0	0	0	0											
<b>Inning Stats</b>	R: 0 E: 0 K: 1 S: 7	H: 0 LOB: 0 BB: 0 P: 13	R: 1 E: 0 K: 1 S: 10	H: 1 LOB: 1 BB: 1 P: 20	R: 0 E: 0 K: 0 S: 10	H: 0 LOB: 0 BB: 1 P: 17	R: 0 E: 0 K: 1 S: 6	H: 0 LOB: 0 BB: 0 P: 11	R: 0 E: 0 K: 2 S: 9	H: 0 LOB: 0 BB: 0 P: 10	R: 0 E: 0 K: 0 S: 8	H: 1 LOB: 0 BB: 0 P: 13	R: 0 E: 0 K: 0 S: 8	H: 0 LOB: 0 BB: 0 P: 11	R: 0 E: 0 K: 2 S: 10	H: 0 LOB: 0 BB: 0 P: 16	R: 1 E: 0 K: 1 S: 9	H: 3 LOB: 2 BB: 0 P: 12	1B: 3 2B: 1 3B: 0 HR: 2	SF: 0 SAC: 0 DP: 1 HBP: 0	WP: 0 PB: 0 SB: 0 CS: 2	PA: 32					
<b>PITCHER</b>	IP	WLS	BF	H	R	ER	SO	BB	IBB	HBP	BLK	WP	HR	S	P	ERA	WHIP										
Bryan Rekar, R ERA: 4.5	(1, 1)	8.1	29	3	2	2	8	2	0	0	0	0	2	71	114	2.16	0.600										
Lance Painter, L ERA: 4.18	(9, 1)	0.0	1	1	0	0	0	0	0	0	0	0	0	2	2	∞	∞										
Curt Leskanic, R ERA: 3.32	(9, 1)	0.2	W	2	1	0	0	1	0	0	0	0	0	4	7	0.00	1.500										

Batter	1	2	3	4	5	6	7	8	9	AB	R	H	RBI	BB	SO	LOB	BOTTOM										
Eric Young Sr., R OBP: 0.390, SLG: 0.441										2	2	0	0	2	0	0	<b>Chicago Cubs @ Colorado Rockies</b> Coors Field, Denver, CO Sun Aug 20 1995, 3:33 AM MDT Att: 50,087 - Cloudy - 82 F										
Mike Kingsley, L OBP: 0.364, SLG: 0.435										4	0	0	0	0	2												
Dante Bichette, R OBP: 0.357, SLG: 0.618										4	0	1	1	0	0	0											
Andres Galarraga, R OBP: 0.339, SLG: 0.537										3	0	2	1	0	0	0											
Larry Walker, L OBP: 0.372, SLG: 0.592										3	1	0	0	1	0	2											
Vinny Castilla, R OBP: 0.356, SLG: 0.603										3	1	1	2	1	0	0											
Jayhawk Owens, R OBP: 0.364, SLG: 0.667										3	0	0	0	0	1	1											
Walt Weiss, S OBP: 0.389, SLG: 0.301										2	0	1	0	1	1	0											
Bryan Rekar, R	(1, 1)									3	0	0	0	0	1	2											
Lance Painter, L OBP: 0.298, SLG: 0.333	(9, 1)									0	0	0	0	0	0	0											
Curt Leskanic, R OBP: 0.200, SLG: 0.200	(9, 1)									0	0	0	0	0	0	0											
<b>Inning Stats</b>	R: 1 E: 0 K: 0 S: 13	H: 1 LOB: 1 BB: 1 P: 21	R: 0 E: 1 K: 0 S: 7	H: 1 LOB: 0 BB: 0 P: 13	R: 1 E: 0 K: 0 S: 14	H: 1 LOB: 1 BB: 1 P: 28	R: 0 E: 0 K: 2 S: 9	H: 0 LOB: 0 BB: 1 P: 17	R: 0 E: 0 K: 0 S: 5	H: 0 LOB: 0 BB: 0 P: 7	R: 0 E: 0 K: 0 S: 6	H: 0 LOB: 0 BB: 0 P: 8	R: 0 E: 0 K: 1 S: 10	H: 0 LOB: 1 BB: 1 P: 17	R: 0 E: 0 K: 0 S: 8	H: 0 LOB: 0 BB: 0 P: 11	R: 2 E: 0 K: 0 S: 3	H: 2 LOB: 0 BB: 1 P: 10	1B: 2 2B: 3 3B: 0 HR: 1	SF: 1 SAC: 0 DP: 1 HBP: 0	WP: 0 PB: 0 SB: 2 CS: 2	PA: 33					
<b>PITCHER</b>	IP	WLS	BF	H	R	ER	SO	BB	IBB	HBP	BLK	WP	HR	S	P	ERA	WHIP										
Steve Trachsel, R ERA: 4.52	(1, 1)	7.0	27	3	2	2	3	4	0	0	0	0	1	11	21	2.57	1.000										
Turk Wendell, R ERA: 5.4	(8, 1)	1.1	L	6	2	2	0	0	1	0	0	0	1	11	21	13.50	1.500										





Batter	1	2	3	4	5	6	7	8	9	AB	R	H	RBI	BB	SO	LOB	TOP					
Quilvio Veras, S OBP: 0.370, SLG: 0.351										4	2	3	0	0	0	0						
Kurt Abbott, R OBP: 0.320, SLG: 0.451										3	3	0	0	1	1	4						
Jeff Conine, R OBP: 0.393, SLG: 0.551										5	0	2	2	0	1	2						
Terry Pendleton, S OBP: 0.347, SLG: 0.441										3	0	0	1	2	1	2						
Greg Colbrunn, R OBP: 0.312, SLG: 0.460										5	0	2	2	0	0	2						
Andre Dawson, R OBP: 0.306, SLG: 0.444										3	1	1	0	1	0	0						
Robb Nen, R (9.1)										0	0	0	0	0	0	0						
Steve Decker, R OBP: 0.350, SLG: 0.376										5	1	2	2	0	0	5						
Jesus Tavarez, S OBP: 0.308, SLG: 0.263										5	1	1	0	0	1	1						
Pat Rapp, R OBP: 0.158, SLG: 0.184										2	0	0	0	0	1	1						
Rich Garces, R (6.1)										0	0	0	0	0	0	0						
Mario Diaz, R OBP: 0.234, SLG: 0.303										1	0	0	0	0	0	1						
Alejandro Pena, R (7.1)										0	0	0	0	0	0	0						
Chuck Carr, S OBP: 0.317, SLG: 0.273										0	0	0	0	0	0	0						
<b>Inning Stats</b>	R: 2 E: 0 K: 1 S: 10	H: 1 LOB: 0 BB: 1 P: 20	R: 4 E: 1 K: 0 S: 17	H: 2 LOB: 2 BB: 1 P: 30	R: 0 E: 0 K: 0 S: 14	H: 1 LOB: 1 BB: 0 P: 19	R: 1 E: 0 K: 1 S: 17	H: 2 LOB: 3 BB: 2 P: 28	R: 0 E: 0 K: 1 S: 6	H: 0 LOB: 0 BB: 0 P: 10	R: 1 E: 0 K: 1 S: 13	H: 3 LOB: 2 BB: 0 P: 20	R: 0 E: 0 K: 0 S: 9	H: 2 LOB: 1 BB: 0 P: 12	R: 0 E: 0 K: 0 S: 8	H: 0 LOB: 0 BB: 0 P: 12	R: 0 E: 0 K: 1 S: 7	H: 0 LOB: 0 BB: 0 P: 10	1B: 7 2B: 4 3B: 0 HR: 1	SF: 0 SAC: 1 DP: 1 HBP: 3	WP: 0 PB: 0 SB: 4 CS: 0	PA: 44
<b>PITCHER</b>	IP WLS BF H R ER SO BB IBB HBP BLK WP HR S P ERA WHIP																					
Jim Bullinger, R ERA: 3.1	(1.1) 3.2 L 23 6 7 4 2 3 0 0 2 0 0 1 52 87 9.82 2.455																					
Mike Perez, R ERA: 3.23	(4.1) 0.1 2 0 0 0 1 0 0 0 0 0 0 6 10 0.00 3.000																					
Turk Wendell, R ERA: 5.36	(5.1) 2.0 9 3 1 1 2 0 0 1 0 0 0 19 30 4.50 1.500																					
Anthony Young, R ERA: 3.91	(7.1) 2.0 7 2 0 0 0 0 0 0 0 0 0 17 24 0.00 1.000																					
Terry Adams, R ERA: 7.11	(9.1) 1.0 3 0 0 0 1 0 0 0 0 0 0 7 10 0.00 0.000																					

Florida Marlins @ Chicago Cubs  
Wrigley Field, Chicago, IL  
Tue Aug 22 1995, 7:05 PM CDT  
Att: 30,760 - Unknown - 76 F

AB 36  
R 8  
H 11  
RBI 7  
BB 4  
SO 5  
LOB 18



Batter	1	2	3	4	5	6	7	8	9	AB	R	H	RBI	BB	SO	LOB	BOTTOM					
Brian McRae, S OBP: 0.363, SLG: 0.455										2	1	0	0	3	0	1						
Shawon Dunston, R OBP: 0.340, SLG: 0.528										5	1	1	0	0	1	4						
Mark Grace, L OBP: 0.390, SLG: 0.535										5	0	3	2	0	1	0						
Sammy Sosa, R OBP: 0.341, SLG: 0.486										4	0	0	0	0	1	3						
Ozzie Timmons, R OBP: 0.289, SLG: 0.420										1	0	0	0	0	1	0						
Luis Gonzalez, L OBP: 0.338, SLG: 0.454										4	0	0	0	0	1	3						
Todd Zeile, R OBP: 0.311, SLG: 0.408										4	1	1	0	0	0	2						
Todd Haney, R OBP: 0.436, SLG: 0.618										4	1	1	0	0	1	1						
Scott Servais, R OBP: 0.326, SLG: 0.500										4	2	4	4	0	0	0						
Jim Bullinger, R OBP: 0.224, SLG: 0.143	(1.1)																					
Mike Perez, R ERA: 2.95	(4.1)																					
Scott Bullitt, L OBP: 0.266, SLG: 0.407	(4. PH)																					
Turk Wendell, L ERA: 5.26	(5.1)																					
José Hernández, R OBP: 0.267, SLG: 0.344	(5. PH)																					
Anthony Young, R ERA: 3.91	(7.1)																					
Howard Johnson, S OBP: 0.246, SLG: 0.326	(8. PH)																					
Terry Adams, R ERA: 7.11	(9.1)																					
<b>Inning Stats</b>	R: 1 E: 0 K: 1 S: 13	H: 1 LOB: 1 BB: 1 P: 25	R: 1 E: 0 K: 0 S: 14	H: 2 LOB: 2 BB: 1 P: 26	R: 0 E: 1 K: 0 S: 7	H: 0 LOB: 1 BB: 0 P: 12	R: 1 E: 0 K: 0 S: 15	H: 1 LOB: 0 BB: 0 P: 23	R: 1 E: 0 K: 1 S: 7	H: 2 LOB: 0 BB: 0 P: 12	R: 2 E: 0 K: 1 S: 16	H: 2 LOB: 1 BB: 1 P: 26	R: 0 E: 0 K: 2 S: 10	H: 1 LOB: 1 BB: 0 P: 14	R: 0 E: 0 K: 2 S: 11	H: 1 LOB: 0 BB: 0 P: 18	R: 0 E: 0 K: 3 S: 10	H: 0 LOB: 0 BB: 0 P: 14	1B: 5 2B: 4 3B: 0 HR: 2	SF: 0 SAC: 0 DP: 1 HBP: 0	WP: 0 PB: 0 SB: 0 CS: 0	PA: 40
<b>PITCHER</b>	IP WLS BF H R ER SO BB IBB HBP BLK WP HR S P ERA WHIP																					
Pat Rapp, R ERA: 4.4	(1.1) 5.0 W 23 6 4 4 1 2 0 0 0 0 0 1 56 98 7.20 1.600																					
Rich Garces, R ERA: 2.95	(6.1) 1.0 6 2 2 2 1 1 0 0 0 0 0 1 16 26 18.00 3.000																					
Alejandro Pena, R ERA: 5.26	(7.1) 2.0 8 2 0 0 3 0 0 0 0 0 0 21 32 0.00 1.000																					
Robb Nen, R ERA: 2.79	(9.1) 1.0 S 3 0 0 0 3 0 0 0 0 0 0 10 14 0.00 0.000																					

Florida Marlins @ Chicago Cubs  
Wrigley Field, Chicago, IL  
Tue Aug 22 1995, 7:05 PM CDT  
Att: 30,760 - Unknown - 76 F

AB 37  
R 6  
H 10  
RBI 6  
BB 3  
SO 8  
LOB 16









Batter	1	2	3	4	5	6	7	8	9	AB	R	H	RBI	BB	SO	LOB	TOP						
Quilvio Veras, S OBP: 0.370, SLG: 0.351	1-1 S 2B		4-0 FC5-4 BB		1-1 B5-3			3-2 G4-3		3	0	1	0	1	0	0	<b>Florida Marlins @ Chicago Cubs</b> Wrigley Field, Chicago, IL Thu Aug 24 1995, 3:33 AM CDT Att: 18,510 - Cloudy - 79 F						
Kurt Abbott, R OBP: 0.319, SLG: 0.447	4-2 HBP 2-3 BB		0-0 FC5-4 1B 2B		0-1 F7			1-3 K		3	1	0	0	1	1								
Jeff Conine, R OBP: 0.388, SLG: 0.540	1-3 K		1-0 L7			2-1 P4			4-0 1B BB	3	0	0	0	1	1	3							
Terry Pendleton, S OBP: 0.352, SLG: 0.450	2-2 P5		1-1 2B			0-0 G6-4-3 1B			1-2 G1-3 1B	4	1	3	0	0	0	2							
Greg Colbrunn, R OBP: 0.313, SLG: 0.459	1-2 HBP		0-1 1B			0-0 G6-4-3			1-3 K	3	0	1	2	0	1	3							
Andre Dawson, R OBP: 0.305, SLG: 0.436	2-1 L9			4-0 G5-4-3 BB			1-0 G6-3		1-1 G1-3 1-2	3	0	0	0	1	0	5							
Steve Decker, R OBP: 0.343, SLG: 0.360		1-2 G4-3		2-2 G5-4-3			2-2 L3		4-2 BB	3	0	0	0	1	0	1							
Jesus Tavarez, S OBP: 0.300, SLG: 0.257	2-1 F9		0-0 P6				1-0 F8		2-2 F8	3	0	0	0	0	0	0							
Mark Gardner, R OBP: 0.190, SLG: 0.190										0	0	0	0	0	0	0							
Alex Arias, R OBP: 0.346, SLG: 0.372										1	0	0	0	0	0	3							
Chris Hammond, L OBP: 0.318, SLG: 0.366	2-3 K				0-0 P3				2-2 P4	2	0	0	0	0	1	0							
Chuck Carr, S OBP: 0.316, SLG: 0.272										1	0	0	0	0	0	0							
<b>Inning Stats</b>	R: 0 E: 0 K: 1 S: 15	H: 1 LOB: 3 BB: 1 P: 26	R: 0 E: 0 K: 1 S: 9	H: 0 LOB: 0 BB: 0 P: 14	R: 2 E: 0 K: 0 S: 6	H: 2 LOB: 1 BB: 1 P: 12	R: 0 E: 0 K: 0 S: 4	H: 0 LOB: 0 BB: 1 P: 10	R: 0 E: 0 K: 0 S: 5	H: 1 LOB: 0 BB: 0 P: 6	R: 0 E: 0 K: 0 S: 5	H: 0 LOB: 0 BB: 0 P: 9	R: 0 E: 0 K: 1 S: 13	H: 0 LOB: 0 BB: 2 P: 19	R: 0 E: 0 K: 1 S: 15	H: 1 LOB: 3 BB: 2 P: 28	1B: 3 2B: 2 3B: 0 HR: 0	SF: 0 SAC: 0 DP: 2 HBP: 1	WP: 0 PB: 0 SB: 1 CS: 0	PA: 35			
<b>PITCHER</b>	IP WLS BF H R ER SO BB IBB HBP BLK WP HR S P ERA WHIP	IP WLS BF H R ER SO BB IBB HBP BLK WP HR S P ERA WHIP	IP WLS BF H R ER SO BB IBB HBP BLK WP HR S P ERA WHIP	IP WLS BF H R ER SO BB IBB HBP BLK WP HR S P ERA WHIP	IP WLS BF H R ER SO BB IBB HBP BLK WP HR S P ERA WHIP	IP WLS BF H R ER SO BB IBB HBP BLK WP HR S P ERA WHIP	IP WLS BF H R ER SO BB IBB HBP BLK WP HR S P ERA WHIP	IP WLS BF H R ER SO BB IBB HBP BLK WP HR S P ERA WHIP	IP WLS BF H R ER SO BB IBB HBP BLK WP HR S P ERA WHIP	IP WLS BF H R ER SO BB IBB HBP BLK WP HR S P ERA WHIP	IP WLS BF H R ER SO BB IBB HBP BLK WP HR S P ERA WHIP	IP WLS BF H R ER SO BB IBB HBP BLK WP HR S P ERA WHIP	IP WLS BF H R ER SO BB IBB HBP BLK WP HR S P ERA WHIP	IP WLS BF H R ER SO BB IBB HBP BLK WP HR S P ERA WHIP	IP WLS BF H R ER SO BB IBB HBP BLK WP HR S P ERA WHIP	IP WLS BF H R ER SO BB IBB HBP BLK WP HR S P ERA WHIP	IP WLS BF H R ER SO BB IBB HBP BLK WP HR S P ERA WHIP						
Kevin Foster, R ERA: 4.79	(1, 1)	8.0	W	31	5	2	2	3	4	0	0	1	0	0	0	0	0	0	0	66	112	2.25	1.125
Randy Myers, L ERA: 3.95	(9, 1)	1.0	S	4	0	0	0	1	1	0	0	0	0	0	0	0	0	0	0	10	18	0.00	1.000

AB	29
R	2
H	5
RBI	2
BB	5
SO	4
LOB	18



Batter	1	2	3	4	5	6	7	8	9	AB	R	H	RBI	BB	SO	LOB	BOTTOM						
Brian McRae, S OBP: 0.366, SLG: 0.460	1-1 SH5-3 G6-3 2B	2-2 G4-3			2-2 G5-4-3 1B		1-2 2B 1B			4	2	3	0	0	0	2	<b>Florida Marlins @ Chicago Cubs</b> Wrigley Field, Chicago, IL Thu Aug 24 1995, 3:33 AM CDT Att: 18,510 - Cloudy - 79 F						
Rey Sanchez, R OBP: 0.319, SLG: 0.382	0-0 SH5-3 2-3		2-1 G6-4-3 1B		0-1 G5-4-3		1-2 G4-3 HR 2B			3	1	2	1	0	0	1							
Mark Grace, L OBP: 0.390, SLG: 0.530	2-1 G6-3		0-1 G6-4-3			0-1 G4-3	0-1 G4-3			4	0	0	1	0	0	2							
Sammy Sosa, R OBP: 0.344, SLG: 0.506	3-H K		1-3 K			1-1 E6 2B	0-1 HR			4	2	1	2	0	2	0							
Shawon Dunston, R OBP: 0.337, SLG: 0.529		2-0 2B SF8 1B		2-2 G5-3		1-2 P9	1-3 K			4	1	1	0	0	1	1							
Todd Zeile, R OBP: 0.312, SLG: 0.410	1-1 SH3-4 1-3 2B		1-1 K			0-0 2B	1-1 G4-3			4	0	2	0	0	1	0							
Scott Servais, R OBP: 0.344, SLG: 0.526	4-0 SH3-4 IBB		4-1 BB			0-1 2B		3-2 G4-6-3 1B		2	0	2	1	2	0	0							
Luis Gonzalez, L OBP: 0.337, SLG: 0.448	1-0 SF8		2-0 G4-3			4-1 FC6 IBB		0-1 G4-6-3		2	0	0	1	1	0	2							
Kevin Foster, R OBP: 0.271, SLG: 0.370	3-H SH3-4				0-2 G6-3		2-1 FC6		1-3 K	3	0	0	0	0	1	3							
Randy Myers, L ERA: 3.95	1-2 2-3									0	0	0	0	0	0	0							
<b>Inning Stats</b>	R: 1 E: 0 K: 1 S: 8	H: 1 LOB: 0 BB: 0 P: 13	R: 1 E: 0 K: 0 S: 9	H: 2 LOB: 2 BB: 1 P: 20	R: 0 E: 0 K: 1 S: 7	H: 1 LOB: 0 BB: 0 P: 10	R: 0 E: 0 K: 1 S: 8	H: 0 LOB: 1 BB: 1 P: 17	R: 0 E: 0 K: 0 S: 9	H: 1 LOB: 0 BB: 0 P: 11	R: 1 E: 1 K: 0 S: 11	H: 2 LOB: 3 BB: 1 P: 18	R: 3 E: 0 K: 1 S: 18	H: 3 LOB: 0 BB: 0 P: 22	R: 0 E: 0 K: 1 S: 12	H: 1 LOB: 0 BB: 0 P: 16	1B: 6 2B: 4 3B: 0 HR: 1	SF: 1 SAC: 2 DP: 3 HBP: 0	WP: 0 PB: 0 SB: 0 CS: 0	PA: 36			
<b>PITCHER</b>	IP WLS BF H R ER SO BB IBB HBP BLK WP HR S P ERA WHIP	IP WLS BF H R ER SO BB IBB HBP BLK WP HR S P ERA WHIP	IP WLS BF H R ER SO BB IBB HBP BLK WP HR S P ERA WHIP	IP WLS BF H R ER SO BB IBB HBP BLK WP HR S P ERA WHIP	IP WLS BF H R ER SO BB IBB HBP BLK WP HR S P ERA WHIP	IP WLS BF H R ER SO BB IBB HBP BLK WP HR S P ERA WHIP	IP WLS BF H R ER SO BB IBB HBP BLK WP HR S P ERA WHIP	IP WLS BF H R ER SO BB IBB HBP BLK WP HR S P ERA WHIP	IP WLS BF H R ER SO BB IBB HBP BLK WP HR S P ERA WHIP	IP WLS BF H R ER SO BB IBB HBP BLK WP HR S P ERA WHIP	IP WLS BF H R ER SO BB IBB HBP BLK WP HR S P ERA WHIP	IP WLS BF H R ER SO BB IBB HBP BLK WP HR S P ERA WHIP	IP WLS BF H R ER SO BB IBB HBP BLK WP HR S P ERA WHIP	IP WLS BF H R ER SO BB IBB HBP BLK WP HR S P ERA WHIP	IP WLS BF H R ER SO BB IBB HBP BLK WP HR S P ERA WHIP	IP WLS BF H R ER SO BB IBB HBP BLK WP HR S P ERA WHIP							
Chris Hammond, L ERA: 3.1	(1, 1)	6.1	L	30	9	5	4	3	1	2	0	0	0	0	0	0	0	0	0	63	102	5.68	1.579
Mark Gardner, R ERA: 4.34	(7, 1)	1.2		6	2	1	1	2	0	0	0	0	0	0	0	0	0	0	0	19	25	5.40	1.200





Batter	1	2	3	4	5	6	7	8	9	AB	R	H	RBI	BB	SO	LOB	TOP		
Marquis Grissom, R OBP: 0.312, SLG: 0.371	1-3 K		2-1 FC1-6 1B 10 1B		2-2 G6-3		0-0 2B	0-1 L8		5	1	1	0	0	1	3			
Mark Lemke, S OBP: 0.311, SLG: 0.323	0-3 K		1-2 10 1B 2B 1B		0-0 G4-3		2-1 G4-3		1-1 E1	5	1	1	0	0	1	1			
10 Chipper Jones, S OBP: 0.367, SLG: 0.450	3-2 G6-3		2-0 2B 1B			3-2 P7		3-3 K	2-2 F7	5	1	1	1	0	1	1			
Fred McGriff, L OBP: 0.356, SLG: 0.472		0-0 G5-3	2-2 1-H 3-H 2B			2-1 FC4-6 2B		1-2 G3 3B 1B	1-3 K	5	1	3	2	0	1	1			
David Justice, L OBP: 0.395, SLG: 0.525		2-1 HR	1-2 F9			4-0 FC4-6 IBB		2-2 G3	0-0 P4	4	1	1	1	1	0	3			
Ryan Klesko, L OBP: 0.405, SLG: 0.582		2-2 G4-3		2-1 L9		1-1 FC4-6 FC6-4		4-0 3B IBB		3	1	0	0	1	0	2			
Javy Lopez, R OBP: 0.337, SLG: 0.487		0-0 F7		0-2 L9		0-1 FC6-4		0-1 3B 1-H 2-H		4	1	1	2	0	0	2			
Rafael Belliard, R OBP: 0.258, SLG: 0.252			0-2 FC1-6 1B		1-1 G1-3			0-2 3B		4	0	2	1	0	0	0			
29 John Smoltz, R OBP: 0.160, SLG: 0.045			1-3 K			2-2 P4		4-2 BB		3	0	0	0	0	1	1			
Greg McMichael, R Mark Wohlers, R										0	0	0	0	0	0	0			
<b>Inning Stats</b>	R: 0 E: 0 K: 2 S: 10	H: 0 LOB: 0 BB: 0 P: 14	R: 1 E: 0 K: 0 S: 7	H: 1 LOB: 0 BB: 0 P: 11	R: 3 E: 0 K: 1 S: 18	H: 4 LOB: 1 BB: 0 P: 27	R: 0 E: 0 K: 0 S: 7	H: 0 LOB: 0 BB: 0 P: 10	R: 0 E: 0 K: 0 S: 11	H: 1 LOB: 2 BB: 1 P: 21	R: 0 E: 0 K: 0 S: 7	H: 1 LOB: 0 BB: 0 P: 10	R: 3 E: 0 K: 1 S: 19	H: 3 LOB: 2 BB: 2 P: 33	R: 0 E: 1 K: 1 S: 9	H: 0 LOB: 1 BB: 0 P: 13	1B: 4 2B: 3 3B: 2 HR: 1	SF: 0 SAC: 0 DP: 0 HBP: 0	WP: 0 PA: 41 PB: 0 SB: 0 CS: 0
<b>PITCHER</b>	IP WLS BF H R ER SO BB IBB HBP BLK WP HR S P ERA WHIP	IP WLS BF H R ER SO BB IBB HBP BLK WP HR S P ERA WHIP	IP WLS BF H R ER SO BB IBB HBP BLK WP HR S P ERA WHIP	IP WLS BF H R ER SO BB IBB HBP BLK WP HR S P ERA WHIP	IP WLS BF H R ER SO BB IBB HBP BLK WP HR S P ERA WHIP	IP WLS BF H R ER SO BB IBB HBP BLK WP HR S P ERA WHIP	IP WLS BF H R ER SO BB IBB HBP BLK WP HR S P ERA WHIP	IP WLS BF H R ER SO BB IBB HBP BLK WP HR S P ERA WHIP	IP WLS BF H R ER SO BB IBB HBP BLK WP HR S P ERA WHIP	IP WLS BF H R ER SO BB IBB HBP BLK WP HR S P ERA WHIP	IP WLS BF H R ER SO BB IBB HBP BLK WP HR S P ERA WHIP	IP WLS BF H R ER SO BB IBB HBP BLK WP HR S P ERA WHIP	IP WLS BF H R ER SO BB IBB HBP BLK WP HR S P ERA WHIP	IP WLS BF H R ER SO BB IBB HBP BLK WP HR S P ERA WHIP	IP WLS BF H R ER SO BB IBB HBP BLK WP HR S P ERA WHIP	IP WLS BF H R ER SO BB IBB HBP BLK WP HR S P ERA WHIP	IP WLS BF H R ER SO BB IBB HBP BLK WP HR S P ERA WHIP	IP WLS BF H R ER SO BB IBB HBP BLK WP HR S P ERA WHIP	IP WLS BF H R ER SO BB IBB HBP BLK WP HR S P ERA WHIP

Atlanta Braves @ Chicago Cubs  
Wrigley Field, Chicago, IL  
Fri Aug 25 1995, 3:33 AM CDT  
Att: 31,419 - Sunny - 80 F

AB 38  
R 7  
H 10  
RBI 7  
BB 3  
SO 5  
LOB 14



Batter	1	2	3	4	5	6	7	8	9	AB	R	H	RBI	BB	SO	LOB	BOTTOM				
Brian McRae, S OBP: 0.367, SLG: 0.461	1-0 G4-3		3-2 G3 2-3 3-H		1-0 E 2-H 1B		1-1 1B 2B		1-1 G6-3	5	0	2	2	0	0	1					
Rey Sanchez, R OBP: 0.318, SLG: 0.379	1-3 K		0-0 F9		2-1 G3 1-2		2-3 1B		0-3 K	5	0	1	0	0	2	2					
Mark Grace, L OBP: 0.389, SLG: 0.527	1-3 K			0-0 G4-3		4-2 BB BB		2-1 G3 1-2		3	0	0	0	1	1	2					
Sammy Sosa, R OBP: 0.345, SLG: 0.503		2-3 K		0-3 K		4-0 BB 1-2 BB		4-0 IBB		2	0	0	0	2	2	0					
Luis Gonzalez, L OBP: 0.336, SLG: 0.445		1-1 G6-3		2-2 1B		1-3 K		1-1 F9		4	0	1	0	0	1	5					
Terry Adams, R Turk Wendell, L										0	0	0	0	0	0	0					
Shawon Dunston, R OBP: 0.333, SLG: 0.523		0-3 K		1-2 P5		2-2 P2		2-2 F7		4	0	0	0	0	1	3					
Todd Zeile, R OBP: 0.314, SLG: 0.411			0-0 SH5-4 G3 1B		0-1 SH1 1B		2-2 L6		1-0 F8	4	2	2	0	0	0	2					
Scott Servais, R OBP: 0.347, SLG: 0.542			0-0 G3 SH5-4 1B		0-0 F7		1-1 HR		3-2 P2	4	1	2	1	0	0	1					
Frank Castillo, R OBP: 0.128, SLG: 0.089			0-1 SH5-4		1-0 SH1		0-3 K		0-3 K	0	0	0	0	0	0	0					
Larry Casian, R Anthony Young, R Scott Bulett, L (7, FH)										0	0	0	0	0	0	0					
<b>Inning Stats</b>	R: 0 E: 0 K: 2 S: 7	H: 0 LOB: 0 BB: 0 P: 10	R: 0 E: 0 K: 2 S: 8	H: 0 LOB: 0 BB: 0 P: 11	R: 1 E: 0 K: 0 S: 9	H: 2 LOB: 1 BB: 0 P: 12	R: 0 E: 0 K: 1 S: 13	H: 1 LOB: 1 BB: 0 P: 16	R: 1 E: 1 K: 0 S: 7	H: 2 LOB: 1 BB: 0 P: 11	R: 0 E: 0 K: 1 S: 15	H: 0 LOB: 2 BB: 2 P: 28	R: 1 E: 0 K: 1 S: 13	H: 3 LOB: 3 BB: 1 P: 24	R: 0 E: 0 K: 0 S: 7	H: 0 LOB: 0 BB: 0 P: 13	R: 0 E: 0 K: 2 S: 8	H: 0 LOB: 0 BB: 0 P: 9	1B: 6 2B: 1 3B: 0 HR: 1	SF: 0 SAC: 2 DP: 0 HBP: 0	WP: 0 PA: 38 PB: 0 SB: 0 CS: 0
<b>PITCHER</b>	IP WLS BF H R ER SO BB IBB HBP BLK WP HR S P ERA WHIP	IP WLS BF H R ER SO BB IBB HBP BLK WP HR S P ERA WHIP	IP WLS BF H R ER SO BB IBB HBP BLK WP HR S P ERA WHIP	IP WLS BF H R ER SO BB IBB HBP BLK WP HR S P ERA WHIP	IP WLS BF H R ER SO BB IBB HBP BLK WP HR S P ERA WHIP	IP WLS BF H R ER SO BB IBB HBP BLK WP HR S P ERA WHIP	IP WLS BF H R ER SO BB IBB HBP BLK WP HR S P ERA WHIP	IP WLS BF H R ER SO BB IBB HBP BLK WP HR S P ERA WHIP	IP WLS BF H R ER SO BB IBB HBP BLK WP HR S P ERA WHIP	IP WLS BF H R ER SO BB IBB HBP BLK WP HR S P ERA WHIP	IP WLS BF H R ER SO BB IBB HBP BLK WP HR S P ERA WHIP	IP WLS BF H R ER SO BB IBB HBP BLK WP HR S P ERA WHIP	IP WLS BF H R ER SO BB IBB HBP BLK WP HR S P ERA WHIP	IP WLS BF H R ER SO BB IBB HBP BLK WP HR S P ERA WHIP	IP WLS BF H R ER SO BB IBB HBP BLK WP HR S P ERA WHIP	IP WLS BF H R ER SO BB IBB HBP BLK WP HR S P ERA WHIP	IP WLS BF H R ER SO BB IBB HBP BLK WP HR S P ERA WHIP	IP WLS BF H R ER SO BB IBB HBP BLK WP HR S P ERA WHIP	IP WLS BF H R ER SO BB IBB HBP BLK WP HR S P ERA WHIP		

Atlanta Braves @ Chicago Cubs  
Wrigley Field, Chicago, IL  
Fri Aug 25 1995, 3:33 AM CDT  
Att: 31,419 - Sunny - 80 F

AB 33  
R 3  
H 8  
RBI 3  
BB 3  
SO 9  
LOB 16





Batter	1	2	3	4	5	6	7	8	9	AB	R	H	RBI	BB	SO	LOB	TOP							
Marquis Grissom, R OBP: 0.313, SLG: 0.369 (1, 8)	G3-1		3B	CS		G6-3			P4	3	1	0	0	2	0	0								
Mark Lemke, S OBP: 0.315, SLG: 0.334 (1, 4)	K		1B	CS			G4-3		10 FC4-6 1B	5	2	3	2	0	1	0								
10 Chipper Jones, S OBP: 0.368, SLG: 0.456 (1, 5)	K		1B				F9		FC4-6	4	2	1	2	1	1	1								
Fred McGriff, L OBP: 0.354, SLG: 0.468 (1, 3)		G4-3	1B						K	5	1	1	1	0	2	1								
David Justice, L OBP: 0.393, SLG: 0.521 (1, 9)		G3	1B						G3-1	4	0	1	1	0	1	0								
Ryan Klesko, L OBP: 0.406, SLG: 0.581 Mike Devereaux, R (3, PR) OBP: 0.352, SLG: 0.464 (3, 7)	K		1B						F8	2	0	1	1	0	1	0								
Charlie O'Brien, R OBP: 0.378, SLG: 0.482 (1, 2)			F8						1B	4	0	1	0	0	1	3								
Rafael Belliard, R OBP: 0.258, SLG: 0.252 (1, 6)			G1-3						1B	4	0	1	0	0	1	0								
Greg Maddux, R OBP: 0.180, SLG: 0.138 (1, 1)			3B						P6	4	1	1	0	0	2	2								
<b>Inning Stats</b>	R: 0 E: 0 K: 2 S: 9	H: 0 LOB: 0 BB: 0 P: 15	R: 0 E: 0 K: 1 S: 11	H: 0 LOB: 0 BB: 0 P: 18	R: 5 E: 0 K: 0 S: 24	H: 5 LOB: 2 BB: 2 P: 45	R: 0 E: 0 K: 2 S: 9	H: 0 LOB: 0 BB: 1 P: 17	R: 2 E: 0 K: 3 S: 16	H: 3 LOB: 1 BB: 0 P: 22	R: 0 E: 0 K: 0 S: 7	H: 0 LOB: 0 BB: 0 P: 10	R: 0 E: 0 K: 0 S: 6	H: 0 LOB: 0 BB: 0 P: 9	R: 0 E: 0 K: 1 S: 20	H: 2 LOB: 2 BB: 0 P: 31	R: 0 E: 0 K: 1 S: 8	H: 1 LOB: 1 BB: 0 P: 13	1B: 9 2B: 0 3B: 1 HR: 1	SF: 0 SAC: 0 DP: 0 HBP: 0	WP: 0 PB: 0 SB: 0 CS: 1	PA: 41		
<b>PITCHER</b>	IP	WLS	BF	H	R	ER	SO	BB	IBB	HBP	BLK	WP	HR	S	P	ERA	WHIP							
Steve Trachsel, R ERA: 4.78 (1, 1)	2.2	L	15	5	5	5	3	2	0	0	0	0	0	41	74	16.88	2.625							
Turk Wendell, R ERA: 5.36 (3, 1)	2.1		10	3	2	2	5	1	0	0	0	0	1	28	43	7.71	1.714							
Anthony Young, R ERA: 3.42 (6, 1)	2.0		6	0	0	0	0	0	0	0	0	0	0	13	19	0.00	0.000							
Mike Perez, R ERA: 3.09 (8, 1)	1.1		7	3	0	0	1	0	0	0	0	0	0	24	37	0.00	2.250							
Larry Casian, L ERA: 1.06 (9, 1)	0.2		2	0	0	0	1	0	0	0	0	0	0	4	7	0.00	0.000							

Atlanta Braves @ Chicago Cubs  
Wrigley Field, Chicago, IL  
Sat Aug 26 1995, 3:33 AM CDT  
Att: 39,775 - Sunny - 84 F

AB 37  
R 7  
H 11  
RBI 7  
BB 3  
SO 10  
LOB 7



Batter	1	2	3	4	5	6	7	8	9	AB	R	H	RBI	BB	SO	LOB	BOTTOM							
Brian McRae, S OBP: 0.366, SLG: 0.459 (1, 8)	G4-3		L7			P2			FC4-6 1B	4	0	1	0	0	0	0								
Rey Sanchez, R OBP: 0.314, SLG: 0.375 (1, 4)	G6-3		G4-3			G4-3			FC4-6 L5-3	4	0	0	0	0	0	2								
Mark Grace, L OBP: 0.387, SLG: 0.524 (1, 3)	1B		G6-3			G1-3			L5-3	4	0	1	0	0	0	2								
Sammy Sosa, R OBP: 0.344, SLG: 0.501 (1, 9)						P5			K	4	0	1	0	0	2	0								
Luis Gonzalez, L OBP: 0.333, SLG: 0.441 (1, 7)			G6-3			G4-3			F7	4	0	0	0	0	0	2								
Shawn Dunston, R OBP: 0.331, SLG: 0.519 Mike Perez, R (8, 1) Larry Casian, R (9, 1) Howard Johnson, S OBP: 0.252, SLG: 0.276 (9, PH)			P5			K			1B	3	0	0	0	0	1	0								
Todd Zeile, R OBP: 0.313, SLG: 0.410 (1, 5)			G3-1			F8			F8	4	1	1	0	0	0	1								
Scott Servais, R OBP: 0.343, SLG: 0.536 Anthony Young, R OBP: 0.687, SLG: 0.667 José Hernández, R OBP: 0.280, SLG: 0.473 (8, 6)			E6			K			HR	2	0	0	0	0	1	0								
Steve Trachsel, R OBP: 0.233, SLG: 0.268 Turk Wendell, L (3, 1) Joe Knak, R OBP: 0.338, SLG: 0.373 (6, 2)			G3			G4-3			FC4-6 1B	1	0	0	0	0	0	0								
<b>Inning Stats</b>	R: 0 E: 0 K: 0 S: 12	H: 2 LOB: 2 BB: 0 P: 18	R: 0 E: 1 K: 0 S: 10	H: 0 LOB: 1 BB: 0 P: 14	R: 0 E: 0 K: 0 S: 5	H: 0 LOB: 0 BB: 0 P: 7	R: 0 E: 0 K: 1 S: 7	H: 0 LOB: 0 BB: 0 P: 10	R: 0 E: 0 K: 1 S: 8	H: 0 LOB: 0 BB: 0 P: 9	R: 0 E: 0 K: 0 S: 6	H: 0 LOB: 0 BB: 0 P: 8	R: 0 E: 0 K: 1 S: 9	H: 0 LOB: 0 BB: 0 P: 9	R: 2 E: 0 K: 0 S: 13	H: 4 LOB: 1 BB: 0 P: 15	R: 0 E: 0 K: 1 S: 10	H: 1 LOB: 1 BB: 0 P: 15	1B: 6 2B: 1 3B: 0 HR: 1	SF: 0 SAC: 0 DP: 1 HBP: 0	WP: 0 PB: 0 SB: 1 CS: 0	PA: 34		
<b>PITCHER</b>	IP	WLS	BF	H	R	ER	SO	BB	IBB	HBP	BLK	WP	HR	S	P	ERA	WHIP							
Greg Maddux, R ERA: 1.86 (1, 1)	9.0	W	34	7	2	2	4	0	0	0	0	0	1	80	105	2.00	0.778							

Atlanta Braves @ Chicago Cubs  
Wrigley Field, Chicago, IL  
Sat Aug 26 1995, 3:33 AM CDT  
Att: 39,775 - Sunny - 84 F

AB 34  
R 2  
H 7  
RBI 2  
BB 0  
SO 4  
LOB 8






Batter	1	2	3	4	5	6	7	8	9	AB	R	H	RBI	BB	SO	LOB	TOP						
Marquis Grissom, R OBP: 0.316, SLG: 0.370										4	1	2	0	1	0	1	<b>Atlanta Braves @ Chicago Cubs</b> Wrigley Field, Chicago, IL Sun Aug 27 1995, 3:33 AM CDT Att: 36,401 - Cloudy - 80 F						
Mark Lemke, S OBP: 0.319, SLG: 0.334									3	0	1	0	2	0	2								
10 Chipper Jones, S OBP: 0.368, SLG: 0.453									2	0	0	1	2	1	2								
Fred McGriff, L OBP: 0.355, SLG: 0.468								5	0	2	1	0	1	4									
David Justice, L OBP: 0.391, SLG: 0.516									3	0	0	0	1	0	4								
Javy Lopez, R OBP: 0.332, SLG: 0.480									4	0	0	0	0	1	3								
Dwight Smith, L OBP: 0.362, SLG: 0.462									3	1	2	0	0	0	0								
Rafael Belliard, R OBP: 0.250, SLG: 0.244								4	0	0	0	0	2	4									
Tom Glavine, L OBP: 0.273, SLG: 0.288								3	1	1	1	1	0	3									
Greg McMichael, R OBP: 0.273, SLG: 0.288									0	0	0	0	0	0	0								
Mark Wohlers, R OBP: 0.273, SLG: 0.288									0	0	0	0	0	0	0								
<b>Inning Stats</b>	R: 1 E: 0 K: 0 S: 9	H: 2 LOB: 1 BB: 1 P: 17	R: 0 E: 0 K: 0 S: 7	H: 1 LOB: 1 BB: 0 P: 9	R: 0 E: 0 K: 0 S: 6	H: 1 LOB: 1 BB: 1 P: 17	R: 0 E: 0 K: 1 S: 8	H: 0 LOB: 0 BB: 0 P: 12	R: 0 E: 0 K: 0 S: 4	H: 0 LOB: 0 BB: 1 P: 8	R: 0 E: 0 K: 0 S: 10	H: 1 LOB: 2 BB: 1 P: 18	R: 2 E: 0 K: 2 S: 15	H: 3 LOB: 2 BB: 1 P: 26	R: 0 E: 0 K: 1 S: 13	H: 0 LOB: 2 BB: 1 P: 22	R: 0 E: 0 K: 1 S: 10	H: 0 LOB: 1 BB: 1 P: 17	1B: 7 2B: 1 3B: 0 HR: 0	SF: 1 SAC: 0 DP: 2 HBP: 1	WP: 3 PB: 0 SB: 2 CS: 1	PA: 40	
<b>PITCHER</b>	IP WLS BF H R ER SO BB IBB HBP BLK WP HR S P ERA WHIP	IP WLS BF H R ER SO BB IBB HBP BLK WP HR S P ERA WHIP	IP WLS BF H R ER SO BB IBB HBP BLK WP HR S P ERA WHIP	IP WLS BF H R ER SO BB IBB HBP BLK WP HR S P ERA WHIP	IP WLS BF H R ER SO BB IBB HBP BLK WP HR S P ERA WHIP	IP WLS BF H R ER SO BB IBB HBP BLK WP HR S P ERA WHIP	IP WLS BF H R ER SO BB IBB HBP BLK WP HR S P ERA WHIP	IP WLS BF H R ER SO BB IBB HBP BLK WP HR S P ERA WHIP	IP WLS BF H R ER SO BB IBB HBP BLK WP HR S P ERA WHIP	IP WLS BF H R ER SO BB IBB HBP BLK WP HR S P ERA WHIP	IP WLS BF H R ER SO BB IBB HBP BLK WP HR S P ERA WHIP	IP WLS BF H R ER SO BB IBB HBP BLK WP HR S P ERA WHIP	IP WLS BF H R ER SO BB IBB HBP BLK WP HR S P ERA WHIP	IP WLS BF H R ER SO BB IBB HBP BLK WP HR S P ERA WHIP	IP WLS BF H R ER SO BB IBB HBP BLK WP HR S P ERA WHIP	IP WLS BF H R ER SO BB IBB HBP BLK WP HR S P ERA WHIP	IP WLS BF H R ER SO BB IBB HBP BLK WP HR S P ERA WHIP	IP WLS BF H R ER SO BB IBB HBP BLK WP HR S P ERA WHIP	IP WLS BF H R ER SO BB IBB HBP BLK WP HR S P ERA WHIP	IP WLS BF H R ER SO BB IBB HBP BLK WP HR S P ERA WHIP	IP WLS BF H R ER SO BB IBB HBP BLK WP HR S P ERA WHIP	IP WLS BF H R ER SO BB IBB HBP BLK WP HR S P ERA WHIP	IP WLS BF H R ER SO BB IBB HBP BLK WP HR S P ERA WHIP

**Atlanta Braves @ Chicago Cubs**  
 Wrigley Field, Chicago, IL  
 Sun Aug 27 1995, 3:33 AM CDT  
 Att: 36,401 - Cloudy - 80 F


**AB 31**  
**R 3**  
**H 8**  
**RBI 3**  
**BB 7**  
**SO 5**  
**LOB 23**



Batter	1	2	3	4	5	6	7	8	9	AB	R	H	RBI	BB	SO	LOB	BOTTOM						
Brian McRae, S OBP: 0.367, SLG: 0.460										4	0	2	0	0	1	1	<b>Atlanta Braves @ Chicago Cubs</b> Wrigley Field, Chicago, IL Sun Aug 27 1995, 3:33 AM CDT Att: 36,401 - Cloudy - 80 F						
Rey Sanchez, R OBP: 0.311, SLG: 0.370									4	0	0	0	0	0	2								
Mark Grace, L OBP: 0.386, SLG: 0.521									4	0	1	0	0	1	1								
Sammy Sosa, R OBP: 0.342, SLG: 0.497									4	0	0	0	0	2	2								
Shawon Dunston, R OBP: 0.327, SLG: 0.513									4	0	0	0	0	1	1								
Todd Zeile, R OBP: 0.313, SLG: 0.412									3	1	1	0	0	0	0								
Luis Gonzalez, L OBP: 0.333, SLG: 0.442									3	0	1	0	0	1	1								
Joe Kmak, R OBP: 0.328, SLG: 0.358									2	0	0	0	0	1	1								
Scott Servais, R OBP: 0.342, SLG: 0.533									1	0	0	0	0	0	1								
Jim Bullinger, R OBP: 0.205, SLG: 0.135									2	0	0	0	0	0	0								
Larry Casian, R OBP: 0.205, SLG: 0.135									0	0	0	0	0	0	0								
Mike Perez, R OBP: 0.205, SLG: 0.135									0	0	0	0	0	0	0								
Ozzie Timmons, R OBP: 0.292, SLG: 0.421									0	0	0	0	0	0	0								
Terry Adams, R OBP: 0.292, SLG: 0.421									0	0	0	0	0	0	0								
<b>Inning Stats</b>	R: 0 E: 0 K: 0 S: 7	H: 1 LOB: 0 BB: 0 P: 13	R: 0 E: 1 K: 0 S: 9	H: 1 LOB: 1 BB: 0 P: 13	R: 0 E: 0 K: 0 S: 6	H: 0 LOB: 0 BB: 0 P: 9	R: 0 E: 0 K: 1 S: 9	H: 0 LOB: 0 BB: 0 P: 15	R: 0 E: 0 K: 2 S: 8	H: 0 LOB: 0 BB: 0 P: 11	R: 0 E: 0 K: 0 S: 5	H: 1 LOB: 0 BB: 0 P: 8	R: 0 E: 0 K: 1 S: 14	H: 0 LOB: 0 BB: 0 P: 18	R: 1 E: 0 K: 1 S: 10	H: 2 LOB: 1 BB: 0 P: 15	R: 0 E: 0 K: 2 S: 11	H: 1 LOB: 1 BB: 0 P: 13	1B: 4 2B: 2 3B: 0 HR: 0	SF: 0 SAC: 0 DP: 1 HBP: 0	WP: 0 PB: 0 SB: 0 CS: 0	PA: 32	
<b>PITCHER</b>	IP WLS BF H R ER SO BB IBB HBP BLK WP HR S P ERA WHIP	IP WLS BF H R ER SO BB IBB HBP BLK WP HR S P ERA WHIP	IP WLS BF H R ER SO BB IBB HBP BLK WP HR S P ERA WHIP	IP WLS BF H R ER SO BB IBB HBP BLK WP HR S P ERA WHIP	IP WLS BF H R ER SO BB IBB HBP BLK WP HR S P ERA WHIP	IP WLS BF H R ER SO BB IBB HBP BLK WP HR S P ERA WHIP	IP WLS BF H R ER SO BB IBB HBP BLK WP HR S P ERA WHIP	IP WLS BF H R ER SO BB IBB HBP BLK WP HR S P ERA WHIP	IP WLS BF H R ER SO BB IBB HBP BLK WP HR S P ERA WHIP	IP WLS BF H R ER SO BB IBB HBP BLK WP HR S P ERA WHIP	IP WLS BF H R ER SO BB IBB HBP BLK WP HR S P ERA WHIP	IP WLS BF H R ER SO BB IBB HBP BLK WP HR S P ERA WHIP	IP WLS BF H R ER SO BB IBB HBP BLK WP HR S P ERA WHIP	IP WLS BF H R ER SO BB IBB HBP BLK WP HR S P ERA WHIP	IP WLS BF H R ER SO BB IBB HBP BLK WP HR S P ERA WHIP	IP WLS BF H R ER SO BB IBB HBP BLK WP HR S P ERA WHIP	IP WLS BF H R ER SO BB IBB HBP BLK WP HR S P ERA WHIP	IP WLS BF H R ER SO BB IBB HBP BLK WP HR S P ERA WHIP	IP WLS BF H R ER SO BB IBB HBP BLK WP HR S P ERA WHIP	IP WLS BF H R ER SO BB IBB HBP BLK WP HR S P ERA WHIP	IP WLS BF H R ER SO BB IBB HBP BLK WP HR S P ERA WHIP	IP WLS BF H R ER SO BB IBB HBP BLK WP HR S P ERA WHIP	IP WLS BF H R ER SO BB IBB HBP BLK WP HR S P ERA WHIP

**Atlanta Braves @ Chicago Cubs**  
 Wrigley Field, Chicago, IL  
 Sun Aug 27 1995, 3:33 AM CDT  
 Att: 36,401 - Cloudy - 80 F

**AB 32**  
**R 1**  
**H 6**  
**RBI 1**  
**BB 0**  
**SO 7**  
**LOB 10**





Batter	1	2	3	4	5	6	7	8	9	AB	R	H	RBI	BB	SO	LOB	TOP				
Marquis Grissom, R (1, 8) OBP: 0.314, SLG: 0.368	G6-3		F9				G3-1		L8	5	0	1	0	0	0	2					
Jeff Blausler, R (1, 6) OBP: 0.323, SLG: 0.347	K							K		3	0	0	0	0	2	2					
10 Chipper Jones, S (1, 5) OBP: 0.369, SLG: 0.455	K							E6 1B SF9		3	1	2	3	0	1	0					
Fred McGriff, L (1, 3) OBP: 0.354, SLG: 0.466										4	0	1	0	0	2	4					
David Justice, L (1, 9) OBP: 0.387, SLG: 0.511	K									3	0	0	1	0	1	0					
Dwight Smith, L (1, 7) OBP: 0.352, SLG: 0.448										3	0	0	0	0	2	0					
Mike Devereaux, R (8, PH) OBP: 0.351, SLG: 0.463 (8, 7)	K									1	0	0	0	0	0	1					
Charlie O'Brien, R (1, 2) OBP: 0.375, SLG: 0.476										4	1	1	0	0	0	0					
Mark Lemke, S (1, 4) OBP: 0.322, SLG: 0.334										3	1	1	0	1	1	0					
Steve Avery, L (1, 1) OBP: 0.233, SLG: 0.429										1	1	0	0	0	0	1					
Ryan Klesko, L (7, PH) OBP: 0.404, SLG: 0.579										1	0	0	0	0	1	0					
Brad Clontz, R (7, 1) OBP: 0.351, SLG: 0.463										0	0	0	0	0	0	0					
Pedro Borbon, R (8, 1) OBP: 0.326, SLG: 0.525										1	1	1	1	0	0	0					
Mike Mordecai, R (9, PH) OBP: 0.326, SLG: 0.525										1	1	1	1	0	0	0					
<b>Inning Stats</b>	R: 0 E: 0 K: 2 S: 7	H: 0 LOB: 0 BB: 0 P: 11	R: 0 E: 0 K: 2 S: 8	H: 0 LOB: 0 BB: 0 P: 11	R: 2 E: 0 K: 1 S: 15	H: 3 LOB: 2 BB: 0 P: 27	R: 0 E: 0 K: 1 S: 9	H: 0 LOB: 0 BB: 0 P: 12	R: 1 E: 1 K: 1 S: 16	H: 1 LOB: 2 BB: 1 P: 27	R: 0 E: 0 K: 0 S: 7	H: 0 LOB: 0 BB: 0 P: 10	R: 0 E: 0 K: 1 S: 8	H: 0 LOB: 0 BB: 0 P: 10	R: 1 E: 1 K: 1 S: 13	H: 2 LOB: 1 BB: 0 P: 23	R: 1 E: 0 K: 1 S: 14	H: 1 LOB: 0 BB: 0 P: 19	1B: 6 2B: 0 3B: 0 HR: 1	SF: 2 SAC: 1 DP: 0 HBP: 1	WP: 0 PA: 37 PB: 0 SB: 0 CS: 0
<b>PITCHER</b>	IP WLS BF H R ER SO BB IBB HBP BLK WP HR S P ERA WHIP																				
Jaime Navarro, R (1, 1) ERA: 3.15	7.1 W 31 6 4 2 9 1 0 0 1 0 0 0 125 2.46 0.955																				
Randy Myers, L (8, 1) ERA: 4.0	1.2 S 6 1 1 1 1 0 0 0 0 0 1 17 25 5.40 0.600																				

Atlanta Braves @ Chicago Cubs  
Wrigley Field, Chicago, IL  
Mon Aug 28 1995, 3:33 AM CDT  
Att: 17,072 - Sunny - 72 F

AB 32  
R 5  
H 7  
RBI 5  
BB 1  
SO 10  
LOB 10



Batter	1	2	3	4	5	6	7	8	9	AB	R	H	RBI	BB	SO	LOB	BOTTOM		
Brian McRae, S (1, 8) OBP: 0.365, SLG: 0.457	G4-3	G6-3								5	0	1	0	0	1	4			
Todd Zeile, R (1, 5) OBP: 0.313, SLG: 0.408	F9									3	1	0	0	1	0	0			
Mark Grace, L (1, 3) OBP: 0.387, SLG: 0.521										4	1	2	0	0	0	1			
Sammy Sosa, R (1, 9) OBP: 0.345, SLG: 0.512										4	3	3	4	0	0	1			
Shawon Dunston, R (1, 6) OBP: 0.330, SLG: 0.517										3	1	2	1	0	1	0			
José Hernández, R (7, PH) OBP: 0.278, SLG: 0.470 (8, 6)										1	0	0	0	0	1	0			
Ozzie Timmons, R (1, 7) OBP: 0.286, SLG: 0.412										3	0	0	0	0	0	2			
Scott Burrell, L (7, 7) OBP: 0.291, SLG: 0.397										1	0	0	0	0	1	0			
Randy Myers, L (8, 1) ERA: 4.0										0	0	0	0	0	0	0			
Scott Servais, R (1, 2) OBP: 0.345, SLG: 0.546										3	1	1	1	1	2	0			
Rey Sanchez, R (1, 4) OBP: 0.310, SLG: 0.369										4	0	1	0	0	0	2			
Jaime Navarro, R (1, 1) OBP: 0.208, SLG: 0.269										3	0	2	1	0	0	1			
Luis Gonzalez, L (8, 7) OBP: 0.334, SLG: 0.444										1	0	1	0	0	0	0			
<b>Inning Stats</b>	R: 2 E: 0 K: 1 S: 14	H: 2 LOB: 1 BB: 0 P: 17	R: 1 E: 0 K: 0 S: 12	H: 2 LOB: 1 BB: 0 P: 17	R: 1 E: 0 K: 0 S: 14	H: 2 LOB: 1 BB: 0 P: 24	R: 0 E: 0 K: 1 S: 9	H: 2 LOB: 2 BB: 0 P: 11	R: 0 E: 0 K: 0 S: 7	H: 1 LOB: 0 BB: 0 P: 12	R: 1 E: 0 K: 1 S: 16	H: 2 LOB: 2 BB: 1 P: 24	R: 2 E: 0 K: 2 S: 10	H: 1 LOB: 0 BB: 1 P: 18	R: 0 E: 0 K: 1 S: 12	H: 1 LOB: 1 BB: 0 P: 19	1B: 8 2B: 2 3B: 0 HR: 3	SF: 0 SAC: 0 DP: 1 HBP: 0	WP: 0 PA: 37 PB: 0 SB: 2 CS: 0
<b>PITCHER</b>	IP WLS BF H R ER SO BB IBB HBP BLK WP HR S P ERA WHIP																		
Steve Avery, L (1, 1) ERA: 4.74	6.0 L 28 11 5 2 2 2 1 0 0 0 0 0 1 109 7.50 1.833																		
Brad Clontz, R (7, 1) ERA: 3.53	1.0 5 1 2 2 2 1 0 0 0 0 0 1 10 18 18.00 2.000																		
Pedro Borbon, L (8, 1) ERA: 2.7	1.0 4 1 0 0 0 1 0 0 0 0 0 0 12 19 0.00 1.000																		

Atlanta Braves @ Chicago Cubs  
Wrigley Field, Chicago, IL  
Mon Aug 28 1995, 3:33 AM CDT  
Att: 17,072 - Sunny - 72 F

AB 35  
R 7  
H 13  
RBI 7  
BB 2  
SO 6  
LOB 11





Batter	1	2	3	4	5	6	7	8	9	AB	R	H	RBI	BB	SO	LOB	TOP					
<b>Luis Gonzalez, L</b> OBP: 0.337, SLG: 0.450 (1, 8)	4-2 1B FC5-2 BB	1-1 L4		1-2 1-H 3B		1-3 K		3-2 1-H HR 1B		4	1	2	2	1	1	1	<b>Chicago Cubs @ Florida Marlins</b> Joe Robbie Stadium, Miami, FL Tue Aug 29 1995, 7:05 PM EDT Att: 19,487 - Unknown - 90 F					
<b>Todd Zeile, R</b> OBP: 0.314, SLG: 0.415 (1, 5)	1-1 P3		4-2 FC5-4 BB	3-3 K		1-2 FC5-4 1-2		3-1 1-H HR		4	1	1	2	1	1	3						
<b>Mark Grace, L</b> OBP: 0.389, SLG: 0.520 (1, 3)	1-2 FC5-2 2B 1B		0-1 F8		1-0 F8 1B HBP		4-0 L6-4 1B BB	2-1 P5		3	2	1	0	1	0	1						
<b>Sammy Sosa, R</b> OBP: 0.343, SLG: 0.509 (1, 9)	0-0 FC5-2 2B 3-H		3-3 K		2-2 F8		2-0 1-2 1B	2-3 K		5	1	1	0	0	2	4						
<b>Shawon Dunston, R</b> OBP: 0.331, SLG: 0.518 (1, 6)	1-2 FC5-2 2B 2B		1-1 FC5-4		1-1 1B S L8-2 1B		0-3 K		0-1 G1-3	5	1	2	2	0	1	3						
<b>Ozzie Timmons, R</b> OBP: 0.298, SLG: 0.436 <b>Anthony Young, R</b> OBP: 0.667, SLG: 0.667 <b>Howard Johnson, S</b> OBP: 0.257, SLG: 0.276 <b>Mike Perez, R</b> (9, 1)	3-0 2-H 3-H 2B		0-1 E 2B		2-1 L8-2 1B		1-1 L6-4 2-3		4-2 BB	4	1	3	2	0	0	2						
<b>Scott Servais, R</b> OBP: 0.341, SLG: 0.537 (1, 2)	2-3 K		2-0 E7 3B 1B		1-2 L8-2		2-3 K		1-2 F9	5	1	1	0	0	2	4						
<b>Rey Sanchez, R</b> OBP: 0.309, SLG: 0.375 (1, 4)		1-0 G5-3		0-1 F8		0-0 G4-3		1-1 HR K	2-3 K	5	1	1	1	0	1	2						
<b>Kevin Foster, R</b> OBP: 0.275, SLG: 0.367 <b>Scott Bultlett, L</b> OBP: 0.289, SLG: 0.394 (7, 8)	1-3 K		0-0 F8		1-1 FC5-4 1B		1-0 E6 S 1B			3	0	1	0	0	1	1						
<b>Inning Stats</b>	R: 3 E: 0 K: 1 S: 17	H: 3 LOB: 1 BB: 1 P: 29	R: 0 E: 0 K: 1 S: 6	H: 0 LOB: 0 BB: 0 P: 9	R: 0 E: 0 K: 1 S: 10	H: 0 LOB: 1 BB: 1 P: 18	R: 2 E: 1 K: 1 S: 12	H: 3 LOB: 1 BB: 0 P: 18	R: 1 E: 0 K: 0 S: 12	H: 2 LOB: 1 BB: 0 P: 19	R: 0 E: 0 K: 1 S: 12	H: 1 LOB: 1 BB: 0 P: 15	R: 0 E: 0 K: 1 S: 6	H: 1 LOB: 1 BB: 1 P: 13	R: 4 E: 1 K: 2 S: 16	H: 3 LOB: 1 BB: 0 P: 30		R: 0 E: 0 K: 1 S: 10	H: 0 LOB: 1 BB: 1 P: 17	1B: 7 2B: 5 3B: 1 HR: 2	SF: 0 SAC: 0 DP: 2 HBP: 1	WP: 0 PB: 0 SB: 2 CS: 0
<b>PITCHER</b>	IP WLS BF H R ER SO BB IBB HBP BLK WP HR S P ERA WHIP	IP WLS BF H R ER SO BB IBB HBP BLK WP HR S P ERA WHIP															IP WLS BF H R ER SO BB IBB HBP BLK WP HR S P ERA WHIP					
<b>Chris Hammond, L</b> ERA: 3.42	4.1 L 23 7 6 6 4 2 0 1 0 0 0 50 83 12.46 2.077																					
<b>David Weathers, R</b> ERA: 6.05	0.2 2 1 0 0 0 0 0 0 0 0 0 0 7 10 0.00 1.500																					
<b>Buddy Groom, L</b> ERA: 7.1	2.0 8 2 0 0 2 1 0 0 0 0 0 0 18 28 0.00 1.500																					
<b>Mark Gardner, R</b> ERA: 4.6	2.0 11 3 4 3 3 1 0 0 0 0 2 26 47 13.50 2.000																					

Batter	1	2	3	4	5	6	7	8	9	AB	R	H	RBI	BB	SO	LOB	BOTTOM			
<b>Quilvio Veras, S</b> OBP: 0.364, SLG: 0.340 (1, 4)	3-2 P2		4-0 1-2 BB		2-2 F7		1-2 G4-6-3 1-2		1-3 K	4	0	0	0	1	1	3	<b>Chicago Cubs @ Florida Marlins</b> Joe Robbie Stadium, Miami, FL Tue Aug 29 1995, 7:05 PM EDT Att: 19,487 - Unknown - 90 F			
<b>Alex Arias, R</b> OBP: 0.347, SLG: 0.377 (1, 6)	2-1 P6		2-2 L3-6 2-3		2-2 F8		2-1 2B 1B	3-1 2-H 1B		5	1	2	1	0	0	3				
<b>Jeff Conine, R</b> OBP: 0.390, SLG: 0.542 (1, 7)	1-2 G6-3		1-0 G5-3		2-2 F8		3-2 1B 1-H WP 2B	0-0 L9		5	1	1	1	0	0	1				
<b>Terry Pendleton, S</b> OBP: 0.354, SLG: 0.457 (1, 5)		2-2 P5		1-2 BB 1B 1B		1-1 F8		2-1 G5-3		4	1	1	0	0	0	1				
<b>Greg Colbrunn, R</b> OBP: 0.319, SLG: 0.463 (1, 3)		3-2 HR		4-1 CS 1B 1-2 BB		4-2 BB		2-0 WP 1B		2	1	2	1	2	0	0				
<b>Andre Dawson, R</b> OBP: 0.307, SLG: 0.441 (1, 9)		1-0 F7		0-1 FC6-4 1-2 2-H 1B		2-1 F8		1-2 G5-3		4	0	1	1	0	0	2				
<b>Steve Decker, R</b> OBP: 0.319, SLG: 0.324 (1, 2)		2-3 K		1-2 FC6-4 1-2 2-3		1-0 FC3-6 1B		1-2 F8		4	0	1	0	0	1	3				
<b>Jesus Tavarez, S</b> OBP: 0.325, SLG: 0.350 (1, 8)			2-2 G6-3		0-0 1B		0-0 FC3-6 1B WP		0-1 S 1B 1B	4	2	2	0	0	0	1				
<b>Chris Hammond, L</b> OBP: 0.333, SLG: 0.366 <b>David Weathers, R</b> OBP: 0.154, SLG: 0.154 <b>Mario Lopez, L</b> OBP: 0.228, SLG: 0.295 <b>Buddy Groom, L</b> OBP: 0.349, SLG: 0.525 <b>Russ Morman, R</b> OBP: 0.195, SLG: 0.190 <b>Mark Gardner, R</b> OBP: 0.251, SLG: 0.459 (8, 1)			4-1 L3-6 BB		0-2 F7		1-1 G4-6-3 1B		2-0 F9	0	0	0	0	1	0	0				
<b>Inning Stats</b>	R: 0 E: 0 K: 0 S: 9	H: 0 LOB: 0 BB: 0 P: 15	R: 1 E: 0 K: 1 S: 12	H: 1 LOB: 0 BB: 0 P: 20	R: 0 E: 0 K: 0 S: 8	H: 0 LOB: 1 BB: 2 P: 20	R: 1 E: 0 K: 0 S: 11	H: 2 LOB: 1 BB: 1 P: 18	R: 0 E: 0 K: 0 S: 10	H: 0 LOB: 1 BB: 1 P: 19	R: 1 E: 0 K: 0 S: 9	H: 2 LOB: 0 BB: 0 P: 12	R: 2 E: 0 K: 0 S: 17	H: 3 LOB: 1 BB: 0 P: 28	R: 1 E: 0 K: 1 S: 9	H: 2 LOB: 1 BB: 0 P: 15		1B: 9 2B: 2 3B: 0 HR: 1	SF: 0 SAC: 0 DP: 2 HBP: 0	WP: 2 PB: 0 SB: 1 CS: 1
<b>PITCHER</b>	IP WLS BF H R ER SO BB IBB HBP BLK WP HR S P ERA WHIP	IP WLS BF H R ER SO BB IBB HBP BLK WP HR S P ERA WHIP															IP WLS BF H R ER SO BB IBB HBP BLK WP HR S P ERA WHIP			
<b>Kevin Foster, R</b> ERA: 4.71	6.0 W 24 4 2 2 1 4 0 0 0 0 2 0 26 40 13.50 2.500																			
<b>Anthony Young, R</b> ERA: 4.13	2.0 10 5 3 3 0 0 0 0 0 0 0 0 26 40 13.50 2.500																			
<b>Mike Perez, R</b> ERA: 3.1	1.0 5 2 1 1 1 0 0 0 0 0 0 0 9 15 9.00 2.000																			





Batter	1	2	3	4	5	6	7	8	9	AB	R	H	RBI	BB	SO	LOB	TOP					
Luis Gonzalez, L (1, 8) OBP: 0.336, SLG: 0.448	G2-3		G5-4-3 1B		G6-4-3 1-2			F8		4	0	1	0	0	0	2	Chicago Cubs @ Florida Marlins Joe Robbie Stadium, Miami, FL Wed Aug 30 1995, 7:05 PM EDT Att: 23,505 - Unknown					
Todd Zeile, R (1, 5) OBP: 0.311, SLG: 0.410	K		G5-4-3 1-2			K		L9		4	0	0	0	0	2							
Mark Grace, L (1, 3) OBP: 0.388, SLG: 0.516	BB		G3			F8		F8		3	0	0	0	1	0							
Sammy Sosa, R (1, 9) OBP: 0.343, SLG: 0.513	K					F9		HR		4	1	1	1	0	2							
Shawon Dunston, R (1, 6) OBP: 0.328, SLG: 0.514 José Hernández, R (7, 6) OBP: 0.277, SLG: 0.467		G6-3		K			G5-3		G4-3	3	0	0	0	0	1							
Ozzie Timmons, R (1, 7) OBP: 0.303, SLG: 0.441							P3		G2-3	3	0	1	0	1	0							
Scott Servais, R (1, 2) OBP: 0.336, SLG: 0.529										3	0	0	0	0	0							
Rey Sanchez, R (1, 4) OBP: 0.309, SLG: 0.373										2	0	0	0	1	0							
Frank Castillo, R (1, 1) OBP: 0.143, SLG: 0.106 Scott Bultet, L (8, PH) OBP: 0.294, SLG: 0.398 Terry Adams, R (8, 1)										2	0	1	0	0	0							
										1	0	1	0	0	0							
										0	0	0	0	0	0							
<b>Inning Stats</b>	R: 0 E: 0 K: 2 S: 13	H: 0 LOB: 1 BB: 1 P: 22	R: 0 E: 0 K: 0 S: 8	H: 1 LOB: 2 BB: 1 P: 17	R: 0 E: 0 K: 0 S: 6	H: 1 LOB: 0 BB: 0 P: 9	R: 0 E: 0 K: 2 S: 9	H: 0 LOB: 1 BB: 1 P: 16	R: 0 E: 0 K: 1 S: 6	H: 1 LOB: 0 BB: 0 P: 8	R: 0 E: 0 K: 0 S: 7	H: 0 LOB: 0 BB: 0 P: 9	R: 0 E: 0 K: 0 S: 5	H: 0 LOB: 0 BB: 0 P: 10	R: 0 E: 0 K: 0 S: 13	H: 1 LOB: 1 BB: 0 P: 17	R: 1 E: 0 K: 0 S: 4	H: 1 LOB: 0 BB: 0 P: 6	1B: 3 2B: 1 3B: 0 HR: 1	SF: 0 SAC: 0 DP: 2 HBP: 0	WP: 0 PB: 0 SB: 0 CS: 0	PA: 33
<b>PITCHER</b> John Burkett, R (1, 1) ERA: 3.97	IP: 9.0 WLS: W BF: 33 H: 5 R: 1 ER: 1 SO: 5 BB: 2 IBB: 1 HBP: 0 BLK: 0 WP: 0 HR: 1 S: 71 P: 114 ERA: 1.00 WHIP: 0.778															<b>PITCHER</b>						

Chicago Cubs @ Florida Marlins  
Joe Robbie Stadium, Miami, FL  
Wed Aug 30 1995, 7:05 PM EDT  
Att: 23,505 - Unknown

AB 30  
R 1  
H 5  
RBI 1  
BB 3  
SO 5  
LOB 9



Batter	1	2	3	4	5	6	7	8	9	AB	R	H	RBI	BB	SO	LOB	BOTTOM			
Quirolo Veras, S (1, 4) OBP: 0.366, SLG: 0.342	K		BB HBP 1B		L7					4	1	2	0	0	1	0	Chicago Cubs @ Florida Marlins Joe Robbie Stadium, Miami, FL Wed Aug 30 1995, 7:05 PM EDT Att: 23,505 - Unknown			
Jesus Tavarez, S (1, 8) OBP: 0.323, SLG: 0.342	K		BB HBP 1B		G6-3					3	1	0	0	0	1	1				
Jeff Conine, R (1, 7) OBP: 0.387, SLG: 0.536	F9		K		G5-3					4	0	0	0	0	1	3				
Terry Pendleton, S (1, 5) OBP: 0.355, SLG: 0.457										3	0	1	1	1	1	0				
Greg Colbrunn, R (1, 3) OBP: 0.321, SLG: 0.471										4	1	2	3	0	0	1				
Andre Dawson, R (1, 9) OBP: 0.307, SLG: 0.439 Chuck Carr, S (7, 8) OBP: 0.317, SLG: 0.285										3	0	1	0	0	0	2				
										0	0	0	0	0	0	0				
Kurt Abbott, R (1, 6) OBP: 0.318, SLG: 0.455										3	0	0	0	0	0	2				
Steve Decker, R (1, 2) OBP: 0.320, SLG: 0.324										3	0	1	0	0	0	0				
John Burkett, R (1, 1) OBP: 0.158, SLG: 0.145										3	1	0	0	0	1	1				
										3	0	0	0	0	0	2				
<b>Inning Stats</b>	R: 0 E: 0 K: 2 S: 7	H: 0 LOB: 0 BB: 0 P: 13	R: 0 E: 0 K: 0 S: 7	H: 2 LOB: 1 BB: 0 P: 10	R: 3 E: 1 K: 1 S: 14	H: 3 LOB: 2 BB: 1 P: 24	R: 0 E: 0 K: 0 S: 6	H: 0 LOB: 0 BB: 0 P: 7	R: 0 E: 0 K: 0 S: 8	H: 0 LOB: 0 BB: 0 P: 12	R: 1 E: 0 K: 1 S: 10	H: 1 LOB: 0 BB: 0 P: 12	R: 0 E: 0 K: 1 S: 6	H: 1 LOB: 1 BB: 0 P: 8	R: 0 E: 0 K: 0 S: 9	H: 0 LOB: 0 BB: 0 P: 11	1B: 6 2B: 0 3B: 0 HR: 1	SF: 0 SAC: 0 DP: 1 HBP: 1	WP: 0 PB: 0 SB: 1 CS: 0	PA: 32
<b>PITCHER</b> Frank Castillo, R (1, 1) ERA: 2.96 Terry Adams, R (8, 1) ERA: 7.71	IP: 7.0 WLS: L BF: 29 H: 7 R: 4 ER: 4 SO: 5 BB: 1 IBB: 0 HBP: 0 BLK: 0 WP: 0 HR: 1 S: 58 P: 86 ERA: 5.14 WHIP: 1.143															<b>PITCHER</b>				

Chicago Cubs @ Florida Marlins  
Joe Robbie Stadium, Miami, FL  
Wed Aug 30 1995, 7:05 PM EDT  
Att: 23,505 - Unknown

AB 30  
R 4  
H 7  
RBI 4  
BB 1  
SO 5  
LOB 10





Batter	1	2	3	4	5	6	7	8	9	AB	R	H	RBI	BB	SO	LOB	TOP										
Brian McRae, S OBP: 0.365, SLG: 0.457 (1, 8)	G3-1								G6-3	6	0	2	2	0	0	1	Chicago Cubs @ Florida Marlins Joe Robbie Stadium, Miami, FL Thu Aug 31 1995, 7:05 PM EDT Att: 18,251 - Unknown - 87 F										
Todd Zeile, R OBP: 0.311, SLG: 0.408 Todd Haney, R OBP: 0.405, SLG: 0.568 (1, 5) (5, 5)	K	K					G4-3	F8	F9	2	1	0	0	0	2	2											
Mark Grace, L OBP: 0.368, SLG: 0.514 Ozzie Timmons, R OBP: 0.303, SLG: 0.441 (1, 3) (7, 9)							F7	FC1-6	G5-3	4	1	1	0	1	0	2											
Sammy Sosa, R OBP: 0.343, SLG: 0.511 Turk Wendell, L OBP: 0.342, SLG: 0.531 Mike Perez, R (9, 1)							F9	BB	G6-3	4	1	1	0	1	0	2											
Luis Gonzalez, L OBP: 0.337, SLG: 0.446 (1, 7)							F9	BB	G6-3	4	2	1	1	1	1	2											
Scott Servais, R OBP: 0.342, SLG: 0.531 (1, 2)							F7	FC1-6	BB	3	2	1	2	2	1	1											
José Hernández, R OBP: 0.286, SLG: 0.506 (1, 6)							F8	FC6-4	K	5	2	3	5	0	1	2											
Rey Sanchez, R OBP: 0.310, SLG: 0.379 (1, 4)							F8	FC6-4	F7	5	2	2	0	0	1	3											
Steve Trachsel, R OBP: 0.261, SLG: 0.279 Howard Johnson, S OBP: 0.261, SLG: 0.305 (7, PH) (7, 3)							F8	FC6-4	P5	2	0	1	1	1	0	0											
Inning Stats	R: 0 E: 0 K: 1 S: 10	H: 0 LOB: 1 BB: 1 P: 19	R: 2 E: 0 K: 2 S: 15	H: 2 LOB: 2 BB: 2 P: 28	R: 0 E: 0 K: 0 S: 6	H: 0 LOB: 0 BB: 0 P: 13	R: 1 E: 0 K: 1 S: 14	H: 1 LOB: 0 BB: 0 P: 20	R: 6 E: 0 K: 0 S: 18	H: 4 LOB: 1 BB: 2 P: 36	R: 2 E: 0 K: 0 S: 17	H: 4 LOB: 2 BB: 0 P: 23	R: 1 E: 0 K: 0 S: 9	H: 2 LOB: 1 BB: 0 P: 15	R: 0 E: 0 K: 2 S: 10	H: 0 LOB: 1 BB: 1 P: 18		R: 0 E: 0 K: 0 S: 5	H: 0 LOB: 0 BB: 0 P: 7	1B: 7 2B: 2 3B: 1 HR: 3	SF: 0 SAC: 0 DP: 0 HBP: 1	WP: 0 PA: 47 PB: 0 SB: 0 CS: 0					
PITCHER	IP	WLS	BF	H	R	ER	SO	BB	IBB	HBP	BLK	WP	HR	S	P	ERA	WHIP										
Willie Banks, R ERA: 6.25 Buddy Groom, L ERA: 7.54 Mark Gardner, R ERA: 4.58 Yorkis Perez, L ERA: 5.5	(1, 1) (5, 1) (6, 1) (9, 1)	4.2 1.0 2.1 1.0	24 10 10 3	4 7 2 0	7 4 1 0	7 4 1 0	4 4 2 0	0 0 1 0	0 0 0 0	0 0 0 0	0 0 0 0	0 0 0 0	0 1 1 5	53 26 20 7	100 38 34 7	13.50 36.00 3.86 0.00	1.929 7.000 1.286 0.000										

Batter	1	2	3	4	5	6	7	8	9	AB	R	H	RBI	BB	SO	LOB	BOTTOM										
QuiVio Veras, S OBP: 0.368, SLG: 0.346 (1, 4)	G3-1								L8	4	2	2	0	1	0	0	Chicago Cubs @ Florida Marlins Joe Robbie Stadium, Miami, FL Thu Aug 31 1995, 7:05 PM EDT Att: 18,251 - Unknown - 87 F										
Jesús Tavarez, S OBP: 0.326, SLG: 0.339 (1, 8)	F8								BB	4	0	1	1	1	1	2											
Jeff Conine, R OBP: 0.389, SLG: 0.537 (1, 7)	F8								BB	3	0	1	0	2	1	2											
Terry Pendleton, S OBP: 0.356, SLG: 0.456 Mario Diaz, R OBP: 0.236, SLG: 0.304 (8, 5)	1B								BB	3	0	1	0	1	0	3											
Greg Colbrunn, R OBP: 0.320, SLG: 0.469 Yorkis Perez, L OBP: 0.346, SLG: 0.375 (9, PH)	1B								BB	1	0	1	1	0	0	0											
Andre Dawson, R OBP: 0.303, SLG: 0.432 Mark Gardner, R OBP: 0.190, SLG: 0.190 Rob Natal, R OBP: 0.207, SLG: 0.464 (9, 2)									BB	4	0	1	0	0	0	4											
Kurt Abbott, R OBP: 0.317, SLG: 0.451 (1, 6)									BB	0	0	0	0	0	0	0											
Steve Decker, R OBP: 0.333, SLG: 0.361 (9, 3)									BB	1	0	0	0	0	0	2											
Willie Banks, R OBP: 0.263, SLG: 0.176 Buddy Groom, L OBP: 0.338, SLG: 0.508 (1, 1) (5, 1) (6, 9)									BB	2	0	0	0	0	0	2											
Inning Stats	R: 0 E: 0 K: 0 S: 13	H: 1 LOB: 2 BB: 1 P: 20	R: 0 E: 0 K: 1 S: 8	H: 0 LOB: 1 BB: 1 P: 18	R: 0 E: 0 K: 0 S: 10	H: 0 LOB: 2 BB: 2 P: 20	R: 0 E: 0 K: 0 S: 7	H: 0 LOB: 1 BB: 1 P: 13	R: 1 E: 0 K: 1 S: 13	H: 3 LOB: 2 BB: 0 P: 19	R: 0 E: 0 K: 0 S: 10	H: 1 LOB: 1 BB: 1 P: 20	R: 0 E: 0 K: 1 S: 10	H: 0 LOB: 0 BB: 0 P: 16	R: 2 E: 0 K: 2 S: 16	H: 3 LOB: 2 BB: 1 P: 24		1B: 6 2B: 3 3B: 0 HR: 1	SF: 0 SAC: 0 DP: 2 HBP: 0	WP: 0 PA: 41 PB: 0 SB: 0 CS: 0							
PITCHER	IP	WLS	BF	H	R	ER	SO	BB	IBB	HBP	BLK	WP	HR	S	P	ERA	WHIP										
Steve Trachsel, R ERA: 4.63 Turk Wendell, L ERA: 5.13 Mike Perez, R ERA: 3.36	(1, 1) (7, 1) (9, 1)	6.0 2.0 1.0	27 7 7	5 1 3	1 0 2	1 0 2	1 1 2	5 1 1	0 0 0	0 0 0	0 0 0	0 0 1	0 21 16	61 36 24	1 36 24	1.50 0.00 18.00	1.667 1.000 4.000										



Batter	1	2	3	4	5	6	7	8	9	AB	R	H	RBI	BB	SO	LOB	TOP						
Brian McRae, S OBP: 0.363, SLG: 0.457	G4-3 E 2B	G1-3		K		F8		G4-3		5	1	1	0	0	1	1							
Todd Zeile, R OBP: 0.312, SLG: 0.411	F9		K		F8			IBB BB 2B		5	1	2	0	0	1	1							
Mark Grace, L OBP: 0.386, SLG: 0.510	G4-3 2-3		L8		E		P4		K	5	1	1	0	0	1	3							
Sammy Sosa, R OBP: 0.346, SLG: 0.512	S 1B BB		E5		E5 1B 2B		G1-3		BB IBB IBB	3	2	1	1	2	0	0							
Shawon Dunston, R OBP: 0.329, SLG: 0.513	S 1B		P3		1B 1B		G4-3		K	5	1	2	2	0	1	3							
Scott Servais, R OBP: 0.353, SLG: 0.538	BB				P3 2B				BB IBB	3	1	2	0	2	0	1							
Luis Gonzalez, L OBP: 0.339, SLG: 0.445	G1-3				G5-3 PB 2B					3	0	1	0	0	0	3	AB 38						
Larry Casian, R										0	0	0	0	0	0	0	R 7						
Mike Perez, R										0	0	0	0	0	0	0	H 11						
Randy Myers, L										0	0	0	1	1	0	0	RBI 5						
José Hernández, R OBP: 0.285, SLG: 0.500			K		G5-3				P3	4	0	1	1	0	2	2	BB 5						
Rey Sanchez, R OBP: 0.309, SLG: 0.378										1	0	0	0	0	0	3	SO 8						
Jim Bullinger, R OBP: 0.191, SLG: 0.125	P1									3	0	0	0	0	2	2	LOB 19						
Scott Bullett, L OBP: 0.292, SLG: 0.395									G3-1	1	0	0	0	0	0	0							
<b>Inning Stats</b>	R: 2 E: 0 K: 0 S: 13	H: 2 LOB: 2 BB: 2 P: 23	R: 0 E: 0 K: 1 S: 8	H: 0 LOB: 0 BB: 0 P: 11	R: 0 E: 1 K: 1 S: 9	H: 0 LOB: 1 BB: 0 P: 16	R: 1 E: 0 K: 2 S: 12	H: 1 LOB: 1 BB: 0 P: 17	R: 3 E: 0 K: 0 S: 14	H: 5 LOB: 2 BB: 0 P: 25	R: 0 E: 0 K: 1 S: 9	H: 1 LOB: 1 BB: 0 P: 11	R: 0 E: 0 K: 0 S: 7	H: 1 LOB: 1 BB: 0 P: 12	R: 0 E: 0 K: 1 S: 6	H: 0 LOB: 0 BB: 0 P: 8	R: 1 E: 0 K: 2 S: 14	H: 1 LOB: 3 BB: 3 P: 28	1B: 7 2B: 4 3B: 0 HR: 0	SF: 0 SAC: 0 DP: 0 HBP: 1	WP: 0 PB: 1 CS: 2	PA: 44	
<b>PITCHER</b>	IP WLS BF H R ER SO BB IBB HBP BLK WP HR S P ERA WHIP	IP WLS BF H R ER SO BB IBB HBP BLK WP HR S P ERA WHIP	IP WLS BF H R ER SO BB IBB HBP BLK WP HR S P ERA WHIP	IP WLS BF H R ER SO BB IBB HBP BLK WP HR S P ERA WHIP	IP WLS BF H R ER SO BB IBB HBP BLK WP HR S P ERA WHIP	IP WLS BF H R ER SO BB IBB HBP BLK WP HR S P ERA WHIP	IP WLS BF H R ER SO BB IBB HBP BLK WP HR S P ERA WHIP	IP WLS BF H R ER SO BB IBB HBP BLK WP HR S P ERA WHIP	IP WLS BF H R ER SO BB IBB HBP BLK WP HR S P ERA WHIP	IP WLS BF H R ER SO BB IBB HBP BLK WP HR S P ERA WHIP	IP WLS BF H R ER SO BB IBB HBP BLK WP HR S P ERA WHIP	IP WLS BF H R ER SO BB IBB HBP BLK WP HR S P ERA WHIP	IP WLS BF H R ER SO BB IBB HBP BLK WP HR S P ERA WHIP	IP WLS BF H R ER SO BB IBB HBP BLK WP HR S P ERA WHIP	IP WLS BF H R ER SO BB IBB HBP BLK WP HR S P ERA WHIP	IP WLS BF H R ER SO BB IBB HBP BLK WP HR S P ERA WHIP	IP WLS BF H R ER SO BB IBB HBP BLK WP HR S P ERA WHIP	IP WLS BF H R ER SO BB IBB HBP BLK WP HR S P ERA WHIP	IP WLS BF H R ER SO BB IBB HBP BLK WP HR S P ERA WHIP	IP WLS BF H R ER SO BB IBB HBP BLK WP HR S P ERA WHIP	IP WLS BF H R ER SO BB IBB HBP BLK WP HR S P ERA WHIP	IP WLS BF H R ER SO BB IBB HBP BLK WP HR S P ERA WHIP	IP WLS BF H R ER SO BB IBB HBP BLK WP HR S P ERA WHIP

Chicago Cubs @ Atlanta Braves  
Atlanta-Fulton County Stadium, Atlanta, GA  
Fri Sep 01 1995, 7:05 PM EDT  
Att: 36,424 - Unknown - 82 F

livebaseballscores.com

UBS

Batter	1	2	3	4	5	6	7	8	9	AB	R	H	RBI	BB	SO	LOB	BOTTOM						
Marquis Grissom, R OBP: 0.305, SLG: 0.354	L8		K		G5-3		L8			4	0	0	0	0	1	1							
Mark Lemke, S OBP: 0.321, SLG: 0.326	G1-3				L3		CS		F7	3	0	0	0	1	0	0							
10 Chipper Jones, S OBP: 0.365, SLG: 0.457	G4-3		G3-1				G4-3		K	4	0	0	0	0	1	1							
Fred McGriff, L OBP: 0.355, SLG: 0.471		G3			F7		K		G5-3	4	0	0	0	0	1	0							
David Justice, L OBP: 0.389, SLG: 0.520		HR BB			HR 1B				L8	2	2	1	0	2	0	0							
Ryan Klesko, L OBP: 0.401, SLG: 0.590		HR			HR		K		G4-3	4	2	2	4	0	1	1							
Javy Lopez, R OBP: 0.347, SLG: 0.505		HR			HR				G1-3	4	1	3	1	0	0	0	AB 30						
Rafael Belliard, R OBP: 0.236, SLG: 0.230		G4-3 1B			L4-3 1B		HR			3	0	0	0	0	2		R 5						
Tom Glavine, L OBP: 0.268, SLG: 0.283										1	0	0	0	0	0	0	H 6						
Mike Mordecai, R OBP: 0.304, SLG: 0.488										1	0	0	0	0	1	0	RBI 5						
Brad Clontz, R										0	0	0	0	0	0	0	BB 4						
Dwight Smith, L OBP: 0.351, SLG: 0.443										0	0	0	0	0	0	0	SO 5						
Greg McMichael, R										0	0	0	0	0	0	0	LOB 5						
<b>Inning Stats</b>	R: 0 E: 0 K: 0 S: 7	H: 0 LOB: 0 BB: 0 P: 9	R: 2 E: 0 K: 0 S: 5	H: 2 LOB: 0 BB: 1 P: 12	R: 0 E: 0 K: 1 S: 6	H: 0 LOB: 1 BB: 1 P: 13	R: 2 E: 0 K: 0 S: 8	H: 3 LOB: 0 BB: 0 P: 14	R: 0 E: 0 K: 1 S: 9	H: 0 LOB: 0 BB: 0 P: 13	R: 0 E: 0 K: 2 S: 8	H: 0 LOB: 1 BB: 1 P: 18	R: 1 E: 0 K: 0 S: 9	H: 1 LOB: 0 BB: 1 P: 23	R: 0 E: 0 K: 1 S: 7	H: 0 LOB: 0 BB: 0 P: 12	R: 0 E: 0 K: 0 S: 7	H: 0 LOB: 0 BB: 0 P: 11	1B: 3 2B: 1 3B: 0 HR: 3	SF: 0 SAC: 0 DP: 2 HBP: 0	WP: 0 PB: 0 CS: 1	PA: 35	
<b>PITCHER</b>	IP WLS BF H R ER SO BB IBB HBP BLK WP HR S P ERA WHIP	IP WLS BF H R ER SO BB IBB HBP BLK WP HR S P ERA WHIP	IP WLS BF H R ER SO BB IBB HBP BLK WP HR S P ERA WHIP	IP WLS BF H R ER SO BB IBB HBP BLK WP HR S P ERA WHIP	IP WLS BF H R ER SO BB IBB HBP BLK WP HR S P ERA WHIP	IP WLS BF H R ER SO BB IBB HBP BLK WP HR S P ERA WHIP	IP WLS BF H R ER SO BB IBB HBP BLK WP HR S P ERA WHIP	IP WLS BF H R ER SO BB IBB HBP BLK WP HR S P ERA WHIP	IP WLS BF H R ER SO BB IBB HBP BLK WP HR S P ERA WHIP	IP WLS BF H R ER SO BB IBB HBP BLK WP HR S P ERA WHIP	IP WLS BF H R ER SO BB IBB HBP BLK WP HR S P ERA WHIP	IP WLS BF H R ER SO BB IBB HBP BLK WP HR S P ERA WHIP	IP WLS BF H R ER SO BB IBB HBP BLK WP HR S P ERA WHIP	IP WLS BF H R ER SO BB IBB HBP BLK WP HR S P ERA WHIP	IP WLS BF H R ER SO BB IBB HBP BLK WP HR S P ERA WHIP	IP WLS BF H R ER SO BB IBB HBP BLK WP HR S P ERA WHIP	IP WLS BF H R ER SO BB IBB HBP BLK WP HR S P ERA WHIP	IP WLS BF H R ER SO BB IBB HBP BLK WP HR S P ERA WHIP	IP WLS BF H R ER SO BB IBB HBP BLK WP HR S P ERA WHIP	IP WLS BF H R ER SO BB IBB HBP BLK WP HR S P ERA WHIP	IP WLS BF H R ER SO BB IBB HBP BLK WP HR S P ERA WHIP	IP WLS BF H R ER SO BB IBB HBP BLK WP HR S P ERA WHIP	IP WLS BF H R ER SO BB IBB HBP BLK WP HR S P ERA WHIP

Chicago Cubs @ Atlanta Braves  
Atlanta-Fulton County Stadium, Atlanta, GA  
Fri Sep 01 1995, 7:05 PM EDT  
Att: 36,424 - Unknown - 82 F

livebaseballscores.com

Braves



Batter	1	2	3	4	5	6	7	8	9	AB	R	H	RBI	BB	SO	LOB	TOP					
Brian McRae, S (1, 8) OBP: 0.364, SLG: 0.461	2-2 P5		1-0 HR		2-1 G6-3		4-2 HR BB		1-0 L8	4	2	1	1	1	0	0	Chicago Cubs @ Atlanta Braves Atlanta-Fulton County Stadium, Atlanta, GA Sat Sep 02 1995, 7:05 PM EDT Att: 49,016 - Unknown - 83 F					
Todd Zeile, R (1, 5) OBP: 0.311, SLG: 0.410	1-3 K		2-3 K		3-2 F9 2B		2-2 L6		1-3 K	5	0	1	0	0	3	1						
Mark Grace, L (1, 3) OBP: 0.385, SLG: 0.507	1-0 1B		1-0 G4-3		2-1 F9		0-0 G3-1		0-0 E4 2B	5	1	1	0	0	0	2						
Sammy Sosa, R (1, 9) OBP: 0.348, SLG: 0.528	2-2 P3		1-1 HR		2-1 G1-3		1-2 HR		3-2 2B	5	2	3	4	0	0	2						
Shawon Dunston, R (1, 6) OBP: 0.330, SLG: 0.518		2-2 HR	2-0 F7				1-2 L8		1-3 K	4	1	1	1	1	1	0						
Ozzie Timmons, R (1, 7) OBP: 0.302, SLG: 0.435		0-1 P3		2-1 E5 BB		3-1 WP 1B		1-2 F9	4	0	1	0	0	0	0	0						
Scott Lott, L (8, 7) OBP: 0.290, SLG: 0.392									2-1 F7	1	0	0	0	0	0	2						
Scott Servais, R (1, 2) OBP: 0.360, SLG: 0.538		0-1 1B		4-2 L4-3 BB		3-2 L8		4-0 BB		2	0	1	0	2	0	1						
Rey Sanchez, R (1, 4) OBP: 0.311, SLG: 0.377		2-2 1B		0-0 L4-3		4-2 L8		0-0 L8		3	0	1	0	1	0	3						
Jaime Navarro, R (1, 1) OBP: 0.196, SLG: 0.255		1-3 K		0-3 K		0-1 P3		2-3 K		3	0	0	0	0	2	4						
José Hernández, R (8, PH) OBP: 0.283, SLG: 0.497										1	0	0	0	0	1	1						
Larry Casian, R (8, 1) OBP: 0.667, SLG: 0.667										0	0	0	0	0	0	0						
Anthony Young, R (8, 1) OBP: 0.667, SLG: 0.667										0	0	0	0	0	0	0						
Randy Myers, L (8, 1) OBP: 0.667, SLG: 0.667										0	0	0	0	0	0	0						
<b>Inning Stats</b>	R: 0 E: 0 K: 1 S: 14	H: 1 LOB: 1 BB: 0 P: 20	R: 1 E: 0 K: 1 S: 17	H: 3 LOB: 1 BB: 0 P: 22	R: 2 E: 0 K: 1 S: 8	H: 2 LOB: 0 BB: 0 P: 15	R: 0 E: 1 K: 1 S: 8	H: 0 LOB: 1 BB: 1 P: 14	R: 0 E: 0 K: 0 S: 9	H: 1 LOB: 1 BB: 0 P: 18	R: 0 E: 0 K: 0 S: 15	H: 1 LOB: 2 BB: 1 P: 26	R: 2 E: 0 K: 1 S: 17	H: 1 LOB: 0 BB: 1 P: 24	R: 0 E: 0 K: 1 S: 8	H: 0 LOB: 1 BB: 1 P: 15	R: 1 E: 1 K: 1 S: 10	H: 1 LOB: 2 BB: 1 P: 21	1B: 4 2B: 3 3B: 0 HR: 4	SF: 0 SAC: 0 DP: 1 HBP: 0	WP: 2 PB: 0 SB: 0 CS: 0	PA: 42
<b>PITCHER</b>	IP WLS BF H R ER SO BB IBB HBP BLK WP HR S P ERA WHIP																					
Steve Avery, L (1, 1) ERA: 4.73	6.0 L 27 8 3 3 4 2 0 0 0 1 3 71 115 4.50 1.667																					
Alejandro Pena, R (7, 1) ERA: 5.19	1.0 5 1 2 2 1 1 0 0 0 0 1 17 24 18.00 2.000																					
Pedro Borbon, L (8, 1) ERA: 2.35	2.0 10 1 1 0 2 1 1 0 0 0 0 18 36 0.00 1.000																					

Batter	1	2	3	4	5	6	7	8	9	AB	R	H	RBI	BB	SO	LOB	BOTTOM					
Mike Devereaux, R (1, 8) OBP: 0.354, SLG: 0.471	2-1 G4-6-3 1B		4-2 1-2 2-3 BB		0-0 G6-3		2-0 1-H HR		1-0 F7	4	1	2	2	1	0	0	Chicago Cubs @ Atlanta Braves Atlanta-Fulton County Stadium, Atlanta, GA Sat Sep 02 1995, 7:05 PM EDT Att: 49,016 - Unknown - 83 F					
Mark Lemke, S (1, 4) OBP: 0.320, SLG: 0.325	0-2 G4-6-3 1-2		0-0 L8				0-0 1B		G4-3	4	0	1	0	0	0	4						
10 Chipper Jones, S (1, 5) OBP: 0.362, SLG: 0.453	2-0 F7		3-1 F7				1-2 L8		0-0 F8	4	0	0	0	0	0	4						
Fred McGriff, L (1, 3) OBP: 0.358, SLG: 0.481		1-2 HR	0-1 P4				0-0 1-3 1B		1-1 1B 1B	4	2	3	1	0	0	3						
David Justice, L (1, 9) OBP: 0.388, SLG: 0.517		0-0 F9		1-1 G6-3			2-0 L6		0-0 1B 1B	4	0	1	0	0	0	2						
Ryan Klesko, L (1, 7) OBP: 0.402, SLG: 0.587		2-3 K		4-1 G5-4-3 BB			2-2 G4-3		0-0 G5-4-3 1-3 2-H 1B	3	0	1	1	1	1	2						
Charlie O'Brien, R (1, 2) OBP: 0.244, SLG: 0.419		1-2 G4-3		0-2 G5-4-3 1-2			0-2 F9		2-2 G5-4-3 1-2	3	0	0	0	0	0	1						
Javy Lopez, R (8, PH) OBP: 0.346, SLG: 0.503										1	0	0	0	0	0	2						
Rafael Belliard, R (1, 6) OBP: 0.233, SLG: 0.227			1-0 E6 BB BB				4-1 F9		2-3 K	2	0	0	0	0	0	0						
Mike Mordecai, R (7, PH) OBP: 0.313, SLG: 0.477										1	1	0	0	1	1	0						
Steve Avery, L (1, 1) OBP: 0.244, SLG: 0.419			4-1 BB				3-2 K		0-0 G4-3	1	0	0	0	1	1	0						
Alejandro Pena, R (7, 1) ERA: 1.56										0	0	0	0	0	0	0						
Dwight Smith, L (7, PH) OBP: 0.348, SLG: 0.439										1	0	0	0	0	0	1						
Pedro Borbon, R (8, 1) OBP: 0.304, SLG: 0.353			1-2 BB							0	0	0	0	0	0	0						
Marquis Grissom, R (8, PH) OBP: 0.304, SLG: 0.353										1	0	0	0	0	0	0						
<b>Inning Stats</b>	R: 0 E: 0 K: 0 S: 6	H: 1 LOB: 0 BB: 0 P: 10	R: 1 E: 0 K: 1 S: 10	H: 1 LOB: 0 BB: 0 P: 14	R: 0 E: 1 K: 0 S: 9	H: 0 LOB: 2 BB: 2 P: 21	R: 0 E: 0 K: 0 S: 6	H: 0 LOB: 0 BB: 1 P: 11	R: 0 E: 0 K: 1 S: 9	H: 0 LOB: 0 BB: 0 P: 12	R: 0 E: 0 K: 0 S: 10	H: 2 LOB: 2 BB: 0 P: 15	R: 2 E: 0 K: 0 S: 8	H: 1 LOB: 0 BB: 1 P: 17	R: 1 E: 0 K: 0 S: 8	H: 3 LOB: 1 BB: 0 P: 11	R: 0 E: 0 K: 1 S: 5	H: 0 LOB: 0 BB: 0 P: 8	1B: 6 2B: 0 3B: 0 HR: 2	SF: 0 SAC: 0 DP: 3 HBP: 0	WP: 0 PB: 0 SB: 0 CS: 0	PA: 37
<b>PITCHER</b>	IP WLS BF H R ER SO BB IBB HBP BLK WP HR S P ERA WHIP																					
Jaime Navarro, R (1, 1) ERA: 3.18	7.0 W 29 4 3 3 3 4 0 0 0 0 0 2 58 100 3.86 1.286																					
Larry Casian, L (8, 1) ERA: 1.56	0.1 4 3 1 1 0 0 0 0 0 0 0 5 6 27.00 9.000																					
Anthony Young, R (8, 1) ERA: 4.03	0.2 1 0 0 0 0 0 0 0 0 0 0 3 5 0.00 0.000																					
Randy Myers, L (9, 1) ERA: 3.8	1.0 S 3 0 0 0 1 0 0 0 0 0 0 5 8 0.00 0.000																					

Chicago Cubs @ Atlanta Braves  
Atlanta-Fulton County Stadium, Atlanta, GA  
Sat Sep 02 1995, 7:05 PM EDT  
Att: 49,016 - Unknown - 83 F

AB 37  
R 6  
H 10  
RBI 6  
BB 5  
SO 7  
LOB 16



Chicago Cubs @ Atlanta Braves  
Atlanta-Fulton County Stadium, Atlanta, GA  
Sat Sep 02 1995, 7:05 PM EDT  
Att: 49,016 - Unknown - 83 F

AB 33  
R 4  
H 8  
RBI 4  
BB 4  
SO 3  
LOB 19





Batter	1	2	3	4	5	6	7	8	9	AB	R	H	RBI	BB	SO	LOB	TOP			
Brian McRae, S (1, 8) OBP: 0.364, SLG: 0.463	G3-1 1B		K		G5-3		PB 2B		P6	5	0	2	0	0	1	0	Chicago Cubs @ Atlanta Braves Atlanta-Fulton County Stadium, Atlanta, GA Sun Sep 03 1995, 3:33 AM EDT Att: 42,820 - Sunny - 79 F			
Todd Zeile, R (1, 5) OBP: 0.310, SLG: 0.408	G3-1 1B		P6		F7		F9		G4-3	5	0	1	0	0	0	1				
Mark Grace, L (1, 3) OBP: 0.387, SLG: 0.506	G3-1		PB BB		BB		BB			1	0	0	0	3	0	2				
Sammy Sosa, R (1, 9)	P3		BB		K		G4-3			3	0	0	0	1	1	5				
Luis Gonzalez, L (1, 7)	IBB		P5				L5		F9	3	0	0	0	1	0	2				
Shawon Dunston, R (1, 6) OBP: 0.334, SLG: 0.520	K				1B		1B		S 1B	4	0	3	0	0	1	3				
Mark Parent, R (1, 2) OBP: 0.296, SLG: 0.456			P5		F8		L8		F7	4	0	0	0	0	0	3				
Rey Sanchez, R (1, 4) OBP: 0.308, SLG: 0.373			F9		L9		F9		K	4	0	0	0	0	1	3				
Kevin Foster, R (1, 1) ERA: 1.69			K		K		K		G6-3	2	0	0	0	0	2	1				
Scott Sullivan, L (7, PH) OBP: 0.284, SLG: 0.353										1	0	0	0	0	1	0				
Larry Casian, R (7, 1) ERA: 1.53										0	0	0	0	0	0	0				
Dave Swartzbaugh, R (7, 1)										0	0	0	0	0	0	0				
Roberto Rivera, L (8, 1)										0	0	0	0	0	0	0				
Howard Johnson, S (8, PH) OBP: 0.256, SLG: 0.330										1	0	0	0	0	0	0				
<b>Inning Stats</b>	R: 0 E: 0 K: 1 S: 11	H: 2 LOB: 3 BB: 1 P: 23	R: 0 E: 0 K: 1 S: 8	H: 0 LOB: 0 BB: 0 P: 12	R: 0 E: 0 K: 1 S: 9	H: 0 LOB: 1 BB: 2 P: 18	R: 0 E: 0 K: 1 S: 11	H: 1 LOB: 1 BB: 0 P: 14	R: 0 E: 0 K: 0 S: 12	H: 1 LOB: 1 BB: 1 P: 17	R: 0 E: 0 K: 1 S: 9	H: 1 LOB: 2 BB: 1 P: 15	R: 0 E: 0 K: 1 S: 10	H: 1 LOB: 1 BB: 0 P: 15	R: 0 E: 0 K: 0 S: 5	H: 0 LOB: 0 BB: 0 P: 5	1B: 5 2B: 1 3B: 0 HR: 0	SF: 0 SAC: 0 DP: 0 HBP: 0	WP: 0 PB: 2 SB: 1 CS: 0	PA: 38
<b>PITCHER</b>	IP WLS BF H R ER SO BB IBB HBP BLK WP HR S P ERA WHIP	IP WLS BF H R ER SO BB IBB HBP BLK WP HR S P ERA WHIP	IP WLS BF H R ER SO BB IBB HBP BLK WP HR S P ERA WHIP	IP WLS BF H R ER SO BB IBB HBP BLK WP HR S P ERA WHIP	IP WLS BF H R ER SO BB IBB HBP BLK WP HR S P ERA WHIP	IP WLS BF H R ER SO BB IBB HBP BLK WP HR S P ERA WHIP	IP WLS BF H R ER SO BB IBB HBP BLK WP HR S P ERA WHIP	IP WLS BF H R ER SO BB IBB HBP BLK WP HR S P ERA WHIP	IP WLS BF H R ER SO BB IBB HBP BLK WP HR S P ERA WHIP	IP WLS BF H R ER SO BB IBB HBP BLK WP HR S P ERA WHIP	IP WLS BF H R ER SO BB IBB HBP BLK WP HR S P ERA WHIP	IP WLS BF H R ER SO BB IBB HBP BLK WP HR S P ERA WHIP	IP WLS BF H R ER SO BB IBB HBP BLK WP HR S P ERA WHIP	IP WLS BF H R ER SO BB IBB HBP BLK WP HR S P ERA WHIP	IP WLS BF H R ER SO BB IBB HBP BLK WP HR S P ERA WHIP	IP WLS BF H R ER SO BB IBB HBP BLK WP HR S P ERA WHIP	IP WLS BF H R ER SO BB IBB HBP BLK WP HR S P ERA WHIP			
Jason Schmidt, R (1, 1) ERA: 3.0	8.0	W	35	6	0	0	7	3	2	0	0	0	0	0	0	0	0.00	1.125		
Mark Wohlers, R (9, 1) ERA: 1.69	1.0	S	3	0	0	0	0	0	0	0	0	0	0	0	0	0	0.00	0.000		

AB	33
R	0
H	6
RBI	0
BB	5
SO	7
LOB	20



Batter	1	2	3	4	5	6	7	8	9	AB	R	H	RBI	BB	SO	LOB	BOTTOM			
Marquis Grissom, R (1, 8) OBP: 0.306, SLG: 0.357	L8		F7			SH3-4 10 SF9 2B		CS 1B		4	1	2	0	0	0	0	Chicago Cubs @ Atlanta Braves Atlanta-Fulton County Stadium, Atlanta, GA Sun Sep 03 1995, 3:33 AM EDT Att: 42,820 - Sunny - 79 F			
Mark Lemke, S (1, 4)	L9		2B		SH3-4		K			3	0	1	0	0	1	1				
10 Chipper Jones, S (1, 5) OBP: 0.360, SLG: 0.451	K		K		SF9					2	0	0	1	0	2	1				
Fred McGriff, L (1, 3) OBP: 0.356, SLG: 0.477			L7		G4-3		L9			3	0	0	0	0	0	0				
David Justice, L (1, 9)			F7		K		G1-3			3	0	0	0	0	1	0				
Ryan Klesko, L (1, 7) OBP: 0.405, SLG: 0.599					K					3	1	2	1	0	1	0				
Mike Devereaux, R (8, 7) OBP: 0.354, SLG: 0.471			HR				1B			0	0	0	0	0	0	0				
Javy Lopez, R (1, 2) OBP: 0.346, SLG: 0.502					P3		F8			3	0	1	0	0	0	1				
Rafael Belliard, R (1, 6) OBP: 0.228, SLG: 0.222			F9		G1-3		G6-3			3	0	0	0	0	0	2				
Jason Schmidt, R (1, 1) ERA: 4.64					K					2	0	0	0	0	2	0				
Dwight Smith, L (8, PH) OBP: 0.345, SLG: 0.434										1	0	0	0	0	0	0				
Mark Wohlers, R (9, 1) ERA: 1.69										0	0	0	0	0	0	0				
<b>Inning Stats</b>	R: 0 E: 0 K: 1 S: 7	H: 0 LOB: 0 BB: 0 P: 12	R: 1 E: 0 K: 0 S: 7	H: 2 LOB: 1 BB: 0 P: 9	R: 0 E: 0 K: 2 S: 9	H: 1 LOB: 1 BB: 0 P: 12	R: 0 E: 0 K: 2 S: 9	H: 0 LOB: 0 BB: 0 P: 11	R: 0 E: 0 K: 1 S: 10	H: 0 LOB: 0 BB: 0 P: 14	R: 1 E: 0 K: 0 S: 6	H: 1 LOB: 0 BB: 0 P: 8	R: 0 E: 0 K: 0 S: 9	H: 1 LOB: 1 BB: 0 P: 11	R: 0 E: 0 K: 1 S: 7	H: 1 LOB: 0 BB: 0 P: 12	1B: 3 2B: 2 3B: 0 HR: 1	SF: 1 SAC: 1 DP: 0 HBP: 0	WP: 0 PB: 0 SB: 0 CS: 1	PA: 29
<b>PITCHER</b>	IP WLS BF H R ER SO BB IBB HBP BLK WP HR S P ERA WHIP	IP WLS BF H R ER SO BB IBB HBP BLK WP HR S P ERA WHIP	IP WLS BF H R ER SO BB IBB HBP BLK WP HR S P ERA WHIP	IP WLS BF H R ER SO BB IBB HBP BLK WP HR S P ERA WHIP	IP WLS BF H R ER SO BB IBB HBP BLK WP HR S P ERA WHIP	IP WLS BF H R ER SO BB IBB HBP BLK WP HR S P ERA WHIP	IP WLS BF H R ER SO BB IBB HBP BLK WP HR S P ERA WHIP	IP WLS BF H R ER SO BB IBB HBP BLK WP HR S P ERA WHIP	IP WLS BF H R ER SO BB IBB HBP BLK WP HR S P ERA WHIP	IP WLS BF H R ER SO BB IBB HBP BLK WP HR S P ERA WHIP	IP WLS BF H R ER SO BB IBB HBP BLK WP HR S P ERA WHIP	IP WLS BF H R ER SO BB IBB HBP BLK WP HR S P ERA WHIP	IP WLS BF H R ER SO BB IBB HBP BLK WP HR S P ERA WHIP	IP WLS BF H R ER SO BB IBB HBP BLK WP HR S P ERA WHIP	IP WLS BF H R ER SO BB IBB HBP BLK WP HR S P ERA WHIP	IP WLS BF H R ER SO BB IBB HBP BLK WP HR S P ERA WHIP	IP WLS BF H R ER SO BB IBB HBP BLK WP HR S P ERA WHIP			
Kevin Foster, R (1, 1) ERA: 4.64	6.0	L	22	4	2	2	6	0	0	0	0	0	0	0	0	0	0.00	3.000		
Larry Casian, L (7, 1) ERA: 1.53	0.1		2	1	0	0	0	0	0	0	0	5	7	0.00	3.000					
Dave Swartzbaugh, R (7, 1)	0.2		2	0	0	0	0	0	0	0	0	4	4	0.00	0.000					
Roberto Rivera, L (8, 1) ERA: 1.69	1.0		3	1	0	0	1	0	0	0	0	7	12	0.00	1.000					

AB	27
R	2
H	6
RBI	2
BB	0
SO	7
LOB	5





Batter	1	2	3	4	5	6	7	8	9	AB	R	H	RBI	BB	SO	LOB	TOP			
<b>Eric Young Sr. R</b> OBP: 0.382, SLG: 0.417 (1, 4)	F8		K		P6			FC4-6 1B		4	0	1	0	0	1	3				
<b>Trenidad Hubbard R</b> OBP: 0.447, SLG: 0.656 (1, 8)	F7		F9			F9		FC4-6 BLK		4	0	0	0	0	0	2				
<b>Dante Bichette R</b> OBP: 0.355, SLG: 0.604 (1, 7)	E3			F8			FC6-4 1B	F9		4	0	1	0	0	0	1				
<b>Larry Walker L</b> OBP: 0.364, SLG: 0.576 (1, 9)	P6				2-1 1B		F7		L9	4	0	1	0	0	0	2				
<b>Andres Galarraga R</b> OBP: 0.332, SLG: 0.512 (1, 3)		G3		F8		FC6-4			K	4	0	0	0	0	1	2				
<b>Vinny Castilla R</b> OBP: 0.353, SLG: 0.589 (1, 5)		K			F7				P6	4	0	0	0	0	1	1				
<b>Joe Girardi R</b> OBP: 0.315, SLG: 0.374 (1, 2)		P9								3	0	0	0	0	0	0				
<b>Jason Bates S</b> OBP: 0.357, SLG: 0.427 (1, 6)							CS SH 1B			3	0	2	0	0	0	0				
<b>Bryan Rekar R</b> John Vander Wal L (8, PH) Darren Holmes R (8, 1)				B3			SH	G4-3		1	0	0	0	0	0	1				
<b>Inning Stats</b>	R: 0 E: 1 K: 0 S: 7	H: 0 LOB: 1 BB: 0 P: 11	R: 0 E: 0 K: 1 S: 10	H: 0 LOB: 0 BB: 0 P: 13	R: 0 E: 0 K: 1 S: 8	H: 1 LOB: 1 BB: 0 P: 11	R: 0 E: 0 K: 0 S: 11	H: 1 LOB: 1 BB: 0 P: 18	R: 0 E: 1 K: 0 S: 6	H: 1 LOB: 1 BB: 0 P: 8	R: 0 E: 0 K: 0 S: 7	H: 0 LOB: 0 BB: 0 P: 10	R: 0 E: 0 K: 0 S: 9	H: 1 LOB: 1 BB: 0 P: 15	R: 0 E: 0 K: 1 S: 6	H: 0 LOB: 0 BB: 0 P: 9	1B: 5 2B: 0 3B: 0 HR: 0	SF: 0 SAC: 1 DP: 0 HBP: 0	WP: 0 PB: 0 SB: 1 CS: 2	PA: 33
<b>PITCHER</b> <b>Frank Castillo R</b> ERA: 2.8 (1, 1)	IP: 9.0 WLS: W BF: 33 H: 5 R: 0 ER: 0 SO: 3 BB: 0 IBB: 0 HBP: 0 BLK: 1 WP: 0 HR: 0 S: 70 P: 105 ERA: 0.00 WHIP: 0.556																			

**Colorado Rockies @ Chicago Cubs**  
Wrigley Field, Chicago, IL  
Mon Sep 04 1995, 3:33 AM CDT  
Att: 31,601 - Sunny - 84 F

AB	32
R	0
H	5
RBI	0
BB	0
SO	3
LOB	12



Batter	1	2	3	4	5	6	7	8	9	AB	R	H	RBI	BB	SO	LOB	BOTTOM			
<b>Brian McRae S</b> OBP: 0.361, SLG: 0.459 (1, 8)	G4-3		K		G6-3			K		4	0	0	0	0	2	1				
<b>Todd Zeile R</b> OBP: 0.507, SLG: 0.404 (1, 5)	G6-3		FC5-4			K		G6-3		4	0	0	0	0	1	1				
<b>Mark Grace L</b> OBP: 0.384, SLG: 0.501 (1, 3)	E3 HR		FC5-4			G4-3		L8		4	1	0	0	0	0	1				
<b>Sammy Sosa R</b> OBP: 0.347, SLG: 0.530 (1, 9)	HR			G6-3		P4				3	1	1	2	0	0	0				
<b>Luis Gonzalez L</b> OBP: 0.340, SLG: 0.446 (1, 7)	G6-3			FC5-4 1B			SH1-3 2B			3	0	2	0	0	0	0				
<b>Shawon Dunston R</b> OBP: 0.333, SLG: 0.518 (1, 6)		F8		P4			SH1-3			2	0	0	0	0	0	1				
<b>Scott Servais R</b> OBP: 0.355, SLG: 0.530 (1, 2)		K		FC5-4			K			3	0	0	0	0	2	2				
<b>Rey Sanchez R</b> OBP: 0.308, SLG: 0.371 (1, 4)		G6-3			P4					2	0	0	0	1	0	0				
<b>Frank Castillo R</b> OBP: 0.154, SLG: 0.120 (1, 1)				FC5-4 1B		K		K		3	0	1	0	0	2	2				
<b>Inning Stats</b>	R: 2 E: 1 K: 0 S: 12	H: 1 LOB: 0 BB: 0 P: 19	R: 0 E: 0 K: 1 S: 13	H: 0 LOB: 0 BB: 0 P: 19	R: 0 E: 0 K: 1 S: 10	H: 1 LOB: 1 BB: 0 P: 18	R: 0 E: 0 K: 0 S: 14	H: 1 LOB: 1 BB: 0 P: 22	R: 0 E: 0 K: 1 S: 8	H: 0 LOB: 0 BB: 0 P: 11	R: 0 E: 0 K: 1 S: 6	H: 0 LOB: 0 BB: 0 P: 12	R: 0 E: 0 K: 2 S: 12	H: 1 LOB: 2 BB: 1 P: 21	R: 0 E: 0 K: 1 S: 10	H: 0 LOB: 0 BB: 0 P: 13	1B: 2 2B: 1 3B: 0 HR: 1	SF: 0 SAC: 1 DP: 0 HBP: 0	WP: 0 PB: 0 SB: 0 CS: 0	PA: 30
<b>PITCHER</b> <b>Bryan Rekar R</b> ERA: 3.74 (1, 1)	IP: 7.0 WLS: L BF: 27 H: 4 R: 2 ER: 0 SO: 6 BB: 4 IBB: 2 HBP: 0 BLK: 0 WP: 0 HR: 1 S: 75 P: 122 ERA: 0.00 WHIP: 0.571																			
<b>Darren Holmes R</b> ERA: 2.91 (8, 1)	IP: 1.0 WLS: 3 BF: 3 H: 0 R: 0 ER: 0 SO: 1 BB: 0 IBB: 0 HBP: 0 BLK: 0 WP: 0 HR: 0 S: 10 P: 13 ERA: 0.00 WHIP: 0.000																			

**Colorado Rockies @ Chicago Cubs**  
Wrigley Field, Chicago, IL  
Mon Sep 04 1995, 3:33 AM CDT  
Att: 31,601 - Sunny - 84 F

AB	28
R	2
H	4
RBI	2
BB	1
SO	7
LOB	8









Batter	1	2	3	4	5	6	7	8	9	AB	R	H	RBI	BB	SO	LOB	TOP			
<b>Deion Sanders, L</b> OBP: 0.318, SLG: 0.403 (1, 8)	4-2 1B BB		0-1 G4-3		0-2 G6-3		4-2 1-2 BB	2-3 K		3	1	0	0	2	1	2	San Francisco Giants @ Chicago Cubs Wrigley Field, Chicago, IL Fri Sep 08 1995, 3:33 AM CDT Att: 28,013 - Sunny - 62 F			
<b>Mike Benjamin, R</b> OBP: 0.271, SLG: 0.321 (1, 4)	0-3 K		3-2 F9		0-1 F9		2-1 P4	0-3 K		5	0	0	0	0	2	3				
<b>Barry Bonds, L</b> OBP: 0.429, SLG: 0.571 (1, 7)	0-1 1-3 1B		1-1 F8		3-1 P5			4-1 2B BB	4-2 1B BB	3	1	1	0	2	0	0				
<b>Matt Williams, R</b> OBP: 0.403, SLG: 0.650 (1, 5)	1-1 HR 1B			1-1 BB 1B		0-0 F7		0-0 1B 1B 2B	1-2 1-3 1B	5	3	4	2	0	0	0				
<b>Mark Carreon, R</b> OBP: 0.344, SLG: 0.489 (1, 3)	1-2 HR			4-2 1B BB		0-0 G6-4-3 1B		0-2 1B 2B	0-1 P3	4	2	3	2	1	0	2				
<b>Glenallen Hill, R</b> OBP: 0.318, SLG: 0.469 <b>Rikkert Faneyte, R</b> OBP: 0.298, SLG: 0.270 (1, 9) (9, 9)	1-0 P3			1-3 K		1-1 G6-4-3		1-3 K	2-3 K	5	0	0	0	0	3	7				
<b>Royce Clayton, R</b> OBP: 0.304, SLG: 0.350 (1, 6)		1-2 G4-3		0-0 1-3 2-H 1B			0-0 F9	0-2 2B 1-2 1B		4	0	2	2	0	0	0				
<b>Kirt Manwaring, R</b> OBP: 0.304, SLG: 0.321 (1, 2)		1-2 F9		0-0 P4			1-3 K	0-1 1-3 2-H 2B		4	0	1	1	0	1	2				
<b>Sergio Valdez, R</b> OBP: 0.118, SLG: 0.118 <b>Dave McCarty, R</b> OBP: 0.269, SLG: 0.295 <b>Shawn Barton, R</b> <b>Scott Service, R</b> <b>Rod Beck, R</b> OBP: 0.333, SLG: 0.333 (1, 1) (8, PH) (8, 1) (8, 1) (8, 1)		1-3 K		0-2 G4-3			2-2 BB 1B	0-0 FC4-2-5-1		3	0	1	0	0	1	2				
<b>Inning Stats</b>	R: 3 E: 0 K: 1 S: 13	H: 3 LOB: 0 BB: 1 P: 20	R: 0 E: 0 K: 1 S: 10	H: 0 LOB: 0 BB: 0 P: 13	R: 0 E: 0 K: 0 S: 7	H: 0 LOB: 0 BB: 0 P: 11	R: 1 E: 0 K: 1 S: 14	H: 2 LOB: 2 BB: 1 P: 20	R: 0 E: 0 K: 0 S: 7	H: 1 LOB: 0 BB: 0 P: 10	R: 0 E: 0 K: 0 S: 4	H: 1 LOB: 2 BB: 1 P: 22	R: 3 E: 0 K: 2 S: 19	H: 4 LOB: 2 BB: 1 P: 26	R: 0 E: 0 K: 2 S: 15	H: 1 LOB: 2 BB: 1 P: 22		1B: 9 2B: 2 3B: 0 HR: 1	SF: 0 SAC: 0 DP: 1 HBP: 0	WP: 0 PB: 0 SB: 1 CS: 0
<b>PITCHER</b>	IP WLS BF H R ER SO	IP WLS BF H R ER SO	IP WLS BF H R ER SO	IP WLS BF H R ER SO	IP WLS BF H R ER SO	IP WLS BF H R ER SO	IP WLS BF H R ER SO	IP WLS BF H R ER SO	IP WLS BF H R ER SO	IP WLS BF H R ER SO	IP WLS BF H R ER SO	IP WLS BF H R ER SO	IP WLS BF H R ER SO	IP WLS BF H R ER SO	IP WLS BF H R ER SO	IP WLS BF H R ER SO	ERA WHIP	ERA WHIP		
<b>Jaime Navarro, R</b> ERA: 3.26 <b>Terry Adams, R</b> ERA: 10.24 <b>Anthony Young, R</b> ERA: 3.77 <b>Dave Swartzbaugh, R</b> ERA:	(1, 1) (8, 1) (8, 1) (9, 1)	7.0 L 29 7 4 3 4	3 3 3 3 1 1	4 4 3 3 0 1	4 4 3 3 0 2	0 0 0 0 0 0	0 0 0 0 0 0	0 0 0 0 0 0	0 0 0 0 0 0	0 0 0 0 0 0	0 0 0 0 0 0	0 0 0 0 0 0	0 0 0 0 0 0	0 0 0 0 0 0	0 0 0 0 0 0	0 0 0 0 0 0	5.14 1.429	81.00 12.000	0.00 2.000	

Batter	1	2	3	4	5	6	7	8	9	AB	R	H	RBI	BB	SO	LOB	BOTTOM					
<b>Brian McRae, S</b> OBP: 0.356, SLG: 0.454 (1, 8)	2-2 G3-1		1-1 G6-3		2-1 G3		0-1 F7		0-0 B3	5	0	0	0	0	0	1	San Francisco Giants @ Chicago Cubs Wrigley Field, Chicago, IL Fri Sep 08 1995, 3:33 AM CDT Att: 28,013 - Sunny - 62 F					
<b>Rey Sanchez, R</b> OBP: 0.311, SLG: 0.373 (1, 4) (9, 6)	1-0 1B		0-1 G6-3		3-1 1B 1B		0-0 P7		1-3 K	5	1	2	0	0	1	0						
<b>Mark Grace, L</b> OBP: 0.389, SLG: 0.504 (1, 3)	3-1 F9			0-0 G3	1-0 1B BB			1-3 K	0-2 1B	5	0	2	0	0	1	1						
<b>Sammy Sosa, R</b> OBP: 0.349, SLG: 0.526 (1, 9)	2-2 1B			0-1 G4-3 1B	4-2 1B BB			4-2 2B BB	3-2 P9	3	2	2	0	2	0	1						
<b>Luis Gonzalez, L</b> OBP: 0.341, SLG: 0.445 (1, 7)	0-0 P7			1-2 G4-3	0-0 1-2 2-H 3-H 1B			0-2 BB	1-3 2B	4	0	2	1	0	0	3						
<b>Todd Zeile, R</b> OBP: 0.310, SLG: 0.403 (1, 5)		1-1 G4-3		2-1 BB 1B		2-1 G6-3		4-2 BB BB		3	0	1	1	1	0	0						
<b>Scott Servais, R</b> OBP: 0.351, SLG: 0.517 (1, 2)		2-2 G4-3		3-H 4-0 BB		2-2 G4-3		1-3 K		3	0	0	0	1	1	3						
<b>José Hernández, R</b> OBP: 0.279, SLG: 0.489 <b>Howard Johnson, S</b> OBP: 0.270, SLG: 0.317 (1, 6) (8, PH) (9, 4)		1-2 G6-3		2-3 K		0-0 G6-3		4-2 BB		3	0	0	0	0	1	2						
<b>Jaime Navarro, R</b> ERA: 3.26 <b>Matt Franco, L</b> <b>Terry Adams, R</b> <b>Anthony Young, R</b> <b>Scott Bulett, R</b> <b>Dave Swartzbaugh, R</b> (1, 1) (7, PH) (8, 1) (8, 1) (8, PH) (9, 1)		1-2 G6-3		1-2 BB 1B		1-1 G6-3		0-0 G3	0-2 F9	2	0	1	0	0	0	0						
<b>Inning Stats</b>	R: 0 E: 0 K: 0 S: 12	H: 2 LOB: 2 BB: 0 P: 20	R: 0 E: 0 K: 0 S: 8	H: 0 LOB: 0 BB: 0 P: 12	R: 0 E: 0 K: 0 S: 7	H: 1 LOB: 0 BB: 0 P: 9	R: 1 E: 0 K: 1 S: 11	H: 2 LOB: 2 BB: 1 P: 20	R: 1 E: 0 K: 0 S: 10	H: 3 LOB: 2 BB: 1 P: 21	R: 0 E: 0 K: 0 S: 8	H: 0 LOB: 0 BB: 0 P: 12	R: 0 E: 0 K: 0 S: 4	H: 0 LOB: 0 BB: 0 P: 4	R: 1 E: 0 K: 2 S: 19	H: 1 LOB: 3 BB: 3 P: 33		R: 0 E: 0 K: 1 S: 17	H: 1 LOB: 1 BB: 0 P: 21	1B: 9 2B: 1 3B: 0 HR: 0	SF: 0 SAC: 0 DP: 1 HBP: 0	WP: 0 PB: 0 SB: 1 CS: 0
<b>PITCHER</b>	IP WLS BF H R ER SO	IP WLS BF H R ER SO	IP WLS BF H R ER SO	IP WLS BF H R ER SO	IP WLS BF H R ER SO	IP WLS BF H R ER SO	IP WLS BF H R ER SO	IP WLS BF H R ER SO	IP WLS BF H R ER SO	IP WLS BF H R ER SO	IP WLS BF H R ER SO	IP WLS BF H R ER SO	IP WLS BF H R ER SO	IP WLS BF H R ER SO	IP WLS BF H R ER SO	IP WLS BF H R ER SO	ERA WHIP	ERA WHIP				
<b>Sergio Valdez, R</b> ERA: 4.44 <b>Shawn Barton, L</b> ERA: 4.42 <b>Scott Service, R</b> ERA: 3.38 <b>Rod Beck, R</b> ERA: 4.61	(1, 1) (8, 1) (8, 1) (8, 1)	7.0 W 29 7 4 3 4	2 2 2 2 1 1	2 2 2 2 1 1	0 0 0 0 0 0	0 0 0 0 0 0	0 0 0 0 0 0	0 0 0 0 0 0	0 0 0 0 0 0	0 0 0 0 0 0	0 0 0 0 0 0	0 0 0 0 0 0	0 0 0 0 0 0	0 0 0 0 0 0	0 0 0 0 0 0	0 0 0 0 0 0	27.00 6.000	0.00 6.000	0.00 0.750			









Batter	1	2	3	4	5	6	7	8	9	AB R H RBI BB SO LOB	TOP												
<b>Deion Sanders, L</b> OBP: 0.327, SLG: 0.414										6 2 4 0 0 2 1	<b>San Francisco Giants @ Chicago Cubs</b> Wrigley Field, Chicago, IL Sun Sep 10 1995, 3:33 AM CDT Att: 25,429 - Sunny												
<b>Robby Thompson, R</b> OBP: 0.317, SLG: 0.337										3 1 1 0 2 1 2													
<b>Barry Bonds, L</b> OBP: 0.428, SLG: 0.567										5 0 2 1 0 1 4													
<b>Matt Williams, R</b> OBP: 0.407, SLG: 0.657										2 2 0 1 2 0 2													
<b>Mark Carreon, R</b> OBP: 0.351, SLG: 0.494										4 0 1 2 1 0 1													
<b>Glenallen Hill, R</b> OBP: 0.320, SLG: 0.475										4 2 2 2 1 0 2													
<b>Royce Clayton, R</b> OBP: 0.302, SLG: 0.346										5 1 0 0 0 1 5													
<b>Kirt Manwaring, R</b> OBP: 0.307, SLG: 0.319										3 0 1 1 1 0 1													
<b>William Van Landingham, R</b> OBP: 0.151, SLG: 0.287										3 0 0 0 0 0 1 2													
<b>John Patterson, S</b> OBP: 0.206, SLG: 0.287										1 0 0 0 0 0 0 0													
<b>Scott Service, R</b> OBP: 0.287, SLG: 0.483										1 0 0 0 0 0 0 0													
<b>Steve Scarsone, R</b> OBP: 0.307, SLG: 0.483										1 0 0 0 0 0 1 1													
<b>Rod Beck, R</b> OBP: 0.333, SLG: 0.333										0 0 0 0 0 0 0 0													
<b>Inning Stats</b>	R: 0 E: 0 K: 0 S: 6	H: 1 LOB: 0 BB: 0 P: 8	R: 2 E: 0 K: 0 S: 15	H: 2 LOB: 1 BB: 1 P: 28	R: 2 E: 0 K: 2 S: 18	H: 2 LOB: 2 BB: 2 P: 26	R: 0 E: 0 K: 2 S: 9	H: 0 LOB: 0 BB: 0 P: 14	R: 1 E: 0 K: 0 S: 9	H: 2 LOB: 2 BB: 1 P: 17	R: 1 E: 0 K: 0 S: 6	H: 2 LOB: 2 BB: 1 P: 14	R: 2 E: 1 K: 0 S: 13	H: 3 LOB: 3 BB: 1 P: 22	R: 0 E: 0 K: 0 S: 5	H: 0 LOB: 0 BB: 0 P: 9	R: 0 E: 0 K: 3 S: 14	H: 0 LOB: 1 BB: 1 P: 21	1B: 7 2B: 4 3B: 0 HR: 1	SF: 1 SAC: 0 DP: 2 HBP: 1	WP: 2 PB: 0 SB: 1 CS: 0	PA: 46	
<b>PITCHER</b>	IP WLS BF H R ER SO BB IBB HBP BLK WP HR S P ERA WHIP											<b>PITCHER</b>	IP WLS BF H R ER SO BB IBB HBP BLK WP HR S P ERA WHIP										
<b>Steve Trachsel, R</b> ERA: 4.8	5.0 L 25 7 5 5 4 3 1 0 0 0 1 0 57 93 9.00 2.000																						
<b>Anthony Young, R</b> ERA: 4.13	1.2 11 4 3 2 0 1 0 0 1 0 0 1 13 25 10.80 3.000																						
<b>Larry Casian, L</b> ERA: 2.04	0.0 1 1 0 0 0 0 0 0 0 0 0 0 1 1 ∞ ∞																						
<b>Mike Perez, R</b> ERA: 3.27	1.1 5 0 0 0 0 1 0 0 0 0 1 0 10 19 0.00 0.750																						
<b>Randy Myers, L</b> ERA: 5.72	1.0 4 0 0 0 0 3 1 0 0 0 0 0 0 14 21 0.00 1.000																						

AB 37  
R 8  
H 12  
RBI 8  
BB 7  
SO 7  
LOB 21



Batter	1	2	3	4	5	6	7	8	9	AB R H RBI BB SO LOB	BOTTOM												
<b>Brian McRae, S</b> OBP: 0.356, SLG: 0.452										5 1 2 1 0 1 1	<b>San Francisco Giants @ Chicago Cubs</b> Wrigley Field, Chicago, IL Sun Sep 10 1995, 3:33 AM CDT Att: 25,429 - Sunny												
<b>Todd Haney, R</b> OBP: 0.417, SLG: 0.548										4 0 1 0 1 0 3													
<b>Mark Grace, L</b> OBP: 0.383, SLG: 0.495										5 0 0 0 0 1 4													
<b>Sammy Sosa, R</b> OBP: 0.348, SLG: 0.522										4 0 1 1 0 1 0													
<b>Luis Gonzalez, L</b> OBP: 0.341, SLG: 0.443										2 1 1 0 1 0 1													
<b>Randy Myers, L</b> ERA: 5.72										0 0 0 0 0 0 0													
<b>Todd Zeile, R</b> OBP: 0.306, SLG: 0.398										2 0 0 0 0 1 1													
<b>Howard Johnson, S</b> OBP: 0.271, SLG: 0.341										2 1 1 2 0 0 0													
<b>Mark Parent, R</b> OBP: 0.295, SLG: 0.465										4 1 1 1 0 1 1													
<b>Rey Sanchez, R</b> OBP: 0.313, SLG: 0.373										4 1 1 0 0 0 0													
<b>Steve Trachsel, R</b> ERA: 4.8										1 0 0 0 0 0 0 0													
<b>Matt Fritch, L</b> ERA: 3.87										1 0 0 0 0 0 0 0													
<b>Anthony Young, R</b> ERA: 4.13										0 0 0 0 0 0 0 0													
<b>Larry Casian, L</b> ERA: 2.04										0 0 0 0 0 0 0 0													
<b>Mike Perez, R</b> ERA: 3.27										0 0 0 0 0 0 0 0													
<b>Scott Bultlett, L</b> OBP: 0.307, SLG: 0.414										1 2 1 2 1 0 0 0													
<b>Ozzie Timmons, R</b> OBP: 0.301, SLG: 0.340										1 0 0 0 0 0 0 0													
<b>Inning Stats</b>	R: 1 E: 0 K: 1 S: 18	H: 2 LOB: 1 BB: 0 P: 28	R: 1 E: 0 K: 1 S: 8	H: 1 LOB: 0 BB: 0 P: 16	R: 0 E: 0 K: 0 S: 6	H: 0 LOB: 0 BB: 1 P: 11	R: 0 E: 0 K: 2 S: 13	H: 0 LOB: 0 BB: 1 P: 21	R: 0 E: 0 K: 1 S: 10	H: 1 LOB: 1 BB: 0 P: 14	R: 2 E: 0 K: 0 S: 8	H: 2 LOB: 0 BB: 0 P: 15	R: 1 E: 0 K: 0 S: 15	H: 1 LOB: 1 BB: 1 P: 21	R: 0 E: 0 K: 0 S: 5	H: 0 LOB: 0 BB: 0 P: 8	R: 2 E: 0 K: 0 S: 13	H: 3 LOB: 1 BB: 0 P: 19	1B: 7 2B: 0 3B: 0 HR: 3	SF: 0 SAC: 0 DP: 1 HBP: 0	WP: 0 PB: 0 SB: 3 CS: 0	PA: 39	
<b>PITCHER</b>	IP WLS BF H R ER SO BB IBB HBP BLK WP HR S P ERA WHIP											<b>PITCHER</b>	IP WLS BF H R ER SO BB IBB HBP BLK WP HR S P ERA WHIP										
<b>William Van Landingham, R</b> ERA: 3.87	5.0 W 20 4 2 2 1 5 2 0 0 1 1 0 1 55 90 18.00 2.000																						
<b>Jose Bautista, R</b> ERA: 6.59	1.0 5 2 2 2 0 0 0 0 0 0 0 0 1 8 15 18.00 2.000																						
<b>Scott Service, R</b> ERA: 3.48	2.0 8 1 1 1 0 1 0 0 0 0 0 0 20 29 4.50 1.000																						
<b>Rod Beck, R</b> ERA: 4.86	1.0 S 6 3 2 2 0 0 0 0 0 0 0 1 13 19 18.00 3.000																						

AB 36  
R 7  
H 10  
RBI 7  
BB 3  
SO 5  
LOB 11





Batter	1	2	3	4	5	6	7	8	9	AB	R	H	RBI	BB	SO	LOB	TOP			
Brett Butler, L (1, 8) OBP: 0.381, SLG: 0.383 Roger Cedeno, S (7, PH) OBP: 0.275, SLG: 0.250	4-2 FC5-4 BB	1-2 F9			1-2 F7		1-2 K			2	0	0	0	1	0	2				
Chad Fonville, S (1, 6) OBP: 0.342, SLG: 0.304 Billy Ashley, R (7, 7) OBP: 0.320, SLG: 0.368	1-1 FC5-4		2-2 F8			1-2 G5-3		1-1 F7		3	0	0	0	0	0	1				
Mike Piazza, R (1, 2) OBP: 0.471, SLG: 0.629 Carlos Hernandez, R (7, 2) OBP: 0.219, SLG: 0.227	2-2 E5		0-0 G5-3			2-2 1B		2-2 L8		3	0	1	0	0	0	1				
Eric Karros, R (1, 3) OBP: 0.363, SLG: 0.532 Mike Busch, R (7, 3) OBP: 0.214, SLG: 0.643	2-3 K		1-1 G6-3			2-0 L9		1-2 G6-3		3	0	0	0	0	1	3				
Raul Mondesi, R (1, 9) OBP: 0.337, SLG: 0.510 Garey Ingram, R (7, 4) OBP: 0.322, SLG: 0.255	2-1 G4-3			3-2 G5-3		0-1 L8			0-1 L7	3	0	0	0	0	0	3				
Delino DeShields, L (1, 4) OBP: 0.346, SLG: 0.369 Mitch Webster, S (7, 9) OBP: 0.229, SLG: 0.289		3-2 G1-3		1-0 G4-3					2-2 G4-3	3	1	1	1	0	0	0				
Tim Wallach, R (1, 5) OBP: 0.342, SLG: 0.429 Jose Offerman, S (8, 6) OBP: 0.389, SLG: 0.376		1-2 1B 2B		1-3 K				2-2 F9	0-0 1B	3	0	1	0	0	1	0				
Roberto Kelly, R (1, 7) OBP: 0.296, SLG: 0.345 Juan Castro, R (8, 5) OBP: 0.389, SLG: 0.376		3-2 1B		0-0 G4-3		2-0 L8		2-3 K		3	0	1	0	0	0	0				
Ismael Valdez, R (1, 1) OBP: 0.203, SLG: 0.075 Pedro Astacio, R (4, 1) OBP: 0.189, SLG: 0.167 Karim Garcia, R (5, PH) OBP: 0.154, SLG: 0.154 Omar Daal, L (5, 1) OBP: 0.154, SLG: 0.154 Jim Bruske, R (8, 1) OBP: 0.154, SLG: 0.154 Dave Hansen, L (7, PH) OBP: 0.154, SLG: 0.154 Chan Ho Park, R (7, 1) OBP: 0.154, SLG: 0.154 Joey Eischen, L (8, 1) OBP: 0.154, SLG: 0.154		2-3 K		2-3 K		0-0 G4-3		0-0 2B		1	0	0	0	0	1	2				
<b>Inning Stats</b>	R: 0 E: 1 K: 1 S: 14	H: 0 LOB: 2 BB: 1 P: 25	R: 0 E: 0 K: 1 S: 21	H: 2 LOB: 2 BB: 0 P: 30	R: 0 E: 0 K: 0 S: 6	H: 0 LOB: 0 BB: 0 P: 9	R: 0 E: 0 K: 1 S: 7	H: 0 LOB: 0 BB: 0 P: 12	R: 0 E: 0 K: 1 S: 8	H: 1 LOB: 1 BB: 0 P: 15	R: 1 E: 0 K: 1 S: 12	H: 2 LOB: 1 BB: 0 P: 18	R: 0 E: 0 K: 0 S: 9	H: 0 LOB: 0 BB: 0 P: 13	R: 0 E: 0 K: 1 S: 12	H: 1 LOB: 1 BB: 0 P: 16	1B: 3 2B: 2 3B: 0 HR: 1	SF: 0 SAC: 0 DP: 0 HBP: 0	WP: 0 PA: 35 PB: 0 SB: 1 CS: 0	
<b>PITCHER</b>	IP WLS BF H R ER SO BB IBB HBP BLK WP HR S P ERA WHIP	IP WLS BF H R ER SO BB IBB HBP BLK WP HR S P ERA WHIP	IP WLS BF H R ER SO BB IBB HBP BLK WP HR S P ERA WHIP	IP WLS BF H R ER SO BB IBB HBP BLK WP HR S P ERA WHIP	IP WLS BF H R ER SO BB IBB HBP BLK WP HR S P ERA WHIP	IP WLS BF H R ER SO BB IBB HBP BLK WP HR S P ERA WHIP	IP WLS BF H R ER SO BB IBB HBP BLK WP HR S P ERA WHIP	IP WLS BF H R ER SO BB IBB HBP BLK WP HR S P ERA WHIP	IP WLS BF H R ER SO BB IBB HBP BLK WP HR S P ERA WHIP	IP WLS BF H R ER SO BB IBB HBP BLK WP HR S P ERA WHIP	IP WLS BF H R ER SO BB IBB HBP BLK WP HR S P ERA WHIP	IP WLS BF H R ER SO BB IBB HBP BLK WP HR S P ERA WHIP	IP WLS BF H R ER SO BB IBB HBP BLK WP HR S P ERA WHIP	IP WLS BF H R ER SO BB IBB HBP BLK WP HR S P ERA WHIP	IP WLS BF H R ER SO BB IBB HBP BLK WP HR S P ERA WHIP	IP WLS BF H R ER SO BB IBB HBP BLK WP HR S P ERA WHIP	IP WLS BF H R ER SO BB IBB HBP BLK WP HR S P ERA WHIP	IP WLS BF H R ER SO BB IBB HBP BLK WP HR S P ERA WHIP	IP WLS BF H R ER SO BB IBB HBP BLK WP HR S P ERA WHIP	IP WLS BF H R ER SO BB IBB HBP BLK WP HR S P ERA WHIP
Kevin Foster, R (1, 1) ERA: 4.49	7.0 W 28 5 1 1 5 1 0 0 0 0 0 1 78 120 1.29 0.857	1.0 3 0 0 0 0 0 0 0 0 0 0 0 9 13 0.00 0.000	1.0 4 1 0 0 1 0 0 0 0 0 0 0 12 16 0.00 1.000																	

Los Angeles Dodgers @ Chicago Cubs  
Wrigley Field, Chicago, IL  
Mon Sep 11 1995, 7:05 PM CDT  
Att: 22,159 - Unknown

AB 34  
R 1  
H 6  
RBI 1  
BB 1  
SO 6  
LOB 14



Batter	1	2	3	4	5	6	7	8	9	AB	R	H	RBI	BB	SO	LOB	BOTTOM			
Brian McRae, S (1, 8) OBP: 0.354, SLG: 0.450 Mike Walker, R (9, 1) OBP: 0.354, SLG: 0.450	0-1 G1-3	1-1 L3		2-1 L9				0-0 FC6-4		6	1	1	0	0	1	4				
Todd Haney, R (1, 4) OBP: 0.426, SLG: 0.583	3-3 K		1-1 G5-3	1-1 2B		0-1 2B 3B	1-2 FC5 2B	2-1 FC6-4		6	1	3	1	0	1	1				
Mark Grace, L (1, 3) OBP: 0.387, SLG: 0.503 Matt Franco, L (7, PR) OBP: 0.500, SLG: 0.500	2-2 1B 2B		0-0 G4-3	3-1 FC1-6-5-6-4		2-1 3B 2B	4-2 BB FC5 BB	2-1 FC6-4		4	2	3	1	1	0	1				
Sammy Sosa, R (1, 9) OBP: 0.348, SLG: 0.519 Terry Adams, R (8, 1) OBP: 0.301, SLG: 0.414	2-2 1B		3-2 G4-3	1-3 K		4-0 3B IBB	2-2 FC5 BLK BB	1-2 FC5		4	1	1	1	1	1	4				
Howard Johnson, S (1, 5) OBP: 0.274, SLG: 0.339 Jose Hernandez, R (5, 5) OBP: 0.276, SLG: 0.489	4-1 BB		2-2 F8		1-3 K	2-2 G6-3 3B	3-3 K	2-2 K		1	0	0	0	1	0	1				
Luis Gonzalez, L (1, 7) OBP: 0.342, SLG: 0.440	3-3 K			4-2 1B 2B	1-2 G6-3	2-2 G6-3	4-2 BLK BB	1-2 2-3 BB		3	1	0	1	2	1	2				
Scott Servais, R (1, 2) OBP: 0.383, SLG: 0.521 Mike Hubbard, R (8, 2) OBP: 0.300, SLG: 0.222		0-0 1B		0-0 2B 1B	2-2 1B HBP	3-1 1B 2B	2-3 K	1-2 2-3 3B		4	2	3	0	0	1	2				
Rey Sanchez, R (1, 6) OBP: 0.314, SLG: 0.376		0-2 K		0-0 1B 2B	0-0 1B	0-0 G5-3		3-2 G6-3		5	1	2	1	0	1	2				
Kevin Foster, R (1, 1) OBP: 0.281, SLG: 0.364 Ozzie Timmons, R (8, 9) OBP: 0.305, SLG: 0.434		0-3 K		2-1 2B 1B	0-3 K	2-1 1B	2-0 1B	2-0 FC6-4 1B		4	1	2	3	0	2	3				
<b>Inning Stats</b>	R: 1 E: 0 K: 2 S: 16	H: 2 LOB: 1 BB: 1 P: 30	R: 0 E: 0 K: 2 S: 9	H: 1 LOB: 0 BB: 0 P: 10	R: 0 E: 0 K: 0 S: 10	H: 1 LOB: 1 BB: 0 P: 16	R: 4 E: 0 K: 1 S: 16	H: 4 LOB: 1 BB: 1 P: 29	R: 0 E: 0 K: 2 S: 12	H: 1 LOB: 2 BB: 0 P: 16	R: 6 E: 0 K: 1 S: 22	H: 6 LOB: 1 BB: 1 P: 39	R: 1 E: 0 K: 2 S: 19	H: 1 LOB: 3 BB: 2 P: 35	R: 0 E: 0 K: 0 S: 7	H: 1 LOB: 1 BB: 0 P: 14	1B: 8 2B: 8 3B: 1 HR: 0	SF: 0 SAC: 0 DP: 0 HBP: 1	WP: 0 PA: 47 PB: 0 SB: 2 CS: 0	
<b>PITCHER</b>	IP WLS BF H R ER SO BB IBB HBP BLK WP HR S P ERA WHIP	IP WLS BF H R ER SO BB IBB HBP BLK WP HR S P ERA WHIP	IP WLS BF H R ER SO BB IBB HBP BLK WP HR S P ERA WHIP	IP WLS BF H R ER SO BB IBB HBP BLK WP HR S P ERA WHIP	IP WLS BF H R ER SO BB IBB HBP BLK WP HR S P ERA WHIP	IP WLS BF H R ER SO BB IBB HBP BLK WP HR S P ERA WHIP	IP WLS BF H R ER SO BB IBB HBP BLK WP HR S P ERA WHIP	IP WLS BF H R ER SO BB IBB HBP BLK WP HR S P ERA WHIP	IP WLS BF H R ER SO BB IBB HBP BLK WP HR S P ERA WHIP	IP WLS BF H R ER SO BB IBB HBP BLK WP HR S P ERA WHIP	IP WLS BF H R ER SO BB IBB HBP BLK WP HR S P ERA WHIP	IP WLS BF H R ER SO BB IBB HBP BLK WP HR S P ERA WHIP	IP WLS BF H R ER SO BB IBB HBP BLK WP HR S P ERA WHIP	IP WLS BF H R ER SO BB IBB HBP BLK WP HR S P ERA WHIP	IP WLS BF H R ER SO BB IBB HBP BLK WP HR S P ERA WHIP	IP WLS BF H R ER SO BB IBB HBP BLK WP HR S P ERA WHIP	IP WLS BF H R ER SO BB IBB HBP BLK WP HR S P ERA WHIP	IP WLS BF H R ER SO BB IBB HBP BLK WP HR S P ERA WHIP	IP WLS BF H R ER SO BB IBB HBP BLK WP HR S P ERA WHIP	IP WLS BF H R ER SO BB IBB HBP BLK WP HR S P ERA WHIP
Ismael Valdez, R (1, 1) ERA: 3.18	3.1 L 19 7 5 5 4 2 0 0 0 0 0 0 0 7 12 0.00 1.500	0.2 3 1 0 0 1 0 0 0 0 0 0 0 7 12 0.00 1.500	1.0 9 4 4 4 2 0 1 1 0 0 0 0 20 33 36.00 4.000	1.0 6 3 2 2 1 0 0 0 0 0 0 0 14 22 18.00 3.000	1.0 6 1 1 1 2 2 0 0 0 1 0 0 19 35 9.00 3.000															

Los Angeles Dodgers @ Chicago Cubs  
Wrigley Field, Chicago, IL  
Mon Sep 11 1995, 7:05 PM CDT  
Att: 22,159 - Unknown

AB 41  
R 12  
H 17  
RBI 11  
BB 5  
SO 10  
LOB 22





Batter	1	2	3	4	5	6	7	8	9	AB	R	H	RBI	BB	SO	LOB	TOP					
<b>Brett Butler, L</b> OBP: 0.383, SLG: 0.389 (1, 8)										4	3	2	0	1	0	2	<b>Los Angeles Dodgers @ Chicago Cubs</b> Wrigley Field, Chicago, IL Tue Sep 12 1995, 7:05 PM CDT Att: 24,462 - Unknown - 74 F					
<b>Chad Fonville, S</b> OBP: 0.343, SLG: 0.314 (1, 6)										5	2	2	1	0	1	1						
<b>Mike Piazza, R</b> OBP: 0.414, SLG: 0.629 (1, 2)										5	0	3	3	0	1	0						
<b>Eric Karros, R</b> OBP: 0.360, SLG: 0.527 (1, 3)										4	0	0	1	0	0	2						
<b>Raul Mondesi, R</b> OBP: 0.335, SLG: 0.506 (1, 9)										5	0	1	0	0	1	2						
<b>Delino DeShields, L</b> OBP: 0.345, SLG: 0.366 (1, 4)										3	1	0	0	1	1	2						
<b>Tim Wallach, R</b> OBP: 0.340, SLG: 0.449 (1, 5)										4	1	3	1	0	0	0						
<b>Roberto Kelly, R</b> OBP: 0.298, SLG: 0.344 ERA: 4.02 (1, 7)										2	0	0	0	2	0	0						
<b>Todd Hollandsworth, L</b> OBP: 0.308, SLG: 0.417 ERA: 3.02 (6, 7)										0	0	0	0	0	0	0						
<b>Hideo Nomo, R</b> OBP: 0.079, SLG: 0.081 ERA: 3.02 (9, 1)										3	0	0	1	0	3	2						
<b>Antonio Osuna, R</b> (9, 1)										0	0	0	0	0	0	0						
<b>Inning Stats</b>	R: 2 E: 0 K: 2 S: 12	H: 3 LOB: 1 BB: 0 P: 17	R: 3 E: 0 K: 1 S: 19	H: 4 LOB: 1 BB: 0 P: 23	R: 0 E: 0 K: 0 S: 7	H: 1 LOB: 0 BB: 0 P: 8	R: 0 E: 0 K: 1 S: 9	H: 0 LOB: 0 BB: 0 P: 10	R: 0 E: 0 K: 0 S: 6	H: 0 LOB: 0 BB: 0 P: 10	R: 0 E: 0 K: 0 S: 14	H: 1 LOB: 2 BB: 2 P: 29	R: 0 E: 0 K: 1 S: 10	H: 0 LOB: 0 BB: 0 P: 10	R: 0 E: 0 K: 1 S: 12	H: 1 LOB: 2 BB: 1 P: 23	R: 1 E: 0 K: 1 S: 9	H: 1 LOB: 1 BB: 1 P: 15	1B: 6 2B: 3 3B: 1 HR: 1	SF: 2 SAC: 0 DP: 1 HBP: 0	WP: 2 PB: 0 SB: 0 CS: 0	PA: 41
<b>PITCHER</b>	IP	WLS	BF	H	R	ER	SO	BB	IBB	HBP	BLK	WP	HR	S	P	ERA	WHIP					
<b>Jim Bullinger, R</b> ERA: 4.02 (1, 1)	5.2	L	27	9	6	6	4	1	1	0	0	1	1	64	93	9.53	1.765					
<b>Roberto Rivera, L</b> ERA: 3.02 (6, 1)	0.1		1	0	0	0	0	0	0	0	0	0	0	3	4	0.00	0.000					
<b>Dave Swartzbaugh, R</b> ERA: 3.02 (7, 1)	2.0		8	1	0	0	2	0	1	0	0	0	0	22	33	0.00	0.500					
<b>Mike Walker, R</b> ERA: 3.02 (9, 1)	1.0		5	1	1	1	1	1	0	0	0	1	0	9	15	9.00	2.000					

Batter	1	2	3	4	5	6	7	8	9	AB	R	H	RBI	BB	SO	LOB	BOTTOM					
<b>Brian McRae, S</b> OBP: 0.353, SLG: 0.449 (1, 8)										4	0	1	0	0	3	3	<b>Los Angeles Dodgers @ Chicago Cubs</b> Wrigley Field, Chicago, IL Tue Sep 12 1995, 7:05 PM CDT Att: 24,462 - Unknown - 74 F					
<b>Howard Johnson, S</b> OBP: 0.273, SLG: 0.339 (1, 5)										3	0	1	1	0	2	0						
<b>Mark Grace, L</b> OBP: 0.384, SLG: 0.499 (1, 3)										4	0	0	0	0	0	3						
<b>Sammy Sosa, R</b> OBP: 0.346, SLG: 0.515 (1, 9)										4	0	0	0	0	3	0						
<b>Luis Gonzalez, L</b> OBP: 0.341, SLG: 0.441 (1, 7)										4	0	1	0	0	0	0						
<b>Shawon Dunston, R</b> OBP: 0.329, SLG: 0.510 (1, 6)										4	0	0	0	0	1	1						
<b>Mark Parent, R</b> OBP: 0.292, SLG: 0.459 (1, 2)										3	0	0	0	0	0	1						
<b>Rey Sanchez, R</b> OBP: 0.314, SLG: 0.376 (1, 4)										3	1	1	0	0	0	0						
<b>Jim Bullinger, R</b> OBP: 0.238, SLG: 0.171 ERA: 3.02 (6, 1)										1	0	1	0	0	0	0						
<b>Matt Franco, L</b> OBP: 0.240, SLG: 0.400 ERA: 3.02 (7, 1)										0	0	0	0	0	0	0						
<b>Dave Swartzbaugh, R</b> OBP: 0.240, SLG: 0.400 ERA: 3.02 (7, 1)										0	0	0	0	0	0	0						
<b>Todd Haney, R</b> OBP: 0.240, SLG: 0.400 ERA: 3.02 (7, 1)										0	0	0	0	0	0	0						
<b>Mike Walker, R</b> ERA: 3.02 (9, 1)										0	0	0	0	0	0	0						
<b>Inning Stats</b>	R: 0 E: 0 K: 2 S: 7	H: 0 LOB: 0 BB: 0 P: 8	R: 0 E: 0 K: 1 S: 7	H: 0 LOB: 0 BB: 0 P: 9	R: 0 E: 0 K: 1 S: 10	H: 1 LOB: 1 BB: 0 P: 15	R: 0 E: 0 K: 2 S: 7	H: 0 LOB: 0 BB: 0 P: 11	R: 0 E: 0 K: 0 S: 7	H: 0 LOB: 0 BB: 0 P: 9	R: 0 E: 0 K: 0 S: 7	H: 2 LOB: 2 BB: 0 P: 11	R: 0 E: 0 K: 1 S: 11	H: 1 LOB: 1 BB: 0 P: 18	R: 1 E: 0 K: 1 S: 8	H: 2 LOB: 1 BB: 0 P: 12	R: 0 E: 0 K: 1 S: 7	H: 0 LOB: 0 BB: 0 P: 7	1B: 4 2B: 2 3B: 0 HR: 0	SF: 1 SAC: 0 DP: 0 HBP: 0	WP: 2 PB: 0 SB: 0 CS: 0	PA: 33
<b>PITCHER</b>	IP	WLS	BF	H	R	ER	SO	BB	IBB	HBP	BLK	WP	HR	S	P	ERA	WHIP					
<b>Hideo Nomo, R</b> ERA: 2.39 (1, 1)	8.0	W	30	6	1	1	8	0	0	0	0	2	0	64	93	1.12	0.750					
<b>Antonio Osuna, R</b> ERA: 3.96 (9, 1)	1.0		3	0	0	0	1	0	0	0	0	0	0	7	7	0.00	0.000					









Batter	1	2	3	4	5	6	7	8	9	AB	R	H	RBI	BB	SO	LOB	TOP											
Brian McRae, S OBP: 0.355, SLG: 0.451 Scott Bullett, L OBP: 0.303, SLG: 0.415	(1,8) K		(0,0) G5-3			(2,2) CS 1B		(3,3) K	(0,1) S 1B	4	0	1	0	0	2	0	<b>Chicago Cubs @ San Diego Padres</b> Jack Murphy Stadium, San Diego, CA Fri Sep 15 1995, 10:05 PM EDT Att: 20,116 - Unknown - 69 F <a href="http://livebaseballscorecards.com">livebaseballscorecards.com</a>											
Todd Haney, R OBP: 0.453, SLG: 0.614 Randy Myers, L	(1,4) G6-3			(1,1) 2B		(3,2) FC4-6 1B		(1,2) E8 1B	(2,2) G5-3	5	1	3	0	0	0	1												
Mark Grace, L OBP: 0.390, SLG: 0.501	(1,3) 2B			(0,1) F8		(3,1) FC4-6 1B		(0,0) BB 1B	(4,2) BB	4	1	2	0	1	0	2												
Sammy Sosa, R OBP: 0.345, SLG: 0.516	(1,9) F7			(0,3) K		(0,0) FC5-4 1B		(4,2) WP 1B	(1,3) K	4	1	0	0	1	2	5												
Shawon Dunston, R OBP: 0.327, SLG: 0.504		(2,1) G6-4-3 1B		(0,0) F9			(2,2) G5-3	(1,3) K		4	0	1	0	0	1	4												
Ozzie Timmons, R OBP: 0.310, SLG: 0.452	(0,2) F7				(1,2) HR		(1,1) F9	(4,0) WP 3B		3	2	1	2	1	0	1												
José Hernández, R OBP: 0.276, SLG: 0.497	(3,1) G6-4-3			(0,1) G5-3			(0,0) 1B	(2,2) 1B		4	1	2	2	0	0	1												
Scott Servais, R OBP: 0.364, SLG: 0.518			(3,1) F9		(2,1) G4-3		(2,2) 2B	(0,0) F7		4	0	1	1	0	0	1												
Frank Castillo, R OBP: 0.143, SLG: 0.111 Rey Sanchez, R OBP: 0.312, SLG: 0.374	(1,1) G4-3		(1,0) G4-3		(0,3) K		(1,3) K		(0,1) G5-3	4	0	0	0	0	2	1												
<b>Inning Stats</b>	R: 0 E: 0 K: 1 S: 9	H: 1 LOB: 1 BB: 0 P: 15	R: 0 E: 0 K: 0 S: 7	H: 1 LOB: 0 BB: 0 P: 12	R: 0 E: 0 K: 0 S: 4	H: 0 LOB: 0 BB: 0 P: 8	R: 0 E: 0 K: 1 S: 9	H: 1 LOB: 1 BB: 0 P: 10	R: 1 E: 0 K: 1 S: 10	H: 1 LOB: 0 BB: 0 P: 13	R: 0 E: 0 K: 0 S: 9	H: 2 LOB: 1 BB: 0 P: 17	R: 1 E: 0 K: 1 S: 15	H: 2 LOB: 1 BB: 0 P: 21	R: 4 E: 0 K: 2 S: 19	H: 3 LOB: 2 BB: 2 P: 34	R: 0 E: 0 K: 1 S: 12	H: 1 LOB: 2 BB: 1 P: 19	1B: 7 2B: 3 3B: 1 HR: 1	SF: 0 SAC: 0 DP: 1 HBP: 0	WP: 1 PB: 0 SB: 1 CS: 1	PA: 40						
<b>PITCHER</b>	IP	WLS	BF	H	R	ER	SO	BB	IBB	HBP	BLK	WP	HR	S	P	ERA	WHIP											
Glenn Dishman, L ERA: 4.78	(1,1) 6.2		25	7	2	2	3	0	0	0	0	0	0	1	54	84	2.70	1.050										
Doug Bochtler, R ERA: 2.53	(7,1) 0.2	L	6	3	3	3	2	1	0	0	0	0	0	0	20	31	40.50	6.000										
Bryce Florie, R ERA: 3.14	(8,1) 0.1		3	1	1	1	1	0	0	0	0	0	0	1	7	14	27.00	6.000										
Brian Williams, R ERA: 6.71	(8,1) 0.1		1	0	0	0	0	0	0	0	0	0	0	1	1	0.00	0.000											
Tim Worrell, R ERA:	(9,1) 1.0		5	1	0	0	1	1	0	0	0	0	0	0	12	19	0.00	2.000										

AB	37
R	6
H	12
RBI	5
BB	3
SO	7
LOB	16



Batter	1	2	3	4	5	6	7	8	9	AB	R	H	RBI	BB	SO	LOB	BOTTOM											
Steve Finley, L OBP: 0.366, SLG: 0.436 Ray McDavid, L OBP: 0.500, SLG: 0.333	(1,8) G4-3		(0,0) F7		(1,1) P5			(2,3) K	(4,1) S 1B	3	0	0	0	0	0	0	<b>Chicago Cubs @ San Diego Padres</b> Jack Murphy Stadium, San Diego, CA Fri Sep 15 1995, 10:05 PM EDT Att: 20,116 - Unknown - 69 F <a href="http://livebaseballscorecards.com">livebaseballscorecards.com</a>											
Jody Reed, R OBP: 0.354, SLG: 0.317 Brian Johnson, R OBP: 0.286, SLG: 0.344	(1,4) HR		(1,0) G5-3			(3,2) G4-3		(0,1) F7	(0,0) G2-3	4	1	1	1	0	0	0												
Tony Gwynn, L OBP: 0.400, SLG: 0.474	(1,9) L9		(0,1) G6-3			(0,1) 1B		(0,1) 1B		4	1	2	0	0	0	0												
Ken Caminiti, S OBP: 0.373, SLG: 0.465	(1,5) BB			(1,3) K		(0,0) 2B		(0,0) 1B		3	0	2	1	1	1	0												
Scott Livingstone, L OBP: 0.371, SLG: 0.475 Doug Bochtler, R Bryce Florie, R Brian Williams, R Phil Plantier, L OBP: 0.360, SLG: 0.380 Tim Worrell, R	(1,3) 4-0			(3,2) G3		(1,2) F9		(2,3) K		2	0	0	0	0	0	0												
Marc Newfield, R OBP: 0.256, SLG: 0.410	(1,7) 1-2			(1,2) FC6-4 1B		(0,0) L5				4	0	1	0	0	0	3												
Brad Ausmus, R OBP: 0.349, SLG: 0.397		(1,0) G6-3		(0,0) FC6-4 1B			(0,0) G6-3		(0,3) K	4	0	0	0	0	1	1												
Andujar Cedeno, R OBP: 0.272, SLG: 0.319		(1,1) G5-3			(0,0) F8		(1,2) L1		(3,1) BB 1B	3	0	0	0	0	0	0												
Glenn Dishman, R OBP: 0.226, SLG: 0.207 Roberto Petagine, L OBP: 0.374, SLG: 0.351	(1,1) G6-3			(0,1) G4-3			(1,3) K		(4,2) BB 1B	2	0	0	0	0	0	0												
<b>Inning Stats</b>	R: 1 E: 0 K: 0 S: 11	H: 1 LOB: 2 BB: 2 P: 24	R: 0 E: 0 K: 0 S: 5	H: 0 LOB: 0 BB: 0 P: 7	R: 0 E: 0 K: 0 S: 4	H: 0 LOB: 0 BB: 0 P: 5	R: 0 E: 0 K: 1 S: 13	H: 1 LOB: 1 BB: 0 P: 18	R: 0 E: 0 K: 0 S: 5	H: 0 LOB: 0 BB: 0 P: 6	R: 1 E: 0 K: 0 S: 15	H: 2 LOB: 1 BB: 0 P: 19	R: 0 E: 0 K: 1 S: 8	H: 0 LOB: 0 BB: 0 P: 10	R: 0 E: 0 K: 2 S: 12	H: 2 LOB: 2 BB: 0 P: 16	R: 0 E: 0 K: 1 S: 11	H: 0 LOB: 3 BB: 2 P: 22	1B: 4 2B: 1 3B: 0 HR: 1	SF: 0 SAC: 0 DP: 0 HBP: 1	WP: 0 PB: 0 SB: 0 CS: 0	PA: 38						
<b>PITCHER</b>	IP	WLS	BF	H	R	ER	SO	BB	IBB	HBP	BLK	WP	HR	S	P	ERA	WHIP											
Frank Castillo, R ERA: 2.98	(1,1) 8.2		37	6	2	2	5	4	0	1	0	0	0	1	83	126	2.08	1.154										
Randy Myers, L ERA: 4.2	(9,1) 0.1	S	1	0	0	0	0	0	0	0	0	0	0	1	1	0.00	0.000											

AB	33
R	2
H	6
RBI	2
BB	4
SO	5
LOB	10





Batter	1	2	3	4	5	6	7	8	9	AB	R	H	RBI	BB	SO	LOB	TOP					
Brian McRae, S OBP: 0.356, SLG: 0.453	(1, 8) X G4-3		X 0-0 1B		X 3-2 2B		X 0-0 G4-3		X 0-3 K	4	1	2	0	0	0	0	Chicago Cubs @ San Diego Padres Jack Murphy Stadium, San Diego, CA Sat Sep 16 1995, 10:05 PM EDT Att: 12,455 - Unknown - 69 F					
Larry Casian, R (7, 1)										0	0	0	0	0	0	0						
Mike Walker, R (8, 1)										0	0	0	0	0	0	0						
Mark Parent, R OBP: 0.291, SLG: 0.457 (9, PH)										1	0	0	0	0	1	1						
Todd Haney, R OBP: 0.435, SLG: 0.581 (1, 4)	B 1-1 X L9		S 3-2 X G6-3		X 0-0 G6-3		X 2-2 1B		S 3-2 X FC6-4	5	0	1	0	0	0	3						
Mark Grace, L OBP: 0.389, SLG: 0.501 (1, 3)	C 2-2 X G4-3			X 0-0 E6 HR		X 1-2 2B		X 0-0 G4-3		4	1	1	1	0	0	1						
Sammy Sosa, R OBP: 0.346, SLG: 0.528 (1, 9)		X 0-0 G5-3		B 1-0 X HR		X 1-1 P4		X 1-0 HR		4	2	2	3	0	0	1						
Luis Gonzalez, L OBP: 0.344, SLG: 0.448 (1, 7)	C 1-1 X G3		X 0-0 P5		X 1-0 FC5-4 1B		X 2-2 G4-3			4	0	1	0	0	0	0						
Shawon Dunston, R OBP: 0.326, SLG: 0.501 (1, 6)	B 3-2 X 1B		C 2-2 X G5-3		X 0-1 F9		X 0-1 F9			4	0	1	0	0	0	1						
Howard Johnson, S OBP: 0.268, SLG: 0.328 (7, 7)	C 1-3 X K		X 0-0 1B		X 2-3 K		X 0-0 F9			4	0	1	0	0	2	2						
Scott Servais, R OBP: 0.359, SLG: 0.509 (1, 2)			S 3-3 X K		X 1-2 G6-3		X 1-1 FC5-4		X 0-1 G5-3	4	0	0	0	0	1	2						
Steve Trachsel, R ERA: 3.18 Roberto Rivera, L OBP: 0.286, SLG: 0.328 Dave Swartzbaugh, R OBP: 0.178, SLG: 0.456 (1, 1)			S 2-3 X K		X 0-1 L9		X 2-3 K		X 4-2 FC6-4 BB	1	0	0	0	0	1	0						
Matt Franco, L OBP: 0.286, SLG: 0.328 Dave Swartzbaugh, R OBP: 0.178, SLG: 0.456 (5, PH)										0	0	0	0	0	0	0						
José Hernández, R OBP: 0.178, SLG: 0.456 (7, PH)										0	0	0	0	0	0	0						
Inning Stats	R: 0 E: 0 K: 0 S: 6	H: 0 LOB: 0 BB: 0 P: 9	R: 0 E: 0 K: 1 S: 11	H: 1 LOB: 1 BB: 0 P: 16	R: 0 E: 0 K: 2 S: 13	H: 1 LOB: 1 BB: 0 P: 21	R: 2 E: 1 K: 0 S: 13	H: 2 LOB: 1 BB: 0 P: 17	R: 1 E: 0 K: 0 S: 11	H: 2 LOB: 1 BB: 0 P: 16	R: 0 E: 0 K: 1 S: 8	H: 1 LOB: 1 BB: 0 P: 12	R: 0 E: 0 K: 1 S: 9	H: 1 LOB: 0 BB: 0 P: 13	R: 1 E: 0 K: 0 S: 9	H: 1 LOB: 0 BB: 0 P: 12	R: 0 E: 0 K: 1 S: 11	H: 0 LOB: 1 BB: 1 P: 18	1B: 5 2B: 2 3B: 0 HR: 2	SF: 0 SAC: 0 DP: 0 HBP: 0	WP: 0 PA: 38	
PITCHER	IP	WLS	BF	H	R	ER	SO	BB	IBB	HBP	BLK	WP	HR	S	P	ERA	WHIP					
Andy Ashby, R ERA: 6.75	(1, 1)	7.0	W	30	8	3	2	5	0	0	0	0	0	1	71	104	2.57	1.143				
Dustin Hermanson, R ERA: 6.75	(8, 1)	1.0		4	1	1	1	0	0	0	0	0	0	1	9	12	9.00	1.000				
Andres Berumen, R ERA: 5.74	(9, 1)	1.0		4	0	0	0	1	1	0	0	0	0	0	11	18	0.00	1.000				

Chicago Cubs @ San Diego Padres  
Jack Murphy Stadium, San Diego, CA  
Sat Sep 16 1995, 10:05 PM EDT  
Att: 12,455 - Unknown - 69 F

AB 37  
R 4  
H 9  
RBI 4  
BB 1  
SO 6  
LOB 11



Batter	1	2	3	4	5	6	7	8	9	AB	R	H	RBI	BB	SO	LOB	BOTTOM					
Ray McDavid, L OBP: 0.300, SLG: 0.222 (1, 8)	B 2-1 X F8		B 2-1 X F7		B 3-2 X P5		B 2-2 X G4-6-3		B 1-3 X K	6	1	1	0	0	1	6	Chicago Cubs @ San Diego Padres Jack Murphy Stadium, San Diego, CA Sat Sep 16 1995, 10:05 PM EDT Att: 12,455 - Unknown - 69 F					
Jody Reed, R OBP: 0.355, SLG: 0.324 (1, 4)	B 1-0 X HR		B 4-2 X 1B		B 1-3 X K		B 1-2 X G6-3			4	2	1	1	1	1	2						
Tony Gwynn, L OBP: 0.402, SLG: 0.475 (1, 9)	X 0-0 G4-3		X 0-0 1B		X 1-1 CS		X 1-0 G4-1			5	1	3	3	0	0	0						
Phil Clark, R OBP: 0.280, SLG: 0.322 (9, 9)		X 1-1 1B	X 0-0 1B		X 1-1 1B		X 1-0 1B			0	0	0	0	0	0	0						
Ken Caminiti, S OBP: 0.379, SLG: 0.481 Dustin Hermanson, R Andres Berumen, R (1, 5)	B 3-0 X HR	B 4-1 X 1B	X 0-0 1B		X 4-2 X 1B		X 3-2 X HR			3	2	3	3	2	0	0						
Scott Livingstone, L OBP: 0.377, SLG: 0.475 (8, 5)	B 4-2 X BB	X 0-0 1B	X 0-0 1B		X 0-0 F9		X 2-2 X P6			4	0	2	1	1	0	1						
Marc Newfield, R OBP: 0.295, SLG: 0.400 Melvin Nieves, S OBP: 0.265, SLG: 0.347 (1, 7)	C 4-2 X BB	S 2-3 X K		X 1-2 X 1B		X 3-2 X E5		X 0-0 G5-3		3	1	0	0	1	1	3						
Archi Cianfrocco, R OBP: 0.336, SLG: 0.472 (8, 3)	B 1-1 X L3		B 2-0 X SH5-4		B 2-1 X 3B		B 2-2 X E		X 0-0 G5-3	5	3	4	0	0	0	2						
Brad Ausmus, R OBP: 0.354, SLG: 0.407 Brian Johnson, R OBP: 0.294, SLG: 0.342 (1, 2)		B 4-0 X 1B	X 0-0 1B		X 1-1 1B		X 0-2 E3		X 1-0 G5-3	3	2	2	1	1	0	2						
Andy Ashby, R OBP: 0.178, SLG: 0.182 Ray Holbert, R OBP: 0.284, SLG: 0.241 (1, 1)		B 1-0 X SH3	X 0-0 1B		X 0-3 K		X 1-1 G4-6-3		X 4-2 BB	2	0	1	2	0	1	1						
Inning Stats	R: 2 E: 0 K: 0 S: 12	H: 2 LOB: 2 BB: 2 P: 27	R: 2 E: 0 K: 1 S: 11	H: 3 LOB: 3 BB: 2 P: 25	R: 4 E: 0 K: 0 S: 10	H: 5 LOB: 2 BB: 1 P: 18	R: 1 E: 0 K: 1 S: 13	H: 2 LOB: 1 BB: 0 P: 20	R: 0 E: 0 K: 1 S: 9	H: 1 LOB: 1 BB: 1 P: 15	R: 2 E: 2 K: 0 S: 14	H: 2 LOB: 0 BB: 0 P: 22	R: 1 E: 0 K: 0 S: 11	H: 1 LOB: 0 BB: 0 P: 18	R: 0 E: 0 K: 1 S: 11	H: 1 LOB: 2 BB: 1 P: 17	1B: 13 2B: 0 3B: 1 HR: 3	SF: 0 SAC: 2 DP: 1 HBP: 0	WP: 0 PA: 46			
PITCHER	IP	WLS	BF	H	R	ER	SO	BB	IBB	HBP	BLK	WP	HR	S	P	ERA	WHIP					
Steve Trachsel, R ERA: 5.21	(1, 1)	2.2	L	21	8	8	1	5	0	0	0	0	0	2	31	68	27.00	4.875				
Roberto Rivera, L ERA: 2.7	(3, 1)	1.1		7	4	1	1	1	0	0	0	0	0	0	15	22	6.75	3.000				
Dave Swartzbaugh, R ERA: 2.37	(5, 1)	2.0		9	3	2	0	1	1	0	0	0	0	0	23	37	0.00	2.000				
Larry Casian, L ERA: 2.37	(7, 1)	1.0		4	1	1	0	0	0	0	0	0	0	1	11	18	9.00	1.000				
Mike Walker, R ERA: 2.95	(8, 1)	1.0		5	1	0	0	1	0	0	0	0	0	0	11	17	0.00	2.000				

Chicago Cubs @ San Diego Padres  
Jack Murphy Stadium, San Diego, CA  
Sat Sep 16 1995, 10:05 PM EDT  
Att: 12,455 - Unknown - 69 F

AB 37  
R 12  
H 17  
RBI 11  
BB 7  
SO 4  
LOB 18





Batter	1	2	3	4	5	6	7	8	9	AB	R	H	RBI	BB	SO	LOB	TOP					
<b>Brian McRae, S</b> OBP: 0.355, SLG: 0.449 (1, 8)	F7	F8			1B BB		P4		G6-3	4	0	0	0	1	0	4	<b>Chicago Cubs @ San Diego Padres</b> Jack Murphy Stadium, San Diego, CA Sun Sep 17 1995, 6:33 AM EDT Att: 13,846 - Sunny - 73 F					
<b>Todd Haney, R</b> OBP: 0.452, SLG: 0.591 (1, 4)	1B		F9		1B		FC6-4 1B			4	0	3	1	0	0	0						
<b>Mark Grace, L</b> OBP: 0.388, SLG: 0.499 (1, 3)	1B		L9		K		FC6-4			4	0	1	0	0	1	3						
<b>Sammy Sosa, R</b> OBP: 0.344, SLG: 0.523 (1, 9)	K		K		K		K			4	0	0	0	0	4	5						
<b>Shawon Dunston, R</b> OBP: 0.324, SLG: 0.496 (1, 6)	G5-3			F8	G1-3			F9		4	0	0	0	0	0	4						
<b>José Hernández, R</b> OBP: 0.276, SLG: 0.487 (1, 5)		F7		HR BB		F7		L8		3	1	0	0	1	0	0						
<b>Mark Parent, R</b> OBP: 0.294, SLG: 0.470 (1, 2)	SH1-4 1B			HR		K		F9		4	1	2	2	0	1	0						
<b>Luis Gonzalez, L</b> OBP: 0.345, SLG: 0.447 (1, 7)	SH1-4 1B		L9			K		G6-3 BB		3	0	1	0	1	1	0						
<b>Kevin Foster, R</b> Terry Adams, R Mike Walker, R Mike Hubbard, R Roberto Rivera, L Anthony Young, R Matt Williams, L Tara White, R Mike Arnesen, R Ozzie Timmons, R	SH1-4 1B		F8				2B 1B	F9		0	0	0	0	0	0	0						
<b>Inning Stats</b>	R: 0 E: 0 K: 1 S: 16	H: 2 LOB: 2 BB: 0 P: 28	R: 0 E: 0 K: 0 S: 11	H: 2 LOB: 2 BB: 0 P: 17	R: 0 E: 0 K: 1 S: 9	H: 0 LOB: 0 BB: 0 P: 14	R: 2 E: 0 K: 0 S: 9	H: 1 LOB: 0 BB: 1 P: 17	R: 0 E: 0 K: 2 S: 10	H: 1 LOB: 2 BB: 1 P: 22	R: 0 E: 0 K: 2 S: 7	H: 0 LOB: 0 BB: 0 P: 10	R: 1 E: 0 K: 1 S: 14	H: 2 LOB: 1 BB: 0 P: 21	R: 0 E: 0 K: 0 S: 4	H: 0 LOB: 0 BB: 0 P: 5		R: 0 E: 0 K: 0 S: 7	H: 0 LOB: 0 BB: 1 P: 15	1B: 6 2B: 1 3B: 0 HR: 1	SF: 0 SAC: 1 DP: 1 HBP: 0	WP: 0 PA: 37 PB: 0 SB: 0 CS: 0
<b>PITCHER</b>	IP	WLS	BF	H	R	ER	SO	BB	IBB	HBP	BLK	WP	HR	S	P	ERA	WHIP					
<b>Fernando Valenzuela, L</b> ERA: 4.98	(1, 1)	5.0	W	23	6	2	2	4	2	0	0	0	0	1	55	98	3.60	1.600				
<b>Tim Worrell, R</b> ERA: 1.04	(6, 1)	2.0		8	2	1	1	3	0	0	0	0	0	21	31	4.50	1.000					
<b>Ron Villone, L</b> ERA: 6.18	(8, 1)	1.0		3	0	0	0	0	0	0	0	0	0	4	5	0.00	0.000					
<b>Trevor Hoffman, R</b> ERA: 4.2	(9, 1)	1.0		3	0	0	0	0	1	0	0	0	0	7	15	0.00	1.000					

Batter	1	2	3	4	5	6	7	8	9	AB	R	H	RBI	BB	SO	LOB	BOTTOM					
<b>Ray McDavid, L</b> OBP: 0.286, SLG: 0.167 (8, FH)	K			P6		K				3	0	0	0	1	2	0	<b>Chicago Cubs @ San Diego Padres</b> Jack Murphy Stadium, San Diego, CA Sun Sep 17 1995, 6:33 AM EDT Att: 13,846 - Sunny - 73 F					
<b>Phil Clark, R</b> OBP: 0.287, SLG: 0.322 (9, 9)			CS BB					BB		0	0	0	0	1	0	0						
<b>Jody Reed, R</b> OBP: 0.353, SLG: 0.321 (1, 4)	L5		1B BB	G6-3		F7		F7		4	1	0	0	1	0	1						
<b>Tony Gwynn, L</b> OBP: 0.400, SLG: 0.472	L6		1B BB	G4-3		G4-3		L8		5	1	1	0	0	0	1						
<b>Trevor Hoffman, R</b> OBP: 0.500, SLG: 1.000 (9, 1)			1B							0	0	0	0	0	0	0						
<b>Ken Caminiti, S</b> OBP: 0.381, SLG: 0.498		HR 2B				HR				4	3	3	2	0	1	2						
<b>Ray Holbert, R</b> OBP: 0.279, SLG: 0.237 (8, 6)			K			HR		K		1	0	0	0	0	1	1						
<b>Scott Livingstone, L</b> OBP: 0.385, SLG: 0.485 (8, 5)	F7		1B 1B			HR		G3-1 BB		3	2	2	1	1	0	1						
<b>Phil Plantier, L</b> OBP: 0.339, SLG: 0.400			1B 1B			1B 2B				4	2	2	3	0	0	2						
<b>Ron Villone, L</b> OBP: 0.339, SLG: 0.400 (8, 1)			1B 1B			F9		L8		0	0	0	0	0	0	0						
<b>Marc Newfield, R</b> OBP: 0.256, SLG: 0.400 (9, 7)		HR	1B 1B							0	0	0	0	0	0	0						
<b>Archi Cianfrocco, R</b> OBP: 0.341, SLG: 0.473 (8, 3)		K	1B 1B			G3-1		G3-1		4	0	2	2	0	1	1						
<b>Brad Ausmus, R</b> OBP: 0.353, SLG: 0.405 (1, 2)	F7		1B			F8		K		4	0	1	1	0	1	2						
<b>Fernando Valenzuela, L</b> OBP: 0.250, SLG: 0.500			HR							2	1	1	1	0	0	2						
<b>Roberto Petagine, L</b> OBP: 0.371, SLG: 0.388 (6, PH)										1	0	0	0	0	1	1						
<b>Tim Worrell, R</b> ERA: 8.79	(6, 1)									0	0	0	0	0	0	0						
<b>Melvin Nieves, S</b> OBP: 0.269, SLG: 0.366 (9, 8)			G4-3					HR		1	1	1	1	0	0	0						
<b>Inning Stats</b>	R: 0 E: 0 K: 1 S: 8	H: 0 LOB: 0 BB: 0 P: 11	R: 2 E: 0 K: 1 S: 14	H: 2 LOB: 0 BB: 0 P: 20	R: 5 E: 0 K: 1 S: 19	H: 6 LOB: 2 BB: 2 P: 36	R: 0 E: 0 K: 0 S: 3	H: 0 LOB: 0 BB: 0 P: 5	R: 2 E: 0 K: 1 S: 20	H: 3 LOB: 1 BB: 0 P: 31	R: 0 E: 0 K: 1 S: 7	H: 0 LOB: 0 BB: 0 P: 11	R: 1 E: 0 K: 1 S: 12	H: 1 LOB: 1 BB: 1 P: 21	R: 1 E: 0 K: 1 S: 9	H: 1 LOB: 1 BB: 1 P: 18	1B: 6 2B: 2 3B: 0 HR: 5	SF: 0 SAC: 0 DP: 0 HBP: 0	WP: 0 PA: 40 PB: 0 SB: 0 CS: 1			
<b>PITCHER</b>	IP	WLS	BF	H	R	ER	SO	BB	IBB	HBP	BLK	WP	HR	S	P	ERA	WHIP					
<b>Kevin Foster, R</b> ERA: 4.77	(1, 1)	2.2	L	14	5	6	6	3	2	0	0	0	0	2	34	54	20.25	2.625				
<b>Terry Adams, R</b> ERA: 8.79	(3, 1)	0.0		3	3	1	1	0	0	0	0	0	0	5	10	∞	∞					
<b>Mike Walker, R</b> ERA: 2.93	(3, 1)	0.1		1	0	0	0	0	0	0	0	0	0	2	3	0.00	0.000					
<b>Roberto Rivera, L</b> ERA: 5.79	(4, 1)	1.1		6	2	2	2	0	0	0	0	0	1	13	21	13.50	1.500					
<b>Anthony Young, R</b> ERA: 3.89	(5, 1)	1.2		6	1	0	0	2	0	0	0	0	0	17	26	0.00	0.600					
<b>Turk Wendell, R</b> ERA: 4.73	(7, 1)	1.0		5	1	1	1	1	1	0	0	0	0	1	12	21	9.00	2.000				
<b>Mike Perez, R</b> ERA: 3.29	(8, 1)	1.0		5	1	1	1	1	1	0	0	0	0	1	9	18	9.00	2.000				

AB	33
R	3
H	8
RBI	3
BB	3
SO	7
LOB	17



AB	36
R	11
H	13
RBI	11
BB	4
SO	7
LOB	14





Batter	1	2	3	4	5	6	7	8	9	AB	R	H	RBI	BB	SO	LOB	TOP											
<b>Brian McRae, S</b> OBP: 0.354, SLG: 0.450	1-1 FC1-5 2B		1-1 P5		1-1 L7			0-1 G6-3		4	0	1	0	0	0	1												
<b>Todd Haney, R</b> OBP: 0.255, SLG: 0.600	0-1 FC1-5 2-3		0-0 L9			0-0 F7 2B		3-2 1B 1B		4	0	2	0	0	0	1												
<b>Mark Grace, L</b> OBP: 0.389, SLG: 0.505	1-3 K			2-1 HR		1-3 K		1-1 1B 1B		4	1	2	1	0	2	2												
<b>Sammy Sosa, R</b> OBP: 0.342, SLG: 0.519	2-3 K			1-3 K		1-1 F7		1-3 K		4	0	0	0	0	3	4												
<b>Luis Gonzalez, L</b> OBP: 0.344, SLG: 0.444		0-3 K		1-0 G4-3		2-2 G5-3		4-2 FC6-4 BB		3	0	0	0	1	1	1												
<b>Shawon Dunston, R</b> OBP: 0.321, SLG: 0.492		0-0 F8		1-2 F9			0-0 G6-3		1-2 FC6-4 BB	4	0	0	0	0	0	1												
<b>Scott Servais, R</b> OBP: 0.361, SLG: 0.509		0-1 1B			2-2 FC6-4 1B		1-0 F9		1-3 K	4	0	2	0	0	1	1												
<b>Rey Sanchez, R</b> OBP: 0.310, SLG: 0.371		2-0 F8			2-2 FC6-4 WP		0-2 F9		4-0 BB	3	0	0	0	0	0	2												
<b>Howard Johnson, S</b> OBP: 0.272, SLG: 0.328					1-2 K				1-2 BB	0	0	0	0	1	0	0												
<b>Jim Bullinger, R</b> OBP: 0.200, SLG: 0.163				1-0 L5		0-3 K		1-3 K2-3	0-3 K	2	0	0	0	0	1	1												
<b>Matt Franco, L</b> OBP: 0.333, SLG: 0.444										1	0	0	0	0	1	0												
<b>Turk Wendell, L</b> OBP: 0.301, SLG: 0.412										0	0	0	0	0	0	0												
<b>Scott Bullitt, L</b> OBP: 0.301, SLG: 0.412										1	0	0	0	0	1	2												
<b>Inning Stats</b>	R: 0 E: 0 K: 2 S: 11	H: 1 LOB: 1 BB: 0 P: 15	R: 0 E: 0 K: 1 S: 7	H: 1 LOB: 1 BB: 0 P: 9	R: 0 E: 0 K: 0 S: 4	H: 0 LOB: 0 BB: 0 P: 6	R: 1 E: 0 K: 1 S: 9	H: 1 LOB: 0 BB: 0 P: 14	R: 0 E: 0 K: 1 S: 11	H: 1 LOB: 1 BB: 0 P: 16	R: 0 E: 0 K: 0 S: 5	H: 0 LOB: 0 BB: 0 P: 6	R: 0 E: 0 K: 2 S: 15	H: 2 LOB: 2 BB: 2 P: 21	R: 0 E: 0 K: 2 S: 16	H: 0 LOB: 2 BB: 2 P: 26	1B: 4 2B: 2 3B: 0 HR: 1	SF: 0 SAC: 0 DP: 0 HBP: 0	WP: 1 PB: 0 SB: 0 CS: 0	PA: 36								
<b>PITCHER</b>	IP	WLS	BF	H	R	ER	SO	BB	IBB	HBP	BLK	WP	HR	S	P	ERA	WHIP											
<b>Donne Wall, R</b> ERA: 5.06	(1, 1)	7.2	W	29	6	1	1	7	0	0	0	0	1	1	66	93	1.17	0.783										
<b>Jeff Tabaka, L</b> ERA: 2.93	(8, 1)	0.0		1	1	0	0	0	0	0	0	0	0	0	2	3	∞	∞										
<b>Dave Veres, R</b> ERA: 2.38	(8, 1)	0.1		1	0	0	0	1	0	0	0	0	0	0	3	4	0.00	0.000										
<b>Todd Jones, R</b> ERA: 2.82	(9, 1)	1.0	S	5	0	0	0	2	2	0	0	0	0	0	16	26	0.00	2.000										

**Chicago Cubs @ Houston Astros**  
Astrodome, Houston, TX  
Mon Sep 18 1995, 8:05 PM EDT  
Att: 10,848 - Dome - 68 F

AB	34
R	1
H	7
RBI	1
BB	2
SO	10
LOB	16



Batter	1	2	3	4	5	6	7	8	9	AB	R	H	RBI	BB	SO	LOB	BOTTOM										
<b>John Cangelosi, S</b> OBP: 0.478, SLG: 0.415	4-1 FC6-4 1B CS BB		1-1 G4-3		0-0 G4-3	2-1 1B		2-2 G4-3		4	0	1	1	1	0	3											
<b>Craig Biggio, R</b> OBP: 0.404, SLG: 0.482	0-0 FC6-4 1B		0-1 G4-3		1-2 5 1B 1B	0-2 G5-3		0-3 K		5	1	2	0	0	1	5											
<b>5 Jeff Bagwell, R</b> OBP: 0.391, SLG: 0.475	1-2 FC6-4 1B CS 1-2 2-3		2-2 F9		4-0 1B 1-2 IBB		3-2 L9			3	1	0	0	1	0	2											
<b>Derrick May, L</b> OBP: 0.327, SLG: 0.408	4-2 1B 1-2 3-H BB		0-1 F7		1-0 FC5 1B		3-2 L7			3	0	1	1	1	0	0											
<b>Dave Magadan, L</b> OBP: 0.423, SLG: 0.390	0-0 FC5-4 1B		3-1 G3-1		4-0 FC5 IBB		0-0 2B			3	0	2	1	1	0	0											
<b>James Mouton, R</b> OBP: 0.325, SLG: 0.373	1-2 FC5-4			0-3 K	0-2 FC5		0-3 K			4	0	0	0	0	2	5											
<b>Rick Wilkins, L</b> OBP: 0.353, SLG: 0.309		2-1 SH1-4 BB G4-3 1B		1-1 G3-1		4-2 1B SH3-4 BB		4-2 SH5-4 BB		2	1	1	0	2	0	0											
<b>Andy Stankiewicz, R</b> OBP: 0.315, SLG: 0.163		4-2 G4-3 SH1-4 BB		4-2 BB		1-2 SH5-4 BB		4-1 SH5-4 BB		1	0	0	0	3	1	1											
<b>Donne Wall, R</b> ERA: 4.01	(1, 1)	7.0	L	33	7	3	3	4	5	2	0	0	0	0	0	0											
<b>Jeff Tabaka, R</b> ERA: 4.64	(8, 1)	1.0		5	0	0	0	1	2	0	0	0	0	0	0	0											
<b>Dave Veres, R</b> ERA: 2.38	(8, 1)	0.1		1	0	0	0	1	0	0	0	0	0	0	0	0											
<b>Dave Hajek, R</b> ERA: 2.82	(8, PH)	0.0		0	0	0	0	0	0	0	0	0	0	0	0	0											
<b>Todd Jones, R</b> ERA: 2.82	(9, 1)	1.0	S	5	0	0	0	2	2	0	0	0	0	0	0	0											
<b>Inning Stats</b>	R: 1 E: 0 K: 0 S: 11	H: 2 LOB: 2 BB: 2 P: 21	R: 1 E: 0 K: 0 S: 9	H: 1 LOB: 1 BB: 1 P: 16	R: 0 E: 0 K: 0 S: 7	H: 0 LOB: 0 BB: 0 P: 12	R: 0 E: 0 K: 2 S: 10	H: 0 LOB: 1 BB: 1 P: 16	R: 1 E: 0 K: 0 S: 9	H: 2 LOB: 2 BB: 2 P: 19	R: 0 E: 0 K: 1 S: 14	H: 1 LOB: 2 BB: 1 P: 22	R: 0 E: 0 K: 1 S: 10	H: 1 LOB: 1 BB: 0 P: 16	R: 0 E: 0 K: 1 S: 12	H: 0 LOB: 2 BB: 2 P: 22	1B: 6 2B: 1 3B: 0 HR: 0	SF: 0 SAC: 3 DP: 0 HBP: 0	WP: 0 PB: 1 SB: 0 CS: 2	PA: 38							
<b>PITCHER</b>	IP	WLS	BF	H	R	ER	SO	BB	IBB	HBP	BLK	WP	HR	S	P	ERA	WHIP										
<b>Jim Bullinger, R</b> ERA: 4.01	(1, 1)	7.0	L	33	7	3	3	4	5	2	0	0	0	0	0	0											
<b>Turk Wendell, R</b> ERA: 4.64	(8, 1)	1.0		5	0	0	0	1	2	0	0	0	0	0	0	0											

**Chicago Cubs @ Houston Astros**  
Astrodome, Houston, TX  
Mon Sep 18 1995, 8:05 PM EDT  
Att: 10,848 - Dome - 68 F

AB	26
R	3
H	7
RBI	3
BB	9
SO	5
LOB	17





Batter	1	2	3	4	5	6	7	8	9	AB	R	H	RBI	BB	SO	LOB	TOP					
Brian McRae, S (1, 8) OBP: 0.355, SLG: 0.449										5	1	2	0	0	2	0	<b>Chicago Cubs @ Houston Astros</b> Astrodome, Houston, TX Tue Sep 19 1995, 8:05 PM EDT Att. 14,899 - Dome					
Todd Haney, R (1, 5) OBP: 0.463, SLG: 0.603 José Hernández, R (6, 5) OBP: 0.275, SLG: 0.482										3	0	2	0	0	0	0						
Mark Grace, L (1, 3) OBP: 0.387, SLG: 0.501										4	0	0	0	1	2	3						
Sammy Sosa, R (1, 9) OBP: 0.341, SLG: 0.517										4	1	1	1	0	1	3						
Shawon Dunston, R (1, 6) OBP: 0.318, SLG: 0.488										3	1	0	1	0	1	4						
Ozzie Timmons, R (1, 7) OBP: 0.312, SLG: 0.469 Scott Bullett, L (8, 7) OBP: 0.301, SLG: 0.412										4	2	2	2	0	1	2						
Scott Servais, R (1, 2) OBP: 0.363, SLG: 0.521										4	1	2	3	0	0	0						
Rey Sanchez, R (1, 4) OBP: 0.307, SLG: 0.368										4	0	0	0	0	2	1						
Jaime Navarro, R (1, 1) OBP: 0.206, SLG: 0.274 Mike Perez, R (6, 1) Randy Myers, L (8, 1)										2	0	0	0	0	0	1						
										1	1	0	0	1	1	0						
										0	0	0	0	0	0	0						
<b>Inning Stats</b>	R: 0 E: 0 K: 2 S: 9	H: 2 LOB: 2 BB: 0 P: 9	R: 0 E: 0 K: 1 S: 6	H: 1 LOB: 1 BB: 0 P: 6	R: 0 E: 0 K: 0 S: 3	H: 0 LOB: 0 BB: 0 P: 3	R: 1 E: 0 K: 1 S: 6	H: 1 LOB: 0 BB: 0 P: 6	R: 0 E: 0 K: 1 S: 5	H: 0 LOB: 0 BB: 0 P: 5	R: 4 E: 1 K: 2 S: 9	H: 3 LOB: 0 BB: 0 P: 9	R: 2 E: 0 K: 2 S: 9	H: 2 LOB: 2 BB: 2 P: 17	R: 0 E: 0 K: 1 S: 5	H: 0 LOB: 0 BB: 0 P: 5	R: 0 E: 0 K: 2 S: 7	H: 0 LOB: 0 BB: 0 P: 7	1B: 7 2B: 0 3B: 0 HR: 2	SF: 1 SAC: 0 DP: 0 HBP: 0	WP: 0 PB: 0 SB: 2 CS: 0	PA: 39
<b>PITCHER</b>	IP WLS BF H R ER SO BB IBB HBP BLK WP HR S P ERA WHIP																					
Mike Hampton, L (1, 1) ERA: 3.68	6.0 L 26 7 5 1 6 0 0 0 0 0 0 2 38 38 1.50 1.167																					
Darryl Kile, R (7, 1) ERA: 5.07	0.1 5 2 2 2 1 1 1 0 1 0 0 5 13 54.00 9.000																					
Jim Dougherty, R (7, 1) ERA: 4.92	1.2 5 0 0 0 2 0 0 0 0 0 0 9 9 0.00 0.000																					
Greg Swindell, L (9, 1) ERA: 4.86	1.0 3 0 0 0 2 0 0 0 0 0 0 7 7 0.00 0.000																					


Batter	1	2	3	4	5	6	7	8	9	AB	R	H	RBI	BB	SO	LOB	BOTTOM					
John Cangelosi, S (1, 8) OBP: 0.474, SLG: 0.409										5	1	1	0	1	2	2	<b>Chicago Cubs @ Houston Astros</b> Astrodome, Houston, TX Tue Sep 19 1995, 8:05 PM EDT Att. 14,899 - Dome					
Craig Biggio, R (1, 4) OBP: 0.401, SLG: 0.477										5	1	0	0	0	5							
5 Jeff Bagwell, R (1, 3) OBP: 0.393, SLG: 0.483										4	1	2	3	1	1	2						
Derrick May, L (1, 7) OBP: 0.326, SLG: 0.406 James Mouton, R (8, PH) OBP: 0.327, SLG: 0.375										4	0	1	0	0	2	1						
Dave Magadan, L (1, 5) OBP: 0.427, SLG: 0.398 Craig Shipley, R (8, PH) OBP: 0.287, SLG: 0.352										4	1	3	0	0	0	2						
										1	0	1	0	0	0	0						
Tony Eusebio, R (1, 2) OBP: 0.387, SLG: 0.427										4	1	1	0	1	3	3						
Milt Thompson, L (1, 9) OBP: 0.281, SLG: 0.289 Greg Swindell, L (9, 1) OBP: 0.275, SLG: 0.292 Dave Hajek, R (9, PH)										4	0	0	0	0	5							
										0	0	0	0	0	0	0						
										1	0	0	0	1	1	0						
Ricky Gutierrez, R (1, 6) OBP: 0.303, SLG: 0.296										4	1	2	2	1	1	0						
Mike Hampton, R (1, 1) OBP: 0.243, SLG: 0.119 Darryl Kile, R (7, 1) ERA: 5.07 Jim Dougherty, R (7, 1) ERA: 4.92 Mike Simms, R (8, PH) OBP: 0.345, SLG: 0.544 Brian Hunter, R (9, PH) OBP: 0.345, SLG: 0.408										2	0	1	0	0	1	1						
										1	0	0	0	0	1	1						
										0	0	0	0	0	0	0						
										0	0	0	0	0	0	0						
										2	0	2	0	0	0	0						
										0	0	0	0	0	0							
<b>Inning Stats</b>	R: 0 E: 0 K: 0 S: 4	H: 1 LOB: 1 BB: 1 P: 8	R: 0 E: 0 K: 2 S: 7	H: 0 LOB: 1 BB: 1 P: 11	R: 0 E: 0 K: 2 S: 8	H: 1 LOB: 1 BB: 0 P: 8	R: 3 E: 1 K: 0 S: 7	H: 4 LOB: 1 BB: 0 P: 7	R: 0 E: 0 K: 2 S: 8	H: 1 LOB: 2 BB: 1 P: 12	R: 0 E: 0 K: 1 S: 6	H: 1 LOB: 1 BB: 1 P: 10	R: 0 E: 0 K: 1 S: 6	H: 1 LOB: 1 BB: 0 P: 6	R: 3 E: 0 K: 1 S: 10	H: 5 LOB: 2 BB: 0 P: 10	R: 0 E: 0 K: 3 S: 10	H: 1 LOB: 1 BB: 0 P: 10	1B: 12 2B: 2 3B: 0 HR: 1	SF: 0 SAC: 0 DP: 0 HBP: 0	WP: 0 PB: 0 SB: 0 CS: 0	PA: 46
<b>PITCHER</b>	IP WLS BF H R ER SO BB IBB HBP BLK WP HR S P ERA WHIP																					
Jaime Navarro, R (1, 1) ERA: 3.32	5.1 W 28 8 3 3 7 4 0 0 0 0 0 1 38 5.06 2.250																					
Mike Perez, R (6, 1) ERA: 3.57	2.1 11 4 3 3 1 0 0 0 0 0 0 1 13 11.57 1.714																					
Randy Myers, L (8, 1) ERA: 4.09	1.1 S 7 3 0 0 4 0 0 0 0 0 0 0 15 0.00 2.250																					



Batter	1	2	3	4	5	6	7	8	9	AB	R	H	RBI	BB	SO	LOB	TOP			
Brian McRae, S OBP: 0.352, SLG: 0.446	F7		K		K		K			4	0	0	0	0	3	4				
Rey Sanchez, R OBP: 0.305, SLG: 0.364	K		K			L9		K		4	0	0	0	0	3	1				
Mark Grace, L OBP: 0.388, SLG: 0.500				G5-3		2B	1B	G4-3		3	0	1	0	1	0	0				
Sammy Sosa, R OBP: 0.340, SLG: 0.514	P3			F9		K		S	BB	3	0	0	0	1	1	2				
Luis Gonzalez, L OBP: 0.343, SLG: 0.444		G1-3		K				G4-3		4	0	1	0	0	1	1				
Shawon Dunston, R OBP: 0.317, SLG: 0.486	L7				1B	K		G5-3		4	0	1	0	0	1	2				
Mark Parent, R OBP: 0.293, SLG: 0.470	G6-3				K			G4-3	2B	4	0	1	0	0	1	1				
José Hernández, R OBP: 0.279, SLG: 0.483				G1-4-3	1B	K		K		4	0	2	0	0	2	1				
Frank Castillo, R Roberto Rivera, L Scott Burrell, L Anthony Young, R Howard Johnson, S Mike Walker, R Larry Casian, R Terry Adams, R	G1-4-3					G4-3		G4-3		1	0	0	0	0	0	1				
<b>Inning Stats</b>	R: 0 E: 0 K: 1 S: 7	H: 0 LOB: 1 BB: 1 P: 13	R: 0 E: 0 K: 0 S: 7	H: 0 LOB: 0 BB: 0 P: 12	R: 0 E: 0 K: 2 S: 9	H: 1 LOB: 1 BB: 0 P: 13	R: 0 E: 0 K: 1 S: 9	H: 0 LOB: 0 BB: 0 P: 10	R: 0 E: 0 K: 3 S: 15	H: 2 LOB: 2 BB: 0 P: 18	R: 0 E: 0 K: 2 S: 12	H: 2 LOB: 1 BB: 0 P: 16	R: 0 E: 0 K: 1 S: 8	H: 0 LOB: 1 BB: 1 P: 13	R: 0 E: 0 K: 1 S: 6	H: 0 LOB: 0 BB: 0 P: 9	1B: 5 2B: 2 3B: 0 HR: 0	SF: 0 SAC: 0 DP: 1 HBP: 0	WP: 0 PB: 0 SB: 1 CS: 0	PA: 35
<b>PITCHER</b> Shane Reynolds, R ERA: 3.1	IP: 9.0 WLS: W BF: 35 H: 7 R: 0 ER: 0 SO: 12 BB: 2 IBB: 0 HBP: 0 BLK: 0 WP: 0 HR: 0 S: 81 P: 114 ERA: 0.00 WHIP: 1.000															<b>PITCHER</b>				

Chicago Cubs @ Houston Astros  
Astrodome, Houston, TX  
Wed Sep 20 1995, 8:05 PM EDT  
Att: 23,740 - Unknown - 76 F


AB 33  
R 0  
H 7  
RBI 0  
BB 2  
SO 12  
LOB 15



Batter	1	2	3	4	5	6	7	8	9	AB	R	H	RBI	BB	SO	LOB	BOTTOM	
John Cangelosi, S OBP: 0.477, SLG: 0.407	CS							K		3	0	1	1	2	2	2		
Craig Biggio, R OBP: 0.400, SLG: 0.476	FC				P5			L9-6		4	0	1	2	0	0	4		
5 Jeff Bagwell, R OBP: 0.392, SLG: 0.479	P6				F7			G5-3		3	0	0	0	1	0	2		
Derrick May, L OBP: 0.328, SLG: 0.408				F9		FC6		WP	2B	3	0	1	0	1	0	2		
Dave Magadan, L Craig Shipley, R	K				G2			F7		3	0	1	0	0	1	2		
James Mouton, R OBP: 0.326, SLG: 0.373					G2			G4-3		4	1	1	0	0	1	3		
Rick Wilkins, L OBP: 0.351, SLG: 0.308								G4-3		4	1	1	0	0	2	3		
Ricky Gutierrez, R OBP: 0.316, SLG: 0.310								L9-6		4	2	3	1	0	0	0		
Shane Reynolds, R OBP: 0.136, SLG: 0.121								G4-3		1	0	0	0	0	0	0		
<b>Inning Stats</b>	R: 0 E: 0 K: 1 S: 14	H: 0 LOB: 2 BB: 2 P: 24	R: 3 E: 0 K: 1 S: 12	H: 4 LOB: 1 BB: 0 P: 18	R: 0 E: 0 K: 1 S: 7	H: 1 LOB: 1 BB: 0 P: 9	R: 1 E: 0 K: 0 S: 11	H: 2 LOB: 2 BB: 1 P: 18	R: 0 E: 0 K: 0 S: 7	H: 1 LOB: 1 BB: 1 P: 12	R: 0 E: 0 K: 2 S: 8	H: 1 LOB: 2 BB: 1 P: 17	R: 0 E: 0 K: 1 S: 10	H: 0 LOB: 0 BB: 0 P: 13	1B: 8 2B: 2 3B: 0 HR: 0	SF: 0 SAC: 3 DP: 1 HBP: 0	WP: 2 PB: 0 SB: 0 CS: 1	PA: 37
<b>PITCHER</b> Frank Castillo, R Roberto Rivera, L Anthony Young, R Mike Walker, R Larry Casian, L	IP: 3.2 WLS: L BF: 21 H: 7 R: 4 ER: 4 SO: 4 BB: 3 IBB: 0 HBP: 0 BLK: 0 WP: 1 HR: 0 S: 43 P: 68 ERA: 9.82 WHIP: 2.727															<b>PITCHER</b> Terry Adams, R ERA: 7.71		

Chicago Cubs @ Houston Astros  
Astrodome, Houston, TX  
Wed Sep 20 1995, 8:05 PM EDT  
Att: 23,740 - Unknown - 76 F

AB 29  
R 4  
H 9  
RBI 4  
BB 5  
SO 6  
LOB 18









Batter	1	2	3	4	5	6	7	8	9	AB	R	H	RBI	BB	SO	LOB	TOP				
<b>Midre Cummings, L</b> (1, 8) OBP: 0.289, SLG: 0.328	F8			BB 1B	F8			G4-3		4	1	1	0	0	0	0					
<b>Al Martin, L</b> (1, 7) OBP: 0.355, SLG: 0.441 <b>John Wehner, R</b> (9, PH) OBP: 0.354, SLG: 0.363	P6			P5	P4			G6-3	G6-3	3	0	0	0	0	0	1					
<b>Orlando Merced, S</b> (1, 3) OBP: 0.362, SLG: 0.477	G6-3			BB 1B	G6-3			K	K	3	1	0	0	1	1	0					
<b>Jeff King, R</b> (1, 5) OBP: 0.339, SLG: 0.455		G1-6-3		BB 1B	F9					2	1	0	0	2	0	0					
<b>Dave Clark, L</b> (1, 9) OBP: 0.364, SLG: 0.393 <b>Jacob Brumfield, R</b> (9, PH) OBP: 0.343, SLG: 0.377	F7			F9	L1					3	0	0	0	0	0	3					
<b>Jay Bell, R</b> (1, 6) OBP: 0.337, SLG: 0.399	K			E7 1B	G5-3					3	0	1	2	0	1	0					
<b>Carlos Garcia, R</b> (1, 4) OBP: 0.341, SLG: 0.425			K	K	P4					3	0	0	0	0	2	1					
<b>Don Slaught, R</b> (1, 2) OBP: 0.370, SLG: 0.380			K		G5-3			K		3	0	0	0	0	2	0					
<b>John Ericks, R</b> (1, 1) OBP: 0.106, SLG: 0.133 <b>Steve Pappas, R</b> (5, PH) OBP: 0.256, SLG: 0.404 <b>Lee Hancock, L</b> (5, 1) <b>Jeff McCurry, R</b> (7, 1) <b>Nelson Lirio, S</b> (8, PH) OBP: 0.342, SLG: 0.404 <b>Dan Plesac, L</b> (8, 1) OBP: 0.290, SLG: 0.290	G5-3				K			G4-3		1	0	0	0	0	0	0					
<b>Inning Stats</b>	R: 0 E: 0 K: 0 S: 6	H: 0 LOB: 0 BB: 0 P: 8	R: 0 E: 0 K: 1 S: 9	H: 0 LOB: 0 BB: 0 P: 14	R: 0 E: 0 K: 2 S: 8	H: 0 LOB: 0 BB: 0 P: 9	R: 3 E: 1 K: 1 S: 18	H: 2 LOB: 1 BB: 2 P: 34	R: 0 E: 0 K: 0 S: 6	H: 0 LOB: 0 BB: 0 P: 10	R: 0 E: 0 K: 0 S: 5	H: 0 LOB: 0 BB: 0 P: 9	R: 0 E: 0 K: 1 S: 9	H: 0 LOB: 0 BB: 0 P: 14	R: 0 E: 0 K: 2 S: 10	H: 0 LOB: 1 BB: 1 P: 17	1B: 2 2B: 0 3B: 0 HR: 0	SF: 0 SAC: 0 DP: 0 HBP: 0	WP: 0 PB: 0 SB: 0 CS: 0	PA: 32	
<b>PITCHER</b>	IP	WLS	BF	H	R	ER	SO	BB	IBB	HBP	BLK	WP	HR	S	P	ERA	WHIP				
<b>Kevin Foster, R</b> (1, 1) ERA: 4.64	8.0	W	28	2	3	2	6	2	0	0	0	0	0	68	109	2.25	0.500				
<b>Randy Myers, L</b> (9, 1) ERA: 4.01	1.0	S	4	0	0	0	2	1	0	0	0	0	0	10	17	0.00	1.000				

Pittsburgh Pirates @ Chicago Cubs  
Wrigley Field, Chicago, IL  
Fri Sep 22 1995, 3:33 AM CDT  
Att: 23,652 - Sunny - 48 F

AB	29
R	3
H	2
RBI	2
BB	3
SO	8
LOB	6



Batter	1	2	3	4	5	6	7	8	9	AB	R	H	RBI	BB	SO	LOB	BOTTOM				
<b>Brian McRae, S</b> (1, 8) OBP: 0.351, SLG: 0.443	P5	P5	BB		G4-3			G6-3		4	0	0	0	1	0	1					
<b>Howard Johnson, S</b> (1, 5) OBP: 0.279, SLG: 0.324	BB	BB	P6		G6-4-3 BB			K		3	1	1	0	2	1	3					
<b>Mark Grace, L</b> (1, 3) OBP: 0.389, SLG: 0.499	BB	P6		BB	G6-4-3 BB			K		5	2	2	0	0	1	3					
<b>Sammy Sosa, R</b> (1, 9) OBP: 0.339, SLG: 0.509	K	BB	BB	BB	BB			G5-3		2	1	0	0	2	1	2					
<b>Luis Gonzalez, L</b> (1, 7) OBP: 0.345, SLG: 0.443	HBP BB	K		BB	K			K		3	1	1	0	1	2	3					
<b>Shawn Dunston, R</b> (1, 6) OBP: 0.316, SLG: 0.481 <b>Rey Sanchez, R</b> (8, 4) OBP: 0.301, SLG: 0.360	HBP BB	HBP BB	BB BB	BB BB	K			G6-3		3	0	1	2	1	1	3					
<b>Scott Servais, R</b> (1, 2) OBP: 0.360, SLG: 0.514	HBP		F7	WP	2B			K		3	1	1	2	0	1	1					
<b>José Hernández, R</b> (1, 4) OBP: 0.275, SLG: 0.474	K		K	SF9	SF9			K		3	0	0	1	0	3	4					
<b>Kevin Foster, R</b> (1, 1) OBP: 0.295, SLG: 0.362 <b>Randy Myers, L</b> (9, 1) ERA: 3.7		BB BB	BB BB	BB BB	K			G5-3		3	0	1	0	1	1	0					
<b>Inning Stats</b>	R: 2 E: 0 K: 2 S: 17	H: 3 LOB: 3 BB: 1 P: 28	R: 0 E: 0 K: 1 S: 15	H: 0 LOB: 3 BB: 3 P: 32	R: 0 E: 0 K: 1 S: 11	H: 1 LOB: 2 BB: 2 P: 21	R: 4 E: 0 K: 2 S: 20	H: 3 LOB: 0 BB: 1 P: 32	R: 0 E: 0 K: 0 S: 6	H: 0 LOB: 0 BB: 1 P: 14	R: 0 E: 0 K: 1 S: 6	H: 0 LOB: 0 BB: 0 P: 11	R: 0 E: 0 K: 2 S: 8	H: 0 LOB: 0 BB: 0 P: 14	R: 0 E: 0 K: 2 S: 8	H: 0 LOB: 0 BB: 0 P: 11	1B: 6 2B: 1 3B: 0 HR: 0	SF: 1 SAC: 0 DP: 1 HBP: 1	WP: 1 PB: 0 SB: 2 CS: 0	PA: 39	
<b>PITCHER</b>	IP	WLS	BF	H	R	ER	SO	BB	IBB	HBP	BLK	WP	HR	S	P	ERA	WHIP				
<b>John Ericks, R</b> (1, 1) ERA: 4.6	4.0	L	27	7	6	6	6	7	0	0	0	0	0	63	113	13.50	3.500				
<b>Lee Hancock, L</b> (5, 1) ERA: 1.54	2.0		6	0	0	0	1	1	0	0	0	0	0	12	25	0.00	0.500				
<b>Jeff McCurry, R</b> (7, 1) ERA: 5.19	1.0		3	0	0	0	2	0	0	0	0	0	0	8	14	0.00	0.000				
<b>Dan Plesac, L</b> (8, 1) ERA: 3.7	1.0		3	0	0	0	2	0	0	0	0	0	0	8	11	0.00	0.000				

Pittsburgh Pirates @ Chicago Cubs  
Wrigley Field, Chicago, IL  
Fri Sep 22 1995, 3:33 AM CDT  
Att: 23,652 - Sunny - 48 F

AB	29
R	6
H	7
RBI	5
BB	8
SO	11
LOB	20





Batter	1	2	3	4	5	6	7	8	9	AB	R	H	RBI	BB	SO	LOB	TOP									
<b>Midre Cummings, L</b> OBP: 0.293, SLG: 0.326 (1, 8)	G3-1		K			FC4-6 1-2 E 1B BB	L6		BB BB 1B	4	2	1	0	1	1	3										
<b>Al Martin, L</b> OBP: 0.353, SLG: 0.437 (1, 7)	G4-3			G4-3		E4 FC4-6	G4-3		BB BB BB	4	0	0	0	1	0	2										
<b>Orlando Merced, S</b> OBP: 0.359, SLG: 0.472 (1, 3)	F7			F9		FC4-6 1B	G1-3		K	5	0	0	1	0	1	4										
<b>Jeff King, R</b> OBP: 0.339, SLG: 0.454 (1, 5)			F7		BB 3B 1B	FC6-4 1B			F8	5	1	2	1	0	1	2										
<b>Dave Clark, L</b> OBP: 0.367, SLG: 0.389 <b>John Wehner, R</b> OBP: 0.360, SLG: 0.363 (9, PH)	L7			FC6-4 3B BB		FC6-4 1B			BB BB	2	1	0	0	2	0	2										
<b>Jay Bell, R</b> OBP: 0.339, SLG: 0.404 (1, 6)	G1-3			BB 3B		SH5-4 2 FC1-2-5-1 1B			G5-4-3 BB	4	0	2	3	1	0	1										
<b>Nelson Liriano, S</b> OBP: 0.347, SLG: 0.403 (1, 4)			CS BB	K		SH5-4 2 BB			BB 1B	3	0	1	0	2	2	4										
<b>2 Angelo Encarnacion, R</b> OBP: 0.288, SLG: 0.327 (1, 2)			K		G6-3	SH5-4			1B	3	0	1	0	0	1	1										
<b>Esteban Loaiza, R</b> OBP: 0.208, SLG: 0.255 <b>Jason Shrum, R</b> OBP: 0.242, SLG: 0.376 <b>Mike Dyer, R</b> OBP: 0.271, SLG: 0.577 <b>Jason Christiansen, R</b> OBP: 0.271, SLG: 0.577 <b>Ramon Morel, R</b> OBP: 0.271, SLG: 0.577 <b>Rich Aude, R</b> OBP: 0.271, SLG: 0.577 <b>Ross Powell, L</b> OBP: 0.271, SLG: 0.577 (1, 1)			1 SAFE BB	1-2 3B		FC1-2-5-1 2 BB			F8	2	1	2	0	0	0	0										
<b>Inning Stats</b>	R: 0 E: 0 K: 0 S: 7	H: 0 LOB: 0 BB: 0 P: 11	R: 0 E: 0 K: 0 S: 7	H: 0 LOB: 0 BB: 0 P: 10	R: 0 E: 0 K: 2 S: 11	H: 1 LOB: 1 BB: 1 P: 19	R: 2 E: 0 K: 1 S: 13	H: 2 LOB: 1 BB: 1 P: 23	R: 2 E: 1 K: 0 S: 12	H: 2 LOB: 2 BB: 1 P: 22	R: 0 E: 0 K: 1 S: 7	H: 1 LOB: 2 BB: 0 P: 18	R: 0 E: 0 K: 1 S: 10	H: 0 LOB: 0 BB: 0 P: 17	R: 0 E: 0 K: 0 S: 11	H: 2 LOB: 2 BB: 1 P: 18	R: 1 E: 0 K: 2 S: 8	H: 1 LOB: 3 BB: 3 P: 20	1B: 7 2B: 0 3B: 2 HR: 0	SF: 0 SAC: 1 DP: 1 HBP: 0	WP: 0 PB: 0 SB: 0 CS: 1	PA: 43				
<b>PITCHER</b>	IP	WLS	BF	H	R	ER	SO	BB	IBB	HBP	BLK	WP	HR	S	P	ERA	WHIP									
<b>Jim Bullinger, R</b> ERA: 3.97 <b>Larry Casian, L</b> ERA: 2.14 <b>Anthony Young, R</b> ERA: 3.82 <b>Randy Myers, L</b> ERA: 3.93	(1, 1)	6.0	W	28	6	4	2	3	4	0	0	0	0	0	57	103	3.00	1.667								

Pittsburgh Pirates @ Chicago Cubs  
Wrigley Field, Chicago, IL  
Sat Sep 23 1995, 3:33 AM CDT  
Att: 23,802 - Sunny - 54 F

AB	34
R	5
H	9
RBI	5
BB	8
SO	6
LOB	23



Batter	1	2	3	4	5	6	7	8	9	AB	R	H	RBI	BB	SO	LOB	BOTTOM								
<b>Brian McRae, S</b> OBP: 0.353, SLG: 0.443 (1, 8)	1B S BB	G3		F8		WP 1B 1B			F9 E 1B	4	1	2	0	1	0	1									
<b>Howard Johnson, S</b> OBP: 0.294, SLG: 0.326 <b>Rey Sanchez, R</b> OBP: 0.301, SLG: 0.360 (1, 5)	1B BB			1B BB		E BB			E6 HBP 1B	2	3	1	0	3	0	1									
<b>Mark Grace, L</b> OBP: 0.390, SLG: 0.499 (1, 3)	K			1B		E G6-3 BB			F8	4	2	2	2	1	1	4									
<b>Sammy Sosa, R</b> OBP: 0.338, SLG: 0.506 (1, 9)	P4			1B		L9			F9	5	0	1	1	0	1	7									
<b>Luis Gonzalez, L</b> OBP: 0.350, SLG: 0.446 (1, 7)	1B			F8		E6 G6-3 1B			FC5-4 1B	4	0	3	1	0	0	2									
<b>Shawon Dunston, R</b> OBP: 0.313, SLG: 0.476 (1, 6)	P3			G4-6-3		G6-3			P4	5	0	0	1	0	0	10									
<b>Mark Parent, R</b> OBP: 0.296, SLG: 0.480 (1, 2)				P3		G6-3			BB	3	0	1	1	1	0	1									
<b>José Hernández, R</b> OBP: 0.274, SLG: 0.484 (9, 5)				P4		G5-3			G4-6-3	4	1	1	1	0	0	1									
<b>Jim Bullinger, R</b> OBP: 0.192, SLG: 0.156 <b>Matt Field, R</b> OBP: 0.205, SLG: 0.400 <b>Larry Casian, R</b> OBP: 0.271, SLG: 0.577 <b>Mike Hubbard, R</b> OBP: 0.271, SLG: 0.577 <b>Anthony Young, R</b> OBP: 0.271, SLG: 0.577 <b>Randy Myers, L</b> OBP: 0.271, SLG: 0.577 (1, 1)				E5		G6-3			P2	2	0	0	0	0	0	0									
<b>Inning Stats</b>	R: 0 E: 0 K: 1 S: 13	H: 1 LOB: 3 BB: 2 P: 23	R: 0 E: 1 K: 0 S: 5	H: 0 LOB: 1 BB: 0 P: 8	R: 1 E: 0 K: 0 S: 10	H: 2 LOB: 1 BB: 1 P: 19	R: 1 E: 0 K: 0 S: 6	H: 1 LOB: 0 BB: 0 P: 12	R: 2 E: 0 K: 1 S: 20	H: 5 LOB: 1 BB: 0 P: 34	R: 0 E: 0 K: 0 S: 4	H: 0 LOB: 0 BB: 1 P: 8	R: 0 E: 1 K: 0 S: 6	H: 1 LOB: 3 BB: 0 P: 8	1B: 9 2B: 0 3B: 0 HR: 2	SF: 0 SAC: 0 DP: 2 HBP: 1	WP: 1 PB: 0 SB: 2 CS: 0	PA: 42							
<b>PITCHER</b>	IP	WLS	BF	H	R	ER	SO	BB	IBB	HBP	BLK	WP	HR	S	P	ERA	WHIP								
<b>Esteban Loaiza, R</b> ERA: 5.26 <b>Mike Dyer, R</b> ERA: 4.5 <b>Jason Christiansen, L</b> ERA: 4.42 <b>Ramon Morel, R</b> ERA: 4.42 <b>Ross Powell, L</b> ERA: 7.22	(1, 1)	5.0	L	4	3	3	3	0	0	0	0	0	1	10	16	81.00	9.000								

Pittsburgh Pirates @ Chicago Cubs  
Wrigley Field, Chicago, IL  
Sat Sep 23 1995, 3:33 AM CDT  
Att: 23,802 - Sunny - 54 F

AB	35
R	7
H	11
RBI	7
BB	6
SO	2
LOB	27





Batter	1	2	3	4	5	6	7	8	9	10	AB	R	H	RBI	BB	SO	LOB	TOP			
Jacob Brumfield, R OBP: 0.338, SLG: 0.371 (1, 8)	P6		K		F8		G6-3		G5-3		5	0	0	0	0	1	4				
Al Martin, L OBP: 0.349, SLG: 0.432 (1, 7)	K		FC4 1B		K		G4-3			G3	5	1	0	0	0	2	2				
Orlando Merced, S OBP: 0.359, SLG: 0.470 (1, 3) (9, 9)	G4-3		1B BB							F7	4	0	1	0	1	1	0				
Jeff King, R OBP: 0.342, SLG: 0.463 (1, 5)																					
Dave Clark, L OBP: 0.284, SLG: 0.383 (1, 9)																					
Jon Lieber, L OBP: 0.048, SLG: 0.048 (8, 1)																					
Dan Plesac, L OBP: 0.250, SLG: 0.250 (8, 1)																					
Kevin Young, R OBP: 0.271, SLG: 0.394 (9, 3)																					
Jay Bell, R OBP: 0.339, SLG: 0.405 (1, 6)																					
Carlos Garcia, R OBP: 0.339, SLG: 0.421 (1, 4)																					
Don Slaught, R OBP: 0.366, SLG: 0.369 (1, 2)																					
Paul Wagner, R OBP: 0.289, SLG: 0.244 (1, 1)																					
John Wehner, R OBP: 0.360, SLG: 0.363 (8, 9)																					
Nelson Linano, S OBP: 0.346, SLG: 0.402 (9, PH)																					
Dan Miceli, R (9, 1)																					
<b>Inning Stats</b>	R: 0 E: 0 K: 1 S: 13	H: 0 LOB: 0 BB: 0 P: 18	R: 1 E: 0 K: 1 S: 14	H: 1 LOB: 1 BB: 1 P: 26	R: 1 E: 0 K: 1 S: 8	H: 2 LOB: 2 BB: 1 P: 17	R: 0 E: 1 K: 0 S: 10	H: 0 LOB: 0 BB: 0 P: 13	R: 0 E: 0 K: 1 S: 7	H: 0 LOB: 0 BB: 0 P: 12	R: 0 E: 0 K: 0 S: 8	H: 2 LOB: 2 BB: 0 P: 15	R: 0 E: 0 K: 0 S: 8	H: 1 LOB: 1 BB: 0 P: 13	R: 0 E: 0 K: 1 S: 6	H: 1 LOB: 2 BB: 0 P: 14	R: 0 E: 0 K: 1 S: 6	H: 0 LOB: 0 BB: 0 P: 10	1B: 5 2B: 1 3B: 0 HR: 1	SF: 0 SAC: 1 DP: 1 HBP: 0	WP: 0 PA: 40 PB: 0 SB: 3 CS: 0
<b>PITCHER</b>	IP	WLS	BF	H	R	ER	SO	BB	IBB	HBP	BLK	WP	HR	S	P	ERA	WHIP				
Jaime Navarro, R ERA: 3.28 (1, 1)	8.0		32	6	2	2	6	2	0	0	0	0	1	79	128	2.25	1.000				
Mike Perez, R ERA: 3.52 (9, 1)	1.0		5	1	0	0	1	0	1	0	0	0	0	6	14	0.00	1.000				
Larry Casian, L ERA: 2.08 (10, 1)	0.2		2	0	0	0	0	0	0	0	0	0	0	2	3	0.00	0.000				
Turk Wendell, R ERA: 4.45 (10, 1)	0.1	W	1	0	0	0	1	0	0	0	0	0	0	4	7	0.00	0.000				

Pittsburgh Pirates @ Chicago Cubs  
Wrigley Field, Chicago, IL  
Sun Sep 24 1995, 3:33 AM CDT  
Att: 20,447 - Unknown


AB	36
R	2
H	7
RBI	2
BB	3
SO	8
LOB	21



Batter	1	2	3	4	5	6	7	8	9	10	AB	R	H	RBI	BB	SO	LOB	BOTTOM			
Brian McRae, S OBP: 0.352, SLG: 0.446 (1, 8)	G6-3		P3		G5-3						5	1	1	1	0	0	3				
Howard Johnson, S OBP: 0.293, SLG: 0.331 (1, 5)	G4-3		F9								4	0	1	0	0	0	2				
Mark Grace, L OBP: 0.368, SLG: 0.495 (1, 3)	F7										4	0	0	0	0	0	2				
Sammy Sosa, R OBP: 0.337, SLG: 0.506 (1, 9)											4	0	1	0	0	1	1				
Luis Gonzalez, L OBP: 0.349, SLG: 0.444 (1, 7)											4	1	1	0	0	1	2				
Shawon Dunston, R OBP: 0.315, SLG: 0.478 (1, 6)											2	1	1	0	0	1	1				
Rey Sanchez, R OBP: 0.301, SLG: 0.360 (8, 4)											0	0	0	0	0	0	0				
Ozzie Timmons, R OBP: 0.315, SLG: 0.467 (9, PH)											1	0	0	0	0	1	1				
Larry Casian, R (10, 1)											0	0	0	0	0	0	0				
Turk Wendell, L (10, 1)											0	0	0	0	0	0	0				
Scott Servais, R OBP: 0.358, SLG: 0.510 (1, 2)											4	0	1	1	0	0	3				
José Hernández, R OBP: 0.278, SLG: 0.488 (8, 6)											4	0	2	1	0	0	1				
Jaime Navarro, R OBP: 0.203, SLG: 0.270 (1, 1)											1	0	0	0	0	0	1				
Scott Bunting, L OBP: 0.315, SLG: 0.453 (8, PH)											1	0	1	0	0	0	0				
Mike Perez, R (9, 1)											0	0	0	0	0	0	0				
Matt Franco, L OBP: 0.273, SLG: 0.364 (10, 4)											1	0	0	0	0	0	0				
<b>Inning Stats</b>	R: 0 E: 0 K: 0 S: 9	H: 0 LOB: 0 BB: 0 P: 15	R: 0 E: 0 K: 1 S: 11	H: 1 LOB: 1 BB: 0 P: 16	R: 0 E: 0 K: 0 S: 7	H: 1 LOB: 1 BB: 0 P: 10	R: 0 E: 0 K: 0 S: 8	H: 0 LOB: 0 BB: 0 P: 11	R: 1 E: 0 K: 0 S: 11	H: 2 LOB: 1 BB: 0 P: 15	R: 0 E: 0 K: 1 S: 7	H: 1 LOB: 1 BB: 0 P: 11	R: 0 E: 0 K: 0 S: 3	H: 0 LOB: 0 BB: 0 P: 7	R: 0 E: 0 K: 2 S: 19	H: 2 LOB: 1 BB: 0 P: 26	R: 1 E: 0 K: 0 S: 2	H: 1 LOB: 0 BB: 0 P: 3	1B: 3 2B: 5 3B: 0 HR: 1	SF: 0 SAC: 1 DP: 1 HBP: 1	WP: 0 PA: 37 PB: 0 SB: 3 CS: 0
<b>PITCHER</b>	IP	WLS	BF	H	R	ER	SO	BB	IBB	HBP	BLK	WP	HR	S	P	ERA	WHIP				
Paul Wagner, R ERA: 4.67 (1, 1)	7.0		26	5	1	1	2	0	0	0	0	0	0	56	85	1.29	0.714				
Jon Lieber, R ERA: 6.72 (8, 1)	0.2		3	1	0	0	0	0	0	0	0	0	0	5	10	0.00	1.500				
Dan Plesac, L ERA: 3.68 (8, 1)	0.1		1	0	0	0	0	0	0	0	0	0	0	2	2	0.00	0.000				
Dan Miceli, R ERA: 4.58 (9, 1)	1.1	L	7	3	2	2	2	0	0	0	0	0	1	21	29	13.50	2.250				

Pittsburgh Pirates @ Chicago Cubs  
Wrigley Field, Chicago, IL  
Sun Sep 24 1995, 3:33 AM CDT  
Att: 20,447 - Unknown

AB	35
R	3
H	9
RBI	3
BB	0
SO	4
LOB	17





Batter	1	2	3	4	5	6	7	8	9	AB	R	H	RBI	BB	SO	LOB	TOP			
<b>Bernard Gilkey, R</b> OBP: 0.361, SLG: 0.482 (1, 7)	0-3 K			1-0 F7			1-1 G5-3		2-2 3B	4	0	1	0	0	1	0	<b>St. Louis Cardinals @ Chicago Cubs</b> Wrigley Field, Chicago, IL Mon Sep 25 1995, 7:05 PM CDT Att: 18,298 - Unknown - 66 F			
<b>Tripp Cromer, R</b> OBP: 0.250, SLG: 0.311 (1, 6)	1-2 G6-3			0-3 K			4-2 BB		0-1 F9	3	0	0	0	1	1	1				
<b>Ray Lankford, L</b> OBP: 0.360, SLG: 0.513 (1, 8)	4-0 CS BB			1-2 L6			1-3 K			2	0	0	0	1	1	1				
<b>Brian Jordan, R</b> OBP: 0.338, SLG: 0.482 (1, 9)	1-2 CS	0-3 K		1-1 G4-3			3-3 K			3	0	0	0	0	2	1				
<b>John Mabry, L</b> OBP: 0.339, SLG: 0.405 (1, 3)		1-0 G3-1		2-2 F7			1-0 G3-1			3	0	0	0	0	0	0				
<b>David Bell, R</b> OBP: 0.287, SLG: 0.385 (1, 4)		2-2 L7		1-3 K			2-2 G4-3			3	0	0	0	0	1	0				
<b>Scott Cooper, L</b> OBP: 0.321, SLG: 0.303 (1, 5)			0-1 G4-3				1-1 G3		1-3 K	3	0	0	0	0	1	0				
<b>Danny Sheaffer, R</b> OBP: 0.308, SLG: 0.359 (9, PH)			1-3 K				0-3 K		1-3 K	2	0	0	0	0	2	0				
<b>Terry Bradshaw, L</b> OBP: 0.250, SLG: 0.314 (9, PH)			0-3 K				1-3 K		2-3 K	1	0	0	0	0	1	0				
<b>Alan Benes, R</b> (1, 1)										1	0	0	0	0	1	0				
<b>Brian Barber, R</b> OBP: 0.222, SLG: 0.125 (6, PH)										0	0	0	0	0	0	0				
<b>Ray Giambelli, R</b> OBP: 0.240, SLG: 0.250 (6, 1)										0	0	0	0	0	0	0				
<b>Doug Creek, L</b> (6, 1)										0	0	0	0	0	0	0				
<b>John Frascatore, R</b> (6, 1)										0	0	0	0	0	0	0				
<b>Mark Sweeney, L</b> OBP: 0.207, SLG: 0.400 (6, PH)										1	0	0	0	0	1	0				
<b>Inning Stats</b>	R: 0 E: 0 K: 1 S: 8	H: 0 LOB: 0 BB: 1 P: 14	R: 0 E: 0 K: 1 S: 7	H: 0 LOB: 0 BB: 0 P: 10	R: 0 E: 0 K: 2 S: 9	H: 0 LOB: 0 BB: 0 P: 10	R: 0 E: 0 K: 1 S: 7	H: 0 LOB: 0 BB: 0 P: 9	R: 0 E: 0 K: 2 S: 9	H: 0 LOB: 0 BB: 0 P: 13	R: 0 E: 0 K: 2 S: 8	H: 0 LOB: 1 BB: 1 P: 10	R: 0 E: 0 K: 1 S: 7	H: 0 LOB: 0 BB: 0 P: 11	R: 0 E: 0 K: 2 S: 12	H: 1 LOB: 1 BB: 0 P: 17	1B: 0 2B: 0 3B: 1 HR: 0	SF: 0 SAC: 0 DP: 0 HBP: 0	WP: 0 PB: 0 SB: 0 CS: 1	PA: 30
<b>PITCHER</b> <b>Frank Castillo, R</b> ERA: 2.97 (1, 1)	IP: 9.0 WLS: W BF: 29 H: 1 R: 0 ER: 0 SO: 13 BB: 2 IBB: 0 HBP: 0 BLK: 0 WP: 0 HR: 0 S: 78 P: 114 ERA: 0.00 WHIP: 0.333																			

AB	27
R	0
H	1
RBI	0
BB	2
SO	13
LOB	3



Batter	1	2	3	4	5	6	7	8	9	AB	R	H	RBI	BB	SO	LOB	BOTTOM			
<b>Scott Bultlett, L</b> OBP: 0.318, SLG: 0.448 (1, 8)	3-2 G4-3	0-2 G6-3		2-2 1B		3-3 K		1-0 HBP		4	1	1	2	0	1	0	<b>St. Louis Cardinals @ Chicago Cubs</b> Wrigley Field, Chicago, IL Mon Sep 25 1995, 7:05 PM CDT Att: 18,298 - Unknown - 66 F			
<b>Howard Johnson, S</b> OBP: 0.302, SLG: 0.336 (1, 5)	4-2 1B	1-3 K		1-2 1B		3-2 FC3-6 1B		3-2 F8		4	1	2	1	1	1	1				
<b>Mark Grace, L</b> OBP: 0.389, SLG: 0.499 (1, 3)	0-1 1B		3-1 3B	1-0 L9		2-0 FC3-6 FC6-4		2-1 FC6-4		4	1	2	0	0	2	2				
<b>Sammy Sosa, R</b> OBP: 0.337, SLG: 0.504 (1, 9)	1-2 1B		2-3 K	1-3 K		2-1 FC6-4		1-2		4	1	1	1	0	2	3				
<b>Luis Gonzalez, L</b> OBP: 0.350, SLG: 0.445 (1, 7)	0-0 1B		0-2 K			1-2 BB 1B		0-0 F7		4	1	2	1	0	1	1				
<b>Scott Servais, R</b> OBP: 0.353, SLG: 0.502 (1, 2)	2-1 F7		0-2 G5-3			0-3 K		2-3 K		4	0	0	0	0	2	4				
<b>Matt Franco, L</b> OBP: 0.333, SLG: 0.490 (1, 4)	2-2 WP			2-2 WP 1B		2-3 K		2-3 K		4	1	2	1	0	2	1				
<b>Rey Sanchez, R</b> OBP: 0.301, SLG: 0.360 (8, 4)	1-3 2H 1B			1-2 WP 1B						0	0	0	0	0	0	0				
<b>José Hernández, R</b> OBP: 0.282, SLG: 0.486 (1, 6)	2-2 P4			0-2 WP 1B		4-2 BB		1-3 K		3	1	1	0	1	1	1				
<b>Frank Castillo, R</b> OBP: 0.131, SLG: 0.102 (1, 1)		2-3 K		0-3 K		3-2 P6		0-1 G3-1		4	0	0	0	0	2	4				
<b>Inning Stats</b>	R: 4 E: 0 K: 0 S: 26	H: 4 LOB: 1 BB: 1 P: 40	R: 0 E: 0 K: 2 S: 11	H: 0 LOB: 0 BB: 0 P: 14	R: 0 E: 0 K: 2 S: 12	H: 1 LOB: 1 BB: 0 P: 17	R: 3 E: 0 K: 2 S: 19	H: 4 LOB: 1 BB: 0 P: 26	R: 0 E: 0 K: 2 S: 15	H: 1 LOB: 2 BB: 1 P: 25	R: 0 E: 0 K: 1 S: 9	H: 1 LOB: 0 BB: 0 P: 19	R: 0 E: 0 K: 2 S: 8	H: 0 LOB: 0 BB: 0 P: 12	R: 0 E: 0 K: 1 S: 10	H: 0 LOB: 1 BB: 0 P: 15	1B: 10 2B: 0 3B: 1 HR: 0	SF: 0 SAC: 0 DP: 0 HBP: 1	WP: 2 PB: 0 SB: 1 CS: 0	PA: 38
<b>PITCHER</b> <b>Alan Benes, R</b> ERA: 17.18 (1, 1)	IP: 3.1 WLS: L BF: 20 H: 9 R: 7 ER: 7 SO: 5 BB: 1 IBB: 0 HBP: 0 BLK: 0 WP: 2 HR: 0 S: 64 P: 91 ERA: 18.90 WHIP: 3.000																			
<b>Brian Barber, R</b> ERA: 3.75 (4, 1)	1.2 7 1 0 0 3 1 0 0 0 0 0 19 31 0.00 1.200																			
<b>Doug Creek, L</b> ERA: (6, 1)	2.0 7 1 0 0 3 0 0 0 0 0 0 17 31 0.00 0.500																			
<b>John Frascatore, R</b> ERA: 4.45 (8, 1)	1.0 4 0 0 0 1 0 0 1 0 0 0 10 15 0.00 0.000																			

AB	35
R	7
H	11
RBI	6
BB	2
SO	12
LOB	17






Batter	1	2	3	4	5	6	7	8	9	AB	R	H	RBI	BB	SO	LOB	TOP										
<b>Bernard Gilkey, R</b> OBP: 0.358, SLG: 0.478 (1, 7)										4	0	0	0	0	3	2	<b>St. Louis Cardinals @ Chicago Cubs</b> Wrigley Field, Chicago, IL Tue Sep 26 1995, 7:05 PM CDT Att: 20,192 - Unknown - 73 F										
<b>Tripp Cromer, R</b> OBP: 0.251, SLG: 0.311 (1, 6)										3	0	1	0	0	1	0											
<b>John Mabry, L</b> OBP: 0.338, SLG: 0.404 (8, PH)										1	0	0	0	0	1	2											
<b>T.J. Mathews, R</b> (8, 1)										0	0	0	0	0	0	0											
<b>Ray Lankford, L</b> OBP: 0.359, SLG: 0.517 (1, 8)										4	1	1	1	0	2	1											
<b>Brian Jordan, R</b> OBP: 0.337, SLG: 0.480 (1, 9)										4	0	1	0	0	1	0											
<b>Mark Sweeney, L</b> OBP: 0.349, SLG: 0.384 (1, 3)										4	0	0	0	0	0	1											
<b>David Bell, R</b> OBP: 0.281, SLG: 0.376 (1, 4)										3	0	0	0	0	0	1											
<b>Scott Cooper, L</b> OBP: 0.323, SLG: 0.314 (1, 5)										3	1	2	1	0	0	0											
<b>Terry Bradshaw, L</b> OBP: 0.250, SLG: 0.314 (8, PR)										0	0	0	0	0	0	0											
<b>Jose Oliva, R</b> OBP: 0.196, SLG: 0.265 (8, 5)										0	0	0	0	0	0	0											
<b>Danny Sheaffer, R</b> OBP: 0.308, SLG: 0.355 (1, 2)										2	0	0	0	1	0	0											
<b>Mike Morgan, R</b> OBP: 0.122, SLG: 0.053 (1, 1)										2	0	0	0	0	0	0											
<b>Jeff Parrett, R</b> OBP: 0.500, SLG: 0.500 (7, 1)										0	0	0	0	0	0	0											
<b>Tony Fossas, L</b> (7, 1)										0	0	0	0	0	0	0											
<b>Allen Battle, R</b> OBP: 0.354, SLG: 0.304 (8, PH)										1	0	0	0	0	1	2											
<b>José Quiñero, S</b> OBP: 0.321, SLG: 0.306 (8, 6)										0	0	0	0	0	0	0											
<b>Inning Stats</b>	R: 0 E: 0 K: 1 S: 8	H: 1 LOB: 0 BB: 0 P: 9	R: 0 E: 0 K: 0 S: 7	H: 0 LOB: 0 BB: 0 P: 9	R: 1 E: 0 K: 0 S: 9	H: 1 LOB: 0 BB: 0 P: 16	R: 1 E: 0 K: 1 S: 13	H: 2 LOB: 1 BB: 0 P: 22	R: 0 E: 0 K: 0 S: 8	H: 0 LOB: 0 BB: 0 P: 13	R: 0 E: 0 K: 0 S: 6	H: 0 LOB: 0 BB: 0 P: 12	R: 0 E: 0 K: 3 S: 13	H: 1 LOB: 2 BB: 1 P: 22	R: 0 E: 0 K: 2 S: 11	H: 0 LOB: 0 BB: 0 P: 15	1B: 3 2B: 0 3B: 0 HR: 2	SF: 0 SAC: 0 DP: 1 HBP: 0	WP: 0 PB: 0 SB: 0 CS: 0	PA: 32							
<b>PITCHER</b>	IP	WLS	BF	H	R	ER	SO	BB	IBB	HBP	BLK	WP	HR	S	P	ERA	WHIP										
<b>Steve Trachsel, R</b> ERA: 4.94 (1, 1)	7.1	W	27	5	2	2	5	1	0	0	0	0	2	66	106	2.46	0.818										
<b>Mike Perez, R</b> ERA: 3.5 (8, 1)	0.1	L	1	0	0	0	1	0	0	0	0	0	0	4	5	0.00	0.000										
<b>Randy Myers, L</b> ERA: 3.83 (8, 1)	1.1	S	4	0	0	0	3	0	0	0	0	0	0	14	20	0.00	0.000										

Batter	1	2	3	4	5	6	7	8	9	AB	R	H	RBI	BB	SO	LOB	BOTTOM										
<b>Scott Bulett, L</b> OBP: 0.316, SLG: 0.456 (1, 8)										4	0	1	1	0	0	1	<b>St. Louis Cardinals @ Chicago Cubs</b> Wrigley Field, Chicago, IL Tue Sep 26 1995, 7:05 PM CDT Att: 20,192 - Unknown - 73 F										
<b>Howard Johnson, S</b> OBP: 0.306, SLG: 0.331 (1, 5)										2	1	0	0	2	1	2											
<b>Randy Myers, L</b> (8, 1)										0	0	0	0	0	0	0											
<b>Mark Grace, L</b> OBP: 0.388, SLG: 0.503 (1, 3)										4	1	1	2	0	0	3											
<b>Sammy Sosa, R</b> OBP: 0.338, SLG: 0.503 (1, 9)										3	0	1	0	0	0	1											
<b>Luis Gonzalez, L</b> OBP: 0.353, SLG: 0.445 (1, 7)										2	0	1	0	2	0	0											
<b>Shawon Dunston, R</b> OBP: 0.315, SLG: 0.477 (1, 6)										3	0	1	0	0	0	4											
<b>Scott Servais, R</b> OBP: 0.352, SLG: 0.496 (1, 2)										3	0	0	0	1	0	2											
<b>José Hernández, R</b> OBP: 0.282, SLG: 0.482 (1, 4)										4	1	1	0	0	3	4											
<b>Steve Trachsel, R</b> OBP: 0.275, SLG: 0.292 (1, 1)										2	0	1	0	0	1	0											
<b>Mike Perez, R</b> (8, 1)										0	0	0	0	0	0	0											
<b>Matt Franco, L</b> OBP: 0.313, SLG: 0.375 (8, 5)										1	0	0	0	0	1	3											
<b>Inning Stats</b>	R: 0 E: 0 K: 0 S: 9	H: 0 LOB: 3 BB: 2 P: 20	R: 0 E: 0 K: 2 S: 8	H: 0 LOB: 0 BB: 0 P: 9	R: 0 E: 0 K: 0 S: 7	H: 0 LOB: 1 BB: 1 P: 19	R: 0 E: 0 K: 1 S: 12	H: 0 LOB: 1 BB: 1 P: 20	R: 2 E: 0 K: 0 S: 12	H: 2 LOB: 0 BB: 0 P: 18	R: 0 E: 0 K: 0 S: 9	H: 1 LOB: 0 BB: 0 P: 12	R: 1 E: 0 K: 1 S: 13	H: 2 LOB: 1 BB: 0 P: 19	R: 0 E: 0 K: 2 S: 13	H: 2 LOB: 3 BB: 1 P: 20	1B: 5 2B: 0 3B: 1 HR: 1	SF: 0 SAC: 2 DP: 1 HBP: 1	WP: 1 PB: 0 SB: 2 CS: 0	PA: 36							
<b>PITCHER</b>	IP	WLS	BF	H	R	ER	SO	BB	IBB	HBP	BLK	WP	HR	S	P	ERA	WHIP										
<b>Mike Morgan, R</b> ERA: 3.56 (1, 1)	6.0	L	25	4	2	2	3	4	0	0	0	0	0	10	14	13.50	3.000										
<b>Jeff Parrett, R</b> ERA: 3.64 (7, 1)	0.2	L	4	2	1	1	1	0	0	0	0	0	0	3	5	0.00	0.000										
<b>Tony Fossas, L</b> ERA: 1.47 (7, 1)	0.1	L	1	0	0	0	0	0	0	0	0	0	0	3	5	0.00	0.000										
<b>T.J. Mathews, R</b> ERA: 1.57 (8, 1)	1.0	L	6	2	0	0	2	0	1	0	0	0	0	13	20	0.00	2.000										

AB	31
R	2
H	5
RBI	2
BB	1
SO	9
LOB	9





Batter	1	2	3	4	5	6	7	8	9	AB	R	H	RBI	BB	SO	LOB	TOP										
Terry Bradshaw, L (1, 8) OBP: 0.225, SLG: 0.282	K	F9															4 0 0 0 0 3 3										
Brian Jordan, R (8, PH) OBP: 0.338, SLG: 0.483	K																1 0 1 1 0 0 0										
Rich DeLucia, R (8, 1) OBP: 0.273, SLG: 0.200																	0 0 0 0 0 0 0										
Bernard Gilkey, R (1, 7) OBP: 0.355, SLG: 0.483	HR		F8														5 2 2 1 0 0 2										
John Mabry, L (1, 9) OBP: 0.341, SLG: 0.495	E7		F8														4 0 2 0 1 0 0										
Jose Oliva, R (1, 3) OBP: 0.201, SLG: 0.264																	4 0 1 1 1 3 1										
Scott Cooper, L (1, 5) OBP: 0.319, SLG: 0.310	K																5 0 0 0 0 2 5										
David Bell, R (1, 4) OBP: 0.287, SLG: 0.380	K																4 0 2 0 0 1 2										
Tripp Cromer, R (1, 6) OBP: 0.253, SLG: 0.312		G6-3															3 1 1 0 0 0 1										
Scott Hemond, R (1, 2) OBP: 0.238, SLG: 0.235																	3 0 0 0 0 3 3										
Mark Sweeney, L (8, PH) OBP: 0.345, SLG: 0.378																	1 0 0 0 0 0 1										
Danny Sheaffer, R (8, 2) OBP: 0.308, SLG: 0.355																	0 0 0 0 0 0 0										
Allen Watson, L (1, 1) OBP: 0.447, SLG: 0.528																	2 0 1 0 0 1 0										
Ray Giacometti, L (5, PH) OBP: 0.429, SLG: 0.500																	1 0 0 0 0 1 2										
John Frascatore, R (7, 1) OBP: 0.300, SLG: 0.300																	0 0 0 0 0 0 0										
Doug Creek, L (7, 1) OBP: 0.300, SLG: 0.300																	0 0 0 0 0 0 0										
Ray Lankford, L (8, PH) OBP: 0.300, SLG: 0.517																	0 0 0 0 0 1 0 0										
<b>Inning Stats</b>	R: 1 E: 1 K: 3 S: 15	H: 2 LOB: 2 BB: 1 P: 25	R: 0 E: 0 K: 1 S: 8	H: 1 LOB: 1 BB: 0 P: 11	R: 0 E: 0 K: 1 S: 9	H: 0 LOB: 0 BB: 0 P: 9	R: 0 E: 0 K: 1 S: 8	H: 1 LOB: 1 BB: 0 P: 12	R: 1 E: 0 K: 2 S: 14	H: 2 LOB: 2 BB: 1 P: 22	R: 0 E: 0 K: 3 S: 15	H: 1 LOB: 2 BB: 0 P: 23	R: 0 E: 0 K: 2 S: 11	H: 1 LOB: 1 BB: 0 P: 16	R: 1 E: 0 K: 0 S: 15	H: 2 LOB: 2 BB: 1 P: 26	R: 0 E: 0 K: 1 S: 8	H: 0 LOB: 0 BB: 0 P: 10	1B: 8 2B: 1 3B: 0 HR: 1	SF: 0 SAC: 0 DP: 0 HBP: 1	WP: 0 PB: 0 SB: 0 CS: 0	PA: 41					
<b>PITCHER</b>	IP	WLS	BF	H	R	ER	SO	BB	IBB	HBP	BLK	WP	HR	S	P	ERA	WHIP										
Kevin Foster, R (1, 1) ERA: 4.55	7.0	W	32	8	2	2	13	2	0	1	0	0	1	80	118	2.57	1.429										
Turk Wendell, R (8, 1) ERA: 4.55	0.2		3	1	1	1	0	0	0	0	0	0	0	8	14	13.50	1.500										
Larry Casian, L (8, 1) ERA: 2.08	0.0		1	0	0	0	0	1	0	0	0	0	0	2	6	∞	∞										
Anthony Young, R (8, 1) ERA: 3.79	0.1		2	1	0	0	0	0	0	0	0	0	0	5	6	0.00	3.000										
Randy Myers, L (9, 1) ERA: 3.79	1.0	S	3	0	0	0	1	0	0	0	0	0	0	8	10	0.00	0.000										

St. Louis Cardinals @ Chicago Cubs  
Wrigley Field, Chicago, IL  
Wed Sep 27 1995, 3:33 AM CDT  
Att: 31,197 - Sunny - 75 F

AB 37  
R 3  
H 10  
RBI 3  
BB 3  
SO 14  
LOB 20



Batter	1	2	3	4	5	6	7	8	9	AB	R	H	RBI	BB	SO	LOB	BOTTOM										
Luis Gonzalez, L (1, 8) OBP: 0.352, SLG: 0.450	HR		K														4 1 1 1 0 1 3										
José Hernández, R (1, 4) OBP: 0.285, SLG: 0.504	HR		G1-6-3														4 2 2 1 0 1 0										
Mark Grace, L (1, 3) OBP: 0.388, SLG: 0.503	FC6-4		G1-6-3														4 1 2 1 0 0 0										
Sammy Sosa, R (1, 9) OBP: 0.337, SLG: 0.501	FC6-4		G6-3														4 0 1 0 0 0 1										
Shawon Dunston, R (1, 6) OBP: 0.313, SLG: 0.474	FC6-4																3 0 0 0 0 0 2										
Ozzie Timmons, R (1, 7) OBP: 0.315, SLG: 0.482	F9																3 1 1 1 0 0 2										
Turk Wendell, L (8, 1) ERA: 4.55																	0 0 0 0 0 0 0										
Larry Casian, R (8, 1) ERA: 2.08																	0 0 0 0 0 0 0										
Anthony Young, R (8, 1) OBP: 0.667, SLG: 0.667																	0 0 0 0 0 0 0										
Randy Myers, L (9, 1) ERA: 3.79																	0 0 0 0 0 0 0										
Mark Parent, R (1, 2) OBP: 0.297, SLG: 0.477	CS		L4														2 0 0 0 1 0 0										
Howard Johnson, S (1, 5) OBP: 0.312, SLG: 0.333			G1-3														2 0 1 0 1 0 0										
Kevin Foster, R (1, 1) OBP: 0.286, SLG: 0.350																	2 0 0 0 0 1 1										
Scott Bulett, L (7, PH) OBP: 0.321, SLG: 0.456			K														0 0 0 0 1 0 0										
<b>Inning Stats</b>	R: 3 E: 0 K: 0 S: 10	H: 4 LOB: 0 BB: 0 P: 14	R: 0 E: 0 K: 1 S: 7	H: 0 LOB: 0 BB: 0 P: 10	R: 1 E: 0 K: 1 S: 7	H: 1 LOB: 0 BB: 0 P: 12	R: 0 E: 0 K: 0 S: 7	H: 0 LOB: 0 BB: 0 P: 9	R: 0 E: 0 K: 0 S: 5	H: 1 LOB: 0 BB: 0 P: 6	R: 0 E: 0 K: 0 S: 3	H: 0 LOB: 0 BB: 0 P: 7	R: 1 E: 0 K: 0 S: 6	H: 1 LOB: 2 BB: 3 P: 20	R: 0 E: 0 K: 1 S: 8	H: 1 LOB: 0 BB: 0 P: 12	1B: 4 2B: 2 3B: 1 HR: 3	SF: 0 SAC: 0 DP: 3 HBP: 0	WP: 0 PB: 0 SB: 0 CS: 2	PA: 32							
<b>PITCHER</b>	IP	WLS	BF	H	R	ER	SO	BB	IBB	HBP	BLK	WP	HR	S	P	ERA	WHIP										
Allen Watson, L (1, 1) ERA: 4.96	5.0	L	19	6	4	4	2	0	0	0	0	0	1	7	20	6.75	2.250										
John Frascatore, R (6, 1) ERA: 4.55	1.1		7	1	1	1	0	2	0	0	0	0	0	7	20	6.75	2.250										
Doug Creek, L (7, 1) ERA: 4.55	0.2		2	0	0	0	0	1	0	0	0	0	0	2	7	0.00	1.500										
Rich DeLucia, R (8, 1) ERA: 3.39	1.0		3	1	0	0	1	0	0	0	0	0	0	8	12	0.00	1.000										

St. Louis Cardinals @ Chicago Cubs  
Wrigley Field, Chicago, IL  
Wed Sep 27 1995, 3:33 AM CDT  
Att: 31,197 - Sunny - 75 F

AB 28  
R 5  
H 8  
RBI 4  
BB 3  
SO 3  
LOB 9













