

Chicago Cubs - 1996

Batter	1	2	3	4	5	6	7	8	9	10	AB R H RBI BB SO LOB	TOP														
Rickey Henderson, R (1.7) BB C C C C C X	2-3 K		1-0 P6		1-1 G5-3			0-0 G6-3		4-1 G3 BB	4 0 0 0 1 1 1															
Steve Finley, L (1.8) C C C C C C X	1-3 K		2-3 K				0-0 F8	1-2 G4-3		2-2 G3 BB	5 0 0 0 0 2 2															
Tony Gwynn, L (1.9) OBP: 0.400, SLG: 0.500 X	0-0 2B				2-2 L7		3-2 G4-3		0-0 G5-3	4-0 IBB	4 0 1 0 1 0 0															
Ken Caminiti, S (1.5) OBP: 0.200, SLG: 0.200 BB X	2-0 L5				2-0 L8		3-2 G4-3		3-2 2B 1B	0-3 K	5 1 1 0 0 1 4															
Wally Joyner, L (1.3) OBP: 0.750, SLG: 1.000 BB X		1-0 G3 WP WP 1B			4-2 BB		1-1 G4-3		1-1 G6-3 1-H 2B		3 1 2 1 1 0 0															
Brad Ausmus, R (1.2) C BB BB C X		3-1 G3			2-3 K		2-2 F8		1-1 G6-3		4 0 0 0 0 1 3															
Andujar Cedeno, R (1.6) OBP: 0.250, SLG: 0.250 BB C C C C X		2-2 G1-6-3					2-0 G4-3 S SH1-3 1B		3-3 K		4 1 1 0 0 1 1															
Jody Reed, R (1.4) OBP: 0.500, SLG: 0.333 C BB X		2-1 G6-3			1-1 G4-3		1-1 G4-3		4-1 G6-3 G3 WP BB	0-1 G3 BB 1B	3 1 1 0 1 0 1															
Andy Ashby, R (1.1) Chris Gwynn, L (8, PH) Willie Blair, R (8, 1) Scott Livingstone, L (10, PH) Trevor Hoffman, R (10, 1) C BB X		1-1 G4-3			2-0 SH1-3				1-2 G3	1-3 K	1 0 0 1 0 0 0 1 0 0 0 0 0 1 0 0 0 0 0 0 0 1 0 0 0 0 1 1 0 0 0 0 0 0 0															
Inning Stats	R: 0 E: 0 K: 2 S: 11	H: 1 LOB: 1 BB: 0 P: 16	R: 1 E: 0 K: 0 S: 8	H: 1 LOB: 0 BB: 0 P: 16	R: 0 E: 0 K: 1 S: 7	H: 0 LOB: 0 BB: 0 P: 11	R: 0 E: 0 K: 1 S: 10	H: 1 LOB: 1 BB: 1 P: 20	R: 1 E: 0 K: 0 S: 6	H: 1 LOB: 0 BB: 0 P: 12	R: 0 E: 0 K: 0 S: 7	H: 0 LOB: 0 BB: 0 P: 13	R: 0 E: 0 K: 0 S: 6	H: 0 LOB: 0 BB: 0 P: 9	R: 1 E: 0 K: 1 S: 15	H: 0 LOB: 0 BB: 1 P: 15	R: 1 E: 0 K: 1 S: 15	H: 2 LOB: 1 BB: 0 P: 23	R: 0 E: 0 K: 2 S: 12	H: 1 LOB: 3 BB: 2 P: 23	1B: 4 2B: 2 3B: 0 HR: 0	SF: 0 SAC: 1 DP: 0 HBP: 0	WP: 3 PB: 0 SB: 1 CS: 0	PA: 40		
PITCHER Jaime Navarro, R (1.1) ERA: 3.38 Doug Jones, R (9, 1) ERA: 6.75 Bob Patterson, L (10, 1) ERA:	IP 8.0 1.1 0.2	WLS 29 8 3	BF 29 3 3	H 3 1 0	R 3 1 0	ER 3 1 0	SO 4 2 1	BB 2 0 0	IBB 0 0 1	HBP 0 0 0	BLK 0 0 0	WP 3 0 0	HR 0 0 0	S 64 21 6	P 112 34 12	ERA 3.38 6.75 0.00	WHIP 0.625 3.000 0.000									

San Diego Padres @ Chicago Cubs
 Wrigley Field, Chicago, IL
 Mon Apr 01 1996, 3:33 AM CST
 Att. 38,734 - Sunny - 38 F

livebaseballscores.com

AB	35
R	4
H	6
RBI	2
BB	4
SO	7
LOB	14



Batter	1	2	3	4	5	6	7	8	9	10	AB R H RBI BB SO LOB
Brian McRae, S OBP: 0.250, SLG: 0.250 (1, 8)	G4-3		K			G3-1		SH5-4		2-2 1B 23 BB	4 0 1 0 0 1 1
23 Ryne Sandberg, R (1, 4)	F7					G1-3		1B BB		4-2 1B 1-2 2-3 BB	3 0 0 0 2 0 0
Mark Grace, L OBP: 0.400, SLG: 0.400 (1, 3)	K					G4-3		1B 1-3 2-H		2-2 1-2 2-3 3-H	5 0 2 1 0 1 0
Sammy Sosa, R OBP: 0.250, SLG: 0.250 (1, 9)						G1-3		K HR 1B			4 1 1 0 0 1 2
Luis Gonzalez, L (1, 7)						F8		L8		F8	4 0 0 0 0 1 1
Scott Servais, R OBP: 0.250, SLG: 1.000 (1, 2)						L8		HR 1-H		K	4 1 1 2 0 1 0
José Hernández, R OBP: 0.500, SLG: 0.333 (1, 5)						HR BB		K		K	3 1 1 0 1 2 0
Rey Sanchez, R OBP: 0.500, SLG: 1.250 (1, 6)						HR		L6		2-2 23 BB 1B 1B	4 2 2 2 0 0 1
Jaime Navarro, R Scott Bullett, L (8, PH) Doug Jones, R (9, 1) Bob Patterson, R (10, 1)						F8		SH5-4 1B BB		K	2 0 0 0 0 1 1 0 0 0 0 1 0 0 0 0 0 0 0 0 0 1 0 0 0 0 1 1

Inning Stats	R: 0 E: 0 K: 1 S: 7	H: 0 LOB: 0 BB: 0 P: 11	R: 0 E: 0 K: 1 S: 8	H: 0 LOB: 0 BB: 0 P: 9	R: 0 E: 0 K: 2 S: 13	H: 1 LOB: 1 BB: 0 P: 20	R: 0 E: 0 K: 0 S: 6	H: 0 LOB: 0 BB: 0 P: 9	R: 2 E: 0 K: 0 S: 11	H: 1 LOB: 0 BB: 1 P: 20	R: 0 E: 0 K: 0 S: 5	H: 0 LOB: 0 BB: 0 P: 7	R: 2 E: 0 K: 1 S: 10	H: 2 LOB: 0 BB: 0 P: 15	R: 0 E: 0 K: 1 S: 8	H: 1 LOB: 2 BB: 2 P: 19	R: 0 E: 0 K: 2 S: 7	H: 0 LOB: 0 BB: 0 P: 8	R: 0 E: 0 K: 1 S: 16	H: 3 LOB: 3 BB: 1 P: 27	1B: 6 2B: 0 3B: 0 HR: 2	SF: 0 SAC: 1 DP: 0 HBP: 0	WP: 0 PB: 0 SB: 1 CS: 0	PA: 39
--------------	------------------------------	----------------------------------	------------------------------	---------------------------------	-------------------------------	----------------------------------	------------------------------	---------------------------------	-------------------------------	----------------------------------	------------------------------	---------------------------------	-------------------------------	----------------------------------	------------------------------	----------------------------------	------------------------------	---------------------------------	-------------------------------	----------------------------------	----------------------------------	------------------------------------	----------------------------------	--------

PITCHER	IP	WLS	BF	H	R	ER	SO	BB	IBB	HBP	BLK	WP	HR	S	P	ERA	WHIP
Andy Ashby, R ERA: 5.14 (1, 1)	7.0		26	4	4	4	5	1	0	0	0	0	2	60	91	5.14	0.714
Willie Blair, R ERA: (8, 1)	2.0		8	1	0	0	3	2	0	0	0	0	0	15	27	0.00	1.500
Trevor Hoffman, R ERA: 27.0 (10, 1)	0.1	L	5	3	1	1	1	1	0	0	0	0	0	16	27	27.00	12.000

BOTTOM

San Diego Padres @ Chicago Cubs
Wrigley Field, Chicago, IL
Mon Apr 01 1996, 3:33 AM CST
Att: 38,734 - Sunny - 38 F

livebaseballscorecards.com

AB	34
R	5
H	8
RBI	5
BB	4
SO	9
LOB	7



Batter	1	2	3	4	5	6	7	8	9	AB R H RBI BB SO LOB	TOP		
Rickey Henderson, R (1, 7) <small>OBP: 0.350, SLG: 0.500</small>	1-3 	2-1 		1-3 			3-2 		4-1 	4 0 0 0 1 2 1			
Steve Finley, L (1, 8) <small>OBP: 0.350, SLG: 0.500</small>	0-0 		4-2 	1-0 			0-1 		0-1 	4 2 0 0 1 0 1			
Tony Gwynn, L (1, 9) <small>OBP: 0.700, SLG: 0.750</small>	0-1 		3-1 		4-0 		1-0 		0-0 	4 1 4 0 1 0 0			
Ken Caminiti, S (1, 5) <small>OBP: 0.400, SLG: 0.778</small>	4-2 		0-0 		2-1 		0-0 		0-1 	4 1 2 4 1 0 2			
Wally Joyner, L (1, 3) <small>OBP: 0.556, SLG: 1.000</small>	1-0 		1-3 		3-2 		0-0 		3-3 	5 1 2 1 0 2 3			
Brad Ausmus, R (1, 2) <small>OBP: 0.250, SLG: 0.750</small>		0-0 	0-0 		1-0 			3-1 		4 2 2 1 0 0 0			
Andujar Cedeno, R (1, 6) <small>OBP: 0.125, SLG: 0.125</small>		0-0 	0-0 		2-3 			1-3 		4 0 0 0 0 2 1			
Jody Reed, R (1, 4) <small>OBP: 0.375, SLG: 0.429</small>		1-2 	0-2 		2-1 			0-0 		4 0 1 0 0 0 1			
Joey Hamilton, R (1, 1) <small>OBP: 0.500, SLG: 0.500</small> Todd Steversen, R (8, PH) Willie Blair, R (6, 1) Fernando Valenzuela, L (7, 1) Scott Livingstone, L (8, PH) Scott Sanders, R (8, 1) Trevor Hoffman, R (8, 1)		1-1 		1-3 		3-3 		1-1 		2 0 1 1 0 1 0 1 0 0 0 0 1 0 0 0 0 0 0 0 0 0 0 0 0 0 0 0 1 0 0 0 0 0 1 0 0 0 0 0 0 0 0 0 0 0 0 0 0			
Inning Stats	R: 0 H: 2 E: 0 LOB: 2 K: 1 BB: 1 S: 12 P: 18	R: 1 H: 2 E: 0 LOB: 1 K: 0 BB: 0 P: 14	R: 4 H: 3 E: 0 LOB: 0 K: 1 BB: 1 P: 24	R: 0 H: 0 E: 0 LOB: 0 K: 2 BB: 0 P: 10	R: 1 H: 1 E: 0 LOB: 0 K: 0 BB: 1 P: 16	R: 0 H: 0 E: 0 LOB: 0 K: 2 BB: 0 P: 15	R: 1 H: 1 E: 1 LOB: 1 K: 0 BB: 0 P: 12	R: 0 H: 1 E: 0 LOB: 1 K: 1 BB: 0 P: 14	R: 0 H: 2 E: 0 LOB: 2 K: 1 BB: 1 P: 16	1B: 6 SF: 0 2B: 3 SAC: 0 3B: 0 DP: 2 HR: 3 HBP: 0	WP: 0 PA: 41 PB: 0 SB: 0 CS: 0		
PITCHER	IP WLS BF H R ER SO BB IBB HBP BLK WP HR S P ERA WHIP											PITCHER	IP WLS BF H R ER SO BB IBB HBP BLK WP HR S P ERA WHIP
Frank Castillo, R (1, 1) <small>ERA: 11.25</small>	4.0 L 21 7 6 6 4 3 0 0 0 0 0 2 45 70 13.50 2.500												
Larry Casian, L (5, 1) <small>ERA: 9.0</small>	1.0 3 1 0 0 0 0 0 0 0 0 0 1 6 12 0.00 1.000												
Turk Wendell, R (6, 1) <small>ERA:</small>	1.0 3 0 0 0 2 0 0 0 0 0 0 0 8 15 0.00 0.000												
Rodney Myers, R (7, 1) <small>ERA:</small>	2.0 9 2 1 0 1 0 0 0 0 0 0 0 18 26 0.00 1.000												
Bob Patterson, L (9, 1) <small>ERA:</small>	1.0 5 2 0 0 1 1 0 0 0 0 0 0 9 16 0.00 3.000												

San Diego Padres @ Chicago Cubs
Wrigley Field, Chicago, IL
Wed Apr 03 1996, 3:33 AM CST
Att. 29,638 - Sunny - 50 F

livebaseballscorecards.com

AB	37
R	7
H	12
RBI	7
BB	4
SO	8
LOB	10



Batter	1	2	3	4	5	6	7	8	9	AB	R	H	RBI	BB	SO	LOB
Brian McRae, S OBP: 0.444, SLG: 0.500 (1, 8)	4-2 FC3-6 BB	1-0 G4-3			2-2 1B 2B		2-3 K	3-2 1B		4	1	2	1	1	1	3
23 Ryne Sandberg, R (1, 4)	3-1 F7		2-2 P2		2-3 K		1-3 K	2-3 K		5	0	0	0	0	3	3
Mark Grace, L OBP: 0.500, SLG: 0.500 (1, 3)	0-0 FC3-6 WP 1-2f		2-2 FC4-6 1B		1-0 HR 1B		1-1 1B 1B		0-0 F7	5	1	3	1	0	0	1
Sammy Sosa, R OBP: 0.333, SLG: 0.667 (1, 9)	3-3 K		1-2 FC4-6		1-1 HR		1-1 1B		1-3 K	5	1	2	2	0	2	2
Luis Gonzalez, L (1, 7) Ozzie Timmons, R (7, PH) (8, 7)		0-0 F7	2-3 K		2-1 G1-3		2-3 K		0-2 K	3	0	0	0	0	1	1
Scott Servais, R OBP: 0.375, SLG: 1.143 (1, 2)		4-2 E BB BB		2-2 G6-3		1-2 G1-3		2-1 HR		3	1	1	1	1	0	0
José Hernández, R OBP: 0.500, SLG: 0.200 (1, 5)		4-0 E BB		1-1 G5-3		4-1 WP BB		3-3 K		2	0	0	0	2	1	0
Rey Sanchez, R OBP: 0.250, SLG: 0.625 (1, 6)		0-1 E5		1-0 G5-3		2-3 K		0-1 F9		4	0	0	0	0	1	3
Frank Castillo, R (1, 1) Larry Casian, R (5, 1) Leo Gomez, R (5, PH) (6, 1) Turk Wendell, L (6, 1) Brooks Kieschnick, L (6, PH) (7, 1) Rodney Myers, R (8, PH) (8, PH) (9, 1)		1-3 K		1-0 G5-3		2-3 K		4-2 1B BB		1	0	0	0	0	1	3

Inning Stats	R: 0	H: 0	E: 0	K: 1	S: 8	LOB: 1	BB: 1	P: 18	R: 0	H: 0	E: 1	K: 1	S: 9	LOB: 3	BB: 2	P: 19	R: 0	H: 1	E: 0	K: 1	S: 17	LOB: 1	BB: 0	P: 24	R: 0	H: 0	E: 0	K: 0	S: 7	LOB: 0	BB: 0	P: 11	R: 3	H: 3	E: 0	K: 1	S: 15	LOB: 0	BB: 0	P: 24	R: 0	H: 0	E: 0	K: 2	S: 10	LOB: 1	BB: 1	P: 19	R: 0	H: 2	E: 0	K: 3	S: 13	LOB: 2	BB: 0	P: 20	R: 2	H: 2	E: 0	K: 2	S: 16	LOB: 1	BB: 1	P: 30	R: 0	H: 0	E: 0	K: 2	S: 8	LOB: 0	BB: 0	P: 9	1B: 5	SF: 0	2B: 1	SAC: 0	3B: 0	DP: 0	HR: 2	HBP: 0
--------------	------	------	------	------	------	--------	-------	-------	------	------	------	------	------	--------	-------	-------	------	------	------	------	-------	--------	-------	-------	------	------	------	------	------	--------	-------	-------	------	------	------	------	-------	--------	-------	-------	------	------	------	------	-------	--------	-------	-------	------	------	------	------	-------	--------	-------	-------	------	------	------	------	-------	--------	-------	-------	------	------	------	------	------	--------	-------	------	-------	-------	-------	--------	-------	-------	-------	--------

PITCHER	IP	WLS	BF	H	R	ER	SO	BB	IBB	HBP	BLK	WP	HR	S	P	ERA	WHIP
Joey Hamilton, R (1, 1) ERA: 5.4	5.0	W	23	4	3	3	4	3	0	0	0	1	1	56	96	5.40	1.400
Willie Blair, R (6, 1) ERA:	1.2		8	2	0	0	4	1	0	0	0	1	0	20	34	0.00	1.800
Fernando Valenzuela, L (7, 1) ERA:	0.1		1	0	0	0	1	0	0	0	0	0	0	3	5	0.00	0.000
Scott Sanders, R (8, 1) ERA: 27.0	0.2		5	2	2	2	1	1	0	0	0	0	1	13	25	27.00	4.500
Trevor Hoffman, R (8, 1) ERA: 5.4	1.1	S	4	0	0	0	3	0	0	0	0	0	0	11	14	0.00	0.000

BOTTOM

San Diego Padres @ Chicago Cubs
Wrigley Field, Chicago, IL
Wed Apr 03 1996, 3:33 AM CST
Att: 29,638 - Sunny - 50 F

AB	R	H	RBI	BB	SO	LOB
36	5	8	5	5	13	19

WP: 2 PA: 41
PB: 0
SB: 2
CS: 0



PITCHER	IP	WLS	BF	H	R	ER	SO	BB	IBB	HBP	BLK	WP	HR	S	P	ERA	WHIP
Joe Hamilton, R (1, 1) ERA: 5.4	5.0	W	23	4	3	3	4	3	0	0	0	1	1	56	96	5.40	1.400
Willie Blair, R (6, 1) ERA:	1.2		8	2	0	0	4	1	0	0	0	1	0	20	34	0.00	1.800
Fernando Valenzuela, L (7, 1) ERA:	0.1		1	0	0	0	1	0	0	0	0	0	0	3	5	0.00	0.000
Scott Sanders, R (8, 1) ERA: 27.0	0.2		5	2	2	2	1	1	0	0	0	0	1	13	25	27.00	4.500
Trevor Hoffman, R (8, 1) ERA: 5.4	1.1	S	4	0	0	0	3	0	0	0	0	0	0	11	14	0.00	0.000

Batter	1	2	3	4	5	6	7	8	9	AB R H RBI BB SO LOB	TOP											
Delino DeShields, L OBP: 0.278, SLG: 0.235 (1, 4) X	0-0 S 1B		4-2 1B S FC1-2 BB	3-2 K			1-1 L5		1-3 K	4 0 1 0 1 2 0												
Brett Butler, L OBP: 0.368, SLG: 0.294 (1, 8) B SAFE X	1-0 B2		4-2 FC1-2 1B 1-2 FC4-6 BB		1-1 G5-3 1B		2-3 K		2-2 G6-3	4 1 1 0 1 1 1												
Mike Piazza, R OBP: 0.611, SLG: 0.563 (1, 2) 1 SAFE B B 1 SAFE B B	4-0 1-2 BB		0-0 FC4-6 FC1-2 1-2 2-3 2B 1B		1-2 F9		0-1 1B			3 1 2 0 1 0 1												
Eric Karros, R OBP: 0.389, SLG: 0.389 (1, 3) C C F S	0-3 K		2-1 FC1-2 FC4-6 1-2 2-3 3-H		2-2 G5-3		2-3 K			4 0 0 0 0 2 7												
Raul Mondesi, R OBP: 0.222, SLG: 0.278 (1, 9) D X	1-0 P5		1-1 FC4-6 2B 1-2f 2-3 3-H		0-0 F7			0-3 K		4 1 0 1 0 1 5												
Mike Blowers, R OBP: 0.389, SLG: 0.286 (1, 5) B C X		1-1 G5-3	2-0 1-H 3-H 2B		0-3 K			0-0 G3-1 1B		4 0 2 2 0 1 0												
Todd Hollandsworth, L OBP: 0.222, SLG: 0.333 (1, 7) B B C X		2-3 K	3-2 G4-3		0-0 P5			2-1 G3-1		4 0 0 0 0 1 2												
Greg Gagne, R OBP: 0.438, SLG: 0.857 (1, 6) X C X		0-2 1B		0-0 F9		0-2 HR		1-3 K		4 1 2 1 0 1 1												
Pedro Astacio, R John Cummings, L MIlt Thompson, L Roger Cedeno, S Mark Guthrie, R Joey Eischen, L Chad Fonville, S (1, 1) (4, 1) (6, PH) (6, PH) (6, 1) (8, 1) (9, PH)		2-3 K	0-1 G1-3		0-0 G3			1-1 G4-3		2 0 0 0 0 0 1 1 0 0 0 0 0 0 0 0 0 0 0 0 0 0 0 0 1 0 1 0 0 0 0 0 0 0												
Inning Stats	R: 0 E: 0 K: 1 S: 7	H: 1 LOB: 2 BB: 1 P: 13	R: 0 E: 0 K: 2 S: 14	H: 1 LOB: 1 BB: 0 P: 19	R: 3 E: 0 K: 0 S: 17	H: 2 LOB: 1 BB: 2 P: 33	R: 0 E: 0 K: 1 S: 7	H: 0 LOB: 0 BB: 0 P: 10	R: 0 E: 0 K: 0 S: 9	H: 1 LOB: 1 BB: 0 P: 13	R: 1 E: 0 K: 1 S: 9	H: 1 LOB: 0 BB: 0 P: 9	R: 0 E: 0 K: 2 S: 10	H: 1 LOB: 1 BB: 0 P: 15	R: 0 E: 0 K: 2 S: 10	H: 1 LOB: 1 BB: 0 P: 13	R: 0 E: 0 K: 1 S: 8	H: 0 LOB: 0 BB: 0 P: 12	1B: 6 2B: 1 3B: 0 HR: 1	SF: 0 SAC: 0 DP: 0 HBP: 0	WP: 0 PB: 0 SB: 2 CS: 0	PA: 38
PITCHER	IP WLS BF H R ER SO BB IBB HBP BLK WP HR S P ERA WHIP																					
Kevin Foster, R ERA: 6.35 (1, 1)	5.2 W 26 6 4 4 5 3 0 0 0 0 0 1 62 96 6.35 1.588																					
Larry Casian, L ERA: 4.5 (6, 1)	1.0 4 1 0 0 1 0 0 0 0 0 0 0 8 11 0.00 1.000																					
Turk Wendell, R ERA: (7, 1)	2.1 8 1 0 0 4 0 0 0 0 0 0 0 21 30 0.00 0.429																					

Los Angeles Dodgers @ Chicago Cubs
Wrigley Field, Chicago, IL
Thu Apr 04 1996, 3:33 AM CST
Att. 12,626 - Overcast - 40 F

AB	35
R	4
H	8
RBI	4
BB	3
SO	10
LOB	18



BOTTOM

Los Angeles Dodgers @ Chicago Cubs
Wrigley Field, Chicago, IL
Thu Apr 04 1996, 3:33 AM CST
Att. 12,626 - Overcast - 40 F

livebaseballscorecards.com

AB 35
R 9
H 14
RBI 8
BB 3
SO 5
LOB 15



WP: 1 PA: 38
PB: 0
SB: 0
CS: 0

AB	R	H	RBI	BB	SO	LOB
4	1	2	0	1	1	2
4	2	1	2	1	0	3
4	1	2	2	0	0	1
4	1	2	3	0	0	1
4	1	1	0	0	1	2
0	0	0	0	0	0	0
4	1	3	0	0	1	0
4	0	2	1	0	1	2
4	0	0	0	0	1	3
2	2	1	0	1	0	1
0	0	0	0	0	0	0
1	0	0	0	0	0	0

1B: 10	SF: 0
2B: 2	SAC: 0
3B: 0	DP: 4
HR: 2	HBP: 0

Batter	1	2	3	4	5	6	7	8	9
Brian McRae, S OBP: 0.500, SLG: 0.500 (1, 8)	0-0 23 G6-3 1B		0-3 K	0-1 E4 1B		4-2 23 FC4-6 BB		0-0 23 G6-3 1B	
23 Ryne Sandberg, R OBP: 0.267, SLG: 0.333 (1, 4)	1-1 G6-3 1-2f		1-1 HR	4-2 1B HR BB		0-2 FC4-6 1B 1-2f		2-2 G6-3 1-2f	
Mark Grace, L OBP: 0.500, SLG: 0.571 (1, 3)	3-2 2B		2-1 F7	0-0 HR 1B		0-0 P8			
Sammy Sosa, R OBP: 0.385, SLG: 0.846 (1, 9)	0-0 G3		3-1 G4-3	1-0 HR		0-0 1B			
Luis Gonzalez, L OBP: 0.091, SLG: 0.091 (1, 7)		0-0 G6-3		2-2 1B		0-1 G3			
Turk Wendell, L (7, 1)				0-3 K					
Scott Servais, R OBP: 0.500, SLG: 1.091 (1, 2)		2-1 WP 1B		1-1 1B G6-4-3 2B	2-3 K		0-0 G1-6-3 1B		
José Hernández, R OBP: 0.500, SLG: 0.333 (1, 5)		1-3 K		1-1 G6-4-3 1B	1-2 1B		2-1 G1-6-3 1-2f		
Rey Sanchez, R OBP: 0.167, SLG: 0.417 (1, 6)		2-3 K		0-0 G6-4-3 1-2f	0-0 F9		2-2 L9		
Kevin Foster, R OBP: 0.667, SLG: 0.500 (1, 1)			2-2 23 HR 1B	4-2 E 1B BB	0-1 F9		2-1 F9		
Larry Casian, R (6, 1)									
Ozzie Timmons, R (7, 7)									

R: 0 H: 2 E: 0 LOB: 1 K: 0 BB: 0 S: 9 P: 13	R: 0 H: 1 E: 0 LOB: 1 K: 2 BB: 0 S: 9 P: 14	R: 2 H: 2 E: 0 LOB: 0 K: 1 BB: 0 S: 12 P: 20	R: 7 H: 5 E: 1 LOB: 0 K: 1 BB: 2 S: 20 P: 33	R: 0 H: 1 E: 0 LOB: 1 K: 1 BB: 0 S: 9 P: 12	R: 0 H: 1 E: 0 LOB: 2 K: 0 BB: 1 S: 15 P: 19	R: 0 H: 1 E: 0 LOB: 0 K: 0 BB: 0 S: 6 P: 10	R: 0 H: 1 E: 0 LOB: 0 K: 0 BB: 0 S: 6 P: 10
--	--	---	---	--	---	--	--

PITCHER	IP	WLS	BF	H	R	ER	SO	BB	IBB	HBP	BLK	WP	HR	S	P	ERA	WHIP
Pedro Astacio, R ERA: 9.82 (1, 1)	3.2	L	20	8	7	6	3	2	0	0	0	1	1	45	74	14.73	2.727
John Cummings, L ERA: 11.57 (4, 1)	1.1		7	3	2	0	2	0	0	0	0	0	1	14	18	0.00	2.250
Mark Guthrie, L ERA: 3.86 (6, 1)	2.0		8	2	0	0	0	1	0	0	0	0	0	21	29	0.00	1.500
Joey Eischen, L ERA: (8, 1)	1.0		3	1	0	0	0	0	0	0	0	0	0	6	10	0.00	1.000

Batter	1	2	3	4	5	6	7	8	9	AB R H RBI BB SO LOB	TOP
Delino DeShields, L (1, 4) <small>OBP: 0.304, SLG: 0.200</small> (1, 4)	4-2 		3-2 		2-3 			1-0 	4-0 	3 0 0 0 2 1 1	
Brett Butler, L (1, 8) <small>OBP: 0.348, SLG: 0.286</small> Todd Worrell, R (8, 1) Billy Ashley, R (9, PH) <small>OBP: 0.429, SLG: 0.833</small>	0-0 		0-2 		1-0 			1-1 	0-3 	4 0 1 0 0 0 2 0 0 0 0 0 0 0 1 0 0 0 0 1 3	
Mike Piazza, R (1, 2) <small>OBP: 0.591, SLG: 0.550</small>	3-3 			0-0 			2-3 	0-0 		4 0 2 0 0 2 1	
Eric Karros, R (1, 3) <small>OBP: 0.318, SLG: 0.318</small>		3-2 		2-2 			1-0 	0-3 		4 0 0 0 0 1 3	
Raul Mondesi, R (1, 9) <small>OBP: 0.273, SLG: 0.286</small>			0-2 	4-2 			1-3 		3-3 	3 0 1 0 1 2 0	
Mike Blowers, R (1, 5) Dave Hansen, L (9, PH)		4-0 		1-3 			0-0 	4-1 		2 0 0 0 1 1 2 0 1 0 0 1 0 0	
Todd Hollandsworth, L (1, 7) <small>OBP: 0.231, SLG: 0.308</small>		2-3 		2-2 			2-0 	2-2 		4 0 1 0 0 1 4	
Greg Gagne, R (1, 6) <small>OBP: 0.421, SLG: 0.765</small> Chad Fonville, S (9, PH) <small>OBP: 0.250, SLG: 0.250</small>		2-2 		2-1 			1-3 	1-0 		3 0 1 0 0 1 2 1 0 1 1 0 0 0	
Tom Candiotti, R (1, 1) Milt Thompson, L (5, PH) John Cummings, L (5, 1) Darren Hall, R (7, 1) Roger Cedeno, S (8, PH)			0-0 		0-0 			1-1 	0-0 	1 0 0 0 0 0 0 1 0 0 0 0 0 1 0 0 0 0 0 0 0 0 0 0 0 0 0 0 2 0 0 0 0 0 2	
Inning Stats	R: 0 H: 0 E: 0 LOB: 0 K: 1 BB: 1 S: 8 P: 15	R: 0 H: 1 E: 0 LOB: 2 K: 1 BB: 1 S: 12 P: 23	R: 0 H: 0 E: 0 LOB: 0 K: 0 BB: 0 S: 7 P: 10	R: 0 H: 1 E: 0 LOB: 2 K: 1 BB: 1 S: 16 P: 25	R: 0 H: 1 E: 0 LOB: 1 K: 1 BB: 0 S: 7 P: 12	R: 0 H: 0 E: 0 LOB: 0 K: 2 BB: 0 S: 8 P: 12	R: 0 H: 0 E: 0 LOB: 0 K: 1 BB: 0 S: 5 P: 8	R: 0 H: 2 E: 0 LOB: 2 K: 1 BB: 0 S: 9 P: 12	R: 1 H: 2 E: 0 LOB: 3 K: 2 BB: 2 S: 16 P: 30	1B: 7 SF: 0 2B: 0 SAC: 0 3B: 0 DP: 0 HR: 0 HBP: 0	WP: 1 PA: 38 PB: 0 SB: 0 CS: 1
PITCHER Jim Bullinger, R (1, 1) <small>ERA: 9.0</small> Mike Perez, R (9, 1) <small>ERA: 9.0</small>	IP WLS BF H R ER SO BB IBB HBP BLK WP HR S P ERA WHIP 8.0 W 31 5 0 0 8 3 0 0 0 1 0 72 117 0.00 1.000 1.0 7 2 1 1 2 2 0 0 0 0 0 16 30 9.00 4.000										

Los Angeles Dodgers @ Chicago Cubs
 Wrigley Field, Chicago, IL
 Fri Apr 05 1996, 3:33 AM CST
 Att. 19,324 - Sunny - 39 F

AB	33
R	1
H	7
RBI	1
BB	5
SO	10
LOB	21



livebaseballscorecards.com

BOTTOM

Los Angeles Dodgers @ Chicago Cubs
Wrigley Field, Chicago, IL

Fri Apr 05 1996, 3:33 AM CST
Att: 19,324 - Sunny - 39 F

livebaseballscorecards.com

AB	41
R	11
H	16
RBI	11
BB	4
SO	4
LOB	23



WP:	0	PA:	46
PB:	0	SB:	0
CS:	0		

AB	6	R	2	H	2	RBI	1	BB	0	SO	0	LOB	3
	0	0	0	0	0	0	0	0	0	0	0		

4	1	2	2	1	1	1							
0	1	0	0	0	0	0							

3	1	3	2	2	0	0							
---	---	---	---	---	---	---	--	--	--	--	--	--	--

5	1	1	0	0	0	7							
0	0	0	0	0	0	0							

5	1	1	1	0	1	4							
---	---	---	---	---	---	---	--	--	--	--	--	--	--

4	1	1	2	0	1	2							
---	---	---	---	---	---	---	--	--	--	--	--	--	--

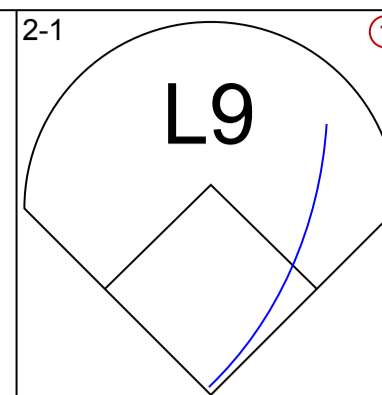
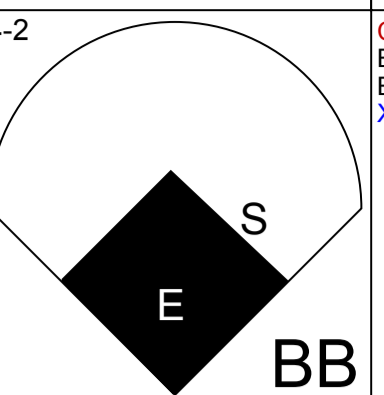
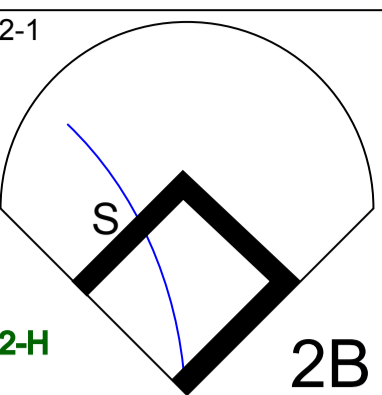
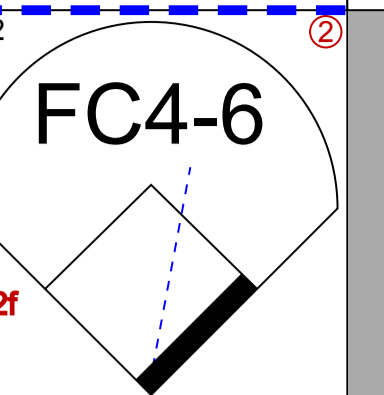
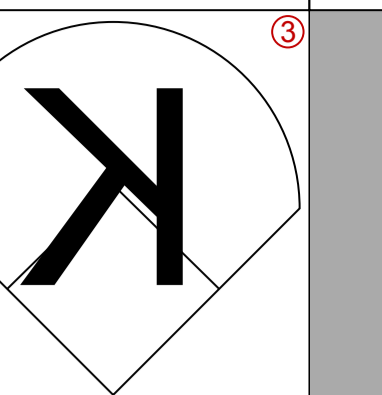
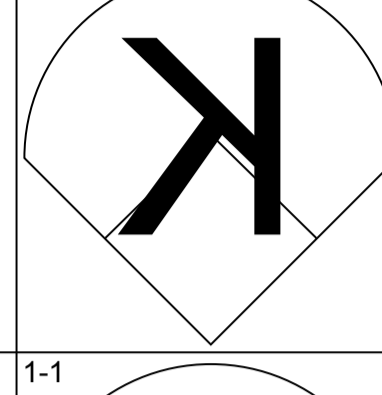
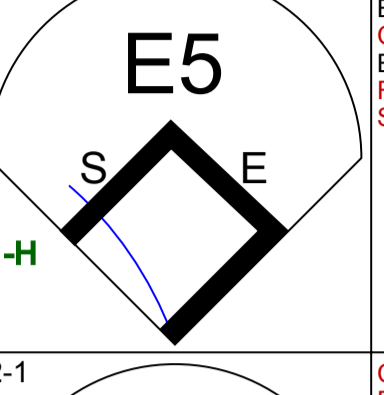
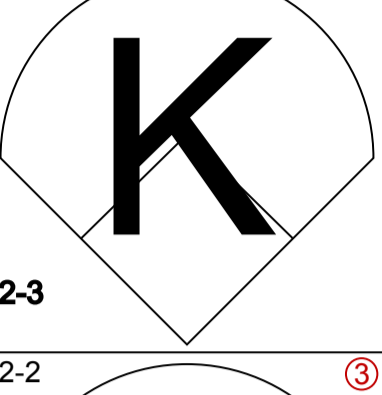
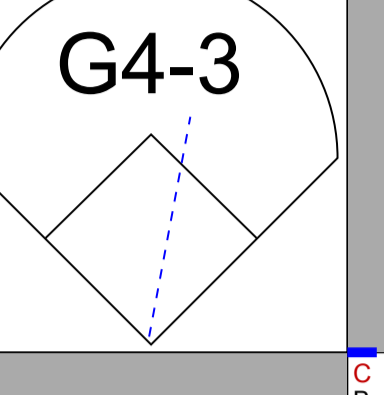
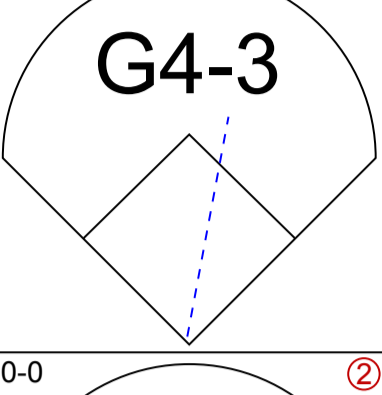
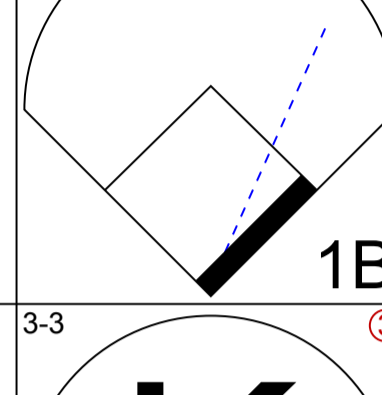
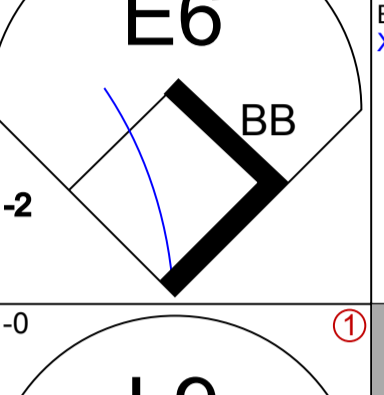
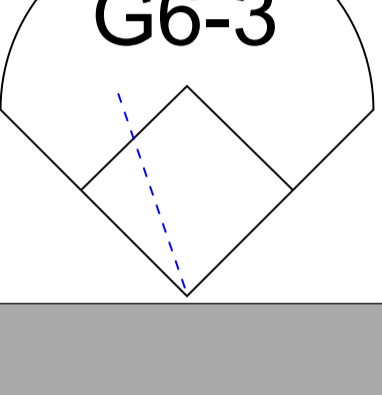
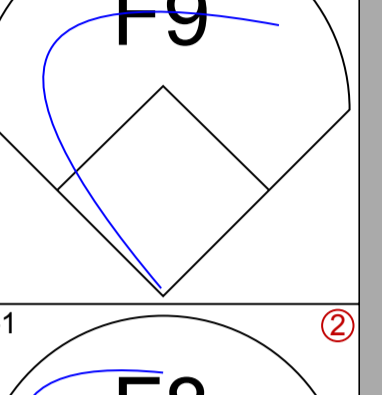
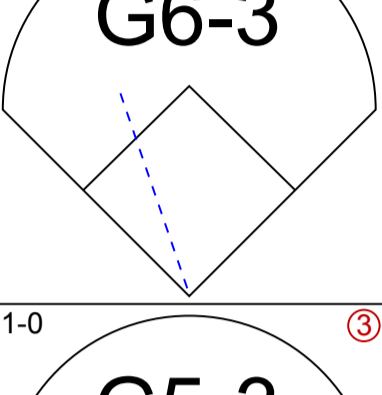

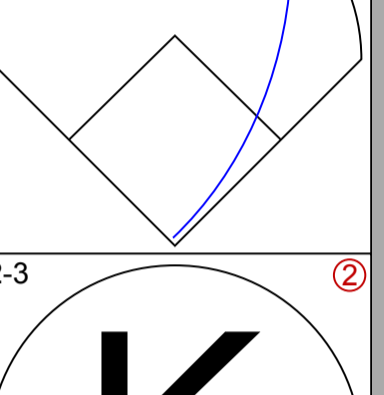
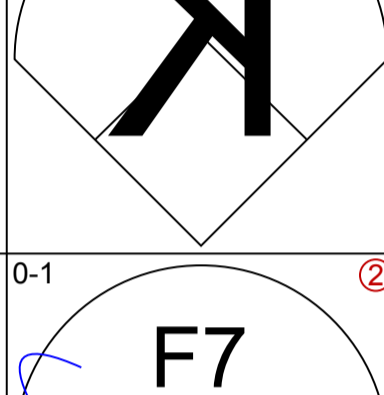
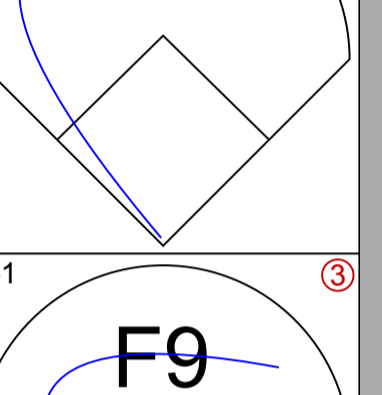
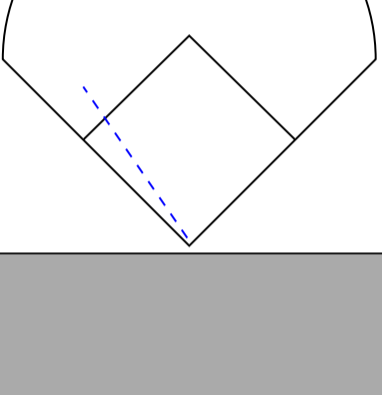
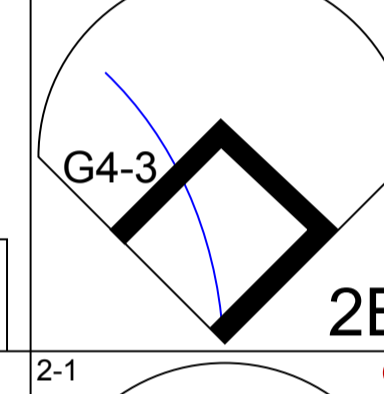
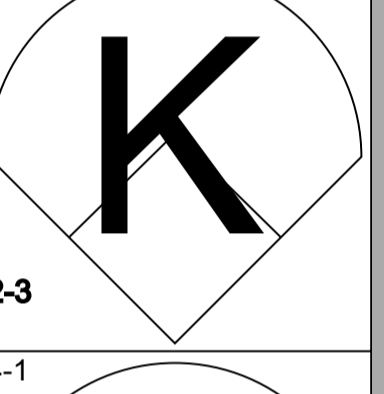
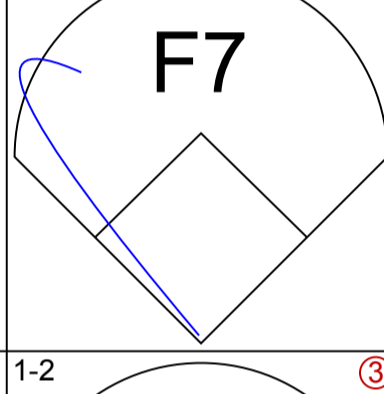
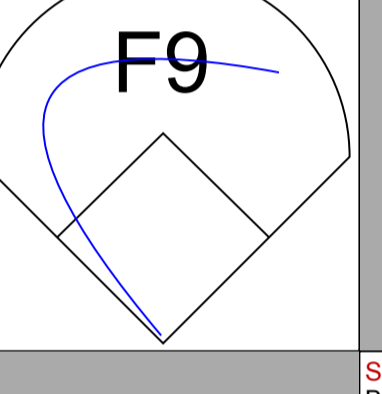
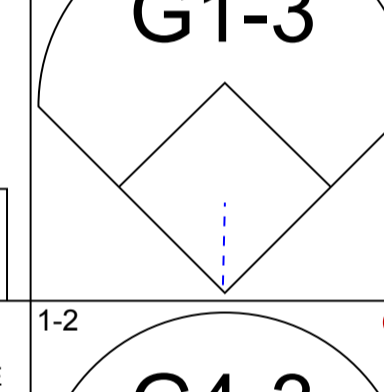
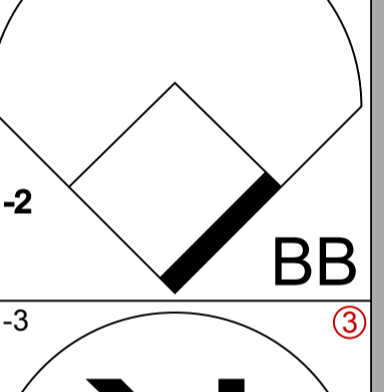
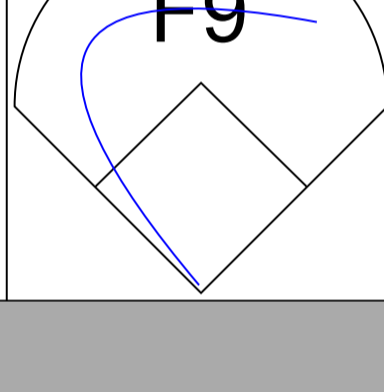
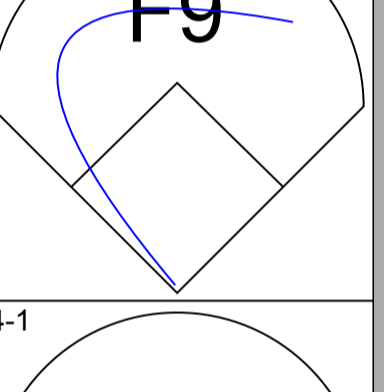
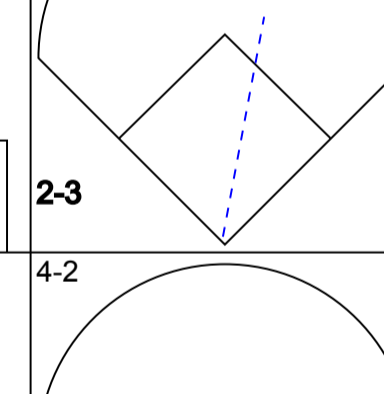

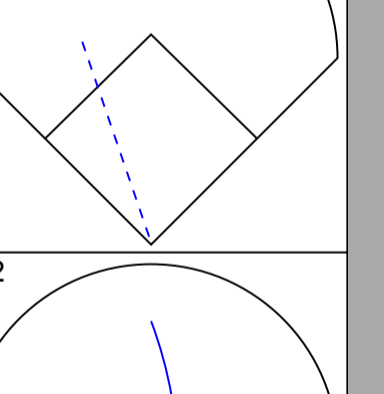
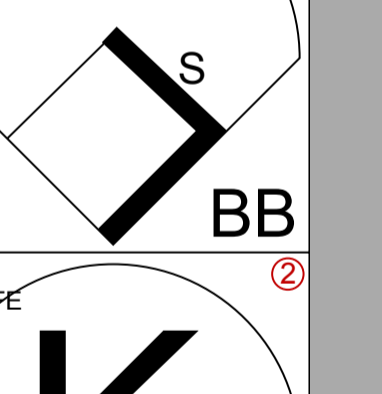
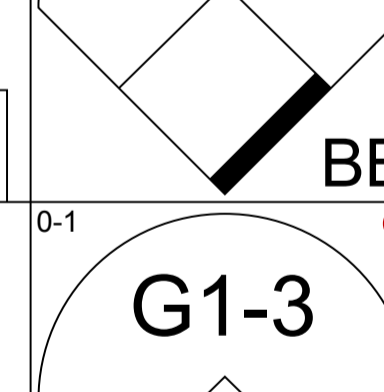
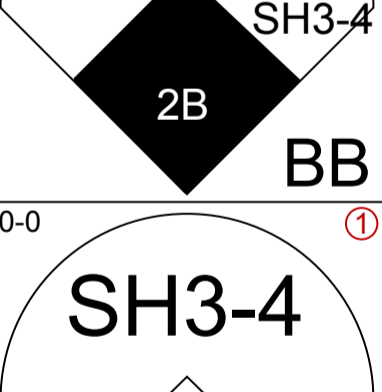
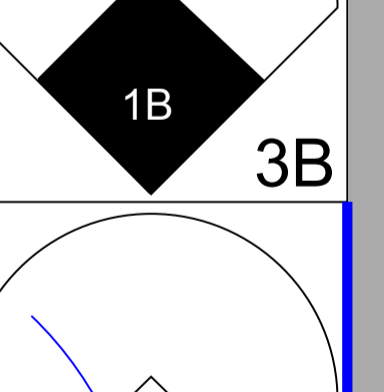
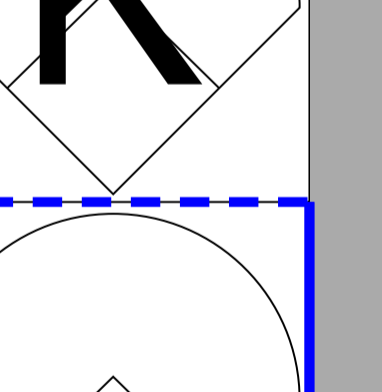
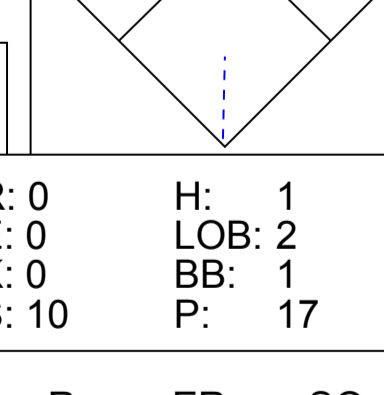
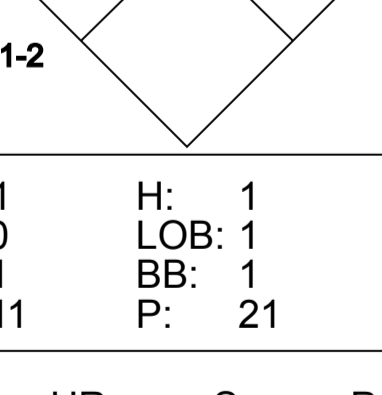
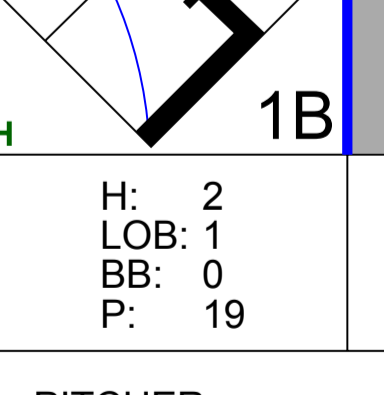
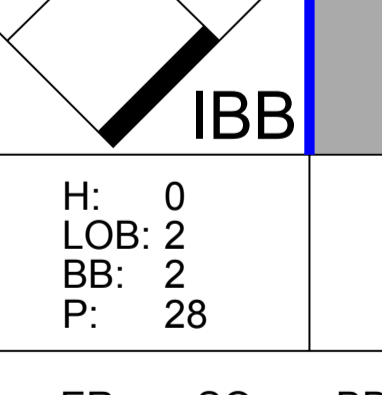
5	1	2	1	0	0	2							
---	---	---	---	---	---	---	--	--	--	--	--	--	--

4	1	2	0	0	0	2							
1	0	0	0	0	0	0							

3	1	2	2	1	0	2							
1	0	0	0	0	1	0							

1B:	13	SF:	1
2B:	3	SAC:	0
3B:	0	DP:	0
HR:	0	HBP:	0

Batter	1	2	3	4	5	6	7	8	9											
Brian McRae, S OBP: 0.450, SLG: 0.444 Mike Perez, R (1, 8) (9, 1)	G1-3		L3	23 1B	FC5-4		23 2B	F9												
23 Ryne Sandberg, R OBP: 0.350, SLG: 0.438 Todd Haney, R (1, 4) (7, PR) (8, 4)	1B BB		FC4-6	2B	1B	K	1B	2B												
Mark Grace, L OBP: 0.632, SLG: 0.706 (1, 3)	1-1 1B		1-1 2B	0-1 1B	4-1 E 1B SF7 BB	4-2 1B BB														
Sammy Sosa, R OBP: 0.333, SLG: 0.667 Scott Bullett, L (1, 9) (8, 9) (9, 8)	0-1 L5		0-0 P4	2-2 F9	1-1 E 1B SF7	1-2 P4														
Luis Gonzalez, L OBP: 0.125, SLG: 0.125 (1, 7)	3-1 P5			0-0 G6-3	1-3 K	2-2 E6 1B SF7	1-1 1-2 2-H 1B													
Brian Dorsett, R OBP: 0.200, SLG: 0.250 (1, 2)			2-1 G1-3	1-0 P6	1-2 1B 1B	1-0 SF7	2-3 K													
José Hernández, R OBP: 0.471, SLG: 0.357 (1, 5) (8, 6)			3-2 G6-3	2-1 E6 1B 2B	1-2 1B 1B	0-0 E 1B 2-H 1B	0-1 L9													
Rey Sanchez, R OBP: 0.250, SLG: 0.438 Leo Gomez, R (1, 6) (8, 5)			0-1 G5-3	1-0 2B 1B 1B	0-0 F9	0-0 E8 1B	0-1 F9													
Jim Bullinger, R OBP: 0.750, SLG: 1.000 Brooks Kieschnick, L (1, 1) (8, PH) (9, 9)			4-2 23 FC4-6 BB	2-2 1B 23 1B 2B	1-0 FC5-4 1B	0-0 G3-1	1-3 K													
Inning Stats	R: 0 E: 0 K: 0 S: 11	H: 1 LOB: 2 BB: 1 P: 20	R: 0 E: 0 K: 0 S: 8	H: 0 LOB: 0 BB: 0 P: 13	R: 1 E: 0 K: 0 S: 10	H: 1 LOB: 1 BB: 1 P: 17	R: 4 E: 1 K: 0 S: 16	H: 5 LOB: 2 BB: 0 P: 26	R: 1 E: 0 K: 1 S: 12	H: 3 LOB: 2 BB: 0 P: 17	R: 3 E: 0 K: 1 S: 18	H: 3 LOB: 2 BB: 1 P: 28	R: 2 E: 0 K: 1 S: 18	H: 3 LOB: 2 BB: 1 P: 27	R: 0 E: 0 K: 1 S: 8	H: 0 LOB: 0 BB: 0 P: 11	1B: 13 2B: 3 3B: 0 HR: 0	SF: 1 SAC: 0 DP: 0 HBP: 0	WP: 0 PB: 0 SB: 0 CS: 0	PA: 46
PITCHER	IP WLS L	BF H R	ER SO	BB IBB HBP BLK	WP HR S P	ERA WHIP	PITCHER	IP WLS L	BF H R	ER SO	BB IBB HBP BLK	WP HR S P	ERA WHIP							
Tom Candiotti, R ERA: 2.25 (1, 1)	4.0	22	7 5	1 0	2 0	2.25 2.250	John Cummings, L ERA: 8.31 (5, 1)	2.0	14	6 4	1 2	1 0	0 0	4.50 3.500						
Darren Hall, R ERA: 6.0 (7, 1)	1.0	7	3 2	2 1	1 0	18.00 4.000	Todd Worrell, R ERA: (8, 1)	1.0	3	0 0	0 1	0 0	0.00 0.000							

Batter	1	2	3	4	5	6	7	8	9	AB R H RBI BB SO LOB	TOP	
Delino DeShields, L <small>(1, 4) OBP: 0.321, SLG: 0.250</small>	2-1 		4-2 	2-1 		1-2 		2-3 		4 1 1 1 1 1 3	Los Angeles Dodgers @ Chicago Cubs Wrigley Field, Chicago, IL Sat Apr 06 1996, 3:33 AM CST Att. 24,428 - Sunny - 38 F <small>livebaseballscorecards.com</small>	
Brett Butler, L <small>(1, 8) OBP: 0.286, SLG: 0.231</small>	1-3 		1-2 	2-3 		0-0 		2-1 	5 0 0 0 0 2 2			
Mike Piazza, R <small>(1, 2) OBP: 0.519, SLG: 0.480</small>	1-1 		2-1 	2-2 			3-2 	0-0 	5 0 1 0 0 0 2			
Eric Karros, R <small>(1, 3) OBP: 0.259, SLG: 0.259</small>	3-3 		1-0 		0-3 		2-1 	1-0 	5 0 0 0 0 2 3			
Raul Mondesi, R <small>(1, 9) OBP: 0.269, SLG: 0.320</small>		0-0 	2-3 		0-1 		1-1 		4 0 1 0 0 1 2			
Mike Blowers, R <small>(1, 5) OBP: 0.360, SLG: 0.211</small>		2-1 	4-1 		1-2 			3-2 	3 0 0 0 1 0 1			
Todd Hollandsworth, L <small>(1, 7) OBP: 0.235, SLG: 0.250</small>		1-2 	1-3 			2-0 		4-1 	3 0 0 0 1 1 4			
Greg Gagne, R <small>(1, 6) OBP: 0.478, SLG: 0.842</small>		4-2 		4-1 		2-2 		3-3 	2 2 1 0 2 1 1			
Ramon Martinez, R <small>(1, 1)</small> Chan Ho Park, R <small>(2, 1)</small> Dave Hansen, L <small>(6, PH) OBP: 1.000, SLG: 1.000</small> Mark Guthrie, R <small>(6, 1)</small> Darren Hall, R <small>(6, 1)</small> Milt Thompson, L <small>(8, PH)</small> Billy Ashley, R <small>(8, PH) OBP: 0.500, SLG: 0.833</small> Todd Worrell, R <small>(8, 1)</small>	0-1 		0-0 		3-1 		4-0 		1 0 0 0 0 0 0 2 0 0 0 0 0 0 0 0 1 0 0 1 1 0 1 0 0 0 0 0 0 0 0 0 0			
Inning Stats	R: 0 H: 1 E: 0 LOB: 1 K: 2 BB: 0 S: 12 P: 19	R: 0 H: 1 E: 0 LOB: 2 K: 0 BB: 1 S: 10 P: 17	R: 1 H: 0 E: 2 LOB: 3 K: 2 BB: 2 S: 18 P: 32	R: 1 H: 1 E: 0 LOB: 1 K: 1 BB: 1 S: 11 P: 21	R: 0 H: 0 E: 0 LOB: 0 K: 1 BB: 0 S: 8 P: 9	R: 1 H: 2 E: 0 LOB: 1 K: 0 BB: 0 S: 11 P: 19	R: 0 H: 0 E: 0 LOB: 0 K: 0 BB: 0 S: 7 P: 13	R: 0 H: 0 E: 0 LOB: 2 K: 2 BB: 2 S: 12 P: 28	R: 0 H: 0 E: 0 LOB: 0 K: 0 BB: 0 S: 4 P: 7	1B: 2 SF: 0 2B: 2 SAC: 1 3B: 1 DP: 0 HR: 0 HBP: 0		WP: 0 PA: 40 PB: 0 SB: 4 CS: 0
PITCHER	IP WLS BF H R ER SO BB IBB HBP BLK WP HR S P ERA WHIP Jaime Navarro, R (1, 1) <small>ERA: 4.05</small> Larry Casian, L (6, 1) <small>ERA: 3.38</small> Rodney Myers, R (7, 1) <small>ERA:</small> Bob Patterson, L (8, 1) <small>ERA:</small> Doug Jones, R (9, 1) <small>ERA: 3.86</small>	IP WLS BF H R ER SO BB IBB HBP BLK WP HR S P ERA WHIP PITCHER										



BOTTOM

Los Angeles Dodgers @ Chicago Cubs
Wrigley Field, Chicago, IL

livebaseballscorecards.com

AB	34
R	1
H	9
RBI	1
BB	7
SO	13
LOB	25



WP:	0	PA:	41
PB:	0		
SB:	3		
CS:	1		

Sat Apr 06 1996, 3:33 AM CST
Att. 24,428 - Sunny - 38 F

AB	R	H	RBI	BB	SO	LOB
4	0	1	0	1	1	0
5	0	2	0	0	1	1
4	0	0	0	1	1	4
5	1	2	0	0	2	5
1	0	1	0	1	0	0
2	0	0	0	1	1	4
3	0	0	0	1	2	3
2	0	0	0	2	2	1
4	0	2	1	0	1	2
2	0	1	0	0	1	2
0	0	0	0	0	0	0
0	0	0	0	0	0	0
1	0	0	0	0	0	2
0	0	0	0	0	0	0
0	0	0	0	0	0	0
1	0	0	0	0	1	1
0	0	0	0	0	0	0

1B:	9	SF:	0
2B:	0	SAC:	0
3B:	0	DP:	1
HR:	0	HBP:	0

Batter	1	2	3	4	5	6	7	8	9
Brian McRae, S OBP: 0.440, SLG: 0.409 (1, 8)	1-1 G4-3		4-0 23 1B BB		2-3 K		1-1 S S 1B		1-0 L8
23 Ryne Sandberg, R OBP: 0.360, SLG: 0.429 (1, 4)	1-3 K		1-2 1B		1-1 G5-3		2-1 L9		2-2 FC6-4 1B
Mark Grace, L OBP: 0.542, SLG: 0.571 (1, 3)	3-3 K		3-1 F9		0-0 F8		4-1 S BB		0-0 FC6-4 1B
Sammy Sosa, R OBP: 0.348, SLG: 0.609 (1, 9)		1-3 K	0-3 K			0-0 G6-4-3 1B BB	3-2 P3		3-2 1B
Luis Gonzalez, L OBP: 0.222, SLG: 0.176 (1, 7)		4-2 CS BB		2-0 BB 1B		4-1 G6-4-3 BB	3-3 K		0-0 P6
Ozzie Timmons, R (6, PH) (7, 7)									
Scott Servais, R OBP: 0.438, SLG: 0.857 (1, 2)		4-2 SAFE 1-2 BB		0-3 K		1-2 G6-4-3 1-2f 2-3		3-3 K	
José Hernández, R OBP: 0.476, SLG: 0.313 (1, 5)		2-3 K		4-0 1-2 BB		4-1 1B BB		2-3 K	
Rey Sanchez, R OBP: 0.300, SLG: 0.450 (1, 6)			2-2 F7		0-3 K	0-1 1-2 3-H 1B		3-2 1B	
Jaime Navarro, R OBP: 0.250, SLG: 0.250 (1, 1)			3-2 23 1B BB		3-3 K	1-0 F7		2-3 K	
Larry Casian, R (6, 1)									
Leo Gomez, R (6, PH)									
Brooks Kieschnick, L (6, PH)									
Rodney Myers, R (7, 1)									
Bob Patterson, R (8, 1)									
Scott Bullett, L (8, PH)									
Doug Jones, R (9, 1)									

Inning Stats	R: 0	H: 0	E: 0	K: 2	S: 15	LOB: 0	BB: 0	P: 20	R: 0	H: 0	E: 0	K: 2	S: 13	LOB: 1	BB: 2	P: 24	R: 0	H: 2	E: 0	K: 1	S: 17	LOB: 3	BB: 1	P: 30	R: 0	H: 1	E: 0	K: 3	S: 13	LOB: 2	BB: 1	P: 22	R: 0	H: 0	E: 0	K: 1	S: 6	LOB: 0	BB: 0	P: 9	R: 1	H: 2	E: 0	K: 0	S: 9	LOB: 2	BB: 2	P: 19	R: 0	H: 1	E: 0	K: 1	S: 12	LOB: 2	BB: 1	P: 25	R: 0	H: 1	E: 0	K: 3	S: 19	LOB: 1	BB: 0	P: 29	R: 0	H: 2	E: 0	K: 0	S: 9	LOB: 2	BB: 0	P: 15	1B: 9	SF: 0	2B: 0	SAC: 0	3B: 0	DP: 1	HR: 0	HBP: 0	WP: 0	PA: 41
--------------	------	------	------	------	-------	--------	-------	-------	------	------	------	------	-------	--------	-------	-------	------	------	------	------	-------	--------	-------	-------	------	------	------	------	-------	--------	-------	-------	------	------	------	------	------	--------	-------	------	------	------	------	------	------	--------	-------	-------	------	------	------	------	-------	--------	-------	-------	------	------	------	------	-------	--------	-------	-------	------	------	------	------	------	--------	-------	-------	-------	-------	-------	--------	-------	-------	-------	--------	-------	--------

PITCHER	IP	WLS	BF	H	R	ER	SO	BB	IBB	HBP	BLK	WP	HR	S	P	ERA	WHIP
Ramon Martinez, R ERA: 3.86 (1, 1)	1.0		3	0	0	0	2	0	0	0	0	0	0	15	20	0.00	0.000
Chan Ho Park, R ERA: 1.5 (2, 1)	4.0	W	18	3	0	0	7	4	0	0	0	0	0	49	85	0.00	1.750
Mark Guthrie, L ERA: 6.0 (6, 1)	0.2		5	2	1	1	0	2	0	0	0	0	0	8	17	13.50	6.000
Darren Hall, R ERA: 4.15 (6, 1)	1.1		6	1	0	0	1	1	0	0	0	0	0	13	27	0.00	1.500
Todd Worrell, R ERA: (8, 1)	2.0	S	9	3	0	0	3	0	0	0	0	0	0	28	44	0.00	1.500

PITCHER	IP	WLS	BF	H	R	ER	SO	BB	IBB	HBP	BLK	WP	HR	S	P	ERA	WHIP
---------	----	-----	----	---	---	----	----	----	-----	-----	-----	----	----	---	---	-----	------

Batter	1	2	3	4	5	6	7	8	9	AB R H RBI BB SO LOB	TOP		
Delino DeShields, L (1, 4) <small>OBP: 0.364, SLG: 0.379</small> Pedro Astacio, R (9, 1) Joey Eischen, L (9, 1)										5 1 3 0 0 1 1 0 0 0 0 0 0 0 0 0 0 0 0 0 0			
Brett Butler, L (1, 8) <small>OBP: 0.242, SLG: 0.200</small>										4 1 0 1 0 1 3			
Mike Piazza, R (1, 2) <small>OBP: 0.438, SLG: 0.400</small>										5 0 0 0 0 2 3			
Eric Karros, R (1, 3) <small>OBP: 0.290, SLG: 0.290</small>										4 1 2 1 0 0 0			
Raul Mondesi, R (1, 9) <small>OBP: 0.333, SLG: 0.483</small>										4 1 3 2 0 0 1			
Mike Blowers, R (1, 5) <small>OBP: 0.345, SLG: 0.182</small>										3 0 0 0 1 0 1			
Todd Hollandsworth, L (1, 7) <small>OBP: 0.286, SLG: 0.222</small> Mark Guthrie, R (8, 1) Antonio Osuna, R (8, 1) Chad Fonville, S (9, 4) <small>OBP: 0.250, SLG: 0.250</small>										2 0 0 0 2 1 1 0	AB 33 R 4 H 8 RBI 4 BB 5 SO 6 LOB 16		
Greg Gagne, R (1, 6) <small>OBP: 0.444, SLG: 0.727</small>										3 0 0 0 1 0 2			
Ismael Valdez, R (1, 1) Milt Thompson, L (8, 7) Roger Cedeno, S (9, PH) (9, 7)										3 0 0 0 0 1 4 0 0 0 0 0 0 0 0 0 0 0 1 0 0			
Inning Stats	R: 1 H: 2 E: 0 LOB: 1 K: 0 BB: 0 S: 9 P: 14	R: 0 H: 0 E: 0 LOB: 1 K: 0 BB: 1 S: 6 P: 12	R: 0 H: 0 E: 0 LOB: 0 K: 1 BB: 0 S: 7 P: 12	R: 2 H: 2 E: 0 LOB: 0 K: 0 BB: 0 S: 13 P: 23	R: 0 H: 1 E: 0 LOB: 1 K: 1 BB: 0 S: 10 P: 15	R: 0 H: 1 E: 0 LOB: 3 K: 1 BB: 3 S: 12 P: 30	R: 1 H: 1 E: 0 LOB: 0 K: 1 BB: 0 S: 9 P: 16	R: 0 H: 1 E: 0 LOB: 1 K: 1 BB: 0 S: 7 P: 10	R: 0 H: 0 E: 0 LOB: 1 K: 1 BB: 1 S: 7 P: 12	1B: 6 SF: 1 2B: 0 SAC: 0 3B: 1 DP: 0 HR: 1 HBP: 0	WP: 1 PA: 39 PB: 0 SB: 0 CS: 1		
PITCHER	IP WLS BF H R ER SO BB IBB HBP BLK WP HR S P ERA WHIP											PITCHER	IP WLS BF H R ER SO BB IBB HBP BLK WP HR S P ERA WHIP
Frank Castillo, R (1, 1) <small>ERA: 8.0</small> Turk Wendell, R (6, 1) <small>ERA:</small> Larry Casian, L (7, 1) <small>ERA: 6.0</small> Terry Adams, R (7, 1) <small>ERA:</small> Mike Perez, R (8, 1) <small>ERA: 4.5</small>	5.0 21 5 3 3 2 1 0 0 0 0 1 45 76 5.40 1.200											Bob Patterson, L (9, 1) <small>ERA:</small> Doug Jones, R (9, 1) <small>ERA: 3.38</small>	0.2 3 0 0 0 1 1 0 0 0 0 0 0 2 0.00 1.500
Frank Castillo, R (1, 1) <small>ERA: 8.0</small> Turk Wendell, R (6, 1) <small>ERA:</small> Larry Casian, L (7, 1) <small>ERA: 6.0</small> Terry Adams, R (7, 1) <small>ERA:</small> Mike Perez, R (8, 1) <small>ERA: 4.5</small>	5.0 21 5 3 3 2 1 0 0 0 0 1 45 76 5.40 1.200											Bob Patterson, L (9, 1) <small>ERA:</small> Doug Jones, R (9, 1) <small>ERA: 3.38</small>	0.2 3 0 0 0 1 1 0 0 0 0 0 0 2 0.00 1.500

Los Angeles Dodgers @ Chicago Cubs
 Wrigley Field, Chicago, IL
 Sun Apr 07 1996, 3:33 AM CDT
 Att: 19,002 - Sunny

livebaseballscorecards.com



BOTTOM

Los Angeles Dodgers @ Chicago Cubs
Wrigley Field, Chicago, IL

Sun Apr 07 1996, 3:33 AM CDT
Att. 19,002 - Sunny

AB	34
R	5
H	8
RBI	4
BB	4
SO	9
LOB	13



WP	0	PA	39
PB	0		
SB	2		
CS	0		

Batter	1	2	3	4	5	6	7	8	9	AB	R	H	RBI	BB	SO	LOB					
Brian McRae, S OBP: 0.467, SLG: 0.423 (1, 8)	F7		G3-1						IBB	4	0	2	2	1	0	0					
23 Ryne Sandberg, R OBP: 0.367, SLG: 0.375 (1, 4)	L4-3 BB			K	G3		K2-3		BB	3	0	0	0	2	2	3					
Mark Grace, L OBP: 0.483, SLG: 0.500 (1, 3)	L4-3			G4-3		L7		G3	BB	5	0	1	1	0	0	1					
Sammy Sosa, R OBP: 0.296, SLG: 0.519 (1, 9)		K		K		K		F9		4	0	0	0	0	3	0					
Luis Gonzalez, L OBP: 0.227, SLG: 0.190 (1, 7) Doug Jones, R (9, 1)		E S 1B			G6-3	F9		E6 BLK		4	0	1	0	0	0	0					
Scott Servais, R OBP: 0.450, SLG: 0.778 (1, 2)		SAFE K				1B 1B		E 1B	P6	4	2	2	0	0	1	2					
José Hernández, R OBP: 0.480, SLG: 0.316 (1, 5)			G5-3			1B 1B			SH3-4 BB	3	2	1	0	1	1	2					
Rey Sanchez, R OBP: 0.261, SLG: 0.391 (1, 6)				P9	P3		E5 1B		SH3-4	3	1	0	0	0	0	3					
Frank Castillo, R Brooks Kieschnick, L Kevin Foster, R Turk Wendell, L Larry Casian, R Terry Adams, R Scott Bullett, L Mike Perez, R Bob Patterson, R Clayton Kershaw, R				K		1B 1B		L6		1	0	0	0	0	0	1					
Inning Stats	R: 0 E: 0 K: 0 S: 6	H: 0 LOB: 0 BB: 1 P: 14	R: 0 E: 0 K: 2 S: 14	H: 1 LOB: 1 BB: 0 P: 21	R: 0 E: 0 K: 1 S: 9	H: 0 LOB: 0 BB: 0 P: 11	R: 0 E: 0 K: 2 S: 8	H: 0 LOB: 0 BB: 0 P: 11	R: 2 E: 0 K: 0 S: 9	H: 4 LOB: 2 BB: 0 P: 17	R: 0 E: 0 K: 1 S: 6	H: 0 LOB: 0 BB: 0 P: 9	R: 2 E: 2 K: 2 S: 16	H: 2 LOB: 1 BB: 0 P: 24	R: 0 E: 1 K: 0 S: 9	H: 0 LOB: 1 BB: 0 P: 17	R: 1 E: 0 K: 1 S: 12	H: 1 LOB: 3 BB: 3 P: 24	1B: 8 2B: 1 3B: 0 HR: 0	SF: 0 SAC: 1 DP: 1 HBP: 0	WP: 0 PA: 39

PITCHER	IP	WLS	BF	H	R	ER	SO	BB	IBB	HBP	BLK	WP	HR	S	P	ERA	WHIP
Ismael Valdez, R ERA: 2.57 (1, 1)	7.0		29	7	4	2	8	1	0	0	0	0	0	68	107	2.57	1.143
Mark Guthrie, L ERA: 5.4 (8, 1)	0.1	L	1	0	0	0	0	0	0	0	0	0	0	2	4	0.00	0.000
Antonio Osuna, R ERA: 6.75 (8, 1)	1.1		7	0	1	1	1	1	1	0	1	0	0	16	30	6.75	0.750
Pedro Astacio, R ERA: 9.82 (9, 1)	0.0		1	0	0	0	0	1	0	0	0	0	0	2	6		
Joey Eischen, L ERA: (9, 1)	0.0		1	1	0	0	0	0	0	0	0	0	0	1	1		

Batter	1	2	3	4	5	6	7	8	9	AB R H RBI BB SO LOB	TOP											
Brian McRae, S (1, 8) OBP: 0.429, SLG: 0.419	1-2 G4-3 1B 2B	1-0 L7		0-0 G4-6-3 1-2f		1-0 L8		3-3 K		5 1 1 0 0 1 5												
23 Ryne Sandberg, R (1, 4) OBP: 0.343, SLG: 0.321	1-2 G4-3 2-3	4-0 2B BB			2-2 G6-3		1-0 F8	1-2 G5-3 2-3		4 1 0 0 1 0 2												
Mark Grace, L (1, 3) OBP: 0.559, SLG: 0.667	2-1 1B E 1B	0-1 1-H 2B			4-2 BB		0-2 HR 2B		0-1 G5-3 2B	4 2 4 3 1 0 0												
Sammy Sosa, R (1, 9) OBP: 0.281, SLG: 0.452	2-2 F9 3-H	3-3 K			2-3 K		1-1 F8		4-2 G5-2-3 G5-3 BB	4 0 0 0 1 2 4												
Luis Gonzalez, L (1, 7) OBP: 0.296, SLG: 0.208 Doug Jones, R (9, 1)	1-1 E 1B		1-0 G5-4-3 HBP			4-0 HR IBB		2-2 G5-3	3 2 1 0 1 1 3 0 0 0 0 0 0 0													
Scott Servais, R (1, 2) OBP: 0.520, SLG: 0.955	1-0 E6 1B 2B		0-1 G5-4-3 1-2f			2-2 FC5-6 1B 1B	2-2 HR	4-0 IBB	4 2 3 5 1 0 1													
José Hernández, R (1, 5) OBP: 0.467, SLG: 0.333	1-0 PO 1B		1-1 G6-3			1-0 FC5-6 1B	2-3 K	0-1 G5-2-3	5 0 2 1 0 1 3													
Rey Sanchez, R (1, 6) OBP: 0.296, SLG: 0.385	0-0 PO 1-2	0-0 L7 SH2-3 2B 1B		2-2 L6		0-0 FC5-6 1-2 2-3f		4-0 23 SH1-4 BB	3 1 1 0 1 0 2													
Kevin Foster, R (1, 1) OBP: 0.750, SLG: 0.500 Terry Adams, R (4, 1) Todd Haney, R (8, PH) Turk Wendell, L (8, 1) Bob Patterson, R (8, 1) Scott Bullett, L (9, 7)		0-0 SH2-3		4-2 G4-6-3 BB		2-2 B1		0-1 SH1-4	0 0 0 0 1 0 0 1 0 0 0 0 0 2 0													
Inning Stats	R: 4 E: 1 K: 0 S: 18	H: 5 LOB: 0 BB: 0 P: 27	R: 2 E: 0 K: 1 S: 8	H: 2 LOB: 1 BB: 1 P: 16	R: 0 E: 0 K: 0 S: 4	H: 0 LOB: 0 BB: 0 P: 6	R: 0 E: 0 K: 0 S: 8	H: 0 LOB: 0 BB: 1 P: 14	R: 0 E: 0 K: 2 S: 12	H: 0 LOB: 1 BB: 1 P: 23	R: 0 E: 0 K: 0 S: 9	H: 2 LOB: 2 BB: 0 P: 15	R: 3 E: 0 K: 1 S: 14	H: 2 LOB: 0 BB: 1 P: 24	R: 0 E: 0 K: 1 S: 9	H: 0 LOB: 1 BB: 1 P: 17	R: 0 E: 0 K: 0 S: 9	H: 1 LOB: 2 BB: 2 P: 19	1B: 6 2B: 5 3B: 0 HR: 1	SF: 0 SAC: 2 DP: 3 HBP: 1	WP: 0 PB: 0 SB: 1 CS: 0	PA: 44
PITCHER	IP WLS BF H R ER SO BB IBB HBP BLK WP HR S P ERA WHIP																					
Kevin Ritz, R (1, 1) ERA: 6.57	7.0 L 34 11 9 9 4 3 1 1 0 0 1 73 125 11.57 2.000																					
John Habyan, R (8, 1) ERA:	1.0 6 1 0 0 1 2 0 0 0 0 0 13 25 0.00 3.000																					
Bruce Ruffin, L (9, 1) ERA: 3.0	1.0 3 0 0 0 0 0 0 1 0 0 0 5 11 0.00 0.000																					

Chicago Cubs @ Colorado Rockies
 Coors Field, Denver, CO
 Mon Apr 08 1996, 3:33 AM MDT
 Att. 50,185 - Sunny - 68 F

livebaseballscorecards.com

AB	33
R	9
H	12
RBI	9
BB	7
SO	5
LOB	22



Batter	1	2	3	4	5	6	7	8	9	AB	R	H	RBI	BB	SO	LOB
Walt Weiss, S OBP: 0.375, SLG: 0.407 (1, 6)	G3		2-H HR	K			K		F3 1B 1B	5	1	2	2	0	2	1
Ellis Burks, R OBP: 0.467, SLG: 0.769 (1, 7)	G6-3		3B 2B				K		1B	5	2	3	0	0	1	0
Dante Bichette, R OBP: 0.258, SLG: 0.357 (1, 9)	G3		2-H 3B				K		F3	5	0	2	1	0	1	2
Larry Walker, L OBP: 0.200, SLG: 0.261 (1, 8)		K	K				FC6		P4	5	0	1	1	0	2	4
Andres Galarraga, R OBP: 0.250, SLG: 0.423 (1, 3)		P3	G5-3				K		FC5-4	4	0	0	0	0	1	3
Vinny Castilla, R OBP: 0.321, SLG: 0.538 (1, 5)	G6-3						FC6-4		K	4	1	1	0	0	1	2
Jeff Reed, L OBP: 0.400, SLG: 0.667 (1, 2)										2	1	2	1	1	0	0
Trenidad Hubbard, R OBP: 0.333, SLG: 0.400 (8, PH)			HR							0	0	0	0	1	0	0
Jorge Brito, R OBP: 0.231, SLG: 0.091 (9, 2)										0	0	0	0	0	0	0
Jason Bates, S OBP: 0.217, SLG: 0.182 (1, 4)			SH3 HR				G6-4-3		L3	3	1	0	0	1	0	5
Kevin Ritz, R OBP: 0.333, SLG: 0.333 (1, 1)			SH3							2	0	1	1	0	1	0
John Habyan, R (8, 1)										0	0	0	0	0	0	0
Bruce Ruffin, S (9, 1)										0	0	0	0	0	0	0
John Vander Wal, L (9, PH)										1	0	0	0	0	0	0


Inning Stats	R: 0	H: 0	E: 0	K: 0	S: 7	R: 0	H: 0	E: 0	K: 1	S: 8	R: 4	H: 4	E: 0	K: 1	S: 20	R: 1	H: 2	E: 0	K: 1	S: 14	R: 0	H: 1	E: 0	K: 1	S: 8	R: 0	H: 0	E: 0	K: 3	S: 9	R: 0	H: 1	E: 0	K: 1	S: 14	R: 0	H: 2	E: 0	K: 0	S: 11	1B: 7	2B: 2	3B: 1	SF: 0	SAC: 1	DP: 2	HBP: 0	
	0	0	0	0	7	0	0	0	1	8	4	4	0	1	20	1	2	0	1	14	0	1	0	1	0	0	0	0	1	0	9	0	1	0	14	0	2	0	0	14	0	7	2	1	0	0	0	0

PITCHER	IP	WLS	BF	H	R	ER	SO	BB	IBB	HBP	BLK	WP	HR	S	P	ERA	WHIP
Kevin Foster, R ERA: 9.35 (1, 1)	3.0		16	5	5	5	2	2	0	0	0	0	2	40	71	15.00	2.333
Terry Adams, R ERA: 1.93 (4, 1)	4.0	W	14	4	1	1	6	0	0	0	0	0	0	38	54	2.25	1.000
Turk Wendell, R ERA: (8, 1)	0.2		3	1	0	0	1	0	0	0	0	0	0	10	13	0.00	1.500
Bob Patterson, L ERA: (8, 1)	0.1		2	0	0	0	0	1	0	0	1	1	0	4	10	0.00	3.000
Doug Jones, R ERA: 2.45 (9, 1)	1.0	S	5	2	0	0	0	0	0	0	0	0	0	11	13	0.00	2.000

Chicago Cubs @ Colorado Rockies
Coors Field, Denver, CO
 Mon Apr 08 1996, 3:33 AM MDT
 Att: 50,185 - Sunny - 68 F

AB	36
R	6
H	12
RBI	6
BB	3
SO	9
LOB	17

WP: 1 PA: 40
 PB: 0
 SB: 0
 CS: 0



PITCHER	IP	WLS	BF	H	R	ER	SO	BB	IBB	HBP	BLK	WP	HR	S	P	ERA	WHIP
Kevin Foster, R ERA: 9.35 (1, 1)	3.0		16	5	5	5	2	2	0	0	0	0	2	40	71	15.00	2.333
Terry Adams, R ERA: 1.93 (4, 1)	4.0	W	14	4	1	1	6	0	0	0	0	0	0	38	54	2.25	1.000
Turk Wendell, R ERA: (8, 1)	0.2		3	1	0	0	1	0	0	0	0	0	0	10	13	0.00	1.500
Bob Patterson, L ERA: (8, 1)	0.1		2	0	0	0	0	1	0	0	1	1	0	4	10	0.00	3.000
Doug Jones, R ERA: 2.45 (9, 1)	1.0	S	5	2	0	0	0	0	0	0	0	0	0	11	13	0.00	2.000

Batter	1	2	3	4	5	6	7	8	9	AB	R	H	RBI	BB	SO	LOB	TOP		
Brian McRae, S (1, 8) OBP: 0.400, SLG: 0.389	3-2 G4-3		0-0 F8	2-1 23 BB 1B		2-2 G5-3		0-2 G4-3		5	0	1	0	0	0	3			
23 Ryne Sandberg, R (1, 4) OBP: 0.325, SLG: 0.281	1-1 L4		2-2 F9	4-2 G6-4-3 BB		2-1 FC5-2		0-3 K2-3		4	0	0	0	1	1	3			
Mark Grace, L (1, 3) OBP: 0.538, SLG: 0.618	2-2 G3		2-2 1B HR 1B	1-0 F8		1-0 G4-3		4-0 FC5-4 IBB		4	1	1	0	1	0	3			
Sammy Sosa, R (1, 9) OBP: 0.297, SLG: 0.500		0-0 1B 3B	0-0 HR 1B	1-1 G6-4-3			0-1 P4	1-2 FC5-4		5	2	2	1	0	0	4			
Luis Gonzalez, L (1, 7) OBP: 0.375, SLG: 0.370		4-2 G5-3 1B BB	0-0 HR		2-1 G4-3		1-2 BB HBP		0-1 1B	3	1	2	3	1	0	0			
Scott Servais, R (1, 2) OBP: 0.533, SLG: 1.000		0-0 G5-3 1B	2-0 HR		3-3 K		4-0 BB		1-1 P5	4	1	2	2	1	1	1			
José Hernández, R (1, 5) OBP: 0.412, SLG: 0.286 Larry Casian, R (7, 1) Mike Perez, R (7, 1) Doug Jones, R (8, 1) Todd Haney, R (8, 4)		3-2 G5-3	1-0 P6		2-2 K		0-3 K		1-0 F7	4	0	0	0	0	2	4	AB 37		
Rey Sanchez, R (1, 6) OBP: 0.313, SLG: 0.367	0-2 G1-3			1-2 HR HBP		0-0 SH E 1B	1-2 F9		3-1 F7	4	2	1	0	0	0	4	R 9		
Jim Bullinger, R (1, 1) OBP: 0.833, SLG: 1.600 Turk Wendell, L (5, 1) Rodney Myers, R (6, 1) Leo Gomez, R (7, 5) OBP: 0.333, SLG: 0.667			2-1 1B 1B	2-0 HR		0-0 SH FC5-2		1-0 G4-3 2B		2	2	2	2	0	0	0	H 12		
Inning Stats	R: 0 E: 0 K: 0 S: 9 H: 0 LOB: 0 BB: 0 P: 15	R: 1 E: 0 K: 0 S: 11 H: 2 LOB: 1 BB: 1 P: 18	R: 5 E: 0 K: 0 S: 15 H: 5 LOB: 0 BB: 0 P: 24	R: 2 E: 0 K: 0 S: 12 H: 2 LOB: 1 BB: 1 P: 23	R: 0 E: 0 K: 2 S: 10 H: 0 LOB: 0 BB: 0 P: 17	R: 1 E: 1 K: 0 S: 8 H: 1 LOB: 1 BB: 0 P: 13	R: 0 E: 0 K: 1 S: 14 H: 0 LOB: 2 BB: 1 P: 20	R: 0 E: 0 K: 1 S: 10 H: 1 LOB: 2 BB: 1 P: 16	R: 0 E: 0 K: 0 S: 7 H: 1 LOB: 1 BB: 0 P: 12	1B: 7 2B: 1 3B: 1 HR: 3 SF: 0 SAC: 1 DP: 2 HBP: 2	WP: 0 PB: 0 SB: 0 CS: 0 PA: 44								
PITCHER	IP	WLS	BF	H	R	ER	SO	BB	IBB	HBP	BLK	WP	HR	S	P	ERA	WHIP		
Bryan Rekar, R (1, 1) ERA: 12.38	3.0		16	7	6	6	0	1	0	0	0	0	2	35	57	18.00	2.667		
Lance Painter, L (4, 1) ERA: 6.48	3.0		14	3	3	2	2	1	0	1	0	0	1	30	53	6.00	1.333		
Mark Thompson, R (7, 1) ERA: 1.29	1.0		5	0	0	0	1	1	0	1	0	0	0	14	20	0.00	1.000		
Curt Leskanic, R (8, 1) ERA: 4.26	2.0	W	9	2	0	0	1	0	1	0	0	0	0	17	28	0.00	1.000		

Chicago Cubs @ Colorado Rockies
Coors Field, Denver, CO
 Wed Apr 10 1996, 3:33 AM MDT
 Att: 50,083 - Cloudy - 76 F

livebaseballscorecards.com

AB	37
R	9
H	12
RBI	8
BB	4
SO	4
LOB	23



BOTTOM

Chicago Cubs @ Colorado Rockies
Coors Field, Denver, CO

Wed Apr 10 1996, 3:33 AM MDT
Att: 50,083 - Cloudy - 76 F

livebaseballscorecards.com

AB	33
R	10
H	11
RBI	10
BB	8
SO	8
LOB	20



WP	0	PA	43
PB	0	SB	0
CS	0		

1B	6	SF	0
2B	3	SAC	0
3B	0	DP	2
HR	2	HBP	2

0	0	0	0	0	0	0	0	0	0
1	0	0	0	0	1	0	0	0	0
1	0	0	0	0	1	0	0	0	0
1	0	0	0	0	1	1	0	0	0
0	0	0	0	0	0	0	0	0	0
1	0	0	0	0	1	2	0	0	0

3	1	1	0	1	0	0
---	---	---	---	---	---	---

3	0	0	0	0	0	3
1	0	0	0	0	0	1
1	0	0	0	0	1	2

3	0	2	1	2	0	0
---	---	---	---	---	---	---

5	1	2	3	0	1	3
---	---	---	---	---	---	---

4	2	1	1	1	0	5
---	---	---	---	---	---	---

5	0	3	3	0	0	2
---	---	---	---	---	---	---

2	3	2	2	2	0	0
---	---	---	---	---	---	---

2	3	0	0	2	2	1
---	---	---	---	---	---	---

AB R H RBI BB SO LOB

Batter	1	2	3	4	5	6	7	8	9
Walt Weiss, S (1, 6) OBP: 0.405, SLG: 0.379	0-3 K		4-1 HR BB		4-2 1B BB	3-3 K		1-1 G6-4-3 HBP 2B HBP	
Ellis Burks, R (1, 7) OBP: 0.543, SLG: 0.929	2-1 1B 2B		0-0 1-H HR		4-2 L8 1B 1B BB	4-2 1B BB		3-2 SAFE SAFE SAFE SAFE SAFE SAFE 1-2 HBP G6-4-3	
Dante Bichette, R (1, 9) OBP: 0.306, SLG: 0.394	1-0 2-H 1B		0-0 P3		0-0 BLK 1B 1B	0-0 1-2 2-H 1B		1-0 G6-4-3 1-2f 2-3	
Larry Walker, L (1, 8) OBP: 0.233, SLG: 0.296	0-1 P2		4-0 HR BB		1-1 L9	1-1 F8		0-1 2B 2B	
Andres Galarraga, R (1, 3) OBP: 0.273, SLG: 0.548	1-0 F9		0-1 1-H HR		0-2 L8		2-3 K	0-0 2-H 2B	
Vinny Castilla, R (1, 5)		1-0 G4-6-3 1B	0-1 L7		1-1 BLK 1B		4-1 BB BB	4-0 IBB	
Jeff Reed, L (1, 2) OBP: 0.308, SLG: 0.500		1-0 G4-6-3		3-2 L7	1-2 G4-3		3-1 F9	2-3 K	
Pedro Castellano, R (7, PH)									
Curt Leskanic, R (8, 1)									
Jason Bates, S (1, 4) OBP: 0.259, SLG: 0.200		0-0 G4-3		3-2 G4-3		2-1 E6 1B	4-1 BB		
Bryan Rekar, R (1, 1) OBP: 0.000, SLG: 0.000			2-3 K	1-3 K		1-3 K	3-3 K		
Trenidad Hubbard, R (3, PH) OBP: 0.286, SLG: 0.333									
Lance Painter, L (4, 1)									
Quinton McCracken, S (6, PH)									
Mark Thompson, R (7, 1)									
Jorge Brito, R (7, PH) OBP: 0.214, SLG: 0.083									

Inning Stats	R	H	E	K	S	R	H	E	K	S	R	H	E	K	S	R	H	E	K	S	R	H	E	K	S	R	H	E	K	S	R	H	E	K	S					
	1	2	0	9	13	0	1	0	3	5	4	2	0	10	20	0	0	0	1	19	2	2	0	16	27	1	2	0	15	26	0	0	0	12	28	2	2	0	10	21

PITCHER	IP	WLS	BF	H	R	ER	SO	BB	IBB	HBP	BLK	WP	HR	S	P	ERA	WHIP
Jim Bullinger, R (1, 1) ERA: 5.25	4.0		20	5	7	7	3	4	0	0	0	0	2	45	76	15.75	2.250
Turk Wendell, R (5, 1) ERA: 1.35	1.2		9	3	1	1	2	1	0	0	1	0	0	24	37	5.40	2.400
Rodney Myers, R (6, 1) ERA:	0.2		4	1	0	0	1	1	0	0	0	0	0	7	14	0.00	3.000
Larry Casian, L (7, 1) ERA: 5.4	0.1		2	0	0	0	0	1	0	0	0	0	0	3	10	0.00	3.000
Mike Perez, R (7, 1) ERA: 7.71	0.1		3	0	2	2	1	0	0	2	0	0	0	8	15	54.00	0.000

PITCHER	IP	WLS	BF	H	R	ER	SO	BB	IBB	HBP	BLK	WP	HR	S	P	ERA	WHIP
Doug Jones, R (8, 1) ERA: 3.86	1.0		5	2	0	0	1	0	1	0	0	0	0	7	14	0.00	2.000

Batter	1	2	3	4	5	6	7	8	9	AB R H RBI BB SO LOB	TOP											
Brian McRae, S (1, 8) OBP: 0.400, SLG: 0.375	3-2 G4-3	2-0 FC4		2-2 23 BLK HBP		1-0 G4-3			0-0 23 G4-3 1B	4 0 1 0 0 0 4												
23 Ryne Sandberg, R (1, 4) OBP: 0.311, SLG: 0.270	3-2 P3		2-3 K	2-1 F9			1-2 G6-4-3 1B		1-2 G4-3	5 0 1 0 0 1 3												
Mark Grace, L (1, 3) OBP: 0.523, SLG: 0.590	1-2 F9		0-1 2B FC3-2 1B				2-0 G6-4-3		1-2 L7	5 0 2 0 0 0 3												
Sammy Sosa, R (1, 9) OBP: 0.293, SLG: 0.500		1-2 L8	2-0 FC3-2 2B			2-3 K				4 0 1 0 0 1 1												
Luis Gonzalez, L (1, 7) OBP: 0.417, SLG: 0.400		1-1 2B 1B	4-2 FC3-2 BB			1-0 G6-4-3 1B		3-3 K		3 1 2 0 1 1 0												
Scott Servais, R (1, 2) OBP: 0.500, SLG: 0.933		0-2 1B 2B	0-0 FC3-2			1-0 G6-4-3		3-2 L8		4 0 1 0 0 0 5												
José Hernández, R (1, 5) OBP: 0.368, SLG: 0.250		0-3 K	3-3 K			1-2 P8		3-3 K		4 0 0 0 0 3 5												
Rey Sanchez, R (1, 6) OBP: 0.343, SLG: 0.406		4-0 1B IBB		0-0 G5-3		1-2 2B			1-2 G5-3	2 0 1 0 1 0 0 1 0 0 0 0 0 0												
Scott Bullett, L (9, PH)																						
Jaime Navarro, R (1, 1) OBP: 0.286, SLG: 0.286		1-2 FC4 1B		1-3 K		0-1 P7			4-0 23 G4-3 1B BB	3 0 1 1 0 1 1 0 0 0 0 0 0 0 0 0 0 0 1 0 0												
Rodney Myers, R (8, 1)																						
Brooks Kieschnick, L (9, PH) OBP: 0.400, SLG: 0.250																						
Inning Stats	R: 0 E: 0 K: 0 S: 12	H: 0 LOB: 0 BB: 0 P: 19	R: 1 E: 0 K: 1 S: 16	H: 3 LOB: 3 BB: 1 P: 25	R: 0 E: 0 K: 2 S: 22	H: 2 LOB: 3 BB: 1 P: 33	R: 0 E: 0 K: 1 S: 9	H: 0 LOB: 1 BB: 0 P: 14	R: 0 E: 0 K: 1 S: 7	H: 2 LOB: 1 BB: 0 P: 11	R: 0 E: 0 K: 0 S: 9	H: 1 LOB: 1 BB: 0 P: 12	R: 0 E: 0 K: 0 S: 6	H: 1 LOB: 0 BB: 0 P: 9	R: 0 E: 0 K: 2 S: 9	H: 0 LOB: 0 BB: 0 P: 18	R: 0 E: 0 K: 0 S: 12	H: 1 LOB: 2 BB: 1 P: 19	1B: 7 2B: 3 3B: 0 HR: 0	SF: 0 SAC: 0 DP: 2 HBP: 1	WP: 0 PB: 0 SB: 0 CS: 0	PA: 39
PITCHER	IP WLS BF H R ER SO BB IBB HBP BLK WP HR S P ERA WHIP																					
Mark Leiter, R (1, 1) ERA: 1.8	6.0 W 28 8 1 1 5 1 1 1 1 0 0 75 114 1.50 1.500																					
Mark Gardner, R (7, 1) ERA: 6.75	2.0 6 1 0 0 2 0 0 0 0 0 0 15 27 0.00 0.500																					
Rod Beck, R (9, 1) ERA:	1.0 S 5 1 0 0 0 1 0 0 0 0 0 12 19 0.00 2.000																					

Chicago Cubs @ San Francisco Giants
3Com Park at Candlestick Point, San Francisco, CA

Fri Apr 12 1996, 6:33 AM EDT
Att. 45,589 - Sunny - 64 F

AB	35
R	1
H	10
RBI	1
BB	3
SO	7
LOB	22



WP: 0	PA: 39
PB: 0	
SB: 0	
CS: 0	

ERA	WHIP

livebaseballscorecards.com

Batter	1	2	3	4	5	6	7	8	9
Stan Javier, S (1, 8) OBP: 0.182, SLG: 0.286 Marvin Benard, L (3, 8) OBP: 0.429, SLG: 0.333	2-3 		1-3 K2-3-4		1-2 		3-1 		
Steve Scarsone, R (1, 4) OBP: 0.296, SLG: 0.346	0-0 			4-1 	1-1 			3-3 	
Barry Bonds, L (1, 7) OBP: 0.422, SLG: 0.649	1-2 			2-0 	4-0 			1-1 	
Matt Williams, R (1, 5) OBP: 0.333, SLG: 0.359		0-0 		1-0 	1-2 			4-2 	
Mark Carreon, R (1, 3) Rod Beck, R (9, 1)		1-1 		3-1 		0-0 		2-3 	
Glenallen Hill, R (1, 9) OBP: 0.326, SLG: 0.538		2-1 		2-2 		0-0 		1-2 	
Shawon Dunston, R (1, 6) Kim Batiste, R (8, 6) OBP: 0.455, SLG: 0.700			0-2 	2-2 		0-1 			
Steve Decker, R (1, 2) OBP: 0.214, SLG: 0.154			1-3 		0-0 		0-0 		
Mark Leiter, R (1, 1) Mark Gardner, R (7, 1) J.R. Phillips, L (9, 3) OBP: 0.200, SLG: 0.571			0-0 		1-3 		1-3 		

AB	R	H	RBI	BB	SO	LOB
1	0	0	0	0	1	0
3	1	1	0	0	1	1
3	1	1	0	1	1	0
3	1	1	1	1	0	1
2	1	0	0	1	0	2
4	0	1	1	0	1	1
0	0	0	0	0	0	0
4	0	1	1	0	0	1
3	0	1	0	0	0	2
0	0	0	0	0	0	0
3	0	0	0	0	1	1
1	0	0	0	0	1	0
1	0	0	0	0	1	0
0	0	0	0	0	0	0

AB	R	H	RBI	BB	SO	LOB
28	4	6	3	3	7	9

Inning	1	2	3	4	5	6	7	8	9
R	0	0	0	2	1	0	0	1	0
E	0	0	0	0	1	0	0	0	0
K	1	0	2	0	1	1	1	1	0
S	7	10	11	11	13	4	6	10	27
H	0	0	1	2	2	0	0	1	1
LOB	0	0	1	1	2	0	0	1	1
BB	0	0	0	1	1	0	0	0	1
P	10	8	13	25	21	4	10	27	27

WP	HR	S	P	ERA	WHIP
0	1	7	10	0.00	0.000

Chicago Cubs @ San Francisco Giants
 3Com Park at Candlestick Point, San Francisco, CA
 Fri Apr 12 1996, 6:33 AM EDT
 Att: 45,589 - Sunny - 64 F

livebaseballscorecards.com



Batter	1	2	3	4	5	6	7	8	9	10	AB R H RBI BB SO LOB	TOP												
Brian McRae, S (1, 8) OBP: 0.380, SLG: 0.341	4-0 G4-6-3 23 BB S BB		1-1 P6			1-0 B1-3		2-0 G1-3		0-0 F8	4 1 0 0 1 0 1	Chicago Cubs @ San Francisco Giants 3Com Park at Candlestick Point, San Francisco, CA Sat Apr 13 1996, 6:33 AM EDT Att. 22,120 - Sunny - 66 F												
23 Ryne Sandberg, R (1, 4) OBP: 0.306, SLG: 0.250	4-1 SAFE G4-6-3 1-2 BB			2-3 K		0-1 P6		0-1 G4-3			3 0 0 0 1 1 1													
Mark Grace, L (1, 3) OBP: 0.479, SLG: 0.535	2-1 G4-6-3 1-2r 2-3			1-2 P3		1-3 K			1-2 G4-3		4 0 0 0 0 1 2													
Sammy Sosa, R (1, 9) OBP: 0.311, SLG: 0.488	1-0 F8 3-H			1-2 S 2B 1B			0-1 L8		4-2 F8 S BB		3 1 1 0 1 0 0													
Luis Gonzalez, L (1, 7) OBP: 0.436, SLG: 0.438		3-2 G4-3		2-2 SAFE SAFE SAFE SAFE 1-H 2B		4-1 S BB		3-1 F8 1-3		2 0 1 1 1 0 0 1 0 0 0 0 0 1														
Ozzie Timmons, R (9, PH) (9, 7)																								
Scott Servais, R (1, 2) OBP: 0.474, SLG: 0.848		0-0 F8		0-0 F7		2-2 SAFE SAFE SAFE SAFE 1-2		2-2 L8 1-2		4-1 BB	3 0 0 0 1 0 2													
Leo Gomez, R (1, 5) OBP: 0.143, SLG: 0.286		3-3 K				0-2 G4-3		0-0 F9		0-1 P4	4 0 0 0 0 1 3													
Rey Sanchez, R (1, 6) OBP: 0.333, SLG: 0.389			0-0 F9		0-0 P2			1-1 23 S SH3-4 1B		1-1 L8	4 0 1 0 0 0 0													
Frank Castillo, R (1, 1) Todd Haney, R (8, PH) Bob Patterson, R (8, 1) Terry Adams, R (8, 1) Brooks Kieschnick, L (10, PH) Rodney Myers, R (10, 1)			0-2 L9		1-2 G4-3			1-1 SH3-4		3-1 P8	2 0 1 0 0 0 0 0 0 0 0 0 0 0 0 0													
Inning Stats	R: 1 E: 0 K: 0 S: 4	H: 0 LOB: 0 BB: 2 P: 15	R: 0 E: 0 K: 1 S: 11	H: 0 LOB: 0 BB: 0 P: 17	R: 0 E: 0 K: 0 S: 7	H: 0 LOB: 0 BB: 0 P: 8	R: 1 E: 0 K: 1 S: 15	H: 2 LOB: 1 BB: 0 P: 21	R: 0 E: 0 K: 0 S: 7	H: 0 LOB: 0 BB: 0 P: 8	R: 0 E: 0 K: 1 S: 6	H: 0 LOB: 0 BB: 0 P: 8	R: 0 E: 0 K: 0 S: 8	H: 0 LOB: 1 BB: 1 P: 13	R: 0 E: 0 K: 0 S: 8	H: 1 LOB: 1 BB: 0 P: 11	R: 0 E: 0 K: 0 S: 10	H: 0 LOB: 2 BB: 2 P: 22	R: 0 E: 0 K: 0 S: 5	H: 0 LOB: 0 BB: 0 P: 9	1B: 2 2B: 1 3B: 0 HR: 0	SF: 0 SAC: 1 DP: 1 HBP: 0	WP: 0 PB: 0 SB: 5 CS: 0	PA: 37
PITCHER	IP WLS BF H R ER SO BB IBB HBP BLK WP HR S P ERA WHIP	IP WLS BF H R ER SO BB IBB HBP BLK WP HR S P ERA WHIP	IP WLS BF H R ER SO BB IBB HBP BLK WP HR S P ERA WHIP	IP WLS BF H R ER SO BB IBB HBP BLK WP HR S P ERA WHIP	IP WLS BF H R ER SO BB IBB HBP BLK WP HR S P ERA WHIP	IP WLS BF H R ER SO BB IBB HBP BLK WP HR S P ERA WHIP	IP WLS BF H R ER SO BB IBB HBP BLK WP HR S P ERA WHIP	IP WLS BF H R ER SO BB IBB HBP BLK WP HR S P ERA WHIP	IP WLS BF H R ER SO BB IBB HBP BLK WP HR S P ERA WHIP	IP WLS BF H R ER SO BB IBB HBP BLK WP HR S P ERA WHIP	IP WLS BF H R ER SO BB IBB HBP BLK WP HR S P ERA WHIP	IP WLS BF H R ER SO BB IBB HBP BLK WP HR S P ERA WHIP	IP WLS BF H R ER SO BB IBB HBP BLK WP HR S P ERA WHIP	IP WLS BF H R ER SO BB IBB HBP BLK WP HR S P ERA WHIP	IP WLS BF H R ER SO BB IBB HBP BLK WP HR S P ERA WHIP	IP WLS BF H R ER SO BB IBB HBP BLK WP HR S P ERA WHIP	IP WLS BF H R ER SO BB IBB HBP BLK WP HR S P ERA WHIP	IP WLS BF H R ER SO BB IBB HBP BLK WP HR S P ERA WHIP	IP WLS BF H R ER SO BB IBB HBP BLK WP HR S P ERA WHIP	IP WLS BF H R ER SO BB IBB HBP BLK WP HR S P ERA WHIP	IP WLS BF H R ER SO BB IBB HBP BLK WP HR S P ERA WHIP	IP WLS BF H R ER SO BB IBB HBP BLK WP HR S P ERA WHIP	IP WLS BF H R ER SO BB IBB HBP BLK WP HR S P ERA WHIP	IP WLS BF H R ER SO BB IBB HBP BLK WP HR S P ERA WHIP
William Van Landingham, R (1, 1) ERA: 6.11	8.0	29	3	2	2	3	3	0	0	0	0	2.25	0.750											
Doug Creek, L (9, 1) ERA: 1.35	1.0	5	0	0	0	0	2	0	0	0	0	0.00	2.000											
Jeff Juden, R (10, 1) ERA: 8.44	1.0	W 3	0	0	0	0	0	0	0	0	0	0.00	0.000											

AB	31
R	2
H	3
RBI	1
BB	5
SO	3
LOB	10



Chicago Cubs @ San Francisco Giants
 3Com Park at Candlestick Point, San Francisco, CA

Sat Apr 13 1996, 6:33 AM EDT
 Att: 22,120 - Sunny - 66 F

livebaseballscorecards.com

AB	38
R	3
H	10
RBI	3
BB	4
SO	6
LOB	17



WP:	0	PA:	43
PB:	0		
SB:	1		
CS:	0		

Batter	1	2	3	4	5	6	7	8	9	10	AB	R	H	RBI	BB	SO	LOB				
Marvin Benard, L OBP: 0.583, SLG: 0.545 (1, 8)	3-2 1B		2-3 K		2-2 1B		0-1 1-2 1B		3-2 1B		5	1	4	0	0	1	0				
Kim Batiste, R OBP: 0.313, SLG: 0.467 (1, 6)	1-3 K		0-1 G6-3		0-2 G5-3		2-3 K		0-0 G6-3		5	0	0	0	0	2	5				
Barry Bonds, L OBP: 0.420, SLG: 0.600 (1, 7)	3-2 P7			4-2 2B BB		0-0 L9		4-1 FC3-6 BB		2-2 P6		3	0	0	0	2	0	1			
Matt Williams, R OBP: 0.360, SLG: 0.409 (1, 5)	0-0 1B			0-1 1B		2-2 G4-3		0-0 P9		0-2 F9 BB		5	2	3	1	0	0	1			
Mark Carreon, R OBP: 0.372, SLG: 0.556 (1, 3)	2-3 K			1-1 1B		2-1 HBP		4-1 FC3-6 BB		4-1 1B BB		2	0	1	1	2	1	1			
Glenallen Hill, R OBP: 0.292, SLG: 0.477 (1, 9)		0-0 L5		1-1 P9		2-2 P8		0-0 FC3-6		1-0 F9		5	0	0	0	0	0	6			
Steve Scarone, R OBP: 0.258, SLG: 0.300 (1, 4) Shawon Dunston, R (10, PH) OBP: 0.389, SLG: 0.500		1-2 G4-3		0-0 L9		0-2 L9		1-2 G4-3		2-2 1-2 3-H 1B		4	0	0	0	0	0	3			
Steve Decker, R OBP: 0.167, SLG: 0.118 (1, 2)		0-1 G6-3			2-3 K		2-1 G4-3		1-1 G6-3		4	0	0	0	0	1	0				
William Van Landingham, R (1, 1) OBP: 0.167, SLG: 0.167 Doug Creek, L (9, 1) Mel Hall, L (9, PH) OBP: 0.333, SLG: 0.200 Jeff Juden, R (10, 1)			1-3 K		1-2 G5-3		1-2 1B		2-2 P6		3	0	1	0	0	1	0				
Inning Stats	R: 1 E: 0 K: 2 S: 18	H: 2 LOB: 1 BB: 0 P: 27	R: 0 E: 0 K: 0 S: 6	H: 0 LOB: 0 BB: 0 P: 7	R: 0 E: 0 K: 2 S: 9	H: 0 LOB: 0 BB: 0 P: 12	R: 1 E: 0 K: 0 S: 11	H: 2 LOB: 1 BB: 1 P: 17	R: 0 E: 0 K: 0 S: 9	H: 0 LOB: 1 BB: 0 P: 15	R: 0 E: 0 K: 1 S: 15	H: 2 LOB: 2 BB: 0 P: 20	R: 0 E: 0 K: 0 S: 7	H: 0 LOB: 2 BB: 2 P: 16	R: 0 E: 0 K: 0 S: 11	H: 1 LOB: 1 BB: 0 P: 17	R: 1 E: 0 K: 0 S: 13	H: 2 LOB: 2 BB: 1 P: 22	1B: 9 2B: 1 3B: 0 HR: 0	SF: 0 SAC: 0 DP: 0 HBP: 1	WP: 0 PA: 43
PITCHER	IP WLS BF H R ER SO	ERA WHIP	PITCHER														IP WLS BF H R ER SO	ERA WHIP			
Frank Castillo, R (1, 1) ERA: 5.63	7.0	2.57	1.143															7.0	2.57	1.143	
Bob Patterson, L (8, 1) ERA:	0.1	0.00	3.000															0.1	0.00	3.000	
Terry Adams, R (8, 1) ERA: 1.42	1.2	0.00	1.200															1.2	0.00	1.200	
Rodney Myers, R (10, 1) ERA: 1.59	0.2	13.50	4.500															0.2	13.50	4.500	

Batter	1	2	3	4	5	6	7	8	9	AB R H RBI BB SO LOB	TOP											
Brian McRae, S (1, 8) OBP: 0.364, SLG: 0.347	1-0 P5		2-2 P4		0-0 23 S 2B			0-0 F8	1-2 G4-3	5 0 1 3 0 0 1												
23 Ryne Sandberg, R (1, 4) OBP: 0.321, SLG: 0.326	3-1 HR			4-0 G6-4-3 BB	2-3 K			0-1 E5 G3		3 1 1 1 1 1 1												
Mark Grace, L (1, 3) OBP: 0.442, SLG: 0.489	0-0 F8			0-1 F7	2-3 K			1-2 G3		4 0 0 0 0 1 3												
Sammy Sosa, R (1, 9) OBP: 0.306, SLG: 0.457	1-2 P4			2-2 G6-4-3 1-2f		1-2 K		4-0 IBB		3 0 0 0 1 1 1												
Ozzie Timmons, R (1, 7) OBP: 0.182, SLG: 0.100			2-3 K		1-1 BB 1B	0-0 P4		2-2 G4-3		3 1 1 0 0 1 0												
Luis Gonzalez, L (8, PH) OBP: 0.425, SLG: 0.424										1 0 0 0 0 0 2												
Brian Dorsett, R (1, 2) OBP: 0.222, SLG: 0.143			1-3 K		4-2 1B 1B 2B BB	1-0 P3			1-2 P4	3 1 0 0 1 1 0												
Leo Gomez, R (1, 5) OBP: 0.364, SLG: 0.727			2-3 K		1-2 2B 1B		0-2 CS 1B			4 2 3 2 0 1 0												
José Hernández, R (9, 5) OBP: 0.368, SLG: 0.250					1-2 2B 1B					0 0 0 0 0 0 0												
Rey Sanchez, R (1, 6) OBP: 0.326, SLG: 0.375			0-1 F7		0-1 2B 1B		1-2 F8		1-0 F9	4 1 1 0 0 0 1												
Kevin Foster, R (1, 1) OBP: 0.429, SLG: 0.200			1-3 K		0-3 K		1-1 G5-3		1-0 1B	3 0 0 0 0 2 3												
Bob Patterson, R (7, 1) OBP: 1.000, SLG: 1.000										0 0 0 0 0 0 0												
Turk Wendell, L (7, 1) OBP: 1.000, SLG: 1.000										1 0 1 0 0 0 0												
Inning Stats	R: 1 E: 0 K: 0 S: 7	H: 1 LOB: 0 BB: 0 P: 12	R: 0 E: 0 K: 3 S: 9	H: 0 LOB: 0 BB: 0 P: 14	R: 0 E: 0 K: 1 S: 11	H: 0 LOB: 0 BB: 1 P: 14	R: 0 E: 0 K: 0 S: 6	H: 0 LOB: 0 BB: 1 P: 12	R: 4 E: 0 K: 3 S: 22	H: 4 LOB: 1 BB: 1 P: 32	R: 0 E: 0 K: 1 S: 5	H: 0 LOB: 0 BB: 0 P: 7	R: 0 E: 0 K: 0 S: 12	H: 1 LOB: 0 BB: 0 P: 14	R: 0 E: 1 K: 0 S: 9	H: 0 LOB: 2 BB: 1 P: 16	R: 1 E: 0 K: 0 S: 11	H: 2 LOB: 1 BB: 0 P: 16	1B: 5 2B: 1 3B: 0 HR: 2	SF: 0 SAC: 0 DP: 1 HBP: 0	WP: 0 PB: 0 SB: 1 CS: 1	PA: 37
PITCHER	IP WLS BF H R ER SO BB IBB HBP BLK WP HR S P ERA WHIP												PITCHER	IP WLS BF H R ER SO BB IBB HBP BLK WP HR S P ERA WHIP								
Allen Watson, L (1, 1) ERA: 3.0	7.0 L 27 6 5 5 8 2 0 0 0 0 0 1 72 105 6.43 1.143																					
Steve Bourgeois, R (8, 1) ERA: 4.05	2.0 10 2 1 1 0 0 1 0 0 0 1 20 32 4.50 1.000																					

Chicago Cubs @ San Francisco Giants
 3Com Park at Candlestick Point, San Francisco, CA
 Sun Apr 14 1996, 6:33 AM EDT
 Att. 23,137 - Cloudy - 63 F

AB	34
R	6
H	8
RBI	6
BB	3
SO	8
LOB	12



Batter	1	2	3	4	5	6	7	8	9	AB R H RBI BB SO LOB
Marvin Benard, L (1, 8) OBP: 0.600, SLG: 0.615 Dave McCarty, R (7, PH) (8, 7)	2-2 F8 1B 2B		0-3 K		4-0 BB		1-1 HBP		3-3 K	2 1 1 0 1 1 0 1 0 0 0 0 1 1
Kim Batiste, R (1, 6) OBP: 0.250, SLG: 0.368	1-0 L9		0-0 P3		0-3 K		1-3 K			4 0 0 0 0 2 5
Barry Bonds, L (1, 7) OBP: 0.407, SLG: 0.568 (8, 8)	2-1 F8 2-3			0-0 P5		0-0 1B		2-3 K		4 0 1 0 0 1 1
Matt Williams, R (1, 5) OBP: 0.370, SLG: 0.417	2-2 1B			0-2 G4-3		3-1 P3 1-2		1-2 1B		4 0 2 1 0 0 1
Mark Carreon, R (1, 3) OBP: 0.340, SLG: 0.500	3-H F9			2-1 F8		0-1 L9		0-0 P4		4 0 0 0 0 0 3
Glenallen Hill, R (1, 9) OBP: 0.288, SLG: 0.521			0-1 P6		0-1 HR		2-0 P6		1-1 L8	4 1 1 1 0 0 2
Steve Scarsons, R (1, 4) OBP: 0.257, SLG: 0.273			0-0 F9		3-0 BB BB		1-1 P6		1-3 K	3 0 0 0 1 1 0
Marcus Jensen, S (1, 2) OBP: 0.500, SLG: 0.333			2-2 G4-3		3-1 P5		0-2 HBP 1B		4-1 BB	3 0 1 0 1 0 1
Allen Watson, L (1, 1) J.R. Phillips, L (7, PH) Steve Bourgeois, R (8, 1) Mel Hall, L (9, PH) OBP: 0.286, SLG: 0.167			0-1 P5		0-0 F8		3-3 K		1-0 L8	2 0 0 0 0 0 1 1 0 0 0 0 1 1 0 0 0 0 0 0 0 1 0 0 0 0 0 1

Inning Stats	R: 1	H: 2	E: 0	K: 0	S: 12	LOB: 1	BB: 0	P: 19	R: 0	H: 0	E: 0	K: 0	S: 7	LOB: 0	BB: 0	P: 9	R: 0	H: 0	E: 0	K: 1	S: 6	LOB: 0	BB: 0	P: 6	R: 0	H: 0	E: 0	K: 0	S: 6	LOB: 0	BB: 0	P: 8	R: 1	H: 1	E: 0	K: 1	S: 8	LOB: 2	BB: 2	P: 18	R: 0	H: 1	E: 0	K: 0	S: 6	LOB: 1	BB: 0	P: 11	R: 0	H: 1	E: 0	K: 2	S: 14	LOB: 2	BB: 0	P: 20	R: 0	H: 1	E: 0	K: 1	S: 11	LOB: 1	BB: 0	P: 15	R: 0	H: 0	E: 0	K: 2	S: 9	LOB: 1	BB: 1	P: 18	1B: 4	SF: 0	2B: 1	SAC: 0	3B: 0	DP: 0	HR: 1	HBP: 1	WP: 0	PA: 37
--------------	------	------	------	------	-------	--------	-------	-------	------	------	------	------	------	--------	-------	------	------	------	------	------	------	--------	-------	------	------	------	------	------	------	--------	-------	------	------	------	------	------	------	--------	-------	-------	------	------	------	------	------	--------	-------	-------	------	------	------	------	-------	--------	-------	-------	------	------	------	------	-------	--------	-------	-------	------	------	------	------	------	--------	-------	-------	-------	-------	-------	--------	-------	-------	-------	--------	-------	--------

PITCHER	IP	WLS	BF	H	R	ER	SO	BB	IBB	HBP	BLK	WP	HR	S	P	ERA	WHIP
Kevin Foster, R (1, 1) ERA: 6.6	6.1	W	26	5	2	2	2	2	2	0	0	0	1	50	77	2.84	1.105
Bob Patterson, L (7, 1) ERA:	0.1		1	0	0	0	1	0	0	0	0	0	0	5	8	0.00	0.000
Turk Wendell, R (7, 1) ERA: 1.0	2.1	S	10	1	0	0	4	1	0	1	0	0	0	24	39	0.00	0.857

BOTTOM

Chicago Cubs @ San Francisco Giants
3Com Park at Candlestick Point, San Francisco, CA
 Sun Apr 14 1996, 6:33 AM EDT
 Att: 23,137 - Cloudy - 63 F

AB	33
R	2
H	6
RBI	2
BB	3
SO	7
LOB	17



Batter	1	2	3	4	5	6	7	8	9	10	AB R H RBI BB SO LOB	TOP												
Vince Coleman, S OBP: 0.238, SLG: 0.263 Marcus Moore, S (9, 1) Jeff Brantley, R (10, 1)	0-1 P6		3-3 K	1-3 K			3-2 F7		1-3 K		5 0 0 0 0 3 2 0 0 0 0 0 0 0 0 0 0 0 0 0 0													
Eric Anthony, L (1, 9)	4-2 FC5-4 BB		4-1 BB		3-2 G6-3		0-0 G1-3		2-3 K		3 0 0 0 2 1 0													
Barry Larkin, R OBP: 0.429, SLG: 0.568 (1, 6)	1-0 FC5-4 CS 1-2f		0-0 L9		1-0 F8		3-1 G3		1-1 HR		5 1 1 1 0 0 2													
Eddie Taubensee, L OBP: 0.512, SLG: 0.794 (1, 2)	1-0 CS 1-2	3-2 G1-3 1B		2-2 2B 2B 1B		0-0 G3-1		0-1 G6-3		1-0 CS 1B	5 1 3 0 0 0 0													
Hal Morris, L OBP: 0.491, SLG: 0.553 (1, 3)		1-0 G1-3		1-0 2B 2B		1-2 CS 1B		3-1 1B		3-3 K 1-2	5 1 3 0 0 1 2													
Mike Kelly, R OBP: 0.409, SLG: 0.441 (1, 8)		3-2 HBP		2-1 SH1-4 2B 2-H 3-H		0-0 CS 1B		2-0 P6			3 0 2 2 0 0 1													
Willie Greene, L OBP: 0.267, SLG: 0.481 Chris Sabo, R (8, PH) OBP: 0.414, SLG: 0.360 (8, 5)		1-3 K		3-3 K		2-3 K		1-0 F9			3 0 0 0 0 3 5 1 0 0 0 0 0 1													
Jeff Branson, L OBP: 0.361, SLG: 0.452 (1, 4)		1-1 F7		4-2 SH1-4 BB		4-2 FC4-6 BB 1-2 2-3		2-2 F8			2 0 0 0 2 0 2													
Dave Burba, R (1, 1) Johnny Ruffin, R (8, 1) Eric Davis, R OBP: 0.378, SLG: 0.346 (9, PH) (9, 7)			2-3 K	0-0 SH1-4		0-1 FC4-6		2-3 K			2 0 0 0 0 1 2 0 0 0 0 0 0 0 1 0 0 0 0 1 0													
Inning Stats	R: 0 E: 0 K: 0 S: 6	H: 0 LOB: 0 BB: 1 P: 12	R: 0 E: 0 K: 1 S: 12	H: 1 LOB: 2 BB: 0 P: 21	R: 0 E: 0 K: 2 S: 8	H: 0 LOB: 1 BB: 1 P: 17	R: 2 E: 0 K: 2 S: 22	H: 3 LOB: 2 BB: 1 P: 35	R: 0 E: 0 K: 0 S: 5	H: 0 LOB: 0 BB: 0 P: 9	R: 0 E: 0 K: 1 S: 12	H: 2 LOB: 2 BB: 1 P: 19	R: 0 E: 0 K: 0 S: 7	H: 0 LOB: 0 BB: 0 P: 13	R: 0 E: 0 K: 0 S: 6	H: 1 LOB: 1 BB: 0 P: 12	R: 0 E: 0 K: 2 S: 11	H: 0 LOB: 0 BB: 0 P: 16	R: 1 E: 0 K: 2 S: 13	H: 2 LOB: 1 BB: 0 P: 20	1B: 6 2B: 3 3B: 0 HR: 1	SF: 0 SAC: 1 DP: 1 HBP: 1	WP: 0 PB: 0 SB: 0 CS: 4	PA: 42
PITCHER	IP WLS BF H R ER SO BB IBB HBP BLK WP HR S P ERA WHIP																							
Jim Bullinger, R ERA: 4.76 Larry Casian, L ERA: 4.15 Mike Perez, R ERA: 5.4 Bob Patterson, L ERA: 1.35	(1, 1) 5.0 (6, 1) 1.0 (7, 1) 1.0 (8, 1) 3.0	L 11	24 3 3 11	6 0 0 3	2 0 0 1	2 0 0 1	5 1 0 4	3 0 0 0	0 0 0 0	0 0 0 0	0 0 0 0	0 0 0 0	0 0 0 0	0 0 0 0	1 1 1 1	30 8 7 48	99 14 13 48	3.60 0.00 0.00 3.00	1.800 1.000 0.000 1.000					

Cincinnati Reds @ Chicago Cubs
Wrigley Field, Chicago, IL
Mon Apr 15 1996, 7:05 PM CDT
Att. 20,395 - Unknown - 35 F

livebaseballscores.com

AB	35
R	3
H	9
RBI	3
BB	4
SO	10
LOB	17



Batter	1	2	3	4	5	6	7	8	9	10	AB	R	H	RBI	BB	SO	LOB
Brian McRae, S OBP: 0.367, SLG: 0.370 (1, 8)	F8		G3			BB 2B	F7			23 G5-3 1B	5	0	2	0	0	0	0
23 Ryne Sandberg, R OBP: 0.293, SLG: 0.292 (1, 4)	G5-3			F9		K		K		G5-3	5	0	0	0	0	2	3
Mark Grace, L OBP: 0.439, SLG: 0.460 (1, 3)	F8			K		BB IBB		K		IBB	3	0	0	0	2	2	0
Sammy Sosa, R OBP: 0.278, SLG: 0.412 (1, 9)			K		K			K		K	5	0	0	0	0	5	5
Luis Gonzalez, L OBP: 0.432, SLG: 0.400 (1, 7)		L8				WP BB				F8	2	0	0	1	2	0	0
Scott Servais, R OBP: 0.452, SLG: 0.811 (1, 2)						L8	P2			F8	4	0	1	0	0	0	4
Leo Gomez, R OBP: 0.333, SLG: 0.800 (1, 5)										E6	4	1	1	1	0	2	2
Rey Sanchez, R OBP: 0.298, SLG: 0.341 (1, 6)										F9	4	0	0	0	0	2	2
Jim Bullinger, R OBP: 0.714, SLG: 1.333 (6, 1)											1	0	0	0	0	1	0
Larry Casian, R OBP: 0.250, SLG: 0.182 (6, PH)											0	0	0	0	0	0	0
Ozzie Timmons, R OBP: 0.250, SLG: 0.182 (7, 1)											1	1	1	0	0	0	0
Mike Peretz, R OBP: 0.286, SLG: 0.167 (7, PH)											0	0	0	0	0	0	0
Brooks Kieschnick, L OBP: 0.286, SLG: 0.167 (8, 1)											1	0	0	0	0	1	0
Bob Patterson, R OBP: 0.286, SLG: 0.167 (8, 1)											0	0	0	0	0	0	0
Scott Bullett, L OBP: 0.286, SLG: 0.167 (10, PH)											1	0	0	0	0	1	0

Inning Stats	R: 0	H: 0	E: 0	K: 0	S: 8	H: 0	LOB: 0	BB: 0	P: 11	R: 0	H: 1	E: 0	K: 2	S: 12	H: 0	LOB: 1	BB: 0	P: 18	R: 0	H: 0	E: 0	K: 2	S: 8	H: 0	LOB: 0	BB: 0	P: 12	R: 0	H: 0	E: 0	K: 2	S: 12	H: 0	LOB: 0	BB: 0	P: 19	R: 0	H: 0	E: 0	K: 2	S: 10	H: 0	LOB: 1	BB: 1	P: 16	R: 1	H: 2	E: 0	K: 2	S: 18	H: 2	LOB: 3	BB: 2	P: 33	R: 1	H: 1	E: 0	K: 1	S: 16	H: 1	LOB: 0	BB: 0	P: 25	R: 0	H: 0	E: 0	K: 3	S: 11	H: 0	LOB: 0	BB: 0	P: 15	R: 0	H: 0	E: 1	K: 0	S: 9	H: 0	LOB: 1	BB: 0	P: 14	R: 0	H: 1	E: 0	K: 2	S: 12	H: 1	LOB: 2	BB: 1	P: 21	1B: 2	SF: 0	2B: 2	SAC: 0	3B: 0	DP: 0	HR: 1	HBP: 0	WP: 1	PA: 40
--------------	------	------	------	------	------	------	--------	-------	-------	------	------	------	------	-------	------	--------	-------	-------	------	------	------	------	------	------	--------	-------	-------	------	------	------	------	-------	------	--------	-------	-------	------	------	------	------	-------	------	--------	-------	-------	------	------	------	------	-------	------	--------	-------	-------	------	------	------	------	-------	------	--------	-------	-------	------	------	------	------	-------	------	--------	-------	-------	------	------	------	------	------	------	--------	-------	-------	------	------	------	------	-------	------	--------	-------	-------	-------	-------	-------	--------	-------	-------	-------	--------	-------	--------

PITCHER	IP	WLS	BF	H	R	ER	SO	BB	IBB	HBP	BLK	WP	HR	S	P	ERA	WHIP
Dave Burba, R ERA: 5.82 (1, 1)	7.0		28	4	2	2	11	2	1	0	0	1	1	84	134	2.57	0.857
Johnny Ruffin, R ERA: 5.4 (8, 1)	1.0		3	0	0	0	3	0	0	0	0	0	0	11	15	0.00	0.000
Marcus Moore, R ERA: 6.0 (9, 1)	1.0	W	4	0	0	0	0	0	0	0	0	0	0	9	14	0.00	0.000
Jeff Brantley, R ERA: 3.38 (10, 1)	1.0	S	5	1	0	0	2	0	1	0	0	0	0	12	21	0.00	1.000

BOTTOM

Cincinnati Reds @ Chicago Cubs
Wrigley Field, Chicago, IL
Mon Apr 15 1996, 7:05 PM CDT
Att. 20,395 - Unknown - 35 F

livebaseballscorecards.com

AB	36
R	2
H	5
RBI	2
BB	4
SO	16
LOB	16



Batter	1	2	3	4	5	6	7	8	9	AB R H RBI BB SO LOB	TOP											
Vince Coleman, S OBP: 0.213, SLG: 0.233 (1, 7)	0-0 B2-3		0-0 G4-3		0-0 G5-3		0-1 G3		0-0 G3	5 0 0 0 0 0 1												
Eric Anthony, L (1, 9)	4-2 BB		0-2 G3		3-3 K			2-2 G6-3		3 0 0 0 1 1 1												
Barry Larkin, R OBP: 0.433, SLG: 0.574 (1, 6)	1-0 F7		4-2 BB		2-1 F9 2B			1-1 G5-3		3 0 1 0 1 0 1												
Eddie Taubensee, L OBP: 0.467, SLG: 0.711 (1, 2)	2-1 P5		1-2 P6		3-3 K			1-1 G3		4 0 0 0 0 1 3												
Hal Morris, L OBP: 0.492, SLG: 0.531 (1, 3)		4-1 F8 BB BB		2-1 G3-1		4-0 S IBB		1-0 G4-3		2 0 0 0 2 0 0												
Bret Boone, R OBP: 0.250, SLG: 0.250 (1, 4)		2-3 K		1-3 K		0-0 F9		0-1 HR		4 1 1 0 0 2 3												
Mike Kelly, R OBP: 0.404, SLG: 0.417 (1, 8)		4-2		0-1 P8		2-2 SAFE F7		0-0 HR		2 0 0 0 1 0 2												
Hector Carrasco, R (6, 1)		1-2 BB				1-2		1-H HR		0 0 0 0 0 0 0												
Jeff Shaw, R (6, 1)										0 0 0 0 0 0 0												
Lenny Harris, L OBP: 0.421, SLG: 0.667 (9, PH)										1 1 1 2 0 0 0												
Jeff Branson, L OBP: 0.375, SLG: 0.457 (1, 5)		1-1 F8		3-2 G5-3 SH1-4		2-0 G6-4-3		2-2 F7		4 0 2 0 0 0 2												
Mark Portugal, R OBP: 0.250, SLG: 0.500 (1, 1)		2-3		1-0 SH1-4						1 0 0 0 0 0 2												
Eric Davis, R OBP: 0.385, SLG: 0.464 (6, 8)		1-2 G6-3		1-2		3-2 G6-4-3		1-1 HR		2 1 1 1 0 0 1												
Inning Stats	R: 0 E: 0 K: 0 S: 6	H: 0 LOB: 1 BB: 1 P: 13	R: 0 E: 0 K: 1 S: 12	H: 0 LOB: 2 BB: 2 P: 24	R: 0 E: 0 K: 0 S: 11	H: 0 LOB: 1 BB: 1 P: 16	R: 0 E: 0 K: 1 S: 7	H: 0 LOB: 0 BB: 0 P: 10	R: 0 E: 0 K: 1 S: 9	H: 1 LOB: 1 BB: 0 P: 16	R: 0 E: 0 K: 0 S: 10	H: 1 LOB: 2 BB: 1 P: 21	R: 0 E: 0 K: 0 S: 8	H: 1 LOB: 0 BB: 0 P: 13	R: 0 E: 0 K: 0 S: 8	H: 0 LOB: 0 BB: 0 P: 12	R: 3 E: 0 K: 0 S: 10	H: 3 LOB: 0 BB: 0 P: 14	1B: 3 2B: 1 3B: 0 HR: 2	SF: 0 SAC: 1 DP: 1 HBP: 0	WP: 0 PB: 0 SB: 1 CS: 0	PA: 37
PITCHER	IP WLS BF H R ER SO BB IBB HBP BLK WP HR S P ERA WHIP																					
Steve Trachsel, R ERA: (1, 1)	6.0 W 25 2 0 0 4 4 1 0 0 0 0 55 100 0.00 1.000																					
Terry Adams, R ERA: 1.08 (7, 1)	2.0 6 1 0 0 0 0 0 0 0 0 0 16 25 0.00 0.500																					
Doug Jones, R ERA: 7.94 (9, 1)	1.0 6 3 3 3 0 0 0 0 0 0 0 2 10 14 27.00 3.000																					

Cincinnati Reds @ Chicago Cubs
Wrigley Field, Chicago, IL
Tue Apr 16 1996, 3:33 AM CDT
Att. 11,464 - Cloudy - 40 F

livebaseballscorecards.com

AB	31
R	3
H	6
RBI	3
BB	5
SO	4
LOB	16



Batter	1	2	3	4	5	6	7	8	9	AB	R	H	RBI	BB	SO	LOB				
Brian McRae, S OBP: 0.354, SLG: 0.362 (1, 8)	0-2 G1-3	0-1 L8			2-2 1B	0-0 SF8		1-0 G6-3		4	0	1	1	0	0	4				
23 Ryne Sandberg, R OBP: 0.286, SLG: 0.302 (1, 4)	1-1 G5-3		1-2 F8		1-3 K	2-1 2B		2-3 K		5	0	1	2	0	2	2				
Mark Grace, L OBP: 0.426, SLG: 0.444 (1, 3)	3-1 FC6-4 1B		2-2 G4-3			P6				4	0	1	0	0	0	1				
Sammy Sosa, R OBP: 0.293, SLG: 0.418 (1, 9)	0-1 FC6-4		0-0 G6-3							4	1	2	0	0	0	1				
Luis Gonzalez, L OBP: 0.479, SLG: 0.432 (1, 7)		2-2 1B BB FC5-2 1B		4-0 CS BB		4-0 HBP 2B BB		2-0 G6-4-3 1B		2	1	2	0	2	0	0				
Scott Servais, R OBP: 0.457, SLG: 0.769 (1, 2)		4-1 FC5-2 1B BB		3-2 F8		1-1 2B 1B HBP		1-0 G6-4-3		2	1	0	0	1	0	3				
Leo Gomez, R OBP: 0.368, SLG: 0.789 (1, 5)		0-0 FC5-2 1B		1-3 K		0-1 1B SF8 2B		0-3 K		4	1	2	2	0	2	1				
Rey Sanchez, R OBP: 0.314, SLG: 0.362 (1, 6)		0-2 FC5-2			0-1 B5-4 2B	4-2 SF8 23 2B BB		1-2 G4-3		3	1	1	0	1	0	3				
Steve Trachsel, R (1, 1)		0-3 K			0-0 B5-4	2-2 23 2B 1B		4-2 G6-3 BB		2	0	0	0	0	1	4				
Scott Bullett, L (6, PH)										1	1	1	1	0	0	0				
Terry Adams, R (7, 1)										0	0	0	0	0	0	0				
Todd Haney, R (8, PH)										0	0	0	0	1	0	0				
Doug Jones, R (9, 1)										0	0	0	0	0	0	0				
Inning Stats	R: 0 E: 0 K: 0 S: 9	H: 1 LOB: 1 BB: 0 P: 13	R: 0 E: 0 K: 1 S: 14	H: 2 LOB: 3 BB: 1 P: 20	R: 0 E: 0 K: 0 S: 7	H: 0 LOB: 0 BB: 0 P: 10	R: 0 E: 0 K: 1 S: 7	H: 0 LOB: 0 BB: 1 P: 15	R: 0 E: 0 K: 1 S: 11	H: 2 LOB: 1 BB: 0 P: 14	R: 6 E: 0 K: 0 S: 16	H: 4 LOB: 1 BB: 2 P: 29	R: 0 E: 0 K: 1 S: 9	H: 2 LOB: 1 BB: 0 P: 13	R: 0 E: 0 K: 1 S: 13	H: 0 LOB: 1 BB: 1 P: 21	1B: 8 2B: 4 3B: 0 HR: 0	SF: 1 SAC: 0 DP: 2 HBP: 1	WP: 0 PB: 0 SB: 0 CS: 1	PA: 38

BOTTOM

Cincinnati Reds @ Chicago Cubs

Wrigley Field, Chicago, IL

Tue Apr 16 1996, 3:33 AM CDT

Att: 11,464 - Cloudy - 40 F

livebaseballscorecards.com

AB	31
R	6
H	11
RBI	6
BB	5
SO	5
LOB	19



PITCHER	IP	WLS	BF	H	R	ER	SO	BB	IBB	HBP	BLK	WP	HR	S	P	ERA	WHIP
Mark Portugal, R (1, 1)	5.1	L	25	7	4	4	3	3	0	1	0	0	0	53	82	6.75	1.875
Hector Carrasco, R (6, 1)	0.0		2	1	0	0	0	1	0	0	0	0	0	6	12	∞	∞
Jeff Shaw, R (6, 1)	2.2		11	3	2	2	2	1	0	0	0	0	0	27	41	6.75	1.500

Batter	1	2	3	4	5	6	7	8	9	10	AB R H RBI BB SO LOB	TOP												
Lenny Harris, L OBP: 0.375, SLG: 0.652 (1, 9)	0-1 F8	0-1 P5		0-1 3B 1-H 2-H		3-2 G5-3			0-0 G4-3		5 0 1 2 0 0 1	<p>Cincinnati Reds @ Chicago Cubs</p> <p>Wrigley Field, Chicago, IL</p> <p>Wed Apr 17 1996, 3:33 AM CDT</p> <p>Att: 13,023 - Sunny - 50 F</p>												
Bret Boone, R OBP: 0.222, SLG: 0.222 (1, 4)	0-1 G6-3		0-2 G6-3	0-1 L8			0-1 G1-3 1B		3-2 F8		5 0 1 0 0 0 1													
Barry Larkin, R OBP: 0.431, SLG: 0.549 (1, 6)	0-1 2B 1B		1-2 P6		2-0 P3		2-1 G1-3		4-1 S BB		4 1 1 0 1 0 1													
Eddie Taubensee, L OBP: 0.500, SLG: 0.732 (1, 2)	1 SAFE 0-0 1-H 2B		4-2 BB		3-2 P6		1-1 2B 1B		4-2 1 SAFE 1 SAFE 1 SAFE 1 P 1 B		3 1 2 1 2 0 0													
Hal Morris, L OBP: 0.484, SLG: 0.537 (1, 3)	1-3 K		2-3 K		0-1 FC5-4 1B		0-0 1-H 2B		2-2 F7		5 0 2 1 0 2 4													
Eric Davis, R OBP: 0.364, SLG: 0.424 (1, 8)		2-2 3B 1B		2-3 K	2-0 FC5-4 1-2f		2-2 G6-3			3-1 L7	5 1 1 0 0 1 2													
Jeff Branson, L OBP: 0.400, SLG: 0.564 (1, 5)		0-0 1-H 3B		4-1 E 3B BB		1-1 G6-3 3B		0-0 F8		2-2 G3-1	4 2 2 1 1 0 0													
Vince Coleman, S OBP: 0.192, SLG: 0.208 (1, 7)		1-3 K		1-2 E6 3B		0-0 G6-3		0-3 K		0-1 P6	5 1 0 1 0 2 2													
Kevin Jarvis, L Eric Anthony, L Roger Salkeld, R Willie Greene, L Tim Pugh, R Mike Kelly, R Johnny Ruffin, R (1, 1) (4, PH) (4, 1) (6, PH) (6, 1) (8, PH) (8, 1)		2-3 K2-3		1-3 K		0-0 P3		1-3 K			1 0 0 0 0 1 1 1 0 0 0 0 1 2 0 0 0 0 0 0 0 1 0 0 0 0 0 0 0 0 0 0 0 0 0 1 0 0 0 0 1 0 0 0 0 0 0 0 0													
Inning Stats	R: 1 E: 0 K: 1 S: 10	H: 2 LOB: 1 BB: 0 P: 11	R: 1 E: 0 K: 2 S: 13	H: 2 LOB: 1 BB: 0 P: 18	R: 0 E: 0 K: 1 S: 11	H: 0 LOB: 1 BB: 1 P: 18	R: 2 E: 1 K: 2 S: 15	H: 1 LOB: 1 BB: 1 P: 23	R: 0 E: 0 K: 0 S: 7	H: 1 LOB: 0 BB: 0 P: 11	R: 1 E: 0 K: 0 S: 7		H: 3 LOB: 1 BB: 0 P: 17	R: 0 E: 0 K: 2 S: 8	H: 0 LOB: 0 BB: 0 P: 9	R: 0 E: 0 K: 0 S: 14	H: 0 LOB: 2 BB: 2 P: 25	R: 0 E: 0 K: 0 S: 7	H: 0 LOB: 0 BB: 0 P: 12	1B: 5 2B: 2 3B: 3 HR: 0	SF: 0 SAC: 0 DP: 0 HBP: 0	WP: 0 PB: 0 SB: 1 CS: 0	PA: 44	
PITCHER	IP WLS BF H R ER SO BB IBB HBP BLK WP HR S P ERA WHIP																							
Jaime Navarro, R ERA: 4.28 (1, 1)	6.2																							
Doug Jones, R ERA: 6.43 (7, 1)	1.1	5	1	0	0	2	0	0	0	0	0	0	0	14	17	0.00	0.750							
Turk Wendell, R ERA: 0.82 (9, 1)	2.0	W 8	0	0	0	0	2	0	0	0	0	0	0	21	37	0.00	1.000							

AB	40
R	6
H	10
RBI	6
BB	4
SO	8
LOB	14



livebaseballscores.com

Batter	1	2	3	4	5	6	7	8	9	10	AB	R	H	RBI	BB	SO	LOB
Brian McRae, S OBP: 0.357, SLG: 0.344 (1, 8)	4-0 1B E 23 BB	2-1 G4-6-3 1-2f		4-2 23 S 2B BB			0-0 L7		1-1 P6		3	2	0	0	2	0	1
23 Ryne Sandberg, R OBP: 0.294, SLG: 0.316 (1, 4)	0-1 SAFE E4 1B	1-0 F8		3-1 1-H 2B			4-2 BB		0-3 K		4	1	1	1	1	1	1
Mark Grace, L OBP: 0.424, SLG: 0.431 (1, 3)	3-2 F7		0-0 HR 1B	0-1 G4-3			1-0 L8			4-1 HR BB	4	2	1	0	1	0	4
Sammy Sosa, R OBP: 0.302, SLG: 0.517 (1, 9)	1-3 K		2-0 1-H HR		2-1 P2		0-0 P3			2-1 1-H HR	5	2	2	4	0	1	3
Luis Gonzalez, L OBP: 0.481, SLG: 0.439 (1, 7)	3-2 E5 1B 1B		2-0 F8		1-1 F9			1-2 SH1-3 1B			4	1	2	0	0	0	0
Turk Wendell, L OBP: 1.000, SLG: 1.000 (9, 1)	1-3 2-H 1B 1B		1-3 K		1-3 K			0-0 SH1-3			3	0	1	1	0	2	0
Scott Servais, R OBP: 0.449, SLG: 0.738 (1, 2)	1-0 1B 1B		1-3 K		2-3 K		3-2 E5 FC6-4		0-0 P4		4	0	1	1	0	1	1
Leo Gomez, R OBP: 0.348, SLG: 0.696 (1, 5)	1-1 1B 1B		2-3 K			1-2 FC6-4 G5-6-4		1-3 K			4	0	0	0	0	1	4
Rey Sanchez, R OBP: 0.291, SLG: 0.333 (1, 6)	1-2 F8		1-0 P4		1-0 P4 FC6-4 G5-6-4		1-0 G5-6-4		1-0 F9		3	0	1	0	0	0	1
Jaime Navarro, R OBP: 0.300, SLG: 0.300 (1, 1)		2-2 G4-6-3 1B		0-2 F7							0	0	0	0	0	0	0
Doug Jones, R (7, 1)											0	0	0	0	0	0	0
Scott Bullett, L OBP: 0.375, SLG: 0.167 (9, 7)											1	0	0	0	0	0	0

Inning Stats	R: 3	H: 3	E: 2	K: 1	S: 21	H: 3	LOB: 2	BB: 1	P: 35	R: 0	H: 1	E: 0	K: 0	S: 6	H: 2	LOB: 0	BB: 0	P: 11	R: 2	H: 2	E: 0	K: 2	S: 9	H: 2	LOB: 0	BB: 0	P: 16	R: 1	H: 1	E: 0	K: 0	S: 11	H: 1	LOB: 1	BB: 1	P: 18	R: 0	H: 0	E: 0	K: 1	S: 7	H: 0	LOB: 0	BB: 0	P: 11	R: 0	H: 0	E: 1	K: 0	S: 7	H: 0	LOB: 0	BB: 0	P: 12	R: 0	H: 0	E: 0	K: 0	S: 5	H: 0	LOB: 1	BB: 1	P: 10	R: 0	H: 1	E: 0	K: 1	S: 8	H: 1	LOB: 1	BB: 0	P: 10	R: 0	H: 0	E: 0	K: 1	S: 6	H: 0	LOB: 0	BB: 0	P: 8	R: 2	H: 1	E: 0	K: 0	S: 3	H: 1	LOB: 0	BB: 1	P: 9	1B: 6	SF: 0	2B: 1	SAC: 1	3B: 0	DP: 2	HR: 2	HBP: 0	WP: 0	PA: 40
PITCHER	IP	WLS	BF	H	R	ER	SO	BB	IBB	HBP	BLK	WP	HR	S	P	ERA	WHIP																																																																																			
Kevin Jarvis, R ERA: 6.0 (1, 1)	3.0		16	6	5	2	3	1	0	0	0	0	1	36	62	6.00	2.333																																																																																			
Roger Salkeld, R ERA: 6.0 (4, 1)	2.0		8	1	1	1	1	1	0	0	0	0	0	18	29	4.50	1.000																																																																																			
Tim Pugh, R ERA: 5.23 (6, 1)	2.0		7	0	0	0	0	1	0	0	0	0	0	12	22	0.00	0.500																																																																																			
Johnny Ruffin, R ERA: 6.23 (8, 1)	2.0	L	9	2	2	2	2	1	0	0	0	0	1	17	27	9.00	1.500																																																																																			

BOTTOM

Cincinnati Reds @ Chicago Cubs
 Wrigley Field, Chicago, IL
 Wed Apr 17 1996, 3:33 AM CDT
 Att: 13,023 - Sunny - 50 F

AB	35
R	8
H	9
RBI	7
BB	4
SO	6
LOB	15

Batter	1	2	3	4	5	6	7	8	9	AB R H RBI BB SO LOB	TOP																
Marvin Benard, L (1, 8) OBP: 0.448, SLG: 0.462	2-3 K		2-2 FC1-6 HR	0-2 P5		1-0 B3		2-2 2B		5 2 1 0 0 1 3																	
Steve Scarsons, R (1, 4) OBP: 0.298, SLG: 0.341	0-1 B5-3		2-3 K		2-2 P3	0-3 K		3-2 F9 2B		5 0 1 1 0 2 2																	
Barry Bonds, L (1, 7) OBP: 0.424, SLG: 0.642	2-1 G3-1		2-2 HR		4-0 2B	2-2 1B		0-1 L9		4 2 2 2 1 0 1																	
Matt Williams, R (1, 5)		3-1 HR	4-2 BB		0-1 2B	4-0 BB		2-0 F9		3 2 2 2 2 0 1																	
Glenallen Hill, R (1, 9) OBP: 0.266, SLG: 0.467		2-3 K	2-1 E6 BB		1-1 1B 2B	1-3 K		2-3 K		5 0 1 1 0 3 5																	
J.R. Phillips, L (1, 3) OBP: 0.227, SLG: 0.476		2-3 K	0-2 K		1-2 1B		0-0 FC6-4 1B		1-0 G4-3	5 0 2 0 0 2 2																	
Steve Decker, R (1, 2) OBP: 0.154, SLG: 0.120		3-2 FC6-4 1B		1-3 K2-3	2-3 K		0-3 K		2-3 K	4 0 1 0 0 3 3																	
Mark Carreon, R (9, PH) OBP: 0.345, SLG: 0.511										1 0 0 0 0 1 0																	
Rich Aurilia, R (1, 6)		2-2 FC6-4		1-1 G5-3	1-1 F7		1-2 FC6-4		0-3 K	4 0 0 0 0 0 4																	
Mel Hall, L (9, PH) OBP: 0.200, SLG: 0.125										1 0 0 0 0 1 0																	
William Van Landingham, R (1, 1) OBP: 0.444, SLG: 0.375			1-1 FC1-6 1B	1-1 1B		4-2 1B B3 BB		2-2 F7		2 0 2 0 1 0 0																	
Mark Dewey, R (6, 1)										0 0 0 0 0 0 0																	
Shawn Barton, R (6, 1)										0 0 0 0 0 0 0																	
Bill Mueller, S (7, PH)										1 0 0 0 0 0 1																	
Jeff Juden, R (7, 1)										0 0 0 0 0 0 0																	
Inning Stats	R: 0 E: 0 K: 1 S: 9	H: 0 LOB: 0 BB: 0 P: 13	R: 1 E: 0 K: 2 S: 16	H: 2 LOB: 1 BB: 0 P: 28	R: 2 E: 1 K: 2 S: 18	H: 2 LOB: 2 BB: 1 P: 31	R: 0 E: 0 K: 1 S: 11	H: 1 LOB: 1 BB: 0 P: 14	R: 2 E: 0 K: 1 S: 20	H: 3 LOB: 2 BB: 1 P: 31	R: 0 E: 0 K: 2 S: 12	H: 1 LOB: 3 BB: 2 P: 24	R: 0 E: 0 K: 1 S: 10	H: 1 LOB: 1 BB: 0 P: 13	R: 1 E: 0 K: 1 S: 14	H: 2 LOB: 1 BB: 0 P: 23	R: 0 E: 0 K: 2 S: 7	H: 0 LOB: 0 BB: 0 P: 10	1B: 6 2B: 4 3B: 0 HR: 2	SF: 0 SAC: 0 DP: 0 HBP: 0	WP: 0 PB: 0 SB: 2 CS: 0	PA: 44					
PITCHER	IP WLS BF H R ER SO BB IBB HBP BLK WP HR S P ERA WHIP																										
Frank Castillo, R (1, 1) ERA: 6.43	5.0		26	8	5	5	7	2	0	0	0	0	2	74	117	9.00	2.000										
Mike Perez, R (6, 1) ERA: 3.38	2.0	W	10	2	0	0	3	2	0	0	0	0	0	22	37	0.00	2.000										
Bob Patterson, L (8, 1) ERA: 2.57	0.1		3	2	1	1	0	0	0	0	0	0	0	10	15	27.00	6.000										
Turk Wendell, R (8, 1) ERA: 0.71	1.2	S	5	0	0	0	3	0	0	0	0	0	0	11	18	0.00	0.000										

San Francisco Giants @ Chicago Cubs
Wrigley Field, Chicago, IL
Thu Apr 18 1996, 3:33 AM CDT
Att. 15,857 - Sunny - 67 F

livebaseballscorecards.com

AB	40
R	6
H	12
RBI	6
BB	4
SO	13
LOB	22



BOTTOM

San Francisco Giants @ Chicago Cubs
Wrigley Field, Chicago, IL
Thu Apr 18 1996, 3:33 AM CDT
Att. 15,857 - Sunny - 67 F

livebaseballscorecards.com

AB 39
R 7
H 14
RBI 5
BB 1
SO 5
LOB 24



WP: 0 PA: 41
PB: 0
SB: 1
CS: 0

AB	R	H	RBI	BB	SO	LOB
5	1	2	0	0	0	0
4	2	2	0	1	0	2
5	1	1	1	0	0	2
5	1	1	1	0	1	3
5	1	3	2	0	1	1
4	1	2	1	0	0	3
3	0	2	0	0	1	0
0	0	0	0	0	0	0
4	0	1	0	0	1	6
2	0	0	0	0	0	3
1	0	0	0	0	0	3
0	0	0	0	0	0	0
1	0	0	0	0	1	1
0	0	0	0	0	0	0
0	0	0	0	0	0	0

Batter	1	2	3	4	5	6	7	8	9
Brian McRae, S OBP: 0.360, SLG: 0.348 (1, 8)	1-1 P3	0-2 G4-3		1-2 G6-3		3-2 E	1-2 FC5-4		
23 Ryne Sandberg, R OBP: 0.315, SLG: 0.328 (1, 4)	1-2 1B	4-0 BB		2-1 G6-3		2-2 E	1-1 FC5-4		
Mark Grace, L OBP: 0.408, SLG: 0.413 (1, 3)	0-1 1B	1-0 F9		1-2 L6		1-0 E4	3-2 G6-3		
Sammy Sosa, R OBP: 0.294, SLG: 0.492 (1, 9)	0-2 2B	1-1 P2			0-1 E5	2-3 K	2-0 P5		
Luis Gonzalez, L OBP: 0.491, SLG: 0.478 (1, 7)	0-1 1B		2-0 1B		0-0 F7	1-2 G4-6-3	1-3 K		
Scott Servais, R OBP: 0.453, SLG: 0.739 (1, 2)	2-0 2B		1-0 P4		1-0 2B	0-0 G4-6-3	0-0 K		
Leo Gomez, R OBP: 0.407, SLG: 0.731 José Hernández, R OBP: 0.368, SLG: 0.250 (1, 5) (8, 5)	0-0 E7		1-1 1B		1-0 HBP		0-3 K		
Rey Sanchez, R OBP: 0.288, SLG: 0.327 (1, 6)	1-0 F8		1-0 F8		2-3 K		0-0 1B		
Frank Castillo, R Ozzie Timmons, R Mike Perez, R Robin Jennings, L Bob Patterson, R Turk Wendell, L OBP: 1.000, SLG: 1.000 (1, 1) (5, PH) (6, PH) (7, PH) (8, 1) (8, 1)	1-0 F9		3-2 P3		0-1 P4		0-3 K		

Inning	R	H	E	K	S	IP	WLS	BF	H	R	ER	SO	BB	IBB	HBP	BLK	WP	HR	S	P	ERA	WHIP
1	5	6	1	0	22	5.0	L	30	11	7	6	1	1	0	0	0	0	0	58	91	10.80	2.400
2	0	0	0	0	12	0.1		1	0	0	0	1	0	0	0	0	0	0	3	5	0.00	0.000
3	0	0	0	0	19	0.2		2	1	0	0	0	0	0	0	0	0	0	5	6	0.00	1.500
4	0	0	0	0	12	2.0		8	2	0	0	3	0	0	0	0	0	0	20	28	0.00	1.000

PITCHER	IP	WLS	BF	H	R	ER	SO	BB	IBB	HBP	BLK	WP	HR	S	P	ERA	WHIP
William Van Lanthingham, R ERA: 7.15 (1, 1)	5.0	L	30	11	7	6	1	1	0	0	0	0	0	58	91	10.80	2.400
Mark Dewey, R ERA: 5.68 (6, 1)	0.1		1	0	0	0	1	0	0	0	0	0	0	3	5	0.00	0.000
Shawn Barton, L ERA: (6, 1)	0.2		2	1	0	0	0	0	0	0	0	0	0	5	6	0.00	1.500
Jeff Juden, R ERA: 5.4 (7, 1)	2.0		8	2	0	0	3	0	0	0	0	0	0	20	28	0.00	1.000

Batter	1	2	3	4	5	6	7	8	9	AB R H RBI BB SO LOB	TOP	
Marvin Benard, L (1, 8) OBP: 0.412, SLG: 0.400	0-3 K		0-0 G4-3		3-3 K		4-0 BB		0-0 FC6-4 1-2f	4 0 0 0 1 2 1	San Francisco Giants @ Chicago Cubs Wrigley Field, Chicago, IL Fri Apr 19 1996, 3:33 AM CDT Att. 17,662 - Overcast - 68 F	
Steve Scarsone, R (1, 4) OBP: 0.288, SLG: 0.313	0-3 K		4-0 BB		1-3 K		1-3 K		0-0 G3 1-2	4 0 0 0 1 3 2		
Barry Bonds, L (1, 7) OBP: 0.408, SLG: 0.603	1-1 1B		2-2 P4		0-1 G3-1		3-2 F7		3-1 P5	5 0 1 0 0 0 3		
Matt Williams, R (1, 5) Doug Creek, L (8, 1) OBP: 0.423, SLG: 0.565	1-0 F8			1-0 1B 2B		0-0 HR		0-1 2B G4-3 1B	4 3 3 1 0 0 1 0 0 0 0 0 0 0			
Mark Carreon, R (1, 3) OBP: 0.356, SLG: 0.588		1-0 HR		2-2 F9		1-0 F9		1-1 G4-3 2B	4 1 2 1 0 0 1			
Mel Hall, L (1, 9) OBP: 0.214, SLG: 0.167		1-2 F7		0-1 HR 1B		1-2 G3		2-2 G4-3	4 1 1 2 0 0 1			
Steve Decker, R (1, 2) OBP: 0.200, SLG: 0.276		3-2 P5		3-2 HR 1B		2-0 1B		0-0 P3	4 1 2 2 0 0 1			
Rich Aurilia, R (1, 6)		2-0 F9		1-2 G4		0-0 L8		3-3 K	4 0 0 0 0 1 2			
Allen Watson, L (1, 1) Steve Bourgeois, R (6, 1) Bill Mueller, S (8, 5) OBP: 0.500, SLG: 0.500			1-1 F8		0-0 G3		1-1 G1		2-2 FC6-4 1B	2 0 0 0 0 0 0 1 0 0 0 0 0 0 1 0 1 0 0 0 0		
Inning Stats	R: 0 H: 1 E: 0 LOB: 1 K: 2 BB: 0 S: 9 P: 11	R: 1 H: 1 E: 0 LOB: 0 K: 0 BB: 0 S: 13 P: 20	R: 0 H: 0 E: 0 LOB: 1 K: 0 BB: 1 S: 6 P: 13	R: 3 H: 3 E: 0 LOB: 0 K: 0 BB: 0 S: 16 P: 23	R: 0 H: 0 E: 0 LOB: 0 K: 2 BB: 0 S: 9 P: 13	R: 1 H: 2 E: 0 LOB: 1 K: 0 BB: 0 S: 7 P: 11	R: 0 H: 0 E: 0 LOB: 1 K: 1 BB: 1 S: 8 P: 17	R: 1 H: 2 E: 0 LOB: 1 K: 1 BB: 0 S: 15 P: 21	R: 0 H: 1 E: 0 LOB: 1 K: 0 BB: 0 S: 7 P: 12	1B: 5 SF: 0 2B: 2 SAC: 0 3B: 0 DP: 0 HR: 3 HBP: 0		WP: 0 PA: 39 PB: 0 SB: 0 CS: 0
PITCHER	IP WLS BF H R ER SO BB IBB HBP BLK WP HR S P ERA WHIP											
Kevin Foster, R (1, 1) ERA: 6.86	6.0 W 26 7 5 5 4 1 0 0 0 0 3 60 91 7.50 1.333											
Rodney Myers, R (7, 1) ERA: 2.35	2.0 9 2 1 1 2 1 0 0 0 0 0 23 38 4.50 1.500											
Terry Adams, R (9, 1) ERA: 0.96	1.0 4 1 0 0 0 0 0 0 0 0 0 7 12 0.00 1.000											

livebaseballscorecards.com

AB	37
R	6
H	10
RBI	6
BB	2
SO	6
LOB	12



BOTTOM

San Francisco Giants @ Chicago Cubs
Wrigley Field, Chicago, IL
Fri Apr 19 1996, 3:33 AM CDT
Att. 17,662 - Overcast - 68 F

AB	37
R	10
H	15
RBI	10
BB	3
SO	4
LOB	19



WP	2	PA	41
PB	1		
SB	1		
CS	0		

AB	R	H	RBI	BB	SO	LOB
5	2	4	4	0	0	0
4	2	2	3	1	0	2
5	1	3	1	0	0	1
5	1	2	1	0	1	5
4	2	1	1	1	0	3
2	1	1	0	1	1	1
0	0	0	0	0	0	0
4	0	0	0	0	0	4
4	0	1	0	0	1	2
2	0	0	0	0	1	0
1	1	1	0	0	0	0
1	0	0	0	0	0	1
0	0	0	0	0	0	0
1B	7	SF	0			
2B	3	SAC	0			
3B	0	DP	3			
HR	6	HBP	1			

Batter	1	2	3	4	5	6	7	8	9
Brian McRae, S OBP: 0.388, SLG: 0.451 (1, 8)	2-2 1B 2B		1-2 23 WP 23 HR 2B		1-2 G4-3 23 S 1B	1-1 HR		0-0 G6-3	
23 Ryne Sandberg, R OBP: 0.333, SLG: 0.431 (1, 4)	3-2 P3		2-0 2-H HR		1-2 F7	2-1 HR		4-2 PB 1B BB	
Mark Grace, L OBP: 0.421, SLG: 0.471 (1, 3)	0-0 G6-4-3 1B		2-0 L7		2-1 G4-3	2-0 HR		0-0 PB 1B	
Sammy Sosa, R OBP: 0.301, SLG: 0.529 (1, 9)	1-0 G6-4-3 1-2f		1-1 HR		1-2 G6-3	1-2 FC5-4 1B		1-3 K	
Ozzie Timmons, R OBP: 0.278, SLG: 0.375 (1, 7)		1-1 HR	4-2 BB		E5 1B WP HR	FC5-4		1-0 P3	
Leo Gomez, R OBP: 0.452, SLG: 0.714 Rey Sanchez, R OBP: 0.288, SLG: 0.327 (1, 5) (8, 6)		0-0 G6-3 1B	2-2 K		F1 SAFE B1 SAFE F1 SAFE F1 SAFE F1 SAFE	4-2 1B HR BB	2-1 L5-3 HBP		
Brian Dorsett, R OBP: 0.154, SLG: 0.091 (1, 2)		1-0 G6-3 1-2f		0-0 P3		1-1 P4	0-0 L5-3		
José Hernández, R OBP: 0.357, SLG: 0.250 (1, 6) (8, 5)		3-3 K		3-2 L4		2-2 F8	0-2 1B		
Kevin Foster, R OBP: 0.333, SLG: 0.143 Todd Haney, R OBP: 0.667, SLG: 0.500 Rodney Myers, R Terry Adams, R (1, 1) (6, PH) (7, 1) (9, 1)			0-3 K	0-0 G5-3		1-2 HR 1B	1-2 L8		

Inning Stats	R: 0	H: 2	E: 0	K: 0	S: 9	LOB: 1	BB: 0	P: 15	R: 1	H: 2	E: 0	K: 1	S: 9	LOB: 0	BB: 0	P: 14	R: 3	H: 3	E: 0	K: 2	S: 18	LOB: 1	BB: 1	P: 30	R: 0	H: 0	E: 0	K: 0	S: 5	LOB: 0	BB: 0	P: 8	R: 0	H: 1	E: 0	K: 0	S: 11	LOB: 1	BB: 0	P: 16	R: 6	H: 5	E: 1	K: 0	S: 24	LOB: 1	BB: 1	P: 39	R: 0	H: 1	E: 0	K: 0	S: 8	LOB: 1	BB: 0	P: 11	R: 0	H: 1	E: 0	K: 1	S: 9	LOB: 2	BB: 1	P: 15	1B: 7	SF: 0	2B: 3	SAC: 0	3B: 0	DP: 3	HR: 6	HBP: 1	WP: 2	PA: 41
--------------	------	------	------	------	------	--------	-------	-------	------	------	------	------	------	--------	-------	-------	------	------	------	------	-------	--------	-------	-------	------	------	------	------	------	--------	-------	------	------	------	------	------	-------	--------	-------	-------	------	------	------	------	-------	--------	-------	-------	------	------	------	------	------	--------	-------	-------	------	------	------	------	------	--------	-------	-------	-------	-------	-------	--------	-------	-------	-------	--------	-------	--------

PITCHER	IP	WLS	BF	H	R	ER	SO	BB	IBB	HBP	BLK	WP	HR	S	P	ERA	WHIP
Allen Watson, L ERA: 3.71 (1, 1)	5.2	L	29	11	9	4	3	2	0	0	0	2	5	71	113	6.35	2.294
Steve Bourgeois, R ERA: 5.0 (6, 1)	1.1		7	3	1	1	0	0	0	1	0	0	1	13	20	6.75	2.250
Doug Creek, L ERA: 1.04 (8, 1)	1.0		5	1	0	0	1	1	0	0	0	0	0	9	15	0.00	2.000

Batter	1	2	3	4	5	6	7	8	9	AB R H RBI BB SO LOB	TOP											
Marvin Benard, L (1, 8) OBP: 0.410, SLG: 0.400	3-1 G6-3	3-2 FC3-6		1-1 P4	2-2 1B			0-0 1B		5 0 2 0 0 0 2												
Steve Scarsone, R (1, 4) OBP: 0.298, SLG: 0.365	3-2 HR	3-2 L7		4-1 2B	2-3 K			1-1 F8		4 2 1 1 1 1 4												
Barry Bonds, L (1, 7) OBP: 0.421, SLG: 0.667	1-1 1B			2-2 2B			0-0 L3	0-0 F8		5 2 3 3 0 0 1												
Matt Williams, R (1, 5) OBP: 0.421, SLG: 0.545	4-2 1B			1-0 1B	1-3 K		0-1 P3	0-0 F7		4 1 1 0 1 1 1												
Mark Carreon, R (1, 3) OBP: 0.328, SLG: 0.536	1-0 F9			2-1 P4			0-0 L7	1-2 L4		5 0 0 0 0 0 1 3												
Glenallen Hill, R (1, 9) Doug Creek, L (7, 1) Shawon Dunston, R (9, PH) Oswaldo Fernandez, R (9, PR) Rod Beck, R (9, 1)	4-2 1B			1-0 F7			1-2 G6-3	1-1 K		3 0 0 0 0 1 1 1 0 0 0 0 0 0 0 0 1 0 1 0												
Steve Decker, R (1, 2) OBP: 0.257, SLG: 0.324	2-0 1B			0-1 F9			2-2 3B	0-1 G6-3		5 1 3 2 0 0 2												
Rich Aurilia, R (1, 6) OBP: 0.176, SLG: 0.250	0-0 P4			2-2 2B	0-2 1B		2-1 G6-4-3	2-1 G6-4-3		4 2 2 1 0 0 3												
Mark Gardner, R (1, 1) Mark Dewey, R (6, 1) Dave McCarty, R (7, 9)		4-1 BB		0-0 SH3	1-0 1B			1-2 F7		1 0 1 1 1 0 0 0 0 0 0 0 0 0 1 0 0 0 0 0 0												
Inning Stats	R: 3 E: 0 K: 0 S: 14	H: 3 LOB: 2 BB: 2 P: 32	R: 0 E: 0 K: 0 S: 10	H: 0 LOB: 0 BB: 1 P: 19	R: 1 E: 0 K: 0 S: 9	H: 2 LOB: 1 BB: 0 P: 14	R: 2 E: 0 K: 1 S: 15	H: 2 LOB: 1 BB: 1 P: 25	R: 2 E: 0 K: 1 S: 20	H: 4 LOB: 2 BB: 0 P: 28	R: 0 E: 0 K: 1 S: 6	H: 0 LOB: 0 BB: 0 P: 8	R: 0 E: 0 K: 1 S: 9	H: 1 LOB: 0 BB: 0 P: 15	R: 0 E: 0 K: 0 S: 8	H: 1 LOB: 1 BB: 0 P: 10	R: 0 E: 0 K: 0 S: 8	H: 1 LOB: 1 BB: 0 P: 10	1B: 10 2B: 1 3B: 1 HR: 2	SF: 0 SAC: 1 DP: 1 HBP: 0	WP: 1 PB: 0 SB: 0 CS: 1	PA: 43
PITCHER	IP WLS BF H R ER SO BB IBB HBP BLK WP HR S P ERA WHIP																					
Jim Bullinger, R (1, 1) ERA: 6.43	4.0 L 22 7 6 6 1 4 0 0 0 0 1 2 48 90 13.50 2.750																					
Rodney Myers, R (5, 1) ERA: 4.15	1.0 7 4 2 2 1 0 0 0 0 0 0 0 20 28 18.00 4.000																					
Mike Perez, R (6, 1) ERA: 2.84	1.0 3 0 0 0 0 1 0 0 0 0 0 0 6 8 0.00 0.000																					
Doug Jones, R (7, 1) ERA: 4.5	3.0 11 3 0 0 0 1 0 0 0 0 0 0 25 35 0.00 1.000																					

San Francisco Giants @ Chicago Cubs
Wrigley Field, Chicago, IL
Sat Apr 20 1996, 3:33 AM CDT
Att. 28,047 - Overcast - 50 F

AB	38
R	8
H	14
RBI	8
BB	4
SO	4
LOB	17



livebaseballscorecards.com

BOTTOM

San Francisco Giants @ Chicago Cubs

Wrigley Field, Chicago, IL

Sat Apr 20 1996, 3:33 AM CDT

Att. 28,047 - Overcast - 50 F

livebaseballscorecards.com

AB	33
R	4
H	9
RBI	4
BB	4
SO	5
LOB	21



WP:	0	PA:	39
PB:	0		
SB:	0		
CS:	0		

AB R H RBI BB SO LOB

5	1	3	1	0	0	1
5	0	0	0	0	2	3
5	0	1	0	0	0	2
2	1	1	0	2	1	0
3	0	1	0	0	0	1
1	0	0	0	0	0	2
3	1	1	2	1	0	3
2	1	1	1	1	0	1
3	0	0	0	0	0	3
1	0	0	0	0	0	0
1	0	0	0	0	0	1
0	0	0	0	0	0	0
0	0	0	0	0	0	0
1	0	0	0	0	0	0
0	0	0	0	0	0	0
1	0	1	0	0	0	0

Batter	1	2	3	4	5	6	7	8	9
Brian McRae, S OBP: 0.400, SLG: 0.500 (1, 8)	2-1 HR		2-2 1B		0-0 1B		1-1 G4-3		1-0 G4-3
23 Ryne Sandberg, R OBP: 0.313, SLG: 0.400 (1, 4)	2-3 K		1-1 P5		0-1 G5-4-3		2-2 G5-3		0-3 K
Mark Grace, L OBP: 0.407, SLG: 0.452 (1, 3)	1-0 G4-3		3-1 L3		0-0 F7		2-0 BB		0-0 F8
Sammy Sosa, R OBP: 0.325, SLG: 0.528 (1, 9)	3-3 K			4-2 1B		0-0 HR	4-2 BB		
Luis Gonzalez, L OBP: 0.483, SLG: 0.469 (1, 7)		0-2 E5		3-1 1B		1-0 P5	3-2 F9		
Ozzie Timmons, R OBP: 0.263, SLG: 0.353 (7, PH) (8, 7)				1-2 1B					
Scott Servais, R OBP: 0.456, SLG: 0.776 (1, 2)		1-0 G3		1-2 G1-6-3		0-0 HR	4-1 BB		
Leo Gomez, R OBP: 0.486, SLG: 0.800 (1, 5)			4-1 BB		3-2 HBP	1-1 HR	1-1 FC5-4		
Rey Sanchez, R OBP: 0.286, SLG: 0.310 (1, 6)		3-2 F8		2-1 HBP		2-1 F8	0-0 G5-4-3		
Jim Bullinger, R OBP: 0.625, SLG: 1.143 (1, 1)		2-3 K		0-3 K		0-0 F8		2-1 G4-3	
Scott Burrell, L OBP: 0.333, SLG: 0.143 (4, PH)									
Rodney Myers, R (5, 1)									
Mike Perez, R (6, 1)									
Robin Jennings, L (6, PH)									
Doug Jones, R (7, 1)									
Todd Haney, R OBP: 0.750, SLG: 1.000 (9, PH)									

Inning Stats	R: 1	H: 1	E: 0	K: 2	S: 10	H: 1	LOB: 0	BB: 0	P: 18	R: 0	H: 0	E: 1	K: 1	S: 14	R: 0	H: 1	E: 0	K: 0	S: 7	R: 0	H: 1	E: 0	K: 1	S: 15	R: 0	H: 1	E: 0	K: 0	S: 4	R: 3	H: 3	E: 0	K: 0	S: 8	R: 0	H: 1	E: 0	K: 0	S: 15	R: 0	H: 0	E: 0	K: 0	S: 4	R: 0	H: 1	E: 0	K: 0	S: 7	R: 0	H: 1	E: 0	K: 1	S: 10	1B: 5	2B: 2	3B: 0	HR: 3	SF: 0	SAC: 0	DP: 4	HBP: 2	WP: 0	PA: 39
--------------	------	------	------	------	-------	------	--------	-------	-------	------	------	------	------	-------	------	------	------	------	------	------	------	------	------	-------	------	------	------	------	------	------	------	------	------	------	------	------	------	------	-------	------	------	------	------	------	------	------	------	------	------	------	------	------	------	-------	-------	-------	-------	-------	-------	--------	-------	--------	-------	--------

PITCHER	IP	WLS	BF	H	R	ER	SO	BB	IBB	HBP	BLK	WP	HR	S	P	ERA	WHIP
Mark Gardner, R ERA: 6.39 (1, 1)	5.1		25	7	4	4	4	2	0	2	0	0	3	55	94	6.75	1.688
Mark Dewey, R ERA: 4.7 (6, 1)	1.1		6	1	0	0	0	1	0	0	0	0	0	12	23	0.00	1.500
Doug Creek, L ERA: 0.9 (7, 1)	1.1		4	0	0	0	0	1	0	0	0	0	0	10	18	0.00	0.750
Rod Beck, R ERA: (9, 1)	1.0		4	1	0	0	1	0	0	0	0	0	0	7	10	0.00	1.000

Batter	1	2	3	4	5	6	7	8	9	AB R H RBI BB SO LOB	TOP											
Marvin Benard, L (1, 8) OBP: 0.386, SLG: 0.359	1-2 G6-3		1-3 K		0-0 F9		1-1 G4-3		4-2 SH3 BB	4 0 0 0 1 1 1												
Robby Thompson, R (1, 4) OBP: 0.409, SLG: 0.474	1-0 G4-6-3 1B		3-2 SAFE 1-3 HR 1B		0-0 B1-3		1-1 P4		0-0 SH3 1-2	4 1 2 0 0 0 0												
Barry Bonds, L (1, 7) OBP: 0.420, SLG: 0.636	1-0 G4-6-3 1-2f		2-2 SAFE 1-2 HR			4-1 PB 1B BB	1-0 L8		4-0 IBB	3 2 0 0 2 0 2												
Mark Carreon, R (1, 3) OBP: 0.348, SLG: 0.600		0-0 2B	0-0 1-H 2-H HR			4-1 L8 1B SH1-3 BB		2-1 G5-3	1-1 L7	4 2 2 3 1 0 2												
Glenallen Hill, R (1, 9) OBP: 0.260, SLG: 0.426		1-1 G6-3	1-1 P6			3-2 SH1-3 1B		1-3 K2-3	0-1 L9	5 0 1 1 0 1 3												
Shawon Dunston, R (1, 6) OBP: 0.405, SLG: 0.488		3-2 F9		4-1 G6-4-3 BB		1-1 L8		2-2 E5 PB 1B		3 1 0 0 1 0 3												
Steve Scarsone, R (1, 5) OBP: 0.300, SLG: 0.352		0-0 F7		2-1 SAFE G6-4-3 1-2f		1-1 SH1-3		4-1 1B BB		2 0 0 1 1 0 2												
Steve Decker, R (1, 2) OBP: 0.308, SLG: 0.333			4-1 1B E BB		1-0 G4-3		4-1 BB	2-0 1B	1-2 3-H 1B	2 1 1 1 2 0 0												
Oswaldo Fernandez, R (1, 1)			0-3 K		0-3 K		1-2 P5		1-3 SAFE K	2 0 0 0 0 0 2 1 1 0 0 0 0 0 0 2 0 0 0 0 0 0 0 0 1 0 0 0 0 0 1 2 0												
Mel Hall, L (8, PH) OBP: 0.209, SLG: 0.154																						
Jeff Juden, R (8, 1)																						
Matt Williams, R (8, PH) OBP: 0.416, SLG: 0.537																						
Doug Creek, L (8, 1)																						
Mark Dewey, R (8, 1)																						
Rod Beck, R (8, 1)																						
Inning Stats	R: 0 E: 0 K: 0 S: 6	H: 1 LOB: 0 BB: 0 P: 9	R: 0 E: 0 K: 0 S: 10	H: 1 LOB: 1 BB: 0 P: 14	R: 4 E: 1 K: 2 S: 16	H: 2 LOB: 0 BB: 1 P: 27	R: 0 E: 0 K: 0 S: 4	H: 0 LOB: 0 BB: 1 P: 11	R: 0 E: 0 K: 1 S: 5	H: 0 LOB: 0 BB: 0 P: 5	R: 2 E: 0 K: 0 S: 14	H: 1 LOB: 2 BB: 3 P: 32	R: 0 E: 0 K: 0 S: 5	H: 0 LOB: 0 BB: 0 P: 8	R: 1 E: 1 K: 2 S: 13	H: 1 LOB: 2 BB: 1 P: 25	R: 0 E: 0 K: 0 S: 12	H: 0 LOB: 2 BB: 2 P: 21	1B: 4 2B: 1 3B: 0 HR: 1	SF: 0 SAC: 2 DP: 2 HBP: 0	WP: 0 PB: 2 SB: 0 CS: 0	PA: 41
PITCHER	IP WLS BF H R ER SO BB IBB HBP BLK WP HR S P ERA WHIP																					
Steve Trachsel, R (1, 1) ERA: 1.64	5.0 L 23 5 6 2 3 4 0 0 0 0 0 1 46 82 3.60 1.800																					
Mike Perez, R (6, 1) ERA: 2.45	1.0 4 0 0 0 0 1 0 0 0 0 0 0 9 16 0.00 1.000																					
Terry Adams, R (7, 1) ERA: 0.79	2.0 9 1 1 0 2 1 0 0 0 0 0 0 18 33 0.00 1.000																					
Bob Patterson, L (9, 1) ERA: 2.45	0.1 3 0 0 0 0 1 1 0 0 0 0 0 8 16 0.00 3.000																					
Turk Wendell, R (9, 1) ERA: 0.68	0.2 2 0 0 0 0 0 0 0 0 0 0 0 4 5 0.00 0.000																					

San Francisco Giants @ Chicago Cubs
Wrigley Field, Chicago, IL
Sun Apr 21 1996, 3:33 AM CDT
Att. 28,065 - Sunny - 55 F

livebaseballscorecards.com

AB	31
R	7
H	6
RBI	6
BB	8
SO	5
LOB	18




Batter	1	2	3	4	5	6	7	8	9	AB	R	H	RBI	BB	SO	LOB
Brian McRae, S OBP: 0.400, SLG: 0.481 (1, 8) BB BB BB	4-0 1B S 2B BB	0-1 6-3		3-2 P4			2-1 F7	4-0 FC6-4 IBB		3	1	0	0	2	0	2
Todd Haney, R OBP: 0.556, SLG: 0.625 (1, 4) B SAFE C SAFE T SAFE B SAFE (9, 6) C X	2-2 2B 1B	0-3 K		2-3 K			1-0 1B	1-2 FC6-4 1-2f		5	1	2	0	0	2	5
Turk Wendell, L OBP: 1.000, SLG: 1.000 (9, 1) C X	1-3 2B 1B									0	0	0	0	0	0	0
Mark Grace, L OBP: 0.419, SLG: 0.500 (1, 3) BB BB X	3-0 2B 3-H			1-0 E SF9 2B		3-1 L8 1B 2B	0-0 L8		0-0 F7	5	3	3	1	0	0	1
Sammy Sosa, R OBP: 0.305, SLG: 0.494 (1, 9) C T S	0-3 K		3-2 E6 PO 2-3		1-0 L8		1-1 G4		1-2 P6	5	0	0	0	0	1	5
Luis Gonzalez, L OBP: 0.492, SLG: 0.500 Ozzie Timmons, R OBP: 0.286, SLG: 0.333 (1, 7) (8, PH) (9, 7) X	0-0 FC3-6 2B 2-H 3-H		1-0 P6		3-0 G4-3 1B			4-2 2B BB	2-2 K	3	0	2	3	0	0	2
Scott Servais, R OBP: 0.459, SLG: 0.784 (1, 2) B F H	2-1 FC3-6 HBP		1-2 SF9		1-2 G4-3			1-0 1B 1-H 2B		2	0	1	2	0	0	1
Leo Gomez, R OBP: 0.462, SLG: 0.735 (1, 5) C B F X	2-2 FC3-6 1-2f 2-3		1-0 PO		1-1 2B 1B		2-2 G4-3	1-1 L7		4	0	1	0	0	0	3
Rey Sanchez, R OBP: 0.288, SLG: 0.328 Scott Bullett, L OBP: 0.400, SLG: 0.250 Bob Patterson, R (1, 6) (8, PH) (9, 1) José Hernández, R OBP: 0.357, SLG: 0.250 (9, 6) C B C S	1-3 K		1-0 PO		1-1 2B 1B		1-2 G4-3	1-1 23 S 1B		3	0	1	0	0	1	2
Steve Trachsel, R Mike Perez, R Robin Jennings, L Terry Adams, R 23 Ryne Sandberg, R OBP: 0.310, SLG: 0.394 (1, 1) (6, 1) (6, PH) (7, 1) (8, PH) (9, 4) C B S B		2-3 K		1-0 P2		2-2 F7		2-3 K		1	0	0	0	0	0	0
										1	0	0	0	0	1	2

Inning Stats	R: 3	H: 3	E: 0	K: 2	S: 15	LOB: 2	BB: 1	P: 29	R: 0	H: 0	E: 0	K: 2	S: 8	LOB: 0	BB: 0	P: 10	R: 1	H: 1	E: 1	K: 0	S: 10	LOB: 0	BB: 0	P: 16	R: 0	H: 2	E: 0	K: 0	S: 11	LOB: 2	BB: 0	P: 19	R: 1	H: 2	E: 0	K: 0	S: 7	LOB: 0	BB: 0	P: 15	R: 0	H: 0	E: 0	K: 0	S: 13	LOB: 0	BB: 0	P: 18	R: 0	H: 1	E: 0	K: 0	S: 6	LOB: 1	BB: 0	P: 10	R: 1	H: 2	E: 0	K: 1	S: 16	LOB: 3	BB: 2	P: 30	R: 0	H: 0	E: 0	K: 1	S: 7	LOB: 0	BB: 0	P: 10	1B: 5	2B: 6	3B: 0	HR: 0	SF: 1	SAC: 0	DP: 1	HBP: 1	WP: 0	PB: 0	SB: 2	CS: 0	PA: 42
--------------	------	------	------	------	-------	--------	-------	-------	------	------	------	------	------	--------	-------	-------	------	------	------	------	-------	--------	-------	-------	------	------	------	------	-------	--------	-------	-------	------	------	------	------	------	--------	-------	-------	------	------	------	------	-------	--------	-------	-------	------	------	------	------	------	--------	-------	-------	------	------	------	------	-------	--------	-------	-------	------	------	------	------	------	--------	-------	-------	-------	-------	-------	-------	-------	--------	-------	--------	-------	-------	-------	-------	--------

PITCHER	IP	WLS	BF	H	R	ER	SO	BB	IBB	HBP	BLK	WP	HR	S	P	ERA	WHIP
Oswaldo Fernandez, R ERA: 4.26 (1, 1)	5.0	W	24	8	5	4	5	1	0	1	0	0	0	51	89	7.20	1.800
Jeff Juden, R ERA: 4.35 (6, 1)	2.0		7	1	0	0	0	0	0	0	0	0	0	19	28	0.00	0.500
Doug Creek, L ERA: 1.8 (8, 1)	0.0		2	1	1	1	0	1	0	0	0	0	0	3	8	∞	∞
Mark Dewey, R ERA: 4.32 (8, 1)	0.2		4	1	0	0	1	0	1	0	0	0	0	8	16	0.00	1.500
Rod Beck, R ERA: (8, 1)	1.1	S	4	0	0	0	1	0	0	0	0	0	0	12	16	0.00	0.000

San Francisco Giants @ Chicago Cubs
Wrigley Field, Chicago, IL
Sun Apr 21 1996, 3:33 AM CDT
Att: 28,065 - Sunny - 55 F

AB	36
R	6
H	11
RBI	6
BB	3
SO	7
LOB	25



Batter	1	2	3	4	5	6	7	8	9	AB R H RBI BB SO LOB	TOP											
Walt Weiss, S OBP: 0.453, SLG: 0.408 (1, 6)	2-2 F7		0-0 L8		2-2 1B 1B		3-2 G3		1-0 F9	5 1 1 1 0 0 2												
Eric Young Sr., R OBP: 0.500, SLG: 0.500 Jason Bates, S OBP: 0.328, SLG: 0.352 (1, 4) (7, 4)	2-2 1B			2-1 SAFE G6-3	1-1 1B 1B		1-2 G4-3		1-3 K	4 0 2 0 0 0 0 1 0 0 0 0 1 2												
Dante Bichette, R OBP: 0.370, SLG: 0.467 Curt Leskanic, R (1, 9) (9, 1)	2-2 F9			0-3 K	0-2 1B		1-3 K			4 0 1 1 0 2 1 0 0 0 0 0 0 0												
Larry Walker, L OBP: 0.324, SLG: 0.547 (1, 8)	1-1 G3			0-2 G4-3	0-1 F8			0-0 F7		4 0 0 0 0 0 3												
Andres Galarraga, R OBP: 0.338, SLG: 0.594 (1, 3)		2-3 K			2-1 1B BB 1B	3-3 K		2-3 K		4 1 1 0 0 3 0												
Ellis Burks, R OBP: 0.468, SLG: 0.646 (1, 7)		1-0 F9			4-2 BB 1B BB G4-6-3	2-2 G5-3 1B		0-0 L6		3 1 1 0 1 0 0												
Vinny Castilla, R OBP: 0.338, SLG: 0.521 (1, 5)		0-0 F8			1-0 G4-6-3 BB 1B	1-0 G5-3			4-1 WP BB	3 1 1 0 1 0 1	AB 33 R 4 H 7 RBI 3 BB 5 SO 8 LOB 15											
Jeff Reed, L OBP: 0.380, SLG: 0.476 (1, 2)		2-2 G6-3			4-2 BB G4-6-3	4-0 FC6-4 IBB			4-1 IBB	1 0 0 1 3 0 0												
Marvin Freeman, R Steve Reed, R Bruce Ruffin, S Quinton McCracken, S OBP: 0.250, SLG: 0.333 (1, 1) (8, 1) (8, 1) (9, PH) (9, 9)		0-3 K			1-1 G4-6-3	1-2 FC6-4			1-3 K	3 0 0 0 0 1 4 0 0 0 0 0 0 0 0 0 0 0 0 0 0 1 0 0 0 0 1 2												
Inning Stats	R: 0 E: 0 K: 0 S: 14	H: 1 LOB: 1 BB: 0 P: 20	R: 0 E: 0 K: 1 S: 6	H: 0 LOB: 0 BB: 0 P: 9	R: 0 E: 0 K: 1 S: 8	H: 0 LOB: 0 BB: 0 P: 10	R: 0 E: 0 K: 1 S: 8	H: 0 LOB: 0 BB: 0 P: 10	R: 4 E: 0 K: 0 S: 20	H: 5 LOB: 2 BB: 2 P: 35	R: 0 E: 0 K: 1 S: 10	H: 1 LOB: 2 BB: 1 P: 21	R: 0 E: 0 K: 1 S: 9	H: 0 LOB: 0 BB: 0 P: 14	R: 0 E: 0 K: 1 S: 5	H: 0 LOB: 0 BB: 0 P: 7	R: 0 E: 0 K: 2 S: 9	H: 0 LOB: 2 BB: 2 P: 20	1B: 7 2B: 0 3B: 0 HR: 0	SF: 0 SAC: 0 DP: 1 HBP: 0	WP: 1 PB: 0 SB: 0 CS: 0	PA: 38
PITCHER	IP WLS BF H R ER SO BB IBB HBP BLK WP HR S P ERA WHIP												PITCHER	IP WLS BF H R ER SO BB IBB HBP BLK WP HR S P ERA WHIP								
Jaime Navarro, R ERA: 4.33 (1, 1)	8.0 L 33 7 4 4 6 2 1 0 0 0 0 80 126 4.50 1.125																					
Rodney Myers, R ERA: 4.15 (9, 1)	0.0 2 0 0 0 0 0 1 1 0 0 1 0 2 10 ∞ ∞																					
Bob Patterson, L ERA: 2.16 (9, 1)	1.0 3 0 0 0 0 2 0 0 0 0 0 0 7 10 0.00 0.000																					

Colorado Rockies @ Chicago Cubs
Wrigley Field, Chicago, IL
Mon Apr 22 1996, 7:05 PM CDT
Att. 21,227 - Unknown - 45 F

livebaseballscorecards.com



Batter	1	2	3	4	5	6	7	8	9	AB	R	H	RBI	BB	SO	LOB
Brian McRae, S OBP: 0.383, SLG: 0.458 (1, 8)	G4-3		G5-3			G3		F9		4	0	0	0	0	0	1
23 Ryne Sandberg, R OBP: 0.318, SLG: 0.453 (1, 4)	HR			SF8 2B		G5-3			K	4	2	2	1	0	1	0
Mark Grace, L OBP: 0.411, SLG: 0.488 (1, 3)	1B			G4-3			E4		G3	4	0	1	0	0	0	1
Sammy Sosa, R OBP: 0.291, SLG: 0.475 (1, 9)	K			SF8			G5-4-3		F8	3	0	0	1	0	1	1
Luis Gonzalez, L OBP: 0.485, SLG: 0.491 (1, 7)		P5		G6-3			1B			3	0	1	0	0	0	0
Scott Servais, R OBP: 0.453, SLG: 0.755 (1, 2)		K				G6-4-3 BB		G5-3		2	0	0	0	1	1	1
Leo Gomez, R OBP: 0.452, SLG: 0.694 (1, 5)		K				G6-4-3				2	0	0	0	1	1	1
Rey Sanchez, R OBP: 0.279, SLG: 0.317 (1, 6)				G6-3					FC6-4 BB	2	0	0	0	0	0	0
Robin Jennings, L (8, PH)						G6-3			G5-3 WP	1	0	0	0	0	0	1
Rodney Myers, R (9, 1)									1-2f	0	0	0	0	0	0	0
Bob Patterson, R (9, 1)										0	0	0	0	0	0	0
Jaime Navarro, R OBP: 0.250, SLG: 0.250 (1, 1)				G6-3					G5-3	2	0	0	0	0	1	0
Scott Bullett, L (8, PH)										0	0	0	0	0	0	0
José Hernández, R OBP: 0.349, SLG: 0.243 (8, PH)										1	0	0	0	0	0	1

Inning Stats	R: 1	H: 2	E: 0	K: 1	S: 13	R: 0	H: 0	E: 0	K: 2	S: 10	R: 0	H: 0	E: 0	K: 0	S: 7	R: 1	H: 1	E: 0	K: 0	S: 8	R: 0	H: 0	E: 0	K: 1	S: 7	R: 0	H: 1	E: 1	K: 0	S: 6	R: 0	H: 0	E: 0	K: 0	S: 4	R: 0	H: 0	E: 0	K: 1	S: 10	R: 0	H: 0	E: 0	K: 1	S: 10	1B: 2	2B: 1	3B: 0	HR: 1	SF: 1	SAC: 0	DP: 2	HBP: 0	WP: 1	PA: 31
--------------	------	------	------	------	-------	------	------	------	------	-------	------	------	------	------	------	------	------	------	------	------	------	------	------	------	------	------	------	------	------	------	------	------	------	------	------	------	------	------	------	-------	------	------	------	------	-------	-------	-------	-------	-------	-------	--------	-------	--------	-------	--------


PITCHER	IP	WLS	BF	H	R	ER	SO	BB	IBB	HBP	BLK	WP	HR	S	P	ERA	WHIP
Marvin Freeman, R ERA: 5.16 (1, 1)	7.0	W	24	4	2	2	4	1	0	0	0	0	1	61	96	2.57	0.714
Steve Reed, R ERA: 4.7 (8, 1)	0.1		2	0	0	0	0	1	0	0	0	0	0	1	5	0.00	3.000
Bruce Ruffin, L ERA: 4.5 (8, 1)	0.2		2	0	0	0	0	0	0	0	0	1	0	3	5	0.00	0.000
Curt Leskanic, R ERA: 2.92 (9, 1)	1.0	S	3	0	0	0	1	0	0	0	0	0	0	10	13	0.00	0.000

BOTTOM

Colorado Rockies @ Chicago Cubs
 Wrigley Field, Chicago, IL
 Mon Apr 22 1996, 7:05 PM CDT
 Att: 21,227 - Unknown - 45 F

livebaseballscorecards.com

AB	28
R	2
H	4
RBI	2
BB	2
SO	5
LOB	7



Batter	1	2	3	4	5	6	7	8	9	AB R H RBI BB SO LOB	TOP		
Walt Weiss, S (1, 6) OBP: 0.440, SLG: 0.395	0-2 SF8 1B		1-3 K		1-2 P6		3-2 G4-3	2-3 K		5 1 1 0 0 2 2			
Eric Young Sr., R (1, 4) OBP: 0.556, SLG: 0.750	2-1 SF8 2B		1-2 L7		4-1 1B BB		0-1 1B 2B		1-1 G6-3	4 1 2 0 1 0 0			
Dante Bichette, R (1, 9) OBP: 0.360, SLG: 0.450	2-2 P3		1-2 G3-4-1		0-0 1B		0-0 G5-3		0-1 F9	5 0 1 1 0 0 3			
Larry Walker, L (1, 8) Quinton McCracken, S (3, 8) OBP: 0.333, SLG: 0.547 OBP: 0.250, SLG: 0.316	2-0 HBP			0-0 G1-3	3-3 K		1-0 1B		2-2 F8	0 0 0 0 0 0 0 4 0 1 1 0 1 2			
Andres Galarraga, R (1, 3) OBP: 0.333, SLG: 0.583	2-2 SF8			2-1 G3-1		2-0 G1-3 1B	2-2 L9			3 0 1 1 0 0 1			
Ellis Burks, R (1, 7) OBP: 0.469, SLG: 0.638	3-2 G6-3			2-2 1B		0-3 K		1-0 1B 1B		4 1 2 0 0 1 3			
Vinny Castilla, R (1, 5) OBP: 0.346, SLG: 0.520		2-2 F9		1-2 G1-3		0-0 G1-3 1B		1-2 1B		4 0 2 0 0 0 1			
Jeff Reed, L (1, 2) OBP: 0.370, SLG: 0.457		0-0 F8			0-0 E6 1B	1-2 G1-3		1-0 1B		4 1 1 1 0 0 2			
Bryan Rekar, R Trensdad Hubbard, R Mike Munoz, L John Habyan, R Steve Reed, R John Vander Wall, L Bruce Ruffin, S Darren Holmes, R Curt Leskanic, R		1-3 K		2-3 K		2-3 K		2-3 K		2 0 0 0 0 0 2 1 1 0 0 0 0 0 1 2 0 1 0 0 0 0 0 1 1 0			
Inning Stats	R: 1 H: 2 E: 0 LOB: 2 K: 0 BB: 0 S: 14 P: 25	R: 0 H: 0 E: 0 LOB: 0 K: 1 BB: 0 S: 8 P: 11	R: 0 H: 0 E: 0 LOB: 0 K: 1 BB: 0 S: 9 P: 12	R: 0 H: 1 E: 0 LOB: 1 K: 0 BB: 0 S: 9 P: 14	R: 1 H: 1 E: 1 LOB: 2 K: 2 BB: 1 S: 12 P: 22	R: 0 H: 2 E: 0 LOB: 2 K: 2 BB: 0 S: 12 P: 17	R: 1 H: 2 E: 0 LOB: 1 K: 0 BB: 0 S: 11 P: 17	R: 1 H: 3 E: 0 LOB: 1 K: 2 BB: 0 S: 12 P: 19	R: 0 H: 0 E: 0 LOB: 0 K: 0 BB: 0 S: 7 P: 10	1B: 9 SF: 1 2B: 2 SAC: 0 3B: 0 DP: 0 HR: 0 HBP: 1	WP: 0 PA: 40 PB: 0 SB: 1 CS: 0		
PITCHER	IP WLS BF H R ER SO BB IBB HBP BLK WP HR S P ERA WHIP											PITCHER	IP WLS BF H R ER SO BB IBB HBP BLK WP HR S P ERA WHIP
Frank Castillo, R (1, 1) ERA: 5.46	7.0 L 32 8 3 2 6 1 0 1 0 0 0 0 75 118 2.57 1.286												
Doug Jones, R (8, 1) ERA: 5.23	0.1 2 2 1 1 0 0 0 0 0 0 0 0 5 7 27.00 6.000												
Bob Patterson, L (8, 1) ERA: 2.0	0.2 3 1 0 0 2 0 0 0 0 0 0 0 7 12 0.00 1.500												
Mike Perez, R (9, 1) ERA: 2.16	1.0 3 0 0 0 0 0 0 0 0 0 0 0 7 10 0.00 0.000												

Colorado Rockies @ Chicago Cubs
Wrigley Field, Chicago, IL
Tue Apr 23 1996, 3:33 AM CDT
Att. 14,325 - Sunny - 42 F

livebaseballscorecards.com

AB 37
R 4
H 11
RBI 4
BB 1
SO 8
LOB 18



BOTTOM

Colorado Rockies @ Chicago Cubs
Wrigley Field, Chicago, IL
Tue Apr 23 1996, 3:33 AM CDT
Att. 14,325 - Sunny - 42 F

livebaseballscorecards.com

AB 34
R 3
H 8
RBI 3
BB 4
SO 6
LOB 17



WP: 0 PA: 38
PB: 0
SB: 2
CS: 0

AB R H RBI BB SO LOB

4 1 1 0 1 0 2

4 0 0 0 1 0 3

3 1 2 1 1 0 2

4 1 2 1 0 0 3

2 0 0 0 1 0 2

1 0 0 0 0 1 1

4 0 0 1 0 0 1

4 0 1 0 0 2 1

0 0 0 0 0 0 0

4 0 0 0 0 1 2

2 0 1 0 0 1 0

1 0 1 0 0 0 0

0 0 0 0 0 0 0

0 0 0 0 0 0 0

0 0 0 0 0 0 0

1 0 0 0 0 1 0

1B: 7 SF: 0
2B: 1 SAC: 0
3B: 0 DP: 1
HR: 0 HBP: 0

Table with 10 columns (Batter, 1-9) and 10 rows of player data. Each cell contains a batter's name, stats, and a baseball diamond diagram showing the play. Batter 1: Brian McRae, S (1, 8) OBP: 0.384, SLG: 0.448. Batter 2: 23 Ryne Sandberg, R (1, 4) OBP: 0.312, SLG: 0.430. Batter 3: Mark Grace, L (1, 3) OBP: 0.426, SLG: 0.494. Batter 4: Sammy Sosa, R (1, 9) OBP: 0.300, SLG: 0.488. Batter 5: Luis Gonzalez, L (1, 7) OBP: 0.478, SLG: 0.474. Batter 6: Ozzie Timmons, R (8, PH) OBP: 0.273, SLG: 0.316. Batter 7: Scott Servais, R (1, 2) OBP: 0.426, SLG: 0.702. Batter 8: Leo Gomez, R (1, 5) OBP: 0.435, SLG: 0.650. Batter 9: José Hernández, R (8, PR) OBP: 0.349, SLG: 0.243. Batter 10: Rey Sanchez, R (1, 6) OBP: 0.264, SLG: 0.299. Batter 11: Frank Castillo, R (1, 1) OBP: 0.125, SLG: 0.125. Batter 12: Robin Jennings, (7, PH) OBP: 0.200, SLG: 0.200. Batter 13: Doug Jones, R (8, 1). Batter 14: Bob Patterson, R (8, 1). Batter 15: Mike Perez, R (9, 1). Batter 16: Scott Bullett, L (9, PH) OBP: 0.364, SLG: 0.222.

Inning Stats table with columns for R, H, E, K, S, LOB, BB, P, SO, WP, HR, S, P, ERA, WHIP.

PITCHER table with columns for IP, WLS, BF, H, R, ER, SO, BB, IBB, HBP, BLK, WP, HR, S, P, ERA, WHIP.

Batter	1	2	3	4	5	6	7	8	9	AB R H RBI BB SO LOB	TOP											
Brian McRae, S (1, 8) OBP: 0.375, SLG: 0.435	0-0 G3		0-0 FC6-4			0-0 1B		0-0 G4-3	0-0 G4-3	5 1 1 0 0 0 1												
23 Ryne Sandberg, R (1, 4) Todd Haney, R (2, 4) OBP: 0.309, SLG: 0.425 OBP: 0.462, SLG: 0.455	0-3 K		0-0 G4-6-3			0-0 L7		4-0 1B	0-0 F9	1 0 0 0 0 1 0 3 1 0 0 1 0 2												
Mark Grace, L (1, 3) OBP: 0.439, SLG: 0.506	0-0 L8			0-0 FC6-4		0-0 WP		0-0 HR		4 1 3 0 0 0 1												
Sammy Sosa, R (1, 9) OBP: 0.298, SLG: 0.511	0-3 K			0-3 K		0-0 F7		0-0 HR		4 1 1 3 0 2 4												
Luis Gonzalez, L (1, 7) OBP: 0.479, SLG: 0.475		0-0 G4-3		0-0 FC6-4		0-0 WP		0-0 E		4 0 2 1 0 0 1												
Scott Servais, R (1, 2) OBP: 0.417, SLG: 0.667		4-0 BB		0-0 F7		0-3 K		0-3 K		3 0 0 0 1 2 4												
Leo Gomez, R (1, 5) OBP: 0.420, SLG: 0.614		0-3 K			0-3 K		0-0 G6-4-3	0-0 E6		4 0 1 0 0 2 2												
José Hernández, R (1, 6) OBP: 0.326, SLG: 0.225		0-3 K			0-0 G6-3		0-0 G6-4-3	0-3 K		3 0 0 0 0 1 2												
Scott Bullett, L (8, PH) OBP: 0.333, SLG: 0.200										1 0 0 0 0 1 2												
Rey Sanchez, R (8, 6) OBP: 0.264, SLG: 0.299										0 0 0 0 0 0 0												
Kevin Foster, R (1, 1) OBP: 0.364, SLG: 0.125			4-0 FC6-4		0-3 K		0-3 K		0-3 K	1 0 0 0 1 1 0												
Robin Jennings, L (7, PH) OBP: 0.167, SLG: 0.167										1 0 0 0 0 1 0												
Terry Adams, R (7, 1)										0 0 0 0 0 0 0												
Ozzie Timmons, R (9, PH) OBP: 0.261, SLG: 0.300										1 0 0 0 0 1 0												
Inning Stats	R: 0 E: 0 K: 2 S: 8	H: 0 LOB: 1 BB: 0 P: 8	R: 0 E: 0 K: 2 S: 7	H: 0 LOB: 1 BB: 1 P: 11	R: 0 E: 0 K: 0 S: 2	H: 0 LOB: 0 BB: 1 P: 6	R: 0 E: 0 K: 1 S: 6	H: 1 LOB: 1 BB: 0 P: 6	R: 0 E: 0 K: 2 S: 7	H: 0 LOB: 0 BB: 0 P: 7	R: 1 E: 0 K: 1 S: 8	H: 3 LOB: 2 BB: 0 P: 8	R: 0 E: 0 K: 1 S: 5	H: 1 LOB: 0 BB: 0 P: 5	R: 3 E: 1 K: 2 S: 11	H: 3 LOB: 2 BB: 1 P: 15	R: 0 E: 0 K: 1 S: 5	H: 0 LOB: 0 BB: 0 P: 5	1B: 7 2B: 0 3B: 0 HR: 1	SF: 0 SAC: 0 DP: 2 HBP: 0	WP: 2 PB: 0 SB: 1 CS: 0	PA: 38
PITCHER	IP WLS BF H R ER SO BB IBB HBP BLK WP HR S P ERA WHIP																					
Joey Hamilton, R (1, 1) ERA: 4.4	7.0 W 27 5 1 1 9 2 0 0 0 2 0 43 51 1.29 1.000																					
Willie Blair, R (8, 1) ERA: 5.63	0.1 5 3 3 3 0 1 0 0 0 0 1 4 8 81.00 12.000																					
Trevor Hoffman, R (8, 1) ERA: 1.46	1.2 S 6 0 0 0 3 0 0 0 0 0 0 0 12 12 0.00 0.000																					

Chicago Cubs @ San Diego Padres
Jack Murphy Stadium, San Diego, CA
 Wed Apr 24 1996, 10:05 PM EDT
 Att. 15,608 - Unknown - 66 F

livebaseballscorecards.com

AB	35
R	4
H	8
RBI	4
BB	3
SO	12
LOB	19



Batter	1	2	3	4	5	6	7	8	9	AB R H RBI BB SO LOB	TOP											
Brian McRae, S (1, 8) OBP: 0.370, SLG: 0.438	0-0 G6-3		2-3 K		1-3 K			1-0 G4-3 G3 2B		4 1 1 0 0 2 0	Chicago Cubs @ San Diego Padres Jack Murphy Stadium, San Diego, CA Thu Apr 25 1996, 6:33 AM EDT Att. 18,736 - Sunny - 77 F											
Todd Haney, R (1, 4) OBP: 0.353, SLG: 0.333	0-3 K		1-2 G3-1		1-3 K			1-1 G4-3		4 0 0 0 0 2 1												
Mark Grace, L (1, 3) OBP: 0.422, SLG: 0.484	2-2 F7			0-3 K		0-1 P5		2-2 G3		4 0 0 1 0 1 0												
Sammy Sosa, R (1, 9) OBP: 0.306, SLG: 0.505		1-0 S 1B		2-1 S 1B HBP		0-0 G6-3		3-H 0-3 K		3 1 1 0 0 1 0												
Luis Gonzalez, L (1, 7) OBP: 0.494, SLG: 0.484		4-1 SAFE SAFE FC6-4 BB		2-0 SAFE SAFE FC5-4 1B 1-H		0-1 1B		0-2 L8		3 0 2 1 1 0 0												
Leo Gomez, R (1, 5) OBP: 0.389, SLG: 0.563		1-3 K		0-0 SAFE SAFE F7		3-3 K		3-3 K		4 0 0 0 0 3 4												
Brian Dorsett, R (1, 2) OBP: 0.118, SLG: 0.067		0-0 F9		0-1 SAFE SAFE FC5-4 1-2f		0-1 F9		1-3 K		4 0 0 0 0 1 3												
José Hernández, R (1, 6) OBP: 0.306, SLG: 0.209		2-1 FC6-4 1-2f		2-2 G1-3		1-2 G1-3				3 0 0 0 0 0 2												
Jim Bullinger, R (1, 1) OBP: 0.800, SLG: 1.333 Mike Perez, R (5, 1) Rodney Myers, R (6, 1) Robin Jennings, L (7, PH) Doug Jones, R (7, 1) Turk Wendell, L (8, 1) OBP: 1.000, SLG: 1.000			0-3 K		1-0 HR		0-1 G3-1			2 1 1 1 0 1 0 0 0 0 0 0 0 0 0 0 0 0 0 0 0 1 0												
Inning Stats	R: 0 E: 0 K: 1 S: 10	H: 0 LOB: 0 BB: 0 P: 12	R: 0 E: 0 K: 1 S: 8	H: 1 LOB: 2 BB: 1 P: 16	R: 0 E: 0 K: 2 S: 9	H: 0 LOB: 0 BB: 0 P: 12	R: 1 E: 0 K: 1 S: 8	H: 1 LOB: 1 BB: 0 P: 12	R: 1 E: 0 K: 2 S: 12	H: 1 LOB: 0 BB: 0 P: 17	R: 0 E: 0 K: 1 S: 8	H: 1 LOB: 1 BB: 0 P: 11	R: 0 E: 0 K: 0 S: 7	H: 0 LOB: 0 BB: 0 P: 8	R: 1 E: 0 K: 1 S: 9	H: 1 LOB: 0 BB: 0 P: 13	R: 0 E: 0 K: 2 S: 12	H: 0 LOB: 0 BB: 0 P: 16	1B: 3 2B: 1 3B: 0 HR: 1	SF: 0 SAC: 0 DP: 0 HBP: 1	WP: 0 PB: 0 SB: 2 CS: 0	PA: 34
PITCHER	IP WLS BF H R ER SO BB IBB HBP BLK WP HR S P ERA WHIP																					
Bob Tewksbury, R (1, 1) ERA: 4.26	7.0 W 27 4 2 2 8 1 0 1 0 0 0 1 62 88 2.57 0.714																					
Bryce Florie, R (8, 1) ERA: 2.31	1.0 4 1 1 1 1 0 0 0 0 0 0 0 9 13 9.00 1.000																					
Scott Sanders, R (9, 1) ERA: 5.06	1.0 3 0 0 0 2 0 0 0 0 0 0 0 12 16 0.00 0.000																					

livebaseballscorecards.com

AB	32
R	3
H	5
RBI	3
BB	1
SO	11
LOB	10



Batter	1	2	3	4	5	6	7	8	9
Steve Finley, L OBP: 0.315, SLG: 0.323 (1, 8)	3-1 1B G4-6-3 1B		0-0 G4-3					0-1 1B G3-1 1B	
Jody Reed, R OBP: 0.382, SLG: 0.391 (1, 4)	0-1 1B G4-6-3 1B		0-0 F9			1-2 1B BB 1B	1-2 G6-3	1-3 K	
Ken Caminiti, S OBP: 0.388, SLG: 0.495 Luis Lopez, S (8, PH) (9, 5)	2-1 1B G4-6-3 1-2f 3-H		3-3 K			1-3 2-H BB E 1B	1-1 1B SF9 1B	2-2 G3-1	
Wally Joyner, L OBP: 0.589, SLG: 0.700 (1, 3)	1-3 K			4-2 FC5-4 BB		1-2 1B HBP	1-0 1B	1-0 1B	
Marc Newfield, R OBP: 0.393, SLG: 0.556 (1, 7) (6, 9)		1-2 FC6-4 1B		2-2 FC5-4 1B		4-2 1B E BB	3-2 SF9	0-2 G4-3	
Archi Cianfrocco, R OBP: 0.313, SLG: 0.387 Rickey Henderson, R OBP: 0.412, SLG: 0.286 (1, 9) (6, 7)		1-0 FC6-4 G6-3 1-2f		2-3 K		1-1 E6 BB 1B	1-3 K		
Andujar Cedeno, R OBP: 0.306, SLG: 0.324 (1, 6)		1-2 G6-3		1-1 1B		0-2 BB 1B			
Brian Johnson, R OBP: 0.304, SLG: 0.500 (1, 2)		4-0 IBB		0-0 G6-3		3-3 K			
Bob Tewksbury, R Fernando Valenzuela, L Bryce Florie, R Scott Sanders, R (1, 1) (7, PH) (8, 1) (9, 1)		0-3 K							

Inning Stats	R: 1 E: 0 K: 1 S: 9	H: 2 LOB: 0 BB: 0 P: 15	R: 0 E: 0 K: 1 S: 13	H: 1 LOB: 2 BB: 1 P: 20	R: 0 E: 0 K: 1 S: 5	H: 0 LOB: 0 BB: 0 P: 8	R: 0 E: 0 K: 1 S: 11	H: 1 LOB: 2 BB: 1 P: 20	R: 5 E: 1 K: 1 S: 28	H: 3 LOB: 3 BB: 3 P: 53	R: 1 E: 0 K: 1 S: 16	H: 2 LOB: 1 BB: 0 P: 23	R: 0 E: 0 K: 3 S: 9	H: 0 LOB: 0 BB: 0 P: 12	R: 1 E: 0 K: 1 S: 12	H: 2 LOB: 1 BB: 0 P: 16
--------------	------------------------------	----------------------------------	-------------------------------	----------------------------------	------------------------------	---------------------------------	-------------------------------	----------------------------------	-------------------------------	----------------------------------	-------------------------------	----------------------------------	------------------------------	----------------------------------	-------------------------------	----------------------------------

PITCHER															PITCHER																		
IP	WLS	BF	H	R	ER	SO	BB	IBB	HBP	BLK	WP	HR	S	P	ERA	WHIP	IP	WLS	BF	H	R	ER	SO	BB	IBB	HBP	BLK	WP	HR	S	P	ERA	WHIP
Jim Bullinger, R ERA: 7.11 (1, 1)	4.1	L	23	6	6	5	4	3	1	1	0	0	54	96	10.38	2.077																	
Mike Perez, R ERA: 2.0 (5, 1)	0.2		5	1	0	1	1	0	0	0	0	0	12	20	0.00	3.000																	
Rodney Myers, R ERA: 4.66 (6, 1)	1.0		5	2	1	1	1	0	0	0	0	0	16	23	9.00	2.000																	
Doug Jones, R ERA: 4.76 (7, 1)	1.0		3	0	0	0	3	0	0	0	0	0	9	12	0.00	0.000																	
Turk Wendell, R ERA: 1.26 (8, 1)	1.0		5	2	1	1	1	0	0	0	0	0	12	16	9.00	2.000																	

BOTTOM

Chicago Cubs @ San Diego Padres
Jack Murphy Stadium, San Diego, CA

Thu Apr 25 1996, 6:33 AM EDT
Att. 18,736 - Sunny - 77 F

livebaseballscorecards.com

AB	34
R	8
H	11
RBI	7
BB	5
SO	10
LOB	21



1B:	11	SF:	1	WP:	0	PA:	41
2B:	0	SAC:	0	PB:	0		
3B:	0	DP:	1	SB:	0		
HR:	0	HBP:	1	CS:	0		

Batter	1	2	3	4	5	6	7	8	9	AB R H RBI BB SO LOB	TOP											
Brian McRae, S (1, 8) OBP: 0.366, SLG: 0.430	1-1 F7		1-0 2-H 1B			2-3 K		1-0 G4-3		4 0 1 0 0 1 0												
Todd Haney, R (1, 4) OBP: 0.335, SLG: 0.316	1-1 G3-6-1 1B			1-2 F8		1-3 K		1-3 K		4 0 1 0 0 2 0												
Mark Grace, L (1, 3) OBP: 0.434, SLG: 0.500	0-1 G3-6-1 1-2f			1-2 1B		4-2 BB		1-1 2B		3 0 2 0 1 0 1												
Sammy Sosa, R (1, 9) OBP: 0.294, SLG: 0.484		0-1 G4-3		1-1 L6		2-3 K		2-3 K		4 0 0 0 0 2 3												
Luis Gonzalez, L (1, 7) OBP: 0.469, SLG: 0.456		0-1 F7		0-0 F7			1-3 K		1-2 G6-3	4 0 0 0 0 1 1												
Scott Servais, R (1, 2) OBP: 0.395, SLG: 0.625		2-3 K			2-2 G6-3		1-1 P6		1-2 G6-3	4 0 0 0 0 1 0												
Leo Gomez, R (1, 5) OBP: 0.404, SLG: 0.551			2-2 G6-3 1B HBP		2-3 K		4-2 BB BB		0-2 F8	1 0 0 0 1 1 0												
José Hernández, R (7, PR) OBP: 0.306, SLG: 0.209										0 0 0 0 0 0 0												
Ozzie Timmons, R (9, PH) OBP: 0.250, SLG: 0.286										1 0 0 0 0 0 0												
Rey Sanchez, R (1, 6) OBP: 0.280, SLG: 0.304			0-1 G6-3		1-1 1B		4-2 BB BB			2 0 1 0 1 0 1												
Steve Trachsel, R (1, 1)			1-1 P4		2-2 G3		1-1 P4			2 0 0 0 0 0 2												
Scott Bullett, L (7, PH) OBP: 0.308, SLG: 0.182										1 0 0 0 0 0 2												
Terry Adams, R (7, 1)										0 0 0 0 0 0 0												
Bob Patterson, R (8, 1)										0 0 0 0 0 0 0												
Doug Jones, R (8, 1)										0 0 0 0 0 0 0												
Inning Stats	R: 0 E: 0 K: 0 S: 6	H: 1 LOB: 0 BB: 0 P: 8	R: 0 E: 0 K: 1 S: 7	H: 0 LOB: 0 BB: 0 P: 9	R: 0 E: 0 K: 0 S: 7	H: 1 LOB: 2 BB: 0 P: 11	R: 0 E: 0 K: 0 S: 9	H: 1 LOB: 1 BB: 0 P: 12	R: 0 E: 0 K: 1 S: 12	H: 1 LOB: 1 BB: 0 P: 19	R: 0 E: 0 K: 3 S: 11	H: 0 LOB: 1 BB: 1 P: 20	R: 0 E: 0 K: 1 S: 15	H: 0 LOB: 2 BB: 2 P: 26	R: 0 E: 0 K: 2 S: 11	H: 1 LOB: 1 BB: 0 P: 16	R: 0 E: 0 K: 0 S: 10	H: 0 LOB: 0 BB: 0 P: 12	1B: 4 2B: 1 3B: 0 HR: 0	SF: 0 SAC: 0 DP: 1 HBP: 1	WP: 0 PB: 0 SB: 0 CS: 0	PA: 34
PITCHER	IP WLS BF H R ER SO BB IBB HBP BLK WP HR S P ERA WHIP																					
Pedro Astacio, R (1, 1) ERA: 2.48	8.0 W 31 5 0 0 8 3 0 1 0 0 0 78 121 0.00 1.000																					
Todd Worrell, R (9, 1) ERA:	1.0 S 3 0 0 0 0 0 0 0 0 0 0 10 12 0.00 0.000																					

Chicago Cubs @ Los Angeles Dodgers
Dodger Stadium, Los Angeles, CA
Fri Apr 26 1996, 7:05 PM PDT
Att: 31,172 - Unknown

livebaseballscorecards.com

AB	30
R	0
H	5
RBI	0
BB	3
SO	8
LOB	10



Batter	1	2	3	4	5	6	7	8	9
Brett Butler, L OBP: 0.317, SLG: 0.316 (1, 8)	2-2 F8		0-0 B3			1-1 F9		2-1 G4-3	
Chad Fonville, S OBP: 0.458, SLG: 0.381 (1, 7)	1-2 1B		1-1 G6-3			1-1 G5-3		1-0 F9	
Mike Piazza, R OBP: 0.414, SLG: 0.495 (1, 2)	3-1 F9			0-0 P3		1-2 1B		4-0 FC6-4 IBB	
Raul Mondesi, R OBP: 0.242, SLG: 0.341 (1, 9)	0-0 F9			0-0 P3		2-3 K		0-0 FC6-4	
Dave Hansen, L OBP: 0.350, SLG: 0.235 (1, 3)		2-2 G6-4-3 1B		2-2 G3-1			0-0 G4-3		
Todd Worrell, R (9, 1)									
Delino DeShields, L OBP: 0.283, SLG: 0.423 (1, 4)		1-2 G6-4-3 1B			0-0 HR		1-0 G6-3		
Mike Blowers, R OBP: 0.295, SLG: 0.263 (1, 5) (9, 3)		3-1 G6-4-3			3-2 G6-3		1-0 F8		
Greg Gagne, R OBP: 0.364, SLG: 0.434 (1, 6)		2-1 G5-3			1-3 K			1-1 G4-3 PB 1B	
Pedro Astacio, R OBP: 0.091, SLG: 0.091 (1, 1)			0-3 K			0-2 G6-3		4-0 BB	
Juan Castro, R (8, PH) (9, 5)									

Inning Stats	R: 0	H: 1	E: 0	K: 0	S: 11	R: 0	H: 2	E: 0	K: 0	S: 12	R: 0	H: 0	E: 0	K: 1	S: 6	R: 0	H: 0	E: 0	K: 0	S: 7	R: 1	H: 1	E: 0	K: 1	S: 11	R: 0	H: 1	E: 0	K: 1	S: 10	R: 0	H: 0	E: 0	K: 0	S: 3	R: 0	H: 1	E: 0	K: 0	S: 6
	0	1	0	0	11	0	2	0	0	12	0	0	0	1	6	0	0	0	0	7	0	1	0	1	11	0	1	0	0	10	0	0	0	0	3	0	1	0	6	
	0	1	0	0	11	0	2	0	0	12	0	0	0	1	6	0	0	0	0	7	0	1	0	1	11	0	1	0	0	10	0	0	0	0	3	0	1	0	6	

PITCHER	IP	WLS	BF	H	R	ER	SO	BB	IBB	HBP	BLK	WP	HR	S	P	ERA	WHIP
Steve Trachsel, R ERA: 1.59 (1, 1)	6.0	L	22	5	1	1	3	0	0	0	0	0	1	57	83	1.50	0.833
Terry Adams, R ERA: 1.23 (7, 1)	1.1		6	1	0	0	0	1	0	0	0	0	0	7	16	0.00	1.500
Bob Patterson, L ERA: 1.93 (8, 1)	0.1		2	0	0	0	0	0	1	0	0	0	0	1	6	0.00	0.000
Doug Jones, R ERA: 4.63 (8, 1)	0.1		1	0	0	0	0	0	0	0	0	0	0	1	1	0.00	0.000

AB R H RBI BB SO LOB

4	0	0	0	0	0	2
4	0	1	0	0	0	2
3	0	1	0	1	0	1
4	0	0	0	0	1	5
3	0	1	0	0	0	0
0	0	0	0	0	0	0
3	1	2	1	0	0	0
3	0	0	0	0	0	2
3	0	1	0	0	1	1
2	0	0	0	0	1	0
0	0	0	0	1	0	0

WP	PA	ERA	WHIP
0	31		

AB	29
R	1
H	6
RBI	1
BB	2
SO	3
LOB	13



Chicago Cubs @ Los Angeles Dodgers
Dodger Stadium, Los Angeles, CA
Fri Apr 26 1996, 7:05 PM PDT
Att. 31,172 - Unknown

livebaseballscores.com

Batter	1	2	3	4	5	6	7	8	9	10	AB R H RBI BB SO LOB	TOP												
Brian McRae, S (1, 8) x OBP: 0.359, SLG: 0.419	0-0 L6			x 0-0 P3		x 0-0 F8	0-3 K			x 0-0	5 1 1 0 0 1 2	Chicago Cubs @ Los Angeles Dodgers Dodger Stadium, Los Angeles, CA Sat Apr 27 1996, 7:05 PM PDT Att. 43,519 - Unknown												
Todd Haney, R (1, 4) x OBP: 0.308, SLG: 0.261	0-0 G3			x 0-0 F8		B B B B 4-0		x 0-0 6-3		x 0-0 P4	4 0 0 0 1 0 1													
Mark Grace, L (1, 3) S OBP: 0.432, SLG: 0.485	0-3 K			x 0-0 F8		0-3 K		B B B B 4-0		4-0	3 0 0 0 2 2 1													
Sammy Sosa, R (1, 9) x OBP: 0.299, SLG: 0.475		x 0-0 1-3			B B B B 4-0		0-3 K	0-3 K		x 0-0	4 1 1 1 1 2 1													
Luis Gonzalez, L (1, 7) x OBP: 0.453, SLG: 0.431	0-0 F8			x 0-0 L9			4-0	0-0 F8		0-3 K	4 1 0 0 1 1 4													
Turk Wendell, L (10, 1) OBP: 1.000, SLG: 1.000							B B B B	HR			0 0 0 0 0 0 0													
Bob Patterson, R (10, 1)								BB			0 0 0 0 0 0 0													
Doug Jones, R (10, 1)											0 0 0 0 0 0 0													
Scott Servais, R (1, 2) x OBP: 0.400, SLG: 0.662	0-0 F2			x 0-0	1-2 1B		0-0	1-H HR		x 0-0 F9	4 1 2 2 0 0 0													
Leo Gomez, R (1, 5) x OBP: 0.400, SLG: 0.538			x 0-0 F8		x 0-0		0-3 K		x 0-0 4-3		3 0 1 1 0 1 0													
José Hernández, R (7, 5) OBP: 0.300, SLG: 0.205						1-2 2-H	G6-4-3				1 0 0 0 0 0 0													
Rey Sanchez, R (1, 6) x OBP: 0.278, SLG: 0.301				x 0-0 4-3		x 0-0	G6-4-3		x 0-0	P6	4 0 1 0 0 0 2													
Jaime Navarro, R (1, 1) S OBP: 0.267, SLG: 0.267											3 0 1 0 0 1 0													
Scott Bullett, L (10, PH) S OBP: 0.286, SLG: 0.167											1 0 0 0 0 1 0													
Inning Stats	R: 0 E: 0 K: 1 S: 5	H: 0 LOB: 0 BB: 0 P: 5	R: 0 E: 0 K: 0 S: 3	H: 0 LOB: 0 BB: 0 P: 3	R: 0 E: 0 K: 1 S: 5	H: 0 LOB: 0 BB: 0 P: 5	R: 0 E: 0 K: 0 S: 3	H: 0 LOB: 0 BB: 0 P: 3	R: 1 E: 0 K: 0 S: 4	H: 2 LOB: 1 BB: 1 P: 8	R: 0 E: 0 K: 1 S: 5	H: 0 LOB: 1 BB: 1 P: 9	R: 2 E: 0 K: 3 S: 12	H: 3 LOB: 2 BB: 1 P: 16	R: 0 E: 0 K: 1 S: 5	H: 0 LOB: 1 BB: 1 P: 9	R: 0 E: 0 K: 0 S: 3	H: 0 LOB: 0 BB: 0 P: 3	R: 1 E: 0 K: 2 S: 9	H: 2 LOB: 2 BB: 1 P: 13	1B: 6 2B: 0 3B: 0 HR: 1	SF: 0 DP: 1 HBP: 0	WP: 0 PB: 0 SB: 1 CS: 0	PA: 41
PITCHER	IP WLS BF H R ER SO BB IBB HBP BLK WP HR S P ERA WHIP																							
Tom Candiotti, R (1, 1) ERA: 4.09	1.0														0.00	0.000								
Joey Eischen, L (2, 1) ERA: 2.12	5.1	21	3	3	3	3	3	0	0	0	0	0	1	24	36	5.06	1.125							
Jim Bruske, R (7, 1) ERA:	0.2	4	2	0	0	2	0	0	0	0	0	0	0	8	8	0.00	3.000							
Mark Guthrie, L (8, 1) ERA: 2.38	1.0	4	0	0	0	1	1	0	0	0	0	0	0	5	9	0.00	1.000							
Antonio Osuna, R (9, 1) ERA: 1.93	2.0	L 9	2	1	1	2	0	1	0	1	0	0	0	12	16	4.50	1.000							

livebaseballscorecards.com

AB	36
R	4
H	7
RBI	4
BB	5
SO	9
LOB	11



BOTTOM

Chicago Cubs @ Los Angeles Dodgers
Dodger Stadium, Los Angeles, CA

Sat Apr 27 1996, 7:05 PM PDT
Att: 43,519 - Unknown

livebaseballscorecards.com

AB 38
R 3
H 9
RBI 3
BB 3
SO 3
LOB 17



AB R H RBI BB SO LOB

4	0	0	0	0	0	0
5	2	2	0	0	1	1
5	0	3	2	0	0	0
3	0	0	1	0	0	2
0	0	0	0	0	0	0
1	0	1	0	0	0	0
5	0	1	0	0	0	3
3	0	0	0	2	0	0
4	0	1	0	1	0	5
2	0	0	0	0	1	2
2	0	0	0	0	1	2
0	0	0	0	0	0	0
0	0	0	0	0	0	0
0	0	0	0	0	0	0
0	0	0	0	0	0	0
1	0	0	0	0	0	0

1B: 6 SF: 1
2B: 3 SAC: 1
3B: 0 DP: 0
HR: 0 HBP: 0

WP: 0 PA: 43
PB: 0
SB: 0
CS: 0

PITCHER		IP	WLS	BF	H	R	ER	SO	BB	IBB	HBP	BLK	WP	HR	S	P	ERA	WHIP
Jaime Navarro, R	(1, 1)	9.0	W	37	7	3	3	2	1	1	0	0	0	0	39	47	3.00	0.889
Turk Wendell, R	(10, 1)	0.2		4	2	0	0	1	0	0	0	0	0	0	6	6	0.00	3.000
Bob Patterson, L	(10, 1)	0.0		1	0	0	0	0	1	0	0	0	0	0	0	4	∞	∞
Doug Jones, R	(10, 1)	0.1	S	1	0	0	0	0	0	0	0	0	0	0	1	1	0.00	0.000

Batter	1	2	3	4	5	6	7	8	9	10
Brett Butler, L OBP: 0.306, SLG: 0.303 (1, 8)	0-0 4-3		0-0 4-3		0-0 L6		0-0 SH2-4		0-0 F8	
Chad Fonville, S OBP: 0.448, SLG: 0.423 (1, 7) (7, 6)	0-0 1B SF8 1B		0-0 1B 2B		0-0 5-3		0-0 4-3		0-3 K	
Mike Piazza, R OBP: 0.423, SLG: 0.510 (1, 2)	0-0 FC6-4 1B		0-0 FC6-4 1B		0-0 F9		0-0 2B		0-0 6-3	
Raul Mondesi, R OBP: 0.232, SLG: 0.330 Antonio Osuna, R (9, 1) Carlos Hernandez, R OBP: 0.429, SLG: 0.333 (10, PH)	0-0 SF8		0-0 FC6-4		0-0 E1 G2		0-0 F6		0-0 BB 1B 1B	
Dave Hansen, L OBP: 0.320, SLG: 0.227 (1, 3)	0-0 FC6-4		0-0 1-3		0-0 G2		0-0 F7		0-0 BB 1B	
Delino DeShields, L OBP: 0.288, SLG: 0.410 (1, 4)		0-0 F8		0-0 4-3		4-0 IBB		0-0 6-3	4-0 FC6-4 BB	
Mike Blowers, R OBP: 0.301, SLG: 0.263 (1, 5)		4-0 BB		0-0 1B		0-0 L9		0-0 F9	0-0 FC6-4	
Juan Castro, R (1, 6) Milt Thompson, L OBP: 0.200, SLG: 0.077 (6, PH) (7, 7)		0-3 K		0-0 F8		0-0 1-3		0-0 P5		
Tom Candiotti, R OBP: 0.167, SLG: 0.167 Joey Eischen, L (2, 1) Jim Bruske, R (7, 1) Todd Hollandsworth, L OBP: 0.340, SLG: 0.275 Mark Guthrie, R (8, 1) Roger Cedeño, S OBP: 0.333, SLG: 0.389 (9, 9)		0-0 5-3		0-3 K		0-0 SH2-4 2B		0-0 4-3		

Inning Stats		R: 1	H: 2	R: 0	H: 0	R: 1	H: 2	R: 0	H: 1	R: 0	H: 0	R: 1	H: 2	R: 0	H: 0	R: 0	H: 0	R: 0	H: 2	1B: 6	SF: 1
E: 0	LOB: 1	E: 0	LOB: 1	E: 0	LOB: 1	E: 0	LOB: 1	E: 0	LOB: 0	E: 1	LOB: 2	E: 0	LOB: 1	E: 0	LOB: 0	E: 0	LOB: 0	E: 0	LOB: 0	2B: 3	SAC: 1
K: 0	BB: 0	K: 1	BB: 1	K: 0	BB: 0	K: 1	BB: 0	K: 0	BB: 0	K: 0	BB: 1	K: 0	BB: 0	K: 0	BB: 0	K: 1	BB: 1	K: 1	BB: 0	3B: 0	DP: 0
S: 5	P: 5	S: 5	P: 9	S: 5	P: 5	S: 6	P: 6	S: 3	P: 3	S: 4	P: 8	S: 5	P: 5	S: 3	P: 3	S: 3	P: 3	S: 7	P: 11	HR: 0	HBP: 0

PITCHER		IP	WLS	BF	H	R	ER	SO	BB	IBB	HBP	BLK	WP	HR	S	P	ERA	WHIP				
Jaime Navarro, R	(1, 1)	9.0	W	37	7	3	3	2	1	1	0	0	0	0	39	47	3.00	0.889				
Turk Wendell, R	(10, 1)	0.2		4	2	0	0	1	0	0	0	0	0	0	6	6	0.00	3.000				
Bob Patterson, L	(10, 1)	0.0		1	0	0	0	0	1	0	0	0	0	0	0	4	∞	∞				
Doug Jones, R	(10, 1)	0.1	S	1	0	0	0	0	0	0	0	0	0	0	1	1	0.00	0.000				

Batter	1	2	3	4	5	6	7	8	9	AB R H RBI BB SO LOB	TOP											
Brian McRae, S OBP: 0.347, SLG: 0.404 (1, 8) X	0-0 B2-3		0-0 P4		0-0 5-3		0-0 P6			4 0 0 0 0 0 0												
Todd Haney, R OBP: 0.267, SLG: 0.222 (1, 4) X	0-0 5-3			0-0 6-3		0-0 5-3		0-0 4-3		4 0 0 0 0 0 0												
Mark Grace, L OBP: 0.443, SLG: 0.490 (1, 3) X	0-0 F7			4-0 BB E BB		0-0 FC5-4 1B		0-0 1B		3 1 2 0 1 0 0												
Sammy Sosa, R OBP: 0.297, SLG: 0.461 (1, 9)		0-0 4-3		4-0 E FC3 BB 1-2		0-0 FC5-4 1B 1-2f		0-3 K		3 1 0 0 1 1 2												
Luis Gonzalez, L OBP: 0.456, SLG: 0.440 (1, 7)		0-0 2B		0-0 FC3 1-3 2-H		4-0 1B BB 1-2		0-3 K		3 0 1 0 1 1 2												
Scott Servais, R OBP: 0.393, SLG: 0.639 (1, 2)		0-3 K		0-0 1-3		0-0 1B 1-2 2-H		0-0 F9		4 0 1 1 0 1 3												
Leo Gomez, R OBP: 0.391, SLG: 0.571 (1, 5)		0-0 F8		0-3 K		0-3 K		0-0 HR		4 1 1 1 0 2 5												
Rey Sanchez, R OBP: 0.265, SLG: 0.266 (1, 6)			0-0 F9		0-0 1-3		0-0 F8		0-3 K	4 0 0 0 0 1 0												
Frank Castillo, R OBP: 0.083, SLG: 0.083 (1, 1)			0-3 K		0-0 1-3		0-3 K		0-3 K	4 0 0 0 0 3 0												
Inning Stats	R: 0 E: 0 K: 0 S: 3	H: 0 LOB: 0 BB: 0 P: 3	R: 0 E: 0 K: 1 S: 6	H: 1 LOB: 1 BB: 0 P: 6	R: 0 E: 0 K: 1 S: 5	H: 0 LOB: 0 BB: 0 P: 5	R: 1 E: 1 K: 1 S: 6	H: 0 LOB: 2 BB: 2 P: 14	R: 0 E: 0 K: 0 S: 3	H: 0 LOB: 0 BB: 0 P: 3	R: 1 E: 0 K: 1 S: 7	H: 2 LOB: 2 BB: 1 P: 11	R: 0 E: 0 K: 1 S: 5	H: 0 LOB: 0 BB: 0 P: 5	R: 0 E: 0 K: 2 S: 8	H: 1 LOB: 1 BB: 0 P: 8	R: 1 E: 0 K: 2 S: 8	H: 1 LOB: 0 BB: 0 P: 8	1B: 3 2B: 1 3B: 0 HR: 1	SF: 0 SAC: 0 DP: 0 HBP: 0	WP: 0 PB: 0 SB: 1 CS: 0	PA: 36
PITCHER	IP WLS BF H R ER SO BB IBB HBP BLK WP HR S P ERA WHIP																					
Chan Ho Park, R ERA: 2.25 (1, 1)	7.0 L 28 3 2 1 5 3 0 0 0 0 0 0 35 47 1.29 0.857																					
Scott Radinsky, L ERA: (8, 1)	1.0 4 1 0 0 2 0 0 0 0 0 0 0 8 8 0.00 1.000																					
Jim Bruske, R ERA: 5.4 (9, 1)	1.0 4 1 1 1 2 0 0 0 0 0 0 1 8 8 9.00 1.000																					

Chicago Cubs @ Los Angeles Dodgers
Dodger Stadium, Los Angeles, CA
Sun Apr 28 1996, 7:05 PM PDT
Att: 45,441 - Unknown

livebaseballscorecards.com

AB	33
R	3
H	5
RBI	2
BB	3
SO	9
LOB	12



Batter	1	2	3	4	5	6	7	8	9	AB	R	H	RBI	BB	SO	LOB
Brett Butler, L (1, 8) <small>OBP: 0.304, SLG: 0.301</small>	0-0 F9 1B		0-0 F8		0-3 K			0-3 K		4	0	1	0	0	2	0
Chad Fonville, S (1, 6) <small>OBP: 0.394, SLG: 0.367</small>	0-0 B5		0-0 1-3		0-3 K			0-0 4-3		4	0	0	0	0	1	1
Mike Piazza, R (1, 2) <small>OBP: 0.417, SLG: 0.500</small>	0-0 F9 1-3		0-3 K			0-0 FC3-6 1B		0-0 6-3		4	0	1	0	0	1	1
Raul Mondesi, R (1, 9) <small>OBP: 0.223, SLG: 0.316</small>	0-0 F9			0-0 5-3		0-0 F7		0-0 F8		4	0	0	0	0	0	2
Delino DeShields, L (1, 4) <small>OBP: 0.287, SLG: 0.404</small>		0-0 G3-6-3 1B		0-0 F7		0-0 FC3-6 1-2f		0-0 4-3		4	0	1	0	0	0	1
Dave Hansen, L (1, 3) <small>OBP: 0.310, SLG: 0.200</small>		0-0 G3-6-3 1-2f		4-0 1B BB		0-0 F8		0-0 F7		3	0	0	0	1	0	2
Mike Blowers, R (1, 5) <small>OBP: 0.313, SLG: 0.277</small>		0-0 BB 1B		0-0 1-2 1B		0-0 F8		0-0 F8		3	0	2	0	0	0	0
Todd Hollandsworth, L (1, 7) <small>OBP: 0.360, SLG: 0.286</small>		4-0 BB 1-2 BB		0-0 F9		0-0 G4-6-3 1B		0-0 G4-6-3 1B		2	0	1	0	1	0	2
Chan Ho Park, R (1, 1) Milt Thompson, L (7, PH) Scott Radinsky, L (8, 1) Jim Bruske, R (9, 1)		0-0 G3		0-3 K						2	0	0	0	0	1	2
										1	0	0	0	0	0	1
										0	0	0	0	0	0	0
										0	0	0	0	0	0	0

Inning Stats	R: 0	H: 1	R: 0	H: 2	R: 0	H: 0	R: 0	H: 1	R: 0	H: 0	R: 0	H: 1	R: 0	H: 0	R: 0	H: 0	R: 0	H: 0	R: 0	H: 0	R: 0	H: 0	R: 0	H: 0	1B: 6	SF: 0	WP: 0	PA: 33
	E: 0	LOB: 1	E: 0	LOB: 2	E: 0	LOB: 0	E: 0	LOB: 2	E: 0	LOB: 1	E: 0	LOB: 0	E: 0	LOB: 0	E: 0	LOB: 0	E: 0	LOB: 0	E: 0	LOB: 0	E: 0	LOB: 0	E: 0	LOB: 0	2B: 0	SAC: 0	PB: 0	
	K: 0	BB: 0	K: 0	BB: 1	K: 1	BB: 0	K: 0	BB: 1	K: 0	BB: 0	K: 0	BB: 0	K: 1	BB: 0	K: 0	BB: 0	K: 1	BB: 0	K: 0	BB: 0	K: 0	BB: 0	K: 0	BB: 0	3B: 0	DP: 2	SB: 1	
	S: 4	P: 4	S: 4	P: 8	S: 5	P: 5	S: 4	P: 8	S: 4	P: 4	S: 9	P: 9	S: 3	P: 3	S: 5	P: 5	S: 3	P: 3	S: 3	P: 3	S: 3	P: 3	S: 3	P: 3	HR: 0	HBP: 0	CS: 0	


PITCHER	IP	WLS	BF	H	R	ER	SO	BB	IBB	HBP	BLK	WP	HR	S	P	ERA	WHIP
Frank Castillo, R (1, 1) <small>ERA: 4.14</small>	9.0	W	33	6	0	0	5	2	0	0	0	0	0	41	49	0.00	0.889
PITCHER	IP	WLS	BF	H	R	ER	SO	BB	IBB	HBP	BLK	WP	HR	S	P	ERA	WHIP

BOTTOM

Chicago Cubs @ Los Angeles Dodgers
 Dodger Stadium, Los Angeles, CA

Sun Apr 28 1996, 7:05 PM PDT
 Att. 45,441 - Unknown

AB	31
R	0
H	6
RBI	0
BB	2
SO	5
LOB	12



Batter	1	2	3	4	5	6	7	8	9	AB R H RBI BB SO LOB	TOP											
Brian McRae, S (1, 8) OBP: 0.344, SLG: 0.398	2-2 G5-3		3-1 F8		0-0 L3			3-2 SF8 1B		4 1 1 0 0 0 1												
Todd Haney, R (1, 4) OBP: 0.235, SLG: 0.200	0-0 F8		0-1 G1-3			2-2 G1-3		2-1 SF8 1-H		3 0 0 1 0 0 0												
Mark Grace, L (1, 3) OBP: 0.437, SLG: 0.491	0-0 2B		3-1 L1			0-0 G3-1		1-0 G6-3		4 0 1 0 0 0 0												
Sammy Sosa, R (1, 9) OBP: 0.287, SLG: 0.443	3-3 K			0-3 K		1-2 K		0-2 K		4 0 0 0 0 4 1												
Luis Gonzalez, L (1, 7) OBP: 0.457, SLG: 0.436		4-2 G5-3 E BB		3-2 P5		0-0 HR 1B		2-3 K		3 2 1 0 1 1 0												
Scott Servais, R (1, 2) OBP: 0.379, SLG: 0.613		0-2 SAFE SAFE G5-3		0-0 F9		0-1 F7		1-3 K		3 0 0 0 0 0 2												
Brian Dorsett, R (9, PH) OBP: 0.111, SLG: 0.063		1-2						1 0 0 0 0 1 0														
Leo Gomez, R (1, 5) OBP: 0.397, SLG: 0.610		2-3 K			0-1 F8		2-1 SAFE 1-H HR	4-0 BB		3 1 1 2 1 1 1												
Rey Sanchez, R (1, 6) OBP: 0.264, SLG: 0.296		0-0 E9 2-H 2B			0-1 L9		3-2 G5-3	1-2 L3		4 0 1 1 0 0 1												
Kevin Foster, R (1, 1) OBP: 0.385, SLG: 0.300		1-3 K			0-0 2B		3-2 G6-3			2 0 1 0 0 1 1												
Rodney Myers, R (6, 1)										0 0 0 0 0 0 0												
Robin Jennings, L (7, PH) OBP: 0.125, SLG: 0.125										1 0 0 0 0 0 0												
Mike Perez, R (7, 1)										0 0 0 0 0 0 0												
Terry Adams, R (8, 1)										0 0 0 0 0 0 0												
Inning Stats	R: 0 E: 0 K: 1 S: 9	H: 1 LOB: 1 BB: 0 P: 14	R: 1 E: 1 K: 2 S: 17	H: 1 LOB: 1 BB: 1 P: 24	R: 0 E: 0 K: 0 S: 6	H: 0 LOB: 0 BB: 0 P: 12	R: 0 E: 0 K: 1 S: 8	H: 0 LOB: 0 BB: 0 P: 11	R: 0 E: 0 K: 0 S: 6	H: 1 LOB: 1 BB: 0 P: 6	R: 0 E: 0 K: 1 S: 8	H: 0 LOB: 0 BB: 0 P: 11	R: 2 E: 0 K: 0 S: 12	H: 2 LOB: 0 BB: 0 P: 20	R: 1 E: 0 K: 1 S: 9	H: 1 LOB: 0 BB: 0 P: 15	R: 0 E: 0 K: 2 S: 9	H: 0 LOB: 1 BB: 1 P: 17	1B: 2 2B: 3 3B: 0 HR: 1	SF: 1 SAC: 0 DP: 0 HBP: 0	WP: 0 PB: 0 SB: 1 CS: 0	PA: 35
PITCHER	IP WLS BF H R ER SO BB IBB HBP BLK WP HR S P ERA WHIP																					
Ismael Valdez, R (1, 1) ERA: 2.41	7.0 W 28 6 4 3 5 1 0 0 0 0 0 1 69 104 3.86 1.000																					
Antonio Osuna, R (8, 1) ERA: 1.8	1.0 3 0 0 0 1 0 0 0 0 0 0 0 6 9 0.00 0.000																					
Mark Guthrie, L (9, 1) ERA: 2.19	1.0 4 0 0 0 2 1 0 0 0 0 0 0 9 17 0.00 1.000																					

Chicago Cubs @ Los Angeles Dodgers
Dodger Stadium, Los Angeles, CA
Mon Apr 29 1996, 7:05 PM PDT
Att. 39,003 - Unknown - 82 F

livebaseballscorecards.com

AB	32
R	4
H	6
RBI	4
BB	2
SO	8
LOB	7



Batter	1	2	3	4	5	6	7	8	9
Brett Butler, L (1, 8) Roger Cedeno, S (9, 8) OBP: 0.299, SLG: 0.296 OBP: 0.333, SLG: 0.389	1-2 P2		0-1 HR	0-1 F8		2-3 K		1-2 FC5	
Chad Fonville, S (1, 6) OBP: 0.421, SLG: 0.400	2-2 G4-3		0-1 HR	2-1 G6-3			2-2 G4-3	2-1 IBB	
Mike Piazza, R (1, 2) Carlos Hernandez, R (9, 2) OBP: 0.416, SLG: 0.519 OBP: 0.429, SLG: 0.333	2-1 F7		2-2 L4		0-1 HR		3-2 G4-3	4-0 BB	
Raul Mondesi, R (1, 9) OBP: 0.241, SLG: 0.359		1-1 SF8	0-0 HR		0-3 K		0-3 K	0-1 BB	
Delino DeShields, L (1, 4) OBP: 0.300, SLG: 0.407		3-1 E4	3-1 F9		0-1 P6		0-0 S	4-2 BB	
Dave Hansen, L (1, 3) Mark Guthrie, R (9, 1) OBP: 0.303, SLG: 0.214		0-2 SF8	2-2 BB		0-0 G3		2-3 K	0-0 G4-3	
Mike Blowers, R (1, 5) OBP: 0.320, SLG: 0.282		1-2 SF8	4-2 BB			0-0 P3		0-0 FC5	
Todd Hollandsworth, L (1, 7) OBP: 0.352, SLG: 0.267		4-2 BB	1-1 G4-3			1-3 K		0-1 G4-3	
Ismael Valdez, R (1, 1) Antonio Osuna, R (8, 1) Juan Castro, R (8, 5) Milt Thompson, L (8, PH) OBP: 0.176, SLG: 0.067		0-1 L7		1-1 G5-3		3-3 K		4-2 FC5	

AB	R	H	RBI	BB	SO	LOB
5	2	1	0	0	1	3
0	0	0	0	0	0	0
5	3	3	1	0	0	0
4	1	1	1	1	0	3
0	0	0	0	0	0	0
5	2	3	5	0	2	1
4	1	2	1	1	0	0
3	0	1	1	0	1	1
0	0	0	0	0	0	0
2	0	1	1	1	0	0
3	0	0	0	1	1	3
3	0	0	0	0	1	2
0	0	0	0	0	0	0
0	1	0	0	1	0	0
1	0	0	0	0	0	3

1B	SF	2B	SAC	3B	DP	HR	HBP
10	2	0	0	0	0	2	0
0	0	0	0	0	0	0	0
0	0	0	0	1	0	0	0
0	0	0	0	0	0	0	0

WP	PA	ERA	WHIP
0	42		
1			
3			
0			

Inning	R	H	E	K	S	P	ERA	WHIP
1	0	0	0	9	14			
2	2	2	1	15	23			
3	3	4	2	21	33			
4	0	0	0	6	9			
5	1	1	0	8	8			
6	0	0	1	11	17			
7	1	2	1	15	21			
8	3	3	3	19	34			

PITCHER	IP	WLS	BF	H	R	ER	SO	BB	IBB	HBP	BLK	WP	HR	S	P	ERA	WHIP
Kevin Foster, R (1, 1) ERA: 7.03	5.0	L	24	7	6	5	1	2	0	0	0	0	2	59	87	9.00	1.800
Rodney Myers, R (6, 1) ERA: 4.22	1.0		4	0	0	0	3	0	0	0	0	0	0	11	17	0.00	0.000
Mike Perez, R (7, 1) ERA: 2.7	1.0		5	2	1	1	2	0	0	0	0	0	0	15	21	9.00	2.000
Terry Adams, R (8, 1) ERA: 2.87	1.0		9	3	3	3	0	2	1	0	0	0	0	19	34	27.00	5.000

BOTTOM

Chicago Cubs @ Los Angeles Dodgers
Dodger Stadium, Los Angeles, CA

Mon Apr 29 1996, 7:05 PM PDT
Att: 39,003 - Unknown - 82 F

livebaseballscorecards.com

AB	35
R	10
H	12
RBI	10
BB	5
SO	6
LOB	16



Batter	1	2	3	4	5	6	7	8	9	AB R H RBI BB SO LOB	TOP																								
Royce Clayton, R (1, 6) OBP: 0.336, SLG: 0.394	4-1 2B BB	0-2 G5-3			1-1 1B CS 1B		2-1 G3		2-3 K	4 1 1 0 1 1 0																									
Luis Alicea, S (1, 4) OBP: 0.290, SLG: 0.289	1-0 1-H 2B	3-2 L8			2-3 K		3-2 1B 2B		4-1 HR BB	4 2 2 1 1 1 1																									
Ron Gant, R (1, 7) OBP: 0.360, SLG: 0.427	3-3 K				0-1 1B		1-0 1B		3-3 K	5 0 2 0 0 2 2																									
Ray Lankford, L (1, 8) OBP: 0.330, SLG: 0.573	2-2 2-H HR				2-2 L3		2-2 SAFE P7		0-1 1-H HR	5 2 2 4 0 0 4																									
Brian Jordan, R (1, 9) OBP: 0.302, SLG: 0.400	3-1 HR				0-1 B3		2-0 P8		1-3 K	5 1 1 1 0 1 4																									
John Mabry, L (1, 3) OBP: 0.341, SLG: 0.373	0-0 G4-3				1-0 G6-3 1B		2-1 G4-3		3-1 G6-3	4 0 1 0 0 0 0																									
Pat Borders, R (1, 2) OBP: 0.362, SLG: 0.404	1-2 1B				3-2 SAFE G6-3 1-3		1-0 G5-3		4-1 BB	3 0 1 0 1 0 1																									
David Bell, R (1, 5) OBP: 0.229, SLG: 0.304	0-0 P4				1-0 F7		2-2 2B		1-0 F7	4 0 1 0 0 0 3																									
Alan Benes, R (1, 1) OBP: 0.083, SLG: 0.167 Mark Sweeney, L (4, PH) OBP: 0.448, SLG: 0.348 Cory Bailey, R (4, 1) Danny Sheaffer, R (6, PH) OBP: 0.387, SLG: 0.400 T.J. Mathews, R (6, 1) Willie McGee, S (8, PH) OBP: 0.338, SLG: 0.415 Dennis Eckersley, R (8, 1)		2-2 G6-3			3-3 K		0-1 G4-3		0-0 G5-3	1 0 0 0 0 0 0 1 0 0 0 0 0 1 1 0 0 0 0 0 0 0 1 0 0 0 0 0 0 1 0 0 0 0 0 0 0 1 0 0 0 0 0 0 1 0 0 0 0 0 0 0 0																									
Inning Stats	R: 4 E: 0 K: 1 S: 15	H: 4 LOB: 1 BB: 1 P: 29	R: 0 E: 0 K: 0 S: 11	H: 0 LOB: 0 BB: 0 P: 16	R: 0 E: 0 K: 0 S: 6	H: 0 LOB: 0 BB: 0 P: 11	R: 0 E: 0 K: 1 S: 13	H: 1 LOB: 1 BB: 0 P: 21	R: 0 E: 0 K: 1 S: 13	H: 2 LOB: 2 BB: 0 P: 18	R: 0 E: 0 K: 0 S: 8	H: 1 LOB: 1 BB: 0 P: 13	R: 0 E: 0 K: 0 S: 11	H: 2 LOB: 2 BB: 0 P: 21	R: 0 E: 0 K: 0 S: 5	H: 0 LOB: 1 BB: 1 P: 13	R: 2 E: 0 K: 3 S: 12	H: 1 LOB: 0 BB: 1 P: 22	1B: 5 2B: 3 3B: 0 HR: 3	SF: 0 SAC: 0 DP: 0 HBP: 0	WP: 0 PA: 41 PB: 0 SB: 0 CS: 1														
PITCHER	IP WLS BF H R ER SO BB IBB HBP BLK WP HR S P ERA WHIP																																		
Jim Bullinger, R (1, 1) ERA: 7.28	4.1	21	7	4	4	3	1	0	0	0	0	2	52	87	8.31	1.846																			
Mike Perez, R (5, 1) ERA: 2.25	2.0	9	3	0	0	0	0	0	0	0	0	0	21	34	0.00	1.500																			
Bob Patterson, L (7, 1) ERA: 1.86	0.1	1	0	0	0	0	0	0	0	0	0	0	3	5	0.00	0.000																			
Terry Adams, R (7, 1) ERA: 2.76	0.2	3	0	0	0	0	1	0	0	0	0	0	4	13	0.00	1.500																			
Turk Wendell, R (8, 1) ERA: 2.16	1.2	W 7	1	2	2	3	1	0	0	0	0	1	14	25	10.80	1.200																			

St. Louis Cardinals @ Chicago Cubs
Wrigley Field, Chicago, IL
Tue Apr 30 1996, 7:05 PM CDT
Att. 20,771 - Unknown - 53 F

livebaseballscorecards.com

AB	38
R	6
H	11
RBI	6
BB	3
SO	6
LOB	18



Batter	1	2	3	4	5	6	7	8	9	AB	R	H	RBI	BB	SO	LOB
Brian McRae, S OBP: 0.362, SLG: 0.410 (1, 8)	4-0 1B 1B 1B BB	0-0 1B 1B 1B SF7		0-0 FC4-6 1B		0-1 F7		0-1 CS 1B		4	2	3	0	1	0	0
Todd Haney, R OBP: 0.282, SLG: 0.235 (1, 4)	1-2 1B 1B 1B	1-2 1B 1B 1B		1-2 FC4-6 1-2f		4-2 BB		1 SAFE 2-1 CS 1-2	1-2 G6-3	4	1	2	1	1	0	1
Mark Grace, L OBP: 0.444, SLG: 0.495 (1, 3)	0-0 1B 1B 1B 2B	0-0 1B 1B 1B		2-1 FC4-6 1-2f		1-2 G3			0-0 2B 1B	5	2	3	0	0	0	2
Sammy Sosa, R OBP: 0.275, SLG: 0.423 (1, 9)	1-3 K	3-3 K		2-2 G5-3 1-2		2-2 P9			0-3 K	5	0	0	0	0	3	8
Luis Gonzalez, L OBP: 0.449, SLG: 0.432 (1, 7)	2-1 2B 1B 1B	1-0 SF7		2-1 G4-3		3-2 F9			0-0 2B	3	1	1	3	0	0	0
Turk Wendell, L OBP: 1.000, SLG: 1.000 (8, 1)	1-3 2-H 3-H 2-1 2B 1B	3-H 2-3 K		1-0 WP 1B		4-2 BB				3	0	2	2	1	1	2
Leo Gomez, R OBP: 0.417, SLG: 0.629 José Hernández, R OBP: 0.300, SLG: 0.205 (7, PR) (8, 5)	1-H 3-H 3-2 F8			1-0 L7		0-2 F8				4	0	0	0	0	0	3
Brian Dorsett, R OBP: 0.091, SLG: 0.050 (1, 2)	2-3 K			1-0 F9				1 SAFE 0-1 F9		4	0	0	0	0	1	2
Rey Sanchez, R OBP: 0.253, SLG: 0.282 (1, 6)				1-2 F9					0-0 L8							
Jim Bullinger, R OBP: 0.583, SLG: 1.200 Mike Perez, R (5, 1)		4-1 1B 1B 1B BB		1-3 K						1	1	0	0	1	0	0
Bob Patterson, R (7, 1)										1	0	0	0	0	1	0
Terry Adams, R (7, 1)										0	0	0	0	0	0	0
Scott Bullett, L OBP: 0.267, SLG: 0.154 (8, 7)										0	0	0	0	0	0	0
										1	0	0	0	0	0	0

Inning Stats	R: 4	H: 4	E: 0	LOB: 1	K: 2	S: 17	R: 2	H: 3	E: 0	LOB: 2	K: 2	S: 16	R: 0	H: 0	E: 0	LOB: 0	K: 0	S: 9	R: 0	H: 1	E: 0	LOB: 1	K: 0	S: 9	R: 0	H: 1	E: 0	LOB: 1	K: 0	S: 5	R: 0	H: 0	E: 0	LOB: 0	K: 1	S: 13	R: 0	H: 0	E: 0	LOB: 0	K: 0	S: 12	R: 0	H: 1	E: 0	LOB: 0	K: 0	S: 7	R: 1	H: 2	E: 0	LOB: 1	K: 1	S: 9	1B: 10	2B: 2	3B: 0	HR: 0	SF: 1	SAC: 0	DP: 0	HBP: 0	WP: 1	PB: 0	SB: 0	CS: 2	PA: 42
--------------	------	------	------	--------	------	-------	------	------	------	--------	------	-------	------	------	------	--------	------	------	------	------	------	--------	------	------	------	------	------	--------	------	------	------	------	------	--------	------	-------	------	------	------	--------	------	-------	------	------	------	--------	------	------	------	------	------	--------	------	------	--------	-------	-------	-------	-------	--------	-------	--------	-------	-------	-------	-------	--------

PITCHER	IP	WLS	BF	H	R	ER	SO	BB	IBB	HBP	BLK	WP	HR	S	P	ERA	WHIP
Alan Benes, R ERA: 4.89 (1, 1)	3.0		18	7	6	6	4	2	0	0	0	0	0	42	72	18.00	3.000
Cory Bailey, R ERA: 4.15 (4, 1)	2.0		8	2	0	0	0	0	0	0	0	1	0	14	24	0.00	1.000
T.J. Mathews, R ERA: 0.52 (6, 1)	2.0		8	0	0	0	1	2	0	0	0	0	0	25	40	0.00	1.000
Dennis Eckersley, R ERA: 0.66 (8, 1)	1.2	L	7	3	1	1	1	0	0	0	0	0	0	16	18	5.40	1.800

BOTTOM

St. Louis Cardinals @ Chicago Cubs
Wrigley Field, Chicago, IL
Tue Apr 30 1996, 7:05 PM CDT
Att: 20,771 - Unknown - 53 F

AB	36
R	7
H	12
RBI	7
BB	4
SO	6
LOB	18



WP	PA
1	42

Batter	1	2	3	4	5	6	7	8	9	AB R H RBI BB SO LOB	TOP																							
Ozzie Smith, S OBP: 0.182, SLG: 0.182 (1, 6)	1-0 F7	3-2 G4-3		0-2 G6-3			2-0 L4		0-2 G4-3	5 0 0 0 0 0 1																								
Luis Alicea, S OBP: 0.279, SLG: 0.277 (1, 4)	0-3 K		0-2 K		1-3 K		2-2 F8			4 0 0 0 0 3 0																								
Willie McGee, S OBP: 0.347, SLG: 0.435 (1, 7)	3-2 2B		0-2 G6-3		2-1 G4-3		1-2 FC4-6 1B			4 1 2 0 0 0 0																								
Ray Lankford, L OBP: 0.339, SLG: 0.616 Mark Sweeney, L OBP: 0.433, SLG: 0.333 (1, 8) (7, 3)	3-2 2B		0-1 HR		1-3 K		0-1 FC4-6 1-2f			3 1 2 2 0 1 0 1 0 0 0 0 0 1																								
Brian Jordan, R OBP: 0.313, SLG: 0.397 (1, 9) (7, 8)	4-2 BB		0-0 1B		0-0 F7		0-1 L7			3 0 1 0 1 0 1																								
John Mabry, L OBP: 0.337, SLG: 0.368 (1, 3) (7, 9)	2-2 G4-3		2-0 1B		1-2 G1-3		1-0 G2-3			4 0 1 0 0 0 3																								
Tom Pagnozzi, R OBP: 0.278, SLG: 0.588 (1, 2)		1-0 HR	0-1 P6		1-2 2B		0-0 L9			4 1 2 1 0 0 2																								
David Bell, R OBP: 0.212, SLG: 0.280 (1, 5)		1-0 G5-3		3-2 G6-3		2-2 F8		0-1 L9		4 0 0 0 0 0 1																								
Andy Benes, R OBP: 0.154, SLG: 0.231 Pat Borders, R OBP: 0.356, SLG: 0.397 Mark Petkovsek, R Miguel Mejia, R Rick Honeycutt, L Jeff Parrett, R Danny Sheaffer, R OBP: 0.380, SLG: 0.413 (1, 1) (4, PH) (4, 1) (7, PH) (7, 1) (8, 1) (9, PH)		1-2 F8		0-0 G1-3		1-0 P3		0-0 1B		1 0 0 0 0 0 0 1 0 0 0 0 0 0 0 0 0 0 0 0 0 1 0 1 0 1 0 0 0 0																								
Inning Stats	R: 1 E: 0 K: 1 S: 15	H: 2 LOB: 2 BB: 1 P: 28	R: 1 E: 0 K: 0 S: 9	H: 1 LOB: 0 BB: 0 P: 15	R: 1 E: 0 K: 1 S: 12	H: 3 LOB: 2 BB: 0 P: 14	R: 0 E: 0 K: 0 S: 7	H: 0 LOB: 0 BB: 0 P: 10	R: 0 E: 0 K: 2 S: 8	H: 0 LOB: 0 BB: 0 P: 12	R: 0 E: 0 K: 0 S: 13	H: 1 LOB: 1 BB: 0 P: 17	R: 0 E: 0 K: 0 S: 5	H: 0 LOB: 0 BB: 0 P: 10	R: 0 E: 0 K: 0 S: 8	H: 1 LOB: 1 BB: 0 P: 10	R: 0 E: 0 K: 0 S: 7	H: 1 LOB: 1 BB: 0 P: 7	1B: 4 2B: 3 3B: 0 HR: 2	SF: 0 SAC: 0 DP: 0 HBP: 0	WP: 0 PB: 0 SB: 0 CS: 0	PA: 37												
PITCHER Steve Trachsel, R ERA: 2.16 Doug Jones, R ERA: 4.15 (1, 1) (9, 1)	IP 8.0	WLS W	BF 33	H 8	R 3	ER 3	SO 4	BB 1	IBB 0	HBP 0	BLK 0	WP 0	HR 2	S 77	P 116	ERA 3.38	WHIP 1.125																	
											PITCHER	IP	WLS	BF	H	R	ER	SO	BB	IBB	HBP	BLK	WP	HR	S	P	ERA	WHIP						

St. Louis Cardinals @ Chicago Cubs
 Wrigley Field, Chicago, IL
 Wed May 01 1996, 3:33 AM CDT
 Att. 25,668 - Sunny - 57 F

livebaseballscorecards.com

AB 36
 R 3
 H 9
 RBI 3
 BB 1
 SO 4
 LOB 9



Batter	1	2	3	4	5	6	7	8	9	AB R H RBI BB SO LOB
Brian McRae, S OBP: 0.378, SLG: 0.421 (1, 8)	1-1 23 S 1B	1-2 E4 23 HR		3-1 23 HR 1B	4-2 23 1B BB			2-0 E 1B		4 3 3 0 1 0 0
23 Ryne Sandberg, R OBP: 0.323, SLG: 0.506 (1, 4)	3-2 P2 1-2	3-2 SAFE 1-H HR		3-1 SAFE 1-H HR	2-1 1-2 1B			1-3 1		5 2 3 4 0 1 2
Mark Grace, L OBP: 0.434, SLG: 0.509 (1, 3)	1-2 P7	3-1 L8		2-2 HR	0-0 L7			1-0 E3 L6-4 1-2		5 1 1 1 0 0 4
Sammy Sosa, R OBP: 0.280, SLG: 0.412 (1, 9)	4-2 1B BB			4-2 G4-6-3 BB				1-0 G4-3 L6-4 1-2		3 1 0 0 2 1 2
Luis Gonzalez, L OBP: 0.461, SLG: 0.440 (1, 7)	1-1 1B 1-2 2-H 1B			4-0 HR BB	0-1 SAFE SAFE G4-6-3 1-2f			1-2 G6-4-3 1B		3 1 2 1 1 0 1
Scott Servais, R OBP: 0.396, SLG: 0.658 (1, 2)	2-2 FC5-4 1-3 2-H 1B			1-0 1-H HR	2-0 1B			1-0 G6-4-3 1-2f		4 1 3 3 0 0 1
Leo Gomez, R OBP: 0.408, SLG: 0.600 (1, 5)	1-1 FC5-4 1-2f			4-1 S BB	2-0 F7			2-3 K		3 0 0 0 1 1 3
José Hernández, R OBP: 0.278, SLG: 0.188 (1, 6)		2-3 K		2-3 K				2-2 G6-3 P4		4 0 0 0 0 2 1
Steve Trachsel, R Doug Jones, R		3-3 K		1-3 K				0-0 G4-3 K		4 0 0 0 0 3 1 0 0 0 0 0 0 0

Inning Stats	R: 2 E: 0 K: 0 S: 18	H: 3 LOB: 2 BB: 1 P: 31	R: 2 E: 1 K: 2 S: 17	H: 1 LOB: 0 BB: 0 P: 29	R: 2 E: 0 K: 3 S: 12	H: 1 LOB: 1 BB: 2 P: 27	R: 3 E: 0 K: 0 S: 13	H: 4 LOB: 1 BB: 1 P: 29	R: 0 E: 0 K: 0 S: 9	H: 1 LOB: 2 BB: 1 P: 17	R: 0 E: 0 K: 0 S: 5	H: 1 LOB: 0 BB: 0 P: 8	R: 0 E: 0 K: 2 S: 10	H: 0 LOB: 0 BB: 0 P: 15	R: 0 E: 1 K: 1 S: 7	H: 1 LOB: 1 BB: 0 P: 11
--------------	-------------------------------	----------------------------------	-------------------------------	----------------------------------	-------------------------------	----------------------------------	-------------------------------	----------------------------------	------------------------------	----------------------------------	------------------------------	---------------------------------	-------------------------------	----------------------------------	------------------------------	----------------------------------


PITCHER	IP	WLS	BF	H	R	ER	SO	BB	IBB	HBP	BLK	WP	HR	S	P	ERA	WHIP
Andy Benes, R ERA: 5.14 (1, 1)	3.0	L	18	5	6	4	5	3	0	0	0	0	2	47	87	12.00	2.667
Mark Petkovsek, R ERA: 4.85 (4, 1)	3.0		15	6	3	3	0	2	0	0	0	0	2	27	54	9.00	2.667
Rick Honeycutt, L ERA: 4.5 (7, 1)	1.0		3	0	0	0	2	0	0	0	0	0	0	10	15	0.00	0.000
Jeff Parrett, R ERA: 2.0 (8, 1)	1.0		4	1	0	0	1	0	0	0	0	0	0	7	11	0.00	1.000

BOTTOM


St. Louis Cardinals @ Chicago Cubs
Wrigley Field, Chicago, IL
Wed May 01 1996, 3:33 AM CDT
Att. 25,668 - Sunny - 57 F

AB	35
R	9
H	12
RBI	9
BB	5
SO	8
LOB	15

livebaseballscorecards.com



WP: 0	PA: 40
PB: 0	
SB: 2	
CS: 0	

Batter	1	2	3	4	5	6	7	8	9	AB R H RBI BB SO LOB	TOP																								
Lance Johnson, L OBP: 0.305, SLG: 0.463 (1, 8)	1-0 S E 1B		0-1 S G6-3 1B		2-2 L8			2-0 F7		4 2 2 0 0 0 0																									
Jose Vizcaino, S OBP: 0.382, SLG: 0.441 (1, 4)	0-3 K 1-3		2-0 G6-3 S 1-2 1B			4-2 1B BB		0-1 G6-3 1B		3 0 2 0 1 1 1																									
Bernard Gilkey, R OBP: 0.361, SLG: 0.555 (1, 7)	4-2 S BB		1-0 G6-3 1-3 2-H			1 SAFE 1-3 BB		1-2 G6-3 1-2f		3 0 0 1 1 1 3																									
Todd Hundley, S OBP: 0.382, SLG: 0.648 (1, 2)	1-3 K 1-2 3-H		1-0 L9			1-0 1-2 1B			1-2 G5-3	4 0 1 0 0 1 2																									
Butch Huskey, R OBP: 0.239, SLG: 0.278 Tim Bogar, R OBP: 0.167, SLG: 0.167 (1, 3) (9, PR) (9, 3)	0-1 G3			2-1 G4-3		0-0 P8			1-1 CS 1B	4 0 1 0 0 0 3 0 0 0 0 0 0 0																									
Kevin Roberson, S OBP: 0.359, SLG: 0.467 (1, 9)		1-3 K		3-3 K		2-2 L6			3-3 K 1-2	4 0 0 0 0 3 3																									
Jeff Kent, R OBP: 0.320, SLG: 0.432 (1, 5)			1-1 G4-3		1-0 CS 1B		0-0 F9			3 0 1 0 0 0 0	AB 31 R 2 H 7 RBI 1 BB 2 SO 9 LOB 12																								
Rey Ordonez, R OBP: 0.344, SLG: 0.420 (1, 6)			1-1 L9		1-2 CS 1-2	0-1 G6-3		1-1 L7		3 0 0 0 0 0 0																									
Paul Wilson, R OBP: 0.083, SLG: 0.083 (1, 1)			2-3 K			1-3 K		0-3 K		3 0 0 0 0 3 0																									
Inning Stats	R: 1 E: 1 K: 2 S: 12	H: 1 LOB: 1 BB: 1 P: 18	R: 0 E: 0 K: 1 S: 7	H: 0 LOB: 0 BB: 0 P: 10	R: 1 E: 0 K: 1 S: 11	H: 2 LOB: 1 BB: 0 P: 17	R: 0 E: 0 K: 1 S: 10	H: 1 LOB: 0 BB: 0 P: 16	R: 0 E: 0 K: 1 S: 9	H: 0 LOB: 0 BB: 0 P: 12	R: 0 E: 0 K: 1 S: 12	H: 1 LOB: 2 BB: 1 P: 20	R: 0 E: 0 K: 1 S: 6	H: 0 LOB: 0 BB: 0 P: 7	R: 0 E: 0 K: 0 S: 6	H: 1 LOB: 0 BB: 0 P: 9	R: 0 E: 0 K: 1 S: 8	H: 1 LOB: 1 BB: 0 P: 13	1B: 7 2B: 1 3B: 0 HR: 0	SF: 0 SAC: 0 DP: 2 HBP: 0	WP: 0 PB: 0 SB: 5 CS: 2	PA: 34													
PITCHER Jaime Navarro, R ERA: 3.54 (1, 1)	IP 9.0	WLS W	BF 33	H 7	R 2	ER 1	SO 9	BB 2	IBB 0	HBP 0	BLK 0	WP 0	HR 0	S 81	P 122	ERA 1.00	WHIP 1.000	PITCHER	IP 9.0	WLS W	BF 33	H 7	R 2	ER 1	SO 9	BB 2	IBB 0	HBP 0	BLK 0	WP 0	HR 0	S 81	P 122	ERA 1.00	WHIP 1.000

New York Mets @ Chicago Cubs
Wrigley Field, Chicago, IL
Fri May 03 1996, 3:33 AM CDT
Att. 19,822 - Cloudy - 52 F

livebaseballscorecards.com

Batter	1	2	3	4	5	6	7	8	9	AB R H RBI BB SO LOB
Brian McRae, S OBP: 0.367, SLG: 0.408 (1, 8)	1-3 K		2-1 G3			1-3 K			0-3 K	4 0 0 0 0 3 1
23 Ryne Sandberg, R OBP: 0.330, SLG: 0.523 (1, 4)	2-1 1B 3B			2-3 K			4-2 F9 BB		3-3 K	3 1 1 0 1 2 1
Mark Grace, L OBP: 0.436, SLG: 0.504 (1, 3)	1-0 CS 1B			1-2 G4-3			0-0 F9		4-0 HR IBB	3 1 1 1 1 0 1
Sammy Sosa, R OBP: 0.279, SLG: 0.432 (1, 9)	3-3 K			0-1 G4-3			1-3 K		0-0 HR	4 1 1 3 0 2 2
Luis Gonzalez, L OBP: 0.448, SLG: 0.425 (1, 7)		1-0 G6-3			2-2 F7		2-1 G4-3			3 0 0 0 0 0 1
Scott Servais, R OBP: 0.383, SLG: 0.634 (1, 2)			2-3 K		1-1 G4-3			0-2 G4-3		3 0 0 0 0 1 0
Leo Gomez, R OBP: 0.392, SLG: 0.574 (1, 5)		0-0 F9			1-3 K			0-0 F7		3 0 0 0 0 1 0
José Hernández, R OBP: 0.263, SLG: 0.176 (1, 6)			3-2 G5-3			1-3 K		0-0 G6-3		3 0 0 0 0 1 0
Jaime Navarro, R OBP: 0.235, SLG: 0.235 (1, 1)			0-2 L4-3			1-0 P4			0-0 HR 1B	2 0 0 0 0 0 0
Scott Bullett, L OBP: 0.313, SLG: 0.214 (9, PH)										1 1 1 0 0 0 0

Inning Stats	R: 1	H: 2	E: 0	K: 2	S: 10	R: 0	H: 0	E: 0	K: 1	S: 5	R: 0	H: 0	E: 0	K: 0	S: 9	R: 0	H: 0	E: 0	K: 1	S: 8	R: 0	H: 0	E: 0	K: 1	S: 8	R: 0	H: 0	E: 0	K: 2	S: 7	R: 0	H: 0	E: 0	K: 1	S: 8	R: 0	H: 0	E: 0	K: 0	S: 5	R: 3	H: 2	E: 0	K: 2	S: 8	1B: 2	2B: 1	3B: 1	HR: 1	SF: 0	SAC: 0	DP: 1	HBP: 0	WP: 0	PA: 31
Paul Wilson, R ERA: 6.23 (1, 1)	IP	WLS	BF	H	R	ER	SO	BB	IBB	HBP	BLK	WP	HR	S	P	ERA	WHIP																			IP	WLS	BF	H	R	ER	SO	BB	IBB	HBP	BLK	WP	HR	S	P	ERA	WHIP			


BOTTOM

New York Mets @ Chicago Cubs
Wrigley Field, Chicago, IL

Fri May 03 1996, 3:33 AM CDT
Att: 19,822 - Cloudy - 52 F

livebaseballscorecards.com

AB	29
R	4
H	4
RBI	4
BB	2
SO	10
LOB	6



Batter	1	2	3	4	5	6	7	8	9	AB R H RBI BB SO LOB	TOP									
Lance Johnson, L OBP: 0.301, SLG: 0.453 (1, 8)	0-0 1B BLK 1B	1-1 F9			1-2 G3		1-2 G3	1-1 P6		5 1 1 0 0 0 2										
Jose Vizcaino, S OBP: 0.383, SLG: 0.449 (1, 4)	3-1 1B 1-3 G4-3 1B		0-1 G3-1 2B		1-2 F9		1-0 G4-3		2-2 L4	5 1 2 0 0 0 0										
Bernard Gilkey, R OBP: 0.373, SLG: 0.566 Chris Jones, R OBP: 0.308, SLG: 0.520 (1, 7) (7, 7)	1-0 G4-3 1-3 1B 3-H		1-3 K		1-1 FC1-6-5 2B		4-0 BB		2-1 G6-3	3 1 2 1 1 1 1 1 0 0 0 0 0 0										
Todd Hundley, S OBP: 0.374, SLG: 0.624 (1, 2)	0-1 G4-3		3-2 G3-1		2-2 FC1-6-5 1B		1-0 L9		2-2 1B	5 1 1 1 0 0 4										
Butch Huskey, R OBP: 0.250, SLG: 0.287 Tim Bogar, R OBP: 0.143, SLG: 0.143 (1, 3) (8, 3)	0-0 1B 3-H		3-2 L6		1-1 FC6-4 1B		0-0 F8		2-3 K	4 0 2 2 0 0 1 1 0 0 0 0 1 1										
Carl Everett, S OBP: 0.350, SLG: 0.235 (1, 9)	2-3 K		2-1 G6-3		1-2 FC6-4 HR		1-1 G4-3			4 1 0 0 0 1 2										
Jeff Kent, R OBP: 0.327, SLG: 0.459 (1, 5)	0-0 G3		1-2 L5		0-0 HR		4-2 1B E BB			3 2 1 2 1 0 1										
Rey Ordonez, R OBP: 0.351, SLG: 0.424 (1, 6)		2-3 K	0-0 P4		0-0 FC6-4 1B		2-1 E 1B			4 0 2 0 0 1 0										
Bobby Jones, R Doug Henry, R (1, 1) (7, 1)		0-1 G4-3			0-0 P4		1-0 FC6-4		2-2 E5	3 0 0 0 0 0 1 1 0 0 0 0 0 1										
Inning Stats	R: 3 E: 0 K: 1 S: 12	H: 4 LOB: 1 BB: 0 P: 17	R: 0 E: 0 K: 1 S: 7	H: 0 LOB: 0 BB: 0 P: 10	R: 0 E: 0 K: 1 S: 13	H: 1 LOB: 1 BB: 0 P: 20	R: 0 E: 0 K: 0 S: 7	H: 0 LOB: 0 BB: 0 P: 10	R: 3 E: 0 K: 0 S: 13	H: 4 LOB: 1 BB: 0 P: 19	R: 0 E: 0 K: 0 S: 5	H: 0 LOB: 1 BB: 1 P: 12	R: 1 E: 1 K: 0 S: 12	H: 1 LOB: 2 BB: 1 P: 22	R: 0 E: 0 K: 1 S: 13	H: 1 LOB: 1 BB: 0 P: 21	1B: 8 2B: 2 3B: 0 HR: 1	SF: 0 SAC: 0 DP: 0 HBP: 0	WP: 0 PB: 0 SB: 0 CS: 0	PA: 41
PITCHER	IP WLS BF H R ER SO BB IBB HBP BLK WP HR S P ERA WHIP																			
Frank Castillo, R ERA: 4.81 (1, 1)	6.0 L 27 9 6 6 3 0 0 0 0 1 0 1 60 86 9.00 1.500																			
Terry Adams, R ERA: 2.6 (7, 1)	1.0 4 0 0 0 0 1 0 0 0 0 0 0 5 12 0.00 1.000																			
Doug Jones, R ERA: 3.86 (8, 1)	1.0 6 1 1 0 0 1 0 0 0 0 0 0 12 22 0.00 2.000																			
Turk Wendell, R ERA: 2.04 (9, 1)	1.0 4 1 0 0 0 1 0 0 0 0 0 0 13 21 0.00 1.000																			

New York Mets @ Chicago Cubs
 Wrigley Field, Chicago, IL
 Sat May 04 1996, 7:05 PM CDT
 Att. 30,041 - Sunny - 50 F

livebaseballscorecards.com

AB	39
R	7
H	11
RBI	6
BB	2
SO	4
LOB	14



Batter	1	2	3	4	5	6	7	8	9	AB R H RBI BB SO LOB	TOP											
Lance Johnson, L OBP: 0.297, SLG: 0.444 (1, 8)	0-0 P3		2-2 L6		0-0 L9		2-1 G3		1-1 L1-3 1B	5 0 1 0 0 0 0												
Jose Vizcaino, S OBP: 0.393, SLG: 0.480 (1, 4)	2-1 1B 2B		0-0 3B		4-1 1B 2B BB		0-1 G6-3		3-2 L1-3 1-1	4 2 2 0 1 0 2												
Bernard Gilkey, R OBP: 0.377, SLG: 0.564 (1, 7)	2-2 G3-1 1B 2-H		3-3 K		0-0 2B 1B				1-1 F9	4 1 2 1 0 1 1												
Todd Hundley, S OBP: 0.378, SLG: 0.629 (1, 2)	3-2 G3-1 1-2				0-0 G3-1				2-1 BB 1B	4 0 2 2 0 0 1												
Butch Huskey, R OBP: 0.253, SLG: 0.289 Rico Brogna, L OBP: 0.387, SLG: 0.488 (1, 3) (8, PH) (8, 3)	2-0 G3				1-2 2B 1B				4-2 FC6 BB 1-2	3 1 1 0 0 0 1 0 0 0 0 1 0 0												
Jeff Kent, R OBP: 0.333, SLG: 0.465 (1, 5)					2-2 1B 2B				0-3 K	3 0 1 0 1 1 2												
Carl Everett, S OBP: 0.333, SLG: 0.200 (1, 9)					4-0 1B IBB				3-2 FC6 1-2f	3 0 0 0 1 0 3												
Rey Ordonez, R OBP: 0.347, SLG: 0.417 (1, 6)					1-2 1B 1-2 2-H 3-H				3-2 E4 FC3-6	4 0 1 1 0 0 0												
Pete Harnisch, S Kevin Roberson, S Dave Mlicki, R Edgardo Alfonzo, R Jerry Dipoto, R (1, 1) (7, PH) (7, 1) (9, PH) (9, 1)					1-2 G6-3 P4				3-2 FC3-6 1B 1-2f	2 0 0 0 0 0 2 1 0 0 0 0 0 0 0 0 0 0 0 0 0 1 0 0 0 0 0 1 0 0 0 0 0 0 0												
Inning Stats	R: 1 E: 0 K: 0 S: 13	H: 2 LOB: 1 BB: 0 P: 21	R: 0 E: 0 K: 0 S: 5	H: 0 LOB: 0 BB: 0 P: 7	R: 0 E: 0 K: 1 S: 13	H: 1 LOB: 1 BB: 0 P: 19	R: 1 E: 0 K: 0 S: 13	H: 3 LOB: 2 BB: 1 P: 22	R: 2 E: 0 K: 0 S: 12	H: 2 LOB: 0 BB: 1 P: 20	R: 0 E: 0 K: 0 S: 8	H: 0 LOB: 0 BB: 1 P: 14	R: 0 E: 0 K: 0 S: 10	H: 0 LOB: 0 BB: 0 P: 13	R: 0 E: 0 K: 1 S: 12	H: 1 LOB: 2 BB: 1 P: 22	R: 0 E: 1 K: 0 S: 17	H: 1 LOB: 1 BB: 0 P: 26	1B: 6 2B: 5 3B: 1 HR: 0	SF: 0 SAC: 0 DP: 2 HBP: 0	WP: 0 PB: 0 SB: 0 CS: 0	PA: 38
PITCHER	IP WLS BF H R ER SO BB IBB HBP BLK WP HR S P ERA WHIP																					
Kevin Foster, R ERA: 6.87 Bob Patterson, L ERA: 1.69 Turk Wendell, R ERA: 1.83	(1, 1) (7, 1) (8, 1)	6.0 1.0 2.0	WLS 3 W	BF 26 9	H 8 2	R 4 0	ER 4 0	SO 1 0 1	BB 2 0 1	IBB 1 0 0	HBP 0 0 0	BLK 0 0 0	WP 0 0 0	HR 0 10 0	S 64 10 29	P 103 13 48	ERA 6.00 0.00 0.00	WHIP 1.667 0.000 1.500				

New York Mets @ Chicago Cubs
 Wrigley Field, Chicago, IL
 Sun May 05 1996, 3:33 AM CDT
 Att. 25,949 - Cloudy - 52 F

livebaseballscorecards.com

AB	34
R	4
H	10
RBI	4
BB	4
SO	2
LOB	13



Batter	1	2	3	4	5	6	7	8	9	AB	R	H	RBI	BB	SO	LOB
Brian McRae, S OBP: 0.367, SLG: 0.415 (1, 8)	1-2 G4-3		1-1 G6-3		0-1 SF8			4-2 BB 23 G4-6-3		2	0	0	1	1	0	0
23 Ryne Sandberg, R OBP: 0.324, SLG: 0.495 (1, 4)	1-0 P3		1-3 K		2-2 G4-3			0-2 G4-6-3 1-2f		4	0	0	0	0	1	2
Mark Grace, L OBP: 0.438, SLG: 0.504 (1, 3)	2-1 HR 1B			1-1 1B SF7-5-4-3-4			2-2 L7	2-2 G4-3		4	2	2	0	0	0	0
Sammy Sosa, R OBP: 0.292, SLG: 0.484 (1, 9)	2-2 HR 1-H			1-2 1B SF7-5-4-3-4			2-3 K		3-1 HR	4	2	3	3	0	1	0
Luis Gonzalez, L OBP: 0.420, SLG: 0.398 (1, 7)	1-0 F7			2-0 SF7-5-4-3-4 1-2 3-H			3-2 F7			2	0	0	1	0	0	0
Scott Servais, R OBP: 0.376, SLG: 0.602 (1, 2)		0-1 G4-3		0-0 G5-3			1-1 SH3-4 1B			3	0	1	0	0	0	0
Leo Gomez, R OBP: 0.381, SLG: 0.562 (1, 5)		0-3 K			1-1 1B SF8 2B		0-1 SH3-4			2	1	1	0	0	1	0
Rey Sanchez, R OBP: 0.258, SLG: 0.286 (1, 6)		2-2 G5-3			0-0 SF8 SH1-4 1B		3-1 L4			3	0	1	0	0	0	1
Kevin Foster, R OBP: 0.357, SLG: 0.273 (1, 1)			1-3 K		2-1 SH1-4		1-0 F7			1	0	0	0	0	1	0
Bob Patterson, R ERA: 4.97 (7, 1)										0	0	0	0	0	0	0
Scott Bullett, L OBP: 0.278, SLG: 0.188 (7, PH)										1	0	0	0	0	0	1
Turk Wendell, L OBP: 1.000, SLG: 1.000 (8, 1)										0	0	0	0	0	0	0

Inning Stats	R: 2	H: 2	E: 0	K: 0	S: 10	LOB: 0	BB: 0	P: 17	R: 0	H: 0	E: 0	K: 1	S: 8	LOB: 0	BB: 0	P: 10	R: 0	H: 0	E: 0	K: 2	S: 9	LOB: 0	BB: 0	P: 12	R: 1	H: 2	E: 0	K: 0	S: 7	LOB: 0	BB: 0	P: 11	R: 1	H: 2	E: 0	K: 0	S: 10	LOB: 1	BB: 0	P: 15	R: 0	H: 0	E: 0	K: 1	S: 11	LOB: 0	BB: 0	P: 18	R: 0	H: 1	E: 0	K: 0	S: 7	LOB: 1	BB: 0	P: 12	R: 0	H: 0	E: 0	K: 0	S: 10	LOB: 0	BB: 1	P: 16	R: 1	H: 1	E: 0	K: 0	S: 2	LOB: 0	BB: 0	P: 5	1B: 5	SF: 2	2B: 3	SAC: 2	3B: 0	DP: 2	HR: 2	HBP: 0	WP: 0	PA: 31	PB: 0	SB: 0	CS: 0	ERA	WHIP
PITCHER	IP	WLS	BF	H	R	ER	SO	BB	IBB	HBP	BLK	WP	HR	S	P	ERA	WHIP																																																																						
Pete Harnisch, R ERA: 4.97 (1, 1)	6.0		23	6	4	4	4	0	0	0	0	0	0	55	83	6.00	1.000																																																																						
Dave Micki, R ERA: 3.0 (7, 1)	2.0		7	1	0	0	0	1	0	0	0	0	0	17	28	0.00	1.000																																																																						
Jerry Dipoto, R ERA: 4.11 (9, 1)	0.0	L	1	1	1	1	0	0	0	0	0	0	0	2	5	∞	∞																																																																						

NEW YORK METS @ CHICAGO CUBS
Wrigley Field, Chicago, IL
Sun May 05 1996, 3:33 AM CDT
Att. 25,949 - Cloudy - 52 F

livebaseballscorecards.com

AB	26
R	5
H	8
RBI	5
BB	1
SO	4
LOB	4




Batter	1	2	3	4	5	6	7	8	9	AB R H RBI BB SO LOB	TOP											
Brian McRae, S (1, 8) OBP: 0.377, SLG: 0.433	0-0 S 2B		0-0 F9		0-0 1-3 23 S 1B			0-0 23 2B SF8 1B		4 1 3 0 0 0 0												
23 Ryne Sandberg, R (1, 4) OBP: 0.322, SLG: 0.495	0-3 K		0-3 K		0-3 K			0-0 SF8 1-3 2B		4 0 1 0 0 3 3												
Sammy Sosa, R (1, 9) OBP: 0.284, SLG: 0.469	0-3 K 2-3			0-3 K		0-3 K		0-0 F9		4 0 0 0 0 3 3												
Luis Gonzalez, L (1, 3) OBP: 0.414, SLG: 0.389	4-0 BB			0-3 K		0-0 G6-3		0-0 SF8 2-3 3-H		2 0 0 1 1 1 0												
Scott Servais, R (1, 2) Doug Jones, R (8, 1) OBP: 0.371, SLG: 0.582	0-0 G6-3			0-3 K		1-0 HBP		0-0 G6-3		3 0 0 0 0 1 3 0 0 0 0 0 0 0												
Scott Bullett, L (1, 7) OBP: 0.273, SLG: 0.250		0-0 L6			0-0 1B 2B		0-0 F9		0-0 G3-1	4 1 1 0 0 0 1												
José Hernández, R (1, 5) OBP: 0.246, SLG: 0.164		0-0 G5-3			0-3 K		0-0 G5-3		0-3 K	4 0 0 0 0 2 1												
Rey Sanchez, R (1, 6) OBP: 0.257, SLG: 0.284		0-0 F9			0-0 FC5-4 2-H 1B		0-0 G5-3		0-3 K	4 0 1 1 0 1 0												
Jim Bullinger, R (1, 1) Todd Haney, R (5, PH) Rodney Myers, R (5, 1) Robin Jennings, L (7, PH) Mike Perez, R (7, 1) Brian Dorsett, R (8, 2) OBP: 0.538, SLG: 1.091 OBP: 0.295, SLG: 0.256			0-3 K		0-0 FC5-4 1-2f 1B		0-0 F7			1 0 0 0 0 1 0 1 0 0 0 0 0 1 0 0 0 0 0 0 0 1 0												
Inning Stats	R: 0 E: 0 K: 2 S: 8	H: 1 LOB: 2 BB: 1 P: 12	R: 0 E: 0 K: 0 S: 3	H: 0 LOB: 0 BB: 0 P: 3	R: 0 E: 0 K: 2 S: 7	H: 0 LOB: 0 BB: 0 P: 7	R: 0 E: 0 K: 3 S: 9	H: 0 LOB: 0 BB: 0 P: 9	R: 1 E: 0 K: 2 S: 10	H: 3 LOB: 2 BB: 0 P: 10	R: 0 E: 0 K: 1 S: 5	H: 0 LOB: 1 BB: 0 P: 6	R: 0 E: 0 K: 0 S: 3	H: 0 LOB: 0 BB: 0 P: 3	R: 1 E: 0 K: 0 S: 5	H: 2 LOB: 1 BB: 0 P: 5	R: 0 E: 0 K: 2 S: 7	H: 0 LOB: 0 BB: 0 P: 7	1B: 3 2B: 3 3B: 0 HR: 0	SF: 1 SAC: 0 DP: 0 HBP: 1	WP: 0 PB: 0 SB: 2 CS: 0	PA: 35
PITCHER	IP WLS BF H R ER SO BB IBB HBP BLK WP HR S P ERA WHIP												PITCHER	IP WLS BF H R ER SO BB IBB HBP BLK WP HR S P ERA WHIP								
Pedro Martinez, R (1, 1) ERA: 3.0	7.0 W 29 6 2 2 10 1 0 1 0 0 0 0 47 52 2.57 1.000																					
Tim Scott, R (8, 1) ERA: 1.59	2.0 6 0 0 0 2 0 0 0 0 0 0 0 10 10 0.00 0.000																					

Chicago Cubs @ Montreal Expos
Olympic Stadium, Montreal, QB
Mon May 06 1996, 7:05 PM EDT
Att. 46,893 - Dome

livebaseballscorecards.com

AB 32
R 2
H 6
RBI 2
BB 1
SO 12
LOB 12



Batter	1	2	3	4	5	6	7	8	9	AB R H RBI BB SO LOB	TOP																
Brian McRae, S (1, 8) OBP: 0.381, SLG: 0.438	1-1 G6-3		4-0 FC5-4 BB		2-2 FC3-2 BB		0-1 1-H 2B			3 0 1 1 1 0 2																	
23 Ryne Sandberg, R (1, 4) OBP: 0.319, SLG: 0.480	2-2 F8		1-2 FC5-4 1-2f		4-0 BB 1-2 BB		1-3 K			3 0 0 0 1 1 2																	
Mark Grace, L (1, 3) OBP: 0.433, SLG: 0.492	1-1 G3-1			0-0 F7	4-0 FC6-4 BB 1-2 2-3 3-H		2-0 G4-3			3 0 0 1 1 0 0																	
Sammy Sosa, R (1, 9) OBP: 0.283, SLG: 0.463		1-2 G1-3		3-2 1B	0-2 FC6-4 1-2f			1-0 L8		4 0 1 0 0 0 3																	
Luis Gonzalez, L (1, 7) OBP: 0.408, SLG: 0.404		1-2 G4-3		1-0 L9		2-0 G4-3 3B		2-1 L7		4 1 1 0 0 0 1																	
Todd Haney, R (1, 5) OBP: 0.271, SLG: 0.233		3-1 G5-3		0-0 F8		2-0 G4-3 3-H		0-1 G5-3		4 0 0 1 0 0 1																	
Brian Dorsett, R (1, 2) OBP: 0.115, SLG: 0.083			1-1 G4-3		2-2 SH3-4 FC3-2 1B	1-0 F7			2-1 P9	4 0 1 0 0 0 0	AB 31 R 3 H 7 RBI 3 BB 3 SO 1 LOB 9																
Rey Sanchez, R (1, 6) OBP: 0.267, SLG: 0.293			2-0 SH3 1B		0-1 FC3-2 SH3-4 BB 1-2 1B	1-1 G4-3			0-1 G5-3	4 1 2 0 0 0 0																	
Steve Trachsel, R (1, 1) Bob Patterson, R (6, 1) Robin Jennings, L (7, PH) Terry Adams, R (7, 1) Doug Jones, R (7, 1) Ozzie Timmons, R (9, PH) OBP: 0.240, SLG: 0.273			0-0 SH3		0-0 SH3-4		0-0 2B 1B		1-2 G5-3	0 0 0 0 0 0 0 0 0 0 0 0 0 0 1 1 1 0 0 0 0 0 0 0 0 0 0 0 0 0 0 0 0 0 0 1 0 0 0 0 0 0																	
Inning Stats	R: 0 E: 0 K: 0 S: 7	H: 0 LOB: 0 BB: 0 P: 11	R: 0 E: 0 K: 0 S: 9	H: 0 LOB: 0 BB: 0 P: 14	R: 0 E: 0 K: 0 S: 9	H: 1 LOB: 2 BB: 1 P: 17	R: 0 E: 0 K: 0 S: 9	H: 1 LOB: 1 BB: 0 P: 13	R: 1 E: 0 K: 0 S: 13	H: 2 LOB: 3 BB: 2 P: 25	R: 1 E: 0 K: 1 S: 8	H: 1 LOB: 0 BB: 0 P: 11	R: 1 E: 0 K: 1 S: 8	H: 2 LOB: 0 BB: 0 P: 11	R: 0 E: 0 K: 0 S: 5	H: 0 LOB: 0 BB: 0 P: 8	R: 0 E: 0 K: 0 S: 7	H: 0 LOB: 0 BB: 0 P: 10	1B: 5 2B: 1 3B: 1 HR: 0	SF: 0 SAC: 2 DP: 0 HBP: 0	WP: 0 PB: 0 SB: 0 CS: 0	PA: 36					
PITCHER	IP WLS BF H R ER SO BB IBB HBP BLK WP HR S P ERA WHIP																										
Tavo Alvarez, R (1, 1) ERA: 4.02	4.2		21	4	1	1	0	3	0	0	0	0	0	44	77	1.93	1.500										
Mike Dyer, R (5, 1) ERA: 2.79	0.1		1	0	0	0	0	0	0	0	0	0	0	3	3	0.00	0.000										
Dave Veres, R (6, 1) ERA: 5.64	2.0	W	8	3	2	2	1	0	0	0	0	0	0	13	22	9.00	1.500										
Barry Manuel, R (8, 1) ERA: 3.05	2.0		6	0	0	0	0	0	0	0	0	0	0	12	18	0.00	0.000										

Chicago Cubs @ Montreal Expos
Olympic Stadium, Montreal, QB
Tue May 07 1996, 7:05 PM EDT
Att. 13,236 - Dome

livebaseballscorecards.com

Chicago Cubs @ Montreal Expos
 Olympic Stadium, Montreal, QB
 Wed May 08 1996, 7:05 PM EDT
 Att. 12,484 - Dome

livebaseballscorecards.com

AB	34
R	2
H	8
RBI	2
BB	3
SO	3
LOB	15



WP:	0	PA:	38
PB:	0		
SB:	0		
CS:	0		

AB	R	H	RBI	BB	SO	LOB
4	0	1	1	1	0	0
5	0	0	0	0	0	5
4	0	0	0	0	0	0
3	1	1	0	1	1	0
4	0	0	0	0	0	2
0	0	0	0	0	0	0
3	1	2	1	0	0	0
4	0	3	0	0	1	1
2	0	0	0	1	0	1
1	0	0	0	0	0	2
2	0	0	0	0	1	2
1	0	1	0	0	0	0
0	0	0	0	0	0	0
1	0	0	0	0	0	2

Batter	1	2	3	4	5	6	7	8	9													
Brian McRae, S (1, 8) OBP: 0.381, SLG: 0.433	3-2 F8		1-1 G6-3		0-0 G1-3		4-2 FC6-4 BB		2-0 1B													
23 Ryne Sandberg, R (1, 4) OBP: 0.306, SLG: 0.458	2-1 G1-3		2-1 L8			2-2 P4	1-0 FC6-4		1-1 G1-3													
Mark Grace, L (1, 3) OBP: 0.421, SLG: 0.477	0-0 P5		0-0 G3-1			0-0 B1-3		0-0 G4-3														
Sammy Sosa, R (1, 9) OBP: 0.289, SLG: 0.467		3-2 F8 SF8 2B		0-0 F9		4-2 BB		2-3 K														
Ozzie Timmons, R (1, 7) OBP: 0.207, SLG: 0.231		0-1 F8		0-0 G3-1		2-2 G5-3		2-0 F9														
Turk Wendell, L (8, 1) OBP: 1.000, SLG: 1.000		2-3																				
Scott Servais, R (1, 2) OBP: 0.376, SLG: 0.596		0-0 SF8		0-2 2B			0-0 P3		3-1 1B 1B													
Leo Gomez, R (1, 5) OBP: 0.398, SLG: 0.584		3-H 0-0 2B		3-3 K			3-1 1B 1B		0-1 1B 1B													
Rey Sanchez, R (1, 6) OBP: 0.289, SLG: 0.287		4-0 BB			2-1 F9		2-2 F8		0-0 F8													
Scott Bullett, L (9, PH) OBP: 0.261, SLG: 0.238																						
Jaime Navarro, R (1, 1) OBP: 0.211, SLG: 0.211		0-3 K			1-0 G6-3		0-0 BB 1B		1-0 L6													
José Hernández, R (7, PH) OBP: 0.258, SLG: 0.179																						
Mike Perez, R (7, 1)																						
Luis Gonzalez, L (8, 7) OBP: 0.405, SLG: 0.400																						
Inning Stats	R: 0 E: 0 K: 0 S: 8	H: 0 LOB: 0 BB: 0 P: 13	R: 1 E: 0 K: 1 S: 12	H: 2 LOB: 2 BB: 1 P: 19	R: 0 E: 0 K: 0 S: 5	H: 0 LOB: 0 BB: 0 P: 8	R: 0 E: 0 K: 1 S: 8	H: 1 LOB: 1 BB: 0 P: 11	R: 0 E: 0 K: 0 S: 4	H: 0 LOB: 0 BB: 0 P: 7	R: 0 E: 0 K: 0 S: 10	H: 0 LOB: 1 BB: 1 P: 18	R: 0 E: 0 K: 0 S: 16	H: 2 LOB: 3 BB: 1 P: 26	R: 0 E: 0 K: 1 S: 5	H: 0 LOB: 0 BB: 0 P: 9	R: 1 E: 0 K: 0 S: 9	H: 3 LOB: 2 BB: 0 P: 16	1B: 5 2B: 3 3B: 0 HR: 0	SF: 1 SAC: 0 DP: 0 HBP: 0	WP: 0 PB: 0 SB: 0 CS: 0	
PITCHER	IP	WLS	BF	H	R	ER	SO	BB	IBB	HBP	BLK	WP	HR	S	P	ERA	WHIP					
Rheal Cormier, L (1, 1) ERA: 4.15	6.2	W	27	5	1	1	2	2	0	0	0	0	0	56	90	1.35	1.050					
Tim Scott, R (7, 1) ERA: 1.47	1.1		5	0	0	0	1	1	0	0	0	0	0	12	21	0.00	0.750					
Mel Rojas, R (9, 1) ERA: 5.74	1.0	S	6	3	1	1	0	0	0	0	0	0	0	9	16	9.00	3.000					

Batter	1	2	3	4	5	6	7	8	9
Mark Grudzielanek, R (1, 6) OBP: 0.386, SLG: 0.500	0-1 E 2B		1-2 G3-6 1-2f		2-0 1B 2B		0-0 F8	1-2 F9	
Mike Lansing, R (1, 4) OBP: 0.418, SLG: 0.481	1-0 E9 SF7 2B		2-0 P8		0-0 L1		2-2 G3 HBP		
Henry Rodriguez, L (1, 7) OBP: 0.371, SLG: 0.723	1-0 SF7			3-1 F9	0-0 1B		2-2 G3		
Moises Alou, R (1, 9) OBP: 0.357, SLG: 0.512	2-0 G6-3			0-1 P4	1-2 1B		1-3 K		
David Segui, S (1, 3) OBP: 0.426, SLG: 0.518	3-1 G4-3			4-1 CI BB	0-0 F7		1-2 BB G3 1B		
Darrin Fletcher, L (1, 2) OBP: 0.350, SLG: 0.495		0-1 G4-6-3 1B		1-0 CI		1-2 G6-3	1-2 G3		
F.P. Santangelo, S (1, 8) OBP: 0.426, SLG: 0.519		1-0 G4-6-3		0-0 P8		1-1 2B	2-3 K		
Dave Silvestri, R (1, 5) OBP: 0.300, SLG: 0.212		1-0 G3			0-0 SH1-4 2B 1B	1-0 L9	4-1 BB BB		
Rheal Cormier, L (1, 1) OBP: 0.182, SLG: 0.182			3-2 G3-6 1B		0-1 SH1-4	1-1 P8	4-2 BB		
Tim Scott, R (7, 1)									
Sherman Obando, R (8, PH) OBP: 0.227, SLG: 0.377									
Mel Rojas, R (9, 1) OBP: 0.500, SLG: 0.500									

Inning Stats	R: 2	H: 2	E: 1	K: 0	S: 7	LOB: 0	BB: 0	P: 14
	R: 0	H: 1	E: 0	K: 0	S: 4	LOB: 0	BB: 0	P: 6
	R: 0	H: 1	E: 0	K: 0	S: 7	LOB: 0	BB: 0	P: 13
	R: 0	H: 0	E: 1	K: 0	S: 7	LOB: 2	BB: 1	P: 15
	R: 2	H: 4	E: 0	K: 11	S: 11	LOB: 2	BB: 0	P: 14
	R: 0	H: 1	E: 0	K: 0	S: 9	LOB: 1	BB: 0	P: 13
	R: 0	H: 0	E: 0	K: 1	S: 10	LOB: 1	BB: 0	P: 15
	R: 0	H: 1	E: 0	K: 1	S: 18	LOB: 3	BB: 2	P: 31

PITCHER	IP	WLS	BF	H	R	ER	SO	BB	IBB	HBP	BLK	WP	HR	S	P	ERA	WHIP
Jaime Navarro, R (1, 1) ERA: 3.64	6.0	L	27	9	4	3	0	0	1	0	0	0	0	45	75	4.50	1.667
Mike Perez, R (7, 1) ERA: 1.93	1.0		4	0	0	0	1	0	0	1	0	0	0	10	15	0.00	0.000
Turk Wendell, R (8, 1) ERA: 1.74	1.0		6	1	0	0	1	2	0	0	0	0	0	18	31	0.00	3.000

BOTTOM

Chicago Cubs @ Montreal Expos
Olympic Stadium, Montreal, QB

Wed May 08 1996, 7:05 PM EDT
Att. 12,484 - Dome


AB	R	H	RBI	BB	SO	LOB
5	2	2	1	0	0	4
3	1	1	1	0	0	1
3	0	1	2	0	0	1
4	0	1	0	0	1	1
3	0	1	0	1	0	2
3	0	1	0	0	0	1
4	0	1	0	0	1	4
3	1	1	0	1	0	1
2	0	1	0	0	0	1
0	0	0	0	0	0	0
0	0	0	0	1	0	0
0	0	0	0	0	0	0

AB	30
R	4
H	10
RBI	4
BB	3
SO	2
LOB	16

livebaseballscorecards.com



WP	PA
0	37
PB	0
SB	0
CS	0

Batter	1	2	3	4	5	6	7	8	9	AB R H RBI BB SO LOB	TOP	
Brian McRae, S (1, 8) OBP: 0.378, SLG: 0.424	2-2 G6-3			0-1 L8		0-2 FC5-4		4-0 IBB		3 0 0 0 1 0 1		
23 Ryne Sandberg, R (1, 4) OBP: 0.297, SLG: 0.441	0-2 F8			1-2 G4-3		0-1 L9		2-1 F7		4 0 0 0 0 0 3		
Mark Grace, L (1, 3) OBP: 0.423, SLG: 0.478	2-0 F7			2-2 1B		3-1 E G5-3 L7-2 1B		2-3 K		4 0 2 0 0 1 0		
Sammy Sosa, R (1, 9) OBP: 0.281, SLG: 0.454		1-1 G6-3		2-3 K		0-0 G5-3		0-1 F9		4 0 0 0 0 1 2		
Luis Gonzalez, L (1, 7) OBP: 0.403, SLG: 0.398 Ozzie Timmons, R (9, PH) OBP: 0.200, SLG: 0.222		2-2 F8		0-0 CS 1B		0-1 E4		2-2 G6-3		3 0 1 0 0 0 1 1 0 0 0 0 0 0		
Scott Servais, R (1, 2) OBP: 0.366, SLG: 0.577		1-2 G5-3		1-2 F8		0-0 L7-2				3 0 0 0 0 0 3		
Leo Gomez, R (1, 5) OBP: 0.396, SLG: 0.570 José Hernández, R (8, PR) OBP: 0.258, SLG: 0.179 (8, 5)			2-1 F8		0-1 G5-3			4-2 SH3-4 BB		2 0 0 0 1 0 0 0 0 0 0 0 0 0	AB 29 R 0 H 4 RBI 0 BB 2 SO 4 LOB 12	
Rey Sanchez, R (1, 6) OBP: 0.264, SLG: 0.282			0-0 F9			0-1 G5-3		2-1 SH3-4		2 0 0 0 0 0 0		
Frank Castillo, R (1, 1) OBP: 0.133, SLG: 0.133 Scott Bullett, L (8, PH) OBP: 0.250, SLG: 0.227 Mike Perez, R (8, 1) Bob Patterson, R (8, 1)			0-3 K			2-2 FC5-4 1B		0-3 K		2 0 1 0 0 1 0 1 0 0 0 0 1 2 0 0 0 0 0 0 0 0 0 0 0 0 0 0		
Inning Stats	R: 0 H: 0 E: 0 LOB: 0 K: 0 BB: 0 S: 8 P: 12	R: 0 H: 0 E: 0 LOB: 0 K: 0 BB: 0 S: 9 P: 13	R: 0 H: 0 E: 0 LOB: 0 K: 1 BB: 0 S: 6 P: 8	R: 0 H: 1 E: 0 LOB: 1 K: 1 BB: 0 S: 12 P: 17	R: 0 H: 1 E: 0 LOB: 0 K: 0 BB: 0 S: 9 P: 9	R: 0 H: 1 E: 0 LOB: 1 K: 0 BB: 0 S: 10 P: 12	R: 0 H: 1 E: 1 LOB: 1 K: 0 BB: 0 S: 6 P: 9	R: 0 H: 0 E: 0 LOB: 2 K: 1 BB: 2 S: 9 P: 21	R: 0 H: 0 E: 0 LOB: 0 K: 1 BB: 0 S: 10 P: 14	1B: 4 SF: 0 2B: 1 SAC: 1 3B: 0 DP: 1 HR: 0 HBP: 0	WP: 0 PA: 32 PB: 0 SB: 0 CS: 1	
PITCHER Bobby Jones, R (1, 1) ERA: 5.35 John Franco, L (9, 1) ERA: 3.75	IP WLS BF H R ER SO BB IBB HBP BLK WP HR S P ERA WHIP	8.0 W 29 4 0 0 3 1 1 0 0 0 0 0 69 101 0.00 0.625	1.0 S 3 0 0 0 1 0 0 0 0 0 0 0 10 14 0.00 0.000									ERA WHIP

Chicago Cubs @ New York Mets
Shea Stadium, Flushing, NY
Fri May 10 1996, 7:05 PM EDT
Att. 16,687 - Unknown - 69 F

livebaseballscorecards.com

Batter	1	2	3	4	5	6	7	8	9
Lance Johnson, L OBP: 0.314, SLG: 0.440 (1, 8) C B F X	1-2 G3-1 ①		1-1 L8 ②			1-0 L9 ②		1-1 F9 ③	
Jose Vizcaino, S OBP: 0.398, SLG: 0.474 (1, 4) X	0-0 F8 ②		1-2 1-3 1B ③			2-3 K ③			
Bernard Gilkey, R OBP: 0.379, SLG: 0.546 (1, 7) C F B B X	3-2 F9 ③			0-0 G5-3 ①			2-2 G6-3 ①		
Todd Hundley, S OBP: 0.373, SLG: 0.600 (1, 2) B T B C C C		3-2 F9 ①		0-0 G3 ②			2-3 K ②		
Rico Brogna, L OBP: 0.381, SLG: 0.449 (1, 3) C C C		0-3 K ②		3-3 K ③			1-2 L8 ③		
Jeff Kent, R OBP: 0.310, SLG: 0.422 (1, 5) X C B B X		2-1 F7 ③			2-2 G5-3 ①			0-0 F7 ①	
Butch Huskey, R OBP: 0.257, SLG: 0.311 Chris Jones, R OBP: 0.258, SLG: 0.433 (8, PR) (9, 9)			1-0 HR		1-3 K ②			0-0 G5-3 2B 1B	
Rey Ordonez, R OBP: 0.319, SLG: 0.373 (1, 6) C X		0-1 1B 1B			1-1 G4-3 ③			0-0 G5-3 ②	
Bobby Jones, R Carl Everett, S OBP: 0.333, SLG: 0.269 John Franco, L (8, PH) (9, 1)			1-3 K ①			0-3 K ①		3-2 2-H 2B	

Inning Stats	R: 0	H: 0	E: 0	K: 0	S: 8	LOB: 0	BB: 0	P: 12	R: 0	H: 0	E: 0	K: 1	S: 13	LOB: 0	BB: 0	P: 18	R: 1	H: 3	E: 0	K: 1	S: 11	LOB: 2	BB: 0	P: 15	R: 0	H: 0	E: 0	K: 1	S: 6	LOB: 0	BB: 0	P: 9	R: 0	H: 0	E: 0	K: 1	S: 10	LOB: 0	BB: 0	P: 14	R: 0	H: 0	E: 0	K: 2	S: 7	LOB: 0	BB: 0	P: 10	R: 0	H: 0	E: 0	K: 1	S: 9	LOB: 0	BB: 0	P: 14	R: 1	H: 2	E: 0	K: 0	S: 9	LOB: 2	BB: 0	P: 13
1B: 3	SF: 0	2B: 1	SAC: 0	3B: 0	DP: 0	HR: 1	HBP: 0	WP: 0	PA: 28	1B: 0	PB: 0	SB: 0	CS: 0																																																			

PITCHER	IP	WLS	BF	H	R	ER	SO	BB	IBB	HBP	BLK	WP	HR	S	P	ERA	WHIP
Frank Castillo, R ERA: 4.32 (1, 1)	7.0	L	23	3	1	1	7	0	0	0	0	0	1	64	92	1.29	0.429
Mike Perez, R ERA: 2.45 (8, 1)	0.2		3	1	1	1	0	0	0	0	0	0	0	3	3	13.50	1.500
Bob Patterson, L ERA: 1.5 (8, 1)	0.1		2	1	0	0	0	0	0	0	0	0	0	6	10	0.00	3.000


BOTTOM


Chicago Cubs @ New York Mets
Shea Stadium, Flushing, NY

Fri May 10 1996, 7:05 PM EDT
Att: 16,687 - Unknown - 69 F

livebaseballscorecards.com

AB	28
R	2
H	5
RBI	2
BB	0
SO	7
LOB	5



Batter	1	2	3	4	5	6	7	8	9	AB R H RBI BB SO LOB	TOP																	
Brian McRae, S OBP: 0.379, SLG: 0.430 (1, 8) X	0-0 WP HR 2B	0-3 K		0-3 K		0-0 F8			0-0 S 23 BB 1B	5 2 2 0 0 2 4																		
23 Ryne Sandberg, R OBP: 0.301, SLG: 0.443 (1, 4) S S S S	0-3 K		0-0 2B		0-0 G6-3		0-0 G5-3		4-0 S 1B BB	4 1 1 0 1 1 1																		
Mark Grace, L OBP: 0.416, SLG: 0.489 (1, 3) X	0-0 P4		0-0 F5		0-0 HR		0-3 K		0-0 F9	5 1 1 1 0 1 4																		
Sammy Sosa, R OBP: 0.278, SLG: 0.466 (1, 9) X	0-0 HR		0-0 L7		0-0 G6-3		0-3 K		0-3 K	5 1 1 2 0 2 3																		
Luis Gonzalez, L OBP: 0.419, SLG: 0.406 (1, 7) X	0-0 BLK 1B		4-0 BB		0-0 F7			0-0 1B G5-4-3 1B	4-0 1B IBB	3 1 2 0 2 0 0																		
Scott Servais, R OBP: 0.360, SLG: 0.566 José Hernández, R OBP: 0.277, SLG: 0.203 (1, 2) X (5, 5)	0-0 F9 1-2		0-0 G6-3			0-3 K		0-0 1B G5-4-3 1B	0-0 1B	2 0 0 0 0 0 3 3 0 2 2 0 1 0																		
Leo Gomez, R OBP: 0.387, SLG: 0.556 Brian Dorsett, R OBP: 0.138, SLG: 0.111 (1, 5) (5, 2)		0-0 F8		0-0 F8		0-0 FC3-5 1B		0-0 G5-4-3 1-2f 3-H	0-0 G4-3	2 0 0 0 0 0 0 3 0 1 0 0 0 3	AB 37 R 6 H 11 RBI 5 BB 4 SO 8 LOB 22																	
Rey Sanchez, R OBP: 0.281, SLG: 0.286 (1, 6)		0-0 F7		4-0 BB		0-0 FC3-5 1B		1-0 HBP		2 0 1 0 1 0 0																		
Kevin Foster, R OBP: 0.400, SLG: 0.273 Rodney Myers, R Robin Jennings, L OBP: 0.231, SLG: 0.308 Terry Adams, R Ozzie Timmons, R OBP: 0.194, SLG: 0.214 Doug Jones, R (1, 1) (3, 1) (4, PH) (4, 1) (8, PH) (8, 1)		1-0 HBP		0-0 P4		0-0 FC3-5		0-3 K		0 0 0 0 0 0 0 0 0 0 0 0 0 0 1 0 0 0 0 0 1 1 0 0 0 0 0 2 1 0 0 0 0 1 1 0 0 0 0 0 0 0																		
Inning Stats	R: 2 H: 3 E: 0 LOB: 1 K: 1 BB: 0 S: 8 P: 8	R: 0 H: 0 E: 0 LOB: 1 K: 1 BB: 0 S: 5 P: 6	R: 0 H: 1 E: 0 LOB: 2 K: 0 BB: 1 S: 4 P: 8	R: 0 H: 0 E: 0 LOB: 1 K: 1 BB: 1 S: 5 P: 9	R: 1 H: 1 E: 0 LOB: 0 K: 0 BB: 0 S: 4 P: 4	R: 0 H: 2 E: 0 LOB: 2 K: 1 BB: 0 S: 7 P: 7	R: 0 H: 0 E: 0 LOB: 0 K: 2 BB: 0 S: 7 P: 7	R: 1 H: 2 E: 0 LOB: 1 K: 1 BB: 0 S: 6 P: 7	R: 2 H: 2 E: 0 LOB: 2 K: 1 BB: 2 S: 7 P: 15	1B: 7 SF: 0 2B: 2 SAC: 0 3B: 0 DP: 1 HR: 2 HBP: 2	WP: 1 PA: 43 PB: 0 SB: 2 CS: 0																	
PITCHER	IP WLS BF H R ER SO BB IBB HBP BLK WP HR S P ERA WHIP	PITCHER IP WLS BF H R ER SO BB IBB HBP BLK WP HR S P ERA WHIP																										
Pete Harnisch, R ERA: 5.03 (1, 1)	5.0		23	5	3	3	3	2	0	1	1	1	2	26	35	5.40	1.400											
Dave Micki, R ERA: 3.6 (6, 1)	3.0		15	5	3	3	4	1	0	1	0	0	0	21	26	9.00	2.000											
Bob MacDonald, L ERA: 3.18 (9, 1)	0.1		1	0	0	0	0	0	0	0	0	0	0	1	1	0.00	0.000											
Doug Henry, R ERA: 5.12 (9, 1)	0.2	W	4	1	0	0	1	0	1	0	0	0	0	5	9	0.00	1.500											

Chicago Cubs @ New York Mets
Shea Stadium, Flushing, NY
Sat May 11 1996, 3:33 AM EDT
Att. 23,237 - Sunny - 79 F

livebaseballscorecards.com

Batter	1	2	3	4	5	6	7	8	9	AB	R	H	RBI	BB	SO	LOB
Lance Johnson, L OBP: 0.311, SLG: 0.431 (1, 8)	0-0 G6-3	4-0 1B IBB	0-0 SF8			0-3 K		0-0 F8		3	0	0	1	1	1	0
Jose Vizcaino, S OBP: 0.398, SLG: 0.471 (1, 4)	0-0 E BB 1B	0-3 K	0-3 K			0-0 BLK 1B		0-3 K		5	1	2	0	0	3	5
Bernard Gilkey, R OBP: 0.380, SLG: 0.537 (1, 7)	4-0 E 1B BB	0-0 1B				0-3 K		0-3 K		4	1	1	2	1	3	1
Todd Hundley, S OBP: 0.384, SLG: 0.584 Brent Mayne, L OBP: 0.360, SLG: 0.478 (1, 2) (6, 2)	0-0 P4	0-0 F9				0-0 P6		0-0 G4-3		3	0	0	0	0	0	4
Rico Brogna, L OBP: 0.400, SLG: 0.553 (1, 3)	0-0 1-H 2-H 1B		0-0 HR			0-0 3B		0-0 F7		5	2	4	4	0	0	0
Jeff Kent, R OBP: 0.315, SLG: 0.420 (1, 5)	0-0 P6		4-0 1B FC3-2 BB			0-0 G6-3		0-0 F8 WP 1B		3	0	1	0	1	0	2
Butch Huskey, R OBP: 0.265, SLG: 0.312 Chris Jones, R OBP: 0.258, SLG: 0.433 (1, 9) (8, 9)		4-0 1B BB	0-0 FC3-2 WP 1B 1-3 SF8			0-3 K		0-0 F8 1-3		3	2	1	0	1	1	1
Rey Ordonez, R OBP: 0.333, SLG: 0.375 (1, 6)		0-0 SH1-4 1B	4-0 FC3-2 1B IBB			0-0 P6		4-0 IBB		2	1	1	0	2	0	0
Pete Harnisch, S Dave Micki, R Bob MacDonald, L Doug Henry, R (1, 1) (5, PH) (6, 1) (9, 1) (9, 1)		0-0 SH1-4	0-0 FC3-2			0-3 K		0-0 G6-3		1	0	0	0	0	0	3
		1-2	1-2 2-3 3-H							2	0	0	0	0	1	2
										0	0	0	0	0	0	0
										0	0	0	0	0	0	0
Inning Stats	R: 2 E: 1 K: 0 S: 5	H: 2 LOB: 1 BB: 1 P: 9	R: 2 E: 0 K: 1 S: 7	H: 2 LOB: 2 BB: 2 P: 15	R: 2 E: 0 K: 1 S: 7	H: 1 LOB: 1 BB: 0 P: 6	R: 0 E: 0 K: 2 S: 7	H: 0 LOB: 0 BB: 0 P: 7	R: 0 E: 0 K: 2 S: 8	H: 1 LOB: 1 BB: 0 P: 8	R: 0 E: 0 K: 2 S: 7	H: 0 LOB: 0 BB: 0 P: 7	R: 1 E: 0 K: 0 S: 2	H: 1 LOB: 0 BB: 0 P: 2	1B: 7 2B: 0 3B: 1 HR: 2	SF: 1 SAC: 1 DP: 0 HBP: 0

BOTTOM

Chicago Cubs @ New York Mets
 Shea Stadium, Flushing, NY
 Sat May 11 1996, 3:33 AM EDT
 Att. 23,237 - Sunny - 79 F

livebaseballscores.com

AB 33
R 7
H 10
RBI 7
BB 6
SO 9
LOB 19



PITCHER	IP	WLS	BF	H	R	ER	SO	BB	IBB	HBP	BLK	WP	HR	S	P	ERA	WHIP
Kevin Foster, R ERA: 7.65 (1, 1)	2.0		15	5	6	5	1	3	1	0	0	0	1	13	29	22.50	4.000
Rodney Myers, R ERA: 3.29 (3, 1)	1.0		5	1	0	0	1	0	1	0	0	1	0	6	10	0.00	1.000
Terry Adams, R ERA: 2.95 (4, 1)	4.0		16	3	0	0	5	0	1	0	1	1	0	25	29	0.00	0.750
Doug Jones, R ERA: 5.4 (8, 1)	1.1	L	5	1	1	1	2	0	0	0	0	0	1	9	9	6.75	0.750

WP: 2
PB: 0
SB: 0
CS: 0
PA: 41
ERA
WHIP

Batter	1	2	3	4	5	6	7	8	9	AB R H RBI BB SO LOB	TOP
Brian McRae, S (1, 8) OBP: 0.370, SLG: 0.418	1-3 K		2-0 G4-3		1-1 G4-3		0-0 G3			4 0 0 0 0 1 0	
23 Ryne Sandberg, R (1, 4) OBP: 0.307, SLG: 0.471	1-0 HR		0-1 1B		1-2 P4		2-2 F8			4 1 2 1 0 0 0	
Mark Grace, L (1, 3) OBP: 0.411, SLG: 0.483	1-1 1B		2-1 G4-3		0-0 L6		1-1 G4-3			4 0 1 0 0 0 1	
Sammy Sosa, R (1, 9) OBP: 0.284, SLG: 0.487	0-0 F8			1-0 HR		0-0 2B G3 1B		1-2 G5		4 2 2 1 0 0 1	
Luis Gonzalez, L (1, 7) OBP: 0.414, SLG: 0.409	1-0 G4-3			0-0 F9		2-1 G3 FC5-2 2B		3-2 G6-3		4 0 1 0 0 0 1	
Leo Gomez, R (1, 5) OBP: 0.371, SLG: 0.529		3-1 P3		1-1 G6-3		2-1 G3		3-3 K		4 0 0 1 0 1 1	
José Hernández, R (9, 5) OBP: 0.277, SLG: 0.203						2-3 3-H				0 0 0 0 0 0 0	
Brian Dorsett, R (1, 2) OBP: 0.152, SLG: 0.100		1-0 G3-1		4-0 1B BB		0-0 FC5-2 BB		0-0 P5		3 0 0 0 1 0 1	AB 34 R 3 H 7 RBI 3 BB 2 SO 4 LOB 9
Rey Sanchez, R (1, 6) OBP: 0.288, SLG: 0.287		0-1 F9		0-0 1B		4-2 BB		2-0 F8		3 0 1 0 1 0 0	
Jim Bullinger, R (1, 1) OBP: 0.412, SLG: 0.800			2-3 K	0-1 G4-3		1-3 K		2-2 G1-5-3		4 0 0 0 0 2 4	
Inning Stats	R: 1 E: 0 K: 1 S: 8 H: 2 LOB: 1 BB: 0 P: 12	R: 0 E: 0 K: 0 S: 5 H: 0 LOB: 0 BB: 0 P: 9	R: 0 E: 0 K: 1 S: 9 H: 1 LOB: 1 BB: 0 P: 15	R: 1 E: 0 K: 0 S: 7 H: 2 LOB: 2 BB: 1 P: 13	R: 0 E: 0 K: 0 S: 6 H: 0 LOB: 0 BB: 0 P: 8	R: 1 E: 0 K: 1 S: 11 H: 2 LOB: 2 BB: 1 P: 20	R: 0 E: 0 K: 0 S: 8 H: 0 LOB: 0 BB: 0 P: 11	R: 0 E: 0 K: 1 S: 11 H: 0 LOB: 0 BB: 0 P: 18	R: 0 E: 0 K: 0 S: 6 H: 0 LOB: 0 BB: 0 P: 10	1B: 4 2B: 1 3B: 0 HR: 2 SF: 0 SAC: 0 DP: 0 HBP: 0	WP: 0 PB: 0 SB: 0 CS: 0 PA: 36
PITCHER	IP WLS BF H R ER SO BB IBB HBP BLK WP HR S P ERA WHIP	IP WLS BF H R ER SO BB IBB HBP BLK WP HR S P ERA WHIP									
Mark Clark, R (1, 1) ERA: 4.37	6.0 L 27 7 3 3 3 2 0 0 0 0 0 2 46 77 4.50 1.500										
Blas Minor, R (7, 1) ERA: 2.2	3.0 9 0 0 0 1 0 0 0 0 0 0 0 25 39 0.00 0.000										

Chicago Cubs @ New York Mets
Shea Stadium, Flushing, NY
Sun May 12 1996, 3:33 AM EDT
Att. 19,122 - Cloudy - 52 F

livebaseballscorecards.com



BOTTOM

Chicago Cubs @ New York Mets
 Shea Stadium, Flushing, NY
 Sun May 12 1996, 3:33 AM EDT
 Att. 19,122 - Cloudy - 52 F

livebaseballscorecards.com

AB	29
R	0
H	2
RBI	0
BB	0
SO	4
LOB	4



WP:	0	PA:	29
PB:	0	SB:	0
CS:	0		

AB	R	H	RBI	BB	SO	LOB
4	0	0	0	0	0	0
4	0	0	0	0	0	0
3	0	0	0	0	0	0
3	0	0	0	0	0	0
3	0	0	0	0	0	1
3	0	2	0	0	0	0
3	0	0	0	0	2	2
3	0	0	0	0	0	1
1	0	0	0	0	1	0
1	0	0	0	0	1	0
0	0	0	0	0	0	0
1	0	0	0	0	0	0

Batter	1	2	3	4	5	6	7	8	9
Lance Johnson, L OBP: 0.303, SLG: 0.420 (1, 8)	1-0 F7 ①			2-1 L7 ①		2-1 G6-3 ③			1-0 G6-3 ②
Jose Vizcaino, S OBP: 0.387, SLG: 0.456 (1, 4)	1-2 G4-3 ②			1-0 G4-3 ②			1-0 F9 ①		3-2 G1-3 ③
Bernard Gilkey, R OBP: 0.373, SLG: 0.526 (1, 7)	2-2 G6-3 ③			2-0 L9 ③			2-1 F8 ②		
Todd Hundley, S OBP: 0.356, SLG: 0.569 (1, 2)		3-2 G3 ①			0-0 E8 ①		1-0 G3-1 ③		
Rico Brogna, L OBP: 0.389, SLG: 0.536 (1, 3)		3-2 F8 ②			0-0 G4-6-3 ① 1-2f		1-0 G4-3 ①		
Jeff Kent, R OBP: 0.323, SLG: 0.426 (1, 5)		0-1 F7 ③			1-2 1B		0-1 E7 1B		
Butch Huskey, R OBP: 0.259, SLG: 0.304 (1, 9)			1-3 K ①		3-1 P3 ③		0-3 K ②		
Rey Ordonez, R OBP: 0.325, SLG: 0.365 (1, 6)			1-0 P6 ②			0-1 G5-3 ①		0-1 G6-3 ③	
Mark Clark, R (1, 1)			1-3 K ③			1-3 K ②			1-0 G3 ①
Kevin Roberson, S OBP: 0.333, SLG: 0.424 (6, PH)									
Blas Minor, R (7, 1)									
Brent Mayne, L OBP: 0.346, SLG: 0.458 (9, PH)									

Pitcher	IP	WLS	BF	H	R	ER	SO	BB	IBB	HBP	BLK	WP	HR	S	P	ERA	WHIP
Jim Bullinger, R ERA: 6.33 (1, 1)	9.0	W	29	2	0	0	4	0	0	0	0	0	0	58	93	0.00	0.222

Pitcher	IP	WLS	BF	H	R	ER	SO	BB	IBB	HBP	BLK	WP	HR	S	P	ERA	WHIP
Jim Bullinger, R ERA: 6.33 (1, 1)	9.0	W	29	2	0	0	4	0	0	0	0	0	0	58	93	0.00	0.222

Pitcher	IP	WLS	BF	H	R	ER	SO	BB	IBB	HBP	BLK	WP	HR	S	P	ERA	WHIP
Jim Bullinger, R ERA: 6.33 (1, 1)	9.0	W	29	2	0	0	4	0	0	0	0	0	0	58	93	0.00	0.222

Pitcher	IP	WLS	BF	H	R	ER	SO	BB	IBB	HBP	BLK	WP	HR	S	P	ERA	WHIP
Jim Bullinger, R ERA: 6.33 (1, 1)	9.0	W	29	2	0	0	4	0	0	0	0	0	0	58	93	0.00	0.222

Inning	1	2	3	4	5	6	7	8	9
R: 0	0	0	0	0	0	0	0	0	0
E: 0	0	0	0	0	0	0	0	0	0
K: 0	0	0	0	2	0	1	0	1	0
S: 7	11	8	7	9	7	10	8	9	11
H: 0	0	0	0	0	0	0	0	0	0
LOB: 0	0	0	0	0	0	0	0	0	0
BB: 0	0	0	0	0	0	0	0	0	0
P: 11	14	10	10	9	11	10	8	9	11

Batter	1	2	3	4	5	6	7	8	9	AB R H RBI BB SO LOB	TOP	
Brian Hunter, R OBP: 0.301, SLG: 0.325 (1, 8) B X	1-0 2B		0-0 G6-3			0-3 K			0-2 G4-3	4 0 1 0 0 1 0		
Craig Biggio, R OBP: 0.380, SLG: 0.385 (1, 4) L B D F X	2-2 L9		1-1 L9			1-0 G6-3			1-2 F8	4 0 0 0 0 0 1		
5 Jeff Bagwell, R OBP: 0.483, SLG: 0.688 (1, 3) B D C X	2-1 G5-3				1-0 G6-3			0-0 G4-3	0-1 F8	4 0 0 0 0 0 1		
Derek Bell, R OBP: 0.345, SLG: 0.475 (1, 9) X	0-0 G6-3				2-2 F9			4-0 G4-6-3 BB		2 0 0 0 1 0 1		
Derrick May, L OBP: 0.312, SLG: 0.408 (1, 7) X C					2-2 G6-3			2-2 G4-6-3 1-2f		3 0 0 0 0 0 1		
Sean Berry, R OBP: 0.357, SLG: 0.454 (1, 5) B C B X					2-2 G6-3			0-3 K		3 0 0 0 0 1 0		
Rick Wilkins, L OBP: 0.397, SLG: 0.436 (1, 2) B B B B B					1-2 G3			4-2 BB		1 0 0 0 2 0 0		
Orlando Miller, R OBP: 0.363, SLG: 0.491 (1, 6) B T C					1-3 K			1-2 F9		3 0 0 0 0 2 2		
Shane Reynolds, R OBP: 0.105, SLG: 0.316 (1, 1) John Cangelosi, S OBP: 0.413, SLG: 0.278 (6, PH) Jim Dougherty, R (6, 1) Bill Spiers, L OBP: 0.200, SLG: 0.237 (8, PH) Anthony Young, R (8, 1)					1-3 K			2-3 K		1 0 0 0 0 1 0 1 0 0 0 0 0 0 0 0 0 0 0 0 0 1 0 0 0 0 1 1 0 0 0 0 0 0 0		
Inning Stats	R: 0 H: 1 E: 0 LOB: 1 K: 0 BB: 0 S: 8 P: 13	R: 0 H: 0 E: 0 LOB: 1 K: 1 BB: 1 S: 8 P: 14	R: 0 H: 0 E: 0 LOB: 0 K: 1 BB: 0 S: 6 P: 8	R: 0 H: 0 E: 0 LOB: 0 K: 0 BB: 0 S: 7 P: 12	R: 0 H: 0 E: 0 LOB: 0 K: 1 BB: 0 S: 10 P: 14	R: 0 H: 0 E: 0 LOB: 0 K: 1 BB: 0 S: 6 P: 8	R: 0 H: 0 E: 0 LOB: 0 K: 0 BB: 1 S: 5 P: 11	R: 0 H: 0 E: 0 LOB: 1 K: 2 BB: 1 S: 13 P: 20	R: 0 H: 0 E: 0 LOB: 0 K: 0 BB: 0 S: 8 P: 9	1B: 0 SF: 0 2B: 1 SAC: 0 3B: 0 DP: 1 HR: 0 HBP: 0	WP: 0 PA: 30 PB: 0 SB: 0 CS: 0	
PITCHER Steve Trachsel, R ERA: 1.85 (1, 1)	IP WLS BF H R ER SO BB IBB HBP BLK WP HR S P ERA WHIP											PITCHER IP WLS BF H R ER SO BB IBB HBP BLK WP HR S P ERA WHIP
	9.0 W 30 1 0 0 6 3 0 0 0 0 0 0 71 109 0.00 0.444											

Houston Astros @ Chicago Cubs
Wrigley Field, Chicago, IL
Mon May 13 1996, 7:05 PM CDT
Att. 22,610 - Unknown - 50 F

livebaseballscores.com

AB	27
R	0
H	1
RBI	0
BB	3
SO	6
LOB	7



Batter	1	2	3	4	5	6	7	8	9
Brian McRae, S OBP: 0.371, SLG: 0.414 (1, 8)	1-0 G4-3	2-2 F7			2-3 K	4-0 BB		2-2 1B	
23 Ryne Sandberg, R OBP: 0.310, SLG: 0.468 (1, 4)	1-1 1B		0-3 K		2-2 1B	2-2 P3		1-0 G4-3	
Mark Grace, L OBP: 0.420, SLG: 0.486 (1, 3)	3-1 1B		0-1 G5-3		2-2 HR		4-0 FC6-4		
Sammy Sosa, R OBP: 0.289, SLG: 0.513 (1, 9)	0-0 2B		1-3 K		1-2 HR		2-0 FC6-4		
Luis Gonzalez, L OBP: 0.409, SLG: 0.430 (1, 7)	1-2 P5			1-0 HR	0-2 E6		1-1 G6-4-3		
Scott Servais, R OBP: 0.356, SLG: 0.553 (1, 2)	0-2 L3			1-1 G5-3	0-1 1B			0-0 G6-3	
Leo Gomez, R OBP: 0.360, SLG: 0.511 (1, 5)		1-3 K		0-0 G6-3	0-1 G6-3			2-1 1B	
José Hernández, R OBP: 0.288, SLG: 0.217 (6, 5)								4-0 1B	
Rey Sanchez, R OBP: 0.295, SLG: 0.288 (1, 6)		1-1 SH3-4		2-2 G6-3		2-2 G6-3		1-2 BB	
Steve Trachsel, R (1, 1)		0-0 SH3-4			1-2 L9	0-0 G5-3		1-0 B2	

Inning Stats	R: 1	H: 3	E: 0	K: 0	S: 12	LOB: 2	BB: 0	P: 18
	R: 0	H: 1	E: 0	K: 1	S: 11	LOB: 1	BB: 0	P: 15
	R: 0	H: 0	E: 0	K: 2	S: 8	LOB: 0	BB: 0	P: 9
	R: 1	H: 1	E: 0	K: 0	S: 7	LOB: 0	BB: 0	P: 11
	R: 3	H: 4	E: 1	K: 1	S: 29	LOB: 2	BB: 0	P: 37
	R: 0	H: 0	E: 0	K: 0	S: 8	LOB: 1	BB: 1	P: 16
	R: 0	H: 0	E: 0	K: 0	S: 3	LOB: 0	BB: 1	P: 10
	R: 1	H: 2	E: 0	K: 0	S: 8	LOB: 2	BB: 1	P: 18

PITCHER	IP	WLS	BF	H	R	ER	SO	BB	IBB	HBP	BLK	WP	HR	S	P	ERA	WHIP
Shane Reynolds, R ERA: 3.73 (1, 1)	5.0	L	25	9	5	5	4	0	0	0	0	0	2	67	90	9.00	1.800
Jim Dougherty, R ERA: 7.36 (6, 1)	2.0		7	0	0	0	0	2	0	0	0	0	0	11	26	0.00	1.000
Anthony Young, R ERA: 3.66 (8, 1)	1.0		6	2	1	1	0	1	0	0	0	0	0	8	18	9.00	3.000

AB R H RBI BB SO LOB

4	0	1	1	1	1	1
5	2	2	0	0	1	3
3	1	2	2	1	0	0
4	1	2	2	0	1	1
4	1	1	1	0	0	3
4	0	1	0	0	0	2
3	0	0	0	0	1	2
1	1	1	0	0	0	0
3	0	1	0	1	0	0
3	0	0	0	0	0	2

1B: 8	SF: 0	WP: 0	PA: 38
2B: 1	SAC: 1	PB: 1	
3B: 0	DP: 1	SB: 1	
HR: 2	HBP: 0	CS: 0	

Houston Astros @ Chicago Cubs
 Wrigley Field, Chicago, IL
 Mon May 13 1996, 7:05 PM CDT
 Att: 22,610 - Unknown - 50 F

livebaseballscorecards.com

AB	34
R	6
H	11
RBI	6
BB	3
SO	4
LOB	14



Batter	1	2	3	4	5	6	7	8	9	AB R H RBI BB SO LOB	TOP											
Brian Hunter, R OBP: 0.309, SLG: 0.339 (1, 8)	0-1 S 1B		0-0 G6-4-3 1B	2-3 K			0-2 E 2B	2-3 K		5 1 3 0 0 2 2												
Craig Biggio, R OBP: 0.375, SLG: 0.375 (1, 4)	2-2 P5 1-2		0-1 G6-4-3 1-2f	1-0 HBP			0-2 E3 HR 2-H		0-2 G3-1	4 1 0 0 0 0 2												
5 Jeff Bagwell, R OBP: 0.476, SLG: 0.671 (1, 3)	3-3 K		1-2 1B	2-2 L7			0-0 F9		2-3 K	5 0 1 0 0 2 5												
Derek Bell, R OBP: 0.341, SLG: 0.485 (1, 9)	0-1 G6-3		1-1 G4-3		1-1 P4		1 SAFE 2-0 HR 1-H		0-0 G5-3	5 1 1 2 0 0 2												
Sean Berry, R OBP: 0.361, SLG: 0.459 Bill Spiers, L OBP: 0.200, SLG: 0.237 (1, 5) (8, 5)		0-1 G3 1B 2B		1-0 BB 1B HBP	0-1 G6-3		0-1 F9			3 2 1 0 0 0 0 0 0 0 0 0 0 0												
Rick Wilkins, L OBP: 0.400, SLG: 0.438 (1, 2)		1-2 G3		1-0 1B BB SF7 1B	1-0 G6-3		2-0 FC6-4 1B			4 1 2 0 0 0 1												
James Mouton, R OBP: 0.282, SLG: 0.286 (1, 7)		0-0 S 1B		4-2 HBP 1B BB		1-3 K	2-1 FC6-4			3 0 1 1 1 1 1												
Ricky Gutierrez, R OBP: 0.357, SLG: 0.320 (1, 6)		0-1 L8		1-0 HBP 1B		0-0 G6-3		2-1 P3		4 0 1 1 0 0 1												
Darryl Kile, R OBP: 0.176, SLG: 0.133 Todd Jones, L (9, 1)		1-1 G4-3		0-1 SF7		0-2 G3		1-3 K		3 0 0 1 0 1 1 0 0 0 0 0 0 0												
Inning Stats	R: 0 E: 0 K: 1 S: 13	H: 1 LOB: 1 BB: 0 P: 18	R: 1 E: 0 K: 0 S: 10	H: 2 LOB: 1 BB: 0 P: 12	R: 0 E: 0 K: 0 S: 8	H: 2 LOB: 1 BB: 0 P: 10	R: 2 E: 0 K: 1 S: 14	H: 2 LOB: 3 BB: 1 P: 26	R: 0 E: 0 K: 0 S: 5	H: 0 LOB: 0 BB: 0 P: 7	R: 0 E: 0 K: 1 S: 8	H: 0 LOB: 0 BB: 0 P: 9	R: 3 E: 1 K: 0 S: 13	H: 3 LOB: 1 BB: 0 P: 19	R: 0 E: 0 K: 2 S: 9	H: 0 LOB: 0 BB: 0 P: 14	R: 0 E: 0 K: 1 S: 7	H: 0 LOB: 0 BB: 0 P: 9	1B: 7 2B: 2 3B: 0 HR: 1	SF: 1 SAC: 0 DP: 1 HBP: 2	WP: 0 PB: 0 SB: 2 CS: 0	PA: 40
PITCHER	IP WLS BF H R ER SO BB IBB HBP BLK WP HR S P ERA WHIP																					
Jaime Navarro, R ERA: 3.95 (1, 1)	6.2 L 33 10 6 5 3 1 0 2 0 0 0 1 69 97 6.75 1.650																					
Mike Perez, R ERA: 2.25 (7, 1)	1.1 4 0 0 0 2 0 0 0 0 0 0 0 11 18 0.00 0.000																					
Turk Wendell, R ERA: 1.66 (9, 1)	1.0 3 0 0 0 1 0 0 0 0 0 0 0 7 9 0.00 0.000																					

Houston Astros @ Chicago Cubs
Wrigley Field, Chicago, IL
Tue May 14 1996, 3:33 AM CDT
Att. 17,562 - Unknown - 57 F

AB	36
R	6
H	10
RBI	5
BB	1
SO	6
LOB	15



1B	7	SF	1
2B	2	SAC	0
3B	0	DP	1
HR	1	HBP	2

Batter	1	2	3	4	5	6	7	8	9	AB	R	H	RBI	BB	SO	LOB
Brian McRae, S OBP: 0.363, SLG: 0.404 (1, 8)	1-3 K		2-2 G1-3		1-0 G6-3		0-1 G6-3			4	0	0	0	0	1	0
23 Ryne Sandberg, R OBP: 0.322, SLG: 0.464 (1, 4)	0-1 P3		4-2 CS BB		4-2 FC6-4 BB		1-0 G3-6-1 HBP			1	0	0	0	2	0	0
Mark Grace, L OBP: 0.416, SLG: 0.477 (1, 3)	4-1 BB		3-3 K		0-0 FC6-4 1-2f		1-1 G3-6-1 1-2f			3	0	0	0	1	1	3
Sammy Sosa, R OBP: 0.288, SLG: 0.506 (1, 9)	1-0 P4			0-0 S 1B 1B		0-1 F8		2-2 G6-3		4	1	1	0	0	0	2
Luis Gonzalez, L OBP: 0.404, SLG: 0.424 (1, 7)		2-1 BB 1B G4-3-6-2 1B		1-0 F7		3-3 K		1-0 G4-3		4	1	1	0	0	1	1
Scott Servais, R OBP: 0.361, SLG: 0.551 (1, 2)		1-2 BB 1B G4-3-6-2		1-1 SAFE L9		3-1 2B 1B		3-1 G5-3		4	1	2	0	0	0	1
Leo Gomez, R OBP: 0.375, SLG: 0.527 (1, 5)		4-0 BB 1B G4-3-6-2		3-1 SAFE BB 1B 1-H		1-0 2B			1-3 K	3	0	2	2	1	1	0
Rey Sanchez, R OBP: 0.302, SLG: 0.283 (1, 6)		2-3 K		4-1 SAFE BB 1-2		4-2 BB			0-3 K	2	0	0	0	2	2	3
Jaime Navarro, R OBP: 0.182, SLG: 0.182 (1, 1)		0-0 G4-3-6-2		0-3 K		0-1 L9			0-3 K	3	0	0	1	0	1	5
Mike Perez, R (7, 1)										0	0	0	0	0	0	0
Turk Wendell, L (9, 1)										0	0	0	0	0	0	0
Scott Bullett, L (9, PH)										1	0	0	0	0	1	0

Inning Stats	R: 0	H: 0	E: 0	K: 1	S: 7	R: 1	H: 2	E: 0	K: 1	S: 9	R: 0	H: 0	E: 0	K: 1	S: 8	R: 1	H: 2	E: 0	K: 0	S: 6	R: 1	H: 2	E: 0	K: 1	S: 13	R: 0	H: 0	E: 0	K: 0	S: 4	R: 0	H: 0	E: 0	K: 0	S: 6	R: 0	H: 0	E: 0	K: 3	S: 9	R: 0	H: 0	E: 0	K: 0	S: 9	1B: 5	SF: 0	2B: 2	SAC: 0	3B: 0	DP: 2	HR: 0	HBP: 1	WP: 0	PA: 36
--------------	------	------	------	------	------	------	------	------	------	------	------	------	------	------	------	------	------	------	------	------	------	------	------	------	-------	------	------	------	------	------	------	------	------	------	------	------	------	------	------	------	------	------	------	------	------	-------	-------	-------	--------	-------	-------	-------	--------	-------	--------

PITCHER	IP	WLS	BF	H	R	ER	SO	BB	IBB	HBP	BLK	WP	HR	S	P	ERA	WHIP
Darryl Kile, R (1, 1) ERA: 3.61	8.0	W	33	6	3	3	5	6	0	1	0	0	0	63	120	3.38	1.500
Todd Jones, R (9, 1) ERA: 3.97	1.0	S	3	0	0	0	3	0	0	0	0	0	0	9	10	0.00	0.000

BOTTOM

Houston Astros @ Chicago Cubs
Wrigley Field, Chicago, IL
Tue May 14 1996, 3:33 AM CDT
Att: 17,562 - Unknown - 57 F

livebaseballscorecards.com

AB	29
R	3
H	6
RBI	3
BB	6
SO	8
LOB	15



Batter	1	2	3	4	5	6	7	8	9	AB	R	H	RBI	BB	SO	LOB
Brian McRae, S OBP: 0.358, SLG: 0.398 (1, 8)	0-0 B2		0-0 G6-3			2-2 G4-3	3-3 K		1-0 FC5-4 23 1B	5	0	1	0	0	1	0
23 Ryne Sandberg, R OBP: 0.325, SLG: 0.462 (1, 4)	0-2 S 1B		0-1 F9			1-2 1B E 1B			1-0 FC5-4 1-2f	5	1	2	0	0	0	1
Mark Grace, L OBP: 0.418, SLG: 0.477 (1, 3)	1-1 1-H 1B		1-2 G4-3			1-0 1B E 1B			0-1 G4-3	4	1	2	0	0	0	0
Sammy Sosa, R OBP: 0.287, SLG: 0.519 (1, 9)	2-2 K			0-0 HR		0-0 2B E5			0-0 F9	4	2	1	1	0	1	2
Luis Gonzalez, L OBP: 0.407, SLG: 0.443 (1, 7)		2-2 G4-3		1-1 2B		1-0 1B 2B			1-0 F7	4	1	2	2	0	0	0
Scott Servais, R OBP: 0.373, SLG: 0.559 (1, 2)		2-0 FC6-4 1B		1-2 L7		1-2 1B			2-0 G6-3 1B	4	0	3	1	0	0	1
Leo Gomez, R OBP: 0.370, SLG: 0.516 (1, 5)		0-0 FC6-4 1B		2-1 F8		0-1 F9			0-0 G6-3 1-2f	4	0	1	0	0	0	3
Rey Sanchez, R OBP: 0.295, SLG: 0.276 (1, 6)		0-0 FC6-4		0-0 L8					2-3 K	3	0	0	0	0	0	3
Robin Jennings, L OBP: 0.214, SLG: 0.286 (9, PH)		1-2f 2-3							0-2 G5-3	1	0	0	0	0	1	0
Frank Castillo, R OBP: 0.125, SLG: 0.125 (3, 1)		0-1 P2							0-3 K	1	0	0	0	0	0	0
Todd Haney, R OBP: 0.265, SLG: 0.227 (5, PH)										0	0	0	0	0	0	0
Doug Jones, R (6, 1)										0	0	0	0	0	0	0
Pedro Valdes, L (6, PH)										0	0	0	0	0	0	0
Terry Adams, R (7, 1)										0	0	0	0	0	0	0
Ozzie Timmons, R OBP: 0.188, SLG: 0.207 (9, PH)										1	0	0	0	0	1	0

Inning Stats	R: 0	H: 2	E: 0	K: 1	S: 10	LOB: 1	BB: 0	P: 13	R: 0	H: 2	E: 0	K: 0	S: 8	LOB: 2	BB: 0	P: 12	R: 0	H: 0	E: 0	K: 0	S: 6	LOB: 0	BB: 0	P: 7	R: 1	H: 2	E: 0	K: 0	S: 9	LOB: 1	BB: 0	P: 13	R: 4	H: 4	E: 1	K: 0	S: 15	LOB: 1	BB: 0	P: 22	R: 0	H: 0	E: 0	K: 1	S: 8	LOB: 0	BB: 0	P: 11	R: 0	H: 0	E: 0	K: 0	S: 4	LOB: 0	BB: 0	P: 5	R: 0	H: 1	E: 0	K: 0	S: 3	LOB: 0	BB: 0	P: 6	R: 0	H: 1	E: 0	K: 2	S: 10	LOB: 1	BB: 0	P: 14	1B: 9	SF: 0	2B: 2	SAC: 0	3B: 0	DP: 1	HR: 1	HBP: 0	WP: 0	PA: 38
--------------	------	------	------	------	-------	--------	-------	-------	------	------	------	------	------	--------	-------	-------	------	------	------	------	------	--------	-------	------	------	------	------	------	------	--------	-------	-------	------	------	------	------	-------	--------	-------	-------	------	------	------	------	------	--------	-------	-------	------	------	------	------	------	--------	-------	------	------	------	------	------	------	--------	-------	------	------	------	------	------	-------	--------	-------	-------	-------	-------	-------	--------	-------	-------	-------	--------	-------	--------

PITCHER	IP	WLS	BF	H	R	ER	SO	BB	IBB	HBP	BLK	WP	HR	S	P	ERA	WHIP
Donne Wall, R ERA: 1.8 (1, 1)	5.0	W	25	10	5	1	1	0	0	0	0	0	1	48	67	1.80	2.000
Xavier Hernandez, R ERA: 4.3 (6, 1)	3.0		9	1	0	0	1	0	0	0	0	0	0	15	22	0.00	0.333
Todd Jones, R ERA: 3.8 (9, 1)	1.0	S	4	1	0	0	2	0	0	0	0	0	0	10	14	0.00	1.000

BOTTOM

Houston Astros @ Chicago Cubs
 Wrigley Field, Chicago, IL
 Wed May 15 1996, 3:33 AM CDT
 Att. 16,093 - Overcast - 60 F

livebaseballscorecards.com

AB	38
R	5
H	12
RBI	4
BB	0
SO	4
LOB	12



Batter	1	2	3	4	5	6	7	8	9	AB R H RBI BB SO LOB	TOP		
Brian Hunter, R (1, 8) OBP: 0.305, SLG: 0.333	2-2 G5-3		1-2 F7			1-1 L7		3-3 K		4 0 0 0 0 1 0			
Craig Biggio, R (1, 4) OBP: 0.375, SLG: 0.367	2-2 F8		4-1 BB			2-1 F7		2-2 F7		2 0 0 0 1 0 0			
Bill Spiers, L (8, PH) OBP: 0.190, SLG: 0.225										1 0 0 0 0 0 0			
5 Jeff Bagwell, R (1, 3) OBP: 0.469, SLG: 0.656	0-2 L4		2-3 K			1-1 S 1B			0-3 K	4 0 1 0 0 2 1			
Derek Bell, R (1, 9) OBP: 0.346, SLG: 0.511		3-2 G5-3		0-0 G4-3		1-3 K			1-0 HR	4 1 1 1 0 1 1			
Sean Berry, R (1, 5) OBP: 0.357, SLG: 0.471		1-2 P2		2-2 F9			0-0 F9		0-1 G4-6-3 1B	3 0 0 0 0 0 0			
Ricky Gutierrez, R (8, 5) OBP: 0.387, SLG: 0.333										1 0 1 0 0 0 0			
Rick Wilkins, L (1, 2) OBP: 0.388, SLG: 0.416		4-2 BB BB		3-2 F8			0-1 G3-1		3-2 G4-6-3 1-2f	3 0 0 0 1 0 1			
James Mouton, R (1, 7) OBP: 0.314, SLG: 0.316		4-2 BB			0-1 G6-3		4-2 S BB			1 0 0 0 2 0 0			
Jim Dougherty, R (7, 1)		1-2 BB								0 0 0 0 0 0 0			
Orlando Miller, R (1, 6) OBP: 0.354, SLG: 0.478		1-3 K			3-3 K		2-3 K			3 0 0 0 0 3 3			
Doug Drabek, R (1, 1) OBP: 0.182, SLG: 0.182			0-2 F9		0-3 K				1-0 F9	1 0 0 0 0 0 0			
Mike Simms, R (5, PH) OBP: 0.111, SLG: 0.059										1 0 0 0 0 1 0			
Anthony Young, R (5, 1)										0 0 0 0 0 0 0			
Jeff Tabaka, R (6, 1)										0 0 0 0 0 0 0			
John Cangelosi, S (7, 7) OBP: 0.404, SLG: 0.270										1 0 0 0 0 0 0			
Inning Stats	R: 0 H: 0 E: 0 LOB: 0 K: 0 BB: 0 S: 9 P: 13	R: 0 H: 0 E: 0 LOB: 2 K: 1 BB: 2 S: 16 P: 29	R: 0 H: 0 E: 0 LOB: 1 K: 1 BB: 1 S: 10 P: 17	R: 0 H: 0 E: 0 LOB: 0 K: 0 BB: 0 S: 8 P: 13	R: 0 H: 0 E: 0 LOB: 0 K: 2 BB: 0 S: 8 P: 11	R: 0 H: 1 E: 0 LOB: 1 K: 1 BB: 0 S: 9 P: 14	R: 0 H: 0 E: 0 LOB: 1 K: 1 BB: 1 S: 8 P: 14	R: 0 H: 0 E: 0 LOB: 0 K: 1 BB: 0 S: 9 P: 15	R: 1 H: 2 E: 0 LOB: 0 K: 1 BB: 0 S: 11 P: 15	1B: 2 SF: 0 2B: 0 SAC: 0 3B: 0 DP: 1 HR: 1 HBP: 0	WP: 0 PA: 33 PB: 0 SB: 2 CS: 0		
PITCHER	IP WLS BF H R ER SO BB IBB HBP BLK WP HR S P ERA WHIP											PITCHER	IP WLS BF H R ER SO BB IBB HBP BLK WP HR S P ERA WHIP
Amaury Telemaco, R (1, 1) ERA: 2.12	7.0 W 26 1 0 0 6 4 0 0 0 0 0 0 68 111 0.00 0.714												
Mike Perez, R (8, 1) ERA: 2.12	1.0 3 0 0 0 1 0 0 0 0 0 0 0 9 15 0.00 0.000												
Bob Patterson, L (9, 1) ERA: 2.08	1.0 4 2 1 1 1 0 0 0 0 0 0 1 11 15 9.00 2.000												

Houston Astros @ Chicago Cubs
Wrigley Field, Chicago, IL
Thu May 16 1996, 3:33 AM CDT
Att. 15,902 - Overcast - 55 F

AB	29
R	1
H	3
RBI	1
BB	4
SO	8
LOB	6



WP: 0	PA: 33
PB: 0	
SB: 2	
CS: 0	

ERA	WHIP

Batter	1	2	3	4	5	6	7	8	9	AB	R	H	RBI	BB	SO	LOB
Brian McRae, S OBP: 0.354, SLG: 0.392 (1, 8)	0-2 P6	2-2 L9		2-2 G4-3		0-1 23 HBP 1B	0-0 P5			5	0	1	0	0	0	3
23 Ryne Sandberg, R OBP: 0.323, SLG: 0.451 (1, 4)	2-1 P5	1-1 G5-3		1-1 G6-3		3-2 1B	4-1 2B BB			3	0	0	0	0	0	1
Todd Haney, R OBP: 0.280, SLG: 0.227 (6, PR) (7, 4)						1-2 HBP	1-2 2-3			0	1	0	0	1	0	0
Mark Grace, L OBP: 0.429, SLG: 0.490 (1, 3)	4-1 BB			3-2 1B		1-1 G4-3	1-1 HR 2B			4	2	3	3	1	0	2
Sammy Sosa, R OBP: 0.296, SLG: 0.557 (1, 9)	0-0 G5-3			0-3 K			1-1 HR			5	3	3	3	0	1	2
Mike Perez, R (8, 1)				1-2 E 1B			2-2 HR			0	0	0	0	0	0	0
Bob Patterson, R (9, 1)							0-0 HR			0	0	0	0	0	0	0
Luis Gonzalez, L OBP: 0.413, SLG: 0.440 (1, 7)		1-0 1B HR 1B		4-0 FC6-4 1B		2-0 F7	4-1 HR BB			3	2	1	0	2	0	0
Scott Servais, R OBP: 0.377, SLG: 0.583 (1, 2)		0-0 HR 1B		2-1 P3		0-3 K	1-1 HR			4	2	2	2	0	1	3
Brian Dorsett, R OBP: 0.176, SLG: 0.100 (8, PH) (9, 2)		1-3 HR 1B					4-2 FC5-4 BB			0	0	0	0	1	0	0
Leo Gomez, R OBP: 0.369, SLG: 0.541 (1, 5)		2-2 HR		2-0 FC6-4		1-1 G3	2-1 P3			3	1	1	4	0	0	1
José Hernández, R OBP: 0.279, SLG: 0.210 (6, 5)		1-H 3-H HR		1-2 2-H 3-H FC6-4			0-0 FC5-4			2	0	0	0	0	0	1
Rey Sanchez, R OBP: 0.306, SLG: 0.277 (1, 6)		2-0 SH5-4 1B		4-0 IBB			0-0 L9			3	1	1	0	2	0	1
Amaury Telemaco, R (1, 1)		1-2 SH5-4		0-0 F8			0-0 G4-3			2	0	0	0	0	1	2
Ozzie Timmons, R OBP: 0.206, SLG: 0.226 (7, PH) (8, 9)		1-2 SH5-4					2-3 K 2B 1B			2	1	1	0	0	0	1


Inning Stats	R: 0	H: 0	E: 0	K: 0	S: 9	H: 0	LOB: 1	BB: 1	P: 15	R: 3	H: 4	E: 0	K: 0	S: 16	H: 2	LOB: 2	BB: 2	P: 23	R: 2	H: 1	E: 0	K: 1	S: 11	H: 0	LOB: 0	BB: 0	P: 9	R: 0	H: 1	E: 0	K: 1	S: 11	H: 1	LOB: 2	BB: 0	P: 17	R: 8	H: 5	E: 0	K: 0	S: 19	H: 0	LOB: 0	BB: 3	P: 37	R: 0	H: 0	E: 0	K: 0	S: 5	H: 0	LOB: 1	BB: 1	P: 9	1B: 8	2B: 1	3B: 0	HR: 4	SF: 0	SAC: 1	DP: 0	HBP: 1	WP: 1	PA: 45
--------------	------	------	------	------	------	------	--------	-------	-------	------	------	------	------	-------	------	--------	-------	-------	------	------	------	------	-------	------	--------	-------	------	------	------	------	------	-------	------	--------	-------	-------	------	------	------	------	-------	------	--------	-------	-------	------	------	------	------	------	------	--------	-------	------	-------	-------	-------	-------	-------	--------	-------	--------	-------	--------

PITCHER	IP	WLS	BF	H	R	ER	SO	BB	IBB	HBP	BLK	WP	HR	S	P	ERA	WHIP
Doug Drabek, R ERA: 5.28 (1, 1)	4.0	L	22	7	5	4	1	2	1	0	0	1	1	45	79	9.00	2.250
Anthony Young, R ERA: 3.38 (5, 1)	1.2		7	1	0	0	2	0	0	1	0	0	0	15	23	0.00	0.600
Jeff Tabaka, L ERA: 6.52 (6, 1)	0.2		6	2	4	4	0	2	0	0	0	0	2	12	26	54.00	6.000
Jim Dougherty, R ERA: 9.24 (7, 1)	1.2		10	3	4	4	0	2	0	0	0	0	1	14	23	21.60	3.000

BOTTOM

Houston Astros @ Chicago Cubs
 Wrigley Field, Chicago, IL
 Thu May 16 1996, 3:33 AM CDT
 Att. 15,902 - Overcast - 55 F

AB	36
R	13
H	13
RBI	12
BB	7
SO	3
LOB	17



PITCHER	IP	WLS	BF	H	R	ER	SO	BB	IBB	HBP	BLK	WP	HR	S	P	ERA	WHIP
---------	----	-----	----	---	---	----	----	----	-----	-----	-----	----	----	---	---	-----	------

Batter	1	2	3	4	5	6	7	8	9	AB R H RBI BB SO LOB	TOP											
Devon White, S (1, 8) OBP: 0.313, SLG: 0.400	0-0 G4-3		4-2 FC5-4 BB			2-0 G3-1		0-1 L9 S 1B		3 0 1 0 1 0 0												
Alex Arias, R (1, 6) OBP: 0.329, SLG: 0.420	0-1 G5-3		1-1 FC5-4 1-2f			3-2 G4-3		2-1 L9 1-3		4 0 0 0 0 0 2												
Greg Colbrunn, R (1, 3) OBP: 0.337, SLG: 0.412	3-2 G1-3				2-1 2B	1-0 G6-3		1-0 P4		4 0 1 0 0 0 1												
Gary Sheffield, R (1, 9) OBP: 0.430, SLG: 0.600		2-3 K			0-0 G6-3		2-1 P3		4-2 BB 1B BB	3 1 0 0 1 1 1												
Jeff Conine, R (1, 7) OBP: 0.333, SLG: 0.438		2-3 K			0-0 G5-3		2-0 L3		4-2 1B BB	3 0 0 0 1 1 1												
Terry Pendleton, S (1, 5) OBP: 0.283, SLG: 0.316		1-1 HBP			3-0 F9		1-2 1B 1B		0-3 K	3 0 1 0 0 1 3												
Charles Johnson, R (1, 2) OBP: 0.313, SLG: 0.441		2-3 SAFE K			0-0 G3-1		0-2 SAFE 1-2 1B		1-1 SAFE 1-2 2-H 1B	4 0 2 1 0 1 1												
Craig Grebeck, R (1, 4) OBP: 0.196, SLG: 0.224			3-2 G6-3		2-2 G4-3		1-0 F7		4-1 FC6-4 BB	2 0 0 0 0 0 0 1 0 0 0 0 0 2 0 0 0 0 1 0 0												
Joe Orsulak, L (7, PH) OBP: 0.216, SLG: 0.286																						
Ralph Milliard, R (7, 4)																						
Al Leiter, L (1, 1) OBP: 0.053, SLG: 0.053			2-3 K		1-3 K			2-3 K	0-1 FC6-4 1-2f	2 0 0 0 0 0 2 1 0 0 0 0 1 0 1 0 0 0 0 0 2												
Jesus Tavarez, S (8, PH) OBP: 0.200, SLG: 0.189																						
Terry Mathews, L (8, 1)																						
Yorkis Perez, L (8, 1)																						
Jay Powell, R (8, 1)																						
Russ Morman, R (9, PH)																						
Inning Stats	R: 0 E: 0 K: 0 S: 6	H: 0 LOB: 0 BB: 0 P: 9	R: 0 E: 0 K: 3 S: 13	H: 0 LOB: 1 BB: 1 P: 20	R: 0 E: 0 K: 1 S: 13	H: 0 LOB: 1 BB: 1 P: 23	R: 0 E: 0 K: 0 S: 5	H: 1 LOB: 1 BB: 0 P: 10	R: 0 E: 0 K: 1 S: 7	H: 0 LOB: 0 BB: 0 P: 10	R: 0 E: 0 K: 0 S: 6	H: 0 LOB: 0 BB: 0 P: 12	R: 0 E: 0 K: 0 S: 12	H: 2 LOB: 2 BB: 0 P: 18	R: 0 E: 0 K: 1 S: 8	H: 1 LOB: 1 BB: 0 P: 13	R: 1 E: 0 K: 1 S: 12	H: 1 LOB: 2 BB: 3 P: 25	1B: 4 2B: 1 3B: 0 HR: 0	SF: 0 SAC: 0 DP: 0 HBP: 1	WP: 0 PB: 0 SB: 1 CS: 0	PA: 36
PITCHER	IP WLS BF H R ER SO BB IBB HBP BLK WP HR S P ERA WHIP																					
Jim Bullinger, R (1, 1) ERA: 5.51	8.0 W 31 4 1 1 6 2 0 1 0 0 0 0 72 121 1.12 0.750																					
Turk Wendell, R (9, 1) ERA: 1.59	1.0 S 5 1 0 0 1 2 0 0 0 0 0 0 10 19 0.00 3.000																					

Florida Marlins @ Chicago Cubs
Wrigley Field, Chicago, IL
Fri May 17 1996, 3:33 AM CDT
Att. 32,528 - Sunny - 78 F

livebaseballscorecards.com

AB	31
R	1
H	5
RBI	1
BB	4
SO	7
LOB	13



Batter	1	2	3	4	5	6	7	8	9
Brian McRae, S OBP: 0.362, SLG: 0.393 (1, 8)	2-1 G6-3		2-2 HBP			4-1 23 HR BB		1-1 1B WP 1B	
23 Ryne Sandberg, R OBP: 0.321, SLG: 0.467 (1, 4)	1-0 G5-3		2-3 K			1-0 HR		2-1 F9	
Mark Grace, L OBP: 0.425, SLG: 0.484 (1, 3)	1-3 K				0-2 G1-3	2-1 F8		1-0 WP 1B	
Sammy Sosa, R OBP: 0.290, SLG: 0.544 (1, 9)		1-1 P6			3-2 G6-3	3-3 K		3-1 P9	
Ozzie Timmons, R OBP: 0.216, SLG: 0.212 (1, 7)		3-0 G6-3			4-0 BB	0-1 L7			
Leo Gomez, R OBP: 0.368, SLG: 0.535 José Hernández, R OBP: 0.279, SLG: 0.210 (1, 5) (8, 5)		0-0 1B			0-0 P4		2-2 F9		
Brian Dorsett, R OBP: 0.162, SLG: 0.091 (1, 2)		2-1 P3			0-1 L7	3-2 G6-3		0-0 G6-3	
Rey Sanchez, R OBP: 0.299, SLG: 0.270 (1, 6)			1-0 G5-3		3-2 G4-3				
Jim Bullinger, R OBP: 0.350, SLG: 0.667 Turk Wendell, L OBP: 1.000, SLG: 1.000 (1, 1) (9, 1)			1-2 G4-3		3-2 F8			2-3 K	

Inning Stats	R: 0 E: 0 K: 1 S: 6	H: 0 LOB: 0 BB: 0 P: 10	R: 0 E: 0 K: 0 S: 6	H: 1 LOB: 1 BB: 0 P: 12	R: 0 E: 0 K: 1 S: 9	H: 0 LOB: 1 BB: 0 P: 15	R: 0 E: 0 K: 0 S: 7	H: 0 LOB: 1 BB: 1 P: 14	R: 0 E: 0 K: 0 S: 8	H: 0 LOB: 0 BB: 0 P: 14	R: 2 E: 0 K: 1 S: 10	H: 1 LOB: 0 BB: 1 P: 20	R: 0 E: 0 K: 0 S: 9	H: 0 LOB: 0 BB: 0 P: 14	R: 1 E: 0 K: 1 S: 11	H: 2 LOB: 1 BB: 0 P: 19
--------------	------------------------------	----------------------------------	------------------------------	----------------------------------	------------------------------	----------------------------------	------------------------------	----------------------------------	------------------------------	----------------------------------	-------------------------------	----------------------------------	------------------------------	----------------------------------	-------------------------------	----------------------------------

PITCHER	IP	WLS	BF	H	R	ER	SO	BB	IBB	HBP	BLK	WP	HR	S	P	ERA	WHIP
Al Leiter, L ERA: 2.36 (1, 1)	7.0	L	26	2	2	2	3	2	0	0	0	0	1	55	99	2.57	0.571
Terry Mathews, R ERA: 4.38 (8, 1)	0.2		3	1	1	1	1	0	0	0	0	0	0	8	12	13.50	1.500
Yorkis Perez, L ERA: 4.85 (8, 1)	0.0		1	1	0	0	0	0	0	0	0	0	0	1	2	∞	∞
Jay Powell, R ERA: 2.08 (8, 1)	0.1		1	0	0	0	0	0	0	0	0	1	0	2	5	0.00	0.000

BOTTOM

AB	R	H	RBI	BB	SO	LOB
2	2	1	0	1	0	0
4	1	1	2	0	1	2
4	0	1	0	0	1	0
4	0	0	0	0	1	1
2	0	0	0	1	0	0
3	0	1	0	0	0	1
0	0	0	0	0	0	0
3	0	0	0	0	0	1
3	0	0	0	0	0	0
3	0	0	0	0	1	0
0	0	0	0	0	0	0

AB	28
R	3
H	4
RBI	2
BB	2
SO	4
LOB	5



WP	HR	S	P	ERA	WHIP
1	0	0	31		
1	0	0			
1	0	0			
1	0	0			

Florida Marlins @ Chicago Cubs
Wrigley Field, Chicago, IL
Fri May 17 1996, 3:33 AM CDT
Att. 32,528 - Sunny - 78 F

livebaseballscorecards.com

Batter	1	2	3	4	5	6	7	8	9	AB R H RBI BB SO LOB	TOP											
Devon White, S (1, 8) OBP: 0.309, SLG: 0.388	0-0 G1-3		1-0 L6		1-0 G3		4-2 BB	1-3 K		4 0 0 0 1 1 1												
Edgar Renteria, R (1, 6) OBP: 0.200, SLG: 0.200	0-1 1B		0-0 G6-3		1-1 G6-3		1-0 F9	1-3 K		5 0 1 0 0 1 3												
Greg Colbrunn, R (1, 3) OBP: 0.339, SLG: 0.412	0-0 1B		0-1 1B			2-3 K	1-1 L3	0-0 P3		5 0 2 0 0 1 3												
Gary Sheffield, R (1, 9) OBP: 0.424, SLG: 0.607	0-1 G6-4-3		3-3 K			3-2 HR	2-1 L5	3-1 G6-3		5 1 1 1 0 1 6												
Jeff Conine, R (1, 7) OBP: 0.343, SLG: 0.443		3-2 K		3-2 1B		1-1 G5-3	4-2 CS			3 0 2 0 1 1 0												
Terry Pendleton, S (1, 5) OBP: 0.294, SLG: 0.333		2-2 1B		0-0 L7		1-2 1B	1-1 HR			4 1 3 0 0 0 1												
Charles Johnson, R (1, 2) OBP: 0.318, SLG: 0.460		4-1 BB		2-2 L4		2-2 G5-3	0-0 HR			3 1 1 2 1 0 3												
Ralph Milliard, R (1, 4) OBP: 0.500, SLG: 0.250		3-1 F8		3-2 G4-3			0-0 BB	2-0 G6-3		4 0 1 0 0 0 3												
John Burkett, R (1, 1) Robb Nen, R (8, 1)		0-3 K		0-0 G6-3			0-0 BB	2-2 1B		4 0 2 0 0 1 2 0 0 0 0 0 0 0												
Inning Stats	R: 0 E: 0 K: 0 S: 6	H: 2 LOB: 1 BB: 0 P: 6	R: 0 E: 0 K: 2 S: 16	H: 1 LOB: 2 BB: 1 P: 28	R: 0 E: 0 K: 1 S: 7	H: 1 LOB: 1 BB: 0 P: 11	R: 0 E: 0 K: 0 S: 11	H: 1 LOB: 1 BB: 0 P: 19	R: 0 E: 0 K: 0 S: 4	H: 0 LOB: 0 BB: 0 P: 6	R: 1 E: 0 K: 1 S: 17	H: 3 LOB: 1 BB: 0 P: 26	R: 0 E: 0 K: 0 S: 11	H: 2 LOB: 3 BB: 1 P: 19	R: 2 E: 0 K: 1 S: 14	H: 3 LOB: 1 BB: 1 P: 24	R: 0 E: 0 K: 1 S: 6	H: 0 LOB: 0 BB: 0 P: 10	1B: 10 2B: 1 3B: 0 HR: 2	SF: 0 SAC: 0 DP: 2 HBP: 0	WP: 0 PB: 0 SB: 0 CS: 1	PA: 40
PITCHER	IP WLS BF H R ER SO BB IBB HBP BLK WP HR S P ERA WHIP																					
Steve Trachsel, R (1, 1) ERA: 1.76	7.0 L 31 10 1 1 4 2 0 0 0 0 0 1 72 115 1.29 1.714																					
Mike Perez, R (8, 1) ERA: 3.06	0.2 5 3 2 2 0 1 0 0 0 0 0 1 10 19 27.00 6.000																					
Bob Patterson, L (8, 1) ERA: 2.03	0.1 1 0 0 0 0 1 0 0 0 0 0 0 4 5 0.00 0.000																					
Terry Adams, R (9, 1) ERA: 2.49	1.0 3 0 0 0 0 1 0 0 0 0 0 0 6 10 0.00 0.000																					

Florida Marlins @ Chicago Cubs
Wrigley Field, Chicago, IL
Sat May 18 1996, 3:33 AM CDT
Att. 38,003 - Sunny - 85 F

livebaseballscorecards.com

AB 37
R 3
H 13
RBI 3
BB 3
SO 6
LOB 22



Batter	1	2	3	4	5	6	7	8	9	AB	R	H	RBI	BB	SO	LOB
Brian McRae, S OBP: 0.355, SLG: 0.384 (1, 8)	2-1 P6			3-1 G3		2-1 G3		1-1 G4-3		4	0	0	0	0	0	1
23 Ryne Sandberg, R OBP: 0.313, SLG: 0.454 (1, 4)	1-3 K			1-0 G4-3		1-1 G4-3			1-3 K	4	0	0	0	0	2	1
Mark Grace, L OBP: 0.421, SLG: 0.476 (1, 3)	1-0 G4-3			4-1 BB			0-0 G6-3		0-0 G6-3	3	0	0	0	1	0	0
Sammy Sosa, R OBP: 0.283, SLG: 0.531 (1, 9)		1-3 K		1-1 F8			2-3 K		1-3 K	4	0	0	0	0	3	1
Luis Gonzalez, L OBP: 0.405, SLG: 0.430 (1, 7)		2-2 P6			2-0 L9		1-0 F7			3	0	0	0	0	0	0
Scott Servais, R OBP: 0.376, SLG: 0.576 (1, 2)		1-2 G4-3			1-0 F8			0-1 HR		3	1	1	0	0	0	0
Leo Gomez, R OBP: 0.368, SLG: 0.558 (1, 5)			2-3 K		1-2 L4			1-1 HR		3	1	1	2	0	1	0
Rey Sanchez, R OBP: 0.300, SLG: 0.272 (1, 6)			1-3 K			0-0 G3 SH1-4		3-3 K		3	0	1	0	0	2	0
Steve Trachsel, R (1, 1)			1-1 G6-3			0-0 SH1-4		0-3 K		1	0	0	0	0	0	0
Mike Perez, R (8, 1)										0	0	0	0	0	0	0
Bob Patterson, R (8, 1)										0	0	0	0	0	0	0
Pedro Valdes, L (8, PH)										1	0	0	0	0	1	0
Terry Adams, R (9, 1)										0	0	0	0	0	0	0

Inning Stats	R: 0	H: 0	E: 0	K: 1	S: 6	R: 0	H: 0	E: 0	K: 1	S: 9	R: 0	H: 0	E: 0	K: 2	S: 8	R: 0	H: 0	E: 0	K: 0	S: 5	R: 0	H: 1	E: 0	K: 0	S: 6	R: 0	H: 0	E: 0	K: 1	S: 6	R: 2	H: 2	E: 0	K: 2	S: 14	R: 0	H: 0	E: 0	K: 2	S: 8	1B: 2	SF: 0	2B: 0	3B: 0	HR: 1
--------------	------	------	------	------	------	------	------	------	------	------	------	------	------	------	------	------	------	------	------	------	------	------	------	------	------	------	------	------	------	------	------	------	------	------	-------	------	------	------	------	------	-------	-------	-------	-------	-------

PITCHER	IP	WLS	BF	H	R	ER	SO	BB	IBB	HBP	BLK	WP	HR	S	P	ERA	WHIP
John Burkett, R (1, 1)	7.0	W	25	3	2	2	5	1	0	0	0	0	1	50	82	2.57	0.571
Robb Nen, R (8, 1)	2.0	S	6	0	0	0	4	0	0	0	0	0	0	18	24	0.00	0.000

BOTTOM

Florida Marlins @ Chicago Cubs
 Wrigley Field, Chicago, IL
 Sat May 18 1996, 3:33 AM CDT
 Att. 38,003 - Sunny - 85 F

livebaseballscorecards.com

AB	29
R	2
H	3
RBI	2
BB	1
SO	9
LOB	3




WP: 0	PA: 31
PB: 0	
SB: 0	
CS: 0	

Batter	1	2	3	4	5	6	7	8	9	10	11	AB	R	H	RBI	BB	SO	LOB	TOP								
Devon White, S OBP: 0.326, SLG: 0.429	G4-3	2-2 1B		1-1 2B		4-2 BB		1-2 HR		0-0 SH1-3		4	1	3	1	1	0	0									
Edgar Renteria, R OBP: 0.273, SLG: 0.364	HR 2B	K		L3		G6-3		G6-4-3 1B		G6-3		6	1	2	0	0	1	6									
Greg Colbrunn, R OBP: 0.345, SLG: 0.437 Matt Mantel, R Robb Nen, R	HR BB			K		HR		1B 2B		G6-4-3		5	3	2	1	1	1	2									
Gary Sheffield, R OBP: 0.426, SLG: 0.620	HR			1B		G5-3		1B FC6-4 IBB		G6-3		5	2	2	3	1	0	0									
Jeff Conine, R OBP: 0.343, SLG: 0.431	K			L7		FC3-6 BB		K		K		4	1	0	0	2	3	3									
Terry Pendleton, S OBP: 0.295, SLG: 0.340	K			F8		FC3-6 1-2f		1-3 2-H 1B		K		6	0	2	2	0	2	2									
Charles Johnson, R OBP: 0.319, SLG: 0.451		G6-3		G5-3		K		FC6-4 BB 1-2f 3-H		1B		5	0	1	1	1	1	2									
Ralph Milliard, R OBP: 0.333, SLG: 0.111		G5-3		G6-3		P4		1-2 BB		G4-3		5	0	0	0	1	0	3									
Kurt Miller, R Craig Grubb, R Chris Hammond, L Jesus Alvarez, S Terry Matthews, L Alex Ariza, R Yorkia Perez, L Jay Powell, R Jose Cruz, L		1-1 1B		2-1 1B		G4-3		G4-3		G6-3 SH1-3 BB		1	0	1	0	0	0	0									
Inning Stats	R: 3 E: 0 K: 2 S: 15	H: 2 LOB: 0 BB: 1 P: 25	R: 0 E: 0 K: 1 S: 13	H: 2 LOB: 2 BB: 0 P: 20	R: 0 E: 0 K: 1 S: 12	H: 1 LOB: 1 BB: 0 P: 19	R: 0 E: 0 K: 0 S: 9	H: 2 LOB: 2 BB: 0 P: 16	R: 1 E: 0 K: 1 S: 10	H: 1 LOB: 1 BB: 1 P: 19	R: 0 E: 0 K: 0 S: 10	H: 0 LOB: 1 BB: 1 P: 19	R: 2 E: 0 K: 1 S: 15	H: 2 LOB: 2 BB: 2 P: 29	R: 1 E: 0 K: 0 S: 15	H: 2 LOB: 0 BB: 0 P: 19	R: 0 E: 0 K: 2 S: 16	H: 1 LOB: 1 BB: 0 P: 23	R: 0 E: 0 K: 0 S: 6	H: 0 LOB: 1 BB: 1 P: 11	R: 1 E: 0 K: 1 S: 15	H: 1 LOB: 2 BB: 2 P: 28	1B: 7 2B: 4 3B: 0 HR: 3	SF: 0 SAC: 1 DP: 1 HBP: 0	WP: 0 PB: 0 SB: 0 CS: 0	PA: 54	
PITCHER	IP	WLS	BF	H	R	ER	SO	BB	IBB	HBP	BLK	WP	HR	S	P	ERA	WHIP										
Jaime Navarro, R ERA: 4.13	(1, 1)	6.0	29	8	4	4	5	3	0	0	0	0	2	69	118	6.00	1.833										
Terry Adams, R ERA: 3.42	(7, 1)	1.0	9	4	3	3	1	1	1	0	0	0	1	24	41	27.00	5.000										
Doug Jones, R ERA: 4.87	(8, 1)	1.0	2	0	0	0	0	0	0	0	0	0	0	6	7	0.00	0.000										
Turk Wendell, R ERA: 1.78	(9, 1)	2.2	L 13	2	1	1	2	2	1	0	0	0	0	34	58	3.38	1.500										
Bob Patterson, L ERA: 1.98	(11, 1)	0.1	1	0	0	0	1	0	0	0	0	0	0	3	4	0.00	0.000										

Florida Marlins @ Chicago Cubs
Wrigley Field, Chicago, IL
Sun May 19 1996, 3:33 AM CDT
Att: 30,420 - Sunny - 84 F

AB	45
R	8
H	14
RBI	8
BB	8
SO	9
LOB	22



Batter	1	2	3	4	5	6	7	8	9	10	11	AB R H RBI BB SO LOB	BOTTOM														
Brian McRae, S OBP: 0.359, SLG: 0.381 (1, 8)	L5	BB 2B	P3			CS 1B		BB BB			F7	4 1 1 0 2 0 1	Florida Marlins @ Chicago Cubs Wrigley Field, Chicago, IL Sun May 19 1996, 3:33 AM CDT Att. 30,420 - Sunny - 84 F														
Todd Haney, R OBP: 0.278, SLG: 0.213 (1, 4)	F8	SAFE SAFE SAFE				K		BB BB			G3-6-3 BB	3 1 0 0 1 2 1															
Pedro Valdes, L (8, PH)		BB 2B				K		BB				0 0 0 0 1 0 0															
Turk Wendell, L OBP: 1.000, SLG: 1.000 (9, 1)		BB						BB				0 0 0 0 0 0 0															
Bob Patterson, R (11, 1)		BB						BB				0 0 0 0 0 0 0															
Ozzie Timmons, R OBP: 0.237, SLG: 0.212 (11, PH)		BB						BB				0 0 0 0 1 0 0															
Mark Grace, L OBP: 0.418, SLG: 0.476 (1, 3)	BB 1B 2B	BB 2B				CS	G5-3	L8			G3-6-3	6 1 2 2 0 0 3															
Sammy Sosa, R OBP: 0.292, SLG: 0.531 (1, 9)	BB 1B	BB BB				L6		K			G4-3 1B	4 1 2 0 1 1 0															
Luis Gonzalez, L OBP: 0.411, SLG: 0.447 (1, 7)	BB 2B	BB BB					G4-3	G4-3			G4-3	4 0 2 2 1 0 1															
Scott Servais, R OBP: 0.362, SLG: 0.553 (1, 2)	F9	G4-3				K		F9			G6-3	5 0 0 0 0 1 5															
Leo Gomez, R OBP: 0.385, SLG: 0.585 (1, 5)		HR				G1-6-3 BB		HR BB			G5-3	2 2 1 1 3 0 0															
Rey Sanchez, R OBP: 0.294, SLG: 0.266 (1, 6)		P9				G1-6-3		HR			K	3 0 0 0 0 0 3															
Bret Barberie, S OBP: 0.500, SLG: 2.000 (8, PH) (9, 4)		P9						HR				2 1 1 2 0 1 0															
Jaime Navarro, R OBP: 0.174, SLG: 0.174 23 Ryne Sandberg, R OBP: 0.311, SLG: 0.481 Terry Adams, R (7, 1) Doug Jones, R (8, 1) José Hernández, R OBP: 0.271, SLG: 0.203 (8, PH) (9, 6)		K						G6-3			G4-3	1 0 0 0 0 0 1 0 1 0 2 0 0 0 0 0 0 0															
Inning Stats	R: 2 E: 0 K: 0 S: 13	H: 3 LOB: 1 BB: 0 P: 16	R: 3 E: 0 K: 1 S: 13	H: 2 LOB: 3 BB: 4 P: 30	R: 0 E: 0 K: 0 S: 6	H: 0 LOB: 1 BB: 1 P: 13	R: 0 E: 0 K: 1 S: 7	H: 0 LOB: 0 BB: 0 P: 9	R: 0 E: 0 K: 1 S: 7	H: 1 LOB: 1 BB: 1 P: 17	R: 0 E: 0 K: 1 S: 8	H: 1 LOB: 0 BB: 0 P: 10	R: 0 E: 0 K: 1 S: 8	H: 0 LOB: 0 BB: 0 P: 13	R: 2 E: 0 K: 0 S: 11	H: 1 LOB: 2 BB: 3 P: 28	R: 0 E: 0 K: 0 S: 6	H: 1 LOB: 0 BB: 0 P: 9	R: 0 E: 0 K: 1 S: 7	H: 0 LOB: 0 BB: 0 P: 9	R: 0 E: 0 K: 0 S: 6	H: 0 LOB: 0 BB: 1 P: 10	1B: 4 2B: 3 3B: 0 HR: 2	SF: 0 SAC: 1 DP: 3 HBP: 0	WP: 0 PB: 0 SB: 0 CS: 1	PA: 49	
PITCHER	IP	WLS	BF	H	R	ER	SO	BB	IBB	HBP	BLK	WP	HR	S	P	ERA	WHIP										
Kurt Miller, R ERA: 4.76 (1, 1)	3.0		19	5	5	5	1	5	0	0	0	0	1	32	59	15.00	3.333										
Chris Hammond, L ERA: 9.0 (4, 1)	2.0		7	1	0	0	2	1	0	0	0	0	0	14	26	0.00	1.000										
Terry Mathews, R ERA: 4.05 (6, 1)	1.0		3	1	0	0	1	0	0	0	0	0	0	8	10	0.00	1.000										
Yorkis Perez, L ERA: 4.5 (7, 1)	1.0		3	0	0	0	1	0	0	0	0	0	0	8	13	0.00	0.000										
Jay Powell, R ERA: 3.38 (8, 1)	2.0		10	2	2	2	0	3	0	0	0	0	1	17	37	9.00	2.500										
PITCHER	IP	WLS	BF	H	R	ER	SO	BB	IBB	HBP	BLK	WP	HR	S	P	ERA	WHIP										
Matt Mantel, R ERA: 3.86 (10, 1)	1.0		3	0	0	0	1	0	0	0	0	0	0	7	9	0.00	0.000										
Robb Nen, R ERA: 1.64 (11, 1)	1.0		3	0	0	0	0	1	0	0	0	0	0	6	10	0.00	1.000										

livebaseballscores.com

AB	37
R	7
H	9
RBI	7
BB	10
SO	6
LOB	14



Batter	1	2	3	4	5	6	7	8	9	AB R H RBI BB SO LOB	TOP											
Brian McRae, S (1, 8) OBP: 0.354, SLG: 0.375 Doug Jones, R (6, 1) Brian Dorsett, R (7, 2) OBP: 0.184, SLG: 0.118	2-3 K2-3		3-2 G5-3			0-1 G1-4-3		3-1 1B		3 0 0 0 0 1 1 0 0 0 0 0 0 0 1 0 1 0 0 0 0	Chicago Cubs @ Atlanta Braves Atlanta-Fulton County Stadium, Atlanta, GA Mon May 20 1996, 7:05 PM EDT Att. 29,984 - Unknown - 88 F livebaseballscorecards.com											
23 Ryne Sandberg, R (1, 4) OBP: 0.310, SLG: 0.445 Bret Barberie, S (8, PR) OBP: 0.500, SLG: 2.000 (8, 4)	0-3 K			0-1 G6-3		1-0 F8		2-2 1B		4 0 1 0 0 1 0 0 0 0 0 0 0 0												
Mark Grace, L (1, 3) OBP: 0.422, SLG: 0.486 Pedro Valdes, L (7, PR) (7, 9)	0-3 K			3-2 2B			0-0 1B	1-3 K		3 0 2 0 0 1 0 1 1 0 0 0 1 3												
Sammy Sosa, R (1, 9) OBP: 0.292, SLG: 0.533 Mike Perez, R (7, 1) Luis Gonzalez, L (8, PH) OBP: 0.409, SLG: 0.444 Bob Patterson, R (8, 1)		2-2 G1-6-3		3-3 K		1-0 2B		2-2 FC6-4		3 0 1 0 0 1 1 0 0 0 0 0 0 0 1 0 0 0 0 0 3 0 0 0 0 0 0 0												
Leo Gomez, R (1, 5) OBP: 0.381, SLG: 0.573		2-2 G5-3		0-0 G1-3		3-0 1B		0-0 G5-3		4 0 1 1 0 0 1												
Scott Servais, R (1, 2) OBP: 0.352, SLG: 0.535 (7, 3)		0-1 L9			0-0 F9		0-0 G6-4-3		0-2 F8	4 0 0 0 0 0 2												
Ozzie Timmons, R (1, 7) OBP: 0.214, SLG: 0.189			1-1 G5-3		1-0 F9		2-0 F8		0-0 G5-3	4 0 0 0 0 0 2												
Rey Sanchez, R (1, 6) OBP: 0.301, SLG: 0.269 Todd Haney, R (8, PR) OBP: 0.276, SLG: 0.213 (8, 6)			3-2 1B		1-0 F9			4-2 1B		2 0 1 0 1 0 0 0 0 0 0 0 0 0												
Frank Castillo, R (1, 1) OBP: 0.125, SLG: 0.125 Rodney Myers, R (2, 1) José Hernández, R (6, PH) OBP: 0.264, SLG: 0.197 (6, 8)			0-3 K			1-3 K		0-0 L9		0 0 0 0 0 0 0 1 0 0 0 0 1 1 2 0 0 0 0 1 1												
Inning Stats	R: 0 E: 0 K: 3 S: 12	H: 0 LOB: 0 BB: 0 P: 14	R: 0 E: 0 K: 0 S: 9	H: 0 LOB: 0 BB: 0 P: 13	R: 0 E: 0 K: 1 S: 12	H: 1 LOB: 1 BB: 0 P: 19	R: 0 E: 0 K: 1 S: 9	H: 1 LOB: 1 BB: 0 P: 15	R: 0 E: 0 K: 0 S: 3	H: 0 LOB: 0 BB: 0 P: 5		R: 0 E: 0 K: 1 S: 6	H: 0 LOB: 0 BB: 0 P: 8	R: 1 E: 0 K: 0 S: 5	H: 3 LOB: 2 BB: 0 P: 11	R: 0 E: 0 K: 1 S: 15	H: 2 LOB: 3 BB: 1 P: 27	R: 0 E: 0 K: 0 S: 5	H: 0 LOB: 0 BB: 0 P: 5	1B: 5 2B: 2 3B: 0 HR: 0	SF: 0 SAC: 0 DP: 1 HBP: 0	WP: 0 PB: 0 SB: 0 CS: 0
PITCHER	IP WLS BF H R ER SO BB IBB HBP BLK WP HR S P ERA WHIP																					
Steve Avery, L (1, 1) ERA: 2.25	6.0 W 23 5 1 1 6 0 0 0 0 0 0 0 54 81 1.50 0.833																					
Mike Bielecki, R (7, 1) ERA: 2.08	2.0 8 2 0 0 1 1 0 0 0 0 0 0 17 31 0.00 1.500																					
Pedro Borbon, L (9, 1) ERA:	1.0 3 0 0 0 0 0 0 0 0 0 0 0 5 5 0.00 0.000																					

Chicago Cubs @ Atlanta Braves
Atlanta-Fulton County Stadium, Atlanta, GA
Mon May 20 1996, 7:05 PM EDT
Att. 29,984 - Unknown - 88 F

AB	33
R	1
H	7
RBI	1
BB	1
SO	7
LOB	15



Batter	1	2	3	4	5	6	7	8	9
Marquis Grissom, R (1, 8) <small>OBP: 0.319, SLG: 0.422</small> Jermaine Dye, R (6, 8) <small>OBP: 0.333, SLG: 0.667</small>	2-0 2B	1-1 2B		1-3 K		0-0 L8	1-2 1B		
Mark Lemke, S (1, 4) <small>OBP: 0.376, SLG: 0.384</small>	0-0 G3-1	4-2 BB		0-0 G4-3		1-0 1B	1-0 1B		
10 Chipper Jones, S (1, 5) <small>OBP: 0.356, SLG: 0.491</small>	3-2 G4-3	3-2 HR		3-2 1B		2-1 1B	1-1 G3-1		
Fred McGriff, L (1, 3) <small>OBP: 0.413, SLG: 0.641</small> Tyler Houston, L (6, 3) <small>OBP: 0.308, SLG: 0.583</small>	1-3 K	0-0 G3-1		3-2 HR		1-0 HR	2-2 1B		
Ryan Klesko, L (1, 7) <small>OBP: 0.379, SLG: 0.634</small>		 1B		0-0 G4-3		1-3 K	4-2 BB		
Dwight Smith, L (1, 9) <small>OBP: 0.243, SLG: 0.273</small>		0-1 1B	3-2 G3-1		0-0 G4-3	1-2 F7	0-1 F7		
Eddie Pérez, R (1, 2) <small>OBP: 0.378, SLG: 0.556</small>		0-2 1B	1-2 L8		0-1 G5-3		1-0 1B	2-2 G5-3	
Jeff Blauser, R (1, 6) <small>OBP: 0.321, SLG: 0.389</small> Rafael Belliard, R (5, PR) <small>OBP: 0.154, SLG: 0.188</small> (6, 6)		1-2 L9	2-0 HR		4-1 BB		0-0 F9	1-3 K	
Steve Avery, L (1, 1) <small>OBP: 0.192, SLG: 0.269</small> Mike Bielecki, R (7, 1) Pedro Borbon, R (9, 1)		1-0 2B	0-1 G4-3		2-0 G4-3		4-1 1B	2-3 K	

AB	R	H	RBI	BB	SO	LOB
3	2	2	1	0	1	0
2	1	1	0	0	0	0
4	3	2	1	1	0	1
5	3	3	5	0	0	2
3	1	1	2	0	1	0
2	1	2	5	0	0	0
4	1	1	0	1	1	0
5	1	1	0	0	0	2
5	2	2	1	0	0	0
2	1	1	1	1	0	2
2	0	0	0	0	1	1
3	1	1	2	0	0	1
1	1	0	0	1	1	0
0	0	0	0	0	0	0

AB	R	H	RBI	BB	SO	LOB
41	18	17	18	4	5	9

Inning Stats	R: 1	H: 1	E: 0	K: 1	S: 8	LOB: 0	BB: 0	P: 14
R: 7	H: 6	E: 0	K: 0	S: 22	LOB: 0	BB: 1	P: 38	
R: 1	H: 1	E: 0	K: 0	S: 11	LOB: 0	BB: 0	P: 17	
R: 2	H: 2	E: 0	K: 1	S: 14	LOB: 0	BB: 0	P: 21	
R: 0	H: 0	E: 0	K: 0	S: 5	LOB: 1	BB: 1	P: 11	
R: 3	H: 3	E: 0	K: 1	S: 12	LOB: 0	BB: 0	P: 18	
R: 4	H: 4	E: 0	K: 0	S: 18	LOB: 2	BB: 2	P: 32	
R: 0	H: 0	E: 0	K: 2	S: 14	LOB: 0	BB: 0	P: 19	

WP	HR	S	P	ERA	WHIP
0	0	0	0	0.00	0.000

PITCHER	IP	WLS	BF	H	R	ER	SO	BB	IBB	HBP	BLK	WP	HR	S	P	ERA	WHIP
Frank Castillo, R (1, 1) <small>ERA: 6.33</small>	1.1	L	12	7	8	8	1	1	0	0	0	0	1	27	46	54.00	6.000
Rodney Myers, R (2, 1) <small>ERA: 4.12</small>	3.2		15	3	3	3	1	1	0	0	0	0	2	33	55	7.36	1.091
Doug Jones, R (6, 1) <small>ERA: 5.91</small>	1.0		6	3	3	3	1	0	0	0	0	0	1	12	18	27.00	3.000
Mike Perez, R (7, 1) <small>ERA: 4.82</small>	1.0		9	4	4	4	0	2	0	0	0	0	0	18	32	36.00	6.000
Bob Patterson, L (8, 1) <small>ERA: 1.84</small>	1.0		3	0	0	0	2	0	0	0	0	0	0	14	19	0.00	0.000

Chicago Cubs @ Atlanta Braves
 Atlanta-Fulton County Stadium, Atlanta, GA
 Mon May 20 1996, 7:05 PM EDT
 Att: 29,984 - Unknown - 88 F

livebaseballscorecards.com



Batter	1	2	3	4	5	6	7	8	9	AB	R	H	RBI	BB	SO	LOB
Marquis Grissom, R OBP: 0.327, SLG: 0.441 (1, 8)	4-0 BB G4-6-3 BB			0-0 F8		0-0 HR		0-1 1B		3	1	2	2	1	0	0
Mark Lemke, S OBP: 0.376, SLG: 0.383 Rafael Belliard, R OBP: 0.152, SLG: 0.185 (1, 4) (7, 4)	2-2 G4-6-3 1-2f			2-1 1B		0-0 G6-3		0-2 G3		3	0	1	0	0	0	1
10 Chipper Jones, S OBP: 0.353, SLG: 0.485 (1, 5)	2-1 F7			0-1 E6		1-0 L7		0-0 1B		4	0	1	0	0	0	1
Fred McGriff, L OBP: 0.404, SLG: 0.626 (1, 3)				2-1 G4-6-3 1-2f		1-3 K		2-3 K		4	0	0	0	0	2	3
Ryan Klesko, L OBP: 0.376, SLG: 0.623 (1, 7)				1-2 CS 1B		3-2 L8		1-2 F8		4	0	1	0	0	0	1
Javy Lopez, R OBP: 0.338, SLG: 0.447 (1, 2)				1-0 L7		0-2 P3		0-0 G6-3		3	0	0	0	0	0	1
Dwight Smith, L OBP: 0.225, SLG: 0.250 (1, 9)				1-1 CS 1-2		0-0 G1-3		0-2 F9		3	0	0	0	0	0	0
Jeff Blauser, R OBP: 0.322, SLG: 0.388 (1, 6)				0-0 G1-3		0-0 SH1-4 HR 1B		1-3 K		3	1	1	0	0	1	0
Greg Maddux, R OBP: 0.120, SLG: 0.043 Tyler Houston, L OBP: 0.357, SLG: 0.615 Mark Wohlers, R (1, 1) (8, PH) (9, 1)				1-0 P4		2-1 SH1-4		0-0 1B		1	0	0	0	0	0	0

Inning Stats	R: 0	H: 0	E: 0	K: 0	S: 6	R: 0	H: 1	E: 0	K: 0	S: 7	R: 0	H: 0	E: 0	K: 0	S: 4	R: 0	H: 1	E: 1	K: 0	S: 7	R: 0	H: 0	E: 0	K: 0	S: 8	R: 2	H: 2	E: 0	K: 0	S: 6	R: 0	H: 0	E: 0	K: 1	S: 8	R: 0	H: 2	E: 0	K: 1	S: 9	R: 0	H: 1	E: 0	K: 1	S: 9	1B: 6	2B: 0	3B: 0	HR: 1	SF: 0	SAC: 1	DP: 2	HBP: 0	WP: 0	PA: 33
PITCHER	IP	WLS	BF	H	R	ER	SO	BB	IBB	HBP	BLK	WP	HR	S	P	ERA	WHIP																																						
Amaury Telemaco, R ERA: 1.2 (1, 1)	8.0	W	28	6	2	2	2	1	0	0	0	0	0	55	81	2.25	0.875																																						
Turk Wendell, R ERA: 1.73 (9, 1)	0.2		3	1	0	0	1	0	0	0	0	0	0	7	9	0.00	1.500																																						
Bob Patterson, L ERA: 1.8 (9, 1)	0.1	S	1	0	0	0	0	0	0	0	0	0	0	2	3	0.00	0.000																																						

BOTTOM

Chicago Cubs @ Atlanta Braves
Atlanta-Fulton County Stadium, Atlanta, GA

Tue May 21 1996, 7:05 PM EDT
Att: 31,045 - Unknown - 88 F

livebaseballscorecards.com

AB	30
R	2
H	7
RBI	2
BB	1
SO	3
LOB	7

Batter	1	2	3	4	5	6	7	8	9	AB R H RBI BB SO LOB	TOP											
Brian McRae, S (1, 8) OBP: 0.352, SLG: 0.368	4-1 BB G6-4-3		2-0 BB G4-3			0-0 BB 2B 1B	2-1 BB F8		0-3 BB K	4 1 1 0 1 1 3												
23 Ryne Sandberg, R (1, 4) OBP: 0.311, SLG: 0.442	3-3 BB K		1-1 BB F9			2-2 BB K	1-2 BB SF8			3 0 0 1 0 2 3												
Mark Grace, L (1, 3) OBP: 0.418, SLG: 0.472	1-1 SAFE G6-4-3 1-2f				0-1 BB F7	4-1 2B 1-2 BB	1-2 BB F8			3 0 0 0 1 0 1												
Sammy Sosa, R (1, 9) OBP: 0.299, SLG: 0.532		2-3 BB K			2-1 BB 1B	2-3 BB K		2-3 BB K		4 0 1 0 0 3 2												
Leo Gomez, R (1, 5) OBP: 0.377, SLG: 0.570		1-1 BB F9			1-0 BB F8	1-2 1-3 2-H 2B		0-2 BB P3		4 0 1 1 0 0 1												
Luis Gonzalez, L (1, 7) OBP: 0.399, SLG: 0.447		0-3 BB K			0-3 BB K	4-1 BB		0-0 BB L3		3 0 0 0 1 2 1												
Brian Dorsett, R (1, 2) OBP: 0.190, SLG: 0.211			3-1 BB HR			1-3 BB K	2-3 BB K		2-2 BB P5	4 1 1 1 0 2 3												
Rey Sanchez, R (1, 6) OBP: 0.299, SLG: 0.268			3-2 BB F8			0-0 BB G5-3	0-1 BB 2B 1B		1-3 BB K	4 1 1 0 0 1 0												
Jim Bullinger, R (1, 1) OBP: 0.364, SLG: 0.700 Doug Jones, R (5, 1) Pedro Valdes, L (7, PH) Terry Adams, R (7, 1) Bob Patterson, R (8, 1) Ozzie Timmons, R (9, PH) OBP: 0.227, SLG: 0.205			0-1 BB G4-3 2B			0-3 BB K	2-2 1-H F8 23 SF8 2B		1-1 BB 1B	2 0 1 0 0 0 1 0 0 0 0 0 0 0 0 0 1 1 1 1 1 0 0 0 0 0 0 0 0 0 0 0 0 0 0 0 0 0 0 0 1 0 1 0 0 0 0 0												
Inning Stats	R: 0 E: 0 K: 1 S: 9	H: 0 LOB: 0 BB: 1 P: 17	R: 0 E: 0 K: 2 S: 8	H: 0 LOB: 0 BB: 0 P: 11	R: 1 E: 0 K: 0 S: 12	H: 2 LOB: 1 BB: 0 P: 21	R: 0 E: 0 K: 1 S: 8	H: 1 LOB: 1 BB: 0 P: 11	R: 0 E: 0 K: 2 S: 8	H: 0 LOB: 0 BB: 0 P: 9	R: 1 E: 0 K: 3 S: 18	H: 2 LOB: 3 BB: 2 P: 33	R: 2 E: 0 K: 0 S: 16	H: 2 LOB: 0 BB: 0 P: 22	R: 0 E: 0 K: 1 S: 7	H: 0 LOB: 0 BB: 0 P: 9	R: 0 E: 0 K: 2 S: 12	H: 1 LOB: 1 BB: 0 P: 16	1B: 4 2B: 3 3B: 0 HR: 1	SF: 1 SAC: 0 DP: 1 HBP: 0	WP: 0 PB: 0 SB: 0 CS: 0	PA: 37
PITCHER	IP WLS BF H R ER SO BB IBB HBP BLK WP HR S P ERA WHIP																					
Tom Glavine, L (1, 1) ERA: 2.42	5.2 W 24 5 2 2 8 3 0 0 0 0 0 1 60 97 3.18 1.412																					
Brad Clontz, R (6, 1) ERA: 4.57	1.1 6 2 2 2 1 0 0 0 0 0 0 0 19 27 13.50 1.500																					
Greg McMichael, R (8, 1) ERA: 3.33	1.0 3 0 0 0 1 0 0 0 0 0 0 0 7 9 0.00 0.000																					
Mark Wohlers, R (9, 1) ERA: 2.49	1.0 4 1 0 0 2 0 0 0 0 0 0 0 12 16 0.00 1.000																					

Chicago Cubs @ Atlanta Braves
Atlanta-Fulton County Stadium, Atlanta, GA

Wed May 22 1996, 3:33 AM EDT
Att. 33,186 - Sunny - 87 F

livebaseballscorecards.com

AB	33
R	4
H	8
RBI	4
BB	3
SO	12
LOB	14



Chicago Cubs @ Atlanta Braves
Atlanta-Fulton County Stadium, Atlanta, GA

Wed May 22 1996, 3:33 AM EDT
Att. 33,186 - Sunny - 87 F

AB	30
R	9
H	9
RBI	9
BB	4
SO	7
LOB	4



WP	0	PA	36
PB	0		
SB	0		
CS	0		

1B	4	SF	2
2B	2	SAC	0
3B	0	DP	1
HR	3	HBP	0

2	0	0	0	0	0	0	1
1	0	0	0	0	0	1	0
0	0	0	0	0	0	0	0
0	0	0	0	0	0	0	0
1	0	0	0	0	0	0	3
0	0	0	0	0	0	0	0

3	0	1	2	0	0	0	0
---	---	---	---	---	---	---	---

3	0	1	0	1	0	0	0
---	---	---	---	---	---	---	---

4	1	2	0	0	2	0	0
---	---	---	---	---	---	---	---

3	2	1	3	1	2	0	0
---	---	---	---	---	---	---	---

3	0	0	1	0	2	0	0
---	---	---	---	---	---	---	---

4	3	3	3	0	0	0	0
---	---	---	---	---	---	---	---

2	2	0	0	2	0	0	0
---	---	---	---	---	---	---	---

4	1	1	0	0	0	0	0
0	0	0	0	0	0	0	0

BOTTOM

Batter	1	2	3	4	5	6	7	8	9
Marquis Grissom, R (1, 8) OBP: 0.325, SLG: 0.437 Jermaine Dye, R (8, 8) OBP: 0.333, SLG: 0.667	1-0 10 1B BB SF7 1B	1-1 G5-3		1-0 G1-3			1-0 G4-3		
Dwight Smith, L (1, 9) OBP: 0.250, SLG: 0.237	1 SAFE 1 SAFE 1 SAFE 1 SAFE 1 B	4-2 10 1B HR BB 1-2		1-1 G6-3		4-2 10 HR BB	1-0 G6-3		
10 Chipper Jones, S (1, 5) OBP: 0.362, SLG: 0.526	2 SAFE 2 SAFE 2 SAFE 2 SAFE 2 B	1-2 HR 1B 1-2 2-3		3-1 HR		0-0 HR 1-H	0-1 G6-3		
Fred McGriff, L (1, 3) OBP: 0.396, SLG: 0.616	S B S B X	2-2 SF7		1-3 K		0-3 K	1-2 G3-1		
Ryan Klesko, L (1, 7) OBP: 0.379, SLG: 0.638	X 3-H 1-H 2-H HR			3-3 K		2-3 K	4-2 2B 1B BB		
Javy Lopez, R (1, 2) OBP: 0.342, SLG: 0.455	F B B B X	2-2 2B SF7 1B		3-3 K		1-3 K	1-0 1B 1-3 G3-2-3 2B		
Jeff Blauser, R (1, 6) OBP: 0.328, SLG: 0.396	X 0-0 SF7 1-3 2B			0-0 G5-3		1-0 F7	4-0 1B IBB		
Rafael Belliard, R (1, 4) OBP: 0.157, SLG: 0.191	X 0-0 SF7			0-0 P6		0-0 F8	0-1 1-2 2-3 3-H 1B		
Tom Glavine, L (1, 1) OBP: 0.286, SLG: 0.300 Brad Clontz, R (8, 1) Greg McMichael, R (8, 1) Tyler Houston, L (8, PH) Jerome Walton, R (8, PH) Mark Wohlers, R (9, 1)	B C B F B X	3-2 G5-3		2-2 G5-3		2-3 K	1-2 G3-2-3 3-H		

Inning Stats	R: 5 E: 0 K: 0 S: 20	H: 5 LOB: 1 BB: 1 P: 33	R: 1 E: 0 K: 1 S: 9	H: 1 LOB: 0 BB: 0 P: 15	R: 0 E: 0 K: 2 S: 8	H: 0 LOB: 0 BB: 0 P: 14	R: 0 E: 0 K: 0 S: 6	H: 0 LOB: 0 BB: 0 P: 9	R: 2 E: 0 K: 3 S: 16	H: 1 LOB: 0 BB: 1 P: 23	R: 0 E: 0 K: 1 S: 5	H: 0 LOB: 0 BB: 0 P: 8	R: 0 E: 0 K: 0 S: 4	H: 0 LOB: 0 BB: 0 P: 6	R: 1 E: 0 K: 0 S: 12	H: 2 LOB: 2 BB: 2 P: 23
--------------	-------------------------------	----------------------------------	------------------------------	----------------------------------	------------------------------	----------------------------------	------------------------------	---------------------------------	-------------------------------	----------------------------------	------------------------------	---------------------------------	------------------------------	---------------------------------	-------------------------------	----------------------------------

PITCHER	IP	WLS	BF	H	R	ER	SO	BB	IBB	HBP	BLK	WP	HR	S	P	ERA	WHIP
Jim Bullinger, R (1, 1) ERA: 6.42	4.0	L	21	7	8	8	3	2	0	0	0	0	3	48	80	18.00	2.250
Doug Jones, R (5, 1) ERA: 5.4	2.0		6	0	0	0	4	0	0	0	0	0	0	16	22	0.00	0.000
Terry Adams, R (7, 1) ERA: 3.58	1.1		8	2	1	1	0	1	1	0	0	0	0	13	25	6.75	2.250
Bob Patterson, L (8, 1) ERA: 1.72	0.2		1	0	0	0	0	0	0	0	0	0	0	3	4	0.00	0.000

Chicago Cubs @ Houston Astros

Astrodome, Houston, TX
 Fri May 24 1996, 8:05 PM EDT
 Att. 23,910 - Dome

AB	38
R	7
H	9
RBI	7
BB	5
SO	5
LOB	16



Batter	1	2	3	4	5	6	7	8	9	10	AB	R	H	RBI	BB	SO	LOB
Brian McRae, S (1, 8) OBP: 0.353, SLG: 0.369	F8		G4-3			2B HR	L5		BB		5	1	2	0	0	0	3
23 Ryne Sandberg, R (1, 4) OBP: 0.308, SLG: 0.453	F8		L9			F7	HR		1B		5	1	1	4	0	1	3
Mark Grace, L (1, 3) OBP: 0.422, SLG: 0.478	G4-3			L4		HR	G4-6-3		BB		4	1	2	0	1	0	0
Sammy Sosa, R (1, 9) OBP: 0.301, SLG: 0.541		S	K	CS HBP		HR	G4-6-3		FC6-4		4	1	1	3	0	1	4
Luis Gonzalez, L (1, 7) OBP: 0.393, SLG: 0.434	G4-3		G4-3			FC6				G6-3	4	0	0	0	1	1	1
Scott Servais, R (1, 2) OBP: 0.344, SLG: 0.522											5	0	1	0	0	0	1
Leo Gomez, R (1, 5) OBP: 0.383, SLG: 0.569											2	0	1	0	1	0	0
José Hernández, R (7, PR) OBP: 0.257, SLG: 0.191											2	1	0	0	0	1	0
Rey Sanchez, R (1, 6) OBP: 0.297, SLG: 0.268											4	1	1	0	0	0	2
Steve Trachsel, R (1, 1) Todd Haney, R (1, 1) Mike Perez, R (1, 1) Bret Barberie, S (1, 1) Terry Adams, R (1, 1) Ozzie Timmons, R (1, 1) Turk Wendell, L (1, 1) Doug Jones, R (1, 1) Pedro Valdes, L (1, 1) Bob Patterson, R (1, 1)											1	0	0	0	0	0	0

Inning Stats	R: 0	H: 0	E: 0	K: 0	S: 3	LOB: 0	BB: 0	P: 3
	R: 0	H: 2	E: 0	K: 1	S: 7	LOB: 2	BB: 0	P: 7
	R: 0	H: 0	E: 0	K: 0	S: 3	LOB: 0	BB: 0	P: 3
	R: 0	H: 0	E: 0	K: 0	S: 2	LOB: 0	BB: 0	P: 3
	R: 0	H: 0	E: 0	K: 0	S: 3	LOB: 0	BB: 0	P: 3
	R: 3	H: 3	E: 0	K: 0	S: 6	LOB: 1	BB: 1	P: 10
	R: 4	H: 2	E: 1	K: 0	S: 5	LOB: 1	BB: 2	P: 13
	R: 0	H: 0	E: 0	K: 2	S: 7	LOB: 0	BB: 0	P: 7
	R: 0	H: 1	E: 0	K: 1	S: 6	LOB: 3	BB: 2	P: 14
	R: 0	H: 1	E: 1	K: 1	S: 7	LOB: 2	BB: 0	P: 7
	R: 0	H: 1	E: 1	K: 1	S: 7	LOB: 2	BB: 0	P: 7
	1B: 6	SF: 0	2B: 1	SAC: 1	3B: 0	DP: 1	HR: 2	HBP: 1

PITCHER	IP	WLS	BF	H	R	ER	SO	BB	IBB	HBP	BLK	WP	HR	S	P	ERA	WHIP
Donne Wall, R (1, 1) ERA: 3.2	6.0		24	5	3	3	1	1	0	0	0	0	1	24	29	4.50	1.000
Xavier Hernandez, R (7, 1) ERA: 5.5	0.0		3	0	3	3	0	2	0	0	0	0	0	1	9	∞	∞
Greg Swindell, L (7, 1) ERA: 6.3	2.1		10	3	1	0	2	1	0	0	0	0	1	13	17	0.00	1.714
Anthony Young, R (8, 1) ERA: 3.42	0.2		3	0	0	0	1	1	0	0	0	0	0	4	8	0.00	1.500
Todd Jones, R (10, 1) ERA: 3.33	1.0	W	5	1	0	0	1	0	0	0	0	0	0	7	7	0.00	1.000

PITCHER	IP	WLS	BF	H	R	ER	SO	BB	IBB	HBP	BLK	WP	HR	S	P	ERA	WHIP
Donne Wall, R (1, 1) ERA: 3.2	6.0		24	5	3	3	1	1	0	0	0	0	1	24	29	4.50	1.000
Xavier Hernandez, R (7, 1) ERA: 5.5	0.0		3	0	3	3	0	2	0	0	0	0	0	1	9	∞	∞
Greg Swindell, L (7, 1) ERA: 6.3	2.1		10	3	1	0	2	1	0	0	0	0	1	13	17	0.00	1.714
Anthony Young, R (8, 1) ERA: 3.42	0.2		3	0	0	0	1	1	0	0	0	0	0	4	8	0.00	1.500
Todd Jones, R (10, 1) ERA: 3.33	1.0	W	5	1	0	0	1	0	0	0	0	0	0	7	7	0.00	1.000

WP: 0 PA: 45
 PB: 0
 SB: 0
 CS: 1

WP: 0	PA: 45
PB: 0	
SB: 0	
CS: 1	

BOTTOM

Chicago Cubs @ Houston Astros
Astrodome, Houston, TX
Fri May 24 1996, 8:05 PM EDT
Att. 23,910 - Dome

livebaseballscorecards.com

AB 39
R 8
H 12
RBI 8
BB 5
SO 7
LOB 15



WP: 0 PA: 46
PB: 0
SB: 4
CS: 1

AB R H RBI BB SO LOB

6 2 2 1 0 1 1

4 2 3 2 1 1 0

4 2 1 3 1 0 2

3 1 2 0 2 0 1

4 0 2 1 0 1 2
0 0 0 0 0 0 0

5 0 0 1 0 2 5

4 0 0 0 0 1 0

5 1 2 0 0 1 2

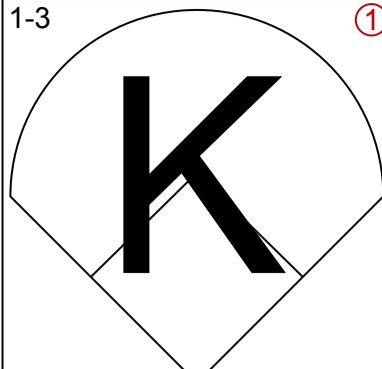
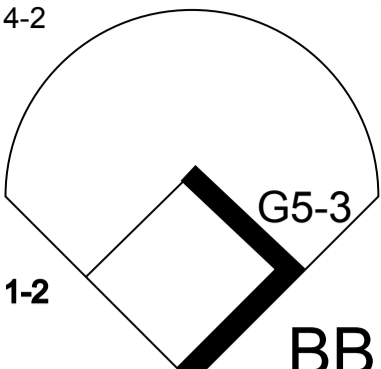
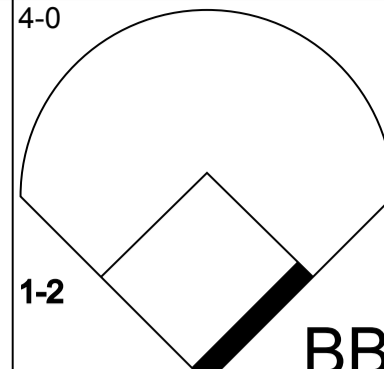
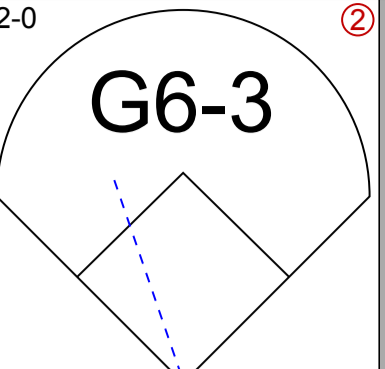
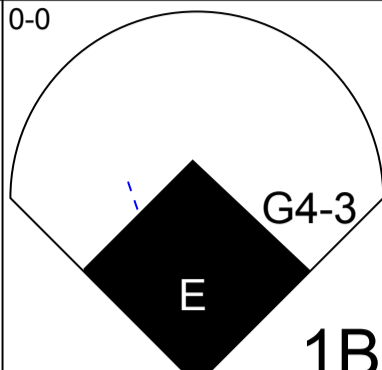
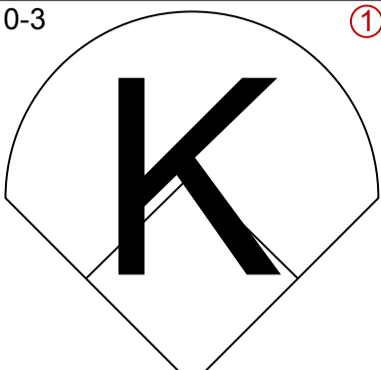
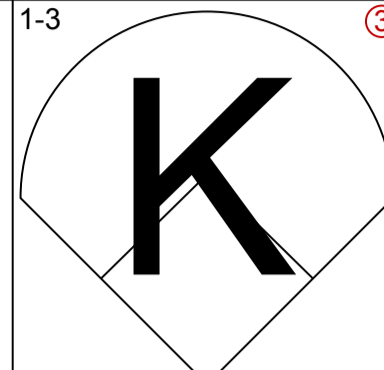
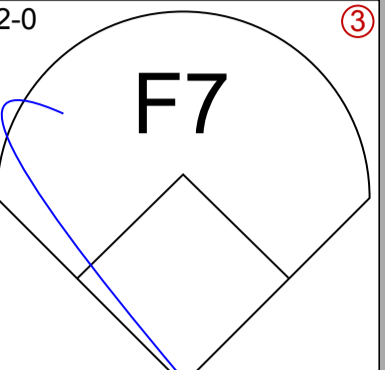
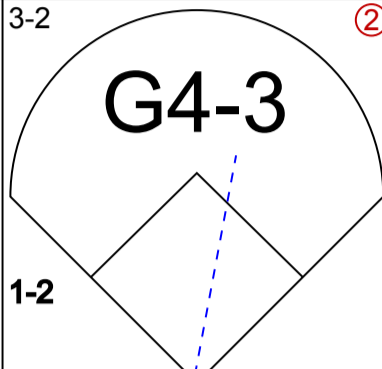
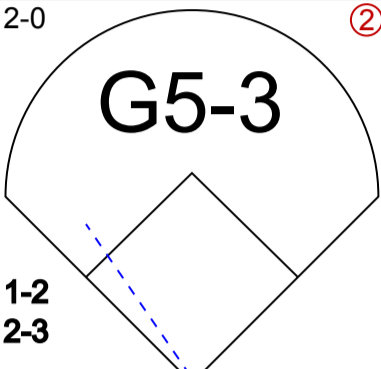
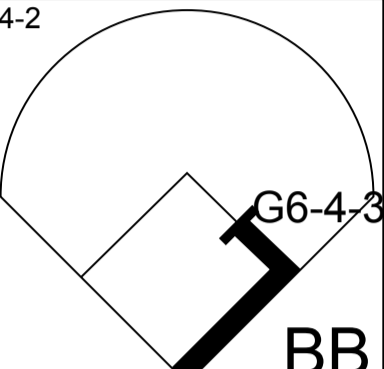
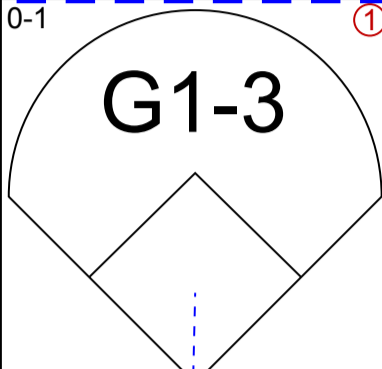
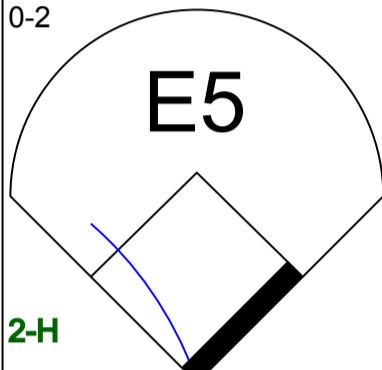
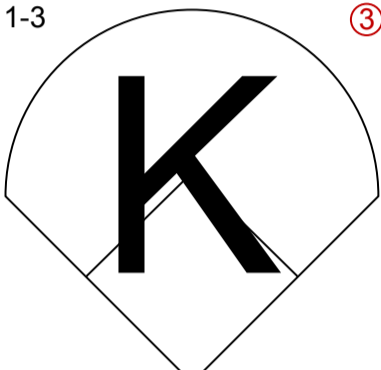
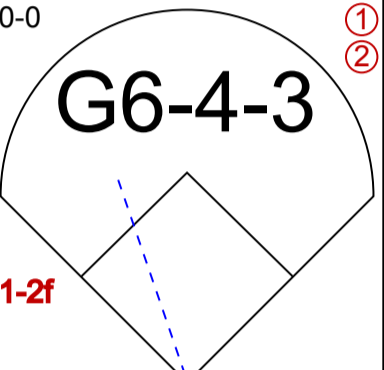
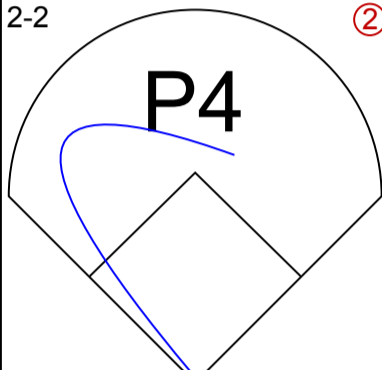
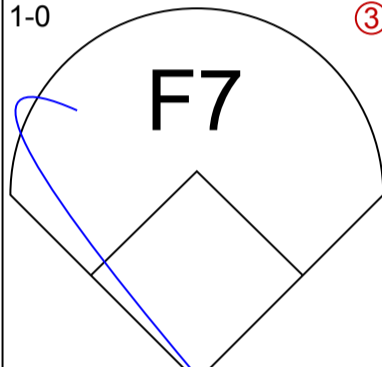
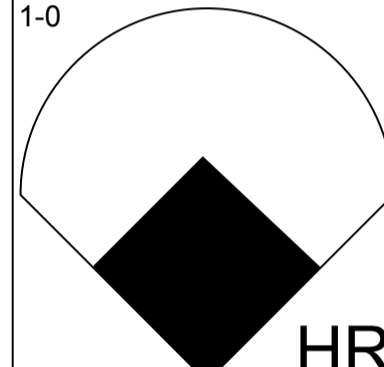
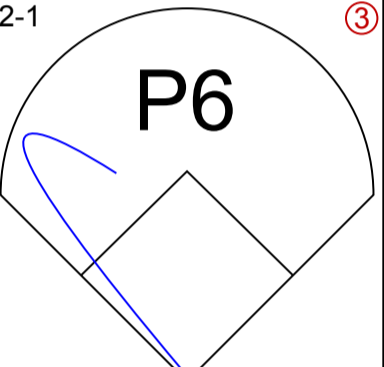
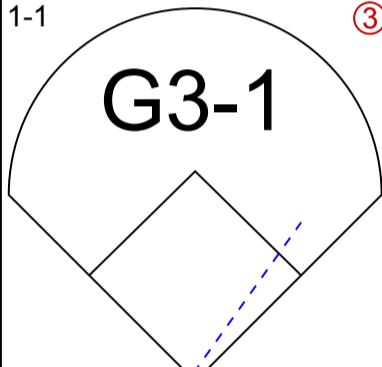
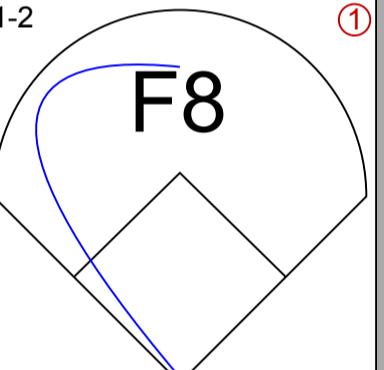
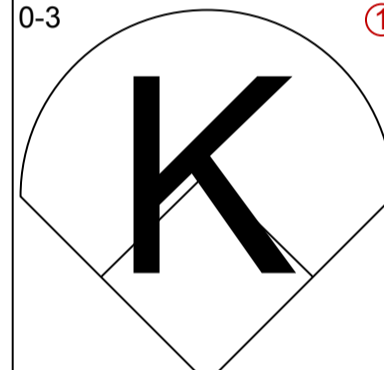
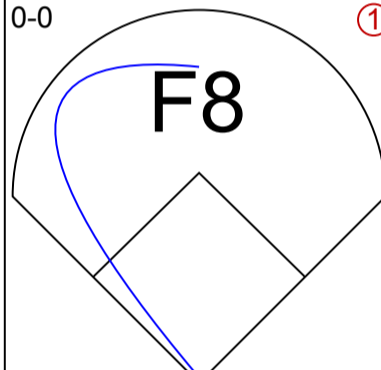
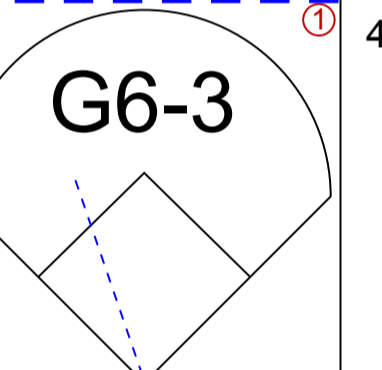
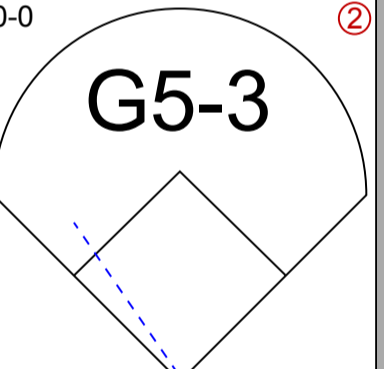
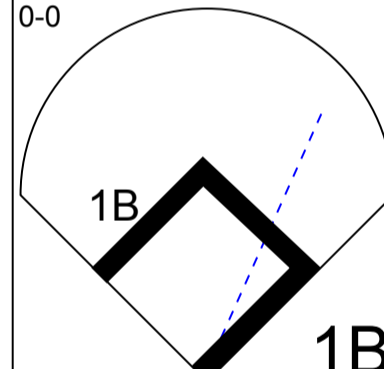
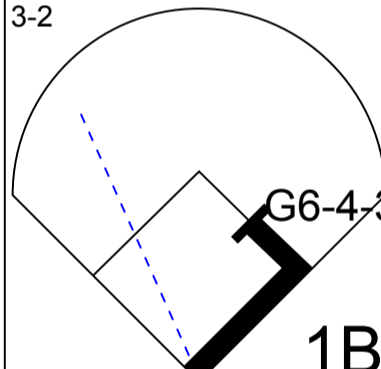
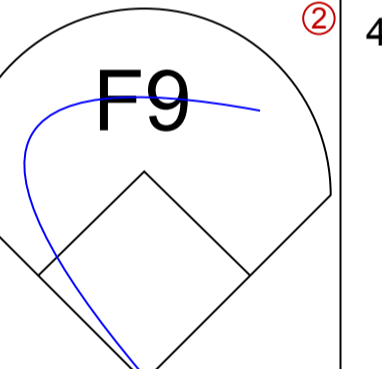
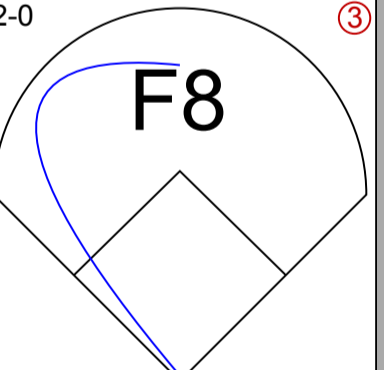
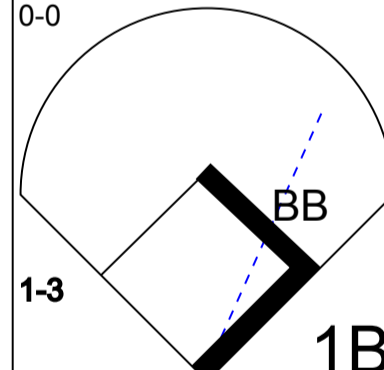
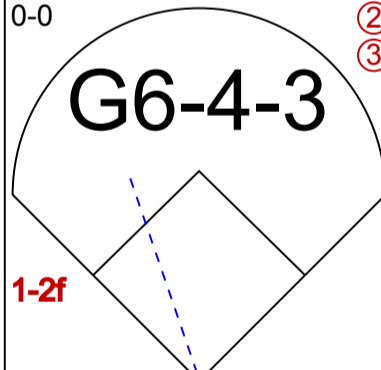
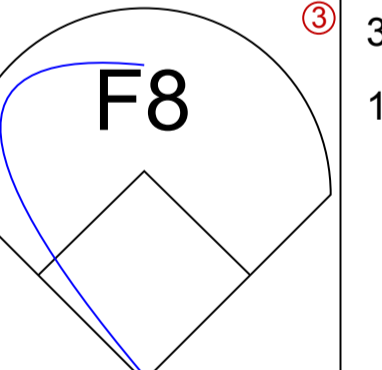
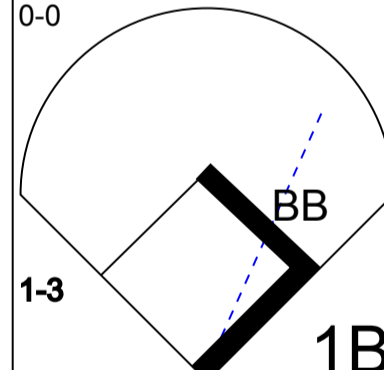
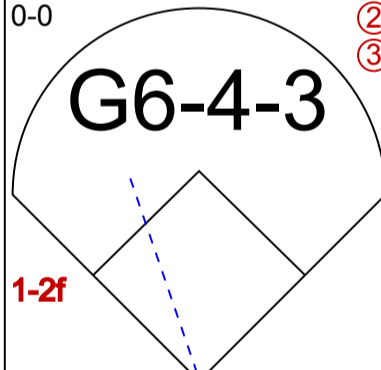
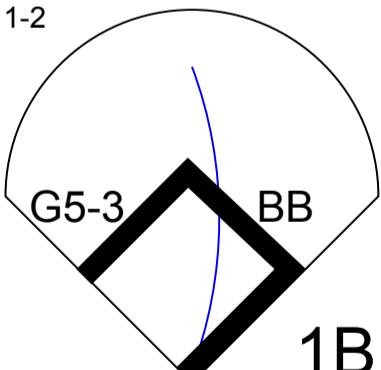
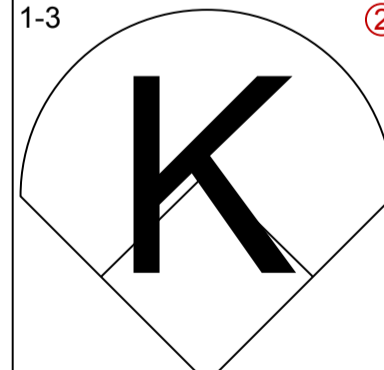
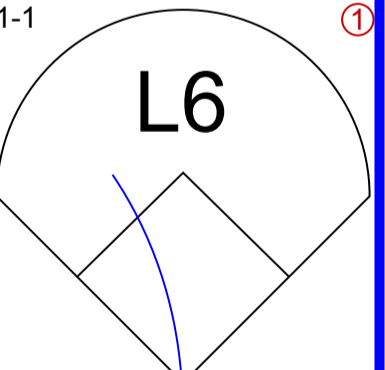
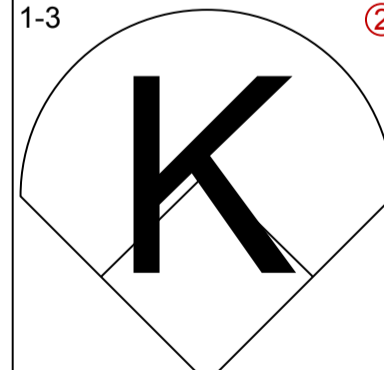
2 0 0 0 0 0 0
1 0 0 0 0 0 1
0 0 0 0 0 0 0
0 0 0 0 0 0 0
0 0 0 0 0 0 0
0 0 0 0 1 0 0
1 0 0 0 0 0 1

1B: 9 SF: 0
2B: 2 SAC: 0
3B: 0 DP: 2
HR: 2 HBP: 2

Batter	1	2	3	4	5	6	7	8	9	10
John Cangelosi, S (1, 7) OBP: 0.397, SLG: 0.260	0-3 K		0-0 5 HR 1B		0-0 G1-3		0-0 G1-3		0-0 FC6-4 1-2f HR	0-0 1B
Craig Biggio, R (1, 4) OBP: 0.379, SLG: 0.381	0-3 K		0-0 5 HR 1B		4-0 S 1B BB		0-0 5 1B		0-0 1-H HR	
5 Jeff Bagwell, R (1, 3) OBP: 0.467, SLG: 0.661	0-0 G5-3		0-0 1-H 2-H HR		0-0 F9		0-0 F7		4-0 BB 1B BB	
Derek Bell, R (1, 9) OBP: 0.335, SLG: 0.480		0-0 2B G4-3 1B	4-0 CS HBP BB		0-0 S 1B		0-0 G5-3		4-0 1-2 1B BB	
Sean Berry, R (1, 5) OBP: 0.343, SLG: 0.466 Todd Jones, L (10, 1)		0-0 G4-3 1-3 2B	1-0 1-2 HBP		0-0 F9			0-3 K	0-0 1-2 2-H 1B	
Rick Wilkins, L (1, 2) OBP: 0.352, SLG: 0.394		0-0 G4-3 2-3 3-H	0-3 K			0-0 G5-3		0-0 G3	0-3 K	
Brian Hunter, R (1, 8) OBP: 0.306, SLG: 0.348		1-0 G6-4-3 HBP		0-0 G6-3		0-0 F7		0-0 F8		0-3 K
Ricky Gutierrez, R (1, 6) OBP: 0.365, SLG: 0.348 (10, 5)		0-0 G6-4-3 1-2f		0-0 L8		0-0 1B			0-3 K	0-0 S 1B 1B
Donne Wall, R (1, 1) OBP: 0.250, SLG: 0.250 (6, PH) Bill Spiers, L (7, 1) OBP: 0.225, SLG: 0.240 Xavier Hernandez, L (7, 1) Greg Swindell, L (7, 1) OBP: 0.333, SLG: 0.500 Anthony Young, R (9, 1) Derrick May, L (9, PH) OBP: 0.341, SLG: 0.432 Orlando Miller, R (10, 6) OBP: 0.354, SLG: 0.473			0-0 G5-3	0-0 F8		0-0 F7			4-0 FC6-4 BB	0-0 F3

Inning Stats	R: 0	H: 0	E: 0	K: 2	S: 7	H: 0	LOB: 0	P: 7	R: 1	H: 2	E: 0	K: 0	S: 4	R: 3	H: 3	E: 0	K: 1	S: 7	R: 0	H: 0	E: 0	K: 0	S: 3	R: 0	H: 1	E: 0	K: 0	S: 4	R: 0	H: 1	E: 0	K: 0	S: 4	R: 0	H: 1	E: 0	K: 1	S: 5	R: 3	H: 2	E: 0	K: 2	S: 9	R: 1	H: 2	E: 0	K: 1	S: 6		

PITCHER	IP	WLS	BF	H	R	ER	SO	BB	IBB	HBP	BLK	WP	HR	S	P	ERA	WHIP
Steve Trachsel, R (1, 1) ERA: 2.29	5.0		23	6	4	4	3	2	0	2	0	0	1	25	35	7.20	1.600
Mike Perez, R (6, 1) ERA: 4.58	1.0		4	1	0	0	0	0	0	0	0	0	0	4	4	0.00	1.000
Terry Adams, R (7, 1) ERA: 3.34	2.0		7	1	0	0	1	0	0	0	0	0	0	9	9	0.00	0.500
Turk Wendell, R (9, 1) ERA: 2.7	0.2		6	1	3	3	1	3	0	0	0	0	1	5	17	40.50	6.000
Doug Jones, R (9, 1) ERA: 5.32	0.1		2	1	0	0	1	0	0	0	0	0	0	4	4	0.00	3.000
PITCHER	IP	WLS	BF	H	R	ER	SO	BB	IBB	HBP	BLK	WP	HR	S	P	ERA	WHIP
Bob Patterson, L (10, 1) ERA: 2.2	0.2		4	2	1	1	1	0	0	0	0	0	0	6	6	13.50	3.000

Batter	1	2	3	4	5	6	7	8	9	AB R H RBI BB SO LOB	TOP																
Brian McRae, S (1, 8) OBP: 0.355, SLG: 0.365	1-3 		4-2  BB	4-0  BB			2-0  G6-3			2 0 0 0 2 1 0																	
23 Ryne Sandberg, R (1, 4) OBP: 0.306, SLG: 0.448	0-0  G4-3 1B		0-3  BB	1-3  BB			2-0  F7			4 1 1 0 0 2 5																	
Mark Grace, L (1, 3) OBP: 0.419, SLG: 0.471	3-2  G4-3		2-0  G5-3		4-2  G6-4-3 BB			0-1  G1-3		3 0 0 0 1 0 3																	
Sammy Sosa, R (1, 9) OBP: 0.296, SLG: 0.530	0-2  E5 2-H		1-3  BB		0-0  G6-4-3			2-2  P4		4 0 0 0 0 1 3																	
Luis Gonzalez, L (1, 7) OBP: 0.390, SLG: 0.450	1-0  F7			1-0 		2-1  P6		1-1  G3-1		4 1 1 1 0 0 1																	
Scott Servais, R (1, 2) OBP: 0.335, SLG: 0.507		1-2  F8		0-3  BB		0-0  F8		1-0  G6-3		4 0 0 0 0 1 0																	
Leo Gomez, R (1, 5) OBP: 0.387, SLG: 0.567		0-0  G5-3		0-0  1B		3-2  G6-4-3 1B		2-0  F9		4 0 2 0 0 0 0																	
Rey Sanchez, R (1, 6) OBP: 0.298, SLG: 0.269		2-0  F8		0-0  BB		0-0  G6-4-3		2-1  F8		3 0 1 0 0 0 1																	
Bret Barberie, S (9, PH) OBP: 0.286, SLG: 0.667				1-3  1B		1-2f  BB				1 0 0 0 0 0 0																	
Jaime Navarro, R (1, 1) OBP: 0.192, SLG: 0.192			1-2  G5-3 BB		1-3  BB		1-1  L6			3 0 1 0 0 1 2																	
Mike Perez, R (7, 1)				1-3  BB						0 0 0 0 0 0 0																	
Inning Stats	R: 1 E: 1 K: 1 S: 11	H: 1 LOB: 1 BB: 0 P: 16	R: 0 E: 0 K: 0 S: 5	H: 0 LOB: 0 BB: 0 P: 8	R: 0 E: 0 K: 2 S: 13	H: 1 LOB: 2 BB: 1 P: 21	R: 1 E: 0 K: 3 S: 13	H: 3 LOB: 3 BB: 1 P: 20	R: 0 E: 0 K: 0 S: 5	H: 0 LOB: 0 BB: 1 P: 11	R: 0 E: 0 K: 0 S: 7	H: 1 LOB: 0 BB: 0 P: 10	R: 0 E: 0 K: 0 S: 4	H: 0 LOB: 0 BB: 0 P: 9	R: 0 E: 0 K: 0 S: 8	H: 0 LOB: 0 BB: 0 P: 11	R: 0 E: 0 K: 0 S: 4	H: 0 LOB: 0 BB: 0 P: 9	R: 0 E: 0 K: 0 S: 4	H: 0 LOB: 0 BB: 0 P: 9	1B: 5 2B: 0 3B: 0 HR: 1	SF: 0 SAC: 0 DP: 2 HBP: 0	WP: 0 PB: 0 SB: 0 CS: 0	PA: 35			
PITCHER	IP	WLS	BF	H	R	ER	SO	BB	IBB	HBP	BLK	WP	HR	S	P	ERA	WHIP										
Doug Drabek, R (1, 1) ERA: 4.66	7.0	W	29	6	2	1	6	3	0	0	0	0	1	58	95	1.29	1.286										
Dean Hartgraves, L (8, 1) ERA:	1.0		3	0	0	0	0	0	0	0	0	0	0	8	11	0.00	0.000										
Todd Jones, R (9, 1) ERA: 3.21	1.0	S	3	0	0	0	0	0	0	0	0	0	0	4	9	0.00	0.000										

Chicago Cubs @ Houston Astros
Astrodome, Houston, TX
Sat May 25 1996, 8:05 PM EDT
Att. 34,326 - Dome - 72 F

livebaseballscorecards.com

AB	32
R	2
H	6
RBI	1
BB	3
SO	6
LOB	15



Batter	1	2	3	4	5	6	7	8	9	AB	R	H	RBI	BB	SO	LOB	BOTTOM
Brian Hunter, R OBP: 0.314, SLG: 0.353 (1, 8)	0-1 P4 ①		1-2 PO 5 1B 1B				1-2 E 1B BB			3	1	2	0	1	0	0	Chicago Cubs @ Houston Astros Astrodome, Houston, TX Sat May 25 1996, 8:05 PM EDT Att. 34,326 - Dome - 72 F livebaseballscorecards.com
Craig Biggio, R OBP: 0.381, SLG: 0.384 (1, 4)	1-2 G5-6-3		2-1 1-2 1B				0-2 E 1B			4	0	2	0	0	0	1	
5 Jeff Bagwell, R OBP: 0.467, SLG: 0.674 (1, 3)	1-1 FC4-6 1B		2-2 PO ③	0-0 G5-3	2-1 F8		2-1 2-H HR			4	1	2	2	0	0	3	
Derek Bell, R OBP: 0.329, SLG: 0.471 (1, 9)	0-1 FC4-6 1-2f ③			2-0 P4	0-1 E6		1-0 P3			4	0	0	0	0	0	3	
Sean Berry, R OBP: 0.341, SLG: 0.461 (1, 5)		0-1 CS 1B		0-0 G6-3	1-1 L9			2-2 F9		4	0	1	0	0	0	3	
Bill Spiers, L OBP: 0.226, SLG: 0.240 (9, 5)										0	0	0	0	0	0	0	
Derrick May, L OBP: 0.337, SLG: 0.424 (1, 7)		1-2 G6-3 ①			1-1 2B 1B	2-2 G4-3		3-2 L4		4	1	1	0	0	0	1	
Todd Jones, L (9, 1)		1-2 G6-3								0	0	0	0	0	0	0	
Randy Knorr, R OBP: 0.286, SLG: 0.429 (1, 2)		0-0 G6-3 ③			1-2 1B 2B	2-3 K		2-1 G1-3		4	1	1	0	0	1	0	
Ricky Gutierrez, R OBP: 0.364, SLG: 0.348 (1, 6)			0-1 G6-3 ①		3-1 CS 1B	2-1 G6-3				3	0	1	2	0	0	0	
Doug Drabek, R OBP: 0.267, SLG: 0.333 (1, 1)			1-2 L9 ②		3-2 1B E 2B					2	1	1	0	0	0	0	
John Cangelosi, S OBP: 0.391, SLG: 0.255 (7, PH)										1	0	0	0	0	0	0	
Dean Hartgraves, R (8, 1)										0	0	0	0	0	0	0	
James Mouton, R OBP: 0.286, SLG: 0.295 (9, 7)										0	0	0	0	0	0	0	
Inning Stats	R: 0 H: 1 E: 0 LOB: 1 K: 0 BB: 0 S: 11 P: 13	R: 0 H: 1 E: 0 LOB: 0 K: 0 BB: 0 S: 6 P: 7	R: 0 H: 2 E: 0 LOB: 1 K: 0 BB: 0 S: 12 P: 18	R: 0 H: 0 E: 0 LOB: 0 K: 0 BB: 0 S: 3 P: 5	R: 3 H: 5 E: 1 LOB: 3 K: 0 BB: 1 S: 25 P: 39	R: 0 H: 0 E: 0 LOB: 0 K: 1 BB: 0 S: 10 P: 16	R: 2 H: 2 E: 0 LOB: 0 K: 0 BB: 0 S: 11 P: 19	R: 0 H: 0 E: 0 LOB: 0 K: 0 BB: 0 S: 13 P: 20	1B: 8 SF: 0 2B: 2 SAC: 0 3B: 0 DP: 0 HR: 1 HBP: 0	WP: 0 PA: 35 PB: 0 SB: 0 CS: 2							
PITCHER	IP WLS BF H R ER SO BB IBB HBP BLK WP HR S P ERA WHIP Jaime Navarro, R (1, 1) 6.2 L 30 11 5 4 1 1 1 0 0 0 0 1 77 115 5.40 1.800 Mike Perez, R (7, 1) 1.1 4 0 0 0 0 0 0 0 0 0 0 14 22 0.00 0.000	IP WLS BF H R ER SO BB IBB HBP BLK WP HR S P ERA WHIP	IP WLS BF H R ER SO BB IBB HBP BLK WP HR S P ERA WHIP	IP WLS BF H R ER SO BB IBB HBP BLK WP HR S P ERA WHIP	IP WLS BF H R ER SO BB IBB HBP BLK WP HR S P ERA WHIP	IP WLS BF H R ER SO BB IBB HBP BLK WP HR S P ERA WHIP	IP WLS BF H R ER SO BB IBB HBP BLK WP HR S P ERA WHIP	IP WLS BF H R ER SO BB IBB HBP BLK WP HR S P ERA WHIP	IP WLS BF H R ER SO BB IBB HBP BLK WP HR S P ERA WHIP								

Chicago Cubs @ Houston Astros
Astrodome, Houston, TX

AB	33
R	5
H	11
RBI	4
BB	1
SO	1
LOB	11



Batter	1	2	3	4	5	6	7	8	9	AB R H RBI BB SO LOB	TOP									
Brian McRae, S OBP: 0.353, SLG: 0.360 (1, 8)	2-3 	4-1 		0-3 			1-0 			3 0 0 0 1 2 0										
Bret Barberie, S OBP: 0.182, SLG: 0.400 (1, 4)	2-3 	1-0 			3-3 			3-3 		4 0 0 0 0 3 2										
Mark Grace, L OBP: 0.425, SLG: 0.476 (1, 3)	0-1 		0-0 		0-1 			0-0 		4 0 3 0 0 0 0										
Sammy Sosa, R OBP: 0.295, SLG: 0.525 (1, 9)	1-1 		1-1 		1-3 			1-2 		4 0 1 0 0 2 2										
Luis Gonzalez, L OBP: 0.383, SLG: 0.441 (1, 7)		0-2 	2-2 		1-2 			3-1 		3 0 0 0 0 0 2										
Ozzie Timmons, R OBP: 0.239, SLG: 0.200 (8, PH)			1-2 2-3 							1 0 0 0 0 0 1										
Scott Servais, R OBP: 0.333, SLG: 0.497 (1, 2)		4-2 	0-3 		3-2 			2-1 		3 1 0 0 1 1 2										
Leo Gomez, R OBP: 0.383, SLG: 0.565 (1, 5)		0-1 	2-3 		0-3 					4 1 1 0 0 2 2										
Rey Sanchez, R OBP: 0.291, SLG: 0.262 (1, 6)		2-1 		1-2 			3-1 		1-1 	4 0 0 1 0 0 1										
Frank Castillo, R OBP: 0.111, SLG: 0.111 (1, 1)		0-3 		0-2 			1-3 			2 0 0 0 0 1 2										
Doug Jones, R (6, 1)										0 0 0 0 0 0 0										
Pedro Valdes, L OBP: 0.250, SLG: 0.286 (7, PH)										1 0 0 0 0 1 0										
Rodney Myers, R (7, 1)										0 0 0 0 0 0 0										
Inning Stats	R: 0 E: 0 K: 2 S: 11	H: 1 LOB: 1 BB: 0 P: 16	R: 2 E: 1 K: 1 S: 19	H: 1 LOB: 2 BB: 2 P: 30	R: 0 E: 0 K: 2 S: 14	H: 2 LOB: 2 BB: 0 P: 19	R: 0 E: 0 K: 1 S: 10	H: 0 LOB: 0 BB: 0 P: 11	R: 0 E: 0 K: 1 S: 10	H: 0 LOB: 0 BB: 0 P: 14	R: 0 E: 0 K: 1 S: 6	H: 0 LOB: 0 BB: 0 P: 11	R: 0 E: 0 K: 2 S: 12	H: 1 LOB: 1 BB: 0 P: 19	R: 0 E: 0 K: 0 S: 7	H: 0 LOB: 0 BB: 0 P: 13	1B: 4 2B: 1 3B: 0 HR: 0	SF: 0 SAC: 0 DP: 0 HBP: 0	WP: 0 PB: 0 SB: 1 CS: 0	PA: 35
PITCHER	IP WLS BF H R ER SO BB IBB HBP BLK WP HR S P ERA WHIP																			
Shane Reynolds, R ERA: 3.75 (1, 1)	7.0 W 28 4 2 1 10 2 0 0 0 0 0 0 78 113 1.29 0.857																			
Dean Hartgraves, L ERA: (8, 1)	1.0 4 1 0 0 2 0 0 0 0 0 0 0 12 19 0.00 1.000																			
Xavier Hernandez, R ERA: 5.21 (9, 1)	1.0 3 0 0 0 0 0 0 0 0 0 0 0 7 13 0.00 0.000																			

Chicago Cubs @ Houston Astros
Astrodome, Houston, TX
Sun May 26 1996, 4:33 AM EDT
Att. 33,245 - Dome

livebaseballscorecards.com

AB	33
R	2
H	5
RBI	1
BB	2
SO	12
LOB	14



Atlanta Braves @ Chicago Cubs
 Wrigley Field, Chicago, IL
 Mon May 27 1996, 3:33 AM CDT
 Att. 33,070 - Overcast - 50 F

livebaseballscorecards.com

AB	39
R	9
H	9
RBI	7
BB	5
SO	10
LOB	20



WP:	0	PA:	45
PB:	0		
SB:	0		
CS:	0		

Batter	1	2	3	4	5	6	7	8	9	AB	R	H	RBI	BB	SO	LOB	TOP					
Marquis Grissom, R (1, 8) OBP: 0.341, SLG: 0.461	2-1 G5-3 ①		X 0-0 1B 2B	2-0 E 1B	4-0 BB		2-2 G4-3 ②			4	2	2	0	1	0	0						
Dwight Smith, L (1, 9) OBP: 0.293, SLG: 0.288	2-0 G5-3 ②		1-2 2B 1B	3-1 E9 1B HR	2-3 K ③		2-2 K ③			3	2	1	2	0	0	0						
Jermaine Dye, R (4, 9) OBP: 0.231, SLG: 0.462			2-H 3-H 2B 1B	1-H HR						2	0	0	0	0	2	2						
10 Chipper Jones, S (1, 5) OBP: 0.368, SLG: 0.516	0-0 G4-3 ③		3-2 F8 ①	4-0 1B HR BB		X 0-0 E 1B		C BB X 2-1 G6-3 ①		4	2	1	0	1	0	1						
Fred McGriff, L (1, 3) OBP: 0.390, SLG: 0.587		X 0-0 HBP 1B	X 0-0 2B	X 0-0 HR 1B		C C S 0-3 K ①		X 0-0 G6-3 ②		5	1	3	1	0	1	1						
Ryan Klesko, L (1, 7) OBP: 0.380, SLG: 0.622		B X 1-0 L9 ①	F BB BB 4-1 BB	S X 0-1 HR	1-H 2-H 3-H HR	C B B F F C 2-3 K ②		B B B C C C C 2-3 K ③		4	1	1	4	1	2	2						
Javy Lopez, R (1, 2) OBP: 0.337, SLG: 0.472		B B B 2-3 K ②	B B B 0-0 F7 ②	B B B 2-1 G6-3 ③		B S X 1-1 E5 1-3		C B B B S 2-3 K ①		5	0	0	0	0	2	4						
Jeff Blausler, R (1, 6) OBP: 0.331, SLG: 0.400		B B B 2-2 HBP	B B B 2-2 F8 ③		B B X 2-0 F8 ①	F B B F F X 3-2 E5 1-2		C B B B B B 4-1 BB		3	0	0	0	1	0	3						
Tony Graffanino, R (1, 4) OBP: 0.167, SLG: 0.174		C B B 1-3 K ③		X 0-0 P3	1-1 2B	C B F B X 2-2 F9 ③		F B B B S 1-3 K ②		5	0	1	0	0	2	5						
Tom Glavine, L (1, 1) OBP: 0.280, SLG: 0.261		B B B 4-0 1B BB	B B B 3-2 L7 ②	F X 0-1 L7 ②		B B B 2-3 K ①		B X 1-0 G3 ③		3	1	0	0	1	1	1						
Brad Clontz, R (8, 1)										0	0	0	0	0	0	0						
Tyler Houston, L (9, PH) OBP: 0.353, SLG: 0.625										1	0	0	0	0	0	1						
Pedro Borbon, R (9, 1)										0	0	0	0	0	0	0						
Inning Stats	R: 0 E: 0 K: 0 S: 4	H: 0 LOB: 0 BB: 0 P: 8	R: 0 E: 0 K: 2 S: 11	H: 1 LOB: 2 BB: 0 P: 17	R: 3 E: 0 K: 0 S: 13	H: 3 LOB: 2 BB: 2 P: 27	R: 5 E: 1 K: 0 S: 12	H: 3 LOB: 0 BB: 1 P: 26	R: 0 E: 0 K: 1 S: 8	H: 1 LOB: 2 BB: 1 P: 17	R: 1 E: 2 K: 2 S: 16	H: 1 LOB: 2 BB: 0 P: 24	R: 0 E: 0 K: 2 S: 10	H: 0 LOB: 0 BB: 0 P: 16	R: 0 E: 0 K: 1 S: 6	H: 0 LOB: 0 BB: 0 P: 10	R: 0 E: 0 K: 2 S: 9	H: 0 LOB: 1 BB: 1 P: 17	1B: 5 2B: 3 3B: 0 HR: 1	SF: 0 SAC: 0 DP: 0 HBP: 1	WP: 0 PB: 0 SB: 0 CS: 0	PA: 45
PITCHER	IP	WLS	BF	H	R	ER	SO	BB	IBB	HBP	BLK	WP	HR	S	P	ERA	WHIP					
Amaury Telemaco, R (1, 1) ERA: 2.41	3.2	L	23	7	8	3	2	3	0	1	0	0	1	38	74	7.36	2.727					
Mike Perez, R (4, 1) ERA: 4.03	1.1		6	1	0	0	1	1	0	0	0	0	0	10	21	0.00	1.500					
Doug Jones, R (6, 1) ERA: 5.33	1.0		6	1	1	0	2	0	0	0	0	0	0	16	24	0.00	1.000					
Rodney Myers, R (7, 1) ERA: 3.57	1.0		3	0	0	0	2	0	0	0	0	0	0	10	16	0.00	0.000					
Terry Adams, R (8, 1) ERA: 3.23	1.0		3	0	0	0	1	0	0	0	0	0	0	6	10	0.00	0.000					
PITCHER	IP	WLS	BF	H	R	ER	SO	BB	IBB	HBP	BLK	WP	HR	S	P	ERA	WHIP					
Turk Wendell, R (9, 1) ERA: 2.6	1.0		4	0	0	0	2	1	0	0	0	0	0	9	17	0.00	1.000					

Batter	1	2	3	4	5	6	7	8	9	AB	R	H	RBI	BB	SO	LOB
Brian McRae, S OBP: 0.347, SLG: 0.353 (1, 8)	2-3 K		1-0 G4-3			1-0 G3-1		3-2 G6-3		4	0	0	0	0	1	0
Todd Haney, R OBP: 0.271, SLG: 0.212 (1, 4)	1-1 G3-1			1-1 WP G4-3 1B		0-1 F8		3-1 G4-3		4	0	1	0	0	0	0
Mark Grace, L OBP: 0.427, SLG: 0.487 (1, 3)	2-2 F9			2-2 G4-3 1-2		2-0 2B		0-0 2B		4	0	2	0	0	0	1
Sammy Sosa, R OBP: 0.294, SLG: 0.517 Turk Wendell, L OBP: 1.000, SLG: 1.000 (1, 9) (9, 1)		1-0 G1-3		4-2 BB		1-1 F8		0-3 K		3	0	0	0	1	1	2
Leo Gomez, R OBP: 0.379, SLG: 0.555 (1, 5)		1-3 K		2-0 L4			0-0 2B 1B		0-1 G6-3	4	1	1	0	0	1	2
Ozzie Timmons, R OBP: 0.240, SLG: 0.205 (1, 7)		2-2 E9		1-3 K		1-1 F8		0-1 1B		4	0	1	0	0	1	3
Scott Servais, R OBP: 0.329, SLG: 0.490 Doug Jones, R Rodney Myers, R Bret Barberie, S OBP: 0.187, SLG: 0.364 Terry Adams, R Pedro Valdes, L OBP: 0.222, SLG: 0.250 (1, 2) (6, 1) (7, 1) (7, PH) (8, 1) (9, 9)		3-2 G5-3			0-0 L9		0-0 F9		2-3 K	2	0	0	0	0	0	1
José Hernández, R OBP: 0.256, SLG: 0.208 (1, 6)			1-3 K		0-1 G4-3		1-2 2B		2-3 K	4	0	1	1	0	2	1
Amaury Telemaco, R Mike Perez, R Brian Dorsett, R OBP: 0.182, SLG: 0.200 (1, 1) (4, 1) (5, PH) (6, 2)			0-3 K		2-3 K		2-2 G1			1	0	0	0	0	1	0
										0	0	0	0	0	0	0
										2	0	0	0	0	1	1

Inning Stats	R: 0	H: 0	E: 0	K: 1	S: 8	R: 0	H: 0	E: 1	K: 1	S: 16	R: 0	H: 0	E: 0	K: 2	S: 7	R: 0	H: 1	E: 0	K: 1	S: 19	R: 0	H: 0	E: 0	K: 1	S: 6	R: 1	H: 2	E: 0	K: 0	S: 10	R: 0	H: 1	E: 0	K: 1	S: 11	R: 0	H: 1	E: 0	K: 2	S: 11	1B: 3	2B: 3	3B: 0	HR: 0	SF: 0	SAC: 0	DP: 0	HBP: 0	WP: 1	PA: 35
--------------	------	------	------	------	------	------	------	------	------	-------	------	------	------	------	------	------	------	------	------	-------	------	------	------	------	------	------	------	------	------	-------	------	------	------	------	-------	------	------	------	------	-------	-------	-------	-------	-------	-------	--------	-------	--------	-------	--------


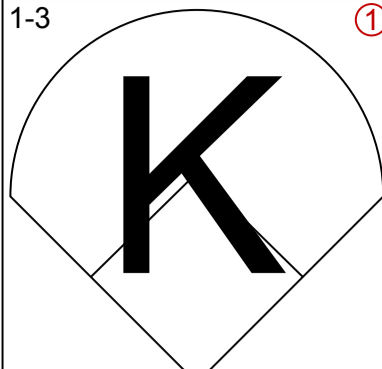
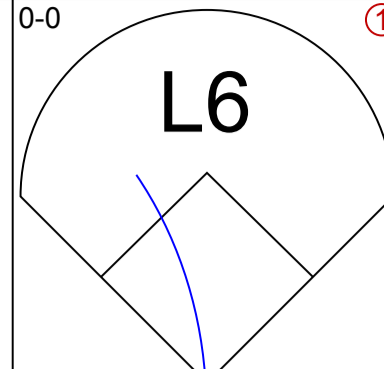
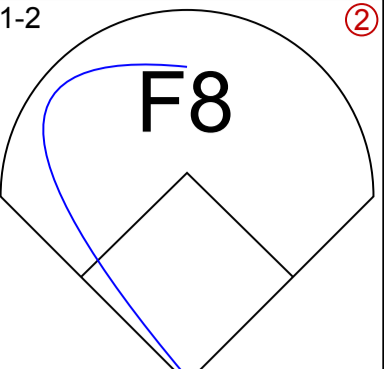
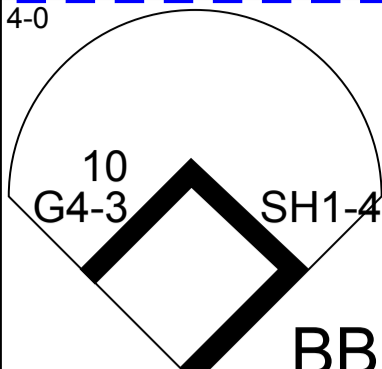

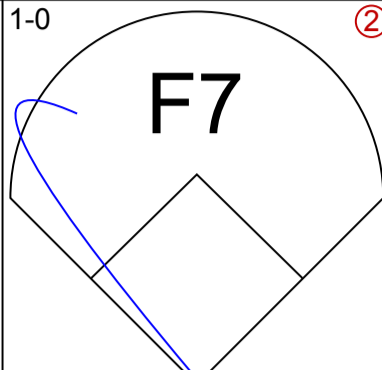
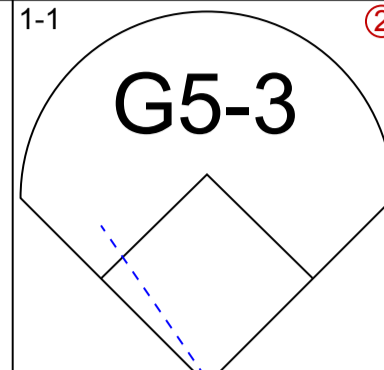
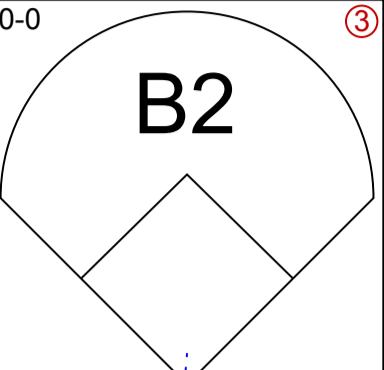
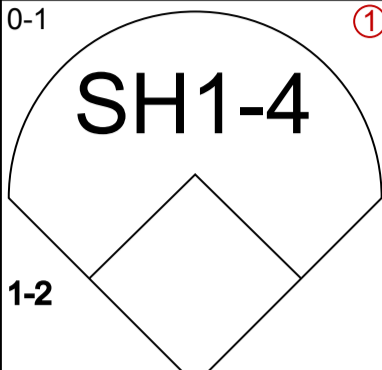

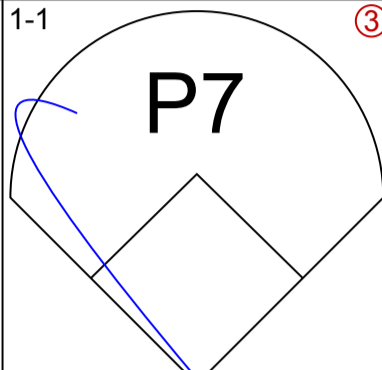
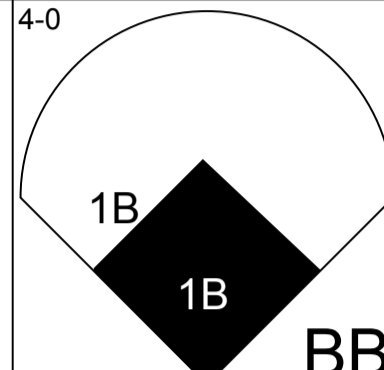
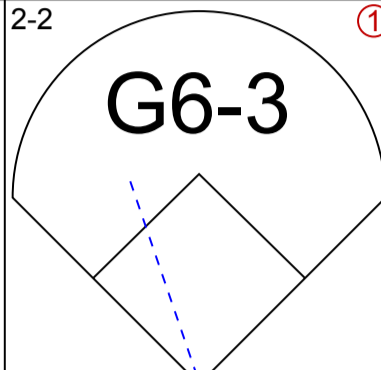
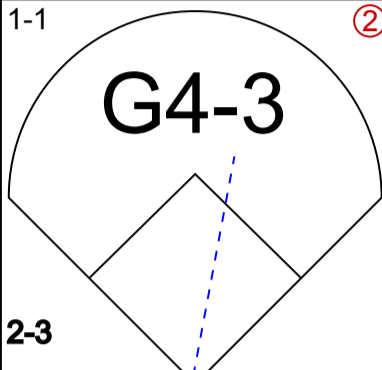

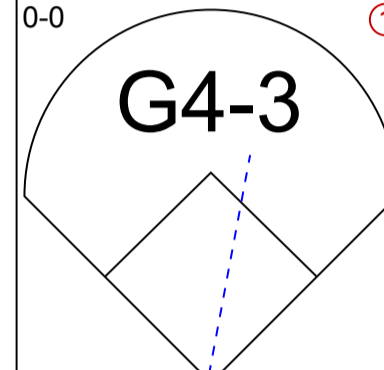
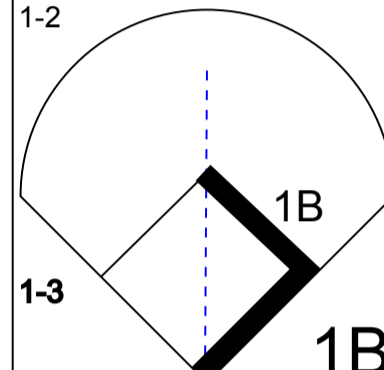
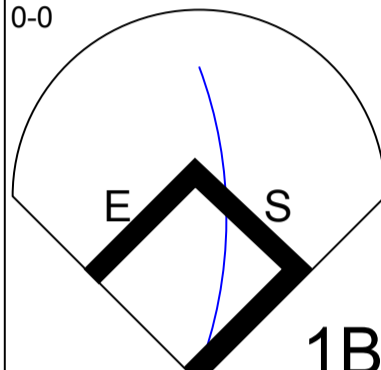
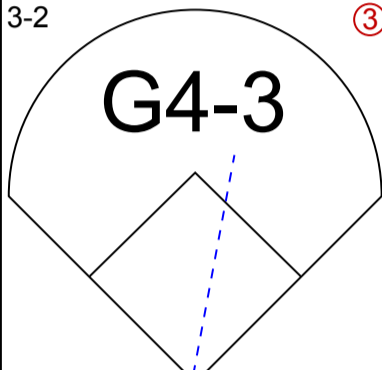

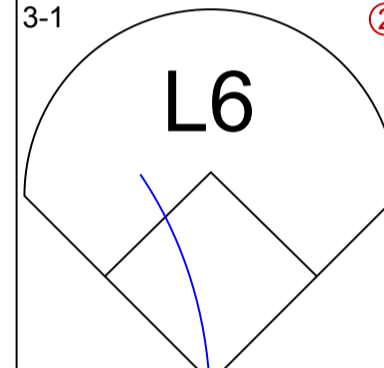
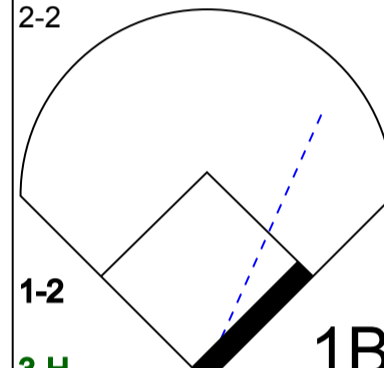
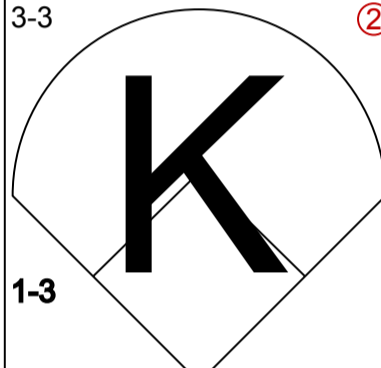
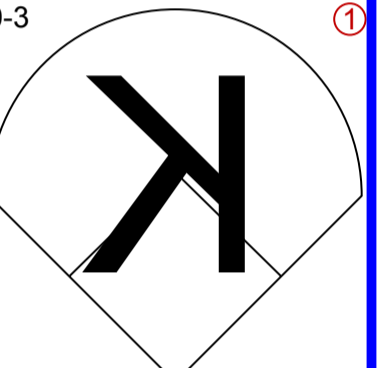

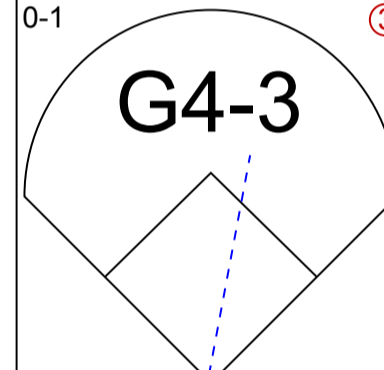
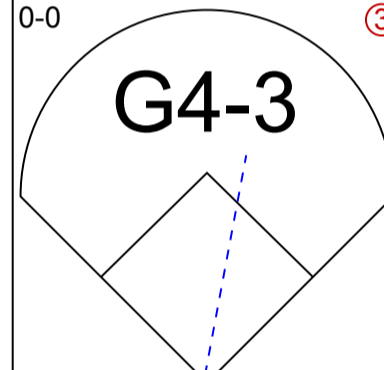
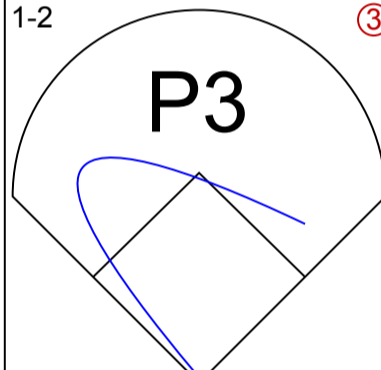
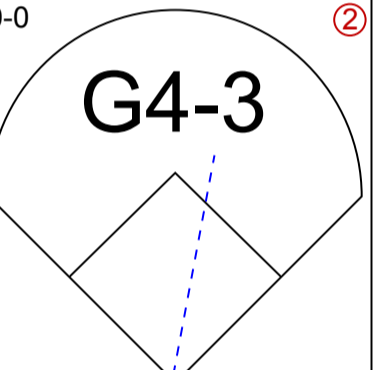

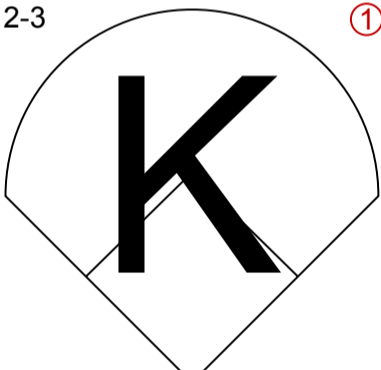
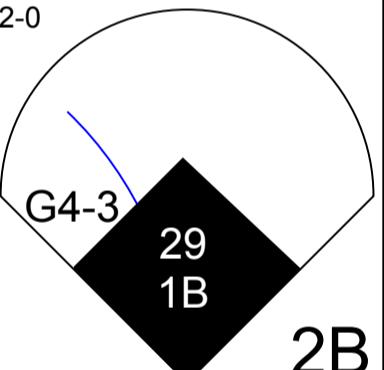
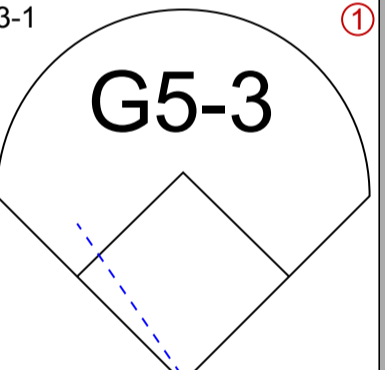
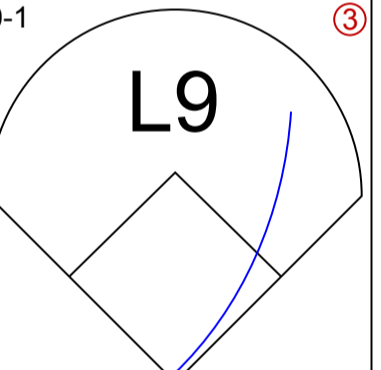

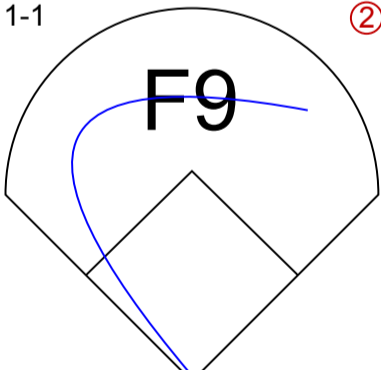
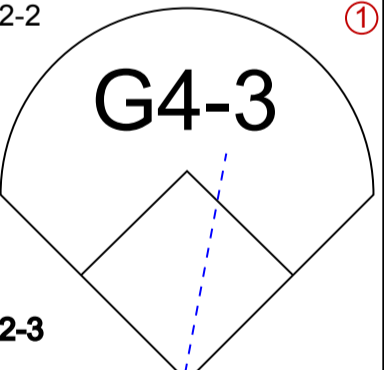
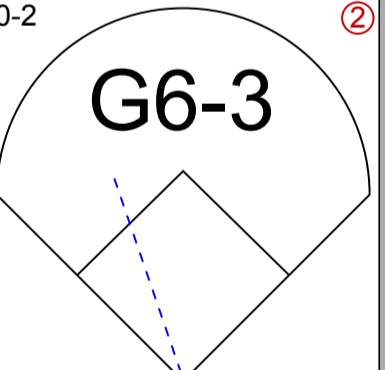

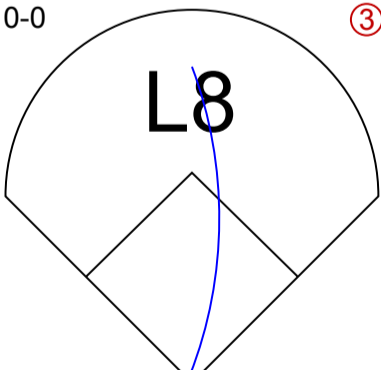
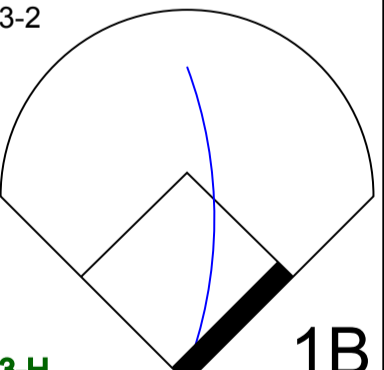
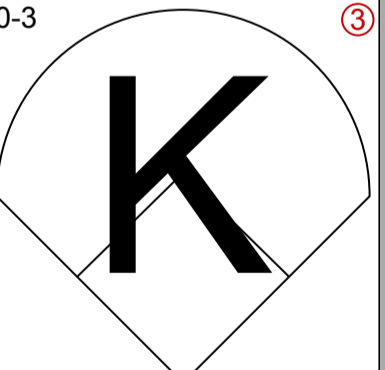
PITCHER	IP	WLS	BF	H	R	ER	SO	BB	IBB	HBP	BLK	WP	HR	S	P	ERA	WHIP
Tom Glavine, L ERA: 2.32 (1, 1)	7.0	W	27	4	1	1	6	1	0	0	0	1	0	72	106	1.29	0.714
Brad Clontz, R ERA: 4.01 (8, 1)	1.0		4	1	0	0	1	0	0	0	0	0	0	11	17	0.00	1.000
Pedro Borbon, L ERA: (9, 1)	1.0		4	1	0	0	2	0	0	0	0	0	0	11	15	0.00	1.000

BOTTOM

Atlanta Braves @ Chicago Cubs
Wrigley Field, Chicago, IL
Mon May 27 1996, 3:33 AM CDT
Att. 33,070 - Overcast - 50 F

AB	34
R	1
H	6
RBI	1
BB	1
SO	9
LOB	13



Batter	1	2	3	4	5	6	7	8	9	AB R H RBI BB SO LOB	TOP	
Marquis Grissom, R (1, 8) OBP: 0.339, SLG: 0.455 	1-3 			0-0 	1-2 			4-0 		3 0 0 0 1 1 1	Atlanta Braves @ Chicago Cubs Wrigley Field, Chicago, IL Wed May 29 1996, 3:33 AM CDT Att. 30,601 - Sunny - 52 F	
Jerome Walton, R (1, 9) OBP: 0.389, SLG: 0.511 	1-0 			1-1 	0-0 			0-1 		3 0 0 0 0 0 1		
10 Chipper Jones, S (1, 5) OBP: 0.366, SLG: 0.508 	1-1 			4-0 		2-2 		1-1 		3 1 0 0 1 0 1		
Fred McGriff, L (1, 3) OBP: 0.392, SLG: 0.585 		0-0 		1-2 		0-0 		3-2 		4 0 2 0 0 0 1		
Ryan Klesko, L (1, 7) OBP: 0.377, SLG: 0.613 Jermaine Dye, R (9, 7) OBP: 0.231, SLG: 0.462 		3-1 		2-2 		3-3 		0-3 		4 0 1 1 0 2 1 0 0 0 0 0 0 0		
Javy Lopez, R (1, 2) OBP: 0.330, SLG: 0.461 		0-1 		0-0 		1-2 		0-0 		4 0 0 0 0 0 3		
Jeff Blauser, R (1, 6) OBP: 0.329, SLG: 0.403 			2-3 		2-0 		3-1 		0-1 			4 1 1 0 0 1 0
Tony Graffanino, R (1, 4) OBP: 0.148, SLG: 0.154 			1-1 		2-2 		0-2 					3 0 0 0 0 0 1
29 John Smoltz, R (1, 1) OBP: 0.219, SLG: 0.226 			0-0 		3-2 		0-3 					3 0 1 1 0 1 0
Inning Stats	R: 0 H: 0 E: 0 LOB: 0 K: 1 BB: 0 S: 6 P: 9	R: 0 H: 0 E: 0 LOB: 0 K: 0 BB: 0 S: 5 P: 8	R: 0 H: 0 E: 0 LOB: 0 K: 1 BB: 0 S: 6 P: 9	R: 1 H: 2 E: 0 LOB: 2 K: 0 BB: 1 S: 10 P: 18	R: 1 H: 2 E: 0 LOB: 1 K: 0 BB: 0 S: 14 P: 21	R: 0 H: 1 E: 1 LOB: 1 K: 1 BB: 0 S: 10 P: 16	R: 0 H: 0 E: 0 LOB: 0 K: 1 BB: 0 S: 11 P: 14	R: 0 H: 0 E: 0 LOB: 1 K: 0 BB: 1 S: 7 P: 15	R: 0 H: 0 E: 0 LOB: 0 K: 1 BB: 0 S: 7 P: 7	1B: 4 SF: 0 2B: 1 SAC: 1 3B: 0 DP: 0 HR: 0 HBP: 0		WP: 0 PA: 34 PB: 0 SB: 1 CS: 0
PITCHER Steve Trachsel, R (1, 1) ERA: 2.33 Terry Adams, R (8, 1) ERA: 3.03	IP WLS BF H R ER SO BB IBB HBP BLK WP HR S P ERA WHIP 7.0 L 27 5 2 2 4 1 0 0 0 0 0 62 95 2.57 0.857 2.0 7 0 0 0 1 1 0 0 0 0 0 14 22 0.00 0.500	PITCHER IP WLS BF H R ER SO BB IBB HBP BLK WP HR S P ERA WHIP										

AB	31
R	2
H	5
RBI	2
BB	2
SO	5
LOB	9



Batter	1	2	3	4	5	6	7	8	9	AB R H RBI BB SO LOB
Brian McRae, S OBP: 0.346, SLG: 0.351 (1, 8)	3-2 FC4-6 1B		0-0 B2-3		2-2 L9			1-3 K		4 0 1 0 0 1 1
Bret Barberie, S OBP: 0.125, SLG: 0.267 (1, 4)	0-0 FC4-6 CS 1-2f		3-2 G3			0-1 G4-3		2-3 K		4 0 0 0 0 1 1
Mark Grace, L OBP: 0.428, SLG: 0.485 (1, 3)	4-2 BB 1-2			0-2 G3-1		0-0 1B		2-2 L7		3 0 1 0 1 0 0
Sammy Sosa, R OBP: 0.289, SLG: 0.507 (1, 9)	2-3 K			0-0 B1-3		1-3 K		0-1 P3		4 0 0 0 0 2 2
Luis Gonzalez, L OBP: 0.386, SLG: 0.445 (1, 7)		4-2 G1-3 BB		2-2 2B		1-3 K		0-3 K		3 0 1 0 1 2 1
Leo Gomez, R OBP: 0.369, SLG: 0.538 (1, 5)		2-2 G1-3 1-2		1-3 K			2-1 F8	0-3 K		4 0 0 0 0 2 2
Scott Servais, R OBP: 0.323, SLG: 0.480 (1, 2)		0-3 K			0-3 K		1-3 K			3 0 0 0 0 3 1
Rey Sanchez, R OBP: 0.292, SLG: 0.270 (1, 6)		1-3 K			0-2 2B		0-1 E6			3 0 1 0 0 1 1
Steve Trachsel, R (1, 1)			1-3 K		1-1 G1-3		1-2 L8			2 0 0 0 0 1 1
Ozzie Timmons, R OBP: 0.235, SLG: 0.200 (7, PH)										1 0 0 0 0 0 1
Terry Adams, R (8, 1)										0 0 0 0 0 0 0

Inning Stats	R: 0 E: 0 K: 1 S: 9	H: 1 LOB: 1 BB: 1 P: 18	R: 0 E: 0 K: 2 S: 13	H: 0 LOB: 1 BB: 1 P: 20	R: 0 E: 0 K: 1 S: 7	H: 0 LOB: 0 BB: 0 P: 11	R: 0 E: 0 K: 1 S: 10	H: 1 LOB: 1 BB: 0 P: 13	R: 0 E: 0 K: 1 S: 11	H: 1 LOB: 1 BB: 0 P: 14	R: 0 E: 0 K: 2 S: 10	H: 1 LOB: 1 BB: 0 P: 12	R: 0 E: 1 K: 1 S: 10	H: 0 LOB: 1 BB: 0 P: 14	R: 0 E: 0 K: 2 S: 10	H: 0 LOB: 0 BB: 0 P: 15	R: 0 E: 0 K: 2 S: 9	H: 0 LOB: 0 BB: 0 P: 9	1B: 2 2B: 2 3B: 0 HR: 0	SF: 0 SAC: 0 DP: 0 HBP: 0	WP: 0 PB: 0 SB: 1 CS: 1	PA: 33	
PITCHER 29 John Smoltz, R ERA: 2.24 (1, 1)	IP: 9.0 WLS: W BF: 33 H: 4 R: 0 ER: 0 SO: 13 BB: 2 IBB: 0 HBP: 0 BLK: 0 WP: 0 HR: 0 S: 89 P: 126 ERA: 0.00 WHIP: 0.667																						
PITCHER	IP: 0 WLS: 0 BF: 0 H: 0 R: 0 ER: 0 SO: 0 BB: 0 IBB: 0 HBP: 0 BLK: 0 WP: 0 HR: 0 S: 0 P: 0 ERA: 0.00 WHIP: 0.00																						

Atlanta Braves @ Chicago Cubs
Wrigley Field, Chicago, IL
Wed May 29 1996, 3:33 AM CDT
Att. 30,601 - Sunny - 52 F

livebaseballscorecards.com

AB	31
R	0
H	4
RBI	0
BB	2
SO	13
LOB	11



Batter	1	2	3	4	5	6	7	8	9	AB R H RBI BB SO LOB	TOP	
Brian McRae, S (1, 8) OBP: 0.344, SLG: 0.363	1-0 G4-3		0-2 G6-3			0-0 HR		1-0 G4-3		4 1 1 1 0 0 0		
Luis Gonzalez, L (1, 7) OBP: 0.378, SLG: 0.434	1-0 G1-3		0-0 G3-1			2-2 G3		1-3 K		4 0 0 0 0 1 0		
Sammy Sosa, R (1, 9) OBP: 0.288, SLG: 0.500	1-2 L9			2-2 G4-3 HBP		1-0 F9		0-1 P4		3 0 0 0 0 0 0		
Mark Grace, L (1, 3) OBP: 0.425, SLG: 0.485		2-2 G3 2B		0-1 G4-3 1-2f		1-0 L9		1-0 F8		4 0 1 0 0 0 1		
Dave Magadan, L (1, 5) José Hernández, R (8, 5) OBP: 0.253, SLG: 0.205		1-1 G3 2-3		1-1 G4-3		3-2 L7		2-3 K		3 0 0 0 0 0 1 1 0 0 0 0 1 0		
23 Ryne Sandberg, R (1, 4) OBP: 0.305, SLG: 0.443		1-0 G1-3			1-1 L7		2-2 2B 1B		1-1 L8	4 1 1 0 0 0 1		
Scott Servais, R (1, 2) OBP: 0.329, SLG: 0.487		4-1 BB			1-3 K		1-2 SAFE 1-H 2B			2 0 1 1 1 1 0		
Rey Sanchez, R (1, 6) OBP: 0.292, SLG: 0.266		1-3 SAFE K			2-3 K		4-0 IBB			2 0 0 0 1 2 2		
Jaime Navarro, R (1, 1) OBP: 0.172, SLG: 0.172			1-3 K			1-2 G6-3		0-0 P6		3 0 0 0 0 1 2		
Inning Stats	R: 0 E: 0 K: 0 S: 7 H: 0 LOB: 0 BB: 0 P: 10	R: 0 E: 0 K: 1 S: 13 H: 1 LOB: 2 BB: 1 P: 22	R: 0 E: 0 K: 1 S: 7 H: 0 LOB: 0 BB: 0 P: 8	R: 0 E: 0 K: 0 S: 6 H: 0 LOB: 0 BB: 0 P: 9	R: 0 E: 0 K: 0 S: 11 H: 0 LOB: 0 BB: 0 P: 15	R: 1 E: 0 K: 0 S: 10 H: 1 LOB: 0 BB: 0 P: 14	R: 1 E: 0 K: 0 S: 13 H: 2 LOB: 2 BB: 1 P: 24	R: 0 E: 0 K: 1 S: 6 H: 0 LOB: 0 BB: 0 P: 8	R: 0 E: 0 K: 1 S: 6 H: 0 LOB: 0 BB: 0 P: 10	1B: 1 2B: 2 3B: 0 HR: 1 SF: 0 SAC: 0 DP: 1 HBP: 1	WP: 0 PB: 0 SB: 0 CS: 0 PA: 33	
PITCHER	IP WLS BF H R ER SO BB IBB HBP BLK WP HR S P ERA WHIP											
Pat Rapp, R (1, 1) ERA: 3.86	7.0 L 27 4 2 2 4 1 1 1 0 0 1 67 102 2.57 0.714											
Terry Mathews, R (8, 1) ERA: 3.06	1.0 3 0 0 0 1 0 0 0 0 0 0 6 8 0.00 0.000											
Robb Nen, R (9, 1) ERA: 1.4	1.0 3 0 0 0 1 0 0 0 0 0 0 6 10 0.00 0.000											

Chicago Cubs @ Florida Marlins
Joe Robbie Stadium, Miami, FL

Fri May 31 1996, 7:05 PM EDT
Att. 19,552 - Unknown - 85 F

livebaseballscorecards.com

AB	30
R	2
H	4
RBI	2
BB	2
SO	6
LOB	7




Batter	1	2	3	4	5	6	7	8	9	AB	R	H	RBI	BB	SO	LOB
Devon White, S OBP: 0.330, SLG: 0.422 (1, 8)	0-0 F7		4-2 FC1-6 BB		3-2 F7		0-1 F7		4-1 IBB	3	0	0	0	2	0	0
Edgar Renteria, R OBP: 0.354, SLG: 0.419 (1, 6)	2-2 G1-3		1-2 FC1-6 1-2f		0-1 1B			0-0 G5-3	2-1 L8	5	0	1	0	0	0	4
Jeff Conine, R OBP: 0.347, SLG: 0.457 (1, 7)	0-0 L3		3-2 P4		0-0 1B			1-0 G5-3		4	0	1	0	0	0	1
Gary Sheffield, R OBP: 0.427, SLG: 0.629 (1, 9)		0-1 2B SF8 1B		4-2 L8 HBP BB		0-0 L8		4-1 BB		2	1	1	0	2	0	2
Terry Pendleton, S OBP: 0.290, SLG: 0.330 (1, 5) Robb Nen, R (9, 1)		2-2 SF8 2B		1-3 K		1-1 P5		0-0 G4-3		4	0	1	0	0	1	2
Greg Colbrunn, R OBP: 0.324, SLG: 0.397 (1, 3)		0-0 SF8 2B		1-0 1B HBP		1-2 L4-3 1B			0-1 1B SH1-3-4	2	0	2	1	0	0	0
Charles Johnson, R OBP: 0.296, SLG: 0.405 (1, 2)		3-2 G6-3		1-0 L8 2B		2-1 L4-3			1-1 SH1-3-4	3	0	0	0	0	0	4
Craig Grebeck, R OBP: 0.240, SLG: 0.261 (1, 4) Jesus Tavarez, S OBP: 0.209, SLG: 0.200 (9, PH)		0-0 G6-3		0-1 G4-3			0-3 K		2-0 1B	3	0	0	0	0	1	3
Pat Rapp, R OBP: 0.080, SLG: 0.080 (1, 1) Joe Orsulak, L OBP: 0.237, SLG: 0.286 (7, PH) Terry Mathews, L (8, 1) Alex Arias, R OBP: 0.305, SLG: 0.387 (9, 5)			0-1 G6-3		0-3 K		1-1 G4-3		2-3 K	2	0	0	0	0	1	0

Inning Stats	R: 0 E: 0 K: 0 S: 7	H: 0 LOB: 0 BB: 0 P: 9	R: 1 E: 0 K: 0 S: 10	H: 2 LOB: 1 BB: 0 P: 15	R: 0 E: 0 K: 0 S: 12	H: 0 LOB: 1 BB: 1 P: 20	R: 0 E: 0 K: 1 S: 8	H: 0 LOB: 2 BB: 1 P: 15	R: 0 E: 0 K: 1 S: 12	H: 2 LOB: 2 BB: 0 P: 15	R: 0 E: 0 K: 0 S: 7	H: 1 LOB: 0 BB: 0 P: 11	R: 0 E: 0 K: 1 S: 7	H: 0 LOB: 0 BB: 0 P: 8	R: 0 E: 0 K: 0 S: 4	H: 0 LOB: 1 BB: 1 P: 9	R: 0 E: 0 K: 1 S: 12	H: 2 LOB: 3 BB: 1 P: 23	1B: 6 2B: 2 3B: 0 HR: 0	SF: 1 SAC: 1 DP: 1 HBP: 1	WP: 0 PB: 0 SB: 0 CS: 0	PA: 38
---------------------	------------------------------	---------------------------------	-------------------------------	----------------------------------	-------------------------------	----------------------------------	------------------------------	----------------------------------	-------------------------------	----------------------------------	------------------------------	----------------------------------	------------------------------	---------------------------------	------------------------------	---------------------------------	-------------------------------	----------------------------------	----------------------------------	------------------------------------	----------------------------------	--------

PITCHER	BOTTOM															ERA	WHIP			
	IP	WLS	BF	H	R	ER	SO	BB	IBB	HBP	BLK	WP	HR	S	P					
Jaime Navarro, R ERA: 3.9 (1, 1)	9.0	0	38	7	1	1	4	3	1	1	0	0	0	79	125	1.00	1.111			

Chicago Cubs @ Florida Marlins
Joe Robbie Stadium, Miami, FL
 Fri May 31 1996, 7:05 PM EDT
 Att: 19,552 - Unknown - 85 F

AB	31
R	1
H	7
RBI	1
BB	4
SO	4
LOB	18



WP: 0	PA: 38
-------	--------

Batter	1	2	3	4	5	6	7	8	9	10	AB	R	H	RBI	BB	SO	LOB	TOP						
Brian McRae, S (1, 8) OBP: 0.345, SLG: 0.361	3-2 L4		1-0 1B			1-2 E5	0-0 F8		4-1 23 SH1-4 BB		4	0	1	0	1	0	3							
23 Ryne Sandberg, R (1, 4) OBP: 0.304, SLG: 0.456	1-1 P4		1-2 L3			0-1 F8		3-2 HR	2-1 SH1-4		4	1	1	1	0	0	2							
Mark Grace, L (1, 3) OBP: 0.424, SLG: 0.478	2-0 G6-3					3-1 E4		4-0 WP 1B BB	4-0 FC6-4 IBB		3	1	0	0	2	0	1							
Sammy Sosa, R (1, 9) OBP: 0.282, SLG: 0.488		1-2 G5-3				3-2 F7		2-3 K	1-2 F9		5	0	0	0	0	1	5							
Leo Gomez, R (1, 5) OBP: 0.368, SLG: 0.530		3-3 K				0-0 L7		4-0 F9 BB BB	1-0 1B 2B 1B		2	0	0	0	1	1	0							
Dave Magadan, L (8, PH) OBP: 0.200, SLG: 0.200								1-H 1B	1-2 FC6-4		2	1	1	1	0	0	2							
Ozzie Timmons, R (1, 7) OBP: 0.250, SLG: 0.204		1-1 1B				2-1 F8		4-2 BB BB	1-1 P4		4	0	1	0	1	1	1							
Scott Servais, R (1, 2) OBP: 0.331, SLG: 0.503		2-3 K				0-0 F7		2-1 P2	0-0 2B 1B		5	2	2	1	0	1	3							
Rey Sanchez, R (1, 6) OBP: 0.291, SLG: 0.265			1-3 K			0-3 K		2-2 F9	0-2 2B		0	0	0	0	0	0	0							
José Hernández, R (3, PH) OBP: 0.247, SLG: 0.200								2-3 BB BB	1-H 2-H 2B		3	0	0	0	0	2	2							
Luis Gonzalez, L (8, PH) OBP: 0.381, SLG: 0.444								0-3 K			1	0	1	2	0	0	0							
Turk Wendell, L (8, 1) OBP: 0.500, SLG: 0.500								1-2 BB			1	0	0	0	0	0	0							
Frank Castillo, R (1, 1) OBP: 0.105, SLG: 0.105			0-1 G3					1-0 F8	4-2 K		1	0	0	0	0	0	0							
Todd Haney, R (6, PH) OBP: 0.251, SLG: 0.208									1-2 BB		1	0	0	0	0	0	0							
Mike Perez, R (6, 1) OBP: 0.200, SLG: 0.200											0	0	0	0	0	0	0							
Brian Dorsett, R (7, PH) OBP: 0.200, SLG: 0.200											0	0	0	0	1	0	0							
Jim Bullinger, R (7, PH) OBP: 0.364, SLG: 0.700											0	0	0	0	0	0	0							
Rodney Myers, R (7, 1) OBP: 0.364, SLG: 0.700											0	0	0	0	0	0	0							
Bret Barberie, S (8, PH) OBP: 0.111, SLG: 0.235											2	0	0	0	0	2	1							
Inning Stats	R: 0 E: 0 K: 0 S: 7	H: 0 LOB: 0 BB: 0 P: 13	R: 0 E: 0 K: 2 S: 11	H: 1 LOB: 1 BB: 0 P: 18	R: 0 E: 0 K: 1 S: 9	H: 1 LOB: 1 BB: 0 P: 12	R: 0 E: 0 K: 0 S: 9	H: 0 LOB: 0 BB: 0 P: 14	R: 0 E: 0 K: 1 S: 6	H: 0 LOB: 0 BB: 0 P: 8	R: 0 E: 2 K: 0 S: 9	H: 0 LOB: 2 BB: 0 P: 15	R: 0 E: 0 K: 0 S: 11	H: 0 LOB: 3 BB: 3 P: 27	R: 4 E: 0 K: 2 S: 16	H: 4 LOB: 1 BB: 1 P: 27	R: 0 E: 0 K: 0 S: 9	H: 0 LOB: 2 BB: 2 P: 21	R: 1 E: 0 K: 2 S: 13	H: 1 LOB: 0 BB: 0 P: 18	1B: 4 2B: 1 3B: 0 HR: 2	SF: 0 SAC: 1 DP: 0 HBP: 0	WP: 1 PB: 0 SB: 0 CS: 0	PA: 45
PITCHER	IP WLS BF H R ER SO BB IBB HBP BLK	IP WLS BF H R ER SO BB IBB HBP BLK	IP WLS BF H R ER SO BB IBB HBP BLK	IP WLS BF H R ER SO BB IBB HBP BLK	IP WLS BF H R ER SO BB IBB HBP BLK	IP WLS BF H R ER SO BB IBB HBP BLK	IP WLS BF H R ER SO BB IBB HBP BLK	IP WLS BF H R ER SO BB IBB HBP BLK	IP WLS BF H R ER SO BB IBB HBP BLK	IP WLS BF H R ER SO BB IBB HBP BLK	IP WLS BF H R ER SO BB IBB HBP BLK	IP WLS BF H R ER SO BB IBB HBP BLK	IP WLS BF H R ER SO BB IBB HBP BLK	IP WLS BF H R ER SO BB IBB HBP BLK	IP WLS BF H R ER SO BB IBB HBP BLK	IP WLS BF H R ER SO BB IBB HBP BLK	IP WLS BF H R ER SO BB IBB HBP BLK	IP WLS BF H R ER SO BB IBB HBP BLK	IP WLS BF H R ER SO BB IBB HBP BLK	ERA WHIP	ERA WHIP			
Al Leiter, L (1, 1) ERA: 2.3	7.0		30	3	2	2	4	4	0	0	0	0	0	0	0	0	0	0	0	0	2.57	1.000		
Robb Nen, R (8, 1) ERA: 1.95	2.0		11	3	2	2	1	1	1	0	0	1	0	0	0	0	0	0	0	0	9.00	2.000		
Terry Mathews, R (10, 1) ERA: 3.38	1.0	L	4	1	1	1	2	0	0	0	0	0	1	0	0	0	0	0	0	0	9.00	1.000		

Chicago Cubs @ Florida Marlins
Joe Robbie Stadium, Miami, FL
Sat Jun 01 1996, 7:05 PM EDT
Att: 30,133 - Unknown - 81 F

livebaseballscorecards.com

AB	38
R	5
H	7
RBI	5
BB	6
SO	8
LOB	20



Batter	1	2	3	4	5	6	7	8	9	AB R H RBI BB SO LOB	TOP											
Brian McRae, S (1, 8) OBP: 0.346, SLG: 0.362	2-2 BLK 1B		0-0 1B		1-3 K			1-3 K	1-2 G1-4-3	5 0 2 0 0 2 3												
Luis Gonzalez, L (1, 7) OBP: 0.378, SLG: 0.439	2-2 F7		2-1 FC6 1B			3-3 K		0-0 G6-3		4 0 1 0 0 1 1												
Sammy Sosa, R (1, 9) OBP: 0.286, SLG: 0.502	0-0 P4		0-2 FC6 1-2f			0-1 FC5 1B		1-1 HR		4 1 2 1 0 0 3												
Mark Grace, L (1, 3) OBP: 0.421, SLG: 0.474	3-2 G1-3 1-2			1-2 G4-3		0-0 FC5 1B		2-2 G1-6-3		4 0 1 0 0 0 1												
Dave Magadan, L (1, 5) OBP: 0.111, SLG: 0.111		1-2 G6-3		2-2 L7		3-1 FC5 1-2 2-3f			0-1 E5 23 2B	4 1 0 0 0 0 2												
23 Ryne Sandberg, R (1, 4) OBP: 0.303, SLG: 0.457		1-2 G3		1-3 K		1-0 G4-3			0-1 SH2-4 1-H 2B	4 0 1 1 0 1 2												
Scott Servais, R (1, 2) OBP: 0.335, SLG: 0.497		0-0 G6-3			1-1 G4-3 HBP		0-0 G1-3		4-0 SH2-4 BB	2 0 0 0 1 0 0												
Rey Sanchez, R (1, 6) OBP: 0.286, SLG: 0.259			1-3 K		0-1 G4-3 1-2		0-0 G5-3		2-0 SH2-4 1-2 2-3	3 0 0 0 0 1 1												
Amaury Telemaco, R (1, 1)			2-3 K		1-3 K		1-3 K		0-3 K	2 0 0 0 0 2 1												
Todd Haney, R (7, PH) OBP: 0.262, SLG: 0.204										1 0 0 0 0 1 0												
Bob Patterson, R (7, 1)										0 0 0 0 0 0 0												
Terry Adams, R (8, 1)										0 0 0 0 0 0 0												
Leo Gomez, R (9, PH) OBP: 0.366, SLG: 0.526										1 0 0 0 0 1 2												
Inning Stats	R: 0 E: 0 K: 0 S: 10	H: 1 LOB: 1 BB: 0 P: 17	R: 0 E: 0 K: 0 S: 7	H: 0 LOB: 0 BB: 0 P: 9	R: 0 E: 0 K: 2 S: 13	H: 2 LOB: 2 BB: 0 P: 18	R: 0 E: 0 K: 1 S: 10	H: 0 LOB: 0 BB: 0 P: 14	R: 0 E: 0 K: 2 S: 11	H: 0 LOB: 1 BB: 0 P: 13	R: 0 E: 0 K: 1 S: 11	H: 2 LOB: 2 BB: 0 P: 18	R: 0 E: 0 K: 1 S: 5	H: 0 LOB: 0 BB: 0 P: 6	R: 1 E: 0 K: 1 S: 10	H: 1 LOB: 0 BB: 0 P: 14	R: 1 E: 1 K: 1 S: 11	H: 1 LOB: 2 BB: 1 P: 18	1B: 5 2B: 1 3B: 0 HR: 1	SF: 0 SAC: 1 DP: 0 HBP: 1	WP: 0 PB: 0 SB: 0 CS: 0	PA: 37
PITCHER	IP WLS BF H R ER SO BB IBB HBP BLK WP HR S P ERA WHIP												PITCHER	IP WLS BF H R ER SO BB IBB HBP BLK WP HR S P ERA WHIP								
Kevin Brown, R (1, 1) ERA: 2.09	8.0 W 31 6 1 1 8 0 0 1 1 0 1 76 109 1.12 0.750																					
Robb Nen, R (9, 1) ERA: 1.88	1.0 S 6 1 1 0 1 1 0 0 0 0 0 0 11 18 0.00 2.000																					

Chicago Cubs @ Florida Marlins
Joe Robbie Stadium, Miami, FL

Sun Jun 02 1996, 3:33 AM EDT
Att. 22,174 - Sunny - 84 F

livebaseballscorecards.com

AB	34
R	2
H	7
RBI	2
BB	1
SO	9
LOB	16



Batter	1	2	3	4	5	6	7	8	9
Devon White, S OBP: 0.330, SLG: 0.429 (1, 8)	2-0 BB 1B 1B	2-2 3B			1-0 F9		0-3 K		
Edgar Renteria, R OBP: 0.333, SLG: 0.373 (1, 6)	0-0 1B BB 1-2 1B	3-1 F7			4-1 F8 BB 1B BB		3-3 K		
Jeff Conine, R OBP: 0.356, SLG: 0.495 (1, 7)	3-2 F7		3-2 HR		4-2 1B BB 1-2 BB		0-3 K		
Gary Sheffield, R OBP: 0.432, SLG: 0.620 (1, 9)	4-2 1B BB 1-2 2-3		0-0 G4-3		0-1 F8		1-1 G3-1 BB 1B		
Terry Pendleton, S OBP: 0.287, SLG: 0.325 (1, 5)	1-3 K		3-2 K		2-2 1B		1-1 L7		
Greg Colbrunn, R OBP: 0.333, SLG: 0.403 (1, 3)	1-0 1-2 2-3 3-H 1B		0-2 G6-3		0-3 K		4-1 G3-1 BB 1-2 BB		
Charles Johnson, R OBP: 0.292, SLG: 0.412 (1, 2)	0-1 F8			0-0 G6-3		1-2 L3	2-0 G3-1 1-2 2-3		
Ralph Milliard, R OBP: 0.321, SLG: 0.100 (1, 4)		4-2 G6-3 BB		1-3 K		0-1 G6-3	4-0 BB BB BB		
Kevin Brown, R OBP: 0.125, SLG: 0.045 (1, 1)		2-2 G6-3		1-3 K		0-3 K	0-0 P6		
Joe Orsulak, L OBP: 0.233, SLG: 0.281 (8, PH)									
Robb Nen, R (9, 1)									

AB	R	H	RBI	BB	SO	LOB
4	1	2	0	0	1	0
3	1	1	0	1	1	1
3	1	1	1	1	1	2
3	0	1	0	1	0	2
4	0	1	1	0	2	4
3	0	1	1	1	1	2
4	0	0	0	0	0	5
2	0	0	0	2	1	0
3	0	0	0	0	2	1
1	0	0	0	0	0	3
0	0	0	0	0	0	0

BOTTOM

Chicago Cubs @ Florida Marlins
Joe Robbie Stadium, Miami, FL

Sun Jun 02 1996, 3:33 AM EDT
 Att. 22,174 - Sunny - 84 F

AB	30
R	3
H	7
RBI	3
BB	6
SO	9
LOB	20



1B:	5	SF:	0
2B:	0	SAC:	0
3B:	1	DP:	1
HR:	1	HBP:	0

WP:	0	PA:	36
PB:	0		
SB:	0		
CS:	0		

Inning Stats	R	H	E	K	S	R	H	E	K	S	R	H	E	K	S	R	H	E	K	S	R	H	E	K	S								
	1	1	3	0	15	26	0	1	0	11	22	1	1	0	13	19	0	0	0	7	9	1	1	0	0	13	24						
PITCHER	IP	WLS	BF	H	R	ER	SO	BB	IBB	HBP	BLK	WP	HR	S	P	ERA	WHIP																
Amaury Telemaco, R ERA: 2.92 (1, 1)	6.0	L	27	6	3	3	6	4	0	0	0	0	1	67	109	4.50	1.667																
Bob Patterson, L ERA: 2.08 (7, 1)	1.0		3	0	0	0	3	0	0	0	0	0	0	9	12	0.00	0.000																
Terry Adams, R ERA: 2.94 (8, 1)	1.0		6	1	0	0	0	2	0	0	0	0	0	8	19	0.00	3.000																

WP	HR	S	P	ERA	WHIP
0	1	19	109	4.50	1.667

Batter	1	2	3	4	5	6	7	8	9	AB R H RBI BB SO LOB	TOP											
Ricky Otero, S (1, 8) OBP: 0.457, SLG: 0.464	0-0 G3		0-0 1B		2-1 SF8		1-2 HR		2-1 L9	4 1 2 2 0 0 0												
Mickey Morandini, L (1, 4) OBP: 0.335, SLG: 0.360	0-0 G4-6-3 1B		0-2 F8		4-1 BB		0-1 G3-1		2-0 F9	4 0 1 0 1 0 2												
Mark Whiten, S (1, 9) OBP: 0.375, SLG: 0.425	2-1 G4-6-3 1-2f		3-3 K		0-3 K		2-3 K		2-2 F7	5 0 0 0 0 3 5												
Pete Incaviglia, R (1, 7) OBP: 0.353, SLG: 0.585		1-1 FC1-6 1B		4-2 L4-3 BB		4-0 G6-4-3 BB		1-1 FC6-5 2B		2 0 2 0 2 0 0												
Lee Tinsley, S (8, PR) OBP: 0.200, SLG: 0.137										0 0 0 0 0 0 0												
Todd Zeile, R (1, 5) OBP: 0.353, SLG: 0.471		0-2 FC1-6 BB 1-2f		0-2 F9		1-0 G6-4-3 1-2f		1-0 FC6-5 BB 23 1B		4 0 0 0 0 0 4												
Benito Santiago, R (1, 2) OBP: 0.313, SLG: 0.478		4-2 G4-6-3 BB		2-1 L4-3 1-1		0-0 G4-6-3 23 FC5-4 1B		0-0 P4		3 0 1 0 1 0 3												
23 Kevin Jordan, R (1, 3) OBP: 0.304, SLG: 0.441		2-0 G4-6-3 1-2f				0-1 2B SF8 1B		0-0 BB 1B		4 1 2 0 0 0 3												
Mike Benjamin, R (1, 6) OBP: 0.375, SLG: 0.524			1-2 G6-3		1 SAFE X	0-0 2B		1-0 HR		3 1 2 1 1 0 0												
Curt Schilling, R (1, 1) OBP: 0.300, SLG: 0.300			1-1 F8 1B		2-3 K		2-3 K		1-2 F7	2 0 1 0 0 1 2												
Glenn Murray, R (7, PH) OBP: 0.269, SLG: 0.277										1 0 0 0 0 1 0												
Ron Blazier, R (7, 1)										0 0 0 0 0 0 0												
Jim Eisenreich, L (8, PH) OBP: 0.383, SLG: 0.336										1 0 0 0 0 0 3												
Steve Frey, R (8, 1)										0 0 0 0 0 0 0												
Ken Ryan, R (8, 1)										0 0 0 0 0 0 0												
Inning Stats	R: 0 E: 0 K: 0 S: 4	H: 1 LOB: 0 BB: 0 P: 6	R: 0 E: 0 K: 0 S: 8	H: 1 LOB: 1 BB: 1 P: 15	R: 0 E: 0 K: 1 S: 12	H: 2 LOB: 2 BB: 0 P: 17	R: 0 E: 0 K: 0 S: 8	H: 0 LOB: 0 BB: 1 P: 14	R: 1 E: 0 K: 2 S: 12	H: 2 LOB: 2 BB: 1 P: 20	R: 0 E: 0 K: 0 S: 5	H: 1 LOB: 1 BB: 1 P: 11	R: 2 E: 0 K: 2 S: 13	H: 2 LOB: 0 BB: 0 P: 19	R: 0 E: 0 K: 0 S: 9	H: 2 LOB: 3 BB: 1 P: 16	R: 0 E: 0 K: 0 S: 6	H: 0 LOB: 0 BB: 0 P: 12	1B: 7 2B: 3 3B: 0 HR: 2	SF: 1 SAC: 0 DP: 4 HBP: 0	WP: 0 PB: 0 SB: 0 CS: 0	PA: 39
PITCHER	IP WLS BF H R ER SO BB IBB HBP BLK WP HR S P ERA WHIP											PITCHER	IP WLS BF H R ER SO BB IBB HBP BLK WP HR S P ERA WHIP									
Steve Trachsel, R (1, 1) ERA: 2.49	7.0 30 9 3 3 5 4 0 0 0 0 2 62 102 3.86 1.857																					
Terry Adams, R (8, 1) ERA: 2.88	0.2 5 2 0 0 0 1 0 0 0 0 0 6 12 0.00 4.500																					
Bob Patterson, L (8, 1) ERA: 1.93	1.1 W 4 0 0 0 0 0 0 0 0 0 9 16 0.00 0.000																					

Philadelphia Phillies @ Chicago Cubs
Wrigley Field, Chicago, IL

Mon Jun 03 1996, 7:05 PM CDT
Att. 26,320 - Unknown - 66 F

livebaseballscorecards.com

AB	33
R	3
H	11
RBI	3
BB	5
SO	5
LOB	22



Batter	1	2	3	4	5	6	7	8	9	AB	R	H	RBI	BB	SO	LOB
Brian McRae, S OBP: 0.341, SLG: 0.355 (1, 8)	0-1 B1		2-3 K		1-2 P5		0-1 P4			4	0	0	0	0	1	2
Luis Gonzalez, L OBP: 0.376, SLG: 0.431 (1, 7)	0-0 P5		4-2 CS BB		1-0 G3			3-2 P2		3	0	0	0	1	0	0
Sammy Sosa, R OBP: 0.285, SLG: 0.498 (1, 9)	0-0 L8		2-3 K			1-2 P5-3 1B		1-1 G5-3		4	0	1	0	0	1	1
Mark Grace, L OBP: 0.414, SLG: 0.465 (1, 3)		1-1 F9		0-2 F9		0-0 P5-3 1-1f		1-2 F8		4	0	0	0	0	0	1
Dave Magadan, L OBP: 0.250, SLG: 0.100 (1, 5)		4-2 23 1B 2B BB		4-2 BB		2-3 K			2-2 HR	1	1	0	0	2	1	0
José Hernández, R OBP: 0.256, SLG: 0.250 (7, 5)										1	1	1	1	0	0	0
23 Ryne Sandberg, R OBP: 0.303, SLG: 0.455 (1, 4)		1-1 2B 1-2 2B 1B		0-3 K			3-2 G6-3			3	1	1	0	0	1	1
Scott Servais, R OBP: 0.341, SLG: 0.506 (1, 2)		0-1 G6-3 1-H 2-H 2B		2-1 P4			1-1 1B 1B			3	0	2	2	0	0	1
Rey Sanchez, R OBP: 0.287, SLG: 0.261 (1, 6)		2-1 G6-3 2-3		2-1 G6-3			3-2 1-2 1B			3	0	1	0	0	0	1
Steve Trachsel, R OBP: 0.053, SLG: 0.211 (1, 1)		3-2 L8			1-0 HR		2-3 K			2	1	1	1	0	0	1
Bret Barberie, S OBP: 0.105, SLG: 0.222 (7, PH)										1	0	0	0	0	1	2
Terry Adams, R (8, 1)										0	0	0	0	0	0	0
Bob Patterson, R (8, 1)										0	0	0	0	0	0	0

Inning Stats	R: 0	H: 0	E: 0	K: 4	S: 4	R: 2	H: 2	E: 0	K: 0	S: 15	R: 0	H: 0	E: 0	K: 2	S: 11	R: 0	H: 0	E: 0	K: 1	S: 12	R: 1	H: 1	E: 0	K: 0	S: 7	R: 0	H: 1	E: 0	K: 1	S: 8	R: 0	H: 2	E: 0	K: 1	S: 16	R: 0	H: 0	E: 0	K: 0	S: 8	R: 1	H: 1	E: 0	K: 0	S: 3	1B: 4	2B: 3	3B: 0	HR: 2	SF: 0	SAC: 0	DP: 2	HBP: 0	WP: 0	PB: 0	SB: 0	CS: 1	PA: 32
--------------	------	------	------	------	------	------	------	------	------	-------	------	------	------	------	-------	------	------	------	------	-------	------	------	------	------	------	------	------	------	------	------	------	------	------	------	-------	------	------	------	------	------	------	------	------	------	------	-------	-------	-------	-------	-------	--------	-------	--------	-------	-------	-------	-------	--------


PITCHER	IP	WLS	BF	H	R	ER	SO	BB	IBB	HBP	BLK	WP	HR	S	P	ERA	WHIP
Curt Schilling, R ERA: 1.91 (1, 1)	6.0		23	4	3	3	4	3	0	0	0	0	1	57	90	4.50	1.167
Ron Blazier, R ERA: (7, 1)	1.0		5	2	0	0	1	0	0	0	0	0	0	16	25	0.00	2.000
Steve Frey, L ERA: 2.89 (8, 1)	0.1		1	0	0	0	0	0	0	0	0	0	0	3	6	0.00	0.000
Ken Ryan, R ERA: 2.05 (8, 1)	0.2	L	3	1	1	1	0	0	0	0	0	0	1	8	12	13.50	1.500

BOTTOM

Philadelphia Phillies @ Chicago Cubs
Wrigley Field, Chicago, IL
 Mon Jun 03 1996, 7:05 PM CDT
 Att: 26,320 - Unknown - 66 F

livebaseballscorecards.com

AB	29
R	4
H	7
RBI	4
BB	3
SO	5
LOB	10



Batter	1	2	3	4	5	6	7	8	9	AB	R	H	RBI	BB	SO	LOB	TOP				
Ricky Otero, S OBP: 0.439, SLG: 0.471 (1, 8)	1-1 1B 2B 1B		2-3 K	2-2 G3-1	3-2 G4-3			1-1 G4-3	0-0 2B	6	1	2	2	0	1	2					
Mickey Morandini, L OBP: 0.343, SLG: 0.363 (1, 4)	1-1 2B E 1B		0-0 G3	1-1 S HR HBP			1-1 HBP	1-0 HR 1B	0-1 G3	4	3	2	0	0	0	1					
Gregg Jefferies, S OBP: 0.333, SLG: 0.600 (1, 3)	0-0 F9 2B		0-0	3-2 HR 1B			1-0 P8	0-0 HR 1B		5	2	4	2	0	0	1					
Pete Incaviglia, R OBP: 0.362, SLG: 0.630 (1, 7)	1-2 F9 2B		4-1	2-0 HR 1B			0-1 P4	1-1 HR		4	2	2	6	1	0	2					
Todd Zeile, R OBP: 0.354, SLG: 0.465 (1, 5)	4-1 BB		1-2 G4-3	4-2 BB			3-2 G4-3	1-1 G6-3		3	0	0	0	2	0	3					
Mark Whiten, S OBP: 0.371, SLG: 0.418 (1, 9)	3-2 P1							0-0 G3		5	1	1	0	0	1	2					
Mike Lieberthal, R OBP: 0.319, SLG: 0.494 (1, 2)			2-0 G5-3	2-0 1B G3-1 2B	0-0 L9		0-1 G4-3		2-2 G6-3	5	1	1	0	0	0	0					
Mike Benjamin, R OBP: 0.396, SLG: 0.522 (1, 6)			1-3 K	1-1 G3-1 SH1-4 1B 1B	2-2 E5		0-0 1B		4-1 2B BB	4	2	2	1	1	1	0					
Mike Williams, R OBP: 0.063, SLG: 0.063 (1, 1)			1-2 G6-3	0-0 SH1-4	3-3 K		0-3 K		0-1 F9	3	0	0	0	0	2	2					
Steve Frey, R (8, 1)										0	0	0	0	0	0	0					
Glenn Murray, R OBP: 0.264, SLG: 0.271 (9, PH)										1	0	0	0	0	0	1					
Russ Springer, R (9, 1)										0	0	0	0	0	0	0					
Inning Stats	R: 2 E: 1 K: 0 S: 12	H: 3 LOB: 1 BB: 1 P: 22	R: 0 E: 0 K: 1 S: 8	H: 0 LOB: 0 BB: 0 P: 12	R: 0 E: 0 K: 1 S: 9	H: 1 LOB: 2 BB: 1 P: 16	R: 6 E: 0 K: 0 S: 20	H: 5 LOB: 1 BB: 1 P: 39	R: 0 E: 1 K: 1 S: 10	H: 0 LOB: 1 BB: 0 P: 18	R: 0 E: 0 K: 2 S: 10	H: 1 LOB: 1 BB: 0 P: 13	R: 3 E: 0 K: 0 S: 9	H: 3 LOB: 0 BB: 0 P: 13	R: 1 E: 0 K: 0 S: 9	H: 1 LOB: 1 BB: 1 P: 15	1B: 8 2B: 4 3B: 0 HR: 2	SF: 0 SAC: 1 DP: 0 HBP: 2	WP: 0 PB: 0 SB: 2 CS: 0	PA: 47	
PITCHER	IP	WLS	BF	H	R	ER	SO	BB	IBB	HBP	BLK	WP	HR	S	P	ERA	WHIP				
Jim Bullinger, R ERA: 6.94 (1, 1)	3.2	L	21	8	7	6	2	2	0	1	0	0	0	44	75	14.73	2.727				
Rodney Myers, R ERA: 3.6 (4, 1)	1.1		7	1	1	1	1	1	0	0	0	0	1	15	32	6.75	1.500				
Doug Jones, R ERA: 4.94 (6, 1)	2.0		8	1	0	0	2	0	0	1	0	0	0	17	25	0.00	0.500				
Mike Perez, R ERA: 4.97 (8, 1)	2.0		11	4	4	4	0	1	0	0	0	0	1	18	28	18.00	2.500				

Philadelphia Phillies @ Chicago Cubs
Wrigley Field, Chicago, IL
Tue Jun 04 1996, 3:33 AM CDT
Att. 15,431 - Cloudy - 55 F

AB	40
R	12
H	14
RBI	11
BB	4
SO	5
LOB	14



Batter	1	2	3	4	5	6	7	8	9	AB R H RBI BB SO LOB
Brian McRae, S OBP: 0.346, SLG: 0.366 (1, 8) C S B B F X	2-2 E 3B		4-1 F9 BB BB		3-2 L9 C B B B B X			2-2 1B FC3-6 C B X	1-1 P3 C	4 2 2 0 1 0 2
Luis Gonzalez, L OBP: 0.378, SLG: 0.435 (1, 7) F B X	1-1 E9 SF7 2B		4-2 1-2 BB 3-H		1-0 G3-1 C B X			1-0 L8 B X		3 1 1 1 1 0 1
Sammy Sosa, R OBP: 0.285, SLG: 0.496 (1, 9) S B X	1-1 SF7 3-H		3-1 F9 2-3		0-0 P8 X			3-2 FC3-6 1B B C B F B F X		3 0 1 1 0 0 2
Mark Grace, L OBP: 0.412, SLG: 0.461 (1, 3) B B X	2-0 1B		0-1 P4 C X		1-0 G3 B X			1-0 FC3-6 1-2f		4 0 1 1 0 0 3
Dave Magadan, L OBP: 0.200, SLG: 0.077 (1, 5) B B 1 SAFE	2-1 F8 2		3-2 F7 3		0-1 G4-3 C X			1-0 F9 3-H		3 0 0 0 0 0 3 1 0 0 0 0 0 1
23 Ryne Sandberg, R OBP: 0.302, SLG: 0.451 (1, 4) C B B 1 SAFE F X	3-2 F9 3			1-1 G6-3 C B X			3-1 L5 B B B B X		1-1 BB 1B C B X	4 0 1 0 0 0 1
Scott Servais, R OBP: 0.346, SLG: 0.515 (1, 2)		0-2 G6-3 C C C X		0-0 G5-4-3 1B X			0-0 2B C B B B B X		3-3 K C B B B B X	3 0 2 0 0 0 0 1 0 0 0 0 1 1
Brian Dorsett, R OBP: 0.196, SLG: 0.195 (9, 2)				1-0 G5-4-3 1-2f			2-3 K C B B B B X		0-3 K C C C C X	4 0 0 0 0 3 3
José Hernández, R OBP: 0.244, SLG: 0.238 (1, 6) C B B B X							2-1 P6 C B B B X		4-2 BB 1-2 B B F F B B	1 0 0 0 0 0 0 0 0 0 0 0 0 0 1 0 0 0 0 1 0 0 0 0 0 0 0 0 1 0 0 0 0 0 1 0 0 0 0 0 0 0 0 0 0 0 1 0 0

BOTTOM

Philadelphia Phillies @ Chicago Cubs
Wrigley Field, Chicago, IL
Tue Jun 04 1996, 3:33 AM CDT
Att: 15,431 - Cloudy - 55 F

AB	33
R	3
H	8
RBI	3
BB	3
SO	5
LOB	18



Inning Stats	R	H	E	K	S	WLS	W	BF	H	R	ER	SO	BB	IBB	HBP	BLK	WP	HR	S	P	ERA	WHIP
Mike Williams, R ERA: 5.59 (1, 1)	2	3	1	0	16			27	5	2	2	3	2	0	0	0	0	0	60	102	2.57	1.000
Steve Frey, L ERA: 3.2 (8, 1)	0	0	0	0	0			5	2	1	1	0	0	0	0	0	0	0	10	18	9.00	2.000
Russ Springer, R ERA: 3.98 (9, 1)	0	0	0	0	0			5	1	0	0	2	1	0	0	0	0	0	12	21	0.00	2.000

PITCHER	IP	WLS	BF	H	R	ER	SO	BB	IBB	HBP	BLK	WP	HR	S	P	ERA	WHIP
Mike Williams, R ERA: 5.59 (1, 1)	7.0		27	5	2	2	3	2	0	0	0	0	0	60	102	2.57	1.000
Steve Frey, L ERA: 3.2 (8, 1)	1.0		5	2	1	1	0	0	0	0	0	0	0	10	18	9.00	2.000
Russ Springer, R ERA: 3.98 (9, 1)	1.0		5	1	0	0	2	1	0	0	0	0	0	12	21	0.00	2.000

Batter	1	2	3	4	5	6	7	8	9	AB R H RBI BB SO LOB	TOP																
Ricky Otero, S (1, 8) OBP: 0.413, SLG: 0.436	1-2 F8		1-3 K2-3	1-1 1B		1-2 F7		0-2 G4-3		5 0 1 0 0 1 0																	
Mickey Morandini, L (1, 4) OBP: 0.344, SLG: 0.358	4-2 BB		1-0 G3	2-1 F7		4-2 BB		1-2 G3-1		3 0 0 0 2 0 2																	
Gregg Jefferies, S (1, 3) OBP: 0.400, SLG: 0.600	0-1 G6-4-3			0-0 E6 WP	0-0 1B	0-1 1B		1-0 L7		5 2 3 0 0 0 1																	
Pete Incaviglia, R (1, 7) OBP: 0.349, SLG: 0.606		1-3 K		1-0 G6-3	2-3 K	0-0 G4-6-3		2-2 F8		5 0 0 0 0 2 4																	
Todd Zeile, R (1, 5) OBP: 0.352, SLG: 0.461		1-2 G1-3		3-2 G4-3	0-1 1B		0-0 G6-3			4 1 1 0 0 0 1																	
Jim Eisenreich, L (1, 9) OBP: 0.373, SLG: 0.348		1-1 2B		2-0 2B	0-0 1B		0-1 F7			4 1 3 1 0 0 0																	
Benito Santiago, R (1, 2) OBP: 0.317, SLG: 0.489		0-0 2B		2-1 HR	0-0 L4		2-1 G6-3			4 1 2 1 0 0 2																	
Mike Benjamin, R (1, 6) OBP: 0.404, SLG: 0.580		0-3 K		0-1 HR	1-1 1B		2-2 G5-3			4 1 2 3 0 1 2																	
Terry Mulholland, R (1, 1) OBP: 0.208, SLG: 0.375			0-3 K	2-1 1B	2-3 K		2-3 K			3 0 1 0 0 2 2																	
Toby Borland, R (7, 1)										0 0 0 0 0 0 0																	
Russ Springer, R (7, 1)										0 0 0 0 0 0 0																	
Mark Whiten, S (8, PH) OBP: 0.369, SLG: 0.416										1 0 0 0 0 1 0																	
Ricky Bottalico, L (8, 1) OBP: 0.500, SLG: 1.000										0 0 0 0 0 0 0																	
Inning Stats	R: 0 E: 0 K: 0 S: 10	H: 0 LOB: 0 BB: 1 P: 15	R: 0 E: 0 K: 2 S: 12	H: 2 LOB: 2 BB: 0 P: 15	R: 0 E: 0 K: 2 S: 7	H: 0 LOB: 0 BB: 0 P: 9	R: 4 E: 1 K: 0 S: 16	H: 6 LOB: 2 BB: 0 P: 29	R: 2 E: 0 K: 2 S: 14	H: 4 LOB: 2 BB: 0 P: 19	R: 0 E: 0 K: 0 S: 8	H: 1 LOB: 1 BB: 1 P: 13	R: 0 E: 0 K: 0 S: 5	H: 0 LOB: 0 BB: 0 P: 7	R: 0 E: 0 K: 1 S: 9	H: 0 LOB: 0 BB: 0 P: 13	R: 0 E: 0 K: 0 S: 7	H: 0 LOB: 0 BB: 0 P: 11	1B: 10 2B: 2 3B: 0 HR: 1	SF: 0 SAC: 0 DP: 2 HBP: 0	WP: 1 PB: 0 SB: 0 CS: 0	PA: 40					
PITCHER	IP WLS BF H R ER SO BB IBB HBP BLK WP HR S P ERA WHIP																										
Jaime Navarro, R (1, 1) ERA: 4.27	5.0		27	12	6	6	6	1	0	0	0	1	1	59	87	10.80	2.600										
Terry Adams, R (6, 1) ERA: 2.72	2.0	W	7	1	0	0	0	1	0	0	0	0	0	13	20	0.00	1.000										
Turk Wendell, R (8, 1) ERA: 2.2	2.0	S	6	0	0	0	1	0	0	0	0	0	0	16	24	0.00	0.000										

Philadelphia Phillies @ Chicago Cubs
Wrigley Field, Chicago, IL
Wed Jun 05 1996, 3:33 AM CDT
Att. 18,189 - Sunny - 69 F

livebaseballscorecards.com

AB	38
R	6
H	13
RBI	5
BB	2
SO	7
LOB	14



Batter	1	2	3	4	5	6	7	8	9
Brian McRae, S OBP: 0.348, SLG: 0.369 (1, 8)	0-1 F9 1B		1-2 1B		1-2 G6-3		0-0 23 E 1B		
23 Ryne Sandberg, R OBP: 0.306, SLG: 0.468 (1, 4)	0-1 1B		1-0 F8		1-0 HR		1-1 FC5 HR		
Mark Grace, L OBP: 0.409, SLG: 0.457 (1, 3)	1-0 F8			3-1 HR 1B	0-0 G4-3		0-0 F7		
Sammy Sosa, R OBP: 0.292, SLG: 0.539 (1, 9)	1-1 L9			0-1 HR		0-0 HR	0-1 HR		
Leo Gomez, R OBP: 0.361, SLG: 0.514 (1, 5)		0-0 G5-4-3 1B		1-0 G6-3		1-0 L8	3-2 P3		
Ozzie Timmons, R OBP: 0.230, SLG: 0.185 (1, 7)		3-2 F8		2-2 F8		0-1 G6-3	1-3 K		
Turk Wendell, L OBP: 0.500, SLG: 0.500 (8, 1)									
Scott Servais, R OBP: 0.344, SLG: 0.509 (1, 2)		0-0 G5-4-3		0-2 1B		0-3 K		2-3 K	
José Hernández, R OBP: 0.244, SLG: 0.229 (1, 6)			0-0 F8	1-3 K			4-0 1B BB	1-3 K	
Jaime Navarro, R OBP: 0.167, SLG: 0.167 (1, 1)			2-0 G3-1		1-2 G3		2-1 1B 23 FC5 1B	0-0 P6	
Todd Haney, R OBP: 0.254, SLG: 0.196 (5, PH)									
Terry Adams, R (6, 1)									
Scott Bullett, L OBP: 0.259, SLG: 0.240 (7, PH)									

Inning Stats	R: 0 E: 0 K: 0 S: 7	H: 1 LOB: 1 BB: 0 P: 9	R: 0 E: 0 K: 0 S: 6	H: 1 LOB: 0 BB: 0 P: 9	R: 0 E: 0 K: 0 S: 6	H: 1 LOB: 1 BB: 0 P: 10	R: 2 E: 0 K: 1 S: 14	H: 3 LOB: 1 BB: 0 P: 21	R: 1 E: 0 K: 0 S: 9	H: 1 LOB: 0 BB: 0 P: 12	R: 1 E: 0 K: 1 S: 7	H: 1 LOB: 0 BB: 0 P: 8	R: 5 E: 1 K: 1 S: 15	H: 3 LOB: 0 BB: 1 P: 26	R: 0 E: 0 K: 2 S: 7	H: 0 LOB: 0 BB: 0 P: 10
1B: 7 2B: 0 3B: 0 HR: 4	SF: 0 SAC: 0 DP: 1 HBP: 0	WP: 0 PA: 36														

PITCHER	IP	WLS	BF	H	R	ER	SO	BB	IBB	HBP	BLK	WP	HR	S	P	ERA	WHIP
Terry Mulholland, L ERA: 5.32 (1, 1)	6.0		25	8	4	4	2	0	0	0	0	0	3	49	69	6.00	1.333
Toby Borland, R ERA: 5.57 (7, 1)	0.0	L	3	2	3	3	0	1	0	0	0	0	0	3	9	∞	∞
Russ Springer, R ERA: 4.41 (7, 1)	1.0		5	1	2	2	1	0	0	0	0	0	1	12	17	18.00	1.000
Ricky Bottalico, R ERA: 3.18 (8, 1)	1.0		3	0	0	0	2	0	0	0	0	0	0	7	10	0.00	0.000

BOTTOM

Philadelphia Phillies @ Chicago Cubs
Wrigley Field, Chicago, IL
 Wed Jun 05 1996, 3:33 AM CDT
 Att. 18,189 - Sunny - 69 F

AB	R	H	RBI	BB	SO	LOB
4	1	2	1	0	0	0
4	2	2	2	0	0	1
4	1	1	0	0	0	2
4	3	3	5	0	0	1
4	0	1	0	0	0	0
4	0	0	0	0	1	1
0	0	0	0	0	0	0
4	0	1	0	0	2	1
3	1	0	0	1	2	1
1	0	0	0	0	0	0
1	0	0	0	0	0	0
0	0	0	0	0	0	0
2	1	1	0	0	0	0

AB 35
R 9
H 11
RBI 8
BB 1
SO 5
LOB 7



PITCHER	IP	WLS	BF	H	R	ER	SO	BB	IBB	HBP	BLK	WP	HR	S	P	ERA	WHIP
Terry Mulholland, L ERA: 5.32 (1, 1)	6.0		25	8	4	4	2	0	0	0	0	0	3	49	69	6.00	1.333
Toby Borland, R ERA: 5.57 (7, 1)	0.0	L	3	2	3	3	0	1	0	0	0	0	0	3	9	∞	∞
Russ Springer, R ERA: 4.41 (7, 1)	1.0		5	1	2	2	1	0	0	0	0	0	1	12	17	18.00	1.000
Ricky Bottalico, R ERA: 3.18 (8, 1)	1.0		3	0	0	0	2	0	0	0	0	0	0	7	10	0.00	0.000

Batter	1	2	3	4	5	6	7	8	9	AB R H RBI BB SO LOB	TOP											
Mark Grudzianek, R OBP: 0.376, SLG: 0.461 (1, 6)	0-2 L9		2-2 L1			P3			0-0 SF8 BB 1B	5 1 1 0 0 1 2												
Mike Lansing, R OBP: 0.400, SLG: 0.452 (1, 4)	1-0 G4-3		2-1 1B			WP 1B HBP		E6 G3-6	4-0 BB 1B SF7 BB	3 2 1 0 1 0 0												
Henry Rodriguez, L OBP: 0.361, SLG: 0.687 Cliff Floyd, L OBP: 0.294, SLG: 0.225 (1, 7) (6, 7)	1-3 K		1-3 K			1-1 1B 1B 1B		G3-6	0-1 SF8	3 1 1 1 0 2 1 1 0 0 1 0 0 1												
David Segui, S OBP: 0.394, SLG: 0.467 (1, 3)					2-1 P6				0-1 BB 1B	5 1 2 1 0 2 0												
Moises Alou, R OBP: 0.326, SLG: 0.406 (1, 9)					1-0 G6-4-3 1B				4-0 BB 1B	4 1 2 0 1 0 0												
F.P. Santangelo, S OBP: 0.346, SLG: 0.438 (1, 8)					1-0 G6-4-3 1B				1-2 BB	4 1 2 3 0 0 1												
Lenny Webster, R OBP: 0.387, SLG: 0.311 (1, 2)					3-2 L3				3-2 F9	5 0 1 1 0 1 3												
Shane Andrews, R OBP: 0.310, SLG: 0.421 (1, 5)					0-0 F9				0-0 1B 2B	4 1 2 1 0 1 2												
Jeff Fassero, L OBP: 0.231, SLG: 0.174 Mike Dyer, R (9, 1)					2-3 K				0-0 BB 1B SF8 1B	4 1 1 1 0 3 2 0 0 0 0 0 0 0												
Inning Stats	R: 0 E: 0 K: 1 S: 8	H: 0 LOB: 0 BB: 0 P: 10	R: 0 E: 0 K: 2 S: 14	H: 2 LOB: 2 BB: 0 P: 20	R: 0 E: 0 K: 2 S: 13	H: 1 LOB: 1 BB: 0 P: 20	R: 0 E: 0 K: 0 S: 4	H: 1 LOB: 0 BB: 0 P: 8	R: 0 E: 0 K: 1 S: 8	H: 0 LOB: 0 BB: 0 P: 13	R: 5 E: 0 K: 2 S: 21	H: 5 LOB: 2 BB: 0 P: 32	R: 0 E: 1 K: 1 S: 10	H: 0 LOB: 0 BB: 0 P: 16	R: 0 E: 0 K: 1 S: 8	H: 0 LOB: 0 BB: 0 P: 12	R: 4 E: 0 K: 0 S: 12	H: 4 LOB: 2 BB: 2 P: 23	1B: 12 2B: 2 3B: 0 HR: 0	SF: 2 SAC: 0 DP: 2 HBP: 1	WP: 2 PB: 0 SB: 0 CS: 0	PA: 43
PITCHER	IP WLS BF H R ER SO BB IBB HBP BLK WP HR S P ERA WHIP												PITCHER	IP WLS BF H R ER SO BB IBB HBP BLK WP HR S P ERA WHIP								
Frank Castillo, R ERA: 6.72 (1, 1)	5.1 L 24 8 5 5 6 0 0 1 0 1 0 58 88 8.44 1.500																					
Mike Perez, R ERA: 4.67 (6, 1)	1.2 7 1 0 0 3 0 0 0 0 1 0 20 31 0.00 0.600																					
Doug Jones, R ERA: 5.72 (8, 1)	1.0 6 3 3 3 1 0 0 0 0 0 0 11 15 27.00 3.000																					
Rodney Myers, R ERA: 3.96 (9, 1)	0.0 1 0 0 0 0 1 0 0 0 0 0 0 4 ∞ ∞																					
Bob Patterson, L ERA: 1.83 (9, 1)	1.0 5 1 1 1 0 1 0 0 0 0 0 0 9 16 9.00 2.000																					

Montreal Expos @ Chicago Cubs
Wrigley Field, Chicago, IL
Fri Jun 07 1996, 3:33 AM CDT
Att. 23,860 - Overcast - 54 F

livebaseballscorecards.com

AB	38
R	9
H	13
RBI	9
BB	2
SO	10
LOB	12



Batter	1	2	3	4	5	6	7	8	9	AB R H RBI BB SO LOB
Brian McRae, S OBP: 0.342, SLG: 0.361 (1, 8)	3-1 E6 G3 23 S		1-0 G6-3		2-0 G4-3		1-1 P4		0-3 K	5 0 0 0 0 1 4
23 Ryne Sandberg, R OBP: 0.305, SLG: 0.460 (1, 4)	1-3 SAFE K		2-2 F9			4-1 HR BB		0-2 G6-3		3 1 0 0 1 1 1
Mark Grace, L OBP: 0.406, SLG: 0.453 (1, 3)	0-0 G3			1-2 FC6-4 1B		1-0 P6		0-0 G4-3		4 0 1 0 0 0 2
Sammy Sosa, R OBP: 0.291, SLG: 0.532 (1, 9)	4-2 S BB			0-0 L4		1-3 K		0-0 G1-3		3 0 0 0 1 1 2
Leo Gomez, R OBP: 0.364, SLG: 0.556 (1, 5)	2-2 G6-3			2-3 K		0-0 HR			2-1 HR	4 2 2 3 0 1 3
Ozzie Timmons, R OBP: 0.215, SLG: 0.172 (1, 7)			1-1 F9		0-0 FC6-4 1-2f		2-3 K		2-2 G5-3	4 0 0 0 0 1 1
Scott Servais, R OBP: 0.337, SLG: 0.497 (1, 2)			1-3 K		1-0 L3		1-3 K		3-2 G6-3	4 0 0 0 0 2 0
José Hernández, R OBP: 0.255, SLG: 0.241 (1, 6)			0-0 G4-3		1-0 SH1-4 1B		1-3 K		0-0 1B 1B	4 0 2 0 0 1 1
Frank Castillo, R OBP: 0.196, SLG: 0.100 (1, 1)			0-2 G4-3		1-1 SH1-4		2-3 K		1-2 1B	1 0 0 0 0 0 0
Mike Pérez, R OBP: 0.250, SLG: 0.193 (6, 1)										0 0 0 0 0 0 0
Todd Haney, R OBP: 0.250, SLG: 0.193 (7, PH)										1 0 0 0 0 0 1 1
Doug Jones, R OBP: 0.250, SLG: 0.193 (8, 1)										0 0 0 0 0 0 0 0
Rodney Myers, R OBP: 0.250, SLG: 0.193 (9, 1)										0 0 0 0 0 0 0 0
Bob Patterson, R OBP: 0.250, SLG: 0.193 (9, 1)										0 0 0 0 0 0 0 0
Dave Magadan, L OBP: 0.250, SLG: 0.143 (9, PH)										1 0 1 0 0 0 0 0


Inning Stats	R: 0	H: 0	E: 1	LOB: 2	K: 1	P: 23	R: 0	H: 0	E: 0	LOB: 0	K: 1	P: 8	R: 0	H: 0	E: 0	LOB: 0	K: 0	P: 11	R: 0	H: 1	E: 0	LOB: 1	K: 1	P: 12	R: 0	H: 1	E: 0	LOB: 1	K: 0	P: 10	R: 2	H: 1	E: 0	LOB: 0	K: 2	P: 18	R: 0	H: 0	E: 0	LOB: 1	K: 3	P: 16	R: 0	H: 0	E: 0	LOB: 0	K: 0	P: 5	R: 1	H: 3	E: 0	LOB: 2	K: 1	P: 29	1B: 4	SF: 0	2B: 0	SAC: 1	3B: 0	DP: 0	HR: 2	HBP: 0	WP: 1	PA: 37
Jeff Fassero, L ERA: 3.75 (1, 1)	8.2	WLS	BF	H	R	ER	SO	BB	IBB	HBP	BLK	WP	HR	S	P	ERA	WHIP																																															
Mike Dyer, R ERA: 2.76 (9, 1)	0.1	W		1	0	0	1	0	0	0	0	0	0	6	7	0.00	3.000																																															

BOTTOM

Montreal Expos @ Chicago Cubs
Wrigley Field, Chicago, IL
 Fri Jun 07 1996, 3:33 AM CDT
 Att. 23,860 - Overcast - 54 F

livebaseballscorecards.com

AB	34
R	3
H	6
RBI	3
BB	2
SO	9
LOB	15



Batter	1	2	3	4	5	6	7	8	9	AB R H RBI BB SO LOB	TOP		
Mark Grudzielanek, R OBP: 0.375, SLG: 0.457 (1, 6)	0-1 CS 1B		0-1 G5-3				0-2 G6-3			4 0 1 0 0 0 1			
Mike Lansing, R OBP: 0.402, SLG: 0.457 (1, 4)	2-2 SAFE F9			1-0 1B BB 2B	1-1 2-H 2B		0-0 G6-3			4 1 2 1 0 0 1			
Henry Rodriguez, L OBP: 0.359, SLG: 0.679 (1, 7)	3-2 1-2 F9			1-3 K	3-3 K			2-2 FC4-6 1B		4 0 1 0 0 2 3			
David Segui, S OBP: 0.392, SLG: 0.460 (1, 3)		0-2 G4-3		4-0 1B 2B BB		0-0 G4-3		2-0 FC4-6 G5-4-3 1-2f		3 1 0 0 1 0 1			
Moises Alou, R OBP: 0.325, SLG: 0.403 Mel Rojas, R OBP: 0.500, SLG: 0.500 (1, 9) (8, 1)		2-3 K		1-2 2B 1B		2-2 G6-3		0-0 G5-4-3 1-2f		4 0 1 0 0 1 1 0 0 0 0 0 0 0			
F.P. Santangelo, S OBP: 0.359, SLG: 0.457 (1, 8)		2-1 1B		0-0 2B 1-H 2-H 3-H		0-0 1B			3-3 K	4 0 3 2 0 1 0			
Darrin Fletcher, L OBP: 0.287, SLG: 0.372 Omar Daal, L Tim Scott, R Cliff Floyd, L OBP: 0.294, SLG: 0.225 Lenny Webster, R OBP: 0.382, SLG: 0.306 (1, 2) (6, 1) (7, 1) (8, 9) (9, PH)		2-3 SAFE K		1-2 G4-3		1-3 K			2-1 G5-3	3 0 0 0 0 2 3 0 0 0 0 0 0 0 0 0 0 0 0 0 0 1 0 0 0 0 0 0			
Shane Andrews, R OBP: 0.308, SLG: 0.438 (1, 5)			0-3 K		0-3 K		0-1 HR		2-3 K	4 1 1 1 0 3 0			
Pedro Martinez, R OBP: 0.214, SLG: 0.120 Mike Dyer, R Tim Spehr, R (1, 1) (6, 1) (6, 2)			3-2 G6-3		0-1 G6-3 2B 1B		2-0 F9			2 1 1 0 0 0 0 0 0 0 0 0 0 0 1 0 0 0 0 0 0			
Inning Stats	R: 0 H: 1 E: 0 LOB: 0 K: 0 BB: 0 S: 9 P: 14	R: 0 H: 1 E: 0 LOB: 1 K: 2 BB: 0 S: 15 P: 21	R: 0 H: 0 E: 0 LOB: 0 K: 1 BB: 0 S: 10 P: 13	R: 2 H: 3 E: 0 LOB: 1 K: 1 BB: 1 S: 11 P: 19	R: 1 H: 2 E: 0 LOB: 1 K: 2 BB: 0 S: 14 P: 18	R: 0 H: 1 E: 0 LOB: 1 K: 1 BB: 0 S: 9 P: 12	R: 1 H: 1 E: 0 LOB: 0 K: 0 BB: 0 S: 5 P: 9	R: 0 H: 1 E: 0 LOB: 0 K: 0 BB: 0 S: 5 P: 9	R: 0 H: 0 E: 0 LOB: 0 K: 2 BB: 0 S: 11 P: 18	1B: 7 SF: 0 2B: 2 SAC: 0 3B: 0 DP: 1 HR: 1 HBP: 0	WP: 0 PA: 35 PB: 0 SB: 0 CS: 1		
PITCHER	IP WLS BF H R ER SO BB IBB HBP BLK WP HR S P ERA WHIP											PITCHER	IP WLS BF H R ER SO BB IBB HBP BLK WP HR S P ERA WHIP
Amaury Telemaco, R ERA: 3.52 (1, 1)	6.0 W 26 9 4 4 7 1 0 0 0 0 0 1 70 99 6.00 1.667												
Terry Adams, R ERA: 2.58 (7, 1)	2.0 6 1 0 0 0 0 0 0 0 0 0 0 8 16 0.00 0.500												
Bob Patterson, L ERA: 1.8 (9, 1)	0.1 1 0 0 0 1 0 0 0 0 0 0 0 6 9 0.00 0.000												
Turk Wendell, R ERA: 2.16 (9, 1)	0.2 S 2 0 0 0 1 0 0 0 0 0 0 0 5 9 0.00 0.000												

Montreal Expos @ Chicago Cubs
Wrigley Field, Chicago, IL
Sat Jun 08 1996, 7:05 PM CDT
Att. 37,373 - Unknown - 53 F

livebaseballscorecards.com

AB	34
R	4
H	10
RBI	4
BB	1
SO	9
LOB	10



Batter	1	2	3	4	5	6	7	8	9
Brian McRae, S OBP: 0.350, SLG: 0.380 (1, 8) L X	0-1 1B SF9 2B		2-2 1B 2B		2-2 S G3 2B	4-1 BB		0-2 G1-3	
Luis Gonzalez, L OBP: 0.380, SLG: 0.437 (1, 7) B B X	2-0 FC5-4 2-3 1B		1-0 2B G5-3 1B		1-3 K	1-3 K			
Mark Grace, L OBP: 0.408, SLG: 0.465 (1, 3) X	0-0 SF9		0-2 G5-3 1-3 2B		2-2 G3		0-0 23 G3-1 2B		
Sammy Sosa, R OBP: 0.287, SLG: 0.523 (1, 9) B S X	1-3 K		1-0 G5-3		1-2 F9		2-3 K		
Leo Gomez, R OBP: 0.367, SLG: 0.551 (1, 5) B X	1-0 FC5-4 1-2f		2-3 K			0-1 23 1B G1-6-3 1B	4-2 23 G3-1 BB		
23 Ryne Sandberg, R OBP: 0.304, SLG: 0.456 (1, 4) B B B B		3-3 K		0-1 P4		1 SAFE 1 SAFE 2-2 1B G1-6-3 1B	1-0 G3-1		
Scott Servais, R OBP: 0.335, SLG: 0.491 (1, 2) B B B B B B		3-3 K		2-1 SH1-3 1B		0-2 G1-6-3	0-0 G5-3		
José Hernández, R OBP: 0.258, SLG: 0.244 (1, 6) B C C C C B		1-3 K		1 SAFE 1 SAFE 0-1 SH1-3		1-1 SH1-4 1B	1-2 G1-3		
Amaury Telemaco, R (1, 1) S S C			0-3 K	0-3 K		0-0 SH1-4	2-3 K		
Terry Adams, R (7, 1) C S S									
Scott Bullett, L OBP: 0.250, SLG: 0.231 (8, PH)									
Bob Patterson, R (9, 1)									
Turk Wendell, L OBP: 0.500, SLG: 0.500 (9, 1)									

Inning Stats	R: 1	H: 2	E: 0	K: 1	S: 8	H: 0	LOB: 1	BB: 0	P: 12	R: 0	H: 0	E: 0	K: 3	S: 10	H: 0	LOB: 0	BB: 0	P: 17	R: 2	H: 3	E: 0	K: 2	S: 15	H: 1	LOB: 1	BB: 0	P: 21	R: 0	H: 1	E: 0	K: 1	S: 9	H: 1	LOB: 0	BB: 0	P: 11	R: 1	H: 1	E: 0	K: 1	S: 13	H: 1	LOB: 2	BB: 1	P: 27	R: 0	H: 1	E: 0	K: 1	S: 8	H: 0	LOB: 0	BB: 0	P: 13	R: 0	H: 0	E: 0	K: 1	S: 10	H: 0	LOB: 0	BB: 0	P: 13
--------------	------	------	------	------	------	------	--------	-------	-------	------	------	------	------	-------	------	--------	-------	-------	------	------	------	------	-------	------	--------	-------	-------	------	------	------	------	------	------	--------	-------	-------	------	------	------	------	-------	------	--------	-------	-------	------	------	------	------	------	------	--------	-------	-------	------	------	------	------	-------	------	--------	-------	-------

PITCHER	IP	WLS	BF	H	R	ER	SO	BB	IBB	HBP	BLK	WP	HR	S	P	ERA	WHIP
Pedro Martinez, R ERA: 3.47 (1, 1)	5.0	L	24	9	6	6	8	0	0	0	0	0	0	62	89	10.80	1.800
Mike Dyer, R ERA: 2.7 (6, 1)	0.2		3	1	0	0	0	0	0	0	0	0	0	7	8	0.00	1.500
Omar Daal, L ERA: 3.27 (6, 1)	0.1		3	1	0	0	1	1	0	0	0	0	0	6	11	0.00	6.000
Tim Scott, R ERA: 2.08 (7, 1)	1.0		4	0	0	0	1	1	0	0	0	0	0	7	14	0.00	1.000
Mel Rojas, R ERA: 5.28 (8, 1)	1.0		3	0	0	0	1	0	0	0	0	0	0	10	13	0.00	0.000

BOTTOM

AB R H RBI BB SO LOB

4 3 3 0 1 0 0

4 1 2 0 0 2 3

3 0 2 3 0 0 0

4 0 0 1 0 2 3

3 1 1 0 1 1 2

4 1 1 0 0 1 2

4 0 1 1 0 1 3

3 0 1 1 0 1 0

2 0 0 0 0 2 1

0 0 0 0 0 0 0

1 0 0 0 0 1 0


0 0 0 0 0 0 0

0 0 0 0 0 0 0

1B: 6 SF: 1
2B: 5 SAC: 2
3B: 0 DP: 0
HR: 0 HBP: 0

WP: 0 PA: 37
PB: 0
SB: 1
CS: 0

AB 32
R 6
H 11
RBI 6
BB 2
SO 11
LOB 14



Montreal Expos @ Chicago Cubs
Wrigley Field, Chicago, IL
Sat Jun 08 1996, 7:05 PM CDT
Att: 37,373 - Unknown - 53 F

livebaseballscorecards.com

Batter	1	2	3	4	5	6	7	8	9	AB R H RBI BB SO LOB	TOP	
Mark Grudzielanek, R (1, 6) OBP: 0.376, SLG: 0.462	2-2 G6-3 S 1B		2-0 E9 2B			0-0 L7		0-0 L4		4 0 2 0 0 0 0		
Mike Lansing, R (1, 4) OBP: 0.395, SLG: 0.449	2-2 G6-3 1-3		0-0 G4-3			3-2 G6-3		1-0 G6-3		4 0 0 0 0 0 2		
Henry Rodriguez, L (1, 7) OBP: 0.353, SLG: 0.667	1-1 L6					1-3 K		2-3 K		4 0 0 0 0 3 1		
David Segui, S (1, 3) OBP: 0.384, SLG: 0.450	0-1 P5					0-0 L5		2-2 E6 2B G4-3		4 1 0 0 0 0 1		
Moises Alou, R (1, 9) OBP: 0.328, SLG: 0.406			2-1 P3			1-1 L9		1-2 G4-3 1B 2B		3 1 1 0 1 0 0		
F.P. Santangelo, S (1, 8) OBP: 0.348, SLG: 0.442			1-3 K			1-1 F9		0-0 G4-3		4 0 0 1 0 1 2		
Lenny Webster, R (1, 2) OBP: 0.375, SLG: 0.303			3-3 K			2-2 E5		2-3 3-H 2-2 G1-3 1B		4 0 1 1 0 1 1		
Shane Andrews, R (1, 5) OBP: 0.302, SLG: 0.429			2-3 K			1-0 F9		1-1 SAFE G1-3		3 0 0 0 0 1 2		
Kirk Rueter, L (1, 1) OBP: 0.118, SLG: 0.067			0-3 K			0-0 G3		0-0 G5-3		3 0 0 0 0 1 2		
Dave Veres, R (7, 1) OBP: 0.750, SLG: 1.000										0 0 0 0 0 0 0		
Barry Manuel, R (8, 1)										0 0 0 0 0 0 0		
Inning Stats	R: 0 E: 0 K: 0 S: 11 H: 1 LOB: 1 BB: 0 P: 16	R: 0 E: 0 K: 2 S: 8 H: 0 LOB: 0 BB: 0 P: 14	R: 0 E: 1 K: 2 S: 8 H: 1 LOB: 1 BB: 0 P: 12	R: 0 E: 0 K: 1 S: 7 H: 0 LOB: 0 BB: 0 P: 11	R: 0 E: 1 K: 0 S: 7 H: 0 LOB: 1 BB: 0 P: 11	R: 0 E: 0 K: 1 S: 7 H: 0 LOB: 0 BB: 0 P: 11	R: 2 E: 1 K: 0 S: 16 H: 2 LOB: 1 BB: 0 P: 22	R: 0 E: 0 K: 1 S: 5 H: 0 LOB: 0 BB: 0 P: 8	R: 0 E: 0 K: 0 S: 6 H: 0 LOB: 1 BB: 1 P: 13	1B: 2 2B: 2 3B: 0 HR: 0 SF: 0 SAC: 0 DP: 0 HBP: 0	WP: 0 PB: 0 SB: 1 CS: 0 PA: 34	
PITCHER	IP WLS BF H R ER SO BB IBB HBP BLK WP HR S P ERA WHIP											
Steve Trachsel, R (1, 1) ERA: 2.38	7.0 W 27 4 2 1 6 0 0 0 0 0 0 0 64 97 1.29 0.571											
Terry Adams, R (8, 1) ERA: 2.52	1.0 3 0 0 0 1 0 0 0 0 0 0 0 5 8 0.00 0.000											
Turk Wendell, R (9, 1) ERA: 2.1	1.0 S 4 0 0 0 0 1 0 0 0 0 0 0 6 13 0.00 1.000											

Montreal Expos @ Chicago Cubs
Wrigley Field, Chicago, IL
 Sun Jun 09 1996, 3:33 AM CDT
 Att. 30,785 - Overcast - 52 F

livebaseballscorecards.com

AB 33
R 2
H 4
RBI 2
BB 1
SO 7
LOB 11



Batter	1	2	3	4	5	6	7	8	9
Brian McRae, S OBP: 0.349, SLG: 0.378 (1, 8)	1-1 P7		0-0 G5-3			2-1 G4-3		1-1 BB FC1-5 1B	
Doug Glanville, R Turk Wendell, L OBP: 0.500, SLG: 0.500 (1, 7) (9, 1)	1-0 L7			2-1 G6-3			1-2 G4-3	0-1 FC1-5 BB	
Mark Grace, L OBP: 0.405, SLG: 0.461 (1, 3)	2-1 E CS 1B			0-0 P3			0-0 L8	2-2 F8	
Sammy Sosa, R OBP: 0.290, SLG: 0.525 (1, 9)	0-0 E3 CS			3-3 K			0-0 23 HR 2B	4-2 BB	
Leo Gomez, R OBP: 0.365, SLG: 0.540 (1, 5)	2-2 CS 1-2 3-H	1-3 K			0-2 F8		4-0 23 HR BB	0-0 P4	
23 Ryne Sandberg, R OBP: 0.309, SLG: 0.474 (1, 4)					1-1 G6-3		0-2 HR 1-H 2-H		
Scott Servais, R OBP: 0.335, SLG: 0.486 (1, 2)					0-2 G6-3		4-2 BB		
José Hernández, R OBP: 0.250, SLG: 0.237 (1, 6)					0-2 G6-3		0-3 K	0-1 P4	
Steve Trachsel, R Terry Adams, R Scott Bullett, L OBP: 0.048, SLG: 0.190 (8, 1) (8, PH) (9, 7)					1-2 G5-3		0-3 K	3-2 FC1-5 1B	

Inning Stats	R: 1	H: 1	E: 1	K: 0	S: 8	LOB: 0	BB: 0	P: 14	R: 0	H: 1	E: 0	K: 1	S: 7	LOB: 0	BB: 0	P: 11	R: 0	H: 0	E: 0	K: 1	S: 6	LOB: 0	BB: 0	P: 11	R: 0	H: 0	E: 0	K: 0	S: 9	LOB: 0	BB: 0	P: 10	R: 0	H: 0	E: 0	K: 2	S: 8	LOB: 0	BB: 0	P: 10	R: 3	H: 2	E: 0	K: 0	S: 14	LOB: 1	BB: 2	P: 23	R: 0	H: 2	E: 0	K: 0	S: 14	LOB: 3	BB: 1	P: 24
--------------	------	------	------	------	------	--------	-------	-------	------	------	------	------	------	--------	-------	-------	------	------	------	------	------	--------	-------	-------	------	------	------	------	------	--------	-------	-------	------	------	------	------	------	--------	-------	-------	------	------	------	------	-------	--------	-------	-------	------	------	------	------	-------	--------	-------	-------

PITCHER	IP	WLS	BF	H	R	ER	SO	BB	IBB	HBP	BLK	WP	HR	S	P	ERA	WHIP
Kirk Rueter, L ERA: 3.81 (1, 1)	6.2	L	23	3	3	2	4	1	0	0	0	0	0	51	75	2.70	0.600
Dave Veres, R ERA: 5.79 (7, 1)	1.0		8	3	1	1	0	2	0	0	0	0	1	21	35	9.00	5.000
Barry Manuel, R ERA: 4.08 (8, 1)	0.1		1	0	0	0	0	0	0	0	0	0	0	1	1	0.00	0.000


BOTTOM

AB	R	H	RBI	BB	SO	LOB
4	0	1	0	0	0	0
4	0	0	0	0	0	2
0	0	0	0	0	0	0
4	1	1	0	0	0	2
3	1	1	0	1	1	1
3	1	0	0	1	1	3
3	1	2	3	0	0	0
2	0	0	0	1	0	0
3	0	0	0	0	1	1
2	0	0	0	0	1	0
0	0	0	0	0	0	0
1	0	1	0	0	0	0

AB 29
R 4
H 6
RBI 3
BB 3
SO 4
LOB 9

WP: 0 PA: 33
PB: 0
SB: 0
CS: 2

livebaseballscorecards.com



Montreal Expos @ Chicago Cubs
Wrigley Field, Chicago, IL
 Sun Jun 09 1996, 3:33 AM CDT
 Att. 30,785 - Overcast - 52 F

Batter	1	2	3	4	5	6	7	8	9	AB R H RBI BB SO LOB	TOP											
Brian McRae, S OBP: 0.351, SLG: 0.379 (1, 8)	1-1 G6-3		0-0 1B		0-1 P3			0-1 WP SH3 SF7 1B		4 1 2 0 0 0 0												
Doug Glanville, R OBP: 0.286, SLG: 0.286 (1, 7)	0-2 G3-6-3 1B		0-2 1B			2-1 P4		0-1 SH3		3 0 2 1 0 0 0												
Mark Grace, L OBP: 0.402, SLG: 0.457 Terry Shumpert, R (5, 5)	0-0 G3-6-3 1-2f		0-1 F8			0-2 G5-3		2-2 SF7		2 0 0 0 0 0 3 1 0 0 1 0 0 0												
Sammy Sosa, R OBP: 0.286, SLG: 0.516 (1, 9)		3-2 P3		1-1 F9		0-1 G5-3		0-0 G5-3		4 0 0 0 0 0 0												
23 Ryne Sandberg, R OBP: 0.308, SLG: 0.467 (1, 4)		0-1 L7		4-0 BB			1-1 G6-3		1-3 K	3 0 0 0 1 1 0												
Leo Gomez, R OBP: 0.362, SLG: 0.539 (5, 3)		0-2 F8		1-3 K			2-0 2B		1-0 L8	4 0 1 0 0 1 1												
Scott Servais, R OBP: 0.328, SLG: 0.475 (1, 2)			1-2 F7	1-0 P3			1-2 G5-3		0-0 P2	4 0 0 0 0 0 2												
José Hernández, R OBP: 0.262, SLG: 0.242 (1, 6)			0-0 1B SH1-4 1B		1-1 F7		4-0 IBB			2 1 1 0 1 0 0												
Jaime Navarro, R OBP: 0.156, SLG: 0.156 (1, 1)	1 SAFE X		0-0 SH1-4		1-1 G4-3		0-2 P3			2 0 0 0 0 0 2												
Inning Stats	R: 0 E: 0 K: 0 S: 7	H: 1 LOB: 0 BB: 0 P: 8	R: 0 E: 0 K: 0 S: 10	H: 0 LOB: 0 BB: 0 P: 13	R: 1 E: 0 K: 0 S: 13	H: 3 LOB: 2 BB: 0 P: 14	R: 0 E: 0 K: 1 S: 6	H: 0 LOB: 1 BB: 1 P: 13	R: 0 E: 0 K: 0 S: 6	H: 0 LOB: 0 BB: 0 P: 8	R: 0 E: 0 K: 0 S: 7	H: 0 LOB: 0 BB: 0 P: 9	R: 0 E: 0 K: 0 S: 9	H: 1 LOB: 2 BB: 1 P: 17	R: 1 E: 0 K: 0 S: 11	H: 1 LOB: 0 BB: 0 P: 13	R: 0 E: 0 K: 1 S: 7	H: 0 LOB: 0 BB: 0 P: 9	1B: 5 2B: 1 3B: 0 HR: 0	SF: 1 SAC: 2 DP: 1 HBP: 0	WP: 1 PB: 0 SB: 0 CS: 0	PA: 34
PITCHER	IP WLS BF H R ER SO BB IBB HBP BLK WP HR S P ERA WHIP																					
Terry Mulholland, L ERA: 5.01 Ricky Bottalico, R ERA: 3.07	(1, 1) 8.0 L 31 6 2 2 1 1 1 0 0 1 0 69 95 2.25 0.875	(9, 1) 1.0 3 0 0 0 1 0 0 0 0 0 0 7 9 0.00 0.000																				

Chicago Cubs @ Philadelphia Phillies
Veterans Stadium, Philadelphia, PA
Mon Jun 10 1996, 7:05 PM EDT
Att. 19,588 - Unknown - 79 F

livebaseballscorecards.com

AB 29
R 2
H 6
RBI 2
BB 2
SO 2
LOB 8



Batter	1	2	3	4	5	6	7	8	9	AB R H RBI BB SO LOB
Ricky Otero, S OBP: 0.406, SLG: 0.389 (1, 8)	0-1 FC4-6 BB 1B		4-1 FC4-6 BB		1-2 G6-3			4-0 CS BB		2 0 1 0 2 0 1
Mickey Morandini, L OBP: 0.344, SLG: 0.353 (1, 4)	4-2 FC4-6 BB 1-2		1-0 FC4-6 1-2f			0-0 L5		1-3 SAFE 1-2		3 0 0 0 1 1 2
Gregg Jefferies, S OBP: 0.270, SLG: 0.361 (1, 3)	2-2 FC4-6 S 1-2f 2-3		0-0 G4-3			0-0 F8		1-1 P5		4 0 0 0 0 0 3
Pete Incaviglia, R OBP: 0.350, SLG: 0.578 (1, 7)	3-3 K 1-2			4-1 FC3-6 BB		1-1 G5-3		0-1 G6-3		3 0 0 0 1 1 2
Todd Zeile, R OBP: 0.352, SLG: 0.459 (1, 5)	1-3 K			0-0 FC3-6 G6-3 1-2f		2-0 P5		0-2 L4		4 0 0 0 0 1 3
Jim Eisenreich, L OBP: 0.373, SLG: 0.393 (1, 9)		0-2 G6-3		0-1 G6-3 1-2f		1-3 K				3 0 0 0 0 1 1
Benito Santiago, R OBP: 0.329, SLG: 0.515 (1, 2)		2-3 K			0-0 FC4-6 1B		0-0 HR			3 1 2 1 0 1 0
Mike Benjamin, R OBP: 0.408, SLG: 0.600 (1, 6)		0-0 G4-3			2-2 FC4-6 SH3 1-2f		1-1 F8			3 0 0 0 0 0 1
Terry Mulholland, R OBP: 0.200, SLG: 0.360 (1, 1)			1-3 K		1-0 SH3			3-1 G3		1 0 0 0 0 1 0
Mark Whiten, S OBP: 0.361, SLG: 0.401 (8, PH)										1 0 0 0 0 0 0
Ricky Bottalico, L OBP: 0.500, SLG: 1.000 (9, 1)										0 0 0 0 0 0 0

Inning Stats	R: 0 H: 1 E: 0 K: 2 S: 15	H: 1 LOB: 2 BB: 1 P: 25	R: 0 H: 0 E: 0 K: 1 S: 8	H: 0 LOB: 0 BB: 0 P: 10	R: 0 H: 0 E: 0 K: 1 S: 6	H: 0 LOB: 1 BB: 1 P: 12	R: 0 H: 0 E: 0 K: 0 S: 4	H: 0 LOB: 0 BB: 1 P: 8	R: 0 H: 1 E: 0 K: 0 S: 9	H: 1 LOB: 1 BB: 0 P: 13	R: 0 H: 0 E: 0 K: 0 S: 4	H: 0 LOB: 0 BB: 0 P: 5	R: 1 H: 1 E: 0 K: 1 S: 7	H: 1 LOB: 0 BB: 0 P: 11	R: 0 H: 0 E: 0 K: 1 S: 5	H: 0 LOB: 0 BB: 1 P: 13	R: 0 H: 0 E: 0 K: 0 S: 7	H: 0 LOB: 0 BB: 0 P: 8	1B: 2 2B: 0 3B: 0 HR: 1	SF: 0 SAC: 1 DP: 1 HBP: 0	WP: 0 PB: 0 SB: 1 CS: 1	PA: 32
PITCHER Jaime Navarro, R ERA: 3.98 (1, 1)	IP 9.0 WLS W BF 32 H 3 R 1 ER 1 SO 6 BB 4 IBB 0 HBP 0 BLK 0 WP 0 HR 1 S 65 P 105 ERA 1.00 WHIP 0.778																					
PITCHER	IP WLS BF H R ER SO BB IBB HBP BLK WP HR S P ERA WHIP																					


BOTTOM

Chicago Cubs @ Philadelphia Phillies
Veterans Stadium, Philadelphia, PA

Mon Jun 10 1996, 7:05 PM EDT
Att: 19,588 - Unknown - 79 F

livebaseballscorecards.com

AB	27
R	1
H	3
RBI	1
BB	4
SO	6
LOB	13



Batter	1	2	3	4	5	6	7	8	9	AB R H RBI BB SO LOB	TOP		
Brian McRae, S OBP: 0.349, SLG: 0.381 (1, 8) B C X	2-1 1B 2B	1-2 G3			0-0 SH3-4	1-0 P5		1-1 F9		4 1 1 0 0 0 2			
Scott Bullett, L OBP: 0.382, SLG: 0.469 (1, 7) (7, 9) B X	1-0 1B 2-H		2-0 G4-3 1B		1-1 BB 23 3B G6-3 1B 3-H	3-2 HR 2-H		1-2 FC4-6 1B		5 2 5 4 0 0 0			
Luis Gonzalez, L OBP: 0.376, SLG: 0.427 (1, 3) (7, 7) C B B B B	4-1 HR BB		2-2 G4-3 1-2		1-2 SAFE G6-3 1-2	1-1 G2-3		1-0 FC4-6 1-2f		4 1 0 0 1 0 4			
Sammy Sosa, R OBP: 0.289, SLG: 0.526 Leo Gomez, R OBP: 0.360, SLG: 0.535 (1, 9) (7, 5) S B X	1-1 HR 1-H		0-1 L7		4-0 BB 23 3B IBB		0-1 P2		0-3 K2-3	3 2 1 2 1 0 1 1 0 0 0 0 1 0			
Dave Magadan, L OBP: 0.333, SLG: 0.176 (1, 5) (7, 3) C F B B B B X	3-2 1B		1-1 G4-3		4-1 BB 23 3B BB 1-2 2-3		4-1 FC6-4 BB		0-1 G3	3 1 1 0 2 0 1			
23 Ryne Sandberg, R OBP: 0.310, SLG: 0.480 (1, 4) C F X	0-3 K			0-2 L8	0-2 1-H 2-H 3-H 3B		0-1 P4		1-0 2B	5 0 2 3 0 1 2			
Mike Hubbard, R (1, 2) C B B B B B X	2-2 F9			0-0 F9	0-2 G2-3		1-1 FC6-4 1-2f		1-1 G5-3	5 0 0 0 0 0 4			
José Hernández, R OBP: 0.262, SLG: 0.242 (1, 6) B X		1-0 F8		0-1 F9		2-1 WP SH1-4 HR 1B		0-2 G6-3		4 1 1 0 0 0 0			
Mike Campbell, R OBP: 0.667, SLG: 1.000 Jim Bullinger, R OBP: 0.348, SLG: 0.667 (1, 1) (8, 1) B C B X		2-2 F9			1-1 SH3-4 1B 2B	0-0 SH1-4		0-0 1B		3 1 2 0 0 0 0 0 0 0 0 0 0 0			
Inning Stats	R: 3 E: 0 K: 1 S: 20 H: 4 LOB: 1 BB: 1 P: 33	R: 0 E: 0 K: 0 S: 7 H: 0 LOB: 0 BB: 0 P: 11	R: 0 E: 0 K: 0 S: 10 H: 1 LOB: 1 BB: 0 P: 15	R: 0 E: 0 K: 0 S: 6 H: 0 LOB: 0 BB: 0 P: 6	R: 4 E: 0 K: 0 S: 16 H: 3 LOB: 1 BB: 2 P: 26	R: 2 E: 0 K: 0 S: 9 H: 2 LOB: 0 BB: 0 P: 16	R: 0 E: 0 K: 0 S: 7 H: 0 LOB: 1 BB: 1 P: 12	R: 0 E: 0 K: 1 S: 10 H: 2 LOB: 2 BB: 0 P: 13	R: 0 E: 0 K: 1 S: 8 H: 1 LOB: 1 BB: 0 P: 10	1B: 7 2B: 3 3B: 1 HR: 2 SF: 0 SAC: 2 DP: 0 HBP: 0	WP: 1 PB: 0 SB: 0 CS: 0 PA: 43		
PITCHER	IP WLS BF H R ER SO BB IBB HBP BLK WP HR S P ERA WHIP											PITCHER	IP WLS BF H R ER SO BB IBB HBP BLK WP HR S P ERA WHIP
Bobby Munoz, R ERA: 12.6 (1, 1)	5.0 L 25 8 7 7 1 2 1 0 0 0 0 1 59 91 12.60 2.000												
Ron Blazier, R ERA: 3.12 (6, 1)	2.0 9 2 2 2 0 1 0 0 0 0 1 1 16 28 9.00 1.500												
Dave Leiper, L ERA: 4.74 (8, 1)	2.0 9 3 0 0 0 1 0 0 0 0 0 0 18 23 0.00 1.500												

Chicago Cubs @ Philadelphia Phillies
Veterans Stadium, Philadelphia, PA
Tue Jun 11 1996, 7:05 PM EDT
Att. 23,220 - Unknown - 75 F

livebaseballscorecards.com

AB	37
R	9
H	13
RBI	9
BB	4
SO	2
LOB	14



Batter	1	2	3	4	5	6	7	8	9	AB	R	H	RBI	BB	SO	LOB
Ricky Otero, S OBP: 0.382, SLG: 0.362 (1, 8)	2-2 F9		2-1 F9			1-1 L3		0-2 G4-3		4	0	0	0	0	0	1
Mickey Morandini, L OBP: 0.347, SLG: 0.363 (1, 4)	1-2 F8		1-2 2B			0-0 G6-3		1-0 L8		4	0	2	1	0	0	0
Gregg Jefferies, S OBP: 0.268, SLG: 0.425 (1, 3)	1-1 HR		0-3 K			1-2 G6-3		3-1 G5-3		4	1	1	1	0	1	1
Pete Incaviglia, R OBP: 0.347, SLG: 0.567 (1, 7)	0-3 K			0-1 F8		4-2 BB		0-0 E6		3	0	0	0	1	1	0
Todd Zeile, R OBP: 0.351, SLG: 0.456 (1, 5)		0-1 G5-3		0-0 G4-3		1-2 F9		2-3 K		4	0	1	0	0	1	3
Benito Santiago, R OBP: 0.323, SLG: 0.505 (1, 2)		3-2 G5-3		1-1 G6-3			0-0 G6-3		0-1 L8	4	0	0	0	0	0	2
Glenn Murray, R OBP: 0.246, SLG: 0.268 (1, 9)		1-2 P4			2-1 F8		1-0 G3-1			3	0	0	0	0	0	1
Mike Benjamin, R OBP: 0.392, SLG: 0.571 (1, 6)		0-3 K			0-0 G6-3		1-3 K			3	0	0	0	0	2	1
Dave Leiper, L (8, 1)										0	0	0	0	0	0	0
Bobby Munoz, R OBP: 1.000, SLG: 2.000 (1, 1)			1-2 F9			1-2 K		2-3 K		1	1	1	0	0	0	0
23 Kevin Jordan, R OBP: 0.298, SLG: 0.427 (5, PH)										1	0	0	0	0	1	0
Ron Blazier, R (6, 1)										0	0	0	0	0	0	0
Kevin Sefcik, R OBP: 0.200, SLG: 0.200 (8, 6)										1	0	0	0	0	1	0

Inning Stats	R: 1	H: 1	E: 0	K: 1	S: 12	R: 0	H: 1	E: 0	K: 1	S: 18	R: 1	H: 2	E: 0	K: 1	S: 13	R: 0	H: 0	E: 0	K: 0	S: 5	R: 0	H: 0	E: 0	K: 1	S: 7	R: 0	H: 1	E: 0	K: 0	S: 11	R: 0	H: 0	E: 0	K: 1	S: 9	R: 0	H: 0	E: 1	K: 1	S: 8	1B: 1	SF: 0	2B: 3	SAC: 0	3B: 0	DP: 0	HR: 1	HBP: 0	WP: 0	PA: 33
--------------	------	------	------	------	-------	------	------	------	------	-------	------	------	------	------	-------	------	------	------	------	------	------	------	------	------	------	------	------	------	------	-------	------	------	------	------	------	------	------	------	------	------	-------	-------	-------	--------	-------	-------	-------	--------	-------	--------

PITCHER	IP	WLS	BF	H	R	ER	SO	BB	IBB	HBP	BLK	WP	HR	S	P	ERA	WHIP
Mike Campbell, R ERA: 2.57 (1, 1)	7.0	W	26	5	2	2	5	1	0	0	0	0	1	75	100	2.57	0.857
Jim Bullinger, R ERA: 6.71 (8, 1)	2.0		7	0	0	0	2	0	0	0	0	0	0	18	26	0.00	0.000

Chicago Cubs @ Philadelphia Phillies
Veterans Stadium, Philadelphia, PA

Tue Jun 11 1996, 7:05 PM EDT
Att: 23,220 - Unknown - 75 F

AB 32
R 2
H 5
RBI 2
BB 1
SO 7
LOB 9



Batter	1	2	3	4	5	6	7	8	9	AB R H RBI BB SO LOB	TOP											
Brian McRae, S (1, 8) OBP: 0.347, SLG: 0.378	0-3 K			0-0 B1-3		2-2 L7	3-2 1B		0-1 G3	5 0 1 2 0 1 2												
Doug Glanville, R (1, 7) OBP: 0.200, SLG: 0.200 Scott Bullett, L (7, PH) OBP: 0.371, SLG: 0.455 Bob Patterson, R (7, 1) Terry Adams, R (7, 1) Mike Hubbard, R (9, PH)	1-3 K			1-3 K		1-1 P4	1-1 SAFE G1-3		0-1 G4-3	3 0 0 0 0 2 1 1 0 0 0 0 0 2 0 0 0 0 0 0 0 0 0 0 0 0 0 0 1 0 0 0 0 0 1												
23 Ryne Sandberg, R (1, 4) OBP: 0.309, SLG: 0.481	1-2 K			2-2 L7		2-1 2B			1-1 G1-3	4 0 1 0 0 1 0												
Sammy Sosa, R (1, 9) OBP: 0.292, SLG: 0.534				2-0 P3		1-2 2B			1-1 2B	4 0 2 0 0 0 2												
Leo Gomez, R (1, 3) OBP: 0.363, SLG: 0.529 (7, 5)				1-3 K		4-0 BB			1-3 F9 BLK 1B BB	2 1 0 0 2 2 1												
Scott Servais, R (1, 2) OBP: 0.322, SLG: 0.465				2-2 P4		0-2 L8			1-1 P4	4 0 0 0 0 0 4												
Terry Shumpert, R (1, 5) Dave Magadan, L (7, PH) OBP: 0.391, SLG: 0.176 (7, 3)				1-3 K		2-3 K			4-2 WP 1B BB	2 0 0 0 0 2 2 0 2 0 0 2 0 0												
José Hernández, R (1, 6) OBP: 0.252, SLG: 0.233				1-2 G6-3		1-3 K			1-2 G6-3	4 0 0 0 0 1 5												
Frank Castillo, R (1, 1) OBP: 0.095, SLG: 0.095 Doug Jones, R (4, 1) Bret Barberie, S (6, PH) OBP: 0.190, SLG: 0.222 Rodney Myers, R (6, 1) Luis Gonzalez, L (7, PH) OBP: 0.382, SLG: 0.430 (7, 7)				2-3 K		4-2 23 2B BB			2-2 G3 2-H 1B	1 0 0 0 0 0 1 0 0 0 0 0 0 0 0 0 0 0 0 0 0 1 0 0 0 0 0 0 0 0 0 0 1 0 1 1 1 1 0 0												
Inning Stats	R: 0 E: 0 K: 3 S: 12	H: 0 LOB: 0 BB: 0 P: 14	R: 0 E: 0 K: 1 S: 7	H: 0 LOB: 0 BB: 0 P: 12	R: 0 E: 0 K: 2 S: 11	H: 0 LOB: 0 BB: 0 P: 15	R: 0 E: 0 K: 1 S: 7	H: 0 LOB: 0 BB: 0 P: 10	R: 0 E: 0 K: 2 S: 13	H: 1 LOB: 2 BB: 1 P: 21	R: 0 E: 0 K: 0 S: 14	H: 1 LOB: 2 BB: 1 P: 25	R: 2 E: 0 K: 0 S: 14	H: 1 LOB: 2 BB: 3 P: 32	R: 0 E: 0 K: 1 S: 9	H: 1 LOB: 1 BB: 0 P: 13	R: 1 E: 0 K: 0 S: 12	H: 1 LOB: 1 BB: 1 P: 19	1B: 2 2B: 3 3B: 0 HR: 0	SF: 0 SAC: 0 DP: 0 HBP: 0	WP: 1 PB: 0 SB: 1 CS: 0	PA: 38
PITCHER	IP WLS BF H R ER SO BB IBB HBP BLK WP HR S P ERA WHIP																					
Sid Fernandez, L (1, 1) ERA: 2.93	5.2 W 21 2 0 0 9 2 0 0 0 0 0 0 61 92 0.00 0.706																					
Ken Ryan, R (6, 1) ERA: 2.45	1.0 7 1 2 2 0 3 0 0 0 1 0 0 15 34 18.00 4.000																					
Russ Springer, R (7, 1) ERA: 5.13	0.2 3 1 0 0 0 0 0 0 0 0 0 0 6 9 0.00 1.500																					
Ricky Bottalico, R (8, 1) ERA: 3.19	1.2 S 7 1 1 1 1 1 0 0 0 1 0 0 17 26 5.40 1.200																					

Chicago Cubs @ Philadelphia Phillies
Veterans Stadium, Philadelphia, PA
Wed Jun 12 1996, 3:33 AM EDT
Att. 27,287 - Sunny - 78 F

livebaseballscorecards.com

AB	32
R	3
H	5
RBI	3
BB	6
SO	10
LOB	20



Batter	1	2	3	4	5	6	7	8	9	AB R H RBI BB SO LOB
Ricky Otero, S OBP: 0.375, SLG: 0.355 (1, 8)	1-1 P6		2-2 FC3-2	0-0 G4-3			2-2 G6-3 SH1-4			4 1 1 0 0 0 3
Mickey Morandini, L OBP: 0.343, SLG: 0.359 (1, 4)	0-0 L7		3-3 K		1-0 P2		0-0 SH1-4			3 0 0 0 0 1 0
Gregg Jefferies, S OBP: 0.311, SLG: 0.512 (1, 3)	4-0 BB			1-2 HR	1-1 FC6-4		1-1 G6-3			3 1 2 1 1 0 1
Todd Zeile, R OBP: 0.349, SLG: 0.465 (1, 5)	1-0 L9			3-1 HR	2-2 FC6-4		2-1 G6-3			4 1 1 1 0 0 3
Jim Eisenreich, L OBP: 0.383, SLG: 0.403 (1, 7)		3-3 K		1-2 G3	1-2 FC6-4		1-0 G6-4-3			4 1 3 0 0 1 0
Mike Lieberthal, R OBP: 0.303, SLG: 0.473 (1, 2)		1-3 K		3-1 G3	2-2 FC6-4		0-0 G6-4-3			4 0 1 0 0 1 3
Glenn Murray, R OBP: 0.231, SLG: 0.250 (1, 9)		0-2 L7		1-3 K		2-3 K				4 0 0 0 0 3 2
Mike Benjamin, R OBP: 0.403, SLG: 0.569 (1, 6)			2-2 SH3-4	4-0 G3	3-2 L7					2 0 1 0 1 0 0
Kevin Sefcik, R OBP: 0.200, SLG: 0.200 (8, 6)			FC3-2	IBB						0 0 0 0 0 0 0
Sid Fernandez, L OBP: 0.200, SLG: 0.176 (1, 1)			1-1 SH3-4	1-2 G3	0-3 K					1 0 0 1 0 0 2
Ken Ryan, R (6, 1)										1 0 0 0 0 1 0
Russ Springer, R (7, 1)										0 0 0 0 0 0 0
Ricky Bottalico, L OBP: 0.500, SLG: 1.000 (8, 1)										0 0 0 0 0 0 0

Inning Stats	R: 0 E: 0 K: 4 S: 4	H: 0 LOB: 1 BB: 1 P: 10	R: 0 E: 0 K: 2 S: 9	H: 0 LOB: 0 BB: 0 P: 13	R: 1 E: 0 K: 1 S: 13	H: 1 LOB: 0 BB: 0 P: 21	R: 3 E: 0 K: 1 S: 19	H: 4 LOB: 2 BB: 1 P: 33	R: 0 E: 0 K: 0 S: 14	H: 2 LOB: 2 BB: 0 P: 21	R: 0 E: 0 K: 2 S: 11	H: 0 LOB: 0 BB: 0 P: 16	R: 0 E: 0 K: 0 S: 8	H: 1 LOB: 1 BB: 0 P: 13	R: 0 E: 0 K: 1 S: 5	H: 1 LOB: 0 BB: 0 P: 8
--------------	------------------------------	----------------------------------	------------------------------	----------------------------------	-------------------------------	----------------------------------	-------------------------------	----------------------------------	-------------------------------	----------------------------------	-------------------------------	----------------------------------	------------------------------	----------------------------------	------------------------------	---------------------------------

PITCHER	IP	WLS	BF	H	R	ER	SO	BB	IBB	HBP	BLK	WP	HR	S	P	ERA	WHIP
Frank Castillo, R ERA: 6.81 (1, 1)	3.0	L	15	5	4	3	3	1	0	0	0	0	2	38	64	9.00	2.000
Doug Jones, R ERA: 5.34 (4, 1)	2.0		9	2	0	0	1	0	1	0	0	0	0	21	34	0.00	1.000
Rodney Myers, R ERA: 3.81 (6, 1)	1.0		3	0	0	0	2	0	0	0	0	0	0	11	16	0.00	0.000
Bob Patterson, L ERA: 1.74 (7, 1)	0.2		3	1	0	0	0	0	0	0	0	0	0	6	9	0.00	1.500
Terry Adams, R ERA: 2.43 (7, 1)	1.1		4	1	0	0	1	0	0	0	0	0	0	7	12	0.00	0.750

BOTTOM	
AB	30
R	4
H	9
RBI	3
BB	2
SO	7
LOB	14

PITCHER	IP	WLS	BF	H	R	ER	SO	BB	IBB	HBP	BLK	WP	HR	S	P	ERA	WHIP

Chicago Cubs @ Philadelphia Phillies
Veterans Stadium, Philadelphia, PA
Wed Jun 12 1996, 3:33 AM EDT
Att. 27,287 - Sunny - 78 F

livebaseballscores.com



Batter	1	2	3	4	5	6	7	8	9	10	11	12	13	14	AB R H RBI BB SO LOB	TOP									
Rickey Henderson, R OBP: 0.418, SLG: 0.319 (1, 7)	0-3 K		0-0 1B		0-0 L6		2-1 P6		2-2 G4-3			1-2 SAFE 2B		2-1 G1-6-3 1B	7 0 3 0 0 1 1	<p>San Diego Padres @ Chicago Cubs</p> <p>Wrigley Field, Chicago, IL</p> <p>Thu Jun 13 1996, 7:05 PM CDT</p> <p>Att. 28,953 - Unknown - 86 F</p> <p>livebaseballscorecards.com</p>									
Steve Finley, L OBP: 0.327, SLG: 0.457 (1, 8)	2-2 F9		3-1 G3		3-2 G3		0-1 2B			1-3 K		1-2 P5		0-2 G1-6-3 1-2f	7 0 1 1 0 1 4										
Tony Gwynn, L OBP: 0.367, SLG: 0.436 (1, 9)	1-1 G3-1				1-1 HR		0-1 L8		4-0 IBB		1-1 L9		4-0 IBB		4 1 1 1 2 0 0										
Ken Caminiti, S OBP: 0.353, SLG: 0.500 (1, 5)		2-1 G4-3		2-2 F9		1-0 F8 1B		0-0 G1-3		2-3 K		1-3 K			6 0 1 0 0 2 5										
Jason Thompson, L OBP: 0.400, SLG: 0.533 Luis Lopez, S OBP: 0.239, SLG: 0.294 (1, 3) (8, 6)		1-1 1B		0-2 1B 2B		0-1 1B		2-3 K			0-0 G6-3		2-2 F7 G4-3 1B		4 1 3 0 0 1 0 2 0 1 0 0 0 0										
Archi Cianfrocco, R OBP: 0.349, SLG: 0.433 (1, 6) (8, 3)		1-3 K		0-0 L9		1-2 F8		2-3 K			2-2 F7		2-1 G4-3		6 0 0 0 0 2 5										
Jody Reed, R OBP: 0.320, SLG: 0.291 (1, 4)		0-2 F8		1-1 2-H 1B		3-3 K		1-0 G5-3			1-1 F9		1-0 F7		6 0 1 1 0 1 4										
Brad Ausmus, R OBP: 0.259, SLG: 0.231 Willie Blair, R (13, 1)			2-3 K2-3		0-2 G2-3		3-1 G6-3		1-3 K			0-1 G4-3		1-2 L9	6 0 0 0 0 2 2 0 0 0 0 0 0 0										
Joey Hamilton, R OBP: 0.194, SLG: 0.258 Chris Gwynn, L OBP: 0.349, SLG: 0.250 Scott Sanders, R OBP: 0.111 Trevor Hoffman, R OBP: 0.111 Marc Newfield, R OBP: 0.392, SLG: 0.468 Andres Bertrumen, R OBP: 0.309, SLG: 0.483 (1, 1) (8, P16) (8, 1) (8, 1) (12, P16) (12, 1) (13, 2)			3-3 K		0-0 G5-3		3-2 2B 1B		3-1 G3-1			4-1 2B BB		0-0 G3	3 1 1 0 0 1 0 1 0 1 0 0 0 0 0 0 0 0 0 1 0 0 0 0 0 0										
Inning Stats	R: 0 E: 0 S: 9	H: 0 LOB: 0 BB: 12 P: 12	R: 0 E: 0 K: 10	H: 1 LOB: 1 BB: 0 P: 14	R: 0 E: 0 K: 12 S: 12	H: 1 LOB: 1 BB: 0 P: 20	R: 2 E: 0 K: 0 S: 15	H: 3 LOB: 1 BB: 0 P: 19	R: 0 E: 0 K: 5 S: 5	H: 0 LOB: 0 BB: 0 P: 8	R: 0 E: 0 K: 12 S: 12	H: 0 LOB: 0 BB: 0 P: 12	R: 0 E: 0 K: 2 S: 7	H: 0 LOB: 0 BB: 0 P: 12	R: 0 E: 0 K: 13 S: 13		H: 1 LOB: 3 BB: 2 P: 24	R: 0 E: 0 K: 10 S: 10	H: 1 LOB: 1 BB: 0 P: 16	R: 0 E: 0 K: 6 S: 6	H: 1 LOB: 0 BB: 0 P: 8	1B: 8 2B: 3 3B: 0 HR: 1	SF: 0 SAC: 0 DP: 1 HBP: 0	WP: 0 PB: 0 SB: 0 CS: 0	PA: 56
PITCHER	IP WLS BF H R ER SO BB IBB HBP BLK WP HR S P ERA WHIP	PITCHER Amaury Telemaco, R (1, 1) ERA: 3.44 Jim Bullinger, R (7, 1) ERA: 6.75 Terry Adams, R (8, 1) ERA: 2.32 Bob Patterson, L (10, 1) ERA: 1.66 Turk Wendell, R (11, 1) ERA: 1.98 Doug Jones, R (13, 1) ERA: 5.01																							




Batter	1	2	3	4	5	6	7	8	9	10	11	12	13	14	AB	R	H	RBI	BB	SO	LOB	
Brian McRae, S OBP: 0.349, SLG: 0.375	1-0 BB HBP		1-2 G4-3		1-3 K		0-3 K		1-1 SAFE SAFE 1B			1-0 P4		4-0 G4-3 HR	5	2	1	0	1	2	2	
Bret Barberie, S OBP: 0.185, SLG: 0.174	4-2 SAFE 2B		0-1 F9			0-0 G4-3		0-1 L3	1-1 F8			3-3 K		0-2 G4-3	5	1	0	0	0	1	1	2
Doug Jones, R Mike Hubbard, R	1-2 2B BB		4-1 G6-3			1-0 G3-1		0-3 K						2-1 P3	4	0	1	2	1	1	0	
Luis Gonzalez, L Turk Wendell, L Terry Shumpert, R	3-2 G6-3 1-H 2-H 2B		1-2 BB			4-2 BB		0-0 PB 1B 2B						0-2 23 F9 2B	5	1	2	0	1	0	2	
Sammy Sosa, R OBP: 0.296, SLG: 0.539	0-2 G5-3		1-2 G5-3			2-0 L8 2B		3-2 23 FC6-4 1B						1-0 23 F9 2B	5	0	1	1	1	2	2	
Dave Magadan, L OBP: 0.379, SLG: 0.182	1-1 G6-3			1-3 K		1-0 G6-3		4-0 1B SH1-3 BB						4-0 FC6-4 IBB	5	0	1	1	1	2	2	
23 Ryne Sandberg, R OBP: 0.305, SLG: 0.469	2-1 G5-3			1-0 G6-3			0-0 SH1-3 BB	2-2 FC6-4 1-2f						0-1 F9 IBB	5	0	0	0	1	1	4	
Scott Servais, R OBP: 0.314, SLG: 0.453		1-1 F8		1-3 K			1-3 SH1-3 BB		1-3 K					0-0 FC6-4	5	0	0	0	0	2	2	
José Hernández, R OBP: 0.256, SLG: 0.239		3-2 G4-3			1-2 G6-3		3-3 K		1-0 1B 1B					2-3 K	6	1	2	0	0	2	1	
Amaury Telemaco, R Jim Bullinger, R Scott Bullitt, L Terry Adams, R Leo Gomez, R Bob Patterson, R Doug Glanville, R		1-0 G4-3			2-3 K		0-1 1B		2-1 F7					0-0 SH3-4 1B	2	0	0	0	0	0	0	

Inning Stats	R: 2	H: 1	E: 0	K: 0	S: 14	H: 0	LOB: 1	BB: 1	P: 25	R: 0	H: 0	E: 0	K: 0	S: 6	H: 0	LOB: 0	BB: 0	P: 11	R: 0	H: 0	E: 0	K: 2	S: 10	H: 0	LOB: 0	BB: 0	P: 14	R: 0	H: 0	E: 0	K: 0	S: 8	H: 0	LOB: 0	BB: 0	P: 11	R: 0	H: 0	E: 0	K: 2	S: 10	H: 0	LOB: 1	BB: 1	P: 13	R: 0	H: 1	E: 0	K: 1	S: 11	H: 1	LOB: 2	BB: 1	P: 16	R: 1	H: 2	E: 0	K: 1	S: 13	H: 2	LOB: 1	BB: 0	P: 18	R: 0	H: 2	E: 0	K: 1	S: 10	H: 2	LOB: 2	BB: 0	P: 16	R: 0	H: 0	E: 0	K: 1	S: 8	H: 0	LOB: 0	BB: 0	P: 13	R: 0	H: 0	E: 0	K: 0	S: 7	H: 0	LOB: 0	BB: 0	P: 11	R: 0	H: 0	E: 0	K: 1	S: 7	H: 0	LOB: 0	BB: 0	P: 13	R: 0	H: 1	E: 0	K: 0	S: 6	H: 1	LOB: 2	BB: 1	P: 13	R: 3	H: 2	E: 0	K: 0	S: 10	H: 2	LOB: 0	BB: 1	P: 15	1B: 5	SF: 0	2B: 3	SAC: 2	3B: 0	DP: 0	HR: 1	HBP: 1	WP: 0	PA: 57
PITCHER	IP	WLS	BF	H	R	ER	SO	BB	IBB	HBP	BLK	WP	HR	S	P	ERA	WHIP																																																																																																														
Joey Hamilton, R ERA: 4.29	(1, 1)	8.0	33	4	3	3	7	4	0	0	0	0	0	8	126	3.38	1.000																																																																																																														
Scott Sanders, R ERA: 3.12	(9, 1)	0.2	4	2	0	0	1	0	0	0	0	0	0	8	13	0.00	3.000																																																																																																														
Trevor Hoffman, R ERA: 1.44	(9, 1)	2.1	7	0	0	0	3	0	0	0	0	0	0	17	27	0.00	0.000																																																																																																														
Andres Berumen, R ERA:	(12, 1)	1.1	6	1	0	0	1	0	1	0	0	0	0	10	23	0.00	0.750																																																																																																														
Willie Blair, R ERA: 4.17	(13, 1)	1.1	L	7	2	3	0	0	1	0	0	0	1	13	18	20.25	1.500																																																																																																														

San Diego Padres @ Chicago Cubs
Wrigley Field, Chicago, IL
Thu Jun 13 1996, 7:05 PM CDT
Att. 28,953 - Unknown - 86 F

AB	48
R	6
H	9
RBI	6
BB	6
SO	12
LOB	18



Batter	1	2	3	4	5	6	7	8	9	AB R H RBI BB SO LOB	TOP											
Rickey Henderson, R OBP: 0.415, SLG: 0.314 (1, 7)	2-2 G3		1-2 G5-3		2-2 G5			4-2 BB		3 0 0 0 1 0 2												
Steve Finley, L OBP: 0.326, SLG: 0.454 (1, 8)	3-3 K			1-3 K2-3		2-1 BLK 1B		0-2 P4		4 0 1 0 0 2 1												
Ken Caminiti, S OBP: 0.352, SLG: 0.493 (1, 5)	2-2 HBP			2-2 G4-3		3-2 P7		0-0 P6		3 0 0 0 0 0 2												
Jason Thompson, L OBP: 0.333, SLG: 0.444 Archi Cianfrocco, R OBP: 0.345, SLG: 0.429 (1, 3) (9, PH)	1-3 K			1-0 G4-3		1-2 L9		1-0 P4		3 0 0 0 0 1 2 1 0 0 0 0 0 0												
Marc Newfield, R OBP: 0.386, SLG: 0.469 (1, 9)		0-1 G4-6-3 1B			3-2 1B 1B	0-1 G4-3		2-1 F7		4 1 2 0 0 0 1												
Brian Johnson, R OBP: 0.299, SLG: 0.467 (1, 2)		1-2 G4-6-3			1-0 L8		2-0 F7		1-1 G6-3	4 0 0 0 0 0 2												
Jody Reed, R OBP: 0.320, SLG: 0.291 (1, 4)		0-1 P6			2-1 1B 1B		1-2 G5-3			3 0 1 0 0 0 0												
Andujar Cedeno, R OBP: 0.279, SLG: 0.318 (1, 6)			0-1 G5-3		0-0 1B		0-0 G1-3			3 0 1 1 0 0 0												
Bob Tewksbury, R OBP: 0.067, SLG: 0.034 Chris Gwynn, L OBP: 0.341, SLG: 0.243 Ron Villone, L (1, 1) (8, PH) (8, 1)			3-2 L5		1-0 P3			1-3 K		2 0 0 0 0 0 2 1 0 0 0 0 1 0 0 0 0 0 0 0 0												
Inning Stats	R: 0 E: 0 K: 2 S: 12	H: 0 LOB: 1 BB: 0 P: 20	R: 0 E: 0 K: 0 S: 7	H: 1 LOB: 0 BB: 0 P: 8	R: 0 E: 0 K: 0 S: 9	H: 0 LOB: 0 BB: 0 P: 13	R: 0 E: 0 K: 1 S: 8	H: 0 LOB: 0 BB: 0 P: 12	R: 1 E: 0 K: 0 S: 14	H: 3 LOB: 2 BB: 0 P: 23	R: 0 E: 0 K: 0 S: 12	H: 1 LOB: 1 BB: 0 P: 18	R: 0 E: 0 K: 0 S: 5	H: 0 LOB: 0 BB: 0 P: 8	R: 0 E: 0 K: 1 S: 12	H: 0 LOB: 1 BB: 1 P: 17	R: 0 E: 0 K: 0 S: 5	H: 0 LOB: 0 BB: 0 P: 9	1B: 5 2B: 0 3B: 0 HR: 0	SF: 0 SAC: 0 DP: 1 HBP: 1	WP: 0 PB: 0 SB: 0 CS: 0	PA: 33
PITCHER	IP WLS BF H R ER SO BB IBB HBP BLK WP HR S P ERA WHIP																					
Steve Trachsel, R ERA: 2.27 (1, 1)	7.1 W 28 5 1 1 4 1 0 1 1 0 0 0 74 114 1.23 0.818																					
Bob Patterson, L ERA: 1.61 (8, 1)	0.2 2 0 0 0 0 0 0 0 0 0 0 0 5 5 0.00 0.000																					
Jim Bullinger, R ERA: 6.64 (9, 1)	1.0 3 0 0 0 0 0 0 0 0 0 0 0 5 9 0.00 0.000																					

San Diego Padres @ Chicago Cubs
Wrigley Field, Chicago, IL
Fri Jun 14 1996, 3:33 AM CDT
Att. 30,877 - Sunny - 67 F

livebaseballscorecards.com

AB	31
R	1
H	5
RBI	1
BB	1
SO	4
LOB	12



Batter	1	2	3	4	5	6	7	8	9	AB	R	H	RBI	BB	SO	LOB
Scott Bullett, L OBP: 0.375, SLG: 0.526 (1, 8)	3-2 G1-3		3-2 G4-3		0-1 HR		1-3 K			4	1	1	1	0	1	0
23 Ryne Sandberg, R OBP: 0.305, SLG: 0.463 (1, 4)	2-1 E HBP		0-1 F7		0-3 K		2-1 G5-3			3	1	0	0	0	1	0
Luis Gonzalez, L OBP: 0.376, SLG: 0.422 (1, 7)	2-1 E9 1-H		2-2 G4-3		1-0 F7		2-3 K			4	0	0	0	0	1	0
Sammy Sosa, R OBP: 0.299, SLG: 0.550 (1, 9)	1-3 K			0-1 S 1B	0-1 HR		0-0 G1-3			4	2	2	1	0	1	1
Dave Magadan, L OBP: 0.364, SLG: 0.160 (1, 3)	0-1 G3			1 SAFE 2-1 G4-3 1-2	3-2 L9		4-2 FC6-4 BB			3	0	0	0	1	0	2
Leo Gomez, R OBP: 0.359, SLG: 0.516 (1, 5)		2-0 G5-3		4-2 1B SF8 BB		0-1 F9		1-0 FC6-4 1-2f		3	1	0	0	1	0	1
José Hernández, R OBP: 0.267, SLG: 0.250 (1, 6)		1-1 1B		0-1 SF8 1B 1-3 2-H		1-1 G5-3				3	0	2	1	0	0	0
Mike Hubbard, R (1, 2)		1-0 P4		0-0 SF8 1-2 3-H		1-3 K				2	0	0	1	0	1	1
Steve Trachsel, R OBP: 0.042, SLG: 0.167 (1, 1)		1-1 G5-3		0-0 G5-3			0-3 K			3	0	0	0	0	1	2
Bob Patterson, R (8, 1)										0	0	0	0	0	0	0
Jim Bullinger, R OBP: 0.348, SLG: 0.667 (9, 1)										0	0	0	0	0	0	0


Inning Stats	R: 1	H: 0	E: 1	K: 1	S: 13	R: 0	H: 1	E: 0	K: 0	S: 6	R: 0	H: 0	E: 0	K: 0	S: 8	R: 2	H: 2	E: 0	K: 1	S: 11	R: 2	H: 2	E: 0	K: 1	S: 13	R: 0	H: 0	E: 0	K: 1	S: 7	R: 0	H: 0	E: 0	K: 2	S: 8	R: 0	H: 0	E: 0	K: 1	S: 7	R: 0	H: 0	E: 0	K: 1	S: 7
	LOB: 1	BB: 0	P: 21	LOB: 1	BB: 0	P: 11	LOB: 1	BB: 1	P: 17	LOB: 0	BB: 0	LOB: 0	BB: 0	P: 9	LOB: 0	BB: 0	LOB: 1	BB: 1	P: 14	1B: 3	SF: 1	2B: 0	SAC: 0	3B: 0	DP: 0	HR: 2	HBP: 1	WP: 0	PA: 33	ERA: 5.14	WHIP: 0.857	ERA: 0.00	WHIP: 1.000	ERA: 0.00	WHIP: 1.000	ERA: 0.00	WHIP: 1.000	ERA: 0.00	WHIP: 1.000						

BOTTOM

San Diego Padres @ Chicago Cubs
 Wrigley Field, Chicago, IL
 Fri Jun 14 1996, 3:33 AM CDT
 Att: 30,877 - Sunny - 67 F

livebaseballscorecards.com

AB	29
R	5
H	5
RBI	4
BB	2
SO	6
LOB	7



Batter	1	2	3	4	5	6	7	8	9	AB R H RBI BB SO LOB	TOP		
Rickey Henderson, R OBP: 0.417, SLG: 0.315 (1, 7) C X	0-1 G5-3 ①		4-0 FC6-4 BB 1-2			2-1 HR 1B		2-1 P3 ③		3 1 1 0 1 0 0			
Steve Finley, L OBP: 0.326, SLG: 0.466 (1, 8) L F B X	2-2 G6-3 ②		1-1 FC6-4 ③ 1-2f			2-0 HR 1B 1-H			0-1 E6 L7 1B	4 1 2 2 0 0 2			
Tony Gwynn, L OBP: 0.380, SLG: 0.428 (1, 9) X	0-0 G4-3 ③					0-0 G3 ②			1-2 L7 ① 2-3	4 0 0 0 0 0 1			
Ken Caminiti, S OBP: 0.354, SLG: 0.488 (1, 5)		1-3 K ①				4-2 CS BB			4-0 BB IBB	2 0 0 0 2 2 0			
Jason Thompson, L OBP: 0.286, SLG: 0.381 Archi Cianfrocco, R OBP: 0.342, SLG: 0.425 (1, 3) (9, PH) (9, 3)		0-0 G4-3 ②				3-2 CS 1-2			2-1 P9 ②	3 0 0 0 0 0 0 1 0 0 0 0 0 2			
Jody Reed, R OBP: 0.319, SLG: 0.288 (1, 4)		0-3 K ③				0-0 P3 ①			4-0 BB 1-2	3 0 0 0 1 1 0			
Luis Lopez, S OBP: 0.229, SLG: 0.281 (1, 6)			1-2 G3-1 ①			1-1 F9 ②			1-3 K ③	4 0 0 0 0 1 3			
Brad Ausmus, R OBP: 0.261, SLG: 0.233 (1, 2)			3-2 BB 1B			0-0 G4-3 ③			3-3 K ①	3 0 1 0 0 1 0			
Tim Worrell, R Trevor Hoffman, R (1, 1) (9, 1)			2-3 K ②			1-3 K ①			0-3 K ②	3 0 0 0 0 3 1 0 0 0 0 0 0 0			
Inning Stats	R: 0 E: 0 K: 0 S: 6 H: 0 LOB: 0 BB: 0 P: 8	R: 0 E: 0 K: 2 S: 8 H: 0 LOB: 0 BB: 0 P: 9	R: 0 E: 0 K: 1 S: 11 H: 1 LOB: 2 BB: 1 P: 22	R: 0 E: 0 K: 1 S: 8 H: 0 LOB: 0 BB: 0 P: 12	R: 0 E: 0 K: 0 S: 4 H: 0 LOB: 0 BB: 0 P: 5	R: 2 E: 0 K: 1 S: 12 H: 2 LOB: 0 BB: 1 P: 24	R: 0 E: 0 K: 0 S: 6 H: 0 LOB: 0 BB: 0 P: 8	R: 0 E: 0 K: 2 S: 9 H: 0 LOB: 0 BB: 0 P: 14	R: 0 E: 1 K: 1 S: 14 H: 1 LOB: 3 BB: 2 P: 25	1B: 3 2B: 0 3B: 0 HR: 1 SF: 0 SAC: 0 DP: 0 HBP: 0	WP: 0 PB: 0 SB: 0 CS: 1 PA: 35		
PITCHER	IP WLS BF H R ER SO BB IBB HBP BLK WP HR S P ERA WHIP											PITCHER	IP WLS BF H R ER SO BB IBB HBP BLK WP HR S P ERA WHIP
Jaime Navarro, R ERA: 3.86 (1, 1)	8.0 L 28 3 2 2 7 2 0 0 0 0 0 1 64 102 2.25 0.625												
Bob Patterson, L ERA: 1.59 (9, 1)	0.1 3 1 0 0 0 0 0 1 0 0 0 0 7 12 0.00 3.000												
Turk Wendell, R ERA: 1.95 (9, 1)	0.2 3 0 0 0 0 1 1 0 0 0 0 0 7 13 0.00 1.500												

San Diego Padres @ Chicago Cubs
Wrigley Field, Chicago, IL
Sat Jun 15 1996, 3:33 AM CDT
Att. 39,465 - Sunny

AB	30
R	2
H	4
RBI	2
BB	4
SO	8
LOB	9



Batter	1	2	3	4	5	6	7	8	9	AB	R	H	RBI	BB	SO	LOB
Brian McRae, S OBP: 0.344, SLG: 0.369 (1, 8)	2-1 B3		2-2 E4		1-0 F8			0-0 G6-3		4	0	0	0	0	0	2
Brant Brown, L OBP: 0.250, SLG: 0.250 (1, 3)	1-2 1B		1-0 F8		2-3 K			0-2 G4-3		4	0	1	1	0	1	2
Luis Gonzalez, L OBP: 0.373, SLG: 0.416 Bob Patterson, R (9, 1)	0-1 F8		4-2 BB				0-0 F8		2-1 G6-3	3	0	0	0	1	0	1
Turk Wendell, L OBP: 0.500, SLG: 0.500 (9, 1)			1-2 BB							0	0	0	0	0	0	0
Sammy Sosa, R OBP: 0.302, SLG: 0.549 (1, 9)	2-2 1B		0-0 P3				0-0 F9		1-0 FC5 SH1-4 1B	4	0	2	0	0	0	2
Dave Magadan, L OBP: 0.333, SLG: 0.143 (1, 5)	1-3 K				0-1 F7		2-1 L7		1-1 SH1-4	3	0	0	0	0	1	2
23 Ryne Sandberg, R OBP: 0.304, SLG: 0.459 (1, 4)		0-2 CS 1B			1-2 G5-3			0-2 F8		1-3 K	4	0	1	0	0	1
Scott Servais, R OBP: 0.308, SLG: 0.443 (1, 2)		1 SAFE F8			2-2 G5-3			2-1 G3		1-2 FC5	4	0	0	0	0	2
José Hernández, R OBP: 0.268, SLG: 0.246 (1, 6)		2-2 F8					4-1 F8 SH5-4 BB		0-3 K	2	0	0	0	1	1	1
Jaime Navarro, R OBP: 0.152, SLG: 0.152 Scott Bullett, L OBP: 0.390, SLG: 0.564 (8, PH) (9, 7)			2-2 L4				1 SAFE SH5-4		0-1 G6-3 G4-3 2B	1	0	0	0	0	0	0
										1	1	1	0	0	0	0

Inning Stats	R: 0	H: 2	E: 0	K: 1	S: 15	R: 0	H: 1	E: 0	K: 0	S: 8	R: 0	H: 0	E: 1	K: 0	S: 10	R: 0	H: 0	E: 0	K: 1	S: 8	R: 0	H: 0	E: 0	K: 1	S: 8	R: 0	H: 0	E: 0	K: 0	S: 4	R: 0	H: 0	E: 0	K: 1	S: 8	R: 1	H: 1	E: 0	K: 0	S: 8	R: 0	H: 1	E: 0	K: 1	S: 9	1B: 4	SF: 0	2B: 1	SAC: 2	3B: 0	DP: 0	HR: 0	HBP: 0	WP: 0	PA: 34															
PITCHER	IP	WLS	BF	H	R	ER	SO	BB	IBB	HBP	BLK	WP	HR	S	P	ERA	WHIP																			IP	WLS	BF	H	R	ER	SO	BB	IBB	HBP	BLK	WP	HR	S	P	ERA	WHIP																		
Tim Worrell, R ERA: 1.76 Trevor Hoffman, R ERA: 1.39	(1, 1)	8.0	W	30	4	1	1	3	2	0	0	0	0	69	102	1.12	0.750																			(9, 1)	1.0	S	4	1	0	0	1	0	0	0	0	0	9	13	0.00	1.000																		


BOTTOM

San Diego Padres @ Chicago Cubs
Wrigley Field, Chicago, IL

Sat Jun 15 1996, 3:33 AM CDT
Att. 39,465 - Sunny

livebaseballscorecards.com

AB	30
R	1
H	5
RBI	1
BB	2
SO	4
LOB	13



Batter	1	2	3	4	5	6	7	8	9	AB R H RBI BB SO LOB	TOP	
Rickey Henderson, R OBP: 0.422, SLG: 0.313 (1, 7)	4-2 E BB SF8 BB		4-1 G3 BB		2-1 F7			4-2 1B WP FC3-6 BB		1 2 0 0 3 0 0		
Steve Finley, L OBP: 0.327, SLG: 0.463 (1, 8)	0-0 F7		0-2 G3		0-3 K			1-0 FC3-6 1-3 1B		4 0 1 0 0 1 2		
Tony Gwynn, L OBP: 0.378, SLG: 0.422 (1, 9)	4-1 CS E 1-2 BB		2-1 G4-3		1-1 G1-3			0-0 FC3-6 1-2 G3-6		3 0 0 1 1 0 2		
Ken Caminiti, S OBP: 0.352, SLG: 0.481 (1, 5)	4-2 1-2 2-3 BB			2-3 K		1-0 F8		0-0 G3-6 1-2f		3 0 0 0 1 1 1		
Jason Thompson, L OBP: 0.280, SLG: 0.375 (1, 3)	0-0 SF8			0-0 G3		2-3 K		2-2 1B		3 0 1 1 0 1 0		
Jody Reed, R OBP: 0.318, SLG: 0.287 (1, 4)	3-2 CS 2-3	0-0 F7		0-0 1B		0-0 F7		2-2 L5		4 0 1 0 0 0 1		
Luis Lopez, S OBP: 0.224, SLG: 0.275 Willie Blair, R Chris Gwynn, L OBP: 0.333, SLG: 0.237 Andres Berumen, R Doug Bochtler, R Marc Newfield, R OBP: 0.383, SLG: 0.465 (1, 6)		2-3 K		1-1 F9		0-2 G6-3		1-3 K		2 0 0 0 0 0 1 1 0 0 0 0 0 0 0 0 1 0 1 0 0 0 0 0 1 1		
Brad Ausmus, R OBP: 0.261, SLG: 0.228 (1, 2)		0-0 G4-3			4-2 HR BB		1-2 G4-3		3-3 K	3 1 0 0 1 1 1		
Fernando Valenzuela, L OBP: 0.167, SLG: 0.167 Archi Cianfrocco, R OBP: 0.345, SLG: 0.454 (1, 1)			1-2 P2		2-1 HR		1-3 K			1 0 0 0 0 0 0 0 2 1 1 2 0 1 0		
Inning Stats	R: 1 H: 0 E: 1 LOB: 1 K: 0 BB: 3 S: 9 P: 24	R: 0 H: 0 E: 0 LOB: 0 K: 1 BB: 0 S: 5 P: 7	R: 0 H: 0 E: 0 LOB: 1 K: 0 BB: 1 S: 9 P: 16	R: 0 H: 1 E: 0 LOB: 1 K: 1 BB: 0 S: 8 P: 11	R: 2 H: 1 E: 0 LOB: 0 K: 1 BB: 1 S: 11 P: 20	R: 0 H: 0 E: 0 LOB: 0 K: 1 BB: 0 S: 5 P: 8	R: 0 H: 0 E: 0 LOB: 0 K: 1 BB: 0 S: 10 P: 12	R: 1 H: 1 E: 0 LOB: 0 K: 0 BB: 1 S: 5 P: 10	R: 0 H: 1 E: 0 LOB: 1 K: 2 BB: 0 S: 12 P: 20	1B: 3 SF: 1 2B: 0 SAC: 0 3B: 0 DP: 1 HR: 1 HBP: 0	WP: 1 PA: 36 PB: 0 SB: 0 CS: 1	
PITCHER Frank Castillo, R ERA: 6.72 Jim Bullinger, R ERA: 6.38	IP WLS BF H R ER SO BB IBB HBP BLK WP HR S P ERA WHIP											PITCHER IP WLS BF H R ER SO BB IBB HBP BLK WP HR S P ERA WHIP
	(1, 1) 5.0 W 21 2 3 3 3 5 0 0 0 0 0 1 42 78 5.40 1.400											(6, 1) 4.0 S 14 2 1 1 4 1 0 0 0 1 0 32 50 2.25 0.750

San Diego Padres @ Chicago Cubs
Wrigley Field, Chicago, IL
Sun Jun 16 1996, 3:33 AM CDT
Att. 33,376 - Overcast - 66 F

AB	28
R	4
H	4
RBI	4
BB	6
SO	7
LOB	9



Batter	1	2	3	4	5	6	7	8	9
Brian McRae, S OBP: 0.345, SLG: 0.371 (1, 8)	1-1 G1-3	4-2 BB		3-2 1B 23 2B		1-1 G1-3		1-3 K	
Doug Glanville, R OBP: 0.188, SLG: 0.200 (1, 7)	1-0 F9	3-2 SF8		2-2 23 2B 1B		0-1 G3		0-0 F9	
23 Ryne Sandberg, R OBP: 0.303, SLG: 0.460 (1, 4)	1-1 F8	1-1 G1-3		1-2 1B 2B		0-1 F9			
Sammy Sosa, R OBP: 0.301, SLG: 0.544 (1, 9)		2-0 F9	2-1 G6-3	1-0 1B			0-1 F8		
Leo Gomez, R OBP: 0.362, SLG: 0.512 (1, 3) (6, 5)		1-0 1B E 1B	1-1 P3	0-1 F9			4-1 1B BB		
Scott Servais, R OBP: 0.312, SLG: 0.444 (1, 2)		2-2 E 1B 1B	0-0 G5-3		3-2 F9		0-0 1B		
Terry Shumpert, R OBP: 0.444, SLG: 1.286 Jim Bullinger, R OBP: 0.333, SLG: 0.636 (6, 1)		1-2 E BB 1B		3-2 HR		4-2 HBP	2-3 K		
José Hernández, R OBP: 0.260, SLG: 0.237 (1, 6)		0-0 E5 BB SF8		1-1 G5-3	SAFE SAFE SAFE SAFE SAFE SAFE	1-3 K	0-0 F8		
Frank Castillo, R OBP: 0.087, SLG: 0.087 Brant Brown, L OBP: 0.167, SLG: 0.167 (5, PH) (6, 3)		0-1 E5 BB		1-0 G4-3		0-1 G5-3		1-2 F9	

Inning Stats	R: 0	H: 0	E: 0	K: 5	S: 5	H: 0	LOB: 0	BB: 0	P: 8	R: 4	H: 3	E: 2	K: 0	S: 25	R: 0	H: 0	E: 0	K: 0	S: 5	R: 4	H: 5	E: 0	K: 0	S: 21	R: 0	H: 0	E: 0	K: 1	S: 14	R: 0	H: 0	E: 0	K: 0	S: 6	R: 0	H: 1	E: 0	K: 1	S: 8	R: 0	H: 0	E: 0	K: 1	S: 7	R: 0	H: 0	E: 0	K: 1	S: 9
--------------	------	------	------	------	------	------	--------	-------	------	------	------	------	------	-------	------	------	------	------	------	------	------	------	------	-------	------	------	------	------	-------	------	------	------	------	------	------	------	------	------	------	------	------	------	------	------	------	------	------	------	------

										PITCHER										PITCHER										PITCHER																									
										IP	WLS	BF	H	R	ER	SO	BB	IBB	HBP	BLK	WP	HR	S	P	ERA	WHIP											IP	WLS	BF	H	R	ER	SO	BB	IBB	HBP	BLK	WP	HR	S	P	ERA	WHIP		
										Fernando Valenzuela, L	(1, 1)	3.2	L	20	6	7	4	0	1	0	0	0	1	50	80	9.82	1.909											Fernando Valenzuela, L	(1, 1)	3.2	L	20	6	7	4	0	1	0	0	0	1	50	80	9.82	1.909
										Willie Blair, R	(4, 1)	2.1		10	2	1	1	1	0	0	1	0	0	26	36	3.86	0.857											Willie Blair, R	(4, 1)	2.1		10	2	1	1	1	0	0	1	0	0	26	36	3.86	0.857
										Andres Berumen, R	(7, 1)	1.0		5	1	0	0	1	1	0	0	0	0	8	14	0.00	2.000											Andres Berumen, R	(7, 1)	1.0		5	1	0	0	1	1	0	0	0	8	14	0.00	2.000	
										Doug Bochtler, R	(8, 1)	1.0		3	0	0	0	1	0	0	0	0	0	7	9	0.00	0.000											Doug Bochtler, R	(8, 1)	1.0		3	0	0	0	1	0	0	0	0	7	9	0.00	0.000	

BOTTOM

San Diego Padres @ Chicago Cubs
Wrigley Field, Chicago, IL

Sun Jun 16 1996, 3:33 AM CDT
Att. 33,376 - Overcast - 66 F


AB	R	H	RBI	BB	SO	LOB
4	1	1	1	1	1	0
4	1	1	1	0	0	0
4	1	1	2	0	0	2
4	0	1	1	0	0	0
3	1	1	0	1	0	1
4	1	2	0	0	0	0
2	2	2	1	0	0	0
1	0	0	0	0	1	2
4	1	0	1	0	1	5
2	0	0	1	0	0	2
2	0	0	0	0	0	1

1B:	6	SF:	1
2B:	2	SAC:	0
3B:	0	DP:	0
HR:	1	HBP:	1

WP:	0	PA:	38
PB:	0	SB:	1
CS:	0		

livebaseballscorecards.com

AB 34
R 8
H 9
RBI 8
BB 2
SO 3
LOB 13



Batter	1	2	3	4	5	6	7	8	9	AB R H RBI BB SO LOB	TOP											
Delino DeShields, L OBP: 0.288, SLG: 0.354 (1, 4)	2-2 L6		3-2 G4-3		0-0 2B 1B	0-2 HR		3-3 K		5 2 2 3 0 1 1												
Roger Cedeno, S OBP: 0.353, SLG: 0.397 (1, 7)	1-0 2B		0-1 B1-3		2-0 2B	2-1 HR		0-1 1B		5 1 4 4 0 0 0												
Mike Piazza, R OBP: 0.427, SLG: 0.579 (1, 2)	0-0 G5-3			0-2 G5-3	1-0 L8	3-2 G5-3		2-2 G4-3		5 0 0 0 0 0 3												
Chan Ho Park, R OBP: 0.083, SLG: 0.083 (8, 1)										0 0 0 0 0 0 0												
Todd Worrell, R (9, 1)										0 0 0 0 0 0 0												
Eric Karros, R OBP: 0.298, SLG: 0.420 (1, 3)	0-3 K			0-2 F7	1-2 P2		2-2 WP 1B		2-0 G6-3	5 0 1 0 0 1 2												
Raul Mondesi, R OBP: 0.293, SLG: 0.466 (1, 9)		2-3 K		1-2 1B		0-0 P6	2-3 K		0-1 G4-3 1B	5 0 2 0 0 2 1												
Mike Blowers, R OBP: 0.314, SLG: 0.354 (1, 5)		1-2 2B		3-1 G4-3		2-1 FC1-6 1B 2B 1B	0-0 L9		1-1 G4-3 1-3	5 1 2 0 0 0 3												
Todd Hollandsworth, L OBP: 0.360, SLG: 0.372 (1, 8)		0-2 P5			4-0 1B SH2-4 BB	2-2 FC1-6 1B	2-2 G3-1		0-0 G3	4 1 1 0 1 0 3												
Juan Castro, R OBP: 0.274, SLG: 0.282 (1, 6)		2-1 L8			1-2 1B SH2-4 1B	0-0 FC1-6 2B HR		3-1 1B 3B		4 3 2 0 0 0 3												
Ramon Martinez, R OBP: 0.067, SLG: 0.067 (1, 1)			0-3 K		1-1 SH2-4	2-2 HR 2B		3-1 G1-3		1 0 0 1 0 1 0												
Oreste Marrero, L OBP: 1.000, SLG: 2.000 (6, PH)										1 1 1 1 0 0 0												
Mark Guthrie, R (6, 1)										0 0 0 0 0 0 0												
Milt Thompson, L OBP: 0.211, SLG: 0.137 (8, PH)					1-2 3-H					1 0 0 0 0 0 1												
Tom Prince, R OBP: 0.323, SLG: 0.346 (8, 2)										0 0 0 0 0 0 0												
Inning Stats	R: 0 E: 0 K: 1 S: 10	H: 1 LOB: 1 BB: 0 P: 13	R: 0 E: 0 K: 1 S: 11	H: 1 LOB: 1 BB: 0 P: 16	R: 0 E: 0 K: 1 S: 8	H: 0 LOB: 0 BB: 0 P: 11	R: 0 E: 0 K: 0 S: 11	H: 1 LOB: 1 BB: 0 P: 15	R: 3 E: 0 K: 0 S: 11	H: 3 LOB: 1 BB: 1 P: 21	R: 5 E: 0 K: 0 S: 21	H: 5 LOB: 0 BB: 0 P: 32	R: 0 E: 0 K: 1 S: 10	H: 1 LOB: 1 BB: 0 P: 16	R: 1 E: 0 K: 1 S: 13	H: 2 LOB: 1 BB: 0 P: 24	R: 0 E: 0 K: 0 S: 6	H: 1 LOB: 1 BB: 0 P: 9	1B: 8 2B: 4 3B: 1 HR: 2	SF: 0 SAC: 1 DP: 0 HBP: 0	WP: 2 PB: 0 SB: 1 CS: 0	PA: 43
PITCHER	IP WLS BF H R ER SO BB IBB HBP BLK WP HR S P ERA WHIP												PITCHER	IP WLS BF H R ER SO BB IBB HBP BLK WP HR S P ERA WHIP								
Amaury Telemaco, R ERA: 4.25 (1, 1)	5.2 L 27 9 6 6 3 1 0 0 0 0 0 0 64 95 9.53 1.765																					
Bob Patterson, L ERA: 2.38 (6, 1)	0.0 2 2 2 2 0 0 0 0 0 0 0 2 5 7 ∞ ∞																					
Kent Bottenfield, R ERA: (6, 1)	1.1 5 1 0 0 1 0 0 0 0 2 0 13 22 0.00 0.750																					
Rodney Myers, R ERA: 3.86 (8, 1)	2.0 9 3 1 1 1 0 0 0 0 0 0 19 33 4.50 1.500																					

Los Angeles Dodgers @ Chicago Cubs
Wrigley Field, Chicago, IL
Tue Jun 18 1996, 3:33 AM CDT
Cloudy - 68 F

livebaseballscorecards.com

AB	41
R	9
H	15
RBI	9
BB	1
SO	5
LOB	17



BOTTOM

Los Angeles Dodgers @ Chicago Cubs

Wrigley Field, Chicago, IL

Tue Jun 18 1996, 3:33 AM CDT
Cloudy - 68 F

livebaseballscorecards.com

AB	36
R	6
H	9
RBI	5
BB	4
SO	11
LOB	15



WP	1	PA	40
PB	0		
SB	0		
CS	0		

AB R H RBI BB SO LOB

5	1	3	0	0	0	0
4	1	1	0	1	1	3
4	1	1	0	1	1	2
5	1	1	3	0	2	4
1	0	0	0	1	1	0
2	0	0	0	0	2	1
3	1	1	1	1	1	1
4	0	1	0	0	1	2
3	0	0	0	0	1	1
1	1	1	1	0	0	0
2	0	0	0	0	1	0
0	0	0	0	0	0	0
0	0	0	0	0	0	0
1	0	0	0	0	0	1
0	0	0	0	0	0	0
0	0	0	0	0	0	0
1	0	0	0	0	0	0

1B	6	SF	0
2B	0	SAC	0
3B	0	DP	0
HR	3	HBP	0

Batter	1	2	3	4	5	6	7	8	9
Brian McRae, S OBP: 0.349, SLG: 0.375 (1, 8)	0-1 1B		0-0 23 BLK WP 1B		1-2 L8			0-0 L7	1-1 DI 1B
23 Ryne Sandberg, R OBP: 0.305, SLG: 0.456 (1, 4)	1-3 K		0-0 SAFE G5-3			4-2 G4-3 BB		3-1 1B HR 1B	0-1 P2
Luis Gonzalez, L OBP: 0.374, SLG: 0.412 (1, 7)	1-0 SAFE F7		3-3 2-H K			3-2 G4-3		1-2 1B HR 1B	4-2 BB
Sammy Sosa, R OBP: 0.300, SLG: 0.549 (1, 9)	0-1 G5-3			1-2 G6-3		1-3 K		0-0 1-H 2-H HR	0-3 K
Dave Magadan, L OBP: 0.342, SLG: 0.138 Terry Shumpert, R OBP: 0.364, SLG: 1.000 (6, PH) (7, 5)		2-3 K		4-2 BB		0-3 K		2-3 K	
Leo Gomez, R OBP: 0.365, SLG: 0.527 (1, 5) (7, 3)		3-2 HR		1-3 K			3-2 P9	4-2 BB	
Scott Servais, R OBP: 0.311, SLG: 0.441 (1, 2)		2-0 G6-3		1-3 K2-3			3-1 G5-3 1B	0-0 G5-3	
José Hernández, R OBP: 0.254, SLG: 0.231 Brant Brown, L OBP: 0.286, SLG: 0.714 (9, PH)		1-3 K			0-0 G1-3		3-2 G5-3		1-2 HR
Amaury Telemaco, R Bob Patterson, R Kent Bottenfeld, R Doug Glanville, R Rodney Myers, R Scott Bulett, L OBP: 0.381, SLG: 0.550 (1, 1) (6, 1) (6, 1) (7, PH) (8, 1) (9, PH)			2-3 K		2-2 G6-3		1-0 F8		0-0 G1-3

Inning Stats	R: 0	H: 1	E: 0	K: 1	S: 8	H: 1	LOB: 1	BB: 0	P: 10	R: 1	H: 1	E: 0	K: 2	S: 10	R: 0	H: 0	E: 0	K: 2	S: 8	R: 0	H: 0	E: 0	K: 0	S: 8	R: 0	H: 0	E: 0	K: 2	S: 12	R: 0	H: 1	E: 0	K: 0	S: 11	R: 3	H: 3	E: 0	K: 1	S: 13	R: 1	H: 2	E: 0	K: 1	S: 16	1B: 6	SF: 0	2B: 0	SAC: 0	3B: 0	DP: 0	HR: 3	HBP: 0
--------------	------	------	------	------	------	------	--------	-------	-------	------	------	------	------	-------	------	------	------	------	------	------	------	------	------	------	------	------	------	------	-------	------	------	------	------	-------	------	------	------	------	-------	------	------	------	------	-------	-------	-------	-------	--------	-------	-------	-------	--------

PITCHER	IP	WLS	BF	H	R	ER	SO	BB	IBB	HBP	BLK	WP	HR	S	P	ERA	WHIP
Ramon Martinez, R ERA: 3.02 (1, 1)	5.0	W	19	3	2	1	7	1	0	0	1	1	1	48	73	1.80	0.800
Mark Guthrie, L ERA: 1.13 (6, 1)	2.0		8	1	0	0	2	1	0	0	0	0	0	23	41	0.00	1.000
Chan Ho Park, R ERA: 2.67 (8, 1)	1.1		10	5	4	4	1	1	0	0	0	0	2	19	31	27.00	4.500
Todd Worrell, R ERA: 3.0 (9, 1)	0.2	S	3	0	0	0	1	1	0	0	0	0	0	10	14	0.00	1.500

Batter	1	2	3	4	5	6	7	8	9	AB R H RBI BB SO LOB	TOP	
Delino DeShields, L (1, 4) <small>OBP: 0.285, SLG: 0.351</small> Joey Eischen, L (6, 1) Oreste Marrero, L (8, PH) <small>OBP: 0.500, SLG: 1.000</small> Scott Radinsky, L (8, 1)	2-1 		2-2 			3-2 		2-2 		3 0 0 0 0 0 0 0 0 0 0 0 0 0 1 0 0 0 0 0 0 0 0 0 0 0 0 0	Los Angeles Dodgers @ Chicago Cubs Wrigley Field, Chicago, IL Tue Jun 18 1996, 3:38 AM CDT Att. 23,362 - Sunny - 68 F	
Roger Cedeno, S (1, 7) <small>OBP: 0.345, SLG: 0.388</small>	2-3 		0-1 			3-2 		1-2 		4 0 0 0 0 1 0		
Raul Mondesi, R (1, 9) <small>OBP: 0.295, SLG: 0.473</small>	1-2 		2-0 			0-0 		1-1 		4 0 2 0 0 0 0		
Eric Karros, R (1, 3) <small>OBP: 0.297, SLG: 0.430</small>	1-0 			1-0 		3-2 		2-1 		4 1 1 1 0 0 2		
Mike Blowers, R (1, 5) <small>OBP: 0.317, SLG: 0.354</small>		0-0 		0-2 			4-2 	0-3 		3 2 1 0 1 1 0		
Todd Hollandsworth, L (1, 8) <small>OBP: 0.352, SLG: 0.363</small>		2-1 		1-2 			1-0 	3-3 		4 0 0 0 0 1 2		
Tom Prince, R (1, 2) <small>OBP: 0.324, SLG: 0.448</small> Dave Hansen, L (9, PH) <small>OBP: 0.281, SLG: 0.184</small>		1-0 			0-1 		0-3 	1-2 		3 1 1 2 0 1 1 1 0 0 0 0 0 0		
Juan Castro, R (1, 6) <small>OBP: 0.276, SLG: 0.309</small>		3-3 			0-0 		0-0 			3 0 1 1 0 1 0		
Ismael Valdez, R (1, 1) <small>OBP: 0.103, SLG: 0.071</small> Chad Fonville, S (6, 4) <small>OBP: 0.272, SLG: 0.235</small>		1-3 			2-3 		3-2 			2 0 0 0 0 2 0 1 0 0 0 0 0 1		
Inning Stats	R: 0 H: 1 E: 0 LOB: 1 K: 1 BB: 0 S: 9 P: 15	R: 2 H: 2 E: 0 LOB: 0 K: 2 BB: 0 S: 10 P: 17	R: 0 H: 0 E: 0 LOB: 0 K: 0 BB: 0 S: 6 P: 10	R: 0 H: 0 E: 0 LOB: 0 K: 0 BB: 0 S: 7 P: 9	R: 0 H: 0 E: 0 LOB: 0 K: 1 BB: 0 S: 6 P: 8	R: 0 H: 1 E: 0 LOB: 1 K: 0 BB: 0 S: 13 P: 22	R: 1 H: 1 E: 0 LOB: 1 K: 1 BB: 1 S: 10 P: 18	R: 0 H: 0 E: 0 LOB: 0 K: 0 BB: 0 S: 10 P: 14	R: 1 H: 1 E: 0 LOB: 0 K: 2 BB: 0 S: 12 P: 18	1B: 2 SF: 0 2B: 0 SAC: 0 3B: 2 DP: 0 HR: 2 HBP: 0	WP: 0 PA: 34 PB: 0 SB: 0 CS: 0	
PITCHER	IP WLS BF H R ER SO BB IBB HBP BLK WP HR S P ERA WHIP Mike Campbell, R (1, 1) <small>ERA: 3.0</small> Terry Adams, R (6, 1) <small>ERA: 2.42</small> Kent Bottenfield, R (8, 1) <small>ERA:</small> Turk Wendell, R (9, 1) <small>ERA: 2.13</small>											IP WLS BF H R ER SO BB IBB HBP BLK WP HR S P ERA WHIP

livebaseballscorecards.com

AB	33
R	4
H	6
RBI	4
BB	1
SO	7
LOB	6




Batter	1	2	3	4	5	6	7	8	9	AB	R	H	RBI	BB	SO	LOB
Brian McRae, S OBP: 0.350, SLG: 0.373 (1, 8)	1-2 E3 1B HR		1-0 P5	1-3 K		0-0 1B		4-0 BB		4	1	1	1	1	1	2
Brant Brown, L OBP: 0.417, SLG: 1.167 (1, 3)	1-1 1-2 HR 1B		1-2 HR		2-2 HR	3-2 G4-3		0-3 K		5	3	3	2	0	1	3
Luis Gonzalez, L OBP: 0.373, SLG: 0.426 Terry Adams, R (6, 1) Doug Glanville, R OBP: 0.167, SLG: 0.176 (7, PH) (8, 9)	3-1 1-H 2-H HR		0-0 P8		0-1 G3		0-0 G6-3			3	1	1	3	0	0	0
Sammy Sosa, R OBP: 0.299, SLG: 0.548 Kent Bottenfield, R Turk Wendell, L OBP: 0.500, SLG: 0.500 (1, 9) (8, 1) (9, 1)	1-1 P6		1-2 G4-3		2-3 K		1-0 2B			4	0	1	0	0	1	0
Leo Gomez, R OBP: 0.362, SLG: 0.526 (1, 5)	1-0 F9			3-2 23 G3-1 2B	0-3 K		0-0 L9			4	1	1	0	0	1	1
23 Ryne Sandberg, R OBP: 0.304, SLG: 0.450 (1, 4)	1-2 L6			0-0 G3-1		0-0 G6-3		4-0 IBB		3	0	0	0	1	0	1
Mike Hubbard, R (1, 2)			0-3 K	3-3 K		0-3 K		1-3 K		4	0	0	0	0	4	3
José Hernández, R OBP: 0.261, SLG: 0.234 (1, 6)			0-3 K	4-0 2B IBB		3-2 1B 1B		2-3 K		3	1	1	0	1	2	0
Mike Campbell, R OBP: 0.600, SLG: 1.000 Scott Bullett, L OBP: 0.386, SLG: 0.548 (1, 1) (6, 7)			0-3 K	0-1 1-3 2B		2-1 1B 1B		2-2 F9		2	0	1	1	0	1	0
										2	0	1	0	0	0	0

Inning Stats	R: 3	H: 2	E: 1	K: 0	S: 14	LOB: 0	BB: 0	P: 22	R: 0	H: 0	E: 0	K: 3	S: 12	LOB: 0	BB: 0	P: 12	R: 1	H: 1	E: 0	K: 0	S: 9	LOB: 0	BB: 0	P: 12	R: 1	H: 1	E: 0	K: 2	S: 12	LOB: 2	BB: 1	P: 23	R: 1	H: 3	E: 0	K: 1	S: 17	LOB: 2	BB: 0	P: 25	R: 0	H: 1	E: 0	K: 1	S: 6	LOB: 2	BB: 1	P: 12	R: 0	H: 0	E: 0	K: 2	S: 11	LOB: 1	BB: 1	P: 19
--------------	------	------	------	------	-------	--------	-------	-------	------	------	------	------	-------	--------	-------	-------	------	------	------	------	------	--------	-------	-------	------	------	------	------	-------	--------	-------	-------	------	------	------	------	-------	--------	-------	-------	------	------	------	------	------	--------	-------	-------	------	------	------	------	-------	--------	-------	-------

PITCHER																	IP	WLS	BF	H	R	ER	SO	BB	IBB	HBP	BLK	WP	HR	S	P	ERA	WHIP
Ismael Valdez, R ERA: 3.3 (1, 1)	5.2	L	28	9	7	6	8	0	0	0	0	0	0	108	9.53	1.588																	
Joey Eischen, L ERA: 3.86 (6, 1)	1.1		6	1	0	0	1	0	1	0	0	0	0	9	18	0.00	0.750																
Scott Radinsky, L ERA: 0.47 (8, 1)	1.0		4	0	0	0	2	1	0	0	0	0	0	11	19	0.00	1.000																

Los Angeles Dodgers @ Chicago Cubs
 Wrigley Field, Chicago, IL
 Tue Jun 18 1996, 3:38 AM CDT
 Att. 23,362 - Sunny - 68 F

AB	35
R	7
H	10
RBI	7
BB	3
SO	11
LOB	10



WP	PA
0	38
PB	0
SB	1
CS	0

WP	HR	S	P	ERA	WHIP
0	0	0	0	0.00	0.750
0	0	0	0	0.00	1.000

Batter 1 2 3 4 5 6 7 8 9 10 11 12 13 AB R H RBI BB SO LOB TOP

Main table containing player names, statistics, and play diagrams for each batter across 13 innings. Includes names like Delino DeShields, Roger Cedeno, Mike Piazza, Eric Karros, Raul Mondesi, Mike Blowers, Todd Hollandsworth, Juan Castro, Dave Hansen, Chad Fonville, Pedro Astacio, Scott Radzinski, Antonio Osuna, Oreste Marrero, Mill Thompson, and Billy Ashley.

Inning Stats table with columns for R, H, E, K, S, LOB, BB, P, ER, SO, HBP, BLK, WP, HR, S, P, ERA, WHIP for each of the 13 innings.

PITCHER table with columns for IP, WLS, BF, H, R, ER, SO, BB, IBB, HBP, BLK, WP, HR, S, P, ERA, WHIP for Steve Trachsel, Terry Adams, Turk Wendell, Bob Patterson, Jim Bullinger, and Kent Bottenfield.

TOP

Los Angeles Dodgers @ Chicago Cubs
Wrigley Field, Chicago, IL
Wed Jun 19 1996, 3:33 AM CDT
Att: 28,477 - Cloudy - 64 F

Summary statistics table: AB 47, R 4, H 10, RBI 4, BB 9, SO 11, LOB 32.




Batter	1	2	3	4	5	6	7	8	9	10	11	12	13	AB R H RBI BB SO LOB
Brian McRae, S OBP: 0.350, SLG: 0.370 (1, 8)	0-0 F9		2-2 S BB 1B		0-0 B3-1		4-2 2B BB		2-3 K		0-0 G4-3			5 0 1 0 1 1 0
Brant Brown, L OBP: 0.389, SLG: 0.882 (1, 3)	1-2 G1-3		4-2 S 1B BB		1-1 1B 2B 1B		1-3 K		1-1 P5		2-2 P6			5 1 1 0 1 1 1
Sammy Sosa, R OBP: 0.296, SLG: 0.540 (1, 9)	3-2 F7		3-2 F9		0-1 2B 1B		1-0 F8		1-0 G5-3		3-3 K			6 1 1 0 0 1 3
Luis Gonzalez, L OBP: 0.381, SLG: 0.440 Doug Glanville, R OBP: 0.190, SLG: 0.250 (7, PH) (8, 7)		3-1 1B 23 SF8 1B		3-1 1B BLK 1B	0-0 G4-3 1H 2H 2B		2-1 K 2B		0-1 F8		0-0 E9			3 1 3 2 0 0 0 3 0 1 0 0 0 0
Leo Gomez, R OBP: 0.361, SLG: 0.517 (1, 5)		0-0 CS 1B		2-3 K	3-2 G4-3		3-2 F8		0-2 F9		4-1 BB			5 0 1 0 1 1 4
23 Ryne Sandberg, R OBP: 0.290, SLG: 0.443 Kent Bottenfield, R Scott Bullett, L OBP: 0.370, SLG: 0.535 Terry Adams, R (11, 1) (12, PH) (13, 1)		2-2 SF8		2-0 P2	0-3 K		1-3 K		2-2 E5		2-3 K			4 0 0 1 0 2 2 0 0 0 0 0 0 0 1 0 0 0 0 1 2 0 0 0 0 0 0 0
Scott Servais, R OBP: 0.311, SLG: 0.432 (1, 2)		3-H 3-3 K		2-1 1B HBP		1-3 K		4-2 BB		0-3 K				4 0 0 0 1 3 2
José Hernández, R OBP: 0.259, SLG: 0.233 Dave Magadan, L OBP: 0.333, SLG: 0.133 (13, PH)			0-0 G5-3	1-2 1B		0-0 F8		2-3 K		3-2 F9				5 0 1 0 0 1 1 1 0 0 0 0 0 0
Steve Trachsel, R OBP: 0.037, SLG: 0.148 Terry Shumpert, R OBP: 0.201, SLG: 0.800 Turk Wendell, L OBP: 0.500, SLG: 0.500 Bob Patterson, R Jim Bullinger, R OBP: 0.333, SLG: 0.638 Bret Barberie, S OBP: 0.172, SLG: 0.160 (1, 1) (8, PH) (9, 1) (9, 1) (9, 1) (11, 4)			2-2 G3-1	0-3 K		0-0 G6-3		1-3 K		3-1 F7				3 0 0 0 0 0 1 3 1 0 0 0 0 0 1 1 0 2 0 0 0 0 0 1 0

Inning Stats	R: 0	H: 0	E: 0	K: 0	S: 11	LOB: 0	BB: 0	P: 15	R: 1	H: 2	E: 0	K: 1	S: 10	LOB: 0	BB: 0	P: 18	R: 0	H: 1	E: 0	K: 0	S: 14	LOB: 2	BB: 1	P: 24	R: 0	H: 2	E: 0	K: 2	S: 14	LOB: 3	BB: 0	P: 24	R: 2	H: 3	E: 0	K: 1	S: 13	LOB: 1	BB: 0	P: 17	R: 0	H: 0	E: 0	K: 1	S: 5	LOB: 0	BB: 0	P: 6	R: 0	H: 1	E: 0	K: 1	S: 16	LOB: 2	BB: 1	P: 27	R: 0	H: 0	E: 0	K: 3	S: 15	LOB: 1	BB: 1	P: 23	R: 0	H: 0	E: 0	K: 1	S: 8	LOB: 0	BB: 0	P: 12	R: 0	H: 0	E: 1	K: 1	S: 12	LOB: 1	BB: 0	P: 14	R: 0	H: 0	E: 0	K: 0	S: 8	LOB: 0	BB: 0	P: 14	R: 0	H: 0	E: 0	K: 2	S: 13	LOB: 2	BB: 1	P: 24	R: 0	H: 0	E: 0	K: 1	S: 10	LOB: 0	BB: 0	P: 15	R: 0	H: 0	E: 0	K: 1	S: 10	LOB: 0	BB: 0	P: 15	R: 0	H: 0	E: 0	K: 1	S: 10	LOB: 0	BB: 0	P: 15	R: 0	H: 0	E: 0	K: 1	S: 10	LOB: 0	BB: 0	P: 15	2B: 2	3B: 0	HR: 0	SF: 1	SAC: 0	DP: 0	HBP: 1	WP: 0	PA: 54
--------------	------	------	------	------	-------	--------	-------	-------	------	------	------	------	-------	--------	-------	-------	------	------	------	------	-------	--------	-------	-------	------	------	------	------	-------	--------	-------	-------	------	------	------	------	-------	--------	-------	-------	------	------	------	------	------	--------	-------	------	------	------	------	------	-------	--------	-------	-------	------	------	------	------	-------	--------	-------	-------	------	------	------	------	------	--------	-------	-------	------	------	------	------	-------	--------	-------	-------	------	------	------	------	------	--------	-------	-------	------	------	------	------	-------	--------	-------	-------	------	------	------	------	-------	--------	-------	-------	------	------	------	------	-------	--------	-------	-------	------	------	------	------	-------	--------	-------	-------	------	------	------	------	-------	--------	-------	-------	-------	-------	-------	-------	--------	-------	--------	-------	--------

PITCHER	IP	WLS	BF	H	R	ER	SO	BB	IBB	HBP	BLK	WP	HR	S	P	ERA	WHIP
Pedro Astacio, R ERA: 3.59 (1, 1)	6.0		28	8	3	3	5	2	0	1	1	0	0	71	112	4.50	1.667
Scott Radinsky, L ERA: 0.46 (7, 1)	0.2		2	0	0	0	1	0	0	0	0	0	0	4	6	0.00	0.000
Antonio Osuna, R ERA: 1.56 (7, 1)	0.1		2	1	0	0	0	0	0	0	0	0	0	8	13	0.00	3.000
Mark Guthrie, L ERA: 1.06 (8, 1)	2.0		7	0	0	0	4	1	0	0	0	0	0	23	35	0.00	0.500
Chan Ho Park, R ERA: 2.54 (10, 1)	3.0	W	12	0	0	0	3	1	0	0	0	0	0	33	52	0.00	0.333
Todd Worrell, R ERA: 2.9 (13, 1)	1.0		3	0	0	0	1	0	0	0	0	0	0	10	15	0.00	0.000

Los Angeles Dodgers @ Chicago Cubs
Wrigley Field, Chicago, IL
 Wed Jun 19 1996, 3:33 AM CDT
 Att: 28,477 - Cloudy - 64 F

AB	48
R	3
H	9
RBI	3
BB	4
SO	14
LOB	19



Batter	1	2	3	4	5	6	7	8	9	AB R H RBI BB SO LOB	TOP											
Brian McRae, S (1, 8) OBP: 0.352, SLG: 0.375	0-2 F9		1-2 G5-3			0-2 1B 2B		3-2 WP 1B		4 0 2 0 0 0 1												
Brant Brown, L (1, 3) OBP: 0.409, SLG: 0.810	1-0 CS 1B			1-0 F8		0-1 HR 1B		2-3 K		4 1 2 0 0 1 1												
Sammy Sosa, R (1, 9) OBP: 0.296, SLG: 0.547	2-3 K			0-1 P4		3-2 HR			3-3 K	4 1 1 2 0 2 1												
Luis Gonzalez, L (1, 7) OBP: 0.375, SLG: 0.431	2-0 CS 1-2	0-1 G6-3		0-1 P5		1-0 F8			0-1 F8	4 0 0 0 0 0 0												
Leo Gomez, R (1, 5) OBP: 0.359, SLG: 0.528		2-1 L6			2-2 HR		1-1 G5-3		1-3 K	4 1 1 1 0 1 0												
23 Ryne Sandberg, R (1, 4) OBP: 0.295, SLG: 0.437		1-2 L5			0-3 K		2-3 K			3 0 0 0 0 2 0												
José Hernández, R (1, 6) OBP: 0.261, SLG: 0.242			1-1 K 2B		2-3 K		1-2 F9			3 0 1 0 0 1 0												
Mike Hubbard, R (1, 2)			2-3 K		1-2 F8			2-3 K		3 0 0 0 0 2 1												
Jaime Navarro, R (1, 1) OBP: 0.139, SLG: 0.139			1-1 P2			3-3 K		0-3 K		3 0 0 0 0 2 1												
Bob Patterson, R (8, 1)										0 0 0 0 0 0 0												
Turk Wendell, L (9, 1) OBP: 0.500, SLG: 0.500										0 0 0 0 0 0 0												
Scott Bullett, L (9, 7) OBP: 0.378, SLG: 0.535										0 0 0 0 0 0 0												
Inning Stats	R: 0 E: 0 K: 1 S: 7	H: 1 LOB: 0 BB: 0 P: 12	R: 0 E: 0 K: 0 S: 7	H: 0 LOB: 0 BB: 0 P: 10	R: 0 E: 0 K: 1 S: 10	H: 1 LOB: 1 BB: 0 P: 15	R: 0 E: 0 K: 0 S: 5	H: 0 LOB: 0 BB: 0 P: 6	R: 1 E: 0 K: 2 S: 15	H: 1 LOB: 0 BB: 0 P: 20	R: 2 E: 0 K: 1 S: 15	H: 3 LOB: 0 BB: 0 P: 22	R: 0 E: 0 K: 1 S: 8	H: 0 LOB: 0 BB: 0 P: 12	R: 0 E: 0 K: 3 S: 13	H: 1 LOB: 1 BB: 0 P: 20	R: 0 E: 0 K: 2 S: 9	H: 0 LOB: 0 BB: 0 P: 13	1B: 3 2B: 2 3B: 0 HR: 2	SF: 0 SAC: 0 DP: 0 HBP: 0	WP: 1 PB: 0 SB: 0 CS: 1	PA: 33
PITCHER	IP WLS BF H R ER SO BB IBB HBP BLK WP HR S P ERA WHIP																					
Tim Worrell, R (1, 1) ERA: 2.08	6.0 L 22 6 3 3 5 0 0 0 0 0 0 2 59 85 4.50 1.000																					
Scott Sanders, R (7, 1) ERA: 2.84	2.0 7 1 0 0 4 0 0 0 0 1 0 21 32 0.00 0.500																					
Trevor Hoffman, R (9, 1) ERA: 1.35	1.0 3 0 0 0 2 0 0 0 0 0 0 9 13 0.00 0.000																					

Chicago Cubs @ San Diego Padres
Jack Murphy Stadium, San Diego, CA

Thu Jun 20 1996, 6:33 AM EDT
Att. 19,969 - Sunny - 77 F

livebaseballscorecards.com

AB	32
R	3
H	7
RBI	3
BB	0
SO	11
LOB	5



Batter	1	2	3	4	5	6	7	8	9	AB	R	H	RBI	BB	SO	LOB
Rickey Henderson, R (1, 7) Trevor Hoffman, R (9, 1)	0-0 P2		3-2 P4			0-2 G5-3		0-1 P6		4	0	0	0	0	0	0
Steve Finley, L (1, 8) OBP: 0.319, SLG: 0.448	1-2 L8			1-1 1B		0-2 1B		0-3 K		4	0	2	0	0	1	0
Tony Gwynn, L (1, 9) OBP: 0.378, SLG: 0.423	2-0 L4			1-1 L7		3-1 F7			0-1 G4-3 1B	4	0	1	0	0	0	2
Ken Caminiti, S (1, 5) OBP: 0.342, SLG: 0.455		2-2 G4-3		1 SAFE 3-3 K			3-3 K		2-3 K	4	0	0	0	0	3	2
Jason Thompson, L (1, 3) OBP: 0.244, SLG: 0.425		0-1 WP 2B		1-3 K			1-3 K		3-2 G4-3	4	0	1	0	0	2	2
John Flaherty, R (1, 2) OBP: 0.278, SLG: 0.390		1-1 G1-3			0-0 P3		1-2 G5-3		0-2 G4-3	4	0	0	0	0	0	2
Chris Gomez, R (1, 6) OBP: 0.331, SLG: 0.304		1-1 L8			0-0 F7			0-0 E6 HR		3	1	0	0	0	0	1
Luis Lopez, S (1, 4) OBP: 0.216, SLG: 0.263 Archi Cianfrocco, R (8, PH) OBP: 0.333, SLG: 0.432			1-1 G5-3		0-3 K			1-0 F9		2	0	0	0	0	1	0
Tim Worrell, R (1, 1) Chris Gwynn, L (6, PH) OBP: 0.313, SLG: 0.220 Scott Sanders, R (7, 1) Marc Newfield, R (8, PH) OBP: 0.387, SLG: 0.492			0-1 G4-3			1-3 K		1-1 HR		1	0	0	0	0	0	0

Inning Stats	R: 0	H: 0	E: 0	K: 5	S: 5	H: 0	LOB: 0	BB: 0	P: 8	R: 0	H: 1	E: 0	K: 0	S: 9	H: 1	LOB: 1	BB: 0	P: 13	R: 0	H: 0	E: 0	K: 0	S: 7	H: 0	LOB: 0	BB: 0	P: 11	R: 0	H: 1	E: 0	K: 2	S: 11	H: 0	LOB: 0	BB: 0	P: 5	R: 0	H: 1	E: 0	K: 1	S: 11	H: 1	LOB: 1	BB: 0	P: 15	R: 0	H: 0	E: 0	K: 2	S: 11	H: 0	LOB: 0	BB: 0	P: 16	R: 2	H: 1	E: 1	K: 1	S: 9	H: 1	LOB: 0	BB: 0	P: 11	R: 0	H: 1	E: 0	K: 1	S: 11	H: 1	LOB: 1	BB: 0	P: 16	1B: 3	SF: 0	2B: 1	SAC: 0	3B: 0	DP: 0	HR: 1	HBP: 0	WP: 1	PA: 33
--------------	------	------	------	------	------	------	--------	-------	------	------	------	------	------	------	------	--------	-------	-------	------	------	------	------	------	------	--------	-------	-------	------	------	------	------	-------	------	--------	-------	------	------	------	------	------	-------	------	--------	-------	-------	------	------	------	------	-------	------	--------	-------	-------	------	------	------	------	------	------	--------	-------	-------	------	------	------	------	-------	------	--------	-------	-------	-------	-------	-------	--------	-------	-------	-------	--------	-------	--------

PITCHER	IP	WLS	BF	H	R	ER	SO	BB	IBB	HBP	BLK	WP	HR	S	P	ERA	WHIP
Jaime Navarro, R (1, 1) ERA: 3.68	7.2	W	28	4	2	1	6	0	0	0	0	1	1	65	93	1.17	0.522
Bob Patterson, L (8, 1) ERA: 2.31	0.1		2	1	0	0	1	0	0	0	0	0	0	5	5	0.00	3.000
Turk Wendell, R (9, 1) ERA: 2.06	1.0	S	3	0	0	0	1	0	0	0	0	0	0	9	14	0.00	0.000


BOTTOM

Chicago Cubs @ San Diego Padres
Jack Murphy Stadium, San Diego, CA

Thu Jun 20 1996, 6:33 AM EDT
Att: 19,969 - Sunny - 77 F

livebaseballscorecards.com

AB	33
R	2
H	5
RBI	2
BB	0
SO	8
LOB	10



Batter	1	2	3	4	5	6	7	8	9	10	AB	R	H	RBI	BB	SO	LOB	TOP									
Brian McRae, S OBP: 0.352, SLG: 0.379 (1, 8)	3-1 G5-3			2-1 23 WP 2B		1-1 23 BB 1B		2-1 F9		1-2 F4	5	0	2	0	0	0	0										
Doug Glanville, R OBP: 0.167, SLG: 0.217 Scott Bullett, L OBP: 0.370, SLG: 0.523 (8, PH) (8, 7)	1-2 F8			1-2 F7		0-0 F8		1-3 K			3	0	0	0	0	0	2										
23 Ryne Sandberg, R OBP: 0.295, SLG: 0.433 Brant Brown, L OBP: 0.391, SLG: 0.773 (8, PH) (8, 3)	0-1 F7			2-0 G1-3		4-0 1-2 BB		1-3 K			2	0	0	0	1	0	1										
Sammy Sosa, R OBP: 0.292, SLG: 0.539 (1, 9)				2-2 F8		0-0 P5				3-2 L1-3	4	0	0	0	0	1	3										
Leo Gomez, R OBP: 0.352, SLG: 0.516 (8, 5)				1-1 E6 G6-4-3		3-2 E5 FC5-6		2-0 F9		1-1 F7	4	0	0	0	0	0	0										
Scott Servais, R OBP: 0.315, SLG: 0.433 (1, 2)				2-0 G6-4-3 1-2f		1-0 F9		0-0 BB 1B		0-1 FC5-4 1B	4	0	2	0	0	0	2										
Terry Shumpert, R OBP: 0.313, SLG: 0.692 (8, 4)				1-2 F7		0-1 FC5-6 CS 1-2f		1 SAFE 4-2 BB		0-0 FC5-4 1-2f	3	0	0	0	1	0	2										
José Hernández, R OBP: 0.260, SLG: 0.265 (1, 6)				0-0 F8		1-1 CS 1-2		2-2 F9 HR		1-2 G5-3	4	1	1	1	0	0	2										
Frank Castillo, R OBP: 0.077, SLG: 0.077 Bob Patterson, R (8, 1) Terry Adams, R (8, 1) Luis Gonzalez, L OBP: 0.373, SLG: 0.429 Turk Wendell, L OBP: 0.500, SLG: 0.500 (10, PH) (10, 1)				1-1 G3-1		1-0 P3		1-3 K		1-0 G4-3	3	0	0	0	0	1	2										
Inning Stats	R: 0 E: 0 K: 0 S: 7	H: 0 LOB: 0 BB: 0 P: 11	R: 0 E: 1 K: 1 S: 6	H: 0 LOB: 0 BB: 0 P: 11	R: 0 E: 0 K: 0 S: 10	H: 0 LOB: 0 BB: 0 P: 12	R: 0 E: 0 K: 0 S: 10	H: 1 LOB: 1 BB: 0 P: 17	R: 0 E: 1 K: 0 S: 7	H: 0 LOB: 0 BB: 0 P: 12	R: 1 E: 0 K: 0 S: 8	H: 2 LOB: 2 BB: 1 P: 15	R: 0 E: 0 K: 1 S: 10	H: 1 LOB: 2 BB: 1 P: 19	R: 0 E: 0 K: 2 S: 10	H: 0 LOB: 0 BB: 0 P: 14	R: 0 E: 0 K: 0 S: 9	H: 1 LOB: 1 BB: 0 P: 13	R: 0 E: 0 K: 0 S: 8	H: 0 LOB: 0 BB: 0 P: 11	1B: 3 2B: 1 3B: 0 HR: 1	SF: 0 SAC: 0 DP: 1 HBP: 0	WP: 1 PB: 0 SB: 0 CS: 1	PA: 38			
PITCHER	IP WLS BF H R ER SO BB IBB HBP BLK WP HR S P ERA WHIP	IP WLS BF H R ER SO BB IBB HBP BLK WP HR S P ERA WHIP	IP WLS BF H R ER SO BB IBB HBP BLK WP HR S P ERA WHIP	IP WLS BF H R ER SO BB IBB HBP BLK WP HR S P ERA WHIP	IP WLS BF H R ER SO BB IBB HBP BLK WP HR S P ERA WHIP	IP WLS BF H R ER SO BB IBB HBP BLK WP HR S P ERA WHIP	IP WLS BF H R ER SO BB IBB HBP BLK WP HR S P ERA WHIP	IP WLS BF H R ER SO BB IBB HBP BLK WP HR S P ERA WHIP	IP WLS BF H R ER SO BB IBB HBP BLK WP HR S P ERA WHIP	IP WLS BF H R ER SO BB IBB HBP BLK WP HR S P ERA WHIP	IP WLS BF H R ER SO BB IBB HBP BLK WP HR S P ERA WHIP	IP WLS BF H R ER SO BB IBB HBP BLK WP HR S P ERA WHIP	IP WLS BF H R ER SO BB IBB HBP BLK WP HR S P ERA WHIP	IP WLS BF H R ER SO BB IBB HBP BLK WP HR S P ERA WHIP	IP WLS BF H R ER SO BB IBB HBP BLK WP HR S P ERA WHIP	IP WLS BF H R ER SO BB IBB HBP BLK WP HR S P ERA WHIP	IP WLS BF H R ER SO BB IBB HBP BLK WP HR S P ERA WHIP	IP WLS BF H R ER SO BB IBB HBP BLK WP HR S P ERA WHIP	IP WLS BF H R ER SO BB IBB HBP BLK WP HR S P ERA WHIP	IP WLS BF H R ER SO BB IBB HBP BLK WP HR S P ERA WHIP	IP WLS BF H R ER SO BB IBB HBP BLK WP HR S P ERA WHIP	IP WLS BF H R ER SO BB IBB HBP BLK WP HR S P ERA WHIP	IP WLS BF H R ER SO BB IBB HBP BLK WP HR S P ERA WHIP	IP WLS BF H R ER SO BB IBB HBP BLK WP HR S P ERA WHIP	IP WLS BF H R ER SO BB IBB HBP BLK WP HR S P ERA WHIP	IP WLS BF H R ER SO BB IBB HBP BLK WP HR S P ERA WHIP	IP WLS BF H R ER SO BB IBB HBP BLK WP HR S P ERA WHIP

Chicago Cubs @ San Diego Padres
 Jack Murphy Stadium, San Diego, CA
 Fri Jun 21 1996, 10:05 PM EDT
 Att: 49,503 - Unknown - 68 F

livebaseballscorecards.com

AB 35
 R 1
 H 5
 RBI 1
 BB 2
 SO 4
 LOB 14



BOTTOM

Chicago Cubs @ San Diego Padres
 Jack Murphy Stadium, San Diego, CA
 Fri Jun 21 1996, 10:05 PM EDT
 Att. 49,503 - Unknown - 68 F

livebaseballscorecards.com

AB	37
R	2
H	9
RBI	2
BB	3
SO	6
LOB	14



AB	R	H	RBI	BB	SO	LOB
5	1	3	0	0	0	0
4	0	1	0	1	0	2
4	0	1	0	1	0	3
3	0	0	0	0	0	1
0	0	0	0	0	0	0
2	0	1	1	0	0	2
2	1	1	1	1	1	0
1	0	0	0	0	0	2
0	0	0	0	0	0	0
4	0	1	0	0	2	0
4	0	0	0	0	2	2
4	0	1	0	0	1	0
2	0	0	0	0	0	0
2	0	0	0	0	0	2
1B: 5	SF: 0	2B: 3	SAC: 0	3B: 0	DP: 1	HR: 1
BB: 3	HBP: 0					

Batter	1	2	3	4	5	6	7	8	9	10												
Tony Gwynn, L OBP: 0.382, SLG: 0.435 (1, 9) C X	0-1 F9 ①		1-1 G5-3 ②		1-0 1B ③			1-1 2B ④		2-2 G3-1 1B 2B												
Steve Finley, L OBP: 0.320, SLG: 0.449 (1, 8) C X	1-1 G3 ②		3-0 2B ③		0-1 G4-3 ④			1-0 L8 ①		4-0 1B G3-1 IBB												
Ken Caminiti, S OBP: 0.343, SLG: 0.451 (1, 5) S X	0-1 1B ③		2-0 F7 ③		2-1 G4-3 ①			4-0 IBB ②		0-2 G3-1 ①												
Marc Newfield, R OBP: 0.379, SLG: 0.480 Doug Bochtler, R (7, 1) B B X	3-0 G4-3 ③			1-2 G4-3 ①		0-0 G6-3 ②		1-2 F6 ②		1-2 2-3 1B 2-3 3-H												
Jody Reed, R OBP: 0.312, SLG: 0.279 (8, PH) (9, 4) B B X																						
Jason Thompson, L OBP: 0.273, SLG: 0.500 Brian Johnson, R OBP: 0.301, SLG: 0.453 Trevor Hoffman, R (9, 1) S X		0-1 HR		4-1 1B BB		1-3 K ③		0-0 F8 ③														
Archi Cianfrocco, R OBP: 0.331, SLG: 0.426 (1, 4) (9, 3) F X		0-1 F9 ①		0-1 G4-6-3 1B		2-3 K ①			1-3 K ①													
Chris Gomez, R OBP: 0.323, SLG: 0.295 (1, 6) C B X		1-1 P6 ②		0-0 G4-6-3 1-2f		2-3 K ②			1-3 K ②													
John Flaherty, R OBP: 0.277, SLG: 0.387 (1, 2) C F B X		2-2 F8 ③			3-3 K ①		1-2 E5		0-0 1B													
Fernando Valenzuela, L OBP: 0.154, SLG: 0.154 Rickey Henderson, R OBP: 0.410, SLG: 0.308 (7, 7) F B X			1-2 G1-3 ①		2-1 G4-3 ②		3-1 G4-3 ③		2-2 P3 ③													
Inning Stats	R: 0 E: 0 K: 0 S: 7	H: 1 LOB: 1 BB: 0 P: 11	R: 1 E: 0 K: 0 S: 11	H: 1 LOB: 0 BB: 0 P: 14	R: 0 E: 0 K: 0 S: 7	H: 1 LOB: 1 BB: 0 P: 14	R: 0 E: 0 K: 1 S: 9	H: 1 LOB: 1 BB: 0 P: 15	R: 0 E: 0 K: 1 S: 6	H: 0 LOB: 0 BB: 0 P: 9	R: 0 E: 1 K: 2 S: 11	H: 0 LOB: 1 BB: 0 P: 19	R: 0 E: 0 K: 0 S: 7	H: 1 LOB: 2 BB: 1 P: 14	R: 0 E: 0 K: 2 S: 11	H: 1 LOB: 1 BB: 0 P: 15	R: 1 E: 0 K: 0 S: 9	H: 2 LOB: 2 BB: 1 P: 16	1B: 5 2B: 3 3B: 0 HR: 1	SF: 0 SAC: 0 DP: 1 HBP: 0	WP: 0 PB: 0 SB: 0 CS: 0	PA: 40
PITCHER	IP	WLS	BF	H	R	ER	SO	BB	IBB	HBP	BLK	WP	HR	S	P	ERA	WHIP					
Frank Castillo, R ERA: 6.25 (1, 1)	7.1		29	6	1	1	4	1	0	0	0	0	1	61	99	1.23	0.955					
Bob Patterson, L ERA: 2.28 (8, 1)	0.1		2	0	0	0	0	0	1	0	0	0	0	3	8	0.00	0.000					
Terry Adams, R ERA: 2.3 (8, 1)	1.1		5	1	0	0	2	0	0	0	0	0	0	12	16	0.00	0.750					
Turk Wendell, R ERA: 2.27 (10, 1)	0.1	L	4	2	1	1	0	0	1	0	0	0	0	9	16	27.00	6.000					

Batter	1	2	3	4	5	6	7	8	9	10	11	12	13	14	15	16	AB	R	H	RBI	BB	SO	LOB	TOP																
Brian McRae, S OBP: 0.355, SLG: 0.379 (1, 8)	0-0 SF7 1B	0-0 1-2 2-H 1B		1-0 G4-3		1-1 F7			1-0 FC6-4 1B	2-1 F7		0-0 F7			4-2 SF9 1B BB	2-2 HR	8	3	3	1	1	0	8																	
Brant Brown, L OBP: 0.438, SLG: 0.839 (1, 3)	1-3 SAFE SAFE SAFE K	0-2 G3			2-2 G1-4-3 1B		0-0 G3		0-2 FC6-4 1-2f		0-0 S 1B		3-1 2B		0-1 SF9 1B CS 1B	1-1 HR	9	1	5	2	0	1	4																	
Sammy Sosa, R OBP: 0.290, SLG: 0.542 (1, 9)	0-0 SF7		1-1 HR		1-1 SAFE G1-4-3 1-2f		1-0 G5-3		3-1 P4		2-3 K		1-3 K		1-0 HBP CS 1B	0-0 G4-3	8	1	2	2	0	2	4																	
Luis Gonzalez, L OBP: 0.368, SLG: 0.425 (1, 7)	1-3 3-H K		0-0 F8		0-0 G4-3		0-0 BLK 2B		2-2 F8		1-1 F7				1-1 SF9	0-0 G4-3	7	0	1	1	1	1	3																	
Leo Gomez, R OBP: 0.358, SLG: 0.516 (1, 5)		4-2 FC3-6 1B BB	1-1 G5-3			2-2 G6-3 1B		0-3 K2-3		2-1 SH5-4 BB 1B		3-2 F9		0-1 F9	4-2 HBP BB		4	1	2	0	1	1	1																	
Terry Shumpert, R OBP: 0.316, SLG: 0.600 (10, PR)															1-2 HBP BB		2	0	0	0	1	0	3																	
Scott Servais, R OBP: 0.325, SLG: 0.435 (1, 2)		2-1 FC3-6 1B	2-2 F9			2-2 G6-3		2-2 F9 SH3-4 1B		4-0 SH5-4 BB		3-2 SH3-4 23 1B 1B		1-0 G1-3	2-0 HBP		6	1	3	0	1	0	3																	
Bret Barberie, S OBP: 0.176, SLG: 0.138 (1, 4)		0-1 FC3-6 1B 1-2f 2-3		0-0 F7		4-2 BB 1B BB		1-0 SH3-4		0-0 SH5-4		1-1 SH3-4		1-1 F7	1-1 F7	0-0 F8		4	1	0	0	1	0	5																
José Hernández, R OBP: 0.279, SLG: 0.287 (1, 6)		2-2 1B 1B	1-2 S 1B		1-2 S 1B		3-1 F9		4-0 F9		4-0 IBB		2-3 K		1-1 F8	1-0 E 2B	7	1	4	1	1	1	2																	
Inning Stats	R: 1 E: 0 K: 2 S: 8	H: 1 LOB: 0 BB: 0 P: 10	R: 2 E: 0 K: 1 S: 22	H: 3 LOB: 2 BB: 1 P: 30	R: 1 E: 0 K: 0 S: 9	H: 1 LOB: 0 BB: 0 P: 13	R: 0 E: 0 K: 1 S: 8	H: 1 LOB: 1 BB: 0 P: 11	R: 0 E: 0 K: 0 S: 6	H: 1 LOB: 1 BB: 0 P: 9	R: 0 E: 0 K: 0 S: 18	H: 1 LOB: 3 BB: 2 P: 32	R: 0 E: 0 K: 1 S: 6	H: 1 LOB: 1 BB: 0 P: 7	R: 0 E: 0 K: 0 S: 8	H: 1 LOB: 1 BB: 0 P: 16	R: 0 E: 0 K: 0 S: 9	H: 1 LOB: 1 BB: 0 P: 15	R: 0 E: 0 K: 1 S: 9	H: 1 LOB: 3 BB: 2 P: 22	R: 0 E: 0 K: 1 S: 9	H: 1 LOB: 1 BB: 0 P: 15	R: 1 E: 0 K: 1 S: 12	H: 2 LOB: 1 BB: 0 P: 20	R: 0 E: 0 K: 1 S: 8	H: 1 LOB: 2 BB: 1 P: 17	R: 0 E: 0 K: 1 S: 7	H: 0 LOB: 0 BB: 0 P: 10	R: 1 E: 0 K: 0 S: 13	H: 2 LOB: 3 BB: 2 P: 25	R: 3 E: 1 K: 0 S: 14	H: 2 LOB: 0 BB: 0 P: 19	1B: 16 2B: 3 3B: 0 HR: 2	SF: 2 SAC: 3 DP: 2 HBP: 1	WP: 0 PB: 0 SB: 3 CS: 3	PA: 76				
PITCHER	IP 5.2	WLS 26	BF 9	H 4	R 4	ER 3	SO 4	BB 2	IBB 0	HBP 0	BLK 0	WP 0	HR 1	S 68	P 97	ERA 4.76	WHIP 1.941																							
Andy Ashby, R ERA: 3.08 (1, 1)																	PITCHER	IP 3.0	WLS L	BF 16	H 5	R 2	ER 2	SO 3	BB 1	IBB 0	HBP 1	BLK 0	WP 0	HR 0	S 33	P 58	ERA 6.00	WHIP 2.000						
Bryce Florie, R ERA: 3.19 (6, 1)																	Sean Bergman, R ERA: 5.15 (12, 1)																							
Scott Sanders, R ERA: 2.79 (8, 1)																	Wille Blair, R ERA: 4.37 (15, 1)																							
Ron Villone, L ERA: (8, 1)																																								
Doug Bochtler, R ERA: 4.03 (10, 1)																																								

Chicago Cubs @ San Diego Padres
Jack Murphy Stadium, San Diego, CA
Sat Jun 22 1996, 10:05 PM EDT
Att. 51,917 - Unknown - 68 F

livebaseballscorecards.com

AB	62
R	9
H	21
RBI	8
BB	8
SO	11
LOB	41



Batter	1	2	3	4	5	6	7	8	9	10	11	12	13	14	15	16	AB	R	H	RBI	BB	SO	LOB	BOTTOM	
Rickey Henderson, R OBP: 0.411, SLG: 0.316	(1, 7) X 0-0 F8		2-2 2B 1B		2-0 L7		2-3 K			2-1 FC4-6 1B		1-3 K			2-0 CS 2B		7	1	3	0	0	2	1		
Tony Gwynn, L OBP: 0.365, SLG: 0.441	(1, 9) B 2-1 E 1B		3-1 2B 2B		1-2 G4-3			1-1 G4-6-3 1B		0-1 FC4-6 1-2f			0-0 F8		3-H 1-2 2-3 G5-3		6	2	3	0	0	0	1		
Luis Lopez, S OBP: 0.214, SLG: 0.260	(14, 8) X SAFE E 1B		1-3 2B 2B		1-2 F8			1-0 G4-6-3 1-2f		0-3 K			0-2 P6				6	0	1	1	1	1	3		
Steve Finley, L OBP: 0.320, SLG: 0.446	(1, 8) B 3-2 F7		1-0 2B		1-2 F8			1-0 G4-6-3 1-2f		2-2 F7			2-3 K				4-1 G3 BB		7	0	0	0	2	1	
Ken Caminiti, S OBP: 0.333, SLG: 0.437	(1, 5) B SAFE E 1H		1-1 F7		0-0 G3			2-1 G4-3		1-3 K			2-3 K				2-3 K		7	0	0	0	2	1	
Jason Thompson, L OBP: 0.235, SLG: 0.429	(1, 3) X 0-0 F7		1-1 G3		2-3 K			2-3 K		0-0 G5-3			1-3 K		1-2 F8		0-0 G3		7	0	0	0	2	2	
Brian Johnson, R OBP: 0.300, SLG: 0.470	(1, 2) B 2-0 HR				1-2 G6-3			1-3 K		1-1 G6-3			1-0 L3		1-3 K		1-3 K		4	1	1	1	0	1	0
Doug Brantley, R OBP: 0.376, SLG: 0.476	(10, 1) X 0-0 L5				2-2 F9			2-1 F9 SH2-4 1B		4-2 FC6-4 BB			0-2 P3		0-1 G6-3				5	0	1	0	1	0	0
Marc Newfield, R OBP: 0.376, SLG: 0.476	(11, PH) B SAFE E 1B				4-0 SH2-4			1-1 SH2-4		1-0 FC6-4			1-3 K		0-1 G6-3				2	0	0	0	1	1	1
Sean Rodriguez, R OBP: 0.100, SLG: 0.200	(12, PH) X SAFE E 1B				1-2 P3			1-2 F9		1-2f			1-3 K						2	1	1	0	0	1	0
Willie Blair, R OBP: 0.148, SLG: 0.148	(15, 1) B SAFE E 1B				3-2 P3			1-1 F9		2-3			0-2 HR		0-0 G4-3				2	0	0	0	0	0	1
Fernando Valenzuela, L OBP: 0.148, SLG: 0.148	(16, PH) X SAFE E 1B				1-2 P3			2-3 F9					0-2 HR		0-0 G4-3				0	0	0	0	0	0	0
Jody Reed, R OBP: 0.313, SLG: 0.278	(1, 4) X 0-0 L5				2-2 F9			2-1 F9 SH2-4 1B		4-2 FC6-4 BB			0-2 P3		0-1 G6-3				5	0	1	0	1	0	0
Chris Gomez, R OBP: 0.323, SLG: 0.291	(1, 6) B SAFE E 1B				4-0 SH2-4			1-1 SH2-4		1-0 FC6-4			1-3 K		0-1 G6-3				2	0	0	0	1	1	1
Archi Cianfrocco, R OBP: 0.333, SLG: 0.435	(12, PH) X SAFE E 1B				1-2 P3			1-2 F9		1-2f			1-3 K						2	1	1	0	0	1	0
Andy Ashby, R OBP: 0.291, SLG: 0.387	(5, 1) B SAFE E 1B				3-2 P3			1-1 F9		2-3			0-2 HR		0-0 G4-3				2	0	0	0	0	0	1
Bryce Flores, R OBP: 0.336, SLG: 0.214	(7, PH) X SAFE E 1B				1-2 P3			1-1 F9		2-3			0-2 HR		0-0 G4-3				0	0	0	0	0	0	1
Scott Sanborn, R OBP: 0.336, SLG: 0.214	(8, 1) B SAFE E 1B				1-2 P3			1-1 F9		2-3			0-2 HR		0-0 G4-3				0	0	0	0	0	0	1
Ron Villone, L OBP: 0.278, SLG: 0.404	(10, 2) X SAFE E 1B				1-2 P3			1-1 F9		2-3			0-2 HR		0-0 G4-3				3	1	1	1	0	0	1

Inning Stats	R: 1	H: 1	E: 0	LOB: 1	K: 0	BB: 0	S: 10	P: 18	R: 1	H: 1	E: 0	LOB: 0	K: 1	BB: 0	S: 8	P: 11	R: 2	H: 3	E: 0	LOB: 0	K: 0	BB: 0	S: 11	P: 19	R: 0	H: 0	E: 0	LOB: 1	K: 0	BB: 1	S: 9	P: 19	R: 0	H: 0	E: 0	LOB: 0	K: 0	BB: 0	S: 10	P: 14	R: 0	H: 0	E: 0	LOB: 0	K: 2	BB: 0	S: 10	P: 13	R: 0	H: 0	E: 0	LOB: 0	K: 1	BB: 0	S: 9	P: 15	R: 0	H: 1	E: 0	LOB: 1	K: 1	BB: 0	S: 7	P: 13	R: 0	H: 0	E: 0	LOB: 1	K: 1	BB: 1	S: 7	P: 13	R: 0	H: 1	E: 0	LOB: 1	K: 1	BB: 0	S: 8	P: 11	R: 0	H: 0	E: 0	LOB: 0	K: 1	BB: 0	S: 7	P: 11	R: 1	H: 1	E: 0	LOB: 0	K: 2	BB: 0	S: 13	P: 15	R: 0	H: 0	E: 0	LOB: 0	K: 1	BB: 0	S: 9	P: 11	R: 0	H: 0	E: 0	LOB: 0	K: 1	BB: 0	S: 8	P: 10	R: 1	H: 2	E: 0	LOB: 0	K: 0	BB: 0	S: 7	P: 10	R: 0	H: 0	E: 0	LOB: 1	K: 2	BB: 1	S: 9	P: 16	1B: 5	SF: 0	2B: 4	SAC: 1	3B: 0	DP: 1	HR: 2	HBP: 0	WP: 1	PA: 60
PITCHER	IP	WLS	BF	H	R	ER	SO	BB	IBB	HBP	BLK	WP	HR	S	P	ERA	WHIP																																																																																																																									
Mike Campbell, R ERA: 3.71	(1, 1)	5.0	21	5	4	3	1	1	0	0	0	0	1	48	81	5.40	1.200																																																																																																																									
Kent Bottenfield, R ERA: 2.19	(6, 1)	2.0	7	1	0	0	3	0	0	0	0	0	0	19	28	0.00	0.500																																																																																																																									
Jim Bullinger, R ERA: 6.07	(8, 1)	2.0	7	1	0	0	0	1	0	0	0	0	0	12	22	0.00	1.000																																																																																																																									
Terry Adams, R ERA: 2.2	(10, 1)	2.0	7	1	0	0	2	0	0	0	0	0	0	15	22	0.00	0.500																																																																																																																									
Turk Wendell, R ERA: 2.43	(12, 1)	1.0	4	1	1	1	2	0	0	0	0	0	1	13	15	9.00	1.000																																																																																																																									
PITCHER	IP	WLS	BF	H	R	ER	SO	BB	IBB	HBP	BLK	WP	HR	S	P	ERA	WHIP																																																																																																																									
Bob Patterson, L ERA: 2.19	(13, 1)	1.0	3	0	0	0	1	0	0	0	0	0	0	9	11	0.00	0.000																																																																																																																									
Rodney Myers, R ERA: 3.77	(14, 1)	3.0	W	11	2	1	1	3	1	0	0	0	1	0	24	36	3.00	1.000																																																																																																																								

Chicago Cubs @ San Diego Padres
 Jack Murphy Stadium, San Diego, CA
 Sat Jun 22 1996, 10:05 PM EDT
 Att: 51,917 - Unknown - 68 F

AB	56
R	6
H	11
RBI	3
BB	3
SO	12
LOB	14



WP: 1	PA: 60
PB: 0	
SB: 3	
CS: 1	

Batter	1	2	3	4	5	6	7	8	9	AB R H RBI BB SO LOB	TOP		
Brian McRae, S (1, 8) OBP: 0.355, SLG: 0.375	4-2 G6-4-3 1B BB		H 1-0 HBP		F 1-2 G4-3		F 2-2 SAFE G4-6-3 1-2f		F 1-1 G3-1	3 0 0 0 1 0 1			
Brant Brown, L (1, 3) OBP: 0.472, SLG: 0.824	0-0 G6-4-3 1B		H 1-0 HBP		F 1-2 G4-3		B 1-1 1B 1B			3 0 2 0 0 0 0			
Sammy Sosa, R (1, 9) OBP: 0.293, SLG: 0.544	1-1 G6-4-3 1-2f 2-3		B 3-3 K		S 2-1 1B 2B		B 0-2 1-2 1B			4 1 2 0 0 1 4			
Luis Gonzalez, L (1, 7) OBP: 0.366, SLG: 0.421	2-3 K		B 1-0 L5		X 0-0 G5-4-3 1B		B 2-0 F7			4 0 1 0 0 1 3			
Leo Gomez, R (1, 5) OBP: 0.356, SLG: 0.508		B 1-0 F8		F 4-2 HR BB		F 1-1 G5-4-3 1-2f 3-H		C 0-1 F8		3 1 0 0 1 0 1			
23 Ryne Sandberg, R (1, 4) OBP: 0.297, SLG: 0.445		B 1-1 F7		C 1-3 K		B 1-1 HR		B 2-1 F8		4 1 1 1 0 1 1			
José Hernández, R (1, 6) OBP: 0.285, SLG: 0.308		C 1-3 K		X 0-0 1-H HR		C 4-2 BB		B 1-3 K		3 1 1 2 1 2 0			
Mike Hubbard, R (1, 2) Scott Bullett, L (9, PH) OBP: 0.354, SLG: 0.500			F 1-3 K		B 2-3 K		F 0-1 P6		C 3-3 K	3 0 0 0 0 2 1 1 0 0 0 0 1 0			
Amaury Telemaco, R (1, 1) Kent Bottenfield, R (5, 1) Dave Magadan, L (7, PH) Jim Bullinger, R (7, 1) Scott Servais, R (9, PH) OBP: 0.324, SLG: 0.433			B 3-3 K		C 3-3 K		B 4-2 G4-6-3 BB		C 0-3 K	2 0 0 0 0 2 0 0 0 0 0 0 0 0 0 0 0 0 1 0 0 0 0 0 0 0 0 0 1 0 0 0 0 1 0			
Inning Stats	R: 0 H: 1 E: 0 LOB: 1 K: 1 BB: 1 S: 10 P: 17	R: 0 H: 0 E: 0 LOB: 0 K: 1 BB: 0 S: 6 P: 9	R: 0 H: 0 E: 0 LOB: 2 K: 3 BB: 0 S: 10 P: 19	R: 2 H: 1 E: 0 LOB: 0 K: 2 BB: 1 S: 11 P: 19	R: 0 H: 0 E: 0 LOB: 0 K: 1 BB: 0 S: 9 P: 14	R: 2 H: 3 E: 0 LOB: 1 K: 0 BB: 1 S: 11 P: 19	R: 0 H: 2 E: 0 LOB: 2 K: 0 BB: 1 S: 13 P: 22	R: 0 H: 0 E: 0 LOB: 0 K: 1 BB: 0 S: 7 P: 10	R: 0 H: 0 E: 0 LOB: 0 K: 2 BB: 0 S: 8 P: 12	1B: 4 SF: 0 2B: 1 SAC: 0 3B: 0 DP: 3 HR: 2 HBP: 2	WP: 0 PA: 37 PB: 0 SB: 0 CS: 0		
PITCHER	IP WLS BF H R ER SO BB IBB HBP BLK WP HR S P ERA WHIP											PITCHER	IP WLS BF H R ER SO BB IBB HBP BLK WP HR S P ERA WHIP
Joey Hamilton, R (1, 1) ERA: 4.51	6.2 W 29 6 4 4 8 4 0 2 0 0 2 66 113 5.40 1.500												
Tim Worrell, R (7, 1) ERA: 2.08	0.0 1 1 0 0 0 0 0 0 0 0 0 3 3 ∞ ∞												
Ron Villone, L (7, 1) ERA:	0.1 1 0 0 0 0 0 0 0 0 0 0 1 3 0.00 0.000												
Trevor Hoffman, R (8, 1) ERA: 1.21	2.0 S 6 0 0 0 3 0 0 0 0 0 0 0 15 22 0.00 0.000												

Chicago Cubs @ San Diego Padres
Jack Murphy Stadium, San Diego, CA
 Sun Jun 23 1996, 6:33 AM EDT
 Att. 30,672 - Sunny - 78 F

livebaseballscorecards.com

AB	31
R	4
H	7
RBI	3
BB	4
SO	11
LOB	11



Batter	1	2	3	4	5	6	7	8	9
Rickey Henderson, R OBP: 0.412, SLG: 0.330 (1, 7)	0-0 F7 ①		2-2 F7 ①		1-0 HR		4-0 G4-3 G6-3 BB		
Tony Gwynn, L OBP: 0.383, SLG: 0.438 (1, 9)	2-0 F7 ②		1-1 2B SF8 1B		1-2 G3 ②		2-1 G6-3 ① 1-2		
Steve Finley, L OBP: 0.322, SLG: 0.460 (1, 8)	3-0 F9 ③		1-2 1-3 2B		0-1 HR		0-1 G4-3 ② 2-3		
Archi Cianfrocco, R OBP: 0.323, SLG: 0.425 (1, 5)		1-0 F7 ①	1-2 SF8 ②		1-0 G5-3 ③		1-1 F9 ③		
Scott Livingstone, L OBP: 0.322, SLG: 0.405 (1, 3)		1-1 HR 1B	0-0 L7 ③		0-0 F7 ①		2-1 G3-1 ①		
John Flaherty, R OBP: 0.278, SLG: 0.418 (1, 2)		1-0 HR		1-0 G3-1 ①		1-2 G6-3 ②	1-0 G5-3 ②		
Jody Reed, R OBP: 0.312, SLG: 0.277 (1, 4)		0-1 F9 ②		2-1 F8 ②		1-2 1B 1B	1-2 G6-3 ③		
Chris Gomez, R OBP: 0.329, SLG: 0.299 (1, 6)		3-2 1B		2-1 L4 ③		1-1 1-2 1B			
Joey Hamilton, R OBP: 0.189, SLG: 0.222 (7, 1)		0-3 K			1-0 G1-3 ①		0-3 K ③		
Tim Worrell, R (7, 1)									
Ron Villone, L (7, 1)									
Trevor Hoffman, R (8, 1)									

Inning Stats	R: 0	H: 0	E: 0	K: 0	S: 3	LOB: 0	BB: 0	P: 8	R: 2	H: 3	E: 0	K: 1	S: 15	LOB: 1	BB: 0	P: 21	R: 1	H: 2	E: 0	K: 0	S: 14	LOB: 1	BB: 0	P: 19	R: 0	H: 0	E: 0	K: 0	S: 5	LOB: 0	BB: 0	P: 10	R: 2	H: 2	E: 0	K: 0	S: 8	LOB: 0	BB: 0	P: 12	R: 0	H: 2	E: 0	K: 1	S: 13	LOB: 2	BB: 0	P: 16	R: 0	H: 0	E: 0	K: 0	S: 6	LOB: 1	BB: 1	P: 13	R: 0	H: 0	E: 0	K: 0	S: 6	LOB: 0	BB: 0	P: 10
--------------	------	------	------	------	------	--------	-------	------	------	------	------	------	-------	--------	-------	-------	------	------	------	------	-------	--------	-------	-------	------	------	------	------	------	--------	-------	-------	------	------	------	------	------	--------	-------	-------	------	------	------	------	-------	--------	-------	-------	------	------	------	------	------	--------	-------	-------	------	------	------	------	------	--------	-------	-------


PITCHER																	IP	WLS	BF	H	R	ER	SO	BB	IBB	HBP	BLK	WP	HR	S	P	ERA	WHIP
Amaury Telemaco, R ERA: 4.79 (1, 1)																	4.2	L	21	7	5	5	1	0	0	0	0	0	3	44	68	9.64	1.500
Kent Bottenfield, R ERA: (5, 1)																	1.1		6	2	0	0	1	0	0	0	0	0	0	14	18	0.00	1.500
Jim Bullinger, R ERA: 5.9 (7, 1)																	2.0		7	0	0	0	0	1	0	0	0	0	0	12	23	0.00	0.500

BOTTOM

Chicago Cubs @ San Diego Padres
Jack Murphy Stadium, San Diego, CA

Sun Jun 23 1996, 6:33 AM EDT
 Att. 30,672 - Sunny - 78 F

AB	32
R	5
H	9
RBI	5
BB	1
SO	2
LOB	7



1B: 5	SF: 1	WP: 0	PA: 34
2B: 1	SAC: 0	PB: 0	
3B: 0	DP: 0	SB: 0	
HR: 3	HBP: 0	CS: 0	

Batter	1	2	3	4	5	6	7	8	9	AB R H RBI BB SO LOB	TOP											
Brian McRae, S OBP: 0.354, SLG: 0.374 (1, 8)	2-2 F8		0-0 1B		0-2 G6-4-3			1-0 G4-3		4 0 1 1 0 0 1												
Brant Brown, L OBP: 0.425, SLG: 0.737 (1, 3)	2-3 K		1-3 K			0-3 K			0-0 B3	4 0 0 0 0 3 2												
Sammy Sosa, R OBP: 0.292, SLG: 0.540 (1, 9)	2-3 K		0-0 L4			0-0 G6-3			2-2 1B	4 0 1 0 0 1 2												
Luis Gonzalez, L OBP: 0.364, SLG: 0.418 (1, 7)		0-2 F9		0-2 G4-3		3-2 F8			0-0 1B	4 0 1 0 0 0 0												
Leo Gomez, R OBP: 0.350, SLG: 0.497 (1, 5)		0-0 L6		3-3 K			1-2 L3		1-2 G4-6-3	4 0 0 0 0 1 2												
23 Ryne Sandberg, R OBP: 0.294, SLG: 0.440 (1, 4)		2-3 K		0-2 G6-3			1-3 K			3 0 0 0 0 2 0												
Scott Servais, R OBP: 0.320, SLG: 0.427 (1, 2)			0-1 F9		2-1 E6		0-2 G1-3			3 1 0 0 0 0 0												
José Hernández, R OBP: 0.286, SLG: 0.315 (1, 6)			1-1 1B		1-3 K			1-0 F9		3 1 1 0 0 1 1												
Steve Trachsel, R OBP: 0.100, SLG: 0.200 (1, 1)			0-0 1B		0-1 G6-4-3			1-3 K		3 0 2 1 0 1 0												
Inning Stats	R: 0 E: 0 K: 2 S: 10	H: 0 LOB: 0 BB: 0 P: 16	R: 0 E: 0 K: 1 S: 7	H: 0 LOB: 0 BB: 0 P: 9	R: 1 E: 0 K: 1 S: 10	H: 3 LOB: 2 BB: 0 P: 12	R: 0 E: 0 K: 1 S: 9	H: 0 LOB: 0 BB: 0 P: 12	R: 1 E: 1 K: 1 S: 10	H: 1 LOB: 0 BB: 0 P: 13	R: 0 E: 0 K: 1 S: 10	H: 0 LOB: 0 BB: 0 P: 13	R: 0 E: 0 K: 1 S: 9	H: 0 LOB: 0 BB: 0 P: 11	R: 0 E: 0 K: 1 S: 5	H: 0 LOB: 0 BB: 0 P: 8	R: 0 E: 0 K: 0 S: 8	H: 2 LOB: 1 BB: 0 P: 11	1B: 5 2B: 1 3B: 0 HR: 0	SF: 0 SAC: 0 DP: 2 HBP: 0	WP: 0 PB: 0 SB: 0 CS: 0	PA: 32
PITCHER	IP WLS BF H R ER SO BB IBB HBP BLK WP HR S P ERA WHIP																					
Hideo Nomo, R ERA: 3.43 (1, 1)	8.0 L 28 4 2 1 9 0 0 0 0 0 0 0 70 94 1.12 0.500																					
Mark Guthrie, L ERA: 1.03 (9, 1)	1.0 4 2 0 0 0 0 0 0 0 0 0 0 8 11 0.00 2.000																					

Chicago Cubs @ Los Angeles Dodgers
Dodger Stadium, Los Angeles, CA
Tue Jun 25 1996, 7:05 PM PDT
Att. 37,448 - Unknown - 72 F

AB	32
R	2
H	6
RBI	2
BB	0
SO	9
LOB	8



WP: 0	PA: 32
PB: 0	
SB: 0	
CS: 0	

Batter	1	2	3	4	5	6	7	8	9	AB R H RBI BB SO LOB
Delino DeShields, L OBP: 0.292, SLG: 0.350 (1, 4) C X	0-1 FC6-4 1B		3-3 K			0-3 K		0-0 S 1B		4 0 2 0 0 2 1
Wayne Kirby, L OBP: 0.318, SLG: 0.263 (1, 8) B 1 SAFE B SAFE X	2-0 L4		2-2 P6			4-1 1B BB		1-0 P5 1-2		3 0 0 0 1 0 3
Mike Piazza, R OBP: 0.434, SLG: 0.593 (1, 2) 1 SAFE B X	1-0 FC6-4 1-2f				0-0 G3	0-0 1B		2-3 K		4 0 1 0 0 1 2
Eric Karros, R OBP: 0.298, SLG: 0.423 (1, 3) B B C X	2-1 F9				0-1 G4-3	2-2 F8		1-0 G4-3		4 0 0 0 0 0 3
Mike Blowers, R OBP: 0.320, SLG: 0.368 (1, 5) X		0-0 G6-3			3-1 F8	3-2 G3 1B		1-2 F9		4 0 1 0 0 0 0
Todd Hollandsworth, L OBP: 0.340, SLG: 0.341 (1, 9) C B C X		1-2 G4-3			1-2 F9	1-2 G3		1-1 E 1B		4 0 1 0 0 0 1
Billy Ashley, R OBP: 0.253, SLG: 0.348 Roger Cedeno, S OBP: 0.343, SLG: 0.383 (9, PH)		3-2 F9			0-1 G1-3	1-0 P6		3-2 SAFE F 1 SAFE B B B X		3 0 0 0 0 0 1 1 0 0 0 0 0 1
Greg Gagne, R OBP: 0.352, SLG: 0.370 (1, 6) B X			1-0 P3		0-1 G1-3	2-3 K				3 0 0 0 0 1 1
Hideo Nomo, R OBP: 0.188, SLG: 0.258 Chad Fonville, S OBP: 0.288, SLG: 0.242 Mark Guthrie, R (9, 1)			0-0 2B			0-3 K		0-1 B1-3		2 0 1 0 0 1 0 1 0 0 0 0 0 0 0 0 0 0 0 0 0

Inning Stats	R: 0 E: 0 K: 0 S: 6	H: 1 LOB: 1 BB: 0 P: 11	R: 0 E: 0 K: 0 S: 7	H: 0 LOB: 0 BB: 0 P: 11	R: 0 E: 0 K: 1 S: 8	H: 1 LOB: 1 BB: 0 P: 14	R: 0 E: 0 K: 0 S: 5	H: 0 LOB: 0 BB: 0 P: 8	R: 0 E: 0 K: 0 S: 7	H: 0 LOB: 0 BB: 0 P: 8	R: 0 E: 0 K: 2 S: 11	H: 1 LOB: 2 BB: 1 P: 17	R: 0 E: 0 K: 1 S: 13	H: 1 LOB: 1 BB: 0 P: 20	R: 0 E: 1 K: 0 S: 10	H: 1 LOB: 1 BB: 0 P: 16	1B: 5 2B: 1 3B: 0 HR: 0	SF: 0 SAC: 0 DP: 0 HBP: 0	WP: 0 PB: 0 SB: 1 CS: 0	PA: 34												
PITCHER Steve Trachsel, R ERA: 2.15 (1, 1)	IP 9.0	WLS W	BF 34	H 6	R 0	ER 0	SO 5	BB 1	IBB 0	HBP 0	BLK 0	WP 0	HR 0	S 74	P 115	ERA 0.00	WHIP 0.778															
											PITCHER	IP 9.0	WLS W	BF 34	H 6	R 0	ER 0	SO 5	BB 1	IBB 0	HBP 0	BLK 0	WP 0	HR 0	S 74	P 115	ERA 0.00	WHIP 0.778				

BOTTOM

Chicago Cubs @ Los Angeles Dodgers
Dodger Stadium, Los Angeles, CA

livebaseballscores.com

AB	33
R	0
H	6
RBI	0
BB	1
SO	5
LOB	13



Tue Jun 25 1996, 7:05 PM PDT
Att: 37,448 - Unknown - 72 F

Batter	1	2	3	4	5	6	7	8	9	AB R H RBI BB SO LOB	TOP														
Brian McRae, S OBP: 0.352, SLG: 0.369 (1, 8)	1-1 G4-3		3-2 F9	1-1 FC5-4			1-1 G6-3		4-2 FC3-6 BB	4 0 0 0 1 0 1															
Brant Brown, L OBP: 0.400, SLG: 0.674 (1, 3)	1-2 P5		2-0 G4-3		0-0 1B		0-0 G6-3		0-1 FC3-6	5 0 1 0 0 0 2															
Sammy Sosa, R OBP: 0.294, SLG: 0.538 (1, 9)	2-2 F9		1-2 1B		4-2 23 FC6-4 BB		3-3 K		2-0 SF7	3 0 1 1 1 1 0															
Luis Gonzalez, L OBP: 0.363, SLG: 0.420 Terry Adams, R (8, 1)		0-0 G4-3	1-0 F7		2-2 F8			2-2 SH1-3 2B	2-2 G4-3	4 0 1 0 0 0 3 1 0 0 0 0 0 1															
Leo Gomez, R OBP: 0.350, SLG: 0.495 (1, 5)		2-2 P4		2-1 23 2B 1B		0-3 K		0-0 SH1-3		3 1 1 0 0 1 2															
23 Ryne Sandberg, R OBP: 0.300, SLG: 0.450 (1, 4)		3-1 1B 2B		1-0 1B G4-6-3 2B		3-1 FC6-4		4-0 G4-6-3 IBB		3 2 2 0 1 0 2															
Scott Servais, R OBP: 0.323, SLG: 0.429 (1, 2)		1-1 2B 1B		0-0 G4-6-3 1B		3-2 F9		1-2 G4-6-3		4 1 2 2 0 0 2															
José Hernández, R OBP: 0.291, SLG: 0.340 (1, 6)		3-2 2B		2-2 G4-6-3		2-0 F9			0-1 E6	4 1 2 1 0 0 1															
Jaime Navarro, R OBP: 0.154, SLG: 0.154 Bob Patterson, R (7, 1) Scott Bullett, L (8, 7) OBP: 0.367, SLG: 0.500		3-2 F9		2-1 FC5-4 1B		2-3 K			4-1 FC3-6 SF7 BB	3 0 1 0 0 1 1 0 0 0 0 0 0 0 0 1 0 0 1 0 0															
Inning Stats	R: 0 E: 0 K: 0 S: 10	H: 0 LOB: 0 BB: 0 P: 14	R: 2 E: 0 K: 0 S: 15	H: 3 LOB: 1 BB: 0 P: 27	R: 0 E: 0 K: 0 S: 8	H: 1 LOB: 1 BB: 0 P: 15	R: 2 E: 0 K: 0 S: 11	H: 4 LOB: 1 BB: 0 P: 19	R: 0 E: 0 K: 1 S: 13	H: 1 LOB: 2 BB: 1 P: 22	R: 0 E: 0 K: 1 S: 11	H: 0 LOB: 0 BB: 0 P: 18	R: 0 E: 0 K: 1 S: 7	H: 0 LOB: 0 BB: 0 P: 11	R: 0 E: 0 K: 0 S: 9	H: 1 LOB: 1 BB: 1 P: 16	R: 2 E: 1 K: 0 S: 14	H: 1 LOB: 1 BB: 2 P: 25	1B: 6 2B: 4 3B: 1 HR: 0	SF: 1 SAC: 1 DP: 2 HBP: 0	WP: 0 PB: 0 SB: 3 CS: 0	PA: 40			
PITCHER	IP	WLS	BF	H	R	ER	SO	BB	IBB	HBP	BLK	WP	HR	S	P	ERA	WHIP								
Tom Candiotti, R ERA: 4.24 (1, 1)	4.0	L	19	8	4	4	0	0	0	0	0	0	0	44	75	9.00	2.000								
Joey Eischen, L ERA: 3.86 (5, 1)	0.1		3	1	0	0	0	1	0	0	0	0	0	7	13	0.00	6.000								
Chan Ho Park, R ERA: 2.43 (5, 1)	1.2		5	0	0	0	2	0	0	0	0	0	0	17	27	0.00	0.000								
Scott Radinsky, L ERA: 0.42 (7, 1)	1.0		3	0	0	0	1	0	0	0	0	0	0	7	11	0.00	0.000								
Antonio Osuna, R ERA: 1.91 (8, 1)	1.0		7	2	2	2	0	2	1	0	0	0	0	17	31	18.00	4.000								
PITCHER	IP	WLS	BF	H	R	ER	SO	BB	IBB	HBP	BLK	WP	HR	S	P	ERA	WHIP								
Mark Guthrie, L ERA: 1.0 (9, 1)	1.0		3	0	0	0	0	0	0	0	0	0	0	6	10	0.00	0.000								

Chicago Cubs @ Los Angeles Dodgers
Dodger Stadium, Los Angeles, CA
Wed Jun 26 1996, 7:05 PM PDT
Att. 35,200 - Unknown - 68 F

livebaseballscorecards.com

AB	34
R	6
H	11
RBI	4
BB	4
SO	3
LOB	15



Batter	1	2	3	4	5	6	7	8	9	AB R H RBI BB SO LOB	BOTTOM	
Delino DeShields, L <small>OBP: 0.290, SLG: 0.348</small> (1, 4)	0-0 F7 		3-1 F7 		2-1 F9 		2-1 F9 		0-0 F8 	5 0 1 0 0 0 2	Chicago Cubs @ Los Angeles Dodgers Dodger Stadium, Los Angeles, CA Wed Jun 26 1996, 7:05 PM PDT Att: 35,200 - Unknown - 68 F	
Roger Cedeno, S <small>OBP: 0.337, SLG: 0.374</small> (1, 7)	1-2 G4-3 		1-0 G4-3 		3-3 K 		2-1 G6-3 		4 0 0 0 0 1 2			
Mike Piazza, R <small>OBP: 0.428, SLG: 0.584</small> (1, 2)	3-1 F9 		1-3 K 		3-2 G6-3 		2-3 K 		4 0 0 0 0 2 1			
Eric Karros, R <small>OBP: 0.297, SLG: 0.431</small> (1, 3)		2-1 HR 		3-3 K 		1-2 F9 		2-3 K 		4 1 1 1 0 2 1		
Raul Mondesi, R <small>OBP: 0.292, SLG: 0.463</small> (1, 9)		2-2 G4-3 1B 2B 		0-0 F7 		2-0 F9 		2-2 G4-3 		4 1 1 0 0 0 0		
Mike Blowers, R <small>OBP: 0.323, SLG: 0.377</small> (1, 5)		2-2 G4-3 		0-0 1B 2B 		2-3 K 		2-1 1B G4-3 2B 		4 2 2 0 0 1 1		
Todd Hollandsworth, L <small>OBP: 0.348, SLG: 0.349</small> (9, 9)		2-1 		1-2 		2-3 K 		0-1 G3-1 G4-3 1B 		4 0 3 2 0 1 0		
Greg Gagne, R <small>OBP: 0.350, SLG: 0.362</small> (1, 6)		3-3 K 		4-2 		2-0 F9 		3-1 G4-3 		3 0 0 1 1 1 2		
Tom Candiotti, R Dave Hansen, L Joey Eischen, L Chan Ho Park, R Scott Radinsky, L Chad Forville, S Antonio Osuna, R Mark Guthrie, R Wayne Kirby, L		2-1 G5-3 		1-1 P2 		4-0 		0-0 G3-1 		1 0 0 0 0 0 0 1 1 0 0 0 0 0 0 2 0 1 0 0 0 0 0 0 0 0 0 0 0 0 0 0 0 0 0 0 1 0 0 0 0 0 0 1		
Inning Stats	R: 0 H: 0 E: 0 LOB: 0 K: 0 BB: 0 S: 7 P: 11	R: 2 H: 3 E: 0 LOB: 1 K: 1 BB: 0 S: 15 P: 28	R: 0 H: 0 E: 0 LOB: 0 K: 1 BB: 0 S: 6 P: 11	R: 1 H: 2 E: 0 LOB: 2 K: 1 BB: 1 S: 13 P: 22	R: 0 H: 1 E: 0 LOB: 1 K: 1 BB: 0 S: 13 P: 21	R: 0 H: 0 E: 0 LOB: 0 K: 2 BB: 0 S: 7 P: 13	R: 0 H: 0 E: 0 LOB: 1 K: 0 BB: 1 S: 6 P: 15	R: 0 H: 0 E: 0 LOB: 0 K: 2 BB: 0 S: 9 P: 15	R: 1 H: 2 E: 0 LOB: 1 K: 0 BB: 0 S: 8 P: 13	1B: 4 SF: 0 2B: 3 SAC: 0 3B: 0 DP: 0 HR: 1 HBP: 0	WP: 0 PA: 37 PB: 0 SB: 5 CS: 0	
PITCHER	IP WLS BF H R ER SO BB IBB HBP BLK WP HR S P ERA WHIP											IP WLS BF H R ER SO BB IBB HBP BLK WP HR S P ERA WHIP
Jaime Navarro, R <small>ERA: 3.71</small> (1, 1)	6.1 W 27 H 6 R 3 ER 3 SO 6 BB 2 IBB 0 HBP 0 BLK 0 WP 0 HR 1 S 62 P 113 ERA 4.26 WHIP 1.263											
Bob Patterson, L <small>ERA: 2.13</small> (7, 1)	0.2 W 2 H 0 R 0 ER 0 SO 0 BB 0 IBB 0 HBP 0 BLK 0 WP 0 HR 0 S 5 P 8 ERA 0.00 WHIP 0.000											
Terry Adams, R <small>ERA: 2.29</small> (8, 1)	2.0 S 8 H 2 R 1 ER 1 SO 2 BB 0 IBB 0 HBP 0 BLK 0 WP 0 HR 0 S 17 P 28 ERA 4.50 WHIP 1.000											

livebaseballscorecards.com

AB 35
R 4
H 8
RBI 4
BB 2
SO 8
LOB 13



Chicago Cubs @ Cincinnati Reds
Riverfront Stadium, Cincinnati, OH

Fri Jun 28 1996, 7:05 PM EDT
Att. 27,864 - Unknown - 92 F

livebaseballscorecards.com

AB	35
R	4
H	9
RBI	4
BB	1
SO	7
LOB	13



WP:	0	PA:	36
PB:	0		
SB:	1		
CS:	0		

Batter	1	2	3	4	5	6	7	8	9	AB	R	H	RBI	BB	SO	LOB									
Brian McRae, S OBP: 0.351, SLG: 0.368 (1, 8)	3-3 K	0-1 G4-6-3			1-0 3B 1B		1-3 K			4	1	1	0	0	2	1									
Doug Glanville, R OBP: 0.207, SLG: 0.321 Jim Bullinger, R OBP: 0.333, SLG: 0.636 Bob Patterson, R OBP: 0.333, SLG: 0.636 Kent Bottenfield, R OBP: 0.333, SLG: 0.636 (7, 7)	0-0 E 1B 1B		1-2 L7		1-2 G4-3 3B		0-0 G6-3			4	2	2	1	0	0	0									
Mark Grace, L OBP: 0.400, SLG: 0.454 (1, 3)	0-0 E 1B 1B		1-2 L4		1-1 G4-3		2-1 F8			4	1	1	1	0	0	0									
Sammy Sosa, R OBP: 0.293, SLG: 0.535 (1, 9)	1-0 E5 1B		3-2 S 1B		1-2 G5-3		2-1 F9			4	0	1	0	0	0	2									
Leo Gomez, R OBP: 0.352, SLG: 0.493 (1, 5)	3-2 1-2 2-H 3-H 1B		4-2 SAFE 1B 1B		0-0 L9		1-2 F7			3	0	1	2	1	0	0									
23 Ryne Sandberg, R OBP: 0.300, SLG: 0.447 (1, 4)	1-1 P3		1-2 K		1-2 G4-3		2-2 FC3-6 1B 1B			4	0	1	0	0	1	4									
Scott Servais, R OBP: 0.321, SLG: 0.425 (1, 2)	1-0 P3		1-3 K		0-0 G4-3		1-2 FC3-6 1B			4	0	1	0	0	1	2									
José Hernández, R OBP: 0.286, SLG: 0.333 Scott Bullett, L OBP: 0.360, SLG: 0.489 (9, PH)		0-3 K	1-3 K		3-2 G6-3		1-1 FC3-6 L3			3	0	0	0	0	2	0									
Frank Castillo, R OBP: 0.107, SLG: 0.107 Terry Shumpert, R OBP: 0.316, SLG: 0.600 Luis Gonzalez, L OBP: 0.360, SLG: 0.416 (7, 7)		2-1 G4-6-3 1B	2-3 K		3-2 F9		0-0 L3			2	0	1	0	0	1	0									
Inning Stats	R: 2 E: 1 K: 1 S: 13	H: 3 LOB: 2 BB: 0 P: 22	R: 0 E: 0 K: 1 S: 7	H: 1 LOB: 0 BB: 0 P: 9	R: 0 E: 0 K: 1 S: 15	H: 1 LOB: 2 BB: 1 P: 25	R: 0 E: 0 K: 3 S: 14	H: 0 LOB: 0 BB: 0 P: 18	R: 2 E: 0 K: 0 S: 13	H: 2 LOB: 0 BB: 0 P: 17	R: 0 E: 0 K: 0 S: 8	H: 0 LOB: 0 BB: 0 P: 12	R: 0 E: 0 K: 1 S: 11	H: 0 LOB: 0 BB: 0 P: 15	R: 0 E: 0 K: 0 S: 7	H: 0 LOB: 0 BB: 0 P: 12	R: 0 E: 0 K: 0 S: 13	H: 2 LOB: 1 BB: 0 P: 17	1B: 8 2B: 1 3B: 1 HR: 0	SF: 0 SAC: 0 DP: 2 HBP: 0	WP: 0 PB: 0 SB: 1 CS: 0	PA: 36			
PITCHER	IP	WLS	BF	H	R	ER	SO	BB	IBB	HBP	BLK	WP	HR	S	P	ERA	WHIP								
John Smiley, L ERA: 4.31 (1, 1)	6.0	W	26	7	4	3	6	1	0	0	0	0	0	70	103	4.50	1.333								
Hector Carrasco, R ERA: 3.07 (7, 1)	2.0		6	0	0	0	1	0	0	0	0	0	0	18	27	0.00	0.000								
Lee Smith, R ERA: 2.19 (9, 1)	1.0	S	4	2	0	0	0	0	0	0	0	0	0	13	17	0.00	2.000								

Batter	1	2	3	4	5	6	7	8	9	AB	R	H	RBI	BB	SO	LOB	BOTTOM			
Thomas Howard, S OBP: 0.290, SLG: 0.308 (1, 7)	1-1 1B	2-2 F7			0-0 G4-3		3-2 G4-3			4	1	1	0	0	0	1				
Bret Boone, R OBP: 0.270, SLG: 0.394 (1, 4)	2-2 2B		0-3 K		3-2 P4		0-1 G3			4	1	1	1	0	1	1				
Barry Larkin, R OBP: 0.404, SLG: 0.485 (1, 6)	3-2 HR		3-2 G5-3		1-1 L8			2-2 1B		4	2	2	1	0	0	0				
Reggie Sanders, R OBP: 0.419, SLG: 0.581 (1, 9)	0-0 HR		1-0 HR			4-2 BB		2-0 HBP		2	2	2	3	1	0	0				
Eric Davis, R OBP: 0.405, SLG: 0.576 (1, 8)	1-0 F8		3-2 G4-3			2-2 FC4-6		3-0 1B		4	0	1	0	0	0	1				
Hal Morris, L OBP: 0.344, SLG: 0.425 (1, 3)	2-1 G4-3			3-2 G6-3		2-1 HR		1-1 SF7		3	1	1	2	0	0	0				
Chris Sabo, R OBP: 0.395, SLG: 0.458 (1, 5)	1-2 G3			2-2 L8		0-3 K		1-2 F9		3	0	0	0	0	1	0				
Hector Carrasco, R (7, 1)										0	0	0	0	0	0	0				
Tim Belk, R OBP: 0.429, SLG: 0.333 (8, PH)										1	0	0	0	0	0	2				
Lee Smith, R (9, 1)										0	0	0	0	0	0	0				
Eddie Taubensee, L OBP: 0.346, SLG: 0.421 (1, 2)			1-0 G4-3		1-2 2B		4-1 SH1-3		1-3 K	2	0	1	0	1	0	0				
Joe Oliver, R OBP: 0.273, SLG: 0.361 (8, PH) (9, 2)										1	0	0	0	0	1	2				
John Smiley, L OBP: 0.235, SLG: 0.242 (1, 1)			1-0 L7		2-3 K		0-0 SH1-3			2	0	0	0	0	1	1				
Jeff Branson, L OBP: 0.313, SLG: 0.383 (7, 5)										0	0	0	0	0	0	0				
Inning Stats	R: 4 E: 0 K: 0 S: 15	H: 4 LOB: 0 BB: 0 P: 25	R: 0 E: 0 K: 0 S: 6	H: 0 LOB: 0 BB: 0 P: 10	R: 1 E: 0 K: 1 S: 10	H: 1 LOB: 0 BB: 0 P: 17	R: 0 E: 0 K: 1 S: 13	H: 1 LOB: 1 BB: 0 P: 21	R: 0 E: 0 K: 0 S: 6	H: 0 LOB: 0 BB: 0 P: 10	R: 1 E: 0 K: 1 S: 11	H: 1 LOB: 0 BB: 1 P: 18	R: 0 E: 0 K: 0 S: 8	H: 0 LOB: 1 BB: 1 P: 15	R: 1 E: 0 K: 1 S: 13	H: 2 LOB: 2 BB: 0 P: 23	1B: 4 2B: 2 3B: 0 HR: 3	SF: 1 SAC: 1 DP: 0 HBP: 1	WP: 0 PB: 0 SB: 2 CS: 1	PA: 35

Chicago Cubs @ Cincinnati Reds
Riverfront Stadium, Cincinnati, OH
Fri Jun 28 1996, 7:05 PM EDT
Att: 27,864 - Unknown - 92 F

livebaseballscorecards.com

AB	30
R	7
H	9
RBI	7
BB	2
SO	4
LOB	8




PITCHER	IP	WLS	BF	H	R	ER	SO	BB	IBB	HBP	BLK	WP	HR	S	P	ERA	WHIP
Frank Castillo, R ERA: 6.43 (1, 1)	6.0	L	25	7	6	6	3	1	0	0	0	0	3	61	101	9.00	1.333
Jim Bullinger, R ERA: 5.94 (7, 1)	1.0		7	2	1	1	0	1	0	1	0	0	0	12	26	9.00	3.000
Bob Patterson, L ERA: 2.08 (8, 1)	0.2		2	0	0	0	0	0	0	0	0	0	0	6	8	0.00	0.000
Kent Bottenfield, R ERA: (8, 1)	0.1		1	0	0	0	1	0	0	0	0	0	0	3	4	0.00	0.000

Batter	1	2	3	4	5	6	7	8	9	AB R H RBI BB SO LOB	TOP										
Brian McRae, S (1, 8) OBP: 0.350, SLG: 0.366	1-3 K		1-2 23 2B 1B		2-1 G3		1-0 G3-1			4 1 1 0 0 1 0	Chicago Cubs @ Cincinnati Reds Riverfront Stadium, Cincinnati, OH Sat Jun 29 1996, 3:33 AM EDT Att. 32,273 - Sunny - 86 F										
23 Ryne Sandberg, R (1, 4) OBP: 0.299, SLG: 0.448	1-3 K		1-0 G3-1 1B 1-H 2-H 2B		3-2 G4-3			1-3 K	4 1 1 2 0 2 0												
Mark Grace, L (1, 3) OBP: 0.394, SLG: 0.446	0-1 G6-3		0-1 G3-1		1-1 F9			3-1 G3	4 0 0 0 0 0 1												
Sammy Sosa, R (1, 9) OBP: 0.301, SLG: 0.549		4-2 BB BB	1-2 1B		1-1 WP G3 1B			1-0 HR	3 1 3 2 1 0 0												
Luis Gonzalez, L (1, 7) OBP: 0.358, SLG: 0.426		1-0 F7	1-0 F7		0-0 G3			0-1 HR	4 1 1 1 0 0 3												
Leo Gomez, R (1, 5) OBP: 0.352, SLG: 0.488		4-1 SAFE SAFE	2-1 P4		3-2 G1-3			1-0 G4-3	2 0 0 0 1 0 2												
Rodney Myers, R (6, 1)		SAFE SAFE							0 0 0 0 0 0 0												
Scott Bullett, L (8, PH) OBP: 0.353, SLG: 0.479		SAFE SAFE							1 0 0 0 0 0 0												
Turk Wendell, L (8, 1) OBP: 0.500, SLG: 0.500		1-2 BB			2-3				0 0 0 0 0 0 0												
Scott Servais, R (1, 2) OBP: 0.318, SLG: 0.420		0-1 P5		1-1 F9		0-0 F8		1-2 L5	3 0 0 0 0 0 3												
Tyler Houston, L (6, 2) OBP: 0.241, SLG: 0.464									1 0 0 0 0 0 0												
José Hernández, R (1, 6) OBP: 0.279, SLG: 0.325		0-1 FC6-4		1-2 L8			0-2 G3	2-3 K	4 0 0 0 0 1 2												
Mike Campbell, R (1, 1) OBP: 0.444, SLG: 0.667			1-2 23 2B 1B		2-3 K		2-2 F8	1-2 F9	2 1 1 0 0 1 0												
Jim Bullinger, R (4, 1) OBP: 0.333, SLG: 0.636									0 0 0 0 0 0 0												
Kent Bottenfield, R (5, 1)									0 0 0 0 0 0 0												
Dave Magadan, L (6, 5) OBP: 0.349, SLG: 0.125									2 0 0 0 0 0 0												
Inning Stats	R: 0 E: 0 K: 2 S: 8	H: 0 LOB: 0 BB: 0 P: 10	R: 0 E: 0 K: 0 S: 8	H: 0 LOB: 2 BB: 2 P: 17	R: 3 E: 0 K: 0 S: 17	H: 4 LOB: 1 BB: 0 P: 24	R: 0 E: 0 K: 1 S: 9	H: 0 LOB: 0 BB: 0 P: 13	R: 0 E: 0 K: 0 S: 7	H: 1 LOB: 1 BB: 0 P: 11	R: 0 E: 0 K: 0 S: 7	H: 0 LOB: 0 BB: 0 P: 10	R: 2 E: 0 K: 1 S: 9	H: 2 LOB: 0 BB: 0 P: 15	R: 0 E: 0 K: 1 S: 12	H: 0 LOB: 0 BB: 0 P: 16	1B: 4 2B: 1 3B: 0 HR: 2	SF: 0 SAC: 0 DP: 0 HBP: 0	WP: 1 PB: 0 SB: 0 CS: 0	PA: 36	
PITCHER	IP WLS BF H R ER SO BB IBB HBP BLK WP HR S P ERA WHIP	IP WLS BF H R ER SO BB IBB HBP BLK WP HR S P ERA WHIP																			
Mark Portugal, R (1, 1) ERA: 4.09	7.0 W 28 5 3 3 3 2 0 0 0 1 0 63 98 3.86 1.000		Jeff Shaw, R (8, 1) ERA: 3.24	2.0 W 8 2 2 2 2 0 0 0 0 0 2 21 31 9.00 1.000																	

Chicago Cubs @ Cincinnati Reds
Riverfront Stadium, Cincinnati, OH
Sat Jun 29 1996, 3:33 AM EDT
Att. 32,273 - Sunny - 86 F

livebaseballscorecards.com

AB	34
R	5
H	7
RBI	5
BB	2
SO	5
LOB	11



Batter	1	2	3	4	5	6	7	8	9
Thomas Howard, S (1, 7) OBP: 0.287, SLG: 0.320	0-3 K		0-2 HR 3B		0-3 K			0-1 G4-3	
Bret Boone, R (1, 4) OBP: 0.273, SLG: 0.406	1-1 P6		3-2 HR		4-1 E 2B BB	0-1 F9		0-1 G6-3	
Barry Larkin, R (1, 6) OBP: 0.411, SLG: 0.487	2-2 F7		3-1 S 1B		4-0 E 2B BB	2-2 CS 1B		4-1 BB	
Reggie Sanders, R (1, 9) OBP: 0.406, SLG: 0.560		3-2 P6	1 SAFE 3-3 K		1-2 E2 2B	0-1 F8		2-3 K	
Lenny Harris, L (8, 9) OBP: 0.311, SLG: 0.458									
Eric Davis, R (1, 8) OBP: 0.411, SLG: 0.581		3-2 P4			4-0 S 1B BB	3-2 2B	1-1 CS	4-2 1B SF9 BB	
Hal Morris, L (1, 3) OBP: 0.353, SLG: 0.435		3-0 2B			1-1 G4-6-3 1B	4-0 2B IBB		1-0 1B	
Tim Belk, R (8, 3) OBP: 0.429, SLG: 0.333									
Joe Oliver, R (1, 2) OBP: 0.273, SLG: 0.369		1-0 G3			0-0 F9	0-0 1B 2B		3-1 SF9	
Jeff Branson, L (1, 5) OBP: 0.306, SLG: 0.373			3-2 F7		0-0 G4-6-3	1-2 FC1-2-5 1B		3-2 L7	
Mark Portugal, R (1, 1) OBP: 0.194, SLG: 0.226								1-2 F7	
Eric Owens, R (7, PH) OBP: 0.311, SLG: 0.275									
Jeff Shaw, R (8, 1)									

Inning Stats	R: 0 E: 0 K: 1 S: 11	H: 0 LOB: 0 BB: 0 P: 14	R: 0 E: 0 K: 0 S: 11	H: 1 LOB: 1 BB: 0 P: 21	R: 2 E: 0 K: 1 S: 17	H: 3 LOB: 1 BB: 0 P: 29	R: 1 E: 0 K: 0 S: 4	H: 1 LOB: 0 BB: 1 P: 9	R: 5 E: 1 K: 1 S: 27	H: 4 LOB: 3 BB: 3 P: 46	R: 0 E: 0 K: 0 S: 8	H: 1 LOB: 0 BB: 0 P: 11	R: 1 E: 0 K: 0 S: 13	H: 1 LOB: 1 BB: 1 P: 25	R: 0 E: 0 K: 1 S: 8	H: 0 LOB: 1 BB: 1 P: 14
--------------	-------------------------------	----------------------------------	-------------------------------	----------------------------------	-------------------------------	----------------------------------	------------------------------	---------------------------------	-------------------------------	----------------------------------	------------------------------	----------------------------------	-------------------------------	----------------------------------	------------------------------	----------------------------------

PITCHER	IP	WLS	BF	H	R	ER	SO	BB	IBB	HBP	BLK	WP	HR	S	P	ERA	WHIP
Mike Campbell, R (1, 1) ERA: 4.05	3.0		13	4	2	2	2	0	0	0	0	0	1	39	64	6.00	1.333
Jim Bullinger, R (4, 1) ERA: 6.2	1.1	L	8	2	4	4	1	3	0	0	0	0	0	15	29	27.00	3.750
Kent Bottenfield, R (5, 1) ERA: 2.08	0.2		7	3	2	1	0	0	1	0	0	0	0	16	26	13.50	4.500
Rodney Myers, R (6, 1) ERA: 3.82	2.0		8	2	1	1	0	1	0	0	0	0	0	21	36	4.50	1.500
Turk Wendell, R (8, 1) ERA: 2.38	1.0		4	0	0	0	1	1	0	0	0	0	0	8	14	0.00	1.000

BOTTOM

AB	R	H	RBI	BB	SO	LOB
5	1	1	0	0	2	4
4	2	1	2	1	0	0
3	1	2	0	2	0	0
4	1	0	0	0	1	4
1	0	0	0	0	1	1
2	3	1	2	2	0	0
3	0	3	1	1	0	0
0	0	0	0	0	0	0
3	0	1	3	0	0	2
4	0	0	0	0	0	4
3	1	2	0	0	0	0
1	0	0	0	0	0	1
0	0	0	0	0	0	0

AB 33
R 9
H 11
RBI 8
BB 6
SO 4
LOB 16

WP: 0 **PA: 41**
PB: 0
SB: 2
CS: 1

REDS

Chicago Cubs @ Cincinnati Reds
Riverfront Stadium, Cincinnati, OH
Sat Jun 29 1996, 3:33 AM EDT
Att: 32,273 - Sunny - 86 F

livebaseballscorecards.com

Batter	1	2	3	4	5	6	7	8	9	AB R H RBI BB SO LOB	TOP											
Brian McRae, S (1, 8) OBP: 0.353, SLG: 0.364	1-1 G3	4-1 BB		4-2 23 3B BB		0-1 P6		4-1 23 1B BB		2 2 0 0 3 0 0												
23 Ryne Sandberg, R (1, 4) OBP: 0.304, SLG: 0.458	1-0 F8	1-1 P4		2-1 1B 3B			2-1 2B 1B	0-2 E8 1B		5 1 3 2 0 0 3												
Mark Grace, L (1, 3) OBP: 0.398, SLG: 0.451	4-2 BB BB		1-2 G4-3	2-0 1B			1-0 F8 1B 2B	2-2 G6-3		4 1 2 1 1 0 1												
Sammy Sosa, R (1, 9) OBP: 0.303, SLG: 0.545	4-2 BB		0-0 E S 2B 1B	1-2 K			1-0 F8		2-0 G6-3	4 1 1 0 1 1 2												
Luis Gonzalez, L (1, 7) OBP: 0.359, SLG: 0.430	2-2 P5		2-0 1B 2B		0-0 F7		1-1 1B		2-1 L8	5 0 2 2 0 0 2												
Leo Gomez, R (1, 5) OBP: 0.353, SLG: 0.490		0-0 1B 2B	2-3 K		2-3 K		0-1 P3		2-2 FC6-4 1B	5 0 2 0 0 2 2												
Scott Servais, R (1, 2) OBP: 0.320, SLG: 0.419		0-0 BB 1B	3-3 K		2-2 F8			4-0 SH1-4 BB	2-2 FC6-4	3 1 1 0 1 1 1												
Mike Hubbard, R (8, 2)										1 0 0 0 0 0 1	AB 36											
José Hernández, R (1, 6) OBP: 0.274, SLG: 0.319		2-2 K		1-0 F7		3-2 F8		0-0 SH1-4		3 0 0 0 0 1 2	R 6											
Steve Trachsel, R (1, 1) OBP: 0.091, SLG: 0.182		1-3 K		0-1 F8		0-2 G6-3		2-3 K		3 0 0 0 0 1 2	H 11											
Dave Magadan, L (8, PH) OBP: 0.341, SLG: 0.121										1 0 0 0 0 1 1	RBI 5											
Terry Adams, R (8, 1)										0 0 0 0 0 0 0	BB 6											
Bob Patterson, R (8, 1)										0 0 0 0 0 0 0	SO 7											
											LOB 17											
Inning Stats	R: 0 E: 0 K: 0 S: 10	H: 0 LOB: 2 BB: 2 P: 22	R: 0 E: 0 K: 2 S: 14	H: 2 LOB: 3 BB: 1 P: 22	R: 1 E: 0 K: 2 S: 12	H: 2 LOB: 1 BB: 0 P: 20	R: 2 E: 0 K: 1 S: 14	H: 2 LOB: 1 BB: 1 P: 24	R: 0 E: 0 K: 1 S: 8	H: 0 LOB: 0 BB: 0 P: 12	R: 0 E: 0 K: 0 S: 9	H: 0 LOB: 0 BB: 0 P: 12	R: 1 E: 0 K: 0 S: 8	H: 3 LOB: 1 BB: 0 P: 13	R: 2 E: 1 K: 1 S: 12	H: 1 LOB: 1 BB: 2 P: 24	R: 0 E: 0 K: 0 S: 13	H: 1 LOB: 1 BB: 0 P: 21	1B: 7 2B: 3 3B: 1 HR: 0	SF: 0 SAC: 1 DP: 0 HBP: 0	WP: 0 PB: 0 SB: 1 CS: 0	PA: 43
PITCHER	IP WLS BF H R ER SO BB IBB HBP BLK WP HR S P ERA WHIP																					
Dave Burba, R (1, 1) ERA: 4.44	6.1 L 30 8 4 4 6 4 0 0 0 0 0 0 70 118 5.68 1.895																					
Hector Carrasco, R (7, 1) ERA: 3.19	1.2 9 2 2 1 1 2 0 0 0 0 0 0 17 31 5.40 2.400																					
Johnny Ruffin, R (9, 1) ERA: 6.16	1.0 4 1 0 0 0 0 0 0 0 0 0 0 13 21 0.00 1.000																					

Chicago Cubs @ Cincinnati Reds
Riverfront Stadium, Cincinnati, OH

Sun Jun 30 1996, 3:33 AM EDT
Att. 30,352 - Sunny - 96 F

livebaseballscorecards.com



BOTTOM

Chicago Cubs @ Cincinnati Reds
Riverfront Stadium, Cincinnati, OH
Sun Jun 30 1996, 3:33 AM EDT
Att. 30,352 - Sunny - 96 F

livebaseballscorecards.com

AB 30
R 0
H 4
RBI 0
BB 5
SO 7
LOB 20



WP: 0 PA: 35
PB: 2
SB: 0
CS: 0

AB R H RBI BB SO LOB

4 0 0 0 0 0 1

3 0 1 0 1 0 0

3 0 0 0 1 1 2

4 0 1 0 0 2 5

3 0 2 0 0 1 1

1 0 0 0 0 1 3

1 0 0 0 1 0 0

2 0 0 0 0 1 1

2 0 0 0 0 0 2

0 0 0 0 0 0 0

0 0 0 0 1 0 0

1B: 3 SF: 0
2B: 1 SAC: 0
3B: 0 DP: 2
HR: 0 HBP: 0

Batter	1	2	3	4	5	6	7	8	9
Thomas Howard, S OBP: 0.279, SLG: 0.310 (1, 8)	0-1 G5-3 ①		1-1 P6 ①		1-1 L8 ③			2-2 FC3-6 BB PB 1-2f ①	
Bret Boone, R OBP: 0.277, SLG: 0.405 (1, 4)	0-0 E9 G6-3 ①		1-1 G5-3 ②			0-2 G5-4-3 1B ①		4-2 BB 1-2 BB ①	
Barry Larkin, R OBP: 0.408, SLG: 0.481 (1, 6)	3-2 G6-3 ②		2-3 K ③			1-2 F8 ①		4-0 BB 1-2 2-3 BB ①	
Reggie Sanders, R OBP: 0.402, SLG: 0.558 (1, 9)	0-3 K ③			1-2 PB 2B ①		1-1 G5-4-3 1-2f ②		2-2 K ②	
Hal Morris, L OBP: 0.356, SLG: 0.438 Eric Davis, R OBP: 0.409, SLG: 0.578 Johnny Ruffin, R OBP: 1.000, SLG: 1.000 (1, 3) (8, PH) (9, 1)		2-1 G4-3 1B ①		2-3 K 2-3 ①		0-2 G5-4-3 1B ①		1-3 K ③	
Chris Sabo, R OBP: 0.381, SLG: 0.440 (1, 5)		1-2 L7 ①		1-3 K ②		0-0 G5-4-3 1-2f ②		1-2 F7 ①	
Eric Owens, R OBP: 0.309, SLG: 0.269 (1, 7)		2-1 G4-3 1-2 ②		0-0 G3 ③		4-0 BB ①		1-0 F8 ②	
Joe Oliver, R OBP: 0.276, SLG: 0.366 Eddie Taubensee, L OBP: 0.342, SLG: 0.416 (1, 2) (7, PH) (8, 2)		4-1 BB ①		1-2 G6-3 ①		0-0 F8 ③		0-3 K ③	
Dave Burba, R OBP: 0.121, SLG: 0.065 Hector Carrasco, R Lenny Harris, L OBP: 0.319, SLG: 0.458 (1, 1) (7, 1) (8, PH) (9, 3)		2-2 G4-3 ③		0-0 G4-3 ②			4-2 FC3-6 BB ①		

Inning Stats	R: 0	H: 0	E: 1	K: 1	S: 9	H: 0	LOB: 1	BB: 0	P: 12	R: 0	H: 1	E: 0	K: 0	S: 13	H: 0	LOB: 2	BB: 1	P: 24	R: 0	H: 0	E: 0	K: 1	S: 7	H: 1	LOB: 1	BB: 0	P: 11	R: 0	H: 0	E: 0	K: 0	S: 6	H: 1	LOB: 0	BB: 0	P: 8	R: 0	H: 1	E: 0	K: 0	S: 9	H: 1	LOB: 1	BB: 1	P: 9	R: 0	H: 0	E: 0	K: 2	S: 15	H: 0	LOB: 3	BB: 3	P: 32	R: 0	H: 0	E: 0	K: 1	S: 7	H: 0	LOB: 0	BB: 0	P: 9
--------------	------	------	------	------	------	------	--------	-------	-------	------	------	------	------	-------	------	--------	-------	-------	------	------	------	------	------	------	--------	-------	-------	------	------	------	------	------	------	--------	-------	------	------	------	------	------	------	------	--------	-------	------	------	------	------	------	-------	------	--------	-------	-------	------	------	------	------	------	------	--------	-------	------

PITCHER	IP	WLS	BF	H	R	ER	SO	BB	IBB	HBP	BLK	WP	HR	S	P	ERA	WHIP
Steve Trachsel, R ERA: 2.0 (1, 1)	7.0	W	26	4	0	0	4	2	0	0	0	0	0	59	89	0.00	0.857
Terry Adams, R ERA: 2.26 (8, 1)	0.2		5	0	0	0	1	3	0	0	0	0	0	12	28	0.00	4.500
Bob Patterson, L ERA: 1.98 (8, 1)	1.1		4	0	0	0	2	0	0	0	0	0	0	10	13	0.00	0.000

1B: 3 SF: 0
2B: 1 SAC: 0
3B: 0 DP: 2
HR: 0 HBP: 0

WP: 0 PA: 35
PB: 2
SB: 0
CS: 0

Batter	1	2	3	4	5	6	7	8	9	AB R H RBI BB SO LOB	TOP	
Scott Bullett, L (1, 8) <small>OBP: 0.352, SLG: 0.471</small> Brian McRae, S (8, PH) <small>OBP: 0.352, SLG: 0.363</small>	1-2 1B		0-2 G4-3			1-2 G4-3		2-2 P9-6		3 0 1 0 0 0 0 1 0 0 0 0 0 1	Chicago Cubs @ Pittsburgh Pirates Three Rivers Stadium, Pittsburgh, PA Mon Jul 01 1996, 7:05 PM EDT Att. 15,910 - Unknown - 82 F	
23 Ryne Sandberg, R (1, 4) <small>OBP: 0.303, SLG: 0.455</small>	0-2 P2		2-2 L8			0-1 FC3-6 1B		2-1 G5-3		4 0 1 0 0 0 1		
Mark Grace, L (1, 3) <small>OBP: 0.399, SLG: 0.452</small>	0-1 P9 1-1f			1-1 1B G3-6-1 1B		0-0 FC3-6 1-2f		0-0 G5-4-3 1B		4 1 2 0 0 0 2		
Sammy Sosa, R (1, 9) <small>OBP: 0.305, SLG: 0.544</small>		3-2 F8 S 1B		0-0 G3-6-1 1-2 1B		1-1 G6-3		1-2 G5-4-3 1-2f		4 0 2 0 0 0 2		
Luis Gonzalez, L (1, 7) <small>OBP: 0.359, SLG: 0.429</small> Terry Shumpert, R (9, PH) <small>OBP: 0.300, SLG: 0.563</small>		1-0 F8		0-0 G3-6-1 1-2f 2-H			0-0 1B		1-1 P3			3 0 1 0 0 0 2 1 0 0 0 0 0 0
Dave Magadan, L (1, 5) <small>OBP: 0.340, SLG: 0.114</small>		4-2 BB		0-0 G3			0-3 K					2 0 0 0 1 1 1
Scott Servais, R (1, 2) <small>OBP: 0.317, SLG: 0.414</small>		1-3 K			0-3 K		1 SAFE P8					3 0 0 0 0 2 3
José Hernández, R (1, 6) <small>OBP: 0.270, SLG: 0.313</small>		2-3 K			1-1 G1-3		B 1 SAFE G5-3					3 0 0 0 0 1 3
Jaime Navarro, R (1, 1) <small>OBP: 0.146, SLG: 0.146</small> Doug Glanville, R (8, PH) <small>OBP: 0.233, SLG: 0.379</small> Rodney Myers, R (8, 1)			0-1 G4-3		2-1 F8			0-1 P9-6 2B				2 0 0 0 0 0 0 1 0 1 0 0 0 0 0 0 0 0 0 0 0
Inning Stats	R: 0 H: 1 E: 0 LOB: 0 K: 0 BB: 0 S: 8 P: 9	R: 0 H: 1 E: 0 LOB: 2 K: 2 BB: 1 S: 16 P: 27	R: 0 H: 0 E: 0 LOB: 0 K: 0 BB: 0 S: 9 P: 11	R: 1 H: 2 E: 0 LOB: 0 K: 0 BB: 0 S: 5 P: 6	R: 0 H: 0 E: 0 LOB: 0 K: 1 BB: 0 S: 7 P: 10	R: 0 H: 1 E: 1 LOB: 1 K: 0 BB: 0 S: 8 P: 10	R: 0 H: 1 E: 0 LOB: 1 K: 1 BB: 0 S: 6 P: 7	R: 0 H: 1 E: 0 LOB: 0 K: 0 BB: 0 S: 9 P: 13	R: 0 H: 1 E: 0 LOB: 0 K: 0 BB: 0 S: 6 P: 8	1B: 7 SF: 0 2B: 3 SAC: 0 3B: 0 DP: 4 HR: 0 HBP: 0	WP: 0 PA: 32 PB: 0 SB: 1 CS: 0	
PITCHER Danny Darwin, R (1, 1) <small>ERA: 2.55</small> Dan Plesac, L (8, 1) <small>ERA: 4.06</small>	IP WLS BF H R ER SO BB IBB HBP BLK WP HR S P ERA WHIP 7.0 W 26 6 1 1 4 1 0 0 0 0 0 0 59 80 1.29 1.000 2.0 S 6 2 0 0 0 0 0 0 0 0 0 0 0 15 21 0.00 1.000											PITCHER IP WLS BF H R ER SO BB IBB HBP BLK WP HR S P ERA WHIP

AB	31
R	1
H	8
RBI	0
BB	1
SO	4
LOB	15



livebaseballscorecards.com

Batter	1	2	3	4	5	6	7	8	9
Carlos Garcia, R OBP: 0.338, SLG: 0.401 (1, 4)	1-2 G6-3	0-0 F8			1-1 G4-3		1-0 F8		
Al Martin, L OBP: 0.331, SLG: 0.426 (1, 7)	0-0 1B	1-1 F8			0-1 1B 1B		4-2 1B BB		
Jeff King, R OBP: 0.339, SLG: 0.511 (1, 3)	3-1 1B WP		3-2 FC5-4 1B		1-1 1B 1-2 1B		3-1 1-2 1B		
Orlando Merced, S OBP: 0.370, SLG: 0.463 (1, 9)	2-2 2B SF9 1B		0-1 FC5-4 G4-6-3 1-2f		1-0 1-2 2-H 1B		1-3 K		
Charlie Hayes, R OBP: 0.303, SLG: 0.399 (1, 5)	0-0 SF9 1-3 2B		3-0 G4-6-3 1-2f		2-2 G4-3		2-1 P2		
Mike Kingery, L OBP: 0.309, SLG: 0.291 (1, 8)	1-2 SF9		0-0 G1-6-3 1B		1-0 G5-3		1-0 G6-3		
Jay Bell, R OBP: 0.307, SLG: 0.361 (1, 6)	1-1 P3		1-1 G1-6-3 1-2f		0-3 K		2-1 L8		
18 Jason Kendall, R OBP: 0.347, SLG: 0.379 (1, 2)		2-1 G5-3	3-2 G6-3		1-3 K				
Danny Darwin, R OBP: 0.200, SLG: 0.371 (1, 1)		2-1 1B			1-1 P3		1-0 F7		
Nelson Liriano, S OBP: 0.278, SLG: 0.315 (7, PH)									
Dan Plesac, L (8, 1)									

Inning Stats	R: 3 E: 0 K: 0 S: 15	H: 4 LOB: 1 BB: 0 P: 23	R: 0 E: 0 K: 0 S: 7	H: 1 LOB: 1 BB: 0 P: 12	R: 0 E: 0 K: 0 S: 7	H: 1 LOB: 0 BB: 0 P: 13	R: 0 E: 0 K: 0 S: 6	H: 1 LOB: 0 BB: 0 P: 10	R: 1 E: 0 K: 0 S: 12	H: 3 LOB: 2 BB: 0 P: 18	R: 0 E: 0 K: 2 S: 8	H: 0 LOB: 0 BB: 0 P: 10	R: 0 E: 0 K: 1 S: 11	H: 1 LOB: 2 BB: 1 P: 21	R: 0 E: 0 K: 0 S: 5	H: 0 LOB: 0 BB: 0 P: 10
--------------	-------------------------------	----------------------------------	------------------------------	----------------------------------	------------------------------	----------------------------------	------------------------------	----------------------------------	-------------------------------	----------------------------------	------------------------------	----------------------------------	-------------------------------	----------------------------------	------------------------------	----------------------------------

PITCHER															PITCHER																		
IP	WLS	BF	H	R	ER	SO	BB	IBB	HBP	BLK	WP	HR	S	P	ERA	WHIP	IP	WLS	BF	H	R	ER	SO	BB	IBB	HBP	BLK	WP	HR	S	P	ERA	WHIP
Jaime Navarro, R ERA: 3.79 (1, 1)	7.0	L	31	11	4	4	3	1	0	0	0	0	66	107	5.14	1.714																	
Rodney Myers, R ERA: 3.71 (8, 1)	1.0		3	0	0	0	0	0	0	0	0	0	5	10	0.00	0.000																	

AB R H RBI BB SO LOB

4	0	0	0	0	0	1
3	2	2	0	1	0	1
4	1	4	1	0	0	0
4	1	2	2	0	1	3
4	0	1	0	0	0	3
3	0	1	1	0	0	0
4	0	0	0	0	1	2
3	0	0	0	0	1	0
2	0	1	0	0	0	0
1	0	0	0	0	0	0
0	0	0	0	0	0	0

AB	32	R	4	H	11	RBI	4	BB	1	SO	3	LOB	10
WP: 1	PA: 34	PB: 0		SB: 0		CS: 0							

Chicago Cubs @ Pittsburgh Pirates

Three Rivers Stadium, Pittsburgh, PA

Mon Jul 01 1996, 7:05 PM EDT
Att: 15,910 - Unknown - 82 F

livebaseballscores.com



Batter	1	2	3	4	5	6	7	8	9	AB R H RBI BB SO LOB	TOP											
Brian McRae, S (1, 8) OBP: 0.353, SLG: 0.366 Doug Glanville, R (7, 8) OBP: 0.219, SLG: 0.355	1-2 F9		1-2 2B		1-1 G3	1-1 23 3B 1B		1-2 F9	1-3 K	5 2 2 0 0 0 2 2 0 0 0 0 1 2												
23 Ryne Sandberg, R (1, 4) OBP: 0.311, SLG: 0.473 Scott Bullett, L (6, 9) OBP: 0.339, SLG: 0.453	2-1 S 1B		3-2 1B 2B	0-2 F7	0-1 1B	2-2 1B 3B		1-1 G4-3	2-3 K	5 2 4 4 0 0 0 2 0 0 0 0 1 2												
Mark Grace, L (1, 3) OBP: 0.405, SLG: 0.453 Tanyon Sturtze, R (8, 1) Kent Bottenfield, R (9, 1) SAFE	3-3 K		0-0 WP 2B 1B	4-2 F9 1B BB	1-0 F8	1-1 WP 1B		4-0 1B BB		4 2 2 2 2 1 2 0 0 0 0 0 0 0 0 0 0 0 0 0 0												
Sammy Sosa, R (1, 9) OBP: 0.304, SLG: 0.539 Terry Shumpert, R (6, 4) OBP: 0.333, SLG: 0.588	3-2 G6-3		0-0 F9	0-0 1B S 1B	3-2 P3	1-2 G5-3		1-2 1B		5 1 1 0 0 0 4 1 0 1 0 0 0 0												
Luis Gonzalez, L (1, 7) OBP: 0.355, SLG: 0.420		3-2 F7	4-2 2B BB	1-0 F9		1-0 G3	0-0 G4-3	2-3 K		5 1 0 0 1 1 4												
Leo Gomez, R (1, 5) OBP: 0.361, SLG: 0.505		0-2 K	0-3 K	4-1 1B 1B BB		1-0 HR	4-1 2B BB	1-1 1B 1B		4 3 2 1 2 2 2												
Tyler Houston, L (1, 2) OBP: 0.324, SLG: 0.576 Rodney Myers, R (7, 1) Dave Magadan, L (8, 3) OBP: 0.354, SLG: 0.139		0-0 2B 1B	1-0 1B 2B	0-0 1B 1B		0-0 G3	1-2 1B 2B	0-0 1B 1B		5 2 4 4 0 0 0 0 0 0 0 0 0 0 1 0 1 0 0 0 0												
José Hernández, R (1, 6) OBP: 0.283, SLG: 0.324		0-0 1B 2B	4-0 1B IBB	1-1 1B 1B		4-2 1B 23 3B BB	2-3 K	3-1 F9		4 1 2 2 2 1 3												
Amaury Telemaco, R (1, 1) OBP: 0.105, SLG: 0.105 Mike Hubbard, R (7, PH) OBP: 0.042, SLG: 0.043 (7, 2)	3-2 P5		2-2 1B	1-1 G1-3		0-0 23 3B 1B	0-1 G4-3	2-0 1B		4 1 2 1 0 0 4 2 0 1 1 0 0 1												
Inning Stats	R: 0 E: 0 K: 1 S: 13	H: 1 LOB: 1 BB: 0 P: 21	R: 1 E: 0 K: 1 S: 11	H: 2 LOB: 1 BB: 0 P: 17	R: 5 E: 0 K: 1 S: 17	H: 5 LOB: 2 BB: 2 P: 35	R: 2 E: 0 K: 0 S: 16	H: 3 LOB: 3 BB: 2 P: 27	R: 0 E: 0 K: 0 S: 9	H: 1 LOB: 1 BB: 0 P: 14	R: 5 E: 0 K: 0 S: 19	H: 5 LOB: 1 BB: 1 P: 30	R: 1 E: 0 K: 1 S: 10	H: 1 LOB: 1 BB: 1 P: 17	R: 0 E: 0 K: 1 S: 13	H: 1 LOB: 2 BB: 1 P: 22	R: 1 E: 0 K: 2 S: 13	H: 3 LOB: 2 BB: 0 P: 22	1B: 15 2B: 5 3B: 1 HR: 1	SF: 0 SAC: 0 DP: 0 HBP: 0	WP: 2 PB: 0 SB: 2 CS: 0	PA: 56
PITCHER	IP WLS BF H R ER SO BB IBB HBP BLK WP HR S P ERA WHIP																					
Paul Wagner, R (1, 1) ERA: 4.7	2.2 L 18 8 6 6 3 1 1 0 0 1 0 40 69 20.25 3.375																					
Jon Lieber, R (3, 1) ERA: 4.5	2.1 13 4 2 2 0 2 0 0 0 0 0 26 45 7.71 2.571																					
Ramon Morel, R (6, 1) ERA: 3.63	1.0 9 5 5 5 0 1 0 0 0 1 1 19 30 45.00 6.000																					
Dan Miceli, R (7, 1) ERA: 5.0	1.0 5 1 1 1 1 1 0 0 0 0 0 10 17 9.00 2.000																					
Jason Christiansen, L (8, 1) ERA: 7.3	1.0 5 1 0 0 1 1 0 0 0 0 0 13 22 0.00 2.000																					
PITCHER	IP WLS BF H R ER SO BB IBB HBP BLK WP HR S P ERA WHIP																					
67 Francisco Cordova, R (9, 1) ERA: 4.12	1.0 6 3 1 1 2 0 0 0 0 0 0 13 22 9.00 3.000																					

Chicago Cubs @ Pittsburgh Pirates
Three Rivers Stadium, Pittsburgh, PA

Tue Jul 02 1996, 7:05 PM EDT
Att. 13,241 - Unknown - 78 F

livebaseballscorecards.com

AB	49
R	15
H	22
RBI	15
BB	7
SO	7
LOB	26



BOTTOM

Chicago Cubs @ Pittsburgh Pirates
Three Rivers Stadium, Pittsburgh, PA

Tue Jul 02 1996, 7:05 PM EDT
Att: 13,241 - Unknown - 78 F

livebaseballscorecards.com

AB	40
R	7
H	14
RBI	7
BB	2
SO	5
LOB	18



WP:	0	PA:	42
PB:	0		
SB:	1		
CS:	0		

AB R H RBI BB SO LOB

5 1 1 0 0 1 2
3 0 2 0 0 0 2
2 0 0 0 0 0 2

5 0 1 2 0 1 2

5 1 2 0 0 3 2

4 0 0 0 0 0 3
0 0 0 0 0 0 0
1 0 1 0 0 0 0

3 2 1 0 2 0 1

4 0 1 2 0 0 2
0 0 0 0 0 0 0

4 1 2 0 0 0 2

0 0 0 0 0 0 0
1 0 0 0 0 0 0
1 0 1 0 0 0 0
0 0 0 0 0 0 0
0 0 0 0 0 0 0
0 0 0 0 0 0 0
2 2 2 3 0 0 0

1B: 10 SF: 0
2B: 3 SAC: 0
3B: 0 DP: 1
HR: 1 HBP: 0

Batter	1	2	3	4	5	6	7	8	9
Carlos Garcia, R OBP: 0.335, SLG: 0.401 (1, 4) (9, 6)	1-3 K		2-2 F7		1-2 F6		0-1 1B 2B	0-2 G4-3	
Al Martin, L OBP: 0.334, SLG: 0.428 John Wehner, R OBP: 0.265, SLG: 0.333 (1, 7) (7, 7) (8, 5)	1-0 1B		3-2 1B		3-1 P5		1-1 L4	0-1 F9	
Jeff King, R OBP: 0.337, SLG: 0.506 (1, 3)	2-0 P4		0-3 K			1-0 F7	1-2 BLK 1B	1-2 F8	
Orlando Merced, S OBP: 0.371, SLG: 0.462 (1, 9)	2-3 K		1-2 K	1-1 G6-4-3 1B		1-0 1B 2B	3-3 K	1-3 K	
Charlie Hayes, R OBP: 0.299, SLG: 0.393 Jason Christiansen, R Nelson Liriano, S OBP: 0.284, SLG: 0.321 (1, 5) (8, 1) (9, 4)		2-0 F8		2-0 G6-4-3		3-1 P3	0-0 G6-3	0-1 1B	
Mike Kingery, L OBP: 0.317, SLG: 0.292 (1, 8)		4-2 BB		1-2 F7		0-1 2B 1B		4-1 18 1B HR BB	
Jay Bell, R OBP: 0.307, SLG: 0.363 67 Francisco Cordova, R OBP: 0.333, SLG: 0.333 (1, 6) (9, 1)		1-0 P4			0-0 P3	1-0 1B 2B		1-0 F8	
18 Jason Kendall, R OBP: 0.350, SLG: 0.385 (1, 2)		1-2 F8			1-1 1B 2B	2-2 F8		1-0 HR 1B	
Paul Wagner, R OBP: 0.083, SLG: 0.043 Jon Lieber, L OBP: 0.286, SLG: 0.167 Mark Johnson, L OBP: 0.361, SLG: 0.504 Ramon Morel, R Dan Miceli, R Dave Clark, L OBP: 0.397, SLG: 0.505 (1, 1) (3, 1) (5, PH) (6, 1) (7, 1) (7, PH) (8, 7)			1-1 G3-1			0-0 1B	1-0 2B 1B	2-1 HR	

Inning Stats	R: 0	H: 1	R: 0	H: 0	R: 0	H: 1	R: 0	H: 2	R: 2	H: 3	R: 2	H: 3	R: 3	H: 2	R: 0	H: 1
	E: 0	LOB: 1	E: 0	LOB: 1	E: 0	LOB: 0	E: 0	LOB: 2	E: 0	LOB: 1	E: 0	LOB: 1	E: 0	LOB: 0	E: 0	LOB: 1
	K: 2	BB: 0	K: 0	BB: 1	K: 0	BB: 0	K: 0	BB: 0	K: 1	BB: 0	K: 1	BB: 0	K: 0	BB: 1	K: 1	BB: 0
	S: 9	P: 14	S: 8	P: 16	S: 6	P: 10	S: 9	P: 14	S: 10	P: 18	S: 14	P: 20	S: 10	P: 18	S: 9	P: 11

PITCHER	IP	WLS	BF	H	R	ER	SO	BB	IBB	HBP	BLK	WP	HR	S	P	ERA	WHIP
Amaury Telemaco, R ERA: 4.58 (1, 1)	6.0	W	26	8	2	2	3	1	0	0	0	0	0	54	90	3.00	1.500
Rodney Myers, R ERA: 4.11 (7, 1)	1.0		6	3	2	2	1	0	0	0	1	0	0	14	20	18.00	3.000
Tanyon Sturtze, R ERA: 27.0 (8, 1)	1.0		6	2	3	3	0	1	0	0	0	0	1	10	18	27.00	3.000
Kent Bottenfield, R ERA: 1.86 (9, 1)	1.0		4	1	0	0	1	0	0	0	0	0	0	9	11	0.00	1.000

Batter	1	2	3	4	5	6	7	8	9	AB R H RBI BB SO LOB	TOP											
Brian McRae, S (1, 8) OBP: 0.352, SLG: 0.365	0-3 K		1-1 F8		3-2 G6-3			0-2 G3 1B		4 0 1 0 0 1 0												
23 Ryne Sandberg, R (1, 4) OBP: 0.311, SLG: 0.473	1-1 G6-3		1-1 G4-3 2B			2-1 G6-3		0-3 K		4 0 1 0 0 1 2												
Mark Grace, L (1, 3) OBP: 0.403, SLG: 0.453	1-0 1B 2B		1-2 G4-3			0-1 G4-3		2-2 G3		4 1 1 0 0 0 3												
Sammy Sosa, R (1, 9) OBP: 0.303, SLG: 0.536	0-0 1B 2-H 1B		0-1 G6-3			1-1 F7		1-2 F9		4 0 1 1 0 0 3												
Leo Gomez, R (1, 5) OBP: 0.367, SLG: 0.512	1-2 1-3 1B			4-2 G5-4-3 BB			1-3 K		0-1 1B 2B	3 1 2 0 1 1 0												
Luis Gonzalez, L (1, 7) OBP: 0.351, SLG: 0.415	1-0 F9			0-0 G5-4-3 1-2f			2-2 G4-3		2-3 K	3 0 0 0 0 0 3 1 0 0 0 0 1 1												
Terry Shumpert, R (9, PH) OBP: 0.318, SLG: 0.556																						
Scott Servais, R (1, 2) OBP: 0.320, SLG: 0.415		2-3 K		1-2 G5-3			1-0 1B		2-0 FC6-4 1B 2-H	4 0 2 1 0 1 0 0 0 0 0 0 0 0	AB 34 R 2 H 8 RBI 2 BB 2 SO 6 LOB 15											
Tyler Houston, L (9, PR) OBP: 0.324, SLG: 0.576																						
José Hernández, R (1, 6) OBP: 0.277, SLG: 0.316		0-2 G6-3			2-1 F9		1-1 G3		3-3 K	4 0 0 0 0 1 2												
Frank Castillo, R (1, 1) OBP: 0.100, SLG: 0.100																						
Kent Bottenfield, R (6, 1) OBP: 0.242, SLG: 0.355																						
Bob Patterson, R (7, 1) OBP: 0.242, SLG: 0.355																						
Doug Glanville, R (8, PH) OBP: 0.242, SLG: 0.355																						
Turk Wendell, L (8, 1) OBP: 0.242, SLG: 0.355		0-1 L9			2-1 G4-3			4-2 G3 1B BB	1 SAFE 0-1 FC6-4 1-2f	2 0 1 0 0 0 0 0 0 0 0 0 0 1 0 0 0 0 0 0 1												
Mike Hubbard, R (9, PH) OBP: 0.040, SLG: 0.042																						
Inning Stats	R: 1 E: 0 K: 1 S: 11	H: 3 LOB: 2 BB: 0 P: 15	R: 0 E: 0 K: 1 S: 8	H: 0 LOB: 0 BB: 0 P: 10	R: 0 E: 0 K: 0 S: 9	H: 1 LOB: 1 BB: 1 P: 12	R: 0 E: 0 K: 0 S: 6	H: 0 LOB: 0 BB: 1 P: 11	R: 0 E: 0 K: 0 S: 7	H: 0 LOB: 0 BB: 0 P: 14	R: 0 E: 0 K: 0 S: 6	H: 0 LOB: 0 BB: 0 P: 9	R: 0 E: 0 K: 1 S: 11	H: 1 LOB: 1 BB: 0 P: 16	R: 0 E: 0 K: 1 S: 15	H: 1 LOB: 2 BB: 1 P: 22	R: 1 E: 0 K: 2 S: 14	H: 2 LOB: 1 BB: 0 P: 21	1B: 5 2B: 3 3B: 0 HR: 0	SF: 0 SAC: 0 DP: 1 HBP: 0	WP: 0 PB: 0 SB: 0 CS: 0	PA: 36
PITCHER	IP WLS BF H R ER SO BB IBB HBP BLK WP HR S P ERA WHIP																					
Denny Neagle, L (1, 1) ERA: 2.93	8.0 W 31 6 1 1 4 2 0 0 0 0 0 0 73 109 1.12 1.000																					
Dan Plesac, L (9, 1) ERA: 4.19	1.0 S 5 2 1 1 2 0 0 0 0 0 0 0 14 21 9.00 2.000																					

Chicago Cubs @ Pittsburgh Pirates
Three Rivers Stadium, Pittsburgh, PA

Wed Jul 03 1996, 7:05 PM EDT
Att. 22,157 - Unknown - 64 F

livebaseballscorecards.com



Batter	1	2	3	4	5	6	7	8	9
Carlos Garcia, R OBP: 0.329, SLG: 0.394 (1, 4)	2-0 E6 CS		2-2 G3			3-2 E5 HR	0-0 F8		
Al Martin, L OBP: 0.336, SLG: 0.438 (1, 7)	3-3 SAFE K			0-1 G5-4-3 1B		2-0 HR	1-3 K		
Jeff King, R OBP: 0.336, SLG: 0.513 (1, 3)	2-1 G5-3			2-2 G5-4-3 1-2f		1-0 HR		1-2 G6-3	
Orlando Merced, S OBP: 0.372, SLG: 0.467 (1, 9)		1-1 P5		2-0 F8		1-2 G3 1B		3-2 G4-3 2B	
Charlie Hayes, R OBP: 0.305, SLG: 0.397 (1, 5)		1-1 F7			2-2 2B	4-2 G3 BB		4-2 G4-3 BB	
Mike Kingery, L OBP: 0.310, SLG: 0.285 (1, 8)		1-3 K2-3			3-3 K	0-1 G3		2-1 G4-3	
Jay Bell, R OBP: 0.303, SLG: 0.358 (1, 6)			1-1 G5-3		3-2 F9	1-0 F8		0-3 K	
18 Jason Kendall, R OBP: 0.354, SLG: 0.386 (1, 2)			4-0 SH3 BB		3-1 G1-6-3		1-2 E 1B		
Denny Neagle, L OBP: 0.118, SLG: 0.094 (1, 1)			0-0 SH3			1-1 G4-3		0-0 B3	
Dan Plesac, L (9, 1)			1-2						

AB	R	H	RBI	BB	SO	LOB
4	1	0	0	0	0	2
4	1	2	2	0	2	2
4	1	1	1	0	0	1
4	0	2	0	0	0	0
2	0	1	0	2	0	0
4	0	0	0	0	2	5
4	0	0	0	0	1	5
2	0	1	0	1	0	1
2	0	0	0	0	0	1
0	0	0	0	0	0	0

Chicago Cubs @ Pittsburgh Pirates
Three Rivers Stadium, Pittsburgh, PA
 Wed Jul 03 1996, 7:05 PM EDT
 Att. 22,157 - Unknown - 64 F

AB	30
R	3
H	7
RBI	3
BB	3
SO	5
LOB	17



Inning	R	H	E	K	S	IP	WLS	BF	H	R	ER	SO	BB	IBB	HBP	BLK	WP	HR	S	P	ERA	WHIP
1	0	0	1	6	6	5.1	L	21	4	3	2	3	1	0	0	0	0	2	48	87	3.38	0.938
2	0	0	0	1	7	1.1		7	2	0	0	0	1	0	0	0	0	0	20	27	0.00	2.250
3	0	0	0	1	1	0.1		1	0	0	0	1	0	0	0	0	0	0	3	4	0.00	0.000
4	0	0	0	1	5	1.0		5	1	0	0	1	1	0	0	0	0	0	15	25	0.00	2.000

PITCHER	IP	WLS	BF	H	R	ER	SO	BB	IBB	HBP	BLK	WP	HR	S	P	ERA	WHIP
Frank Castillo, R ERA: 6.26 (1, 1)	5.1	L	21	4	3	2	3	1	0	0	0	0	2	48	87	3.38	0.938
Kent Bottenfield, R ERA: 1.64 (6, 1)	1.1		7	2	0	0	0	1	0	0	0	0	0	20	27	0.00	2.250
Bob Patterson, L ERA: 1.95 (7, 1)	0.1		1	0	0	0	1	0	0	0	0	0	0	3	4	0.00	0.000
Turk Wendell, R ERA: 2.32 (8, 1)	1.0		5	1	0	0	1	1	0	0	0	0	0	15	25	0.00	2.000

WP	PA
0	34
0	
2	
1	

Batter	1	2	3	4	5	6	7	8	9	AB R H RBI BB SO LOB	TOP											
Lenny Harris, L (1, 3) OBP: 0.324, SLG: 0.458	1-1 G6-3		3-1 1B		2-3 K		0-3 K			4 1 1 0 0 2 1												
Eric Anthony, L (1, 7) OBP: 0.368, SLG: 0.465	1-3 K2-3		2-1 G6-3 WP 2B 1B		2-1 F7		3-2 P2			4 1 1 1 0 1 1												
Barry Larkin, R (1, 6) OBP: 0.395, SLG: 0.468	2-2 G3		3-2 G6-3		2-3 K			0-0 G3-1		4 0 0 0 0 1 1												
Reggie Sanders, R (1, 9) OBP: 0.399, SLG: 0.539		3-2 1B	1-1 2B		3-3 K			1-3 K		4 0 2 1 0 2 0												
Eric Davis, R (1, 8) OBP: 0.403, SLG: 0.552		1 SAFE 2-3 K	0-1 P3		1-1 F9			2-3 K		4 0 0 0 0 2 2												
Eddie Taubensee, L (1, 2) OBP: 0.335, SLG: 0.406		2-3 K		0-1 G4-3		2-2 1B		0-1 G4-3		3 0 1 0 0 1 1												
Jeff Brantley, R (9, 1)										0 0 0 0 0 0 0												
Bret Boone, R (1, 4) OBP: 0.274, SLG: 0.387		4-0 BB		4-1 G4-3 BB		1-2 P3		1-1 G3-1		2 0 0 0 2 0 1												
Jeff Branson, L (1, 5) OBP: 0.298, SLG: 0.365		0-0 L6		2-1 G4-3			3-1 G3		0-0 G4-3	4 0 0 0 0 0 3												
Mark Portugal, R (1, 1) OBP: 0.182, SLG: 0.212			0-0 L9		1-2 G1-3					2 0 0 0 0 0 1												
Jeff Shaw, R (6, 1)										0 0 0 0 0 0 0												
Joe Oliver, R (6, 2) OBP: 0.282, SLG: 0.385										1 0 1 0 0 0 0												
Thomas Howard, S (9, PH) OBP: 0.287, SLG: 0.341										1 0 0 0 0 0 0												
Inning Stats	R: 0 E: 0 K: 1 S: 9	H: 0 LOB: 0 BB: 0 P: 13	R: 0 E: 0 K: 2 S: 13	H: 1 LOB: 2 BB: 1 P: 24	R: 2 E: 0 K: 0 S: 12	H: 3 LOB: 1 BB: 0 P: 21	R: 0 E: 0 K: 0 S: 8	H: 0 LOB: 1 BB: 1 P: 15	R: 0 E: 0 K: 2 S: 8	H: 0 LOB: 0 BB: 0 P: 14	R: 0 E: 0 K: 1 S: 11	H: 1 LOB: 1 BB: 0 P: 18	R: 0 E: 0 K: 1 S: 11	H: 1 LOB: 1 BB: 0 P: 17	R: 0 E: 0 K: 2 S: 7	H: 0 LOB: 0 BB: 0 P: 10	R: 0 E: 0 K: 0 S: 5	H: 0 LOB: 0 BB: 0 P: 6	1B: 5 2B: 1 3B: 0 HR: 0	SF: 0 SAC: 0 DP: 0 HBP: 0	WP: 1 PB: 0 SB: 3 CS: 0	PA: 35
PITCHER	IP WLS BF H R ER SO BB IBB HBP BLK WP HR S P ERA WHIP																					
Jim Bullinger, R (1, 1) ERA: 5.96	6.0 L 25 5 2 2 6 2 0 0 0 0 1 0 61 105 3.00 1.167																					
Bob Patterson, L (7, 1) ERA: 1.88	1.0 4 1 0 0 1 0 0 0 0 0 0 0 11 17 0.00 1.000																					
Terry Adams, R (8, 1) ERA: 2.18	2.0 6 0 0 0 2 0 0 0 0 0 0 0 12 16 0.00 0.000																					

Cincinnati Reds @ Chicago Cubs
Wrigley Field, Chicago, IL
Thu Jul 04 1996, 3:33 AM CDT
Att. 38,047 - Sunny - 68 F

livebaseballscorecards.com

AB	33
R	2
H	6
RBI	2
BB	2
SO	9
LOB	11



Batter	1	2	3	4	5	6	7	8	9	AB	R	H	RBI	BB	SO	LOB
Brian McRae, S OBP: 0.348, SLG: 0.361 (1, 8)	1-0 G3		1-2 G3		1-3 K			1-2 P6		4	0	0	0	0	1	1
23 Ryne Sandberg, R OBP: 0.316, SLG: 0.484 (1, 4)	1-1 L9		0-2 2B			0-2 1B		0-0 2B		4	0	3	1	0	0	0
Mark Grace, L OBP: 0.401, SLG: 0.450 (1, 3)	3-2 F9		3-2 G6-3			2-0 1B		0-1 G3		4	0	1	0	0	0	2
Sammy Sosa, R OBP: 0.302, SLG: 0.531 (1, 9)					1-3 K			2-2 K		3	0	0	0	1	3	3
Luis Gonzalez, L OBP: 0.353, SLG: 0.416 (1, 7)					2-0 1B			0-0 G6-4-3		4	0	2	0	0	0	3
Doug Glanville, R OBP: 0.242, SLG: 0.355 (9, PR)										0	0	0	0	0	0	0
Leo Gomez, R OBP: 0.367, SLG: 0.507 (1, 5)					0-0 G5-3					2	0	0	0	1	0	1
Scott Servais, R OBP: 0.315, SLG: 0.408 (1, 2)					0-2 L9					4	0	0	0	0	2	3
José Hernández, R OBP: 0.277, SLG: 0.316 (1, 6)					1-2 G6-3					3	0	1	0	0	0	0
Scott Bullett, L OBP: 0.333, SLG: 0.444 (9, PH)										1	0	0	0	0	1	1
Jim Bullinger, R OBP: 0.346, SLG: 0.609 (1, 1)					4-1 G3					1	1	0	0	1	1	0
Bob Patterson, R (7, 1)										0	0	0	0	0	0	0
Dave Magadan, L OBP: 0.347, SLG: 0.135 (7, PH)										1	0	0	0	0	0	1
Terry Adams, R (8, 1)										0	0	0	0	0	0	0

Inning Stats	R: 0	H: 0	E: 0	K: 0	S: 6	R: 0	H: 0	E: 0	K: 0	S: 10	R: 0	H: 1	E: 0	K: 1	S: 8	R: 0	H: 0	E: 0	K: 1	S: 10	R: 0	H: 2	E: 0	K: 1	S: 8	R: 0	H: 1	E: 0	K: 1	S: 10	R: 0	H: 1	E: 0	K: 2	S: 11	R: 0	H: 1	E: 0	K: 2	S: 12	1B: 5	2B: 2	3B: 0	HR: 0	SF: 0	SAC: 1	DP: 1	HBP: 0	WP: 0	PB: 0	SB: 0	CS: 1	PA: 35
--------------	------	------	------	------	------	------	------	------	------	-------	------	------	------	------	------	------	------	------	------	-------	------	------	------	------	------	------	------	------	------	-------	------	------	------	------	-------	------	------	------	------	-------	-------	-------	-------	-------	-------	--------	-------	--------	-------	-------	-------	-------	--------


PITCHER	IP	WLS	BF	H	R	ER	SO	BB	IBB	HBP	BLK	WP	HR	S	P	ERA	WHIP
Mark Portugal, R ERA: 3.97 (1, 1)	5.0	W	21	4	1	1	3	3	0	0	0	0	0	51	82	1.80	1.400
Jeff Shaw, R ERA: 3.02 (6, 1)	3.0		10	2	0	0	3	0	0	0	0	0	0	25	34	0.00	0.667
Jeff Brantley, R ERA: 3.15 (9, 1)	1.0	S	4	1	0	0	2	0	0	0	0	0	0	12	16	0.00	1.000

BOTTOM

Cincinnati Reds @ Chicago Cubs
Wrigley Field, Chicago, IL

Thu Jul 04 1996, 3:33 AM CDT
Att: 38,047 - Sunny - 68 F

AB	31
R	1
H	7
RBI	1
BB	3
SO	8
LOB	15



PITCHER	IP	WLS	BF	H	R	ER	SO	BB	IBB	HBP	BLK	WP	HR	S	P	ERA	WHIP
---------	----	-----	----	---	---	----	----	----	-----	-----	-----	----	----	---	---	-----	------

Batter	1	2	3	4	5	6	7	8	9	AB R H RBI BB SO LOB	TOP											
Lenny Harris, L (1, 3) OBP: 0.312, SLG: 0.440	0-0 F9		3-2 L6			1-1 G3		0-1 G3-1		4 0 0 0 0 0 1												
Barry Larkin, R (1, 6) OBP: 0.397, SLG: 0.492	2-1 HR		1-0 F8			3-2 HR		1-1 E3		4 2 2 2 0 0 1												
Reggie Sanders, R (1, 9) OBP: 0.388, SLG: 0.523	2-3 K		3-0 F7			2-3 K		3-2 G6-4-3		4 0 0 0 0 2 1												
Eric Anthony, L (1, 7) OBP: 0.355, SLG: 0.447 Jeff Brantley, R (9, 1)	3-3 K		0-3 K			1-2 G1-3		0-3 K		4 0 0 0 0 3 0 0 0 0 0 0 0 0												
Eric Davis, R (1, 8) OBP: 0.397, SLG: 0.543		0-3 K		0-1 G4-3			0-0 L7			3 0 0 0 0 1 0												
Bret Boone, R (1, 4) OBP: 0.271, SLG: 0.382		2-1 G6-3			3-2 L7		1-1 G6-3			3 0 0 0 0 0 0												
Jeff Branson, L (1, 5) OBP: 0.299, SLG: 0.381		1-1 G4-1			3-2 HR		0-3 K			3 1 1 1 0 1 0												
Joe Oliver, R (1, 2) OBP: 0.290, SLG: 0.386			4-2 SH1-4 BB		0-2 G5-3			0-1 G1-6-4 1B		2 0 1 0 1 0 0												
Dave Burba, R (1, 1) OBP: 0.114, SLG: 0.061 Hector Carrasco, R (8, 1) Curtis Goodwin, L (9, 7) OBP: 0.282, SLG: 0.250			1-2 SH1-4		0-1 G4-3			0-2 G1-6-4 1-2f		2 0 0 0 0 0 1 0 0 0 0 0 0 0 0 0 0 0 0 0 0												
Inning Stats	R: 1 E: 0 K: 2 S: 9	H: 1 LOB: 0 BB: 0 P: 16	R: 0 E: 0 K: 1 S: 7	H: 0 LOB: 0 BB: 0 P: 10	R: 0 E: 0 K: 0 S: 10	H: 0 LOB: 1 BB: 1 P: 18	R: 0 E: 0 K: 1 S: 7	H: 0 LOB: 0 BB: 0 P: 10	R: 1 E: 0 K: 0 S: 13	H: 1 LOB: 0 BB: 0 P: 19	R: 1 E: 0 K: 1 S: 11	H: 1 LOB: 0 BB: 0 P: 18	R: 0 E: 0 K: 1 S: 6	H: 0 LOB: 0 BB: 0 P: 7	R: 0 E: 0 K: 0 S: 7	H: 1 LOB: 0 BB: 0 P: 7	R: 0 E: 1 K: 1 S: 10	H: 0 LOB: 0 BB: 0 P: 14	1B: 1 2B: 1 3B: 0 HR: 3	SF: 0 SAC: 1 DP: 2 HBP: 0	WP: 0 PB: 0 SB: 0 CS: 0	PA: 31
PITCHER	IP WLS BF H R ER SO BB IBB HBP BLK WP HR S P ERA WHIP																					
Steve Trachsel, R (1, 1) ERA: 2.14	6.0 L 22 3 3 3 5 1 0 0 0 0 3 57 91 4.50 0.667																					
Kent Bottenfield, R (7, 1) ERA: 1.38	2.0 6 1 0 0 1 0 0 0 0 0 0 0 13 14 0.00 0.500																					
Rodney Myers, R (9, 1) ERA: 4.0	1.0 3 0 0 0 1 0 0 0 0 0 0 0 10 14 0.00 0.000																					

Cincinnati Reds @ Chicago Cubs
 Wrigley Field, Chicago, IL
 Fri Jul 05 1996, 3:33 AM CDT
 Att. 40,743 - Sunny - 80 F

livebaseballscorecards.com

AB 29
 R 3
 H 4
 RBI 3
 BB 1
 SO 7
 LOB 4



Batter	1	2	3	4	5	6	7	8	9	AB	R	H	RBI	BB	SO	LOB
Brian McRae, S OBP: 0.344, SLG: 0.357 (1, 8)	0-2 G3			2-2 P6		1-0 G1-3		2-3 K		4	0	0	0	0	1	1
23 Ryne Sandberg, R OBP: 0.312, SLG: 0.477 (1, 4)	1-2 G6-3			2-2 F8		1-1 G4-3			1-1 F7	4	0	0	0	0	0	0
Mark Grace, L OBP: 0.395, SLG: 0.444 (1, 3)	1-2 F8			1-0 G4-3			0-1 G6-3		1-0 F8	4	0	0	0	0	0	0
Sammy Sosa, R OBP: 0.302, SLG: 0.528 (1, 9)			2-0 L9		1-0 F8		1-2 1B		1-3 K	4	0	1	0	0	1	0
Luis Gonzalez, L OBP: 0.349, SLG: 0.411 (1, 7)			1-1 P6		2-0 F8		3-3 K			3	0	0	0	0	1	1
Leo Gomez, R OBP: 0.366, SLG: 0.502 (1, 5) (9, 6)			2-2 P3		4-1 1B BB		2-3 K			2	0	0	0	1	1	1
Tyler Houston, L OBP: 0.378, SLG: 0.611 (1, 2)					0-0 G4-6-3 1B		2-1 1B		0-0 BLK 1B	3	0	3	0	0	0	0
José Hernández, R OBP: 0.275, SLG: 0.313 (1, 6)			2-1 G4-6-3		3-3 K		3-3 K		3-3 K	2	0	0	0	0	1	3
Scott Bullett, L OBP: 0.328, SLG: 0.436 (8, PH)			1-2f						1-2 K	1	0	0	0	0	1	1
Rodney Myers, R (9, 1)										0	0	0	0	0	0	0
Steve Trachsel, R OBP: 0.088, SLG: 0.176 (1, 1)			1-2 F9				1-2 G6-3		1-1 F7	1	0	0	0	0	0	0
Doug Glanville, R OBP: 0.235, SLG: 0.344 (6, PH)										1	0	0	0	0	0	0
Kent Bottenfield, R (7, 1)										0	0	0	0	0	0	0
Dave Magadan, L OBP: 0.340, SLG: 0.132 (8, PH) (9, 5)										1	0	0	0	0	0	1


Inning Stats	R: 0	H: 0	E: 0	K: 0	S: 9	R: 0	H: 0	E: 0	K: 0	S: 6	R: 0	H: 1	E: 0	K: 0	S: 6	R: 0	H: 0	E: 0	K: 0	S: 7	R: 0	H: 1	E: 0	K: 1	S: 8	R: 0	H: 0	E: 0	K: 0	S: 9	R: 0	H: 1	E: 0	K: 2	S: 12	R: 0	H: 1	E: 0	K: 2	S: 11	R: 0	H: 0	E: 0	K: 1	S: 6	1B: 4	2B: 0	3B: 0	HR: 0	SF: 0	SAC: 0	DP: 1	HBP: 0
	0	0	0	0	11	0	0	0	0	11	0	0	0	0	9	0	0	0	0	12	0	0	0	0	1	20	0	0	0	0	12	0	0	0	18	0	0	0	17	0	0	0	9	4	0	0	0	0					

PITCHER	IP	WLS	BF	H	R	ER	SO	BB	IBB	HBP	BLK	WP	HR	S	P	ERA	WHIP
Dave Burba, R ERA: 4.13 (1, 1)	7.0	W	25	4	0	0	3	1	0	0	0	0	0	58	94	0.00	0.714
Hector Carrasco, R ERA: 2.94 (8, 1)	1.0		3	0	0	0	2	0	0	0	1	0	0	10	16	0.00	0.000
Jeff Brantley, R ERA: 3.07 (9, 1)	1.0	S	3	0	0	0	1	0	0	0	0	0	0	6	9	0.00	0.000

BOTTOM

Cincinnati Reds @ Chicago Cubs
 Wrigley Field, Chicago, IL
 Fri Jul 05 1996, 3:33 AM CDT
 Att: 40,743 - Sunny - 80 F

AB	30
R	0
H	4
RBI	0
BB	1
SO	6
LOB	8



WP	PA	ERA	WHIP
0	31		

Batter	1	2	3	4	5	6	7	8	9	AB R H RBI BB SO LOB	TOP																		
Lenny Harris, L (1, 3) OBP: 0.327, SLG: 0.456	2-2 G5-3		1-1 2B			1-0 1B		4-2 BB		3 0 2 0 1 0 0																			
Barry Larkin, R (1, 6) OBP: 0.395, SLG: 0.492	0-1 G5-3			1-0 1B 2B		2-3 K		2-0 FC6-4		4 1 1 0 0 1 3																			
Reggie Sanders, R (1, 9) OBP: 0.391, SLG: 0.519	2-3 K			2-2 P6		0-0 1B		4-2 BB		3 0 1 0 1 1 1																			
Eric Anthony, L (1, 7) OBP: 0.363, SLG: 0.476		3-2 HR		4-0 1B BB		2-3 K		2-3 K		2 1 1 1 1 1 1																			
Eric Davis, R (8, PH) OBP: 0.396, SLG: 0.540										1 0 0 0 0 1 3																			
Hector Carrasco, R (8, 1)										0 0 0 0 0 0 0																			
Jeff Shaw, R (8, 1)										0 0 0 0 0 0 0																			
Bret Boone, R (1, 4) OBP: 0.275, SLG: 0.384		1-1 P9		2-1 1B			2-0 G6-3		1-2 1B	4 0 2 1 0 0 0																			
Jeff Branson, L (1, 5) OBP: 0.294, SLG: 0.375		0-0 G1-3		2-0 G6-4-3			3-2 L9		2-2 L9	3 0 0 0 0 0 2																			
Chris Sabo, R (9, PH) OBP: 0.377, SLG: 0.442										1 0 0 0 0 0 1																			
Curtis Goodwin, L (1, 8) OBP: 0.286, SLG: 0.237		0-1 G4-3					2-3 K2-3		0-1 L9	2 0 0 0 1 1 0																			
Eduardo Perez, R (9, PH)										1 0 0 0 0 0 1																			
Joe Oliver, R (1, 2) OBP: 0.291, SLG: 0.385			1-3 K			1-3 K		3-2 FC6-4 SH1-4	2-2 1B	3 0 1 0 0 2 1																			
Mike Kelly, R (8, PR) OBP: 0.351, SLG: 0.348									1-2 1B	1 0 1 0 0 0 0																			
Kevin Jarvis, L (1, 1) OBP: 0.167, SLG: 0.167			2-2 P5			2-1 G4-6-3		1-2 SH1-4	1-2 P2	2 0 0 0 0 0 1																			
Scott Service, R (7, 1)										0 0 0 0 0 0 0																			
Mark Portugal, R (8, PH) OBP: 0.182, SLG: 0.212										0 0 0 0 0 0 0																			
Eddie Taubensee, L (8, 2) OBP: 0.333, SLG: 0.403										1 0 0 0 0 0 2																			
Inning Stats	R: 0 E: 0 K: 1 S: 9	H: 0 LOB: 0 BB: 0 P: 13	R: 1 E: 0 K: 0 S: 9	H: 1 LOB: 0 BB: 0 P: 13	R: 0 E: 0 K: 1 S: 9	H: 1 LOB: 1 BB: 0 P: 13	R: 1 E: 0 K: 0 S: 7	H: 2 LOB: 1 BB: 1 P: 18	R: 0 E: 0 K: 1 S: 7	H: 0 LOB: 0 BB: 1 P: 14	R: 0 E: 0 K: 2 S: 10	H: 2 LOB: 1 BB: 0 P: 15	R: 0 E: 0 K: 1 S: 14	H: 0 LOB: 0 BB: 0 P: 21	R: 0 E: 0 K: 1 S: 16	H: 1 LOB: 3 BB: 2 P: 31	R: 0 E: 0 K: 0 S: 17	H: 2 LOB: 2 BB: 0 P: 23	1B: 6 2B: 2 3B: 0 HR: 1	SF: 0 SAC: 1 DP: 2 HBP: 0	WP: 0 PB: 0 SB: 1 CS: 0	PA: 36							
PITCHER	IP WLS BF H R ER SO BB IBB HBP BLK WP HR S P ERA WHIP																												
Jaime Navarro, R (1, 1) ERA: 3.73	7.0		25	6	2	2	6	2	0	0	0	0	0	1	65	107	2.57	1.143											
Terry Adams, R (8, 1) ERA: 2.15	0.2		5	1	0	0	0	2	0	0	0	0	0	0	12	25	0.00	4.500											
Bob Patterson, L (8, 1) ERA: 1.8	1.1	W	6	2	0	0	1	0	0	0	0	0	0	0	21	29	0.00	1.500											

Cincinnati Reds @ Chicago Cubs
 Wrigley Field, Chicago, IL
 Sat Jul 06 1996, 7:05 PM CDT
 Att. 38,690 - Unknown - 81 F

livebaseballscorecards.com

AB 31
 R 2
 H 9
 RBI 2
 BB 4
 SO 7
 LOB 16



Batter	1	2	3	4	5	6	7	8	9
Brian McRae, S OBP: 0.344, SLG: 0.358 (1, 8)	3-2 G4-3		0-2 G3		3-2 2-H 2B		1-3 K		
23 Ryne Sandberg, R OBP: 0.315, SLG: 0.478 (1, 4)	2-2 CS 1B		1-1 1B		1-0 F8			2-2 L8	
Mark Grace, L OBP: 0.393, SLG: 0.441 (1, 3)	1-2 G3-1		0-0 L9			2-1 G4-3		0-0 E 1B 1B	
Sammy Sosa, R OBP: 0.304, SLG: 0.536 (1, 9)		2-3 K		2-2 F8		0-0 HR		0-0 E8 1B 1B	
Luis Gonzalez, L OBP: 0.348, SLG: 0.406 (1, 7)		2-2 P8		1-0 F8		2-1 G4-3		4-0 1B 1B IBB	
Leo Gomez, R OBP: 0.368, SLG: 0.500 (1, 5)		4-2 1B BB		0-0 P4		2-2 F8		2-1 1B CS 1B	
Scott Servais, R OBP: 0.325, SLG: 0.415 (1, 2)		0-1 1B			0-0 FC4-6 1B		4-0 SH2-4 BB	2-0 CS 1B 1B	
José Hernández, R OBP: 0.276, SLG: 0.313 (1, 6)		1-2 G6-3			1-1 FC4-6 SH5-4 2B		0-1 SH2-4	3-2 E2 1B	
Jaime Navarro, R OBP: 0.143, SLG: 0.143 (1, 1)			1-3 K		0-1 SH5-4		3-2 F8	0-3 K	
Dave Magadan, L OBP: 0.333, SLG: 0.128 (7, PH)									
Terry Adams, R (8, 1)									
Bob Patterson, R (8, 1)									

Inning Stats	R: 0	H: 1	E: 0	LOB: 0	K: 0	S: 10	P: 16
	R: 0	H: 1	E: 0	LOB: 2	K: 1	S: 13	P: 22
	R: 0	H: 1	E: 0	LOB: 1	K: 1	S: 10	P: 12
	R: 0	H: 0	E: 0	LOB: 0	K: 0	S: 5	P: 8
	R: 1	H: 2	E: 0	LOB: 1	K: 0	S: 9	P: 14
	R: 1	H: 1	E: 0	LOB: 0	K: 0	S: 11	P: 17
	R: 0	H: 0	E: 0	LOB: 1	K: 1	S: 12	P: 20
	R: 4	H: 5	E: 2	LOB: 1	K: 1	S: 14	P: 27

PITCHER	IP	WLS	BF	H	R	ER	SO	BB	IBB	HBP	BLK	WP	HR	S	P	ERA	WHIP
Kevin Jarvis, R ERA: 3.73 (1, 1)	6.0		24	6	2	2	2	1	0	0	0	0	1	58	89	3.00	1.167
Scott Service, R ERA: 3.0 (7, 1)	1.0		4	0	0	0	1	1	0	0	0	0	0	12	20	0.00	1.000
Hector Carrasco, R ERA: 3.71 (8, 1)	0.1	L	4	2	3	3	0	0	1	0	0	0	0	5	11	81.00	6.000
Jeff Shaw, R ERA: 3.17 (8, 1)	0.2		4	3	1	1	1	0	0	0	0	0	0	9	16	13.50	4.500

BOTTOM

Cincinnati Reds @ Chicago Cubs
Wrigley Field, Chicago, IL
Sat Jul 06 1996, 7:05 PM CDT
Att: 38,690 - Unknown - 81 F


AB	R	H	RBI	BB	SO	LOB
4	0	1	1	0	1	1
4	0	2	0	0	0	1
4	1	1	0	0	0	2
4	2	2	1	0	1	0
3	1	0	0	1	0	0
3	0	1	2	1	0	0
3	1	3	1	1	0	0
3	1	1	1	0	0	3
1	0	0	0	0	1	0
1	0	0	0	0	0	1
0	0	0	0	0	0	0
1	0	0	0	0	1	1

1B	2B	3B	HR	SF	SAC	DP	HBP
9	1	0	1	0	2	0	0

WP	PA
0	36

livebaseballscores.com

AB 31
R 6
H 11
RBI 6
BB 3
SO 4
LOB 9



Baseball scorecard for Cincinnati Reds @ Chicago Cubs, top half. Includes batter statistics, play-by-play descriptions with diagrams, and team totals. Batter list includes Lenny Harris, Barry Larkin, Reggie Sanders, Eric Anthony, Eric Davis, Eddie Taubensee, John Smiley, Scott Service, Thomas Howard, Lee Smith, Dave Burba, Johnny Ruffin, Bret Boone, Jeff Branson, Roger Salkeld, and Joe Oliver. Inning stats and pitcher stats for Amaury Telemaco, Rodney Myers, Kent Bottenfield, Terry Adams, Bob Patterson, Turk Wendell, and Tanyon Sturtze are also provided.

Cincinnati Reds @ Chicago Cubs
Wrigley Field, Chicago, IL

Sun Jul 07 1996, 3:33 AM CDT
Att: 36,352 - Sunny - 81 F

Summary table with categories AB (48), R (6), H (14), RBI (5), BB (2), SO (10), LOB (17).



Batter	1	2	3	4	5	6	7	8	9	10	11	12	13	AB	R	H	RBI	BB	SO	LOB
Brian McRae, S OBP: 0.343, SLG: 0.353	1-3 	2-0 G4-3			0-1 G4-3			1-2 P6	0-0 B5-3	1-0 			4-2 	5	0	0	0	1	1	2
23 Ryne Sandberg, R OBP: 0.314, SLG: 0.473	3-1 L7			2-2 G5-3	2-1 F7			0-1 P4	3-2 	3-3 K			2-1 	7	1	2	1	0	1	3
Mark Grace, L OBP: 0.401, SLG: 0.447	4-1 			1-0 WP	1-1 P6			0-0 	0-0 	3-1 P6			4-1 	5	3	3	0	2	0	0
Sammy Sosa, R OBP: 0.304, SLG: 0.530	4-2 			0-0 F8			0-0 B1-3	0-0 G5-3	3-2 	2-3 K			3-3 K	6	1	1	1	1	2	3
Luis Gonzalez, L OBP: 0.360, SLG: 0.419	1-0 			2-2 G4-3			4-1 	2-2 	4-0 	0-1 			4-0 	4	1	3	3	3	0	1
Leo Gomez, R OBP: 0.276, SLG: 0.421	1-1 F9					1-3 	2-1 F9	1-2 L8	2-3 K	2-2 F9			1-2 	4	0	0	0	0	1	3
Turk Wendell, L OBP: 0.500, SLG: 0.500	9, 1													0	0	0	0	0	0	0
Terry Shumpert, R OBP: 0.320, SLG: 0.524	9, PH													3	0	1	1	0	1	4
Scott Servais, R OBP: 0.330, SLG: 0.421	11, 2			2-2 F8			4-2 	0-0 			3-1 			1-3 	4	0	2	1	1	1
Mike Hubbard, R OBP: 0.038, SLG: 0.040	11, 2							1-1 							1	0	0	0	0	1
José Hernández, R OBP: 0.276, SLG: 0.314	10, PR			2-2 			1-3 	1-3 	1-2 F8	0-1 SH1-4			1-1 	3	0	1	0	0	2	2
Tyler Houston, L OBP: 0.368, SLG: 0.595	10, 1			WP							1-2 			1	0	0	0	0	0	0
Tanyon Sturtze, R				1B											1	0	0	0	0	0
Amaury Telemaco, R OBP: 0.100, SLG: 0.100				0-3 K			0-0 B2-3	0-3 K	2-1 	0-1 G6-3			0-1 	1	0	0	0	0	1	1
Rodney Myers, R OBP: 0.229, SLG: 0.333				1-2 K							2-3 			0	0	0	0	0	0	0
Doug Gianville, R OBP: 0.322, SLG: 0.429				1-2 K											0	0	0	0	0	0
Kent Bottenfield, R														0	0	0	0	0	0	0
Scott Bullett, R OBP: 0.322, SLG: 0.429														0	0	0	0	0	0	0
Terry Adams, R														0	0	0	0	0	0	0
Bob Patterson, R														0	0	0	0	0	0	0
Dave Magadan, L OBP: 0.352, SLG: 0.167														3	1	2	0	0	0	1

Inning Stats	R: 2 E: 0 K: 1 S: 11	H: 1 LOB: 1 BB: 2 P: 25	R: 0 E: 0 K: 1 S: 10	H: 1 LOB: 1 BB: 0 P: 16	R: 0 E: 0 K: 0 S: 8	H: 1 LOB: 1 BB: 0 P: 13	R: 0 E: 0 K: 2 S: 11	H: 0 LOB: 1 BB: 1 P: 17	R: 0 E: 0 K: 0 S: 6	H: 0 LOB: 0 BB: 0 P: 9	R: 1 E: 0 K: 1 S: 10	H: 1 LOB: 1 BB: 1 P: 17	R: 0 E: 0 K: 1 S: 8	H: 0 LOB: 0 BB: 0 P: 9	R: 1 E: 0 K: 1 S: 12	H: 2 LOB: 1 BB: 0 P: 15	R: 2 E: 0 K: 1 S: 20	H: 4 LOB: 3 BB: 1 P: 35	R: 0 E: 0 K: 1 S: 9	H: 1 LOB: 2 BB: 0 P: 16	R: 0 E: 0 K: 1 S: 12	H: 1 LOB: 1 BB: 0 P: 19	R: 0 E: 0 K: 1 S: 13	H: 2 LOB: 2 BB: 1 P: 21	R: 1 E: 0 K: 1 S: 7	H: 1 LOB: 2 BB: 2 P: 19	1B: 11 2B: 4 3B: 0 HR: 0	SF: 0 SAC: 1 DP: 0 HBP: 1	WP: 3 PB: 1 SB: 1 CS: 0	PA: 60		
PITCHER	IP	WLS	BF	H	R	ER	SO	BB	IBB	HBP	BLK	WP	HR	S	P	ERA	WHIP															
Roger Salkeld, R ERA: 3.63	(1, 1)	5.2	25	4	3	3	4	4	0	0	0	2	0	51	91	4.76	1.412															
Jeff Shaw, R ERA: 3.08	(6, 1)	1.1	4	0	0	0	2	0	0	0	0	0	0	13	15	0.00	0.000															
John Smiley, L ERA: 4.34	(8, 1)	0.1	3	2	1	1	0	0	0	0	0	0	0	6	8	27.00	6.000															
Scott Service, R ERA: 2.45	(8, 1)	0.2	2	0	0	0	1	0	0	0	0	0	0	6	7	0.00	0.000															
Lee Smith, R ERA: 3.71	(9, 1)	1.0	8	4	2	2	1	1	0	0	0	0	0	20	35	18.00	5.000															
PITCHER	IP	WLS	BF	H	R	ER	SO	BB	IBB	HBP	BLK	WP	HR	S	P	ERA	WHIP															
Dave Burba, R ERA: 4.05	(10, 1)	2.0	9	2	0	0	2	0	0	1	0	0	0	21	35	0.00	1.000															
Johnny Ruffin, R ERA: 6.02	(12, 1)	1.1	L	9	3	1	2	2	1	0	0	1	0	20	40	6.75	3.750															

BOTTOM

Cincinnati Reds @ Chicago Cubs
 Wrigley Field, Chicago, IL
 Sun Jul 07 1996, 3:33 AM CDT
 Att: 36,352 - Sunny - 81 F

AB	50
R	7
H	15
RBI	7
BB	8
SO	12
LOB	22



livebaseballscorecards.com

Batter	1	2	3	4	5	6	7	8	9
Brian McRae, S OBP: 0.347, SLG: 0.358 (1, 8)	0-0 G6-3 1B	2-1 1B			1-2 CS 1B			0-0 WP PB 1B	
Doug Glanville, R OBP: 0.211, SLG: 0.306 Scott Bullett, L OBP: 0.333, SLG: 0.429 (8, PH) (9, 7)	2-1 E4 1B	1-0 F9			0-3 K			4-0 WP 1B BB	
Mark Grace, L OBP: 0.402, SLG: 0.448 (1, 3)	0-1 23 HR 1B				2-2 G1-3			2-0 23 G1-4-3 1B	
Sammy Sosa, R OBP: 0.306, SLG: 0.529 (1, 9)	2-2 23 HR 1B				1-1 G5-3			1-2 23 G1-4-3 1B	
23 Ryne Sandberg, R OBP: 0.316, SLG: 0.482 (1, 4)	3-1 1-H 2-H HR				4-0 BB			0-1 G1-4-3	
Leo Gomez, R OBP: 0.357, SLG: 0.483 (1, 5)	0-0 G5-3				1-3 K			0-3 K	
Scott Servais, R OBP: 0.326, SLG: 0.416 (1, 2)	0-3 K				2-1 G6-3			2-1 F8	
José Hernández, R OBP: 0.272, SLG: 0.309 (1, 6)					0-0 G6-3			1-0 G6-3	
Jaime Navarro, R OBP: 0.133, SLG: 0.133 (1, 1)					2-3 K			0-3 K	

AB R H RBI BB SO LOB	
4	1 3 0 0 0 0
3	1 0 0 0 1 2
0	1 0 0 1 0 0
4	1 2 2 0 0 1
4	1 2 1 0 0 0
3	1 1 3 1 0 2
4	0 0 0 0 3 2
3	0 0 0 0 1 0
3	0 0 0 0 1 0
3	0 0 0 0 3 0


Inning Stats	
R: 4 E: 1 K: 1 S: 14	H: 3 LOB: 0 BB: 0 P: 21
R: 0 E: 0 K: 2 S: 9	H: 1 LOB: 1 BB: 0 P: 14
R: 0 E: 0 K: 1 S: 7	H: 0 LOB: 1 BB: 1 P: 13
R: 0 E: 0 K: 1 S: 6	H: 0 LOB: 0 BB: 0 P: 10
R: 0 E: 0 K: 1 S: 9	H: 1 LOB: 0 BB: 0 P: 12
R: 0 E: 0 K: 1 S: 9	H: 0 LOB: 0 BB: 0 P: 14
R: 0 E: 0 K: 1 S: 6	H: 0 LOB: 0 BB: 0 P: 9
R: 2 E: 0 K: 1 S: 10	H: 3 LOB: 1 BB: 1 P: 17

PITCHER	
Donovan Osborne, L ERA: 3.17 (1, 1)	IP 7.0 WLS L BF 27 H 5 R 4 ER 3 SO 8 BB 1 IBB 0 HBP 0 BLK 0 WP 0 HR 1 S 60 P 93 ERA 3.86 WHIP 0.857
Jeff Parrett, R ERA: 4.24 (8, 1)	IP 1.0 WLS BF 6 H 3 R 2 ER 2 SO 1 BB 1 IBB 0 HBP 0 BLK 0 WP 1 HR 0 S 10 P 17 ERA 18.00 WHIP 4.000

BOTTOM

St. Louis Cardinals @ Chicago Cubs
Wrigley Field, Chicago, IL
Thu Jul 11 1996, 7:05 PM CDT
Att: 38,802 - Unknown - 75 F

AB	31
R	6
H	8
RBI	6
BB	2
SO	9
LOB	7



WP: 1	PA: 33
PB: 1	
SB: 0	
CS: 1	

livebaseballscorecards.com

Batter	1	2	3	4	5	6	7	8	9	AB R H RBI BB SO LOB	TOP										
Royce Clayton, R (1, 6) OBP: 0.325, SLG: 0.376	0-1 G5-3	0-0 FC6-4		1-2 CS 1B		0-0 G6-4-3	1-3 K		1-2 G3-1	6 0 1 0 0 1 4											
Ray Lankford, L (1, 8) Willie McGee, S (9, 8) OBP: 0.359, SLG: 0.510 OBP: 0.350, SLG: 0.423	1-2 G4-3		4-2 BB F9	2-2 CS 1-2	0-0 HR	4-2 BB HR BB		0-0 G3		3 2 1 1 2 0 0 0 0 0 0 0 0 0											
Ron Gant, R (1, 7) Danny Sheaffer, R (8, 7) OBP: 0.382, SLG: 0.544 OBP: 0.315, SLG: 0.377	3-3 K		1 SAFE 0-1 F9 1-2		1-2 HR	4-1 HR BB		3-1 HR		4 3 2 2 1 1 1 0 0 0 0 0 0 0											
Brian Jordan, R (1, 9) Miguel Mejia, R (7, 9)		0-2 E6 E	1-0 HR 1B		1-1 G3-1 HR 2B	0-1 HR		1-3 K		4 4 3 3 0 0 0 1 0 0 0 0 1 0											
John Mabry, L (1, 3) OBP: 0.377, SLG: 0.477		2 SAFE 0-0 E9 FC3-2 1B 2-H	1-1 HR		2-0 G3-1	2-1 1B 1B		2-2 1B		5 1 4 2 0 0 1											
Gary Gaetti, R (1, 5) OBP: 0.307, SLG: 0.411		1-0 FC3-2 2B 1B 3-H	2-1 HR		0-1 HR	1-1 FC5-4 1B		1-2 L9		5 3 3 3 0 0 2											
Tom Pagnozzi, R (1, 2) Ozzie Smith, S (9, PH) Dennis Eckersley, R (9, 1) OBP: 0.316, SLG: 0.455 OBP: 0.318, SLG: 0.314		1 SAFE 0-0 1B 2B 1-3	0-0 F8		1-0 F8	0-0 FC5-4			2-1 G6-3	4 0 1 0 0 0 2 1 0 0 0 0 0 0 0 0 0 0 0 0 0											
Mike Gallego, R (1, 4) OBP: 0.200, SLG: 0.200		0-0 FC6-4 1B 2-3 3-H		0-0 F8	0-0 G4-3		0-0 L8		2-0 F8	5 0 1 1 0 0 0											
Andy Benes, R (1, 1) Mark Sweeney, L (9, PH) OBP: 0.125, SLG: 0.175 OBP: 0.389, SLG: 0.405		1-3 K		2-3 K		0-1 G6-4-3 1B	2-1 P5		2-0 1B	4 0 1 0 0 2 2 1 0 1 0 0 0 0											
Inning Stats	R: 0 E: 0 K: 1 S: 8	H: 0 LOB: 0 BB: 0 P: 12	R: 2 E: 2 K: 1 S: 11	H: 3 LOB: 2 BB: 0 P: 13	R: 3 E: 0 K: 0 S: 10	H: 3 LOB: 0 BB: 1 P: 18	R: 0 E: 0 K: 1 S: 11	H: 1 LOB: 0 BB: 0 P: 15	R: 4 E: 0 K: 0 S: 11	H: 4 LOB: 0 BB: 0 P: 16	R: 3 E: 0 K: 0 S: 14	H: 4 LOB: 2 BB: 2 P: 25	R: 0 E: 0 K: 1 S: 6	H: 0 LOB: 0 BB: 0 P: 9	R: 1 E: 0 K: 1 S: 13	H: 2 LOB: 1 BB: 0 P: 20	R: 0 E: 0 K: 0 S: 7	H: 1 LOB: 1 BB: 0 P: 14	1B: 9 2B: 2 3B: 0 HR: 7	SF: 0 SAC: 0 DP: 1 HBP: 0	WP: 0 PA: 47 PB: 0 SB: 0 CS: 1
PITCHER	IP WLS BF H R ER SO BB IBB HBP BLK WP HR S P ERA WHIP															PITCHER	IP WLS BF H R ER SO BB IBB HBP BLK WP HR S P ERA WHIP				
Steve Trachsel, R (1, 1) ERA: 2.54	4.0 L 21 9 7 6 3 1 0 0 0 0 0 4 44 63 13.50 2.500															Turk Wendell, R (9, 1) ERA: 2.25	1.0 4 1 0 0 0 0 0 0 0 0 1 7 11 18.00 2.000				
Rodney Myers, R (5, 1) ERA: 4.26	1.0 5 2 2 2 0 0 0 0 0 0 1 7 11 18.00 2.000																				
Tanyon Sturtze, R (6, 1) ERA: 9.0	1.0 8 4 3 3 0 2 0 0 0 0 1 14 25 27.00 6.000																				
Kent Bottenfield, R (7, 1) ERA: 1.06	1.0 3 0 0 0 1 0 0 0 0 0 0 6 9 0.00 0.000																				
Terry Adams, R (8, 1) ERA: 2.54	1.0 5 2 1 1 1 0 0 0 0 0 1 13 20 9.00 2.000																				

St. Louis Cardinals @ Chicago Cubs
Wrigley Field, Chicago, IL
Fri Jul 12 1996 3:33 AM CDT
Att. 38,918 - Cloudy - 80 F

AB	43
R	13
H	18
RBI	12
BB	3
SO	5
LOB	12



Batter	1	2	3	4	5	6	7	8	9	AB	R	H	RBI	BB	SO	LOB	TOP										
Royce Clayton, R OBP: 0.329, SLG: 0.380 (1, 6)	0-0 BB 1B	3-2 1B		0-0 1B		2-2 FC4-6 BB HR		1-0 F9		5	2	3	2	0	0	1											
Ray Lankford, L OBP: 0.363, SLG: 0.510 Miguel Mejia, R (8, PH) (8, 8)	4-0 SAFE 1B HR BB	0-2 F9		1-0 1B		4-2 BB HR BB		2-0 F9		2	2	1	2	2	0	2											
Ron Gant, R OBP: 0.382, SLG: 0.538 Danny Sheaffer, R OBP: 0.315, SLG: 0.377 (1, 7) (8, 7) (9, 3)	0-3 K		0-3 K	3-1 1B		4-1 HR BB		2-3 K		4	1	1	0	1	3	1											
Brian Jordan, R OBP: 0.339, SLG: 0.507 Willie McGee, S OBP: 0.348, SLG: 0.421 (1, 9) (8, 9)	0-0 HR		1-0 F3	1-2 1B		1-0 HR		2-1 G4-3		4	2	3	6	0	0	0											
John Mabry, L OBP: 0.372, SLG: 0.471 Ozzie Smith, S OBP: 0.324, SLG: 0.320 T.J. Mathews, R Mark Petkovsek, R OBP: 0.182, SLG: 0.182 Dennis Eckersley, R (1, 3) (9, PH) (9, 1) (9, 1) (9, 1)	0-0 L8		0-1 G4-3		2-3 K	3-2 P6		2-1 G1-6-3 1B		4	0	0	0	0	0	1	0										
Gary Gaetti, R OBP: 0.310, SLG: 0.414 Mark Sweeney, L OBP: 0.386, SLG: 0.402 (1, 5) (9, PH) (9, 7)		4-1 SH1-4 1B BB		1-1 1B	1-1 L4	0-0 L9		1-2 G1-6-3		3	2	1	0	1	0	0											
Tom Pagnozzi, R OBP: 0.319, SLG: 0.456 (1, 2)		0-0 1B SH1-4 1B		1-2 F8	0-2 FC6-4 1B		1-0 F7		4	0	2	0	0	0	1												
Mike Gallego, R OBP: 0.111, SLG: 0.111 (1, 4) (9, 5)		0-3 K		1-3 K	1-1 FC6-4		0-0 G5-3		4	0	0	0	0	2	4												
Todd Stottlemire, L OBP: 0.370, SLG: 0.275 Rick Honeycutt, L Luis Alica, S OBP: 0.324, SLG: 0.345 (1, 1) (8, 1) (9, 4)		1-2 SH1-4		4-2 1B BB		1-1 FC4-6 1B		3-3 K		2	1	1	0	1	1	0											
Inning Stats	R: 2 E: 0 K: 1 S: 6	H: 2 LOB: 0 BB: 1 P: 10	R: 1 E: 0 K: 1 S: 15	H: 2 LOB: 2 BB: 1 P: 23	R: 0 E: 0 K: 1 S: 6	H: 0 LOB: 0 BB: 0 P: 7	R: 3 E: 0 K: 1 S: 19	H: 5 LOB: 2 BB: 1 P: 31	R: 0 E: 0 K: 1 S: 11	H: 1 LOB: 1 BB: 0 P: 15	R: 4 E: 0 K: 0 S: 15	H: 2 LOB: 0 BB: 2 P: 30	R: 0 E: 0 K: 1 S: 6	H: 0 LOB: 0 BB: 0 P: 10	R: 0 E: 0 K: 0 S: 7	H: 1 LOB: 0 BB: 0 P: 12	1B: 10 2B: 1 3B: 0 HR: 2	SF: 0 SAC: 1 DP: 1 HBP: 0	WP: 0 PB: 0 SB: 1 CS: 0	PA: 42							
PITCHER	IP	WLS	BF	H	R	ER	SO	BB	IBB	HBP	BLK	WP	HR	S	P	ERA	WHIP										
Jim Bullinger, R ERA: 6.35 (1, 1)	3.2	L	19	6	6	6	4	3	0	0	0	0	1	40	60	14.73	2.455										
Rodney Myers, R ERA: 4.12 (4, 1)	1.1		7	4	0	0	1	0	0	0	0	0	0	17	26	0.00	3.000										
Tanyon Sturtze, R ERA: 11.25 (6, 1)	2.0		10	2	4	4	1	2	0	0	0	0	1	21	40	18.00	2.000										
Bob Patterson, L ERA: 1.72 (8, 1)	1.0		3	0	0	0	1	0	0	0	0	0	0	5	10	0.00	0.000										
Kent Bottenfield, R ERA: 1.0 (9, 1)	1.0		3	1	0	0	0	0	0	0	0	0	0	7	12	0.00	1.000										

St. Louis Cardinals @ Chicago Cubs
Wrigley Field, Chicago, IL
Sat Jul 13 1996, 3:33 AM CDT
Att. 39,254 - Sunny - 78 F

AB	36
R	10
H	13
RBI	10
BB	5
SO	7
LOB	10



livebaseballscorecards.com

BOTTOM

St. Louis Cardinals @ Chicago Cubs
Wrigley Field, Chicago, IL
Sat Jul 13 1996, 3:33 AM CDT
Att: 39,254 - Sunny - 78 F

livebaseballscorecards.com

AB 35
R 5
H 9
RBI 5
BB 6
SO 7
LOB 22



WP: 0 PA: 41
PB: 0
SB: 1
CS: 0

AB R H RBI BB SO LOB

3 0 1 2 2 0 2
3 0 0 0 0 1 2
2 0 0 1 0 1 3

4 0 1 0 1 0 1

5 0 3 1 0 0 2

3 0 0 0 0 1 2
2 0 0 0 0 0 3

4 1 1 0 0 0 1

3 2 2 0 1 1 0

3 2 1 1 1 0 1

0 0 0 0 0 1 0 0
0 0 0 0 0 0 0 0
1 0 0 0 0 0 1 1
0 0 0 0 0 0 0 0
1 0 0 0 0 0 1 1
0 0 0 0 0 0 0 0
0 0 0 0 0 0 0 0
1 0 0 0 0 0 1 3

1B: 6 SF: 0
2B: 3 SAC: 0
3B: 0 DP: 1
HR: 0 HBP: 0

Batter	1	2	3	4	5	6	7	8	9
Brian McRae, S OBP: 0.347, SLG: 0.354 (1, 8)	4-2 F9 23 S BB		2-1 F8		1-0 G6-3		0-0 1B		4-2 1B G1-3 BB
23 Ryne Sandberg, R OBP: 0.310, SLG: 0.471 José Hernández, R OBP: 0.264, SLG: 0.299 (1, 4) (7, 6)	3-3 K 1-2		1-1 FC6-4 1-2f			1-1 P5	0-3 K		2-1 G1-3
Mark Grace, L OBP: 0.406, SLG: 0.456 (1, 3)	2-1 F9 2-3			2-1 G5-3		0-1 F9		1-2 G4-3 1B	4-0 1B BB
Sammy Sosa, R OBP: 0.310, SLG: 0.534 (1, 9)	2-2 P6			1-0 2B		1-0 2B		1-0 G4-3 1-2f	3-1 1B
Dave Magadan, L OBP: 0.345, SLG: 0.239 Leo Gomez, R OBP: 0.349, SLG: 0.470 (1, 5) (8, PH) (9, 5)		1-3 K		1-1 F7		1-0 F8		3-1 G5-3	0-0 P4
Luis Gonzalez, L OBP: 0.357, SLG: 0.418 (1, 7)		0-1 F9		0-0 F8			1-0 F8		2-1 BB BB BB 1B
Tyler Houston, L OBP: 0.395, SLG: 0.585 (1, 2)		0-3 K			0-2 G6-3 1B		3-2 2B 1B		4-0 BB BB BB BB G1-3 BB 1B BB
Felix Fermin, R OBP: 0.500, SLG: 0.667 (1, 6) (7, 4)			1-1 F8		1-0 G6-3		0-1 1B 2B		4-0 G1-3 BB 1B BB
Jim Bullinger, R OBP: 0.370, SLG: 0.609 Rodney Myers, R (4, 1) Terry Shumpert, R OBP: 0.296, SLG: 0.478 Tanyon Sturtze, R (6, 1) Scott Bullett, L OBP: 0.317, SLG: 0.407 (7, PH) Bob Patterson, R (8, 1) Kent Bottenfield, R (9, 1) Doug Glanville, R OBP: 0.225, SLG: 0.342 (9, PH)			4-2 FC6-4 BB		2-3 K		2-3 K		2-3 K

Inning Stats	R: 0 E: 0 K: 13	H: 0 LOB: 1 BB: 1 P: 24	R: 0 E: 0 K: 2 S: 9	H: 0 LOB: 0 BB: 0 P: 10	R: 0 E: 0 K: 0 S: 9	H: 0 LOB: 1 BB: 1 P: 17	R: 0 E: 0 K: 0 S: 6	H: 1 LOB: 1 BB: 0 P: 10	R: 0 E: 0 K: 1 S: 10	H: 1 LOB: 1 BB: 0 P: 14	R: 0 E: 0 K: 0 S: 6	H: 1 LOB: 1 BB: 0 P: 9	R: 2 E: 0 K: 2 S: 17	H: 3 LOB: 1 BB: 0 P: 23	R: 0 E: 0 K: 0 S: 6	H: 1 LOB: 0 BB: 0 P: 11	R: 3 E: 0 K: 1 S: 15	H: 2 LOB: 3 BB: 4 P: 40
--------------	-----------------------	----------------------------------	------------------------------	----------------------------------	------------------------------	----------------------------------	------------------------------	----------------------------------	-------------------------------	----------------------------------	------------------------------	---------------------------------	-------------------------------	----------------------------------	------------------------------	----------------------------------	-------------------------------	----------------------------------

PITCHER	IP	WLS	BF	H	R	ER	SO	BB	IBB	HBP	BLK	WP	HR	S	P	ERA	WHIP
Todd Stottlemyre, R ERA: 3.96 (1, 1)	7.0	W	29	6	2	2	6	2	0	0	0	0	0	70	107	2.57	1.143
Rick Honeycutt, L ERA: 2.89 (8, 1)	1.0		3	1	0	0	0	0	0	0	0	0	0	6	11	0.00	1.000
T.J. Mathews, R ERA: 2.81 (9, 1)	0.1		5	1	3	3	1	3	0	0	0	0	0	10	26	81.00	12.000
Mark Petkovsek, R ERA: 4.5 (9, 1)	0.1		3	1	0	0	0	1	0	0	0	0	0	4	13	0.00	6.000
Dennis Eckersley, R ERA: 3.52 (9, 1)	0.1	S	1	0	0	0	0	0	0	0	0	0	0	1	1	0.00	0.000

Batter	1	2	3	4	5	6	7	8	9	AB R H RBI BB SO LOB	TOP																									
Ozzie Smith, S OBP: 0.319, SLG: 0.308 (1, 6)	0-1 G4-3	0-1 G3-1		0-0 L3		4-0 1B SF7 1B BB	1-3 K			4 1 0 0 1 1 1																										
Ray Lankford, L OBP: 0.366, SLG: 0.521 (1, 8)	0-1 1B WP 1B		4-0 S 1B BB		0-0 HR	2-1 SF7	1-1 F7			3 2 2 2 1 0 0																										
Ron Gant, R OBP: 0.382, SLG: 0.532 (1, 7)	3-1 L7		4-1 1B BB		2-0 G6-3	2-2 1B BB 1B		2-1 L7		4 1 1 0 1 0 1																										
Brian Jordan, R OBP: 0.347, SLG: 0.512 (1, 9)	1-2 1B		2-2 1B		2-1 G5-3	1-1 BB 1B 1B		0-1 FC6-4 1B		5 0 4 2 0 0 0																										
John Mabry, L OBP: 0.370, SLG: 0.467 (1, 3)	0-0 F8		1-3 K		4-0 1B BB	2-1 SF7		3-1 F8		3 0 0 1 1 1 5																										
Gary Gaetti, R OBP: 0.308, SLG: 0.412 (1, 5)		0-0 F7	0-0 L7		0-0 FC6-4 1B	1-1 BB 1B		0-0 FC6-4		1 0 0 0 0 0 0																										
Danny Sheaffer, R OBP: 0.321, SLG: 0.381 (3, PH) (3, 5)					1-2 1B	1-2 2-3 1B		1-2 FC6-4		4 0 2 0 0 0 3																										
Tom Pagnozzi, R OBP: 0.317, SLG: 0.447 (1, 2)		0-0 P4	0-1 F9		0-1 FC6-4	4-0 BB		1-2 F9		4 0 0 1 1 0 4																										
Luis Alicea, S OBP: 0.326, SLG: 0.346 (1, 4)		2-1 2B 1B		1-3 K		1-0 SF7 1B		2-3 K		2 1 1 0 0 1 0																										
Mike Gallego, R OBP: 0.167, SLG: 0.167 (5, 4)						1-3 F8		3-1 K		3 1 1 0 0 1 3																										
Alan Benes, R OBP: 0.243, SLG: 0.306 (8, PH)		0-0 2B		2-2 F9		0-1 1B 2B		2-3 K		2 0 1 1 0 0 0																										
Mark Sweeney, L OBP: 0.350, SLG: 0.415 (6, 1)										1 1 1 0 0 0 0																										
Tony Fossas, L (6, 1)										0 0 0 0 0 0 0																										
Willie McGee, S OBP: 0.347, SLG: 0.419 (7, PH)										1 0 0 0 0 0 1																										
Mark Petkovsek, R OBP: 0.182, SLG: 0.182 (7, 1)										0 0 0 0 0 0 0																										
Rick Honeycutt, L (8, 1)										0 0 0 0 0 0 0																										
Miguel Mejia, R (9, PH)										1 0 0 0 0 1 0																										
Dennis Eckersley, R (9, 1)										0 0 0 0 0 0 0																										
Inning Stats	R: 0 E: 0 K: 0 S: 11	H: 2 LOB: 2 BB: 0 P: 14	R: 1 E: 0 K: 0 S: 7	H: 2 LOB: 1 BB: 0 P: 9	R: 1 E: 0 K: 1 S: 12	H: 1 LOB: 2 BB: 2 P: 23	R: 0 E: 0 K: 1 S: 7	H: 0 LOB: 0 BB: 0 P: 10	R: 1 E: 0 K: 0 S: 7	H: 2 LOB: 2 BB: 1 P: 15	R: 4 E: 0 K: 0 S: 17	H: 5 LOB: 3 BB: 2 P: 35	R: 0 E: 0 K: 2 S: 9	H: 0 LOB: 0 BB: 0 P: 11	R: 0 E: 0 K: 0 S: 7	H: 1 LOB: 1 BB: 0 P: 12	R: 0 E: 0 K: 2 S: 10	H: 0 LOB: 0 BB: 0 P: 15	1B: 10 2B: 2 3B: 0 HR: 1	SF: 2 SAC: 0 DP: 0 HBP: 0	WP: 1 PB: 0 SB: 2 CS: 0	PA: 45														
PITCHER	IP WLS BF H R ER SO BB IBB HBP BLK WP HR S P ERA WHIP																																			
Amayra Telemaco, R ERA: 4.89 (1, 1)	1.0		5	2	0	0	0	0	0	0	0	1	0	11	14	0.00	2.000																			
Kent Bottenfield, R ERA: 1.71 (2, 1)	3.0		14	3	2	2	2	2	0	0	0	0	0	26	42	6.00	1.667																			
Terry Adams, R ERA: 3.26 (5, 1)	1.1	L	12	6	5	5	0	2	0	0	0	0	1	18	36	33.75	6.000																			
Rodney Myers, R ERA: 3.95 (6, 1)	1.2		7	1	0	0	2	1	0	0	0	0	0	15	25	0.00	1.200																			
Turk Wendell, R ERA: 2.15 (8, 1)	2.0		7	1	0	0	2	0	0	0	0	0	0	17	27	0.00	0.500																			

St. Louis Cardinals @ Chicago Cubs
Wrigley Field, Chicago, IL
 Sun Jul 14 1996, 3:33 AM CDT
 Att. 38,638 - Cloudy - 86 F

livebaseballscorecards.com

AB	38
R	7
H	13
RBI	7
BB	5
SO	6
LOB	17



BOTTOM

St. Louis Cardinals @ Chicago Cubs
Wrigley Field, Chicago, IL
Sun Jul 14 1996, 3:33 AM CDT
Att. 38,638 - Cloudy - 86 F

AB 34
R 6
H 7
RBI 6
BB 6
SO 6
LOB 18



WP: 0 PA: 43
PB: 0
SB: 2
CS: 0

AB R H RBI BB SO LOB

5 1 1 2 0 0 2

4 0 0 0 1 1 1

3 1 2 1 2 0 1

4 1 1 2 1 1 4

4 1 1 0 1 1 3

3 0 1 0 0 1 1

0 0 0 0 0 0 0

1 0 0 0 0 0 0

0 0 0 0 1 0 0

4 0 0 0 0 0 3

3 2 1 1 0 1 0

0 0 0 0 0 0 0

0 0 0 0 0 0 0

0 0 0 0 0 0 0

1 0 0 0 0 1 1

1 0 0 0 0 0 0

1B: 4 SF: 1
2B: 1 SAC: 1
3B: 1 DP: 0
HR: 1 HBP: 1

Table with 9 columns (Batter 1-9) and 10 rows (Batters: Brian McRae, 23 Ryne Sandberg, Mark Grace, Sammy Sosa, Luis Gonzalez, Leo Gomez/Rodney Myers/Felix Fermin/Tyler Houston/Scott Servais, José Hernández/Turk Wendell, Amaury Telemaco/Kent Bottenfield/Scott Bullett/Terry Adams/Dave Magadan/Terry Shumpert). Each cell contains a batter's name, statistics, and a baseball diamond diagram with annotations.

Inning Stats table with columns for Inning (1-9) and rows for R, H, E, K, S, LOB, BB, P.

PITCHER table with columns for Pitcher Name, IP, WLS, BF, H, R, ER, SO, BB, IBB, HBP, BLK, WP, HR, S, P, ERA, WHIP.

Batter	1	2	3	4	5	6	7	8	9	AB R H RBI BB SO LOB	TOP											
Carlos Garcia, R (1, 6) OBP: 0.328, SLG: 0.398	2-0 L8		3-1 F8		0-0 G4-3			2-0 2B		4 0 1 0 0 0 1												
Al Martin, L (1, 7) OBP: 0.342, SLG: 0.440	2-3 K		1-2 F9			0-0 L4-3 1B		2-2 G4-3		4 0 1 0 0 1 1												
Jeff King, R (1, 4) OBP: 0.336, SLG: 0.511	0-0 P2			1-0 1B		3-2 P3			0-1 L8	4 0 1 0 0 0 1												
Orlando Merced, S (1, 9) OBP: 0.374, SLG: 0.481		1-2 1B G6-3 1B		2-1 L9		1-2 L4-3			1-0 1B 2B	4 2 2 0 0 0 2												
Mark Johnson, L (1, 3) OBP: 0.362, SLG: 0.559		1-0 P4		2-3 SAFE K			2-1 P8		3-2 L8	4 0 0 0 0 1 3												
Charlie Hayes, R (1, 5) OBP: 0.307, SLG: 0.397		0-0 G6-3 1-3 1B		2-0 L7			1-3 K		2-1 2-H 1B	4 0 2 1 0 1 1												
Mike Kingery, L (1, 8) OBP: 0.293, SLG: 0.302		2-2 G6-3			1-0 P5		3-2 P4		1-0 L6	4 0 0 1 0 0 2												
Keith Osik, R (1, 2) OBP: 0.362, SLG: 0.430		2-3 3-H K			1-2 L8			0-0 G5-3		1 0 0 0 0 1 1												
18 Jason Kendall, R (3, 2) OBP: 0.340, SLG: 0.376										2 0 0 0 0 0 0												
Dan Miceli, R (1, 1) OBP: 0.184, SLG: 0.194			1-3 K			3-2 2B		1-0 L6		1 0 0 0 0 1 0												
Denny Neagle, L (5, PH) OBP: 0.667, SLG: 0.667										1 0 1 0 0 0 0												
Elmer Dessens, R (5, 1) OBP: 0.369, SLG: 0.461										0 0 0 0 0 0 0												
Dave Clark, L (8, PH) OBP: 0.369, SLG: 0.461										1 0 0 0 0 0 0												
Steve Parris, R (8, 1)										0 0 0 0 0 0 0												
Inning Stats	R: 0 E: 0 K: 1 S: 5	H: 0 LOB: 0 BB: 0 P: 9	R: 1 E: 0 K: 1 S: 13	H: 2 LOB: 1 BB: 0 P: 19	R: 0 E: 0 K: 1 S: 8	H: 0 LOB: 0 BB: 0 P: 13	R: 0 E: 0 K: 1 S: 7	H: 1 LOB: 1 BB: 0 P: 14	R: 0 E: 0 K: 0 S: 11	H: 1 LOB: 1 BB: 0 P: 16	R: 0 E: 0 K: 1 S: 7	H: 1 LOB: 0 BB: 0 P: 11	R: 0 E: 0 K: 1 S: 10	H: 0 LOB: 0 BB: 0 P: 16	R: 0 E: 0 K: 0 S: 6	H: 1 LOB: 1 BB: 0 P: 11	R: 1 E: 0 K: 0 S: 9	H: 2 LOB: 1 BB: 0 P: 16	1B: 5 2B: 4 3B: 0 HR: 0	SF: 0 SAC: 0 DP: 1 HBP: 0	WP: 0 PB: 0 SB: 0 CS: 0	PA: 34
PITCHER	IP WLS BF H R ER SO BB IBB HBP BLK WP HR S P ERA WHIP																					
Frank Castillo, R (1, 1) ERA: 5.87	8.0 W 29 6 1 1 5 0 0 0 0 0 0 0 67 109 1.12 0.750																					
Tanyon Sturtze, R (9, 1) ERA: 11.0	1.0 5 2 1 1 0 0 0 0 0 0 0 0 9 16 9.00 2.000																					

Pittsburgh Pirates @ Chicago Cubs
Wrigley Field, Chicago, IL
Mon Jul 15 1996, 7:05 PM CDT
Att. 32,119 - Unknown - 78 F

AB	34
R	2
H	8
RBI	2
BB	0
SO	5
LOB	12




Batter	1	2	3	4	5	6	7	8	9
Brian McRae, S (1, 8) OBP: 0.348, SLG: 0.372	1-2 HR	0-3 K		1-0 2B		1-1 1B		0-3 K	
23 Ryne Sandberg, R (1, 4) OBP: 0.309, SLG: 0.462 Felix Fermin, R (8, PR) OBP: 0.400, SLG: 0.500	0-3 K		1-0 G5-3	1-0 1B		3-2 G6-4-3		1-0 HR HBP	
Mark Grace, L (1, 3) OBP: 0.412, SLG: 0.456	0-1 G4-3		4-2 BB	1-2 CS	0-1 1B FC6-4	0-0 G3-1		2-2 F8	
Sammy Sosa, R (1, 9) OBP: 0.314, SLG: 0.548 Doug Glanville, R (9, 9) OBP: 0.225, SLG: 0.342	0-1 E5 3B		1-2 F9		3-2 1B FC6-4		1-1 1B FC3-6	1-0 HR	
Luis Gonzalez, L (1, 7) OBP: 0.358, SLG: 0.422	0-1 1-H 3B		0-0 L8		0-0 1B FC6-4		0-1 1B FC3-6	2-1 2B 1B	
Leo Gomez, R (1, 5) OBP: 0.354, SLG: 0.492	1-1 F7			2-1 HR	3-2 1B 2B		1-0 P3	3-2 1-H 2B	
Scott Servais, R (1, 2) OBP: 0.336, SLG: 0.415			2-0 P6	1-2 L7	2-1 1B 2B		2-0 1B FC6-4	4-1 BB	
José Hernández, R (1, 6) OBP: 0.263, SLG: 0.317			0-2 G6-3	0-2 HR	2-2 E5 FC6		2-1 1B FC6-4	0-2 G5-3	
Frank Castillo, R (1, 1) OBP: 0.121, SLG: 0.094 Dave Magadan, L (8, PH) OBP: 0.350, SLG: 0.234 Tanyon Sturtze, R (9, 1)			4-1 BB	0-1 G5-3	0-1 FC6			4-0 F8 23 HR HBP BB	

Inning Stats	Inning 1					Inning 2					Inning 3					Inning 4					Inning 5					Inning 6					Inning 7					Inning 8					Inning 9														
	R	H	E	K	S	R	H	E	K	S	R	H	E	K	S	R	H	E	K	S	R	H	E	K	S	R	H	E	K	S	R	H	E	K	S	R	H	E	K	S															
	2	2	1	1	14	0	0	0	1	9	0	0	0	0	7	3	4	0	0	14	3	4	1	0	20	0	1	0	0	6	0	1	0	0	10	0	2	0	0	8	4	3	2	1	17	0	0	0	0	1	0	0	0	0	1
	1	2	0	1	16	0	1	0	1	15	0	0	0	1	13	0	0	0	0	20	0	0	1	0	30	0	1	0	0	10	0	0	0	0	14	0	0	0	0	34	0	2	0	0	14	0	0	0	0	34	0	0	0	0	0

BOTTOM																																																																																																																																				
5	2	3	1	0	2	2	4	0	1	1	0	1	1	4	1	1	0	1	0	2	5	2	3	3	0	0	1	5	2	2	2	0	0	3	5	2	3	2	0	0	2	4	0	2	2	1	0	0	5	1	1	1	0	0	4	2	0	0	0	1	0	1	0	1	0	0	1	0	0	0	0	0	0	0	0	0																																																								
AB	R	H	RBI	BB	SO	LOB	AB	R	H	RBI	BB	SO	LOB	AB	R	H	RBI	BB	SO	LOB	AB	R	H	RBI	BB	SO	LOB	AB	R	H	RBI	BB	SO	LOB	AB	R	H	RBI	BB	SO	LOB	AB	R	H	RBI	BB	SO	LOB	AB	R	H	RBI	BB	SO	LOB	AB	R	H	RBI	BB	SO	LOB	AB	R	H	RBI	BB	SO	LOB																																																															
39	12	16	12	4	3	16	39	12	16	12	4	3	16	39	12	16	12	4	3	16	39	12	16	12	4	3	16	39	12	16	12	4	3	16	39	12	16	12	4	3	16	39	12	16	12	4	3	16	39	12	16	12	4	3	16	39	12	16	12	4	3	16	39	12	16	12	4	3	16	39	12	16	12	4	3	16	39	12	16	12	4	3	16	39	12	16	12	4	3	16	39	12	16	12	4	3	16	39	12	16	12	4	3	16	39	12	16	12	4	3	16	39	12	16	12	4	3	16	39	12	16	12	4	3	16	39	12	16	12	4	3	16

Pittsburgh Pirates @ Chicago Cubs
Wrigley Field, Chicago, IL
Mon Jul 15 1996, 7:05 PM CDT
Att: 32,119 - Unknown - 78 F



WP: 0	PA: 45
PB: 0	SB: 1
CS: 1	

Batter	1	2	3	4	5	6	7	8	9	AB	R	H	RBI	BB	SO	LOB	TOP										
Carlos Garcia, R OBP: 0.333, SLG: 0.399 (1, 6) (8, 4)	1-0 E 1B HR	0-1 1B		4-1 FC4-6 BB		1-1 E4 SF8 2B	0-3 K			4	2	2	0	1	1	2											
Al Martin, L OBP: 0.342, SLG: 0.439 (1, 8) (9, 7)	1-1 E9 HR	2-1 SF7		1-0 FC4-6		4-2 2B	1-3 K			3	2	1	1	1	1	2											
Jeff King, R OBP: 0.334, SLG: 0.517 (1, 4) (8, 3)	0-1 HR	1-0 G5-3			2-1 G5-3	0-0 SF8		3-2 P5		4	1	1	4	0	0	2											
Orlando Merced, S OBP: 0.375, SLG: 0.483 (1, 9)	3-2 G3-1		0-0 G1-3		0-2 HR	0-1 2B		1-1 G4-3		5	1	2	2	0	0	0											
Mark Johnson, L OBP: 0.357, SLG: 0.567 Dan Plesac, L (1, 3) (8, 1)	2-1 L8		1-1 P2		1 SAFE HR	0-0 F9		2-2 G3		5	1	1	2	0	0	1											
Dave Clark, L OBP: 0.370, SLG: 0.454 John Wehner, R OBP: 0.250, SLG: 0.310 (1, 7) (9, 8)	4-2 BB		3-2 1B		2-0 F8	1-0 G3-1		2-2 G4-3		4	0	1	0	1	0	1											
Charlie Hayes, R OBP: 0.308, SLG: 0.398 (1, 5)	3-1 F9		0-0 F8		0-0 1B		2-1 18 F8 2B 1B		1-3 K	5	1	2	0	0	1	2	AB 37										
18 Jason Kendall, R OBP: 0.341, SLG: 0.374 (1, 2)		1-0 1B SH SF7 1B		4-1 CS BB	0-2 L8		2-0 F8		3-2 L9	4	1	1	0	1	0	2	RBI 10										
Denny Neagle, L OBP: 0.200, SLG: 0.211 Nelson Liriano, S OBP: 0.283, SLG: 0.319 Marc Wilkins, R OBP: 0.400, SLG: 0.400 Jay Bell, R OBP: 0.292, SLG: 0.351 (1, 1) (7, PH) (7, 1) (8, 6)		0-0 SH G5-3 1B		0-3 K		1-2 BB E SF8 1B		0-0 2B		2	1	1	0	0	1	1	BB 4										
Inning Stats	R: 3 E: 1 K: 0 S: 14	H: 3 LOB: 1 BB: 1 P: 28	R: 1 E: 0 K: 0 S: 7	H: 2 LOB: 1 BB: 0 P: 11	R: 0 E: 0 K: 0 S: 7	H: 1 LOB: 1 BB: 0 P: 11	R: 0 E: 0 K: 1 S: 7	H: 0 LOB: 1 BB: 2 P: 15	R: 2 E: 0 K: 0 S: 11	H: 3 LOB: 1 BB: 0 P: 15	R: 3 E: 1 K: 0 S: 12	H: 2 LOB: 1 BB: 1 P: 19	R: 1 E: 0 K: 2 S: 10	H: 2 LOB: 1 BB: 0 P: 15	R: 0 E: 0 K: 0 S: 8	H: 0 LOB: 0 BB: 0 P: 14	R: 0 E: 0 K: 1 S: 13	H: 0 LOB: 0 BB: 0 P: 19	1B: 9 2B: 2 3B: 0 HR: 2	SF: 2 SAC: 1 DP: 1 HBP: 0	WP: 0 PB: 0 SB: 0 CS: 1	PA: 44					
PITCHER	IP	WLS	BF	H	R	ER	SO	BB	IBB	HBP	BLK	WP	HR	S	P	ERA	WHIP										
Jaime Navarro, R ERA: 3.74 (1, 1)	5.0	L	26	9	6	6	1	3	0	0	0	0	2	46	80	10.80	2.400										
Rodney Myers, R ERA: 4.4 (6, 1)	2.0		12	4	4	3	2	1	0	0	0	0	0	22	34	13.50	2.500										
Kent Bottenfield, R ERA: 1.64 (8, 1)	1.0		3	0	0	0	0	0	0	0	0	0	0	8	14	0.00	0.000										
Turk Wendell, R ERA: 2.11 (9, 1)	1.0		3	0	0	0	1	0	0	0	0	0	0	13	19	0.00	0.000										

Pittsburgh Pirates @ Chicago Cubs
Wrigley Field, Chicago, IL
Tue Jul 16 1996, 3:33 AM CDT
Att. 26,502 - Sunny - 86 F

livebaseballscorecards.com

AB 37
R 10
H 13
RBI 10
BB 4
SO 4
LOB 13




Batter	1	2	3	4	5	6	7	8	9	AB	R	H	RBI	BB	SO	LOB
Brian McRae, S OBP: 0.347, SLG: 0.371 (1, 8)	0-0 1B HR 1B	0-2 FC5-4 1-2f			0-0 L8		1-0 SF7 3-H			3	1	1	1	0	0	1
Felix Fermin, R OBP: 0.333, SLG: 0.375 (1, 4)	1-1 1B HR 1B		0-1 G5-3		1-0 G6-3		1-1 G4-3 1-2f			4	1	1	0	0	0	1
Mark Grace, L OBP: 0.413, SLG: 0.455 (1, 3)	0-0 P6		4-1 G6-3 BB			0-1 G2-3 1B		1-0 G4-3		3	0	1	0	1	0	2
Sammy Sosa, R OBP: 0.314, SLG: 0.553 (1, 9)	3-0 HR 1-H 2-H		2-0 G6-3 1-2f			2-2 G2-3 1-2		0-3 K		4	1	1	3	0	1	2
Leo Gomez, R OBP: 0.356, SLG: 0.488 (1, 5)	1-3 K			1-0 FC6-4 HBP		4-2 BB		0-3 K		2	0	0	0	1	2	0
Luis Gonzalez, L OBP: 0.354, SLG: 0.416 (1, 7)	1-0 G4-3			0-3 K		3-3 K 1-2			2-2 G5-3	4	0	0	0	0	2	3
Scott Servais, R OBP: 0.338, SLG: 0.414 (1, 2)		2-1 FC5-4 HBP		2-0 FC6-4 1-2f			0-0 1B E 1B		0-3 K	3	1	1	0	0	1	1
José Hernández, R OBP: 0.262, SLG: 0.316 (1, 6)		1-3 K		1-3 K			1-2 E SF7 1B		1-1 F9	4	1	1	0	0	2	2
Jaime Navarro, R OBP: 0.130, SLG: 0.130 (5, PH) Terry Shumpert, R OBP: 0.276, SLG: 0.440 (6, 1) Rodney Myers, R OBP: 0.344, SLG: 0.229 (7, PH) Dave Magadan, L OBP: 0.500, SLG: 0.500 (8, 1) Turk Wendell, L (9, 1)		3-2 F9			2-2 G6-3		0-0 E3 G4-3 1-3 2-H			1	0	0	0	0	0	1

Inning Stats	R: 3	H: 3	E: 0	K: 1	S: 9	H: 3	LOB: 0	BB: 0	P: 15	R: 0	H: 0	E: 0	K: 1	S: 11	H: 0	LOB: 1	BB: 0	P: 17	R: 0	H: 0	E: 0	K: 0	S: 4	H: 0	LOB: 0	BB: 1	P: 10	R: 0	H: 0	E: 0	K: 2	S: 7	H: 0	LOB: 1	BB: 0	P: 11	R: 0	H: 0	E: 0	K: 0	S: 5	H: 0	LOB: 0	BB: 0	P: 8	R: 2	H: 2	E: 1	K: 0	S: 8	H: 2	LOB: 0	BB: 0	P: 11	R: 0	H: 0	E: 0	K: 2	S: 8	H: 0	LOB: 0	BB: 0	P: 9	R: 0	H: 0	E: 0	K: 1	S: 8	H: 0	LOB: 0	BB: 0	P: 11	1B: 5	SF: 1	2B: 0	SAC: 0	3B: 0	DP: 2	HR: 1	HBP: 2	WP: 0	PA: 35
--------------	------	------	------	------	------	------	--------	-------	-------	------	------	------	------	-------	------	--------	-------	-------	------	------	------	------	------	------	--------	-------	-------	------	------	------	------	------	------	--------	-------	-------	------	------	------	------	------	------	--------	-------	------	------	------	------	------	------	------	--------	-------	-------	------	------	------	------	------	------	--------	-------	------	------	------	------	------	------	------	--------	-------	-------	-------	-------	-------	--------	-------	-------	-------	--------	-------	--------

PITCHER	IP	WLS	BF	H	R	ER	SO	BB	IBB	HBP	BLK	WP	HR	S	P	ERA	WHIP
Denny Neagle, L ERA: 3.07 (1, 1)	6.0	W	24	4	3	3	5	2	0	2	0	0	1	48	82	4.50	1.000
Marc Wilkins, R ERA: 3.4 (7, 1)	1.0		5	2	2	1	0	0	0	0	0	0	0	8	11	9.00	2.000
Dan Plesac, L ERA: 3.83 (8, 1)	2.0		6	0	0	0	3	0	0	0	0	0	0	16	20	0.00	0.000

Pittsburgh Pirates @ Chicago Cubs
Wrigley Field, Chicago, IL
 Tue Jul 16 1996, 3:33 AM CDT
 Att. 26,502 - Sunny - 86 F

AB	30
R	5
H	6
RBI	4
BB	2
SO	8
LOB	14



Batter	1	2	3	4	5	6	7	8	9	AB R H RBI BB SO LOB	TOP															
Brian McRae, S (1, 8) OBP: 0.346, SLG: 0.367	1-3 		0-0 G4-3		0-1 G3-1		0-1 G1-3		4-2 23 BB 1B	4 1 0 0 1 1 1																
Luis Gonzalez, L (1, 7) OBP: 0.359, SLG: 0.435 Bob Patterson, R (7, 1) Kent Bottenfield, R (7, 1) Z3 Ryne Sandberg, R (9, PH) Terry Shumpert, R (9, PR) Turk Wendell, L (9, 1) OBP: 0.276, SLG: 0.440	2-1 G6-3 2B		1-1 HR		0-3 		3-2 		4-1 SAFE 1B 1-2 1B	4 1 3 2 0 1 0 0 0 0 0 0 0 0 0 0 0 0 0 0 0 0 0 1 0 0 0 0 0 0 0 0 0 0 0																
Mark Grace, L (1, 3) OBP: 0.413, SLG: 0.452	0-0 G6-3 2-3		3-1 F9		0-3 K		4-2 SAFE SAFE 1-2 BB		0-0 1B 1-2 1B	4 0 1 1 1 1 1																
Sammy Sosa, R (1, 9) OBP: 0.312, SLG: 0.548	1-3 		0-1 G4-3		1-2 F9		1-1 P3		0-2 1-2 2-H 1B	5 0 1 1 0 1 3																
Dave Magadan, L (1, 5) OBP: 0.359, SLG: 0.275 Leo Gomez, R (7, 5) OBP: 0.353, SLG: 0.484		1-0 1B FC6-4 2B		0-3 		3-2 G6-4-3 1B		1-1 G5-3	1-0 L4	3 1 2 0 0 1 0 2 0 0 0 0 0 2																
Tyler Houston, L (1, 2) OBP: 0.417, SLG: 0.578		0-0 FC6-4 1B		0-0 		3-1 G6-4-3 1-2f		3-3 K		4 0 2 0 0 1 1																
José Hernández, R (1, 6) OBP: 0.262, SLG: 0.319		1-1 FC6-4 1-2f 3-H		2-3 K		1-1 SH1-4 SF 2B		2-1 L7		4 1 1 1 0 1 2																
Felix Fermin, R (1, 4) OBP: 0.333, SLG: 0.300		1-2 SAFE F7		4-1 SAFE FC6-4 1-2 BB		0-0 SH1-4			1-1 G4-3	2 0 0 0 1 0 1																
Jim Bullinger, R (1, 1) OBP: 0.345, SLG: 0.560 Scott Bullett, L (7, PH) OBP: 0.303, SLG: 0.393 (7, 7)		1-0 F7		0-2 FC6-4 1-2f		0-0 SF G1-3 1B 3-H			0-1 G4-3	2 0 0 0 0 0 3 1 1 0 1 0 0 0																
Inning Stats	R: 0 E: 0 K: 2 S: 9 H: 1 LOB: 1 BB: 0 P: 13	R: 1 E: 0 K: 0 S: 8 H: 2 LOB: 1 BB: 0 P: 12	R: 1 E: 0 K: 0 S: 7 H: 1 LOB: 0 BB: 1 P: 11	R: 0 E: 0 K: 2 S: 11 H: 1 LOB: 2 BB: 1 P: 17	R: 0 E: 0 K: 2 S: 8 H: 0 LOB: 0 BB: 0 P: 8	R: 0 E: 0 K: 0 S: 8 H: 1 LOB: 0 BB: 0 P: 15	R: 2 E: 1 K: 0 S: 13 H: 2 LOB: 2 BB: 1 P: 22	R: 0 E: 0 K: 1 S: 9 H: 0 LOB: 0 BB: 0 P: 15	R: 2 E: 0 K: 0 S: 15 H: 2 LOB: 2 BB: 2 P: 25	1B: 6 2B: 3 3B: 0 HR: 1 SF: 1 SAC: 1 DP: 1 HBP: 0	WP: 0 PB: 0 SB: 2 CS: 0 PA: 41															
PITCHER	IP WLS BF H R ER SO BB IBB HBP BLK WP HR S P ERA WHIP											PITCHER	IP WLS BF H R ER SO BB IBB HBP BLK WP HR S P ERA WHIP													
Todd Stottlemyre, R (1, 1) ERA: 3.92	8.0	34	8	4	3	7	2	0	0	0	0	1	73	113	3.38	1.250										
Mark Petkovsek, R (9, 1) ERA: 4.53	0.2	L	4	0	2	0	2	0	0	0	0	0	9	18	27.00	3.000										
Tony Fossas, L (9, 1) ERA: 3.21	0.0		1	1	0	0	0	0	0	0	0	0	1	1	∞	∞										
T.J. Mathews, R (9, 1) ERA: 2.68	0.1		2	1	0	0	0	0	0	0	0	0	5	6	0.00	3.000										

Chicago Cubs @ St. Louis Cardinals
Busch Stadium, St. Louis, MO

Thu Jul 18 1996, 7:05 PM CDT
Att. 38,983 - Unknown - 95 F

livebaseballscorecards.com

AB	35
R	6
H	10
RBI	6
BB	4
SO	7
LOB	14



Batter	1	2	3	4	5	6	7	8	9	AB	R	H	RBI	BB	SO	LOB
Royce Clayton, R OBP: 0.335, SLG: 0.380 (1, 6)	0-0 SH1-3 1B 1B	0-1 L4-3 1B		1-0 G5-3		3-2 L7		2-2 G3-1 2-3		5	1	2	0	0	0	3
Ray Lankford, L OBP: 0.367, SLG: 0.543 (1, 8)	1-2 1B SH1-3 1B	0-0 L4-3 1-1			3-2 HBP S 1B		1-2 F8	2-2 G6-3		5	1	2	0	0	0	2
Mark Sweeney, L OBP: 0.380, SLG: 0.402 Willie McGee, S OBP: 0.344, SLG: 0.406 (7, PH) (8, 7)	0-1 SH1-3 1-2 2-3		0-0 F7		2-1 F7		0-3 K		2-2 G5-3	2	0	0	0	0	0	1
Brian Jordan, R OBP: 0.349, SLG: 0.522 (1, 9)	2-0 1B BB 1B		2-0 G5-3		3-3 K		1-0 BB 2B HBP		3-3 K	4	2	1	1	0	2	1
John Mabry, L OBP: 0.371, SLG: 0.466 (1, 3)	4-2 1B BB		0-0 G3-1		4-1 HBP BB		4-1 2B BB		3-1 G3	2	1	0	0	3	0	0
Gary Gaetti, R OBP: 0.314, SLG: 0.418 (1, 5)	1-3 K			4-0 1B BB	2-1 HBP		0-1 2B			2	0	1	2	1	1	3
Tom Pagnozzi, R OBP: 0.319, SLG: 0.435 (1, 2)	1-0 1B		0-0 FC5-4 1B		0-3 K		1-0 G6-3			4	0	2	2	0	1	4
Mike Gallego, R OBP: 0.250, SLG: 0.222 (1, 4)	0-0 G6-3		3-2 FC5-4 1-2f			2-2 F8		1-0 G3-1 SH1-3 1B		4	0	1	0	0	0	4
Todd Stottlemire, L OBP: 0.347, SLG: 0.256 Ozzie Smith, S OBP: 0.322, SLG: 0.313 Mark Petkovsek, R OBP: 0.182, SLG: 0.182 Tony Fossas, L T.J. Mathews, R (8, PH) (9, 1) (9, 1) (9, 1)		0-1 L6		0-3 K		0-3 K		0-0 SH1-3 1-2		3	0	0	0	0	0	2
										0	0	0	0	0	0	0
										0	0	0	0	0	0	0
										0	0	0	0	0	0	0
										0	0	0	0	0	0	0

Inning Stats	R: 3	H: 4	E: 0	K: 1	S: 15	H: 4	LOB: 2	BB: 1	P: 24	R: 0	H: 1	E: 0	K: 0	S: 5	R: 0	H: 0	E: 0	K: 0	S: 3	R: 0	H: 1	E: 0	K: 1	S: 11	R: 0	H: 1	E: 0	K: 2	S: 16	R: 0	H: 0	E: 0	K: 1	S: 9	R: 2	H: 1	E: 0	K: 1	S: 10	R: 0	H: 1	E: 0	K: 0	S: 8	R: 0	H: 0	E: 0	K: 1	S: 9	1B: 8	SF: 0	2B: 2	SAC: 2	3B: 0	DP: 1	HR: 0	HBP: 2	WP: 0	PA: 41
--------------	------	------	------	------	-------	------	--------	-------	-------	------	------	------	------	------	------	------	------	------	------	------	------	------	------	-------	------	------	------	------	-------	------	------	------	------	------	------	------	------	------	-------	------	------	------	------	------	------	------	------	------	------	-------	-------	-------	--------	-------	-------	-------	--------	-------	--------

PITCHER	IP	WLS	BF	H	R	ER	SO	BB	IBB	HBP	BLK	WP	HR	S	P	ERA	WHIP
Jim Bullinger, R ERA: 6.22 (1, 1)	6.0		28	7	3	3	5	3	0	1	0	0	0	59	96	4.50	1.667
Bob Patterson, L ERA: 2.25 (7, 1)	0.2		4	0	2	2	1	1	0	1	0	0	0	7	13	27.00	1.500
Kent Bottenfield, R ERA: 1.54 (7, 1)	1.1	W	6	2	0	0	0	0	0	0	0	0	0	11	17	0.00	1.500
Turk Wendell, R ERA: 2.06 (9, 1)	1.0	S	3	0	0	0	1	0	0	0	0	0	0	9	17	0.00	0.000

BOTTOM

Chicago Cubs @ St. Louis Cardinals
 Busch Stadium, St. Louis, MO
 Thu Jul 18 1996, 7:05 PM CDT
 Att: 38,983 - Unknown - 95 F

AB	33
R	5
H	9
RBI	5
BB	4
SO	7
LOB	20



WP: 0	PA: 41
PB: 0	
SB: 1	
CS: 0	

livebaseballscores.com

Batter	1	2	3	4	5	6	7	8	9	AB R H RBI BB SO LOB	TOP		
Brian McRae, S (1, 8) OBP: 0.348, SLG: 0.368 Doug Glanville, R (6, 8) OBP: 0.220, SLG: 0.333	0-0 23 CS 1B		2-3 K			4-0 BB		2-3 K		2 0 1 0 1 1 0 1 0 0 0 0 1 0			
23 Ryne Sandberg, R (1, 4) OBP: 0.312, SLG: 0.459 Felix Fermin, R (8, 4) OBP: 0.308, SLG: 0.273	4-2 SAFE 1-2 CS BB		1-0 G5-3			1-1 P2		0-0 G4-3		2 0 0 0 1 0 1 1 0 0 0 0 0 0			
Mark Grace, L (1, 3) OBP: 0.412, SLG: 0.451 Tyler Houston, L (8, 3) OBP: 0.408, SLG: 0.565	3-2 1-2 1B				2-3 K	0-0 L7		1-0 L7		3 0 1 0 0 1 1 1 0 0 0 0 0 0			
Sammy Sosa, R (1, 9) OBP: 0.310, SLG: 0.544 Dave Magadan, L (7, 5) OBP: 0.354, SLG: 0.269	3-3 SAFE K				0-3 K	0-1 F8		2-3 K		3 0 0 0 0 2 2 1 0 0 0 0 1 0			
Luis Gonzalez, L (1, 7) OBP: 0.355, SLG: 0.431					2-1 F9			1-2 G6-3		3 0 0 0 0 0 0			
Leo Gomez, R (1, 5) OBP: 0.349, SLG: 0.478 Tanyon Sturtze, R (7, 1)					1-0 F8			0-1 G5-3		3 0 0 0 0 1 0 0 0 0 0 0 0 0			
Scott Servais, R (1, 2) OBP: 0.338, SLG: 0.411					1-3 K			1-0 P6		2 0 0 0 0 1 0			
José Hernández, R (1, 6) OBP: 0.263, SLG: 0.333					0-0 F9			0-2 G6-3		3 1 1 1 0 0 1			
Frank Castillo, R (1, 1) OBP: 0.114, SLG: 0.088 Amaury Telemaco, R (5, 1) OBP: 0.100, SLG: 0.100 Terry Adams, R (5, 1) Scott Bullett, L (7, 9) OBP: 0.299, SLG: 0.387					2-3 K			2-1 G3		2 0 0 0 0 2 0 0 0 0 0 0 0 0 0 0 0 0 0 0 0 1 0 0 0 0 0 0			
Inning Stats	R: 0 H: 2 E: 0 LOB: 1 K: 1 BB: 1 S: 15 P: 25	R: 0 H: 0 E: 0 LOB: 1 K: 1 BB: 0 S: 8 P: 11	R: 0 H: 0 E: 0 LOB: 0 K: 2 BB: 0 S: 9 P: 14	R: 0 H: 0 E: 0 LOB: 0 K: 2 BB: 0 S: 9 P: 13	R: 1 H: 1 E: 0 LOB: 0 K: 2 BB: 0 S: 8 P: 13	R: 0 H: 0 E: 0 LOB: 1 K: 0 BB: 1 S: 5 P: 10	R: 0 H: 0 E: 0 LOB: 0 K: 0 BB: 0 S: 6 P: 8	R: 0 H: 0 E: 0 LOB: 0 K: 1 BB: 0 S: 8 P: 12	R: 0 H: 0 E: 0 LOB: 0 K: 1 BB: 0 S: 6 P: 9	1B: 2 SF: 0 2B: 0 SAC: 0 3B: 0 DP: 0 HR: 1 HBP: 1	WP: 0 PA: 31 PB: 0 SB: 0 CS: 2		
PITCHER	IP WLS BF H R ER SO BB IBB HBP BLK WP HR S P ERA WHIP											PITCHER	IP WLS BF H R ER SO BB IBB HBP BLK WP HR S P ERA WHIP
Alan Benes, R (1, 1) ERA: 5.04	5.0 W 18 3 1 1 8 1 0 1 0 0 0 1 49 76 1.80 0.800												
Mark Petkovsek, R (6, 1) ERA: 4.35	2.0 7 0 0 0 0 1 0 0 0 0 0 0 11 18 0.00 0.500												
Jeff Parrett, R (8, 1) ERA: 4.04	2.0 6 0 0 0 0 2 0 0 0 0 0 0 0 14 21 0.00 0.000												

Chicago Cubs @ St. Louis Cardinals
 Busch Stadium, St. Louis, MO
 Fri Jul 19 1996, 7:05 PM CDT
 Att. 45,336 - Unknown - 95 F

livebaseballscorecards.com

AB	28
R	1
H	3
RBI	1
BB	2
SO	10
LOB	5



Batter	1	2	3	4	5	6	7	8	9
Ozzie Smith, S OBP: 0.341, SLG: 0.336 (1, 6)	2-1 1B 2B		2-2 2B G3-1		4-2 BB 1B BB	1-1 G6-4-3 1-2f 2-3		2-2 1B	
Ray Lankford, L OBP: 0.371, SLG: 0.548 Luis Alcega, S OBP: 0.325, SLG: 0.345 (8, PH) (9, 4)	0-1 1B SF8 2B		0-2 G3-1 2-3		1-1 BB BB 1B 1B	2-2 1B 3-H		2-3 K 2	
Ron Gant, R OBP: 0.391, SLG: 0.534 Jeff Parrett, R (1, 7) (8, 1)	1-1 1B 2-3 3-H		3-3 K 2		4-2 BB 1B BB	3-3 K 3		0-2 G1-3 3	
Brian Jordan, R OBP: 0.348, SLG: 0.519 Willie McGee, S OBP: 0.344, SLG: 0.406 (1, 9) (8, 3)	2-1 SF8 3-H		0-1 L8 3		4-2 1B 2B BB		2-3 K 1		
John Mabry, L OBP: 0.372, SLG: 0.470 (1, 3) (8, 9)	1-3 K SAFE			0-0 F7 1	1-0 2B 1B 1-2 2-H 3-H		1-1 F8 2B		
Gary Gaetti, R OBP: 0.313, SLG: 0.420 (1, 5)	2-0 P3 3			3-3 K 2	2-2 2B 1-H 2-H		1-0 F8 2		
Danny Sheaffer, R OBP: 0.319, SLG: 0.398 (1, 2)		2-2 G5-3 1		1-1 HR 2	2-3 K 3		1-3 K 3		
Mike Gallego, R OBP: 0.258, SLG: 0.233 Miguel Mejia, R OBP: 0.063, SLG: 0.063 (8, PH) (9, 8)		1-2 L7 2		0-3 K 3		0-0 G6-4-3 WP 1B		1-1 FC3-6 1B	
Alan Benes, R OBP: 0.231, SLG: 0.289 Mark Petkovsek, R OBP: 0.250, SLG: 0.182 Mark Sweeney, L OBP: 0.377, SLG: 0.398 (1, 1) (6, 1) (8, 7)		0-3 K 3			0-3 K 1	4-2 G6-4-3 HBP		3-1 FC3-6 1B 1-2f	

Inning Stats	R: 2 E: 0 K: 1 S: 12	H: 3 LOB: 1 BB: 0 P: 20	R: 0 E: 0 K: 1 S: 9	H: 0 LOB: 0 BB: 0 P: 12	R: 0 E: 0 K: 1 S: 11	H: 1 LOB: 1 BB: 0 P: 16	R: 1 E: 0 K: 2 S: 11	H: 1 LOB: 0 BB: 0 P: 15	R: 5 E: 0 K: 2 S: 20	H: 3 LOB: 0 BB: 3 P: 38	R: 1 E: 0 K: 1 S: 13	H: 2 LOB: 1 BB: 0 P: 23	R: 0 E: 0 K: 2 S: 10	H: 1 LOB: 1 BB: 0 P: 15	R: 0 E: 0 K: 1 S: 14	H: 2 LOB: 2 BB: 0 P: 22
--------------	-------------------------------	----------------------------------	------------------------------	----------------------------------	-------------------------------	----------------------------------	-------------------------------	----------------------------------	-------------------------------	----------------------------------	-------------------------------	----------------------------------	-------------------------------	----------------------------------	-------------------------------	----------------------------------


PITCHER	IP	WLS	BF	H	R	ER	SO	BB	IBB	HBP	BLK	WP	HR	S	P	ERA	WHIP
Frank Castillo, R ERA: 6.05 (1, 1)	4.1	L	20	6	5	5	6	1	0	0	0	0	1	51	76	10.38	1.615
Amaury Telemaco, R ERA: 5.37 (5, 1)	0.0		3	1	1	1	0	2	0	0	0	0	0	6	15	∞	∞
Terry Adams, R ERA: 3.32 (5, 1)	1.2		7	3	3	3	2	0	0	1	0	1	0	19	33	16.20	1.800
Tanyon Sturtze, R ERA: 9.0 (7, 1)	2.0		9	3	0	0	3	0	0	0	0	0	0	24	37	0.00	1.500

BOTTOM

AB	R	H	RBI	BB	SO	LOB
4	2	3	0	1	0	2
4	2	3	1	0	0	1
1	0	0	0	0	1	2
3	1	1	1	1	2	2
1	0	0	0	0	0	2
2	1	0	2	1	1	1
0	0	0	0	0	0	0
4	1	2	2	0	1	1
4	0	1	2	0	1	2
4	1	1	1	0	2	1
3	1	1	0	0	1	0
1	0	1	0	0	0	0
2	0	0	0	0	2	0
0	0	0	0	0	0	0
1	0	0	0	0	0	1
1B: 8	SF: 1	WP: 1	PA: 39			
2B: 4	SAC: 0	PB: 0				
3B: 0	DP: 1	SB: 0				
HR: 1	HBP: 1	CS: 0				

Chicago Cubs @ St. Louis Cardinals
Busch Stadium, St. Louis, MO
 Fri Jul 19 1996, 7:05 PM CDT
 Att: 45,336 - Unknown - 95 F

livebaseballscorecards.com



Batter	1	2	3	4	5	6	7	8	9	AB R H RBI BB SO LOB	TOP	
Brian McRae, S (1, 8) OBP: 0.347, SLG: 0.370	1-1 G4-3 SF9 2B		3-2 L3		1-1 G3			0-0 G6-3		4 1 1 0 0 0 0		
Luis Gonzalez, L (1, 7) OBP: 0.355, SLG: 0.430 Doug Glanville, R (9, PH) OBP: 0.214, SLG: 0.325 (9, 7)	0-0 G4-3 2-3		2-1 1B		2-0 G4-3			2-2 G1-3	3 0 1 0 0 0 1 1 0 0 0 0 0 0			
Mark Grace, L (1, 3) OBP: 0.410, SLG: 0.453	3-2 SF9 3-H		1-2 G3		0-1 F8			2-0 1B 2B	3 1 1 1 0 0 1			
Sammy Sosa, R (1, 9) OBP: 0.312, SLG: 0.544	0-0 G6-3			1-2 23 FC6-4 1B		1-3 K		0-2 2B 1B	4 1 2 1 0 1 0			
Dave Magadan, L (1, 5) OBP: 0.338, SLG: 0.255 José Hernández, R (8, 5) OBP: 0.266, SLG: 0.341		0-0 G4-3		3-1 F8		1-2 G4-3		0-0 23 F9 2B	3 0 0 0 0 0 1 1 0 1 1 0 0 0			
23 Ryne Sandberg, R (1, 4) OBP: 0.314, SLG: 0.458		4-0 BB BB		0-1 FC6-4 1-2f		0-2 G4-3 1B		2-1 F9	3 0 1 0 1 0 2			
Tyler Houston, L (1, 2) OBP: 0.396, SLG: 0.531		4-2 SAFE SAFE BB G6-4-3		0-0 L9		0-1 G4-3 1-2f		1-0 F9	3 0 0 0 1 0 3			
Rey Sanchez, R (1, 6) OBP: 0.282, SLG: 0.256		1-1 G6-4-3 1-2f			1-1 G6-3			B2	3 0 0 0 0 0 2			
Steve Trachsel, R (1, 1) OBP: 0.081, SLG: 0.162 Felix Hermin, R (8, PH) OBP: 0.286, SLG: 0.250 Kent Bottenfield, R (8, 1) Bob Patterson, R (9, 1) Turk Wendell, L (9, 1) OBP: 0.500, SLG: 0.500 Scott Servais, R (9, 2) OBP: 0.338, SLG: 0.411			1-2 G6-3		0-2 G4-3			G6-3	2 0 0 0 0 0 0 1 0			
Inning Stats	R: 1 H: 1 E: 0 LOB: 0 K: 0 BB: 0 S: 7 P: 11	R: 0 H: 0 E: 0 LOB: 1 K: 0 BB: 2 S: 5 P: 14	R: 0 H: 1 E: 0 LOB: 1 K: 0 BB: 0 S: 11 P: 18	R: 0 H: 1 E: 0 LOB: 1 K: 0 BB: 0 S: 8 P: 12	R: 0 H: 0 E: 0 LOB: 0 K: 1 BB: 0 S: 6 P: 9	R: 0 H: 1 E: 0 LOB: 0 K: 0 BB: 0 S: 8 P: 9	R: 0 H: 0 E: 0 LOB: 0 K: 1 BB: 0 S: 6 P: 9	R: 0 H: 1 E: 0 LOB: 0 K: 0 BB: 0 S: 8 P: 9	R: 0 H: 0 E: 0 LOB: 0 K: 0 BB: 0 S: 4 P: 6	R: 2 H: 3 E: 0 LOB: 1 K: 0 BB: 0 S: 11 P: 18	1B: 4 SF: 1 2B: 3 SAC: 0 3B: 0 DP: 2 HR: 0 HBP: 0	WP: 0 PA: 34 PB: 0 SB: 0 CS: 0
PITCHER	IP WLS BF H R ER SO BB IBB HBP BLK WP HR S P ERA WHIP											
Mike Morgan, R (1, 1) ERA: 4.26	8.0 L 28 4 1 1 1 1 2 0 0 0 0 0 56 88 1.12 0.750											
Rick Honeycutt, L (9, 1) ERA: 3.07	0.1 2 1 1 1 0 0 0 0 0 0 0 0 4 8 27.00 3.000											
Dennis Eckersley, R (9, 1) ERA: 3.67	0.2 4 2 1 1 0 0 0 0 0 0 0 0 7 10 13.50 3.000											

Chicago Cubs @ St. Louis Cardinals
 Busch Stadium, St. Louis, MO
 Sat Jul 20 1996, 3:33 AM CDT
 Att. 50,418 - Cloudy - 69 F

livebaseballscorecards.com

AB	31
R	3
H	7
RBI	3
BB	2
SO	1
LOB	10



BOTTOM

Chicago Cubs @ St. Louis Cardinals
Busch Stadium, St. Louis, MO

Sat Jul 20 1996, 3:33 AM CDT
Att: 50,418 - Cloudy - 69 F

livebaseballscores.com

AB	31
R	0
H	5
RBI	0
BB	5
SO	10
LOB	18



WP:	0	PA:	36
PB:	0		
SB:	2		
CS:	1		

AB R H RBI BB SO LOB

3	0	1	0	1	1	0
4	0	1	0	0	1	2
3	0	0	0	1	2	3
4	0	0	0	0	0	3
2	0	0	0	1	0	0
0	0	0	0	1	0	0
3	0	0	0	1	1	3
4	0	2	0	0	2	1
0	0	0	0	0	0	0
3	0	1	0	0	0	0
1	0	0	0	0	1	2
3	0	0	0	0	1	2
0	0	0	0	0	0	0
0	0	0	0	0	0	0
1	0	0	0	0	1	2

Batter	1	2	3	4	5	6	7	8	9						
Royce Clayton, R OBP: 0.337, SLG: 0.380 (1, 6)	2-3 K ①		0-0 CS S 1B		1-1 L1 ③			4-0 S BB							
Ray Lankford, L OBP: 0.370, SLG: 0.545 (1, 8)	0-0 P6		3-3 K ①			1-2 F7 BLK 1B		3-2 L8 ①							
Ron Gant, R OBP: 0.368, SLG: 0.527 (1, 7)	4-2 BB		3-3 K ② ③			1-2 L8 ①		3-3 K ②							
Brian Jordan, R OBP: 0.344, SLG: 0.512 (1, 9)	0-0 L4 ③		2-3	0-0 G6-3 ①		1-0 F7 ②		3-2 G5-3 ③							
John Mabry, L OBP: 0.372, SLG: 0.467 Ozzie Smith, S OBP: 0.346, SLG: 0.336 (1, 3) (9, PH)		2-2 G3 ①		0-1 G4-3 ②		4-0 FC5-4 BB		4-1 1B BLK BB							
Gary Gaetti, R OBP: 0.313, SLG: 0.415 (1, 5)		2-3 K ②		4-2 BB		1-0 FC5-4 ③		1-2 G6-3 ①							
Tom Pagnozzi, R OBP: 0.322, SLG: 0.436 Miguel Mejia, R OBP: 0.063, SLG: 0.063 (1, 2) (9, PR)		0-1 1B 1B		2-3 K ③			3-3 K2-3 ①		0-0 1B						
Mike Gallego, R OBP: 0.265, SLG: 0.242 Luis Alicea, S OBP: 0.323, SLG: 0.343 (1, 4) (9, PH)		1-2 1B			1-2 G6-3 ①		1-2 G6-3 ②		1-3 K ②						
Mike Morgan, R OBP: 0.042, SLG: 0.042 Rick Honeycutt, L Dennis Eckersley, R Willie McGee, S OBP: 0.343, SLG: 0.404 (1, 1) (9, 1) (9, 1) (9, PH)		1-3 K ③			0-0 G4-3 ②			0-1 G6-3 ③							
	R: 0 H: 0 E: 0 LOB: 1 K: 1 BB: 1 S: 7 P: 13	R: 0 H: 2 E: 0 LOB: 2 K: 2 BB: 0 S: 15 P: 21	R: 0 H: 1 E: 0 LOB: 0 K: 2 BB: 0 S: 8 P: 13	R: 0 H: 0 E: 0 LOB: 1 K: 1 BB: 1 S: 9 P: 15	R: 0 H: 0 E: 0 LOB: 0 K: 0 BB: 0 S: 6 P: 8	R: 0 H: 1 E: 0 LOB: 2 K: 0 BB: 1 S: 8 P: 16	R: 0 H: 0 E: 0 LOB: 0 K: 1 BB: 0 S: 9 P: 13	R: 0 H: 0 E: 0 LOB: 1 K: 1 BB: 1 S: 12 P: 25	R: 0 H: 1 E: 0 LOB: 2 K: 2 BB: 1 S: 12 P: 20						
	PITCHER	IP WLS BF H R ER SO BB IBB HBP BLK WP HR S P ERA WHIP											PITCHER	IP WLS BF H R ER SO BB IBB HBP BLK WP HR S P ERA WHIP	
	Steve Trachsel, R ERA: 2.39 Kent Bottenfield, R ERA: 1.48 Bob Patterson, L ERA: 2.25 Turk Wendell, R ERA: 2.02	(1, 1) 7.0 W 27 4 0 0 0 7 3 0 0 0 0 0 0 0 0.00 1.000											(8, 1) 1.0 4 0 0 0 0 1 1 0 0 0 0 0 0 0.00 1.000	(9, 1) 0.0 1 0 0 0 0 0 1 0 0 0 0 0 0 1 5 ∞ ∞	(9, 1) 1.0 S 4 1 0 0 0 2 0 0 0 0 1 0 0 0 0.00 1.000

Batter	1	2	3	4	5	6	7	8	9	10	AB R H RBI BB SO LOB	TOP													
Brian McRae, S (1, 8) OBP: 0.350, SLG: 0.380	3-3 K		1-1 G6-4-3 1-2f		1-1 1B		0-0 G4-6-3 1B 1-2 3-H		1-1 HR		5 1 3 2 0 1 1	Chicago Cubs @ St. Louis Cardinals Busch Stadium, St. Louis, MO Sun Jul 21 1996, 3:33 AM CDT Att. 42,257 - Sunny - 82 F													
Doug Glanville, R (1, 7) OBP: 0.239, SLG: 0.364	1-1		1-2 G3		0-1 F8		1-1 1B 1-2 2-H		2-0 F7		4 0 2 1 0 0 1														
Luis Gonzalez, L (9, PH) OBP: 0.354, SLG: 0.428	L9 2B						G4-6-3 1B				1 0 0 0 0 0 0														
Turk Wendell, L (9, 1) OBP: 0.500, SLG: 0.500											0 0 0 0 0 0 0														
Mark Grace, L (1, 3) OBP: 0.407, SLG: 0.447	2-0 L9 2-3				3-2 L3		0-3 K		0-1 G4-6-3 1-2f 2-3		4 0 0 0 0 1 3														
Sammy Sosa, R (1, 9) OBP: 0.313, SLG: 0.549	1-2 P4				2-0 BB 1B		1-0 HR		1-3 K		5 1 2 1 0 2 3														
23 Ryne Sandberg, R (1, 4) OBP: 0.309, SLG: 0.451		1-0 F7			0-1 SAFE P2		2-3 K		1-3 K		5 0 0 0 0 3 1														
Leo Gomez, R (1, 5) OBP: 0.357, SLG: 0.480		4-2 FC5-4 BB			4-1 SAFE 1-2 BB		1-3 K		0-1 1B		3 0 2 0 2 1 0														
Scott Servais, R (1, 2) OBP: 0.336, SLG: 0.407		0-0 L7			0-1 G5-3		0-0 2B WP 1B		1-0 F7		5 1 1 0 0 1 5														
Rey Sanchez, R (1, 6) OBP: 0.285, SLG: 0.266		1-0 FC5-4 1-2f			1-2 G4-3		2-2 WP 1B 2B		1-3 K		5 1 2 0 0 1 2														
Jaime Navarro, R (1, 1) OBP: 0.148, SLG: 0.148			1-1 G6-4-3 1B		1-0 F8		2-3 K 1B 1B 2-3 3-H		2-2 F7		2 0 1 0 0 0 0														
Rodney Myers, R (5, 1)											0 0 0 0 0 0 0														
José Hernández, R (7, PH) OBP: 0.293, SLG: 0.340											1 1 0 0 0 1 1														
Terry Adams, R (7, 1)											0 0 0 0 0 0 0														
Larry Casian, R (8, 1)											0 0 0 0 0 0 0														
Scott Bullett, L (9, PH) OBP: 0.290, SLG: 0.375											2 0 0 0 0 0 2														
Inning Stats	R: 0 E: 0 K: 1 S: 10	H: 1 LOB: 1 BB: 0 P: 17	R: 0 E: 0 K: 0 S: 6	H: 0 LOB: 1 BB: 1 P: 12	R: 0 E: 0 K: 0 S: 7	H: 1 LOB: 0 BB: 0 P: 10	R: 0 E: 0 K: 0 S: 10	H: 1 LOB: 2 BB: 1 P: 19	R: 0 E: 0 K: 0 S: 9	H: 1 LOB: 1 BB: 0 P: 12	R: 1 E: 0 K: 3 S: 11	H: 1 LOB: 0 BB: 0 P: 15	R: 3 E: 0 K: 2 S: 15	H: 4 LOB: 1 BB: 0 P: 21	R: 0 E: 0 K: 2 S: 10	H: 1 LOB: 1 BB: 0 P: 13	R: 1 E: 0 K: 1 S: 14	H: 1 LOB: 1 BB: 0 P: 24	R: 0 E: 0 K: 2 S: 12	H: 2 LOB: 2 BB: 0 P: 15	1B: 9 2B: 2 3B: 0 HR: 2	SF: 0 SAC: 0 DP: 2 HBP: 1	WP: 1 PB: 0 SB: 0 CS: 0	PA: 45	
PITCHER	IP	WLS	BF	H	R	ER	SO	BB	IBB	HBP	BLK	WP	HR	S	P	ERA	WHIP								
Donovan Osborne, L (1, 1) ERA: 3.23	6.0		26	7	3	3	4	2	0	0	0	0	1	0	8	11	4.50	1.500							
Rick Honeycutt, L (7, 1) ERA: 3.3	0.2		4	2	1	1	1	0	0	0	0	1	0	8	11	13.50	3.000								
T.J. Mathews, R (7, 1) ERA: 2.61	1.1		5	1	0	0	3	0	0	0	0	0	0	13	17	0.00	0.750								
Dennis Eckersley, R (9, 1) ERA: 3.82	1.0		5	1	1	1	1	0	0	1	0	0	1	14	24	9.00	1.000								
Mark Petkovsek, R (10, 1) ERA: 4.26	1.0	W	5	2	0	0	2	0	0	0	0	0	0	12	15	0.00	2.000								

AB	42
R	5
H	13
RBI	4
BB	2
SO	11
LOB	19



Chicago Cubs @ St. Louis Cardinals
 Busch Stadium, St. Louis, MO

Sun Jul 21 1996, 3:33 AM CDT
 Att: 42,257 - Sunny - 82 F

livebaseballscorecards.com

AB	37
R	6
H	12
RBI	6
BB	6
SO	6
LOB	22



WP	1	PA	43
PB	0		
SB	1		
CS	0		

Batter	1	2	3	4	5	6	7	8	9	10	AB	R	H	RBI	BB	SO	LOB
Ozzie Smith, S OBP: 0.364, SLG: 0.358 (1, 6)	G5-3	2B 1B		2B		BB BB		1B			4	1	3	0	1	0	0
Ray Lankford, L OBP: 0.371, SLG: 0.544 (1, 8)	HR 2B	K		P5		BB BB		L8			4	1	1	0	1	1	5
Ron Gant, R OBP: 0.392, SLG: 0.545 (1, 7)	HR 2B	2B BB				1B 2B		G4-3		G5-3	4	1	2	3	1	0	2
Brian Jordan, R OBP: 0.351, SLG: 0.517 (1, 9)	G4-3 BB	WP 2B				S 1B		FC3-6 BB		G3	3	0	2	2	2	0	0
John Mabry, L OBP: 0.372, SLG: 0.464 (1, 3)	G4-3			G5-4-3 1B		G4-6-3 IBB		FC3-6 1-2f		G1-3	4	0	1	0	1	0	2
Mark Petkovsek, R OBP: 0.250, SLG: 0.182 (10, 1)	1-3										0	0	0	0	0	0	0
Danny Sheaffer, R OBP: 0.310, SLG: 0.387 (1, 5)	G5-3			F8		K		K			4	0	0	0	0	2	6
Mark Sweeney, L OBP: 0.375, SLG: 0.395 (10, PH)											1	0	0	0	0	1	0
Tom Pagnozzi, R OBP: 0.324, SLG: 0.448 (1, 2)				G5-4-3 1-2f		G4-6-3 1-2f		F7			5	1	2	1	0	0	5
		FC5-6 1B								HR							
Mike Gallego, R OBP: 0.263, SLG: 0.243 (1, 4)		1B BB 1B				K		G1-3		K	4	1	1	0	0	2	0
Donovan Osborne, S OBP: 0.200, SLG: 0.231 (1, 1)		FC5-6 1B									3	1	0	0	0	0	2
Rick Honeycutt, L ERA: 3.93 (7, 1)											0	0	0	0	0	0	0
T.J. Mathews, R ERA: 4.2 (7, 1)											0	0	0	0	0	0	0
Willie McGee, S OBP: 0.341, SLG: 0.402 (8, PH)		BB 1B									0	0	0	0	0	0	0
Dennis Eckersley, R OBP: 0.313, SLG: 0.415 (9, 1)											0	0	0	0	0	0	0
Gary Gaetti, R OBP: 0.313, SLG: 0.415 (10, 3)		2B									0	0	0	0	0	0	0

Inning Stats	R: 2	H: 2	E: 0	K: 0	S: 10	H: 1	LOB: 1	BB: 1	P: 17	R: 3	H: 4	E: 0	K: 1	S: 14	R: 0	H: 1	LOB: 0	BB: 0	P: 20	R: 0	H: 1	LOB: 1	BB: 0	P: 14	R: 0	H: 2	LOB: 2	BB: 1	P: 20	R: 0	H: 0	LOB: 0	BB: 2	P: 24	R: 0	H: 0	LOB: 1	BB: 1	P: 17	R: 0	H: 1	LOB: 1	BB: 0	P: 13	R: 0	H: 0	LOB: 0	BB: 0	P: 10	R: 1	H: 1	LOB: 0	BB: 0	P: 8	1B: 6	SF: 0	2B: 4	SAC: 0	3B: 0	DP: 2	HR: 2	HBP: 0	WP: 1	PA: 43
--------------	------	------	------	------	-------	------	--------	-------	-------	------	------	------	------	-------	------	------	--------	-------	-------	------	------	--------	-------	-------	------	------	--------	-------	-------	------	------	--------	-------	-------	------	------	--------	-------	-------	------	------	--------	-------	-------	------	------	--------	-------	-------	------	------	--------	-------	------	-------	-------	-------	--------	-------	-------	-------	--------	-------	--------

PITCHER	IP	WLS	BF	H	R	ER	SO	BB	IBB	HBP	BLK	WP	HR	S	P	ERA	WHIP
Jaime Navarro, R ERA: 3.93 (1, 1)	4.0		22	10	5	5	2	2	0	0	0	1	1	51	86	11.25	3.000
Rodney Myers, R ERA: 4.2 (5, 1)	2.0		8	0	0	0	1	2	1	0	0	0	0	15	34	0.00	1.000
Terry Adams, R ERA: 3.23 (7, 1)	1.2		7	1	0	0	2	1	0	0	0	0	0	16	25	0.00	1.200
Larry Casian, L ERA: 3.86 (8, 1)	0.1		1	0	0	0	0	0	0	0	0	0	0	3	5	0.00	0.000
Turk Wendell, R ERA: 2.15 (9, 1)	1.1	L	5	1	1	1	1	0	0	0	0	0	1	11	18	6.75	0.750

Batter	1	2	3	4	5	6	7	8	9	AB R H RBI BB SO LOB	TOP	
Scott Bullett, L (1, 8) OBP: 0.274, SLG: 0.353 	3-3 			3-2 	0-1 		2-1 			4 0 0 0 0 1 4	Chicago Cubs @ San Francisco Giants 3Com Park at Candlestick Point, San Francisco, CA Mon Jul 22 1996, 6:33 AM EDT Att. 12,902 - Sunny - 67 F livebaseballscorecards.com	
23 Ryne Sandberg, R (1, 4) OBP: 0.311, SLG: 0.460 	2-2 			1-0 		2-2 		1-1 		4 2 2 1 0 0 0		
Mark Grace, L (1, 3) OBP: 0.406, SLG: 0.444 	3-2 			3-1 		1-1 		1-0 		4 0 1 1 0 0 0		
Sammy Sosa, R (1, 9) OBP: 0.310, SLG: 0.544 		1-2 		3-3 		0-0 		0-2 		4 0 0 0 0 1 1		
Luis Gonzalez, L (1, 7) OBP: 0.353, SLG: 0.424 		3-2 		4-0 			1-1 	0-0 		3 0 0 0 1 0 0		
Leo Gomez, R (1, 5) OBP: 0.352, SLG: 0.473 Bob Patterson, R (9, 1) 		1-1 		0-0 			2-3 		1-3 	4 0 0 0 0 2 2 0 0 0 0 0 0 0		
Scott Servais, R (1, 2) OBP: 0.338, SLG: 0.409 			0-0 		2-2 		0-0 	1-2 		4 0 2 0 0 0 0		
Rey Sanchez, R (1, 6) OBP: 0.284, SLG: 0.266 			3-1 		1-1 		0-0 	0-0 		4 0 1 0 0 0 1		
Amaury Telemaco, R (1, 1) OBP: 0.136, SLG: 0.095 Kent Bottenfield, R (8, 1) Dave Magadan, L (9, 5) OBP: 0.338, SLG: 0.255 			1-3 		0-0 		4-2 			1 0 0 0 1 1 0 0 0 0 0 0 0 0 0 0 0 0 0 0 0		
Inning Stats	R: 0 H: 0 E: 0 LOB: 0 K: 1 BB: 0 S: 13 P: 21	R: 0 H: 0 E: 0 LOB: 0 K: 0 BB: 0 S: 11 P: 16	R: 0 H: 0 E: 0 LOB: 0 K: 1 BB: 0 S: 6 P: 10	R: 1 H: 2 E: 0 LOB: 2 K: 1 BB: 1 S: 12 P: 26	R: 0 H: 1 E: 0 LOB: 1 K: 0 BB: 0 S: 8 P: 11	R: 0 H: 0 E: 0 LOB: 0 K: 0 BB: 0 S: 6 P: 9	R: 0 H: 2 E: 0 LOB: 3 K: 1 BB: 1 S: 11 P: 20	R: 1 H: 1 E: 0 LOB: 0 K: 1 BB: 0 S: 7 P: 9	R: 0 H: 0 E: 0 LOB: 0 K: 1 BB: 0 S: 10 P: 12	1B: 5 SF: 0 2B: 0 SAC: 1 3B: 0 DP: 0 HR: 1 HBP: 0		WP: 1 PA: 35 PB: 0 SB: 1 CS: 0
PITCHER Oswaldo Fernandez, R (1, 1) ERA: 5.46 Jim Poole, L (8, 1) ERA: 2.84 Jose Bautista, R (9, 1) ERA: 2.7	IP WLS BF H R ER SO BB IBB HBP BLK WP HR S P ERA WHIP											PITCHER IP WLS BF H R ER SO BB IBB HBP BLK WP HR S P ERA WHIP

AB	32
R	2
H	6
RBI	2
BB	2
SO	5
LOB	8



Batter	1	2	3	4	5	6	7	8	9	AB	R	H	RBI	BB	SO	LOB
Marvin Benard, L (1, 8) OBP: 0.328, SLG: 0.339	1-1 CS 1B		3-1 F7			0-0 G1-3	0-3 K		1-0 E4	5	0	1	0	0	1	1
Bill Mueller, S (1, 5) OBP: 0.167, SLG: 0.167	2-2 G3-1		1-0 G3			2-2 G6-3		2-2 G1-3		4	0	0	0	0	0	1
Matt Williams, R (1, 3) OBP: 0.373, SLG: 0.509	1-1 P4				0-0 F7	0-1 WP 1B		0-0 G4-3		4	0	1	0	0	0	0
Barry Bonds, L (1, 7) OBP: 0.430, SLG: 0.576		2-1 G3-1		4-2 BB		4-2 FC6-4 IBB		4-1 BB		1	0	0	0	3	0	0
Shawon Dunston, R (1, 6) OBP: 0.331, SLG: 0.416		4-0 FC5 HBP BB		1-2 L5		1-0 FC6-4		1-1 P9		3	0	0	0	1	0	4
Jacob Cruz, L (1, 9) OBP: 0.333, SLG: 0.688		2-2 FC5 FC5 HBP		0-0 G4-3			2-2 F7		2-0 P6	3	0	0	0	0	0	1
Rich Aurilia, R (1, 4) OBP: 0.297, SLG: 0.323		1-2 FC5		2-0 F8		1-2 F8			0-0 S HBP E 1B	4	1	1	0	0	0	2
Kirt Manwaring, R (1, 2) OBP: 0.325, SLG: 0.302		0-1 FC5		1-0 F7		0-0 HR 1B			1-1 E HBP	3	1	1	0	0	0	2
Oswaldo Fernandez, R (1, 1) OBP: 0.073, SLG: 0.073			0-1 G6-3		1-1 G6-3		2-0 HR		0-1 P5	2	0	0	0	0	0	0
Kim Batiste, R (7, PH) OBP: 0.212, SLG: 0.320										1	1	1	2	0	0	0
Jim Poole, L (8, 1)										0	0	0	0	0	0	0
Jose Bautista, R (9, 1) OBP: 0.200, SLG: 0.200										0	0	0	0	0	0	0
Tom Lampkin, L (9, PH) OBP: 0.341, SLG: 0.392										1	0	0	0	0	0	2

Inning Stats	R: 0	H: 1	E: 0	LOB: 0	K: 0	P: 11	R: 0	H: 0	E: 0	LOB: 2	K: 0	P: 18	R: 0	H: 0	E: 0	LOB: 0	K: 0	P: 9	R: 0	H: 0	E: 0	LOB: 1	K: 0	P: 13	R: 0	H: 0	E: 0	LOB: 0	K: 0	P: 8	R: 0	H: 1	E: 0	LOB: 2	K: 1	P: 20	R: 2	H: 2	E: 0	LOB: 0	K: 1	P: 18	R: 0	H: 0	E: 0	LOB: 1	K: 0	P: 14	R: 1	H: 1	E: 1	LOB: 2	K: 0	P: 10	1B: 4	SF: 0	2B: 0	SAC: 0	3B: 0	DP: 0	HR: 1	HBP: 2	WP: 1	PA: 37
--------------	------	------	------	--------	------	-------	------	------	------	--------	------	-------	------	------	------	--------	------	------	------	------	------	--------	------	-------	------	------	------	--------	------	------	------	------	------	--------	------	-------	------	------	------	--------	------	-------	------	------	------	--------	------	-------	------	------	------	--------	------	-------	-------	-------	-------	--------	-------	-------	-------	--------	-------	--------

PITCHER	IP	WLS	BF	H	R	ER	SO	BB	IBB	HBP	BLK	WP	HR	S	P	ERA	WHIP
Amaury Telemaco, R (1, 1) ERA: 5.06	7.0		28	4	2	2	1	2	1	1	0	1	1	59	97	2.57	0.857
Kent Bottenfield, R (8, 1) ERA: 1.4	1.1	L	7	1	1	0	0	1	0	1	0	0	0	10	20	0.00	1.500
Bob Patterson, L (9, 1) ERA: 2.23	0.1		2	0	0	0	0	0	0	0	0	0	0	3	4	0.00	0.000

BOTTOM

Chicago Cubs @ San Francisco Giants
3Com Park at Candlestick Point, San Francisco, CA

Mon Jul 22 1996, 6:33 AM EDT
Att. 12,902 - Sunny - 67 F

livebaseballscores.com

AB	31
R	3
H	5
RBI	2
BB	4
SO	1
LOB	13




Batter	1	2	3	4	5	6	7	8	9	AB	R	H	RBI	BB	SO	LOB	BOTTOM				
Marvin Benard, L OBP: 0.329, SLG: 0.338 (1, 8)	2-2 G3-1 1B	1-1 E 1B	3-2 G3			4-1 HBP BB		1-3 K		4	0	1	0	1	1	2					
Tom Lampkin, L OBP: 0.345, SLG: 0.385 Steve Scarfone, R OBP: 0.291, SLG: 0.371 (1, 2) (9, PH)	4-0 BB 1B BB	1-2 E4		0-1 F8		3-2 SAFE SAFE SAFE SAFE SAFE H		1-2 HBP	2-2 F9 SF8 2B	2	1	0	0	1	0	2					
Matt Williams, R OBP: 0.368, SLG: 0.504 (1, 3)	0-3 K	0-0 SF8		1-1 G4-3		1-3 K			0-1 F9	4	0	0	1	0	2	4					
Barry Bonds, L OBP: 0.427, SLG: 0.571 (1, 7)	4-0 1B E BB	3-3 K		1-3 K			0-0 G4-3		1-0 SF8	3	1	0	1	1	2	2					
Shawon Dunston, R OBP: 0.332, SLG: 0.416 (1, 6)	0-0 E7 1B		2-1 L6		3-2 F8		1-0 1B		0-0 P9	5	0	2	1	0	0	0					
Jacob Cruz, L OBP: 0.381, SLG: 0.667 Dave McCarty, R OBP: 0.333, SLG: 0.388 (1, 9) (7, PH) (8, 9)	2-2 P7		3-2 1B 1B		4-1 G6-4-3 BB		0-1 P3			2	1	1	0	1	0	1					
Kim Batiste, R OBP: 0.232, SLG: 0.352 (1, 5)		1-1 F8 1B 2B	1-2 1B 1B		1-0 G6-4-3		3-3 K			4	1	2	0	0	1	2					
Rich Aurilia, R OBP: 0.296, SLG: 0.320 (1, 4)		1-0 F8	1-1 1B			1-3 K		1-2 P4		4	0	1	1	0	1	1					
Shawn Estes, R OBP: 0.286, SLG: 0.286 Steve Decker, R OBP: 0.325, SLG: 0.277 Rich DelLucia, R OBP: 0.500, SLG: 0.333 Jim Poole, L Mark Dewey, R Doug Creek, L Robby Thompson, R OBP: 0.302, SLG: 0.353 Rod Beck, R (1, 1) (6, PH) (7, 1) (7, 1) (8, 1) (8, PH) (9, 1)	1-2 E SF8 1B	3-3 K	3-3 K			3-3 K		3-3 K		2	1	1	1	0	1	2					
Inning Stats	R: 2 E: 1 K: 1 S: 10	H: 1 LOB: 1 BB: 2 P: 22	R: 2 E: 1 K: 1 S: 16	H: 3 LOB: 2 BB: 0 P: 24	R: 1 E: 0 K: 1 S: 18	H: 3 LOB: 2 BB: 0 P: 31	R: 0 E: 0 K: 1 S: 7	H: 0 LOB: 0 BB: 0 P: 9	R: 0 E: 0 K: 3 S: 14	H: 0 LOB: 2 BB: 1 P: 26	R: 0 E: 0 K: 1 S: 7	H: 1 LOB: 1 BB: 0 P: 11	R: 0 E: 0 K: 2 S: 10	H: 0 LOB: 0 BB: 0 P: 15	R: 1 E: 0 K: 0 S: 7	H: 1 LOB: 0 BB: 0 P: 10	1B: 7 2B: 2 3B: 0 HR: 0	SF: 2 SAC: 0 DP: 1 HBP: 1	WP: 0 PB: 0 SB: 0 CS: 0	PA: 41	
PITCHER Jim Bullinger, R ERA: 6.34 Larry Casian, L ERA: 3.0 Rodney Myers, R ERA: 4.02 Bob Patterson, L ERA: 2.29 (1, 1) (3, 1) (5, 1) (7, 1)	IP 2.2 1.1 2.0 3.0	WLS W S	BF 18 4 8 11	H 7 0 0 2	R 5 0 0 1	ER 3 0 0 1	SO 3 1 3 3	BB 2 0 0 0	IBB 0 0 0 0	HBP 0 0 1 0	BLK 0 0 0 0	WP 0 0 0 0	HR 0 0 0 0	S 40 11 19 24	P 70 16 39 36	ERA 10.12 0.00 0.00 3.00	WHIP 3.375 0.000 1.000 0.667				

Chicago Cubs @ San Francisco Giants
3Com Park at Candlestick Point, San Francisco, CA

AB	34
R	6
H	9
RBI	5
BB	4
SO	10
LOB	17

	WP: 0	PA: 41
	PB: 0	
	SB: 0	
	CS: 0	

Tue Jul 23 1996, 6:33 AM EDT
Att: 15,878 - Cloudy - 68 F

Batter	1	2	3	4	5	6	7	8	9	AB R H RBI BB SO LOB	TOP											
Brian McRae, S (1, 8) OBP: 0.349, SLG: 0.384	1-2 F9	0-0 SF8			2-1 L1		1-3 K	2-0 L1		4 0 0 1 0 1 2	<p>Chicago Cubs @ San Francisco Giants</p> <p>3Com Park at Candlestick Point, San Francisco, CA</p> <p>Wed Jul 24 1996, 10:05 PM EDT</p> <p>Att. 13,695 - Unknown - 67 F</p> <hr/> <p>AB 35 R 7 H 11 RBI 6 BB 2 SO 3 LOB 12</p> 											
23 Ryne Sandberg, R (1, 4) OBP: 0.306, SLG: 0.450	0-3 K	3-H 3-2 P3			1-0 L6		0-1 1B		1-1 P2	5 0 1 0 0 1 1												
Mark Grace, L (1, 3) OBP: 0.405, SLG: 0.443	1-2 1B	3-1 F8			3-2 1B BLK 1B		0-0 G3		1-0 P5	5 1 2 0 0 0 2												
Sammy Sosa, R (1, 9) Doug Glanville, R (9, 9) OBP: 0.314, SLG: 0.555 OBP: 0.235, SLG: 0.333	1-3 K				2-2 BLK 1B			4-2 G3 HR BB	0-0 F9	3 1 1 0 2 1 1 0 0 0 0 0 0 0												
Luis Gonzalez, L (1, 7) OBP: 0.352, SLG: 0.421		1-1 2B 1B			2-1 G3			0-1 G3		4 1 1 0 0 0 3												
Tyler Houston, L (1, 5) OBP: 0.404, SLG: 0.585		1-2 2B SF 1B			0-1 G6-3		0-2 P6		0-0 HR	4 2 2 2 0 0 0												
Scott Servais, R (1, 2) OBP: 0.344, SLG: 0.418		1-1 SF 1B 2B			0-0 G4-3 CS 2B		0-2 L4		1-2 1B G5-3 HBP	3 1 2 1 0 0 0												
Rey Sanchez, R (1, 6) OBP: 0.289, SLG: 0.270		3-0 SF 1B SF8			0-0 G4-3		1-1 F9		0-1 G5-3	3 1 0 1 0 0 2												
Frank Castillo, R (1, 1) Terry Adams, R (9, 1) OBP: 0.154, SLG: 0.132		3-2 1B			2-2 G6-3		1-2 G6-3		1-0 1B	4 0 2 1 0 0 1 0 0 0 0 0 0 0												
Inning Stats	R: 0 E: 0 K: 2 S: 14	H: 1 LOB: 1 BB: 0 P: 17	R: 4 E: 1 K: 0 S: 21	H: 4 LOB: 1 BB: 0 P: 36	R: 0 E: 0 K: 0 S: 4	H: 0 LOB: 0 BB: 1 P: 10	R: 0 E: 0 K: 0 S: 6	H: 1 LOB: 0 BB: 0 P: 8	R: 1 E: 0 K: 0 S: 12	H: 2 LOB: 1 BB: 0 P: 22	R: 0 E: 0 K: 0 S: 8	H: 0 LOB: 0 BB: 0 P: 9	R: 0 E: 0 K: 1 S: 10	H: 1 LOB: 1 BB: 0 P: 12	R: 2 E: 0 K: 0 S: 11	H: 2 LOB: 2 BB: 1 P: 19	R: 0 E: 0 K: 0 S: 4	H: 0 LOB: 0 BB: 0 P: 6	1B: 8 2B: 2 3B: 0 HR: 1	SF: 2 SAC: 0 DP: 0 HBP: 1	WP: 0 PB: 0 SB: 0 CS: 2	PA: 40
PITCHER	IP WLS BF H R ER SO BB IBB HBP BLK WP HR S P ERA WHIP																					
William Van Lanningham, R (1, 1) ERA: 5.82	5.0 L 23 8 5 4 2 1 0 0 0 0 0 0 57 93 7.20 1.800																					
Jose Bautista, R (6, 1) ERA: 2.88	4.0 17 3 2 2 1 1 0 1 0 0 1 33 46 4.50 1.000																					

Batter	1	2	3	4	5	6	7	8	9	AB	R	H	RBI	BB	SO	LOB
Marvin Benard, L (1, 8) OBP: 0.325, SLG: 0.333	0-2 G4-3		2-2 G4-3			0-0 B4-3		0-0 F7		4	0	0	0	0	0	0
Kim Batiste, R (1, 5) OBP: 0.233, SLG: 0.345	1-0 G5-3		2-2 F7			2-0 BB 1B		1-2 P5		4	0	1	0	0	0	0
Matt Williams, R (1, 3) OBP: 0.367, SLG: 0.509	1-1 G5-3				3-2 G5-6-3	2-0 F7			0-0 HR	4	1	1	1	0	0	1
Barry Bonds, L (1, 7) OBP: 0.426, SLG: 0.567		2-0 P7			3-2 G4-3	4-2 FC6-4 BB			1-1 P6	3	0	0	0	1	0	0
Shawon Dunston, R (1, 6) OBP: 0.335, SLG: 0.421		0-0 2B			0-2 G5-3	1-0 FC6-4 1-2f			0-0 E5 1B	4	0	2	0	0	0	2
Jacob Cruz, L (1, 9) OBP: 0.400, SLG: 0.619			1-3 K			1-2 FC4-6 1B			4-1 G4-6-3 BB	3	0	1	0	1	2	1
Robby Thompson, R (1, 4) OBP: 0.306, SLG: 0.349			4-0 FC6-4 BB			0-0 L5			0-1 G4-6-3 1-2f	3	0	0	0	1	1	3
Kirt Manwaring, R (1, 2) OBP: 0.319, SLG: 0.296			2-2 FC6-4 1-2f			1-3 K				3	0	0	0	0	2	3
William Van Landingham, R (1, 1) OBP: 0.186, SLG: 0.175			1-1 F9			2-2 FC4-6 1-2f			0-0 P5	1	0	0	0	0	0	0
Steve Decker, R (5, PH) OBP: 0.322, SLG: 0.275										1	0	0	0	0	0	1
Jose Bautista, R (6, 1) OBP: 0.167, SLG: 0.167										1	0	0	0	0	0	0

BOTTOM

Chicago Cubs @ San Francisco Giants
3Com Park at Candlestick Point, San Francisco, CA

Wed Jul 24 1996, 10:05 PM EDT
Att: 13,695 - Unknown - 67 F

livebaseballscorecards.com

AB	31
R	1
H	5
RBI	1
BB	3
SO	5
LOB	11



Inning Stats	R: 0	H: 0	R: 0	H: 1	R: 0	H: 0	R: 0	H: 1	R: 0	H: 0	R: 0	H: 0	R: 0	H: 0	R: 1	H: 2	1B: 3	SF: 0
	E: 0	LOB: 0	E: 0	LOB: 2	E: 0	LOB: 0	E: 0	LOB: 1	E: 0	LOB: 2	E: 0	LOB: 0	E: 0	LOB: 0	E: 1	LOB: 1	2B: 1	SAC: 0
	K: 0	BB: 0	K: 1	BB: 1	K: 0	BB: 0	K: 0	BB: 0	K: 3	BB: 1	K: 3	BB: 0	K: 0	BB: 0	K: 0	BB: 1	3B: 0	DP: 1
	S: 6	P: 8	S: 8	P: 17	S: 8	P: 13	S: 10	P: 16	S: 10	P: 14	S: 9	P: 12	S: 5	P: 6	S: 7	P: 12	HR: 1	HBP: 0

PITCHER	IP	WLS	BF	H	R	ER	SO	BB	IBB	HBP	BLK	WP	HR	S	P	ERA	WHIP
Frank Castillo, R (1, 1) ERA: 5.69	8.1	W	33	5	1	1	5	3	0	0	0	0	1	67	111	1.08	0.960
Terry Adams, R (9, 1) ERA: 3.19	0.2		1	0	0	0	0	0	0	0	0	0	0	2	2	0.00	0.000

WP: 0	PA: 34
PB: 0	
SB: 0	
CS: 0	

WP	HR	S	P	ERA	WHIP
0	1	6	12	0.00	0.000

Batter	1	2	3	4	5	6	7	8	9	AB R H RBI BB SO LOB	TOP																
Brian McRae, S OBP: 0.349, SLG: 0.383 (1, 8)	0-0 23 2B 1B	3-1 23 S 1B 1B		0-2 F8		0-0 P3		3-1 G6-3	3-3 K	6 2 2 0 0 1 4																	
23 Ryne Sandberg, R OBP: 0.307, SLG: 0.450 (1, 4)	1-1 SF8 1B 2B	SAFE 4-0 1B BB		3-2 FC6-4 1B		2-1 G6-3		1-1 F9		4 2 1 1 1 0 1																	
Mark Grace, L OBP: 0.408, SLG: 0.445 (1, 3)	0-1 SF8 3-H	3-2 1B		0-1 1B		3-2 G3			4-2 1B WP BB	3 1 2 4 1 0 0																	
Sammy Sosa, R OBP: 0.311, SLG: 0.549 (1, 9)	0-0 G5-3	2-3 K		3-3 K			1-3 K		1-3 K	5 0 0 0 0 4 4																	
Luis Gonzalez, L OBP: 0.356, SLG: 0.429 Doug Glanville, R OBP: 0.250, SLG: 0.347 (1, 7) (9, PH) (9, 7)	2-0 FC6-4 1B		3-2 1B 2B		0-0 G3		1-2 HBP 1B 1B		0-0 WP 1B 1B	4 1 3 0 0 0 0 1 1 1 0 0 0 0																	
Scott Servais, R OBP: 0.348, SLG: 0.423 (1, 2)	1-1 FC6-4 1-2f		0-1 G4-6-3 1B		1-1 HR 2B		1-2 1B HBP		1-3 K 1B 1B	4 1 2 1 0 1 2																	
Leo Gomez, R OBP: 0.352, SLG: 0.477 José Hernández, R OBP: 0.268, SLG: 0.343 (1, 5) (9, 5)		3-1 G6-3	0-2 G4-6-3		1-0 HR		2-2 1-2 2-H 1B		1-3 K	5 1 2 2 0 1 3 0 0 0 0 0 0 0																	
Rey Sanchez, R OBP: 0.287, SLG: 0.268 (1, 6)		1-2 F7	0-0 G5-3		1-2 L4		3-2 G6-3		0-1 1B 1B	5 0 1 1 0 0 2																	
Steve Trachsel, R OBP: 0.128, SLG: 0.205 Rodney Myers, R OBP: 0.250, SLG: 0.357 Scott Bulett, L OBP: 0.250, SLG: 0.357 Larry Casian, R OBP: 0.100, SLG: 1.000 Kent Bottenfield, R OBP: 1.000, SLG: 1.000 Bob Patterson, R OBP: 0.333, SLG: 0.333 (1, 1) (4, 1) (8, PH) (8, 1) (8, 1) (8, 1)		3-2 1B 1B		0-1 23 FC6-4 1B		1-3 K		1-2 G3	0-1 1B 2-3	2 1 2 0 0 0 0 1 0 0 0 0 0 1 1 0 0 0 0 0 0 0 0 0 0 0 0 0 1 0 1 0 0 0 0 0 0 0 0 0 0 0																	
Inning Stats	R: 2 E: 0 K: 0 S: 9	H: 3 LOB: 1 BB: 0 P: 13	R: 2 E: 0 K: 1 S: 19	H: 3 LOB: 2 BB: 1 P: 38	R: 1 E: 0 K: 0 S: 9	H: 2 LOB: 0 BB: 0 P: 12	R: 1 E: 1 K: 1 S: 14	H: 2 LOB: 1 BB: 0 P: 20	R: 2 E: 0 K: 1 S: 11	H: 2 LOB: 0 BB: 0 P: 15	R: 0 E: 0 K: 0 S: 6	H: 0 LOB: 0 BB: 0 P: 11	R: 0 E: 0 K: 1 S: 15	H: 2 LOB: 2 BB: 0 P: 23	R: 0 E: 0 K: 0 S: 7	H: 0 LOB: 0 BB: 0 P: 12	R: 2 E: 0 K: 4 S: 22	H: 3 LOB: 3 BB: 1 P: 32	1B: 13 2B: 3 3B: 0 HR: 1	SF: 1 SAC: 0 DP: 1 HBP: 1	WP: 2 PB: 0 SB: 1 CS: 0	PA: 46					
PITCHER	IP	WLS	BF	H	R	ER	SO	BB	IBB	HBP	BLK	WP	HR	S	P	ERA	WHIP										
Roger Bailey, R ERA: 7.27 (1, 1)	3.0		18	9	6	5	1	1	0	0	0	0	0	39	65	15.00	3.333										
Lance Painter, L ERA: 6.14 (4, 1)	3.2		16	5	2	2	3	0	0	1	0	0	1	40	60	4.91	1.364										
Steve Reed, R ERA: 4.38 (7, 1)	1.1		4	0	0	0	0	0	0	0	0	0	0	11	19	0.00	0.000										
Bruce Ruffin, L ERA: 4.57 (9, 1)	1.0	L	8	3	2	2	4	1	0	0	0	1	0	22	32	18.00	4.000										

Chicago Cubs @ Colorado Rockies
Coors Field, Denver, CO
Thu Jul 25 1996, 7:05 PM MDT
Att. 48,087 - Unknown - 82 F

AB	42
R	10
H	17
RBI	9
BB	2
SO	8
LOB	16



BOTTOM

Chicago Cubs @ Colorado Rockies
Coors Field, Denver, CO
Thu Jul 25 1996, 7:05 PM MDT
Att: 48,087 - Unknown - 82 F

livebaseballscorecards.com

AB	38
R	8
H	15
RBI	8
BB	4
SO	4
LOB	15



WP:	0	PA:	45
PB:	0		
SB:	1		
CS:	1		

AB R H RBI BB SO LOB

5 0 2 1 0 0 1

3 2 2 1 1 0 1

3 1 1 0 2 0 2

4 0 2 1 1 0 4

5 1 2 2 0 0 1

5 2 3 3 0 0 2

5 1 2 0 0 0 1

1 0 0 0 0 1 2

2 0 0 0 0 1 0

0 0 0 0 0 0 0

0 0 0 0 0 0 0

1B: 13 SF: 1

2B: 0 SAC: 1

3B: 0 DP: 0

HR: 2 HBP: 0

Batter	1	2	3	4	5	6	7	8	9
Eric Young Sr., R (1, 4) OBP: 0.435, SLG: 0.472	2-1 G6-3	1-2 FC6-4 1B		1-1 G5-3		0-0 BB S 1B		2-2 G4-3	
Walt Weiss, S (1, 6) OBP: 0.397, SLG: 0.379	3-2 G6-3 1B	0-1 SF8		1-1 1B 1B		0-1 F8		4-1 BB BB	
Ellis Burks, R (1, 7) OBP: 0.404, SLG: 0.630	3-1 G6-3	0-0 FC6-4		1-0 1B 1B		4-1 BB		4-2 BB	
Dante Bichette, R (1, 9) OBP: 0.379, SLG: 0.543	4-1 CS 1B BB		1-0 FC6-4 1B	2-2 1B 1B		0-2 F9		0-0 F9	
Andres Galarraga, R (1, 3) OBP: 0.343, SLG: 0.554	1-0 1B		2-1 FC6-4 HR	1-2 FC6-4 1B			1-2 F9	0-0 G6-3	
Vinny Castilla, R (1, 5) OBP: 0.347, SLG: 0.561	1-1 CS	0-0 HR	2-2 HR	3-0 FC6-4			0-0 G5-3	0-0 1B	
Jeff Reed, L (1, 2) OBP: 0.359, SLG: 0.424		2-0 1B 1B	0-3 K		2-2 G6-3		0-2 G3-1	3-3 K	
Bruce Ruffin, S (9, 1)									
John Vander Wal, L (9, PH) OBP: 0.361, SLG: 0.421									
Angel Echevarria, R (9, PH) OBP: 0.250, SLG: 0.250									
Quinton McCracken, S (1, 8) OBP: 0.391, SLG: 0.383		0-0 1B SF8 1B	3-2 L7		1-1 F7			1-0 G4-3 SH1-4 1B	2-2 L4
Roger Bailey, R (1, 1) OBP: 0.333, SLG: 0.875		1-3 K		0-0 G3	2-3 K			0-1 SH1-4	
Lance Painter, L (4, 1) OBP: 0.143, SLG: 0.143									
Steve Reed, R (7, 1) OBP: 0.500, SLG: 0.500									
Jayhawk Owens, R (8, PH) OBP: 0.323, SLG: 0.433									

Inning Stats	R: 1	H: 2	E: 0	LOB: 1	K: 0	P: 11	R: 3	H: 4	E: 0	LOB: 1	K: 1	P: 21	R: 2	H: 2	E: 0	LOB: 0	K: 1	P: 15	R: 2	H: 4	E: 0	LOB: 2	K: 0	P: 16	R: 0	H: 0	E: 0	LOB: 0	K: 1	P: 12	R: 0	H: 0	E: 0	LOB: 0	K: 0	P: 10	R: 0	H: 1	E: 0	LOB: 3	K: 0	P: 10	R: 0	H: 1	E: 0	LOB: 1	K: 1	P: 15	1B: 13	SF: 1	2B: 0	SAC: 1	3B: 0	DP: 0	HR: 2	HBP: 0	WP: 0	PA: 45
--------------	------	------	------	--------	------	-------	------	------	------	--------	------	-------	------	------	------	--------	------	-------	------	------	------	--------	------	-------	------	------	------	--------	------	-------	------	------	------	--------	------	-------	------	------	------	--------	------	-------	------	------	------	--------	------	-------	--------	-------	-------	--------	-------	-------	-------	--------	-------	--------

PITCHER	IP	WLS	BF	H	R	ER	SO	BB	IBB	HBP	BLK	WP	HR	S	P	ERA	WHIP
Steve Trachsel, R (1, 1) ERA: 2.9	3.2		22	11	8	8	2	1	0	0	0	0	2	55	85	19.64	3.273
Rodney Myers, R (4, 1) ERA: 3.75	3.1		12	2	0	0	1	1	0	0	0	0	0	35	48	0.00	0.900
Larry Casian, L (8, 1) ERA: 2.84	0.1		2	1	0	0	0	0	0	0	0	0	0	3	4	0.00	3.000
Kent Bottenfield, R (8, 1) ERA: 1.35	1.0	W	6	1	0	0	0	2	0	0	0	0	0	9	19	0.00	3.000
Bob Patterson, L (9, 1) ERA: 2.25	0.2	S	2	0	0	0	1	0	0	0	0	0	0	8	13	0.00	0.000

Chicago Cubs @ Colorado Rockies

Coors Field, Denver, CO

Fri Jul 26 1996, 7:05 PM MDT
Att. 48,062 - Unknown - 79 F

AB	43
R	17
H	17
RBI	17
BB	5
SO	5
LOB	16



WP	1	PA	50
PB	0		
SB	1		
CS	0		

AB	R	H	RBI	BB	SO	LOB
5	2	1	2	1	0	2
6	2	2	0	0	0	1
0	0	0	0	0	0	0
3	2	1	1	1	0	1
1	0	0	0	0	1	0
4	3	3	2	1	0	2
1	0	0	0	0	0	0
4	2	2	1	2	1	2
5	3	3	6	0	0	4
5	1	2	4	0	1	2
5	1	2	0	0	1	1
3	0	0	0	0	1	1
0	0	0	0	0	0	0
1	1	1	1	0	0	0

Batter	1	2	3	4	5	6	7	8	9
Brian McRae, S OBP: 0.348, SLG: 0.388 (1, 8)	4-1 FC2-6 BB 23	1-0 HR 2-H	3-2 F7		3-2 FC5-4 SF7 23 2B 1-2f		0-0 G6-3	1-1 G6-3	
23 Ryne Sandberg, R OBP: 0.307, SLG: 0.451 Doug Glanville, R OBP: 0.250, SLG: 0.347 (1, 4) (8, 9)	0-2 FC2-6 E S 1B 1-2f	0-1 P3		1-1 F8	1-1 2B 2B		0-1 G6-4-3 1B	1-1 G5-3	
Mark Grace, L OBP: 0.408, SLG: 0.444 Terry Adams, R (1, 3) (7, 1)	4-2 1B E FC6-4 BB 1-2	3-2 G3		1-2 2B 1B	0-0 SF7		1-1 G6-4-3 1-2f		3-3 K
Sammy Sosa, R OBP: 0.316, SLG: 0.563 Felix Fermin, R OBP: 0.250, SLG: 0.214 (1, 9) (8, 4)	1-2 E1 FC6-4 1B 1-2 2-3		2-2 HR	3-2 2B 2B	2-2 2B		4-1 BB 1B BB	1-1 G6-3	
Luis Gonzalez, L OBP: 0.362, SLG: 0.430 (1, 7)	0-0 FC6-4 1B 1-2 2-3 3-H		1-0 HR 1B	1-1 P6	4-1 FC4-6 BB		4-0 1B HR BB 1-2	1-3 K	
Tyler Houston, L OBP: 0.419, SLG: 0.655 (1, 2)	1-0 FC6-4 1-2f 2-3 3-H		0-0 HR	0-0 1B 2B	0-0 FC4-6		1-1 HR 1B 1-3 2-H		
Leo Gomez, R OBP: 0.353, SLG: 0.487 (1, 5) (7, 3)	2-2 P5 SAFE		1-0 G5-3	2-2 FC6 1B 2-H		0-3 K	0-0 HR 1-H 3-H		
Rey Sanchez, R OBP: 0.290, SLG: 0.271 (1, 6)		0-0 SH3-4 HR 1B	2-0 WP 1B	1-1 FC6 1-2f		0-1 P3	3-3 K		
Jaime Navarro, R OBP: 0.137, SLG: 0.137 Larry Casian, R José Hernández, R OBP: 0.272, SLG: 0.359 (1, 1) (6, 1) (7, 5)		0-0 SH3-4	0-0 F9		1-2 E1 FC5-4	2-3 K	0-1 HR		

Inning	R	H	E	K	S	R	H	E	K	S	R	H	E	K	S	R	H	E	K	S	R	H	E	K	S	R	H	E	K	S	R	H	E	K	S
1	2	1	1	0	14	2	2	0	0	10	3	4	0	0	18	2	2	1	0	19	5	3	0	0	14	0	0	0	0	28	0	0	0	38	
2	2	1	1	0	14	2	2	0	0	14	2	2	0	0	18	2	2	0	0	14	0	0	0	0	14	0	0	0	0	28	0	0	0	38	
3	3	4	0	0	13	3	4	0	0	13	3	4	0	0	18	2	2	1	0	19	0	0	0	0	19	0	0	0	0	28	0	0	0	38	
4	3	4	0	0	18	3	4	0	0	18	3	4	0	0	18	0	0	0	0	10	0	0	0	0	10	0	0	0	0	10	0	0	0	10	
5	2	2	1	0	19	2	2	0	0	19	2	2	0	0	19	0	0	0	0	8	0	0	0	0	8	0	0	0	0	10	0	0	0	10	
6	0	0	0	2	8	0	0	0	2	8	0	0	0	2	8	0	0	0	2	8	0	0	0	2	8	0	0	0	0	10	0	0	0	10	
7	0	1	0	0	5	0	1	0	0	5	0	1	0	0	5	0	1	0	0	5	0	1	0	0	5	0	1	0	0	6	0	0	0	6	
8	5	3	0	2	14	5	3	0	2	14	5	3	0	2	14	0	0	0	0	14	0	0	0	0	14	0	0	0	0	28	0	0	0	28	
9	0	0	0	0	9	0	0	0	0	9	0	0	0	0	9	0	0	0	0	9	0	0	0	0	9	0	0	0	0	14	0	0	0	14	

PITCHER	IP	WLS	BF	H	R	ER	SO	BB	IBB	HBP	BLK	WP	HR	S	P	ERA	WHIP
Marvin Freeman, R ERA: 5.49 (1, 1)	3.0	L	19	7	7	6	0	2	0	0	0	1	3	37	62	18.00	3.000
Mike Munoz, L ERA: 8.28 (4, 1)	0.1		3	2	2	2	0	0	0	0	0	0	0	9	14	54.00	6.000
Darren Holmes, R ERA: 5.21 (4, 1)	1.2		11	4	3	1	0	1	0	0	0	0	0	28	43	5.40	3.000
Curt Leskanic, R ERA: 7.27 (6, 1)	2.1		12	4	5	5	3	2	0	0	0	0	2	23	38	19.29	2.571
Lance Painter, L ERA: 5.94 (8, 1)	1.2		5	0	0	0	2	0	0	0	0	0	0	13	20	0.00	0.000

Batter	1	2	3	4	5	6	7	8	9	AB R H RBI BB SO LOB
Eric Young Sr., R OBP: 0.432, SLG: 0.468 Curt Leskanic, R OBP: 0.333, SLG: 0.667 Angel Echevarria, R OBP: 0.200, SLG: 0.200	3-2 G6-3		0-0 G6-3		0-1 G6-3	2-2 SH1-3			0-3 K	3 0 0 0 0 0 0
Walt Weiss, S OBP: 0.395, SLG: 0.377	3-3 K		0-0 1B		1-3 K	1-1 F7			2-2 G3	5 0 1 0 0 2 2
Ellis Burks, R OBP: 0.404, SLG: 0.628	0-1 1B		1 SAFE 2 P2			3-1 1B HR			0-3 K	5 1 2 0 0 2 1
Andres Galarraga, R OBP: 0.344, SLG: 0.553	0-0 1-2 1B		2-3 K			3-2 1-2 HR 1B			1-0 F9	4 1 2 0 0 1 1
Dante Bichette, R OBP: 0.378, SLG: 0.547 Lance Painter, L OBP: 0.143, SLG: 0.143	2-1 G5-3				1-3 K	0-0 HR			1-3 K	4 1 1 3 0 2 2
Vinny Castilla, R OBP: 0.346, SLG: 0.560			3-2 G1-6-3		2-0 F7	1-0 2B 2B			2-1 G6-3	4 1 1 0 0 0 0
Jayhawk Owens, R OBP: 0.328, SLG: 0.431			4-2 BB		2-1 1B	0-1 G6-3			0-3 K	3 0 1 0 1 1 1
Quinton McCracken, S OBP: 0.394, SLG: 0.393			1-3 K		2-1 L5	2-1 SH1-3 2B			2-2 FC6 1B	4 0 2 1 0 1 2
Marvin Freeman, R OBP: 0.150, SLG: 0.105 Mike Munoz, L Darren Holmes, R Jason Bates, S OBP: 0.328, SLG: 0.312			2-2 G4-3			2-2 K			4-1 SH1-3 BB	1 0 0 0 0 0 1
										0 0 0 0 0 0 0
										0 0 0 0 0 0 0
										2 0 0 0 1 1 1

Inning Stats	R: 0 E: 0 K: 1 S: 12	H: 2 LOB: 2 BB: 0 P: 20	R: 0 E: 0 K: 1 S: 15	H: 0 LOB: 1 BB: 1 P: 25	R: 0 E: 0 K: 1 S: 9	H: 1 LOB: 1 BB: 0 P: 14	R: 0 E: 0 K: 1 S: 8	H: 1 LOB: 1 BB: 0 P: 15	R: 0 E: 0 K: 2 S: 10	H: 0 LOB: 0 BB: 0 P: 13	R: 4 E: 0 K: 0 S: 18	H: 5 LOB: 2 BB: 1 P: 34	R: 0 E: 0 K: 2 S: 7	H: 0 LOB: 0 BB: 0 P: 9	R: 0 E: 0 K: 1 S: 9	H: 1 LOB: 1 BB: 0 P: 13	R: 0 E: 0 K: 2 S: 9	H: 0 LOB: 0 BB: 0 P: 11	1B: 7 2B: 2 3B: 0 HR: 1	SF: 0 SAC: 1 DP: 0 HBP: 0
PITCHER	IP	WLS	BF	H	R	ER	SO	BB	IBB	HBP	BLK	WP	HR	S	P	ERA	WHIP	WP: 0 PB: 0 SB: 1 CS: 0	PA: 39	
Jaime Navarro, R ERA: 4.02	(1, 1)	5.1	W	26	9	4	4	6	1	0	0	0	1	66	108	6.75	1.875			
Larry Casian, L ERA: 2.57	(6, 1)	0.2		3	0	0	0	1	0	0	0	0	0	6	13	0.00	1.500			
Terry Adams, R ERA: 3.05	(7, 1)	3.0	S	10	1	0	0	5	0	0	0	0	0	25	33	0.00	0.333			

BOTTOM

Chicago Cubs @ Colorado Rockies
Coors Field, Denver, CO
Fri Jul 26 1996, 7:05 PM MDT
Att: 48,062 - Unknown - 79 F

livebaseballscorecards.com

AB	36
R	4
H	10
RBI	4
BB	2
SO	11
LOB	11



Batter	1	2	3	4	5	6	7	8	9	AB R H RBI BB SO LOB	TOP												
Brian McRae, S OBP: 0.349, SLG: 0.398 (1, 8)	3-2 F7 ①		0-0 HR		2-3 K ③		0-0 E4 1-3 2-H		2-1 23 1B SF9 2B	5 2 2 1 0 1 1													
23 Ryne Sandberg, R OBP: 0.306, SLG: 0.448 (1, 4)	1-0 G6-3 ②		1-3 K ①			0-2 G5-3 ①	1-3 K ③		1-2 SF9 2B 1B	5 1 1 0 0 2 2													
Dave Magadan, L OBP: 0.370, SLG: 0.281 (1, 3) (8, 5)	1-1 HBP 1B		2-0 G5-4-3 1B			4-2 BB		4-1 2B G4-3 BB	3-2 SF9 1-2 3-H	2 1 2 1 2 0 0													
Sammy Sosa, R OBP: 0.319, SLG: 0.567 (1, 9)	1-1 1-2 HBP		1-1 G5-4-3 ② 1-2f			2-3 K ②		0-1 G4-3 1B 2B	3-1 WP 2B 2-H	4 1 2 1 0 1 2													
Luis Gonzalez, L OBP: 0.357, SLG: 0.423 (1, 7)	2-2 G3-1 ③			1-2 L7 ①		1-2 L9 ③		1-0 F7 ①	1-2 G1-3 ③ 2-3	5 0 0 0 0 0 6													
Tyler Houston, L OBP: 0.409, SLG: 0.623 (1, 2)		0-0 B1-3 ①		4-2 CS BB			1-1 L9 ①	1-1 G4-3 ②		3 0 0 1 1 0 1													
Leo Gomez, R OBP: 0.354, SLG: 0.487 José Hernández, R OBP: 0.278, SLG: 0.365 (1, 5) (4, 5) (8, 6)		1-2 FC5-4 1B		2-0 P4 ②			2-0 FC6 E 1B	1-1 1B		2 0 1 0 0 0 1 2 1 2 1 0 0 0													
Rey Sanchez, R OBP: 0.284, SLG: 0.266 Turk Wendell, L OBP: 0.500, SLG: 0.500 (1, 6) (8, 1)		1-0 FC5-4 ② 1-2f		1-1 CS ③ 1-2	0-1 G6-3 ①		2-2 FC6 E 1-2	1 SAFE 2-2 G4-3 ③		4 0 0 0 0 0 3 0 0 0 0 0 0 0													
Amaury Telemaco, R OBP: 0.125, SLG: 0.087 Rodney Myers, R Larry Casian, R Scott Bulett, L OBP: 0.279, SLG: 0.352 Kent Bottenfield, R OBP: 1.000, SLG: 1.000 Mark Grace, L OBP: 0.407, SLG: 0.443 (1, 1) (5, 1) (6, 1) (7, PH) (7, 1) (8, 3)		0-1 G1-3 ③			1-1 G1-3 ②		2-3 K ②		2-1 F7 ①	2 0 0 0 0 0 1 0 0 0 0 0 0 0 0 0 0 0 0 0 0 1 0 0 0 0 0 1 2 0 0 0 0 0 0 0 1 0 0 0 0 0 0 0													
Inning Stats	R: 0 E: 0 K: 0 S: 11	H: 1 LOB: 2 BB: 0 P: 19	R: 0 E: 0 K: 0 S: 7	H: 1 LOB: 1 BB: 0 P: 9	R: 1 E: 0 K: 1 S: 8	H: 2 LOB: 0 BB: 1 P: 12	R: 0 E: 0 K: 0 S: 9	H: 0 LOB: 0 BB: 1 P: 17	R: 0 E: 0 K: 1 S: 7	H: 0 LOB: 0 BB: 0 P: 10	R: 0 E: 0 K: 1 S: 13	H: 0 LOB: 1 BB: 1 P: 20	R: 1 E: 1 K: 2 S: 15	H: 1 LOB: 2 BB: 0 P: 23	R: 2 E: 0 K: 0 S: 11	H: 2 LOB: 1 BB: 1 P: 20	R: 2 E: 0 K: 0 S: 16	H: 3 LOB: 1 BB: 0 P: 28	1B: 6 2B: 3 3B: 0 HR: 1	SF: 1 SAC: 0 DP: 1 HBP: 1	WP: 1 PB: 0 SB: 0 CS: 1	PA: 42	
PITCHER Mark Thompson, R ERA: 5.97 Ryan Hawblitzel, R ERA: 5.0	IP 7.0 2.0	WLS W 10	BF 31 10	H 6 4	R 4 2	ER 3 2	SO 5 0	BB 3 0	IBB 0 0	HBP 1 0	BLK 0 0	WP 0 1	HR 1 0	S 73 24	P 117 41	ERA 3.86 9.00	WHIP 1.286 2.000						PITCHER IP WLS BF H R ER SO BB IBB HBP BLK WP HR S P ERA WHIP

Chicago Cubs @ Colorado Rockies
Coors Field, Denver, CO
Sat Jul 27 1996, 7:05 PM MDT
Att. 48,096 - Unknown - 90 F

livebaseballscorecards.com

AB 36
R 6
H 10
RBI 5
BB 3
SO 5
LOB 19



Batter	1	2	3	4	5	6	7	8	9	AB	R	H	RBI	BB	SO	LOB
Eric Young Sr., R OBP: 0.432, SLG: 0.467 (1, 4)	K		1B	G6-3		1B	G6-3			5	2	2	0	0	1	1
Walt Weiss, S OBP: 0.400, SLG: 0.379 (1, 6)	G4-3		1B		HR	1B		FC4-8		3	2	2	0	2	0	0
Ellis Burks, R OBP: 0.404, SLG: 0.625 John Vander Wal, L OBP: 0.346, SLG: 0.414 (1, 7) (6, 7)	P7		1B		K	F7		FC4-6		3	0	1	1	0	1	1
Andres Galarraga, R OBP: 0.347, SLG: 0.569 (1, 3)		L8	K		HR	BB	1B	HR		5	2	3	5	0	1	2
Dante Bichette, R OBP: 0.376, SLG: 0.542 (1, 9)		G1-3	L6		G6-3	BB		G4-3		4	0	0	0	0	0	2
Vinny Castilla, R OBP: 0.349, SLG: 0.566 (1, 5)		K		HR		BB	BB	F8		3	1	1	2	1	1	0
Jeff Reed, L OBP: 0.362, SLG: 0.427 (1, 2)			HR	F7		BB	G4-3			3	1	1	0	1	0	3
Quinton McCracken, S OBP: 0.391, SLG: 0.409 (1, 8)			HR	K	L6		L8			4	1	1	2	0	1	2
Mark Thompson, R OBP: 0.138, SLG: 0.207 Ryan Hawblitzel, R (8, 1)			G6-3			G1-3	G6-3			4	0	1	0	0	0	0
				2B						0	0	0	0	0	0	0

Inning Stats	R: 0	H: 0	E: 0	K: 1	S: 8	LOB: 0	BB: 0	P: 14	R: 0	H: 0	E: 0	K: 1	S: 6	LOB: 0	BB: 0	P: 13	R: 3	H: 5	E: 0	K: 1	S: 19	LOB: 2	BB: 0	P: 28	R: 1	H: 2	E: 0	K: 1	S: 9	LOB: 1	BB: 0	P: 13	R: 2	H: 1	E: 0	K: 1	S: 17	LOB: 2	BB: 2	P: 33	R: 2	H: 2	E: 0	K: 10	S: 10	LOB: 3	BB: 2	P: 24	R: 0	H: 0	E: 0	K: 0	S: 6	LOB: 0	BB: 0	P: 6	R: 2	H: 2	E: 0	K: 10	S: 10	LOB: 0	BB: 0	P: 14
1B: 6	SF: 0	2B: 2	SAC: 0	3B: 0	DP: 0	HR: 4	HBP: 2	WP: 1	PA: 42	PB: 0	SB: 4	CS: 0																																																				


PITCHER	IP	WLS	BF	H	R	ER	SO	BB	IBB	HBP	BLK	WP	HR	S	P	ERA	WHIP
Amaury Telemaco, R ERA: 5.5 (1, 1)	4.2	L	25	8	6	6	5	2	0	1	0	0	3	57	98	11.57	2.143
Rodney Myers, R ERA: 4.03 (5, 1)	1.0		8	2	2	2	0	2	0	1	0	1	0	10	25	18.00	4.000
Larry Casian, L ERA: 2.45 (6, 1)	0.1		1	0	0	0	0	0	0	0	0	0	0	2	2	0.00	0.000
Kent Bottenfield, R ERA: 1.3 (7, 1)	1.0		3	0	0	0	0	0	0	0	0	0	0	6	6	0.00	0.000
Turk Wendell, R ERA: 2.45 (8, 1)	1.0		5	2	2	2	0	0	0	0	0	0	1	10	14	18.00	2.000

Chicago Cubs @ Colorado Rockies
Coors Field, Denver, CO

Sat Jul 27 1996, 7:05 PM MDT
Att: 48,096 - Unknown - 90 F

livebaseballscorecards.com

AB	36
R	10
H	12
RBI	10
BB	4
SO	5
LOB	14



Batter	1	2	3	4	5	6	7	8	9	AB R H RBI BB SO LOB	TOP											
Brian McRae, S (1, 8) OBP: 0.349, SLG: 0.398	1-0 L3		3-1 FC6-4 1B	0-0 1B		3-2 G6-3			0-3 K	5 0 2 1 0 1 0												
23 Ryne Sandberg, R (1, 4) OBP: 0.305, SLG: 0.443	0-1 G6-3		1-1 FC6-4 1B	4-0 1B		0-0 F9			0-2 G1-3	4 1 0 0 1 0 2												
Mark Grace, L (1, 3) OBP: 0.407, SLG: 0.440	1-0 F7		1-1 1B 1B 1B	2-2 G4-3			2-1 F7		4-0 1B BB	4 1 1 1 1 0 2												
Sammy Sosa, R (1, 9) OBP: 0.325, SLG: 0.576		0-0 HR	1-0 1B		3-1 1B HBP		1-1 F9		0-0 1B 1B 1B	5 2 4 2 0 0 0												
Luis Gonzalez, L (1, 7) OBP: 0.358, SLG: 0.422	1-1 F7		3-1 FC6-4 1B		1-2 1B HBP		1-0 G4-3		0-0 1B	3 1 1 0 0 0 0												
Terry Adams, R (7, 1)			1-2 2-3 1B		1-2 G6-4-3 HBP				1-2 2-H 1B	0 0 0 0 0 0 0												
Leo Gomez, R (9, PH) OBP: 0.356, SLG: 0.489			1-2 2-3 1B							1 0 1 1 0 0 0												
Kent Bottenfield, R (9, 1) OBP: 1.000, SLG: 1.000										0 0 0 0 0 0 0												
Tyler Houston, L (1, 2) OBP: 0.423, SLG: 0.615	1-1 F8		1-3 K		0-0 1B			4-1 G4-3 SH1-4 BB	0-1 1B	4 0 2 1 1 1 3												
José Hernández, R (1, 5) OBP: 0.273, SLG: 0.359	1-0 F8		0-0 FC6-4		0-1 G6-4-3			0-0 SH1-4	3-1 P3	4 0 0 0 0 0 7												
Rey Sanchez, R (1, 6) OBP: 0.284, SLG: 0.265			2-2 1B 1B		0-0 L4			3-2 G4-3		4 1 1 0 0 0 1												
Jim Bullinger, R (1, 1) OBP: 0.333, SLG: 0.517			1-0 FC6-4 1B		0-1 F7			0-1 P5		3 1 1 0 0 0 0												
Scott Bullett, L (7, 7) OBP: 0.273, SLG: 0.347			1-3 FC6-4 1B							1 0 0 0 0 0 1												
Inning Stats	R: 0 E: 0 K: 0 S: 4	H: 0 LOB: 0 BB: 0 P: 6	R: 1 E: 0 K: 0 S: 6	H: 1 LOB: 0 BB: 0 P: 9	R: 3 E: 0 K: 1 S: 17	H: 6 LOB: 3 BB: 0 P: 30	R: 0 E: 0 K: 0 S: 8	H: 1 LOB: 2 BB: 1 P: 13	R: 2 E: 0 K: 0 S: 10	H: 2 LOB: 0 BB: 0 P: 16	R: 0 E: 0 K: 0 S: 5	H: 0 LOB: 0 BB: 0 P: 8	R: 0 E: 0 K: 0 S: 5	H: 0 LOB: 0 BB: 0 P: 9	R: 0 E: 0 K: 0 S: 7	H: 0 LOB: 1 BB: 1 P: 14	R: 1 E: 0 K: 1 S: 12	H: 3 LOB: 3 BB: 1 P: 19	1B: 12 2B: 0 3B: 0 HR: 1	SF: 0 SAC: 1 DP: 1 HBP: 1	WP: 0 PB: 0 SB: 1 CS: 0	PA: 43
PITCHER	IP WLS BF H R ER SO BB IBB HBP BLK WP HR S P ERA WHIP																					
Kevin Ritz, R (1, 1) ERA: 4.85	6.0 L 29 10 6 6 1 1 0 1 0 0 0 1 50 82 9.00 1.833																					
Curt Leskanic, R (7, 1) ERA: 7.11	1.0 3 0 0 0 0 0 0 0 0 0 0 0 5 9 0.00 0.000																					
Steve Reed, R (8, 1) ERA: 4.3	1.0 4 0 0 0 0 0 1 0 0 0 0 0 7 14 0.00 1.000																					
Bruce Ruffin, L (9, 1) ERA: 4.66	1.0 7 3 1 1 1 1 0 0 0 0 0 0 12 19 9.00 4.000																					

Chicago Cubs @ Colorado Rockies
Coors Field, Denver, CO
Sun Jul 28 1996, 3:33 AM MDT
Att. 48,073 - Sunny - 75 F

livebaseballscorecards.com

AB 38
R 7
H 13
RBI 6
BB 3
SO 2
LOB 16



Batter	1	2	3	4	5	6	7	8	9	AB	R	H	RBI	BB	SO	LOB
Eric Young Sr., R OBP: 0.429, SLG: 0.463 (1, 4)	0-2 G4-3	1-2 G5-3		3-2 1B		1-1 F9		2-2 G3		5	0	1	2	0	0	2
Walt Weiss, S OBP: 0.397, SLG: 0.380 (1, 6)	1-1 HR 2B		2-2 L3	1-0 L7		2-0 F8			2-2 G3	5	1	1	0	0	0	2
Dante Bichette, R OBP: 0.374, SLG: 0.545 (1, 9)	0-0 HR		0-1 F8	1-3 K			0-0 G6-3		3-2 F9	5	1	1	2	0	1	1
Andres Galarraga, R OBP: 0.348, SLG: 0.567 (1, 3)	3-3 K		2-2 FC6-4 1B		2-2 F8		0-2 G3 1B		2-2 F8	5	0	2	0	0	1	0
John Vander Wal, L OBP: 0.343, SLG: 0.403 (1, 7)	4-2 BB BB		0-0 FC6-4		0-0 L8		2-1 G3			3	0	0	0	1	0	2
Vinny Castilla, R OBP: 0.352, SLG: 0.566 (1, 5)	4-2 FC4-6 BB			0-0 1B 1B	4-0 S BB		0-2 G6-3			2	1	1	0	2	0	1
Jeff Reed, L OBP: 0.360, SLG: 0.424 (1, 2)	1-1 FC4-6			0-0 1B 1B	3-2 G1-3			1-0 G6-3		4	1	1	0	0	0	3
Quinton McCracken, S OBP: 0.387, SLG: 0.405 (1, 8)		0-0 G3		2-2 SH1-4 1B		2-0 F8		3-3 K		4	1	1	1	0	1	0
Kevin Ritz, R Milt Thompson, L Curt Leskovic, R Steve Reed, R Ellis Burks, R Bruce Ruffin, S		0-0 F9		1-0 SH1-4		4-0 BB		2-1 S 1B		1	0	0	0	0	0	0

Inning Stats	R: 2	H: 2	E: 0	K: 1	S: 16	R: 0	H: 0	E: 0	K: 0	S: 5	R: 0	H: 1	E: 0	K: 0	S: 9	R: 3	H: 4	E: 0	K: 1	S: 14	R: 0	H: 0	E: 0	K: 0	S: 14	R: 0	H: 0	E: 0	K: 0	S: 4	R: 0	H: 1	E: 0	K: 1	S: 10	R: 0	H: 0	E: 0	K: 0	S: 11	1B: 7	SF: 0	2B: 1	SAC: 1	3B: 0	DP: 0	HR: 1	HBP: 0	WP: 0	PA: 40
--------------	------	------	------	------	-------	------	------	------	------	------	------	------	------	------	------	------	------	------	------	-------	------	------	------	------	-------	------	------	------	------	------	------	------	------	------	-------	------	------	------	------	-------	-------	-------	-------	--------	-------	-------	-------	--------	-------	--------

PITCHER	IP	WLS	BF	H	R	ER	SO	BB	IBB	HBP	BLK	WP	HR	S	P	ERA	WHIP
Jim Bullinger, R ERA: 6.41 (1, 1)	6.0	W	29	7	5	5	2	4	0	0	0	0	1	62	106	7.50	1.833
Terry Adams, R ERA: 2.96 (7, 1)	2.0		8	2	0	0	1	0	0	0	0	0	0	19	29	0.00	1.000
Kent Bottenfield, R ERA: 1.26 (9, 1)	1.0	S	3	0	0	0	0	0	0	0	0	0	0	11	18	0.00	0.000

BOTTOM

Chicago Cubs @ Colorado Rockies
Coors Field, Denver, CO
Sun Jul 28 1996, 3:33 AM MDT
Att: 48,073 - Sunny - 75 F

AB	35
R	5
H	9
RBI	5
BB	4
SO	3
LOB	11



1B: 7	SF: 0	WP: 0	PA: 40
2B: 1	SAC: 1	PB: 0	
3B: 0	DP: 0	SB: 3	
HR: 1	HBP: 0	CS: 0	

PITCHER	IP	WLS	BF	H	R	ER	SO	BB	IBB	HBP	BLK	WP	HR	S	P	ERA	WHIP
---------	----	-----	----	---	---	----	----	----	-----	-----	-----	----	----	---	---	-----	------

Batter	1	2	3	4	5	6	7	8	9	AB R H RBI BB SO LOB	TOP											
Marvin Benard, L (1, 8) OBP: 0.321, SLG: 0.330	1-1 F9		4-2 G6-4-3 BB		2-1 G6-3 2B		1-0 G3		1-1 FC5-4 1B	4 0 2 0 1 0 1												
Kim Batiste, R (1, 5) OBP: 0.217, SLG: 0.313	1-1 P8		1-0 G6-4-3		2-1 G6-3		0-0 G4-3		0-1 FC5-4	5 0 0 0 0 0 5												
Matt Williams, R (1, 3) OBP: 0.372, SLG: 0.516	0-0 BB 1B		0-3 K		3-2 G5-3			2-0 G3		4 0 1 0 0 1 1												
Barry Bonds, L (1, 7) OBP: 0.432, SLG: 0.588	4-1 BB			3-3 K		3-1 G4-3		4-2 BB		2 0 0 0 2 1 0												
Shawon Dunston, R (1, 6) OBP: 0.336, SLG: 0.419	3-2 G1-3			3-1 1B		0-1 F9		0-1 L8		4 0 1 0 0 0 3												
Tom Lampkin, L (1, 2) OBP: 0.348, SLG: 0.383		1-1 2B		2-0 P6		2-2 1B		2-3 K		3 0 2 0 0 0 1												
Doug Creek, L (6, 1)				1 SAFE		1B				0 0 0 0 0 0 0												
Steve Scarsone, R (8, PH) OBP: 0.288, SLG: 0.365				1 SAFE		1B				1 0 0 0 0 1 1												
Oswaldo Fernandez, R (8, 1) OBP: 0.073, SLG: 0.073				1 SAFE		1B				0 0 0 0 0 0 0												
Dave McCarty, R (1, 9) OBP: 0.351, SLG: 0.427		2-3 K		3-1 1B		2-1 1B		3-2 P3		4 0 2 0 0 1 1	AB 35											
Rich Aurilia, R (1, 4) OBP: 0.304, SLG: 0.347		0-0 L9		1-3 1B		1-2 1B		0-0 G6-3		4 0 1 0 0 0 3	R 0											
William Van Landingham, R (1, 1) OBP: 0.178, SLG: 0.167				2-2 L8			0-2 G3 1B				H 10											
Rick Wilkins, L (6, 2) OBP: 0.331, SLG: 0.332		2-3 K					3-2 F9 1B		2-1 1B		RBI 0											
											BB 3											
											SO 6											
											LOB 18											
Inning Stats	R: 0 E: 0 K: 0 S: 9	H: 1 LOB: 2 BB: 1 P: 18	R: 0 E: 0 K: 2 S: 9	H: 1 LOB: 1 BB: 0 P: 14	R: 0 E: 0 K: 1 S: 7	H: 0 LOB: 0 BB: 1 P: 12	R: 0 E: 0 K: 1 S: 13	H: 2 LOB: 2 BB: 0 P: 25	R: 0 E: 0 K: 1 S: 12	H: 1 LOB: 1 BB: 0 P: 20	R: 0 E: 0 K: 0 S: 9	H: 2 LOB: 1 BB: 0 P: 16	R: 0 E: 0 K: 0 S: 9	H: 1 LOB: 1 BB: 0 P: 13	R: 0 E: 0 K: 1 S: 11	H: 0 LOB: 1 BB: 1 P: 19	R: 0 E: 0 K: 0 S: 11	H: 2 LOB: 2 BB: 0 P: 17	1B: 8 2B: 2 3B: 0 HR: 0	SF: 0 SAC: 0 DP: 1 HBP: 0	WP: 0 PB: 0 SB: 1 CS: 0	PA: 38
PITCHER	IP WLS BF H R ER SO BB IBB HBP BLK WP HR S P ERA WHIP																					
Frank Castillo, R (1, 1) ERA: 5.41	6.0 W 26 8 0 0 5 2 0 0 0 0 0 0 62 108 0.00 1.667																					
Larry Casian, L (7, 1) ERA: 2.25	0.2 2 0 0 0 0 0 0 0 0 0 0 0 5 9 0.00 0.000																					
Terry Adams, R (7, 1) ERA: 2.86	2.1 S 10 2 0 0 1 1 0 0 0 0 0 0 23 37 0.00 1.286																					

San Francisco Giants @ Chicago Cubs
Wrigley Field, Chicago, IL
Tue Jul 30 1996, 7:05 PM CDT
Att. 37,424 - Unknown - 69 F

AB 35
R 0
H 10
RBI 0
BB 3
SO 6
LOB 18



WP: 0 PA: 38
PB: 0
SB: 1
CS: 0

Batter	1	2	3	4	5	6	7	8	9
Brian McRae, S OBP: 0.349, SLG: 0.395 (1, 8) C B B X	2-1 B2 ①			4-1 HR BB ①		3-1 G4-3 ①		0-3 K ①	
23 Ryne Sandberg, R OBP: 0.302, SLG: 0.438 (1, 4) B B C X	2-1 L7 ②			1-1 L7 ①		2-2 E5 G6-3 1B ②		0-1 P4 ②	
Mark Grace, L OBP: 0.403, SLG: 0.435 (1, 3) X	0-0 F7 ③			3-1 F7 ②		1-2 G6-3 ②		1-0 P6 ③	
Sammy Sosa, R OBP: 0.327, SLG: 0.584 (1, 9) C B T F X			1-2 P9 ①	0-0 HR 1-H ①		2-1 1B 2-H ③			
Luis Gonzalez, L OBP: 0.358, SLG: 0.421 (1, 7) Terry Adams, R (7, 1) X T F B B X			2-2 P6 ②	3-1 S 1B ③		0-1 L9 ③			
Tyler Houston, L OBP: 0.411, SLG: 0.597 (1, 5) José Hernández, R OBP: 0.272, SLG: 0.357 (7, 5) X			0-0 P5 ③	2-2 P7 ③			3-2 F7 ①		
Scott Servais, R OBP: 0.348, SLG: 0.432 (1, 2) C B T F X			1-2 G5-3 ①		0-2 F8 ①		1-2 HR ②		
Rey Sanchez, R OBP: 0.280, SLG: 0.261 (1, 6) C T F C X			0-3 K ②		1-2 P9 ②		0-0 B2 ②		
Frank Castillo, R OBP: 0.146, SLG: 0.125 (1, 1) Larry Casian, R (7, 1) X Scott Bullett, L OBP: 0.269, SLG: 0.342 (7, 7) C B T F X			0-0 P9 ③		0-1 P8 ③		3-3 K ③		


AB	R	H	RBI	BB	SO	LOB
3	1	0	0	1	1	0
4	1	0	0	0	0	1
4	0	0	0	0	0	2
3	1	2	3	0	0	0
3	0	1	0	0	0	1
0	0	0	0	0	0	0
2	0	0	0	0	0	1
1	0	0	0	0	0	0
3	1	1	1	0	0	0
3	0	0	0	0	1	0
2	0	0	0	0	0	0
0	0	0	0	0	0	0
1	0	0	0	0	1	0

BOTTOM

San Francisco Giants @ Chicago Cubs
Wrigley Field, Chicago, IL

Tue Jul 30 1996, 7:05 PM CDT
Att: 37,424 - Unknown - 69 F

AB	29
R	4
H	4
RBI	4
BB	1
SO	3
LOB	5



Inning Stats		R: 0	H: 0	R: 0	H: 0	R: 0	H: 0	R: 2	H: 2	R: 0	H: 0	R: 1	H: 1	R: 1	H: 1	R: 0	H: 0
		E: 0	LOB: 0	E: 0	LOB: 0	E: 0	LOB: 0	E: 0	LOB: 1	E: 0	LOB: 0	E: 1	LOB: 1	E: 0	LOB: 0	E: 0	LOB: 0
		K: 0	BB: 0	K: 0	BB: 0	K: 1	BB: 0	K: 0	BB: 1	K: 0	BB: 0	K: 0	BB: 0	K: 1	BB: 0	K: 1	BB: 0
		S: 5	P: 9	S: 8	P: 11	S: 9	P: 10	S: 15	P: 27	S: 9	P: 10	S: 13	P: 22	S: 11	P: 18	S: 6	P: 7

PITCHER		IP	WLS	BF	H	R	ER	SO	BB	IBB	HBP	BLK	WP	HR	S	P	ERA	WHIP
William Van Landingham, R	(1, 1)	5.2	L	22	3	3	2	1	1	0	0	0	0	1	57	87	3.18	0.706
Doug Creek, L	(6, 1)	1.1		5	1	1	1	1	0	0	0	0	0	1	13	20	6.75	0.750
Osvaldo Fernandez, R	(8, 1)	1.0		3	0	0	0	1	0	0	0	0	0	0	6	7	0.00	0.000

WP	PA	30
WP: 0	PA: 30	
PB: 0	CS: 0	
SB: 1		
CS: 0		

Batter	1	2	3	4	5	6	7	8	9	AB	R	H	RBI	BB	SO	LOB	TOP					
Marvin Benard, L OBP: 0.317, SLG: 0.326 (1, 8)	1-1 G4-3			3-2 G6-3		2-2 P8		1-0 B4-3		4	0	0	0	0	0	0	San Francisco Giants @ Chicago Cubs Wrigley Field, Chicago, IL Wed Jul 31 1996, 3:33 AM CDT Att. 28,988 - Cloudy - 75 F					
Jacob Cruz, L OBP: 0.341, SLG: 0.405 (1, 9) Dave McCarty, R OBP: 0.347, SLG: 0.422 (8, PH) (8, 9)	3-3 K			3-2 G4-3		2-1 F7		0-0 L9		3	0	0	0	0	1	0						
Matt Williams, R OBP: 0.369, SLG: 0.511 (1, 3)	0-1 G6-3			2-2 L8					0-0 L9	4	0	0	0	0	1	0						
Barry Bonds, L OBP: 0.433, SLG: 0.595 (1, 7)		2-3 K		3-2 G4-3		1-1 HR		1-1 1B		4	1	2	1	0	1	0						
Shawon Dunston, R OBP: 0.336, SLG: 0.416 (1, 6) Jay Canizaro, R (7, 4)		1-0 G5-3		4-0 BB		3-2 G6-3		0-0 L5-3		2	0	0	0	1	0	0						
Rick Wilkins, L OBP: 0.331, SLG: 0.332 (1, 2)		3-1 G4-3		2-1 P6		0-0 1B		0-0 1B		3	0	1	0	0	0	1						
Kim Batiste, R OBP: 0.250, SLG: 0.333 (1, 5)			1-2 1B	4-1 BB		2-2 1B		1-3 1B		2	0	2	0	1	0	0						
Rich Aurilia, R OBP: 0.299, SLG: 0.340 (1, 4) (7, 6)			1-3 K2-3	0-0 F9		0-1 L1				3	0	0	0	0	1	5						
Allen Watson, L OBP: 0.265, SLG: 0.261 (1, 1) Steve Scarsone, R OBP: 0.286, SLG: 0.363 (8, PH) Tim Scott, R (8, 1) Jim Poole, L (8, 1) Mark Dewey, R (8, 1)			1-0 F8	2-2 K		0-2 P6				2	0	0	0	0	1	0						
Inning Stats	R: 0 E: 0 K: 1 S: 8	H: 0 LOB: 0 BB: 0 P: 12	R: 0 E: 0 K: 1 S: 7	H: 0 LOB: 0 BB: 0 P: 13	R: 0 E: 0 K: 1 S: 7	H: 1 LOB: 0 BB: 0 P: 10	R: 0 E: 0 K: 0 S: 9	H: 0 LOB: 0 BB: 0 P: 17	R: 0 E: 0 K: 0 S: 7	H: 0 LOB: 2 BB: 2 P: 20	R: 0 E: 0 K: 1 S: 8	H: 0 LOB: 0 BB: 0 P: 14	R: 1 E: 0 K: 1 S: 17	H: 3 LOB: 2 BB: 0 P: 24	R: 0 E: 0 K: 0 S: 5	H: 0 LOB: 0 BB: 0 P: 6	R: 0 E: 0 K: 0 S: 4	H: 1 LOB: 0 BB: 0 P: 5	1B: 4 2B: 1 3B: 0 HR: 1	SF: 0 SAC: 0 DP: 1 HBP: 0	WP: 0 PB: 0 SB: 1 CS: 1	PA: 32
PITCHER Steve Trachsel, R ERA: 2.82 (1, 1) Bob Patterson, L ERA: 2.21 (8, 1) Turk Wendell, R ERA: 2.39 (8, 1)	IP 7.0	WLS W	BF 26	H 4	R 1	ER 1	SO 5	BB 2	IBB 0	HBP 0	BLK 0	WP 0	HR 1	S 63	P 110	ERA 1.29	WHIP 0.857					
PITCHER	IP	WLS	BF	H	R	ER	SO	BB	IBB	HBP	BLK	WP	HR	S	P	ERA	WHIP					



Batter	1	2	3	4	5	6	7	8	9	AB R H RBI BB SO LOB	BOTTOM
--------	---	---	---	---	---	---	---	---	---	----------------------	--------

Brian McRae, S <small>OBP: 0.348, SLG: 0.399</small> <small>(1, 8)</small>										4 1 1 1 0 1 0	San Francisco Giants @ Chicago Cubs Wrigley Field, Chicago, IL Wed Jul 31 1996, 3:33 AM CDT Att. 28,988 - Cloudy - 75 F
---	--	--	--	--	--	--	--	--	--	---------------	--

23 Ryne Sandberg, R <small>OBP: 0.301, SLG: 0.438</small> <small>(1, 4)</small>										4 1 1 0 0 0 1
--	--	--	--	--	--	--	--	--	--	---------------

Mark Grace, L <small>OBP: 0.398, SLG: 0.430</small> <small>(1, 3)</small>										4 0 0 1 0 0 1
--	--	--	--	--	--	--	--	--	--	---------------

Sammy Sosa, R <small>OBP: 0.330, SLG: 0.583</small> <small>(1, 9)</small>										1 1 0 0 3 0 0
--	--	--	--	--	--	--	--	--	--	---------------

Leo Gomez, R <small>OBP: 0.358, SLG: 0.489</small> <small>(1, 5)</small>										2 0 1 1 1 0 1
---	--	--	--	--	--	--	--	--	--	---------------

Bob Patterson, R <small>OBP: 0.333, SLG: 0.333</small> <small>(8, 1)</small>										0 0 0 0 0 0 0
---	--	--	--	--	--	--	--	--	--	---------------

Turk Wendell, L <small>OBP: 0.667, SLG: 0.500</small> <small>(8, 1)</small>										0 0 0 0 1 0 0
--	--	--	--	--	--	--	--	--	--	---------------

Scott Servais, R <small>OBP: 0.346, SLG: 0.430</small> <small>(1, 2)</small>										4 0 1 1 0 0 3
---	--	--	--	--	--	--	--	--	--	---------------

Luis Gonzalez, L <small>OBP: 0.355, SLG: 0.417</small> <small>(1, 7)</small>										3 0 0 0 0 0 3
---	--	--	--	--	--	--	--	--	--	---------------

Rey Sanchez, R <small>OBP: 0.276, SLG: 0.257</small> <small>(1, 6)</small>										3 0 0 0 0 1 0
---	--	--	--	--	--	--	--	--	--	---------------

Steve Trachsel, R <small>OBP: 0.122, SLG: 0.195</small> <small>(1, 1)</small>										2 0 0 0 0 1 0
--	--	--	--	--	--	--	--	--	--	---------------

José Hernández, R <small>OBP: 0.275, SLG: 0.364</small> <small>(8, 5)</small>										1 1 1 0 0 0 0
--	--	--	--	--	--	--	--	--	--	---------------

Inning Stats	R: 0	H: 0	E: 0	LOB: 0	K: 1	S: 7	R: 0	H: 0	E: 0	LOB: 1	K: 0	S: 6	R: 0	H: 0	E: 0	LOB: 0	K: 2	S: 10	R: 2	H: 3	E: 0	LOB: 1	K: 0	S: 9	R: 0	H: 0	E: 0	LOB: 0	K: 0	S: 9	R: 0	H: 0	E: 0	LOB: 1	K: 0	S: 8	R: 2	H: 2	E: 0	LOB: 2	K: 0	S: 14	R: 0	H: 2	E: 0	LOB: 2	K: 0	S: 14	1B: 2	SF: 0	2B: 2	SAC: 0	3B: 1	DP: 1	HR: 0	HBP: 0	WP: 0	PA: 33
--------------	------	------	------	--------	------	------	------	------	------	--------	------	------	------	------	------	--------	------	-------	------	------	------	--------	------	------	------	------	------	--------	------	------	------	------	------	--------	------	------	------	------	------	--------	------	-------	------	------	------	--------	------	-------	-------	-------	-------	--------	-------	-------	-------	--------	-------	--------

AB	28
R	4
H	5
RBI	4
BB	5
SO	3
LOB	9



WP: 0	PA: 33
PB: 1	ERA
SB: 0	WHIP
CS: 0	

PITCHER	IP	WLS	BF	H	R	ER	SO	BB	IBB	HBP	BLK	WP	HR	S	P	ERA	WHIP
Allen Watson, L	(1, 1)	7.0	L	26	3	2	2	3	2	1	0	0	0	58	101	2.57	0.714
Tim Scott, R	(8, 1)	0.1		3	2	2	0	0	0	0	0	0	0	3	6	54.00	6.000
Jim Poole, L	(8, 1)	0.1		3	0	0	0	1	1	0	0	0	0	9	19	0.00	3.000
Mark Dewey, R	(8, 1)	0.1		1	0	0	0	0	0	0	0	0	0	2	3	0.00	0.000

Batter	1	2	3	4	5	6	7	8	9	AB R H RBI BB SO LOB	TOP											
Eric Young Sr. R (1, 4) OBP: 0.420, SLG: 0.450	2-2 G4-3		2-1 G4-3		3-2 F7		3-1 G6-3			4 0 0 0 0 0 1												
Ellis Burks, R (1, 7) OBP: 0.404, SLG: 0.620	1-3 K		2-1 G3 3B		1-3 K			1-1 F7		4 1 1 0 0 2 0												
Dante Bichette, R (1, 9) OBP: 0.370, SLG: 0.535	0-0 E S 1B		0-1 G3		0-1 E 1B			1-0 P7		4 0 2 1 0 0 0												
Andres Galarraga, R (1, 3) OBP: 0.344, SLG: 0.556	3-2 F9		1-0 HBP		1 SAFE 2-3 K			2-0 P3		3 0 0 0 0 1 2												
Eric Anthony, L (1, 8) OBP: 0.351, SLG: 0.476		0-3 K2-3	2-3 K		3-3 K			2-3 K		3 0 0 0 0 3 2												
Jason Bates, S (9, PH) OBP: 0.323, SLG: 0.316										1 0 0 0 0 1 0												
Vinny Castilla, R (1, 5) OBP: 0.347, SLG: 0.554		1-2 1B 1B			3-1 L7			0-3 K		4 0 1 0 0 1 1												
Jeff Reed, L (1, 2) OBP: 0.357, SLG: 0.418		1-2 SAFE			3-2 G4-3			0-0 G4-3		3 0 1 0 0 0 0												
Quinton McCracken, S (9, PH) OBP: 0.382, SLG: 0.387		1-2 1B								1 0 1 0 0 0 0												
Walt Weiss, S (1, 6) OBP: 0.392, SLG: 0.373		0-0 F7			0-1 G6-3			1-2 2B		4 0 1 0 0 1 3												
Mark Thompson, R (1, 1) OBP: 0.129, SLG: 0.194		2-3 K			2-0 L7			3-2 G5-3		2 0 0 0 0 0 1 2												
John Vander Wal, L (7, PH) OBP: 0.341, SLG: 0.400										0 0 0 0 0 0 0 0												
Angel Echevarria, R (7, PH) OBP: 0.250, SLG: 0.250										1 0 0 0 0 0 0 1												
Steve Reed, R (7, 1) OBP: 0.500, SLG: 0.500										0 0 0 0 0 0 0 0												
Curt Leskanic, R (8, 1) OBP: 0.333, SLG: 0.667										0 0 0 0 0 0 0 0												
Darren Holmes, R (8, 1)										0 0 0 0 0 0 0 0												
Inning Stats	R: 0 E: 0 K: 1 S: 10	H: 1 LOB: 1 BB: 0 P: 16	R: 0 E: 0 K: 2 S: 13	H: 2 LOB: 2 BB: 0 P: 17	R: 1 E: 0 K: 1 S: 9	H: 1 LOB: 1 BB: 0 P: 16	R: 0 E: 0 K: 0 S: 8	H: 0 LOB: 0 BB: 0 P: 14	R: 0 E: 0 K: 1 S: 7	H: 0 LOB: 0 BB: 0 P: 13	R: 0 E: 1 K: 3 S: 13	H: 1 LOB: 1 BB: 0 P: 18	R: 0 E: 0 K: 0 S: 10	H: 1 LOB: 1 BB: 0 P: 17	R: 0 E: 0 K: 0 S: 4	H: 0 LOB: 0 BB: 0 P: 8	R: 0 E: 0 K: 2 S: 15	H: 1 LOB: 1 BB: 0 P: 21	1B: 5 2B: 1 3B: 1 HR: 0	SF: 0 SAC: 0 DP: 0 HBP: 1	WP: 0 PB: 0 SB: 1 CS: 0	PA: 35
PITCHER	IP WLS BF H R ER SO BB IBB HBP BLK WP HR S P ERA WHIP																					
Jaime Navarro, R (1, 1) ERA: 3.93	6.1 W 26 6 1 1 8 0 0 1 0 0 0 0 65 100 1.42 0.947																					
Larry Casian, L (7, 1) ERA: 2.16	0.1 1 0 0 0 0 0 0 0 0 0 0 0 3 6 0.00 0.000																					
Terry Adams, R (7, 1) ERA: 2.8	1.1 4 0 0 0 0 0 0 0 0 0 0 0 6 13 0.00 0.000																					
Bob Patterson, L (9, 1) ERA: 2.15	1.0 S 4 1 0 0 2 0 0 0 0 0 0 0 15 21 0.00 1.000																					

Colorado Rockies @ Chicago Cubs
Wrigley Field, Chicago, IL
Thu Aug 01 1996, 3:33 AM CDT
Att. 25,564 - Cloudy - 71 F

livebaseballscorecards.com

AB 34
R 1
H 7
RBI 1
BB 0
SO 10
LOB 12



Batter	1	2	3	4	5	6	7	8	9
Brian McRae, S OBP: 0.347, SLG: 0.396 (1, 8)	3-3 K		3-3 K		4-1 23 1B BB		3-2 F8		
23 Ryne Sandberg, R OBP: 0.303, SLG: 0.438 (1, 4)	1-1 G4-3			1-1 G5-3	0-2 SAFE 1-2 2-3 1B			4-0 S 3B BB	
Mark Grace, L OBP: 0.394, SLG: 0.425 (1, 3)	2-2 L7			0-0 L9	1-0 G4-3			3-3 SAFE K 1-2	
Sammy Sosa, R OBP: 0.332, SLG: 0.594 (1, 9)		1-2 G5-3		1-2 HR		2-3 K		2-2 SAFE WP 3B	
Luis Gonzalez, L OBP: 0.352, SLG: 0.414 (1, 7)		2-1 G1-3		0-0 F8		1-0 F7		4-1 1B CS BB	
Terry Adams, R (7, 1)									
Leo Gomez, R OBP: 0.361, SLG: 0.489 (8, PH)									
Bob Patterson, R OBP: 0.333, SLG: 0.333 (9, 1)									
Dave Magadan, L OBP: 0.355, SLG: 0.267 (1, 5)		0-0 G4-3			1-0 G3	1-2 G5-3		0-2 CS 1B	
José Hernández, R OBP: 0.278, SLG: 0.367 (7, 5)									
Scott Servais, R OBP: 0.348, SLG: 0.430 (1, 2)			0-0 SH1-4 1B		1-3 K		0-2 SH1-4 1B	2-2 G5-3	
Rey Sanchez, R OBP: 0.278, SLG: 0.260 (1, 6)			1-2 P9		1-2 2B 1B		1-1 SAFE SH1-4	1-2	
Jaime Navarro, R OBP: 0.154, SLG: 0.173 (1, 1)			1-0 SH1-4		0-0 23 1B 2B		2-3 K		
Larry Casian, R (7, 1)									
Scott Bullett, L OBP: 0.266, SLG: 0.338 (7, 7)									

Inning Stats	R: 0	H: 0	E: 0	K: 1	S: 15	R: 0	H: 0	E: 0	K: 0	S: 6	R: 0	H: 1	E: 0	K: 1	S: 12	R: 1	H: 1	E: 0	K: 0	S: 7	R: 1	H: 3	E: 0	K: 1	S: 17	R: 0	H: 0	E: 0	K: 1	S: 9	R: 0	H: 1	E: 0	K: 1	S: 14	R: 2	H: 2	E: 0	K: 1	S: 13
	LOB: 0	BB: 0	P: 21	LOB: 0	BB: 0	P: 9	LOB: 1	BB: 0	P: 17	LOB: 0	BB: 0	LOB: 0	BB: 0	P: 9	LOB: 3	BB: 1	P: 25	LOB: 0	BB: 0	P: 13	LOB: 1	BB: 1	P: 20	LOB: 1	BB: 2	P: 28	LOB: 0	BB: 0	P: 28	LOB: 0	BB: 0	P: 28	SF: 0	SAC: 2	DP: 0	HBP: 0				

PITCHER	IP	WLS	BF	H	R	ER	SO	BB	IBB	HBP	BLK	WP	HR	S	P	ERA	WHIP
Mark Thompson, R ERA: 5.8 (1, 1)	6.0	L	24	5	2	2	4	1	0	0	0	0	1	66	94	3.00	1.000
Steve Reed, R ERA: 4.14 (7, 1)	1.0		4	1	0	0	1	0	0	0	0	0	0	14	20	0.00	1.000
Curt Leskanic, R ERA: 7.29 (8, 1)	0.1		4	1	2	2	1	2	0	0	0	1	0	7	20	54.00	9.000
Darren Holmes, R ERA: 4.99 (8, 1)	0.2		2	1	0	0	0	0	0	0	0	0	0	6	8	0.00	1.500


BOTTOM

Colorado Rockies @ Chicago Cubs
Wrigley Field, Chicago, IL
Thu Aug 01 1996, 3:33 AM CDT
Att. 25,564 - Cloudy - 71 F

AB	R	H	RBI	BB	SO	LOB
3	0	0	0	1	2	2
3	1	1	0	1	0	0
4	0	0	0	0	1	4
4	2	2	2	0	1	0
3	0	0	0	0	0	0
0	0	0	0	0	0	0
0	0	0	0	1	0	0
0	0	0	0	0	0	0
3	0	0	0	0	0	0
1	0	1	0	0	0	0
4	0	2	0	0	1	2
2	1	1	0	0	0	1
1	0	1	1	0	0	0
0	0	0	0	0	0	0
1	0	0	0	0	1	1

AB	29
R	4
H	8
RBI	3
BB	3
SO	6
LOB	10

livebaseballscores.com



WP	PA
1	34
PB	0
SB	1
CS	2

Batter	1	2	3	4	5	6	7	8	9	AB R H RBI BB SO LOB	TOP											
Walt Weiss, S (1, 6) OBP: 0.394, SLG: 0.376	2-3 K			1-2 SH 2B		4-2 SH5-3 1B BB	2-1 F8		4-1 BB	3 2 1 0 2 1 2												
Quinton McCracken, S (1, 8) OBP: 0.381, SLG: 0.386	0-2 F8			0-1 SH SF9 2-H		0-0 SH5-3	1-2 1B		1-3 K	3 1 1 1 0 1 1												
John Vander Wal, L (1, 7) OBP: 0.338, SLG: 0.398	0-0 F7			2-2 SF9 3-H		2-2 HR 1B 2-H	1-3 K			3 1 1 2 0 1 2												
Andres Galarraga, R (1, 3)		0-2 F7		0-0 F9		3-2 HR 1-H		0-1 P6		4 1 1 2 0 0 0												
Vinny Castilla, R (1, 5)		2-3 K		0-0 HR		3-1 F9		4-1 BB		3 1 1 1 1 1 0												
Eric Anthony, L (1, 9) Curt Leskanic, R (8, 1) Bruce Ruffin, S (9, 1)		0-3 K		0-0 F9		0-2 F9		2-3 K		4 0 0 0 0 2 1 0 0 0 0 0 0 0 0 0 0 0 0 0 0												
Jason Bates, S (1, 4) OBP: 0.314, SLG: 0.305			2-3 K		0-1 G3		0-2 K	2-3 K		4 0 0 0 0 3 1												
Jayhawk Owens, R (1, 2) OBP: 0.338, SLG: 0.415				4-2 L9-3 BB		2-2 L7	4-1 BB 1B BB		3-3 K	2 1 0 0 2 1 0												
Kevin Ritz, R (1, 1) Angel Echevarria, R (8, 9) OBP: 0.235, SLG: 0.196 OBP: 0.222, SLG: 0.222				0-0 L9-3		2-3 K	4-1 1B BB		3-3 K	2 0 0 0 1 1 1 1 0 0 0 0 1 0												
Inning Stats	R: 0 E: 0 K: 1 S: 10	H: 0 LOB: 0 BB: 0 P: 12	R: 0 E: 0 K: 2 S: 9	H: 0 LOB: 0 BB: 0 P: 11	R: 0 E: 0 K: 1 S: 8	H: 0 LOB: 0 BB: 1 P: 14	R: 3 E: 1 K: 0 S: 11	H: 2 LOB: 0 BB: 0 P: 14	R: 0 E: 0 K: 1 S: 8	H: 0 LOB: 0 BB: 0 P: 12	R: 3 E: 0 K: 0 S: 15	H: 2 LOB: 0 BB: 1 P: 27	R: 1 E: 0 K: 2 S: 16	H: 1 LOB: 2 BB: 2 P: 28	R: 0 E: 0 K: 2 S: 10	H: 0 LOB: 1 BB: 1 P: 18	R: 0 E: 0 K: 3 S: 11	H: 0 LOB: 1 BB: 1 P: 22	1B: 2 2B: 2 3B: 0 HR: 2	SF: 1 SAC: 2 DP: 1 HBP: 0	WP: 0 PB: 0 SB: 1 CS: 0	PA: 38
PITCHER	IP WLS BF H R ER SO BB IBB HBP BLK WP HR S P ERA WHIP																					
Amaury Telemaco, R (1, 1) ERA: 5.59	5.1 L 22 4 6 4 5 2 0 0 0 0 0 2 56 82 6.75 1.125																					
Rodney Myers, R (6, 1) ERA: 4.08	1.2 8 1 1 1 2 2 0 0 0 0 0 0 21 36 5.40 1.800																					
Kent Bottenfield, R (8, 1) ERA: 1.21	1.0 4 0 0 0 2 1 0 0 0 0 0 0 10 18 0.00 1.000																					
Turk Wendell, R (9, 1) ERA: 2.35	1.0 4 0 0 0 3 1 0 0 0 0 0 0 11 22 0.00 1.000																					

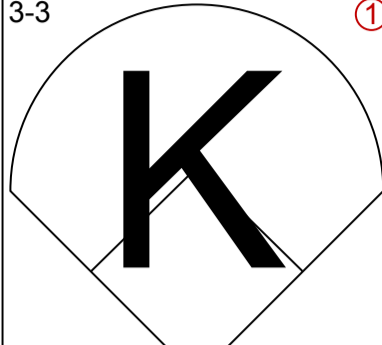
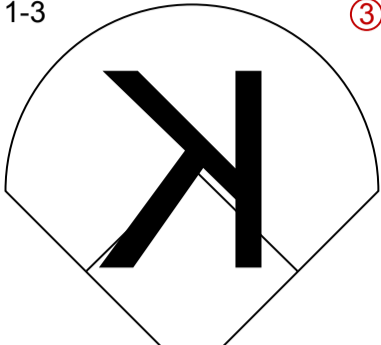
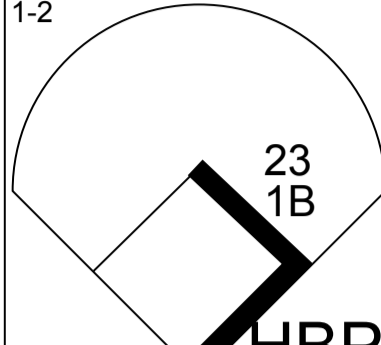
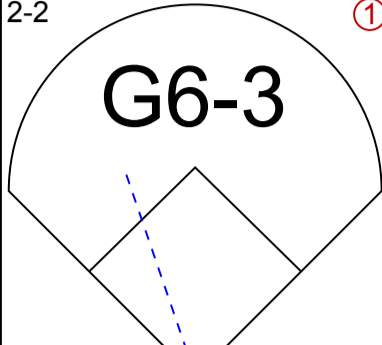
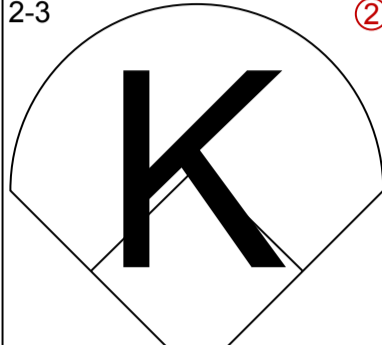
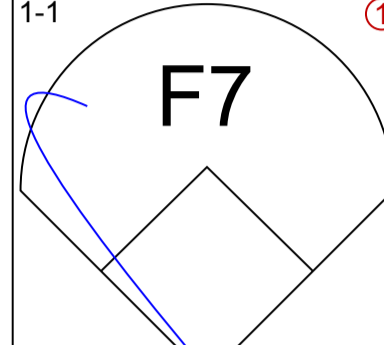
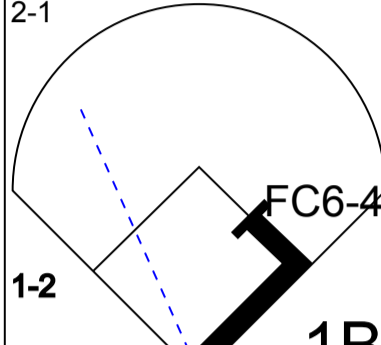
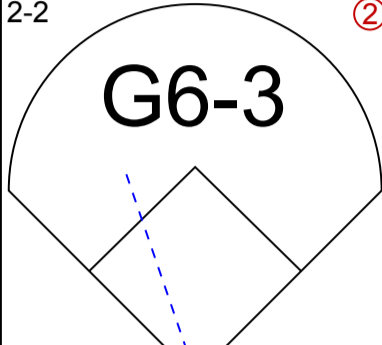
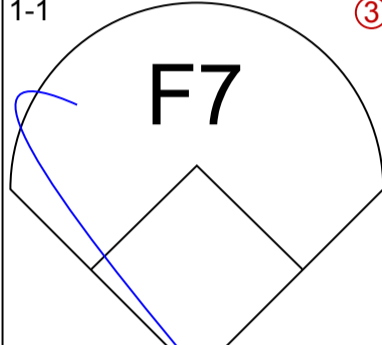
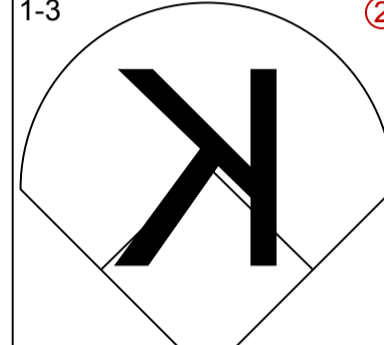
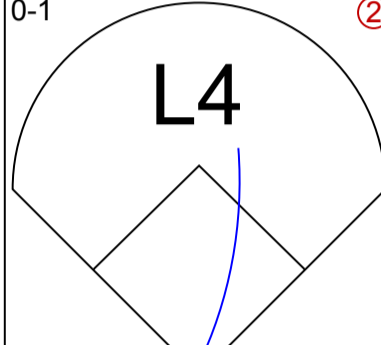
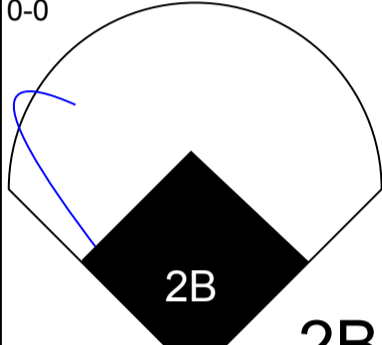
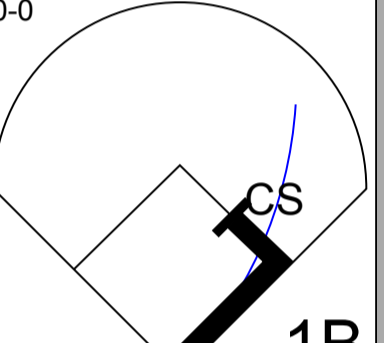
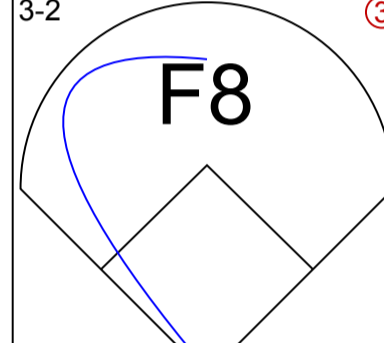
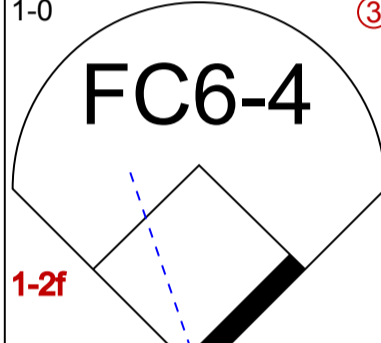
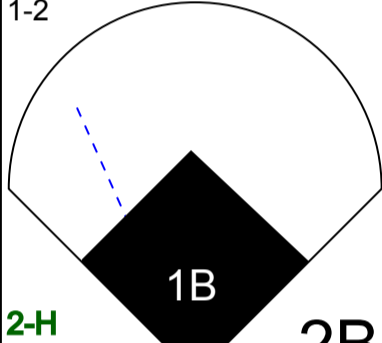
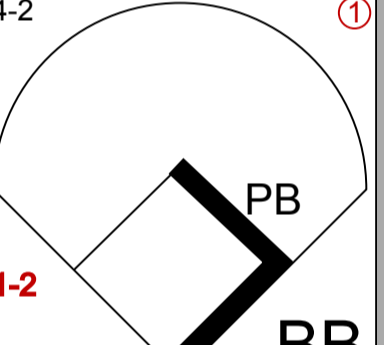
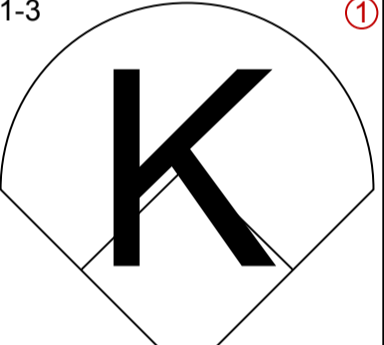
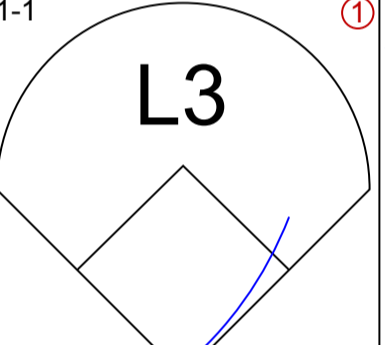
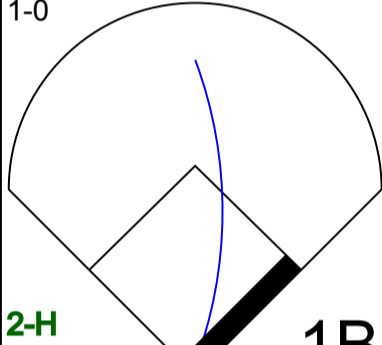
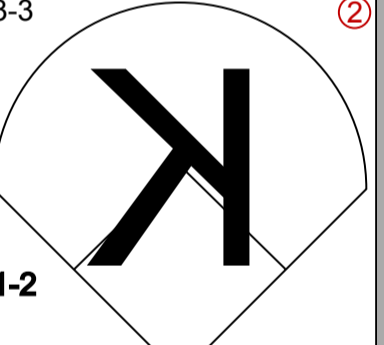
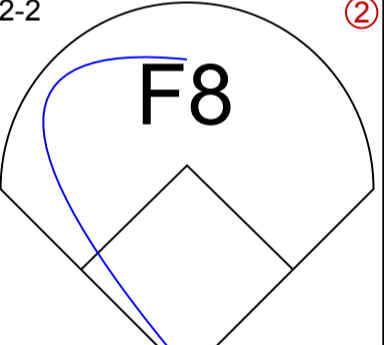
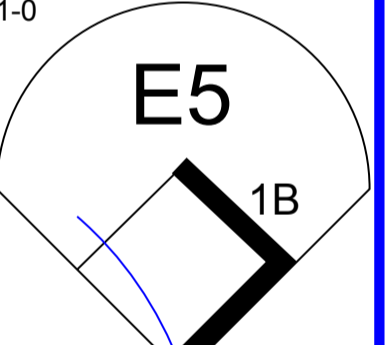
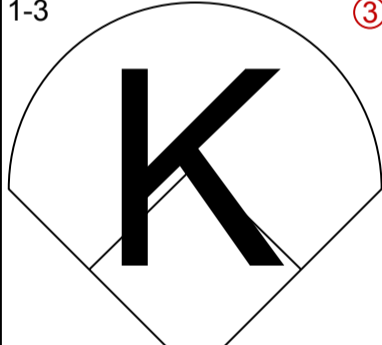
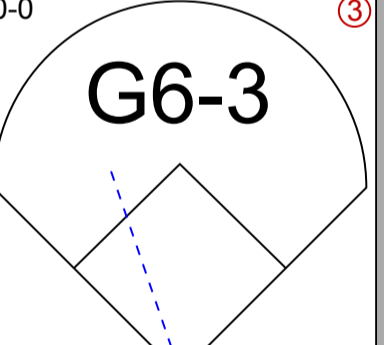
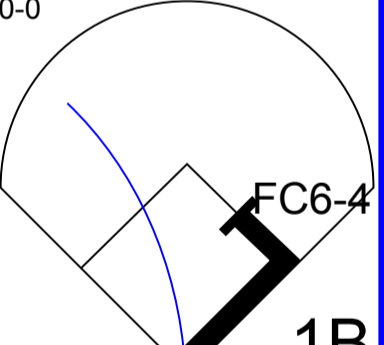
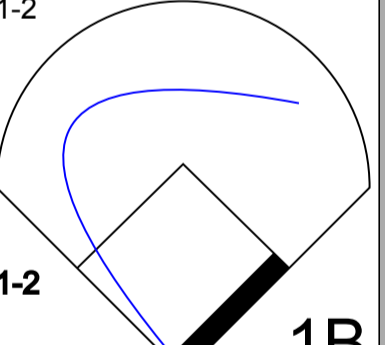
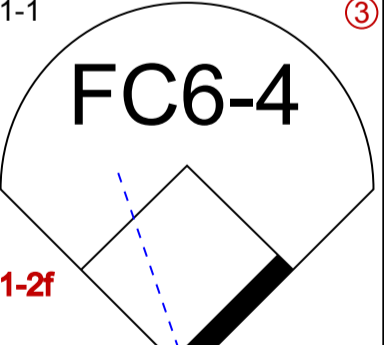
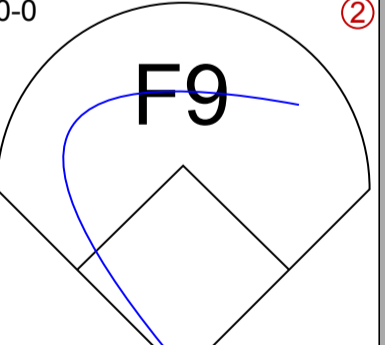
Colorado Rockies @ Chicago Cubs
Wrigley Field, Chicago, IL
Fri Aug 02 1996, 3:33 AM CDT
Att. 34,186 - Sunny - 78 F

livebaseballscorecards.com

AB	29
R	7
H	5
RBI	6
BB	6
SO	12
LOB	8



Batter	1	2	3	4	5	6	7	8	9	AB	R	H	RBI	BB	SO	LOB	BOTTOM
--------	---	---	---	---	---	---	---	---	---	----	---	---	-----	----	----	-----	--------

Brian McRae, S OBP: 0.346, SLG: 0.393 (1, 8)	3-3 		1-3 			1-2 		2-2 		3	0	0	0	0	2	0	Colorado Rockies @ Chicago Cubs Wrigley Field, Chicago, IL Fri Aug 02 1996, 3:33 AM CDT Att. 34,186 - Sunny - 78 F
23 Ryne Sandberg, R OBP: 0.303, SLG: 0.435 (1, 4)	2-3 			1-1 		2-1 		2-2 		4	0	1	0	0	1	0	
Mark Grace, L OBP: 0.393, SLG: 0.426 (1, 3)	1-1 			1-3 		0-1 		0-0 		4	1	1	0	0	1	2	
Sammy Sosa, R OBP: 0.333, SLG: 0.595 (1, 9)		0-0 		3-2 		1-0 		1-2 		4	1	2	1	0	0	2	
Luis Gonzalez, L OBP: 0.354, SLG: 0.413 (1, 7)		4-2 			1-3 		1-1 		1-0 	3	0	1	1	1	1	0	
Scott Servais, R OBP: 0.345, SLG: 0.426 (1, 2)		3-3 			2-2 		1-0 		1-3 	3	0	0	0	0	1	1	
Kent Bottenfield, R OBP: 1.000, SLG: 1.000 (8, 1)										0	0	0	0	0	0	0	
Scott Bullett, L OBP: 0.263, SLG: 0.333 (8, PH)										1	0	0	0	0	1	1	
Turk Wendell, L OBP: 0.667, SLG: 0.500 (9, 1)										0	0	0	0	0	0	0	
Leo Gomez, R OBP: 0.361, SLG: 0.489 (1, 5)		0-0 				0-0 		1-2 		2	0	1	0	0	0	1	
Rodney Myers, R (6, 1)										0	0	0	0	0	0	0	
Mike Hubbard, R OBP: 0.071, SLG: 0.074 (7, PH) (8, 2)										2	0	1	0	0	1	0	
Rey Sanchez, R OBP: 0.273, SLG: 0.255 (1, 6)						1-1 		0-0 		4	0	0	0	0	1	3	
Amaury Telemaco, R OBP: 0.120, SLG: 0.083 (1, 1)																	
Dave Magadan, L OBP: 0.346, SLG: 0.258 (6, 5)																	
Felix Fermin, R OBP: 0.235, SLG: 0.200 (9, PH)																	

Inning Stats	R: 0	H: 0	E: 0	K: 2	S: 8	LOB: 0	BB: 0	P: 14	R: 0	H: 1	E: 0	K: 1	S: 9	LOB: 1	BB: 1	P: 15	R: 0	H: 0	E: 0	K: 1	S: 12	LOB: 0	BB: 0	P: 19	R: 0	H: 0	E: 0	K: 1	S: 9	LOB: 0	BB: 0	P: 14	R: 0	H: 1	E: 0	K: 1	S: 9	LOB: 1	BB: 0	P: 13	R: 0	H: 1	E: 0	K: 0	S: 9	LOB: 2	BB: 0	P: 14	R: 0	H: 1	E: 1	K: 0	S: 9	LOB: 2	BB: 0	P: 12	R: 2	H: 3	E: 0	K: 1	S: 15	LOB: 1	BB: 0	P: 22	R: 0	H: 0	E: 0	K: 2	S: 10	LOB: 0	BB: 0	P: 15	1B: 5	SF: 0	2B: 2	SAC: 0	3B: 0	DP: 0	HR: 0	HBP: 1	WP: 0	PA: 36
--------------	------	------	------	------	------	--------	-------	-------	------	------	------	------	------	--------	-------	-------	------	------	------	------	-------	--------	-------	-------	------	------	------	------	------	--------	-------	-------	------	------	------	------	------	--------	-------	-------	------	------	------	------	------	--------	-------	-------	------	------	------	------	------	--------	-------	-------	------	------	------	------	-------	--------	-------	-------	------	------	------	------	-------	--------	-------	-------	-------	-------	-------	--------	-------	-------	-------	--------	-------	--------

PITCHER	IP	WLS	BF	H	R	ER	SO	BB	IBB	HBP	BLK	WP	HR	S	P	ERA	WHIP
Kevin Ritz, R ERA: 4.72 (1, 1)	7.2	W	32	7	2	2	6	1	0	1	0	0	0	76	118	2.35	1.043
Curt Leskanic, R ERA: 7.19 (8, 1)	0.2		2	0	0	0	2	0	0	0	0	0	0	8	11	0.00	0.000
Bruce Ruffin, L ERA: 4.6 (9, 1)	0.2		2	0	0	0	1	0	0	0	0	0	0	6	9	0.00	0.000

AB	34
R	2
H	7
RBI	2
BB	1
SO	9
LOB	12



WP	PA
0	36


ERA	WHIP
0.00	0.000

Batter	1	2	3	4	5	6	7	8	9	AB R H RBI BB SO LOB	TOP											
Eric Young Sr., R (1, 4) OBP: 0.415, SLG: 0.444	1-2 G5-3		1-0 G5-3		1-3 K		0-0 F9		1-0 G1-3	5 0 0 0 0 1 1												
Quinton McCracken, S (1, 8) OBP: 0.381, SLG: 0.392	0-2 G5-3 1B		0-0 B1-3		2-2 G6-3		1-1 HR 2B		0-3 K	5 1 2 1 0 1 0												
Ellis Burks, R (1, 7) OBP: 0.403, SLG: 0.623	2-0 G5-3		1-0 G1-3		0-0 F8		3-1 HR			4 1 1 2 0 0 1												
Dante Bichette, R (1, 9) OBP: 0.369, SLG: 0.532	0-2 G5-3			0-0 HR 1B		1-1 G6-3		1-1 G1-3		4 1 1 0 0 0 1												
Andres Galarraga, R (1, 3) OBP: 0.343, SLG: 0.567		1-2 2B 1B		0-0 E7 HR		2-0 HR		1-1 G6-3		4 3 2 1 0 0 1												
Vinny Castilla, R (1, 5) OBP: 0.348, SLG: 0.564		2-1 F9		0-0 HR		0-0 P9		1-0 F7		4 1 1 3 0 0 1												
Jeff Reed, L (1, 2) OBP: 0.359, SLG: 0.421		1-0 2B		2-1 F7		3-2 G5-3		1-0 FC4-8 HBP		3 0 1 1 0 0 0												
Walt Weiss, S (1, 6) OBP: 0.393, SLG: 0.373		0-3 K		2-3 K		4-2 2B BB		0-0 FC4-6		3 1 0 0 1 2 2												
Jamey Wright, R (1, 1) OBP: 0.071, SLG: 0.143		0-3 K		1-0 G3		1-3 K			0-3 K	3 0 0 0 0 2 2												
Steve Reed, R (8, 1) OBP: 0.333, SLG: 0.333										1 0 0 0 0 1 0												
Inning Stats	R: 0 E: 0 K: 0 S: 10	H: 1 LOB: 1 BB: 0 P: 13	R: 1 E: 0 K: 2 S: 12	H: 2 LOB: 1 BB: 0 P: 16	R: 0 E: 0 K: 0 S: 3	H: 0 LOB: 0 BB: 0 P: 5	R: 3 E: 1 K: 1 S: 11	H: 2 LOB: 0 BB: 0 P: 16	R: 0 E: 0 K: 1 S: 9	H: 0 LOB: 0 BB: 0 P: 12	R: 1 E: 0 K: 0 S: 10	H: 1 LOB: 0 BB: 0 P: 16	R: 3 E: 0 K: 1 S: 13	H: 2 LOB: 0 BB: 1 P: 23	R: 0 E: 0 K: 0 S: 4	H: 0 LOB: 1 BB: 0 P: 7	R: 0 E: 0 K: 2 S: 8	H: 0 LOB: 0 BB: 0 P: 9	1B: 3 2B: 2 3B: 0 HR: 3	SF: 0 SAC: 0 DP: 0 HBP: 1	WP: 0 PB: 0 SB: 0 CS: 0	PA: 38
PITCHER	IP WLS BF H R ER SO BB IBB HBP BLK WP HR S P ERA WHIP																					
Jim Bullinger, R (1, 1) ERA: 6.51	6.2 L 29 7 7 6 5 1 0 0 0 0 0 2 64 93 8.10 1.200																					
Rodney Myers, R (7, 1) ERA: 4.14	1.1 6 1 1 1 0 0 0 0 1 0 0 1 8 15 6.75 0.750																					
Terry Adams, R (9, 1) ERA: 2.76	1.0 3 0 0 0 2 0 0 0 0 0 0 0 8 9 0.00 0.000																					

Colorado Rockies @ Chicago Cubs
Wrigley Field, Chicago, IL
Sat Aug 03 1996, 3:33 AM CDT
Att. 40,460 - Sunny - 78 F

livebaseballscorecards.com

AB	36
R	8
H	8
RBI	8
BB	1
SO	7
LOB	9




Batter	1	2	3	4	5	6	7	8	9
Brian McRae, S OBP: 0.345, SLG: 0.396 (1, 8)	2-1 B1-3		0-2 G4-3		2-1 L7			1-0 23 HR 3B	
23 Ryne Sandberg, R OBP: 0.305, SLG: 0.443 (1, 4)	1-1 F9		4-2 BB			3-1 F9		1-2 HR	
Mark Grace, L OBP: 0.394, SLG: 0.425 (1, 3)	4-2 BB		2-2 G6-3			1-0 E6 1B		0-1 L7	
Sammy Sosa, R OBP: 0.331, SLG: 0.590 (1, 9)	2-3 K			2-2 L5		3-3 K		1-0 G6-3	
Luis Gonzalez, L OBP: 0.351, SLG: 0.409 Rodney Myers, R (7, 1)		1-1 L7		2-0 G6-3		0-1 G4-3		1-2	
Dave Magadan, L OBP: 0.354, SLG: 0.270 Terry Adams, R (8, PH) (9, 1)									
Leo Gomez, R OBP: 0.357, SLG: 0.482 (1, 5)		0-0 L9		2-3 K			1-0 G6-3	0-3 K	
Mike Hubbard, R OBP: 0.063, SLG: 0.065 (1, 2)		3-2 L9			0-0 B2-3		1-2 G5-3		1-3 K
Rey Sanchez, R OBP: 0.273, SLG: 0.251 (1, 6)			3-2 G6-3		2-2 G4-3		4-1 BB		2-1 G6-3
Jim Bullinger, R OBP: 0.371, SLG: 0.567 Scott Bullett, L OBP: 0.256, SLG: 0.325 (1, 1) (7, 7)			2-2 G4-3 2B		4-1 BB		2-1 L9		0-0 G4-3

Inning Stats	R: 0	H: 0	E: 0	K: 1	S: 9	R: 0	H: 0	E: 0	K: 0	S: 8	R: 0	H: 1	E: 0	K: 0	S: 15	R: 0	H: 0	E: 0	K: 1	S: 7	R: 0	H: 0	E: 0	K: 0	S: 7	R: 0	H: 1	E: 1	K: 1	S: 8	R: 0	H: 0	E: 0	K: 0	S: 7	R: 2	H: 3	E: 0	K: 1	S: 16	R: 0	H: 0	E: 0	K: 1	S: 6	R: 0	H: 0	E: 0	K: 1	S: 6	1B: 2	2B: 1	3B: 1	SF: 0	SAC: 0	DP: 0	HBP: 0	WP: 0	PA: 36
Jamey Wright, R ERA: 5.06 (1, 1)	IP	WLS	BF	H	R	ER	SO	BB	IBB	HBP	BLK	WP	HR	S	P	ERA	WHIP																																										
Steve Reed, R ERA: 4.02 (8, 1)	1.2	6	1	0	0	2	0	0	0	0	0	0	0	16	21	0.00	0.600																																										

BOTTOM

Colorado Rockies @ Chicago Cubs
Wrigley Field, Chicago, IL
Sat Aug 03 1996, 3:33 AM CDT
Att: 40,460 - Sunny - 78 F

AB	32
R	2
H	5
RBI	2
BB	4
SO	5
LOB	9



Batter	1	2	3	4	5	6	7	8	9	AB R H RBI BB SO LOB	TOP											
Eric Young Sr. R (1, 4) OBP: 0.412, SLG: 0.441	2-1 F7	1-2 K			2-2 G6-3		0-2 F8		0-2 2B	5 1 1 0 0 1 3												
Quinton McCracken, S (1, 8) OBP: 0.382, SLG: 0.389	1-3 K	4-1 BB			3-3 K		1-0 E		2-3 K	4 1 1 1 1 3 1												
Ellis Burks, R (1, 7) OBP: 0.405, SLG: 0.639	3-1 HR	0-2 F7			0-0 HR		1-3 K		2-2 2B	5 2 3 3 0 1 4												
Dante Bichette, R (1, 9) Eric Anthony, L (9, 9) OBP: 0.367, SLG: 0.531 OBP: 0.342, SLG: 0.462	1-1 2B				1-0 G1-3		2-2 E9		1-0 G4-3	5 1 1 0 0 0 1 0 0 0 0 0 0 0												
Andres Galarraga, R (1, 3) OBP: 0.346, SLG: 0.566	2-2 F9				1-2 G3		3-2 FC3-6		3-2 1B	4 0 2 1 0 0 1												
Vinny Castilla, R (1, 5) OBP: 0.345, SLG: 0.559		1-2 E4			3-3 K		0-1 L7		0-0 G5-3	4 1 0 0 0 1 1												
Jeff Reed, L (1, 2) OBP: 0.364, SLG: 0.424		1-1 BB			3-2 G4-3		4-2 FC3-6		0-1 G5-4-3	3 0 2 0 1 0 0												
Walt Weiss, S (1, 6) OBP: 0.389, SLG: 0.369		1-2 1B			1-1 F8		1-1 FC3-6		2-0 G5-4-3	4 0 0 0 0 0 5												
Armando Reynoso, R (1, 1) Lance Painter, L (6, 1) Darren Holmes, R (6, 1) Curt Leskanic, R (8, 1) John Vander Wal, L (9, PH) Bruce Ruffin, S (9, 1) OBP: 0.239, SLG: 0.171 OBP: 0.143, SLG: 0.143 OBP: 0.333, SLG: 0.667 OBP: 0.336, SLG: 0.395		0-0 SH			1-3 K		2-1 G1-3		3-3 K	2 0 0 0 0 0 1 2 0 0 0 0 0 0 0 0 0 0 0 0 0 0 0 0 1 0 0 0 0 0 1 0 0 0 0 0 0 0 0 0												
Inning Stats	R: 1 E: 0 K: 1 S: 12	H: 2 LOB: 1 BB: 0 P: 21	R: 1 E: 2 K: 1 S: 14	H: 1 LOB: 3 BB: 1 P: 23	R: 0 E: 0 K: 1 S: 8	H: 0 LOB: 0 BB: 0 P: 12	R: 0 E: 0 K: 1 S: 8	H: 0 LOB: 0 BB: 0 P: 13	R: 1 E: 0 K: 1 S: 9	H: 1 LOB: 0 BB: 0 P: 15	R: 0 E: 0 K: 0 S: 12	H: 1 LOB: 2 BB: 1 P: 22	R: 2 E: 1 K: 1 S: 14	H: 2 LOB: 1 BB: 0 P: 21	R: 0 E: 0 K: 0 S: 4	H: 1 LOB: 0 BB: 0 P: 6	R: 1 E: 0 K: 2 S: 16	H: 2 LOB: 1 BB: 0 P: 24	1B: 6 2B: 2 3B: 0 HR: 2	SF: 0 SAC: 1 DP: 1 HBP: 0	WP: 0 PB: 0 SB: 3 CS: 0	PA: 40
PITCHER	IP WLS BF H R ER SO BB IBB HBP BLK WP HR S P ERA WHIP																					
Frank Castillo, R (1, 1) ERA: 5.3	6.0 L 27 5 3 2 5 2 0 0 0 0 0 2 63 106 3.00 1.167																					
Kent Bottenfield, R (7, 1) ERA: 1.16	1.1 6 2 2 0 1 0 0 0 0 0 0 0 15 22 0.00 1.500																					
Larry Casian, L (8, 1) ERA: 2.0	0.2 2 1 0 0 0 0 0 0 0 0 0 0 3 5 0.00 1.500																					
Turk Wendell, R (9, 1) ERA: 2.47	1.0 5 2 1 1 2 0 0 0 0 0 0 0 16 24 9.00 2.000																					

Colorado Rockies @ Chicago Cubs
Wrigley Field, Chicago, IL
Sun Aug 04 1996, 3:33 AM CDT
Att. 38,738 - Sunny - 76 F

livebaseballscorecards.com

AB	37
R	6
H	10
RBI	5
BB	2
SO	8
LOB	18



Batter	1	2	3	4	5	6	7	8	9	AB R H RBI BB SO LOB
--------	---	---	---	---	---	---	---	---	---	----------------------

Lance Johnson, L (1, 8) OBP: 0.341, SLG: 0.441	1-0 F8		3-1 G3-1			0-0 G3		0-1 F7		4 0 0 0 0 0 0
---	-----------	--	-------------	--	--	-----------	--	-----------	--	---------------

Alvaro Espinoza, R (1, 5) OBP: 0.303, SLG: 0.433	1-1 HR			0-0 G4-1 WP 2B		0-3 K		1-1 E DI 1B	4 2 3 1 0 1 0
---	-----------	--	--	-------------------	--	----------	--	----------------	---------------

Bernard Gilkey, R (1, 7) OBP: 0.380, SLG: 0.567	3-2 L8			2-1 G5-3			1-3 K	1-1 F8	4 0 0 0 0 1 2
--	-----------	--	--	-------------	--	--	----------	-----------	---------------

Todd Hundley, S (1, 2) OBP: 0.350, SLG: 0.592	0-2 G4-3			3-2 G4-1			1-1 HR	2-3 K	4 1 1 1 0 1 2
--	-------------	--	--	-------------	--	--	-----------	----------	---------------

Butch Huskey, R (1, 3) OBP: 0.317, SLG: 0.424		3-2 G5-3		3-2 G1-3			1-1 F9	1-0 E6	4 0 0 0 0 0 1
Tim Bogar, R (9, PR) OBP: 0.231, SLG: 0.217								2-3 K	0 0 0 0 0 0 0

Alex Ochoa, R (1, 9) OBP: 0.340, SLG: 0.461		1-1 G6-3			3-2 L7		1-1 2B	1-3 K	4 0 1 0 0 1 2
--	--	-------------	--	--	-----------	--	-----------	----------	---------------

Edgardo Alfonzo, R (1, 4) OBP: 0.270, SLG: 0.308		1-0 P4			0-2 G4-3		1-0 P6		3 0 0 0 0 0 1
---	--	-----------	--	--	-------------	--	-----------	--	---------------

Rey Ordonez, R (1, 6) OBP: 0.287, SLG: 0.297			1-2 L7		0-0 G6-3			0-0 L8	3 0 0 0 0 0 0
---	--	--	-----------	--	-------------	--	--	-----------	---------------

Paul Wilson, R (1, 1) OBP: 0.139, SLG: 0.088									1 0 0 0 0 0 1 0
Robert Person, R (5, 1) OBP: 0.100, SLG: 0.100									0 0 0 0 0 0 0 0
Brent Mayne, L (6, PH) OBP: 0.945, SLG: 0.360									1 0 0 0 0 0 0 0
Paul Byrd, R (6, 1)									0 0 0 0 0 0 0 0
Andy Tomberlin, L (8, PH) OBP: 0.419, SLG: 0.556									0 0 0 0 0 0 0 0
Chris Jones, R (8, PH) OBP: 0.306, SLG: 0.412									1 0 0 0 0 0 0 0
Jerry Dipoto, R (8, 1)									0 0 0 0 0 0 0 0

Inning Stats	R: 1	H: 1	R: 0	H: 0	R: 0	H: 0	R: 1	H: 1	R: 0	H: 0	R: 0	H: 0	R: 1	H: 2	R: 0	H: 0	R: 0	H: 1
	E: 0	LOB: 0	E: 0	LOB: 0	E: 0	LOB: 0	E: 0	LOB: 0	E: 0	LOB: 0	E: 0	LOB: 0	E: 0	LOB: 1	E: 0	LOB: 0	E: 1	LOB: 2
	K: 0	BB: 0	K: 0	BB: 0	K: 1	BB: 0	K: 0	BB: 0	K: 0	BB: 0	K: 1	BB: 0	K: 1	BB: 0	K: 0	BB: 0	K: 2	BB: 0
	S: 9	P: 14	S: 6	P: 11	S: 9	P: 13	S: 11	P: 19	S: 7	P: 10	S: 8	P: 8	S: 11	P: 16	S: 4	P: 5	S: 11	P: 17

PITCHER	IP	WLS	BF	H	R	ER	SO	BB	IBB	HBP	BLK	WP	HR	S	P	ERA	WHIP
Steve Trachsel, R (1, 1) ERA: 2.86	7.1	W	26	4	3	3	3	0	0	0	0	1	2	62	92	3.68	0.545
Bob Patterson, L (8, 1) ERA: 2.11	0.2		2	0	0	0	0	0	0	0	0	0	0	3	4	0.00	0.000
Terry Adams, R (9, 1) ERA: 2.72	1.0		5	1	0	0	2	0	0	0	0	0	0	11	17	0.00	1.000

TOP

New York Mets @ Chicago Cubs
Wrigley Field, Chicago, IL
Mon Aug 05 1996, 7:05 PM CDT
Att. 36,766 - Unknown - 84 F

livebaseballscorecards.com

AB	33
R	3
H	5
RBI	2
BB	0
SO	5
LOB	8



WP: 1	PA: 33
PB: 0	
SB: 0	
CS: 0	

1B: 1	SF: 0
2B: 2	SAC: 0
3B: 0	DP: 0
HR: 2	HBP: 0

BOTTOM

New York Mets @ Chicago Cubs
Wrigley Field, Chicago, IL
 Mon Aug 05 1996, 7:05 PM CDT
 Att: 36,766 - Unknown - 84 F

livebaseballscores.com

AB 35
R 7
H 11
RBI 7
BB 3
SO 8
LOB 13



WP: 1 PA: 39
 PB: 1
 SB: 0
 CS: 0

AB	R	H	RBI	BB	SO	LOB
4	2	2	2	0	0	0
5	0	2	1	0	0	3
3	2	1	1	2	1	2
4	1	2	1	0	1	1
4	0	2	1	0	1	1
4	1	0	0	0	2	2
3	0	0	0	1	0	1
3	0	0	0	0	2	3
1	0	0	0	0	0	0
1	1	1	0	0	0	0
0	0	0	0	0	0	0
0	0	0	0	0	0	0
1B: 5	SF: 0					
2B: 3	SAC: 0					
3B: 0	DP: 0					
HR: 3	HBP: 1					

Batter	1	2	3	4	5	6	7	8	9
Brian McRae, S OBP: 0.349, SLG: 0.406 (1, 8)	3-2 E4 1B BB	2-1 HBP		0-0 WP 2B 1B		0-1 G6-3		0-0 HR 1-H	
Scott Bulett, L OBP: 0.261, SLG: 0.349 (1, 7)	1-0 L8	0-0 F9		3-2 1-H 2B		0-2 G6-3		0-1 2B	
Mark Grace, L OBP: 0.398, SLG: 0.431 (1, 3)	4-1 1B 23 1B BB 1-2		2-0 HR	2-3 K			4-1 BB	0-0 G4-3	
Sammy Sosa, R OBP: 0.331, SLG: 0.595 (1, 9)	1-2 23 1B 1-3 2-H 1B		3-1 HR		1-2 F9		1-3 K		
23 Ryne Sandberg, R OBP: 0.306, SLG: 0.440 (1, 4)	1-0 1B 1-3 3-H 1B		3-1 G5-3		2-1 PB 1B		3-3 K		
Scott Servais, R OBP: 0.338, SLG: 0.417 (1, 2)		2-2 E3 2B	3-3 K		1-3 K 1-2		0-0 P6		
Leo Gomez, R OBP: 0.355, SLG: 0.476 (1, 5)		2-2 P4	3-1 F8		4-1 FC6-4 BB		0-0 G6-3		
Rey Sanchez, R OBP: 0.270, SLG: 0.249 (1, 6) José Hernández, R OBP: 0.277, SLG: 0.366 (7, 6)		0-3 K		0-3 K		0-1 FC6-4 1-2f		1-0 F8	
Steve Trachsel, R OBP: 0.136, SLG: 0.227 (1, 1) Bob Patterson, R OBP: 0.333, SLG: 0.333 (8, 1) Dave Magadan, L OBP: 0.349, SLG: 0.269 (8, PH) Terry Adams, R (9, 1)		1-0 1-H 2B		2-3 K		0-1 G5-3		2-2 HR 1B	

Inning Stats	R: 1	H: 2	E: 1	LOB: 2	K: 0	BB: 1	S: 11	R: 1	H: 1	E: 1	LOB: 2	K: 1	BB: 0	S: 14	R: 2	H: 2	E: 0	LOB: 0	K: 1	BB: 0	S: 10	R: 1	H: 2	E: 0	LOB: 1	K: 3	BB: 0	S: 14	R: 0	H: 1	E: 0	LOB: 2	K: 1	BB: 1	S: 11	R: 0	H: 0	E: 0	LOB: 0	K: 0	BB: 0	S: 7	R: 0	H: 0	E: 0	LOB: 1	K: 2	BB: 1	S: 9	R: 2	H: 3	E: 0	LOB: 1	K: 0	BB: 0	S: 12
--------------	------	------	------	--------	------	-------	-------	------	------	------	--------	------	-------	-------	------	------	------	--------	------	-------	-------	------	------	------	--------	------	-------	-------	------	------	------	--------	------	-------	-------	------	------	------	--------	------	-------	------	------	------	------	--------	------	-------	------	------	------	------	--------	------	-------	-------

PITCHER	IP	WLS	BF	H	R	ER	SO	BB	IBB	HBP	BLK	WP	HR	S	P	ERA	WHIP
Paul Wilson, R ERA: 5.83 (1, 1)	4.2	L	25	8	5	4	6	2	0	1	0	1	2	58	104	7.71	2.143
Robert Person, R ERA: 3.49 (5, 1)	0.1		1	0	0	0	0	0	0	0	0	0	0	2	2	0.00	0.000
Paul Byrd, R ERA: 4.05 (6, 1)	2.0		7	0	0	0	2	1	0	0	0	0	0	16	24	0.00	0.500
Jerry Dipoto, R ERA: 4.32 (8, 1)	1.0		6	3	2	2	0	0	0	0	0	0	1	12	15	18.00	3.000

Batter	1	2	3	4	5	6	7	8	9	AB R H RBI BB SO LOB	TOP	
Lance Johnson, L (1, 8) OBP: 0.342, SLG: 0.441	2-2 G6-4-3 1B		0-1 F9			1-1 F7		1-1 G6-4-3 1B		4 0 2 0 0 0 1		
Alvaro Espinoza, R (1, 5) OBP: 0.295, SLG: 0.420	2-2 G6-4-3 1-2f		0-0 P9			1-3 K		0-1 G6-4-3 1-2f		4 0 0 0 0 1 4		
Bernard Gilkey, R (1, 7) OBP: 0.381, SLG: 0.567	0-0 WP 2B		2-0 FC5-4 1-2f			1-1 G5-3			4-0 G5-3 BB	3 0 1 0 1 0 1		
Todd Hundley, S (1, 2) OBP: 0.349, SLG: 0.587	4-1 BB			3-3 K			1-0 G3		2-2 P8	3 0 0 0 1 1 1		
Roberto Petagine, L (1, 3) OBP: 0.194, SLG: 0.172	1-1 F7			1-3 K			4-2 1B BB		0-0 G5-3	2 0 0 0 1 1 2		
Tim Bogar, R (7, PR) OBP: 0.231, SLG: 0.217									1-2 BB	0 0 0 0 0 0 0		
Carl Everett, S (9, PH) OBP: 0.355, SLG: 0.362									0-2 P4	1 0 0 0 0 0 1		
Alex Ochoa, R (1, 9) OBP: 0.343, SLG: 0.462		0-0 G6-3 1B		2-3 K			1-2 G5-4-3 1B			4 0 2 0 0 1 1		
Edgardo Alfonzo, R (1, 4) OBP: 0.267, SLG: 0.303		1-0 SAFE L9				1-2 F7			0-0 G5-4-3 1-2f	3 0 0 0 0 0 3		
Rey Ordonez, R (1, 6) OBP: 0.285, SLG: 0.295		0-1 SAFE G6-3				1-0 G6-3			0-0 1B	2 0 0 0 0 0 1		
Brent Mayne, L (8, PH) OBP: 0.353, SLG: 0.368									1-2 1B	1 0 1 0 0 0 0		
Dave Micki, R (8, 1) OBP: 0.200, SLG: 0.111									0-3 1B	0 0 0 0 0 0 0		
Mark Clark, R (1, 1) OBP: 0.059, SLG: 0.080			3-0 FC5-4 1B			0-1 P2			0-3 K	2 0 1 0 0 0 0		
Andy Tomberlin, L (8, PH) OBP: 0.406, SLG: 0.536										1 0 0 0 0 1 1		
Inning Stats	R: 0 H: 2 E: 0 LOB: 2 K: 0 BB: 1 S: 11 P: 20	R: 0 H: 1 E: 0 LOB: 0 K: 0 BB: 0 S: 4 P: 5	R: 0 H: 1 E: 0 LOB: 1 K: 0 BB: 0 S: 5 P: 10	R: 0 H: 0 E: 0 LOB: 0 K: 3 BB: 0 S: 12 P: 18	R: 0 H: 0 E: 0 LOB: 0 K: 0 BB: 0 S: 6 P: 8	R: 0 H: 0 E: 0 LOB: 0 K: 1 BB: 0 S: 8 P: 11	R: 0 H: 1 E: 0 LOB: 1 K: 0 BB: 1 S: 7 P: 13	R: 0 H: 2 E: 0 LOB: 1 K: 1 BB: 0 S: 8 P: 9	R: 0 H: 0 E: 0 LOB: 1 K: 0 BB: 1 S: 8 P: 14	1B: 6 SF: 0 2B: 1 SAC: 0 3B: 0 DP: 4 HR: 0 HBP: 0	WP: 1 PA: 33 PB: 0 SB: 0 CS: 0	
PITCHER	IP WLS BF H R ER SO BB IBB HBP BLK WP HR S P ERA WHIP											
Jaime Navarro, R (1, 1) ERA: 3.75	8.0 W 30 7 0 0 5 3 0 0 0 0 1 0 61 98 0.00 1.250											
Bob Patterson, L (9, 1) ERA: 2.06	1.0 S 3 0 0 0 0 0 0 0 0 0 0 0 8 10 0.00 0.000											

New York Mets @ Chicago Cubs
 Wrigley Field, Chicago, IL
 Tue Aug 06 1996, 3:33 AM CDT
 Att. 24,558 - Sunny - 89 F

livebaseballscorecards.com

AB	30
R	0
H	7
RBI	0
BB	3
SO	5
LOB	16



Batter	1	2	3	4	5	6	7	8	9	AB	R	H	RBI	BB	SO	LOB
Brian McRae, S OBP: 0.350, SLG: 0.405 (1, 8)	1-0 P5		1-2 G6-3		2-0 CS HBP		0-1 1B			3	0	1	0	0	0	0
Scott Bulett, L OBP: 0.261, SLG: 0.356 (1, 7)	0-1 1B 2B		1-3 K		0-2 CS 1-2	1-2 F9	0-1 G3			4	1	1	0	0	1	1
Mark Grace, L OBP: 0.401, SLG: 0.437 (1, 3)	2-2 23 1B 2-H 1B		3-2 2B			2-2 1B		0-2 P5		4	0	3	1	0	0	0
Sammy Sosa, R OBP: 0.329, SLG: 0.589 (1, 9)	2-3 K		2-3 K			1-0 P5		0-1 P8		4	0	0	0	0	2	3
23 Ryne Sandberg, R OBP: 0.305, SLG: 0.438 (1, 4)	2-2 1-3 1B			0-1 G5-3		2-3 SAFE K		1-3 K FC6-4		4	0	1	0	0	2	1
Scott Servais, R OBP: 0.334, SLG: 0.411 (1, 2)	1-3 K			1-1 G5-3			1-0 F8	0-2 FC6-4 1-2f		4	0	0	0	0	1	3
Leo Gomez, R OBP: 0.354, SLG: 0.472 (1, 5)		2-3 K		0-0 G5-3			4-0 HR BB			2	1	0	0	1	1	0
José Hernández, R OBP: 0.278, SLG: 0.378 (1, 6)		0-0 L6			3-3 K		0-1 HR			3	1	1	2	0	1	0
Jaime Navarro, R OBP: 0.145, SLG: 0.164 (1, 1)		1-0 G1-3			2-3 K		1-0 F8			3	0	0	0	0	1	0
Bob Patterson, R OBP: 0.333, SLG: 0.333 (9, 1)										0	0	0	0	0	0	0


Inning Stats	R: 1	H: 3	E: 0	K: 2	S: 18	LOB: 2	BB: 0	P: 26	R: 0	H: 0	E: 0	K: 1	S: 5	LOB: 0	BB: 0	P: 8	R: 0	H: 1	E: 0	K: 2	S: 12	LOB: 1	BB: 0	P: 19	R: 0	H: 0	E: 0	K: 0	S: 5	LOB: 0	BB: 0	P: 6	R: 0	H: 0	E: 0	K: 2	S: 12	LOB: 0	BB: 0	P: 19	R: 0	H: 1	E: 0	K: 1	S: 11	LOB: 1	BB: 0	P: 17	R: 2	H: 2	E: 0	K: 0	S: 8	LOB: 1	BB: 1	P: 14	R: 0	H: 0	E: 0	K: 1	S: 11	LOB: 1	BB: 0	P: 12
PITCHER	IP	WLS	BF	H	R	ER	SO	BB	IBB	HBP	BLK	WP	HR	S	P	ERA	WHIP																																															
Mark Clark, R ERA: 3.53 (1, 1)	7.0	L	29	7	3	3	8	1	0	1	0	0	1	71	109	3.86	1.143																																															
Dave Micki, R ERA: 3.32 (8, 1)	1.0		4	0	0	0	1	0	0	0	0	1	0	11	12	0.00	0.000																																															

BOTTOM

New York Mets @ Chicago Cubs
Wrigley Field, Chicago, IL
Tue Aug 06 1996, 3:33 AM CDT
Att. 24,558 - Sunny - 89 F

livebaseballscorecards.com

AB	31
R	3
H	7
RBI	3
BB	1
SO	9
LOB	8



WP: 1	PA: 34
PB: 0	CS: 1
SB: 0	

Batter	1	2	3	4	5	6	7	8	9	AB R H RBI BB SO LOB	TOP																					
Lance Johnson, L OBP: 0.346, SLG: 0.460 (1, 8)	1-1 HR		1-0 G6-3			1-1 HR	0-0 1B		0-0 SH1-4 WP 2B	5 3 4 2 0 0 1																						
Alvaro Espinoza, R OBP: 0.294, SLG: 0.415 (1, 5)	1-1 F8		0-0 F8			0-0 G5-3	3-1 2B 1B		1-1 SH1-4 2-3	4 0 1 0 0 0 1																						
Bernard Gilkey, R OBP: 0.383, SLG: 0.569 (1, 7)	1-3 K			2-1 F7 1B		2-1 S 1B	0-1 2B		4-0 BB WP 1B IBB	4 2 2 0 1 1 0																						
Chris Jones, R OBP: 0.310, SLG: 0.407 (1, 9) (9, 3)	0-3 K			1-1 G1-3		3-2 HBP 2B 1B	1-2 G1-3		4-2 1B BB 3B BB	4 2 1 1 1 1 2																						
Roberto Petagine, L OBP: 0.200, SLG: 0.156 Alex Ochoa, R OBP: 0.341, SLG: 0.459 (1, 3) (9, PH) (9, 9)		0-0 G3-1		0-2 G4-3		3-2 HBP 2B 1B	2-0 F7		0-0 P6	3 1 0 0 0 0 2 1 0 0 0 0 0 2																						
Brent Mayne, L OBP: 0.360, SLG: 0.388 Tim Bogar, R OBP: 0.231, SLG: 0.217 Jerry Dipoto, R (8, 1) Carlos Baerga, S OBP: 0.302, SLG: 0.392 John Franco, L (9, 1)		2-0 F7			0-0 E4 1B F7-6-2	0-2 1B 2B		2-1 1B SH1-4 1B	4-2 3B BB	4 0 2 1 0 0 0 0 0 0 0 0 0 0 0 0 0 0 0 0 0 0 1 0 0 1 0 0 0 0 0 0 0 0 0																						
Edgardo Alfonzo, R OBP: 0.275, SLG: 0.312 (1, 4)		1-0 L6			2-1 1B	2-2 1B E 1B		0-0 SH1-4	1-2 3B 1B	4 2 3 2 0 0 0																						
Rey Ordóñez, R OBP: 0.292, SLG: 0.308 (1, 6)			2-2 SH2-4 1B		1-0 F7-6-2 1B	1-2 E9 1B		2-1 1B G4-6-3	1-1 3B	5 0 4 3 0 0 2																						
Bobby Jones, R OBP: 0.156, SLG: 0.163 Andy Tomberlin, L OBP: 0.394, SLG: 0.517 Paul Byrd, R (5, PH) (5, 1) Carl Everett, S OBP: 0.352, SLG: 0.358 Doug Henry, R (6, PH) (6, 1) Todd Hundley, S OBP: 0.348, SLG: 0.584 (8, PH) (8, 2)			1-2 SH2-4		0-0 L8	0-2 F9		2-0 G4-6-3	2-2 G5-3	0 0 0 0 0 0 0 1 0 0 0 0 0 1 0 0 0 0 0 0 0 1 0 0 0 0 0 1 0 0 0 0 0 0 0 2 0 0 0 0 0 3																						
Inning Stats	R: 1 E: 0 K: 2 S: 10	H: 1 LOB: 0 BB: 0 P: 13	R: 0 E: 0 K: 0 S: 3	H: 0 LOB: 0 BB: 0 P: 6	R: 0 E: 0 K: 0 S: 8	H: 1 LOB: 1 BB: 0 P: 12	R: 0 E: 0 K: 0 S: 7	H: 0 LOB: 0 BB: 0 P: 10	R: 0 E: 1 K: 0 S: 5	H: 1 LOB: 1 BB: 0 P: 8	R: 5 E: 1 K: 0 S: 23	H: 6 LOB: 1 BB: 0 P: 35	R: 0 E: 0 K: 0 S: 11	H: 3 LOB: 2 BB: 0 P: 17	R: 0 E: 0 K: 0 S: 6	H: 2 LOB: 2 BB: 0 P: 12	R: 5 E: 0 K: 0 S: 16	H: 3 LOB: 1 BB: 3 P: 33	1B: 11 2B: 4 3B: 1 HR: 2	SF: 0 SAC: 3 DP: 2 HBP: 1	WP: 1 PB: 0 SB: 1 CS: 0	PA: 45										
PITCHER	IP WLS BF H R ER SO BB IBB HBP BLK WP HR S P ERA WHIP	IP WLS BF H R ER SO BB IBB HBP BLK WP HR S P ERA WHIP																			IP WLS BF H R ER SO BB IBB HBP BLK WP HR S P ERA WHIP											
Amaury Telemaco, R ERA: 5.56 Turk Wendell, R ERA: 2.63 Larry Casian, L ERA: 3.0 Kent Bottenfield, R ERA: 1.1 Terry Adams, R ERA: 3.04	(1, 1) (6, 1) (6, 1) (6, 1) (8, 1)	5.1 0.0 0.0 1.2 1.1	21 1 2 8 8	5 1 1 5 3	3 0 1 2 3	2 0 0 0 0	0 0 0 0 1	0 0 0 0 1	0 0 1 0 0	0 0 0 0 0	0 0 0 0 1	2 4 5 20 11	38 7 8 29 26	57 ∞ ∞ 29 26	5.06 ∞ ∞ 5.40 20.25	0.938 ∞ ∞ 3.000 3.000	(9, 1)	0.2	5	2	2	2	0	1	0	0	0	0	11	19	27.00	4.500

New York Mets @ Chicago Cubs
Wrigley Field, Chicago, IL
 Wed Aug 07 1996, 3:33 AM CDT
 Att. 27,086 - Sunny - 90 F

AB	38
R	11
H	17
RBI	9
BB	3
SO	2
LOB	15



WP	1	PA	45
PB	0		
SB	1		
CS	0		

Batter	1	2	3	4	5	6	7	8	9	AB	R	H	RBI	BB	SO	LOB
Scott Bullett, L (1, 8) OBP: 0.260, SLG: 0.344 Felix Fermin, R (9, PH) OBP: 0.222, SLG: 0.188	0-1 P5		1-3 K		0-0 F8		4-1 BB		0-1 G6-3	3	0	0	0	1	1	0
23 Ryne Sandberg, R (1, 4) OBP: 0.304, SLG: 0.435	2-1 HR 1B		2-1 G4-3		0-1 F8		0-3 K		3-2 P5	5	1	1	0	0	1	2
Mark Grace, L (1, 3) OBP: 0.402, SLG: 0.436	2-2 L8			2-2 HR 1B	4-1 FC6-4 BB		2-3 K			3	1	1	0	1	1	3
Sammy Sosa, R (1, 9) OBP: 0.328, SLG: 0.593	0-0 HR			1-0 P9	1-1 FC6-4			1-1 P8		4	1	1	2	0	0	2
Luis Gonzalez, L (1, 7) OBP: 0.355, SLG: 0.423	0-0 F7			0-1 HR		0-1 G6-4-3 1B		2-3 K		4	1	2	2	0	1	0
Scott Servais, R (1, 2) OBP: 0.335, SLG: 0.412 Mike Hubbard, R (6, 2) OBP: 0.088, SLG: 0.182		0-1 L7		1-1 HR 1B		1-0 G6-4-3		0-0 HR		2	1	1	0	0	0	0
Leo Gomez, R (1, 5) OBP: 0.356, SLG: 0.483 Bob Patterson, R (9, 1) OBP: 0.333, SLG: 0.333		2-2 G3		1-0 HR		3-2 F7		2-1 HR 1B		4	1	2	2	0	0	0
José Hernández, R (1, 6) OBP: 0.277, SLG: 0.380		1-1 G4-3		1-1 G4-3			0-1 SH5-4 2B	2-3 K		4	0	1	0	0	1	1
Amaury Telemaco, R (1, 1) OBP: 0.111, SLG: 0.077 Turk Wendell, L (6, 1) OBP: 0.067, SLG: 0.500 Larry Casian, R (6, 1) OBP: 1.000, SLG: 1.000 Kent Bottenfield, R (7, PH) OBP: 0.270, SLG: 0.249 Rey Sanchez, R (8, 1) OBP: 0.406, SLG: 0.588 Terry Adams, R (9, 9) OBP: 0.350, SLG: 0.404			0-3 K		0-2 G5-3				0-1 F9	2	0	0	0	0	1	0

Inning Stats	R: 2	H: 2	E: 0	K: 0	S: 11	LOB: 0	BB: 0	P: 15	R: 0	H: 0	E: 0	K: 0	S: 8	LOB: 0	BB: 0	P: 11	R: 0	H: 0	E: 0	K: 2	S: 8	LOB: 0	BB: 0	P: 11	R: 4	H: 4	E: 0	K: 0	S: 15	R: 0	H: 1	E: 0	K: 0	S: 6	LOB: 0	BB: 0	P: 10	R: 0	H: 1	E: 0	K: 2	S: 11	LOB: 2	BB: 1	P: 17	R: 1	H: 2	E: 0	K: 2	S: 11	LOB: 1	BB: 0	P: 18	R: 0	H: 0	E: 0	K: 0	S: 7	LOB: 0	BB: 0	P: 10	1B: 5	SF: 0	2B: 1	SAC: 1	3B: 0	DP: 1	HR: 4	HBP: 0	WP: 0	PA: 38
--------------	------	------	------	------	-------	--------	-------	-------	------	------	------	------	------	--------	-------	-------	------	------	------	------	------	--------	-------	-------	------	------	------	------	-------	------	------	------	------	------	--------	-------	-------	------	------	------	------	-------	--------	-------	-------	------	------	------	------	-------	--------	-------	-------	------	------	------	------	------	--------	-------	-------	-------	-------	-------	--------	-------	-------	-------	--------	-------	--------


PITCHER	IP	WLS	BF	H	R	ER	SO	BB	IBB	HBP	BLK	WP	HR	S	P	ERA	WHIP
Bobby Jones, R (1, 1) ERA: 4.66	4.0		18	6	6	6	2	0	0	0	0	0	0	42	58	13.50	1.500
Paul Byrd, R (5, 1) ERA: 3.9	1.0		4	0	0	0	0	1	0	0	0	0	0	6	11	0.00	1.000
Doug Henry, R (6, 1) ERA: 3.94	2.0		8	2	0	0	2	1	0	0	0	0	0	17	27	0.00	1.500
Jerry Dipoto, R (8, 1) ERA: 4.41	1.0	W	5	2	1	1	2	0	0	0	0	0	1	11	18	9.00	2.000
John Franco, L (9, 1) ERA: 1.66	1.0		3	0	0	0	0	0	0	0	0	0	0	7	10	0.00	0.000

BOTTOM

New York Mets @ Chicago Cubs
 Wrigley Field, Chicago, IL
 Wed Aug 07 1996, 3:33 AM CDT
 Att. 27,086 - Sunny - 90 F

AB	35
R	7
H	10
RBI	7
BB	2
SO	6
LOB	9

livebaseballscorecards.com



Chicago Cubs @ Montreal Expos
Olympic Stadium, Montreal, QB

Fri Aug 09 1996, 7:05 PM EDT
Att. 15,498 - Dome - 72 F

livebaseballscorecards.com

AB	33
R	11
H	9
RBI	11
BB	3
SO	8
LOB	9



WP:	0	PA:	41
PB:	0		
SB:	1		
CS:	1		

Batter	1	2	3	4	5	6	7	8	9	AB	R	H	RBI	BB	SO	LOB
Brian McRae, S (1, 8) OBP: 0.350, SLG: 0.403	E6 23 CS			FC6-4 23 BB	23 HR 1B		P6	G3-1		4	1	1	1	1	0	3
23 Ryne Sandberg, R (1, 4) OBP: 0.305, SLG: 0.449	K 1-2			FC6-4 1-2f HR	HR		G5-3		HR	5	3	2	5	0	1	3
Mark Grace, L (1, 3) OBP: 0.402, SLG: 0.444	K			HR	K			HBP 1B HBP 1B	G4-3	5	2	2	2	0	2	0
Sammy Sosa, R (1, 9) OBP: 0.327, SLG: 0.589		F8		L7	K			HBP 1B HBP 1B	F7	5	1	1	0	0	1	0
Ozzie Timmons, R (1, 7) OBP: 0.224, SLG: 0.183 Scott Bullett, L (5, 7) OBP: 0.253, SLG: 0.333				F8		K		K	G4-3	2	0	1	0	0	0	0
Leo Gomez, R (1, 5) OBP: 0.355, SLG: 0.478					G5-3	K		1B HBP SH1-3 HBP		3	1	0	0	0	1	1
Scott Servais, R (1, 2) OBP: 0.337, SLG: 0.409				G6-3	HBP 1B 1B BB	L7		SH1-3 1B HBP		2	1	0	1	1	0	0
José Hernández, R (1, 6) OBP: 0.285, SLG: 0.384				K	1B 23 HR HBP 1B		23 SH3-4 BB	SH1-3 1B		3	1	2	1	1	1	0
Jim Bullinger, R (1, 1) OBP: 0.378, SLG: 0.548 Turk Wendell, L (8, 1) OBP: 0.667, SLG: 0.500 Bob Patterson, R (9, 1) OBP: 0.333, SLG: 0.333				G6-3	1-2 23 HR HBP 1B		SH3-4	SH1-3		1	1	0	1	0	0	0
Inning Stats	R: 0 E: 1 K: 2 S: 9 H: 0 LOB: 0 BB: 0 P: 15	R: 0 E: 0 K: 0 S: 5 H: 1 LOB: 0 BB: 0 P: 9	R: 0 E: 0 K: 1 S: 10 H: 0 LOB: 0 BB: 0 P: 14	R: 2 E: 0 K: 0 S: 7 H: 1 LOB: 0 BB: 1 P: 15	R: 5 E: 0 K: 2 S: 17 H: 3 LOB: 0 BB: 1 P: 25	R: 0 E: 0 K: 2 S: 11 H: 0 LOB: 0 BB: 0 P: 14	R: 0 E: 0 K: 0 S: 8 H: 0 LOB: 1 BB: 1 P: 15	R: 3 E: 0 K: 1 S: 13 H: 3 LOB: 2 BB: 0 P: 20	R: 1 E: 0 K: 0 S: 10 H: 1 LOB: 0 BB: 0 P: 14	1B: 6 2B: 0 3B: 0 HR: 3 SF: 0 SAC: 2 DP: 1 HBP: 3						

PITCHER	IP	WLS	BF	H	R	ER	SO	BB	IBB	HBP	BLK	WP	HR	S	P	ERA	WHIP
Rheal Cormier, L (1, 1) ERA: 4.1	4.1	L	19	4	6	6	3	2	0	1	0	0	1	40	68	12.46	1.385
Barry Manuel, R (5, 1) ERA: 3.48	1.2		6	1	1	1	4	0	0	0	0	0	1	19	24	5.40	0.600
Jeff Juden, R (7, 1) ERA: 4.09	1.1		9	2	3	3	1	1	0	2	0	0	0	14	26	20.25	2.250
Dave Veres, R (8, 1) ERA: 4.87	0.2		3	1	0	0	0	0	0	0	0	0	0	7	9	0.00	1.500
Mel Rojas, R (9, 1) ERA: 4.34	1.0		4	1	1	1	0	0	0	0	0	0	1	10	14	9.00	1.000

BOTTOM

Chicago Cubs @ Montreal Expos
Olympic Stadium, Montreal, QB

Fri Aug 09 1996, 7:05 PM EDT
Att. 15,498 - Dome - 72 F

livebaseballscorecards.com

AB 40
R 9
H 14
RBI 9
BB 1
SO 7
LOB 15



AB	R	H	RBI	BB	SO	LOB
5	1	2	0	0	0	4
5	1	2	0	0	0	1
4	1	0	0	1	1	2
5	1	2	3	0	0	2
4	1	1	1	0	1	0
5	1	2	0	0	0	1
4	2	3	3	0	1	0
4	0	0	0	0	2	3
2	0	1	0	0	1	2
0	0	0	0	0	0	0
1	0	0	0	0	1	0
0	0	0	0	0	0	0
0	0	0	0	0	0	0
0	0	0	0	0	0	0
1	1	1	2	0	0	0
0	0	0	0	0	0	0

1B: 8	SF: 1
2B: 4	SAC: 0
3B: 0	DP: 1
HR: 3	HBP: 0

WP: 3	PA: 42
PB: 0	
SB: 0	
CS: 0	

Batter	1	2	3	4	5	6	7	8	9
Mark Grudzielanek, R OBP: 0.347, SLG: 0.421 (1, 6)	1-1 WP 1B 2B 1B	0-1 F7	0-1 G4-3			1-2 G4-3		0-2 1B	
Mike Lansing, R OBP: 0.369, SLG: 0.447 (1, 4)	1 SAFE 1 SAFE 1 SAFE 1 SAFE 1 SAFE 1 SAFE 1 SAFE 1 SAFE	1-2 WP 2B 1B		2-2 P3			1-0 G5-3	1-0 F8	
Henry Rodriguez, L OBP: 0.325, SLG: 0.571 (1, 3)	4-1 2B 1B 2B BB	2-3 K		0-0 F8			1-0 G4-3	0-1 F8	
Moises Alou, R OBP: 0.336, SLG: 0.437 (1, 9)	0-0 SF7-3-5 2B	1-0 F7		0-0 G5-3			2-0 F8	0-0 HR	
Darrin Fletcher, L OBP: 0.328, SLG: 0.455 (1, 2)	0-0 SF7-3-5		2-0 G3-1		0-0 G3-1			1-0 2B 2B	1-3 K
Rondell White, R OBP: 0.358, SLG: 0.464 (1, 8)	1-1 HR 1B		1-2 WP 1B 1B		1-0 G5-3			3-2 L6	3-2 F9
F.P. Santangelo, S OBP: 0.375, SLG: 0.405 (1, 7)	1-0 HR		1 SAFE 0-1 WP 1B		2-3 K			2-2 WP HR 2B	
Shane Andrews, R OBP: 0.319, SLG: 0.469 (1, 5)	3-2 G6-3		2-3 K			1-1 G5-3		1-3 K	
Rheal Cormier, L OBP: 0.214, SLG: 0.225 (1, 1)		1-2 1B	1-3 K			2-3 K		1-0 HR	
Barry Manuel, R OBP: 0.339, SLG: 0.364 (6, PH)									
Andy Stankiewicz, R OBP: 0.339, SLG: 0.364 (7, 1)									
Jeff Juden, R OBP: 0.339, SLG: 0.364 (8, 1)									
Dave Veres, R OBP: 0.500, SLG: 0.667 (8, PH)									
Cliff Floyd, L OBP: 0.339, SLG: 0.441 (9, 1)									
Mel Rojas, R OBP: 0.500, SLG: 0.667 (9, 1)									

Inning Stats	R: 5 H: 5 E: 0 K: 15 S: 15	H: 5 LOB: 0 BB: 1 P: 26	R: 0 H: 2 E: 0 K: 11 S: 11	L: 2 LOB: 2 BB: 0 P: 15	R: 0 H: 2 E: 0 K: 2 S: 14	H: 2 LOB: 3 BB: 0 P: 20	R: 0 H: 0 E: 0 K: 5 S: 5	H: 0 LOB: 0 BB: 0 P: 7	R: 0 H: 0 E: 0 K: 5 S: 5	H: 0 LOB: 0 BB: 0 P: 8	R: 0 H: 0 E: 0 K: 1 S: 9	H: 0 LOB: 0 BB: 0 P: 13	R: 0 H: 0 E: 0 K: 3 S: 3	H: 0 LOB: 0 BB: 0 P: 7	R: 3 H: 4 E: 0 K: 17 S: 17	H: 4 LOB: 1 BB: 0 P: 26	R: 1 H: 1 E: 0 K: 13 S: 13	H: 1 LOB: 0 BB: 0 P: 17
--------------	----------------------------	-------------------------	----------------------------	-------------------------	---------------------------	-------------------------	--------------------------	------------------------	--------------------------	------------------------	--------------------------	-------------------------	--------------------------	------------------------	----------------------------	-------------------------	----------------------------	-------------------------

PITCHER	IP	WLS	BF	H	R	ER	SO	BB	IBB	HBP	BLK	WP	HR	S	P	ERA	WHIP
Jim Bullinger, R ERA: 6.65 (1, 1)	7.1	W	34	11	7	7	5	1	0	0	0	2	1	71	111	8.59	1.636
Turk Wendell, R ERA: 2.77 (8, 1)	0.2		4	2	1	1	1	0	0	0	0	1	1	8	11	13.50	3.000
Bob Patterson, L ERA: 2.63 (9, 1)	1.0	S	4	1	1	1	1	0	0	0	0	0	1	13	17	9.00	1.000

Batter	1	2	3	4	5	6	7	8	9	AB R H RBI BB SO LOB	TOP																	
Brian McRae, S (1, 8) OBP: 0.353, SLG: 0.407	1-1 1B	3-2 2B		1-0 23 S 23 E 1B		1-2 G6-3			2-2 FC1-5-4-1 23 E 2-3	5 2 3 0 0 0 1																		
23 Ryne Sandberg, R (1, 4) OBP: 0.304, SLG: 0.445	1-2 K	1-1 G6-3		4-1 BB 1-3 BB			1-2 F8		1-2 E5 FC6 2-H	4 0 0 0 1 1 2																		
Mark Grace, L (1, 3) OBP: 0.404, SLG: 0.444	1-1 BB 1-3 1B		2-1 1-4-6-3 1B	4-2 1-2 BB			2-3 K		1-0 FC6 1-2f	4 1 2 0 1 1 1																		
Sammy Sosa, R (1, 9) OBP: 0.324, SLG: 0.584	2-3 K		0-1 G1-4-6-3 1-2f	0-3 K			0-1 G5-3			4 0 0 0 0 2 6																		
Luis Gonzalez, L (1, 7) OBP: 0.356, SLG: 0.422	4-2 1B 1-2 BB		1-0 S 1B		2-0 F7			0-1 G4-3		3 0 1 0 1 0 0																		
Dave Magadan, L (1, 5) OBP: 0.360, SLG: 0.275	1-0 1-3 2-H 3-H 1B		1 SAFE 4-2 1-2 BB		1-2 L8			1-1 F9		2 0 1 2 1 0 0 1 0 0 0 0 0 0																		
Leo Gomez, R (7, 5) OBP: 0.354, SLG: 0.476																												
Tyler Houston, L (1, 2) OBP: 0.385, SLG: 0.556	0-0 F8		1-2 L7		0-3 K			1-2 G4-3		4 0 0 0 0 1 4																		
José Hernández, R (1, 6) OBP: 0.284, SLG: 0.379		0-2 G5-3		2-3 K		1-1 G1-3			2-1 FC1-5-4-1 SH1 HBP	3 0 0 0 0 1 0																		
Frank Castillo, R (1, 1) OBP: 0.133, SLG: 0.114		1-3 K		0-1 G5-3		0-2 G4-3			0-0 SH1	3 0 0 0 0 1 0																		
Terry Adams, R (7, 1)										0 0 0 0 0 0 0																		
Larry Casian, R (8, 1)										0 0 0 0 0 0 0																		
Rey Sanchez, R (9, PH) OBP: 0.270, SLG: 0.249										0 0 0 0 0 0 0																		
Turk Wendell, L (9, 1) OBP: 0.667, SLG: 0.500										0 0 0 0 0 0 0																		
Inning Stats	R: 2 E: 0 K: 2 S: 14	H: 3 LOB: 2 BB: 1 P: 24	R: 0 E: 0 K: 1 S: 15	H: 1 LOB: 1 BB: 0 P: 20	R: 0 E: 0 K: 0 S: 12	H: 2 LOB: 2 BB: 1 P: 20	R: 0 E: 1 K: 2 S: 16	H: 1 LOB: 3 BB: 2 P: 27	R: 0 E: 0 K: 1 S: 8	H: 0 LOB: 0 BB: 0 P: 11	R: 0 E: 0 K: 0 S: 8	H: 0 LOB: 0 BB: 0 P: 10	R: 0 E: 0 K: 1 S: 8	H: 0 LOB: 0 BB: 0 P: 11	R: 0 E: 0 K: 0 S: 7	H: 0 LOB: 0 BB: 0 P: 9	R: 1 E: 1 K: 0 S: 9	H: 0 LOB: 1 BB: 0 P: 15	1B: 6 2B: 1 3B: 0 HR: 0	SF: 0 SAC: 1 DP: 1 HBP: 1	WP: 0 PB: 0 SB: 2 CS: 0	PA: 39						
PITCHER	IP WLS BF H R ER SO BB IBB HBP BLK WP HR S P ERA WHIP																											
Ugueth Urbina, R (1, 1) ERA: 3.75	5.0		25	7	2	2	6	4	0	0	0	0	0	0	65	102	3.60	2.200										
Omar Daal, L (6, 1) ERA: 2.72	2.0		6	0	0	0	1	0	0	0	0	0	0	0	16	21	0.00	0.000										
Mike Dyer, R (8, 1) ERA: 4.22	2.0	L	8	0	1	0	0	0	0	1	0	0	0	0	16	24	0.00	0.000										

Chicago Cubs @ Montreal Expos
Olympic Stadium, Montreal, QB
Sat Aug 10 1996, 7:05 PM EDT
Att. 16,724 - Dome - 72 F

livebaseballscorecards.com

AB	33
R	3
H	7
RBI	2
BB	4
SO	7
LOB	14



BOTTOM

Chicago Cubs @ Montreal Expos
Olympic Stadium, Montreal, QB

Sat Aug 10 1996, 7:05 PM EDT
Att. 16,724 - Dome - 72 F

livebaseballscores.com

AB	32
R	2
H	10
RBI	2
BB	1
SO	7
LOB	14



WP	0	PA	35
PB	0		
SB	0		
CS	1		

AB	R	H	RBI	BB	SO	LOB
4	0	1	0	0	0	1
3	0	1	0	0	1	0
4	0	0	0	0	2	2
3	1	3	0	1	0	0
4	1	1	1	0	1	4
4	0	2	0	0	1	0
4	0	2	0	0	0	2
2	0	0	0	0	0	2
2	0	0	1	0	0	1
0	0	0	0	0	0	0
1	0	0	0	0	1	1
0	0	0	0	0	0	0
1	0	0	0	0	1	1
0	0	0	0	0	0	0

Batter	1	2	3	4	5	6	7	8	9
Mark Grudzielanek, R (1, 6) OBP: 0.346, SLG: 0.419	1-1 G4-3		0-0 G6-3			1-2 P3		2-1 G3-1 SH3 1B	
Mike Lansing, R (1, 4) OBP: 0.369, SLG: 0.446	1-1 L6-3 1B			2-3 K		0-1 G6-3		0-0 SH3 1-2	
Cliff Floyd, L (1, 3) OBP: 0.332, SLG: 0.431	2-0 L6-3			1-3 K		3-3 K		1-1 G3-1 2-3	
Moises Alou, R (1, 9) OBP: 0.342, SLG: 0.446		3-2 G6-3 1B		3-1 1B			3-2 1B 3B	4-0 IBB	
Darrin Fletcher, L (1, 2) OBP: 0.327, SLG: 0.452		0-0 G6-3 1-2f		2-0 G3			3-2 2B G4-3 1B	2-3 K	
Rondell White, R (1, 8) OBP: 0.361, SLG: 0.471		0-0 G4-3			0-2 CS 1B		1-2 G4-3 1-3 2B	1-3 K	
F.P. Santangelo, S (1, 7) OBP: 0.377, SLG: 0.407			1-0 SH3 1B		2-1 G5-3 1-2 1B		2-2 G1-3	3-2 F7	
Dave Silvestri, R (1, 5) OBP: 0.365, SLG: 0.244 Andy Stankiewicz, R (7, PH) OBP: 0.329, SLG: 0.353 (8, 5)		3-2 L8		3-2 L8		1-1 G5-3		0-1 G4-3	0-2 F8
Ugueth Urbina, R (1, 1) OBP: 0.107, SLG: 0.107 Sherman Obando, R (5, PH) OBP: 0.333, SLG: 0.436 Omar Daal, L (6, 1) Henry Rodriguez, L (7, PH) OBP: 0.325, SLG: 0.570 Mike Dyer, R (8, 1)			0-0 SH3		2-3 K		2-3 3-H 3-3 K		

Inning Stats	R: 0	H: 1	E: 0	LOB: 0	K: 0	BB: 0	S: 5	P: 9
	0	1	0	0	0	0	5	9
	0	1	0	0	0	0	5	8
	0	1	0	1	0	0	6	10
	0	1	0	1	0	0	10	18
	0	2	0	1	0	0	10	15
	0	0	0	0	0	0	8	12
	2	3	0	1	1	0	19	31
	0	1	0	2	0	0	11	15

PITCHER	IP	WLS	BF	H	R	ER	SO	BB	IBB	HBP	BLK	WP	HR	S	P	ERA	WHIP
Frank Castillo, R (1, 1) ERA: 5.2	6.0		23	8	2	2	4	0	0	0	0	0	0	52	86	3.00	1.333
Terry Adams, R (7, 1) ERA: 2.99	1.1		6	2	0	0	1	0	0	0	0	0	0	14	22	0.00	1.500
Larry Casian, L (8, 1) ERA: 2.79	0.2	W	3	0	0	0	1	0	1	0	0	0	0	7	14	0.00	0.000
Turk Wendell, R (9, 1) ERA: 2.72	1.0	S	3	0	0	0	1	0	0	0	0	0	0	11	15	0.00	0.000

Batter	1	2	3	4	5	6	7	8	9	10	AB R H RBI BB SO LOB	TOP												
Brian McRae, S OBP: 0.353, SLG: 0.406 (1, 8) X	0-0 L8		0-0 G6-3			0-0 1B	4-0 BB		0-0 F9		4 1 1 0 1 0 0	Chicago Cubs @ Montreal Expos Olympic Stadium, Montreal, QB Sun Aug 11 1996, 3:33 AM EDT Att. 20,120 - Dome												
23 Ryne Sandberg, R OBP: 0.301, SLG: 0.440 (1, 4) S	0-3 K			0-0 F8		0-3 K	0-0 P4		0-0 F7		5 0 0 0 0 2 2													
Mark Grace, L OBP: 0.406, SLG: 0.446 (1, 3) X	0-0 1B			0-3 K		0-0 BB 1B		0-0 BB 1B		0-0 G1-4-3	5 1 3 0 0 1 0													
Sammy Sosa, R OBP: 0.325, SLG: 0.582 (1, 9) S	0-3 K			0-0 G3-1		0-0 SF8 1B		0-0 BB 1B		0-0 G6-3	5 0 2 1 0 1 1													
Ozzie Timmons, R OBP: 0.236, SLG: 0.203 Terry Adams, R (10, 1)		0-3 K			0-0 1B	4-0 BB		0-0 B1		0-0 G6-3	4 1 1 0 1 1 2 0 0 0 0 0 0 0													
Leo Gomez, R OBP: 0.350, SLG: 0.472 (1, 5) S		0-3 K			0-3 K	0-0 SF8		0-3 K			3 0 0 1 0 3 3													
Scott Servais, R OBP: 0.339, SLG: 0.409 (1, 2) S		0-3 K2-3			0-0 FC5-4 1B	0-0 G4-3		4-0 BB			3 0 1 1 1 1 2													
José Hernández, R OBP: 0.280, SLG: 0.373 (1, 6) S			0-3 K		0-3 K		0-3 K	0-3 K			4 0 0 0 0 4 4													
Steve Trachsel, R OBP: 0.128, SLG: 0.213 Scott Bullett, L OBP: 0.250, SLG: 0.330 Kent Bottenfield, R OBP: 1.000, SLG: 1.000 Bob Patterson, R OBP: 0.333, SLG: 0.333 Luis Gonzalez, L OBP: 0.356, SLG: 0.422 (1, 1) X (9, PH) (9, 1) (10, 1) (10, 7)			0-0 F9		0-0 FC5-4		0-3 K		0-0 B1-3		3 0 0 0 0 1 1 1 0													
Inning Stats	R: 0 E: 0 K: 2 S: 8	H: 1 LOB: 1 BB: 0 P: 8	R: 0 E: 0 K: 3 S: 9	H: 0 LOB: 0 BB: 0 P: 9	R: 0 E: 0 K: 1 S: 5	H: 0 LOB: 0 BB: 0 P: 5	R: 0 E: 0 K: 1 S: 5	H: 0 LOB: 0 BB: 0 P: 5	R: 1 E: 0 K: 2 S: 9	H: 2 LOB: 1 BB: 0 P: 9	R: 2 E: 0 K: 1 S: 8		H: 3 LOB: 2 BB: 1 P: 12	R: 0 E: 0 K: 2 S: 7	H: 0 LOB: 1 BB: 1 P: 11	R: 0 E: 0 K: 2 S: 9	H: 2 LOB: 3 BB: 1 P: 13	R: 0 E: 0 K: 0 S: 3	H: 0 LOB: 0 BB: 0 P: 3	R: 0 E: 0 K: 0 S: 3	H: 0 LOB: 0 BB: 0 P: 3	1B: 7 2B: 1 3B: 0 HR: 0	SF: 1 SAC: 0 DP: 0 HBP: 0	WP: 0 PB: 0 SB: 0 CS: 0
PITCHER Jeff Fassero, L ERA: 2.74 Mel Rojas, R ERA: 4.2	IP: 8.0 WLS: W BF: 35 H: 8 R: 3 ER: 3 SO: 14 BB: 3 IBB: 0 HBP: 0 BLK: 0 WP: 0 HR: 0 S: 60 P: 72 ERA: 3.38 WHIP: 1.375	IP: 2.0 WLS: W BF: 6 H: 0 R: 0 ER: 0 SO: 0 BB: 0 IBB: 0 HBP: 0 BLK: 0 WP: 0 HR: 0 S: 6 P: 6 ERA: 0.00 WHIP: 0.000											PITCHER IP: WLS: BF: H: R: ER: SO: BB: IBB: HBP: BLK: WP: HR: S: P: ERA: WHIP											

livebaseballscores.com

AB	37
R	3
H	8
RBI	3
BB	3
SO	14
LOB	15



BOTTOM

Chicago Cubs @ Montreal Expos
Olympic Stadium, Montreal, QB
Sun Aug 11 1996, 3:33 AM EDT
Att. 20,120 - Dome

livebaseballscorecards.com

AB	32
R	4
H	5
RBI	3
BB	6
SO	4
LOB	11



WP	0	PA	40
PB	0		
SB	1		
CS	0		

AB R H RBI BB SO LOB

3	1	0	0	1	0	1
4	0	0	0	1	0	1
4	0	1	1	0	2	0
0	0	0	0	0	0	0
1	0	0	0	0	0	3
4	1	2	1	1	0	0
3	1	1	0	1	0	2
4	0	1	1	0	0	1
3	0	0	0	0	1	2
1	0	0	0	0	0	0
3	0	0	0	1	1	1
2	0	0	0	1	0	0
0	0	0	0	0	0	0
0	0	0	0	0	0	0
0	1	0	0	0	0	0
1B: 3	SF: 0					
2B: 1	SAC: 1					
3B: 1	DP: 1					
HR: 0	HBP: 1					

Batter	1	2	3	4	5	6	7	8	9	10
Mark Grudzielanek, R OBP: 0.345, SLG: 0.417 (1, 6)	G4-3 1-2		G6-3 2B BB		G6-3 1-2		G5-4-3 1-2f			SH3-4 1-2 2-3
Mike Lansing, R OBP: 0.367, SLG: 0.442 (1, 4)	P6 1-2		F7 1-2		F7 1-2			G6-3 1-2		1B FC6-2 IBB
Henry Rodriguez, L OBP: 0.324, SLG: 0.569 Sherman Obando, R (10, PH) OBP: 0.333, SLG: 0.436 Cliff Floyd, L (10, PH) OBP: 0.330, SLG: 0.429 (1, 3)	K 1-2		FC5 2-H 2B			K 1-2		G3 1-2		FC6-2 1B 1-2 2-3 3-H
Moises Alou, R OBP: 0.345, SLG: 0.447 (1, 9)		L6 1-2						G3 1-2		
Rondell White, R OBP: 0.364, SLG: 0.468 (1, 8)			FC5 1B 2-3f						F7 1-2	
F.P. Santangelo, S OBP: 0.375, SLG: 0.412 (1, 7)					F7 1-H 3B				G4-3 1-2	
Lenny Webster, R OBP: 0.326, SLG: 0.265 Darrin Fletcher, L (9, PH) (10, 2)					L9 1-2				G4-3 1-2	
Dave Silvestri, R OBP: 0.362, SLG: 0.238 (1, 5)					G1-3 1-2					
Jeff Fassero, L OBP: 0.182, SLG: 0.083 Mel Rojas, R (9, 1) Andy Stankiewicz, R (10, PH) Tim Spehr, R (10, PR) OBP: 0.338, SLG: 0.353 OBP: 0.171, SLG: 0.189			G6-3 1-2		G6-3 1-2					SH3-4 HBP FC6-2 BB
										FC6-2 SH3-4 1B HBP

Inning Stats	R: 0	H: 0	E: 0	K: 1	S: 5	R: 1	H: 2	E: 0	K: 1	S: 7	R: 1	H: 1	E: 0	K: 0	S: 4	R: 0	H: 0	E: 0	K: 0	S: 3	R: 0	H: 0	E: 0	K: 1	S: 4	R: 1	H: 1	E: 0	K: 1	S: 6	R: 0	H: 0	E: 0	K: 1	S: 4	R: 0	H: 0	E: 0	K: 0	S: 3	R: 0	H: 0	E: 0	K: 0	S: 3	R: 1	H: 1	E: 0	K: 0	S: 3	R: 0	H: 0	E: 0	K: 1	S: 4	R: 0	H: 0	E: 0	K: 0	S: 3	R: 0	H: 0	E: 0	K: 0	S: 3	R: 1	H: 3	E: 0	K: 0	S: 3	1B: 3	SF: 0	2B: 1	SAC: 1	3B: 1	DP: 1	HR: 0	HBP: 1	WP: 0	PA: 40
--------------	------	------	------	------	------	------	------	------	------	------	------	------	------	------	------	------	------	------	------	------	------	------	------	------	------	------	------	------	------	------	------	------	------	------	------	------	------	------	------	------	------	------	------	------	------	------	------	------	------	------	------	------	------	------	------	------	------	------	------	------	------	------	------	------	------	------	------	------	------	------	-------	-------	-------	--------	-------	-------	-------	--------	-------	--------

PITCHER	IP	WLS	BF	H	R	ER	SO	BB	IBB	HBP	BLK	WP	HR	S	P	ERA	WHIP
Steve Trachsel, R ERA: 2.83 (1, 1)	8.0		31	4	3	2	4	4	0	0	0	0	0	35	51	2.25	1.000
Kent Bottenfield, R ERA: 1.32 (9, 1)	1.1	L	6	0	1	1	0	1	0	1	0	0	0	4	9	6.75	0.750
Bob Patterson, L ERA: 2.63 (10, 1)	0.0		1	0	0	0	0	0	1	0	0	0	0	4	∞	∞	
Terry Adams, R ERA: 2.97 (10, 1)	0.1		2	1	0	0	0	0	0	0	0	0	0	2	2	0.00	3.000

Chicago Cubs @ New York Mets
Shea Stadium, Flushing, NY

Mon Aug 12 1996, 7:05 PM EDT
Att. 17,636 - Unknown - 72 F

livebaseballscorecards.com



AB	37
R	11
H	12
RBI	9
BB	5
SO	8
LOB	14

WP	5	PA	44
PB	0		
SB	0		
CS	0		

Batter	1	2	3	4	5	6	7	8	9	AB	R	H	RBI	BB	SO	LOB
Brian McRae, S (1, 8) OBP: 0.357, SLG: 0.418 Ozzie Timmons, R (8, 9) OBP: 0.236, SLG: 0.203	0-0 B3-4	0-1 WP 1-3 2B		0-2 2-H 1B		4-0 1B 1B IBB		1-0 HR		4	2	3	2	1	0	0
Tyler Houston, L (1, 5) OBP: 0.378, SLG: 0.539 Scott Bullett, L (6, 9) OBP: 0.248, SLG: 0.326	0-0 BB SF7 1B	0-3 2-3 3-H			1-0 L7	1-3 K		2-0 G3		4	1	1	0	0	2	4
Mark Grace, L (1, 3) OBP: 0.411, SLG: 0.448	4-0 23 WP 1-2 BB	2-2 F7			4-0 BB	3-2 1B 1B		3-1 1B		3	1	2	2	2	0	1
Sammy Sosa, R (1, 9) OBP: 0.326, SLG: 0.580 Leo Gomez, R (6, PR) OBP: 0.349, SLG: 0.470	4-2 23 WP 1-2 2-3 HR BB		1-3 K		2-2 L8	0-0 1-2 3-H 1B		3-3 K		3	1	1	1	1	1	1
Luis Gonzalez, L (1, 7) OBP: 0.352, SLG: 0.417	2-2 SF7		0-0 F9		1-1 F7	1-0 G3		2-2 P5		4	0	0	1	0	0	3
23 Ryne Sandberg, R (1, 4) OBP: 0.302, SLG: 0.445	1-1 1-H 2-H HR		2-1 F8		4-2 1B BLK E BB	2-3 K		1-3 K2-3		4	2	1	2	1	2	0
Scott Servais, R (1, 2) OBP: 0.340, SLG: 0.409	0-0 L8			3-3 K		0-0 WP 1-3 1B 1B	1-0 L1-3		2-1 1B	5	1	2	0	0	1	0
José Hernández, R (1, 6) OBP: 0.278, SLG: 0.369		1-0 L6		1-1 SH1-3 1B 1B		0-1 E3 1-2 1B WP	2-3 K		2-2 F7	5	2	1	1	0	1	2
Jaime Navarro, R (1, 1) OBP: 0.155, SLG: 0.172 Rodney Myers, R (9, 1)		3-2 2B WP 1B		0-0 SH1-3		2-2 G5-3		1-2 G5-3		3	1	1	0	0	0	2
										0	0	0	0	0	0	0

Batter	1	2	3	4	5	6	7	8	9												
	R: 4 E: 0 K: 0 S: 14	H: 2 LOB: 0 BB: 2 P: 25	R: 1 E: 0 K: 1 S: 13	H: 2 LOB: 1 BB: 0 P: 19	R: 0 E: 0 K: 1 S: 6	H: 0 LOB: 0 BB: 0 P: 9	R: 1 E: 0 K: 1 S: 14	H: 2 LOB: 1 BB: 0 P: 18	R: 0 E: 0 K: 0 S: 6	H: 0 LOB: 1 BB: 1 P: 14	R: 4 E: 1 K: 1 S: 16	H: 3 LOB: 2 BB: 2 P: 31	R: 0 E: 0 K: 2 S: 8	H: 0 LOB: 0 BB: 0 P: 13	R: 1 E: 0 K: 1 S: 10	H: 2 LOB: 1 BB: 0 P: 20	R: 0 E: 0 K: 1 S: 12	H: 1 LOB: 1 BB: 0 P: 19	1B: 9 2B: 1 3B: 0 HR: 2	SF: 1 SAC: 1 DP: 0 HBP: 0	WP: 5 PB: 0 SB: 0 CS: 0

PITCHER	IP	WLS	BF	H	R	ER	SO	BB	IBB	HBP	BLK	WP	HR	S	P	ERA	WHIP
Jason Isringhausen, R (1, 1) ERA: 4.85	5.0	L	23	6	6	6	3	3	0	0	0	2	1	53	85	10.80	1.800
Jerry Dipoto, R (6, 1) ERA: 4.7	0.2		8	3	4	1	1	1	1	0	1	1	0	15	29	13.50	6.000
Paul Byrd, R (6, 1) ERA: 3.41	1.1		4	0	0	0	2	0	0	0	0	0	0	9	15	0.00	0.000
Doug Henry, R (8, 1) ERA: 4.0	2.0		9	3	1	1	2	0	0	0	0	0	1	22	39	4.50	1.500

Batter	1	2	3	4	5	6	7	8	9	AB	R	H	RBI	BB	SO	LOB
Lance Johnson, L (1, 8) OBP: 0.343, SLG: 0.450 Andy Tomberlin, L (7, 9) OBP: 0.405, SLG: 0.606	0-0 F7 ①		0-0 F7 ③			1-1 G4-3 ②		1-1 HR		3	0	0	0	0	0	1
Alvaro Espinoza, R (1, 5) OBP: 0.299, SLG: 0.418	2-2 G6-3 ②			0-1 G6-3 ①		1-2 1B		2-3 K ③		4	0	1	0	0	1	0
Bernard Gilkey, R (1, 7) OBP: 0.383, SLG: 0.566	2-1 G4-3 ③			3-2 G6-3 ②		2-0 1B			2-0 F8 ①	4	0	1	0	0	0	0
Todd Hundley, S (1, 2) OBP: 0.352, SLG: 0.595		1-0 P5 ①		1-1 P5 ③		2-3 K ③			2-3 K ②	4	0	0	0	0	2	2
Carlos Baerga, S (1, 3) OBP: 0.300, SLG: 0.395 Tim Bogar, R (7, PR) OBP: 0.226, SLG: 0.213 (8, 4)		2-1 P3 ②			0-2 G4-3 ①		2-2 L4-3 1B		0-0 F8 ③	3	0	1	0	0	0	0
Alex Ochoa, R (1, 9) OBP: 0.333, SLG: 0.440 Jerry Dipoto, R (6, 1) Paul Byrd, R (6, 1) Roberto Petagine, L (7, PH) OBP: 0.216, SLG: 0.176 (8, 3)		2-2 G5-3 ③			4-2 FC6-4 BB		1-2 L4-3 ① ②			1	0	0	0	0	1	0
Edgardo Alfonzo, R (1, 4) OBP: 0.266, SLG: 0.299 Doug Henry, R (8, 1)			0-1 F9 ①		0-0 FC6-4 ②		2-3 K ③			3	0	0	0	0	1	2
Rey Ordonez, R (1, 6) OBP: 0.294, SLG: 0.307			1-0 G6-3 ②		2-2 G4-3 ③			0-0 G4-3 ①		3	0	0	0	0	0	1
Jason Istringhausen, R (1, 1) OBP: 0.308, SLG: 0.444 Chris Jones, R (6, 9) OBP: 0.305, SLG: 0.400 (7, 8)			2-2 1B			1-0 G4-3 ①		2-2 G4-3 ②		1	0	1	0	0	0	0
										2	0	0	0	0	0	0

Inning Stats	R: 0	H: 0	E: 0	K: 0	S: 7	R: 0	H: 0	E: 0	K: 0	S: 8	R: 0	H: 1	E: 0	K: 0	S: 7	R: 0	H: 0	E: 0	K: 0	S: 7	R: 0	H: 0	E: 0	K: 0	S: 10	R: 0	H: 2	E: 0	K: 1	S: 10	R: 0	H: 1	E: 0	K: 1	S: 11	R: 1	H: 1	E: 0	K: 1	S: 14	R: 0	H: 0	E: 0	K: 1	S: 6	R: 0	H: 0	E: 0	K: 1	S: 6											
	LOB: 0	BB: 0	P: 11	LOB: 0	BB: 0	P: 13	LOB: 1	BB: 0	P: 10	LOB: 0	BB: 0	LOB: 1	BB: 1	P: 16	LOB: 2	BB: 0	P: 17	LOB: 1	BB: 0	P: 19	LOB: 0	BB: 0	P: 10	LOB: 0	BB: 0	P: 10	LOB: 2	BB: 0	P: 17	LOB: 1	BB: 0	P: 16	LOB: 1	BB: 0	P: 19	LOB: 0	BB: 0	P: 19	LOB: 0	BB: 0	P: 10	LOB: 0	BB: 0	P: 10																	
PITCHER	IP	WLS	BF	H	R	ER	SO	BB	IBB	HBP	BLK	WP	HR	S	P	ERA	WHIP																			IP	WLS	BF	H	R	ER	SO	BB	IBB	HBP	BLK	WP	HR	S	P	ERA	WHIP									
Jaime Navarro, R (1, 1) ERA: 3.63	8.0	W	29	5	1	1	3	1	0	0	0	0	1	74	113	1.12	0.750																			1.0		3	0	0	0	1	0	0	0	0	0	0	6	10	0.00	0.000									
Rodney Myers, R (9, 1) ERA: 4.07	1.0		3	0	0	0	1	0	0	0	0	0	0	6	10	0.00	0.000																																												

BOTTOM

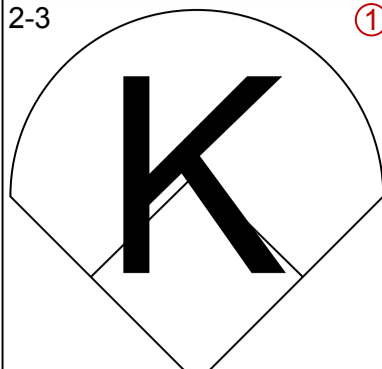
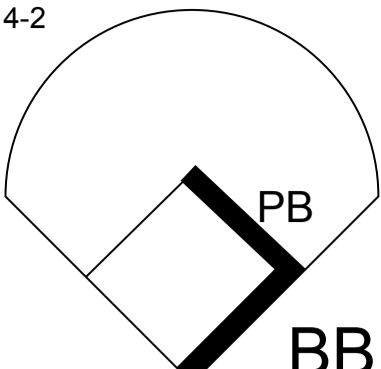
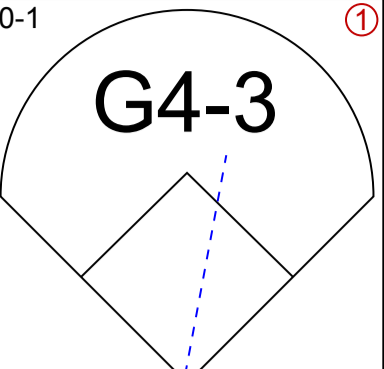
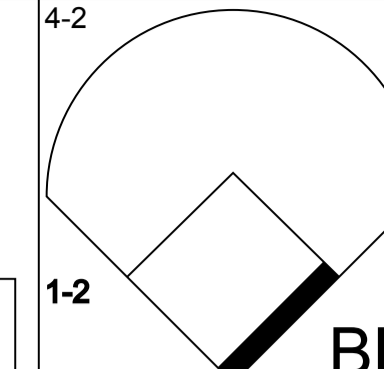
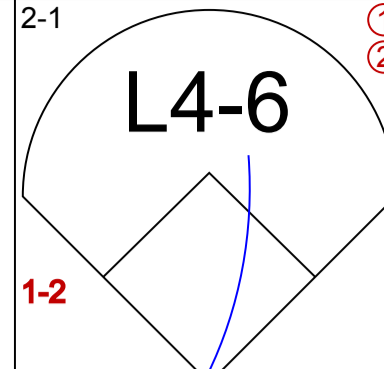
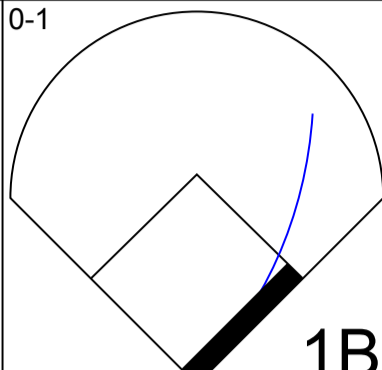
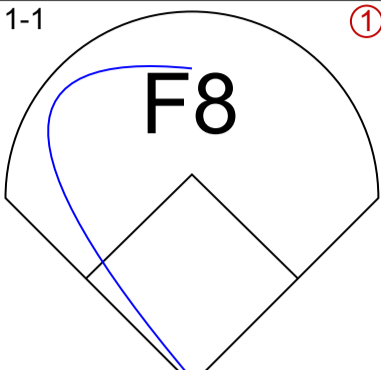
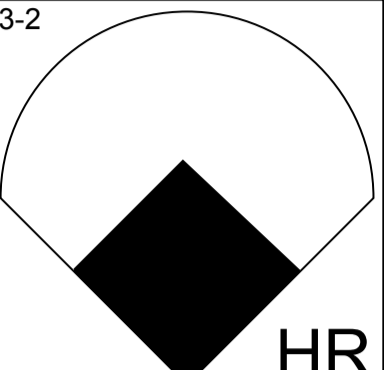
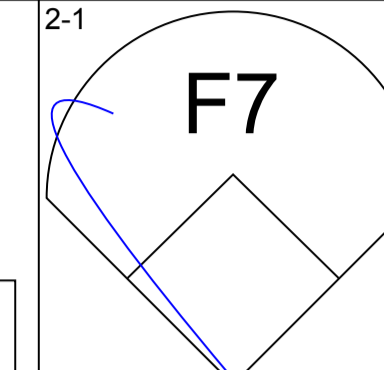
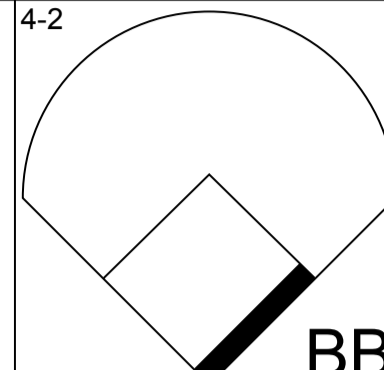
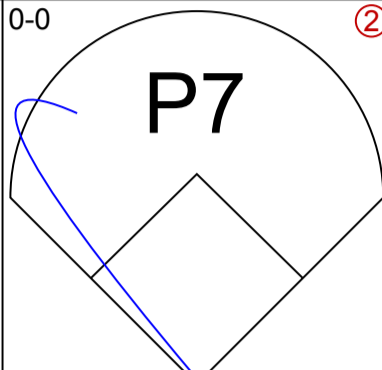
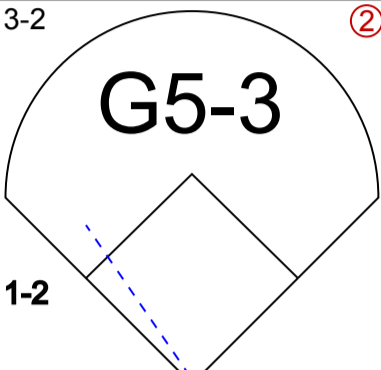
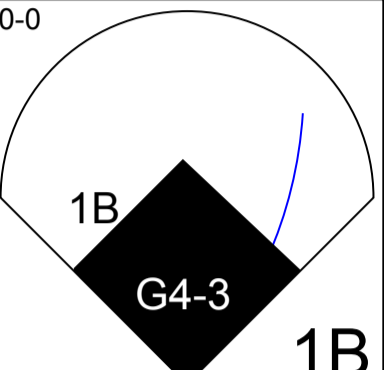
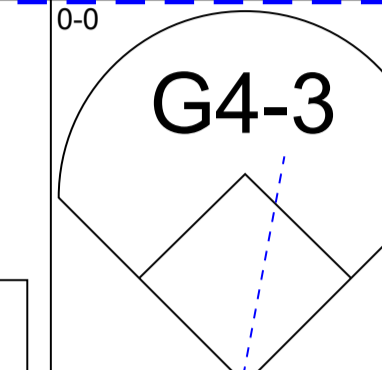
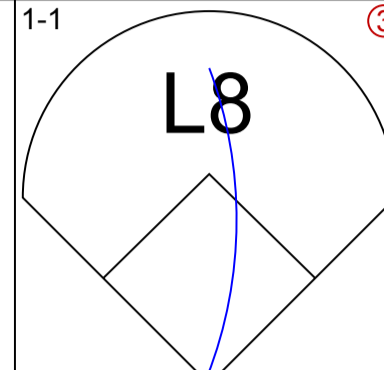
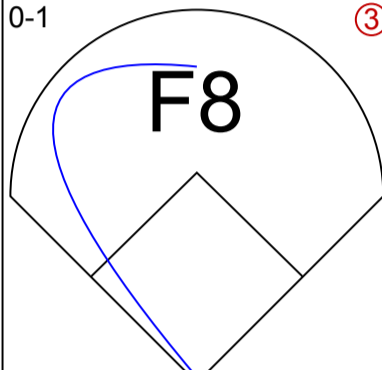
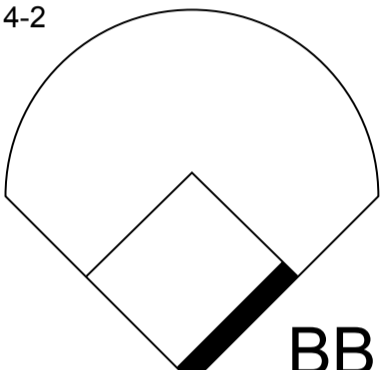
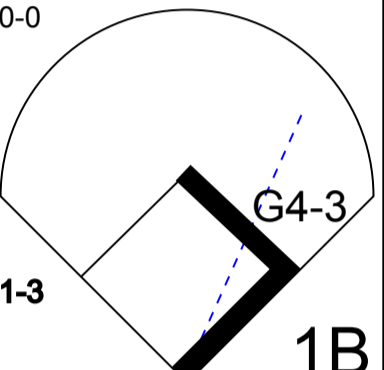
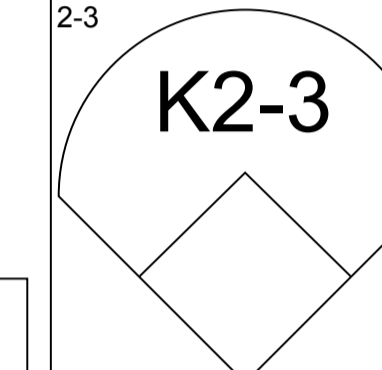
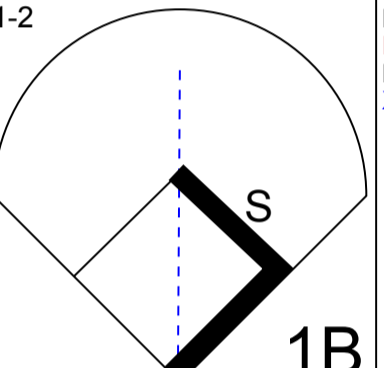
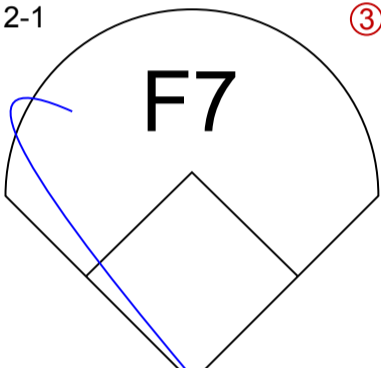
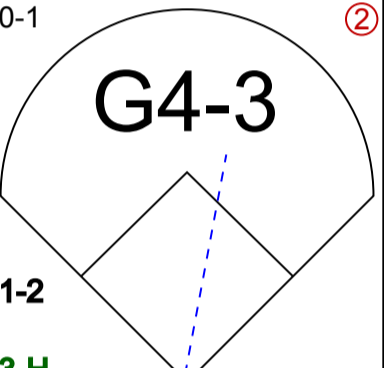
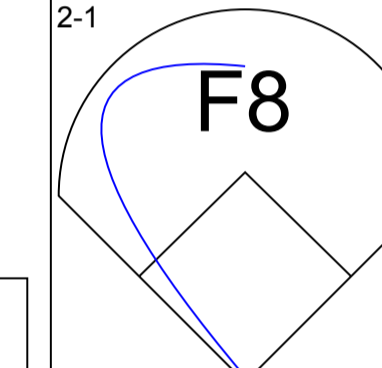
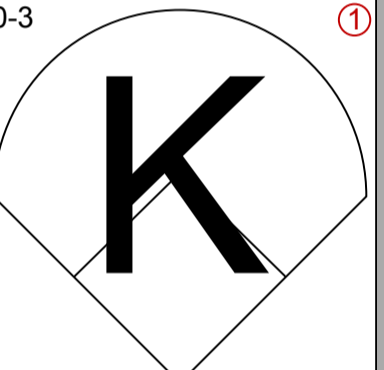
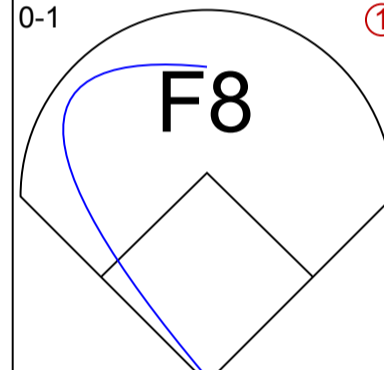
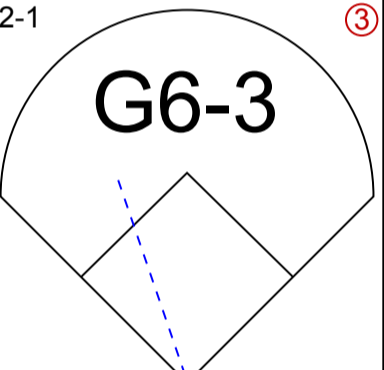
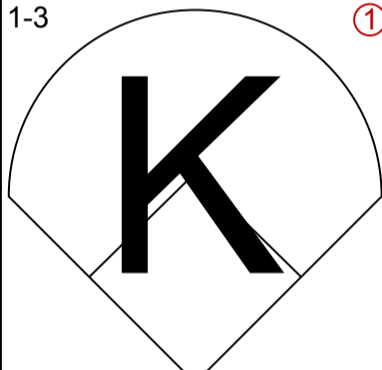
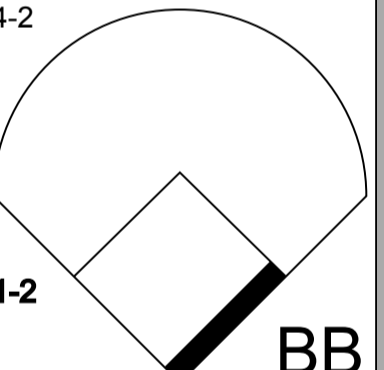
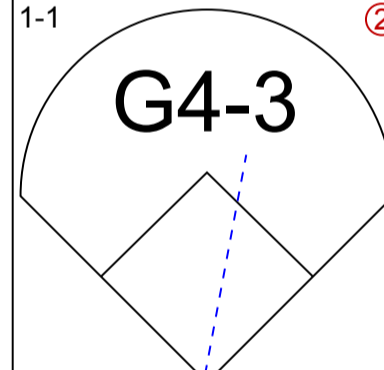
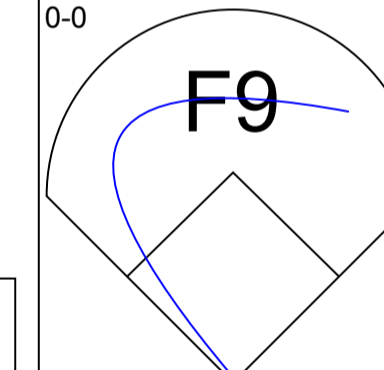
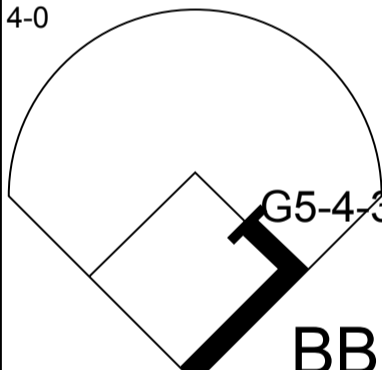
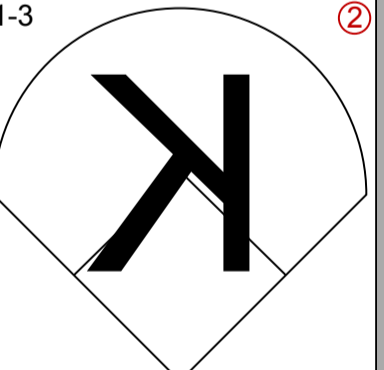
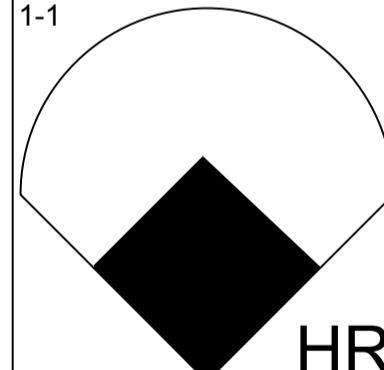
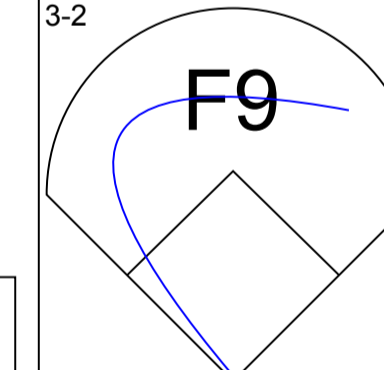
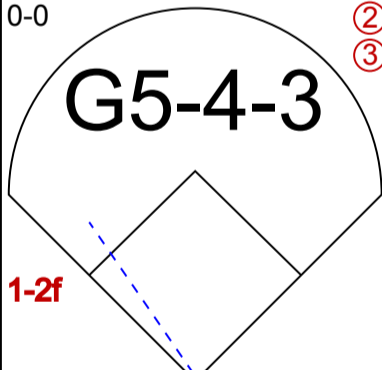
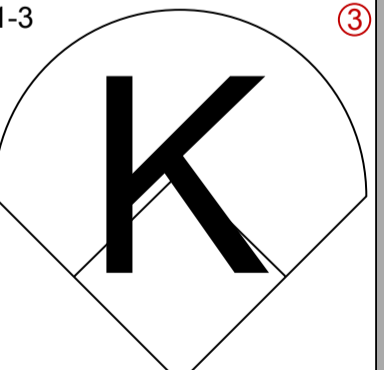
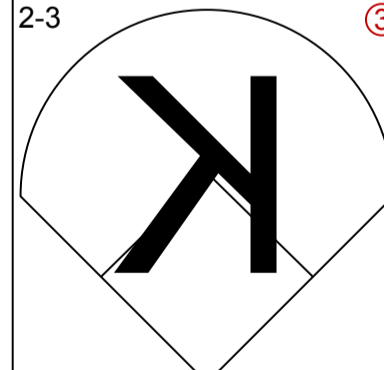
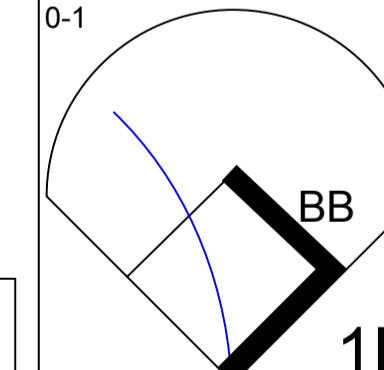
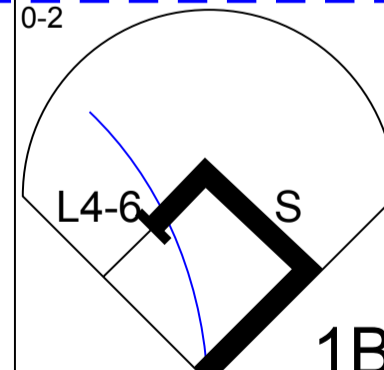
Chicago Cubs @ New York Mets
Shea Stadium, Flushing, NY
Mon Aug 12 1996, 7:05 PM EDT
Att: 17,636 - Unknown - 72 F

livebaseballscorecards.com

AB 31
R 1
H 5
RBI 1
BB 1
SO 4
LOB 7



WP: 0 PA: 32
PB: 0
SB: 0
CS: 0

Batter	1	2	3	4	5	6	7	8	9	AB R H RBI BB SO LOB	TOP	
Brian McRae, S (1, 8) OBP: 0.358, SLG: 0.415	2-3 		4-2 		0-1 G4-3 	4-2 			2-1 L4-6 	3 0 0 0 2 1 1		
Dave Magadan, L (1, 5) OBP: 0.367, SLG: 0.329 Leo Gomez, R (6, 5) OBP: 0.351, SLG: 0.470	0-1 		1-1 F8 		3-2 	2-1 F7 			4-2 	4 1 2 1 0 0 3 0 0 0 0 1 0 0		
Mark Grace, L (1, 3) OBP: 0.409, SLG: 0.445	0-0 P7 		3-2 G5-3 		0-0 		0-0 G4-3 		1-1 L8 	5 1 1 0 0 0 3		
Sammy Sosa, R (1, 9) OBP: 0.328, SLG: 0.579	0-1 F8 		4-2 		0-0 		2-3 K2-3 			3 0 1 0 1 1 1		
Luis Gonzalez, L (1, 7) OBP: 0.351, SLG: 0.415		1-2 	2-1 F7 		0-1 G4-3 		2-1 F8 			4 0 1 1 0 0 3		
23 Ryne Sandberg, R (1, 4) OBP: 0.299, SLG: 0.441		0-3 K 		0-1 F8 	2-1 G6-3 			1-3 K 		4 0 0 0 0 2 2		
Scott Servais, R (1, 2) OBP: 0.341, SLG: 0.406		4-2 SAFE 		1-1 G4-3 		0-0 F9 		4-0 		2 0 0 0 2 0 0		
José Hernández, R (1, 6) OBP: 0.278, SLG: 0.379		1-3 K 		1-1 		3-2 F9 		0-0 		4 1 1 1 0 1 3		
Amaury Telemaco, R (1, 1) OBP: 0.133, SLG: 0.103 Larry Casian, R (8, 1) Scott Bulett, L (9, PH) OBP: 0.259, SLG: 0.333 Kent Bottenfield, R (9, 1) OBP: 1.000, SLG: 1.000 Bob Patterson, R (9, 1) OBP: 0.333, SLG: 0.333 Turk Wendell, L (9, 1) OBP: 0.667, SLG: 0.500		1-3 K 		2-3 K 		0-1 		0-2 		3 0 1 0 0 0 2 2 0 0 0 0 0 0 0 0 1 0 1 0		
Inning Stats	R: 0 H: 1 E: 0 LOB: 1 K: 1 BB: 0 S: 9 P: 11	R: 0 H: 1 E: 0 LOB: 2 K: 3 BB: 1 S: 14 P: 21	R: 0 H: 0 E: 0 LOB: 2 K: 0 BB: 2 S: 14 P: 28	R: 1 H: 1 E: 0 LOB: 0 K: 1 BB: 0 S: 9 P: 13	R: 2 H: 3 E: 0 LOB: 1 K: 0 BB: 0 S: 12 P: 17	R: 0 H: 1 E: 0 LOB: 2 K: 0 BB: 1 S: 10 P: 19	R: 0 H: 0 E: 0 LOB: 0 K: 1 BB: 0 S: 6 P: 10	R: 0 H: 0 E: 0 LOB: 0 K: 1 BB: 1 S: 4 P: 9	R: 0 H: 1 E: 0 LOB: 1 K: 0 BB: 1 S: 9 P: 16	1B: 6 SF: 0 2B: 1 SAC: 0 3B: 0 DP: 2 HR: 2 HBP: 0	WP: 0 PA: 39 PB: 1 SB: 2 CS: 0	
PITCHER	IP WLS BF H R ER SO BB IBB HBP BLK WP HR S P ERA WHIP											
Pete Harnisch, R (1, 1) ERA: 4.36	6.0 L 29 7 3 3 5 4 0 0 0 0 2 68 109 4.50 1.833											
Dave Micki, R (7, 1) ERA: 3.13	2.0 6 0 0 0 2 1 0 0 0 0 0 10 19 0.00 0.500											
Derek Wallace, R (9, 1) ERA:	1.0 4 1 0 0 0 1 0 0 0 0 0 9 16 0.00 2.000											

Chicago Cubs @ New York Mets
Shea Stadium, Flushing, NY
Tue Aug 13 1996, 7:05 PM EDT
Att. 17,819 - Unknown - 68 F

livebaseballscorecards.com

AB 33
R 3
H 8
RBI 3
BB 6
SO 7
LOB 18



Chicago Cubs @ New York Mets
Shea Stadium, Flushing, NY

Tue Aug 13 1996, 7:05 PM EDT
Att: 17,819 - Unknown - 68 F

livebaseballscorecards.com

AB	33
R	2
H	6
RBI	2
BB	2
SO	6
LOB	13



WP	0	PA	35
PB	0		
SB	0		
CS	0		

AB	R	H	RBI	BB	SO	LOB
4	0	0	0	0	0	1
0	0	0	0	0	0	0
3	0	0	0	0	0	0
1	1	1	0	0	0	0
4	1	1	0	0	2	0
3	0	0	0	1	2	2
4	0	0	0	0	0	3
3	0	1	1	1	0	1
4	0	3	1	0	0	0
2	0	0	0	0	0	2
1	0	0	0	0	0	1
0	0	0	0	0	0	0
1	0	0	0	0	0	1
2	0	0	0	0	2	0
0	0	0	0	0	0	0
1	0	0	0	0	0	1

Batter	1	2	3	4	5	6	7	8	9
Lance Johnson, L (1, 8) OBP: 0.340, SLG: 0.446 Derek Wallace, R (9, 1)	0-1 G4-3		2-1 P6			0-0 P3		1-0 G4-3	
Alvaro Espinoza, R (1, 5) OBP: 0.294, SLG: 0.411 Brent Mayne, L (9, PH) OBP: 0.367, SLG: 0.395	1-2 P6		0-0 G6-3			1-2 G5-3		1-2 2B 1B 1B	
Bernard Gilkey, R (1, 7) OBP: 0.362, SLG: 0.566	3-1 F7			1-3 K		1-3 K		0-1 1B 1B 2B	
Todd Hundley, S (1, 2) OBP: 0.351, SLG: 0.590		3-2 G3-1		4-0 BB		3-3 K		2-3 K	
Carlos Baerga, S (1, 3) OBP: 0.296, SLG: 0.391		1-1 F8		2-2 F7		0-2 L9		0-0 G1-3	
Alex Ochoa, R (1, 9) OBP: 0.337, SLG: 0.438		4-0 1B BB		0-0 F7		0-1 G6-3		2-2 1B 1B	
Edgardo Alfonzo, R (1, 4) OBP: 0.274, SLG: 0.307		3-1 1B		2-2 P3		1-2 1B		3-2 1B	
Rey Ordonez, R (1, 6) OBP: 0.293, SLG: 0.306 Andy Tomberlin, L (8, PH) OBP: 0.395, SLG: 0.588 Tim Bogar, R (9, 6) OBP: 0.226, SLG: 0.213 Chris Jones, R (9, PH) OBP: 0.302, SLG: 0.397	0-0 P4		0-1 G4-3			2-0 F8		0-1 G3	
Pete Harnisch, S (1, 1) OBP: 0.143, SLG: 0.128 Dave Mlicki, R (7, 1) OBP: 0.200, SLG: 0.111 Carl Everett, S (8, PH) OBP: 0.347, SLG: 0.352		0-3 K		1-3 K		0-0 F9			

Inning	R	H	E	K	S	H	LOB	BB	P
1	0	0	0	7	11	1	2	19	8
2	0	0	0	8	19	0	2	1	8
3	0	0	0	9	16	0	1	0	8
4	0	0	0	8	11	0	0	0	11
5	0	0	0	17	20	0	0	0	20
6	0	0	0	9	9	0	0	0	9
7	0	0	0	17	20	0	0	0	20
8	0	1	0	6	10	1	1	0	10
9	2	4	0	17	25	4	2	0	25

PITCHER	IP	WLS	BF	H	R	ER	SO	BB	IBB	HBP	BLK	WP	HR	S	P	ERA	WHIP
Amaury Telemaco, R (1, 1) ERA: 5.07	7.2	W	27	2	0	0	5	2	0	0	0	0	0	67	102	0.00	0.522
Larry Casian, L (8, 1) ERA: 2.7	0.1		1	0	0	0	0	0	0	0	0	0	0	1	2	0.00	0.000
Kent Bottenfield, R (9, 1) ERA: 1.65	0.0		2	2	2	2	0	0	0	0	0	0	0	5	6	∞	∞
Bob Patterson, L (9, 1) ERA: 2.59	0.2		4	2	0	0	1	0	0	0	0	0	0	10	17	0.00	3.000
Turk Wendell, R (9, 1) ERA: 2.7	0.1	S	1	0	0	0	0	0	0	0	0	0	0	2	2	0.00	0.000

Chicago Cubs @ New York Mets
Shea Stadium, Flushing, NY

Wed Aug 14 1996, 7:05 PM EDT
Att. 20,110 - Unknown - 75 F

livebaseballscorecards.com

AB	34
R	5
H	11
RBI	5
BB	3
SO	6
LOB	14



WP:	0	PA:	39
PB:	0		
SB:	0		
CS:	1		

Batter	1	2	3	4	5	6	7	8	9	AB	R	H	RBI	BB	SO	LOB
Brian McRae, S OBP: 0.360, SLG: 0.417 (1, 8)	0-0 FC5-4 1B		3-3 K			2-2 FC4-6 1B		0-0 HR 1B	2-2 G6-4-3 1-2f	5	1	3	0	0	1	2
Dave Magadan, L OBP: 0.362, SLG: 0.325 (1, 5)	3-2 L8		2-2 L7			0-0 L8		2-1 HR 1B	2-1 L9	4	1	1	0	0	0	3
Leo Gomez, R OBP: 0.350, SLG: 0.468 (9, PH)										1	0	0	0	0	0	0
Mark Grace, L OBP: 0.409, SLG: 0.458 (1, 3)	0-2 FC5-4 PC BB 1-2f					0-0 FC4-6 1-2f		3-2 HR		4	1	2	3	0	0	2
Sammy Sosa, R OBP: 0.327, SLG: 0.575 (1, 9)	4-0 BB					2-3 K		0-2 P4		3	0	0	0	1	1	2
Luis Gonzalez, L OBP: 0.350, SLG: 0.422 (1, 7)	1-1 PO 2-3					1-3 K		1-1 L4	1-0 HR	4	1	1	1	0	1	1
23 Ryne Sandberg, R OBP: 0.299, SLG: 0.440 (1, 4)						1-3 K		2-2 G6-3	4-1 BB	3	0	1	0	0	1	1
Tyler Houston, L OBP: 0.386, SLG: 0.539 (7, 4)										0	0	0	0	1	0	0
Scott Servais, R OBP: 0.341, SLG: 0.404 (1, 2)								4-2 BB	0-2 G4-3	2	0	0	0	1	0	1
Terry Adams, R (7, 1)										0	0	0	0	0	0	0
Scott Bullett, L OBP: 0.252, SLG: 0.330 (8, PH)										1	0	0	0	0	0	1
Larry Casian, R (8, 1)										0	0	0	0	0	0	0
José Hernández, R OBP: 0.281, SLG: 0.385 (1, 6)						2-2 SH3-4 1B		0-3 K	0-1 1B 2B	4	1	2	0	0	1	1
Jim Bullinger, R OBP: 0.378, SLG: 0.548 (1, 1)						2-1 SH3-4		1-3 K	1-0 F8	0	0	0	0	0	0	0
Rodney Myers, R (3, 1)										0	0	0	0	0	0	0
Terry Shumpert, R OBP: 0.267, SLG: 0.423 (5, PH)										1	0	0	0	0	1	0
Kent Bottenfield, R OBP: 1.000, SLG: 1.000 (5, 1)										0	0	0	0	0	0	0
Mike Hubbard, R OBP: 0.111, SLG: 0.200 (7, 2)										2	0	1	1	0	0	0

Inning Stats	R: 0 E: 0 K: 0 S: 15	H: 1 LOB: 1 BB: 1 P: 23	R: 0 E: 0 K: 0 S: 8	H: 1 LOB: 0 BB: 0 P: 10	R: 0 E: 0 K: 1 S: 12	H: 1 LOB: 1 BB: 0 P: 21	R: 0 E: 0 K: 3 S: 12	H: 1 LOB: 1 BB: 0 P: 19	R: 0 E: 0 K: 1 S: 9	H: 0 LOB: 0 BB: 0 P: 12	R: 0 E: 0 K: 0 S: 9	H: 1 LOB: 1 BB: 0 P: 14	R: 0 E: 0 K: 1 S: 13	H: 0 LOB: 1 BB: 1 P: 20	R: 4 E: 0 K: 0 S: 18	H: 4 LOB: 1 BB: 1 P: 29	R: 1 E: 0 K: 0 S: 9	H: 2 LOB: 0 BB: 0 P: 16	1B: 7 2B: 1 3B: 1 HR: 2	SF: 0 SAC: 1 DP: 1 HBP: 0
--------------	-------------------------------	----------------------------------	------------------------------	----------------------------------	-------------------------------	----------------------------------	-------------------------------	----------------------------------	------------------------------	----------------------------------	------------------------------	----------------------------------	-------------------------------	----------------------------------	-------------------------------	----------------------------------	------------------------------	----------------------------------	----------------------------------	------------------------------------

PITCHER	IP	WLS	BF	H	R	ER	SO	BB	IBB	HBP	BLK	WP	HR	S	P	ERA	WHIP
Bobby Jones, R ERA: 4.61 (1, 1)	7.1	W	30	8	3	3	6	2	0	0	0	0	1	87	134	3.68	1.364
Paul Byrd, R ERA: 3.9 (8, 1)	0.2		6	3	2	2	0	1	0	0	0	0	1	13	21	27.00	6.000
John Franco, L ERA: 1.55 (9, 1)	1.0	S	2	0	0	0	0	0	0	0	0	0	0	5	9	0.00	0.000

Batter	1	2	3	4	5	6	7	8	9	AB	R	H	RBI	BB	SO	LOB
Lance Johnson, L (1, 8) Chris Jones, R (7, 8) OBP: 0.341, SLG: 0.450 OBP: 0.300, SLG: 0.393	1-0 1B 1B	1-0 G4-3	1-1 3B			1-2 G6-3	2-1 G4-3			4	1	2	2	0	0	0
Alvaro Espinoza, R (1, 5) OBP: 0.314, SLG: 0.427	2-2 BB 1B HBP	1-1 F9 2B	4-0 BB			4-2 BB 2B HBP		2-0 CS 1B		3	2	3	0	2	0	0
Bernard Gilkey, R (1, 7) Roberto Petagine, L (7, 3) OBP: 0.383, SLG: 0.564 OBP: 0.211, SLG: 0.171	0-0 HBP BB FC5-4 1B	3-1 F9	1-3 K			1-2 BB 2B HBP		2-2 K		3	2	1	1	0	1	3
Todd Hundley, S (1, 2) OBP: 0.353, SLG: 0.587	4-1 FC5-4 HBP BB	3-1 G1-3				4-2 2B BB		3-3 K		2	0	0	0	3	1	2
Carlos Baerga, S (1, 3) Andy Tomberlin, L (6, PR) OBP: 0.302, SLG: 0.395 OBP: 0.395, SLG: 0.588	2-0 FC5-4 HBP		1-0 2B SH1-3 1B			3-2 2B				3	1	2	3	0	0	1
Alex Ochoa, R (1, 9) OBP: 0.330, SLG: 0.429	3-2 FC5-4 BB		1-3 K			1-1 G5-3				4	0	0	1	0	1	5
Edgardo Alfonzo, R (1, 4) OBP: 0.277, SLG: 0.311	4-0 FC6-4 BB		0-1 SH1-3 3B 2B			1-3 K				3	1	1	0	1	1	2
Rey Ordonez, R (1, 6) OBP: 0.292, SLG: 0.303	0-2 P4		4-0 SH1-3 3B IBB			1-0 G6-3				3	1	0	0	1	0	3
Bobby Jones, R (1, 1) Paul Byrd, R (8, 1) John Franco, L (9, 1)	1-2 FC6-4		0-0 SH1-3			2-1 L8				3	0	0	1	0	1	3

Inning Stats	R: 3	H: 3	LOB: 3	K: 0	S: 15	R: 0	H: 1	LOB: 1	K: 0	S: 7	R: 3	H: 3	LOB: 2	K: 2	S: 12	R: 0	H: 0	LOB: 0	K: 0	S: 6	R: 0	H: 0	LOB: 0	K: 1	S: 6	R: 2	H: 1	LOB: 2	K: 0	S: 17	R: 0	H: 0	LOB: 0	K: 1	S: 8	R: 0	H: 1	LOB: 1	K: 2	S: 8
--------------	------	------	--------	------	-------	------	------	--------	------	------	------	------	--------	------	-------	------	------	--------	------	------	------	------	--------	------	------	------	------	--------	------	-------	------	------	--------	------	------	------	------	--------	------	------

PITCHER	IP	WLS	BF	H	R	ER	SO	BB	IBB	HBP	BLK	WP	HR	S	P	ERA	WHIP
Jim Bullinger, R (1, 1) ERA: 6.97	2.2	L	19	7	6	6	1	2	1	1	0	0	0	31	63	20.25	3.375
Rodney Myers, R (3, 1) ERA: 3.97	1.1		5	0	0	0	1	2	0	0	0	0	0	9	20	0.00	1.500
Kent Bottenfield, R (5, 1) ERA: 2.25	2.0		10	1	2	2	1	2	0	1	0	0	0	23	41	9.00	1.500
Terry Adams, R (7, 1) ERA: 2.93	1.0		3	0	0	0	1	0	0	0	0	0	0	8	11	0.00	0.000
Larry Casian, L (8, 1) ERA: 2.45	1.0		3	1	0	0	2	0	0	0	0	0	0	8	15	0.00	1.000

BOTTOM															
Chicago Cubs @ New York Mets															
Shea Stadium, Flushing, NY															
Wed Aug 14 1996, 7:05 PM EDT															
Att. 20,110 - Unknown - 75 F															
livebaseballscores.com															
AB	30	R	8	H	9	RBI	8	BB	7	SO	6	LOB	20		
WP	0	PA	40												

PITCHER	IP	WLS	BF	H	R	ER	SO	BB	IBB	HBP	BLK	WP	HR	S	P	ERA	WHIP		
1B	5	SF	0	WP	0	PA	40												
2B	4	SAC	1	PB	0														
3B	1	DP	2	SB	0														
HR	0	HBP	2	CS	1														



Houston Astros @ Chicago Cubs
 Wrigley Field, Chicago, IL
 Fri Aug 16 1996, 3:33 AM CDT
 Att. 37,139 - Sunny - 70 F

livebaseballscorecards.com

AB	38
R	8
H	15
RBI	8
BB	5
SO	5
LOB	18



WP:	0	PA:	44
PB:	0		
SB:	0		
CS:	3		

AB R H RBI BB SO LOB

4	0	0	0	1	0	5
4	1	3	2	0	0	1
4	1	1	1	1	1	3
5	0	1	1	0	2	2
4	1	1	0	0	1	1
1	0	1	0	0	0	0
4	2	2	1	1	0	1
4	1	2	1	1	1	1
5	1	3	0	0	0	2
2	1	0	0	1	0	2
1	0	1	2	0	0	0
0	0	0	0	0	0	0
0	0	0	0	0	0	0

Batter	1	2	3	4	5	6	7	8	9
Brian Hunter, R (1, 8) OBP: 0.302, SLG: 0.369	0-0 G1-3		4-0 G5-4-3 BB		0-0 F7	0-0 G5-4-3		0-0 G6-3	
Craig Biggio, R (1, 4) OBP: 0.408, SLG: 0.454	0-0 CS 5 BB 1B		0-0 G5-4-3		0-0 5 1B 1-2		0-0 HR	0-0 SF9	
5 Jeff Bagwell, R (1, 3) OBP: 0.442, SLG: 0.567	4-0 CS 2B BB		0-0 F9		0-0 1B		0-3 K	0-0 P4	
Derek Bell, R (1, 9) OBP: 0.319, SLG: 0.448	0-0 1-H 2-3 2B			0-3 K	0-3 K		0-0 G4-3	0-0 F8	
Derrick May, L (1, 7) OBP: 0.335, SLG: 0.390	0-0 P6			0-3 K		0-0 3B 2B	0-0 F7	0-0 G4-3 2B	
James Mouton, R (7, 7) OBP: 0.339, SLG: 0.351									
Tony Eusebio, R (1, 2) OBP: 0.333, SLG: 0.405		0-0 G4-3		0-0 1B		0-0 1B 3B		4-0 1B 2B BB	0-0 G4-3
Bill Spiers, L (1, 5) OBP: 0.292, SLG: 0.387		0-3 K		0-0 G4-3		0-0 FC2-5 1B 1B		0-0 1B 2B 1B	4-0 BB
Orlando Miller, R (1, 6) OBP: 0.307, SLG: 0.438		0-0 G1-3			0-0 CS 2B	0-0 FC2-5 1B		0-0 2B SF9 1B	0-0 P4
Mike Hampton, R (1, 1) OBP: 0.341, SLG: 0.250			0-0 G4-3		4-0 5 1B BB	0-0 FC2-5 G5-4-3		0-0 SF9 2B	
Sean Berry, R (8, PH) OBP: 0.311, SLG: 0.475									
Doug Drabek, R (8, PR) OBP: 0.182, SLG: 0.205									
Xavier Hernandez, L (8, 1)									

Inning Stats	R: 1	H: 2	R: 0	H: 0	R: 0	H: 0	R: 0	H: 1	R: 1	H: 3	R: 2	H: 4	R: 1	H: 1	R: 3	H: 3	R: 0	H: 1	
E: 0	LOB: 1	E: 0	LOB: 0	E: 0	LOB: 1	E: 0	LOB: 1	E: 0	LOB: 2	E: 0	LOB: 1	E: 0	LOB: 0	E: 0	LOB: 2	E: 0	LOB: 2	E: 0	LOB: 2
K: 0	BB: 1	K: 1	BB: 0	K: 0	BB: 1	K: 2	BB: 0	K: 1	BB: 1	K: 0	BB: 0	K: 1	BB: 0	K: 1	BB: 0	K: 0	BB: 1	K: 0	BB: 1
S: 4	P: 8	S: 5	P: 5	S: 3	P: 7	S: 8	P: 8	S: 7	P: 11	S: 6	P: 6	S: 6	P: 6	S: 6	P: 10	S: 4	P: 8	S: 4	P: 8

PITCHER	IP	WLS	BF	H	R	ER	SO	BB	IBB	HBP	BLK	WP	HR	S	P	ERA	WHIP
Frank Castillo, R (1, 1) ERA: 5.14	5.0	L	22	6	2	2	4	3	0	0	0	0	0	27	39	3.60	1.800
Kent Bottenfield, R (6, 1) ERA: 2.84	2.0		10	5	3	3	1	0	0	0	0	0	1	12	12	13.50	2.500
Terry Adams, R (8, 1) ERA: 3.24	1.0		7	3	3	3	0	1	0	0	0	0	0	6	10	27.00	4.000
Turk Wendell, R (9, 1) ERA: 2.65	1.0		5	1	0	0	0	1	0	0	0	0	0	4	8	0.00	2.000

1B:	8	SF:	1
2B:	5	SAC:	0
3B:	1	DP:	1
HR:	1	HBP:	0

Batter	1	2	3	4	5	6	7	8	9	AB	R	H	RBI	BB	SO	LOB	BOTTOM									
Brian McRae, S OBP: 0.364, SLG: 0.423 (1, 8)										5	0	4	0	0	0	1										
23 Ryne Sandberg, R OBP: 0.298, SLG: 0.439 (1, 4)										5	0	1	1	0	2	4										
Mark Grace, L OBP: 0.407, SLG: 0.455 (1, 3)										5	0	1	1	0	0	4										
Sammy Sosa, R OBP: 0.324, SLG: 0.570 (1, 9)										4	0	0	0	0	3	3										
Ozzie Timmons, R OBP: 0.250, SLG: 0.265 (1, 7)										4	1	2	1	0	0	2										
Leo Gomez, R OBP: 0.351, SLG: 0.469 (1, 5)										4	0	2	0	0	0	1										
Scott Servais, R OBP: 0.340, SLG: 0.400 (1, 2)										3	0	0	0	1	0	3										
José Hernández, R OBP: 0.277, SLG: 0.379 (1, 6)										4	0	0	0	0	0	3										
Frank Castillo, R OBP: 0.130, SLG: 0.111 Terry Shumpert, R OBP: 0.290, SLG: 0.444 Kent Gottenfield, R OBP: 1.000, SLG: 1.000 Dave Magadan, L OBP: 0.369, SLG: 0.333 Terry Adams, R Turk Wendell, L OBP: 0.667, SLG: 0.500 Luis Gonzalez, L OBP: 0.349, SLG: 0.420 (1, 1) (5, PH) (6, 1) (7, PH) (8, 1) (9, 1) (9, PH)										1	0	0	0	0	0	1										
Inning Stats	R: 0 E: 1 K: 0 S: 5	H: 1 LOB: 2 BB: 0 P: 5	R: 0 E: 0 K: 0 S: 4	H: 1 LOB: 1 BB: 0 P: 4	R: 0 E: 0 K: 1 S: 6	H: 2 LOB: 1 BB: 0 P: 6	R: 0 E: 0 K: 0 S: 3	H: 0 LOB: 1 BB: 1 P: 7	R: 0 E: 0 K: 0 S: 3	H: 1 LOB: 0 BB: 0 P: 3	R: 1 E: 0 K: 0 S: 5	H: 2 LOB: 1 BB: 0 P: 5	R: 1 E: 0 K: 1 S: 7	H: 2 LOB: 1 BB: 0 P: 7	R: 0 E: 0 K: 1 S: 6	H: 1 LOB: 1 BB: 0 P: 6	1B: 9 2B: 2 3B: 0 HR: 1	SF: 0 SAC: 0 DP: 1 HBP: 0	WP: 0 PB: 0 SB: 0 CS: 0	PA: 39						
PITCHER Mike Hampton, L ERA: 3.43 Xavier Hernandez, R ERA: 4.58 (1, 1) (8, 1)	IP 7.0	WLS W	BF 30	H 9	R 2	ER 2	SO 3	BB 1	IBB 0	HBP 0	BLK 1	WP 0	HR 0	S 35	P 39	ERA 2.57	WHIP 1.429									
PITCHER	IP	WLS	BF	H	R	ER	SO	BB	IBB	HBP	BLK	WP	HR	S	P	ERA	WHIP									

Houston Astros @ Chicago Cubs
Wrigley Field, Chicago, IL
Fri Aug 16 1996, 3:33 AM CDT
Att: 37,139 - Sunny - 70 F

livebaseballscorecards.com

AB	38
R	3
H	12
RBI	3
BB	1
SO	5
LOB	22



Batter	1	2	3	4	5	6	7	8	9	AB R H RBI BB SO LOB	TOP												
Brian Hunter, R OBP: 0.298, SLG: 0.364 (1, 8)	2-1 G1-3		0-0 F7	2-1 F9			1-0 F7		1-0 G6-4-3	5 0 0 0 0 0 2													
Craig Biggio, R OBP: 0.409, SLG: 0.453 (1, 4)	0-0 G4-3		1-0 5 WP E 1B		4-2 5 G5-4-3 BB		1-0 G6-3			3 1 1 0 1 0 0													
5 Jeff Bagwell, R OBP: 0.444, SLG: 0.569 (1, 3)	4-2 BB		3-2 E G4-3 HBP		1-0 G5-4-3		2-2 2B			2 1 1 0 1 0 1													
Derek Bell, R OBP: 0.317, SLG: 0.445 (1, 9)	2-1 G1-3		0-0 E5 G4-3 1B		2-3 K		2-1 G6-3			4 1 0 0 0 1 3													
Bill Spiers, L OBP: 0.291, SLG: 0.384 (1, 5)		0-1 L6	1-1 G4-3		0-0 1B 1B		0-1 G3-1			4 0 1 1 0 0 1													
Orlando Miller, R OBP: 0.312, SLG: 0.444 Billy Wagner, L (8, 1)		2-2 2B	2-2 3-H 1B		0-0 FC6-4 1B		2-1 G6-3			4 0 3 1 0 0 0 0 0 0 0 0 0 0													
James Mouton, R OBP: 0.333, SLG: 0.345 (1, 7)		0-1 F9		3-1 P3		1-3 K	0-0 F8			4 0 0 0 0 1 3													
Randy Knorr, R OBP: 0.256, SLG: 0.313 (1, 2)		4-0 BB		1-1 G4-3 2B		1-2 FC6-4		0-0 F9		3 0 1 0 1 0 2													
Darryl Kile, R OBP: 0.172, SLG: 0.218 Alvin Morman, L Tony Eusebio, R OBP: 0.329, SLG: 0.400 Doug Brocail, L Sean Berry, R OBP: 0.351, SLG: 0.473 Todd Jones, L Xavier Hernandez, L Ricky Gutierrez, R OBP: 0.343, SLG: 0.314 (1, 1) (3, 1) (4, PH) (4, 1) (6, PH) (6, 1) (7, 1) (8, 1)		2-3 K		1-2 G4-3		2-0 G1-3		4-0 G6-4-3 BB		1 0 0 0 0 0 1 2 0 0 0 0 0 0 0 0 1 0 0 0 0 0 0 1 0 0 0 0 0 0 0 0 1 0 0 0 0 0 0 2 0													
Inning Stats	R: 0 E: 0 K: 0 S: 7	H: 0 LOB: 1 BB: 1 P: 15	R: 0 E: 0 K: 1 S: 12	H: 1 LOB: 2 BB: 1 P: 20	R: 3 E: 1 K: 0 S: 10	H: 2 LOB: 1 BB: 0 P: 17	R: 0 E: 0 K: 0 S: 9	H: 1 LOB: 1 BB: 0 P: 16	R: 0 E: 0 K: 1 S: 6	H: 0 LOB: 0 BB: 1 P: 13	R: 0 E: 0 K: 1 S: 10	H: 2 LOB: 2 BB: 0 P: 14	R: 0 E: 0 K: 0 S: 7	H: 1 LOB: 1 BB: 0 P: 13	R: 0 E: 0 K: 0 S: 5	H: 0 LOB: 0 BB: 0 P: 7	R: 0 E: 0 K: 0 S: 2	H: 0 LOB: 0 BB: 1 P: 7	1B: 4 2B: 3 3B: 0 HR: 0	SF: 0 SAC: 0 DP: 2 HBP: 1	WP: 1 PB: 0 SB: 0 CS: 0	PA: 37	
PITCHER Steve Trachsel, R ERA: 2.67 (1, 1)	IP 9.0	WLS W	BF 37	H 7	R 3	ER 0	SO 3	BB 4	IBB 0	HBP 1	BLK 0	WP 1	HR 0	S 68	P 122	ERA 0.00	WHIP 1.222						PITCHER IP WLS BF H R ER SO BB IBB HBP BLK WP HR S P ERA WHIP

Houston Astros @ Chicago Cubs
Wrigley Field, Chicago, IL
Sat Aug 17 1996, 3:33 AM CDT
Att. 39,775 - Sunny - 75 F

livebaseballscorecards.com

AB	32
R	3
H	7
RBI	2
BB	4
SO	3
LOB	17



Batter	1	2	3	4	5	6	7	8	9	AB	R	H	RBI	BB	SO	LOB
Brian McRae, S OBP: 0.368, SLG: 0.424 (1, 8)	4-2 B S 2B BB	0-0 HR 1B	0-2 1B 1B		1-1 G5-3		4-1 3B BB			3	3	2	0	2	0	0
Luis Gonzalez, L OBP: 0.355, SLG: 0.438 (1, 7)	1-2 F7 SAFE	2-0 HR 1B	0-0 1B			4-0 1B BB	0-0 1B 3B			4	3	3	5	1	0	1
Mark Grace, L OBP: 0.409, SLG: 0.459 (1, 3)	1-2 23 1B 2B	3-2 G4-3	0-3 K			3-2 23 BB 1B	0-0 1B			5	1	3	2	0	1	2
Sammy Sosa, R OBP: 0.321, SLG: 0.564 (1, 9)	0-3 K	2-3 K	2-3 K			1-0 F9	1-0 F8			5	0	0	0	0	3	6
23 Ryne Sandberg, R OBP: 0.301, SLG: 0.439 (1, 4)	3-2 1B S 1B	4-2 BB			1-2 F8		4-1 1B BB		2-3 K	3	1	1	1	2	1	0
Leo Gomez, R OBP: 0.349, SLG: 0.464 (1, 5)	4-2 1B BB	0-0 F9			2-2 P4		0-1 SF8-3-5		1-3 K	3	1	0	1	1	1	1
Scott Servais, R OBP: 0.339, SLG: 0.397 (1, 2)	0-0 1B 1B				0-0 F8	1-0 F7			0-0 F8	2-0 G4-3	5	0	1	0	0	0
José Hernández, R OBP: 0.284, SLG: 0.383 (1, 6)	3-2 1B				4-2 2B BB		1-0 G5-3		3-2 SH3-4 3B 1B	3	2	2	2	1	0	0
Steve Trachsel, R OBP: 0.140, SLG: 0.240 (1, 1)	0-0 F7				0-0 1B 2B		1-1 G5-3		0-1 SH3-4	3	1	1	1	0	0	2

Inning Stats	R: 4	H: 4	E: 0	LOB: 2	K: 1	P: 31	R: 2	H: 2	E: 0	LOB: 1	K: 1	P: 22	R: 2	H: 3	E: 0	LOB: 2	K: 2	P: 18	R: 0	H: 0	E: 0	LOB: 0	K: 0	P: 8	R: 1	H: 1	E: 0	LOB: 1	K: 0	P: 20	R: 3	H: 3	E: 0	LOB: 1	K: 0	P: 19	R: 0	H: 0	E: 0	LOB: 0	K: 2	P: 16				
	S: 31	P: 46	S: 11	P: 22	S: 18	P: 24	S: 8	P: 12	S: 5	P: 8	S: 8	P: 19	S: 11	P: 16																																

PITCHER	IP	WLS	BF	H	R	ER	SO	BB	IBB	HBP	BLK	WP	HR	S	P	ERA	WHIP
Darryl Kile, R ERA: 4.32 (1, 1)	2.1	L	19	8	8	8	2	4	0	0	0	0	1	53	83	30.86	5.143
Alvin Morman, L ERA: 5.05 (3, 1)	0.2		3	1	0	0	2	0	0	0	0	0	0	7	9	0.00	1.500
Doug Brocail, R ERA: 3.89 (4, 1)	2.0		6	0	0	0	0	0	0	0	0	0	0	13	20	0.00	0.000
Todd Jones, R ERA: 3.86 (6, 1)	1.0		5	1	1	1	0	2	0	0	0	0	0	8	20	9.00	3.000
Xavier Hernandez, R ERA: 4.98 (7, 1)	1.0		7	3	3	3	0	1	0	0	0	0	0	11	19	27.00	4.000

BOTTOM

Houston Astros @ Chicago Cubs
Wrigley Field, Chicago, IL
Sat Aug 17 1996, 3:33 AM CDT
Att: 39,775 - Sunny - 75 F

AB	34
R	12
H	13
RBI	12
BB	7
SO	6
LOB	12



WP	HR	S	P	ERA	WHIP
0	0	11	16	0.00	0.000

livebaseballscorecards.com

Batter	1	2	3	4	5	6	7	8	9	AB R H RBI BB SO LOB	TOP											
Brian Hunter, R OBP: 0.296, SLG: 0.362 (1, 8) X	0-0 S PB 1B 1B		0-0 E1 5 1B E	0-3 K		0-0 L3			0-0 G6-3	5 2 1 0 0 1 2												
Craig Biggio, R OBP: 0.408, SLG: 0.458 (1, 4) S S S	0-3 K 1-2		1-0 5 1B E HBP	0-0 F9			0-0 G1-3		0-0 HR 2-H	4 2 1 2 0 1 1												
5 Jeff Bagwell, R OBP: 0.446, SLG: 0.567 (1, 3) B B B	4-0 1B BB		0-0 E 2B 1B		0-0 L9		4-0 CS BB		0-0 F8	3 1 1 0 2 0 0												
Derek Bell, R OBP: 0.316, SLG: 0.442 (1, 9) X	0-0 1-2 2-H 1B		0-0 E1 2B		0-0 G3		0-3 K 1-2		0-0 G1-3	5 1 1 2 0 1 2												
Sean Berry, R OBP: 0.313, SLG: 0.475 (1, 5) X	0-0 L4		0-0 G4-3 2B		0-0 G5-3			4-0 G6-3 1B BB		3 0 1 2 1 0 2												
Orlando Miller, R OBP: 0.311, SLG: 0.442 (1, 6) S S S	0-3 K		0-0 F9			0-0 G6-3		0-0 G6-3 1B 1-2		4 0 1 0 0 1 3												
James Mouton, R OBP: 0.328, SLG: 0.339 (1, 7)		0-0 F9	0-0 G4-3			0-0 G5-3		0-0 G6-3 1-2 2-3		4 0 0 0 0 0 3												
Kirt Manwaring, R OBP: 0.303, SLG: 0.281 (1, 2)		0-0 G4-3	0-0 P5			0-0 2B 1B		0-3 K		4 1 1 0 0 1 2												
Doug Drabek, R OBP: 0.174, SLG: 0.196 (6, PH) Derrick May, L OBP: 0.337, SLG: 0.397 (6, PR) Darryl Kile, R OBP: 0.172, SLG: 0.218 (6, 1) Doug Brocail, L (6, 1) Alvin Morman, L (6, 1) Mark Small, R (6, 1) Bill Spiers, L OBP: 0.291, SLG: 0.384 (9, PH) Tony Eusebio, R OBP: 0.337, SLG: 0.421 (9, PH)		0-0 F9		0-0 P1		0-0 2B		0-0 HR 2B		2 0 0 0 0 0 0 1 0 1 1 0 1 1 1 0 0 0 0												
Inning Stats	R: 1 E: 0 K: 2 S: 9	H: 2 LOB: 2 BB: 1 P: 13	R: 0 E: 0 K: 0 S: 3	H: 0 LOB: 0 BB: 0 P: 3	R: 4 E: 2 K: 0 S: 7	H: 2 LOB: 1 BB: 0 P: 8	R: 0 E: 0 K: 1 S: 5	H: 0 LOB: 0 BB: 0 P: 5	R: 0 E: 0 K: 0 S: 3	H: 0 LOB: 0 BB: 0 P: 3	R: 1 E: 0 K: 0 S: 5	H: 2 LOB: 1 BB: 0 P: 5	R: 0 E: 0 K: 1 S: 4	H: 0 LOB: 1 BB: 1 P: 8	R: 0 E: 0 K: 1 S: 5	H: 1 LOB: 1 BB: 1 P: 9	R: 2 E: 0 K: 0 S: 5	H: 2 LOB: 0 BB: 0 P: 5	1B: 5 2B: 4 3B: 0 HR: 1	SF: 0 SAC: 0 DP: 2 HBP: 1	WP: 0 PB: 1 SB: 1 CS: 1	PA: 40
PITCHER	IP WLS BF H R ER SO BB IBB HBP BLK WP HR S P ERA WHIP																					
Jaime Navarro, R ERA: 3.71 (1, 1)	6.0 W 28 6 6 4 3 1 0 1 0 0 0 0 32 37 6.00 1.167																					
Terry Adams, R ERA: 3.2 (7, 1)	1.0 3 0 0 0 1 1 0 0 0 0 0 0 4 8 0.00 1.000																					
Kent Bottenfield, R ERA: 2.77 (8, 1)	1.0 4 1 0 0 1 1 0 0 0 0 0 0 5 9 0.00 2.000																					
Bob Patterson, L ERA: 3.0 (9, 1)	0.1 3 2 2 2 0 0 0 0 0 0 1 3 3 54.00 6.000																					
Turk Wendell, R ERA: 2.82 (9, 1)	0.2 S 2 0 0 0 0 0 0 0 0 0 0 0 2 2 0.00 0.000																					

Houston Astros @ Chicago Cubs
Wrigley Field, Chicago, IL
Sun Aug 18 1996, 3:33 AM CDT
Att. 37,210 - Cloudy - 77 F

livebaseballscorecards.com

AB	36
R	8
H	9
RBI	7
BB	3
SO	5
LOB	15



Batter	1	2	3	4	5	6	7	8	9	AB	R	H	RBI	BB	SO	LOB
Brian McRae, S OBP: 0.372, SLG: 0.431 (1, 8)	1-0 E 1B HBP		X 0-0 HR		X 0-0 G6-3	4-0 2B BB	4-0 FC9-6 BB			2	2	1	1	2	0	0
Dave Magadan, L OBP: 0.388, SLG: 0.370 (1, 5)	0-0 E5		X 0-0 G3-6-3 1B		X 0-0 1B 2B	X 0-0 G4-3 1B 2B	X 0-0 FC9-6 1B			3	0	3	0	0	0	0
Leo Gomez, R OBP: 0.350, SLG: 0.468 (6, PH)	1-3 CS 1B		X 0-0 1B		X 0-0 1B 2B	X 0-0 1B 2B	X 0-0 1B			2	1	1	4	0	0	2
Mark Grace, L OBP: 0.407, SLG: 0.456 (1, 3)	0-3 K		X 0-0 G3-6-3 1-2f		X 0-0 F8	X 0-0 G4-3 2-3	X 0-0 1B			5	0	1	1	0	1	5
Sammy Sosa, R OBP: 0.324, SLG: 0.563 (1, 9)	4-0 BB		X 0-0 G5-3		X 0-0 1B 2-H	X 4-0 1B IBB	X 0-0 G5-3			3	0	1	0	2	0	2
Luis Gonzalez, L OBP: 0.357, SLG: 0.446 (1, 7)	0-0 G1-3			X 0-0 23 G3 SF9 2B				X 0-0 F7		5	2	3	1	0	0	2
Turk Wendell, L OBP: 0.667, SLG: 0.500 (9, 1)					X 0-0 G3				X 0-0 E3 CS	0	0	0	0	0	0	0
23 Ryne Sandberg, R OBP: 0.300, SLG: 0.436 (1, 4)		X 0-0 F7		X 0-0 G3 2-3				X 0-0 E3 CS		5	1	1	0	0	0	3
Scott Servais, R OBP: 0.342, SLG: 0.401 (1, 2)		X 0-0 1B		X 0-0 SF9 3-H		X 0-0 BB 2B 1B	X 0-0 1B FC9-6 1B	X 0-0 F8		4	2	3	2	0	0	1
José Hernández, R OBP: 0.290, SLG: 0.388 (1, 6)		X 0-0 F9		X 0-0 1B		X 0-0 BB 2B 1B	X 0-0 FC9-6 BB 1B 1B	X 0-0 CS		4	2	3	1	0	0	1
Jaime Navarro, R OBP: 0.180, SLG: 0.167 (1, 1)		X 0-0 G3-1		X 0-0 F9		X 0-0 P3	X 0-0 P2			2	0	0	0	0	0	2
Terry Shumpert, R OBP: 0.281, SLG: 0.429 (6, PH)										1	0	0	0	0	0	2
Terry Adams, R OBP: 0.250, SLG: 0.327 (7, PH)										0	0	0	0	0	0	0
Scott Bullitt, L OBP: 0.100, SLG: 1.000 (8, 1)										1	0	0	0	0	0	2
Kent Bottenfield, R OBP: 0.333, SLG: 0.333 (9, 1)										0	0	0	0	0	0	0
Bob Patterson, R OBP: 0.250, SLG: 0.285 (9, 7)										0	0	0	0	0	0	0
Ozzie Timmons, R										0	0	0	0	0	0	0

Inning Stats	R: 0	H: 1	E: 1	LOB: 2	K: 1	BB: 1	S: 5	P: 10	R: 0	H: 1	E: 0	LOB: 1	K: 0	BB: 0	S: 4	P: 4	R: 1	H: 2	E: 0	LOB: 0	K: 0	BB: 0	S: 4	P: 4	R: 0	H: 2	E: 0	LOB: 2	K: 0	BB: 0	S: 4	P: 4	R: 6	H: 6	E: 0	LOB: 2	K: 0	BB: 2	S: 9	P: 17	R: 2	H: 3	E: 0	LOB: 2	K: 0	BB: 1	S: 6	P: 10	R: 0	H: 0	E: 1	LOB: 0	K: 0	BB: 0	S: 3	P: 3
--------------	------	------	------	--------	------	-------	------	-------	------	------	------	--------	------	-------	------	------	------	------	------	--------	------	-------	------	------	------	------	------	--------	------	-------	------	------	------	------	------	--------	------	-------	------	-------	------	------	------	--------	------	-------	------	-------	------	------	------	--------	------	-------	------	------

PITCHER	IP	WLS	BF	H	R	ER	SO	BB	IBB	HBP	BLK	WP	HR	S	P	ERA	WHIP
Doug Drabek, R ERA: 4.67 (1, 1)	5.0		22	8	2	2	1	1	0	1	0	0	1	22	27	3.60	1.800
Doug Brocail, R ERA: 4.99 (6, 1)	0.1	L	6	4	5	5	0	1	0	0	0	0	0	5	9	135.00	15.000
Alvin Morman, L ERA: 5.25 (6, 1)	0.1		4	2	1	1	0	0	1	0	0	0	0	3	7	27.00	6.000
Mark Small, R ERA: 4.91 (6, 1)	2.1		11	3	2	2	0	1	0	0	0	0	0	10	14	7.71	1.714


BOTTOM

Houston Astros @ Chicago Cubs
Wrigley Field, Chicago, IL

Sun Aug 18 1996, 3:33 AM CDT
Att: 37,210 - Cloudy - 77 F

livebaseballscorecards.com

AB	37
R	10
H	17
RBI	10
BB	4
SO	1
LOB	22




WP: 0	PA: 44
PB: 0	
SB: 0	
CS: 2	

Batter	1	2	3	4	5	6	7	8	9	AB R H RBI BB SO LOB	TOP											
Luis Castillo, S (1, 4) OBP: 0.333, SLG: 0.289	4-0 BB 2B BB	0-0 1-2 1B		3-2 1-2 2-3 1B			0-1 G4-3 S SF7-6-4 1B	1-1 FC4 1-2f		4 2 3 0 1 0 2												
Edgar Renteria, R (1, 6) OBP: 0.343, SLG: 0.384	4-2 2B BB	0-0 P8		1-1 G4-6-3 1-2f			2-0 G4-3 1-3		2-2 L8	4 1 0 0 1 0 6												
Gary Sheffield, R (1, 9) OBP: 0.449, SLG: 0.629	3-2 2B 2B 1-H 2-H	1-0 L8			0-2 F7		4-0 S IBB		0-1 G6-3	4 1 1 2 1 0 2												
Jeff Conine, R (1, 7) OBP: 0.358, SLG: 0.473	3-3 K		0-0 G4-3		3-2 F8		4-1 SF7-6-4 BB		1-2 F9	4 0 0 0 1 1 1												
Devon White, S (1, 8) OBP: 0.322, SLG: 0.432	1-0 2B		0-2 G4-3		1-0 G4-3		0-0 SF7-6-4 1-2 3-H			3 0 1 2 0 0 0												
Greg Colbrunn, R (1, 3) OBP: 0.334, SLG: 0.427	0-0 F7		1-1 G4-3		1-1 G5-3			1-3 K		4 0 0 0 0 1 1												
Jesus Tavarez, S (9, 7) OBP: 0.233, SLG: 0.210										0 0 0 0 0 0 0												
Kurt Abbott, R (1, 5) OBP: 0.323, SLG: 0.467	2-3 K			4-2 1B FC5 BB		2-2 G5-3		4-0 1B S BB		2 0 0 0 2 1 1												
Alex Arias, R (8, 5) OBP: 0.340, SLG: 0.395										0 0 0 0 0 0 0												
Rob Natal, R (1, 2) OBP: 0.226, SLG: 0.173		1-0 FC5-4 1B		1-3 K		4-0 BB		1-1 FC4 1B		3 0 2 0 1 1 1												
Kevin Brown, R (1, 1) OBP: 0.186, SLG: 0.130																						
Joe Orsulak, L (8, PH) OBP: 0.295, SLG: 0.313		2-2 FC5-4 1B		1-1 FC5 1B		0-3 K		0-0 F9		3 0 0 0 0 1 3												
Jay Powell, R (8, 1) OBP: 0.295, SLG: 0.313										1 0 0 0 0 0 2												
Robb Nen, R (8, 1) OBP: 0.295, SLG: 0.313										0 0 0 0 0 0 0												
Inning Stats	R: 3 E: 0 K: 2 S: 14	H: 2 LOB: 1 BB: 2 P: 31	R: 0 E: 0 K: 0 S: 7	H: 2 LOB: 2 BB: 0 P: 11	R: 0 E: 0 K: 0 S: 6	H: 0 LOB: 0 BB: 0 P: 7	R: 0 E: 0 K: 1 S: 14	H: 1 LOB: 2 BB: 1 P: 24	R: 0 E: 0 K: 0 S: 7	H: 0 LOB: 0 BB: 0 P: 11	R: 0 E: 0 K: 1 S: 8	H: 0 LOB: 1 BB: 1 P: 15	R: 1 E: 0 K: 0 S: 5	H: 1 LOB: 1 BB: 2 P: 15	R: 0 E: 0 K: 1 S: 8	H: 1 LOB: 2 BB: 1 P: 15	R: 0 E: 0 K: 0 S: 11	H: 0 LOB: 0 BB: 0 P: 14	1B: 5 2B: 3 3B: 0 HR: 0	SF: 1 SAC: 0 DP: 2 HBP: 0	WP: 0 PB: 0 SB: 3 CS: 0	PA: 40
PITCHER	IP WLS BF H R ER SO BB IBB HBP BLK WP HR S P ERA WHIP																					
Amaury Telemaco, R (1, 1) ERA: 5.3	1.1 L 9 3 3 3 2 2 0 0 0 0 0 0 18 38 20.25 3.750																					
Rodney Myers, R (2, 1) ERA: 3.73	3.2 14 2 0 0 1 1 0 0 0 0 0 0 30 46 0.00 0.818																					
Jim Bullinger, R (6, 1) ERA: 6.9	2.1 12 2 1 1 2 3 1 0 0 0 0 0 18 41 3.86 2.143																					
Larry Casian, L (8, 1) ERA: 2.31	0.2 2 0 0 0 0 0 0 0 0 0 0 0 3 4 0.00 0.000																					
Kent Bottenfield, R (9, 1) ERA: 2.7	1.0 3 0 0 0 0 0 0 0 0 0 0 0 0 11 14 0.00 0.000																					

Florida Marlins @ Chicago Cubs
Wrigley Field, Chicago, IL
Mon Aug 19 1996, 7:05 PM CDT
Att. 32,302 - Unknown - 85 F

livebaseballscorecards.com

AB	32
R	4
H	7
RBI	4
BB	7
SO	5
LOB	19



Batter	1	2	3	4	5	6	7	8	9	AB	R	H	RBI	BB	SO	LOB
Brian McRae, S OBP: 0.371, SLG: 0.428 (1, 8)	1-0 G4-3		2-2 P6		2-3 K			1-0 2B HBP		3	1	0	0	0	1	3
Tyler Houston, L OBP: 0.379, SLG: 0.538 (1, 2)	1-3 K			0-1 G3		2-1 G6-3		2-1 1-H HR 2B		4	1	1	1	0	1	0
Mark Grace, L OBP: 0.406, SLG: 0.456 (1, 3)	0-0 L5			2-0 F7		2-2 2B		2-1 P6		4	0	1	0	0	0	1
Sammy Sosa, R OBP: 0.323, SLG: 0.567 (1, 9)		2-2 G3		2-3 K		1-3 K		0-1 2-H HR		4	1	1	2	0	2	1
Luis Gonzalez, L OBP: 0.356, SLG: 0.447 (1, 7)		2-0 G4-3		0-1 FC3-2 2B		2-3 K		0-1 L8		4	0	1	0	0	1	1
23 Ryne Sandberg, R OBP: 0.302, SLG: 0.439 (1, 4)		1-0 2B		2-2 FC5 FC3-2 1B		1-0 G5-3		1-1 F7		4	0	2	0	0	0	0
Leo Gomez, R OBP: 0.347, SLG: 0.463 Dave Magadan, L OBP: 0.384, SLG: 0.366 (9, PH)		0-0 L4		1-0 FC3-2 E		2-1 F7		0-2 G3-1		3	0	0	0	0	0	3
José Hernández, R OBP: 0.286, SLG: 0.382 (1, 6)			1-3 K		1-0 FC5		3-3 K		0-0 G6-3		4	0	0	0	0	2
Amaury Telemaco, R OBP: 0.153, SLG: 0.103 Rodney Myers, R Scott Bullett, L OBP: 0.248, SLG: 0.323 Jim Bullinger, R OBP: 0.376, SLG: 0.548 Larry Casian, R Todd Haney, R OBP: 0.246, SLG: 0.190 Kent Bottenfield, R OBP: 1.000, SLG: 1.000 (8, PH)			0-3 K		2-2 P5		2-2 G6-3			0	0	0	0	0	0	0

Inning Stats	R: 0	H: 0	E: 0	K: 1	S: 5	R: 0	H: 1	E: 0	K: 0	S: 6	R: 0	H: 0	E: 0	K: 2	S: 11	R: 0	H: 2	E: 1	K: 1	S: 15	R: 0	H: 1	E: 0	K: 2	S: 13	R: 0	H: 0	E: 0	K: 1	S: 7	R: 3	H: 2	E: 0	K: 0	S: 12	R: 0	H: 0	E: 0	K: 0	S: 6	1B: 1	2B: 4	3B: 0	HR: 1	SF: 0	SAC: 0	DP: 0	HBP: 1	WP: 0	PA: 35
--------------	------	------	------	------	------	------	------	------	------	------	------	------	------	------	-------	------	------	------	------	-------	------	------	------	------	-------	------	------	------	------	------	------	------	------	------	-------	------	------	------	------	------	-------	-------	-------	-------	-------	--------	-------	--------	-------	--------

PITCHER	IP	WLS	BF	H	R	ER	SO	BB	IBB	HBP	BLK	WP	HR	S	P	ERA	WHIP
Kevin Brown, R ERA: 1.9	(1, 1)	7.0	W	26	4	0	0	8	0	0	0	0	0	63	98	0.00	0.571
Jay Powell, R ERA: 3.93	(8, 1)	0.1		3	1	2	0	0	0	1	0	0	0	6	11	54.00	3.000
Robb Nen, R ERA: 2.06	(8, 1)	1.2	S	6	1	1	1	0	0	0	0	0	1	12	15	5.40	0.600

BOTTOM

Florida Marlins @ Chicago Cubs
Wrigley Field, Chicago, IL
Mon Aug 19 1996, 7:05 PM CDT
Att: 32,302 - Unknown - 85 F

livebaseballscorecards.com

AB	34
R	3
H	6
RBI	3
BB	0
SO	8
LOB	14



Batter	1	2	3	4	5	6	7	8	9	AB R H RBI BB SO LOB	TOP													
Luis Castillo, S (1, 4) OBP: 0.327, SLG: 0.286	0-3 K		0-0 1-2 1B		0-0 1-2 G3-1			0-0 G6-3		4 0 1 0 0 1 1														
Edgar Renteria, R (1, 6) OBP: 0.339, SLG: 0.378	0-0 F7		0-3 K			0-0 G6-3			0-0 F7	4 0 0 0 0 1 2														
Gary Sheffield, R (1, 9) OBP: 0.445, SLG: 0.623	0-0 G5-3				0-0 G6-3		0-3 K		0-0 G5-3	4 0 0 0 0 1 0														
Jeff Conine, R (1, 7) OBP: 0.356, SLG: 0.469		0-0 F3			0-0 F9		0-0 G6-3		0-0 F7	4 0 0 0 0 0 0														
Devon White, S (1, 8) OBP: 0.320, SLG: 0.429		0-0 F2			0-0 G1-3			0-0 G4-3		3 0 0 0 0 0 0														
Jesus Tavarez, S (7, 8) OBP: 0.233, SLG: 0.210										0 0 0 0 0 0 0														
Greg Colbrunn, R (1, 3) OBP: 0.332, SLG: 0.424		0-0 F9				0-0 G6-3		0-0 F9		3 0 0 0 0 0 0														
Alex Arias, R (1, 5) OBP: 0.340, SLG: 0.389			0-0 G6-3		1-0 G3 1B HBP		0-0 G3			2 1 0 0 0 0 0														
Joe Siddall, L (1, 2) OBP: 0.196, SLG: 0.182			0-0 G4-3		0-0 G3 1-2			0-0 L5		3 0 0 0 0 0 1														
Mark Hutton, R (1, 1) Chris Hammond, L (1, 1) OBP: 0.133, SLG: 0.071 Craig Grebeck, R (5, PH) OBP: 0.256, SLG: 0.264 Miguel Batista, R (5, 1) Terry Mathews, L (7, 1) Billy McMillon, L (8, PH) OBP: 0.327, SLG: 0.250 Felix Heredia, L (8, 1)			4-0 1B BB		0-0 2-H 1B			0-3 K		0 0 0 0 0 0 0 0 0 0 0 1 0 0 1 0 1 1 0 0 0 0 0 0 0 0 0 0 0 0 0 0 0 0 0 1 0 0 0 0 1 0 0 0 0 0 0 0 0														
Inning Stats	R: 0 E: 0 K: 1 S: 5	H: 0 LOB: 0 BB: 0 P: 5	R: 0 E: 0 K: 0 S: 3	H: 0 LOB: 0 BB: 0 P: 3	R: 0 E: 0 K: 1 S: 6	H: 1 LOB: 2 BB: 1 P: 10	R: 0 E: 0 K: 0 S: 3	H: 0 LOB: 0 BB: 0 P: 3	R: 1 E: 0 K: 0 S: 4	H: 1 LOB: 1 BB: 0 P: 5	R: 0 E: 0 K: 1 S: 5	H: 0 LOB: 0 BB: 0 P: 5	R: 0 E: 0 K: 0 S: 3	H: 0 LOB: 0 BB: 0 P: 3	R: 0 E: 0 K: 0 S: 3	H: 0 LOB: 0 BB: 0 P: 3	R: 0 E: 0 K: 0 S: 3	H: 0 LOB: 0 BB: 0 P: 3	R: 0 E: 0 K: 0 S: 3	H: 0 LOB: 0 BB: 0 P: 3	1B: 2 2B: 0 3B: 0 HR: 0	SF: 0 SAC: 0 DP: 0 HBP: 1	WP: 1 PB: 0 SB: 0 CS: 0	PA: 31
PITCHER	IP WLS BF H R ER SO BB IBB HBP BLK WP HR S P ERA WHIP																							
Kevin Foster, R (1, 1) ERA: 7.0	5.0 W 19 2 1 1 2 1 0 1 0 1 0 0 0 21 26 1.80 0.600																							
Terry Adams, R (6, 1) ERA: 3.09	3.0 9 0 0 0 2 0 0 0 0 0 0 0 0 13 13 0.00 0.000																							
Turk Wendell, R (9, 1) ERA: 2.58	1.0 3 0 0 0 0 0 0 0 0 0 0 0 0 3 3 0.00 0.000																							

Florida Marlins @ Chicago Cubs
Wrigley Field, Chicago, IL
Tue Aug 20 1996, 3:33 AM CDT
Att. 22,119 - Cloudy - 80 F

livebaseballscorecards.com

AB	29
R	1
H	2
RBI	1
BB	1
SO	4
LOB	4




Batter	1	2	3	4	5	6	7	8	9
Scott Bullett, L (1, 8) OBP: 0.255, SLG: 0.320			G4-3		G3			F7	
Dave Magadan, L (1, 5) Terry Adams, R (6, 1) Mike Hubbard, R (8, PH) Turk Wendell, L (9, 1) OBP: 0.108, SLG: 0.500			G3-1		F7			K	
Mark Grace, L (1, 3) OBP: 0.408, SLG: 0.457			G4-3		G3			FC6-4 1B	
Sammy Sosa, R (1, 9) Ozzie Timmons, R (5, 9) OBP: 0.244, SLG: 0.257			P4		K			FC6-4 1-2f	
Luis Gonzalez, L (1, 7) OBP: 0.360, SLG: 0.448			G5-4-3		G4-3			G4-3	
23 Ryne Sandberg, R (1, 4) OBP: 0.302, SLG: 0.439			G5-4-3		G4-3			K	
Scott Servais, R (1, 2) OBP: 0.341, SLG: 0.399			K		G3-1			G3-1	
José Hernández, R (1, 6) OBP: 0.293, SLG: 0.389			SH3-4 1B		SH3-4 1B			BB	
Kevin Foster, R (1, 1) Leo Gomez, R (6, 5) OBP: 0.346, SLG: 0.462			G4-3 2B		SH3-4 1B			K	

Inning Stats	R: 8 E: 0 K: 1 S: 9	H: 4 LOB: 2 BB: 5 P: 30	R: 0 E: 0 K: 1 S: 5	H: 1 LOB: 0 BB: 0 P: 5	R: 0 E: 0 K: 0 S: 4	H: 2 LOB: 1 BB: 0 P: 4	R: 0 E: 0 K: 0 S: 4	H: 1 LOB: 1 BB: 0 P: 4	R: 0 E: 0 K: 0 S: 5	H: 2 LOB: 2 BB: 0 P: 5	R: 0 E: 0 K: 1 S: 5	H: 0 LOB: 0 BB: 0 P: 5	R: 0 E: 0 K: 2 S: 7	H: 0 LOB: 1 BB: 1 P: 11	R: 0 E: 0 K: 1 S: 6	H: 1 LOB: 1 BB: 0 P: 6
--------------	------------------------------	----------------------------------	------------------------------	---------------------------------	------------------------------	---------------------------------	------------------------------	---------------------------------	------------------------------	---------------------------------	------------------------------	---------------------------------	------------------------------	----------------------------------	------------------------------	---------------------------------

PITCHER	IP	WLS	BF	H	R	ER	SO	BB	IBB	HBP	BLK	WP	HR	S	P	ERA	WHIP	BOTTOM						
																		AB	R	H	RBI	BB	SO	LOB
Mark Hutton, R (1, 1) ERA: 5.72	0.0	L	5	0	5	5	0	4	0	1	0	0	0	0	17	∞	∞	4	2	1	1	1	0	3
Chris Hammond, L (1, 1) ERA: 7.0	4.0		19	8	3	3	2	1	0	0	0	0	0	22	26	6.75	2.250	2	1	0	0	0	0	3
Miguel Batista, R (5, 1) ERA:	2.0		8	2	0	0	1	0	0	0	0	0	0	10	10	0.00	1.000	0	0	0	0	0	0	0
Terry Mathews, R (7, 1) ERA: 4.91	1.0		4	0	0	0	2	1	0	0	0	0	0	7	11	0.00	1.000	0	0	0	0	0	1	0
Felix Heredia, L (8, 1) ERA: 4.5	1.0		4	1	0	0	1	0	0	0	0	0	0	6	6	0.00	1.000	0	0	0	0	0	0	0

Florida Marlins @ Chicago Cubs
Wrigley Field, Chicago, IL
Tue Aug 20 1996, 3:33 AM CDT
Att: 22,119 - Cloudy - 80 F

AB	32
R	8
H	11
RBI	8
BB	6
SO	6
LOB	16



1B:	7	SF:	0	WP:	0	PA:	40
2B:	3	SAC:	1	PB:	0		
3B:	1	DP:	1	SB:	0		
HR:	0	HBP:	1	CS:	0		

Batter	1	2	3	4	5	6	7	8	9	AB	R	H	RBI	BB	SO	LOB	BOTTOM	
Brian McRae, S OBP: 0.370, SLG: 0.426 (1, 8)	2-2 P6	4-1 1B 2B BB		3-3 K		3-1 G4-6-3 1-2f				3	1	0	0	1	1	1	Florida Marlins @ Chicago Cubs Wrigley Field, Chicago, IL Wed Aug 21 1996, 3:33 AM CDT Att. 27,699 - Overcast - 84 F	
Scott Bullett, L OBP: 0.272, SLG: 0.364 (1, 9)	0-1 S 1B	0-1 2B 1B		2-1 HR			2-3 K			4	3	3	3	0	1	0		
Mark Grace, L OBP: 0.411, SLG: 0.461 (1, 3)	1-1 G3-6-1 1B	0-0 1H 2H 2B		4-2 BB			0-0 L7			3	0	2	3	1	0	0		
Luis Gonzalez, L OBP: 0.357, SLG: 0.444 (1, 7)	1-0 G3-6-1 1-2f	0-1 P5		0-0 L6			1-3 K			4	0	0	0	0	1	3		
Dave Magadan, L OBP: 0.396, SLG: 0.353 (1, 5)		4-2 23 BB 1B BB	2-1 L9		4-2 23 BB G6-4-3 BB			4-1 23 1B BB		1	1	0	0	2	0	0		
Leo Gomez, R OBP: 0.348, SLG: 0.462 (6, 5)										0	0	0	0	1	0	0		
23 Ryne Sandberg, R OBP: 0.303, SLG: 0.439 (1, 4)	1 SAFE BB BB BB	4-0 SH5-4 1B 1B BB	1-1 F7		1-2 G6-4-3 1-2f		0-1 1B			3	1	1	0	1	0	1		
Scott Servais, R OBP: 0.338, SLG: 0.395 (1, 2)	BB BB X	2-1 L9	0-0 F8		0-3 K		2-0 L8			4	0	0	0	0	1	4		
José Hernández, R OBP: 0.299, SLG: 0.403 (1, 6)	BB C X	1-1 SH5-4 1B 1B		1-0 HR		4-0 G4-6-3 BB		1-3 K		3	2	2	2	1	1	2		
Frank Castillo, R OBP: 0.125, SLG: 0.106 (1, 1)		0-0 SH5-4		0-3 K		0-3 K		2-3 K		2	0	0	0	0	2	1		
Kent Bottenfield, R OBP: 0.500, SLG: 0.500 (8, 1)		1-2 2-3								1	0	0	0	0	1	2		
Inning Stats	R: 1 E: 0 K: 0 S: 9	H: 2 LOB: 0 BB: 0 P: 13	R: 5 E: 0 K: 0 S: 14	H: 3 LOB: 1 BB: 3 P: 29	R: 0 E: 0 K: 0 S: 5	H: 0 LOB: 0 BB: 0 P: 8	R: 2 E: 0 K: 2 S: 13	H: 2 LOB: 1 BB: 1 P: 23	R: 0 E: 0 K: 1 S: 8	H: 0 LOB: 0 BB: 1 P: 13	R: 0 E: 0 K: 1 S: 5	H: 0 LOB: 0 BB: 1 P: 12	R: 0 E: 0 K: 2 S: 10	H: 1 LOB: 2 BB: 1 P: 19				
PITCHER	IP WLS L	BF H R	ER S P	SO BB P	BB IBB HBP BLK	WP HR S P	ERA WHIP		PITCHER	IP WLS L	BF H R	ER S P	SO BB IBB HBP BLK	WP HR S P	ERA WHIP			
Pat Rapp, R ERA: 5.19 (1, 1)	4.0	22	7	8	8	2	4	18.00	2.750									
Miguel Batista, R ERA: (5, 1)	2.0	6	0	0	0	2	2	0.00	1.000									
Felix Heredia, L ERA: 3.6 (7, 1)	1.0	5	1	0	0	2	1	0.00	2.000									
Jay Powell, R ERA: 3.86 (8, 1)	1.0	3	0	0	0	2	0	0.00	0.000									

Florida Marlins @ Chicago Cubs
Wrigley Field, Chicago, IL
 Wed Aug 21 1996, 3:33 AM CDT
 Att. 27,699 - Overcast - 84 F

livebaseballscorecards.com

AB	28
R	8
H	8
RBI	8
BB	7
SO	8
LOB	14



WP: 0	PA: 36
PB: 0	
SB: 1	
CS: 0	

1B: 5	SF: 0	WP: 0	PA: 36
2B: 1	SAC: 1	PB: 0	
3B: 0	DP: 3	SB: 1	
HR: 2	HBP: 0	CS: 0	

Batter	1	2	3	4	5	6	7	8	9	AB R H RBI BB SO LOB	TOP											
Brian McRae, S (1, 8) OBP: 0.367, SLG: 0.422	0-3 K		0-0 G3			1-2 E7 HR		1-2 G4-3		4 1 0 0 0 1 0	<p>Chicago Cubs @ Atlanta Braves</p> <p>Atlanta-Fulton County Stadium, Atlanta, GA</p> <p>Fri Aug 23 1996, 7:05 PM EDT</p> <p>Att. 38,210 - Unknown - 75 F</p>											
Scott Bullett, L (1, 9) OBP: 0.263, SLG: 0.351	1-2 G1-3		2-3 K			0-3 K		0-1 F9		4 0 0 0 0 2 1												
Mark Grace, L (1, 3) OBP: 0.411, SLG: 0.468	0-1 1B				2-0 G4-3	0-0 HR		2-1 F9		4 1 2 2 0 0 0												
Luis Gonzalez, L (1, 7) OBP: 0.356, SLG: 0.441	2-0 1B		2-3 K		2-3 K	1-1 G4-3		1-2 G5-3		4 0 1 0 0 1 0												
Dave Magadan, L (1, 5) OBP: 0.362, SLG: 0.337	3-3 K		1-1 G5-3		1-1 G5-3	3-2 G6-3		3-1 P5		4 0 0 0 0 1 2												
23 Ryne Sandberg, R (1, 4) OBP: 0.301, SLG: 0.435		1-1 G6-3			0-2 G5-3		1-3 K	0-0 F9		4 0 0 0 0 1 0												
Scott Servais, R (1, 2) OBP: 0.338, SLG: 0.394		3-2 G1-3			0-0 G1 1B		1-3 K			3 0 1 0 0 1 0												
José Hernández, R (1, 6) OBP: 0.299, SLG: 0.413		0-1 G4-3			0-1 G1		0-0 HR			3 1 1 1 0 0 1												
Steve Trachsel, R (1, 1) OBP: 0.135, SLG: 0.231			0-1 G1-3		0-0 G6-3		0-0 P6			2 0 0 0 0 0 1												
Larry Casian, R (6, 1)										0 0 0 0 0 0 0												
Brooks Kieschnick, L (7, PH) OBP: 0.250, SLG: 0.143										1 0 0 0 0 0 0												
Jim Bullinger, R (7, 1) OBP: 0.378, SLG: 0.548										0 0 0 0 0 0 0												
Bob Patterson, R (7, 1) OBP: 0.333, SLG: 0.333										0 0 0 0 0 0 0												
Inning Stats	R: 0 E: 0 K: 2 S: 13	H: 2 LOB: 2 BB: 0 P: 19	R: 0 E: 0 K: 0 S: 7	H: 0 LOB: 0 BB: 0 P: 11	R: 0 E: 0 K: 1 S: 6	H: 0 LOB: 0 BB: 0 P: 8	R: 0 E: 0 K: 1 S: 6	H: 0 LOB: 0 BB: 0 P: 11	R: 0 E: 0 K: 0 S: 7	H: 1 LOB: 1 BB: 0 P: 7	R: 2 E: 1 K: 1 S: 13	H: 1 LOB: 0 BB: 0 P: 18	R: 1 E: 0 K: 2 S: 8	H: 1 LOB: 0 BB: 0 P: 10	R: 0 E: 0 K: 0 S: 7	H: 0 LOB: 0 BB: 0 P: 10	R: 0 E: 0 K: 0 S: 6	H: 0 LOB: 0 BB: 0 P: 10	1B: 3 2B: 0 3B: 0 HR: 2	SF: 0 SAC: 0 DP: 0 HBP: 0	WP: 0 PB: 0 SB: 0 CS: 0	PA: 33
PITCHER	IP WLS BF H R ER SO BB IBB HBP BLK WP HR S P ERA WHIP																					
Greg Maddux, R (1, 1) ERA: 2.69	7.0 W 27 5 3 2 7 0 0 0 0 0 0 2 60 84 2.57 0.714																					
Greg McMichael, R (8, 1) ERA: 3.11	1.0 3 0 0 0 0 0 0 0 0 0 0 0 7 10 0.00 0.000																					
Mark Wohlers, R (9, 1) ERA: 2.54	1.0 S 3 0 0 0 0 0 0 0 0 0 0 0 6 10 0.00 0.000																					

AB	33
R	3
H	5
RBI	3
BB	0
SO	7
LOB	5



WP	0	PA	33
PB	0		
SB	0		
CS	0		

Chicago Cubs @ Atlanta Braves
Atlanta-Fulton County Stadium, Atlanta, GA

Sat Aug 24 1996, 3:33 AM EDT
Att. 46,804 - Cloudy - 85 F

AB 32
R 5
H 8
RBI 5
BB 5
SO 12
LOB 12



AB R H RBI BB SO LOB

4	1	2	0	1	1	0
3	1	2	0	1	1	1
3	1	0	0	1	1	4
2	1	0	0	2	0	2
0	0	0	0	0	0	0
0	0	0	0	0	0	0
0	0	0	0	0	0	0
0	0	0	0	0	0	0
2	0	1	1	0	0	0
2	0	0	1	0	0	2
4	1	2	3	0	0	0
4	0	1	0	0	3	1
4	0	0	0	0	2	1
3	0	0	0	0	3	1
1	0	0	0	0	1	0

Batter	1	2	3	4	5	6	7	8	9
Brian McRae, S (1, 8) OBP: 0.370, SLG: 0.425	0-2 G6-3		1-2 K		0-0 CS S 1B			0-0 SH1-3 G1-3 2B	4-2 BB
Scott Bullett, L (1, 9) OBP: 0.279, SLG: 0.360	1-2 G3-1 2B 1B		1-0 E 1B		4-1 CS 1-2 BB			0-0 SH1-3 2-3	3-3 K
Mark Grace, L (1, 3) OBP: 0.410, SLG: 0.465	2-1 G3-1 1-3		0-1 FC6 G6-4-3 1-2		2-3 K 1-2 2-3			4-0 G1-3 23 1B IBB	
Luis Gonzalez, L (1, 7) OBP: 0.357, SLG: 0.439	4-2 2B BB		1-0 G6-4-3 1-2f			1-0 G4-3		4-0 G1-3 23 1B IBB	
Terry Adams, R (8, 1) Bob Patterson, R (8, 1) Turk Wendell, L (8, 1) Larry Casian, R (9, 1)									
Dave Magadan, L (1, 5) OBP: 0.384, SLG: 0.352	1-1 2B			1-0 L7		2-2 P5		0-0 G1-3	
Leo Gomez, R (6, PH) OBP: 0.346, SLG: 0.459								1-2 2-3 3-H	
23 Ryne Sandberg, R (1, 4) OBP: 0.302, SLG: 0.442		3-2 L8		1-1 HR		0-1 F9		0-1 1B	
Tyler Houston, L (1, 2) OBP: 0.374, SLG: 0.524				0-3 K			0-3 K	1-3 K	
José Hernández, R (1, 6) OBP: 0.295, SLG: 0.407			2-3 K		2-3 K		1-1 G6-3		1-0 F8
Jaime Navarro, R (1, 1) OBP: 0.143, SLG: 0.159			0-3 K		2-2 K		0-3 K		1-3 K
Ozzie Timmons, R (8, 7) OBP: 0.241, SLG: 0.254									

Inning Stats	R: 1	H: 2	E: 0	K: 0	S: 12	R: 0	H: 1	E: 0	K: 2	S: 13	R: 0	H: 1	E: 1	K: 1	S: 7	R: 1	H: 1	E: 0	K: 2	S: 10	R: 0	H: 1	E: 0	K: 2	S: 10	R: 0	H: 0	E: 0	K: 0	S: 6	R: 0	H: 0	E: 0	K: 2	S: 8	R: 3	H: 2	E: 0	K: 1	S: 10	R: 0	H: 0	E: 0	K: 2	S: 10	1B: 5	2B: 2	3B: 0	HR: 1	SF: 0	SAC: 1	DP: 1	HBP: 0	WP: 0	PA: 38
--------------	------	------	------	------	-------	------	------	------	------	-------	------	------	------	------	------	------	------	------	------	-------	------	------	------	------	-------	------	------	------	------	------	------	------	------	------	------	------	------	------	------	-------	------	------	------	------	-------	-------	-------	-------	-------	-------	--------	-------	--------	-------	--------

PITCHER	IP	WLS	BF	H	R	ER	SO	BB	IBB	HBP	BLK	WP	HR	S	P	ERA	WHIP
Mike Bielecki, R (1, 1) ERA: 2.6	4.1		20	6	2	2	6	2	0	0	0	0	1	49	75	4.15	1.846
Dean Hartgraves, L (5, 1) ERA: 3.71	0.2		1	0	0	0	1	0	0	0	0	0	0	3	5	0.00	0.000
Brad Woodall, L (6, 1) ERA: 8.78	2.0		6	0	0	0	2	0	0	0	0	0	0	14	18	0.00	0.000
Brad Clontz, R (8, 1) ERA: 4.57	2.0	W	11	2	3	3	3	1	2	0	0	0	0	20	38	13.50	1.500

BOTTOM

Chicago Cubs @ Atlanta Braves
Atlanta-Fulton County Stadium, Atlanta, GA

Sat Aug 24 1996 3:33 AM EDT
Att: 46,804 - Cloudy - 85 F

livebaseballscorecards.com

AB 35
R 6
H 11
RBI 6
BB 4
SO 6
LOB 12



WP: 0 PA: 40
PB: 0
SB: 1
CS: 0

Batter	1	2	3	4	5	6	7	8	9	AB	R	H	RBI	BB	SO	LOB					
Marquis Grissom, R OBP: 0.353, SLG: 0.494 (1, 8)	L9		F8		F9			G6-3	BB 10 1B 1B	5	1	1	0	0	0	1					
Terry Pendleton, S OBP: 0.298, SLG: 0.353 (1, 5)	L8		K			G3-6		BB 2B 1B	HR 10 1B BB	4	2	2	0	1	1	0					
10 Chipper Jones, S OBP: 0.397, SLG: 0.563 (1, 6)	1B BB			L6		G3-6		L7	HR 13 2-H 1B	4	1	1	1	1	0	2					
Fred McGriff, L OBP: 0.360, SLG: 0.505 (1, 3)	1B			HR		1B		BB 1-3 2B	HR 1-H HR	5	2	5	4	0	0	0					
Ryan Klesko, L OBP: 0.363, SLG: 0.546 (1, 7)	F8			K		K		BB BB		3	0	0	0	1	2	3					
Jermaine Dye, R OBP: 0.318, SLG: 0.454 (1, 9)		F9		F9			SH3-4 1B	BB 1-2 2-3 3-H		3	0	1	1	1	0	0					
Javy Lopez, R OBP: 0.306, SLG: 0.454 (1, 2)		G4-3			G5-3		SH3-4	L7		3	0	0	0	0	0	3					
Mark Lemke, S OBP: 0.334, SLG: 0.318 (1, 4)		F7		S 1B		F7			K	4	0	1	0	0	1	1					
Mike Bielecki, R Dean Hartgraves, R Dwight Smith, L Brad Woodall, S Luis Polonia, S Brad Clontz, R Mike Mordecai, R			K		P6		K	G6-3		1	0	0	0	0	1	0					
Inning Stats	R: 0 E: 0 K: 0 S: 12	H: 1 LOB: 2 BB: 1 P: 21	R: 0 E: 0 K: 0 S: 7	H: 0 LOB: 0 BB: 0 P: 10	R: 0 E: 0 K: 2 S: 10	H: 0 LOB: 0 BB: 0 P: 12	R: 1 E: 0 K: 1 S: 13	H: 1 LOB: 0 BB: 0 P: 19	R: 0 E: 0 K: 1 S: 10	H: 1 LOB: 1 BB: 0 P: 14	R: 0 E: 0 K: 1 S: 10	H: 2 LOB: 1 BB: 0 P: 15	R: 0 E: 0 K: 1 S: 10	H: 1 LOB: 1 BB: 0 P: 13	R: 1 E: 0 K: 0 S: 14	H: 2 LOB: 3 BB: 2 P: 29	R: 4 E: 0 K: 1 S: 13	H: 3 LOB: 0 BB: 1 P: 22	1B: 8 2B: 1 3B: 0 HR: 2	SF: 0 SAC: 1 DP: 1 HBP: 0	WP: 0 PA: 40 PB: 0 SB: 1 CS: 0
PITCHER	IP WLS BF H R ER SO BB IBB HBP BLK WP HR S P ERA WHIP	IP WLS BF H R ER SO BB IBB HBP BLK WP HR S P ERA WHIP	IP WLS BF H R ER SO BB IBB HBP BLK WP HR S P ERA WHIP	IP WLS BF H R ER SO BB IBB HBP BLK WP HR S P ERA WHIP	IP WLS BF H R ER SO BB IBB HBP BLK WP HR S P ERA WHIP	IP WLS BF H R ER SO BB IBB HBP BLK WP HR S P ERA WHIP	IP WLS BF H R ER SO BB IBB HBP BLK WP HR S P ERA WHIP	IP WLS BF H R ER SO BB IBB HBP BLK WP HR S P ERA WHIP	IP WLS BF H R ER SO BB IBB HBP BLK WP HR S P ERA WHIP	IP WLS BF H R ER SO BB IBB HBP BLK WP HR S P ERA WHIP	IP WLS BF H R ER SO BB IBB HBP BLK WP HR S P ERA WHIP	IP WLS BF H R ER SO BB IBB HBP BLK WP HR S P ERA WHIP	IP WLS BF H R ER SO BB IBB HBP BLK WP HR S P ERA WHIP	IP WLS BF H R ER SO BB IBB HBP BLK WP HR S P ERA WHIP	IP WLS BF H R ER SO BB IBB HBP BLK WP HR S P ERA WHIP	IP WLS BF H R ER SO BB IBB HBP BLK WP HR S P ERA WHIP	IP WLS BF H R ER SO BB IBB HBP BLK WP HR S P ERA WHIP	IP WLS BF H R ER SO BB IBB HBP BLK WP HR S P ERA WHIP	IP WLS BF H R ER SO BB IBB HBP BLK WP HR S P ERA WHIP		

Jaime Navarro, R ERA: 3.62 (1, 1)	7.0		27	6	1	1	5	1	0	0	0	0	0	0	14	1.29	1.000
Terry Adams, R ERA: 3.17 (8, 1)	0.2		4	2	1	1	0	0	0	0	0	0	0	8	13.50	3.000	
Bob Patterson, L ERA: 2.91 (8, 1)	0.0		1	0	0	0	1	0	0	0	0	0	0	1	∞	∞	
Turk Wendell, R ERA: 2.83 (8, 1)	1.0		6	1	2	1	2	0	0	0	0	0	0	13	18.00	3.000	
Larry Casian, L ERA: 3.75 (9, 1)	0.0	L	2	2	2	2	0	0	0	0	0	0	0	5	∞	∞	

Chicago Cubs @ Atlanta Braves
Atlanta-Fulton County Stadium, Atlanta, GA

Sun Aug 25 1996, 3:33 AM EDT
Att. 35,176 - Overcast - 80 F

AB 37
R 3
H 11
RBI 3
BB 1
SO 7
LOB 12



Batter	1	2	3	4	5	6	7	8	9	AB	R	H	RBI	BB	SO	LOB	TOP									
Brian McRae, S (1, 8) OBP: 0.370, SLG: 0.425	1-0 G3		1-2 G6-3			3-2 G4-3	0-0 1B		2-1 1B	5	0	2	2	0	0	0										
Ozzie Timmons, R (1, 9) Scott Bullett, L (8, 9) OBP: 0.253, SLG: 0.280 OBP: 0.276, SLG: 0.357	0-2 FC4-6 1B		3-2 2B			2-2 F9	3-3 K		2-3 3-H 2-3 K	4	0	2	0	0	1	2										
Mark Grace, L (1, 3) OBP: 0.409, SLG: 0.465	1-1 FC4-6 23 E 23 1B 1-2f		1-1 G4-3			1-1 2B			1-3 K	4	0	1	0	0	1	2										
23 Ryne Sandberg, R (1, 4) OBP: 0.302, SLG: 0.440	2-1 E9 1-3 1B				2-1 G4-3	2-2 G1-3			3-3 K	4	0	1	0	0	1	1										
Leo Gomez, R (1, 5) OBP: 0.345, SLG: 0.456	1-3 K				2-1 G6-3 1B				1-2 F9	4	0	1	0	0	1	2										
Scott Servais, R (1, 2) Tyler Houston, L (9, PR) OBP: 0.337, SLG: 0.393 OBP: 0.374, SLG: 0.524		1-0 F8		3-2 G6-3 1-2f					0-0 P6	4	0	1	0	0	0	1										
Luis Gonzalez, L (1, 7) OBP: 0.356, SLG: 0.437		0-0 F7							1-1 1B 1B	0	1	0	0	0	0	0										
José Hernández, R (1, 6) OBP: 0.294, SLG: 0.405		2-1 G4-3							2-3 K	4	1	1	0	0	1	1										
Kevin Foster, R (1, 1) Dave Magadan, L (9, PH) Bob Patterson, R (9, 1) Turk Wendell, L (9, 1) OBP: 0.450, SLG: 0.563 OBP: 0.389, SLG: 0.352 OBP: 0.333, SLG: 0.333 OBP: 0.667, SLG: 0.500			1-3 K						2-0 G1-3	4	1	1	0	0	0	1										
Inning Stats	R: 0 E: 1 K: 1 S: 11	H: 2 LOB: 2 BB: 0 P: 16	R: 0 E: 0 K: 0 S: 4	H: 0 LOB: 0 BB: 0 P: 7	R: 0 E: 0 K: 1 S: 11	H: 1 LOB: 1 BB: 0 P: 17	R: 0 E: 0 K: 0 S: 7	H: 1 LOB: 0 BB: 0 P: 14	R: 0 E: 0 K: 0 S: 5	H: 0 LOB: 0 BB: 0 P: 8	R: 2 E: 0 K: 1 S: 15	H: 4 LOB: 2 BB: 0 P: 24	R: 0 E: 0 K: 2 S: 12	H: 0 LOB: 0 BB: 0 P: 17	R: 1 E: 0 K: 2 S: 14	H: 2 LOB: 3 BB: 1 P: 27	1B: 9 2B: 2 3B: 0 HR: 0	SF: 0 SAC: 0 DP: 1 HBP: 0	WP: 1 PB: 0 SB: 1 CS: 0	PA: 38						
PITCHER	IP	WLS	BF	H	R	ER	SO	BB	IBB	HBP	BLK	WP	HR	S	P	ERA	WHIP									
Tom Glavine, L (1, 1) ERA: 2.81	7.0		29	9	2	2	3	0	0	0	0	0	0	66	107	2.57	1.286									
Greg McMichael, R (8, 1) ERA: 3.07	1.0		3	0	0	0	2	0	0	0	0	0	0	12	17	0.00	0.000									
Mark Wohlers, R (9, 1) ERA: 2.64	1.0	L	6	2	1	1	2	0	1	0	0	1	0	14	27	9.00	2.000									

Batter	1	2	3	4	5	6	7	8	9	AB	R	H	RBI	BB	SO	LOB
Marquis Grissom, R OBP: 0.351, SLG: 0.490 (1, 8)	1-1 P5			0-1 G6-3		1-1 G5-3		2-0 L8		4	0	0	0	0	0	0
Terry Pendleton, S OBP: 0.298, SLG: 0.353 (1, 5)	0-3 K			0-0 G4-3		0-2 1B		0-1 G4-3		4	0	1	0	0	1	0
10 Chipper Jones, S OBP: 0.395, SLG: 0.559 (1, 6)	1-2 F7			2-0 F7		1-0 F8		2-0 G4-3		4	0	0	0	0	0	1
Fred McGriff, L OBP: 0.361, SLG: 0.505 (1, 3)		1-2 CS 1B			2-1 F9		0-0 P6		1-2 1B	4	0	2	0	0	0	1
Ryan Klesko, L OBP: 0.364, SLG: 0.544 (1, 7)		0-0 P5			4-1 1B 1B BB			4-1 1B BB	0-3 K	2	2	0	0	2	1	2
Andruw Jones, R OBP: 0.306, SLG: 0.647 (1, 9)		0-0 P4			0-0 P6		2-1 F8 1B	1-2 1B	1-3 K	4	0	1	0	0	1	3
Javy Lopez, R OBP: 0.308, SLG: 0.454 (1, 2)		2-0 CS	0-0 P4		2-0 1B		1-0 L3 1B	1-2 2-H 1B	2-1 F9	4	0	2	1	0	0	1
Mark Lemke, S OBP: 0.334, SLG: 0.318 (1, 4)			0-0 F9		0-1 1B		0-0 F8			3	0	1	1	0	0	2
Tom Glavine, L OBP: 0.333, SLG: 0.345 (1, 1)			1-2 K		1-2 3-H 1B		2-2 L3			2	0	0	0	0	2	2
Dwight Smith, L OBP: 0.290, SLG: 0.310 (7, PH)					3-3 K					1	0	0	0	0	0	2
Greg McMichael, R (8, 1)										0	0	0	0	0	0	0
Mark Wohlers, R (9, 1)										0	0	0	0	0	0	0

Inning Stats	R: 0	H: 0	E: 0	K: 1	S: 9	P: 11	R: 0	H: 1	E: 0	K: 0	S: 5	R: 0	H: 0	E: 0	K: 1	S: 5	R: 0	H: 0	E: 0	K: 0	S: 4	R: 1	H: 2	E: 0	K: 1	S: 10	R: 0	H: 1	E: 0	K: 0	S: 7	R: 1	H: 2	E: 0	K: 0	S: 11	R: 0	H: 0	E: 0	K: 0	S: 4	R: 0	H: 1	E: 0	K: 2	S: 11	1B: 7	2B: 1	3B: 0	HR: 0	SF: 0	SAC: 0	DP: 1	HBP: 0	WP: 0	PA: 35
--------------	------	------	------	------	------	-------	------	------	------	------	------	------	------	------	------	------	------	------	------	------	------	------	------	------	------	-------	------	------	------	------	------	------	------	------	------	-------	------	------	------	------	------	------	------	------	------	-------	-------	-------	-------	-------	-------	--------	-------	--------	-------	--------

PITCHER	IP	WLS	BF	H	R	ER	SO	BB	IBB	HBP	BLK	WP	HR	S	P	ERA	WHIP
Kevin Foster, R ERA: 6.28 (1, 1)	8.0	W	30	6	2	2	3	2	0	0	0	0	0	55	89	2.25	1.000
Bob Patterson, L ERA: 2.89 (9, 1)	0.1		2	1	0	0	1	0	0	0	0	0	0	6	7	0.00	3.000
Turk Wendell, R ERA: 2.8 (9, 1)	0.2	S	2	0	0	0	1	0	0	0	0	0	0	5	8	0.00	0.000

BOTTOM

Chicago Cubs @ Atlanta Braves
 Atlanta-Fulton County Stadium, Atlanta, GA
 Sun Aug 25 1996, 3:33 AM EDT
 Att. 35,176 - Overcast - 80 F

livebaseballscorecards.com

AB	32
R	2
H	7
RBI	2
BB	2
SO	5
LOB	14



Batter	1	2	3	4	5	6	7	8	9	AB R H RBI BB SO LOB	TOP																
Brian McRae, S OBP: 0.367, SLG: 0.421 (1, 8) B X	1-0 F8 ①		0-1 G4-3 ①	2-1 G3 ③			1-1 F7 ③			4 0 0 0 0 0 0																	
Scott Bullett, L OBP: 0.268, SLG: 0.345 (1, 9) C L T	1-2 K ②		1-3 K ②		0-0 B2-3 ①			1-3 K ①		4 0 0 0 0 3 0																	
Mark Grace, L OBP: 0.411, SLG: 0.471 (1, 3) B C X	1-1 HR 2B		1-1 1B 2B		0-1 F7 ②			4-2 BB		3 2 2 0 1 0 0																	
Luis Gonzalez, L OBP: 0.357, SLG: 0.444 (1, 7) B X	1-0 HR 2-H		4-0 1B 23 2B BB		0-1 P6 ③			1-3 K ②		3 2 1 2 1 1 1																	
Dave Magadan, L OBP: 0.388, SLG: 0.351 Kent Bottenfield, R OBP: 0.500, SLG: 0.500 Todd Haney, R OBP: 0.242, SLG: 0.186 Terry Adams, R (8, 1) Turk Wendell, L OBP: 0.667, SLG: 0.500 (8, 1) C T X	0-2 G4-3 ③		2-2 23 2B 1B 1-3 2-H		0-1 G1 ①			3-1 P6 ③		3 1 1 1 0 0 0 0 0 0 0 0 0 0 1 0 0 0 0 0 1 0 0 0 0 0 0 0 0 0 0 0 0 0 0																	
23 Ryne Sandberg, R OBP: 0.304, SLG: 0.443 (1, 4) B S B X		2-2 1B	1-1 2B 2-H 3-H		0-3 K ②			2-3 K ①		4 0 2 2 0 2 0																	
Scott Servais, R OBP: 0.333, SLG: 0.388 (1, 2) 1 SAFE C T X		0-2 P3	0-0 G5-3 ③		0-0 P3 ③			0-3 K ②		4 0 0 0 0 1 2																	
José Hernández, R OBP: 0.291, SLG: 0.399 (1, 6) 1 SAFE 1 SAFE B X		1-0 P5 ②		1-0 F8 ①			0-1 G5-3 ①		0-2 G5-3 ③	4 0 0 0 0 0 1																	
Frank Castillo, R OBP: 0.120, SLG: 0.102 Leo Gomez, R OBP: 0.344, SLG: 0.455 (6, 5) X		0-0 G5-3 ③		1-3 K ②			0-0 L9 ②			2 0 0 0 0 1 1 1 0 0 0 0 0 0																	
Inning Stats	R: 2 E: 0 K: 1 S: 10	H: 2 LOB: 0 BB: 0 P: 14	R: 0 E: 0 K: 0 S: 8	H: 1 LOB: 1 BB: 0 P: 11	R: 3 E: 0 K: 1 S: 13	H: 3 LOB: 1 BB: 1 P: 22	R: 0 E: 0 K: 1 S: 6	H: 0 LOB: 0 BB: 0 P: 10	R: 0 E: 0 K: 0 S: 5	H: 0 LOB: 0 BB: 0 P: 5	R: 0 E: 0 K: 1 S: 6	H: 0 LOB: 0 BB: 0 P: 6	R: 0 E: 0 K: 0 S: 5	H: 0 LOB: 0 BB: 0 P: 6	R: 0 E: 0 K: 2 S: 10	H: 0 LOB: 1 BB: 1 P: 19	R: 0 E: 0 K: 2 S: 10	H: 0 LOB: 0 BB: 0 P: 12	1B: 2 2B: 3 3B: 0 HR: 1	SF: 0 SAC: 0 DP: 0 HBP: 0	WP: 0 PB: 0 SB: 0 CS: 0	PA: 35					
PITCHER	IP	WLS	BF	H	R	ER	SO	BB	IBB	HBP	BLK	WP	HR	S	P	ERA	WHIP										
Danny Darwin, R ERA: 3.53 (1, 1)	7.0		28	6	5	5	4	1	0	0	0	0	1	53	74	6.43	1.000										
Alvin Morman, L ERA: 5.21 (8, 1)	1.0	W	4	0	0	0	2	1	0	0	0	0	0	10	19	0.00	1.000										
Xavier Hernandez, R ERA: 4.7 (9, 1)	1.0	S	3	0	0	0	2	0	0	0	0	0	0	10	12	0.00	0.000										

Chicago Cubs @ Houston Astros
Astrodome, Houston, TX
Tue Aug 27 1996, 8:05 PM EDT
Att. 15,374 - Dome - 68 F

livebaseballscorecards.com

AB	33
R	5
H	6
RBI	5
BB	2
SO	8
LOB	6



BOTTOM

Chicago Cubs @ Houston Astros
Astrodome, Houston, TX
Tue Aug 27 1996, 8:05 PM EDT
Att. 15,374 - Dome - 68 F

livebaseballscores.com

AB 31
R 6
H 8
RBI 6
BB 2
SO 5
LOB 13



WP: 0 PA: 35
PB: 0
SB: 1
CS: 0

Batter	1	2	3	4	5	6	7	8	9	AB	R	H	RBI	BB	SO	LOB
Brian Hunter, R (1, 8) OBP: 0.299, SLG: 0.363	L8		L8		P3		G1-3			4	0	1	0	0	0	0
Craig Biggio, R (1, 4) OBP: 0.405, SLG: 0.458	G6-3		L8		G5-3			FC4-6		4	1	1	0	0	0	1
5 Jeff Bagwell, R (1, 3) OBP: 0.454, SLG: 0.581										2	1	2	0	1	0	0
Derek Bell, R (1, 9) OBP: 0.314, SLG: 0.440	G1-3				FC6-5-4-1			FC4-6		4	2	0	0	0	0	5
Bill Spiers, L (1, 5) OBP: 0.317, SLG: 0.405			K					FC4-6		4	1	2	1	0	1	2
Tony Eusebio, R (1, 2) OBP: 0.305, SLG: 0.389			G5-3					SF9		3	1	1	4	0	0	1
James Mouton, R (1, 7) OBP: 0.345, SLG: 0.360			G5-3							3	0	1	1	1	1	1
Orlando Miller, R (1, 6) OBP: 0.303, SLG: 0.434			F8		L1-4					4	0	0	0	0	1	3
Danny Darwin, R (1, 1) OBP: 0.186, SLG: 0.349										2	0	0	0	0	2	0
Derrick May, L (7, PH) OBP: 0.332, SLG: 0.380										1	0	0	0	0	0	0
Alvin Morman, L (8, 1)										0	0	0	0	0	0	0
Xavier Hernandez, L (9, 1)										0	0	0	0	0	0	0

Inning	R	H	E	K	S	R	H	E	K	S	R	H	E	K	S	R	H	E	K	S
1	0	1	0	0	13	0	0	0	0	14	0	0	0	0	13	0	0	0	0	14
2	0	0	0	1	7	0	0	0	1	7	0	0	0	0	7	0	0	0	0	7
3	0	1	0	1	18	0	1	0	0	18	0	0	0	0	18	0	0	0	0	18
4	3	4	0	0	26	0	4	0	0	26	0	0	0	0	26	0	0	0	0	26
5	0	0	0	1	13	0	0	0	0	13	0	0	0	0	13	0	0	0	0	13
6	1	1	0	0	21	0	1	0	0	21	0	1	0	0	21	0	1	0	0	21
7	0	0	0	0	13	0	0	0	0	13	0	0	0	0	13	0	0	0	0	13
8	2	1	1	2	27	0	1	2	2	27	0	1	2	2	27	0	1	2	2	27
9	0	0	0	0	0	0	0	0	0	0	0	0	0	0	0	0	0	0	0	0

PITCHER	IP	WLS	BF	H	R	ER	SO	BB	IBB	HBP	BLK	WP	HR	S	P	ERA	WHIP
Frank Castillo, R (1, 1) ERA: 5.08	5.1		23	7	4	4	3	0	0	0	0	0	0	61	94	6.75	1.312
Kent Bottenfield, R (6, 1) ERA: 2.68	1.2		5	0	0	0	1	0	0	0	0	0	0	16	22	0.00	0.000
Terry Adams, R (8, 1) ERA: 3.25	0.2	L	6	1	2	1	0	2	0	0	0	0	0	10	20	13.50	4.500
Turk Wendell, R (8, 1) ERA: 2.79	0.1		1	0	0	0	1	0	0	0	0	0	0	4	7	0.00	0.000

Batter	1	2	3	4	5	6	7	8	9	AB R H RBI BB SO LOB	TOP																									
Brian McRae, S (1, 8) OBP: 0.368, SLG: 0.419	0-1 B1-3	3-3 K		4-1 1B BB		2-0 P5		4-0 BB		3 0 0 0 2 1 1																										
Scott Bullett, L (1, 9) OBP: 0.265, SLG: 0.333	0-0 L9		4-0 1B BLK BB	0-3 K		2-0 L9		1-2 F8		4 1 0 0 1 1 2																										
Mark Grace, L (1, 3) OBP: 0.411, SLG: 0.470	1-2 E 2B 1B		0-1 1 SAFE 1 SAFE 1 SAFE G4-3 BLK 1-3 SF7 1B	2-0 F7		3-1 F7		1-1 G4-3		5 2 2 0 0 0 1																										
Luis Gonzalez, L (1, 7) OBP: 0.360, SLG: 0.445	4-1 2B BB		3-0 1 SAFE 1 SAFE 1 SAFE G4-3	1-0 1B		3-1 F7		1-0 BB S 1B		4 1 2 0 1 0 1																										
Dave Magadan, L (1, 5) Kevin Foster, R (7, PR) Leo Gomez, R (7, 5) OBP: 0.392, SLG: 0.371 OBP: 0.450, SLG: 0.563 OBP: 0.343, SLG: 0.453	2-0 1-H 2-H 2B		1-0 3-H SF7	1-0 L8		3-2 23 HBP 1B		3-3 K2-3		3 0 2 3 0 0 2 0 0 0 0 0 0 0 1 0 0 0 0 0 1 1																										
23 Ryne Sandberg, R (1, 4) OBP: 0.306, SLG: 0.442	1-1 F9		2-1 BB 1B 1B		1-1 L7		1-0 HBP	4-0 BB IBB		3 0 1 0 1 0 1																										
Scott Servais, R (1, 2) OBP: 0.337, SLG: 0.392			1-1 1 SAFE 1 SAFE 1 SAFE 2B	1-1 BB 1B		0-0 P4		4-2 1-2 2-3 BB		4 0 2 0 1 0 2																										
José Hernández, R (1, 6) OBP: 0.289, SLG: 0.394			0-3 K	4-2 1-2 2-3 BB		1-1 F8		1-0 F8	0-1 G1	4 0 0 0 1 1 4																										
Steve Trachsel, R (1, 1) Brooks Kieschnick, L (8, PH) Kent Bottenfield, R (8, 1) OBP: 0.127, SLG: 0.218 OBP: 0.222, SLG: 0.125 OBP: 0.500, SLG: 0.500			0-3 K	0-3 K		0-3 K		3-3 K		3 0 0 0 0 3 4 1 0 0 0 0 1 0 0 0 0 0 0 0 0																										
Inning Stats	R: 2 E: 1 K: 0 S: 11	H: 2 LOB: 1 BB: 1 P: 19	R: 0 E: 0 K: 3 S: 12	H: 1 LOB: 1 BB: 0 P: 16	R: 2 E: 0 K: 1 S: 15	H: 3 LOB: 3 BB: 2 P: 30	R: 0 E: 0 K: 1 S: 7	H: 1 LOB: 2 BB: 1 P: 15	R: 0 E: 0 K: 0 S: 5	H: 0 LOB: 0 BB: 0 P: 7	R: 0 E: 0 K: 1 S: 5	H: 0 LOB: 0 BB: 0 P: 9	R: 0 E: 0 K: 0 S: 8	H: 1 LOB: 2 BB: 0 P: 19	R: 0 E: 0 K: 1 S: 8	H: 0 LOB: 1 BB: 1 P: 16	R: 0 E: 0 K: 1 S: 11	H: 1 LOB: 3 BB: 2 P: 24	1B: 7 2B: 2 3B: 0 HR: 0	SF: 1 SAC: 0 DP: 0 HBP: 1	WP: 0 PB: 0 SB: 1 CS: 0	PA: 44														
PITCHER	IP WLS BF H R ER SO BB IBB HBP BLK WP HR S P ERA WHIP																																			
Darryl Kile, R (1, 1) ERA: 4.17	6.2		33	8	4	4	6	4	0	1	1	0	0	62	113	5.40	1.800																			
John Hudek, R (7, 1) ERA: 6.75	1.1		5	0	0	0	1	1	0	0	0	0	0	9	18	0.00	0.750																			
Alvin Morman, L (9, 1) ERA: 5.17	0.1		2	1	0	0	0	0	0	0	0	0	0	3	5	0.00	3.000																			
Gregg Olson, R (9, 1) ERA: 4.95	0.2	W	4	0	0	0	1	1	1	0	0	0	0	8	19	0.00	1.500																			

Chicago Cubs @ Houston Astros
Astrodome, Houston, TX
Wed Aug 28 1996, 8:05 PM EDT
Att: 18,026 - Dome - 68 F

livebaseballscorecards.com

AB	35
R	4
H	9
RBI	3
BB	7
SO	8
LOB	19



Batter	1	2	3	4	5	6	7	8	9	AB R H RBI BB SO LOB							
Brian Hunter, R OBP: 0.302, SLG: 0.368 (1, 8)	0-2 1B 1B	0-0 1B		3-3 K2-3			0-0 G5-3		0-1 1-H 2B	5 1 3 1 0 1 1							
Craig Biggio, R OBP: 0.404, SLG: 0.456 (1, 4)	1-0 1B 5 WP BB 1B	2-1 L9			3-2 G6-3		3-2 L8			4 1 1 0 0 0 1							
5 Jeff Bagwell, R OBP: 0.451, SLG: 0.576 (1, 3)	1-0 L5	0-1 F8			1-1 G5-3		0-0 G6-3			4 0 0 0 0 0 3							
Derek Bell, R OBP: 0.315, SLG: 0.441 (1, 9)	2-2 BB S 1B		0-0 G4-6-3 1B		1-3 K		1-0 G6-3			4 0 2 1 0 1 0							
Bill Spiers, L OBP: 0.310, SLG: 0.395 (1, 5)	0-0 L6		1-0 G4-6-3		2-0 F7		0-0 L9			4 0 0 0 0 0 3							
Tony Eusebio, R OBP: 0.303, SLG: 0.378 (1, 2)	4-2 BB BB		2-1 G6-3		2-2 G5-3		2-3 K			3 0 0 0 1 1 0							
Alvin Morman, L (9, 1)	1-2 BB									0 0 0 0 0 0 0							
Gregg Olson, R (9, 1)										0 0 0 0 0 0 0							
James Mouton, R OBP: 0.347, SLG: 0.372 (1, 7)	4-1 BB BB			2-2 G5-3		1-1 HR		2-2 G3-1		3 1 1 2 1 0 0							
Orlando Miller, R OBP: 0.304, SLG: 0.436 (1, 6)	2-1 L9		2-1 2B		0-0 G5-3		0-0 G5-3		1-1 2B 1B	3 0 1 0 0 0 3							
John Hudek, S (7, 1)										0 0 0 0 0 0 0							
Kirt Manwaring, R OBP: 0.302, SLG: 0.273 (9, 2)										1 1 1 0 0 0 0							
Darryl Kile, R OBP: 0.190, SLG: 0.220 (1, 1)		2-3 K		0-3 K			0-1 HR		2-3 K	2 0 0 0 0 2 1							
Ricky Gutierrez, R OBP: 0.358, SLG: 0.340 (7, 6)										2 1 1 1 0 1 1							
Inning Stats	R: 2 H: 3 E: 0 LOB: 3 K: 0 BB: 2 S: 14 P: 28	R: 0 H: 1 E: 0 LOB: 1 K: 1 BB: 0 S: 9 P: 12	R: 0 H: 1 E: 0 LOB: 0 K: 0 BB: 0 S: 4 P: 7	R: 0 H: 1 E: 0 LOB: 1 K: 2 BB: 0 S: 14 P: 21	R: 0 H: 0 E: 0 LOB: 0 K: 1 BB: 0 S: 10 P: 15	R: 1 H: 1 E: 0 LOB: 0 K: 0 BB: 0 S: 9 P: 14	R: 1 H: 1 E: 0 LOB: 0 K: 0 BB: 0 S: 7 P: 10	R: 0 H: 0 E: 0 LOB: 0 K: 1 BB: 0 S: 5 P: 8	R: 1 H: 2 E: 0 LOB: 1 K: 1 BB: 0 S: 10 P: 15	1B: 6 SF: 0 2B: 2 SAC: 0 3B: 0 DP: 1 HR: 2 HBP: 0	WP: 1 PA: 37 PB: 0 SB: 1 CS: 0						
PITCHER	IP WLS BF H R ER SO BB IBB HBP BLK WP HR S P ERA WHIP																
Steve Trachsel, R ERA: 2.89 (1, 1)	7.0		8	4	4	4	2	0	0	0	0	1	2	67	107	5.14	1.429
Kent Bottenfield, R ERA: 2.78 (8, 1)	1.2	L	7	2	1	1	2	0	0	0	0	0	0	15	23	5.40	1.200

BOTTOM

Chicago Cubs @ Houston Astros
Astrodome, Houston, TX
Wed Aug 28 1996, 8:05 PM EDT
Att. 18,026 - Dome - 68 F

AB	35
R	5
H	10
RBI	5
BB	2
SO	6
LOB	13



Batter	1	2	3	4	5	6	7	8	9	AB R H RBI BB SO LOB	TOP
Brian McRae, S OBP: 0.367, SLG: 0.419 (1, 8) F X	1-1 2B		3-2 F9			0-0 B2-3		3-1 F7		4 0 1 0 0 0 0	
Scott Bullett, L OBP: 0.265, SLG: 0.331 (1, 9) C S S	0-3 K			3-2 HR 1B		1-3 K		1-3 K		4 1 1 0 0 3 1	
Mark Grace, L OBP: 0.412, SLG: 0.477 (1, 3) F X	0-1 L3			1 SAFE 0-2 1-H HR		2-0 F8		1-2 CS 1B		4 1 2 2 0 0 1	
Luis Gonzalez, L OBP: 0.357, SLG: 0.440 (1, 7) B B F F X	3-2 P5			1-2 F8			1-0 F7	2-2 CS 1B	2-0 G6-3	4 0 0 0 0 0 1	
Dave Magadan, L OBP: 0.390, SLG: 0.370 (1, 5) Leo Gomez, R OBP: 0.342, SLG: 0.452 (7, 5) C B C B X			2-2 F8		2-3 K		3-2 G3-1 1B 1B		1-1 P4	3 1 1 0 0 1 0 1 0 0 0 0 0 0	
23 Ryne Sandberg, R OBP: 0.306, SLG: 0.441 (1, 4) Todd Haney, R OBP: 0.246, SLG: 0.194 (2, PH) (2, 4) C B B X			2-3 K		2-0 F9		0-1 G3-1 1B 1B		1-1 G3	0 0 0 0 0 0 0 4 1 1 0 0 1 0	
Tyler Houston, L OBP: 0.372, SLG: 0.517 (1, 2) X			0-0 CS 1B			1-2 K		0-2 G3-1		3 0 1 0 0 1 2	
José Hernández, R OBP: 0.290, SLG: 0.393 (1, 6) C B B X			3-2 CS 1-2		2-1 G5-3		1-3 K		1-1 G3-1 1B	3 0 1 2 0 1 0	
Jaime Navarro, R OBP: 0.136, SLG: 0.152 (1, 1) Turk Wendell, L OBP: 0.667, SLG: 0.500 (7, 1) C B X			1-1 F7			1-0 G1-3		0-3 K		3 0 0 0 0 1 1 0 0 0 0 0 0 0	
Inning Stats	R: 0 H: 1 E: 0 LOB: 1 K: 1 BB: 0 S: 11 P: 15	R: 0 H: 1 E: 0 LOB: 0 K: 1 BB: 0 S: 10 P: 17	R: 0 H: 0 E: 0 LOB: 0 K: 0 BB: 0 S: 8 P: 14	R: 2 H: 2 E: 0 LOB: 0 K: 1 BB: 0 S: 13 P: 21	R: 0 H: 0 E: 0 LOB: 0 K: 2 BB: 0 S: 7 P: 10	R: 0 H: 0 E: 0 LOB: 0 K: 1 BB: 0 S: 5 P: 8	R: 2 H: 3 E: 0 LOB: 1 K: 1 BB: 0 S: 14 P: 19	R: 0 H: 1 E: 0 LOB: 0 K: 1 BB: 0 S: 11 P: 18	R: 0 H: 0 E: 0 LOB: 0 K: 0 BB: 0 S: 5 P: 9	1B: 6 SF: 0 2B: 1 SAC: 0 3B: 0 DP: 0 HR: 1 HBP: 0	WP: 0 PA: 35 PB: 0 SB: 0 CS: 2
PITCHER Shane Reynolds, R ERA: 3.38 (1, 1) Doug Brocail, R ERA: 4.63 (8, 1)	IP WLS BF H R ER SO BB IBB HBP BLK WP HR S P ERA WHIP										

Chicago Cubs @ Houston Astros
Astrodome, Houston, TX
Thu Aug 29 1996, 4:33 AM EDT
Att. 16,151 - Dome

livebaseballscorecards.com

AB	33
R	4
H	8
RBI	4
BB	0
SO	8
LOB	6



Batter	1	2	3	4	5	6	7	8	9	AB R H RBI BB SO LOB	TOP		
Marquis Grissom, R (1, 8) OBP: 0.351, SLG: 0.489	0-1 G3 2B		0-1 F9		1-2 E4			0-2 G1		4 0 1 0 0 0 0			
Terry Pendleton, S (1, 5) OBP: 0.296, SLG: 0.349	0-0 G3			4-1 F7 10 1B 1B BB	1-1 L8			2-0 F9		3 1 0 0 1 0 2			
10 Chipper Jones, S (1, 6) OBP: 0.392, SLG: 0.554	2-3 K			1-2 1B SF9 1B		1-1 F9			0-0 B5	4 1 1 0 0 1 1			
Fred McGriff, L (1, 3) OBP: 0.357, SLG: 0.495	1-0 P6			0-0 F7		2-3 K			2-1 G4-3	4 0 0 0 0 1 3			
Ryan Klesko, L (1, 7) OBP: 0.364, SLG: 0.553		0-3 K		3-2 1B		1-2 P6			2-2 F8	4 0 1 1 0 1 0			
Jermaine Dye, R (1, 9) OBP: 0.319, SLG: 0.483		2-3 K		0-1 SF9			2-3 K			2 0 0 1 0 2 0			
Javy Lopez, R (1, 2) OBP: 0.302, SLG: 0.445		0-0 G6-3		0-1 P3			1-1 G6-3			3 0 0 0 0 0 1			
Mark Lemke, S (1, 4) OBP: 0.330, SLG: 0.316			1-0 P6		0-1 L7		0-3 K			3 0 0 0 0 1 0			
Tom Glavine, L (1, 1) OBP: 0.318, SLG: 0.328			2-3 K		0-0 B1-3			1-3 K		3 0 0 0 0 2 0			
Inning Stats	R: 0 H: 1 E: 0 LOB: 1 K: 1 BB: 0 S: 7 P: 10	R: 0 H: 0 E: 0 LOB: 0 K: 2 BB: 0 S: 7 P: 9	R: 0 H: 0 E: 0 LOB: 0 K: 1 BB: 0 S: 6 P: 9	R: 2 H: 2 E: 0 LOB: 1 K: 0 BB: 1 S: 13 P: 23	R: 0 H: 0 E: 1 LOB: 1 K: 0 BB: 0 S: 8 P: 10	R: 0 H: 0 E: 0 LOB: 0 K: 1 BB: 0 S: 8 P: 12	R: 0 H: 0 E: 0 LOB: 0 K: 2 BB: 0 S: 11 P: 14	R: 0 H: 0 E: 0 LOB: 0 K: 1 BB: 0 S: 7 P: 10	R: 0 H: 0 E: 0 LOB: 0 K: 0 BB: 0 S: 7 P: 11	1B: 2 SF: 1 2B: 1 SAC: 0 3B: 0 DP: 0 HR: 0 HBP: 0	WP: 0 PA: 32 PB: 0 SB: 0 CS: 0		
PITCHER	IP WLS BF H R ER SO BB IBB HBP BLK WP HR S P ERA WHIP											PITCHER	IP WLS BF H R ER SO BB IBB HBP BLK WP HR S P ERA WHIP
Kevin Foster, R (1, 1) ERA: 5.75	8.0 W 29 3 2 2 8 1 0 0 0 0 0 0 67 97 2.25 0.500												
Bob Patterson, L (9, 1) ERA: 2.82	1.0 S 3 0 0 0 0 0 0 0 0 0 0 0 7 11 0.00 0.000												

Atlanta Braves @ Chicago Cubs
Wrigley Field, Chicago, IL
Fri Aug 30 1996, 3:33 AM CDT
Sunny - 79 F

livebaseballscorecards.com

AB	30
R	2
H	3
RBI	2
BB	1
SO	8
LOB	7



Batter	1	2	3	4	5	6	7	8	9
Brian McRae, S OBP: 0.366, SLG: 0.418 (1, 8) B F X	1-1 L6 ① C C C C C C	3-2 G5-3 ③			X 0-0 G6-4-3 1B		C B X 1-1 G1-3 ③		
Ozzie Timmons, R OBP: 0.264, SLG: 0.295 Scott Bullett, L OBP: 0.265, SLG: 0.331 (8, PR) (9, 9) F B B B	4-1 G4-6-3 BB		S S C S 1-3 K ①		C X 0-1 G6-4-3 ② ③ 1-2f		B F X 1-1 G3 23 1B 2B		
Mark Grace, L OBP: 0.409, SLG: 0.473 (1, 3) B B X	2-0 G4-6-3 1-2f		C S X 0-2 P5 ②		X 0-0 G4-3 ①		X 0-0 G3 ① 2-3		
23 Ryne Sandberg, R OBP: 0.307, SLG: 0.441 (1, 4)		C B B B 1-3 K ①	B B B B 4-0 BB		C F B B S 2-3 K ②		B B C X 2-1 1B		
Leo Gomez, R OBP: 0.341, SLG: 0.453 (1, 5)		B B X 2-0 BB 1B 2B	S C C 0-3 K ③		X 0-0 F8 ③		B SAFE 1 B SAFE 1 F S 2-3 K ②		
Scott Servais, R OBP: 0.333, SLG: 0.388 (1, 2)		C B B X 2-1 L9 ②	F B X 1-1 L9 ①		B B B X 2-2 L5 ① B X		1-0 L8 ③		
Luis Gonzalez, L OBP: 0.357, SLG: 0.438 (1, 7)		B B B C B 4-2 BB 1B BB	C X 0-1 G4-3 ②		C B B X 2-2 F8 ②				
José Hernández, R OBP: 0.293, SLG: 0.397 (1, 6)		B B B S B 4-2 1B 1-2 2-3 BB	B B B X 2-1 G6-3 ③		B B B X 3-2 2B				
Kevin Foster, R OBP: 0.478, SLG: 0.556 Bob Patterson, R OBP: 0.333, SLG: 0.333 (9, 1)		X 0-0 1-3 2-H 3-H 1B	S C C 1-3 K ①		B B B X 4-2 BB				

Inning Stats	R: 0	H: 0	E: 0	K: 0	S: 4	R: 2	H: 2	E: 0	K: 1	S: 16	R: 0	H: 0	E: 0	K: 2	S: 9	R: 0	H: 1	E: 0	K: 1	S: 6	R: 0	H: 0	E: 0	K: 1	S: 5	R: 0	H: 1	E: 0	K: 0	S: 15	R: 1	H: 2	E: 0	K: 1	S: 9
	LOB: 0	BB: 1	LOB: 2	BB: 2	P: 11	LOB: 1	BB: 1	LOB: 0	BB: 1	P: 14	LOB: 0	BB: 0	LOB: 0	BB: 0	P: 9	LOB: 0	BB: 0	LOB: 0	BB: 0	P: 7	LOB: 2	BB: 1	LOB: 2	BB: 0	P: 15	LOB: 0	BB: 0	LOB: 0	BB: 0	P: 27	LOB: 0	BB: 0	LOB: 2	BB: 0	P: 15

PITCHER	IP	WLS	BF	H	R	ER	SO	BB	IBB	HBP	BLK	WP	HR	S	P	ERA	WHIP	PITCHER	IP	WLS	BF	H	R	ER	SO	BB	IBB	HBP	BLK	WP	HR	S	P	ERA	WHIP		
Tom Glavine, L ERA: 2.83 (1, 1)	8.0	L	33	6	3	3	6	5	0	0	0	0	0	70	122	3.38	1.375																				

BOTTOM

AB	R	H	RBI	BB	SO	LOB
4	0	1	0	0	0	4
3	0	1	0	1	1	1
0	1	0	0	0	0	0
4	0	0	0	0	0	2
3	0	1	1	1	2	0
4	1	1	0	0	2	3
4	0	0	0	0	0	3
2	1	0	0	1	0	0
2	0	1	0	1	0	0
2	0	1	2	1	1	0
0	0	0	0	0	0	0

AB	28
R	3
H	6
RBI	3
BB	5
SO	6
LOB	13



WP: 0	PA: 33
PB: 0	SB: 0
CS: 0	

Atlanta Braves @ Chicago Cubs
Wrigley Field, Chicago, IL
Fri Aug 30 1996, 3:33 AM CDT
Sunny - 79 F

livebaseballscorecards.com

Batter	1	2	3	4	5	6	7	8	9	AB R H RBI BB SO LOB	TOP		
Andruw Jones, R (1, 8) OBP: 0.302, SLG: 0.620 (9, 9)	1-2 		3-2 	1-2 		2-3 			1-2 	5 1 0 0 0 1 5			
Mike Mordecai, R (1, 5) OBP: 0.297, SLG: 0.325 (8, 4)	3-2 		2-2 		2-2 		1-1 		0-0 	5 2 3 1 0 0 2			
10 Chipper Jones, S (1, 6) OBP: 0.392, SLG: 0.552	1-0 		2-3 		3-2 		1-0 		1-0 	5 0 2 1 0 1 1			
Fred McGriff, L (1, 3) OBP: 0.358, SLG: 0.493	3-3 			3-2 	3-2 		2-2 		4-0 	4 1 1 1 1 1 2			
Ryan Klesko, L (1, 7) OBP: 0.363, SLG: 0.554 Marquis Grissom, R (9, PH) OBP: 0.351, SLG: 0.489 (9, 8)		1-0 		0-1 	0-1 		2-1 		3-1 	4 1 1 0 0 0 3			
Jermaine Dye, R (1, 9) OBP: 0.312, SLG: 0.471 (9, 7)		0-0 		2-3 	0-3 			2-2 	1-3 	5 0 0 1 0 3 4			
Javy Lopez, R (1, 2) OBP: 0.306, SLG: 0.451		1-0 		3-2 		1-0 		2-3 		4 0 3 0 0 1 0			
Mark Lemke, S (1, 4) OBP: 0.328, SLG: 0.313 Joe Borowski, R (8, 1) Mark Wohlers, R (9, 1)		0-1 		0-1 		2-1 		0-0 		4 0 0 0 0 0 4			
Mike Bielecki, R (1, 1) OBP: 0.200, SLG: 0.111 Dean Hartgraves, R (6, 1) Brad Clontz, R (6, 1) Greg McMichael, R (7, 1) Terry Pendleton, S (8, 5) OBP: 0.297, SLG: 0.350		2-3 		2-1 		0-3 			2-2 	3 0 1 1 0 2 2			
Inning Stats	R: 0 H: 1 E: 0 LOB: 1 K: 1 BB: 0 S: 12 P: 20	R: 1 H: 2 E: 0 LOB: 1 K: 1 BB: 0 S: 8 P: 12	R: 0 H: 0 E: 0 LOB: 0 K: 1 BB: 0 S: 11 P: 18	R: 1 H: 2 E: 2 LOB: 3 K: 1 BB: 0 S: 20 P: 31	R: 1 H: 2 E: 0 LOB: 1 K: 1 BB: 0 S: 20 P: 28	R: 0 H: 1 E: 0 LOB: 1 K: 2 BB: 0 S: 9 P: 14	R: 1 H: 2 E: 0 LOB: 0 K: 0 BB: 0 S: 8 P: 14	R: 0 H: 0 E: 0 LOB: 0 K: 1 BB: 0 S: 7 P: 11	R: 2 H: 2 E: 2 LOB: 2 K: 1 BB: 1 S: 13 P: 25	1B: 8 SF: 1 2B: 2 SAC: 0 3B: 1 DP: 1 HR: 1 HBP: 0	WP: 1 PA: 42 PB: 0 SB: 0 CS: 0		
PITCHER	IP WLS BF H R ER SO BB IBB HBP BLK WP HR S P ERA WHIP	IP WLS BF H R ER SO BB IBB HBP BLK WP HR S P ERA WHIP											IP WLS BF H R ER SO BB IBB HBP BLK WP HR S P ERA WHIP
Jim Bullinger, R (1, 1) ERA: 6.79 Larry Casian, L (5, 1) ERA: 3.46 Terry Adams, R (6, 1) ERA: 3.28 Kent Bottenfield, R (8, 1) ERA: 2.7 Bob Patterson, L (9, 1) ERA: 2.82	4.0 21 7 3 2 4 0 0 0 0 0 0 60 95 4.50 1.750 1.0 3 0 0 0 1 0 0 0 0 0 0 11 14 0.00 0.000 2.0 8 3 1 1 2 0 0 0 0 1 1 17 28 4.50 1.500 1.1 L 6 1 2 0 1 0 0 0 0 0 0 14 21 0.00 0.750 0.0 2 1 0 0 0 1 0 0 0 0 0 1 6 ∞ ∞											PITCHER Turk Wendell, R (9, 1) ERA: 2.66 0.2 2 0 0 0 1 0 0 0 0 0 0 5 9 0.00 0.000	

Atlanta Braves @ Chicago Cubs
 Wrigley Field, Chicago, IL
 Fri Aug 30 1996, 3:38 AM CDT
 Att. 31,548 - Sunny - 76 F

AB	40
R	6
H	12
RBI	6
BB	1
SO	9
LOB	23



WP: 1	PA: 42
PB: 0	
SB: 0	
CS: 0	

PITCHER	IP	WLS	BF	H	R	ER	SO	BB	IBB	HBP	BLK	WP	HR	S	P	ERA	WHIP
Jim Bullinger, R	4.0		21	7	3	2	4	0	0	0	0	0	0	60	95	4.50	1.750
Larry Casian, L	1.0		3	0	0	0	1	0	0	0	0	0	0	11	14	0.00	0.000
Terry Adams, R	2.0		8	3	1	1	2	0	0	0	0	1	1	17	28	4.50	1.500
Kent Bottenfield, R	1.1	L	6	1	2	0	1	0	0	0	0	0	0	14	21	0.00	0.750
Bob Patterson, L	0.0		2	1	0	0	0	1	0	0	0	0	0	1	6	∞	∞

PITCHER	IP	WLS	BF	H	R	ER	SO	BB	IBB	HBP	BLK	WP	HR	S	P	ERA	WHIP
Turk Wendell, R	0.2		2	0	0	0	1	0	0	0	0	0	0	5	9	0.00	0.000

Batter	1	2	3	4	5	6	7	8	9	AB R H RBI BB SO LOB
Brian McRae, S OBP: 0.368, SLG: 0.424 (1, 8)	1-2 S E 1B		2-2 HR		0-1 F8		4-0 3B BB		1-3 K	4 3 2 1 1 1 0
Scott Bulett, L OBP: 0.262, SLG: 0.326 (1, 9)	3-2 E9 G4-3 1B		1-3 K		0-1 G1-3		0-3 K		0-3 K	5 0 1 1 0 3 3
Mark Grace, L OBP: 0.407, SLG: 0.470 (1, 3)	0-0 G4-3		1-0 1B			1-1 G4-3		3-3 K	1-3 K	5 0 1 0 0 2 4
Luis Gonzalez, L OBP: 0.358, SLG: 0.444 (1, 7)	2-2 P4		2-2 L7		0-0 1B	1-2 1B	1-2 3B			4 0 2 3 0 0 2
Dave Magadan, L OBP: 0.386, SLG: 0.365 (1, 5)	2-1 G4-3			1-1 L9		0-1 1B	2-3 K			4 0 1 0 0 1 2
Kent Bottenfield, R OBP: 0.500, SLG: 0.500 (8, 1)						1-2 1B				0 0 0 0 0 0 0
Bob Patterson, R OBP: 0.333, SLG: 0.333 (9, 1)										0 0 0 0 0 0 0
Turk Wendell, L OBP: 0.667, SLG: 0.500 (9, 1)										0 0 0 0 0 0 0
23 Ryne Sandberg, R OBP: 0.307, SLG: 0.441 (9, 4)										0 0 0 0 0 0 0
Tyler Houston, L OBP: 0.375, SLG: 0.517 (1, 2)		2-2 G6-3		0-0 1B		2-1 L9		3-2 SH1-4 1B		2 0 1 0 0 0 0
Scott Servais, R OBP: 0.334, SLG: 0.389 (6, PH) (7, 2)										2 0 1 0 0 0 2
José Hernández, R OBP: 0.291, SLG: 0.393 (1, 6)			1-1 G1-3		1-3 K			0-0 SH1-4		3 0 0 0 0 2 3
Todd Haney, R OBP: 0.247, SLG: 0.185 (1, 4)			3-2 F7		0-0 G6-3		4-0 1B 3B BB	1-0 G6-3		3 1 0 0 1 0 2
Jim Bullinger, R OBP: 0.356, SLG: 0.531 (1, 1)			3-3 K			1-3 K		1-0 G4-3		1 0 0 0 0 1 0
Larry Casian, R OBP: 0.105, SLG: 0.189 (5, PH) (8, 1)							1-2 3B BB			0 0 0 0 0 0 0
Mike Hubbard, R OBP: 0.105, SLG: 0.189 (5, PH) (8, 1)							1-3 3B 1B			0 0 0 0 0 1 0
Terry Adams, R OBP: 0.105, SLG: 0.189 (8, 1)										0 0 0 0 0 0 0
Brooks Kieschnick, L OBP: 0.200, SLG: 0.222 (7, PH) (8, 5)										1 1 1 0 0 0 0
Leo Gomez, R OBP: 0.340, SLG: 0.451 (8, 5)										1 0 0 0 0 0 1

Inning Stats	R: 1	H: 2	E: 1	LOB: 1	K: 0	BB: 0	S: 13	R: 0	H: 0	E: 0	LOB: 0	K: 0	BB: 0	S: 11	R: 1	H: 2	E: 0	LOB: 1	K: 2	BB: 0	S: 15	R: 0	H: 1	E: 0	LOB: 1	K: 1	BB: 0	S: 7	R: 0	H: 0	E: 0	LOB: 0	K: 1	BB: 0	S: 7	R: 0	H: 2	E: 0	LOB: 2	K: 1	BB: 0	S: 10	R: 3	H: 2	E: 0	LOB: 1	K: 3	BB: 2	S: 18	R: 0	H: 1	E: 0	LOB: 1	K: 0	BB: 0	S: 6	R: 0	H: 0	E: 0	LOB: 0	K: 3	BB: 0	S: 11	1B: 8	2B: 0	3B: 1	SF: 0	SAC: 1	DP: 0	HBP: 0
--------------	------	------	------	--------	------	-------	-------	------	------	------	--------	------	-------	-------	------	------	------	--------	------	-------	-------	------	------	------	--------	------	-------	------	------	------	------	--------	------	-------	------	------	------	------	--------	------	-------	-------	------	------	------	--------	------	-------	-------	------	------	------	--------	------	-------	------	------	------	------	--------	------	-------	-------	-------	-------	-------	-------	--------	-------	--------

PITCHER	IP	WLS	BF	H	R	ER	SO	BB	IBB	HBP	BLK	WP	HR	S	P	ERA	WHIP
Mike Bielecki, R ERA: 2.67 (1, 1)	5.1		23	7	2	2	4	0	0	0	0	0	0	58	85	3.38	1.312
Dean Hartgraves, L ERA: 3.45 (6, 1)	0.1		1	0	0	0	0	0	0	0	0	0	0	2	4	0.00	0.000
Brad Clontz, R ERA: 5.12 (6, 1)	0.1		4	1	3	3	1	2	0	0	0	0	0	6	15	81.00	9.000
Greg McMichael, R ERA: 2.96 (7, 1)	1.0		4	1	0	0	3	0	0	0	0	0	0	15	21	0.00	1.000
Joe Borowski, R ERA: 2.81 (8, 1)	1.0	W	4	1	0	0	0	0	0	0	0	0	0	6	11	0.00	1.000

BOTTOM

Atlanta Braves @ Chicago Cubs
Wrigley Field, Chicago, IL
Fri Aug 30 1996, 3:38 AM CDT
Att. 31,548 - Sunny - 76 F

AB	36
R	5
H	10
RBI	5
BB	2
SO	11
LOB	19

WP: 0 PA: 39
PB: 0
SB: 1
CS: 0



PITCHER	IP	WLS	BF	H	R	ER	SO	BB	IBB	HBP	BLK	WP	HR	S	P	ERA	WHIP
Mark Wohlers, R ERA: 2.58 (9, 1)	1.0		3	0	0	0	3	0	0	0	0	0	0	11	13	0.00	0.000

Batter	1	2	3	4	5	6	7	8	9	AB R H RBI BB SO LOB	TOP
Marquis Grissom, R (1, 8) OBP: 0.349, SLG: 0.486 Andrew Jones, R (8, 8) OBP: 0.302, SLG: 0.620	1-1 		0-1 			1-2 		2-2 		4 0 0 0 0 0 0 0 0 0 0 0 0 0	
Terry Pendleton, S (1, 5) OBP: 0.295, SLG: 0.347	2-3 			3-1 		2-1 		2-2 		4 0 0 0 0 1 0	
10 Chipper Jones, S (1, 6) OBP: 0.394, SLG: 0.553	4-2 			3-1 		0-3 			1-0 	3 0 2 0 1 1 0	
Fred McGriff, L (1, 3) OBP: 0.355, SLG: 0.490	2-3 			3-3 		1-2 			3-2 	4 0 0 0 0 2 3	
Ryan Klesko, L (1, 7) OBP: 0.360, SLG: 0.549			3-3 		1-2 		1-2 		1-1 	4 0 0 0 0 1 2	
Jermaine Dye, R (1, 9) OBP: 0.315, SLG: 0.474			4-0 		1-3 		3-2 		2-3 	3 0 1 0 1 2 1	
Javy Lopez, R (1, 2) OBP: 0.307, SLG: 0.449			1-1 		1-2 		4-2 			2 0 0 0 1 0 1	
Mark Lemke, S (1, 4) OBP: 0.328, SLG: 0.311			2-2 		4-1 		2-1 			2 0 0 0 1 0 2	
Denny Neagle, L (1, 1) OBP: 0.186, SLG: 0.193 Brad Clontz, R (6, 1) Dean Hartgraves, R (7, 1) Mike Mordecai, R (7, 4) OBP: 0.293, SLG: 0.321			2-2 		3-3 			1-3 		2 0 0 0 0 1 1 0 0 0 0 0 0 0 0 0 0 0 0 0 0 1 0 0 0 0 1 0	
Inning Stats	R: 0 H: 0 E: 0 LOB: 1 K: 2 BB: 1 S: 11 P: 20	R: 0 H: 0 E: 0 LOB: 0 K: 1 BB: 1 S: 5 P: 13	R: 0 H: 0 E: 0 LOB: 0 K: 0 BB: 0 S: 8 P: 12	R: 0 H: 1 E: 0 LOB: 1 K: 1 BB: 0 S: 11 P: 21	R: 0 H: 0 E: 0 LOB: 1 K: 2 BB: 1 S: 12 P: 21	R: 0 H: 0 E: 0 LOB: 0 K: 1 BB: 0 S: 8 P: 11	R: 0 H: 1 E: 0 LOB: 2 K: 0 BB: 1 S: 12 P: 23	R: 0 H: 0 E: 0 LOB: 0 K: 1 BB: 0 S: 12 P: 17	R: 0 H: 1 E: 0 LOB: 1 K: 1 BB: 0 S: 9 P: 16	1B: 2 SF: 0 2B: 1 SAC: 0 3B: 0 DP: 1 HR: 0 HBP: 0	WP: 0 PA: 33 PB: 0 SB: 1 CS: 0
PITCHER Frank Castillo, R (1, 1) ERA: 4.87 Terry Adams, R (7, 1) ERA: 3.19	IP WLS BF H R ER SO BB IBB HBP BLK WP HR S P ERA WHIP 6.2 W 25 2 0 0 7 4 0 0 0 0 0 0 65 117 0.00 0.900 2.1 S 8 1 0 0 2 0 0 0 0 0 0 0 23 37 0.00 0.429	PITCHER IP WLS BF H R ER SO BB IBB HBP BLK WP HR S P ERA WHIP									

Atlanta Braves @ Chicago Cubs
 Wrigley Field, Chicago, IL
 Sat Aug 31 1996, 3:33 AM CDT
 Att. 38,691 - Sunny - 78 F

livebaseballscorecards.com

AB	29
R	0
H	3
RBI	0
BB	4
SO	9
LOB	10



Batter	1	2	3	4	5	6	7	8	9
Brian McRae, S OBP: 0.371, SLG: 0.432 Scott Bullett, L OBP: 0.262, SLG: 0.326	2-3 K		1-2 HR			4-1 1B 23 FC6-4 1B BB	4-2 FC1-2 23 SF7 1B BB	2-1 HR 1B	
Ozzie Timmons, R OBP: 0.283, SLG: 0.349	3-1 F7		2-1 G6-3			1-0 FC6-4 23 1B 1B	1-2 BB FC1-2 2B 1B	0-0 HR	
Mark Grace, L OBP: 0.407, SLG: 0.469	3-3 K			0-1 G4-3		0-0 FC6-4 23 1B 1B	0-2 FC1-2 BB 2B	2-1 1B	
23 Ryne Sandberg, R OBP: 0.304, SLG: 0.437 Todd Haney, R OBP: 0.247, SLG: 0.185		1-2 G4-3		2-2 F7		1-1 FC6-4 BB	0-1 SF7	1-2 F9	
Leo Gomez, R OBP: 0.341, SLG: 0.447		1-2 F9		2-0 F8		4-1 BB	4-1 2B BB	2-1 F8	
Scott Servais, R OBP: 0.333, SLG: 0.390		3-1 G6-3		2-2 G4-3		1-3 K	0-0 2B		
Luis Gonzalez, L OBP: 0.359, SLG: 0.452			0-1 G4-3		2-1 F7		3-1 BB 1B BB 1B	2-0 HR	
José Hernández, R OBP: 0.293, SLG: 0.395			1-1 L4		2-2 F8		0-0 BB BB 1B 1B	0-2 HR 1B	
Frank Castillo, R OBP: 0.135, SLG: 0.100 Terry Adams, R			4-2 HR BB		0-2 P3		4-2 1B BB FC1-2 BB	1-3 K	

AB	R	H	RBI	BB	SO	LOB
3	4	2	3	2	1	0
0	0	0	0	0	0	0
5	2	3	4	0	0	0
5	1	2	0	0	1	3
4	0	0	2	0	0	3
0	0	0	0	0	0	0
3	0	0	0	2	0	1
4	0	1	2	0	1	3
4	2	2	1	0	0	0
4	2	2	0	0	0	0
1	1	0	0	1	0	0
1	0	0	0	1	1	1


BOTTOM

Atlanta Braves @ Chicago Cubs
Wrigley Field, Chicago, IL

Sat Aug 31 1996, 3:33 AM CDT
Att: 38,691 - Sunny - 78 F

livebaseballscorecards.com

AB 34
R 12
H 12
RBI 12
BB 6
SO 4
LOB 11



Inning	R	H	E	K	S	IP	WLS	BF	H	R	ER	SO	BB	IBB	HBP	BLK	WP	HR	S	P	ERA	WHIP
1	0	0	0	2	8	5.2	L	23	3	3	3	2	3	0	0	0	0	1	51	92	4.76	1.059
2	0	0	0	0	16	0.1		4	2	3	3	1	1	0	0	0	0	0	8	16	81.00	9.000
3	0	0	0	0	13	2.0		14	7	6	6	1	2	0	0	0	0	2	32	51	27.00	4.500

PITCHER	IP	WLS	BF	H	R	ER	SO	BB	IBB	HBP	BLK	WP	HR	S	P	ERA	WHIP
Denny Neagle, L ERA: 3.11	5.2	L	23	3	3	3	2	3	0	0	0	0	1	51	92	4.76	1.059
Brad Clontz, R ERA: 5.48	0.1		4	2	3	3	1	1	0	0	0	0	0	8	16	81.00	9.000
Dean Hartgraves, L ERA: 4.99	2.0		14	7	6	6	1	2	0	0	0	0	2	32	51	27.00	4.500

WP	PA
0	41

Batter	1	2	3	4	5	6	7	8	9	10	11	12	AB R H RBI BB SO LOB	TOP						
Marquis Grissom, R (1, 8) <small>OBP: 0.347, SLG: 0.482</small>	1-0 G6-3		1-2 P4		2-0 F9 <small>3-H</small>			1-0 G5-3		4-0 BB		0-0 P9	5 0 0 0 1 0 3	Atlanta Braves @ Chicago Cubs Wrigley Field, Chicago, IL Sun Sep 01 1996, 3:33 AM CDT Att. 40,192 - Sunny - 80 F						
Andrew Jones, R (1, 9) <small>OBP: 0.286, SLG: 0.585</small> Dwight Smith, L (8, PH) <small>OBP: 0.280, SLG: 0.299</small> Jermaine Dye, R (8, 9) <small>OBP: 0.313, SLG: 0.470</small>	1-3 K		0-3 K			0-1 G1-3		1-3 K		0-1 F9		1-2 L8	3 0 0 0 0 2 0 1 0 0 0 0 1 1 2 0 0 0 0 0 3							
10 Chipper Jones, S (1, 6) <small>OBP: 0.393, SLG: 0.549</small>	4-1 BB		1-1 F7			0-0 F7			2-1 P3		1-1 G3		4 0 0 0 1 0 1							
Fred McGriff, L (1, 3) <small>OBP: 0.354, SLG: 0.489</small>	0-0 F8			3-2 P4-6 2B		2-2 F7			2-2 G3-1		0-3 K		5 0 1 0 0 1 1							
Ryan Klesko, L (1, 7) <small>OBP: 0.361, SLG: 0.547</small>		3-2 F7		0-0 F7		1-0 F7			0-2 1B 1B		4-0 BB		4 0 1 0 1 0 1							
Terry Pendleton, S (1, 5) <small>OBP: 0.296, SLG: 0.348</small>		2-2 F9		1-2 P4-6 <small>2-2f</small>		0-0 G6-3 1B			0-2 1B		3-2 G3		5 0 2 0 0 0 2							
Javy Lopez, R (1, 2) <small>OBP: 0.310, SLG: 0.450</small> Jeff Blausler, R (12, PR) <small>OBP: 0.353, SLG: 0.428</small> Joe Ayrault, R (12, 2)	1-2 1B			2-0 G6-3 WP 1B		0-0 G6-3 <small>1-2f</small>			2-3 K		0-2 SH2-4 1B	5 1 3 0 0 1 3 0 0 0 0 0 0 0 0 0 0 0 0 0 0								
Mark Lemke, S (1, 4) <small>OBP: 0.327, SLG: 0.310</small>	2-3 K		3-2 G6-3		1-0 SH2-4 1B			0-1 G4-3		0-0 SH2-4		0-0 SH2-4	4 0 1 0 0 1 2							
29 John Smoltz, R (1, 1) <small>OBP: 0.236, SLG: 0.290</small> Luis Polonia, L (10, PH) <small>OBP: 0.179, SLG: 0.302</small> Greg McMichael, R (10, 1) <small>OBP: 0.179, SLG: 0.302</small> Brad Clontz, R (11, 1) <small>OBP: 0.179, SLG: 0.302</small> Mike Mordcaai, R (12, PH) <small>OBP: 0.179, SLG: 0.302</small> Joe Borowski, R (12, 1)	3-2 F9		1-2 G5-3		0-0 SH2-4			1-1 G4-3		4-1 BB	2 0 0 0 0 0 1 1 0 1 0 0 0 0 0 0 0 0 0									
Inning Stats	R: 0 H: 0 E: 0 LOB: 1 K: 1 BB: 1 S: 6 P: 12	R: 0 H: 1 E: 0 LOB: 1 K: 1 BB: 0 S: 16 P: 24	R: 0 H: 0 E: 0 LOB: 1 K: 1 BB: 0 S: 11 P: 16	R: 0 H: 1 E: 0 LOB: 0 K: 0 BB: 0 S: 7 P: 11	R: 1 H: 1 E: 0 LOB: 0 K: 0 BB: 0 S: 8 P: 16	R: 0 H: 0 E: 0 LOB: 0 K: 0 BB: 0 S: 6 P: 8	R: 0 H: 1 E: 0 LOB: 0 K: 0 BB: 0 S: 3 P: 4	R: 0 H: 1 E: 0 LOB: 1 K: 1 BB: 0 S: 6 P: 9	R: 0 H: 2 E: 0 LOB: 2 K: 1 BB: 0 S: 15 P: 21	R: 0 H: 0 E: 0 LOB: 1 K: 0 BB: 1 S: 6 P: 11	R: 0 H: 0 E: 0 LOB: 1 K: 1 BB: 1 S: 9 P: 17	R: 0 H: 1 E: 0 LOB: 2 K: 0 BB: 1 S: 9 P: 14	1B: 7 SF: 0 2B: 2 SAC: 2 3B: 0 DP: 2 HR: 0 HBP: 0		WP: 2 PA: 47 PB: 0 SB: 1 CS: 0					
PITCHER	IP WLS BF H R ER SO BB IBB HBP BLK WP HR S P ERA WHIP																			
Dave Swartzbaugh, R (1, 1) <small>ERA: 1.13</small>	8.0		29	5	1	1	4	1	0	0	0	0	0		0	0	0	63	100	1.12
Bob Patterson, L (9, 1) <small>ERA: 2.78</small>	0.2		4	2	0	0	0	0	0	0	0	0	0	0	0	0	11	15	0.00	3.000
Kent Bottenfield, R (9, 1) <small>ERA: 2.68</small>	0.1		1	0	0	0	1	0	0	0	0	0	0	0	0	0	4	6	0.00	0.000
Turk Wendell, R (10, 1) <small>ERA: 2.58</small>	2.0		8	0	0	0	1	2	0	0	0	0	0	0	0	0	15	28	0.00	1.000
Mike Campbell, R (12, 1) <small>ERA: 3.86</small>	1.0	W	5	1	0	0	0	1	0	0	0	0	0	0	0	0	9	14	0.00	2.000

AB	41
R	1
H	8
RBI	0
BB	4
SO	6
LOB	18




Batter	1	2	3	4	5	6	7	8	9	10	11	12	AB R H RBI BB SO LOB
Brian McRae, S OBP: 0.368, SLG: 0.427 (1, 8)	2-2 G5-3		0-0 G6-3			1-2 G4-3			0-3 K		2-3 K		5 0 0 0 0 2 0
Scott Bullett, L OBP: 0.260, SLG: 0.316 (1, 9)	4-0 CS BB			2-2 G3-1			1-3 K			1-3 K		0-0 B1-3	4 0 0 0 1 2 0
Mark Grace, L OBP: 0.407, SLG: 0.470 Todd Haney, R OBP: 0.243, SLG: 0.182 (10, PR) (11, 5)	3-3 K			1-3 K			0-1 G4-6-3 1B			2-2 G3-1 1B		1-1 L5	4 0 2 0 0 2 1 1 0 0 0 0 0 0
Luis Gonzalez, L OBP: 0.362, SLG: 0.455 (1, 7)		4-1 CS BB		2-0 G6-3			0-0 G4-6-3 1-2f			0-0 G3-1 1B		3-2 23 1B 23 E 2B	4 1 2 0 1 0 1
Dave Magadan, L OBP: 0.386, SLG: 0.389 (1, 5) (11, 3)		3-2 SAFE 1-2 HR				2-3 K		0-0 G4-3		1-1 G3-1		4-0 23 E IBB	4 1 1 1 1 1 2
23 Ryne Sandberg, R OBP: 0.307, SLG: 0.436 (1, 4)		1-1 F8				1-1 G5-3		4-2 G4-3 BB		4-0 IBB		0-1 E4 1-2 2-H 1B	3 0 1 0 2 0 0
Tyler Houston, L OBP: 0.360, SLG: 0.495 (1, 2)		2-3 K2-3				2-2 G3-1		0-0 G4-3 1-2f		1-1 G4-3			4 0 0 0 0 1 4
Rey Sanchez, R OBP: 0.268, SLG: 0.247 Ozzie Timmons, R OBP: 0.280, SLG: 0.345 Turk Wendell, L OBP: 0.667, SLG: 0.500 Leo Gomez, R OBP: 0.340, SLG: 0.446 Mike Campbell, R OBP: 0.444, SLG: 0.667 (1, 6) (9, PH) (10, 1) (11, PH) (12, 1)			2-3 K				3-2 F9			2-2 F9		3-2 F9	2 0 0 0 0 1 0 1 0 0 0 0 0 0 0 0 0 0 0 0 0 1 0 0 0 0 0 0 0 0 0 0 0 0 0
Dave Swartzbaugh, R Bob Patterson, R Kent Bottenfield, R Brooks Kieschnick, L José Hernández, R (1, 1) (9, 1) (9, 1) (9, PH) (10, 6)			1-3 K				1-3 K			1-0 F7		2-3 K	2 0 0 0 0 2 0 0 0 0 0 0 0 0 0 0 0 0 0 0 0 1 0 0 0 0 0 0 1 0 0 0 0 1 0

Inning Stats	R: 0	H: 0	E: 0	K: 1	S: 9	LOB: 0	BB: 1	P: 18	R: 1	H: 1	E: 0	K: 1	S: 11	LOB: 0	BB: 1	P: 21	R: 0	H: 0	E: 0	K: 2	S: 9	LOB: 0	BB: 0	P: 12	R: 0	H: 0	E: 0	K: 1	S: 10	LOB: 0	BB: 0	P: 15	R: 0	H: 0	E: 0	K: 1	S: 9	LOB: 0	BB: 0	P: 14	R: 0	H: 1	E: 0	K: 1	S: 12	LOB: 0	BB: 0	P: 17	R: 0	H: 0	E: 0	K: 0	S: 6	LOB: 0	BB: 1	P: 10	R: 0	H: 0	E: 0	K: 1	S: 8	LOB: 0	BB: 0	P: 11	R: 0	H: 2	E: 0	K: 1	S: 12	LOB: 3	BB: 1	P: 21	R: 0	H: 0	E: 0	K: 2	S: 9	LOB: 0	BB: 0	P: 16	R: 1	H: 2	E: 1	K: 0	S: 9	LOB: 2	BB: 1	P: 17	1B: 4	2B: 1	3B: 0	HR: 1	SF: 0	DP: 2	HBP: 0	WP: 0	PA: 42
PITCHER	IP	WLS	BF	H	R	ER	SO	BB	IBB	HBP	BLK	WP	HR	S	P	ERA	WHIP																																																																																
29 John Smoltz, R ERA: 2.85	(1, 1)	9.0	28	2	1	1	9	3	0	0	0	0	1	81	126	1.00	0.556																																																																																
Greg McMichael, R ERA: 2.93	(10, 1)	1.0	6	2	0	0	1	0	1	0	0	0	0	12	21	0.00	2.000																																																																																
Brad Clontz, R ERA: 5.4	(11, 1)	1.0	3	0	0	0	2	0	0	0	0	0	0	9	16	0.00	0.000																																																																																
Joe Borowski, R ERA: 2.7	(12, 1)	0.2	L 5	2	1	0	0	0	1	0	0	0	0	9	17	0.00	3.000																																																																																

Atlanta Braves @ Chicago Cubs
Wrigley Field, Chicago, IL
Sun Sep 01 1996, 3:33 AM CDT
Att: 40,192 - Sunny - 80 F

livebaseballscorecards.com

AB	37
R	2
H	6
RBI	1
BB	5
SO	12
LOB	8



Batter	1	2	3	4	5	6	7	8	9	AB R H RBI BB SO LOB	TOP							
Brian McRae, S (1, 8) OBP: 0.369, SLG: 0.426	4-2 G6-3 BB		2-2 G6-3			4-1 FC4-6 BB		1-1 L7		2 0 0 0 2 0 0								
Scott Bullett, L (1, 9) OBP: 0.253, SLG: 0.307	0-0 G6-3 1-2f		3-2 F8			0-0 FC4-6 2B		1-3 K		4 1 0 0 0 1 2								
Mark Grace, L (1, 3) OBP: 0.404, SLG: 0.466	2-2 G4-3					0-0 F7		1-0 G4-3		4 0 0 0 0 0 1								
Luis Gonzalez, L (1, 7) OBP: 0.363, SLG: 0.460		1-0 G3 23 SF9 2B				1-0 F8		2-0 F7 1-H		4 1 2 1 0 0 0								
Dave Magadan, L (1, 5) OBP: 0.375, SLG: 0.375		0-0 G3 2-3				2-1 G4-3		1-1 F8		4 0 0 0 0 0 2								
23 Ryne Sandberg, R (1, 4) OBP: 0.307, SLG: 0.436		2-2 SF9 3-H				1-0 G5-3		2-2 F8		3 1 1 1 0 0 0								
Scott Servais, R (1, 2) OBP: 0.335, SLG: 0.394		0-0 1B				1-1 L7		1-2 L7		4 0 2 1 0 0 0								
Rey Sanchez, R (9, PR) OBP: 0.268, SLG: 0.247										0 0 0 0 0 0 0								
José Hernández, R (1, 6) OBP: 0.296, SLG: 0.394		3-1 F8				4-1 BB		0-0 2B 1B		2 0 1 0 1 0 1								
Tyler Houston, L (9, PH) OBP: 0.356, SLG: 0.489										1 0 0 0 0 0 1								
Steve Trachsel, R (1, 1) OBP: 0.123, SLG: 0.211										2 0 0 0 0 0 1								
Brooks Kieschnick, L (7, PH) OBP: 0.333, SLG: 0.364										1 0 1 0 0 0 0								
Kent Bottenfield, R (7, 1) OBP: 0.500, SLG: 0.500										0 0 0 0 0 0 0								
Inning Stats	R: 0 E: 0 K: 0 S: 10	H: 0 LOB: 0 BB: 1 P: 16	R: 1 E: 0 K: 0 S: 8	H: 2 LOB: 1 BB: 0 P: 14	R: 0 E: 0 K: 0 S: 11	H: 0 LOB: 0 BB: 0 P: 18	R: 0 E: 0 K: 0 S: 4	H: 0 LOB: 0 BB: 0 P: 9	R: 0 E: 0 K: 0 S: 6	H: 2 LOB: 2 BB: 0 P: 15	R: 0 E: 0 K: 1 S: 6	H: 0 LOB: 0 BB: 0 P: 9	R: 1 E: 0 K: 0 S: 15	H: 2 LOB: 1 BB: 0 P: 19	1B: 3 2B: 4 3B: 0 HR: 0	SF: 1 SAC: 0 DP: 1 HBP: 0	WP: 0 PB: 0 SB: 0 CS: 0	PA: 35
PITCHER	IP WLS BF H R ER SO BB IBB HBP BLK WP HR S P ERA WHIP																	
Marc Valdes, R (1, 1) ERA: 5.35	6.2 W 26 4 2 2 0 3 0 0 0 0 0 0 53 94 2.70 1.050																	
Jay Powell, R (7, 1) ERA: 4.09	1.1 4 1 0 0 1 0 0 0 0 0 0 0 9 13 0.00 0.750																	
Robb Nen, R (9, 1) ERA: 1.95	1.0 S 5 2 1 1 0 0 0 0 0 0 0 0 15 19 9.00 2.000																	

Chicago Cubs @ Florida Marlins
Joe Robbie Stadium, Miami, FL

Mon Sep 02 1996, 7:05 PM EDT
Att. 16,622 - Overcast - 82 F

livebaseballscorecards.com

AB	31
R	3
H	7
RBI	3
BB	3
SO	1
LOB	8




Batter	1	2	3	4	5	6	7	8	9	AB	R	H	RBI	BB	SO	LOB
Luis Castillo, S OBP: 0.345, SLG: 0.337 (1, 4)	2-2 K		1-0 G5-3	1-1 G4-3		2-2 G6-3				4	0	0	0	0	1	2
Edgar Renteria, R OBP: 0.361, SLG: 0.398 (1, 6)	0-2 G6-3		2-1 BB 1B		1-0 2B		2-2 F9			4	0	2	0	0	0	0
Gary Sheffield, R OBP: 0.457, SLG: 0.634 (1, 9)	1-1 FC6-4 1B		4-2 CS BB		4-0 IBB		1-0 G6-4-3 1B			2	0	2	0	2	0	0
Jeff Conine, R OBP: 0.356, SLG: 0.473 (1, 3)	0-0 FC6-4		2-0 CS	0-0 F8	1-3 K		0-0 G6-4-3			4	0	0	0	0	1	4
Devon White, S OBP: 0.317, SLG: 0.438 (1, 8)		1-2 1B 3B		0-0 1B G3 1B	2-0 L3		0-3 K			4	2	2	0	0	1	2
Joe Orsulak, L OBP: 0.278, SLG: 0.292 Jesus Tavarez, S OBP: 0.231, SLG: 0.221 (1, 7) (9, 7)		1-0 F8		0-1 G3 HBP E 1B	0-1 F9		1-0 L4			4	1	1	0	0	0	3
Alex Arias, R OBP: 0.335, SLG: 0.388 (1, 5)		1-2 WP 1B		2-2 G3 HBP E		1-1 2B		3-2 1B		3	1	3	1	0	0	0
Charles Johnson, R OBP: 0.277, SLG: 0.358 (1, 2)		2-2 G5-3		1-1 G3		2-3 K		0-0 F8		4	0	0	1	0	1	5
Marc Valdes, R Jay Powell, R Robb Nen, R (1, 1) (7, 1) (9, 1)		1-2 G1-3		1-0 E6		0-2 G5-3				3	0	0	0	0	0	2

Inning Stats	R: 0	H: 1	E: 0	LOB: 1	K: 1	S: 11	R: 1	H: 2	E: 0	LOB: 1	K: 0	S: 14	R: 0	H: 1	E: 0	LOB: 0	K: 0	S: 5	R: 3	H: 2	E: 1	LOB: 1	K: 0	S: 11	R: 0	H: 1	E: 0	LOB: 2	K: 1	S: 7	R: 0	H: 1	E: 0	LOB: 0	K: 0	S: 7	R: 0	H: 1	E: 0	LOB: 1	K: 1	S: 10	R: 0	H: 1	E: 0	LOB: 1	K: 1	S: 14	1B: 7	2B: 2	3B: 1	HR: 0	SF: 0	SAC: 0	DP: 1	HBP: 1	WP: 1	PB: 0	SB: 0	CS: 1	PA: 36
--------------	------	------	------	--------	------	-------	------	------	------	--------	------	-------	------	------	------	--------	------	------	------	------	------	--------	------	-------	------	------	------	--------	------	------	------	------	------	--------	------	------	------	------	------	--------	------	-------	------	------	------	--------	------	-------	-------	-------	-------	-------	-------	--------	-------	--------	-------	-------	-------	-------	--------

PITCHER	IP	WLS	BF	H	R	ER	SO	BB	IBB	HBP	BLK	WP	HR	S	P	ERA	WHIP
Steve Trachsel, R ERA: 2.9 (1, 1)	6.0	L	28	8	4	2	3	1	1	1	0	1	0	60	96	3.00	1.500
Kent Bottenfield, R ERA: 2.57 (7, 1)	2.0		7	2	0	0	1	0	0	0	0	0	0	17	24	0.00	1.000

Chicago Cubs @ Florida Marlins
Joe Robbie Stadium, Miami, FL
Mon Sep 02 1996, 7:05 PM EDT
Att. 16,622 - Overcast - 82 F

AB	32
R	4
H	10
RBI	2
BB	2
SO	4
LOB	18



Batter	1	2	3	4	5	6	7	8	9	AB R H RBI BB SO LOB	TOP										
Brian McRae, S (1, 8) OBP: 0.369, SLG: 0.424 Doug Glanville, R (9, 8) OBP: 0.250, SLG: 0.347	1-1 G3	0-0 L6			1-3 K	4-2 1B 2B BB	1-0 2B 1B		1-1 G4-3	5 2 1 2 1 1 2 0 0 0 0 0 0 0											
Ozzie Timmons, R (1, 9) OBP: 0.283, SLG: 0.356	1-3 K		2-3 K		2-2 P3	2-1 2B 23 G3 1B	0-0 G4-3 2B		2-1 G5-3	6 1 2 3 0 2 0											
Mark Grace, L (1, 3) OBP: 0.403, SLG: 0.465 Brant Brown, L (9, 3) OBP: 0.400, SLG: 0.674	4-1 23 HR BB		2-2 E1		0-2 E4 BB 23 PB 1B	0-2 23 G3 2B	1-0 G4-3		0-0 G6-3	5 2 1 1 1 0 1 0 0 0 0 0 0 0											
23 Ryne Sandberg, R (1, 4) OBP: 0.310, SLG: 0.441 Todd Haney, R (9, 4) OBP: 0.243, SLG: 0.182	3-2 1-H HR		1-3 K		4-0 BB 1B BB	1-1 G3	2-0 HBP			3 2 1 3 1 1 2 0 0 0 0 0 0 0											
Leo Gomez, R (1, 5) OBP: 0.339, SLG: 0.442 Jim Bullinger, R (8, 1) OBP: 0.368, SLG: 0.531	3-2 F7		2-3 K		4-1 1B BB 1-2 2-3	2-0 F9	1-3 K			3 0 0 0 1 1 2 0 0 0 0 0 0 0											
Scott Servais, R (1, 2) OBP: 0.338, SLG: 0.393 Tyler Houston, L (8, 2) OBP: 0.356, SLG: 0.489		3-3 K		4-1 FC6-4 BB	0-0 1-3 2-H 3-H 1B		2-1 G4-3	4-1 BB		3 0 1 2 2 1 0 0 0 0 0 0 0 0											
Luis Gonzalez, L (1, 7) OBP: 0.363, SLG: 0.458		4-2 1B BB		0-0 F8	0-3 K		1-0 1B BB 1B	1-3 K		4 1 1 0 1 2 4											
Rey Sanchez, R (1, 6) OBP: 0.270, SLG: 0.243		2-3 K		1-3 K		4-2 BB 1B BB	4-0 1B BB	0-0 F7		3 2 0 0 2 2 3											
Jaime Navarro, R (1, 1) OBP: 0.145, SLG: 0.159 Terry Adams, R (6, 1) José Hernández, R (6, 5) OBP: 0.297, SLG: 0.395		0-1 1B		0-0 FC6-4		0-3 K	0-1 1B 2B 1B	1-2 F9		3 0 1 0 0 1 2 1 0 0 0 0 1 2 2 1 1 0 0 0 1											
Inning Stats	R: 2 E: 0 K: 1 S: 15	H: 1 LOB: 0 BB: 1 P: 27	R: 0 E: 0 K: 2 S: 14	H: 1 LOB: 2 BB: 1 P: 23	R: 0 E: 1 K: 3 S: 13	H: 0 LOB: 1 BB: 1 P: 20	R: 0 E: 0 K: 1 S: 7	H: 0 LOB: 1 BB: 1 P: 12	R: 2 E: 1 K: 2 S: 14	H: 1 LOB: 2 BB: 2 P: 25	R: 3 E: 0 K: 1 S: 16	H: 2 LOB: 1 BB: 2 P: 29	R: 4 E: 0 K: 1 S: 11	H: 4 LOB: 2 BB: 1 P: 23	R: 0 E: 0 K: 1 S: 8	H: 0 LOB: 1 BB: 1 P: 14	R: 0 E: 0 K: 0 S: 5	H: 0 LOB: 0 BB: 0 P: 8	1B: 6 2B: 2 3B: 0 HR: 1	SF: 0 SAC: 0 DP: 0 HBP: 1	WP: 0 PA: 48 PB: 1 SB: 0 CS: 0
PITCHER	IP WLS BF H R ER SO BB IBB HBP BLK WP HR S P ERA WHIP																				
Al Leiter, L (1, 1) ERA: 3.08	4.2 L 24 3 4 2 8 5 0 0 0 0 0 1 60 104 3.86 1.714																				
Yorkis Perez, L (5, 1) ERA: 5.32	0.1 1 0 0 0 1 0 0 0 0 0 0 0 3 3 0.00 0.000																				
Kurt Miller, R (6, 1) ERA: 7.34	0.1 5 2 3 3 1 2 0 0 0 0 0 0 13 23 81.00 12.000																				
Miguel Batista, R (6, 1) ERA: 5.23	1.0 6 2 3 3 0 1 0 0 0 0 0 0 8 18 27.00 3.000																				
Chris Hammond, L (7, 1) ERA: 7.29	1.2 9 2 1 1 2 1 0 1 0 0 0 0 14 25 5.40 1.800																				
PITCHER	IP WLS BF H R ER SO BB IBB HBP BLK WP HR S P ERA WHIP																				
Felix Heredia, L (9, 1) ERA: 3.09	1.0 3 0 0 0 0 0 0 0 0 0 0 0 5 8 0.00 0.000																				

Chicago Cubs @ Florida Marlins
Joe Robbie Stadium, Miami, FL
Tue Sep 03 1996, 7:05 PM EDT
Att. 15,528 - Unknown - 87 F

livebaseballscorecards.com

AB	38
R	11
H	9
RBI	11
BB	9
SO	12
LOB	19



BOTTOM

Chicago Cubs @ Florida Marlins
Joe Robbie Stadium, Miami, FL

Tue Sep 03 1996, 7:05 PM EDT
Att: 15,528 - Unknown - 87 F

livebaseballscorecards.com

AB	32
R	3
H	9
RBI	3
BB	2
SO	7
LOB	15



WP:	0	PA:	36
PB:	0		
SB:	0		
CS:	1		

AB R H RBI BB SO LOB

4 0 0 0 0 3 0

4 1 2 0 0 0 0

3 2 2 2 0 0 1

4 0 1 1 0 1 3

2 0 0 0 1 1 2

3 0 1 0 0 0 2

2 0 0 0 1 0 2

1 0 0 0 0 1 0

1B:	8	SF:	0
2B:	2	SAC:	0
3B:	0	DP:	4
HR:	1	HBP:	2

Batter	1	2	3	4	5	6	7	8	9
Luis Castillo, S OBP: 0.333, SLG: 0.324 (1, 4)	2-3 K		1-3 K		2-3 K		2-2 G5-3		
Edgar Renteria, R OBP: 0.362, SLG: 0.399 (1, 6)	1-1 HR 1B		3-1 1B		1-0 G4-3			3-2 F7	
Gary Sheffield, R OBP: 0.459, SLG: 0.641 (1, 9)	3-2 HR		1-1 F7			3-0 1B HBP		3-2 1B	
Felix Heredia, L (9, 1)	1-H								
Jeff Conine, R OBP: 0.359, SLG: 0.475 (1, 7)	1-1 CS 1B			3-2 G3-6 1B		0-2 L8-4 1B		3-2 P6	
Devon White, S OBP: 0.316, SLG: 0.437 (1, 8)	3-3 K			0-1 G3-6		0-0 1B		1-1 G4-3	
Jesus Tavarez, S OBP: 0.231, SLG: 0.221 (9, 8)	1-2			1-2f		1-2 1B			
Greg Colbrunn, R OBP: 0.339, SLG: 0.451 (1, 3)		1-0 L9		4-0 1B BB		0-3 K		3-2 FC6-4 HBP	
Alex Arias, R OBP: 0.335, SLG: 0.387 (1, 5)		1-2 G3-1		1-0 1B		3-2 L8-4		2-1 P3	
Chris Hammond, L OBP: 0.125, SLG: 0.067 (7, 1)				1-3 1B		2-2			
Joe Orsulak, L OBP: 0.276, SLG: 0.290 (9, 9)									
Charles Johnson, R OBP: 0.278, SLG: 0.356 (1, 2)		2-2 F9		0-1 G6-3			4-2 G5-4-3 BB	2-2 FC6-4	
Gregg Zaun, S OBP: 0.314, SLG: 0.336 (8, 2)								1-2f	
Al Leiter, L OBP: 0.138, SLG: 0.082 (1, 1)			1-3 K		2-3 K		1-0 G5-4-3	1-1 F9	
Yorkis Perez, L (5, 1)									
Billy McMillon, L OBP: 0.302, SLG: 0.229 (5, PH)									
Kurt Miller, R OBP: 0.375, SLG: 0.375 (6, 1)									
Miguel Batista, R (6, 1)									
Kurt Abbott, R OBP: 0.319, SLG: 0.448 (7, 5)									

Inning Stats	R: 2	H: 3	E: 0	K: 2	S: 14	LOB: 1	BB: 0	P: 24	R: 0	H: 0	E: 0	K: 0	S: 7	LOB: 0	BB: 0	P: 11	R: 0	H: 1	E: 0	K: 2	S: 12	LOB: 1	BB: 0	P: 18	R: 0	H: 2	E: 0	K: 0	S: 8	LOB: 2	BB: 1	P: 16	R: 0	H: 0	E: 0	K: 2	S: 8	LOB: 0	BB: 0	P: 13	R: 1	H: 2	E: 0	K: 1	S: 11	LOB: 1	BB: 0	P: 17	R: 0	H: 0	E: 0	K: 0	S: 7	LOB: 0	BB: 1	P: 14	R: 0	H: 1	E: 0	K: 0	S: 15	LOB: 1	BB: 0	P: 25	R: 0	H: 0	E: 0	K: 0	S: 9	LOB: 1	BB: 0	P: 17	1B: 8	SF: 0	2B: 2	SAC: 0	3B: 0	DP: 4	HR: 1	HBP: 2	WP: 0	PA: 36
--------------	------	------	------	------	-------	--------	-------	-------	------	------	------	------	------	--------	-------	-------	------	------	------	------	-------	--------	-------	-------	------	------	------	------	------	--------	-------	-------	------	------	------	------	------	--------	-------	-------	------	------	------	------	-------	--------	-------	-------	------	------	------	------	------	--------	-------	-------	------	------	------	------	-------	--------	-------	-------	------	------	------	------	------	--------	-------	-------	-------	-------	-------	--------	-------	-------	-------	--------	-------	--------

PITCHER	IP	WLS	BF	H	R	ER	SO	BB	IBB	HBP	BLK	WP	HR	S	P	ERA	WHIP
Jaime Navarro, R ERA: 3.68 (1, 1)	5.0	W	23	8	3	3	6	1	0	0	0	0	1	53	89	5.40	1.800
Terry Adams, R ERA: 3.12 (6, 1)	2.0		5	0	0	0	1	1	0	0	0	0	0	14	24	0.00	0.500
Jim Bullinger, R ERA: 6.68 (8, 1)	2.0		8	1	0	0	0	0	0	1	0	0	0	24	42	0.00	0.500

Batter	1	2	3	4	5	6	7	8	9	AB R H RBI BB SO LOB	TOP											
Brian McRae, S (1, 8) OBP: 0.367, SLG: 0.421 Doug Glanville, R (8, 8) OBP: 0.245, SLG: 0.340	3-2 G4-3		3-1 G4-3			1-2 G6-3			1-2 FC6-4 1B E	3 0 0 0 0 0 1 1 1 0 0 0 0 2												
Ozzie Timmons, R (1, 9) OBP: 0.282, SLG: 0.351	2-0 G6-3			0-1 P4			2-1 G5-3		1-2 E 1B	4 0 1 1 0 0 0												
Mark Grace, L (1, 3) OBP: 0.404, SLG: 0.464 Brant Brown, L (4, 3) OBP: 0.383, SLG: 0.644	4-2 BB			1-0 G3			2-3 K		0-1 E3	1 0 0 0 1 0 0 2 0 0 0 0 1 1												
Luis Gonzalez, L (1, 7) OBP: 0.360, SLG: 0.453	1-0 L1			1-1 P6			1-1 G1-3		0-3 K	4 0 0 0 0 1 3												
Dave Magadan, L (1, 5) OBP: 0.374, SLG: 0.374 Terry Shumpert, R (8, 5) OBP: 0.273, SLG: 0.414		0-1 CS 1B		2-1 L8			2-2 L8		2-3 K	3 0 1 0 0 0 0 1 0 0 0 0 1 2												
23 Ryne Sandberg, R (1, 4) OBP: 0.308, SLG: 0.439 Todd Haney, R (5, 4) OBP: 0.240, SLG: 0.179		0-3 SAFE K		0-0 G1-3			1-3 K			2 0 0 0 0 1 1 1 0 0 0 0 1 0												
Scott Servais, R (1, 2) OBP: 0.336, SLG: 0.390 Mike Hubbard, R (8, 2) OBP: 0.105, SLG: 0.189		1-1 F8		0-0 F8			0-1 F9			3 0 0 0 0 0 1 0 0 0 0 0 0 0												
Rey Sanchez, R (1, 6) OBP: 0.271, SLG: 0.244			2-2 G6-3			0-1 G6-3			1-1 FC6-4 1B 1B	3 1 1 0 0 0 0												
Kevin Foster, R (1, 1) OBP: 0.478, SLG: 0.556 Mike Campbell, R (2, 1) OBP: 0.400, SLG: 0.600 Scott Bulett, L (6, PH) OBP: 0.256, SLG: 0.312 Rodney Myers, R (6, 1) Larry Casian, R (8, 1) Tyler Houston, L (9, PH) OBP: 0.363, SLG: 0.495			0-1 G1-3			1-0 G6-3 1B			0-0 FC6-4 1B	0 0 0 0 0 0 0 1 0 0 0 0 0 0 1 0 1 0 0 0 0 0 0 0 0 0 0 0 0 0 0 0 0 0 0 1 0 1 0 0 0 0												
Inning Stats	R: 0 E: 0 K: 0 S: 11	H: 0 LOB: 1 BB: 1 P: 21	R: 0 E: 0 K: 1 S: 7	H: 1 LOB: 0 BB: 0 P: 8	R: 0 E: 0 K: 0 S: 9	H: 0 LOB: 0 BB: 0 P: 14	R: 0 E: 0 K: 0 S: 5	H: 0 LOB: 0 BB: 0 P: 7	R: 0 E: 0 K: 0 S: 4	H: 0 LOB: 0 BB: 0 P: 6	R: 0 E: 0 K: 0 S: 7	H: 1 LOB: 0 BB: 0 P: 9	R: 0 E: 0 K: 1 S: 7	H: 0 LOB: 0 BB: 0 P: 12	R: 0 E: 0 K: 1 S: 8	H: 0 LOB: 0 BB: 0 P: 11	R: 2 E: 1 K: 2 S: 18	H: 3 LOB: 2 BB: 0 P: 23	1B: 5 2B: 0 3B: 0 HR: 0	SF: 0 SAC: 0 DP: 1 HBP: 0	WP: 0 PB: 0 SB: 0 CS: 1	PA: 32
PITCHER	IP WLS BF H R ER SO BB IBB HBP BLK WP HR S P ERA WHIP																					
Kevin Brown, R (1, 1) ERA: 1.88 Yorkis Perez, L (9, 1) ERA: 5.24	8.1 W 30 5 2 1 3 1 0 0 0 0 0 0 70 103 1.08 0.720																					

Chicago Cubs @ Florida Marlins
Joe Robbie Stadium, Miami, FL
Wed Sep 04 1996, 7:05 PM EDT
Att. 14,879 - Unknown - 87 F

livebaseballscorecards.com

AB	31
R	2
H	5
RBI	1
BB	1
SO	5
LOB	11



Batter	1	2	3	4	5	6	7	8	9	AB	R	H	RBI	BB	SO	LOB	BOTTOM	
Luis Castillo, S OBP: 0.336, SLG: 0.327 (1, 4)	1-0 E S 1B	1-3 K		1-0 G5-3			2-2 BB 1B 1B	0-0 G6-3		5	2	2	0	0	1	2		
Edgar Renteria, R OBP: 0.366, SLG: 0.398 (1, 6)	1-1 P5	4-2 BB 2B BB		3-1 P3			0-1 1B BB 1B	4-1 BB		3	2	1	0	2	0	1		
Gary Sheffield, R OBP: 0.461, SLG: 0.639 Joe Orsulak, L OBP: 0.275, SLG: 0.289 (1, 9) (8, 9)	4-0 1B BB	4-2 2B BB		1-0 G4-3			4-1 1B 1B FC4-6 BB	1-3 K		1	2	0	1	3	0	0		
Jeff Conine, R OBP: 0.360, SLG: 0.477 Billy McMillon, L OBP: 0.302, SLG: 0.229 (1, 7) (8, 7)	0-0 1-2 3-H 1B	2-2 1-H 2-H 3-H 1B 2B		2-3 K			2-3 K			4	1	2	4	0	2	3		
Devon White, S OBP: 0.316, SLG: 0.436 Jesus Tavarez, S OBP: 0.239, SLG: 0.230 (1, 8) (7, PH) (8, 8)	2-3 K	2-2 S 2-H 1B		2-1 P5			0-2 FC4-6 1B 1-2 2-3 3-H 1B			3	0	1	1	0	1	2		
Greg Colbrunn, R OBP: 0.338, SLG: 0.449 Jerry Brooks, R (1, 3) (8, 3)	2-2 K	2-2 G6-3		1-1 G5-3			2-1 FC4-6 1-2 2-3 3-H 1B			4	0	1	1	0	1	3		
Alex Arias, R OBP: 0.333, SLG: 0.384 (1, 5)		3-2 1B BB 1B		1-0 G4-3			0-2 FC4-6 FC5-4 1-2 2-3 3-H			4	1	1	1	0	0	2		
Charles Johnson, R OBP: 0.277, SLG: 0.355 (1, 2)		2-1 BB BB 2B 1B		0-0 G4-3			2-3 K FC5-4 1-2			4	1	1	0	0	1	2		
Kevin Brown, R OBP: 0.183, SLG: 0.136 Yorkis Perez, L (1, 1) (9, 1)		2-3 K		1-3 K			2-2 G6-3	0-0 G6-3		4	0	0	0	0	2	2		
Inning Stats	R: 1 E: 0 K: 2 S: 11	H: 2 LOB: 2 BB: 1 P: 21	R: 5 E: 0 K: 2 S: 27	H: 4 LOB: 1 BB: 2 P: 49	R: 0 E: 0 K: 1 S: 5	H: 0 LOB: 0 BB: 0 P: 7	R: 0 E: 0 K: 0 S: 4	H: 0 LOB: 0 BB: 0 P: 9	R: 0 E: 0 K: 1 S: 13	H: 0 LOB: 0 BB: 0 P: 20	R: 3 E: 0 K: 1 S: 21	H: 4 LOB: 2 BB: 1 P: 32	R: 0 E: 0 K: 1 S: 7	H: 0 LOB: 1 BB: 1 P: 12	1B: 9 2B: 1 3B: 0 HR: 0	SF: 0 SAC: 0 DP: 0 HBP: 0	WP: 0 PA: 39 PB: 0 SB: 2 CS: 0	
PITCHER	IP WLS L	WLS BF	H R ER SO	BB IBB HBP BLK	WP HR S P	ERA WHIP	PITCHER	IP WLS BF	H R ER SO	BB IBB HBP BLK	WP HR S P	ERA WHIP						
Kevin Foster, R ERA: 6.46 (1, 1)	1.2	14	6	6	6	4	3	0	0	0	0	0	0	0	19	33	0.00	0.000
Mike Campbell, R ERA: 3.33 (2, 1)	3.1	10	0	0	0	2	0	0	0	0	0	0	0	0	34	52	13.50	2.500
Rodney Myers, R ERA: 4.04 (6, 1)	2.0	11	4	3	3	2	1	0	0	0	0	0	0	7	12	0.00	1.000	
Larry Casian, L ERA: 3.21 (8, 1)	1.0	4	0	0	0	1	1	0	0	0	0	0	0	0	0	0	0.00	1.000

Chicago Cubs @ Florida Marlins
Joe Robbie Stadium, Miami, FL

Wed Sep 04 1996, 7:05 PM EDT
Att: 14,879 - Unknown - 87 F

AB	34
R	9
H	10
RBI	9
BB	5
SO	9
LOB	18



livebaseballscorecards.com

Batter	1	2	3	4	5	6	7	8	9	AB R H RBI BB SO LOB	TOP
Brian McRae, S OBP: 0.366, SLG: 0.426 (1, 8) X	0-0 P6 		0-2 HR 		3-2 CS 1-2 	3-3 K 		1-2 G4-3 2-3 		4 1 1 1 0 1 1	
Tyler Houston, L OBP: 0.349, SLG: 0.475 (1, 2) CX	0-1 F9 		0-0 G6-3 			1-3 K 		1-2 F7 		4 0 0 0 0 1 1	
Mark Grace, L OBP: 0.403, SLG: 0.461 (1, 3) BBCTCCBB	4-2 BB 			0-3 K 		2-1 G4-3 			2-0 P6 	3 0 0 0 1 1 0	
Luis Gonzalez, L OBP: 0.360, SLG: 0.452 (1, 7) CX	0-1 F7 			1-1 F8 			0-2 G4-3 		0-0 	4 0 1 0 0 0 1	
Dave Magadan, L OBP: 0.378, SLG: 0.387 (1, 5) BCCB		2-3 K 		0-1 			0-0 		2-1 L4-3 1B 	4 0 2 0 0 1 1	
23 Ryne Sandberg, R OBP: 0.307, SLG: 0.437 (1, 4) CBTB		1-3 K 		0-2 G5-3 			1-3 K 			3 0 0 0 0 2 2	
Ozzie Timmons, R OBP: 0.283, SLG: 0.351 (1, 9) XBTB		3-1 G6-3 			1-2 		0-1 F9 			3 0 1 0 0 0 1	
Rey Sanchez, R OBP: 0.272, SLG: 0.250 (1, 6) XBTB			1-2 L4 		2-1 L8 			2-2 G4-3 2B 		3 0 1 0 0 0 1	
Frank Castillo, R OBP: 0.132, SLG: 0.098 (1, 1) C			2-2 G5-3 		0-1 FC6-4 1-2f 			0-3 K 		1 0 0 0 0 0 0	
Larry Casian, R (4, 1) C										0 0 0 0 0 0 0	
Scott Bulett, L (5, PH) C										1 0 0 0 0 0 0	
Kent Bottenfield, R (5, 1) C										0 0 0 0 0 0 0	
Amaury Telemaco, R (6, 1) C										0 0 0 0 0 0 0	
Bob Patterson, R (7, 1) C										0 0 0 0 0 0 0	
Brooks Kieschnick, L (8, PH) C										1 0 0 0 0 1 1	
Turk Wendell, L (8, 1) C										0 0 0 0 0 0 0	
Inning Stats	R: 0 H: 0 E: 0 LOB: 1 K: 0 BB: 1 S: 9 P: 13	R: 0 H: 0 E: 0 LOB: 0 K: 2 BB: 0 S: 8 P: 14	R: 1 H: 1 E: 0 LOB: 0 K: 0 BB: 0 S: 11 P: 14	R: 0 H: 1 E: 0 LOB: 1 K: 1 BB: 0 S: 10 P: 11	R: 0 H: 1 E: 0 LOB: 0 K: 0 BB: 0 S: 9 P: 15	R: 0 H: 0 E: 0 LOB: 0 K: 2 BB: 0 S: 11 P: 17	R: 0 H: 1 E: 0 LOB: 1 K: 1 BB: 0 S: 10 P: 11	R: 0 H: 1 E: 0 LOB: 1 K: 1 BB: 0 S: 12 P: 16	R: 0 H: 1 E: 0 LOB: 0 K: 0 BB: 0 S: 4 P: 8	1B: 3 SF: 0 2B: 3 SAC: 0 3B: 0 DP: 1 HR: 1 HBP: 0	WP: 0 PA: 33 PB: 0 SB: 0 CS: 1
PITCHER Curt Schilling, R (1, 1) ERA: 3.23	IP WLS BF H R ER SO BB IBB HBP BLK WP HR S P ERA WHIP										

Chicago Cubs @ Philadelphia Phillies
Veterans Stadium, Philadelphia, PA
Thu Sep 05 1996, 7:05 PM EDT
Att. 18,164 - Unknown - 80 F

livebaseballscorecards.com

AB	31
R	1
H	6
RBI	1
BB	1
SO	7
LOB	10



Batter	1	2	3	4	5	6	7	8	9
Ricky Otero, S OBP: 0.324, SLG: 0.354 (1, 8) B B C X	2-1 FC6-4 3B		1-2 G3	1-2 G6-3 1-2f		2-2 G3		1-2 F8	
Mickey Morandini, L OBP: 0.321, SLG: 0.321 (1, 4) B F B S F B H	4-2 FC6-4 HBP		1-2 F9		1-1 1B		1-3 K		
Gregg Jefferies, S OBP: 0.338, SLG: 0.392 (1, 7) C F X	0-2 FC6-4 HR 1-2f 3-H		3-2 F7		3-2 SAFE L6 S 1B		1-1 G6-3		
Benito Santiago, R OBP: 0.318, SLG: 0.491 (1, 2) B SAFE 1 B X	2-0 HR 1-H			3-2 G6-3	4-0 1B		4-2 1B BB		
Ruben Amaro Jr, S OBP: 0.376, SLG: 0.468 (1, 9) X	0-0 G4-3			1-2 WP 1B 1B	3-2 P5		0-0 1B		
Scott Rolen, R OBP: 0.321, SLG: 0.384 (1, 5) B F B X	2-1 G5-3			0-0 1B WP 1B	0-0 L6		1-1 P6		
Gene Schall, R OBP: 0.373, SLG: 0.395 (1, 3) F B X			1-1 F8	3-0 E 1B 1B 1-3 2-H		0-3 K		2-1 G6-3	
Kevin Stocker, S OBP: 0.325, SLG: 0.338 (1, 6) B S B S B X			4-2 CS BB	1-2 E8 1B 1B 1-3 3-H		3-2 2B		1-1 G6-3	
Curt Schilling, R OBP: 0.204, SLG: 0.208 (1, 1) S T H S X			0-3 K	2-2 G6-3 1B 1-2 2-3 3-H		1-2 G5-3		0-0 1B	

Inning Stats	R: 3	H: 2	E: 0	K: 0	S: 13	LOB: 0	BB: 0	P: 23	R: 0	H: 0	E: 0	K: 1	S: 8	LOB: 0	BB: 1	P: 13	R: 0	H: 0	E: 0	K: 0	S: 9	LOB: 0	BB: 0	P: 14	R: 3	H: 5	E: 1	K: 0	S: 19	LOB: 1	BB: 0	P: 30	R: 0	H: 2	E: 0	K: 0	S: 9	LOB: 2	BB: 1	P: 20	R: 0	H: 1	E: 0	K: 1	S: 16	LOB: 1	BB: 0	P: 22	R: 0	H: 1	E: 0	K: 1	S: 12	LOB: 2	BB: 1	P: 19	R: 0	H: 1	E: 0	K: 0	S: 8	LOB: 1	BB: 0	P: 12
--------------	------	------	------	------	-------	--------	-------	-------	------	------	------	------	------	--------	-------	-------	------	------	------	------	------	--------	-------	-------	------	------	------	------	-------	--------	-------	-------	------	------	------	------	------	--------	-------	-------	------	------	------	------	-------	--------	-------	-------	------	------	------	------	-------	--------	-------	-------	------	------	------	------	------	--------	-------	-------

AB	R	H	RBI	BB	SO	LOB
5	1	1	0	0	0	4
3	0	1	0	0	1	0
4	1	1	1	0	0	1
2	1	1	2	2	0	0
4	1	2	0	0	0	3
4	1	1	0	0	0	5
4	1	1	1	0	1	0
3	0	2	1	1	0	0
4	0	2	1	0	1	2


BOTTOM

Chicago Cubs @ Philadelphia Phillies
Veterans Stadium, Philadelphia, PA

Thu Sep 05 1996, 7:05 PM EDT
Att: 18,164 - Unknown - 80 F

livebaseballscores.com


AB	33
R	6
H	12
RBI	6
BB	3
SO	3
LOB	15



WP: 1	PA: 37
PB: 0	
SB: 1	
CS: 1	

PITCHER	IP	WLS	BF	H	R	ER	SO	BB	IBB	HBP	BLK	WP	HR	S	P	ERA	WHIP
Frank Castillo, R ERA: 5.05 (1, 1)	3.1	L	18	7	6	5	1	1	0	0	0	1	1	44	74	13.50	2.400
Larry Casian, L ERA: 3.07 (4, 1)	0.2		1	0	0	0	0	0	0	0	0	0	0	5	6	0.00	0.000
Kent Bottenfield, R ERA: 2.52 (5, 1)	1.0		5	2	0	0	0	0	1	0	0	0	0	9	20	0.00	2.000
Amaury Telemaco, R ERA: 5.24 (6, 1)	1.0		4	1	0	0	1	0	0	0	0	0	0	16	22	0.00	1.000
Bob Patterson, L ERA: 2.72 (7, 1)	1.0		5	1	0	0	1	1	0	0	0	0	0	12	19	0.00	2.000

PITCHER	IP	WLS	BF	H	R	ER	SO	BB	IBB	HBP	BLK	WP	HR	S	P	ERA	WHIP
Turk Wendell, R ERA: 2.54 (8, 1)	1.0		4	1	0	0	0	0	0	0	0	0	0	8	12	0.00	1.000

Batter	1	2	3	4	5	6	7	8	9	AB R H RBI BB SO LOB	TOP					
Brian McRae, S OBP: 0.367, SLG: 0.424 (1, 8) C B B B X	3-2 F8		1-1 1B		0-0 L4		4-1 BB E BB BB		0-1 F8	4 1 1 0 1 0 1						
Ozzie Timmons, R OBP: 0.279, SLG: 0.373 (1, 9) C B C	1-3 K		1-2 F7		0-0 F9		1-1 E6 BB FC3-6		3-2 HR	5 2 1 1 0 1 3						
Mark Grace, L OBP: 0.404, SLG: 0.462 (1, 3) C X	0-1 G4-3		0-2 L7		4-0 1-2 BB		4-1 BB E BB		0-1 WP 2B	3 1 1 0 2 0 1						
Luis Gonzalez, L OBP: 0.357, SLG: 0.448 (7, PH) Leo Gomez, R OBP: 0.341, SLG: 0.442 (7, 5) Terry Adams, R (7, 1) Brant Brown, L OBP: 0.375, SLG: 0.630 (9, PH) Turk Wendell, L OBP: 0.667, SLG: 0.500 (9, 1)		1-0 E3 23 FC5-4 BB SF8	0-2 G1-3		0-2 F7		4-2 BB FC3-6 BB		0-3 K	3 1 0 0 0 0 3 0 0 0 1 1 0 0 0 0 0 0 0 0 0 1 0 0 0 0 0 1 0 0 0 0 0 0 0						
Dave Magadan, L OBP: 0.377, SLG: 0.380 (1, 5) Doug Glanville, R OBP: 0.245, SLG: 0.340 (7, PH) Scott Bullett, L OBP: 0.253, SLG: 0.306 (7, 7)		4-2 1 SAFE 1 SAFE 1 SAFE 1 SAFE 1 SAFE 1 SAFE		2-3 K		2-2 L7		0-1 FC3-6 1-2f 2-3 3-H	1-3 K	2 0 0 0 1 1 0 0 0 0 0 0 0 0 2 0 0 1 0 1 2						
23 Ryne Sandberg, R OBP: 0.308, SLG: 0.443 (1, 4) C S X		0-2 FC5-4 SF8		1-0 HR		2-2 S 1B		0-1 G6-3		4 1 2 1 0 0 3						
Scott Servais, R OBP: 0.333, SLG: 0.387 (1, 2) B B C C X		2-2 SF8		0-0 G4-3		2-2 SAFE L6		2-3 K		3 0 0 1 0 1 1	AB 33 R 6 H 6 RBI 5 BB 7 SO 5 LOB 19					
Rey Sanchez, R OBP: 0.276, SLG: 0.251 (1, 6) B B B X		4-0 IBB		0-1 G4-3		1-0 L9		0-0 G6-4-3 1B		3 0 1 0 1 0 1						
Dave Swartzbaugh, R (1, 1) F B B X		2-1 G6-3			4-2 BB BB		1-2 G4-3		3-1 G6-4-3 1-2f	1 0 0 0 1 0 2 0 0 0 0 0 0 0 1 0 0 0 0 0 0 0 0 0 0 0 0 0 1 0 0 0 0 0 1						
Inning Stats	R: 0 H: 0 E: 0 LOB: 0 K: 1 BB: 0 S: 8 P: 12	R: 1 H: 0 E: 1 LOB: 2 K: 0 BB: 2 S: 13 P: 26	R: 0 H: 1 E: 0 LOB: 1 K: 0 BB: 0 S: 13 P: 15	R: 1 H: 1 E: 0 LOB: 0 K: 1 BB: 0 S: 7 P: 10	R: 0 H: 0 E: 0 LOB: 2 K: 0 BB: 2 S: 7 P: 15	R: 0 H: 1 E: 0 LOB: 1 K: 0 BB: 0 S: 10 P: 17	R: 3 H: 0 E: 2 LOB: 1 K: 0 BB: 3 S: 13 P: 27	R: 0 H: 1 E: 0 LOB: 0 K: 1 BB: 0 S: 6 P: 11	R: 1 H: 2 E: 0 LOB: 1 K: 2 BB: 0 S: 13 P: 17	1B: 3 SF: 1 2B: 1 SAC: 0 3B: 0 DP: 1 HR: 2 HBP: 0	WP: 1 PA: 41 PB: 0 SB: 1 CS: 0					
PITCHER	IP WLS BF H R ER SO BB IBB HBP BLK WP HR S P ERA WHIP											PITCHER	IP WLS BF H R ER SO BB IBB HBP BLK WP HR S P ERA WHIP			
Mike Williams, R ERA: 5.12 (1, 1)	6.0		3 2 1 2 3 1 0 0	0 0 0 0	0 0 0 0		0 1 58 95 1.50 1.000									
Ken Ryan, R ERA: 2.61 (7, 1)	0.1	L	4 0 3 0 0 2 0 0 0 0	0 0 0 0	0 0 0 0		0 0 7 17 0.00 6.000									
Ricardo Jordan, L ERA: 2.11 (7, 1)	0.0		1 0 0 0 0 1 0 0 0 0	0 0 0 0	0 0 0 0		∞ ∞									
Toby Borland, R ERA: 4.19 (7, 1)	1.2		5 1 0 0 1 0 0 0 0 0	0 0 0 0	0 0 0 0		0 0 10 15 0.00 0.600									
Ricky Bottalico, R ERA: 3.64 (9, 1)	1.0		5 2 1 1 2 0 0 0 0 0	0 0 0 0	1 1 13 17 9.00 2.000											

Chicago Cubs @ Philadelphia Phillies
Veterans Stadium, Philadelphia, PA
Fri Sep 06 1996, 7:05 PM EDT
Att. 17,803 - Unknown - 80 F

Batter	1	2	3	4	5	6	7	8	9	AB R H RBI BB SO LOB
Ricky Otero, S OBP: 0.322, SLG: 0.352 (1, 8)	3-2 F9		0-2 K	1-0 L3		1-0 L8			1-2 B1-3 1B	5 0 1 0 0 1 0
Mickey Morandini, L OBP: 0.321, SLG: 0.320 (1, 4)	2-1 1B S 1B		4-1 S 1B BB		1-0 F8		3-2 F7		0-0 B1-3 1-2	4 1 1 0 1 0 1
Gregg Jefferies, S OBP: 0.341, SLG: 0.394 (1, 7)	3-1 S 1B		1-0 F8 1B 1-H		4-2 S HR BB		0-0 G4-3		2-2 G3-1	4 1 2 1 1 0 1
Benito Santiago, R OBP: 0.317, SLG: 0.487 (1, 2)	3-3 K 1-2		1-2 SAFE SAFE 1B		1-0 P5 1-2		2-3 K		1-2 G6-3	5 0 1 0 0 2 4
Scott Rolen, R OBP: 0.319, SLG: 0.403 (1, 5)	2-1 F9		0-0 F8 2-3		2-2 HR		2-3 K			4 1 1 2 0 1 4
Gene Schall, R OBP: 0.400, SLG: 0.400 (1, 3)		4-2 BB	1-1 G1-4-3		4-1 BB		3-2 1B 1B			2 0 1 0 2 0 2
Wendell Magee, R OBP: 0.203, SLG: 0.254 (1, 9)		1-3 K		1-2 G3 G5-3 2B		2-1 G5-3		1-0 1B 1-2 1B		4 1 2 0 0 1 2
Kevin Stocker, S OBP: 0.322, SLG: 0.334 (1, 6)		3-3 K		2-2 G3 2-3		0-3 K		1-3 K		4 0 0 0 0 3 4
Mike Williams, R OBP: 0.184, SLG: 0.149 (1, 1)		1-2 P1		1-0 G5-3 3-H		0-0 F7		0-3 K		2 0 0 1 0 0 1
Jon Zuber, L OBP: 0.288, SLG: 0.231 (6, PH)										1 0 0 0 0 0 0
Ken Ryan, R OBP: 0.167, SLG: 0.167 (7, 1)										0 0 0 0 0 0 0
Ricardo Jordan, L OBP: 0.167, SLG: 0.167 (7, 1)										0 0 0 0 0 0 0
Toby Borland, R OBP: 0.372, SLG: 0.462 (8, PH)										0 0 0 0 0 0 0
Ruben Amaro Jr, S OBP: 0.372, SLG: 0.462 (8, PH)										1 0 0 0 0 1 2
Ricky Bottalico, L OBP: 0.333, SLG: 0.667 (9, 1)										0 0 0 0 0 0 0


Inning Stats	R: 0 E: 0 K: 13 S: 13	H: 2 LOB: 2 BB: 0 P: 26	R: 0 E: 0 K: 13 S: 13	H: 0 LOB: 1 BB: 1 P: 22	R: 1 E: 0 K: 14 S: 14	H: 2 LOB: 2 BB: 1 P: 20	R: 1 E: 0 K: 10 S: 10	H: 1 LOB: 0 BB: 0 P: 15	R: 2 E: 0 K: 10 S: 10	H: 1 LOB: 1 BB: 2 P: 24	R: 0 E: 0 K: 5 S: 5	H: 0 LOB: 0 BB: 0 P: 6	R: 0 E: 0 K: 7 S: 7	H: 0 LOB: 0 BB: 0 P: 12	R: 0 E: 0 K: 14 S: 14	H: 2 LOB: 2 BB: 0 P: 21	R: 0 E: 0 K: 11 S: 11	H: 1 LOB: 1 BB: 0 P: 15	1B: 7 2B: 1 3B: 0 HR: 1	SF: 0 SAC: 0 DP: 0 HBP: 0
--------------	--------------------------------	----------------------------------	--------------------------------	----------------------------------	--------------------------------	----------------------------------	--------------------------------	----------------------------------	--------------------------------	----------------------------------	------------------------------	---------------------------------	------------------------------	----------------------------------	--------------------------------	----------------------------------	--------------------------------	----------------------------------	----------------------------------	------------------------------------

PITCHER	IP	WLS	BF	H	R	ER	SO	BB	IBB	HBP	BLK	WP	HR	S	P	ERA	WHIP
Dave Swartzbaugh, R ERA: 3.55 (1, 1)	4.2		24	6	4	4	4	4	0	0	0	0	1	58	103	7.71	2.143
Jim Bullinger, R ERA: 6.61 (5, 1)	1.1	W	4	0	0	0	1	0	0	0	0	0	0	7	10	0.00	0.000
Bob Patterson, L ERA: 2.68 (7, 1)	0.2		2	0	0	0	0	0	0	0	0	0	0	4	7	0.00	0.000
Terry Adams, R ERA: 3.08 (7, 1)	1.1		6	2	0	0	4	0	0	0	0	0	0	17	26	0.00	1.500
Turk Wendell, R ERA: 2.5 (9, 1)	1.0	S	4	1	0	0	0	0	0	0	0	0	0	11	15	0.00	1.000

Chicago Cubs @ Philadelphia Phillies
Veterans Stadium, Philadelphia, PA

Fri Sep 06 1996, 7:05 PM EDT
Att: 17,803 - Unknown - 80 F

AB	36
R	4
H	9
RBI	4
BB	4
SO	9
LOB	21



WP	PA	ERA	WHIP
0	40		

Batter	1	2	3	4	5	6	7	8	9	AB R H RBI BB SO LOB	TOP											
Brian McRae, S (1, 8) OBP: 0.368, SLG: 0.427	1-2 G5-3 SF7 2B		1-3 K		3-1 F8			2-1 SH1-3 1B		4 1 2 0 0 1 1												
Ozzie Timmons, R (1, 9) OBP: 0.289, SLG: 0.375	3-1 G5-3 2-3			4-2 1B G4-6-3 BB		3-2 G4-6-3 1B		0-0 SH1-3 1-2		2 1 1 0 1 0 1												
Mark Grace, L (1, 3) OBP: 0.403, SLG: 0.461	2-0 SF7 3-H			1-1 G4-6-3 1-2 1B		2-1 G4-6-3 1-2f		1-0 F7		3 0 1 1 0 0 2												
Luis Gonzalez, L (1, 7) OBP: 0.357, SLG: 0.448 Doug Glanville, R (8, PH) OBP: 0.245, SLG: 0.340 Brant Brown, L (8, PH) OBP: 0.367, SLG: 0.617 Scott Bullett, L (8, 7) OBP: 0.253, SLG: 0.306	2-2 G4-3			1-0 G4-6-3 1-2 2-3 1B		2-1 G4-3		3-3 K		3 0 1 0 0 0 0 0 0 0 0 0 0 0 1 0 0 0 0 1 1 0 0 0 0 0 0 0												
Dave Magadan, L (1, 5) OBP: 0.367, SLG: 0.368		1-2 G6-3		1-0 G4-6-3 1-2f 2-3 3-H		2-1 L3		1-1 F8		4 0 0 0 0 0 2												
23 Ryne Sandberg, R (1, 4) OBP: 0.306, SLG: 0.440		3-2 G6-3		1-1 L8		3-1 P7		2-2 L7		4 0 0 0 0 0 1												
Scott Servais, R (1, 2) OBP: 0.332, SLG: 0.388		2-0 L7			0-0 P6		1-0 2B		0-0 P3	4 0 1 0 0 0 0												
Rey Sanchez, R (1, 6) OBP: 0.280, SLG: 0.253			1-0 F8		1-1 1B		4-0 IBB			2 0 1 0 1 0 0												
Steve Trachsel, R (1, 1) OBP: 0.119, SLG: 0.203 Brooks Kieschnick, L (7, PH) OBP: 0.286, SLG: 0.308 Kent Bottenfield, R (7, 1) OBP: 0.500, SLG: 0.500 Larry Casian, R (7, 1) Mike Campbell, R (7, 1) OBP: 0.400, SLG: 0.600			1-3 K		0-3 K		1-0 F8			2 0 0 0 0 2 1 1 0 0 0 0 0 2 0												
Inning Stats	R: 1 E: 0 K: 0 S: 9	H: 1 LOB: 0 BB: 0 P: 17	R: 0 E: 0 K: 0 S: 7	H: 0 LOB: 0 BB: 0 P: 13	R: 0 E: 0 K: 2 S: 9	H: 0 LOB: 0 BB: 0 P: 12	R: 1 E: 0 K: 0 S: 8	H: 2 LOB: 1 BB: 1 P: 16	R: 0 E: 0 K: 1 S: 8	H: 1 LOB: 1 BB: 0 P: 12	R: 0 E: 0 K: 0 S: 7	H: 1 LOB: 0 BB: 0 P: 14	R: 0 E: 0 K: 0 S: 6	H: 1 LOB: 2 BB: 1 P: 17	R: 0 E: 0 K: 1 S: 8	H: 1 LOB: 1 BB: 0 P: 14	R: 0 E: 0 K: 0 S: 8	H: 0 LOB: 0 BB: 0 P: 11	1B: 5 2B: 2 3B: 0 HR: 0	SF: 1 SAC: 1 DP: 2 HBP: 0	WP: 0 PB: 0 SB: 0 CS: 0	PA: 34
PITCHER	IP WLS BF H R ER SO BB IBB HBP BLK WP HR S P ERA WHIP																					
Rich Hunter, R (1, 1) ERA: 6.1	7.0 W 27 6 2 2 3 1 1 0 0 0 0 0 54 101 2.57 1.000																					
Toby Borland, R (8, 1) ERA: 4.17	0.1 2 1 0 0 0 0 0 0 0 0 0 0 3 5 0.00 3.000																					
Ricardo Jordan, L (8, 1) ERA: 2.08	0.1 1 0 0 0 0 0 0 0 0 0 0 0 1 2 0.00 0.000																					
Ricky Bottalico, R (8, 1) ERA: 3.56	1.1 S 4 0 0 0 1 0 0 0 0 0 0 0 12 18 0.00 0.000																					

Chicago Cubs @ Philadelphia Phillies
Veterans Stadium, Philadelphia, PA
 Sat Sep 07 1996, 3:33 AM EDT
 Att. 18,021 - Sunny - 83 F

livebaseballscorecards.com

AB	30
R	2
H	7
RBI	1
BB	2
SO	4
LOB	11



Batter	1	2	3	4	5	6	7	8	9
Ricky Otero, S OBP: 0.324, SLG: 0.359 Toby Borland, R Ricardo Jordan, L Ricky Bottalico, L OBP: 0.333, SLG: 0.667	1-1 1B		1-2 2B 3B		1-2 L8		0-0 B2		
Mickey Morandini, L OBP: 0.323, SLG: 0.330	0-3 SAFE		1-0 2B		3-1 HR		1-1 F7		
Gregg Jefferies, S OBP: 0.343, SLG: 0.393	2-2 SAFE		2-1 P6		0-0 G6-3		4-0 IBB		
Benito Santiago, R OBP: 0.316, SLG: 0.484	4-1 BB		3-3 K		1-3 K		1-0 P6		
Scott Rolen, R OBP: 0.322, SLG: 0.400 Kevin Seifick, R OBP: 0.351, SLG: 0.491	1-3 K		1-1 HBP		2-1 L8		0-1 G6-3		
Gene Schall, R OBP: 0.373, SLG: 0.367	1-0 FC6-4		1-3 K		0-3 K		0-0 L6		
Wendell Magee, R OBP: 0.205, SLG: 0.296		1-1 F8		1-0 G6-3		0-0 G6-3		1-2 HR	
Kevin Stocker, S OBP: 0.324, SLG: 0.342		0-0 G3-1		2-2 G5-3		2-2 2B 3B		3-2 1B	
Rich Hunter, R OBP: 0.188, SLG: 0.133 Ruben Amaro Jr, S OBP: 0.375, SLG: 0.475		1-1 G5-3		0-1 G6-3		2-2 WP 2B		0-0 L6	

Inning Stats	R: 0	H: 2	E: 0	K: 2	S: 13	LOB: 3	BB: 1	P: 22
	R: 0	H: 0	E: 0	K: 0	S: 5	LOB: 0	BB: 0	P: 7
	R: 1	H: 2	E: 0	K: 2	S: 13	LOB: 2	BB: 0	P: 22
	R: 0	H: 0	E: 0	K: 0	S: 8	LOB: 0	BB: 0	P: 11
	R: 1	H: 1	E: 0	K: 1	S: 11	LOB: 0	BB: 0	P: 16
	R: 0	H: 0	E: 0	K: 1	S: 6	LOB: 0	BB: 0	P: 8
	R: 1	H: 2	E: 0	K: 0	S: 10	LOB: 2	BB: 1	P: 20
	R: 1	H: 2	E: 0	K: 0	S: 11	LOB: 1	BB: 0	P: 15

PITCHER	IP	WLS	BF	H	R	ER	SO	BB	IBB	HBP	BLK	WP	HR	S	P	ERA	WHIP
Steve Trachsel, R ERA: 2.9	(1, 1)	6.0	25	5	2	2	6	1	0	0	0	0	1	56	86	3.00	1.000
Kent Bottenfield, R ERA: 2.7	(7, 1)	0.0	2	2	1	1	0	0	0	0	0	0	0	6	10	∞	∞
Larry Casian, L ERA: 2.93	(7, 1)	0.2	3	0	0	0	0	0	1	0	0	1	0	3	8	0.00	0.000
Mike Campbell, R ERA: 3.51	(7, 1)	1.1	6	2	1	1	0	0	0	0	0	0	1	12	17	6.75	1.500

AB R H RBI BB SO LOB

4	1	2	0	0	0	1
0	0	0	0	0	0	0
0	0	0	0	0	0	0
0	0	0	0	0	0	0
4	1	2	2	0	1	2
3	0	1	0	1	0	1
3	0	0	0	1	2	3
1	0	0	0	0	1	3
2	0	0	0	0	0	0
4	0	0	0	0	2	5
4	1	1	1	0	0	0
4	1	2	0	0	0	0
2	0	0	0	0	0	0
2	0	1	1	0	0	1

AB	R	H	RBI	BB	SO	LOB
33	4	9	4	2	6	16



Chicago Cubs @ Philadelphia Phillies
Veterans Stadium, Philadelphia, PA
Sat Sep 07 1996, 3:33 AM EDT
Att: 18,021 - Sunny - 83 F

livebaseballscorecards.com

WP	HR	S	P	ERA	WHIP
1	0	0	36		

Batter	1	2	3	4	5	6	7	8	9	AB R H RBI BB SO LOB	TOP											
Brian McRae, S (1, 8) OBP: 0.366, SLG: 0.425	0-0 P6		1-1 F9		1-1 1B 23 SF9 1B		2-1 G3		0-1 L4	5 1 1 1 0 0 0												
Ozzie Timmons, R (1, 9) OBP: 0.288, SLG: 0.364	2-1 L7		0-0 F9		4-0 23 SF9 1B		2-0 G6-3		1-1 L7	3 0 0 0 1 0 0												
Terry Adams, R (7, 1)					1-2 BB					0 0 0 0 0 0 0												
Todd Haney, R (9, PH) OBP: 0.237, SLG: 0.176										1 0 0 0 0 0 0												
Turk Wendell, L (9, 1) OBP: 0.667, SLG: 0.500										0 0 0 0 0 0 0												
Mark Grace, L (1, 3) OBP: 0.404, SLG: 0.462	0-1 G6-3				0-0 FC5-4 23 BB 1B		2-3 K			4 1 2 0 0 1 0												
23 Ryne Sandberg, R (1, 4) OBP: 0.307, SLG: 0.440		2-1 1B SF7 1B			4-2 FC5-4 BB		1-2 SF9		1-1 G3-1	2 1 1 1 1 0 0												
Leo Gomez, R (1, 5) OBP: 0.341, SLG: 0.441		3-1 1B			1-2 BB		2-3 3-H			3 0 1 0 0 1 4												
Dave Magadan, L (8, PH) OBP: 0.371, SLG: 0.368		1-3 1B			0-2 FC5-4 FC6-4		1-3 K		4-0 BLK 2B BB	0 0 0 0 1 0 0												
José Hernández, R (8, PR) OBP: 0.296, SLG: 0.394					1-2f 2-3					0 1 0 0 0 0 0												
Scott Servais, R (1, 2) OBP: 0.333, SLG: 0.391		0-0 SF7			3-2 FC6-4		2-2 1B HBP		2-0 CS 2B	2 0 1 3 0 0 1												
Luis Gonzalez, L (1, 7) OBP: 0.356, SLG: 0.444		3-H			1-2f 3-H		2-0 L8		4-0 IBB	3 0 0 0 1 0 3												
Rey Sanchez, R (1, 6) OBP: 0.284, SLG: 0.262		1-2 F7			1-0 L6		2-1 L8		3-2 IBB	4 1 2 0 0 1 3												
Jaime Navarro, R (1, 1) OBP: 0.141, SLG: 0.155		1-3 K			0-2 SH5-4 1B 2B		2-1 L6-3 1B		3-2 G4-3	2 0 0 0 0 0 2												
Bob Patterson, R (7, 1) OBP: 0.333, SLG: 0.333					1-0 SH5-4		0-1 L6-3		2-2 G4-3	0 0 0 0 0 0 0												
Scott Bullett, L (7, 9) OBP: 0.253, SLG: 0.306					2-3					0 0 0 0 0 0 0												
Doug Glanville, R (9, PH) OBP: 0.241, SLG: 0.333										1 0 0 0 0 0 0												
Inning Stats	R: 0 E: 0 K: 0 S: 5	H: 0 LOB: 0 BB: 0 P: 7	R: 1 E: 0 K: 1 S: 13	H: 2 LOB: 1 BB: 0 P: 20	R: 0 E: 0 K: 0 S: 5	H: 0 LOB: 0 BB: 0 P: 8	R: 1 E: 0 K: 0 S: 11	H: 1 LOB: 1 BB: 1 P: 19	R: 2 E: 0 K: 1 S: 15	H: 3 LOB: 2 BB: 1 P: 24	R: 0 E: 0 K: 0 S: 7	H: 1 LOB: 1 BB: 0 P: 13	R: 0 E: 0 K: 1 S: 6	H: 0 LOB: 0 BB: 0 P: 12	R: 1 E: 0 K: 0 S: 6	H: 1 LOB: 1 BB: 2 P: 20	R: 0 E: 0 K: 0 S: 9	H: 0 LOB: 0 BB: 0 P: 12	1B: 6 2B: 3 3B: 0 HR: 0	SF: 2 SAC: 1 DP: 1 HBP: 1	WP: 0 PB: 0 SB: 0 CS: 1	PA: 38
PITCHER	IP WLS BF H R ER SO BB IBB HBP BLK WP HR S P ERA WHIP																					
Mike Mims, L (1, 1) ERA: 5.69	4.1 L 21 6 4 4 1 2 0 0 0 0 0 0 42 69 8.31 1.846																					
Russ Springer, R (5, 1) ERA: 4.86	0.2 2 0 0 0 1 0 0 0 0 0 0 0 7 9 0.00 0.000																					
Calvin Maduro, R (6, 1) ERA:	1.0 4 1 0 0 0 0 0 0 1 0 0 0 7 13 0.00 1.000																					
Ken Ryan, R (7, 1) ERA: 2.65	2.0 8 1 1 1 1 1 1 0 1 0 0 0 12 32 4.50 1.000																					
Ricardo Jordan, L (9, 1) ERA: 1.99	1.0 3 0 0 0 0 0 0 0 0 0 0 0 9 12 0.00 0.000																					

Chicago Cubs @ Philadelphia Phillies
Veterans Stadium, Philadelphia, PA
Sun Sep 08 1996, 3:33 AM EDT
Att. 27,600 - Sunny - 87 F

livebaseballscorecards.com

AB	30
R	5
H	8
RBI	5
BB	4
SO	3
LOB	13



BOTTOM

Chicago Cubs @ Philadelphia Phillies
Veterans Stadium, Philadelphia, PA
Sun Sep 08 1996, 3:33 AM EDT
Att. 27,600 - Sunny - 87 F

livebaseballscores.com

AB 38
R 3
H 11
RBI 3
BB 4
SO 7
LOB 27



WP: 0 PA: 42
PB: 0
SB: 0
CS: 0

AB R H RBI BB SO LOB

5 0 1 0 0 0 4
0 0 0 0 0 0 0

5 1 3 0 0 0 0

4 0 0 0 1 2 4

4 1 1 0 1 1 1

5 0 2 1 0 1 6

5 1 2 0 0 1 6

4 0 1 2 0 0 2

2 0 0 0 1 2 2
1 0 1 0 0 0 0

1 0 0 0 0 0 0
0 0 0 0 0 0 0
1 0 0 0 0 0 0
0 0 0 0 0 0 0
1 0 0 0 0 0 2
0 0 0 0 0 0 0
0 0 0 0 1 0 0

1B: 7 SF: 0
2B: 4 SAC: 0
3B: 0 DP: 1
HR: 0 HBP: 0

Batter	1	2	3	4	5	6	7	8	9
Ricky Otero, S OBP: 0.323, SLG: 0.357 Ricardo Jordan, L (9, 1)	1-2 2B 1B		0-2 L8		0-1 G6-3	2-1 G4-3		0-0 G1-6-3 1-2f	
Kevin Stocker, S OBP: 0.327, SLG: 0.349 (1, 6)	2-2 1-3 2B		1-1 G4-3		3-2 1B		2-2 2B 1B		2-2 G4-3
Mickey Morandini, L OBP: 0.322, SLG: 0.327 (1, 4)	3-3 K		1-0 L7		1-0 L6		0-3 K		4-0 1B BB
Gregg Jefferies, S OBP: 0.344, SLG: 0.392 (1, 7)	4-0 FC4-6 IBB			1-3 K		1-0 E6 2B 2B		0-0 L7	
Gene Schall, R OBP: 0.375, SLG: 0.389 (1, 3)	2-2 P3			1-0 1B 1B		1-0 L9		0-0 1-H 2B	
Kevin Sevcik, R OBP: 0.355, SLG: 0.500 (1, 5)	0-0 FC4-6 1-f			1-2 1B		1-0 2B 2B		2-1 F9	
Wendell Magee, R OBP: 0.208, SLG: 0.307 (1, 9) (9, 8)		0-2 L9		3-1 P3		1-2 26 G4-3 2B		2-1 F8	
Gary Bennett, R OBP: 0.375, SLG: 0.286 Ruben Amaro Jr, S (8, PH) OBP: 0.382, SLG: 0.481 (9, 9)		1-3 K		2-3 K		4-2 26 G4-3 BB		0-0 BB 1B	
Mike Mimbs, L OBP: 0.115, SLG: 0.115 Russ Springer, R OBP: 0.059, SLG: 0.059 Jon Zuber, L OBP: 0.276, SLG: 0.222 Calvin Maduro, R (6, 1) 26 David Doster, R OBP: 0.167, SLG: 0.167 Ken Ryan, R OBP: 0.167, SLG: 0.167 Benito Santiago, R OBP: 0.317, SLG: 0.484 (9, 2)		2-0 G6-3				1-2 G5-3		2-2 G4-3	

Inning Stats	R: 0 E: 0 K: 1 S: 13	H: 2 LOB: 3 BB: 1 P: 25	R: 0 E: 0 K: 1 S: 8	H: 0 LOB: 0 BB: 0 P: 11	R: 0 E: 0 K: 0 S: 6	H: 0 LOB: 0 BB: 0 P: 8	R: 0 E: 0 K: 2 S: 12	H: 2 LOB: 2 BB: 0 P: 20	R: 0 E: 0 K: 0 S: 13	H: 1 LOB: 1 BB: 0 P: 18	R: 2 E: 1 K: 0 S: 16	H: 2 LOB: 2 BB: 1 P: 28	R: 1 E: 0 K: 1 S: 12	H: 2 LOB: 1 BB: 0 P: 16	R: 0 E: 0 K: 0 S: 5	H: 1 LOB: 1 BB: 1 P: 11	R: 0 E: 0 K: 2 S: 17	H: 1 LOB: 2 BB: 1 P: 24	1B: 7 2B: 4 3B: 0 HR: 0	SF: 0 SAC: 0 DP: 1 HBP: 0
--------------	-------------------------------	----------------------------------	------------------------------	----------------------------------	------------------------------	---------------------------------	-------------------------------	----------------------------------	-------------------------------	----------------------------------	-------------------------------	----------------------------------	-------------------------------	----------------------------------	------------------------------	----------------------------------	-------------------------------	----------------------------------	----------------------------------	------------------------------------

PITCHER	IP	WLS	BF	H	R	ER	SO	BB	IBB	HBP	BLK	WP	HR	S	P	ERA	WHIP
Jaime Navarro, R ERA: 3.62 (1, 1)	6.0		28	7	2	1	4	1	1	0	0	0	0	68	110	1.50	1.333
Bob Patterson, L ERA: 2.83 (7, 1)	0.2		3	1	1	1	1	0	0	0	0	0	0	9	11	13.50	1.500
Terry Adams, R ERA: 3.03 (7, 1)	1.1		6	2	0	0	0	1	0	0	0	0	0	8	16	0.00	2.250
Turk Wendell, R ERA: 2.47 (9, 1)	1.0	S	5	1	0	0	2	1	0	0	0	0	0	17	24	0.00	2.000

Batter	1	2	3	4	5	6	7	8	9	AB R H RBI BB SO LOB	TOP											
F.P. Santangelo, S OBP: 0.375, SLG: 0.429 (1, 5)	1-1 F7		1-3 K			2-1 G4-3		0-1 G1-3		4 0 0 0 0 1 3												
Mike Lansing, R OBP: 0.351, SLG: 0.426 (1, 4)	2-2 F7			0-0 G6-3		1-2 L6			0-2 P9	4 0 0 0 0 0 1												
David Segui, S OBP: 0.368, SLG: 0.449 (1, 3)	2-2 L7			2-2 G1-3			3-1 G6-4-3 1B		0-0 HR	4 1 2 1 0 0 0												
Moises Alou, R OBP: 0.340, SLG: 0.453 (1, 9)		1-0 L8		0-1 G1-3		1-1 G6-4-3		0-0 F9		4 0 0 0 0 0 1												
Henry Rodriguez, L OBP: 0.317, SLG: 0.553 (1, 7)		2-1 G3-1			1-2 P3		0-0 FC6-4 1B		0-0 F7	4 0 1 0 0 0 0												
Rondell White, R OBP: 0.352, SLG: 0.453 (1, 8)		0-0 G6-3			0-0 L8		1-0 FC6-4			3 0 0 0 0 0 1												
Mark Grudzielanek, R OBP: 0.350, SLG: 0.411 (1, 6)			1-2 F8 G4-3 1B		1-2 G1-3			0-0 1B		3 0 2 0 0 0 0												
Lenny Webster, R OBP: 0.326, SLG: 0.286 (8, PH)			2-1 G4-3			1-0 G4-3 SH1-4 1B		1-3 K		2 0 1 0 0 0 1												
Cliff Floyd, L OBP: 0.333, SLG: 0.419 (8, 1)			1-2			0-0 SH1-4		0-1 F7		1 0 0 0 0 0 1												
Mike Dyer, R (8, 1)										1 0 0 0 0 0 1												
Dave Leiper, L (8, 1)										0 0 0 0 0 0 0												
Barry Manuel, R (8, 1)										0 0 0 0 0 0 0												
Jose Paniagua, R (1, 1)			0-0 F8							1 0 0 0 0 0 1												
Darrin Fletcher, L OBP: 0.325, SLG: 0.432 (8, 2)			2-3							1 0 0 0 0 0 1												
Inning Stats	R: 0 E: 0 K: 0 S: 12	H: 0 LOB: 0 BB: 0 P: 17	R: 0 E: 0 K: 0 S: 4	H: 0 LOB: 0 BB: 0 P: 7	R: 0 E: 0 K: 1 S: 11	H: 1 LOB: 1 BB: 0 P: 15	R: 0 E: 0 K: 0 S: 7	H: 0 LOB: 0 BB: 0 P: 9	R: 0 E: 0 K: 0 S: 7	H: 0 LOB: 0 BB: 0 P: 9	R: 0 E: 0 K: 0 S: 7	H: 1 LOB: 1 BB: 0 P: 11	R: 0 E: 0 K: 0 S: 6	H: 2 LOB: 1 BB: 0 P: 11	R: 0 E: 0 K: 1 S: 8	H: 1 LOB: 1 BB: 0 P: 9	R: 1 E: 0 K: 0 S: 6	H: 1 LOB: 0 BB: 0 P: 6	1B: 5 2B: 0 3B: 0 HR: 1	SF: 0 SAC: 1 DP: 1 HBP: 0	WP: 0 PB: 0 SB: 0 CS: 0	PA: 32
PITCHER Kevin Foster, R ERA: 5.78 (1, 1)	IP: 9.0 WLS: W BF: 32 H: 6 R: 1 ER: 1 SO: 2 BB: 0 IBB: 0 HBP: 0 BLK: 0 WP: 0 HR: 1 S: 68 P: 94 ERA: 1.00 WHIP: 0.667											PITCHER	IP: 9.0 WLS: W BF: 32 H: 6 R: 1 ER: 1 SO: 2 BB: 0 IBB: 0 HBP: 0 BLK: 0 WP: 0 HR: 1 S: 68 P: 94 ERA: 1.00 WHIP: 0.667									

Montreal Expos @ Chicago Cubs
 Wrigley Field, Chicago, IL
 Mon Sep 09 1996, 7:05 PM CDT
 Att. 24,452 - Unknown - 74 F

livebaseballscorecards.com

AB	31
R	1
H	6
RBI	1
BB	0
SO	2
LOB	10



Batter	1	2	3	4	5	6	7	8	9	AB	R	H	RBI	BB	SO	LOB
Brian McRae, S OBP: 0.367, SLG: 0.424 (1, 8)	4-2 1B HBP FC BB		1-1 L8		1-1 1B		2-3 K			3	1	1	0	1	1	1
Ozzie Timmons, R OBP: 0.287, SLG: 0.355 (1, 9)	4-0 FC 1B 1-2 HBP		2-3 K		2-1 P4			3-1 G5-3		3	0	0	0	0	1	1
Mark Grace, L OBP: 0.405, SLG: 0.464 (1, 3)	2-1 FC 1-2 2-3 1B		1-0 2B			2-1 G6-3		2-2 L8		4	0	2	0	0	0	0
Luis Gonzalez, L OBP: 0.355, SLG: 0.442 (1, 7)	0-2 FC 1-2 2-3 3-H G4-6-3		0-0 F8			1-1 G4-3		4-0 BB 23 2B BB		3	0	0	1	1	0	3
Scott Bulett, L OBP: 0.253, SLG: 0.306 (8, PR) (9, 7)										0	1	0	0	0	0	0
Dave Magadan, L OBP: 0.370, SLG: 0.362 (1, 5)	1-0 G4-6-3 1-2f				1-1 F9		4-2 BB	4-1 23 2B BB		2	0	0	0	1	0	2
José Hernández, R OBP: 0.298, SLG: 0.394 (6, PR) (7, 5)								1-2 23 2B BB		0	1	0	0	1	0	0
23 Ryne Sandberg, R OBP: 0.307, SLG: 0.440 (1, 4)		1-1 G5-3		2-3 K		2-1 G5-3		1-1 2B		4	0	1	2	0	1	1
Tyler Houston, L OBP: 0.345, SLG: 0.466 (1, 2)		0-0 FC6-4 1B		2-3 K2-3			2-2 G4-3	0-0 G3		4	0	1	0	0	1	2
Rey Sanchez, R OBP: 0.284, SLG: 0.263 (1, 6)		2-2 FC6-4 1-2f			0-2 K		2-2 S G6-3 1B			3	0	1	0	0	1	1
Kevin Foster, R OBP: 0.423, SLG: 0.476 (1, 1)		1-0 F8			1-1 P4		0-0 G6-3 1-2			3	0	0	0	0	0	2

Inning Stats	R: 1	H: 1	E: 0	LOB: 1	K: 0	BB: 1	S: 9	P: 20	R: 0	H: 1	E: 0	LOB: 1	K: 0	BB: 0	S: 7	P: 11	R: 0	H: 0	E: 0	LOB: 0	K: 2	BB: 0	S: 9	P: 14	R: 0	H: 1	E: 0	LOB: 1	K: 1	BB: 0	S: 9	P: 13	R: 0	H: 0	E: 0	LOB: 1	K: 0	BB: 1	S: 11	P: 20	R: 0	H: 1	E: 0	LOB: 1	K: 1	BB: 0	S: 11	P: 17	R: 2	H: 1	E: 0	LOB: 2	K: 0	BB: 2	S: 9	P: 23
--------------	------	------	------	--------	------	-------	------	-------	------	------	------	--------	------	-------	------	-------	------	------	------	--------	------	-------	------	-------	------	------	------	--------	------	-------	------	-------	------	------	------	--------	------	-------	-------	-------	------	------	------	--------	------	-------	-------	-------	------	------	------	--------	------	-------	------	-------


PITCHER	IP	WLS	BF	H	R	ER	SO	BB	IBB	HBP	BLK	WP	HR	S	P	ERA	WHIP
Jose Paniagua, R ERA: 3.21 (1, 1)	7.0	L	28	5	1	1	5	2	0	1	0	0	0	63	106	1.29	1.000
Mike Dyer, R ERA: 4.43 (8, 1)	0.1		1	0	0	0	0	0	0	0	0	0	0	2	5	0.00	0.000
Dave Leiper, L ERA: 6.46 (8, 1)	0.1		3	0	0	0	0	2	0	0	0	0	0	4	14	0.00	6.000
Barry Manuel, R ERA: 3.03 (8, 1)	0.1		2	1	2	2	0	0	0	0	0	0	0	3	4	54.00	3.000

BOTTOM

Montreal Expos @ Chicago Cubs
Wrigley Field, Chicago, IL
Mon Sep 09 1996, 7:05 PM CDT
Att: 24,452 - Unknown - 74 F

livebaseballscorecards.com

AB	29
R	3
H	6
RBI	3
BB	4
SO	5
LOB	13



WP: 0	PA: 34
PB: 0	
SB: 1	
CS: 0	

Batter	1	2	3	4	5	6	7	8	9	AB R H RBI BB SO LOB	TOP														
Rondell White, R OBP: 0.350, SLG: 0.452 (1, 8)	3-1 G6-3	1-1 G6-4-3			2-0 1B 1B 2B	2-2 F8			2-1 G5-3	5 1 1 0 0 0 3															
Mike Lansing, R OBP: 0.353, SLG: 0.427 (1, 4)	0-0 1B 1B		1-0 G6-3		3-1 FC5 1B 1B		0-0 G5-3		4-2 BB	4 0 2 0 1 0 0															
David Segui, S OBP: 0.368, SLG: 0.448 (1, 3)	3-1 SAFE SAFE 1B 1B		0-1 F8		2-0 FC5 2B 1B		1-1 P3		0-2 G3-1	5 1 2 1 0 0 1															
Moises Alou, R OBP: 0.340, SLG: 0.451 (1, 9)	2-1 G5-4-3		0-2 1B		1-1 FC5 2B 1B		3-1 G1-3			4 0 1 0 0 0 4															
Henry Rodriguez, L OBP: 0.316, SLG: 0.553 (1, 7)		3-2 F8	1-0 F8		2-1 2B		1-2 P6			4 0 1 1 0 0 1															
F.P. Santangelo, S OBP: 0.376, SLG: 0.430 (1, 5) (8, 6)		1-2 1B 1B		1-2 FC6-4 1B	1-1 P3		2-2 G6-3			4 1 2 0 0 0 2															
Darrin Fletcher, L OBP: 0.327, SLG: 0.433 Tim Spehr, R OBP: 0.178, SLG: 0.195 (1, 2) (8, 2)		3-1 SAFE 1B 1B		1-0 F7	0-2 G4-3		1-1 1B			4 0 2 0 0 0 3 0 0 0 0 0 0 0															
Mark Grudzielanek, R OBP: 0.350, SLG: 0.410 Rheal Cormier, L OBP: 0.222, SLG: 0.233 Mel Rojas, R OBP: 0.375, SLG: 0.500 (1, 6) (8, 1) (8, 1)		1-1 1B 1B		1-0 L8		1-0 F8		0-3 K		4 0 1 1 0 1 2 0 0 0 0 0 0 0 0 0 0 0 0 0 0															
Omar Daal, L Tavo Alvarez, R Cliff Floyd, L Barry Manuel, R Dave Schaefer, R Jeff Juden, R Andy Stankevicz, R Dave Veres, R Dave Leiper, L Mike Dyer, R Shane Andrews, R (1, 1) (1, 1) (1, 1) (1, 1) (1, 1) (1, 1) (1, 1) (1, 1) (1, 1) (1, 1) (1, 1)		3-2 G6-4-3 1B		2-2 FC6-4		3-2 G5-3		2-2 G4-3		0 0 0 0 0 0 0 0 0 0 0 0 0 0 1 0 1 0 0 0 0 0 0															
Inning Stats	R: 0 E: 0 K: 0 S: 7	H: 2 LOB: 1 BB: 0 P: 15	R: 1 E: 0 K: 0 S: 17	H: 4 LOB: 2 BB: 0 P: 29	R: 0 E: 0 K: 0 S: 7	H: 1 LOB: 1 BB: 0 P: 9	R: 0 E: 0 K: 0 S: 8	H: 1 LOB: 1 BB: 0 P: 13	R: 2 E: 0 K: 0 S: 15	H: 4 LOB: 2 BB: 0 P: 26	R: 0 E: 0 K: 0 S: 8	H: 0 LOB: 0 BB: 0 P: 14	R: 0 E: 0 K: 0 S: 5	H: 0 LOB: 0 BB: 0 P: 9	R: 0 E: 0 K: 1 S: 13	H: 1 LOB: 1 BB: 0 P: 17	R: 0 E: 0 K: 0 S: 10	H: 0 LOB: 1 BB: 1 P: 18	1B: 11 2B: 2 3B: 0 HR: 0	SF: 0 SAC: 0 DP: 2 HBP: 0	WP: 0 PB: 0 SB: 0 CS: 0	PA: 39			
PITCHER	IP WLS BF H R ER SO BB IBB HBP BLK WP HR S P ERA WHIP																								
Frank Castillo, R ERA: 5.09 Larry Casian, L ERA: 2.76 Kent Bottenfield, R ERA: 2.6 Bob Patterson, L ERA: 2.77 Amaury Telemaco, R ERA: 5.18 (1, 1) (5, 1) (6, 1) (8, 1) (9, 1)	4.0 1.0 2.0 1.0 1.0	20 5 6 4 4	10 2 0 1 0	3 0 0 0 0	3 0 0 1 0	0 0 0 0 0	0 0 0 0 1	0 0 0 0 0	0 0 0 0 0	0 0 0 0 0	0 0 0 0 0	0 0 0 0 0	0 0 0 0 0	0 0 0 0 0	0 0 0 0 0	0 0 0 0 0	0 0 0 0 0	0 0 0 0 0	0 0 0 0 0	0 0 0 0 0	0 0 0 0 0	0 0 0 0 0	0 0 0 0 0	6.75 2.00 0.00 0.00 0.00	2.500 2.000 0.000 1.000 1.000

Montreal Expos @ Chicago Cubs
Wrigley Field, Chicago, IL
Tue Sep 10 1996, 7:05 PM CDT
Att. 26,700 - Unknown - 76 F

livebaseballscorecards.com

AB	38
R	3
H	13
RBI	3
BB	1
SO	1
LOB	17



Batter	1	2	3	4	5	6	7	8	9	AB	R	H	RBI	BB	SO	LOB	BOTTOM			
Brian McRae, S OBP: 0.367, SLG: 0.425 (1, 8)	K 1-3	HR 1B 1-0	F9 2-3			S 1B 1-2	SF7 0-1			4	1	2	1	0	1	1	Montreal Expos @ Chicago Cubs Wrigley Field, Chicago, IL Tue Sep 10 1996, 7:05 PM CDT Att: 26,700 - Unknown - 76 F			
Ozzie Timmons, R OBP: 0.283, SLG: 0.374 Bob Patterson, R OBP: 0.333, SLG: 0.333 Amaury Telemaco, R OBP: 0.133, SLG: 0.103 (1, 9) (8, 1) (9, 1)	K 2-3	HR 1H 3-2		K 2-3		P4 1-1	G6-3 1-2			5	1	1	2	0	2	2				
Mark Grace, L OBP: 0.405, SLG: 0.463 (1, 3)	BB 23 BB 1B 0-0	E3 BB 1-0		F8 1-0		G1-3 0-0		SF9 23 1B 0-0		5	2	2	0	0	0	1				
23 Ryne Sandberg, R OBP: 0.308, SLG: 0.439 Todd Haney, R OBP: 0.237, SLG: 0.176 (1, 4) (9, 4)	BB 1B 1-2	P2 1-2		G5-3 3-2		F8 2-1		SF9 PB SF8 1B 1-2		4	2	1	0	1	0	2				
Leo Gomez, R OBP: 0.345, SLG: 0.440 José Hernández, R OBP: 0.297, SLG: 0.394 (1, 5) (7, PR) (8, 5)	BB 1B 1-2 2-3	BB 1-2		E6 FC3-6 1B 1-0			SH5-3 1B BB 4-2	SF9 1-3 2-H 2-0		1	1	0	0	3	0	0				
Scott Servais, R OBP: 0.334, SLG: 0.391 (1, 2)	FC5 1B 1-2 2-3 3-H	K 0-3		K 0-3			1B SH5-3 1B 1-2	SF8 3-H 1-0		3	1	1	2	1	2	3				
Luis Gonzalez, L OBP: 0.357, SLG: 0.443 (1, 7)	1B 1-2 2-H 3-H		F9 1-2		FC3-6 1B 1-2		SH5-3 1-2 2-3	F7 0-1		4	0	2	2	0	0	0				
Rey Sanchez, R OBP: 0.287, SLG: 0.266 (1, 6)	FC5 2-3f		SH3-4 1B 2-0		FC3-6 1-2f 2-3		1B SF7 1B 2-3 3-H			4	1	2	1	0	0	4				
Frank Castillo, R OBP: 0.130, SLG: 0.096 Larry Casian, R OBP: 0.360, SLG: 0.604 Brant Brown, L OBP: 0.500, SLG: 0.500 Kent Sotterfield, R OBP: 0.274, SLG: 0.367 Dave Magadan, L OBP: 0.253, SLG: 0.306 (1, 1) (5, 1) (5, PH) (6, 1) (7, PH) (7, PR) (8, 9)		G6-3 2-1	SH3-4 1B 0-0		P5 1-0		1B 3-H 2-0			1	0	0	0	0	0	0				
Inning Stats	R: 3 E: 0 K: 2 S: 16	H: 2 LOB: 2 BB: 3 P: 32	R: 2 E: 1 K: 1 S: 12	H: 2 LOB: 2 BB: 1 P: 23	R: 0 E: 0 K: 0 S: 8	H: 1 LOB: 1 BB: 0 P: 13	R: 0 E: 0 K: 1 S: 13	H: 0 LOB: 0 BB: 0 P: 19	R: 0 E: 1 K: 1 S: 11	H: 1 LOB: 2 BB: 0 P: 14	R: 0 E: 0 K: 0 S: 12	H: 1 LOB: 1 BB: 0 P: 16	R: 3 E: 0 K: 0 S: 12	H: 3 LOB: 1 BB: 1 P: 23	R: 2 E: 0 K: 0 S: 8	H: 2 LOB: 0 BB: 0 P: 13	1B: 11 2B: 0 3B: 0 HR: 1	SF: 3 SAC: 2 DP: 0 HBP: 0	WP: 0 PB: 1 SB: 2 CS: 0	PA: 43
PITCHER	IP WLS L	BF H R	ER S 2	BB IBB HBP BLK	WP HR S P	ERA WHIP	PITCHER	IP WLS L	BF H R	ER S 2	BB IBB HBP BLK	WP HR S P	ERA WHIP							
Omar Daal, L ERA: 3.69 (1, 1)	0.2	7	3	3	0	40.50	Dave Leiper, L ERA: 6.38 (7, 1)	0.1	1	0	0	0	0.00							
Tavo Alvarez, R ERA: 3.78 (1, 1)	0.1	1	0	0	0	0.00	Mike Dyer, R ERA: 4.52 (7, 1)	0.2	4	2	1	0	13.50							
Barry Manuel, R ERA: 3.18 (2, 1)	2.0	11	3	2	1	9.00	Rheal Cormier, L ERA: 4.31 (8, 1)	0.2	4	2	2	1	13.50							
Jeff Juden, R ERA: 3.39 (4, 1)	2.0	8	1	0	2	0.00	Mel Rojas, R ERA: 3.59 (8, 1)	0.1	1	0	0	0	0.00							
Dave Veres, R ERA: 4.65 (6, 1)	1.0	6	2	2	0	18.00							0.00							

AB	33
R	10
H	12
RBI	10
BB	5
SO	5
LOB	15



WP	0	PA	43
HR	0		
S	2		
P	5		
ERA	0.00	WHIP	0.000

livebaseballscorecards.com

Batter	1	2	3	4	5	6	7	8	9	AB R H RBI BB SO LOB	TOP			
F.P. Santangelo, S (1, 8) OBP: 0.373, SLG: 0.426 Tim Spehr, R (7, 2) OBP: 0.174, SLG: 0.190	1-3 K		0-0 SH1-3		2-2 F8		2-0 F7		2-3 K	3 0 0 0 0 1 0 1 0 0 0 0 1 0				
Mike Lansing, R (1, 4) OBP: 0.352, SLG: 0.427	0-1 G6-3 2B		0-0 L5		1-1 L4			0-0 F9		4 0 1 0 0 0 1				
David Segui, S (1, 3) OBP: 0.369, SLG: 0.446	0-0 G6-3		4-0 BB			1-2 L7		4-1 HR BB		2 1 0 0 2 0 1				
Moises Alou, R (1, 9) OBP: 0.339, SLG: 0.456	2-3 K		2-1 P8			2-0 G4-3		2-1 HR		4 1 1 2 0 1 3				
Henry Rodriguez, L (1, 7) OBP: 0.320, SLG: 0.559		1-2 G5-4-3 1B		1-2 F9 2B		1-1 2B		0-1 P6		4 0 3 0 0 0 0				
Mark Grudzielanek, R (1, 6) OBP: 0.350, SLG: 0.409		0-1 G5-4-3		0-0 F9		4-0 IBB		0-0 1B		3 0 1 0 1 0 2				
Shane Andrews, R (1, 5) OBP: 0.304, SLG: 0.434		4-1 BB		3-2 L6		3-2 P2		2-3 K		3 0 0 0 1 1 4				
Lenny Webster, R (1, 2) OBP: 0.322, SLG: 0.282 Cliff Floyd, L (7, PH) OBP: 0.336, SLG: 0.421 Rondell White, R (7, PH) OBP: 0.348, SLG: 0.449		3-2 G6-3		3-2 G4-3			1-2 G1-3		1-2 F9	2 0 0 0 0 0 2 0 0 0 0 0 0 0 2 0 0 0 0 0 0				
Jeff Fassero, L (1, 1) OBP: 0.206, SLG: 0.102 Sherman Obando, R (7, PH) OBP: 0.320, SLG: 0.424 Ugueth Urbina, R (7, 1) OBP: 0.161, SLG: 0.103 Andy Stankiewicz, R (9, PH) OBP: 0.333, SLG: 0.338 Mel Rojas, R (9, 1) OBP: 0.375, SLG: 0.500			1-1 SH1-3 1B		0-1 G5-3		1-3 K		0-1 B2	2 0 1 0 0 0 0 1 0 0 0 0 1 0 0 0 0 0 0 0 0 1 0 0 0 0 0 0 0 0 0 0 0 0 0				
Inning Stats	R: 0 H: 1 E: 0 LOB: 1 K: 2 BB: 0 S: 11 P: 14	R: 0 H: 1 E: 0 LOB: 1 K: 0 BB: 1 S: 9 P: 17	R: 0 H: 1 E: 0 LOB: 2 K: 0 BB: 1 S: 6 P: 13	R: 0 H: 1 E: 0 LOB: 1 K: 0 BB: 0 S: 12 P: 19	R: 0 H: 0 E: 0 LOB: 0 K: 0 BB: 0 S: 8 P: 11	R: 0 H: 1 E: 0 LOB: 2 K: 0 BB: 1 S: 9 P: 20	R: 0 H: 0 E: 0 LOB: 0 K: 1 BB: 0 S: 7 P: 11	R: 2 H: 2 E: 0 LOB: 1 K: 1 BB: 1 S: 11 P: 18	R: 0 H: 0 E: 0 LOB: 0 K: 1 BB: 0 S: 8 P: 11	1B: 3 SF: 0 2B: 3 SAC: 1 3B: 0 DP: 1 HR: 1 HBP: 0	WP: 0 PA: 37 PB: 0 SB: 1 CS: 0			
PITCHER	IP WLS BF H R ER SO BB IBB HBP BLK WP HR S P ERA WHIP													
Dave Swartzbaugh, R (1, 1) ERA: 2.41	6.0		5 0 0 2 2 1 0 0 0 0 0 0 55 94 0.00 1.167											
Larry Casian, L (7, 1) ERA: 2.7	0.1		1 0 0 0 0 0 0 0 0 0 0 0 3 4 0.00 0.000											
Terry Adams, R (7, 1) ERA: 3.17	1.2	L	8 2 2 2 1 0 0 0 0 0 0 1 15 25 10.80 1.800											
Turk Wendell, R (9, 1) ERA: 2.43	1.0		3 0 0 0 1 0 0 0 0 0 0 0 8 11 0.00 0.000											

Montreal Expos @ Chicago Cubs
Wrigley Field, Chicago, IL
 Wed Sep 11 1996, 3:33 AM CDT
 Att. 30,729 - Overcast - 74 F

livebaseballscorecards.com

AB	32
R	2
H	7
RBI	2
BB	4
SO	5
LOB	13



Batter	1	2	3	4	5	6	7	8	9	AB R H RBI BB SO LOB
Brian McRae, S OBP: 0.365, SLG: 0.422 (1, 8)	2-2 L6		1-3 K			0-0 P2			0-1 G4-3	4 0 0 0 0 1 0
Doug Glanville, R OBP: 0.263, SLG: 0.407 (1, 7) Scott Bullett, L OBP: 0.252, SLG: 0.303 (9, PH)	2-1 G4-6-3 1B		1-1 G1-3			1-1 HR			0-3 K	3 1 2 1 0 0 0 1 0 0 0 0 1 0
Mark Grace, L OBP: 0.402, SLG: 0.460 (1, 3)	0-1 G4-6-3 1-2f				0-0 F7	1-1 G4-3			3-2 G3-1	4 0 0 0 0 0 1
23 Ryne Sandberg, R OBP: 0.306, SLG: 0.436 (1, 4)		2-2 P4			2-2 F8		1-2 F8			3 0 0 0 0 0 0
Ozzie Timmons, R OBP: 0.277, SLG: 0.364 (1, 9)		2-3 K2-3			2-2 P9		1-1 P6			3 0 0 0 0 1 0
Leo Gomez, R OBP: 0.345, SLG: 0.439 (1, 5)		0-0 1B 1B			2-3 K		1-3 K			3 0 1 0 0 2 0
Scott Servais, R OBP: 0.334, SLG: 0.391 (1, 2)		2-0 1-2 1B			1-2 F7			3-2 P2		3 0 1 0 0 0 0
Rey Sanchez, R OBP: 0.285, SLG: 0.264 (1, 6) Luis Gonzalez, L OBP: 0.356, SLG: 0.442 (8, PH) José Hernández, R OBP: 0.297, SLG: 0.394 (9, 6)		2-3 K			0-0 G5-3			2-2 G3-1		2 0 0 0 0 1 2 1 0 0 0 0 0 0 0 0 0 0 0 0 0
Dave Swartzbaugh, R (1, 1) Larry Casian, R (7, 1) Terry Adams, R (7, 1) Dave Magadan, L (8, PH) Turk Wendell, L (9, 1)			1-3 K			2-2 L9		2-1 G4-3		2 0 0 0 0 1 0 0 0 0 0 0 0 0 0 0 0 0 0 0 0 1 0 0 0 0 0 0 0 0 0 0 0 0 0

Inning Stats	R: 0 E: 0 K: 7	H: 1 LOB: 0 BB: 0 P: 11	R: 0 E: 0 K: 2 S: 15	H: 2 LOB: 2 BB: 0 P: 23	R: 0 E: 0 K: 2 S: 8	H: 0 LOB: 0 BB: 0 P: 11	R: 0 E: 0 K: 0 S: 10	H: 0 LOB: 0 BB: 0 P: 14	R: 0 E: 0 K: 1 S: 7	H: 0 LOB: 0 BB: 0 P: 10	R: 1 E: 0 K: 0 S: 8	H: 1 LOB: 0 BB: 0 P: 12	R: 0 E: 0 K: 1 S: 8	H: 0 LOB: 0 BB: 0 P: 11	R: 0 E: 0 K: 0 S: 9	H: 0 LOB: 0 BB: 0 P: 16	R: 0 E: 0 K: 1 S: 8	H: 0 LOB: 0 BB: 0 P: 11	1B: 3 2B: 0 3B: 0 HR: 1	SF: 0 SAC: 0 DP: 1 HBP: 0	WP: 0 PB: 0 SB: 0 CS: 0	PA: 30
--------------	----------------------	----------------------------------	-------------------------------	----------------------------------	------------------------------	----------------------------------	-------------------------------	----------------------------------	------------------------------	----------------------------------	------------------------------	----------------------------------	------------------------------	----------------------------------	------------------------------	----------------------------------	------------------------------	----------------------------------	----------------------------------	------------------------------------	----------------------------------	--------


PITCHER	IP	WLS	BF	H	R	ER	SO	BB	IBB	HBP	BLK	WP	HR	S	P	ERA	WHIP
Jeff Fassero, L ERA: 3.16 (1, 1)	6.0		21	4	1	1	5	0	0	0	0	0	1	55	81	1.50	0.667
Ugueth Urbina, R ERA: 3.89 (7, 1)	2.0	W	6	0	0	0	1	0	0	0	0	0	0	17	27	0.00	0.000
Mel Rojas, R ERA: 3.54 (9, 1)	1.0	S	3	0	0	0	1	0	0	0	0	0	0	8	11	0.00	0.000

BOTTOM

Montreal Expos @ Chicago Cubs
Wrigley Field, Chicago, IL
 Wed Sep 11 1996, 3:33 AM CDT
 Att. 30,729 - Overcast - 74 F

livebaseballscorecards.com

AB	30
R	1
H	4
RBI	1
BB	0
SO	7
LOB	3



Batter	1	2	3	4	5	6	7	8	9	AB R H RBI BB SO LOB	TOP									
Ricky Otero, S OBP: 0.331, SLG: 0.359 (1, 8) X	0-0 FC3-6 1B		0-0 2-3 1B		0-0 S 1B		0-0 F9			4 0 3 0 0 0 0										
Kevin Stocker, S OBP: 0.330, SLG: 0.361 (1, 6) X	0-0 FC3-6 CS 1-2f		0-3 K		0-3 K			0-0 F9		4 0 0 0 0 2 4										
Mickey Morandini, L OBP: 0.323, SLG: 0.331 (1, 4) X	0-0 F7		0-0 G1-4-3			0-0 G6-3		0-0 F8		4 0 0 0 0 0 3										
Gregg Jefferies, S OBP: 0.341, SLG: 0.392 (1, 7) X	0-0 CS 1-2	0-0 HR		0-0 G6-3		0-0 1B		0-0 F9		4 1 2 1 0 0 0										
Benito Santiago, R OBP: 0.316, SLG: 0.473 (1, 2) X		0-0 F8		0-0 1B		0-3 K			0-3 K	4 0 1 0 0 2 1										
Jon Zuber, L OBP: 0.326, SLG: 0.308 (1, 3) X		0-0 G1-3		0-3 K		0-0 F8			0-0 F7	4 0 0 0 0 1 2										
Wendell Magee, R OBP: 0.213, SLG: 0.297 (1, 9) X		0-0 G4-3		0-0 F8			0-0 G5-3		0-3 K	4 0 0 0 0 1 1										
Kevin Sevcik, R OBP: 0.329, SLG: 0.435 (1, 5) X			0-0 F8		0-0 G6-3		0-0 F8			3 0 0 0 0 0 0										
Rich Hunter, R OBP: 0.222, SLG: 0.235 (1, 1) X			0-0 1B		0-0 G5-3					2 0 1 0 0 0 0										
Toby Borland, R (6, 1) X										0 0 0 0 0 0 0										
Gene Schall, R OBP: 0.371, SLG: 0.433 (7, PH) X			1B							1 1 1 1 0 0 0										
Ricardo Jordan, L (7, 1) X			2B							0 0 0 0 0 0 0										
Jeff Parrett, R (7, 1) X							HR			0 0 0 0 0 0 0										
Inning Stats	R: 0 E: 0 K: 0 S: 3	H: 1 LOB: 0 BB: 0 P: 3	R: 1 E: 0 K: 0 S: 4	H: 1 LOB: 0 BB: 0 P: 4	R: 0 E: 0 K: 1 S: 7	H: 2 LOB: 2 BB: 0 P: 7	R: 0 E: 0 K: 1 S: 6	H: 1 LOB: 1 BB: 0 P: 6	R: 0 E: 0 K: 1 S: 6	H: 1 LOB: 1 BB: 0 P: 6	R: 1 E: 0 K: 0 S: 4	H: 1 LOB: 0 BB: 0 P: 4	R: 0 E: 0 K: 0 S: 3	H: 0 LOB: 0 BB: 0 P: 3	R: 0 E: 0 K: 2 S: 7	H: 0 LOB: 0 BB: 0 P: 7	1B: 5 2B: 1 3B: 0 HR: 2	SF: 0 SAC: 0 DP: 0 HBP: 0	WP: 0 PB: 0 SB: 1 CS: 1	PA: 35
PITCHER	IP WLS BF H R ER SO BB IBB HBP BLK WP HR S P ERA WHIP																			
Steve Trachsel, R ERA: 2.89 (1, 1)	7.0 W 28 8 2 2 4 0 0 0 0 0 2 36 36 2.57 1.143																			
Bob Patterson, L ERA: 2.72 (8, 1)	1.0 3 0 0 0 0 0 0 0 0 0 0 3 3 0.00 0.000																			
Turk Wendell, R ERA: 2.4 (9, 1)	1.0 S 3 0 0 0 2 0 0 0 0 0 0 7 7 0.00 0.000																			

Philadelphia Phillies @ Chicago Cubs
Wrigley Field, Chicago, IL
Fri Sep 13 1996, 3:33 AM CDT
Att. 23,048 - Sunny - 62 F

livebaseballscorecards.com

AB	34
R	2
H	8
RBI	2
BB	0
SO	6
LOB	11



BOTTOM

Philadelphia Phillies @ Chicago Cubs
Wrigley Field, Chicago, IL
Fri Sep 13 1996, 3:33 AM CDT
Att. 23,048 - Sunny - 62 F

livebaseballscorecards.com

AB 29
R 4
H 5
RBI 4
BB 4
SO 1
LOB 14



WP: 1 PA: 35
PB: 0
SB: 0
CS: 0

AB R H RBI BB SO LOB

4	0	0	0	0	0	4
3	0	0	0	1	0	1
4	2	2	0	0	0	1
3	2	1	0	1	0	1
0	0	0	0	0	0	0
3	0	1	2	0	0	2
1	0	0	0	0	0	1
3	0	1	1	0	0	0
4	0	0	0	0	1	4
3	0	0	0	1	0	0
1	0	0	1	1	0	0
0	0	0	0	0	0	0
0	0	0	0	0	0	0

1B: 4 SF: 0
2B: 1 SAC: 1
3B: 0 DP: 0
HR: 0 HBP: 1

Batter	1	2	3	4	5	6	7	8	9
Brian McRae, S OBP: 0.363, SLG: 0.419 (1, 8)	F8	F9			G6-3	F7			
Ozzie Timmons, R OBP: 0.276, SLG: 0.355 (1, 9)	F8		G3-1		G1-3		BB		
Mark Grace, L OBP: 0.402, SLG: 0.460 (1, 3)	BB 2B 1B		F9			F8 23 1B 1B	F9		
Luis Gonzalez, L OBP: 0.337, SLG: 0.441 Turk Wendell, L OBP: 0.667, SLG: 0.500 (1, 7) (9, 1)	BB BB BB 1-2 2B BB		F7			WP 23 1B BB 1B	F7		
Dave Magadan, L OBP: 0.371, SLG: 0.371 José Hernández, R OBP: 0.296, SLG: 0.392 (1, 5) (7, 5)	1-H 2-H 2B			G5-3		F8	F9		
23 Ryne Sandberg, R OBP: 0.307, SLG: 0.436 (1, 4)	HBP			G3		BB WP 1-2 3-H 1B	F7		
Scott Servais, R OBP: 0.331, SLG: 0.387 (1, 2)	F8			F9		K	G6-3		
Rey Sanchez, R OBP: 0.285, SLG: 0.261 (1, 6)		F8			E6 G6-3 SH3-4	BB IBB	F9		
Steve Trachsel, R OBP: 0.131, SLG: 0.200 Bob Patterson, R OBP: 0.333, SLG: 0.333 Doug Glanville, R OBP: 0.263, SLG: 0.407 (1, 1) (8, 1) (9, 7)		G5-3			SH3-4	BB BB BB 1-2 2-3 3-H BB			

Inning Stats	R	H	E	K	S	R	H	E	K	S	R	H	E	K	S	R	H	E	K	S
	2	2	0	5	10	0	0	0	3	3	0	0	0	3	3	0	0	0	3	4

PITCHER	IP	WLS	BF	H	R	ER	SO	BB	IBB	HBP	BLK	WP	HR	S	P	ERA	WHIP
Rich Hunter, R ERA: 6.16 (1, 1)	5.1	L	24	5	4	4	0	1	1	0	0	0	0	22	27	6.75	1.125
Toby Borland, R ERA: 4.3 (6, 1)	0.2		4	0	0	0	1	1	1	0	0	1	0	4	12	0.00	1.500
Ricardo Jordan, L ERA: 1.93 (7, 1)	0.2		3	0	0	0	0	1	0	0	0	0	0	2	6	0.00	1.500
Jeff Parrett, R ERA: 3.65 (7, 1)	1.1		4	0	0	0	0	0	0	0	0	0	0	4	4	0.00	0.000

Batter	1	2	3	4	5	6	7	8	9	AB R H RBI BB SO LOB	TOP		
Ricky Otero, S OBP: 0.332, SLG: 0.358 (1, 8) C T B B B X	3-2 G4-3 ①		3-1 G3 ③		4-1 1B BB		1-1 2B SF9 1B	2-2 G3 ③		4 1 1 0 1 0 1			
Kevin Stocker, S OBP: 0.336, SLG: 0.375 (1, 6) S B X	1-1 CS 1B 1B			1-0 2B 3B	0-0 1B		2-2 SF9 1-3 FC4-6 2B		0-0 G4-3 ①	5 2 4 0 0 0 0			
Gregg Jefferies, S OBP: 0.344, SLG: 0.397 (1, 7) B S X	1-1 CS 1B 1-2 1B			3-2 HR 2B	1-1 P8 ③		1-0 SF9 ①		4-0 BB BB	3 1 2 2 1 0 2			
Benito Santiago, R OBP: 0.321, SLG: 0.480 (1, 2) B F B B C T F B B X	2-3 1-2 2-3 K			0-0 2-H HR		4-1 1B 2B BB	4-0 FC4-6 IBB		4-2 1B SAFE BB SAFE BB G6-3 1-2 BB	2 2 1 2 3 1 2			
Jon Zuber, L OBP: 0.313, SLG: 0.295 (1, 3) F B X		1-1 G6-3 ①		0-3 K ①		3-2 2B G1-2-3 1B	1-0 FC4-6 ②		2-1 G6-3 ② ③ 1-2f	5 0 1 1 0 1 3			
Wendell Magee, R OBP: 0.204, SLG: 0.284 (1, 9) C C B B X		2-2 G1-3 ②		1-1 G4-3 ②		3-3 K ①	1-0 SAFE F7 ③			4 0 0 0 0 1 3			
Mickey Morandini, L OBP: 0.324, SLG: 0.337 (1, 4) B B X		2-1 G5-3 ③		1-0 G1-3 ③		3-2 2B 1-3 2-H		3-2 2B		4 0 2 1 0 0 0			
Kevin Sevcik, R OBP: 0.325, SLG: 0.417 (1, 5) B F B B F F F F B B X			2-2 G6-3 ①		2-2 L9 ①	4-0 IBB		1-2 F7 ①		3 0 0 0 1 0 1			
Mike Mimbs, L OBP: 0.103, SLG: 0.103 (1, 1) Ken Ryan, R OBP: 0.143, SLG: 0.143 (7, 1) S S S S X			1-3 K ②		1-2 P6 ②	1-2 G1-2-3 ③ ③ 3-Hf		2-2 F8 ②		3 0 0 0 0 1 3 1 0 0 0 0 0 1			
Inning Stats	R: 0 E: 0 K: 1 S: 10 H: 2 LOB: 1 BB: 0 P: 17	R: 0 E: 0 K: 0 S: 7 H: 0 LOB: 0 BB: 0 P: 12	R: 0 E: 0 K: 1 S: 10 H: 0 LOB: 0 BB: 0 P: 16	R: 3 E: 0 K: 1 S: 12 H: 3 LOB: 0 BB: 0 P: 18	R: 0 E: 0 K: 0 S: 13 H: 1 LOB: 2 BB: 1 P: 21	R: 1 E: 0 K: 1 S: 16 H: 2 LOB: 2 BB: 2 P: 34	R: 2 E: 0 K: 0 S: 8 H: 2 LOB: 1 BB: 1 P: 18	R: 0 E: 0 K: 0 S: 19 H: 1 LOB: 1 BB: 0 P: 27	R: 0 E: 0 K: 0 S: 5 H: 0 LOB: 1 BB: 2 P: 15	1B: 5 2B: 4 3B: 1 HR: 1 SF: 1 SAC: 0 DP: 2 HBP: 0	WP: 0 PA: 41 PB: 0 SB: 0 CS: 2		
PITCHER	IP WLS BF H R ER SO BB IBB HBP BLK WP HR S P ERA WHIP											PITCHER	IP WLS BF H R ER SO BB IBB HBP BLK WP HR S P ERA WHIP
Jaime Navarro, R ERA: 3.69 (1, 1)	5.1 L 24 7 4 4 4 2 0 0 0 0 0 1 61 103 6.75 1.688												
Larry Casian, L ERA: 2.6 (6, 1)	0.2 3 1 0 0 0 0 0 1 0 0 0 0 7 15 0.00 1.500												
Amaury Telemaco, R ERA: 5.3 (7, 1)	1.1 8 3 2 2 0 0 1 0 0 0 0 0 18 32 13.50 2.250												
Kent Bottenfield, R ERA: 2.56 (8, 1)	0.2 2 0 0 0 0 0 0 0 0 0 0 0 9 13 0.00 0.000												
Terry Adams, R ERA: 3.14 (9, 1)	1.0 4 0 0 0 0 0 2 0 0 0 0 0 5 15 0.00 2.000												

Philadelphia Phillies @ Chicago Cubs
Wrigley Field, Chicago, IL
Sat Sep 14 1996, 3:33 AM CDT
Att. 36,290 - Overcast - 57 F

livebaseballscorecards.com

AB	34
R	6
H	11
RBI	6
BB	6
SO	4
LOB	16



Batter	1	2	3	4	5	6	7	8	9	AB	R	H	RBI	BB	SO	LOB
Brian McRae, S OBP: 0.362, SLG: 0.418 (1, 8)	3-2 G5-3		1-1 G5-3			0-0 1B		0-1 G1-3		4	0	1	0	0	0	0
Doug Glanville, R OBP: 0.246, SLG: 0.379 (1, 7)	1-1 P3			2-1 G5-3		1-1 F7		3-2 P3		4	0	0	0	0	0	1
Mark Grace, L OBP: 0.403, SLG: 0.459 (1, 3)	0-3 K			0-1 23 G6-3 1B		0-0 F9			4-1 23 G5-4-3 BB	3	0	1	0	1	1	1
23 Ryne Sandberg, R OBP: 0.307, SLG: 0.440 (1, 4)		1-3 K		0-2 G6-3			2-1 HR		0-1 G5-4-3	4	1	1	1	0	1	2
Ozzie Timmons, R OBP: 0.283, SLG: 0.384 (1, 9)		3-2 F8		1-1 L8			2-0 HR		2-2 1B	4	1	2	1	0	0	1
Leo Gomez, R OBP: 0.346, SLG: 0.442 (1, 5)		2-1 2B			3-2 F9		1-0 G4-3		2-2 P6	2	0	1	0	0	0	0
Tyler Houston, L OBP: 0.339, SLG: 0.457 (7, PH) (8, 5)										2	0	0	0	0	0	1
Scott Servais, R OBP: 0.329, SLG: 0.384 (1, 2)		0-1 L8			3-2 F8		1-2 E5			3	0	0	0	0	0	1
Rey Sanchez, R OBP: 0.283, SLG: 0.259 (1, 6)			0-0 G5-3			1-2 G5-3		1-2 G4-6-3		2	0	0	0	0	0	0
Brant Brown, L OBP: 0.353, SLG: 0.592 (7, PH)										1	0	0	0	0	0	1
José Hernández, R OBP: 0.296, SLG: 0.392 (8, 6)										0	0	0	0	0	0	0
Jaime Navarro, R OBP: 0.139, SLG: 0.153 (1, 1)			1-1 G6-3			1-1 F8		1-1 F7		1	0	0	0	0	0	0
Larry Casiani, R OBP: 0.234, SLG: 0.174 (6, PH)										0	0	0	0	0	0	0
Todd Haney, R OBP: 0.153, SLG: 0.103 (7, 1)										0	0	0	0	0	0	0
Amaury Telemaco, R OBP: 0.188, SLG: 0.250 (8, PH)										0	0	0	0	0	0	0
Kent Bottenfield, R OBP: 0.188, SLG: 0.250 (8, PH)										0	0	0	0	0	0	0
Robin Jennings, L OBP: 0.188, SLG: 0.250 (8, PH)										0	0	0	0	0	0	0
Terry Adams, R (9, 1)										0	0	0	0	0	0	0

Inning Stats	R: 0	H: 0	E: 0	K: 1	S: 8	LOB: 0	BB: 0	P: 12	R: 0	H: 1	E: 0	K: 1	S: 10	LOB: 1	BB: 0	P: 16	R: 0	H: 0	E: 0	K: 0	S: 5	LOB: 0	BB: 0	P: 7	R: 0	H: 1	E: 0	K: 0	S: 9	LOB: 1	BB: 0	P: 12	R: 0	H: 0	E: 0	K: 0	S: 9	LOB: 0	BB: 0	P: 16	R: 0	H: 1	E: 0	K: 0	S: 6	LOB: 1	BB: 0	P: 8	R: 2	H: 2	E: 1	K: 0	S: 10	LOB: 0	BB: 0	P: 17	R: 0	H: 0	E: 0	K: 0	S: 7	LOB: 0	BB: 0	P: 11	R: 0	H: 1	E: 0	K: 0	S: 10	LOB: 1	BB: 1	P: 18	1B: 3	SF: 0	2B: 1	SAC: 0	3B: 0	DP: 2	HR: 2	HBP: 0	WP: 0	PA: 33
PITCHER	IP	WLS	BF	H	R	ER	SO	BB	IBB	HBP	BLK	WP	HR	S	P	ERA	WHIP																																																																	
Mike Mimbs, L ERA: 5.5 (1, 1)	6.0	W	23	5	2	2	2	0	0	0	0	0	0	50	78	3.00	0.833																																																																	
Ken Ryan, R ERA: 2.49 (7, 1)	3.0	S	10	1	0	0	0	1	0	0	0	0	0	24	39	0.00	0.667																																																																	

BOTTOM

Philadelphia Phillies @ Chicago Cubs
 Wrigley Field, Chicago, IL
 Sat Sep 14 1996, 3:33 AM CDT
 Att. 36,290 - Overcast - 57 F

livebaseballscores.com

AB	32
R	2
H	6
RBI	2
BB	1
SO	2
LOB	8



Batter	1	2	3	4	5	6	7	8	9	AB R H RBI BB SO LOB	TOP											
Mickey Morandini, L (1, 4) OBP: 0.321, SLG: 0.333	0-0 F8		0-0 G4-3			0-0 F9	0-0 G4-3		0-0 G4-3	5 0 0 0 0 0 1												
Kevin Stocker, S (1, 6) OBP: 0.335, SLG: 0.376	0-0 F8		0-0 F5			0-0 HR 2B	0-3 K			4 1 1 0 0 1 1												
Gregg Jefferies, S (1, 7) OBP: 0.345, SLG: 0.398	0-3 K				0-0 P6	0-0 HR 1B		0-0 HR 1B		4 2 2 0 0 1 0												
Benito Santiago, R (1, 2) OBP: 0.326, SLG: 0.503		0-0 HR		4-0 BB		0-0 HR 1-H 2-H		0-0 HR 1-H		3 3 3 6 1 0 0												
Jon Zuber, L (1, 3) OBP: 0.288, SLG: 0.271		0-3 K		0-0 F8		0-0 F7		0-0 G4-3		4 0 0 0 0 1 1												
Ruben Amaro Jr, S (1, 9) OBP: 0.368, SLG: 0.471		0-0 F8		0-0 G4-3		0-0 2B		0-0 G3		4 0 1 0 0 0 1												
Wendell Magee, R (1, 8) OBP: 0.206, SLG: 0.283		0-0 1B				0-3 K	0-3 K	0-0 G6-3		4 0 1 0 0 2 1												
Kevin Sevcik, R (1, 5) OBP: 0.321, SLG: 0.408		0-3 K				0-0 G4-3	0-0 G4-3 SH1-4 1B		0-3 K	4 0 1 0 0 2 1												
Curt Schilling, R (1, 1) OBP: 0.183, SLG: 0.186			0-3 K			0-0 F9	0-0 SH1-4 1-2		0-0 G6-3	3 0 0 0 0 1 0												
Inning Stats	R: 0 E: 0 K: 1 S: 5	H: 0 LOB: 0 BB: 0 P: 5	R: 1 E: 0 K: 2 S: 9	H: 2 LOB: 1 BB: 0 P: 9	R: 0 E: 0 K: 1 S: 5	H: 0 LOB: 0 BB: 0 P: 5	R: 0 E: 0 K: 0 S: 3	H: 0 LOB: 1 BB: 1 P: 7	R: 0 E: 0 K: 1 S: 5	H: 0 LOB: 0 BB: 0 P: 5	R: 3 E: 0 K: 1 S: 9	H: 4 LOB: 1 BB: 0 P: 9	R: 0 E: 0 K: 1 S: 6	H: 1 LOB: 1 BB: 0 P: 6	R: 2 E: 0 K: 0 S: 5	H: 2 LOB: 0 BB: 0 P: 5	R: 0 E: 0 K: 1 S: 5	H: 0 LOB: 0 BB: 0 P: 5	1B: 4 2B: 2 3B: 0 HR: 3	SF: 0 SAC: 1 DP: 0 HBP: 0	WP: 0 PB: 0 SB: 0 CS: 0	PA: 37
PITCHER	IP WLS BF H R ER SO BB IBB HBP BLK WP HR S P ERA WHIP																					
Kevin Foster, R (1, 1) ERA: 5.77	6.1 L 27 7 4 4 6 1 0 0 0 0 2 38 42 5.68 1.263																					
Larry Casian, L (7, 1) ERA: 2.5	0.2 2 0 0 0 1 0 0 0 0 0 0 4 4 0.00 0.000																					
Kent Bottenfield, R (8, 1) ERA: 2.85	1.0 5 2 2 2 0 0 0 0 0 0 1 5 5 18.00 2.000																					
Mike Campbell, R (9, 1) ERA: 3.38	1.0 3 0 0 0 1 0 0 0 0 0 0 5 5 0.00 0.000																					

Philadelphia Phillies @ Chicago Cubs
Wrigley Field, Chicago, IL
Sun Sep 15 1996, 7:05 PM CDT
Att. 24,697 - Sunny - 63 F

livebaseballscorecards.com

AB	35
R	6
H	9
RBI	6
BB	1
SO	8
LOB	6



Batter	1	2	3	4	5	6	7	8	9
Brian McRae, S (1, 8) OBP: 0.361, SLG: 0.417	0-3 K ①		0-0 F9 ③			0-0 E 1B ①		0-0 F7 ①	
Ozzie Timmons, R (1, 9) OBP: 0.275, SLG: 0.372	0-3 K ②			0-3 K ①		0-0 F9 ①		0-3 K ②	
Mark Grace, L (1, 3) OBP: 0.402, SLG: 0.458	0-0 G4-3 ③			0-0 1B 1B		0-0 E3 G4-6-3 ①		0-0 G4-3 ③	
Luis Gonzalez, L (1, 7) OBP: 0.354, SLG: 0.437		0-0 G2-3 ①		0-0 F7 ②		0-0 G4-6-3 ② ③		0-3 K ①	
Dave Magadan, L (1, 5) OBP: 0.374, SLG: 0.382		0-0 G4-3 ②		0-0 1B 1B			0-0 23 1B 2B	0-3 K ②	
23 Ryne Sandberg, R (1, 4) OBP: 0.307, SLG: 0.439		0-3 K ③		0-0 F9 ③			0-0 2-H 1B ①	0-0 F8 ③	
Tyler Houston, L (1, 2) OBP: 0.330, SLG: 0.444			0-0 G4-3 ①		0-0 G4-3 ①		0-0 F7 ①		
Rey Sanchez, R (1, 6) OBP: 0.281, SLG: 0.257			0-0 G6-3 ②		0-0 F9 ②		0-3 K ②		
Brant Brown, L (7, PH) OBP: 0.346, SLG: 0.580									
Kent Bottenfield, R (8, 1) OBP: 0.500, SLG: 0.500									
Mike Campbell, R (9, 1) OBP: 0.400, SLG: 0.600									
Kevin Foster, R (1, 1) OBP: 0.429, SLG: 0.522			0-0 2B		0-3 K ③		0-3 K ③		
Larry Casian, R (7, 1)									
Robin Jennings, L (7, PH) OBP: 0.176, SLG: 0.235									
José Hernández, R (8, 6) OBP: 0.296, SLG: 0.392									

Inning Stats	R: 0	H: 0	E: 0	K: 2	S: 7	R: 0	H: 0	E: 0	K: 1	S: 5	R: 0	H: 1	E: 0	K: 0	S: 4	R: 0	H: 2	E: 0	K: 1	S: 7	R: 0	H: 0	E: 0	K: 1	S: 5	R: 0	H: 1	E: 1	K: 0	S: 4	R: 1	H: 2	E: 0	K: 2	S: 9	R: 0	H: 0	E: 0	K: 1	S: 5	R: 0	H: 0	E: 0	K: 2	S: 7	1B: 4	2B: 2	3B: 0	HR: 0	SF: 0	SAC: 0	DP: 1	HBP: 0	WP: 0	PB: 0	SB: 0	CS: 0	PA: 33
PITCHER Curt Schilling, R (1, 1) ERA: 3.17	IP	WLS	BF	H	R	ER	SO	BB	IBB	HBP	BLK	WP	HR	S	P	ERA	WHIP																IP	WLS	BF	H	R	ER	SO	BB	IBB	HBP	BLK	WP	HR	S	P	ERA	WHIP									

BOTTOM

Philadelphia Phillies @ Chicago Cubs
 Wrigley Field, Chicago, IL
 Sun Sep 15 1996, 7:05 PM CDT
 Att. 24,697 - Sunny - 63 F

livebaseballscorecards.com

AB	33
R	1
H	6
RBI	1
BB	0
SO	10
LOB	11



Batter	1	2	3	4	5	6	7	8	9	AB R H RBI BB SO LOB	TOP											
Brian McRae, S (1, 8) OBP: 0.359, SLG: 0.413	2-1 F8		0-1 F8		2-1 G4-3		0-1 FC6-2		3-2 G5-3	5 0 0 0 0 0 2												
Ozzie Timmons, R (1, 9) OBP: 0.274, SLG: 0.368	0-2 G4-3		1-2 F8		1-0 F8		3-2 F9		0-1 F9	4 0 1 0 0 0 1												
Robin Jennings, L (9, PH) OBP: 0.167, SLG: 0.222	1B						1-2			1 0 0 0 0 0 1												
Mark Grace, L (1, 3) OBP: 0.401, SLG: 0.456	0-0 G4-3		3-1 P6			1-1 L9		0-0 23 HR		4 1 1 0 0 0 1												
23 Ryne Sandberg, R (1, 4) OBP: 0.311, SLG: 0.449	4-2 BB				4-1 1B		0-1 1B			2 2 2 2 2 0 0												
Leo Gomez, R (1, 5) OBP: 0.345, SLG: 0.440	3-2 P6				1-2 1B		2-1 F8		1-2 F8	4 0 1 0 0 0 3												
Scott Servais, R (1, 2) OBP: 0.328, SLG: 0.383		2-1 P4		0-3 K		3-1 1B		0-0 F7		4 0 1 1 0 1 2												
Luis Gonzalez, L (1, 7) OBP: 0.353, SLG: 0.436		1-2 G6-3		2-3 K		0-3 K		2-2 G4-3		4 0 1 0 0 2 3												
Rey Sanchez, R (1, 6) OBP: 0.281, SLG: 0.262		2-2 G6-3		1-0 F9			1-2 SH5-4		1-1 G4-3	3 0 1 0 0 0 3												
Dave Magadan, L (9, PH) OBP: 0.372, SLG: 0.380		SAFE					FC6-2			1 0 0 0 0 0 0												
Frank Castillo, R (1, 1) OBP: 0.125, SLG: 0.093		0-3 K			2-3 K				2-2 G5-3	2 0 0 0 0 2 1												
Bob Patterson, R (8, 1) OBP: 0.333, SLG: 0.333							1-1 SH5-4			0 0 0 0 0 0 0												
Turk Wendell, L (8, 1) OBP: 0.667, SLG: 0.500										0 0 0 0 0 0 0												
Scott Bullett, L (8, 7) OBP: 0.256, SLG: 0.308										1 0 1 0 0 0 0												
Inning Stats	R: 0 E: 0 K: 0 S: 12	H: 1 LOB: 2 BB: 1 P: 21	R: 0 E: 0 K: 1 S: 12	H: 1 LOB: 1 BB: 0 P: 17	R: 0 E: 0 K: 0 S: 7	H: 0 LOB: 0 BB: 0 P: 11	R: 0 E: 0 K: 2 S: 9	H: 1 LOB: 2 BB: 1 P: 16	R: 0 E: 0 K: 1 S: 7	H: 0 LOB: 0 BB: 0 P: 12	R: 1 E: 0 K: 1 S: 11	H: 2 LOB: 1 BB: 0 P: 17	R: 0 E: 0 K: 0 S: 11	H: 1 LOB: 1 BB: 0 P: 16	R: 2 E: 0 K: 0 S: 13	H: 2 LOB: 0 BB: 0 P: 19	R: 0 E: 0 K: 0 S: 10	H: 1 LOB: 1 BB: 0 P: 16	1B: 6 2B: 2 3B: 0 HR: 1	SF: 0 SAC: 1 DP: 0 HBP: 0	WP: 0 PB: 0 SB: 1 CS: 0	PA: 38
PITCHER	IP WLS BF H R ER SO BB IBB HBP BLK WP HR S P ERA WHIP																					
Donovan Osborne, L (1, 1) ERA: 3.53	8.0 W 34 8 3 3 5 2 0 0 0 0 0 1 82 129 3.38 1.250																					
Dennis Eckersley, R (9, 1) ERA: 3.5	0.1 2 1 0 0 0 0 0 0 0 0 0 0 5 8 0.00 3.000																					
Rick Honeycutt, L (9, 1) ERA: 2.98	0.1 1 0 0 0 0 0 0 0 0 0 0 0 3 6 0.00 0.000																					
T.J. Mathews, R (9, 1) ERA: 2.73	0.1 S 1 0 0 0 0 0 0 0 0 0 0 0 2 2 0.00 0.000																					

Chicago Cubs @ St. Louis Cardinals
 Busch Stadium, St. Louis, MO
 Tue Sep 17 1996, 7:05 PM CDT
 Att. 29,612 - Unknown - 73 F

livebaseballscorecards.com

AB	35
R	3
H	9
RBI	3
BB	2
SO	5
LOB	17



Batter	1	2	3	4	5	6	7	8	9
Ozzie Smith, S OBP: 0.373, SLG: 0.392 (1, 6)	1-1 CS 1B			3-2 L9 1B 2B	2-2 CS 1-2	2-0 F8		0-1 3B 1-H	
Ray Lankford, L OBP: 0.367, SLG: 0.500 (1, 8)	3-3 SAFE K 1-2			2-1 L9 2-3		0-3 K		2-2 HR 3B	
Ron Gant, R OBP: 0.362, SLG: 0.514 (1, 7)	2-0 P3			3-2 1B 3-H		0-2 1B		0-2 G4-3 3-H	
Brian Jordan, R OBP: 0.349, SLG: 0.484 (1, 9)			1-3 K	3-2 SAFE S 1B 1-3		0-3 SAFE K		1-1 HR 3-H	
Gary Gaetti, R OBP: 0.320, SLG: 0.458 (1, 5)			2-2 P2	1-3 K 1-2		1-0 F9		1-0 F8	
Dmitri Young, S OBP: 0.412, SLG: 0.333 (1, 3)			1-2 L8	2-3 K		0-0 L7			
John Mabry, L OBP: 0.336, SLG: 0.422 (9, 3)									
Tom Pagnozzi, R OBP: 0.317, SLG: 0.437 (1, 2)			3-1 F9		0-0 F8		1-2 F7		
Mike Gallego, R OBP: 0.290, SLG: 0.238 (1, 4)			2-1 F9		2-2 G5-3			0-0 3B 1B	
Donovan Osborne, S OBP: 0.267, SLG: 0.351 (1, 1)			0-3 K		2-0 CS 1B		0-0 F9		
Royce Clayton, R OBP: 0.319, SLG: 0.366 (8, PH)									
Dennis Eckersley, R (9, 1)									
Rick Honeycutt, L (9, 1)									
T.J. Mathews, R (9, 1)									

AB	R	H	RBI	BB	SO	LOB
4	2	3	1	0	0	0
4	1	1	1	0	2	2
4	0	2	1	0	0	1
4	1	2	2	0	2	1
4	0	0	0	0	1	2
3	0	0	0	0	1	2
0	0	0	0	0	0	0
3	0	0	0	0	0	0
3	1	1	0	0	0	0
2	0	1	0	0	1	0
1	0	0	0	0	0	1
0	0	0	0	0	0	0
0	0	0	0	0	0	0
0	0	0	0	0	0	0

WP	PA
0	33
0	
1	
2	
1	

Inning Stats	R	H	E	K	S	P	IP	WLS	BF	H	R	ER	SO	BB	IBB	HBP	BLK	WP	HR	S	P	ERA	WHIP
Frank Castillo, R ERA: 4.98 (1, 1)	0	1	0	7	13	7	7.1		27	7	2	2	7	0	0	0	0	0	0	70	109	2.46	0.955
Bob Patterson, L ERA: 3.08 (8, 1)	0	0	0	2	0	5	0.0	L	2	2	1	1	0	0	0	0	0	0	5	7			
Turk Wendell, R ERA: 2.5 (8, 1)	0	0	0	3	0	6	0.2		3	1	2	2	0	0	0	0	0	0	6	8	27.00	1.500	

Chicago Cubs @ St. Louis Cardinals
 Busch Stadium, St. Louis, MO
 Tue Sep 17 1996, 7:05 PM CDT
 Att: 29,612 - Unknown - 73 F

AB	32
R	5
H	10
RBI	5
BB	0
SO	7
LOB	9



Batter	1	2	3	4	5	6	7	8	9	AB	R	H	RBI	BB	SO	LOB	TOP																						
Brian McRae, S (1, 8) <small>OBP: 0.358, SLG: 0.412</small> Scott Bullett, L (3, 8) <small>OBP: 0.255, SLG: 0.306</small> Doug Glanville, R (8, PH) <small>OBP: 0.258, SLG: 0.390</small>	0-3 		3-3 			2-1 		1-2 		2 0 0 0 0 2 0 1 0 0 0 0 0 0 1 0 1 0 0 0 0																													
Robin Jennings, L (1, 9) <small>OBP: 0.190, SLG: 0.286</small> Ozzie Timmons, R (8, PH) <small>OBP: 0.272, SLG: 0.366</small>	1-1 			1-1 		2-1 		2-2 		3 0 1 0 0 0 0 1 0 0 0 0 0 2																													
Mark Grace, L (1, 3) <small>OBP: 0.400, SLG: 0.453</small>	3-3 			1-0 			4-2 	0-2 		3 1 0 1 1 1 2																													
Luis Gonzalez, L (1, 7) <small>OBP: 0.353, SLG: 0.434</small> Leo Gomez, R (8, PH) <small>OBP: 0.344, SLG: 0.438</small> Jim Bullinger, R (8, 1) <small>OBP: 0.368, SLG: 0.531</small>		0-1 		4-1 		3-2 		0-0 		2 0 0 0 1 0 1 1 0 0 0 0 0 1 0 0 0 0 0 0 0																													
Dave Magadan, L (1, 5) <small>OBP: 0.369, SLG: 0.371</small>		2-3 		0-0 		3-2 			4-1 	3 0 0 0 1 1 3																													
23 Ryne Sandberg, R (1, 4) <small>OBP: 0.313, SLG: 0.450</small>		2-2 			0-1 		4-0 		3-2 	3 0 1 0 1 0 1																													
Scott Servais, R (1, 2) <small>OBP: 0.330, SLG: 0.391</small>		2-3 			2-0 		0-0 		0-1 	4 1 2 2 0 1 1																													
Rey Sanchez, R (1, 6) <small>OBP: 0.278, SLG: 0.259</small> Tyler Houston, L (9, PH) <small>OBP: 0.328, SLG: 0.440</small>			0-1 		3-3 		3-3 		0-0 	3 0 0 0 0 2 2 1 0 0 0 0 0 0																													
Steve Trachsel, R (1, 1) <small>OBP: 0.129, SLG: 0.197</small> Brant Brown, L (8, PH) <small>OBP: 0.340, SLG: 0.569</small> Kent Bottenfield, R (6, 1) <small>OBP: 0.600, SLG: 0.900</small> Mike Campbell, R (7, 1) <small>OBP: 0.400, SLG: 0.600</small> Brooks Kieschnick, L (8, PH) <small>OBP: 0.333, SLG: 0.357</small>			0-0 			1-2 		0-0 		1 0 0 0 0 0 0 1 0 1 1 1 0 0 0 0																													
Inning Stats	R: 0 E: 0 K: 2 S: 13	H: 0 LOB: 0 BB: 0 P: 17	R: 0 E: 0 K: 2 S: 11	H: 1 LOB: 1 BB: 0 P: 17	R: 0 E: 0 K: 1 S: 6	H: 0 LOB: 0 BB: 0 P: 9	R: 0 E: 0 K: 0 S: 5	H: 1 LOB: 1 BB: 1 P: 11	R: 0 E: 0 K: 1 S: 6	H: 0 LOB: 0 BB: 0 P: 11	R: 0 E: 0 K: 0 S: 8	H: 0 LOB: 0 BB: 0 P: 13	R: 1 E: 0 K: 1 S: 13	H: 1 LOB: 2 BB: 2 P: 30	R: 1 E: 0 K: 0 S: 11	H: 2 LOB: 1 BB: 0 P: 14	R: 1 E: 0 K: 0 S: 9	H: 1 LOB: 0 BB: 1 P: 16	1B: 3 2B: 2 3B: 0 HR: 1	SF: 0 SAC: 0 DP: 2 HBP: 0	WP: 0 PB: 0 SB: 0 CS: 0	PA: 35																	
PITCHER	IP	WLS	BF	H	R	ER	SO	BB	IBB	HBP	BLK	WP	HR	S	P	ERA	WHIP					PITCHER	IP	WLS	BF	H	R	ER	SO	BB	IBB	HBP	BLK	WP	HR	S	P	ERA	WHIP
Todd Stottlemyre, R (1, 1) <small>ERA: 3.96</small>	7.0	W	27	4	2	2	7	3	0	0	0	0	0	63	109	2.57	1.000																						
Tony Fossas, L (8, 1) <small>ERA: 2.6</small>	1.0		5	1	1	1	0	1	0	0	0	0	0	11	18	9.00	2.000																						
Dennis Eckersley, R (9, 1) <small>ERA: 3.6</small>	1.0	S	3	1	0	0	0	0	0	0	0	0	1	8	11	0.00	1.000																						

Chicago Cubs @ St. Louis Cardinals
 Busch Stadium, St. Louis, MO
 Wed Sep 18 1996, 7:05 PM CDT
 Att. 32,843 - Unknown - 74 F

livebaseballscorecards.com

AB	31
R	3
H	6
RBI	3
BB	4
SO	7
LOB	13



Batter	1	2	3	4	5	6	7	8	9
Royce Clayton, R OBP: 0.320, SLG: 0.372 (1, 6)	2-2 1B		0-0 HR	1-0 FC6-4 1-2f		0-0 G1-3		1-0 G6-3 1-2f	
Ray Lankford, L OBP: 0.365, SLG: 0.496 (1, 8)	1-3 K 1-2		0-1 G4-3		0-3 K		1-0 F7		
Ron Gant, R OBP: 0.363, SLG: 0.522 (1, 7)	2-3 K			0-0 1B SF7 1B	1-3 K		2-0 HR		
Brian Jordan, R OBP: 0.352, SLG: 0.484 (1, 9)	2-2 G5-3			1-0 WP G6-3 1B	1-0 HBP		4-1 1B BB		
Gary Gaetti, R OBP: 0.321, SLG: 0.457 (1, 5)		2-3 K2-3		4-2 1B WP BB	0-0 G3		2-1 1B		
John Mabry, L OBP: 0.336, SLG: 0.421 (1, 3)		0-0 G6-3		1-1 SF7		0-1 SH1-3 1B	2-3 K		
Tom Pagnozzi, R OBP: 0.314, SLG: 0.432 (1, 2)		1-3 K		3-H 2-2 G6-3 1-2 2-H		3-2 P4	0-1 G6-3		
Luis Alicea, S OBP: 0.353, SLG: 0.386 (1, 4)			1-3 K2-3	4-0 1B IBB		2-2 SH1-3 1B	3-1 G3-1		
Todd Stottlemyre, L OBP: 0.314, SLG: 0.238 (1, 1)			2-2 G6-3	0-0 FC6-4 1B		1-0 SH1-3	1-2 G6-3 1B		
Tony Fossas, L (8, 1)									
David Bell, R OBP: 0.264, SLG: 0.277 (8, 5)									
Willie McGee, S OBP: 0.341, SLG: 0.415 (8, PH)									
Mike Gallego, R OBP: 0.290, SLG: 0.238 (9, 5)									

Inning Stats	R: 0	H: 1	E: 0	K: 2	S: 13	R: 0	H: 0	E: 0	K: 2	S: 8	R: 1	H: 1	E: 0	K: 1	S: 10	R: 3	H: 3	E: 0	K: 0	S: 11	R: 0	H: 0	E: 0	K: 2	S: 7	R: 0	H: 2	E: 0	K: 0	S: 17	R: 1	H: 2	E: 0	K: 1	S: 11	R: 0	H: 1	E: 0	K: 0	S: 6
	LOB: 1	BB: 0	LOB: 0	BB: 0		LOB: 0	BB: 0	LOB: 2	BB: 2		LOB: 0	BB: 0	LOB: 1	BB: 0		LOB: 2	BB: 0	LOB: 2	BB: 0		LOB: 0	BB: 0	LOB: 0	BB: 0		LOB: 2	BB: 1	LOB: 0	BB: 0		LOB: 0	BB: 0	LOB: 0	BB: 0		LOB: 0	BB: 0	LOB: 0	BB: 0	

PITCHER	IP	WLS	BF	H	R	ER	SO	BB	IBB	HBP	BLK	WP	HR	S	P	ERA	WHIP
Steve Trachsel, R ERA: 3.0 (1, 1)	5.0	L	23	5	4	4	7	1	1	1	0	1	1	49	77	7.20	1.200
Kent Bottenfield, R ERA: 2.8 (6, 1)	1.0		5	2	0	0	0	0	0	0	0	0	0	17	23	0.00	2.000
Mike Campbell, R ERA: 3.58 (7, 1)	1.0		6	2	1	1	1	1	0	0	0	0	1	11	22	9.00	3.000
Jim Bullinger, R ERA: 6.55 (8, 1)	1.0		3	1	0	0	0	0	0	0	0	0	0	6	11	0.00	1.000

AB	R	H	RBI	BB	SO	LOB
5	1	2	1	0	0	5
4	0	0	0	0	2	1
4	2	2	1	0	2	1
2	1	1	0	1	0	1
3	1	1	0	1	1	1
3	0	1	1	0	1	2
4	0	0	1	0	1	4
3	0	1	0	1	1	0
2	0	1	1	0	0	0
0	0	0	0	0	0	0
0	0	0	0	0	0	0
1	0	1	0	0	0	0
0	0	0	0	0	0	0

AB	31	R	5	H	10	RBI	5	BB	3	SO	8	LOB	15
WP:	1	PA:	37	PB:	0	SB:	2	CS:	0				

Chicago Cubs @ St. Louis Cardinals
 Busch Stadium, St. Louis, MO
 Wed Sep 18 1996, 7:05 PM CDT
 Att: 32,843 - Unknown - 74 F

livebaseballscorecards.com



Batter	1	2	3	4	5	6	7	8	9	10	11	12	13	AB	R	H	RBI	BB	SO	LOB	TOP																					
Brian McRae, S (1, 8) OBP: 0.362, SLG: 0.417	0-1 HR		4-1 1B BB		1-0 HBP		2-0 F8		4-0 IBB			4-2 FC4-6 BB		2	2	1	1	3	0	1																						
Robin Jennings, L (1, 9) OBP: 0.148, SLG: 0.222	1-1 G4-3		2-2 G4-3		2-2 G4-6-3			1-3 K	1-2 F7			0-1 F7		6	0	0	0	0	1	6																						
Mark Grace, L (1, 3) OBP: 0.399, SLG: 0.454	3-1 L9		2-1 P4			3-1 1B		1-1 G3-1		0-1 1B 23 F7-2 2B		2-1 FC4-6		6	0	2	0	0	0	2																						
Luis Gonzalez, L (1, 7) Doug Glanville, R (8, PH) OBP: 0.353, SLG: 0.433 OBP: 0.262, SLG: 0.387	2-0 G4-3		0-0 1B			3-1 G4-6-3		2-1 F9		1-3 K		1-1 FC6-4 1B		3	0	1	1	0	0	1																						
Dave Magadan, L (1, 5) Terry Shumpert, R (9, PR) José Hernández, R (9, 6) OBP: 0.372, SLG: 0.375 OBP: 0.273, SLG: 0.414 OBP: 0.297, SLG: 0.393		2-2 1B	2-2 G3			3-2 G1-3		2-1 23 FC6-4 1B		0-1 1B		2-2 FC6-4		4	0	2	0	0	0	1																						
23 Ryne Sandberg, R (1, 4) OBP: 0.313, SLG: 0.447		1-1 SAFE F7		1-1 P6			2-1 FC4-3 1B		1-2 FC6-4 2B 1-2f G6-3		2-2 F7-2		4-0 CS BB	5	1	1	0	1	0	4																						
Scott Servais, R (1, 2) Tyler Houston, L (6, 2) OBP: 0.328, SLG: 0.389 OBP: 0.325, SLG: 0.442		2-3 K		1-0 G6-3			2-1 FC4-3 G5-3 E 1-2f		0-0 G6-3 2B			2-3 K		2	0	0	0	0	1	1																						
Rey Sanchez, R (1, 6) Brant Brown, L (9, PH) Leo Gomez, R (9, 5) OBP: 0.279, SLG: 0.260 OBP: 0.352, SLG: 0.569 OBP: 0.342, SLG: 0.436		3-2 1B		2-2 F9			1-1 G5-3 1-H		4-0 G6-3 IBB			1-1 P3		4	1	1	0	0	1	2																						
Jaime Navarro, R (1, 1) Scott Bullitt, R (7, PH) Terry Adams, R (7, 1) Bob Patterson, R (8, 1) Brooks Kieschnick, L (8, PH) Turk Wendell, L (8, 1) Ozzie Timmons, R (11, PH) Mike Campbell, R (11, 1) OBP: 0.159, SLG: 0.149 OBP: 0.259, SLG: 0.306 OBP: 0.313, SLG: 0.333 OBP: 0.667, SLG: 0.500 OBP: 0.270, SLG: 0.363 OBP: 0.400, SLG: 0.600		1-1 P3				1-3 K		4-2 BB		0-0 G6-3		0-0 P2		2	0	0	0	0	1	2																						
Inning Stats	R: 1 E: 0 K: 0 S: 7	H: 1 LOB: 0 BB: 0 P: 13	R: 0 E: 0 K: 1 S: 15	H: 2 LOB: 2 BB: 0 P: 24	R: 1 E: 0 K: 0 S: 10	H: 1 LOB: 1 BB: 1 P: 20	R: 0 E: 0 K: 0 S: 6	H: 0 LOB: 0 BB: 0 P: 10	R: 0 E: 0 K: 1 S: 8	H: 0 LOB: 0 BB: 0 P: 12	R: 0 E: 0 K: 0 S: 7	H: 1 LOB: 0 BB: 0 P: 16	R: 1 E: 1 K: 0 S: 10	H: 1 LOB: 1 BB: 1 P: 21	R: 0 E: 0 K: 1 S: 7	H: 0 LOB: 0 BB: 0 P: 11	R: 1 E: 0 K: 0 S: 12	H: 2 LOB: 3 BB: 2 P: 24	R: 0 E: 0 K: 1 S: 10	H: 2 LOB: 1 BB: 0 P: 13	R: 0 E: 0 K: 1 S: 7	H: 0 LOB: 0 BB: 0 P: 10	R: 0 E: 0 K: 0 S: 14	H: 1 LOB: 2 BB: 1 P: 23	R: 0 E: 0 K: 0 S: 5	H: 0 LOB: 0 BB: 1 P: 14	1B: 8 2B: 3 3B: 0 HR: 1	SF: 0 SAC: 0 DP: 3 HBP: 1	WP: 0 PB: 0 SB: 0 CS: 1	PA: 54												
PITCHER	IP WLS BF H R ER SO BB IBB HBP BLK WP HR S P ERA WHIP	PITCHER Rich Batchelor, R (11, 1) ERA: 1.64 Cory Bailey, R (12, 1) ERA: 3.31										IP WLS BF H R ER SO BB IBB HBP BLK WP HR S P ERA WHIP																														
Andy Benes, R (1, 1) ERA: 3.82	7.0		28	6	3	2	2	2	0	0	0	0	0	0	0	0	5	7	0.00	0.000																						
Mark Petkovsek, R (8, 1) ERA: 3.72	0.2		2	0	0	0	1	0	0	0	0	0	0	0	0	0	0	0	0.00	0.000																						
Tony Fossas, L (8, 1) ERA: 2.78	0.1		2	1	1	1	0	0	0	0	0	0	0	0	0	0	4	8	27.00	3.000																						
T.J. Mathews, R (9, 1) ERA: 2.7	1.0		6	1	0	0	0	0	2	0	0	0	0	0	0	0	10	20	0.00	1.000																						
Dennis Eckerley, R (10, 1) ERA: 3.54	1.0		4	2	0	0	1	0	0	0	0	0	0	0	0	0	10	13	0.00	2.000																						

Chicago Cubs @ St. Louis Cardinals
Busch Stadium, St. Louis, MO
Thu Sep 19 1996, 7:05 PM CDT
Att: 34,923 - Unknown - 72 F

AB	46
R	4
H	11
RBI	3
BB	6
SO	5
LOB	26



Batter	1	2	3	4	5	6	7	8	9	10	11	12	13	AB R H RBI BB SO LOB
Ozzie Smith, S OBP: 0.376, SLG: 0.397	0-1 WP FC1-2 2B	0-1 G4-6-3 1-2f			1-0 1B		1-1 G3-1			4-2 BB G4-6-3		2-1 P3		5 0 2 0 1 0 1
Ray Lankford, L OBP: 0.365, SLG: 0.492	4-0 FC1-2 2B BB		4-2 HBP G5-3 BB		2-3 K		2-2 G5-3			3-2 G4-6-3 1-2f		3-3 K		4 2 0 0 2 2 2
Ron Gant, R OBP: 0.367, SLG: 0.519	4-1 FC1-2 2B BB		4-1 G5-3 HBP BB		1-1 L8		3-3 K			4-2 1B BB		4-2 BB		2 1 0 0 4 1 1
Willie McGee, S OBP: 0.342, SLG: 0.414	1-3 K		1-1 G5-3 HBP		2-2 G3		1-0 F9			1-0 FC6-4 1B		1-1 F8		1 0 0 0 0 0 1 3
Mark Sweeney, L OBP: 0.309, SLG: 0.377														1 0 0 0 0 0 0 1
Danny Sheaffer, R OBP: 0.293, SLG: 0.353														1 0 0 0 0 0 0 0
Brian Jordan, R OBP: 0.302, SLG: 0.484														0 0 0 0 0 0 0 0
Dmitri Young, S OBP: 0.401, SLG: 0.353														2 0 1 0 0 0 0 1
John Mabry, L OBP: 0.336, SLG: 0.422	0-0 FC1-2 2B		1-1 G5-3		2-1 F7		1-2 1B			1-0 FC6-4			0-0 SH3 1B 2B	6 1 2 0 0 0 7
Miguel Mejia, R OBP: 0.063, SLG: 0.063	1-2 2-3 3-Hf		1-2 2-3f 3-H											0 1 0 0 0 0 0
Gary Gaetti, R OBP: 0.322, SLG: 0.459	1-0 1-H 2-H 3-H		0-0 G4-3		2-0 1B		1-2 F8					0-0 F7	1-1 SH3	5 0 2 3 0 0 2
Tom Pagnozzi, R OBP: 0.314, SLG: 0.429	2-1 F9				1-0 F9								2-2 1B	5 0 1 1 1 0 2
Luis Alcega, S OBP: 0.348, SLG: 0.381		0-0 L9		0-1 G4-3		2-2 G3				0-1 G4-3		0-1 F9		5 0 0 0 0 0 2
Andy Benes, R Terry Letcher, L Mark Patterson, R Tony Fossas, L T.J. Mathews, R Royce Clayton, R Dennis Eckersley, R Rich Bakula, R Mike Gallego, R Cory Lidle, R		1-1 G4-6-3 1B		2-3 K			1-0 F7			1-2 F8		3-1 F8		2 0 1 0 0 0 1 0

Inning Stats	R: 3	H: 2	E: 0	K: 1	S: 10	LOB: 1	BB: 2	P: 22	R: 0	H: 1	E: 0	K: 0	S: 5	LOB: 0	BB: 0	P: 6	R: 1	H: 0	E: 0	K: 0	S: 7	LOB: 1	BB: 2	P: 17	R: 0	H: 0	E: 0	K: 1	S: 7	LOB: 0	BB: 0	P: 9	R: 0	H: 1	E: 0	K: 0	S: 10	LOB: 1	BB: 0	P: 16	R: 0	H: 1	E: 0	K: 1	S: 16	LOB: 1	BB: 22	R: 0	H: 1	E: 0	K: 0	S: 9	LOB: 0	BB: 0	P: 10	R: 0	H: 1	E: 0	K: 1	S: 16	LOB: 1	BB: 22	R: 0	H: 0	E: 0	K: 0	S: 8	LOB: 0	BB: 0	P: 12	R: 0	H: 1	E: 0	K: 0	S: 9	LOB: 2	BB: 2	P: 22	R: 0	H: 0	E: 0	K: 1	S: 8	LOB: 1	BB: 1	P: 15	R: 0	H: 0	E: 0	K: 1	S: 9	LOB: 1	BB: 1	P: 19	R: 1	H: 2	E: 0	K: 0	S: 6	LOB: 2	BB: 0	P: 9	1B: 6	2B: 3	3B: 0	HR: 0	SF: 0	SAC: 1	DP: 3	HBP: 1	WP: 1	PA: 52
--------------	------	------	------	------	-------	--------	-------	-------	------	------	------	------	------	--------	-------	------	------	------	------	------	------	--------	-------	-------	------	------	------	------	------	--------	-------	------	------	------	------	------	-------	--------	-------	-------	------	------	------	------	-------	--------	--------	------	------	------	------	------	--------	-------	-------	------	------	------	------	-------	--------	--------	------	------	------	------	------	--------	-------	-------	------	------	------	------	------	--------	-------	-------	------	------	------	------	------	--------	-------	-------	------	------	------	------	------	--------	-------	-------	------	------	------	------	------	--------	-------	------	-------	-------	-------	-------	-------	--------	-------	--------	-------	--------

PITCHER	IP	WLS	BF	H	R	ER	SO	BB	IBB	HBP	BLK	WP	HR	S	P	ERA	WHIP
Jaime Navarro, R ERA: 3.75	(1, 1)	6.0	26	5	4	4	3	4	0	1	0	1	0	48	86	6.00	1.500
Terry Adams, R ERA: 3.09	(7, 1)	1.1	4	0	0	0	1	0	0	0	0	0	0	12	19	0.00	0.000
Bob Patterson, L ERA: 3.04	(8, 1)	0.2	3	1	0	0	0	0	0	0	0	0	0	10	13	0.00	1.500
Turk Wendell, R ERA: 2.43	(9, 1)	2.0	8	1	0	0	0	2	0	0	0	0	0	17	34	0.00	1.500
Mike Campbell, R ERA: 3.6	(11, 1)	2.1	L 11	2	1	1	1	2	0	0	0	0	0	23	43	3.86	1.714

Chicago Cubs @ St. Louis Cardinals
 Busch Stadium, St. Louis, MO
 Thu Sep 19 1996, 7:05 PM CDT
 Att: 34,923 - Unknown - 72 F

AB	R	H	RBI	BB	SO	LOB
42	5	9	4	8	5	23



Batter	1	2	3	4	5	6	7	8	9	AB R H RBI BB SO LOB	TOP			
Scott Bullett, L (1, 8) OBP: 0.261, SLG: 0.307 Ozzie Timmons, R (8, PH) OBP: 0.275, SLG: 0.363 (8, 9)	0-2 CS 1B		0-0 G6-3		2-2 G4-3			4-1 S 23 1B BB		3 0 1 0 0 0 2 0 1 0 0 1 0 0				
Robin Jennings, L (1, 9) OBP: 0.133, SLG: 0.200 23 Ryne Sandberg, R (8, PH) OBP: 0.314, SLG: 0.448 Brooks Kieschnick, L (8, 7) OBP: 0.313, SLG: 0.333	0-1 F9 1-2		1-1 G3-1		0-0 F7			0-1 S 1B 1B		3 0 0 0 0 0 1 1 1 1 0 0 0 0 0 0 0 0 0 0 0				
Brant Brown, L (1, 3) OBP: 0.351, SLG: 0.611 Leo Gomez, R (8, PH) OBP: 0.341, SLG: 0.435 (8, 5)	0-1 G3-1		0-0 HR		0-1 F7			3-3 K 1-2 2-3		3 1 1 1 0 0 0 1 0 0 0 0 1 2				
Luis Gonzalez, L (1, 7) OBP: 0.351, SLG: 0.430 Brian McRae, S (8, PH) OBP: 0.363, SLG: 0.418 Kent Bottenfield, R (8, 1) OBP: 0.500, SLG: 0.500 Bob Patterson, R (8, 1) OBP: 0.333, SLG: 0.333		0-1 P6	0-0 F7		0-1 G4-3			1-0 PB 1B 2-H 3-H		3 0 0 0 0 0 0 1 0 1 2 0 0 0 0 0 0 0 0 0 0 0 0 0 0 0 0 0				
Dave Magadan, L (1, 5) OBP: 0.364, SLG: 0.365 (8, 3)		2-3 K	2-1 G6-3		0-1 L3			1-2 G3 1-2		4 0 0 0 0 1 1				
Tyler Houston, L (1, 2) OBP: 0.333, SLG: 0.448 Mike Hubbard, R (9, PH) OBP: 0.103, SLG: 0.184		0-0 L5		0-0 G6-3 S 2B 1B			1-1 G1-3 1B		0-0 G4-3	3 1 2 0 0 0 0 1 0 0 0 0 0 0				
José Hernández, R (1, 6) OBP: 0.297, SLG: 0.389			4-1 S BB		2-3 K 1-2			0-1 G1-3 1-2		3 0 0 0 1 2 2				
Todd Haney, R (1, 4) OBP: 0.225, SLG: 0.167 Mark Grace, L (9, PH) OBP: 0.399, SLG: 0.453			1-3 K 1 SAFE		1-0 G6-3 2-3			0-1 G1-3		3 0 0 0 0 1 3 1 0 0 0 0 1 0				
Kevin Foster, R (1, 1) OBP: 0.433, SLG: 0.560 Amaury Telemaco, R (5, 1) OBP: 0.133, SLG: 0.103 Larry Casian, R (6, 1) Jim Bullinger, R (7, 1) OBP: 0.366, SLG: 0.531 Doug Glanville, R (8, PH) OBP: 0.258, SLG: 0.381 (8, 8)			0-3 K 1-2		3-2 K 3-H 2B			1-3 K		2 0 1 1 0 1 1 0 1 0 0 0 0 1 0				
Inning Stats	R: 0 H: 1 E: 0 LOB: 0 K: 0 BB: 0 S: 7 P: 7	R: 0 H: 0 E: 0 LOB: 0 K: 1 BB: 0 S: 6 P: 8	R: 0 H: 0 E: 0 LOB: 1 K: 2 BB: 1 S: 8 P: 13	R: 1 H: 1 E: 0 LOB: 0 K: 0 BB: 0 S: 6 P: 9	R: 1 H: 2 E: 0 LOB: 1 K: 1 BB: 0 S: 12 P: 20	R: 0 H: 0 E: 0 LOB: 0 K: 0 BB: 0 S: 5 P: 5	R: 0 H: 1 E: 0 LOB: 1 K: 0 BB: 0 S: 8 P: 9	R: 2 H: 2 E: 0 LOB: 1 K: 2 BB: 1 S: 15 P: 25	R: 0 H: 0 E: 0 LOB: 0 K: 2 BB: 0 S: 9 P: 13	1B: 5 SF: 0 2B: 1 SAC: 0 3B: 0 DP: 0 HR: 1 HBP: 0	WP: 0 PA: 35 PB: 1 SB: 4 CS: 1			
PITCHER	IP WLS BF H R ER SO BB IBB HBP BLK WP HR S P ERA WHIP												PITCHER	IP WLS BF H R ER SO BB IBB HBP BLK WP HR S P ERA WHIP
Jon Lieber, R (1, 1) ERA: 3.91	7.0 W 26 5 2 2 4 1 0 0 0 0 0 1 52 71 2.57 0.857													
Dan Plesac, L (8, 1) ERA: 4.16	1.0 6 2 2 2 2 1 0 0 0 0 0 0 15 25 18.00 3.000													
John Ericks, R (9, 1) ERA: 5.4	1.0 S 3 0 0 0 2 0 0 0 0 0 0 0 9 13 0.00 0.000													

Chicago Cubs @ Pittsburgh Pirates
 Three Rivers Stadium, Pittsburgh, PA

Fri Sep 20 1996, 7:05 PM EDT
 Att. 19,285 - Unknown - 74 F

livebaseballscorecards.com

AB	33
R	4
H	7
RBI	4
BB	2
SO	8
LOB	12



Batter	1	2	3	4	5	6	7	8	9	AB	R	H	RBI	BB	SO	LOB	BOTTOM
Jermaine Allensworth, R (1, 8) <small>OBP: 0.336, SLG: 0.386</small> 										4	1	2	0	1	1	0	Chicago Cubs @ Pittsburgh Pirates Three Rivers Stadium, Pittsburgh, PA Fri Sep 20 1996, 7:05 PM EDT Att: 19,285 - Unknown - 74 F AB 31 R 6 H 11 RBI 5 BB 7 SO 5 LOB 20
Al Martin, L (1, 7) <small>OBP: 0.354, SLG: 0.455</small> 										4	1	1	1	0	1	5	
Nelson Liriano, S (1, 5) John Wehner, R (8, PR) <small>OBP: 0.304, SLG: 0.390</small> <small>OBP: 0.303, SLG: 0.381</small> 										3	1	2	0	2	1	1	
Orlando Merced, S (1, 9) <small>OBP: 0.363, SLG: 0.478</small> 										4	0	0	1	1	2	4	
Mark Johnson, L (1, 3) <small>OBP: 0.366, SLG: 0.479</small> 										5	0	2	1	0	0	3	
Carlos Garcia, R (1, 4) <small>OBP: 0.327, SLG: 0.390</small> 										3	1	1	0	1	0	2	
Jay Bell, R (1, 6) <small>OBP: 0.317, SLG: 0.377</small> 										3	1	2	2	1	0	2	
18 Jason Kendall, R (1, 2) <small>OBP: 0.368, SLG: 0.387</small> 										2	0	0	0	1	0	0	
Jon Lieber, L (1, 1) <small>OBP: 0.263, SLG: 0.286</small> Trey Beamon, L (7, PH) <small>OBP: 0.214, SLG: 0.200</small> Dan Plesac, L (8, 1) John Ericks, R (9, 1) 										2	1	1	0	0	0	0	
Inning Stats R: 0 H: 1 E: 0 K: 1 S: 7 LOB: 1 BB: 1 P: 13	R: 2 H: 2 E: 0 K: 0 S: 18 LOB: 0 BB: 0 P: 21	R: 2 H: 3 E: 1 K: 1 S: 16 LOB: 1 BB: 0 P: 23	R: 0 H: 1 E: 0 K: 0 S: 5 LOB: 2 BB: 1 P: 14	R: 0 H: 2 E: 0 K: 0 S: 5 LOB: 2 BB: 1 P: 11	R: 1 H: 1 E: 1 K: 2 S: 11 LOB: 1 BB: 0 P: 20	R: 0 H: 0 E: 0 K: 0 S: 4 LOB: 3 BB: 3 P: 19	R: 1 H: 1 E: 0 K: 1 S: 12 LOB: 2 BB: 1 P: 20	R: 0 H: 1 E: 0 K: 1 S: 13 LOB: 0 BB: 1 HBP: 1	R: 0 H: 0 E: 0 K: 0 S: 7 LOB: 0 BB: 1 HBP: 1	1B: 5 SF: 1 2B: 4 SAC: 1 3B: 1 DP: 1 HR: 1 HBP: 1	WP: 0 PA: 41 PB: 0 SB: 2 CS: 1						
PITCHER Kevin Foster, R (1, 1) <small>ERA: 5.88</small> Amaury Telemaco, R (5, 1) <small>ERA: 5.26</small> Larry Casian, L (6, 1) <small>ERA: 2.37</small> Jim Bullinger, R (7, 1) <small>ERA: 6.52</small> Kent Bottenfield, R (8, 1) <small>ERA: 2.95</small>	IP: 4.2 WLS: L BF: 24 H: 9 R: 4 ER: 4 SO: 2 BB: 3 IBB: 0 HBP: 1 BLK: 0 WP: 0 HR: 1 S: 49 P: 80 ERA: 7.71 WHIP: 2.571	PITCHER Bob Patterson, L (8, 1) <small>ERA: 3.0</small>	IP: 0.2 WLS: L BF: 3 H: 0 R: 0 ER: 0 SO: 0 BB: 0 IBB: 1 HBP: 0 BLK: 0 WP: 0 HR: 0 S: 7 P: 13 ERA: 0.00 WHIP: 0.000														

Batter	1	2	3	4	5	6	7	8	9	AB	R	H	RBI	BB	SO	LOB	TOP										
Brian McRae, S OBP: 0.361, SLG: 0.415 (1, 8)	2-2 G6-3 1B		0-2 G6-4-3 1-2f		3-2 FC6-4 1B 1-2f 2-3		1-1 G4-3			4	0	0	0	0	0	3											
Robin Jennings, L OBP: 0.182, SLG: 0.242 Amaury Telemaco, R OBP: 0.133, SLG: 0.103 Todd Haney, R OBP: 0.222, SLG: 0.164 Kent Bottenfield, R OBP: 0.500, SLG: 0.500 (1, 9) (5, 1) (7, PH) (7, 1)	1-0 G5-4-3 1B			1-3 K	0-1 G6-4-3 1B 1-2 3-H		0-0 G1-3			3	0	2	1	0	1	0											
Mark Grace, L OBP: 0.398, SLG: 0.453 Brant Brown, L OBP: 0.351, SLG: 0.611 (1, 3) (8, 3)	0-1 G5-4-3 1-2f			1-0 E8 WP 2B	1-0 G6-4-3 1-2f			0-0 G5-3		4	1	1	0	0	0	3											
Dave Magadan, L OBP: 0.369, SLG: 0.367 José Hernández, R OBP: 0.296, SLG: 0.388 (1, 5) (8, PH) (8, 4)		2-2 F8		4-1 1B BB 3-H		1-1 1B WP 1B		0-0 F9		2	1	1	0	1	0	0											
Tyler Houston, L OBP: 0.341, SLG: 0.454 Leo Gomez, R OBP: 0.341, SLG: 0.433 (1, 4) (8, PH) (8, 5)		1-1 G5-3		0-1 1B 1-2		3-2 G6-4-3 1B 1-3 1B		2-2 F9		3	0	2	0	0	0	0											
Brooks Kieschnick, L OBP: 0.333, SLG: 0.353 Doug Glanville, R OBP: 0.265, SLG: 0.385 (1, 7) (6, PH) (6, 7)		3-2 1B		0-3 K		0-2 SAFE 1-2 3-H 1B G6-4-3		0-2 P3		2	0	1	0	0	1	2											
Scott Servais, R OBP: 0.326, SLG: 0.385 (1, 2)		1-3 K		0-0 G5-3		0-2 G6-4-3 1-2f 2-3		1-2 F7		4	0	0	0	0	1	5											
Rey Sanchez, R OBP: 0.278, SLG: 0.259 (1, 6)			3-2 E5 FC1-2-6 1B		1-0 FC6-4 1B 1B		1-1 G5-3		0-0 G6-3		4	1	1	0	0	1											
Dave Swartzbaugh, R Rodney Myers, R Scott Bulett, L OBP: 0.264, SLG: 0.309 (1, 1) (3, 1) (5, PH) (5, 9)			0-0 FC1-2-6 1-2f G6-4-3 1B		1-0 FC6-4 1B		0-2 G4-3			1	0	0	0	0	0	1											
Inning Stats	R: 0 E: 0 K: 0 S: 8	H: 1 LOB: 0 BB: 0 P: 11	R: 0 E: 0 K: 1 S: 15	H: 1 LOB: 1 BB: 0 P: 22	R: 0 E: 1 K: 0 S: 9	H: 0 LOB: 0 BB: 0 P: 12	R: 1 E: 1 K: 2 S: 12	H: 2 LOB: 2 BB: 1 P: 18	R: 1 E: 0 K: 0 S: 9	H: 3 LOB: 1 BB: 0 P: 15	R: 1 E: 0 K: 0 S: 15	H: 3 LOB: 1 BB: 0 P: 20	R: 0 E: 0 K: 0 S: 6	H: 0 LOB: 0 BB: 0 P: 7	R: 0 E: 0 K: 0 S: 5	H: 0 LOB: 0 BB: 0 P: 7	R: 0 E: 0 K: 0 S: 8	H: 0 LOB: 0 BB: 0 P: 9	1B: 9 2B: 1 3B: 0 HR: 0	SF: 0 SAC: 0 DP: 4 HBP: 0	WP: 2 PB: 0 SB: 0 CS: 0	PA: 35					
PITCHER	IP	WLS	BF	H	R	ER	SO	BB	IBB	HBP	BLK	WP	HR	S	P	ERA	WHIP										
Rich Loiselle, R ERA: 3.07 (1, 1)	5.0	W	23	9	3	2	3	1	0	0	0	2	0	60	89	3.60	2.000										
Chris Peters, L ERA: 5.58 (6, 1)	3.0		9	1	0	0	0	0	0	0	0	0	0	19	23	0.00	0.333										
Marc Wilkins, R ERA: 3.16 (9, 1)	1.0		3	0	0	0	0	0	0	0	0	0	0	8	9	0.00	0.000										

Chicago Cubs @ Pittsburgh Pirates
Three Rivers Stadium, Pittsburgh, PA

Sat Sep 21 1996, 7:05 PM EDT
Att. 23,619 - Unknown - 76 F

livebaseballscorecards.com

AB	34
R	3
H	10
RBI	2
BB	1
SO	3
LOB	15



BOTTOM

Chicago Cubs @ Pittsburgh Pirates
Three Rivers Stadium, Pittsburgh, PA

livebaseballscores.com

AB 30
R 8
H 8
RBI 7
BB 4
SO 4
LOB 11



WP: 0 PA: 34
PB: 0
SB: 0
CS: 0

Sat Sep 21 1996, 7:05 PM EDT
Att: 23,619 - Unknown - 76 F

AB R H RBI BB SO LOB

2	1	0	0	2	0	1
4	0	0	0	0	0	3
4	1	1	1	0	1	0
4	2	2	1	0	0	0
0	0	0	0	0	0	0
3	2	1	0	1	0	0
3	0	1	2	1	1	2
4	1	2	3	0	0	2
3	0	0	0	0	0	2
2	0	0	0	0	2	1
1	1	1	0	0	0	0
0	0	0	0	0	0	0

1B: 4 SF: 0
2B: 3 SAC: 0
3B: 0 DP: 3
HR: 1 HBP: 0

WP	HR	S	P	ERA	WHIP
0	0	0	0	0.00	1.000

Batter	1	2	3	4	5	6	7	8	9
Jermaine Allensworth, R (1, 8) OBP: 0.339, SLG: 0.382	0-0 G6-3		4-2 2B BB	4-2 BB			1-2 E5 G4-6-3		
Al Martin, L (1, 7) OBP: 0.352, SLG: 0.452	2-0 G1-3		1-2 P2	0-0 G3-6-3			1-1 G4-6-3		
Jeff King, R (1, 4) OBP: 0.344, SLG: 0.493	2-3 K		0-1 1B 2B				1-1 G4-3		
Orlando Merced, S (1, 9) OBP: 0.365, SLG: 0.479		3-2 1B 2B	1-0 G4-3 BB			3-2 F5-6		1-2 G3	
Trey Beamon, L (9, 9) OBP: 0.214, SLG: 0.200			2-H 1B						
Mark Johnson, L (1, 3) OBP: 0.368, SLG: 0.478		3-2 2B 1B	4-2 G4-3 BB			0-2 G4-3		1-2 G5-3	
Carlos Garcia, R (1, 5) OBP: 0.329, SLG: 0.392			1-2 HR						
Jay Bell, R (1, 6) OBP: 0.318, SLG: 0.384		3-2 G3 FC5-2 2B	0-1 G4-3			0-3 K		4-1 BB	
Keith Osik, R (1, 2) OBP: 0.336, SLG: 0.408		1-0 G3	1-1 HR			0-1 G6-4-3 1B		1-2 G4-3	
Rich Loiselle, R (1, 1) OBP: 0.333, SLG: 0.500		3-2 FC5-2	2-0 F8			2-2 G6-4-3			
Chris Peters, L (6, 1) OBP: 0.211, SLG: 0.263		0-3 K							
Marc Wilkins, R (9, 1) OBP: 0.300, SLG: 0.222							0-0 E G4-6-3 2B		

Inning Stats	R: 0	H: 0	E: 0	K: 1	S: 5	R: 2	H: 3	E: 0	K: 1	S: 19	R: 5	H: 3	E: 0	K: 0	S: 18	R: 0	H: 0	E: 0	K: 1	S: 7	R: 0	H: 0	E: 0	K: 0	S: 7	R: 0	H: 1	E: 0	K: 1	S: 10	R: 1	H: 1	E: 1	K: 0	S: 9	R: 0	H: 0	E: 0	K: 0	S: 11					
	LOB: 0	BB: 0				LOB: 1	BB: 0				LOB: 0	BB: 2				LOB: 0	BB: 1				LOB: 0	BB: 0				LOB: 0	BB: 0				LOB: 0	BB: 0				LOB: 1	BB: 1				LOB: 0	BB: 0			

PITCHER	IP	WLS	BF	H	R	ER	SO	BB	IBB	HBP	BLK	WP	HR	S	P	ERA	WHIP
Dave Swartzbaugh, R (1, 1) ERA: 4.71	2.1	L	14	5	6	6	2	2	0	0	0	0	0	37	64	23.14	3.000
Rodney Myers, R (3, 1) ERA: 4.08	1.2		6	1	1	1	1	1	0	0	0	0	1	12	19	5.40	1.200
Amaury Telemaco, R (5, 1) ERA: 5.15	2.0		6	1	0	0	1	0	0	0	0	0	0	17	22	0.00	0.500
Kent Bottenfield, R (7, 1) ERA: 2.84	2.0		8	1	1	0	0	1	0	0	0	0	0	20	30	0.00	1.000

Batter	1	2	3	4	5	6	7	8	9	AB R H RBI BB SO LOB	TOP											
Brian McRae, S OBP: 0.360, SLG: 0.414 (1, 8)	1-2 F7		1-1 G4-3		1-1 F9		0-0 1B			4 0 1 0 0 0 1												
Robin Jennings, L OBP: 0.194, SLG: 0.278 (1, 9)	0-1 G4-3		2-0 G4-3		1-0 2B		0-0 L6			3 0 1 1 0 0 0												
Rodney Myers, R (5, 1)										0 0 0 0 0 0 0												
Larry Casian, R (5, 1)										0 0 0 0 0 0 0												
Terry Adams, R (6, 1)										0 0 0 0 0 0 0												
Todd Haney, R OBP: 0.220, SLG: 0.162 (6, 5)										1 0 0 0 0 0 2												
Brant Brown, L OBP: 0.328, SLG: 0.569 (1, 3)	1-2 L6		0-0 F8		2-3 K2-3		0-2 F9			4 0 0 0 0 1 3												
Luis Gonzalez, L OBP: 0.350, SLG: 0.427 (1, 7)		4-0 FC4-6 BB		1-0 F7		0-0 G3		0-0 G4-3		3 0 0 0 1 0 0												
Dave Magadan, L OBP: 0.365, SLG: 0.362 (1, 5)		2-2 FC4-6		3-2 F8		3-2 2B		2-1 P3		2 1 0 0 0 0 1												
Leo Gomez, R OBP: 0.342, SLG: 0.438 (6, PH)		SAFE								1 0 1 0 0 0 0												
Turk Wendell, L OBP: 0.667, SLG: 0.500 (6, 5)		SAFE								0 0 0 0 0 0 0												
Ozzie Timmons, R OBP: 0.273, SLG: 0.360 (8, PH)		1B								1 0 0 0 0 0 0												
Bob Patterson, R OBP: 0.333, SLG: 0.333 (8, 1)		G3								0 0 0 0 0 0 0												
23 Ryne Sandberg, R OBP: 0.314, SLG: 0.448 (1, 4)		1-1 G3 1B		0-3 K		1-3 K		0-0 2B		3 0 1 0 0 2 1												
Terry Shumpert, R OBP: 0.294, SLG: 0.467 (6, 4)		1-2 1B								1 0 1 0 0 0 0												
Tyler Houston, L OBP: 0.352, SLG: 0.471 (1, 2)		0-1 G3			0-0 2B		0-0 F7			2 1 2 0 0 0 0												
Scott Servais, R OBP: 0.324, SLG: 0.384 (6, PH)		1-2 2-3 1B								2 0 0 0 0 0 2												
Rey Sanchez, R OBP: 0.276, SLG: 0.257 (1, 6)		0-0 G3			3-2 F8		2-1 G4-3		0-1	4 0 0 1 0 0 3												
Frank Castillo, R OBP: 0.123, SLG: 0.091 (1, 1)		1-3 K								1 0 0 0 0 0 1 2												
Mike Campbell, R OBP: 0.400, SLG: 0.600 (5, PH)										0 0 0 0 0 0 0 0												
Brooks Kieschnick, L OBP: 0.366, SLG: 0.444 (5, 9)										1 1 1 1 0 0 0 0												
Doug Glanville, R OBP: 0.275, SLG: 0.394 (7, PH)					0-1 2B		2-1 1B			1 0 1 0 0 0 0 0												
Inning Stats	R: 0 E: 0 K: 0 S: 8	H: 0 LOB: 0 BB: 0 P: 10	R: 1 E: 0 K: 1 S: 13	H: 2 LOB: 2 BB: 1 P: 21	R: 0 E: 0 K: 0 S: 4	H: 0 LOB: 0 BB: 0 P: 7	R: 0 E: 0 K: 1 S: 9	H: 0 LOB: 0 BB: 0 P: 13	R: 2 E: 0 K: 1 S: 12	H: 3 LOB: 1 BB: 0 P: 19	R: 0 E: 0 K: 1 S: 8	H: 1 LOB: 1 BB: 0 P: 12	R: 0 E: 0 K: 0 S: 9	H: 2 LOB: 2 BB: 0 P: 13	R: 0 E: 0 K: 0 S: 5	H: 1 LOB: 1 BB: 0 P: 7	R: 0 E: 0 K: 0 S: 1	H: 0 LOB: 0 BB: 0 P: 1	1B: 4 2B: 5 3B: 0 HR: 0	SF: 0 SAC: 0 DP: 0 HBP: 0	WP: 0 PB: 0 SB: 0 CS: 0	PA: 35
PITCHER	IP WLS BF H R ER SO BB IBB HBP BLK WP HR S P ERA WHIP																				ERA WHIP	
67 Francisco Cordova, R ERA: 3.95 (1, 1)	5.0 W 21 5 3 3 3 1 0 0 0 0 0 46 70 5.40 1.200																					
Matt Ruebel, L ERA: 4.58 (6, 1)	2.2 12 4 0 0 1 0 0 0 0 0 0 0 21 31 0.00 1.500																					
Joe Boever, R ERA: 7.15 (8, 1)	0.1 2 0 0 0 0 0 0 0 0 0 0 0 2 2 0.00 0.000																					

Chicago Cubs @ Pittsburgh Pirates
Three Rivers Stadium, Pittsburgh, PA

AB	34
R	3
H	9
RBI	3
BB	1
SO	4
LOB	15



Sun Sep 22 1996, 3:33 AM EDT
Att. 27,472 - Cloudy - 64 F

livebaseballscorecards.com

BOTTOM

Chicago Cubs @ Pittsburgh Pirates
Three Rivers Stadium, Pittsburgh, PA

Sun Sep 22 1996, 3:33 AM EDT
Att. 27,472 - Cloudy - 64 F

livebaseballscorecards.com

AB 38
R 11
H 14
RBI 10
BB 7
SO 8
LOB 22



WP: 0 PA: 45
PB: 0
SB: 2
CS: 0

AB	R	H	RBI	BB	SO	LOB
4	1	2	2	1	0	0
0	0	0	0	0	0	0
5	2	2	2	0	1	2
5	1	2	1	0	1	1
3	2	2	0	2	0	0
0	0	0	0	0	0	0
4	1	2	0	1	0	3
5	1	1	1	0	2	5
4	2	2	4	1	0	3
3	1	1	0	2	0	3
2	0	0	0	0	2	1
1	0	0	0	0	0	2
1	0	0	0	0	1	0
1	0	0	0	0	1	2

1B: 6	SF: 0
2B: 6	SAC: 0
3B: 0	DP: 0
HR: 2	HBP: 0

Batter	1	2	3	4	5	6	7	8	9							
Tony Womack, L (1, 8) OBP: 0.440, SLG: 0.474 Jermaine Alenworth, R (8, 8) OBP: 0.339, SLG: 0.382	0-1 B2-3	2-2 HR 1B		4-1 BB BB	3-2 E 2B		1-1 F7									
Al Martin, L (1, 7) OBP: 0.352, SLG: 0.458	0-0 S 2B	2-0 HR		2-0 F7	1-3 K		2-2 G3									
Jeff King, R (1, 4) OBP: 0.344, SLG: 0.496	3-2 S E 2B	2-3 K		2-1 P2		2-1 1B 2B		1-2 F8								
Orlando Merced, S (1, 9) OBP: 0.369, SLG: 0.480 Trey Beamon, L (9, 9) OBP: 0.214, SLG: 0.200	4-2 E2 HR 1B	1-2 F7		4-1 FC4-6 BB	1-2 BB	1-0 BB 1B		1-2 2B G1-6-3 1B								
Mark Johnson, L (1, 3) OBP: 0.371, SLG: 0.484	1-2 P4	0-0		1-2 FC4-6	1-2 BB	4-2 BB		2-2 G1-6-3 1B 2B								
Carlos Garcia, R (1, 5) OBP: 0.327, SLG: 0.390	2-2 HR 1B	2-3 K			1-1 G6-3	3-3 K		2-2 G1-6-3								
Jay Bell, R (1, 6) OBP: 0.320, SLG: 0.391	1-2 HR		1-0 G4-3		4-1 F9 BB 2B	1-2 P3		2-2 BB 1B								
Keith Osik, R (1, 2) OBP: 0.345, SLG: 0.406	0-0 1B		0-0 F8		4-1 2B BB	2-2 F9		4-2 BB								
67 Francisco Cordova, R (1, 1) OBP: 0.077, SLG: 0.077 Nelson Liriano, S (5, PH) OBP: 0.303, SLG: 0.389 Matt Ruebel, L (6, 1) OBP: 0.308, SLG: 0.250 Joe Boever, R (8, 1)	0-3 K		0-3 K		2-0 F9		0-3 K	1-3 K								
Inning Stats	R: 5 E: 1 K: 1 S: 21	H: 5 LOB: 1 BB: 1 P: 32	R: 2 E: 0 K: 2 S: 19	H: 3 LOB: 1 BB: 0 P: 27	R: 0 E: 0 K: 1 S: 5	H: 0 LOB: 0 BB: 0 P: 6	R: 0 E: 0 K: 0 S: 8	H: 0 LOB: 2 BB: 2 P: 21	R: 2 E: 1 K: 1 S: 15	H: 1 LOB: 1 BB: 2 P: 30	R: 0 E: 0 K: 1 S: 21	H: 2 LOB: 3 BB: 1 P: 34	R: 0 E: 0 K: 1 S: 8	H: 0 LOB: 0 BB: 0 P: 11	R: 2 E: 0 K: 1 S: 29	H: 3 LOB: 2 BB: 1 P: 42

PITCHER	IP	WLS	BF	H	R	ER	SO	BB	IBB	HBP	BLK	WP	HR	S	P	ERA	WHIP
Frank Castillo, R (1, 1) ERA: 5.29	1.2	L	14	8	7	7	2	1	0	0	0	0	2	37	54	37.80	5.400
Mike Campbell, R (2, 1) ERA: 3.34	2.1		9	0	0	0	2	2	0	0	0	0	0	16	32	0.00	0.857
Rodney Myers, R (5, 1) ERA: 4.31	0.2		5	1	2	2	0	2	0	0	0	0	0	12	26	27.00	4.500
Larry Casian, L (5, 1) ERA: 2.33	0.1		4	2	0	0	1	1	0	0	0	0	0	9	17	0.00	9.000
Terry Adams, R (6, 1) ERA: 3.08	0.1		1	0	0	0	1	0	0	0	0	0	0	6	9	0.00	0.000

PITCHER	IP	WLS	BF	H	R	ER	SO	BB	IBB	HBP	BLK	WP	HR	S	P	ERA	WHIP
Turk Wendell, R (6, 1) ERA: 2.38	1.2		5	0	0	0	1	0	0	0	0	0	0	17	23	0.00	0.000
Bob Patterson, L (8, 1) ERA: 3.29	1.0		7	3	2	2	1	1	0	0	0	0	0	29	42	18.00	4.000

Batter	1	2	3	4	5	6	7	8	9	AB R H RBI BB SO LOB	TOP	
Brian McRae, S OBP: 0.360, SLG: 0.413 (1, 8) C X	0-1 G1-3 1B		2-0 P6		2-1 G3		4-0 HBP		2-2 F9	4 0 1 0 0 0 2		
Robin Jennings, L OBP: 0.200, SLG: 0.275 (1, 9) Terry Adams, R OBP: 0.275, SLG: 0.394 (7, 1) Doug Glanville, R OBP: 0.275, SLG: 0.394 (9, 7) C X	0-1 G1-3 1-2			1-1 G3-1		2-2 23 E 23 S 23 1B 1B	0-3 SAFE SAFE K			4 1 1 0 0 1 2 0 0 0 0 0 0 0 0 0 0 0 0 0 0		
Brant Brown, L OBP: 0.323, SLG: 0.548 (1, 3) T B F B S T	2-3 K			0-0 23 1B HR 1B		0-3 SAFE SAFE K		0-3 K		4 1 1 0 0 3 2		
23 Ryne Sandberg, R OBP: 0.315, SLG: 0.448 (1, 4) B C B X	2-1 G1-3			2-2 1-2 HR 1B		2-1 1-H 1B 1B		2-2 P9		4 1 2 1 0 0 1		
Luis Gonzalez, L OBP: 0.350, SLG: 0.432 (1, 7) Turk Wendell, L OBP: 0.667, SLG: 0.500 (9, 1) Bob Patterson, R OBP: 0.333, SLG: 0.333 (9, 1) B C B C		2-3 K		0-1 1-H 2-H HR		1-1 F8		1-1 F7		4 1 1 3 0 1 1 0 0 0 0 0 0 0 0 0 0 0 0 0 0		
Tyler Houston, L OBP: 0.351, SLG: 0.468 (1, 5) José Hernández, R OBP: 0.295, SLG: 0.387 (6, PR) (6, 5) F X		0-1 G6-3		2-3 K		1-0 1-2 1B			2-3 K	3 0 1 0 0 1 0 1 0 0 0 0 1 0		
Scott Servais, R OBP: 0.324, SLG: 0.382 (1, 2) B X		1-0 P3		2-3 K		1-2 P4			0-0 1B 1B	4 0 1 0 0 1 2		
Rey Sanchez, R OBP: 0.275, SLG: 0.256 (1, 6) S B B B B F			3-3 K		2-2 F9		0-1 P3		1-2 1-2 1B	4 0 1 0 0 1 0		
Steve Trachsel, R OBP: 0.125, SLG: 0.190 (1, 1) Scott Bullett, L OBP: 0.261, SLG: 0.305 (7, PH) (7, 9) S B B B B F			2-3 K		0-2 F9		3-1 G3		0-3 K	2 0 0 0 0 1 0 2 0 0 0 0 1 2		
Inning Stats	R: 0 H: 1 E: 0 LOB: 1 K: 1 BB: 0 S: 10 P: 14	R: 0 H: 0 E: 0 LOB: 0 K: 1 BB: 0 S: 6 P: 9	R: 0 H: 0 E: 0 LOB: 0 K: 2 BB: 0 S: 9 P: 16	R: 3 H: 3 E: 0 LOB: 0 K: 2 BB: 0 S: 15 P: 22	R: 0 H: 0 E: 0 LOB: 0 K: 0 BB: 0 S: 9 P: 13	R: 1 H: 3 E: 0 LOB: 2 K: 1 BB: 0 S: 14 P: 21	R: 0 H: 0 E: 0 LOB: 1 K: 1 BB: 0 S: 7 P: 14	R: 0 H: 0 E: 0 LOB: 0 K: 1 BB: 0 S: 8 P: 11	R: 0 H: 2 E: 0 LOB: 2 K: 2 BB: 0 S: 13 P: 18	1B: 8 SF: 0 2B: 0 SAC: 0 3B: 0 DP: 0 HR: 1 HBP: 1	WP: 0 PA: 37 PB: 0 SB: 2 CS: 0	
PITCHER Jason Schmidt, R ERA: 5.78 (1, 1)	IP WLS BF H R ER SO BB IBB HBP BLK WP HR S P ERA WHIP	9.0 L 37 9 4 4 11 0 0 1 0 0 0 1 91 138 4.00 1.000										

Chicago Cubs @ Pittsburgh Pirates
Three Rivers Stadium, Pittsburgh, PA

Mon Sep 23 1996, 7:05 PM EDT
Att: 7,684 - Unknown - 69 F

livebaseballscorecards.com

AB	36
R	4
H	9
RBI	4
BB	0
SO	11
LOB	12



Batter	1	2	3	4	5	6	7	8	9	AB R H RBI BB SO LOB
Jermaine Allensworth, R (1, 8) <small>OBP: 0.342, SLG: 0.378</small> Nelson Liriano, S (9, PH) <small>OBP: 0.300, SLG: 0.392</small> John Wehner, R (9, PR) <small>OBP: 0.303, SLG: 0.381</small>	1-1 G5-3	0-1 F9		4-0 BB			4-2 FC4-6 BB		2-1 DI 1B	2 0 0 0 2 0 1 1 0 1 1 0 0 0 0 0 0 0 0 0 0
Al Martin, L (1, 7) <small>OBP: 0.353, SLG: 0.458</small>	4-2 FC5-4 BB		2-1 G3-1 2B	3-2 G4-3			1-0 FC4-6 CS		0-3 K	4 0 1 0 1 1 6
Jeff King, R (1, 4) <small>OBP: 0.344, SLG: 0.493</small>	0-1 FC5-4 FC3-6 1-2f		0-2 G6-3		4-2 FC6-4 BB		2-3 K	4-1 1-2 IBB	3 0 0 0 2 1 3	
Orlando Merced, S (1, 9) <small>OBP: 0.365, SLG: 0.474</small>	0-1 FC3-6 1-2f		0-1 G3-1 2-3		0-1 L8		0-1 CS 1-2	0-1 L9	0-2 F7	5 0 0 0 0 0 6
Mark Johnson, L (1, 3) <small>OBP: 0.367, SLG: 0.478</small>		1-3 K	2-1 G3-1		1-1 F9		1-2 K			4 0 0 0 0 2 2
Carlos Garcia, R (1, 5) <small>OBP: 0.327, SLG: 0.388</small>		1-1 G4-3		1-0 BB S 1B	1-2 FC6-4 1-2f		1-0 G6-3			4 0 1 0 0 0 1
Jay Bell, R (1, 6) <small>OBP: 0.322, SLG: 0.389</small>		4-2 18 3B BB		3-3 K 1-2		2-1 G1-3		4-1 SH1-3 18 HBP 1B BB	2 2 0 0 2 1 1	
18 Jason Kendall, R (1, 2) <small>OBP: 0.372, SLG: 0.393</small>		0-0 1B 3B		4-0 BB BB		1-1 G4-3		1-1 1B SH1-3 HBP	2 1 1 1 1 0 0	
Jason Schmidt, R (1, 1) <small>OBP: 0.097, SLG: 0.034</small> Tony Womack, L (9, PH) <small>OBP: 0.440, SLG: 0.474</small>		1-2 1B		1-3 K		1-2 K		1-0 SH1-3	3 0 1 1 0 2 2 0 0 0 0 0 0 0	

Inning Stats	R: 0 E: 0 K: 8	H: 0 LOB: 1 BB: 13	R: 2 E: 0 K: 13	H: 2 LOB: 1 BB: 20	R: 0 E: 0 K: 9	H: 1 LOB: 1 BB: 13	R: 0 E: 0 K: 17	H: 1 LOB: 3 BB: 33	R: 0 E: 0 K: 11	H: 0 LOB: 1 BB: 17	R: 0 E: 0 K: 7	H: 0 LOB: 0 BB: 11	R: 0 E: 0 K: 9	H: 0 LOB: 0 BB: 16	R: 0 E: 0 K: 6	H: 0 LOB: 0 BB: 8	R: 1 E: 0 K: 12	H: 1 LOB: 3 BB: 24	1B: 3 2B: 1 3B: 1 HR: 0	SF: 0 SAC: 1 DP: 0 HBP: 1
--------------	----------------------	--------------------------	-----------------------	--------------------------	----------------------	--------------------------	-----------------------	--------------------------	-----------------------	--------------------------	----------------------	--------------------------	----------------------	--------------------------	----------------------	-------------------------	-----------------------	--------------------------	----------------------------------	------------------------------------


PITCHER	IP	WLS	BF	H	R	ER	SO	BB	IBB	HBP	BLK	WP	HR	S	P	ERA	WHIP
Steve Trachsel, R (1, 1) <small>ERA: 3.0</small>	6.0		27	4	2	2	4	5	0	0	0	0	0	65	107	3.00	1.500
Terry Adams, R (7, 1) <small>ERA: 3.02</small>	2.0		6	0	0	0	2	1	0	0	0	0	0	15	24	0.00	0.500
Turk Wendell, R (9, 1) <small>ERA: 2.49</small>	0.1		4	1	1	1	0	1	0	1	0	0	0	5	13	27.00	6.000
Bob Patterson, L (9, 1) <small>ERA: 3.25</small>	0.2	S	3	0	0	0	1	0	1	0	0	0	0	7	11	0.00	0.000

BOTTOM

Chicago Cubs @ Pittsburgh Pirates
Three Rivers Stadium, Pittsburgh, PA

Mon Sep 23 1996, 7:05 PM EDT
 Att. 7,684 - Unknown - 69 F

AB	30
R	3
H	5
RBI	3
BB	8
SO	7
LOB	22



PITCHER	IP	WLS	BF	H	R	ER	SO	BB	IBB	HBP	BLK	WP	HR	S	P	ERA	WHIP
---------	----	-----	----	---	---	----	----	----	-----	-----	-----	----	----	---	---	-----	------

Chicago Cubs @ Cincinnati Reds
Riverfront Stadium, Cincinnati, OH

Tue Sep 24 1996, 7:05 PM EDT
Att. 18,584 - Unknown - 72 F

livebaseballscorecards.com



Batter	1	2	3	4	5	6	7	8	9	AB R H RBI BB SO LOB
Brian McRae, S (1, 8) OBP: 0.361, SLG: 0.412	0-3 K		0-0 P6		3-2 1B		2-1 G6-3		4-2 FC3-6 BB	4 0 1 0 1 1 0
Tyler Houston, L (1, 5) OBP: 0.346, SLG: 0.457	1-0 G1-3		1-1 G3		0-0 1B		0-2 F7		2-1 P5	5 0 1 0 0 0 2
Dave Magadan, L (1, 3) OBP: 0.366, SLG: 0.365	4-1 BB			2-1 G4-3 2B	3-3 K			2-3 K	2-1 FC3-6 1-2f	4 0 1 0 1 2 4
23 Ryne Sandberg, R (1, 4) OBP: 0.315, SLG: 0.446	0-3 K			0-3 K		3-2 G4-3		4-1 HR BB		3 1 0 0 1 2 2
Luis Gonzalez, L (1, 7) OBP: 0.351, SLG: 0.441		1-0 G3 2B		1-2 G4-3		2-0 F9		1-0 HR HR		4 1 2 2 0 0 1
Brooks Kieschnick, L (1, 9) OBP: 0.409, SLG: 0.600		3-3 K		4-2 BB		2-1 HR		2-2 G4-3		2 1 1 1 1 1 1
Doug Glanville, R (8, PH) OBP: 0.275, SLG: 0.394										0 0 0 0 0 0 0
Scott Bullett, L (8, PH) OBP: 0.259, SLG: 0.303										1 0 0 0 0 0 0
Scott Servais, R (1, 2) OBP: 0.323, SLG: 0.381		1-1 G3		1-3 K		0-0 1B		1-1 F8		4 0 1 0 0 1 3
Rey Sanchez, R (1, 6) OBP: 0.272, SLG: 0.254		1-1 L4			2-1 L4	2-2 P3			1-2 L7	3 0 0 0 0 0 2
Robin Jennings, L (9, PH) OBP: 0.195, SLG: 0.268										1 0 0 0 0 0 0
Jaime Navarro, R (1, 1) OBP: 0.132, SLG: 0.145			1-1 F8		0-0 P4		0-1 P3		3-2 BB 1B	2 0 0 0 0 0 0
Todd Haney, R (7, PH) OBP: 0.217, SLG: 0.160										1 0 0 0 0 0 0
Amaury Telemaco, R (7, 1) OBP: 0.133, SLG: 0.103										0 0 0 0 0 0 0
Larry Casian, R (8, 1)										0 0 0 0 0 0 0
Brant Brown, L (9, PH) OBP: 0.333, SLG: 0.556										1 0 1 0 0 0 0

AB	35
R	3
H	8
RBI	3
BB	4
SO	7
LOB	15

Inning Stats	R: 0	H: 0	E: 0	K: 2	S: 8	P: 13	R: 0	H: 1	E: 0	K: 1	S: 8	P: 14	R: 0	H: 0	E: 0	K: 0	S: 5	R: 0	H: 1	E: 0	K: 2	S: 14	P: 22	R: 0	H: 2	E: 0	K: 1	S: 11	P: 19	R: 1	H: 2	E: 0	K: 0	S: 12	P: 21	R: 0	H: 0	E: 0	K: 0	S: 7	P: 9	R: 2	H: 1	E: 0	K: 1	S: 13	P: 23	R: 0	H: 1	E: 0	K: 0	S: 18	P: 30	1B: 4	SF: 0	2B: 2	SAC: 0	3B: 0	DP: 0	HR: 2	HBP: 0	WP: 0	PA: 39
--------------	------	------	------	------	------	-------	------	------	------	------	------	-------	------	------	------	------	------	------	------	------	------	-------	-------	------	------	------	------	-------	-------	------	------	------	------	-------	-------	------	------	------	------	------	------	------	------	------	------	-------	-------	------	------	------	------	-------	-------	-------	-------	-------	--------	-------	-------	-------	--------	-------	--------

PITCHER	IP	WLS	BF	H	R	ER	SO	BB	IBB	HBP	BLK	WP	HR	S	P	ERA	WHIP
Curt Lyons, R (1, 1) ERA: 4.09	6.0	W	26	6	1	1	6	2	0	0	0	0	1	58	96	1.50	1.333
Pedro Martinez, L (7, 1) ERA: 7.0	1.1		6	1	2	2	1	1	0	0	0	0	1	12	21	13.50	1.500
Lee Smith, R (8, 1) ERA: 3.76	0.2		2	0	0	0	0	0	0	0	0	0	0	8	11	0.00	0.000
Jeff Brantley, R (9, 1) ERA: 2.51	1.0	S	5	1	0	0	0	1	0	0	0	0	0	18	30	0.00	2.000

AB	35
R	3
H	8
RBI	3
BB	4
SO	7
LOB	15

Batter	1	2	3	4	5	6	7	8	9	AB	R	H	RBI	BB	SO	LOB
Curtis Goodwin, L OBP: 0.319, SLG: 0.258	1-1 B5	3-2 G6-3			2-3 K	1-1 F7		1-1 B1		5	0	0	0	0	1	4
Hal Morris, L OBP: 0.369, SLG: 0.480	2-2 G3-1		1-0 CS HBP		1-0 HR	0-3 K		2-0 G4-6-3		4	1	1	1	0	1	2
Barry Larkin, R OBP: 0.409, SLG: 0.557	4-1 HR BB		0-3 K		2-2 G1-3		3-2 WP HR 1B			3	2	1	0	1	1	1
Willie Greene, L OBP: 0.336, SLG: 0.479	0-0 HR		3-1 1B		2-1 HR		2-2 HR			4	3	4	5	0	0	0
Eric Davis, R OBP: 0.396, SLG: 0.525	1-3 K		3-2 1B		0-1 BB 1B		2-1 L8			4	0	2	0	0	1	0
Thomas Howard, S OBP: 0.312, SLG: 0.439		1-0 G4-3 2B	3-2 F7		4-0 BB		1-1 F8			3	0	1	0	1	0	2
Bret Boone, R OBP: 0.281, SLG: 0.364		1-0 G4-3		1-0 G3	2-0 F9		0-1 1B			4	0	1	0	0	0	3
Brook Fordyce, R OBP: 0.625, SLG: 0.600		4-1 SH2-4 BB		1-0 F7		0-3 K	2-2 F8			3	0	0	0	1	1	1
Curt Lyons, R Eduardo Perez, R Pedro Martínez, L Lee Smith, R Lenny Harris, L Jeff Brantley, R	1-2 SH2-4	1-2 SH2-4		0-1 G1-3		4-2 BB		4-1 G4-6-3 BB		1	0	0	0	0	0	0

Inning Stats	R: 2	H: 1	E: 0	LOB: 0	K: 1	P: 18	R: 0	H: 1	E: 0	LOB: 2	K: 0	P: 20	R: 0	H: 2	E: 0	LOB: 2	K: 1	P: 23	R: 0	H: 0	E: 0	LOB: 0	K: 0	P: 6	R: 2	H: 3	E: 0	LOB: 2	K: 1	P: 26	R: 0	H: 0	E: 0	LOB: 1	K: 2	P: 15	R: 2	H: 3	E: 0	LOB: 1	K: 0	P: 26	R: 0	H: 0	E: 0	LOB: 0	K: 0	P: 11	
1B: 5	SF: 0	2B: 1	SAC: 1	3B: 0	DP: 1	HR: 4	HBP: 1	WP: 1	PA: 38	PB: 0	SB: 0	CS: 1																																					

PITCHER	IP	WLS	BF	H	R	ER	SO	BB	IBB	HBP	BLK	WP	HR	S	P	ERA	WHIP
Jaime Navarro, R ERA: 3.81	(1, 1)	6.0	L	29	7	4	4	5	4	0	0	0	3	60	108	6.00	1.833
Amaury Telemaco, R ERA: 5.29	(7, 1)	1.0		6	3	2	0	0	0	0	0	1	1	16	26	18.00	3.000
Larry Casian, L ERA: 2.21	(8, 1)	1.0		3	0	0	0	1	0	0	0	0	0	4	11	0.00	1.000

BOTTOM

Chicago Cubs @ Cincinnati Reds
Riverfront Stadium, Cincinnati, OH
Tue Sep 24 1996, 7:05 PM EDT
Att: 18,584 - Unknown - 72 F

livebaseballscorecards.com

AB	31
R	6
H	10
RBI	6
BB	5
SO	5
LOB	13



Batter	1	2	3	4	5	6	7	8	9	AB R H RBI BB SO LOB	TOP	
Brian McRae, S (1, 8) OBP: 0.359, SLG: 0.415	0-0 HR		0-3 K		0-0 G4-3		0-0 FC3-6 1B		0-0 F7	5 1 1 1 0 1 2		
Rey Sanchez, R (1, 6) OBP: 0.273, SLG: 0.252	0-0 F9		4-0 G4-3 1B BB		0-0 F8		0-0 SF8		0-3 K	2 0 0 0 1 0 0		
Brant Brown, L (7, PH) OBP: 0.328, SLG: 0.556										0 0 0 1 0 0 0		
José Hernández, R (7, 6) OBP: 0.295, SLG: 0.387										0 0 0 0 0 0 0		
Scott Bullett, L (9, PH) OBP: 0.257, SLG: 0.301										1 0 0 0 0 0 1 0		
Mark Grace, L (1, 3) OBP: 0.399, SLG: 0.454	0-0 L3		0-0 G4-3 1B		4-0 FC3-6 BB		0-0 1B		0-0 L4	4 0 2 0 1 0 0		
Luis Gonzalez, L (1, 7) OBP: 0.350, SLG: 0.440	0-0 23 CS 1B		0-0 G4-3		0-0 FC3-6		0-0 G3			4 0 1 0 0 0 5		
23 Ryne Sandberg, R (1, 4) OBP: 0.316, SLG: 0.446	0-0 CS	0-0 E6 G3-1 SF9 1B	0-3 K		0-3 K		0-0 1B		0-0 1B	4 1 2 0 0 2 2		
Dave Magadan, L (1, 5) OBP: 0.363, SLG: 0.363		0-0 G3-1		0-3 K		0-0 G5-4-3 1B		0-0 F7		4 0 1 0 0 1 2		
Scott Servais, R (1, 2) OBP: 0.322, SLG: 0.381		0-0 SF9		0-3 K		0-0 G5-4-3		0-0 1B		3 0 1 1 0 1 1		
Robin Jennings, L (1, 9) OBP: 0.250, SLG: 0.310		0-0		4-0		4-0		0-3		1 1 1 0 2 0 0		
Ozzie Timmons, R (8, PH) (8, 9)		0-0 2B		BB		FC3-6 SF8 BB		0-3 K		1 0 0 0 0 1 2		
Kevin Foster, R (1, 1) OBP: 0.406, SLG: 0.519		0-0 G5-3		0-3 K		4-0 FC3-6 BB		0-3 K		2 0 0 0 0 0 1 2		
Larry Casian, R (5, 1)										0 0 0 0 0 0 0 0		
Brooks Kieschnick, L (7, PH) OBP: 0.439, SLG: 0.600										0 0 0 0 0 1 0 0		
Kent Bottenfield, R (7, 1) OBP: 0.600, SLG: 0.500										0 0 0 0 0 0 0 0		
Bob Patterson, R (7, 1) OBP: 0.333, SLG: 0.333										0 0 0 0 0 0 0 0		
Mike Campbell, R (7, 1) OBP: 0.400, SLG: 0.600										0 0 0 0 0 0 0 0		
Doug Glanville, R (8, PH) OBP: 0.271, SLG: 0.388										1 0 0 0 0 0 1 2		
Terry Adams, R (8, 1)										0 0 0 0 0 0 0 0		
Inning Stats	R: 1 H: 2 E: 0 LOB: 0 K: 0 BB: 0 S: 4 P: 4	R: 1 H: 2 E: 1 LOB: 1 K: 0 BB: 0 S: 5 P: 5	R: 0 H: 1 E: 0 LOB: 2 K: 2 BB: 1 S: 8 P: 12	R: 0 H: 0 E: 0 LOB: 1 K: 3 BB: 1 S: 9 P: 13	R: 0 H: 0 E: 0 LOB: 1 K: 0 BB: 1 S: 3 P: 7	R: 0 H: 1 E: 0 LOB: 0 K: 1 BB: 0 S: 5 P: 5	R: 1 H: 1 E: 0 LOB: 2 K: 0 BB: 2 S: 4 P: 12	R: 0 H: 2 E: 0 LOB: 2 K: 2 BB: 0 S: 9 P: 9	R: 0 H: 0 E: 0 LOB: 0 K: 1 BB: 0 S: 5 P: 5	1B: 7 SF: 2 2B: 1 SAC: 0 3B: 0 DP: 1 HR: 1 HBP: 0	WP: 0 PA: 40 PB: 0 SB: 0 CS: 1	
PITCHER	IP WLS BF H R ER SO BB IBB HBP BLK WP HR S P ERA WHIP											
Dave Burba, R (1, 1) ERA: 3.83	6.0 W 27 6 3 3 6 5 0 0 0 0 0 1 34 54 4.50 1.833											
Jeff Shaw, R (7, 1) ERA: 2.45	1.0 4 1 0 0 0 0 0 0 0 0 0 0 4 4 0.00 1.000											
Lee Smith, R (8, 1) ERA: 3.74	0.1 3 2 0 0 0 0 0 0 0 0 0 0 3 3 0.00 6.000											
Mike Remlinger, L (8, 1) ERA: 5.06	0.2 2 0 0 0 2 0 0 0 0 0 0 0 6 6 0.00 0.000											
Jeff Brantley, R (9, 1) ERA: 2.48	1.0 S 3 0 0 0 1 0 0 0 0 0 0 0 5 5 0.00 0.000											

Chicago Cubs @ Cincinnati Reds
Riverfront Stadium, Cincinnati, OH

Wed Sep 25 1996, 7:05 PM EDT
Att. 18,506 - Unknown - 72 F

livebaseballscorecards.com

AB	32
R	3
H	9
RBI	3
BB	5
SO	9
LOB	18



Batter	1	2	3	4	5	6	7	8	9
Curtis Goodwin, L OBP: 0.324, SLG: 0.260 (1, 8)	0-0 G1-3 ①		4-0 S 2B BB		0-0 G6-4-3 BB 1B		0-3 K 1-2 ②		
Hal Morris, L OBP: 0.372, SLG: 0.482 (1, 3)	0-0 P6		0-0 1B 2B		4-0 G6-4-3 BB 1-2		4-0 BB		
Barry Larkin, R OBP: 0.409, SLG: 0.559 (1, 6)	0-0 2B		0-0 HR 1B 2-H		0-0 G6-4-3 1-2 2-3 ① ②		0-0 F8 ③		
Willie Greene, L OBP: 0.334, SLG: 0.487 Jeff Brantley, R (9, 1)	0-3 K ③		0-0 HR 1-H		0-3 K ③		0-3 K ①		
Thomas Howard, S OBP: 0.309, SLG: 0.434 (9, 7)		0-0 F9	0-3 K ③		0-0 G4-3		0-0 P5 ②		
Bret Boone, R OBP: 0.279, SLG: 0.361 (1, 4)		0-0 G6-3 ②		0-0 P2 ①		0-0 G1-3 ②		0-0 G6-3 ③	
Jeff Branson, L OBP: 0.318, SLG: 0.407 (1, 5)		0-3 K ③		4-0 S BB		0-0 P5 ③			
Joe Oliver, R OBP: 0.315, SLG: 0.412 (1, 2)			0-0 F7 ①	0-3 K 1-2 ②		0-0 F7 ①			
Dave Burba, R OBP: 0.143, SLG: 0.194 Jeff Shaw, R (7, 1) Lenny Harris, L OBP: 0.323, SLG: 0.399 Lee Smith, R (8, 1) Mike Remlinger, L OBP: 0.250, SLG: 0.143 Chad Mottola, R OBP: 0.253, SLG: 0.373 (9, 9)			0-3 K ②	0-0 L7 ③		0-0 S 1B			

Inning Stats	R: 0 E: 0 K: 1 S: 6	H: 1 LOB: 1 BB: 0 P: 6	R: 0 E: 0 K: 1 S: 5	H: 0 LOB: 0 BB: 0 P: 5	R: 4 E: 0 K: 2 S: 10	H: 3 LOB: 0 BB: 1 P: 14	R: 0 E: 0 K: 1 S: 5	H: 0 LOB: 1 BB: 1 P: 9	R: 0 E: 0 K: 1 S: 3	H: 1 LOB: 1 BB: 1 P: 9	R: 0 E: 0 K: 1 S: 3	H: 0 LOB: 0 BB: 0 P: 3	R: 0 E: 0 K: 1 S: 6	H: 1 LOB: 2 BB: 1 P: 10	R: 0 E: 0 K: 1 S: 5	H: 0 LOB: 0 BB: 0 P: 5
1B: 3 2B: 2 3B: 0 HR: 1	SF: 0 SAC: 0 DP: 1 HBP: 0	WP: 0 PA: 33	ERA: 0.00 WHIP: 0.000													

PITCHER	IP	WLS	BF	H	R	ER	SO	BB	IBB	HBP	BLK	WP	HR	S	P	ERA	WHIP
Kevin Foster, R ERA: 6.02 (1, 1)	4.0	L	19	5	4	4	5	2	0	0	0	0	1	27	35	9.00	1.750
Larry Casian, L ERA: 2.01 (5, 1)	2.0		6	0	0	0	1	1	0	0	0	0	0	7	11	0.00	0.500
Kent Bottenfield, R ERA: 2.83 (7, 1)	0.1		2	1	0	0	0	0	0	0	0	0	0	2	2	0.00	3.000
Bob Patterson, L ERA: 3.23 (7, 1)	0.1		2	0	0	0	1	1	0	0	0	0	0	3	7	0.00	3.000
Mike Campbell, R ERA: 3.31 (7, 1)	0.1		1	0	0	0	0	0	0	0	0	0	0	1	1	0.00	0.000

BOTTOM

Chicago Cubs @ Cincinnati Reds
Riverfront Stadium, Cincinnati, OH

Wed Sep 25 1996, 7:05 PM EDT
Att: 18,506 - Unknown - 72 F

livebaseballscorecards.com

AB	29
R	4
H	6
RBI	4
BB	4
SO	8
LOB	9



Chicago Cubs @ Cincinnati Reds
Riverfront Stadium, Cincinnati, OH

Thu Sep 26 1996, 3:33 AM EDT
Att. 20,777 - Cloudy - 69 F

AB	35
R	4
H	6
RBI	3
BB	1
SO	4
LOB	13



Batter	1	2	3	4	5	6	7	8	9	AB	R	H	RBI	BB	SO	LOB									
Doug Glanville, R (1, 8) OBP: 0.267, SLG: 0.389	0-0 F8			0-2 G5-3	2-2 E6		1-1 WP 2B		0-1 G1-3	5	0	1	2	0	0	1									
Robin Jennings, L (1, 9) OBP: 0.250, SLG: 0.289 Amaury Telemaco, R (7, 1) OBP: 0.133, SLG: 0.103	0-0 G1-3			2-2 1B 23 PB HBP	1-1 G4-3		2-2 P5			3	1	0	0	0	0	2									
Mark Grace, L (1, 3) OBP: 0.398, SLG: 0.452	0-0 G6-3			1-0 E 23 PB 1B				3-2 G6-3		4	1	1	0	0	0	0									
23 Ryne Sandberg, R (1, 4) OBP: 0.315, SLG: 0.444 Todd Haney, R (4, 4) OBP: 0.212, SLG: 0.156		2-0 F7		2-3 K			0-2 G4-3		1-2 F9	2	0	0	0	0	1	1									
Dave Magadan, L (1, 5) OBP: 0.361, SLG: 0.366		3-1 L9		3-1 E1 1B			3-2 F7		0-1 2B	4	0	1	0	0	0	1									
Tyler Houston, L (1, 2) OBP: 0.350, SLG: 0.455 Mike Hubbard, R (8, 2) OBP: 0.103, SLG: 0.184		0-0 G1-3		0-0 FC3-6 1B			4-0 G3 1B 2B BB		2-3 K	3	1	1	1	1	1	1									
Brooks Kieschnick, L (1, 7) OBP: 0.407, SLG: 0.542			0-0 F7	0-1 FC3-6			2-1 G3 2B 1B		0-0 F7	4	1	1	0	0	0	2									
José Hernández, R (1, 6) OBP: 0.295, SLG: 0.385			2-3 K		0-0 G5-3		0-3 K		1-1 G4-3 WP 1B	4	0	1	0	0	2	2									
Dave Swartzbaugh, R (1, 1) Scott Bullett, L (3, PH) OBP: 0.256, SLG: 0.299 Jim Bullinger, R (3, 1) OBP: 0.358, SLG: 0.531 Terry Shumpert, R (5, PH) OBP: 0.288, SLG: 0.452 Rodney Myers, R (5, 1) Luis Gonzalez, L (7, PH) OBP: 0.349, SLG: 0.438			2-2 G4-1		2-2 G6-3		0-1 G3		2-2 G4-3	0	0	0	0	0	0	0									
Inning Stats	R: 0 E: 0 K: 0 S: 3	H: 0 LOB: 0 BB: 0 P: 3	R: 0 E: 0 K: 0 S: 4	H: 0 LOB: 0 BB: 0 P: 9	R: 0 E: 0 K: 1 S: 9	H: 0 LOB: 0 BB: 0 P: 13	R: 2 E: 1 K: 1 S: 17	H: 2 LOB: 2 BB: 0 P: 25	R: 0 E: 1 K: 0 S: 11	H: 0 LOB: 1 BB: 0 P: 16	R: 0 E: 0 K: 0 S: 11	H: 0 LOB: 0 BB: 0 P: 17	R: 2 E: 0 K: 1 S: 12	H: 2 LOB: 1 BB: 1 P: 21	R: 0 E: 0 K: 1 S: 15	H: 1 LOB: 1 BB: 0 P: 21	R: 0 E: 0 K: 0 S: 9	H: 1 LOB: 1 BB: 0 P: 12	1B: 4 2B: 2 3B: 0 HR: 0	SF: 0 SAC: 0 DP: 0 HBP: 1	WP: 2 PB: 1 SB: 0 CS: 0	PA: 37			
PITCHER	IP	WLS	BF	H	R	ER	SO	BB	IBB	HBP	BLK	WP	HR	S	P	ERA	WHIP								
Kevin Jarvis, R (1, 1) ERA: 5.98	7.0	W	29	4	4	2	3	1	0	1	0	1	0	67	104	2.57	0.714								
Pedro Martinez, L (8, 1) ERA: 6.3	1.0		4	1	0	0	1	0	0	0	0	0	0	15	21	0.00	1.000								
Scott Sullivan, R (9, 1) ERA: 2.57	1.0		4	1	0	0	0	0	0	0	0	1	0	9	12	0.00	1.000								

livebaseballscorecards.com

Batter	1	2	3	4	5	6	7	8	9	10	AB R H RBI BB SO LOB	TOP											
Jermaine Allensworth, R (1, 8) OBP: 0.335, SLG: 0.377	1-0 L8	3-2 FC6-5 BB 2-3 3-H		0-1 FC3-6 1-2f			1-1 G6-3		2-1 F8		5 0 0 1 0 0 4	Pittsburgh Pirates @ Chicago Cubs Wrigley Field, Chicago, IL Fri Sep 27 1996, 3:33 AM CDT Overcast - 58 F											
Al Martin, L (1, 7) OBP: 0.354, SLG: 0.453	2-2 F9	4-1 BB 1-2		1-2 G4-3			3-2 F8		4-0 BB 1B BB	3 1 0 0 2 0 1													
Dale Sveum, S (1, 5) OBP: 0.385, SLG: 0.364	1-0 1B	1-3 K			0-2 G1-3			2-3 K	4-0 WP 1B 1B BB	4 1 1 0 1 2 2													
Orlando Merced, S (1, 9) OBP: 0.365, SLG: 0.468	2-2 F8		2-0 P3		1-2 L4			1-2 L8	2-0 WP 1B 1B	5 1 1 1 0 0 1													
Mark Johnson, L (1, 3) OBP: 0.365, SLG: 0.468		2-1 2B 1B	1-3 K		0-3 K			2-1 P7	3-2 P2	5 1 1 0 0 2 2													
Carlos Garcia, R (1, 4) OBP: 0.328, SLG: 0.387		1-1 E G6-3 2B	0-0 F8			2-2 G6-3		1-0 F8	4-1 1B BB	4 1 1 1 1 0 0													
Jay Bell, R (1, 6) OBP: 0.322, SLG: 0.391		4-2 SAFE G6-3 HBP FC6-5 BB 2-3		1-1 1B 2B		0-3 K		0-1 BB 1B	0-2 P3	4 2 2 0 1 1 3													
Keith Osik, R (1, 2) OBP: 0.349, SLG: 0.404		1-1 FC6-5 G6-3 HBP		0-0 FC3-6 1B		3-3 K		1-1 P6	0-1 1B	3 0 1 1 0 1 1													
Nelson Liriano, S (10, PH) OBP: 0.306, SLG: 0.391				2-H 1B				SAFE SAFE SAFE SAFE	SAFE SAFE SAFE SAFE	1 0 1 2 0 0 0													
18 Jason Kendall, R (10, 2) OBP: 0.367, SLG: 0.386								SAFE SAFE SAFE SAFE	SAFE SAFE SAFE SAFE	0 0 0 0 0 0 0													
Rich Loiselle, R (1, 1) OBP: 0.250, SLG: 0.375		0-2 G6-3		1-3 K			1-1 L6		4-1 BB	1-0 G2-3	2 0 0 1 0 1 3												
Tony Womack, L (7, PH) OBP: 0.420, SLG: 0.500		1-2 2-3 3-H									1 0 0 0 0 0 0												
Chris Peters, L (7, 1) OBP: 0.211, SLG: 0.283											0 0 0 0 0 0 0												
Elmer Dessens, R (8, 1) OBP: 0.400, SLG: 0.400											0 0 0 0 0 0 0												
Trey Beamon, L (9, PH) OBP: 0.233, SLG: 0.200											0 0 0 0 0 0 0												
John Crivels, R (9, 1) Dan Plesac, L (9, 1)											1 0 0 0 0 0 2												
Inning Stats	R: 0 E: 0 K: 0 S: 14	H: 1 LOB: 1 BB: 0 P: 20	R: 3 E: 1 K: 1 S: 18	H: 0 LOB: 2 BB: 2 P: 34	R: 0 E: 0 K: 1 S: 5	H: 0 LOB: 0 BB: 0 P: 8	R: 1 E: 0 K: 1 S: 12	H: 2 LOB: 1 BB: 0 P: 15	R: 0 E: 0 K: 1 S: 10	H: 0 LOB: 0 BB: 0 P: 11	R: 0 E: 0 K: 2 S: 11	H: 0 LOB: 0 BB: 0 P: 16	R: 0 E: 0 K: 0 S: 7	H: 0 LOB: 0 BB: 0 P: 12	R: 0 E: 0 K: 1 S: 14	H: 0 LOB: 0 BB: 0 P: 19	R: 0 E: 0 K: 0 S: 9	H: 1 LOB: 2 BB: 1 P: 16	R: 3 E: 0 K: 0 S: 13	H: 2 LOB: 2 BB: 3 P: 31	1B: 6 2B: 2 3B: 0 HR: 0	SF: 0 SAC: 0 DP: 0 HBP: 1	WP: 1 PA: 45
PITCHER	IP WLS BF H R ER SO BB IBB HBP BLK WP HR S P ERA WHIP																						
Frank Castillo, R (1, 1) ERA: 5.28	7.0	29	5	4	4	6	2	0	1	0	0	0	0	77	116	5.14	1.000						
Bob Patterson, L (8, 1) ERA: 3.17	1.0	3	0	0	0	1	0	0	0	0	0	0	0	14	19	0.00	0.000						
Kent Bottenfield, R (9, 1) ERA: 2.78	1.0	5	1	0	0	0	1	0	0	0	0	0	0	9	16	0.00	2.000						
Turk Wendell, R (10, 1) ERA: 2.83	0.1	L 5	1	3	3	0	3	0	0	0	1	0	0	7	24	81.00	12.000						
Terry Adams, R (10, 1) ERA: 2.97	0.2	3	1	0	0	0	0	0	0	0	0	0	0	6	7	0.00	1.500						

livebaseballscorecards.com

AB	38
R	7
H	8
RBI	7
BB	6
SO	7
LOB	19

Pittsburgh Pirates @ Chicago Cubs
 Wrigley Field, Chicago, IL
 Fri Sep 27 1996, 3:33 AM CDT
 Overcast - 58 F

livebaseballscorecards.com

AB	40
R	4
H	11
RBI	4
BB	2
SO	4
LOB	10



WP:	0	PA:	42
PB:	0		
SB:	0		
CS:	1		

Batter	1	2	3	4	5	6	7	8	9	10	AB	R	H	RBI	BB	SO	LOB	
Brian McRae, S OBP: 0.361, SLG: 0.426 (1, 8)	0-1 CS 1B		1-0 G4-3		2-2 HR		2-3 K		2-2 HR		5	2	3	2	0	1	0	
Rey Sanchez, R OBP: 0.272, SLG: 0.251 (1, 6)	2-3 SAFE K		0-0 F9		1-0 G4-3		0-0 L9		0-1 1B		5	0	1	0	0	1	1	
Terry Adams, R (10, 1)											0	0	0	0	0	0	0	
Mark Grace, L OBP: 0.395, SLG: 0.448 (1, 3)	2-2 G4-3		2-1 G4-3		1-0 G4-3			2-2 L9	1 SAFE 1 SAFE 1 SAFE 1 SAFE 1 SAFE 1 SAFE 1 SAFE 1 SAFE	3-2 G5-3		5	0	0	0	0	0	1
Luis Gonzalez, L OBP: 0.347, SLG: 0.442 (1, 7)		2-2 G4-3		0-0 HR	1-0 G3-4-1			1-2 G4-3		1-2 G3		5	1	1	1	0	0	
23 Ryne Sandberg, R OBP: 0.316, SLG: 0.446 (1, 4)		2-2 BB 1B 1B		0-1 G4-3			2-1 F9	2-2 2B		0-1 L8		5	1	2	0	0	0	
Dave Magadan, L OBP: 0.355, SLG: 0.359 (1, 5)		2-2 F9		2-1 G4-3			3-2 E4 FC6-4	0-0 1B 2B		0-3 K		3	0	0	0	0	0	1
Leo Gomez, R OBP: 0.342, SLG: 0.438 (8, PH)												0	0	0	0	0	0	0
Tyler Houston, L OBP: 0.355, SLG: 0.466 (8, PH)												1	0	1	1	0	0	0
Todd Haney, R OBP: 0.209, SLG: 0.154 (9, 5)												1	0	0	0	0	1	0
Scott Servais, R OBP: 0.326, SLG: 0.384 (10, PH)												4	0	3	0	0	0	1
Ozzie Timmons, R OBP: 0.279, SLG: 0.355 (1, 9)												1	0	0	0	2	0	1
Scott Bullett, L OBP: 0.254, SLG: 0.297 (9, PH)												1	0	0	0	0	1	0
(10, 9)																		
Frank Castillo, R OBP: 0.119, SLG: 0.088 (1, 1)												2	0	0	0	0	0	5
Doug Glanville, R OBP: 0.265, SLG: 0.384 (7, PH)												1	0	0	0	0	0	0
Bob Patterson, R OBP: 0.333, SLG: 0.333 (8, 1)												0	0	0	0	0	0	0
Kent Bottenfield, R OBP: 0.500, SLG: 0.500 (8, 1)												0	0	0	0	0	0	0
Robin Jennings, L OBP: 0.245, SLG: 0.283 (9, PH)												1	0	0	0	0	0	0
Turk Wendell, L OBP: 0.691, SLG: 0.500 (10, 1)												0	0	0	0	0	0	0
Jose Hernandez, R OBP: 0.295, SLG: 0.385 (10, 6)												0	0	0	0	0	0	0

Inning Stats	R: 0	H: 1	E: 0	LOB: 0	K: 1	S: 9	P: 13	R: 0	H: 2	E: 0	LOB: 3	K: 0	BB: 1	S: 16	P: 26	R: 0	H: 0	E: 0	LOB: 0	K: 0	BB: 0	S: 4	P: 7	R: 1	H: 2	E: 0	LOB: 2	K: 0	BB: 1	S: 14	P: 23	R: 1	H: 1	E: 0	LOB: 0	K: 0	BB: 0	S: 8	P: 13	R: 0	H: 0	E: 1	LOB: 1	K: 0	BB: 0	S: 9	P: 14	R: 0	H: 0	E: 0	LOB: 0	K: 1	BB: 0	S: 5	P: 7	R: 1	H: 3	E: 0	LOB: 2	K: 0	BB: 0	S: 13	P: 18	R: 1	H: 2	E: 0	LOB: 1	K: 1	BB: 0	S: 15	P: 23	R: 0	H: 0	E: 0	LOB: 0	K: 1	BB: 0	S: 8	P: 9	1B: 6	SF: 0	2B: 2	SAC: 0	3B: 0	DP: 0	HR: 3	HBP: 0
--------------	------	------	------	--------	------	------	-------	------	------	------	--------	------	-------	-------	-------	------	------	------	--------	------	-------	------	------	------	------	------	--------	------	-------	-------	-------	------	------	------	--------	------	-------	------	-------	------	------	------	--------	------	-------	------	-------	------	------	------	--------	------	-------	------	------	------	------	------	--------	------	-------	-------	-------	------	------	------	--------	------	-------	-------	-------	------	------	------	--------	------	-------	------	------	-------	-------	-------	--------	-------	-------	-------	--------

PITCHER	IP	WLS	BF	H	R	ER	SO	BB	IBB	HBP	BLK	WP	HR	S	P	ERA	WHIP
Rich Loiselle, R ERA: 3.05 (1, 1)	6.0		26	6	2	2	1	2	0	0	0	0	2	60	96	3.00	1.333
Chris Peters, L ERA: 5.51 (7, 1)	1.2		6	1	1	1	1	0	0	0	0	0	0	14	21	5.40	0.600
Elmer Dessens, R ERA: 8.28 (8, 1)	0.1		2	2	0	0	0	0	0	0	0	0	0	4	4	0.00	6.000
John Ericks, R ERA: 5.28 (9, 1)	0.2		4	2	1	1	1	0	0	0	0	0	1	12	17	13.50	3.000
Dan Plesac, L ERA: 4.17 (9, 1)	1.1	W	4	0	0	0	1	0	0	0	0	0	0	11	15	0.00	0.000

Batter	1	2	3	4	5	6	7	8	9	AB	R	H	RBI	BB	SO	LOB	TOP					
Jermaine Allensworth, R (1, 8) OBP: 0.343, SLG: 0.379 <small>F B B F X</small>	2-2 G1-3		1-2 P3	4-2 1B BB	1-1 1B		0-0 1B		4-2 1B WP BB	4	0	2	1	2	0	1						
Tony Womack, L (1, 4) OBP: 0.441, SLG: 0.481 <small>S C B X</small>	1-2 G3-1			1B BB	2-2 FC5		0-0 G4-3		2-1 FC6-4 1B	5	1	2	1	1	0	3						
Orlando Merced, S (1, 9) OBP: 0.364, SLG: 0.466 John Wehner, R (6, 9) OBP: 0.297, SLG: 0.372 Nelson Liriano, S (9, PH) OBP: 0.305, SLG: 0.389 <small>X</small>	0-0 F7			1B BB	3-1 G4-3			0-0 G6-3	2-3 K	4	1	1	0	0	0	2						
Mark Johnson, L (1, 3) OBP: 0.364, SLG: 0.467 <small>B B B X</small>		2-1 F7		0-0 SF8	2-2 2B 1B		3-2 FC6-4 1B	0-1 F7	2-1 FC6-4	5	1	2	1	0	0	2						
Dale Sveum, S (1, 5) OBP: 0.452, SLG: 0.462 <small>B T B X</small>		1-1 F9		4-0 HR BB	2-2 G3 1B 2B		0-0 FC6-4 1B	0-0 BB PB 1B		4	2	3	1	1	0	0						
Carlos Garcia, R (1, 6) OBP: 0.329, SLG: 0.394 <small>B C X</small>		1-1 F8		1-2 HR	3-2 G3		1-0 FC6-4	4-2 BB HBP		4	1	1	3	0	0	3						
Trey Beamon, L (1, 7) OBP: 0.250, SLG: 0.205 Joe Boever, R (8, 1) <small>B X</small>			1-0 F7	0-0 P2	2-0 18 BB 1B		1-2 G4-3	4-2 BB		4	1	1	1	1	0	2						
18 Jason Kendall, R (1, 2) OBP: 0.369, SLG: 0.392 <small>B C C X</small>			1-2 67 FC5-6 1B	2-1 67 1B 3B	4-1 FC5 1B BB			1-3 BB		4	1	2	0	1	1	3						
67 Francisco Cordova, R (1, 1) OBP: 0.125, SLG: 0.125 Matt Ruebel, L (6, 1) OBP: 0.286, SLG: 0.231 Ramon Morel, R (7, 1) Chris Peters, L (7, 1) OBP: 0.211, SLG: 0.263 Marc Wilkins, R (8, 1) OBP: 0.300, SLG: 0.222 Al Martin, L (8, 7) OBP: 0.354, SLG: 0.452 <small>T L X</small>			0-2 FC5-6	0-0 BB 1B	1-0 B1		0-0 G5-3	2-0 G6-3		3	1	1	1	0	0	3						
Inning Stats	R: 0 E: 0 K: 0 S: 7	H: 0 LOB: 0 BB: 0 P: 10	R: 0 E: 0 K: 0 S: 6	H: 0 LOB: 0 BB: 0 P: 10	R: 0 E: 0 K: 0 S: 10	H: 1 LOB: 1 BB: 0 P: 13	R: 6 E: 0 K: 0 S: 14	H: 5 LOB: 2 BB: 3 P: 33	R: 3 E: 0 K: 0 S: 21	H: 4 LOB: 2 BB: 1 P: 38	R: 0 E: 0 K: 0 S: 12	H: 2 LOB: 2 BB: 0 P: 20	R: 0 E: 0 K: 0 S: 4	H: 1 LOB: 1 BB: 0 P: 4	R: 0 E: 0 K: 1 S: 11	H: 1 LOB: 3 BB: 1 P: 20	R: 0 E: 0 K: 1 S: 12	H: 1 LOB: 2 BB: 1 P: 24	1B: 12 2B: 1 3B: 1 HR: 1	SF: 1 SAC: 0 DP: 0 HBP: 1	WP: 1 PB: 1 SB: 0 CS: 0	PA: 49
PITCHER	IP	WLS	BF	H	R	ER	SO	BB	IBB	HBP	BLK	WP	HR	S	P	ERA	WHIP					
Mike Campbell, R (1, 1) ERA: 4.46	3.2		18	5	6	6	0	2	0	0	0	0	1	33	56	14.73	1.909					
Jim Bullinger, R (4, 1) ERA: 6.54	0.1		3	1	0	0	0	1	0	0	0	0	0	4	10	0.00	6.000					
Rodney Myers, R (5, 1) ERA: 4.68	0.2		7	4	3	3	0	1	0	0	0	0	0	18	33	40.50	7.500					
Kent Bottenfield, R (5, 1) ERA: 2.72	1.1		6	2	0	0	0	0	0	0	0	0	0	15	25	0.00	1.500					
Turk Wendell, R (7, 1) ERA: 2.76	2.0		10	2	0	0	1	1	0	1	0	0	0	15	24	0.00	1.500					
PITCHER	IP	WLS	BF	H	R	ER	SO	BB	IBB	HBP	BLK	WP	HR	S	P	ERA	WHIP					
Terry Adams, R (9, 1) ERA: 2.94	1.0	W	5	1	0	0	1	1	0	0	0	0	0	12	24	0.00	2.000					

Pittsburgh Pirates @ Chicago Cubs

Wrigley Field, Chicago, IL

Fri Sep 27 1996, 3:38 AM CDT

Att. 18,757 - Overcast - 58 F

livebaseballscorecards.com

AB	41
R	9
H	15
RBI	9
BB	6
SO	2
LOB	21



Batter	1	2	3	4	5	6	7	8	9	10	AB R H RBI BB SO LOB	TOP												
Jermaine Allensworth, R (1, 8) OBP: 0.344, SLG: 0.388	0-1 G6-3 2B	3-2 1-3 3-H 2B			2-3 K		1-3 K		0-1 G5-3		5 0 2 1 0 2 2													
Carlos Garcia, R (1, 4) OBP: 0.329, SLG: 0.392	1-1 G6-3	0-0 G6-3			0-1 F9		3-2 1-2 2-H 1B		1-2 1-3 2-H 1B		4 0 1 1 0 0 3													
Jon Lieber, L (7, 1) OBP: 0.256, SLG: 0.278											0 0 0 0 0 0 0													
Nelson Liriano, S (9, PH) OBP: 0.308, SLG: 0.392											1 0 1 1 0 0 0													
John Ericks, R (9, 1)											0 0 0 0 0 0 0													
Dan Plesac, L (9, 1)											0 0 0 0 0 0 0													
Orlando Merced, S (1, 9) OBP: 0.361, SLG: 0.461	1-0 F7		0-0 F7		3-2 F9		0-3 K		0-0 P5		5 0 0 0 0 1 3													
Mark Johnson, L (1, 3) OBP: 0.360, SLG: 0.460	3-2 G3		2-1 G3-1			1-0 G1-3		0-0 P5	0-1 G4-3		5 0 0 0 0 0 2													
Dale Sveum, S (1, 5) OBP: 0.444, SLG: 0.467		4-2 18 HBP FC6-4 1B BB	2-0 G4-3		3-0 2B		2-3 K2-3		0-1 P5		4 1 1 0 1 1 0													
Jay Bell, R (1, 6) OBP: 0.321, SLG: 0.389				0-0 G5-3		1-3 K		3-2 L5	1-0 G1-3 PB 1B		5 1 1 0 0 2 2													
Trey Beamon, L (1, 7) OBP: 0.255, SLG: 0.213					2-2 P6		1-0 G4-3		2-2 1B 2B	2-0 G1-3	3 1 1 0 0 0 1													
John Wehner, R (9, PH) OBP: 0.299, SLG: 0.381										1-3	2 1 1 0 0 0 1													
18 Jason Kendall, R (1, 2) OBP: 0.372, SLG: 0.401					1-0 HR		1-2 E6 SH3-4 1B		0-0 S 1B E 1B	0-0	1 1 1 1 0 0 0													
Tony Womack, L (7, PH) OBP: 0.459, SLG: 0.500									2-3 S 1B		3 2 2 1 0 0 0													
Jason Schmidt, R (1, 1) OBP: 0.091, SLG: 0.032					2-3 K		1-1 SH3-4		3-2 S 1B	1-3 K	2 0 0 1 0 1 2													
Keith Osik, R (7, PH) OBP: 0.351, SLG: 0.406									1-2 S 1B		2 1 1 1 0 1 1													
Inning Stats	R: 0 E: 0 K: 0 S: 9	H: 1 LOB: 1 BB: 0 P: 14	R: 2 E: 0 K: 1 S: 20	H: 2 LOB: 2 BB: 1 P: 34	R: 0 E: 0 K: 0 S: 4	H: 0 LOB: 0 BB: 0 P: 8	R: 1 E: 0 K: 1 S: 8	H: 1 LOB: 0 BB: 0 P: 13	R: 0 E: 0 K: 1 S: 6	H: 1 LOB: 1 BB: 0 P: 12	R: 1 E: 1 K: 2 S: 16	H: 1 LOB: 1 BB: 0 P: 22	R: 0 E: 0 K: 1 S: 7	H: 0 LOB: 0 BB: 0 P: 12	R: 3 E: 0 K: 0 S: 16	H: 4 LOB: 1 BB: 0 P: 22	R: 1 E: 0 K: 1 S: 9	H: 2 LOB: 1 BB: 0 P: 13	1B: 7 2B: 4 3B: 0 HR: 1	SF: 0 SAC: 1 DP: 0 HBP: 1	WP: 0 PB: 1 SB: 3 CS: 0	PA: 45		
PITCHER	IP WLS BF H R ER SO BB IBB HBP BLK WP HR S P ERA WHIP																			IP WLS BF H R ER SO BB IBB HBP BLK WP HR S P ERA WHIP				
Steve Trachsel, R (1, 1) ERA: 3.03	7.0																							
Larry Casian, L (8, 1) ERA: 1.93	1.0	3	0	0	0	1	0	0	0	0	0	0	0	0	0	0	0	0	0	0	0	0	0	0
Kevin Foster, R (9, 1) ERA: 6.21	0.1	4	3	3	2	0	0	0	0	0	0	0	0	0	0	0	0	0	0	0	0	0	0	0
Bob Patterson, L (9, 1) ERA: 3.13	0.2	3	1	0	0	0	0	0	0	0	0	0	0	0	0	0	0	0	0	0	0	0	0	0
Turk Wendell, R (10, 1) ERA: 2.84	1.0	L 5	2	1	1	1	0	0	0	0	0	0	0	0	0	0	0	0	0	0	0	0	0	0

Pittsburgh Pirates @ Chicago Cubs
Wrigley Field, Chicago, IL
Sat Sep 28 1996, 3:33 AM CDT
Att: 29,729 - Cloudy - 60 F

livebaseballscorecards.com

AB	42
R	8
H	12
RBI	7
BB	1
SO	8
LOB	17



BOTTOM

Pittsburgh Pirates @ Chicago Cubs
 Wrigley Field, Chicago, IL
 Sat Sep 28 1996, 3:33 AM CDT
 Att. 29,729 - Cloudy - 60 F

livebaseballscorecards.com

AB 40
R 7
H 12
RBI 6
BB 9
SO 4
LOB 28



WP: 2 PA: 51
 PB: 0
 SB: 0
 CS: 1

AB R H RBI BB SO LOB

5	0	1	0	1	1	2
5	0	1	0	1	1	1
5	1	2	1	1	0	3
6	1	2	0	0	2	4
2	2	1	0	3	0	2
1	0	0	0	0	0	1
5	1	2	1	0	0	3
1	0	0	0	2	0	1
0	0	0	0	1	0	0
0	0	0	0	0	0	0
1	0	0	0	0	0	1
2	0	1	1	0	0	2
1	0	0	0	0	0	2
0	0	0	0	0	0	0
1	1	1	1	0	0	0
0	0	0	0	0	0	0
3	0	0	0	0	0	4
1	0	0	0	0	0	2
0	0	0	0	0	0	0
0	0	0	0	0	0	0
0	0	0	0	0	0	0
1	1	1	2	0	0	0
0	0	0	0	0	0	0

Batter	1	2	3	4	5	6	7	8	9	10
Brian McRae, S OBP: 0.360, SLG: 0.425 (1, 8)	G6-3	G5-3		B1-3		23 WP 2B		CS BB	K	
Robin Jennings, L OBP: 0.276, SLG: 0.315 (1, 9)	FC4-6 1B		F7	G3		23 FC6-4 BB		F8	K	
Mark Grace, L OBP: 0.395, SLG: 0.453 (1, 3)	FC4-6 23 1B 1-2f		HR	G6-3		F7		BB		FC6-4 1B
23 Ryne Sandberg, R OBP: 0.316, SLG: 0.445 (1, 4)	1B		BB 1B			FC6-4 1-2f 2-3		K		F8
Luis Gonzalez, L OBP: 0.354, SLG: 0.443 Doug Glanville, R OBP: 0.268, SLG: 0.372 (10, PH)	F7		BB 1B SF8 BB			BB 1B		G3-1 SH1-3 BB	E WP BB	FC6-4 1-2f
Scott Servais, R OBP: 0.327, SLG: 0.384 (1, 2)		FC1-5 1B	BB 1B			F8		SH1-3	E4 G4-3 WP 1B	G1-3
Leo Gomez, R OBP: 0.340, SLG: 0.436 Dave Magadan, L OBP: 0.292, SLG: 0.369 José Hernández, R OBP: 0.293, SLG: 0.381 (7, PH) (7, PR) (8, 6)	F9							G3-1 BB	G4-3	
Tyler Houston, L OBP: 0.361, SLG: 0.464 (9, PH) (10, 5)			BB			BB			1-3 3-H	
Rey Sanchez, R OBP: 0.272, SLG: 0.253 Scott Bullett, L OBP: 0.251, SLG: 0.293 Terry Shumpert, R OBP: 0.286, SLG: 0.452 Brooks Kieschnick, L OBP: 0.429, SLG: 0.560 Turk Wendell, L OBP: 0.667, SLG: 0.500 (9, PH) (10, 1)	FC1-5 1B					L4		G3-1	HR 1B	
Steve Trachsel, R OBP: 0.119, SLG: 0.182 Brant Brown, L OBP: 0.328, SLG: 0.506 Larry Casian, K (8, 1) Kevin Foster, R OBP: 0.406, SLG: 0.519 Bob Patterson, R OBP: 0.333, SLG: 0.333 Ozzie Timmons, R OBP: 0.292, SLG: 0.379 Todd Haney, R OBP: 0.262, SLG: 0.148 (1, 1) (7, PH) (8, 1) (9, 1) (9, PH) (10, 6)	FC1-5		P4			G6-3		L9	HR	

Inning Stats	R: 0	H: 2	E: 0	LOB: 2	K: 0	BB: 0	S: 14	P: 22	R: 0	H: 2	E: 0	LOB: 2	K: 0	BB: 0	S: 10	P: 16	R: 3	H: 3	E: 0	LOB: 2	K: 0	BB: 2	S: 14	P: 24	R: 0	H: 1	E: 0	LOB: 1	K: 1	BB: 1	S: 15	P: 25	R: 0	H: 1	E: 0	LOB: 2	K: 0	BB: 1	S: 11	P: 18	R: 0	H: 0	E: 0	LOB: 0	K: 0	BB: 2	S: 7	P: 16	R: 0	H: 0	E: 0	LOB: 1	K: 1	BB: 2	S: 8	P: 19	R: 4	H: 2	E: 1	LOB: 0	K: 2	BB: 1	S: 16	P: 27	R: 0	H: 1	E: 0	LOB: 1	K: 0	BB: 0	S: 15	P: 22	1B: 9	SF: 1	2B: 1	SAC: 1	3B: 0	DP: 0	HR: 2	HBP: 0
--------------	------	------	------	--------	------	-------	-------	-------	------	------	------	--------	------	-------	-------	-------	------	------	------	--------	------	-------	-------	-------	------	------	------	--------	------	-------	-------	-------	------	------	------	--------	------	-------	-------	-------	------	------	------	--------	------	-------	------	-------	------	------	------	--------	------	-------	------	-------	------	------	------	--------	------	-------	-------	-------	------	------	------	--------	------	-------	-------	-------	-------	-------	-------	--------	-------	-------	-------	--------

PITCHER	IP	WLS	BF	H	R	ER	SO	BB	IBB	HBP	BLK	WP	HR	S	P	ERA	WHIP
Jason Schmidt, R ERA: 5.7 (1, 1)	6.0		31	9	3	3	1	4	0	0	0	1	1	69	113	4.50	2.167
Jon Lieber, R ERA: 3.99 (7, 1)	2.0		9	0	0	0	1	4	0	0	0	0	0	15	35	0.00	2.000
John Ericks, R ERA: 5.79 (9, 1)	0.2		6	2	4	3	1	1	0	0	0	1	1	13	21	40.50	4.500
Dan Plesac, L ERA: 4.09 (9, 1)	1.1	W	5	1	0	0	1	0	0	0	0	0	0	18	28	0.00	0.750

Batter	1	2	3	4	5	6	7	8	9	AB R H RBI BB SO LOB	TOP											
Jermaine Allensworth, R (1, 8) OBP: 0.337, SLG: 0.380	3-2 G4-3		0-1 G6-3		1-1 G6-3	2-0 G6-3			2-1 G6-3	5 0 0 0 0 0 2												
Carlos Garcia, R (1, 4) OBP: 0.329, SLG: 0.397	3-3 K			1-0 G6-3		0-0 WP SF9 2B		3-1 2B	1-0 L5	5 1 2 0 0 1 0												
Orlando Merced, S (1, 9) OBP: 0.357, SLG: 0.457	1-0 P6			2-1 G6-3		2-2 SF9 2H		2-0 P5	1-3 K	4 0 0 1 0 1 2												
Mark Johnson, L (1, 3) OBP: 0.361, SLG: 0.458	2-3 K			0-0 E6 HR		4-0 2B 2B BB		4-1 BB		2 2 0 0 2 1 1												
Dale Sveum, S (1, 5) OBP: 0.450, SLG: 0.588			3-2 G4-3		3-1 1-H HR	0-0 2B 2B		0-3 K		4 2 2 2 0 1 2												
Jay Bell, R (1, 6) OBP: 0.323, SLG: 0.391			3-2 CS HBP		3-3 K	1-0 2B 2B		0-0 F9		3 1 1 2 0 1 2												
Trey Beamon, L (1, 7) OBP: 0.273, SLG: 0.255			0-2 G6-3		1-0 G4-3 G5-3 1B	3-2 HR 2B		0-0 F7		4 1 2 1 0 0 1												
Keith Osik, R (1, 2) OBP: 0.361, SLG: 0.429			4-1 FC3-6 BB		0-0 G5-3	3-0 HR		4-2 G4-6-3 BB		2 1 1 2 2 0 1												
Esteban Loaiza, R (1, 1) OBP: 0.118, SLG: 0.118			0-0 FC3-6		1-2 G4-3	1-1 G5-3		1-1 G4-6-3		4 0 0 0 0 0 3												
Joe Boever, R (8, 1)			1-2 G6-3		2-3					0 0 0 0 0 0 0												
Inning Stats	R: 0 E: 0 K: 2 S: 11	H: 0 LOB: 1 BB: 0 P: 20	R: 0 E: 0 K: 0 S: 10	H: 0 LOB: 0 BB: 0 P: 16	R: 0 E: 0 K: 0 S: 4	H: 0 LOB: 1 BB: 1 P: 8	R: 2 E: 1 K: 1 S: 10	H: 1 LOB: 0 BB: 0 P: 19	R: 0 E: 0 K: 0 S: 7	H: 1 LOB: 1 BB: 0 P: 10	R: 6 E: 0 K: 0 S: 15	H: 5 LOB: 0 BB: 1 P: 31	R: 0 E: 0 K: 1 S: 8	H: 1 LOB: 2 BB: 1 P: 17	R: 0 E: 0 K: 0 S: 7	H: 0 LOB: 0 BB: 1 P: 12	R: 0 E: 0 K: 1 S: 6	H: 0 LOB: 0 BB: 0 P: 10	1B: 1 2B: 5 3B: 0 HR: 2	SF: 1 SAC: 0 DP: 2 HBP: 1	WP: 1 PB: 1 SB: 0 CS: 1	PA: 39
PITCHER	IP WLS BF H R ER SO BB IBB HBP BLK WP HR S P ERA WHIP																					
Jaime Navarro, R (1, 1) ERA: 3.92	5.1 L 25 6 7 5 3 2 0 1 0 1 1 53 94 8.44 1.500																					
Dave Swartzbaugh, R (6, 1) ERA: 6.38	1.0 6 2 1 1 0 1 0 0 0 0 0 1 8 23 9.00 3.000																					
Larry Casian, L (7, 1) ERA: 1.88	0.2 2 0 0 0 1 0 0 0 0 0 0 0 4 4 0.00 0.000																					
Kent Bottenfield, R (8, 1) ERA: 2.63	2.0 6 0 0 0 0 1 1 0 0 0 0 0 0 13 22 0.00 0.500																					

Pittsburgh Pirates @ Chicago Cubs
Wrigley Field, Chicago, IL
Sun Sep 29 1996, 3:33 AM CDT
Att. 26,873 - Cloudy - 65 F

livebaseballscorecards.com

AB	33
R	8
H	8
RBI	8
BB	4
SO	5
LOB	14



Batter	1	2	3	4	5	6	7	8	9	AB	R	H	RBI	BB	SO	LOB	
Doug Glanville, R OBP: 0.264, SLG: 0.361 (1, 8)	F7	G1-3					G4-3		F7	5	0	1	0	0	0	2	
Robin Jennings, L OBP: 0.274, SLG: 0.310 (1, 9)	1B 23 1B		K		G1			G4-3		4	1	1	0	0	1	2	
Mark Grace, L OBP: 0.396, SLG: 0.455 Brant Brown, L OBP: 0.329, SLG: 0.536 (1, 3) (8, PR) (9, 3)	23 1B		G4-3		L5			E G4-3 2B		4	0	2	0	0	0	2	
23 Ryne Sandberg, R OBP: 0.316, SLG: 0.444 Todd Haney, R OBP: 0.200, SLG: 0.146 (1, 4) (7, 4)	1B		F9			G6-3		E5 G4-3 1B		3	0	1	1	0	0	0	
Brooks Kieschnick, L OBP: 0.406, SLG: 0.517 (1, 7)	K				G4-6-3 1B		G6-3		G4-3	4	0	1	1	0	1	3	
Tyler Houston, L OBP: 0.358, SLG: 0.458 (1, 2)	K				G4-6-3 1-2f		L7		WP 1B	4	0	1	1	0	1	3	
Leo Gomez, R OBP: 0.344, SLG: 0.431 (1, 5)			K		G6-3			L7		G5-3	4	0	0	0	0	1	2
Rey Sanchez, R OBP: 0.272, SLG: 0.253 (1, 6)							G6-3		P8	4	0	1	0	0	1	0	
Jaime Navarro, R Dave Swartzbaugh, R Larry Casian, R Scott Bullett, L Kent Bottenfield, R Dave Magadan, L (1, 1) (6, 1) (7, 1) (7, PH) (8, 1) (9, PH)			K				G1 1B		G6-3	1	0	0	0	0	0	1	1

Inning Stats	R: 1	H: 3	E: 0	K: 2	S: 16	H: 3	LOB: 2	BB: 0	P: 23	R: 0	H: 1	E: 0	K: 2	S: 10	H: 1	LOB: 1	BB: 0	P: 12	R: 0	H: 0	E: 0	K: 1	S: 10	H: 1	LOB: 0	BB: 0	P: 14	R: 0	H: 1	E: 0	K: 0	S: 10	H: 1	LOB: 2	BB: 0	P: 14	R: 0	H: 0	E: 0	K: 0	S: 7	H: 0	LOB: 0	BB: 0	P: 9	R: 0	H: 1	E: 0	K: 1	S: 9	H: 1	LOB: 1	BB: 0	P: 13	R: 2	H: 2	E: 1	K: 0	S: 11	H: 2	LOB: 1	BB: 0	P: 15	R: 0	H: 0	E: 0	K: 0	S: 6	H: 0	LOB: 0	BB: 0	P: 10	1B: 8	SF: 0	2B: 1	SAC: 0	3B: 0	DP: 1	HR: 0	HBP: 1	WP: 1	PA: 37
--------------	------	------	------	------	-------	------	--------	-------	-------	------	------	------	------	-------	------	--------	-------	-------	------	------	------	------	-------	------	--------	-------	-------	------	------	------	------	-------	------	--------	-------	-------	------	------	------	------	------	------	--------	-------	------	------	------	------	------	------	------	--------	-------	-------	------	------	------	------	-------	------	--------	-------	-------	------	------	------	------	------	------	--------	-------	-------	-------	-------	-------	--------	-------	-------	-------	--------	-------	--------

PITCHER	IP	WLS	BF	H	R	ER	SO	BB	IBB	HBP	BLK	WP	HR	S	P	ERA	WHIP
Esteban Loaiza, R ERA: 4.96 (1, 1)	7.2	W	33	9	3	1	6	0	0	1	0	0	0	79	107	1.17	1.174
Joe Boever, R ERA: 5.4 (8, 1)	1.1		4	0	0	0	0	0	0	0	0	1	0	10	15	0.00	0.000

BOTTOM

Pittsburgh Pirates @ Chicago Cubs
Wrigley Field, Chicago, IL
 Sun Sep 29 1996, 3:33 AM CDT
 Att: 26,873 - Cloudy - 65 F

livebaseballscorecards.com

AB	36
R	3
H	9
RBI	3
BB	0
SO	6
LOB	16

