


Chicago Cubs - 1996

Batter	1	2	3	4	5	6	7	8	9	AB	R	H	RBI	BB	SO	LOB	TOP					
Rickey Henderson, R (1.7)	K	L6		K			G6-3		G4-6-3 BB	4	0	0	0	1	2	1						
Steve Finley, L (1.8)	L7		1B HR BB	G3			E7 1B FC6-4		G4-6-3 1-2	4	2	0	0	1	0	1						
Tony Gwynn, L (1.9) OBP: 0.700, SLG: 0.750	BB 1B		HR 1B		G4-6-3 BB		FC6-4 1B		2B 1B	4	1	4	0	1	0	0						
Ken Caminiti, S (1.5) OBP: 0.400, SLG: 0.778	1B BB		HR		G4-6-3 1-2		FC6-4 FC4-6		1B 2B	4	1	2	4	1	0	2						
Wally Joyner, L (1.3) OBP: 0.556, SLG: 1.000	1-2 1B		K				FC4-6 1-2		K	5	1	2	1	0	2	3						
Brad Ausmus, R (1.2) OBP: 0.250, SLG: 0.750		1B 2B	HR		L9				F9	4	2	2	1	0	0	0						
Andujar Cedeno, R (1.6) OBP: 0.125, SLG: 0.125		L4	G5-3				K		K	4	0	0	0	0	2	1						
Jody Reed, R (1.4) OBP: 0.375, SLG: 0.429		G4-3	L4				L9		2B	4	0	1	0	0	0	1						
Joey Hamilton, R (1.1) ERA: 2.00, SLG: 0.900 Todd Stevenson, R (5. Ph) Willie Blair, R (5. Ph) Fernando Valenzuela, L (7. Ph) Scott Livingstone, L (8. Ph) Scott Sanders, R (8. Ph) Trevor Hoffman, R (8. Ph)		2H 1B		K2-3			K		G6-3	2	0	1	1	0	1	0						
Inning Stats	R: 0 E: 0 K: 1 S: 12	H: 2 LOB: 2 BB: 1 P: 18	R: 1 E: 0 K: 0 S: 10	H: 2 LOB: 1 BB: 0 P: 14	R: 4 E: 0 K: 1 S: 16	H: 3 LOB: 0 BB: 1 P: 24	R: 0 E: 0 K: 2 S: 7	H: 0 LOB: 0 BB: 0 P: 10	R: 1 E: 0 K: 0 S: 6	H: 1 LOB: 0 BB: 1 P: 16	R: 0 E: 0 K: 2 S: 8	H: 0 LOB: 0 BB: 0 P: 15	R: 1 E: 1 K: 0 S: 9	H: 1 LOB: 1 BB: 0 P: 12	R: 0 E: 0 K: 1 S: 9	H: 1 LOB: 1 BB: 1 P: 14	R: 0 E: 0 K: 1 S: 9	H: 2 LOB: 2 BB: 1 P: 16	1B: 6 2B: 3 3B: 0 HR: 3	SF: 0 SAC: 0 DP: 2 HBP: 0	WP: 0 PB: 0 SB: 0 CS: 0	PA: 41
PITCHER	IP WLS BF H R ER SO BB IBB HBP BLK WP HR S P ERA WHIP																					
Frank Castillo, R (1.1) ERA: 11.25	4.0 L 21 7 6 6 4 3 0 0 0 0 0 2 45 70 13.50 2.500																					
Larry Casian, L (5. Ph) ERA: 9.0	1.0 3 1 0 0 0 0 0 0 0 0 0 1 6 12 0.00 1.000																					
Turk Wendell, R (6. Ph) ERA: 9.0	1.0 3 0 0 0 2 0 0 0 0 0 0 0 8 15 0.00 0.000																					
Rodney Myers, R (7. Ph) ERA: 9.0	2.0 9 2 1 0 1 0 0 0 0 0 0 0 18 26 0.00 1.000																					
Bob Patterson, L (9. Ph) ERA: 9.0	1.0 5 2 0 0 1 1 0 0 0 0 0 0 9 16 0.00 3.000																					

San Diego Padres @ Chicago Cubs
Wrigley Field, Chicago, IL
Wed Apr 03 1996, 3:33 AM CST
Att: 29,638 - Sunny - 50 F


AB	37
R	7
H	12
RBI	7
BB	4
SO	8
LOB	10




Batter	1	2	3	4	5	6	7	8	9	AB	R	H	RBI	BB	SO	LOB	BOTTOM					
Brian McRae, S (1.8) OBP: 0.444, SLG: 0.500	FC3-6 BB	G4-3			1B 2B		K		2B 1B	4	1	2	1	1	1	3						
23 Ryne Sandberg, R (1.4) OBP: 0.500, SLG: 0.500	F7		P2		K		K		K	5	0	0	0	0	3	3						
Mark Grace, L (1.3) OBP: 0.500, SLG: 0.500	FC3-6 WP 1-2		FC4-6 1B		2H HR 1B		1B		F7	5	1	3	1	0	0	1						
Sammy Sosa, R (1.9) OBP: 0.333, SLG: 0.667	K		FC4-6 1-2		1H HR		1B		K	5	1	2	2	0	2	2						
Luis Gonzalez, L (1.7) Ozzie Timmons, R (7. Ph) (8. Ph)		F7	K		G1-3		K		K	3	0	0	0	0	1	1						
Scott Servais, R (1.2) OBP: 0.375, SLG: 1.143		E BB BB		G6-3		G1-3		HR		3	1	1	1	1	0	0						
José Hernández, R (1.5) OBP: 0.500, SLG: 0.200		E BB		G5-3		WP BB		K		2	0	0	0	2	1	0						
Rey Sanchez, R (1.6) OBP: 0.250, SLG: 0.625		E5		G5-3		K		F9		4	0	0	0	0	1	3						
Frank Castillo, R (1.1) Larry Casian, R (5. Ph) Leo Gomez, R (5. Ph) Turk Wendell, L (6. Ph) Brooks Kieschnick, L (6. Ph) Rodney Myers, R (7. Ph) Scott Bulllett, L (8. Ph) Bob Patterson, R (8. Ph)		K		G5-3		K		S 1B BB		1	0	0	0	0	1	3						
Inning Stats	R: 0 E: 0 K: 1 S: 8	H: 0 LOB: 1 BB: 1 P: 18	R: 0 E: 1 K: 1 S: 9	H: 0 LOB: 3 BB: 2 P: 19	R: 0 E: 0 K: 0 S: 17	H: 1 LOB: 0 BB: 0 P: 24	R: 0 E: 0 K: 0 S: 7	H: 0 LOB: 0 BB: 0 P: 11	R: 3 E: 0 K: 1 S: 15	H: 3 LOB: 0 BB: 0 P: 24	R: 0 E: 0 K: 2 S: 10	H: 0 LOB: 1 BB: 1 P: 19	R: 0 E: 0 K: 3 S: 13	H: 2 LOB: 2 BB: 0 P: 20	R: 2 E: 0 K: 2 S: 16	H: 2 LOB: 1 BB: 1 P: 30	R: 0 E: 0 K: 2 S: 8	H: 0 LOB: 0 BB: 0 P: 9	1B: 5 2B: 1 3B: 0 HR: 2	SF: 0 SAC: 0 DP: 0 HBP: 0	WP: 2 PB: 0 SB: 2 CS: 0	PA: 41
PITCHER	IP WLS BF H R ER SO BB IBB HBP BLK WP HR S P ERA WHIP																					
Joey Hamilton, R (1.1) ERA: 5.4	5.0 W 23 4 3 3 4 3 0 0 0 0 1 1 56 96 5.40 1.400																					
Willie Blair, R (5. Ph) ERA: 5.4	1.2 8 2 0 0 4 1 0 0 0 0 1 0 20 34 0.00 1.800																					
Fernando Valenzuela, L (7. Ph) ERA: 27.0	0.1 1 0 0 0 1 0 0 0 0 0 0 0 3 5 0.00 0.000																					
Scott Sanders, R (8. Ph) ERA: 27.0	0.2 5 2 2 2 1 1 0 0 0 0 0 1 13 25 27.00 4.500																					
Trevor Hoffman, R (8. Ph) ERA: 5.4	1.1 S 4 0 0 0 3 0 0 0 0 0 0 0 11 14 0.00 0.000																					

San Diego Padres @ Chicago Cubs
Wrigley Field, Chicago, IL
Wed Apr 03 1996, 3:33 AM CST
Att: 29,638 - Sunny - 50 F

AB	36
R	5
H	8
RBI	5
BB	5
SO	13
LOB	19




Batter	1	2	3	4	5	6	7	8	9	AB	R	H	RBI	BB	SO	LOB	TOP										
Delino DeShields, L OBP: 0.278, SLG: 0.235	0-0 1B		4-2 1B FC1-2 BB	3-2 K			1-1 L5		1-3 K	4	0	1	0	1	2	0	Los Angeles Dodgers @ Chicago Cubs Wrigley Field, Chicago, IL Thu Apr 04 1996, 3:33 AM CST Att: 12,626 - Overcast - 40 F										
Brett Butler, L OBP: 0.368, SLG: 0.294	1-0 B2		4-2 FC1-2 1B FC4-6 BB		1-1 G5-3 1B		2-3 K		2-2 G6-3	4	1	1	0	1	1	1											
Mike Piazza, R OBP: 0.611, SLG: 0.563	4-0 BB		0-0 FC4-6 FC1-2 2B 1B		1-2 F9		0-1 1B			3	1	2	0	1	0	1											
Eric Karros, R OBP: 0.389, SLG: 0.389	0-3 K		2-1 FC1-2 FC4-6		2-2 G5-3		2-3 K			4	0	0	0	0	2	7											
Raul Mondesi, R OBP: 0.222, SLG: 0.278	1-0 P5		1-2 FC4-6 2B		1-1 F7				0-3 K	4	1	0	1	0	1	5											
Mike Blowers, R OBP: 0.389, SLG: 0.286		1-1 G5-3				0-3 K			0-0 G3-1 1B	4	0	2	2	0	1	0											
Todd Hollandsworth, L OBP: 0.222, SLG: 0.333		2-3 K				0-0 P5			2-1 G3-1	4	0	0	0	0	1	2											
Greg Gagne, R OBP: 0.438, SLG: 0.857		0-2 1B			0-0 F9				1-3 K	4	1	2	1	0	1	1											
Pedro Astacio, R John Cummings, L Milt Thompson, L Roger Cedeno, S Mark Guthrie, R Joey Eischen, L Chad Forville, S		2-3 K			0-1 G1-3				0-0 G3	2	0	0	0	0	0	1											
Inning Stats	R: 0 E: 0 K: 1 S: 7	H: 1 LOB: 2 BB: 1 P: 13	R: 0 E: 0 K: 2 S: 14	H: 1 LOB: 1 BB: 0 P: 19	R: 3 E: 0 K: 0 S: 17	H: 2 LOB: 1 BB: 2 P: 33	R: 0 E: 0 K: 1 S: 7	H: 0 LOB: 0 BB: 0 P: 10	R: 0 E: 0 K: 0 S: 9	H: 1 LOB: 1 BB: 0 P: 13	R: 1 E: 0 K: 1 S: 9	H: 1 LOB: 0 BB: 0 P: 9	R: 0 E: 0 K: 2 S: 10	H: 1 LOB: 1 BB: 0 P: 15	R: 0 E: 0 K: 2 S: 10	H: 1 LOB: 1 BB: 0 P: 13	R: 0 E: 0 K: 1 S: 8	H: 0 LOB: 0 BB: 0 P: 12	1B: 6 2B: 1 3B: 0 HR: 1	SF: 0 SAC: 0 DP: 0 HBP: 0	WP: 0 PB: 0 SB: 2 CS: 0	PA: 38					
PITCHER	IP	WLS	BF	H	R	ER	SO	BB	IBB	HBP	BLK	WP	HR	S	P	ERA	WHIP										
Kevin Foster, R ERA: 6.35	5.2	W	26	6	4	4	5	3	0	0	0	0	1	62	96	6.35	1.588										
Larry Casian, L ERA: 4.5	1.0		4	1	0	0	1	0	0	0	0	0	0	8	11	0.00	1.000										
Turk Wendell, R ERA:	2.1		8	1	0	0	4	0	0	0	0	0	0	21	30	0.00	0.429										

Batter	1	2	3	4	5	6	7	8	9	AB	R	H	RBI	BB	SO	LOB	BOTTOM										
Brian McRae, S OBP: 0.500, SLG: 0.500	0-0 23 G6-3 1B		0-3 K	0-1 E4 1B		4-2 23 FC4-6 BB		0-0 23 G6-3 1B		4	1	2	0	1	1	2	Los Angeles Dodgers @ Chicago Cubs Wrigley Field, Chicago, IL Thu Apr 04 1996, 3:33 AM CST Att: 12,626 - Overcast - 40 F										
23 Ryne Sandberg, R OBP: 0.287, SLG: 0.333	1-1 G6-3		1-1 K	4-2 1B HR BB		0-2 FC4-6 1B		2-2 G6-3		4	2	1	2	1	0	3											
Mark Grace, L OBP: 0.500, SLG: 0.571	3-2 2B		2-1 F7	0-0 HR 1B		0-0 P8				4	1	2	2	0	0	1											
Sammy Sosa, R OBP: 0.385, SLG: 0.846	0-0 G3		3-1 G4-3	1-0 HR		0-0 1B		1-2 1B		4	1	2	3	0	0	1											
Luis Gonzalez, L OBP: 0.091, SLG: 0.091 Turk Wendell, L		0-0 G6-3		0-0 K		0-1 G3				4	1	1	0	0	1	2											
Scott Servais, R OBP: 0.500, SLG: 1.091		2-1 WP 1B		1-1 1B G6-4-3 2B		2-3 K		0-0 G1-6-3 1B		4	1	3	0	0	1	0											
José Hernández, R OBP: 0.500, SLG: 0.333		1-3 K		1-1 G6-4-3 1B		1-2 1B		2-1 G1-6-3 1B		4	0	2	1	0	1	2											
Rey Sanchez, R OBP: 0.167, SLG: 0.417		2-3 K		2-3 G6-4-3 1B		0-0 F9		2-2 L9		4	0	0	0	0	1	3											
Kevin Foster, R OBP: 0.667, SLG: 0.500 Larry Casian, R Ozzie Timmons, R			2-2 23 HR 1B	4-2 E 1B BB		0-1 F9		2-1 F9		2	2	1	0	1	0	1											
Inning Stats	R: 0 E: 0 K: 0 S: 9	H: 2 LOB: 1 BB: 0 P: 13	R: 0 E: 0 K: 2 S: 9	H: 1 LOB: 0 BB: 0 P: 14	R: 2 E: 0 K: 1 S: 12	H: 2 LOB: 0 BB: 0 P: 20	R: 7 E: 1 K: 1 S: 20	H: 5 LOB: 0 BB: 2 P: 33	R: 0 E: 0 K: 1 S: 9	H: 1 LOB: 1 BB: 0 P: 12	R: 0 E: 0 K: 0 S: 15	H: 1 LOB: 2 BB: 1 P: 19	R: 0 E: 0 K: 0 S: 6	H: 1 LOB: 0 BB: 0 P: 10	R: 0 E: 0 K: 0 S: 6	H: 1 LOB: 0 BB: 0 P: 10	1B: 10 2B: 2 3B: 0 HR: 2	SF: 0 SAC: 0 DP: 4 HBP: 0	WP: 1 PB: 0 SB: 0 CS: 0	PA: 38							
PITCHER	IP	WLS	BF	H	R	ER	SO	BB	IBB	HBP	BLK	WP	HR	S	P	ERA	WHIP										
Pedro Astacio, R ERA: 9.82	3.2	L	20	8	7	6	3	2	0	0	0	0	1	45	74	9.82	2.727										
John Cummings, L ERA: 11.57	1.1		7	3	2	0	2	0	0	0	0	0	1	14	18	0.00	2.250										
Mark Guthrie, L ERA: 3.86	2.0		8	2	0	0	0	1	0	0	0	0	0	21	29	0.00	1.500										
Joey Eischen, L ERA:	1.0		3	1	0	0	0	0	0	0	0	0	0	6	10	0.00	1.000										



Batter	1	2	3	4	5	6	7	8	9	AB	R	H	RBI	BB	SO	LOB	TOP			
Delino DeShields, L OBP: 0.304, SLG: 0.200 (1, 4)	4-2 FC3-6 BB		3-2 G6-3		2-3 K			1-0 G4-3	4-0 BB	3	0	0	0	2	1	1	Los Angeles Dodgers @ Chicago Cubs Wrigley Field, Chicago, IL Fri Apr 05 1996, 3:33 AM CST Att: 19,324 - Sunny - 39 F			
Brett Butler, L OBP: 0.348, SLG: 0.286 (1, 8)	SAFE 0-0 FC3-6		0-2 G4-3		1-0 FC4-6			1-1 1B	0-3 K	4	0	1	0	0	0	2				
Todd Worrell, R (8, 1)										0	0	0	0	0	0	0				
Billy Ashley, R OBP: 0.429, SLG: 0.833 (9, PH)	1-2 CS				1-2 1B					1	0	0	0	0	1	3				
Mike Piazza, R OBP: 0.591, SLG: 0.550 (1, 2)	SAFE 3-3 SAFE 1-2 SAFE 1-2 SAFE 1-2			0-0 G1-3 1B		2-3 K		0-0 1B		4	0	2	0	0	2	1				
Eric Karros, R OBP: 0.318, SLG: 0.318 (1, 3)		3-2 L9		2-2 G1-3 1-2		1-0 G1-3		0-3 K		4	0	0	0	0	1	3				
Raul Mondesi, R OBP: 0.273, SLG: 0.286 (1, 9)		0-2 WP 1B		4-2 FC5-4 BB		1-3 K			3-3 K	3	0	1	0	1	2	0				
Mike Blowers, R OBP: 0.381, SLG: 0.250 (1, 5)		4-0 BB		1-3 K			0-0 G6-3		4-1 1B BB	2	0	0	0	1	1	2				
Dave Hansen, L (9, PH)		1-2 BB		2-2 FC5-4 1-2		2-0 F8			2-2 BB 1B	4	0	1	0	0	1	4				
Todd Hollandsworth, L OBP: 0.231, SLG: 0.306 (1, 7)		2-3 K		2-2 FC5-4 1-2		1-3 K			1-2 BB 1B	3	0	1	0	0	1	2				
Greg Gagne, R OBP: 0.421, SLG: 0.765 (1, 6)		2-2 F7		2-1 FC4-6 1B			1-3 K		1-0 BB	3	0	1	0	0	1	2				
Chad Fonville, S OBP: 0.250, SLG: 0.250 (9, PH)									1-2 2H 1B	1	0	1	1	0	0	0				
Tom Candiotti, R (1, 1)			0-0 G5-3		0-0 FC4-6 1-2			1-1 P6	0-0 F7	1	0	0	0	0	0	0				
Milt Thompson, L (5, PH)										1	0	0	0	0	0	1				
John Cummings, L (5, 1)										0	0	0	0	0	0	0				
Darren Hall, R (7, 1)										0	0	0	0	0	0	0				
Roger Cedeno, S (8, PH)										0	0	0	0	0	0	0				
Roger Cedeno, S (8, 9)										2	0	0	0	0	0	2				
Inning Stats	R: 0 E: 0 K: 1 S: 8	H: 0 LOB: 0 BB: 1 P: 15	R: 0 E: 0 K: 1 S: 12	H: 1 LOB: 2 BB: 1 P: 23	R: 0 E: 0 K: 0 S: 7	H: 0 LOB: 0 BB: 0 P: 10	R: 0 E: 0 K: 1 S: 16	H: 1 LOB: 2 BB: 1 P: 25	R: 0 E: 0 K: 1 S: 7	H: 0 LOB: 0 BB: 0 P: 12	R: 0 E: 0 K: 1 S: 5	H: 0 LOB: 0 BB: 0 P: 8	R: 0 E: 0 K: 1 S: 9	H: 2 LOB: 2 BB: 0 P: 12	R: 1 E: 0 K: 2 S: 16	H: 2 LOB: 3 BB: 2 P: 30	1B: 7 2B: 0 3B: 0 HR: 0	SF: 0 SAC: 0 DP: 0 HBP: 0	WP: 1 PB: 0 SB: 0 CS: 1	PA: 38
PITCHER	IP	WLS	BF	H	R	ER	SO	BB	IBB	HBP	BLK	WP	HR	S	P	ERA	WHIP			
Jim Bullinger, R ERA: 0.00	(1, 1)	8.0	W	31	5	0	8	3	0	0	0	1	0	72	117	0.00	1.000			
Mike Perez, R ERA: 9.0	(9, 1)	1.0		7	2	1	2	2	0	0	0	0	0	16	30	9.00	4.000			

AB	33
R	1
H	7
RBI	1
BB	5
SO	10
LOB	21




Batter	1	2	3	4	5	6	7	8	9	AB	R	H	RBI	BB	SO	LOB	BOTTOM			
Brian McRae, S OBP: 0.450, SLG: 0.444 (1, 8)	1-2 G1-3		0-1 L3	0-0 23 1B	1-0 FC5-4		0-1 23 2B	2-0 F9		6	2	2	1	0	0	3	Los Angeles Dodgers @ Chicago Cubs Wrigley Field, Chicago, IL Fri Apr 05 1996, 3:33 AM CST Att: 19,324 - Sunny - 39 F			
23 Ryne Sandberg, R OBP: 0.350, SLG: 0.438 (1, 4)	4-2 1B		2-1 FC4-6	2-1 1B		2-3 K	1-1 1B			4	1	2	2	1	1	1				
Todd Haney, R (7, PR)			1-2 2B	1-2 1B			1-1 1B			0	1	0	0	0	0	0				
Mark Grace, L OBP: 0.632, SLG: 0.706 (1, 3)	1-1 1B		1-1 1B	0-1 1B		4-1 E 1B	4-2 1B			3	1	3	2	2	0	0				
Sammy Sosa, R OBP: 0.333, SLG: 0.667 (1, 9)	0-1 L5		0-0 P4	2-2 F9		1-1 E 1B	1-2 P4			5	1	1	0	0	0	7				
Scott Bleil, L (8, 9)						1-2 SF7 1B				0	0	0	0	0	0	0				
Luis Gonzalez, L OBP: 0.125, SLG: 0.125 (1, 7)	3-1 P5			0-0 G6-3	1-3 K	2-2 E6 1B	1-1 1B			5	1	1	1	0	1	4				
Brian Dorsett, R OBP: 0.200, SLG: 0.250 (1, 2)		2-1 G1-3		1-0 P6	1-2 1B	1-0 SF7	2-3 K			4	1	1	2	0	1	2				
José Hernández, R OBP: 0.471, SLG: 0.357 (8, 6)		3-2 G6-3		2-1 E6 1B	1-2 1B	1-2 E 1B	0-1 L9			5	1	2	1	0	0	2				
Rey Sanchez, R OBP: 0.250, SLG: 0.438 (8, 5)		0-1 G5-3		1-0 2B 1B	0-0 F9	0-0 E8	0-1 F9			4	1	2	0	0	0	2				
Jim Bullinger, R OBP: 0.750, SLG: 1.000 (1, 1)			4-2 FC4-6	2-2 1B 23 1B	1-0 FC5-4	0-0 G3-1				3	1	2	2	1	0	2				
Brooks Kieschnick, L (8, PH)				1-3 2H 1B	1-3 1B					1	0	0	0	0	1	0				
Inning Stats	R: 0 E: 0 K: 0 S: 11	H: 1 LOB: 2 BB: 1 P: 20	R: 0 E: 0 K: 0 S: 8	H: 0 LOB: 0 BB: 0 P: 13	R: 1 E: 0 K: 0 S: 10	H: 1 LOB: 1 BB: 1 P: 17	R: 4 E: 1 K: 0 S: 16	H: 5 LOB: 2 BB: 0 P: 26	R: 1 E: 0 K: 1 S: 12	H: 3 LOB: 2 BB: 0 P: 17	R: 3 E: 2 K: 1 S: 18	H: 3 LOB: 2 BB: 1 P: 28	R: 2 E: 0 K: 1 S: 18	H: 3 LOB: 2 BB: 1 P: 27	R: 0 E: 0 K: 1 S: 8	H: 0 LOB: 0 BB: 0 P: 11	1B: 13 2B: 3 3B: 0 HR: 0	SF: 1 SAC: 0 DP: 0 HBP: 0	WP: 0 PB: 0 SB: 0 CS: 0	PA: 46
PITCHER	IP	WLS	BF	H	R	ER	SO	BB	IBB	HBP	BLK	WP	HR	S	P	ERA	WHIP			
Tom Candiotti, R ERA: 2.25	(1, 1)	4.0	L	22	7	5	1	0	0	0	0	0	0	45	76	2.25	2.250			
John Cummings, L ERA: 8.31	(5, 1)	2.0		14	6	4	1	2	1	0	0	0	0	30	45	4.50	3.500			
Darren Hall, R ERA: 6.0	(7, 1)	1.0		7	3	2	2	1	1	0	0	0	0	18	27	18.00	4.000			
Todd Worrell, R ERA: 0.00	(8, 1)	1.0		3	0	0	0	1	0	0	0	0	0	8	11	0.00	0.000			



Batter	1	2	3	4	5	6	7	8	9	AB	R	H	RBI	BB	SO	LOB	TOP								
Delino DeShields, L OBP: 0.321, SLG: 0.250 (1.4)	L9		E	S	2B	FC4-6		K		4	1	1	1	1	1	3									
Brett Butler, L OBP: 0.286, SLG: 0.231 (1.8)	K		E5	S	2B	G4-3		G4-3		5	0	0	0	0	2	2									
Mike Piazza, R OBP: 0.519, SLG: 0.480 (1.2)	1B		E6	BB	G6-3		F9	G6-3		5	0	1	0	0	0	2									
Eric Karros, R OBP: 0.259, SLG: 0.259 (1.3)	K		L9			K	F8	G5-3		5	0	0	0	0	2	3									
Raul Mondesi, R OBP: 0.269, SLG: 0.320 (1.9)		G4-3	K		F7		F9			4	0	1	0	0	1	2									
Mike Blowers, R OBP: 0.360, SLG: 0.211 (1.5)	G1-3		BB		F9			F9		3	0	0	0	1	0	1									
Todd Hollandsworth, L OBP: 0.233, SLG: 0.250 (1.7)	G4-3		K		G6-3			BB		3	0	0	0	1	1	4									
Greg Gagne, R OBP: 0.476, SLG: 0.842 (1.6)		BB		SH3-4	2B	BB	1B	K		2	2	1	0	2	1	1									
Ramon Martinez, R Chan Ho Park, R Dave Hansen, L Mark Guthrie, R Darren Hall, R Milt Thompson, L Billy Ashley, R Todd Worrell, R (1.1) (2.1) (6. PH) (6.1) (6.1) (6. PH) (6. PH) (8.1)	G1-3				SH3-4	1B	FC4-6	1B		1	0	0	0	0	0	2									
Inning Stats	R: 0 E: 0 K: 2 S: 12	H: 1 LOB: 1 BB: 0 P: 19	R: 0 E: 0 K: 0 S: 10	H: 1 LOB: 2 BB: 1 P: 17	R: 1 E: 2 K: 2 S: 18	H: 0 LOB: 3 BB: 2 P: 32	R: 1 E: 0 K: 1 S: 11	H: 1 LOB: 1 BB: 1 P: 21	R: 0 E: 0 K: 1 S: 8	H: 0 LOB: 0 BB: 0 P: 9	R: 1 E: 0 K: 0 S: 11	H: 2 LOB: 1 BB: 0 P: 19	R: 0 E: 0 K: 0 S: 7	H: 0 LOB: 0 BB: 0 P: 13	R: 0 E: 0 K: 2 S: 12	H: 0 LOB: 2 BB: 2 P: 28	R: 0 E: 0 K: 0 S: 4	H: 0 LOB: 0 BB: 0 P: 7	1B: 2 2B: 2 3B: 1 HR: 0	SF: 0 SAC: 1 DP: 0 HBP: 0	WP: 0 PB: 0 SB: 4 CS: 0	PA: 40			
PITCHER	IP	WLS	BF	H	R	ER	SO	BB	IBB	HBP	BLK	WP	HR	S	P	ERA	WHIP								
Jaime Navarro, R ERA: 4.05 (1.1)	5.1	L	27	5	3	3	6	4	0	0	0	0	0	66	112	5.06	1.688								
Larry Casian, L ERA: 3.38 (6.1)	0.2		2	0	0	0	0	0	0	0	0	0	0	4	5	0.00	0.000								
Rodney Myers, R ERA: (7.1)	1.2		6	0	0	0	1	1	0	0	0	0	0	16	32	0.00	0.600								
Bob Patterson, L ERA: (8.1)	0.1		2	0	0	0	1	0	1	0	0	0	0	3	9	0.00	0.000								
Doug Jones, R ERA: 3.89 (9.1)	1.0		3	0	0	0	0	0	0	0	0	0	0	4	7	0.00	0.000								

Los Angeles Dodgers @ Chicago Cubs
Wrigley Field, Chicago, IL
Sat Apr 06 1996, 3:33 AM CST
Att: 24,428 - Sunny - 38 F


AB 33
R 3
H 5
RBI 2
BB 6
SO 8
LOB 20



Batter	1	2	3	4	5	6	7	8	9	AB	R	H	RBI	BB	SO	LOB	BOTTOM								
Brian McRae, S OBP: 0.440, SLG: 0.409 (1.8)	G4-3		23 1B		K		S	L8		4	0	1	0	1	1	0									
23 Ryne Sandberg, R OBP: 0.360, SLG: 0.429 (1.4)	K		1B		G5-3		L9	FC6-4 1B		5	0	2	0	0	1	1									
Mark Grace, L OBP: 0.542, SLG: 0.571 (1.3)	K		F9		F8		BB	FC6-4 1B		4	0	0	0	1	1	4									
Sammy Sosa, R OBP: 0.348, SLG: 0.609 (1.9)		K	K			G6-4-3 1B	P3	1B		5	1	2	0	0	2	5									
Luis Gonzalez, L Ozzie Timmons, R OBP: 0.222, SLG: 0.176 (1.7) (6. PH) (7.7)		CS BB		BB	1B	G6-4-3 BB	K	P6		1	0	1	0	1	0	0									
Scott Servais, R OBP: 0.438, SLG: 0.857 (1.2)		BB		K		G6-4-3		K		3	0	0	0	1	2	3									
José Hernández, R OBP: 0.476, SLG: 0.313 (1.5)		K		BB		1B		K		2	0	0	0	2	2	1									
Rey Sanchez, R OBP: 0.300, SLG: 0.450 (1.6)			F7		K		1B	1B		4	0	2	1	0	1	2									
Jaime Navarro, R Larry Casian, R Leo Gomez, R Brooks Kieschnick, L Rodney Myers, R Bob Patterson, R Scott Bullett, L Doug Jones, R (1.1) (6.1) (6. PH) (6. PH) (7.1) (8.1) (8. PH) (8.1)			23 1B		K		F7	K		2	0	1	0	0	1	2									
Inning Stats	R: 0 E: 0 K: 2 S: 15	H: 0 LOB: 0 BB: 0 P: 20	R: 0 E: 0 K: 2 S: 13	H: 0 LOB: 2 BB: 2 P: 24	R: 0 E: 0 K: 1 S: 17	H: 2 LOB: 3 BB: 1 P: 30	R: 0 E: 0 K: 3 S: 13	H: 1 LOB: 2 BB: 1 P: 22	R: 0 E: 0 K: 1 S: 6	H: 0 LOB: 0 BB: 0 P: 9	R: 1 E: 0 K: 0 S: 9	H: 2 LOB: 2 BB: 2 P: 19	R: 0 E: 0 K: 1 S: 12	H: 1 LOB: 2 BB: 1 P: 25	R: 0 E: 0 K: 3 S: 19	H: 1 LOB: 1 BB: 0 P: 29	R: 0 E: 0 K: 0 S: 9	H: 2 LOB: 2 BB: 0 P: 15	1B: 9 2B: 0 3B: 0 HR: 0	SF: 0 SAC: 0 DP: 1 HBP: 0	WP: 0 PB: 0 SB: 3 CS: 1	PA: 41			
PITCHER	IP	WLS	BF	H	R	ER	SO	BB	IBB	HBP	BLK	WP	HR	S	P	ERA	WHIP								
Ramon Martinez, R ERA: 3.86 (1.1)	1.0		3	0	0	0	2	4	0	0	0	0	0	49	85	0.00	1.750								
Chan Ho Park, R ERA: 1.5 (2.1)	4.0	W	18	3	0	0	7	4	0	0	0	0	0	8	17	13.50	6.000								
Mark Guthrie, L ERA: 6.0 (6.1)	0.2		5	2	1	1	0	2	0	0	0	0	0	8	17	13.50	6.000								
Darren Hall, R ERA: 4.15 (6.1)	1.1		6	1	0	0	1	1	0	0	0	0	0	13	27	0.00	1.500								
Todd Worrell, R ERA: (8.1)	2.0	S	9	3	0	0	3	0	0	0	0	0	0	28	44	0.00	1.500								

Los Angeles Dodgers @ Chicago Cubs
Wrigley Field, Chicago, IL
Sat Apr 06 1996, 3:33 AM CST
Att: 24,428 - Sunny - 38 F

AB 34
R 1
H 9
RBI 1
BB 7
SO 13
LOB 25



Batter	1	2	3	4	5	6	7	8	9	AB	R	H	RBI	BB	SO	LOB	TOP																			
Delino DeShields, L OBP: 0.364, SLG: 0.379 Pedro Astacio, R (9, 1) Joey Eischen, L (9, 1)	1-2 FC5-4 1B		3-1 B1-3		1-0 G1-4-3 1B		2-2 SF9 3B		1-3 SAFE K	5	1	3	0	0	1	1																				
Brett Butler, L OBP: 0.242, SLG: 0.200	1-0 FC5-4 G1-3 1B		2-3 K		1-1 G1-4-3 1B		2-0 SF9		0-0 FC6-4	4	1	0	1	0	1	3																				
Mike Piazza, R OBP: 0.438, SLG: 0.400	1-1 G1-3 1B		0-1 F8		3-3 K		3-H 2-3 K		0-1 G4-3	5	0	0	0	0	2	3																				
Eric Karros, R OBP: 0.290, SLG: 0.290	1-1 2-H 1B			2-2 HR 1B		1-0 G6-3		1-0 G4-3		4	1	2	1	0	0	0																				
Raul Mondesi, R OBP: 0.333, SLG: 0.483	1-0 P5			2-0 1-H HR 1B		3-1 CS 1B		0-0 G3 1B		4	1	3	2	0	0	1																				
Mike Blowers, R OBP: 0.345, SLG: 0.182		0-1 G4-3		3-2 G5-3		1-0 SAFE BB WP BB		0-0 G3		3	0	0	0	1	0	1																				
Todd Hollandsworth, L (1, 7) Mark Guthrie, R (8, 1) Antonio Osuna, R (8, 1) Chad Forville, S OBP: 0.250, SLG: 0.250 (9, 4)		4-0 G5-3 BB		1-1 P5		4-2 BB BB		3-3 K		2	0	0	0	2	1	1																				
Greg Gagne, R OBP: 0.444, SLG: 0.727 (1, 6)		0-2 G5-3		2-1 G5-3		4-2 BB		0-0 G6-3		3	0	0	0	1	0	2																				
Ismael Valdez, R (1, 1) Milt Thompson, L (8, 7) Roger Cedeno, S (9, 7) (9, 7)		2-0 P3		0-2 G5-3		2-3 K			4-1 FC6-4 BB	3	0	0	0	0	1	4																				
Inning Stats	R: 1 E: 0 K: 0 S: 9	H: 2 LOB: 1 BB: 0 P: 14	R: 0 E: 0 K: 0 S: 6	H: 0 LOB: 1 BB: 1 P: 12	R: 0 E: 0 K: 1 S: 7	H: 0 LOB: 0 BB: 0 P: 12	R: 2 E: 0 K: 0 S: 13	H: 2 LOB: 0 BB: 0 P: 23	R: 0 E: 0 K: 1 S: 10	H: 1 LOB: 3 BB: 3 P: 15	R: 0 E: 0 K: 1 S: 12	H: 1 LOB: 0 BB: 0 P: 30	R: 1 E: 0 K: 1 S: 9	H: 1 LOB: 0 BB: 0 P: 16	R: 0 E: 0 K: 1 S: 7	H: 1 LOB: 1 BB: 1 P: 10	R: 0 E: 0 K: 1 S: 7	H: 0 LOB: 1 BB: 1 P: 12	1B: 6 2B: 0 3B: 1 HR: 1	SF: 1 SAC: 0 DP: 0 HBP: 0	WP: 1 PB: 0 SB: 0 CS: 1	PA: 39														
PITCHER	IP	WLS	BF	H	R	ER	SO	BB	IBB	HBP	BLK	WP	HR	S	P	ERA	WHIP	PITCHER	IP	WLS	BF	H	R	ER	SO	BB	IBB	HBP	BLK	WP	HR	S	P	ERA	WHIP	
Frank Castillo, R ERA: 8.0 (1, 1)	5.0		21	5	3	3	2	1	0	0	0	0	1	45	76	5.40	1.200	Bob Patterson, L ERA: (9, 1)	0.2		3	0	0	0	1	1	0	0	0	0	0	5	10	0.00	1.500	
Turk Wendell, R (6, 1)	1.0		6	1	0	0	1	3	0	0	0	1	0	12	30	0.00	4.000	Doug Jones, R ERA: 3.35 (9, 1)	0.1	W	1	0	0	0	0	0	0	0	0	0	2	2	0.00	0.000		
Larry Casian, L ERA: 6.0 (7, 1)	0.1		2	1	1	1	0	0	0	0	0	0	0	4	8	27.00	3.000																			
Terry Adams, R ERA: (7, 1)	0.2		2	0	0	0	1	0	0	0	0	0	0	5	8	0.00	0.000																			
Mike Perez, R ERA: 4.5 (8, 1)	1.0		4	1	0	0	1	0	0	0	0	0	0	7	10	0.00	1.000																			

Los Angeles Dodgers @ Chicago Cubs
Wrigley Field, Chicago, IL
Sun Apr 07 1996, 3:33 AM CDT
Att: 19,002 - Sunny

AB	33
R	4
H	8
RBI	4
BB	5
SO	6
LOB	16



Batter	1	2	3	4	5	6	7	8	9	AB	R	H	RBI	BB	SO	LOB	BOTTOM																				
Brian McRae, S OBP: 0.467, SLG: 0.423 (1, 8)	3-2 F7		2-2 G3-1		3-1 1-2 3-H 1B		3-1 23 S 1B		4-0 1B 23 BB IBB	4	0	2	2	1	0	0																					
23 Ryne Sandberg, R OBP: 0.387, SLG: 0.375 (1, 4)	4-1 L4-3 BB			1-3 K	1-1 G3		1-3 SAFE K2-3		4-2 1B BB	3	0	0	0	2	2	3																					
Mark Grace, L OBP: 0.483, SLG: 0.500 (1, 3)	1-0 L4-3			0-0 G4-3		0-0 L7		2-1 G3	0-0 1-2 2-3 3-H 1B	5	0	1	1	0	0	1																					
Sammy Sosa, R OBP: 0.296, SLG: 0.519 (1, 9)		2-3 K		2-3 K		3-3 K		0-0 F9		4	0	0	0	0	3	0																					
Luis Gonzalez, L OBP: 0.227, SLG: 0.190 Doug Jones, R (9, 1)		1-1 E S 1B		2-0 G6-3		0-0 F9		3-2 E6 BLK		4	0	1	0	0	0	0																					
Scott Servais, R OBP: 0.450, SLG: 0.778 (1, 2)		1-3 K		0-0 1B 1B		1-0 E 1B		3-2 P6		4	2	2	0	0	1	2																					
José Hernández, R OBP: 0.480, SLG: 0.316 (1, 5)		3-2 G5-3		2-0 1B 1B		3-3 SAFE K		4-2 23 BB SH3-4 1B BB		3	2	1	0	1	1	2																					
Rey Sanchez, R OBP: 0.261, SLG: 0.391 (1, 6)			0-0 P9		0-0 P3		0-2 E5 1B		0-0 SH3-4	3	1	0	0	0	0	3																					
Frank Castillo, R Brooks Kieschnick, L Kevin Frazier, L Tony Adams, R Larry Casian, R Terry Adams, R Scott Servais, R Mike Perez, R Bob Patterson, R Ozzie Timmons, R		0-3 K		0-0 1-3 2-H 1B		0-0 L6		0-3 K		1	0	0	0	0	0	1																					
Inning Stats	R: 0 E: 0 K: 0 S: 6	H: 0 LOB: 0 BB: 1 P: 14	R: 0 E: 0 K: 2 S: 14	H: 1 LOB: 1 BB: 0 P: 21	R: 0 E: 0 K: 1 S: 9	H: 0 LOB: 0 BB: 0 P: 11	R: 0 E: 0 K: 2 S: 8	H: 0 LOB: 0 BB: 0 P: 11	R: 2 E: 0 K: 0 S: 9	H: 4 LOB: 2 BB: 0 P: 17	R: 0 E: 0 K: 1 S: 6	H: 0 LOB: 0 BB: 0 P: 9	R: 2 E: 2 K: 2 S: 16	H: 2 LOB: 1 BB: 0 P: 24	R: 0 E: 1 K: 0 S: 9	H: 0 LOB: 1 BB: 0 P: 17	R: 1 E: 0 K: 1 S: 12	H: 1 LOB: 3 BB: 3 P: 24	1B: 8 2B: 1 3B: 0 HR: 0	SF: 0 SAC: 1 DP: 1 HBP: 0	WP: 0 PB: 0 SB: 2 CS: 0	PA: 39															
PITCHER	IP	WLS	BF	H	R	ER	SO	BB	IBB	HBP	BLK	WP	HR	S	P	ERA	WHIP	PITCHER	IP	WLS	BF	H	R	ER	SO	BB	IBB	HBP	BLK	WP	HR	S	P	ERA	WHIP		
Ismael Valdez, R ERA: 2.57 (1, 1)	7.0		29	7	4	2	8	1	0	0	0	0	0	68	107	2.57	1.143																				
Mark Guthrie, L ERA: 5.4 (8, 1)	0.1		1	0	0	0	0	0	0	0	0	0	0	2	4	0.00	0.000																				
Antonio Osuna, R ERA: 6.75 (8, 1)	1.1	L	7	0	1	1	1	1	1	0	1	0	0	16	30	6.75	0.750																				
Pedro Astacio, R ERA: 9.82 (9, 1)	0.0		1	0	0	0	0	1	0	0	0	0	0	2	6	∞	∞																				
Joey Eischen, L ERA: (9, 1)	0.0		1	1	0	0	0	0	0	0	0	0	0	1	1	∞	∞																				

Los Angeles Dodgers @ Chicago Cubs
Wrigley Field, Chicago, IL
Sun Apr 07 1996, 3:33 AM CDT
Att: 19,002 - Sunny

AB	34
R	5
H	8
RBI	4
SO	9
LOB	13



Batter	1	2	3	4	5	6	7	8	9	AB	R	H	RBI	BB	SO	LOB	TOP																	
Brian McRae, S OBP: 0.400, SLG: 0.389	G4-3		F8	23 BB 1B		G5-3		G4-3		5	0	1	0	0	0	3	Chicago Cubs @ Colorado Rockies Coors Field, Denver, CO Wed Apr 10 1996, 3:33 AM MDT Att: 50,083 - Cloudy - 76 F																	
23 Ryne Sandberg, R OBP: 0.533, SLG: 0.281	L4		F9	G6-4-3 BB		FC5-2		K2-3		4	0	0	0	1	1	3																		
Mark Grace, L OBP: 0.538, SLG: 0.618	G3		1B HR	F8		G4-3		FC5-4 IBB		4	1	1	0	1	0	3																		
Sammy Sosa, R OBP: 0.297, SLG: 0.500		0-0 1B	0-0 HR	G6-4-3			0-1 P4	1-2 FC5-4		5	2	2	1	0	0	4																		
Luis Gonzalez, L OBP: 0.375, SLG: 0.370		4-2 G5-3 1B	0-0 HR			G4-3			0-1 1B	3	1	2	3	1	0	0																		
Scott Servais, R OBP: 0.533, SLG: 1.000		0-0 G5-3 1B	2-0 HR			K			1-1 P5	4	1	2	2	1	1	1																		
José Hernández, R Larry Casian, R	G5-3		P6			K			1-0 F7	4	0	0	0	0	2	4		AB 37 R 9 H 12 RBI 8 BB 4 SO 4 LOB 23																
Mike Perez, R										0	0	0	0	0	0	0																		
Doug Jones, R										0	0	0	0	0	0	0																		
Todd Haney, R										1	0	0	0	0	0	1																		
Rey Sanchez, R OBP: 0.313, SLG: 0.367	G1-3			HR HBP			0-0 SH E 1B		3-1 F7	4	2	1	0	0	0	4																		
Jim Bullinger, R Turk Wendell, L			2-1 1B		2-0 HR		0-0 SH E 1B			2	2	2	2	0	0	0																		
Rodney Myers, R										0	0	0	0	0	0	0																		
Leo Gomez, R OBP: 0.333, SLG: 0.667			1B 1B		1-H HR		1-H FC5-2			0	0	0	0	0	0	0																		
										1	0	1	0	0	0	0																		
Inning Stats	R: 0 E: 0 K: 0 S: 9	H: 0 LOB: 0 BB: 0 P: 15	R: 1 E: 0 K: 0 S: 11	H: 2 LOB: 1 BB: 1 P: 18	R: 5 E: 0 K: 0 S: 15	H: 5 LOB: 0 BB: 0 P: 24	R: 2 E: 0 K: 0 S: 12	H: 2 LOB: 1 BB: 1 P: 23	R: 0 E: 0 K: 2 S: 10	H: 0 LOB: 0 BB: 0 P: 17	R: 1 E: 1 K: 0 S: 8	H: 1 LOB: 1 BB: 0 P: 13	R: 0 E: 0 K: 1 S: 14	H: 0 LOB: 2 BB: 1 P: 20	R: 0 E: 0 K: 1 S: 10	H: 1 LOB: 1 BB: 0 P: 16	R: 0 E: 0 K: 0 S: 7	H: 1 LOB: 1 BB: 0 P: 12	1B: 7 2B: 1 3B: 1 HR: 3	SF: 0 SAC: 1 DP: 2 HBP: 2	WP: 0 PA: 44 PB: 0 SB: 0 CS: 0													
PITCHER	IP WLS BF H R ER SO BB IBB HBP BLK WP HR S P ERA WHIP	IP WLS BF H R ER SO BB IBB HBP BLK WP HR S P ERA WHIP																																
Bryan Rekar, R ERA: 12.38	3.0	16	7	6	6	0	1	0	0	0	0	0	0	1	30	57	18.00	2.667																
Lance Painter, L ERA: 6.48	3.0	14	3	3	2	2	1	0	1	0	0	0	1	30	53	6.00	1.333																	
Mark Thompson, R ERA: 1.29	1.0	5	0	0	0	1	1	0	1	0	0	0	0	14	20	0.00	1.000																	
Curt Leskanic, R ERA: 4.26	2.0	W 9	2	0	0	1	0	1	0	0	0	0	0	17	28	0.00	1.000																	

Batter	1	2	3	4	5	6	7	8	9	AB	R	H	RBI	BB	SO	LOB	BOTTOM															
Walt Weiss, S OBP: 0.405, SLG: 0.379	K		HR BB			BB 1B BB		K		2	3	0	0	2	2	1	Chicago Cubs @ Colorado Rockies Coors Field, Denver, CO Wed Apr 10 1996, 3:33 AM MDT Att: 50,083 - Cloudy - 76 F															
Ellis Burks, R OBP: 0.543, SLG: 0.929	1B 2B		HR		L8 1B BB		1B BB		G6-4-3 HBP	2	3	2	2	2	0	0																
Dante Bichette, R OBP: 0.306, SLG: 0.394	1B		P3		BLK 1B		1B		G6-4-3	5	0	3	3	0	0	2																
Larry Walker, L OBP: 0.233, SLG: 0.296	P2		HR BB		L9		F8		2B	4	2	1	1	1	0	5																
Andres Galarraga, R OBP: 0.273, SLG: 0.548	F9		HR		L8		K		2B	5	1	2	3	0	1	3																
Vinny Castilla, R OBP: 0.394, SLG: 0.552		1-0 G4-6-3 1B	L7		L7		BB		IBB	3	0	2	1	2	0	0																
Jeff Reed, L OBP: 0.500, SLG: 0.500	G4-6-3				L7		F9		K	3	0	0	0	0	0	3		AB 33 R 10 H 11 RBI 10 BB 8 SO 8 LOB 20														
Pedro Castellano, R										1	0	0	0	0	0	1																
Curt Leskanic, R										1	0	0	0	0	1	2																
Jason Bates, S OBP: 0.259, SLG: 0.200	G4-3				G4-3		E6 1B			3	1	1	0	1	0	0																
Bryan Rekar, R Trenford Hubbard, R Lance Painter, L Quinton McCracken, S Mark Thompson, R Jorge Brito, R			2-3 K		1-3 K		1-3 K			0	0	0	0	0	0	0		0														
										1	0	0	0	0	1	0																
										1	0	0	0	0	1	0																
										1	0	0	0	0	1	1																
										0	0	0	0	0	0	0																
										1	0	0	0	0	1	2																
Inning Stats	R: 1 E: 0 K: 1 S: 9	H: 2 LOB: 1 BB: 0 P: 13	R: 0 E: 0 K: 0 S: 3	H: 1 LOB: 0 BB: 0 P: 5	R: 4 E: 0 K: 1 S: 10	H: 2 LOB: 0 BB: 2 P: 20	R: 0 E: 0 K: 1 S: 19	H: 0 LOB: 0 BB: 0 P: 26	R: 2 E: 0 K: 2 S: 16	H: 2 LOB: 2 BB: 2 P: 27	R: 1 E: 1 K: 2 S: 15	H: 2 LOB: 2 BB: 1 P: 26	R: 0 E: 0 K: 2 S: 12	H: 0 LOB: 2 BB: 2 P: 28	R: 2 E: 0 K: 1 S: 10	H: 2 LOB: 2 BB: 1 P: 21	1B: 6 2B: 3 3B: 0 HR: 2	SF: 0 SAC: 0 DP: 2 HBP: 2	WP: 0 PA: 43 PB: 0 SB: 0 CS: 0													
PITCHER	IP WLS BF H R ER SO BB IBB HBP BLK WP HR S P ERA WHIP	IP WLS BF H R ER SO BB IBB HBP BLK WP HR S P ERA WHIP																														
Jim Bullinger, R ERA: 5.25	4.0	20	5	7	3	4	0	0	0	0	0	0	24	37	5.40	2.400																
Turk Wendell, L ERA: 1.35	1.2	9	3	1	1	2	1	0	0	1	0	0	7	14	0.00	3.000																
Rodney Myers, R	0.2	4	1	0	0	1	1	0	0	0	0	0	3	10	0.00	3.000																
Larry Casian, L ERA: 5.4	0.1	2	0	0	0	0	1	0	0	0	0	0	3	10	0.00	3.000																
Mike Perez, R ERA: 7.71	0.1	3	0	2	2	1	0	0	2	0	0	0	8	15	54.00	0.000																

Batter	1	2	3	4	5	6	7	8	9	AB	R	H	RBI	BB	SO	LOB	TOP											
Brian McRae, S OBP: 0.400, SLG: 0.375	G4-3	FC4		HBP		G4-3			G4-3	4	0	1	0	0	0	4	Chicago Cubs @ San Francisco Giants 3Com Park at Candlestick Point, San Francisco, CA Fri Apr 12 1996, 6:33 AM EDT Att: 45,589 - Sunny - 64 F livebaseballscorecards.com											
23 Ryne Sandberg, R OBP: 0.311, SLG: 0.270	P3		K		F9		G6-4-3		G4-3	5	0	1	0	0	1	3												
Mark Grace, L OBP: 0.523, SLG: 0.590	F9		FC3-2				G6-4-3		L7	5	0	2	0	0	0	3												
Sammy Sosa, R OBP: 0.293, SLG: 0.500		L8	FC3-2				G1-3			4	0	1	0	0	1	1												
Luis Gonzalez, L OBP: 0.417, SLG: 0.400	2B	1B	FC3-2			G6-4-3			K	3	1	2	0	1	1	0												
Scott Servais, R OBP: 0.500, SLG: 0.933	1B	2B	FC3-2			G6-4-3			L8	4	0	1	0	0	0	5												
José Hernández, R OBP: 0.368, SLG: 0.250	K		K						K	4	0	0	0	0	3	5												
Rey Sanchez, R OBP: 0.343, SLG: 0.406	1B								G5-3	2	0	1	0	1	0	0												
Scott Burrell, L (9, PH)	IBB								G5-3	1	0	0	0	0	0	0												
Jaime Navarro, R OBP: 0.286, SLG: 0.286										3	0	1	1	0	1	1												
Rodney Myers, R (8, 1)										0	0	0	0	0	0	0												
Brooks Kieschnick, L OBP: 0.400, SLG: 0.250	FC4								23 G4-3	0	0	0	0	1	0	0												
Inning Stats	R: 0 E: 0 K: 0 S: 12	H: 0 LOB: 0 BB: 0 P: 19	R: 1 E: 0 K: 1 S: 16	H: 3 LOB: 3 BB: 1 P: 25	R: 0 E: 0 K: 2 S: 22	H: 2 LOB: 3 BB: 1 P: 33	R: 0 E: 0 K: 1 S: 9	H: 0 LOB: 1 BB: 0 P: 14	R: 0 E: 0 K: 1 S: 7	H: 2 LOB: 1 BB: 0 P: 11	R: 0 E: 0 K: 0 S: 9	H: 1 LOB: 1 BB: 0 P: 12	R: 0 E: 0 K: 0 S: 6	H: 1 LOB: 0 BB: 0 P: 9	R: 0 E: 0 K: 2 S: 9	H: 0 LOB: 0 BB: 1 P: 18	R: 0 E: 0 K: 0 S: 12	H: 1 LOB: 2 BB: 1 P: 19	1B: 7 2B: 3 3B: 0 HR: 0	SF: 0 SAC: 0 DP: 2 HBP: 1	WP: 0 PB: 0 SB: 0 CS: 0	PA: 39						
PITCHER	IP	WLS	BF	H	R	ER	SO	BB	IBB	HBP	BLK	WP	HR	S	P	ERA	WHIP											
Mark Leiter, R ERA: 1.8	(1, 1)	6.0	W	28	8	1	1	5	1	1	1	1	0	0	75	114	1.50	1.500										
Mark Gardner, R ERA: 6.75	(7, 1)	2.0		6	1	0	0	2	0	0	0	0	0	0	15	27	0.00	0.500										
Rod Beck, R ERA:	(9, 1)	1.0	S	5	1	0	0	0	1	0	0	0	0	0	12	19	0.00	2.000										

Batter	1	2	3	4	5	6	7	8	9	AB	R	H	RBI	BB	SO	LOB	BOTTOM											
Stan Javier, S OBP: 0.182, SLG: 0.286	K		K2-3-4				L8			1	0	0	0	0	1	0	Chicago Cubs @ San Francisco Giants 3Com Park at Candlestick Point, San Francisco, CA Fri Apr 12 1996, 6:33 AM EDT Att: 45,589 - Sunny - 64 F livebaseballscorecards.com											
Marvin Benard, L OBP: 0.429, SLG: 0.333										3	1	1	0	0	1	1												
Steve Scarsone, R OBP: 0.296, SLG: 0.346	P9			HBP	E9				K	3	1	1	0	1	1	0												
Barry Bonds, L OBP: 0.422, SLG: 0.649	G4-3			L9	IBB				HR	3	1	1	1	1	0	1												
Matt Williams, R OBP: 0.333, SLG: 0.359		G3		1B	G4-3					2	1	0	0	1	0	2												
Mark Carreon, R OBP: 0.316, SLG: 0.559	F9			1B					BB	4	0	1	1	0	1	1												
Rod Beck, R (9, 1)				1B					K	0	0	0	0	0	0	0												
Glenallen Hill, R OBP: 0.326, SLG: 0.538	L3			1B					L4	4	0	1	1	0	0	1												
Shawon Dunston, R OBP: 0.371, SLG: 0.486										3	0	1	0	0	0	2												
Kim Batiste, R OBP: 0.455, SLG: 0.700			SH3		G4-6-3				L9	0	0	0	0	0	0	0												
Steve Decker, R OBP: 0.214, SLG: 0.154			K						P9	3	0	0	0	0	1	1												
Mark Leiter, R OBP: 0.200, SLG: 0.200	(1, 1)									1	0	0	0	0	1	0												
Mark Gardner, R (7, 1)			SH3							1	0	0	0	0	1	0												
J.R. Phillips, L OBP: 0.200, SLG: 0.571	(9, 3)								K	0	0	0	0	0	0	0												
Inning Stats	R: 0 E: 0 K: 1 S: 7	H: 0 LOB: 0 BB: 0 P: 10	R: 0 E: 0 K: 0 S: 5	H: 0 LOB: 0 BB: 0 P: 8	R: 0 E: 0 K: 2 S: 11	H: 1 LOB: 1 BB: 0 P: 13	R: 2 E: 0 K: 0 S: 11	H: 2 LOB: 1 BB: 1 P: 25	R: 1 E: 0 K: 1 S: 13	H: 2 LOB: 2 BB: 1 P: 21	R: 0 E: 0 K: 0 S: 4	H: 0 LOB: 0 BB: 0 P: 4	R: 0 E: 0 K: 1 S: 6	H: 0 LOB: 0 BB: 0 P: 10	R: 1 E: 0 K: 2 S: 16	H: 1 LOB: 1 BB: 1 P: 27	R: 0 E: 0 K: 0 S: 12	H: 1 LOB: 1 BB: 1 P: 19	1B: 5 2B: 0 3B: 0 HR: 1	SF: 0 SAC: 1 DP: 1 HBP: 1	WP: 0 PB: 0 SB: 0 CS: 0	PA: 33						
PITCHER	IP	WLS	BF	H	R	ER	SO	BB	IBB	HBP	BLK	WP	HR	S	P	ERA	WHIP											
Jaime Navarro, R ERA: 3.92	(1, 1)	7.1	L	31	6	4	3	6	2	1	1	0	0	0	66	108	3.68	1.091										
Rodney Myers, R ERA:	(8, 1)	0.2		2	0	0	0	1	0	0	0	0	0	0	7	10	0.00	0.000										



Batter	1	2	3	4	5	6	7	8	9	AB	R	H	RBI	BB	SO	LOB	TOP										
Brian McRae, S (1, 8) OBP: 0.364, SLG: 0.347	P5		P4					F8	G4-3	5	0	1	3	0	0	1	Chicago Cubs @ San Francisco Giants 3Com Park at Candlestick Point, San Francisco, CA Sun Apr 14, 1996, 6:33 AM EDT Att: 23,137 - Cloudy - 63 F										
23 Ryne Sandberg, R (1, 4) OBP: 0.321, SLG: 0.226	HR			G6-4-3 BB	K			E5		3	1	1	1	1	1												
Mark Grace, L (1, 3) OBP: 0.442, SLG: 0.489	F8			F7	K			G3		4	0	0	0	0	1	3											
Sammy Sosa, R (1, 9) OBP: 0.306, SLG: 0.457	P4			G6-4-3				IBB		3	0	0	0	1	1	1											
Ozzie Timmons, R (1, 7) OBP: 0.182, SLG: 0.100			K					G4-3		3	1	1	0	0	1	0											
Luis Gonzalez, L (8, PH) OBP: 0.425, SLG: 0.424										1	0	0	0	0	0	2											
Brian Dorsett, R (1, 2) OBP: 0.222, SLG: 0.143										3	1	0	0	1	1	0											
Leo Gomez, R (1, 5) OBP: 0.364, SLG: 0.727										4	2	3	2	0	1	0											
José Hernández, R (9, 5) OBP: 0.368, SLG: 0.250										0	0	0	0	0	0	0											
Rey Sanchez, R (1, 6) OBP: 0.326, SLG: 0.375										4	1	1	0	0	0	1											
Kevin Foster, R (1, 1) OBP: 0.429, SLG: 0.200										3	0	0	0	0	2	3											
Bob Patterson, R (7, 1)										0	0	0	0	0	0	0											
Turk Wendell, L (7, 1) OBP: 1.000, SLG: 1.000										1	0	1	0	0	0	0											
Inning Stats	R: 1 E: 0 K: 0 S: 7	H: 1 LOB: 0 BB: 0 P: 12	R: 0 E: 0 K: 3 S: 9	H: 0 LOB: 0 BB: 0 P: 14	R: 0 E: 0 K: 1 S: 11	H: 0 LOB: 0 BB: 0 P: 14	R: 0 E: 0 K: 0 S: 6	H: 0 LOB: 0 BB: 1 P: 12	R: 4 E: 0 K: 3 S: 22	H: 4 LOB: 1 BB: 1 P: 32	R: 0 E: 0 K: 0 S: 5	H: 0 LOB: 0 BB: 0 P: 7	R: 0 E: 0 K: 0 S: 12	H: 1 LOB: 0 BB: 0 P: 14	R: 0 E: 1 K: 0 S: 9	H: 0 LOB: 2 BB: 1 P: 16	R: 1 E: 0 K: 0 S: 11	H: 2 LOB: 1 BB: 0 P: 16	1B: 5 2B: 1 3B: 0 HR: 2	SF: 0 SAC: 0 DP: 1 HBP: 0	WP: 0 PB: 0 SB: 1 CS: 1	PA: 37					
PITCHER	IP	WLS	BF	H	R	ER	SO	BB	IBB	HBP	BLK	WP	HR	S	P	ERA	WHIP										
Allen Watson, L (1, 1) ERA: 3.0	7.0	L	27	6	5	5	8	2	0	0	0	0	1	72	105	6.43	1.143										
Steve Bourgeois, R (8, 1) ERA: 4.05	2.0		10	2	1	1	0	0	1	0	0	0	1	20	32	4.50	1.000										

AB	34
R	6
H	8
RBI	6
BB	3
SO	8
LOB	12




Batter	1	2	3	4	5	6	7	8	9	AB	R	H	RBI	BB	SO	LOB	BOTTOM										
Marvin Benard, L (1, 8) OBP: 0.600, SLG: 0.615	F8 1B 2B									2	1	1	0	1	1	0	Chicago Cubs @ San Francisco Giants 3Com Park at Candlestick Point, San Francisco, CA Sun Apr 14, 1996, 6:33 AM EDT Att: 23,137 - Cloudy - 63 F										
Dave McCarty, R (7, 7) OBP: 0.368, SLG: 0.368										1	0	0	0	0	1	1											
Kim Batista, R (1, 6) OBP: 0.250, SLG: 0.368	L9									4	0	0	0	0	2	5											
Barry Bonds, L (1, 7) OBP: 0.407, SLG: 0.568	F8									4	0	1	0	0	1	1											
Matt Williams, R (1, 5) OBP: 0.370, SLG: 0.417										4	0	2	1	0	0	1											
Mark Carreon, R (1, 3) OBP: 0.340, SLG: 0.500	F9									4	0	0	0	0	0	3											
Glenallen Hill, R (1, 9) OBP: 0.288, SLG: 0.521										4	1	1	1	0	0	2											
Steve Scarosone, R (1, 4) OBP: 0.257, SLG: 0.273										3	0	0	0	1	1	0											
Marcus Jensen, S (1, 2) OBP: 0.500, SLG: 0.333										3	0	1	0	1	0	1											
Allen Watson, L (1, 1) ERA: 6.6										2	0	0	0	0	0	1											
J.R. Phillips, L (7, PH) OBP: 0.168, SLG: 0.533										1	0	0	0	0	1	1											
Steve Bourgeois, R (8, 1)										0	0	0	0	0	0	0											
Mel Hall, L (8, PH) OBP: 0.288, SLG: 0.167										1	0	0	0	0	0	1											
Inning Stats	R: 1 E: 0 K: 0 S: 12	H: 2 LOB: 1 BB: 0 P: 19	R: 0 E: 0 K: 0 S: 7	H: 0 LOB: 0 BB: 0 P: 9	R: 0 E: 0 K: 1 S: 6	H: 0 LOB: 0 BB: 0 P: 6	R: 0 E: 0 K: 0 S: 6	H: 0 LOB: 0 BB: 0 P: 8	R: 1 E: 0 K: 1 S: 8	H: 1 LOB: 2 BB: 2 P: 18	R: 0 E: 0 K: 0 S: 6	H: 1 LOB: 1 BB: 0 P: 11	R: 0 E: 0 K: 2 S: 14	H: 1 LOB: 2 BB: 0 P: 20	R: 0 E: 0 K: 1 S: 11	H: 1 LOB: 1 BB: 0 P: 15	R: 0 E: 0 K: 2 S: 9	H: 0 LOB: 1 BB: 1 P: 18	1B: 4 2B: 1 3B: 0 HR: 1	SF: 0 SAC: 0 DP: 0 HBP: 1	WP: 0 PB: 0 SB: 1 CS: 0	PA: 37					
PITCHER	IP	WLS	BF	H	R	ER	SO	BB	IBB	HBP	BLK	WP	HR	S	P	ERA	WHIP										
Kevin Foster, R (1, 1) ERA: 6.6	6.1	W	26	5	2	2	2	2	0	0	0	0	0	50	77	2.84	1.105										
Bob Patterson, L (7, 1)	0.1		1	0	0	0	1	0	0	0	0	0	0	5	8	0.00	0.000										
Turk Wendell, R (7, 1) ERA: 1.0	2.1	S	10	1	0	0	4	1	0	1	0	0	0	24	39	0.00	0.857										



Batter	1	2	3	4	5	6	7	8	9	10	AB	R	H	RBI	BB	SO	LOB								
Vince Coleman, S OBP: 0.238, SLG: 0.263 Marcus Moore, S (9, 1) Jeff Brantley, R (10, 1)	P6		K	K			F7		K		5	0	0	0	0	3	2								
Eric Anthony, L (1, 9)	FC5-4 BB						G1-3		K		3	0	0	0	2	1	0								
Barry Larkin, R OBP: 0.429, SLG: 0.568 (1, 6)	FC5-4 CS		L9				G3		HR		5	1	1	1	0	0	2								
Eddie Taubensee, L OBP: 0.512, SLG: 0.794 (1, 2)	CS	G1-3 1B				G3-1		G6-3		CS 1B	5	1	3	0	0	0	0								
Hal Morris, L OBP: 0.491, SLG: 0.553 (1, 3)		G1-3																							
Mike Kelly, R OBP: 0.408, SLG: 0.441 (1, 8)																									
Willie Greene, L OBP: 0.267, SLG: 0.481 Chris Sabo, R OBP: 0.414, SLG: 0.360 (8, 5)																									
Jeff Branson, L OBP: 0.361, SLG: 0.452 (1, 4)																									
Dave Burba, R Johnny Ruffin, R Eric Davis, R OBP: 0.378, SLG: 0.346 (9, 7)																									
Inning Stats	R: 0 E: 0 K: 0 S: 6	H: 0 LOB: 0 BB: 1 P: 12	R: 0 E: 0 K: 1 S: 12	H: 1 LOB: 2 BB: 0 P: 21	R: 0 E: 0 K: 2 S: 8	H: 0 LOB: 1 BB: 1 P: 17	R: 2 E: 0 K: 2 S: 22	H: 3 LOB: 2 BB: 1 P: 35	R: 0 E: 0 K: 0 S: 5	H: 0 LOB: 0 BB: 0 P: 9	R: 0 E: 0 K: 1 S: 12	H: 2 LOB: 2 BB: 1 P: 19	R: 0 E: 0 K: 0 S: 7	H: 0 LOB: 0 BB: 0 P: 13	R: 0 E: 0 K: 0 S: 6	H: 1 LOB: 1 BB: 0 P: 12	R: 0 E: 0 K: 2 S: 11	H: 0 LOB: 0 BB: 0 P: 16	R: 1 E: 0 K: 2 S: 13	H: 2 LOB: 1 BB: 1 P: 20	1B: 6 2B: 3 3B: 0 HR: 1	SF: 0 SAC: 1 DP: 1 HBP: 1	WP: 0 PB: 0 SB: 0 CS: 4	PA: 42	
PITCHER	IP	WLS	BF	H	R	ER	SO	BB	IBB	HBP	BLK	WP	HR	S	P	ERA	WHIP								
Jim Bullinger, R ERA: 4.76 Larry Casian, L ERA: 4.15 Mike Perez, R ERA: 5.4 Bob Patterson, L ERA: 1.35	5.0		24	6	2	2	5	3	0	0	0	0	0	57	99	3.60	1.800								

Cincinnati Reds @ Chicago Cubs
Wrigley Field, Chicago, IL
Mon Apr 15 1996, 7:05 PM CDT
Att: 20,395 - Unknown - 35 F


AB	35
R	3
H	9
RBI	3
BB	4
SO	10
LOB	17



Batter	1	2	3	4	5	6	7	8	9	10	AB	R	H	RBI	BB	SO	LOB								
Brian McRae, S OBP: 0.367, SLG: 0.370 (1, 8)	F8		G3				F7				5	0	2	0	0	0	0								
23 Ryne Sandberg, R OBP: 0.293, SLG: 0.292 (1, 4)	G5-3										5	0	0	0	0	2	3								
Mark Grace, L OBP: 0.439, SLG: 0.460 (1, 3)	F8										3	0	0	0	2	2	0								
Sammy Sosa, R OBP: 0.278, SLG: 0.412 (1, 9)											5	0	0	0	0	5	5								
Luis Gonzalez, L OBP: 0.432, SLG: 0.400 (1, 7)											2	0	0	1	2	0	0								
Scott Servais, R OBP: 0.452, SLG: 0.811 (1, 2)											4	0	1	0	0	0	4								
Leo Gomez, R OBP: 0.333, SLG: 0.800 (1, 5)											4	1	1	1	0	2	2								
Rey Sanchez, R OBP: 0.288, SLG: 0.341 (1, 6)											4	0	0	0	0	2	2								
Jim Bullinger, R ERA: 5.82 Larry Casian, L ERA: 5.4 Ozzie Timmons, R ERA: 5.4 Mike Perez, R ERA: 6.0 Brooks Kieschnick, L ERA: 5.4 Bob Patterson, R ERA: 3.38	7.0		28	4	2	2	11	2	0	0	0	1	1	84	134	2.57	0.857								

Cincinnati Reds @ Chicago Cubs
Wrigley Field, Chicago, IL
Mon Apr 15 1996, 7:05 PM CDT
Att: 20,395 - Unknown - 35 F

AB	36
R	2
H	5
RBI	2
BB	4
SO	16
LOB	16



Batter	1	2	3	4	5	6	7	8	9	AB	R	H	RBI	BB	SO	LOB	TOP					
Vince Coleman, S OBP: 0.213, SLG: 0.233	0-0 B2-3		0-0 G4-3		0-0 G5-3		0-1 G3		0-0 G3	5	0	0	0	0	0	1	Cincinnati Reds @ Chicago Cubs Wrigley Field, Chicago, IL Tue Apr 16 1996, 3:33 AM CDT Att: 11,464 - Cloudy - 40 F					
Eric Anthony, L (1, 9)	4-2 BB		0-2 G3		3-3 K			2-2 G6-3		3	0	0	0	1	1							
Barry Larkin, R OBP: 0.433, SLG: 0.574	1-0 F7		4-2 BB			2-1 F9 2B		1-1 G5-3		3	0	1	0	1	0							
Eddie Taubensee, L OBP: 0.467, SLG: 0.711	2-1 P5		1-2 P6			3-3 K		1-1 G3		4	0	0	0	0	1							
Hal Morris, L OBP: 0.492, SLG: 0.531		4-1 F8 BB BB		2-1 G3-1		4-0 S IBB		1-0 G4-3		2	0	0	0	2	0							
Bret Boone, R OBP: 0.250, SLG: 0.250		2-3 K		1-3 K		0-0 F9		0-1 HR		4	1	1	0	0	2							
Mike Kelly, R Hector Carrasco, R Jeff Shaw, R Lenny Harris, L Jeff Branson, L	4-2 BB BB BB BB		0-1 P8		2-2 F7		0-0 HR		2-2 F7	2	0	0	0	1	0							
Mark Portugal, R Eric Davis, R	1-2 G6-3		3-2 SH1-4 1B		3-2 G5-3 SH1-4 1B		2-0 G6-4-3 1B		1-1 HR	1	0	0	0	0	2							
Inning Stats	R: 0 E: 0 K: 0 S: 6	H: 0 LOB: 1 BB: 1 P: 13	R: 0 E: 0 K: 1 S: 12	H: 0 LOB: 2 BB: 2 P: 24	R: 0 E: 0 K: 0 S: 11	H: 0 LOB: 1 BB: 1 P: 16	R: 0 E: 0 K: 1 S: 7	H: 0 LOB: 0 BB: 0 P: 10	R: 0 E: 0 K: 1 S: 9	H: 1 LOB: 1 BB: 0 P: 16	R: 0 E: 0 K: 1 S: 10	H: 1 LOB: 2 BB: 1 P: 21	R: 0 E: 0 K: 0 S: 8	H: 1 LOB: 0 BB: 0 P: 13	R: 0 E: 0 K: 0 S: 8	H: 0 LOB: 0 BB: 0 P: 12		R: 3 E: 0 K: 0 S: 10	H: 3 LOB: 0 BB: 0 P: 14	1B: 3 2B: 1 3B: 0 HR: 2	SF: 0 SAC: 1 DP: 1 HBP: 0	WP: 0 PA: 37 PB: 0 SB: 1 CS: 0
PITCHER	IP	WLS	BF	H	R	ER	SO	BB	IBB	HBP	BLK	WP	HR	S	P	ERA		WHIP				
Steve Trachsel, R ERA: 6.6	(1, 1)	6.0	W	25	2	0	4	4	1	0	0	0	0	55	100	0.00	1.000					
Terry Adams, R ERA: 1.93	(7, 1)	2.0		6	1	0	0	0	0	0	0	0	0	16	25	0.00	0.500					
Doug Jones, R ERA: 7.94	(9, 1)	1.0		6	3	3	3	0	0	0	0	0	2	10	14	27.00	3.000					

AB	31
R	3
H	6
RBI	3
BB	5
SO	4
LOB	16



Batter	1	2	3	4	5	6	7	8	9	AB	R	H	RBI	BB	SO	LOB	BOTTOM				
Brian McRae, S OBP: 0.354, SLG: 0.362	0-2 G1-3		0-1 L8		2-2 1B	0-0 SF8		1-0 G6-3		4	0	1	1	0	0	4	Cincinnati Reds @ Chicago Cubs Wrigley Field, Chicago, IL Tue Apr 16 1996, 3:33 AM CDT Att: 11,464 - Cloudy - 40 F				
23 Ryne Sandberg, R OBP: 0.286, SLG: 0.302	1-1 G5-3		1-2 F8		1-3 K	2-1 2B		2-3 K		5	0	1	2	0	2						
Mark Grace, L OBP: 0.426, SLG: 0.444	3-1 FC6-4 1B		2-2 G4-3			1-1 P6				4	0	1	0	0	1						
Sammy Sosa, R OBP: 0.293, SLG: 0.418	0-1 FC6-4		0-0 G6-3			0-0 HBP 2B 1B	1-2 G6-4-3 1B			4	1	2	0	0	0						
Luis Gonzalez, L OBP: 0.479, SLG: 0.432		2-2 1B FC5-2 1B		4-0 CS BB		4-0 HBP 2B BB	2-0 G6-4-3 1B			2	1	2	0	2	0						
Scott Servais, R OBP: 0.457, SLG: 0.769		4-1 FC5-2 1B BB		3-2 F8		1-1 2B 1B HBP	1-0 G6-4-3			2	1	0	0	1	0						
Leo Gomez, R OBP: 0.366, SLG: 0.789		0-0 FC5-2 1B		1-3 K		0-1 1B SF8 2B	0-3 K			4	1	2	2	0	2						
Rey Sanchez, R OBP: 0.314, SLG: 0.362		0-2 FC5-2			0-1 B5-4 2B	0-1 SF8 23 2B BB		1-2 G4-3		3	1	1	0	1	0						
Steve Trachsel, R Scott Bultett, L Terry Adams, R Todd Haney, R Doug Jones, R	0-3 K		0-0 B5-4		0-0 B5-4	2-2 23 2B 1B		4-2 G6-3		2	0	0	0	0	1						
Inning Stats	R: 0 E: 0 K: 0 S: 9	H: 1 LOB: 1 BB: 0 P: 13	R: 0 E: 0 K: 1 S: 14	H: 2 LOB: 3 BB: 1 P: 20	R: 0 E: 0 K: 1 S: 7	H: 0 LOB: 0 BB: 0 P: 10	R: 0 E: 0 K: 1 S: 7	H: 0 LOB: 1 BB: 1 P: 15	R: 0 E: 0 K: 0 S: 11	H: 2 LOB: 1 BB: 0 P: 14	R: 6 E: 0 K: 0 S: 16	H: 4 LOB: 1 BB: 2 P: 29	R: 0 E: 0 K: 1 S: 9	H: 2 LOB: 1 BB: 0 P: 13	R: 0 E: 0 K: 1 S: 13	H: 0 LOB: 1 BB: 1 P: 21		1B: 8 2B: 4 3B: 0 HR: 0	SF: 1 SAC: 0 DP: 2 HBP: 1	WP: 0 PA: 38 PB: 0 SB: 0 CS: 1	
PITCHER	IP	WLS	BF	H	R	ER	SO	BB	IBB	HBP	BLK	WP	HR	S	P	ERA	WHIP				
Mark Portugal, R ERA: 6.6	(1, 1)	5.1	L	25	7	4	4	3	0	1	0	0	0	53	82	6.75	1.875				
Hector Carrasco, R ERA: 8.59	(6, 1)	0.0		2	1	0	0	1	0	0	0	0	0	6	12	∞	∞				
Jeff Shaw, R ERA: 1.93	(6, 1)	2.2		11	3	2	2	2	1	0	0	0	0	27	41	6.75	1.500				

AB	31
R	6
H	11
RBI	6
BB	5
SO	5
LOB	19



Batter	1	2	3	4	5	6	7	8	9	AB R H RBI BB SO LOB	TOP									
Marvin Benard, L (1.8) OBP: 0.412, SLG: 0.400	0-3 K		0-0 G4-3		3-3 K		4-0 BB		0-0 FC6-4 G3	4 0 0 0 1 2 1	San Francisco Giants @ Chicago Cubs Wrigley Field, Chicago, IL Fri Apr 19 1996, 3:33 AM CDT Att: 17,662 - Overcast - 68 F									
Steve Scarsons, R (1.4) OBP: 0.288, SLG: 0.313	0-3 K		4-0 BB		1-3 K		1-3 K		0-0 G3	4 0 0 0 1 3 2										
Barry Bonds, L (1.7) OBP: 0.408, SLG: 0.603	1-1 1B		2-2 P4		0-1 G3-1		3-2 F7		3-1 P5	5 0 1 0 0 0 3										
Matt Williams, R (1.5) Doug Creek, L (8.1)	1-0 F8			1-0 1B		0-0 HR		0-1 2B G4-3		4 3 3 1 0 0 1 0 0 0 0 0 0 0										
Mark Carreon, R (1.3) OBP: 0.356, SLG: 0.588		1-0 HR		2-2 F9		1-0 F9		1-1 G4-3		4 1 2 1 0 0 1										
Mel Hall, L (1.9) OBP: 0.214, SLG: 0.167		1-2 F7		0-1 HR		1-2 G3		2-2 G4-3		4 1 1 2 0 0 1										
Steve Decker, R (1.2) OBP: 0.200, SLG: 0.276		3-2 P5		3-2 HR		2-0 1B		2-3 P3		4 1 2 2 0 0 1										
Rich Aurilia, R (1.6)		2-0 F9		1-2 G4		0-0 L8		3-3 K		4 0 0 0 0 1 2										
Allen Watson, L (1.1) Steve Bourgeois, R (6.1) Bill Mueller, S (8.5) OBP: 0.500, SLG: 0.500			1-1 F8		0-0 G3		1-1 G1		2-2 FC6-4 1B	2 0 0 0 0 0 0 1 0 0 0 0 0 0 1 0 1 0 0 0 0										
Inning Stats	R: 0 E: 0 K: 2 S: 9	H: 1 LOB: 1 BB: 0 P: 11	R: 1 E: 0 K: 0 S: 13	H: 1 LOB: 0 BB: 0 P: 20	R: 0 E: 0 K: 0 S: 6	H: 0 LOB: 1 BB: 1 P: 13	R: 3 E: 0 K: 0 S: 16	H: 3 LOB: 0 BB: 0 P: 23	R: 0 E: 0 K: 1 S: 7	H: 0 LOB: 1 BB: 1 P: 11		R: 0 E: 0 K: 1 S: 8	H: 0 LOB: 1 BB: 1 P: 17	R: 1 E: 0 K: 1 S: 15	H: 2 LOB: 1 BB: 0 P: 21	R: 0 E: 0 K: 0 S: 7	H: 1 LOB: 1 BB: 0 P: 12	1B: 5 2B: 2 3B: 0 HR: 3	SF: 0 SAC: 0 DP: 0 HBP: 0	WP: 0 PB: 0 SB: 0 CS: 0
PITCHER	IP WLS BF H R ER SO BB IBB HBP BLK WP HR S P ERA WHIP											IP WLS BF H R ER SO BB IBB HBP BLK WP HR S P ERA WHIP								
Kevin Foster, R (1.1) ERA: 6.86	6.0 W 26 7 5 5 4 1 0 0 0 0 3 60 91 7.50 1.333																			
Rodney Myers, R (7.1) ERA: 2.35	2.0 9 2 1 1 2 1 0 0 0 0 0 23 38 4.50 1.500																			
Terry Adams, R (9.1) ERA: 0.96	1.0 4 1 0 0 0 0 0 0 0 0 0 7 12 0.00 1.000																			

Batter	1	2	3	4	5	6	7	8	9	AB R H RBI BB SO LOB	BOTTOM									
Brian McRae, S (1.8) OBP: 0.388, SLG: 0.451	2-2 1B		1-2 23 WP 23 HR		1-2 G4-3		1-1 HR		0-0 G6-3	5 2 4 4 0 0 0	San Francisco Giants @ Chicago Cubs Wrigley Field, Chicago, IL Fri Apr 19 1996, 3:33 AM CDT Att: 17,662 - Overcast - 68 F									
23 Ryne Sandberg, R (1.4) OBP: 0.333, SLG: 0.431	3-2 P3		2-0 HR		1-2 F7		2-1 HR		4-2 PB 1B BB	4 2 2 3 1 0 2										
Mark Grace, L (1.3) OBP: 0.421, SLG: 0.471	0-0 G6-4-3		2-0 L7		2-1 G4-3		2-0 HR		0-0 PB 1B	5 1 3 1 0 0 1										
Sammy Sosa, R (1.9) OBP: 0.301, SLG: 0.529	1-0 G6-4-3		1-1 HR		1-2 G6-3		1-2 FC5-4		1-3 K	5 1 2 1 0 1 5										
Ozzie Timmons, R (1.7) OBP: 0.278, SLG: 0.375		1-1 HR	4-2 BB			E5 HR		1-0 P3		4 2 1 1 1 0 3										
Leo Gomez, R (1.5) OBP: 0.452, SLG: 0.714 Rey Sanchez, R (8.6) OBP: 0.288, SLG: 0.327		0-0 G6-3	2-2 K		4-2 1B		2-1 L5-3		4-2 HR BB	2 1 1 0 1 1 1 0 0 0 0 0 0 0										
Brian Dorsett, R (1.2) OBP: 0.154, SLG: 0.091	1-0 G6-3				0-0 P3		1-1 P4		0-0 L5-3	4 0 0 0 0 0 4										
José Hernández, R (1.6) OBP: 0.357, SLG: 0.250		3-3 K			3-2 L4		2-2 F8		0-2 1B	4 0 1 0 0 1 2										
Kevin Foster, R (1.1) Todd Haney, R (6, PH) Rodney Myers, R (7.1) Terry Adams, R (9.1)			0-3 K		0-0 G5-3		1-2 HR		1-2 L8	2 0 0 0 0 1 0 1 1 1 0 0 0 0 1 0 0 0 0 0 1 0 0 0 0 0 0 0										
Inning Stats	R: 0 E: 0 K: 0 S: 9	H: 2 LOB: 1 BB: 0 P: 15	R: 1 E: 0 K: 1 S: 9	H: 2 LOB: 0 BB: 0 P: 14	R: 3 E: 0 K: 2 S: 18	H: 3 LOB: 1 BB: 1 P: 30	R: 0 E: 0 K: 0 S: 5	H: 0 LOB: 0 BB: 0 P: 8	R: 0 E: 0 K: 0 S: 11	H: 1 LOB: 1 BB: 0 P: 16		R: 6 E: 1 K: 0 S: 24	H: 5 LOB: 1 BB: 1 P: 39	R: 0 E: 0 K: 0 S: 8	H: 1 LOB: 1 BB: 0 P: 11	R: 0 E: 0 K: 1 S: 9	H: 1 LOB: 2 BB: 1 P: 15	1B: 7 2B: 3 3B: 0 HR: 6	SF: 0 SAC: 0 DP: 3 HBP: 1	WP: 2 PB: 1 SB: 1 CS: 0
PITCHER	IP WLS BF H R ER SO BB IBB HBP BLK WP HR S P ERA WHIP											IP WLS BF H R ER SO BB IBB HBP BLK WP HR S P ERA WHIP								
Allen Watson, L (1.1) ERA: 3.71	5.2 L 29 11 9 4 3 2 0 0 1 0 0 1 13 20 6.75 2.250																			
Steve Bourgeois, R (6.1) ERA: 5.0	1.1 7 3 1 1 0 0 0 0 0 0 1 13 20 6.75 2.250																			
Doug Creek, L (8.1) ERA: 1.04	1.0 5 1 0 0 1 1 0 0 0 0 0 9 15 0.00 2.000																			

AB	37
R	6
H	10
RBI	6
BB	2
SO	6
LOB	12



AB	37
R	10
H	15
RBI	10
BB	3
SO	4
LOB	19



Batter	1	2	3	4	5	6	7	8	9	AB	R	H	RBI	BB	SO	LOB	TOP				
Marvin Benard, L OBP: 0.386, SLG: 0.359	1-2 G6-3		1-3 K		0-0 F9		1-1 G4-3		4-2 SH3 BB	4	0	0	0	1	1	1					
Robby Thompson, R OBP: 0.409, SLG: 0.474	1-0 G4-6-3 1B		3-2 E 1-3 HR 1B		0-0 B1-3		1-1 P4		0-0 SH3	4	1	2	0	0	0	0					
Barry Bonds, L OBP: 0.420, SLG: 0.636	1-0 G4-6-3		2-2 E4 1-2 HR			4-1 PB 1B BB		1-0 L8	4-0 IBB	3	2	0	0	2	0	2					
Mark Carreon, R OBP: 0.348, SLG: 0.600		0-0 2B	0-0 HR			4-1 L8 1B SH1-3 BB		2-1 G5-3	1-1 L7	4	2	2	3	1	0	2					
Glenallen Hill, R OBP: 0.260, SLG: 0.426	1-1 G6-3		1-1 P6			3-2 SH1-3 1B		1-3 K2-3	0-1 L9	5	0	1	1	0	1	3					
Shawon Dunston, R OBP: 0.405, SLG: 0.488	3-2 F9			4-1 G6-4-3 BB		1-1 L8		2-2 E5 PB 1B		3	1	0	0	1	0	3					
Steve Scarsone, R OBP: 0.300, SLG: 0.352	0-0 F7			2-1 G6-4-3		1-1 SH1-3		4-1 1B BB		2	0	0	1	1	0	2					
Steve Decker, R OBP: 0.308, SLG: 0.333			4-1 1B E BB		1-0 G4-3		4-1 BB		2-0 1B	2	1	1	1	2	0	0					
Oswaldo Fernandez, R Mel Hall, L Jeff Juden, R Matt Williams, R Doug Creek, L Mark Dewey, R Rod Beck, R	0-3 K		0-3 K		0-3 K		1-2 P5		1-3 K	2	0	0	0	0	2	1					
Inning Stats	R: 0 E: 0 K: 0 S: 6	H: 1 LOB: 0 BB: 0 P: 9	R: 0 E: 0 K: 0 S: 10	H: 1 LOB: 1 BB: 0 P: 14	R: 4 E: 1 K: 2 S: 16	H: 2 LOB: 0 BB: 1 P: 27	R: 0 E: 0 K: 0 S: 4	H: 0 LOB: 0 BB: 1 P: 11	R: 0 E: 0 K: 1 S: 5	H: 0 LOB: 0 BB: 3 P: 5	R: 0 E: 0 K: 0 S: 5	H: 0 LOB: 0 BB: 0 P: 8	R: 1 E: 1 K: 2 S: 13	H: 1 LOB: 2 BB: 1 P: 25	R: 0 E: 0 K: 0 S: 12	H: 0 LOB: 0 BB: 2 P: 21	1B: 4 2B: 1 3B: 0 HR: 1	SF: 0 SAC: 2 DP: 2 HBP: 0	WP: 0 PB: 2 SB: 0 CS: 0	PA: 41	
PITCHER	IP WLS BF H R ER SO BB IBB HBP BLK WP HR S P ERA WHIP	IP WLS BF H R ER SO BB IBB HBP BLK WP HR S P ERA WHIP	IP WLS BF H R ER SO BB IBB HBP BLK WP HR S P ERA WHIP	IP WLS BF H R ER SO BB IBB HBP BLK WP HR S P ERA WHIP	IP WLS BF H R ER SO BB IBB HBP BLK WP HR S P ERA WHIP	IP WLS BF H R ER SO BB IBB HBP BLK WP HR S P ERA WHIP	IP WLS BF H R ER SO BB IBB HBP BLK WP HR S P ERA WHIP	IP WLS BF H R ER SO BB IBB HBP BLK WP HR S P ERA WHIP	IP WLS BF H R ER SO BB IBB HBP BLK WP HR S P ERA WHIP	IP WLS BF H R ER SO BB IBB HBP BLK WP HR S P ERA WHIP	IP WLS BF H R ER SO BB IBB HBP BLK WP HR S P ERA WHIP	IP WLS BF H R ER SO BB IBB HBP BLK WP HR S P ERA WHIP	IP WLS BF H R ER SO BB IBB HBP BLK WP HR S P ERA WHIP	IP WLS BF H R ER SO BB IBB HBP BLK WP HR S P ERA WHIP	IP WLS BF H R ER SO BB IBB HBP BLK WP HR S P ERA WHIP	IP WLS BF H R ER SO BB IBB HBP BLK WP HR S P ERA WHIP	IP WLS BF H R ER SO BB IBB HBP BLK WP HR S P ERA WHIP	IP WLS BF H R ER SO BB IBB HBP BLK WP HR S P ERA WHIP	IP WLS BF H R ER SO BB IBB HBP BLK WP HR S P ERA WHIP	IP WLS BF H R ER SO BB IBB HBP BLK WP HR S P ERA WHIP	IP WLS BF H R ER SO BB IBB HBP BLK WP HR S P ERA WHIP

San Francisco Giants @ Chicago Cubs
Wrigley Field, Chicago, IL
Sun Apr 21 1996, 3:33 AM CDT
Att: 28,065 - Sunny - 55 F

AB 31
R 7
H 6
RBI 6
BB 8
SO 5
LOB 18



Batter	1	2	3	4	5	6	7	8	9	AB	R	H	RBI	BB	SO	LOB	BOTTOM					
Brian McRae, S OBP: 0.400, SLG: 0.481	4-0 1B 2B BB	0-1 6-3		3-2 P4			2-1 F7	4-0 FC6-4 IBB		3	1	0	0	2	0	2						
Todd Haney, R OBP: 0.555, SLG: 0.625	2-2 2B 1B	0-3 K		2-3 K			1-0 1B	1-2 FC6-4		5	1	2	0	0	2	5						
Turk Wendell, L OBP: 1.000, SLG: 1.000	1-3 2B 1B							1-2 1B		0	0	0	0	0	0	0						
Mark Grace, L OBP: 0.419, SLG: 0.500	3-0 2B		1-0 E SF9 2B		3-1 L8 1B 2B		0-0 L8		0-0 F7	5	3	3	1	0	0	1						
Sammy Sosa, R OBP: 0.305, SLG: 0.494	0-3 K		3-2 E6 PO		1-0 L8		1-1 G4		1-2 P6	5	0	0	0	0	1	5						
Luis Gonzalez, L Ozzie Timmons, R	0-0 FC3-6 2B		1-0 P6		3-0 G4-3 1B		4-2 2B BB		2-2 K	3	0	2	3	0	0	2						
Scott Servais, R OBP: 0.459, SLG: 0.784	2-1 FC3-6 HBP		1-2 SF9		1-2 G4-3		1-0 1B 2B			2	0	1	2	0	0	1						
Leo Gomez, R OBP: 0.462, SLG: 0.735	2-2 FC3-6		1-0 PO		1-1 2B 1B		2-2 G4-3		1-1 L7	4	0	1	0	0	0	3						
Rey Sanchez, R Scott Bultett, L Bob Patterson, R	1-3 K		1-0 2B 1B		1-0 2B 1B		1-2 G4-3		1-1 23 S 1B	3	0	1	0	0	1	2						
José Hernández, R OBP: 0.357, SLG: 0.250			1-3 2B		1-3 2B				2-3 1B	0	0	0	0	0	0	0						
Steve Trachsel, R Mike Perez, R Robin Jennings, L Terry Adams, R 23 Ryne Sandberg		2-3 K		1-0 P2			2-2 F7		2-3 K	2	0	0	0	0	1	2						
Inning Stats	R: 3 E: 0 K: 2 S: 15	H: 3 LOB: 2 BB: 1 P: 29	R: 0 E: 0 K: 2 S: 8	H: 0 LOB: 0 BB: 0 P: 10	R: 1 E: 1 K: 0 S: 10	H: 1 LOB: 0 BB: 0 P: 16	R: 0 E: 0 K: 1 S: 11	H: 2 LOB: 2 BB: 0 P: 19	R: 1 E: 0 K: 0 S: 7	H: 2 LOB: 0 BB: 0 P: 15	R: 0 E: 0 K: 0 S: 13	H: 0 LOB: 0 BB: 0 P: 18	R: 0 E: 0 K: 0 S: 6	H: 1 LOB: 1 BB: 0 P: 10	R: 1 E: 0 K: 1 S: 16	H: 2 LOB: 3 BB: 2 P: 30	R: 0 E: 0 K: 1 S: 7	H: 0 LOB: 0 BB: 0 P: 10	1B: 5 2B: 6 3B: 0 HR: 0	SF: 1 SAC: 0 DP: 1 HBP: 1	WP: 0 PB: 0 SB: 2 CS: 0	PA: 42
PITCHER	IP WLS BF H R ER SO BB IBB HBP BLK WP HR S P ERA WHIP	IP WLS BF H R ER SO BB IBB HBP BLK WP HR S P ERA WHIP	IP WLS BF H R ER SO BB IBB HBP BLK WP HR S P ERA WHIP	IP WLS BF H R ER SO BB IBB HBP BLK WP HR S P ERA WHIP	IP WLS BF H R ER SO BB IBB HBP BLK WP HR S P ERA WHIP	IP WLS BF H R ER SO BB IBB HBP BLK WP HR S P ERA WHIP	IP WLS BF H R ER SO BB IBB HBP BLK WP HR S P ERA WHIP	IP WLS BF H R ER SO BB IBB HBP BLK WP HR S P ERA WHIP	IP WLS BF H R ER SO BB IBB HBP BLK WP HR S P ERA WHIP	IP WLS BF H R ER SO BB IBB HBP BLK WP HR S P ERA WHIP	IP WLS BF H R ER SO BB IBB HBP BLK WP HR S P ERA WHIP	IP WLS BF H R ER SO BB IBB HBP BLK WP HR S P ERA WHIP	IP WLS BF H R ER SO BB IBB HBP BLK WP HR S P ERA WHIP	IP WLS BF H R ER SO BB IBB HBP BLK WP HR S P ERA WHIP	IP WLS BF H R ER SO BB IBB HBP BLK WP HR S P ERA WHIP	IP WLS BF H R ER SO BB IBB HBP BLK WP HR S P ERA WHIP	IP WLS BF H R ER SO BB IBB HBP BLK WP HR S P ERA WHIP	IP WLS BF H R ER SO BB IBB HBP BLK WP HR S P ERA WHIP	IP WLS BF H R ER SO BB IBB HBP BLK WP HR S P ERA WHIP	IP WLS BF H R ER SO BB IBB HBP BLK WP HR S P ERA WHIP	IP WLS BF H R ER SO BB IBB HBP BLK WP HR S P ERA WHIP	

San Francisco Giants @ Chicago Cubs
Wrigley Field, Chicago, IL
Sun Apr 21 1996, 3:33 AM CDT
Att: 28,065 - Sunny - 55 F

AB 36
R 6
H 11
RBI 6
BB 3
SO 7
LOB 25



Batter	1	2	3	4	5	6	7	8	9	AB	R	H	RBI	BB	SO	LOB	TOP				
Walt Weiss, S (1,6) OBP: 0.453, SLG: 0.408	F7		L8				G3		F9	5	1	1	1	0	0	2	Colorado Rockies @ Chicago Cubs Wrigley Field, Chicago, IL Mon Apr 22 1996, 7:05 PM CDT Att: 21,227 - Unknown - 45 F				
Eric Young Sr., R (1,4) OBP: 0.500, SLG: 0.500 Jason Bates, S (7,4) OBP: 0.328, SLG: 0.352	1B			G6-3	1B		G4-3		K	4	0	2	0	0	0	0					
Dante Bichette, R (1,9) OBP: 0.370, SLG: 0.467 Curt Leskanic, R (9,1)	F9			K			K			4	0	1	1	0	2	1					
Larry Walker, L (1,8) OBP: 0.324, SLG: 0.547	G3			G4-3	F8				F7	4	0	0	0	0	0	3					
Andres Galarraga, R (1,3) OBP: 0.338, SLG: 0.594		K			1B		K		K	4	1	1	0	0	3	0					
Ellis Burks, R (1,7) OBP: 0.468, SLG: 0.646	F9				1B		G5-3		L6	3	1	1	0	1	0	0					
Vinny Castilla, R (1,5) OBP: 0.338, SLG: 0.521	F8				1B		G5-3		WP	3	1	1	0	1	0	1					
Jeff Reed, L (1,2) OBP: 0.380, SLG: 0.476			G6-3				1B		BB	1	0	0	1	3	0	0					
Marvin Freeman, R (1,1) Steve Reed, R (8,1) Bruce Ruffin, S (8,1) Quinton McCracken, S (9,PH) OBP: 0.250, SLG: 0.333			K				G4-6-3		K	3	0	0	0	0	1	4					
Inning Stats	R: 0 E: 0 K: 0 S: 14	H: 1 LOB: 1 BB: 0 P: 20	R: 0 E: 0 K: 1 S: 6	H: 0 LOB: 0 BB: 0 P: 9	R: 0 E: 0 K: 1 S: 8	H: 0 LOB: 0 BB: 0 P: 10	R: 0 E: 0 K: 1 S: 8	H: 0 LOB: 0 BB: 0 P: 10	R: 4 E: 0 K: 0 S: 20	H: 5 LOB: 2 BB: 1 P: 35	R: 0 E: 0 K: 1 S: 10	H: 1 LOB: 2 BB: 1 P: 21	R: 0 E: 0 K: 1 S: 9	H: 0 LOB: 0 BB: 0 P: 14	R: 0 E: 0 K: 1 S: 5	H: 0 LOB: 0 BB: 0 P: 7		R: 0 E: 0 K: 2 S: 9	H: 0 LOB: 2 BB: 2 P: 20	1B: 7 2B: 0 3B: 0 HR: 0	SF: 0 SAC: 0 DP: 1 HBP: 0
PITCHER	IP	WLS	BF	H	R	ER	SO	BB	IBB	HBP	BLK	WP	HR	S	P	ERA	WHIP				
Jaime Navarro, R (1,1) ERA: 4.33	8.0	L	33	7	4	4	6	2	1	0	0	0	0	80	126	4.50	1.125				
Rodney Myers, R (9,1) ERA: 4.15	0.0		2	0	0	0	0	1	1	0	0	1	0	2	10	∞	∞				
Bob Patterson, L (9,1) ERA: 2.16	1.0	S	3	0	0	0	2	0	0	0	0	0	0	7	10	0.00	0.000				

Batter	1	2	3	4	5	6	7	8	9	AB	R	H	RBI	BB	SO	LOB	BOTTOM				
Brian McRae, S (1,8) OBP: 0.383, SLG: 0.458	G4-3		G5-3			G3		F9		4	0	0	0	0	0	1	Colorado Rockies @ Chicago Cubs Wrigley Field, Chicago, IL Mon Apr 22 1996, 7:05 PM CDT Att: 21,227 - Unknown - 45 F				
23 Ryne Sandberg, R (1,4) OBP: 0.318, SLG: 0.453	HR			SF8	2B	G5-3			K	4	2	2	1	0	1	0					
Mark Grace, L (1,3) OBP: 0.411, SLG: 0.488	1B			G4-3		E4		G3		4	0	1	0	0	0	1					
Sammy Sosa, R (1,9) OBP: 0.291, SLG: 0.475	K			SF8		G5-4-3		F8		3	0	0	1	0	1	1					
Luis Gonzalez, L (1,7) OBP: 0.485, SLG: 0.491	P5			G6-3		1B				3	0	1	0	0	0	0					
Scott Servais, R (1,2) OBP: 0.453, SLG: 0.755	K			G6-4-3	BB	G5-3				2	0	0	0	1	1	1					
Leo Gomez, R (1,5) OBP: 0.452, SLG: 0.694			K		G6-4-3	FC6-4	BB			2	0	0	0	1	1	1					
Rey Sanchez, R (1,6) OBP: 0.279, SLG: 0.317 Robin Jennings, L (8,PH) Rodney Myers, R (9,1) Bob Patterson, R (9,1)			G6-3		G6-3		FC6-4	WP		2	0	0	0	0	0	0					
Jaime Navarro, R (1,1) OBP: 0.250, SLG: 0.250 Scott Bullett, L (8,PH) José Hernández, R (9,PH) OBP: 0.349, SLG: 0.243			G6-3		G6-3		G5-3			2	0	0	0	0	1	0					
Inning Stats	R: 1 E: 0 K: 1 S: 13	H: 2 LOB: 0 BB: 0 P: 22	R: 0 E: 0 K: 2 S: 10	H: 0 LOB: 0 BB: 0 P: 15	R: 0 E: 0 K: 0 S: 7	H: 0 LOB: 0 BB: 0 P: 10	R: 1 E: 0 K: 0 S: 8	H: 1 LOB: 0 BB: 1 P: 11	R: 0 E: 0 K: 0 S: 10	H: 0 LOB: 0 BB: 1 P: 17	R: 0 E: 0 K: 1 S: 7	H: 0 LOB: 0 BB: 0 P: 12	R: 0 E: 1 K: 0 S: 6	H: 1 LOB: 1 BB: 0 P: 9	R: 0 E: 0 K: 0 S: 4	H: 0 LOB: 1 BB: 1 P: 10		R: 0 E: 0 K: 1 S: 10	H: 0 LOB: 0 BB: 0 P: 13	1B: 2 2B: 1 3B: 0 HR: 1	SF: 1 SAC: 0 DP: 2 HBP: 0
PITCHER	IP	WLS	BF	H	R	ER	SO	BB	IBB	HBP	BLK	WP	HR	S	P	ERA	WHIP				
Marvin Freeman, R (1,1) ERA: 5.16	7.0	W	24	4	2	2	4	1	0	0	0	0	0	61	96	2.57	0.714				
Steve Reed, R (8,1) ERA: 4.7	0.1		2	0	0	0	0	1	0	0	0	0	0	1	5	0.00	3.000				
Bruce Ruffin, L (8,1) ERA: 4.5	0.2	S	2	0	0	0	0	0	0	0	0	1	0	3	5	0.00	0.000				
Curt Leskanic, R (9,1) ERA: 2.92	1.0	S	3	0	0	0	1	0	0	0	0	0	0	10	13	0.00	0.000				

AB	33
R	4
H	7
RBI	3
BB	5
SO	8
LOB	15



Batter	1	2	3	4	5	6	7	8	9	AB	R	H	RBI	BB	SO	LOB	TOP					
Walt Weiss, S OBP: 0.440, SLG: 0.395	0-2 2B SF8 1B		1-3 K		1-2 P6		3-2 G4-3	2-3 K		5	1	1	0	0	2	2	Colorado Rockies @ Chicago Cubs Wrigley Field, Chicago, IL Tue Apr 23 1996, 3:33 AM CDT Att: 14,325 - Sunny - 42 F					
Eric Young Sr., R OBP: 0.656, SLG: 0.750	2-1 SF8 2B		1-2 L7		4-1 1B BB		0-1 1B 2B		1-1 G6-3	4	1	2	0	1	0	0						
Dante Bichette, R OBP: 0.360, SLG: 0.450	2-2 P3		1-2 G3-4-1		0-0 1-3 2-H 1B		0-0 G5-3		0-1 F9	5	0	1	1	0	0	3						
Larry Walker, L OBP: 0.333, SLG: 0.547 Quinton McCracken, S OBP: 0.250, SLG: 0.318	2-0 HBP			0-0 G1-3	3-3 K		1-0 2-H 1B		2-2 F8	0	0	0	0	0	0	0						
Andres Galarraga, R OBP: 0.333, SLG: 0.583	2-2 SF8			2-1 G3-1		2-0 G1-3 1B 1B	1-0 SAFE 2-2 SAFE L9			3	0	1	1	0	0	1						
Ellis Burks, R OBP: 0.469, SLG: 0.638	3-2 G6-3			2-2 1B		0-3 K		1-0 1B 1B		4	1	2	0	0	1	3						
Vinny Castilla, R OBP: 0.346, SLG: 0.520		2-2 F9		1-2 G1-3		0-0 G1-3 1B	1-2 1B	1-2 1B		4	0	2	0	0	0	1						
Jeff Reed, L OBP: 0.370, SLG: 0.457		0-0 F8		0-0 E6 BB 1B		1-2 G1-3	1-0 1B	1-0 1B		4	1	1	1	0	0	2						
Bryan Baker, R Travis Hafner, R Mike Moniz, R John Habyan, R Steve Reed, R John Habyan, R Bruce Ruffin, L Darren Holmes, R Curt Lesknic, R		1-3 K		2-3 K		2-3 K	2-3 K	2-3 K		3	0	0	0	0	0	0						
Inning Stats	R: 1 E: 0 K: 0 S: 14	H: 2 LOB: 2 BB: 0 P: 25	R: 0 E: 0 K: 1 S: 8	H: 0 LOB: 0 BB: 0 P: 11	R: 0 E: 0 K: 1 S: 9	H: 1 LOB: 1 BB: 0 P: 12	R: 0 E: 0 K: 0 S: 9	H: 1 LOB: 1 BB: 0 P: 14	R: 1 E: 1 K: 2 S: 12	H: 1 LOB: 2 BB: 1 P: 22	R: 0 E: 0 K: 2 S: 12	H: 2 LOB: 2 BB: 0 P: 17	R: 1 E: 0 K: 0 S: 11	H: 2 LOB: 1 BB: 0 P: 17	R: 1 E: 0 K: 2 S: 12	H: 3 LOB: 1 BB: 0 P: 19		R: 0 E: 0 K: 0 S: 7	H: 0 LOB: 0 BB: 0 P: 10	1B: 9 2B: 2 3B: 0 HR: 0	SF: 1 SAC: 0 DP: 0 HBP: 1	WP: 0 PA: 40 PB: 0 SB: 1 CS: 0
PITCHER	IP WLS BF H R ER SO BB IBB HBP BLK WP HR S P ERA WHIP	7.0 L 32 8 3 2 6 1 0 1 0 0 0 0 75 118 2.57 1.286	0.1 2 2 1 1 1 0 0 0 0 0 0 0 5 7 27.00 6.000	0.2 3 1 0 0 2 0 0 0 0 0 0 0 7 12 0.00 1.500	1.0 3 0 0 0 0 0 0 0 0 0 0 0 7 10 0.00 0.000																	

Batter	1	2	3	4	5	6	7	8	9	AB	R	H	RBI	BB	SO	LOB	BOTTOM					
Brian McRae, S OBP: 0.384, SLG: 0.448	2-2 G4-6-3 2B BB 1B		4-1 S 1B BB		2-0 F8		0-0 B5-3		1-2 F7	4	1	1	0	1	0	2	Colorado Rockies @ Chicago Cubs Wrigley Field, Chicago, IL Tue Apr 23 1996, 3:33 AM CDT Att: 14,325 - Sunny - 42 F					
23 Ryne Sandberg, R OBP: 0.312, SLG: 0.430	4-2 G4-6-3 BB		2-2 P5		2-2 F8		0-1 G3		1-1 G5-3	4	0	0	0	1	0	3						
Mark Grace, L OBP: 0.426, SLG: 0.494	0-2 G4-6-3		3-2 E 1B		4-0 1-2 BB			2-1 2B 1B		3	1	2	1	1	0	2						
Sammy Sosa, R OBP: 0.300, SLG: 0.488	0-0 P4		0-0 E8 FC3-6 1B		2-2 F9			1-2 S G6-3 2B		4	1	2	1	0	0	3						
Luis Gonzalez, L Ozzie Timmons, R OBP: 0.478, SLG: 0.474 OBP: 0.273, SLG: 0.316		4-2 G4-3 BB	0-0 FC3-6		2-2 G3-1			2-3 K		2	0	0	0	1	0	2						
Scott Servais, R OBP: 0.426, SLG: 0.702		0-0 P4		0-0 G6-3		2-0 G6-3		2-1 G6-3		4	0	0	1	0	0	1						
Leo Gomez, R José Hernández, R OBP: 0.125, SLG: 0.125 OBP: 0.200, SLG: 0.200		1-2 G4-3		3-3 K		2-3 K		3-H 0-0 1B		4	0	1	0	0	2	1						
Rey Sanchez, R OBP: 0.264, SLG: 0.299		3-2 K		2-0 P4			3-1 G6-3	1-0 SAFE P5		4	0	0	0	0	1	2						
Frank Castillo, R Randy Johnson, L Doug Jones, R Bob Patterson, R Mike Perez, R Scott Butlett, L OBP: 0.125, SLG: 0.125 OBP: 0.200, SLG: 0.200 OBP: 0.304, SLG: 0.222			2-3 K		1-2 BB 1B		2-0 B5-3 1B		2-3 K	2	0	1	0	0	1	0						
Inning Stats	R: 0 E: 0 K: 0 S: 12	H: 1 LOB: 1 BB: 1 P: 17	R: 0 E: 0 K: 1 S: 12	H: 0 LOB: 1 BB: 1 P: 20	R: 1 E: 1 K: 1 S: 16	H: 2 LOB: 2 BB: 1 P: 27	R: 0 E: 0 K: 1 S: 5	H: 0 LOB: 0 BB: 0 P: 10	R: 0 E: 0 K: 0 S: 10	H: 1 LOB: 1 BB: 1 P: 21	R: 0 E: 0 K: 1 S: 7	H: 0 LOB: 0 BB: 0 P: 13	R: 0 E: 0 K: 0 S: 6	H: 1 LOB: 1 BB: 0 P: 11	R: 2 E: 0 K: 1 S: 13	H: 3 LOB: 1 BB: 0 P: 21		R: 0 E: 0 K: 1 S: 11	H: 0 LOB: 0 BB: 0 P: 15	1B: 7 2B: 1 3B: 0 HR: 0	SF: 0 SAC: 0 DP: 1 HBP: 0	WP: 0 PA: 38 PB: 0 SB: 2 CS: 0
PITCHER	IP WLS BF H R ER SO BB IBB HBP BLK WP HR S P ERA WHIP	5.0 W 22 4 1 1 3 4 0 0 0 0 0 0 3 5 0.00 0.000	0.1 1 0 0 0 0 0 0 0 0 0 0 0 3 5 0.00 0.000	0.2 2 0 0 0 1 0 0 0 0 0 0 0 4 8 0.00 0.000	1.0 4 1 0 0 0 0 0 0 0 0 0 0 6 11 0.00 1.000	0.2 5 3 2 2 1 0 0 0 0 0 0 0 12 19 27.00 4.500																

AB	37
R	4
H	11
RBI	4
BB	1
SO	8
LOB	18

AB	34
R	3
H	8
RBI	3
BB	4
SO	6
LOB	17



Batter	1	2	3	4	5	6	7	8	9	AB	R	H	RBI	BB	SO	LOB	TOP				
Brian McRae, S (1,8) OBP: 0.375, SLG: 0.435	G3		FC6-4			1B		G4-3	G4-3	5	1	1	0	0	0	1	Chicago Cubs @ San Diego Padres Jack Murphy Stadium, San Diego, CA Wed Apr 24 1996, 10:05 PM EDT Att: 15,608 - Unknown - 66 F				
23 Ryne Sandberg, R (1,4) OBP: 0.309, SLG: 0.425 Todd Haney, R (2,4) OBP: 0.462, SLG: 0.455	K		G4-6-3			L7		1B	HR	1	0	0	0	0	1	0					
Mark Grace, L (1,3) OBP: 0.439, SLG: 0.506	L8					WP		HR	1B	4	1	3	0	0	0	1					
Sammy Sosa, R (1,9) OBP: 0.298, SLG: 0.511	K					F7		HR		4	1	1	3	0	2	4					
Luis Gonzalez, L (1,7) OBP: 0.479, SLG: 0.475			G4-3			WP			E	4	0	2	1	0	0	1					
Scott Servais, R (1,2) OBP: 0.417, SLG: 0.667						1B			1B	3	0	0	0	1	2	4					
Leo Gomez, R (1,5) OBP: 0.420, SLG: 0.614			K						E6	4	0	1	0	0	2	2					
José Hernández, R (1,6) OBP: 0.326, SLG: 0.225 Scott Burrell, L (8, PH) OBP: 0.333, SLG: 0.200 Rey Sanchez, R (8,6) OBP: 0.264, SLG: 0.299			K			G6-3		G6-4-3	K	3	0	0	0	0	1	2					
Kevin Foster, R (1,1) OBP: 0.364, SLG: 0.125 Robin Jennings, L (7, PH) OBP: 0.167, SLG: 0.167 Terry Adams, R (7,1) OBP: 0.261, SLG: 0.300						K		K	K	1	0	0	0	1	1	0					
										1	0	0	0	0	1	0					
										1	0	0	0	0	0	0					
										1	0	0	0	0	1	0					
Inning Stats	R: 0 E: 0 K: 2 S: 8	H: 0 LOB: 1 BB: 0 P: 8	R: 0 E: 0 K: 2 S: 7	H: 0 LOB: 1 BB: 1 P: 11	R: 0 E: 0 K: 0 S: 2	H: 0 LOB: 0 BB: 1 P: 6	R: 0 E: 0 K: 1 S: 6	H: 1 LOB: 1 BB: 0 P: 6	R: 0 E: 0 K: 1 S: 7	H: 0 LOB: 0 BB: 0 P: 7	R: 1 E: 0 K: 1 S: 8	H: 3 LOB: 2 BB: 0 P: 8	R: 0 E: 0 K: 1 S: 5	H: 1 LOB: 0 BB: 0 P: 5	R: 3 E: 1 K: 2 S: 11	H: 3 LOB: 2 BB: 1 P: 15	R: 0 E: 0 K: 1 S: 5	H: 0 LOB: 0 BB: 0 P: 5	1B: 7 2B: 0 3B: 0 HR: 1	SF: 0 SAC: 0 DP: 2 HBP: 0	WP: 2 PA: 38 PB: 0 SB: 1 CS: 0
PITCHER	IP	WLS	BF	H	R	ER	SO	BB	IBB	HBP	BLK	WP	HR	S	P	ERA	WHIP				
Joey Hamilton, R (1,1) ERA: 4.4	7.0	W	27	5	1	1	9	2	0	0	0	2	0	43	51	1.29	1.000				
Willie Blair, R (8,1) ERA: 5.63	0.1		5	3	3	3	0	1	0	0	0	0	1	4	8	81.00	12.000				
Trevor Hoffman, R (8,1) ERA: 1.46	1.2	S	6	0	0	0	3	0	0	0	0	0	0	12	12	0.00	0.000				

Batter	1	2	3	4	5	6	7	8	9	AB	R	H	RBI	BB	SO	LOB	BOTTOM				
Steve Finley, L (1,8) OBP: 0.301, SLG: 0.315	HR	G4-3		1B		G4-3		K		5	1	2	1	0	1	0	Chicago Cubs @ San Diego Padres Jack Murphy Stadium, San Diego, CA Wed Apr 24 1996, 10:05 PM EDT Att: 15,608 - Unknown - 66 F				
Jody Reed, R (1,4) OBP: 0.381, SLG: 0.391	1B					F9				4	1	2	0	0	1	0					
Ken Caminiti, S (1,5) OBP: 0.383, SLG: 0.494	K	P6				BB		G4-6-3	BB	4	2	2	0	0	1	2					
Wally Joyner, L (1,3) OBP: 0.576, SLG: 0.701	WP					BB		G4-6-3	BB	1	1	1	0	3	0	0					
Marc Newfield, R (1,7) OBP: 0.393, SLG: 0.569	K					G3		G4-6-3		3	0	0	0	1	1	5					
Archi Cianfrocco, R (1,9) OBP: 0.345, SLG: 0.429	BB					F9		P9		4	0	2	3	0	0	4					
Brad Ausmus, R (1,2) OBP: 0.274, SLG: 0.313	1B					G4-3		G6-3		2	0	0	1	2	0	2					
Andujar Cedeno, R (1,6) OBP: 0.294, SLG: 0.313	1B					G5-3		G6-3		4	0	1	0	0	0	3					
Joey Hamilton, R (1,1) OBP: 0.083, SLG: 0.083 Willie Blair, R (8,1) Trevor Hoffman, R (8,1)						K		G6-3		3	0	0	0	0	2	0					
										0	0	0	0	0	0	0					
										1	0	0	0	0	0	0					
Inning Stats	R: 3 E: 0 K: 2 S: 11	H: 5 LOB: 2 BB: 1 P: 15	R: 0 E: 0 K: 1 S: 6	H: 1 LOB: 0 BB: 0 P: 6	R: 0 E: 0 K: 0 S: 3	H: 0 LOB: 1 BB: 1 P: 7	R: 0 E: 0 K: 1 S: 5	H: 1 LOB: 0 BB: 0 P: 5	R: 1 E: 0 K: 1 S: 6	H: 1 LOB: 3 BB: 3 P: 18	R: 0 E: 0 K: 0 S: 3	H: 0 LOB: 0 BB: 0 P: 3	R: 1 E: 0 K: 0 S: 4	H: 2 LOB: 1 BB: 1 P: 8	R: 0 E: 0 K: 1 S: 5	H: 0 LOB: 0 BB: 0 P: 5	1B: 7 2B: 2 3B: 0 HR: 1	SF: 0 SAC: 0 DP: 1 HBP: 0	WP: 1 PA: 37 PB: 0 SB: 0 CS: 0		
PITCHER	IP	WLS	BF	H	R	ER	SO	BB	IBB	HBP	BLK	WP	HR	S	P	ERA	WHIP				
Kevin Foster, R (1,1) ERA: 6.67	6.0	L	29	8	4	4	5	4	1	0	0	1	1	34	54	6.00	2.000				
Terry Adams, R (7,1) ERA: 1.35	2.0		8	2	1	1	1	1	0	0	0	0	0	9	13	4.50	1.500				

AB	35
R	4
H	8
RBI	4
BB	3
SO	12
LOB	19



AB	31
R	5
H	10
RBI	5
BB	6
SO	6
LOB	16



Batter	1	2	3	4	5	6	7	8	9	AB	R	H	RBI	BB	SO	LOB	TOP							
Brian McRae, S OBP: 0.370, SLG: 0.438 (1, 8)	G6-3		K		K			G4-3 G3 2B		4	1	1	0	0	2	0	Chicago Cubs @ San Diego Padres Jack Murphy Stadium, San Diego, CA Thu Apr 25 1996, 6:33 AM EDT Att: 18,736 - Sunny - 77 F							
Todd Haney, R OBP: 0.353, SLG: 0.333 (1, 4)	K		G3-1		K			G4-3		4	0	0	0	0	2	1								
Mark Grace, L OBP: 0.422, SLG: 0.484 (1, 3)	F7			K		P5		G3		4	0	0	1	0	1	0								
Sammy Sosa, R OBP: 0.306, SLG: 0.505 (1, 9)		S 1B		S 1B HBP		G6-3		K		3	1	1	0	0	1	0								
Luis Gonzalez, L OBP: 0.494, SLG: 0.484 (1, 7)		FC6-4 BB		FC5-4 1B					L8	3	0	2	1	1	0	0								
Leo Gomez, R OBP: 0.389, SLG: 0.563 (1, 5)	K			F7		K			K	4	0	0	0	0	3	4								
Brian Dorsett, R OBP: 0.118, SLG: 0.067 (1, 2)		F9		FC5-4				F9		4	0	0	0	0	1	3								
José Hernández, R OBP: 0.306, SLG: 0.209 (1, 6)		FC6-4			G1-3			G1-3		3	0	0	0	0	0	2								
Jim Bullinger, R OBP: 0.320, SLG: 1.333 (5, 1)			K					G3-1		2	1	1	1	0	1	0								
Mike Perez, R OBP: 0.389, SLG: 0.495 (6, PH)										0	0	0	0	0	0	0								
Rodney Myers, R OBP: 0.389, SLG: 0.495 (6, PH)										0	0	0	0	0	0	0								
Robin Jennings, L OBP: 0.389, SLG: 0.495 (7, PH)										0	0	0	0	0	0	0								
Doug Jones, R OBP: 0.389, SLG: 0.495 (7, PH)										0	0	0	0	0	0	0								
Turk Wendell, L OBP: 1.000, SLG: 1.000 (8, 1)										0	0	0	0	0	0	0								
Inning Stats	R: 0 E: 0 K: 1 S: 10	H: 0 LOB: 0 BB: 0 P: 12	R: 0 E: 0 K: 1 S: 8	H: 1 LOB: 2 BB: 1 P: 16	R: 0 E: 0 K: 2 S: 9	H: 0 LOB: 0 BB: 0 P: 12	R: 1 E: 0 K: 1 S: 8	H: 1 LOB: 1 BB: 0 P: 12	R: 1 E: 0 K: 2 S: 12	H: 1 LOB: 0 BB: 0 P: 17	R: 0 E: 0 K: 1 S: 8	H: 1 LOB: 1 BB: 0 P: 11	R: 0 E: 0 K: 0 S: 7	H: 0 LOB: 0 BB: 0 P: 8	R: 1 E: 0 K: 1 S: 9	H: 1 LOB: 0 BB: 0 P: 13	R: 0 E: 0 K: 2 S: 12	H: 0 LOB: 0 BB: 0 P: 16	1B: 3 2B: 1 3B: 0 HR: 1	SF: 0 SAC: 0 DP: 0 HBP: 1	WP: 0 PB: 0 SB: 2 CS: 0	PA: 34		
PITCHER	IP WLS BF H R ER SO BB IBB HBP BLK WP HR S P ERA WHIP	7.0 W 27 4 2 2 8 1 0 1 0 0 1 62 88 2.57 0.714	1.0 4 1 1 1 1 0 0 0 0 0 0 0 9 13 9.00 1.000	1.0 3 0 0 0 2 0 0 0 0 0 0 0 12 16 0.00 0.000																				

AB	32
R	3
H	5
RBI	3
BB	1
SO	11
LOB	10



Batter	1	2	3	4	5	6	7	8	9	AB	R	H	RBI	BB	SO	LOB	BOTTOM							
Steve Finley, L OBP: 0.315, SLG: 0.323 (1, 8)	G4-3 1B		G4-3					G3-1 1B		4	3	2	0	1	0	3	Chicago Cubs @ San Diego Padres Jack Murphy Stadium, San Diego, CA Thu Apr 25 1996, 6:33 AM EDT Att: 18,736 - Sunny - 77 F							
Jody Reed, R OBP: 0.382, SLG: 0.391 (1, 4)	G4-6-3 1B		F9		BB 1B	G6-3		K		5	1	2	0	0	1	1								
Ken Caminiti, S OBP: 0.389, SLG: 0.495 (6, PH)	G4-6-3		K		BB HBP			G3-1		4	2	2	1	0	1	1								
Luis Lopez, S (9, 5)					E 1B	SF9 1B				1	0	0	0	0	0	1								
Wally Joyner, L OBP: 0.589, SLG: 0.700 (1, 3)	K			FC5-4 BB	E BB 1B HBP					3	1	2	1	1	1	0								
Marc Newfield, R OBP: 0.393, SLG: 0.556 (6, 9)		FC6-4 1B		FC5-4 1B	BB E 1B HBP	SF9		G4-3		3	1	1	2	1	0	2								
Archi Cianfrocco, R OBP: 0.313, SLG: 0.387 Rickey Henderson, R OBP: 0.412, SLG: 0.286 (1, 9) (6, 7)		FC6-4 G6-3		K	BB 1B	E6 BB 1B		K		3	0	0	1	0	1	4								
Andujar Cedeno, R OBP: 0.306, SLG: 0.324 (1, 6)		G6-3			BB 1B					4	0	2	1	0	1	1								
Brian Johnson, R OBP: 0.304, SLG: 0.500 (1, 2)				G6-3				K		3	0	0	0	1	2	5								
Bob Tewksbury, R OBP: 0.389, SLG: 0.495 (7, PH)										2	0	0	1	1	1	2								
Fernando Valenzuela, L OBP: 0.389, SLG: 0.495 (8, 1)										1	0	0	0	0	1	0								
Bryce Florie, R OBP: 0.389, SLG: 0.495 (9, 1)										0	0	0	0	0	0	0								
Scott Sanders, R OBP: 0.389, SLG: 0.495 (9, 1)										0	0	0	0	0	0	0								
Inning Stats	R: 1 E: 0 K: 1 S: 9	H: 2 LOB: 0 BB: 0 P: 15	R: 0 E: 0 K: 1 S: 13	H: 1 LOB: 1 BB: 1 P: 20	R: 0 E: 0 K: 1 S: 5	H: 0 LOB: 0 BB: 0 P: 8	R: 0 E: 0 K: 1 S: 11	H: 1 LOB: 1 BB: 1 P: 20	R: 5 E: 1 K: 1 S: 28	H: 3 LOB: 3 BB: 3 P: 53	R: 1 E: 0 K: 3 S: 9	H: 2 LOB: 0 BB: 0 P: 12	R: 0 E: 0 K: 3 S: 9	H: 0 LOB: 0 BB: 0 P: 12	R: 1 E: 0 K: 1 S: 12	H: 2 LOB: 1 BB: 0 P: 16	R: 0 E: 0 K: 2 S: 12	H: 0 LOB: 0 BB: 0 P: 16	1B: 11 2B: 0 3B: 0 HR: 0	SF: 1 SAC: 0 DP: 1 HBP: 1	WP: 0 PB: 0 SB: 0 CS: 0	PA: 41		
PITCHER	IP WLS BF H R ER SO BB IBB HBP BLK WP HR S P ERA WHIP	4.1 L 23 5 1 0 0 1 1 0 0 0 0 12 20 0.00 3.000	0.2 5 1 0 0 1 1 0 0 0 0 0 0 9 12 0.00 0.000	1.0 3 0 0 0 3 0 0 0 0 0 0 0 9 12 0.00 0.000	1.0 5 2 1 1 1 0 0 0 0 0 0 0 12 16 9.00 2.000																			



Batter	1	2	3	4	5	6	7	8	9	AB	R	H	RBI	BB	SO	LOB	TOP					
Brian McRae, S OBP: 0.366, SLG: 0.430	F7		2H 1B			K		G4-3		4	0	1	0	0	1	0						
Todd Haney, R OBP: 0.333, SLG: 0.316	G3-6-1 1B			F8		K		K		4	0	1	0	0	2	0						
Mark Grace, L OBP: 0.434, SLG: 0.500	G3-6-1 1-2			1B			BB			3	0	2	0	1	0	1						
Sammy Sosa, R OBP: 0.294, SLG: 0.484		G4-3		L6		K		K		4	0	0	0	0	2	3						
Luis Gonzalez, L OBP: 0.469, SLG: 0.456	F7			F7			K		G6-3	4	0	0	0	0	1	1						
Scott Servais, R OBP: 0.395, SLG: 0.625	K				G6-3		P6		G6-3	4	0	0	0	0	1	0						
Leo Gomez, R OBP: 0.404, SLG: 0.551										1	0	0	0	1	1	0						
José Hernández, R OBP: 0.306, SLG: 0.209						K			F8	0	0	0	0	0	0	0						
Ozzie Timmons, R OBP: 0.250, SLG: 0.286										1	0	0	0	0	0	0						
Rey Sanchez, R OBP: 0.280, SLG: 0.304										2	0	1	0	1	0	1						
Steve Trachsel, R OBP: 0.308, SLG: 0.182										2	0	0	0	0	0	2						
Scott Bulett, L OBP: 0.308, SLG: 0.182										1	0	0	0	0	0	2						
Terry Adams, R OBP: 0.250, SLG: 0.286										0	0	0	0	0	0	0						
Bob Patterson, R OBP: 0.250, SLG: 0.286										0	0	0	0	0	0	0						
Doug Jones, R OBP: 0.250, SLG: 0.286										0	0	0	0	0	0	0						
Inning Stats	R: 0 E: 0 K: 0 S: 6	H: 1 LOB: 0 BB: 0 P: 8	R: 0 E: 0 K: 1 S: 7	H: 0 LOB: 0 BB: 0 P: 9	R: 0 E: 0 K: 0 S: 7	H: 1 LOB: 2 BB: 0 P: 11	R: 0 E: 0 K: 0 S: 9	H: 1 LOB: 1 BB: 0 P: 12	R: 0 E: 0 K: 1 S: 12	H: 0 LOB: 1 BB: 1 P: 19	R: 0 E: 0 K: 3 S: 11	H: 0 LOB: 1 BB: 1 P: 20	R: 0 E: 0 K: 1 S: 15	H: 0 LOB: 2 BB: 2 P: 26	R: 0 E: 0 K: 2 S: 11	H: 1 LOB: 1 BB: 0 P: 16	R: 0 E: 0 K: 0 S: 10	H: 0 LOB: 0 BB: 0 P: 12	1B: 4 2B: 1 3B: 0 HR: 0	SF: 0 SAC: 0 DP: 1 HBP: 1	WP: 0 PB: 0 SB: 0 CS: 0	PA: 34
PITCHER	IP	WLS	BF	H	R	ER	SO	BB	IBB	HBP	BLK	WP	HR	S	P	ERA	WHIP					
Pedro Astacio, R ERA: 2.48	8.0	W	31	5	0	0	8	3	0	1	0	0	0	78	121	0.00	1.000					
Todd Worrell, R ERA:	1.0	S	3	0	0	0	0	0	0	0	0	0	0	10	12	0.00	0.000					

Chicago Cubs @ Los Angeles Dodgers
Dodger Stadium, Los Angeles, CA
Fri Apr 26 1996, 7:05 PM PDT
Att: 31,172 - Unknown

AB 30
R 0
H 5
RBI 0
BB 3
SO 8
LOB 10



Batter	1	2	3	4	5	6	7	8	9	AB	R	H	RBI	BB	SO	LOB	BOTTOM				
Brett Butler, L OBP: 0.317, SLG: 0.316	F8		B3			F9		G4-3		4	0	0	0	0	0	2					
Chad Fonville, S OBP: 0.458, SLG: 0.381	G6-3 1B		G6-3			G5-3		F9		4	0	1	0	0	0	2					
Mike Piazza, R OBP: 0.414, SLG: 0.495	F9			P3			1B			3	0	1	0	1	0	1					
Raul Mondesi, R OBP: 0.242, SLG: 0.341	F9			P3		K		FC6-4		4	0	0	0	0	1	5					
Dave Hansen, L OBP: 0.350, SLG: 0.235										3	0	1	0	0	0	0					
Todd Worrell, R ERA:										0	0	0	0	0	0	0					
Delino DeShields, L OBP: 0.283, SLG: 0.423										3	1	2	1	0	0	0					
Mike Blowers, R OBP: 0.295, SLG: 0.263										3	0	0	0	0	0	2					
Greg Gagne, R OBP: 0.364, SLG: 0.434										3	0	1	0	0	1	1					
Pedro Astacio, R OBP: 0.091, SLG: 0.091										2	0	0	0	0	1	0					
Juan Castro, R ERA:										0	0	0	0	1	0	0					
Inning Stats	R: 0 E: 0 K: 0 S: 11	H: 1 LOB: 1 BB: 0 P: 17	R: 0 E: 0 K: 0 S: 12	H: 2 LOB: 1 BB: 0 P: 20	R: 0 E: 0 K: 1 S: 6	H: 0 LOB: 0 BB: 0 P: 7	R: 0 E: 0 K: 0 S: 7	H: 0 LOB: 0 BB: 0 P: 9	R: 1 E: 0 K: 1 S: 11	H: 1 LOB: 0 BB: 0 P: 15	R: 0 E: 0 K: 1 S: 10	H: 1 LOB: 1 BB: 0 P: 15	R: 0 E: 0 K: 0 S: 3	H: 0 LOB: 0 BB: 0 P: 5	R: 0 E: 0 K: 0 S: 6	H: 1 LOB: 3 BB: 2 P: 18	1B: 5 2B: 0 3B: 0 HR: 1	SF: 0 SAC: 0 DP: 1 HBP: 0	WP: 0 PB: 1 SB: 0 CS: 0	PA: 31	
PITCHER	IP	WLS	BF	H	R	ER	SO	BB	IBB	HBP	BLK	WP	HR	S	P	ERA	WHIP				
Steve Trachsel, R ERA: 1.59	6.0	L	22	5	1	1	3	0	0	0	0	0	0	7	16	0.00	1.500				
Terry Adams, R ERA: 1.23	1.1		6	1	0	0	0	1	0	0	0	0	0	7	16	0.00	1.500				
Bob Patterson, L ERA: 1.93	0.1		2	0	0	0	0	0	1	0	0	0	0	1	6	0.00	0.000				
Doug Jones, R ERA: 4.63	0.1		1	0	0	0	0	0	0	0	0	0	0	1	1	0.00	0.000				

Chicago Cubs @ Los Angeles Dodgers
Dodger Stadium, Los Angeles, CA
Fri Apr 26 1996, 7:05 PM PDT
Att: 31,172 - Unknown

AB 29
R 1
H 6
RBI 1
BB 2
SO 3
LOB 13




Batter	1	2	3	4	5	6	7	8	9	10	AB	R	H	RBI	BB	SO	LOB														
Brian McRae, S OBP: 0.359, SLG: 0.419 (1, 8)	L6			P3		F8	K			BLK 1B	5	1	1	0	0	1	2														
Todd Haney, R OBP: 0.308, SLG: 0.261 (1, 4)	G3			F8		S BB		6-3		P4	4	0	0	0	1	0	1														
Mark Grace, L OBP: 0.432, SLG: 0.485 (1, 3)	K			F8						1B	3	0	0	0	2	2	1														
Sammy Sosa, R OBP: 0.299, SLG: 0.475 (1, 9)		1-3				1B BB		K	K	1B	4	1	1	1	1	2	1														
Luis Gonzalez, L OBP: 0.453, SLG: 0.431 (1, 7)		F8				L9				1B	4	1	0	0	1	1	4														
Turk Wendell, L OBP: 1.000, SLG: 1.000 Bob Patterson, R Doug Jones, R (10, 1)								HR BB	F8	K	0	0	0	0	0	0	0														
Scott Servais, R OBP: 0.400, SLG: 0.662 (1, 2)		F2				1B				F9	4	1	2	2	0	0	0														
Leo Gomez, R OBP: 0.400, SLG: 0.538 José Hernández, R OBP: 0.300, SLG: 0.205 (7, 5)				F8		G6-4-3 1B		K		4-3	3	0	1	1	0	1	0														
Rey Sanchez, R OBP: 0.278, SLG: 0.301 (1, 6)				4-3		G6-4-3 1B				P6	1	0	0	0	0	0	0														
Jaime Navarro, R OBP: 0.267, SLG: 0.267 Scott Bulett, L OBP: 0.286, SLG: 0.167 (10, PH) (10, 7)				K				1-3		K	3	0	1	0	0	1	0														
								1-2			1	0	0	0	0	1	0														
Inning Stats	R: 0 E: 0 K: 1 S: 5	H: 0 LOB: 0 BB: 0 P: 5	R: 0 E: 0 K: 0 S: 3	H: 0 LOB: 0 BB: 0 P: 3	R: 0 E: 0 K: 1 S: 5	H: 0 LOB: 0 BB: 0 P: 3	R: 1 E: 0 K: 1 S: 4	H: 2 LOB: 1 BB: 1 P: 8	R: 0 E: 0 K: 1 S: 5	H: 0 LOB: 1 BB: 1 P: 9	R: 2 E: 0 K: 3 S: 12	H: 3 LOB: 2 BB: 1 P: 16	R: 0 E: 0 K: 1 S: 5	H: 0 LOB: 1 BB: 1 P: 9	R: 0 E: 0 K: 0 S: 3	H: 0 LOB: 0 BB: 0 P: 3	R: 1 E: 0 K: 2 S: 9	H: 2 LOB: 3 BB: 1 P: 13	1B: 6 2B: 0 3B: 0 HR: 1	SF: 0 SAC: 0 DP: 1 HBP: 0	WP: 0 PA: 41										
PITCHER	IP WLS BF H R ER SO BB IBB HBP BLK WP HR S P ERA WHIP	PITCHER																													
Tom Candiotti, R ERA: 4.09 Joey Eischen, L ERA: 2.12 Jim Bruske, R ERA: 1.2 Mark Guthrie, L ERA: 2.38 Antonio Osuna, R ERA: 1.93	1.0 5.1 0.2 1.0 2.0	3 21 4 4 9	0 3 2 0 2	0 3 0 0 1	0 0 0 0 1	1 3 0 1 0	0 0 0 0 0	0 0 0 0 0	0 0 0 0 0	0 1 8 5 12	5 36 8 9 16	0.00 5.06 0.00 0.00 4.50	0.00 1.125 3.000 1.000 1.000																		

TOP

Chicago Cubs @ Los Angeles Dodgers
Dodger Stadium, Los Angeles, CA
Sat Apr 27 1996, 7:05 PM PDT
Att: 43,519 - Unknown

AB 36
R 4
H 7
RBI 4
BB 5
SO 9
LOB 11




Batter	1	2	3	4	5	6	7	8	9	10	AB	R	H	RBI	BB	SO	LOB														
Brett Butler, L OBP: 0.306, SLG: 0.303 (1, 8)	4-3			4-3		L6				F8	4	0	0	0	0	0	0														
Chad Fonville, S OBP: 0.448, SLG: 0.423 (7, 6)				1B SF8		1B		2B		K	5	2	2	0	0	1	1														
Mike Piazza, R OBP: 0.423, SLG: 0.510 (1, 2)				FC6-4 1B		FC6-4 1B		F9		6-3	5	0	3	2	0	0	0														
Raul Mondesi, R OBP: 0.220, SLG: 0.330 Antonio Osuna, R OBP: 0.429, SLG: 0.333 (10, PH)				SF8		FC6-4		E1 G2		F6	3	0	0	1	0	0	2														
Carlos Hernandez, R OBP: 0.429, SLG: 0.333 (10, PH)				3H FC6-4		1-2F				BB 1B	1	0	1	0	0	0	0														
Dave Hansen, L OBP: 0.320, SLG: 0.227 (1, 3)				FC6-4		1-3		G2		F7	5	0	1	0	0	0	3														
Delino DeShields, L OBP: 0.288, SLG: 0.410 (1, 4)						4-3				6-3	3	0	0	0	2	0	0														
Mike Blowers, R OBP: 0.301, SLG: 0.263 (1, 5)								1B		L9	4	0	1	0	1	0	5														
Juan Castro, R OBP: 0.200, SLG: 0.077 (6, PH) (7, 7)										F9	2	0	0	0	0	0	2														
Tom Candiotti, R ERA: 4.09 Joey Eischen, L ERA: 2.12 Jim Bruske, R ERA: 1.2 Todd Hollandsworth, L OBP: 0.300, SLG: 0.275 Mark Guthrie, R Roger Cedeno, S OBP: 0.330, SLG: 0.389 (8, 1) (9, 9)	1.0 0.2 0.0 0.1	2 4 1 1	2 0 0 0	2 0 0 0	2 1 0 0	0 0 0 0	0 0 0 0	0 0 0 0	0 0 0 0	0 6 4 1	39 6 4 1	3.00 0.00 ∞ 0.00	0.889 3.000 ∞ 0.000																		
Inning Stats	R: 1 E: 0 K: 0 S: 5	H: 2 LOB: 1 BB: 0 P: 5	R: 0 E: 0 K: 1 S: 5	H: 0 LOB: 1 BB: 1 P: 9	R: 1 E: 0 K: 0 S: 5	H: 2 LOB: 1 BB: 0 P: 5	R: 0 E: 0 K: 1 S: 6	H: 1 LOB: 1 BB: 0 P: 6	R: 0 E: 0 K: 0 S: 3	H: 0 LOB: 0 BB: 0 P: 3	R: 0 E: 1 K: 0 S: 4	H: 0 LOB: 2 BB: 1 P: 8	R: 1 E: 0 K: 0 S: 5	H: 2 LOB: 1 BB: 0 P: 5	R: 0 E: 0 K: 0 S: 3	H: 0 LOB: 0 BB: 0 P: 3	R: 0 E: 0 K: 1 S: 7	H: 2 LOB: 3 BB: 1 P: 11	1B: 6 2B: 3 3B: 0 HR: 0	SF: 1 SAC: 1 DP: 0 HBP: 0	WP: 0 PA: 43										
PITCHER	IP WLS BF H R ER SO BB IBB HBP BLK WP HR S P ERA WHIP	PITCHER																													

BOTTOM

Chicago Cubs @ Los Angeles Dodgers
Dodger Stadium, Los Angeles, CA
Sat Apr 27 1996, 7:05 PM PDT
Att: 43,519 - Unknown


AB 38
R 3
H 9
RBI 3
BB 3
SO 3
LOB 17




Batter	1	2	3	4	5	6	7	8	9	AB	R	H	RBI	BB	SO	LOB	TOP							
Brian McRae, S OBP: 0.344, SLG: 0.398 (1, 8)	G5-3		F8		L3			SF8		4	1	1	0	0	0	1	Chicago Cubs @ Los Angeles Dodgers Dodger Stadium, Los Angeles, CA Mon Apr 29 1996, 7:05 PM PDT Att: 39,003 - Unknown - 82 F							
Todd Haney, R OBP: 0.235, SLG: 0.200 (1, 4)	F8		G1-3			G1-3		SF8		3	0	0	1	0	0	0								
Mark Grace, L OBP: 0.437, SLG: 0.491 (1, 3)			L1			G3-1		G6-3		4	0	1	0	0	0	0								
Sammy Sosa, R OBP: 0.287, SLG: 0.443 (1, 9)	K				K			K		4	0	0	0	0	4	1								
Luis Gonzalez, L OBP: 0.457, SLG: 0.436 (1, 7)		G5-3 E BB		P5			HR		K	3	2	1	0	1	1	0								
Scott Servais, R OBP: 0.379, SLG: 0.613 Brian Dorsett, R OBP: 0.111, SLG: 0.063 (9, PH)	G5-3			F9			F7		K	3	0	0	0	0	0	2								
Leo Gomez, R OBP: 0.397, SLG: 0.610 (1, 5)			K			F8		HR		3	1	1	2	1	1	1								
Rey Sanchez, R OBP: 0.264, SLG: 0.296 (1, 6)		E9		L9			G5-3		L3	4	0	1	1	0	0	1								
Kevin Foster, R OBP: 0.385, SLG: 0.300 Rodney Myers, R (6, 1)							G6-3			2	0	1	0	0	1	1								
Robin Jennings, L OBP: 0.125, SLG: 0.125 Mike Perez, R (7, 1)										0	0	0	0	0	0	0								
Terry Adams, R (8, 1)										0	0	0	0	0	0	0								
Inning Stats	R: 0 E: 0 K: 1 S: 9	H: 1 LOB: 1 BB: 0 P: 14	R: 1 E: 1 K: 2 S: 17	H: 1 LOB: 1 BB: 1 P: 24	R: 0 E: 0 K: 0 S: 6	H: 0 LOB: 0 BB: 0 P: 12	R: 0 E: 0 K: 1 S: 8	H: 0 LOB: 0 BB: 0 P: 11	R: 0 E: 0 K: 0 S: 6	H: 1 LOB: 1 BB: 0 P: 6	R: 0 E: 0 K: 1 S: 8	H: 0 LOB: 0 BB: 0 P: 11	R: 2 E: 0 K: 0 S: 12	H: 2 LOB: 0 BB: 0 P: 20	R: 1 E: 0 K: 1 S: 9	H: 1 LOB: 0 BB: 0 P: 15	R: 0 E: 0 K: 2 S: 9	H: 0 LOB: 1 BB: 1 P: 17	1B: 2 2B: 3 3B: 0 HR: 1	SF: 1 SAC: 0 DP: 0 HBP: 0	WP: 0 PB: 0 SB: 1 CS: 0	PA: 35		
PITCHER	IP WLS BF H R ER SO BB IBB HBP BLK WP HR S P ERA WHIP	7.0 W 28 6 4 3 5 1 0 0 0 0 1 69 104 3.86 1.000	1.0 3 0 0 0 1 0 0 0 0 0 0 6 9 0.00 0.000	1.0 4 0 0 0 2 1 0 0 0 0 0 9 17 0.00 1.000																				

Batter	1	2	3	4	5	6	7	8	9	AB	R	H	RBI	BB	SO	LOB	BOTTOM						
Brett Butler, L OBP: 0.299, SLG: 0.296 Roger Cedeno, S OBP: 0.333, SLG: 0.389 (9, 8)	P2		HR	F8		K		FC5		5	2	1	0	0	1	3	Chicago Cubs @ Los Angeles Dodgers Dodger Stadium, Los Angeles, CA Mon Apr 29 1996, 7:05 PM PDT Att: 39,003 - Unknown - 82 F						
Chad Fonville, S OBP: 0.421, SLG: 0.400 (1, 6)	G4-3		HR	G6-3			G4-3	IBB		5	3	3	1	0	0	0							
Mike Piazza, R OBP: 0.416, SLG: 0.519 Carlos Hernandez, R OBP: 0.429, SLG: 0.333 (9, 2)	F7		L4		HR		G4-3	IBB		4	1	1	1	1	0	3							
Raul Mondesi, R OBP: 0.241, SLG: 0.359 (1, 9)		E	SF8		K			BB		5	2	3	5	0	2	1							
Delino DeShields, L OBP: 0.300, SLG: 0.407 (1, 4)		E4	SF8	F9		P6				4	1	2	1	1	0	0							
Dave Hansen, L OBP: 0.303, SLG: 0.214 Mark Guthrie, R (9, 1)		SF8				G3		G4-3		3	0	1	1	0	1	1							
Mike Blowers, R OBP: 0.320, SLG: 0.282 (8, 3)		SF8						FC5	G4-3	2	0	1	1	1	0	0							
Todd Hollandsworth, L OBP: 0.352, SLG: 0.267 (1, 7)			G4-3			K		G4-3		3	0	0	0	1	1	3							
Ismael Valdez, R (1, 1)										3	0	0	0	0	1	2							
Antonio Osuna, R (8, 1)		L7			G5-3					0	0	0	0	0	0	0							
Juan Castro, R (8, 5)						K		FC5	BB	0	1	0	0	1	0	0							
Milt Thompson, L OBP: 0.176, SLG: 0.067 (8, PH)										1	0	0	0	0	0	3							
Inning Stats	R: 0 E: 0 K: 0 S: 9	H: 0 LOB: 0 BB: 0 P: 14	R: 2 E: 1 K: 0 S: 15	H: 2 LOB: 1 BB: 1 P: 23	R: 3 E: 0 K: 0 S: 21	H: 4 LOB: 2 BB: 1 P: 33	R: 0 E: 0 K: 0 S: 6	H: 0 LOB: 0 BB: 0 P: 9	R: 1 E: 0 K: 1 S: 8	H: 1 LOB: 0 BB: 0 P: 8	R: 0 E: 0 K: 3 S: 11	H: 0 LOB: 1 BB: 0 P: 17	R: 1 E: 0 K: 2 S: 15	H: 2 LOB: 1 BB: 0 P: 21	R: 3 E: 0 K: 0 S: 19	H: 3 LOB: 3 BB: 3 P: 34	1B: 10 2B: 0 3B: 0 HR: 2	SF: 2 SAC: 0 DP: 0 HBP: 0	WP: 0 PB: 1 SB: 3 CS: 0	PA: 42			
PITCHER	IP WLS BF H R ER SO BB IBB HBP BLK WP HR S P ERA WHIP	5.0 L 24 7 6 5 1 2 0 0 0 0 0 11 17 9.00 1.800	1.0 4 0 0 0 3 0 0 0 0 0 0 15 21 9.00 2.000	1.0 5 2 1 1 2 0 0 0 0 0 0 19 34 27.00 5.000																			

AB 32
R 4
H 6
RBI 4
BB 2
SO 8
LOB 7



AB 35
R 10
H 12
RBI 10
BB 5
SO 6
LOB 16



Batter	1	2	3	4	5	6	7	8	9	AB	R	H	RBI	BB	SO	LOB	TOP			
Royce Clayton, R OBP: 0.336, SLG: 0.394 (1, 6)	4-1 2B BB	0-2 G5-3			1-1 1B CS 1B		2-1 G3		2-3 K	4	1	1	0	1	1	0				
Luis Alica, S OBP: 0.280, SLG: 0.289 (1, 4)	1-0 HR 2B	3-2 L8			2-3 K 1-2		3-2 1B 2B		4-1 HR BB	4	2	2	1	1	1	1				
Ron Gant, R OBP: 0.360, SLG: 0.427 (1, 7)	3-3 K		1-1 P5		0-1 1B		1-0 1B		3-3 K	5	0	2	0	0	2	2				
Ray Lankford, L OBP: 0.330, SLG: 0.573 (1, 8)	2-2 HR		1-0 P6		2-2 L3		2-2 P7		0-1 HR	5	2	2	4	0	0	4				
Brian Jordan, R OBP: 0.302, SLG: 0.400 (1, 9)	3-1 HR		3-2 P5		0-1 B3		2-0 P8		1-3 K	5	1	1	1	0	1	4				
John Mabry, L OBP: 0.341, SLG: 0.373 (1, 3)	0-0 G4-3			1-0 G6-3 1B		2-1 G4-3		3-1 G6-3		4	0	1	0	0	0	0				
Pat Borders, R OBP: 0.362, SLG: 0.404 (1, 2)	1-2 1B			3-2 G6-3 1-3		1-0 G5-3		4-1 BB		3	0	1	0	1	0	1				
David Bell, R OBP: 0.229, SLG: 0.304 (1, 5)	0-0 P4			1-0 F7		2-2 2B		1-0 F7		4	0	1	0	0	0	3				
Alan Benes, R Mark Cowens, L Cory Bailey, R Danny Sheaffer, R T.J. Mathews, R Willie McGee, S Dennis Eckersley, R (1, 1) (4, PH) (4, 1) (6, PH) (6, 1) (6, 1) (8, 1) (8, 1)		2-2 G6-3		3-3 K		0-1 G4-3		0-0 G5-3		1	0	0	0	0	0	0				
Inning Stats	R: 4 E: 0 K: 1 S: 15	H: 4 LOB: 1 BB: 1 P: 29	R: 0 E: 0 K: 0 S: 11	H: 0 LOB: 0 BB: 0 P: 16	R: 0 E: 0 K: 0 S: 6	H: 0 LOB: 0 BB: 0 P: 11	R: 0 E: 0 K: 1 S: 13	H: 1 LOB: 1 BB: 0 P: 21	R: 0 E: 0 K: 0 S: 8	H: 1 LOB: 1 BB: 0 P: 13	R: 0 E: 0 K: 0 S: 11	H: 2 LOB: 2 BB: 0 P: 21	R: 0 E: 0 K: 0 S: 5	H: 0 LOB: 1 BB: 1 P: 13	R: 2 E: 0 K: 3 S: 12	H: 1 LOB: 0 BB: 1 P: 22	1B: 5 2B: 3 3B: 0 HR: 3	SF: 0 SAC: 0 DP: 0 HBP: 0	WP: 0 PB: 0 SB: 0 CS: 1	PA: 41
PITCHER	IP WLS BF H R ER SO BB IBB HBP BLK WP HR S P ERA WHIP	IP WLS BF H R ER SO BB IBB HBP BLK WP HR S P ERA WHIP																		
Jim Bullinger, R ERA: 7.28 (1, 1)	4.1 21 7 4 4 3 1 0 0 0 0 2 52 87 8.31 1.846																			
Mike Perez, R ERA: 2.25 (5, 1)	2.0 9 3 0 0 0 0 0 0 0 0 0 21 34 0.00 1.500																			
Bob Patterson, L ERA: 1.86 (7, 1)	0.1 1 0 0 0 0 0 0 0 0 0 0 3 5 0.00 0.000																			
Terry Adams, R ERA: 2.78 (7, 1)	0.2 3 0 0 0 0 1 0 0 0 0 0 4 13 0.00 1.500																			
Turk Wendell, R ERA: 2.16 (8, 1)	1.2 W 7 1 2 2 3 1 0 0 0 0 1 14 25 10.80 1.200																			

St. Louis Cardinals @ Chicago Cubs
Wrigley Field, Chicago, IL
Tue Apr 30 1996, 7:05 PM CDT
Att: 20,771 - Unknown - 53 F

AB	38
R	6
H	11
RBI	6
BB	3
SO	6
LOB	18



Batter	1	2	3	4	5	6	7	8	9	AB	R	H	RBI	BB	SO	LOB	BOTTOM					
Brian McRae, S OBP: 0.362, SLG: 0.410 (1, 8)	4-0 1B 1B BB	0-0 1B SF7 1B		0-0 FC4-6 1B		0-1 F7		0-1 CS 1B		4	2	3	0	1	0	0						
Todd Haney, R OBP: 0.282, SLG: 0.235 (1, 4)	1-2 1B	1-2 1B		1-2 FC4-6 FC4-6		4-2 BB		1 SAFE 2-1 CS	1-2 G6-3	4	1	2	1	1	0	1						
Mark Grace, L OBP: 0.444, SLG: 0.495 (1, 3)	0-0 1B 2B	0-0 1B		2-1 FC4-6 CS		1-2 G3			0-0 2B 1B	5	2	3	0	0	0	2						
Sammy Sosa, R OBP: 0.275, SLG: 0.423 (1, 9)	1-3 K	3-3 K		2-2 G5-3		2-2 P9			0-3 K	5	0	0	0	0	3	8						
Luis Gonzalez, L OBP: 0.449, SLG: 0.432 (1, 7)	2-1 1B	1-0 SF7			2-1 G4-3		3-2 F9		0-0 1B	3	1	1	3	0	0	0						
Turk Wendell, L OBP: 1.000, SLG: 1.000 (8, 1)										0	0	0	0	0	0	0						
Robin Jennings, L OBP: 0.222, SLG: 0.333 (9, PH)	1-3 2B 1B	3-3 K							1-3 2B	1	0	1	1	0	0	0						
Leo Gomez, R OBP: 0.417, SLG: 0.629 (1, 5)	2-1 1B	2-3 K			1-0 WP 1B		4-2 BB			3	0	2	2	1	1	2						
José Hernández, R OBP: 0.300, SLG: 0.205 (7, FR) (8, 5)	1-3 2B									0	0	0	0	0	0	0						
Brian Dorsett, R OBP: 0.091, SLG: 0.050 (1, 2)	3-2 F8		1-2 F8		1-0 L7		0-2 F8			4	0	0	0	0	0	3						
Rey Sanchez, R OBP: 0.253, SLG: 0.282 (1, 6)	2-3 K		2-1 G4-3		1-0 F9		1-2 F9		0-1 F9	4	0	0	0	0	1	2						
Jim Bullinger, R OBP: 0.583, SLG: 1.200 (1, 1)		4-1 1B BB		1-2 F9		1-3 K			0-0 L8	1	1	0	0	1	0	0						
Mike Perez, R (5, 1)										1	0	0	0	0	1	0						
Bob Patterson, R (7, 1)										0	0	0	0	0	0	0						
Terry Adams, R (7, 1)										0	0	0	0	0	0	0						
Scott Bulllett, L OBP: 0.287, SLG: 0.154 (8, 7)										1	0	0	0	0	0	0						
Inning Stats	R: 4 E: 0 K: 2 S: 17	H: 4 LOB: 1 BB: 1 P: 32	R: 2 E: 0 K: 2 S: 16	H: 3 LOB: 2 BB: 1 P: 27	R: 0 E: 0 K: 0 S: 9	H: 0 LOB: 0 BB: 0 P: 13	R: 0 E: 0 K: 0 S: 9	H: 1 LOB: 1 BB: 0 P: 14	R: 0 E: 0 K: 0 S: 5	H: 1 LOB: 1 BB: 0 P: 10	R: 0 E: 0 K: 1 S: 13	H: 0 LOB: 1 BB: 1 P: 19	R: 0 E: 0 K: 0 S: 12	H: 0 LOB: 0 BB: 1 P: 21	R: 0 E: 0 K: 0 S: 7	H: 1 LOB: 0 BB: 0 P: 8	R: 1 E: 0 K: 1 S: 9	H: 2 LOB: 1 BB: 0 P: 10	1B: 10 2B: 2 3B: 0 HR: 0	SF: 1 SAC: 0 DP: 0 HBP: 0	WP: 1 PB: 0 SB: 0 CS: 2	PA: 42
PITCHER	IP WLS BF H R ER SO BB IBB HBP BLK WP HR S P ERA WHIP	IP WLS BF H R ER SO BB IBB HBP BLK WP HR S P ERA WHIP																				
Alan Benes, R ERA: 4.88 (1, 1)	3.0 18 7 6 6 4 2 0 0 0 0 0 14 24 0.00 1.000																					
Cory Bailey, R ERA: 4.15 (4, 1)	2.0 8 2 0 0 0 0 0 0 0 0 0 14 24 0.00 1.000																					
T.J. Mathews, R ERA: 0.52 (6, 1)	2.0 8 0 0 0 1 2 0 0 0 0 0 25 40 0.00 1.000																					
Dennis Eckersley, R ERA: 0.68 (8, 1)	1.2 L 7 3 1 1 1 0 0 0 0 0 0 16 18 5.40 1.800																					

St. Louis Cardinals @ Chicago Cubs
Wrigley Field, Chicago, IL
Tue Apr 30 1996, 7:05 PM CDT
Att: 20,771 - Unknown - 53 F

AB	36
R	7
H	12
RBI	7
BB	4
SO	6
LOB	18



Batter	1	2	3	4	5	6	7	8	9	AB	R	H	RBI	BB	SO	LOB	TOP					
Lance Johnson, L (1, 8) OBP: 0.305, SLG: 0.463										4	2	2	0	0	0	0	New York Mets @ Chicago Cubs Wrigley Field, Chicago, IL Fri May 03 1996, 3:33 AM CDT Att: 19,822 - Cloudy - 52 F					
Jose Vizcaino, S (1, 4) OBP: 0.382, SLG: 0.441										3	0	2	0	1	1	1						
Bernard Gilkey, R (1, 7) OBP: 0.361, SLG: 0.555										3	0	0	1	1	1	3						
Todd Hundley, S (1, 2) OBP: 0.382, SLG: 0.648										4	0	1	0	0	1	2						
Butch Huskey, R (1, 3) OBP: 0.239, SLG: 0.278										4	0	1	0	0	0	3						
Tim Bogar, R (9, PR) OBP: 0.167, SLG: 0.167										0	0	0	0	0	0	0						
Kevin Roberson, S (1, 9) OBP: 0.359, SLG: 0.467										4	0	0	0	0	3	3						
Jeff Kent, R (1, 5) OBP: 0.320, SLG: 0.432										3	0	1	0	0	0	0						
Rey Ordenez, R (1, 6) OBP: 0.344, SLG: 0.420										3	0	0	0	0	0	0						
Paul Wilson, R (1, 1) OBP: 0.083, SLG: 0.083										3	0	0	0	0	3	0						
Inning Stats	R: 1 E: 1 K: 2 S: 12	H: 1 LOB: 1 BB: 1 P: 18	R: 0 E: 0 K: 1 S: 7	H: 0 LOB: 0 BB: 0 P: 10	R: 1 E: 0 K: 1 S: 11	H: 2 LOB: 1 BB: 0 P: 17	R: 0 E: 0 K: 1 S: 10	H: 1 LOB: 0 BB: 0 P: 16	R: 0 E: 0 K: 1 S: 9	H: 0 LOB: 0 BB: 0 P: 12	R: 0 E: 0 K: 1 S: 12	H: 1 LOB: 2 BB: 1 P: 20	R: 0 E: 0 K: 1 S: 6	H: 0 LOB: 0 BB: 0 P: 7	R: 0 E: 0 K: 0 S: 6	H: 1 LOB: 0 BB: 0 P: 9	R: 0 E: 0 K: 1 S: 8	H: 1 LOB: 1 BB: 0 P: 13	1B: 7 2B: 1 3B: 0 HR: 0	SF: 0 SAC: 0 DP: 2 HBP: 0	WP: 0 PB: 0 SB: 5 CS: 2	PA: 34
PITCHER Jaime Navarro, R (1, 1) ERA: 3.54	IP: 9.0 WLS: W BF: 33 H: 7 R: 2 ER: 1 SO: 9 BB: 2 IBB: 0 HBP: 0 BLK: 0 WP: 0 HR: 0 S: 81 P: 122 ERA: 1.00 WHIP: 1.000															PITCHER	IP: 9.0 WLS: W BF: 33 H: 7 R: 2 ER: 1 SO: 9 BB: 2 IBB: 0 HBP: 0 BLK: 0 WP: 0 HR: 0 S: 81 P: 122 ERA: 1.00 WHIP: 1.000					

AB	31
R	2
H	7
RBI	1
BB	2
SO	9
LOB	12



Batter	1	2	3	4	5	6	7	8	9	AB	R	H	RBI	BB	SO	LOB	BOTTOM					
Brian McRae, S (1, 8) OBP: 0.367, SLG: 0.408										4	0	0	0	0	3	1	New York Mets @ Chicago Cubs Wrigley Field, Chicago, IL Fri May 03 1996, 3:33 AM CDT Att: 19,822 - Cloudy - 52 F					
23 Ryne Sandberg, R (1, 4) OBP: 0.330, SLG: 0.523										3	1	1	0	1	2	1						
Mark Grace, L (1, 3) OBP: 0.436, SLG: 0.504										3	1	1	1	1	0	1						
Sammy Sosa, R (1, 9) OBP: 0.279, SLG: 0.432										4	1	1	3	0	2	2						
Luis Gonzalez, L (1, 7) OBP: 0.448, SLG: 0.425										3	0	0	0	0	0	1						
Scott Servais, R (1, 2) OBP: 0.383, SLG: 0.634										3	0	0	0	0	1	0						
Leo Gomez, R (1, 5) OBP: 0.392, SLG: 0.574										3	0	0	0	0	1	0						
José Hernández, R (1, 6) OBP: 0.263, SLG: 0.176										3	0	0	0	0	1	0						
Jaime Navarro, R (1, 1) OBP: 0.235, SLG: 0.235										2	0	0	0	0	0	0						
Scott Bulett, L (9, PH) OBP: 0.313, SLG: 0.214										1	1	1	0	0	0	0						
Inning Stats	R: 1 E: 0 K: 2 S: 10	H: 2 LOB: 1 BB: 0 P: 17	R: 0 E: 0 K: 1 S: 5	H: 0 LOB: 0 BB: 0 P: 8	R: 0 E: 0 K: 0 S: 9	H: 0 LOB: 0 BB: 0 P: 14	R: 0 E: 0 K: 1 S: 8	H: 0 LOB: 0 BB: 0 P: 11	R: 0 E: 0 K: 1 S: 8	H: 0 LOB: 0 BB: 0 P: 12	R: 0 E: 0 K: 2 S: 7	H: 0 LOB: 0 BB: 0 P: 10	R: 0 E: 0 K: 1 S: 8	H: 0 LOB: 1 BB: 1 P: 15	R: 0 E: 0 K: 0 S: 5	H: 0 LOB: 0 BB: 0 P: 5	R: 3 E: 0 K: 2 S: 8	H: 2 LOB: 0 BB: 1 P: 15	1B: 2 2B: 1 3B: 1 HR: 1	SF: 0 SAC: 0 DP: 1 HBP: 0	WP: 0 PB: 0 SB: 1 CS: 1	PA: 31
PITCHER Paul Wilson, R (1, 1) ERA: 6.23	IP: 8.2 WLS: L BF: 31 H: 4 R: 4 ER: 4 SO: 10 BB: 1 IBB: 1 HBP: 0 BLK: 0 WP: 0 HR: 1 S: 68 P: 107 ERA: 4.15 WHIP: 0.577															PITCHER	IP: 8.2 WLS: L BF: 31 H: 4 R: 4 ER: 4 SO: 10 BB: 1 IBB: 1 HBP: 0 BLK: 0 WP: 0 HR: 1 S: 68 P: 107 ERA: 4.15 WHIP: 0.577					

AB	29
R	4
H	4
RBI	4
BB	2
SO	10
LOB	6



Batter	1	2	3	4	5	6	7	8	9	AB	R	H	RBI	BB	SO	LOB	TOP					
Lance Johnson, L OBP: 0.301, SLG: 0.453 (1, 8)										5	1	1	0	0	0	2						
Jose Vizcaino, S OBP: 0.383, SLG: 0.449 (1, 4)										5	1	2	0	0	0	0						
Bernard Gilkey, R OBP: 0.373, SLG: 0.566 Chris Jones, R OBP: 0.308, SLG: 0.520 (7, 7)										3	1	2	1	1	1	1						
Todd Hundley, S OBP: 0.374, SLG: 0.624 (1, 2)										5	1	1	1	0	0	4						
Butch Huskey, R OBP: 0.250, SLG: 0.287 Tim Bogar, R OBP: 0.143, SLG: 0.143 (8, 3)										4	0	2	2	0	0	1						
Carl Everett, S OBP: 0.350, SLG: 0.235 (1, 9)										4	1	0	0	0	1	2						
Jeff Kent, R OBP: 0.327, SLG: 0.459 (1, 5)										3	2	1	2	1	0	1						
Rey Ordonez, R OBP: 0.351, SLG: 0.424 (1, 6)										4	0	2	0	0	1	0						
Bobby Jones, R Doug Henry, R (7, 1)										3	0	0	0	0	0	1						
										1	0	0	0	0	0	1						
Inning Stats	R: 3 E: 0 K: 1 S: 12	H: 4 LOB: 1 BB: 0 P: 17	R: 0 E: 0 K: 1 S: 7	H: 0 LOB: 0 BB: 0 P: 10	R: 0 E: 0 K: 1 S: 13	H: 1 LOB: 1 BB: 0 P: 20	R: 0 E: 0 K: 0 S: 7	H: 0 LOB: 0 BB: 0 P: 10	R: 0 E: 0 K: 0 S: 8	H: 0 LOB: 0 BB: 0 P: 10	R: 3 E: 0 K: 0 S: 13	H: 4 LOB: 1 BB: 0 P: 19	R: 0 E: 0 K: 0 S: 5	H: 0 LOB: 1 BB: 1 P: 12	R: 1 E: 1 K: 0 S: 12	H: 1 LOB: 2 BB: 2 P: 21	R: 0 E: 0 K: 1 S: 13	H: 1 LOB: 1 BB: 0 P: 21	1B: 8 2B: 2 3B: 0 HR: 1	SF: 0 SAC: 0 DP: 0 HBP: 0	WP: 0 PB: 0 SB: 0 CS: 0	PA: 41
PITCHER	IP WLS BF H R ER SO BB IBB HBP BLK WP HR S P ERA WHIP																					
Frank Castillo, R ERA: 4.81 Terry Adams, R ERA: 2.5 Doug Jones, R ERA: 3.86 Turk Wendell, R ERA: 2.04 (1, 1) (7, 1) (8, 1) (9, 1)	6.0 L 27 9 6 6 3 0 0 0 0 0 0 1 60 86 9.00 1.500																					
Batter	1	2	3	4	5	6	7	8	9	AB	R	H	RBI	BB	SO	LOB	BOTTOM					
Brian McRae, S OBP: 0.371, SLG: 0.422 (1, 8)										3	0	1	0	1	0	0						
23 Ryne Sandberg, R OBP: 0.336, SLG: 0.516 (1, 4)										3	1	1	0	1	0	1						
Sammy Sosa, R OBP: 0.278, SLG: 0.426 (1, 9)										4	0	1	0	0	0	2						
Luis Gonzalez, L OBP: 0.431, SLG: 0.407 (1, 7)										4	0	0	0	0	0	3						
Scott Servais, R OBP: 0.378, SLG: 0.612 (1, 2)										3	1	0	0	0	0	0						
Todd Haney, R OBP: 0.302, SLG: 0.263 (1, 5)										4	1	2	0	0	1	0						
Leo Gomez, R OBP: 0.378, SLG: 0.549 (1, 3)										3	0	0	1	0	0	2						
Rey Sanchez, R OBP: 0.255, SLG: 0.284 (1, 6)										3	0	1	1	0	0	0						
Frank Castillo, R OBP: 0.077, SLG: 0.077 Roy Jennings, L OBP: 0.206, SLG: 0.300 Terry Adams, R OBP: 0.206, SLG: 0.300 Scott Bullitt, L OBP: 0.206, SLG: 0.300 Doug Jones, R OBP: 0.206, SLG: 0.300 Turk Wendell, L OBP: 1.000, SLG: 1.000 (1, 1) (6, PH) (7, 1) (7, PH) (8, 1) (9, 1)										1	0	0	0	0	1	0						
										1	0	0	0	0	0	0						
										0	0	0	0	0	0	0						
										1	0	0	0	0	1	1						
										0	0	0	0	0	0	0						
										0	0	0	0	0	0	0						
										0	0	0	0	0	0	0						
										0	0	0	0	0	0	0						
Inning Stats	R: 1 E: 0 K: 0 S: 8	H: 1 LOB: 0 BB: 1 P: 16	R: 0 E: 0 K: 0 S: 7	H: 1 LOB: 0 BB: 0 P: 12	R: 0 E: 0 K: 1 S: 8	H: 1 LOB: 1 BB: 0 P: 11	R: 0 E: 0 K: 0 S: 5	H: 0 LOB: 0 BB: 0 P: 9	R: 0 E: 0 K: 0 S: 12	H: 1 LOB: 2 BB: 1 P: 19	R: 2 E: 0 K: 1 S: 12	H: 2 LOB: 0 BB: 0 P: 21	R: 0 E: 0 K: 0 S: 5	H: 0 LOB: 0 BB: 0 P: 6	R: 0 E: 0 K: 0 S: 8	H: 0 LOB: 0 BB: 0 P: 12	1B: 5 2B: 0 3B: 1 HR: 0	SF: 0 SAC: 0 DP: 2 HBP: 1	WP: 1 PB: 0 SB: 0 CS: 1	PA: 34		
PITCHER	IP WLS BF H R ER SO BB IBB HBP BLK WP HR S P ERA WHIP																					
Bobby Jones, R ERA: 6.91 Doug Henry, R ERA: 3.57 (1, 1) (7, 1)	6.1 W 26 6 3 3 2 0 0 0 0 0 0 0 55 90 4.26 1.263																					

New York Mets @ Chicago Cubs
Wrigley Field, Chicago, IL
Sat May 04 1996, 7:05 PM CDT
Att: 30,041 - Sunny - 50 F

AB	39
R	7
H	11
RBI	6
BB	2
SO	4
LOB	14



New York Mets @ Chicago Cubs
Wrigley Field, Chicago, IL
Sat May 04 1996, 7:05 PM CDT
Att: 30,041 - Sunny - 50 F

AB	30
R	3
H	6
RBI	2
BB	2
SO	3
LOB	9



Batter	1	2	3	4	5	6	7	8	9	AB	R	H	RBI	BB	SO	LOB	TOP					
Lance Johnson, L (1, 8) OBP: 0.297, SLG: 0.444	0-0 P3		2-2 L6		0-0 L9		2-1 G3		1-1 L1-3	5	0	1	0	0	0	0						
Jose Vizcaino, S (1, 4) OBP: 0.393, SLG: 0.480	2-1 1B 2B		0-0		4-1 1B 2B BB		0-1 G6-3		3-2 L1-3	4	2	2	0	1	0	2						
Bernard Gilkey, R (1, 7) OBP: 0.377, SLG: 0.564	2-2 G3-1 2H 1B		3-3 K		0-0 1-3 2B 1B				1-1 F9	4	1	2	1	0	1	1						
Todd Hundley, S (1, 2) OBP: 0.378, SLG: 0.629	3-2 G3-1 1-2				0-0 G3-1 1-2 2B				2-1 BB 1B	4	0	2	2	0	0	1						
Butch Huskey, R (1, 3) OBP: 0.253, SLG: 0.289	2-0 G3				1-2 2B 1B				4-2 FC6 BB	3	1	1	0	0	0	1						
Rico Brogna, L (8, PH) OBP: 0.387, SLG: 0.488					2B 1B				1-2 BB	0	0	0	0	1	0	0						
Jeff Kent, R (1, 5) OBP: 0.333, SLG: 0.465		0-0 P6		2-2 1-3 1B 2B					0-3 K	3	0	1	0	1	1	2						
Carl Everett, S (7, 9) OBP: 0.333, SLG: 0.200	1-1 G6-3			4-0 1B IBB					3-2 L3 BB	3	0	0	0	1	0	3						
Rey Ordenez, R (1, 6) OBP: 0.347, SLG: 0.417	1-1 G6-3			1-2 1-2 2H 3-H 1B					1-0 F8	4	0	1	1	0	0	0						
Pete Harnisch, S (1, 1)			1-2 G6-3		1-2 P4				3-2 FC3-6	2	0	0	0	0	0	2						
Kevin Roberson, S (7, PH) OBP: 0.350, SLG: 0.452									1-2 G5-3	1	0	0	0	0	0	0						
Dave Mlicki, R (7, 1)																						
Edgardo Alfonzo, R (8, PH) OBP: 0.277, SLG: 0.273																						
Jerry Dipoto, R (9, 1)																						
Inning Stats	R: 1 E: 0 K: 0 S: 13	H: 2 LOB: 1 BB: 0 P: 21	R: 0 E: 0 K: 0 S: 5	H: 0 LOB: 0 BB: 0 P: 7	R: 0 E: 0 K: 1 S: 13	H: 1 LOB: 1 BB: 0 P: 19	R: 1 E: 0 K: 0 S: 13	H: 3 LOB: 2 BB: 1 P: 22	R: 2 E: 0 K: 0 S: 12	H: 2 LOB: 0 BB: 1 P: 20	R: 0 E: 0 K: 0 S: 8	H: 0 LOB: 0 BB: 1 P: 14	R: 0 E: 0 K: 0 S: 10	H: 0 LOB: 0 BB: 0 P: 13	R: 0 E: 0 K: 1 S: 12	H: 1 LOB: 2 BB: 1 P: 22	R: 0 E: 1 K: 0 S: 17	H: 1 LOB: 1 BB: 0 P: 26	1B: 6 2B: 5 3B: 1 HR: 0	SF: 0 SAC: 0 DP: 2 HBP: 0	WP: 0 PB: 0 SB: 0 CS: 0	PA: 38
PITCHER	IP WLS BF H R ER SO BB IBB HBP BLK WP HR S P ERA WHIP																					
Kevin Foster, R (1, 1) ERA: 6.87	6.0 26 8 4 4 1 2 2 1 0 0 0 0 0 64 103 6.00 1.667																					
Bob Patterson, L (7, 1) ERA: 1.59	1.0 3 0 0 0 0 0 0 0 0 0 0 0 0 10 13 0.00 0.000																					
Turk Wendell, R (8, 1) ERA: 1.83	2.0 W 9 2 0 0 1 1 0 0 0 0 0 0 0 29 48 0.00 1.500																					

New York Mets @ Chicago Cubs
Wrigley Field, Chicago, IL
Sun May 05 1996, 3:33 AM CDT
Att: 25,949 - Cloudy - 52 F

AB 34
R 4
H 10
RBI 4
BB 4
SO 2
LOB 13



Batter	1	2	3	4	5	6	7	8	9	AB	R	H	RBI	BB	SO	LOB	BOTTOM					
Brian McRae, S (1, 8) OBP: 0.367, SLG: 0.415	1-2 G4-3		1-1 G6-3		0-1 SF8			4-2 23 G4-6-3 BB		2	0	1	1	0	0							
23 Ryne Sandberg, R (1, 4) OBP: 0.324, SLG: 0.495	1-0 P3		1-3 K		2-3 3-H G4-3			0-2 G4-6-3 1-2F		4	0	0	0	1	2							
Mark Grace, L (1, 3) OBP: 0.438, SLG: 0.504	2-1 HR 1B			1-1 1B 57-5-4-3-4			2-2 L7		2-2 G4-3	4	2	2	0	0	0							
Sammy Sosa, R (1, 9) OBP: 0.292, SLG: 0.484	2-2 1-H HR			1-2 1-3 1B			2-3 K		3-1 HR	4	2	3	3	0	1	0						
Luis Gonzalez, L (1, 7) OBP: 0.420, SLG: 0.398	1-0 F7			2-0 SF7-5-4-3-4 1-2 3-H			3-2 F7			2	0	0	1	0	0							
Scott Servais, R (1, 2) OBP: 0.376, SLG: 0.602		0-1 G4-3		0-0 G5-3					1-1 SH3-4 1B	3	0	1	0	0	0							
Leo Gomez, R (1, 5) OBP: 0.381, SLG: 0.562		0-3 K			1-1 1B SF8 2B				0-1 SH3-4 1-2	2	1	1	0	0	1							
Rey Sanchez, R (1, 6) OBP: 0.258, SLG: 0.286		2-2 G5-3			0-0 SF8 SH1-4 1B				3-1 L4	3	0	1	0	0	1							
Kevin Foster, R (1, 1) OBP: 0.357, SLG: 0.273					2-1 SH1-4				1-0 F7	1	0	0	0	1	0							
Bob Patterson, R (7, 1) ERA: 3.01																						
Scott Bulliet, L (7, PH) OBP: 0.278, SLG: 0.188																						
Turk Wendell, L (8, 1) OBP: 1.000, SLG: 1.000																						
Inning Stats	R: 2 E: 0 K: 0 S: 10	H: 2 LOB: 0 BB: 0 P: 17	R: 0 E: 0 K: 1 S: 8	H: 0 LOB: 0 BB: 0 P: 10	R: 0 E: 0 K: 2 S: 9	H: 0 LOB: 0 BB: 0 P: 12	R: 1 E: 0 K: 0 S: 7	H: 2 LOB: 0 BB: 0 P: 11	R: 1 E: 0 K: 0 S: 10	H: 2 LOB: 1 BB: 0 P: 15	R: 0 E: 0 K: 1 S: 11	H: 0 LOB: 0 BB: 0 P: 18	R: 0 E: 0 K: 0 S: 7	H: 1 LOB: 1 BB: 0 P: 12	R: 0 E: 0 K: 0 S: 10	H: 0 LOB: 0 BB: 1 P: 16	R: 1 E: 0 K: 0 S: 2	H: 1 LOB: 0 BB: 0 P: 5	1B: 5 2B: 3 3B: 0 HR: 2	SF: 2 SAC: 2 DP: 2 HBP: 0	WP: 0 PB: 0 SB: 0 CS: 0	PA: 31
PITCHER	IP WLS BF H R ER SO BB IBB HBP BLK WP HR S P ERA WHIP																					
Pete Harnisch, R (1, 1) ERA: 4.97	6.0 23 6 4 4 4 0 0 0 0 0 0 0 1 55 83 6.00 1.000																					
Dave Mlicki, R (7, 1) ERA: 3.01	2.0 7 1 0 0 0 1 0 0 0 0 0 0 0 17 28 0.00 1.000																					
Jerry Dipoto, R (9, 1) ERA: 4.11	0.0 L 1 1 1 1 0 0 0 0 0 0 0 0 1 2 5 ∞ ∞																					

New York Mets @ Chicago Cubs
Wrigley Field, Chicago, IL
Sun May 05 1996, 3:33 AM CDT
Att: 25,949 - Cloudy - 52 F

AB 26
R 5
H 8
RBI 5
BB 1
SO 4
LOB 4



Batter	1	2	3	4	5	6	7	8	9	AB	R	H	RBI	BB	SO	LOB	TOP										
Brian McRae, S (1,8) OBP: 0.377, SLG: 0.433										4	1	3	0	0	0	0	Chicago Cubs @ Montreal Expos Olympic Stadium, Montreal, QB Mon May 06 1996, 7:05 PM EDT Att: 46,893 - Dome										
23 Ryne Sandberg, R (1,4) OBP: 0.322, SLG: 0.466										4	0	1	0	0	3	3											
Sammy Sosa, R (1,9) OBP: 0.284, SLG: 0.469										4	0	0	0	0	3	3											
Luis Gonzalez, L (1,3) OBP: 0.414, SLG: 0.389										2	0	0	1	1	1	0											
Scott Servais, R (1,2) OBP: 0.371, SLG: 0.582 Doug Jones, R (8,1)										3	0	0	0	0	1	3											
Scott Bulllett, L (1,7) OBP: 0.273, SLG: 0.250										4	1	1	0	0	0	1											
José Hernández, R (1,5) OBP: 0.246, SLG: 0.164										4	0	0	0	0	2	1											
Rey Sanchez, R (1,6) OBP: 0.257, SLG: 0.284										4	0	1	1	0	1	0											
Jim Bullinger, R (1,1) OBP: 0.336, SLG: 1.091 Todd Henry, R (5, Ph) Rodney Myers, R (5, 1) Robin Jennings, L (7, Ph) Mike Perez, R (7, 1) Brian Dorsett, R (8, 2) OBP: 0.091, SLG: 0.090										1	0	0	0	0	1	0											
Inning Stats	R: 0 E: 0 K: 2 S: 8	H: 1 LOB: 2 BB: 1 P: 12	R: 0 E: 0 K: 0 S: 3	H: 0 LOB: 0 BB: 0 P: 3	R: 0 E: 0 K: 2 S: 7	H: 0 LOB: 0 BB: 0 P: 7	R: 0 E: 0 K: 3 S: 9	H: 0 LOB: 0 BB: 0 P: 9	R: 1 E: 0 K: 2 S: 10	H: 3 LOB: 2 BB: 0 P: 10	R: 0 E: 0 K: 1 S: 5	H: 0 LOB: 1 BB: 0 P: 6	R: 0 E: 0 K: 0 S: 3	H: 0 LOB: 0 BB: 0 P: 3	R: 1 E: 0 K: 0 S: 5	H: 2 LOB: 1 BB: 0 P: 5	R: 0 E: 0 K: 2 S: 7	H: 0 LOB: 0 BB: 0 P: 7	1B: 3 2B: 3 3B: 0 HR: 0	SF: 1 SAC: 0 DP: 0 HBP: 1	WP: 0 PB: 0 SB: 2 CS: 0	PA: 35					
PITCHER	IP WLS BF H R ER SO BB IBB HBP BLK WP HR S P ERA WHIP	7.0 W 29 6 2 2 10 1 0 1 0 0 0 47 52 2.57 1.000	2.0 6 0 0 0 2 0 0 0 0 0 0 10 10 0.00 0.000											IP WLS BF H R ER SO BB IBB HBP BLK WP HR S P ERA WHIP													
Pedro Martinez, R (1,1) ERA: 3.0											7.0	W	29	6	2	2	10	1	0	1	0	0	0	47	52	2.57	1.000
Tim Scott, R (8,1) ERA: 1.59											2.0	6	0	0	0	2	0	0	0	0	0	0	10	10	0.00	0.000	

AB	32
R	2
H	6
RBI	2
BB	1
SO	12
LOB	12



Batter	1	2	3	4	5	6	7	8	9	AB	R	H	RBI	BB	SO	LOB	BOTTOM											
Mark Grudzielanek, R (1,6) OBP: 0.378, SLG: 0.469										4	2	1	2	1	0	3	Chicago Cubs @ Montreal Expos Olympic Stadium, Montreal, QB Mon May 06 1996, 7:05 PM EDT Att: 46,893 - Dome											
Mike Lansing, R (1,4) OBP: 0.428, SLG: 0.492										3	1	0	0	1	1	0												
Henry Rodriguez, L (1,7) OBP: 0.365, SLG: 0.745 Cliff Floyd, L (8,7) OBP: 0.250, SLG: 0.143										4	0	1	0	0	1	2												
Moises Alou, R (1,9) OBP: 0.351, SLG: 0.508										4	1	1	2	0	1	1												
David Segui, S (1,3) OBP: 0.413, SLG: 0.491										2	1	0	0	2	0	0												
Darin Fletcher, L (1,2) OBP: 0.386, SLG: 0.524										4	0	0	0	0	4													
F.P. Santangelo, S (1,8) OBP: 0.434, SLG: 0.455										3	0	1	2	1	1	0												
Dave Silvestri, R (1,5) OBP: 0.288, SLG: 0.200										3	0	1	0	1	1	1												
Pedro Martinez, R (1,1) ERA: 8.02 Tim Scott, R (8,1) ERA: 3.55 Tim Spehr, R (8,2) ERA: 2.08 Doug Jones, R (8,1) ERA: 3.6										2	1	1	0	1	0	2												
Inning Stats	R: 4 E: 0 K: 0 S: 5	H: 2 LOB: 2 BB: 4 P: 21	R: 0 E: 0 K: 1 S: 5	H: 0 LOB: 0 BB: 0 P: 5	R: 0 E: 0 K: 0 S: 3	H: 0 LOB: 0 BB: 0 P: 3	R: 2 E: 0 K: 1 S: 7	H: 2 LOB: 0 BB: 0 P: 7	R: 0 E: 0 K: 1 S: 5	H: 0 LOB: 0 BB: 0 P: 5	R: 0 E: 0 K: 0 S: 3	H: 0 LOB: 2 BB: 2 P: 11	R: 0 E: 0 K: 1 S: 6	H: 1 LOB: 1 BB: 1 P: 10	R: 0 E: 0 K: 1 S: 6	H: 1 LOB: 1 BB: 0 P: 6	R: 0 E: 0 K: 1 S: 6	H: 0 LOB: 0 BB: 0 P: 7	1B: 3 2B: 2 3B: 0 HR: 1	SF: 0 SAC: 0 DP: 0 HBP: 0	WP: 0 PB: 0 SB: 0 CS: 0	PA: 37						
PITCHER	IP WLS BF H R ER SO BB IBB HBP BLK WP HR S P ERA WHIP	4.0 L 20 4 6 6 2 4 0 0 0 0 0 0 8 16 0.00 1.000	2.0 8 0 0 0 1 2 0 0 0 0 0 0 8 16 0.00 1.000	1.0 5 1 0 0 1 1 0 0 0 0 0 0 6 10 0.00 2.000	1.0 4 1 0 0 1 0 0 0 0 0 0 0 6 6 0.00 1.000											IP WLS BF H R ER SO BB IBB HBP BLK WP HR S P ERA WHIP												
Jim Bullinger, R (1,1) ERA: 8.02											4.0	L	20	4	6	6	2	4	0	0	0	0	0	0	8	16	0.00	1.000
Rodney Myers, R (5,1) ERA: 3.55											2.0	8	0	0	0	1	2	0	0	0	0	0	0	0	8	16	0.00	1.000
Mike Perez, R (7,1) ERA: 2.08											1.0	5	1	0	0	1	1	0	0	0	0	0	0	0	6	10	0.00	2.000
Doug Jones, R (8,1) ERA: 3.6											1.0	4	1	0	0	1	0	0	0	0	0	0	0	0	6	6	0.00	1.000

AB	30
R	6
H	6
RBI	6
BB	7
SO	5
LOB	14



Batter	1	2	3	4	5	6	7	8	9	AB	R	H	RBI	BB	SO	LOB	TOP										
Brian McRae, S (1, 8) OBP: 0.378, SLG: 0.424	G6-3			L8		FC5-4				3	0	0	0	1	0	1	Chicago Cubs @ New York Mets Shea Stadium, Flushing, NY Fri May 10 1996, 7:05 PM EDT Att: 16,687 - Unknown - 69 F										
23 Ryne Sandberg, R (1, 4) OBP: 0.297, SLG: 0.441	F8			G4-3		L9		F7		4	0	0	0	0	0	3											
Mark Grace, L (1, 3) OBP: 0.423, SLG: 0.478	F7			1B					K	4	0	2	0	0	1	0											
Sammy Sosa, R (1, 9) OBP: 0.281, SLG: 0.454		G6-3							F9	4	0	0	0	0	1	2											
Luis Gonzalez, L (1, 7) OBP: 0.403, SLG: 0.398	F8								G6-3	3	0	1	0	0	0	1											
Ozzie Timmons, R (9, PH) OBP: 0.200, SLG: 0.222										1	0	0	0	0	0	0											
Scott Servais, R (1, 2) OBP: 0.366, SLG: 0.577	G5-3									3	0	0	0	0	0	3											
Leo Gomez, R (1, 5) OBP: 0.396, SLG: 0.570				F8						2	0	0	0	1	0	0											
José Hernández, R (8, PR) OBP: 0.258, SLG: 0.179						G5-3				0	0	0	0	0	0	0											
Rey Sanchez, R (1, 6) OBP: 0.264, SLG: 0.282				F9						2	0	0	0	0	0	0											
Frank Castillo, R (1, 1) OBP: 0.133, SLG: 0.133										2	0	1	0	0	1	0											
Scott Burrell, L (8, PH) OBP: 0.250, SLG: 0.227										1	0	0	0	0	1	2											
Mike Perez, R (8, 1) OBP: 0.258, SLG: 0.179										0	0	0	0	0	0	0											
Bob Patterson, R (8, 1) OBP: 0.258, SLG: 0.179										0	0	0	0	0	0	0											
Inning Stats	R: 0 H: 0 E: 0 K: 0 S: 8	H: 0 LOB: 0 BB: 0 P: 12	R: 0 H: 0 E: 0 K: 0 S: 9	H: 0 LOB: 0 BB: 0 P: 13	R: 0 H: 0 E: 0 K: 1 S: 6	H: 1 LOB: 1 BB: 0 P: 8	R: 0 H: 1 E: 0 K: 1 S: 12	H: 1 LOB: 1 BB: 0 P: 17	R: 0 H: 1 E: 0 K: 0 S: 10	H: 1 LOB: 1 BB: 0 P: 12	R: 0 H: 1 E: 1 K: 0 S: 6	H: 1 LOB: 1 BB: 0 P: 9	R: 0 H: 0 E: 0 K: 1 S: 9	H: 0 LOB: 2 BB: 2 P: 21	R: 0 H: 0 E: 0 K: 1 S: 10	H: 0 LOB: 0 BB: 0 P: 14	1B: 4 2B: 1 3B: 0 HR: 0	SF: 0 SAC: 1 DP: 1 HBP: 0	WP: 0 PB: 0 SB: 0 CS: 1	PA: 32							
PITCHER	IP	WLS	BF	H	R	ER	SO	BB	IBB	HBP	BLK	WP	HR	S	P	ERA	WHIP										
Bobby Jones, R (1, 1) ERA: 5.35	8.0	W	29	4	0	0	3	1	1	0	0	0	0	69	101	0.00	0.625										
John Franco, L (9, 1) ERA: 3.75	1.0	S	3	0	0	0	1	0	0	0	0	0	0	10	14	0.00	0.000										

AB	29
R	0
H	4
RBI	0
BB	2
SO	4
LOB	12



Batter	1	2	3	4	5	6	7	8	9	AB	R	H	RBI	BB	SO	LOB	BOTTOM										
Lance Johnson, L (1, 8) OBP: 0.314, SLG: 0.440	G3-1			L8		L9		F9		4	0	0	0	0	0	3	Chicago Cubs @ New York Mets Shea Stadium, Flushing, NY Fri May 10 1996, 7:05 PM EDT Att: 16,687 - Unknown - 69 F										
Jose Vizcaino, S (1, 4) OBP: 0.395, SLG: 0.474	F8					K				3	0	1	0	0	1	0											
Bernard Gilkey, R (1, 7) OBP: 0.379, SLG: 0.546	F9									3	0	0	0	0	0	0											
Todd Hundley, S (1, 2) OBP: 0.373, SLG: 0.600		F9								3	0	0	0	0	1	0											
Rico Brogna, L (1, 3) OBP: 0.381, SLG: 0.449										3	0	0	0	0	2	0											
Jeff Kent, R (1, 5) OBP: 0.310, SLG: 0.422										3	0	0	0	0	0	0											
Butch Huskey, R (1, 9) OBP: 0.257, SLG: 0.311										3	1	2	1	0	1	0											
Chris Jones, R (8, PR) OBP: 0.258, SLG: 0.433										0	1	0	0	0	0	0											
Rey Ordóñez, R (1, 6) OBP: 0.319, SLG: 0.373										3	0	1	0	0	0	1											
Bobby Jones, R (1, 1) ERA: 4.32										2	0	0	0	0	2	1											
Carl Everett, S (8, PH) ERA: 2.45										1	0	1	1	0	0	0											
John Franco, L (9, 1) ERA: 1.5										0	0	0	0	0	0	0											
Inning Stats	R: 0 H: 0 E: 0 K: 0 S: 8	H: 0 LOB: 0 BB: 0 P: 12	R: 0 H: 0 E: 0 K: 1 S: 13	H: 0 LOB: 0 BB: 0 P: 18	R: 1 H: 3 E: 0 K: 1 S: 11	H: 3 LOB: 2 BB: 0 P: 15	R: 0 H: 0 E: 0 K: 1 S: 6	H: 0 LOB: 0 BB: 0 P: 9	R: 0 H: 0 E: 0 K: 2 S: 7	H: 0 LOB: 0 BB: 0 P: 10	R: 0 H: 0 E: 0 K: 1 S: 9	H: 0 LOB: 0 BB: 0 P: 14	R: 0 H: 0 E: 0 K: 0 S: 9	H: 2 LOB: 2 BB: 0 P: 13	R: 1 H: 2 E: 0 K: 0 S: 9	H: 2 LOB: 2 BB: 0 P: 13		1B: 3 2B: 1 3B: 0 HR: 1	SF: 0 SAC: 0 DP: 0 HBP: 0	WP: 0 PB: 0 SB: 0 CS: 0	PA: 28						
PITCHER	IP	WLS	BF	H	R	ER	SO	BB	IBB	HBP	BLK	WP	HR	S	P	ERA	WHIP										
Frank Castillo, R (1, 1) ERA: 4.32	7.0	L	23	3	1	1	7	3	1	1	0	0	0	64	92	1.29	0.429										
Mike Perez, R (8, 1) ERA: 2.45	0.2		3	1	1	1	0	0	0	0	0	0	0	3	3	13.50	1.500										
Bob Patterson, L (8, 1) ERA: 1.5	0.1		2	1	0	0	0	0	0	0	0	0	0	6	10	0.00	3.000										

AB	28
R	2
H	5
RBI	2
BB	0
SO	7
LOB	5



Batter	1	2	3	4	5	6	7	8	9	AB	R	H	RBI	BB	SO	LOB	TOP					
Brian McRae, S OBP: 0.379, SLG: 0.430	0-0 WP HR 2B	0-3 K	0-0 K	0-3 K		0-0 F8			0-0 S 23 BB 1B	5	2	2	0	0	2	4						
23 Ryne Sandberg, R OBP: 0.301, SLG: 0.443	0-3 K		0-0 2B		0-0 G6-3		0-0 G5-3		4-0 S 1B BB	4	1	1	0	1	1	1						
Mark Grace, L OBP: 0.416, SLG: 0.489	0-0 P4		0-0 F5		0-0 HR		0-3 K		0-0 F9	5	1	1	1	0	1	4						
Sammy Sosa, R OBP: 0.278, SLG: 0.466	0-0 2H HR		0-0 L7		0-0 G6-3		0-3 K		0-3 K	5	1	1	2	0	2	3						
Luis Gonzalez, L OBP: 0.419, SLG: 0.406	0-0 BLK 1B		0-0 BB		0-0 F7			0-0 1B G5-4-3 1B	4-0 1B IBB	3	1	2	0	2	0	0						
Scott Servais, R OBP: 0.380, SLG: 0.566	0-0 F9		0-0 G6-3			0-3 K		0-0 1B G5-4-3 1B	0-0 1B	2	0	0	0	0	0	3						
José Hernández, R OBP: 0.277, SLG: 0.203	1-2							1-3 2H 3H 1B	0-0 1B	3	0	2	2	0	1	0						
Leo Gomez, R OBP: 0.387, SLG: 0.556		0-0 F8		0-0 F8				0-0 G5-4-3 1B	0-0 G4-3	2	0	0	0	0	0	0	AB 37					
Brian Dorsett, R OBP: 0.138, SLG: 0.111						0-0 FC3-5 1B		1-2 3H 1B		3	0	1	0	0	0	3	R 6					
Rey Sanchez, R OBP: 0.281, SLG: 0.286		0-0 F7		0-0 BB		1-2 FC3-5 1B		1-0 HBP		2	0	1	0	1	0	0	H 11					
Kevin Foster, R OBP: 0.206, SLG: 0.279								0-3 K		0	0	0	0	0	0	0	RBI 5					
Rodney Myers, R										0	0	0	0	0	0	0	BB 4					
Robin Jennings, L										0	0	0	0	0	0	1	SO 8					
Terry Adams, R										0	0	0	0	0	0	1	LOB 22					
Ozzie Timmons, R OBP: 0.194, SLG: 0.214										0	0	0	0	0	0	0						
Doug Jones, R										0	0	0	0	0	0	0						
Inning Stats	R: 2 E: 0 K: 1 S: 8	H: 3 LOB: 1 BB: 0 P: 8	R: 0 E: 0 K: 1 S: 5	H: 0 LOB: 1 BB: 0 P: 6	R: 0 E: 0 K: 0 S: 4	H: 1 LOB: 2 BB: 1 P: 8	R: 0 E: 0 K: 1 S: 5	H: 0 LOB: 1 BB: 1 P: 9	R: 1 E: 0 K: 0 S: 4	H: 1 LOB: 0 BB: 0 P: 4	R: 0 E: 0 K: 1 S: 7	H: 2 LOB: 2 BB: 0 P: 7	R: 0 E: 0 K: 2 S: 8	H: 0 LOB: 0 BB: 0 P: 8	R: 1 E: 0 K: 1 S: 6	H: 2 LOB: 1 BB: 0 P: 7	R: 2 E: 0 K: 1 S: 7	H: 2 LOB: 2 BB: 15	1B: 7 2B: 2 3B: 0 HR: 2	SF: 0 SAC: 0 DP: 1 HBP: 2	WP: 1 PB: 0 SB: 2 CS: 0	PA: 43
PITCHER	IP WLS BF H R ER SO BB IBB HBP BLK WP HR S P ERA WHIP																					
Pete Harnisch, R ERA: 5.03	(1, 1) 5.0 23 5 3 3 3 2 0 1 1 1 2 26 35 5.40 1.400																					
Dave Milicki, R ERA: 3.5	(6, 1) 3.0 15 5 3 3 4 1 0 1 0 0 0 21 26 9.00 2.000																					
Bob MacDonald, L ERA: 3.18	(9, 1) 0.1 1 0 0 0 0 0 0 0 0 0 0 1 1 0.00 0.000																					
Doug Henry, R ERA: 5.12	(9, 1) 0.2 W 4 1 0 0 1 0 1 0 0 0 0 5 9 0.00 1.500																					

Chicago Cubs @ New York Mets
Shea Stadium, Flushing, NY
Sat May 11, 1996, 3:33 AM EDT
Att: 23,237 - Sunny - 79 F

AB	37
R	6
H	11
RBI	5
BB	4
SO	8
LOB	22



Batter	1	2	3	4	5	6	7	8	9	AB	R	H	RBI	BB	SO	LOB	BOTTOM			
Lance Johnson, L OBP: 0.311, SLG: 0.431	0-0 G6-3	4-0 1B IBB	0-0 SF8			0-3 K		0-0 F8		3	0	0	1	1	1	0				
Jose Vizcaino, S OBP: 0.395, SLG: 0.471	0-0 E BB 1B	0-3 K	0-3 K			0-0 BLK 1B		0-3 K		5	1	2	0	0	3	5				
Bernard Gilkey, R OBP: 0.380, SLG: 0.537	4-0 1B E BB	0-0 1B		0-3 K		0-3 K		0-3 K		4	1	1	2	1	3	1				
Todd Hundley, S OBP: 0.364, SLG: 0.584	0-0 P4	0-0 F9		0-0 P6		0-0 G4-3			0-0 G3-1	3	0	0	0	0	0	4				
Brent Mayne, L OBP: 0.350, SLG: 0.478	0-0 P4	0-0 F9		0-0 P6		0-0 G4-3			0-0 G3-1	2	0	0	0	0	0	1				
Rico Brogna, L OBP: 0.400, SLG: 0.553	0-0 1H 2H 1B		0-0 HR	0-0 3B			0-0 F7		0-0 HR	5	2	4	4	0	0	0				
Jeff Kent, R OBP: 0.315, SLG: 0.420	0-0 P6		0-0 1B FC3-2 BB	0-0 G6-3			0-0 F8 WP 1B			3	0	1	0	1	0	2				
Butch Huskey, R OBP: 0.265, SLG: 0.312		4-0 1B BB	0-0 FC3-2 WP SF8 1B		0-3 K		0-0 F8			3	2	1	0	1	1	1	AB 33			
Chris Jones, R OBP: 0.258, SLG: 0.433							1-3			0	0	0	0	0	0	0	R 7			
Rey Ordóñez, R OBP: 0.333, SLG: 0.375		0-0 SH1-4 1B 1B	4-0 FC3-2 IBB		0-0 P6		4-0 IBB			2	1	1	0	2	0	0	H 10			
Pete Harnisch, S ERA: 7.65	(1, 1) 1 0 0 0 0 0 3																			
Dave Milicki, R ERA: 3.29	(5, PH) 2 0 0 0 0 1 2																			
Bob MacDonald, L ERA: 2.95	(6, 1) 0 0 0 0 0 0 0																			
Doug Jones, R ERA: 5.4	(8, 1) 0 0 0 0 0 0 0																			
Inning Stats	R: 2 E: 1 K: 0 S: 5	H: 2 LOB: 1 BB: 1 P: 9	R: 2 E: 0 K: 1 S: 7	H: 2 LOB: 2 BB: 2 P: 15	R: 2 E: 0 K: 1 S: 6	H: 2 LOB: 1 BB: 0 P: 6	R: 0 E: 0 K: 2 S: 7	H: 0 LOB: 0 BB: 0 P: 7	R: 0 E: 0 K: 2 S: 8	H: 1 LOB: 1 BB: 0 P: 8	R: 0 E: 0 K: 0 S: 4	H: 1 LOB: 2 BB: 1 P: 8	R: 0 E: 0 K: 2 S: 7	H: 0 LOB: 0 BB: 0 P: 7	R: 1 E: 0 K: 0 S: 2	H: 1 LOB: 0 BB: 0 P: 2	1B: 7 2B: 0 3B: 1 HR: 2	SF: 1 SAC: 1 DP: 0 HBP: 0	WP: 2 PB: 0 SB: 0 CS: 0	PA: 41
PITCHER	IP WLS BF H R ER SO BB IBB HBP BLK WP HR S P ERA WHIP																			
Kevin Foster, R ERA: 7.65	(1, 1) 2.0 15 5 1 0 0 1 0 1 0 0 1 0 6 10 22.50 4.000																			
Rodney Myers, R ERA: 3.29	(3, 1) 1.0 5 1 0 0 1 0 1 0 0 1 0 6 10 0.00 1.000																			
Terry Adams, R ERA: 2.95	(4, 1) 4.0 16 3 0 0 5 0 1 0 1 1 0 25 29 0.00 0.750																			
Doug Jones, R ERA: 5.4	(8, 1) 1.1 L 5 1 1 1 2 0 0 0 0 0 1 9 9 6.75 0.750																			

Chicago Cubs @ New York Mets
Shea Stadium, Flushing, NY
Sat May 11, 1996, 3:33 AM EDT
Att: 23,237 - Sunny - 79 F

AB	33
R	7
H	10
RBI	7
BB	6
SO	9
LOB	19



Batter	1	2	3	4	5	6	7	8	9	AB	R	H	RBI	BB	SO	LOB	TOP				
Brian Hunter, R (1, 8) OBP: 0.301, SLG: 0.325	1-0 2B		0-0 G6-3			0-3 K			0-2 G4-3	4	0	1	0	0	1	0					
Craig Biggio, R (1, 4) OBP: 0.380, SLG: 0.385	2-2 L9		1-1 L9			1-0 G6-3			1-2 F8	4	0	0	0	0	0	1					
5 Jeff Bagwell, R (1, 3) OBP: 0.483, SLG: 0.688	2-1 G5-3			1-0 G6-3					0-0 G4-3	4	0	0	0	0	0	1					
Derek Bell, R (1, 9) OBP: 0.345, SLG: 0.475	0-0 G6-3			2-2 F9					4-0 G4-6-3 BB	2	0	0	0	1	0	1					
Derrick May, L (1, 7) OBP: 0.312, SLG: 0.408		0-1 F7		2-2 G6-3					2-2 G4-6-3 1-2F	3	0	0	0	0	0	1					
Sean Berry, R (1, 5) OBP: 0.357, SLG: 0.454		2-1 L5			2-2 G6-3				0-3 K	3	0	0	0	0	1	0					
Rick Wilkins, L (1, 2) OBP: 0.397, SLG: 0.436		4-1 BB			1-2 G3				4-2 BB	1	0	0	0	2	0	0					
Orlando Miller, R (1, 6) OBP: 0.363, SLG: 0.491		0-3 K			1-3 K				1-2 F9	3	0	0	0	0	2	2					
Shane Reynolds, R (1, 1) OBP: 0.105, SLG: 0.316			1-3 K						2-3 K	1	0	0	0	0	1	0					
John Cangelosi, S (6, PH) OBP: 0.413, SLG: 0.278										1	0	0	0	0	0	0					
Jim Dougherty, R (6, PH)										0	0	0	0	0	0	0					
Bill Spiers, L (8, PH)										1	0	0	0	0	1	1					
Anthony Young, R (8, 1)										0	0	0	0	0	0	0					
Inning Stats	R: 0 E: 0 K: 0 S: 8	H: 1 LOB: 1 BB: 0 P: 13	R: 0 E: 0 K: 1 S: 8	H: 0 LOB: 1 BB: 1 P: 14	R: 0 E: 0 K: 1 S: 6	H: 0 LOB: 0 BB: 0 P: 8	R: 0 E: 0 K: 0 S: 7	H: 0 LOB: 0 BB: 0 P: 12	R: 0 E: 0 K: 1 S: 10	H: 0 LOB: 2 BB: 0 P: 14	R: 0 E: 0 K: 0 S: 6	H: 0 LOB: 0 BB: 1 P: 8	R: 0 E: 0 K: 0 S: 5	H: 0 LOB: 0 BB: 1 P: 11	R: 0 E: 0 K: 2 S: 13	H: 0 LOB: 1 BB: 1 P: 20	R: 0 E: 0 K: 0 S: 8	H: 0 LOB: 0 BB: 0 P: 9	1B: 0 2B: 1 3B: 0 HR: 0	SF: 0 SAC: 0 DP: 1 HBP: 0	WP: 0 PA: 30 PB: 0 SB: 0 CS: 0
PITCHER Steve Trachsel, R (1, 1) ERA: 1.85	IP: 9.0 WLS: W BF: 30 H: 1 R: 0 ER: 0 SO: 6 BB: 3 IBB: 0 HBP: 0 BLK: 0 WP: 0 HR: 0 S: 71 P: 109 ERA: 0.00 WHIP: 0.444															PITCHER					

Houston Astros @ Chicago Cubs
Wrigley Field, Chicago, IL
Mon May 13 1996, 7:05 PM CDT
Att: 22,610 - Unknown - 50 F

AB	27
R	0
H	1
RBI	0
BB	3
SO	6
LOB	7



Batter	1	2	3	4	5	6	7	8	9	AB	R	H	RBI	BB	SO	LOB	BOTTOM		
Brian McRae, S (1, 8) OBP: 0.371, SLG: 0.414	1-0 G4-3	2-2 F7			2-3 K	4-0 BB		2-2 1-2 2-H 1B		4	0	1	1	1	1	1			
23 Ryne Sandberg, R (1, 4) OBP: 0.310, SLG: 0.468	1-1 PB 1B		0-3 K		2-2 S 1B	2-2 1 SAFE P3		1-0 G4-3		5	2	2	0	0	1	3			
Mark Grace, L (1, 3) OBP: 0.420, SLG: 0.486	3-1 2B 1-H 1B		0-1 G5-3		2-2 1-H HR 1B	4-0 FC6-4 BB				3	1	2	2	1	0	0			
Sammy Sosa, R (1, 9) OBP: 0.289, SLG: 0.513	0-0 2B		1-3 K		1-2 1-H HR	2-0 FC6-4 G6-4-3				4	1	2	2	0	1	1			
Luis Gonzalez, L (1, 7) OBP: 0.409, SLG: 0.430	1-2 P5			1-0 HR	0-2 E6 1B	1-1 G6-4-3				4	1	1	1	0	0	3			
Scott Servais, R (1, 2) OBP: 0.356, SLG: 0.553	0-2 L3			1-1 G5-3	0-1 G6-3			0-0 G6-3		4	0	1	0	0	0	2			
Leo Gomez, R (1, 5) OBP: 0.360, SLG: 0.511			1-3 K		0-0 G6-3	0-1 G6-3		2-1 BB 1B		3	0	0	0	0	1	2			
José Hernández, R (6, 5) OBP: 0.288, SLG: 0.217										1	1	1	0	0	0	0			
Rey Sanchez, R (1, 6) OBP: 0.295, SLG: 0.288		1-1 SH3-4 1B		2-2 G6-3		2-2 G6-3		4-0 1B BB		3	0	1	0	1	0	0			
Steve Trachsel, R (1, 1)		0-0 SH3-4			1-2 L9	0-0 G5-3		1-0 B2		3	0	0	0	0	0	2			
Inning Stats	R: 1 E: 0 K: 0 S: 12	H: 3 LOB: 2 BB: 0 P: 18	R: 0 E: 0 K: 1 S: 11	H: 1 LOB: 0 BB: 0 P: 15	R: 0 E: 0 K: 2 S: 8	H: 0 LOB: 0 BB: 0 P: 9	R: 1 E: 0 K: 0 S: 7	H: 1 LOB: 0 BB: 0 P: 11	R: 3 E: 1 K: 1 S: 29	H: 4 LOB: 2 BB: 0 P: 37	R: 0 E: 0 K: 0 S: 8	H: 0 LOB: 1 BB: 1 P: 16	R: 0 E: 0 K: 0 S: 3	H: 0 LOB: 0 BB: 1 P: 10	R: 1 E: 0 K: 0 S: 8	H: 2 LOB: 2 BB: 1 P: 18	1B: 8 2B: 1 3B: 0 HR: 2	SF: 0 SAC: 1 DP: 1 HBP: 0	WP: 0 PA: 38 PB: 1 SB: 1 CS: 0
PITCHER Shane Reynolds, R (1, 1) ERA: 3.73	IP: 5.0 WLS: L BF: 25 H: 9 R: 5 ER: 5 SO: 4 BB: 0 IBB: 0 HBP: 0 BLK: 0 WP: 0 HR: 2 S: 67 P: 90 ERA: 9.00 WHIP: 1.800															PITCHER			
Jim Dougherty, R (6, 1) ERA: 7.36	2.0 7 0 0 0 0 2 0 0 0 0 0 0 11 26 0.00 1.000																		
Anthony Young, R (8, 1) ERA: 3.66	1.0 6 2 1 1 0 1 0 0 0 0 0 0 8 18 9.00 3.000																		

Houston Astros @ Chicago Cubs
Wrigley Field, Chicago, IL
Mon May 13 1996, 7:05 PM CDT
Att: 22,610 - Unknown - 50 F

AB	34
R	6
H	11
RBI	6
BB	3
SO	4
LOB	14



Batter	1	2	3	4	5	6	7	8	9	AB	R	H	RBI	BB	SO	LOB	TOP									
Brian Hunter, R OBP: 0.309, SLG: 0.339 (1, 8)	0-1 S 1B		0-0 G6-4-3 1B	2-3 K			0-2 E 2B	2-3 K		5	1	3	0	0	2	2										
Craig Biggio, R OBP: 0.375, SLG: 0.375 (1, 4)	2-2 P5		0-1 G6-4-3	1-0			0-2 E3 HR		0-2 G3-1	4	1	0	0	0	0	2										
5 Jeff Bagwell, R OBP: 0.476, SLG: 0.671 (1, 3)	3-3 K		1-2 1B	2-2 L7			0-0 F9		2-3 K	5	0	1	0	0	2	5										
Derek Bell, R OBP: 0.341, SLG: 0.485 (1, 9)	0-1 G6-3		1-1 G4-3		1-1 P4		2-0 HR		0-0 G5-3	5	1	1	2	0	0	2										
Sean Berry, R OBP: 0.361, SLG: 0.459 Bill Spiers, L OBP: 0.200, SLG: 0.237 (8, 5)		0-1 G3 1B 2B		1-0 BB 1B HBP	0-1 G6-3		0-1 F9			3	2	1	0	0	0	0										
Rick Wilkins, L OBP: 0.400, SLG: 0.438 (1, 2)	1-2 G3		1-0 1B BB SF7 1B	1-0 G6-3			2-0 FC6-4 1B			4	1	2	0	0	0	1										
James Mouton, R OBP: 0.282, SLG: 0.286 (1, 7)	0-0 S 1B		4-2 HBP 1B BB			1-3 K	2-1 FC6-4			3	0	1	1	1	1	1										
Ricky Gutierrez, R OBP: 0.357, SLG: 0.320 (1, 6)	0-1 L8		1-0 HBP 1B		0-0 G6-3		2-1 P3			4	0	1	1	0	0	1										
Darryl Kile, R OBP: 0.176, SLG: 0.133 Todd Jones, L (9, 1)	1-1 G4-3		0-1 SF7		0-2 G3		1-3 K			3	0	0	1	0	1	1										
Inning Stats	R: 0 E: 0 K: 1 S: 13	H: 1 LOB: 1 BB: 0 P: 18	R: 1 E: 0 K: 0 S: 10	H: 2 LOB: 1 BB: 0 P: 12	R: 0 E: 0 K: 0 S: 8	H: 2 LOB: 1 BB: 0 P: 10	R: 2 E: 0 K: 1 S: 14	H: 2 LOB: 3 BB: 1 P: 26	R: 0 E: 0 K: 0 S: 5	H: 0 LOB: 0 BB: 0 P: 7	R: 0 E: 0 K: 1 S: 8	H: 0 LOB: 0 BB: 0 P: 9	R: 3 E: 1 K: 0 S: 13	H: 3 LOB: 1 BB: 0 P: 19	R: 0 E: 0 K: 2 S: 9	H: 0 LOB: 0 BB: 0 P: 14	R: 0 E: 0 K: 1 S: 7	H: 0 LOB: 0 BB: 0 P: 9	1B: 7 2B: 2 3B: 0 HR: 1	SF: 1 SAC: 0 DP: 1 HBP: 2	WP: 0 PB: 0 SB: 2 CS: 0	PA: 40				
PITCHER	IP	WLS	BF	H	R	ER	SO	BB	IBB	HBP	BLK	WP	HR	S	P	ERA	WHIP									
Jaime Navarro, R ERA: 3.95 Mike Perez, R ERA: 2.25 Turk Wendell, R ERA: 1.66	(1, 1)	6.2	L	33	10	6	5	3	1	0	2	0	0	1	69	97	6.75	1.650								
(7, 1)	1.1		4	0	0	0	2	0	0	0	0	0	0	0	11	18	0.00	0.000								
(9, 1)	1.0		3	0	0	0	1	0	0	0	0	0	0	7	9	0.00	0.000									

Houston Astros @ Chicago Cubs
Wrigley Field, Chicago, IL
Tue May 14 1996, 3:33 AM CDT
Att: 17,562 - Unknown - 57 F

AB	36
R	6
H	10
RBI	5
BB	1
SO	6
LOB	15



Batter	1	2	3	4	5	6	7	8	9	AB	R	H	RBI	BB	SO	LOB	BOTTOM									
Brian McRae, S OBP: 0.363, SLG: 0.404 (1, 8)	1-3 K		2-2 G1-3		1-0 G6-3		0-1 G6-3			4	0	0	0	0	1	0										
23 Ryne Sandberg, R OBP: 0.322, SLG: 0.464 (1, 4)	0-1 P3		4-2 CS BB		4-2 FC6-4 BB		1-0 G3-6-1 HBP			1	0	0	0	2	0	0										
Mark Grace, L OBP: 0.416, SLG: 0.477 (1, 3)	4-1 BB		3-3 K		0-0 FC6-4		1-1 G3-6-1			3	0	0	0	1	1	3										
Sammy Sosa, R OBP: 0.288, SLG: 0.506 (1, 9)	1-0 P4		0-0 1B		0-1 F8			2-2 G6-3		4	1	1	0	0	0	2										
Luis Gonzalez, L OBP: 0.404, SLG: 0.424 (1, 7)		2-1 BB 1B		1-0 F7		3-3 K		1-0 G4-3		4	1	1	0	0	1	1										
Scott Servais, R OBP: 0.361, SLG: 0.551 (1, 2)		1-2 BB 1B		1-1 L9		3-1 2B 1B		3-1 G5-3		4	1	2	0	0	0	1										
Leo Gomez, R OBP: 0.375, SLG: 0.527 (1, 5)		4-0 BB		3-1 1B		1-0 1B			1-3 K	3	0	2	2	1	1	0										
Rey Sanchez, R OBP: 0.302, SLG: 0.283 (1, 6)		2-3 K		4-1 BB		4-2 BB			0-3 K	2	0	0	0	2	2	3										
Jaime Navarro, R OBP: 0.182, SLG: 0.182 Mike Perez, R Turk Wendell, L OBP: 1.000, SLG: 1.000 Scott Bullitt, L OBP: 0.240, SLG: 0.217 (9, PH)	(1, 1)	0.0		0.0		0.0		0.0		3	0	0	1	0	1	5										
(7, 1)	7.1		G4-3-6-2		0.0		0.0		0.0	0	0	0	0	0	0	0										
(9, 1)	9.1		1-2 2-3 3-H		0.0		0.0		0.0	0	0	0	0	0	0	0										
(9, PH)	(9, PH)				0.0		0.0		0.0	0	0	0	0	0	0	0										
Inning Stats	R: 0 E: 0 K: 1 S: 7	H: 0 LOB: 1 BB: 1 P: 13	R: 1 E: 0 K: 1 S: 9	H: 2 LOB: 1 BB: 1 P: 18	R: 0 E: 0 K: 1 S: 8	H: 0 LOB: 0 BB: 1 P: 17	R: 1 E: 0 K: 1 S: 10	H: 2 LOB: 2 BB: 1 P: 19	R: 0 E: 0 K: 0 S: 6	H: 0 LOB: 1 BB: 1 P: 11	R: 1 E: 0 K: 1 S: 13	H: 2 LOB: 1 BB: 1 P: 24	R: 0 E: 0 K: 0 S: 4	H: 0 LOB: 0 BB: 0 P: 6	R: 0 E: 0 K: 0 S: 6	H: 0 LOB: 0 BB: 0 P: 12	R: 0 E: 0 K: 3 S: 9	H: 0 LOB: 0 BB: 0 P: 10	1B: 5 2B: 2 3B: 0 HR: 0	SF: 0 SAC: 0 DP: 2 HBP: 1	WP: 0 PB: 0 SB: 1 CS: 1	PA: 36				
PITCHER	IP	WLS	BF	H	R	ER	SO	BB	IBB	HBP	BLK	WP	HR	S	P	ERA	WHIP									
Darryl Kile, R ERA: 3.61 Todd Jones, R ERA: 3.97	(1, 1)	8.0	W	33	6	3	3	5	6	0	0	0	0	0	63	120	3.38	1.500								
(9, 1)	1.0	S	3	0	0	0	3	0	0	0	0	0	0	9	10	0.00	0.000									

Houston Astros @ Chicago Cubs
Wrigley Field, Chicago, IL
Tue May 14 1996, 3:33 AM CDT
Att: 17,562 - Unknown - 57 F

AB	29
R	3
H	6
RBI	3
BB	6
SO	8
LOB	15



Batter	1	2	3	4	5	6	7	8	9	AB	R	H	RBI	BB	SO	LOB	TOP					
Brian Hunter, R OBP: 0.312, SLG: 0.341 (1, 8)	G6-3						L6			5	1	2	0	0	0	4	Houston Astros @ Chicago Cubs Wrigley Field, Chicago, IL Wed May 15 1996, 3:33 AM CDT Att: 16,093 - Overcast - 60 F					
Craig Biggio, R OBP: 0.376, SLG: 0.372 (1, 4)	L8		G1-5-3				1B		P3	4	1	1	0	1	0	1						
5 Jeff Bagwell, R OBP: 0.474, SLG: 0.667 (1, 3)	F7						FC1-4		K	4	1	1	1	1	1	1						
Derek Bell, R OBP: 0.348, SLG: 0.500 (1, 9)		G4-3							K	5	1	3	2	0	1	0						
Sean Berry, R OBP: 0.364, SLG: 0.482 Bill Spiers, L OBP: 0.195, SLG: 0.231 (8, 5)									K	4	2	2	2	0	0	3						
Rick Wilkins, L OBP: 0.393, SLG: 0.427 (1, 2)									K	1	0	0	0	0	1	0						
James Mouton, R OBP: 0.301, SLG: 0.320 Todd Jones, L (9, 1)									K	5	0	1	0	0	0	2						
Ricky Gutierrez, R OBP: 0.377, SLG: 0.321 (1, 6)									K	5	1	3	1	0	1	1						
Donne Wall, R OBP: 0.333, SLG: 0.333 Xavier Hernandez, L John Cangelosi, S OBP: 0.413, SLG: 0.278 (6, 1) (9, 7)									K	0	0	0	0	0	0	0						
Inning Stats	R: 0 E: 0 K: 0 S: 5	H: 0 LOB: 0 BB: 0 P: 9	R: 1 E: 0 K: 0 S: 11	H: 2 LOB: 2 BB: 1 P: 21	R: 5 E: 0 K: 0 S: 20	H: 6 LOB: 2 BB: 1 P: 28	R: 1 E: 0 K: 0 S: 13	H: 3 LOB: 1 BB: 0 P: 18	R: 0 E: 0 K: 1 S: 8	H: 0 LOB: 0 BB: 0 P: 11	R: 0 E: 0 K: 0 S: 10	H: 2 LOB: 2 BB: 1 P: 16	R: 0 E: 0 K: 0 S: 7	H: 1 LOB: 2 BB: 1 P: 12	R: 0 E: 0 K: 2 S: 9	H: 0 LOB: 0 BB: 0 P: 12		R: 0 E: 0 K: 2 S: 11	H: 1 LOB: 1 BB: 0 P: 13	1B: 10 2B: 4 3B: 0 HR: 1	SF: 0 SAC: 1 DP: 0 HBP: 0	WP: 0 PB: 0 SB: 0 CS: 0
PITCHER	IP	WLS	BF	H	R	ER	SO	BB	IBB	HBP	BLK	WP	HR	S	P	ERA	WHIP					
Frank Castillo, R ERA: 5.13 Rodney Myers, R ERA: 3.39 Doug Jones, R ERA: 5.12 Terry Adams, R ERA: 2.99	2.2	L	18	8	6	6	0	0	2	0	0	0	1	35	57	20.25	3.000					
	3.1		9	3	1	1	1	0	0	0	0	0	0	22	30	3.86	1.286					
	6.1		5	2	0	0	0	1	0	0	0	0	0	10	16	0.00	3.000					
	7.1		12	2	0	0	4	1	0	0	0	0	0	27	37	0.00	1.000					

Batter	1	2	3	4	5	6	7	8	9	AB	R	H	RBI	BB	SO	LOB	BOTTOM					
Brian McRae, S OBP: 0.358, SLG: 0.398 (1, 8)	B2		G6-3							5	0	1	0	0	1	0	Houston Astros @ Chicago Cubs Wrigley Field, Chicago, IL Wed May 15 1996, 3:33 AM CDT Att: 16,093 - Overcast - 60 F					
23 Ryne Sandberg, R OBP: 0.325, SLG: 0.462 (1, 4)			F9						FC5-4	5	1	2	0	0	0	1						
Mark Grace, L OBP: 0.418, SLG: 0.477 (1, 3)			G4-3							4	1	2	0	0	0	0						
Sammy Sosa, R OBP: 0.287, SLG: 0.519 (1, 9)										4	2	1	1	0	1	2						
Luis Gonzalez, L OBP: 0.407, SLG: 0.443 (1, 7)										4	1	2	2	0	0	0						
Scott Servais, R OBP: 0.373, SLG: 0.559 (1, 2)										4	0	3	1	0	0	1						
Leo Gomez, R OBP: 0.370, SLG: 0.516 (1, 5)										4	0	1	0	0	0	3						
Rey Sanchez, R OBP: 0.295, SLG: 0.276 Robin Jennings, L OBP: 0.214, SLG: 0.286 (9, PH)										3	0	0	0	0	0	3						
Frank Castillo, R ERA: 5.13 Rodney Myers, R ERA: 3.39 Todd Haney, R ERA: 5.27 Doug Jones, R ERA: 5.12 Pedro Valdes, L Terry Adams, R ERA: 2.99 Ozzie Timmons, R ERA: 3.8	5.0	W	25	10	5	1	1	0	0	0	0	0	0	48	67	1.80		2.000				
	6.1		9	1	0	0	1	0	0	0	0	0	0	15	22	0.00		0.333				
	9.1		4	1	0	0	2	0	0	0	0	0	0	10	14	0.00	1.000					
Inning Stats	R: 0 E: 0 K: 1 S: 10	H: 2 LOB: 1 BB: 0 P: 13	R: 0 E: 0 K: 0 S: 8	H: 2 LOB: 2 BB: 0 P: 12	R: 0 E: 0 K: 0 S: 6	H: 0 LOB: 0 BB: 0 P: 7	R: 1 E: 0 K: 0 S: 9	H: 2 LOB: 1 BB: 0 P: 13	R: 4 E: 1 K: 0 S: 15	H: 4 LOB: 1 BB: 0 P: 22	R: 0 E: 0 K: 1 S: 8	H: 0 LOB: 0 BB: 0 P: 11	R: 0 E: 0 K: 0 S: 4	H: 0 LOB: 0 BB: 0 P: 5	R: 0 E: 0 K: 0 S: 3	H: 1 LOB: 0 BB: 0 P: 6	R: 0 E: 0 K: 2 S: 10	H: 1 LOB: 1 BB: 0 P: 14	1B: 9 2B: 2 3B: 0 HR: 1	SF: 0 SAC: 0 DP: 1 HBP: 0	WP: 0 PB: 0 SB: 1 CS: 0	PA: 38
PITCHER	IP	WLS	BF	H	R	ER	SO	BB	IBB	HBP	BLK	WP	HR	S	P	ERA	WHIP					
Donne Wall, R ERA: 1.8 Xavier Hernandez, R ERA: 4.3 Todd Jones, R ERA: 3.8	5.0	W	25	10	5	1	1	0	0	0	0	0	0	48	67	1.80	2.000					
	6.1		9	1	0	0	1	0	0	0	0	0	0	15	22	0.00	0.333					
	9.1		4	1	0	0	2	0	0	0	0	0	0	10	14	0.00	1.000					

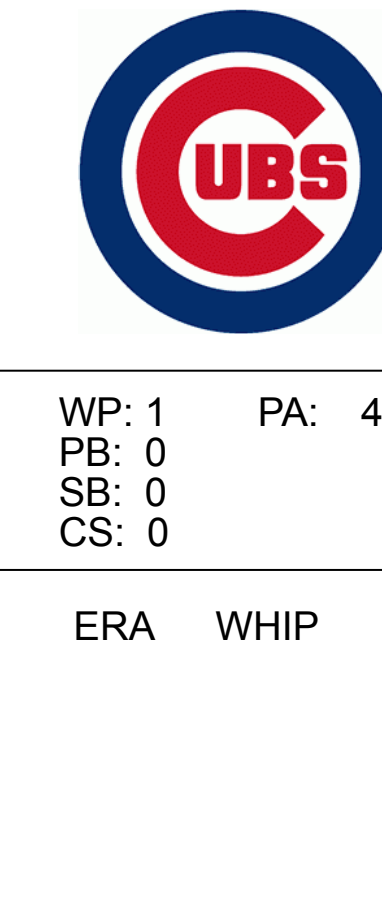


Batter	1	2	3	4	5	6	7	8	9	AB	R	H	RBI	BB	SO	LOB	TOP					
Brian Hunter, R OBP: 0.305, SLG: 0.333 (1, 8)	G5-3		F7			L7		K		4	0	0	0	0	1	0	Houston Astros @ Chicago Cubs Wrigley Field, Chicago, IL Thu May 16 1996, 3:33 AM CDT Att: 15,902 - Overcast - 55 F					
Craig Biggio, R OBP: 0.375, SLG: 0.367 Bill Spiers, L OBP: 0.190, SLG: 0.225 (8, PH) (8, 4)	F8					F7		F7		2	0	0	0	1	0	0						
5 Jeff Bagwell, R OBP: 0.469, SLG: 0.656 (1, 3)	L4									4	0	1	0	0	2	1						
Derek Bell, R OBP: 0.346, SLG: 0.511 (1, 9)		G5-3				G4-3				4	1	1	1	0	1	1						
Sean Berry, R OBP: 0.357, SLG: 0.471 Ricky Gutierrez, R OBP: 0.387, SLG: 0.333 (8, 5)		P2				F9				3	0	0	0	0	0	0						
Rick Wilkins, L OBP: 0.388, SLG: 0.416 (1, 2)						F8				3	0	0	0	1	0	1						
James Mouton, R OBP: 0.314, SLG: 0.316 Jim Dougherty, R (7, 1)										1	0	0	0	2	0	0						
Orlando Miller, R OBP: 0.354, SLG: 0.478 (1, 6)										3	0	0	0	0	3	3						
Doug Drabek, R OBP: 0.182, SLG: 0.182 Mike Simms, R OBP: 0.111, SLG: 0.059 Anthony Young, R Jeff Tabaka, R John Cangelosi, S OBP: 0.404, SLG: 0.270 (7, 7)										1	0	0	0	0	0	0						
Inning Stats	R: 0 E: 0 K: 0 S: 9	H: 0 LOB: 0 BB: 0 P: 13	R: 0 E: 0 K: 1 S: 16	H: 0 LOB: 2 BB: 2 P: 29	R: 0 E: 0 K: 1 S: 10	H: 0 LOB: 1 BB: 1 P: 17	R: 0 E: 0 K: 0 S: 8	H: 0 LOB: 0 BB: 0 P: 13	R: 0 E: 0 K: 2 S: 8	H: 0 LOB: 0 BB: 0 P: 11	R: 0 E: 0 K: 1 S: 9	H: 1 LOB: 1 BB: 0 P: 14	R: 0 E: 0 K: 1 S: 8	H: 0 LOB: 1 BB: 1 P: 14	R: 0 E: 0 K: 1 S: 9	H: 0 LOB: 0 BB: 0 P: 15		R: 1 E: 0 K: 1 S: 11	H: 2 LOB: 0 BB: 0 P: 15	1B: 2 2B: 0 3B: 0 HR: 1	SF: 0 SAC: 0 DP: 1 HBP: 0	WP: 0 PB: 0 SB: 2 CS: 0
PITCHER	IP	WLS	BF	H	R	ER	SO	BB	IBB	HBP	BLK	WP	HR	S	P	ERA	WHIP					
Amaury Telemaco, R ERA: 2.12 Mike Perez, R ERA: 2.12 Bob Patterson, L ERA: 2.08	7.0	W	26	1	0	0	6	4	0	0	0	0	0	68	111	0.00	0.714					
1.0	3	0	0	0	1	0	0	0	0	0	0	0	9	15	0.00	0.000						
1.0	4	2	1	1	1	0	0	0	0	0	0	0	1	11	15	9.00	2.000					

Batter	1	2	3	4	5	6	7	8	9	AB	R	H	RBI	BB	SO	LOB	BOTTOM					
Brian McRae, S OBP: 0.354, SLG: 0.392 (1, 8)	P6					G4-3				5	0	1	0	0	0	3	Houston Astros @ Chicago Cubs Wrigley Field, Chicago, IL Thu May 16 1996, 3:33 AM CDT Att: 15,902 - Overcast - 55 F					
23 Ryne Sandberg, R OBP: 0.323, SLG: 0.451 Todd Haney, R OBP: 0.280, SLG: 0.227 (7, 4)	P5					G6-3				3	0	0	0	0	1	0						
Mark Grace, L OBP: 0.429, SLG: 0.490 (1, 3)										4	2	3	3	1	0	2						
Sammy Sosa, R OBP: 0.296, SLG: 0.557 Mike Perez, R Bob Patterson, R (9, 1)										5	3	3	3	0	1	2						
Luis Gonzalez, L OBP: 0.413, SLG: 0.440 (1, 7)										3	2	1	0	2	0	0						
Scott Servais, R OBP: 0.377, SLG: 0.583 Brian Dorsett, R OBP: 0.176, SLG: 0.100 (8, PH) (9, 2)										4	2	2	2	0	1	3						
Leo Gomez, R OBP: 0.369, SLG: 0.541 José Hernández, R OBP: 0.279, SLG: 0.210 (6, 5)										3	1	1	4	0	0	1						
Rey Sanchez, R OBP: 0.306, SLG: 0.277 (1, 6)										3	1	1	0	2	0	1						
Amaury Telemaco, R Ozzie Timmons, R OBP: 0.206, SLG: 0.226 (7, PH) (8, 9)										2	0	0	0	0	1	2						
Inning Stats	R: 0 E: 0 K: 0 S: 9	H: 0 LOB: 1 BB: 1 P: 15	R: 3 E: 0 K: 0 S: 16	H: 4 LOB: 0 BB: 0 P: 24	R: 2 E: 1 K: 0 S: 9	H: 2 LOB: 2 BB: 2 P: 23	R: 0 E: 0 K: 1 S: 11	H: 1 LOB: 1 BB: 0 P: 17	R: 0 E: 0 K: 1 S: 6	H: 0 LOB: 0 BB: 0 P: 9	R: 0 E: 0 K: 1 S: 11	H: 1 LOB: 2 BB: 0 P: 17	R: 8 E: 0 K: 0 S: 19	H: 5 LOB: 0 BB: 3 P: 37	R: 0 E: 0 K: 0 S: 5	H: 0 LOB: 1 BB: 1 P: 9		1B: 8 2B: 1 3B: 0 HR: 4	SF: 0 SAC: 1 DP: 0 HBP: 1	WP: 1 PB: 0 SB: 0 CS: 0	PA: 45	
PITCHER	IP	WLS	BF	H	R	ER	SO	BB	IBB	HBP	BLK	WP	HR	S	P	ERA	WHIP					
Doug Drabek, R ERA: 5.28 Anthony Young, R ERA: 3.39 Jeff Tabaka, L ERA: 6.52 Jim Dougherty, R ERA: 9.24	4.0	L	22	7	5	4	1	2	0	0	1	0	0	15	23	0.00	0.600					
1.2	7	1	0	0	2	0	0	0	0	0	0	0	2	12	26	54.00	6.000					
1.2	10	3	4	4	0	2	0	0	0	0	0	0	1	14	23	21.60	3.000					

AB	29
R	1
H	3
RBI	1
BB	4
SO	8
LOB	6

AB	36
R	13
H	13
RBI	12
BB	7
SO	3
LOB	17



Batter	1	2	3	4	5	6	7	8	9	AB	R	H	RBI	BB	SO	LOB	TOP			
Devon White, S OBP: 0.313, SLG: 0.400 (1, 8)	G4-3		FC5-4 BB			G3-1		L9 1B		3	0	1	0	1	0	0				
Alex Arias, R OBP: 0.329, SLG: 0.420 (1, 6)	G5-3		FC5-4 1-2			G4-3		L9 1-3		4	0	0	0	0	0	2				
Greg Colbrunn, R OBP: 0.337, SLG: 0.412 (1, 3)	G1-3					G6-3		P4		4	0	1	0	0	0	1				
Gary Sheffield, R OBP: 0.430, SLG: 0.600 (1, 9)		K				G6-3		P3		3	1	0	0	1	1	1				
Jeff Conine, R OBP: 0.333, SLG: 0.438 (1, 7)		K				G5-3		L3		3	0	0	0	1	1	1				
Terry Pendleton, S OBP: 0.283, SLG: 0.316 (1, 5)						F9		1B		3	0	1	0	0	1	3				
Charles Johnson, R OBP: 0.313, SLG: 0.441 (1, 2)		K				G3-1		1B		4	0	2	1	0	1	1				
Craig Grebeck, R OBP: 0.196, SLG: 0.224 (7, PH)						G4-3		F7		2	0	0	0	0	0	0				
Joe Orsulak, L OBP: 0.216, SLG: 0.286 (7, PH)						G6-3				1	0	0	0	0	0	2				
Ralph Milliard, R (7, 4)						K		FC6-4 BB		0	0	0	0	1	0	0				
Al Leiter, L OBP: 0.203, SLG: 0.053 (8, PH)						K		FC6-4 1-2		2	0	0	0	0	2	0				
Jesus Tinoco, S OBP: 0.200, SLG: 0.189 (8, 1)										1	0	0	0	0	1	0				
Terry Mathews, L (8, 1)										0	0	0	0	0	0	0				
Yorkis Perez, L (8, 1)										0	0	0	0	0	0	0				
Jay Powell, R (8, 1)										0	0	0	0	0	0	0				
Russ Morman, R (8, PH)										1	0	0	0	0	2	0				
Inning Stats	R: 0 E: 0 K: 0 S: 6	H: 0 LOB: 0 BB: 0 P: 9	R: 0 E: 0 K: 3 S: 13	H: 0 LOB: 1 BB: 0 P: 20	R: 0 E: 0 K: 1 S: 13	H: 0 LOB: 1 BB: 1 P: 23	R: 0 E: 0 K: 0 S: 5	H: 1 LOB: 1 BB: 0 P: 10	R: 0 E: 0 K: 1 S: 7	H: 0 LOB: 0 BB: 0 P: 10	R: 0 E: 0 K: 0 S: 6	H: 2 LOB: 2 BB: 0 P: 18	R: 0 E: 0 K: 1 S: 8	H: 1 LOB: 1 BB: 3 P: 13	R: 1 E: 0 K: 1 S: 12	H: 1 LOB: 2 BB: 3 P: 25	1B: 4 2B: 1 3B: 0 HR: 0	SF: 0 SAC: 0 DP: 0 HBP: 1	WP: 0 PB: 0 SB: 1 CS: 0	PA: 36
PITCHER	IP	WLS	BF	H	R	ER	SO	BB	IBB	HBP	BLK	WP	HR	S	P	ERA	WHIP			
Jim Bullinger, R ERA: 5.51 (1, 1)	8.0	W	31	4	1	1	6	2	0	1	0	0	0	72	121	1.12	0.750			
Turk Wendell, R ERA: 1.99 (9, 1)	1.0	S	5	1	0	0	1	2	0	0	0	0	0	10	19	0.00	3.000			

Florida Marlins @ Chicago Cubs
Wrigley Field, Chicago, IL
Fri May 17 1996, 3:33 AM CDT
Att: 32,528 - Sunny - 78 F

AB 31
R 1
H 5
RBI 1
BB 4
SO 7
LOB 13



Batter	1	2	3	4	5	6	7	8	9	AB	R	H	RBI	BB	SO	LOB	BOTTOM			
Brian McRae, S OBP: 0.362, SLG: 0.393 (1, 8)	G6-3		23 S HBP			23 HR BB		1B WP 1B		2	2	1	0	1	0	0				
23 Ryne Sandberg, R OBP: 0.321, SLG: 0.467 (1, 4)	G5-3		K			1-H HR		F9		4	1	1	2	0	1	2				
Mark Grace, L OBP: 0.425, SLG: 0.484 (1, 3)	K					F8		WP 1B		4	0	1	0	0	1	0				
Sammy Sosa, R OBP: 0.290, SLG: 0.544 (1, 9)		P6				K		P9		4	0	0	0	0	1	1				
Ozzie Timmons, R OBP: 0.216, SLG: 0.212 (1, 7)		G6-3				L7				2	0	0	0	1	0	0				
Leo Gomez, R OBP: 0.368, SLG: 0.535 (1, 5)						F9				3	0	1	0	0	0	1				
José Hernández, R OBP: 0.279, SLG: 0.210 (8, 5)										0	0	0	0	0	0	0				
Brian Dorsett, R OBP: 0.162, SLG: 0.091 (1, 2)						L7		G6-3		3	0	0	0	0	0	1				
Rey Sanchez, R OBP: 0.299, SLG: 0.270 (1, 6)						G5-3		G6-3		3	0	0	0	0	0	0				
Jim Bullinger, R OBP: 0.350, SLG: 0.667 (1, 1)						G4-3				3	0	0	0	0	1	0				
Turk Wendell, L OBP: 1.000, SLG: 1.000 (9, 1)						F8		K		0	0	0	0	0	0	0				
Inning Stats	R: 0 E: 0 K: 1 S: 6	H: 0 LOB: 0 BB: 0 P: 10	R: 0 E: 0 K: 0 S: 6	H: 1 LOB: 1 BB: 0 P: 12	R: 0 E: 0 K: 1 S: 9	H: 0 LOB: 1 BB: 0 P: 15	R: 0 E: 0 K: 0 S: 7	H: 0 LOB: 1 BB: 1 P: 14	R: 2 E: 0 K: 1 S: 10	H: 1 LOB: 0 BB: 1 P: 20	R: 0 E: 0 K: 0 S: 9	H: 0 LOB: 0 BB: 0 P: 14	R: 1 E: 0 K: 1 S: 11	H: 2 LOB: 1 BB: 0 P: 19	1B: 3 2B: 0 3B: 0 HR: 1	SF: 0 SAC: 0 DP: 0 HBP: 1	WP: 1 PB: 0 SB: 1 CS: 0	PA: 31		
PITCHER	IP	WLS	BF	H	R	ER	SO	BB	IBB	HBP	BLK	WP	HR	S	P	ERA	WHIP			
Al Leiter, L ERA: 2.36 (1, 1)	7.0	L	26	2	2	2	3	2	0	1	0	0	0	55	99	2.57	0.571			
Terry Mathews, R ERA: 4.39 (8, 1)	0.2		3	1	1	1	1	0	0	0	0	0	0	8	12	13.50	1.500			
Yorkis Perez, L ERA: 4.85 (8, 1)	0.0		1	1	0	0	0	0	0	0	0	0	0	1	2	∞	∞			
Jay Powell, R ERA: 2.08 (8, 1)	0.1		1	0	0	0	0	0	0	0	0	1	0	2	5	0.00	0.000			

Florida Marlins @ Chicago Cubs
Wrigley Field, Chicago, IL
Fri May 17 1996, 3:33 AM CDT
Att: 32,528 - Sunny - 78 F

AB 28
R 3
H 4
RBI 2
BB 2
SO 4
LOB 5



Batter	1	2	3	4	5	6	7	8	9	AB	R	H	RBI	BB	SO	LOB	TOP								
Devon White, S (1, 8) OBP: 0.309, SLG: 0.388	G1-3		L6		G3			K		4	0	0	0	1	1	1	Florida Marlins @ Chicago Cubs Wrigley Field, Chicago, IL Sat May 18 1996, 3:33 AM CDT Att: 38,003 - Sunny - 85 F								
Edgar Renteria, R (1, 6) OBP: 0.200, SLG: 0.200	1B		G6-3		G6-3		F9		K	5	0	1	0	0	1	3									
Greg Colbrunn, R (1, 3) OBP: 0.339, SLG: 0.412	1B		1B			K	L3		P3	5	0	2	0	0	1	3									
Gary Sheffield, R (1, 9) OBP: 0.424, SLG: 0.607	G6-4-3		1B		K		L5		G6-3	5	1	1	1	0	1	6									
Jeff Conine, R (1, 7) OBP: 0.343, SLG: 0.443										3	0	2	0	1	1	0									
Terry Pendleton, S (1, 5) OBP: 0.294, SLG: 0.333										4	1	3	0	0	0	1									
Charles Johnson, R (1, 2) OBP: 0.318, SLG: 0.460										3	1	1	2	1	0	3									
Ralph Milliard, R (1, 4) OBP: 0.500, SLG: 0.250										4	0	1	0	0	0	3									
John Burkett, R (1, 1) OBP: 0.240, SLG: 0.320										4	0	2	0	0	1	2									
Robb Nen, R (8, 1)										0	0	0	0	0	0	0									
Inning Stats	R: 0 E: 0 K: 0 S: 6	H: 2 LOB: 1 BB: 0 P: 6	R: 0 E: 0 K: 2 S: 16	H: 1 LOB: 2 BB: 1 P: 28	R: 0 E: 0 K: 1 S: 7	H: 1 LOB: 1 BB: 0 P: 11	R: 0 E: 0 K: 0 S: 11	H: 1 LOB: 1 BB: 0 P: 19	R: 0 E: 0 K: 0 S: 4	H: 0 LOB: 0 BB: 0 P: 6	R: 1 E: 0 K: 1 S: 17	H: 3 LOB: 1 BB: 0 P: 26	R: 0 E: 0 K: 0 S: 11	H: 2 LOB: 3 BB: 1 P: 19	R: 2 E: 0 K: 1 S: 14	H: 3 LOB: 1 BB: 1 P: 24	R: 0 E: 0 K: 1 S: 6	H: 0 LOB: 0 BB: 0 P: 10	1B: 10 2B: 1 3B: 0 HR: 2	SF: 0 SAC: 0 DP: 2 HBP: 0	WP: 0 PB: 0 SB: 0 CS: 1	PA: 40			
PITCHER	IP	WLS	BF	H	R	ER	SO	BB	IBB	HBP	BLK	WP	HR	S	P	ERA	WHIP								
Steve Trachsel, R (1, 1) ERA: 1.76	7.0	L	31	10	1	1	4	2	0	0	0	0	1	72	115	1.29	1.714								
Mike Perez, R (8, 1) ERA: 3.09	0.2		5	3	2	2	0	1	0	0	0	0	1	10	19	27.00	6.000								
Bob Patterson, L (8, 1) ERA: 2.03	0.1		1	0	0	0	1	0	0	0	0	0	0	4	5	0.00	0.000								
Terry Adams, R (9, 1) ERA: 2.49	1.0		3	0	0	0	1	0	0	0	0	0	0	6	10	0.00	0.000								

Batter	1	2	3	4	5	6	7	8	9	AB	R	H	RBI	BB	SO	LOB	BOTTOM								
Brian McRae, S (1, 8) OBP: 0.355, SLG: 0.384	P6			G3		G3		G4-3		4	0	0	0	0	0	1	Florida Marlins @ Chicago Cubs Wrigley Field, Chicago, IL Sat May 18 1996, 3:33 AM CDT Att: 38,003 - Sunny - 85 F								
23 Ryne Sandberg, R (1, 4) OBP: 0.313, SLG: 0.454	K			G4-3		G4-3			K	4	0	0	0	0	2	1									
Mark Grace, L (1, 3) OBP: 0.421, SLG: 0.476	G4-3								G6-3	3	0	0	0	1	0	0									
Sammy Sosa, R (1, 9) OBP: 0.283, SLG: 0.531			K				F8			4	0	0	0	0	3	1									
Luis Gonzalez, L (1, 7) OBP: 0.405, SLG: 0.430										3	0	0	0	0	0	0									
Scott Servais, R (1, 2) OBP: 0.376, SLG: 0.576										3	1	1	0	0	0	0									
Leo Gomez, R (1, 5) OBP: 0.368, SLG: 0.558										3	1	1	2	0	1	0									
Rey Sanchez, R (1, 6) OBP: 0.300, SLG: 0.272										3	0	1	0	0	2	0									
Steve Trachsel, R (1, 1) ERA: 1.76										1	0	0	0	0	0	0									
Mike Perez, R (8, 1) ERA: 3.09										0	0	0	0	0	0	0									
Bob Patterson, R (8, 1) ERA: 2.03										0	0	0	0	0	0	0									
Pedro Valdes, L (8, PH) ERA: 1.71										0	0	0	0	0	1	0									
Terry Adams, R (9, 1) ERA: 2.49										0	0	0	0	0	0	0									
Inning Stats	R: 0 E: 0 K: 1 S: 6	H: 0 LOB: 0 BB: 0 P: 10	R: 0 E: 0 K: 1 S: 9	H: 0 LOB: 0 BB: 0 P: 13	R: 0 E: 0 K: 2 S: 8	H: 0 LOB: 0 BB: 0 P: 12	R: 0 E: 0 K: 0 S: 6	H: 0 LOB: 1 BB: 1 P: 15	R: 0 E: 0 K: 0 S: 5	H: 0 LOB: 0 BB: 0 P: 9	R: 0 E: 0 K: 0 S: 6	H: 1 LOB: 1 BB: 0 P: 9	R: 0 E: 0 K: 1 S: 6	H: 0 LOB: 0 BB: 0 P: 9	R: 2 E: 0 K: 2 S: 14	H: 2 LOB: 0 BB: 0 P: 19	R: 0 E: 0 K: 2 S: 8	H: 0 LOB: 0 BB: 0 P: 10	1B: 2 2B: 0 3B: 0 HR: 1	SF: 0 SAC: 1 DP: 0 HBP: 0	WP: 0 PB: 0 SB: 0 CS: 0	PA: 31			
PITCHER	IP	WLS	BF	H	R	ER	SO	BB	IBB	HBP	BLK	WP	HR	S	P	ERA	WHIP								
John Burkett, R (1, 1) ERA: 4.36	7.0	W	25	3	2	2	5	1	0	0	0	0	0	18	24	0.00	0.000								
Robb Nen, R (8, 1) ERA: 1.71	2.0	S	6	0	0	0	4	0	0	0	0	0	0	18	24	0.00	0.000								

AB	37
R	3
H	13
RBI	3
BB	3
SO	6
LOB	22



Batter	1	2	3	4	5	6	7	8	9	10	11	AB	R	H	RBI	BB	SO	LOB	TOP							
Devon White, S OBP: 0.326, SLG: 0.429	G4-3	1B		2B				HR		SH1-3		4	1	3	1	1	0	0								
Edgar Renteria, R OBP: 0.273, SLG: 0.364	HR	K		L3		G6-3		G6-4-3		G6-3		6	1	2	0	0	1	6								
Greg Colbrunn, R OBP: 0.345, SLG: 0.437 Matt Mantel, R Robb Nen, R	HR	BB		K		HR		G6-4-3		P6		5	3	2	1	1	1	2								
Gary Sheffield, R OBP: 0.426, SLG: 0.620	HR			1B		G5-3		1B		G6-3		5	2	2	3	1	0	0								
Jeff Conine, R OBP: 0.343, SLG: 0.431	K			L7		FC3-6		K				4	1	0	0	2	3	3								
Terry Pendleton, S OBP: 0.255, SLG: 0.340	K			F8		FC3-6		1B		K		6	0	2	2	0	2	2								
Charles Johnson, R OBP: 0.319, SLG: 0.451				G6-3		G5-3		FC6-4		1B		5	0	1	1	1	1	2								
Ralph Millard, R OBP: 0.333, SLG: 0.111				G5-3		G6-3		P4		G4-3		5	0	0	0	1	0	3								
Kurt Miller, R Chris Hammond, L Terry Mathews, R Yorkis Perez, L Jay Powell, R Jay Powell, R	1B			1B		G4-3		G4-3		G6-3		1	0	0	0	0	0	0								
Inning Stats	R: 3 E: 0 K: 2 S: 15	H: 2 LOB: 0 BB: 1 P: 25	R: 0 E: 0 K: 1 S: 13	H: 2 LOB: 2 BB: 0 P: 20	R: 0 E: 0 K: 1 S: 12	H: 1 LOB: 1 BB: 0 P: 19	R: 0 E: 0 K: 0 S: 9	H: 2 LOB: 2 BB: 0 P: 16	R: 1 E: 0 K: 1 S: 10	H: 1 LOB: 1 BB: 1 P: 19	R: 0 E: 0 K: 0 S: 10	H: 0 LOB: 1 BB: 1 P: 19	R: 2 E: 0 K: 1 S: 15	H: 2 LOB: 2 BB: 2 P: 29	R: 1 E: 0 K: 0 S: 15	H: 2 LOB: 0 BB: 0 P: 19	R: 0 E: 0 K: 2 S: 16	H: 1 LOB: 1 BB: 1 P: 23	R: 0 E: 0 K: 0 S: 6	H: 0 LOB: 1 BB: 1 P: 11	R: 1 E: 0 K: 1 S: 15	H: 1 LOB: 2 BB: 2 P: 28	1B: 7 2B: 4 3B: 0 HR: 3	SF: 0 SAC: 1 DP: 1 HBP: 0	WP: 0 PB: 0 SB: 0 CS: 0	PA: 54
PITCHER	IP ERA WLS BF H R ER SO BB IBB HBP BLK WP HR S P ERA WHIP	3 4.13 1.0 9 4 3 3 1 1 1 0 0 0 1 24 41 27.00 5.000	7 3.42 1.0 2 0 0 0 0 0 0 0 0 0 0 6 7 0.00 0.000	8 1.78 2.2 L 13 2 1 1 0 2 2 1 0 0 0 0 34 58 3.38 1.500	11 1.98 0.1 1 0 0 0 1 0 0 0 0 0 0 0 3 4 0.00 0.000																					

Florida Marlins @ Chicago Cubs
Wrigley Field, Chicago, IL
Sun May 19 1996, 3:33 AM CDT
Att. 30,420 - Sunny - 84 F

AB 45
R 8
H 14
RBI 8
BB 8
SO 9
LOB 22





Batter	1	2	3	4	5	6	7	8	9	10	11	AB	R	H	RBI	BB	SO	LOB	BOTTOM					
Brian McRae, S OBP: 0.359, SLG: 0.381	L5	BB	P3			CS		BB			F7	4	1	1	0	2	0	1						
Todd Haney, R Pedro Valdes, L Turk Wendell, L Bob Patterson, R	F8	BB		K		K		BB			G3-6-3	3	1	0	0	1	2	1						
Ozzie Timmons, R Mark Grace, L	1B	BB		G4-3		CS		L8			G3-6-3	6	1	2	2	0	0	3						
Sammy Sosa, R	BB	BB		L6				K		G4-3		4	1	2	0	1	1	0						
Luis Gonzalez, L	BB	BB				G4-3		G4-3				4	0	2	2	1	0	1						
Scott Servais, R	F9	G4-3				K		F9		G6-3		5	0	0	0	0	1	5						
Leo Gomez, R		HR				G1-6-3		HR		G5-3		2	2	1	1	3	0	0						
Rey Sanchez, R Bret Barberie, S	P9	P9		G1-6-3				HR		K		3	0	0	0	0	0	3						
Jaime Navarro, R Chris Hammond, L Terry Mathews, R Yorkis Perez, L Jay Powell, R	K			SH3-4		P4		G6-3		G4-3		1	0	0	0	0	0	0						
Inning Stats	R: 2 E: 0 K: 0 S: 13	H: 3 LOB: 1 BB: 0 P: 16	R: 3 E: 0 K: 1 S: 13	H: 2 LOB: 3 BB: 4 P: 30	R: 0 E: 0 K: 0 S: 6	H: 0 LOB: 0 BB: 1 P: 13	R: 0 E: 0 K: 1 S: 7	H: 0 LOB: 0 BB: 0 P: 9	R: 0 E: 0 K: 1 S: 7	H: 1 LOB: 1 BB: 1 P: 17	R: 0 E: 0 K: 1 S: 8	H: 1 LOB: 0 BB: 0 P: 10	R: 0 E: 0 K: 0 S: 11	H: 0 LOB: 2 BB: 3 P: 28	R: 0 E: 0 K: 0 S: 6	H: 1 LOB: 0 BB: 0 P: 9	R: 0 E: 0 K: 1 S: 7	H: 0 LOB: 0 BB: 0 P: 9	R: 0 E: 0 K: 0 S: 6	H: 0 LOB: 0 BB: 1 P: 10	1B: 4 2B: 3 3B: 0 HR: 2	SF: 0 SAC: 1 DP: 3 HBP: 0	WP: 0 PB: 0 SB: 0 CS: 1	PA: 49
PITCHER	IP ERA WLS BF H R ER SO BB IBB HBP BLK WP HR S P ERA WHIP	3.0 4.76 2.0 7 1 0 0 2 1 0 0 0 0 0 14 26 0.00 1.000	1.0 9.0 3.0 1 0 0 1 0 0 0 0 0 0 8 10 0.00 1.000	1.0 3.0 0.0 3 0 0 0 1 0 0 0 0 0 8 13 0.00 0.000	2.0 3.36 1.0 3 0 0 0 3 0 0 0 0 1 17 37 9.00 2.500																			

Florida Marlins @ Chicago Cubs
Wrigley Field, Chicago, IL
Sun May 19 1996, 3:33 AM CDT
Att. 30,420 - Sunny - 84 F

AB 37
R 7
H 9
RBI 7
BB 10
SO 6
LOB 14



Batter	1	2	3	4	5	6	7	8	9	AB	R	H	RBI	BB	SO	LOB	TOP											
Brian McRae, S (1, 8) OBP: 0.354, SLG: 0.375 Doug Jones, R (6, 1)	K2-3		G5-3			G1-4-3				3	0	0	0	0	1	1	<p>Chicago Cubs @ Atlanta Braves Atlanta-Fulton County Stadium, Atlanta, GA</p> <p>Mon May 20 1996, 7:05 PM EDT Att: 29,984 - Unknown - 88 F</p> <p>livebaseballscores.com</p> <p>AB 33 R 1 H 7 RBI 1 BB 1 SO 7 LOB 15</p> 											
Brian Dorsett, R (7, 2) OBP: 0.184, SLG: 0.118								23 1B		0	0	0	0	0	0	0												
23 Ryne Sandberg, R (1, 4) OBP: 0.310, SLG: 0.445 Bret Barberie, S (8, FR) OBP: 0.500, SLG: 2.000	K					F8		FC6-4		4	0	1	0	0	1	0												
Mark Grace, L (1, 3) Pedro Valdes, L (7, PR)	K							2B 1B		3	0	2	0	0	1	0												
Sammy Sosa, R (1, 9) Mike Perez, R (7, 1)		G1-6-3						FC6-4		3	0	1	0	0	1	1												
Luis Gonzalez, L (8, PH) Bob Patterson, R (8, 1)								G6-4-3		0	0	0	0	0	0	0												
Leo Gomez, R (1, 5) OBP: 0.381, SLG: 0.573		G5-3				G1-3				4	0	1	1	0	0	1												
Scott Servais, R (1, 2) OBP: 0.352, SLG: 0.535										4	0	0	0	0	0	2												
Ozzie Timmons, R (1, 7) OBP: 0.214, SLG: 0.189										4	0	0	0	0	0	2												
Rey Sanchez, R (1, 6) Todd Haney, R (8, PR) OBP: 0.276, SLG: 0.213										2	0	1	0	1	0	0												
Frank Castillo, R (1, 1) Rodney Myers, R (2, 1)										0	0	0	0	0	0	0												
José Hernández, R (6, PH) OBP: 0.284, SLG: 0.197										1	0	0	0	0	1	1												
Inning Stats	R: 0 E: 0 K: 3 S: 12	H: 0 LOB: 0 BB: 0 P: 14	R: 0 E: 0 K: 0 S: 9	H: 0 LOB: 0 BB: 0 P: 13	R: 0 E: 0 K: 1 S: 12	H: 1 LOB: 1 BB: 0 P: 19	R: 0 E: 0 K: 1 S: 9	H: 1 LOB: 1 BB: 0 P: 15	R: 0 E: 0 K: 0 S: 3	H: 0 LOB: 0 BB: 0 P: 5	R: 1 E: 0 K: 0 S: 5	H: 3 LOB: 2 BB: 0 P: 11	R: 0 E: 0 K: 1 S: 15	H: 2 LOB: 3 BB: 0 P: 27	R: 0 E: 0 K: 0 S: 5	H: 0 LOB: 0 BB: 0 P: 5		1B: 5 2B: 2 3B: 0 HR: 0	SF: 0 SAC: 0 DP: 1 HBP: 0	WP: 0 PB: 0 SB: 0 CS: 0	PA: 34							
PITCHER	IP	WLS	BF	H	R	ER	SO	BB	IBB	HBP	BLK	WP	HR	S	P	ERA		WHIP										
Steve Avery, L (1, 1) ERA: 2.25	6.0	W	23	5	1	1	6	0	0	0	0	0	0	54	81	1.50		0.833										
Mike Bielecki, R (7, 1) ERA: 2.08	2.0		8	2	0	0	1	1	0	0	0	0	0	17	31	0.00		1.500										
Pedro Borbon, L (9, 1) ERA:	1.0		3	0	0	0	0	0	0	0	0	0	0	5	5	0.00	0.000											

Batter	1	2	3	4	5	6	7	8	9	AB	R	H	RBI	BB	SO	LOB	BOTTOM											
Marquis Grissom, R (1, 8) OBP: 0.319, SLG: 0.422 Jermaine Dye, R (6, 8) OBP: 0.333, SLG: 0.667	G3-1 10 G4-3	10 HR		K						3	2	2	1	0	1	0	<p>Chicago Cubs @ Atlanta Braves Atlanta-Fulton County Stadium, Atlanta, GA</p> <p>Mon May 20 1996, 7:05 PM EDT Att: 29,984 - Unknown - 88 F</p> <p>livebaseballscores.com</p> <p>AB 41 R 18 H 17 RBI 18 BB 4 SO 5 LOB 9</p> 											
Mark Lemke, S (1, 4) OBP: 0.376, SLG: 0.384	G3-1	10 HR		G4-3						4	3	2	1	1	0	1												
10 Chipper Jones, S (1, 5) OBP: 0.356, SLG: 0.491	G4-3	10 HR		HR						5	3	3	5	0	0	2												
Fred McGriff, L (1, 3) OBP: 0.413, SLG: 0.641 Tyler Houston, L (6, 3) OBP: 0.306, SLG: 0.583	K	G3-1		HR						3	1	1	2	0	1	0												
Ryan Klesko, L (1, 7) OBP: 0.379, SLG: 0.634				HR						2	1	2	5	0	0	0												
Dwight Smith, L (1, 9) OBP: 0.243, SLG: 0.273				HR						4	1	1	0	1	1	0												
Eddie Pérez, R (1, 2) OBP: 0.378, SLG: 0.556				G4-3						5	1	1	0	0	0	2												
Jeff Blauser, R (1, 6) OBP: 0.321, SLG: 0.389 Rafael Belliard, R (6, PR) OBP: 0.154, SLG: 0.188				G3-1						5	2	2	1	0	0	0												
Steve Avery, L (1, 1) OBP: 0.192, SLG: 0.269 Mike Bielecki, R (7, 1) Pedro Borbon, R (9, 1)				G3-1						2	1	1	1	1	0	2												
Inning Stats	R: 1 E: 0 K: 1 S: 8	H: 1 LOB: 0 BB: 0 P: 14	R: 7 E: 0 K: 0 S: 22	H: 6 LOB: 0 BB: 1 P: 38	R: 1 E: 0 K: 0 S: 11	H: 1 LOB: 0 BB: 0 P: 17	R: 2 E: 0 K: 1 S: 14	H: 2 LOB: 0 BB: 0 P: 21	R: 0 E: 0 K: 0 S: 5	H: 0 LOB: 1 BB: 1 P: 11	R: 3 E: 0 K: 1 S: 12	H: 3 LOB: 0 BB: 0 P: 18	R: 4 E: 0 K: 0 S: 18	H: 4 LOB: 2 BB: 2 P: 32	R: 0 E: 0 K: 2 S: 14	H: 0 LOB: 0 BB: 0 P: 19		1B: 10 2B: 3 3B: 0 HR: 4	SF: 0 SAC: 0 DP: 0 HBP: 0	WP: 0 PB: 0 SB: 0 CS: 0	PA: 45							
PITCHER	IP	WLS	BF	H	R	ER	SO	BB	IBB	HBP	BLK	WP	HR	S	P	ERA		WHIP										
Frank Castillo, R (1, 1) ERA: 6.33	1.1	L	12	7	8	8	1	1	0	0	0	0	1	27	46	54.00		6.000										
Rodney Myers, R (2, 1) ERA: 4.12	3.2		15	3	3	3	1	1	0	0	0	0	2	33	55	7.36		1.091										
Doug Jones, R (6, 1) ERA: 5.91	1.0		6	3	3	3	1	0	0	0	0	0	1	12	18	27.00		3.000										
Mike Perez, R (7, 1) ERA: 4.82	1.0		9	4	4	4	0	2	0	0	0	0	0	18	32	36.00		6.000										
Bob Patterson, L (8, 1) ERA: 1.84	1.0		3	0	0	0	2	0	0	0	0	0	0	14	19	0.00		0.000										

Batter	1	2	3	4	5	6	7	8	9	AB	R	H	RBI	BB	SO	LOB	TOP					
Brian McRae, S (1, 8) OBP: 0.352, SLG: 0.368	4-1 BB G6-4-3		2-0 G4-3			0-0 BB 2B	2-1 F8		0-3 K	4	1	1	0	1	1	3						
23 Ryne Sandberg, R (1, 4) OBP: 0.311, SLG: 0.442	3-3 K		1-1 F9			2-2 K	1-2 SF8			3	0	0	1	0	2	3						
Mark Grace, L (1, 3) OBP: 0.418, SLG: 0.472	1-1 SAFE G6-4-3			0-1 F7		4-1 2B BB	3-H 1-2 F8			3	0	0	0	1	0	1						
Sammy Sosa, R (1, 9)		2-3 K		2-1 1B		2-3 K		2-3 K		4	0	1	0	0	3	2						
Leo Gomez, R (1, 5) OBP: 0.377, SLG: 0.570	1-1 F9		1-0 F8		1-2 2B	1-3 2-H 2B	0-2 P3			4	0	1	1	0	0	1						
Luis Gonzalez, L (1, 7) OBP: 0.399, SLG: 0.447	0-3 K		0-3 K		4-1 BB		0-0 L3			3	0	0	0	1	2	1						
Brian Dorsett, R (1, 2) OBP: 0.190, SLG: 0.211			3-1 HR		1-3 K	2-3 K		2-2 P5		4	1	1	1	0	2	3	AB 33					
Rey Sanchez, R (1, 6) OBP: 0.299, SLG: 0.268			3-2 F8		0-0 G5-3	0-1 2B 1B	1-3 K			4	1	1	0	0	1	0	R 4					
Jim Bullinger, R (1, 1) OBP: 0.364, SLG: 0.700			0-1 2B		0-3 K	2-2 F8 23 SF8 2B	1-1 1B			2	0	1	0	0	1	0	H 8					
Doug Jones, R (5, 1)										0	0	0	0	0	0	0	RBI 4					
Pedro Valdes, L (7, PH) OBP: 0.333, SLG: 0.400										0	0	0	0	0	0	0	BB 3					
Terry Adams, R (7, 1)										0	0	0	0	0	0	0	SO 12					
Bob Patterson, R (8, 1)										0	0	0	0	0	0	0	LOB 14					
Ozzie Timmons, R (8, PH) OBP: 0.221, SLG: 0.235										1	0	1	0	0	0	0						
Inning Stats	R: 0 E: 0 K: 1 S: 9	H: 0 LOB: 0 BB: 1 P: 17	R: 0 E: 0 K: 2 S: 8	H: 0 LOB: 0 BB: 0 P: 11	R: 1 E: 0 K: 0 S: 12	H: 2 LOB: 1 BB: 0 P: 21	R: 0 E: 0 K: 1 S: 8	H: 1 LOB: 1 BB: 0 P: 11	R: 0 E: 0 K: 2 S: 8	H: 0 LOB: 0 BB: 0 P: 9	R: 1 E: 0 K: 3 S: 18	H: 2 LOB: 3 BB: 2 P: 33	R: 2 E: 0 K: 0 S: 16	H: 2 LOB: 0 BB: 0 P: 22	R: 0 E: 0 K: 1 S: 7	H: 0 LOB: 0 BB: 0 P: 9	R: 0 E: 0 K: 12 S: 12	H: 1 LOB: 1 BB: 0 P: 16	1B: 4 2B: 3 3B: 0 HR: 1	SF: 1 SAC: 0 DP: 1 HBP: 0	WP: 0 PB: 0 SB: 0 CS: 0	PA: 37
PITCHER	IP WLS BF H R ER SO BB IBB HBP BLK WP HR S P ERA WHIP																					
Tom Glavine, L (1, 1) ERA: 2.42	5.2 W 24 5 2 2 8 3 0 0 0 0 0 1 60 97 3.18 1.412																					
Brad Clontz, R (6, 1) ERA: 4.57	1.1 6 2 2 2 1 0 0 0 0 0 0 0 19 27 13.50 1.500																					
Greg McMichael, R (8, 1) ERA: 3.33	1.0 3 0 0 0 1 0 0 0 0 0 0 0 7 9 0.00 0.000																					
Mark Wohlers, R (9, 1) ERA: 2.49	1.0 4 1 0 0 2 0 0 0 0 0 0 0 12 16 0.00 1.000																					

Chicago Cubs @ Atlanta Braves
Atlanta-Fulton County Stadium, Atlanta, GA
Wed May 22 1996, 3:33 AM EDT
Att: 33,186 - Sunny - 87 F

AB	33
R	4
H	8
RBI	4
BB	3
SO	12
LOB	14



Batter	1	2	3	4	5	6	7	8	9	AB	R	H	RBI	BB	SO	LOB	BOTTOM					
Marquis Grissom, R (1, 8) OBP: 0.325, SLG: 0.437	1-0 10 BB SF7 1B		1-1 G5-3		1-0 G1-3		1-0 G4-3			4	1	1	0	0	0	0						
Jemaine Dye, R (8, 8) OBP: 0.333, SLG: 0.667										0	0	0	0	0	0	0						
Dwight Smith, L (1, 9) OBP: 0.250, SLG: 0.237	1 SAFE 4-2 10 BB HR 1B	1-1 G6-3			4-2 10 HR BB		1-0 G6-3			2	2	0	0	2	0	0						
10 Chipper Jones, S (1, 5) OBP: 0.362, SLG: 0.526	2 SAFE 1-2 HR 2B	3-1 HR			0-0 1-H HR		0-1 G6-3			4	3	3	3	0	0	0						
Fred McGriff, L (1, 3) OBP: 0.396, SLG: 0.616	2-2 SF7	1-3 K			0-3 K		1-2 G3-1			3	0	0	1	0	2	0						
Ryan Klesko, L (1, 7) OBP: 0.379, SLG: 0.638	0-0 HR		3-3 K		2-3 K		4-2 2B 1B BB			3	2	1	3	1	2	0						
Javy Lopez, R (1, 2) OBP: 0.342, SLG: 0.455	2-2 2B SF7 1B		3-3 K		1-3 K		1-0 1B G3-2-3 2B			4	1	2	0	0	2	0						
Jeff Blausler, R (1, 6) OBP: 0.328, SLG: 0.396	0-0 SF7 2B		0-0 G5-3			1-0 F7		4-0 1B IBB		3	0	1	0	1	0	0	AB 30					
Rafael Belliard, R (1, 4) OBP: 0.157, SLG: 0.191	0-0 SF7			0-0 P6		0-0 F8		0-1 1-2 2-3 3-H 1B		3	0	1	2	0	0	0	R 9					
Tom Glavine, L (1, 1) ERA: 6.42	3-2 G5-3		2-2 G5-3		2-3 K		1-2 G3-2-3			2	0	0	0	0	0	1	H 9					
Brad Clontz, R (5, 1) ERA: 5.4										1	0	0	0	0	0	0	RBI 9					
Greg McMichael, R (8, 1) ERA: 3.58										0	0	0	0	0	0	0	BB 4					
Tyler Houston, L (8, PH) OBP: 0.333, SLG: 0.615										0	0	0	0	0	0	0	SO 7					
Jerome Walton, R (8, PH) OBP: 0.432, SLG: 0.615										1	0	0	0	0	0	3	LOB 4					
Mark Wohlers, R (9, 1) ERA: 1.72										0	0	0	0	0	0	0						
Inning Stats	R: 5 E: 0 K: 0 S: 20	H: 5 LOB: 1 BB: 1 P: 33	R: 1 E: 0 K: 1 S: 9	H: 1 LOB: 0 BB: 0 P: 15	R: 0 E: 0 K: 2 S: 8	H: 0 LOB: 0 BB: 0 P: 14	R: 0 E: 0 K: 0 S: 6	H: 0 LOB: 0 BB: 0 P: 9	R: 2 E: 0 K: 3 S: 16	H: 1 LOB: 0 BB: 1 P: 23	R: 0 E: 0 K: 1 S: 5	H: 0 LOB: 0 BB: 0 P: 8	R: 0 E: 0 K: 0 S: 4	H: 0 LOB: 0 BB: 0 P: 6	R: 0 E: 0 K: 0 S: 12	H: 2 LOB: 2 BB: 2 P: 23	R: 0 E: 0 K: 3 S: 12	H: 2 LOB: 2 BB: 2 P: 23	1B: 4 2B: 2 3B: 0 HR: 3	SF: 2 SAC: 0 DP: 1 HBP: 0	WP: 0 PB: 0 SB: 0 CS: 0	PA: 36
PITCHER	IP WLS BF H R ER SO BB IBB HBP BLK WP HR S P ERA WHIP																					
Jim Bullinger, R (1, 1) ERA: 6.42	4.0 L 21 7 8 8 3 2 0 0 0 0 0 0 0 16 22 0.00 0.000																					
Doug Jones, R (5, 1) ERA: 5.4	2.0 6 0 0 0 4 0 0 0 0 0 0 0 0 16 22 0.00 0.000																					
Terry Adams, R (7, 1) ERA: 3.58	1.1 8 2 1 1 0 1 1 0 0 0 0 0 13 25 6.75 2.250																					
Bob Patterson, L (8, 1) ERA: 1.72	0.2 1 0 0 0 0 0 0 0 0 0 0 0 3 4 0.00 0.000																					

Chicago Cubs @ Atlanta Braves
Atlanta-Fulton County Stadium, Atlanta, GA
Wed May 22 1996, 3:33 AM EDT
Att: 33,186 - Sunny - 87 F

AB	30
R	9
H	9
RBI	9
BB	4
SO	7
LOB	4



Batter	1	2	3	4	5	6	7	8	9	AB	R	H	RBI	BB	SO	LOB	TOP				
Brian McRae, S OBP: 0.355, SLG: 0.365 (1, 8)										2	0	0	0	2	1	0	Chicago Cubs @ Houston Astros Astrodome, Houston, TX Sat May 25 1996, 8:05 PM EDT Att: 34,326 - Dome - 72 F				
23 Ryne Sandberg, R OBP: 0.306, SLG: 0.448 (1, 4)										4	1	1	0	0	2	5					
Mark Grace, L OBP: 0.419, SLG: 0.471 (1, 3)										3	0	0	0	1	0	3					
Sammy Sosa, R OBP: 0.296, SLG: 0.530 (1, 9)										4	0	0	0	0	1	3					
Luis Gonzalez, L OBP: 0.390, SLG: 0.450 (1, 7)										4	1	1	1	0	0	1					
Scott Servais, R OBP: 0.335, SLG: 0.507 (1, 2)										4	0	0	0	0	1	0					
Leo Gomez, R OBP: 0.387, SLG: 0.567 (1, 5)										4	0	2	0	0	0	0					
Rey Sanchez, R OBP: 0.298, SLG: 0.269 (9, PH)										3	0	1	0	0	0	1					
Bret Barberie, S OBP: 0.296, SLG: 0.667 (9, PH)										1	0	0	0	0	0	0					
Jaime Navarro, R OBP: 0.192, SLG: 0.192 (7, 1)										3	0	1	0	0	1	2					
Mike Perez, R (7, 1)										0	0	0	0	0	0	0					
Inning Stats	R: 1 E: 1 K: 1 S: 11	H: 1 LOB: 1 BB: 0 P: 16	R: 0 E: 0 K: 0 S: 5	H: 0 LOB: 0 BB: 0 P: 8	R: 0 E: 0 K: 2 S: 13	H: 1 LOB: 2 BB: 1 P: 21	R: 1 E: 0 K: 3 S: 13	H: 3 LOB: 3 BB: 1 P: 20	R: 0 E: 0 K: 0 S: 5	H: 1 LOB: 0 BB: 0 P: 10	R: 0 E: 0 K: 0 S: 4	H: 0 LOB: 0 BB: 0 P: 9	R: 0 E: 0 K: 0 S: 8	H: 0 LOB: 0 BB: 0 P: 11	R: 0 E: 0 K: 0 S: 4	H: 0 LOB: 0 BB: 0 P: 9	1B: 5 2B: 0 3B: 0 HR: 1	SF: 0 SAC: 0 DP: 2 HBP: 0	WP: 0 PB: 0 SB: 0 CS: 0	PA: 35	
PITCHER	IP	WLS	BF	H	R	ER	SO	BB	IBB	HBP	BLK	WP	HR	S	P	ERA	WHIP				
Doug Drabek, R ERA: 4.66 (1, 1)	7.0	W	29	6	2	1	6	3	0	0	0	0	1	58	95	1.29	1.286				
Dean Hartgraves, L ERA: (8, 1)	1.0		3	0	0	0	0	0	0	0	0	0	0	8	11	0.00	0.000				
Todd Jones, R ERA: 3.21 (9, 1)	1.0	S	3	0	0	0	0	0	0	0	0	0	0	4	9	0.00	0.000				

Chicago Cubs @ Houston Astros
Astrodome, Houston, TX
Sat May 25 1996, 8:05 PM EDT
Att: 34,326 - Dome - 72 F

AB	32
R	2
H	6
RBI	1
BB	3
SO	6
LOB	15



Batter	1	2	3	4	5	6	7	8	9	AB	R	H	RBI	BB	SO	LOB	BOTTOM				
Brian Hunter, R OBP: 0.314, SLG: 0.353 (1, 8)										3	1	2	0	1	0	0	Chicago Cubs @ Houston Astros Astrodome, Houston, TX Sat May 25 1996, 8:05 PM EDT Att: 34,326 - Dome - 72 F				
Craig Biggio, R OBP: 0.381, SLG: 0.384 (1, 4)										4	0	2	0	0	0	1					
5 Jeff Bagwell, R OBP: 0.467, SLG: 0.674 (1, 3)										4	1	2	2	0	0	3					
Derek Bell, R OBP: 0.329, SLG: 0.471 (1, 9)										4	0	0	0	0	0	3					
Sean Berry, R OBP: 0.341, SLG: 0.461 (9, 5)										4	0	1	0	0	0	3					
Demick May, L OBP: 0.337, SLG: 0.424 (9, 1)										4	1	1	0	0	0	1					
Randy Knorr, R OBP: 0.286, SLG: 0.429 (1, 2)										4	1	1	0	0	1	0					
Ricky Gutierrez, R OBP: 0.364, SLG: 0.348 (1, 6)										3	0	1	2	0	0	0					
Doug Drabek, R OBP: 0.267, SLG: 0.333 (7, PH)										2	1	1	0	0	0	0					
John Cangelosi, S OBP: 0.391, SLG: 0.255 (8, 1)										1	0	0	0	0	0	0					
James Mouton, R OBP: 0.288, SLG: 0.295 (9, 7)										0	0	0	0	0	0	0					
Inning Stats	R: 0 E: 0 K: 0 S: 11	H: 1 LOB: 1 BB: 0 P: 13	R: 0 E: 0 K: 0 S: 6	H: 1 LOB: 0 BB: 0 P: 7	R: 0 E: 0 K: 0 S: 12	H: 2 LOB: 1 BB: 0 P: 18	R: 0 E: 0 K: 0 S: 3	H: 0 LOB: 0 BB: 0 P: 5	R: 3 E: 1 K: 0 S: 25	H: 5 LOB: 3 BB: 1 P: 39	R: 0 E: 0 K: 1 S: 10	H: 0 LOB: 0 BB: 0 P: 16	R: 2 E: 0 K: 0 S: 11	H: 2 LOB: 0 BB: 0 P: 19	R: 0 E: 0 K: 0 S: 13	H: 0 LOB: 0 BB: 0 P: 20	1B: 8 2B: 2 3B: 0 HR: 1	SF: 0 SAC: 0 DP: 0 HBP: 0	WP: 0 PB: 0 SB: 0 CS: 2	PA: 35	
PITCHER	IP	WLS	BF	H	R	ER	SO	BB	IBB	HBP	BLK	WP	HR	S	P	ERA	WHIP				
Jaime Navarro, R ERA: 4.23 (1, 1)	6.2	L	30	11	5	4	1	1	0	0	0	0	0	14	22	0.00	0.000				
Mike Perez, R ERA: 4.29 (7, 1)	1.1		4	0	0	0	0	0	0	0	0	0	0	1	2	0.00	0.000				

Chicago Cubs @ Houston Astros
Astrodome, Houston, TX
Sat May 25 1996, 8:05 PM EDT
Att: 34,326 - Dome - 72 F

AB	33
R	5
H	11
RBI	4
BB	1
SO	1
LOB	11



Batter	1	2	3	4	5	6	7	8	9	AB	R	H	RBI	BB	SO	LOB	TOP											
Brian McRae, S OBP: 0.353, SLG: 0.360 (1, 8)										3	0	0	0	1	2	0												
Bret Barberie, S OBP: 0.192, SLG: 0.400 (1, 4)										4	0	0	0	0	3	2												
Mark Grace, L OBP: 0.425, SLG: 0.476 (1, 3)										4	0	3	0	0	0	0												
Sammy Sosa, R OBP: 0.295, SLG: 0.525 (1, 9)										4	0	1	0	0	2	2												
Luis Gonzalez, L OBP: 0.383, SLG: 0.441 Ozzie Timmons, R OBP: 0.239, SLG: 0.200 (8, 7)										3	0	0	0	0	0	2												
Scott Servais, R OBP: 0.333, SLG: 0.497 (1, 2)										3	1	0	0	1	1	2												
Leo Gomez, R OBP: 0.383, SLG: 0.565 (1, 5)										4	1	1	0	0	2	2												
Rey Sanchez, R OBP: 0.291, SLG: 0.262 (1, 6)										4	0	0	1	0	0	1												
Frank Castillo, R OBP: 0.111, SLG: 0.111 Doug Jones, R (6, 1)										2	0	0	0	0	1	2												
Pedro Valdes, L OBP: 0.250, SLG: 0.286 Rodney Myers, R (7, 1)										0	0	0	0	0	0	0												
Inning Stats	R: 0 E: 0 K: 2 S: 11	H: 1 LOB: 1 BB: 0 P: 16	R: 2 E: 1 K: 1 S: 19	H: 1 LOB: 2 BB: 2 P: 30	R: 0 E: 0 K: 2 S: 14	H: 2 LOB: 2 BB: 0 P: 19	R: 0 E: 0 K: 1 S: 10	H: 0 LOB: 0 BB: 0 P: 11	R: 0 E: 0 K: 1 S: 10	H: 0 LOB: 0 BB: 0 P: 14	R: 0 E: 0 K: 1 S: 6	H: 0 LOB: 0 BB: 0 P: 11	R: 0 E: 0 K: 2 S: 12	H: 1 LOB: 1 BB: 0 P: 19	R: 0 E: 0 K: 0 S: 7	H: 0 LOB: 0 BB: 0 P: 13	1B: 4 2B: 1 3B: 0 HR: 0	SF: 0 SAC: 0 DP: 0 HBP: 0	WP: 0 PB: 0 SB: 1 CS: 0	PA: 35								
PITCHER	IP	WLS	BF	H	R	ER	SO	BB	IBB	HBP	BLK	WP	HR	S	P	ERA	WHIP											
Shane Reynolds, R ERA: 3.75	(1, 1)	7.0	W	28	4	2	1	10	2	0	0	0	0	0	78	113	1.29	0.857										
Dean Hartgraves, L ERA: 5.55	(8, 1)	1.0		4	1	0	0	2	0	0	0	0	0	0	12	19	0.00	1.000										
Xavier Hernandez, R ERA: 5.21	(9, 1)	1.0		3	0	0	0	0	0	0	0	0	0	7	13	0.00	0.000											

Chicago Cubs @ Houston Astros
Astrodome, Houston, TX
Sun May 26 1996, 4:33 AM EDT
Att: 33,245 - Dome

AB	33
R	2
H	5
RBI	1
BB	2
SO	12
LOB	14



Batter	1	2	3	4	5	6	7	8	9	AB	R	H	RBI	BB	SO	LOB	BOTTOM										
Brian Hunter, R OBP: 0.313, SLG: 0.355 (1, 8)										4	1	1	0	0	2	1											
Craig Biggio, R OBP: 0.379, SLG: 0.378 (1, 4)										3	1	0	0	0	1	1											
5 Jeff Bagwell, R OBP: 0.468, SLG: 0.678 (1, 3)										2	1	1	3	1	0	0											
Derek Bell, R OBP: 0.328, SLG: 0.464 (1, 9)										3	1	0	0	1	1	1											
Orlando Miller, R OBP: 0.365, SLG: 0.489 (1, 5)										4	1	3	2	0	1	0											
Rick Wilkins, L OBP: 0.349, SLG: 0.386 (1, 2)										3	0	0	0	1	2	3											
James Mouton, R OBP: 0.284, SLG: 0.293 (1, 7)										4	1	1	1	0	3	2											
Ricky Gutierrez, R OBP: 0.358, SLG: 0.356 (1, 6)										4	0	1	1	0	1	2											
Shane Reynolds, R OBP: 0.154, SLG: 0.308 Dean Hartgraves, R ERA: 5.55 Xavier Hernandez, L ERA: 5.21 (9, 1)										3	1	1	0	0	2	1											
Inning Stats	R: 0 E: 0 K: 0 S: 4	H: 0 LOB: 0 BB: 0 P: 4	R: 0 E: 0 K: 1 S: 6	H: 1 LOB: 1 BB: 0 P: 10	R: 0 E: 0 K: 2 S: 11	H: 0 LOB: 0 BB: 0 P: 15	R: 1 E: 0 K: 1 S: 11	H: 1 LOB: 0 BB: 0 P: 18	R: 0 E: 0 K: 3 S: 12	H: 0 LOB: 1 BB: 1 P: 21	R: 6 E: 0 K: 2 S: 25	H: 5 LOB: 1 BB: 1 P: 38	R: 0 E: 0 K: 2 S: 8	H: 0 LOB: 1 BB: 1 P: 16	R: 0 E: 0 K: 2 S: 10	H: 1 LOB: 1 BB: 0 P: 13	1B: 4 2B: 5 3B: 0 HR: 0	SF: 1 SAC: 0 DP: 1 HBP: 1	WP: 0 PB: 0 SB: 0 CS: 1	PA: 35							
PITCHER	IP	WLS	BF	H	R	ER	SO	BB	IBB	HBP	BLK	WP	HR	S	P	ERA	WHIP										
Frank Castillo, R ERA: 6.67	(1, 1)	5.1	L	23	5	6	6	8	1	1	1	0	0	54	88	10.12	1.125										
Doug Jones, R ERA: 5.55	(6, 1)	0.2		4	2	1	1	1	0	0	0	0	0	15	18	13.50	3.000										
Rodney Myers, R ERA: 3.74	(7, 1)	2.0		8	1	0	0	4	1	0	0	0	0	18	29	0.00	1.000										

Chicago Cubs @ Houston Astros
Astrodome, Houston, TX
Sun May 26 1996, 4:33 AM EDT
Att: 33,245 - Dome

AB	30
R	7
H	8
RBI	7
BB	3
SO	13
LOB	11



Batter	1	2	3	4	5	6	7	8	9	AB	R	H	RBI	BB	SO	LOB	TOP			
Marquis Grissom, R (1, 8) OBP: 0.339, SLG: 0.455	1-3 K			0-0 L6	1-2 F8			4-0 10 G4-3 SH1-4 BB		3	0	0	0	1	1	1	Atlanta Braves @ Chicago Cubs Wrigley Field, Chicago, IL Wed May 29, 1996, 3:33 AM CDT Att: 30,601 - Sunny - 52 F			
Jerome Walton, R (1, 9) OBP: 0.389, SLG: 0.511	1-0 F7			1-1 G5-3	0-0 B2			0-1 SH1-4		3	0	0	0	0	0	1				
10 Chipper Jones, S (1, 5) OBP: 0.366, SLG: 0.508	1-1 P7			4-0 1B BB		2-2 G6-3		1-1 G4-3		3	1	0	0	1	0	1				
Fred McGriff, L (1, 3)		0-0 G4-3		1-2 1B		0-0 E S 1B		3-2 G4-3		4	0	2	0	0	0	1				
Ryan Klesko, L (1, 7) OBP: 0.377, SLG: 0.613		3-1 L6		2-2 1B		3-3 1B			0-3 K	4	0	1	1	0	2	1				
Jermaine Dye, R (9, 7) OBP: 0.231, SLG: 0.462				1-2 1B		1-3 K				0	0	0	0	0	0	0				
Javy Lopez, R (1, 2) OBP: 0.330, SLG: 0.461		0-1 G4-3		0-0 G4-3		0-0 P3			0-0 G4-3	4	0	0	0	0	0	3				
Jeff Blausler, R (1, 6) OBP: 0.329, SLG: 0.403									0-1 L9	4	1	1	0	0	1	0				
Tony Graffanino, R (1, 4) OBP: 0.148, SLG: 0.154				1-1 F9		2-2 G4-3		0-2 G6-3		3	0	0	0	0	0	1				
29 John Smoltz, R (1, 1) OBP: 0.219, SLG: 0.226				0-0 L8		3-2 1B		0-3 K		3	0	1	1	0	1	0				
Inning Stats	R: 0 E: 0 K: 1 S: 6	H: 0 LOB: 0 BB: 0 P: 9	R: 0 E: 0 K: 0 S: 5	H: 0 LOB: 0 BB: 0 P: 8	R: 0 E: 0 K: 1 S: 6	H: 0 LOB: 0 BB: 0 P: 9	R: 1 E: 0 K: 0 S: 10	H: 2 LOB: 2 BB: 1 P: 18	R: 0 E: 0 K: 1 S: 14	H: 1 LOB: 1 BB: 0 P: 16	R: 0 E: 0 K: 1 S: 11	H: 0 LOB: 0 BB: 0 P: 14	R: 0 E: 0 K: 0 S: 7	H: 0 LOB: 1 BB: 1 P: 15	R: 0 E: 0 K: 1 S: 7	H: 0 LOB: 0 BB: 0 P: 7	1B: 4 2B: 1 3B: 0 HR: 0	SF: 0 SAC: 1 DP: 0 HBP: 0	WP: 0 PB: 0 SB: 1 CS: 0	PA: 34
PITCHER	IP WLS BF H R ER SO	IP WLS BF H R ER SO	IP WLS BF H R ER SO	IP WLS BF H R ER SO	IP WLS BF H R ER SO	IP WLS BF H R ER SO	IP WLS BF H R ER SO	IP WLS BF H R ER SO	IP WLS BF H R ER SO	IP WLS BF H R ER SO	IP WLS BF H R ER SO	IP WLS BF H R ER SO	IP WLS BF H R ER SO	IP WLS BF H R ER SO	IP WLS BF H R ER SO	IP WLS BF H R ER SO	ERA WHIP	ERA WHIP		
Steve Trachsel, R (1, 1) ERA: 2.33	7.0	L	27	5	2	2	4	1	0	0	0	0	0	0	0	0	0	2.57	0.857	
Terry Adams, R (8, 1) ERA: 3.03	2.0		7	0	0	0	1	1	0	0	0	0	0	0	0	0	0	0.00	0.500	

Batter	1	2	3	4	5	6	7	8	9	AB	R	H	RBI	BB	SO	LOB	BOTTOM					
Brian McRae, S (1, 8) OBP: 0.346, SLG: 0.351	3-2 FC4-6 1B		0-0 B2-3		2-2 L9			1-3 K		4	0	1	0	0	1	1	Atlanta Braves @ Chicago Cubs Wrigley Field, Chicago, IL Wed May 29, 1996, 3:33 AM CDT Att: 30,601 - Sunny - 52 F					
Bret Barberie, S (1, 4) OBP: 0.125, SLG: 0.267	0-0 FC4-6 CS		3-2 G3		2-3	0-1 G4-3		2-3 K		4	0	0	0	0	1	1						
Mark Grace, L (1, 3) OBP: 0.428, SLG: 0.485	4-2 1B BB			0-2 G3-1		0-0		2-2 L7		3	0	1	0	1	0	0						
Sammy Sosa, R (1, 9) OBP: 0.289, SLG: 0.507	2-3 K			0-0 B1-3		1-3 K			0-1 P3	4	0	0	0	0	2	2						
Luis Gonzalez, L (1, 7) OBP: 0.386, SLG: 0.445		4-2 G1-3 BB		2-2		1-3 K			0-3 K	3	0	1	0	1	2	1						
Leo Gomez, R (1, 5) OBP: 0.369, SLG: 0.538		2-2 G1-3		1-3 K			2-1 F8		0-3 K	4	0	0	0	0	2	2						
Scott Servais, R (1, 2) OBP: 0.323, SLG: 0.480		0-3 K			0-3 K		1-3 K			3	0	0	0	0	3	1						
Rey Sanchez, R (1, 6) OBP: 0.292, SLG: 0.270		1-3 K			0-2 S 2B		0-1 E6			3	0	1	0	0	1	1						
Steve Trachsel, R (1, 1) Ozzie Timmons, R (7, PH) Terry Adams, R (8, 1)				1-3 K		1-1 G1-3		1-2 L8		2	0	0	0	0	1	1						
										0	0	0	0	0	0	0						
Inning Stats	R: 0 E: 0 K: 1 S: 9	H: 1 LOB: 1 BB: 1 P: 18	R: 0 E: 0 K: 2 S: 13	H: 0 LOB: 1 BB: 1 P: 20	R: 0 E: 0 K: 1 S: 7	H: 0 LOB: 0 BB: 0 P: 11	R: 0 E: 0 K: 1 S: 10	H: 1 LOB: 1 BB: 0 P: 13	R: 0 E: 0 K: 1 S: 11	H: 1 LOB: 1 BB: 0 P: 14	R: 0 E: 0 K: 2 S: 10	H: 1 LOB: 0 BB: 0 P: 12	R: 0 E: 1 K: 1 S: 10	H: 0 LOB: 1 BB: 0 P: 14	R: 0 E: 0 K: 2 S: 10	H: 0 LOB: 0 BB: 0 P: 15	R: 0 E: 0 K: 2 S: 9	H: 0 LOB: 0 BB: 0 P: 9	1B: 2 2B: 2 3B: 0 HR: 0	SF: 0 SAC: 0 DP: 0 HBP: 0	WP: 0 PB: 0 SB: 1 CS: 1	PA: 33
PITCHER	IP WLS BF H R ER SO	IP WLS BF H R ER SO	IP WLS BF H R ER SO	IP WLS BF H R ER SO	IP WLS BF H R ER SO	IP WLS BF H R ER SO	IP WLS BF H R ER SO	IP WLS BF H R ER SO	IP WLS BF H R ER SO	IP WLS BF H R ER SO	IP WLS BF H R ER SO	IP WLS BF H R ER SO	IP WLS BF H R ER SO	IP WLS BF H R ER SO	IP WLS BF H R ER SO	IP WLS BF H R ER SO	ERA WHIP	ERA WHIP				
29 John Smoltz, R (1, 1) ERA: 2.24	9.0	W	33	4	0	0	13	2	0	0	0	0	0	0	0	0	0	0.00	0.667			



Batter	1	2	3	4	5	6	7	8	9	AB	R	H	RBI	BB	SO	LOB	TOP										
Brian McRae, S (1, 8) OBP: 0.344, SLG: 0.363	G4-3		G6-3			HR		G4-3		4	1	1	1	0	0	0	Chicago Cubs @ Florida Marlins Joe Robbie Stadium, Miami, FL Fri May 31 1996, 7:05 PM EDT Att: 19,552 - Unknown - 85 F										
Luis Gonzalez, L (1, 7) OBP: 0.376, SLG: 0.434	G1-3		G3-1			G3		K		4	0	0	0	0	1	0											
Sammy Sosa, R (1, 9) OBP: 0.288, SLG: 0.500	L9					F9		P4		3	0	0	0	0	0	0											
Mark Grace, L (1, 3) OBP: 0.425, SLG: 0.485										4	0	1	0	0	0	1											
Dave Magadan, L (1, 5) José Hernández, R (8, 5) OBP: 0.253, SLG: 0.205										3	0	0	0	0	0	1											
23 Ryne Sandberg, R (1, 4) OBP: 0.305, SLG: 0.443										1	0	0	0	0	1	0											
Scott Servais, R (1, 2) OBP: 0.329, SLG: 0.487										4	1	1	0	0	0	1											
Rey Sanchez, R (1, 6) OBP: 0.292, SLG: 0.266										2	0	1	1	1	1	0											
Jaime Navarro, R (1, 1) OBP: 0.172, SLG: 0.172										2	0	0	0	1	2	2											
Inning Stats	R: 0 E: 0 K: 0 S: 7	H: 0 LOB: 0 BB: 0 P: 10	R: 0 E: 0 K: 1 S: 13	H: 1 LOB: 2 BB: 1 P: 22	R: 0 E: 0 K: 1 S: 7	H: 0 LOB: 0 BB: 0 P: 8	R: 0 E: 0 K: 0 S: 6	H: 0 LOB: 0 BB: 0 P: 9	R: 0 E: 0 K: 2 S: 11	H: 0 LOB: 0 BB: 0 P: 15	R: 1 E: 0 K: 0 S: 10	H: 1 LOB: 0 BB: 0 P: 14	R: 1 E: 0 K: 0 S: 13	H: 2 LOB: 2 BB: 1 P: 24	R: 0 E: 0 K: 1 S: 6	H: 0 LOB: 0 BB: 0 P: 10		R: 0 E: 0 K: 1 S: 6	H: 0 LOB: 0 BB: 0 P: 10	1B: 1 2B: 2 3B: 0 HR: 1	SF: 0 SAC: 0 DP: 1 HBP: 1	WP: 0 PB: 0 SB: 0 CS: 0	PA: 33				
PITCHER	IP	WLS	BF	H	R	ER	SO	BB	IBB	HBP	BLK	WP	HR	S	P	ERA	WHIP										
Pat Rapp, R (1, 1) ERA: 3.86	7.0	L	27	4	2	2	4	1	1	1	0	0	1	67	102	2.57	0.714										
Terry Mathews, R (8, 1) ERA: 3.05	1.0		3	0	0	0	1	0	0	0	0	0	0	6	8	0.00	0.000										
Robb Nen, R (9, 1) ERA: 1.4	1.0		3	0	0	0	1	0	0	0	0	0	0	6	10	0.00	0.000										

AB	30
R	2
H	4
RBI	2
BB	2
SO	6
LOB	7



Batter	1	2	3	4	5	6	7	8	9	AB	R	H	RBI	BB	SO	LOB	BOTTOM										
Devon White, S (1, 8) OBP: 0.330, SLG: 0.422	F7		FC1-6 BB					F7		3	0	0	0	2	0	0	Chicago Cubs @ Florida Marlins Joe Robbie Stadium, Miami, FL Fri May 31 1996, 7:05 PM EDT Att: 19,552 - Unknown - 85 F										
Edgar Renteria, R (1, 6) OBP: 0.354, SLG: 0.419	G1-3		FC1-6					G5-3		5	0	1	0	0	0	4											
Jeff Conine, R (1, 7) OBP: 0.347, SLG: 0.457	L3		P4					G5-3		4	0	1	0	0	0	1											
Gary Sheffield, R (1, 9) OBP: 0.427, SLG: 0.629										2	1	1	0	2	0	2											
Terry Pendleton, S (1, 5) OBP: 0.290, SLG: 0.330 Robb Nen, R (9, 1)										4	0	1	0	0	1	2											
Greg Colbrunn, R (1, 3) OBP: 0.324, SLG: 0.397										0	0	0	0	0	0	0											
Charles Johnson, R (1, 2) OBP: 0.296, SLG: 0.495										2	0	2	1	0	0	0											
Craig Grebeck, R (1, 4) OBP: 0.240, SLG: 0.261 Jesus Tavarez, S (9, PH) OBP: 0.209, SLG: 0.200										3	0	0	0	0	1	3											
Pat Rapp, R (1, 1) OBP: 0.080, SLG: 0.080 Joe Orsulak, L (7, PH) OBP: 0.237, SLG: 0.286 Terry Mathews, L (8, 1) Alex Arias, R (9, 5) OBP: 0.305, SLG: 0.387										1	0	0	0	0	0	0											
Inning Stats	R: 0 E: 0 K: 0 S: 7	H: 2 LOB: 1 BB: 0 P: 15	R: 1 E: 0 K: 0 S: 10	H: 2 LOB: 1 BB: 0 P: 15	R: 0 E: 0 K: 1 S: 8	H: 0 LOB: 1 BB: 1 P: 15	R: 0 E: 0 K: 1 S: 8	H: 0 LOB: 2 BB: 1 P: 15	R: 0 E: 0 K: 1 S: 7	H: 1 LOB: 0 BB: 0 P: 11	R: 0 E: 0 K: 1 S: 7	H: 0 LOB: 0 BB: 0 P: 8	R: 0 E: 0 K: 0 S: 4	H: 0 LOB: 1 BB: 1 P: 9	R: 0 E: 0 K: 1 S: 12	H: 2 LOB: 3 BB: 1 P: 23		R: 0 E: 0 K: 1 S: 12	H: 2 LOB: 1 BB: 1 P: 23	1B: 6 2B: 2 3B: 0 HR: 0	SF: 1 SAC: 1 DP: 1 HBP: 1	WP: 0 PB: 0 SB: 0 CS: 0	PA: 38				
PITCHER	IP	WLS	BF	H	R	ER	SO	BB	IBB	HBP	BLK	WP	HR	S	P	ERA	WHIP										
Jaime Navarro, R (1, 1) ERA: 3.9	9.0	W	38	7	1	1	4	3	1	1	0	0	0	79	125	1.00	1.111										


AB	31
R	1
H	7
RBI	1
BB	4
SO	4
LOB	18



Batter	1	2	3	4	5	6	7	8	9	AB	R	H	RBI	BB	SO	LOB	TOP			
Brian McRae, S (1, 8) OBP: 0.346, SLG: 0.362	2-2 BLK 1B		0-0 1B		1-3 K			1-3 K	1-2 G1-4-3	5	0	2	0	0	2	3				
Luis Gonzalez, L (1, 7) OBP: 0.378, SLG: 0.439	2-2 F7		2-1 FC6 1B			3-3 K		0-0 G6-3		4	0	1	0	0	1	1				
Sammy Sosa, R (1, 9) OBP: 0.286, SLG: 0.502	0-0 P4		0-2 FC6			0-1 FC5 1B		1-1 HR		4	1	2	1	0	0	3				
Mark Grace, L (1, 3) OBP: 0.421, SLG: 0.474	3-2 G1-3			1-2 G4-3		0-0 FC5 1B		2-2 G1-6-3		4	0	1	0	0	0	1				
Dave Magadan, L (1, 5) OBP: 0.311, SLG: 0.111		1-2 G6-3		2-2 L7		3-1 FC5			0-1 E5 23 2B	4	1	0	0	0	0	2				
23 Ryne Sandberg, R (1, 4) OBP: 0.303, SLG: 0.457		1-2 G3		1-3 K		1-0 G4-3			0-1 SH2-4 1-H 2B	4	0	1	1	0	1	2				
Scott Servais, R (1, 2) OBP: 0.335, SLG: 0.497		0-0 G6-3			1-1 G4-3 HBP		0-0 G1-3		4-0 SH2-4 BB	2	0	0	0	1	0	0				
Rey Sanchez, R (1, 6) OBP: 0.286, SLG: 0.259			1-3 K		0-1 G4-3		0-0 G5-3		2-0 SH2-4	3	0	0	0	0	1	1				
Amaury Telemaco, R (1, 1) Todd Haney, R (7, PH) Bob Patterson, R (7, 1) Terry Adams, R (8, 1) Leo Gomez, R (9, PH)			2-3 K		1-3 K		1-3 K		0-3 K	2	0	0	0	0	2	1				
Inning Stats	R: 0 E: 0 K: 0 S: 10	H: 1 LOB: 1 BB: 0 P: 17	R: 0 E: 0 K: 0 S: 7	H: 0 LOB: 0 BB: 0 P: 9	R: 0 E: 0 K: 2 S: 13	H: 2 LOB: 2 BB: 0 P: 18	R: 0 E: 0 K: 1 S: 10	H: 0 LOB: 0 BB: 0 P: 14	R: 0 E: 0 K: 2 S: 11	H: 2 LOB: 2 BB: 0 P: 18	R: 0 E: 0 K: 1 S: 5	H: 0 LOB: 0 BB: 0 P: 6	R: 1 E: 0 K: 1 S: 10	H: 1 LOB: 0 BB: 0 P: 14	R: 1 E: 1 K: 1 S: 11	H: 1 LOB: 2 BB: 1 P: 18	1B: 5 2B: 1 3B: 0 HR: 1	SF: 0 SAC: 1 DP: 0 HBP: 1	WP: 0 PA: 37 PB: 0 SB: 0 CS: 0	
PITCHER	IP	WLS	BF	H	R	ER	SO	BB	IBB	HBP	BLK	WP	HR	S	P	ERA	WHIP			
Kevin Brown, R (1, 1) ERA: 2.09	8.0	W	31	6	1	1	8	0	0	1	1	0	1	76	109	1.12	0.750			
Robb Nen, R (9, 1) ERA: 1.89	1.0	S	6	1	1	0	1	1	0	0	0	0	0	11	18	0.00	2.000			

Chicago Cubs @ Florida Marlins
Joe Robbie Stadium, Miami, FL
Sun Jun 02 1996, 3:33 AM EDT
Att: 22,174 - Sunny - 84 F


AB 34
R 2
H 7
RBI 2
BB 1
SO 9
LOB 16



Batter	1	2	3	4	5	6	7	8	9	AB	R	H	RBI	BB	SO	LOB	BOTTOM			
Devon White, S (1, 8) OBP: 0.330, SLG: 0.429	2-0 BB 1B	2-2 3B			1-0 F9		0-3 K			4	1	2	0	0	1	0				
Edgar Renteria, R (1, 6) OBP: 0.333, SLG: 0.373	0-0 1B	3-1 F7			4-1 F8 BB		3-3 K			3	1	1	0	1	1	1				
Jeff Conine, R (1, 7) OBP: 0.356, SLG: 0.495	3-2 F7		3-2 HR		4-2 1B		0-3 K			3	1	1	1	1	1	2				
Gary Sheffield, R (1, 9) OBP: 0.432, SLG: 0.620	4-2 1B		0-0 G4-3		0-1 F8			1-1 G3-1 BB		3	0	1	0	1	0	2				
Terry Pendleton, S (1, 5) OBP: 0.287, SLG: 0.325	1-3 K		3-2 K		2-2 1B		1-1 L7			4	0	1	1	0	2	4				
Greg Colbrunn, R (1, 3) OBP: 0.333, SLG: 0.403	1-0 1B		0-2 G6-3		0-3 K		4-1 G3-1 BB			3	0	1	1	1	1	2				
Charles Johnson, R (1, 2) OBP: 0.292, SLG: 0.412	0-1 F8			0-0 G6-3		1-2 L3		2-0 G3-1		4	0	0	0	0	0	5				
Ralph Milliard, R (1, 4) OBP: 0.321, SLG: 0.100		4-2 G6-3 BB		1-3 K		0-1 G6-3		4-0 BB		2	0	0	0	2	1	0				
Kevin Brown, R (1, 1) Joe Orsulak, L (8, PH) Robb Nen, R (9, 1)		2-2 G6-3		1-3 K		0-3 K		0-0 P6		3	0	0	0	0	2	1				
Inning Stats	R: 1 E: 0 K: 1 S: 15	H: 3 LOB: 3 BB: 1 P: 26	R: 0 E: 0 K: 0 S: 11	H: 1 LOB: 1 BB: 1 P: 22	R: 1 E: 0 K: 1 S: 13	H: 1 LOB: 0 BB: 0 P: 19	R: 0 E: 0 K: 2 S: 7	H: 0 LOB: 0 BB: 0 P: 9	R: 1 E: 0 K: 1 S: 13	H: 1 LOB: 2 BB: 2 P: 24	R: 0 E: 0 K: 3 S: 9	H: 0 LOB: 0 BB: 0 P: 12	R: 0 E: 0 K: 0 S: 8	H: 1 LOB: 3 BB: 2 P: 19	1B: 5 2B: 0 3B: 1 HR: 1	SF: 0 SAC: 0 DP: 1 HBP: 0	WP: 0 PA: 36 PB: 0 SB: 0 CS: 0			
PITCHER	IP	WLS	BF	H	R	ER	SO	BB	IBB	HBP	BLK	WP	HR	S	P	ERA	WHIP			
Amaury Telemaco, R (1, 1) ERA: 2.92	6.0	L	27	6	3	3	6	4	0	0	0	0	1	67	109	4.50	1.667			
Bob Patterson, L (7, 1) ERA: 2.09	1.0		3	0	0	0	3	0	0	0	0	0	0	9	12	0.00	0.000			
Terry Adams, R (8, 1) ERA: 2.94	1.0		6	1	0	0	0	2	0	0	0	0	0	8	19	0.00	3.000			

Chicago Cubs @ Florida Marlins
Joe Robbie Stadium, Miami, FL
Sun Jun 02 1996, 3:33 AM EDT
Att: 22,174 - Sunny - 84 F

AB 30
R 3
H 7
RBI 3
BB 6
SO 9
LOB 20



Batter	1	2	3	4	5	6	7	8	9	AB	R	H	RBI	BB	SO	LOB	TOP								
Ricky Otero, S OBP: 0.457, SLG: 0.464 (1, 8)	G3		1-2 1B		2-1 SF8		1-2 HR		2-1 L9	4	1	2	2	0	0	0	Philadelphia Phillies @ Chicago Cubs Wrigley Field, Chicago, IL Mon Jun 03 1996, 7:05 PM CDT Att: 26,320 - Unknown - 66 F								
Mickey Morandini, L OBP: 0.336, SLG: 0.360 (1, 4)	G4-6-3 1B		F8		3-H 4-1 BB		G3-1		2-0 F9	4	0	1	0	1	0	2									
Mark Whiten, S OBP: 0.375, SLG: 0.425 (1, 9)	G4-6-3 1-2		K		0-3 K		K		2-2 F7	5	0	0	0	0	3	5									
Pete Incaviglia, R OBP: 0.353, SLG: 0.585 (8, PR)		1-1 FC1-6 1B		4-2 L4-3 BB		4-0 G6-4-3 BB		1-1 FC6-5 2B		2	0	2	0	2	0	0									
Lee Tinsley, S OBP: 0.200, SLG: 0.137 (8, 7)		0-2 FC1-6 BB		0-2 F9		1-0 G6-4-3		1-0 FC6-5 2B		4	0	0	0	0	0	4									
Todd Zeile, R OBP: 0.353, SLG: 0.471 (1, 5)		4-2 23 G4-6-3 BB		2-1 L4-3		0-0 23 FC5-4 1B		0-0 P4		3	0	1	0	1	0	3									
Benito Santiago, R OBP: 0.313, SLG: 0.478 (1, 2)		2-0 G4-6-3 1-2 BB		0-1 2B SF8 1B		1-2 FC5-4 1-2 BB		0-0 BB		4	1	2	0	0	0	3									
23 Kevin Jordan, R OBP: 0.304, SLG: 0.441 (1, 3)		1-2 G6-3		0-0 2B		1-0 HR		4-1 1-2 2-3 BB		3	1	2	1	1	0	0									
Mike Benjamin, R OBP: 0.375, SLG: 0.524 (1, 6)		1-1 F8 1B		2-3 K		2-3 K		1-2 F7		2	0	1	0	0	1	2									
Curt Schilling, R OBP: 0.307, SLG: 0.300 (7, PH)										1	0	0	0	0	1	0									
Jim Eisenreich, L OBP: 0.297, SLG: 0.277 (7, 1)										0	0	0	0	0	0	0									
Steve Frey, R OBP: 0.145, SLG: 0.336 (8, 1)										1	0	0	0	0	0	3									
Ken Ryan, R OBP: 0.145, SLG: 0.336 (8, 1)										0	0	0	0	0	0	0									
Inning Stats	R: 0 E: 0 K: 0 S: 4	H: 1 LOB: 0 BB: 0 P: 6	R: 0 E: 0 K: 0 S: 8	H: 1 LOB: 1 BB: 1 P: 15	R: 0 E: 0 K: 1 S: 12	H: 2 LOB: 2 BB: 0 P: 17	R: 0 E: 0 K: 0 S: 8	H: 0 LOB: 0 BB: 1 P: 14	R: 1 E: 0 K: 2 S: 12	H: 2 LOB: 2 BB: 1 P: 20	R: 0 E: 0 K: 0 S: 5	H: 1 LOB: 1 BB: 1 P: 11	R: 2 E: 0 K: 2 S: 13	H: 2 LOB: 0 BB: 0 P: 19	R: 0 E: 0 K: 0 S: 9	H: 2 LOB: 3 BB: 1 P: 16	R: 0 E: 0 K: 0 S: 6	H: 0 LOB: 0 BB: 0 P: 12	1B: 7 2B: 3 3B: 0 HR: 2	SF: 1 SAC: 0 DP: 4 HBP: 0	WP: 0 PB: 0 SB: 0 CS: 0	PA: 39			
PITCHER	IP	WLS	BF	H	R	ER	SO	BB	IBB	HBP	BLK	WP	HR	S	P	ERA	WHIP								
Steve Trachsel, R ERA: 2.49 (1, 1)	7.0		30	9	3	3	5	4	0	0	0	0	2	62	102	3.86	1.857								
Terry Adams, R ERA: 2.89 (8, 1)	0.2		5	2	0	0	0	1	0	0	0	0	0	6	12	0.00	4.500								
Bob Patterson, L ERA: 1.93 (8, 1)	1.1	W	4	0	0	0	0	0	0	0	0	0	0	9	16	0.00	0.000								



Batter	1	2	3	4	5	6	7	8	9	AB	R	H	RBI	BB	SO	LOB	BOTTOM								
Brian McRae, S OBP: 0.341, SLG: 0.355 (1, 8)	B1		K		1-2 P5		0-1 P4			4	0	0	0	0	1	2	Philadelphia Phillies @ Chicago Cubs Wrigley Field, Chicago, IL Mon Jun 03 1996, 7:05 PM CDT Att: 26,320 - Unknown - 66 F								
Luis Gonzalez, L OBP: 0.376, SLG: 0.431 (1, 7)	P5		CS BB		1-0 G3			3-2 P2		3	0	0	0	1	0	0									
Sammy Sosa, R OBP: 0.285, SLG: 0.498 (1, 9)	L8		K		1-2 P5-3 1B			1-1 G5-3		4	0	1	0	0	1	1									
Mark Grace, L OBP: 0.414, SLG: 0.465 (1, 3)		1-1 F9		0-2 F9		0-0 P5-3 1-1		1-2 F8		4	0	0	0	0	0	1									
Dave Magadan, L OBP: 0.250, SLG: 0.100 (1, 5)		4-2 23 BB		4-2 BB		2-3 K			2-2 HR	1	1	0	0	2	1	0									
José Hernández, R OBP: 0.256, SLG: 0.250 (7, 5)										1	1	1	1	0	0	0									
23 Ryne Sandberg, R OBP: 0.303, SLG: 0.455 (1, 4)		1-1 2B		0-3 K			3-2 G6-3			3	1	1	0	0	1	1									
Scott Servais, R OBP: 0.341, SLG: 0.506 (1, 2)		0-1 G6-3 1H 2H		2-1 P4			1-1 1B			3	0	2	2	0	0	1									
Rey Sanchez, R OBP: 0.287, SLG: 0.261 (1, 6)		2-1 G6-3		2-1 G6-3			3-2 1B			3	0	1	0	0	0	1									
Steve Trachsel, R OBP: 0.053, SLG: 0.211 (1, 1)		3-2 L8		1-0 HR			2-3 K			2	1	1	1	0	0	1									
Bret Barberie, S OBP: 0.105, SLG: 0.222 (7, PH)										1	0	0	0	0	1	2									
Terry Adams, R (8, 1)										0	0	0	0	0	0	0									
Bob Patterson, R (8, 1)										0	0	0	0	0	0	0									
Inning Stats	R: 0 E: 0 K: 0 S: 4	H: 0 LOB: 0 BB: 0 P: 4	R: 2 E: 0 K: 0 S: 15	H: 2 LOB: 1 BB: 1 P: 26	R: 0 E: 0 K: 2 S: 11	H: 0 LOB: 1 BB: 1 P: 19	R: 0 E: 0 K: 1 S: 12	H: 0 LOB: 1 BB: 1 P: 18	R: 1 E: 0 K: 0 S: 7	H: 1 LOB: 0 BB: 0 P: 12	R: 0 E: 0 K: 1 S: 8	H: 1 LOB: 0 BB: 0 P: 11	R: 0 E: 0 K: 1 S: 16	H: 2 LOB: 2 BB: 0 P: 25	R: 0 E: 0 K: 0 S: 8	H: 0 LOB: 0 BB: 0 P: 13	R: 1 E: 0 K: 0 S: 3	H: 1 LOB: 0 BB: 0 P: 5	1B: 4 2B: 3 3B: 0 HR: 2	SF: 0 SAC: 0 DP: 2 HBP: 0	WP: 0 PB: 0 SB: 0 CS: 1	PA: 32			
PITCHER	IP	WLS	BF	H	R	ER	SO	BB	IBB	HBP	BLK	WP	HR	S	P	ERA	WHIP								
Curt Schilling, R ERA: 1.91 (7, 1)	1.0		5	2	0	0	1	0	0	0	0	0	0	16	25	0.00	2.000								
Ron Blazier, R ERA: (8, 1)	0.1		1	0	0	0	0	0	0	0	0	0	0	3	6	0.00	0.000								
Steve Frey, L ERA: 2.89 (8, 1)	0.2	L	3	1	1	1	0	0	0	0	0	0	1	8	12	13.50	1.500								



Batter	1	2	3	4	5	6	7	8	9	AB	R	H	RBI	BB	SO	LOB	TOP										
Ricky Otero, S OBP: 0.413, SLG: 0.436 (1,8)	F8		K2-3			F7		G4-3		5	0	1	0	0	1	0	Philadelphia Phillies @ Chicago Cubs Wrigley Field, Chicago, IL Wed Jun 05 1996, 3:33 AM CDT Att: 18,189 - Sunny - 69 F										
Mickey Morandini, L OBP: 0.344, SLG: 0.358 (1,4)	G6-4-3 BB		G3		F7				G3-1	3	0	0	0	2	0	2											
Gregg Jefferies, S OBP: 0.400, SLG: 0.600 (1,3)	G6-4-3				E6				L7	5	2	3	0	0	0	1											
Pete Incaviglia, R OBP: 0.349, SLG: 0.606 (1,7)		K			G6-3				F8	5	0	0	0	0	2	4											
Todd Zeile, R OBP: 0.352, SLG: 0.461 (1,5)		G1-3			G4-3					4	1	1	0	0	0	1											
Jim Eisenreich, L OBP: 0.373, SLG: 0.348 (1,9)										4	1	3	1	0	0	0											
Benito Santiago, R OBP: 0.317, SLG: 0.489 (1,2)										4	1	2	1	0	0	2											
Mike Benjamin, R OBP: 0.304, SLG: 0.580 (1,6)										4	1	2	3	0	1	2											
Terry Mulholland, R OBP: 0.208, SLG: 0.375 (1,1)										3	0	1	0	0	0	2											
Toby Borland, R ERA: 4.27 (7,1)										0	0	0	0	0	0	0											
Russ Springer, R ERA: 4.41 (7,1)										0	0	0	0	0	0	0											
Mark Whiten, S OBP: 0.389, SLG: 0.416 (8,PH)										1	0	0	0	0	1	0											
Ricky Bottalico, L OBP: 0.500, SLG: 1.000 (8,1)										0	0	0	0	0	0	0											
Inning Stats	R: 0 E: 0 K: 0 S: 10	H: 0 LOB: 0 BB: 1 P: 15	R: 0 E: 0 K: 2 S: 12	H: 2 LOB: 2 BB: 0 P: 15	R: 0 E: 0 K: 2 S: 7	H: 0 LOB: 0 BB: 0 P: 9	R: 4 E: 1 K: 0 S: 16	H: 6 LOB: 2 BB: 0 P: 29	R: 2 E: 0 K: 2 S: 14	H: 4 LOB: 2 BB: 1 P: 19	R: 0 E: 0 K: 0 S: 8	H: 1 LOB: 1 BB: 1 P: 13	R: 0 E: 0 K: 0 S: 5	H: 0 LOB: 0 BB: 0 P: 7	R: 0 E: 0 K: 1 S: 9	H: 0 LOB: 0 BB: 0 P: 13	R: 0 E: 0 K: 0 S: 7	H: 0 LOB: 0 BB: 0 P: 11	1B: 10 2B: 2 3B: 0 HR: 1	SF: 0 SAC: 0 DP: 2 HBP: 0	WP: 1 PB: 0 SB: 0 CS: 0	PA: 40					
PITCHER	IP	WLS	BF	H	R	ER	SO	BB	IBB	HBP	BLK	WP	HR	S	P	ERA	WHIP										
Jaime Navarro, R ERA: 4.27 (1,1)	5.0		27	12	6	6	6	1	0	0	0	1	1	59	87	10.80	2.600										
Terry Adams, R ERA: 2.72 (6,1)	2.0	W	7	1	0	0	0	1	0	0	0	0	0	13	20	0.00	1.000										
Turk Wendell, R ERA: 2.2 (8,1)	2.0	S	6	0	0	0	1	0	0	0	0	0	0	16	24	0.00	0.000										


Batter	1	2	3	4	5	6	7	8	9	AB	R	H	RBI	BB	SO	LOB	BOTTOM										
Brian McRae, S OBP: 0.348, SLG: 0.369 (1,8)	F9				G6-3					4	1	2	1	0	0	0	Philadelphia Phillies @ Chicago Cubs Wrigley Field, Chicago, IL Wed Jun 05 1996, 3:33 AM CDT Att: 18,189 - Sunny - 69 F										
23 Ryne Sandberg, R OBP: 0.306, SLG: 0.468 (1,4)										4	2	2	2	0	0	1											
Mark Grace, L OBP: 0.409, SLG: 0.457 (1,3)										4	1	1	0	0	0	2											
Sammy Sosa, R OBP: 0.292, SLG: 0.539 (1,9)										4	3	3	5	0	0	1											
Leo Gomez, R OBP: 0.361, SLG: 0.514 (1,5)										4	0	1	0	0	0	0											
Ozzie Timmons, R OBP: 0.230, SLG: 0.185 (1,7)										4	0	0	0	0	1	1											
Turk Wendell, L OBP: 0.500, SLG: 0.500 (8,1)										0	0	0	0	0	0	0											
Scott Servais, R OBP: 0.344, SLG: 0.509 (1,2)										4	0	1	0	0	2	1											
José Hernández, R OBP: 0.244, SLG: 0.229 (1,6)										3	1	0	0	1	2	1											
Jaime Navarro, R OBP: 0.167, SLG: 0.167 (1,1)										1	0	0	0	0	0	0											
Todd Haney, R OBP: 0.254, SLG: 0.196 (5,PH)										1	0	0	0	0	0	0											
Terry Adams, R ERA: 4.41 (7,1)										0	0	0	0	0	0	0											
Scott Bulett, L OBP: 0.259, SLG: 0.240 (7,PH)										2	1	1	0	0	0	0											
Inning Stats	R: 0 E: 0 K: 0 S: 7	H: 1 LOB: 1 BB: 0 P: 9	R: 0 E: 0 K: 0 S: 6	H: 1 LOB: 0 BB: 0 P: 9	R: 0 E: 0 K: 1 S: 6	H: 1 LOB: 1 BB: 0 P: 10	R: 2 E: 0 K: 1 S: 14	H: 3 LOB: 1 BB: 0 P: 21	R: 1 E: 0 K: 0 S: 9	H: 1 LOB: 0 BB: 0 P: 12	R: 1 E: 0 K: 1 S: 7	H: 1 LOB: 0 BB: 0 P: 8	R: 5 E: 1 K: 1 S: 15	H: 3 LOB: 0 BB: 1 P: 26	R: 0 E: 0 K: 2 S: 7	H: 0 LOB: 0 BB: 0 P: 10	1B: 7 2B: 0 3B: 0 HR: 4	SF: 0 SAC: 0 DP: 1 HBP: 0	WP: 0 PB: 0 SB: 1 CS: 0	PA: 36							
PITCHER	IP	WLS	BF	H	R	ER	SO	BB	IBB	HBP	BLK	WP	HR	S	P	ERA	WHIP										
Terry Mulholland, L ERA: 5.32 (1,1)	6.0		25	8	4	4	2	0	0	0	0	0	0	3	49	6.00	1.333										
Toby Borland, R ERA: 5.57 (7,1)	0.0	L	3	2	3	3	0	1	0	0	0	0	0	3	9	-	-										
Russ Springer, R ERA: 4.41 (7,1)	1.0		5	1	2	2	1	0	0	0	0	0	1	12	17	18.00	1.000										
Ricky Bottalico, R ERA: 3.18 (8,1)	1.0		3	0	0	0	2	0	0	0	0	0	0	7	10	0.00	0.000										




Batter	1	2	3	4	5	6	7	8	9	AB	R	H	RBI	BB	SO	LOB	TOP					
Mark Grudzielanek, R (1.6)										4	0	1	0	0	0	1	Montreal Expos @ Chicago Cubs Wrigley Field, Chicago, IL Sat Jun 08 1996, 7:05 PM CDT Att: 37,373 - Unknown - 53 F					
Mike Lansing, R (1.4)										4	1	2	1	0	0	1						
Henry Rodriguez, L (1.7)										4	0	1	0	0	2	3						
David Segui, S (1.3)										3	1	0	0	1	0	1						
Moises Alou, R (1.9)										4	0	1	0	0	1	1						
Mel Rojas, R (8.1)										0	0	0	0	0	0	0						
F.P. Santangelo, S (1.8)										4	0	3	2	0	1	0						
Darrin Fletcher, L (1.2)										3	0	0	0	0	2	3						
Omar Daal, L (6.1)										0	0	0	0	0	0	0						
Tim Scott, R (7.1)										0	0	0	0	0	0	0						
Cliff Floyd, L (8.9)										0	0	0	0	0	0	0						
Lenny Webster, R (9. PH)										1	0	0	0	0	0	0						
Shane Andrews, R (1.5)										4	1	1	1	1	0	3	0					
Pedro Martinez, R (1.1)										2	1	1	0	0	0	0						
Mike Dyer, R (6.1)										0	0	0	0	0	0	0						
Tim Spehr, R (6.2)										1	0	0	0	0	0	0						
Inning Stats	R: 0 E: 0 K: 0 S: 9	H: 1 LOB: 0 BB: 0 P: 14	R: 0 E: 0 K: 2 S: 15	H: 1 LOB: 1 BB: 0 P: 21	R: 0 E: 0 K: 1 S: 10	H: 0 LOB: 0 BB: 0 P: 13	R: 2 E: 0 K: 1 S: 11	H: 3 LOB: 1 BB: 1 P: 19	R: 1 E: 0 K: 2 S: 14	H: 2 LOB: 1 BB: 0 P: 18	R: 0 E: 0 K: 1 S: 9	H: 1 LOB: 0 BB: 0 P: 12	R: 1 E: 0 K: 0 S: 5	H: 1 LOB: 0 BB: 0 P: 9	R: 0 E: 0 K: 0 S: 5	H: 1 LOB: 0 BB: 0 P: 9	R: 0 E: 0 K: 2 S: 11	H: 0 LOB: 0 BB: 0 P: 18	1B: 7 2B: 2 3B: 0 HR: 1	SF: 0 SAC: 0 DP: 1 HBP: 0	WP: 0 PB: 0 SB: 0 CS: 1	PA: 35
PITCHER	IP WLS BF H R ER SO BB IBB HBP BLK WP HR S P ERA WHIP																					
Amaury Telemaco, R (1.1)	6.0 W 26 9 4 4 7 1 0 0 0 0 0 1 70 99 6.00 1.667																					
Terry Adams, R (7.1)	2.0 6 1 0 0 0 0 0 0 0 0 0 0 8 16 0.00 0.500																					
Bob Patterson, L (9.1)	0.1 1 0 0 0 1 0 0 0 0 0 0 0 6 9 0.00 0.000																					
Turk Wendell, R (9.1)	0.2 S 2 0 0 0 1 0 0 0 0 0 0 0 5 9 0.00 0.000																					

Batter	1	2	3	4	5	6	7	8	9	AB	R	H	RBI	BB	SO	LOB	BOTTOM			
Brian McRae, S (1.8)										4	3	3	0	1	0	0	Montreal Expos @ Chicago Cubs Wrigley Field, Chicago, IL Sat Jun 08 1996, 7:05 PM CDT Att: 37,373 - Unknown - 53 F			
Luis Gonzalez, L (1.7)										4	1	2	0	0	2	3				
Mark Grace, L (1.3)										3	0	2	3	0	0	0				
Sammy Sosa, R (1.9)										4	0	0	1	0	2	3				
Leo Gomez, R (1.5)										3	1	1	0	1	1	2				
23 Ryne Sandberg, R (1.4)										4	1	1	0	0	1	2				
Scott Servais, R (1.2)										4	0	1	1	0	1	3				
José Hernández, R (1.6)										3	0	1	1	0	1	0				
Amaury Telemaco, R (1.1)										2	0	0	0	0	2	1				
Terry Adams, R (7.1)										0	0	0	0	0	0	0				
Scott Bullett, L (6. PH)										1	0	0	0	0	1	0				
Bob Patterson, R (9.1)										0	0	0	0	0	0	0				
Turk Wendell, L (9.1)										0	0	0	0	0	0	0				
Inning Stats	R: 1 E: 0 K: 1 S: 8	H: 2 LOB: 1 BB: 0 P: 12	R: 0 E: 0 K: 3 S: 10	H: 0 LOB: 0 BB: 0 P: 17	R: 2 E: 0 K: 2 S: 15	H: 3 LOB: 1 BB: 0 P: 21	R: 0 E: 0 K: 1 S: 9	H: 1 LOB: 0 BB: 0 P: 11	R: 1 E: 0 K: 1 S: 13	H: 1 LOB: 0 BB: 0 P: 19	R: 2 E: 0 K: 1 S: 19	H: 3 LOB: 2 BB: 1 P: 27	R: 0 E: 0 K: 1 S: 8	H: 1 LOB: 2 BB: 1 P: 15	R: 0 E: 0 K: 1 S: 10	H: 0 LOB: 0 BB: 0 P: 13	1B: 6 2B: 5 3B: 0 HR: 0	SF: 1 SAC: 2 DP: 0 HBP: 0	WP: 0 PB: 0 SB: 1 CS: 0	PA: 37
PITCHER	IP WLS BF H R ER SO BB IBB HBP BLK WP HR S P ERA WHIP																			
Pedro Martinez, R (1.1)	5.0 L 24 9 6 6 8 0 0 0 0 0 0 0 62 89 10.80 1.800																			
Mike Dyer, R (6.1)	0.2 3 1 0 0 0 0 0 0 0 0 0 0 7 8 0.00 1.500																			
Omar Daal, L (6.1)	0.1 3 1 0 0 0 1 1 0 0 0 0 0 6 11 0.00 6.000																			
Tim Scott, R (7.1)	1.0 4 0 0 0 0 1 1 0 0 0 0 0 7 14 0.00 1.000																			
Mel Rojas, R (8.1)	1.0 3 0 0 0 0 1 0 0 0 0 0 0 10 13 0.00 0.000																			

AB 34
R 4
H 10
RBI 4
BB 1
SO 9
LOB 10



AB 32
R 6
H 11
RBI 6
BB 2
SO 11
LOB 14



Batter	1	2	3	4	5	6	7	8	9	AB R H RBI BB SO LOB	TOP									
Mark Grudzielanek, R (1, 6) OBP: 0.376, SLG: 0.462	2-2 G6-3 1B		2-0 E9 2B			0-0 L7		0-0 L4		4 0 2 0 0 0 0	Montreal Expos @ Chicago Cubs Wrigley Field, Chicago, IL Sun Jun 09 1996, 3:33 AM CDT Att: 30,785 - Overcast - 52 F									
Mike Lansing, R (1, 4) OBP: 0.395, SLG: 0.449	2-2 G6-3		0-0 G4-3			3-2 G6-3		1-0 G6-3		4 0 0 0 0 0 2										
Henry Rodriguez, L (1, 7) OBP: 0.353, SLG: 0.667	1-1 L6					1-3 K		2-3 K		4 0 0 0 0 3 1										
David Segui, S (1, 3) OBP: 0.384, SLG: 0.450	0-1 P5					0-0 L5		2-2 E6 2B G4-3		4 1 0 0 0 0 1										
Moises Alou, R (1, 9) OBP: 0.328, SLG: 0.406		2-1 P3				1-2 G4-3 1-3 1B 2B		4-0 BB		3 1 1 0 1 0 0										
F.P. Santangelo, S (1, 8) OBP: 0.348, SLG: 0.442		1-3 K				0-0 G4-3		0-1 P5		4 0 0 1 0 1 2										
Lenny Webster, R (1, 2) OBP: 0.375, SLG: 0.303		3-3 K				2-2 E5		2-3 3-H 2-2 G1-3 1B		4 0 1 1 0 1 1										
Shane Andrews, R (1, 5) OBP: 0.302, SLG: 0.429						1-0 F9		3-H 1-1 G1-3		3 0 0 0 0 1 2										
Kirk Rueter, L (1, 1) OBP: 0.118, SLG: 0.067						0-0 G3		1-2 G5-3		3 0 0 0 0 1 2										
Dave Veres, R (7, 1) OBP: 0.750, SLG: 1.000										0 0 0 0 0 0 0										
Barry Manuel, R (8, 1)										0 0 0 0 0 0 0										
Inning Stats	R: 0 E: 0 K: 0 S: 11	H: 1 LOB: 1 BB: 0 P: 16	R: 0 E: 0 K: 2 S: 8	H: 0 LOB: 0 BB: 0 P: 14	R: 0 E: 1 K: 2 S: 8	H: 1 LOB: 1 BB: 0 P: 12	R: 0 E: 0 K: 1 S: 7	H: 0 LOB: 0 BB: 0 P: 11	R: 0 E: 0 K: 0 S: 7	H: 0 LOB: 1 BB: 0 P: 11	R: 2 E: 1 K: 0 S: 16	H: 2 LOB: 1 BB: 0 P: 22	R: 0 E: 0 K: 1 S: 5	H: 0 LOB: 0 BB: 1 P: 8	R: 0 E: 0 K: 0 S: 6	H: 0 LOB: 1 BB: 1 P: 13	1B: 2 2B: 2 3B: 0 HR: 0	SF: 0 SAC: 0 DP: 0 HBP: 0	WP: 0 PB: 0 SB: 1 CS: 0	PA: 34
PITCHER	IP WLS BF H R ER SO BB IBB HBP BLK WP HR S P ERA WHIP	7.0 W 27 4 2 1 6 0 0 0 0 0 0 64 97 1.29 0.571	1.0 3 0 0 0 1 0 0 0 0 0 0 5 8 0.00 0.000	1.0 S 4 0 0 0 0 1 0 0 0 0 0 6 13 0.00 1.000																

AB	33
R	2
H	4
RBI	2
BB	1
SO	7
LOB	11



Batter	1	2	3	4	5	6	7	8	9	AB R H RBI BB SO LOB	BOTTOM					
Brian McRae, S (1, 8) OBP: 0.349, SLG: 0.378	1-1 P7		0-0 G5-3			2-1 G4-3		1-1 BB FC1-5 1B		4 0 1 0 0 0 0	Montreal Expos @ Chicago Cubs Wrigley Field, Chicago, IL Sun Jun 09 1996, 3:33 AM CDT Att: 30,785 - Overcast - 52 F					
Doug Glanville, R (1, 7) OBP: 0.500, SLG: 0.500	1-0 L7					1-2 G4-3		0-1 FC1-5 BB		4 0 0 0 0 0 2						
Mark Grace, L (1, 3) OBP: 0.405, SLG: 0.461	2-1 E CS 1B					0-0 P3		2-2 F8		4 1 1 0 0 0 2						
Sammy Sosa, R (1, 9) OBP: 0.290, SLG: 0.525	0-0 E3 CS					3-3 K		4-2 23 HR 2B		3 1 1 0 1 1 1						
Leo Gomez, R (1, 5) OBP: 0.365, SLG: 0.540	2-2 CS					0-2 F8		4-0 23 HR BB		3 1 0 0 1 1 3						
23 Ryne Sandberg, R (1, 4) OBP: 0.309, SLG: 0.474						1-1 G6-3		0-2 1-H 2-H HR		3 1 2 3 0 0 0						
Scott Servais, R (1, 2) OBP: 0.335, SLG: 0.486						0-2 G6-3		4-2 BB		2 0 0 0 1 0 0						
José Hernández, R (1, 6) OBP: 0.250, SLG: 0.237						0-2 G6-3		0-1 P4		3 0 0 0 0 1 1						
Steve Trachsel, R (1, 1) OBP: 0.048, SLG: 0.190						1-2 G5-3		3-2 FC1-5 1B		2 0 0 0 0 1 0						
Terry Adams, R (8, 1)										0 0 0 0 0 0 0						
Scott Bunting, L (8, PH) OBP: 0.276, SLG: 0.259										1 0 1 0 0 0 0						
Inning Stats	R: 1 E: 1 K: 0 S: 8	H: 1 LOB: 0 BB: 0 P: 14	R: 0 E: 0 K: 1 S: 7	H: 1 LOB: 0 BB: 0 P: 11	R: 0 E: 0 K: 1 S: 6	H: 0 LOB: 0 BB: 0 P: 11	R: 0 E: 0 K: 2 S: 8	H: 0 LOB: 0 BB: 0 P: 10	R: 3 E: 0 K: 0 S: 14	H: 2 LOB: 1 BB: 2 P: 23	R: 0 E: 0 K: 0 S: 14	H: 2 LOB: 3 BB: 1 P: 24	1B: 4 2B: 1 3B: 0 HR: 1	SF: 0 SAC: 0 DP: 0 HBP: 0	WP: 0 PB: 0 SB: 0 CS: 2	PA: 33
PITCHER	IP WLS BF H R ER SO BB IBB HBP BLK WP HR S P ERA WHIP	6.2 L 23 3 3 2 4 1 0 0 0 0 0 51 75 2.70 0.600	1.0 8 3 1 1 0 2 0 0 0 0 0 1 21 35 9.00 5.000	0.1 1 0 0 0 0 0 0 0 0 0 0 1 1 0.00 0.000												

AB	29
R	4
H	6
RBI	3
BB	3
SO	4
LOB	9



Batter	1	2	3	4	5	6	7	8	9	AB	R	H	RBI	BB	SO	LOB	TOP
Brian McRae, S (1, 8) OBP: 0.351, SLG: 0.379	G6-3		P3		P3			WP SH3 SF7 1B		4	1	2	0	0	0	0	Chicago Cubs @ Philadelphia Phillies Veterans Stadium, Philadelphia, PA Mon Jun 10 1996, 7:05 PM EDT Att: 19,588 - Unknown - 79 F
Doug Glanville, R (1, 7) OBP: 0.286, SLG: 0.286	G3-6-3 1B		1B			P4		SH3		3	0	2	1	0	0	0	
Mark Grace, L (1, 3) OBP: 0.402, SLG: 0.457 Terry Shumpert, R (5, 5)	G3-6-3 1-2		F8			G5-3		SF7		2	0	0	0	0	0	3	
Sammy Sosa, R (1, 9) OBP: 0.286, SLG: 0.516		P3				G5-3		G5-3		4	0	0	0	0	0	0	
23 Ryne Sandberg, R (1, 4) OBP: 0.308, SLG: 0.467		L7						G6-3		3	0	0	0	1	1	0	
Leo Gomez, R (1, 5) OBP: 0.362, SLG: 0.539		F8						2B		4	0	1	0	0	1	1	
Scott Servais, R (1, 2) OBP: 0.328, SLG: 0.475			F7					G5-3		4	0	0	0	0	0	2	
José Hernández, R (1, 6) OBP: 0.262, SLG: 0.242			1B SH1-4 1B					F7		2	1	1	0	1	0	0	
Jaime Navarro, R (1, 1) OBP: 0.156, SLG: 0.156			SH1-4					G4-3		2	0	0	0	0	0	2	
								P3									
Inning Stats	R: 0 H: 1 E: 0 LOB: 0 K: 0 BB: 0 S: 7 P: 8	R: 0 H: 0 E: 0 LOB: 0 K: 0 BB: 0 S: 10 P: 13	R: 1 H: 3 E: 0 LOB: 2 K: 0 BB: 0 S: 13 P: 14	R: 0 H: 0 E: 0 LOB: 1 K: 1 BB: 1 S: 6 P: 13	R: 0 H: 0 E: 0 LOB: 0 K: 0 BB: 0 S: 6 P: 8	R: 0 H: 0 E: 0 LOB: 0 K: 0 BB: 0 S: 7 P: 9	R: 0 H: 1 E: 0 LOB: 2 K: 0 BB: 1 S: 9 P: 17	R: 1 H: 1 E: 0 LOB: 0 K: 1 BB: 0 S: 11 P: 13	R: 0 H: 0 E: 0 LOB: 0 K: 1 BB: 0 S: 7 P: 9	1B: 5 SF: 1 2B: 1 SAC: 2 3B: 0 DP: 1 HR: 0 HBP: 0	WP: 1 PA: 34 PB: 0 SB: 0 CS: 0						
PITCHER	IP WLS BF H R ER SO BB IBB HBP BLK WP HR S P ERA WHIP																
Terry Mulholland, L (1, 1) ERA: 5.01	8.0 L 31 6 2 2 1 1 1 1 0 0 0 0 0 69 95 2.25 0.875																
Ricky Bottalico, R (9, 1) ERA: 3.07	1.0 3 0 0 0 0 1 0 0 0 0 0 0 0 7 9 0.00 0.000																

AB	29
R	2
H	6
RBI	2
BB	2
SO	2
LOB	8



Batter	1	2	3	4	5	6	7	8	9	AB	R	H	RBI	BB	SO	LOB	BOTTOM
Ricky Otero, S (1, 8) OBP: 0.406, SLG: 0.389	FC4-6 BB 1B		FC4-6 BB		G6-3			CS BB		2	0	1	0	2	0	1	Chicago Cubs @ Philadelphia Phillies Veterans Stadium, Philadelphia, PA Mon Jun 10 1996, 7:05 PM EDT Att: 19,588 - Unknown - 79 F
Mickey Morandini, L (1, 4) OBP: 0.344, SLG: 0.333	FC4-6 BB		FC4-6 1-2			L5		K		3	0	0	0	1	1	2	
Gregg Jefferies, S (1, 3) OBP: 0.270, SLG: 0.361	FC4-6 1-2 2-3		G4-3			F8				4	0	0	0	0	0	3	
Pete Incaviglia, R (1, 7) OBP: 0.350, SLG: 0.578	K					G5-3		G6-3		3	0	0	0	1	1	2	
Todd Zeile, R (1, 5) OBP: 0.352, SLG: 0.459	K					FC3-6 G6-3		P5		4	0	0	0	0	1	3	
Jim Eisenreich, L (1, 9) OBP: 0.373, SLG: 0.393		G6-3				G6-3		K		3	0	0	0	0	1	1	
Benito Santiago, R (1, 2) OBP: 0.329, SLG: 0.515		K						FC4-6 1B		3	1	2	1	0	1	0	
Mike Benjamin, R (1, 6) OBP: 0.408, SLG: 0.600		G4-3						HR		3	0	0	0	0	0	1	
Terry Mulholland, R (1, 1) OBP: 0.200, SLG: 0.360 Mark Whiten, S (8, PH) OBP: 0.351, SLG: 0.401 Ricky Bottalico, L (9, 1) OBP: 0.500, SLG: 1.000								G3		1	0	0	0	0	1	0	
								SH3		1	0	0	0	0	0	0	
										0	0	0	0	0	0	0	
Inning Stats	R: 0 H: 1 E: 0 LOB: 2 K: 2 BB: 1 S: 15 P: 25	R: 0 H: 0 E: 0 LOB: 0 K: 1 BB: 0 S: 8 P: 10	R: 0 H: 0 E: 0 LOB: 1 K: 1 BB: 1 S: 6 P: 12	R: 0 H: 0 E: 0 LOB: 0 K: 0 BB: 1 S: 4 P: 8	R: 0 H: 1 E: 0 LOB: 1 K: 0 BB: 0 S: 9 P: 13	R: 0 H: 0 E: 0 LOB: 0 K: 0 BB: 0 S: 4 P: 5	R: 1 H: 1 E: 0 LOB: 0 K: 1 BB: 0 S: 7 P: 11	R: 0 H: 0 E: 0 LOB: 0 K: 1 BB: 1 S: 5 P: 13	R: 0 H: 0 E: 0 LOB: 0 K: 0 BB: 0 S: 7 P: 8	1B: 2 SF: 0 2B: 0 SAC: 1 3B: 0 DP: 1 HR: 1 HBP: 0	WP: 0 PA: 32 PB: 0 SB: 1 CS: 1						
PITCHER	IP WLS BF H R ER SO BB IBB HBP BLK WP HR S P ERA WHIP																
Jaime Navarro, R (1, 1) ERA: 3.98	9.0 W 32 3 1 1 6 4 0 0 0 0 0 1 65 105 1.00 0.778																

AB	27
R	1
H	3
RBI	1
BB	4
SO	6
LOB	13



Batter	1	2	3	4	5	6	7	8	9	AB	R	H	RBI	BB	SO	LOB	TOP										
Brian McRae, S OBP: 0.349, SLG: 0.381 (1, 8)										4	1	1	0	0	0	2	Chicago Cubs @ Philadelphia Phillies Veterans Stadium, Philadelphia, PA Tue Jun 11 1996, 7:05 PM EDT Att: 23,220 - Unknown - 75 F										
Scott Burrell, L OBP: 0.382, SLG: 0.469 (1, 7) (7, 9)										5	2	5	4	0	0	0											
Luis Gonzalez, L OBP: 0.376, SLG: 0.427 (1, 3) (7, 7)										4	1	0	0	1	0	4											
Sammy Sosa, R OBP: 0.289, SLG: 0.526 Leo Gomez, R OBP: 0.350, SLG: 0.535 (1, 9) (7, 5)										3	2	1	2	1	0	1											
Dave Magadan, L OBP: 0.333, SLG: 0.176 (1, 5) (7, 3)										3	1	1	0	2	0	1											
23 Ryne Sandberg, R OBP: 0.310, SLG: 0.480 (1, 4)										5	0	2	3	0	1	2											
Mike Hubbard, R (1, 2)										5	0	0	0	0	0	4											
José Hernández, R OBP: 0.262, SLG: 0.242 (1, 6)										4	1	1	0	0	0	0											
Mike Campbell, R OBP: 0.667, SLG: 1.000 Jim Bullinger, R OBP: 0.348, SLG: 0.667 (1, 1) (8, 1)										3	1	2	0	0	0	0											
Inning Stats	R: 3 E: 0 K: 1 S: 20	H: 4 LOB: 1 BB: 1 P: 33	R: 0 E: 0 K: 0 S: 7	H: 0 LOB: 0 BB: 0 P: 11	R: 0 E: 0 K: 0 S: 10	H: 1 LOB: 1 BB: 0 P: 15	R: 0 E: 0 K: 0 S: 6	H: 0 LOB: 0 BB: 0 P: 6	R: 4 E: 0 K: 0 S: 16	H: 3 LOB: 1 BB: 2 P: 26	R: 2 E: 0 K: 0 S: 9	H: 2 LOB: 1 BB: 1 P: 16	R: 0 E: 0 K: 0 S: 7	H: 0 LOB: 1 BB: 1 P: 12	R: 0 E: 0 K: 0 S: 10	H: 2 LOB: 2 BB: 0 P: 13		R: 0 E: 0 K: 1 S: 8	H: 1 LOB: 1 BB: 0 P: 10	1B: 7 2B: 3 3B: 1 HR: 2	SF: 0 SAC: 2 DP: 0 HBP: 0	WP: 1 PB: 0 CS: 0	PA: 43				
PITCHER	IP	WLS	BF	H	R	ER	SO	BB	IBB	HBP	BLK	WP	HR	S	P	ERA	WHIP										
Bobby Munoz, R ERA: 12.6 (1, 1)	5.0	L	25	8	7	7	1	2	1	0	0	0	1	59	91	12.60	2.000										
Ron Blazier, R ERA: 3.12 (6, 1)	2.0		9	2	2	2	0	1	0	0	0	1	1	16	28	9.00	1.500										
Dave Leiper, L ERA: 4.74 (8, 1)	2.0		9	3	0	0	1	0	0	0	0	0	0	18	23	0.00	1.500										

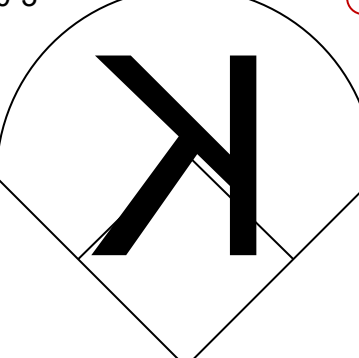
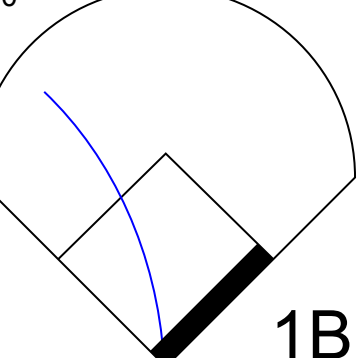
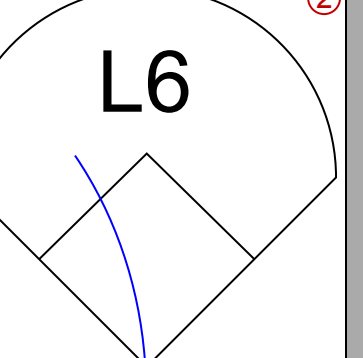
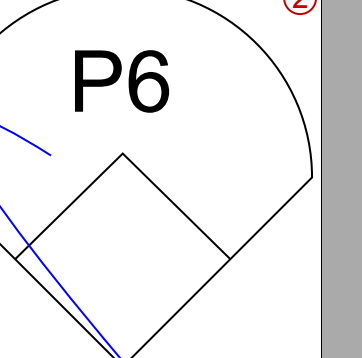
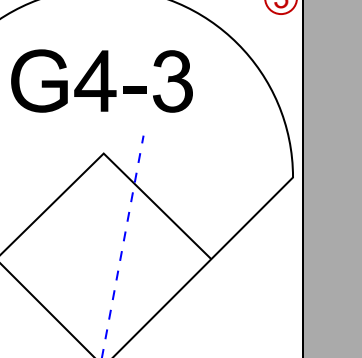
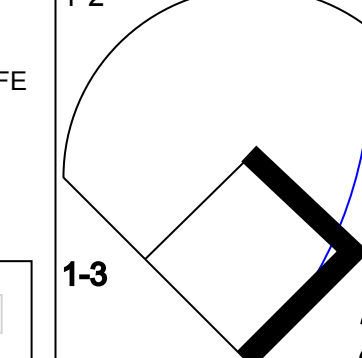
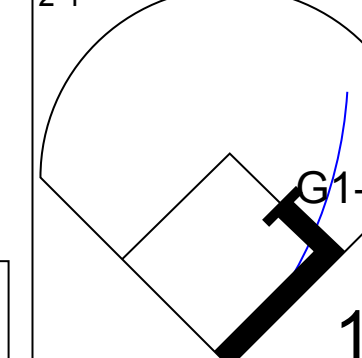
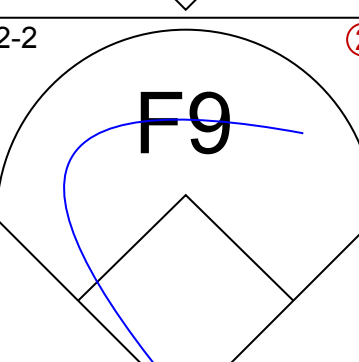
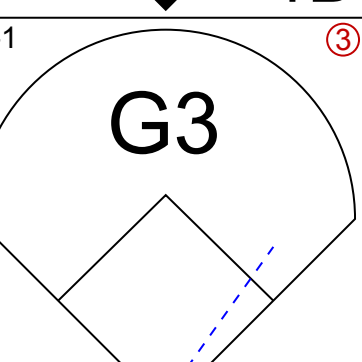
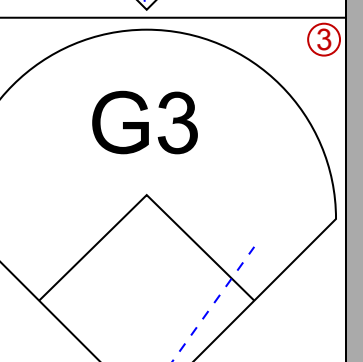
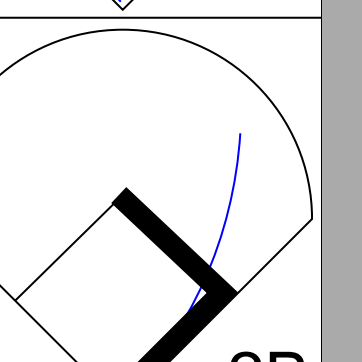
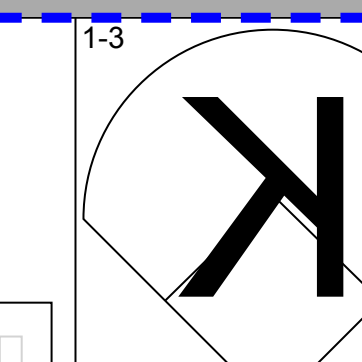
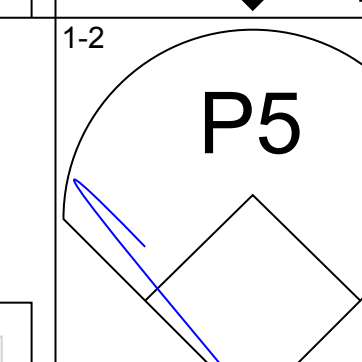
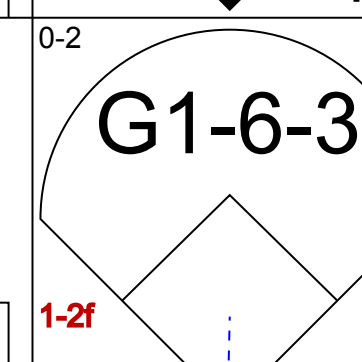
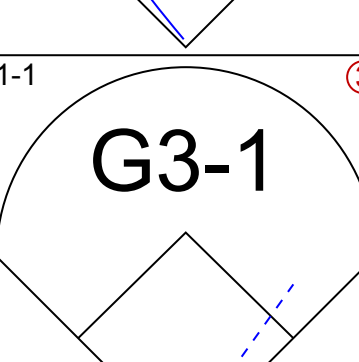
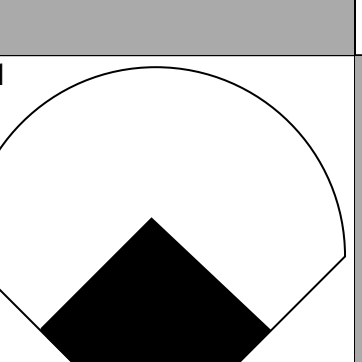
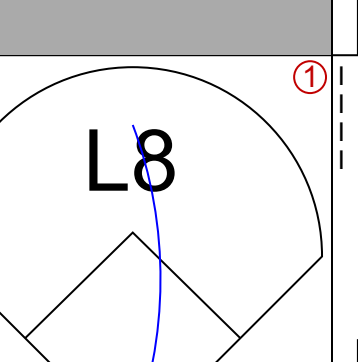
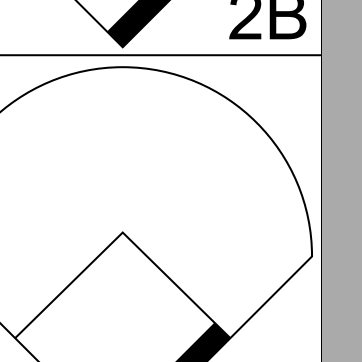
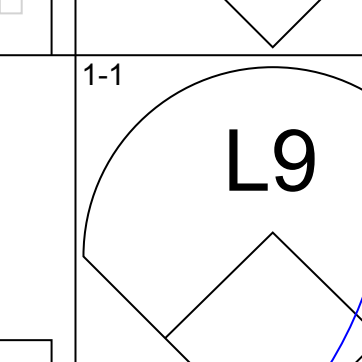
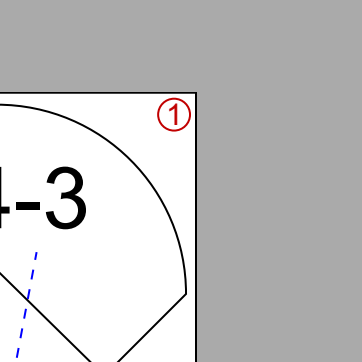
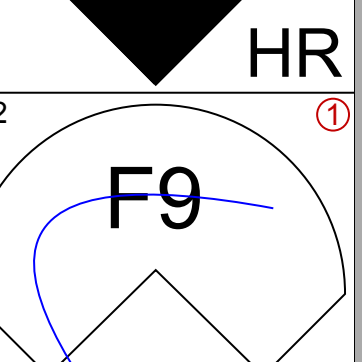
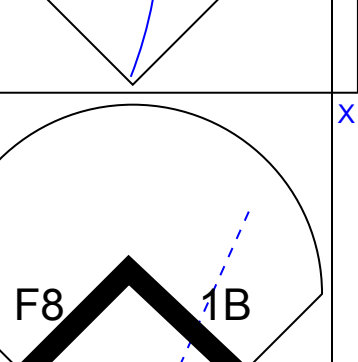
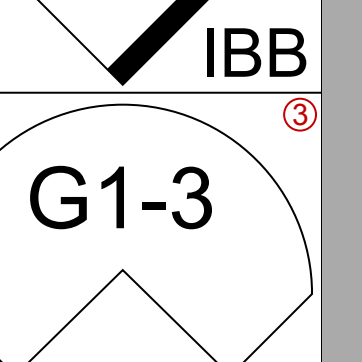
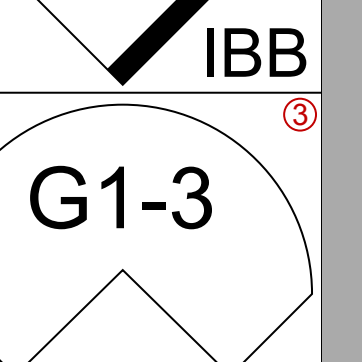
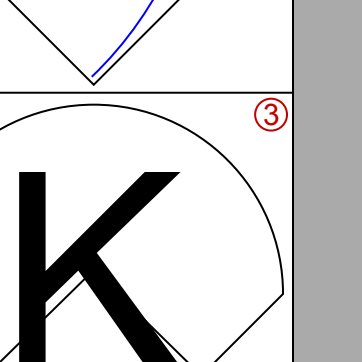

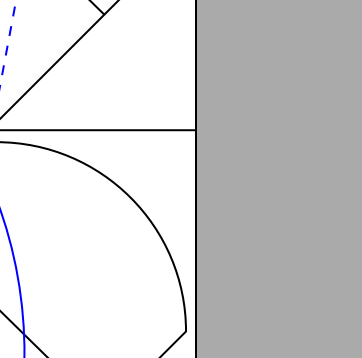
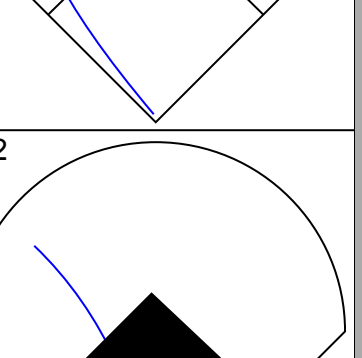
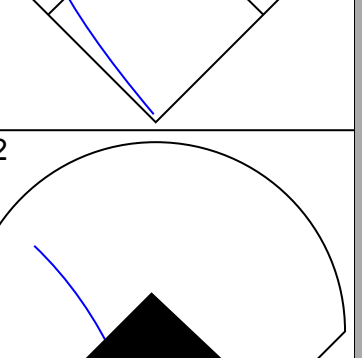
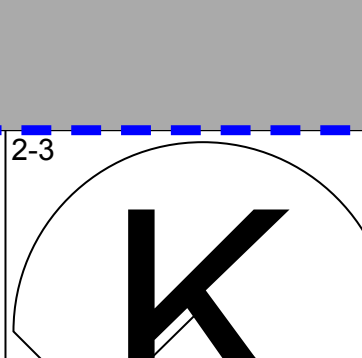
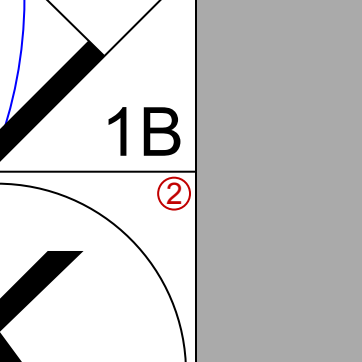
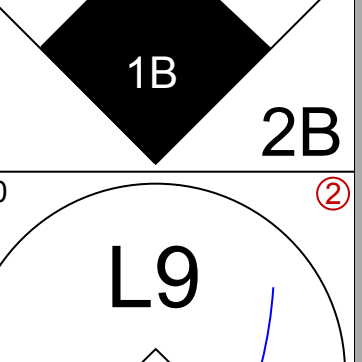
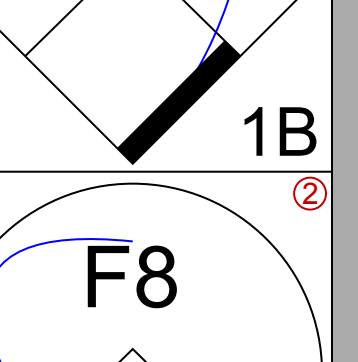
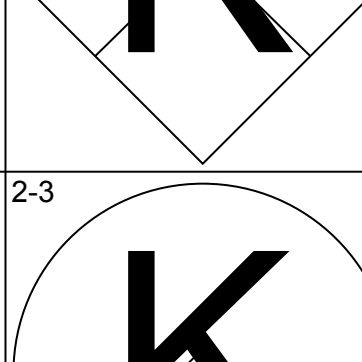
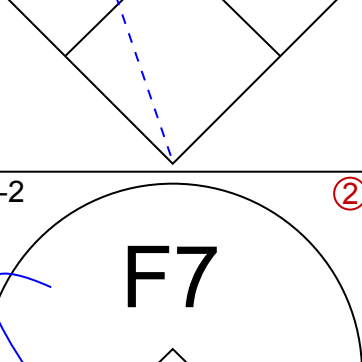
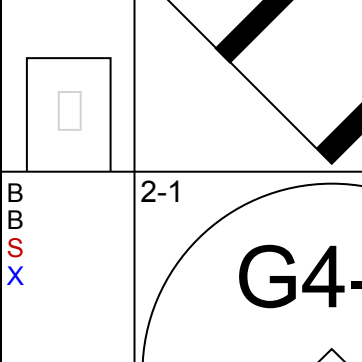

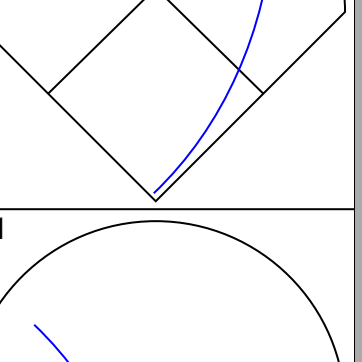
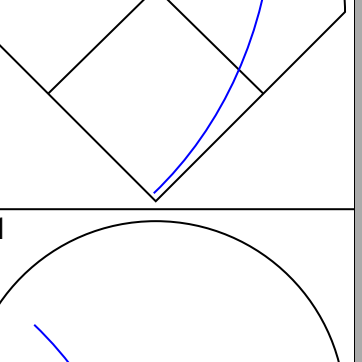
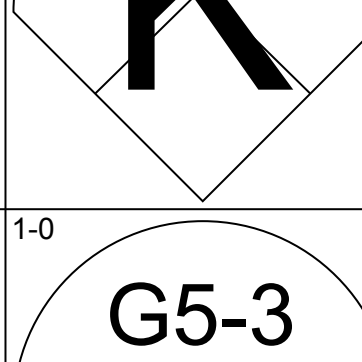
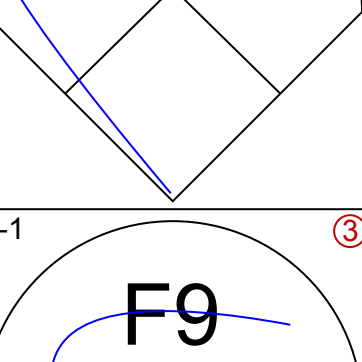
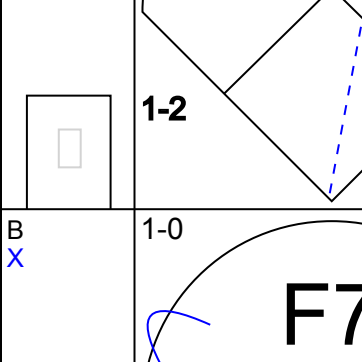
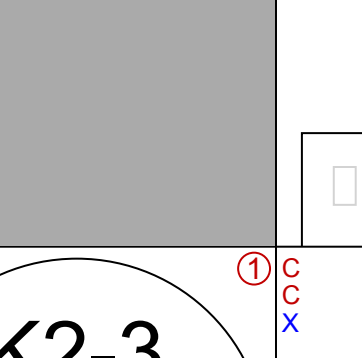
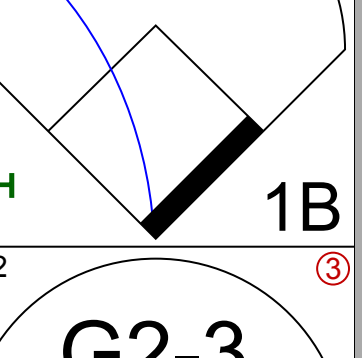
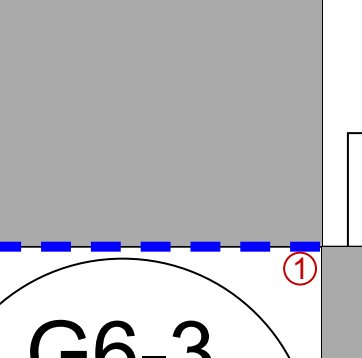
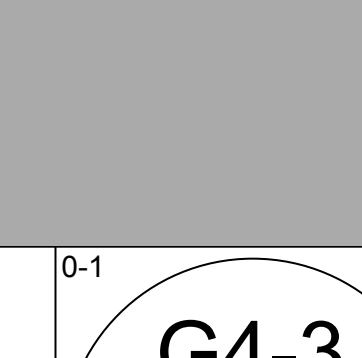
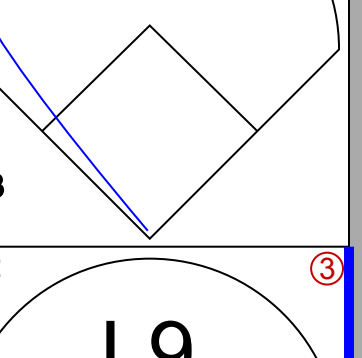
AB	37
R	9
H	13
RBI	9
BB	4
SO	2
LOB	14



Batter	1	2	3	4	5	6	7	8	9	AB	R	H	RBI	BB	SO	LOB	BOTTOM										
Ricky Otero, S OBP: 0.382, SLG: 0.362 (1, 8)										4	0	0	0	0	0	1	Chicago Cubs @ Philadelphia Phillies Veterans Stadium, Philadelphia, PA Tue Jun 11 1996, 7:05 PM EDT Att: 23,220 - Unknown - 75 F										
Mickey Morandini, L OBP: 0.397, SLG: 0.383 (1, 4)										4	0	2	1	0	0	0											
Gregg Jefferies, S OBP: 0.268, SLG: 0.425 (1, 3)										4	1	1	1	0	1	1											
Pete Incaviglia, R OBP: 0.347, SLG: 0.567 (1, 7)										3	0	0	0	1	1	0											
Todd Zeile, R OBP: 0.351, SLG: 0.456 (1, 5)										4	0	1	0	0	1	3											
Benito Santiago, R OBP: 0.323, SLG: 0.505 (1, 2)										4	0	0	0	0	0	2											
Glenn Murray, R OBP: 0.246, SLG: 0.268 (1, 9)										3	0	0	0	0	0	1											
Mike Benjamin, R OBP: 0.392, SLG: 0.571 Dave Leiper, L OBP: 0.200, SLG: 0.200 (1, 6) (8, 1)										3	0	0	0	0	2	1											
Bobby Munoz, R OBP: 1.000, SLG: 2.000 23 Kevin Jordan, R OBP: 0.298, SLG: 0.427 Ron Blazier, R OBP: 0.200, SLG: 0.200 (1, 1) (5, PH) (6, 1) (8, 6)										1	1	1	0	0	0	0											
Inning Stats	R: 1 E: 0 K: 1 S: 12	H: 1 LOB: 0 BB: 0 P: 16	R: 0 E: 0 K: 1 S: 18	H: 1 LOB: 1 BB: 0 P: 22	R: 1 E: 0 K: 1 S: 13	H: 2 LOB: 0 BB: 0 P: 17	R: 0 E: 0 K: 0 S: 5	H: 0 LOB: 0 BB: 0 P: 6	R: 0 E: 0 K: 1 S: 7	H: 0 LOB: 0 BB: 0 P: 10	R: 0 E: 0 K: 0 S: 11	H: 1 LOB: 2 BB: 1 P: 18	R: 0 E: 0 K: 1 S: 9	H: 0 LOB: 0 BB: 0 P: 11	R: 0 E: 0 K: 1 S: 10	H: 0 LOB: 0 BB: 0 P: 13		R: 0 E: 1 K: 1 S: 8	H: 0 LOB: 1 BB: 0 P: 13	1B: 1 2B: 3 3B: 0 HR: 1	SF: 0 SAC: 0 DP: 0 HBP: 0	WP: 0 PB: 0 CS: 0	PA: 33				
PITCHER	IP	WLS	BF	H	R	ER	SO	BB	IBB	HBP	BLK	WP	HR	S	P	ERA	WHIP										
Mike Campbell, R ERA: 2.57 (1, 1)	7.0	W	26	5	2	2	5	1	0	0	0	0	0	75	100	2.57	0.857										
Jim Bullinger, R ERA: 6.71 (8, 1)	2.0		7	0	0	0	2	0	0	0	0	0	0	18	26	0.00	0.000										



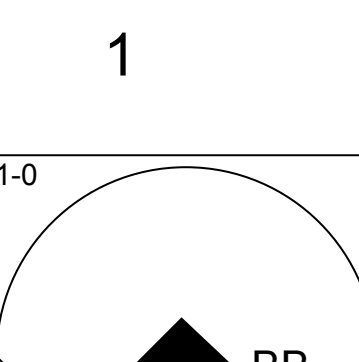
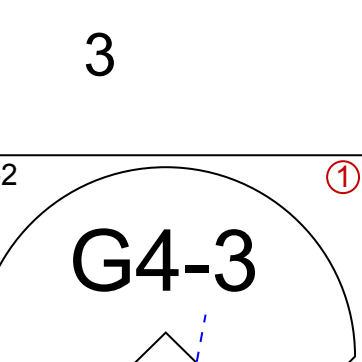
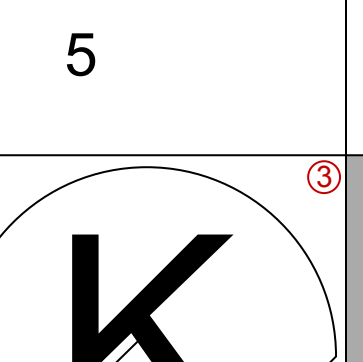
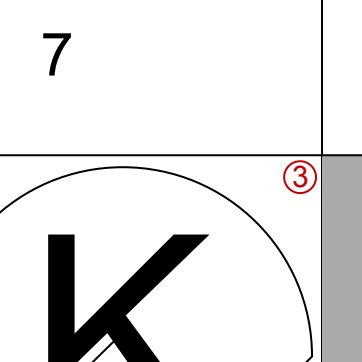
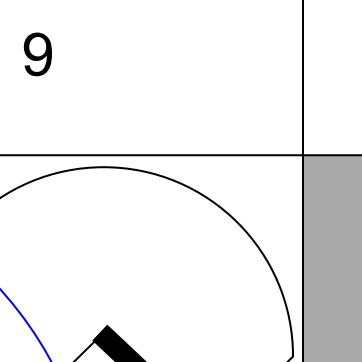
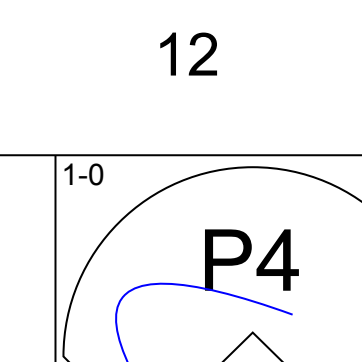
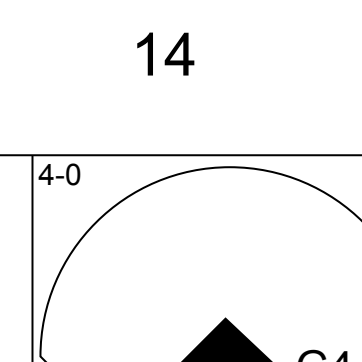
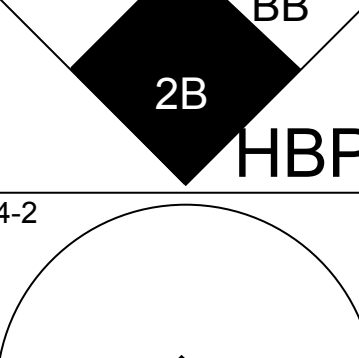
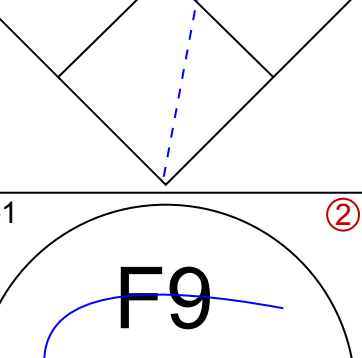
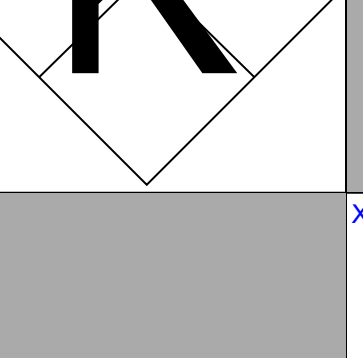
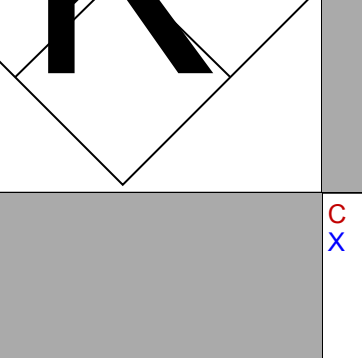
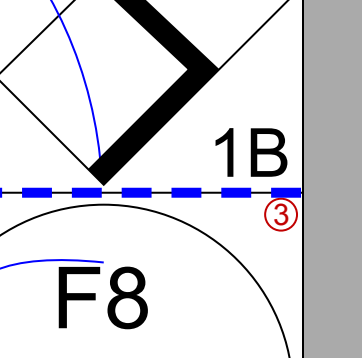
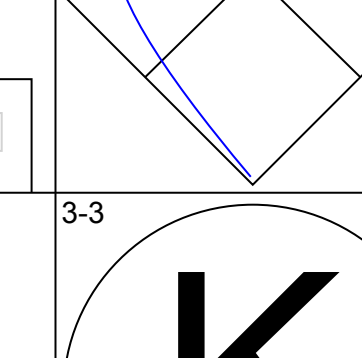
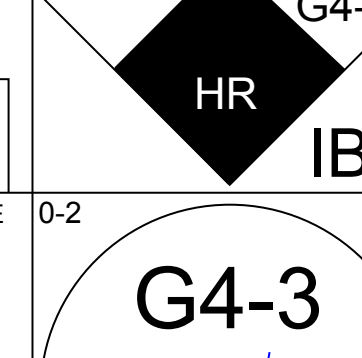
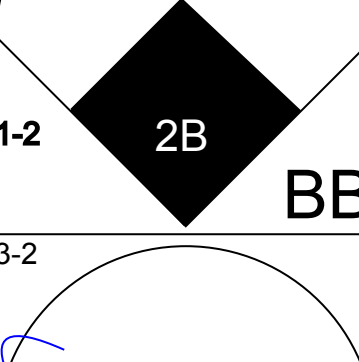
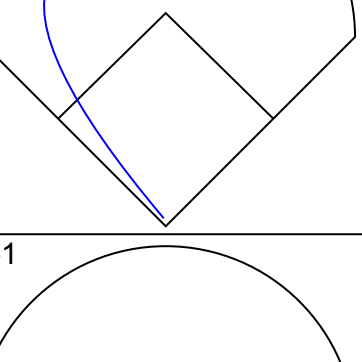

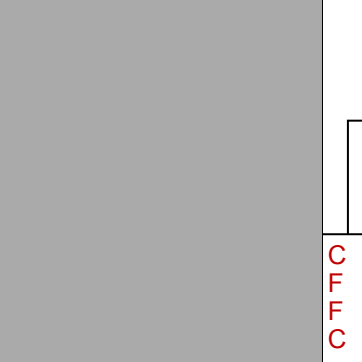
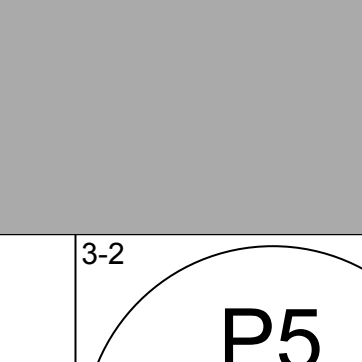
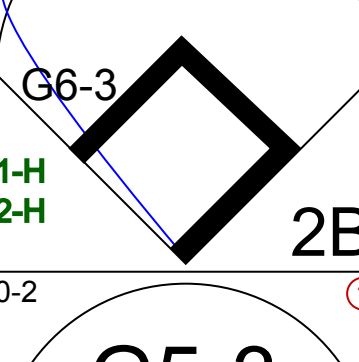
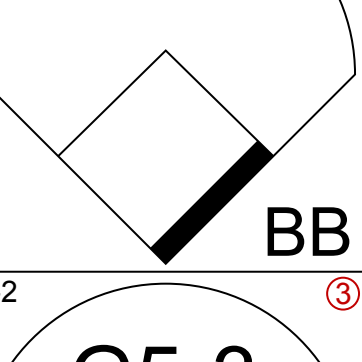

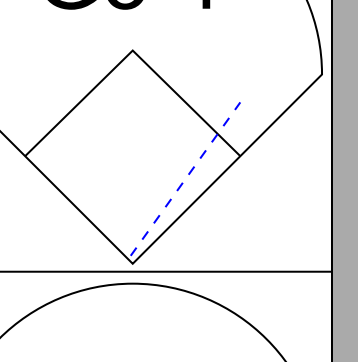
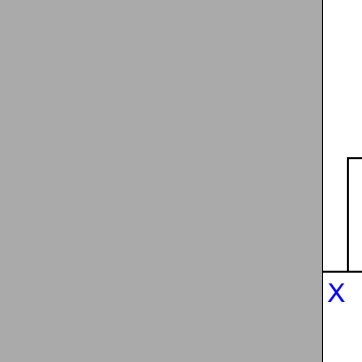
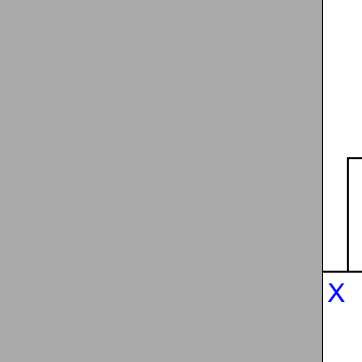
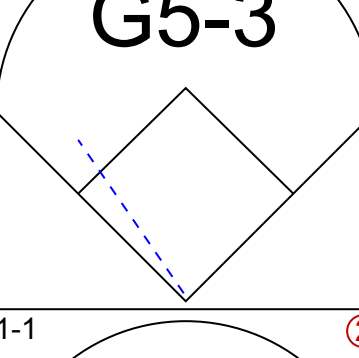
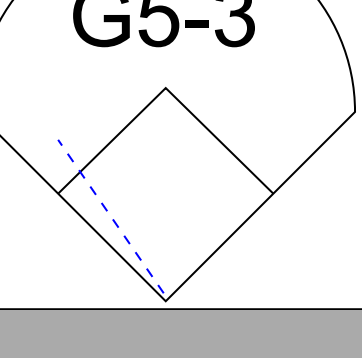

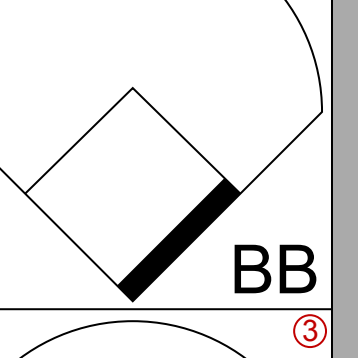

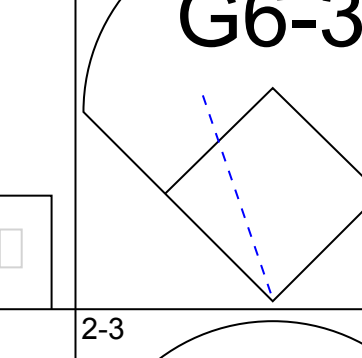

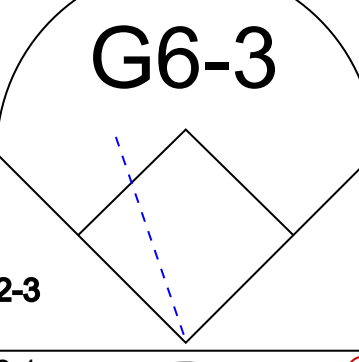


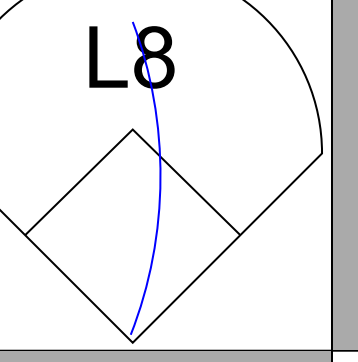
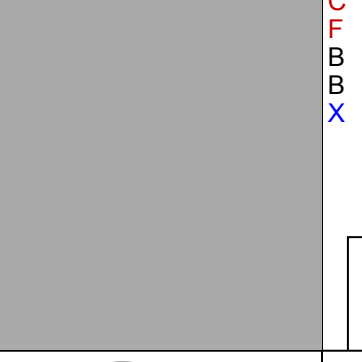
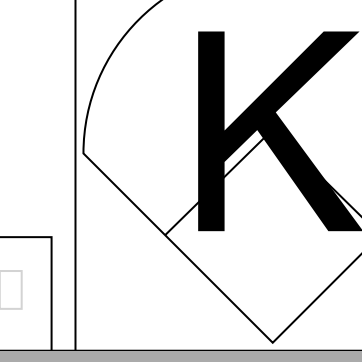

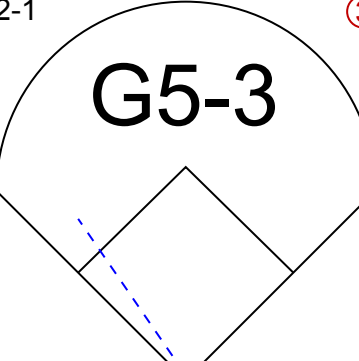



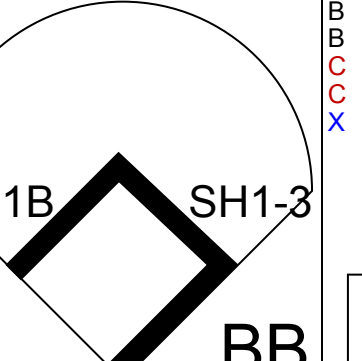






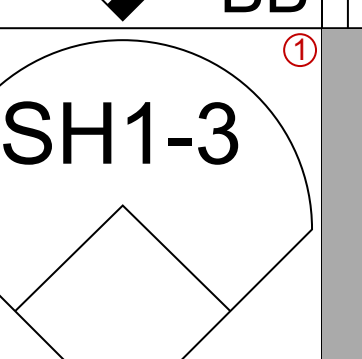
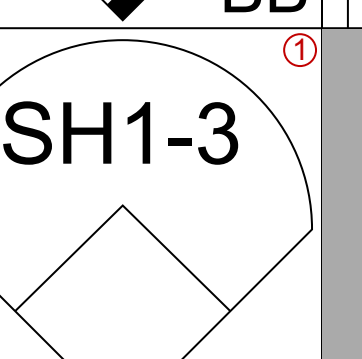


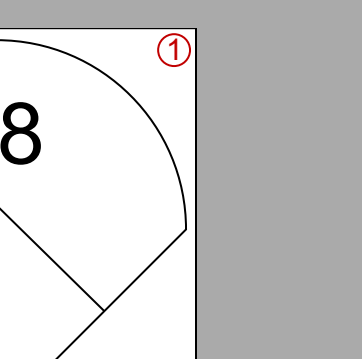
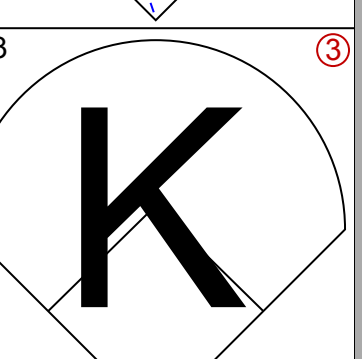


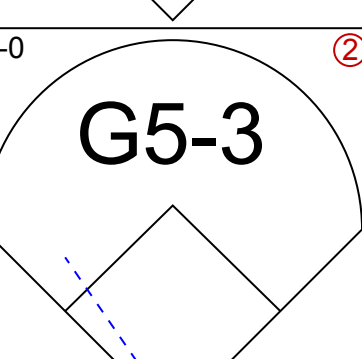
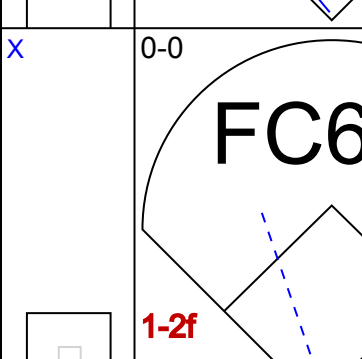
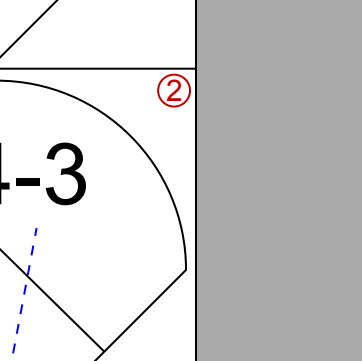
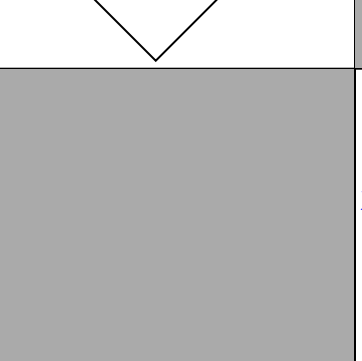

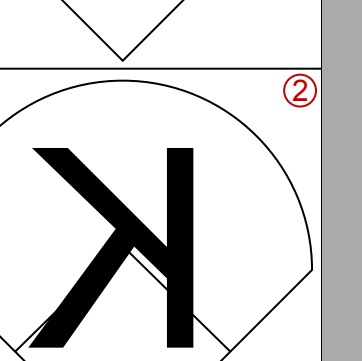
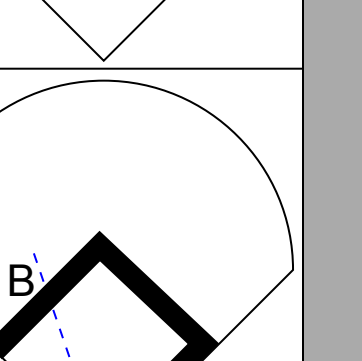
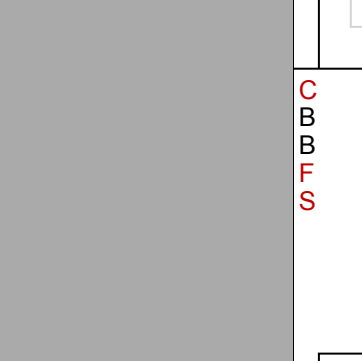

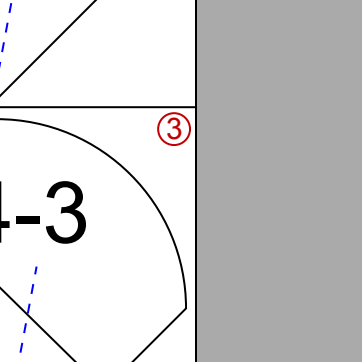

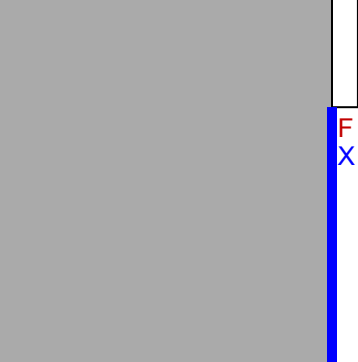
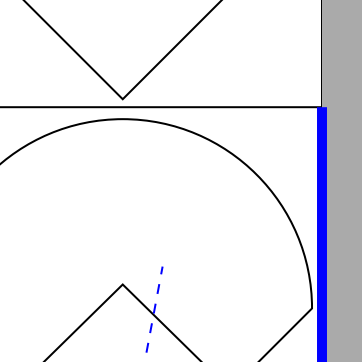
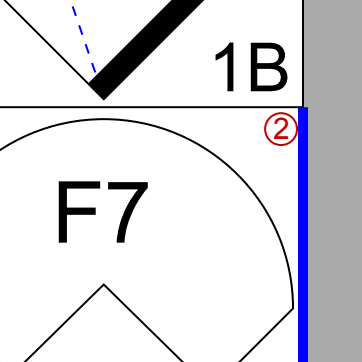


Batter	1	2	3	4	5	6	7	8	9	AB	R	H	RBI	BB	SO	LOB	TOP								
Brian McRae, S OBP: 0.347, SLG: 0.378	K			B1-3		L7	1B		G3	5	0	1	2	0	1	2	Chicago Cubs @ Philadelphia Phillies Veterans Stadium, Philadelphia, PA Wed Jun 12 1996, 3:33 AM EDT Att: 27,287 - Sunny - 78 F								
Doug Glanville, R OBP: 0.200, SLG: 0.200	K			K		P4	G1-3		G4-3	3	0	0	0	0	2	1									
Scott Bullett, L OBP: 0.371, SLG: 0.455	K			K						1	0	0	0	0	0	2									
Bob Patterson, R OBP: 0.371, SLG: 0.455	K			K						0	0	0	0	0	0	0									
Terry Adams, R OBP: 0.371, SLG: 0.455	K			K						0	0	0	0	0	0	0									
Mike Hubbard, R OBP: 0.371, SLG: 0.455	K			K						1	0	0	0	0	0	1									
23 Ryne Sandberg, R OBP: 0.309, SLG: 0.481	K			L7					G1-3	4	0	1	0	0	1	0									
Sammy Sosa, R OBP: 0.292, SLG: 0.534		P3				P3			2B	4	0	2	0	0	0	2									
Leo Gomez, R OBP: 0.363, SLG: 0.529	K								K	2	1	0	0	2	2	1									
Scott Servais, R OBP: 0.322, SLG: 0.465	P4					L8			P4	4	0	0	0	0	0	4									
Terry Shumpert, R OBP: 0.391, SLG: 0.176				K		K			WP	2	0	0	0	0	2	2									
Dave Magadan, L OBP: 0.391, SLG: 0.176				K		K			1B	0	2	0	0	2	0	0									
José Hernández, R OBP: 0.252, SLG: 0.233				G6-3		K			G6-3	4	0	0	0	0	1	5									
Frank Castillo, R OBP: 0.205, SLG: 0.095				K						1	0	0	0	0	1	0									
Doug Jones, R OBP: 0.205, SLG: 0.095				K						0	0	0	0	0	0	0									
Bret Barberie, S OBP: 0.205, SLG: 0.095				K						0	0	0	0	0	1	0									
Rodney Myers, R OBP: 0.205, SLG: 0.095				K						0	0	0	0	0	0	0									
Luis Gonzalez, L OBP: 0.302, SLG: 0.430				K		23 2B			G3	1	0	1	1	1	0	0									
Inning Stats	R: 0 E: 0 K: 3 S: 12	H: 0 LOB: 0 BB: 0 P: 14	R: 0 E: 0 K: 1 S: 7	H: 0 LOB: 0 BB: 0 P: 12	R: 0 E: 0 K: 2 S: 11	H: 0 LOB: 0 BB: 0 P: 15	R: 0 E: 0 K: 1 S: 7	H: 0 LOB: 0 BB: 0 P: 10	R: 0 E: 0 K: 2 S: 13	H: 1 LOB: 2 BB: 1 P: 21	R: 0 E: 0 K: 0 S: 14	H: 1 LOB: 2 BB: 1 P: 25	R: 2 E: 0 K: 0 S: 14	H: 1 LOB: 2 BB: 3 P: 32	R: 0 E: 0 K: 1 S: 9	H: 1 LOB: 1 BB: 0 P: 13	R: 1 E: 0 K: 0 S: 12	H: 1 LOB: 1 BB: 1 P: 19	1B: 2 2B: 3 3B: 0 HR: 0	SF: 0 SAC: 0 DP: 0 HBP: 0	WP: 1 PB: 0 SB: 1 CS: 0	PA: 38			
PITCHER	IP	WLS	BF	H	R	ER	SO	BB	IBB	HBP	BLK	WP	HR	S	P	ERA	WHIP	PITCHER							
Sid Fernandez, L ERA: 2.93	5.2	W	21	2	0	0	9	2	0	0	0	0	0	61	92	0.00	0.706								
Ken Ryan, R ERA: 2.45	1.0		7	1	2	2	0	3	0	0	1	0	0	15	34	18.00	4.000								
Russ Springer, R ERA: 5.13	0.2		3	1	0	0	0	0	0	0	0	0	0	6	9	0.00	1.500								
Ricky Bottalico, R ERA: 3.19	1.2	S	7	1	1	1	1	1	0	0	0	1	0	17	26	5.40	1.200								
Batter	1	2	3	4	5	6	7	8	9	AB	R	H	RBI	BB	SO	LOB	BOTTOM								
Ricky Otero, S OBP: 0.375, SLG: 0.355	P6		FC3-2	G4-3			G6-3			4	1	1	0	0	0	3	Chicago Cubs @ Philadelphia Phillies Veterans Stadium, Philadelphia, PA Wed Jun 12 1996, 3:33 AM EDT Att: 27,287 - Sunny - 78 F								
Mickey Morandini, L OBP: 0.363, SLG: 0.359	L7		K				SH1-4			3	0	0	0	0	1	0									
Gregg Jefferies, S OBP: 0.311, SLG: 0.512										3	1	2	1	1	0	1									
Todd Zeile, R OBP: 0.349, SLG: 0.465	L9									4	1	1	1	0	0	3									
Jim Eisenreich, L OBP: 0.383, SLG: 0.403										4	1	3	0	0	1	0									
Mike Lieberthal, R OBP: 0.303, SLG: 0.473										4	0	1	0	0	1	3									
Glenn Murray, R OBP: 0.231, SLG: 0.250										4	0	0	0	0	3	2									
Mike Benjamin, R OBP: 0.403, SLG: 0.569										2	0	1	0	1	0	0									
Kevin Seick, R OBP: 0.200, SLG: 0.200										0	0	0	0	0	0	0									
Sid Fernandez, L OBP: 0.200, SLG: 0.176										1	0	0	1	0	0	2									
Ken Ryan, R OBP: 0.200, SLG: 0.176										1	0	0	0	0	1	0									
Russ Springer, R OBP: 0.200, SLG: 0.176										0	0	0	0	0	0	0									
Ricky Bottalico, L OBP: 0.500, SLG: 1.000										0	0	0	0	0	0	0									
Inning Stats	R: 0 E: 0 K: 0 S: 4	H: 0 LOB: 1 BB: 1 P: 10	R: 0 E: 0 K: 2 S: 9	H: 0 LOB: 0 BB: 0 P: 13	R: 1 E: 0 K: 1 S: 13	H: 1 LOB: 0 BB: 0 P: 21	R: 3 E: 0 K: 1 S: 19	H: 4 LOB: 2 BB: 1 P: 33	R: 0 E: 0 K: 0 S: 14	H: 2 LOB: 2 BB: 0 P: 21	R: 0 E: 0 K: 2 S: 11	H: 0 LOB: 0 BB: 0 P: 16	R: 0 E: 0 K: 0 S: 8	H: 1 LOB: 1 BB: 0 P: 13	R: 0 E: 0 K: 1 S: 5	H: 1 LOB: 0 BB: 0 P: 8	1B: 6 2B: 1 3B: 0 HR: 2	SF: 0 SAC: 2 DP: 1 HBP: 0	WP: 0 PB: 0 SB: 2 CS: 0	PA: 34					
PITCHER	IP	WLS	BF	H	R	ER	SO	BB	IBB	HBP	BLK	WP	HR	S	P	ERA	WHIP	PITCHER							
Frank Castillo, R ERA: 6.81	3.0	L	15	5	4	3	3	1	0	0	0	0	0	21	38	6.00	2.000								
Doug Jones, R ERA: 5.34	2.0		9	2	0	0	1	0	1	0	0	0	0	21	34	0.00	1.000								
Rodney Myers, R ERA: 3.81	1.0		3	0	0	0	2	0	0	0	0	0	0	11	16	0.00	0.000								
Bob Patterson, L ERA: 1.74	0.2		3	1	0	0	0	0	0	0	0	0	0	6	9	0.00	1.500								
Terry Adams, R ERA: 2.43	1.1		4	1	0	0	1	0	0	0	0	0	0	7	12	0.00	0.750								

Batter	1	2	3	4	5	6	7	8	9	10	11	12	13	14	AB	R	H	RBI	BB	SO	LOB	TOP										
Rickey Henderson, R OBP: 0.418, SLG: 0.319															7	0	3	0	0	1	1											
Steve Finley, L OBP: 0.327, SLG: 0.457															7	0	1	1	0	1	4											
Tony Gwynn, L OBP: 0.387, SLG: 0.436															4	1	1	1	2	0	0											
Ken Caminiti, S OBP: 0.353, SLG: 0.500															6	0	1	0	0	2	5											
Jason Thompson, L OBP: 0.400, SLG: 0.533															4	1	3	0	0	1	0											
Luis Lopez, S OBP: 0.259, SLG: 0.294															2	0	1	0	0	0	0											
Archi Cianfocco, R OBP: 0.349, SLG: 0.433															6	0	0	0	0	2	5											
Jody Reed, R OBP: 0.320, SLG: 0.291															6	0	1	1	0	1	4											
Brad Ausmus, R OBP: 0.255, SLG: 0.231															6	0	0	0	0	2	2											
Willie Blair, R ERA: 1.98															0	0	0	0	0	0	0											
Joey Hamilton, R OBP: 0.359, SLG: 0.329															3	1	1	0	0	1	0											
Chris Cavanah, L OBP: 0.250, SLG: 0.250															1	0	0	0	0	0	0											
Scott Sanders, R ERA: 4.29															0	0	0	0	0	0	0											
Trevor Hoffman, R ERA: 1.44															0	0	0	0	0	0	0											
Marc Newfield, R OBP: 0.250, SLG: 0.169															0	0	0	0	0	1	0											
Andres Berumen, R OBP: 0.300, SLG: 0.483															0	0	0	0	0	0	0											
Inning Stats	R: 0 E: 0 K: 1 S: 9	H: 0 LOB: 1 BB: 0 P: 12	R: 0 E: 0 K: 1 S: 10	H: 1 LOB: 1 BB: 0 P: 14	R: 0 E: 0 K: 2 S: 12	H: 1 LOB: 1 BB: 0 P: 20	R: 2 E: 0 K: 0 S: 15	H: 3 LOB: 1 BB: 0 P: 19	R: 0 E: 0 K: 1 S: 5	H: 0 LOB: 0 BB: 0 P: 8	R: 0 E: 0 K: 1 S: 12	H: 2 LOB: 2 BB: 1 P: 18	R: 1 E: 0 K: 1 S: 10	H: 2 LOB: 2 BB: 1 P: 22	R: 0 E: 0 K: 2 S: 7	H: 0 LOB: 0 BB: 0 P: 12	R: 0 E: 0 K: 1 S: 8	H: 0 LOB: 0 BB: 0 P: 14	R: 0 E: 0 K: 2 S: 8	H: 0 LOB: 0 BB: 0 P: 12	R: 0 E: 0 K: 0 S: 9	H: 0 LOB: 3 BB: 2 P: 12	R: 0 E: 0 K: 1 S: 13	H: 1 LOB: 3 BB: 2 P: 24	R: 0 E: 0 K: 1 S: 10	H: 1 LOB: 1 BB: 0 P: 16	R: 0 E: 0 K: 0 S: 6	H: 1 LOB: 0 BB: 0 P: 8	1B: 8 2B: 3 3B: 0 HR: 1	SF: 0 SAC: 0 DP: 1 HBP: 0	WP: 0 PB: 0 SB: 0 CS: 0	PA: 56
PITCHER	IP	WLS	BF	H	R	ER	SO	BB	IBB	HBP	BLK	WP	HR	S	P	ERA	WHIP															
Amaury Telemaco, R ERA: 3.44	(1, 1)	6.0	25	7	2	2	5	0	0	0	0	0	0	10	22	9.00	2.000															
Jim Bullinger, R ERA: 6.75	(7, 1)	1.0	6	2	1	1	0	0	1	0	0	0	0	10	22	9.00	2.000															
Terry Adams, R ERA: 2.32	(8, 1)	2.0	6	0	0	0	3	0	0	0	0	0	0	15	26	0.00	0.000															
Bob Patterson, L ERA: 1.66	(10, 1)	1.0	3	0	0	0	2	0	0	0	0	0	0	8	12	0.00	0.000															
Turk Wendell, R ERA: 1.98	(11, 1)	2.0	9	1	0	0	1	1	1	0	0	0	0	22	36	0.00	1.000															

San Diego Padres @ Chicago Cubs
Wrigley Field, Chicago, IL
Thu Jun 13 1996, 7:05 PM CDT
Att: 28,953 - Unknown - 86 F


AB: 53
R: 3
H: 12
RBI: 3
BB: 3
SO: 11
LOB: 21



Batter	1	2	3	4	5	6	7	8	9	10	11	12	13	14	AB	R	H	RBI	BB	SO	LOB	BOTTOM						
Brian McRae, S OBP: 0.349, SLG: 0.375															5	2	1	0	1	2	2							
Bret Barberie, S OBP: 0.185, SLG: 0.174															5	1	0	0	1	1	2							
Luis Gonzalez, L OBP: 0.382, SLG: 0.432															4	0	1	2	1	1	0							
Turk Wendell, L OBP: 0.500, SLG: 0.500															0	0	0	0	0	0	0							
Terry Shumpert, R OBP: 0.167, SLG: 0.800															2	1	1	3	0	0	0							
Sammy Sosa, R OBP: 0.296, SLG: 0.539															5	1	2	0	1	0	2							
Dave Magadan, L OBP: 0.379, SLG: 0.182															5	0	1	1	1	2	2							
23 Ryne Sandberg, R OBP: 0.305, SLG: 0.469															5	0	0	0	1	1	4							
Scott Servais, R OBP: 0.314, SLG: 0.453															5	0	0	0	0	2	2							
José Hernández, R OBP: 0.258, SLG: 0.239															6	1	2	0	0	2	1							
Amaury Telemaco, R OBP: 0.359, SLG: 0.329															2	0	0	0	0	1	0							
Inning Stats	R: 2 E: 0 K: 0 S: 14	H: 1 LOB: 1 BB: 1 P: 25	R: 0 E: 0 K: 0 S: 6	H: 0 LOB: 0 BB: 0 P: 11	R: 0 E: 0 K: 0 S: 10	H: 0 LOB: 1 BB: 1 P: 16	R: 0 E: 0 K: 2 S: 8	H: 0 LOB: 0 BB: 0 P: 11	R: 0 E: 0 K: 1 S: 6	H: 0 LOB: 0 BB: 0 P: 14	R: 0 E: 0 K: 1 S: 13	H: 2 LOB: 1 BB: 1 P: 18	R: 1 E: 0 K: 1 S: 10	H: 2 LOB: 1 BB: 0 P: 16	R: 0 E: 0 K: 1 S: 8	H: 0 LOB: 0 BB: 0 P: 13	R: 0 E: 0 K: 2 S: 7	H: 0 LOB: 0 BB: 0 P: 11	R: 0 E: 0 K: 1 S: 7	H: 0 LOB: 0 BB: 0 P: 13	R: 0 E: 0 K: 0 S: 6	H: 1 LOB: 2 BB: 1 P: 13	R: 3 E: 0 K: 0 S: 10	H: 2 LOB: 0 BB: 1 P: 15	1B: 5 2B: 3 3B: 0 HR: 1	SF: 0 SAC: 2 DP: 0 HBP: 1	WP: 0 PB: 1 SB: 0 CS: 0	PA: 57
PITCHER	IP	WLS	BF	H	R	ER	SO	BB	IBB	HBP	BLK	WP	HR	S	P	ERA	WHIP											
Joey Hamilton, R ERA: 4.29	(1, 1)	8.0	33	4	3	3	7	4	0	0	0	0	0	8	13	3.38	1.000											
Scott Sanders, R ERA: 3.12	(9, 1)	0.2	4	2	0	0	1	0	0	0	0	0	0	8	13	0.00	3.000											
Trevor Hoffman, R ERA: 1.44	(9, 1)	2.1	7	0	0	0	3	0	0	0	0	0	0	17	27	0.00	0.000											
Andres Berumen, R ERA: 1.44	(12, 1)	1.1	6	1	0	0	1	0	1	0	0	0	0	10	23	0.00	0.750											
Willie Blair, R ERA: 4.17	(13, 1)	1.1	L	7	2	3	0	0	1	0	0	0	1	13	18	20.25	1.500											

San Diego Padres @ Chicago Cubs
Wrigley Field, Chicago, IL
Thu Jun 13 1996, 7:05 PM CDT
Att: 28,953 - Unknown - 86 F

AB: 48
R: 6
H: 9
RBI: 6
BB: 6
SO: 12
LOB: 18



Batter	1	2	3	4	5	6	7	8	9	AB	R	H	RBI	BB	SO	LOB	TOP										
Rickey Henderson, R OBP: 0.415, SLG: 0.314 (1, 7)	G3		G5-3		G5			BB		3	0	0	0	1	0	2	San Diego Padres @ Chicago Cubs Wrigley Field, Chicago, IL Fri Jun 14 1996, 3:33 AM CDT Att: 30,877 - Sunny - 67°F										
Steve Finley, L OBP: 0.326, SLG: 0.454 (1, 8)	K			K2-3		BLK 1B		P4		4	0	1	0	0	2	1											
Ken Caminiti, S OBP: 0.352, SLG: 0.493 (1, 5)				G4-3		P7		P6		3	0	0	0	0	0	2											
Jason Thompson, L OBP: 0.333, SLG: 0.444 Archi Cianfrocco, R OBP: 0.345, SLG: 0.429 (9, PH)	K			G4-3		L9		P4		3	0	0	0	0	1	2											
Marc Newfield, R OBP: 0.386, SLG: 0.469 (1, 9)						G4-3 1B		G4-3		4	1	2	0	0	0	1											
Brian Johnson, R OBP: 0.299, SLG: 0.467 (1, 2)				G4-6-3		L8		F7		4	0	0	0	0	0	2											
Jody Reed, R OBP: 0.320, SLG: 0.291 (1, 4)				P6		1B		G5-3		3	0	1	0	0	0	0											
Andujar Cedeno, R OBP: 0.279, SLG: 0.318 (1, 6)				G5-3		1B		G1-3		3	0	1	1	0	0	0											
Bob Tewksbury, R OBP: 0.067, SLG: 0.034 Chris Gwynn, L OBP: 0.341, SLG: 0.243 Ron Villone, L (8, 1)				L5		P3		K		2	0	0	0	0	0	2											
										1	0	0	0	0	1	0											
										0	0	0	0	0	0	0											
Inning Stats	R: 0 E: 0 K: 2 S: 12	H: 0 LOB: 1 BB: 0 P: 20	R: 0 E: 0 K: 0 S: 7	H: 1 LOB: 0 BB: 0 P: 8	R: 0 E: 0 K: 0 S: 9	H: 0 LOB: 0 BB: 0 P: 13	R: 0 E: 0 K: 1 S: 8	H: 0 LOB: 0 BB: 0 P: 12	R: 1 E: 0 K: 0 S: 14	H: 3 LOB: 2 BB: 0 P: 23	R: 0 E: 0 K: 0 S: 12	H: 1 LOB: 1 BB: 0 P: 18	R: 0 E: 0 K: 0 S: 5	H: 0 LOB: 0 BB: 0 P: 8	R: 0 E: 0 K: 1 S: 12	H: 0 LOB: 1 BB: 1 P: 17	R: 0 E: 0 K: 0 S: 5	H: 0 LOB: 0 BB: 0 P: 9	1B: 5 2B: 0 3B: 0 HR: 0	SF: 0 SAC: 0 DP: 1 HBP: 1	WP: 0 PB: 0 SB: 0 CS: 0	PA: 33					
PITCHER	IP	WLS	BF	H	R	ER	SO	BB	IBB	HBP	BLK	WP	HR	S	P	ERA	WHIP										
Steve Trachsel, R ERA: 2.27 (1, 1)	7.1	W	28	5	1	1	4	1	0	1	1	0	0	74	114	1.23	0.818										
Bob Patterson, L ERA: 1.61 (8, 1)	0.2		2	0	0	0	0	0	0	0	0	0	0	5	5	0.00	0.000										
Jim Bullinger, R ERA: 6.64 (9, 1)	1.0		3	0	0	0	0	0	0	0	0	0	0	5	9	0.00	0.000										

Batter	1	2	3	4	5	6	7	8	9	AB	R	H	RBI	BB	SO	LOB	BOTTOM										
Scott Blewett, L OBP: 0.375, SLG: 0.526 (1, 8)	G1-3		G4-3		HR		K			4	1	1	1	0	1	0	San Diego Padres @ Chicago Cubs Wrigley Field, Chicago, IL Fri Jun 14 1996, 3:33 AM CDT Att: 30,877 - Sunny - 67°F										
23 Ryne Sandberg, R OBP: 0.305, SLG: 0.463 (1, 4)			F7		K		G5-3			3	1	0	0	0	1	0											
Luis Gonzalez, L OBP: 0.376, SLG: 0.422 (1, 7)	E9 HBP		G4-3		F7		K			4	0	0	0	0	1	0											
Sammy Sosa, R OBP: 0.299, SLG: 0.550 (1, 9)	K				1B		HR			4	2	2	1	0	1	1											
Dave Magadan, L OBP: 0.364, SLG: 0.160 (1, 3)	G3				G4-3		L9			3	0	0	0	1	0	2											
Leo Gomez, R OBP: 0.359, SLG: 0.516 (1, 5)					1B		F9			3	1	0	0	1	0	1											
José Hernández, R OBP: 0.267, SLG: 0.250 (1, 6)					SF8 BB		G5-3			3	0	2	1	0	0	0											
Mike Hubbard, R (1, 2)					1B		K			2	0	0	1	0	1	1											
Steve Trachsel, R OBP: 0.042, SLG: 0.167 Bob Patterson, R (8, 1)					SF8 1B		K			3	0	0	0	0	1	2											
Jim Bullinger, R OBP: 0.348, SLG: 0.667 (9, 1)					G5-3		K			0	0	0	0	0	0	0											
										0	0	0	0	0	0	0											
Inning Stats	R: 1 E: 1 K: 1 S: 13	H: 0 LOB: 1 BB: 0 P: 21	R: 0 E: 0 K: 0 S: 6	H: 1 LOB: 1 BB: 0 P: 11	R: 0 E: 0 K: 0 S: 8	H: 0 LOB: 0 BB: 0 P: 13	R: 2 E: 0 K: 0 S: 11	H: 2 LOB: 1 BB: 1 P: 17	R: 2 E: 0 K: 1 S: 13	H: 2 LOB: 0 BB: 0 P: 17	R: 0 E: 0 K: 1 S: 7	H: 0 LOB: 0 BB: 0 P: 9	R: 0 E: 0 K: 2 S: 8	H: 0 LOB: 0 BB: 0 P: 11	R: 0 E: 0 K: 1 S: 7	H: 0 LOB: 1 BB: 1 P: 14	1B: 3 2B: 0 3B: 0 HR: 2	SF: 1 SAC: 0 DP: 0 HBP: 1	WP: 0 PB: 0 SB: 1 CS: 0	PA: 33							
PITCHER	IP	WLS	BF	H	R	ER	SO	BB	IBB	HBP	BLK	WP	HR	S	P	ERA	WHIP										
Bob Tewksbury, R ERA: 4.09 (1, 1)	7.0	L	29	5	5	4	5	1	0	1	0	0	0	66	99	5.14	0.857										
Ron Villone, L ERA: (8, 1)	1.0		4	0	0	0	1	1	0	0	0	0	0	7	14	0.00	1.000										



Batter	1	2	3	4	5	6	7	8	9	AB	R	H	RBI	BB	SO	LOB	TOP							
Rickey Henderson, R OBP: 0.417, SLG: 0.315 (1, 7)	G5-3		FC6-4 BB			HR 1B		P3		3	1	1	0	1	0	0								
Steve Finley, L OBP: 0.326, SLG: 0.466 (1, 8)	G6-3		FC6-4			HR 1B		E6 L7 1B		4	1	2	2	0	0	2								
Tony Gwynn, L OBP: 0.380, SLG: 0.428 (1, 9)	G4-3					G3		L7		4	0	0	0	0	0	1								
Ken Caminiti, S OBP: 0.354, SLG: 0.488 (1, 5)		K				CS BB		BB IBB		2	0	0	0	2	2	0								
Jason Thompson, L OBP: 0.286, SLG: 0.381 Archi Cianfrocco, R OBP: 0.342, SLG: 0.425 (9, PH) (9, 3)	G4-3					CS BB	G6-3	P9		3	0	0	0	0	0	0								
Jody Reed, R OBP: 0.319, SLG: 0.288 (1, 4)		K					G5-3			3	0	0	0	1	1	0								
Luis Lopez, S OBP: 0.229, SLG: 0.281 (1, 6)			G3-1			F9		F8		4	0	0	0	0	1	3								
Brad Ausmus, R OBP: 0.261, SLG: 0.233 (1, 2)			BB 1B			G4-3				3	0	1	0	0	1	0								
Tim Worrell, R Trevor Hoffman, R (9, 1)			K					K		3	0	0	0	0	3	1								
										0	0	0	0	0	0	0								
Inning Stats	R: 0 E: 0 K: 0 S: 6	H: 0 LOB: 0 BB: 0 P: 8	R: 0 E: 0 K: 2 S: 8	H: 0 LOB: 0 BB: 0 P: 9	R: 0 E: 0 K: 1 S: 11	H: 1 LOB: 2 BB: 1 P: 22	R: 0 E: 0 K: 1 S: 8	H: 0 LOB: 0 BB: 0 P: 12	R: 0 E: 0 K: 0 S: 4	H: 0 LOB: 0 BB: 0 P: 5	R: 2 E: 0 K: 1 S: 12	H: 2 LOB: 0 BB: 1 P: 24	R: 0 E: 0 K: 0 S: 6	H: 0 LOB: 0 BB: 0 P: 8	R: 0 E: 0 K: 2 S: 9	H: 0 LOB: 0 BB: 2 P: 14	R: 0 E: 1 K: 1 S: 14	H: 1 LOB: 3 BB: 2 P: 25	1B: 3 2B: 0 3B: 0 HR: 1	SF: 0 SAC: 0 DP: 0 HBP: 0	WP: 0 PB: 0 SB: 0 CS: 1	PA: 35		
PITCHER	IP	WLS	BF	H	R	ER	SO	BB	IBB	HBP	BLK	WP	HR	S	P	ERA	WHIP							
Jaime Navarro, R ERA: 3.86 Bob Patterson, L ERA: 1.59 Turk Wendell, R ERA: 1.95	8.0	L	28	3	2	2	7	2	0	0	0	0	1	64	102	2.25	0.625							
	0.1		3	1	0	0	0	0	1	0	0	0	0	7	12	0.00	3.000							
	0.2		3	0	0	0	1	1	0	0	0	0	0	7	13	0.00	1.500							

San Diego Padres @ Chicago Cubs
Wrigley Field, Chicago, IL
Sat Jun 15 1996, 3:33 AM CDT
Att: 39,465 - Sunny

AB	30
R	2
H	4
RBI	2
BB	4
SO	8
LOB	9



Batter	1	2	3	4	5	6	7	8	9	AB	R	H	RBI	BB	SO	LOB	BOTTOM							
Brian McRae, S OBP: 0.344, SLG: 0.369 (1, 8)	B3		E4					G6-3		4	0	0	0	0	0	2								
Brant Brown, L OBP: 0.250, SLG: 0.250 (1, 3)	BB 1B		F8					G4-3		4	0	1	1	0	1	2								
Luis Gonzalez, L OBP: 0.373, SLG: 0.416 Bob Patterson, R OBP: 0.500, SLG: 0.500 (9, 1)	F8							G6-3		3	0	0	0	1	0	1								
Turk Wendell, L OBP: 0.500, SLG: 0.500 (9, 1)			BB							0	0	0	0	0	0	0								
Sammy Sosa, R OBP: 0.302, SLG: 0.549 (1, 9)	BB 1B		P3					F9		4	0	2	0	0	0	2								
Dave Magadan, L OBP: 0.333, SLG: 0.143 (1, 5)	K							L7		3	0	0	0	0	1	2								
23 Ryne Sandberg, R OBP: 0.304, SLG: 0.459 (1, 4)			CS 1B					F8		4	0	1	0	0	1	1								
Scott Servais, R OBP: 0.308, SLG: 0.443 (1, 2)			F8					G3		4	0	0	0	0	0	2								
José Hernández, R OBP: 0.268, SLG: 0.246 (1, 6)			F8					K		2	0	0	0	1	1	1								
Jaime Navarro, R OBP: 0.152, SLG: 0.152 Scott Bullett, L OBP: 0.390, SLG: 0.564 (8, PH) (9, 7)			L4					SH5-4		1	0	0	0	0	0	0								
								G6-3 G4-3 2B		1	1	1	0	0	0	0								
Inning Stats	R: 0 E: 0 K: 1 S: 15	H: 2 LOB: 2 BB: 0 P: 21	R: 0 E: 0 K: 0 S: 8	H: 1 LOB: 0 BB: 0 P: 10	R: 0 E: 0 K: 0 S: 10	H: 0 LOB: 0 BB: 1 P: 19	R: 0 E: 0 K: 0 S: 8	H: 0 LOB: 0 BB: 0 P: 11	R: 0 E: 0 K: 0 S: 4	H: 0 LOB: 0 BB: 0 P: 6	R: 0 E: 0 K: 1 S: 8	H: 0 LOB: 0 BB: 0 P: 10	R: 1 E: 0 K: 0 S: 8	H: 1 LOB: 0 BB: 0 P: 10	R: 0 E: 0 K: 1 S: 9	H: 1 LOB: 1 BB: 0 P: 13	1B: 4 2B: 1 3B: 0 HR: 0	SF: 0 SAC: 2 DP: 0 HBP: 0	WP: 0 PB: 0 SB: 1 CS: 1	PA: 34				
PITCHER	IP	WLS	BF	H	R	ER	SO	BB	IBB	HBP	BLK	WP	HR	S	P	ERA	WHIP							
Tim Worrell, R ERA: 1.76 Trevor Hoffman, R ERA: 1.39	8.0	W	30	4	1	1	3	2	0	0	0	0	0	69	102	1.12	0.750							
	1.0	S	4	1	0	0	1	0	0	0	0	0	0	9	13	0.00	1.000							

San Diego Padres @ Chicago Cubs
Wrigley Field, Chicago, IL
Sat Jun 15 1996, 3:33 AM CDT
Att: 39,465 - Sunny

AB	30
R	1
H	5
RBI	1
BB	2
SO	4
LOB	13



Batter	1	2	3	4	5	6	7	8	9	AB	R	H	RBI	BB	SO	LOB	TOP					
Rickey Henderson, R OBP: 0.422, SLG: 0.313 (1, 7)	4-2 E BB SF8 BB		4-1 G3 BB		2-1 F7			4-2 1B WP FC3-6 BB		1	2	0	0	3	0	0						
Steve Finley, L OBP: 0.327, SLG: 0.463 (1, 8)	0-0 F7		0-2 G3		0-3 K			1-0 FC3-6 1B		4	0	1	0	0	1	2						
Tony Gwynn, L OBP: 0.378, SLG: 0.422 (1, 9)	SAFE CS E 1-2 BB		2-1 G4-3		1-1 G1-3			0-0 FC3-6 G3-6		3	0	0	1	1	0	2						
Ken Caminiti, S OBP: 0.352, SLG: 0.481 (1, 5)	SAFE 1-2 2-3 BB			2-3 K		1-0 F8		0-0 G3-6		3	0	0	0	1	1	1						
Jason Thompson, L OBP: 0.280, SLG: 0.375 (1, 3)	0-0 SF8		0-0 G3		2-3 K			2-2 1B		3	0	1	1	0	1	0						
Jody Reed, R OBP: 0.316, SLG: 0.287 (1, 4)	3-H CS	0-0 F7		0-0 1B		0-0 F7		2-2 L5		4	0	1	0	0	0	1						
Luis Lopez, S OBP: 0.256, SLG: 0.275 (4, 1)		2-3 K		1-1 F9		0-2 G6-3		1-3 K		2	0	0	0	0	1	1	AB 28					
Chris Gwynn, L OBP: 0.330, SLG: 0.237 (7, PH)										1	0	0	0	0	0	0	R 4					
Andres Berumen, R OBP: 0.280, SLG: 0.237 (7, 1)										0	0	0	0	0	0	0	H 4					
Doug Bochtler, R OBP: 0.383, SLG: 0.466 (8, PH)										0	0	0	0	0	0	0	RBI 4					
Marc Newfield, R OBP: 0.383, SLG: 0.466 (8, PH)										1	0	0	0	0	1	1	BB 6					
Brad Ausmus, R OBP: 0.261, SLG: 0.228 (1, 2)	0-0 G4-3		0-0 G4-3		4-2 HR BB		1-2 G4-3		3-3 K	3	1	0	0	1	1	1	SO 7					
Fernando Valenzuela, L OBP: 0.167, SLG: 0.167 (1, 1)			1-2 P2		2-1 HR		1-3 K			1	0	0	0	0	0	0	LOB 9					
Archi Cianfrocco, R OBP: 0.345, SLG: 0.454 (4, 6)										2	1	1	2	0	1	0						
Inning Stats	R: 1 E: 1 K: 0 S: 9	H: 0 LOB: 1 BB: 3 P: 24	R: 0 E: 0 K: 1 S: 5	H: 0 LOB: 2 BB: 0 P: 7	R: 0 E: 0 K: 0 S: 9	H: 0 LOB: 1 BB: 1 P: 16	R: 0 E: 0 K: 1 S: 8	H: 1 LOB: 0 BB: 1 P: 11	R: 2 E: 0 K: 1 S: 11	H: 1 LOB: 0 BB: 1 P: 20	R: 0 E: 0 K: 1 S: 5	H: 0 LOB: 0 BB: 0 P: 8	R: 0 E: 0 K: 1 S: 10	H: 0 LOB: 0 BB: 0 P: 12	R: 1 E: 0 K: 0 S: 5	H: 1 LOB: 1 BB: 1 P: 10	R: 0 E: 0 K: 2 S: 12	H: 1 LOB: 1 BB: 0 P: 20	1B: 3 2B: 0 3B: 0 HR: 1	SF: 1 SAC: 0 DP: 1 HBP: 0	WP: 1 PB: 0 SB: 0 CS: 1	PA: 36
PITCHER	IP	WLS	BF	H	R	ER	SO	BB	IBB	HBP	BLK	WP	HR	S	P	ERA	WHIP					
Frank Castillo, R ERA: 6.72 (1, 1)	5.0	W	21	2	3	3	3	5	0	0	0	0	1	42	78	5.40	1.400					
Jim Bullinger, R ERA: 6.35 (6, 1)	4.0	S	14	2	1	1	4	1	0	0	0	1	0	32	50	2.25	0.750					

San Diego Padres @ Chicago Cubs
Wrigley Field, Chicago, IL
Sun Jun 16 1996, 3:33 AM CDT
Att: 33,376 - Overcast - 66 F

AB	28
R	4
H	4
RBI	4
BB	6
SO	7
LOB	9



Batter	1	2	3	4	5	6	7	8	9	AB	R	H	RBI	BB	SO	LOB	BOTTOM				
Brian McRae, S OBP: 0.345, SLG: 0.371 (1, 8)	1-1 G1-3			3-2 1B 23 2B		1-1 G1-3		1-3 K		4	1	1	1	1	1	0					
Doug Glanville, R OBP: 0.188, SLG: 0.200 (1, 7)	1-0 F9		1-2 2-3 3-H BB	2-2 23 2B S		0-1 G3		0-0 F9		4	1	1	1	0	0	0					
23 Ryne Sandberg, R OBP: 0.303, SLG: 0.460 (1, 4)	1-1 F8		3-H G1-3	1-2 1B 2B		0-1 F9				4	1	1	2	0	0	2					
Sammy Sosa, R OBP: 0.301, SLG: 0.544 (1, 9)		2-0 F9	2-1 G6-3	1-0 1B		0-1 F8				4	0	1	1	0	0	0					
Leo Gomez, R OBP: 0.362, SLG: 0.512 (6, 5)		1-0 1B E 1B	1-1 P3	0-1 F9		4-1 1B BB				3	1	1	0	1	0	1					
Scott Servais, R OBP: 0.312, SLG: 0.444 (1, 2)		2-2 E 1B	0-0 G5-3		3-2 F9		0-0 1B			4	1	2	0	0	0	0					
Terry Shumpert, R OBP: 0.444, SLG: 1.286 (1, 5)		1-2 E BB 1B		3-2 HR		4-2 HBP				2	2	2	1	0	0	0					
Jim Bullinger, R OBP: 0.333, SLG: 0.636 (6, 1)		1-2 2-3 3-H BB 1B		SAFE SAFE SAFE SAFE SAFE SAFE G5-3		1-3 K				1	0	0	0	0	1	2	AB 34				
José Hernández, R OBP: 0.260, SLG: 0.237 (1, 6)		0-0 E5 BB E SF8		1-1 G5-3		0-0 F8				4	1	0	1	0	1	5	R 8				
Frank Castillo, R OBP: 0.087, SLG: 0.087 (1, 1)		0-1 E5 BB		1-0 G4-3		0-1 G5-3				2	0	0	1	0	0	2	H 9				
Brant Brown, L OBP: 0.167, SLG: 0.167 (5, PH)		1-2 2-3 3-H BB								2	0	0	0	0	0	1	RBI 8				
Inning Stats	R: 0 E: 0 K: 0 S: 5	H: 0 LOB: 0 BB: 0 P: 8	R: 4 E: 2 K: 0 S: 25	H: 3 LOB: 2 BB: 1 P: 39	R: 0 E: 0 K: 0 S: 5	H: 0 LOB: 0 BB: 0 P: 8	R: 4 E: 0 K: 0 S: 21	H: 5 LOB: 1 BB: 0 P: 33	R: 0 E: 0 K: 1 S: 14	H: 0 LOB: 1 BB: 0 P: 21	R: 0 E: 0 K: 0 S: 6	H: 0 LOB: 0 BB: 0 P: 7	R: 0 E: 0 K: 1 S: 8	H: 1 LOB: 2 BB: 1 P: 14	R: 0 E: 0 K: 1 S: 7	H: 0 LOB: 0 BB: 0 P: 9	1B: 6 2B: 2 3B: 0 HR: 1	SF: 1 SAC: 0 DP: 0 HBP: 1	WP: 0 PB: 0 SB: 1 CS: 0	PA: 38	
PITCHER	IP	WLS	BF	H	R	ER	SO	BB	IBB	HBP	BLK	WP	HR	S	P	ERA	WHIP				
Fernando Valenzuela, L ERA: 3.86 (4, 1)	2.1	L	10	2	1	1	1	0	0	1	0	0	0	26	36	3.86	0.857				
Andres Berumen, R ERA: 4.15 (7, 1)	1.0		5	1	0	0	1	1	0	0	0	0	0	8	14	0.00	2.000				
Doug Bochtler, R ERA: 4.81 (8, 1)	1.0		3	0	0	0	1	0	0	0	0	0	0	7	9	0.00	0.000				

San Diego Padres @ Chicago Cubs
Wrigley Field, Chicago, IL
Sun Jun 16 1996, 3:33 AM CDT
Att: 33,376 - Overcast - 66 F

AB	34
R	8
H	9
RBI	8
BB	2
SO	3
LOB	13



Batter	1	2	3	4	5	6	7	8	9	AB	R	H	RBI	BB	SO	LOB	TOP					
Delino DeShields, L OBP: 0.289, SLG: 0.354	L6		G4-3			2B		K		5	2	2	3	0	1	1	Los Angeles Dodgers @ Chicago Cubs Wrigley Field, Chicago, IL Tue Jun 18 1996, 3:33 AM CDT Cloudy - 68 F					
Roger Cedeno, S OBP: 0.353, SLG: 0.397	2B		B1-3			HR				5	1	4	4	0	0							
Mike Piazza, R OBP: 0.427, SLG: 0.579 Chan Ho Park, R OBP: 0.083, SLG: 0.083 Todd Worrell, R	G5-3			G5-3	L8	G5-3		G4-3		5	0	0	0	0	0	3						
Eric Karros, R OBP: 0.298, SLG: 0.420	K			F7	P2					5	0	1	0	0	1	2						
Raul Mondesi, R OBP: 0.293, SLG: 0.466		K					P6			5	0	2	0	0	2	1						
Mike Blowers, R OBP: 0.314, SLG: 0.354				G4-3			L9			5	1	2	0	0	0	3						
Todd Hollandsworth, L OBP: 0.360, SLG: 0.372										4	1	1	0	1	0	3						
Juan Castro, R OBP: 0.274, SLG: 0.282										4	3	2	0	0	0	3						
Ramon Martinez, R OBP: 0.067, SLG: 0.067 Oreste Marrero, L OBP: 1.000, SLG: 2.000 Mark Guthrie, R Milt Thompson, L OBP: 0.211, SLG: 0.137 Tom Prince, R OBP: 0.323, SLG: 0.346										1	0	0	1	0	1	0						
Inning Stats	R: 0 E: 0 K: 1 S: 10	H: 1 LOB: 1 BB: 0 P: 13	R: 0 E: 0 K: 1 S: 11	H: 1 LOB: 1 BB: 0 P: 16	R: 0 E: 0 K: 1 S: 8	H: 0 LOB: 0 BB: 0 P: 11	R: 0 E: 0 K: 0 S: 11	H: 1 LOB: 1 BB: 0 P: 15	R: 3 E: 0 K: 0 S: 11	H: 3 LOB: 1 BB: 1 P: 21	R: 5 E: 0 K: 0 S: 21	H: 5 LOB: 1 BB: 0 P: 32	R: 0 E: 0 K: 1 S: 10	H: 1 LOB: 1 BB: 0 P: 16	R: 1 E: 0 K: 1 S: 13	H: 2 LOB: 1 BB: 0 P: 24		R: 0 E: 0 K: 0 S: 6	H: 1 LOB: 1 BB: 0 P: 9	1B: 8 2B: 4 3B: 1 HR: 2	SF: 0 SAC: 1 DP: 0 HBP: 0	WP: 2 PB: 0 SB: 1 CS: 0
PITCHER	IP	WLS	BF	H	R	ER	SO	BB	IBB	HBP	BLK	WP	HR	S	P	ERA	WHIP					
Amaury Telemaco, R ERA: 4.25 Bob Patterson, L ERA: 2.38 Kent Bottenfield, R ERA: Rodney Myers, R ERA: 3.86	(1, 1)	5.2	L	27	9	6	6	3	1	0	0	0	0	0	64	9.53	1.765					
(6, 1)	0.0		2	2	2	2	0	0	0	0	0	0	2	5	7							
(6, 1)	1.1		5	1	0	0	1	0	0	0	0	2	0	13	22	0.00	0.750					
(8, 1)	2.0		9	3	1	1	1	0	0	0	0	0	0	19	33	4.50	1.500					

Batter	1	2	3	4	5	6	7	8	9	AB	R	H	RBI	BB	SO	LOB	BOTTOM					
Brian McRae, S OBP: 0.349, SLG: 0.375					L8			L7		5	1	3	0	0	0	0	Los Angeles Dodgers @ Chicago Cubs Wrigley Field, Chicago, IL Tue Jun 18 1996, 3:33 AM CDT Cloudy - 68 F					
23 Ryne Sandberg, R OBP: 0.305, SLG: 0.456										4	1	1	0	1	1	3						
Luis Gonzalez, L OBP: 0.374, SLG: 0.412										4	1	1	0	1	1	2						
Sammy Sosa, R OBP: 0.300, SLG: 0.549										5	1	1	3	0	2	4						
Dave Magadan, L OBP: 0.342, SLG: 0.138 Terry Shumpert, R OBP: 0.364, SLG: 1.000										1	0	0	0	1	1	0						
(7, 5)										2	0	0	0	0	2	1						
Leo Gomez, R OBP: 0.365, SLG: 0.527										3	1	1	1	1	1	1						
Scott Servais, R OBP: 0.311, SLG: 0.441										4	0	1	0	0	1	2						
José Hernández, R OBP: 0.254, SLG: 0.231 Brant Brown, L OBP: 0.286, SLG: 0.714										3	0	0	0	0	1	1						
(9, PH)										1	1	1	1	0	0	0						
Amaury Telemaco, R Bob Patterson, R Kent Bottenfield, R Doug Glanville, R Rodney Myers, R Scott Butlett, L OBP: 0.301, SLG: 0.550	(1, 1)									2	0	0	0	0	1	0						
(6, 1)										0	0	0	0	0	0	0						
(6, 1)										0	0	0	0	0	0	0						
(7, PH)										1	0	0	0	0	1	0						
(8, 1)										0	0	0	0	0	0	0						
(9, PH)										1	0	0	0	0	0	0						
Inning Stats	R: 0 E: 0 K: 1 S: 8	H: 1 LOB: 1 BB: 0 P: 10	R: 1 E: 0 K: 2 S: 10	H: 1 LOB: 0 BB: 0 P: 18	R: 1 E: 0 K: 2 S: 8	H: 1 LOB: 0 BB: 0 P: 13	R: 0 E: 0 K: 2 S: 14	H: 0 LOB: 1 BB: 1 P: 21	R: 0 E: 0 K: 2 S: 12	H: 0 LOB: 1 BB: 1 P: 20	R: 0 E: 0 K: 0 S: 11	H: 1 LOB: 1 BB: 0 P: 21	R: 3 E: 0 K: 1 S: 13	H: 3 LOB: 1 BB: 1 P: 23	R: 1 E: 0 K: 1 S: 16	H: 2 LOB: 2 BB: 1 P: 22	1B: 6 2B: 0 3B: 0 HR: 3	SF: 0 SAC: 0 DP: 0 HBP: 0	WP: 1 PB: 0 SB: 0 CS: 0	PA: 40		
PITCHER	IP	WLS	BF	H	R	ER	SO	BB	IBB	HBP	BLK	WP	HR	S	P	ERA	WHIP					
Ramon Martinez, R ERA: 3.02 Mark Guthrie, L ERA: 1.13 Chan Ho Park, R ERA: 2.67 Todd Worrell, R ERA: 3.0	(1, 1)	5.0	W	19	3	2	1	7	1	0	0	1	1	48	73	1.80	0.800					
(6, 1)	2.0		8	1	0	0	2	1	0	0	0	0	0	23	41	0.00	1.000					
(8, 1)	1.1		10	5	4	4	1	1	0	0	0	0	2	19	31	27.00	4.500					
(9, 1)	0.2	S	3	0	0	0	1	1	0	0	0	0	0	10	14	0.00	1.500					



Batter	1	2	3	4	5	6	7	8	9	AB	R	H	RBI	BB	SO	LOB	TOP					
Brian McRae, S OBP: 0.352, SLG: 0.375 (1, 8)	F9		G5-3			1B 2B		WP 1B		4	0	2	0	0	0	1						
Brant Brown, L OBP: 0.409, SLG: 0.810 (1, 3)	CS 1B			F8		2H HR 1B		K		4	1	2	0	0	1	1						
Sammy Sosa, R OBP: 0.296, SLG: 0.547 (1, 9)	K			P4		2H HR			K	4	1	1	2	0	2	1						
Luis Gonzalez, L OBP: 0.375, SLG: 0.431 (1, 7)	CS 1-2	G6-3		P5		F8			F8	4	0	0	0	0	0	0						
Leo Gomez, R OBP: 0.359, SLG: 0.528 (1, 5)		L6			HR		G5-3		K	4	1	1	1	0	1	0						
23 Ryne Sandberg, R OBP: 0.295, SLG: 0.437 (1, 4)		L5			K		K			3	0	0	0	0	2	0						
José Hernández, R OBP: 0.261, SLG: 0.242 (1, 6)			2B		K		F9			3	0	1	0	0	1	0						
Mike Hubbard, R (1, 2)			K		F8			K		3	0	0	0	0	2	1						
Jaime Navarro, R OBP: 0.139, SLG: 0.139 Bob Patterson, R (8, 1)								K		3	0	0	0	0	2	1						
Turk Wendell, L OBP: 0.500, SLG: 0.500 Scott Bullett, L OBP: 0.378, SLG: 0.535 (9, 1) (9, 7)			P2					K		0	0	0	0	0	0	0						
										0	0	0	0	0	0	0						
										0	0	0	0	0	0	0						
Inning Stats	R: 0 E: 0 K: 1 S: 7	H: 1 LOB: 0 BB: 0 P: 12	R: 0 E: 0 K: 0 S: 7	H: 0 LOB: 0 BB: 0 P: 10	R: 0 E: 0 K: 1 S: 10	H: 1 LOB: 1 BB: 0 P: 15	R: 0 E: 0 K: 0 S: 5	H: 0 LOB: 0 BB: 0 P: 6	R: 1 E: 0 K: 2 S: 15	H: 1 LOB: 0 BB: 0 P: 20	R: 2 E: 0 K: 1 S: 15	H: 3 LOB: 0 BB: 0 P: 22	R: 0 E: 0 K: 1 S: 8	H: 0 LOB: 0 BB: 0 P: 12	R: 0 E: 0 K: 3 S: 13	H: 1 LOB: 1 BB: 0 P: 20	R: 0 E: 0 K: 2 S: 9	H: 0 LOB: 0 BB: 0 P: 13	1B: 3 2B: 2 3B: 0 HR: 2	SF: 0 SAC: 0 DP: 0 HBP: 0	WP: 1 PB: 0 SB: 0 CS: 1	PA: 33
PITCHER	IP	WLS	BF	H	R	ER	SO	BB	IBB	HBP	BLK	WP	HR	S	P	ERA	WHIP					
Tim Worrell, R ERA: 2.08 (1, 1)	6.0	L	22	6	3	3	5	0	0	0	0	0	2	59	85	4.50	1.000					
Scott Sanders, R ERA: 2.94 (7, 1)	2.0		7	1	0	0	4	0	0	0	0	1	0	21	32	0.00	0.500					
Trevor Hoffman, R ERA: 1.35 (9, 1)	1.0		3	0	0	0	2	0	0	0	0	0	0	9	13	0.00	0.000					

Chicago Cubs @ San Diego Padres
Jack Murphy Stadium, San Diego, CA
Thu Jun 20 1996, 6:33 AM EDT
Att: 19,969 - Sunny - 77 F

AB 32
R 3
H 7
RBI 3
BB 0
SO 11
LOB 5



Batter	1	2	3	4	5	6	7	8	9	AB	R	H	RBI	BB	SO	LOB	BOTTOM					
Rickey Henderson, R OBP: 0.413, SLG: 0.311 Trevor Hoffman, R (1, 7) (9, 1)	P2		P4			G5-3		P6		4	0	0	0	0	0	0						
Steve Finley, L OBP: 0.319, SLG: 0.448 (1, 8)	L8			1B		1B		K		4	0	2	0	0	1	0						
Tony Gwynn, L OBP: 0.378, SLG: 0.423 (1, 9)	L4			L7		F7			G4-3 1B	4	0	1	0	0	0	2						
Ken Caminiti, S OBP: 0.342, SLG: 0.455 (1, 5)		G4-3		K		K		K	K	4	0	0	0	0	3	2						
Jason Thompson, L OBP: 0.244, SLG: 0.425 (1, 3)		WP 2B		K		K		K	G4-3	4	0	1	0	0	2	2						
John Flaherty, R OBP: 0.278, SLG: 0.390 (1, 2)		G1-3			P3		G5-3		G4-3	4	0	0	0	0	0	2						
Chris Gomez, R OBP: 0.331, SLG: 0.304 (1, 6)		L8			F7			E6 HR		3	1	0	0	0	1							
Luis Lopez, S OBP: 0.216, SLG: 0.263 Archi Cianfrocco, R OBP: 0.333, SLG: 0.432 (1, 4) (8, PH) (9, 4)			G5-3			K		F9		2	0	0	0	0	1	0						
Tim Worrell, R (1, 1)										1	0	0	0	0	0	0						
Chris Gwynn, L OBP: 0.313, SLG: 0.220 Scott Sanders, R (6, PH) (7, 1)			G4-3							1	0	0	0	0	1	0						
Marc Newfield, R OBP: 0.387, SLG: 0.492 (8, PH) (9, 7)								HR		0	0	0	0	0	0	0						
										1	1	1	2	0	0	0						
Inning Stats	R: 0 E: 0 K: 0 S: 5	H: 0 LOB: 0 BB: 0 P: 8	R: 0 E: 0 K: 0 S: 9	H: 1 LOB: 0 BB: 0 P: 13	R: 0 E: 0 K: 2 S: 11	H: 0 LOB: 0 BB: 0 P: 17	R: 0 E: 0 K: 1 S: 5	H: 0 LOB: 0 BB: 0 P: 5	R: 0 E: 0 K: 1 S: 11	H: 1 LOB: 1 BB: 0 P: 15	R: 0 E: 0 K: 2 S: 11	H: 0 LOB: 0 BB: 0 P: 16	R: 2 E: 1 K: 1 S: 9	H: 1 LOB: 0 BB: 0 P: 11	R: 0 E: 0 K: 1 S: 11	H: 1 LOB: 1 BB: 0 P: 16	1B: 3 2B: 1 3B: 0 HR: 1	SF: 0 SAC: 0 DP: 0 HBP: 0	WP: 1 PB: 0 SB: 1 CS: 0	PA: 33		
PITCHER	IP	WLS	BF	H	R	ER	SO	BB	IBB	HBP	BLK	WP	HR	S	P	ERA	WHIP					
Jaime Navarro, R ERA: 3.68 (1, 1)	7.2	W	28	4	2	1	6	0	0	0	0	0	1	65	93	1.17	0.522					
Bob Patterson, L ERA: 2.31 (8, 1)	0.1		2	1	0	0	1	0	0	0	0	0	0	5	5	0.00	3.000					
Turk Wendell, R ERA: 2.06 (9, 1)	1.0	S	3	0	0	0	1	0	0	0	0	0	0	9	14	0.00	0.000					

Chicago Cubs @ San Diego Padres
Jack Murphy Stadium, San Diego, CA
Thu Jun 20 1996, 6:33 AM EDT
Att: 19,969 - Sunny - 77 F

AB 33
R 2
H 5
RBI 2
BB 0
SO 8
LOB 10



Batter	1	2	3	4	5	6	7	8	9	10	11	12	13	14	15	16	AB	R	H	RBI	BB	SO	LOB	TOP						
Brian McRae, S OBP: 0.355, SLG: 0.379 (1, 8)																	8	3	3	1	1	0	8							
Brant Brown, L OBP: 0.438, SLG: 0.839 (1, 3)																	9	1	5	2	0	1	4							
Sammy Sosa, R OBP: 0.290, SLG: 0.542 (1, 9)																	8	1	2	2	0	2	4							
Luis Gonzalez, L OBP: 0.368, SLG: 0.425 (1, 7)																	7	0	1	1	1	1	3							
Leo Gomez, R OBP: 0.358, SLG: 0.516 Terry Shumpert, R OBP: 0.318, SLG: 0.690 (10, PR) (10, 5)																	4	1	2	0	1	1	1							
Scott Servais, R OBP: 0.325, SLG: 0.435 (1, 2)																	6	1	3	0	1	0	3							
Bret Barberie, S OBP: 0.176, SLG: 0.138 (1, 4)																	4	1	0	0	1	0	5							
José Hernández, R OBP: 0.279, SLG: 0.287 (1, 6)																		7	1	4	1	1	1	2						
Max Carrozzini, L OBP: 0.188, SLG: 0.188 (1, 1)																	0	0	0	0	0	0	0							
Inning Stats	R: 1 E: 0 K: 2 S: 8	H: 1 LOB: 0 BB: 0 P: 10	R: 2 E: 0 K: 1 S: 22	H: 3 LOB: 2 BB: 1 P: 30	R: 1 E: 0 K: 0 S: 9	H: 1 LOB: 0 BB: 0 P: 13	R: 0 E: 0 K: 1 S: 8	H: 1 LOB: 1 BB: 0 P: 11	R: 0 E: 0 K: 0 S: 6	H: 1 LOB: 1 BB: 0 P: 7	R: 0 E: 0 K: 0 S: 9	H: 1 LOB: 1 BB: 0 P: 16	R: 0 E: 0 K: 0 S: 9	H: 1 LOB: 1 BB: 0 P: 15	R: 0 E: 0 K: 1 S: 12	H: 2 LOB: 1 BB: 0 P: 20	R: 0 E: 0 K: 1 S: 6	H: 0 LOB: 0 BB: 0 P: 10	R: 1 E: 0 K: 0 S: 13	H: 2 LOB: 3 BB: 2 P: 25	R: 3 E: 1 K: 1 S: 14	H: 2 LOB: 0 BB: 0 P: 19	1B: 16 2B: 3 3B: 0 HR: 2	SF: 2 SAC: 3 DP: 2 HBP: 1	WP: 0 PB: 0 SB: 3 CS: 3	PA: 76				
PITCHER	IP 5.2	WLS 26	BF 9	H 4	R 3	ER 4	SO 3	BB 2	IBB 0	HBP 0	BLK 0	WP 0	HR 0	S 68	P 97	ERA 4.76	WHIP 1.941													
Andy Ashby, R ERA: 3.08 (1, 1)																														
Bryce Florie, R ERA: 3.19 (6, 1)																														
Scott Sanders, R ERA: 2.79 (8, 1)																														
Ron Villone, L ERA: (8, 1)																														
Doug Bochtler, R ERA: 4.03 (10, 1)																														
PITCHER	IP 5.2	WLS 26	BF 9	H 4	R 3	ER 4	SO 3	BB 2	IBB 0	HBP 0	BLK 0	WP 0	HR 0	S 68	P 97	ERA 4.76	WHIP 1.941													
Sean Bergman, R ERA: 5.15 (12, 1)																														
Willie Blair, R ERA: 4.57 (15, 1)																														

Chicago Cubs @ San Diego Padres
Jack Murphy Stadium, San Diego, CA
Sat Jun 22 1996, 10:05 PM EDT
Alt: 51,917 - Unknown - 68 F

AB 62
R 9
H 21
RBI 8
BB 8
SO 11
LOB 41



Batter	1	2	3	4	5	6	7	8	9	10	11	12	13	14	15	16	AB	R	H	RBI	BB	SO	LOB	BOTTOM						
Rickey Henderson, R OBP: 0.411, SLG: 0.316 (1, 7)																	7	1	3	0	0	2	1							
Tony Gwynn, L OBP: 0.385, SLG: 0.441 Luis Lopez, S OBP: 0.214, SLG: 0.260 (14, 6)																	6	2	3	0	0	0	1							
Steve Finley, L OBP: 0.320, SLG: 0.446 (1, 8)																	6	0	1	1	1	1	3							
Ken Caminiti, S OBP: 0.333, SLG: 0.437 (1, 5)																	7	0	0	0	0	2	1							
Jason Thompson, L OBP: 0.235, SLG: 0.429 (1, 3)																	7	0	0	0	0	2	2							
Brian Johnson, R OBP: 0.249, SLG: 0.249 Doug Bochtler, R OBP: 0.170, SLG: 0.170 Manny Ramirez, R OBP: 0.370, SLG: 0.478 Scott Sanders, R OBP: 0.290, SLG: 0.290 Willie Blair, R OBP: 0.182, SLG: 0.280 Fernando Valenzuela, L OBP: 0.188, SLG: 0.188 (10, 1)																	4	1	1	1	0	0	0							
Jody Reed, R OBP: 0.313, SLG: 0.278 (1, 4)																	5	0	1	0	1	0	0							
Chris Gomez, R OBP: 0.323, SLG: 0.281 Archi Cianfrocco, R OBP: 0.333, SLG: 0.435 (12, PR) (13, 6) (14, 9)																	2	0	0	0	1	1	1							
Andy Ashby, R ERA: 3.08 (1, 1)																														
Kent Bottenfield, R ERA: (8, 1)																														
Jim Bullinger, R ERA: 3.7 (8, 1)																														
Terry Adams, R ERA: 2.3 (10, 1)																														
Turk Wendell, R ERA: 2.43 (12, 1)																														
PITCHER	IP 5.0	WLS 21	BF 5	H 4	R 3	ER 3	SO 3	BB 1	IBB 0	HBP 0	BLK 0	WP 0	HR 0	S 48	P 81	ERA 5.40	WHIP 1.200													
Bob Patterson, L ERA: 2.19 (13, 1)																														
Rodney Myers, R ERA: 3.77 (14, 1)																														
PITCHER	IP 5.0	WLS 21	BF 5	H 4	R 3	ER 3	SO 3	BB 1	IBB 0	HBP 0	BLK 0	WP 0	HR 0	S 48	P 81	ERA 5.40	WHIP 1.200													
Mike Campbell, R ERA: (1, 1)																														
Kent Bottenfield, R ERA: (8, 1)																														
Jim Bullinger, R ERA: 3.7 (8, 1)																														
Terry Adams, R ERA: 2.3 (10, 1)																														
Turk Wendell, R ERA: 2.43 (12, 1)																														
PITCHER	IP 5.0	WLS 21	BF 5	H 4	R 3	ER 3	SO 3	BB 1	IBB 0	HBP 0	BLK 0	WP 0	HR 0	S 48	P 81	ERA 5.40	WHIP 1.200													
Bob Patterson, L ERA: 2.19 (13, 1)																														
Rodney Myers, R ERA: 3.77 (14, 1)																														

Chicago Cubs @ San Diego Padres
Jack Murphy Stadium, San Diego, CA
Sat Jun 22 1996, 10:05 PM EDT
Alt: 51,917 - Unknown - 68 F

AB 56
R 6
H 11
RBI 3
BB 3
SO 12
LOB 14



Batter	1	2	3	4	5	6	7	8	9	AB	R	H	RBI	BB	SO	LOB	TOP				
Brian McRae, S (1, 8) OBP: 0.355, SLG: 0.375	G6-4-3 1B BB		HBP HBP		G4-3		G4-6-3		G3-1	3	0	0	0	1	0	1					
Brant Brown, L (1, 3) OBP: 0.472, SLG: 0.824	G6-4-3 1B		HBP		G4-3		1B			3	0	2	0	0	0	0					
Sammy Sosa, R (1, 9) OBP: 0.293, SLG: 0.544	G6-4-3 1-2 2-3		K				1B G5-4-3 2B		1B	4	1	2	0	0	1	4					
Luis Gonzalez, L (1, 7) OBP: 0.366, SLG: 0.421	K				L5		1B G5-4-3		F7	4	0	1	0	0	1	3					
Leo Gomez, R (1, 5) OBP: 0.356, SLG: 0.508		F8			HR BB		G5-4-3 1-2 3-H		F8	3	1	0	0	1	0	1					
23 Ryne Sandberg, R (1, 4) OBP: 0.297, SLG: 0.445	F7		K		K		HR		F8	4	1	1	1	0	1	1					
José Hernández, R (1, 6) OBP: 0.285, SLG: 0.308	K		HR		HR		BB		K	3	1	1	2	1	2	0					
Mike Hubbard, R (1, 2) Scott Bullett, L (9, PH) OBP: 0.354, SLG: 0.500			K		K		P6		K	3	0	0	0	0	2	1					
Amaury Telemaco, R (1, 1) Kent Bottenfield, R (5, 1) Dave Magadan, L (7, PH) Jim Bullinger, R (7, 1) Scott Servais, R (9, PH) OBP: 0.354, SLG: 0.433			K		K		G4-6-3 BB		K	2	0	0	0	0	2	0					
Inning Stats	R: 0 E: 0 K: 1 S: 10	H: 1 LOB: 1 BB: 1 P: 17	R: 0 E: 0 K: 1 S: 6	H: 0 LOB: 0 BB: 0 P: 9	R: 0 E: 0 K: 3 S: 10	H: 0 LOB: 2 BB: 0 P: 19	R: 2 E: 0 K: 2 S: 11	H: 1 LOB: 0 BB: 1 P: 19	R: 0 E: 0 K: 1 S: 9	H: 3 LOB: 1 BB: 0 P: 14	R: 0 E: 0 K: 0 S: 13	H: 2 LOB: 2 BB: 1 P: 22	R: 0 E: 0 K: 1 S: 7	H: 0 LOB: 0 BB: 0 P: 10	R: 0 E: 0 K: 2 S: 8	H: 0 LOB: 0 BB: 0 P: 12	1B: 4 2B: 1 3B: 0 HR: 2	SF: 0 SAC: 0 DP: 3 HBP: 2	WP: 0 PB: 0 SB: 0 CS: 0	PA: 37	
PITCHER	IP	WLS	BF	H	R	ER	SO	BB	IBB	HBP	BLK	WP	HR	S	P	ERA	WHIP				
Joey Hamilton, R (1, 1) ERA: 4.51	6.2	W	29	6	4	4	8	4	0	2	0	0	2	66	113	5.40	1.500				
Tim Worrell, R (7, 1) ERA: 2.09	0.0		1	1	0	0	0	0	0	0	0	0	0	3	3	∞	∞				
Ron Villone, L (7, 1) ERA:	0.1		1	0	0	0	0	0	0	0	0	0	0	1	3	0.00	0.000				
Trevor Hoffman, R (8, 1) ERA: 1.21	2.0	S	6	0	0	0	3	0	0	0	0	0	0	15	22	0.00	0.000				

Chicago Cubs @ San Diego Padres
Jack Murphy Stadium, San Diego, CA
Sun Jun 23 1996, 6:33 AM EDT
Att: 30,672 - Sunny - 78 F

AB 31
R 4
H 7
RBI 3
BB 4
SO 11
LOB 11



Batter	1	2	3	4	5	6	7	8	9	AB	R	H	RBI	BB	SO	LOB	BOTTOM		
Rickey Henderson, R (1, 7) OBP: 0.412, SLG: 0.330	F7		F7		HR		G4-3 G6-3 BB			3	1	1	1	1	0	0			
Tony Gwynn, L (1, 9) OBP: 0.383, SLG: 0.438	F7		2B SF8 1B		G3		G6-3			4	1	1	0	0	0	1			
Steve Finley, L (1, 8) OBP: 0.322, SLG: 0.460	F9		2B		HR		G4-3			4	1	2	1	0	0	1			
Archi Cianfrocco, R (1, 5) OBP: 0.323, SLG: 0.425		F7	SF8		G5-3		F9			3	0	0	1	0	0	1			
Scott Livingstone, L (1, 3) OBP: 0.322, SLG: 0.405		HR 1B	L7				F7		G3-1	4	1	1	0	0	0	1			
John Flaherty, R (1, 2) OBP: 0.276, SLG: 0.418		HR			G3-1		G6-3		G5-3	4	1	1	2	0	0	0			
Jody Reed, R (1, 4) OBP: 0.312, SLG: 0.277		F9			F8		1B 1B		G6-3	4	0	1	0	0	0	0			
Chris Gomez, R (1, 6) OBP: 0.329, SLG: 0.299		1B			L4		1B			3	0	2	0	0	0	0			
Joey Hamilton, R (1, 1) OBP: 0.189, SLG: 0.222 Tim Worrell, R (7, 1) Ron Villone, L (7, 1) Trevor Hoffman, R (8, 1)		1B			G1-3		K			3	0	0	0	0	2	3			
Inning Stats	R: 0 E: 0 K: 0 S: 3	H: 0 LOB: 0 BB: 0 P: 8	R: 2 E: 0 K: 1 S: 15	H: 3 LOB: 1 BB: 0 P: 21	R: 1 E: 0 K: 0 S: 14	H: 2 LOB: 1 BB: 0 P: 19	R: 0 E: 0 K: 0 S: 5	H: 0 LOB: 0 BB: 0 P: 10	R: 2 E: 0 K: 1 S: 13	H: 2 LOB: 2 BB: 0 P: 16	R: 0 E: 0 K: 0 S: 6	H: 0 LOB: 1 BB: 1 P: 13	R: 0 E: 0 K: 0 S: 6	H: 0 LOB: 0 BB: 0 P: 10	1B: 5 2B: 1 3B: 0 HR: 3	SF: 1 SAC: 0 DP: 0 HBP: 0	WP: 0 PB: 0 SB: 0 CS: 0	PA: 34	
PITCHER	IP	WLS	BF	H	R	ER	SO	BB	IBB	HBP	BLK	WP	HR	S	P	ERA	WHIP		
Amaury Telemaco, R (1, 1) ERA: 4.79	4.2	L	21	7	5	5	1	0	0	0	0	0	3	44	68	9.64	1.500		
Kent Bottenfield, R (5, 1) ERA:	1.1		6	2	0	0	1	0	0	0	0	0	0	14	18	0.00	1.500		
Jim Bullinger, R (7, 1) ERA: 5.9	2.0		7	0	0	0	0	1	0	0	0	0	0	12	23	0.00	0.500		

Chicago Cubs @ San Diego Padres
Jack Murphy Stadium, San Diego, CA
Sun Jun 23 1996, 6:33 AM EDT
Att: 30,672 - Sunny - 78 F

AB 32
R 5
H 9
RBI 5
BB 1
SO 2
LOB 7



Batter	1	2	3	4	5	6	7	8	9	AB	R	H	RBI	BB	SO	LOB	TOP					
Brian McRae, S OBP: 0.354, SLG: 0.374 (1, 8)	F8		1B		G6-4-3			G4-3		4	0	1	1	0	0	1						
Brant Brown, L OBP: 0.425, SLG: 0.737 (1, 3)	K		K				K		B3	4	0	0	0	0	3	2						
Sammy Sosa, R OBP: 0.292, SLG: 0.540 (1, 9)	K		L4				G6-3		1B 1B	4	0	1	0	0	1	2						
Luis Gonzalez, L OBP: 0.364, SLG: 0.418 (1, 7)			F9		G4-3		F8		1B G4-6-3 1B	4	0	1	0	0	0	0						
Leo Gomez, R OBP: 0.350, SLG: 0.497 (1, 5)		L6			K				L3 G4-6-3	4	0	0	0	0	1	2						
23 Ryne Sandberg, R OBP: 0.294, SLG: 0.440 (1, 4)		K			G6-3					3	0	0	0	0	2	0						
Scott Servais, R OBP: 0.320, SLG: 0.427 (1, 2)			F9				E6 1B		G1-3	3	1	0	0	0	0	0						
José Hernández, R OBP: 0.286, SLG: 0.315 (1, 6)			1B 2B		K				F9	3	1	1	0	0	1	1						
Steve Trachsel, R OBP: 0.100, SLG: 0.200 (1, 1)			1B		G6-4-3				K	3	0	2	1	0	1	0						
Inning Stats	R: 0 H: 0 E: 0 K: 2 S: 10	H: 0 LOB: 0 BB: 0 P: 16	R: 0 H: 0 E: 0 K: 1 S: 7	H: 0 LOB: 0 BB: 0 P: 9	R: 1 H: 3 E: 0 K: 1 S: 10	H: 3 LOB: 2 BB: 0 P: 12	R: 0 H: 0 E: 0 K: 1 S: 9	H: 0 LOB: 0 BB: 0 P: 12	R: 1 H: 1 E: 1 K: 1 S: 10	H: 1 LOB: 0 BB: 0 P: 13	R: 0 H: 0 E: 0 K: 1 S: 10	H: 0 LOB: 0 BB: 0 P: 13	R: 0 H: 0 E: 0 K: 1 S: 9	H: 0 LOB: 0 BB: 0 P: 11	R: 0 H: 0 E: 0 K: 1 S: 5	H: 0 LOB: 0 BB: 0 P: 8	R: 0 H: 2 E: 0 K: 0 S: 8	H: 2 LOB: 1 BB: 0 P: 11	1B: 5 2B: 1 3B: 0 HR: 0	SF: 0 SAC: 0 DP: 2 HBP: 0	WP: 0 PB: 0 SB: 1 CS: 0	PA: 32
PITCHER	IP	WLS	BF	H	R	ER	SO	BB	IBB	HBP	BLK	WP	HR	S	P	ERA	WHIP					
Hideo Nomo, R ERA: 3.43 (1, 1)	8.0	L	28	4	2	1	9	0	0	0	0	0	0	70	94	1.12	0.500					
Mark Guthrie, L ERA: 1.03 (9, 1)	1.0		4	2	0	0	0	0	0	0	0	0	0	8	11	0.00	2.000					

Chicago Cubs @ Los Angeles Dodgers
Dodger Stadium, Los Angeles, CA
Tue Jun 25 1996, 7:05 PM PDT
Att: 37,448 - Unknown - 72 F

AB 32
R 2
H 6
RBI 2
BB 0
SO 9
LOB 8



Batter	1	2	3	4	5	6	7	8	9	AB	R	H	RBI	BB	SO	LOB	BOTTOM					
Delino DeShields, L OBP: 0.292, SLG: 0.350 (1, 4)	FC6-4 1B		K					K		4	0	2	0	0	2	1						
Wayne Kirby, L OBP: 0.316, SLG: 0.263 (1, 8)	L4		P6				1B BB	P5		3	0	0	0	1	0	3						
Mike Piazza, R OBP: 0.434, SLG: 0.593 (1, 2)	FC6-4 1-2				G3		1B	K		4	0	1	0	0	1	2						
Eric Karros, R OBP: 0.298, SLG: 0.423 (1, 3)	F9				G4-3		F8		G4-3	4	0	0	0	0	0	3						
Mike Blowers, R OBP: 0.320, SLG: 0.368 (1, 5)			G6-3		F8			G3 1B	F9	4	0	1	0	0	0	0						
Todd Hollandsworth, L OBP: 0.340, SLG: 0.341 (1, 9)			G4-3		F9			G3	E 1B	4	0	1	0	0	0	1						
Billy Ashley, R OBP: 0.253, SLG: 0.348 Roger Cedeno, S OBP: 0.343, SLG: 0.383 (9, PH)			F9		G1-3			P6	F8	3	0	0	0	0	0	1						
Greg Gagne, R OBP: 0.352, SLG: 0.370 (1, 6)			P3		G1-3			K		3	0	0	0	0	1	1						
Hideo Nomo, R OBP: 0.188, SLG: 0.258 Chad Fonville, S OBP: 0.288, SLG: 0.242 Mark Guthrie, R (9, 1)								K	B1-3	2	0	1	0	0	1	0						
Inning Stats	R: 0 H: 1 E: 0 K: 0 S: 6	H: 1 LOB: 1 BB: 0 P: 11	R: 0 H: 0 E: 0 K: 0 S: 7	H: 0 LOB: 0 BB: 0 P: 11	R: 0 H: 1 E: 0 K: 1 S: 8	H: 1 LOB: 1 BB: 0 P: 14	R: 0 H: 0 E: 0 K: 0 S: 5	H: 0 LOB: 0 BB: 0 P: 8	R: 0 H: 1 E: 0 K: 2 S: 11	H: 1 LOB: 2 BB: 1 P: 17	R: 0 H: 1 E: 0 K: 1 S: 13	H: 1 LOB: 1 BB: 0 P: 20	R: 0 H: 1 E: 0 K: 1 S: 7	H: 1 LOB: 1 BB: 0 P: 10	R: 0 H: 1 E: 1 K: 0 S: 10	H: 1 LOB: 1 BB: 0 P: 16	1B: 5 2B: 1 3B: 0 HR: 0	SF: 0 SAC: 0 DP: 0 HBP: 0	WP: 0 PB: 0 SB: 1 CS: 0	PA: 34		
PITCHER	IP	WLS	BF	H	R	ER	SO	BB	IBB	HBP	BLK	WP	HR	S	P	ERA	WHIP					
Steve Trachsel, R ERA: 2.15 (1, 1)	9.0	W	34	6	0	0	5	1	0	0	0	0	0	74	115	0.00	0.778					

Chicago Cubs @ Los Angeles Dodgers
Dodger Stadium, Los Angeles, CA
Tue Jun 25 1996, 7:05 PM PDT
Att: 37,448 - Unknown - 72 F

AB 33
R 0
H 6
RBI 0
BB 1
SO 5
LOB 13

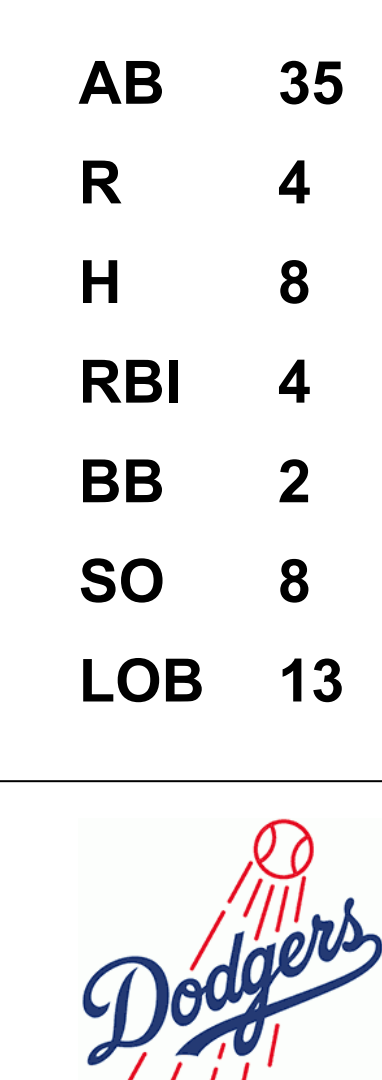


Batter	1	2	3	4	5	6	7	8	9	AB	R	H	RBI	BB	SO	LOB	TOP					
Brian McRae, S OBP: 0.352, SLG: 0.369 (1, 8)	G4-3		F9	FC5-4			G6-3		FC3-6 BB	4	0	0	0	1	0	1	Chicago Cubs @ Los Angeles Dodgers Dodger Stadium, Los Angeles, CA Wed Jun 26 1996, 7:05 PM PDT Att: 35,200 - Unknown - 68 F					
Brant Brown, L OBP: 0.400, SLG: 0.674 (1, 3)	P5		G4-3				G6-3		FC3-6	5	0	1	0	0	0	2						
Sammy Sosa, R OBP: 0.234, SLG: 0.538 (1, 9)	F9		F9				K		SF7	3	0	1	1	1	1	0						
Luis Gonzalez, L OBP: 0.363, SLG: 0.420 Terry Adams, R (8, 1)		G4-3	F7				F8		G4-3	4	0	1	0	0	0	3						
Leo Gomez, R OBP: 0.350, SLG: 0.495 (1, 5)		P4					K		SH1-3	3	1	1	0	0	1	2						
23 Ryne Sandberg, R OBP: 0.300, SLG: 0.450 (1, 4)							FC6-4			3	2	2	0	1	0	2						
Scott Servais, R OBP: 0.323, SLG: 0.429 (1, 2)							F9		G4-6-3	4	1	2	2	0	0	2						
José Hernández, R OBP: 0.291, SLG: 0.340 (1, 6)							F9		E6	4	1	2	1	0	0	1						
Jaime Navarro, R OBP: 0.154, SLG: 0.154 Bob Patterson, R Scott Bullett, L OBP: 0.367, SLG: 0.500 (8, 7)							K		FC3-6 S BB	3	0	1	0	0	1	1						
Inning Stats	R: 0 E: 0 K: 0 S: 10	H: 0 LOB: 0 BB: 0 P: 14	R: 2 E: 0 K: 0 S: 15	H: 3 LOB: 1 BB: 0 P: 27	R: 0 E: 0 K: 0 S: 8	H: 1 LOB: 1 BB: 0 P: 15	R: 2 E: 0 K: 0 S: 11	H: 4 LOB: 1 BB: 0 P: 19	R: 0 E: 0 K: 1 S: 13	H: 0 LOB: 0 BB: 0 P: 18	R: 0 E: 0 K: 1 S: 7	H: 0 LOB: 0 BB: 0 P: 11	R: 0 E: 0 K: 0 S: 9	H: 1 LOB: 1 BB: 1 P: 16	R: 2 E: 1 K: 0 S: 14	H: 1 LOB: 1 BB: 2 P: 25		1B: 6 2B: 4 3B: 1 HR: 0	SF: 1 SAC: 1 DP: 2 HBP: 0	WP: 0 PB: 0 SB: 3 CS: 0	PA: 40	
PITCHER	IP	WLS	BF	H	R	ER	SO	BB	IBB	HBP	BLK	WP	HR	S	P	ERA	WHIP					
Tom Candiotti, R ERA: 4.24 Joey Eischen, L ERA: 3.86 Chan Ho Park, R ERA: 2.43 Scott Radinsky, L ERA: 0.42 Antonio Osuna, R ERA: 1.91	(1, 1)	4.0	L	19	8	4	4	0	0	0	0	0	0	0	44	75	9.00	2.000				
Mark Guthrie, L ERA: 1.0	(9, 1)	1.0		3	0	0	0	0	0	0	0	0	0	0	0	10	0.00	0.000				

AB	34
R	6
H	11
RBI	4
BB	4
SO	3
LOB	15



Batter	1	2	3	4	5	6	7	8	9	AB	R	H	RBI	BB	SO	LOB	BOTTOM					
Delino DeShields, L OBP: 0.290, SLG: 0.348 (1, 4)	F7		F7				F9		F8	5	0	1	0	0	0	2	Chicago Cubs @ Los Angeles Dodgers Dodger Stadium, Los Angeles, CA Wed Jun 26 1996, 7:05 PM PDT Att: 35,200 - Unknown - 68 F					
Roger Cedeno, S OBP: 0.337, SLG: 0.374 (1, 7)	G4-3		G4-3				G6-3			4	0	0	0	0	1	2						
Mike Piazza, R OBP: 0.428, SLG: 0.584 (1, 2)	F9		K				G6-3			4	0	0	0	0	2	1						
Eric Karros, R OBP: 0.297, SLG: 0.431 (1, 3)							F9			4	1	1	1	0	2	1						
Raul Mondesi, R OBP: 0.292, SLG: 0.463 (1, 9)							F9		G4-3	4	1	1	0	0	0	0						
Mike Blowers, R OBP: 0.323, SLG: 0.377 (1, 5)							K		1B G4-3	4	2	2	0	0	1	1						
Todd Hollandsworth, L OBP: 0.349, SLG: 0.349 (9, 9)							K		G3-1 G4-3	4	0	3	2	0	1	0						
Greg Gagne, R OBP: 0.350, SLG: 0.362 (1, 6)							F9		G4-3	3	0	0	1	1	1	2						
Tom Candiotti, R Dwight Gooden, L Joey Eischen, L Chan Ho Park, R Scott Radinsky, L Chris Finkelstein, S Antonio Osuna, R Mark Guthrie, L Wade Wilson, R	(1, 1)	6.1	W	27	6	3	3	0	0	0	0	0	0	0	0	1		Chicago Cubs @ Los Angeles Dodgers Dodger Stadium, Los Angeles, CA Wed Jun 26 1996, 7:05 PM PDT Att: 35,200 - Unknown - 68 F				
Bob Patterson, L Terry Adams, R ERA: 2.29	(7, 1)	0.2		2	0	0	0	0	0	0	0	0	5	8	0.00	0.000						
(8, 1)	2.0	S	8	2	1	1	2	0	0	0	0	0	17	28	4.50	1.000						
Inning Stats	R: 0 E: 0 K: 0 S: 7	H: 0 LOB: 0 BB: 0 P: 11	R: 2 E: 0 K: 1 S: 15	H: 3 LOB: 1 BB: 0 P: 28	R: 0 E: 0 K: 1 S: 6	H: 0 LOB: 0 BB: 0 P: 11	R: 1 E: 0 K: 1 S: 13	H: 2 LOB: 2 BB: 1 P: 22	R: 0 E: 0 K: 2 S: 7	H: 0 LOB: 0 BB: 0 P: 13	R: 0 E: 0 K: 0 S: 6	H: 0 LOB: 1 BB: 1 P: 15	R: 0 E: 0 K: 2 S: 9	H: 0 LOB: 0 BB: 0 P: 15	R: 1 E: 0 K: 0 S: 8	H: 2 LOB: 1 BB: 0 P: 13	1B: 4 2B: 3 3B: 0 HR: 1		SF: 0 SAC: 0 DP: 0 HBP: 0	WP: 0 PB: 0 SB: 5 CS: 0	PA: 37	
PITCHER	IP	WLS	BF	H	R	ER	SO	BB	IBB	HBP	BLK	WP	HR	S	P	ERA	WHIP					



Batter	1	2	3	4	5	6	7	8	9	AB	R	H	RBI	BB	SO	LOB	TOP			
Brian McRae, S OBP: 0.351, SLG: 0.368 (1, 8)										4	1	1	0	0	2	1	Chicago Cubs @ Cincinnati Reds Riverfront Stadium, Cincinnati, OH Fri Jun 28 1996, 7:05 PM EDT Att: 27,864 - Unknown - 92 F			
Doug Gianville, R OBP: 0.297, SLG: 0.321 (1, 7)										4	2	2	1	0	0	0				
Jim Bullinger, R OBP: 0.333, SLG: 0.636 (7, 1)										0	0	0	0	0	0	0				
Bob Patterson, R (8, 1)										0	0	0	0	0	0	0				
Kent Bottenfield, R (8, 1)										0	0	0	0	0	0	0				
Mark Grace, L OBP: 0.400, SLG: 0.454 (1, 3)										4	1	1	1	0	0	0				
Sammy Sosa, R OBP: 0.293, SLG: 0.535 (1, 9)										4	0	1	0	0	0	2				
Leo Gomez, R OBP: 0.352, SLG: 0.493 (1, 5)										3	0	1	2	1	0	0				
23 Ryne Sandberg, R OBP: 0.300, SLG: 0.447 (1, 4)										4	0	1	0	0	1	4				
Scott Servais, R OBP: 0.321, SLG: 0.425 (1, 2)										4	0	1	0	0	1	2				
José Hernández, R OBP: 0.286, SLG: 0.333 (9, PH)										3	0	0	0	0	2	0				
Scott Burrell, L OBP: 0.360, SLG: 0.489 (9, PH)										1	0	0	0	0	0	2				
Frank Castillo, R OBP: 0.107, SLG: 0.107 (7, PH)										2	0	1	0	0	1	0				
Terry Shumpert, R OBP: 0.316, SLG: 0.600 (7, PH)										0	0	0	0	0	0	0				
Luis Gonzalez, L OBP: 0.360, SLG: 0.416 (7, 7)										2	0	0	0	0	0	2				
Inning Stats	R: 2 H: 3 E: 1 K: 1 S: 13	H: 3 LOB: 2 BB: 0 P: 22	R: 0 H: 1 E: 0 K: 1 S: 7	H: 1 LOB: 2 BB: 1 P: 9	R: 0 H: 1 E: 0 K: 1 S: 15	H: 0 LOB: 0 BB: 1 P: 25	R: 0 H: 0 E: 0 K: 3 S: 14	H: 0 LOB: 0 BB: 0 P: 18	R: 2 H: 2 E: 0 K: 0 S: 13	H: 0 LOB: 0 BB: 0 P: 12	R: 0 H: 0 E: 0 K: 1 S: 11	H: 0 LOB: 0 BB: 0 P: 15	R: 0 H: 0 E: 0 K: 0 S: 7	H: 0 LOB: 0 BB: 0 P: 12	R: 0 H: 2 E: 0 K: 0 S: 13	H: 2 LOB: 1 BB: 0 P: 17	1B: 8 2B: 1 3B: 1 HR: 0	SF: 0 SAC: 0 DP: 2 HBP: 0	WP: 0 PA: 36 PB: 0 SB: 1 CS: 0	
PITCHER	IP	WLS	BF	H	R	ER	SO	BB	IBB	HBP	BLK	WP	HR	S	P	ERA	WHIP			
John Smiley, L ERA: 4.31 (1, 1)	6.0	W	26	7	4	3	6	1	0	0	0	0	0	70	103	4.50	1.333			
Hector Carrasco, R ERA: 3.07 (7, 1)	2.0		6	0	0	0	1	0	0	0	0	0	0	18	27	0.00	0.000			
Lee Smith, R ERA: 2.19 (9, 1)	1.0	S	4	2	0	0	0	0	0	0	0	0	0	13	17	0.00	2.000			

Batter	1	2	3	4	5	6	7	8	9	AB	R	H	RBI	BB	SO	LOB	BOTTOM			
Thomas Howard, S OBP: 0.290, SLG: 0.308 (1, 7)										4	1	1	0	0	0	1	Chicago Cubs @ Cincinnati Reds Riverfront Stadium, Cincinnati, OH Fri Jun 28 1996, 7:05 PM EDT Att: 27,864 - Unknown - 92 F			
Bret Boone, R OBP: 0.270, SLG: 0.394 (1, 4)										4	1	1	1	0	1	1				
Barry Larkin, R OBP: 0.404, SLG: 0.485 (1, 6)										4	2	2	1	0	0	0				
Reggie Sanders, R OBP: 0.419, SLG: 0.581 (1, 9)										2	2	2	3	1	0	0				
Eric Davis, R OBP: 0.405, SLG: 0.576 (1, 8)										4	0	1	0	0	0	1				
Hal Morris, L OBP: 0.344, SLG: 0.425 (1, 3)										3	1	1	2	0	0	0				
Chris Sabo, R ERA: 6.43 OBP: 0.395, SLG: 0.458 (1, 5)										3	0	0	0	0	1	0				
Hector Carrasco, R (7, 1)										0	0	0	0	0	0	0				
Tim Belk, R OBP: 0.429, SLG: 0.333 (8, PH)										1	0	0	0	0	0	2				
Lee Smith, R (9, 1)										0	0	0	0	0	0	0				
Eddie Taubensee, L OBP: 0.346, SLG: 0.421 (1, 2)										2	0	1	0	1	0	0				
Joe Oliver, R OBP: 0.273, SLG: 0.361 (8, PH)										1	0	0	0	0	1	2				
John Smiley, L OBP: 0.235, SLG: 0.242 (1, 1)										2	0	0	0	0	1	1				
Jeff Branson, L OBP: 0.313, SLG: 0.383 (7, 5)										0	0	0	0	0	0	0				
Inning Stats	R: 4 H: 4 E: 0 K: 0 S: 15	H: 4 LOB: 0 BB: 0 P: 25	R: 0 H: 0 E: 0 K: 0 S: 6	H: 0 LOB: 0 BB: 0 P: 10	R: 1 H: 1 E: 0 K: 1 S: 10	H: 1 LOB: 0 BB: 0 P: 17	R: 0 H: 1 E: 0 K: 1 S: 13	H: 1 LOB: 1 BB: 0 P: 21	R: 0 H: 0 E: 0 K: 0 S: 6	H: 0 LOB: 0 BB: 1 P: 10	R: 1 H: 1 E: 0 K: 1 S: 11	H: 1 LOB: 1 BB: 1 P: 18	R: 0 H: 0 E: 0 K: 0 S: 8	H: 0 LOB: 1 BB: 1 P: 15	R: 1 H: 2 E: 0 K: 1 S: 13	H: 2 LOB: 2 BB: 0 P: 23	1B: 4 2B: 2 3B: 0 HR: 3	SF: 1 SAC: 1 DP: 0 HBP: 1	WP: 0 PA: 35 PB: 0 SB: 2 CS: 1	
PITCHER	IP	WLS	BF	H	R	ER	SO	BB	IBB	HBP	BLK	WP	HR	S	P	ERA	WHIP			
Frank Castillo, R ERA: 5.54 (1, 1)	6.0	L	25	7	6	6	3	1	0	0	0	0	0	12	26	9.00	3.000			
Jim Bullinger, R ERA: 2.08 (7, 1)	1.0		7	2	1	1	0	1	0	1	0	0	0	6	8	0.00	0.000			
Bob Patterson, L ERA: 2.08 (8, 1)	0.2		2	0	0	0	0	0	0	0	0	0	0	3	4	0.00	0.000			
Kent Bottenfield, R ERA: 2.08 (8, 1)	0.1		1	0	0	0	1	0	0	0	0	0	0	3	4	0.00	0.000			

Chicago Cubs @ Cincinnati Reds
Riverfront Stadium, Cincinnati, OH
Fri Jun 28 1996, 7:05 PM EDT
Att: 27,864 - Unknown - 92 F

AB	35
R	4
H	9
RBI	4
BB	1
SO	7
LOB	13



Chicago Cubs @ Cincinnati Reds
Riverfront Stadium, Cincinnati, OH
Fri Jun 28 1996, 7:05 PM EDT
Att: 27,864 - Unknown - 92 F

AB	30
R	7
H	9
RBI	7
BB	2
SO	4
LOB	8



Batter	1	2	3	4	5	6	7	8	9	AB	R	H	RBI	BB	SO	LOB	TOP			
Brian McRae, S (1, 8) OBP: 0.350, SLG: 0.366										4	1	1	0	0	1	0	Chicago Cubs @ Cincinnati Reds Riverfront Stadium, Cincinnati, OH Sat Jun 29 1996, 3:33 AM EDT Att: 32,273 - Sunny - 86 F			
23 Ryne Sandberg, R (1, 4) OBP: 0.299, SLG: 0.448										4	1	1	2	0	2	0				
Mark Grace, L (1, 3) OBP: 0.394, SLG: 0.446										4	0	0	0	0	0	1				
Sammy Sosa, R (1, 9) OBP: 0.301, SLG: 0.549										3	1	3	2	1	0	0				
Luis Gonzalez, L (1, 7) OBP: 0.358, SLG: 0.426										4	1	1	1	0	0	3				
Leo Gomez, R (1, 5) OBP: 0.352, SLG: 0.488										2	0	0	0	1	0	2				
Rodney Myers, R (6, 1)										0	0	0	0	0	0	0				
Scott Blewett, L (8, PH) OBP: 0.353, SLG: 0.479										1	0	0	0	0	0	0				
Turk Wendell, L (6, 1) OBP: 0.500, SLG: 0.500										0	0	0	0	0	0	0				
Scott Servais, R (1, 2) OBP: 0.318, SLG: 0.420										3	0	0	0	0	0	3				
Tyler Houston, L (6, 2) OBP: 0.241, SLG: 0.464										1	0	0	0	0	0	0				
José Hernández, R (1, 6) OBP: 0.279, SLG: 0.325										4	0	0	0	0	1	2				
Mike Campbell, R (1, 1) OBP: 0.444, SLG: 0.667										2	1	1	0	0	1	0				
Jim Bullinger, R (4, 1) OBP: 0.333, SLG: 0.636										0	0	0	0	0	0	0				
Kent Bottenfield, R (5, 1)										0	0	0	0	0	0	0				
Dave Magadan, L (6, 5) OBP: 0.349, SLG: 0.125										2	0	0	0	0	0	0				
Inning Stats	R: 0 E: 0 K: 2 S: 8	H: 0 LOB: 0 BB: 0 P: 10	R: 0 E: 0 K: 0 S: 8	H: 0 LOB: 2 BB: 2 P: 17	R: 3 E: 0 K: 0 S: 17	H: 4 LOB: 1 BB: 0 P: 24	R: 0 E: 0 K: 1 S: 9	H: 0 LOB: 0 BB: 0 P: 13	R: 0 E: 0 K: 0 S: 7	H: 1 LOB: 1 BB: 0 P: 11	R: 0 E: 0 K: 0 S: 7	H: 0 LOB: 0 BB: 0 P: 10	R: 2 E: 0 K: 1 S: 9	H: 2 LOB: 0 BB: 0 P: 15	R: 0 E: 0 K: 1 S: 12	H: 0 LOB: 0 BB: 0 P: 16	1B: 4 2B: 1 3B: 0 HR: 2	SF: 0 SAC: 0 DP: 0 HBP: 0	WP: 1 PB: 0 SB: 0 CS: 0	PA: 36
PITCHER	IP WLS BF H R ER SO BB IBB HBP BLK WP HR S P ERA WHIP																			
Mark Portugal, R (1, 1) ERA: 4.09	7.0 W 28 5 3 3 3 2 0 0 0 0 1 0 63 98 3.86 1.000																			
Jeff Shaw, R (8, 1) ERA: 3.24	2.0 8 2 2 2 2 0 0 0 0 0 2 21 31 9.00 1.000																			

Chicago Cubs @ Cincinnati Reds
Riverfront Stadium, Cincinnati, OH
Sat Jun 29 1996, 3:33 AM EDT
Att: 32,273 - Sunny - 86 F

AB	34
R	5
H	7
RBI	5
BB	2
SO	5
LOB	11



Batter	1	2	3	4	5	6	7	8	9	AB	R	H	RBI	BB	SO	LOB	BOTTOM			
Thomas Howard, S (1, 7) OBP: 0.287, SLG: 0.320										5	1	1	0	0	2	4	Chicago Cubs @ Cincinnati Reds Riverfront Stadium, Cincinnati, OH Sat Jun 29 1996, 3:33 AM EDT Att: 32,273 - Sunny - 86 F			
Bret Boone, R (1, 4) OBP: 0.273, SLG: 0.406										4	2	1	2	1	0	0				
Barry Larkin, R (1, 6) OBP: 0.411, SLG: 0.487										3	1	2	0	2	0	0				
Reggie Sanders, R (1, 9) OBP: 0.406, SLG: 0.560										4	1	0	0	0	1	4				
Lenny Harris, L (8, 9) OBP: 0.311, SLG: 0.459										1	0	0	0	0	1	1				
Eric Davis, R (1, 8) OBP: 0.411, SLG: 0.581										2	3	1	2	2	0	0				
Hal Morris, L (1, 3) OBP: 0.383, SLG: 0.435										3	0	3	1	1	0	0				
Tim Belk, R (8, 3) OBP: 0.429, SLG: 0.333										0	0	0	0	0	0	0				
Joe Oliver, R (1, 2) OBP: 0.273, SLG: 0.369										3	0	1	3	0	0	2				
Jeff Branson, L (1, 5) OBP: 0.306, SLG: 0.373										4	0	0	0	0	0	4				
Mark Portugal, R (1, 1) OBP: 0.194, SLG: 0.226										3	1	2	0	0	0	0				
Eric Owens, R (7, PH) OBP: 0.311, SLG: 0.275										1	0	0	0	0	0	1				
Jeff Shaw, R (8, 1) ERA: 3.82										0	0	0	0	0	0	0				
Inning Stats	R: 0 E: 0 K: 1 S: 11	H: 0 LOB: 0 BB: 0 P: 14	R: 0 E: 0 K: 0 S: 11	H: 1 LOB: 1 BB: 0 P: 21	R: 2 E: 0 K: 1 S: 17	H: 3 LOB: 1 BB: 0 P: 29	R: 1 E: 0 K: 0 S: 4	H: 1 LOB: 0 BB: 1 P: 9	R: 5 E: 1 K: 1 S: 27	H: 4 LOB: 3 BB: 3 P: 46	R: 0 E: 0 K: 0 S: 8	H: 1 LOB: 0 BB: 0 P: 11	R: 1 E: 0 K: 0 S: 13	H: 1 LOB: 1 BB: 1 P: 25	R: 0 E: 0 K: 1 S: 8	H: 0 LOB: 1 BB: 1 P: 14	1B: 6 2B: 3 3B: 1 HR: 1	SF: 1 SAC: 0 DP: 1 HBP: 0	WP: 0 PB: 0 SB: 2 CS: 1	PA: 41
PITCHER	IP WLS BF H R ER SO BB IBB HBP BLK WP HR S P ERA WHIP																			
Mike Campbell, R (1, 1) ERA: 4.05	3.0 13 4 2 2 2 2 0 0 0 0 0 0 15 29 27.00 3.750																			
Jim Bullinger, R (4, 1) ERA: 6.2	1.1 L 8 2 4 4 1 3 0 0 0 0 0 0 16 26 13.50 4.500																			
Kent Bottenfield, R (5, 1) ERA: 2.08	0.2 7 3 2 1 0 0 1 0 0 0 0 0 21 36 4.50 1.500																			
Rodney Myers, R (6, 1) ERA: 3.82	2.0 8 2 1 1 0 0 1 0 0 0 0 0 21 36 4.50 1.500																			
Turk Wendell, R (8, 1) ERA: 2.38	1.0 4 0 0 0 0 1 1 0 0 0 0 0 8 14 0.00 1.000																			

Chicago Cubs @ Cincinnati Reds
Riverfront Stadium, Cincinnati, OH
Sat Jun 29 1996, 3:33 AM EDT
Att: 32,273 - Sunny - 86 F

AB	33
R	9
H	11
RBI	8
BB	6
SO	4
LOB	16



Batter	1	2	3	4	5	6	7	8	9	AB	R	H	RBI	BB	SO	LOB	TOP				
Brian McRae, S (1, 8) OBP: 0.353, SLG: 0.364	1-1 G3	4-1 BB		4-2 23 3B BB		0-1 P6		4-1 23 1B BB		2	2	0	0	3	0	0	Chicago Cubs @ Cincinnati Reds Riverfront Stadium, Cincinnati, OH Sun Jun 30 1996, 3:33 AM EDT Att: 30,352 - Sunny - 96 F				
23 Ryne Sandberg, R (1, 4) OBP: 0.304, SLG: 0.458	1-0 F8	1-1 P4		2-1 1B 3B			2-1 2B 1B	0-2 E8 1B		5	1	3	2	0	0	3					
Mark Grace, L (1, 3) OBP: 0.398, SLG: 0.451	4-2 BB		1-2 G4-3	2-0 1B			1-0 F8 1B 2B	2-2 G6-3		4	1	2	1	1	0	1					
Sammy Sosa, R (1, 9) OBP: 0.303, SLG: 0.545	4-2 BB		0-0 2B 1B	3-H K			1-0 F8		2-0 G6-3	4	1	1	0	1	1	2					
Luis Gonzalez, L (1, 7) OBP: 0.359, SLG: 0.430	2-2 P5		2-0 2B		0-0 F7		1-1 1B	2-1 L8		5	0	2	2	0	0	2					
Leo Gomez, R (1, 5) OBP: 0.353, SLG: 0.490		0-0 1B 2B	2-3 K		2-3 K		0-1 P3	2-2 FC6-4 1B		5	0	2	0	0	2	2					
Scott Servais, R (1, 2) Mike Hubbard, R (8, 2)	0-0 BB 1B		3-3 K		2-2 F8			4-0 SH1-4 BB	2-2 FC6-4 1B	3	1	1	0	1	1	1					
José Hernández, R (1, 6) OBP: 0.274, SLG: 0.319	2-2 K		1-0 F7		3-2 F8		0-0 SH1-4			3	0	0	0	0	1	2					
Steve Trachsel, R (1, 1) Dave Magadan, L (8, PH) Terry Adams, R (8, 1) Bob Patterson, R (8, 1)	1-3 K		0-1 F8		0-2 G6-3		2-3 K			3	0	0	0	0	1	2					
Inning Stats	R: 0 E: 0 K: 0 S: 10	H: 0 LOB: 2 BB: 2 P: 22	R: 0 E: 0 K: 2 S: 14	H: 2 LOB: 3 BB: 1 P: 22	R: 1 E: 0 K: 2 S: 12	H: 2 LOB: 1 BB: 0 P: 20	R: 2 E: 0 K: 1 S: 14	H: 2 LOB: 1 BB: 1 P: 24	R: 0 E: 0 K: 1 S: 8	H: 0 LOB: 0 BB: 0 P: 12	R: 1 E: 0 K: 0 S: 8	H: 3 LOB: 1 BB: 0 P: 13	R: 2 E: 1 K: 1 S: 12	H: 1 LOB: 2 BB: 2 P: 24	R: 0 E: 0 K: 0 S: 13	H: 1 LOB: 1 BB: 0 P: 21		1B: 7 2B: 3 3B: 1 HR: 0	SF: 0 SAC: 1 DP: 0 HBP: 0	WP: 0 PB: 0 SB: 1 CS: 0	PA: 43
PITCHER	IP WLS BF H R ER SO BB IBB HBP BLK WP HR S P ERA WHIP	IP WLS BF H R ER SO BB IBB HBP BLK WP HR S P ERA WHIP	IP WLS BF H R ER SO BB IBB HBP BLK WP HR S P ERA WHIP	IP WLS BF H R ER SO BB IBB HBP BLK WP HR S P ERA WHIP	IP WLS BF H R ER SO BB IBB HBP BLK WP HR S P ERA WHIP	IP WLS BF H R ER SO BB IBB HBP BLK WP HR S P ERA WHIP	IP WLS BF H R ER SO BB IBB HBP BLK WP HR S P ERA WHIP	IP WLS BF H R ER SO BB IBB HBP BLK WP HR S P ERA WHIP	IP WLS BF H R ER SO BB IBB HBP BLK WP HR S P ERA WHIP	IP WLS BF H R ER SO BB IBB HBP BLK WP HR S P ERA WHIP	IP WLS BF H R ER SO BB IBB HBP BLK WP HR S P ERA WHIP	IP WLS BF H R ER SO BB IBB HBP BLK WP HR S P ERA WHIP	IP WLS BF H R ER SO BB IBB HBP BLK WP HR S P ERA WHIP	IP WLS BF H R ER SO BB IBB HBP BLK WP HR S P ERA WHIP	IP WLS BF H R ER SO BB IBB HBP BLK WP HR S P ERA WHIP	IP WLS BF H R ER SO BB IBB HBP BLK WP HR S P ERA WHIP	IP WLS BF H R ER SO BB IBB HBP BLK WP HR S P ERA WHIP	IP WLS BF H R ER SO BB IBB HBP BLK WP HR S P ERA WHIP	IP WLS BF H R ER SO BB IBB HBP BLK WP HR S P ERA WHIP	IP WLS BF H R ER SO BB IBB HBP BLK WP HR S P ERA WHIP	IP WLS BF H R ER SO BB IBB HBP BLK WP HR S P ERA WHIP

AB	36
R	6
H	11
RBI	5
BB	6
SO	7
LOB	17



Batter	1	2	3	4	5	6	7	8	9	AB	R	H	RBI	BB	SO	LOB	BOTTOM					
Thomas Howard, S (1, 8) OBP: 0.279, SLG: 0.310	0-1 G5-3		1-1 P6		1-1 L8			2-2 FC3-6 BB PB		4	0	0	0	0	0	1	Chicago Cubs @ Cincinnati Reds Riverfront Stadium, Cincinnati, OH Sun Jun 30 1996, 3:33 AM EDT Att: 30,352 - Sunny - 96 F					
Bret Boone, R (1, 4) OBP: 0.277, SLG: 0.405	0-0 E9 G6-3		1-1 G5-3			0-2 G5-4-3 1B		4-2 BB BB		3	0	1	0	1	0	0						
Barry Larkin, R (1, 6) OBP: 0.408, SLG: 0.481	3-2 G6-3		2-3 K			1-2 F8		4-0 BB BB		3	0	0	0	1	1	2						
Reggie Sanders, R (1, 9) OBP: 0.402, SLG: 0.558	0-3 K			1-2 PB 2B		1-1 G5-4-3		2-2 K		4	0	1	0	0	2	5						
Hal Morris, L (1, 3) Eric Davis, R (8, PH) Johnny Ruffin, R (9, 1) OBP: 1.000, SLG: 1.000		2-1 G4-3 1B		2-3 K			0-2 G5-4-3 1B	1-3 K		3	0	2	0	0	1	1						
Chris Sabo, R (1, 5) OBP: 0.381, SLG: 0.440	1-2 L7		1-3 K				0-0 G5-4-3		1-2 F7	4	0	0	0	0	1	3						
Eric Owens, R (1, 7) OBP: 0.309, SLG: 0.269	2-1 G4-3		0-0 G3				4-0 BB	1-0 F8		3	0	0	0	1	0	2						
Joe Oliver, R (1, 2) Eddie Taubensee, L (7, PH) OBP: 0.276, SLG: 0.366 OBP: 0.342, SLG: 0.416	4-1 BB				1-2 G6-3		0-0 F8	0-3 K		1	0	0	0	1	0	0						
Dave Burba, R (1, 1) Hector Carrasco, R (7, 1) Lenny Harris, L (8, PH) OBP: 0.121, SLG: 0.065 OBP: 0.319, SLG: 0.458	2-2 G4-3				0-0 G4-3			4-2 FC3-6 BB		2	0	0	0	0	0	2						
Inning Stats	R: 0 E: 1 K: 1 S: 9	H: 0 LOB: 1 BB: 0 P: 12	R: 0 E: 0 K: 0 S: 13	H: 1 LOB: 2 BB: 1 P: 24	R: 0 E: 0 K: 1 S: 7	H: 0 LOB: 0 BB: 0 P: 11	R: 0 E: 0 K: 2 S: 10	H: 1 LOB: 1 BB: 0 P: 14	R: 0 E: 0 K: 0 S: 6	H: 0 LOB: 0 BB: 0 P: 8	R: 0 E: 0 K: 0 S: 9	H: 1 LOB: 1 BB: 1 P: 11	R: 0 E: 0 K: 0 S: 5	H: 1 LOB: 1 BB: 1 P: 9	R: 0 E: 0 K: 2 S: 15	H: 0 LOB: 3 BB: 3 P: 32		R: 0 E: 0 K: 1 S: 7	H: 0 LOB: 0 BB: 0 P: 9	1B: 3 2B: 1 3B: 0 HR: 0	SF: 0 SAC: 0 DP: 2 HBP: 0	WP: 0 PB: 2 SB: 0 CS: 0
PITCHER	IP WLS BF H R ER SO BB IBB HBP BLK WP HR S P ERA WHIP	IP WLS BF H R ER SO BB IBB HBP BLK WP HR S P ERA WHIP	IP WLS BF H R ER SO BB IBB HBP BLK WP HR S P ERA WHIP	IP WLS BF H R ER SO BB IBB HBP BLK WP HR S P ERA WHIP	IP WLS BF H R ER SO BB IBB HBP BLK WP HR S P ERA WHIP	IP WLS BF H R ER SO BB IBB HBP BLK WP HR S P ERA WHIP	IP WLS BF H R ER SO BB IBB HBP BLK WP HR S P ERA WHIP	IP WLS BF H R ER SO BB IBB HBP BLK WP HR S P ERA WHIP	IP WLS BF H R ER SO BB IBB HBP BLK WP HR S P ERA WHIP	IP WLS BF H R ER SO BB IBB HBP BLK WP HR S P ERA WHIP	IP WLS BF H R ER SO BB IBB HBP BLK WP HR S P ERA WHIP	IP WLS BF H R ER SO BB IBB HBP BLK WP HR S P ERA WHIP	IP WLS BF H R ER SO BB IBB HBP BLK WP HR S P ERA WHIP	IP WLS BF H R ER SO BB IBB HBP BLK WP HR S P ERA WHIP	IP WLS BF H R ER SO BB IBB HBP BLK WP HR S P ERA WHIP	IP WLS BF H R ER SO BB IBB HBP BLK WP HR S P ERA WHIP	IP WLS BF H R ER SO BB IBB HBP BLK WP HR S P ERA WHIP	IP WLS BF H R ER SO BB IBB HBP BLK WP HR S P ERA WHIP	IP WLS BF H R ER SO BB IBB HBP BLK WP HR S P ERA WHIP	IP WLS BF H R ER SO BB IBB HBP BLK WP HR S P ERA WHIP	IP WLS BF H R ER SO BB IBB HBP BLK WP HR S P ERA WHIP	



Batter	1	2	3	4	5	6	7	8	9	AB	R	H	RBI	BB	SO	LOB	TOP								
Scott Bulett, L (1,8) OBP: 0.352, SLG: 0.471 Brian McRae, S (8,PH) OBP: 0.352, SLG: 0.363	1-2 P9 1B		0-2 G4-3			1-2 G4-3		2-2 P9-6 2-3f		3	0	1	0	0	0	0									
23 Ryne Sandberg, R (1,4) OBP: 0.303, SLG: 0.455	0-2 P2		2-2 L8			0-1 FC3-6 1B		2-1 G5-3		4	0	1	0	0	0	1									
Mark Grace, L (1,3) OBP: 0.399, SLG: 0.452	0-1 P9 1-1f			1-1 1B G3-6-1 1B		0-0 FC3-6 1-2f			0-0 G5-4-3 1B	4	1	2	0	0	0	2									
Sammy Sosa, R (1,9) OBP: 0.305, SLG: 0.544		3-2 F8 1B		0-0 G3-6-1 1-2 1B		1-1 G6-3			1-2 G5-4-3 1-2f	4	0	2	0	0	0	2									
Luis Gonzalez, L (1,7) OBP: 0.359, SLG: 0.429 Terry Shumpert, R (9,PH) OBP: 0.300, SLG: 0.563		1-0 F8 1-3		0-0 G3-6-1 1-2f 2-H					1-1 P3	3	0	1	0	0	0	2									
Dave Magadan, L (1,5) OBP: 0.340, SLG: 0.114		4-2 BB		0-0 G3						2	0	0	0	1	1										
Scott Servais, R (1,2) OBP: 0.317, SLG: 0.414		1-3 K			0-3 K				0-0 P8	3	0	0	0	0	2	3									
José Hernández, R (1,6) OBP: 0.270, SLG: 0.313		2-3 K			1-1 G1-3				1-0 G5-3	3	0	0	0	0	1	3									
Jaime Navarro, R (1,1) OBP: 0.146, SLG: 0.146 Doug Glanville, R (8,PH) OBP: 0.233, SLG: 0.379 Rodney Myers, R (8,1)			0-1 G4-3		2-1 F8				0-1 P9-6 2B	2	0	0	0	0	0	0									
Inning Stats	R: 0 E: 0 K: 0 S: 8	H: 1 LOB: 0 BB: 0 P: 9	R: 0 E: 0 K: 2 S: 16	H: 1 LOB: 2 BB: 1 P: 27	R: 0 E: 0 K: 0 S: 9	H: 0 LOB: 0 BB: 0 P: 11	R: 1 E: 0 K: 0 S: 5	H: 2 LOB: 0 BB: 0 P: 6	R: 0 E: 0 K: 1 S: 7	H: 0 LOB: 0 BB: 0 P: 10	R: 0 E: 1 K: 0 S: 8	H: 1 LOB: 1 BB: 0 P: 10	R: 0 E: 0 K: 1 S: 6	H: 1 LOB: 1 BB: 0 P: 7	R: 0 E: 0 K: 0 S: 9	H: 1 LOB: 0 BB: 0 P: 13	R: 0 E: 0 K: 0 S: 6	H: 1 LOB: 0 BB: 0 P: 8	1B: 7 2B: 3 3B: 0 HR: 0	SF: 0 SAC: 0 DP: 4 HBP: 0	WP: 0 PB: 0 SB: 1 CS: 0	PA: 32			
PITCHER	IP	WLS	BF	H	R	ER	SO	BB	IBB	HBP	BLK	WP	HR	S	P	ERA	WHIP								
Danny Darwin, R (1,1) ERA: 2.55	7.0	W	26	6	1	1	4	1	0	0	0	0	0	59	80	1.29	1.000								
Dan Plesac, L (8,1) ERA: 4.06	2.0	S	6	2	0	0	0	0	0	0	0	0	0	15	21	0.00	1.000								

Chicago Cubs @ Pittsburgh Pirates
Three Rivers Stadium, Pittsburgh, PA
Mon Jul 01 1996, 7:05 PM EDT
Att: 15,910 - Unknown - 82 F

AB 31
R 1
H 8
RBI 0
BB 1
SO 4
LOB 15



Batter	1	2	3	4	5	6	7	8	9	AB	R	H	RBI	BB	SO	LOB	BOTTOM								
Carlos Garcia, R (1,4) OBP: 0.338, SLG: 0.401	1-2 G6-3				1-1 G4-3		1-0 F8			4	0	0	0	0	0	1									
Al Martin, L (1,7) OBP: 0.331, SLG: 0.426	0-0 1B		1-1 F8		0-1 1B		4-2 1B			3	2	2	0	1	0	1									
Jeff King, R (1,3) OBP: 0.339, SLG: 0.511	3-1 1B WP		3-2 FC5-4 1B		1-1 1B		3-1 1B			4	1	4	1	0	0	0									
Orlando Merced, S (1,9) OBP: 0.370, SLG: 0.463	2-2 2B SF9		0-1 FC5-4 1-2f		1-0 1B		1-3 K			4	1	2	2	0	1	3									
Charlie Hayes, R (1,5) OBP: 0.303, SLG: 0.399	0-0 SF9		3-0 G4-6-3 1-2f		2-2 G4-3			2-1 P2		4	0	1	0	0	0	3									
Mike Kingsley, L (1,8) OBP: 0.305, SLG: 0.291	1-2 SF9			0-0 G1-6-3 1B		1-0 G5-3		1-0 G6-3		3	0	1	1	0	0	0									
Jay Bell, R (1,6) OBP: 0.307, SLG: 0.361	1-1 P3			1-1 G1-6-3 1-2f		0-3 K		2-1 L8		4	0	0	0	0	1	2									
1B Jason Kendall, R (1,2) OBP: 0.347, SLG: 0.379		2-1 G5-3		3-2 G6-3		1-3 K				3	0	0	0	0	1	0									
Danny Darwin, R (1,1) ERA: 3.79 Nelson Liriano, S (7,PH) OBP: 0.278, SLG: 0.315 Dan Plesac, L (8,1)		2-1 1B			1-1 P3		1-0 F7			2	0	1	0	0	0	0									
Inning Stats	R: 3 E: 0 K: 0 S: 15	H: 4 LOB: 1 BB: 0 P: 23	R: 0 E: 0 K: 0 S: 7	H: 1 LOB: 0 BB: 0 P: 12	R: 0 E: 0 K: 0 S: 7	H: 1 LOB: 0 BB: 0 P: 13	R: 0 E: 0 K: 0 S: 6	H: 1 LOB: 0 BB: 0 P: 10	R: 1 E: 0 K: 0 S: 12	H: 3 LOB: 2 BB: 0 P: 18	R: 0 E: 0 K: 2 S: 8	H: 0 LOB: 0 BB: 0 P: 10	R: 0 E: 0 K: 1 S: 11	H: 1 LOB: 2 BB: 1 P: 21	R: 0 E: 0 K: 0 S: 5	H: 0 LOB: 0 BB: 0 P: 10	1B: 9 2B: 1 3B: 1 HR: 0	SF: 1 SAC: 0 DP: 2 HBP: 0	WP: 1 PB: 0 SB: 0 CS: 0	PA: 34					
PITCHER	IP	WLS	BF	H	R	ER	SO	BB	IBB	HBP	BLK	WP	HR	S	P	ERA	WHIP								
Jaime Navarro, R (1,1) ERA: 3.79	1.0	L	3	0	0	0	0	0	0	0	0	0	0	5	10	0.00	0.000								
Rodney Myers, R (8,1) ERA: 3.71																									

Chicago Cubs @ Pittsburgh Pirates
Three Rivers Stadium, Pittsburgh, PA
Mon Jul 01 1996, 7:05 PM EDT
Att: 15,910 - Unknown - 82 F

AB 32
R 4
H 11
RBI 4
BB 1
SO 3
LOB 10



Batter	1	2	3	4	5	6	7	8	9	AB	R	H	RBI	BB	SO	LOB	TOP					
Brian McRae, S OBP: 0.353, SLG: 0.366 Doug Glanville, R OBP: 0.219, SLG: 0.355	F9					G3		F9	K	5	2	2	0	0	0	2						
23 Ryne Sandberg, R OBP: 0.311, SLG: 0.473 Scott Bullett, L OBP: 0.339, SLG: 0.453	1B				F7			G4-3	K	5	2	4	4	0	0	0						
Mark Grace, L OBP: 0.400, SLG: 0.453 Tanyon Sturtze, R Kent Bottenfield, R	K				F9					4	2	2	2	2	1	2						
Sammy Sosa, R OBP: 0.304, SLG: 0.539 Terry Shumpert, R OBP: 0.333, SLG: 0.588	G6-3				F9					5	1	1	0	0	0	4						
Luis Gonzalez, L OBP: 0.355, SLG: 0.420					F9					5	1	0	0	1	1	4						
Leo Gomez, R OBP: 0.381, SLG: 0.505	K									4	3	2	1	2	2	2						
Tyler Houston, L OBP: 0.324, SLG: 0.576 Rodney Myers, R Dave Magadan, L OBP: 0.354, SLG: 0.139	2B									5	2	4	4	0	0	0						
José Hernández, R OBP: 0.283, SLG: 0.324										4	1	2	2	2	1	3						
Amaury Telemaco, R OBP: 0.105, SLG: 0.105 Mike Hubbard, R OBP: 0.042, SLG: 0.043	P5									4	1	2	1	0	0	4						
Inning Stats	R: 0 E: 0 K: 13	H: 1 LOB: 1 BB: 0 P: 21	R: 1 E: 0 K: 11	H: 2 LOB: 1 BB: 0 P: 17	R: 5 E: 0 K: 17	H: 5 LOB: 2 BB: 2 P: 35	R: 2 E: 0 K: 16	H: 3 LOB: 3 BB: 2 P: 27	R: 0 E: 0 K: 9	H: 1 LOB: 1 BB: 0 P: 14	R: 5 E: 0 K: 19	H: 5 LOB: 1 BB: 1 P: 30	R: 1 E: 0 K: 10	H: 1 LOB: 1 BB: 1 P: 17	R: 0 E: 0 K: 13	H: 1 LOB: 2 BB: 1 P: 22	R: 1 E: 0 K: 13	H: 3 LOB: 2 BB: 0 P: 22	1B: 15 2B: 5 3B: 1 HR: 1	SF: 0 SAC: 0 DP: 0 HBP: 0	WP: 2 PB: 0 SB: 2 CS: 0	PA: 56
PITCHER	IP: 2.2 WLS: L BF: 18 H: 4 R: 6 ER: 2 SO: 6 BB: 1 IBB: 0 HBP: 0 BLK: 0 WP: 1 HR: 0 S: 40 P: 69 ERA: 20.25 WHIP: 3.375	IP: 2.1 WLS: L BF: 13 H: 4 R: 2 ER: 2 SO: 0 BB: 2 IBB: 0 HBP: 0 BLK: 0 WP: 0 HR: 0 S: 26 P: 49 ERA: 7.71 WHIP: 2.571	IP: 1.0 WLS: L BF: 9 H: 5 R: 5 ER: 5 SO: 0 BB: 1 IBB: 0 HBP: 0 BLK: 0 WP: 1 HR: 1 S: 19 P: 30 ERA: 45.00 WHIP: 6.000	IP: 1.0 WLS: L BF: 5 H: 1 R: 1 ER: 1 SO: 1 BB: 0 IBB: 0 HBP: 0 BLK: 0 WP: 0 HR: 0 S: 10 P: 17 ERA: 9.00 WHIP: 2.000	IP: 1.0 WLS: L BF: 5 H: 1 R: 0 ER: 0 SO: 1 BB: 0 IBB: 0 HBP: 0 BLK: 0 WP: 0 HR: 0 S: 13 P: 22 ERA: 0.00 WHIP: 2.000	PITCHER	IP: 1.0 WLS: L BF: 6 H: 3 R: 1 ER: 1 SO: 2 BB: 0 IBB: 0 HBP: 0 BLK: 0 WP: 0 HR: 0 S: 13 P: 22 ERA: 9.00 WHIP: 3.000	IP: 67 WLS: L BF: 6 H: 3 R: 1 ER: 1 SO: 2 BB: 0 IBB: 0 HBP: 0 BLK: 0 WP: 0 HR: 0 S: 13 P: 22 ERA: 9.00 WHIP: 3.000														

Chicago Cubs @ Pittsburgh Pirates
Three Rivers Stadium, Pittsburgh, PA
Tue Jul 02 1996, 7:05 PM EDT
Att: 13,241 - Unknown - 78 F

AB 49
R 15
H 22
RBI 15
BB 7
SO 7
LOB 26



Batter	1	2	3	4	5	6	7	8	9	AB	R	H	RBI	BB	SO	LOB	BOTTOM					
Carlos Garcia, R OBP: 0.335, SLG: 0.401	K									5	1	1	0	0	1	2						
Al Martin, L OBP: 0.334, SLG: 0.428 John Wehner, R OBP: 0.265, SLG: 0.333	1B									3	0	2	0	0	0	2						
Jeff King, R OBP: 0.337, SLG: 0.506	P4									5	0	1	2	0	1	2						
Orlando Merced, S OBP: 0.371, SLG: 0.462	K									5	1	2	0	0	3	2						
Charlie Hayes, R OBP: 0.299, SLG: 0.393 Jason Christiansen, R Nelson Liriang, S OBP: 0.284, SLG: 0.321	F8									4	0	0	0	0	0	3						
Mike Kingery, L OBP: 0.317, SLG: 0.292										3	2	1	0	2	0	1						
Jay Bell, R OBP: 0.307, SLG: 0.363 67 Francisco Cordova, R OBP: 0.333, SLG: 0.333	P4									4	0	1	2	0	0	2						
18 Jason Kendall, R OBP: 0.350, SLG: 0.385	F8									4	1	2	0	0	0	2						
Paul Wagner, R OBP: 0.283, SLG: 0.043 Jon Lieber, R OBP: 0.286, SLG: 0.167 Mark Johnson, L OBP: 0.291, SLG: 0.504 Ramon Morel, R Dan Miceli, R Dave Clark, L OBP: 0.307, SLG: 0.505	G3-1									0	0	0	0	0	0	0						
Inning Stats	R: 0 E: 0 K: 2 S: 9	H: 1 LOB: 1 BB: 0 P: 14	R: 0 E: 0 K: 0 S: 8	H: 0 LOB: 1 BB: 1 P: 16	R: 0 E: 0 K: 1 S: 12	H: 1 LOB: 1 BB: 0 P: 18	R: 0 E: 0 K: 0 S: 6	H: 1 LOB: 0 BB: 0 P: 10	R: 0 E: 0 K: 0 S: 9	H: 2 LOB: 2 BB: 0 P: 14	R: 2 E: 0 K: 10	H: 3 LOB: 1 BB: 0 P: 18	R: 2 E: 0 K: 14	H: 3 LOB: 1 BB: 0 P: 20	R: 3 E: 0 K: 10	H: 2 LOB: 0 BB: 1 P: 18	R: 0 E: 0 K: 1 S: 9	H: 1 LOB: 1 BB: 0 P: 11	1B: 10 2B: 3 3B: 0 HR: 1	SF: 0 SAC: 0 DP: 1 HBP: 0	WP: 0 PB: 0 SB: 1 CS: 0	PA: 42
PITCHER	IP: 6.0 WLS: W BF: 26 H: 8 R: 2 ER: 2 SO: 3 BB: 1 IBB: 0 HBP: 0 BLK: 0 WP: 0 HR: 0 S: 54 P: 90 ERA: 3.00 WHIP: 1.500	IP: 1.0 WLS: L BF: 6 H: 3 R: 2 ER: 2 SO: 1 BB: 0 IBB: 0 HBP: 0 BLK: 0 WP: 0 HR: 0 S: 14 P: 20 ERA: 18.00 WHIP: 3.000	IP: 1.0 WLS: L BF: 6 H: 2 R: 3 ER: 3 SO: 0 BB: 1 IBB: 0 HBP: 0 BLK: 0 WP: 1 HR: 10 S: 18 P: 18 ERA: 27.00 WHIP: 3.000	IP: 1.0 WLS: L BF: 4 H: 1 R: 0 ER: 0 SO: 1 BB: 0 IBB: 0 HBP: 0 BLK: 0 WP: 0 HR: 9 S: 11 P: 11 ERA: 0.00 WHIP: 1.000	PITCHER	IP: 6.0 WLS: W BF: 26 H: 8 R: 2 ER: 2 SO: 3 BB: 1 IBB: 0 HBP: 0 BLK: 0 WP: 0 HR: 0 S: 54 P: 90 ERA: 3.00 WHIP: 1.500	IP: 1.0 WLS: L BF: 6 H: 3 R: 2 ER: 2 SO: 1 BB: 0 IBB: 0 HBP: 0 BLK: 0 WP: 0 HR: 0 S: 14 P: 20 ERA: 18.00 WHIP: 3.000	IP: 1.0 WLS: L BF: 4 H: 1 R: 0 ER: 0 SO: 1 BB: 0 IBB: 0 HBP: 0 BLK: 0 WP: 0 HR: 9 S: 11 P: 11 ERA: 0.00 WHIP: 1.000														

Chicago Cubs @ Pittsburgh Pirates
Three Rivers Stadium, Pittsburgh, PA
Tue Jul 02 1996, 7:05 PM EDT
Att: 13,241 - Unknown - 78 F

AB 40
R 7
H 14
RBI 7
BB 2
SO 5
LOB 18



Batter	1	2	3	4	5	6	7	8	9	AB	R	H	RBI	BB	SO	LOB	TOP			
Lenny Harris, L (1, 3) OBP: 0.324, SLG: 0.458	G6-3		1B		K		K			4	1	1	0	0	2	1	Cincinnati Reds @ Chicago Cubs Wrigley Field, Chicago, IL Thu Jul 04 1996, 3:33 AM CDT Att: 38,047 - Sunny - 68 F			
Eric Anthony, L (1, 7) OBP: 0.365, SLG: 0.465	K2-3		1B		F7		P2			4	1	1	1	0	1	1				
Barry Larkin, R (1, 6) OBP: 0.395, SLG: 0.468	G3		1B		K			G3-1		4	0	0	0	0	1	1				
Reggie Sanders, R (1, 9) OBP: 0.399, SLG: 0.539		1B			K			K		4	0	2	1	0	2	0				
Eric Davis, R (1, 8) OBP: 0.403, SLG: 0.552	K		1B		F9			K		4	0	0	0	0	2	2				
Eddie Taubensee, L (1, 2) Jeff Brantley, R (9, 1)	K				G4-3			G4-3		3	0	1	0	0	1	1				
Bret Boone, R (1, 4) OBP: 0.274, SLG: 0.387		BB			P3			G3-1		2	0	0	0	2	0	1				
Jeff Branson, L (1, 5) OBP: 0.298, SLG: 0.365	L6				G4-3			G4-3		4	0	0	0	0	0	3				
Mark Portugal, R (1, 1) OBP: 0.182, SLG: 0.212 Jeff Shaw, R (6, 1)					L9					2	0	0	0	0	0	1				
Joe Oliver, R (6, 2) OBP: 0.282, SLG: 0.385 Thomas Howard, S (9, PH) OBP: 0.287, SLG: 0.341					G1-3			1B		0	0	0	0	0	0	0				
Inning Stats	R: 0 E: 0 K: 1 S: 9	H: 0 LOB: 0 BB: 0 P: 13	R: 0 E: 0 K: 2 S: 13	H: 1 LOB: 2 BB: 1 P: 24	R: 2 E: 0 K: 0 S: 12	H: 3 LOB: 1 BB: 0 P: 21	R: 0 E: 0 K: 0 S: 8	H: 0 LOB: 1 BB: 1 P: 15	R: 0 E: 0 K: 2 S: 11	H: 1 LOB: 0 BB: 0 P: 18	R: 0 E: 0 K: 1 S: 11	H: 1 LOB: 1 BB: 0 P: 17	R: 0 E: 0 K: 2 S: 7	H: 0 LOB: 0 BB: 0 P: 10	R: 0 E: 0 K: 0 S: 5	H: 0 LOB: 0 BB: 0 P: 6	1B: 5 2B: 1 3B: 0 HR: 0	SF: 0 SAC: 0 DP: 0 HBP: 0	WP: 1 PB: 0 SB: 3 CS: 0	PA: 35
PITCHER	IP	WLS	BF	H	R	ER	SO	BB	IBB	HBP	BLK	WP	HR	S	P	ERA	WHIP			
Jim Bullinger, R (1, 1) ERA: 5.96	6.0	L	25	5	2	2	6	2	0	0	0	1	0	61	105	3.00	1.167			
Bob Patterson, L (7, 1) ERA: 1.89	1.0		4	1	0	0	1	0	0	0	0	0	0	11	17	0.00	1.000			
Terry Adams, R (8, 1) ERA: 2.18	2.0		6	0	0	0	2	0	0	0	0	0	0	12	16	0.00	0.000			

Batter	1	2	3	4	5	6	7	8	9	AB	R	H	RBI	BB	SO	LOB	BOTTOM			
Brian McRae, S (1, 8) OBP: 0.348, SLG: 0.361	G3		G3		K			P6		4	0	0	0	0	1	1	Cincinnati Reds @ Chicago Cubs Wrigley Field, Chicago, IL Thu Jul 04 1996, 3:33 AM CDT Att: 38,047 - Sunny - 68 F			
23 Ryne Sandberg, R (1, 4) OBP: 0.316, SLG: 0.484	L9		2B					G3		4	0	3	1	0	0	0				
Mark Grace, L (1, 3) OBP: 0.401, SLG: 0.450	F9		G6-3					G3		4	0	1	0	0	0	2				
Sammy Sosa, R (1, 9) OBP: 0.302, SLG: 0.531		BB			K			K		3	0	0	0	1	3	3				
Luis Gonzalez, L (1, 7) OBP: 0.353, SLG: 0.416 Doug Glanville, R (9, PR) OBP: 0.242, SLG: 0.355	P7		1B		G6-4-3			SH3-4		4	0	2	0	0	0	3				
Leo Gomez, R (1, 5) OBP: 0.367, SLG: 0.507		BB			G5-3			SH3-4		0	0	0	0	0	0	0				
Scott Servais, R (1, 2) OBP: 0.315, SLG: 0.408	G6-3				L9			K		4	0	0	0	0	2	3				
José Hernández, R (1, 6) OBP: 0.277, SLG: 0.316 Scott Bleil, L (9, PH) OBP: 0.333, SLG: 0.444			G6-3		G6-3			K		3	0	1	0	0	0	0				
Jim Bullinger, R (1, 1) OBP: 0.346, SLG: 0.609 Bob Patterson, R (7, 1)					K			FC6-4		1	1	0	0	1	1	0				
Dave Magadan, L (7, PH) OBP: 0.347, SLG: 0.135 Terry Adams, R (8, 1)			G3					FC6-4		1	0	0	0	0	0	1				
Inning Stats	R: 0 E: 0 K: 0 S: 6	H: 0 LOB: 0 BB: 0 P: 11	R: 0 E: 0 K: 0 S: 10	H: 0 LOB: 2 BB: 2 P: 19	R: 1 E: 0 K: 0 S: 13	H: 1 LOB: 1 BB: 1 P: 22	R: 0 E: 0 K: 1 S: 8	H: 1 LOB: 1 BB: 0 P: 11	R: 0 E: 0 K: 2 S: 10	H: 2 LOB: 1 BB: 0 P: 12	R: 0 E: 0 K: 1 S: 10	H: 1 LOB: 0 BB: 0 P: 13	R: 0 E: 0 K: 1 S: 11	H: 1 LOB: 1 BB: 0 P: 15	R: 0 E: 0 K: 2 S: 12	H: 1 LOB: 1 BB: 0 P: 16	1B: 5 2B: 2 3B: 0 HR: 0	SF: 0 SAC: 1 DP: 1 HBP: 0	WP: 0 PB: 0 SB: 0 CS: 1	PA: 35
PITCHER	IP	WLS	BF	H	R	ER	SO	BB	IBB	HBP	BLK	WP	HR	S	P	ERA	WHIP			
Mark Portugal, R (1, 1) ERA: 3.97	5.0	W	21	4	1	1	3	3	0	0	0	0	0	51	82	1.80	1.400			
Jeff Shaw, R (6, 1) ERA: 3.02	3.0		10	2	0	0	3	0	0	0	0	0	0	25	34	0.00	0.667			
Jeff Brantley, R (9, 1) ERA: 3.15	1.0	S	4	1	0	0	2	0	0	0	0	0	0	12	16	0.00	1.000			

AB 33
R 2
H 6
RBI 2
BB 2
SO 9
LOB 11



AB 31
R 1
H 7
RBI 1
BB 3
SO 8
LOB 15



Batter	1	2	3	4	5	6	7	8	9	AB	R	H	RBI	BB	SO	LOB	TOP															
Lenny Harris, L OBP: 0.327, SLG: 0.456	G5-3		2B			1B		FC6-4 BB		3	0	2	0	1	0	0	Cincinnati Reds @ Chicago Cubs Wrigley Field, Chicago, IL Sat Jul 06 1996, 7:05 PM CDT Att: 38,690 - Unknown - 81 F															
Barry Larkin, R OBP: 0.395, SLG: 0.492	G5-3			1B		K		FC6-4		4	1	1	0	0	1	3																
Reggie Sanders, R OBP: 0.391, SLG: 0.519	K			P6		1B		BB		3	0	1	0	1	1	1																
Eric Anthony, L OBP: 0.363, SLG: 0.476		HR		1B		K		K		2	1	1	1	1	1	1																
Eric Davis, R OBP: 0.365, SLG: 0.540				BB						1	0	0	0	0	1	3																
Hector Carrasco, R Jeff Shaw, R										0	0	0	0	0	0	0																
Bret Boone, R OBP: 0.275, SLG: 0.384	P9			BB						4	0	2	1	0	0	0																
Jeff Branson, L OBP: 0.294, SLG: 0.375	G1-3			1B						3	0	0	0	0	0	2																
Chris Sabo, R OBP: 0.377, SLG: 0.442				G6-4-3						1	0	0	0	0	0	1																
Curtis Goodwin, L Eduardo Perez, R	G4-3			BB						2	0	0	0	1	1	0																
Joe Oliver, R Mike Kelly, R			K							3	0	1	0	0	2	1																
Kevin Jarvis, L Scott Service, R			P5							1	0	1	0	0	0	0																
Mark Portugal, R Eddie Taubensee, L				G4-6-3						0	0	0	0	0	0	0																
										1	0	0	0	0	0	2																
Inning Stats	R: 0 E: 0 K: 1 S: 9	H: 0 LOB: 0 BB: 0 P: 13	R: 1 E: 0 K: 0 S: 9	H: 1 LOB: 0 BB: 0 P: 13	R: 0 E: 0 K: 1 S: 9	H: 1 LOB: 1 BB: 0 P: 13	R: 1 E: 0 K: 0 S: 7	H: 2 LOB: 1 BB: 1 P: 18	R: 0 E: 0 K: 1 S: 10	H: 0 LOB: 1 BB: 0 P: 14	R: 0 E: 0 K: 1 S: 10	H: 2 LOB: 1 BB: 0 P: 15	R: 0 E: 0 K: 1 S: 14	H: 0 LOB: 0 BB: 0 P: 21	R: 0 E: 0 K: 1 S: 16	H: 1 LOB: 2 BB: 2 P: 31	R: 0 E: 0 K: 0 S: 17	H: 2 LOB: 2 BB: 0 P: 23	1B: 6 2B: 2 3B: 0 HR: 1	SF: 0 SAC: 1 DP: 2 HBP: 0	WP: 0 PB: 0 SB: 1 CS: 0	PA: 36										
PITCHER	IP WLS BF H R ER SO BB IBB HBP BLK WP HR S P ERA WHIP	7.0 0.2 1.1	25 5 6	6 1 2	2 0 0	6 0 1	2 0 0	0 0 0	0 0 0	0 0 0	1 12 21	65 25 29	107 0.00 0.00	1.143 4.500 1.500	PITCHER	IP WLS BF H R ER SO BB IBB HBP BLK WP HR S P ERA WHIP	7.0 0.2 1.1	25 5 6	6 1 2	2 0 0	6 0 1	2 0 0	0 0 0	0 0 0	0 0 0	0 0 0	0 0 0	0 0 0	1 12 21	65 25 29	107 0.00 0.00	1.143 4.500 1.500

Batter	1	2	3	4	5	6	7	8	9	AB	R	H	RBI	BB	SO	LOB	BOTTOM														
Brian McRae, S OBP: 0.344, SLG: 0.358	G4-3		G3							4	0	1	1	0	1	1	Cincinnati Reds @ Chicago Cubs Wrigley Field, Chicago, IL Sat Jul 06 1996, 7:05 PM CDT Att: 38,690 - Unknown - 81 F														
23 Ryne Sandberg, R OBP: 0.315, SLG: 0.478	CS 1B		1B		2B			L8		4	0	2	0	0	0	1															
Mark Grace, L OBP: 0.393, SLG: 0.441	G3-1		L9					1B		4	1	1	0	0	0	2															
Sammy Sosa, R OBP: 0.304, SLG: 0.536			K		F8			1B		4	2	2	1	0	1	0															
Luis Gonzalez, L OBP: 0.348, SLG: 0.406			P8		F8			1B		3	1	0	0	1	0	0															
Leo Gomez, R OBP: 0.368, SLG: 0.500			1B		P4			1B		3	0	1	2	1	0	0															
Scott Servais, R OBP: 0.325, SLG: 0.415			BB					1B		3	1	3	1	1	0	0															
José Hernández, R OBP: 0.276, SLG: 0.313			G6-3		FC4-6 SH5-4 2B			1B		3	1	1	1	0	0	3															
Jaime Navarro, R OBP: 0.143, SLG: 0.143					SH5-4			1B		1	0	0	0	0	1	0															
Dave Magadan, L OBP: 0.333, SLG: 0.128										0	0	0	0	0	0	0															
Terry Adams, R Bob Patterson, R										0	0	0	0	0	0	1															
Inning Stats	R: 0 E: 0 K: 0 S: 10	H: 1 LOB: 0 BB: 0 P: 16	R: 0 E: 0 K: 1 S: 13	H: 1 LOB: 2 BB: 1 P: 22	R: 0 E: 0 K: 1 S: 10	H: 1 LOB: 1 BB: 0 P: 12	R: 0 E: 0 K: 0 S: 5	H: 0 LOB: 0 BB: 0 P: 8	R: 1 E: 0 K: 0 S: 9	H: 2 LOB: 1 BB: 0 P: 14	R: 1 E: 0 K: 0 S: 11	H: 1 LOB: 0 BB: 0 P: 17	R: 0 E: 0 K: 1 S: 12	H: 0 LOB: 1 BB: 1 P: 20	R: 4 E: 2 K: 1 S: 14	H: 5 LOB: 1 BB: 1 P: 27		1B: 9 2B: 1 3B: 0 HR: 1	SF: 0 SAC: 2 DP: 0 HBP: 0	WP: 0 PB: 0 SB: 0 CS: 3	PA: 36										
PITCHER	IP WLS BF H R ER SO BB IBB HBP BLK WP HR S P ERA WHIP	6.0 1.0 7.1	24 4 3	6 0 2	2 0 3	2 0 0	1 0 0	0 0 0	0 0 0	0 0 0	1 12 9	58 20 16	89 0.00 13.50	1.167 1.000 4.500	PITCHER	IP WLS BF H R ER SO BB IBB HBP BLK WP HR S P ERA WHIP	6.0 1.0 7.1	24 4 3	6 0 2	2 0 3	2 0 0	1 0 0	0 0 0	0 0 0	0 0 0	0 0 0	0 0 0	1 12 9	58 20 16	89 0.00 13.50	1.167 1.000 4.500

Batter	1	2	3	4	5	6	7	8	9	10	11	12	13	AB R H RBI BB SO LOB	TOP																	
Lenny Harris, L OBP: 0.333, SLG: 0.458 Eduardo Perez, R (9, PH) (8, 3)	F7		F7		F8		F8		K			K		4 0 2 0 0 0 1 2 0 0 0 0 0 2 1	Cincinnati Reds @ Chicago Cubs Wrigley Field, Chicago, IL Sun Jul 07 1996, 3:33 AM CDT Att: 36,352 - Sunny - 81 F livebaseballscores.com																	
Barry Larkin, R OBP: 0.390, SLG: 0.485	S		FC5-4		F9		F9		G6-3			K		6 0 1 0 0 1 3																		
Reggie Sanders, R OBP: 0.377, SLG: 0.498	P3		F8		F8		F8		G5-3			P3		6 0 0 0 0 1 2																		
Eric Anthony, L OBP: 0.359, SLG: 0.463 Curtis Goodwin, L OBP: 0.295, SLG: 0.250	K		K		L8		L8		BB			G6-4-3		3 0 0 0 1 2 2 2 0 1 0 0 0 0																		
Eric Davis, R OBP: 0.396, SLG: 0.537		HR			1B		G5-3		P6			G6-4-3		5 2 2 0 1 0 2																		
Eddie Teubensee, L OBP: 0.270, SLG: 0.424 Jeff Shaw, R OBP: 0.242, SLG: 0.342 Scott Servais, R OBP: 0.302, SLG: 0.388 Thomas Howard, S OBP: 0.252, SLG: 0.308 Lee Smith, L OBP: 0.289, SLG: 0.389 Dave Burba, R OBP: 0.260, SLG: 0.350		BB			1B		K		HR			F8		3 2 2 2 0 1 0 1 1 1 1 0 0 0 0 0 0 0 0 0 0 1 0 0 0 0 0 0 1 0 0 0 0 0 0 1 0 0 0 0 0 1																		
Bret Boone, R OBP: 0.285, SLG: 0.392	K				G6-4-3		G6-4-3		HR			F8		5 1 4 1 0 1 0																		
Jeff Branson, L OBP: 0.292, SLG: 0.376					1B		1B		1B			F9		5 0 1 1 0 0 3																		
Roger Salkeld, R OBP: 0.287, SLG: 0.380					K		F8		SH1-3			G6-3		2 0 0 0 0 2 0 2 0 0 0 0 0 2																		
Inning Stats	R: 0 E: 0 K: 1 S: 11	H: 1 LOB: 1 BB: 0 P: 18	R: 2 E: 0 K: 2 S: 10	H: 1 LOB: 0 BB: 1 P: 17	R: 0 E: 0 K: 1 S: 8	H: 1 LOB: 1 BB: 0 P: 15	R: 2 E: 0 K: 1 S: 12	H: 3 LOB: 0 BB: 0 P: 17	R: 0 E: 0 K: 0 S: 7	H: 0 LOB: 0 BB: 0 P: 12	R: 0 E: 0 K: 1 S: 11	H: 1 LOB: 1 BB: 0 P: 10	R: 0 E: 0 K: 0 S: 7	H: 0 LOB: 0 BB: 1 P: 16		R: 2 E: 0 K: 1 S: 13	H: 3 LOB: 1 BB: 1 P: 17	R: 0 E: 0 K: 0 S: 9	H: 1 LOB: 1 BB: 0 P: 13	R: 0 E: 0 K: 3 S: 9	H: 0 LOB: 0 BB: 0 P: 12	R: 0 E: 0 K: 0 S: 6	H: 1 LOB: 0 BB: 0 P: 11	1B: 11 2B: 1 3B: 0 HR: 2	SF: 0 SAC: 1 DP: 3 HBP: 0	W/P: 0 PB: 0 SB: 2 CS: 1	PA: 51					
PITCHER	IP WLS BF H ER SO	BF H ER SO	BF H ER SO	BF H ER SO	BF H ER SO	BF H ER SO	BF H ER SO	BF H ER SO	BF H ER SO	BF H ER SO	BF H ER SO	BF H ER SO	BF H ER SO	BF H ER SO		BF H ER SO	BF H ER SO	BF H ER SO	BF H ER SO	BF H ER SO	BF H ER SO	BF H ER SO	BF H ER SO	BF H ER SO	BF H ER SO	BF H ER SO	ERA WHIP	ERA WHIP	ERA WHIP			
Amaury Telemaco, R ERA: 4.88	3.0	16	6	4	4	4	1	0	0	0	0	0	0	0		0	0	0	0	0	0	0	0	0	0	0	0	12.00	2.333			
Rodney Myers, R ERA: 3.89	1.0	2	0	0	0	1	0	0	0	0	0	0	0	0		0	0	0	0	0	0	0	0	0	0	0	0	0.00	0.000			
Kent Bollenfeld, R ERA: 1.13	3.0	10	2	0	0	1	0	0	0	0	0	0	0	0	0	0	0	0	0	0	0	0	0	0	0	0	0.00	0.667				
Terry Adams, R ERA: 2.43	1.1	8	3	2	2	0	1	0	0	0	0	0	0	0	0	0	0	0	0	0	0	0	0	0	0	0	13.50	3.000				
Bob Patterson, L ERA: 1.78	0.1	1	0	0	0	0	0	0	0	0	0	0	0	0	0	0	0	0	0	0	0	0	0	0	0	0	0.00	0.000				

Batter	1	2	3	4	5	6	7	8	9	10	11	12	13	AB R H RBI BB SO LOB	BOTTOM																		
Brian McRae, S OBP: 0.363, SLG: 0.353	K		G4-3		G4-3		P6		B5-3			23 1B		5 0 0 0 1 1 2	Cincinnati Reds @ Chicago Cubs Wrigley Field, Chicago, IL Sun Jul 07 1996, 3:33 AM CDT Att: 36,352 - Sunny - 81 F livebaseballscores.com																		
23 Ryne Sandberg, R OBP: 0.314, SLG: 0.473	L7		G5-3		F7		P4		1B			1B		7 1 2 1 0 1 3																			
Mark Grace, L OBP: 0.401, SLG: 0.447	BB		WP		P6		P6		2B			P6		5 3 3 0 2 0 0																			
Sammy Sosa, R OBP: 0.304, SLG: 0.530	BB		F8		F8		B1-3		G5-3			K		6 1 1 1 1 2 3																			
Luis Gonzalez, L OBP: 0.360, SLG: 0.419	2B		G4-3		G4-3		B1-3		BB			1B		4 1 3 3 3 0 1																			
Leo Gomez, R OBP: 0.363, SLG: 0.491 Turk Wendell, L OBP: 0.500, SLG: 0.500 Terry Shumpert, R OBP: 0.320, SLG: 0.524	F9				K		F9		L8			K		4 0 0 0 0 1 3 0 0 0 0 0 0 0 3 0 1 1 0 1 4																			
Scott Servais, R OBP: 0.330, SLG: 0.421 Mike Hubbard, R OBP: 0.038, SLG: 0.040	F8				BB		BB		K			G6-3		4 0 2 1 1 1 1 1 0 0 0 0 1 0																			
José Hernández, R OBP: 0.276, SLG: 0.314 Tyler Houston, L OBP: 0.360, SLG: 0.594 Tanyon Sturtze, R (10, 1)	WP				K		K		F8			L4		3 0 1 0 0 2 2 1 0 0 0 0 0 0 1 0 0 0 0 0 0																			
Amaury Telemaco, R OBP: 0.310, SLG: 0.360 Rodney Myers, R OBP: 0.302, SLG: 0.388 Doug Cianville, R OBP: 0.322, SLG: 0.429 Scott Servais, R OBP: 0.320, SLG: 0.424 Terry Adams, R OBP: 0.320, SLG: 0.424 Bob Patterson, R OBP: 0.320, SLG: 0.424 Dave Maggiano, L OBP: 0.320, SLG: 0.424	K		B2-3		B2-3		K		23 1B			23 1B		1 0 0 0 0 0 1 0 0 0 0 0 0 1 0 0 0 0 0 0 1 0 0 0 0 0 0 1 0 0 0 0 0 0 1 0 0 0 0 0 0 1 0 0 0 0 0 0 1 0 0 0 0 0 0 1 0 0 0 0 0 0 1 3 1 2 0 0 0 1																			
Inning Stats	R: 2 E: 0 K: 1 S: 11	H: 1 LOB: 1 BB: 2 P: 25	R: 0 E: 0 K: 1 S: 10	H: 1 LOB: 1 BB: 0 P: 16	R: 0 E: 0 K: 0 S: 8	H: 1 LOB: 1 BB: 0 P: 13	R: 0 E: 0 K: 1 S: 11	H: 0 LOB: 1 BB: 1 P: 17	R: 0 E: 0 K: 0 S: 8	H: 0 LOB: 0 BB: 0 P: 9	R: 1 E: 0 K: 1 S: 10	H: 1 LOB: 1 BB: 1 P: 17	R: 0 E: 0 K: 1 S: 9	H: 1 LOB: 2 BB: 0 P: 16		R: 0 E: 0 K: 1 S: 12	H: 1 LOB: 1 BB: 2 P: 19	R: 0 E: 0 K: 1 S: 13	H: 2 LOB: 2 BB: 1 P: 21	R: 1 E: 0 K: 1 S: 7	H: 1 LOB: 2 BB: 2 P: 19	1B: 11 2B: 4 3B: 0 HR: 0	SF: 0 SAC: 1 DP: 0 HBP: 1	W/P: 3 PB: 1 SB: 1 CS: 0	PA: 60								
PITCHER	IP WLS BF H ER SO	BF H ER SO	BF H ER SO	BF H ER SO	BF H ER SO	BF H ER SO	BF H ER SO	BF H ER SO	BF H ER SO	BF H ER SO	BF H ER SO	BF H ER SO	BF H ER SO	BF H ER SO		BF H ER SO	BF H ER SO	BF H ER SO	BF H ER SO	BF H ER SO	BF H ER SO	BF H ER SO	BF H ER SO	BF H ER SO	BF H ER SO	BF H ER SO	ERA WHIP	ERA WHIP	ERA WHIP				
Roger Salkeld, R ERA: 3.63	5.2	25	4	3	3	4	4	0	0	0	0	0	0	0		0	0	0	0	0	0	0	0	0	0	0	0	4.76	1.412				
Jeff Shaw, R ERA: 3.08	1.1	4	0	0	0	2	0	0	0	0	0	0	0	0		0	0	0	0	0	0	0	0	0	0	0	0	0.00	0.000				
John Smiley, L ERA: 4.34	0.1	3	2	1	1	0	0	0	0	0	0	0	0	0	0	0	0	0	0	0	0	0	0	0	0	0	27.00	6.000					
Scott Servais, R ERA: 2.45	0.2	2	0	0	0	0	0	0	0	0	0	0	0	0	0	0	0	0	0	0	0	0	0	0	0	0	0.00	0.000					
Lee Smith, R ERA: 3.71	1.0	8	4	2	2	1	1	0	0	0	0	0	0	0	0	0	0	0	0	0	0	0	0	0	0	0	18.00	5.000					

Cincinnati Reds @ Chicago Cubs
 Wrigley Field, Chicago, IL
 Sun Jul 07 1996, 3:33 AM CDT
 Att: 36,352 - Sunny - 81 F

AB	48
R	6
H	14
RBI	5
BB	2
SO	10
LOB	17



Cincinnati Reds @ Chicago Cubs
 Wrigley Field, Chicago, IL
 Sun Jul 07 1996, 3:33 AM CDT
 Att: 36,352 - Sunny - 81 F

AB	50
R	7
H	15
RBI	7
BB	8
SO	12
LOB	22



Batter	1	2	3	4	5	6	7	8	9	AB	R	H	RBI	BB	SO	LOB	TOP					
Royce Clayton, R (1,6) OBP: 0.328, SLG: 0.381										4	0	2	0	0	0	1						
Ray Lankford, L (1,8) OBP: 0.355, SLG: 0.502										4	0	0	0	0	2	3						
Ron Gant, R (1,7) OBP: 0.377, SLG: 0.511										4	0	2	0	0	0	2						
Brian Jordan, R (1,9) OBP: 0.328, SLG: 0.463										4	0	0	0	0	0	4						
John Mabry, L (1,3) OBP: 0.370, SLG: 0.462										4	0	0	0	0	0	1						
Gary Gaetti, R (1,5) OBP: 0.302, SLG: 0.384										3	0	0	0	0	0	0						
Tom Pagnozzi, R (1,2) OBP: 0.317, SLG: 0.454										3	0	0	0	0	2	0						
Luis Alicea, S (1,4) OBP: 0.324, SLG: 0.345										1	0	0	0	2	0	0						
Donovan Osborne, S (1,1) OBP: 0.229, SLG: 0.265										2	0	1	0	0	0	1						
Willie McGee, S (8, PH) OBP: 0.350, SLG: 0.423										1	0	0	0	0	0	1						
Jeff Parrett, R (8, 1)										0	0	0	0	0	0	0						
Inning Stats	R: 0 E: 0 K: 1 S: 12	H: 1 LOB: 1 BB: 0 P: 19	R: 0 E: 0 K: 1 S: 11	H: 0 LOB: 0 BB: 0 P: 16	R: 0 E: 0 K: 0 S: 7	H: 1 LOB: 1 BB: 0 P: 9	R: 0 E: 0 K: 0 S: 6	H: 1 LOB: 0 BB: 0 P: 12	R: 0 E: 0 K: 0 S: 7	H: 0 LOB: 1 BB: 1 P: 16	R: 0 E: 0 K: 1 S: 6	H: 0 LOB: 1 BB: 0 P: 11	R: 0 E: 0 K: 1 S: 8	H: 0 LOB: 0 BB: 0 P: 13	R: 0 E: 0 K: 0 S: 5	H: 0 LOB: 0 BB: 1 P: 9	R: 0 E: 0 K: 1 S: 11	H: 1 LOB: 1 BB: 0 P: 17	1B: 5 2B: 1 3B: 0 HR: 0	SF: 0 SAC: 0 DP: 2 HBP: 0	WP: 0 PB: 0 SB: 2 CS: 0	PA: 32
PITCHER Jaime Navarro, R (1,1) ERA: 3.5	IP: 9.0 WLS: W BF: 32 H: 5 R: 0 ER: 0 SO: 4 BB: 2 IBB: 0 HBP: 0 BLK: 0 WP: 0 HR: 0 S: 73 P: 122 ERA: 0.00 WHIP: 0.778															PITCHER	IP: WLS: BF: H: R: ER: SO: BB: IBB: HBP: BLK: WP: HR: S: P: ERA: WHIP:					

St. Louis Cardinals @ Chicago Cubs
Wrigley Field, Chicago, IL
Thu Jul 11 1996, 7:05 PM CDT
Att: 38,802 - Unknown - 75 F

AB	30
R	0
H	5
RBI	0
BB	2
SO	4
LOB	13



Batter	1	2	3	4	5	6	7	8	9	AB	R	H	RBI	BB	SO	LOB	BOTTOM					
Brian McRae, S (1,8) OBP: 0.347, SLG: 0.358										4	1	3	0	0	0	0						
Doug Glanville, R (1,7) OBP: 0.211, SLG: 0.306										3	1	0	0	0	1	2						
Scott Bullett, L (8, PH) OBP: 0.333, SLG: 0.429										0	1	0	0	1	0	0						
Mark Grace, L (1,3) OBP: 0.402, SLG: 0.448										4	1	2	2	0	0	1						
Sammy Sosa, R (1,9) OBP: 0.306, SLG: 0.529										4	1	2	1	0	0	0						
23 Ryne Sandberg, R (1,4) OBP: 0.316, SLG: 0.482										3	1	1	3	1	0	2						
Leo Gomez, R (1,5) OBP: 0.357, SLG: 0.483										4	0	0	0	0	3	2						
Scott Servais, R (1,2) OBP: 0.326, SLG: 0.416										3	0	0	0	0	1	0						
José Hernández, R (1,6) OBP: 0.272, SLG: 0.309										3	0	0	0	0	1	0						
Jaime Navarro, R (1,1) OBP: 0.133, SLG: 0.133										3	0	0	0	0	3	0						
Inning Stats	R: 4 E: 1 K: 1 S: 14	H: 3 LOB: 0 BB: 0 P: 21	R: 0 E: 0 K: 2 S: 9	H: 1 LOB: 1 BB: 0 P: 14	R: 0 E: 0 K: 1 S: 7	H: 0 LOB: 1 BB: 1 P: 13	R: 0 E: 0 K: 1 S: 6	H: 0 LOB: 0 BB: 0 P: 10	R: 0 E: 0 K: 1 S: 9	H: 1 LOB: 0 BB: 0 P: 12	R: 0 E: 0 K: 1 S: 9	H: 0 LOB: 0 BB: 0 P: 14	R: 0 E: 0 K: 1 S: 6	H: 0 LOB: 0 BB: 0 P: 9	R: 2 E: 0 K: 1 S: 10	H: 3 LOB: 1 BB: 1 P: 17	R: 2 E: 0 K: 1 S: 10	H: 3 LOB: 1 BB: 1 P: 17	1B: 7 2B: 0 3B: 0 HR: 1	SF: 0 SAC: 0 DP: 1 HBP: 0	WP: 1 PB: 1 SB: 0 CS: 1	PA: 33
PITCHER Donovan Osborne, L (1,1) ERA: 3.17	IP: 7.0 WLS: L BF: 27 H: 5 R: 4 ER: 3 SO: 8 BB: 5 IBB: 4 HBP: 3 BLK: 0 WP: 1 HR: 1 S: 60 P: 93 ERA: 3.86 WHIP: 0.857															PITCHER	IP: WLS: BF: H: R: ER: SO: BB: IBB: HBP: BLK: WP: HR: S: P: ERA: WHIP:					
Jeff Parrett, R (8, 1) ERA: 4.24	IP: 1.0 WLS: L BF: 6 H: 3 R: 2 ER: 2 SO: 1 BB: 1 IBB: 0 HBP: 0 BLK: 0 WP: 1 HR: 0 S: 10 P: 17 ERA: 18.00 WHIP: 4.000															PITCHER	IP: WLS: BF: H: R: ER: SO: BB: IBB: HBP: BLK: WP: HR: S: P: ERA: WHIP:					

St. Louis Cardinals @ Chicago Cubs
Wrigley Field, Chicago, IL
Thu Jul 11 1996, 7:05 PM CDT
Att: 38,802 - Unknown - 75 F

AB	31
R	6
H	8
RBI	6
BB	2
SO	9
LOB	7



Batter	1	2	3	4	5	6	7	8	9	AB	R	H	RBI	BB	SO	LOB	TOP					
Royce Clayton, R OBP: 0.329, SLG: 0.380	0-0 BB 1B	3-2 1B		0-0 1B 1B		2-2 FC4-6 BB HR		1-0 F9		5	2	3	2	0	0	1						
Ray Lankford, L OBP: 0.383, SLG: 0.510	4-0 SAFE S HR	0-2 F9		1-0 1B 1B		4-2 1B HR		2-0 F9		2	2	1	2	2	0	2						
Miguel Mejia, R OBP: 0.315, SLG: 0.377	1-2 HR BB			2-H 3-H 1B 1B		1-2 HR BB				1	0	0	0	0	0	0						
Ron Gant, R OBP: 0.362, SLG: 0.538	0-3 K			1-2 1B 1B		4-1 1B HR		2-3 K		4	1	1	0	1	3	1						
Danny Sheaffer, R OBP: 0.315, SLG: 0.377	1-2 K			1-2 1B 1B		1-2 HR BB				0	0	0	0	0	0	0						
Brian Jordan, R OBP: 0.339, SLG: 0.507	0-0 HR			1-2 1B 1B		1-0 HR				4	2	3	6	0	0	0						
Willie McGee, S OBP: 0.346, SLG: 0.421	2-H HR			1-2 2-3 1B		1-0 HR				1	0	0	0	0	0	0						
John Mabry, L OBP: 0.372, SLG: 0.471	0-0 L8			1-2 1B		2-3 K		2-1 P6		4	0	0	0	0	1	0						
Ozzie Smith, S OBP: 0.324, SLG: 0.320										1	0	1	0	0	0	0						
T.J. Mathews, R OBP: 0.182, SLG: 0.182										0	0	0	0	0	0	0						
Mark Petkovsek, R OBP: 0.182, SLG: 0.182										0	0	0	0	0	0	0						
Dennis Eckersley, R OBP: 0.182, SLG: 0.182										0	0	0	0	0	0	0						
Gary Gaetti, R OBP: 0.310, SLG: 0.414		4-1 SH1-4 1B BB		1-1 1B 2B		1-1 L4		0-0 L9		3	2	1	0	1	0	0						
Mark Sweeney, L OBP: 0.386, SLG: 0.402										1	0	0	0	0	0	1						
Tom Pagnozzi, R OBP: 0.319, SLG: 0.456		0-0 1B SH1-4 1B		1-2 F8		0-2 FC6-4 1B		1-0 F7		4	0	2	0	0	0	1						
Mike Gallego, R OBP: 0.111, SLG: 0.111		0-3 K		1-3 K		1-1 FC6-4		0-0 G5-3		4	0	0	0	0	2	4						
Todd Stottlemyre, L OBP: 0.370, SLG: 0.275		1-2 SH1-4		4-2 1B BB		1-1 FC4-6 1B		3-3 K		2	1	1	0	1	1	0						
Rick Honeycutt, L OBP: 0.324, SLG: 0.345		1-2 2-3								0	0	0	0	0	0	0						
Luis Alicea, S OBP: 0.324, SLG: 0.345										0	0	0	0	0	0	0						
Inning Stats	R: 2 E: 0 K: 1 S: 6	H: 2 LOB: 0 BB: 1 P: 10	R: 1 E: 0 K: 1 S: 15	H: 2 LOB: 2 BB: 1 P: 23	R: 0 E: 0 K: 1 S: 6	H: 0 LOB: 0 BB: 1 P: 7	R: 3 E: 0 K: 1 S: 19	H: 5 LOB: 2 BB: 1 P: 31	R: 0 E: 0 K: 1 S: 11	H: 1 LOB: 1 BB: 0 P: 15	R: 4 E: 0 K: 0 S: 15	H: 2 LOB: 0 BB: 2 P: 30	R: 0 E: 0 K: 1 S: 6	H: 0 LOB: 0 BB: 0 P: 10	R: 0 E: 0 K: 1 S: 5	H: 1 LOB: 0 BB: 0 P: 12	1B: 10 2B: 1 3B: 0 HR: 2	SF: 0 SAC: 1 DP: 1 HBP: 0	WP: 0 PB: 0 SB: 1 CS: 0	PA: 42		
PITCHER	IP WLS BF H R ER SO BB IBB HBP BLK WP HR S P ERA WHIP	IP WLS BF H R ER SO BB IBB HBP BLK WP HR S P ERA WHIP	IP WLS BF H R ER SO BB IBB HBP BLK WP HR S P ERA WHIP	IP WLS BF H R ER SO BB IBB HBP BLK WP HR S P ERA WHIP	IP WLS BF H R ER SO BB IBB HBP BLK WP HR S P ERA WHIP	IP WLS BF H R ER SO BB IBB HBP BLK WP HR S P ERA WHIP	IP WLS BF H R ER SO BB IBB HBP BLK WP HR S P ERA WHIP	IP WLS BF H R ER SO BB IBB HBP BLK WP HR S P ERA WHIP	IP WLS BF H R ER SO BB IBB HBP BLK WP HR S P ERA WHIP	IP WLS BF H R ER SO BB IBB HBP BLK WP HR S P ERA WHIP	IP WLS BF H R ER SO BB IBB HBP BLK WP HR S P ERA WHIP	IP WLS BF H R ER SO BB IBB HBP BLK WP HR S P ERA WHIP	IP WLS BF H R ER SO BB IBB HBP BLK WP HR S P ERA WHIP	IP WLS BF H R ER SO BB IBB HBP BLK WP HR S P ERA WHIP	IP WLS BF H R ER SO BB IBB HBP BLK WP HR S P ERA WHIP	IP WLS BF H R ER SO BB IBB HBP BLK WP HR S P ERA WHIP	IP WLS BF H R ER SO BB IBB HBP BLK WP HR S P ERA WHIP	IP WLS BF H R ER SO BB IBB HBP BLK WP HR S P ERA WHIP	IP WLS BF H R ER SO BB IBB HBP BLK WP HR S P ERA WHIP	IP WLS BF H R ER SO BB IBB HBP BLK WP HR S P ERA WHIP	IP WLS BF H R ER SO BB IBB HBP BLK WP HR S P ERA WHIP	IP WLS BF H R ER SO BB IBB HBP BLK WP HR S P ERA WHIP

St. Louis Cardinals @ Chicago Cubs
Wrigley Field, Chicago, IL
Sat Jul 13, 1996, 3:33 AM CDT
Att: 39,254 - Sunny - 78 F

AB 36
R 10
H 13
RBI 10
BB 5
SO 7
LOB 10



Batter	1	2	3	4	5	6	7	8	9	AB	R	H	RBI	BB	SO	LOB	BOTTOM						
Brian McRae, S OBP: 0.347, SLG: 0.354	4-2 F9 23 S BB		2-1 F8		1-0 G6-3		0-0 1B		4-2 1B G1-3 BB	3	0	1	2	2	0	2							
23 Ryne Sandberg, R OBP: 0.310, SLG: 0.471	3-3 K		1-1 FC6-4			1-1 P5		0-3 K		3	0	0	0	0	1	2							
José Hernández, R OBP: 0.264, SLG: 0.299	1-2 K		1-2 1-2							2	0	0	1	0	1	3							
Mark Grace, L OBP: 0.406, SLG: 0.456	2-1 F9			2-1 G5-3		0-1 F9		1-2 G4-3 1B		4	0	1	0	1	0	1							
Sammy Sosa, R OBP: 0.310, SLG: 0.534	2-2 P6			1-0 2B		1-0 2B		1-0 G4-3 1B		5	0	3	1	0	0	2							
Dave Magadan, L OBP: 0.345, SLG: 0.239			1-3 K		1-1 F7		1-0 F8		3-1 G5-3 P4	3	0	0	0	0	1	2							
Leo Gomez, R OBP: 0.349, SLG: 0.470										2	0	0	0	0	0	3							
Luis Gonzalez, L OBP: 0.357, SLG: 0.418			0-1 F9		0-0 F8		1-0 F8		2-1 BB BB 1B	4	1	1	0	0	0	1							
Tyler Houston, L OBP: 0.395, SLG: 0.585			0-3 K		0-2 G6-3 1B		3-2 2B 1B		4-0 BB BB G1-3 BB	3	2	2	0	1	1	0							
Felix Fermin, R OBP: 0.500, SLG: 0.667			1-1 F8		1-0 G6-3		0-1 1B 2B		4-0 G1-3 BB 1B BB	3	2	1	1	1	0	1							
Jim Bullinger, R OBP: 0.370, SLG: 0.600			4-2 FC6-4 BB		2-3 K		2-3 K		2-3 K	0	0	0	0	1	0	0							
Rodney Myers, R OBP: 0.286, SLG: 0.276										0	0	0	0	0	0	0							
Terry Shumpert, R OBP: 0.286, SLG: 0.276										1	0	0	0	0	0	1							
Tanyon Sturtze, R OBP: 0.286, SLG: 0.276										0	0	0	0	0	0	0							
Scott Butlett, L OBP: 0.337, SLG: 0.407										1	0	0	0	0	0	1							
Bob Patterson, R OBP: 0.286, SLG: 0.276										0	0	0	0	0	0	0							
Kent Bottenfield, R OBP: 0.286, SLG: 0.276										0	0	0	0	0	0	0							
Doug Glavinie, R OBP: 0.286, SLG: 0.276										1	0	0	0	0	0	1							
Inning Stats	R: 0 E: 0 K: 1 S: 13	H: 0 LOB: 1 BB: 1 P: 24	R: 0 E: 0 K: 2 S: 9	H: 0 LOB: 0 BB: 0 P: 10	R: 0 E: 0 K: 0 S: 9	H: 0 LOB: 1 BB: 1 P: 17	R: 0 E: 0 K: 0 S: 6	H: 1 LOB: 1 BB: 0 P: 10	R: 0 E: 0 K: 0 S: 10	H: 1 LOB: 1 BB: 0 P: 14	R: 0 E: 0 K: 0 S: 6	H: 1 LOB: 1 BB: 0 P: 9	R: 2 E: 0 K: 2 S: 17	H: 3 LOB: 1 BB: 0 P: 23	R: 0 E: 0 K: 0 S: 6	H: 1 LOB: 0 BB: 0 P: 11	R: 3 E: 0 K: 1 S: 15	H: 2 LOB: 3 BB: 4 P: 40	1B: 6 2B: 3 3B: 0 HR: 0	SF: 0 SAC: 0 DP: 1 HBP: 0	WP: 0 PB: 0 SB: 1 CS: 0	PA: 41	
PITCHER	IP WLS BF H R ER SO BB IBB HBP BLK WP HR S P ERA WHIP	IP WLS BF H R ER SO BB IBB HBP BLK WP HR S P ERA WHIP	IP WLS BF H R ER SO BB IBB HBP BLK WP HR S P ERA WHIP	IP WLS BF H R ER SO BB IBB HBP BLK WP HR S P ERA WHIP	IP WLS BF H R ER SO BB IBB HBP BLK WP HR S P ERA WHIP	IP WLS BF H R ER SO BB IBB HBP BLK WP HR S P ERA WHIP	IP WLS BF H R ER SO BB IBB HBP BLK WP HR S P ERA WHIP	IP WLS BF H R ER SO BB IBB HBP BLK WP HR S P ERA WHIP	IP WLS BF H R ER SO BB IBB HBP BLK WP HR S P ERA WHIP	IP WLS BF H R ER SO BB IBB HBP BLK WP HR S P ERA WHIP	IP WLS BF H R ER SO BB IBB HBP BLK WP HR S P ERA WHIP	IP WLS BF H R ER SO BB IBB HBP BLK WP HR S P ERA WHIP	IP WLS BF H R ER SO BB IBB HBP BLK WP HR S P ERA WHIP	IP WLS BF H R ER SO BB IBB HBP BLK WP HR S P ERA WHIP	IP WLS BF H R ER SO BB IBB HBP BLK WP HR S P ERA WHIP	IP WLS BF H R ER SO BB IBB HBP BLK WP HR S P ERA WHIP	IP WLS BF H R ER SO BB IBB HBP BLK WP HR S P ERA WHIP	IP WLS BF H R ER SO BB IBB HBP BLK WP HR S P ERA WHIP	IP WLS BF H R ER SO BB IBB HBP BLK WP HR S P ERA WHIP	IP WLS BF H R ER SO BB IBB HBP BLK WP HR S P ERA WHIP	IP WLS BF H R ER SO BB IBB HBP BLK WP HR S P ERA WHIP	IP WLS BF H R ER SO BB IBB HBP BLK WP HR S P ERA WHIP	IP WLS BF H R ER SO BB IBB HBP BLK WP HR S P ERA WHIP

St. Louis Cardinals @ Chicago Cubs
Wrigley Field, Chicago, IL
Sat Jul 13, 1996, 3:33 AM CDT
Att: 39,254 - Sunny - 78 F

AB 35
R 5
H 9
RBI 5
BB 6
SO 7
LOB 22



Batter	1	2	3	4	5	6	7	8	9	AB	R	H	RBI	BB	SO	LOB	TOP																					
Carlos Garcia, R (1, 6) OBP: 0.328, SLG: 0.398	L8		F8		G4-3			2B		4	0	1	0	0	0	1																						
Al Martin, L (1, 7) OBP: 0.342, SLG: 0.440	K		F9					G4-3		4	0	1	0	0	1	1																						
Jeff King, R (1, 4) OBP: 0.336, SLG: 0.511	P2									4	0	1	0	0	0	1																						
Orlando Merced, S (1, 9) OBP: 0.374, SLG: 0.481										4	2	2	0	0	0	2																						
Mark Johnson, L (1, 3) OBP: 0.362, SLG: 0.559										4	0	0	0	0	1	3																						
Charlie Hayes, R (1, 5) OBP: 0.307, SLG: 0.397										4	0	2	1	0	1	1																						
Mike Kingery, L (1, 8) OBP: 0.293, SLG: 0.302										4	0	0	1	0	0	2																						
Keith Osik, R (1, 2) OBP: 0.362, SLG: 0.430										1	0	0	0	0	1	1																						
18 Jason Kendall, R (3, 2) OBP: 0.340, SLG: 0.376										2	0	0	0	0	0	0																						
Dan Miceli, R (1, 1)										1	0	0	0	0	1	0																						
Denny Neagle, L (5, PH) OBP: 0.194, SLG: 0.194										1	0	1	0	0	0	0																						
Elmer Dessens, R (5, 1) OBP: 0.667, SLG: 0.667										0	0	0	0	0	0	0																						
Dave Clark, L (8, PH) OBP: 0.369, SLG: 0.461										1	0	0	0	0	0	0																						
Steve Parris, R (8, 1)										0	0	0	0	0	0	0																						
Inning Stats	R: 0 E: 0 K: 1 S: 5	H: 0 LOB: 0 BB: 0 P: 9	R: 1 E: 0 K: 1 S: 13	H: 2 LOB: 1 BB: 0 P: 19	R: 0 E: 0 K: 1 S: 8	H: 0 LOB: 0 BB: 0 P: 13	R: 0 E: 0 K: 1 S: 7	H: 1 LOB: 1 BB: 0 P: 14	R: 0 E: 0 K: 0 S: 11	H: 1 LOB: 1 BB: 0 P: 16	R: 0 E: 0 K: 0 S: 7	H: 1 LOB: 0 BB: 0 P: 11	R: 0 E: 0 K: 1 S: 10	H: 0 LOB: 0 BB: 0 P: 16	R: 0 E: 0 K: 0 S: 6	H: 1 LOB: 1 BB: 0 P: 11	R: 1 E: 0 K: 0 S: 9	H: 2 LOB: 1 BB: 0 P: 16	1B: 5 2B: 4 3B: 0 HR: 0	SF: 0 SAC: 0 DP: 1 HBP: 0	WP: 0 PA: 34 PB: 0 SB: 0 CS: 0																	
PITCHER	IP	WLS	BF	H	R	ER	SO	BB	IBB	HBP	BLK	WP	HR	S	P	ERA	WHIP	PITCHER				IP	WLS	BF	H	R	ER	SO	BB	IBB	HBP	BLK	WP	HR	S	P	ERA	WHIP
Frank Castillo, R (1, 1) ERA: 5.87	8.0	W	29	6	1	1	5	0	0	0	0	0	0	67	109	1.12	0.750																					
Tanyon Sturtze, R (9, 1) ERA: 11.0	1.0		5	2	1	1	0	0	0	0	0	0	0	9	16	9.00	2.000																					

Pittsburgh Pirates @ Chicago Cubs
Wrigley Field, Chicago, IL
Mon Jul 15 1996, 7:05 PM CDT
Att: 32,119 - Unknown - 78 F

AB	34
R	2
H	8
RBI	2
BB	0
SO	5
LOB	12



Batter	1	2	3	4	5	6	7	8	9	AB	R	H	RBI	BB	SO	LOB	BOTTOM																					
Brian McRae, S (1, 8) OBP: 0.348, SLG: 0.372	HR									5	2	3	1	0	2	2																						
23 Ryne Sandberg, R (1, 4) OBP: 0.309, SLG: 0.462										4	0	1	1	0	1	1																						
Felix Fermin, R (8, FR) OBP: 0.400, SLG: 0.500										0	1	0	0	0	0	0																						
Mark Grace, L (1, 3) OBP: 0.412, SLG: 0.456										4	1	1	0	1	0	2																						
Sammy Sosa, R (1, 9) OBP: 0.314, SLG: 0.548										5	2	3	3	0	0	1																						
Doug Glanville, R (9, 9) OBP: 0.225, SLG: 0.342										0	0	0	0	0	0	0																						
Luis Gonzalez, L (1, 7) OBP: 0.358, SLG: 0.422										5	2	2	2	0	0	3																						
Leo Gomez, R (1, 5) OBP: 0.354, SLG: 0.492										5	2	3	2	0	0	2																						
Scott Servais, R (1, 2) OBP: 0.336, SLG: 0.415										4	0	2	2	1	0	0																						
José Hernández, R (1, 6) OBP: 0.263, SLG: 0.317										5	1	1	1	0	0	4																						
Frank Castillo, R (1, 1) OBP: 0.121, SLG: 0.094										2	0	0	0	1	0	1																						
Dave Magadan, L (8, PH) OBP: 0.350, SLG: 0.234										0	1	0	0	1	0	0																						
Tanyon Sturtze, R (9, 1) ERA: 23.14										0	0	0	0	0	0	0																						
Inning Stats	R: 2 E: 1 K: 1 S: 14	H: 2 LOB: 1 BB: 0 P: 16	R: 0 E: 0 K: 1 S: 9	H: 0 LOB: 1 BB: 1 P: 15	R: 0 E: 0 K: 0 S: 7	H: 0 LOB: 1 BB: 1 P: 13	R: 3 E: 0 K: 0 S: 14	H: 4 LOB: 0 BB: 0 P: 20	R: 3 E: 1 K: 0 S: 20	H: 4 LOB: 1 BB: 0 P: 30	R: 0 E: 0 K: 0 S: 6	H: 1 LOB: 0 BB: 0 P: 10	R: 0 E: 0 K: 0 S: 8	H: 2 LOB: 2 BB: 0 P: 14	R: 4 E: 0 K: 1 S: 17	H: 3 LOB: 2 BB: 2 P: 34	1B: 8 2B: 3 3B: 1 HR: 4	SF: 0 SAC: 0 DP: 1 HBP: 1	WP: 0 PA: 45 PB: 0 SB: 1 CS: 1																			
PITCHER	IP	WLS	BF	H	R	ER	SO	BB	IBB	HBP	BLK	WP	HR	S	P	ERA	WHIP	PITCHER				IP	WLS	BF	H	R	ER	SO	BB	IBB	HBP	BLK	WP	HR	S	P	ERA	WHIP
Dan Miceli, R (1, 1) ERA: 5.0	4.0	L	20	6	5	4	2	2	0	0	0	0	0	34	64	9.00	2.000																					
Elmer Dessens, R (5, 1) ERA: 13.5	3.0		15	7	3	3	0	0	0	0	0	0	0	34	54	9.00	2.333																					
Steve Parris, R (8, 1) ERA: 23.14	1.0		9	3	4	4	1	2	0	1	0	0	1	17	34	36.00	5.000																					

Pittsburgh Pirates @ Chicago Cubs
Wrigley Field, Chicago, IL
Mon Jul 15 1996, 7:05 PM CDT
Att: 32,119 - Unknown - 78 F


AB	39
R	12
H	16
RBI	12
BB	4
SO	3
LOB	16



Batter	1	2	3	4	5	6	7	8	9	AB	R	H	RBI	BB	SO	LOB	TOP					
Carlos Garcia, R OBP: 0.333, SLG: 0.399 (1, 6)										4	2	2	0	1	1	2						
Al Martin, L OBP: 0.342, SLG: 0.439 (1, 8)										3	2	1	1	1	1	2						
Jeff King, R OBP: 0.334, SLG: 0.517 (1, 4)										4	1	1	4	0	0	2						
Orlando Merced, S OBP: 0.375, SLG: 0.483 (1, 9)										5	1	2	2	0	0	0						
Mark Johnson, L OBP: 0.357, SLG: 0.567 Dan Plesac, L (8, 1)										5	1	1	2	0	0	1						
Dave Clark, L OBP: 0.370, SLG: 0.454 John Wehner, R OBP: 0.250, SLG: 0.310 (9, 8)										4	0	1	0	1	0	1						
Charlie Hayes, R OBP: 0.308, SLG: 0.398 (1, 5)										5	1	2	0	0	1	2						
1B Jason Kendall, R OBP: 0.341, SLG: 0.374 (1, 2)										4	1	1	0	1	0	2						
Denny Neagle, L OBP: 0.200, SLG: 0.211 (7, PH)										2	1	1	0	0	1	1						
Nelson Liriano, S OBP: 0.293, SLG: 0.319 (7, PH)										1	0	1	1	0	0	0						
Marc Wilkins, R OBP: 0.400, SLG: 0.400 (8, 6)										0	0	0	0	0	0	0						
Jay Bell, R OBP: 0.292, SLG: 0.351 (8, 6)										0	0	0	0	0	0	0						
Inning Stats	R: 3 E: 1 K: 0 S: 14	H: 3 LOB: 1 BB: 1 P: 28	R: 1 E: 0 K: 0 S: 7	H: 2 LOB: 1 BB: 0 P: 11	R: 0 E: 0 K: 0 S: 7	H: 1 LOB: 1 BB: 0 P: 11	R: 0 E: 0 K: 1 S: 7	H: 0 LOB: 1 BB: 2 P: 15	R: 2 E: 0 K: 0 S: 11	H: 3 LOB: 1 BB: 0 P: 15	R: 3 E: 1 K: 0 S: 12	H: 2 LOB: 1 BB: 1 P: 19	R: 1 E: 0 K: 2 S: 10	H: 2 LOB: 0 BB: 0 P: 15	R: 0 E: 0 K: 0 S: 8	H: 0 LOB: 0 BB: 0 P: 14	R: 0 E: 0 K: 1 S: 13	H: 0 LOB: 0 BB: 0 P: 19	1B: 9 2B: 2 3B: 0 HR: 2	SF: 2 SAC: 1 DP: 1 HBP: 0	WP: 0 PB: 0 SB: 0 CS: 1	PA: 44
PITCHER	IP	WLS	BF	H	R	ER	SO	BB	IBB	HBP	BLK	WP	HR	S	P	ERA	WHIP					
Jaime Navarro, R ERA: 3.74	5.0	L	26	9	6	6	1	3	0	0	0	0	2	46	80	10.80	2.400					
Rodney Myers, R ERA: 4.4	2.0		12	4	4	3	2	1	0	0	0	0	0	22	34	13.50	2.500					
Kent Bottenfield, R ERA: 1.64	1.0		3	0	0	0	0	0	0	0	0	0	0	8	14	0.00	0.000					
Turk Wendell, R ERA: 2.11	1.0		3	0	0	0	1	0	0	0	0	0	0	13	19	0.00	0.000					

Pittsburgh Pirates @ Chicago Cubs
Wrigley Field, Chicago, IL
Tue Jul 16 1996, 3:33 AM CDT
Att: 26,502 - Sunny - 86 F


AB 37
R 10
H 13
RBI 10
BB 4
SO 4
LOB 13



Batter	1	2	3	4	5	6	7	8	9	AB	R	H	RBI	BB	SO	LOB	BOTTOM					
Brian McRae, S OBP: 0.347, SLG: 0.371 (1, 8)										3	1	1	1	0	0	1						
Felix Fermin, R OBP: 0.333, SLG: 0.375 (1, 4)										4	1	1	0	0	0	1						
Mark Grace, L OBP: 0.413, SLG: 0.455 (1, 3)										3	0	1	0	1	0	2						
Sammy Sosa, R OBP: 0.314, SLG: 0.553 (1, 9)										4	1	1	3	0	1	2						
Leo Gomez, R OBP: 0.356, SLG: 0.488 (1, 5)										2	0	0	0	1	2	0						
Luis Gonzalez, L OBP: 0.354, SLG: 0.416 (1, 7)										4	0	0	0	0	2	3						
Scott Servais, R OBP: 0.338, SLG: 0.414 (1, 2)										3	1	1	0	0	1	1						
José Hernández, R OBP: 0.262, SLG: 0.316 (1, 6)										4	1	1	0	0	2	2						
Jaime Navarro, R OBP: 0.130, SLG: 0.150 Terry Shumpert, R OBP: 0.278, SLG: 0.440 Rodney Myers, R Dave Magadan, L Kent Bottenfield, R Turk Wendell, L (9, 1)										1	0	0	0	0	0	1						
Inning Stats	R: 3 E: 0 K: 1 S: 9	H: 3 LOB: 0 BB: 0 P: 15	R: 0 E: 0 K: 1 S: 11	H: 0 LOB: 0 BB: 0 P: 17	R: 0 E: 0 K: 0 S: 4	H: 0 LOB: 0 BB: 1 P: 10	R: 0 E: 0 K: 2 S: 7	H: 0 LOB: 0 BB: 0 P: 11	R: 0 E: 0 K: 1 S: 12	H: 1 LOB: 1 BB: 1 P: 21	R: 2 E: 1 K: 0 S: 8	H: 2 LOB: 0 BB: 0 P: 11	R: 0 E: 0 K: 2 S: 8	H: 0 LOB: 0 BB: 0 P: 9	R: 0 E: 0 K: 1 S: 8	H: 0 LOB: 0 BB: 0 P: 11	1B: 5 2B: 0 3B: 0 HR: 1	SF: 1 SAC: 0 DP: 2 HBP: 2	WP: 0 PB: 0 SB: 0 CS: 0	PA: 35		
PITCHER	IP	WLS	BF	H	R	ER	SO	BB	IBB	HBP	BLK	WP	HR	S	P	ERA	WHIP					
Denny Neagle, L ERA: 3.07	6.0	W	24	4	3	3	5	2	0	0	0	0	0	1	48	82	4.50	1.000				
Marc Wilkins, R ERA: 3.4	1.0		5	2	2	1	0	0	0	0	0	0	0	8	11	9.00	2.000					
Dan Plesac, L ERA: 3.83	2.0		6	0	0	0	3	0	0	0	0	0	0	16	20	0.00	0.000					

Pittsburgh Pirates @ Chicago Cubs
Wrigley Field, Chicago, IL
Tue Jul 16 1996, 3:33 AM CDT
Att: 26,502 - Sunny - 86 F

AB 30
R 5
H 6
RBI 4
BB 2
SO 8
LOB 14



Batter	1	2	3	4	5	6	7	8	9	AB	R	H	RBI	BB	SO	LOB	TOP								
Brian McRae, S OBP: 0.346, SLG: 0.367 (1, 8)										4	1	0	0	1	1	1	Chicago Cubs @ St. Louis Cardinals Busch Stadium, St. Louis, MO Thu Jul 18, 1996, 7:05 PM CDT Att: 38,983 - Unknown - 95 F livebaseballscorecards.com								
Luis Gonzalez, L OBP: 0.399, SLG: 0.435 Plus Platoon: 0.379, R Kent Bottenfield, R 23 Ryne Sandberg, R Terry Shumpert, R Turk Wendell, L OBP: 0.500, SLG: 0.500 (1, 7)										4	1	3	2	0	1	0									
Mark Grace, L OBP: 0.413, SLG: 0.452 (1, 3)										4	0	1	1	1	1	1									
Sammy Sosa, R OBP: 0.312, SLG: 0.548 (1, 9)										5	0	1	1	0	1	3									
Dave Magadan, L OBP: 0.359, SLG: 0.275 Leo Gomez, R OBP: 0.353, SLG: 0.484 (7, 5)										3	1	2	0	0	1	0									
Tyler Houston, L OBP: 0.417, SLG: 0.578 (1, 2)										4	0	2	0	0	1	1									
José Hernández, R OBP: 0.262, SLG: 0.319 (1, 6)										4	1	1	1	0	1	2									
Felix Fermin, R OBP: 0.333, SLG: 0.300 (1, 4)										2	0	0	0	1	0	1									
Jim Bullinger, R OBP: 0.345, SLG: 0.560 Scott Bultet, L OBP: 0.303, SLG: 0.393 (7, PH) (7, 7)										2	0	0	0	0	0	3									
Inning Stats	R: 0 E: 0 K: 2 S: 9	H: 1 LOB: 1 BB: 0 P: 13	R: 1 E: 0 K: 0 S: 8	H: 2 LOB: 1 BB: 0 P: 12	R: 1 E: 0 K: 0 S: 7	H: 1 LOB: 0 BB: 0 P: 11	R: 0 E: 0 K: 2 S: 11	H: 1 LOB: 2 BB: 1 P: 17	R: 0 E: 0 K: 0 S: 8	H: 0 LOB: 0 BB: 0 P: 8	R: 0 E: 0 K: 0 S: 8	H: 1 LOB: 0 BB: 0 P: 15	R: 2 E: 1 K: 0 S: 13	H: 2 LOB: 2 BB: 1 P: 22	R: 0 E: 0 K: 1 S: 9	H: 0 LOB: 0 BB: 0 P: 15		R: 2 E: 0 K: 0 S: 15	H: 2 LOB: 2 BB: 2 P: 25	1B: 6 2B: 3 3B: 0 HR: 1	SF: 1 SAC: 1 DP: 1 HBP: 0	WP: 0 PB: 0 SB: 2 CS: 0	PA: 41		
PITCHER	IP WLS BF H R ER SO BB IBB HBP BLK WP HR S P ERA WHIP	IP WLS BF H R ER SO BB IBB HBP BLK WP HR S P ERA WHIP	IP WLS BF H R ER SO BB IBB HBP BLK WP HR S P ERA WHIP	IP WLS BF H R ER SO BB IBB HBP BLK WP HR S P ERA WHIP	IP WLS BF H R ER SO BB IBB HBP BLK WP HR S P ERA WHIP	IP WLS BF H R ER SO BB IBB HBP BLK WP HR S P ERA WHIP	IP WLS BF H R ER SO BB IBB HBP BLK WP HR S P ERA WHIP	IP WLS BF H R ER SO BB IBB HBP BLK WP HR S P ERA WHIP	IP WLS BF H R ER SO BB IBB HBP BLK WP HR S P ERA WHIP	IP WLS BF H R ER SO BB IBB HBP BLK WP HR S P ERA WHIP	IP WLS BF H R ER SO BB IBB HBP BLK WP HR S P ERA WHIP	IP WLS BF H R ER SO BB IBB HBP BLK WP HR S P ERA WHIP	IP WLS BF H R ER SO BB IBB HBP BLK WP HR S P ERA WHIP	IP WLS BF H R ER SO BB IBB HBP BLK WP HR S P ERA WHIP	IP WLS BF H R ER SO BB IBB HBP BLK WP HR S P ERA WHIP	IP WLS BF H R ER SO BB IBB HBP BLK WP HR S P ERA WHIP	IP WLS BF H R ER SO BB IBB HBP BLK WP HR S P ERA WHIP	IP WLS BF H R ER SO BB IBB HBP BLK WP HR S P ERA WHIP	IP WLS BF H R ER SO BB IBB HBP BLK WP HR S P ERA WHIP	IP WLS BF H R ER SO BB IBB HBP BLK WP HR S P ERA WHIP	IP WLS BF H R ER SO BB IBB HBP BLK WP HR S P ERA WHIP	IP WLS BF H R ER SO BB IBB HBP BLK WP HR S P ERA WHIP	IP WLS BF H R ER SO BB IBB HBP BLK WP HR S P ERA WHIP	IP WLS BF H R ER SO BB IBB HBP BLK WP HR S P ERA WHIP	IP WLS BF H R ER SO BB IBB HBP BLK WP HR S P ERA WHIP

Chicago Cubs @ St. Louis Cardinals
 Busch Stadium, St. Louis, MO
 Thu Jul 18, 1996, 7:05 PM CDT
 Att: 38,983 - Unknown - 95 F

AB 35
 R 6
 H 10
 RBI 6
 BB 4
 SO 7
 LOB 14

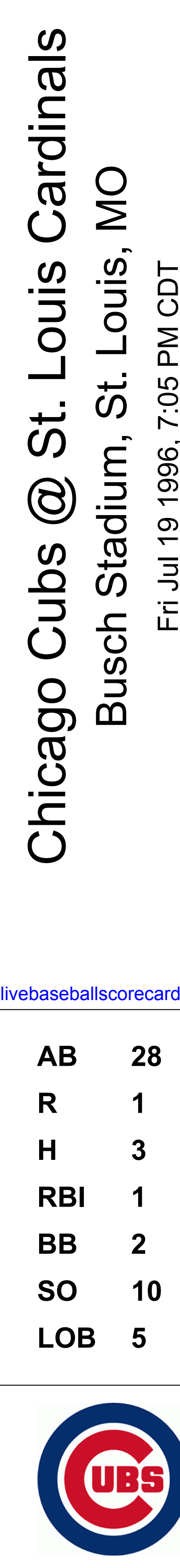
Batter	1	2	3	4	5	6	7	8	9	AB	R	H	RBI	BB	SO	LOB	BOTTOM								
Royce Clayton, R OBP: 0.335, SLG: 0.380 (1, 6)										5	1	2	0	0	0	3	Chicago Cubs @ St. Louis Cardinals Busch Stadium, St. Louis, MO Thu Jul 18, 1996, 7:05 PM CDT Att: 38,983 - Unknown - 95 F livebaseballscorecards.com								
Ray Lankford, L OBP: 0.397, SLG: 0.543 (1, 8)										5	1	2	0	0	0	2									
Mark Sweeney, L OBP: 0.380, SLG: 0.402 Willie McGee, S OBP: 0.344, SLG: 0.406 (7, PH) (8, 7)										2	0	0	0	0	0	1									
Brian Jordan, R OBP: 0.349, SLG: 0.522 (1, 9)										4	2	1	1	0	2	1									
John Mabry, L OBP: 0.371, SLG: 0.466 (1, 3)										2	1	0	0	3	0	0									
Gary Gaetti, R OBP: 0.314, SLG: 0.418 (1, 5)										2	0	1	2	1	1	3									
Tom Pagnozzi, R OBP: 0.319, SLG: 0.435 (1, 2)										4	0	2	2	0	1	4									
Mike Gallego, R OBP: 0.250, SLG: 0.222 (1, 4)										4	0	1	0	0	0	4									
Todd Stottlemyre, L OBP: 0.347, SLG: 0.256 Ozzie Smith, S OBP: 0.322, SLG: 0.313 Mark Petkovsek, R OBP: 0.182, SLG: 0.182 Tony Fossas, L T.J. Mathews, R (9, 1)										3	0	0	0	0	2	2									
Inning Stats	R: 3 E: 0 K: 1 S: 15	H: 4 LOB: 2 BB: 1 P: 24	R: 0 E: 0 K: 0 S: 5	H: 1 LOB: 0 BB: 0 P: 5	R: 0 E: 0 K: 1 S: 3	H: 1 LOB: 2 BB: 1 P: 19	R: 0 E: 0 K: 2 S: 16	H: 1 LOB: 3 BB: 1 P: 29	R: 0 E: 0 K: 1 S: 9	H: 0 LOB: 0 BB: 0 P: 14	R: 2 E: 0 K: 1 S: 10	H: 1 LOB: 1 BB: 1 P: 17	R: 0 E: 0 K: 0 S: 8	H: 1 LOB: 1 BB: 0 P: 13	R: 0 E: 0 K: 1 S: 9	H: 0 LOB: 0 BB: 0 P: 17		1B: 8 2B: 2 3B: 0 HR: 0	SF: 0 SAC: 2 DP: 1 HBP: 2	WP: 0 PB: 0 SB: 1 CS: 0	PA: 41				
PITCHER	IP WLS BF H R ER SO BB IBB HBP BLK WP HR S P ERA WHIP	IP WLS BF H R ER SO BB IBB HBP BLK WP HR S P ERA WHIP	IP WLS BF H R ER SO BB IBB HBP BLK WP HR S P ERA WHIP	IP WLS BF H R ER SO BB IBB HBP BLK WP HR S P ERA WHIP	IP WLS BF H R ER SO BB IBB HBP BLK WP HR S P ERA WHIP	IP WLS BF H R ER SO BB IBB HBP BLK WP HR S P ERA WHIP	IP WLS BF H R ER SO BB IBB HBP BLK WP HR S P ERA WHIP	IP WLS BF H R ER SO BB IBB HBP BLK WP HR S P ERA WHIP	IP WLS BF H R ER SO BB IBB HBP BLK WP HR S P ERA WHIP	IP WLS BF H R ER SO BB IBB HBP BLK WP HR S P ERA WHIP	IP WLS BF H R ER SO BB IBB HBP BLK WP HR S P ERA WHIP	IP WLS BF H R ER SO BB IBB HBP BLK WP HR S P ERA WHIP	IP WLS BF H R ER SO BB IBB HBP BLK WP HR S P ERA WHIP	IP WLS BF H R ER SO BB IBB HBP BLK WP HR S P ERA WHIP	IP WLS BF H R ER SO BB IBB HBP BLK WP HR S P ERA WHIP	IP WLS BF H R ER SO BB IBB HBP BLK WP HR S P ERA WHIP	IP WLS BF H R ER SO BB IBB HBP BLK WP HR S P ERA WHIP	IP WLS BF H R ER SO BB IBB HBP BLK WP HR S P ERA WHIP	IP WLS BF H R ER SO BB IBB HBP BLK WP HR S P ERA WHIP	IP WLS BF H R ER SO BB IBB HBP BLK WP HR S P ERA WHIP	IP WLS BF H R ER SO BB IBB HBP BLK WP HR S P ERA WHIP	IP WLS BF H R ER SO BB IBB HBP BLK WP HR S P ERA WHIP	IP WLS BF H R ER SO BB IBB HBP BLK WP HR S P ERA WHIP	IP WLS BF H R ER SO BB IBB HBP BLK WP HR S P ERA WHIP	IP WLS BF H R ER SO BB IBB HBP BLK WP HR S P ERA WHIP

Chicago Cubs @ St. Louis Cardinals
 Busch Stadium, St. Louis, MO
 Thu Jul 18, 1996, 7:05 PM CDT
 Att: 38,983 - Unknown - 95 F

AB 33
 R 5
 H 9
 RBI 5
 BB 4
 SO 7
 LOB 20

Batter	1	2	3	4	5	6	7	8	9	AB	R	H	RBI	BB	SO	LOB	TOP										
Brian McRae, S OBP: 0.348, SLG: 0.368 Doug Glanville, R OBP: 0.220, SLG: 0.333	0-0 CS 1B		2-3 K			4-0 BB		2-3 K		2	0	1	0	1	1	0	Chicago Cubs @ St. Louis Cardinals Busch Stadium, St. Louis, MO Fri Jul 19, 1996, 7:05 PM CDT Att: 45,336 - Unknown - 95 F livebaseballscorecards.com										
23 Ryne Sandberg, R OBP: 0.312, SLG: 0.459 Felix Fermin, R OBP: 0.308, SLG: 0.273	4-2 SAFE CS BB		1-0 G5-3			1-1 P2		0-0 G4-3		2	0	0	0	1	0	1											
Mark Grace, L OBP: 0.412, SLG: 0.451 Tyler Houston, L OBP: 0.408, SLG: 0.565	3-2 BB			2-3 K		0-0 L7		1-0 L7		3	0	1	0	0	1	1											
Sammy Sosa, R OBP: 0.310, SLG: 0.544 Dave Magadan, L OBP: 0.264, SLG: 0.269	3-3 SAFE K			0-3 K		0-1 F8		2-3 K		3	0	0	0	0	2	2											
Luis Gonzalez, L OBP: 0.355, SLG: 0.431		1-1 F8		2-1 F9				1-2 G6-3		3	0	0	0	0	0	0											
Leo Gomez, R OBP: 0.348, SLG: 0.478 Tanyon Sturtze, R OBP: 0.338, SLG: 0.411		1-3 K			1-0 F8			0-1 G5-3		3	0	0	0	0	1	0											
Scott Servais, R OBP: 0.338, SLG: 0.411		1-2 HBP			1-3 K			1-0 P6		2	0	0	0	0	1	0											
José Hernández, R OBP: 0.263, SLG: 0.333		0-0 F9			1-0 HR			0-2 G6-3		3	1	1	1	0	0	1											
Frank Castillo, R OBP: 0.114, SLG: 0.088 Amaury Telemaco, R OBP: 0.100, SLG: 0.100 Terry Adams, R OBP: 0.299, SLG: 0.387			2-3 K		2-3 K			2-1 G3		2	0	0	0	0	2	0											
Inning Stats	R: 0 E: 0 K: 1 S: 15	H: 2 LOB: 1 BB: 1 P: 25	R: 0 E: 0 K: 1 S: 8	H: 0 LOB: 1 BB: 0 P: 11	R: 0 E: 0 K: 2 S: 9	H: 0 LOB: 0 BB: 0 P: 14	R: 0 E: 0 K: 2 S: 9	H: 0 LOB: 0 BB: 0 P: 13	R: 1 E: 0 K: 2 S: 8	H: 1 LOB: 0 BB: 0 P: 13	R: 0 E: 0 K: 0 S: 5	H: 0 LOB: 0 BB: 1 P: 10	R: 0 E: 0 K: 0 S: 6	H: 0 LOB: 0 BB: 0 P: 8	R: 0 E: 0 K: 1 S: 8	H: 0 LOB: 0 BB: 0 P: 12		R: 0 E: 0 K: 1 S: 6	H: 0 LOB: 0 BB: 0 P: 9	1B: 2 2B: 0 3B: 0 HR: 1	SF: 0 SAC: 0 DP: 0 HBP: 1	WP: 0 PB: 0 SB: 0 CS: 2	PA: 31				
PITCHER	IP	WLS	BF	H	R	ER	SO	BB	IBB	HBP	BLK	WP	HR	S	P	ERA	WHIP										
Alan Benes, R ERA: 5.04	5.0	W	18	3	1	1	8	1	0	1	0	0	1	49	76	1.80	0.800										
Mark Petkovsek, R ERA: 4.35	2.0		7	0	0	0	0	1	0	0	0	0	0	11	18	0.00	0.500										
Jeff Parrett, R ERA: 4.04	2.0		6	0	0	0	2	0	0	0	0	0	0	14	21	0.00	0.000										

Batter	1	2	3	4	5	6	7	8	9	AB	R	H	RBI	BB	SO	LOB	BOTTOM										
Ozzie Smith, S OBP: 0.341, SLG: 0.336	2-1 2B 1B		2-2 G3-1			4-2 BB 1B BB		1-1 G6-4-3		4	2	3	0	1	0	2	Chicago Cubs @ St. Louis Cardinals Busch Stadium, St. Louis, MO Fri Jul 19, 1996, 7:05 PM CDT Att: 45,336 - Unknown - 95 F livebaseballscorecards.com										
Ray Lankford, L OBP: 0.371, SLG: 0.548 Luis Alicea, S OBP: 0.325, SLG: 0.345	0-1 1B SF8 2B		0-2 G3-1		1-1 BB BB 1B	2-2 BB BB 1B		2-2 1B		4	2	3	1	0	0	1											
Ron Gant, R OBP: 0.391, SLG: 0.534 Jeff Parrett, R ERA: 4.04	1-1 1B		2-3 K		4-2 BB BB 1B	3-3 K		0-2 G1-3		3	1	1	1	1	2	2											
Brian Jordan, R OBP: 0.348, SLG: 0.519 Willie McGee, S OBP: 0.344, SLG: 0.406	2-3 3-H 1B		0-1 L8		4-2 BB BB 1B 2B		2-3 K			2	1	0	2	1	1	1											
John Mabry, L OBP: 0.372, SLG: 0.470	1-3 K			0-0 F7	1-0 BB 2B 1B		1-1 F8			4	1	2	2	0	1	1											
Gary Gaetti, R OBP: 0.313, SLG: 0.420	2-0 P3			3-3 K	1-2 2-H 3-H 2B 1B		1-0 F8			4	0	1	2	0	1	2											
Danny Sheaffer, R OBP: 0.319, SLG: 0.398		2-2 G5-3		1-1 HR	2-3 K			1-3 K		4	1	1	1	0	2	1											
Mike Gallego, R OBP: 0.258, SLG: 0.233 Miguel Mejia, R OBP: 0.063, SLG: 0.063		1-2 L7		0-3 K		0-0 G6-4-3 WP 1B 1B		1-1 FC3-8		3	1	1	0	0	1	0											
Alan Benes, R OBP: 0.231, SLG: 0.289 Mark Petkovsek, R OBP: 0.250, SLG: 0.182 Mark Sweeney, L OBP: 0.377, SLG: 0.398		0-3 K			0-3 K	4-2 K G6-4-3 HBP		3-1 FC3-6		2	0	0	0	0	2	0											
Inning Stats	R: 2 E: 0 K: 1 S: 12	H: 3 LOB: 1 BB: 0 P: 20	R: 0 E: 0 K: 1 S: 9	H: 0 LOB: 0 BB: 0 P: 12	R: 0 E: 0 K: 1 S: 11	H: 1 LOB: 1 BB: 0 P: 16	R: 1 E: 0 K: 2 S: 11	H: 1 LOB: 0 BB: 0 P: 15	R: 5 E: 0 K: 2 S: 20	H: 3 LOB: 0 BB: 3 P: 38	R: 1 E: 0 K: 0 S: 13	H: 2 LOB: 1 BB: 0 P: 23	R: 0 E: 0 K: 2 S: 10	H: 1 LOB: 1 BB: 0 P: 15	R: 0 E: 0 K: 1 S: 14	H: 2 LOB: 2 BB: 0 P: 22		1B: 8 2B: 4 3B: 0 HR: 1	SF: 1 SAC: 0 DP: 1 HBP: 1	WP: 1 PB: 0 SB: 0 CS: 0	PA: 39						
PITCHER	IP	WLS	BF	H	R	ER	SO	BB	IBB	HBP	BLK	WP	HR	S	P	ERA	WHIP										
Frank Castillo, R ERA: 6.05	4.1	L	20	6	5	5	6	1	0	0	0	0	0	51	76	10.38	1.615										
Amaury Telemaco, R ERA: 5.37	0.0		3	1	1	1	0	2	0	0	0	0	0	6	15	∞	∞										
Terry Adams, R ERA: 3.32	1.2		7	3	3	3	2	0	0	1	0	1	0	19	33	16.20	1.800										
Tanyon Sturtze, R ERA: 9.0	2.0		9	3	0	0	3	0	0	0	0	0	0	24	37	0.00	1.500										



Batter	1	2	3	4	5	6	7	8	9	AB	R	H	RBI	BB	SO	LOB	TOP								
Brian McRae, S OBP: 0.347, SLG: 0.370	1-1 G4-3 SF9 2B		3-2 L3					0-0 G6-3		4	1	1	0	0	0	0									
Luis Gonzalez, L OBP: 0.385, SLG: 0.430	0-0 G4-3		2-1						2-2 G1-3	3	0	1	0	0	0	1									
Doug Glanville, R OBP: 0.214, SLG: 0.325	2-3		1B							1	0	0	0	0	0	0									
Mark Grace, L OBP: 0.410, SLG: 0.453	3-2 SF9		1-2 G3						2-0 1B 2B	3	1	1	1	0	0	1									
Sammy Sosa, R OBP: 0.312, SLG: 0.544	0-0 G6-3			1-2 FC6-4 1B					0-2 2B 1B	4	1	2	1	0	1	0									
Dave Magadan, L OBP: 0.338, SLG: 0.255		0-0 G4-3		3-1 F8					0-0 2B 1B	3	0	0	0	0	0	1									
José Hernández, R OBP: 0.266, SLG: 0.341									1-H 2B	1	0	1	1	0	0	0									
23 Ryne Sandberg, R OBP: 0.314, SLG: 0.458		4-0 BB BB		0-1 FC6-4 1-2f					2-1 F9	3	0	1	0	1	0	2									
Tyler Houston, L OBP: 0.396, SLG: 0.531		4-2 G6-4-3 BB		0-0 L9					1-0 F9	3	0	0	0	1	0	3									
Rey Sanchez, R OBP: 0.282, SLG: 0.256		1-1 G6-4-3 1-2f								3	0	0	0	0	2										
Steve Trachsel, R ERA: 4.26			1-2 G6-3							2	0	0	0	0	0	0									
Felix Ferriero, R ERA: 2.96										1	0	0	0	0	0	0									
Kent Bottenfield, R ERA: 1.48										0	0	0	0	0	0	0									
Bob Patterson, R ERA: 2.25										0	0	0	0	0	0	0									
Turk Wendell, L ERA: 2.25										0	0	0	0	0	0	0									
Scott Servais, R ERA: 0.33										0	0	0	0	0	0	0									
Inning Stats	R: 1 E: 0 K: 0 S: 7	H: 1 LOB: 0 BB: 0 P: 11	R: 0 E: 0 K: 0 S: 5	H: 0 LOB: 1 BB: 2 P: 14	R: 0 E: 0 K: 0 S: 11	H: 1 LOB: 1 BB: 0 P: 18	R: 0 E: 0 K: 0 S: 8	H: 1 LOB: 1 BB: 0 P: 12	R: 0 E: 0 K: 0 S: 7	H: 0 LOB: 0 BB: 0 P: 9	R: 0 E: 0 K: 0 S: 6	H: 0 LOB: 0 BB: 0 P: 9	R: 0 E: 0 K: 0 S: 8	H: 1 LOB: 0 BB: 0 P: 9	R: 0 E: 0 K: 0 S: 4	H: 0 LOB: 0 BB: 0 P: 6	R: 2 E: 0 K: 0 S: 11	H: 3 LOB: 1 BB: 0 P: 18	1B: 4 2B: 3 3B: 0 HR: 0	SF: 1 SAC: 0 DP: 2 HBP: 0	WP: 0 PB: 0 SB: 0 CS: 0	PA: 34			
PITCHER	IP	WLS	BF	H	R	ER	SO	BB	IBB	HBP	BLK	WP	HR	S	P	ERA	WHIP								
Mike Morgan, R ERA: 4.26	(1, 1)	8.0	L	28	4	1	1	1	2	0	0	0	0	56	88	1.12	0.750								
Rick Honeycutt, L ERA: 3.07	(9, 1)	0.1		2	1	1	1	0	0	0	0	0	0	4	8	27.00	3.000								
Dennis Eckersley, R ERA: 3.67	(9, 1)	0.2		4	2	1	1	0	0	0	0	0	0	7	10	13.50	3.000								

Chicago Cubs @ St. Louis Cardinals
 Busch Stadium, St. Louis, MO
 Sat Jul 20 1996, 3:33 AM CDT
 Att: 50,418 - Cloudy - 69 F

AB 31
 R 3
 H 7
 RBI 3
 BB 2
 SO 1
 LOB 10



Batter	1	2	3	4	5	6	7	8	9	AB	R	H	RBI	BB	SO	LOB	BOTTOM								
Royce Clayton, R OBP: 0.337, SLG: 0.380	2-3 K		0-0 CS S 1B							3	0	1	0	1	1	0									
Ray Lankford, L OBP: 0.370, SLG: 0.545	0-0 P6		3-3 K							4	0	1	0	0	1	2									
Ron Gant, R OBP: 0.388, SLG: 0.527	4-2 BB		3-3 K							3	0	0	0	1	2	3									
Brian Jordan, R OBP: 0.344, SLG: 0.512	0-0 L4		2-3							4	0	0	0	0	3										
John Mabry, L OBP: 0.372, SLG: 0.467		2-2 G3		0-1 G4-3						2	0	0	0	1	0	0									
Ozzie Smith, S OBP: 0.346, SLG: 0.336										0	0	0	0	1	0	0									
Gary Gaetti, R OBP: 0.313, SLG: 0.415		2-3 K		4-2 BB						3	0	0	0	1	1	3									
Tom Pagnozzi, R OBP: 0.322, SLG: 0.436		0-1		2-3 K						4	0	2	0	0	2	1									
Miguel Mejia, R OBP: 0.063, SLG: 0.063			1B 1B							0	0	0	0	0	0	0									
Mike Gallego, R OBP: 0.265, SLG: 0.242		1-2								3	0	1	0	0	0	0									
Luis Alices, S OBP: 0.323, SLG: 0.343		1-2 1B								1	0	0	0	0	1	2									
Mike Morgan, R OBP: 0.042, SLG: 0.042	(1, 1)		1-3 K							3	0	0	0	0	1	2									
Rick Honeycutt, L ERA: 3.07	(9, 1)									0	0	0	0	0	0	0									
Dennis Eckersley, R ERA: 3.67	(9, 1)									0	0	0	0	0	0	0									
Willie McGee, S OBP: 0.343, SLG: 0.404	(9, PH)									1	0	0	0	0	1	2									
Inning Stats	R: 0 E: 0 K: 1 S: 7	H: 0 LOB: 1 BB: 1 P: 13	R: 0 E: 0 K: 2 S: 15	H: 2 LOB: 2 BB: 0 P: 21	R: 0 E: 0 K: 2 S: 8	H: 1 LOB: 0 BB: 0 P: 13	R: 0 E: 0 K: 1 S: 9	H: 0 LOB: 1 BB: 1 P: 15	R: 0 E: 0 K: 0 S: 6	H: 0 LOB: 0 BB: 0 P: 8	R: 0 E: 0 K: 0 S: 8	H: 1 LOB: 2 BB: 1 P: 16	R: 0 E: 0 K: 1 S: 9	H: 0 LOB: 0 BB: 0 P: 13	R: 0 E: 0 K: 1 S: 12	H: 0 LOB: 1 BB: 1 P: 25	R: 0 E: 0 K: 2 S: 12	H: 1 LOB: 2 BB: 1 P: 20	1B: 5 2B: 0 3B: 0 HR: 0	SF: 0 SAC: 0 DP: 0 HBP: 0	WP: 0 PB: 0 SB: 2 CS: 1	PA: 36			
PITCHER	IP	WLS	BF	H	R	ER	SO	BB	IBB	HBP	BLK	WP	HR	S	P	ERA	WHIP								
Steve Trachsel, R ERA: 2.39	(1, 1)	7.0	W	27	4	0	0	7	3	0	0	0	0	62	99	0.00	1.000								
Kent Bottenfield, R ERA: 1.48	(8, 1)	1.0		4	0	0	0	1	1	0	0	0	0	12	25	0.00	1.000								
Bob Patterson, L ERA: 2.25	(9, 1)	0.0		1	0	0	0	0	1	0	0	0	0	1	5	∞	∞								
Turk Wendell, R ERA: 2.02	(9, 1)	1.0	S	4	1	0	0	2	0	0	0	0	0	11	15	0.00	1.000								

Chicago Cubs @ St. Louis Cardinals
 Busch Stadium, St. Louis, MO
 Sat Jul 20 1996, 3:33 AM CDT
 Att: 50,418 - Cloudy - 69 F

AB 31
 R 0
 H 5
 RBI 0
 BB 5
 SO 10
 LOB 18



Batter	1	2	3	4	5	6	7	8	9	AB	R	H	RBI	BB	SO	LOB	TOP															
Scott Bulett, L (1, 8) OBP: 0.274, SLG: 0.353										4	0	0	0	0	1	4	Chicago Cubs @ San Francisco Giants 3Com Park at Candlestick Point, San Francisco, CA Mon Jul 22 1996, 6:33 AM EDT Att: 12,902 - Sunny - 67 F															
23 Ryne Sandberg, R (1, 4) OBP: 0.311, SLG: 0.469										4	2	2	1	0	0	0																
Mark Grace, L (1, 3) OBP: 0.406, SLG: 0.444										4	0	1	1	0	0	0																
Sammy Sosa, R (1, 9) OBP: 0.310, SLG: 0.544										4	0	0	0	0	1	1																
Luis Gonzalez, L (1, 7) OBP: 0.353, SLG: 0.424										3	0	0	0	1	0	0																
Leo Gomez, R (1, 5) OBP: 0.352, SLG: 0.473 Bob Patterson, R (9, 1)										4	0	0	0	0	2	2																
Scott Servais, R (1, 2) OBP: 0.338, SLG: 0.409										4	0	2	0	0	0	0																
Rey Sanchez, R (1, 6) OBP: 0.284, SLG: 0.266										4	0	1	0	0	0	1																
Amaury Telemaco, R (1, 1) OBP: 0.136, SLG: 0.095 Kent Bottenfield, R (8, 1) Dave Magadan, L (9, 5) OBP: 0.338, SLG: 0.255										1	0	0	0	1	1	0																
Inning Stats	R: 0 E: 0 K: 1 S: 13	H: 0 LOB: 0 BB: 0 P: 21	R: 0 E: 0 K: 0 S: 11	H: 0 LOB: 0 BB: 0 P: 16	R: 0 E: 0 K: 1 S: 6	H: 0 LOB: 0 BB: 0 P: 10	R: 1 E: 0 K: 1 S: 12	H: 2 LOB: 2 BB: 1 P: 26	R: 0 E: 0 K: 0 S: 8	H: 1 LOB: 1 BB: 0 P: 11	R: 0 E: 0 K: 0 S: 6	H: 0 LOB: 0 BB: 0 P: 9	R: 0 E: 0 K: 1 S: 11	H: 2 LOB: 3 BB: 1 P: 20	R: 1 E: 0 K: 0 S: 7	H: 1 LOB: 0 BB: 0 P: 9		R: 0 E: 0 K: 1 S: 10	H: 0 LOB: 0 BB: 0 P: 12	1B: 5 2B: 0 3B: 0 HR: 1	SF: 0 SAC: 1 DP: 0 HBP: 0	WP: 1 PB: 0 SB: 1 CS: 0	PA: 35									
PITCHER	IP WLS BF H R ER SO BB IBB HBP BLK WP HR S P ERA WHIP																															
Oswaldo Fernandez, R (1, 1) ERA: 5.48	7.0	28	5	1	1	4	1	1	0	0	1	0	67	113	1.29	0.857																
Jim Poole, L (8, 1) ERA: 2.84	1.0	4	1	1	1	0	0	0	0	0	0	1	7	9	9.00	1.000																
Jose Bautista, R (9, 1) ERA: 2.7	1.0	W	3	0	0	1	0	0	0	0	0	0	10	12	0.00	0.000																

Batter	1	2	3	4	5	6	7	8	9	AB	R	H	RBI	BB	SO	LOB	BOTTOM															
Marvin Benard, L (1, 8) OBP: 0.328, SLG: 0.339										5	0	1	0	0	1	1	Chicago Cubs @ San Francisco Giants 3Com Park at Candlestick Point, San Francisco, CA Mon Jul 22 1996, 6:33 AM EDT Att: 12,902 - Sunny - 67 F															
Bill Mueller, S (1, 5) OBP: 0.167, SLG: 0.167										4	0	0	0	0	1	0																
Matt Williams, R (1, 3) OBP: 0.373, SLG: 0.509										4	0	1	0	0	0	0																
Barry Bonds, L (1, 7) OBP: 0.430, SLG: 0.576										1	0	0	0	3	0	0																
Shawon Dunston, R (1, 6) OBP: 0.331, SLG: 0.416										3	0	0	0	1	0	4																
Jacob Cruz, L (1, 9) OBP: 0.333, SLG: 0.688										3	0	0	0	0	1	0																
Rich Aurilia, R (1, 4) OBP: 0.297, SLG: 0.323										4	1	1	0	0	0	2																
Kirt Manwaring, R (1, 2) OBP: 0.325, SLG: 0.302										3	1	1	0	0	0	2																
Oswaldo Fernandez, R (1, 1) ERA: 5.08 Kim Batiste, R (7, PH) OBP: 0.212, SLG: 0.320 Jim Poole, L (8, 1) Jose Bautista, R (9, 1) OBP: 0.200, SLG: 0.200 Tom Lampkin, L (9, PH) OBP: 0.341, SLG: 0.392										2	0	0	0	0	0	0																
Inning Stats	R: 0 E: 0 K: 0 S: 7	H: 1 LOB: 0 BB: 0 P: 11	R: 0 E: 0 K: 0 S: 9	H: 0 LOB: 2 BB: 1 P: 18	R: 0 E: 0 K: 0 S: 5	H: 0 LOB: 0 BB: 0 P: 9	R: 0 E: 0 K: 0 S: 8	H: 0 LOB: 1 BB: 1 P: 13	R: 0 E: 0 K: 0 S: 4	H: 0 LOB: 0 BB: 0 P: 8	R: 0 E: 0 K: 0 S: 13	H: 1 LOB: 2 BB: 1 P: 20	R: 2 E: 0 K: 1 S: 13	H: 2 LOB: 0 BB: 0 P: 18	R: 0 E: 0 K: 0 S: 7	H: 0 LOB: 1 BB: 1 P: 14		R: 1 E: 1 K: 0 S: 6	H: 1 LOB: 2 BB: 0 P: 10	1B: 4 2B: 0 3B: 0 HR: 1	SF: 0 SAC: 0 DP: 0 HBP: 2	WP: 1 PB: 0 SB: 1 CS: 1	PA: 37									
PITCHER	IP WLS BF H R ER SO BB IBB HBP BLK WP HR S P ERA WHIP																															
Amaury Telemaco, R (1, 1) ERA: 1.4	7.0	28	4	2	2	1	2	1	1	0	1	1	59	97	2.57	0.857																
Kent Bottenfield, R (8, 1) ERA: 1.4	1.1	L	7	1	1	0	1	0	1	0	0	0	10	20	0.00	1.500																
Bob Patterson, L (9, 1) ERA: 2.23	0.1	2	0	0	0	0	0	0	0	0	0	0	3	4	0.00	0.000																



Batter	1	2	3	4	5	6	7	8	9	AB	R	H	RBI	BB	SO	LOB	TOP																			
Brian McRae, S OBP: 0.353, SLG: 0.388 (1, 8)	G4-3-6 1B		K		G6-3		E HR 2B			5	1	3	2	0	1	2	Chicago Cubs @ San Francisco Giants 3Com Park at Candlestick Point, San Francisco, CA Tue Jul 23 1996, 6:33 AM EDT Att: 15,878 - Cloudy - 68 F																			
Doug Glanville, R OBP: 0.235, SLG: 0.333 (1, 7)	K			1B WP BB		G1-3	E3 HR	P5		4	2	0	1	1	1	4																				
Mark Grace, L OBP: 0.406, SLG: 0.444 (1, 3)	G4-3-6 1-2			1B WP		HR 1B	K	G3-1		5	1	2	0	0	1	5																				
Sammy Sosa, R OBP: 0.311, SLG: 0.557 (1, 9)		F9		K		HR			P6	5	2	2	5	0	1	1																				
23 Ryne Sandberg, R OBP: 0.307, SLG: 0.453 (1, 4)		F8		E5 G5-4-3		F8	K		K	5	0	0	0	0	2	1																				
Leo Gomez, R OBP: 0.351, SLG: 0.467 Bob Patterson, R OBP: 0.333, SLG: 0.333 (7, 1)	K			G5-4-3 1-2			K			3	0	0	0	1	2	2																				
Scott Servais, R OBP: 0.339, SLG: 0.408 (1, 2)			G3 SH2-3 1B		G4-3 1B	L5		F8	G5-3	5	0	2	0	0	0	2																				
Rey Sanchez, R OBP: 0.295, SLG: 0.274 (1, 6)		SH2-3		G4-3 1B			1B 2B 1B	1B 2B BB		2	2	2	0	1	0	0																				
Jim Bullinger, R OBP: 0.331, SLG: 0.538 Larry Casian, R OBP: 0.267, SLG: 0.231 Felix Fermin, R OBP: 0.267, SLG: 0.231 Rodney Myers, R OBP: 0.267, SLG: 0.231 Scott Bullitt, L OBP: 0.267, SLG: 0.231 José Hernández, R OBP: 0.267, SLG: 0.231 (1, 1)			G3		G4-3		2B E 1B	2B 1B		1	0	0	0	0	0	1																				
Inning Stats	R: 0 E: 0 K: 1 S: 6	H: 1 LOB: 0 BB: 0 P: 7	R: 0 E: 0 K: 1 S: 6	H: 0 LOB: 0 BB: 0 P: 9	R: 0 E: 0 K: 1 S: 11	H: 1 LOB: 1 BB: 0 P: 16	R: 1 E: 0 K: 1 S: 11	H: 1 LOB: 1 BB: 0 P: 19	R: 0 E: 0 K: 0 S: 6	H: 2 LOB: 1 BB: 0 P: 8	R: 2 E: 0 K: 0 S: 14	H: 2 LOB: 1 BB: 0 P: 22	R: 5 E: 1 K: 3 S: 24	H: 4 LOB: 0 BB: 0 P: 34	R: 1 E: 0 K: 0 S: 8	H: 2 LOB: 2 BB: 1 P: 18		R: 0 E: 0 K: 1 S: 13	H: 1 LOB: 0 BB: 0 P: 17	1B: 10 2B: 2 3B: 0 HR: 2	SF: 0 SAC: 1 DP: 3 HBP: 0	WP: 1 PB: 0 SB: 0 CS: 0	PA: 43													
PITCHER	IP	WLS	BF	H	R	ER	SO	BB	IBB	HBP	BLK	WP	HR	S	P	ERA	WHIP	PITCHER		IP	WLS	BF	H	R	ER	SO	BB	IBB	HBP	BLK	WP	HR	S	P	ERA	WHIP
Shawn Estes, L ERA: 2.84 (1, 1)	6.0		25	7	3	3	4	2	0	0	0	1	1	54	81	4.50	1.500	Rod Beck, R ERA: 2.88 (9, 1)		1.0		4	1	0	0	1	0	0	0	0	0	13	17	0.00	1.000	
Rich DeLucia, R ERA: 5.31 (7, 1)	0.0	L	4	3	4	4	0	0	0	0	0	0	0	13	19	∞	∞																			
Jim Poole, L ERA: 2.81 (7, 1)	0.1		1	0	0	0	1	0	0	0	0	0	0	3	4	0.00	0.000																			
Mark Dewey, R ERA: 4.1 (7, 1)	1.0		6	2	2	1	2	1	0	0	0	0	1	11	19	9.00	3.000																			
Doug Creek, L ERA: 5.23 (8, 1)	0.2		3	1	0	0	0	0	0	0	0	0	0	5	10	0.00	1.500																			



Batter	1	2	3	4	5	6	7	8	9	AB	R	H	RBI	BB	SO	LOB	BOTTOM																			
Marvin Benard, L OBP: 0.329, SLG: 0.338 (1, 8)	G3-1		G3			HBP BB		K		4	0	1	0	1	1	2	Chicago Cubs @ San Francisco Giants 3Com Park at Candlestick Point, San Francisco, CA Tue Jul 23 1996, 6:33 AM EDT Att: 15,878 - Cloudy - 68 F																			
Tom Lamkin, L OBP: 0.345, SLG: 0.385 Steve Scarosone, R OBP: 0.291, SLG: 0.371 (9, PH)	BB 1B BB	E4		F8		HBP		F9 SF8 2B		2	1	0	0	1	0	2																				
Matt Williams, R OBP: 0.368, SLG: 0.504 (1, 3)	K	SF8		G4-3		K		F9		4	0	0	1	0	2	4																				
Barry Bonds, L OBP: 0.427, SLG: 0.571 (1, 7)	1B E BB	K		K		G4-3		SF8		3	1	0	1	1	2	2																				
Shawn Dunston, R OBP: 0.332, SLG: 0.416 (1, 6)	E7		L6		F8		1B	P9		5	0	2	1	0	0	0																				
Jacob Cruz, L OBP: 0.381, SLG: 0.667 Dave McCarty, R OBP: 0.333, SLG: 0.388 (7, PH)	P7		1B		G6-4-3 BB		P3			2	1	1	0	1	0	1																				
Kim Batiste, R OBP: 0.232, SLG: 0.352 (1, 5)		F8 1B 2B	1B		G6-4-3 1-2		K			4	1	2	0	0	1	2																				
Rich Aurilia, R OBP: 0.296, SLG: 0.320 (1, 4)		F8		K		K		P4		4	0	1	1	0	1	1																				
Shawn Estes, R OBP: 0.286, SLG: 0.286 Steve Dunston, R OBP: 0.325, SLG: 0.277 Rich DeLucia, R OBP: 0.267, SLG: 0.231 Jim Poole, L OBP: 0.267, SLG: 0.231 Mark Dewey, R OBP: 0.267, SLG: 0.231 Doug Creek, L OBP: 0.267, SLG: 0.231 Robby Thompson, R OBP: 0.267, SLG: 0.231 Rod Beck, R OBP: 0.267, SLG: 0.231 (1, 1)		E 1B SF8 1B	K				K	K		2	1	1	1	0	1	2																				
Inning Stats	R: 2 E: 1 K: 1 S: 10	H: 1 LOB: 1 BB: 2 P: 22	R: 2 E: 1 K: 1 S: 16	H: 3 LOB: 2 BB: 0 P: 24	R: 1 E: 0 K: 1 S: 18	H: 3 LOB: 2 BB: 0 P: 31	R: 0 E: 0 K: 1 S: 7	H: 0 LOB: 0 BB: 0 P: 9	R: 0 E: 0 K: 0 S: 5	H: 0 LOB: 0 BB: 1 P: 13	R: 0 E: 0 K: 3 S: 14	H: 0 LOB: 2 BB: 1 P: 26	R: 0 E: 0 K: 1 S: 7	H: 1 LOB: 1 BB: 0 P: 11	R: 0 E: 0 K: 2 S: 10	H: 0 LOB: 0 BB: 0 P: 15		R: 1 E: 0 K: 0 S: 7	H: 1 LOB: 0 BB: 0 P: 10	1B: 7 2B: 2 3B: 0 HR: 0	SF: 2 SAC: 0 DP: 1 HBP: 1	WP: 0 PB: 0 SB: 0 CS: 0	PA: 41													
PITCHER	IP	WLS	BF	H	R	ER	SO	BB	IBB	HBP	BLK	WP	HR	S	P	ERA	WHIP	PITCHER		IP	WLS	BF	H	R	ER	SO	BB	IBB	HBP	BLK	WP	HR	S	P	ERA	WHIP
Jim Bullinger, R ERA: 6.34 (1, 1)	2.2		18	7	5	3	3	2	0	0	0	0	0	11	16	0.00	0.000	Shawn Estes, L ERA: 3.0 (3, 1)		1.1		4	0	0	0	1	0	0	0	0	0	11	16	0.00	0.000	
Larry Casian, L ERA: 3.0 (3, 1)	1.1		4	0	0	0	1	0	0	0	0	0	0	11	16	0.00	0.000	Rodney Myers, R ERA: 4.02 (5, 1)		2.0	W	8	0	0	0	3	2	0	1	0	0	19	39	0.00	1.000	
Bob Patterson, L ERA: 2.29 (7, 1)	3.0	S	11	2	1	1	3	0	0	0	0	0	0	24	36	3.00	0.667																			



Batter	1	2	3	4	5	6	7	8	9	AB	R	H	RBI	BB	SO	LOB	TOP					
Brian McRae, S (1, 8) OBP: 0.349, SLG: 0.384	F9	SF8			L1		K	L1		4	0	0	1	0	1	2	Chicago Cubs @ San Francisco Giants 3Com Park at Candlestick Point, San Francisco, CA Wed Jul 24 1996, 10:05 PM EDT Att: 13,695 - Unknown - 67 F livebaseballscorecards.com					
23 Ryne Sandberg, R (1, 4) OBP: 0.306, SLG: 0.450	K	P3			L6				P2	5	0	1	0	0	1	1						
Mark Grace, L (1, 3) OBP: 0.405, SLG: 0.443		F8			1B	BLK			P5	5	1	2	0	0	2							
Sammy Sosa, R (1, 9) OBP: 0.314, SLG: 0.555	K					BLK			G3	3	1	1	0	2	1							
Doug Glanville, R (9, 9) OBP: 0.235, SLG: 0.333					CS	BLK			F9	0	0	0	0	0	0							
Luis Gonzalez, L (1, 7) OBP: 0.352, SLG: 0.421					P4				G3	4	1	1	0	0	3							
Tyler Houston, L (1, 5) OBP: 0.404, SLG: 0.585					G6-3					4	2	2	2	0	0							
Scott Servais, R (1, 2) OBP: 0.344, SLG: 0.418					G4-3	CS			L4	3	1	2	1	0	0							
Rey Sanchez, R (1, 6) OBP: 0.289, SLG: 0.270					G4-3				F9	3	1	0	1	0	2							
Frank Castillo, R (1, 1) OBP: 0.154, SLG: 0.132					G6-3				G6-3	4	0	2	1	0	0							
Terry Adams, R (9, 1)									1B	0	0	0	0	0	0							
Inning Stats	R: 0 E: 0 K: 2 S: 14	H: 1 LOB: 1 BB: 0 P: 17	R: 4 E: 1 K: 0 S: 21	H: 4 LOB: 1 BB: 0 P: 36	R: 0 E: 0 K: 0 S: 4	H: 0 LOB: 0 BB: 1 P: 10	R: 0 E: 0 K: 0 S: 6	H: 1 LOB: 0 BB: 0 P: 8	R: 1 E: 0 K: 0 S: 12	H: 2 LOB: 1 BB: 0 P: 22	R: 0 E: 0 K: 0 S: 8	H: 0 LOB: 0 BB: 0 P: 9	R: 0 E: 0 K: 1 S: 10	H: 1 LOB: 1 BB: 0 P: 12	R: 2 E: 0 K: 0 S: 11	H: 2 LOB: 2 BB: 1 P: 19	R: 0 E: 0 K: 0 S: 4	H: 0 LOB: 0 BB: 0 P: 6	1B: 8 2B: 2 3B: 0 HR: 1	SF: 2 SAC: 0 DP: 0 HBP: 1	WP: 0 PB: 0 SB: 0 CS: 2	PA: 40
PITCHER	IP WLS BF H R ER SO BB IBB HBP BLK WP HR S P ERA WHIP																					
William Van Landingham, R (1, 1) ERA: 5.82	5.0 L 23 8 5 4 2 1 0 0 0 1 0 0 57 93 7.20 1.800																					
Jose Bautista, R (6, 1) ERA: 2.88	4.0 17 3 2 2 1 1 0 1 0 0 0 1 33 46 4.50 1.000																					

Batter	1	2	3	4	5	6	7	8	9	AB	R	H	RBI	BB	SO	LOB	BOTTOM					
Marvin Benard, L (1, 8) OBP: 0.325, SLG: 0.333	G4-3		G4-3			B4-3		F7		4	0	0	0	0	0	0	Chicago Cubs @ San Francisco Giants 3Com Park at Candlestick Point, San Francisco, CA Wed Jul 24 1996, 10:05 PM EDT Att: 13,695 - Unknown - 67 F livebaseballscorecards.com					
Kim Batista, R (1, 5) OBP: 0.233, SLG: 0.345	G5-3		F7			BB		P5		4	0	1	0	0	0	0						
Matt Williams, R (1, 3) OBP: 0.367, SLG: 0.509	G5-3				G5-6-3	F7			HR	4	1	1	1	0	0	1						
Barry Bonds, L (1, 7) OBP: 0.426, SLG: 0.567		P7			G4-3	G4-3		P6		3	0	0	0	1	0	0						
Shawon Dunston, R (1, 6) OBP: 0.335, SLG: 0.421					G5-3	FC6-4		E5		4	0	2	0	0	0	2						
Jacob Cruz, L (1, 9) OBP: 0.400, SLG: 0.619		K				FC4-6		K		3	0	1	0	1	2	1						
Robby Thompson, R (1, 4) OBP: 0.306, SLG: 0.349						L5		K		3	0	0	0	1	1	3						
Kirt Manwaring, R (1, 2) OBP: 0.319, SLG: 0.296						K		K		3	0	0	0	0	2	3						
William Van Landingham, R (1, 1) OBP: 0.186, SLG: 0.175								P5		1	0	0	0	0	0	0						
Steve Decker, R (6, PH) OBP: 0.322, SLG: 0.275										1	0	0	0	0	0	1						
Jose Bautista, R (6, 1) OBP: 0.167, SLG: 0.167										1	0	0	0	0	0	0						
Inning Stats	R: 0 E: 0 K: 0 S: 6	H: 0 LOB: 0 BB: 0 P: 8	R: 0 E: 0 K: 1 S: 8	H: 1 LOB: 2 BB: 1 P: 17	R: 0 E: 0 K: 0 S: 8	H: 0 LOB: 0 BB: 0 P: 13	R: 0 E: 0 K: 0 S: 10	H: 0 LOB: 0 BB: 0 P: 16	R: 0 E: 0 K: 1 S: 10	H: 1 LOB: 1 BB: 0 P: 14	R: 0 E: 0 K: 0 S: 6	H: 1 LOB: 2 BB: 1 P: 15	R: 0 E: 0 K: 3 S: 9	H: 0 LOB: 0 BB: 0 P: 12	R: 0 E: 0 K: 0 S: 5	H: 0 LOB: 0 BB: 0 P: 6	R: 1 E: 1 K: 0 S: 7	H: 2 LOB: 1 BB: 1 P: 12	1B: 3 2B: 1 3B: 0 HR: 1	SF: 0 SAC: 0 DP: 1 HBP: 0	WP: 0 PB: 0 SB: 0 CS: 0	PA: 34
PITCHER	IP WLS BF H R ER SO BB IBB HBP BLK WP HR S P ERA WHIP																					
Frank Castillo, R (1, 1) ERA: 5.69	8.1 W 33 5 1 1 5 3 0 0 0 0 0 0 67 111 1.08 0.960																					
Terry Adams, R (9, 1) ERA: 3.19	0.2 1 0 0 0 0 0 0 0 0 0 0 0 2 2 0.00 0.000																					

Batter	1	2	3	4	5	6	7	8	9	AB	R	H	RBI	BB	SO	LOB	TOP						
Marvin Benard, L (1,8) OBP: 0.317, SLG: 0.326	G4-3			G6-3		P8		B4-3		4	0	0	0	0	0	0	San Francisco Giants @ Chicago Cubs Wrigley Field, Chicago, IL Wed Jul 31 1996, 3:33 AM CDT Att: 28,988 - Cloudy - 75 F						
Jacob Cruz, L (1,9) OBP: 0.341, SLG: 0.405 Dave McCarty, R (8,PH) OBP: 0.347, SLG: 0.422	K			G4-3		F7		L9		3	0	0	0	0	1	0							
Matt Williams, R (1,3) OBP: 0.369, SLG: 0.511	G6-3			L8			K		L9	4	0	0	0	0	1	0							
Barry Bonds, L (1,7) OBP: 0.433, SLG: 0.595		K			G4-3		HR		L5-3 1B	4	1	2	1	0	1	0							
Shawon Dunston, R (1,6) OBP: 0.336, SLG: 0.416 Jay Canizaro, R (7,4)		G5-3			S BB		G6-3		L5-3	2	0	0	0	1	0	0							
Rick Wilkins, L (1,2) OBP: 0.331, SLG: 0.332		G4-3			P6 1-2		1B			3	0	1	0	0	0	1							
Kim Batiste, R (1,5) OBP: 0.250, SLG: 0.333							1B			2	0	2	0	1	0	0							
Rich Aurilia, R (1,4) OBP: 0.299, SLG: 0.340				K2-3 1B			BB			3	0	0	0	0	1	5							
Allen Watson, L (1,1) OBP: 0.265, SLG: 0.261 Steve Scarosone, R (8,PH) OBP: 0.286, SLG: 0.363 Tim Scott, R (8,1) Jim Poole, L (8,1) Mark Dewey, R (8,1)				F8			K		P6	2	0	0	0	0	1	0							
										1	0	0	0	0	0	0							
										0	0	0	0	0	0	0							
										0	0	0	0	0	0	0							
Inning Stats	R: 0 E: 0 K: 1 S: 8	H: 0 LOB: 0 BB: 0 P: 12	R: 0 E: 0 K: 1 S: 7	H: 0 LOB: 0 BB: 0 P: 13	R: 0 E: 0 K: 1 S: 7	H: 1 LOB: 0 BB: 0 P: 10	R: 0 E: 0 K: 0 S: 9	H: 0 LOB: 0 BB: 0 P: 17	R: 0 E: 0 K: 0 S: 7	H: 0 LOB: 2 BB: 2 P: 20	R: 0 E: 0 K: 1 S: 8	H: 0 LOB: 0 BB: 0 P: 14	R: 1 E: 0 K: 0 S: 17	H: 3 LOB: 2 BB: 0 P: 24	R: 0 E: 0 K: 0 S: 5	H: 0 LOB: 0 BB: 0 P: 6	R: 0 E: 0 K: 0 S: 4	H: 1 LOB: 0 BB: 0 P: 5	1B: 4 2B: 1 3B: 0 HR: 1	SF: 0 SAC: 0 DP: 1 HBP: 0	WP: 0 PA: 32 PB: 0 SB: 1 CS: 1		
PITCHER	IP WLS BF H R ER SO BB IBB HBP BLK WP HR S P ERA WHIP	7.0 W 26 4 1 1 5 2 0 0 0 0 1 63 110 1.29 0.857	0.2 2 0 0 0 0 0 0 0 0 0 0 4 5 0.00 0.000	1.1 S 4 1 0 0 0 0 0 0 0 0 0 0 5 6 0.00 0.750																			

AB	30
R	1
H	5
RBI	1
BB	2
SO	5
LOB	7



Batter	1	2	3	4	5	6	7	8	9	AB	R	H	RBI	BB	SO	LOB	BOTTOM					
Brian McRae, S (1,8) OBP: 0.348, SLG: 0.399	K		G5-3		G6-3			G4-3 3B		4	1	1	1	0	1	0	San Francisco Giants @ Chicago Cubs Wrigley Field, Chicago, IL Wed Jul 31 1996, 3:33 AM CDT Att: 28,988 - Cloudy - 75 F					
23 Ryne Sandberg, R (1,4) OBP: 0.301, SLG: 0.438	F8			1B 2B		G4-3		G1-3		4	1	1	0	0	1							
Mark Grace, L (1,3) OBP: 0.398, SLG: 0.430	F8			P4		G3		G4-3		4	0	0	1	0	0	1						
Sammy Sosa, R (1,9) OBP: 0.330, SLG: 0.583		F8		1B 1B IBB		BB		BB IBB		1	1	0	0	3	0	0						
Leo Gomez, R (1,5) OBP: 0.358, SLG: 0.489 Bob Patterson, R (8,1) OBP: 0.333, SLG: 0.333 Turk Wendell, L (8,1) OBP: 0.667, SLG: 0.500				BB		1B 1B		P3		2	0	1	1	1	0	1						
Scott Servais, R (1,2) OBP: 0.346, SLG: 0.430					BB			BB		0	0	0	0	0	0	0						
										0	0	0	0	1	0	0						
Luis Gonzalez, L (1,7) OBP: 0.355, SLG: 0.417										4	0	1	1	0	0	3						
										3	0	0	0	0	0	3						
Rey Sanchez, R (1,6) OBP: 0.276, SLG: 0.257				K						3	0	0	0	0	1	0						
Steve Trachsel, R (1,1) OBP: 0.122, SLG: 0.195 José Hernández, R (8,5) OBP: 0.275, SLG: 0.364				K						2	0	0	0	0	1	0						
										1	1	1	0	0	0	0						
Inning Stats	R: 0 E: 0 K: 1 S: 7	H: 0 LOB: 0 BB: 0 P: 12	R: 0 E: 0 K: 0 S: 6	H: 0 LOB: 1 BB: 1 P: 13	R: 0 E: 0 K: 2 S: 10	H: 0 LOB: 0 BB: 0 P: 14	R: 2 E: 0 K: 0 S: 9	H: 3 LOB: 1 BB: 1 P: 16	R: 0 E: 0 K: 0 S: 9	H: 0 LOB: 0 BB: 0 P: 16	R: 0 E: 0 K: 0 S: 9	H: 0 LOB: 1 BB: 1 P: 16	R: 0 E: 0 K: 0 S: 8	H: 0 LOB: 0 BB: 0 P: 14	R: 2 E: 0 K: 0 S: 14	H: 2 LOB: 2 BB: 2 P: 28	R: 0 E: 0 K: 0 S: 4	H: 0 LOB: 0 BB: 0 P: 5	1B: 2 2B: 2 3B: 1 HR: 0	SF: 0 SAC: 0 DP: 1 HBP: 0	WP: 0 PA: 33 PB: 0 SB: 0 CS: 0	
PITCHER	IP WLS BF H R ER SO BB IBB HBP BLK WP HR S P ERA WHIP	7.0 L 26 3 2 2 3 2 0 0 0 0 0 0 3 6 2.57 0.714	0.1 3 2 2 2 0 0 0 0 0 0 0 0 3 6 54.00 6.000	0.1 3 0 0 0 0 1 1 0 0 0 0 0 9 19 0.00 3.000	0.1 1 0 0 0 0 0 0 0 0 0 0 2 3 0.00 0.000																	



Batter	1	2	3	4	5	6	7	8	9	AB	R	H	RBI	BB	SO	LOB	TOP				
Walt Weiss, S OBP: 0.394, SLG: 0.376	(1, 6) K			(1-2) SH 2B		(4-2) SH5-3 1B BB	(2-1) F8		(4-1) BB	3	2	1	0	2	1	2					
Quinton McCracken, S OBP: 0.361, SLG: 0.396	(1, 8) F8			(0-1) SH SF9		(0-0) SH5-3	(1-2) 1B		(1-3) K	3	1	1	1	0	1	1					
John Vander Wal, L OBP: 0.338, SLG: 0.398	(1, 7) F7			(2-2) SF9		(2-2) HR 1B	(1-3) K			3	1	1	2	0	1	2					
Andres Galarraga, R OBP: 0.343, SLG: 0.560		(0-2) F7		(0-0) F9		(3-2) HR		(0-1) P6		4	1	1	2	0	0	0					
Vinny Castilla, R OBP: 0.349, SLG: 0.560		(2-3) K		(0-0) HR		(3-1) F9		(4-1) BB		3	1	1	1	1	1	0					
Eric Anthony, L OBP: 0.342, SLG: 0.462		(0-3) K		(0-0) F9		(0-2) F9		(2-3) K		4	0	0	0	0	2	1					
Curt Leskanic, R OBP: 0.333, SLG: 0.667										0	0	0	0	0	0	0					
Bruce Ruffin, S OBP: 0.333, SLG: 0.667										0	0	0	0	0	0	0					
Jason Bates, S OBP: 0.314, SLG: 0.305			(2-3) K		(0-1) G3			(0-2) K		4	0	0	0	0	3	1					
Jayhawk Owens, R OBP: 0.338, SLG: 0.415			(4-2) L9-3 BB		(2-2) L7		(4-1) BB 1B BB		(3-3) K	2	1	0	0	2	1	0					
Kevin Ritz, R OBP: 0.235, SLG: 0.196			(0-0) L9-3		(2-3) K		(4-1) 1B BB		(3-3) K	2	0	0	0	1	1	1					
Angel Echevarria, R OBP: 0.222, SLG: 0.222										1	0	0	0	0	1	0					
Inning Stats	R: 0 H: 0 E: 0 K: 1 S: 10	H: 0 LOB: 0 BB: 0 P: 12	R: 0 H: 0 E: 0 K: 2 S: 9	H: 0 LOB: 0 BB: 0 P: 11	R: 0 H: 0 E: 0 K: 1 S: 8	H: 0 LOB: 0 BB: 1 P: 14	R: 3 H: 2 E: 1 K: 0 S: 11	H: 2 LOB: 0 BB: 0 P: 14	R: 0 H: 0 E: 0 K: 1 S: 8	H: 0 LOB: 0 BB: 0 P: 12	R: 3 H: 2 E: 0 K: 0 S: 15	H: 2 LOB: 2 BB: 2 P: 27	R: 1 H: 1 E: 0 K: 2 S: 16	H: 1 LOB: 2 BB: 2 P: 28	R: 0 H: 0 E: 0 K: 2 S: 10	H: 0 LOB: 1 BB: 1 P: 18	R: 0 H: 0 E: 0 K: 3 S: 11	H: 0 LOB: 1 BB: 1 P: 22	1B: 2 2B: 2 3B: 0 HR: 2	SF: 1 SAC: 2 DP: 1 HBP: 0	WP: 0 PA: 38 PB: 0 SB: 1 CS: 0
PITCHER	IP WLS BF H R ER SO BB IBB HBP BLK WP HR S P ERA WHIP																				
Amaury Telemaco, R ERA: 5.99	(1, 1) 5.1 L 22 4 6 4 5 2 0 0 0 0 0 2 56 82 6.75 1.125																				
Rodney Myers, R ERA: 4.06	(6, 1) 1.2 8 1 1 1 2 2 0 0 0 0 0 0 21 36 5.40 1.800																				
Kent Bottenfield, R ERA: 1.21	(8, 1) 1.0 4 0 0 0 2 1 0 0 0 0 0 0 10 18 0.00 1.000																				
Turk Wendell, R ERA: 2.35	(9, 1) 1.0 4 0 0 0 3 1 0 0 0 0 0 0 11 22 0.00 1.000																				

Colorado Rockies @ Chicago Cubs
Wrigley Field, Chicago, IL
Fri Aug 02 1996, 3:33 AM CDT
Att: 34,186 - Sunny - 78 F

AB 29
R 7
H 5
RBI 6
BB 6
SO 12
LOB 8



Batter	1	2	3	4	5	6	7	8	9	AB	R	H	RBI	BB	SO	LOB	BOTTOM		
Brian McRae, S OBP: 0.346, SLG: 0.393	(1, 8) K		(1-3) K			(1-2) 23 1B HBP		(2-2) G6-3		3	0	0	0	0	2	0			
23 Ryne Sandberg, R OBP: 0.303, SLG: 0.435	(1, 4) K			(1-1) F7		(2-1) FC6-4 1B		(2-2) G6-3		4	0	1	0	0	1	0			
Mark Grace, L OBP: 0.393, SLG: 0.426	(1, 3) F7			(1-3) K		(0-1) L4		(0-0) 2B		4	1	1	0	0	1	2			
Sammy Sosa, R OBP: 0.333, SLG: 0.595		(0-0) CS 1B		(3-2) F8		(1-0) FC6-4		(1-2) 1B 2B		4	1	2	1	0	0	2			
Luis Gonzalez, L OBP: 0.354, SLG: 0.413		(4-2) PB BB			(1-3) K		(1-1) L3	(1-0) 1B		3	0	1	1	1	1	0			
Scott Servais, R OBP: 0.345, SLG: 0.426		(3-3) K		(2-2) F8		(2-2) F8		(1-3) K		3	0	0	0	0	1	1			
Kent Bottenfield, R OBP: 1.000, SLG: 1.000										0	0	0	0	0	0	0			
Scott Bullitt, L OBP: 0.263, SLG: 0.333										1	0	0	0	0	1	1			
Turk Wendell, L OBP: 0.667, SLG: 0.500										0	0	0	0	0	0	0			
Leo Gomez, R OBP: 0.361, SLG: 0.489										2	0	1	0	0	0	1			
Rodney Myers, R OBP: 0.071, SLG: 0.074										0	0	0	0	0	0	0			
Mike Hubbard, R OBP: 0.071, SLG: 0.074										2	0	1	0	0	1	0			
Rey Sanchez, R OBP: 0.273, SLG: 0.255										4	0	0	0	0	1	3			
Amaury Telemaco, R OBP: 0.120, SLG: 0.083										1	0	0	0	0	0	0			
Dave Magadan, L OBP: 0.346, SLG: 0.258										2	0	0	0	0	0	2			
Felix Fermin, R OBP: 0.235, SLG: 0.200										1	0	0	0	0	0	0			
Inning Stats	R: 0 H: 0 E: 0 K: 2 S: 8	H: 1 LOB: 1 BB: 1 P: 14	R: 0 H: 0 E: 0 K: 1 S: 12	H: 0 LOB: 0 BB: 0 P: 19	R: 0 H: 0 E: 0 K: 1 S: 9	H: 0 LOB: 0 BB: 0 P: 14	R: 0 H: 1 E: 0 K: 0 S: 9	H: 1 LOB: 2 BB: 0 P: 13	R: 0 H: 1 E: 0 K: 0 S: 9	H: 1 LOB: 2 BB: 0 P: 14	R: 0 H: 1 E: 0 K: 0 S: 9	H: 1 LOB: 2 BB: 0 P: 12	R: 2 H: 3 E: 0 K: 1 S: 15	H: 3 LOB: 1 BB: 0 P: 22	R: 0 H: 0 E: 0 K: 2 S: 10	H: 0 LOB: 0 BB: 0 P: 15	1B: 5 2B: 2 3B: 0 HR: 0	SF: 0 SAC: 0 DP: 0 HBP: 1	WP: 0 PA: 36 PB: 1 SB: 0 CS: 1
PITCHER	IP WLS BF H R ER SO BB IBB HBP BLK WP HR S P ERA WHIP																		
Kevin Ritz, R ERA: 4.72	(1, 1) 7.2 W 32 7 2 2 6 1 0 1 0 0 0 0 8 11 2.35 1.043																		
Curt Leskanic, R ERA: 7.19	(8, 1) 0.2 2 0 0 0 2 0 0 0 0 0 0 0 8 11 0.00 0.000																		
Bruce Ruffin, L ERA: 4.6	(9, 1) 0.2 2 0 0 0 1 0 0 0 0 0 0 0 6 9 0.00 0.000																		

Colorado Rockies @ Chicago Cubs
Wrigley Field, Chicago, IL
Fri Aug 02 1996, 3:33 AM CDT
Att: 34,186 - Sunny - 78 F

AB 34
R 2
H 7
RBI 2
BB 1
SO 9
LOB 12



Batter	1	2	3	4	5	6	7	8	9	AB	R	H	RBI	BB	SO	LOB	TOP					
Eric Young Sr. R OBP: 0.415, SLG: 0.444 (1.4)	G5-3		G5-3		K		F9		G1-3	5	0	0	0	0	1	1	Colorado Rockies @ Chicago Cubs Wrigley Field, Chicago, IL Sat Aug 03 1996, 3:33 AM CDT Att: 40,460 - Sunny - 78 F					
Quinton McCracken S OBP: 0.381, SLG: 0.392 (1.8)	G5-3 1B		B1-3		G6-3		HR		K	5	1	2	1	0	1	0						
Ellis Burks R OBP: 0.403, SLG: 0.623 (1.7)	G5-3		G1-3		F8		HR			4	1	1	2	0	0	1						
Dante Bichette R OBP: 0.369, SLG: 0.532 (1.9)	G5-3				HR		G6-3		G1-3	4	1	1	0	0	0	1						
Andres Galarraga R OBP: 0.345, SLG: 0.567 (1.3)		2B			E7		HR		G6-3	4	3	2	1	0	0	1						
Vinny Castilla R OBP: 0.348, SLG: 0.564 (1.5)		F9			HR		P9		F7	4	1	1	3	0	0	1						
Jeff Reed L OBP: 0.359, SLG: 0.421 (1.2)		1-H			F7		G5-3		FC4-6 HBP	3	0	1	1	0	0	0						
Walt Weiss S OBP: 0.393, SLG: 0.373 (1.6)		K			K				FC4-6	3	1	0	0	1	2	2						
James Wright R OBP: 0.071, SLG: 0.143 (1.1)										3	0	0	0	0	2	2						
Steve Reed R OBP: 0.333, SLG: 0.333 (8.1)					G3		K		K	1	0	0	0	0	1	0						
Inning Stats	R: 0 E: 0 K: 0 S: 10	H: 1 LOB: 1 BB: 0 P: 13	R: 1 E: 0 K: 2 S: 12	H: 2 LOB: 1 BB: 0 P: 16	R: 0 E: 0 K: 0 S: 3	H: 0 LOB: 0 BB: 0 P: 5	R: 3 E: 1 K: 1 S: 11	H: 2 LOB: 0 BB: 0 P: 16	R: 0 E: 0 K: 0 S: 9	H: 0 LOB: 0 BB: 0 P: 12	R: 1 E: 0 K: 0 S: 10	H: 1 LOB: 0 BB: 0 P: 16	R: 3 E: 0 K: 1 S: 13	H: 2 LOB: 0 BB: 1 P: 23	R: 0 E: 0 K: 0 S: 4	H: 0 LOB: 1 BB: 0 P: 7	R: 0 E: 0 K: 2 S: 8	H: 0 LOB: 0 BB: 0 P: 9	1B: 3 2B: 2 3B: 0 HR: 3	SF: 0 SAC: 0 DP: 0 HBP: 1	WP: 0 PB: 0 SB: 0 CS: 0	PA: 38
PITCHER	IP	WLS	BF	H	R	ER	SO	BB	IBB	HBP	BLK	WP	HR	S	P	ERA	WHIP					
Jim Bullinger R ERA: 6.51 (1.1)	6.2	L	29	7	7	6	5	1	0	0	0	0	2	64	93	8.10	1.200					
Rodney Myers R ERA: 4.14 (7.1)	1.1		6	1	1	1	0	0	0	1	0	0	1	8	15	6.75	0.750					
Terry Adams R ERA: 2.76 (9.1)	1.0		3	0	0	0	2	0	0	0	0	0	0	8	9	0.00	0.000					

Batter	1	2	3	4	5	6	7	8	9	AB	R	H	RBI	BB	SO	LOB	BOTTOM					
Brian McRae S OBP: 0.345, SLG: 0.396 (1.8)	B1-3		G4-3		L7				HR	4	1	1	0	0	0	2	Colorado Rockies @ Chicago Cubs Wrigley Field, Chicago, IL Sat Aug 03 1996, 3:33 AM CDT Att: 40,460 - Sunny - 78 F					
23 Ryne Sandberg R OBP: 0.305, SLG: 0.443 (1.4)	F9		BB				F9		HR	3	1	1	2	1	0	0						
Mark Grace L OBP: 0.394, SLG: 0.425 (1.3)			G6-3		E6				L7	3	0	1	0	1	0	2						
Sammy Sosa R OBP: 0.331, SLG: 0.590 (1.9)	K				L5		K		G6-3	4	0	0	0	0	2	2						
Luis Gonzalez L OBP: 0.351, SLG: 0.409 (1.7)			L7		G6-3		G4-3			3	0	0	0	0	0	1						
Rodney Myers R OBP: 0.354, SLG: 0.270 (7.1)										0	0	0	0	0	0	0						
Dave Magadan L OBP: 0.354, SLG: 0.270 (8. PH)										1	0	1	0	0	0	0						
Terry Adams R OBP: 0.333, SLG: 0.333 (9.1)										0	0	0	0	0	0	0						
Leo Gomez R OBP: 0.357, SLG: 0.482 (1.5)			L9		K		G6-3		K	4	0	0	0	0	2	1						
Mike Hubbard R OBP: 0.083, SLG: 0.065 (1.2)			L9		B2-3		G5-3		K	4	0	0	0	0	1	0						
Rey Sanchez R OBP: 0.273, SLG: 0.251 (1.6)			G6-3		G4-3				G6-3	3	0	0	0	1	0	0						
Jim Bullinger R OBP: 0.371, SLG: 0.567 (1.1)			G4-3				L9		G4-3	1	0	1	0	1	0	0						
Scott Bultlett L OBP: 0.256, SLG: 0.325 (7.7)										2	0	0	0	0	0	1						
Inning Stats	R: 0 E: 0 K: 1 S: 9	H: 0 LOB: 1 BB: 1 P: 18	R: 0 E: 0 K: 0 S: 8	H: 0 LOB: 0 BB: 0 P: 12	R: 0 E: 0 K: 0 S: 15	H: 1 LOB: 2 BB: 1 P: 26	R: 0 E: 0 K: 1 S: 7	H: 0 LOB: 0 BB: 0 P: 13	R: 0 E: 0 K: 1 S: 7	H: 0 LOB: 1 BB: 0 P: 15	R: 0 E: 0 K: 0 S: 7	H: 1 LOB: 1 BB: 0 P: 15	R: 0 E: 0 K: 0 S: 7	H: 0 LOB: 1 BB: 1 P: 15	R: 2 E: 0 K: 1 S: 16	H: 3 LOB: 1 BB: 0 P: 20	R: 0 E: 0 K: 1 S: 6	H: 0 LOB: 0 BB: 0 P: 9	1B: 2 2B: 1 3B: 1 HR: 1	SF: 0 SAC: 0 DP: 0 HBP: 0	WP: 0 PB: 0 SB: 0 CS: 0	PA: 36
PITCHER	IP	WLS	BF	H	R	ER	SO	BB	IBB	HBP	BLK	WP	HR	S	P	ERA	WHIP					
James Wright R ERA: 5.06 (1.1)	7.1	W	30	4	2	2	3	4	0	0	0	0	0	16	21	2.46	1.091					
Steve Reed R ERA: 4.02 (8.1)	1.2		6	1	0	0	2	0	0	0	0	0	0	16	21	0.00	0.600					

AB	36
R	8
H	8
RBI	8
BB	1
SO	7
LOB	9



AB	32
R	2
H	5
RBI	2
BB	4
SO	5
LOB	9



Batter	1	2	3	4	5	6	7	8	9	AB	R	H	RBI	BB	SO	LOB	TOP		
Eric Young Sr., R OBP: 0.412, SLG: 0.441 (1, 4)	F7	K			G6-3		F8		2B 1B	5	1	1	0	0	1	3	Colorado Rockies @ Chicago Cubs Wrigley Field, Chicago, IL Sun Aug 04 1996, 3:33 AM CDT Att: 38,738 - Sunny - 76 F		
Quinton McCracken, S OBP: 0.362, SLG: 0.389 (1, 8)	K				K		E		K	4	1	1	1	1	3	1			
Ellis Burks, R OBP: 0.405, SLG: 0.639 (1, 7)	HR	F7			HR		K		1-H 2B	5	2	3	3	0	1	4			
Dante Bichette, R OBP: 0.367, SLG: 0.531 Eric Anthony, L OBP: 0.342, SLG: 0.462 (9, 9)	2B				F7		E9		G4-3	5	1	1	0	0	0	1			
Andres Galarraga, R OBP: 0.346, SLG: 0.566 (1, 3)	F9				G3		FC3-6 BB			4	0	2	1	0	0	1			
Vinny Castilla, R OBP: 0.345, SLG: 0.559 (1, 5)		E4 SH BB			K		L7		G5-3	4	1	0	0	0	1	1			
Jeff Reed, L OBP: 0.364, SLG: 0.424 (1, 2)		BB SH 1B			G4-3		FC3-6 BB		G5-4-3 1B	3	0	2	0	1	0	0			
Walt Weiss, S OBP: 0.389, SLG: 0.369 (1, 6)		F8			F8		FC3-6 S		G5-4-3	4	0	0	0	0	0	5			
Armando Reynoso, R OBP: 0.228, SLG: 0.171 Lance Painter, L OBP: 1.043, SLG: 0.143 Darren Holmes, R OBP: 0.333, SLG: 0.297 Curt Leskanic, R OBP: 0.356, SLG: 0.356 John Vander Wal, L OBP: 0.356, SLG: 0.356 Bruce Ruffin, S OBP: 0.356, SLG: 0.356 (1, 1)		SH BB			K		G1-3		K	2	0	0	0	0	1	2			
Inning Stats	R: 1 E: 0 K: 1 S: 12	H: 2 LOB: 1 BB: 0 P: 21	R: 1 E: 2 K: 1 S: 14	H: 1 LOB: 3 BB: 1 P: 23	R: 0 E: 0 K: 1 S: 8	H: 0 LOB: 0 BB: 0 P: 12	R: 0 E: 0 K: 1 S: 8	H: 0 LOB: 0 BB: 0 P: 13	R: 1 E: 0 K: 1 S: 9	H: 1 LOB: 0 BB: 0 P: 15	R: 2 E: 1 K: 1 S: 14	H: 2 LOB: 1 BB: 0 P: 21	R: 0 E: 0 K: 0 S: 4	H: 1 LOB: 0 BB: 0 P: 6	R: 1 E: 0 K: 2 S: 16	H: 2 LOB: 1 BB: 0 P: 24		1B: 6 2B: 2 3B: 0 HR: 2	SF: 0 SAC: 1 DP: 1 HBP: 0
PITCHER	IP WLS BF H R ER SO BB IBB HBP BLK WP HR S P ERA WHIP	IP WLS BF H R ER SO BB IBB HBP BLK WP HR S P ERA WHIP	IP WLS BF H R ER SO BB IBB HBP BLK WP HR S P ERA WHIP	IP WLS BF H R ER SO BB IBB HBP BLK WP HR S P ERA WHIP	IP WLS BF H R ER SO BB IBB HBP BLK WP HR S P ERA WHIP	IP WLS BF H R ER SO BB IBB HBP BLK WP HR S P ERA WHIP	IP WLS BF H R ER SO BB IBB HBP BLK WP HR S P ERA WHIP	IP WLS BF H R ER SO BB IBB HBP BLK WP HR S P ERA WHIP	IP WLS BF H R ER SO BB IBB HBP BLK WP HR S P ERA WHIP	IP WLS BF H R ER SO BB IBB HBP BLK WP HR S P ERA WHIP	IP WLS BF H R ER SO BB IBB HBP BLK WP HR S P ERA WHIP	IP WLS BF H R ER SO BB IBB HBP BLK WP HR S P ERA WHIP	IP WLS BF H R ER SO BB IBB HBP BLK WP HR S P ERA WHIP	IP WLS BF H R ER SO BB IBB HBP BLK WP HR S P ERA WHIP	IP WLS BF H R ER SO BB IBB HBP BLK WP HR S P ERA WHIP	IP WLS BF H R ER SO BB IBB HBP BLK WP HR S P ERA WHIP	IP WLS BF H R ER SO BB IBB HBP BLK WP HR S P ERA WHIP	IP WLS BF H R ER SO BB IBB HBP BLK WP HR S P ERA WHIP	

AB	37
R	6
H	10
RBI	5
BB	2
SO	8
LOB	18



Batter	1	2	3	4	5	6	7	8	9	AB	R	H	RBI	BB	SO	LOB	BOTTOM				
Brian McRae, S OBP: 0.347, SLG: 0.398 (1, 8)	2B P3		F9			BB 2B BB		G4-6-3		3	0	1	0	1	0	1	Colorado Rockies @ Chicago Cubs Wrigley Field, Chicago, IL Sun Aug 04 1996, 3:33 AM CDT Att: 38,738 - Sunny - 76 F				
23 Ryne Sandberg, R OBP: 0.304, SLG: 0.439 (1, 4)	P3				G6-3		BB		F8	3	0	0	0	1	0	1					
Mark Grace, L OBP: 0.395, SLG: 0.423 (1, 3)	P4				F7		G6-3 BB		BB	2	0	0	1	2	0	0					
Sammy Sosa, R OBP: 0.330, SLG: 0.589 (1, 9)		FC1-5 2B			L7		G6-3		K	4	0	1	0	0	1	4					
Luis Gonzalez, L OBP: 0.353, SLG: 0.413 Leo Gomez, R OBP: 0.356, SLG: 0.481 (9, PH)		FC1-5 HBP			K 2B		P5		K	2	0	1	0	0	0	0					
Dave Magadan, L OBP: 0.341, SLG: 0.258 (1, 5)		FC1-5 G1-6-3			F9		L7		L7	3	0	0	0	0	0	3					
Scott Servais, R OBP: 0.342, SLG: 0.422 (1, 2)		G1-6-3			K		L9		L9	3	0	0	0	0	1	3					
Rey Sanchez, R OBP: 0.274, SLG: 0.252 (1, 6)					G5-3		2B BB G5-3 1B		K	3	1	1	0	0	1	0					
Frank Castillo, R OBP: 0.143, SLG: 0.122 Tyler Houston, L OBP: 0.405, SLG: 0.306 Kent Bottenfield, R OBP: 1.000, SLG: 1.000 Larry Casian, R OBP: 0.356, SLG: 0.356 Scott Butlett, L OBP: 0.321, SLG: 0.321 Turk Wendell, L OBP: 0.356, SLG: 0.356 (1, 1)		P4					G5-3		E1 G4-6-3	1	0	0	0	0	0	0					
Inning Stats	R: 0 E: 0 K: 0 S: 6	H: 1 LOB: 0 BB: 0 P: 10	R: 0 E: 0 K: 0 S: 7	H: 1 LOB: 1 BB: 0 P: 9	R: 0 E: 0 K: 0 S: 7	H: 0 LOB: 0 BB: 0 P: 11	R: 0 E: 0 K: 0 S: 9	H: 0 LOB: 0 BB: 0 P: 12	R: 0 E: 0 K: 1 S: 11	H: 1 LOB: 0 BB: 0 P: 15	R: 1 E: 0 K: 0 S: 9	H: 1 LOB: 2 BB: 3 P: 23	R: 0 E: 0 K: 0 S: 8	H: 0 LOB: 0 BB: 0 P: 12	R: 0 E: 1 K: 1 S: 9	H: 0 LOB: 0 BB: 0 P: 12		R: 0 E: 0 K: 2 S: 14	H: 0 LOB: 1 BB: 1 P: 22	1B: 1 2B: 3 3B: 0 HR: 0	SF: 0 SAC: 0 DP: 3 HBP: 1
PITCHER	IP WLS BF H R ER SO BB IBB HBP BLK WP HR S P ERA WHIP	IP WLS BF H R ER SO BB IBB HBP BLK WP HR S P ERA WHIP	IP WLS BF H R ER SO BB IBB HBP BLK WP HR S P ERA WHIP	IP WLS BF H R ER SO BB IBB HBP BLK WP HR S P ERA WHIP	IP WLS BF H R ER SO BB IBB HBP BLK WP HR S P ERA WHIP	IP WLS BF H R ER SO BB IBB HBP BLK WP HR S P ERA WHIP	IP WLS BF H R ER SO BB IBB HBP BLK WP HR S P ERA WHIP	IP WLS BF H R ER SO BB IBB HBP BLK WP HR S P ERA WHIP	IP WLS BF H R ER SO BB IBB HBP BLK WP HR S P ERA WHIP	IP WLS BF H R ER SO BB IBB HBP BLK WP HR S P ERA WHIP	IP WLS BF H R ER SO BB IBB HBP BLK WP HR S P ERA WHIP	IP WLS BF H R ER SO BB IBB HBP BLK WP HR S P ERA WHIP	IP WLS BF H R ER SO BB IBB HBP BLK WP HR S P ERA WHIP	IP WLS BF H R ER SO BB IBB HBP BLK WP HR S P ERA WHIP	IP WLS BF H R ER SO BB IBB HBP BLK WP HR S P ERA WHIP	IP WLS BF H R ER SO BB IBB HBP BLK WP HR S P ERA WHIP	IP WLS BF H R ER SO BB IBB HBP BLK WP HR S P ERA WHIP	IP WLS BF H R ER SO BB IBB HBP BLK WP HR S P ERA WHIP			

AB	27
R	1
H	4
RBI	1
BB	4
SO	4
LOB	14



Batter	1	2	3	4	5	6	7	8	9	AB	R	H	RBI	BB	SO	LOB	TOP								
Lance Johnson, L (1, 8) OBP: 0.341, SLG: 0.441	F8		G3-1			G3		F7		4	0	0	0	0	0	0									
Alvaro Espinoza, R (1, 5) OBP: 0.303, SLG: 0.433	HR			G4-1 WP		K			F8 1B	4	2	3	1	0	1	0									
Bernard Gilkey, R (1, 7) OBP: 0.380, SLG: 0.567	L8			G5-3		K			F8	4	0	0	0	0	1	2									
Todd Hundley, S (1, 2) OBP: 0.350, SLG: 0.592	G4-3			G4-1		HR			K	4	1	1	1	0	1	2									
Butch Huskey, R (1, 3) OBP: 0.317, SLG: 0.424		G5-3		G1-3		F9			E6	4	0	0	0	0	0	1									
Tim Bogar, R (9, PR) OBP: 0.231, SLG: 0.217										0	0	0	0	0	0	0									
Alex Ochoa, R (1, 9) OBP: 0.340, SLG: 0.461		G6-3			L7				K	4	0	1	0	0	1	2									
Edgardo Alfonso, R (1, 4) OBP: 0.270, SLG: 0.308					G4-3					3	0	0	0	0	0	1									
Rey Ordenez, R (1, 6) OBP: 0.287, SLG: 0.297					G6-3				L8	3	0	0	0	0	0	0									
Paul Wilson, R (1, 1) OBP: 0.136, SLG: 0.088										1	0	0	0	0	0	1									
Robert Pearson, R (5, 1) OBP: 0.100, SLG: 0.100										0	0	0	0	0	0	0									
Brent Mayfield, R (6, PH) OBP: 0.045, SLG: 0.360										0	0	0	0	0	0	0									
Paul Byrd, R (6, 1) OBP: 0.405, SLG: 0.555										0	0	0	0	0	0	0									
Andy Tomberlin, L (8, PH) OBP: 0.000, SLG: 0.000										0	0	0	0	0	0	0									
Chris Jones, R (8, PH) OBP: 0.000, SLG: 0.412										1	0	0	0	0	0	0									
Jerry Dipoto, R (8, 1) OBP: 0.000, SLG: 0.000										0	0	0	0	0	0	0									
Inning Stats	R: 1 E: 0 K: 0 S: 9	H: 1 LOB: 0 BB: 0 P: 14	R: 0 E: 0 K: 0 S: 6	H: 0 LOB: 0 BB: 0 P: 11	R: 0 E: 0 K: 1 S: 9	H: 0 LOB: 0 BB: 0 P: 13	R: 1 E: 0 K: 0 S: 11	H: 1 LOB: 0 BB: 0 P: 19	R: 0 E: 0 K: 0 S: 7	H: 0 LOB: 0 BB: 0 P: 10	R: 0 E: 0 K: 1 S: 8	H: 0 LOB: 0 BB: 0 P: 8	R: 1 E: 0 K: 1 S: 11	H: 2 LOB: 1 BB: 0 P: 16	R: 0 E: 0 K: 0 S: 4	H: 0 LOB: 0 BB: 0 P: 5	R: 0 E: 1 K: 2 S: 11	H: 1 LOB: 2 BB: 0 P: 17	1B: 1 2B: 2 3B: 0 HR: 2	SF: 0 SAC: 0 DP: 0 HBP: 0	WP: 1 PB: 0 SB: 0 CS: 0	PA: 33			
PITCHER	IP	WLS	BF	H	R	ER	SO	BB	IBB	HBP	BLK	WP	HR	S	P	ERA	WHIP								
Steve Trachsel, R (1, 1) ERA: 2.86	7.1	W	26	4	3	3	3	0	0	0	0	1	2	62	92	3.68	0.545								
Bob Patterson, L (8, 1) ERA: 2.11	0.2		2	0	0	0	0	0	0	0	0	0	0	3	4	0.00	0.000								
Terry Adams, R (9, 1) ERA: 2.72	1.0		5	1	0	0	2	0	0	0	0	0	0	11	17	0.00	1.000								

New York Mets @ Chicago Cubs
Wrigley Field, Chicago, IL
Mon Aug 05 1996, 7:05 PM CDT
Att: 36,766 - Unknown - 84 F

AB 33
R 3
H 5
RBI 2
BB 0
SO 5
LOB 8



Batter	1	2	3	4	5	6	7	8	9	AB	R	H	RBI	BB	SO	LOB	BOTTOM								
Brian McRae, S (1, 8) OBP: 0.349, SLG: 0.406	E4 1B BB			WP 2B 1B		G6-3		HR		4	2	2	2	0	0	0									
Scott Bleillett, L (1, 7) OBP: 0.261, SLG: 0.349	L8			HBP 2B		G6-3		2B		5	0	2	1	0	0	3									
Mark Grace, L (1, 3) OBP: 0.398, SLG: 0.431	1B 23 1B BB			HR K				G4-3		3	2	1	1	2	1	2									
Sammy Sosa, R (1, 9) OBP: 0.331, SLG: 0.595	23 1B 2H 1B			HR HR		F9		K		4	1	2	1	0	1	1									
23 Ryne Sandberg, R (1, 4) OBP: 0.306, SLG: 0.440	1B			G5-3		PB 1B		K		4	0	2	1	0	1	1									
Scott Servais, R (1, 2) OBP: 0.338, SLG: 0.417		E3 2B		K		K		P6		4	1	0	0	0	2	2									
Leo Gomez, R (1, 5) OBP: 0.355, SLG: 0.476		P4		F8		FC6-4 BB		G6-3		3	0	0	0	1	0	1									
Rey Sanchez, R (1, 6) OBP: 0.270, SLG: 0.249				K		FC6-4		F8		3	0	0	0	0	2	3									
José Hernández, R (7, 6) OBP: 0.277, SLG: 0.386				K		FC6-4		F8		1	0	0	0	0	0	0									
Steve Trachsel, R (1, 1) OBP: 0.136, SLG: 0.227				K						3	0	1	1	0	1	0									
Bob Patterson, R (8, 1) OBP: 0.333, SLG: 0.333				K						0	0	0	0	0	0	0									
Dave Magadan, L (6, PH) OBP: 0.349, SLG: 0.269				K						1	1	1	0	0	0	0									
Terry Adams, R (9, 1) OBP: 0.000, SLG: 0.000		2B						HR 1B		0	0	0	0	0	0	0									
Inning Stats	R: 1 E: 1 K: 0 S: 11	H: 2 LOB: 2 BB: 1 P: 21	R: 1 E: 1 K: 1 S: 14	H: 1 LOB: 2 BB: 0 P: 21	R: 2 E: 0 K: 1 S: 10	H: 2 LOB: 0 BB: 0 P: 24	R: 1 E: 0 K: 3 S: 14	H: 2 LOB: 1 BB: 0 P: 21	R: 0 E: 0 K: 0 S: 7	H: 0 LOB: 0 BB: 0 P: 7	R: 0 E: 0 K: 2 S: 9	H: 0 LOB: 1 BB: 1 P: 17	R: 2 E: 0 K: 0 S: 12	H: 3 LOB: 1 BB: 0 P: 15	1B: 5 2B: 3 3B: 0 HR: 3	SF: 0 SAC: 0 DP: 0 HBP: 1	WP: 1 PB: 1 SB: 0 CS: 0	PA: 39							
PITCHER	IP	WLS	BF	H	R	ER	SO	BB	IBB	HBP	BLK	WP	HR	S	P	ERA	WHIP								
Paul Wilson, R (1, 1) ERA: 5.83	4.2	L	25	8	5	4	6	2	0	1	0	0	0	2	2	0.00	0.000								
Robert Pearson, R (5, 1) ERA: 3.49	0.1		1	0	0	0	0	0	0	0	0	0	0	2	2	0.00	0.000								
Paul Byrd, R (6, 1) ERA: 4.05	2.0		7	0	0	0	2	1	0	0	0	0	0	16	24	0.00	0.500								
Jerry Dipoto, R (8, 1) ERA: 4.32	1.0		6	3	2	2	0	0	0	0	0	0	1	12	15	18.00	3.000								

New York Mets @ Chicago Cubs
Wrigley Field, Chicago, IL
Mon Aug 05 1996, 7:05 PM CDT
Att: 36,766 - Unknown - 84 F

AB 35
R 7
H 11
RBI 7
BB 3
SO 8
LOB 13



Batter	1	2	3	4	5	6	7	8	9	AB	R	H	RBI	BB	SO	LOB	TOP			
Lance Johnson, L OBP: 0.342, SLG: 0.441	2-2 G6-4-3 1B		0-1 F9			1-1 F7		1-1 G6-4-3 1B		4	0	2	0	0	0	1				
Alvaro Espinoza, R OBP: 0.295, SLG: 0.420	2-2 G6-4-3 1-2f		0-0 P9			1-3 K		0-1 G6-4-3 1-2f		4	0	0	0	0	1	4				
Bernard Gilkey, R OBP: 0.381, SLG: 0.567	0-0 WP 2B		2-0 FC5-4 1-2f			1-1 G5-3			4-0 G5-3 BB	3	0	1	0	1	0	1				
Todd Hundley, S OBP: 0.349, SLG: 0.587	4-1 2-3 BB				3-3 K				2-2 P8	3	0	0	0	1	1	1				
Roberto Petagine, L OBP: 0.194, SLG: 0.172	1-1 F7				1-3 K				0-0 G5-3	2	0	0	0	1	1	2				
Tim Bogar, R OBP: 0.231, SLG: 0.217										0	0	0	0	0	0	0				
Carl Everett, S OBP: 0.355, SLG: 0.362									1-2 BB	1	0	0	0	0	0	1				
Alex Ochoa, R OBP: 0.343, SLG: 0.462		0-0 G6-3 1B							0-2 P4	4	0	2	0	0	1	1				
Edgardo Alfonzo, R OBP: 0.267, SLG: 0.303		1-0 L9				1-2 F7			0-0 G5-4-3 1B	3	0	0	0	0	0	3				
Rey Ordóñez, R OBP: 0.285, SLG: 0.295										2	0	0	0	0	0	1				
Brent Mayne, L OBP: 0.353, SLG: 0.368										1	0	1	0	0	0	0				
Dave Milicki, R OBP: 0.200, SLG: 0.111										0	0	0	0	0	0	0				
Mark Clark, R OBP: 0.059, SLG: 0.080										2	0	1	0	0	0	0				
Andy Tomberlin, L OBP: 0.406, SLG: 0.536										1	0	0	0	0	1	1				
Inning Stats	R: 0 E: 0 K: 0 S: 11	H: 2 LOB: 2 BB: 1 P: 20	R: 0 E: 0 K: 0 S: 4	H: 1 LOB: 0 BB: 0 P: 5	R: 0 E: 0 K: 0 S: 5	H: 1 LOB: 1 BB: 0 P: 10	R: 0 E: 0 K: 3 S: 12	H: 0 LOB: 0 BB: 0 P: 18	R: 0 E: 0 K: 1 S: 8	H: 0 LOB: 0 BB: 0 P: 11	R: 0 E: 0 K: 0 S: 7	H: 1 LOB: 1 BB: 1 P: 13	R: 0 E: 0 K: 1 S: 8	H: 2 LOB: 1 BB: 0 P: 9	R: 0 E: 0 K: 0 S: 8	H: 0 LOB: 1 BB: 1 P: 14	1B: 6 2B: 1 3B: 0 HR: 0	SF: 0 SAC: 0 DP: 4 HBP: 0	WP: 1 PB: 0 SB: 0 CS: 0	PA: 33
PITCHER	IP WLS BF H R ER SO BB IBB HBP BLK WP HR S P ERA WHIP	IP WLS BF H R ER SO BB IBB HBP BLK WP HR S P ERA WHIP																		
Jaime Navarro, R ERA: 3.75	(1, 1) 8.0 W 30 7 0 0 5 3 0 0 0 1 0 61 98 0.00 1.250																			
Bob Patterson, L ERA: 2.06	(9, 1) 1.0 S 3 0 0 0 0 0 0 0 0 0 0 8 10 0.00 0.000																			

New York Mets @ Chicago Cubs
Wrigley Field, Chicago, IL
Tue Aug 06 1996, 3:33 AM CDT
Att: 24,568 - Sunny - 89 F

AB	30
R	0
H	7
RBI	0
BB	3
SO	5
LOB	16



Batter	1	2	3	4	5	6	7	8	9	AB	R	H	RBI	BB	SO	LOB	BOTTOM			
Brian McRae, S OBP: 0.350, SLG: 0.405	1-0 P5		1-2 G6-3			2-0 CS HBP		0-1 1B		3	0	1	0	0	0	0				
Scott Burrell, L OBP: 0.261, SLG: 0.356	0-1 1B 2B		1-3 K			0-2 CS 1-2f		1-2 F9		4	1	1	0	0	1	1				
Mark Grace, L OBP: 0.401, SLG: 0.437	2-2 23 1B 2H		3-2 2B			2-2 1B			0-2 P5	4	0	3	1	0	0	0				
Sammy Sosa, R OBP: 0.329, SLG: 0.589	2-3 K		2-3 K			1-0 P5			0-1 P8	4	0	0	0	0	2	3				
23 Ryne Sandberg, R OBP: 0.305, SLG: 0.438	2-2 1B					0-1 G5-3			1-3 K FC6-4	4	0	1	0	0	2	1				
Scott Servais, R OBP: 0.334, SLG: 0.411	1-3 K					1-1 G5-3			1-0 F8	4	0	0	0	0	1	3				
									0-2 FC6-4 1-2f											
Leo Gomez, R OBP: 0.354, SLG: 0.472		2-3 K				0-0 G5-3			4-0 HR BB	2	1	0	0	1	1	0				
José Hernández, R OBP: 0.278, SLG: 0.378		0-0 L6				3-3 K			0-1 HR	3	1	1	2	0	1	0				
Jaime Navarro, R OBP: 0.145, SLG: 0.164		1-0 G1-3				2-3 K			1-0 F8	3	0	0	0	0	1	0				
Bob Patterson, R OBP: 0.333, SLG: 0.333										0	0	0	0	0	0	0				
Inning Stats	R: 1 E: 0 K: 2 S: 18	H: 3 LOB: 2 BB: 0 P: 26	R: 0 E: 0 K: 1 S: 5	H: 0 LOB: 0 BB: 0 P: 8	R: 0 E: 0 K: 2 S: 12	H: 1 LOB: 1 BB: 0 P: 19	R: 0 E: 0 K: 0 S: 5	H: 0 LOB: 0 BB: 0 P: 6	R: 0 E: 0 K: 2 S: 12	H: 0 LOB: 0 BB: 0 P: 19	R: 0 E: 0 K: 1 S: 11	H: 1 LOB: 1 BB: 0 P: 17	R: 2 E: 0 K: 0 S: 8	H: 2 LOB: 1 BB: 1 P: 14	R: 0 E: 0 K: 1 S: 11	H: 0 LOB: 1 BB: 0 P: 12	1B: 4 2B: 2 3B: 0 HR: 1	SF: 0 SAC: 0 DP: 0 HBP: 1	WP: 1 PB: 0 SB: 0 CS: 1	PA: 34
PITCHER	IP WLS BF H R ER SO BB IBB HBP BLK WP HR S P ERA WHIP	IP WLS BF H R ER SO BB IBB HBP BLK WP HR S P ERA WHIP																		
Mark Clark, R ERA: 3.53	(1, 1) 7.0 L 29 7 3 3 8 1 0 1 0 1 71 109 3.86 1.143																			
Dave Milicki, R ERA: 3.32	(8, 1) 1.0 4 0 0 0 1 0 0 0 0 1 0 11 12 0.00 0.000																			

New York Mets @ Chicago Cubs
Wrigley Field, Chicago, IL
Tue Aug 06 1996, 3:33 AM CDT
Att: 24,568 - Sunny - 89 F

AB	31
R	3
H	7
RBI	3
BB	1
SO	9
LOB	8



Batter	1	2	3	4	5	6	7	8	9	AB	R	H	RBI	BB	SO	LOB	TOP																	
Brian McRae, S (1, 8) OBP: 0.353, SLG: 0.407	1-1 1B	3-2 2B		1-0 23 S 23 E 1B		1-2 G6-3			2-2 FC1-5-4-1 23 E	5	2	3	0	0	0	1																		
23 Ryne Sandberg, R (1, 4) OBP: 0.304, SLG: 0.445	1-2 K	1-1 G6-3		4-1 BB 1-3 BB			1-2 F8		1-2 E5 FC6	4	0	0	0	1	1	2																		
Mark Grace, L (1, 3) OBP: 0.404, SLG: 0.444	1-1 BB 1-3 1B		2-1 1B	4-2 BB			2-3 K		1-0 FC6	4	1	2	0	1	1	1																		
Sammy Sosa, R (1, 9) OBP: 0.324, SLG: 0.584	2-3 K		0-1 G1-4-6-3 1-2	0-3 K			0-1 G5-3			4	0	0	0	0	2	6																		
Luis Gonzalez, L (1, 7) OBP: 0.356, SLG: 0.422	4-2 1B BB		1-0 S 1B		2-0 F7			0-1 G4-3		3	0	1	0	1	0	0																		
Dave Magadan, L (1, 5) OBP: 0.380, SLG: 0.275	1-0 1B		4-2 BB		1-2 L8			1-1 F9		2	0	1	2	1	0	0																		
Leo Gomez, R (7, 5) OBP: 0.354, SLG: 0.476	1-3 2-H 3-H 1B		1-2 BB		1-2 L7			1-2 G4-3		1	0	0	0	0	0	0																		
Tyler Houston, L (1, 2) OBP: 0.385, SLG: 0.556	0-0 F8		1-2 L7		0-3 K			1-2 G4-3		4	0	0	0	0	1	4																		
José Hernández, R (1, 6) OBP: 0.284, SLG: 0.379		0-2 G5-3		2-3 K			1-1 G1-3		2-1 SH1 HBP	3	0	0	0	0	1	0																		
Frank Castillo, R (1, 1) OBP: 0.133, SLG: 0.114		1-3 K		0-1 G5-3			0-2 G4-3		0-0 SH1	0	0	0	0	0	0	0																		
Terry Adams, R (7, 1) Larry Casian, R (8, 1) Rey Sanchez, R (9, PH) Turk Wendell, L (9, 1) OBP: 0.270, SLG: 0.249 OBP: 0.997, SLG: 0.500									1-2	0	0	0	0	0	0	0																		
Inning Stats	R: 2 E: 0 K: 2 S: 14	H: 3 LOB: 2 BB: 1 P: 24	R: 0 E: 0 K: 1 S: 15	H: 1 LOB: 1 BB: 0 P: 20	R: 0 E: 0 K: 0 S: 12	H: 2 LOB: 2 BB: 1 P: 20	R: 0 E: 1 K: 2 S: 16	H: 1 LOB: 3 BB: 2 P: 27	R: 0 E: 0 K: 1 S: 8	H: 0 LOB: 0 BB: 0 P: 11	R: 0 E: 0 K: 0 S: 8	H: 0 LOB: 0 BB: 0 P: 11	R: 0 E: 0 K: 0 S: 7	H: 0 LOB: 0 BB: 0 P: 9	R: 1 E: 1 K: 0 S: 9	H: 0 LOB: 1 BB: 0 P: 15	1B: 6 2B: 1 3B: 0 HR: 0	SF: 0 SAC: 1 DP: 1 HBP: 1	WP: 0 PB: 0 SB: 2 CS: 0	PA: 39														
PITCHER	IP WLS BF H R ER SO BB IBB HBP BLK WP HR S P ERA WHIP																																	
Ugueth Urbina, R (1, 1) ERA: 3.75	5.0	25	7	2	2	6	4	0	0	0	0	0	0	65	102	3.60	2.200																	
Omar Daal, L (6, 1) ERA: 2.72	2.0	6	0	0	0	1	0	0	0	0	0	0	0	16	21	0.00	0.000																	
Mike Dyer, R (8, 1) ERA: 4.22	2.0	L	8	0	1	0	0	0	1	0	0	0	0	16	24	0.00	0.000																	

Chicago Cubs @ Montreal Expos
Olympic Stadium, Montreal, QB
Sat Aug 10 1996, 7:05 PM EDT
Att: 16,724 - Dome - 72 F

AB	33
R	3
H	7
RBI	2
BB	4
SO	7
LOB	14



Batter	1	2	3	4	5	6	7	8	9	AB	R	H	RBI	BB	SO	LOB	BOTTOM															
Mark Grudzielanek, R (1, 6) OBP: 0.346, SLG: 0.419	1-1 G4-3		0-0 G6-3			1-2 P3		2-1 G3-1 SH3 1B		4	0	1	0	0	0	1																
Mike Lansing, R (1, 4) OBP: 0.365, SLG: 0.446	1-1 L6-3 1B			2-3 K		0-1 G6-3		0-0 SH3		3	0	1	0	0	1	0																
Cliff Floyd, L (1, 3) OBP: 0.332, SLG: 0.431	2-0 L6-3			1-3 K		3-3 K		1-1 G3-1		4	0	0	0	0	2	2																
Moises Alou, R (1, 9) OBP: 0.342, SLG: 0.446		3-2 G6-3 1B		3-1 1B			3-2 1B 3B	4-0 IBB		3	1	3	0	1	0	0																
Darrin Fletcher, L (1, 2) OBP: 0.327, SLG: 0.452		0-0 G6-3		2-0 G3			3-2 2B G4-3 1B	2-3 K		4	1	1	1	0	1	4																
Rondell White, R (1, 8) OBP: 0.381, SLG: 0.471		0-0 G4-3			0-2 CS 1B		1-2 G4-3 2B		1-3 K	4	0	2	0	0	1	0																
F.P. Santangelo, S (1, 7) OBP: 0.377, SLG: 0.407					1-0 SH3 1B		2-1 G5-3 1B		3-2 F7	4	0	2	0	0	0	2																
Dave Silvestri, R (1, 5) OBP: 0.385, SLG: 0.244			3-2 L8		1-1 G5-3		0-1 G4-3		0-2 F8	2	0	0	0	0	0	2																
Andy Stankiewicz, R (7, PH) OBP: 0.329, SLG: 0.353					1-2 G5-3					2	0	0	1	0	0	1																
Ugueth Urbina, R (1, 1) OBP: 0.107, SLG: 0.107					2-3 K					0	0	0	0	0	0	0																
Sherman Obando, R (5, PH) OBP: 0.333, SLG: 0.436										1	0	0	0	0	1	1																
Omar Daal, L (6, 1) Henry Rodriguez, L (7, PH) Mike Dyer, R (8, 1) OBP: 0.325, SLG: 0.570					0-0 SH3		2-3 K			0	0	0	0	0	1	1																
Inning Stats	R: 0 E: 0 K: 0 S: 5	H: 1 LOB: 0 BB: 0 P: 9	R: 0 E: 0 K: 0 S: 5	H: 1 LOB: 0 BB: 0 P: 8	R: 0 E: 0 K: 0 S: 6	H: 1 LOB: 1 BB: 0 P: 10	R: 0 E: 0 K: 2 S: 10	H: 1 LOB: 1 BB: 0 P: 18	R: 0 E: 0 K: 1 S: 10	H: 2 LOB: 1 BB: 0 P: 15	R: 0 E: 0 K: 1 S: 8	H: 0 LOB: 0 BB: 0 P: 12	R: 2 E: 0 K: 1 S: 19	H: 3 LOB: 1 BB: 0 P: 31	R: 0 E: 0 K: 1 S: 10	H: 1 LOB: 2 BB: 1 P: 19	R: 0 E: 0 K: 1 S: 11	H: 0 LOB: 0 BB: 0 P: 15	1B: 8 2B: 2 3B: 1 HR: 0	SF: 0 SAC: 2 DP: 2 HBP: 0	WP: 0 PB: 0 SB: 0 CS: 1	PA: 35										
PITCHER	IP WLS BF H R ER SO BB IBB HBP BLK WP HR S P ERA WHIP																															
Frank Castillo, R (1, 1) ERA: 5.2	1.1	6	2	0	0	1	0	0	0	0	0	14	22	0.00	1.500																	
Terry Adams, R (7, 1) ERA: 2.59	0.2	W	3	0	0	1	0	1	0	0	0	7	14	0.00	0.000																	
Larry Casian, L (8, 1) ERA: 2.79	1.0	S	3	0	0	1	0	0	0	0	0	11	15	0.00	0.000																	
Turk Wendell, R (9, 1) ERA: 2.72																																

Chicago Cubs @ Montreal Expos
Olympic Stadium, Montreal, QB
Sat Aug 10 1996, 7:05 PM EDT
Att: 16,724 - Dome - 72 F

AB	32
R	2
H	10
RBI	2
BB	1
SO	7
LOB	14



Batter	1	2	3	4	5	6	7	8	9	10	AB	R	H	RBI	BB	SO	LOB	TOP			
Brian McRae, S OBP: 0.353, SLG: 0.406 (1, 8)	L8		G6-3			1B 1B	BB		F9		4	1	1	0	1	0	0	Chicago Cubs @ Montreal Expos Olympic Stadium, Montreal, QB Sun Aug 11 1996, 3:33 AM EDT Att: 20,120 - Dome			
23 Ryne Sandberg, R OBP: 0.301, SLG: 0.440 (1, 4)	K			F8		K	P4		F7		5	0	0	0	0	2					
Mark Grace, L OBP: 0.406, SLG: 0.446 (1, 3)	1B			K		BB 1B SF8 1B		BB 1B		G1-4-3	5	1	3	0	0	1	0				
Sammy Sosa, R OBP: 0.325, SLG: 0.582 (1, 9)	K		G3-1			SF8 BB 1B		BB 1B		G6-3	5	0	2	1	0	1	1				
Ozzie Timmons, R Terry Adams, R (1, 7) (10, 1)		K			1B 2B		BB	B1		G6-3	4	1	1	0	1	1	2				
Leo Gomez, R OBP: 0.350, SLG: 0.472 (1, 5)		K			K	SF8		K			3	0	0	1	0	3	3				
Scott Servais, R OBP: 0.339, SLG: 0.409 (1, 2)						2-3 3-H					3	0	1	1	1	1	2				
José Hernández, R OBP: 0.280, SLG: 0.373 (1, 6)			K		K			K			4	0	0	0	0	4	4				
Steve Trachsel, R OBP: 0.128, SLG: 0.213 Scott Bultlett, L OBP: 0.250, SLG: 0.330 Kent Bottenfield, R OBP: 1.000, SLG: 1.000 Bob Patterson, R OBP: 0.333, SLG: 0.333 Luis Gonzalez, L OBP: 0.356, SLG: 0.422 (1, 1) (9, PH) (9, 1) (10, 1) (10, 7)						FC5-4 1B				B1-3	3	0	0	0	0	1	1				
Inning Stats	R: 0 E: 0 K: 2 S: 8	H: 1 LOB: 1 BB: 0 P: 8	R: 0 E: 0 K: 3 S: 9	H: 0 LOB: 0 BB: 0 P: 9	R: 0 E: 0 K: 1 S: 5	H: 0 LOB: 0 BB: 0 P: 5	R: 1 E: 0 K: 2 S: 9	H: 2 LOB: 1 BB: 0 P: 9	R: 2 E: 0 K: 1 S: 8	H: 3 LOB: 2 BB: 1 P: 12	R: 0 E: 0 K: 2 S: 7	H: 0 LOB: 1 BB: 1 P: 11	R: 0 E: 0 K: 2 S: 9	H: 2 LOB: 3 BB: 1 P: 13	R: 0 E: 0 K: 0 S: 3	H: 0 LOB: 0 BB: 0 P: 3	R: 0 E: 0 K: 0 S: 3		H: 0 LOB: 0 BB: 0 P: 3	1B: 7 2B: 1 3B: 0 HR: 0	SF: 1 SAC: 0 DP: 0 HBP: 0
PITCHER Jeff Fassero, L ERA: 2.74 Mel Rojas, R ERA: 4.2 (1, 1) (9, 1)	IP 8.0	WLS 35	BF 8	H 3	R 3	ER 3	SO 14	BB 3	IBB 0	HBP 0	BLK 0	WP 0	HR 0	S 60	P 72	ERA 3.38	WHIP 1.375				
PITCHER	IP	WLS	BF	H	R	ER	SO	BB	IBB	HBP	BLK	WP	HR	S	P	ERA	WHIP				

Chicago Cubs @ Montreal Expos
Olympic Stadium, Montreal, QB
Sun Aug 11 1996, 3:33 AM EDT
Att: 20,120 - Dome

AB 37
R 3
H 8
RBI 3
BB 3
SO 14
LOB 15



Batter	1	2	3	4	5	6	7	8	9	10	AB	R	H	RBI	BB	SO	LOB	BOTTOM			
Mark Grudzielanek, R OBP: 0.345, SLG: 0.417 (1, 6)	G4-3		2B BB			G6-3			G5-4-3		3	1	0	0	1	0	1	Chicago Cubs @ Montreal Expos Olympic Stadium, Montreal, QB Sun Aug 11 1996, 3:33 AM EDT Att: 20,120 - Dome			
Mike Lansing, R OBP: 0.367, SLG: 0.442 (1, 4)	P6		F7			F7			G6-3		4	0	0	0	1	0	1				
Henry Rodriguez, L OBP: 0.324, SLG: 0.569 Sherman Olando, R OBP: 0.333, SLG: 0.436 Cliff Floyd, L OBP: 0.330, SLG: 0.429 (1, 3) (10, PH) (10, PH)	K		FC5 2B			K			G3		4	0	1	1	0	2	0				
Moises Alou, R OBP: 0.345, SLG: 0.447 (1, 9)		L6				BB E 1B			G3		4	1	2	1	1	0	0				
Rondell White, R OBP: 0.354, SLG: 0.466 (1, 8)			FC5			FC6 BB			F7		3	1	1	0	1	0	2				
F.P. Santangelo, S OBP: 0.375, SLG: 0.412 (1, 7)			3B 1B			F7			G4-3		4	0	1	1	0	0	1				
Lenny Webster, R OBP: 0.326, SLG: 0.265 Darin Fletcher, L OBP: 0.326, SLG: 0.451 (1, 2) (9, PH) (10, 2)			3B			L9			F9		3	0	0	0	0	1	2				
Dave Silvestri, R OBP: 0.362, SLG: 0.238 (1, 5)			G5-3			G1-3			K		3	0	0	0	1	1	1				
Jeff Fassero, L OBP: 0.182, SLG: 0.083 Mel Rojas, R OBP: 0.500, SLG: 0.667 Andy Stankiewicz, R OBP: 0.333, SLG: 0.333 Tim Spehr, R OBP: 0.171, SLG: 0.189 (1, 1) (9, 1) (10, PH) (10, PH)			G6-3			G6-3			G5-4-3 BB		2	0	0	0	1	0	0				
Inning Stats	R: 0 E: 0 K: 1 S: 5	H: 0 LOB: 0 BB: 0 P: 5	R: 1 E: 0 K: 1 S: 7	H: 2 LOB: 1 BB: 0 P: 7	R: 1 E: 0 K: 0 S: 4	H: 1 LOB: 2 BB: 2 P: 12	R: 0 E: 0 K: 0 S: 3	H: 0 LOB: 0 BB: 0 P: 3	R: 1 E: 1 K: 1 S: 6	H: 1 LOB: 1 BB: 1 P: 10	R: 0 E: 0 K: 1 S: 4	H: 0 LOB: 0 BB: 1 P: 8	R: 0 E: 0 K: 0 S: 3	H: 0 LOB: 0 BB: 0 P: 3	R: 0 E: 0 K: 0 S: 3	H: 0 LOB: 0 BB: 0 P: 3	R: 1 E: 0 K: 0 S: 3		H: 1 LOB: 3 BB: 2 P: 12	1B: 3 2B: 1 3B: 1 HR: 0	SF: 0 SAC: 1 DP: 1 HBP: 1
PITCHER Steve Trachsel, R ERA: 2.83 Kent Bottenfield, R ERA: 1.32 Bob Patterson, L ERA: 2.69 Terry Adams, R ERA: 2.97 (1, 1) (9, 1) (10, 1) (10, 1)	IP	WLS	BF	H	R	ER	SO	BB	IBB	HBP	BLK	WP	HR	S	P	ERA	WHIP				
PITCHER	IP	WLS	BF	H	R	ER	SO	BB	IBB	HBP	BLK	WP	HR	S	P	ERA	WHIP				

Chicago Cubs @ Montreal Expos
Olympic Stadium, Montreal, QB
Sun Aug 11 1996, 3:33 AM EDT
Att: 20,120 - Dome

AB 32
R 4
H 5
RBI 3
BB 6
SO 4
LOB 11



Batter	1	2	3	4	5	6	7	8	9	AB	R	H	RBI	BB	SO	LOB	TOP								
Brian McRae, S OBP: 0.357, SLG: 0.418 Ozzie Timmons, R OBP: 0.236, SLG: 0.203	0-0 B3-4	0-1 WP 1-3 2B		0-2 2H 1B		4-0 1B 1B IBB		1-0 HR		4	2	3	2	1	0	0									
Tyler Houston, L OBP: 0.376, SLG: 0.539 Scott Bullett, L OBP: 0.248, SLG: 0.326	0-0 BB SF7 1B	0-3 2-3 3H 2-2			1-0 L7	1-3 K		2-0 G3		4	1	1	0	0	2	4									
Mark Grace, L OBP: 0.411, SLG: 0.448	4-0 23 WP BB 1-2				4-0 BB	3-2 1B 1-3 2H 3H		3-1 1B		3	1	2	2	2	0	1									
Sammy Sosa, R OBP: 0.326, SLG: 0.580 Leo Gomez, R OBP: 0.349, SLG: 0.470	4-2 23 WP 23 HR BB 1-2 2-3		1-3 K		2-2 L8	0-0 1B		3-3 K		3	1	1	1	1	1	1									
Luis Gonzalez, L OBP: 0.352, SLG: 0.417	2-2 SF7		0-0 F9		1-1 F7	1-0 G3			2-2 P5	4	0	0	1	0	0	3									
23 Ryne Sandberg, R OBP: 0.302, SLG: 0.445	1-1 1H 2H HR		2-1 F8			4-2 1B BLK E BB			1-3 K2-3	4	2	1	2	1	2	0									
Scott Servais, R OBP: 0.340, SLG: 0.409	0-0 L8		3-3 K			0-0 WP 1B E 1B		1-0 L1-3	2-1 1B	5	1	2	0	0	1	0									
José Hernández, R OBP: 0.278, SLG: 0.369		1-0 L6		1-1 SH1-3 1B 1B		0-1 E3 WP 1B		2-3 K	2-2 F7	5	2	1	1	0	1	2									
Jaime Navarro, R OBP: 0.155, SLG: 0.172 Rodney Myers, R	3-2 2B WP 1B		0-0 SH1-3			1-2 2-3 G5-3		1-2 G5-3		3	1	1	0	0	0	2									
Inning Stats	R: 4 E: 0 K: 0 S: 14	H: 2 LOB: 0 BB: 2 P: 25	R: 1 E: 0 K: 1 S: 13	H: 2 LOB: 1 BB: 0 P: 19	R: 0 E: 0 K: 1 S: 6	H: 0 LOB: 0 BB: 0 P: 9	R: 1 E: 0 K: 1 S: 14	H: 2 LOB: 1 BB: 0 P: 18	R: 0 E: 0 K: 0 S: 6	H: 0 LOB: 1 BB: 1 P: 14	R: 4 E: 1 K: 1 S: 16	H: 3 LOB: 2 BB: 2 P: 31	R: 0 E: 0 K: 2 S: 8	H: 0 LOB: 0 BB: 0 P: 13	R: 1 E: 0 K: 1 S: 10	H: 2 LOB: 1 BB: 0 P: 20	R: 0 E: 0 K: 1 S: 12	H: 1 LOB: 1 BB: 0 P: 19	1B: 9 2B: 1 3B: 0 HR: 2	SF: 1 SAC: 1 DP: 0 HBP: 0	WP: 5 PB: 0 SB: 0 CS: 0	PA: 44			
PITCHER	IP WLS BF H R ER SO BB IBB HBP BLK WP HR S P ERA WHIP	IP WLS BF H R ER SO BB IBB HBP BLK WP HR S P ERA WHIP	IP WLS BF H R ER SO BB IBB HBP BLK WP HR S P ERA WHIP	IP WLS BF H R ER SO BB IBB HBP BLK WP HR S P ERA WHIP	IP WLS BF H R ER SO BB IBB HBP BLK WP HR S P ERA WHIP	IP WLS BF H R ER SO BB IBB HBP BLK WP HR S P ERA WHIP	IP WLS BF H R ER SO BB IBB HBP BLK WP HR S P ERA WHIP	IP WLS BF H R ER SO BB IBB HBP BLK WP HR S P ERA WHIP	IP WLS BF H R ER SO BB IBB HBP BLK WP HR S P ERA WHIP	IP WLS BF H R ER SO BB IBB HBP BLK WP HR S P ERA WHIP	IP WLS BF H R ER SO BB IBB HBP BLK WP HR S P ERA WHIP	IP WLS BF H R ER SO BB IBB HBP BLK WP HR S P ERA WHIP	IP WLS BF H R ER SO BB IBB HBP BLK WP HR S P ERA WHIP	IP WLS BF H R ER SO BB IBB HBP BLK WP HR S P ERA WHIP	IP WLS BF H R ER SO BB IBB HBP BLK WP HR S P ERA WHIP	IP WLS BF H R ER SO BB IBB HBP BLK WP HR S P ERA WHIP	IP WLS BF H R ER SO BB IBB HBP BLK WP HR S P ERA WHIP	IP WLS BF H R ER SO BB IBB HBP BLK WP HR S P ERA WHIP	IP WLS BF H R ER SO BB IBB HBP BLK WP HR S P ERA WHIP	IP WLS BF H R ER SO BB IBB HBP BLK WP HR S P ERA WHIP	IP WLS BF H R ER SO BB IBB HBP BLK WP HR S P ERA WHIP	IP WLS BF H R ER SO BB IBB HBP BLK WP HR S P ERA WHIP	IP WLS BF H R ER SO BB IBB HBP BLK WP HR S P ERA WHIP	IP WLS BF H R ER SO BB IBB HBP BLK WP HR S P ERA WHIP	IP WLS BF H R ER SO BB IBB HBP BLK WP HR S P ERA WHIP

Chicago Cubs @ New York Mets
Shea Stadium, Flushing, NY
Mon Aug 12 1996, 7:05 PM EDT
Att: 17,636 - Unknown - 72 F

AB	37
R	11
H	12
RBI	9
BB	5
SO	8
LOB	14



Batter	1	2	3	4	5	6	7	8	9	AB	R	H	RBI	BB	SO	LOB	BOTTOM								
Lance Johnson, L OBP: 0.343, SLG: 0.450 Andy Tomberlin, L OBP: 0.405, SLG: 0.606	0-0 F7		0-0 F7			1-1 G4-3		1-1 HR		3	0	0	0	0	0	1									
Alvaro Espinoza, R OBP: 0.295, SLG: 0.418	2-2 G6-3			0-1 G6-3		1-2 1B		2-3 K		4	0	1	0	0	1	0									
Bernard Gilkey, R OBP: 0.383, SLG: 0.566	2-1 G4-3			3-2 G6-3		2-0 1B			2-0 F8	4	0	1	0	0	0	0									
Todd Hundley, S OBP: 0.352, SLG: 0.595		1-0 P5		1-1 P5		2-3 K			2-3 K	4	0	0	0	0	2	2									
Carlos Baerga, S OBP: 0.300, SLG: 0.395 Tim Bogar, R OBP: 0.226, SLG: 0.213		2-1 P3			0-2 G4-3		2-2 L4-3 1B		0-0 F8	3	0	1	0	0	0	0									
Alex Ochoa, R OBP: 0.333, SLG: 0.440 Jerry Dipoto, R Paul Byrd, R Roberto Petagine, L OBP: 0.218, SLG: 0.176		2-2 G5-3			4-2 FC6-4 BB		1-2 L4-3			1	0	0	0	1	0	0									
Edgardo Alfonzo, R OBP: 0.266, SLG: 0.299 Doug Henry, R			0-1 F9		0-0 FC6-4		2-3 K			3	0	0	0	0	1	2									
Rey Ordóñez, R OBP: 0.294, SLG: 0.307			1-0 G6-3		2-2 G4-3			0-0 G4-3		3	0	0	0	0	0	1									
Jason Isringhausen, R OBP: 0.308, SLG: 0.444 Chris Jones, R OBP: 0.305, SLG: 0.400			2-2 1B			1-0 G4-3		2-2 G4-3		1	0	1	0	0	0	0									
Inning Stats	R: 0 E: 0 K: 0 S: 7	H: 0 LOB: 0 BB: 0 P: 11	R: 0 E: 0 K: 0 S: 8	H: 0 LOB: 0 BB: 0 P: 13	R: 0 E: 0 K: 0 S: 7	H: 1 LOB: 1 BB: 0 P: 10	R: 0 E: 0 K: 0 S: 7	H: 0 LOB: 0 BB: 0 P: 11	R: 0 E: 0 K: 1 S: 10	H: 0 LOB: 1 BB: 1 P: 16	R: 0 E: 0 K: 1 S: 11	H: 1 LOB: 1 BB: 0 P: 16	R: 1 E: 0 K: 1 S: 14	H: 1 LOB: 0 BB: 0 P: 19	R: 0 E: 0 K: 1 S: 6	H: 0 LOB: 0 BB: 0 P: 10	1B: 4 2B: 1 3B: 0 HR: 1	SF: 0 SAC: 0 DP: 1 HBP: 0	WP: 0 PB: 0 SB: 0 CS: 0	PA: 32					
PITCHER	IP WLS BF H R ER SO BB IBB HBP BLK WP HR S P ERA WHIP	IP WLS BF H R ER SO BB IBB HBP BLK WP HR S P ERA WHIP	IP WLS BF H R ER SO BB IBB HBP BLK WP HR S P ERA WHIP	IP WLS BF H R ER SO BB IBB HBP BLK WP HR S P ERA WHIP	IP WLS BF H R ER SO BB IBB HBP BLK WP HR S P ERA WHIP	IP WLS BF H R ER SO BB IBB HBP BLK WP HR S P ERA WHIP	IP WLS BF H R ER SO BB IBB HBP BLK WP HR S P ERA WHIP	IP WLS BF H R ER SO BB IBB HBP BLK WP HR S P ERA WHIP	IP WLS BF H R ER SO BB IBB HBP BLK WP HR S P ERA WHIP	IP WLS BF H R ER SO BB IBB HBP BLK WP HR S P ERA WHIP	IP WLS BF H R ER SO BB IBB HBP BLK WP HR S P ERA WHIP	IP WLS BF H R ER SO BB IBB HBP BLK WP HR S P ERA WHIP	IP WLS BF H R ER SO BB IBB HBP BLK WP HR S P ERA WHIP	IP WLS BF H R ER SO BB IBB HBP BLK WP HR S P ERA WHIP	IP WLS BF H R ER SO BB IBB HBP BLK WP HR S P ERA WHIP	IP WLS BF H R ER SO BB IBB HBP BLK WP HR S P ERA WHIP	IP WLS BF H R ER SO BB IBB HBP BLK WP HR S P ERA WHIP	IP WLS BF H R ER SO BB IBB HBP BLK WP HR S P ERA WHIP	IP WLS BF H R ER SO BB IBB HBP BLK WP HR S P ERA WHIP	IP WLS BF H R ER SO BB IBB HBP BLK WP HR S P ERA WHIP	IP WLS BF H R ER SO BB IBB HBP BLK WP HR S P ERA WHIP	IP WLS BF H R ER SO BB IBB HBP BLK WP HR S P ERA WHIP	IP WLS BF H R ER SO BB IBB HBP BLK WP HR S P ERA WHIP	IP WLS BF H R ER SO BB IBB HBP BLK WP HR S P ERA WHIP	IP WLS BF H R ER SO BB IBB HBP BLK WP HR S P ERA WHIP

Chicago Cubs @ New York Mets
Shea Stadium, Flushing, NY
Mon Aug 12 1996, 7:05 PM EDT
Att: 17,636 - Unknown - 72 F

AB	31
R	1
H	5
RBI	1
BB	1
SO	4
LOB	7



Batter	1	2	3	4	5	6	7	8	9	AB	R	H	RBI	BB	SO	LOB	TOP					
Brian McRae, S OBP: 0.358, SLG: 0.415 (1, 8)										3	0	0	0	2	1	1	Chicago Cubs @ New York Mets Shea Stadium, Flushing, NY Tue Aug 13 1996, 7:05 PM EDT Att: 17,819 - Unknown - 68 F					
Dave Magadan, L OBP: 0.367, SLG: 0.329 Leo Gomez, R OBP: 0.351, SLG: 0.470 (1, 5) (6, 5)										4	1	2	1	0	0	3						
Mark Grace, L OBP: 0.409, SLG: 0.445 (1, 3)										5	1	1	0	0	0	3						
Sammy Sosa, R OBP: 0.328, SLG: 0.579 (1, 9)										3	0	1	0	1	1	1						
Luis Gonzalez, L OBP: 0.351, SLG: 0.415 (1, 7)										4	0	1	1	0	0	3						
23 Ryne Sandberg, R OBP: 0.299, SLG: 0.441 (1, 4)										4	0	0	0	0	2	2						
Scott Servais, R OBP: 0.341, SLG: 0.406 (1, 2)										2	0	0	0	2	0	0						
José Hernández, R OBP: 0.278, SLG: 0.379 (1, 6)										4	1	1	1	0	1	3						
Amoury Telemaco, R OBP: 0.133, SLG: 0.100 Larry Casian, R OBP: 0.225, SLG: 0.030 Scott Bullett, L OBP: 0.195, SLG: 0.100 Kent Bottenfield, R OBP: 0.330, SLG: 0.333 Bob Patterson, R OBP: 0.330, SLG: 0.333 Turk Wendell, L OBP: 0.000, SLG: 0.000 (1, 1) (8, 1) (8, PH) (9, 1) (9, 1) (9, 1)										3	0	1	0	0	2	2						
Inning Stats	R: 0 E: 0 K: 1 S: 9	H: 1 LOB: 1 BB: 0 P: 11	R: 0 E: 0 K: 3 S: 14	H: 1 LOB: 2 BB: 1 P: 21	R: 0 E: 0 K: 0 S: 14	H: 0 LOB: 2 BB: 2 P: 28	R: 1 E: 0 K: 1 S: 9	H: 1 LOB: 0 BB: 0 P: 13	R: 2 E: 0 K: 0 S: 12	H: 3 LOB: 1 BB: 0 P: 17	R: 0 E: 0 K: 0 S: 10	H: 1 LOB: 2 BB: 1 P: 19	R: 0 E: 0 K: 1 S: 6	H: 0 LOB: 0 BB: 0 P: 10	R: 0 E: 0 K: 1 S: 4	H: 0 LOB: 0 BB: 1 P: 9		R: 0 E: 0 K: 0 S: 9	H: 1 LOB: 1 BB: 1 P: 16	1B: 6 2B: 1 3B: 0 HR: 2	SF: 0 SAC: 0 DP: 2 HBP: 0	WP: 0 PB: 1 SB: 2 CS: 0
PITCHER	IP WLS BF H R ER SO BB IBB HBP BLK WP HR S P ERA WHIP																					
Pete Harnisch, R ERA: 4.36 (1, 1)	6.0 L 29 7 3 3 5 4 0 0 0 0 2 68 109 4.50 1.833																					
Dave Mlicki, R ERA: 3.13 (7, 1)	2.0 6 0 0 0 2 1 0 0 0 0 0 10 19 0.00 0.500																					
Derek Wallace, R ERA: (9, 1)	1.0 4 1 0 0 0 1 0 0 0 0 0 9 16 0.00 2.000																					

Chicago Cubs @ New York Mets
 Shea Stadium, Flushing, NY
 Tue Aug 13 1996, 7:05 PM EDT
 Att: 17,819 - Unknown - 68 F

AB 33
 R 3
 H 8
 RBI 3
 BB 6
 SO 7
 LOB 18



Batter	1	2	3	4	5	6	7	8	9	AB	R	H	RBI	BB	SO	LOB	BOTTOM					
Lance Johnson, L OBP: 0.340, SLG: 0.446 Derek Wallace, R (1, 8) (9, 1)										4	0	0	0	0	0	1	Chicago Cubs @ New York Mets Shea Stadium, Flushing, NY Tue Aug 13 1996, 7:05 PM EDT Att: 17,819 - Unknown - 68 F					
Alvaro Espinoza, R OBP: 0.294, SLG: 0.411 Brent Mayne, L OBP: 0.367, SLG: 0.395 (1, 5) (8, PH)										3	0	0	0	0	0	0						
Bernard Gilkey, R OBP: 0.382, SLG: 0.566 (1, 7)										4	1	1	0	0	2	0						
Todd Hundley, S OBP: 0.351, SLG: 0.590 (1, 2)										3	0	0	0	1	2	2						
Carlos Baerga, S OBP: 0.298, SLG: 0.391 (1, 3)										4	0	0	0	0	0	3						
Alex Ochoa, R OBP: 0.337, SLG: 0.438 (1, 9)										3	0	1	1	1	0	1						
Edgardo Alfonzo, R OBP: 0.274, SLG: 0.307 (1, 4)										4	0	3	1	0	0	0						
Rey Ordóñez, R OBP: 0.293, SLG: 0.306 Andy Tomberlin, L OBP: 0.269, SLG: 0.588 Tim Boogar, R OBP: 0.226, SLG: 0.213 Chris Jones, R OBP: 0.302, SLG: 0.397 (1, 6) (8, PH) (9, 6) (9, PH)										2	0	0	0	0	0	2						
Pete Harnisch, S OBP: 0.143, SLG: 0.128 Dave Mlicki, R OBP: 0.200, SLG: 0.111 Carl Everett, S OBP: 0.347, SLG: 0.352 (1, 1) (7, 1) (8, PH)										2	0	0	0	0	2	0						
Inning Stats	R: 0 E: 0 K: 0 S: 7	H: 0 LOB: 0 BB: 0 P: 11	R: 0 E: 0 K: 0 S: 8	H: 1 LOB: 1 BB: 1 P: 19	R: 0 E: 0 K: 1 S: 6	H: 0 LOB: 0 BB: 0 P: 8	R: 0 E: 0 K: 1 S: 9	H: 0 LOB: 1 BB: 1 P: 16	R: 0 E: 0 K: 1 S: 8	H: 0 LOB: 0 BB: 0 P: 11	R: 0 E: 0 K: 1 S: 7	H: 0 LOB: 0 BB: 0 P: 9	R: 0 E: 0 K: 1 S: 17	H: 0 LOB: 0 BB: 0 P: 20	R: 0 E: 0 K: 0 S: 6	H: 1 LOB: 1 BB: 0 P: 10		R: 2 E: 0 K: 1 S: 17	H: 4 LOB: 2 BB: 0 P: 25	1B: 5 2B: 1 3B: 0 HR: 0	SF: 0 SAC: 0 DP: 0 HBP: 0	WP: 0 PB: 0 SB: 0 CS: 0
PITCHER	IP WLS BF H R ER SO BB IBB HBP BLK WP HR S P ERA WHIP																					
Amoury Telemaco, R ERA: 5.07 (1, 1)	7.2 W 27 0 0 0 0 2 0 0 0 0 0 0 1 2 0.00 0.522																					
Larry Casian, L ERA: 2.7 (8, 1)	0.1 1 0 0 0 0 0 0 0 0 0 0 0 1 2 0.00 0.000																					
Kent Bottenfield, R ERA: 1.85 (9, 1)	0.0 2 2 2 2 0 0 0 0 0 0 0 5 6 * * *																					
Bob Patterson, L ERA: 2.59 (9, 1)	0.2 4 2 0 0 1 0 0 0 0 0 0 10 17 0.00 3.000																					
Turk Wendell, R ERA: 2.7 (9, 1)	0.1 S 1 0 0 0 0 0 0 0 0 0 0 2 2 0.00 0.000																					

Chicago Cubs @ New York Mets
 Shea Stadium, Flushing, NY
 Tue Aug 13 1996, 7:05 PM EDT
 Att: 17,819 - Unknown - 68 F

AB 33
 R 2
 H 6
 RBI 2
 BB 2
 SO 6
 LOB 13



Batter	1	2	3	4	5	6	7	8	9	AB	R	H	RBI	BB	SO	LOB	TOP							
Brian McRae, S OBP: 0.360, SLG: 0.417 (1, 8)	0-0 FC5-4 1B		3-3 K			2-2 FC4-6 1B		0-0 HR 1B	2-2 G6-4-3	5	1	3	0	0	1	2								
Dave Magadan, L OBP: 0.382, SLG: 0.325 Leo Gomez, R OBP: 0.350, SLG: 0.468 (9, PH)	3-2 L8		2-2 L7			0-0 L8		2-1 HR 1B	2-1 L9	4	1	1	0	0	0	3								
Mark Grace, L OBP: 0.409, SLG: 0.458 (1, 3)	0-2 FC5-4 PO BB 1-2			3-1 3B		0-0 FC4-6 1-2		3-2 HR 1-2 1-H 2-H		4	1	2	3	0	0	2								
Sammy Sosa, R OBP: 0.327, SLG: 0.575 (1, 9)	4-0 BB 1-2			2-3 K		3-2 F8		0-2 P4		3	0	0	0	1	1	2								
Luis Gonzalez, L OBP: 0.350, SLG: 0.422 (1, 7)	1-1 PO 2-3	0-1 F7		1-3 K		1-1 L4		1-0 HR		4	1	1	1	0	1	1								
23 Ryne Sandberg, R OBP: 0.299, SLG: 0.440 Tyler Houston, L OBP: 0.386, SLG: 0.539 (7, 4)		0-1 CS 1B		1-3 K		2-2 G6-3		4-1 BB		3	0	1	0	0	1	1								
Scott Servais, R OBP: 0.404 Terry Adams, R OBP: 0.252, SLG: 0.330 Larry Casian, R (8, 1)	3-2 G4-3 1-2			1-2 G1-3		4-2 BB		0-2 G4-3		2	0	0	0	1	0	1								
José Hernández, R OBP: 0.281, SLG: 0.385 (1, 6)			2-2 SH3-4 1B		1-2 G6-3		0-3 K		0-1 1B 2B	4	1	2	0	0	1	1								
Jim Bullinger, R OBP: 0.378, SLG: 0.548 Rodney Myers, R OBP: 0.297, SLG: 0.423 Terry Shumpert, R OBP: 1.000, SLG: 1.000 Kent Bottenfield, R OBP: 0.111, SLG: 0.200 (5, 1)	2-1 SH3-4 1-2		2-1 SH3-4		1-3 K		1-0 F8		3-1 G6-4-3 1B 2-H	0	0	0	0	0	0	0								
Inning Stats	R: 0 E: 0 K: 0 S: 15	H: 1 LOB: 1 BB: 1 P: 23	R: 0 E: 0 K: 0 S: 8	H: 1 LOB: 0 BB: 0 P: 10	R: 0 E: 0 K: 1 S: 12	H: 1 LOB: 1 BB: 0 P: 21	R: 0 E: 0 K: 3 S: 12	H: 0 LOB: 0 BB: 0 P: 19	R: 0 E: 0 K: 1 S: 9	H: 0 LOB: 1 BB: 0 P: 12	R: 0 E: 0 K: 0 S: 9	H: 0 LOB: 1 BB: 1 P: 14	R: 0 E: 0 K: 1 S: 13	H: 0 LOB: 1 BB: 1 P: 20	R: 4 E: 0 K: 0 S: 18	H: 4 LOB: 1 BB: 1 P: 29	R: 1 E: 0 K: 0 S: 9	H: 2 LOB: 0 BB: 0 P: 16	1B: 7 2B: 1 3B: 1 HR: 2	SF: 0 SAC: 1 DP: 1 HBP: 0	WP: 0 PB: 0 SB: 0 CS: 1	PA: 39		
PITCHER	IP WLS BF H R ER SO BB IBB HBP BLK WP HR S P ERA WHIP	7.1 W 30 8 3 3 6 2 0 0 0 0 1 87 134 3.68 1.364	0.2 S 6 3 2 2 0 1 0 0 0 0 1 13 21 27.00 6.000	1.0 S 2 0 0 0 0 0 0 0 0 0 0 5 9 0.00 0.000																				

Chicago Cubs @ New York Mets
Shea Stadium, Flushing, NY
Wed Aug 14 1996, 7:05 PM EDT
Att: 20,110 - Unknown - 75 F

AB 34
R 5
H 11
RBI 5
BB 3
SO 6
LOB 14



Batter	1	2	3	4	5	6	7	8	9	AB	R	H	RBI	BB	SO	LOB	BOTTOM								
Lance Johnson, L OBP: 0.341, SLG: 0.450 Chris Jones, R OBP: 0.300, SLG: 0.393 (1, 8)	1-0 1B 1B	1-0 G4-3	1-1 3B			1-2 G6-3	2-1 G4-3			4	1	2	2	0	0	0									
Alvaro Espinoza, R OBP: 0.314, SLG: 0.427 (1, 5)	2-2 BB HBP 1B	1-1 F9 2B	4-0 BB			4-2 BB HBP 2B BB		2-0 CS 1B		3	2	3	0	2	0	0									
Bernard Gilkey, R OBP: 0.283, SLG: 0.554 Roberto Petagine, L OBP: 0.211, SLG: 0.171 (7, 3)	0-0 HBP BB FC5-4 1B	3-1 F9	1-3 K			1-2 2B HBP		2-2 K		3	2	1	1	0	1	3									
Todd Hundley, S OBP: 0.353, SLG: 0.587 (1, 2)	4-1 FC5-4 HBP BB	3-1 G1-3		4-2 G4-6-3 BB		4-2 2B BB		3-3 K		2	0	0	0	3	1	2									
Carlos Baerga, S OBP: 0.302, SLG: 0.395 Andy Tomberlin, L OBP: 0.395, SLG: 0.588 (6, PR)	2-0 FC5-4 HBP		1-0 2B SH1-3 1B	0-1 G4-6-3		3-2 2B		1-3 2-H 3-H		3	1	2	3	0	0	1									
Alex Ochoa, R OBP: 0.330, SLG: 0.429 (1, 9)	3-2 FC5-4 BB		1-3 K	2-1 F8		1-3 2B		1-1 G5-3		4	0	0	1	0	1	5									
Edgardo Alfonzo, R OBP: 0.277, SLG: 0.311 (1, 4)	4-0 FC6-4 BB		0-1 SH1-3 3B 2B		1-3 K	0-1 P6				3	1	1	0	1	1	2									
Rey Ordóñez, R OBP: 0.292, SLG: 0.303 (1, 6)	0-2 P4		4-0 SH1-3 3B IBB		1-0 G6-3	0-0 L4				3	1	0	0	1	0	3									
Bobby Jones, R OBP: 0.146, SLG: 0.152 Paul Byrd, R John Franco, L (8, 1)	1-2 FC6-4		0-0 SH1-3		2-1 L8		1-3 K			3	0	0	1	0	1	3									
Inning Stats	R: 3 E: 0 K: 0 S: 15	H: 3 LOB: 3 BB: 2 P: 32	R: 0 E: 0 K: 0 S: 7	H: 1 LOB: 1 BB: 0 P: 15	R: 3 E: 0 K: 2 S: 12	H: 3 LOB: 2 BB: 2 P: 24	R: 0 E: 0 K: 0 S: 6	H: 0 LOB: 0 BB: 1 P: 12	R: 0 E: 0 K: 1 S: 6	H: 0 LOB: 0 BB: 0 P: 10	R: 2 E: 0 K: 0 S: 17	H: 1 LOB: 2 BB: 2 P: 31	R: 0 E: 0 K: 1 S: 8	H: 0 LOB: 0 BB: 0 P: 11	R: 0 E: 0 K: 2 S: 8	H: 1 LOB: 1 BB: 0 P: 15	1B: 5 2B: 4 3B: 1 HR: 0	SF: 0 SAC: 1 DP: 2 HBP: 2	WP: 0 PB: 0 SB: 0 CS: 1	PA: 40					
PITCHER	IP WLS BF H R ER SO BB IBB HBP BLK WP HR S P ERA WHIP	2.2 L 19 7 6 6 1 2 1 0 0 0 0 9 20 0.00 1.500	1.1 S 5 0 0 0 1 2 0 0 0 0 0 9 20 0.00 1.500	2.0 S 10 1 2 2 1 2 0 1 0 0 0 23 41 9.00 1.500	1.0 S 3 0 0 0 1 0 0 0 0 0 0 8 11 0.00 1.000	1.0 S 3 1 0 0 2 0 0 0 0 0 0 8 15 0.00 1.000																			

Chicago Cubs @ New York Mets
Shea Stadium, Flushing, NY
Wed Aug 14 1996, 7:05 PM EDT
Att: 20,110 - Unknown - 75 F

AB 30
R 8
H 9
RBI 8
BB 7
SO 6
LOB 20



Batter	1	2	3	4	5	6	7	8	9	AB	R	H	RBI	BB	SO	LOB	TOP		
Brian Hunter, R OBP: 0.302, SLG: 0.369 (1, 8)	G1-3		G5-4-3 BB		F7	G5-4-3 1-2		G6-3		4	0	0	0	1	0	5	Houston Astros @ Chicago Cubs Wrigley Field, Chicago, IL Fri Aug 16 1996, 3:33 AM CDT Att: 37,139 - Sunny - 70 F		
Craig Biggio, R OBP: 0.408, SLG: 0.454 (1, 4)	CS 5 BB 1B		G5-4-3		5 1B 1-2		HR	SF9 2-3 3H		4	1	3	2	0	0	1			
5 Jeff Bagwell, R OBP: 0.442, SLG: 0.567 (1, 3)	CS 2B BB		F9		1-3 2H 1B		K	P4		4	1	1	1	1	1	3			
Derek Bell, R OBP: 0.319, SLG: 0.448 (1, 9)	1-3 2-3 2B			K	K		G4-3		F8	5	0	1	1	0	2	2			
Derrick May, L OBP: 0.335, SLG: 0.390 James Mouton, R OBP: 0.339, SLG: 0.351 (7, 7)	P6			K		3B 2B	F7		G4-3 2B	4	1	1	0	0	1	1			
Tony Eusebio, R OBP: 0.333, SLG: 0.405 (1, 2)		G4-3		1B		2H 1B 3B		1B 2B BB	G4-3	4	2	2	1	1	0	1			
Bill Spiers, L OBP: 0.292, SLG: 0.387 (1, 5)		K		G4-3		FC2-5 1B		1B 2B 1B		4	1	2	1	1	1	1			
Orlando Miller, R OBP: 0.307, SLG: 0.438 (1, 6)		G1-3			CS 2B	1-2 1B		2B SF9 1B	P4	5	1	3	0	0	0	2			
Mike Hampton, R OBP: 0.341, SLG: 0.250 Sean Berry, R OBP: 0.331, SLG: 0.475 Doug Drabek, R OBP: 0.182, SLG: 0.205 Xavier Hernandez, L (8, 1)			G4-3		5 1B BB	1-2 2-3	FC2-5 G5-4-3	SF9 1-3 2H 3H		2	1	0	0	1	0	2			
Inning Stats	R: 1 E: 0 K: 0 S: 4	H: 2 LOB: 1 BB: 1 P: 8	R: 0 E: 0 K: 1 S: 5	H: 0 LOB: 0 BB: 0 P: 5	R: 0 E: 0 K: 2 S: 3	H: 1 LOB: 1 BB: 0 P: 8	R: 1 E: 0 K: 1 S: 7	H: 3 LOB: 2 BB: 1 P: 11	R: 2 E: 0 K: 0 S: 6	H: 4 LOB: 1 BB: 0 P: 6	R: 1 E: 0 K: 1 S: 6	H: 1 LOB: 0 BB: 0 P: 6	R: 3 E: 0 K: 0 S: 6	H: 3 LOB: 2 BB: 1 P: 10	R: 0 E: 0 K: 0 S: 4	H: 1 LOB: 2 BB: 1 P: 8		1B: 8 2B: 5 3B: 1 HR: 1	SF: 1 SAC: 0 DP: 1 HBP: 0
PITCHER	IP WLS BF H R ER SO BB IBB HBP BLK WP HR S P ERA WHIP	IP WLS BF H R ER SO BB IBB HBP BLK WP HR S P ERA WHIP	IP WLS BF H R ER SO BB IBB HBP BLK WP HR S P ERA WHIP	IP WLS BF H R ER SO BB IBB HBP BLK WP HR S P ERA WHIP	IP WLS BF H R ER SO BB IBB HBP BLK WP HR S P ERA WHIP	IP WLS BF H R ER SO BB IBB HBP BLK WP HR S P ERA WHIP	IP WLS BF H R ER SO BB IBB HBP BLK WP HR S P ERA WHIP	IP WLS BF H R ER SO BB IBB HBP BLK WP HR S P ERA WHIP	IP WLS BF H R ER SO BB IBB HBP BLK WP HR S P ERA WHIP	IP WLS BF H R ER SO BB IBB HBP BLK WP HR S P ERA WHIP	IP WLS BF H R ER SO BB IBB HBP BLK WP HR S P ERA WHIP	IP WLS BF H R ER SO BB IBB HBP BLK WP HR S P ERA WHIP	IP WLS BF H R ER SO BB IBB HBP BLK WP HR S P ERA WHIP	IP WLS BF H R ER SO BB IBB HBP BLK WP HR S P ERA WHIP	IP WLS BF H R ER SO BB IBB HBP BLK WP HR S P ERA WHIP	IP WLS BF H R ER SO BB IBB HBP BLK WP HR S P ERA WHIP	IP WLS BF H R ER SO BB IBB HBP BLK WP HR S P ERA WHIP	IP WLS BF H R ER SO BB IBB HBP BLK WP HR S P ERA WHIP	

AB	38
R	8
H	15
RBI	8
BB	5
SO	5
LOB	18



Batter	1	2	3	4	5	6	7	8	9	AB	R	H	RBI	BB	SO	LOB	BOTTOM				
Brian McRae, S OBP: 0.364, SLG: 0.423 (1, 8)	23 FC5-4 1B		1B		G5-3 1-2		23 G4-3 2B		23 DI 1B	5	0	4	0	0	0	1	Houston Astros @ Chicago Cubs Wrigley Field, Chicago, IL Fri Aug 16 1996, 3:33 AM CDT Att: 37,139 - Sunny - 70 F				
23 Ryne Sandberg, R OBP: 0.288, SLG: 0.439 (1, 4)	FC5-4 E 1-2		G6-3 2B		K		G4-3		K	5	0	1	1	0	2	4					
Mark Grace, L OBP: 0.407, SLG: 0.455 (1, 3)	F9		G6-3 2-3		2H 1B		F9		G3-1	5	0	1	1	0	0	4					
Sammy Sosa, R OBP: 0.324, SLG: 0.570 (1, 9)	E4 FC6-4 1-3		K		K		K		K	4	0	0	0	0	3	3					
Ozzie Timmons, R OBP: 0.250, SLG: 0.265 (1, 7)	FC6-4 1-2			F7		FC5-4 1B		HR		4	1	2	1	0	0	2					
Leo Gomez, R OBP: 0.351, SLG: 0.469 (1, 5)		G5-3 1B		L5		FC5-4 1-2		FC5-4 1B		4	0	2	0	0	0	1					
Scott Servais, R OBP: 0.340, SLG: 0.490 (1, 2)		G5-3 1-2		BB		G1-6-4-3 1-2		FC5-4 1-2		3	0	0	0	1	0	3					
José Hernández, R OBP: 0.277, SLG: 0.379 (1, 6)		G5-3		G5-3			F9	F9		4	0	0	0	0	0	3					
Frank Castillo, R OBP: 0.130, SLG: 0.111 Terry Shumpert, R OBP: 0.298, SLG: 0.444 Kent Bottenfield, R OBP: 0.100, SLG: 0.100 Dave Magadan, R OBP: 0.198, SLG: 0.333 Terry Adams, R (8, 1) Turk Wendell, L OBP: 0.067, SLG: 0.050 Luis Gonzalez, L OBP: 0.346, SLG: 0.420 (8, 9)		G1-3		BLK 1B 1B		2B 23 G4-3 1B		G4-3		1	0	0	0	0	0	1					
Inning Stats	R: 0 E: 1 K: 0 S: 5	H: 1 LOB: 2 BB: 0 P: 5	R: 0 E: 0 K: 0 S: 4	H: 1 LOB: 0 BB: 0 P: 4	R: 0 E: 0 K: 1 S: 6	H: 2 LOB: 1 BB: 0 P: 6	R: 0 E: 0 K: 0 S: 3	H: 0 LOB: 1 BB: 1 P: 7	R: 1 E: 0 K: 2 S: 9	H: 2 LOB: 1 BB: 0 P: 9	R: 0 E: 0 K: 0 S: 3	H: 1 LOB: 0 BB: 0 P: 3	R: 1 E: 0 K: 0 S: 5	H: 2 LOB: 1 BB: 0 P: 5	R: 1 E: 0 K: 1 S: 7	H: 2 LOB: 1 BB: 0 P: 7		R: 0 E: 0 K: 1 S: 6	H: 1 LOB: 1 BB: 0 P: 6	1B: 9 2B: 2 3B: 0 HR: 1	SF: 0 SAC: 0 DP: 1 HBP: 0
PITCHER	IP WLS BF H R ER SO BB IBB HBP BLK WP HR S P ERA WHIP	IP WLS BF H R ER SO BB IBB HBP BLK WP HR S P ERA WHIP	IP WLS BF H R ER SO BB IBB HBP BLK WP HR S P ERA WHIP	IP WLS BF H R ER SO BB IBB HBP BLK WP HR S P ERA WHIP	IP WLS BF H R ER SO BB IBB HBP BLK WP HR S P ERA WHIP	IP WLS BF H R ER SO BB IBB HBP BLK WP HR S P ERA WHIP	IP WLS BF H R ER SO BB IBB HBP BLK WP HR S P ERA WHIP	IP WLS BF H R ER SO BB IBB HBP BLK WP HR S P ERA WHIP	IP WLS BF H R ER SO BB IBB HBP BLK WP HR S P ERA WHIP	IP WLS BF H R ER SO BB IBB HBP BLK WP HR S P ERA WHIP	IP WLS BF H R ER SO BB IBB HBP BLK WP HR S P ERA WHIP	IP WLS BF H R ER SO BB IBB HBP BLK WP HR S P ERA WHIP	IP WLS BF H R ER SO BB IBB HBP BLK WP HR S P ERA WHIP	IP WLS BF H R ER SO BB IBB HBP BLK WP HR S P ERA WHIP	IP WLS BF H R ER SO BB IBB HBP BLK WP HR S P ERA WHIP	IP WLS BF H R ER SO BB IBB HBP BLK WP HR S P ERA WHIP	IP WLS BF H R ER SO BB IBB HBP BLK WP HR S P ERA WHIP	IP WLS BF H R ER SO BB IBB HBP BLK WP HR S P ERA WHIP			

AB	38
R	3
H	12
RBI	3
BB	1
SO	5
LOB	22



Batter	1	2	3	4	5	6	7	8	9	AB	R	H	RBI	BB	SO	LOB	TOP		
Brian Hunter, R OBP: 0.298, SLG: 0.364 (1, 8)	G1-3		F7	F9			F7		G6-4-3	5	0	0	0	0	0	2			
Craig Biggio, R OBP: 0.409, SLG: 0.453 (1, 4)	G4-3		E				G6-3			3	1	1	0	1	0	0			
5 Jeff Bagwell, R OBP: 0.444, SLG: 0.569 (1, 3)			E				G5-4-3			2	1	1	0	1	0	1			
Derek Bell, R OBP: 0.317, SLG: 0.445 (1, 9)	G1-3		E5				G6-3			4	1	0	0	0	1	3			
Bill Spiers, L OBP: 0.291, SLG: 0.384 (1, 5)		L6	G4-3						G3-1	4	0	1	1	0	0	1			
Orlando Miller, R OBP: 0.312, SLG: 0.444 Billy Wagner, L (8, 1)									G6-3	4	0	3	1	0	0	0			
James Mouton, R OBP: 0.333, SLG: 0.345 (1, 7)									F8	4	0	0	0	0	1	3			
Randy Knorr, R OBP: 0.256, SLG: 0.313 (1, 2)									F9	3	0	1	0	1	0	2			
Darryl Kile, R ERA: 4.32 Alvin Morman, L ERA: 5.05 Tony Eusebio, R ERA: 3.89 Doug Brocail, L ERA: 3.86 Todd Jones, L ERA: 3.86 Xavier Hernandez, L ERA: 4.98										1	0	0	0	0	0	1			
Inning Stats	R: 0 E: 0 K: 0 S: 7	H: 0 LOB: 1 BB: 1 P: 15	R: 0 E: 0 K: 1 S: 12	H: 1 LOB: 2 BB: 1 P: 20	R: 3 E: 1 K: 0 S: 10	H: 2 LOB: 1 BB: 0 P: 17	R: 0 E: 0 K: 0 S: 9	H: 1 LOB: 1 BB: 0 P: 16	R: 0 E: 0 K: 1 S: 10	H: 2 LOB: 2 BB: 0 P: 14	R: 0 E: 0 K: 0 S: 7	H: 1 LOB: 0 BB: 0 P: 13	R: 0 E: 0 K: 0 S: 5	H: 0 LOB: 0 BB: 0 P: 7	R: 0 E: 0 K: 0 S: 2	H: 0 LOB: 0 BB: 1 P: 7	1B: 4 2B: 3 3B: 0 HR: 0	SF: 0 SAC: 0 DP: 2 HBP: 1	WP: 1 PA: 37 PB: 0 SB: 0 CS: 0
PITCHER Steve Trachsel, R ERA: 2.67 (1, 1)	IP: 9.0 WLS: W BF: 37 H: 7 R: 3 ER: 0 SO: 3 BB: 4 IBB: 0 HBP: 1 BLK: 0 WP: 1 HR: 0 S: 68 P: 122 ERA: 0.00 WHIP: 1.222																		

Houston Astros @ Chicago Cubs
Wrigley Field, Chicago, IL
Sat Aug 17 1996, 3:33 AM CDT
Att: 39,775 - Sunny - 75 F

AB 32
R 3
H 7
RBI 2
BB 4
SO 3
LOB 17



Batter	1	2	3	4	5	6	7	8	9	AB	R	H	RBI	BB	SO	LOB	BOTTOM		
Brian McRae, S OBP: 0.368, SLG: 0.424 (1, 8)	S		1B							3	3	2	0	2	0	0			
Luis Gonzalez, L OBP: 0.355, SLG: 0.438 (1, 7)	F7		1B							4	3	3	5	1	0	1			
Mark Grace, L OBP: 0.409, SLG: 0.459 (1, 3)	23 1B		G4-3							5	1	3	2	0	1	2			
Sammy Sosa, R OBP: 0.321, SLG: 0.564 (1, 9)	K		K							5	0	0	0	0	3	6			
23 Ryne Sandberg, R OBP: 0.301, SLG: 0.439 (1, 4)	1B S									3	1	1	1	2	1	0			
Leo Gomez, R OBP: 0.349, SLG: 0.464 (1, 5)	1B		F9							3	1	0	1	1	1	1			
Scott Servais, R OBP: 0.339, SLG: 0.397 (1, 2)	1B		F8							5	0	1	0	0	0	0			
José Hernández, R OBP: 0.284, SLG: 0.383 (1, 6)	1B									3	2	2	2	1	0	0			
Steve Trachsel, R OBP: 0.140, SLG: 0.240 (1, 1)	F7									3	1	1	1	0	0	2			
Inning Stats	R: 4 E: 0 K: 1 S: 31	H: 4 LOB: 2 BB: 2 P: 46	R: 2 E: 0 K: 1 S: 11	H: 2 LOB: 1 BB: 1 P: 22	R: 2 E: 0 K: 2 S: 18	H: 3 LOB: 2 BB: 1 P: 24	R: 0 E: 0 K: 0 S: 8	H: 0 LOB: 0 BB: 0 P: 12	R: 0 E: 0 K: 0 S: 5	H: 0 LOB: 0 BB: 0 P: 8	R: 1 E: 0 K: 0 S: 8	H: 1 LOB: 1 BB: 2 P: 20	R: 3 E: 0 K: 0 S: 11	H: 3 LOB: 1 BB: 1 P: 19	R: 0 E: 0 K: 2 S: 11	H: 0 LOB: 0 BB: 0 P: 16	1B: 9 2B: 3 3B: 1 HR: 1	SF: 1 SAC: 1 DP: 1 HBP: 0	WP: 0 PA: 43 PB: 0 SB: 2 CS: 0
PITCHER Darryl Kile, R ERA: 4.32 Alvin Morman, L ERA: 5.05 Doug Brocail, R ERA: 3.89 Todd Jones, R ERA: 3.86 Xavier Hernandez, L ERA: 4.98	IP: 2.1 WLS: L BF: 19 H: 8 R: 8 ER: 8 SO: 2 BB: 4 IBB: 0 HBP: 0 BLK: 0 WP: 0 HR: 0 S: 7 P: 19 ERA: 30.86 WHIP: 5.143																		
PITCHER Billy Wagner, L ERA: 2.37 (8, 1)	IP: 1.0 WLS: 3 BF: 0 H: 0 R: 0 ER: 0 SO: 2 BB: 0 IBB: 0 HBP: 0 BLK: 0 WP: 0 HR: 0 S: 11 P: 16 ERA: 0.00 WHIP: 0.000																		


Houston Astros @ Chicago Cubs
Wrigley Field, Chicago, IL
Sat Aug 17 1996, 3:33 AM CDT
Att: 39,775 - Sunny - 75 F

AB 34
R 12
H 13
RBI 12
BB 7
SO 6
LOB 12




Batter	1	2	3	4	5	6	7	8	9	AB	R	H	RBI	BB	SO	LOB	TOP					
Brian Hunter, R OBP: 0.296, SLG: 0.362										5	2	1	0	0	1	2	Houston Astros @ Chicago Cubs Wrigley Field, Chicago, IL Sun Aug 18 1996, 3:33 AM CDT Att: 37,210 - Cloudy - 77 F					
Craig Biggio, R OBP: 0.408, SLG: 0.458										4	2	1	2	0	1	1						
5 Jeff Bagwell, R OBP: 0.446, SLG: 0.567										3	1	1	0	2	0	0						
Derek Bell, R OBP: 0.316, SLG: 0.442										5	1	1	2	0	1	2						
Sean Berry, R OBP: 0.313, SLG: 0.475										3	0	1	2	1	0	2						
Orlando Miller, R OBP: 0.311, SLG: 0.442										4	0	1	0	0	1	3						
James Mouton, R OBP: 0.328, SLG: 0.339										4	0	0	0	0	0	3						
Kirt Manwaring, R OBP: 0.303, SLG: 0.281										4	1	1	0	0	1	2						
Doug Drabek, R Derricks, M Darryl Kile, R Doug Brocail, L Alvin Morman, L Mark Small, R Bill Spiers, L Tony Eusebio, R										2	0	0	0	0	0	0						
Inning Stats	R: 1 E: 0 K: 2 S: 9	H: 2 LOB: 2 BB: 1 P: 13	R: 0 E: 0 K: 0 S: 3	H: 0 LOB: 0 BB: 0 P: 3	R: 4 E: 2 K: 0 S: 7	H: 2 LOB: 1 BB: 0 P: 8	R: 0 E: 0 K: 1 S: 5	H: 0 LOB: 0 BB: 0 P: 5	R: 0 E: 0 K: 0 S: 3	H: 0 LOB: 0 BB: 0 P: 3	R: 1 E: 0 K: 0 S: 5	H: 2 LOB: 1 BB: 0 P: 5	R: 0 E: 0 K: 1 S: 4	H: 0 LOB: 1 BB: 1 P: 8	R: 0 E: 0 K: 1 S: 5	H: 1 LOB: 1 BB: 1 P: 9		R: 2 E: 0 K: 0 S: 5	H: 2 LOB: 0 BB: 0 P: 5	1B: 5 2B: 4 3B: 0 HR: 1	SF: 0 SAC: 0 DP: 2 HBP: 1	WP: 0 PB: 1 SB: 1 CS: 1
PITCHER	IP WLS BF H R ER SO BB IBB HBP BLK WP HR S P ERA WHIP																					
Jaime Navarro, R ERA: 3.71	6.0 W 28 6 6 4 3 1 0 1 0 0 0 0 4 8 6.00 1.167																					
Terry Adams, R ERA: 3.2	1.0 3 0 0 0 1 1 0 0 0 0 0 0 4 8 0.00 1.000																					
Kent Bottenfield, R ERA: 2.77	1.0 4 1 0 0 1 1 0 0 0 0 0 0 5 9 0.00 2.000																					
Bob Patterson, L ERA: 3.0	0.1 3 2 2 2 0 0 0 0 0 0 1 3 3 54.00 6.000																					
Turk Wendell, R ERA: 2.52	0.2 S 2 0 0 0 0 0 0 0 0 0 0 2 2 0.00 0.000																					

AB	36
R	8
H	9
RBI	7
BB	3
SO	5
LOB	15



Batter	1	2	3	4	5	6	7	8	9	AB	R	H	RBI	BB	SO	LOB	BOTTOM					
Brian McRae, S OBP: 0.372, SLG: 0.431										2	2	1	1	2	0	0	Houston Astros @ Chicago Cubs Wrigley Field, Chicago, IL Sun Aug 18 1996, 3:33 AM CDT Att: 37,210 - Cloudy - 77 F					
Dave Magadan, L OBP: 0.388, SLG: 0.370										3	0	3	0	0	0	0						
Leo Gomez, R OBP: 0.350, SLG: 0.468										2	1	1	4	0	0	2						
Mark Grace, L OBP: 0.407, SLG: 0.456										5	0	1	1	0	1	5						
Sammy Sosa, R OBP: 0.324, SLG: 0.563										3	0	1	0	2	0	2						
Luis Gonzalez, L OBP: 0.357, SLG: 0.446										5	2	3	1	0	0	2						
Turk Wendell, L OBP: 0.667, SLG: 0.500										0	0	0	0	0	0	0						
23 Ryne Sandberg, R OBP: 0.300, SLG: 0.436										5	1	1	0	0	0	3						
Scott Servais, R OBP: 0.342, SLG: 0.401										4	2	3	2	0	0	1						
José Hernández, R OBP: 0.290, SLG: 0.388										4	2	3	1	0	0	1						
Jaime Navarro, R Terry Adams, R Terry Adams, R Scott Bultlett, L Kent Bottenfield, R Bob Patterson, R Ozzie Timmons, R										2	0	0	0	0	0	2						
Inning Stats	R: 0 E: 1 K: 1 S: 5	H: 1 LOB: 2 BB: 1 P: 10	R: 0 E: 0 K: 0 S: 4	H: 1 LOB: 0 BB: 0 P: 4	R: 1 E: 0 K: 0 S: 4	H: 2 LOB: 1 BB: 0 P: 4	R: 1 E: 0 K: 0 S: 5	H: 2 LOB: 1 BB: 0 P: 5	R: 0 E: 0 K: 0 S: 4	H: 2 LOB: 2 BB: 0 P: 4	R: 6 E: 0 K: 0 S: 9	H: 6 LOB: 2 BB: 2 P: 17	R: 2 E: 0 K: 0 S: 6	H: 3 LOB: 2 BB: 1 P: 10	R: 0 E: 1 K: 0 S: 3	H: 0 LOB: 0 BB: 0 P: 3	R: 0 E: 1 K: 0 S: 3	H: 0 LOB: 0 BB: 0 P: 3	1B: 12 2B: 5 3B: 0 HR: 1	SF: 1 SAC: 0 DP: 2 HBP: 1	WP: 0 PB: 0 SB: 0 CS: 2	PA: 44
PITCHER	IP WLS BF H R ER SO BB IBB HBP BLK WP HR S P ERA WHIP																					
Doug Drabek, R ERA: 4.67	5.0 22 8 2 2 1 0 1 0 0 0 0 0 5 9 3.60 1.800																					
Doug Brocail, R ERA: 4.99	0.1 L 6 4 5 5 0 1 0 0 0 0 0 0 5 9 135.00 15.000																					
Alvin Morman, L ERA: 5.25	0.1 4 2 1 1 0 0 0 1 0 0 0 0 3 7 27.00 6.000																					
Mark Small, R ERA: 4.91	2.1 11 3 2 2 0 1 0 0 0 0 0 0 10 14 7.71 1.714																					

AB	37
R	10
H	17
RBI	10
BB	4
SO	1
LOB	22



Batter	1	2	3	4	5	6	7	8	9	AB	R	H	RBI	BB	SO	LOB	TOP
Luis Castillo, S OBP: 0.333, SLG: 0.289	4-0 BB 2B	0-0 1B		3-2 1B			0-1 1B	1-1 FC4		4	2	3	0	1	0	2	
Edgar Renteria, R OBP: 0.345, SLG: 0.384	4-2 2B	0-0 P8		1-2 1B			2-0 1B	2-2 L8		4	1	0	0	1	0	6	
Gary Sheffield, R OBP: 0.449, SLG: 0.629	3-2 2B	1-0 L8			0-2 F7		4-0 IBB	0-1 G6-3		4	1	1	2	1	0	2	
Jeff Conine, R OBP: 0.358, SLG: 0.473	3-3 K		0-0 G4-3		3-2 F8		4-1 BB	1-2 F9		4	0	0	0	1	1	1	
Devon White, S OBP: 0.322, SLG: 0.432	1-0 2B		0-2 G4-3		1-0 G4-3		0-0 SF7-6-4			3	0	1	2	0	0	0	
Greg Colbrunn, R OBP: 0.334, SLG: 0.427	0-0 F7		1-1 G4-3			1-1 G5-3		1-3 K		4	0	0	0	0	1	1	
Jesus Tavaréz, S OBP: 0.233, SLG: 0.210										0	0	0	0	0	0	0	
Kurt Abbott, R OBP: 0.323, SLG: 0.467	2-3 K			4-2 1B		2-2 G5-3		4-0 1B		2	0	0	0	2	1	1	
Alex Arias, R OBP: 0.340, SLG: 0.395				1-3 K		4-0 BB		1-1 FC4		3	0	2	0	1	1	1	
Rob Natal, R OBP: 0.226, SLG: 0.173		1-0 FC5-4		1-1 K		0-3 K		0-0 F9		3	0	0	0	0	1	3	
Kevin Brown, R OBP: 0.186, SLG: 0.130		2-2 FC5-4								1	0	0	0	0	2	2	
Joe Orsulak, L OBP: 0.295, SLG: 0.313										0	0	0	0	0	0	0	
Jay Powell, R OBP: 0.233, SLG: 0.210										0	0	0	0	0	0	0	
Robb Nen, R OBP: 0.233, SLG: 0.210										0	0	0	0	0	0	0	
Inning Stats	R: 3 H: 2 E: 0 K: 2 S: 14	H: 2 R: 1 LOB: 1 BB: 2 P: 31	R: 0 H: 2 E: 0 K: 0 S: 7	H: 2 R: 0 LOB: 2 BB: 0 P: 11	R: 0 H: 0 E: 0 K: 0 S: 6	H: 0 R: 1 LOB: 2 BB: 1 P: 24	R: 0 H: 0 E: 0 K: 1 S: 7	H: 0 R: 1 LOB: 1 BB: 2 P: 15	R: 1 H: 1 E: 0 K: 0 S: 5	H: 1 R: 0 LOB: 1 BB: 2 P: 15	R: 0 H: 1 E: 0 K: 1 S: 8	H: 0 R: 0 LOB: 0 BB: 0 P: 14	R: 0 H: 0 E: 0 K: 0 S: 11	1B: 5 2B: 3 3B: 0 HR: 0	SF: 1 SAC: 0 DP: 2 HBP: 0	WP: 0 PB: 0 SB: 3 CS: 0	PA: 40
PITCHER	IP WLS BF H R ER SO BB IBB HBP BLK WP HR S P ERA WHIP	IP WLS BF H R ER SO BB IBB HBP BLK WP HR S P ERA WHIP	IP WLS BF H R ER SO BB IBB HBP BLK WP HR S P ERA WHIP	IP WLS BF H R ER SO BB IBB HBP BLK WP HR S P ERA WHIP	IP WLS BF H R ER SO BB IBB HBP BLK WP HR S P ERA WHIP	IP WLS BF H R ER SO BB IBB HBP BLK WP HR S P ERA WHIP	IP WLS BF H R ER SO BB IBB HBP BLK WP HR S P ERA WHIP	IP WLS BF H R ER SO BB IBB HBP BLK WP HR S P ERA WHIP	IP WLS BF H R ER SO BB IBB HBP BLK WP HR S P ERA WHIP	IP WLS BF H R ER SO BB IBB HBP BLK WP HR S P ERA WHIP	IP WLS BF H R ER SO BB IBB HBP BLK WP HR S P ERA WHIP	IP WLS BF H R ER SO BB IBB HBP BLK WP HR S P ERA WHIP	IP WLS BF H R ER SO BB IBB HBP BLK WP HR S P ERA WHIP	IP WLS BF H R ER SO BB IBB HBP BLK WP HR S P ERA WHIP	IP WLS BF H R ER SO BB IBB HBP BLK WP HR S P ERA WHIP	IP WLS BF H R ER SO BB IBB HBP BLK WP HR S P ERA WHIP	IP WLS BF H R ER SO BB IBB HBP BLK WP HR S P ERA WHIP

Florida Marlins @ Chicago Cubs
Wrigley Field, Chicago, IL
Mon Aug 19 1996, 7:05 PM CDT
Att: 32,302 - Unknown - 85 F

AB 32
R 4
H 7
RBI 4
BB 7
SO 5
LOB 19

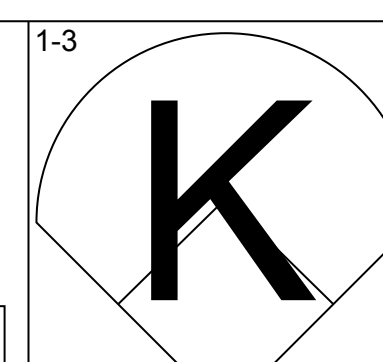
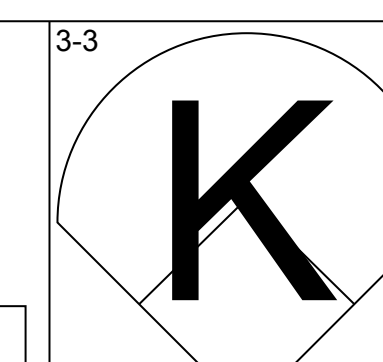
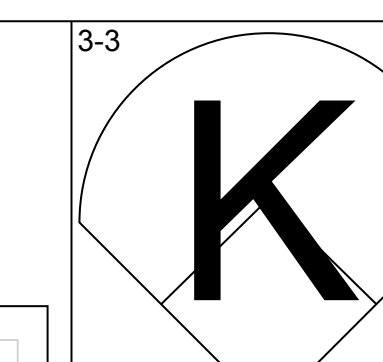
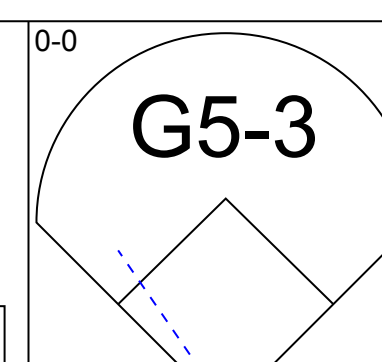
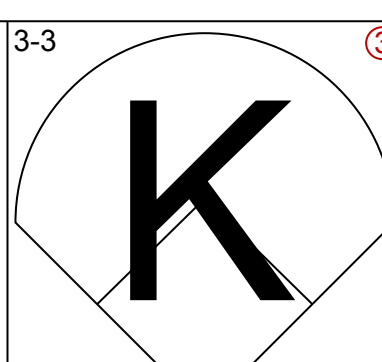
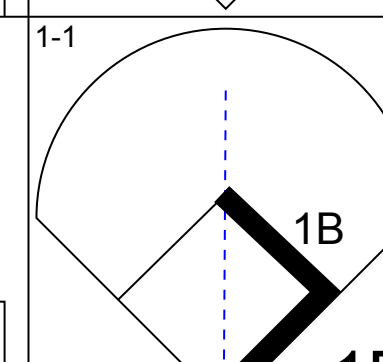
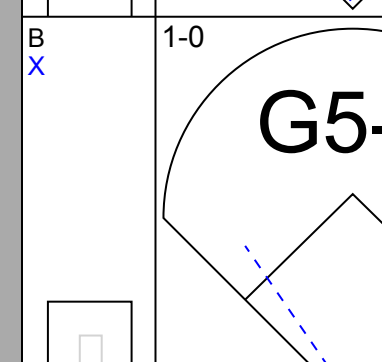
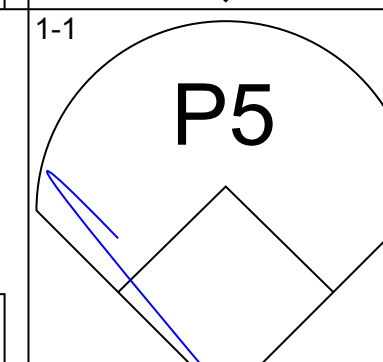
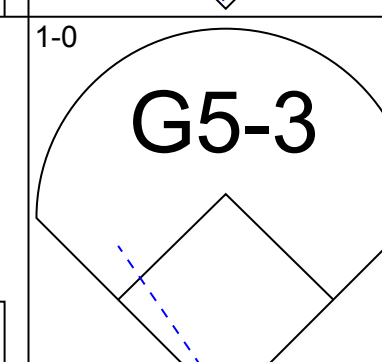
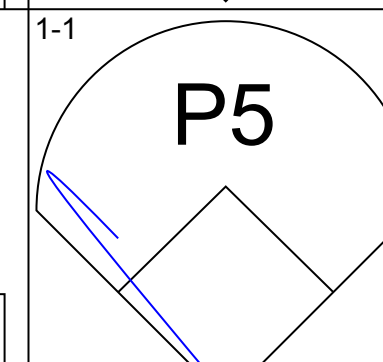
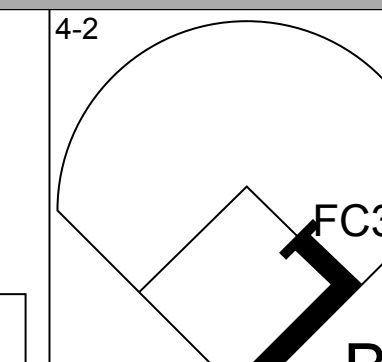
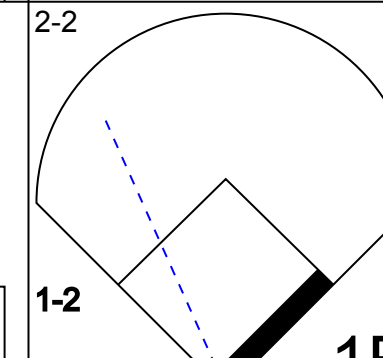
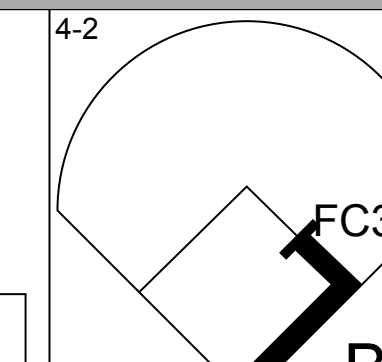
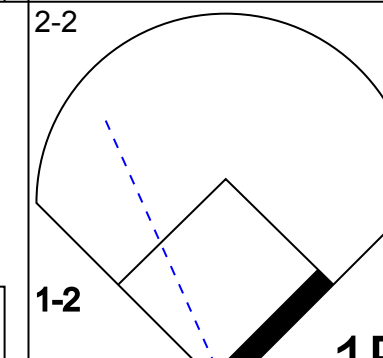
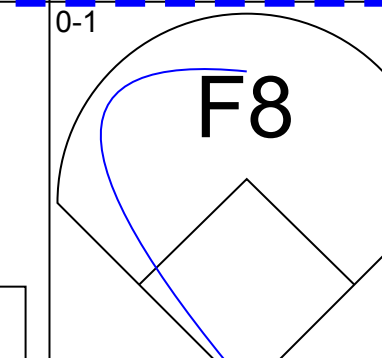
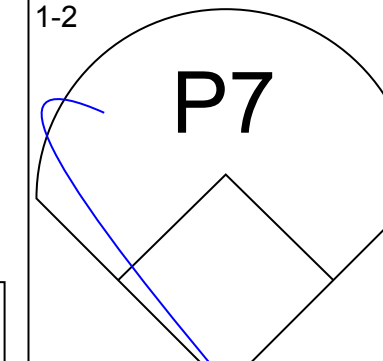
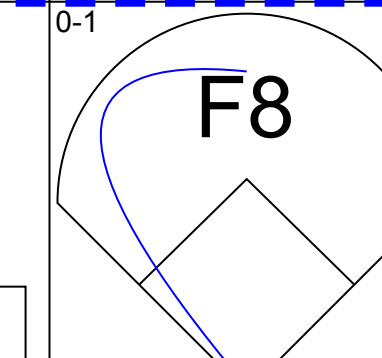
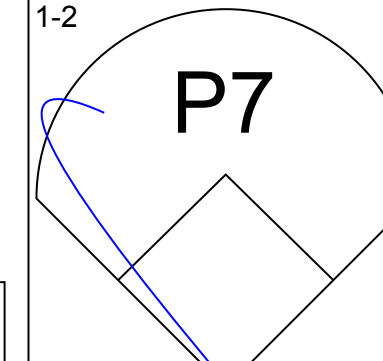
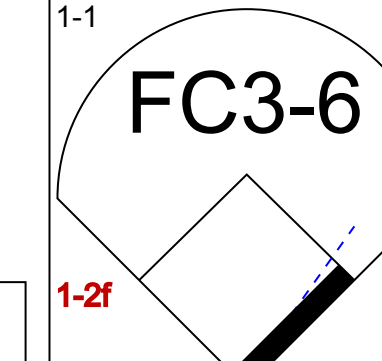
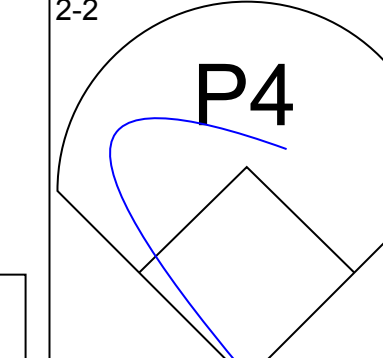
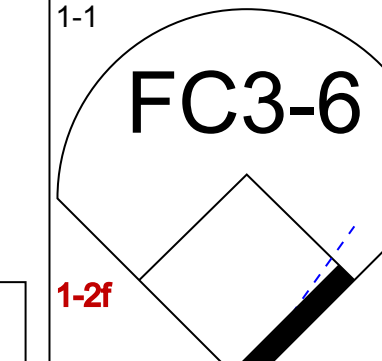
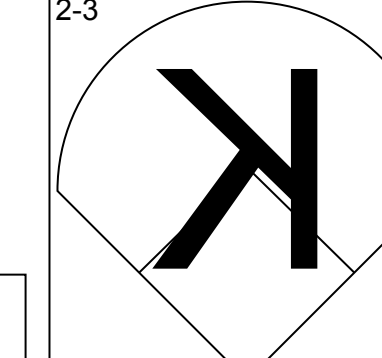
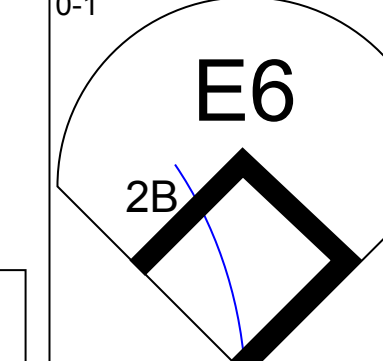
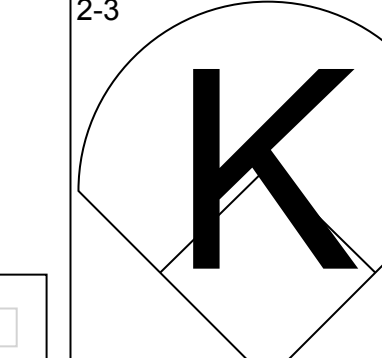
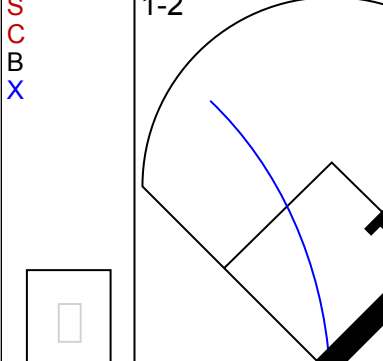
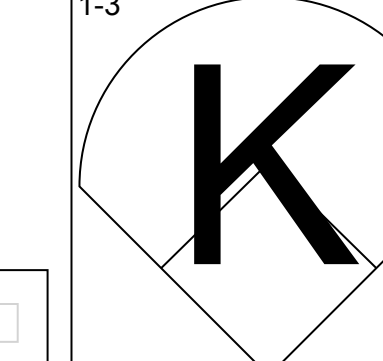
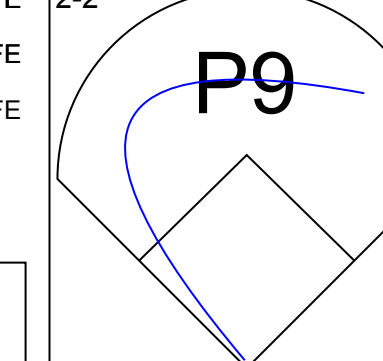
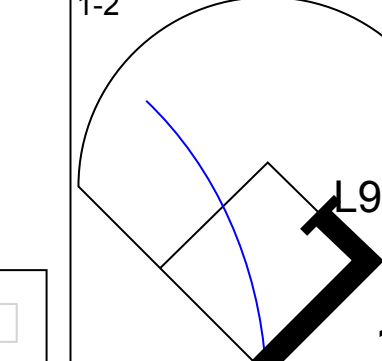
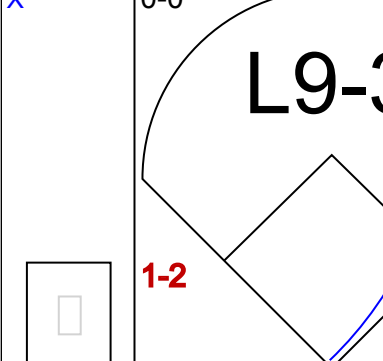
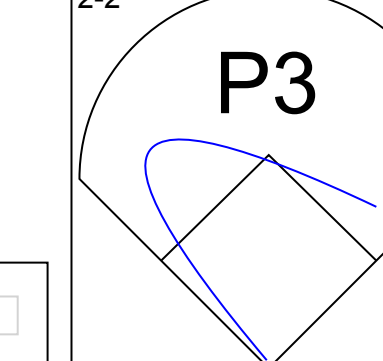
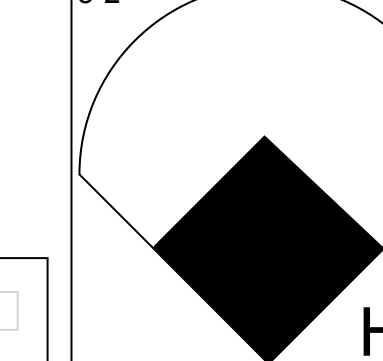
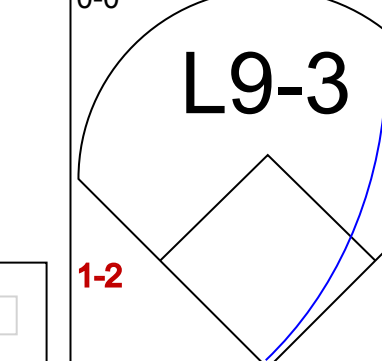


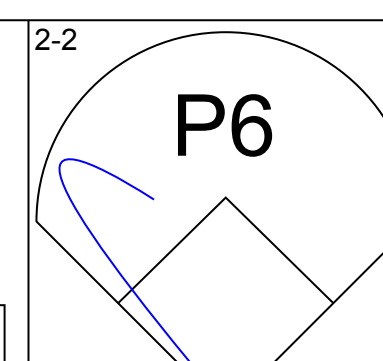
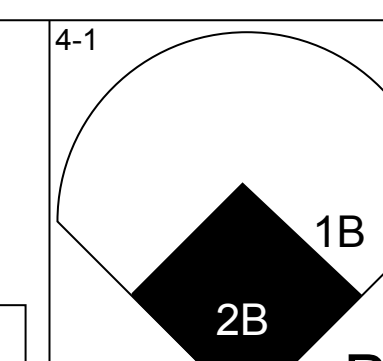
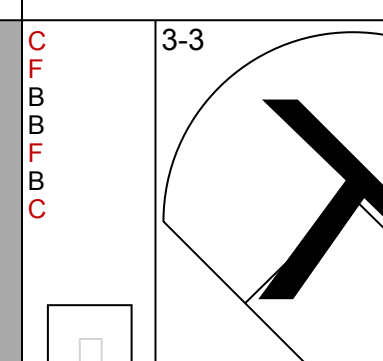
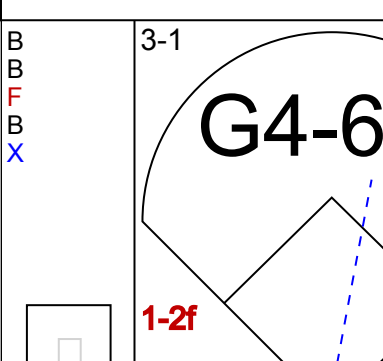
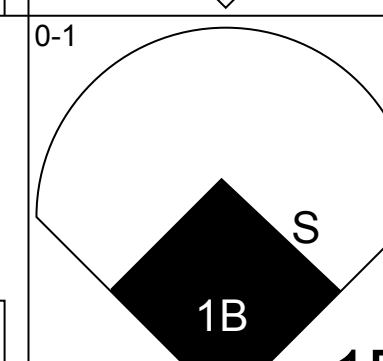
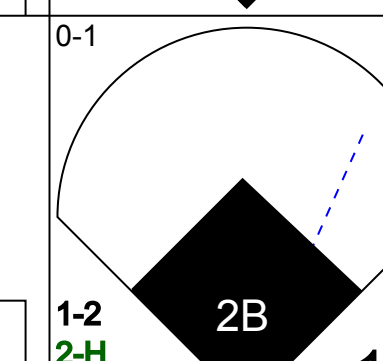
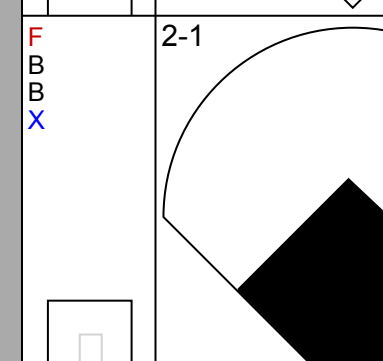
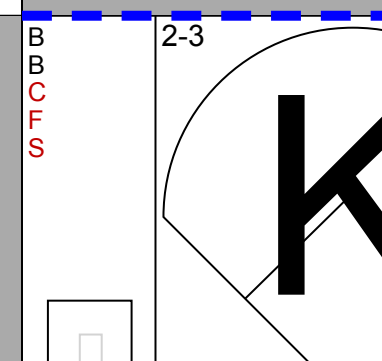
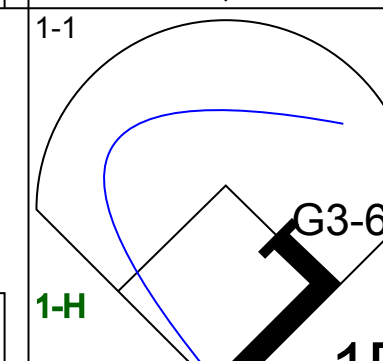
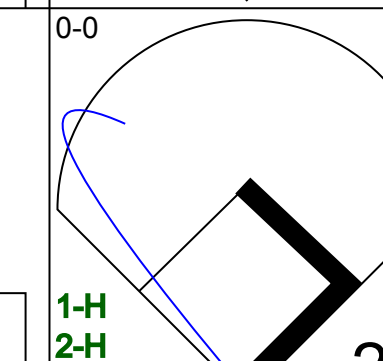
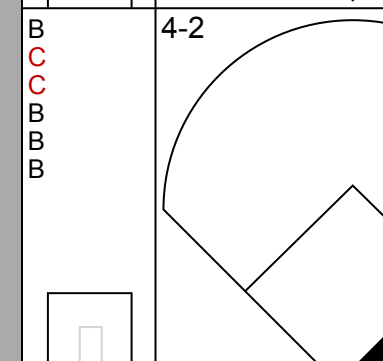
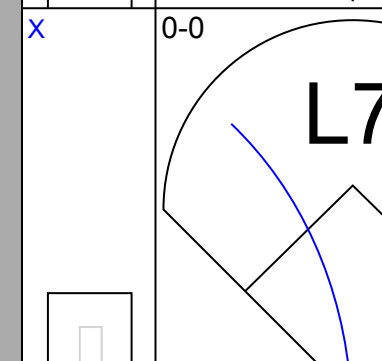
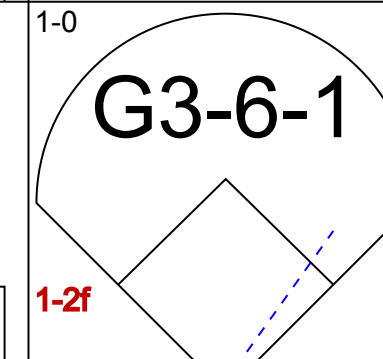
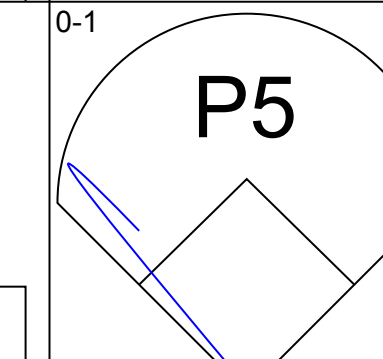
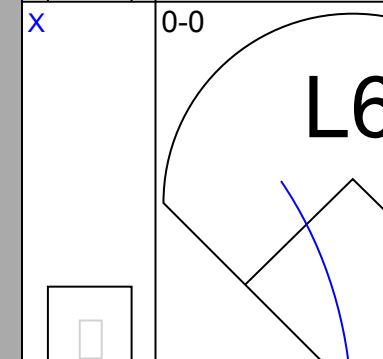
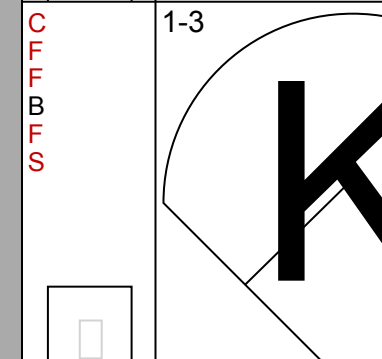
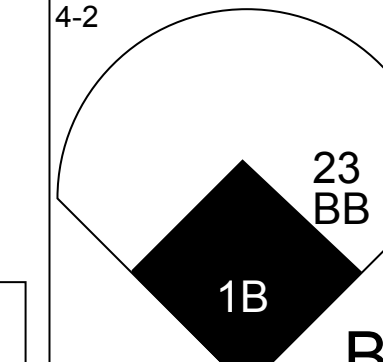
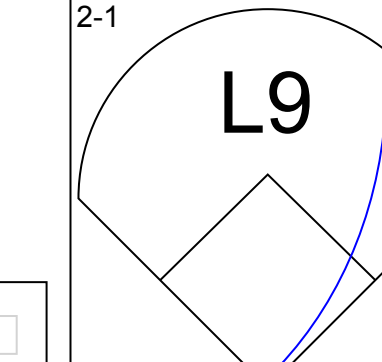
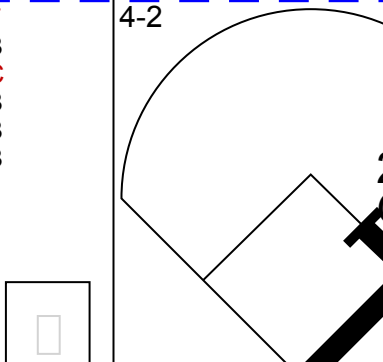
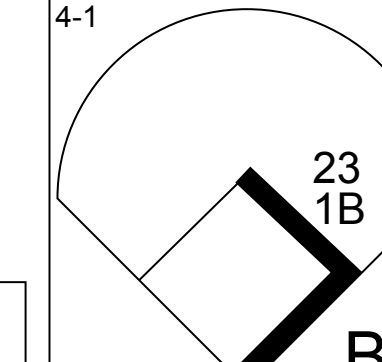
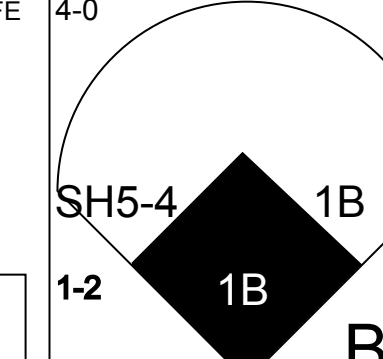
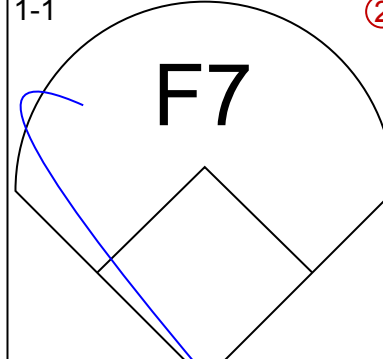
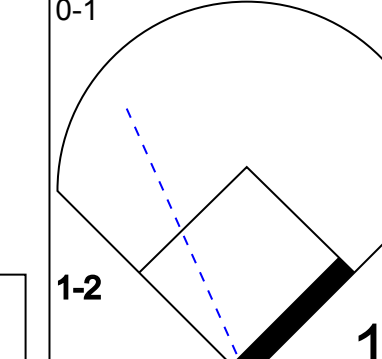
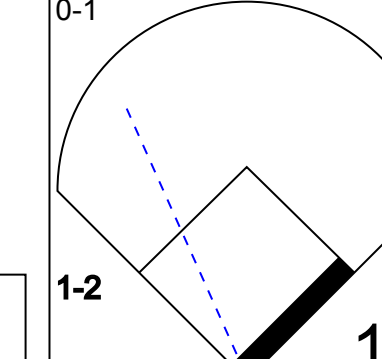
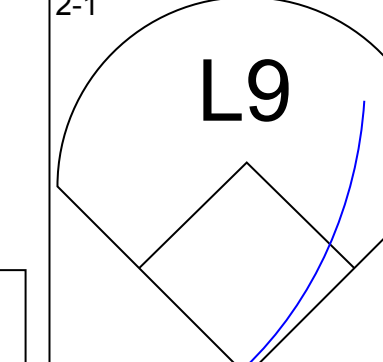
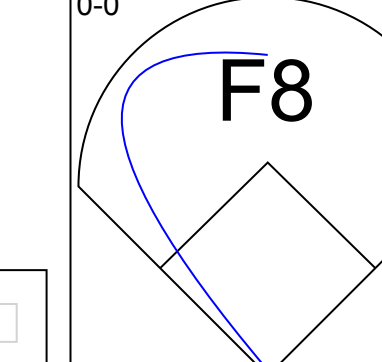
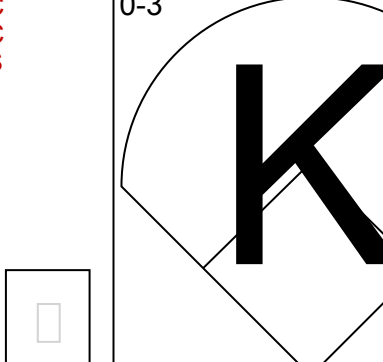
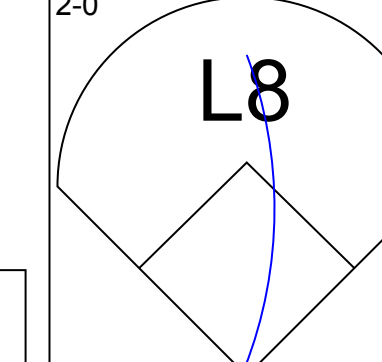
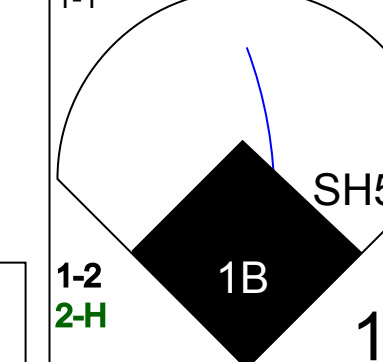


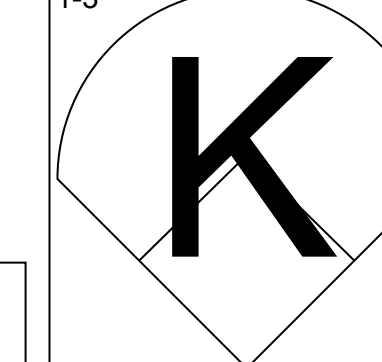
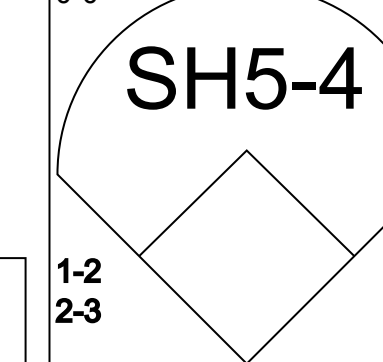
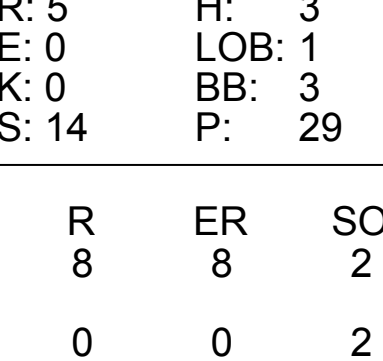
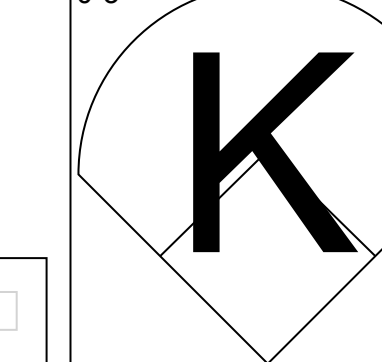
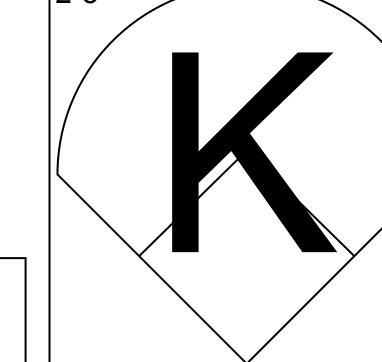
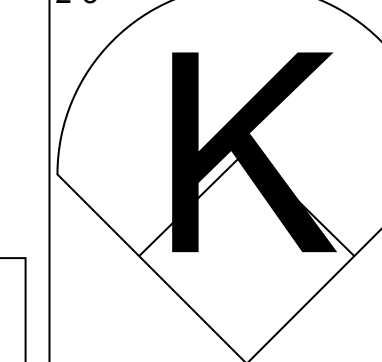
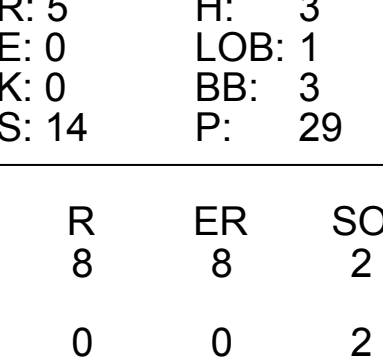
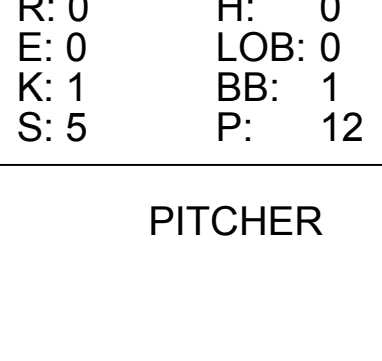
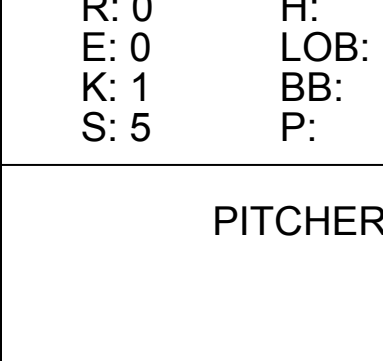
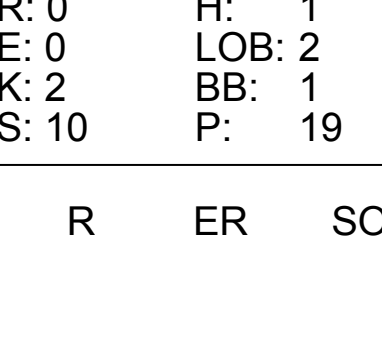



Batter	1	2	3	4	5	6	7	8	9	AB	R	H	RBI	BB	SO	LOB	BOTTOM				
Brian McRae, S OBP: 0.371, SLG: 0.428	1-0 G4-3		2-2 P6		2-3 K			1-0 2B		3	1	0	0	0	1	3					
Tyler Houston, L OBP: 0.379, SLG: 0.538	1-3 K			0-1 G3		2-1 G6-3		1-1 HR		4	1	1	1	0	1	0					
Mark Grace, L OBP: 0.406, SLG: 0.456	0-0 L5			2-0 F7		2-2 2B		2-1 P6		4	0	1	0	0	0	1					
Sammy Sosa, R OBP: 0.323, SLG: 0.567		2-2 G3		2-3 K		1-3 K		0-1 HR		4	1	1	2	0	2	1					
Luis Gonzalez, L OBP: 0.356, SLG: 0.447		2-0 G4-3			0-1 2B	2-3 K		0-1 L8		4	0	1	0	0	1	1					
23 Ryne Sandberg, R OBP: 0.302, SLG: 0.439		1-0 2B			2-2 FC5	2-2 FC3-2		1-0 G5-3		4	0	2	0	0	0	0					
Leo Gomez, R OBP: 0.347, SLG: 0.463		0-0 L4			1-0 FC3-2	1-2 E		2-1 F7		3	0	0	0	0	0	3					
Dave Magadan, L OBP: 0.384, SLG: 0.366					1-2 3H	1-0 FC5		3-3 K		4	0	0	0	0	2	2					
José Hernández, R OBP: 0.286, SLG: 0.382			1-3 K		1-2 2B	1-2 2B		0-0 G6-3		0	0	0	0	0	0	0					
Amaury Telemaco, R OBP: 0.133, SLG: 0.103			0-3 K		2-2 P5			2-2 G6-3		1	0	0	0	0	0	0					
Scott Bissett, L OBP: 0.323, SLG: 0.548										1	0	0	0	0	0	3					
Jim Bullinger, R OBP: 0.246, SLG: 0.190										0	0	0	0	0	0	0					
Larry Casian, R OBP: 0.236, SLG: 0.190										0	0	0	0	0	0	0					
Todd Harey, R OBP: 0.236, SLG: 0.190										0	0	0	0	0	0	0					
Kent Bottenfield, R OBP: 0.100, SLG: 0.100										0	0	0	0	0	0	0					
Inning Stats	R: 0 H: 0 E: 0 K: 1 S: 5	H: 0 R: 0 LOB: 0 BB: 0 P: 7	R: 0 H: 1 E: 0 K: 0 S: 6	H: 1 R: 0 LOB: 1 BB: 0 P: 11	R: 0 H: 0 E: 0 K: 2 S: 11	H: 0 R: 0 LOB: 0 BB: 0 P: 14	R: 0 H: 0 E: 0 K: 1 S: 6	H: 0 R: 1 LOB: 1 BB: 0 P: 10	R: 0 H: 2 E: 1 K: 1 S: 15	H: 1 R: 0 LOB: 1 BB: 0 P: 23	R: 0 H: 1 E: 0 K: 2 S: 13	R: 0 H: 1 E: 0 K: 1 S: 7	R: 0 H: 2 E: 0 K: 0 S: 12	R: 3 H: 2 E: 0 K: 0 S: 12	H: 0 R: 0 LOB: 0 BB: 0 P: 19	R: 0 H: 0 E: 0 K: 0 S: 6	H: 0 R: 0 LOB: 0 BB: 0 P: 7	1B: 1 2B: 4 3B: 0 HR: 1	SF: 0 SAC: 0 DP: 0 HBP: 1	WP: 0 PB: 0 SB: 0 CS: 0	PA: 35
PITCHER	IP WLS BF H R ER SO BB IBB HBP BLK WP HR S P ERA WHIP	IP WLS BF H R ER SO BB IBB HBP BLK WP HR S P ERA WHIP	IP WLS BF H R ER SO BB IBB HBP BLK WP HR S P ERA WHIP	IP WLS BF H R ER SO BB IBB HBP BLK WP HR S P ERA WHIP	IP WLS BF H R ER SO BB IBB HBP BLK WP HR S P ERA WHIP	IP WLS BF H R ER SO BB IBB HBP BLK WP HR S P ERA WHIP	IP WLS BF H R ER SO BB IBB HBP BLK WP HR S P ERA WHIP	IP WLS BF H R ER SO BB IBB HBP BLK WP HR S P ERA WHIP	IP WLS BF H R ER SO BB IBB HBP BLK WP HR S P ERA WHIP	IP WLS BF H R ER SO BB IBB HBP BLK WP HR S P ERA WHIP	IP WLS BF H R ER SO BB IBB HBP BLK WP HR S P ERA WHIP	IP WLS BF H R ER SO BB IBB HBP BLK WP HR S P ERA WHIP	IP WLS BF H R ER SO BB IBB HBP BLK WP HR S P ERA WHIP	IP WLS BF H R ER SO BB IBB HBP BLK WP HR S P ERA WHIP	IP WLS BF H R ER SO BB IBB HBP BLK WP HR S P ERA WHIP	IP WLS BF H R ER SO BB IBB HBP BLK WP HR S P ERA WHIP	IP WLS BF H R ER SO BB IBB HBP BLK WP HR S P ERA WHIP				

Florida Marlins @ Chicago Cubs
Wrigley Field, Chicago, IL
Mon Aug 19 1996, 7:05 PM CDT
Att: 32,302 - Unknown - 85 F

AB 34
R 3
H 6
RBI 3
BB 0
SO 8
LOB 14



Batter	1	2	3	4	5	6	7	8	9	AB	R	H	RBI	BB	SO	LOB	TOP					
Luis Castillo, S OBP: 0.316, SLG: 0.278 (1,4)										5	0	1	0	0	3	2	Florida Marlins @ Chicago Cubs Wrigley Field, Chicago, IL Wed Aug 21 1996, 3:33 AM CDT Att: 27,699 - Overcast - 84 F					
Edgar Renteria, R OBP: 0.341, SLG: 0.380 (1,6)										4	1	2	0	0	0	1						
Gary Sheffield, R OBP: 0.444, SLG: 0.619 (1,9)										3	0	0	0	1	0	3						
Jeff Conine, R OBP: 0.358, SLG: 0.478 (1,3) (8,7)										4	1	3	2	0	0	1						
Devon White, S OBP: 0.317, SLG: 0.425 (1,8)										4	0	0	0	0	0	5						
Joe Orsulak, L OBP: 0.288, SLG: 0.305 (1,7)										4	0	0	0	0	2	3						
Kurt Abbott, R OBP: 0.321, SLG: 0.464 (1,5)										4	0	1	0	0	1	0		AB 36 R 3 H 9 RBI 3 BB 1 SO 7 LOB 17				
Rob Natal, R OBP: 0.218, SLG: 0.167 (1,2)										3	0	0	0	0	0	2						
Alex Arias, R OBP: 0.337, SLG: 0.387 (9, PH)										1	0	0	0	0	0	0						
Pat Rapp, R OBP: 0.128, SLG: 0.140 (5, 1)										2	0	1	0	0	0	0						
Miguel Batista, R OBP: 0.265, SLG: 0.281 (7, PH)										0	0	0	0	0	0	0						
Craig Grebeck, R OBP: 0.265, SLG: 0.281 (7, 1)										1	0	0	0	0	0	0						
Felix Heredia, L OBP: 0.265, SLG: 0.281 (7, 1)										0	0	0	0	0	0	0						
Jay Powell, R OBP: 0.333, SLG: 0.433 (8, 3)										1	1	1	1	0	0	0						
Inning Stats	R: 0 E: 0 K: 1 S: 13	H: 2 LOB: 2 BB: 0 P: 19	R: 0 E: 1 K: 1 S: 13	H: 1 LOB: 2 BB: 2 P: 21	R: 0 E: 0 K: 0 S: 14	H: 2 LOB: 2 BB: 0 P: 21	R: 0 E: 0 K: 0 S: 7	H: 0 LOB: 0 BB: 0 P: 9	R: 2 E: 0 K: 1 S: 9	H: 2 LOB: 0 BB: 0 P: 14	R: 0 E: 0 K: 1 S: 8	H: 1 LOB: 0 BB: 0 P: 11	R: 0 E: 0 K: 1 S: 5	H: 0 LOB: 1 BB: 1 P: 9	R: 0 E: 0 K: 1 S: 12	H: 0 LOB: 1 BB: 1 P: 19	R: 1 E: 0 K: 2 S: 16	H: 1 LOB: 0 BB: 0 P: 25	1B: 6 2B: 2 3B: 0 HR: 2	SF: 0 SAC: 0 DP: 1 HBP: 0	WP: 0 PB: 0 SB: 0 CS: 0	PA: 37
PITCHER	IP WLS BF H R ER SO BB IBB HBP BLK WP HR S P ERA WHIP																					
Frank Castillo, R ERA: 5.02 (1, 1)	7.0 W 30 8 2 2 4 1 0 0 0 0 1 73 112 2.57 1.286																					
Kent Bottenfield, R ERA: 2.79 (8, 1)	2.0 7 1 1 1 3 0 0 0 0 0 0 1 24 36 4.50 0.500																					

Batter	1	2	3	4	5	6	7	8	9	AB	R	H	RBI	BB	SO	LOB	BOTTOM			
Brian McRae, S OBP: 0.370, SLG: 0.426 (1,8)										3	1	0	0	1	1	1	Florida Marlins @ Chicago Cubs Wrigley Field, Chicago, IL Wed Aug 21 1996, 3:33 AM CDT Att: 27,699 - Overcast - 84 F			
Scott Bleillett, L OBP: 0.272, SLG: 0.364 (1,9)										4	3	3	3	0	1	0				
Mark Grace, L OBP: 0.411, SLG: 0.461 (1,3)										3	0	2	3	1	0	0				
Luis Gonzalez, L OBP: 0.357, SLG: 0.444 (1,7)										4	0	0	0	0	1	3				
Dave Magadan, L OBP: 0.396, SLG: 0.353 (1,5)										1	1	0	0	2	0	0				
Leo Gomez, R OBP: 0.348, SLG: 0.462 (6,5)										0	0	0	0	1	0	0				
23 Ryne Sandberg, R OBP: 0.303, SLG: 0.439 (1,4)										3	1	1	0	1	0	1				
Scott Servais, R OBP: 0.338, SLG: 0.395 (1,2)										4	0	0	0	0	1	4				
José Hernández, R OBP: 0.299, SLG: 0.403 (1,6)										3	2	2	2	1	1	2				
Frank Castillo, R OBP: 0.125, SLG: 0.106 (1, 1)										2	0	0	0	0	2	1				
Kent Bottenfield, R OBP: 0.500, SLG: 0.500 (8, 1)										1	0	0	0	0	1	2				
Inning Stats	R: 1 E: 0 K: 0 S: 9	H: 2 LOB: 0 BB: 0 P: 13	R: 5 E: 0 K: 0 S: 14	H: 3 LOB: 1 BB: 3 P: 29	R: 0 E: 0 K: 0 S: 5	H: 0 LOB: 0 BB: 0 P: 8	R: 2 E: 0 K: 2 S: 13	H: 2 LOB: 1 BB: 1 P: 23	R: 0 E: 0 K: 1 S: 8	H: 0 LOB: 0 BB: 1 P: 13	R: 0 E: 0 K: 1 S: 5	H: 0 LOB: 0 BB: 1 P: 12	R: 0 E: 0 K: 2 S: 9	H: 0 LOB: 0 BB: 0 P: 12	R: 0 E: 0 K: 2 S: 10	H: 1 LOB: 2 BB: 1 P: 19	1B: 5 2B: 1 3B: 0 HR: 2	SF: 0 SAC: 1 DP: 3 HBP: 0	WP: 0 PB: 0 SB: 1 CS: 0	PA: 36
PITCHER	IP WLS BF H R ER SO BB IBB HBP BLK WP HR S P ERA WHIP																			
Pat Rapp, R ERA: 5.19 (1, 1)	4.0 L 22 7 8 8 2 4 0 0 0 0 0 0 41 73 2.750																			
Miguel Batista, R ERA: 3.6 (5, 1)	2.0 6 0 0 0 2 2 0 0 0 0 0 0 13 25 0.00 1.000																			
Felix Heredia, L ERA: 3.6 (7, 1)	1.0 5 1 0 0 2 1 0 0 0 0 0 0 12 19 0.00 2.000																			
Jay Powell, R ERA: 3.86 (8, 1)	1.0 3 0 0 0 2 0 0 0 0 0 0 0 7 12 0.00 0.000																			



Batter	1	2	3	4	5	6	7	8	9	AB	R	H	RBI	BB	SO	LOB	TOP										
Brian McRae, S OBP: 0.367, SLG: 0.422	0-3 K		0-0 G3			1-2 E7 HR		1-2 G4-3		4	1	0	0	0	1	0	Chicago Cubs @ Atlanta Braves Atlanta-Fulton County Stadium, Atlanta, GA Fri Aug 23 1996, 7:05 PM EDT Att: 38,210 - Unknown - 75 F										
Scott Bulett, L OBP: 0.293, SLG: 0.351	1-2 G1-3		2-3 K			0-3 K		0-1 F9		4	0	0	0	0	2	1											
Mark Grace, L OBP: 0.411, SLG: 0.468	0-1 1B			2-0 G4-3		0-0 HR		2-1 F9		4	1	2	2	0	0	0											
Luis Gonzalez, L OBP: 0.356, SLG: 0.441	2-0 1B		2-3 K			1-1 G4-3		1-2 G5-3		4	0	1	0	0	1	0											
Dave Magadan, L OBP: 0.382, SLG: 0.337	3-3 K		1-1 G5-3			3-2 G6-3		3-1 P5		4	0	0	0	0	1	2											
23 Ryne Sandberg, R OBP: 0.301, SLG: 0.435		1-1 G6-3				0-2 G5-3		1-3 K		4	0	0	0	0	1	0											
Scott Servais, R OBP: 0.338, SLG: 0.394		3-2 G1-3				0-0 G1 1B		1-3 K		3	0	1	0	0	1	0											
José Hernández, R OBP: 0.299, SLG: 0.413		0-1 G4-3				0-1 G1		0-0 HR		3	1	1	1	0	0	1											
Steve Trachsel, R OBP: 0.135, SLG: 0.231			0-1 G1-3			0-0 G6-3		0-0 P6		2	0	0	0	0	0	1											
Larry Casian, R OBP: 0.250, SLG: 0.143										0	0	0	0	0	0	0											
Brooks Kieschnick, L OBP: 0.378, SLG: 0.548										0	0	0	0	0	0	0											
Jim Bullinger, R OBP: 0.333, SLG: 0.333										0	0	0	0	0	0	0											
Bob Patterson, R OBP: 0.333, SLG: 0.333										0	0	0	0	0	0	0											
Inning Stats	R: 0 E: 0 K: 2 S: 13	H: 2 LOB: 2 BB: 0 P: 19	R: 0 E: 0 K: 0 S: 7	H: 0 LOB: 0 BB: 0 P: 11	R: 0 E: 0 K: 1 S: 6	H: 0 LOB: 0 BB: 0 P: 8	R: 0 E: 0 K: 1 S: 6	H: 0 LOB: 0 BB: 0 P: 11	R: 0 E: 0 K: 0 S: 7	H: 1 LOB: 1 BB: 0 P: 7	R: 2 E: 1 K: 1 S: 13	H: 1 LOB: 0 BB: 0 P: 18	R: 1 E: 0 K: 2 S: 8	H: 1 LOB: 0 BB: 0 P: 10	R: 0 E: 0 K: 0 S: 7	H: 0 LOB: 0 BB: 0 P: 10	R: 0 E: 0 K: 0 S: 6	H: 0 LOB: 0 BB: 0 P: 10	1B: 3 2B: 0 3B: 0 HR: 2	SF: 0 SAC: 0 DP: 0 HBP: 0	WP: 0 PB: 0 SB: 0 CS: 0	PA: 33					
PITCHER	IP	WLS	BF	H	R	ER	SO	BB	IBB	HBP	BLK	WP	HR	S	P	ERA	WHIP										
Greg Maddux, R ERA: 2.69	7.0	W	27	5	3	2	7	0	0	0	0	0	2	60	84	2.57	0.714										
Greg McMichael, R ERA: 3.11	1.0		3	0	0	0	0	0	0	0	0	0	0	7	10	0.00	0.000										
Mark Wohlers, R ERA: 2.54	1.0	S	3	0	0	0	0	0	0	0	0	0	0	6	10	0.00	0.000										

AB	33
R	3
H	5
RBI	3
BB	0
SO	7
LOB	5



Batter	1	2	3	4	5	6	7	8	9	AB	R	H	RBI	BB	SO	LOB	BOTTOM										
Marquis Grissom, R OBP: 0.354, SLG: 0.496	0-0 P3		1-3 K	3-2 2B		2-2 FC5-4 1B		0-2 G5-4-3		5	0	1	2	0	1	2	Chicago Cubs @ Atlanta Braves Atlanta-Fulton County Stadium, Atlanta, GA Fri Aug 23 1996, 7:05 PM EDT Att: 38,210 - Unknown - 75 F										
Terry Pendleton, S OBP: 0.295, SLG: 0.352	2-3 K		4-0 BB	0-2 F8		0-0 1B		2-0 F8		4	0	1	0	1	1	1											
10 Chipper Jones, S OBP: 0.397, SLG: 0.566	2-2 HR		0-1 L7		1-2 HR	1-1 L9				4	2	2	2	0	0	3											
Fred McGriff, L OBP: 0.354, SLG: 0.486	3-2 G1-3		4-2 BB	1-2 BB		0-0 G4-3		0-0 BB E G5-2-3 1B		3	0	1	0	1	0	0											
Ryan Klesko, L OBP: 0.363, SLG: 0.550		0-1 L9	1-1 G3-1		0-0 E 1B	1-1 E3 G5-2-3 BB				4	0	1	0	0	0	3											
Andruw Jones, R OBP: 0.313, SLG: 0.700		2-2 F9 2B		3-3 K	3-3 K	4-1 G5-2-3 BB				3	0	1	0	1	2	1											
Eddie Pérez, R OBP: 0.331, SLG: 0.454		0-0 F9		2-2 2B 1B	0-1 G5-3	1-1 G5-2-3		1-2 2-3 3-H 1B		4	1	1	0	0	0	5											
Mark Lemke, S OBP: 0.335, SLG: 0.319		4-0 FC6-4 BB		0-2 2B 2B		0-0 G3 G5-3				3	1	1	0	1	0	2											
Greg Maddux, R OBP: 0.169, SLG: 0.161		0-0 FC6-4		1-0 G5-3						3	0	1	0	0	0	4											
Greg McMichael, R ERA: 2.25										0	0	0	0	0	0	0											
Jermaine Dye, R OBP: 0.315, SLG: 0.455										1	0	0	0	0	0	0											
Mark Wohlers, R ERA: 2.91										0	0	0	0	0	0	0											
Inning Stats	R: 1 E: 0 K: 1 S: 12	H: 1 LOB: 0 BB: 0 P: 19	R: 0 E: 0 K: 0 S: 7	H: 1 LOB: 2 BB: 1 P: 13	R: 0 E: 0 K: 1 S: 9	H: 0 LOB: 2 BB: 2 P: 19	R: 2 E: 0 K: 1 S: 17	H: 3 LOB: 1 BB: 0 P: 26	R: 1 E: 0 K: 1 S: 10	H: 2 LOB: 1 BB: 0 P: 14	R: 0 E: 0 K: 0 S: 9	H: 2 LOB: 2 BB: 0 P: 12	R: 0 E: 1 K: 0 S: 7	H: 1 LOB: 2 BB: 1 P: 15	R: 0 E: 1 K: 0 S: 5	H: 0 LOB: 0 BB: 0 P: 7	1B: 5 2B: 3 3B: 0 HR: 2	SF: 0 SAC: 0 DP: 2 HBP: 0	WP: 0 PB: 0 SB: 0 CS: 0	PA: 38							
PITCHER	IP	WLS	BF	H	R	ER	SO	BB	IBB	HBP	BLK	WP	HR	S	P	ERA	WHIP										
Steve Trachsel, R ERA: 2.8	5.2	L	29	9	4	4	4	0	0	0	0	0	0	2	3	0.00	0.000										
Larry Casian, L ERA: 2.25	0.1		1	0	0	0	0	0	0	0	0	0	0	2	3	0.00	0.000										
Jim Bullinger, R ERA: 6.86	0.2		4	1	0	0	0	1	0	0	0	0	0	6	12	0.00	3.000										
Bob Patterson, L ERA: 2.91	1.1		4	0	0	0	0	0	0	0	0	0	0	6	10	0.00	0.000										

AB	34
R	4
H	10
RBI	4
BB	4
SO	4
LOB	21



Batter	1	2	3	4	5	6	7	8	9	AB	R	H	RBI	BB	SO	LOB	TOP
Brian McRae, S OBP: 0.367, SLG: 0.421	F8		G4-3	G3			F7			4	0	0	0	0	0	0	
Scott Bulett, L OBP: 0.288, SLG: 0.345	K		K		B2-3			K		4	0	0	0	0	3	0	
Mark Grace, L OBP: 0.411, SLG: 0.471	HR		1B	2B	F7			BB		3	2	2	0	1	0	0	
Luis Gonzalez, L OBP: 0.357, SLG: 0.444	2H		1B	2B	P6			K		3	2	1	2	1	1	1	
Dave Magadan, L OBP: 0.388, SLG: 0.351	G4-3				G1			P6		3	1	1	1	0	0	0	
Kent Bottenfield, R OBP: 0.500, SLG: 0.500										0	0	0	0	0	0	0	
Todd Haney, R OBP: 0.242, SLG: 0.186										1	0	0	0	0	0	1	
Terry Adams, R OBP: 0.257, SLG: 0.500										0	0	0	0	0	0	0	
Turk Wendell, L OBP: 0.697, SLG: 0.500										0	0	0	0	0	0	0	
23 Ryne Sandberg, R OBP: 0.304, SLG: 0.443										4	0	2	2	0	2	0	
Scott Servais, R OBP: 0.333, SLG: 0.388										4	0	0	0	0	1	2	
José Hernández, R OBP: 0.291, SLG: 0.399										4	0	0	0	0	0	1	
Frank Castillo, R OBP: 0.120, SLG: 0.102										2	0	0	0	0	1	1	
Leo Gomez, R OBP: 0.344, SLG: 0.455										1	0	0	0	0	0	0	
Inning Stats	R: 2 H: 2 E: 0 K: 1 S: 10	H: 2 R: 0 ER: 0 LOB: 0 BB: 0 P: 14	H: 1 R: 0 ER: 0 LOB: 1 BB: 0 P: 11	H: 3 R: 0 ER: 0 LOB: 1 BB: 1 P: 22	H: 0 R: 0 ER: 0 LOB: 0 BB: 0 P: 10	H: 0 R: 0 ER: 0 LOB: 0 BB: 0 P: 5	H: 0 R: 0 ER: 0 LOB: 0 BB: 0 P: 6	H: 0 R: 0 ER: 0 LOB: 0 BB: 0 P: 6	H: 0 R: 0 ER: 0 LOB: 1 BB: 1 P: 19	H: 0 R: 0 ER: 0 LOB: 0 BB: 0 P: 12	1B: 2 2B: 3 3B: 0 HR: 1	SF: 0 SAC: 0 DP: 0 HBP: 0	WP: 0 PB: 0 SB: 0 CS: 0	PA: 35			
PITCHER	IP WLS BF H R ER SO BB IBB HBP BLK WP HR S P ERA WHIP																
Danny Darwin, R ERA: 3.53	7.0	28	6	5	5	4	1	0	0	0	0	1	53	74	6.43	1.000	
Alvin Morman, L ERA: 5.21	1.0	4	0	0	0	2	1	0	0	0	0	0	10	19	0.00	1.000	
Xavier Hernandez, R ERA: 4.7	1.0	3	0	0	0	2	0	0	0	0	0	0	10	12	0.00	0.000	

Chicago Cubs @ Houston Astros
Astrodome, Houston, TX
Tue Aug 27 1996, 8:05 PM EDT
Att: 15,374 - Dome - 68 F

AB 33
R 5
H 6
RBI 5
BB 2
SO 8
LOB 6



Batter	1	2	3	4	5	6	7	8	9	AB	R	H	RBI	BB	SO	LOB	BOTTOM
Brian Hunter, R OBP: 0.299, SLG: 0.363	L8				P3			G1-3		4	0	1	0	0	0	0	
Craig Biggio, R OBP: 0.405, SLG: 0.458	G6-3			1B						4	1	1	0	0	0	1	
5 Jeff Bagwell, R OBP: 0.354, SLG: 0.581										2	1	2	0	1	0	0	
Derek Bell, R OBP: 0.314, SLG: 0.440	G1-3									4	2	0	0	0	0	5	
Bill Spiers, L OBP: 0.317, SLG: 0.405										4	1	2	1	0	1	2	
Tony Eusebio, R OBP: 0.305, SLG: 0.389										3	1	1	4	0	0	1	
James Mouton, R OBP: 0.345, SLG: 0.360										3	0	1	1	1	1	1	
Orlando Miller, R OBP: 0.303, SLG: 0.434										4	0	0	0	0	1	3	
Danny Darwin, R OBP: 0.186, SLG: 0.349										2	0	0	0	0	2	0	
Demick May, L OBP: 0.332, SLG: 0.380										1	0	0	0	0	0	0	
Alvin Morman, L										0	0	0	0	0	0	0	
Xavier Hernandez, L										0	0	0	0	0	0	0	
Inning Stats	R: 0 H: 1 E: 0 K: 0 S: 8	H: 0 R: 0 ER: 0 LOB: 0 BB: 0 P: 13	H: 0 R: 0 ER: 0 LOB: 0 BB: 0 P: 12	H: 1 R: 0 ER: 0 LOB: 1 BB: 0 P: 18	H: 4 R: 3 ER: 0 LOB: 0 BB: 0 P: 26	H: 0 R: 0 ER: 0 LOB: 0 BB: 0 P: 13	H: 1 R: 1 ER: 0 LOB: 1 BB: 0 P: 21	H: 0 R: 0 ER: 0 LOB: 0 BB: 0 P: 13	H: 1 R: 2 ER: 1 LOB: 2 BB: 2 P: 27	1B: 3 2B: 6 3B: 0 HR: 0	SF: 1 SAC: 0 DP: 1 HBP: 1	WP: 0 PB: 0 SB: 1 CS: 0	PA: 35				
PITCHER	IP WLS BF H R ER SO BB IBB HBP BLK WP HR S P ERA WHIP																
Frank Castillo, R ERA: 5.68	5.1	23	7	4	4	3	0	0	1	0	0	0	16	22	6.75	1.312	
Terry Adams, R ERA: 3.25	0.2	L	6	1	2	1	0	2	0	0	0	0	10	20	13.50	4.500	
Turk Wendell, R ERA: 2.79	0.1		1	0	0	0	1	0	0	0	0	0	4	7	0.00	0.000	

Chicago Cubs @ Houston Astros
Astrodome, Houston, TX
Tue Aug 27 1996, 8:05 PM EDT
Att: 15,374 - Dome - 68 F

AB 31
R 6
H 8
RBI 6
BB 2
SO 5
LOB 13



Batter	1	2	3	4	5	6	7	8	9	AB	R	H	RBI	BB	SO	LOB	TOP										
Brian McRae, S OBP: 0.368, SLG: 0.419 (1, 8)	0-1 B1-3	3-3 K		4-1 1B BB		2-0 P5		4-0 BB		3	0	0	0	2	1	1	Chicago Cubs @ Houston Astros Astrodome, Houston, TX Wed Aug 28 1996, 8:05 PM EDT Att: 18,026 - Dome - 68 F										
Scott Burrell, L OBP: 0.265, SLG: 0.333 (1, 9)	0-0 L9		4-0 1B BLK BB	0-3 K		2-0 L9		1-2 F8		4	1	0	0	1	1	2											
Mark Grace, L OBP: 0.411, SLG: 0.470 (1, 3)	1-2 E 2B 1B		0-1 G4-3 BLK SF7 1B	2-0 F7			3-1 F7		1-1 G4-3	5	2	2	0	0	0	1											
Luis Gonzalez, L OBP: 0.360, SLG: 0.445 (1, 7)	4-1 2B BB		3-0 G4-3	1-0 1B			3-1 F7		1-0 BB S 1B	4	1	2	0	1	0	1											
Dave Magadan, L OBP: 0.392, SLG: 0.371 Kevin Foster, R OBP: 0.450, SLG: 0.563 Leo Gomez, R OBP: 0.343, SLG: 0.453 (7, PR)	2-0 2B		1-0 SF7	1-0 L8			3-2 23 HBP 1B		3-3 K2-3	3	0	2	3	0	0	2											
23 Ryne Sandberg, R OBP: 0.306, SLG: 0.442 (1, 4)	1-1 F9		2-1 BB 1B				1-0 1B		1-2 IBB	3	0	1	0	1	0	1											
Scott Servais, R OBP: 0.337, SLG: 0.392 (1, 2)		1-1 2B	1-1 BB 1B			0-0 P4		1-0 P2		4	0	2	0	1	0	2											
José Hernández, R OBP: 0.289, SLG: 0.394 (1, 6)		0-3 K	4-2 BB			1-1 F8		1-0 F8	0-1 G1	4	0	0	0	1	1	4											
Steve Trachsel, R OBP: 0.127, SLG: 0.218 Brooks Kieschnick, L OBP: 0.222, SLG: 0.125 Kent Bottenfield, R OBP: 0.500, SLG: 0.500 (8, PH)	0-3 K		0-3 K			0-3 K		3-3 K		3	0	0	0	0	3	4											
Inning Stats	R: 2 E: 1 K: 0 S: 11	H: 2 LOB: 1 BB: 1 P: 19	R: 0 E: 0 K: 3 S: 12	H: 1 LOB: 1 BB: 0 P: 16	R: 2 E: 0 K: 1 S: 15	H: 3 LOB: 3 BB: 2 P: 30	R: 0 E: 0 K: 1 S: 7	H: 1 LOB: 2 BB: 1 P: 15	R: 0 E: 0 K: 0 S: 5	H: 0 LOB: 0 BB: 0 P: 7	R: 0 E: 0 K: 1 S: 5	H: 0 LOB: 0 BB: 0 P: 9	R: 0 E: 0 K: 0 S: 8	H: 1 LOB: 2 BB: 0 P: 19	R: 0 E: 0 K: 1 S: 8	H: 0 LOB: 1 BB: 1 P: 16		R: 0 E: 0 K: 1 S: 11	H: 1 LOB: 3 BB: 2 P: 24	1B: 7 2B: 2 3B: 0 HR: 0	SF: 1 SAC: 0 DP: 0 HBP: 1	WP: 0 PB: 0 SB: 1 CS: 0	PA: 44				
PITCHER	IP	WLS	BF	H	R	ER	SO	BB	IBB	HBP	BLK	WP	HR	S	P	ERA	WHIP										
Darryl Kile, R ERA: 4.17 John Hudek, R ERA: 6.75 Alvin Morman, L ERA: 5.17 Gregg Olson, R ERA: 4.95	(1, 1)	(7, 1)	(9, 1)	(9, 1)																							

AB	35
R	4
H	9
RBI	3
BB	7
SO	8
LOB	19



Batter	1	2	3	4	5	6	7	8	9	AB	R	H	RBI	BB	SO	LOB	BOTTOM										
Brian Hunter, R OBP: 0.302, SLG: 0.368 (1, 8)	0-2 1B 1B	0-0 1B		3-3 K2-3			0-0 G5-3		0-1 2B	5	1	3	1	0	1	1	Chicago Cubs @ Houston Astros Astrodome, Houston, TX Wed Aug 28 1996, 8:05 PM EDT Att: 18,026 - Dome - 68 F										
Craig Biggio, R OBP: 0.404, SLG: 0.456 (1, 4)	1-0 1B 5 WP BB 1B	2-1 L9			3-2 G6-3		3-2 L8			4	1	1	0	0	0	1											
5 Jeff Bagwell, R OBP: 0.451, SLG: 0.576 (1, 3)	1-0 L5	0-1 F8			1-1 G5-3		0-0 G6-3			4	0	0	0	0	0	3											
Derek Bell, R OBP: 0.315, SLG: 0.441 (1, 9)	2-2 BB S 1B		0-0 G4-6-3 1B		1-3 K		1-0 G6-3			4	0	2	1	0	1	0											
Bill Spiers, L OBP: 0.310, SLG: 0.395 (1, 5)	0-0 L6		1-0 G4-6-3		2-0 F7		0-0 L9			4	0	0	0	0	0	3											
Tony Eusebio, R OBP: 0.303, SLG: 0.378 Alvin Morman, L Gregg Olson, R (9, 1)	4-2 BB BB		2-1 G6-3		2-2 G5-3		2-3 K			3	0	0	0	1	1	0											
James Mouton, R OBP: 0.347, SLG: 0.372 (1, 7)	4-1 1-2 2-3 3-H BB			2-2 G5-3		1-1 HR		2-2 G3-1		3	1	1	2	1	0	0											
Orlando Miller, R OBP: 0.304, SLG: 0.436 John Hudek, S Kirt Manwaring, R OBP: 0.302, SLG: 0.273 (9, 2)	2-1 L9		2-1 2B		0-0 G5-3		0-1 HR		2-3 2B 1B	3	0	1	0	0	0	3											
Darryl Kile, R OBP: 0.190, SLG: 0.220 Ricky Gutierrez, R OBP: 0.358, SLG: 0.340 (7, 6)		2-3 K		0-3 K						2	0	0	0	0	2	1											
Inning Stats	R: 2 E: 0 K: 0 S: 14	H: 3 LOB: 3 BB: 2 P: 28	R: 0 E: 0 K: 1 S: 9	H: 1 LOB: 1 BB: 0 P: 12	R: 0 E: 0 K: 2 S: 14	H: 1 LOB: 1 BB: 0 P: 21	R: 0 E: 0 K: 1 S: 10	H: 0 LOB: 0 BB: 0 P: 15	R: 1 E: 0 K: 0 S: 9	H: 1 LOB: 0 BB: 0 P: 14	R: 1 E: 0 K: 0 S: 7	H: 1 LOB: 0 BB: 0 P: 10	R: 0 E: 0 K: 1 S: 5	H: 0 LOB: 0 BB: 0 P: 8	R: 1 E: 0 K: 1 S: 10	H: 2 LOB: 1 BB: 0 P: 15		1B: 6 2B: 2 3B: 0 HR: 2	SF: 0 SAC: 0 DP: 1 HBP: 0	WP: 1 PB: 0 SB: 1 CS: 0	PA: 37						
PITCHER	IP	WLS	BF	H	R	ER	SO	BB	IBB	HBP	BLK	WP	HR	S	P	ERA	WHIP										
Steve Trachsel, R ERA: 2.89 Kent Bottenfield, R ERA: 2.78	(1, 1)	(8, 1)																									

AB	35
R	5
H	10
RBI	5
BB	2
SO	6
LOB	13



Batter	1	2	3	4	5	6	7	8	9	AB	R	H	RBI	BB	SO	LOB	TOP										
Brian McRae, S OBP: 0.367, SLG: 0.419	1-1 2B		3-2 F9			0-0 B2-3		3-1 F7		4	0	1	0	0	0	0											
Scott Bulett, L OBP: 0.265, SLG: 0.331	0-3 K			3-2 HR		1-3 K		1-3 K		4	1	1	0	0	3	1											
Mark Grace, L OBP: 0.412, SLG: 0.477	0-1 L3			0-2 HR		2-0 F8		1-2 CS		4	1	2	2	0	0	1											
Luis Gonzalez, L OBP: 0.357, SLG: 0.440	3-2 P5			1-2 F8			1-0 F7	2-2 CS	2-0 G6-3	4	0	0	0	0	0	1											
Dave Magadan, L OBP: 0.390, SLG: 0.370		2-2 F8		2-3 K		3-2 G3-1			1-1 P4	3	1	1	0	0	1	0											
Leo Gomez, R OBP: 0.342, SLG: 0.452										1	0	0	0	0	0	0											
23 Ryne Sandberg, R OBP: 0.306, SLG: 0.441		2-3 K		2-0 F9		0-1 G3-1			1-1 G3	0	0	0	0	0	0	0											
Todd Haney, R OBP: 0.246, SLG: 0.194						1-2 1B				4	1	1	0	0	1	0											
Tyler Houston, L OBP: 0.372, SLG: 0.517		0-0 CS				1-2 K		0-2 G3-1		3	0	1	0	0	1	2											
José Hernández, R OBP: 0.290, SLG: 0.393		3-2 CS	2-1 G5-3		1-3 K		1-1 1B			3	0	1	2	0	1	0											
Jaime Navarro, R OBP: 0.136, SLG: 0.152						1-0 G1-3		2-H 3-H		3	0	0	0	0	1	1											
Turk Wendell, L OBP: 0.667, SLG: 0.500								0-3 K		0	0	0	0	0	0	0											
Inning Stats	R: 0 E: 0 K: 1 S: 11	H: 1 LOB: 1 BB: 0 P: 15	R: 0 E: 0 K: 1 S: 10	H: 1 LOB: 0 BB: 0 P: 17	R: 0 E: 0 K: 0 S: 8	H: 0 LOB: 0 BB: 0 P: 14	R: 2 E: 0 K: 1 S: 13	H: 2 LOB: 0 BB: 0 P: 21	R: 0 E: 0 K: 2 S: 7	H: 0 LOB: 0 BB: 0 P: 10	R: 0 E: 0 K: 1 S: 5	H: 0 LOB: 0 BB: 0 P: 8	R: 2 E: 0 K: 1 S: 14	H: 3 LOB: 1 BB: 0 P: 19	R: 0 E: 0 K: 1 S: 11	H: 1 LOB: 0 BB: 0 P: 18	R: 0 E: 0 K: 0 S: 5	H: 0 LOB: 0 BB: 0 P: 9	1B: 6 2B: 1 3B: 0 HR: 1	SF: 0 SAC: 0 DP: 0 HBP: 0	WP: 0 PB: 0 SB: 0 CS: 2	PA: 35					
PITCHER	IP WLS BF L	H R ER 4	SO 7	BB 0	IBB 0	HBP 0	BLK 0	WP 0	HR 1	S 68	P 104	ERA 5.14	WHIP 1.000	PITCHER	IP WLS BF L	H R ER 4	SO 7	BB 0	IBB 0	HBP 0	BLK 0	WP 0	HR 0	S 16	P 27	ERA 0.00	WHIP 0.500

Chicago Cubs @ Houston Astros
Astrodome, Houston, TX
Thu Aug 29 1996, 4:33 AM EDT
Att. 16,151 - Dome

AB	33
R	4
H	8
RBI	4
BB	0
SO	8
LOB	6



Batter	1	2	3	4	5	6	7	8	9	AB	R	H	RBI	BB	SO	LOB	BOTTOM										
Brian Hunter, R OBP: 0.301, SLG: 0.365	1-1 G1-3		1-2 G4-3		4-2 CS		0-0 G4-3		0-1 G5-3	4	0	0	0	1	0	0											
Craig Biggio, R OBP: 0.402, SLG: 0.452	0-0 G6-3		1-2 G5-3		4-2 BB		2-2 G6-3		1-0 F8	4	0	0	0	1	0	0											
5 Jeff Bagwell, R OBP: 0.450, SLG: 0.582	3-2 G6-3		1-3 K		1-0 F8		3-0 HR		2-2 2B	5	1	2	1	0	1	1											
Derek Bell, R OBP: 0.316, SLG: 0.448		1-0 HR		1-1 G1-3		1-0 F8		1-0 2B	3	1	2	1	0	0	1												
Bill Spiers, L OBP: 0.314, SLG: 0.404		2-3 K		2-1 2B		0-0 FC6-4		0-1 P4	4	1	2	0	0	1	1												
Doug Brocail, L OBP: 0.349, SLG: 0.371										0	0	0	0	0	0	0											
James Mouton, R OBP: 0.349, SLG: 0.371		0-3 K		3-2 G6-3		2-2 FC6-4		4-1 SH1-4	3	0	1	0	1	1	1												
Ricky Gutierrez, R OBP: 0.362, SLG: 0.341		2-2 CI		4-2 BB		3-1 FC6-4		0-0 SH1-4	2	0	1	0	1	0	2												
Kirt Manwaring, R OBP: 0.302, SLG: 0.274		1-1 CI		0-0 G3		1-0 FC6		0-1 G6-3	3	0	1	1	0	0	3												
Shane Reynolds, R OBP: 0.184, SLG: 0.246		0-3 K				0-0 G4-3		0-1 P8	3	0	0	0	0	1	4												
Orlando Miller, R OBP: 0.303, SLG: 0.435						1-2 FC6				1	0	0	0	0	1												
Inning Stats	R: 0 E: 0 K: 0 S: 6	H: 0 LOB: 0 BB: 0 P: 10	R: 1 E: 1 K: 3 S: 16	H: 2 LOB: 2 BB: 0 P: 22	R: 0 E: 0 K: 1 S: 10	H: 0 LOB: 0 BB: 0 P: 13	R: 0 E: 0 K: 0 S: 12	H: 1 LOB: 1 BB: 1 P: 22	R: 0 E: 0 K: 0 S: 8	H: 0 LOB: 2 BB: 2 P: 17	R: 1 E: 0 K: 0 S: 11	H: 3 LOB: 2 BB: 0 P: 19	R: 1 E: 0 K: 0 S: 8	H: 2 LOB: 1 BB: 0 P: 14	R: 0 E: 0 K: 0 S: 6	H: 0 LOB: 1 BB: 1 P: 10	R: 0 E: 0 K: 0 S: 11	H: 1 LOB: 1 BB: 0 P: 14	1B: 4 2B: 3 3B: 0 HR: 2	SF: 0 SAC: 1 DP: 0 HBP: 0	WP: 0 PB: 0 SB: 0 CS: 1	PA: 40					
PITCHER	IP WLS BF S	H R ER 3	SO 7	BB 3	IBB 0	HBP 0	BLK 0	WP 0	HR 2	S 68	P 113	ERA 4.05	WHIP 1.500	PITCHER	IP WLS BF S	H R ER 4	SO 7	BB 0	IBB 0	HBP 0	BLK 0	WP 0	HR 0	S 20	P 28	ERA 0.00	WHIP 1.286

Chicago Cubs @ Houston Astros
Astrodome, Houston, TX
Thu Aug 29 1996, 4:33 AM EDT
Att. 16,151 - Dome

AB	34
R	3
H	9
RBI	3
BB	4
SO	4
LOB	14



Batter	1	2	3	4	5	6	7	8	9	AB	R	H	RBI	BB	SO	LOB	TOP				
Marquis Grissom, R OBP: 0.351, SLG: 0.489										4	0	1	0	0	0	0	Atlanta Braves @ Chicago Cubs Wrigley Field, Chicago, IL Fri Aug 30 1996, 3:33 AM CDT Sunny - 79 F				
Terry Pendleton, S OBP: 0.296, SLG: 0.349										3	1	0	0	1	0	2					
10 Chipper Jones, S OBP: 0.392, SLG: 0.554										4	1	1	0	0	1	1					
Fred McGriff, L OBP: 0.357, SLG: 0.495										4	0	0	0	0	1	3					
Ryan Klesko, L OBP: 0.364, SLG: 0.553										4	0	1	1	0	1	0					
Jemaine Dye, R OBP: 0.319, SLG: 0.483										2	0	0	1	0	2	0					
Javy Lopez, R OBP: 0.302, SLG: 0.445										3	0	0	0	0	0	1					
Mark Lemke, S OBP: 0.330, SLG: 0.316										3	0	0	0	0	1	0					
Tom Glavine, L OBP: 0.318, SLG: 0.328										3	0	0	0	0	2	0					
Inning Stats	R: 0 E: 0 K: 1 S: 7	H: 1 LOB: 1 BB: 0 P: 10	R: 0 E: 0 K: 2 S: 7	H: 0 LOB: 0 BB: 0 P: 9	R: 0 E: 0 K: 1 S: 6	H: 0 LOB: 0 BB: 0 P: 9	R: 2 E: 0 K: 0 S: 13	H: 2 LOB: 1 BB: 1 P: 23	R: 0 E: 1 K: 0 S: 8	H: 0 LOB: 0 BB: 0 P: 10	R: 0 E: 0 K: 2 S: 11	H: 0 LOB: 0 BB: 0 P: 14	R: 0 E: 0 K: 1 S: 7	H: 0 LOB: 0 BB: 0 P: 10	R: 0 E: 0 K: 0 S: 7	H: 0 LOB: 0 BB: 0 P: 11	1B: 2 2B: 1 3B: 0 HR: 0	SF: 1 SAC: 0 DP: 0 HBP: 0	WP: 0 PB: 0 SB: 0 CS: 0	PA: 32	
PITCHER	IP WLS BF H R ER SO BB IBB HBP BLK WP HR S P ERA WHIP	8.0 W 29 3 2 2 8 1 0 0 0 0 0 67 97 2.25 0.500	1.0 S 3 0 0 0 0 0 0 0 0 0 0 7 11 0.00 0.000																		

Batter	1	2	3	4	5	6	7	8	9	AB	R	H	RBI	BB	SO	LOB	BOTTOM				
Brian McRae, S OBP: 0.366, SLG: 0.418										4	0	1	0	0	0	4	Atlanta Braves @ Chicago Cubs Wrigley Field, Chicago, IL Fri Aug 30 1996, 3:33 AM CDT Sunny - 79 F				
Ozzie Timmons, R OBP: 0.284, SLG: 0.295										3	0	1	0	1	1	1					
Scott Bullett, L OBP: 0.265, SLG: 0.331										0	1	0	0	0	0	0					
Mark Grace, L OBP: 0.409, SLG: 0.473										4	0	0	0	0	0	2					
23 Ryne Sandberg, R OBP: 0.307, SLG: 0.441										3	0	1	1	1	2	0					
Leo Gomez, R OBP: 0.341, SLG: 0.453										4	1	1	0	0	2	3					
Scott Servais, R OBP: 0.333, SLG: 0.388										4	0	0	0	0	0	3					
Luis Gonzalez, L OBP: 0.357, SLG: 0.438										2	1	0	0	1	0	0					
José Hernández, R OBP: 0.293, SLG: 0.397										2	0	1	0	1	0	0					
Kevin Foster, R OBP: 0.478, SLG: 0.556										2	0	1	2	1	1	0					
Bob Patterson, R OBP: 0.333, SLG: 0.333										0	0	0	0	0	0	0					
Inning Stats	R: 0 E: 0 K: 0 S: 4	H: 0 LOB: 0 BB: 1 P: 11	R: 2 E: 0 K: 1 S: 16	H: 2 LOB: 2 BB: 2 P: 32	R: 0 E: 0 K: 2 S: 9	H: 0 LOB: 1 BB: 1 P: 14	R: 0 E: 0 K: 0 S: 6	H: 0 LOB: 0 BB: 0 P: 9	R: 0 E: 0 K: 1 S: 6	H: 1 LOB: 0 BB: 0 P: 7	R: 0 E: 0 K: 1 S: 5	H: 0 LOB: 0 BB: 0 P: 7	R: 0 E: 0 K: 0 S: 15	H: 1 LOB: 2 BB: 1 P: 27	R: 1 E: 0 K: 1 S: 9	H: 2 LOB: 2 BB: 0 P: 15	1B: 3 2B: 3 3B: 0 HR: 0	SF: 0 SAC: 0 DP: 2 HBP: 0	WP: 0 PB: 0 SB: 0 CS: 0	PA: 33	
PITCHER	IP WLS BF H R ER SO BB IBB HBP BLK WP HR S P ERA WHIP	8.0 L 33 6 3 3 6 5 0 0 0 0 0 70 122 3.38 1.375																			

AB	30
R	2
H	3
RBI	2
BB	1
SO	8
LOB	7



Batter	1	2	3	4	5	6	7	8	9	AB	R	H	RBI	BB	SO	LOB	TOP				
Marquis Grissom, R (1,8) OBP: 0.349, SLG: 0.486 Andrew Jones, R (8,8) OBP: 0.302, SLG: 0.620	L6		G6-3			L8		G5-3		4	0	0	0	0	0	0					
Terry Pendleton, S (1,5) OBP: 0.295, SLG: 0.347	K			G3-1		G4-3		G4-3		4	0	0	0	0	1	0					
10 Chipper Jones, S (1,6) OBP: 0.394, SLG: 0.553	BB			1B		K			1B	3	0	2	0	1	1	0					
Fred McGriff, L (1,3) OBP: 0.355, SLG: 0.490	K			K		G3-1		FC3-6 FC5-4	1B	4	0	0	0	0	2	3					
Ryan Klesko, L (1,7) OBP: 0.360, SLG: 0.549	K			G3-1		G3-1		FC5-4		4	0	0	0	0	1	2					
Jemaine Dye, R (1,9) OBP: 0.315, SLG: 0.474	BB					2B		K		3	0	1	0	1	2	1					
Javy Lopez, R (1,2) OBP: 0.307, SLG: 0.449	G1-6-3			G4-3		BB				2	0	0	0	1	0	1					
Mark Lemke, S (1,4) OBP: 0.328, SLG: 0.311			F8			G4-3				2	0	0	0	1	0	2					
Denny Neagle, L (1,1) OBP: 0.188, SLG: 0.193 Brad Clontz, R (6,1) Dean Hartgraves, R (7,1) Mike Mordecai, R (7,4) OBP: 0.293, SLG: 0.321			F8					K		2	0	0	0	0	1	1					
										0	0	0	0	0	0	0					
										1	0	0	0	0	1	0					
Inning Stats	R: 0 E: 0 K: 2 S: 11	H: 0 LOB: 1 BB: 1 P: 20	R: 0 E: 0 K: 1 S: 5	H: 0 LOB: 0 BB: 1 P: 13	R: 0 E: 0 K: 0 S: 8	H: 0 LOB: 0 BB: 0 P: 12	R: 0 E: 0 K: 1 S: 11	H: 1 LOB: 1 BB: 0 P: 21	R: 0 E: 0 K: 2 S: 12	H: 0 LOB: 1 BB: 1 P: 21	R: 0 E: 0 K: 0 S: 12	H: 1 LOB: 2 BB: 1 P: 23	R: 0 E: 0 K: 1 S: 12	H: 0 LOB: 0 BB: 0 P: 17	R: 0 E: 0 K: 1 S: 9	H: 1 LOB: 1 BB: 0 P: 16	1B: 2 2B: 1 3B: 0 HR: 0	SF: 0 SAC: 0 DP: 1 HBP: 0	WP: 0 PB: 0 SB: 1 CS: 0	PA: 33	
PITCHER	IP WLS BF H R ER SO BB IBB HBP BLK WP HR S P ERA WHIP	IP WLS BF H R ER SO BB IBB HBP BLK WP HR S P ERA WHIP	IP WLS BF H R ER SO BB IBB HBP BLK WP HR S P ERA WHIP	IP WLS BF H R ER SO BB IBB HBP BLK WP HR S P ERA WHIP	IP WLS BF H R ER SO BB IBB HBP BLK WP HR S P ERA WHIP	IP WLS BF H R ER SO BB IBB HBP BLK WP HR S P ERA WHIP	IP WLS BF H R ER SO BB IBB HBP BLK WP HR S P ERA WHIP	IP WLS BF H R ER SO BB IBB HBP BLK WP HR S P ERA WHIP	IP WLS BF H R ER SO BB IBB HBP BLK WP HR S P ERA WHIP	IP WLS BF H R ER SO BB IBB HBP BLK WP HR S P ERA WHIP	IP WLS BF H R ER SO BB IBB HBP BLK WP HR S P ERA WHIP	IP WLS BF H R ER SO BB IBB HBP BLK WP HR S P ERA WHIP	IP WLS BF H R ER SO BB IBB HBP BLK WP HR S P ERA WHIP	IP WLS BF H R ER SO BB IBB HBP BLK WP HR S P ERA WHIP	IP WLS BF H R ER SO BB IBB HBP BLK WP HR S P ERA WHIP	IP WLS BF H R ER SO BB IBB HBP BLK WP HR S P ERA WHIP	IP WLS BF H R ER SO BB IBB HBP BLK WP HR S P ERA WHIP	IP WLS BF H R ER SO BB IBB HBP BLK WP HR S P ERA WHIP	IP WLS BF H R ER SO BB IBB HBP BLK WP HR S P ERA WHIP	IP WLS BF H R ER SO BB IBB HBP BLK WP HR S P ERA WHIP	IP WLS BF H R ER SO BB IBB HBP BLK WP HR S P ERA WHIP

Atlanta Braves @ Chicago Cubs
Wrigley Field, Chicago, IL
Sat Aug 31 1996, 3:33 AM CDT
Att: 38,691 - Sunny - 78 F

AB 29
R 0
H 3
RBI 0
BB 4
SO 9
LOB 10



Batter	1	2	3	4	5	6	7	8	9	AB	R	H	RBI	BB	SO	LOB	BOTTOM				
Brian McRae, S (1,8) OBP: 0.371, SLG: 0.432 Scott Burrell, L (9,8) OBP: 0.262, SLG: 0.326	K		HR			1B 23 FC6-4	FC1-2 23 SF7	HR		3	4	2	3	2	1	0					
Ozzie Timmons, R (1,9) OBP: 0.283, SLG: 0.349	F7		G6-3			1B 23 FC6-4	BB FC1-2	HR		5	2	3	4	0	0	0					
Mark Grace, L (1,3) OBP: 0.407, SLG: 0.469	K			G4-3		1B 23 FC6-4	FC1-2 BB	1B		5	1	2	0	0	1	3					
23 Ryne Sandberg, R (1,4) OBP: 0.304, SLG: 0.437 Todd Haney, R (9,4) OBP: 0.247, SLG: 0.185		G4-3		F7		1B 23 FC6-4	SF7	F9		4	0	0	2	0	0	3					
Leo Gomez, R (1,5) OBP: 0.341, SLG: 0.447	F9			F8		1B 23 FC6-4	2B	F8		3	0	0	0	2	0	1					
Scott Servais, R (1,2) OBP: 0.333, SLG: 0.390	G6-3			G4-3		1B 23 FC6-4	2B			4	0	1	2	0	1	3					
Luis Gonzalez, L (1,7) OBP: 0.359, SLG: 0.452			G4-3		F7		BB 1B	HR		4	2	2	1	0	0	0					
José Hernández, R (1,6) OBP: 0.293, SLG: 0.395	L4			F8		1B 23 FC6-4	BB 1B	HR		4	2	2	0	0	0	0					
Frank Castillo, R (1,1) OBP: 0.135, SLG: 0.100 Terry Adams, R (7,1) OBP: 0.293, SLG: 0.321	HR			BB		P3	1B BB	K		1	1	0	0	1	0	0					
										1	0	0	0	1	1	1					
Inning Stats	R: 0 E: 0 K: 2 S: 8	H: 0 LOB: 0 BB: 0 P: 16	R: 0 E: 0 K: 0 S: 8	H: 0 LOB: 0 BB: 0 P: 13	R: 2 E: 0 K: 0 S: 11	H: 1 LOB: 0 BB: 1 P: 19	R: 0 E: 0 K: 0 S: 6	H: 0 LOB: 0 BB: 0 P: 10	R: 0 E: 0 K: 0 S: 9	H: 0 LOB: 0 BB: 0 P: 15	R: 1 E: 0 K: 1 S: 12	H: 2 LOB: 3 BB: 2 P: 23	R: 5 E: 0 K: 0 S: 20	H: 4 LOB: 2 BB: 3 P: 36	R: 4 E: 0 K: 1 S: 17	H: 5 LOB: 1 BB: 0 P: 27	1B: 8 2B: 1 3B: 0 HR: 3	SF: 1 SAC: 0 DP: 0 HBP: 0	WP: 0 PB: 0 SB: 0 CS: 0	PA: 41	
PITCHER	IP WLS BF H R ER SO BB IBB HBP BLK WP HR S P ERA WHIP	IP WLS BF H R ER SO BB IBB HBP BLK WP HR S P ERA WHIP	IP WLS BF H R ER SO BB IBB HBP BLK WP HR S P ERA WHIP	IP WLS BF H R ER SO BB IBB HBP BLK WP HR S P ERA WHIP	IP WLS BF H R ER SO BB IBB HBP BLK WP HR S P ERA WHIP	IP WLS BF H R ER SO BB IBB HBP BLK WP HR S P ERA WHIP	IP WLS BF H R ER SO BB IBB HBP BLK WP HR S P ERA WHIP	IP WLS BF H R ER SO BB IBB HBP BLK WP HR S P ERA WHIP	IP WLS BF H R ER SO BB IBB HBP BLK WP HR S P ERA WHIP	IP WLS BF H R ER SO BB IBB HBP BLK WP HR S P ERA WHIP	IP WLS BF H R ER SO BB IBB HBP BLK WP HR S P ERA WHIP	IP WLS BF H R ER SO BB IBB HBP BLK WP HR S P ERA WHIP	IP WLS BF H R ER SO BB IBB HBP BLK WP HR S P ERA WHIP	IP WLS BF H R ER SO BB IBB HBP BLK WP HR S P ERA WHIP	IP WLS BF H R ER SO BB IBB HBP BLK WP HR S P ERA WHIP	IP WLS BF H R ER SO BB IBB HBP BLK WP HR S P ERA WHIP	IP WLS BF H R ER SO BB IBB HBP BLK WP HR S P ERA WHIP	IP WLS BF H R ER SO BB IBB HBP BLK WP HR S P ERA WHIP	IP WLS BF H R ER SO BB IBB HBP BLK WP HR S P ERA WHIP	IP WLS BF H R ER SO BB IBB HBP BLK WP HR S P ERA WHIP	IP WLS BF H R ER SO BB IBB HBP BLK WP HR S P ERA WHIP

Atlanta Braves @ Chicago Cubs
Wrigley Field, Chicago, IL
Sat Aug 31 1996, 3:33 AM CDT
Att: 38,691 - Sunny - 78 F

AB 34
R 12
H 12
RBI 12
BB 6
SO 4
LOB 11



Batter	1	2	3	4	5	6	7	8	9	AB	R	H	RBI	BB	SO	LOB	TOP							
Brian McRae, S OBP: 0.366, SLG: 0.426 (1, 8)	0-0 P6		0-2 HR		3-2 CS	3-3 K		1-2 G4-3		4	1	1	1	0	1	1								
Tyler Houston, L OBP: 0.349, SLG: 0.475 (1, 2)	0-1 F9		0-0 G6-3			1-3 K		1-2 F7		4	0	0	0	0	1	1								
Mark Grace, L OBP: 0.403, SLG: 0.461 (1, 3)	4-2 BB			0-3 K		2-1 G4-3			2-0 P6	3	0	0	0	1	1	0								
Luis Gonzalez, L OBP: 0.360, SLG: 0.452 (1, 7)	0-1 F7			1-1 F8			0-2 G4-3		0-0 L4-3 1B	4	0	1	0	0	0	1								
Dave Magadan, L OBP: 0.378, SLG: 0.387 (1, 5)		2-3 K		0-1 2B			0-0 1B		2-1 L4-3	4	0	2	0	0	1	1								
23 Ryne Sandberg, R OBP: 0.307, SLG: 0.437 (1, 4)		1-3 K		0-2 G5-3			1-3 K			3	0	0	0	0	2	2								
Ozzie Timmons, R OBP: 0.283, SLG: 0.351 (1, 9)		3-1 G6-3			1-2 FC6-4 1B		0-1 F9			3	0	1	0	0	0	1								
Rey Sanchez, R OBP: 0.272, SLG: 0.250 (1, 6)			1-2 L4		2-1 L8			2-2 G4-3 2B		3	0	1	0	0	0	1								
Frank Castillo, R OBP: 0.132, SLG: 0.098 (4, 1)			2-2 G5-3		0-1 FC6-4 CS			0-3 K		1	0	0	0	0	0	0								
Larry Casian, R OBP: 0.227, SLG: 0.350 (5, Ph)										0	0	0	0	0	0	0								
Scott Bullett, L OBP: 0.133, SLG: 0.103 (5, Ph)										0	0	0	0	0	0	0								
Kent Bottenfield, R OBP: 0.133, SLG: 0.103 (5, Ph)										0	0	0	0	0	0	0								
Amaury Telemaco, R OBP: 0.206, SLG: 0.333 (7, 1)										0	0	0	0	0	0	0								
Bob Patterson, R OBP: 0.167, SLG: 0.500 (8, 1)										0	0	0	0	0	0	0								
Turk Wendell, L OBP: 0.167, SLG: 0.500 (8, 1)										0	0	0	0	0	0	0								
Inning Stats	R: 0 E: 0 K: 0 S: 9	H: 0 LOB: 1 BB: 1 P: 13	R: 0 E: 0 K: 2 S: 8	H: 0 LOB: 0 BB: 1 P: 14	R: 1 E: 0 K: 0 S: 11	H: 1 LOB: 0 BB: 0 P: 14	R: 0 E: 0 K: 1 S: 10	H: 1 LOB: 1 BB: 0 P: 11	R: 0 E: 0 K: 0 S: 9	H: 1 LOB: 0 BB: 0 P: 15	R: 0 E: 0 K: 1 S: 11	H: 0 LOB: 0 BB: 0 P: 17	R: 0 E: 0 K: 1 S: 10	H: 1 LOB: 1 BB: 0 P: 11	R: 0 E: 0 K: 1 S: 12	H: 1 LOB: 1 BB: 0 P: 16	R: 0 E: 0 K: 0 S: 4	H: 1 LOB: 0 BB: 0 P: 8	1B: 3 2B: 3 3B: 0 HR: 1	SF: 0 SAC: 0 DP: 1 HBP: 0	WP: 0 PB: 0 SB: 0 CS: 1	PA: 33		
PITCHER Curt Schilling, R ERA: 3.23 (1, 1)	IP: 9.0 WLS: W BF: 32 H: 6 R: 1 ER: 1 SO: 7 BB: 1 IBB: 0 HBP: 0 BLK: 0 WP: 0 HR: 1 S: 84 P: 119 ERA: 1.00 WHIP: 0.778																							

Chicago Cubs @ Philadelphia Phillies
Veterans Stadium, Philadelphia, PA
Thu Sep 05 1996, 7:05 PM EDT
Att: 18,164 - Unknown - 80 F

AB 31
R 1
H 6
RBI 1
BB 1
SO 7
LOB 10



Batter	1	2	3	4	5	6	7	8	9	AB	R	H	RBI	BB	SO	LOB	BOTTOM						
Ricky Otero, S OBP: 0.324, SLG: 0.354 (1, 8)	2-1 FC6-4 3B		1-2 G3	1-2 G6-3		2-2 G3		1-2 F8		5	1	1	0	0	0	4							
Mickey Morandini, L OBP: 0.321, SLG: 0.321 (1, 4)	4-2 FC6-4 HBP		1-2 F9		1-1 1B		1-3 K			3	0	1	0	0	1	0							
Gregg Jefferies, S OBP: 0.338, SLG: 0.392 (1, 7)	0-2 FC6-4 HR		3-2 F7		3-2 L6 S 1B		1-1 G6-3			4	1	1	1	0	0	1							
Benito Santiago, R OBP: 0.318, SLG: 0.491 (1, 2)	2-0 HR			3-2 G6-3	4-0 1B		4-2 1B BB			2	1	1	2	2	0	0							
Ruben Amaro Jr, S OBP: 0.376, SLG: 0.468 (1, 9)	0-0 G4-3			1-2 WP 1B 1B	3-2 P5		0-0 1B		1-2 1B	4	1	2	0	0	0	3							
Scott Rolen, R OBP: 0.321, SLG: 0.384 (1, 5)	2-1 G5-3			0-0 1B WP 1B	0-0 L6		1-1 P6			4	1	1	0	0	0	5							
Gene Schall, R OBP: 0.373, SLG: 0.395 (1, 3)		1-1 F8		3-0 E 1B 1B		0-3 K		2-1 G6-3		4	1	1	1	0	1	0							
Kevin Stocker, S OBP: 0.325, SLG: 0.338 (1, 6)		4-2 CS BB		1-2 E8 1B 1B		3-2 K		1-1 G6-3		3	0	2	1	1	0	0							
Curt Schilling, R OBP: 0.204, SLG: 0.208 (1, 1)		0-3 K		1-3 3H 1B	2-2 G6-3 1B		1-2 G5-3		0-0 1B	4	0	2	1	0	1	2							
Inning Stats	R: 3 E: 0 K: 0 S: 13	H: 2 LOB: 0 BB: 0 P: 23	R: 0 E: 0 K: 1 S: 8	H: 0 LOB: 1 BB: 1 P: 13	R: 0 E: 0 K: 0 S: 9	H: 0 LOB: 0 BB: 0 P: 14	R: 3 E: 1 K: 0 S: 19	H: 5 LOB: 1 BB: 0 P: 30	R: 0 E: 0 K: 0 S: 9	H: 2 LOB: 2 BB: 1 P: 20	R: 0 E: 0 K: 1 S: 16	H: 1 LOB: 1 BB: 0 P: 22	R: 0 E: 0 K: 1 S: 12	H: 1 LOB: 1 BB: 0 P: 19	R: 0 E: 0 K: 0 S: 8	H: 1 LOB: 1 BB: 0 P: 12	1B: 9 2B: 2 3B: 1 HR: 1	SF: 0 SAC: 0 DP: 2 HBP: 1	WP: 1 PB: 0 SB: 1 CS: 1	PA: 37			
PITCHER Frank Castillo, R ERA: 5.05 (1, 1)	IP: 3.1 WLS: L BF: 18 H: 7 R: 6 ER: 5 SO: 1 BB: 1 IBB: 0 HBP: 0 BLK: 0 WP: 0 HR: 1 S: 44 P: 74 ERA: 13.50 WHIP: 2.400																						
Larry Casian, L ERA: 3.07 (4, 1)	0.2 L BF: 1 H: 0 R: 0 ER: 0 SO: 0 BB: 0 IBB: 0 HBP: 0 BLK: 0 WP: 0 HR: 0 S: 5 P: 6 ERA: 0.00 WHIP: 0.000																						
Kent Bottenfield, R ERA: 2.95 (5, 1)	1.0 L BF: 5 H: 2 R: 0 ER: 0 SO: 0 BB: 0 IBB: 1 HBP: 0 BLK: 0 WP: 0 HR: 0 S: 9 P: 20 ERA: 0.00 WHIP: 2.000																						
Amaury Telemaco, R ERA: 6.24 (6, 1)	1.0 L BF: 4 H: 1 R: 0 ER: 0 SO: 1 BB: 0 IBB: 0 HBP: 0 BLK: 0 WP: 0 HR: 0 S: 16 P: 22 ERA: 1.000 WHIP: 1.000																						
Bob Patterson, L ERA: 2.72 (7, 1)	1.0 L BF: 5 H: 1 R: 0 ER: 0 SO: 1 BB: 0 IBB: 0 HBP: 0 BLK: 0 WP: 0 HR: 0 S: 12 P: 19 ERA: 0.00 WHIP: 2.000																						

Chicago Cubs @ Philadelphia Phillies
Veterans Stadium, Philadelphia, PA
Thu Sep 05 1996, 7:05 PM EDT
Att: 18,164 - Unknown - 80 F

AB 33
R 6
H 12
RBI 6
BB 3
SO 3
LOB 15



Batter	1	2	3	4	5	6	7	8	9	AB	R	H	RBI	BB	SO	LOB	TOP				
Brian McRae, S OBP: 0.367, SLG: 0.424	F8		1B		L4		BB BB BB		F8	4	1	1	0	1	0	1	Chicago Cubs @ Philadelphia Phillies Veterans Stadium, Philadelphia, PA Fri Sep 06 1996, 7:05 PM EDT Att: 17,803 - Unknown - 80 F				
Ozzie Timmons, R OBP: 0.278, SLG: 0.373	K		F7		F9		BB BB BB FC3-6		HR	5	2	1	1	0	1	3					
Mark Grace, L OBP: 0.404, SLG: 0.462	G4-3		L7				BB BB BB E BB		WP	3	1	1	0	2	0	1					
Luis Gonzalez, L OBP: 0.341, SLG: 0.442		E3	G1-3		F7		FC3-6 BB		K	3	1	0	0	0	0	3					
Dave Magadan, L OBP: 0.377, SLG: 0.380		FC5-4					FC3-6 BB		K	2	0	0	0	1	1	0					
23 Ryne Sandberg, R OBP: 0.308, SLG: 0.443		FC5-4					G6-3			4	1	2	1	0	0	3					
Scott Servais, R OBP: 0.333, SLG: 0.387		SF8			G4-3		L6		K	3	0	0	1	0	1	1					
Rey Sanchez, R OBP: 0.276, SLG: 0.251					G4-3		L9			3	0	1	0	1	0	1					
Dave Swartzbaugh, R OBP: 0.358, SLG: 0.531		G6-3					G4-3		G6-4-3	1	0	0	0	1	0	2					
Jim Bullinger, R OBP: 0.280, SLG: 0.267										0	0	0	0	0	0	0					
Inning Stats	R: 0 E: 0 K: 1 S: 8	H: 0 LOB: 2 BB: 0 P: 12	R: 1 E: 1 K: 0 S: 13	H: 0 LOB: 2 BB: 2 P: 26	R: 0 E: 0 K: 0 S: 13	H: 1 LOB: 1 BB: 0 P: 15	R: 1 E: 0 K: 1 S: 7	H: 1 LOB: 0 BB: 0 P: 10	R: 0 E: 0 K: 0 S: 10	H: 1 LOB: 1 BB: 0 P: 17	R: 3 E: 2 K: 0 S: 13	H: 0 LOB: 3 BB: 3 P: 27	R: 0 E: 0 K: 1 S: 6	H: 1 LOB: 0 BB: 0 P: 11	R: 1 E: 0 K: 2 S: 13	H: 2 LOB: 1 BB: 0 P: 17	1B: 3 2B: 1 3B: 0 HR: 2	SF: 1 SAC: 0 DP: 1 HBP: 0	WP: 1 PB: 0 SB: 1 CS: 0	PA: 41	
PITCHER	IP	WLS	BF	H	R	ER	SO	BB	IBB	HBP	BLK	WP	HR	S	P	ERA	WHIP				
Mike Williams, R ERA: 5.12	6.0		26	3	2	1	2	3	1	0	0	0	1	58	95	1.50	1.000				
Ken Ryan, R ERA: 2.61	0.1	L	4	0	3	0	0	2	0	0	0	0	0	7	17	0.00	6.000				
Ricardo Jordan, L ERA: 2.11	0.0		1	0	0	0	0	1	0	0	0	0	0	2	6	∞	∞				
Toby Borland, R ERA: 4.19	1.2		5	1	0	0	1	0	0	0	0	0	0	10	15	0.00	0.600				
Ricky Bottalico, R ERA: 3.64	1.0		5	2	1	1	2	0	0	0	0	1	1	13	17	9.00	2.000				

AB 33
R 6
H 6
RBI 5
BB 7
SO 5
LOB 19



Batter	1	2	3	4	5	6	7	8	9	AB	R	H	RBI	BB	SO	LOB	BOTTOM				
Ricky Otero, S OBP: 0.322, SLG: 0.352	F9		K	L3		L8			B1-3	5	0	1	0	0	1	0	Chicago Cubs @ Philadelphia Phillies Veterans Stadium, Philadelphia, PA Fri Sep 06 1996, 7:05 PM EDT Att: 17,803 - Unknown - 80 F				
Mickey Morandini, L OBP: 0.321, SLG: 0.320	1B		BB		F8		F7		B1-3	4	1	1	0	1	0	1					
Gregg Jefferies, S OBP: 0.341, SLG: 0.394	1B		BB		G4-3		G4-3		G3-1	4	1	2	1	1	0	1					
Benito Santiago, R OBP: 0.317, SLG: 0.487	K		1B		P5		K		G6-3	5	0	1	0	0	2	4					
Scott Rolen, R OBP: 0.319, SLG: 0.403	F9		F8		HR		K			4	1	1	2	0	1	4					
Gene Schall, R OBP: 0.400, SLG: 0.400		BB	G1-4-3		BB		1B		1B	2	0	1	0	2	0	2					
Wendell Magee, R OBP: 0.203, SLG: 0.254	K		G5-3		G5-3		1B		1B	4	1	2	0	0	1	2					
Kevin Stocker, S OBP: 0.322, SLG: 0.334	K		G3		K		K		K	4	0	0	0	0	3	4					
Mike Williams, R OBP: 0.184, SLG: 0.149		P1			G5-3		F7		K	2	0	0	1	0	0	1					
Inning Stats	R: 0 E: 0 K: 1 S: 13	H: 2 LOB: 2 BB: 0 P: 26	R: 0 E: 0 K: 2 S: 13	H: 0 LOB: 1 BB: 1 P: 22	R: 1 E: 0 K: 1 S: 14	H: 2 LOB: 2 BB: 1 P: 20	R: 1 E: 0 K: 0 S: 10	H: 1 LOB: 0 BB: 0 P: 15	R: 2 E: 0 K: 0 S: 10	H: 1 LOB: 1 BB: 2 P: 24	R: 0 E: 0 K: 1 S: 5	H: 0 LOB: 0 BB: 0 P: 6	R: 0 E: 0 K: 3 S: 14	H: 2 LOB: 2 BB: 0 P: 21	R: 0 E: 0 K: 0 S: 11	H: 1 LOB: 1 BB: 0 P: 15		1B: 7 2B: 1 3B: 0 HR: 1	SF: 0 SAC: 0 DP: 0 HBP: 0	WP: 0 PB: 0 SB: 4 CS: 0	PA: 40
PITCHER	IP	WLS	BF	H	R	ER	SO	BB	IBB	HBP	BLK	WP	HR	S	P	ERA	WHIP				
Dave Swartzbaugh, R ERA: 6.81	4.2		24	6	4	4	4	4	0	0	0	0	0	7	10	0.00	0.000				
Jim Bullinger, R ERA: 6.81	1.1	W	4	0	0	0	1	0	0	0	0	0	0	4	7	0.00	0.000				
Bob Patterson, L ERA: 2.68	0.2		2	0	0	0	0	0	0	0	0	0	0	4	7	0.00	0.000				
Terry Adams, R ERA: 3.08	1.1		6	2	0	0	4	0	0	0	0	0	0	17	26	0.00	1.500				
Turk Wendell, R ERA: 2.5	1.0	S	4	1	0	0	0	0	0	0	0	0	0	11	15	0.00	1.000				

AB 36
R 4
H 9
RBI 4
BB 4
SO 9
LOB 21



Batter	1	2	3	4	5	6	7	8	9	AB	R	H	RBI	BB	SO	LOB	TOP										
Brian McRae, S OBP: 0.368, SLG: 0.427 (1, 8)	1-2 G5-3 SF7 2B		1-3 K		3-1 SAFE F8			2-1 SH1-3 1B		4	1	2	0	0	1	1											
Ozzie Timmons, R OBP: 0.289, SLG: 0.375 (1, 9)	3-1 G5-3 2-3			4-2 1B G4-6-3 BB		3-2 G4-6-3 1B		0-0 SH1-3 1-2		2	1	1	0	1	0	1											
Mark Grace, L OBP: 0.403, SLG: 0.461 (1, 3)	2-0 SF7			1-1 G4-6-3 1B		2-1 G4-6-3 1-2		1-0 F7		3	0	1	1	0	0	2											
Luis Gonzalez, L OBP: 0.357, SLG: 0.448 Doug Glavinville, R OBP: 0.245, SLG: 0.340 Brant Brown, L OBP: 0.367, SLG: 0.617 Scott Bunting, L OBP: 0.253, SLG: 0.306 (1, 7)	2-2 G4-3			1-0 G4-6-3 1B		2-1 G4-3		3-3 K		3	0	1	0	0	0	0											
Dave Magadan, L OBP: 0.367, SLG: 0.368 (1, 5)		1-2 G6-3		1-0 G4-6-3			2-1 L3		1-1 F8		4	0	0	0	0	2											
23 Ryne Sandberg, R OBP: 0.306, SLG: 0.440 (1, 4)		3-2 G6-3		1-1 L8			3-1 P7		2-2 L7		4	0	0	0	0	1											
Scott Servais, R OBP: 0.332, SLG: 0.388 (1, 2)		2-0 L7				0-0 P6		1-0 2B		0	0	1	0	0	0	0											
Rey Sanchez, R OBP: 0.280, SLG: 0.253 (1, 6)			1-0 F8		1-1 1B		4-0 IBB				2	0	1	0	1	0											
Steve Trachsel, R OBP: 0.119, SLG: 0.203 Brooks Kieschnick, L OBP: 0.296, SLG: 0.396 Kent Bottenfield, R OBP: 0.500, SLG: 0.500 Larry Casian, R Mike Campbell, R OBP: 0.400, SLG: 0.600 (1, 1)			1-3 K		0-3 K		1-0 F8				2	0	0	0	0	2											
Inning Stats	R: 1 E: 0 K: 0 S: 9	H: 1 LOB: 0 BB: 0 P: 17	R: 0 E: 0 K: 0 S: 7	H: 0 LOB: 0 BB: 0 P: 13	R: 0 E: 0 K: 2 S: 9	H: 0 LOB: 0 BB: 0 P: 12	R: 1 E: 0 K: 0 S: 8	H: 2 LOB: 1 BB: 1 P: 16	R: 0 E: 0 K: 1 S: 8	H: 1 LOB: 1 BB: 0 P: 12	R: 0 E: 0 K: 0 S: 7	H: 1 LOB: 0 BB: 0 P: 14	R: 0 E: 0 K: 0 S: 6	H: 1 LOB: 2 BB: 1 P: 17	R: 0 E: 0 K: 1 S: 8	H: 1 LOB: 1 BB: 0 P: 14	R: 0 E: 0 K: 0 S: 8	H: 0 LOB: 0 BB: 0 P: 11	1B: 5 2B: 2 3B: 0 HR: 0	SF: 1 SAC: 1 DP: 2 HBP: 0	WP: 0 PB: 0 SB: 0 CS: 0	PA: 34					
PITCHER	IP	WLS	BF	H	R	ER	SO	BB	IBB	HBP	BLK	WP	HR	S	P	ERA	WHIP										
Rich Hunter, R ERA: 6.1 (1, 1)	7.0	W	27	6	2	2	3	1	1	0	0	0	0	54	101	2.57	1.000										
Toby Borland, R ERA: 4.17 (8, 1)	0.1		2	1	0	0	0	0	0	0	0	0	0	3	5	0.00	3.000										
Ricardo Jordan, L ERA: 2.08 (8, 1)	0.1		1	0	0	0	0	0	0	0	0	0	0	1	2	0.00	0.000										
Ricky Bottalico, R ERA: 3.56 (8, 1)	1.1	S	4	0	0	0	1	0	0	0	0	0	0	12	18	0.00	0.000										

Chicago Cubs @ Philadelphia Phillies
Veterans Stadium, Philadelphia, PA

AB 30
R 2
H 7
RBI 1
BB 2
SO 4
LOB 11



WP: 0
PB: 0
SB: 0
CS: 0

Batter	1	2	3	4	5	6	7	8	9	AB	R	H	RBI	BB	SO	LOB	BOTTOM										
Ricky Otero, S OBP: 0.324, SLG: 0.359 (8, 1)	1-1 1B		1-2 2B		1-2 L8		0-0 B2			4	1	2	0	0	0	1											
Ricardo Jordan, L (8, 1)										0	0	0	0	0	0	0											
Ricky Bottalico, L OBP: 0.333, SLG: 0.667 (8, 1)										0	0	0	0	0	0	0											
Mickey Morandini, L OBP: 0.323, SLG: 0.330 (1, 4)	1-0 SAFE K		1-0 S 2B		3-1 HR		1-1 F7			4	1	2	2	0	1	2											
Gregg Jefferies, S OBP: 0.343, SLG: 0.393 (1, 7)	2-2 SAFE 1B		2-1 P6		0-0 G6-3		4-0 IBB			3	0	1	0	1	0	1											
Benito Santiago, R OBP: 0.316, SLG: 0.484 (1, 2)	4-1 FC6-4 BB		3-3 K		1-3 K		1-0 P6			3	0	0	0	1	2	3											
Scott Rolen, R OBP: 0.322, SLG: 0.400 Kevin Seick, R OBP: 0.351, SLG: 0.491 (1, 5)	1-3 K		1-1 HBP		2-1 L8		0-1 G6-3			1	0	0	0	0	1	3											
Gene Schall, R OBP: 0.373, SLG: 0.367 (1, 3)	1-0 FC6-4		1-3 K		0-3 K		0-0 L6			4	0	0	0	0	2	5											
Wendell Magee, R OBP: 0.205, SLG: 0.296 (1, 9)		1-1 F8		1-0 G6-3		0-0 G6-3		1-2 HR		4	1	1	1	0	0	0											
Kevin Stocker, S OBP: 0.324, SLG: 0.342 (1, 6)		0-0 G3-1		2-2 G5-3			2-2 2B		3-2 1B	4	1	2	0	0	0	0											
Rich Hunter, R OBP: 0.188, SLG: 0.133 Ruben Amaro Jr, S OBP: 0.375, SLG: 0.475 (1, 1)		1-1 G5-3		0-1 G6-3			2-2 3B		0-0 L6	2	0	0	0	0	0	0											
Inning Stats	R: 0 E: 0 K: 2 S: 13	H: 2 LOB: 3 BB: 1 P: 22	R: 0 E: 0 K: 0 S: 5	H: 0 LOB: 0 BB: 0 P: 7	R: 1 E: 0 K: 2 S: 13	H: 2 LOB: 0 BB: 0 P: 22	R: 0 E: 0 K: 0 S: 8	H: 0 LOB: 0 BB: 0 P: 11	R: 1 E: 0 K: 1 S: 11	H: 1 LOB: 0 BB: 0 P: 16	R: 0 E: 0 K: 1 S: 6	H: 0 LOB: 0 BB: 0 P: 8	R: 1 E: 0 K: 0 S: 10	H: 2 LOB: 2 BB: 1 P: 20	R: 1 E: 0 K: 0 S: 11	H: 2 LOB: 1 BB: 0 P: 15	1B: 3 2B: 2 3B: 2 HR: 2	SF: 0 SAC: 0 DP: 0 HBP: 1	WP: 1 PB: 0 SB: 1 CS: 0	PA: 36							
PITCHER	IP	WLS	BF	H	R	ER	SO	BB	IBB	HBP	BLK	WP	HR	S	P	ERA	WHIP										
Steve Trachsel, R ERA: 2.9 (7, 1)	6.0	L	25	2	1	1	0	1	0	0	0	0	0	6	10	-	-										
Larry Casian, L ERA: 2.7 (7, 1)	0.2		3	0	0	0	0	0	1	0	0	1	0	3	8	0.00	0.000										
Mike Campbell, R ERA: 3.51 (7, 1)	1.1		6	2	1	1	0	0	0	0	0	0	1	12	17	6.75	1.500										

Chicago Cubs @ Philadelphia Phillies
Veterans Stadium, Philadelphia, PA


AB 33
R 4
H 9
RBI 4
BB 2
SO 6
LOB 16




WP: 1
PB: 0
SB: 1
CS: 0

Batter	1	2	3	4	5	6	7	8	9	AB	R	H	RBI	BB	SO	LOB	TOP											
Brian McRae, S OBP: 0.366, SLG: 0.425 (1, 8)	0-0 P6		1-1 F9		1-1 1B 23 SF9 BB		2-1 G3		0-1 L4	5	1	1	1	0	0	0	Chicago Cubs @ Philadelphia Phillies Veterans Stadium, Philadelphia, PA Sun Sep 08 1996, 3:33 AM EDT Att: 27,600 - Sunny - 87 F											
Ozzie Timmons, R OBP: 0.288, SLG: 0.364 Terry Adams, R (7, 1)	2-1 L7		0-0 F9		4-0 23 SF9 1B BB		2-0 G6-3		1-1 L7	3	0	0	0	1	0	0												
Todd Haney, R OBP: 0.237, SLG: 0.176 Turk Wendell, L OBP: 0.667, SLG: 0.500 (9, 1)					1-2 BB					1	0	0	0	0	0	0												
Mark Grace, L OBP: 0.404, SLG: 0.462 (1, 3)	0-1 G6-3			0-0 FC5-4 23 BB 1B	1-1 1-2 1B		2-3 K			4	1	2	0	0	1	0												
23 Ryne Sandberg, R OBP: 0.307, SLG: 0.440 (1, 4)		2-1 1B SF7 1B		4-2 FC5-4 BB	1-2 SF9			1-1 G3-1		2	1	1	1	1	0	0												
Leo Gomez, R OBP: 0.341, SLG: 0.441 Dave Magadan, L OBP: 0.371, SLG: 0.368 José Hernández, R OBP: 0.296, SLG: 0.394 (8, 5)		3-1 1B		0-2 FC5-4 FC6-4	1-3 K			4-0 BLK 2B BB		3	0	1	0	0	1	4												
Scott Servais, R OBP: 0.333, SLG: 0.391 (1, 2)		0-0 SF7		3-2 FC6-4	1-2 HBP		2-2 1B	2-0 CS 2B		2	0	1	3	0	0	1												
Luis Gonzalez, L OBP: 0.356, SLG: 0.444 (1, 7)		3-H F7		1-2 L6	2-0 L8			4-0 IBB		3	0	0	0	1	0	3												
Rey Sanchez, R OBP: 0.284, SLG: 0.262 (1, 6)		1-3 K			0-2 SH5-4 1B 2B	2-1 L6-3 1B		3-2 G4-3		4	1	2	0	0	1	3												
Jaime Navarro, R OBP: 0.141, SLG: 0.155 Bob Patterson, R OBP: 0.333, SLG: 0.333 Scott Bulett, L OBP: 0.253, SLG: 0.306 Doug Glanville, R OBP: 0.241, SLG: 0.333 (9, 9)			2-1 G6-3		1-0 SH5-4 1B 2B	0-1 L6-3		2-2 G4-3		2	0	0	0	0	0	2												
Inning Stats	R: 0 E: 0 K: 0 S: 5	H: 0 LOB: 0 BB: 0 P: 7	R: 1 E: 0 K: 1 S: 13	H: 2 LOB: 1 BB: 0 P: 20	R: 0 E: 0 K: 0 S: 5	H: 0 LOB: 0 BB: 0 P: 8	R: 1 E: 0 K: 0 S: 11	H: 1 LOB: 1 BB: 0 P: 19	R: 2 E: 0 K: 1 S: 15	H: 3 LOB: 2 BB: 1 P: 24	R: 0 E: 0 K: 0 S: 7	H: 1 LOB: 1 BB: 0 P: 13	R: 0 E: 0 K: 1 S: 6	H: 0 LOB: 0 BB: 0 P: 12	R: 1 E: 0 K: 0 S: 6	H: 1 LOB: 1 BB: 2 P: 20		R: 0 E: 0 K: 0 S: 9	H: 0 LOB: 0 BB: 0 P: 12	1B: 6 2B: 3 3B: 0 HR: 0	SF: 2 SAC: 1 DP: 1 HBP: 1	WP: 0 PB: 0 SB: 0 CS: 1	PA: 38					
PITCHER	IP	WLS	BF	H	R	ER	SO	BB	IBB	HBP	BLK	WP	HR	S	P	ERA		WHIP										
Mike Mims, L ERA: 5.69	4.1	L	21	6	4	4	1	2	0	0	0	0	0	42	69	8.31		1.846										
Russ Springer, R ERA: 4.95	0.2		2	0	0	0	1	0	0	0	0	0	0	7	9	0.00	0.000											
Calvin Maduro, R ERA:	1.0		4	1	0	0	0	0	0	1	0	0	0	7	13	0.00	1.000											
Ken Ryan, R ERA: 2.65	2.0		8	1	1	1	1	1	1	0	1	0	0	12	32	4.50	1.000											
Ricardo Jordan, L ERA: 1.99	1.0		3	0	0	0	0	0	0	0	0	0	0	9	12	0.00	0.000											

Batter	1	2	3	4	5	6	7	8	9	AB	R	H	RBI	BB	SO	LOB	BOTTOM												
Ricky Otero, S OBP: 0.323, SLG: 0.357 Ricardo Jordan, L (9, 1)	1-2 2B 1B		0-2 L8		0-1 G6-3	2-1 G4-3		0-0 G1-6-3		5	0	1	0	0	0	4	Chicago Cubs @ Philadelphia Phillies Veterans Stadium, Philadelphia, PA Sun Sep 08 1996, 3:33 AM EDT Att: 27,600 - Sunny - 87 F												
Kevin Stocker, S OBP: 0.327, SLG: 0.349 (1, 6)	2-2 1-3 2B		1-1 G4-3		3-2 1B		2-2 2B 1B		2-2 G4-3	5	1	3	0	0	0	0													
Mickey Morandini, L OBP: 0.322, SLG: 0.327 (1, 4)	3-3 K		1-0 L7		1-0 L6		0-3 K		4-0 1B BB	4	0	0	0	1	2	4													
Gregg Jefferies, S OBP: 0.344, SLG: 0.392 (1, 7)	4-0 FC4-6 IBB		1-3 K		1-0 L9		1-0 E6 2B 2B		0-2 L7 1B	4	1	1	0	1	1	1													
Gene Schall, R OBP: 0.375, SLG: 0.389 (1, 3)	2-2 P3		1-0 1B 1B		1-0 L9		0-0 1-H 2B		1-3 K	5	0	2	1	0	1	6													
Kevin Sevcik, R OBP: 0.355, SLG: 0.500 (1, 5)	0-0 FC4-6 1-1		1-2 1B		1-2 1B		1-0 2B 2B		2-1 F9	5	1	2	0	0	1	6													
Wendell Magee, R OBP: 0.208, SLG: 0.307 (9, 8)		0-2 L9		3-1 P3		1-2 26 G4-3 2B		2-1 F8		4	0	1	2	0	2	Chicago Cubs @ Philadelphia Phillies Veterans Stadium, Philadelphia, PA Sun Sep 08 1996, 3:33 AM EDT Att: 27,600 - Sunny - 87 F													
Gary Bennett, R OBP: 0.375, SLG: 0.286 Ruben Amaro Jr., S OBP: 0.382, SLG: 0.481 (9, 9)		1-3 K		2-3 K		2-2 26 G4-3 BB		0-0 BB 1B		2	0	0	0	1	2			2											
Mike Mims, L OBP: 0.115, SLG: 0.115 Russ Springer, R OBP: 0.299, SLG: 0.099 Jon Zupnik, R OBP: 0.276, SLG: 0.222 Calvin Maduro, R OBP: 0.253, SLG: 0.306 26 David Doster, R OBP: 0.307, SLG: 0.167 Ken Ryan, R OBP: 0.317, SLG: 0.360 Benito Santiago, R OBP: 0.241, SLG: 0.344 (9, 2)		2-0 G6-3		1-2 G5-3		2-2 G4-3		4-1 G1-6-3 BB		1	0	0	0	0	0			0											
Inning Stats	R: 0 E: 0 K: 1 S: 13	H: 2 LOB: 3 BB: 1 P: 25	R: 0 E: 0 K: 1 S: 8	H: 0 LOB: 0 BB: 0 P: 11	R: 0 E: 0 K: 2 S: 12	H: 2 LOB: 2 BB: 0 P: 20	R: 0 E: 0 K: 0 S: 13	H: 1 LOB: 1 BB: 0 P: 18	R: 2 E: 1 K: 0 S: 16	H: 2 LOB: 2 BB: 1 P: 28	R: 1 E: 0 K: 1 S: 12	H: 2 LOB: 1 BB: 0 P: 16	R: 0 E: 0 K: 0 S: 5	H: 1 LOB: 1 BB: 1 P: 11	R: 0 E: 0 K: 2 S: 17			H: 1 LOB: 2 BB: 1 P: 24	1B: 7 2B: 4 3B: 0 HR: 0	SF: 0 SAC: 0 DP: 1 HBP: 0	WP: 0 PB: 0 SB: 0 CS: 0	PA: 42							
PITCHER	IP	WLS	BF	H	R	ER	SO	BB	IBB	HBP	BLK	WP	HR	S	P			ERA	WHIP										
Jaime Navarro, R ERA: 3.62	6.0	W	28	7	2	1	4	1	0	0	0	0	0	68	110			1.50	1.333										
Bob Patterson, L ERA: 2.53	0.2		3	1	1	1	1	0	0	0	0	0	0	9	11			13.50	1.500										
Terry Adams, R ERA: 3.03	1.1		6	2	0	0	0	1	0	0	0	0	0	8	16		0.00	2.250											
Turk Wendell, R ERA: 2.47	1.0	S	5	1	0	0	2	1	0	0	0	0	0	17	24		0.00	2.000											

Batter	1	2	3	4	5	6	7	8	9	AB	R	H	RBI	BB	SO	LOB	TOP														
F.P. Santangelo, S (1.5) OBP: 0.375, SLG: 0.429	1-1 F7		1-3 K			2-1 G4-3		0-1 G1-3		4	0	0	0	0	1	3	<p>Montreal Expos @ Chicago Cubs Wrigley Field, Chicago, IL Mon Sep 09 1996, 7:05 PM CDT Att: 24,452 - Unknown - 74 F</p> <p>livebaseballscorecards.com</p> <table border="0"> <tr><td>AB</td><td>31</td></tr> <tr><td>R</td><td>1</td></tr> <tr><td>H</td><td>6</td></tr> <tr><td>RBI</td><td>1</td></tr> <tr><td>BB</td><td>0</td></tr> <tr><td>SO</td><td>2</td></tr> <tr><td>LOB</td><td>10</td></tr> </table> 	AB	31	R	1	H	6	RBI	1	BB	0	SO	2	LOB	10
AB	31																														
R	1																														
H	6																														
RBI	1																														
BB	0																														
SO	2																														
LOB	10																														
Mike Lansing, R (1.4) OBP: 0.351, SLG: 0.426	2-2 F7			0-0 G6-3		1-2 L6		0-2 P9		4	0	0	0	0	0	1															
David Segui, S (1.3) OBP: 0.368, SLG: 0.449	2-2 L7			2-2 G1-3		3-1 G6-4-3 1B		0-0 HR		4	1	2	1	0	0	0															
Moises Alou, R (1.9) OBP: 0.340, SLG: 0.453		1-0 L8		0-1 G1-3		1-1 G6-4-3 1-2		0-0 F9		4	0	0	0	0	0	1															
Henry Rodriguez, L (1.7) OBP: 0.317, SLG: 0.553	2-1 G3-1			1-2 P3		0-0 FC6-4 1B		0-0 F7		4	0	1	0	0	0	0															
Rondell White, R (1.8) OBP: 0.352, SLG: 0.453	0-0 G6-3			0-0 L8		1-0 FC6-4 1-2				3	0	0	0	0	0	1															
Mark Grudzielanek, R (1.6) OBP: 0.350, SLG: 0.411			1-2 F8 G4-3 1B		1-2 G1-3			0-0 1B		3	0	2	0	0	0	0															
Lenny Webster, R (1.2) OBP: 0.326, SLG: 0.286			2-1 G4-3			1-0 G4-3 SH1-4 1B		1-3 K		2	0	1	0	0	0	1															
Cliff Floyd, L (8, PH) OBP: 0.333, SLG: 0.419										1	0	0	0	0	0	1															
Mike Dyer, R (8, PH)										0	0	0	0	0	0	0															
Dave Leiper, L (8, 1)										0	0	0	0	0	0	0															
Barry Manuel, R (8, 1)										0	0	0	0	0	0	0															
Jose Paniagua, R (1, 1)			0-0 F8			0-0 SH1-4		0-1 F7		1	0	0	0	0	0	1															
Darin Fletcher, L (8, PH) OBP: 0.325, SLG: 0.432			2-3			1-2				1	0	0	0	0	0	1															
Inning Stats	R: 0 E: 0 K: 0 S: 12	H: 0 LOB: 0 BB: 0 P: 17	R: 0 E: 0 K: 0 S: 4	H: 0 LOB: 0 BB: 0 P: 7	R: 0 E: 0 K: 1 S: 11	H: 1 LOB: 1 BB: 0 P: 15	R: 0 E: 0 K: 0 S: 7	H: 0 LOB: 0 BB: 0 P: 9	R: 0 E: 0 K: 0 S: 7	H: 1 LOB: 1 BB: 0 P: 11	R: 0 E: 0 K: 0 S: 6	H: 2 LOB: 1 BB: 0 P: 11	R: 0 E: 0 K: 1 S: 8	H: 1 LOB: 1 BB: 0 P: 9	R: 1 E: 0 K: 0 S: 6	H: 1 LOB: 0 BB: 0 P: 6	1B: 5 2B: 0 3B: 0 HR: 1	SF: 0 SAC: 1 DP: 1 HBP: 0	WP: 0 PB: 0 SB: 0 CS: 0	PA: 32											
PITCHER Kevin Foster, R (1, 1) ERA: 5.78	IP: 9.0 WLS: W BF: 32 H: 6 R: 1 ER: 1 SO: 2 BB: 0 IBB: 0 HBP: 0 BLK: 0 WP: 0 HR: 1 S: 68 P: 94 ERA: 1.00 WHIP: 0.667															PITCHER															

Batter	1	2	3	4	5	6	7	8	9	AB	R	H	RBI	BB	SO	LOB	BOTTOM														
Brian McRae, S (1.8) OBP: 0.367, SLG: 0.424	4-2 1B HBP FC BB		1-1 L8		1-1 1B		2-3 K			3	1	1	0	1	1	1	<p>Montreal Expos @ Chicago Cubs Wrigley Field, Chicago, IL Mon Sep 09 1996, 7:05 PM CDT Att: 24,452 - Unknown - 74 F</p> <p>livebaseballscorecards.com</p> <table border="0"> <tr><td>AB</td><td>29</td></tr> <tr><td>R</td><td>3</td></tr> <tr><td>H</td><td>6</td></tr> <tr><td>RBI</td><td>3</td></tr> <tr><td>BB</td><td>4</td></tr> <tr><td>SO</td><td>5</td></tr> <tr><td>LOB</td><td>13</td></tr> </table> 	AB	29	R	3	H	6	RBI	3	BB	4	SO	5	LOB	13
AB	29																														
R	3																														
H	6																														
RBI	3																														
BB	4																														
SO	5																														
LOB	13																														
Ozzie Timmons, R (1.9) OBP: 0.287, SLG: 0.355	4-0 FC 1B HBP		2-3 K		2-1 P4			3-1 G5-3		3	0	0	0	0	1	1															
Mark Grace, L (1.3) OBP: 0.405, SLG: 0.464	2-1 FC 1-2 2-3 1B		1-0 2B			2-1 G6-3		2-2 L8		4	0	2	0	0	0	0															
Luis Gonzalez, L (1.7) OBP: 0.355, SLG: 0.442	0-2 FC		0-0 F8			1-1 G4-3		4-0 BB 2B		3	0	0	1	1	0	3															
Scott Bunting, L (8, PR) OBP: 0.253, SLG: 0.306	1-2 2-3 3-H G4-6-3							BB 2B		0	1	0	0	0	0	0															
Dave Magadan, L (1.5) OBP: 0.370, SLG: 0.362	1-0 G4-6-3			1-1 F9		4-2 BB		4-1 BB 2B		2	0	0	0	1	0	2															
José Hernández, R (6, PR) OBP: 0.298, SLG: 0.394								1-2 BB 2B		0	1	0	0	1	0	0															
23 Ryne Sandberg, R (1.4) OBP: 0.307, SLG: 0.440		1-1 G5-3		2-3 K		2-1 G5-3		1-1 2B		4	0	1	2	0	1	1															
Tyler Houston, L (1.2) OBP: 0.345, SLG: 0.466		0-0 FC6-4 1B		2-3 K2-3			2-2 G4-3	0-0 G3		4	0	1	0	0	1	2															
Rey Sanchez, R (1.6) OBP: 0.284, SLG: 0.263		2-2 FC6-4 1-2			0-2 K			2-2 G6-3 1B		3	0	1	0	0	1	1															
Kevin Foster, R (1, 1) OBP: 0.423, SLG: 0.476		1-0 F8			1-1 P4			0-0 G6-3		3	0	0	0	0	0	2															
Inning Stats	R: 1 E: 0 K: 0 S: 9	H: 1 LOB: 1 BB: 1 P: 20	R: 0 E: 0 K: 0 S: 7	H: 1 LOB: 0 BB: 0 P: 11	R: 0 E: 0 K: 1 S: 7	H: 1 LOB: 1 BB: 0 P: 11	R: 0 E: 0 K: 2 S: 9	H: 0 LOB: 0 BB: 0 P: 14	R: 0 E: 0 K: 1 S: 9	H: 1 LOB: 1 BB: 0 P: 13	R: 0 E: 0 K: 0 S: 11	H: 0 LOB: 1 BB: 1 P: 20	R: 0 E: 0 K: 1 S: 11	H: 1 LOB: 1 BB: 0 P: 17	R: 2 E: 0 K: 0 S: 9	H: 1 LOB: 2 BB: 2 P: 23	1B: 4 2B: 2 3B: 0 HR: 0	SF: 1 SAC: 0 DP: 1 HBP: 1	WP: 0 PB: 0 SB: 1 CS: 0	PA: 34											
PITCHER Jose Paniagua, R (1, 1) ERA: 3.21	IP: 7.0 WLS: L BF: 28 H: 5 R: 1 ER: 1 SO: 1 BB: 2 IBB: 0 HBP: 1 BLK: 0 WP: 0 HR: 0 S: 63 P: 106 ERA: 1.29 WHIP: 1.000															PITCHER															
Mike Dyer, R (8, 1) ERA: 4.43	0.1 L	1 0	0 0	0 0	0 0	0 0	0 0	0 0	0 0	2 5	0 0.00	0 0.000																			
Dave Leiper, L (8, 1) ERA: 6.46	0.1 L	3 0	0 0	0 0	0 0	2 0	0 0	0 0	0 0	4 14	0 0.00	6 6.000																			
Barry Manuel, R (8, 1) ERA: 3.03	0.1 L	2 1	2 2	0 0	0 0	0 0	0 0	0 0	0 0	3 4	54.00	3.000																			

Batter	1	2	3	4	5	6	7	8	9	AB	R	H	RBI	BB	SO	LOB	TOP								
Rondell White, R OBP: 0.350, SLG: 0.452	G6-3	G6-4-3				1B	F8		G5-3	5	1	1	0	0	0	3									
Mike Lansing, R OBP: 0.353, SLG: 0.427	1B		G6-3			FC5	G5-3			4	0	2	0	1	0	0									
David Segui, S OBP: 0.368, SLG: 0.448	G5-4-3		F8			FC5	P3		G3-1	5	1	2	1	0	0	1									
Moises Alou, R OBP: 0.340, SLG: 0.451	G5-4-3					FC5	G1-3			4	0	1	0	0	0	4									
Henry Rodriguez, L OBP: 0.316, SLG: 0.553		F8	F8						P6	4	0	1	1	0	0	1									
FP Santangelo, S OBP: 0.376, SLG: 0.430		1B				P3			G6-3	4	1	2	0	0	0	2									
Darrin Fletcher, L OBP: 0.327, SLG: 0.433		1B								4	0	2	0	0	0	3									
Rheal Cormier, L OBP: 0.178, SLG: 0.195		1B				G4-3				0	0	0	0	0	0	0									
Mark Grudzielanek, R OBP: 0.350, SLG: 0.410										4	0	1	1	0	1	2									
Mel Rojas, R OBP: 0.375, SLG: 0.500										0	0	0	0	0	0	0									
Inning Stats	R: 0 E: 0 K: 0 S: 7	H: 2 LOB: 1 BB: 0 P: 15	R: 1 E: 0 K: 0 S: 17	H: 4 LOB: 2 BB: 0 P: 29	R: 0 E: 0 K: 0 S: 7	H: 1 LOB: 1 BB: 0 P: 9	R: 0 E: 0 K: 0 S: 8	H: 1 LOB: 1 BB: 0 P: 13	R: 2 E: 0 K: 0 S: 15	H: 4 LOB: 2 BB: 0 P: 26	R: 0 E: 0 K: 0 S: 8	H: 0 LOB: 0 BB: 0 P: 14	R: 0 E: 0 K: 0 S: 5	H: 0 LOB: 0 BB: 0 P: 9	R: 0 E: 0 K: 1 S: 13	H: 1 LOB: 1 BB: 0 P: 17	R: 0 E: 0 K: 0 S: 10	H: 0 LOB: 1 BB: 1 P: 18	1B: 11 2B: 2 3B: 0 HR: 0	SF: 0 SAC: 0 DP: 2 HBP: 0	WP: 0 PB: 0 SB: 0 CS: 0	PA: 39			
PITCHER	IP	WLS	BF	H	R	ER	SO	BB	IBB	HBP	BLK	WP	HR	S	P	ERA	WHIP								
Frank Castillo, R ERA: 5.09	4.0		20	10	3	3	0	0	0	0	0	0	0	42	74	6.75	2.500								
Larry Casian, L ERA: 2.76	1.0	W	6	2	0	0	0	0	0	0	0	0	0	12	18	0.00	2.000								
Kent Bottenfield, R ERA: 2.6	2.0		6	0	0	0	0	0	0	0	0	0	0	13	23	0.00	0.000								
Bob Patterson, L ERA: 2.77	1.0		4	1	0	0	1	0	0	0	0	0	0	13	17	0.00	1.000								
Amaury Telemaco, R ERA: 5.18	1.0		4	0	0	0	0	1	0	0	0	0	0	10	18	0.00	1.000								

Montreal Expos @ Chicago Cubs
Wrigley Field, Chicago, IL
Tue Sep 10 1996, 7:05 PM CDT
Att: 26,700 - Unknown - 76 F

AB 38
R 3
H 13
RBI 3
BB 1
SO 1
LOB 17



Batter	1	2	3	4	5	6	7	8	9	AB	R	H	RBI	BB	SO	LOB	BOTTOM								
Brian McRae, S OBP: 0.367, SLG: 0.425	K	HR	F9			S	SF7			4	1	2	1	0	1	1									
Ozzie Timmons, R OBP: 0.283, SLG: 0.374	K					P4	G6-3			5	1	1	2	0	2	2									
Bob Patterson, R OBP: 0.333, SLG: 0.333		HR								0	0	0	0	0	0	0									
Amaury Telemaco, R OBP: 0.133, SLG: 0.103										0	0	0	0	0	0	0									
Mark Grace, L OBP: 0.405, SLG: 0.463	BB	E3				G1-3			PB	5	2	2	0	0	0	1									
23 Ryne Sandberg, R OBP: 0.308, SLG: 0.439	BB								SF9	4	2	1	0	1	0	2									
Todd Haney, R OBP: 0.237, SLG: 0.176	BB	P2				F8			SF8	0	0	0	0	0	0	0									
Leo Gomez, R OBP: 0.345, SLG: 0.440	BB									1	1	0	0	3	0	0									
José Hernández, R OBP: 0.297, SLG: 0.394	BB					E6	SH5-3		SF9	0	1	0	1	0	0	0									
Scott Servais, R OBP: 0.334, SLG: 0.391	FC5					K			SF8	3	1	1	2	1	2	3									
Luis Gonzalez, L OBP: 0.357, SLG: 0.443									F7	4	0	2	2	0	0	0									
Rey Sanchez, R OBP: 0.287, SLG: 0.266	FC5					FC3-6				4	1	2	1	0	0	4									
Frank Castillo, R OBP: 0.136, SLG: 0.096										1	0	0	0	0	0	0									
Larry Casian, R ERA: 3.79										0	0	0	0	0	0	0									
Brant Brown, L OBP: 0.346, SLG: 0.604										1	0	0	0	0	0	2									
Kent Bottenfield, R ERA: 3.39										0	0	0	0	0	0	0									
Dave Magadan, S OBP: 0.367, SLG: 0.367										1	0	1	1	0	0	0									
Scott Bissett, L OBP: 0.253, SLG: 0.326										0	0	0	0	0	0	0									
Inning Stats	R: 3 E: 0 K: 2 S: 16	H: 2 LOB: 3 BB: 3 P: 32	R: 2 E: 1 K: 1 S: 12	H: 2 LOB: 1 BB: 1 P: 23	R: 0 E: 0 K: 0 S: 8	H: 1 LOB: 1 BB: 0 P: 13	R: 0 E: 0 K: 1 S: 13	H: 0 LOB: 0 BB: 0 P: 19	R: 0 E: 0 K: 1 S: 11	H: 1 LOB: 2 BB: 0 P: 14	R: 0 E: 0 K: 0 S: 12	H: 1 LOB: 1 BB: 0 P: 16	R: 3 E: 0 K: 0 S: 12	H: 3 LOB: 1 BB: 1 P: 23	R: 2 E: 0 K: 0 S: 8	H: 2 LOB: 0 BB: 0 P: 13	1B: 11 2B: 0 3B: 0 HR: 1	SF: 3 SAC: 2 DP: 0 HBP: 0	WP: 0 PB: 1 SB: 2 CS: 0	PA: 43					
PITCHER	IP	WLS	BF	H	R	ER	SO	BB	IBB	HBP	BLK	WP	HR	S	P	ERA	WHIP								
Omar Daal, L ERA: 3.69	0.2		7	3	3	3	2	3	0	0	0	0	0	14	30	40.50	7.500								
Tavo Alvarez, R ERA: 3.79	0.1		1	0	0	0	0	0	0	0	0	0	0	2	2	0.00	0.000								
Barry Manuel, R ERA: 3.18	2.0		11	3	2	2	1	1	0	0	0	0	1	20	36	9.00	2.000								
Jeff Juden, R ERA: 3.39	2.0		8	1	0	0	2	0	0	0	0	0	0	24	33	0.00	0.500								
Dave Veres, R ERA: 4.65	1.0		6	2	2	2	0	1	0	0	0	0	0	15	24	18.00	3.000								
PITCHER	IP	WLS	BF	H	R	ER	SO	BB	IBB	HBP	BLK	WP	HR	S	P	ERA	WHIP								
Dave Leiper, L ERA: 6.38	0.1		1	0	0	0	0	0	0	0	0	0	0	2	5	0.00	0.000								
Mike Dyer, R ERA: 4.52	0.2		4	2	1	1	0	0	0	0	0	0	0	7	10	13.50	3.000								
Rheal Cormier, L ERA: 4.31	0.2		4	2	2	1	0	0	0	0	0	0	0	6	11	13.50	3.000								
Mel Rojas, R ERA: 3.59	0.1		1	0	0	0	0	0	0	0	0	0	0	2	2	0.00	0.000								

Montreal Expos @ Chicago Cubs
Wrigley Field, Chicago, IL
Tue Sep 10 1996, 7:05 PM CDT
Att: 26,700 - Unknown - 76 F

AB 33
R 10
H 12
RBI 10
BB 5
SO 5
LOB 15



Batter	1	2	3	4	5	6	7	8	9	AB	R	H	RBI	BB	SO	LOB	TOP								
F.P. Santangelo, S (1, 8) OBP: 0.373, SLG: 0.426 Tim Spehr, R (7, 2) OBP: 0.174, SLG: 0.190	1-3 K		0-0 SH1-3		2-2 F8		2-0 F7		2-3 K	3	0	0	0	0	1	0									
Mike Lansing, R (1, 4) OBP: 0.352, SLG: 0.427	0-1 G6-3 2B		0-0 L5		1-1 L4			0-0 F9		4	0	1	0	0	0	1									
David Segui, S (1, 3) OBP: 0.369, SLG: 0.446	0-0 G6-3		4-0 BB		1-2 L7			4-1 HR BB		2	1	0	0	2	0	1									
Moises Alou, R (1, 9) OBP: 0.339, SLG: 0.456	2-3 K		2-1 P8		2-0 G4-3			2-1 HR		4	1	1	2	0	1	3									
Henry Rodriguez, L (1, 7) OBP: 0.320, SLG: 0.559		1-2 G5-4-3 1B		1-2 F9 2B		1-1 2B		0-1 P6		4	0	3	0	0	0	0									
Mark Gudzziolanski, R (1, 6) OBP: 0.350, SLG: 0.409	0-1 G5-4-3		0-0 F9		4-0 IBB			0-0 S 1B		3	0	1	0	1	0	2									
Shane Andrews, R (1, 5) OBP: 0.304, SLG: 0.434	4-1 BB		3-2 L6		3-2 P2			2-3 K		3	0	0	0	1	1	4									
Lenny Webster, R (1, 2) OBP: 0.322, SLG: 0.282 Cliff Floyd, L (7, PH) OBP: 0.336, SLG: 0.421 Rondell White, R (7, PH) OBP: 0.348, SLG: 0.449	3-2 G6-3		3-2 G4-3		1-2 G1-3			1-2 F9		2	0	0	0	0	0	2									
Jeff Fassero, L (1, 1) OBP: 0.206, SLG: 0.102 Sherman Obando, R (7, PH) OBP: 0.350, SLG: 0.454 Ugueth Urbina, R (7, 1) OBP: 0.161, SLG: 0.103 Andy Stankiewicz, R (9, PH) OBP: 0.333, SLG: 0.338 Mel Rojas, R (9, 1) OBP: 0.197, SLG: 0.500			1-1 SH1-3 1B		0-1 G5-3		1-3 K	0-1 B2		2	0	1	0	0	0	0									
Inning Stats	R: 0 E: 0 K: 2 S: 11	H: 1 LOB: 1 BB: 0 P: 14	R: 0 E: 0 K: 0 S: 9	H: 1 LOB: 1 BB: 1 P: 17	R: 0 E: 0 K: 0 S: 6	H: 1 LOB: 2 BB: 1 P: 13	R: 0 E: 0 K: 0 S: 12	H: 1 LOB: 1 BB: 0 P: 19	R: 0 E: 0 K: 0 S: 8	H: 0 LOB: 0 BB: 0 P: 11	R: 0 E: 0 K: 1 S: 9	H: 1 LOB: 2 BB: 1 P: 20	R: 0 E: 0 K: 1 S: 7	H: 0 LOB: 0 BB: 0 P: 11	R: 2 E: 0 K: 1 S: 11	H: 2 LOB: 1 BB: 1 P: 18	R: 0 E: 0 K: 1 S: 8	H: 0 LOB: 0 BB: 0 P: 11	1B: 3 2B: 3 3B: 0 HR: 1	SF: 0 SAC: 1 DP: 1 HBP: 0	WP: 0 PB: 0 SB: 1 CS: 0	PA: 37			
PITCHER	IP	WLS	BF	H	R	ER	SO	BB	IBB	HBP	BLK	WP	HR	S	P	ERA	WHIP								
Dave Swartzbaugh, R (1, 1) ERA: 2.41	6.0		25	5	0	0	2	2	1	0	0	0	0	55	94	0.00	1.167								
Larry Casian, L (7, 1) ERA: 2.7	0.1	L	1	0	0	0	0	0	0	0	0	0	0	3	4	0.00	0.000								
Terry Adams, R (7, 1) ERA: 3.17	1.2	L	8	2	2	2	2	1	0	0	0	0	1	15	25	10.80	1.800								
Turk Wendell, R (9, 1) ERA: 2.43	1.0		3	0	0	0	1	0	0	0	0	0	0	8	11	0.00	0.000								

Montreal Expos @ Chicago Cubs
Wrigley Field, Chicago, IL
Wed Sep 11, 1996, 3:33 AM CDT
Att: 30,729 - Overcast - 74 F

AB 32
R 2
H 7
RBI 2
BB 4
SO 5
LOB 13



Batter	1	2	3	4	5	6	7	8	9	AB	R	H	RBI	BB	SO	LOB	BOTTOM								
Brian McRae, S (1, 8) OBP: 0.365, SLG: 0.422	2-2 L6		1-3 K			0-0 P2			0-1 G4-3	4	0	0	0	0	1	0									
Doug Glanville, R (1, 7) OBP: 0.283, SLG: 0.407 Scott Bullett, L (9, PH) OBP: 0.252, SLG: 0.303	2-1 G4-6-3 1B		1-1 G1-3			1-1 HR			0-3 K	3	1	2	1	0	0	0									
Mark Grace, L (1, 3) OBP: 0.402, SLG: 0.460	0-1 G4-6-3			0-0 F7		1-1 G4-3			3-2 G3-1	4	0	0	0	0	0	1									
23 Ryne Sandberg, R (1, 4) OBP: 0.306, SLG: 0.436		2-2 P4		2-2 F8		1-2 F8				3	0	0	0	0	0	0									
Ozzie Timmons, R (1, 9) OBP: 0.277, SLG: 0.364		2-3 K2-3		2-2 P9		1-1 P6				3	0	0	0	0	1	0									
Leo Gomez, R (1, 5) OBP: 0.345, SLG: 0.439		0-0 1B 1B			2-3 K	1-3 K				3	0	1	0	0	2	0									
Scott Servais, R (1, 2) OBP: 0.334, SLG: 0.391		2-0 1B			1-2 F7			3-2 P2		3	0	1	0	0	0	0									
Rey Sanchez, R (1, 6) OBP: 0.285, SLG: 0.264 Luis Gonzalez, L (9, PH) OBP: 0.356, SLG: 0.442 José Hernández, R (9, 6) OBP: 0.297, SLG: 0.394		2-3 K			0-0 G5-3		1-3 K	2-2 G3-1		2	0	0	0	0	1	2									
Dave Swartzbaugh, R (1, 1) Larry Casian, R (7, 1) Terry Adams, R (7, 1) Dave Magadan, L (8, PH) Turk Wendell, L (9, 1) OBP: 0.372, SLG: 0.364 OBP: 0.197, SLG: 0.500			1-3 K			2-2 L9		2-1 G4-3		2	0	0	0	0	1	0									
Inning Stats	R: 0 E: 0 K: 0 S: 7	H: 1 LOB: 0 BB: 0 P: 11	R: 0 E: 0 K: 2 S: 15	H: 2 LOB: 2 BB: 0 P: 23	R: 0 E: 0 K: 2 S: 8	H: 0 LOB: 0 BB: 0 P: 11	R: 0 E: 0 K: 0 S: 10	H: 0 LOB: 0 BB: 0 P: 14	R: 0 E: 0 K: 1 S: 7	H: 0 LOB: 0 BB: 0 P: 10	R: 1 E: 0 K: 0 S: 8	H: 1 LOB: 0 BB: 0 P: 12	R: 0 E: 0 K: 1 S: 8	H: 0 LOB: 0 BB: 0 P: 11	R: 0 E: 0 K: 0 S: 9	H: 0 LOB: 0 BB: 0 P: 16	R: 0 E: 0 K: 1 S: 8	H: 0 LOB: 0 BB: 0 P: 11	1B: 3 2B: 0 3B: 0 HR: 1	SF: 0 SAC: 0 DP: 1 HBP: 0	WP: 0 PB: 0 SB: 0 CS: 0	PA: 30			
PITCHER	IP	WLS	BF	H	R	ER	SO	BB	IBB	HBP	BLK	WP	HR	S	P	ERA	WHIP								
Jeff Fassero, L (1, 1) ERA: 3.16	6.0		21	4	1	1	5	0	0	0	0	0	0	55	81	1.50	0.667								
Ugueth Urbina, R (7, 1) ERA: 3.69	2.0	W	6	0	0	0	1	0	0	0	0	0	0	17	27	0.00	0.000								
Mel Rojas, R (9, 1) ERA: 3.54	1.0	S	3	0	0	0	1	0	0	0	0	0	0	8	11	0.00	0.000								

Montreal Expos @ Chicago Cubs
Wrigley Field, Chicago, IL
Wed Sep 11, 1996, 3:33 AM CDT
Att: 30,729 - Overcast - 74 F

AB 30
R 1
H 4
RBI 1
BB 0
SO 7
LOB 3



Batter	1	2	3	4	5	6	7	8	9	AB	R	H	RBI	BB	SO	LOB	TOP			
Ricky Otero, S OBP: 0.332, SLG: 0.358 										4	1	1	0	1	0	1	Philadelphia Phillies @ Chicago Cubs Wrigley Field, Chicago, IL Sat Sep 14 1996, 3:33 AM CDT Att: 36,290 - Overcast - 57 F			
Kevin Stocker, S OBP: 0.336, SLG: 0.375 										5	2	4	0	0	0	0				
Gregg Jefferies, S OBP: 0.344, SLG: 0.397 										3	1	2	2	1	0	2				
Benito Santiago, R OBP: 0.321, SLG: 0.480 										2	2	1	2	3	1	2				
Jon Zuber, L OBP: 0.313, SLG: 0.295 										5	0	1	1	0	1	3				
Wendell Magee, R OBP: 0.204, SLG: 0.284 										4	0	0	0	0	1	3				
Mickey Morandini, L OBP: 0.324, SLG: 0.337 										4	0	2	1	0	0	0				
Kevin Sevcik, R OBP: 0.325, SLG: 0.417 										3	0	0	0	1	0	1				
Mike Mimbs, L OBP: 0.103, SLG: 0.103 Ken Ryan, R OBP: 0.143, SLG: 0.143 										3	0	0	0	0	1	3				
Inning Stats	R: 0 E: 0 K: 1 S: 10	H: 2 LOB: 1 BB: 0 P: 17	R: 0 E: 0 K: 0 S: 7	H: 0 LOB: 0 BB: 0 P: 12	R: 0 E: 0 K: 1 S: 10	H: 0 LOB: 0 BB: 0 P: 16	R: 3 E: 0 K: 1 S: 12	H: 3 LOB: 0 BB: 0 P: 18	R: 0 E: 0 K: 0 S: 13	H: 1 LOB: 2 BB: 1 P: 21	R: 2 E: 0 K: 0 S: 8	H: 2 LOB: 1 BB: 1 P: 18	R: 0 E: 0 K: 0 S: 19	H: 1 LOB: 1 BB: 2 P: 27	R: 0 E: 0 K: 0 S: 5	H: 0 LOB: 1 BB: 2 P: 15	1B: 5 2B: 4 3B: 1 HR: 1	SF: 1 SAC: 0 DP: 2 HBP: 0	WP: 0 PB: 0 SB: 0 CS: 2	PA: 41
PITCHER	IP WLS BF H R ER SO BB IBB HBP BLK WP HR S P ERA WHIP																			
Jaime Navarro, R ERA: 3.69	5.1 L 24 7 4 4 4 2 0 0 0 0 0 1 61 103 6.75 1.688																			
Larry Casian, L ERA: 2.6	0.2 3 1 0 0 0 0 0 1 0 0 0 0 0 7 15 0.00 1.500																			
Amaury Telemaco, R ERA: 5.9	1.1 8 3 2 2 0 0 0 1 0 0 0 0 0 18 32 13.50 2.250																			
Kent Bottenfield, R ERA: 2.56	0.2 2 0 0 0 0 0 0 0 0 0 0 0 0 9 13 0.00 0.000																			
Terry Adams, R ERA: 3.14	1.0 4 0 0 0 0 2 0 0 0 0 0 0 0 5 15 0.00 2.000																			

AB	34
R	6
H	11
RBI	6
BB	6
SO	4
LOB	16



Batter	1	2	3	4	5	6	7	8	9	AB	R	H	RBI	BB	SO	LOB	BOTTOM			
Brian McRae, S OBP: 0.362, SLG: 0.418 										4	0	1	0	0	0	0	Philadelphia Phillies @ Chicago Cubs Wrigley Field, Chicago, IL Sat Sep 14 1996, 3:33 AM CDT Att: 36,290 - Overcast - 57 F			
Doug Glanville, R OBP: 0.246, SLG: 0.379 										4	0	0	0	0	0	1				
Mark Grace, L OBP: 0.403, SLG: 0.459 										3	0	1	0	1	1					
23 Ryne Sandberg, R OBP: 0.307, SLG: 0.440 										4	1	1	1	0	1	2				
Ozzie Timmons, R OBP: 0.283, SLG: 0.384 										4	1	2	1	0	0	1				
Leo Gomez, R OBP: 0.346, SLG: 0.442 Tyler Houston, L OBP: 0.339, SLG: 0.457 										2	0	1	0	0	0	0				
Scott Servais, R OBP: 0.329, SLG: 0.384 										3	0	0	0	0	0	1				
Rey Sanchez, R OBP: 0.283, SLG: 0.259 Brant Brown, L OBP: 0.353, SLG: 0.592 José Hernández, R OBP: 0.296, SLG: 0.392 										2	0	0	0	0	0	0				
Jaime Navarro, R ERA: 3.16 Larry Casian, R ERA: 2.6 Todd Haney, R OBP: 0.136, SLG: 0.153 Amaury Telemaco, R ERA: 5.9 Kent Bottenfield, R ERA: 2.56 Robin Jennings, L ERA: 2.20 Terry Adams, R ERA: 3.14 										1	0	0	0	0	0	0				
Inning Stats	R: 0 E: 0 K: 1 S: 8	H: 0 LOB: 0 BB: 0 P: 12	R: 0 E: 0 K: 1 S: 10	H: 1 LOB: 0 BB: 0 P: 16	R: 0 E: 0 K: 0 S: 5	H: 0 LOB: 0 BB: 0 P: 7	R: 0 E: 0 K: 0 S: 9	H: 1 LOB: 1 BB: 0 P: 12	R: 0 E: 0 K: 0 S: 6	H: 0 LOB: 0 BB: 0 P: 8	R: 2 E: 1 K: 0 S: 10	H: 2 LOB: 0 BB: 0 P: 17	R: 0 E: 0 K: 0 S: 7	H: 0 LOB: 0 BB: 0 P: 11	R: 0 E: 0 K: 0 S: 10	H: 1 LOB: 1 BB: 1 P: 18	1B: 3 2B: 1 3B: 0 HR: 2	SF: 0 SAC: 0 DP: 2 HBP: 0	WP: 0 PB: 0 SB: 0 CS: 0	PA: 33
PITCHER	IP WLS BF H R ER SO BB IBB HBP BLK WP HR S P ERA WHIP																			
Mike Mimbs, L ERA: 5.5	6.0 W 23 5 2 2 2 0 0 0 0 0 0 2 50 78 3.00 0.833																			
Ken Ryan, R ERA: 2.49	3.0 S 10 1 0 0 0 1 0 0 0 0 0 0 24 39 0.00 0.667																			

AB	32
R	2
H	6
RBI	2
BB	1
SO	2
LOB	8



Batter	1	2	3	4	5	6	7	8	9	AB	R	H	RBI	BB	SO	LOB	TOP						
Mickey Morandini, L (1.4) OBP: 0.321, SLG: 0.333	F8		G4-3			F9	G4-3		G4-3	5	0	0	0	0	0	1	Philadelphia Phillies @ Chicago Cubs Wrigley Field, Chicago, IL Sun Sep 15 1996, 7:05 PM CDT Att: 24,697 - Sunny - 63 F						
Kevin Stocker, S (1.6) OBP: 0.335, SLG: 0.376	F8		F5			HR	K			4	1	1	0	0	1	1							
Gregg Jefferies, S (1.7) OBP: 0.345, SLG: 0.398	K			P6		HR				4	2	2	0	0	1	0							
Bento Santiago, R (1.2) OBP: 0.326, SLG: 0.503		HR								3	3	3	6	1	0	0							
Jon Zuber, L (1.3) OBP: 0.288, SLG: 0.271		K		F8		F7			G4-3	4	0	0	0	0	1	1							
Ruben Amaro Jr, S (1.9) OBP: 0.368, SLG: 0.471		F8		G4-3					G3	4	0	1	0	0	0	1							
Wendell Magee, R (1.8) OBP: 0.206, SLG: 0.283						K	K		G6-3	4	0	1	0	0	2	1							
Kevin Sevcik, R (1.5) OBP: 0.321, SLG: 0.408		K		G4-3			G4-3		K	4	0	1	0	0	2	1							
Curt Schilling, R (1.1) OBP: 0.183, SLG: 0.186			K			F9	SH1-4		G6-3	3	0	0	0	0	1	0	AB 35 R 6 H 9 RBI 6 BB 1 SO 8 LOB 6						
Inning Stats	R: 0 E: 0 K: 1 S: 5	H: 0 LOB: 0 BB: 0 P: 5	R: 1 E: 0 K: 2 S: 9	H: 2 LOB: 1 BB: 0 P: 9	R: 0 E: 0 K: 1 S: 5	H: 0 LOB: 0 BB: 0 P: 5	R: 0 E: 0 K: 0 S: 3	H: 0 LOB: 1 BB: 1 P: 7	R: 0 E: 0 K: 1 S: 5	H: 0 LOB: 0 BB: 0 P: 5	R: 3 E: 0 K: 1 S: 9	H: 4 LOB: 1 BB: 0 P: 9	R: 0 E: 0 K: 1 S: 6	H: 1 LOB: 1 BB: 0 P: 6	R: 2 E: 0 K: 0 S: 5	H: 2 LOB: 2 BB: 0 P: 5		R: 0 E: 0 K: 1 S: 5	H: 0 LOB: 0 BB: 0 P: 5	1B: 4 2B: 2 3B: 0 HR: 3	SF: 0 SAC: 1 DP: 0 HBP: 0	WP: 0 PB: 0 SB: 0 CS: 0	PA: 37
PITCHER	IP	WLS	BF	H	R	ER	SO	BB	IBB	HBP	BLK	WP	HR	S	P	ERA		WHIP					
Kevin Foster, R (1.1) ERA: 5.77	6.1	L	27	7	4	4	6	1	0	0	0	0	2	38	42	5.68		1.263					
Larry Casian, L (7.1) ERA: 2.5	0.2		2	0	0	0	1	0	0	0	0	0	0	4	4	0.00		0.000					
Kent Bottenfield, R (8.1) ERA: 2.85	1.0		5	2	2	2	0	0	0	0	0	0	1	5	5	18.00		2.000					
Mike Campbell, R (9.1) ERA: 3.38	1.0		3	0	0	0	1	0	0	0	0	0	0	5	5	0.00		0.000					

Batter	1	2	3	4	5	6	7	8	9	AB	R	H	RBI	BB	SO	LOB	BOTTOM					
Brian McRae, S (1.8) OBP: 0.361, SLG: 0.417	K		F9			E		F7		4	0	1	0	0	1	1	Philadelphia Phillies @ Chicago Cubs Wrigley Field, Chicago, IL Sun Sep 15 1996, 7:05 PM CDT Att: 24,697 - Sunny - 63 F					
Ozzie Timmons, R (1.9) OBP: 0.275, SLG: 0.372	K			K		F9		K		4	0	0	0	0	3	1						
Mark Grace, L (1.3) OBP: 0.402, SLG: 0.458	G4-3			1B		E3		G4-3		4	0	1	0	0	0	1						
Luis Gonzalez, L (1.7) OBP: 0.354, SLG: 0.437		G2-3		F7		G4-6-3			K	4	0	0	0	0	1	3						
Dave Magadan, L (1.5) OBP: 0.374, SLG: 0.382		G4-3							K	4	1	2	0	0	1	0						
23 Ryne Sandberg, R (1.4) OBP: 0.307, SLG: 0.439			K		F9				F8	4	0	1	1	0	1	2						
Tyler Houston, L (1.2) OBP: 0.330, SLG: 0.444			G4-3			G4-3		F7		3	0	0	0	0	0	1						
Rey Sanchez, R (1.6) OBP: 0.281, SLG: 0.257			G6-3			F9				2	0	0	0	0	0	0						
Brant Brown, L (7. PH) OBP: 0.346, SLG: 0.580										1	0	0	0	0	1	1						
Kent Bottenfield, R (8.1) OBP: 0.500, SLG: 0.500										0	0	0	0	0	0	0						
Mike Campbell, R (9.1) OBP: 0.400, SLG: 0.600										0	0	0	0	0	0	0						
Kevin Foster, R (1.1) OBP: 0.429, SLG: 0.522										2	0	1	0	0	1	0						
Larry Casian, R (7.1)										0	0	0	0	0	0	0						
Robin Jennings, L (7. PH) OBP: 0.176, SLG: 0.235										1	0	0	0	0	1	1						
José Hernández, R (8.6) OBP: 0.296, SLG: 0.392										0	0	0	0	0	0	0						
Inning Stats	R: 0 E: 0 K: 2 S: 7	H: 0 LOB: 0 BB: 0 P: 7	R: 0 E: 0 K: 1 S: 5	H: 0 LOB: 0 BB: 0 P: 5	R: 0 E: 0 K: 0 S: 4	H: 1 LOB: 1 BB: 0 P: 4	R: 0 E: 0 K: 1 S: 7	H: 2 LOB: 2 BB: 0 P: 7	R: 0 E: 0 K: 1 S: 5	H: 0 LOB: 0 BB: 0 P: 5	R: 0 E: 1 K: 0 S: 4	H: 1 LOB: 1 BB: 0 P: 4	R: 1 E: 0 K: 2 S: 9	H: 2 LOB: 1 BB: 0 P: 9	R: 0 E: 0 K: 1 S: 5	H: 0 LOB: 0 BB: 0 P: 5	R: 0 E: 0 K: 2 S: 7	H: 0 LOB: 0 BB: 0 P: 7	1B: 4 2B: 2 3B: 0 HR: 0	SF: 0 SAC: 0 DP: 1 HBP: 0	WP: 0 PB: 0 SB: 0 CS: 0	PA: 33
PITCHER	IP	WLS	BF	H	R	ER	SO	BB	IBB	HBP	BLK	WP	HR	S	P	ERA	WHIP					
Curt Schilling, R (1.1) ERA: 3.17	9.0	W	33	6	1	1	10	0	0	0	0	0	0	53	53	1.00	0.667					



Batter	1	2	3	4	5	6	7	8	9	AB	R	H	RBI	BB	SO	LOB	TOP					
Brian McRae, S OBP: 0.359, SLG: 0.413 (1, 8)	F8		F8		G4-3		FC6-2		G5-3	5	0	0	0	0	0	2						
Ozzie Timmons, R OBP: 0.274, SLG: 0.368 Robin Jennings, L OBP: 0.167, SLG: 0.222 (9, PH)	G4-3		F8		F8		F9		F9	4	0	1	0	0	0	1						
Mark Grace, L OBP: 0.401, SLG: 0.456 (1, 3)	G4-3		P6							4	1	1	0	0	0	1						
23 Ryne Sandberg, R OBP: 0.311, SLG: 0.449 (1, 4)										2	2	2	2	2	0	0						
Leo Gomez, R OBP: 0.345, SLG: 0.440 (1, 5)	P6									4	0	1	0	0	0	3						
Scott Servais, R OBP: 0.328, SLG: 0.383 (1, 2)										4	0	1	1	0	1	2						
Luis Gonzalez, L OBP: 0.353, SLG: 0.436 (1, 7)										4	0	1	0	0	2	3						
Rey Sanchez, R OBP: 0.281, SLG: 0.262 Dave Magadan, L OBP: 0.372, SLG: 0.380 (9, PH)	G6-3									3	0	1	0	0	0	3						
Frank Castillo, R OBP: 0.125, SLG: 0.093 Bob Patterson, R OBP: 0.333, SLG: 0.333 Turk Wendell, L OBP: 0.667, SLG: 0.500 Scott Bullett, L OBP: 0.256, SLG: 0.308 (8, 7)										2	0	0	0	0	2	1						
										0	0	0	0	0	0	0						
										1	0	1	0	0	0	0						
Inning Stats	R: 0 E: 0 K: 0 S: 12	H: 1 LOB: 2 BB: 1 P: 21	R: 0 E: 0 K: 1 S: 12	H: 1 LOB: 1 BB: 0 P: 17	R: 0 E: 0 K: 0 S: 7	H: 0 LOB: 0 BB: 0 P: 11	R: 0 E: 0 K: 2 S: 9	H: 1 LOB: 2 BB: 1 P: 16	R: 0 E: 0 K: 1 S: 7	H: 0 LOB: 0 BB: 0 P: 12	R: 1 E: 0 K: 1 S: 11	H: 2 LOB: 1 BB: 0 P: 17	R: 0 E: 0 K: 0 S: 11	H: 1 LOB: 1 BB: 0 P: 16	R: 2 E: 0 K: 0 S: 13	H: 2 LOB: 0 BB: 0 P: 19	R: 0 E: 0 K: 0 S: 10	H: 1 LOB: 1 BB: 0 P: 16	1B: 6 2B: 2 3B: 0 HR: 1	SF: 0 SAC: 1 DP: 0 HBP: 0	WP: 0 PB: 0 SB: 1 CS: 0	PA: 38
PITCHER	IP	WLS	BF	H	R	ER	SO	BB	IBB	HBP	BLK	WP	HR	S	P	ERA	WHIP					
Donovan Osborne, L ERA: 3.53 Dennis Eckersley, R ERA: 3.5 Rick Honeycutt, L ERA: 2.99 T.J. Mathews, R ERA: 2.73 (1, 1) (9, 1) (9, 1) (9, 1)	8.0	W	34	8	3	3	5	2	0	0	0	0	1	82	129	3.38	1.250					

Chicago Cubs @ St. Louis Cardinals
Busch Stadium, St. Louis, MO
Tue Sep 17 1996, 7:05 PM CDT
Att: 29,612 - Unknown - 73 F

AB 35
R 3
H 9
RBI 3
BB 2
SO 5
LOB 17



Batter	1	2	3	4	5	6	7	8	9	AB	R	H	RBI	BB	SO	LOB	BOTTOM				
Ozzie Smith, S OBP: 0.373, SLG: 0.392 (1, 6)										4	2	3	1	0	0	0					
Ray Lankford, L OBP: 0.397, SLG: 0.500 (1, 8)										4	1	1	1	0	2	2					
Ron Gant, R OBP: 0.362, SLG: 0.514 (1, 7)										4	0	2	1	0	0	1					
Brian Jordan, R OBP: 0.349, SLG: 0.484 (1, 9)										4	1	2	2	0	2	1					
Gary Gaetti, R OBP: 0.320, SLG: 0.458 (1, 5)										4	0	0	0	0	1	2					
Dmitri Young, S OBP: 0.412, SLG: 0.333 John Mabry, L OBP: 0.336, SLG: 0.422 (1, 3) (9, 3)										3	0	0	0	0	1	2					
Tom Pagnozzi, R OBP: 0.317, SLG: 0.437 (1, 2)										3	0	0	0	0	0	0					
Mike Gallego, R OBP: 0.290, SLG: 0.238 (1, 4)										3	1	1	0	0	0	0					
Donovan Osborne, S OBP: 0.267, SLG: 0.351 Royce Clayton, R OBP: 0.319, SLG: 0.366 Dennis Eckersley, R OBP: 0.336, SLG: 0.366 Rick Honeycutt, L OBP: 0.336, SLG: 0.422 T.J. Mathews, R OBP: 0.336, SLG: 0.422 (1, 1) (8, PH) (9, 1) (9, 1) (9, 1)										2	0	1	0	0	1	0					
										1	0	0	0	0	0	1					
										0	0	0	0	0	0	0					
										0	0	0	0	0	0	0					
										0	0	0	0	0	0	0					
Inning Stats	R: 0 E: 0 K: 1 S: 7	H: 1 LOB: 0 BB: 0 P: 13	R: 0 E: 0 K: 1 S: 10	H: 0 LOB: 0 BB: 0 P: 14	R: 0 E: 0 K: 1 S: 7	H: 0 LOB: 0 BB: 0 P: 12	R: 1 E: 0 K: 2 S: 18	H: 3 LOB: 2 BB: 0 P: 32	R: 0 E: 0 K: 0 S: 9	H: 1 LOB: 0 BB: 0 P: 15	R: 0 E: 0 K: 2 S: 12	H: 1 LOB: 1 BB: 0 P: 14	R: 0 E: 0 K: 0 S: 5	H: 0 LOB: 0 BB: 0 P: 7	R: 4 E: 0 K: 0 S: 13	H: 4 LOB: 0 BB: 0 P: 17	1B: 6 2B: 2 3B: 2 HR: 1	SF: 0 SAC: 0 DP: 1 HBP: 0	WP: 0 PB: 0 SB: 1 CS: 2	PA: 33	
PITCHER	IP	WLS	BF	H	R	ER	SO	BB	IBB	HBP	BLK	WP	HR	S	P	ERA	WHIP				
Frank Castillo, R ERA: 4.98 Bob Patterson, L ERA: 3.08 Turk Wendell, R ERA: 2.5 (1, 1) (8, 1) (8, 1)	7.1	L	27	7	2	2	7	0	0	0	0	0	0	5	7	2.46	0.955				

Chicago Cubs @ St. Louis Cardinals
Busch Stadium, St. Louis, MO
Tue Sep 17 1996, 7:05 PM CDT
Att: 29,612 - Unknown - 73 F

AB 32
R 5
H 10
RBI 5
BB 0
SO 7
LOB 9



Batter	1	2	3	4	5	6	7	8	9	AB	R	H	RBI	BB	SO	LOB	TOP					
Brian McRae, S (1,8) OBP: 0.358, SLG: 0.412										2	0	0	0	0	2	0	Chicago Cubs @ St. Louis Cardinals Busch Stadium, St. Louis, MO Wed Sep 18 1996, 7:05 PM CDT Att: 32,843 - Unknown - 74 F					
Scott Burrell, L (3,8) OBP: 0.255, SLG: 0.306										1	0	0	0	0	0	0						
Doug Glanville, R (8,PH) OBP: 0.258, SLG: 0.390										1	0	1	0	0	0	0						
Robin Jennings, L (1,9) OBP: 0.190, SLG: 0.286										3	0	1	0	0	0	0						
Ozzie Timmons, R (8,PH) OBP: 0.272, SLG: 0.366										1	0	0	0	0	0	2						
Mark Grace, L (1,3) OBP: 0.400, SLG: 0.453										3	1	0	1	1	1	2						
Luis Gonzalez, L (1,7) OBP: 0.353, SLG: 0.434										2	0	0	0	1	0	1						
Leo Gomez, R (8,PH) OBP: 0.344, SLG: 0.438										1	0	0	0	0	0	1						
Jim Bullinger, R (8,1) OBP: 0.388, SLG: 0.531										0	0	0	0	0	0	0						
Dave Magadan, L (1,5) OBP: 0.369, SLG: 0.371										3	0	0	0	1	1	3						
23 Ryne Sandberg, R (1,4) OBP: 0.313, SLG: 0.450										3	0	1	0	1	0	1						
Scott Servais, R (1,2) OBP: 0.330, SLG: 0.391										4	1	2	2	0	1	1						
Rey Sanchez, R (1,6) OBP: 0.278, SLG: 0.259										3	0	0	0	0	2	2						
Tyler Houston, L (9,PH) OBP: 0.328, SLG: 0.440										1	0	0	0	0	0	0						
Steve Trachsel, R (1,1) OBP: 0.126, SLG: 0.197										1	0	0	0	0	0	0						
Brand Brown, L (6,PH) OBP: 0.340, SLG: 0.369										1	0	0	0	0	0	0						
Kent Bottenfield, R (6,1) OBP: 0.200, SLG: 0.250										0	0	0	0	0	0	0						
Mike Camp, R (7,1) OBP: 0.250, SLG: 0.300										0	0	0	0	0	0	0						
Brooks Kieschnick, L (8,PH) OBP: 0.330, SLG: 0.357										1	1	1	0	0	0	0						
Inning Stats	R: 0 E: 0 K: 2 S: 13	H: 0 LOB: 0 BB: 0 P: 17	R: 0 E: 0 K: 2 S: 11	H: 1 LOB: 1 BB: 0 P: 17	R: 0 E: 0 K: 1 S: 6	H: 0 LOB: 0 BB: 0 P: 9	R: 0 E: 0 K: 0 S: 5	H: 1 LOB: 1 BB: 1 P: 11	R: 0 E: 0 K: 1 S: 6	H: 0 LOB: 0 BB: 0 P: 11	R: 0 E: 0 K: 0 S: 8	H: 0 LOB: 0 BB: 0 P: 13	R: 1 E: 0 K: 1 S: 13	H: 1 LOB: 2 BB: 2 P: 30	R: 1 E: 0 K: 0 S: 11	H: 2 LOB: 1 BB: 0 P: 14	R: 1 E: 0 K: 0 S: 9	H: 1 LOB: 0 BB: 1 P: 16	1B: 3 2B: 2 3B: 0 HR: 1	SF: 0 SAC: 0 DP: 2 HBP: 0	WP: 0 PB: 0 SB: 0 CS: 0	PA: 35
PITCHER	IP WLS BF H R ER SO BB IBB HBP BLK WP HR S P ERA WHIP																					
Todd Stottlemyre, R (1,1) ERA: 3.96	7.0 W 27 4 2 2 7 3 0 0 0 0 0 0 63 109 2.57 1.000																					
Tony Fossas, L (8,1) ERA: 2.6	1.0 5 1 1 1 0 1 0 0 0 0 0 0 11 18 9.00 2.000																					
Dennis Eckersley, R (9,1) ERA: 3.6	1.0 S 3 1 0 0 0 0 0 0 0 0 0 0 1 8 11 0.00 1.000																					

Chicago Cubs @ St. Louis Cardinals
 Busch Stadium, St. Louis, MO
 Wed Sep 18 1996, 7:05 PM CDT
 Att: 32,843 - Unknown - 74 F

AB 31
 R 3
 H 6
 RBI 3
 BB 4
 SO 7
 LOB 13



Batter	1	2	3	4	5	6	7	8	9	AB	R	H	RBI	BB	SO	LOB	BOTTOM			
Royce Clayton, R (1,6) OBP: 0.320, SLG: 0.372										5	1	2	1	0	0	5	Chicago Cubs @ St. Louis Cardinals Busch Stadium, St. Louis, MO Wed Sep 18 1996, 7:05 PM CDT Att: 32,843 - Unknown - 74 F			
Ray Lankford, L (1,8) OBP: 0.385, SLG: 0.496										4	0	0	0	0	2	1				
Ron Gant, R (1,7) OBP: 0.363, SLG: 0.522										4	2	2	1	0	2	1				
Brian Jordan, R (1,9) OBP: 0.352, SLG: 0.484										2	1	1	0	1	0	1				
Gary Gaetti, R (1,5) OBP: 0.321, SLG: 0.457										3	1	1	0	1	1	1				
John Mabry, L (1,3) OBP: 0.336, SLG: 0.421										3	0	1	1	0	1	2				
Tom Pagnozzi, R (1,2) OBP: 0.314, SLG: 0.432										4	0	0	1	0	1	4				
Luis Alicea, S (1,4) OBP: 0.353, SLG: 0.386										3	0	1	0	1	1	0				
Todd Stottlemyre, L (1,1) ERA: 3.0	5.0 L 23 5 4 4 7 1 1 1 0 0 0 0 49 77 7.20 1.200																			
Tony Fossas, L (8,1) ERA: 2.8	1.0 5 2 0 0 0 0 0 0 0 0 0 0 17 23 0.00 2.000																			
David Bell, R (8,5) OBP: 0.294, SLG: 0.277	1.0 6 2 1 1 1 1 0 0 0 0 0 1 11 22 9.00 3.000																			
Willie McGee, S (8,PH) OBP: 0.341, SLG: 0.415	1.0 3 1 0 0 0 0 0 0 0 0 0 0 6 11 0.00 1.000																			
Mike Callego, R (8,1) ERA: 6.55	1.0 3 1 0 0 0 0 0 0 0 0 0 0 6 11 0.00 1.000																			
Inning Stats	R: 0 E: 0 K: 2 S: 13	H: 1 LOB: 1 BB: 0 P: 20	R: 0 E: 0 K: 2 S: 8	H: 0 LOB: 0 BB: 0 P: 11	R: 1 E: 0 K: 1 S: 10	H: 1 LOB: 0 BB: 0 P: 13	R: 3 E: 0 K: 0 S: 11	H: 3 LOB: 2 BB: 2 P: 24	R: 0 E: 0 K: 2 S: 7	H: 0 LOB: 1 BB: 0 P: 9	R: 0 E: 0 K: 0 S: 17	H: 2 LOB: 2 BB: 0 P: 23	R: 1 E: 0 K: 1 S: 11	H: 2 LOB: 2 BB: 1 P: 22	R: 0 E: 0 K: 0 S: 6	H: 1 LOB: 0 BB: 0 P: 11	1B: 8 2B: 0 3B: 0 HR: 2	SF: 1 SAC: 1 DP: 1 HBP: 1	WP: 1 PB: 0 SB: 2 CS: 0	PA: 37
PITCHER	IP WLS BF H R ER SO BB IBB HBP BLK WP HR S P ERA WHIP																			
Steve Trachsel, R (1,1) ERA: 3.0	5.0 L 23 5 4 4 7 1 1 1 0 0 0 0 49 77 7.20 1.200																			
Kent Bottenfield, R (6,1) ERA: 2.8	1.0 5 2 0 0 0 0 0 0 0 0 0 0 17 23 0.00 2.000																			
Mike Campbell, R (7,1) ERA: 3.56	1.0 6 2 1 1 1 1 0 0 0 0 0 1 11 22 9.00 3.000																			
Jim Bullinger, R (8,1) ERA: 6.55	1.0 3 1 0 0 0 0 0 0 0 0 0 0 6 11 0.00 1.000																			

Chicago Cubs @ St. Louis Cardinals
 Busch Stadium, St. Louis, MO
 Wed Sep 18 1996, 7:05 PM CDT
 Att: 32,843 - Unknown - 74 F

AB 31
 R 5
 H 10
 RBI 5
 BB 3
 SO 8
 LOB 15



Batter	1	2	3	4	5	6	7	8	9	AB	R	H	RBI	BB	SO	LOB	TOP										
Scott Bullett, L (1, 8) OBP: 0.291, SLG: 0.307 Ozzie Timmons, R (8, PH) OBP: 0.275, SLG: 0.363 (8, 9)	0-2 CS 1B		0-0 G6-3		2-2 G4-3			4-1 S 23 1B BB		3	0	1	0	0	0	2	0 1										
Robin Jennings, L (1, 9) OBP: 0.351, SLG: 0.200 23 Ryne Sandberg, R (8, PH) OBP: 0.314, SLG: 0.448 Brooks Kieschnick, L (8, 7) OBP: 0.313, SLG: 0.333	0-1 F9 1-2			1-1 G3-1		0-0 F7		0-1 S 1B		3	0	0	0	0	0	1	1 1 0										
Brant Brown, L (1, 3) OBP: 0.351, SLG: 0.611 Leo Gomez, R (8, PH) OBP: 0.341, SLG: 0.435 (8, 5)	0-1 G3-1			0-0 HR		0-1 F7		3-3 K 1-2 2-3		3	1	1	1	0	0	0	1 0										
Luis Gonzalez, L (1, 7) OBP: 0.351, SLG: 0.430 Brian McRae, S (8, PH) OBP: 0.363, SLG: 0.418 Kent Bothenfield, R (8, 1) OBP: 0.500, SLG: 0.500 Bob Patterson, R (8, 1) OBP: 0.333, SLG: 0.333		0-1 P6		0-0 F7		0-1 G4-3		1-0 S 2H 3H 1B		3	0	0	0	0	0	0	1 0 0 0										
Dave Magadan, L (1, 5) OBP: 0.364, SLG: 0.365 (8, 3)		2-3 K		2-1 G6-3			0-1 L3	1-2 G3		4	0	0	0	0	1	1											
Tyler Houston, L (1, 2) OBP: 0.333, SLG: 0.448 Mike Hubbard, R (9, PH) OBP: 0.103, SLG: 0.184		0-0 L5			0-0 G6-3 S 2B 1B		1-1 G1-3 1B		0-0 G4-3		3	1	2	0	0	0	0 1										
José Hernández, R (1, 6)			4-1 S BB		2-3 K 1-2		0-1 G1-3 1-2	3-3 K		3	0	0	0	1	2	2											
Todd Haney, R (1, 4) OBP: 0.225, SLG: 0.167 Mark Grace, L (9, PH) OBP: 0.399, SLG: 0.453			1-3 SAFE K		1-0 G6-3		0-1 G1-3	1-3 K		3	0	0	0	0	1	3	1 0										
Kevin Foster, R (1, 1) OBP: 0.433, SLG: 0.599 Amaury Telemaco, R (5, 1) OBP: 0.133, SLG: 0.100 Larry Casian, L (8, 1) OBP: 0.237, SLG: 0.531 Jim Bullinger, R (8, PH) OBP: 0.256, SLG: 0.381 (8, 9)			0-3 K		3-2 K 3H 2B			1-3 K		2	0	1	1	0	1	1											
Inning Stats	R: 0 E: 0 K: 0 S: 7	H: 1 LOB: 0 BB: 0 P: 7	R: 0 E: 0 K: 1 S: 6	H: 0 LOB: 0 BB: 0 P: 8	R: 0 E: 0 K: 2 S: 8	H: 0 LOB: 1 BB: 1 P: 13	R: 1 E: 0 K: 0 S: 6	H: 1 LOB: 0 BB: 0 P: 9	R: 1 E: 0 K: 1 S: 12	H: 2 LOB: 1 BB: 0 P: 20	R: 0 E: 0 K: 0 S: 5	H: 0 LOB: 1 BB: 0 P: 5	R: 0 E: 0 K: 0 S: 8	H: 1 LOB: 1 BB: 0 P: 9	R: 2 E: 0 K: 2 S: 15	H: 2 LOB: 1 BB: 1 P: 25	R: 0 E: 0 K: 2 S: 9	H: 0 LOB: 0 BB: 0 P: 13	1B: 5 2B: 1 3B: 0 HR: 1	SF: 0 SAC: 0 DP: 0 HBP: 0	WP: 0 PB: 1 SB: 4 CS: 1	PA: 35					
PITCHER	IP	WLS	BF	H	R	ER	SO	BB	IBB	HBP	BLK	WP	HR	S	P	ERA	WHIP										
Jon Lieber, R (1, 1) ERA: 3.91	7.0	W	26	5	2	2	4	1	0	0	0	0	1	52	71	2.57	0.857										
Dan Plesac, L (8, 1) ERA: 4.16	1.0		6	2	2	2	2	1	0	0	0	0	0	15	25	18.00	3.000										
John Ericks, R (9, 1) ERA: 5.4	1.0	S	3	0	0	0	2	0	0	0	0	0	0	9	13	0.00	0.000										

Chicago Cubs @ Pittsburgh Pirates
Three Rivers Stadium, Pittsburgh, PA
Fri Sep 20 1996, 7:05 PM EDT
Att: 19,285 - Unknown - 74 F

AB	33
R	4
H	7
RBI	4
BB	2
SO	8
LOB	12





Batter	1	2	3	4	5	6	7	8	9	AB	R	H	RBI	BB	SO	LOB	BOTTOM										
Jermaine Allensworth, R (1, 8) OBP: 0.336, SLG: 0.386	0-1 CS 1B		3-2 SF9 3B	4-1 G4-6-3 BB		3-1 E5 2H		2-3 K S G6-3 2B		4	1	2	0	1	1	0											
Al Martin, L (1, 7) OBP: 0.354, SLG: 0.455	1-1 SAFE F7		0-0 SF9	2-0 G4-6-3 1-2		2-3 K		0-0 S G6-3 2B		4	1	1	1	0	1	5											
Nelson Liriano, S (1, 5) OBP: 0.304, SLG: 0.390 John Wehner, R (8, PR) OBP: 0.303, SLG: 0.381 (9, 5)	4-0 SAFE SAFE BB		2-0 3H E 1B		2-0 2B		2-3 K	4-1 G6-3 IBB		3	1	2	0	2	1	1											
Orlando Merced, S (1, 9) OBP: 0.363, SLG: 0.478	1-3 K		2-3 SAFE SAFE K		0-0 F8		4-0 18 BB G3 BB	2-2 G6-3 1-2 3H		4	0	0	1	1	2	4											
Mark Johnson, L (1, 3) OBP: 0.366, SLG: 0.479		2-2 G1-3	0-2 E6 2H 1B		0-0 2B		1-0 G3	0-1 F7		5	0	2	1	0	0	3											
Carlos Garcia, R (1, 4) OBP: 0.327, SLG: 0.390		0-2 HR 1B	0-0 P3		4-0 BB		1-1 P2			3	1	1	0	1	0	2											
Jay Bell, R (1, 6) OBP: 0.317, SLG: 0.377	0-1 SAFE HR			1-0 SH5-4 18 HBP 1B		0-1 F9		4-0 18 BB BB		3	1	2	2	1	0	2											
18 Jason Kendall, R (1, 2) OBP: 0.368, SLG: 0.387	1-2 F9			1-0 SH5-4 HBP		1-0 F8		4-0 2B		2	0	0	0	1	0	0											
Jon Lieber, L (1, 1) OBP: 0.263, SLG: 0.286 Trey Beamon, L (7, PH) OBP: 0.214, SLG: 0.200 Dan Plesac, L (8, 1) John Ericks, R (9, 1)		0-0 G4-3		1-1 SH5-4 HBP		1-1 E 2B		1-1 G4-3		2	1	1	0	0	0	0											
Inning Stats	R: 0 E: 0 K: 1 S: 7	H: 1 LOB: 1 BB: 1 P: 13	R: 2 E: 0 K: 0 S: 18	H: 2 LOB: 0 BB: 0 P: 21	R: 2 E: 1 K: 1 S: 16	H: 3 LOB: 1 BB: 0 P: 23	R: 0 E: 0 K: 0 S: 5	H: 1 LOB: 2 BB: 1 P: 14	R: 0 E: 0 K: 0 S: 5	H: 2 LOB: 2 BB: 1 P: 11	R: 1 E: 1 K: 2 S: 11	H: 1 LOB: 1 BB: 0 P: 20	R: 0 E: 0 K: 0 S: 4	H: 0 LOB: 3 BB: 3 P: 19	R: 1 E: 0 K: 1 S: 12	H: 1 LOB: 2 BB: 1 P: 20	R: 0 E: 0 K: 1 S: 9	H: 0 LOB: 0 BB: 0 P: 13	1B: 5 2B: 4 3B: 1 HR: 1	SF: 1 SAC: 1 DP: 1 HBP: 1	WP: 0 PB: 0 SB: 2 CS: 1	PA: 41					
PITCHER	IP	WLS	BF	H	R	ER	SO	BB	IBB	HBP	BLK	WP	HR	S	P	ERA	WHIP										
Kevin Foster, R (1, 1) ERA: 5.88	4.2	L	24	9	4	4	2	3	0	0	0	0	0	7	12	0.00	1.500										
Amaury Telemaco, R (5, 1) ERA: 5.26	0.2		4	1	1	0	0	0	0	0	0	0	0	7	12	0.00	1.500										
Larry Casian, L (6, 1) ERA: 2.37	1.0		4	0	0	0	2	1	0	0	0	0	0	7	16	0.00	1.000										
Jim Bullinger, R (7, 1) ERA: 6.52	0.2		4	0	0	0	0	2	0	0	0	0	0	3	13	0.00	3.000										
Kent Bothenfield, R (8, 1) ERA: 2.95	0.1		2	1	1	1	1	0	0	0	0	0	0	5	7	27.00	3.000										

Chicago Cubs @ Pittsburgh Pirates
Three Rivers Stadium, Pittsburgh, PA
Fri Sep 20 1996, 7:05 PM EDT
Att: 19,285 - Unknown - 74 F

AB	31
R	6
H	11
RBI	5
BB	7
SO	5
LOB	20



Batter	1	2	3	4	5	6	7	8	9	AB	R	H	RBI	BB	SO	LOB	TOP						
Brian McRae, S OBP: 0.361, SLG: 0.415 (1, 8)	G6-3		G6-4-3		FC6-4 1B		G4-3			4	0	0	0	0	0	3	Chicago Cubs @ Pittsburgh Pirates Three Rivers Stadium, Pittsburgh, PA Sat Sep 21 1996, 7:05 PM EDT Att: 23,619 - Unknown - 76 F AB 34 R 3 H 10 RBI 2 BB 1 SO 3 LOB 15 						
Robin Jennings, L OBP: 0.192, SLG: 0.242 Amaury Telemaco, R OBP: 0.133, SLG: 0.103 Todd Haney, R OBP: 0.222, SLG: 0.164 Kent Bottenfield, R OBP: 0.500, SLG: 0.500 (1, 9)	G5-4-3 1B			K	G6-4-3 1B		G1-3			3	0	2	1	0	1	0							
Mark Grace, L OBP: 0.398, SLG: 0.453 Brant Brown, L OBP: 0.351, SLG: 0.611 (1, 3)	G5-4-3			E8 WP 2B	G6-4-3			G5-3		4	1	1	0	0	0	3							
Dave Magadan, L OBP: 0.369, SLG: 0.367 José Hernández, R OBP: 0.296, SLG: 0.389 (8, PH)		F8		1B				F9		2	1	1	0	1	0	0							
Tyler Houston, L OBP: 0.341, SLG: 0.454 Leo Gomez, R OBP: 0.341, SLG: 0.433 (8, PH)	G5-3			BB				F9		3	0	2	0	0	0	0							
Brooks Kieschnick, L OBP: 0.333, SLG: 0.353 Doug Gianville, R OBP: 0.265, SLG: 0.385 (6, PH)				1B						2	0	1	0	0	1	2							
Scott Servais, R OBP: 0.326, SLG: 0.385 (1, 2)				K						2	0	1	1	0	0	0							
Rey Sanchez, R OBP: 0.278, SLG: 0.259 (1, 6)				G5-3						4	0	0	0	0	1	5							
Dave Swartzbaugh, R Rodney Myers, R Scott Bulett, L OBP: 0.264, SLG: 0.309 (5, PH)				E5						4	1	1	0	0	0	1							
Rich Loiselle, R ERA: 3.07 Chris Peters, L ERA: 5.99 Marc Wilkins, R ERA: 3.16 (1, 1)				FC1-2-6 G6-4-3						1	0	0	0	0	0	1							
Inning Stats	R: 0 E: 0 K: 0 S: 8	H: 1 LOB: 0 BB: 0 P: 11	R: 0 E: 0 K: 1 S: 15	H: 1 LOB: 1 BB: 0 P: 22	R: 0 E: 1 K: 0 S: 9	H: 0 LOB: 0 BB: 0 P: 12	R: 1 E: 1 K: 2 S: 12	H: 2 LOB: 2 BB: 1 P: 18	R: 1 E: 0 K: 0 S: 9	H: 3 LOB: 1 BB: 0 P: 15	R: 1 E: 0 K: 0 S: 15	H: 3 LOB: 1 BB: 0 P: 20	R: 0 E: 0 K: 0 S: 6	H: 0 LOB: 0 BB: 0 P: 7	R: 0 E: 0 K: 0 S: 5	H: 0 LOB: 0 BB: 0 P: 7		R: 0 E: 0 K: 0 S: 8	H: 0 LOB: 0 BB: 0 P: 9	1B: 9 2B: 1 3B: 0 HR: 0	SF: 0 SAC: 0 DP: 4 HBP: 0	WP: 2 PB: 0 SB: 0 CS: 0	PA: 35

Batter	1	2	3	4	5	6	7	8	9	AB	R	H	RBI	BB	SO	LOB	BOTTOM							
Jermaine Allensworth, R OBP: 0.339, SLG: 0.382 (1, 8)	G6-3									2	1	0	0	2	0	1	Chicago Cubs @ Pittsburgh Pirates Three Rivers Stadium, Pittsburgh, PA Sat Sep 21 1996, 7:05 PM EDT Att: 23,619 - Unknown - 76 F AB 30 R 8 H 8 RBI 7 BB 4 SO 4 LOB 11 							
Al Martin, L OBP: 0.352, SLG: 0.452 (1, 7)	G1-3			P2	G3-6-3		G4-6-3			4	0	0	0	0	0	3								
Jeff King, R OBP: 0.344, SLG: 0.493 (1, 4)	K									4	1	1	1	0	1	0								
Orlando Merced, S OBP: 0.365, SLG: 0.479 Trey Beamon, L OBP: 0.214, SLG: 0.200 (9, 9)										4	2	2	1	0	0	0								
Mark Johnson, L OBP: 0.368, SLG: 0.478 (1, 3)										3	2	1	0	1	0	0								
Carlos Garcia, R OBP: 0.329, SLG: 0.392 (1, 5)										3	0	1	2	1	1	2								
Jay Bell, R OBP: 0.318, SLG: 0.384 (1, 6)										4	1	2	3	0	0	2								
Keith Osik, R OBP: 0.336, SLG: 0.408 (1, 2)										3	0	0	0	0	0	2								
Rich Loiselle, R ERA: 4.71 Chris Peters, L ERA: 0.211, SLG: 0.263 Marc Wilkins, R OBP: 0.300, SLG: 0.222 (1, 1)										2	0	0	0	0	2	1								
Inning Stats	R: 0 E: 0 K: 1 S: 5	H: 0 LOB: 0 BB: 0 P: 9	R: 2 E: 0 K: 1 S: 19	H: 3 LOB: 1 BB: 0 P: 32	R: 5 E: 0 K: 0 S: 18	H: 3 LOB: 0 BB: 2 P: 31	R: 0 E: 0 K: 1 S: 7	H: 0 LOB: 0 BB: 1 P: 11	R: 0 E: 0 K: 0 S: 7	H: 0 LOB: 0 BB: 0 P: 10	R: 0 E: 0 K: 1 S: 10	H: 1 LOB: 0 BB: 0 P: 12	R: 1 E: 1 K: 0 S: 9	H: 1 LOB: 0 BB: 0 P: 12	R: 0 E: 0 K: 0 S: 11	H: 0 LOB: 1 BB: 1 P: 18		1B: 4 2B: 3 3B: 0 HR: 1	SF: 0 SAC: 0 DP: 3 HBP: 0	WP: 0 PB: 0 SB: 0 CS: 0	PA: 34			
PITCHER	IP	WLS	BF	H	R	ER	SO	BB	IBB	HBP	BLK	WP	HR	S	P	ERA		WHIP						
Dave Swartzbaugh, R ERA: 4.71 Rodney Myers, R ERA: 4.06 Amaury Telemaco, R ERA: 5.15 Kent Bottenfield, R ERA: 2.84 (1, 1)	2.1	L	14	5	6	6	2	2	0	0	0	0	0	37	64	23.14		3.000						
Rich Loiselle, R ERA: 3.07 Chris Peters, L ERA: 5.99 Marc Wilkins, R ERA: 3.16 (3, 1)	1.2		6	1	1	1	1	1	0	0	0	0	1	12	19	5.40		1.200						
Amaury Telemaco, R ERA: 5.15 Kent Bottenfield, R ERA: 2.84 (5, 1)	2.0		6	1	0	0	1	0	0	0	0	0	0	17	22	0.00		0.500						
Kent Bottenfield, R ERA: 2.84 (7, 1)	2.0		8	1	1	0	0	1	0	0	0	0	0	20	30	0.00		1.000						

Batter	1	2	3	4	5	6	7	8	9	AB	R	H	RBI	BB	SO	LOB	TOP								
Brian McRae, S OBP: 0.360, SLG: 0.414 (1, 8)	1-2 F7		1-1 G4-3		1-1 F9		0-0 1B			4	0	1	0	0	0	1	Chicago Cubs @ Pittsburgh Pirates Three Rivers Stadium, Pittsburgh, PA Sun Sep 22 1996, 3:33 AM EDT Att: 27,472 - Cloudy - 64 F								
Robin Jennings, L OBP: 0.194, SLG: 0.278 Rodney Myers, R (5, 1)	0-1 G4-3		2-0 G4-3		1-0 2B		0-0 L6			3	0	1	1	0	0	0									
Larry Casian, R (5, 1) Terry Adams, R (6, 1)					2-H 2B					0	0	0	0	0	0	0									
Todd Haney, R OBP: 0.220, SLG: 0.162 (6, 5)										1	0	0	0	0	0	2									
Brant Brown, L OBP: 0.328, SLG: 0.569 (1, 3)	1-2 L6		0-0 F8		2-3 K2-3		0-2 F9			4	0	0	0	0	1	3									
Luis Gonzalez, L OBP: 0.350, SLG: 0.427 (1, 7)				1-0 F7		0-0 G3		0-0 G4-3		3	0	0	0	1	0	0									
Dave Magadan, L OBP: 0.362, SLG: 0.362 Leo Gomez, R OBP: 0.342, SLG: 0.438 (5, 9)	2-2 FC4-6 BB		3-2 F8		3-2 2B		2-1 P3			2	1	0	0	0	0	1									
Turk Wendell, L OBP: 0.200, SLG: 0.200 Ozzie Timmons, R OBP: 0.388, SLG: 0.444 Bob Patterson, R OBP: 0.333, SLG: 0.333 (8, 1)	1-2 1B G3		0-3 K		1-3 K		0-0 2B			3	0	1	0	0	2	1									
23 Ryne Sandberg, R OBP: 0.314, SLG: 0.448 Terry Shumpert, R OBP: 0.294, SLG: 0.467 (6, 4)	1-1 G3 1B						0-0 F9			2	1	2	0	0	0	0									
Tyler Houston, L OBP: 0.123, SLG: 0.471 Scott Servais, R OBP: 0.324, SLG: 0.384 (6, 2)	0-1 G3 1B				0-0 2B		0-0 F9			2	0	0	0	0	0	2									
Rey Sanchez, R OBP: 0.276, SLG: 0.257 (1, 6)		0-0 G3		3-2 F8		2-1 G4-3		0-1		4	0	0	1	0	0	3									
Frank Castillo, R OBP: 0.123, SLG: 0.091 Mike Campbell, R OBP: 0.400, SLG: 0.600 Brooks Kieschnick, L OBP: 0.368, SLG: 0.444 Doug Glanville, R OBP: 0.175, SLG: 0.394 (7, 9)	1-3 K		0-1 2B		0-1 2B		2-1 1B			1	0	0	0	0	0	1									
Inning Stats	R: 0 E: 0 K: 0 S: 8	H: 0 LOB: 0 BB: 0 P: 10	R: 1 E: 0 K: 1 S: 13	H: 2 LOB: 2 BB: 1 P: 21	R: 0 E: 0 K: 0 S: 4	H: 0 LOB: 0 BB: 0 P: 7	R: 0 E: 0 K: 1 S: 9	H: 0 LOB: 0 BB: 0 P: 13	R: 2 E: 0 K: 1 S: 12	H: 3 LOB: 1 BB: 0 P: 19	R: 0 E: 0 K: 1 S: 8	H: 1 LOB: 1 BB: 0 P: 12	R: 0 E: 0 K: 0 S: 9	H: 2 LOB: 2 BB: 0 P: 13	R: 0 E: 0 K: 0 S: 5	H: 1 LOB: 1 BB: 0 P: 7	R: 0 E: 0 K: 0 S: 1	H: 0 LOB: 0 BB: 0 P: 1	1B: 4 2B: 5 3B: 0 HR: 0	SF: 0 SAC: 0 DP: 0 HBP: 0	WP: 0 PB: 0 SB: 0 CS: 0	PA: 35			
PITCHER	IP	WLS	BF	H	R	ER	SO	BB	IBB	HBP	BLK	WP	HR	S	P	ERA	WHIP								
67 Francisco Cordova, R ERA: 3.95 Matt Ruebel, L ERA: 4.58 Joe Boever, R ERA: 7.15	(1, 1)	5.0	W	21	5	3	3	1	0	0	0	0	0	46	70	5.40	1.200								
	(6, 1)	2.2		12	4	0	1	0	0	0	0	0	0	21	31	0.00	1.500								
	(8, 1)	0.1		2	0	0	0	0	0	0	0	0	0	2	2	0.00	0.000								

AB 34
R 3
H 9
RBI 3
BB 1
SO 4
LOB 15



Batter	1	2	3	4	5	6	7	8	9	AB	R	H	RBI	BB	SO	LOB	BOTTOM								
Tony Womack, L OBP: 0.440, SLG: 0.474 Jermaine Allensworth, R OBP: 0.339, SLG: 0.352 (8, 8)	0-1 B2-3	2-2 HR 1B		4-1 BB BB	3-2 E 2B		1-1 F7			4	1	2	2	1	0	0	Chicago Cubs @ Pittsburgh Pirates Three Rivers Stadium, Pittsburgh, PA Sun Sep 22 1996, 3:33 AM EDT Att: 27,472 - Cloudy - 64 F								
Al Martin, L OBP: 0.352, SLG: 0.458 (1, 7)	0-0 S 2B	2-0 1B HR		2-0 F7	1-3 K		2-2 G3			5	2	2	2	0	1	2									
Jeff King, R OBP: 0.344, SLG: 0.496 (1, 4)	3-2 S E 2B	2-3 K		2-1 P2	2-1 1B 2B		1-2 F8			5	1	2	1	0	1	1									
Orlando Merced, S OBP: 0.369, SLG: 0.480 Trey Beamon, L OBP: 0.214, SLG: 0.200 (9, 9)	4-2 E2 HR BB	1-2 F7		4-1 FC4-6 BB	1-0 BB 1B		1-2 2B G1-6-3 1B			3	2	2	0	2	0	0									
Mark Johnson, L OBP: 0.371, SLG: 0.484 (1, 3)	1-2 P4			1-2 FC4-6	4-2 BB		2-2 G1-6-3 1B 2B			4	1	2	0	1	0	3									
Carlos Garcia, R OBP: 0.327, SLG: 0.390 (1, 5)	2-2 HR 1B	2-3 K		1-1 G6-3	3-3 K		2-2 G1-6-3			5	1	1	1	0	2	5									
Jay Bell, R OBP: 0.320, SLG: 0.391 (1, 6)	1-2 HR		1-0 G4-3		4-1 F9 BB 2B		1-2 P3			4	2	2	4	1	0	3									
Keith Osik, R OBP: 0.345, SLG: 0.406 (1, 2)	0-0 1B		0-0 F8		4-1 2B BB		2-2 F9			3	1	1	0	2	0	3									
67 Francisco Cordova, R OBP: 0.077, SLG: 0.077 Nelson Lirio, S OBP: 0.303, SLG: 0.389 Matt Ruebel, L OBP: 0.388, SLG: 0.250 Joe Boever, R (8, 1)	0-3 K		0-3 K		2-0 F9		0-3 K			2	0	0	0	0	2	1									
Inning Stats	R: 5 E: 1 K: 1 S: 21	H: 5 LOB: 1 BB: 1 P: 32	R: 2 E: 0 K: 2 S: 19	H: 3 LOB: 1 BB: 0 P: 27	R: 0 E: 0 K: 1 S: 5	H: 0 LOB: 0 BB: 0 P: 6	R: 0 E: 0 K: 0 S: 8	H: 0 LOB: 2 BB: 2 P: 21	R: 2 E: 0 K: 1 S: 15	H: 1 LOB: 1 BB: 2 P: 30	R: 0 E: 0 K: 1 S: 21	H: 2 LOB: 3 BB: 1 P: 34	R: 0 E: 0 K: 1 S: 8	H: 0 LOB: 0 BB: 0 P: 11	R: 2 E: 0 K: 1 S: 29	H: 3 LOB: 2 BB: 1 P: 42		1B: 6 2B: 6 3B: 0 HR: 2	SF: 0 SAC: 0 DP: 0 HBP: 0	WP: 0 PB: 0 SB: 2 CS: 0	PA: 45				
PITCHER	IP	WLS	BF	H	R	ER	SO	BB	IBB	HBP	BLK	WP	HR	S	P	ERA	WHIP								
Frank Castillo, R ERA: 5.29 Mike Campbell, R ERA: 3.34 Rodney Myers, R ERA: 4.31 Larry Casian, L ERA: 2.33 Terry Adams, R ERA: 3.09	(1, 1)	1.2	L	14	8	7	2	1	0	0	0	0	0	16	32	37.80	5.400								
	(2, 1)	2.1		9	0	0	2	2	0	0	0	0	0	12	26	0.00	0.857								
	(5, 1)	0.2		5	1	2	0	2	0	0	0	0	0	9	17	27.00	4.500								
	(5, 1)	0.1		4	2	0	1	1	0	0	0	0	0	9	17	0.00	9.000								
	(6, 1)	0.1		1	0	0	1	0	0	0	0	0	0	6	9	0.00	0.000								
PITCHER	IP	WLS	BF	H	R	ER	SO	BB	IBB	HBP	BLK	WP	HR	S	P	ERA	WHIP								
Turk Wendell, R ERA: 2.38 Bob Patterson, L ERA: 3.29	(6, 1)	1.0		7	3	2	1	1	0	0	0	0	0	29	42	18.00	4.000								

AB 38
R 11
H 14
RBI 10
BB 7
SO 8
LOB 22



Batter	1	2	3	4	5	6	7	8	9	AB	R	H	RBI	BB	SO	LOB	TOP					
Brian McRae, S (1, 8) OBP: 0.360, SLG: 0.413	0-1 G1-3 1B		2-0 P6		2-1 G3		4-0 HBP		2-2 F9	4	0	1	0	0	0	2	Chicago Cubs @ Pittsburgh Pirates Three Rivers Stadium, Pittsburgh, PA Mon Sep 23 1996, 7:05 PM EDT Att: 7,684 - Unknown - 69 F					
Robin Jennings, L (1, 9) OBP: 0.200, SLG: 0.275 Terry Adams, R (7, 1)	0-1 G1-3			1-1 G3-1		2-2 23 F 23 S 1B	0-3 SAFE SAFE K			4	1	1	0	0	1	2						
Doug Gianville, R (9, 7) OBP: 0.275, SLG: 0.394	1-2									0	0	0	0	0	0	0						
Brant Brown, L (1, 3) OBP: 0.323, SLG: 0.548	2-3 K			0-0 23 1B HR		0-3 SAFE SAFE K		0-3 SAFE SAFE K		4	1	1	0	0	3	2						
23 Ryne Sandberg, R (1, 4) OBP: 0.315, SLG: 0.448	2-1 G1-3			2-2 SAFE SAFE K		2-1 SAFE SAFE K		2-2 SAFE SAFE P9		4	1	2	1	0	0	1						
Luis Gonzalez, L (1, 7) OBP: 0.350, SLG: 0.432 Turk Wendell, L (9, 1) OBP: 0.067, SLG: 0.500 Bob Patterson, R (9, 1) OBP: 0.333, SLG: 0.333		2-3 K		0-1 1-H 2-H HR		1-1 SAFE SAFE F8		1-1 SAFE SAFE F7		4	1	1	3	0	1	1						
Tyler Houston, L (1, 5) OBP: 0.351, SLG: 0.468 José Hernández, R (6, PR) OBP: 0.295, SLG: 0.387	0-1 G6-3			2-3 K		1-0 SAFE SAFE K		2-3 SAFE SAFE K		3	0	1	0	0	1	0						
Scott Servais, R (1, 2) OBP: 0.324, SLG: 0.382	1-0 P3			2-3 K		1-2 SAFE SAFE P4		0-0 SAFE SAFE K		4	0	1	0	0	1	2						
Rey Sanchez, R (1, 6) OBP: 0.275, SLG: 0.256			3-3 K		2-2 SAFE SAFE F9		0-1 SAFE SAFE P3		1-2 SAFE SAFE K	4	0	1	0	0	1	0						
Steve Trachsel, R (1, 1) OBP: 0.125, SLG: 0.190 Scott Bultett, L (7, PH) OBP: 0.261, SLG: 0.305			2-3 K		0-2 SAFE SAFE F9		3-1 SAFE SAFE G3		0-3 SAFE SAFE K	2	0	0	0	0	1	0						
Inning Stats	R: 0 E: 0 K: 1 S: 10	H: 1 LOB: 1 BB: 0 P: 14	R: 0 E: 0 K: 1 S: 6	H: 0 LOB: 0 BB: 0 P: 9	R: 0 E: 0 K: 2 S: 9	H: 0 LOB: 0 BB: 0 P: 16	R: 3 E: 0 K: 2 S: 15	H: 3 LOB: 0 BB: 0 P: 22	R: 0 E: 0 K: 1 S: 9	H: 0 LOB: 0 BB: 0 P: 13	R: 1 E: 0 K: 1 S: 14	H: 3 LOB: 2 BB: 0 P: 21	R: 0 E: 0 K: 1 S: 7	H: 0 LOB: 1 BB: 0 P: 14	R: 0 E: 0 K: 1 S: 8	H: 0 LOB: 0 BB: 0 P: 11	R: 0 E: 0 K: 2 S: 13	H: 2 LOB: 2 BB: 0 P: 18	1B: 8 2B: 0 3B: 0 HR: 1	SF: 0 SAC: 0 DP: 0 HBP: 1	WP: 0 PB: 0 SB: 2 CS: 0	PA: 37
PITCHER Jason Schmidt, R (1, 1) ERA: 5.78	IP: 9.0 WLS: L BF: 37	H: 9 R: 4 ER: 4 SO: 11	BB: 0 IBB: 0 HBP: 1 BLK: 0	WP: 0 HR: 1 S: 91 P: 138	ERA: 4.00 WHIP: 1.000	PITCHER										IP: 9.0 WLS: L BF: 37	H: 9 R: 4 ER: 4 SO: 11	BB: 0 IBB: 0 HBP: 1 BLK: 0	WP: 0 HR: 1 S: 91 P: 138	ERA: 4.00 WHIP: 1.000		

AB	36
R	4
H	9
RBI	4
BB	0
SO	11
LOB	12



Batter	1	2	3	4	5	6	7	8	9	AB	R	H	RBI	BB	SO	LOB	BOTTOM								
Jermaine Allensworth, R (1, 8) OBP: 0.342, SLG: 0.378 Nelson Lirio, S (9, PH) OBP: 0.336, SLG: 0.392 John Wehner, R (9, PR) OBP: 0.303, SLG: 0.381	1-1 G5-3	0-1 F9		4-0 BB			4-2 FC4-6 BB		2-1 DI 1B	2	0	0	0	2	0	1	Chicago Cubs @ Pittsburgh Pirates Three Rivers Stadium, Pittsburgh, PA Mon Sep 23 1996, 7:05 PM EDT Att: 7,684 - Unknown - 69 F								
Al Martin, L (1, 7) OBP: 0.353, SLG: 0.458	4-2 FC5-4 BB		2-1 G3-1 2B	3-2 G4-3		1-0 FC4-6 CS		0-3 K	4	0	1	0	1	1	6										
Jeff King, R (1, 4) OBP: 0.344, SLG: 0.493	0-1 FC5-4 FC3-6 1-2		0-2 G6-3		4-2 FC6-4 BB		2-3 SAFE SAFE K		4-1 1-2 IBB	3	0	0	0	2	1	3									
Orlando Merced, S (1, 9) OBP: 0.365, SLG: 0.474	0-1 FC3-6 1-2		0-1 G3-1		0-1 L8		0-1 CS	0-1 L9	0-2 F7	5	0	0	0	0	0	6									
Mark Johnson, L (1, 3) OBP: 0.367, SLG: 0.478		1-3 K	2-1 G3-1		1-1 F9			1-2 K		4	0	0	0	0	2	2									
Carlos Garcia, R (1, 5) OBP: 0.327, SLG: 0.388		1-1 G4-3		1-0 BB S 1B		1-2 FC6-4 1-2		1-0 G6-3		4	0	1	0	0	0	1									
Jay Bell, R (1, 6) OBP: 0.322, SLG: 0.389		4-2 18 3B BB		3-3 SAFE SAFE K		2-1 G1-3		4-1 SH1-3 18 HBP 1B BB	2	2	0	0	2	1	1										
18 Jason Kendall, R (1, 2) OBP: 0.372, SLG: 0.393		0-0 1-H 1B 3B		4-0 BB BB		1-1 G4-3		1-1 1B SH1-3 HBP	2	1	1	1	1	0	0										
Jason Schmidt, R (1, 1) OBP: 0.097, SLG: 0.034 Tony Womack, L (9, PH) OBP: 0.440, SLG: 0.474		1-2 3-H 1B		1-3 SAFE SAFE K		1-2 SAFE SAFE K		1-0 SAFE SAFE SH1-3	3	0	1	1	0	2	2										
Inning Stats	R: 0 E: 0 K: 0 S: 8	H: 0 LOB: 1 BB: 1 P: 13	R: 2 E: 0 K: 1 S: 13	H: 2 LOB: 1 BB: 1 P: 20	R: 0 E: 0 K: 0 S: 9	H: 1 LOB: 1 BB: 0 P: 13	R: 0 E: 0 K: 2 S: 17	H: 1 LOB: 3 BB: 2 P: 33	R: 0 E: 0 K: 0 S: 11	H: 0 LOB: 0 BB: 1 P: 17	R: 0 E: 0 K: 1 S: 7	H: 0 LOB: 0 BB: 0 P: 11	R: 0 E: 0 K: 1 S: 9	H: 0 LOB: 0 BB: 1 P: 16	R: 0 E: 0 K: 1 S: 6	H: 0 LOB: 0 BB: 0 P: 8		R: 1 E: 0 K: 1 S: 12	H: 1 LOB: 3 BB: 2 P: 24	1B: 3 2B: 1 3B: 1 HR: 0	SF: 0 SAC: 1 DP: 0 HBP: 1	WP: 0 PB: 0 SB: 1 CS: 1	PA: 41		
PITCHER Steve Trachsel, R (1, 1) ERA: 3.0	IP: 6.0 WLS: W BF: 27	H: 4 R: 2 ER: 2 SO: 4	BB: 5 IBB: 0 HBP: 0 BLK: 0	WP: 0 HR: 0 S: 65 P: 107	ERA: 3.00 WHIP: 1.500	PITCHER										IP: 6.0 WLS: W BF: 27	H: 4 R: 2 ER: 2 SO: 4	BB: 5 IBB: 0 HBP: 0 BLK: 0	WP: 0 HR: 0 S: 65 P: 107	ERA: 3.00 WHIP: 1.500					
Terry Adams, R (7, 1) ERA: 3.02	2.0	6	0	0	0	2	1	0	0	0	0	15	24	0.00	0.500										
Turk Wendell, R (9, 1) ERA: 2.49	0.1	4	1	1	1	0	1	0	1	0	0	5	13	27.00	6.000										
Bob Patterson, L (9, 1) ERA: 3.25	0.2	S	3	0	0	0	0	1	0	0	0	7	11	0.00	0.000										

AB	30
R	3
H	5
RBI	3
BB	8
SO	7
LOB	22



Batter	1	2	3	4	5	6	7	8	9	AB	R	H	RBI	BB	SO	LOB	TOP										
Doug Glanville, R OBP: 0.267, SLG: 0.389 (1, 8)	F8			G5-3	E6		WP 2B		G1-3	5	0	1	2	0	0	1											
Robin Jennings, L OBP: 0.250, SLG: 0.289 Amaury Telemaco, R OBP: 0.133, SLG: 0.103 (1, 9)	G1-3			1B 23 PB HBP	G4-3		2B			3	1	0	0	0	0	2											
Mark Grace, L OBP: 0.398, SLG: 0.452 (1, 3)	G6-3			1B 23 PB		F7		G6-3		4	1	1	0	0	0	0											
23 Ryne Sandberg, R OBP: 0.315, SLG: 0.444 Todd Haney, R OBP: 0.212, SLG: 0.156 (1, 4)		F7		K		G4-3		F9		2	0	0	0	0	1	1											
Dave Magadan, L OBP: 0.361, SLG: 0.366 (1, 5)	L9			E1 1B		F7		2B		4	0	1	0	0	0	1											
Tyler Houston, L OBP: 0.350, SLG: 0.455 Mike Hubbard, R OBP: 0.103, SLG: 0.184 (1, 2)	G1-3			FC3-6 1B		G3 1B BB		K		3	1	1	1	1	1	1											
Brooks Kieschnick, L OBP: 0.407, SLG: 0.542 (1, 7)			F7	FC3-6		G3 1B		F7		4	1	1	0	0	0	2											
José Hernández, R OBP: 0.295, SLG: 0.385 (1, 6)			K		G5-3		K	G4-3 WP 1B		4	0	1	0	0	2	2											
Dave Swartzbaugh, R Scott Bullett, L Jim Bullinger, R Terry Shumpert, R Rodney Myers, R Luis Gonzalez, L (1, 1)	G4-1			G6-3		G3		G4-3		0	0	0	0	0	0	0											
Inning Stats	R: 0 E: 0 K: 0 S: 3	H: 0 LOB: 0 BB: 0 P: 3	R: 0 E: 0 K: 0 S: 4	H: 0 LOB: 0 BB: 0 P: 9	R: 0 E: 0 K: 1 S: 9	H: 0 LOB: 0 BB: 0 P: 13	R: 2 E: 0 K: 1 S: 17	H: 2 LOB: 2 BB: 0 P: 25	R: 0 E: 1 K: 0 S: 11	H: 0 LOB: 1 BB: 0 P: 16	R: 0 E: 0 K: 0 S: 11	H: 0 LOB: 1 BB: 0 P: 17	R: 2 E: 0 K: 1 S: 12	H: 2 LOB: 1 BB: 1 P: 21	R: 0 E: 0 K: 1 S: 15	H: 1 LOB: 1 BB: 0 P: 20	R: 0 E: 0 K: 0 S: 9	H: 1 LOB: 1 BB: 0 P: 12	1B: 4 2B: 2 3B: 0 HR: 0	SF: 0 SAC: 0 DP: 0 HBP: 1	WP: 2 PB: 1 SB: 0 CS: 0	PA: 37					
PITCHER	IP	WLS	BF	H	R	ER	SO	BB	IBB	HBP	BLK	WP	HR	S	P	ERA	WHIP										
Kevin Jarvis, R ERA: 5.98 (1, 1)	7.0	W	29	4	4	2	3	1	0	1	0	1	0	67	104	2.57	0.714										
Pedro Martinez, L ERA: 6.3 (8, 1)	1.0		4	1	0	0	1	0	0	0	0	0	0	15	21	0.00	1.000										
Scott Sullivan, R ERA: 2.57 (9, 1)	1.0		4	1	0	0	0	0	0	0	0	1	0	9	12	0.00	1.000										

Chicago Cubs @ Cincinnati Reds
Riverfront Stadium, Cincinnati, OH
Thu Sep 26 1996, 3:33 AM EDT
Att: 20,777 - Cloudy - 69 F

AB 35
R 4
H 6
RBI 3
BB 1
SO 4
LOB 13



Batter	1	2	3	4	5	6	7	8	9	AB	R	H	RBI	BB	SO	LOB	BOTTOM										
Curtis Goodwin, L OBP: 0.326, SLG: 0.254 (1, 8)	F9 HR BB	FC1-2 1B		K		G4-3 S BB	G4-3			3	3	0	0	2	1	3											
Hal Morris, L OBP: 0.372, SLG: 0.481 (1, 3)	K	FC6-4 1B		L4-6 BB		G4-3		L8		4	0	1	3	1	1	2											
Barry Larkin, R OBP: 0.557 Jeff Branson, L OBP: 0.320, SLG: 0.419 (1, 6)	F9	FC6-4		BB		E BB		HR		2	0	0	0	2	0	2											
Willie Greene, L OBP: 0.332, SLG: 0.493 (1, 5)	HR		K	L4-6		G3-1		K		5	1	1	2	0	2	3											
Eric Davis, R OBP: 0.397, SLG: 0.531 Pedro Martinez, L (8, 1)	G4-3		2B E BB		F8		HR	K		3	2	1	1	1	0	0											
Eduardo Perez, R OBP: 0.351, SLG: 0.531 Scott Sullivan, R (9, 1)										0	0	0	0	0	0	0											
Eddie Taubensee, L OBP: 0.338, SLG: 0.466 (1, 2)		BB G3 1B	E7 1B		K		P2			4	2	2	0	0	1	0											
Bret Boone, R OBP: 0.281, SLG: 0.361 (1, 4)		G3 BB FC1-2 BB	G5-3		F8		2B 1B			3	1	1	0	1	0	1											
Chad Mottola, R OBP: 0.277, SLG: 0.377 (1, 9)		FC1-2 1B BB				S SH3-4 G4-3 BB	K			2	2	1	1	2	1	1											
Kevin Jarvis, L OBP: 0.167, SLG: 0.194 Keith Mitchell, R OBP: 0.385, SLG: 0.667 (1, 1)	G3		G3			SH3-4				2	0	0	1	0	0	3											
Inning Stats	R: 2 E: 0 K: 1 S: 10	H: 1 LOB: 1 BB: 1 P: 20	R: 3 E: 0 K: 0 S: 16	H: 2 LOB: 1 BB: 2 P: 31	R: 2 E: 1 K: 1 S: 10	H: 2 LOB: 1 BB: 1 P: 15	R: 0 E: 0 K: 1 S: 4	H: 0 LOB: 2 BB: 2 P: 18	R: 0 E: 0 K: 0 S: 8	H: 0 LOB: 0 BB: 0 P: 13	R: 2 E: 1 K: 0 S: 13	H: 3 LOB: 1 BB: 3 P: 26	R: 2 E: 0 K: 1 S: 15	H: 3 LOB: 1 BB: 0 P: 23	R: 1 E: 0 K: 2 S: 12	H: 1 LOB: 0 BB: 0 P: 17	1B: 4 2B: 3 3B: 0 HR: 3	SF: 0 SAC: 1 DP: 1 HBP: 0	WP: 0 PB: 0 SB: 4 CS: 0	PA: 41							
PITCHER	IP	WLS	BF	H	R	ER	SO	BB	IBB	HBP	BLK	WP	HR	S	P	ERA	WHIP										
Dave Swartzbaugh, R ERA: 6.56 (1, 1)	2.0	L	12	3	5	5	1	3	0	0	0	0	0	14	33	9.00	2.500										
Jim Bullinger, R ERA: 6.56 (3, 1)	2.0		10	2	2	2	2	3	0	0	0	0	0	21	39	4.50	1.500										
Rodney Myers, R ERA: 4.52 (5, 1)	2.0		9	0	2	1	1	3	0	0	0	0	0	27	40	13.50	2.000										
Amaury Telemaco, R ERA: 5.46 (7, 1)	2.0		10	4	3	3	3	0	0	0	0	0	2	27	40	13.50	2.000										


Chicago Cubs @ Cincinnati Reds
Riverfront Stadium, Cincinnati, OH
Thu Sep 26 1996, 3:33 AM EDT
Att: 20,777 - Cloudy - 69 F

AB 31
R 12
H 9
RBI 10
BB 9
SO 7
LOB 15




Batter	1	2	3	4	5	6	7	8	9	10	AB	R	H	RBI	BB	SO	LOB	TOP		
Jermaine Allensworth, R OBP: 0.335, SLG: 0.377 (1, 8)	L8	FC6-5		FC3-6			G6-3		F8		5	0	0	1	0	0	4	Pittsburgh Pirates @ Chicago Cubs Wrigley Field, Chicago, IL Fri Sep 27 1996, 3:33 AM CDT Overcast - 58 F		
Al Martin, L OBP: 0.354, SLG: 0.453 (1, 7)	F9			G4-3			F8			4-0	3	1	0	0	2	0	1			
Dale Sveum, S OBP: 0.385, SLG: 0.364 (1, 5)		K								4-0	4	1	1	0	1	2	2			
Orlando Merced, S OBP: 0.365, SLG: 0.468 (1, 9)	F8			P3			L8			2-0	5	1	1	1	0	0	1			
Mark Johnson, L OBP: 0.365, SLG: 0.468 (1, 3)				K			P7			3-2	5	1	1	0	0	2	2			
Carlos Garcia, R OBP: 0.328, SLG: 0.387 (1, 4)										4-1	4	1	1	1	1	0	0			
Jay Bell, R OBP: 0.322, SLG: 0.391 (1, 6)										0-2	4	2	2	0	1	1	3			
Keith Osik, R OBP: 0.349, SLG: 0.404 Nelson Liriano, S OBP: 0.308, SLG: 0.391 (10, PH) 18 Jason Kendall, R OBP: 0.367, SLG: 0.386 (10, 2)										1-2	3	0	1	1	0	1	1			
Rich Loiselle, R OBP: 0.358, SLG: 0.375 (7, PH) Tony Womack, L OBP: 0.348, SLG: 0.390 (7, 1) Chris Peters, R OBP: 0.300, SLG: 0.400 (8, 1) Elmer Dessens, R OBP: 0.300, SLG: 0.400 (8, PH) Trey Beamon, L OBP: 0.333, SLG: 0.300 (8, PH) John Ericks, R OBP: 0.300, SLG: 0.300 (8, 1) Dan Plesac, L OBP: 0.300, SLG: 0.300 (8, 1)										1-0	2	0	0	1	0	1	3			
Inning Stats	R: 0 E: 0 K: 0 S: 14	H: 1 LOB: 1 BB: 0 P: 20	R: 3 E: 1 K: 1 S: 18	H: 2 LOB: 2 BB: 2 P: 34	R: 0 E: 0 K: 1 S: 5	H: 0 LOB: 0 BB: 0 P: 8	R: 1 E: 0 K: 1 S: 12	H: 2 LOB: 1 BB: 0 P: 15	R: 0 E: 0 K: 2 S: 11	H: 0 LOB: 0 BB: 0 P: 16	R: 0 E: 0 K: 1 S: 7	H: 0 LOB: 0 BB: 0 P: 12	R: 0 E: 0 K: 0 S: 9	H: 1 LOB: 2 BB: 1 P: 16	R: 3 E: 0 K: 0 S: 13	H: 2 LOB: 2 BB: 3 P: 31	1B: 6 2B: 2 3B: 0 HR: 0		SF: 0 SAC: 0 DP: 0 HBP: 1	WP: 1 PB: 0 SB: 0 CS: 0
PITCHER	IP WLS BF H R ER SO BB IBB HBP BLK WP HR S P ERA WHIP	IP WLS BF H R ER SO BB IBB HBP BLK WP HR S P ERA WHIP	IP WLS BF H R ER SO BB IBB HBP BLK WP HR S P ERA WHIP	IP WLS BF H R ER SO BB IBB HBP BLK WP HR S P ERA WHIP	IP WLS BF H R ER SO BB IBB HBP BLK WP HR S P ERA WHIP	IP WLS BF H R ER SO BB IBB HBP BLK WP HR S P ERA WHIP	IP WLS BF H R ER SO BB IBB HBP BLK WP HR S P ERA WHIP	IP WLS BF H R ER SO BB IBB HBP BLK WP HR S P ERA WHIP	IP WLS BF H R ER SO BB IBB HBP BLK WP HR S P ERA WHIP	IP WLS BF H R ER SO BB IBB HBP BLK WP HR S P ERA WHIP	IP WLS BF H R ER SO BB IBB HBP BLK WP HR S P ERA WHIP	IP WLS BF H R ER SO BB IBB HBP BLK WP HR S P ERA WHIP	IP WLS BF H R ER SO BB IBB HBP BLK WP HR S P ERA WHIP	IP WLS BF H R ER SO BB IBB HBP BLK WP HR S P ERA WHIP	IP WLS BF H R ER SO BB IBB HBP BLK WP HR S P ERA WHIP	IP WLS BF H R ER SO BB IBB HBP BLK WP HR S P ERA WHIP	IP WLS BF H R ER SO BB IBB HBP BLK WP HR S P ERA WHIP	IP WLS BF H R ER SO BB IBB HBP BLK WP HR S P ERA WHIP	IP WLS BF H R ER SO BB IBB HBP BLK WP HR S P ERA WHIP	IP WLS BF H R ER SO BB IBB HBP BLK WP HR S P ERA WHIP

AB	38
R	7
H	8
RBI	7
BB	6
SO	7
LOB	19



Batter	1	2	3	4	5	6	7	8	9	10	AB	R	H	RBI	BB	SO	LOB	BOTTOM					
Brian McRae, S OBP: 0.361, SLG: 0.426 (1, 8)				G4-3							5	2	3	2	0	1	0	Pittsburgh Pirates @ Chicago Cubs Wrigley Field, Chicago, IL Fri Sep 27 1996, 3:33 AM CDT Overcast - 58 F					
Rey Sanchez, R OBP: 0.272, SLG: 0.251 Terry Adams, R OBP: 0.278, SLG: 0.251 (10, 1)				F9			L9			0-1	5	0	1	0	0	1	1						
Mark Grace, L OBP: 0.395, SLG: 0.448 (1, 3)				G4-3						3-2	5	0	0	0	0	0	1						
Luis Gonzalez, L OBP: 0.347, SLG: 0.442 (1, 7)										1-2	5	1	1	1	0	0	0						
23 Ryne Sandberg, R OBP: 0.316, SLG: 0.446 (1, 4)										0-1	5	1	2	0	0	0	0						
Dave Magadan, L OBP: 0.355, SLG: 0.359 Leo Gomez, R OBP: 0.342, SLG: 0.438 (8, PH) Tyler Houston, L OBP: 0.355, SLG: 0.466 (8, PH) Todd Haney, R OBP: 0.209, SLG: 0.154 (10, PH) Scott Servais, R OBP: 0.326, SLG: 0.384 (1, 2)										0-3	3	0	0	0	0	0	1						
Ozzie Timmons, R OBP: 0.279, SLG: 0.355 Scott Bullett, L OBP: 0.254, SLG: 0.297 (9, PH) (10, 9)										1-2	1	0	0	0	2	0	1						
Frank Castillo, R OBP: 0.319, SLG: 0.288 (7, PH) Doug Glavin, R OBP: 0.304, SLG: 0.304 (8, 1) Bob Patterson, R OBP: 0.300, SLG: 0.300 (8, 1) Kent Bottenfield, R OBP: 0.300, SLG: 0.300 (8, PH) Robin Jennings, R OBP: 0.300, SLG: 0.300 (8, PH) Tony Womack, L OBP: 0.348, SLG: 0.400 (8, PH) John Ericks, R OBP: 0.300, SLG: 0.300 (8, PH) Dan Plesac, L OBP: 0.300, SLG: 0.300 (8, PH)										0-2	2	0	0	0	0	0	5						
Inning Stats	R: 0 E: 0 K: 1 S: 9	H: 1 LOB: 0 BB: 0 P: 13	R: 0 E: 0 K: 0 S: 16	H: 2 LOB: 3 BB: 1 P: 26	R: 0 E: 0 K: 0 S: 4	H: 0 LOB: 0 BB: 0 P: 7	R: 1 E: 0 K: 0 S: 14	H: 2 LOB: 2 BB: 1 P: 23	R: 1 E: 0 K: 0 S: 8	H: 1 LOB: 0 BB: 0 P: 13	R: 0 E: 0 K: 1 S: 5	H: 0 LOB: 0 BB: 0 P: 7	R: 1 E: 0 K: 0 S: 13	H: 3 LOB: 2 BB: 0 P: 18	R: 1 E: 0 K: 1 S: 15	H: 2 LOB: 1 BB: 0 P: 23	R: 0 E: 0 K: 1 S: 8		H: 0 LOB: 0 BB: 0 P: 9	1B: 6 2B: 2 3B: 0 HR: 3	SF: 0 SAC: 0 DP: 0 HBP: 0	WP: 0 PB: 0 SB: 0 CS: 1	PA: 42
PITCHER	IP WLS BF H R ER SO BB IBB HBP BLK WP HR S P ERA WHIP	IP WLS BF H R ER SO BB IBB HBP BLK WP HR S P ERA WHIP	IP WLS BF H R ER SO BB IBB HBP BLK WP HR S P ERA WHIP	IP WLS BF H R ER SO BB IBB HBP BLK WP HR S P ERA WHIP	IP WLS BF H R ER SO BB IBB HBP BLK WP HR S P ERA WHIP	IP WLS BF H R ER SO BB IBB HBP BLK WP HR S P ERA WHIP	IP WLS BF H R ER SO BB IBB HBP BLK WP HR S P ERA WHIP	IP WLS BF H R ER SO BB IBB HBP BLK WP HR S P ERA WHIP	IP WLS BF H R ER SO BB IBB HBP BLK WP HR S P ERA WHIP	IP WLS BF H R ER SO BB IBB HBP BLK WP HR S P ERA WHIP	IP WLS BF H R ER SO BB IBB HBP BLK WP HR S P ERA WHIP	IP WLS BF H R ER SO BB IBB HBP BLK WP HR S P ERA WHIP	IP WLS BF H R ER SO BB IBB HBP BLK WP HR S P ERA WHIP	IP WLS BF H R ER SO BB IBB HBP BLK WP HR S P ERA WHIP	IP WLS BF H R ER SO BB IBB HBP BLK WP HR S P ERA WHIP	IP WLS BF H R ER SO BB IBB HBP BLK WP HR S P ERA WHIP	IP WLS BF H R ER SO BB IBB HBP BLK WP HR S P ERA WHIP		IP WLS BF H R ER SO BB IBB HBP BLK WP HR S P ERA WHIP	IP WLS BF H R ER SO BB IBB HBP BLK WP HR S P ERA WHIP	IP WLS BF H R ER SO BB IBB HBP BLK WP HR S P ERA WHIP		


AB	40
R	4
H	11
RBI	4
BB	2
SO	4
LOB	10



Batter	1	2	3	4	5	6	7	8	9	AB	R	H	RBI	BB	SO	LOB	TOP										
Jermaine Allensworth, R OBP: 0.343, SLG: 0.379 (1, 8)	2-2 G1-3		1-2 P3	4-2 1B BB	1-1 1-2 2-H 1B		0-0 1B		4-2 1B WP BB	4	0	2	1	2	0	1											
Tony Womack, L OBP: 0.441, SLG: 0.481 (1, 4) (9, 9)	1-2 G3-1				2-2 FC5		0-0 G4-3		2-1 FC6-4 1B	5	1	2	1	1	0	3											
Orlando Merced, S OBP: 0.364, SLG: 0.466 John Wehner, R OBP: 0.297, SLG: 0.372 Nelson Liriano, S OBP: 0.305, SLG: 0.389 (1, 9) (6, 9) (9, FH) (9, 4)	0-0 F7				3-1 G4-3			0-0 G6-3	2-3 K	4	1	1	0	0	0	2											
Mark Johnson, L OBP: 0.364, SLG: 0.467 (1, 3)		2-1 F7		0-0 SF8	2-2 FC6-4 1B	3-2 FC6-4 1B		0-1 F7	2-1 FC6-4	5	1	2	1	0	0	2											
Dale Sveum, S OBP: 0.452, SLG: 0.462 (1, 5)		1-1 F9		3-H 4-0 HR BB	2-2 G3 1B 2B	0-0 FC6-4 1B		0-0 BB PB 1B		4	2	3	1	1	0	0											
Carlos Garcia, R OBP: 0.325, SLG: 0.394 (1, 6)		1-1 F8		1-2 HR BB	3-2 G3	1-0 FC6-4		4-2 BB HBP		4	1	1	3	0	0	3											
Trey Beamon, L OBP: 0.250, SLG: 0.205 Joe Boever, R (8, 1)			1-0 F7	0-0 P2	2-0 1B BB	1-2 G4-3		4-2 BB		4	1	1	1	1	0	2	AB 41										
1B Jason Kendall, R OBP: 0.369, SLG: 0.392 (1, 2)			1-2 FC5-6 1B	2-1 67 1B 3B	4-1 FC5 1B BB		0-0 F7	1-3 K		4	1	2	0	1	1	3	R 9										
67 Francisco Cordova, R OBP: 0.125, SLG: 0.125 Matt Rubeck, L OBP: 0.296, SLG: 0.231 Ramon Morel, R Chris Peters, L Marc Wilkins, R Al Martin, L (1, 1) (6, 1) (7, 1) (7, 1) (8, 1) (8, 7)			0-2 FC5-6	0-0 1B	1-0 B1		0-0 G5-3	2-0 G6-3		3	1	1	1	0	0	3	H 15										
Inning Stats	R: 0 E: 0 K: 0 S: 7	H: 0 LOB: 0 BB: 0 P: 10	R: 0 E: 0 K: 0 S: 6	H: 0 LOB: 0 BB: 0 P: 10	R: 0 E: 0 K: 0 S: 10	H: 1 LOB: 1 BB: 0 P: 13	R: 6 E: 0 K: 0 S: 14	H: 5 LOB: 2 BB: 3 P: 33	R: 3 E: 0 K: 0 S: 12	H: 4 LOB: 2 BB: 1 P: 38	R: 0 E: 0 K: 0 S: 12	H: 2 LOB: 2 BB: 0 P: 20	R: 0 E: 0 K: 0 S: 4	H: 1 LOB: 1 BB: 0 P: 4	R: 0 E: 0 K: 1 S: 11	H: 1 LOB: 3 BB: 1 P: 20	R: 0 E: 0 K: 1 S: 12	H: 1 LOB: 2 BB: 1 P: 24	1B: 12 2B: 1 3B: 1 HR: 1	SF: 1 SAC: 0 DP: 0 HBP: 1	WP: 1 PB: 1 SB: 0 CS: 0	PA: 49					
PITCHER	IP	WLS	BF	H	R	ER	SO	BB	IBB	HBP	BLK	WP	HR	S	P	ERA	WHIP										
Mike Campbell, R ERA: 4.46	(1, 1)	3.2	18	5	6	6	0	2	0	0	0	0	1	33	56	14.73	1.909										
Jim Bullinger, R ERA: 6.54	(4, 1)	0.1	3	1	0	0	0	1	0	0	0	0	0	4	10	0.00	6.000										
Rodney Myers, R ERA: 4.65	(5, 1)	0.2	7	4	3	3	0	1	0	0	0	0	0	18	33	40.50	7.500										
Kent Bottenfield, R ERA: 2.72	(5, 1)	1.1	6	2	0	0	0	0	0	0	0	0	0	15	25	0.00	1.500										
Turk Wendell, R ERA: 2.76	(7, 1)	2.0	10	2	0	0	1	1	0	1	0	0	0	15	24	0.00	1.500										
Terry Adams, R ERA: 2.94 (9, 1)	1.0	W	5	1	0	0	1	1	0	0	0	0	0	12	24	0.00	2.000										

Pittsburgh Pirates @ Chicago Cubs
Wrigley Field, Chicago, IL
Fri Sep 27 1996, 3:38 AM CDT
Att: 18,757 - Overcast - 58 F

AB 41
R 9
H 15
RBI 9
BB 6
SO 2
LOB 21



Batter	1	2	3	4	5	6	7	8	9	AB	R	H	RBI	BB	SO	LOB	BOTTOM										
Doug Glanville, R OBP: 0.272, SLG: 0.377 (1, 8) (8, 9)	0-1 F9	0-1 G5-3		1-1 G1-3			4-0 WP BB	0-1 S 1B		4	1	1	0	1	0	1											
Scott Bultlett, L OBP: 0.253, SLG: 0.294 Terry Shumpert, R OBP: 0.286, SLG: 0.452 (1, 7) (9, 4)	2-1 L7		3-3 K		0-1 L9		0-3 K	2-2 E 1B		5	1	1	2	0	2	1											
Brant Brown, L OBP: 0.544 Terry Adams, R (9, 1)	0-0 E 1B		3-2 G4-3		0-0 G3		0-0 F8	1-2 E6 1B		5	1	2	1	0	0	1											
Leo Gomez, R OBP: 0.345, SLG: 0.437 (1, 5)	1-2 E7 2B 1B		3-1 HBP		2-1 L5		4-1 FC6-4 BB	1-2 G6-3		3	1	1	0	1	0	1											
Robin Jennings, L OBP: 0.269, SLG: 0.327 Brian McRae, S OBP: 0.360, SLG: 0.425 (1, 9) (7, FH) (8, 8)	0-1 1B 2B		0-1 G4-3			2-1 G2-3 1B	2-2 FC6-4		0-1 L7	3	2	2	1	0	0	1											
Tyler Houston, L OBP: 0.363, SLG: 0.467 (1, 2)	1-1 S 1B			0-0 E8 2B		0-0 G6-3 G2-3 1B		4-2 WP BB SF7 BB	0-0 F8	4	2	2	1	1	0	0											
José Hernández, R OBP: 0.293, SLG: 0.381 (1, 6)	0-3 K			2-3 K		0-0 G2-3		0-3 K	4-2 E BB	4	1	0	1	1	3	4	AB 38										
Todd Haney, R OBP: 0.202, SLG: 0.148 Luis Gonzalez, L OBP: 0.350, SLG: 0.443 (1, 4) (8, FH) (9, 7)		1-0 G5-3		2-1 P2		0-0 G6-3		4-2 1B WP BB	0-1 WP 1B	3	0	0	0	0	0	2	R 10										
Mike Campbell, R Jim Bullinger, R Dave Mendenhall, L Rodney Myers, R Kent Bottenfield, R Chris Peters, L Marc Wilkins, R Al Martin, L (1, 1) (6, 1) (7, 1) (7, 1) (8, 1) (8, 7)		2-3 K		2-0 2B		0-0 G6-3		3-2 SF7	1-1 WP	1	0	0	0	0	0	0	H 11										
Inning Stats	R: 3 E: 1 K: 1 S: 16	H: 4 LOB: 1 BB: 0 P: 19	R: 0 E: 0 K: 1 S: 6	H: 0 LOB: 0 BB: 0 P: 9	R: 0 E: 0 K: 1 S: 11	H: 0 LOB: 1 BB: 0 P: 20	R: 1 E: 1 K: 1 S: 9	H: 1 LOB: 1 BB: 0 P: 16	R: 0 E: 0 K: 0 S: 5	H: 0 LOB: 0 BB: 0 P: 7	R: 1 E: 0 K: 0 S: 6	H: 2 LOB: 1 BB: 0 P: 8	R: 0 E: 0 K: 1 S: 10	H: 0 LOB: 2 BB: 2 P: 20	R: 4 E: 1 K: 1 S: 23	H: 3 LOB: 1 BB: 2 P: 38	R: 1 E: 1 K: 0 S: 10	H: 1 LOB: 1 BB: 1 P: 15	1B: 9 2B: 2 3B: 0 HR: 0	SF: 1 SAC: 0 DP: 0 HBP: 1	WP: 4 PB: 0 SB: 2 CS: 0	PA: 45					
PITCHER	IP	WLS	BF	H	R	ER	SO	BB	IBB	HBP	BLK	WP	HR	S	P	ERA	WHIP										
67 Francisco Cordova, R ERA: 4.6	(1, 1)	5.2	26	7	5	4	4	0	0	1	0	0	1	52	78	6.35	1.235										
Matt Rubeck, L ERA: 4.6	(6, 1)	1.0	4	0	0	0	1	1	0	0	0	1	0	5	9	0.00	1.000										
Ramon Morel, R ERA: 5.96	(7, 1)	0.0	1	0	0	0	0	1	0	0	0	0	0	1	5	∞	∞										
Chris Peters, L ERA: 6.63	(7, 1)	0.1	2	0	1	1	0	1	0	0	0	0	0	7	13	27.00	3.000										
Marc Wilkins, R ERA: 3.84	(8, 1)	0.2	5	2	2	2	1	1	0	0	0	1	0	14	23	27.00	4.500										
Joe Boever, R ERA: 5.93 (8, 1)	1.0	L	7	2	1	1	0	1	0	0	0	0	0	17	24	9.00	3.000										


Pittsburgh Pirates @ Chicago Cubs
Wrigley Field, Chicago, IL
Fri Sep 27 1996, 3:38 AM CDT
Att: 18,757 - Overcast - 58 F


AB 38
R 10
H 11
RBI 8
BB 5
SO 6
LOB 15



Batter	1	2	3	4	5	6	7	8	9	10	AB	R	H	RBI	BB	SO	LOB	TOP								
Jermaine Allensworth, R <small>(1, 8) OBP: 0.344, SLG: 0.388</small>											5	0	2	1	0	2	2	Pittsburgh Pirates @ Chicago Cubs Wrigley Field, Chicago, IL Sat Sep 28 1996, 3:33 AM CDT Att: 29,729 - Cloudy - 60 F livebaseballscores.com								
Carlos Garcia, R <small>(1, 4) OBP: 0.329, SLG: 0.392</small>											4	0	1	1	0	0	3									
Jon Lieber, L <small>(7, 1) OBP: 0.256, SLG: 0.278</small>											0	0	0	0	0	0	0									
Nelson Liriano, S <small>(9, PH) OBP: 0.308, SLG: 0.392</small>											0	1	1	1	0	0	0									
John Ericks, R <small>(9, 1)</small>											0	0	0	0	0	0	0									
Dan Plesac, L <small>(9, 1)</small>											0	0	0	0	0	0	0									
Orlando Merced, S <small>(1, 9) OBP: 0.351, SLG: 0.461</small>											5	0	0	0	0	1	3									
Mark Johnson, L <small>(1, 3) OBP: 0.350, SLG: 0.460</small>											5	0	0	0	0	0	2									
Dale Sveum, S <small>(1, 5) OBP: 0.444, SLG: 0.467</small>											4	1	1	0	1	1	0									
Jay Bell, R <small>(1, 6) OBP: 0.321, SLG: 0.389</small>											5	1	1	0	0	2	2									
Trey Beamon, L <small>(1, 7) OBP: 0.255, SLG: 0.213</small>											3	1	1	0	0	0	1									
John Wehner, R <small>(9, PH) OBP: 0.299, SLG: 0.381</small>											2	1	1	0	0	0	1									
18 Jason Kendall, R <small>(1, 2) OBP: 0.372, SLG: 0.401</small>											1	1	1	1	0	0	0									
Tony Womack, L <small>(7, PH) OBP: 0.459, SLG: 0.500</small>											3	2	2	1	0	0	0									
Jason Schmidt, R <small>(1, 1) OBP: 0.091, SLG: 0.032</small>											2	0	0	1	0	1	2									
Keith Osik, R <small>(7, PH) OBP: 0.351, SLG: 0.406</small>											2	1	1	1	0	1	1									
Inning Stats	R: 0 E: 0 K: 0 S: 9	H: 1 LOB: 1 BB: 0 P: 14	R: 2 E: 0 K: 1 S: 20	H: 2 LOB: 2 BB: 1 P: 34	R: 0 E: 0 K: 0 S: 4	H: 0 LOB: 0 BB: 0 P: 8	R: 1 E: 0 K: 1 S: 8	H: 1 LOB: 0 BB: 0 P: 13	R: 0 E: 0 K: 1 S: 8	H: 0 LOB: 0 BB: 0 P: 13	R: 0 E: 0 K: 1 S: 6	H: 1 LOB: 1 BB: 0 P: 12	R: 1 E: 1 K: 2 S: 16	H: 1 LOB: 1 BB: 0 P: 22	R: 0 E: 0 K: 1 S: 7	H: 0 LOB: 0 BB: 0 P: 12	R: 3 E: 0 K: 0 S: 16	H: 4 LOB: 1 BB: 0 P: 22	R: 1 E: 0 K: 1 S: 9	H: 2 LOB: 1 BB: 0 P: 13	1B: 7 2B: 4 3B: 0 HR: 1	SF: 0 SAC: 1 DP: 0 HBP: 1	WP: 0 PB: 1 SB: 3 CS: 0	PA: 45		
PITCHER	IP WLS BF H R ER SO BB IBB HBP BLK WP HR S P ERA WHIP	IP WLS BF H R ER SO BB IBB HBP BLK WP HR S P ERA WHIP	IP WLS BF H R ER SO BB IBB HBP BLK WP HR S P ERA WHIP	IP WLS BF H R ER SO BB IBB HBP BLK WP HR S P ERA WHIP	IP WLS BF H R ER SO BB IBB HBP BLK WP HR S P ERA WHIP	IP WLS BF H R ER SO BB IBB HBP BLK WP HR S P ERA WHIP	IP WLS BF H R ER SO BB IBB HBP BLK WP HR S P ERA WHIP	IP WLS BF H R ER SO BB IBB HBP BLK WP HR S P ERA WHIP	IP WLS BF H R ER SO BB IBB HBP BLK WP HR S P ERA WHIP	IP WLS BF H R ER SO BB IBB HBP BLK WP HR S P ERA WHIP	IP WLS BF H R ER SO BB IBB HBP BLK WP HR S P ERA WHIP	IP WLS BF H R ER SO BB IBB HBP BLK WP HR S P ERA WHIP	IP WLS BF H R ER SO BB IBB HBP BLK WP HR S P ERA WHIP	IP WLS BF H R ER SO BB IBB HBP BLK WP HR S P ERA WHIP	IP WLS BF H R ER SO BB IBB HBP BLK WP HR S P ERA WHIP	IP WLS BF H R ER SO BB IBB HBP BLK WP HR S P ERA WHIP	IP WLS BF H R ER SO BB IBB HBP BLK WP HR S P ERA WHIP	IP WLS BF H R ER SO BB IBB HBP BLK WP HR S P ERA WHIP	IP WLS BF H R ER SO BB IBB HBP BLK WP HR S P ERA WHIP	IP WLS BF H R ER SO BB IBB HBP BLK WP HR S P ERA WHIP	IP WLS BF H R ER SO BB IBB HBP BLK WP HR S P ERA WHIP	IP WLS BF H R ER SO BB IBB HBP BLK WP HR S P ERA WHIP	IP WLS BF H R ER SO BB IBB HBP BLK WP HR S P ERA WHIP	IP WLS BF H R ER SO BB IBB HBP BLK WP HR S P ERA WHIP	IP WLS BF H R ER SO BB IBB HBP BLK WP HR S P ERA WHIP	IP WLS BF H R ER SO BB IBB HBP BLK WP HR S P ERA WHIP

Batter	1	2	3	4	5	6	7	8	9	10	AB	R	H	RBI	BB	SO	LOB	BOTTOM
Brian McRae, S <small>(1, 8) OBP: 0.360, SLG: 0.425</small>											5	0	1	0	1	1	2	Pittsburgh Pirates @ Chicago Cubs Wrigley Field, Chicago, IL Sat Sep 28 1996, 3:33 AM CDT Att: 29,729 - Cloudy - 60 F livebaseballscores.com
Robin Jennings, L <small>(1, 9) OBP: 0.276, SLG: 0.315</small>											5	0	1	0	1	1	1	
Mark Grace, L <small>(1, 3) OBP: 0.395, SLG: 0.453</small>											5	1	2	1	1	0	3	
23 Ryne Sandberg, R <small>(1, 4) OBP: 0.316, SLG: 0.445</small>											6	1	2	0	0	2	4	
Luis Gonzalez, L <small>(1, 7) OBP: 0.291, SLG: 0.443</small>											6	1	2	0	0	2	4	
Doug Gianville, R <small>(10, PH) OBP: 0.268, SLG: 0.372</small>											6	1	2	0	0	2	4	
Scott Servais, R <small>(1, 2) OBP: 0.327, SLG: 0.384</small>											6	1	2	0	0	2	4	
Leo Gomez, R <small>(1, 5) OBP: 0.119, SLG: 0.436</small>											6	1	2	0	0	2	4	
Dave Meacham, R <small>(7, PH) OBP: 0.292, SLG: 0.389</small>											6	1	2	0	0	2	4	
Joe Hernandez, R <small>(8, 6) OBP: 0.293, SLG: 0.381</small>											6	1	2	0	0	2	4	
Tyler Houston, L <small>(8, PH) OBP: 0.351, SLG: 0.464</small>											6	1	2	0	0	2	4	
Rey Sanchez, R <small>(1, 6) OBP: 0.272, SLG: 0.253</small>											6	1	2	0	0	2	4	
Scott Bullitt, L <small>(7, PH) OBP: 0.291, SLG: 0.293</small>											6	1	2	0	0	2	4	
Terry Shumpert, R <small>(8, 5) OBP: 0.285, SLG: 0.452</small>											6	1	2	0	0	2	4	
Brooks Kieschnick, L <small>(9, PH) OBP: 0.420, SLG: 0.560</small>											6	1	2	0	0	2	4	
Turk Wendell, L <small>(10, 1) OBP: 0.667, SLG: 0.500</small>											6	1	2	0	0	2	4	
Steve Trachsel, R <small>(1, 1) OBP: 0.119, SLG: 0.182</small>											6	1	2	0	0	2	4	
Brant Brown, L <small>(7, PH) OBP: 0.292, SLG: 0.336</small>											6	1	2	0	0	2	4	
Larry Casian, R <small>(8, 1) OBP: 0.292, SLG: 0.336</small>											6	1	2	0	0	2	4	
Kevin Foster, R <small>(9, 1) OBP: 0.335, SLG: 0.519</small>											6	1	2	0	0	2	4	
Bob Patterson, R <small>(9, 1) OBP: 0.335, SLG: 0.519</small>											6	1	2	0	0	2	4	
Ozzie Timmons, R <small>(9, PH) OBP: 0.335, SLG: 0.519</small>																		

Batter	1	2	3	4	5	6	7	8	9	AB	R	H	RBI	BB	SO	LOB	TOP								
Jermaine Allensworth, R (1.8) OBP: 0.337, SLG: 0.380	G4-3		G6-3		G6-3	G6-3			G6-3	5	0	0	0	0	0	2	Pittsburgh Pirates @ Chicago Cubs Wrigley Field, Chicago, IL Sun Sep 29 1996, 3:33 AM CDT Att: 26,873 - Cloudy - 65 F								
Carlos Garcia, R (1.4) OBP: 0.329, SLG: 0.397	K			G6-3		WP SF9 2B			L5	5	1	2	0	0	1	0									
Orlando Merced, S (1.9) OBP: 0.357, SLG: 0.457	P6			G6-3		SF9			K	4	0	0	1	0	1	2									
Mark Johnson, L (1.3) OBP: 0.361, SLG: 0.458	K			E6		2B				2	2	0	0	2	1	1									
Dale Sveum, S (1.5) OBP: 0.450, SLG: 0.588		G4-3								4	2	2	2	0	1	2									
Jay Bell, R (1.6) OBP: 0.323, SLG: 0.391										3	1	1	2	0	1	2									
Trey Beamon, L (1.7) OBP: 0.273, SLG: 0.255										4	1	2	1	0	0	1									
Keith Osik, R (1.2) OBP: 0.361, SLG: 0.429										2	1	1	2	2	0	1									
Esteban Loaiza, R (1.1) OBP: 0.118, SLG: 0.118										4	0	0	0	0	0	3									
Joe Boever, R (8.1)										0	0	0	0	0	0	0									
Inning Stats	R: 0 E: 0 K: 2 S: 11	H: 0 LOB: 1 BB: 0 P: 20	R: 0 E: 0 K: 0 S: 10	H: 0 LOB: 0 BB: 0 P: 16	R: 0 E: 0 K: 0 S: 4	H: 0 LOB: 0 BB: 1 P: 8	R: 2 E: 1 K: 1 S: 10	H: 1 LOB: 0 BB: 0 P: 19	R: 0 E: 0 K: 0 S: 7	H: 1 LOB: 2 BB: 1 P: 10	R: 6 E: 0 K: 0 S: 15	H: 5 LOB: 0 BB: 1 P: 31	R: 0 E: 0 K: 1 S: 8	H: 1 LOB: 2 BB: 1 P: 17	R: 0 E: 0 K: 0 S: 7	H: 0 LOB: 0 BB: 1 P: 12	R: 0 E: 0 K: 1 S: 6	H: 0 LOB: 0 BB: 0 P: 10	1B: 1 2B: 5 3B: 0 HR: 2	SF: 1 SAC: 0 DP: 2 HBP: 1	WP: 1 PB: 1 SB: 0 CS: 0	PA: 39			
PITCHER	IP	WLS	BF	H	R	ER	SO	BB	IBB	HBP	BLK	WP	HR	S	P	ERA	WHIP								
Jaime Navarro, R (1.1) ERA: 3.92	5.1	L	25	6	7	5	3	2	0	1	0	1	1	53	94	8.44	1.500								
Dave Swartzbaugh, R (6.1) ERA: 6.38	1.0		6	2	1	1	0	1	0	0	0	0	1	8	23	9.00	3.000								
Larry Casian, L (7.1) ERA: 1.88	0.2		2	0	0	0	1	0	0	0	0	0	0	4	4	0.00	0.000								
Kent Bottenfield, R (8.1) ERA: 2.63	2.0		6	0	0	0	1	1	0	0	0	0	0	13	22	0.00	0.500								

Batter	1	2	3	4	5	6	7	8	9	AB	R	H	RBI	BB	SO	LOB	BOTTOM								
Doug Glanville, R (1.8) OBP: 0.264, SLG: 0.361	F7		G1-3						F7	5	0	1	0	0	0	2	Pittsburgh Pirates @ Chicago Cubs Wrigley Field, Chicago, IL Sun Sep 29 1996, 3:33 AM CDT Att: 26,873 - Cloudy - 65 F								
Robin Jennings, L (1.9) OBP: 0.274, SLG: 0.310										4	1	1	0	0	1	2									
Mark Grace, L (1.3) OBP: 0.396, SLG: 0.455										4	0	2	0	0	0	2									
Brant Brown, L (6. PR) OBP: 0.328, SLG: 0.536										0	1	0	0	0	0	0									
23 Ryne Sandberg, R (1.4) OBP: 0.316, SLG: 0.444										3	0	1	1	0	0	0									
Todd Haney, R (7.4) OBP: 0.200, SLG: 0.146										1	1	0	0	0	0	1									
Brooks Kieschnick, L (1.7) OBP: 0.406, SLG: 0.517										4	0	1	1	0	1	3									
Tyler Houston, L (1.2) OBP: 0.396, SLG: 0.458										4	0	1	1	0	1	3									
Leo Gomez, R (1.5) OBP: 0.344, SLG: 0.431										4	0	0	0	0	1	2									
Rey Sanchez, R (1.6) OBP: 0.272, SLG: 0.253										4	0	1	0	0	1	0									
Jaime Navarro, R (1.1) OBP: 0.141, SLG: 0.141										1	0	0	0	0	1	1									
Dave Swartzbaugh, R (6.1) ERA: 6.38										0	0	0	0	0	0	0									
Larry Casian, R (7.1) ERA: 1.88										0	0	0	0	0	0	0									
Scott Bultlett, L (7. PR) OBP: 0.256, SLG: 0.297										0	1	1	0	0	0	0									
Kent Bottenfield, R (8.1) ERA: 2.63										0	0	0	0	0	0	0									
Dave Magadan, L (6. PR) OBP: 0.260, SLG: 0.267										1	0	0	0	0	0	0									
Inning Stats	R: 1 E: 0 K: 2 S: 16	H: 3 LOB: 2 BB: 0 P: 23	R: 0 E: 0 K: 2 S: 10	H: 1 LOB: 1 BB: 0 P: 12	R: 0 E: 0 K: 1 S: 10	H: 0 LOB: 0 BB: 0 P: 14	R: 0 E: 0 K: 0 S: 10	H: 1 LOB: 0 BB: 0 P: 12	R: 0 E: 0 K: 0 S: 7	H: 0 LOB: 2 BB: 0 P: 14	R: 0 E: 0 K: 0 S: 9	H: 1 LOB: 1 BB: 0 P: 13	R: 2 E: 1 K: 0 S: 11	H: 2 LOB: 1 BB: 0 P: 15	R: 0 E: 0 K: 0 S: 6	H: 0 LOB: 0 BB: 0 P: 10	1B: 8 2B: 1 3B: 0 HR: 0	SF: 0 SAC: 0 DP: 1 HBP: 1	WP: 1 PB: 0 SB: 0 CS: 0	PA: 37					
PITCHER	IP	WLS	BF	H	R	ER	SO	BB	IBB	HBP	BLK	WP	HR	S	P	ERA	WHIP								
Esteban Loaiza, R (1.1) ERA: 4.96	7.2	W	33	9	3	3	1	0	0	1	0	0	0	79	107	1.17	1.174								
Joe Boever, R (8.1) ERA: 5.4	1.1		4	0	0	0	0	0	0	0	0	1	0	10	15	0.00	0.000								