

Chicago Cubs - 1997



Batter	1	2	3	4	5	6	7	8	9	AB	R	H	RBI	BB	SO	LOB	TOP								
Brian McRae, S (1, 8) <small>B K</small>	1-1 G6-3 <small>1</small>		4-2 BB <small>2</small>			1-1 HBP <small>3</small>		1-0 P5 <small>3</small>		2	0	0	0	1	0	0									
Brant Brown, L (1, 7) <small>F F F F S B</small>	1-3 K <small>2</small>		1-2 F7 <small>3</small>			0-0 L8 <small>1</small>			4-0 1B G6-3 BB <small>2</small>	3	1	0	0	1	1	2									
Mark Grace, L (1, 3) <small>B B B</small> <small>OBP: 0.500, SLG: 0.333</small>	4-0 BB <small>3</small>			1-1 F7 <small>1</small>		2-3 K <small>2</small>			2-2 G6-3 1B 1B <small>1</small>	3	1	1	0	1	1	1									
Sammy Sosa, R (1, 9) <small>X</small>	0-0 P6 <small>3</small>			1-1 F9 <small>2</small>		1-3 K <small>3</small>			2-2 P6 <small>1</small>	4	0	0	0	0	1	4									
23 Ryne Sandberg, R (1, 4) Rey Sanchez, R (7, PH) (7, 4)			3-1 P2 <small>1</small>		1-2 F9 <small>3</small>			3-2 G6-3 <small>1</small>	3-2 G6-3 1-2 <small>2</small>	2	0	0	0	0	0	0									
Shawon Dunston, R (1, 6)			2-2 L8 <small>2</small>			1-3 K <small>1</small>		0-3 K <small>2</small>	4-2 2B BB <small>2</small>	3	0	0	0	1	2	0									
Kevin Orie, R (1, 5) <small>OBP: 0.333, SLG: 0.333</small> Larry Casian, R (8, 1) Terry Adams, R (8, 1) Tyler Houston, L (9, PH) <small>OBP: 1.000, SLG: 2.000</small>			1-3 K <small>3</small>			3-2 G4-3 1B <small>3</small>		0-0 G4-3 <small>3</small>	0-0 1-3 2-H 2B <small>1</small>	3	0	1	0	0	1	0									
Scott Servais, R (1, 2)			2-3 K <small>1</small>			0-1 G4-3 1-2 <small>2</small>			4-0 L4-3 BB <small>1</small>	3	0	0	0	1	2	3									
Terry Mulholland, R (1, 1) Kent Bottenfield, R (5, 1) Dave Hansen, L (8, PH) (8, 5)			2-3 K <small>2</small>			0-0 G1-3 <small>3</small>			3-2 L4-3 1-2 <small>2</small>	2	0	0	0	0	1	1									
<b>Inning Stats</b>	R: 0 E: 0 K: 1 S: 10	H: 0 LOB: 1 BB: 1 P: 16	R: 0 E: 0 K: 1 S: 8	H: 0 LOB: 0 BB: 0 P: 14	R: 0 E: 0 K: 2 S: 12	H: 0 LOB: 1 BB: 1 P: 21	R: 0 E: 0 K: 0 S: 7	H: 0 LOB: 0 BB: 0 P: 10	R: 0 E: 0 K: 1 S: 9	H: 1 LOB: 1 BB: 0 P: 13	R: 0 E: 0 K: 2 S: 13	H: 0 LOB: 1 BB: 0 P: 17	R: 0 E: 0 K: 1 S: 9	H: 0 LOB: 0 BB: 0 P: 12	R: 0 E: 0 K: 0 S: 4	H: 0 LOB: 0 BB: 1 P: 12	R: 2 E: 0 K: 1 S: 18	H: 2 LOB: 2 BB: 2 P: 34	1B: 2 2B: 2 3B: 0 HR: 0	SF: 0 SAC: 0 DP: 1 HBP: 1	WP: 0 PB: 0 SB: 0 CS: 0	PA: 35			
<b>PITCHER</b>	IP	WLS	BF	H	R	ER	SO	BB	IBB	HBP	BLK	WP	HR	S	P	ERA	WHIP								
Kevin Brown, R (1, 1) <small>ERA: 0.00</small>	7.0	W	25	1	0	0	8	2	0	1	0	0	0	68	103	0.00	0.429								
Mark Hutton, R (8, 1) <small>ERA: 0.00</small>	1.0		3	0	0	0	0	1	0	0	0	0	0	4	12	0.00	1.000								
Robb Nen, R (9, 1) <small>ERA: 18.0</small>	1.0		7	2	2	2	1	2	0	0	0	0	0	18	34	18.00	4.000								

**Chicago Cubs @ Florida Marlins**  
**Pro Player Stadium, Miami, FL**  
Tue Apr 01 1997, 3:33 AM EST  
Att. 41,412 - Sunny - 79 F

[livebaseballscorecards.com](http://livebaseballscorecards.com)

<b>AB</b>	<b>29</b>
<b>R</b>	<b>2</b>
<b>H</b>	<b>3</b>
<b>RBI</b>	<b>2</b>
<b>BB</b>	<b>5</b>
<b>SO</b>	<b>9</b>
<b>LOB</b>	<b>13</b>



Batter	1	2	3	4	5	6	7	8	9	AB	R	H	RBI	BB	SO	LOB	BOTTOM
--------	---	---	---	---	---	---	---	---	---	----	---	---	-----	----	----	-----	--------

<b>Luis Castillo, S</b> <small>(1, 4)</small> <small>OBP: 0.600, SLG: 0.500</small>	<small>1-1</small> 		<small>4-2</small> 	<small>2-2</small> 		<small>1-2</small> 		<small>2-0</small> 		4	1	2	0	1	0	2	<b>Chicago Cubs @ Florida Marlins</b> <b>Pro Player Stadium, Miami, FL</b> <small>Tue Apr 01 1997, 3:33 AM EST</small> <small>Att. 41,412 - Sunny - 79 F</small>
<b>Edgar Renteria, R</b> <small>(1, 6)</small> <small>OBP: 0.400, SLG: 0.500</small>	<small>1-2</small> 		<small>1-1</small> 		<small>0-1</small> 	<small>4-2</small> 		<small>2-2</small> 		4	1	1	1	1	0	2	
<b>Gary Sheffield, R</b> <small>(1, 9)</small>	<small>1-0</small> 		<small>0-1</small> 		<small>5-1</small> 	<small>1-0</small> 		<small>4-0</small> 		2	1	0	0	2	0	1	
<b>Bobby Bonilla, S</b> <small>(1, 5)</small> <small>OBP: 0.400, SLG: 0.400</small>		<small>0-0</small> 	<small>3-2</small> 		<small>1-1</small> 	<small>1-0</small> 		<small>1-1</small> 		5	0	2	0	0	0	4	
<b>Moises Alou, R</b> <small>(1, 7)</small> <small>OBP: 0.200, SLG: 1.000</small>		<small>1-0</small> 	<small>3-1</small> 		<small>1-0</small> 		<small>2-2</small> 	<small>2-2</small> 		4	1	1	2	0	1	5	
<b>Devon White, S</b> <small>(1, 8)</small> <small>OBP: 0.750, SLG: 1.000</small>		<small>1-0</small> 		<small>4-1</small> 	<small>4-1</small> 		<small>2-2</small> 			2	0	1	0	2	0	0	
<b>Jeff Conine, R</b> <small>(1, 3)</small> <small>OBP: 0.500, SLG: 0.500</small>		<small>0-0</small> 		<small>3-2</small> 	<small>1-2</small> 		<small>2-3</small> 			4	0	2	1	0	1	2	
<b>Charles Johnson, R</b> <small>(1, 2)</small>		<small>4-2</small> 		<small>1-0</small> 	<small>1-1</small> 		<small>3-3</small> 			3	0	0	0	1	1	4	
<b>Kevin Brown, R</b> <small>(1, 1)</small> <small>OBP: 0.333, SLG: 0.333</small>		<small>1-3</small> 		<small>0-0</small> 		<small>1-2</small> 		<small>2-1</small> 		3	0	1	0	0	1	2	
<b>Mark Hutton, R</b> <small>(8, 1)</small>										0	0	0	0	0	0	0	
<b>John Cangelosi, S</b> <small>(8, PH)</small>										1	0	0	0	0	0	0	
<b>Robb Nen, R</b> <small>(9, 1)</small>										0	0	0	0	0	0	0	

Inning Stats	R: 0	H: 1	E: 0	LOB: 0	K: 0	BB: 0	S: 8	P: 11	R: 1	H: 2	E: 0	LOB: 2	K: 1	BB: 1	S: 9	P: 16	R: 1	H: 2	E: 0	LOB: 1	K: 0	BB: 1	S: 11	P: 22	R: 0	H: 1	E: 1	LOB: 2	K: 0	BB: 2	S: 9	P: 19	R: 2	H: 1	E: 1	LOB: 2	K: 0	BB: 2	S: 13	P: 25	R: 0	H: 0	E: 0	LOB: 2	K: 0	BB: 1	S: 11	P: 19	R: 0	H: 1	E: 0	LOB: 1	K: 2	BB: 0	S: 13	P: 22	R: 0	H: 2	E: 0	LOB: 3	K: 1	BB: 1	S: 11	P: 24	1B: 7	SF: 1	2B: 2	SAC: 0	3B: 0	DP: 1	HR: 1	HBP: 1	WP: 0	PA: 41
--------------	------	------	------	--------	------	-------	------	-------	------	------	------	--------	------	-------	------	-------	------	------	------	--------	------	-------	-------	-------	------	------	------	--------	------	-------	------	-------	------	------	------	--------	------	-------	-------	-------	------	------	------	--------	------	-------	-------	-------	------	------	------	--------	------	-------	-------	-------	------	------	------	--------	------	-------	-------	-------	-------	-------	-------	--------	-------	-------	-------	--------	-------	--------

PITCHER	IP	WLS	BF	H	R	ER	SO	BB	IBB	HBP	BLK	WP	HR	S	P	ERA	WHIP
<b>Terry Mulholland, L</b> <small>(1, 1)</small> <small>ERA: 3.86</small>	4.2	L	25	7	4	2	1	5	0	0	0	0	1	48	90	3.86	2.571
<b>Kent Bottenfield, R</b> <small>(5, 1)</small> <small>ERA:</small>	2.1		10	1	0	0	2	1	0	1	0	0	0	26	44	0.00	0.857
<b>Larry Casian, L</b> <small>(8, 1)</small> <small>ERA:</small>	0.2		5	2	0	0	0	0	1	0	0	0	0	8	19	0.00	3.000
<b>Terry Adams, R</b> <small>(8, 1)</small> <small>ERA:</small>	0.1		1	0	0	0	1	0	0	0	0	0	0	3	5	0.00	0.000

<b>AB</b>	<b>32</b>
<b>R</b>	<b>4</b>
<b>H</b>	<b>10</b>
<b>RBI</b>	<b>4</b>
<b>BB</b>	<b>7</b>
<b>SO</b>	<b>4</b>
<b>LOB</b>	<b>22</b>





Batter	1	2	3	4	5	6	7	8	9	AB R H RBI BB SO LOB	TOP											
Brian McRae, S (1, 8) BBB	4-1 CS BB		1-0 G6-3			4-0 1B 2B BB	1-3 K			2 1 0 0 2 1 0	<b>Chicago Cubs @ Florida Marlins</b> Pro Player Stadium, Miami, FL Wed Apr 02 1997, 7:05 PM EST Att. 25,142 - Unknown - 73 F  <a href="http://livebaseballscorecards.com">livebaseballscorecards.com</a>											
Doug Glanville, R (1, 7) OBP: 0.250, SLG: 0.250 B C F X	1-2 G1-3			3-3 K		1-2 2B 1B		2-2 G6-3		4 1 1 0 0 1 1												
Mark Grace, L (1, 3) OBP: 0.625, SLG: 1.143 B C C X	1-2 1B			2-0 P6		2-1 G6-3 1-H 2-H 2B		1-0 HR		4 1 3 3 0 0 0												
Sammy Sosa, R (1, 9) SAFE B B F X	3-1 P5			0-0 G5-3		3-2 G6-3		4-2 BB		3 0 0 0 1 0 2												
23 Ryne Sandberg, R (1, 4) B C X		1-1 P4			4-2 HBP BB	4-2 BB		1-3 K		2 0 0 0 2 1 1												
Shawon Dunston, R (1, 6) C F B F X		1-3 K			1-1 F8	1-2 P4		1-0 L6		4 0 0 0 0 1 4												
Kevin Orie, R (1, 5) OBP: 0.286, SLG: 0.167 B B B B X		3-1 P3			2-1 SAFE HBP	2-0 P3		2-3 K		3 0 0 0 0 1 2												
Scott Servais, R (1, 2) OBP: 0.286, SLG: 0.167 Brant Brown, L (9, PH) C B B X		2-1 B3-4 1B			2-3 K		1-3 K		1-3 K	3 0 1 0 0 2 2 1 0 0 0 0 1 0												
Steve Trachsel, R (1, 1) Terry Adams, R (5, 1) Dave Hansen, L (7, PH) Turk Wendell, L (7, 1) Bob Patterson, R (8, 1) Tyler Houston, L (9, PH) X		0-0 B3-4 1-1f			0-1 F7		1-1 F8		1-2 G4-3	2 0 0 0 0 0 3 0 0 0 0 0 0 0 1 0 1 0 0 0 0 0 0												
<b>Inning Stats</b>	R: 0 E: 0 K: 0 S: 9	H: 1 LOB: 1 BB: 1 P: 18	R: 0 E: 0 K: 1 S: 8	H: 0 LOB: 0 BB: 0 P: 13	R: 0 E: 0 K: 0 S: 4	H: 1 LOB: 0 BB: 0 P: 7	R: 0 E: 0 K: 1 S: 7	H: 0 LOB: 0 BB: 0 P: 12	R: 0 E: 0 K: 1 S: 11	H: 0 LOB: 2 BB: 1 P: 20	R: 2 E: 0 K: 0 S: 18	H: 2 LOB: 2 BB: 2 P: 35	R: 0 E: 0 K: 2 S: 10	H: 0 LOB: 0 BB: 0 P: 13	R: 1 E: 0 K: 1 S: 10	H: 1 LOB: 1 BB: 1 P: 19	R: 0 E: 0 K: 2 S: 11	H: 0 LOB: 0 BB: 0 P: 15	1B: 3 2B: 2 3B: 0 HR: 1	SF: 0 SAC: 0 DP: 1 HBP: 1	WP: 0 PB: 0 SB: 0 CS: 1	PA: 36
<b>PITCHER</b>	IP WLS BF H R ER SO BB IBB HBP BLK WP HR S P ERA WHIP																					
Al Leiter, L (1, 1) ERA: 3.6	5.0 W 21 4 2 2 3 3 0 1 0 0 0 0 45 83 3.60 1.400																					
Rick Helling, R (6, 1) ERA: 3.86	2.1 9 1 1 1 2 1 0 0 0 0 0 1 26 42 3.86 0.857																					
Jay Powell, R (8, 1) ERA:	0.2 3 0 0 0 1 1 0 0 0 0 0 0 6 12 0.00 1.500																					
Robb Nen, R (9, 1) ERA: 9.0	1.0 S 3 0 0 0 2 0 0 0 0 0 0 0 11 15 0.00 0.000																					

**Chicago Cubs @ Florida Marlins**  
 Pro Player Stadium, Miami, FL

Wed Apr 02 1997, 7:05 PM EST  
 Att. 25,142 - Unknown - 73 F

[livebaseballscorecards.com](http://livebaseballscorecards.com)

AB	30
R	3
H	5
RBI	3
BB	5
SO	8
LOB	15



Batter	1	2	3	4	5	6	7	8	9	AB	R	H	RBI	BB	SO	LOB	BOTTOM																	
Luis Castillo, S OBP: 0.500, SLG: 0.556 (1, 4)	3-2 G6-3	2-3 K			1-1 FC9-6 2B	3-3 K		2-0 1B 1-2 2-H		5	1	2	0	0	2	2	<div style="display: flex; flex-direction: column; align-items: center;"> <div style="text-align: center;"> <h3>Chicago Cubs @ Florida Marlins</h3> <p>Pro Player Stadium, Miami, FL</p> <p>Wed Apr 02 1997, 7:05 PM EST Att: 25,142 - Unknown - 73 F</p> </div> <div style="margin-top: 20px;"> <table border="1"> <tr><td>AB</td><td>32</td></tr> <tr><td>R</td><td>4</td></tr> <tr><td>H</td><td>11</td></tr> <tr><td>RBI</td><td>4</td></tr> <tr><td>BB</td><td>5</td></tr> <tr><td>SO</td><td>4</td></tr> <tr><td>LOB</td><td>17</td></tr> </table> </div> <div style="margin-top: 20px;"> </div> </div>				AB	32	R	4	H	11	RBI	4	BB	5	SO	4	LOB	17
AB	32																																	
R	4																																	
H	11																																	
RBI	4																																	
BB	5																																	
SO	4																																	
LOB	17																																	
Edgar Renteria, R OBP: 0.222, SLG: 0.250 (1, 6)	1-0 G6-3		2-1 G5-3		0-1 G3 2-3		1-3 K		4	0	0	0	0	1	1																			
Gary Sheffield, R OBP: 0.667, SLG: 0.500 (1, 9)	3-2 1B 2B		4-0 CS BB		4-1 FC9-6 BB		3-2 P6		2	1	1	0	2	0	0																			
Bobby Bonilla, S OBP: 0.444, SLG: 0.556 (1, 5)	2-2 1B 2-H		1-3 K		3-2 FC9-6 1B 1-2f 3-H		3-1 2B		4	1	2	2	0	1	2																			
Moises Alou, R OBP: 0.222, SLG: 0.625 (1, 7)	0-1 G5-3		3-2 CS 1-2	0-1 F9	2-1 1B 1-H		0-0 F8		4	0	1	1	0	0	2																			
Devon White, S OBP: 0.625, SLG: 0.600 (1, 8)		4-2 E S 1B BB		2-0 2B 1B	2-2 G3		0-1 G3		3	1	1	0	1	0	1																			
Jeff Conine, R OBP: 0.750, SLG: 0.857 (1, 3)		0-1 FC5-4 1B 1-H		2-2 2B 1-3	0-0 FC3-6 1B		4-0 E 1B FC5 BB		3	0	3	1	1	0	0																			
Charles Johnson, R OBP: 0.375, SLG: 0.167 (1, 2)		2-2 FC5-4 FC6-4 1-2f		4-0 G4-6-3 IBB	0-0 F8		3-1 E8 FC5 1B 1-3		3	0	1	0	1	0	2																			
Al Leiter, L (1, 1)		0-1 FC6-4 1-2f		1-0 G4-6-3 1-2f	0-0 FC3-6 1-2f		1-1 FC5 1B 1-2 3-H		2	0	0	0	0	0	4																			
Rick Helling, R (6, 1)									1	0	0	0	0	0	1																			
Jay Powell, R (8, 1)									0	0	0	0	0	0	0																			
Jim Eisenreich, L (8, PH)									1	0	0	0	0	0	2																			
Robb Nen, R (9, 1)									0	0	0	0	0	0	0																			
Inning Stats	R: 1 E: 0 K: 0 S: 12	H: 2 LOB: 1 BB: 0 P: 21	R: 1 E: 0 K: 1 S: 17	H: 1 LOB: 1 BB: 1 P: 25	R: 0 E: 0 K: 1 S: 8	H: 0 LOB: 0 BB: 1 P: 17	R: 0 E: 0 K: 0 S: 7	H: 2 LOB: 2 BB: 1 P: 16	R: 2 E: 0 K: 0 S: 13	H: 2 LOB: 1 BB: 1 P: 25	R: 0 E: 0 K: 1 S: 6	H: 1 LOB: 1 BB: 0 P: 9	R: 0 E: 0 K: 1 S: 10	H: 1 LOB: 1 BB: 0 P: 17	R: 0 E: 1 K: 0 S: 7	H: 2 LOB: 2 BB: 1 P: 17	1B: 7 2B: 4 3B: 0 HR: 0	SF: 0 SAC: 0 DP: 1 HBP: 0	WP: 0 PB: 0 SB: 2 CS: 1	PA: 38 ERA WHIP														
PITCHER	IP WLS L	BF H R ER SO	H R ER SO	BB IBB HBP BLK	WP HR S P	ERA WHIP	PITCHER														IP WLS BF H R ER SO	BB IBB HBP BLK	WP HR S P	ERA WHIP										
Steve Trachsel, R (1, 1) ERA: 7.71	4.2	23	7	4	4	2	3	1	0	0	0	0	0	0	0	7.71	2.143																	
Terry Adams, R (5, 1) ERA:	1.1	5	1	0	0	1	0	0	0	0	0	0	0	0	0	0.00	0.750																	
Turk Wendell, R (7, 1) ERA:	1.1	7	2	0	0	1	1	0	0	0	0	0	0	0	0	0.00	2.250																	
Bob Patterson, L (8, 1) ERA:	0.2	2	1	0	0	0	0	0	0	0	0	0	0	0	0	0.00	1.500																	



# Chicago Cubs @ Florida Marlins

## Pro Player Stadium, Miami, FL

Thu Apr 03 1997, 7:05 PM EST  
 Att. 32,952 - Unknown - 72 F

AB	34
R	2
H	7
RBI	2
BB	0
SO	2
LOB	13



WP:	0	PA:	35
PB:	0		
SB:	0		
CS:	0		

AB	R	H	RBI	BB	SO	LOB
4	0	0	0	0	0	0
4	0	1	0	0	0	0
3	0	1	0	0	0	1
1	0	0	0	0	0	0
0	0	0	0	0	0	0
4	1	1	0	0	1	2
4	0	1	0	0	0	1
4	1	1	0	0	0	3
4	0	2	1	0	0	0
3	0	0	1	0	0	3
2	0	0	0	0	1	1
0	0	0	0	0	0	0
0	0	0	0	0	0	0
1	0	0	0	0	0	2
0	0	0	0	0	0	0
0	0	0	0	0	0	0
1B:	4	SF:	0			
2B:	2	SAC:	0			
3B:	1	DP:	2			
HR:	0	HBP:	1			

Batter	1	2	3	4	5	6	7	8	9	
Brian McRae, S (1, 8) F X	1-1 F9		2-0 F9			0-0 G6-3		1-2 F9		
Brant Brown, L (1, 7) OBP: 0.222, SLG: 0.125 (6, 3) (8, 7) L F X	1-2 FC1-6 1B		2-0 F8			0-1 G3		0-1 F8		
Mark Grace, L (1, 3) OBP: 0.545, SLG: 1.100 José Hernández, R (6, PR) (6, 7) C B B 1 SAFE SAFE X	3-1 FC1-6		3-1 F8			1-1 3B		2-2 L9		
Mel Rojas, R (8, 1) T B SAFE SAFE X	2-2 G1-3					1-3 K				
Sammy Sosa, R (1, 9) OBP: 0.167, SLG: 0.182 T B SAFE SAFE X					1-2 L9				2-1 G3-1 1B 2B	
23 Ryne Sandberg, R (1, 4) OBP: 0.300, SLG: 0.125 B B SAFE SAFE X					1-1 G1-3				0-1 E6 1B G3-1	
Shawon Dunston, R (1, 6) OBP: 0.167, SLG: 0.091 X					0-1 G5-3				0-0 G3-1	
Kevin Orie, R (1, 5) OBP: 0.364, SLG: 0.400 F B SAFE SAFE X									1-2 2-3	
Scott Servais, R (1, 2) OBP: 0.273, SLG: 0.111 F B SAFE SAFE X									3-1 G6-3 1B	
Frank Castillo, R (1, 1) Kent Bottenfield, R (5, 1) Dave Hansen, L (7, PH) Doug Glanville, R (7, PH) Turk Wendell, L (7, 1) Tyler Houston, L (8, 3) C B SAFE SAFE X									0-0 G6-3	
Inning Stats	R: 0 E: 0 K: 0 S: 10 H: 1 LOB: 1 P: 17	R: 1 E: 0 K: 0 S: 12 H: 2 LOB: 1 P: 17	R: 0 E: 0 K: 0 S: 4 H: 0 LOB: 0 P: 11	R: 0 E: 0 K: 0 S: 7 H: 0 LOB: 0 P: 9	R: 0 E: 0 K: 1 S: 10 H: 0 LOB: 0 P: 16	R: 0 E: 0 K: 1 S: 8 H: 1 LOB: 1 P: 10	R: 0 E: 1 K: 0 S: 13 H: 1 LOB: 2 P: 24	R: 0 E: 0 K: 0 S: 11 H: 0 LOB: 0 P: 14	R: 1 E: 1 K: 0 S: 8 H: 2 LOB: 1 P: 13	
PITCHER	IP WLS BF H R ER SO BB IBB HBP BLK WP HR S P ERA WHIP									IP WLS BF H R ER SO BB IBB HBP BLK WP HR S P ERA WHIP
Alex Fernandez, R (1, 1) ERA: 1.35	6.2 W 26 5 1 1 2 0 0 1 0 0 0 60 97 1.35 0.750									
Dennis Cook, L (7, 1) ERA:	1.1 4 0 0 0 0 0 0 0 0 0 0 0 15 21 0.00 0.000									
Jay Powell, R (9, 1) ERA: 5.4	1.0 5 2 1 1 0 0 0 0 0 0 0 0 8 13 9.00 2.000									

Batter	1	2	3	4	5	6	7	8	9
Luis Castillo, S OBP: 0.533, SLG: 0.571 (1, 4)	0-0 CS 1B	0-3 K		1-1 G4-3		3-2 S 1B		1-0 HBP FC3-2 BB 1B	
Edgar Renteria, R OBP: 0.286, SLG: 0.250 (1, 6)	1 SAFE 1 SAFE 1 SAFE 1B BB	3-2 G5-3 S 1B		2-1 F8		0-0 P3		0-1 FC3-2 BB HBP FC6-4	
Gary Sheffield, R OBP: 0.714, SLG: 0.400 (1, 9)	4-0 1B 1B HR BB	2-2 G5-3			4-0 S 1B BB	4-2 BB		4-0 FC6-4 BB HBP	
Bobby Bonilla, S OBP: 0.357, SLG: 0.385 (1, 5) Jay Powell, R (9, 1)	2-1 F7	1-3 K		2-1 F7		0-3 K		4-2 FC6-4 BB	
Moises Alou, R OBP: 0.429, SLG: 0.667 (1, 7)	1-0 1B HR 1B			0-0 1B		0-1 S 1B		3-2 FC6-4	
Devon White, S OBP: 0.538, SLG: 0.444 (1, 8)	2-1 HR 1B		1-3 K		4-2 BB		0-0 L6	2-3 K	
Jeff Conine, R OBP: 0.583, SLG: 0.909 (1, 3)	2-2 HR		0-0 F9		0-0 L5		2-2 G6-4-3		
Charles Johnson, R OBP: 0.417, SLG: 0.222 (1, 2)	1-0 1B		3-2 F8		2-3 K			4-0 1B HBP FC3-2 BB	
Alex Fernandez, R (1, 1) Dennis Cook, L (7, 1) Alex Arias, R (8, PH) (9, 5)	1-3 K			1-0 G5-3		1-3 K		1-1 FC3-2 1B HBP	

Inning Stats	R: 5 E: 0 K: 1 S: 14	H: 5 LOB: 1 BB: 2 P: 31	R: 0 E: 0 K: 2 S: 16	H: 1 LOB: 1 BB: 0 P: 22	R: 0 E: 0 K: 1 S: 8	H: 1 LOB: 1 BB: 0 P: 12	R: 0 E: 0 K: 0 S: 5	H: 0 LOB: 0 BB: 0 P: 9	R: 0 E: 0 K: 1 S: 10	H: 1 LOB: 3 BB: 2 P: 22	R: 0 E: 0 K: 2 S: 13	H: 1 LOB: 2 BB: 1 P: 21	R: 0 E: 0 K: 0 S: 7	H: 0 LOB: 0 BB: 1 P: 13	R: 3 E: 0 K: 1 S: 14	H: 1 LOB: 2 BB: 2 P: 33
--------------	-------------------------------	----------------------------------	-------------------------------	----------------------------------	------------------------------	----------------------------------	------------------------------	---------------------------------	-------------------------------	----------------------------------	-------------------------------	----------------------------------	------------------------------	----------------------------------	-------------------------------	----------------------------------

PITCHER	IP	WLS	BF	H	R	ER	SO	BB	IBB	HBP	BLK	WP	HR	S	P	ERA	WHIP
Frank Castillo, R (1, 1) ERA: 10.38	4.1	L	24	8	5	5	4	4	0	0	0	0	1	49	90	10.38	2.769
Kent Bottenfield, R (5, 1) ERA:	1.2		7	1	0	0	3	1	0	0	0	0	0	17	27	0.00	1.200
Turk Wendell, R (7, 1) ERA:	1.0		3	0	0	0	0	1	0	0	0	0	0	7	13	0.00	1.000
Mel Rojas, R (8, 1) ERA: 27.0	1.0		8	1	3	3	1	2	0	2	0	0	0	14	33	27.00	3.000

AB	R	H	RBI	BB	SO	LOB
5	1	3	0	0	1	0
4	2	1	0	1	0	4
1	1	0	1	3	0	1
4	0	0	1	1	2	6
0	0	0	0	0	0	0
4	1	3	2	1	0	2
4	1	1	0	1	2	4
4	1	1	4	0	0	5
3	0	1	0	1	1	4
3	0	0	0	0	2	1
0	0	0	0	0	0	0
0	1	0	0	0	0	0

AB	32
R	8
H	10
RBI	8
BB	8
SO	8
LOB	27



Chicago Cubs @ Florida Marlins  
 Pro Player Stadium, Miami, FL  
 Thu Apr 03 1997, 7:05 PM EST  
 Att: 32,952 - Unknown - 72 F

WP	PA
0	42



Batter	1	2	3	4	5	6	7	8	9	AB R H RBI BB SO LOB	TOP																
Brian McRae, S (1, 8) OBP: 0.438, SLG: 0.417	0-0 B3			0-2 23 G4-3 3B		1-1 1B 23 2B 1B	1-2 E3 1B			4 2 3 1 0 0 0																	
Doug Glanville, R (1, 7) OBP: 0.222, SLG: 0.222	2-1 F8			1-1 G1-3		2-2 1B	3-1 G6-3			4 0 1 0 0 0 2																	
23 Ryne Sandberg, R (1, 4) OBP: 0.357, SLG: 0.273	1-2 L8			3-2 G4-3		3-2 2B		4-0 FC5-4 BB		3 0 1 2 1 0 0																	
Sammy Sosa, R (1, 9) OBP: 0.188, SLG: 0.143		2-2 G1-6-3		3-H 2-1 P3		4-0 IBB		0-0 FC5-4 CS		3 0 0 0 1 0 1																	
Shawon Dunston, R (1, 6) OBP: 0.125, SLG: 0.067		0-2 L7			3-2 G6-3	1-0 G2		1 SAFE 2-1 G5-3		4 0 0 0 0 0 3																	
Kevin Orie, R (1, 5) OBP: 0.286, SLG: 0.308		2-2 G6-3			0-0 G3		2-3 K		2-3 K	3 0 0 0 0 1 0																	
Tyler Houston, L (9, PH) OBP: 0.333, SLG: 0.667										1 0 0 0 0 1 0																	
Brant Brown, L (1, 3) OBP: 0.308, SLG: 0.182			2-2 G3-1		0-1 1B		1-2 G3		4-1 L4-3 BB	3 0 1 0 1 0 0																	
Scott Servais, R (1, 2) OBP: 0.286, SLG: 0.091			0-0 P4		1-1 F8		4-2 1B BB		0-0 L4-3	2 1 0 0 1 0 1																	
Dave Hansen, L (9, PH)										1 0 0 0 0 0 1																	
Kevin Foster, R (1, 1)			2-3 K			0-0 F8	1-2 E 1B			2 0 0 0 0 1 0																	
José Hernández, R (7, PH) OBP: 0.500, SLG: 0.500										1 1 1 0 0 0 0																	
Bob Patterson, R (7, 1)										0 0 0 0 0 0 0																	
Terry Adams, R (7, 1)										0 0 0 0 0 0 0																	
<b>Inning Stats</b>	R: 0 E: 0 K: 0 S: 6	H: 0 LOB: 0 BB: 0 P: 9	R: 0 E: 0 K: 0 S: 9	H: 0 LOB: 0 BB: 0 P: 13	R: 0 E: 0 K: 1 S: 7	H: 0 LOB: 0 BB: 0 P: 11	R: 1 E: 0 K: 0 S: 10	H: 1 LOB: 0 BB: 0 P: 16	R: 0 E: 0 K: 0 S: 8	H: 1 LOB: 1 BB: 0 P: 12	R: 1 E: 0 K: 0 S: 15	H: 3 LOB: 2 BB: 1 P: 26	R: 2 E: 1 K: 1 S: 20	H: 2 LOB: 1 BB: 1 P: 32	R: 0 E: 0 K: 0 S: 3	H: 0 LOB: 0 BB: 1 P: 9	R: 0 E: 0 K: 1 S: 5	H: 0 LOB: 0 BB: 1 P: 11	1B: 5 2B: 2 3B: 1 HR: 0	SF: 0 SAC: 0 DP: 1 HBP: 0	WP: 0 PB: 0 SB: 0 CS: 1	PA: 35					
<b>PITCHER</b>	IP WLS BF H R ER SO BB IBB HBP BLK WP HR S P ERA WHIP																										
Denny Neagle, L (1, 1) ERA: 3.0	6.0		23	5	2	2	1	0	1	0	0	0	0	55	87	3.00	0.833										
Terrell Wade, L (7, 1) ERA: 13.5	0.2		5	2	2	1	1	1	0	0	0	0	0	18	27	13.50	4.500										
Brad Clontz, R (7, 1) ERA:	1.1	W	4	0	0	0	0	1	0	0	0	0	0	5	14	0.00	0.750										
Mark Wohlers, R (9, 1) ERA:	1.0	S	3	0	0	0	1	1	0	0	0	0	0	5	11	0.00	1.000										

Chicago Cubs @ Atlanta Braves  
Turner Field, Atlanta, GA  
Fri Apr 04 1997, 7:05 PM EST  
Att. 45,044 - Unknown - 71 F

livebaseballscorecards.com

AB	31
R	4
H	7
RBI	3
BB	4
SO	3
LOB	8



Batter	1	2	3	4	5	6	7	8	9
<b>Kenny Lofton, L</b> OBP: 0.167, SLG: 0.118 (1, 8)	1-0 P8		3-2 F8		2-2 K		1-1 1B	1-0 E6	
<b>Michael Tucker, L</b> OBP: 0.462, SLG: 0.636 (1, 9) (8, 7)	2-1 F7		0-0 HR		1-1 10 G4-3 1B		1-0 10 1B 1B	2-2 L9	
<b>10 Chipper Jones, S</b> OBP: 0.412, SLG: 0.533 (1, 5)	0-0 1B		4-2 BB		0-0 G4-3		3-1 1B	0-1 1B	
<b>Fred McGriff, L</b> OBP: 0.375, SLG: 0.625 (1, 3)	0-0 1B		2-3 K		1-0 G6-3		1-3 K		
<b>Ryan Klesko, L</b> OBP: 0.083, SLG: 0.083 <b>Andrew Jones, R</b> OBP: 0.333, SLG: 0.500 (7, PH) (8, 9)	1-1 L7		2-0 P6			3-1 SH1-4 1B	0-3 K		
<b>Javy Lopez, R</b> OBP: 0.308, SLG: 0.333 (1, 2)		3-0 L9 2B		0-0 P4		0-2 SH1-4 1B	1-0 L9		
<b>Mark Lemke, S</b> OBP: 0.214, SLG: 0.286 (1, 4)		1-3 K		0-1 G6-3 1B		0-0 SH1-4		0-0 G4-3	
<b>Jeff Blauser, R</b> OBP: 0.400, SLG: 0.500 (1, 6)		1-1 L9		0-1 G6-3		3-1 P6		3-2 1B	
<b>Denny Neagle, L</b> <b>Keith Lockhart, L</b> OBP: 0.333, SLG: 0.500 <b>Terrill Wade, L</b> <b>Brad Clontz, R</b> <b>Mike Mordecai, R</b> OBP: 0.333, SLG: 0.333 <b>Mark Wohlers, R</b> (1, 1) (6, PH) (7, 1) (7, 1) (8, PH) (9, 1)		1-3 K		0-3 K		3-2 1B		1-1 E	

AB	R	H	RBI	BB	SO	LOB
5	1	1	0	0	1	1
5	1	3	1	0	0	2
4	0	3	2	1	0	1
4	0	1	0	0	2	4
3	1	1	0	0	0	3
1	0	0	0	0	1	2
4	0	2	0	0	0	2
3	0	1	0	0	1	1
4	1	1	0	0	0	4
2	0	0	0	0	2	2
1	0	1	1	0	0	0
0	0	0	0	0	0	0
0	0	0	0	0	0	0
1	1	1	0	0	0	0
0	0	0	0	0	0	0

BOTTOM	
<b>AB</b>	<b>37</b>
<b>R</b>	<b>5</b>
<b>H</b>	<b>15</b>
<b>RBI</b>	<b>4</b>
<b>BB</b>	<b>1</b>
<b>SO</b>	<b>7</b>
<b>LOB</b>	<b>22</b>
WP: 0	PA: 39
PB: 0	
SB: 1	
CS: 0	

**Chicago Cubs @ Atlanta Braves**  
Turner Field, Atlanta, GA  
Fri Apr 04 1997, 7:05 PM EST  
Att: 45,044 - Unknown - 71 F

livebaseballscorecards.com



Inning Stats		R: 0	H: 2	E: 0	K: 0	S: 7	R: 0	H: 1	E: 0	K: 2	S: 9	R: 1	H: 1	E: 0	K: 1	S: 14	R: 0	H: 1	E: 0	K: 1	S: 9	R: 0	H: 1	E: 0	K: 1	S: 7	R: 1	H: 3	E: 0	K: 2	S: 12	R: 2	H: 3	E: 1	K: 0	S: 12						
<b>Kevin Foster, R</b> ERA: 3.0 (1, 1)	IP	6.0	WLS	27	H	9	R	2	ER	2	SO	5	BB	1	IBB	0	HBP	0	BLK	0	WP	0	HR	1	S	60	P	94	ERA	3.00	WHIP	1.667										
<b>Bob Patterson, L</b> ERA: 9.0 (7, 1)	IP	0.1	WLS	4	H	3	R	1	ER	1	SO	1	BB	0	IBB	0	HBP	0	BLK	0	WP	0	HR	0	S	8	P	14	ERA	27.00	WHIP	9.000										
<b>Terry Adams, R</b> ERA: (7, 1)	IP	1.2	WLS	8	H	3	R	2	ER	0	SO	1	BB	0	IBB	0	HBP	0	BLK	0	WP	0	HR	0	S	16	P	24	ERA	0.00	WHIP	1.800										

PITCHER		IP	WLS	BF	H	R	ER	SO	BB	IBB	HBP	BLK	WP	HR	S	P	ERA	WHIP														
<b>Kevin Foster, R</b> ERA: 3.0 (1, 1)	IP	6.0	WLS	27	H	9	R	2	ER	2	SO	5	BB	1	IBB	0	HBP	0	BLK	0	WP	0	HR	1	S	60	P	94	ERA	3.00	WHIP	1.667
<b>Bob Patterson, L</b> ERA: 9.0 (7, 1)	IP	0.1	WLS	4	H	3	R	1	ER	1	SO	1	BB	0	IBB	0	HBP	0	BLK	0	WP	0	HR	0	S	8	P	14	ERA	27.00	WHIP	9.000
<b>Terry Adams, R</b> ERA: (7, 1)	IP	1.2	WLS	8	H	3	R	2	ER	0	SO	1	BB	0	IBB	0	HBP	0	BLK	0	WP	0	HR	0	S	16	P	24	ERA	0.00	WHIP	1.800



Batter	1	2	3	4	5	6	7	8	9	AB R H RBI BB SO LOB	TOP			
Brian McRae, S (1, 8) OBP: 0.333, SLG: 0.294	0-1 G6-3	0-2 P4			0-0 L4	2-2 G4-3			0-0 L9	5 0 0 0 0 0 3				
23 Ryne Sandberg, R (1, 4) OBP: 0.368, SLG: 0.375	0-3 K2-3		0-2 G4-3		1-1 BB 1B			1-2 2B 2B	1-2 G6-3	5 1 2 0 0 1 0				
Brant Brown, L (1, 3) OBP: 0.389, SLG: 0.333	2-1 F9		0-0 G4-3		4-1 BB 1-2 BB			1-0 G4-3 2-H 2B	1-1 1B 1B	4 0 2 1 1 0 0				
Sammy Sosa, R (1, 9) OBP: 0.190, SLG: 0.158		0-3 K	1-0 P3		0-0 F9			1-1 G4-3 2-3	2-0 1B 1B	5 0 1 0 0 1 3				
Dave Clark, L (1, 7) OBP: 0.200, SLG: 0.200		1-0 E4 2B		0-0 G4-3		2-2 FC6-4 G5-3 1B		0-0 L4	0-1 G1-3	5 2 1 0 0 0 3				
Dave Hansen, L (1, 5) OBP: 0.429, SLG: 0.200		4-1 2B 1B BB		2-2 1B		2-2 FC6-4 HBP		0-0 F7		2 1 1 0 1 0 1				
Shawon Dunston, R (1, 6) OBP: 0.150, SLG: 0.158		0-0 1B 2B		1-3 K		0-1 FC6-4 G5-3		0-2 G4-3		4 1 1 1 0 1 3				
Tyler Houston, L (1, 2) OBP: 0.286, SLG: 0.429		1-0 1B		1-0 F8		0-2 G5-3		2-1 P6		4 0 1 3 0 0 2				
Dave Swartzbaugh, R Larry Casian, R Kent Bottenfield, R José Hernández, R Turk Wendell, L Bob Patterson, R Rey Sanchez, R Frank Castillo, R Ramon Tatís, L		0-3 K		3-2 F8		4-0 BB		1-1 G4-3		2 0 0 0 0 0 1 1 0 0 0 0 0 0 0 0 0 0 0 0 0 0 0 1 0 1 0				
<b>Inning Stats</b>	R: 0 E: 0 K: 1 S: 7 H: 0 LOB: 0 BB: 0 P: 9	R: 3 E: 1 K: 2 S: 14 H: 2 LOB: 1 BB: 1 P: 20	R: 0 E: 0 K: 0 S: 5 H: 0 LOB: 0 BB: 0 P: 6	R: 0 E: 0 K: 1 S: 10 H: 1 LOB: 1 BB: 0 P: 14	R: 0 E: 0 K: 0 S: 8 H: 1 LOB: 2 BB: 1 P: 16	R: 1 E: 0 K: 0 S: 16 H: 1 LOB: 2 BB: 1 P: 26	R: 1 E: 0 K: 0 S: 7 H: 2 LOB: 1 BB: 0 P: 10	R: 0 E: 0 K: 0 S: 8 H: 0 LOB: 0 BB: 0 P: 11	R: 0 E: 0 K: 0 S: 9 H: 2 LOB: 2 BB: 0 P: 13	1B: 6 2B: 3 3B: 0 HR: 0 SF: 0 SAC: 0 DP: 0 HBP: 1	WP: 0 PB: 0 SB: 0 CS: 0 PA: 41			
<b>PITCHER</b>	IP WLS BF H R ER SO BB IBB HBP BLK WP HR S P ERA WHIP												<b>PITCHER</b>	IP WLS BF H R ER SO BB IBB HBP BLK WP HR S P ERA WHIP
29 John Smoltz, R (1, 1) ERA: 2.77	5.0 W 22 4 3 2 4 2 0 0 0 0 0 0 44 65 3.60 1.200													
Alan Embree, L (6, 1) ERA: 5.4	1.0 6 1 1 1 0 1 0 1 0 0 0 0 16 26 9.00 2.000													
Brad Clontz, R (7, 1) ERA: 3.38	1.0 5 2 1 1 0 0 0 0 0 0 0 0 7 10 9.00 2.000													
Mike Bielecki, R (8, 1) ERA:	1.0 3 0 0 0 0 0 0 0 0 0 0 0 8 11 0.00 0.000													
Paul Byrd, R (9, 1) ERA:	1.0 5 2 0 0 0 0 0 0 0 0 0 0 9 13 0.00 2.000													

Chicago Cubs @ Atlanta Braves  
Turner Field, Atlanta, GA  
Sat Apr 05 1997, 10:33 PM EST  
Att. 45,698 - Unknown - 72 F

livebaseballscorecards.com

AB	37
R	5
H	9
RBI	5
BB	3
SO	4
LOB	16



# Chicago Cubs @ Atlanta Braves

Turner Field, Atlanta, GA

Sat Apr 05 1997, 10:33 PM EST

Att: 45,698 - Unknown - 72 F

livebaseballscorecards.com

AB	39
R	11
H	17
RBI	11
BB	6
SO	4
LOB	25



WP: 0	PA: 47
PB: 1	
SB: 1	
CS: 0	


Batter	1	2	3	4	5	6	7	8	9	AB	R	H	RBI	BB	SO	LOB					
<b>Kenny Lofton, L</b> OBP: 0.292, SLG: 0.273 (1, 8)	1-2 1B 2B	1-3 SAFE 1-2 K		1-0 G3	0-0 1B 2-H		4-2 FC5-2 1-2 BB	1-2 2-H 1B		5	1	3	2	1	1	2					
<b>Michael Tucker, L</b> OBP: 0.421, SLG: 0.529 (1, 9) (9, 7)	2-1 F7	0-0 F8		0-2 2-H 1B	0-0 1-3 2-H 1B		0-0 E2 FC5-2 1-2 2-3	0-0 L4		6	0	2	1	0	0	5					
<b>10 Chipper Jones, S</b> OBP: 0.364, SLG: 0.421 (1, 5)	4-1 1B SF8 BB	3-2 G3		0-1 F9	2-1 F9		2-0 FC5-2 1-2 2-3 3-H			4	1	0	0	1	0	7					
<b>Fred McGriff, L</b> OBP: 0.381, SLG: 0.571 (1, 3)	1-0 BB 1-3 2-H 1B		1-2 F7		1-2 SAFE 2B 1B K		2-2 F7			5	1	2	1	0	1	5					
<b>Ryan Klesko, L</b> OBP: 0.235, SLG: 0.375 <b>Paul Byrd, R</b> (1, 7) (9, 1)	0-0 SF8		0-0 1B 3B		0-0 2B SF7 1B	1-3 K		0-0 HR 1B		4	3	3	1	0	1	0					
<b>Javy Lopez, R</b> OBP: 0.444, SLG: 0.688 (1, 2)	4-0 BB 1-2 BB		1-1 FC5-4 1B		1-1 1B 2B	0-2 P6		2-1 HR		4	2	3	4	1	0	0					
<b>Keith Lockhart, L</b> OBP: 0.400, SLG: 0.333 <b>Mark Lemke, S</b> OBP: 0.200, SLG: 0.286 <b>Alan Embree, L</b> (1, 4) (5, PH) (6, 1) <b>Rafael Belliard, R</b> <b>Brad Clontz, R</b> (7, 1) <b>Mike Bielecki, R</b> <b>Andrew Jones, R</b> OBP: 0.286, SLG: 0.429 (8, PH) (9, 9)	4-0 BB 1-2 BB		2-1 F7		3-1 SF7	2-3 K		0-2 G5-3		1	0	0	0	1	0	1					
<b>Jeff Blauser, R</b> OBP: 0.400, SLG: 0.471 (1, 6)	1-2 F8		1 SAFE 0-2 FC5-4		0-1 PB 1B		2-0 F8	0-0 G6-3 1B		5	2	2	1	0	0	4					
<b>29 John Smoltz, R</b> OBP: 0.400, SLG: 0.250 <b>Tony Graffanino, R</b> OBP: 0.667, SLG: 0.500 (1, 1) (5, PH) (6, 4)		0-0 S 1B		4-2 G3 1B BB	4-2 1B BB		2-2 E FC5-2 BB 1B	3-2 G6-3		1	0	1	0	1	0	0					
<b>Inning Stats</b>	R: 2 E: 0 K: 0 S: 11	H: 2 LOB: 3 BB: 3 P: 28	R: 0 E: 0 K: 1 S: 9	H: 1 LOB: 1 BB: 0 P: 13	R: 1 E: 0 K: 0 S: 12	H: 2 LOB: 1 BB: 0 P: 16	R: 0 E: 0 K: 0 S: 8	H: 1 LOB: 1 BB: 1 P: 13	R: 5 E: 0 K: 1 S: 21	H: 6 LOB: 2 BB: 1 P: 34	R: 0 E: 0 K: 2 S: 9	H: 0 LOB: 0 BB: 0 P: 12	R: 0 E: 1 K: 0 S: 12	H: 1 LOB: 3 BB: 1 P: 24	R: 3 E: 0 K: 0 S: 14	H: 4 LOB: 1 BB: 0 P: 20	1B: 13 2B: 2 3B: 1 HR: 1	SF: 2 SAC: 0 DP: 0 HBP: 0	WP: 0 PB: 1 SB: 1 CS: 0	PA: 47	
<b>PITCHER</b>	IP	WLS	BF	H	R	ER	SO	BB	IBB	HBP	BLK	WP	HR	S	P	ERA	WHIP				
<b>Dave Swartzbaugh, R</b> ERA: 6.75 (1, 1)	4.0		21	6	3	3	1	4	0	0	0	0	0	40	70	6.75	2.500				
<b>Larry Casian, L</b> ERA: 27.0 (5, 1)	0.1	L	4	3	3	3	0	0	0	0	0	0	0	8	15	81.00	9.000				
<b>Kent Bottenfield, R</b> ERA: 3.86 (5, 1)	0.2		6	3	2	2	1	1	0	0	0	0	0	13	19	27.00	6.000				
<b>Turk Wendell, R</b> ERA: (6, 1)	1.1		6	1	0	0	2	1	0	0	0	0	0	16	27	0.00	1.500				
<b>Bob Patterson, L</b> ERA: 5.4 (7, 1)	0.2		3	0	0	0	0	0	0	0	0	0	0	5	9	0.00	0.000				
<b>PITCHER</b>	IP	WLS	BF	H	R	ER	SO	BB	IBB	HBP	BLK	WP	HR	S	P	ERA	WHIP				
<b>Frank Castillo, R</b> ERA: 14.4 (8, 1)	0.2		6	4	3	3	0	0	0	0	0	0	0	0	19	40.50	6.000				
<b>Ramon Tatis, L</b> ERA: (8, 1)	0.1		1	0	0	0	0	0	0	0	0	0	0	1	1	0.00	0.000				



Batter	1	2	3	4	5	6	7	8	9	AB R H RBI BB SO LOB	TOP																													
<b>Brian McRae, S</b> (1, 8) OBP: 0.280, SLG: 0.238	3-3 <b>K</b>			2-2 <b>P6</b>		0-1 <b>L9</b>			0-1 <b>G4-3</b>	4 0 0 0 0 1 1	<b>Chicago Cubs @ Atlanta Braves</b> Turner Field, Atlanta, GA Sun Apr 06 1997, 3:33 AM EDT Att. 41,318 - Cloudy - 69 F																													
<b>Brant Brown, L</b> (1, 3) OBP: 0.364, SLG: 0.316	0-0 <b>G6-3</b>			0-2 <b>1B</b>		1-1 <b>G3</b>			1-3 <b>K</b>	4 0 1 0 0 1 1																														
<b>23 Ryne Sandberg, R</b> (1, 4) OBP: 0.304, SLG: 0.300	2-1 <b>G6-3</b>			0-3 <b>K</b>		1-0 <b>F8</b>			0-3 <b>K</b>	4 0 0 0 0 2 2																														
<b>Sammy Sosa, R</b> (1, 9) OBP: 0.208, SLG: 0.182		0-3 <b>K</b>		2-2 <b>1B</b>		1-3 <b>K</b>				3 0 1 0 0 2 0																														
<b>Dave Clark, L</b> (1, 7) OBP: 0.125, SLG: 0.125		0-1 <b>G3-4-1</b>		1-0 <b>G4-3</b>		0-0 <b>G1-3</b>				3 0 0 0 0 0 2																														
<b>Kevin Orie, R</b> (1, 5) OBP: 0.235, SLG: 0.250		2-2 <b>G6-3</b>			0-1 <b>G4-3</b>	2-1 <b>G1-3</b>				3 0 0 0 0 0 0																														
<b>Scott Servais, R</b> (1, 2) OBP: 0.235, SLG: 0.071			2-0 <b>G4-3</b>		3-1 <b>G4-3</b>	1-1 <b>G6-3</b>				3 0 0 0 0 0 0																														
<b>Rey Sanchez, R</b> (1, 6) <b>Shawon Dunston, R</b> (8, PH) OBP: 0.143, SLG: 0.150			1-2 <b>G4-3</b>		0-0 <b>F9</b>	0-2 <b>F8</b>				2 0 0 0 0 0 0 1 0 0 0 0 0 0																														
<b>Terry Mulholland, R</b> (1, 1) <b>Dave Hansen, L</b> (8, PH) <b>Mel Rojas, R</b> (8, 1)			0-0 <b>G4-3</b>		2-1 <b>G3</b> <b>1B</b>	2-3 <b>K</b>				2 0 1 0 0 0 0 1 0 0 0 0 1 0 0 0 0 0 0 0 0																														
<b>Inning Stats</b>	R: 0 E: 0 K: 1 S: 6	H: 0 LOB: 0 BB: 0 P: 11	R: 0 E: 0 K: 1 S: 9	H: 0 LOB: 0 BB: 0 P: 11	R: 0 E: 0 K: 0 S: 5	H: 0 LOB: 0 BB: 0 P: 8	R: 0 E: 0 K: 1 S: 13	H: 2 LOB: 2 BB: 0 P: 18	R: 0 E: 0 K: 0 S: 5	H: 0 LOB: 0 BB: 0 P: 8	R: 0 E: 0 K: 0 S: 7	H: 1 LOB: 1 BB: 0 P: 11	R: 0 E: 0 K: 1 S: 6	H: 0 LOB: 0 BB: 0 P: 9	R: 0 E: 0 K: 1 S: 12	H: 0 LOB: 0 BB: 0 P: 15	R: 0 E: 0 K: 2 S: 8	H: 0 LOB: 0 BB: 0 P: 9	1B: 3 2B: 0 3B: 0 HR: 0	SF: 0 SAC: 0 DP: 0 HBP: 0	WP: 0 PB: 0 SB: 0 CS: 0	PA: 30																		
<b>PITCHER</b> <b>Greg Maddux, R</b> (1, 1) ERA: 2.57 <b>Mark Wohlers, R</b> (9, 1) ERA:	IP 8.0	WLS W	BF 27	H 3	R 0	ER 0	SO 5	BB 0	IBB 0	HBP 0	BLK 0	WP 0	HR 0	S 63	P 91	ERA 0.00	WHIP 0.375						PITCHER	IP	WLS	BF	H	R	ER	SO	BB	IBB	HBP	BLK	WP	HR	S	P	ERA	WHIP

livebaseballscorecards.com

<b>AB</b>	<b>30</b>
<b>R</b>	<b>0</b>
<b>H</b>	<b>3</b>
<b>RBI</b>	<b>0</b>
<b>BB</b>	<b>0</b>
<b>SO</b>	<b>7</b>
<b>LOB</b>	<b>6</b>



Batter	1	2	3	4	5	6	7	8	9
<b>Kenny Lofton, L</b> OBP: 0.250, SLG: 0.231 (1, 8)	0-1 G3		2-1 G5-3		1-2 FC6-4		1-1 L7		
<b>Tony Graffanino, R</b> OBP: 0.429, SLG: 0.333 (1, 4)	0-0 F9		0-0 E1		1-1 PO	1-0 2B		2-3 K	
<b>10 Chipper Jones, S</b> OBP: 0.385, SLG: 0.565 (1, 5)	0-0 E7		2-0 G5-4-3			0-0 L5		0-1 HR	
<b>Fred McGriff, L</b> OBP: 0.360, SLG: 0.520 (1, 3)	0-0 E4			0-0 1B		0-0 F7		1-2 G1-3	
<b>Andruw Jones, R</b> OBP: 0.273, SLG: 0.455 (1, 9)	1-1 G4-3			1-1 G5-3		2-2 2B		0-2 G6-3	
<b>Ryan Klesko, L</b> OBP: 0.200, SLG: 0.316 (1, 7)		2-1 G3		1-2 P6		2-3 K			
<b>Eddie Pérez, R</b> OBP: 0.167, SLG: 0.167 (1, 2)		0-0 F8			3-2 E6		2-2 G5-3		
<b>Jeff Blauser, R</b> OBP: 0.478, SLG: 0.750 (1, 6)		1-0 2B			1-0 FC6-4		0-0 HR		
<b>Greg Maddux, R</b> <b>Mark Wohlers, R</b>		2-0 G6-3			0-0 B5		0-3 K		

Inning Stats	R: 0	H: 1	E: 2	LOB: 2	K: 0	BB: 0	S: 7	P: 8
	R: 0	H: 1	E: 0	LOB: 1	K: 0	BB: 0	S: 5	P: 10
	R: 0	H: 0	E: 1	LOB: 0	K: 0	BB: 0	S: 4	P: 8
	R: 0	H: 1	E: 0	LOB: 0	K: 0	BB: 0	S: 6	P: 8
	R: 1	H: 1	E: 1	LOB: 0	K: 0	BB: 0	S: 9	P: 15
	R: 1	H: 2	E: 0	LOB: 1	K: 1	BB: 0	S: 9	P: 14
	R: 1	H: 1	E: 0	LOB: 0	K: 1	BB: 0	S: 9	P: 12
	R: 1	H: 1	E: 0	LOB: 0	K: 1	BB: 0	S: 11	P: 14

PITCHER	IP	WLS	BF	H	R	ER	SO	BB	IBB	HBP	BLK	WP	HR	S	P	ERA	WHIP
<b>Terry Mulholland, L</b> ERA: 3.09 (1, 1)	7.0	L	28	7	3	2	2	0	0	0	0	0	1	49	75	2.57	1.000
<b>Mel Rojas, R</b> ERA: 18.0 (8, 1)	1.0		4	1	1	1	1	0	0	0	0	0	1	11	14	9.00	1.000

**BOTTOM**

**Chicago Cubs @ Atlanta Braves**  
Turner Field, Atlanta, GA

Sun Apr 06 1997, 3:33 AM EDT  
Att: 41,318 - Cloudy - 69 F

AB	R	H	RBI	BB	SO	LOB
4	0	0	0	0	0	1
4	1	1	0	0	1	0
4	1	2	1	0	0	2
4	0	1	0	0	0	2
4	0	1	1	0	0	2
3	0	0	0	0	1	1
3	1	0	0	0	0	0
3	1	3	2	0	0	0
3	0	0	0	0	1	2
0	0	0	0	0	0	0

livebaseballscorecards.com

AB	32
R	4
H	8
RBI	4
BB	0
SO	3
LOB	10

**Braves**

WP	PA	33
1B:	4	SF: 0
2B:	2	SAC: 0
3B:	0	DP: 1
HR:	2	HBP: 0
WP:	0	PA:
PB:	0	
SB:	0	
CS:	0	



Batter	1	2	3	4	5	6	7	8	9	AB R H RBI BB SO LOB	TOP											
Kurt Abbott, R (1, 4) C S B S S	1-3 K		0-1 F8			0-3 K		1-3 K	0-3 K	5 0 0 0 0 4 3												
Edgar Renteria, R (1, 6) OBP: 0.294, SLG: 0.375 L B C	1-3 K		3-3 K			1-3 K		0-3 K		4 0 0 0 0 4 0												
Gary Sheffield, R (1, 9) OBP: 0.656, SLG: 0.667 B X	1-0 HR			0-0 F9 G5-3 2B		4-2 CS BB		3-3 K		3 2 2 1 1 1 0												
Bobby Bonilla, S (1, 5) OBP: 0.344, SLG: 0.367 C F B B X	2-2 P6			0-1 F9 2-3		1-1 CS 1-2		0-0 E S 2B 1B	0-0 F8	4 1 1 0 0 0 1												
Moises Alou, R (1, 7) OBP: 0.429, SLG: 0.542 X		0-0 F9		3-2 G5-3 3-H		2-0 F8		1-0 WP 2B 1B		4 1 1 1 0 0 1												
Devon White, S (1, 8) OBP: 0.500, SLG: 0.476 C B T X		1-2 G3-1		2-2 K		4-2 SAFE 2B BB		2-1 SAFE 1B 2B 1-H		3 1 1 1 1 1 0												
Jeff Conine, R (1, 3) OBP: 0.600, SLG: 0.792 F B B X		3-2 1B			0-0 P8		1-3 SAFE SAFE K		4-2 1B BB	3 0 1 0 1 1 2												
Charles Johnson, R (1, 2) OBP: 0.440, SLG: 0.619 X		0-0 P6			3-1 F9		0-0 1-H 3-H 2B		0-2 1B 1-2 2-3	4 0 2 2 0 0 1												
Al Leiter, L (1, 1)			1-2 G5-3		2-2 G1-3		0-3 K		1-0 P8	2 0 0 0 0 0 0												
Jim Eisenreich, L (7, PH)										1 0 0 0 0 1 1												
Rick Helling, R (7, 1)										0 0 0 0 0 0 0												
John Cangelosi, S (9, PH) OBP: 0.286, SLG: 0.167										1 0 0 0 0 0 3												
Robb Nen, R (9, 1)										0 0 0 0 0 0 0												
<b>Inning Stats</b>	R: 1 E: 0 K: 2 S: 10	H: 1 LOB: 0 BB: 0 P: 15	R: 0 E: 0 K: 0 S: 9	H: 1 LOB: 1 BB: 0 P: 13	R: 0 E: 0 K: 1 S: 8	H: 0 LOB: 0 BB: 0 P: 12	R: 1 E: 0 K: 1 S: 9	H: 1 LOB: 0 BB: 0 P: 14	R: 0 E: 0 K: 0 S: 6	H: 0 LOB: 0 BB: 0 P: 11	R: 0 E: 0 K: 2 S: 9	H: 0 LOB: 0 BB: 1 P: 15	R: 2 E: 0 K: 2 S: 11	H: 2 LOB: 1 BB: 1 P: 18	R: 0 E: 0 K: 3 S: 9	H: 0 LOB: 0 BB: 0 P: 13	R: 1 E: 0 K: 1 S: 13	H: 3 LOB: 3 BB: 1 P: 21	1B: 4 2B: 3 3B: 0 HR: 1	SF: 0 SAC: 0 DP: 0 HBP: 0	WP: 1 PB: 0 SB: 1 CS: 1	PA: 38
<b>PITCHER</b>	IP WLS BF H R ER SO BB IBB HBP BLK WP HR S P ERA WHIP																					
Steve Trachsel, R (1, 1) ERA: 6.35	6.2 L 26 5 4 4 7 2 0 0 0 0 0 1 59 95 5.40 1.050																					
Larry Casian, L (7, 1) ERA: 20.25	0.1 1 0 0 0 1 0 0 0 0 0 0 0 3 3 0.00 0.000																					
Turk Wendell, R (8, 1) ERA: 1.59	2.0 10 3 1 1 4 1 0 0 0 1 0 22 34 4.50 2.000																					

Florida Marlins @ Chicago Cubs  
Wrigley Field, Chicago, IL  
Tue Apr 08 1997, 3:33 AM CDT  
Att. 35,393 - Sunny - 29 F

livebaseballscorecards.com

AB	34
R	5
H	8
RBI	5
BB	3
SO	12
LOB	12



**BOTTOM**

**Florida Marlins @ Chicago Cubs**  
 Wrigley Field, Chicago, IL  
 Tue Apr 08 1997, 3:33 AM CDT  
 Att. 35,393 - Sunny - 29 F

livebaseballscorecards.com

**AB 31**  
**R 3**  
**H 7**  
**RBI 3**  
**BB 3**  
**SO 7**  
**LOB 9**



WP: 0 PA: 36  
 PB: 0  
 SB: 0  
 CS: 2

Batter	1	2	3	4	5	6	7	8	9	AB	R	H	RBI	BB	SO	LOB
Brian McRae, S OBP: 0.276, SLG: 0.240 (1, 8)	1-3 K		2-0 G6-3		1-0 BB 1B		2-2 SAFE G5-3			4	1	1	0	0	1	2
Doug Glanville, R OBP: 0.308, SLG: 0.385 (1, 7)	1-1 E3 23 CS		1-1 2B 2-H		1-2 BB 1B		0-0 L8			4	0	2	1	0	0	0
23 Ryne Sandberg, R OBP: 0.333, SLG: 0.273 (1, 4)	3-3 K 1-2		4-1 BB		4-0 BB 1-2 2-3		0-1 F7			2	0	0	0	2	1	1
Sammy Sosa, R OBP: 0.250, SLG: 0.320 (1, 9)		1-2 HR	2-3 K		4-2 FC4-6 BB 1-2 2-3 3-H		1-1 L9			3	1	1	2	1	1	2
Shawon Dunston, R OBP: 0.120, SLG: 0.125 (1, 6)		1-3 K		1-2 G4-3	FC4-6 BB 1-2f		2-1 B2			4	0	0	0	0	1	3
Kevin Orie, R OBP: 0.250, SLG: 0.263 Turk Wendell, L (8, 1) Tyler Houston, L OBP: 0.250, SLG: 0.375 (9, PH)		2-2 FC4-6 1B		0-1 P3		3-2 G6-3			0-3 K	3	0	1	0	0	0	0
Brant Brown, L OBP: 0.308, SLG: 0.261 (1, 3)	1 SAFE FC4-6 CS 1-2f	3-2 G3-1		1-2 G1-3		2-2 F8			0-0 G3-1	4	0	0	0	0	0	1
Scott Servais, R OBP: 0.250, SLG: 0.118 Dave Clark, L OBP: 0.111, SLG: 0.111 (9, PH)	2-0 CS 1-2		3-1 SH3 2B 1B		3-1 F8		0-3 K		2-0 G4-3	3	1	1	0	0	1	0
Steve Trachsel, R Larry Casian, R Dave Hansen, L OBP: 0.444, SLG: 0.286 (8, 5)			0-0 SH3		1-3 K		1-2 G5-3 1B			1	0	0	0	0	1	0
										0	0	0	0	0	0	0
										1	0	1	0	0	0	0

Inning Stats	R: 0	H: 0	E: 1	LOB: 1	K: 2	BB: 0	S: 10	R: 1	H: 2	E: 0	LOB: 0	K: 1	BB: 0	S: 14	R: 1	H: 2	E: 0	LOB: 2	K: 1	BB: 1	S: 10	R: 0	H: 0	E: 0	LOB: 0	K: 0	BB: 0	S: 9	R: 1	H: 2	E: 0	LOB: 3	K: 1	BB: 2	S: 12	R: 0	H: 0	E: 0	LOB: 0	K: 1	BB: 0	S: 11	R: 0	H: 1	E: 0	LOB: 0	K: 0	BB: 0	S: 8	R: 0	H: 0	E: 0	LOB: 0	K: 0	BB: 0	S: 6	R: 0	H: 0	E: 0	LOB: 0	K: 1	BB: 0	S: 7	R: 0	H: 0	E: 0	LOB: 0	K: 1	BB: 0	S: 7	1B: 5	SF: 0	2B: 2	SAC: 1	3B: 0	DP: 1	HR: 1	HBP: 0	WP: 0	PA: 36
--------------	------	------	------	--------	------	-------	-------	------	------	------	--------	------	-------	-------	------	------	------	--------	------	-------	-------	------	------	------	--------	------	-------	------	------	------	------	--------	------	-------	-------	------	------	------	--------	------	-------	-------	------	------	------	--------	------	-------	------	------	------	------	--------	------	-------	------	------	------	------	--------	------	-------	------	------	------	------	--------	------	-------	------	-------	-------	-------	--------	-------	-------	-------	--------	-------	--------

PITCHER	IP	WLS	BF	H	R	ER	SO	BB	IBB	HBP	BLK	WP	HR	S	P	ERA	WHIP
Al Leiter, L ERA: 4.09 (1, 1)	6.0	W	26	6	3	3	6	3	0	0	0	0	1	66	113	4.50	1.500
Rick Helling, R ERA: 1.29 (7, 1)	2.0		6	1	0	0	0	0	0	0	0	0	0	14	20	0.00	0.500
Robb Nen, R ERA: 3.6 (9, 1)	1.0	S	3	0	0	0	1	0	0	0	0	0	0	7	9	0.00	0.000



Batter	1	2	3	4	5	6	7	8	9	AB R H RBI BB SO LOB	TOP
Luis Castillo, S OBP: 0.371, SLG: 0.394 (1, 4)	3-2 SH1-3 1B		1-0 G5-4-3 1B		2-2 F8		1-1 G4-3			4 1 2 0 0 0 2	
Edgar Renteria, R OBP: 0.297, SLG: 0.371 (1, 6)	0-1 SH1-3		2-1 G5-4-3 1B		0-3 K			1-0 G4-3		3 0 1 0 0 1 1	
Gary Sheffield, R OBP: 0.611, SLG: 0.579 (1, 9)	3-2 1B		0-1 G5-4-3		3-1 G5-3			1-3 K		4 0 1 1 0 1 3	
Bobby Bonilla, S OBP: 0.333, SLG: 0.353 (1, 5)	1-1 L8		2-0 G3			1-0 FC3-6 1B		2-2 G3-1		4 0 1 0 0 0 2	
Moises Alou, R OBP: 0.375, SLG: 0.464 (1, 7)	0-0 F7			1-0 P6		1-0 F8		2-2 P2		4 0 0 0 0 0 2	
Devon White, S OBP: 0.500, SLG: 0.435 (1, 8)		4-0 BB		4-2 BB		1-2 FC3-6 CS		1-0 F7		2 0 0 0 2 0 1	
Jeff Conine, R OBP: 0.559, SLG: 0.714 (1, 3)		1-0 P4		3-0 F8		1-1 CS	1-1 SH2-4 1B	0-3 K		4 0 1 0 0 1 2	
Gregg Zaun, S OBP: 0.375, SLG: 0.286 (1, 2)		3-2 P3		3-2 F7			1-1 L8			3 0 0 0 0 0 3	
Alex Fernandez, R OBP: 0.200, SLG: 0.200 (1, 1)		3-2 G5-3			1-1 1B		0-0 SH2-4			2 0 1 0 0 0 1	

Florida Marlins @ Chicago Cubs  
Wrigley Field, Chicago, IL  
Thu Apr 10 1997, 3:33 AM CDT  
Att. 28,585 - Cloudy - 37 F

livebaseballscorecards.com

AB	30
R	1
H	7
RBI	1
BB	2
SO	3
LOB	17



Inning Stats	R: 1	H: 2	E: 0	K: 0	S: 11	P: 18	R: 0	H: 0	E: 0	K: 0	S: 7	P: 18	R: 0	H: 2	E: 0	K: 0	S: 6	P: 11	R: 0	H: 0	E: 0	K: 1	S: 11	P: 17	R: 0	H: 1	E: 0	K: 0	S: 6	P: 10	R: 0	H: 1	E: 0	K: 0	S: 7	P: 10	R: 0	H: 0	E: 0	K: 1	S: 7	P: 10	R: 0	H: 0	E: 0	K: 1	S: 7	P: 10	1B: 7	2B: 0	3B: 0	HR: 0	SF: 0	SAC: 2	DP: 1	HBP: 0	WP: 0	PB: 0	SB: 3	CS: 1	PA: 35
--------------	------	------	------	------	-------	-------	------	------	------	------	------	-------	------	------	------	------	------	-------	------	------	------	------	-------	-------	------	------	------	------	------	-------	------	------	------	------	------	-------	------	------	------	------	------	-------	------	------	------	------	------	-------	-------	-------	-------	-------	-------	--------	-------	--------	-------	-------	-------	-------	--------

PITCHER	IP	WLS	BF	H	R	ER	SO	BB	IBB	HBP	BLK	WP	HR	S	P	ERA	WHIP
Frank Castillo, R ERA: 6.23 (1, 1)	8.0	L	31	7	1	1	2	2	0	0	0	0	0	65	115	1.12	1.125
Mel Rojas, R ERA: 12.0 (9, 1)	1.0		3	0	0	0	1	0	0	0	0	0	0	7	10	0.00	0.000


Batter	1	2	3	4	5	6	7	8	9	AB	R	H	RBI	BB	SO	LOB
<b>Brian McRae, S</b> OBP: 0.242, SLG: 0.207 (1, 8)	0-0 G4-3 ①			3-2 L9 ①		1-0 L9 ③			0-1 E5 E6 1-2	4	0	0	0	0	0	1
<b>Brant Brown, L</b> OBP: 0.267, SLG: 0.222 (1, 7)	3-2 F8 ②			0-3 K ②			1-2 G4-3 ①		1-1 E6 1-2 2-3	4	0	0	0	0	1	2
<b>23 Ryne Sandberg, R</b> OBP: 0.290, SLG: 0.231 (1, 4)	2-3 K ③			2-3 K ③			2-3 K ②		3-3 K ③	4	0	0	0	0	4	2
<b>Sammy Sosa, R</b> OBP: 0.226, SLG: 0.286 (1, 9)		0-1 G6-3 ①			2-2 L8 ①		2-2 G6-3 ③			3	0	0	0	0	0	0
<b>Tyler Houston, L</b> OBP: 0.182, SLG: 0.273 (1, 3)		0-2 G6-3 ②			0-1 G4-3 ②			0-0 G3 ①		3	0	0	0	0	0	0
<b>Shawon Dunston, R</b> OBP: 0.107, SLG: 0.111 (1, 6)		1-0 F9 ③			1-1 E6 E S ②			1-3 K ②		3	0	0	0	0	1	0
<b>Kevin Orie, R</b> OBP: 0.217, SLG: 0.227 <b>Mel Rojas, R</b> (9, 1)			1-2 P5 ①		3-2 G4-3 ③			2-2 G5-3 ③		3	0	0	0	0	0	1
<b>Scott Servais, R</b> OBP: 0.227, SLG: 0.105 <b>Dave Clark, L</b> OBP: 0.100, SLG: 0.100 (9, PH)			1-0 P8 ②		1-3 G4-3 ③			2-2 G6-3 ①		2	0	0	0	0	0	0
<b>Frank Castillo, R</b> OBP: 0.500, SLG: 0.375 <b>José Hernández, R</b> OBP: 0.667, SLG: 0.500 (9, PR)			0-1 G3-1 ③			1-2 G6-3 ①			1-3 K ①	1	0	0	0	0	1	0
						0-3 K ②			2-2 K E6 E 1B	2	0	0	0	0	1	0

Inning Stats	R: 0	H: 0	R: 0	H: 0	R: 0	H: 0	R: 0	H: 0	R: 0	H: 0	R: 0	H: 0	R: 0	H: 1	1B: 1	SF: 0
	E: 0	LOB: 0	E: 0	LOB: 0	E: 0	LOB: 0	E: 1	LOB: 1	E: 0	LOB: 0	E: 0	LOB: 0	E: 0	LOB: 2	2B: 0	SAC: 0
	K: 1	BB: 0	K: 0	BB: 0	K: 0	BB: 0	K: 0	BB: 0	K: 1	BB: 0	K: 1	BB: 0	K: 1	BB: 0	3B: 0	DP: 0
	S: 7	P: 12	S: 6	P: 7	S: 6	P: 8	S: 10	P: 15	S: 11	P: 17	S: 7	P: 9	S: 11	P: 16	S: 7	P: 10
															HR: 0	HBP: 0

PITCHER	IP	WLS	BF	H	R	ER	SO	BB	IBB	HBP	BLK	WP	HR	S	P	ERA	WHIP
<b>Alex Fernandez, R</b> ERA: 0.57 (1, 1)	9.0	W	30	1	0	0	8	0	0	0	0	0	0	80	116	0.00	0.111

**Florida Marlins @ Chicago Cubs**  
**Wrigley Field, Chicago, IL**  
 Thu Apr 10 1997, 3:33 AM CDT  
 Att: 28,585 - Cloudy - 37 F

<b>AB</b>	<b>30</b>
<b>R</b>	<b>0</b>
<b>H</b>	<b>1</b>
<b>RBI</b>	<b>0</b>
<b>BB</b>	<b>0</b>
<b>SO</b>	<b>8</b>
<b>LOB</b>	<b>6</b>



<b>WP: 0</b>	<b>PA: 30</b>
<b>PB: 0</b>	
<b>SB: 1</b>	
<b>CS: 0</b>	

livebaseballscorecards.com

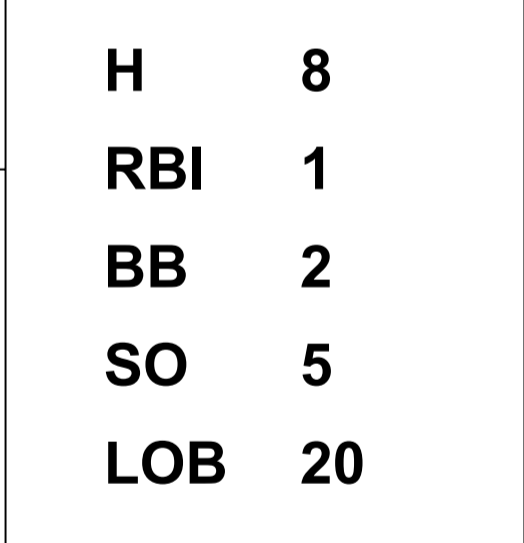


Batter	1	2	3	4	5	6	7	8	9	AB R H RBI BB SO LOB	TOP
Kenny Lofton, L (1, 8) OBP: 0.354, SLG: 0.356	2-1 G3 2B		2-2 G5-3		0-0 FC1-5 1B		1-0 G4-3			4 0 2 0 0 0 0	<p><b>Atlanta Braves @ Chicago Cubs</b>  Wrigley Field, Chicago, IL</p> <p>Sat Apr 12 1997, 3:33 AM CDT  Att. 23,944 - Overcast - 37 F</p>
Mark Lemke, S (1, 4) OBP: 0.267, SLG: 0.296 Tony Graffanino, R (8, 4) OBP: 0.375, SLG: 0.286	4-0 G3 BB		0-0 10 G6-3 2B		2-0 FC1-5		1-2 G4-3		3 0 1 0 1 0 2 0 0 0 0 0 0 0		
10 Chipper Jones, S (1, 5) OBP: 0.409, SLG: 0.553	0-2 P9		1-1 G6-3		0-3 K		3-2 F8		4 0 0 0 0 1 5		
Fred McGriff, L (1, 3) OBP: 0.326, SLG: 0.463	3-2 G3 1-2 2-3		2-2 F7		1-1 G4-3		3-3 K		4 0 0 0 0 1 5		
Andruw Jones, R (1, 9) OBP: 0.250, SLG: 0.316	0-0 G6-3			1-3 K		2-1 G6-3		0-1 FC1-6 1B	4 0 1 0 0 1 2		
Ryan Klesko, L (1, 7) OBP: 0.273, SLG: 0.355 Mark Wohlers, R (9, 1)		2-2 G1-6-3 1B		1-2 E 2B		0-3 K		1 SAFE 0-1 FC1-6 1B	4 2 2 0 0 1 1 0 0 0 0 0 0 0		
Eddie Pérez, R (1, 2) OBP: 0.111, SLG: 0.111 Javy Lopez, R (9, PH) OBP: 0.438, SLG: 0.536		1-2 G1-6-3 1-2f		1-2 E6 G4-6-3 2-H		3-2 P6		2-3 K	3 0 0 0 0 0 1 1 0 0 0 0 1 1		
Jeff Blauser, R (1, 6) OBP: 0.450, SLG: 0.649		0-0 1B		2-0 G4-6-3 1-2f		2-2 G5-3		0-0 E1 2-H 1B	4 0 2 1 0 0 1		
Greg Maddux, R (1, 1) Mike Bielecki, R (8, 1) Michael Tucker, L (9, PH) OBP: 0.371, SLG: 0.406		0-0 G4-3		4-0 FC1-5 1B BB		0-0 F7		1 SAFE 1-2 E1 1-2	2 0 0 0 1 0 1 0 0 0 0 0 0 0 1 0 0 0 0 0 1		

	R: 0 E: 0 K: 0 S: 9	H: 1 LOB: 2 BB: 1 P: 18	R: 0 E: 0 K: 0 S: 10	H: 2 LOB: 1 BB: 0 P: 13	R: 0 E: 0 K: 0 S: 10	H: 1 LOB: 1 BB: 0 P: 15	R: 1 E: 1 K: 1 S: 11	H: 1 LOB: 0 BB: 0 P: 16	R: 0 E: 0 K: 1 S: 7	H: 1 LOB: 2 BB: 1 P: 14	R: 0 E: 0 K: 1 S: 11	H: 0 LOB: 0 BB: 0 P: 16	R: 0 E: 0 K: 0 S: 7	H: 0 LOB: 0 BB: 0 P: 10	R: 0 E: 0 K: 1 S: 12	H: 0 LOB: 0 BB: 0 P: 19	R: 1 E: 1 K: 1 S: 11	H: 2 LOB: 1 BB: 0 P: 14	1B: 5 2B: 3 3B: 0 HR: 0	SF: 0 SAC: 0 DP: 2 HBP: 0	WP: 0 PB: 0 SB: 1 CS: 0	PA: 36
--	------------------------------	----------------------------------	-------------------------------	----------------------------------	-------------------------------	----------------------------------	-------------------------------	----------------------------------	------------------------------	----------------------------------	-------------------------------	----------------------------------	------------------------------	----------------------------------	-------------------------------	----------------------------------	-------------------------------	----------------------------------	----------------------------------	------------------------------------	----------------------------------	--------

PITCHER	IP	WLS	BF	H	R	ER	SO	BB	IBB	HBP	BLK	WP	HR	S	P	ERA	WHIP
Terry Mulholland, L (1, 1) ERA: 1.93	7.0		28	6	1	0	3	2	0	0	0	0	0	65	102	0.00	1.143
Bob Patterson, L (8, 1) ERA: 6.0	1.1	L	5	1	1	1	1	0	0	0	0	0	0	16	23	6.75	0.750
Mel Rojas, R (9, 1) ERA: 9.82	0.2		3	1	0	0	1	0	0	0	0	0	0	7	10	0.00	1.500

**AB 34**  
**R 2**  
**H 8**  
**RBI 1**  
**BB 2**  
**SO 5**  
**LOB 20**



Batter	1	2	3	4	5	6	7	8	9	AB R H RBI BB SO LOB
Brian McRae, S OBP: 0.237, SLG: 0.182 (1, 8)	4-2 BB E		1-2 L7		1 SAFE 0-0 G4-3		1-3 K		2-1 G4-3	4 0 0 0 1 1 4
Brant Brown, L OBP: 0.235, SLG: 0.194 (1, 3)	0-3 K		1-3 K			0-0 G6-3		0-1 L7		4 0 0 0 0 2 1
Shawon Dunston, R OBP: 0.125, SLG: 0.129 (1, 6)	0-2 E5			0-0 23 E 23 S 1B		1-0 E9 23 1B		3-2 G4-3		4 1 1 0 0 0 1 0 0 0 0 0 0 0
Mel Rojas, R (9, 1)	1-2									
Sammy Sosa, R OBP: 0.229, SLG: 0.281 (1, 9)	2-0 P4			0-0 P2		0-3 K		3-2 1B		4 0 1 0 0 1 4
23 Ryne Sandberg, R OBP: 0.286, SLG: 0.233 (1, 4)	2-1 P8			1 SAFE 3-3 K		1-2 1B		0-1 F9		4 0 1 1 0 1 4
Brooks Kieschnick, L Doug Glanville, R OBP: 0.308, SLG: 0.385 (1, 7) (9, PR)		1-1 L8		0-0 F8		1 SAFE 1-1 G6-3			4-2 WP S BB	3 0 0 0 1 0 2 0 0 0 0 0 0 0
Kevin Orie, R OBP: 0.185, SLG: 0.192 (1, 5)		1-2 G4-3			0-0 F7		0-3 K		2-3 K	4 0 0 0 0 2 1
Scott Servais, R OBP: 0.269, SLG: 0.174 (1, 2)		0-0 G4-3			2-0 1B		1-0 E1 G4-3 1B		3-3 K	4 0 2 0 0 1 1
Terry Mulholland, R OBP: 0.167, SLG: 0.167 (1, 1)			0-3 K		2-3 K		1-1 G4-3		4-1 BB	2 0 0 0 0 2 1 1 0 0 0 0 0 1 0 0 0 0 0 0 0 0 0 0 0 0 0 0 0 0 0 0 1 0 0
Dave Clark, L OBP: 0.091, SLG: 0.091 (7, PH)										
Bob Patterson, R (8, 1)										
José Hernández, R OBP: 0.667, SLG: 0.500 (9, 6)										
Dave Hansen, L OBP: 0.545, SLG: 0.375 (9, PH)										

Inning Stats	R: 0 E: 1 K: 1 S: 11	H: 0 LOB: 2 BB: 1 P: 19	R: 0 E: 0 K: 0 S: 6	H: 0 LOB: 0 BB: 0 P: 8	R: 0 E: 0 K: 2 S: 9	H: 0 LOB: 0 BB: 0 P: 11	R: 0 E: 1 K: 1 S: 6	H: 1 LOB: 1 BB: 0 P: 9	R: 0 E: 0 K: 1 S: 6	H: 1 LOB: 1 BB: 0 P: 10	R: 1 E: 1 K: 1 S: 10	H: 1 LOB: 1 BB: 0 P: 13	R: 0 E: 1 K: 2 S: 9	H: 1 LOB: 1 BB: 0 P: 12	R: 0 E: 0 K: 0 S: 11	H: 1 LOB: 1 BB: 0 P: 17	R: 0 E: 0 K: 2 S: 12	H: 0 LOB: 2 BB: 2 P: 27	1B: 5 2B: 0 3B: 0 HR: 0	SF: 0 SAC: 0 DP: 0 HBP: 0
--------------	-------------------------------	----------------------------------	------------------------------	---------------------------------	------------------------------	----------------------------------	------------------------------	---------------------------------	------------------------------	----------------------------------	-------------------------------	----------------------------------	------------------------------	----------------------------------	-------------------------------	----------------------------------	-------------------------------	----------------------------------	----------------------------------	------------------------------------

PITCHER	IP	WLS	BF	H	R	ER	SO	BB	IBB	HBP	BLK	WP	HR	S	P	ERA	WHIP
Greg Maddux, R ERA: 1.71 (1, 1)	7.0		28	4	1	0	8	1	0	0	0	0	0	57	82	0.00	0.714
Mike Bielecki, R ERA: 3.18 (8, 1)	1.0	W	4	1	0	0	0	0	0	0	0	0	0	11	17	0.00	1.000
Mark Wohlers, R ERA: (9, 1)	1.0	S	5	0	0	0	2	2	0	0	0	1	0	12	27	0.00	2.000

**BOTTOM**

**Atlanta Braves @ Chicago Cubs**  
 Wrigley Field, Chicago, IL  
 Sat Apr 12 1997, 3:33 AM CDT  
 Att. 23,944 - Overcast - 37 F

livebaseballscorecards.com

AB	34
R	1
H	5
RBI	1
BB	3
SO	10
LOB	20



WP: 1	PA: 37
PB: 0	
SB: 2	
CS: 0	



Batter	1	2	3	4	5	6	7	8	9	AB R H RBI BB SO LOB	TOP																										
Kenny Lofton, L OBP: 0.377, SLG: 0.380 (1, 8)	2-1 10 S 10 CS 1B	0-0 1-2 2-H 1B			1-2 G6-3 10 SF8 1B	0-3 K		1-3 K		5 1 3 0 0 2 4																											
Michael Tucker, L OBP: 0.400, SLG: 0.486 (1, 9) (9, 7)	1-0 10 G4-3 1B		2-2 P5		1-2 G6-3	2-2 10 FC6-4 1B		2-2 1-H 2-H 3B		5 0 3 3 0 0 1																											
10 Chipper Jones, S OBP: 0.388, SLG: 0.512 (1, 5)	2-1 G4-3		4-2 S BB		0-0 SF8	3-1 FC6-4 1B		2-3 K		3 0 0 1 1 1 6																											
Fred McGriff, L OBP: 0.333, SLG: 0.432 (1, 3)	4-2 BB		0-0 F8		1-1 L4		0-0 F7		4-1 FC5-4 BB	3 0 0 0 2 0 1																											
Ryan Klesko, L OBP: 0.270, SLG: 0.324 Andrew Jones, R OBP: 0.238, SLG: 0.300 (1, 7) (9, PH) (9, 9)	0-3 K		1-2 G3-1		4-2 2B SF8 BB	0-3 K		1-2 FC5-4 L5-3 1-2f		3 1 0 0 1 2 3 1 0 0 0 0 0 1																											
Javy Lopez, R OBP: 0.405, SLG: 0.515 (1, 2)		0-0 P2		2-3 K	2-2 1 SAFE SF8 1-3 SH 2B	1-1 L8		2-2 1 SAFE L5-3 1-1		5 1 1 0 0 1 1																											
Mark Lemke, S OBP: 0.265, SLG: 0.267 (1, 4)		2-1 F7		2-1 E3 FC6-4	4-0 SH 1B BB		1-0 P3			3 1 0 0 1 0 0																											
Jeff Blauser, R OBP: 0.455, SLG: 0.650 Rafael Belliard, R (8, PR) (8, 6)		0-2 1B 1B		0-1 FC6-4 1-2f	1-1 SF8		3-2 E 3B 1B			3 0 2 1 0 0 1 0 1 0 0 0 0 0																											
Tom Glavine, L OBP: 0.500, SLG: 0.333 Brad Clontz, R OBP: 0.222, SLG: 0.143 Keith Lockhart, L OBP: 0.143 Mike Bielecki, R Alan Embree, L Mark Wohlers, R (1, 1) (7, 1) (8, PH) (8, 1) (8, 1) (8, 1)		2-2 1B 1B		1-2 G1-3	0-1 SH 1B		2-2 E3 3B			2 0 1 1 0 0 1 0 0 0 0 0 0 0 1 1 0 0 0 0 1 0																											
Inning Stats	R: 0 E: 0 K: 1 S: 11	H: 2 LOB: 2 BB: 1 P: 19	R: 0 E: 0 K: 0 S: 11	H: 3 LOB: 2 BB: 0 P: 15	R: 0 E: 0 K: 0 S: 10	H: 0 LOB: 1 BB: 1 P: 17	R: 0 E: 1 K: 1 S: 11	H: 0 LOB: 1 BB: 0 P: 16	R: 1 E: 0 K: 0 S: 9	H: 1 LOB: 0 BB: 0 P: 12	R: 3 E: 1 K: 1 S: 24	H: 2 LOB: 2 BB: 2 P: 40	R: 0 E: 0 K: 1 S: 6	H: 0 LOB: 0 BB: 0 P: 7	R: 2 E: 1 K: 2 S: 19	H: 2 LOB: 2 BB: 0 P: 30	R: 0 E: 0 K: 0 S: 10	H: 0 LOB: 0 BB: 1 P: 16	1B: 8 2B: 2 3B: 1 HR: 0	SF: 2 SAC: 1 DP: 1 HBP: 0	WP: 0 PB: 0 SB: 3 CS: 1	PA: 42															
PITCHER	IP WLS BF H R ER SO BB IBB HBP BLK WP HR S P ERA WHIP																																				
Steve Trachsel, R ERA: 5.94 (1, 1)	5.1	26	7	4	3	2	4	0	0	0	0	0	0	64	102	5.06	2.062																				
Bob Patterson, L ERA: 4.91 (6, 1)	0.2	4	1	0	0	1	0	0	0	0	0	0	0	12	17	0.00	1.500																				
Larry Casian, L ERA: 11.57 (7, 1)	1.0	3	0	0	0	1	0	0	0	0	0	0	0	6	7	0.00	0.000																				
Turk Wendell, R ERA: 1.35 (8, 1)	1.0	L	6	2	2	0	0	0	0	0	0	0	0	19	30	0.00	2.000																				
Ramon Tatis, L ERA: (9, 1)	0.0	1	0	0	0	0	1	0	0	0	0	0	0	1	5	∞	∞																				
PITCHER	IP WLS BF H R ER SO BB IBB HBP BLK WP HR S P ERA WHIP																																				
Terry Adams, R ERA: (9, 1)	1.0	2	0	0	0	0	0	0	0	0	0	0	0	0	9	11	0.00	0.000																			

Atlanta Braves @ Chicago Cubs  
Wrigley Field, Chicago, IL  
Sun Apr 13 1997, 3:33 AM CDT  
Att. 21,244 - Sunny - 40 F

livebaseballscorecards.com

AB	34
R	6
H	10
RBI	6
BB	5
SO	6
LOB	20



Batter	1	2	3	4	5	6	7	8	9	AB	R	H	RBI	BB	SO	LOB
<b>Brian McRae, S</b> OBP: 0.233, SLG: 0.211 (1, 8)	1-2 P6		1-2 G4-3		0-2 G4-3		0-0 B5-3		1-0 WP 2B	5	0	1	0	0	0	0
<b>Doug Glanville, R</b> OBP: 0.353, SLG: 0.412 Brooks Kieschnick, L (1, 7) (9, PH)	2-2 G4-3			1-0 2B 1B		1-1 BB 1B G4-3	0-1 L4		2-3 K2-3	4	2	2	0	0	0	0
<b>Shawon Dunston, R</b> OBP: 0.139, SLG: 0.143 (1, 6)	3-2 L8			0-1 F9		1-1 G4-3 1B E	0-0 P5			4	1	1	0	0	0	1
<b>Sammy Sosa, R</b> OBP: 0.282, SLG: 0.343 (1, 9)		3-3 K		3-2 1-H 2B		4-2 E G4-3 SF7 BB		1-2 G6-3 1B		3	1	2	1	1	1	0
<b>23 Ryne Sandberg, R</b> OBP: 0.270, SLG: 0.219 <b>José Hernández, R</b> OBP: 0.400, SLG: 0.250 (1, 4) (5, 4)		2-1 G1-3		0-1 P6		1-0 G4-3		1 SAFE 2-2 G6-3		2	0	0	0	0	0	1
<b>Kevin Orie, R</b> OBP: 0.258, SLG: 0.214 (1, 5)		3-2 1B		4-0 BB		4-1 E E BB		0-3 K		2	0	1	0	2	1	1
<b>Brant Brown, L</b> OBP: 0.211, SLG: 0.171 (1, 3)		2-1 G4-3		0-2 G3		1-1 E6 E		2-2 G4-3		4	0	0	1	0	0	6
<b>Scott Servais, R</b> OBP: 0.233, SLG: 0.154 (1, 2)			3-2 F9		2-1 F9	2-1 SF7		0-0 F7		3	0	0	1	0	0	0
<b>Steve Trachsel, R</b> <b>Bob Patterson, R</b> <b>Dave Clark, L</b> <b>Larry Casian, R</b> <b>Turk Wendell, L</b> <b>Ramon Tatis, L</b> <b>Terry Adams, R</b> <b>Dave Hansen, L</b> (1, 1) (6, 1) (6, PH) (7, 1) (8, 1) (9, 1) (9, 1) (9, PH)			2-3 K		1-3 K	0-0 G1-3		2-2 G3-1		2	0	0	0	0	2	0

Inning Stats	R: 0	H: 0	E: 0	K: 0	S: 12	H: 0	LOB: 0	BB: 0	P: 18	R: 0	H: 1	E: 0	K: 1	S: 10	H: 1	LOB: 1	BB: 0	P: 20	R: 0	H: 0	E: 0	K: 1	S: 10	H: 0	LOB: 0	BB: 0	P: 16	R: 1	H: 2	E: 0	K: 0	S: 12	H: 0	LOB: 2	BB: 1	P: 20	R: 0	H: 0	E: 0	K: 1	S: 9	H: 0	LOB: 0	BB: 0	P: 12	R: 3	H: 2	E: 2	K: 0	S: 16	H: 2	LOB: 2	BB: 2	P: 30	R: 0	H: 0	E: 0	K: 0	S: 4	H: 0	LOB: 0	BB: 0	P: 4	R: 0	H: 1	E: 0	K: 1	S: 15	H: 1	LOB: 1	BB: 0	P: 20	R: 0	H: 1	E: 0	K: 1	S: 8	H: 1	LOB: 1	BB: 0	P: 13	1B: 5	SF: 1	3B: 0	DP: 0	HR: 0	HBP: 0
--------------	------	------	------	------	-------	------	--------	-------	-------	------	------	------	------	-------	------	--------	-------	-------	------	------	------	------	-------	------	--------	-------	-------	------	------	------	------	-------	------	--------	-------	-------	------	------	------	------	------	------	--------	-------	-------	------	------	------	------	-------	------	--------	-------	-------	------	------	------	------	------	------	--------	-------	------	------	------	------	------	-------	------	--------	-------	-------	------	------	------	------	------	------	--------	-------	-------	-------	-------	-------	-------	-------	--------

PITCHER	IP	WLS	BF	H	R	ER	SO	BB	IBB	HBP	BLK	WP	HR	S	P	ERA	WHIP
<b>Tom Glavine, L</b> ERA: 2.25 (1, 1)	6.0		27	5	4	3	3	3	0	0	0	0	0	69	116	4.50	1.333
<b>Brad Clontz, R</b> ERA: 4.5 (7, 1)	1.0	W	3	0	0	0	0	0	0	0	0	0	0	4	4	0.00	0.000
<b>Mike Bielecki, R</b> ERA: 2.84 (8, 1)	0.2		3	1	0	0	1	0	0	0	0	0	0	12	15	0.00	1.500
<b>Alan Embree, L</b> ERA: 2.7 (8, 1)	0.1		1	0	0	0	0	0	0	0	0	0	0	3	5	0.00	0.000
<b>Mark Wohlers, R</b> ERA: (9, 1)	1.0	S	4	1	0	0	1	0	0	0	0	1	0	8	13	0.00	1.000

**BOTTOM**

**Atlanta Braves @ Chicago Cubs**  
Wrigley Field, Chicago, IL

Sun Apr 13 1997, 3:33 AM CDT  
Att. 21,244 - Sunny - 40 F

livebaseballscorecards.com

<b>AB</b>	<b>34</b>
<b>R</b>	<b>4</b>
<b>H</b>	<b>7</b>
<b>RBI</b>	<b>4</b>
<b>BB</b>	<b>3</b>
<b>SO</b>	<b>5</b>
<b>LOB</b>	<b>15</b>



<b>WP</b>	<b>1</b>	<b>PA</b>	<b>38</b>
<b>PB</b>	<b>0</b>		
<b>SB</b>	<b>0</b>		
<b>CS</b>	<b>0</b>		



Batter	1	2	3	4	5	6	7	8	9	AB R H RBI BB SO LOB	TOP											
Eric Young Sr., R OBP: 0.410, SLG: 0.404	4-2 SH2-3 HR BB	0-0 L9	2-1 G6-3		3-1 BB 1B		1-2 G5-3			4 2 1 0 1 0 1												
Quinton McCracken, S OBP: 0.419, SLG: 0.536	1-1 SH2-3	1-3		1-0 HR	4-0 CS 1B BB			3-2 G6-3		3 2 1 1 1 1 0												
Larry Walker, L OBP: 0.614, SLG: 1.239	0-0 HR	4-0 BB		2-0 S 1B	1-2 CS 1B			1-0 HR		4 2 4 4 1 0 0												
Andres Galarraga, R OBP: 0.446, SLG: 0.556	4-2 S 1B HBP	1-2 G6-3		1-1 P3	2-2 E4 CS			0-3 K		4 1 0 0 0 1 3												
Dante Bichette, R OBP: 0.396, SLG: 0.548	3-1 P4		1-1 HR	2-3 K	2-2 CS	1-3 K		1-2 G4-3		5 1 1 1 0 2 2												
Vinny Castilla, R OBP: 0.473, SLG: 0.800	4-2 BB 1B BB		0-0 F8	4-1 BB		0-3		2-2 G5-3		3 0 0 0 2 1 0												
Kirt Manwaring, R OBP: 0.394, SLG: 0.345	1-0 BB 1B		4-1 2B BB	0-0 F7		2-3 K		2-1 F7		4 1 1 1 1 1 2												
Walt Weiss, S OBP: 0.344, SLG: 0.286	4-2 BB		0-0 1-H 2B		3-2 P3		2-3 K	1-2 P4		4 0 1 1 1 1 0												
Mark Thompson, R OBP: 0.250, SLG: 0.750	2-3 K		0-0 L8		0-1 HR		2-3 K			3 1 1 1 0 1 4												
Jerry Dipoto, R										1 0 0 0 0 1 0												
Steve Reed, R										0 0 0 0 0 0 0												
Bruce Ruffin, S										0 0 0 0 0 0 0												
<b>Inning Stats</b>	R: 3 E: 0 K: 1 S: 23	H: 2 LOB: 3 BB: 3 P: 46	R: 0 E: 0 K: 1 S: 8	H: 0 LOB: 1 BB: 1 P: 14	R: 2 E: 0 K: 0 S: 8	H: 2 LOB: 1 BB: 1 P: 15	R: 1 E: 0 K: 1 S: 9	H: 2 LOB: 2 BB: 1 P: 19	R: 3 E: 1 K: 2 S: 18	H: 3 LOB: 0 BB: 1 P: 33	R: 0 E: 0 K: 3 S: 9	H: 0 LOB: 0 BB: 0 P: 12	R: 0 E: 0 K: 2 S: 10	H: 0 LOB: 0 BB: 0 P: 15	R: 1 E: 0 K: 1 S: 10	H: 1 LOB: 0 BB: 0 P: 15	R: 0 E: 0 K: 0 S: 9	H: 0 LOB: 0 BB: 0 P: 14	1B: 4 2B: 1 3B: 0 HR: 5	SF: 0 SAC: 1 DP: 0 HBP: 1	WP: 0 PB: 0 SB: 2 CS: 3	PA: 45
<b>PITCHER</b>	IP WLS BF H R ER SO BB IBB HBP BLK WP HR S P ERA WHIP																					
Kevin Foster, R ERA: 8.0	(1, 1) 3.0 L 21 6 6 6 2 5 0 1 0 0 0 3 41 80 18.00 3.667																					
Kent Bottenfield, R ERA: 6.0	(4, 1) 1.1 9 3 3 2 1 2 0 0 0 0 0 1 19 37 13.50 3.750																					
Terry Adams, R ERA:	(5, 1) 1.2 4 0 0 0 3 0 0 0 0 0 0 0 15 22 0.00 0.000																					
Larry Casian, L ERA: 9.82	(7, 1) 1.1 5 1 1 1 2 0 0 0 0 0 0 1 14 23 6.75 0.750																					
Turk Wendell, R ERA: 1.08	(8, 1) 1.2 5 0 0 0 1 0 0 0 0 0 0 0 15 21 0.00 0.000																					

Colorado Rockies @ Chicago Cubs  
Wrigley Field, Chicago, IL  
Tue Apr 15 1997, 3:33 AM CDT  
Att. 15,496 - Sunny - 59 F

livebaseballscorecards.com

AB	35
R	10
H	10
RBI	9
BB	7
SO	9
LOB	12



Batter	1	2	3	4	5	6	7	8	9	AB	R	H	RBI	BB	SO	LOB
<b>Brian McRae, S</b> OBP: 0.250, SLG: 0.293 (1, 8)	4-2 F9 G4-1 BB	1-2 L3-5		1-1 SF8		2-3 K			1-1 HR	3	1	1	2	1	1	2
<b>Brant Brown, L</b> OBP: 0.214, SLG: 0.179 <b>Tyler Houston, L</b> OBP: 0.167, SLG: 0.250 (1, 3) (9, PH)	1-0 G4-1		1-0 G6-4-3 HR	2-2 F8			0-0 G6-3		2-3 K	4	1	1	0	0	0	1
<b>Shawon Dunston, R</b> OBP: 0.150, SLG: 0.231 (1, 6)	2-2 F9		0-1 E4 G6-4-3		1-0 HR		2-2 L8			4	1	1	1	0	0	2
<b>Sammy Sosa, R</b> OBP: 0.256, SLG: 0.308 (1, 9)	1-3 K		1-1 G6-4-3		3-3 K		3-2 G6-3			4	0	0	0	0	2	3
<b>Brooks Kieschnick, L</b> OBP: 0.333, SLG: 0.750 (1, 7)		1-0 FC6-4 3B			1-3 K			1-2 P4		4	2	2	2	0	1	0
<b>Kevin Orie, R</b> OBP: 0.314, SLG: 0.290 (1, 5)		4-1 FC6-4 BB		2-2 1B	1-0 2B			0-1 F8		3	0	2	0	1	0	0
<b>Scott Servais, R</b> OBP: 0.206, SLG: 0.133 (1, 2)		2-1 FC6-4 3B		0-0 F8	0-1 L7			2-2 G1-3		4	1	0	0	0	0	4
<b>José Hernández, R</b> OBP: 0.444, SLG: 0.750 (1, 4)		3-2 L3-5 3B		1-0 SH1-4 SF8		1-0 G6-3			0-0 F8	4	1	2	2	0	0	0
<b>Kevin Foster, R</b> <b>Kent Bottenfield, R</b> <b>Terry Adams, R</b> <b>Dave Clark, L</b> <b>Larry Casian, R</b> <b>Turk Wendell, L</b> <b>Doug Gianville, R</b> (1, 1) (4, 1) (5, 1) (6, PH) (7, 1) (8, 1) (9, PH)		4-1 BB		0-0 SH1-4		1-3 K			2-2 F8	0	0	0	0	1	0	0

Inning Stats	R: 0	H: 0	E: 0	K: 11	S: 11	H: 0	LOB: 1	BB: 1	P: 19	R: 2	H: 2	E: 0	K: 0	S: 11	H: 3	LOB: 1	BB: 2	P: 26	R: 2	H: 3	E: 1	K: 0	S: 12	R: 1	H: 2	E: 0	K: 2	S: 11	H: 0	LOB: 0	BB: 0	P: 12	R: 0	H: 0	E: 0	K: 8	S: 8	R: 0	H: 0	E: 0	K: 0	S: 9	R: 0	H: 0	E: 0	K: 0	S: 8	R: 1	H: 1	E: 0	K: 1	S: 10	R: 0	H: 0	E: 0	K: 0	S: 8	R: 1	H: 1	E: 0	K: 1	S: 10	1B: 2	SF: 1	2B: 4	SAC: 1	3B: 1	DP: 2	HR: 3	HBP: 0	WP: 0	PA: 38
--------------	------	------	------	-------	-------	------	--------	-------	-------	------	------	------	------	-------	------	--------	-------	-------	------	------	------	------	-------	------	------	------	------	-------	------	--------	-------	-------	------	------	------	------	------	------	------	------	------	------	------	------	------	------	------	------	------	------	------	-------	------	------	------	------	------	------	------	------	------	-------	-------	-------	-------	--------	-------	-------	-------	--------	-------	--------


PITCHER	IP	WLS	BF	H	R	ER	SO	BB	IBB	HBP	BLK	WP	HR	S	P	ERA	WHIP
<b>Mark Thompson, R</b> ERA: 4.91 (1, 1)	5.0	W	25	8	6	6	3	3	0	0	0	0	2	53	90	10.80	2.200
<b>Jerry Dipoto, R</b> ERA: 8.44 (6, 1)	2.0		6	0	0	0	2	0	0	0	0	0	0	17	26	0.00	0.000
<b>Steve Reed, R</b> ERA: 1.29 (8, 1)	1.0		3	0	0	0	0	0	0	0	0	0	0	8	11	0.00	0.000
<b>Bruce Ruffin, L</b> ERA: 3.0 (9, 1)	1.0		4	1	1	1	1	0	0	0	0	0	1	10	15	9.00	1.000

**BOTTOM**

**Colorado Rockies @ Chicago Cubs**  
Wrigley Field, Chicago, IL  
Tue Apr 15 1997, 3:33 AM CDT  
Att. 15,496 - Sunny - 59 F

livebaseballscorecards.com

<b>AB</b>	<b>33</b>
<b>R</b>	<b>7</b>
<b>H</b>	<b>9</b>
<b>RBI</b>	<b>7</b>
<b>BB</b>	<b>3</b>
<b>SO</b>	<b>6</b>
<b>LOB</b>	<b>12</b>





Batter	1	2	3	4	5	6	7	8	9	AB R H RBI BB SO LOB	TOP											
Eric Young Sr., R OBP: 0.415, SLG: 0.446 (1, 4)	0-0 F9		1-1 E1			0-1 G5-3 2B	0-0 2B			4 1 2 1 0 0 1												
Quinton McCracken, S OBP: 0.429, SLG: 0.516 (1, 8)	2-1 K2-3 1B		3-2 G4-3			4-2 G5-3 BB		1-2 G5-3		3 2 1 0 1 0 2												
Larry Walker, L OBP: 0.590, SLG: 1.163 (1, 9)	1-3 K2-3			2-2 L9		4-0 E G5-3 BB		1-3 K		3 0 0 0 1 2 0												
Dante Bichette, R OBP: 0.365, SLG: 0.500 (1, 7)	2-2 L7			0-2 P3		3-2 G5-3		0-2 G3		4 0 0 1 0 0 2												
John Vander Wal, L (1, 3)				2-2 L3		0-0 P7			0-1 P5	4 0 0 0 0 0 1												
Vinny Castilla, R OBP: 0.441, SLG: 0.735 (1, 5)					1-1 G6-3	0-0 G5-3			0-0 P9	4 0 0 0 0 0 1												
Jeff Reed, L OBP: 0.320, SLG: 0.583 (1, 2)					2-1 L5				4-2 BB	3 0 0 0 1 0 0												
Walt Weiss, S OBP: 0.361, SLG: 0.375 (1, 6)					2-2 2B				0-0 L3	4 0 2 0 0 0 1												
Roger Bailey, R OBP: 0.429, SLG: 0.571 (1, 1)					2-3 K				1-1 2B 1B	2 1 1 0 0 1 1												
<b>Inning Stats</b>	R: 1 E: 0 K: 1 S: 10	H: 1 LOB: 0 BB: 0 P: 15	R: 0 E: 0 K: 0 S: 6	H: 0 LOB: 0 BB: 0 P: 9	R: 0 E: 1 K: 0 S: 11	H: 1 LOB: 1 BB: 0 P: 18	R: 0 E: 0 K: 0 S: 10	H: 0 LOB: 0 BB: 0 P: 14	R: 0 E: 0 K: 1 S: 11	H: 1 LOB: 1 BB: 0 P: 18	R: 2 E: 1 K: 0 S: 9	H: 1 LOB: 1 BB: 2 P: 20	R: 1 E: 0 K: 0 S: 7	H: 2 LOB: 1 BB: 0 P: 10	R: 0 E: 0 K: 1 S: 10	H: 0 LOB: 0 BB: 0 P: 12	R: 0 E: 0 K: 0 S: 6	H: 0 LOB: 1 BB: 1 P: 10	1B: 2 2B: 4 3B: 0 HR: 0	SF: 0 SAC: 1 DP: 0 HBP: 0	WP: 0 PB: 0 SB: 1 CS: 1	PA: 35
<b>PITCHER</b>	IP WLS BF H R ER SO BB IBB HBP BLK WP HR S P ERA WHIP																					
Frank Castillo, R ERA: 4.91 (1, 1)	5.1 L 22 4 3 1 2 2 0 0 0 0 0 0 55 92 1.69 1.125																					
Bob Patterson, L ERA: 4.26 (6, 1)	2.2 9 2 1 1 1 0 0 0 0 0 0 0 19 24 3.38 0.750																					
Mel Rojas, R ERA: 7.71 (9, 1)	1.0 4 0 0 0 0 1 0 0 0 0 0 0 6 10 0.00 1.000																					

Colorado Rockies @ Chicago Cubs  
Wrigley Field, Chicago, IL  
Wed Apr 16 1997, 3:33 AM CDT  
Att. 13,890 - Sunny - 45 F

livebaseballscorecards.com

AB	31
R	4
H	6
RBI	2
BB	3
SO	3
LOB	9



Batter	1	2	3	4	5	6	7	8	9	AB	R	H	RBI	BB	SO	LOB
Brian McRae, S OBP: 0.250, SLG: 0.311 (1, 8)	2-2 G4-3 ①		1-1 2B ①		2 SAFE 0-0 PO ②	2-1 F7 ①		2-1 G5-3 ②		4	0	1	0	0	0	0
Brant Brown, L OBP: 0.217, SLG: 0.186 (1, 3)	0-0 G6-3 ②		3-2 L9 ③			0-0 FC5-4 1B ①		2-1 L7 ③		4	0	1	0	0	0	1
Shawon Dunston, R OBP: 0.136, SLG: 0.209 (1, 6)	1-2 F8 ③				2-1 G6-3 ①	1-2 FC5-4 FC5-4 1-2f ②			2-2 G6-3 ①	4	0	0	0	0	0	1
Sammy Sosa, R OBP: 0.234, SLG: 0.279 (1, 9)		0-0 L7 ①		0-2 F9 ②		1-1 FC5-4 1-2f ③			1-1 P4 ②	4	0	0	0	0	0	1
Brooks Kieschnick, L OBP: 0.385, SLG: 0.636 (1, 7)		4-2 1B BB ①		2-2 F7 ③			1-1 1B ①		1-0 G4-3 ③	3	0	1	0	1	0	0
Tyler Houston, L OBP: 0.200, SLG: 0.267 (1, 2)		2-0 G1-6-3 1B ①		1-2 F7 ①			2-2 F7 ①			3	0	1	0	0	0	1
Kevin Ori, R OBP: 0.297, SLG: 0.273 Dave Hansen, L OBP: 0.462, SLG: 0.300 (7, PH) (8, 5)		1-1 G1-6-3 1-2f ② ③		1-1 P3 ②			2-0 P6 ②			2	0	0	0	0	0	2
Rey Sanchez, R OBP: 0.125, SLG: 0.125 (1, 4)			0-0 G6-3 ①		0-1 PO E 1B ①		2-0 G1-3 ③			3	0	1	0	0	0	1
Frank Castillo, R Bob Patterson, R Dave Clark, L Mel Rojas, R (1, 1) (6, 1) (8, PH) (9, 1)			0-1 G1-3 ②		2-1 E6 1-2 ①			2-1 G1-3 ①		2	0	0	0	0	0	1
										0	0	0	0	0	0	0
										1	0	0	0	0	0	0
										0	0	0	0	0	0	0


Inning Stats	R: 0	H: 0	E: 0	K: 0	S: 8	R: 0	H: 1	E: 0	K: 0	S: 6	R: 0	H: 1	E: 0	K: 0	S: 8	R: 0	H: 0	E: 0	K: 0	S: 9	R: 0	H: 1	E: 1	K: 0	S: 9	R: 0	H: 1	E: 0	K: 0	S: 9	R: 0	H: 1	E: 0	K: 0	S: 8	R: 0	H: 0	E: 0	K: 0	S: 6	R: 0	H: 0	E: 0	K: 0	S: 8	R: 0	H: 0	E: 0	K: 0	S: 8
	LOB: 0	BB: 0	LOB: 1	BB: 1	P: 11	LOB: 0	BB: 1	LOB: 1	BB: 0	P: 13	LOB: 0	BB: 0	LOB: 0	BB: 0	P: 13	LOB: 1	BB: 1	LOB: 1	BB: 0	P: 13	LOB: 1	BB: 0	LOB: 1	BB: 0	P: 13	LOB: 1	BB: 0	LOB: 1	BB: 0	P: 15	LOB: 0	BB: 0	LOB: 0	BB: 0	P: 12	LOB: 0	BB: 0	LOB: 0	BB: 0	P: 12	LOB: 0	BB: 0	LOB: 0	BB: 0	P: 12					
PITCHER Roger Bailey, R ERA: 1.59 (1, 1)	IP	WLS	BF	H	R	ER	SO	BB	IBB	HBP	BLK	WP	HR	S	P	ERA	WHIP																																	
	9.0	W	32	5	0	0	0	1	0	0	0	0	0	71	114	0.00	0.667																																	

**BOTTOM**

**Colorado Rockies @ Chicago Cubs**  
Wrigley Field, Chicago, IL  
Wed Apr 16 1997, 3:33 AM CDT  
Att. 13,890 - Sunny - 45 F

livebaseballscorecards.com

<b>AB</b>	<b>31</b>
<b>R</b>	<b>0</b>
<b>H</b>	<b>5</b>
<b>RBI</b>	<b>0</b>
<b>BB</b>	<b>1</b>
<b>SO</b>	<b>0</b>
<b>LOB</b>	<b>9</b>



WP: 0	PA: 33
PB: 0	SB: 0
CS: 0	



Batter	1	2	3	4	5	6	7	8	9	AB R H RBI BB SO LOB	TOP	
<b>Doug Glanville, R</b> OBP: 0.304, SLG: 0.348 (1, 8) B 1 F C B X	2-2 1B 1B		3-2 G5-3		2-2 F8			2-2 G5-3		4 1 1 0 0 0 0		
<b>Dave Hansen, L</b> OBP: 0.471, SLG: 0.308 (1, 5) B 1 SAFE SAFE F C B X	1-2 1B 1-2 1B		3-2 G1-3		4-1 BB			1-0 L6		3 0 1 0 1 0 0		
<b>Mark Grace, L</b> OBP: 0.474, SLG: 0.938 (1, 3) C F X	0-2 L8		1-1 HR		0-0 G4-3			0-0 G3		4 1 1 1 0 0 3		
<b>Sammy Sosa, R</b> OBP: 0.218, SLG: 0.255 (1, 9) D B X	2-0 P3		1-2 G6-3						1-2 F9	4 0 0 0 0 0 2		
<b>Brooks Kieschnick, L</b> OBP: 0.300, SLG: 0.444 (1, 7) C B B F X	3-2 1-3 2-H 1B			0-0 F9					1-2 F9	4 0 1 1 0 0 0		
<b>Shawon Dunston, R</b> OBP: 0.140, SLG: 0.204 (1, 6) <b>Ramon Tatis, L</b> (4, 1) <b>Kent Bottenfield, R</b> (8, 1) <b>Tyler Houston, L</b> OBP: 0.188, SLG: 0.250 (9, PH) F B B F X	2-2 P4			0-2 S 1B					0-3 F7	2 0 1 0 0 0 2 1 0 0 0 0 1 0 0 0 0 0 0 0 0 1 0 0 0 0 0 0		
<b>Scott Servais, R</b> OBP: 0.220, SLG: 0.162 (1, 2) B X		1-0 G5-3		2-0 P4				1-2 G1-3		3 0 0 0 0 0 1	<b>AB 32</b>	
<b>Rey Sanchez, R</b> OBP: 0.267, SLG: 0.286 (1, 4) X		0-0 L9		1-0 L9				0-0 G6-3		3 0 0 0 0 0 1	<b>R 2</b>	
<b>Steve Trachsel, R</b> (1, 1) <b>Larry Casian, R</b> (3, 1) <b>José Hernández, R</b> OBP: 0.333, SLG: 0.545 (4, 6) C F X		0-3 K						1-0 P8		1 0 0 0 0 1 0 0 0 0 0 0 0 0 2 0 0 0 0 1 0	<b>H 5</b>	
<b>Inning Stats</b>	R: 1 H: 3 E: 0 LOB: 2 K: 0 BB: 0 S: 19 P: 29	R: 0 H: 0 E: 0 LOB: 0 K: 1 BB: 0 S: 5 P: 6	R: 1 H: 1 E: 0 LOB: 0 K: 0 BB: 0 S: 13 P: 21	R: 0 H: 1 E: 0 LOB: 1 K: 0 BB: 0 S: 6 P: 9	R: 0 H: 0 E: 0 LOB: 1 K: 1 BB: 1 S: 8 P: 14	R: 0 H: 0 E: 0 LOB: 0 K: 1 BB: 0 S: 5 P: 6	R: 0 H: 0 E: 0 LOB: 0 K: 0 BB: 0 S: 5 P: 7	R: 0 H: 0 E: 0 LOB: 0 K: 0 BB: 0 S: 5 P: 8	R: 0 H: 0 E: 0 LOB: 0 K: 0 BB: 0 S: 7 P: 10	1B: 4 SF: 0 2B: 0 SAC: 0 3B: 0 DP: 0 HR: 1 HBP: 0	<b>WP: 0 PA: 33</b>	
<b>PITCHER</b> <b>Bobby Jones, R</b> ERA: 3.26 (1, 1)	IP WLS BF H R ER SO BB IBB HBP BLK WP HR S P ERA WHIP	9.0 W 33 5 2 2 3 1 0 0 0 0 1 73 110 2.00 0.667										

**Chicago Cubs @ New York Mets**  
Shea Stadium, Flushing, NY  
Sun Apr 20 1997, 3:33 AM EDT  
Sunny - 49 F

<b>AB</b>	<b>32</b>
<b>R</b>	<b>2</b>
<b>H</b>	<b>5</b>
<b>RBI</b>	<b>2</b>
<b>BB</b>	<b>1</b>
<b>SO</b>	<b>3</b>
<b>LOB</b>	<b>9</b>



WP: 0	PA: 33
PB: 0	
SB: 1	
CS: 0	

livebaseballscorecards.com

Batter	1	2	3	4	5	6	7	8	9
Lance Johnson, L (1, 8) OBP: 0.397, SLG: 0.328	0-0 SH1-3 1B HR	4-1 IBB	3-1 F8		3-2 G4-3			1-0 F7	
Rey Ordonez, R (1, 6) OBP: 0.294, SLG: 0.250	0-2 SH1-3 1-2	2-1 G6-3	1-2 1B 1-2 2-3 1B		2-1 G6-3			0-0 P3	
John Olerud, L (1, 3) OBP: 0.453, SLG: 0.652	2-0 HR 2-H		E5 HR 1B		2-2 G4-3			1-1 1B	
Bernard Gilkey, R (1, 7) OBP: 0.284, SLG: 0.297	1-1 P3		1-2 HR 1B P3		2-1 F8			3-1 L7	
Todd Hundley, S (1, 2) OBP: 0.297, SLG: 0.434	3-3 K		1-2 HR 1B 1-2 2-3	1-3 K					
Carl Everett, S (1, 9) OBP: 0.226, SLG: 0.379		1-1 B1-3	3-2 HR 1-H 2-H 3-H	3-2 HR			0-0 G3 1B		
Matt Franco, L (1, 5) OBP: 0.375, SLG: 0.167		3-2 SH3 1B 1B	4-0 FC6-5 1B BB	2-0 L8			0-0 G3 1-2		
Manny Alexander, R (1, 4) OBP: 0.286, SLG: 0.286		2-2 SH3 1B 1-2	2-2 1B FC6-5 1B 1-2	3-2 G5-3			1-0 F9		
Bobby Jones, R (1, 1) OBP: 0.200, SLG: 0.111		0-2 SH3 1-2 2-3	0-0 FC6-5 1B 1B 1-2 2-3f		0-0 G6-3			1-1 G6-3	

Inning Stats	R: 2	H: 2	E: 0	K: 1	S: 10	LOB: 0	BB: 0	P: 16	R: 0	H: 2	E: 0	K: 0	S: 17	LOB: 3	BB: 1	P: 29	R: 5	H: 6	E: 1	K: 0	S: 25	LOB: 3	BB: 1	P: 47	R: 1	H: 1	E: 0	K: 1	S: 13	LOB: 0	BB: 0	P: 22	R: 0	H: 0	E: 0	K: 0	S: 6	LOB: 0	BB: 0	P: 11	R: 0	H: 0	E: 0	K: 1	S: 9	LOB: 0	BB: 0	P: 16	R: 0	H: 1	E: 0	K: 0	S: 5	LOB: 1	BB: 0	P: 7	R: 0	H: 1	E: 0	K: 0	S: 6	LOB: 1	BB: 0	P: 11
--------------	------	------	------	------	-------	--------	-------	-------	------	------	------	------	-------	--------	-------	-------	------	------	------	------	-------	--------	-------	-------	------	------	------	------	-------	--------	-------	-------	------	------	------	------	------	--------	-------	-------	------	------	------	------	------	--------	-------	-------	------	------	------	------	------	--------	-------	------	------	------	------	------	------	--------	-------	-------

PITCHER	IP	WLS	BF	H	R	ER	SO	BB	IBB	HBP	BLK	WP	HR	S	P	ERA	WHIP	
Steve Trachsel, R (1, 1) ERA: 7.71	2.0	L	17	8	7	5	1	1	1	0	0	0	0	2	42	73	22.50	4.500
Larry Casian, L (3, 1) ERA: 9.0	1.1		7	3	1	1	1	0	0	0	0	0	1	18	31	6.75	2.250	
Ramon Tatis, L (4, 1) ERA:	3.2		12	1	0	0	1	0	0	0	0	0	0	25	44	0.00	0.273	
Kent Bottenfield, R (8, 1) ERA: 5.63	1.0		4	1	0	0	0	0	0	0	0	0	0	6	11	0.00	1.000	

**BOTTOM**

**Chicago Cubs @ New York Mets**  
Shea Stadium, Flushing, NY

Sun Apr 20 1997, 3:33 AM EDT  
Sunny - 49 F

AB	R	H	RBI	BB	SO	LOB
4	1	1	0	1	0	2
4	0	1	0	0	0	3
5	2	3	3	0	0	0
5	1	1	0	0	0	4
4	1	1	0	0	3	0
4	2	3	5	0	0	0
3	0	1	0	1	0	1
4	1	2	0	0	0	1
3	0	0	0	0	0	3

1B:	10	SF:	0	WP:	0	PA:	40
2B:	0	SAC:	2	PB:	0	SB:	0
3B:	0	DP:	0	CS:	0		
HR:	3	HBP:	0				



AB	36	R	8	H	13	RBI	8	BB	2	SO	3	LOB	14
----	----	---	---	---	----	-----	---	----	---	----	---	-----	----



Batter	1	2	3	4	5	6	7	8	9	AB R H RBI BB SO LOB	TOP									
Brian McRae, S OBP: 0.210, SLG: 0.255 (1, 8)	1-2 P2		0-0 F7		3-1 G4-3	3-1 F7		1-3 K		0 0 0 0 0 0 0										
Tyler Houston, L OBP: 0.238, SLG: 0.250 (1, 2)	1-1 FC4-6 1B		1-2 G6-3		4-1 1B BB	1-1 G6-3		2-3 K		4 0 1 0 1 1 1										
Mark Grace, L OBP: 0.458, SLG: 0.810 (1, 3)	2-2 FC4-6 1-2f		0-1 F8		1-1 1-2 1B		0-0 G6-3		3-1 F7 1B 1B	5 0 2 0 0 0 1										
Sammy Sosa, R OBP: 0.250, SLG: 0.304 (1, 9)	2-3 K			2-2 FC3-5 2B	1-3 K		1-1 SH5-3 1B		0-1 E 1B	5 1 3 0 0 2 3										
Dave Clark, L OBP: 0.222, SLG: 0.353 (1, 7)		1-1 F9 1B 1B		4-2 BB FC3-5 BB	2-3 K		0-0 SH5-3		0-1 L9	2 0 1 0 1 1 2 1 0 0 0 0 0 2										
Shawon Dunston, R OBP: 0.170, SLG: 0.216 (1, 6)		1-2 1B		0-0 FC3-5 BB		1-1 2B S WP HBP	3-2 2B 1B		1-3 K	2 1 1 0 0 0 2 2 1 1 1 0 1 2										
José Hernández, R OBP: 0.357, SLG: 0.538 (6, 6)		1-2 1B		1-2 2-3f		1-1 WP 1B 2B	2-1 2B 2B		2-2 F7	5 1 2 1 0 1 6										
Kevin Orie, R OBP: 0.304, SLG: 0.357 (1, 5)		1-2 K		0-1 F8		1-3 1B 2B	2-1 2B 2B		1-2 2-3											
Rey Sanchez, R OBP: 0.316, SLG: 0.294 (1, 4)		0-1 F9		4-2 1-2 2-3 BB		2-2 G5-3 1B	1-0 L7			3 0 1 1 1 0 3										
Kevin Foster, R (1, 1)		1-1 B1-3		0-0 P4		2-1 G5-3		3-2 L4		3 0 0 0 0 0 6 1 0										
Bob Patterson, R (7, 1)																				
Mel Rojas, R (8, 1)																				
Turk Wendell, L (9, 1)																				
<b>Inning Stats</b>	R: 0 E: 0 K: 1 S: 12	H: 1 LOB: 1 BB: 0 P: 18	R: 0 E: 0 K: 1 S: 13	H: 2 LOB: 2 BB: 0 P: 17	R: 0 E: 0 K: 0 S: 6	H: 1 LOB: 3 BB: 2 P: 22	R: 0 E: 0 K: 2 S: 12	H: 1 LOB: 2 BB: 1 P: 23	R: 2 E: 0 K: 0 S: 14	H: 2 LOB: 1 BB: 0 P: 26	R: 2 E: 0 K: 0 S: 10	H: 3 LOB: 1 BB: 0 P: 17	R: 0 E: 0 K: 2 S: 10	H: 0 LOB: 0 BB: 0 P: 16	R: 0 E: 0 K: 1 S: 12	H: 2 LOB: 2 BB: 0 P: 18	1B: 9 2B: 3 3B: 0 HR: 0	SF: 0 SAC: 1 DP: 0 HBP: 1	WP: 1 PB: 0 SB: 1 CS: 0	PA: 43
<b>PITCHER</b>	IP WLS BF H R ER SO BB IBB HBP BLK WP HR S P ERA WHIP																			
Dave Micki, R (1, 1) ERA: 2.88	5.0 L 25 6 2 2 4 3 0 1 0 0 0 60 96 3.60 1.800																			
Toby Borland, R (6, 1) ERA: 3.68	0.2 3 1 0 0 0 0 0 0 0 0 1 0 7 14 0.00 1.500																			
Brian Bohanon, L (6, 1) ERA: 6.17	1.0 5 2 2 2 0 0 0 0 0 0 0 0 9 14 18.00 2.000																			
Barry Manuel, R (7, 1) ERA: 4.82	1.1 5 1 0 0 2 0 0 0 0 0 0 0 13 22 0.00 0.750																			
Ricardo Jordan, L (9, 1) ERA: 6.75	1.0 5 2 0 0 1 0 0 0 0 0 0 0 12 18 0.00 2.000																			

Chicago Cubs @ New York Mets  
Shea Stadium, Flushing, NY  
Sun Apr 20 1997, 3:38 AM EDT  
Att. 18,484 - Sunny - 57 F

livebaseballscorecards.com

AB	33
R	4
H	12
RBI	3
BB	3
SO	6
LOB	28



BOTTOM

Chicago Cubs @ New York Mets  
Shea Stadium, Flushing, NY  
Sun Apr 20 1997, 3:38 AM EDT  
Att. 18,484 - Sunny - 57 F

livebaseballscores.com

AB 34  
R 3  
H 8  
RBI 3  
BB 3  
SO 7  
LOB 14



WP: 1 PA: 37  
PB: 0  
SB: 3  
CS: 0

AB R H RBI BB SO LOB

4	0	2	0	1	0	1
4	0	1	0	0	0	3
4	0	0	0	0	2	2
4	0	0	0	0	0	2
0	0	0	0	0	0	0
2	0	0	0	1	1	0
0	0	0	0	0	0	0
1	1	1	0	0	0	0
4	0	0	0	0	1	2
3	2	2	1	1	0	0
2	0	0	0	0	1	0
2	0	1	0	0	1	2
2	0	0	0	0	1	0
0	0	0	0	0	0	0
0	0	0	0	0	0	0
2	0	1	2	0	0	2

Batter	1	2	3	4	5	6	7	8	9
Manny Alexander, R (1, 6) OBP: 0.368, SLG: 0.389	4-2 BB 		2-2 1B 		1-2 2B 			2-1 L4 	0-1 G6-3 
Carlos Baerga, S (1, 4) OBP: 0.208, SLG: 0.216	0-1 F8 		2-2 G3 		0-0 G4-3 			0-0 1B 	
John Olerud, L (1, 3) OBP: 0.430, SLG: 0.614	3-3 K 			2-0 F8 			2-0 G4-3 	2-3 K 	
Bernard Gilkey, R (1, 7) OBP: 0.269, SLG: 0.279	0-1 F9 			2-2 F9 			0-0 F9 	2-0 L8 	
Ricardo Jordan, L (9, 1)									
Carl Everett, S (1, 8) OBP: 0.235, SLG: 0.355		1-2 F8 		4-2 BB 			2-3 K 		2-1 S WP 2B 1B 
Barry Manuel, R (7, 1)									
Steve Bieser, L (9, 7) OBP: 0.333, SLG: 0.200									
Alex Ochoa, R (1, 9) OBP: 0.283, SLG: 0.295		0-1 G4-3 		1-1 G3 			0-1 G6-3 		1-3 K 
Matt Franco, L (1, 5) OBP: 0.500, SLG: 0.667		0-2 F9 			1-1 HR 			1-0 1B 	4-1 S 2B BB 
Alberto Castillo, R (1, 2) OBP: 0.571, SLG: 0.400			0-1 B1-3 		2-2 K 			2-2 G4-3 1B 	3-3 K 
Todd Hundley, S (7, PH) OBP: 0.303, SLG: 0.436								1-2 1B 	1-2 2-3 
Dave Mlicki, R (1, 1) OBP: 0.125, SLG: 0.250			0-3 K 		2-1 F9 			1-0 G4-3 	2-1 2B 
Toby Borland, R (6, 1)									
Brian Bohanon, L (6, 1)									
Lance Johnson, L (7, 8) OBP: 0.400, SLG: 0.348									2-H 3-H 

Inning Stats	R: 0	H: 0	E: 0	K: 1	S: 9	R: 0	H: 0	E: 0	K: 0	S: 10	R: 0	H: 1	E: 0	K: 1	S: 13	R: 0	H: 0	E: 0	K: 0	S: 9	R: 1	H: 2	E: 0	K: 1	S: 12	R: 0	H: 0	E: 0	K: 1	S: 5	R: 0	H: 2	E: 0	K: 0	S: 8	R: 0	H: 1	E: 0	K: 1	S: 7	R: 2	H: 2	E: 0	K: 2	S: 19	R: 0	H: 0	E: 0	K: 1	S: 13	R: 2	H: 2	E: 0	K: 1	S: 31	1B: 5	2B: 2	3B: 0	HR: 1	SF: 0	SAC: 0	DP: 1	HBP: 0	WP: 1	PA: 37
--------------	------	------	------	------	------	------	------	------	------	-------	------	------	------	------	-------	------	------	------	------	------	------	------	------	------	-------	------	------	------	------	------	------	------	------	------	------	------	------	------	------	------	------	------	------	------	-------	------	------	------	------	-------	------	------	------	------	-------	-------	-------	-------	-------	-------	--------	-------	--------	-------	--------

PITCHER	IP	WLS	BF	H	R	ER	SO	BB	IBB	HBP	BLK	WP	HR	S	P	ERA	WHIP
Kevin Foster, R (1, 1) ERA: 5.28	6.1	W	25	4	1	1	4	2	0	0	0	0	1	61	92	1.42	0.947
Bob Patterson, L (7, 1) ERA: 4.32	1.1		5	2	0	0	1	0	0	0	0	0	0	11	18	0.00	1.500
Mel Rojas, R (8, 1) ERA: 7.2	0.1		1	0	0	0	0	0	0	0	0	0	0	1	3	0.00	0.000
Turk Wendell, R (9, 1) ERA: 2.79	1.0	S	6	2	2	2	2	1	0	0	0	1	0	19	31	18.00	3.000

PITCHER	IP	WLS	BF	H	R	ER	SO	BB	IBB	HBP	BLK	WP	HR	S	P	ERA	WHIP
---------	----	-----	----	---	---	----	----	----	-----	-----	-----	----	----	---	---	-----	------



Batter	1	2	3	4	5	6	7	8	9	AB R H RBI BB SO LOB	TOP														
<b>Brian McRae, S</b> (1, 8) OBP: 0.197, SLG: 0.237	2-3 K		1-0 G4-3		0-1 P5		0-0 SH	1-3 K		0 1 0 0 0 0 0															
<b>Shawon Dunston, R</b> (1, 6) OBP: 0.155, SLG: 0.196	0-3 K			0-0 G6-3	0-2 F9		1-0 B2		0-3 K	5 0 0 0 0 2 1															
<b>Mark Grace, L</b> (1, 3) OBP: 0.448, SLG: 0.720	0-0 G4-3			0-1 1B 2B 1B	0-0 G3		4-1 FC4-6 BB		1-3 K	4 1 1 0 0 1 0															
<b>Sammy Sosa, R</b> (1, 9) OBP: 0.231, SLG: 0.279		1-0 F8		0-0 F9		2-1 G6-3	0-1 FC4-6 E		1-3 K	5 0 0 0 0 1 3															
<b>Brooks Kieschnick, L</b> (1, 7) OBP: 0.349, SLG: 0.476 <b>Doug Glanville, R</b> (6, PR) OBP: 0.280, SLG: 0.320		2-1 F9		0-1 BB 2B 1B		0-0 BLK 1B	2-1 E3			3 1 2 0 0 0 0 1 1 0 0 0 0 1															
<b>Kevin Orie, R</b> (1, 5) OBP: 0.300, SLG: 0.333		3-1 L1		4-1 2B 1-2 BB		2-1 P3	1-1 G6-3			3 0 0 0 1 0 3															
<b>Scott Servais, R</b> (1, 2) OBP: 0.244, SLG: 0.220			1-0 G6-3	0-1 2B		1-1 FC6-4 1B		1-0 F8		4 0 2 3 0 0 0															
<b>Rey Sanchez, R</b> (1, 4) OBP: 0.391, SLG: 0.400			1-1 SH1-4 1B	4-0 IBB		0-0 FC6-4		1-0 S E 2B		3 1 2 0 1 0 1															
<b>Frank Castillo, R</b> (7, PH) OBP: 0.500, SLG: 0.429 <b>Dave Hansen, L</b> (7, PH) OBP: 0.500, SLG: 0.429 <b>Kent Bottenfield, R</b> (7, 1) OBP: 0.500, SLG: 0.429 <b>Bob Patterson, R</b> (7, 1) OBP: 0.500, SLG: 0.429 <b>Terry Adams, R</b> (7, 1) OBP: 0.500, SLG: 0.429 <b>José Hernández, R</b> (7, 5) OBP: 0.333, SLG: 0.500		0-0 SH1-4	0-3 K			1-0 SH 2B		0-1 G1-3		1 0 0 0 0 0 1 3 1 1 1 0 1 0 0 0 0 0 0 1															
<b>Inning Stats</b>	R: 0 E: 0 K: 2 S: 7	H: 0 LOB: 0 BB: 0 P: 9	R: 0 E: 0 K: 0 S: 5	H: 0 LOB: 0 BB: 0 P: 11	R: 0 E: 0 K: 0 S: 5	H: 1 LOB: 1 BB: 0 P: 8	R: 2 E: 0 K: 1 S: 12	H: 3 LOB: 3 BB: 2 P: 20	R: 0 E: 0 K: 0 S: 6	H: 0 LOB: 0 BB: 0 P: 6	R: 1 E: 0 K: 0 S: 8	H: 2 LOB: 1 BB: 0 P: 13	R: 2 E: 2 K: 0 S: 10	H: 1 LOB: 2 BB: 1 P: 19	R: 1 E: 0 K: 1 S: 7	H: 1 LOB: 0 BB: 0 P: 10	R: 0 E: 0 K: 3 S: 9	H: 0 LOB: 0 BB: 0 P: 11	1B: 5 2B: 3 3B: 0 HR: 0	SF: 0 SAC: 2 DP: 0 HBP: 0	WP: 0 PB: 0 SB: 1 CS: 0	PA: 40			
<b>PITCHER</b>	IP WLS BF H R ER SO BB IBB HBP BLK WP HR S P ERA WHIP																								
<b>Armando Reynoso, R</b> (1, 1) ERA: 2.45	6.0		26	6	3	3	3	1	1	0	1	0	0	43	67	4.50	1.167								
<b>Greg McMichael, R</b> (7, 1) ERA: 2.53	2.0	L	11	2	3	0	1	1	0	0	0	0	0	17	29	0.00	1.500								
<b>Toby Borland, R</b> (9, 1) ERA: 3.24	1.0		3	0	0	0	3	0	0	0	0	0	0	9	11	0.00	0.000								

**Chicago Cubs @ New York Mets**  
Shea Stadium, Flushing, NY  
Mon Apr 21 1997, 3:33 AM EDT  
Att. 13,250 - Cloudy - 51 F

[livebaseballscorecards.com](http://livebaseballscorecards.com)

<b>AB</b>	<b>31</b>
<b>R</b>	<b>6</b>
<b>H</b>	<b>8</b>
<b>RBI</b>	<b>3</b>
<b>BB</b>	<b>3</b>
<b>SO</b>	<b>5</b>
<b>LOB</b>	<b>13</b>



**BOTTOM**

**Chicago Cubs @ New York Mets**  
 Shea Stadium, Flushing, NY  
 Mon Apr 21 1997, 3:33 AM EDT  
 Att. 13,250 - Cloudy - 51 F

livebaseballscorecards.com

<b>AB</b>	<b>32</b>
<b>R</b>	<b>4</b>
<b>H</b>	<b>5</b>
<b>RBI</b>	<b>4</b>
<b>BB</b>	<b>5</b>
<b>SO</b>	<b>5</b>
<b>LOB</b>	<b>14</b>



WP:	1	PA:	37
PB:	0		
SB:	0		
CS:	0		

AB R H RBI BB SO LOB

4	0	0	0	1	1	1
3	1	2	0	1	0	0
4	1	1	0	0	0	3
2	0	0	1	2	1	2
4	1	1	1	0	2	4
4	0	1	2	0	0	2
3	0	0	0	0	0	1
0	0	0	0	0	0	0
1	0	0	0	0	0	1
0	0	0	0	0	0	0
4	0	0	0	0	0	0
1	0	0	0	0	0	0
2	0	0	0	0	1	0

1B:	4	SF:	0
2B:	1	SAC:	0
3B:	0	DP:	1
HR:	0	HBP:	0

Batter	1	2	3	4	5	6	7	8	9
Lance Johnson, L (1, 8) OBP: 0.388, SLG: 0.329	2-2 P6		0-0 G3			1-1 L9	4-2 WP BB		2-3 K
John Olerud, L (1, 3) OBP: 0.446, SLG: 0.616	1-2 E 1B		0-0 F7			1-0 BB 1B 1-2 FC5-4 1B	4-1 BB BB		
Bernard Gilkey, R (1, 7) OBP: 0.268, SLG: 0.278	0-1 FC6			1-1 F9		0-0 FC5-4 BB 1-2 2-3 2B 1B	0-1 G4-3		
Todd Hundley, S (1, 2) OBP: 0.314, SLG: 0.421	3-0 F9			3-3 K		4-1 FC5-4 BB 1-2 2-3 3-H	4-0 G6-3 1B BB		
Carl Everett, S (1, 9) OBP: 0.237, SLG: 0.343	1-3 K			1-3 K		1-0 FC5-4 2B 1-2 2-3 3-H	1-1 G6-3 1B		
Butch Huskey, R (1, 5) OBP: 0.146, SLG: 0.234		1-1 F9		0-0 P3		1-1 1-H 2B 3-H	1-0 G6-3		
Carlos Baerga, S (1, 4) OBP: 0.196, SLG: 0.204		0-1 G3-1		3-2 P6		1-0 G5-3	0-0 L9		
Greg McMichael, R (7, 1) OBP: 1.000, SLG: 1.000									
Matt Franco, L (8, PH) OBP: 0.462, SLG: 0.600									
Toby Borland, R (9, 1)									
Rey Ordonez, R (1, 6) OBP: 0.273, SLG: 0.231		0-1 G5-3		0-1 G6-3			1-0 F7		3-2 P6
Armando Reynoso, R (1, 1) OBP: 0.429, SLG: 0.200			1-1 G3			4-2 1B BB 1B BB	1-3 K		0-1 G6-3
Steve Bieser, L (6, PH) OBP: 0.333, SLG: 0.350									
Manny Alexander, R (7, 4)									

Inning Stats	R: 0	H: 1	E: 1	LOB: 2	K: 1	BB: 0	S: 12	R: 0	H: 0	E: 0	LOB: 0	K: 0	BB: 0	S: 6	R: 0	H: 0	E: 0	LOB: 0	K: 0	BB: 0	S: 4	R: 0	H: 0	E: 0	LOB: 0	K: 2	BB: 0	S: 8	R: 0	H: 0	E: 0	LOB: 0	K: 0	BB: 0	S: 6	R: 4	H: 3	E: 0	LOB: 1	K: 0	BB: 2	S: 11	R: 0	H: 0	E: 0	LOB: 2	K: 1	BB: 2	S: 14	R: 0	H: 1	E: 0	LOB: 1	K: 0	BB: 1	S: 4	R: 0	H: 0	E: 0	LOB: 0	K: 1	BB: 0	S: 10	1B: 4	SF: 0	2B: 1	SAC: 0	3B: 0	DP: 1	HR: 0	HBP: 0	WP: 1	PA: 37
--------------	------	------	------	--------	------	-------	-------	------	------	------	--------	------	-------	------	------	------	------	--------	------	-------	------	------	------	------	--------	------	-------	------	------	------	------	--------	------	-------	------	------	------	------	--------	------	-------	-------	------	------	------	--------	------	-------	-------	------	------	------	--------	------	-------	------	------	------	------	--------	------	-------	-------	-------	-------	-------	--------	-------	-------	-------	--------	-------	--------

PITCHER	IP	WLS	BF	H	R	ER	SO	BB	IBB	HBP	BLK	WP	HR	S	P	ERA	WHIP
Frank Castillo, R (1, 1) ERA: 5.18	6.0	W	25	4	4	4	3	2	0	0	0	0	0	47	77	6.00	1.000
Kent Bottenfield, R (7, 1) ERA: 5.19	0.2		3	0	0	0	1	1	0	0	0	0	0	11	17	0.00	1.500
Bob Patterson, L (7, 1) ERA: 4.32	0.0		1	0	0	0	0	1	0	0	0	1	0	1	5	∞	∞
Terry Adams, R (7, 1) ERA:	2.1	S	8	1	0	0	1	1	0	0	0	0	0	16	27	0.00	0.857



Batter	1	2	3	4	5	6	7	8	9	AB R H RBI BB SO LOB	TOP		
Doug Glanville, R (1, 8) OBP: 0.241, SLG: 0.276	0-1 F8		3-2 G4-3		3-1 F9		2-2 F9			4 0 0 0 0 0 3			
Rey Sanchez, R (1, 6) OBP: 0.370, SLG: 0.375	1-2 G5-3		0-2 1B		2-1 F9			3-2 L4		4 0 1 0 0 0 1			
Mark Grace, L (1, 3) OBP: 0.394, SLG: 0.621	3-2 F9		1-1 P5		3-1 G4-3			2-1 F7		4 0 0 0 0 0 1			
Sammy Sosa, R (1, 9) OBP: 0.246, SLG: 0.338		1-1 HR		3-2 F7		1-0 F8		1-2 1B		4 1 2 1 0 0 0			
Brooks Kieschnick, L (1, 7) OBP: 0.333, SLG: 0.440		2-3 K		0-0 1B		1-2 G4-3		2-2 K		4 0 1 0 0 2 1			
23 Ryne Sandberg, R (1, 4) OBP: 0.268, SLG: 0.222		1-3 K		1-3 K		3-1 G5-4-3 1B		1-1 G1-3		4 0 1 0 0 2 1			
Kevin Orie, R (1, 5) OBP: 0.302, SLG: 0.319		4-2 BB		0-3 K		2-1 G5-4-3 1-2f		1-2 CI		2 0 0 0 1 1 2			
Scott Servais, R (1, 2) OBP: 0.265, SLG: 0.227		0-1 F9			0-1 FC3-4 1B		1-1 2B HBP		2-3 K	3 0 1 0 0 1 2			
Dave Swartzbaugh, R (1, 1) Ramon Tatis, L (5, 1) Shawon Dunston, R (7, PH) Kent Bottenfield, R (7, 1) Dave Clark, L (9, PH) OBP: 0.211, SLG: 0.333			0-1 G6-3		0-1 FC3-4 1-2f		0-0 2B		3-3 K	2 0 0 0 0 0 1 0 0 0 0 0 0 0 1 0 1 0 0 0 0 0 0 0 0 0 0 0 1 0 0 0 0 1 1			
<b>Inning Stats</b>	R: 0 H: 0 E: 0 LOB: 0 K: 0 BB: 0 S: 8 P: 12	R: 1 H: 1 E: 0 LOB: 1 K: 2 BB: 1 S: 14 P: 22	R: 0 H: 1 E: 0 LOB: 1 K: 0 BB: 0 S: 11 P: 15	R: 0 H: 1 E: 0 LOB: 1 K: 2 BB: 0 S: 11 P: 15	R: 0 H: 1 E: 0 LOB: 1 K: 0 BB: 0 S: 8 P: 13	R: 0 H: 0 E: 0 LOB: 0 K: 0 BB: 0 S: 6 P: 11	R: 0 H: 2 E: 0 LOB: 2 K: 0 BB: 0 S: 9 P: 17	R: 0 H: 1 E: 0 LOB: 1 K: 1 BB: 0 S: 16 P: 24	R: 0 H: 0 E: 1 LOB: 1 K: 2 BB: 0 S: 13 P: 20	1B: 5 SF: 0 2B: 1 SAC: 0 3B: 0 DP: 1 HR: 1 HBP: 1	WP: 0 PA: 36 PB: 0 SB: 1 CS: 0		
<b>PITCHER</b>	IP WLS BF H R ER SO BB IBB HBP BLK WP HR S P ERA WHIP											<b>PITCHER</b>	IP WLS BF H R ER SO BB IBB HBP BLK WP HR S P ERA WHIP
Dustin Hermanson, R (1, 1) ERA: 2.63	5.0 W 20 4 1 1 4 1 0 0 0 0 0 1 52 77 1.80 1.000												
Omar Daal, L (6, 1) ERA: 5.11	2.0 8 2 0 0 0 0 0 0 1 0 0 0 15 28 0.00 1.000												
Lee Smith, R (8, 1) ERA:	1.0 4 1 0 0 1 0 0 0 0 0 0 0 16 24 0.00 1.000												
Ugueth Urbina, R (9, 1) ERA: 1.93	1.0 4 0 0 0 2 0 0 0 0 0 0 0 13 20 0.00 0.000												

Chicago Cubs @ Montreal Expos  
Olympic Stadium, Montreal, QB  
Tue Apr 22 1997, 7:05 PM EDT  
Att. 12,314 - Dome - 72 F

livebaseballscorecards.com

AB 33  
R 1  
H 7  
RBI 1  
BB 1  
SO 7  
LOB 13



Batter	1	2	3	4	5	6	7	8	9	AB	R	H	RBI	BB	SO	LOB
Mark Grudzielanek, R (1, 6) OBP: 0.292, SLG: 0.394	1-0 F8-5 2B	0-0 G5-3		1-1 F7			0-0 F9			4	0	1	0	0	0	2
Mike Lansing, R (1, 4) OBP: 0.250, SLG: 0.260	4-0 F8-5 2B BB		0-0 G4-3		4-0 F9 1B BLK BB		0-1 L8			2	2	0	0	2	0	0
Rondell White, R (1, 8) OBP: 0.324, SLG: 0.464	2-2 F8-5 1-2 2-3		1-1 G1-3		0-1 BLK 1B		0-1 1B			4	0	2	0	0	0	2
David Segui, S (1, 3) OBP: 0.397, SLG: 0.578	2-2 2B 2-H		1-1 F8		1-0 F9		0-1 P5			4	0	1	1	0	0	3
Henry Rodriguez, L (1, 7) OBP: 0.286, SLG: 0.565 Ugueth Urbina, R (9, 1)	1-3 K			0-0 F8		0-0 F9		0-1 L4		4	0	0	0	0	1	3
F.P. Santangelo, S (1, 9) OBP: 0.508, SLG: 0.512		1-1 2B HBP		1-2 E9 HR 2B		2-1 P2		4-2 2B BB		2	2	1	0	1	0	1
Doug Strange, S (1, 5) OBP: 0.409, SLG: 0.600		1-2 F8		1-0 HR		2-2 G4-3		0-2 2B		4	1	2	2	0	0	1
Chris Widger, R (1, 2) OBP: 0.276, SLG: 0.571		2-1 2B		4-1 S BB		0-0 G5-3		3-2 F9		3	0	1	1	1	0	2
Dustin Hermanson, R (1, 1) OBP: 0.333, SLG: 1.333 Omar Daal, L (6, 1) Lee Smith, R (8, 1) Joe Orsulak, L (8, PH) (9, 7) OBP: 0.364, SLG: 0.389		3-3 K		1-3 K		0-0 G5-3		2-1 G6-3		2	0	0	0	0	2	2

Inning Stats	R: 1	H: 2	E: 0	K: 1	S: 10	H: 2	LOB: 1	BB: 1	P: 20	R: 1	H: 1	E: 0	K: 1	S: 11	H: 1	LOB: 1	BB: 0	P: 17	R: 0	H: 0	E: 0	K: 0	S: 5	R: 2	H: 2	E: 1	K: 1	S: 11	R: 1	H: 1	E: 0	K: 0	S: 6	R: 0	H: 0	E: 0	K: 0	S: 5	R: 0	H: 1	E: 0	K: 0	S: 7	R: 0	H: 1	E: 0	K: 0	S: 14	R: 0	H: 1	E: 0	K: 0	S: 23
--------------	------	------	------	------	-------	------	--------	-------	-------	------	------	------	------	-------	------	--------	-------	-------	------	------	------	------	------	------	------	------	------	-------	------	------	------	------	------	------	------	------	------	------	------	------	------	------	------	------	------	------	------	-------	------	------	------	------	-------


PITCHER	IP	WLS	BF	H	R	ER	SO	BB	IBB	HBP	BLK	WP	HR	S	P	ERA	WHIP
Dave Swartzbaugh, R (1, 1) ERA: 9.0	4.0	L	21	6	5	5	3	3	0	1	0	0	1	39	69	11.25	2.250
Ramon Tatis, L (5, 1) ERA:	2.0		6	0	0	0	0	0	0	0	1	0	0	9	14	0.00	0.000
Kent Bottenfield, R (7, 1) ERA: 4.22	2.0		9	2	0	0	0	1	0	0	0	0	0	21	30	0.00	1.500

**BOTTOM**

**Chicago Cubs @ Montreal Expos**  
Olympic Stadium, Montreal, QB

Tue Apr 22 1997, 7:05 PM EDT  
Att: 12,314 - Dome - 72 F

AB	31
R	5
H	8
RBI	4
BB	4
SO	3
LOB	18



WP	PA	ERA	WHIP
0	36		



Batter	1		2		3		4		5		6		7		8		9		AB	R	H	RBI	BB	SO	LOB	TOP	
Brian McRae, S OBP: 0.211, SLG: 0.254 (1, 8)	FC3-6 BB				F8				G4-3				K				2B		4	0	1	0	1	1	0		
Doug Glanville, R OBP: 0.273, SLG: 0.303 Brooks Kieschnick, L OBP: 0.357, SLG: 0.440 José Hernández, R OBP: 0.333, SLG: 0.500 (1, 7)	L8						G6-3 23 1B		G1-3				E S 1B				BB		4	1	2	0	0	0	1		
Mark Grace, L OBP: 0.368, SLG: 0.545 (1, 3)	FC3-6 1-2f						F8 1-2						G3 1-3				G1-3		4	0	0	0	1	0	5		
Sammy Sosa, R OBP: 0.233, SLG: 0.319 (1, 9)	G6-3						G6-3 2-3		K						G6-3				4	0	0	0	0	1	3		
23 Ryne Sandberg, R OBP: 0.267, SLG: 0.225 (1, 4)			G5-3				2B 1B				P4				F9				4	1	1	1	0	0	0		
Shawon Dunston, R OBP: 0.190, SLG: 0.262 (1, 6)			F8				2B 2B				P5				1B				4	1	2	1	0	0	0		
Kevin Orie, R OBP: 0.316, SLG: 0.373 (1, 5)			F8				2B				2B				F8				4	0	2	1	0	0	1		
Scott Servais, R OBP: 0.269, SLG: 0.217 Tyler Houston, L OBP: 0.227, SLG: 0.238 (1, 2)			L4				IBB				F7						K		2	0	0	0	1	0	1		
Terry Mulholland, R OBP: 0.111, SLG: 0.111 Terry Adams, R (5, 1)			K				K						L8				F7		2	0	0	0	0	2	2		
Dave Hansen, L OBP: 0.474, SLG: 0.400 Turk Wendell, L (7, 1)																			0	0	0	0	0	0	0		
Dave Clark, L OBP: 0.200, SLG: 0.316 (9, 1)																			1	0	0	0	0	0	0		
<b>Inning Stats</b>	R: 0 E: 0 K: 0 S: 9	H: 0 LOB: 1 BB: 1 P: 17	R: 0 E: 0 K: 0 S: 4	H: 0 LOB: 0 BB: 0 P: 6	R: 0 E: 0 K: 1 S: 9	H: 0 LOB: 0 BB: 0 P: 14	R: 3 E: 0 K: 1 S: 16	H: 4 LOB: 2 BB: 1 P: 30	R: 0 E: 0 K: 1 S: 10	H: 0 LOB: 1 BB: 1 P: 19	R: 0 E: 0 K: 1 S: 9	H: 1 LOB: 1 BB: 0 P: 16	R: 0 E: 0 K: 1 S: 10	H: 1 LOB: 1 BB: 0 P: 11	R: 0 E: 0 K: 0 S: 9	H: 1 LOB: 1 BB: 0 P: 11	R: 0 E: 0 K: 1 S: 9	H: 1 LOB: 2 BB: 1 P: 18	1B: 4 2B: 4 3B: 0 HR: 0	SF: 0 SAC: 0 DP: 0 HBP: 0	WP: 1 PB: 0 SB: 1 CS: 0	PA: 39					
<b>PITCHER</b>	IP	WLS	BF	H	R	ER	SO	BB	IBB	HBP	BLK	WP	HR	S	P	ERA	WHIP										
Jim Bullinger, R ERA: 8.61 (1, 1)	6.0	W	26	5	3	3	3	2	1	0	0	1	0	57	102	4.50	1.167										
Dave Veres, R ERA: 3.6 (7, 1)	2.0		8	2	0	0	1	0	0	0	0	0	0	19	22	0.00	1.000										
Lee Smith, R ERA: (9, 1)	1.0	S	5	1	0	0	1	1	0	0	0	0	0	9	18	0.00	2.000										

Chicago Cubs @ Montreal Expos  
Olympic Stadium, Montreal, QB  
Wed Apr 23 1997, 7:05 PM EDT  
Att. 11,807 - Dome

livebaseballscorecards.com

AB 35  
R 3  
H 8  
RBI 3  
BB 4  
SO 5  
LOB 13



**BOTTOM**

**Chicago Cubs @ Montreal Expos**  
 Olympic Stadium, Montreal, QB  
 Wed Apr 23 1997, 7:05 PM EDT  
 Att. 11,807 - Dome

livebaseballscorecards.com

<b>AB</b>	<b>34</b>
<b>R</b>	<b>4</b>
<b>H</b>	<b>12</b>
<b>RBI</b>	<b>4</b>
<b>BB</b>	<b>3</b>
<b>SO</b>	<b>6</b>
<b>LOB</b>	<b>19</b>



WP: 0	PA: 38
PB: 0	
SB: 0	
CS: 0	

AB	R	H	RBI	BB	SO	LOB
5	0	3	2	0	0	2
4	0	0	0	1	1	3
4	0	0	0	0	1	5
2	1	1	0	2	0	0
3	0	0	0	0	0	3
1	0	0	0	0	0	3
4	1	3	1	0	0	0
0	0	0	0	0	0	0
4	1	1	1	0	2	2
4	1	2	0	0	2	1
1	0	1	0	0	0	0
1	0	1	0	0	0	0
0	0	0	0	0	0	0
1	0	0	0	0	0	0
0	0	0	0	0	0	0

1B: 7	SF: 0
2B: 5	SAC: 1
3B: 0	DP: 0
HR: 0	HBP: 0

Batter	1	2	3	4	5	6	7	8	9
<b>Mark Grudzielanek, R</b> OBP: 0.312, SLG: 0.421 (1, 6)	1-0 G1-6-3 1B	1-2 G1-3		3-2 2-H 3-H 2B		0-1 G4-3 1B		0-1 L6	
<b>Mike Lansing, R</b> OBP: 0.246, SLG: 0.241 (1, 4)	2-0 SAFE L8		0-2 G4-3	4-0 BB		1-2 K		1-0 F9	
<b>Rondell White, R</b> OBP: 0.308, SLG: 0.438 (1, 8)	1-1 G1-6-3		1-2 G5-3	1-2 K		1-0 G4-3			
<b>David Segui, S</b> OBP: 0.416, SLG: 0.591 (1, 3)	4-0 BB		2-1 P3		1-0 G4-3 2B	4-0 IBB			
<b>Sherman Obando, R</b> OBP: 0.200, SLG: 0.444 <b>F.P. Santangelo, S</b> OBP: 0.500, SLG: 0.500 (6, PH) (7, 9)	2-1 F8			2-2 G6-3	0-0 G4-3	2-2 L4			
<b>Henry Rodriguez, L</b> OBP: 0.311, SLG: 0.603 <b>Joe Orsulak, L</b> OBP: 0.364, SLG: 0.389 (8, 7)		0-1 1B G5-3 1B		1-0 2B	1-2 2B		3-2 F8		
<b>Shane Andrews, R</b> OBP: 0.241, SLG: 0.460 (1, 5)		1-2 G5-3		0-0 1B 2B	0-3 K		1-3 K		
<b>Chris Widger, R</b> OBP: 0.303, SLG: 0.563 (1, 2)		0-2 1B		0-1 SH2-4 2B 1B	2-3 K		1-3 K		
<b>Jim Bullinger, R</b> OBP: 0.400, SLG: 0.400 <b>Doug Strange, S</b> OBP: 0.435, SLG: 0.619 <b>Dave Veres, R</b> OBP: 1.000, SLG: 1.000 <b>Andy Stankiewicz, R</b> OBP: 0.304, SLG: 0.350 <b>Lee Smith, R</b> (9, 1)		1-1 1B		0-0 SH2-4		2-1 G4-3 1B		0-0 G4-3	

Inning Stats	R	H	E	K	S	H	LOB	BB	P	R	H	E	K	S	H	LOB	BB	P
	0	1	0	0	6	3	2	1	16	0	0	0	0	10	0	0	0	13
	0	0	0	0	15	0	0	0	18	0	0	0	0	4	2	0	0	27
	0	0	0	0	10	0	0	0	16	1	2	0	0	12	0	0	0	16
	0	0	0	0	16	0	1	0	22	0	2	0	0	12	0	0	0	22
	0	0	0	0	13	0	0	0	18	0	0	0	0	13	0	0	0	18
	0	0	0	0	16	0	0	0	5	0	0	0	0	4	0	0	0	5

PITCHER	IP	WLS	BF	H	R	ER	SO	BB	IBB	HBP	BLK	WP	HR	S	P	ERA	WHIP
<b>Terry Mulholland, L</b> ERA: 3.49 (1, 1)	4.1	L	24	10	4	4	1	2	0	0	0	0	0	53	82	8.31	2.769
<b>Terry Adams, R</b> ERA: (5, 1)	1.2		8	2	0	0	3	0	1	0	0	0	0	18	30	0.00	1.200
<b>Turk Wendell, R</b> ERA: 2.31 (7, 1)	2.0		6	0	0	0	2	0	0	0	0	0	0	17	23	0.00	0.000

WP	PA	ERA	WHIP
0	38		



Batter	1	2	3	4	5	6	7	8	9	AB R H RBI BB SO LOB	TOP	
<b>Tony Womack, L</b> (1, 4) OBP: 0.277, SLG: 0.364	2-1 		0-2 			1-2 		1-3 		4 0 0 0 0 1 0		
<b>Jermaine Allensworth, R</b> (1, 8) OBP: 0.402, SLG: 0.449	2-3 			3-2 		1-0 		1-1 		4 1 0 0 0 1 0		
<b>Al Martin, L</b> (1, 7) OBP: 0.404, SLG: 0.378	1-2 			3-2 		2-3 			0-1 	4 1 1 0 0 1 1		
<b>Mark Johnson, L</b> (1, 3) OBP: 0.277, SLG: 0.356	1-3 			4-2 		3-1 			3-3 	3 1 1 0 1 2 3		
<b>Kevin Elster, R</b> (1, 6) OBP: 0.360, SLG: 0.459	1-1 	2-3 		1-3 		0-1 		0-0 		4 0 1 0 0 2 2		
<b>18 Jason Kendall, R</b> (1, 2) OBP: 0.328, SLG: 0.322		1-2 			2-1 		1-1 		1-2 	2 1 1 2 0 0 0		
<b>Jose Guillen, R</b> (1, 9) OBP: 0.352, SLG: 0.375		1-0 			0-0 		3-H 		1-0 	4 0 2 0 0 0 1		
<b>Joe Randa, R</b> (1, 5) OBP: 0.262, SLG: 0.310			0-0 		1-1 		0-0 		1-0 	4 0 0 0 0 0 4		
<b>67 Francisco Cordova, R</b> (1, 1) Jeff Granger, R (7, 1) Marc Wilkins, R (7, 1) Dale Sveum, S (8, PH) Rich Loiselle, R (8, 1)			0-0 		0-0 			1-3 		2 0 0 0 0 0 1		
<b>Inning Stats</b>	R: 1 H: 0 E: 1 LOB: 0 K: 2 BB: 0 S: 13 P: 19	R: 0 H: 0 E: 0 LOB: 0 K: 1 BB: 0 S: 7 P: 11	R: 0 H: 0 E: 0 LOB: 0 K: 0 BB: 0 S: 5 P: 5	R: 0 H: 0 E: 0 LOB: 1 K: 1 BB: 1 S: 11 P: 22	R: 0 H: 0 E: 0 LOB: 1 K: 0 BB: 0 S: 5 P: 8	R: 0 H: 0 E: 0 LOB: 0 K: 1 BB: 0 S: 7 P: 11	R: 1 H: 3 E: 0 LOB: 1 K: 0 BB: 0 S: 10 P: 14	R: 0 H: 0 E: 0 LOB: 0 K: 2 BB: 0 S: 11 P: 14	R: 2 H: 3 E: 1 LOB: 1 K: 1 BB: 0 S: 11 P: 17	1B: 4 SF: 1 2B: 2 SAC: 0 3B: 0 DP: 1 HR: 0 HBP: 1	WP: 1 PA: 36 PB: 1 SB: 1 CS: 2	
<b>PITCHER</b> <b>Steve Trachsel, R</b> (1, 1) ERA: 5.96 <b>Bob Patterson, L</b> (8, 1) ERA: 4.0 <b>Mel Rojas, R</b> (8, 1) ERA: 7.11	IP WLS BF H R ER SO BB IBB HBP BLK WP HR S P ERA WHIP											<b>PITCHER</b> IP WLS BF H R ER SO BB IBB HBP BLK WP HR S P ERA WHIP

**Pittsburgh Pirates @ Chicago Cubs**  
 Wrigley Field, Chicago, IL  
 Thu Apr 24 1997, 7:05 PM CDT  
 Att. 21,787 - Unknown - 50 F

livebaseballscorecards.com

<b>AB</b>	<b>32</b>
<b>R</b>	<b>4</b>
<b>H</b>	<b>6</b>
<b>RBI</b>	<b>2</b>
<b>BB</b>	<b>1</b>
<b>SO</b>	<b>8</b>
<b>LOB</b>	<b>12</b>




Batter	1	2	3	4	5	6	7	8	9	AB R H RBI BB SO LOB
Brian McRae, S OBP: 0.197, SLG: 0.235 (1, 8)	F8	F9			P6		F9		K	5 0 0 0 0 1 2
Tyler Houston, L OBP: 0.259, SLG: 0.269 (1, 2)	B1-3		P5		G4-3 1B		G3		G4-3 1B	5 0 2 0 0 0 0
Mark Grace, L OBP: 0.372, SLG: 0.500 (1, 3)	WP 1B BB		F7		G4-3		G4-3 BB 2B		G4-3	3 1 0 0 2 0 3
Sammy Sosa, R OBP: 0.269, SLG: 0.324 (1, 9)	WP 1B				K		G4-3 BB 2B		IBB	2 1 1 0 3 1 2
Brooks Kieschnick, L OBP: 0.355, SLG: 0.429 (1, 7)	G4-3		G6-3			23 G3 1B			K	3 0 1 0 0 0 3
Doug Glanville, R OBP: 0.286, SLG: 0.343 (6, PR) (7, 7)										2 0 1 2 0 1 2
23 Ryne Sandberg, R OBP: 0.245, SLG: 0.205 (1, 4)		L6			G6-3		K			4 0 0 0 0 1 2
Mel Rojas, R (8, 1)										0 0 0 0 0 0 0
Shawon Dunston, R OBP: 0.194, SLG: 0.277 (1, 6)		1B 2B			F9				G6-3	4 1 1 0 0 0 2
José Hernández, R OBP: 0.333, SLG: 0.500 (9, 4)										0 0 0 0 0 0 0
Kevin Orie, R OBP: 0.328, SLG: 0.370 (1, 5)					G6-3				G6-3	3 0 1 1 1 0 0
Steve Trachsel, R (1, 1)									G6-3	2 0 0 0 1 2 4
Bob Patterson, R (8, 1)										0 0 0 0 0 0 0
Rey Sanchez, R OBP: 0.357, SLG: 0.360 (8, 4) (9, 6)					G4-3 1B BB					1 0 0 0 0 0 0

Inning Stats	R: 0	H: 1	E: 0	K: 12	S: 19	R: 1	H: 2	E: 0	K: 13	S: 18	R: 0	H: 0	E: 0	K: 6	S: 7	R: 0	H: 0	E: 0	K: 6	S: 7	R: 0	H: 1	E: 0	K: 11	S: 18	R: 0	H: 1	E: 0	K: 8	S: 13	R: 2	H: 1	E: 0	K: 14	S: 26	R: 0	H: 0	E: 0	K: 5	S: 8	R: 0	H: 1	E: 0	K: 15	S: 26	1B: 5	2B: 2	3B: 0	HR: 0	SF: 0	SAC: 0	DP: 0	HBP: 0
--------------	------	------	------	-------	-------	------	------	------	-------	-------	------	------	------	------	------	------	------	------	------	------	------	------	------	-------	-------	------	------	------	------	-------	------	------	------	-------	-------	------	------	------	------	------	------	------	------	-------	-------	-------	-------	-------	-------	-------	--------	-------	--------

PITCHER	IP	WLS	BF	H	R	ER	SO	BB	IBB	HBP	BLK	WP	HR	S	P	ERA	WHIP
67 Francisco Cordova, R ERA: 1.95 (1, 1)	6.2		29	5	1	1	3	3	1	0	0	1	0	62	97	1.35	1.200
Jeff Granger, L ERA: 11.25 (7, 1)	0.0		1	0	0	0	0	1	0	0	0	0	0	4		∞	∞
Marc Wilkins, R ERA: 9.39 (7, 1)	0.1		3	1	2	2	1	1	0	0	0	0	0	8	13	54.00	6.000
Rich Loiselle, R ERA: 4.09 (8, 1)	2.0	W	8	1	0	0	2	0	1	0	0	0	0	20	34	0.00	0.500

**Pittsburgh Pirates @ Chicago Cubs**  
Wrigley Field, Chicago, IL  
Thu Apr 24 1997, 7:05 PM CDT  
Att: 21,787 - Unknown - 50 F

<b>AB</b>	<b>34</b>
<b>R</b>	<b>3</b>
<b>H</b>	<b>7</b>
<b>RBI</b>	<b>3</b>
<b>BB</b>	<b>7</b>
<b>SO</b>	<b>6</b>
<b>LOB</b>	<b>20</b>



WP: 1 PA: 41  
PB: 0 SB: 1 CS: 0  
ERA WHIP

PITCHER	IP	WLS	BF	H	R	ER	SO	BB	IBB	HBP	BLK	WP	HR	S	P	ERA	WHIP
67 Francisco Cordova, R ERA: 1.95 (1, 1)	6.2		29	5	1	1	3	3	1	0	0	1	0	62	97	1.35	1.200
Jeff Granger, L ERA: 11.25 (7, 1)	0.0		1	0	0	0	0	1	0	0	0	0	0	4		∞	∞
Marc Wilkins, R ERA: 9.39 (7, 1)	0.1		3	1	2	2	1	1	0	0	0	0	0	8	13	54.00	6.000
Rich Loiselle, R ERA: 4.09 (8, 1)	2.0	W	8	1	0	0	2	0	1	0	0	0	0	20	34	0.00	0.500



Batter	1	2	3	4	5	6	7	8	9	AB R H RBI BB SO LOB	TOP	
Tony Womack, L (1, 4) OBP: 0.276, SLG: 0.358	1-2 S BB 1B		1-1 B1-3			0-1 G4-3		0-1 FC6-4 1-2f 2-3		4 0 1 0 0 0 2		
Jermaine Allensworth, R (1, 8) OBP: 0.407, SLG: 0.444	4-0 SAFE S 1-2 BB		2-2 G4-6-3 1B			1-0 P4		2-1 F8		3 0 1 0 1 0 2		
Al Martin, L (1, 7) OBP: 0.375, SLG: 0.347	2-3 K 1-2 2-3		2-1 G4-6-3 1-2f			0-1 P3			0-0 P2	4 0 0 0 0 1 3		
Mark Johnson, L (1, 3) OBP: 0.290, SLG: 0.403	4-0 BB BB BB			1-3 K			0-1 P5		3-2 HR	3 1 1 1 1 1 0		
Kevin Elster, R (1, 6) OBP: 0.342, SLG: 0.431	0-3 K			1-1 P8			1-0 F7		3-2 G3-1	4 0 0 0 0 1 3		
18 Jason Kendall, R (1, 2) OBP: 0.314, SLG: 0.306 Keith Osik, R (8, 2) OBP: 0.133, SLG: 0.071	0-1 F9			1-2 F9			2-2 F8		0-0 G6-3	3 0 0 0 0 0 3 1 0 0 0 0 0 0		
Jose Guillen, R (1, 9) OBP: 0.351, SLG: 0.373		3-3 K			0-0 F9			0-0 FC6-4 1B		3 0 1 0 0 1 0	AB 31	
Joe Randa, R (1, 5) OBP: 0.265, SLG: 0.311		1-3 K			1-1 G6-3			0-0 FC6-4 1B		3 0 1 0 0 1 0	R 1	
Jon Lieber, L (1, 1) OBP: 0.091, SLG: 0.091 Emil Brown, R (5, PH) OBP: 0.407, SLG: 0.273 David Wainhouse, L (5, 1) Midre Cummings, L (8, PH) OBP: 0.190, SLG: 0.300 Jeff Granger, R (8, 1)		0-0 F7			1-1 G5-3			0-0 P9		1 0 0 0 0 0 0 1 0 0 0 0 0 0 0 0 0 0 0 0 0 1 0 0 0 0 0 2 0 0 0 0 0 0 0	H 5	
<b>Inning Stats</b>	R: 0 H: 1 E: 0 LOB: 3 K: 2 BB: 2 S: 11 P: 22	R: 0 H: 0 E: 0 LOB: 0 K: 2 BB: 0 S: 7 P: 11	R: 0 H: 1 E: 0 LOB: 0 K: 0 BB: 0 S: 7 P: 12	R: 0 H: 0 E: 0 LOB: 0 K: 1 BB: 0 S: 8 P: 11	R: 0 H: 0 E: 0 LOB: 0 K: 0 BB: 0 S: 5 P: 7	R: 0 H: 0 E: 0 LOB: 0 K: 0 BB: 0 S: 5 P: 6	R: 0 H: 0 E: 0 LOB: 0 K: 0 BB: 0 S: 6 P: 9	R: 0 H: 2 E: 0 LOB: 2 K: 0 BB: 0 S: 7 P: 9	R: 1 H: 1 E: 0 LOB: 0 K: 0 BB: 0 S: 9 P: 15	1B: 4 SF: 0 2B: 0 SAC: 0 3B: 0 DP: 1 HR: 1 HBP: 0	WP: 0 PA: 33 PB: 0 SB: 2 CS: 0	
<b>PITCHER</b> Kevin Foster, R (1, 1) ERA: 3.7	IP WLS BF H R ER SO BB IBB HBP BLK WP HR S P ERA WHIP	9.0 W 33 5 1 1 5 2 0 0 0 0 1 65 102 1.00 0.778										

Pittsburgh Pirates @ Chicago Cubs  
Wrigley Field, Chicago, IL  
Fri Apr 25 1997, 3:33 AM CDT  
Att. 18,333 - Sunny - 50 F

livebaseballscorecards.com



Batter	1	2	3	4	5	6	7	8	9
<b>Brian McRae, S</b> OBP: 0.210, SLG: 0.250 (1, 8)	1-1 F8	0-0 F8		0-0 G5-3		4-1 G4-3 HBP 2B BB		1-1 G5-3 HR 2B	
<b>Shawon Dunston, R</b> OBP: 0.239, SLG: 0.324 <b>Rey Sanchez, R</b> OBP: 0.345, SLG: 0.346 (6, PR) (7, 6)	1-0 1B 2B		1-1 1B 1B	0-0 1B 1B		1-0 G4-3 2B HBP		1-1 G5-3 2-3	
<b>Mark Grace, L</b> OBP: 0.417, SLG: 0.525 (1, 3)	2-1 G4-3 1B 2-H 1B		2-0 G4-3 1B 1-1	1-1 1-3 3-H 1B		1-1 G4-3 1-2 2-3		4-0 HR BB	
<b>Sammy Sosa, R</b> OBP: 0.289, SLG: 0.395 (1, 9)	0-0 G4-3 1-2 1B		0-0 G4-3 1-2	0-0 G5-3		0-0 2-H 3-H 2B		0-0 1-H 3-H HR	
<b>Brooks Kieschnick, L</b> OBP: 0.353, SLG: 0.419 <b>Doug Glanville, R</b> OBP: 0.297, SLG: 0.333 (1, 7) (6, 7)	0-0 G4-3 1-2 2-3		0-0 2-H 1B		3-3 K	0-0 F9		4-0 23 HR BB	
<b>23 Ryne Sandberg, R</b> OBP: 0.241, SLG: 0.265 (1, 4)	1-2 G6-3		1-1 G4-3		0-3 K		1-2 G5-3	1-2 1-H HR	
<b>Kevin Orie, R</b> OBP: 0.333, SLG: 0.362 (1, 5)		0-0 L9		4-1 2B 1B BB	1-0 1B		1-2 F8	1-3 K	
<b>Scott Servais, R</b> OBP: 0.286, SLG: 0.245 (1, 2)		4-1 SH1-4 BB		0-0 1B 1-3 2B	0-1 G5-3		1-2 G6-3		
<b>Kevin Foster, R</b> (1, 1)		1 SAFE L 0-1 SH1-4		1-3 K		0-1 P9		0-0 F8	

Inning Stats	R: 1	H: 3	E: 0	K: 0	S: 11	R: 0	H: 0	E: 0	K: 0	S: 5	R: 1	H: 3	E: 0	K: 0	S: 7	R: 2	H: 3	E: 0	K: 1	S: 10	R: 0	H: 1	E: 0	K: 2	S: 10	R: 2	H: 1	E: 0	K: 0	S: 7	R: 0	H: 0	E: 0	K: 0	S: 9	R: 5	H: 3	E: 0	K: 1	S: 14	
	LOB: 2	BB: 0	P: 16	LOB: 1	BB: 1	P: 9	LOB: 1	BB: 0	P: 11	LOB: 2	BB: 1	P: 16	LOB: 1	BB: 0	P: 14	LOB: 2	BB: 1	P: 13	LOB: 0	BB: 0	P: 12	LOB: 0	BB: 2	P: 26	LOB: 0	SAC: 1	DP: 0	HBP: 1	WP: 0	PA: 43	ERA	WHIP	1B: 8	SF: 0	2B: 4	SAC: 1	3B: 0	DP: 0	HR: 2	HBP: 1	CS: 0

PITCHER	IP	WLS	BF	H	R	ER	SO	BB	IBB	HBP	BLK	WP	HR	S	P	ERA	WHIP
<b>Jon Lieber, R</b> ERA: 2.35 (1, 1)	4.0	L	22	9	4	4	1	2	0	0	0	0	0	33	52	9.00	2.750
<b>David Wainhouse, R</b> ERA: 12.27 (5, 1)	3.0		13	2	2	2	2	1	0	1	0	0	0	26	39	6.00	1.000
<b>Jeff Granger, L</b> ERA: 18.0 (8, 1)	1.0		8	3	5	5	1	2	0	0	0	0	2	14	26	45.00	5.000

**BOTTOM**


**Pittsburgh Pirates @ Chicago Cubs**  
Wrigley Field, Chicago, IL

Fri Apr 25 1997, 3:33 AM CDT  
Att: 18,333 - Sunny - 50 F

AB	R	H	RBI	BB	SO	LOB
4	2	1	0	1	0	3
3	1	3	1	0	0	0
1	1	0	0	0	0	1
4	2	3	2	1	0	2
5	1	3	5	0	0	3
3	0	1	1	0	1	2
1	1	0	0	1	0	2
5	1	1	2	0	1	3
4	1	1	0	1	1	0
3	1	1	0	1	0	1
3	0	0	0	0	1	2

livebaseballscores.com

AB	36
R	11
H	14
RBI	11
BB	5
SO	4
LOB	19





Batter	1	2	3	4	5	6	7	8	9	AB R H RBI BB SO LOB																										
Tony Womack, L (1, 4) OBP: 0.293, SLG: 0.376	4-1 1B BB	1-2 G4-3		0-0 G3-1 1B 2B		0-0 G4-3		2-2 1B		4 2 2 0 1 0 0																										
Jermaine Allensworth, R (1, 8) OBP: 0.407, SLG: 0.442	1-0 1B 2B 1B	3-2 1B 1B		2-0 P8		1-0 F9		3-2 F8		5 1 2 0 0 0 2																										
Al Martin, L (1, 7) OBP: 0.377, SLG: 0.352	3-2 2B 1B	2-2 CS 1B		2-1 G3-1		3-3 K		1-2 P7		5 1 2 1 0 1 2																										
Mark Johnson, L (1, 3) OBP: 0.311, SLG: 0.400	4-0 2B BB	1-0 G5-3		3-2 1B 1B			4-2 18 2B G4-3 BB	3-2 L8		3 1 1 1 2 0 3																										
Kevin Elster, R (1, 6) OBP: 0.345, SLG: 0.443	1-0 2B		2-2 F8	1-1 18 FC4-6 1B		2-2 G4-3		2-2 F9		5 0 2 2 0 0 1																										
18 Jason Kendall, R (1, 2) OBP: 0.320, SLG: 0.328	1-0 G5-3		0-1 2B 1B	1-0 FC4-6		1-2 2B		2-2 G5-3		5 1 2 1 0 0 4																										
Dale Sveum, S (1, 5) OBP: 0.276, SLG: 0.269	1-3 K		0-0 L8		1-1 L7		4-0 IBB	3-2 G3		4 0 0 0 1 1 3																										
Emil Brown, R (1, 9) OBP: 0.419, SLG: 0.320	4-0 IBB		0-0 2B		1-3 K		1-3 K			3 0 1 1 1 2 2																										
Steve Cooke, R (1, 1) OBP: 0.111, SLG: 0.111	1-3 K		1-2 P9		0-3 K		2-3 K			2 0 0 0 0 1 4																										
Marc Wilkins, R (4, 1)										1 0 0 0 0 1 0																										
Matt Ruebel, L (6, 1)										0 0 0 0 0 0 0																										
Rich Loiselle, R (6, 1)										1 0 0 0 0 1 2																										
Ricardo Rincon, L (7, 1)										0 0 0 0 0 0 0																										
<b>Inning Stats</b>	R: 3 E: 0 K: 2 S: 14	H: 3 LOB: 3 BB: 3 P: 34	R: 0 E: 0 K: 0 S: 11	H: 2 LOB: 1 BB: 0 P: 17	R: 1 E: 0 K: 0 S: 15	H: 2 LOB: 1 BB: 0 P: 18	R: 1 E: 0 K: 0 S: 10	H: 3 LOB: 2 BB: 0 P: 19	R: 0 E: 0 K: 2 S: 9	H: 0 LOB: 0 BB: 0 P: 11	R: 0 E: 0 K: 1 S: 6	H: 0 LOB: 0 BB: 0 P: 10	R: 1 E: 0 K: 2 S: 15	H: 1 LOB: 2 BB: 2 P: 29	R: 0 E: 0 K: 0 S: 14	H: 1 LOB: 1 BB: 0 P: 23	R: 0 E: 0 K: 0 S: 11	H: 0 LOB: 0 BB: 0 P: 18	1B: 8 2B: 4 3B: 0 HR: 0	SF: 0 SAC: 0 DP: 0 HBP: 0	WP: 0 PB: 0 SB: 2 CS: 1	PA: 43														
<b>PITCHER</b>	IP WLS BF H R ER SO BB IBB HBP BLK WP HR S P ERA WHIP																																			
Frank Castillo, R (1, 1) ERA: 6.29	0.0	5	3	3	3	0	2	0	0	0	0	0	0	6	19	∞	∞																			
Kent Bottenfield, R (1, 1) ERA: 4.5	3.1	15	5	2	2	2	0	1	0	0	0	0	0	36	54	5.40	1.500																			
Ramon Tatis, L (4, 1) ERA:	0.2	4	2	0	0	0	0	0	0	0	0	0	0	8	15	0.00	3.000																			
Terry Adams, R (5, 1) ERA:	2.0	6	0	0	0	0	3	0	0	0	0	0	0	15	21	0.00	0.000																			
Turk Wendell, R (7, 1) ERA: 2.84	1.0	6	1	1	1	2	1	1	0	0	0	0	0	15	29	9.00	2.000																			
<b>PITCHER</b>	IP WLS BF H R ER SO BB IBB HBP BLK WP HR S P ERA WHIP																																			
Bob Patterson, L (8, 1) ERA: 3.6	1.0	W	4	1	0	0	0	0	0	0	0	0	0	14	23	0.00	1.000																			
Mel Rojas, R (9, 1) ERA: 6.14	1.0	S	3	0	0	0	0	0	0	0	0	0	0	11	18	0.00	0.000																			

**Pittsburgh Pirates @ Chicago Cubs**  
 Wrigley Field, Chicago, IL  
 Sat Apr 26 1997, 3:33 AM CDT  
 Att. 29,323 - Sunny - 50 F

AB	38
R	6
H	12
RBI	6
BB	5
SO	7
LOB	23



1B	8	SF	0
2B	4	SAC	0
3B	0	DP	0
HR	0	HBP	0

Batter	1	2	3	4	5	6	7	8	9
<b>Brian McRae, S</b> (1, 8) OBP: 0.233, SLG: 0.299	2-3 K		2-3 K	0-0 1B BB 1B		2-0 SF8 3B		0-0 SH1-4 1B	
<b>Doug Glanville, R</b> (1, 7) OBP: 0.317, SLG: 0.342	3-2 G6-3		2-2 FC5-4 1B HBP	0-0 BB WP 1B		0-1 SF8		1-0 SH 1B SH1-4 23 CS	
<b>Mark Grace, L</b> (1, 3) OBP: 0.442, SLG: 0.535	3-2 G4-3		1-0 FC5-4 1B	4-0 BB BB		2-1 1B		2-0 SH1-4	
<b>Sammy Sosa, R</b> (1, 9) OBP: 0.295, SLG: 0.388		1-1 G6-3	1-0 FC5-4 23 FC5-4	4-2 BB		3-3 K		1-0 23 CS 1B	
<b>23 Ryne Sandberg, R</b> (1, 4) OBP: 0.254, SLG: 0.333		2-2 HR	1-1 FC5-4	1-3 K			0-1 G6-3 SH2-3 WP 1B	1-3 K	
<b>Shawon Dunston, R</b> (1, 6) OBP: 0.250, SLG: 0.333		2-2 1B S 1B		0-3 K	0-0 CS 1B		0-0 SH2-3		
<b>Rey Sanchez, R</b> (3, 6) OBP: 0.355, SLG: 0.357									
<b>Kevin Orie, R</b> (1, 5) OBP: 0.357, SLG: 0.367		2-2 1B 1B		2-2 L8	4-2 F9-3 BB		4-2 WP G6-3 BB		
<b>Scott Servais, R</b> (1, 2) OBP: 0.300, SLG: 0.264		1-1 1B		0-0 1B BLK 1B	2-0 F9-3		0-0 G6-3		
<b>Frank Castillo, R</b> <b>Kent Bottenfield, R</b> <b>Ramon Talis, L</b> <b>Dave Clark, L</b> <b>Terry Adams, R</b> <b>Brooks Kieschnick, L</b> <b>Turk Wendell, L</b> <b>Dave Hansen, L</b> <b>Jose Hernandez, R</b> <b>Bob Patterson, R</b> <b>Mei Rojas, R</b>		0-3 K		4-1 1B BB		2-0 G4-3		1-0 B1-3	

AB	R	H	RBI	BB	SO	LOB
5	3	3	0	0	2	0
2	0	1	3	0	0	0
3	0	2	0	1	0	0
4	0	1	2	1	1	3
5	2	2	1	0	2	7
1	0	1	0	0	0	0
2	0	1	0	0	1	0
2	0	1	0	2	0	0
4	1	2	0	0	0	3
0	0	0	0	0	0	0
1	0	0	0	0	1	2
0	0	0	0	0	0	0
0	1	0	0	1	0	0
0	0	0	0	0	0	0
1	0	0	0	0	0	0
0	0	0	0	0	0	0
0	0	0	0	0	0	0
1	0	0	0	0	0	1
0	0	0	0	0	0	0
0	0	0	0	0	0	0
0	0	0	0	0	0	0
0	0	0	0	0	0	0
0	0	0	0	0	0	0
0	0	0	0	0	0	0

AB	R	H	RBI	BB	SO	LOB
31	7	14	6	5	7	16
WP: 2	PA: 41					
PB: 0						
SB: 1						
CS: 3						

PITCHER	IP	WLS	BF	H	R	ER	SO	BB	IBB	HBP	BLK	WP	HR	S	P	ERA	WHIP
<b>Steve Cooke, L</b> (1, 1) ERA: 5.33	3.2		21	8	4	4	4	2	0	1	1	1	1		82	9.82	2.727
<b>Marc Wilkins, R</b> (4, 1) ERA: 8.0	1.1		5	1	0	0	1	2	0	0	0	0	0	11	22	0.00	2.250
<b>Matt Ruebel, L</b> (6, 1) ERA: 6.52	0.2		4	2	1	1	0	0	0	0	0	0	0	6	12	13.50	3.000
<b>Rich Loiselle, R</b> (6, 1) ERA: 4.5	1.0		5	1	1	1	1	1	0	0	0	0	0	10	17	9.00	2.000
<b>Ricardo Rincon, L</b> (7, 1) ERA: 2.79	1.1	L	6	2	1	1	1	0	0	0	0	1	0	8	14	6.75	1.500

**BOTTOM**

**Pittsburgh Pirates @ Chicago Cubs**  
**Wrigley Field, Chicago, IL**  
 Sat Apr 26 1997, 3:33 AM CDT  
 Att: 29,323 - Sunny - 50 F

[livebaseballscorecards.com](http://livebaseballscorecards.com)

<b>AB</b>	<b>31</b>
<b>R</b>	<b>7</b>
<b>H</b>	<b>14</b>
<b>RBI</b>	<b>6</b>
<b>BB</b>	<b>5</b>
<b>SO</b>	<b>7</b>
<b>LOB</b>	<b>16</b>







Batter	1	2	3	4	5	6	7	8	9	AB R H RBI BB SO LOB
Brian McRae, S OBP: 0.220, SLG: 0.280 (1, 8)	2-1 G6-3		0-0 F7			0-0 L8	1-0 G3-1		0-3 K	5 0 0 0 0 1 4
Dave Hansen, L OBP: 0.500, SLG: 0.412 José Hernández, R OBP: 0.389, SLG: 0.500 (7, PH) (8, 5)	4-2 BB BB		2-0 F7			0-0 BB 1B 1B	4-2 BB		1-0 1-2 1B	2 0 1 0 1 0 1 1 0 1 0 1 0 0
Mark Grace, L OBP: 0.439, SLG: 0.511 (1, 3)	4-2 L3 BB			3-2 G3		3-1 BB 1B	1-0 F7		1-0 P5	4 0 1 0 1 0 5
Sammy Sosa, R OBP: 0.283, SLG: 0.369 (1, 9)	2-2 L3			2-2 P4		2-2 L8		0-0 P6		4 0 0 0 0 0 4
Brooks Kieschnick, L OBP: 0.333, SLG: 0.371 (1, 7)		2-2 F8		0-1 E4		4-2 23 FC6-4 BB		3-3 K		3 0 0 0 1 1 0
23 Ryne Sandberg, R OBP: 0.254, SLG: 0.345 (1, 4)		1-3 K		1-0 G5-3		1-0 FC6-4		1-1 2B		4 0 1 0 0 1 4
Scott Servais, R OBP: 0.281, SLG: 0.246 (1, 2)		2-2 G6-3			0-0 F7		0-0 F8	1-1 F8		4 0 0 0 0 0 1
Rey Sanchez, R OBP: 0.343, SLG: 0.344 (1, 6)			1-1 G5-3		2-3 K		3-2 G3-1 BB 1B		0-0 L3	4 0 1 0 0 1 0
Amaury Telemaco, R Bob Patterson, R Dave Clark, L Ramon Tatis, L Turk Wendell, L Tyler Houston, L (1, 1) (7, 1) (7, PH) (8, 1) (8, 1) (9, PH)			4-2 BB		3-3 K		4-1 G3-1 BB		4-1 1B BB	1 0 0 0 0 1 1 0 0 0 0 0 0 0 0 0 0 0 0 0 0 1 0 1 0 0

Inning Stats	R: 0 E: 0 K: 9	H: 0 LOB: 1 BB: 2 P: 21	R: 0 E: 0 K: 11	H: 0 LOB: 0 BB: 0 P: 16	R: 0 E: 0 K: 6	H: 0 LOB: 1 BB: 1 P: 13	R: 0 E: 1 K: 13	H: 0 LOB: 1 BB: 0 P: 19	R: 0 E: 0 K: 8	H: 0 LOB: 0 BB: 0 P: 13	R: 0 E: 0 K: 13	H: 2 LOB: 3 BB: 1 P: 23	R: 0 E: 0 K: 9	H: 1 LOB: 3 BB: 2 P: 22	R: 0 E: 0 K: 8	H: 1 LOB: 1 BB: 0 P: 13	R: 0 E: 0 K: 7	H: 1 LOB: 2 BB: 1 P: 13	1B: 4 2B: 2 3B: 0 HR: 0	SF: 0 SAC: 0 DP: 1 HBP: 0
--------------	----------------------	----------------------------------	-----------------------	----------------------------------	----------------------	----------------------------------	-----------------------	----------------------------------	----------------------	----------------------------------	-----------------------	----------------------------------	----------------------	----------------------------------	----------------------	----------------------------------	----------------------	----------------------------------	----------------------------------	------------------------------------

PITCHER	IP	WLS	BF	H	R	ER	SO	BB	IBB	HBP	BLK	WP	HR	S	P	ERA	WHIP
Jason Schmidt, R ERA: 5.03 (1, 1)	6.2	W	28	3	0	0	3	5	0	0	0	0	0	66	119	0.00	1.200
Ricardo Rincon, L ERA: 2.45 (7, 1)	1.1		6	1	0	0	1	1	0	0	0	0	0	11	21	0.00	1.500
John Ericks, R ERA: 1.08 (9, 1)	1.0		5	1	0	0	1	1	0	0	0	0	0	7	13	0.00	2.000


**BOTTOM**

**Pittsburgh Pirates @ Chicago Cubs**  
Wrigley Field, Chicago, IL

Sun Apr 27 1997, 3:33 AM CDT  
Att. 21,083 - Overcast - 53 F

livebaseballscores.com

AB	32
R	0
H	5
RBI	0
BB	7
SO	5
LOB	19



WP: 0	PA: 39
PB: 0	
SB: 0	
CS: 0	



Batter	1	2	3	4	5	6	7	8	9	AB R H RBI BB SO LOB	TOP
<b>Mark Grudzianek, R</b> (1, 6) <small>OBP: 0.326, SLG: 0.441</small> <b>Andy Stankiewicz, R</b> (8, PR) <small>OBP: 0.304, SLG: 0.350</small>	1-0 		0-0 		1-0 			0-2 		4 1 3 0 0 0 0 0 0 0 0 0 0 0	
<b>Mike Lansing, R</b> (1, 4) <small>OBP: 0.241, SLG: 0.306</small>	2-1 		2-3 			1-0 		1-0 		4 0 0 0 0 1 3	
<b>Rondell White, R</b> (1, 8) <small>OBP: 0.323, SLG: 0.472</small>	0-0 		0-2 			2-3 			3-2 	4 0 0 0 0 1 2	
<b>David Segui, S</b> (1, 3) <small>OBP: 0.413, SLG: 0.580</small>	1-1 			0-1 		2-1 			0-1 	4 1 3 0 0 0 0	
<b>Henry Rodriguez, L</b> (1, 7) <small>OBP: 0.330, SLG: 0.596</small>	0-0 			1-1 			0-2 		2-3 	4 0 1 1 0 1 2	
<b>F.P. Santangelo, S</b> (1, 9) <small>OBP: 0.472, SLG: 0.509</small>			1-3 		0-0 		3-2 		0-2 	3 0 1 1 0 1 0	
<b>Shane Andrews, R</b> (1, 5) <small>OBP: 0.230, SLG: 0.421</small>			0-2 		0-0 		0-1 		0-3 	4 0 0 0 0 1 2	
<b>Chris Widger, R</b> (1, 2) <small>OBP: 0.250, SLG: 0.474</small>			0-1 			0-0 		2-3 		3 0 0 0 0 1 0	
<b>Dustin Hermanson, R</b> (1, 1) <small>OBP: 0.333, SLG: 1.333</small> <b>Salomon Torres, R</b> (1, 1) <small>OBP: 0.333, SLG: 0.333</small> <b>Marc Valdes, R</b> (5, 1) <small>OBP: 0.154, SLG: 0.333</small> <b>Sherman Obando, R</b> (8, PH) <small>OBP: 0.154, SLG: 0.333</small> <b>Dave Veres, R</b> (8, 1) <small>OBP: 1.000, SLG: 1.000</small>			1-2 		1-1 		1-3 			0 0 0 0 0 0 0 2 0 0 0 0 0 0 0 0 0 0 0 0 0 1 0 0 0 0 1 0 0 0 0 0 0 0 0	
<b>Inning Stats</b>	R: 1 H: 3 E: 0 LOB: 2 K: 0 BB: 0 S: 7 P: 11	R: 0 H: 0 E: 0 LOB: 0 K: 1 BB: 0 S: 8 P: 9	R: 0 H: 1 E: 0 LOB: 1 K: 1 BB: 0 S: 10 P: 13	R: 1 H: 1 E: 0 LOB: 0 K: 0 BB: 0 S: 6 P: 7	R: 0 H: 0 E: 0 LOB: 0 K: 0 BB: 0 S: 4 P: 6	R: 0 H: 0 E: 0 LOB: 0 K: 1 BB: 0 S: 6 P: 11	R: 0 H: 0 E: 0 LOB: 0 K: 0 BB: 0 S: 8 P: 11	R: 0 H: 1 E: 0 LOB: 1 K: 2 BB: 0 S: 10 P: 14	R: 0 H: 2 E: 0 LOB: 2 K: 2 BB: 0 S: 16 P: 21	1B: 6 SF: 1 2B: 2 SAC: 0 3B: 0 DP: 0 HR: 0 HBP: 0	WP: 0 PA: 34 PB: 0 SB: 0 CS: 0
<b>PITCHER</b> <b>Terry Mulholland, L</b> (1, 1) <small>ERA: 3.22</small> <b>Mel Rojas, R</b> (9, 1) <small>ERA: 5.4</small>	IP WLS BF H R ER SO BB IBB HBP BLK WP HR S P ERA WHIP 8.0 W 29 6 2 2 5 0 0 0 0 0 0 0 59 82 2.25 0.750 1.0 S 5 2 0 0 2 0 0 0 0 0 0 0 0 16 21 0.00 2.000										

**Montreal Expos @ Chicago Cubs**  
 Wrigley Field, Chicago, IL  
 Mon Apr 28 1997, 7:05 PM CDT  
 Att. 18,755 - Unknown - 53 F

livebaseballscorecards.com

<b>AB</b>	<b>33</b>
<b>R</b>	<b>2</b>
<b>H</b>	<b>8</b>
<b>RBI</b>	<b>2</b>
<b>BB</b>	<b>0</b>
<b>SO</b>	<b>7</b>
<b>LOB</b>	<b>9</b>



Batter	1	2	3	4	5	6	7	8	9
<b>Brian McRae, S</b> OBP: 0.229, SLG: 0.299 (1, 8)	0-0 L3	2-2 SH1-3 WP 2B		2-1 G4-3		1-1 1B		2-3 K	
<b>Shawon Dunston, R</b> OBP: 0.250, SLG: 0.329 <b>Rey Sanchez, R</b> OBP: 0.343, SLG: 0.344 (1, 6) (9, 6)	1-1 S BB G5-3 1B	0-0 SH1-3		1-1 E6		2-1 G5-3		0-1 L4	
<b>Mark Grace, L</b> OBP: 0.426, SLG: 0.480 (1, 3)	4-2 23 BB G5-3 1B BB	3-1 F7		0-0 G1-3			0-1 G3-1		
<b>Sammy Sosa, R</b> OBP: 0.271, SLG: 0.352 (1, 9)	3-2 G5-3	2-2 G1-3			3-3 K		3-3 K		
<b>Brooks Kieschnick, L</b> OBP: 0.357, SLG: 0.378 <b>Doug Glanville, R</b> OBP: 0.333, SLG: 0.359 (1, 7) (5, PR) (6, 7)	4-1 23 BB 1B BB		1-0 F7		1-0 23 WP 1B		1-1 1B		
<b>23 Ryne Sandberg, R</b> OBP: 0.269, SLG: 0.344 (1, 4)	4-1 BB 1B BB		3-1 E S SF9 1B		3-3 K		1-2 G4-3		
<b>Tyler Houston, L</b> OBP: 0.281, SLG: 0.276 (1, 2)	1-0 BB 1B		2-2 SF9		2-0 G4-3			1-0 G6-3	
<b>Kevin Orie, R</b> OBP: 0.365, SLG: 0.381 (1, 5)	4-1 1B BB		1-1 G5-3			0-1 G6-3		2-1 2B	
<b>Terry Mulholland, R</b> OBP: 0.083, SLG: 0.083 <b>Dave Clark, L</b> OBP: 0.304, SLG: 0.316 <b>Mel Rojas, R</b> (1, 1) (8, PH) (9, 1)	0-0 F8			1-1 L3		2-3 K		4-0 BB	

AB	R	H	RBI	BB	SO	LOB
5	1	2	0	0	1	2
4	1	1	0	0	0	3
0	0	0	0	0	0	0
3	1	0	0	1	0	1
4	0	0	1	0	2	1
2	1	1	0	1	0	0
1	0	1	0	0	0	0
3	1	1	0	1	1	2
3	0	1	3	0	0	2
3	0	1	0	1	0	0
3	0	0	0	0	1	3
0	0	0	0	1	0	0
0	0	0	0	0	0	0

AB	R	H	RBI	BB	SO	LOB
31	5	8	4	5	5	14

Inning	1	2	3	4	5	6	7	8	9
<b>R</b>	3	1	1	0	0	0	0	0	0
<b>H</b>	2	1	1	0	0	1	1	1	0
<b>ER</b>	0	0	0	0	0	0	0	0	0
<b>LOB</b>	3	0	0	1	2	1	1	2	0
<b>K</b>	0	0	0	0	2	1	1	1	1
<b>BB</b>	4	0	0	0	0	0	0	1	2
<b>P</b>	34	16	16	11	19	15	16	17	17

WP	HR	S	P	ERA	WHIP
2	0	12	33	40.50	9.000
0	0	35	60	2.25	0.750
0	0	23	34	0.00	0.857
0	0	8	17	0.00	2.000

**Montreal Expos @ Chicago Cubs**  
**Wrigley Field, Chicago, IL**  
 Mon Apr 28 1997, 7:05 PM CDT  
 Att: 18,755 - Unknown - 53 F

livebaseballscores.com





Batter	1	2	3	4	5	6	7	8	9	AB R H RBI BB SO LOB	TOP											
Andy Stankiewicz, R OBP: 0.357, SLG: 0.440 (1, 6)	1-0 FC5-2 2B 1B	0-0 2B		0-3 K		2-3 K 1-2			3-1 1B 1B	5 0 3 0 0 2 1												
Mike Lansing, R OBP: 0.262, SLG: 0.368 (1, 4)	0-0 FC5-2 1-3 1B 2B	4-0 BB		2-1 HR		1-1 G6-3			1-3 K	4 2 2 1 1 1 1												
Rondell White, R OBP: 0.317, SLG: 0.457 (1, 8)	2-1 FC5-2 1B HR 2-3 3-H	0-2 F9		2-3 K			1-0 F8		2-0 G4-6-3 1B 1-2	5 1 1 0 0 1 4												
David Segui, S OBP: 0.402, SLG: 0.558 (1, 3)	0-0 1-2 HR 1B 3-H	1-3 K			0-0 G4-3			1-3 K	1-1 G4-6-3 1B 1-2f	5 1 1 1 0 2 4												
Darrin Fletcher, L OBP: 0.288, SLG: 0.490 (1, 2)	0-1 HR 1-H 2-H			1-1 F8		4-2 BB BB		1-0 L9		3 1 1 3 1 0 0												
Henry Rodriguez, L OBP: 0.337, SLG: 0.656 (1, 7)	0-0 HR			2-2 HR		1-3 K			2-0 G3	4 2 2 2 0 1 1												
F.P. Santangelo, S OBP: 0.461, SLG: 0.482 (1, 9)	3-3 K			1-3 K		4-1 BB			2-3 K	3 0 0 0 1 3 0												
Shane Andrews, R OBP: 0.231, SLG: 0.459 (1, 5)	1-1 G6-3			2-3 K		3-3 K			1-2 HR	4 1 1 1 0 2 2												
Jim Bullinger, R OBP: 0.286, SLG: 0.286 (1, 1)									0-2 F8	2 0 0 0 0 1 0												
Anthony Telford, R OBP: 0.400, SLG: 0.600 (4, 1)										0 0 0 0 0 0 0												
Joe Orsulak, L OBP: 0.379, SLG: 0.417 (6, PH)										0 0 0 0 1 0 0												
Omar Daal, L OBP: 0.333, SLG: 0.333 (6, 1)										0 0 0 0 0 0 0												
Marc Valdes, R OBP: 0.333, SLG: 0.333 (6, 1)										0 0 0 0 0 0 0												
Sherman Cabando, R OBP: 0.143, SLG: 0.308 (8, PH)										1 0 0 0 0 0 0												
Ugueth Urbina, R (8, 1)										0 0 0 0 0 0 0												
<b>Inning Stats</b>	R: 5 E: 0 K: 1 S: 13	H: 5 LOB: 0 BB: 0 P: 20	R: 0 E: 0 K: 1 S: 13	H: 1 LOB: 2 BB: 1 P: 19	R: 1 E: 0 K: 2 S: 11	H: 1 LOB: 0 BB: 0 P: 17	R: 1 E: 0 K: 3 S: 14	H: 1 LOB: 0 BB: 0 P: 19	R: 0 E: 0 K: 2 S: 10	H: 0 LOB: 2 BB: 2 P: 22	R: 0 E: 0 K: 1 S: 8	H: 0 LOB: 0 BB: 1 P: 15	R: 0 E: 0 K: 1 S: 5	H: 0 LOB: 0 BB: 0 P: 8	R: 1 E: 0 K: 1 S: 12	H: 1 LOB: 0 BB: 0 P: 17	R: 0 E: 0 K: 1 S: 8	H: 2 LOB: 1 BB: 0 P: 15	1B: 4 2B: 2 3B: 0 HR: 5	SF: 0 SAC: 0 DP: 1 HBP: 0	WP: 0 PB: 0 SB: 0 CS: 1	PA: 40
<b>PITCHER</b>	IP WLS BF H R ER SO BB IBB HBP BLK WP HR S P ERA WHIP																					
Steve Trachsel, R ERA: 7.04 (1, 1)	5.0 W 26 8 7 7 9 3 0 0 0 0 4 61 97 12.60 2.200																					
Kent Bottenfield, R ERA: 4.2 (6, 1)	1.0 3 0 0 0 1 1 0 0 0 0 0 8 15 0.00 1.000																					
Bob Patterson, L ERA: 3.75 (7, 1)	1.2 6 1 1 1 2 0 0 0 0 0 1 14 22 5.40 0.600																					
Terry Adams, R ERA: (8, 1)	1.1 5 2 0 0 1 0 0 0 0 0 0 11 18 0.00 1.500																					

**Montreal Expos @ Chicago Cubs**  
Wrigley Field, Chicago, IL  
Tue Apr 29 1997, 3:33 AM CDT  
Att. 21,886 - Sunny - 68 F

[livebaseballscorecards.com](http://livebaseballscorecards.com)

AB	36
R	8
H	11
RBI	8
BB	4
SO	13
LOB	13



Batter	1	2	3	4	5	6	7	8	9
Brian McRae, S OBP: 0.238, SLG: 0.297 (1, 8)	4-2 G4-6-3 1B BB		2-1 1B HR 1B	0-0 F7		3-2 F8 2-3	2-2 G6-3		
Shawon Dunston, R OBP: 0.272, SLG: 0.364 Terry Adams, R (8, 1)	1-0 G4-6-3 1B		0-0 1B HR 1B	1-1 2B		1-0 SF7 3-H	2-1 G6-3		
Mark Grace, L OBP: 0.424, SLG: 0.491 (1, 3)	0-0 G4-6-3 1-2f 2-3		2-3 K	2-0 F7		0-1 1B 2B	2-2 F9 E 1B		
Sammy Sosa, R OBP: 0.277, SLG: 0.348 (1, 9)	2-1 HR 1B		2-2 F7		1-1 G6-3	4-0 1B 2B IBB	0-1 E3 1-2		
Brooks Kieschnick, L OBP: 0.391, SLG: 0.561 Doug Glanville, R OBP: 0.326, SLG: 0.350 (6, PR) (7, 7)	2-2 HR		3-1 HR		0-1 F9	3-2 S 2B 1B	1-1 P6		
23 Ryne Sandberg, R OBP: 0.271, SLG: 0.333 Kent Bottenfield, R (6, 1) Dave Clark, L OBP: 0.333, SLG: 0.400 Bob Patterson, R (7, 1) Rey Sanchez, R OBP: 0.333, SLG: 0.333 (8, 6)	1-2 G4-3		0-1 F7		1-0 HBP	3-2 E 2B	0-0 F9 2-3		
Kevin Orie, R OBP: 0.354, SLG: 0.358 (1, 5)		4-2 B3-6-1 BB		3-3 K	0-0 G3	1-0 E5 2-H	3-2 P3		
Scott Servais, R OBP: 0.294, SLG: 0.262 (1, 2)		0-0 P9		1-1 2B 1B		1-1 F8 BB 1B	1-2 P4		
Steve Trachsel, R OBP: 0.182, SLG: 0.200 José Hernández, R OBP: 0.400, SLG: 0.471 (6, 4)		0-0 B3-6-1 1-2f		0-0 2B 2B		4-2 2B BB	0-1 L8		


Inning Stats	R: 3	H: 3	E: 0	K: 0	S: 12	LOB: 0	BB: 1	P: 22	R: 0	H: 0	E: 0	K: 0	S: 4	LOB: 0	BB: 1	P: 8	R: 3	H: 3	E: 0	K: 1	S: 13	LOB: 0	BB: 0	P: 22	R: 2	H: 3	E: 0	K: 1	S: 11	LOB: 1	BB: 0	P: 18	R: 0	H: 0	E: 0	K: 0	S: 5	LOB: 1	BB: 0	P: 7	R: 6	H: 4	E: 1	K: 0	S: 24	LOB: 2	BB: 2	P: 46	R: 0	H: 0	E: 0	K: 0	S: 8	LOB: 0	BB: 0	P: 12	R: 0	H: 1	E: 1	K: 0	S: 13	LOB: 2	BB: 0	P: 19
--------------	------	------	------	------	-------	--------	-------	-------	------	------	------	------	------	--------	-------	------	------	------	------	------	-------	--------	-------	-------	------	------	------	------	-------	--------	-------	-------	------	------	------	------	------	--------	-------	------	------	------	------	------	-------	--------	-------	-------	------	------	------	------	------	--------	-------	-------	------	------	------	------	-------	--------	-------	-------

PITCHER	IP	WLS	BF	H	R	ER	SO	BB	IBB	HBP	BLK	WP	HR	S	P	ERA	WHIP
Jim Bullinger, R ERA: 10.13 (1, 1)	3.2	L	20	9	8	8	2	2	0	0	0	0	2	39	67	19.64	3.000
Anthony Telford, R ERA: 4.8 (4, 1)	1.1		5	0	0	0	0	0	0	1	0	0	0	6	10	0.00	0.000
Omar Daal, L ERA: 7.04 (6, 1)	0.2		7	3	5	5	0	1	1	0	0	0	0	16	33	67.50	6.000
Marc Valdes, R ERA: 7.62 (6, 1)	1.1		6	1	1	0	0	0	0	0	0	0	0	16	25	0.00	0.750
Ugueth Urbina, R ERA: 1.5 (8, 1)	1.0		5	1	0	0	0	0	0	0	0	0	0	13	19	0.00	1.000

**BOTTOM**

AB	R	H	RBI	BB	SO	LOB
4	2	1	0	1	0	3
4	1	3	2	0	0	0
0	0	0	0	0	0	0
5	1	2	1	0	1	5
4	2	1	1	1	0	3
4	2	3	6	0	0	0
1	1	0	0	0	0	2
2	0	0	0	0	0	0
0	0	0	0	0	0	0
1	1	1	2	0	0	0
0	0	0	0	0	0	0
1	0	0	0	0	0	2
4	0	0	0	1	1	4
4	2	2	0	0	0	3
2	1	1	1	0	0	1
1	1	0	0	1	0	0

**AB 37**  
**R 14**  
**H 14**  
**RBI 13**  
**BB 4**  
**SO 2**  
**LOB 23**



**Montreal Expos @ Chicago Cubs**  
**Wrigley Field, Chicago, IL**  
 Tue Apr 29 1997, 3:33 AM CDT  
 Att: 21,886 - Sunny - 68 F

WP: 0 PA: 43  
 PB: 0  
 SB: 2  
 CS: 0









Batter	1	2	3	4	5	6	7	8	9	AB R H RBI BB SO LOB	TOP		
Brian McRae, S (1, 8) OBP: 0.252, SLG: 0.307	3-2 G3-6 1B		2-3 K		0-0 G4-3			3-1 BB BLK E 1B	1-0 1B	5 1 3 0 0 1 1			
Shawon Dunston, R (1, 6) OBP: 0.297, SLG: 0.395	0-2 G3-6 1-2f		2-2 G6-3			2-1 SF8 3B		1-2 E6 E BB G4-6-3 1B	0-0 SAFE FC4-6 1B	5 2 2 0 0 0 2			
Mark Grace, L (1, 3) OBP: 0.421, SLG: 0.516	4-1 BB			1-1 L3		0-0 SF8		4-1 G4-6-3 E BB	1-1 FC4-6 1-2f	2 0 0 1 2 0 2			
Sammy Sosa, R (1, 9) OBP: 0.282, SLG: 0.350	1-3 K			4-2 FC4-6 BB		3-1 G4-3		1-2 E3 G4-6-3		3 0 0 1 1 1 3			
Brooks Kieschnick, L (1, 7) OBP: 0.359, SLG: 0.489 Doug Glanville, R (8, 7) OBP: 0.326, SLG: 0.350				1-2 FC4-6 1-2f		0-0 G4-3		0-1 G4-6-3		3 0 0 0 1 0 3 0 0 0 0 0 0 0			
23 Ryne Sandberg, R (1, 4) OBP: 0.269, SLG: 0.324				0-1 F8			2-1 P9	3-1 F8		4 0 0 0 0 0 3			
Tyler Houston, L (1, 5) OBP: 0.289, SLG: 0.371					0-0 L3		2-1 G4-3		0-0 HR	4 1 2 1 0 0 0			
Scott Servais, R (1, 2) OBP: 0.316, SLG: 0.324				0-1 G1-6-3 1-2f		2-1 SH1-4 1B		4-2 BB	0-1 P3	3 0 1 0 1 0 2			
Frank Castillo, R (1, 1) Dave Clark, L (7, PH) OBP: 0.370, SLG: 0.409 Bob Patterson, R (7, 1) Mel Rojas, R (7, 1) Dave Hansen, L (9, PH) OBP: 0.444, SLG: 0.333				0-1 G5-3		2-1 SH1-4		1-0 G1-6-4	1-2 P4	1 0 0 0 0 0 0 1 0 0 0 0 0 1 0 0 0 0 0 0 0 0 0 0 0 0 0 0 1 0 0 0 0 0 0			
<b>Inning Stats</b>	R: 0 H: 1 E: 0 LOB: 1 K: 1 BB: 1 S: 10 P: 18	R: 0 H: 1 E: 0 LOB: 1 K: 0 BB: 1 S: 7 P: 14	R: 0 H: 0 E: 0 LOB: 0 K: 1 BB: 0 S: 11 P: 15	R: 0 H: 0 E: 0 LOB: 1 K: 0 BB: 1 S: 9 P: 15	R: 0 H: 1 E: 0 LOB: 1 K: 0 BB: 0 S: 6 P: 10	R: 1 H: 1 E: 0 LOB: 0 K: 0 BB: 0 S: 6 P: 11	R: 0 H: 0 E: 0 LOB: 1 K: 0 BB: 1 S: 9 P: 18	R: 2 H: 1 E: 2 LOB: 1 K: 0 BB: 1 S: 16 P: 28	R: 1 H: 3 E: 0 LOB: 2 K: 0 BB: 0 S: 10 P: 13	1B: 6 SF: 1 2B: 0 SAC: 1 3B: 1 DP: 3 HR: 1 HBP: 0	WP: 0 PA: 39 PB: 0 SB: 0 CS: 0		
<b>PITCHER</b>	IP WLS BF H R ER SO BB IBB HBP BLK WP HR S P ERA WHIP											<b>PITCHER</b>	IP WLS BF H R ER SO BB IBB HBP BLK WP HR S P ERA WHIP
Bill Swift, R (1, 1) ERA: 3.49	6.0 W 23 4 1 1 2 3 0 0 0 0 0 0 49 83 1.50 1.167												
Jerry Dipoto, R (7, 1) ERA: 4.76	1.0 6 1 2 0 0 1 0 0 0 1 0 0 14 27 0.00 2.000												
Mike Munoz, L (8, 1) ERA: 7.71	0.0 1 0 0 0 0 1 0 0 0 0 0 0 1 5 ∞ ∞												
Jeff McCurry, R (8, 1) ERA: 1.42	1.0 3 0 0 0 0 0 0 0 0 0 0 0 10 14 0.00 0.000												
Steve Reed, R (9, 1) ERA: 3.0	1.0 S 6 3 1 1 0 0 0 0 0 0 0 1 10 13 9.00 3.000												

Chicago Cubs @ Colorado Rockies  
 Coors Field, Denver, CO  
 Thu May 01 1997, 3:33 AM MDT  
 Att. 48,052 - Overcast - 55 F

livebaseballscorecards.com

AB	32
R	4
H	8
RBI	3
BB	5
SO	2
LOB	17



Batter	1	2	3	4	5	6	7	8	9	AB	R	H	RBI	BB	SO	LOB
Eric Young Sr., R OBP: 0.407, SLG: 0.444 (1, 4)	1-0 G6-3 ①		4-1 FC6 S BB		0-1 G5-3 ①	1-0 L6 ③		1-0 L8 ③		4	1	0	0	1	0	3
Quinton McCracken, S OBP: 0.410, SLG: 0.500 (1, 8)	2-3 K ②		4-2 FC6 E BB 1-2		0-0 G5-3 ②		2-2 HR ①			3	2	1	1	1	1	0
Larry Walker, L OBP: 0.527, SLG: 0.882 (1, 9)	4-0 BB ③		1-2 FC6 1-H 2-H		0-0 G4-3 ③		1-3 K ①			3	0	0	0	1	1	0
Andres Galarraga, R OBP: 0.463, SLG: 0.595 (1, 3)	2-2 F8 ③		0-0 L9 ②			2-2 HR 1B		0-1 1B		4	1	2	0	0	0	2
Dante Bichette, R OBP: 0.354, SLG: 0.462 Ellis Burks, R OBP: 0.241, SLG: 0.455 (1, 7) (9, 7)		1-1 F8 ①	0-0 F9 ③			1-0 HR 1-H		0-1 F9 ②		4	1	1	2	0	0	2
Vinny Castilla, R OBP: 0.444, SLG: 0.667 (1, 5)		2-0 E S 1B		0-0 F8 ①		0-0 G5-3 ①		0-2 G6-3 ③		4	0	1	0	0	0	1
Kirt Manwaring, R OBP: 0.382, SLG: 0.417 (1, 2)		1-3 K ②		2-2 CS 2B		0-1 1B 1B		0-0 G6-3 ①		4	0	2	0	0	1	1
Walt Weiss, S OBP: 0.354, SLG: 0.386 (1, 6)		3-3 K ③		4-1 CS BB		3-2 F7 ②		0-1 2B		3	0	1	0	1	1	2
Bill Swift, R Darnell Coles, R Jery Dipoto, R Mike Munoz, L Jeff McCurry, R John Vander Wal, L Steve Reed, R (1, 1) (6, PH) (7, 1) (8, 1) (8, 1) (8, PH) (9, 1)			1-2 L5 ①	1-0 G1-3 ③		1-2 1B ①		2-3 K ②		2	0	0	0	0	0	2

Inning Stats	R: 0	H: 0	E: 0	K: 1	S: 8	R: 0	H: 1	E: 0	K: 2	S: 9	R: 2	H: 0	E: 1	K: 0	S: 12	R: 0	H: 1	E: 0	K: 0	S: 6	R: 0	H: 0	E: 0	K: 0	S: 4	R: 2	H: 4	E: 0	K: 1	S: 15	R: 1	H: 2	E: 0	K: 1	S: 8	R: 0	H: 1	E: 0	K: 1	S: 8	1B: 5	SF: 0	2B: 2	SAC: 0	3B: 0	DP: 0	HR: 2	HBP: 0	WP: 0	PA: 37
--------------	------	------	------	------	------	------	------	------	------	------	------	------	------	------	-------	------	------	------	------	------	------	------	------	------	------	------	------	------	------	-------	------	------	------	------	------	------	------	------	------	------	-------	-------	-------	--------	-------	-------	-------	--------	-------	--------

PITCHER	IP	WLS	BF	H	R	ER	SO	BB	IBB	HBP	BLK	WP	HR	S	P	ERA	WHIP
Frank Castillo, R ERA: 5.64 (1, 1)	6.0	L	28	6	4	2	3	4	0	0	0	0	1	55	96	3.00	1.667
Bob Patterson, L ERA: 4.38 (7, 1)	0.1		3	2	1	1	1	0	0	0	0	0	1	9	12	27.00	6.000
Mel Rojas, R ERA: 4.5 (7, 1)	1.2		6	1	0	0	1	0	0	0	0	0	0	14	17	0.00	0.600


**BOTTOM**

**Chicago Cubs @ Colorado Rockies**  
Coors Field, Denver, CO

Thu May 01 1997, 3:33 AM MDT  
Att: 48,052 - Overcast - 55 F

livebaseballscores.com

AB	33
R	5
H	9
RBI	3
BB	4
SO	5
LOB	14







BOTTOM

Chicago Cubs @ Los Angeles Dodgers  
Dodger Stadium, Los Angeles, CA

Fri May 02 1997, 7:05 PM PDT  
Att. 41,313 - Unknown - 75 F

livebaseballscorecards.com

AB	39
R	8
H	11
RBI	8
BB	8
SO	4
LOB	22



WP	1	PA	48
PB	0		
SB	1		
CS	0		

AB R H RBI BB SO LOB

6	1	2	0	0	0	1
6	3	3	0	0	1	3
4	2	3	3	1	0	0
0	1	0	1	0	0	0
4	1	1	0	1	0	2
4	0	1	2	1	0	4
5	0	1	1	0	1	4
3	0	0	0	2	1	1
3	0	0	1	2	0	3
2	0	0	0	0	0	0
1	0	0	0	0	1	1
0	0	0	0	0	0	0
0	0	0	0	0	0	0
0	0	0	0	0	0	0
0	0	0	0	0	0	0
0	0	0	0	0	0	0
1	0	0	0	0	0	3
0	0	0	0	0	0	0

1B:	5	SF:	1
2B:	5	SAC:	0
3B:	0	DP:	0
HR:	1	HBP:	0

Batter	1	2	3	4	5	6	7	8	9	10
Wilton Guerrero, S OBP: 0.298, SLG: 0.444 (1, 4)	0-1 1B 2B	1-0 F8		0-0 B4		0-1 F8		0-0 1-2 1B		1-1 P3
Greg Gagne, R OBP: 0.396, SLG: 0.510 (1, 6)	1-1 G5-3		0-0 1B 2B 1B	1-0 F9		0-1 HR 1B		3-3 K		1-0 E9 SF8 2B
Mike Piazza, R OBP: 0.444, SLG: 0.579 Tom Prince, R OBP: 0.333, SLG: 0.300 (9, PR) (10, 2)	1-0 2B 2B 1B		1-2 2B 1B		0-1 G4-3		1-2 HR		4-1 BB BB BB	0-2 SF8
Eric Karros, R OBP: 0.304, SLG: 0.333 (1, 3)	0-0 2B 2B		0-0 P6		1-0 G6-3		0-0 F9		4-2 BB BB BB	
Raul Mondesi, R OBP: 0.351, SLG: 0.500 (1, 9)	2-1 2B		1-0 P4		4-2 S BB		2-1 G1-3		1-0 P5	
Todd Hollandsworth, L OBP: 0.279, SLG: 0.320 (1, 7)	1-1 F9		0-0 2B		3-3 K		1-2 G1-3		1-2 P6	
Todd Zeile, R OBP: 0.304, SLG: 0.302 (1, 5)	3-3 K		4-1 BB				2-0 P4		4-2 P3	
Wayne Kirby, L OBP: 0.296, SLG: 0.182 (1, 8)		0-0 P3	1-1 F7				4-2 WP BB		1-0 G3	4-2 BB
Ramon Martinez, R 37 Darren Dreifort, R Chip Hale, L Scott Radinsky, L Mark Guthrie, R Billy Ashby, R Brett Butler, L Darren Klatte, R Nelson Litano, S Tom Candiotti, R		2-1 F7		0-0 F7			2-3 K		4-2 1B BB	2-1 G3

Inning Stats	R: 3	H: 4	E: 0	K: 1	S: 13	R: 0	H: 0	E: 0	K: 0	S: 4	R: 1	H: 3	E: 0	K: 0	S: 10	R: 0	H: 0	E: 0	K: 1	S: 10	R: 0	H: 2	E: 0	K: 0	S: 11	R: 0	H: 1	E: 0	K: 1	S: 10	R: 1	H: 0	E: 0	K: 0	S: 16	R: 1	H: 1	E: 1	K: 0	S: 6
	LOB: 1	BB: 0	P: 21			LOB: 0	BB: 0	P: 7			LOB: 3	BB: 1	P: 17			LOB: 0	BB: 0	P: 4			LOB: 1	BB: 1	P: 15			LOB: 2	BB: 1	P: 21			LOB: 3	BB: 4	P: 36			LOB: 0	BB: 0	P: 8		

PITCHER	IP	WLS	BF	H	R	ER	SO	BB	IBB	HBP	BLK	WP	HR	S	P	ERA	WHIP
Amaury Telemaco, R ERA: 5.4	(1, 1)	5.0		24	7	4	4	2	2	0	0	0	0	40	66	7.20	1.800
Kent Bottenfield, R ERA: 4.76	(6, 1)	1.0		6	2	2	1	1	0	0	0	1	1	15	24	18.00	3.000
Terry Adams, R ERA:	(7, 1)	2.0		8	1	0	0	1	0	0	0	0	0	16	30	0.00	1.000
Mel Rojas, R ERA: 4.91	(9, 1)	1.0		7	0	1	1	0	4	0	0	0	0	16	36	9.00	4.000
Bob Patterson, L ERA: 4.15	(10, 1)	0.2	L	3	1	1	0	0	0	0	0	0	0	6	8	0.00	1.500





Batter	1	2	3	4	5	6	7	8	9	AB	R	H	RBI	BB	SO	LOB
Wilton Guerrero, S OBP: 0.286, SLG: 0.426 (1, 4) C F X	0-2 G5-3 ①		3-1 G5-3 ③			1-2 G4-3 ②		0-0 F7 ③		4	0	0	0	0	0	2
Greg Gagne, R OBP: 0.391, SLG: 0.495 (1, 6) C X	0-1 F9 ②			4-1 G4-6-3 BB		0-0 G5-3 ③			2-0 G6-3 ①	3	0	0	0	1	0	0
Mike Piazza, R OBP: 0.436, SLG: 0.563 (1, 2) B C X	1-1 F9 ③			0-0 G4-6-3 1-2f			1-2 1B 1B		1-0 G5-3 ②	4	0	1	0	0	0	1
Eric Karros, R OBP: 0.302, SLG: 0.330 (1, 3)		1-0 P4 ①		2-1 F9 ③			0-0 F9 ①		1-1 1B 1B	4	1	1	0	0	0	1
Raul Mondesi, R OBP: 0.356, SLG: 0.500 (1, 9)		1-1 F7 ②			1-0 G5-3 ①		3-0 G4-3 1B		1-1 1B 1B	4	0	2	0	0	0	0
Todd Zeile, R OBP: 0.311, SLG: 0.322 Juan Castro, R (9, PR)		2-2 F9 ③			0-0 2B		0-1 G4-3 1-2f		3-2 1B 1-3 2-H	4	0	2	1	0	0	2
Billy Ashley, R OBP: 0.250, SLG: 0.278 Wayne Kirby, L OBP: 0.286, SLG: 0.174 (1, 7) (9, 8)			0-1 G6-3 2B		1-1 F7 ②			3-1 F8 ①	2-1 G3 ③	3	0	1	0	0	0	1
Todd Hollandsworth, L OBP: 0.271, SLG: 0.310 (1, 8) (9, 7)			1-2 G6-3 2-3		0-0 G3-1 ③			1-2 F8 ②		3	0	0	0	0	0	2
Ismael Valdez, R Darren Hall, R Nelson Liriano, S 37 Darren Dreifort, R (1, 1) (8, 1) (8, PH) (9, 1)			0-3 K ②			1-2 G6-3 ①		1-0 2B		2	0	0	0	0	1	1

Inning Stats	R: 0	H: 0	E: 0	LOB: 0	K: 0	BB: 0	S: 8	P: 9	R: 0	H: 0	E: 0	LOB: 0	K: 0	BB: 0	S: 6	P: 10	R: 0	H: 1	E: 0	LOB: 1	K: 1	BB: 0	S: 11	P: 15	R: 0	H: 0	E: 0	LOB: 0	K: 0	BB: 1	S: 4	P: 10	R: 0	H: 1	E: 0	LOB: 1	K: 0	BB: 0	S: 5	P: 7	R: 0	H: 0	E: 0	LOB: 0	K: 0	BB: 0	S: 9	P: 11	R: 0	H: 2	E: 0	LOB: 1	K: 0	BB: 0	S: 7	P: 11	R: 0	H: 1	E: 0	LOB: 1	K: 0	BB: 0	S: 7	P: 12	R: 1	H: 3	E: 0	LOB: 2	K: 0	BB: 0	S: 14	P: 24	1B: 5	SF: 0	2B: 3	SAC: 0	3B: 0	DP: 2	HR: 0	HBP: 0	WP: 0	PA: 34
--------------	------	------	------	--------	------	-------	------	------	------	------	------	--------	------	-------	------	-------	------	------	------	--------	------	-------	-------	-------	------	------	------	--------	------	-------	------	-------	------	------	------	--------	------	-------	------	------	------	------	------	--------	------	-------	------	-------	------	------	------	--------	------	-------	------	-------	------	------	------	--------	------	-------	------	-------	------	------	------	--------	------	-------	-------	-------	-------	-------	-------	--------	-------	-------	-------	--------	-------	--------


PITCHER	IP	WLS	BF	H	R	ER	SO	BB	IBB	HBP	BLK	WP	HR	S	P	ERA	WHIP
Terry Mulholland, L ERA: 2.8 (1, 1)	8.2	W	31	6	1	1	1	1	0	0	0	0	0	61	93	1.04	0.808
Mel Rojas, R ERA: 4.91 (9, 1)	0.0		2	2	0	0	0	0	0	0	0	0	0	8	12	∞	∞
Terry Adams, R ERA: (9, 1)	0.1	S	1	0	0	0	0	0	0	0	0	0	0	2	4	0.00	0.000

**BOTTOM**

**Chicago Cubs @ Los Angeles Dodgers**  
Dodger Stadium, Los Angeles, CA

Sat May 03 1997, 7:05 PM PDT  
Att: 44,519 - Unknown - 72 F

<b>AB</b>	<b>33</b>
<b>R</b>	<b>1</b>
<b>H</b>	<b>8</b>
<b>RBI</b>	<b>1</b>
<b>BB</b>	<b>1</b>
<b>SO</b>	<b>1</b>
<b>LOB</b>	<b>12</b>



PITCHER	IP	WLS	BF	H	R	ER	SO	BB	IBB	HBP	BLK	WP	HR	S	P	ERA	WHIP
---------	----	-----	----	---	---	----	----	----	-----	-----	-----	----	----	---	---	-----	------



Batter	1	2	3	4	5	6	7	8	9	AB R H RBI BB SO LOB	TOP											
Brian McRae, S OBP: 0.270, SLG: 0.325 (1, 8)	2-3 K	0-0 L7			1-0 G1-3		3-1 CS 2B			4 0 1 1 0 1 1												
Shawon Dunston, R OBP: 0.286, SLG: 0.376 José Hernández, R OBP: 0.417, SLG: 0.450 (1, 6) (4, 6)	1-2 BB S 1B		3-1 F8		0-2 CS 1B		4-0 3-H 2-H BB			2 0 1 0 0 0 0 1 0 1 0 1 0 0												
Mark Grace, L OBP: 0.404, SLG: 0.472 (1, 3)	0-0 F9		4-2 BB		3-2 CS 1-2		0-0 G4-3		0-0 F8	3 0 0 0 1 0 1												
Sammy Sosa, R OBP: 0.276, SLG: 0.366 (1, 9)	4-2 BB 1-2 BB		2-1 P3			1-0 HR		0-0 G6-3		3 1 1 1 1 0 1												
Dave Hansen, L OBP: 0.514, SLG: 0.393 Rey Sanchez, R OBP: 0.326, SLG: 0.310 (1, 5) (8, PH) (8, 5)	4-0 1-2 2-3 BB		2-3 K		0-0 G3-1		0-0 G4-3		0-0 G4-3	2 0 0 0 1 1 1 1 0 0 0 0 0 0												
Brooks Kieschnick, L OBP: 0.328, SLG: 0.411 (1, 7)	1-1 F8			1-3 K		2-2 K			4-0 BB	3 0 0 0 1 2 3												
23 Ryne Sandberg, R OBP: 0.256, SLG: 0.316 (1, 4)		0-1 G6-3		2-2 G4-3		1-1 F9 2B 2B			0-3 K	4 1 1 0 0 1 1												
Scott Servais, R OBP: 0.318, SLG: 0.320 (1, 2)		1-0 SH1-4 HBP		1-2 G4-3		0-0 F9 2-3			0-0 L9	3 0 0 0 0 0 2												
Steve Trachsel, R OBP: 0.167, SLG: 0.182 Ramon Tatis, L (5, 1) Dave Clark, L OBP: 0.379, SLG: 0.458 Kent Bottenfield, R (7, 1) Doug Glanville, R OBP: 0.319, SLG: 0.364 (9, PH)		1-1 SH1-4		2-1 F8		3-3 K			0-0 6-3	1 0 0 0 0 0 0 0 0 0 0 0 0 0 1 0 0 0 0 1 1 0 0 0 0 0 0 0 1 0 0 0 0 0 1												
<b>Inning Stats</b>	R: 0 E: 0 K: 1 S: 15	H: 1 LOB: 3 BB: 2 P: 27	R: 0 E: 0 K: 0 S: 5	H: 0 LOB: 1 BB: 0 P: 7	R: 0 E: 0 K: 1 S: 11	H: 0 LOB: 1 BB: 1 P: 22	R: 0 E: 0 K: 1 S: 11	H: 0 LOB: 0 BB: 0 P: 15	R: 0 E: 0 K: 0 S: 9	H: 1 LOB: 0 BB: 0 P: 15	R: 1 E: 0 K: 1 S: 6	H: 1 LOB: 0 BB: 0 P: 9	R: 1 E: 0 K: 1 S: 9	H: 2 LOB: 1 BB: 1 P: 20	R: 0 E: 0 K: 0 S: 3	H: 0 LOB: 0 BB: 0 P: 3	R: 0 E: 0 K: 1 S: 5	H: 0 LOB: 1 BB: 1 P: 9	1B: 2 2B: 2 3B: 0 HR: 1	SF: 0 SAC: 1 DP: 0 HBP: 1	WP: 0 PB: 0 SB: 2 CS: 2	PA: 37
<b>PITCHER</b>	IP WLS BF H R ER SO BB IBB HBP BLK WP HR S P ERA WHIP																					
Chan Ho Park, R ERA: 2.48 (1, 1)	6.2 W 28 5 2 2 5 3 0 1 0 0 1 66 111 2.70 1.200																					
Tom Candiotti, R ERA: 2.57 (7, 1)	0.1 1 0 0 0 0 1 0 0 0 0 0 0 4 0.00 3.000																					
Scott Radinsky, L ERA: 3.14 (8, 1)	1.0 3 0 0 0 0 0 0 0 0 0 0 0 3 0.00 0.000																					
Todd Worrell, R ERA: 5.68 (9, 1)	1.0 S 4 0 0 0 1 1 0 0 0 0 0 0 5 9 0.00 1.000																					

Chicago Cubs @ Los Angeles Dodgers  
Dodger Stadium, Los Angeles, CA  
Sun May 04 1997, 3:33 AM PDT  
Att. 41,772 - Unknown - 79 F

livebaseballscorecards.com

AB 29  
R 2  
H 5  
RBI 2  
BB 5  
SO 6  
LOB 12



Batter	1	2	3	4	5	6	7	8	9
Wilton Guerrero, S (1, 4) OBP: 0.294, SLG: 0.449	2-2 F7		1-1 G6-4-3 1B		0-2 1B 3B	1-3 K			
Greg Gagne, R (1, 6) OBP: 0.389, SLG: 0.491 Juan Castro, R (5, PR) (6, 6)	1-0 P4		0-0 G6-4-3 1-2f		0-0 1B		1-2 F9		
Mike Piazza, R (1, 2) OBP: 0.439, SLG: 0.595	1-2 F8			0-0 HR	0-0 G5-4-3 1-2f		2-0 2B 1B		
Eric Karros, R (1, 3) OBP: 0.308, SLG: 0.340		1-3 K		2-1 G6-3 1B 2B	4-0 FC6-4 BB		2-1 F9		
Raul Mondesi, R (1, 9) OBP: 0.352, SLG: 0.500		3-2 F8		3-1 F7	1-0 FC6-4		2-2 2B		
Todd Hollandsworth, L (1, 7) OBP: 0.261, SLG: 0.298		3-1 G4-3		1-2 G6-3		0-0 G1-3	0-3 K		
Todd Zeile, R (1, 5) OBP: 0.318, SLG: 0.340			3-2 E7 SH 2B	2-2 1B		1-3 K		0-0 F9	
Wayne Kirby, L (1, 8) OBP: 0.313, SLG: 0.222			1-1 G4-3	1-1 1B		0-0 2B 1B		0-3 K	
Chan Ho Park, R (1, 1) OBP: 0.375, SLG: 0.429 Tom Candiotti, R (7, 1) Scott Radinsky, L (8, 1) Chip Hale, L (8, PH) Todd Worrell, R (9, 1)			0-1 SH 1B	0-1 G1-3		2-2 1B		0-0 F8	

Inning Stats	R: 0	H: 0	E: 0	K: 0	S: 8	LOB: 0	BB: 0	P: 12
	R: 0	H: 0	E: 0	K: 1	S: 8 <td>LOB: 0</td> <td>BB: 0</td> <td>P: 15 </td>	LOB: 0	BB: 0	P: 15
	R: 2	H: 2	E: 2	K: 0	S: 11 <td>LOB: 0</td> <td>BB: 0</td> <td>P: 16 </td>	LOB: 0	BB: 0	P: 16
	R: 2	H: 4	E: 0	K: 0	S: 15 <td>LOB: 2</td> <td>BB: 0</td> <td>P: 24 </td>	LOB: 2	BB: 0	P: 24
	R: 1	H: 2	E: 0	K: 0	S: 6 <td>LOB: 1</td> <td>BB: 1</td> <td>P: 11 </td>	LOB: 1	BB: 1	P: 11
	R: 0	H: 2	E: 0	K: 2	S: 13 <td>LOB: 2</td> <td>BB: 0</td> <td>P: 17 </td>	LOB: 2	BB: 0	P: 17
	R: 0	H: 2	E: 0	K: 1	S: 12 <td>LOB: 2</td> <td>BB: 0</td> <td>P: 19 </td>	LOB: 2	BB: 0	P: 19
	R: 0	H: 0	E: 0	K: 1	S: 5 <td>LOB: 0</td> <td>BB: 0</td> <td>P: 5 </td>	LOB: 0	BB: 0	P: 5

PITCHER	IP	WLS	BF	H	R	ER	SO	BB	IBB	HBP	BLK	WP	HR	S	P	ERA	WHIP
Steve Trachsel, R (1, 1) ERA: 7.27	4.0	L	20	8	5	4	1	0	0	0	0	0	1	46	71	9.00	2.000
Ramon Tatis, L (5, 1) ERA: 3.48	2.0		8	2	0	0	2	1	0	0	0	0	0	15	24	0.00	1.500
Kent Bottenfield, R (7, 1) ERA: 4.26	2.0		8	2	0	0	2	0	0	0	0	0	0	17	24	0.00	1.000

AB R H RBI BB SO LOB

4	1	2	1	0	1	2
3	0	1	1	0	0	1
1	0	0	0	0	0	0
4	1	2	1	0	0	1
3	1	1	0	1	1	1
4	0	1	0	0	0	2
4	0	0	0	0	1	3
4	1	2	1	0	1	0
4	0	2	0	0	1	1
2	1	1	1	0	0	2
0	0	0	0	0	0	0
0	0	0	0	0	0	0
1	0	0	0	0	0	0
0	0	0	0	0	0	0

AB	34
R	5
H	12
RBI	5
BB	1
SO	5
LOB	13



WP	HR	S	P	ERA	WHIP
0	0	0	0	0	0
0	0	0	0	0	0
0	0	0	0	0	0
0	0	0	0	0	0
0	0	0	0	0	0
0	0	0	0	0	0

WP: 0 PA: 36  
PB: 0  
SB: 0  
CS: 0

Chicago Cubs @ Los Angeles Dodgers  
Dodger Stadium, Los Angeles, CA  
Sun May 04 1997, 3:33 AM PDT  
Att: 41,772 - Unknown - 79 F

livebaseballscores.com



Batter	1	2	3	4	5	6	7	8	9	AB R H RBI BB SO LOB	TOP	
Brian McRae, S (1, 8) OBP: 0.277, SLG: 0.339	0-0 SH2 2B		1-3 K			0-0 1B		0-0 F7		4 0 2 0 0 1 0		
Shawon Dunston, R (1, 6) OBP: 0.277, SLG: 0.365 Mel Rojas, R (9, 1)	0-0 SH2 2-3			1-0 G5-3 1B		1-0 G6-3			1-1 F9	3 0 0 0 0 0 1 0 0 0 0 0 0 0		
Mark Grace, L (1, 3) OBP: 0.419, SLG: 0.473	3-3 K			3-2 G4-3 1B			4-1 2B 1B BB		4-2 BB	2 1 1 0 2 1 1		
Sammy Sosa, R (1, 9) OBP: 0.276, SLG: 0.371	3-2 G5-3			0-1 G4-3 1-2f			0-2 1B 2B		2-3 K	4 1 1 0 0 1 3		
Dave Hansen, L (1, 5) OBP: 0.500, SLG: 0.387 Doug Glanville, R (7, PR) OBP: 0.313, SLG: 0.356			0-3 K		2-3 K		0-0 G6-3 1B		0-2 F7	3 0 1 2 0 2 0 1 0 0 0 0 0 1		
Brooks Kieschnick, L (1, 7) OBP: 0.313, SLG: 0.390 José Hernández, R (7, 5) OBP: 0.417, SLG: 0.450			1-2 F7		1-2 F9		0-1 G6-3 1-2f			3 0 0 0 0 0 1 0 0 0 0 0 0 0		
23 Ryne Sandberg, R (1, 4) OBP: 0.247, SLG: 0.305			0-3 K		2-2 G5-3		0-1 F8			3 0 0 0 0 1 1		
Scott Servais, R (1, 2) OBP: 0.307, SLG: 0.308			1-2 P3		1-2 G5-3			0-1 L5		3 0 0 0 0 0 0		
Kevin Foster, R (1, 1) Dave Clark, L (8, PH) OBP: 0.367, SLG: 0.440 Terry Adams, R (8, 1) Rey Sanchez, R (9, 6) OBP: 0.326, SLG: 0.310			1-3 K		0-0 G5-3			3-2 F7		2 0 0 0 0 1 0 1 0		
<b>Inning Stats</b>	R: 0 H: 1 E: 0 LOB: 1 K: 1 BB: 0 S: 9 P: 15	R: 0 H: 0 E: 0 LOB: 0 K: 2 BB: 0 S: 10 P: 11	R: 0 H: 0 E: 0 LOB: 0 K: 2 BB: 0 S: 9 P: 12	R: 0 H: 1 E: 0 LOB: 0 K: 0 BB: 0 S: 6 P: 10	R: 0 H: 0 E: 0 LOB: 0 K: 1 BB: 0 S: 9 P: 14	R: 0 H: 1 E: 0 LOB: 1 K: 0 BB: 0 S: 6 P: 8	R: 2 H: 2 E: 0 LOB: 1 K: 0 BB: 1 S: 9 P: 13	R: 0 H: 0 E: 0 LOB: 0 K: 1 BB: 1 S: 12 P: 19	R: 0 H: 0 E: 0 LOB: 1 K: 1 BB: 1 S: 12 P: 19	1B: 3 SF: 0 2B: 2 SAC: 1 3B: 0 DP: 2 HR: 0 HBP: 0	WP: 0 PA: 32 PB: 0 SB: 0 CS: 0	
<b>PITCHER</b>	IP WLS BF H R ER SO BB IBB HBP BLK WP HR S P ERA WHIP											
Andy Ashby, R (1, 1) ERA: 2.15	7.0 L 25 5 2 2 6 1 0 0 0 0 0 0 58 83 2.57 0.857											
Doug Bochtler, R (8, 1) ERA: 1.84	2.0 7 0 0 0 1 1 0 0 0 0 0 0 18 28 0.00 0.500											

Chicago Cubs @ San Diego Padres  
Qualcomm Stadium, San Diego, CA  
Tue May 06 1997, 10:05 PM EDT  
Att. 13,479 - Unknown - 75 F

livebaseballscorecards.com

AB	29
R	2
H	5
RBI	2
BB	2
SO	7
LOB	8



Batter	1	2	3	4	5	6	7	8	9	AB R H RBI BB SO LOB
Quilvio Veras, S OBP: 0.299, SLG: 0.309 (1, 4)	1-1 P5		1-0 SF7			3-3 K		2-1 L4		3 0 0 1 0 1 0
Steve Finley, L OBP: 0.280, SLG: 0.400 (1, 8)	0-2 F7		0-2 G3			0-0 F7		1-2 2B 1B		4 0 1 0 0 0 1
Tony Gwynn, L OBP: 0.386, SLG: 0.588 (1, 9)	0-2 F7			0-0 1B CS 1B		2-0 F7		0-0 F8		4 0 1 0 0 0 1
Ken Caminiti, S OBP: 0.342, SLG: 0.464 (1, 5)		0-0 P6		2-2 1B		2-2 1B 2B		0-0 1B 2B		4 0 3 0 0 0 0
Greg Vaughn, R OBP: 0.266, SLG: 0.381 (1, 7)		0-0 G4-3		0-1 P4		3-2 P5		2-3 K		4 0 0 0 0 1 5
Chris Gomez, R OBP: 0.312, SLG: 0.343 (1, 6)		1-1 P3		2-3 K		4-2 1B BB		1-0 L6		3 0 0 0 1 1 2
Derrek Lee, R OBP: 0.370, SLG: 0.227 (1, 3)			1-1 SH5-4 1B SF7 1B		0-0 G6-3	2-1 1B		1-3 K		4 1 2 0 0 1 0
John Flaherty, R OBP: 0.284, SLG: 0.318 (1, 2)			0-0 SH5-4 1B		2-2 G4-3	2-3 K		4-1 BB		3 0 1 0 0 1 3
Rickey Henderson, R OBP: 0.395, SLG: 0.255 (9, PH)			1-2 SH5-4 1B		1-3 K	1-3 K		1-3 K		0 0 0 0 1 0 0
Andy Ashby, R OBP: 0.105, SLG: 0.056 (1, 1)			1-1 SH5-4							1 0 0 0 0 1 0
Chris Jones, R OBP: 0.345, SLG: 0.520 (7, PH)										1 0 0 0 0 1 3
Doug Bochtler, R (8, 1)										0 0 0 0 0 0 0
Phil Plantier, L OBP: 0.300, SLG: 0.125 (9, PH)			1-2 2-3							1 0 0 0 0 1 1

Inning Stats	R: 0 E: 0 K: 0 S: 8	H: 0 LOB: 0 BB: 0 P: 9	R: 0 E: 0 K: 0 S: 4	H: 0 LOB: 0 BB: 0 P: 5	R: 1 E: 0 K: 0 S: 9	H: 2 LOB: 1 BB: 0 P: 12	R: 0 E: 0 K: 1 S: 9	H: 2 LOB: 2 BB: 0 P: 13	R: 0 E: 0 K: 1 S: 9	H: 0 LOB: 0 BB: 0 P: 12	R: 0 E: 0 K: 1 S: 6	H: 0 LOB: 0 BB: 0 P: 11	R: 0 E: 0 K: 2 S: 18	H: 2 LOB: 3 BB: 1 P: 32	R: 0 E: 0 K: 1 S: 10	H: 2 LOB: 2 BB: 0 P: 15	R: 0 E: 0 K: 2 S: 8	H: 0 LOB: 1 BB: 1 P: 15	1B: 6 2B: 3 3B: 0 HR: 0	SF: 1 SAC: 1 DP: 1 HBP: 0
--------------	------------------------------	---------------------------------	------------------------------	---------------------------------	------------------------------	----------------------------------	------------------------------	----------------------------------	------------------------------	----------------------------------	------------------------------	----------------------------------	-------------------------------	----------------------------------	-------------------------------	----------------------------------	------------------------------	----------------------------------	----------------------------------	------------------------------------

PITCHER	IP	WLS	BF	H	R	ER	SO	BB	IBB	HBP	BLK	WP	HR	S	P	ERA	WHIP
Kevin Foster, R ERA: 4.21 (1, 1)	7.0	W	27	6	1	1	5	1	0	0	0	0	0	63	94	1.29	1.000
Terry Adams, R ERA: (8, 1)	1.0		5	2	0	0	1	0	0	0	0	0	0	10	15	0.00	2.000
Mel Rojas, R ERA: 4.5 (9, 1)	1.0	S	4	0	0	0	2	1	0	0	0	0	0	8	15	0.00	1.000


**BOTTOM**

**Chicago Cubs @ San Diego Padres**  
Qualcomm Stadium, San Diego, CA

Tue May 06 1997, 10:05 PM EDT  
Att: 13,479 - Unknown - 75 F

livebaseballscorecards.com

AB	32
R	1
H	8
RBI	1
BB	2
SO	8
LOB	16



WP	PA
0	36



Batter	1	2	3	4	5	6	7	8	9	AB R H RBI BB SO LOB	TOP																
<b>Brian McRae, S</b> (1, 8) OBP: 0.281, SLG: 0.350	3-1 G1-3			3-2 G2-3	0-0 1B		1-1 1B 2B		0-0 G4-3	5 0 2 1 0 0 0																	
<b>Shawon Dunston, R</b> (1, 6) OBP: 0.286, SLG: 0.390	0-0 F7			1-1 SF9 3B	0-1 1B		2-2 P4			4 1 2 0 0 0 1																	
<b>Mark Grace, L</b> (1, 3) OBP: 0.412, SLG: 0.468	3-2 G6-3			0-0 SF9	2-1 G3-6-1		0-1 G4-3 1B			3 0 1 1 0 0 3																	
<b>Sammy Sosa, R</b> (1, 9) OBP: 0.275, SLG: 0.367		1-1 G6-3		2-2 1B		3-2 P6	0-0 G4-3			4 0 1 0 0 0 2																	
<b>Dave Hansen, L</b> (1, 5) OBP: 0.500, SLG: 0.382		0-3 K		2-2 1B		1-0 G3-1		4-1 23 G5-4-3 BB		3 0 1 0 1 1 0																	
<b>Brooks Kieschnick, L</b> (1, 7) OBP: 0.314, SLG: 0.377		1-3 K		2-3 K		4-0 23 1B BB		0-3 K		2 0 0 0 1 2 2																	
<b>Doug Glanville, R</b> (6, PR) OBP: 0.306, SLG: 0.348										1 0 0 0 0 1 1																	
<b>23 Ryne Sandberg, R</b> (1, 4) OBP: 0.247, SLG: 0.302			1-1 G6-3		1-0 G5-3		2-1 1B		1-1 G5-4-3	4 0 1 0 0 0 1																	
<b>Mike Hubbard, R</b> (1, 2) OBP: 0.250, SLG: 1.000			0-0 G1-3		3-1 HR		0-0 L5		0-0 F9	4 1 1 1 0 0 2																	
<b>Frank Castillo, R</b> (1, 1) OBP: 0.100, SLG: 0.100			3-3 K		1-2 1B		1-2 2B 1B		1-1 F8	2 0 1 0 0 1 0																	
<b>Bob Patterson, R</b> (6, 1)										0 0 0 0 0 0 0																	
<b>José Hernández, R</b> (7, PH)										1 1 1 0 0 0 0																	
<b>Kent Bottenfield, R</b> (7, 1)										0 0 0 0 0 0 0																	
<b>Larry Casian, R</b> (8, 1)										0 0 0 0 0 0 0																	
<b>Dave Clark, L</b> (9, PH) OBP: 0.355, SLG: 0.423										1 0 0 0 0 0 0																	
<b>Inning Stats</b>	R: 0 E: 0 K: 0 S: 6	H: 0 LOB: 0 BB: 0 P: 12	R: 0 E: 0 K: 2 S: 8	H: 0 LOB: 0 BB: 0 P: 10	R: 0 E: 0 K: 1 S: 7	H: 0 LOB: 0 BB: 0 P: 11	R: 1 E: 0 K: 1 S: 18	H: 3 LOB: 2 BB: 0 P: 28	R: 1 E: 0 K: 0 S: 11	H: 4 LOB: 2 BB: 0 P: 18	R: 0 E: 0 K: 0 S: 9	H: 1 LOB: 2 BB: 1 P: 19	R: 1 E: 0 K: 0 S: 11	H: 3 LOB: 1 BB: 0 P: 15	R: 0 E: 0 K: 1 S: 6	H: 0 LOB: 0 BB: 1 P: 11	R: 0 E: 0 K: 0 S: 4	H: 0 LOB: 0 BB: 0 P: 5	1B: 8 2B: 1 3B: 1 HR: 1	SF: 1 SAC: 0 DP: 3 HBP: 0	WP: 0 PB: 0 SB: 0 CS: 0	PA: 37					
<b>PITCHER</b>	IP WLS BF H R ER SO BB IBB HBP BLK WP HR S P ERA WHIP																										
<b>Sean Bergman, R</b> (1, 1) ERA: 2.84	4.1		20	7	2	2	4	0	0	0	0	0	1	48	75	4.15	1.615										
<b>Will Cunnane, R</b> (5, 1) ERA: 1.69	1.2	W	6	1	0	0	0	1	0	0	0	0	0	11	23	0.00	1.200										
<b>Tim Scott, R</b> (7, 1) ERA: 6.08	2.0		8	3	1	1	1	1	0	0	0	0	0	17	26	4.50	2.000										
<b>Trevor Hoffman, R</b> (9, 1) ERA: 5.06	1.0	S	3	0	0	0	0	0	0	0	0	0	0	4	5	0.00	0.000										

**Chicago Cubs @ San Diego Padres**  
**Qualcomm Stadium, San Diego, CA**  
 Wed May 07 1997, 10:05 PM EDT  
 Att. 13,622 - Unknown - 71 F

[livebaseballscorecards.com](http://livebaseballscorecards.com)

**AB 34**  
**R 3**  
**H 11**  
**RBI 3**  
**BB 2**  
**SO 5**  
**LOB 12**



Batter	1	2	3	4	5	6	7	8	9
Steve Finley, L (1, 8) OBP: 0.273, SLG: 0.400	1-1 G1-3	1-0 F7		0-1 F8		2-2 2B		2-2 P5	
Chris Gomez, R (1, 6) OBP: 0.319, SLG: 0.350	0-0 G1-3		3-1 1B		0-0 1B	1-3 1B			
Tony Gwynn, L (1, 9) OBP: 0.382, SLG: 0.577	0-1 F8		1-2 1B		3-1 G4-3		1-1 F8		
Ken Caminiti, S (1, 5) OBP: 0.330, SLG: 0.446		3-2 G3	3-3 K		1-0 G1-3		0-1 G3		
Chris Jones, R (1, 7) OBP: 0.394, SLG: 0.571		0-1 1B	0-3 K			1-1 1B	4-2 BB		
Derrek Lee, R (1, 3) OBP: 0.387, SLG: 0.240		3-2 1B	4-1 BB			1-3 K	1-3 K		
Archi Cianfrocco, R (1, 4) OBP: 0.394, SLG: 0.345		0-0 1B	1-3 K			1-1 1B		0-0 B1-3	
John Flaherty, R (1, 2) OBP: 0.303, SLG: 0.370		1-1 SH3-4		0-0 G5-3		3-1 2B		3-0 HR	
Sean Bergman, R (1, 1) Will Cunnane, R (5, 1) Phil Plantier, L (6, PH) Rickey Henderson, R (6, PH) Tim Scott, R (7, 1) Don Slaught, R (8, PH) Trevor Hoffman, R (9, 1)		0-2 SH3-4		1-3 K		1-3 K		0-0 G6-3	

AB	R	H	RBI	BB	SO	LOB
5	0	1	2	0	0	2
4	0	2	0	0	1	1
4	0	1	0	0	0	1
4	0	0	0	0	1	2
3	2	2	0	1	1	2
3	1	1	1	1	2	2
4	1	2	0	0	1	3
4	2	3	3	0	0	0
1	0	0	0	0	1	0
0	0	0	0	0	0	0
0	0	0	0	0	0	0
1	0	0	0	0	1	2
0	0	0	0	0	0	0
1	0	0	0	0	0	0
0	0	0	0	0	0	0

WP	PA
0	37

**Chicago Cubs @ San Diego Padres**  
Qualcomm Stadium, San Diego, CA  
Wed May 07 1997, 10:05 PM EDT  
Att: 13,622 - Unknown - 71 F

livebaseballscorecards.com

AB	34
R	6
H	12
RBI	6
BB	2
SO	8
LOB	15



Inning Stats	R	H	E	K	S	IP	WLS	BF	H	R	ER	SO	BB	IBB	HBP	BLK	WP	HR	S	P	ERA	WHIP
Frank Castillo, R (1, 1) ERA: 6.06	0	0	0	0	5	5.1	L	26	10	5	5	5	1	0	0	0	0	0	56	86	8.44	2.062
Bob Patterson, L (6, 1) ERA: 3.95	0	0	0	0	2	0.2		3	1	0	0	2	0	0	0	0	0	0	9	13	0.00	1.500
Kent Bottenfield, R (7, 1) ERA: 4.35	0	0	0	0	1	1.2		7	1	1	1	1	1	0	0	0	0	1	13	22	5.40	1.200
Larry Casian, L (8, 1) ERA: 8.44	0	0	0	0	0	0.1		1	0	0	0	0	0	0	0	0	0	0	6	8	0.00	0.000

WP	PA	ERA	WHIP
0	37		



Batter	1	2	3	4	5	6	7	8	9	AB R H RBI BB SO LOB
--------	---	---	---	---	---	---	---	---	---	----------------------

<b>Brian McRae, S</b> (1, 8) <small>OBP: 0.293, SLG: 0.391</small>	2-2 		0-0 	1-1 		1-0 		1-2 		5 2 3 1 0 0 2
---	---------	--	---------	---------	--	---------	--	---------	--	---------------

<b>Doug Glanville, R</b> (1, 7) <small>OBP: 0.278, SLG: 0.314</small>	0-1 		2-3 	1-1 	2-1 		0-0 		1-3 	5 0 0 0 0 2 1
--	---------	--	---------	---------	---------	--	---------	--	---------	---------------

<b>Mark Grace, L</b> (1, 3) <small>OBP: 0.412, SLG: 0.457</small>	2-1 		4-2 		1-2 		3-1 		1-1 	4 0 1 0 1 0 1
--	---------	--	---------	--	---------	--	---------	--	---------	---------------

<b>Sammy Sosa, R</b> (1, 9) <small>OBP: 0.294, SLG: 0.400</small>	1-1 		1-0 	1-2 	0-1 		1-1 		0-3 	5 2 4 1 0 1 1
--	---------	--	---------	---------	---------	--	---------	--	---------	---------------

<b>23 Ryne Sandberg, R</b> (1, 4) <small>OBP: 0.258, SLG: 0.311</small> <b>Terry Adams, R</b> (7, 1) <b>Dave Clark, L</b> (9, PH) <small>OBP: 0.344, SLG: 0.407</small> <b>Mel Rojas, R</b> (9, 1)	3-2 		1-1 	1-2 	3-2 		2-0 		2-3 	4 0 2 1 0 0 2 0 0 0 0 0 0 0 1 0 0 0 0 1 1 0 0 0 0 0 0 0
---	---------	--	---------	---------	---------	--	---------	--	---------	--

<b>Shawon Dunston, R</b> (1, 6) <small>OBP: 0.284, SLG: 0.385</small>		1-2 	2-0 	1-3 	3-2 		3-2 		1-3 	4 1 1 0 0 0 3
--	--	---------	---------	---------	---------	--	---------	--	---------	---------------

<b>José Hernández, R</b> (1, 5) <small>OBP: 0.448, SLG: 0.600</small>		1-0 	0-0 	2-1 		0-1 		2-1 		4 1 2 1 0 0 0
--	--	---------	---------	---------	--	---------	--	---------	--	---------------

<b>Scott Servais, R</b> (1, 2) <small>OBP: 0.315, SLG: 0.317</small>		2-1 		1-2 	0-0 		1-2 		1-2 	4 0 2 0 0 0 2
---	--	---------	--	---------	---------	--	---------	--	---------	---------------

<b>Terry Mulholland, R</b> (1, 1) <small>OBP: 0.053, SLG: 0.053</small> <b>Rey Sanchez, R</b> (7, 4) <small>OBP: 0.340, SLG: 0.326</small>	2-3 		0-0 	1-3 		0-1 		3-1 		3 0 0 0 0 2 2 1 0 1 1 0 0 0
---	---------	--	---------	---------	--	---------	--	---------	--	--------------------------------

Inning Stats	R: 1 E: 0 K: 0 S: 12	H: 2 LOB: 1 BB: 0 P: 20	R: 0 E: 0 K: 1 S: 11	H: 1 LOB: 1 BB: 0 P: 17	R: 2 E: 1 K: 1 S: 12	H: 3 LOB: 1 BB: 1 P: 22	R: 1 E: 0 K: 0 S: 9	H: 2 LOB: 0 BB: 0 P: 14	R: 1 E: 0 K: 0 S: 13	H: 2 LOB: 1 BB: 0 P: 22	R: 0 E: 0 K: 1 S: 7	H: 1 LOB: 1 BB: 0 P: 9	R: 0 E: 0 K: 0 S: 6	H: 1 LOB: 1 BB: 0 P: 12	R: 1 E: 0 K: 0 S: 13	H: 3 LOB: 1 BB: 0 P: 20	R: 0 E: 0 K: 3 S: 12	H: 1 LOB: 1 BB: 0 P: 16	1B: 11 2B: 4 3B: 0 HR: 2	SF: 0 SAC: 0 DP: 1 HBP: 0	WP: 1 PB: 0 SB: 0 CS: 2	PA: 43
--------------	-------------------------------	----------------------------------	-------------------------------	----------------------------------	-------------------------------	----------------------------------	------------------------------	----------------------------------	-------------------------------	----------------------------------	------------------------------	---------------------------------	------------------------------	----------------------------------	-------------------------------	----------------------------------	-------------------------------	----------------------------------	-----------------------------------	------------------------------------	----------------------------------	--------

PITCHER	IP	WLS	BF	H	R	ER	SO	BB	IBB	HBP	BLK	WP	HR	S	P	ERA	WHIP
<b>Fernando Valenzuela, L</b> (1, 1) <small>ERA: 3.43</small>	5.0	L	24	10	5	4	2	1	0	0	0	1	2	57	95	7.20	2.200
<b>Tim Scott, R</b> (6, 1) <small>ERA: 5.28</small>	2.0		8	2	0	0	1	0	0	0	0	0	0	13	21	0.00	1.000
<b>Will Cunnane, R</b> (8, 1) <small>ERA: 2.31</small>	1.0		5	3	1	1	0	0	0	0	0	0	0	13	20	9.00	3.000
<b>Joey Long, L</b> (9, 1) <small>ERA: 12.27</small>	1.0		4	1	0	0	3	0	0	0	0	0	0	12	16	0.00	1.000

TOP

Chicago Cubs @ San Diego Padres  
 Qualcomm Stadium, San Diego, CA  
 Thu May 08 1997, 6:33 AM EDT  
 Att. 16,844 - Sunny - 78 F

livebaseballscorecards.com

AB	40
R	6
H	16
RBI	5
BB	1
SO	6
LOB	15



Batter	1	2	3	4	5	6	7	8	9	AB R H RBI BB SO LOB
Rickey Henderson, R OBP: 0.385, SLG: 0.246 Greg Vaughn, R OBP: 0.261, SLG: 0.374 Terry Shumpert, R (7, PH) Steve Finley, L OBP: 0.281, SLG: 0.392 (8, B)	3-2 G1-3		3-2 FC5			0-3 K	4-1 BB		2-2 F9	1 0 0 0 0 0 0 2 0 0 1 0 1 1 0 0 0 0 0 0 0 1 0 0 0 1 0 1
Quilvio Veras, S OBP: 0.290, SLG: 0.298 (1, 4)	1-2 F8		0-2 G3			0-0 F8	0-0 FC5			4 0 0 0 0 0 4
Tony Gwynn, L OBP: 0.385, SLG: 0.571 (1, 9)	2-2 F7			1-0 G3		0-1 FC6-4 1B		4-2 FC6-4 BB		3 0 1 0 1 0 0
Ken Caminiti, S OBP: 0.319, SLG: 0.429 (1, 5)		0-1 F9		3-0 F8		2-1 FC6-4 1-2f		1-3 K		4 0 0 0 0 1 2
Chris Jones, R OBP: 0.351, SLG: 0.500 (8, 7)		2-3 K		0-2 G6-3			0-1 F7	2-3 K		4 0 0 0 0 2 1
Archi Cianfrocco, R OBP: 0.378, SLG: 0.424 (1, 3)		2-3 K			1-1 G5-3		0-1 HR	1-2 FC6-4 1-2f		4 1 1 1 0 1 1
Chris Gomez, R OBP: 0.325, SLG: 0.364 (1, 6)			1-2 SH1-4 FC5 1B		1-2 F8		0-1 F8		1-1 2B	4 1 2 0 0 0 0
Carlos Hernandez, R OBP: 0.357, SLG: 0.429 (1, 2)			1-0 FC5 SH1-4 1B		0-0 2B		0-2 BB 1B		1-2 G6-3	4 0 3 0 0 0 1
Fernando Valenzuela, L OBP: 0.125, SLG: 0.125 Don Slaught, R Tim Scott, R John Flaherty, R OBP: 0.310, SLG: 0.376 Will Cunnane, R Joey Long, R Derrek Lee, R OBP: 0.375, SLG: 0.231 (9, PH)			2-1 SH1-4		1-1 F8		1-1 FC5 BB 1B		3-3 K	0 0 0 0 0 0 0 1 0 0 0 0 0 1 0 0 0 0 0 0 0 1 0 1 0 1 0 0 0 0 1 1

Inning Stats	R: 0 E: 0 K: 0 S: 9	H: 0 LOB: 0 BB: 0 P: 15	R: 0 E: 0 K: 2 S: 9	H: 0 LOB: 0 BB: 0 P: 13	R: 1 E: 0 K: 0 S: 12	H: 2 LOB: 1 BB: 0 P: 19	R: 0 E: 0 K: 0 S: 5	H: 0 LOB: 0 BB: 0 P: 9	R: 0 E: 0 K: 0 S: 8	H: 1 LOB: 1 BB: 0 P: 11	R: 0 E: 0 K: 1 S: 8	H: 1 LOB: 1 BB: 0 P: 10	R: 1 E: 0 K: 0 S: 13	H: 3 LOB: 3 BB: 1 P: 18	R: 0 E: 0 K: 2 S: 12	H: 0 LOB: 1 BB: 1 P: 20	R: 0 E: 0 K: 1 S: 11	H: 1 LOB: 1 BB: 0 P: 18	1B: 5 2B: 2 3B: 0 HR: 1	SF: 0 SAC: 1 DP: 0 HBP: 0	WP: 0 PB: 0 SB: 0 CS: 0	PA: 37	
PITCHER	IP	WLS	BF	H	R	ER	SO	BB	IBB	HBP	BLK	WP	HR	S	P	ERA	WHIP						
Terry Mulholland, L ERA: 2.79	(1, 1)	6.2	26	6	2	2	3	0	0	0	0	0	0	1	60	86	2.70	0.900					
Terry Adams, R ERA:	(7, 1)	1.1	7	1	0	0	2	2	0	0	0	0	0	16	29	0.00	2.250						
Mel Rojas, R ERA: 4.15	(9, 1)	1.0	4	1	0	0	1	0	0	0	0	0	0	11	18	0.00	1.000						

BOTTOM

Chicago Cubs @ San Diego Padres  
Qualcomm Stadium, San Diego, CA

Thu May 08 1997, 6:33 AM EDT  
Att. 16,844 - Sunny - 78 F

livebaseballscorecards.com

AB	34
R	2
H	8
RBI	2
BB	2
SO	6
LOB	13





Batter	1	2	3	4	5	6	7	8	9	10	11	12	13	14	AB R H RBI BB SO LOB	TOP														
Brian McRae, S OBP: 0.299, SLG: 0.410 (1, 8)	1-0 HR		3-3 K		2-0 G6-3		4-1 BB BB		1-0 G4-6-3 1-2f			2-2 L7		2-1 CS 1B 1-H	6 1 2 2 1 1 1															
Shawon Dunston, R OBP: 0.292, SLG: 0.383 Turk Wendell, L (7, 1) Bob Patterson, R (9, 1) José Hernández, R OBP: 0.438, SLG: 0.571 (9, 6)	2-1 F9		1-0 L4			1-0 S BB 1B	4-0 BB BB 1-2 BB			1-2 G5-3		3-1 G6-3		0-0 CS 1B 1-2	3 0 1 0 1 0 0 0 0 0 0 0 0 0 0 0 0 0 0 0 0 3 1 1 0 0 0 0															
Mark Grace, L OBP: 0.431, SLG: 0.494 (1, 3)	2-2 G6-3			0-1 HR		4-0 BB BB 1-2	4-1 BB BB 1-2 2-3 BB			1-2 L7			4-1 FC6-4 BB	2-2 1B 1B 1-H 2-3	4 1 2 2 3 0 0															
Sammy Sosa, R OBP: 0.294, SLG: 0.394 (1, 9)	1-2 S 1B		1-2 G6-3		1-3 K		2-3 K			2-3 K			1-1 FC6-4 SH3 1-2f	3-2 DI 1B 1-3	7 0 2 0 0 3 6															
Dave Clark, L OBP: 0.297, SLG: 0.344 Terry Adams, R (11, 1) Kevin Foster, R (13, PH) Kent Bottenfield, R (13, 1)	1-0 F8 1-2		3-1 L9		3-2 F8		2-1 G3				1-1 P9		0-0 SH3 1-2	0-3 K 1-2	5 0 0 0 0 0 3 0 0 0 0 0 0 0 0 0 0 0 0 0 0 1 0 0 0 0 1 2															
Dave Hansen, L OBP: 0.500, SLG: 0.351 (1, 5)		1-3 K		1-0 G6-3		4-1 BB BB 1-2 2-3 BB	4-2 CS BB				1-1 F8		4-0 IBB		3 0 0 0 3 1 0															
23 Ryne Sandberg, R OBP: 0.262, SLG: 0.344 (1, 4)		1-1 P4			1-2 HR		1-3 K		1-3 K 1-2		2-1 1B		0-1 F7		6 1 2 1 0 2 6															
Scott Servais, R OBP: 0.313, SLG: 0.314 Mike Hubbard, R OBP: 0.167, SLG: 0.667 (9, 2) (9, 2)		0-0 F8			2-1 G6-3		0-0 G6-3		0-0 FC3-6 1B		2-2 G5-3			0-0 G4-3	4 0 1 0 0 0 0 2 0 0 0 0 0 1															
Steve Trachsel, R OBP: 0.143, SLG: 0.154 Larry Casian, R (8, 1) Brooks Kieschnick, L OBP: 0.310, SLG: 0.371 Ray Sanchez, R OBP: 0.333, SLG: 0.318 Mel Rojas, R (8, 1) Doug Glanville, R OBP: 0.286, SLG: 0.321 (11, 7)			1-1 F7		0-0 G4-3		2-2 G6-3		2-1 FC3-6 G4-6-3 1-2f			0-0 F8		3-2 S 1B 1B	2 0 0 0 0 0 0 0 0 0 0 0 0 0 1 0 0 0 0 0 0 1 0 0 0 0 0 1 0 0 0 0 0 0 0 2 1 1 0 0 0 0															
<b>Inning Stats</b>	R: 1 E: 0 K: 0 S: 12	H: 2 LOB: 1 BB: 0 P: 19	R: 0 E: 0 K: 1 S: 6	H: 0 LOB: 0 BB: 0 P: 8	R: 0 E: 0 K: 1 S: 7	H: 0 LOB: 0 BB: 12	R: 1 E: 0 K: 0 S: 8	H: 1 LOB: 0 BB: 13	R: 1 E: 0 K: 0 S: 7	H: 1 LOB: 0 BB: 12	R: 0 E: 2 K: 13	H: 1 LOB: 3 BB: 2 P: 28	R: 0 E: 0 K: 1 S: 11	H: 0 LOB: 0 BB: 3 P: 26	R: 0 E: 0 K: 1 S: 8	H: 0 LOB: 0 BB: 1 P: 15	R: 0 E: 0 K: 0 S: 4	H: 1 LOB: 1 BB: 0 P: 7	R: 0 E: 0 K: 1 S: 9	H: 0 LOB: 0 BB: 0 P: 13	R: 0 E: 0 K: 0 S: 9	H: 1 LOB: 1 BB: 0 P: 15	R: 0 E: 0 K: 0 S: 7	H: 0 LOB: 2 BB: 2 P: 15	R: 2 E: 0 K: 1 S: 20	H: 5 LOB: 2 BB: 0 P: 29	1B: 9 2B: 0 3B: 0 HR: 3	SF: 0 SAC: 1 DP: 1 HBP: 0	WP: 0 PB: 0 SB: 3 CS: 3	PA: 59
<b>PITCHER</b>	IP WLS BF H R ER SO BB IBB HBP BLK WP HR S P ERA WHIP	IP WLS BF H R ER SO BB IBB HBP BLK WP HR S P ERA WHIP															IP WLS BF H R ER SO BB IBB HBP BLK WP HR S P ERA WHIP													
William Van Landingham, R ERA: 3.22 (1, 1)	6.0 0.2 25 5 3 3 4 2 0 0 0 0 3 53 92 4.50 1.167	4 0 4 0 0 0 0 2 0 0 0 0 0 6 15 0.00 3.000															2.0 L 12 5 2 2 1 1 1 0 0 0 0 26 44 9.00 3.000													
Julian Tavarez, R ERA: 6.88 (7, 1)	0.0 1 0 0 0 0 0 1 0 0 0 0 0 1 5 ∞ ∞	0.0 1 0 0 0 0 2 1 0 0 0 0 0 16 28 0.00 0.857															1.0 (11, 1)													
Jim Poole, L ERA: 5.91 (7, 1)	2.1 7 1 0 0 2 1 0 0 0 0 0 0 16 28 0.00 0.857	1.0 3 0 0 0 0 1 0 0 0 0 0 0 9 13 0.00 0.000															5.17 (13, 1)													
Doug Henry, R ERA: 1.02 (7, 1)	1.0 3 0 0 0 0 1 0 0 0 0 0 0 9 13 0.00 0.000																													
Rod Beck, R ERA: 3.29 (10, 1)																														

Chicago Cubs @ San Francisco Giants  
 3Com Park at Candlestick Point, San Francisco, CA  
 Fri May 09 1997, 10:05 PM EDT  
 Att: 10,309 - Unknown - 61 F

AB	50
R	5
H	12
RBI	5
BB	8
SO	8
LOB	20





Batter	1	2	3	4	5	6	7	8	9	10	11	12	13	14	AB	R	H	RBI	BB	SO	LOB	BOTTOM										
Darryl Hamilton, L (1, 8) OBP: 0.339, SLG: 0.229 Mark Lewis, R (9, PH) OBP: 0.300, SLG: 0.526 Rod Beck, R (10, 1) Jose Vizcaino, S (11, 4) OBP: 0.296, SLG: 0.269	4-1 G4-6-3 BB		1-2 FC4-6 1B BLK	0-0 G1-3		2-3 K			1-3 K			1-2 G4-3		0-0 G5-3	3	1	0	0	1	1	3	<b>Chicago Cubs @ San Francisco Giants</b> 3Com Park at Candlestick Point, San Francisco, CA Fri May 09 1997, 10:05 PM EDT Att. 10,309 - Unknown - 61 F <a href="http://livebaseballscorecards.com">livebaseballscorecards.com</a>										
Bill Mueller, S (1, 5) OBP: 0.378, SLG: 0.392	2-1 G4-6-3		1-2 CS 1B		0-0 G6-3 3B		3-2 G4-3		0-0 E6 FC6-4			4-0 WP BB		3-2 1B	6	1	3	1	1	0	1											
Glenallen Hill, R (1, 9) OBP: 0.279, SLG: 0.455	0-0 HR		2-1 S 1B		2-2 G6-3 HBP		0-0 F7		1-0 FC6-4			1-3 K		1-3 K	6	1	2	1	0	2	3											
Barry Bonds, L (1, 7) OBP: 0.433, SLG: 0.402	3-3 K		4-1 IBB		1-0 G6-3		1-3 K		1-1 P3			4-0 DI IBB			4	0	0	0	2	2	1											
Jeff Kent, R (1, 4) OBP: 0.341, SLG: 0.562 Rich Rodriguez, L (11, 1) OBP: 1.000, SLG: 1.000 Rick Wilkins, L (12, PH) OBP: 0.213, SLG: 0.294 Joe Roa, R (13, 1)		2-2 G4-3	2-3 K		4-2 S BB		0-1 G1-3		1-3 K			2-3 K			4	0	0	0	1	2	2											
J.T. Snow, L (1, 3) OBP: 0.341, SLG: 0.280	1-2 G4-3			2-2 SH2-4 E		4-0 1-2 BB		2-2 F8						3-3 K	5	0	0	0	1	2	0											
Damon Berryhill, S (1, 2) OBP: 0.379, SLG: 0.320	2-2 E6		1-0 L4		3-3 K		0-1 1B					2-2 G4-3		0-0 G3-1	6	0	1	0	0	1	3											
Rich Aurilia, R (1, 6) OBP: 0.167, SLG: 0.174	1-3 K		0-1 E6 SH2-4				0-0 G5-3		2-0 P2			1-2 F9		2-2 P7	6	0	0	0	0	1	3											
William Van Landingham, R (1, 11) OBP: 0.091, SLG: 0.091 Stan Javier, S (8, PH) OBP: 0.314, SLG: 0.289 Julian Tavarez, L (7, 11) Jim Poole, L (7, 11) Doug Henry, R (7, 11) Marvin Bernard, L (9, PH) OBP: 0.406, SLG: 0.344 (10, 8)			3-2 FC4-6 1B	1-1 SH2-4		1-0 F8		1-3 K				1-3 K		0-2 P6	1	0	1	0	0	0	0											
<b>Inning Stats</b>	R: 1 E: 0 K: 1 S: 7	H: 1 LOB: 0 BB: 1 P: 16	R: 0 E: 1 K: 1 S: 12	H: 0 LOB: 1 BB: 0 P: 18	R: 1 E: 0 K: 1 S: 17	H: 3 LOB: 2 BB: 1 P: 30	R: 0 E: 2 K: 0 S: 9	H: 0 LOB: 2 BB: 0 P: 13	R: 1 E: 0 K: 1 S: 12	H: 1 LOB: 2 BB: 2 P: 26	R: 0 E: 0 K: 1 S: 6	H: 0 LOB: 0 BB: 0 P: 9	R: 0 E: 0 K: 2 S: 9	H: 0 LOB: 0 BB: 0 P: 11	R: 0 E: 0 K: 2 S: 11	H: 0 LOB: 0 BB: 0 P: 15	R: 0 E: 0 K: 1 S: 11	H: 0 LOB: 0 BB: 0 P: 15	R: 0 E: 0 K: 2 S: 12	H: 0 LOB: 2 BB: 2 P: 24	R: 0 E: 0 K: 1 S: 9		H: 0 LOB: 0 BB: 0 P: 14	R: 0 E: 0 K: 1 S: 14	H: 1 LOB: 1 BB: 0 P: 18	1B: 5 2B: 0 3B: 1 HR: 1	SF: 0 SAC: 1 DP: 2 HBP: 1	WP: 1 PB: 0 SB: 2 CS: 1	PA: 57			
<b>PITCHER</b>	IP WLS BF H R ER SO BB IBB HBP BLK WP HR S P ERA WHIP	5.0 1.0 3 0 0 0 1 0 0 0 0 0 0 6 9 0.00 0.000	2.0 2.0 7 1 0 0 1 0 0 0 0 0 0 7 9 0.00 0.000	0.2 0.2 3 0 0 0 2 0 0 0 0 0 0 7 9 0.00 0.000	1.1 1.1 4 0 0 0 2 0 0 0 0 0 0 12 17 0.00 0.000																											
<b>PITCHER</b>	IP WLS BF H R ER SO BB IBB HBP BLK WP HR S P ERA WHIP	2.0 W 7 1 0 0 2 0 0 0 0 0 0 23 32 0.00 0.500																														





Batter	1	2	3	4	5	6	7	8	9	AB R H RBI BB SO LOB	TOP											
<b>Brian McRae, S</b> (1, 8) OBP: 0.291, SLG: 0.399	1-2 G3		0-1 G5-3			1-3 K		0-0 G4-3		4 0 0 0 0 1 1	<b>Chicago Cubs @ San Francisco Giants</b> 3Com Park at Candlestick Point, San Francisco, CA Sat May 10 1997, 6:33 AM EDT Att. 17,074 - Overcast - 61 F											
<b>Doug Glanville, R</b> (1, 7) OBP: 0.300, SLG: 0.351	1-2 G3 2B			0-0 G6-3		1-2 FC4-6 1B		3-2 1B 23 FC5-4 1B	4 1 2 0 0 0 1													
<b>Mark Grace, L</b> (1, 3) OBP: 0.425, SLG: 0.483	2-1 G3 2-3			2-2 G5-3		0-0 1B		2-2 P5	4 0 1 0 0 0 2													
<b>Sammy Sosa, R</b> (1, 9) OBP: 0.299, SLG: 0.397	0-0 G6-3			2-2 FC4-6 1B		3-3 K		0-1 23 E 1B 1-2 1B	4 1 2 0 0 1 3													
<b>Shawon Dunston, R</b> (1, 6) OBP: 0.291, SLG: 0.378		3-2 G3		0-0 FC4-6 1-2f		0-3 K		1-0 23 FC5-4 1B 1-2 2-3	4 0 1 0 0 1 1													
<b>23 Ryne Sandberg, R</b> (1, 4) OBP: 0.252, SLG: 0.330		2-3 K			2-2 P4		2-1 G3	1-1 FC5-4 1B 1-2f 2-H 3-H	4 0 0 1 0 1 1													
<b>José Hernández, R</b> (1, 5) OBP: 0.400, SLG: 0.516 <b>Dave Clark, L</b> (9, PH) OBP: 0.316, SLG: 0.364		3-2 G1-3			1-2 G3		2-2 G3	0-1 1B 1-3	3 0 0 0 0 0 0 1 0 1 0 0 0 0													
<b>Mike Hubbard, R</b> (1, 2) OBP: 0.111, SLG: 0.444 <b>Dave Hansen, L</b> (9, PH) OBP: 0.490, SLG: 0.342			2-3 K		2-3 K			2-3 K 2-3	3 0 0 0 0 3 0 1 0 0 0 0 1 2													
<b>Amaury Telemaco, R</b> (1, 1) OBP: 0.500, SLG: 0.400 <b>Ramon Tatis, L</b> (6, 1) <b>Rey Sanchez, R</b> (8, PH) OBP: 0.327, SLG: 0.311 <b>Turk Wendell, L</b> (8, 1)			1-3 K			0-1 FC4-6 1B		2-2 L4	2 0 1 0 0 1 0 0 0 0 0 0 0 0 1 0 0 0 0 0 0 0 0 0 0 0 0 0													
<b>Inning Stats</b>	R: 0 E: 0 K: 0 S: 10	H: 1 LOB: 1 BB: 0 P: 14	R: 0 E: 0 K: 1 S: 13	H: 0 LOB: 0 BB: 0 P: 21	R: 0 E: 0 K: 2 S: 9	H: 0 LOB: 0 BB: 0 P: 12	R: 0 E: 0 K: 1 S: 12	H: 1 LOB: 1 BB: 0 P: 13	R: 0 E: 0 K: 1 S: 16	H: 0 LOB: 0 BB: 0 P: 17		R: 0 E: 0 K: 2 S: 16	H: 2 LOB: 2 BB: 0 P: 21	R: 0 E: 0 K: 1 S: 10	H: 0 LOB: 0 BB: 0 P: 14	R: 0 E: 0 K: 1 S: 12	H: 0 LOB: 0 BB: 0 P: 16	R: 2 E: 1 K: 1 S: 19	H: 4 LOB: 2 BB: 0 P: 28	1B: 7 2B: 1 3B: 0 HR: 0	SF: 0 SAC: 0 DP: 0 HBP: 0	WP: 0 PB: 0 SB: 0 CS: 0
<b>PITCHER</b>	IP WLS BF H R ER SO BB IBB HBP BLK WP HR S P ERA WHIP																					
<b>Kirk Rueter, L</b> (1, 1) ERA: 1.81	8.0 W 28 4 0 0 8 0 0 0 0 0 0 0 91 128 0.00 0.500																					
<b>Jim Poole, L</b> (9, 1) ERA: 6.55	0.1 2 1 1 1 0 0 0 0 0 0 0 0 9 14 27.00 3.000																					
<b>Rod Beck, R</b> (9, 1) ERA: 3.77	0.2 5 3 1 1 1 0 0 0 0 0 0 0 10 14 13.50 4.500																					

AB	35
R	2
H	8
RBI	1
BB	0
SO	9
LOB	11



Batter	1	2	3	4	5	6	7	8	9
Darryl Hamilton, L (1, 8) OBP: 0.333, SLG: 0.231	1-1 G4-3	1-3 K			2-1 F8-5-4 1B		0-0 L7		
Stan Javier, S (1, 7) OBP: 0.309, SLG: 0.286	1-1 G6-3		2-0 P4		1-2 F8-5-4		2-2 CS 1B		
Glenallen Hill, R (1, 9) OBP: 0.278, SLG: 0.456	2-2 F8		1-0 G5-3			2-2 E 1B 2B	3-2 F7		
Jeff Kent, R (1, 4) OBP: 0.346, SLG: 0.560		2-2 2B 2B 1B	0-1 1B			0-3 K	0-3 K		
J.T. Snow, L (1, 3) OBP: 0.349, SLG: 0.300		1-1 2B	3-3 K			3-1 S 1B			
Mark Lewis, R (1, 5) OBP: 0.302, SLG: 0.533		0-1 WP 1B 2B		0-3 K		0-3 K			
Rick Wilkins, L (1, 2) OBP: 0.205, SLG: 0.282		3-3 K		1-3 K		2-3 K			
Jose Vizcaino, S (1, 6) OBP: 0.297, SLG: 0.271		0-2 SH1-4 1B		3-1 F9		0-3 K			
Kirk Rueter, L (1, 1) OBP: 0.125, SLG: 0.067		0-0 SH1-4			0-1 F8-5-4 1B		0-1 G6-3		
Jim Poole, L (9, 1)									
Rod Beck, R (9, 1)									

Inning Stats	R: 0	H: 0	E: 0	K: 0	S: 7	P: 11	R: 3	H: 4	E: 0	K: 2	S: 21	R: 0	H: 1	E: 0	K: 1	S: 7	R: 0	H: 0	E: 0	K: 2	S: 8	R: 0	H: 2	E: 0	K: 0	S: 7	R: 1	H: 2	E: 0	K: 3	S: 16	R: 0	H: 0	E: 0	K: 1	S: 6	R: 0	H: 1	E: 0	K: 1	S: 11
	LOB: 0	BB: 0	BB: 0	BB: 0	BB: 0	LOB: 1	LOB: 0	LOB: 0	LOB: 0	LOB: 0	LOB: 0	LOB: 0	LOB: 0	LOB: 0	LOB: 0	LOB: 0	LOB: 0	LOB: 0	LOB: 0	LOB: 0	LOB: 0	LOB: 0	LOB: 0	LOB: 0	LOB: 0	LOB: 0	LOB: 0	LOB: 0	LOB: 0	LOB: 0	LOB: 0	LOB: 0	LOB: 0	LOB: 0	LOB: 0	LOB: 0	LOB: 0	LOB: 0	LOB: 0	LOB: 0	LOB: 0

PITCHER	IP	WLS	BF	H	R	ER	SO	BB	IBB	HBP	BLK	WP	HR	S	P	ERA	WHIP
Amaury Telemaco, R (1, 1) ERA: 5.82	5.1	L	22	8	4	4	6	0	0	0	0	1	0	57	83	6.75	1.500
Ramon Tatis, L (6, 1) ERA: 3.0	1.2		6	1	0	0	3	0	0	0	0	0	0	15	20	0.00	0.600
Turk Wendell, R (8, 1) ERA: 4.0	1.0		3	1	0	0	1	0	0	0	0	0	0	11	16	0.00	1.000

AB R H RBI BB SO LOB

4	0	1	0	0	1	1
4	0	1	0	0	0	2
4	1	1	0	0	0	1
4	1	2	0	0	2	2
3	1	2	1	0	1	1
3	1	1	2	0	2	1
3	0	0	0	0	3	2
3	0	1	1	0	1	0
2	0	1	0	0	0	0
0	0	0	0	0	0	0
0	0	0	0	0	0	0

AB	30
R	4
H	10
RBI	4
BB	0
SO	10
LOB	10



**Chicago Cubs @ San Francisco Giants**  
 3Com Park at Candlestick Point, San Francisco, CA

livebaseballscores.com

WP	PA
1	31
PB	0
SB	1
CS	1

Sat May 10 1997, 6:33 AM EDT  
 Att: 17,074 - Overcast - 61 F



Batter	1	2	3	4	5	6	7	8	9	AB R H RBI BB SO LOB	TOP															
Brian McRae, S OBP: 0.288, SLG: 0.392 (1, 8)	1-2 1B 1B	1-0 L7		0-0 G1-3		0-1 G5-3		1-0 F9		5 1 1 0 0 0 3																
Shawon Dunston, R OBP: 0.295, SLG: 0.379 (1, 6)	2-2 SAFE 1B 1B 1-2 HR 1B	2-1 L9			0-2 G6-3		3-2 F8		1-0 FC5-4 1B	5 1 2 0 0 0 0																
Mark Grace, L OBP: 0.424, SLG: 0.479 (1, 3)	1-2 HR 1B		2-3 K		1-0 F8		0-0 FC5-2 1B		1-0 F7	5 1 2 1 0 1 1																
Sammy Sosa, R OBP: 0.316, SLG: 0.436 (1, 9)	1-0 HR		2-2 G6-3 1B		4-2 BB		1-0 FC5-2 23 1B 2B		2-2 K	4 2 3 3 1 1 1																
Dave Hansen, L OBP: 0.463, SLG: 0.317 José Hernández, R OBP: 0.378, SLG: 0.485 (1, 5) (7, PH) (7, 5)	3-2 G5-3		2-2 G6-3		1 SAFE 1-3 K		1-1 FC5-2 23 1B		0-0 FC5-4	3 0 0 0 0 0 1 2 2 0 0 0 0 0 0 3																
Brooks Kieschnick, L OBP: 0.311, SLG: 0.359 Bob Patterson, R OBP: 0.259, SLG: 0.337 Turk Wendell, L Terry Adams, R Doug Glanville, R OBP: 0.300, SLG: 0.351 (1, 7) (6, 1) (7, PH) (7, 1) (7, 1) (8, 7)	1-2 G3		3-3 K		4-2 G4-3 HBP BB		1-2 1-3 3-H 1B			2 0 0 0 0 1 1 1 0 0 0 0 0 0 0 0 1 0 1 1 0																
Scott Servais, R OBP: 0.320, SLG: 0.315 (1, 2)	1-2 1B		1-1 G4-3		1-1 G4-3 HBP		1-3 K			3 0 1 0 0 0 1 2																
Rey Sanchez, R OBP: 0.321, SLG: 0.306 (1, 4)	0-3 K		0-1 SH3 1B		0-0 G4-3		3-1 L7			4 0 1 0 0 0 1 3																
Kevin Foster, R Larry Casian, R Kent Bottenfield, R Dave Clark, L OBP: 0.300, SLG: 0.343 Mel Rojas, R (1, 1) (3, 1) (3, 1) (6, PH) (6, 7) (8, 1)		2-2 G5-3		0-0 SH3		0-3 K		2-2 G4-3		1 0 2 0 0 0 0 0 1 2 0 0 0 0 0 0 0 0																
<b>Inning Stats</b>	R: 4 E: 0 K: 1 S: 28	H: 5 LOB: 1 BB: 0 P: 38	R: 0 E: 0 K: 0 S: 6	H: 0 LOB: 0 BB: 0 P: 11	R: 0 E: 0 K: 2 S: 15	H: 1 LOB: 1 BB: 0 P: 24	R: 0 E: 0 K: 0 S: 6	H: 1 LOB: 1 BB: 0 P: 7	R: 0 E: 0 K: 1 S: 11	H: 0 LOB: 1 BB: 1 P: 17	R: 0 E: 0 K: 1 S: 12	H: 0 LOB: 2 BB: 1 P: 17	R: 1 E: 0 K: 1 S: 15	H: 3 LOB: 2 BB: 0 P: 22	R: 0 E: 0 K: 0 S: 6	H: 0 LOB: 0 BB: 0 P: 12	R: 0 E: 0 K: 1 S: 7	H: 1 LOB: 1 BB: 0 P: 11	1B: 9 2B: 1 3B: 0 HR: 1	SF: 0 SAC: 1 DP: 0 HBP: 1	WP: 0 PB: 0 SB: 0 CS: 0	PA: 41				
<b>PITCHER</b>	IP WLS BF H R ER SO BB IBB HBP BLK WP HR S P ERA WHIP	IP WLS BF H R ER SO BB IBB HBP BLK WP HR S P ERA WHIP											IP WLS BF H R ER SO BB IBB HBP BLK WP HR S P ERA WHIP													
Mark Gardner, R ERA: 3.38 (1, 1)	5.1 W	26 7	4 4	1 4	1 4	1 4	2 4	0 0	0 1	0 0	0 0	0 1	72 108	6.75 1.688												
Jim Poole, L ERA: 6.75 (6, 1)	1.0	4	1	1	1	1	0	0	0	0	0	0	12	15	9.00	1.000										
Julian Tavarez, R ERA: 6.88 (7, 1)	0.0	1	1	0	0	0	0	0	0	0	0	0	1	2	∞	∞										
Rich Rodriguez, L ERA: 0.98 (7, 1)	0.1	2	1	0	0	0	0	0	0	0	0	0	5	7	0.00	3.000										
Doug Henry, R ERA: 0.9 (7, 1)	2.1 S	8	1	0	0	2	0	0	0	0	0	0	16	27	0.00	0.429										

Chicago Cubs @ San Francisco Giants  
 3Com Park at Candlestick Point, San Francisco, CA  
 Sun May 11 1997, 6:33 AM EDT  
 Att. 22,951 - Cloudy - 61 F

AB	37
R	5
H	11
RBI	5
BB	2
SO	7
LOB	18



WP: 0	PA: 41
PB: 0	
SB: 0	
CS: 0	

1B: 9	SF: 0
2B: 1	SAC: 1
3B: 0	DP: 0
HR: 1	HBP: 1

WP: 0	PA: 41
PB: 0	
SB: 0	
CS: 0	

Batter	1	2	3	4	5	6	7	8	9
Darryl Hamilton, L OBP: 0.369, SLG: 0.241 (1, 8)	4-1 HR BB	0-3 K	0-1 1B 1-2 2-3 3-H		4-2 BB CS		4-0 G4-3 IBB		
Jose Vizcaino, S OBP: 0.285, SLG: 0.261 (1, 6)	1-3 K	1-3 K	2-1 SF8		3-2 G4-3 1-2		0-0 G4-3 1-2 2-3 3-H		
Glenallen Hill, R OBP: 0.275, SLG: 0.446 Stan Javier, S OBP: 0.309, SLG: 0.286 (1, 9) (8, 9)	1-3 K		2B 1B F8			2-3 K	0-0 P4		
Barry Bonds, L OBP: 0.439, SLG: 0.446 (1, 7)	1-0 HR		0-0 BB E 2B	3-2 G3		1-0 F8	4-0 S HR BB		
Mark Lewis, R OBP: 0.313, SLG: 0.524 Doug Henry, R (7, 1)	0-1 BB BB 1B		2-1 E BB 1B HBP	1-0 G6-3		1-3 K	1-3 K		
J.T. Snow, L OBP: 0.373, SLG: 0.339 (1, 3)	4-0 BB 1-2 BB		4-1 1B E BB 1-2 2-3 3-H	1-1 BB 1B		4-2 FC3-6 BB	0-0 HR		
Bill Mueller, S OBP: 0.379, SLG: 0.378 (1, 5)	4-0 BB 1-2 2-3 BB		2-1 E6 1B SF8 1B	4-1 BB 1-2 BB		1-1 FC3-6 1B 2B	0-1 G3		
Rick Wilkins, L OBP: 0.217, SLG: 0.289 (1, 2)	1-3 K		1-0 1B 1B 1-2 2-3 3-H	1-3 K		1-2 2B G4-3 1B	0-2 G3		
Mark Gardner, R OBP: 0.105, SLG: 0.056 Jim Poole, L Julian Tavarez, L Rich Rodriguez, L OBP: 1.000, SLG: 1.000 Jeff Kent, R OBP: 0.351, SLG: 0.573 (1, 1) (6, 1) (7, 1) (7, 1) (7, 4)		1-3 K	1-3 K		1-3 K		0-2 G4-3 2B		

Inning Stats	R: 2	H: 2	LOB: 3	K: 3	S: 15	R: 0	H: 0	LOB: 0	K: 3	S: 10	R: 5	H: 4	LOB: 2	K: 1	S: 20	R: 0	H: 1	LOB: 2	K: 1	S: 13	R: 0	H: 0	LOB: 0	K: 2	S: 10	R: 2	H: 2	LOB: 2	K: 0	S: 13	R: 2	H: 1	LOB: 0	K: 1	S: 9		

PITCHER															PITCHER																					
Kevin Foster, R ERA: 5.17 (1, 1)	2.0	WLS	BF	H	R	ER	SO	BB	IBB	HBP	BLK	WP	HR	S	P	ERA	WHIP	Terry Adams, R ERA: (7, 1)	0.2	WLS	BF	H	R	ER	SO	BB	IBB	HBP	BLK	WP	HR	S	P	ERA	WHIP	
Larry Casian, L ERA: 7.71 (3, 1)	0.2		6	2	2	1	1	1	0	0	0	0	0	11	21	13.50	4.500	Mei Rojas, R ERA: 4.7 (8, 1)	1.0		5	1	2	2	1	1	0	0	0	0	1	9	14	18.00	2.000	
Kent Bottenfield, R ERA: 3.6 (3, 1)	2.1		9	1	0	0	2	2	0	0	0	0	0	26	46	0.00	1.286																			
Bob Patterson, L ERA: 3.52 (6, 1)	1.0		3	0	0	0	2	0	0	0	0	0	0	12	16	0.00	0.000																			
Turk Wendell, R ERA: 4.91 (7, 1)	0.1		5	2	2	2	0	1	1	0	0	0	0	11	21	54.00	9.000																			

**BOTTOM**

**Chicago Cubs @ San Francisco Giants**  
3Com Park at Candlestick Point, San Francisco, CA

Sun May 11 1997, 6:33 AM EDT  
Att. 22,951 - Cloudy - 61 F

AB	R	H	RBI	BB	SO	LOB
2	1	1	1	3	1	0
4	0	0	2	0	2	4
5	1	1	0	0	2	5
0	0	0	0	0	0	0
4	3	2	2	1	0	0
3	1	1	0	0	1	0
1	0	0	0	0	1	1
2	2	2	3	3	0	0
3	2	0	1	2	0	3
5	1	2	1	0	2	5
3	0	0	0	0	3	3
0	0	0	0	0	0	0
0	0	0	0	0	0	0
0	0	0	0	0	0	0
1	0	1	1	0	0	0

AB	33
R	11
H	10
RBI	11
BB	9
SO	12
LOB	21

**GIANTS**

WP	PA
0	44



Batter	1	2	3	4	5	6	7	8	9	AB R H RBI BB SO LOB	TOP																								
Todd Hollandsworth, L (1, 8) OBP: 0.277, SLG: 0.328	1-2 G5-3		0-1 1B		1-0 G1-3		2-2 P3		1-2 K	5 0 1 0 0 1 6																									
Greg Gagne, R (1, 6) OBP: 0.336, SLG: 0.434	1-2 G4-3 2B		1-0 G4-3		1-0 G6-3			1-3 K		4 0 1 0 0 1 3																									
Mike Piazza, R (1, 2) OBP: 0.411, SLG: 0.519	2-1 G4-3 2-3			1-3 K		1-3 K		0-0 G4-3		4 0 0 0 0 2 1																									
Eric Karros, R (1, 3) OBP: 0.327, SLG: 0.351	2-2 L4			0-1 G5-3 1B		1-3 K		0-1 L8		4 0 1 0 0 1 1																									
Raul Mondesi, R (1, 9) OBP: 0.338, SLG: 0.496		1-1 L9		1-2 G5-3 1-2		1-0 F8			2-2 G6-3	4 0 0 0 0 0 1																									
Todd Zeile, R (1, 5) OBP: 0.338, SLG: 0.370		2-1 P9		3-2 P4			0-0 HR		4-1 BB 1B BB	3 1 1 1 1 0 1 0 0 0 0 0 0 0																									
Wilton Guerrero, S (9, PR) OBP: 0.295, SLG: 0.454																																			
Billy Ashley, R (1, 7) OBP: 0.256, SLG: 0.325		1-2 F8			1-2 SH1-4 E 1B		1-0 E5 1B		2-1 BB 1B	3 0 2 0 0 0 0 1 0 1 0 0 0 0																									
Wayne Kirby, L (8, 7) OBP: 0.324, SLG: 0.226																																			
Juan Castro, R (1, 4) OBP: 0.130, SLG: 0.048			1-2 G6-3		0-0 E5 SH1-4		1-0 E5 SH2-4		1-0 F7	3 0 0 0 0 0 2 1 0 0 0 0 0 2																									
Eric Anthony, L (9, PH)																																			
Pedro Astacio, R (1, 1) OBP: 0.071, SLG: 0.071			0-2 F9		0-0 SH1-4		0-1 SH2-4		4-2 BB	1 0 0 0 0 0 0 0 0 0 0 1 0 0																									
Nelson Liriano, S (9, PH) OBP: 0.300, SLG: 0.235																																			
<b>Inning Stats</b>	R: 0 E: 0 K: 0 S: 11	H: 1 LOB: 1 BB: 0 P: 17	R: 0 E: 0 K: 0 S: 8	H: 0 LOB: 0 BB: 0 P: 12	R: 0 E: 0 K: 0 S: 10	H: 1 LOB: 1 BB: 0 P: 12	R: 0 E: 0 K: 1 S: 11	H: 1 LOB: 1 BB: 0 P: 16	R: 0 E: 1 K: 0 S: 8	H: 1 LOB: 2 BB: 0 P: 11	R: 0 E: 0 K: 2 S: 7	H: 0 LOB: 0 BB: 0 P: 10	R: 1 E: 1 K: 0 S: 11	H: 2 LOB: 1 BB: 0 P: 15	R: 0 E: 0 K: 1 S: 6	H: 0 LOB: 0 BB: 0 P: 7	R: 0 E: 0 K: 1 S: 12	H: 1 LOB: 3 BB: 2 P: 26	1B: 5 2B: 1 3B: 0 HR: 1	SF: 0 SAC: 2 DP: 0 HBP: 0	WP: 0 PB: 0 SB: 0 CS: 0	PA: 37													
<b>PITCHER</b>	IP WLS BF H R ER SO BB IBB HBP BLK WP HR S P ERA WHIP																																		
Terry Mulholland, L (1, 1) ERA: 2.61	7.0	28	6	1	1	3	0	0	0	0	0	1	66	93	1.29	0.857																			
Turk Wendell, R (8, 1) ERA: 4.66	1.0	W	3	0	0	0	1	0	0	0	0	0	6	7	0.00	0.000																			
Mel Rojas, R (9, 1) ERA: 4.41	1.0	S	6	1	0	0	1	2	0	0	0	0	12	26	0.00	3.000																			

Los Angeles Dodgers @ Chicago Cubs  
Wrigley Field, Chicago, IL  
Tue May 13 1997, 7:05 PM CDT  
Att. 21,908 - Unknown - 50 F

AB 33  
R 1  
H 7  
RBI 1  
BB 2  
SO 5  
LOB 17



livebaseballscorecards.com





Batter	1	2	3	4	5	6	7	8	9	AB	R	H	RBI	BB	SO	LOB	TOP					
Todd Hollandsworth, L OBP: 0.267, SLG: 0.317 (1, 8)	2-2 P9		3-1 G4-6-3 1-2f			0-2 G4-3		1-1 G5-3	2-0 F7	5	0	0	0	0	0	2						
Greg Gagne, R OBP: 0.338, SLG: 0.440 (1, 6)	0-1 G5-3		1-1 2B			1-3 K		2-1 1B BB SF7 1B	2-0 F8	5	1	2	1	0	1	0						
Mike Piazza, R OBP: 0.414, SLG: 0.514 (1, 2)	2-1 BB 1B		2-1 G4-3			0-1 L9		4-2 1B BB		3	0	1	0	1	0	1						
Eric Karros, R OBP: 0.338, SLG: 0.358 (1, 3)	4-2 1-2 BB					2-2 G4-3		2-1 HR 1B	2-1 1-2 2-3 1B	3	1	2	0	1	0	0						
Raul Mondesi, R OBP: 0.342, SLG: 0.522 (1, 9)	1-1 P4					2-1 CS 1B		0-0 1-H HR	2-2 SF7	3	1	2	3	0	0	2						
Todd Zeile, R OBP: 0.336, SLG: 0.361 (1, 5)						1-1 SAFE L8		1-1 L4	1-1 F8	3	0	0	0	1	0	3						
Eric Anthony, L OBP: 0.375, SLG: 0.333 (1, 7)						2-1 SAFE CS 1-2		0-0 G4-3	3-2 SH1-4 HR 2B	4	1	1	0	0	0	1						
Wilton Guerrero, S OBP: 0.296, SLG: 0.450 Darren Hall, R Scott Radinsky, L Antonio Osuna, R Juan Castro, R OBP: 0.130, SLG: 0.048 (1, 4) (7, 1) (7, 1) (7, 1) (9, PH) (9, 4)						1-0 G4-6-3 1-2f		0-1 CS 1B	0-0 SH1-4	3	0	1	0	0	0	1						
Ramon Martinez, R OBP: 0.056, SLG: 0.056 Nelson Liriano, S OBP: 0.364, SLG: 0.526 (1, 1) (7, PH) (7, 4)						1-1 G4-6-3 1B		2-1 SAFE CS 1-2	3-1 1B 2B	2	0	1	0	0	0	0						
Todd Worrell, R (9, 1)									0-0 3-H HR	2	2	2	2	0	0	0						
										0	0	0	0	0	0	0						
										2	0	1	0	0	0	0						
										2	2	2	2	0	0	0						
										0	0	0	0	0	0	0						
Inning Stats	R: 0 E: 0 K: 0 S: 11	H: 1 LOB: 2 BB: 1 P: 20	R: 0 E: 0 K: 0 S: 4	H: 0 LOB: 0 BB: 1 P: 11	R: 0 E: 0 K: 0 S: 8	H: 2 LOB: 1 BB: 0 P: 15	R: 0 E: 0 K: 0 S: 10	H: 1 LOB: 0 BB: 0 P: 16	R: 0 E: 0 K: 0 S: 6	H: 0 LOB: 0 BB: 0 P: 9	R: 0 E: 0 K: 1 S: 8	H: 0 LOB: 0 BB: 0 P: 9	R: 2 E: 0 K: 0 S: 11	H: 3 LOB: 0 BB: 0 P: 15	R: 2 E: 0 K: 0 S: 16	H: 3 LOB: 2 BB: 1 P: 31	R: 2 E: 0 K: 0 S: 7	H: 2 LOB: 0 BB: 0 P: 14	1B: 7 2B: 3 3B: 0 HR: 2	SF: 1 SAC: 1 DP: 2 HBP: 0	WP: 0 PB: 0 SB: 0 CS: 2	PA: 40
PITCHER	IP	WLS	BF	H	R	ER	SO	BB	IBB	HBP	BLK	WP	HR	S	P	ERA	WHIP					
Steve Trachsel, R ERA: 6.46 (1, 1)	6.1		24	6	2	2	1	2	0	0	0	0	1	53	89	2.84	1.263					
Terry Adams, R ERA: 0.81 (7, 1)	1.0		7	4	2	2	0	1	0	0	0	0	0	15	28	18.00	5.000					
Turk Wendell, R ERA: 4.5 (8, 1)	0.2		2	0	0	0	0	0	0	0	0	0	0	6	9	0.00	0.000					
Mel Rojas, R ERA: 5.19 (9, 1)	1.0	L	5	2	2	2	0	0	0	0	0	0	1	7	14	18.00	2.000					

Los Angeles Dodgers @ Chicago Cubs  
Wrigley Field, Chicago, IL  
Wed May 14 1997, 3:33 AM CDT  
Att. 24,441 - Overcast - 53 F

livebaseballscorecards.com

AB 33  
R 6  
H 12  
RBI 6  
BB 3  
SO 1  
LOB 10



BOTTOM

Los Angeles Dodgers @ Chicago Cubs

Wrigley Field, Chicago, IL

Wed May 14 1997, 3:33 AM CDT

Att. 24,441 - Overcast - 53 F

livebaseballscores.com

AB	34
R	4
H	7
RBI	3
BB	5
SO	6
LOB	14



WP:	0	PA:	39
PB:	0		
SB:	1		
CS:	0		

AB R H RBI BB SO LOB

5	1	2	1	0	0	0
4	0	1	0	0	0	2
1	0	1	0	0	0	0
5	2	2	1	0	0	2
2	0	0	0	2	0	1
2	1	1	0	1	1	0
1	0	0	0	0	0	2
4	0	0	0	0	2	3
1	0	0	0	1	0	0
2	0	0	0	0	0	0
4	0	0	1	0	2	2
2	0	0	0	1	1	2
0	0	0	0	0	0	0
0	0	0	0	0	0	0
0	0	0	0	0	0	0
1	0	0	0	0	0	0

1B: 5 SF: 0  
2B: 0 SAC: 0  
3B: 0 DP: 1  
HR: 2 HBP: 0

Batter	1	2	3	4	5	6	7	8	9
Brian McRae, S OBP: 0.291, SLG: 0.408 (1, 8)	2-2 F8 ①		1-0 1B 1-2		1-0 P2 ①		0-1 HR ①		0-2 G4-3 ②
Shawon Dunston, R OBP: 0.287, SLG: 0.366 Rey Sanchez, R OBP: 0.333, SLG: 0.320 (1, 6) (8, 6)	0-0 G6-3 ②		1-2 L9 ③		1-2 L3 ②		1-1 G6-3 1B ①		3-2 G6-3 1B ③
Mark Grace, L OBP: 0.441, SLG: 0.515 (1, 3)	2-2 G6-3 ③			1-0 23 E 1B ①	1-1 HR ①		1-2 G6-3 ①		0-0 P7 ③
Sammy Sosa, R OBP: 0.319, SLG: 0.445 (1, 9)		1-0 P6 ①		3-2 F8 1 SAFE ①	4-2 S BB ①		4-0 G1-6-3 IBB ②		
Dave Hansen, L OBP: 0.443, SLG: 0.298 José Hernández, R OBP: 0.368, SLG: 0.471 (1, 5) (5, PR) (6, 5)		1-3 K ②		0-0 23 E BB FC6-4 1B ①	4-1 BB ①		1-2 G1-6-3 ② ③		
23 Ryne Sandberg, R OBP: 0.252, SLG: 0.324 (1, 4)		2-3 K ③		1-0 E5 FC6-4 BB 1-2 2-H ①	0-1 F9 ③			1-3 K ①	
Brooks Kieschnick, L OBP: 0.304, SLG: 0.338 Doug Glanville, R OBP: 0.290, SLG: 0.339 (1, 7) (5, 7)			3-2 G3 ①	4-2 FC6-4 BB 1-2 2-3 ②		0-0 G6-3 ①		1-1 G6-3 ②	
Scott Servais, R OBP: 0.308, SLG: 0.302 (1, 2)			0-2 G5-3 ②	0-1 FC6-4 ②		0-3 K ②		0-3 K ③	
Steve Trachsel, R OBP: 0.176, SLG: 0.133 Terry Adams, R (7, 1) Turk Wendell, L (8, 1) Mel Rojas, R (9, 1) Dave Clark, L OBP: 0.286, SLG: 0.324 (9, PH)			4-2 1B BB ③	0-1 P9 ③		0-3 K ③			3-2 G4-3 ①
Inning Stats	R: 0 H: 0 E: 0 LOB: 0 K: 0 BB: 0 S: 8 P: 12	R: 0 H: 0 E: 0 LOB: 0 K: 2 BB: 0 S: 7 P: 11	R: 0 H: 1 E: 0 LOB: 2 K: 0 BB: 1 S: 19 P: 28	R: 2 H: 2 E: 1 LOB: 2 K: 0 BB: 1 S: 13 P: 22	R: 1 H: 1 E: 0 LOB: 2 K: 0 BB: 2 S: 12 P: 23	R: 0 H: 0 E: 0 LOB: 0 K: 2 BB: 0 S: 7 P: 7	R: 1 H: 2 E: 0 LOB: 1 K: 0 BB: 1 S: 10 P: 17	R: 0 H: 0 E: 0 LOB: 0 K: 2 BB: 0 S: 8 P: 10	R: 0 H: 1 E: 0 LOB: 1 K: 0 BB: 0 S: 11 P: 17
PITCHER	IP WLS BF H R ER SO	IP WLS BF H R ER SO	IP WLS BF H R ER SO	IP WLS BF H R ER SO	IP WLS BF H R ER SO	IP WLS BF H R ER SO	IP WLS BF H R ER SO	IP WLS BF H R ER SO	IP WLS BF H R ER SO
Ramon Martinez, R ERA: 3.79 (1, 1)	6.0	Darren Hall, R ERA: 2.25 (7, 1)	0.0	Scott Radinsky, L ERA: 2.81 (7, 1)	0.1	Antonio Osuna, R ERA: (7, 1)	1.2	Todd Worrell, R ERA: 4.96 (9, 1)	1.0

PITCHER	IP	WLS	BF	H	R	ER	SO	BB	IBB	HBP	BLK	WP	HR	S	P	ERA	WHIP
Ramon Martinez, R ERA: 3.79 (1, 1)	6.0		27	4	3	1	4	4	0	0	0	0	1	66	103	1.50	1.333
Darren Hall, R ERA: 2.25 (7, 1)	0.0		2	2	1	1	0	0	0	0	0	0	1	4	5	∞	∞
Scott Radinsky, L ERA: 2.81 (7, 1)	0.1		2	0	0	0	0	0	1	0	0	0	0	3	8	0.00	0.000
Antonio Osuna, R ERA: (7, 1)	1.2	W	4	0	0	0	2	0	0	0	0	0	0	11	14	0.00	0.000
Todd Worrell, R ERA: 4.96 (9, 1)	1.0	S	4	1	0	0	0	0	0	0	0	0	0	11	17	0.00	1.000



Batter	1	2	3	4	5	6	7	8	9	AB R H RBI BB SO LOB	TOP											
Steve Finley, L (1, 8) OBP: 0.294, SLG: 0.368	3-1 G3-1		3-3 K		1-0 FC2-5 BB			0-0 B3		4 0 0 0 0 1 3												
Quitvio Veras, S (1, 4) OBP: 0.293, SLG: 0.289	2-3 K			1-3 K	4-2 BB			1-1 L8		3 0 0 0 1 2 0												
Tony Gwynn, L (1, 9) OBP: 0.379, SLG: 0.541	4-2 BB			1-0 F8	2-1 G3			2-1 F7		3 0 0 0 1 0 3												
Wally Joyner, L (1, 3) OBP: 0.337, SLG: 0.429	1 SAFE 1-3 K			2-1 HR		3-0 G4-3			1-3 K	4 1 1 1 0 2 1												
Greg Vaughn, R (1, 7) OBP: 0.267, SLG: 0.379			2-3 K	2-1 P3		2-3 K			3-2 G6-3	4 0 0 0 0 2 0												
Archib Cianfrocco, R (1, 5) OBP: 0.403, SLG: 0.455			0-0 G6-3		1-3 K	1-3 K			1-3 K	4 0 0 0 0 3 0												
Craig Shipley, R (1, 6) OBP: 0.250, SLG: 0.500			2-2 L8		0-0 1B 2B			2-2 F9		3 1 1 0 0 0 0												
John Flaherty, R (1, 2) OBP: 0.286, SLG: 0.345			1-0 G6-3		2-0 FC2-5 SH 1B			1-0 L9		3 0 1 1 0 0 0												
Sterling Hitchcock, L (1, 1) OBP: 0.200, SLG: 0.143			4-0 CS BB		0-0 SH BB FC2-5			2-1 P5		0 0 0 0 1 0 0												
Trey Beamon, L (7, PH) OBP: 0.500, SLG: 0.333										1 0 0 0 0 0 0												
Tim Scott, R (7, 1)										0 0 0 0 0 0 0												
<b>Inning Stats</b>	R: 0 E: 0 K: 2 S: 13	H: 0 LOB: 1 BB: 1 P: 23	R: 0 E: 0 K: 1 S: 7	H: 0 LOB: 0 BB: 0 P: 11	R: 0 E: 0 K: 1 S: 5	H: 0 LOB: 1 BB: 1 P: 13	R: 1 E: 0 K: 1 S: 8	H: 1 LOB: 0 BB: 0 P: 14	R: 1 E: 0 K: 1 S: 12	H: 2 LOB: 3 BB: 1 P: 22	R: 0 E: 0 K: 2 S: 8	H: 0 LOB: 0 BB: 0 P: 14	R: 0 E: 0 K: 0 S: 6	H: 0 LOB: 0 BB: 0 P: 11	R: 0 E: 0 K: 0 S: 5	H: 0 LOB: 0 BB: 0 P: 8	R: 0 E: 0 K: 2 S: 11	H: 0 LOB: 0 BB: 0 P: 16	1B: 1 2B: 2 3B: 0 HR: 1	SF: 0 SAC: 1 DP: 1 HBP: 0	WP: 0 PB: 0 SB: 0 CS: 1	PA: 33
<b>PITCHER</b>	IP WLS BF H R ER SO BB IBB HBP BLK WP HR S P ERA WHIP																					
Frank Castillo, R (1, 1) ERA: 5.48	7.0 W 27 3 2 2 8 3 0 0 0 0 1 59 108 2.57 0.857																					
Bob Patterson, L (8, 1) ERA: 3.31	1.0 3 0 0 0 0 0 0 0 0 0 0 5 8 0.00 0.000																					
Kent Bottenfield, R (9, 1) ERA: 3.46	1.0 3 0 0 0 2 0 0 0 0 0 0 0 11 16 0.00 0.000																					

San Diego Padres @ Chicago Cubs  
Wrigley Field, Chicago, IL  
Thu May 15 1997, 3:33 AM CDT  
Att. 19,766 - Sunny - 48 F

livebaseballscorecards.com

AB 29  
R 2  
H 3  
RBI 2  
BB 3  
SO 10  
LOB 7



Batter	1	2	3	4	5	6	7	8	9	AB	R	H	RBI	BB	SO	LOB
Brian McRae, S OBP: 0.294, SLG: 0.420 (1, 8)	0-2 F8		1-3 K		0-0 E1 FC5 1B		2-0 3B	0-0 FC6-4 1B 1-2 2-H		5	1	2	1	0	1	0
Doug Glanville, R OBP: 0.299, SLG: 0.365 (1, 7)	4-0 FC4-6 BB		0-2 P4		2-3 K		2-1 1B 3B 3-H	0-0 F8		4	1	1	1	1	1	3
Mark Grace, L OBP: 0.447, SLG: 0.519 (1, 3)	0-0 FC4-6 1-2f		2-0 1B		1-2 1B		0-0 3B 1B 3-H	2-2 FC6-4 1-2f		5	1	3	1	0	0	3
Sammy Sosa, R OBP: 0.317, SLG: 0.453 (1, 9)	0-0 G1-3		3-2 G5-3		1-3 K		1-0 G4-3 3B 1-H			4	1	1	1	0	1	4
Shawon Dunston, R OBP: 0.288, SLG: 0.365 Rey Sanchez, R OBP: 0.327, SLG: 0.314 (1, 6) (7, 6)		1-0 F9		1-0 3B 1B	2-1 FC5 2-3f		0-1 G4-3 3B 3-H			3	1	1	0	0	0	2
23 Ryne Sandberg, R OBP: 0.244, SLG: 0.313 (1, 4)		3-2 G6-3		0-3 K		1-0 F7	1-2 F8			4	0	0	0	0	1	1
José Hernández, R OBP: 0.405, SLG: 0.541 (1, 5)		4-2 BLK 1B BB		0-1 SF8 3B 1-H		1-0 P3		1-0 BB 1B 1B		3	3	2	1	1	0	0
Scott Servais, R OBP: 0.306, SLG: 0.303 (1, 2)		2-2 1B 1-H		1-1 SF8 3B 3-H		3-2 F8		2-3 K		3	0	1	2	0	1	1
Frank Castillo, R OBP: 0.083, SLG: 0.083 Dave Clark, L OBP: 0.279, SLG: 0.316 Bob Patterson, R OBP: 0.313, SLG: 0.338 Brooks Kieschnick, L OBP: 0.313, SLG: 0.338 Kent Bottenfield, R (1, 1) (7, PH) (8, 1) (8, PH) (9, 1)		2-2 G3		2-3 K			2-1 F7	4-2 BB		2	0	0	0	0	1	1
<b>Inning Stats</b>	R: 0 E: 1 K: 0 S: 5	H: 0 LOB: 1 BB: 1 P: 9	R: 1 E: 0 K: 0 S: 15	H: 1 LOB: 1 BB: 1 P: 27	R: 0 E: 0 K: 1 S: 11	H: 1 LOB: 0 BB: 0 P: 17	R: 2 E: 0 K: 2 S: 11	H: 2 LOB: 0 BB: 0 P: 15	R: 0 E: 1 K: 2 S: 12	H: 1 LOB: 2 BB: 0 P: 18	R: 0 E: 0 K: 0 S: 7	H: 0 LOB: 0 BB: 0 P: 12	R: 4 E: 0 K: 0 S: 12	H: 4 LOB: 0 BB: 0 P: 20	R: 1 E: 0 K: 1 S: 11	H: 2 LOB: 2 BB: 1 P: 20
<b>PITCHER</b>	IP WLS BF H R ER SO BB IBB HBP BLK WP HR S P ERA WHIP	IP WLS BF H R ER SO BB IBB HBP BLK WP HR S P ERA WHIP	IP WLS BF H R ER SO BB IBB HBP BLK WP HR S P ERA WHIP	IP WLS BF H R ER SO BB IBB HBP BLK WP HR S P ERA WHIP	IP WLS BF H R ER SO BB IBB HBP BLK WP HR S P ERA WHIP	IP WLS BF H R ER SO BB IBB HBP BLK WP HR S P ERA WHIP	IP WLS BF H R ER SO BB IBB HBP BLK WP HR S P ERA WHIP	IP WLS BF H R ER SO BB IBB HBP BLK WP HR S P ERA WHIP	IP WLS BF H R ER SO BB IBB HBP BLK WP HR S P ERA WHIP	IP WLS BF H R ER SO BB IBB HBP BLK WP HR S P ERA WHIP	IP WLS BF H R ER SO BB IBB HBP BLK WP HR S P ERA WHIP	IP WLS BF H R ER SO BB IBB HBP BLK WP HR S P ERA WHIP	IP WLS BF H R ER SO BB IBB HBP BLK WP HR S P ERA WHIP	IP WLS BF H R ER SO BB IBB HBP BLK WP HR S P ERA WHIP	IP WLS BF H R ER SO BB IBB HBP BLK WP HR S P ERA WHIP	IP WLS BF H R ER SO BB IBB HBP BLK WP HR S P ERA WHIP
Sterling Hitchcock, L ERA: 4.19 Tim Scott, R ERA: 7.85 (1, 1) (7, 1)	6.0 L	2.0	6.0	5.0	6.0	6.0	6.0	6.0	6.0	6.0	6.0	6.0	6.0	6.0	6.0	6.0
	4.50 1.167	22.50 3.500														

**BOTTOM**

**San Diego Padres @ Chicago Cubs**  
 Wrigley Field, Chicago, IL  
 Thu May 15 1997, 3:33 AM CDT  
 Att. 19,766 - Sunny - 48 F

AB	35
R	8
H	11
RBI	8
BB	3
SO	6
LOB	15



WP: 0	PA: 39
PB: 0	SB: 0
CS: 0	

1B: 7	SF: 1
2B: 0	SAC: 0
3B: 4	DP: 0
HR: 0	HBP: 0

livebaseballscorecards.com



Batter	1	2	3	4	5	6	7	8	9	AB R H RBI BB SO LOB	TOP	
Steve Finley, L (1, 8) OBP: 0.311, SLG: 0.420	1-1 1B		2-1 G3		0-0 G3		0-1 HR		0-1 FC4-6 1B	5 2 3 3 0 0 0		
Terry Shumpert, R (1, 4) OBP: 0.364, SLG: 0.444	2-2 P3		1-2 1B		0-2 F9		0-1 G6-3		1-0 SF7	4 0 1 1 0 0 1		
Tony Gwynn, L (1, 9) OBP: 0.384, SLG: 0.543	1-0 1B		0-0 L9			2-1 FC4 1B		1-1 G6-3	0-0 FC4-6	3 0 2 1 0 0 1		
Quilvio Veras, S (6, PR) OBP: 0.289, SLG: 0.285										2 0 0 0 0 0 1		
Wally Joyner, L (1, 3) OBP: 0.326, SLG: 0.414	3-0 F8			0-0 E4 HR		0-0 F7		4-2 FC4-6 BB		3 1 0 0 0 0 2		
Sean Bergman, R (6, 1) OBP: 0.250, SLG: 0.250										0 0 0 0 0 0 0		
John Flaherty, R (8, PH) OBP: 0.292, SLG: 0.345										0 0 0 0 1 0 0		
Joey Long, R (8, 1)										0 0 0 0 0 0 0		
Chris Jones, R (1, 7) OBP: 0.286, SLG: 0.455	0-1 P5			2-3 K		0-0 FC4		3-2 FC4-6		4 0 0 0 0 1 4		
Archi Cianfrocco, R (1, 5) OBP: 0.379, SLG: 0.424		2-3 K		0-0 F9		3-3 K		1-2 F9		4 0 0 0 0 2 3		
Chris Gomez, R (1, 6) OBP: 0.314, SLG: 0.369		3-2 G6-3		1-0 HR		1-0 HR		1-0 HR	0-2 P4	4 2 2 2 0 0 0		
Carlos Hernandez, R (1, 2) OBP: 0.318, SLG: 0.364		0-0 G6-3		2-1 G3		1-0 P2		1-0 P2	1-0 BB 1B	4 1 1 0 0 0 1		
Tim Worrell, R (1, 1) OBP: 0.286, SLG: 0.231			2-3 K		1-3 K		0-0 P8		4-0 BB 1B SF7 BB	0 0 0 0 0 0 0		
Trey Beamon, L (3, PH) OBP: 0.400, SLG: 0.250										1 0 0 0 0 1 0		
Will Cunnane, R (3, 1)										1 0 0 0 0 1 0		
Don Slaught, R (6, 2)										1 1 0 0 1 0 1		
<b>Inning Stats</b>	R: 1 H: 2 E: 0 LOB: 1 K: 0 BB: 0 S: 10 P: 17	R: 0 H: 0 E: 0 LOB: 0 K: 1 BB: 0 S: 7 P: 12	R: 0 H: 1 E: 0 LOB: 1 K: 1 BB: 0 S: 10 P: 15	R: 2 H: 1 E: 1 LOB: 0 K: 1 BB: 0 S: 9 P: 14	R: 0 H: 0 E: 0 LOB: 0 K: 1 BB: 0 S: 8 P: 9	R: 0 H: 1 E: 0 LOB: 1 K: 1 BB: 0 S: 10 P: 15	R: 2 H: 2 E: 0 LOB: 0 K: 0 BB: 0 S: 7 P: 9	R: 0 H: 0 E: 0 LOB: 1 K: 0 BB: 1 S: 10 P: 19	R: 2 H: 2 E: 0 LOB: 1 K: 0 BB: 1 S: 8 P: 14	1B: 7 SF: 1 2B: 0 SAC: 0 3B: 0 DP: 0 HR: 2 HBP: 0	WP: 0 PA: 39 PB: 0 SB: 1 CS: 0	
<b>PITCHER</b>	IP WLS BF H R ER SO BB IBB HBP BLK WP HR S P ERA WHIP											
Kevin Foster, R (1, 1) ERA: 4.96	7.0 W 29 7 5 3 5 0 0 0 0 0 0 2 61 91 3.86 1.000											
Ramon Tatis, L (8, 1) ERA: 3.86	2.0 10 2 2 2 0 2 0 0 0 0 0 0 18 33 9.00 2.000											

San Diego Padres @ Chicago Cubs  
Wrigley Field, Chicago, IL  
Fri May 16 1997, 3:33 AM CDT  
Att. 25,036 - Cloudy - 60 F

livebaseballscorecards.com

AB	36
R	7
H	9
RBI	7
BB	2
SO	5
LOB	14



Batter	1	2	3	4	5	6	7	8	9
<b>Brian McRae, S</b> OBP: 0.313, SLG: 0.438 (1, 8)	4-2 CS BB	0-0 2-H 1B	2-1 BB 1B 1-2 2-3	2-0 L9		1-0 WP 1B		3-2 2-H 2B	
<b>Doug Glanville, R</b> OBP: 0.315, SLG: 0.368 (1, 7)	4-2 WP 1B 1-2 SF7 BB	0-0 1B 1B	0-0 BB 1B 1-2 2-3 3-H		1-1 F7	2-2 L5		2-1 G6-3	
<b>Mark Grace, L</b> OBP: 0.453, SLG: 0.518 <b>Ramon Tatis, L</b> (8, 1)	2-1 WP 23 2B 1B 1-2	0-0 1B 1B 1-3 2-H	4-2 BB 1B 1-2 2-3		2-0 G4-3		2-3 K		
<b>Sammy Sosa, R</b> OBP: 0.331, SLG: 0.500 (1, 9)	2-0 SF7 1-2 2-H	2-2 1B 1-2 3-H	0-1 23 G6-3 3B 1-2 2-3 1-H 2-H 3-H		1-0 HR		1-0 1B		
<b>23 Ryne Sandberg, R</b> OBP: 0.246, SLG: 0.322 <b>Dave Hansen, L</b> OBP: 0.429, SLG: 0.286 (1, 4) (5, 5)	0-1 2B 2-H	2-3 K	0-1 G6-3		1-0 G4-3		2-0 P7		
<b>José Hernández, R</b> OBP: 0.404, SLG: 0.524 (1, 5) (5, 4)	0-3 K		0-1 1B 1B 1-2 2-3 4-3 1B			2-2 G5-3	3-1 F8		
<b>Rey Sanchez, R</b> OBP: 0.333, SLG: 0.309 (1, 6)		4-1 SH1-4 1B BB	1-1 1B 1B 1-2 2-3 G4-3			0-3 K		3-2 L9	
<b>Scott Servais, R</b> OBP: 0.319, SLG: 0.356 (1, 2) (8, 3)		0-0 F8	3-1 1B 1B 1-2 2-3	2-3 K		0-0 HR		0-0 WP 2B 2B	
<b>Kevin Foster, R</b> OBP: 0.176, SLG: 0.125 <b>Mike Hubbard, R</b> OBP: 0.100, SLG: 0.400 (1, 1) (8, 2)		0-2 SH1-4	2-2 1B 1B 1-2 2-3 3-H	1-2 G5-3		3-2 WP 1B 1B		2-0 L9	

Inning Stats	R: 2	H: 2	E: 0	K: 1	S: 14	L: 2	LOB: 1	BB: 2	P: 26	R: 3	H: 4	E: 0	K: 1	S: 15	L: 5	LOB: 2	BB: 1	P: 23	R: 8	H: 8	E: 0	K: 0	S: 22	L: 8	LOB: 0	BB: 1	P: 37	R: 0	H: 0	E: 0	K: 1	S: 7	L: 0	LOB: 0	BB: 0	P: 12	R: 1	H: 1	E: 0	K: 0	S: 5	L: 1	LOB: 0	BB: 0	P: 10	R: 1	H: 3	E: 0	K: 1	S: 16	L: 3	LOB: 2	BB: 0	P: 24	R: 0	H: 1	E: 0	K: 1	S: 7	L: 1	LOB: 1	BB: 0	P: 15	R: 1	H: 2	E: 0	K: 0	S: 12	L: 2	LOB: 1	BB: 0	P: 22
--------------	------	------	------	------	-------	------	--------	-------	-------	------	------	------	------	-------	------	--------	-------	-------	------	------	------	------	-------	------	--------	-------	-------	------	------	------	------	------	------	--------	-------	-------	------	------	------	------	------	------	--------	-------	-------	------	------	------	------	-------	------	--------	-------	-------	------	------	------	------	------	------	--------	-------	-------	------	------	------	------	-------	------	--------	-------	-------


PITCHER	IP	WLS	BF	H	R	ER	SO	BB	IBB	HBP	BLK	WP	HR	S	P	ERA	WHIP
<b>Tim Worrell, R</b> ERA: 5.53 (1, 1)	2.0	L	14	6	5	5	2	3	0	0	0	1	0	29	49	22.50	4.500
<b>Will Cunnane, R</b> ERA: 7.27 (3, 1)	3.2		22	11	10	10	2	1	0	0	0	0	2	46	76	24.55	3.273
<b>Sean Bergman, R</b> ERA: 3.28 (6, 1)	1.1		6	2	0	0	1	0	0	0	0	1	0	11	22	0.00	1.500
<b>Joey Long, L</b> ERA: 10.57 (8, 1)	1.0		5	2	1	1	0	0	0	0	0	1	0	12	22	9.00	2.000

**BOTTOM**

San Diego Padres @ Chicago Cubs  
Wrigley Field, Chicago, IL  
Fri May 16 1997, 3:33 AM CDT  
Att: 25,036 - Cloudy - 60 F

AB	R	H	RBI	BB	SO	LOB
5	2	4	2	1	0	0
5	3	2	2	1	0	3
4	2	2	1	1	1	0
0	0	0	0	0	0	0
4	2	4	6	0	0	0
3	0	1	2	0	1	2
2	0	0	0	0	0	1
5	1	2	0	0	1	2
4	2	1	0	1	1	1
5	3	3	1	0	1	1
3	1	2	2	0	0	0
1	0	0	0	0	0	1

AB	41
R	16
H	21
RBI	16
BB	4
SO	5
LOB	11



WP	3	PA	47
PB	0		
SB	0		
CS	1		

livebaseballscores.com



Batter	1	2	3	4	5	6	7	8	9	AB R H RBI BB SO LOB	TOP																
Darryl Hamilton, L (1, 8) OBP: 0.400, SLG: 0.325	0-3 K		0-1 FC4-5-6 FC4-8			1-0 F7		0-1 B5-3		4 0 0 0 0 1 1																	
Jose Vizcaino, S (1, 6) OBP: 0.301, SLG: 0.267	1-1 G6-3		2-2 FC4-6 SAFE			1-0 G4-3		1-2 G5-3		4 0 0 0 0 0 1																	
Glenallen Hill, R (1, 9) OBP: 0.264, SLG: 0.433 Stan Javier, S (9, 9) OBP: 0.279, SLG: 0.255	2-3 K				1-0 P5		0-2 G4-3		2-3 K	4 0 0 0 0 2 0 0 0 0 0 0 0 0																	
Barry Bonds, L (1, 7) OBP: 0.451, SLG: 0.508		1-2 L9			2-2 G4-3		1-0 F7		2-1 HR 1B	4 1 1 0 0 0 0																	
Jeff Kent, R (1, 4) OBP: 0.344, SLG: 0.577		1-1 P3			0-2 E5		0-0 F7		2-0 HR 1-H	4 1 1 2 0 0 0																	
J.T. Snow, L (1, 3) OBP: 0.382, SLG: 0.357		3-1 2B			0-3 K		0-1 F9		1-0 L8	4 0 1 0 0 1 1																	
Mark Lewis, R (1, 5) OBP: 0.333, SLG: 0.500 Rod Beck, R (9, 1)		3-3 K				2-3 K		4-2 HR BB	4-2 BB	2 1 0 0 2 2 1 0 0 0 0 0 0 0	AB 33 R 4 H 5 RBI 4 BB 2 SO 9 LOB 6																
Damon Berryhill, S (1, 2) OBP: 0.444, SLG: 0.419 Rick Wilkins, L (3, 2) OBP: 0.237, SLG: 0.318			2-2 FC4-5-6 2B			0-0 F7		1-1 HR 1-H	2-2 F7	1 0 1 0 0 0 0 3 1 1 2 0 0 1																	
Mark Gardner, R (1, 1) OBP: 0.091, SLG: 0.048 Bill Mueller, S (9, 5) OBP: 0.370, SLG: 0.359			0-3 K			2-3 K		0-3 K		3 0 0 0 0 3 1 0 0 0 0 0 0 0																	
Inning Stats	R: 0 E: 0 K: 2 S: 9	H: 0 LOB: 0 BB: 0 P: 12	R: 0 E: 0 K: 1 S: 10	H: 1 LOB: 1 BB: 0 P: 18	R: 0 E: 0 K: 1 S: 11	H: 1 LOB: 1 BB: 0 P: 15	R: 0 E: 1 K: 1 S: 10	H: 0 LOB: 1 BB: 0 P: 13	R: 0 E: 0 K: 2 S: 9	H: 0 LOB: 0 BB: 0 P: 13	R: 0 E: 0 K: 0 S: 6	H: 0 LOB: 0 BB: 0 P: 8	R: 0 E: 0 K: 0 S: 4	H: 0 LOB: 0 BB: 0 P: 5	R: 2 E: 0 K: 1 S: 12	H: 1 LOB: 0 BB: 1 P: 18	R: 2 E: 0 K: 1 S: 13	H: 2 LOB: 1 BB: 1 P: 26	1B: 1 2B: 2 3B: 0 HR: 2	SF: 0 SAC: 0 DP: 0 HBP: 0	WP: 0 PB: 0 SB: 0 CS: 0	PA: 35					
PITCHER	IP	WLS	BF	H	R	ER	SO	BB	IBB	HBP	BLK	WP	HR	S	P	ERA	WHIP										
Amaury Telemaco, R (1, 1) ERA: 4.68	8.0	L	29	3	2	2	8	1	0	0	0	0	1	71	102	2.25	0.500										
Mel Rojas, R (9, 1) ERA: 6.0	0.2		5	2	2	2	1	1	0	0	0	0	1	10	21	27.00	4.500										
Bob Patterson, L (9, 1) ERA: 3.24	0.1		1	0	0	0	0	0	0	0	0	0	0	3	5	0.00	0.000										

San Francisco Giants @ Chicago Cubs  
Wrigley Field, Chicago, IL  
Sat May 17 1997, 7:05 PM CDT  
Att. 34,309 - Unknown - 45 F

livebaseballscorecards.com



BOTTOM

San Francisco Giants @ Chicago Cubs

Wrigley Field, Chicago, IL

Sat May 17 1997, 7:05 PM CDT

Att. 34,309 - Unknown - 45 F

livebaseballscorecards.com

AB	31
R	1
H	7
RBI	1
BB	0
SO	8
LOB	9



WP: 0	PA: 33
PB: 0	
SB: 0	
CS: 1	

AB	R	H	RBI	BB	SO	LOB
4	1	1	0	0	0	0
3	0	1	1	0	0	0
4	0	1	0	0	1	1
4	0	0	0	0	1	1
4	0	3	0	0	0	0
3	0	1	0	0	1	1
3	0	0	0	0	1	4
3	0	0	0	0	1	2
2	0	0	0	0	2	0
1	0	0	0	0	1	0
0	0	0	0	0	0	0
0	0	0	0	0	0	0

Batter	1	2	3	4	5	6	7	8	9
Brian McRae, S OBP: 0.311, SLG: 0.446 (1, 8)	2-2 SF7 3B		3-2 F7		0-0 G4-3			2-1 P6	
Doug Glanville, R OBP: 0.312, SLG: 0.394 (1, 7)	1-1 SF7		0-1 F7			0-0 G3-1		1-2 3B	
Mark Grace, L OBP: 0.447, SLG: 0.509 (1, 3)	2-1 G3-1			2-3 K		0-0 CS 1B		3-2 P6	
Sammy Sosa, R OBP: 0.324, SLG: 0.487 (1, 9)	0-1 G6-3			2-3 K		1-2 F8		0-0 P4	
Shawon Dunston, R OBP: 0.301, SLG: 0.385 (1, 6)		2-1 G3 G1-3 1B		3-2 1B			2-1 SH2-4 2B		1-0 L9
Scott Servais, R OBP: 0.319, SLG: 0.355 (1, 2)		1-2 G1-3		2-1 1B			1-0 SH2-4		2-3 K
José Hernández, R OBP: 0.380, SLG: 0.489 (1, 5)		2-2 G3		1-1 F9			0-3 K		
Rey Sanchez, R OBP: 0.317, SLG: 0.293 (1, 4)		0-2 G5-3			1-3 K		2-2 L9		
Amaury Telemaco, R OBP: 0.375, SLG: 0.286 (1, 1)			3-3 K			1-3 K		2-3 K	
Dave Clark, L OBP: 0.273, SLG: 0.308 (8, PH)									
Mel Rojas, R (9, 1)									
Bob Patterson, R (9, 1)									

Inning Stats	R: 1	H: 1	E: 0	LOB: 0	K: 0	S: 10	R: 0	H: 1	E: 0	LOB: 1	K: 0	S: 11	R: 0	H: 0	E: 0	LOB: 0	K: 1	S: 8	R: 0	H: 2	E: 0	LOB: 2	K: 2	S: 14	R: 0	H: 0	E: 0	LOB: 0	K: 2	S: 7	R: 0	H: 1	E: 0	LOB: 0	K: 0	S: 5	R: 0	H: 1	E: 0	LOB: 1	K: 1	S: 9	R: 0	H: 1	E: 0	LOB: 1	K: 1	S: 15	R: 0	H: 0	E: 0	LOB: 0	K: 1	S: 8	1B: 4	SF: 1	2B: 1	SAC: 1	3B: 2	DP: 0	HR: 0	HBP: 0	WP: 0	PA: 33
--------------	------	------	------	--------	------	-------	------	------	------	--------	------	-------	------	------	------	--------	------	------	------	------	------	--------	------	-------	------	------	------	--------	------	------	------	------	------	--------	------	------	------	------	------	--------	------	------	------	------	------	--------	------	-------	------	------	------	--------	------	------	-------	-------	-------	--------	-------	-------	-------	--------	-------	--------

PITCHER	IP	WLS	BF	H	R	ER	SO	BB	IBB	HBP	BLK	WP	HR	S	P	ERA	WHIP
Mark Gardner, R ERA: 3.07 (1, 1)	8.0	W	30	7	1	1	7	0	0	0	0	0	0	79	120	1.12	0.875
Rod Beck, R ERA: 4.08 (9, 1)	1.0	S	3	0	0	0	1	0	0	0	0	0	0	8	11	0.00	0.000

PITCHER	IP	WLS	BF	H	R	ER	SO	BB	IBB	HBP	BLK	WP	HR	S	P	ERA	WHIP
---------	----	-----	----	---	---	----	----	----	-----	-----	-----	----	----	---	---	-----	------



Batter	1	2	3	4	5	6	7	8	9	AB R H RBI BB SO LOB	TOP																	
<b>Stan Javier, S</b> (1, 8) <small>OBP: 0.292, SLG: 0.259</small>	0-0 		1-0 			0-1 	0-0 		1-3 	3 1 1 0 0 1 1	<b>San Francisco Giants @ Chicago Cubs</b> Wrigley Field, Chicago, IL Sun May 18 1997, 3:33 AM CDT Att. 37,598 - Cloudy - 69 F																	
<b>Mark Lewis, R</b> (1, 5) <small>OBP: 0.329, SLG: 0.487</small>	2-0 		2-2 			0-0 	1-1 			4 1 1 0 0 0 3																		
<b>Glenallen Hill, R</b> (1, 9) <small>OBP: 0.264, SLG: 0.435</small>	0-0 			2-2 		1-2 	1-2 			4 0 1 1 0 0 1																		
<b>Barry Bonds, L</b> (1, 7) <small>OBP: 0.440, SLG: 0.492</small>		2-2 		0-0 		1-0 		0-0 		4 0 0 0 0 0 2																		
<b>Jeff Kent, R</b> (1, 4) <small>OBP: 0.342, SLG: 0.564</small>		0-0 		1-1 		4-0 		1-2 		3 0 0 0 1 0 0																		
<b>J.T. Snow, L</b> (1, 3) <small>OBP: 0.373, SLG: 0.346</small>		2-0 			0-3 	1-0 		3-2 		4 0 0 1 0 1 2																		
<b>Rick Wilkins, L</b> (1, 2) <small>OBP: 0.240, SLG: 0.319</small> <b>Bill Mueller, S</b> (9, PH) <small>OBP: 0.367, SLG: 0.355</small>			0-0 		1-0 	1-1 		3-2 		3 0 1 0 0 0 2 1 0 0 0 0 0 0																		
<b>Rich Aurilia, R</b> (1, 6) <small>OBP: 0.185, SLG: 0.308</small> <b>Julian Tavarez, L</b> (7, 1) <small>OBP: 0.367, SLG: 0.355</small> <b>Jim Poole, L</b> (7, 1) <small>OBP: 0.367, SLG: 0.355</small> <b>Marvin Benard, L</b> (9, PH) <small>OBP: 0.395, SLG: 0.333</small>			0-2 		1-0 		2-2 	0-2 		3 1 1 1 0 0 1 0 0 0 0 0 0 0 0 0 0 0 0 0 0 1 0 0 0 0 0 0																		
<b>Shawn Estes, R</b> (1, 1) <small>OBP: 0.500, SLG: 0.500</small> <b>Joe Roa, R</b> (2, 1) <small>OBP: 0.311, SLG: 0.273</small> <b>Jose Vizcaino, S</b> (7, PH) <small>OBP: 0.311, SLG: 0.273</small> (7, 6)			2-2 		0-3 		0-0 	4-1 		0 0 0 0 0 0 0 2 0 1 0 0 1 1 1 0 1 0 1 0 0																		
<b>Inning Stats</b>	R: 0 H: 0 E: 0 LOB: 0 K: 0 BB: 0 S: 3 P: 5	R: 0 H: 0 E: 0 LOB: 0 K: 0 BB: 0 S: 5 P: 9	R: 0 H: 1 E: 0 LOB: 2 K: 0 BB: 0 S: 10 P: 15	R: 0 H: 0 E: 0 LOB: 0 K: 0 BB: 0 S: 6 P: 9	R: 0 H: 1 E: 0 LOB: 1 K: 2 BB: 0 S: 8 P: 10	R: 2 H: 3 E: 0 LOB: 2 K: 0 BB: 1 S: 10 P: 18	R: 1 H: 2 E: 0 LOB: 1 K: 0 BB: 0 S: 10 P: 14	R: 0 H: 0 E: 0 LOB: 0 K: 0 BB: 0 S: 7 P: 11	R: 0 H: 0 E: 0 LOB: 1 K: 1 BB: 1 S: 12 P: 20	1B: 5 SF: 0 2B: 1 SAC: 1 3B: 0 DP: 0 HR: 1 HBP: 1		WP: 0 PA: 37 PB: 0 SB: 0 CS: 0																
<b>PITCHER</b>	IP WLS BF H R ER SO BB IBB HBP BLK WP HR S P ERA WHIP											<b>PITCHER</b>	IP WLS BF H R ER SO BB IBB HBP BLK WP HR S P ERA WHIP															
<b>Terry Mulholland, L</b> (1, 1) <small>ERA: 2.77</small>	6.1		28	7	3	3	2	0	1	1	0	0	1	47	73	4.26	1.105											
<b>Turk Wendell, R</b> (7, 1) <small>ERA: 4.35</small>	0.2	W	2	0	0	0	0	0	0	0	0	0	0	5	7	0.00	0.000											
<b>Bob Patterson, L</b> (8, 1) <small>ERA: 3.06</small>	1.0		3	0	0	0	0	0	0	0	0	0	0	7	11	0.00	0.000											
<b>Terry Adams, R</b> (9, 1) <small>ERA: 0.77</small>	1.0	S	4	0	0	0	1	1	0	0	0	0	0	12	20	0.00	1.000											

livebaseballscorecards.com

<b>AB</b>	<b>33</b>
<b>R</b>	<b>3</b>
<b>H</b>	<b>7</b>
<b>RBI</b>	<b>3</b>
<b>BB</b>	<b>2</b>
<b>SO</b>	<b>3</b>
<b>LOB</b>	<b>13</b>



Batter	1	2	3	4	5	6	7	8	9
<b>Brian McRae, S</b> OBP: 0.319, SLG: 0.456 (1, 8)	1-1 SH 2B	0-2 G3 1B		1-2 1B S 1B		1-2 G4-3	1-3 K		
<b>Doug Glanville, R</b> OBP: 0.309, SLG: 0.387 (1, 7)	1-0 SH G3 HR 2-H	1-1 G3		2-0 F8		1-3 K		0-0 CS 1B	
<b>Mark Grace, L</b> OBP: 0.445, SLG: 0.500 (1, 3)	1-0 G3	4-0 FC6-4 BB		1-2 FC6-4 1B		2-1 G4-3		2-2 G4-3	
<b>Sammy Sosa, R</b> OBP: 0.326, SLG: 0.521 (1, 9)	1-0 HR 2-H	0-1 FC6-4		0-0 FC6-4			2-0 HR	2-3 K	
<b>Shawon Dunston, R</b> OBP: 0.314, SLG: 0.391 (1, 6)	4-2 S BB		0-1 G4-6-3 1B		0-2 G3-1 G6-3 1B		1-1 F8		
<b>José Hernández, R</b> OBP: 0.370, SLG: 0.490 (1, 5)	1-3 K		0-2 G4-6-3		1-2 G6-3		2-1 G4-3 23 1B 2B		
<b>Rey Sanchez, R</b> OBP: 0.313, SLG: 0.306 (1, 4)	2-0 G3-1		0-1 2B		0-0 G3-1		2-2 G4-3		
<b>Mike Hubbard, R</b> OBP: 0.154, SLG: 0.333 <b>Dave Clark, L</b> OBP: 0.273, SLG: 0.308 <b>Scott Servais, R</b> OBP: 0.325, SLG: 0.355 (7, PH) (7, PH) (8, 2)		0-3 K	1-1 L7		4-0 IBB		4-0 23 1B IBB		
<b>Terry Mulholland, R</b> OBP: 0.087, SLG: 0.087 <b>Turk Wendell, L</b> (7, 1) <b>23 Ryne Sandberg, R</b> OBP: 0.252, SLG: 0.328 <b>Bob Patterson, R</b> (8, 1) <b>Terry Adams, R</b> (9, 1)		0-1 G3 1B		0-2 B1-3	1-2 G1-3		1-1 1B		

Inning Stats	R: 3	H: 2	E: 1	LOB: 1	K: 12	S: 23	R: 0	H: 2	E: 0	LOB: 3	K: 1	S: 17	R: 0	H: 2	E: 0	LOB: 1	K: 0	S: 9	R: 0	H: 2	E: 0	LOB: 2	K: 0	S: 16	R: 0	H: 0	E: 0	LOB: 0	K: 1	S: 14	R: 2	H: 3	E: 0	LOB: 2	K: 1	S: 26	R: 0	H: 1	E: 0	LOB: 0	K: 1	S: 12
--------------	------	------	------	--------	-------	-------	------	------	------	--------	------	-------	------	------	------	--------	------	------	------	------	------	--------	------	-------	------	------	------	--------	------	-------	------	------	------	--------	------	-------	------	------	------	--------	------	-------

PITCHER	IP	WLS	BF	H	R	ER	SO	BB	IBB	HBP	BLK	WP	HR	S	P	ERA	WHIP
<b>Shawn Estes, L</b> ERA: 3.28 (1, 1)	1.2		12	4	3	2	2	2	2	0	0	0	1	22	38	10.80	3.600
<b>Joe Roa, R</b> ERA: 4.76 (2, 1)	4.1		18	5	0	0	1	0	1	0	0	0	0	43	58	0.00	1.154
<b>Julian Tavarez, R</b> ERA: 7.65 (7, 1)	0.2	L	4	2	2	2	0	0	0	0	0	0	1	8	15	27.00	3.000
<b>Jim Poole, L</b> ERA: 6.75 (7, 1)	1.1		6	2	0	0	2	0	1	0	0	0	0	13	23	0.00	1.500


**BOTTOM**

**San Francisco Giants @ Chicago Cubs**  
Wrigley Field, Chicago, IL  
Sun May 18 1997, 3:33 AM CDT  
Att: 37,598 - Cloudy - 69 F

AB	R	H	RBI	BB	SO	LOB
5	1	3	0	0	1	2
4	1	1	0	0	1	3
4	0	1	0	1	0	2
5	2	2	3	0	1	5
3	0	2	0	1	0	0
4	1	1	0	0	1	3
4	0	1	0	0	0	3
2	0	0	0	1	1	1
0	0	0	0	0	0	0
0	0	0	0	1	0	0
3	0	1	0	0	0	2
0	0	0	0	0	0	0
1	0	1	1	0	0	0
0	0	0	0	0	0	0
0	0	0	0	0	0	0

AB	35
R	5
H	13
RBI	4
BB	4
SO	5
LOB	21

livebaseballscorecards.com



WP: 0	PA: 40
PB: 0	
SB: 2	
CS: 1	



Batter	1	2	3	4	5	6	7	8	9	AB R H RBI BB SO LOB	TOP											
Darryl Hamilton, L (1, 8) OBP: 0.389, SLG: 0.317	0-0 P7		1-1 G4-3		1-1 G3		1-0 F9	3-2 1B		5 0 1 1 0 0 0												
Jose Vizcaino, S (1, 6) OBP: 0.327, SLG: 0.301	2-2 G5-3 1B		4-0 BB		1-2 G6-4-3 1B		0-1 2B 3B	0-0 G5-3		4 1 3 0 1 0 2												
Glenallen Hill, R (1, 9) OBP: 0.268, SLG: 0.437	3-1 G5-3		4-2 BB		2-2 G6-4-3		2-2 1B 2B		0-0 P6	4 1 1 1 1 0 2												
Barry Bonds, L (1, 7) OBP: 0.441, SLG: 0.488	4-2 BB		3-2 K		0-1 F8	1-1 P8	3-2 1B		3-3 K	3 0 1 1 1 1 1												
Jim Poole, L (7, 1)										0 0 0 0 0 0 0												
Rich Rodriguez, L (8, 1) OBP: 1.000, SLG: 1.000										0 0 0 0 0 0 0												
Marcus Jensen, S (9, PH) OBP: 0.263, SLG: 0.257										1 0 0 0 0 1 0												
Jeff Kent, R (1, 4) OBP: 0.340, SLG: 0.560	2-3 K				0-1 F8	0-0 FC3-6 1B	1-0 G6-3		2-3 K	1 0 0 0 0 1 2												
Mark Lewis, R (3, 4) OBP: 0.326, SLG: 0.476										4 0 1 0 0 1 1												
J.T. Snow, L (1, 3) OBP: 0.388, SLG: 0.368					0-0 G4-3 1B 2B	4-1 FC3-6 BB		2-2 F9 1B 1B		3 2 3 0 1 0 0												
Bill Mueller, S (1, 5) OBP: 0.363, SLG: 0.351					0-0 G4-3	0-0 FC3-6 FC6		2-1 1B 1B		4 0 1 0 0 1 4												
Rick Wilkins, L (1, 2) OBP: 0.240, SLG: 0.316					1-0 FC6	0-0 FC6		0-0 P4		4 0 1 1 0 1 5												
Oswaldo Fernandez, R (1, 1)										1 0 0 0 0 1 1												
Marvin Benard, L (4, PH) OBP: 0.385, SLG: 0.324										1 0 0 0 0 0 1												
Rene Arocha, R (4, 1)										0 0 0 0 0 0 0												
Stan Javier, S (7, PH) OBP: 0.284, SLG: 0.250										2 0 0 0 0 0 2												
<b>Inning Stats</b>	R: 0 E: 0 K: 1 S: 11	H: 1 LOB: 2 BB: 1 P: 22	R: 0 E: 0 K: 3 S: 12	H: 1 LOB: 1 BB: 0 P: 19	R: 0 E: 0 K: 1 S: 7	H: 0 LOB: 1 BB: 2 P: 19	R: 1 E: 0 K: 0 S: 7	H: 2 LOB: 1 BB: 0 P: 8	R: 0 E: 0 K: 0 S: 8	H: 1 LOB: 0 BB: 0 P: 12	R: 0 E: 0 K: 0 S: 6	H: 1 LOB: 2 BB: 1 P: 11	R: 2 E: 0 K: 0 S: 13	H: 3 LOB: 1 BB: 0 P: 21	R: 1 E: 0 K: 0 S: 18	H: 3 LOB: 2 BB: 0 P: 25	R: 0 E: 0 K: 2 S: 9	H: 0 LOB: 0 BB: 0 P: 14	1B: 9 2B: 2 3B: 1 HR: 0	SF: 0 SAC: 0 DP: 1 HBP: 0	WP: 0 PB: 0 SB: 1 CS: 0	PA: 41
<b>PITCHER</b>	IP WLS BF H R ER SO BB IBB HBP BLK WP HR S P ERA WHIP																					
Steve Trachsel, R (1, 1) ERA: 6.11	7.0 W 32 9 3 3 5 4 0 0 0 0 0 0 64 112 3.86 1.857																					
Larry Casian, L (8, 1) ERA: 7.88	1.0 6 3 1 1 0 0 0 0 0 0 0 0 18 25 9.00 3.000																					
Mel Rojas, R (9, 1) ERA: 5.68	1.0 3 0 0 0 0 2 0 0 0 0 0 0 9 14 0.00 0.000																					

San Francisco Giants @ Chicago Cubs  
Wrigley Field, Chicago, IL  
Mon May 19 1997, 3:33 AM CDT  
Att. 23,134 - Sunny - 64 F

livebaseballscorecards.com

AB 37  
R 4  
H 12  
RBI 4  
BB 4  
SO 7  
LOB 21









Batter	1	2	3	4	5	6	7	8	9	AB	R	H	RBI	BB	SO	LOB
Brian McRae, S OBP: 0.314, SLG: 0.444 (1, 8)	0-0 B1-3			0-1 E3		2-1 G3		2-3 K		4	0	0	0	0	1	0
Tyler Houston, L OBP: 0.288, SLG: 0.388 (1, 5)	0-0 G4-3			1-3 K		2-2 1B		0-0 G4-3		4	0	1	0	0	1	1
Mark Grace, L OBP: 0.458, SLG: 0.500 (1, 3)	3-2 P6			4-0 G1-4-3 BB		0-0 G1-3			1-0 1B WP 1B	3	1	1	0	1	0	1
Sammy Sosa, R OBP: 0.328, SLG: 0.515 (1, 9)			1-2 G4-3	0-0 G1-4-3 1-2f			1-1 G6-3		1-2 1B 1-3 1B	4	0	1	0	0	0	2
Dave Clark, L OBP: 0.313, SLG: 0.333 (1, 7)			1-2 G3-1		1-0 FC4-6 1B		1-1 FC6-4 1B WP HBP		2-1 S 1-3 3-H 1B	3	1	2	1	0	0	0
Doug Glanville, R OBP: 0.337, SLG: 0.418 (9, PR)										0	0	0	0	0	0	0
Shawon Dunston, R OBP: 0.315, SLG: 0.396 (1, 6)			2-0 F8		1-2 FC4-6 1-2f		0-1 FC6-4 1B		2-3 K 1-2	2	0	0	0	0	0	1
José Hernández, R OBP: 0.368, SLG: 0.481 (5, PR)										2	0	1	0	0	1	2
(6, 4)																
Scott Servais, R OBP: 0.328, SLG: 0.386 (1, 2)				0-2 G1-3		0-0 F9		3-2 FC6-4 WP 1-2f 2-3	4-0 IBB	3	0	0	0	1	0	3
Rey Sanchez, R OBP: 0.311, SLG: 0.304 (1, 4)			1-1 L4		2-3 K		3-3 K		1-3 K	3	0	0	0	0	2	2
(6, 6)																
Brooks Kieschnick, L OBP: 0.317, SLG: 0.343 (9, PH)										1	0	0	0	0	1	3
Frank Castillo, R OBP: 0.077, SLG: 0.077 (1, 1)			1-3 K			1-0 G4-3		1-1 F8	2-3 K	1	0	0	0	0	1	0
Dave Hansen, L OBP: 0.422, SLG: 0.280 (6, PH)										1	0	0	0	0	0	0
Larry Cabian, R (7, 1)										0	0	0	0	0	0	0
Kent Bottenfield, R (7, 1)										0	0	0	0	0	0	0
23 Ryne Sandberg, R OBP: 0.250, SLG: 0.325 (8, PH)										1	0	0	0	0	0	0
Turk Wendell, L (9, 1)										0	0	0	0	0	0	0
Mike Hubbard, R OBP: 0.143, SLG: 0.308 (9, PH)										1	0	0	0	0	1	3


Inning Stats	R: 0	H: 0	E: 0	LOB: 0	K: 0	BB: 0	S: 5	P: 8	R: 0	H: 0	E: 0	LOB: 0	K: 0	BB: 0	S: 7	P: 11	R: 0	H: 0	E: 0	LOB: 0	K: 1	BB: 0	S: 8	P: 10	R: 0	H: 1	E: 0	LOB: 1	K: 1	BB: 0	S: 8	P: 12	R: 0	H: 1	E: 0	LOB: 1	K: 0	BB: 0	S: 11	P: 16	R: 1	H: 1	E: 0	LOB: 1	K: 1	BB: 0	S: 11	P: 19	R: 0	H: 0	E: 0	LOB: 0	K: 1	BB: 0	S: 7	P: 10	R: 1	H: 3	E: 0	LOB: 3	K: 3	BB: 1	S: 15	P: 28	1B: 6	SF: 0	2B: 0	SAC: 0	3B: 0	DP: 1	HR: 0	HBP: 1	WP: 2	PA: 36
--------------	------	------	------	--------	------	-------	------	------	------	------	------	--------	------	-------	------	-------	------	------	------	--------	------	-------	------	-------	------	------	------	--------	------	-------	------	-------	------	------	------	--------	------	-------	-------	-------	------	------	------	--------	------	-------	-------	-------	------	------	------	--------	------	-------	------	-------	------	------	------	--------	------	-------	-------	-------	-------	-------	-------	--------	-------	-------	-------	--------	-------	--------

PITCHER	IP	WLS	BF	H	R	ER	SO	BB	IBB	HBP	BLK	WP	HR	S	P	ERA	WHIP
Mark Leiter, R (1, 1) ERA: 4.57	8.0	W	29	3	1	1	5	1	0	1	0	1	0	63	97	1.12	0.500
Ricky Bottalico, R (9, 1) ERA: 2.84	1.0	S	7	3	1	1	3	0	1	0	0	1	0	15	28	9.00	3.000

**BOTTOM**

**Philadelphia Phillies @ Chicago Cubs**  
Wrigley Field, Chicago, IL  
Tue May 20 1997, 7:05 PM CDT  
Att: 20,186 - Unknown - 60 F

<b>AB</b>	<b>33</b>
<b>R</b>	<b>2</b>
<b>H</b>	<b>6</b>
<b>RBI</b>	<b>1</b>
<b>BB</b>	<b>2</b>
<b>SO</b>	<b>8</b>
<b>LOB</b>	<b>18</b>



PITCHER	IP	WLS	BF	H	R	ER	SO	BB	IBB	HBP	BLK	WP	HR	S	P	ERA	WHIP
---------	----	-----	----	---	---	----	----	----	-----	-----	-----	----	----	---	---	-----	------



Batter	1	2	3	4	5	6	7	8	9	AB R H RBI BB SO LOB	TOP		
Gregg Jefferies, S OBP: 0.315, SLG: 0.364 (1, 7)	1-0 L7		2-2 G1-3			2-2 L7		2-1 P4		4 0 0 0 0 0 2			
Mickey Morandini, L OBP: 0.378, SLG: 0.344 (1, 4)	1-3 K		1-0 2B			1-1 L8		3-2 F8		4 0 1 0 0 1 2			
Scott Rolen, R OBP: 0.377, SLG: 0.450 (1, 5)	2-2 1B		3-2 P3			4-2 BB		4-2 BB		2 0 1 0 2 0 1			
Darren Daulton, L OBP: 0.406, SLG: 0.536 (1, 9) Erik Plantenberg, R (8, 1)	4-1 BB				3-1 P5		0-0 L8		2-3 K	3 0 0 0 1 1 4 0 0 0 0 0 0 0			
Ruben Amaro Jr, S OBP: 0.295, SLG: 0.270 (1, 8)	0-0 FC3-6				2-2 G4-3			3-1 F9		3 0 0 0 1 0 2			
Rico Brogna, L OBP: 0.316, SLG: 0.487 (1, 3)					1-2 L9				4-1 BB	4 0 1 0 0 1 0			
Mark Parent, R OBP: 0.116, SLG: 0.075 (1, 2)					0-0 P9			0-0 P7		4 0 0 0 0 1 2			
Kevin Stocker, S OBP: 0.333, SLG: 0.329 (1, 6)					1-0 B1-3			2-2 F7		4 0 1 0 0 0 2			
Edgar Ramos, R (1, 1) Ron Blazier, R (6, 1) Ken Ryan, R (7, 1) Derrick May, L (8, PH) (8, 9)					2-3 K			0-1 BB		2 0 0 0 0 1 0 0 0 0 0 0 0 0 0 0 0 0 0 0 0 1 0 0 0 1 1 2			
<b>Inning Stats</b>	R: 0 H: 1 E: 0 LOB: 2 K: 1 BB: 1 S: 9 P: 17	R: 0 H: 0 E: 0 LOB: 0 K: 1 BB: 0 S: 6 P: 9	R: 0 H: 1 E: 0 LOB: 1 K: 1 BB: 0 S: 10 P: 18	R: 0 H: 0 E: 0 LOB: 0 K: 0 BB: 0 S: 9 P: 15	R: 0 H: 0 E: 0 LOB: 0 K: 0 BB: 0 S: 5 P: 7	R: 0 H: 0 E: 0 LOB: 1 K: 0 BB: 1 S: 11 P: 18	R: 0 H: 0 E: 0 LOB: 0 K: 0 BB: 0 S: 6 P: 11	R: 0 H: 1 E: 0 LOB: 3 K: 1 BB: 2 S: 16 P: 31	R: 0 H: 1 E: 0 LOB: 2 K: 2 BB: 1 S: 12 P: 23	1B: 3 SF: 0 2B: 1 SAC: 0 3B: 0 DP: 0 HR: 0 HBP: 0	WP: 0 PA: 36 PB: 0 SB: 1 CS: 0		
<b>PITCHER</b>	IP WLS BF H R ER SO BB IBB HBP BLK WP HR S P ERA WHIP											<b>PITCHER</b>	IP WLS BF H R ER SO BB IBB HBP BLK WP HR S P ERA WHIP
Kevin Foster, R (1, 1) ERA: 4.3	7.0 W 27 3 0 0 3 3 0 0 0 0 0 0 59 102 0.00 0.857												
Bob Patterson, L (8, 1) ERA: 2.89	1.0 4 0 0 0 1 1 0 0 0 0 0 0 13 24 0.00 1.000												
Mel Rojas, R (9, 1) ERA: 5.4	1.0 5 1 0 0 2 1 0 0 0 0 0 0 12 23 0.00 2.000												

Philadelphia Phillies @ Chicago Cubs  
Wrigley Field, Chicago, IL  
Wed May 21 1997, 3:33 AM CDT  
Att. 22,881 - Sunny - 50 F

livebaseballscorecards.com

AB	31
R	0
H	4
RBI	0
BB	5
SO	6
LOB	17



Batter	1	2	3	4	5	6	7	8	9
<b>Brian McRae, S</b> OBP: 0.322, SLG: 0.451 (1, 8)	1-1 G1-3 1B	4-0 S E 1-2 BB			1-2 G6-3-5 2B		3-2 G6-3	2-2 G6-3	
<b>Doug Glanville, R</b> OBP: 0.333, SLG: 0.410 (1, 7)	2-1 G1-3	1-1 E5			2-0 G6-3-5		1-2 2B		
<b>Mark Grace, L</b> OBP: 0.459, SLG: 0.508 (1, 3)	1-1 2-H 1B	3-3 K			1-2 F7		1 SAFE 2-0 HR		
<b>Sammy Sosa, R</b> OBP: 0.332, SLG: 0.537 (1, 9)	2-3 K			2-1 F9		0-0 E 2B	2-2 2-H HR		
<b>Tyler Houston, L</b> OBP: 0.309, SLG: 0.404 (1, 5)	0-0 G6-3			1-1 23 G4-3 1B		0-0 E4 WP 2-H 1B	0-2 P8		
<b>José Hernández, R</b> OBP: 0.362, SLG: 0.472 (6, PR) (7, 5)									
<b>23 Ryne Sandberg, R</b> OBP: 0.258, SLG: 0.319 (1, 4)		4-0 F9 HBP FC8-2-4 BB		1-0 G4-3		4-1 WP BB	1-0 P3		
<b>Scott Servais, R</b> OBP: 0.333, SLG: 0.379 (1, 2)		1-1 HBP		1-0 G5-3		0-1 P6	4-2 G4-6-3 BB		
<b>Rey Sanchez, R</b> OBP: 0.295, SLG: 0.288 (1, 6)		0-0 F9		2-1 L8		3-3 K	1-1 G4-6-3		
<b>Kevin Foster, R</b> OBP: 0.150, SLG: 0.105 (1, 1)		0-0 FC8-2-4		0-3 K		2-3 K	3-2 1B		
<b>Bob Patterson, R</b> (8, 1)									
<b>Dave Clark, L</b> OBP: 0.327, SLG: 0.349 (8, PH)		1-2 E							
<b>Mel Rojas, R</b> (9, 1)									

Inning Stats	R: 1	H: 2	E: 0	K: 1	S: 10	R: 2	H: 0	E: 1	K: 1	S: 8	R: 0	H: 1	E: 0	K: 0	S: 5	R: 0	H: 0	E: 0	K: 1	S: 6	R: 0	H: 1	E: 0	K: 0	S: 8	R: 1	H: 2	E: 1	K: 2	S: 13	R: 3	H: 3	E: 0	K: 0	S: 16	R: 0	H: 1	E: 0	K: 0	S: 11			
	LOB: 1	BB: 0				LOB: 2	BB: 2				LOB: 0	BB: 0				LOB: 0	BB: 0				LOB: 2	BB: 1		LOB: 0	BB: 0		LOB: 2	BB: 1		LOB: 0	BB: 0		LOB: 1	BB: 1		LOB: 1	BB: 1		LOB: 1	BB: 1		LOB: 1	BB: 1

PITCHER	IP	WLS	BF	H	R	ER	SO	BB	IBB	HBP	BLK	WP	HR	S	P	ERA	WHIP
<b>Edgar Ramos, R</b> ERA: 5.4 (1, 1)	5.0	L	24	6	4	3	3	3	3	0	0	0	0	40	74	5.40	1.800
<b>Ron Blazier, R</b> ERA: 7.84 (6, 1)	1.1		7	3	3	3	2	0	0	0	0	1	1	22	35	20.25	2.250
<b>Ken Ryan, R</b> ERA: 12.27 (7, 1)	0.2		2	0	0	0	0	0	0	0	0	0	0	4	5	0.00	0.000
<b>Erik Plantenberg, L</b> ERA: 5.74 (8, 1)	1.0		4	1	0	0	0	1	0	0	0	0	0	11	21	0.00	2.000

**BOTTOM**


Philadelphia Phillies @ Chicago Cubs  
Wrigley Field, Chicago, IL  
Wed May 21 1997, 3:33 AM CDT  
Att. 22,881 - Sunny - 50 F

AB	R	H	RBI	BB	SO	LOB
4	1	2	0	1	0	1
4	1	1	0	0	0	3
4	1	2	2	0	1	2
4	2	2	2	0	1	1
3	0	2	0	0	0	1
1	0	0	0	0	0	0
2	1	0	0	2	0	1
2	0	0	0	1	0	2
4	0	0	0	0	1	5
3	1	0	1	0	2	3
0	0	0	0	0	0	0
1	0	1	0	0	0	0
0	0	0	0	0	0	0

1B:	6	SF:	0
2B:	4	SAC:	0
3B:	0	DP:	3
HR:	1	HBP:	1

WP:	1	PA:	37
PB:	0		
SB:	2		
CS:	0		

AB 32  
R 7  
H 10  
RBI 5  
BB 4  
SO 5  
LOB 19



PITCHER	IP	WLS	BF	H	R	ER	SO	BB	IBB	HBP	BLK	WP	HR	S	P	ERA	WHIP
<b>Edgar Ramos, R</b> ERA: 5.4 (1, 1)	5.0	L	24	6	4	3	3	3	3	0	0	0	0	40	74	5.40	1.800
<b>Ron Blazier, R</b> ERA: 7.84 (6, 1)	1.1		7	3	3	3	2	0	0	0	0	1	1	22	35	20.25	2.250
<b>Ken Ryan, R</b> ERA: 12.27 (7, 1)	0.2		2	0	0	0	0	0	0	0	0	0	0	4	5	0.00	0.000
<b>Erik Plantenberg, L</b> ERA: 5.74 (8, 1)	1.0		4	1	0	0	0	1	0	0	0	0	0	11	21	0.00	2.000



Batter	1	2	3	4	5	6	7	8	9	AB R H RBI BB SO LOB	TOP											
Brian McRae, S (1, 8) OBP: 0.325, SLG: 0.449	2-1 1B		2-2 F8			0-0 G1-3	4-0 IBB			3 0 1 0 1 0 0												
Doug Glanville, R (1, 7) OBP: 0.319, SLG: 0.391	2-2 F8			2-1 F8		0-1 F8	0-3 K			4 0 0 0 0 1 3												
Mark Grace, L (1, 3) OBP: 0.448, SLG: 0.492	1-2 F7			3-1 P4		3-1 G4-3		0-0 L5		4 0 0 0 0 0 0												
Sammy Sosa, R (1, 9) OBP: 0.330, SLG: 0.547		2-2 L5		0-0 HR			0-0 F9	1-2 L9		4 1 1 1 0 0 0												
Shawon Dunston, R (1, 6) OBP: 0.315, SLG: 0.401		1-2 L4		0-1 F9			0-1 BB 2B	4-2 BB		3 1 1 0 0 0 0												
Rey Sanchez, R (7, 6) OBP: 0.304, SLG: 0.288										0 0 0 0 1 0 0												
23 Ryne Sandberg, R (1, 4) OBP: 0.265, SLG: 0.314		4-0 FC6-4 BB				1-2 F9	4-0 BB 2B	0-1 F9		2 1 0 0 2 0 1												
Scott Servais, R (1, 2) OBP: 0.331, SLG: 0.370		2-1 FC6-4				2-2 P4	4-1 2B BB		1-3 K	3 0 0 0 1 1 1	AB 30 R 3 H 4 RBI 3 BB 6 SO 4 LOB 8											
José Hernández, R (1, 5) OBP: 0.367, SLG: 0.463			3-1 G5-3			4-0 BB			1-0 G6-3	1 0 0 0 1 0 0												
Tyler Houston, L (7, PH) OBP: 0.316, SLG: 0.426							0-0 2B			2 0 1 2 0 0 0												
Terry Mulholland, R (1, 1) OBP: 0.077, SLG: 0.077						3-2 F7			2-1 L3	3 0 0 0 0 2 3												
Brant Brown, L (9, PH) OBP: 0.213, SLG: 0.182										1 0 0 0 0 0 0												
Terry Adams, R (9, 1)										0 0 0 0 0 0 0												
<b>Inning Stats</b>	R: 0 E: 0 K: 0 S: 8	H: 1 LOB: 0 BB: 0 P: 13	R: 0 E: 0 K: 0 S: 8	H: 0 LOB: 1 BB: 1 P: 17	R: 0 E: 0 K: 1 S: 8	H: 0 LOB: 0 BB: 0 P: 13	R: 1 E: 0 K: 0 S: 7	H: 1 LOB: 0 BB: 0 P: 12	R: 0 E: 0 K: 0 S: 10	H: 0 LOB: 1 BB: 1 P: 20	R: 0 E: 0 K: 0 S: 5	H: 0 LOB: 0 BB: 0 P: 8	R: 2 E: 0 K: 2 S: 12	H: 2 LOB: 3 BB: 3 P: 24	R: 0 E: 0 K: 0 S: 9	H: 0 LOB: 1 BB: 1 P: 14	R: 0 E: 0 K: 1 S: 6	H: 0 LOB: 0 BB: 0 P: 10	1B: 1 2B: 2 3B: 0 HR: 1	SF: 0 SAC: 0 DP: 0 HBP: 0	WP: 0 PB: 0 SB: 0 CS: 0	PA: 36
<b>PITCHER</b>	IP WLS BF H R ER SO BB IBB HBP BLK WP HR S P ERA WHIP																					
Kent Mercker, L (1, 1) ERA: 4.97	6.1 L 25 3 3 3 1 4 0 0 0 0 1 50 95 4.26 1.105																					
Stan Belinda, R (7, 1) ERA: 4.5	0.2 4 1 0 0 2 0 1 0 0 0 0 8 12 0.00 1.500																					
Hector Carrasco, R (8, 1) ERA: 1.89	2.0 7 0 0 0 1 1 0 0 0 0 0 15 24 0.00 0.500																					

Chicago Cubs @ Cincinnati Reds  
Cinergy Field, Cincinnati, OH

Fri May 23 1997, 7:05 PM EDT  
Att. 23,189 - Unknown - 76 F

livebaseballscorecards.com



**BOTTOM**

**Chicago Cubs @ Cincinnati Reds**  
Cinergy Field, Cincinnati, OH

livebaseballscorecards.com

<b>AB</b>	<b>29</b>
<b>R</b>	<b>1</b>
<b>H</b>	<b>5</b>
<b>RBI</b>	<b>1</b>
<b>BB</b>	<b>3</b>
<b>SO</b>	<b>2</b>
<b>LOB</b>	<b>9</b>



WP: 0	PA: 32
PB: 0	
SB: 0	
CS: 0	

Fri May 23 1997, 7:05 PM EDT  
Att: 23,189 - Unknown - 76 F

AB	R	H	RBI	BB	SO	LOB
4	0	0	1	0	0	2
3	0	0	0	1	0	0
4	0	2	0	0	1	0
3	0	0	0	1	0	3
4	0	0	0	0	0	1
3	0	0	0	0	0	0
2	0	1	0	1	0	0
0	0	0	0	0	0	0
3	1	1	0	0	1	2
2	0	1	0	0	0	0
0	0	0	0	0	0	0
1	0	0	0	0	0	1

Batter	1	2	3	4	5	6	7	8	9
<b>Deion Sanders, L</b> OBP: 0.359, SLG: 0.428 (1, 8)	1-1 G6-3		1-1 G4-3		0-0 FC3-6			0-0 G4-3	
<b>Curtis Goodwin, L</b> OBP: 0.432, SLG: 0.375 (1, 7)	4-2 1B BB		1-0 G5-3			1-2 G1		0-0 G4-3	
<b>Barry Larkin, R</b> OBP: 0.399, SLG: 0.344 (1, 6)	3-1 G6-4-3 1B			1-1 G6-3		0-0 2-6 1B			2-3 K
<b>Reggie Sanders, R</b> OBP: 0.317, SLG: 0.468 (1, 9)	1-0 G6-4-3		1-0 G6-3		1-0 SAFE L4	2-0 L4		4-1 G5-4-3 BB	
<b>Hal Morris, L</b> OBP: 0.308, SLG: 0.340 (1, 3)		1-2 G6-3		0-0 G4-3		1-0 2-6	0-0 G6-3	2-2 G5-4-3	
<b>Terry Pendleton, S</b> OBP: 0.271, SLG: 0.289 (1, 5)		1-2 G6-3			1-0 L8		2-2 F9		
<b>Bret Boone, R</b> OBP: 0.286, SLG: 0.248 <b>Hector Carrasco, R</b> (8, 1)		3-2 1B BB			4-1 1B BB		0-2 G3		
<b>Joe Oliver, R</b> OBP: 0.314, SLG: 0.396 (1, 2)		1-3 SAFE SAFE K			1-2 F8			0-1 G4-3 G4-3 2B	
<b>Kent Mercker, L</b> OBP: 0.462, SLG: 0.455 <b>Stan Belinda, R</b> (7, 1) <b>Pokey Reese, R</b> OBP: 0.217, SLG: 0.273 (8, 4)			0-0 F7		0-0 FC3-6 1B			2-2 G4-3	

Inning	R	H	E	K	S	H	LOB	BB	P
1	0	1	0	0	17	1	1	1	17
2	0	1	0	1	13	1	1	0	19
3	0	0	0	4	6	0	0	0	6
4	0	0	0	4	6	0	0	0	6
5	0	1	0	7	13	2	1	1	13
6	0	1	0	9	11	1	1	0	11
7	0	0	0	9	11	0	0	0	11
8	1	1	0	7	9	1	1	0	9
9	0	0	0	8	16	0	0	1	16

PITCHER	IP	WLS	BF	H	R	ER	SO	BB	IBB	HBP	BLK	WP	HR	S	P	ERA	WHIP
<b>Terry Mulholland, L</b> ERA: 2.59 (1, 1)	8.0	W	30	5	1	1	1	2	0	0	0	0	0	57	90	1.12	0.875
<b>Terry Adams, R</b> ERA: 0.74 (9, 1)	1.0	S	3	0	0	0	1	1	0	0	0	0	0	8	16	0.00	1.000



Batter	1	2	3	4	5	6	7	8	9	10	11	12	AB	R	H	RBI	BB	SO	LOB	TOP								
Brian McRae, S OBP: 0.328, SLG: 0.457 Doug Glanville, R OBP: 0.316, SLG: 0.396	(1, 8) X 0-0 G3 2B		(3, 3) ③ K			(2, 1) ② L7			(0, 1) ① SH1-4 FC3-2 2B		(1, 3) ① K		1 0 1 0 0 0 0 4 0 1 0 0 2 0															
Brant Brown, L OBP: 0.196, SLG: 0.167	(1, 7) X 0-0 B2			(0, 3) ① K		(1, 0) ③ G4-3			(0, 0) ① SH1-4 2-3		(0, 3) ② K		4 0 0 0 0 2 1															
Mark Grace, L OBP: 0.435, SLG: 0.474	(1, 3) X 0-1 G3 2-3			(0, 0) ② F7			(1, 0) ① F7		(3, 2) ② FC3-2		(0, 1) ③ G4-3		5 0 0 0 0 0 2															
Sammy Sosa, R OBP: 0.332, SLG: 0.557	(1, 9) F 1-3 K			(1, 1) X HR			(4, 2) S BB		(3, 3) ③ K			(2, 2) ① F9		4 1 1 1 1 2 2														
Tyler Houston, L OBP: 0.300, SLG: 0.404 Bob Patterson, R (7, 1) Mel Rojas, R (8, 1) Dave Clark, L (10, PH) 23 Ryne Sandberg, R (10, 4) Shawon Dunston, R (1, 6) OBP: 0.312, SLG: 0.395		(0, 3) ① K		(1, 3) ③ K		(1, 2) X F9			(2, 3) ① K		(1, 0) B FC5-4 1B		3 0 0 0 0 2 1 0 0 0 0 0 0 0 0 0 0 0 0 0 0 1 0 0 0 0 1 0 1 0 1 0 0 0 0															
Dave Hansen, L OBP: 0.409, SLG: 0.269 José Hernández, R OBP: 0.349, SLG: 0.439 Turk Wendell, L (12, 1)		(2, 2) S G4-3		(3, 3) ② K		(0, 0) X L8		(0, 3) ① K		(0, 2) X FC1-4-5 1B		(2, 1) S FC5-4 1-2f		2 0 0 0 0 1 0 3 0 0 0 0 2 2 0 0 0 0 0 0 0														
Rey Sanchez, R OBP: 0.301, SLG: 0.286 Terry Adams, R (10, 1) Mike Hubbard, R OBP: 0.143, SLG: 0.308			(1, 0) B G4-3		(0, 1) F P3		(2, 1) F F9		(1, 0) B FC4-6 1B				4 0 1 0 0 0 0 0 0 0 0 0 0 0 0 0 0 0 0 0 0															
Steve Trachsel, R OBP: 0.136, SLG: 0.100 Scott Servais, R OBP: 0.326, SLG: 0.364			(3, 3) ② K		(1, 2) B G3-1		(2, 3) ③ K		(0, 0) X FC4-6				2 0 0 0 0 1 0 2 0 0 0 0 1 2															
<b>Inning Stats</b>	R: 0 E: 0 K: 1 S: 7	H: 1 LOB: 1 BB: 0 P: 8	R: 0 E: 0 K: 2 S: 13	H: 0 LOB: 0 BB: 0 P: 16	R: 0 E: 0 K: 2 S: 9	H: 0 LOB: 0 BB: 0 P: 16	R: 1 E: 0 K: 1 S: 10	H: 1 LOB: 0 BB: 0 P: 12	R: 0 E: 0 K: 1 S: 7	H: 0 LOB: 0 BB: 0 P: 10	R: 0 E: 0 K: 0 S: 6	H: 0 LOB: 0 BB: 0 P: 10	R: 0 E: 0 K: 0 S: 9	H: 0 LOB: 1 BB: 1 P: 13	R: 0 E: 0 K: 2 S: 11	H: 0 LOB: 0 BB: 0 P: 13	R: 0 E: 0 K: 1 S: 11	H: 1 LOB: 1 BB: 0 P: 17	R: 0 E: 0 K: 1 S: 11	H: 0 LOB: 2 BB: 0 P: 15	R: 0 E: 0 K: 2 S: 9	H: 0 LOB: 0 BB: 0 P: 10	R: 0 E: 0 K: 1 S: 11	H: 1 LOB: 1 BB: 0 P: 16	1B: 3 2B: 2 3B: 0 HR: 1	SF: 0 SAC: 1 DP: 0 HBP: 0	WP: 0 PB: 0 SB: 1 CS: 0	PA: 43
<b>PITCHER</b>	IP	WLS	BF	H	R	ER	SO	BB	IBB	HBP	BLK	WP	HR	S	P	ERA	WHIP											
Dave Burba, R ERA: 4.77	(1, 1)		24	2	1	1	8	1	0	0	0	0	0	59	85	1.29	0.429											
Mike Remlinger, L ERA: 3.56	(8, 1)		6	1	0	0	2	0	0	0	0	0	0	15	22	0.00	0.600											
Stan Belinda, R ERA: 4.45	(9, 1)		1	0	0	0	1	0	0	0	0	0	0	5	8	0.00	0.000											
Jeff Shaw, R ERA: 0.79	(10, 1)	W	12	3	0	0	4	0	0	0	0	0	0	31	41	0.00	1.000											

Chicago Cubs @ Cincinnati Reds  
Cinergy Field, Cincinnati, OH  
Sat May 24 1997, 7:05 PM EDT  
Att. 26,887 - Unknown - 82 F

AB	41
R	1
H	6
RBI	1
BB	1
SO	15
LOB	12



WP: 0	PA: 43
-------	--------







BOTTOM

Chicago Cubs @ Cincinnati Reds  
Cinergy Field, Cincinnati, OH  
Sun May 25 1997, 3:33 AM EDT  
Att. 26,844 - Overcast - 72 F

livebaseballscorecards.com

AB	32
R	7
H	12
RBI	7
BB	7
SO	2
LOB	16



WP:	0	PA:	43
PB:	0	SB:	0
CS:	0		

AB R H RBI BB SO LOB

4	0	0	0	1	0	3
4	1	1	0	0	0	0
5	3	3	0	0	0	1
2	1	2	1	2	0	0
3	1	1	2	2	0	3
4	1	1	2	1	1	4
5	0	2	0	0	1	3
0	0	0	0	0	0	0
1	0	0	0	0	0	0
1	0	1	1	0	0	0
0	0	0	0	0	0	0
1	0	0	0	0	0	2
0	0	0	0	0	0	0
0	0	0	0	0	0	0
0	0	0	0	0	0	0
0	0	0	0	0	0	0
1B:	9	SF:	1			
2B:	3	SAC:	2			
3B:	0	DP:	1			
HR:	0	HBP:	1			

Batter	1	2	3	4	5	6	7	8	9
Deion Sanders, L (1, 8) OBP: 0.359, SLG: 0.424	1-2 G4-3		4-1 BB SH5-3 BB	3-1 L7	1-0 FC6-4			0-0 G3	
Curtis Goodwin, L (1, 7) OBP: 0.417, SLG: 0.405	1-0 G4-3		0-1 SH5-3		2-1 1B 1B	2-2 G4-3		0-2 G1-3	
Hal Morris, L (1, 3) OBP: 0.319, SLG: 0.364	1-2 1B 2B 1B		1-2 G5-3		3-2 1B 1B 1B	0-0 G3-1		0-1 BB 2B	
Barry Larkin, R (1, 6) OBP: 0.416, SLG: 0.350	2-2 2B 1B		4-0 BB BB		1-1 FC4-6 1B	2-0 FC6 HBP		4-0 BB BB IBB	
Willie Greene, L (1, 5) OBP: 0.340, SLG: 0.415	2-0 1-H 2-H 2B		4-1 BB BB		2-0 FC4-6 1B 1B SF8	1-1 FC6		4-2 BB BB	
Mike Kelly, R (1, 9) OBP: 0.300, SLG: 0.222	1-1 G5-3		2-3 K		1-2 1B 1B		2-2 F9	4-1 FC3-6 BB	
Eddie Taubensee, L (1, 2) OBP: 0.330, SLG: 0.485		2-3 K		1-2 F7	2-2 1B 1B		2-0 2B	0-0 FC3-6	
Jeff Shaw, R (9, 1)									
Bret Boone, R (1, 4) OBP: 0.291, SLG: 0.252		0-2 P3		2-1 SH5-4 1B	1-2 SF8		4-1 G6-4-3 BB		
Pete Schourek, L (1, 1) OBP: 0.214, SLG: 0.429		1-1 G6-3		1-0 SH5-4	2-0 FC6-4 1B		0-0 G6-4-3		
Terry Pendleton, S (5, PH) OBP: 0.280, SLG: 0.298									
Scott Sullivan, R (6, 1)									
Lenny Harris, L (7, PH) OBP: 0.256, SLG: 0.342									
Hector Carrasco, R (8, 1)									
Mike Remlinger, L (9, 1)									
Joe Oliver, R (9, 2) OBP: 0.314, SLG: 0.396									

Inning Stats	R: 2	H: 3	E: 0	K: 0	S: 14	LOB: 1	BB: 0	P: 22	R: 0	H: 0	E: 0	K: 1	S: 8	LOB: 0	BB: 0	P: 11	R: 0	H: 0	E: 0	K: 1	S: 11	LOB: 3	BB: 3	P: 26	R: 0	H: 1	E: 0	K: 0	S: 8	LOB: 1	BB: 0	P: 15	R: 4	H: 6	E: 0	K: 0	S: 25	LOB: 2	BB: 0	P: 40	R: 0	H: 0	E: 0	K: 0	S: 7	LOB: 1	BB: 0	P: 12	R: 0	H: 1	E: 0	K: 0	S: 9	LOB: 1	BB: 1	P: 17	R: 1	H: 1	E: 0	K: 0	S: 10	LOB: 3	BB: 3	P: 22
--------------	------	------	------	------	-------	--------	-------	-------	------	------	------	------	------	--------	-------	-------	------	------	------	------	-------	--------	-------	-------	------	------	------	------	------	--------	-------	-------	------	------	------	------	-------	--------	-------	-------	------	------	------	------	------	--------	-------	-------	------	------	------	------	------	--------	-------	-------	------	------	------	------	-------	--------	-------	-------

PITCHER	IP	WLS	BF	H	R	ER	SO	BB	IBB	HBP	BLK	WP	HR	S	P	ERA	WHIP
Frank Castillo, R (1, 1) ERA: 5.47	4.0		21	6	4	4	2	3	0	0	0	0	0	48	86	9.00	2.250
Kent Bottenfield, R (5, 1) ERA: 3.81	0.2	L	6	4	2	2	0	0	0	0	0	0	0	17	26	27.00	6.000
Larry Casian, L (5, 1) ERA: 7.45	1.1		5	0	0	0	0	0	0	1	0	0	0	8	14	0.00	0.000
Turk Wendell, R (7, 1) ERA: 5.24	0.1		3	1	0	0	0	1	0	0	0	0	0	8	16	0.00	6.000
Ramon Tatis, L (7, 1) ERA: 4.11	1.1		6	1	1	1	0	1	1	0	0	0	0	9	17	6.75	1.500

PITCHER	IP	WLS	BF	H	R	ER	SO	BB	IBB	HBP	BLK	WP	HR	S	P	ERA	WHIP
Mel Rojas, R (8, 1) ERA: 5.32	0.1		2	0	0	0	0	1	0	0	0	0	0	2	6	0.00	3.000



Batter	1	2	3	4	5	6	7	8	9	AB R H RBI BB SO LOB	TOP											
<b>Doug Glanville, R</b> (1, 8) OBP: 0.327, SLG: 0.434	4-0 CS BB		1-1 P6		1-1 FC6 1B			1-0 F9		3 0 1 0 1 0 1												
<b>Dave Hansen, L</b> (1, 5) OBP: 0.406, SLG: 0.259 <b>José Hernández, R</b> (7, 5) OBP: 0.368, SLG: 0.500	2-2 E3		4-1 S BB		2-0 FC6 1-2f			2-2 F9 WP 1B		2 0 0 0 1 0 2 1 0 1 0 0 0 0												
<b>Mark Grace, L</b> (1, 3) OBP: 0.424, SLG: 0.455	2-0 F7		2-3 K			0-0 F8		3-1 F9 1-3		4 0 0 0 0 1 4												
<b>Sammy Sosa, R</b> (1, 9) OBP: 0.338, SLG: 0.579	2-2 F9			1-1 G4-3 SF9 2B		1-1 IHR		0-2 K		4 2 2 1 0 1 2												
<b>Tyler Houston, L</b> (1, 2) OBP: 0.277, SLG: 0.371 <b>Terry Adams, R</b> (9, 1)		0-3 K		0-0 G4-3		0-1 G6-3		2-2 L7		4 0 0 0 0 1 1 0 0 0 0 0 0 0												
<b>Shawon Dunston, R</b> (1, 6) OBP: 0.302, SLG: 0.383		1-3 K		1-1 SF9		0-0 CS 1B		2-2 G5-3		3 0 1 1 0 1 0												
<b>Brant Brown, L</b> (1, 7) OBP: 0.203, SLG: 0.148		1-1 F8		0-1 F9		2-0 CS 1-2	2-3 K	0-3 K		4 0 0 0 0 2 0												
<b>Rey Sanchez, R</b> (1, 4) OBP: 0.299, SLG: 0.284			0-0 S SH1-4 1B		1-0 G4-3		0-0 L8			3 0 1 0 0 0 0												
<b>Kevin Foster, R</b> (1, 1) OBP: 0.143, SLG: 0.100 <b>23 Ryne Sandberg, R</b> (7, PH) OBP: 0.261, SLG: 0.307 <b>Mel Rojas, R</b> (7, 1) <b>Scott Servais, R</b> (9, 2) OBP: 0.324, SLG: 0.384			0-2 SH1-4		3-3 K		2-1 P8			1 0 0 0 0 1 0 1 0												
<b>Inning Stats</b>	R: 0 E: 1 K: 0 S: 7	H: 0 LOB: 1 BB: 1 P: 17	R: 0 E: 0 K: 2 S: 8	H: 0 LOB: 0 BB: 0 P: 10	R: 0 E: 0 K: 1 S: 11	H: 1 LOB: 2 BB: 1 P: 18	R: 1 E: 0 K: 0 S: 7	H: 1 LOB: 0 BB: 0 P: 9	R: 0 E: 0 K: 1 S: 7	H: 1 LOB: 1 BB: 0 P: 14	R: 1 E: 0 K: 0 S: 6	H: 2 LOB: 0 BB: 0 P: 9	R: 0 E: 0 K: 1 S: 6	H: 0 LOB: 0 BB: 0 P: 10	R: 0 E: 0 K: 1 S: 10	H: 1 LOB: 1 BB: 0 P: 16	R: 0 E: 0 K: 1 S: 11	H: 0 LOB: 0 BB: 0 P: 15	1B: 4 2B: 1 3B: 0 HR: 1	SF: 1 SAC: 1 DP: 0 HBP: 0	WP: 1 PB: 0 SB: 2 CS: 2	PA: 35
<b>PITCHER</b>	IP WLS BF H R ER SO BB IBB HBP BLK WP HR S P ERA WHIP																					
<b>67 Francisco Cordova, R</b> (1, 1) ERA: 1.72 <b>Marc Wilkins, R</b> (8, 1) ERA: 5.33	7.0 L 27 5 2 2 5 2 0 0 0 0 0 0 52 87 2.57 1.000																					
	2.0 7 1 0 0 2 0 0 0 0 0 1 0 21 31 0.00 0.500																					

Chicago Cubs @ Pittsburgh Pirates  
Three Rivers Stadium, Pittsburgh, PA

Mon May 26 1997, 3:33 AM EDT  
Att. 20,609 - Sunny - 66 F

livebaseballscorecards.com

AB	30
R	2
H	6
RBI	2
BB	2
SO	7
LOB	10







Batter	1	2	3	4	5	6	7	8	9	AB R H RBI BB SO LOB	TOP	
Doug Glanville, R OBP: 0.321, SLG: 0.442 (1, 8) (6, 7)	0-1 G4-3 3B		1-2 G6-3		1-3 K		1-2 F8		2-2 F9	5 1 1 0 0 1 0		
Tyler Houston, L OBP: 0.279, SLG: 0.385 José Hernández, R OBP: 0.386, SLG: 0.516 (1, 5) (7, PH) (7, 5)	2-1 G4-3		0-0 G3-4-1		3-2 2B		3-1 1B		3-1 1B	3 0 1 1 0 0 0 2 1 2 0 0 0 0		
Mark Grace, L OBP: 0.418, SLG: 0.443 (1, 3)	2-2 G4-1			3-1 G4-3	3-3 K		4-1 1B		2-0 G6-3	4 0 0 0 1 1 2		
Sammy Sosa, R OBP: 0.346, SLG: 0.580 (1, 9)	2-3 K			4-2 1B HR		0-0 1B	2-0 1B			3 2 2 1 1 1 0		
Shawon Dunston, R OBP: 0.307, SLG: 0.386 (1, 6)		2-1 G6-3		1-1 1B HR		0-0 1B	0-1 1B		0-1 FC5-4	4 2 2 0 0 0 2		
Scott Servais, R OBP: 0.317, SLG: 0.375 (1, 2)		1-0 G4-3		2-3 K		0-1 SH1-3	0-3 K			3 0 0 0 0 2 4		
Brant Brown, L OBP: 0.230, SLG: 0.232 Brian McRae, S OBP: 0.330, SLG: 0.458 (1, 7) (6, PH) (6, 8)		2-1 1B		1-2 HR		3-2 2B				2 1 2 3 0 0 0 2 1 1 2 0 1 0		
Rey Sanchez, R OBP: 0.297, SLG: 0.294 (1, 4)	1-0 F8		0-0 G3		2-1 2B					4 0 1 1 0 0 1		
Geremi Gonzalez, R Turk Wendell, L Bob Patterson, R Terry Adams, R (1, 1) (6, 1) (9, 1) (9, 1)			2-3 K		1-1 F8		0-3 K		3-3 K	3 0 0 0 0 2 0 1 0 0 0 0 1 0 0 0 0 0 0 0 0 0 0 0 0 0 0 0		
<b>Inning Stats</b>	R: 1 H: 1 E: 0 LOB: 0 K: 1 BB: 0 S: 11 P: 17	R: 0 H: 1 E: 0 LOB: 1 K: 0 BB: 0 S: 6 P: 12	R: 0 H: 0 E: 0 LOB: 0 K: 1 BB: 0 S: 8 P: 11	R: 3 H: 2 E: 0 LOB: 0 K: 1 BB: 1 S: 13 P: 24	R: 0 H: 1 E: 0 LOB: 1 K: 2 BB: 0 S: 15 P: 23	R: 3 H: 4 E: 0 LOB: 0 K: 1 BB: 0 S: 14 P: 19	R: 1 H: 2 E: 0 LOB: 2 K: 1 BB: 1 S: 12 P: 22	R: 0 H: 0 E: 0 LOB: 0 K: 2 BB: 0 S: 7 P: 12	R: 0 H: 1 E: 0 LOB: 0 K: 0 BB: 0 S: 8 P: 15	1B: 8 SF: 0 2B: 2 SAC: 1 3B: 1 DP: 1 HR: 1 HBP: 0	WP: 1 PA: 39 PB: 0 SB: 2 CS: 0	
<b>PITCHER</b>	IP WLS BF H R ER SO BB IBB HBP BLK WP HR S P ERA WHIP											
Jon Lieber, R ERA: 4.62 (1, 1)	5.1 L 24 7 6 6 5 1 0 0 0 0 0 1 57 91 10.12 1.500											
Matt Ruebel, L ERA: 8.44 (6, 1)	1.0 6 3 2 2 1 1 0 0 0 0 1 0 16 29 18.00 4.000											
David Wainhouse, R ERA: 7.4 (7, 1)	0.2 3 1 0 0 0 1 0 0 0 0 0 0 6 8 0.00 1.500											
Clint Sodowsky, R ERA: 4.66 (8, 1)	2.0 6 1 0 0 0 2 0 0 0 0 0 0 15 27 0.00 0.500											

Chicago Cubs @ Pittsburgh Pirates  
Three Rivers Stadium, Pittsburgh, PA

Tue May 27 1997, 7:05 PM EDT  
Att: 9,641 - Unknown - 65 F

livebaseballscorecards.com

AB	36
R	8
H	12
RBI	8
BB	2
SO	9
LOB	9







Batter	1	2	3	4	5	6	7	8	9	AB R H RBI BB SO LOB	TOP									
Brian McRae, S OBP: 0.329, SLG: 0.459 (1, 8)	1-2 G6-3		2-1 G3			1-1 2B		0-0 F8		4 0 1 0 0 0 1										
Doug Glanville, R OBP: 0.328, SLG: 0.444 (1, 7)	0-0 1B		2-1 G1-3			0-0 P3		3-2 1B		4 0 2 0 0 0 2										
Mark Grace, L OBP: 0.409, SLG: 0.431 (1, 3)	1-1 L3					2-0 G4-3		1-2 CS	2-2 G4-3	4 0 0 0 0 1 2										
Sammy Sosa, R OBP: 0.340, SLG: 0.569 (1, 9)		2-3 K				3-2 L4			1-3 K	4 0 0 0 0 2 0										
Shawon Dunston, R OBP: 0.306, SLG: 0.379 (1, 6)		4-0 BB				1-1 G5-3		1-1 FC6-4 23 2B	0-0 G4-3	3 1 0 0 1 0 1										
23 Ryne Sandberg, R OBP: 0.262, SLG: 0.315 (1, 4)		0-3 K				1-1 G5-3		1-0 G6-3 2B		3 0 1 1 0 1 1										
José Hernández, R OBP: 0.384, SLG: 0.507 (1, 5)		1 SAFE 3-3 K				1-1 G3-6 1B		2-2 G6-3		3 0 1 0 0 1 2										
Scott Servais, R OBP: 0.318, SLG: 0.382 (1, 2)			1-2 G3 2B			0-1 G3-6		3-3 K		3 0 1 0 0 1 2										
Terry Mulholland, R OBP: 0.074, SLG: 0.074 (1, 1)			1-3 K			1-1 G6-3		1-3 K		1 0 0 0 0 1 1										
Rey Sanchez, R OBP: 0.293, SLG: 0.291 (6, PH)										1 0 0 0 0 0 0										
Kent Bottenfield, R (6, 1)										0 0 0 0 0 0 0										
Mike Hubbard, R OBP: 0.133, SLG: 0.286 (8, PH)										1 0 0 0 0 1 0										
Ramon Tatis, L (8, 1)										0 0 0 0 0 0 0										
<b>Inning Stats</b>	R: 0 E: 0 K: 0 S: 6	H: 1 LOB: 0 BB: 0 P: 8	R: 0 E: 0 K: 3 S: 9	H: 0 LOB: 1 BB: 1 P: 18	R: 0 E: 0 K: 1 S: 10	H: 1 LOB: 1 BB: 0 P: 16	R: 0 E: 0 K: 1 S: 8	H: 0 LOB: 0 BB: 0 P: 13	R: 0 E: 0 K: 0 S: 6	H: 1 LOB: 0 BB: 0 P: 8	R: 1 E: 1 K: 1 S: 13	H: 1 LOB: 1 BB: 0 P: 23	R: 0 E: 0 K: 1 S: 10	H: 1 LOB: 0 BB: 0 P: 15	R: 0 E: 0 K: 1 S: 7	H: 0 LOB: 0 BB: 0 P: 10	1B: 3 2B: 4 3B: 0 HR: 0	SF: 0 SAC: 0 DP: 2 HBP: 0	WP: 0 PB: 0 SB: 1 CS: 1	PA: 33
<b>PITCHER</b>	IP WLS BF H R ER SO BB IBB HBP BLK WP HR S P ERA WHIP																			
Steve Cooke, L ERA: 3.84 (1, 1)	7.0 W 26 5 1 0 6 1 0 0 0 0 0 0 58 96 0.00 0.857																			
Ricardo Rincon, L ERA: 2.28 (8, 1)	1.1 4 1 0 0 1 0 0 0 0 0 0 0 13 20 0.00 0.750																			
Rich Loiselle, R ERA: 3.75 (9, 1)	0.2 2 0 0 0 1 0 0 0 0 0 0 0 4 5 0.00 0.000																			

Chicago Cubs @ Pittsburgh Pirates  
Three Rivers Stadium, Pittsburgh, PA

Wed May 28 1997, 7:05 PM EDT  
Att. 10,198 - Unknown - 68 F

livebaseballscorecards.com

AB	31
R	1
H	6
RBI	1
BB	1
SO	8
LOB	12



Batter	1	2	3	4	5	6	7	8	9
Adrian Brown, S OBP: 0.240, SLG: 0.261 (1, 8)	2-1 G3-1		0-1 G6-3		0-0 SH 18 1B G5-2-3	1-2 G4-3			
Emil Brown, R OBP: 0.333, SLG: 0.304 (1, 7)	1-0 HR		1-3 K		2-0 G5-2-3 18 1B 2B HBP		2-3 K		
18 Jason Kendall, R OBP: 0.363, SLG: 0.399 (1, 2)	2-1 FC6-4 1B		4-1 BB		0-2 G5-2-3 2B 1B		0-0 F7		
Kevin Young, R OBP: 0.317, SLG: 0.532 (1, 3)	0-0 P6		1-0 L7		1-1 G5-2-3		1-0 P6		
Joe Randa, R OBP: 0.359, SLG: 0.451 (1, 4)	0-1 FC6-4			2-2 G3-1 2B	1-2 2B		2-0 F8 2B		
Freddy Garcia, R (1, 5)		1-3 K		0-2 F9	0-0 P6		1-0 F8		
Jose Guillen, R OBP: 0.274, SLG: 0.362 (1, 9)		1-3 K		2-1 G3-1		1-2 G4-3	2-3 K		
Kevin Polcovich, R OBP: 0.379, SLG: 0.217 (1, 6)		1-2 1B		3-2 G1-3		4-2 SH3-4 BB	4-0 IBB		
Steve Cooke, R OBP: 0.167, SLG: 0.222 (1, 1)		2-2 P4			3-1 HBP 18 1B SH 1B		2-3 K		
Ricardo Rincon, L (8, 1)									
Rich Loiselle, R (9, 1)									

Inning Stats	R: 1	H: 2	E: 0	K: 0	S: 8	R: 0	H: 1	E: 0	K: 2	S: 12	R: 0	H: 0	E: 0	K: 1	S: 7	R: 0	H: 1	E: 0	K: 0	S: 11	R: 3	H: 3	E: 1	K: 0	S: 14	R: 0	H: 0	E: 0	K: 1	S: 11	R: 0	H: 0	E: 0	K: 1	S: 5	R: 0	H: 1	E: 0	K: 2	S: 8
	LOB: 1	BB: 0	P: 13	LOB: 1	BB: 0	P: 17	LOB: 1	BB: 1	P: 13	LOB: 1	BB: 0	P: 18	LOB: 1	BB: 0	P: 21	LOB: 1	BB: 1	P: 17	LOB: 0	BB: 1	P: 17	LOB: 0	BB: 0	P: 8	LOB: 2	BB: 1	P: 19	LOB: 0	BB: 0	P: 8	LOB: 2	BB: 1	P: 19	LOB: 0	BB: 1	P: 19				

PITCHER	IP	WLS	BF	H	R	ER	SO	BB	IBB	HBP	BLK	WP	HR	S	P	ERA	WHIP
Terry Mulholland, L ERA: 2.54 (1, 1)	5.0	L	24	7	4	1	3	1	0	1	0	0	1	52	82	1.80	1.600
Kent Bottenfield, R ERA: 3.56 (6, 1)	2.0		7	0	0	0	1	1	0	0	0	0	0	16	25	0.00	0.500
Ramon Tatis, L ERA: 3.86 (8, 1)	1.0		5	1	0	0	2	0	1	0	0	0	0	8	19	0.00	1.000

**BOTTOM**

**Chicago Cubs @ Pittsburgh Pirates**  
**Three Rivers Stadium, Pittsburgh, PA**  
 Wed May 28 1997, 7:05 PM EDT  
 Att: 10,198 - Unknown - 68 F

AB	R	H	RBI	BB	SO	LOB
3	0	0	0	0	0	1
3	2	1	1	0	2	0
3	1	2	1	1	0	0
4	0	0	0	0	0	5
4	0	3	2	0	0	1
4	0	0	0	0	1	3
4	0	0	0	0	2	2
2	0	1	0	2	0	1
2	1	1	0	0	0	1
1	0	0	0	0	1	2
0	0	0	0	0	0	0

AB	30
R	4
H	8
RBI	4
BB	3
SO	6
LOB	16



WP	HR	S	P	ERA	WHIP
0	0	0	36	0	0
0	0	0	0	0	0
0	0	0	0	0	0



Batter	1	2	3	4	5	6	7	8	9	AB R H RBI BB SO LOB	TOP											
Deion Sanders, L (1, 8) OBP: 0.362, SLG: 0.436	1-2 G5-3			0-1 G4-3		1-1 CS 1B		3-1 G6-3		4 0 1 0 0 0 0												
Curtis Goodwin, L (1, 7) OBP: 0.415, SLG: 0.402	1-0 L4			2-2 S 2B		0-0 B5		2-3 K		4 0 1 0 0 1 1												
Hal Morris, L (1, 3) OBP: 0.306, SLG: 0.347	1-1 G5-3			2-0 L9		3-1 SAFE SAFE 1-2		1-3 K		4 0 0 0 0 1 2												
Barry Larkin, R (1, 6) OBP: 0.440, SLG: 0.401		1-1 F9		4-1 S BB		2-3 K		1-2 S 1B		3 0 1 0 1 1 0												
Willie Greene, L (1, 5) OBP: 0.333, SLG: 0.395		2-3 K		3-3 K		4-1 BB		0-3 K		3 0 0 0 1 3 3												
Mike Kelly, R (1, 9) OBP: 0.200, SLG: 0.167		0-1 G4-3		1-2 L8		1-3 SAFE SAFE K		1-2 K		3 0 0 0 0 1 1												
Joe Oliver, R (1, 2) OBP: 0.344, SLG: 0.467			0-0 G6-3		1-2 HR		0-3 SAFE SAFE K			3 1 1 1 0 1 1												
Pokey Reese, R (1, 4) OBP: 0.288, SLG: 0.296			0-1 G1-3		1-2 G6-3		1-2 F8			3 0 0 0 0 0 0												
Dave Burba, R (1, 1) OBP: 0.235, SLG: 0.188			1-2 G4-3		2-2 G6-3		1-1 L7			2 0 0 0 0 0 0												
Jeff Branson, L (8, PH) OBP: 0.109, SLG: 0.089										1 0 0 0 0 0 0												
Stan Belinda, R (8, 1)										0 0 0 0 0 0 0												
<b>Inning Stats</b>	R: 0 E: 0 K: 0 S: 6	H: 0 LOB: 0 BB: 0 P: 9	R: 0 E: 0 K: 1 S: 7	H: 0 LOB: 0 BB: 0 P: 10	R: 0 E: 0 K: 0 S: 6	H: 0 LOB: 0 BB: 0 P: 7	R: 0 E: 0 K: 1 S: 10	H: 1 LOB: 2 BB: 1 P: 21	R: 1 E: 0 K: 0 S: 13	H: 1 LOB: 0 BB: 0 P: 18	R: 0 E: 0 K: 0 S: 6	H: 1 LOB: 0 BB: 0 P: 9	R: 0 E: 0 K: 3 S: 11	H: 0 LOB: 1 BB: 1 P: 18	R: 0 E: 0 K: 0 S: 7	H: 0 LOB: 0 BB: 0 P: 12	R: 0 E: 0 K: 3 S: 15	H: 1 LOB: 1 BB: 0 P: 19	1B: 2 2B: 1 3B: 0 HR: 1	SF: 0 SAC: 0 DP: 0 HBP: 0	WP: 0 PB: 0 SB: 3 CS: 1	PA: 32
<b>PITCHER</b>	IP WLS BF H R ER SO BB IBB HBP BLK WP HR S P ERA WHIP																					
Steve Trachsel, R (1, 1) ERA: 4.95	8.0 W 28 3 1 1 5 2 0 0 0 0 0 1 66 104 1.12 0.625																					
Bob Patterson, L (9, 1) ERA: 3.05	0.2 2 0 0 0 2 0 0 0 0 0 0 0 8 11 0.00 0.000																					
Terry Adams, R (9, 1) ERA: 0.96	0.1 S 2 1 0 0 1 0 0 0 0 0 0 0 7 8 0.00 3.000																					

Cincinnati Reds @ Chicago Cubs  
Wrigley Field, Chicago, IL  
Thu May 29 1997, 7:05 PM CDT  
Att. 23,005 - Unknown - 68 F

livebaseballscorecards.com

AB 30  
R 1  
H 4  
RBI 1  
BB 2  
SO 8  
LOB 8



Batter	1	2	3	4	5	6	7	8	9
Brian McRae, S OBP: 0.329, SLG: 0.462 (1, 8)	0-1 PO 2B		2-2 F8		2-3 K			0-0 SH5-4	
Brant Brown, L OBP: 0.231, SLG: 0.250 Bob Patterson, R Terry Adams, R (1, 7) (9, 1) (9, 1)	3-3 K		0-0 G4-3		0-3 K			2-2 2B	
Mark Grace, L OBP: 0.405, SLG: 0.433 (1, 3)	2-2 F7			3-2 G4-3 2B		0-1 G6-3		0-0 F8	
Sammy Sosa, R OBP: 0.333, SLG: 0.557 (1, 9)	1-2 PO 2-3	1-3 K		1-0 P3		3-3 K		2-2 L8	
Tyler Houston, L OBP: 0.282, SLG: 0.382 José Hernández, R OBP: 0.384, SLG: 0.507 (1, 5) (9, 5)		3-1 G1-3 1B		1-1 G4-3		1-2 F9			
Shawon Dunston, R OBP: 0.301, SLG: 0.372 (1, 6)		2-2 G1-3		1-2 P2			1-2 L7		
Scott Servais, R OBP: 0.325, SLG: 0.379 (1, 2)		4-2 BB			4-0 2B G6-3 BB		1-2 P3		
Rey Sanchez, R OBP: 0.295, SLG: 0.303 (1, 4)		1-1 L4			1-2 G1-3		2-2 G1-3		
Steve Trachsel, R OBP: 0.125, SLG: 0.091 Dave Clark, L OBP: 0.327, SLG: 0.348 Doug Glanville, R OBP: 0.328, SLG: 0.444 (1, 1) (8, PH) (8, PR) (9, 7)			1-1 G5-3		0-0 G6-3			1-0 SH5-4 2B 1B	


Inning Stats	R: 0 E: 0 K: 1 S: 10	H: 1 LOB: 0 BB: 0 P: 16	R: 0 E: 0 K: 1 S: 13	H: 1 LOB: 2 BB: 1 P: 24	R: 0 E: 0 K: 0 S: 6	H: 0 LOB: 0 BB: 0 P: 9	R: 0 E: 0 K: 0 S: 11	H: 1 LOB: 1 BB: 0 P: 17	R: 1 E: 0 K: 2 S: 13	H: 1 LOB: 1 BB: 1 P: 20	R: 0 E: 0 K: 1 S: 9	H: 0 LOB: 0 BB: 0 P: 13	R: 0 E: 0 K: 0 S: 10	H: 0 LOB: 0 BB: 0 P: 14	R: 1 E: 0 K: 0 S: 9	H: 2 LOB: 2 BB: 0 P: 14
--------------	-------------------------------	----------------------------------	-------------------------------	----------------------------------	------------------------------	---------------------------------	-------------------------------	----------------------------------	-------------------------------	----------------------------------	------------------------------	----------------------------------	-------------------------------	----------------------------------	------------------------------	----------------------------------

PITCHER	IP	WLS	BF	H	R	ER	SO	BB	IBB	HBP	BLK	WP	HR	S	P	ERA	WHIP
Dave Burba, R ERA: 4.41 (1, 1)	7.0		26	4	1	1	5	2	0	0	0	0	0	72	113	1.29	0.857
Stan Belinda, R ERA: 4.41 (8, 1)	1.0	L	5	2	1	1	0	0	0	0	0	0	0	9	14	9.00	2.000

**BOTTOM**

AB	R	H	RBI	BB	SO	LOB
3	0	1	0	0	1	1
4	0	1	1	0	2	2
0	0	0	0	0	0	0
0	0	0	0	0	0	0
4	0	1	0	0	0	3
4	0	0	0	0	2	3
3	0	1	0	0	0	1
0	0	0	0	0	0	0
3	0	0	0	0	0	2
1	1	0	0	2	0	0
3	0	1	0	0	0	2
2	0	0	1	0	0	1
1	0	1	0	0	0	0
0	1	0	0	0	0	0

**AB 28**  
**R 2**  
**H 6**  
**RBI 2**  
**BB 2**  
**SO 5**  
**LOB 15**



WP: 0 PA: 32  
PB: 0  
SB: 0  
CS: 0

**Cincinnati Reds @ Chicago Cubs**  
Wrigley Field, Chicago, IL  
Thu May 29 1997, 7:05 PM CDT  
Att: 23,005 - Unknown - 68 F

livebaseballscorecards.com





Batter	1	2	3	4	5	6	7	8	9	AB	R	H	RBI	BB	SO	LOB
<b>Brian McRae, S</b> OBP: 0.323, SLG: 0.453 (1, 8)	1-1 L5		2-2 G6-3		0-1 G6-3			1-2 G6-3		4	0	0	0	0	0	1
<b>Doug Glanville, R</b> OBP: 0.333, SLG: 0.441 (1, 7)	4-1 FC5 1B BB		0-0 G4-3			2-2 L9		2-2 1B		3	0	1	0	1	0	0
<b>Mark Grace, L</b> OBP: 0.402, SLG: 0.429 (1, 3)	1-1 1-2 1B		2-1 G3-1			2-1 F9		1-1 L9		4	0	1	0	0	0	1
<b>Sammy Sosa, R</b> OBP: 0.327, SLG: 0.546 (1, 9)	1-0 F8			2-3 K		0-0 F7			1-1 L9	4	0	0	0	0	1	2
<b>Shawon Dunston, R</b> OBP: 0.305, SLG: 0.393 (1, 6)	1-1 FC5 2-3f			1-1 1B		0-0 HR			1-3 K	4	1	2	1	0	1	2
<b>23 Ryne Sandberg, R</b> OBP: 0.262, SLG: 0.321 (1, 4)		2-1 G4-3 2B		1-2 P4		1-1 F9			0-3 K	4	0	1	0	0	1	1
<b>Kevin Orie, R</b> OBP: 0.346, SLG: 0.348 (1, 5)		2-2 G1-3		0-2 L7		3-2 F9				2	0	0	0	0	0	2
<b>Ramon Tatis, L</b> (5, 1)										0	0	0	0	0	0	0
<b>Brant Brown, L</b> OBP: 0.227, SLG: 0.246 (7, PH)										1	0	0	0	0	0	0
<b>Kent Bottenfield, R</b> (8, 1)										0	0	0	0	0	0	0
<b>Scott Servais, R</b> OBP: 0.318, SLG: 0.370 (1, 2)		1-0 G4-3			0-1 F9		1-2 P3			3	0	0	0	0	0	1
<b>Frank Castillo, R</b> OBP: 0.125, SLG: 0.125 (1, 1)		2-3 K			1-1 G5-3			4-2 G6-3 BB		1	0	0	0	0	1	1
<b>José Hernández, R</b> OBP: 0.378, SLG: 0.500 (5, 5)										1	0	0	0	0	0	0
<b>Dave Hansen, L</b> OBP: 0.414, SLG: 0.259 (8, PH)										0	0	0	0	1	0	0
<b>Dave Hansen, L</b> (9, 5)										0	0	0	0	1	0	0

Inning Stats	R: 0	H: 1	E: 0	LOB: 2	K: 0	BB: 1	S: 8	P: 16	R: 0	H: 1	E: 0	LOB: 1	K: 1	BB: 0	S: 10	P: 17	R: 0	H: 0	E: 0	LOB: 0	K: 0	BB: 0	S: 6	P: 10	R: 0	H: 1	E: 0	LOB: 1	K: 1	BB: 0	S: 13	P: 17	R: 0	H: 0	E: 0	LOB: 0	K: 0	BB: 0	S: 6	P: 7	R: 0	H: 0	E: 0	LOB: 0	K: 0	BB: 0	S: 6	P: 10	R: 1	H: 1	E: 0	LOB: 0	K: 0	BB: 0	S: 9	P: 14	R: 0	H: 1	E: 0	LOB: 1	K: 2	BB: 1	S: 11	P: 19	R: 0	H: 0	E: 0	LOB: 0	K: 2	BB: 0	S: 8	P: 10	1B: 3	SF: 0	2B: 1	SAC: 0	3B: 0	DP: 1	HR: 1	HBP: 0	WP: 0	PA: 33
<b>PITCHER</b>	IP	WLS	BF	H	R	ER	SO	BB	IBB	HBP	BLK	WP	HR	S	P	ERA	WHIP																																																																	
<b>Pete Schourek, L</b> ERA: 5.36 (1, 1)	7.0	W	26	4	1	1	2	1	0	0	0	0	1	58	91	1.29	0.714																																																																	
<b>Scott Sullivan, R</b> ERA: 4.63 (8, 1)	2.0		7	1	0	0	2	1	0	0	0	0	0	19	29	0.00	1.000																																																																	

**BOTTOM**

**Cincinnati Reds @ Chicago Cubs**  
 Wrigley Field, Chicago, IL  
 Fri May 30 1997, 3:33 AM CDT  
 Att. 21,267 - Overcast - 70 F

livebaseballscorecards.com

<b>AB</b>	<b>31</b>
<b>R</b>	<b>1</b>
<b>H</b>	<b>5</b>
<b>RBI</b>	<b>1</b>
<b>BB</b>	<b>2</b>
<b>SO</b>	<b>4</b>
<b>LOB</b>	<b>11</b>





Batter	1	2	3	4	5	6	7	8	9	AB R H RBI BB SO LOB	TOP											
Deion Sanders, L (1, 8) OBP: 0.363, SLG: 0.438	0-0 P5		0-0 G4-3		0-0 SF7			4-0 HR BB	0-0 G4-3	3 1 0 1 1 0 2												
Curtis Goodwin, L (1, 7) OBP: 0.400, SLG: 0.386	0-0 G4-3		0-0 F7		0-0 F8			0-3 K		4 0 0 0 0 1 2												
Hal Morris, L (1, 3) OBP: 0.297, SLG: 0.335	0-3 K			0-0 F8		0-0 G4-3		0-0 G3-1		4 0 0 0 0 1 1												
Barry Larkin, R (1, 6) OBP: 0.450, SLG: 0.459		0-0 F7		0-0 WP 2B		0-0 F9		0-0 HR		4 2 2 2 0 0 0												
Eddie Taubensee, L (1, 2) OBP: 0.333, SLG: 0.491		0-0 G4-3 2B		0-0 2B		0-0 F9		0-0 1B		3 0 2 1 0 0 0												
Joe Oliver, R (8, PH) OBP: 0.354, SLG: 0.475				0-0 2B						1 0 1 0 0 0 0												
Lenny Harris, L (1, 9) OBP: 0.261, SLG: 0.345		0-0 G4-3		0-0 F7			0-0 G5-3	0-0 G4-3		4 0 0 0 0 0 3												
Bret Boone, R (1, 4) OBP: 0.282, SLG: 0.257		0-3 K		0-0 F8			4-0 BB		0-0 F5	3 0 0 0 1 1 2												
Jeff Branson, L (1, 5) OBP: 0.204, SLG: 0.231			4-0 G4-3 SH3-4 BB		0-0 SH1-4 SF7 2B		0-0 F3		0-0 WP 1B	3 1 2 0 1 0 1												
Mike Morgan, R (1, 1) OBP: 0.063, SLG: 0.188			0-0 SH3-4		0-0 SH1-4		0-0 F9		0-3 K	0 0 0 0 0 0 0												
Hector Carrasco, R (5, 1)										0 0 0 0 0 0 0												
Willie Greene, L (7, PH) OBP: 0.330, SLG: 0.389										1 0 0 0 0 0 1												
Scott Sullivan, R (7, 1)										0 0 0 0 0 0 0												
Terry Pendleton, S (9, PH) OBP: 0.321, SLG: 0.333			1-2		2-3				1-2	1 0 0 0 0 1 1												
<b>Inning Stats</b>	R: 0 E: 0 K: 1 S: 5	H: 0 LOB: 0 BB: 0 P: 5	R: 0 E: 0 K: 1 S: 6	H: 1 LOB: 1 BB: 0 P: 6	R: 0 E: 0 K: 0 S: 3	H: 0 LOB: 1 BB: 1 P: 7	R: 1 E: 0 K: 0 S: 5	H: 2 LOB: 1 BB: 0 P: 5	R: 1 E: 0 K: 0 S: 4	H: 1 LOB: 0 BB: 0 P: 4	R: 0 E: 0 K: 0 S: 3	H: 0 LOB: 0 BB: 0 P: 3	R: 0 E: 0 K: 0 S: 3	H: 0 LOB: 1 BB: 1 P: 7	R: 2 E: 0 K: 1 S: 7	H: 2 LOB: 1 BB: 1 P: 11	R: 0 E: 0 K: 1 S: 6	H: 1 LOB: 1 BB: 0 P: 6	1B: 2 2B: 4 3B: 0 HR: 1	SF: 1 SAC: 2 DP: 0 HBP: 0	WP: 2 PB: 0 SB: 0 CS: 0	PA: 37
<b>PITCHER</b>	IP WLS BF H R ER SO BB IBB HBP BLK WP HR S P ERA WHIP																					
Kevin Foster, R (1, 1) ERA: 3.99	7.0 W 28 4 3 3 2 3 0 0 0 1 0 29 41 3.86 1.000																					
Bob Patterson, L (8, 1) ERA: 3.38	0.2 3 1 1 1 1 0 0 0 0 0 1 5 5 13.50 1.500																					
Mel Rojas, R (8, 1) ERA: 4.62	1.1 S 6 2 0 0 1 0 0 0 0 1 0 8 8 0.00 1.500																					

Cincinnati Reds @ Chicago Cubs  
Wrigley Field, Chicago, IL  
Sat May 31 1997, 3:33 AM CDT  
Att. 36,440 - Cloudy - 56 F

livebaseballscorecards.com

AB	31
R	4
H	7
RBI	4
BB	3
SO	4
LOB	13



Batter	1	2	3	4	5	6	7	8	9
<b>Brian McRae, S</b> (1, 8) OBP: 0.320, SLG: 0.447	0-0 G6-4-3 1B		0-0 G6-3		0-0 G4-3	0-0 G4-3		0-3 K	
<b>Brant Brown, L</b> (1, 7) OBP: 0.246, SLG: 0.297 <b>Doug Glanville, R</b> (5, PR) OBP: 0.339, SLG: 0.441 (6, 7)	0-0 G6-4-3 1-2f			0-0 1B G4-3 2B	0-0 BB SF8 2B	4-0 BB 2B		3-H BB	
<b>Mark Grace, L</b> (1, 3) OBP: 0.399, SLG: 0.421	0-0 G3-1			0-0 F7	4-0 WP BB 1B BB	0-3 K		0-3 K	
<b>Sammy Sosa, R</b> (1, 9) OBP: 0.335, SLG: 0.548		0-0 FC5-4 1B		0-0 2B G4-3 1B	4-0 1B WP 1-2 2-3 BB		0-3 K		
<b>Tyler Houston, L</b> (1, 2) OBP: 0.267, SLG: 0.366		0-0 FC5-4 1-2f G5-4-3		0-0 G4-3	0-0 SF8		0-3 K		
<b>Shawon Dunston, R</b> (1, 6) OBP: 0.315, SLG: 0.413 <b>Mel Rojas, R</b> (8, 1)		0-0 G5-4-3 1-2f		0-0 2B 2B	0-0 1-3 2-H 1B		0-0 E8 2B		
<b>23 Ryne Sandberg, R</b> (1, 4) OBP: 0.268, SLG: 0.321			0-0 1B G3-2 1B	1-0 2B HBP	0-3 K		0-0 F9		
<b>Kevin Orie, R</b> (1, 5) OBP: 0.365, SLG: 0.375			0-0 G3-2 1B	0-0 1-H 2-H 2B	4-0 G4-3 SH1-4 PB BB		0-3 K		
<b>Kevin Foster, R</b> (1, 1) OBP: 0.130, SLG: 0.091 <b>Bob Patterson, R</b> (8, 1) <b>Rey Sanchez, R</b> (8, 6) OBP: 0.292, SLG: 0.300			0-0 G3-2 1-2 3-Hf	0-3 K	0-0 SH1-4		0-0 G5-3		

AB	R	H	RBI	BB	SO	LOB
5	0	1	0	0	1	2
3	1	2	0	0	0	1
0	1	0	0	1	0	0
3	1	0	0	1	1	2
3	1	2	0	1	1	0
3	0	0	2	0	1	2
4	1	3	2	0	0	1
0	0	0	0	0	0	0
3	1	1	0	0	1	4
3	1	2	2	1	1	0
2	0	0	0	0	1	3
0	0	0	0	0	0	0
1	0	0	0	0	0	0


**BOTTOM**

**Cincinnati Reds @ Chicago Cubs**  
Wrigley Field, Chicago, IL

Sat May 31 1997, 3:33 AM CDT  
Att: 36,440 - Cloudy - 56 F

livebaseballscorecards.com

<b>AB</b>	<b>30</b>
<b>R</b>	<b>7</b>
<b>H</b>	<b>11</b>
<b>RBI</b>	<b>6</b>
<b>BB</b>	<b>4</b>
<b>SO</b>	<b>7</b>
<b>LOB</b>	<b>15</b>



Inning Stats		R: 0	H: 1	R: 0	H: 1	R: 0	H: 2	R: 4	H: 4	R: 2	H: 2	R: 1	H: 0	R: 0	H: 1	R: 0	H: 0
		E: 0	LOB: 0	E: 0	LOB: 0	E: 0	LOB: 1	E: 0	LOB: 1	E: 0	LOB: 3	E: 0	LOB: 1	E: 1	LOB: 1	E: 0	LOB: 0
		K: 0	BB: 0	K: 0	BB: 0	K: 1	BB: 0	K: 1	BB: 0	K: 1	BB: 2	K: 1	BB: 2	K: 2	BB: 0	K: 2	BB: 0
		S: 3	P: 3	S: 3	P: 3	S: 4	P: 4	S: 9	P: 10	S: 7	P: 15	S: 5	P: 13	S: 8	P: 8	S: 7	P: 7
<b>PITCHER</b>	<b>IP</b>	<b>WLS</b>	<b>BF</b>	<b>H</b>	<b>R</b>	<b>ER</b>	<b>SO</b>	<b>BB</b>	<b>IBB</b>	<b>HBP</b>	<b>BLK</b>	<b>WP</b>	<b>HR</b>	<b>S</b>	<b>P</b>	<b>ERA</b>	<b>WHIP</b>
<b>Mike Morgan, R</b> (1, 1) ERA: 5.63	4.1	L	21	9	6	6	1	1	0	1	0	0	0	21	26	12.46	2.308
<b>Hector Carrasco, R</b> (5, 1) ERA: 1.91	1.2		9	1	1	0	2	3	0	0	0	1	0	10	22	0.00	2.400
<b>Scott Sullivan, R</b> (7, 1) ERA: 3.95	2.0		7	1	0	0	4	0	0	0	0	0	0	15	15	0.00	0.500

WP	PA	ERA	WHIP
1	37		
1			
0			



Batter	1	2	3	4	5	6	7	8	9	AB R H RBI BB SO LOB	TOP											
Deion Sanders, L OBP: 0.365, SLG: 0.437 (1, 8)	4-2 L8 S BB		2-2 G6-3		2-2 BLK 1B		1-2 F7			3 0 1 0 1 0 0												
Curtis Goodwin, L OBP: 0.395, SLG: 0.381 (1, 7)	2-1 L8 1B		0-0 G4-3		2-3 K		0-1 F7			4 0 1 0 0 1 1												
Terry Pendleton, S OBP: 0.317, SLG: 0.345 (1, 5)	1-1 L8 1-2 2-3		3-2 2B		0-3 K			1-1 F9		4 0 1 0 0 1 3												
Barry Larkin, R OBP: 0.456, SLG: 0.478 Jeff Shaw, R (8, 1)	4-1 BB		4-0 BB		0-1 HR			3-3 K		2 1 1 1 2 1 0 0 0 0 0 0 0 0												
Eduardo Perez, R OBP: 0.333, SLG: 0.371 (1, 3)	1-3 K		2-2 P6		2-0 L8			1-1 G1-3		4 0 0 0 0 1 5												
Joe Oliver, R OBP: 0.348, SLG: 0.462 (1, 2)	1-2 G4-3			2-3 K		1-0 1B		1-0 G6-3		4 0 1 0 0 1 3												
Mike Kelly, R OBP: 0.235, SLG: 0.281 (1, 9)		4-2 K S BB		2-3 K		3-1 P8		2-2 2B		3 0 1 0 1 1 1												
Jeff Branson, L OBP: 0.193, SLG: 0.218 Mike Remlinger, L (7, 1) Pokey Reese, R OBP: 0.283, SLG: 0.291 (8, 6)		3-3 K		0-2 P5		0-0 G3		3-2 P2		3 0 0 0 0 1 2 0 0 0 0 0 0 0 1 0 0 0 0 0 1												
John Smiley, L OBP: 0.077, SLG: 0.115 Brook Fordyce, R OBP: 0.309, SLG: 0.354 Hector Carrasco, R (5, 1) Stan Belinda, R (6, 1) Lenny Harris, L OBP: 0.255, SLG: 0.337 (6, 4)		1-3 SAFE K		2-2 L4		1-1 B1-3		0-2 P7		1 0 0 0 0 1 1 1 0 2 0 0 0 0 0 1												
<b>Inning Stats</b>	R: 0 E: 0 K: 1 S: 14	H: 1 LOB: 3 BB: 2 P: 26	R: 0 E: 0 K: 2 S: 8	H: 0 LOB: 0 BB: 1 P: 16	R: 0 E: 0 K: 0 S: 12	H: 1 LOB: 2 BB: 1 P: 23	R: 0 E: 0 K: 2 S: 9	H: 0 LOB: 0 BB: 0 P: 13	R: 0 E: 0 K: 2 S: 15	H: 1 LOB: 1 BB: 0 P: 21	R: 1 E: 0 K: 0 S: 7	H: 2 LOB: 1 BB: 0 P: 13	R: 0 E: 0 K: 0 S: 7	H: 0 LOB: 0 BB: 0 P: 9	R: 0 E: 0 K: 1 S: 9	H: 0 LOB: 0 BB: 0 P: 14	R: 0 E: 0 K: 0 S: 10	H: 1 LOB: 1 BB: 0 P: 16	1B: 3 2B: 2 3B: 0 HR: 1	SF: 0 SAC: 0 DP: 0 HBP: 0	WP: 0 PB: 0 SB: 2 CS: 0	PA: 36
<b>PITCHER</b>	IP WLS BF H R ER SO BB IBB HBP BLK WP HR S P ERA WHIP																					
Geremi Gonzalez, R ERA: 2.61 (1, 1)	5.0 W 21 3 0 0 7 4 0 0 0 0 0 0 58 99 0.00 1.400																					
Turk Wendell, R ERA: 5.47 (6, 1)	1.0 5 2 1 1 0 0 0 0 0 0 0 1 7 13 9.00 2.000																					
Bob Patterson, L ERA: 3.22 (7, 1)	1.0 3 0 0 0 0 0 0 0 0 0 0 0 7 9 0.00 0.000																					
Kent Bottenfield, R ERA: 3.15 (8, 1)	2.0 7 1 0 0 1 0 0 0 0 0 0 0 19 30 0.00 0.500																					

Cincinnati Reds @ Chicago Cubs  
Wrigley Field, Chicago, IL  
Sun Jun 01 1997, 3:33 AM CDT  
Att. 28,849 - Cloudy - 57 F

livebaseballscorecards.com

AB 32  
R 1  
H 6  
RBI 1  
BB 4  
SO 8  
LOB 18



Batter	1	2	3	4	5	6	7	8	9	AB	R	H	RBI	BB	SO	LOB
<b>Brian McRae, S</b> OBP: 0.326, SLG: 0.448 (1, 8)	3-2 G4-3	1-2 1B		3-2 FC4-6 HBP		1-0 1B 1B	0-2 F8			4	1	2	0	0	0	0
<b>Doug Glanville, R</b> OBP: 0.341, SLG: 0.440 (1, 7)	1-1 1B 1B	2-1 L9		1-2 F8		2-2 1B 23 SF8 1B	3-2 G1-3			5	2	2	0	0	0	3
<b>Mark Grace, L</b> OBP: 0.404, SLG: 0.426 (1, 3)	0-1 1B 23 1B 1B	1-0 G3		0-1 FC4-6 1B		2-0 BB 1B 1-2 2-3 1B	3-2 23 1B SH1-3 1B			5	2	3	0	0	0	3
<b>Sammy Sosa, R</b> OBP: 0.332, SLG: 0.540 (1, 9)	1-0 L6			0-0 1B		2-3 1B	1-2 F9			5	0	1	0	0	1	6
<b>Shawon Dunston, R</b> OBP: 0.324, SLG: 0.420 (1, 6) <b>Kent Bottenfeld, R</b> (8, 1)	0-0 23 1B 1-3 3-H 1B			1-2 23 BB G3 1B		1-3 K 1-2 2-3 3-H 1B	0-0 SH1-3 1-2			4	1	3	2	0	1	2
<b>23 Ryne Sandberg, R</b> OBP: 0.279, SLG: 0.329 (1, 4)	0-1 1-3 3-H 1B			4-0 G3 S E BB 1-2		1-0 G5-3	1-0 SF8 3-H			3	1	2	3	1	0	0
<b>Kevin Orie, R</b> OBP: 0.371, SLG: 0.365 (1, 5)	3-2 G6-3			1-1 G3 1-3 2-H		1-0 G5-3 HBP	4-1 FC4-6 BB 1-2 2-3			2	0	0	1	1	0	3
<b>Scott Servais, R</b> OBP: 0.310, SLG: 0.360 (1, 2)				2-2 E4 3-H		0-0 G5-3	0-2 FC4-6 1-2f			4	0	0	0	0	0	4
<b>Geremi Gonzalez, R</b> (1, 1) <b>Dave Clark, L</b> (5, PH) <b>Turk Wendell, L</b> (6, 1) <b>Bob Patterson, R</b> (7, 1) <b>José Hernández, R</b> (7, PH) (8, 8)				0-0 G4-3		1-3 K				1	0	0	0	1	0	1

Inning Stats	R: 2	H: 4	E: 0	LOB: 2	K: 0	P: 24	R: 0	H: 1	E: 0	LOB: 2	K: 0	P: 16	R: 2	H: 1	E: 1	LOB: 1	K: 0	P: 19	R: 0	H: 1	E: 0	LOB: 2	K: 1	P: 17	R: 0	H: 0	E: 0	LOB: 1	K: 1	P: 10	R: 2	H: 4	E: 0	LOB: 3	K: 1	P: 28	R: 0	H: 0	E: 0	LOB: 0	K: 1	P: 17	R: 1	H: 2	E: 0	LOB: 1	K: 0	P: 13
--------------	------	------	------	--------	------	-------	------	------	------	--------	------	-------	------	------	------	--------	------	-------	------	------	------	--------	------	-------	------	------	------	--------	------	-------	------	------	------	--------	------	-------	------	------	------	--------	------	-------	------	------	------	--------	------	-------

PITCHER	IP	WLS	BF	H	R	ER	SO	BB	IBB	HBP	BLK	WP	HR	S	P	ERA	WHIP
<b>John Smiley, L</b> ERA: 5.37 (1, 1)	4.0	L	23	7	4	3	1	2	0	1	0	0	0	46	76	6.75	2.250
<b>Hector Carrasco, R</b> ERA: 2.33 (5, 1)	1.0		7	3	2	2	1	0	0	1	0	0	0	12	20	18.00	3.000
<b>Stan Belinda, R</b> ERA: 4.28 (6, 1)	1.0		5	1	0	0	1	1	0	0	0	0	0	11	18	0.00	2.000
<b>Mike Remlinger, L</b> ERA: 2.88 (7, 1)	1.0		3	0	0	0	1	0	0	0	0	0	0	11	17	0.00	0.000
<b>Jeff Shaw, R</b> ERA: 0.98 (8, 1)	1.0		4	2	1	1	0	0	0	0	0	0	0	9	13	9.00	2.000

**BOTTOM**

4	1	2	0	0	0	0
5	2	2	0	0	0	3
5	2	3	0	0	0	3
5	0	1	0	0	1	6
4	1	3	2	0	1	2
0	0	0	0	0	0	0
3	1	2	3	1	0	0
2	0	0	1	1	0	3
4	0	0	0	0	0	4
1	0	0	0	1	0	1
1	0	0	0	0	1	1
0	0	0	0	0	0	0
0	0	0	0	0	0	0
1	0	0	0	0	1	0

<b>AB</b>	<b>35</b>
<b>R</b>	<b>7</b>
<b>H</b>	<b>13</b>
<b>RBI</b>	<b>6</b>
<b>BB</b>	<b>3</b>
<b>SO</b>	<b>4</b>
<b>LOB</b>	<b>23</b>



WP	PA	ERA	WHIP
0	42		
0			
2			
0			

**Cincinnati Reds @ Chicago Cubs**  
**Wrigley Field, Chicago, IL**  
 Sun Jun 01 1997, 3:33 AM CDT  
 Att: 28,849 - Cloudy - 57 F

livebaseballscorecards.com



Batter	1	2	3	4	5	6	7	8	9	AB R H RBI BB SO LOB	TOP		
Adrian Brown, S (1, 8) OBP: 0.265, SLG: 0.246	3-3 K		1-0 G6-3			4-0 FC5-4 18 HBP BB		0-1 G4-3		3 0 0 0 1 1 0	<b>Pittsburgh Pirates @ Chicago Cubs</b> Wrigley Field, Chicago, IL Mon Jun 02 1997, 7:05 PM CDT Att. 21,773 - Unknown - 53 F		
Emil Brown, R (1, 7) Midre Cummings, L (8, PH) OBP: 0.329, SLG: 0.350 OBP: 0.294, SLG: 0.455	0-0 HR		2-3 K			2-1 F9		2-1 G6-3		3 1 1 1 0 1 1 1 0 0 0 0 0 0			
18 Jason Kendall, R (1, 2) OBP: 0.375, SLG: 0.430	2-1 G3-1			1-0 B1-3		1-1 FC5-4 1-2 HBP		4-2 1B BB		2 0 0 0 1 0 0			
Kevin Young, R (1, 3) OBP: 0.323, SLG: 0.581	1-0 L7			2-2 G5-3		1-2 FC5-4 1-2f 2-3		0-2 1B 1-2		4 0 1 0 0 0 2			
Joe Randa, R (1, 4) OBP: 0.354, SLG: 0.453		1-2 P6		0-1 G4-3		0-3 K		0-0 G4-3		4 0 0 0 0 1 4			
Freddy Garcia, R (1, 5) Tony Womack, L (9, PH) OBP: 0.182, SLG: 0.273 OBP: 0.322, SLG: 0.365		3-2 2B		3-1 FC4-6 1B		1-0 G5-3		1-2 G6-3 S G3 1B		3 0 2 0 0 0 0 1 1 1 0 0 0 0			
Jose Guillen, R (1, 9) OBP: 0.273, SLG: 0.368		2-2 P2		3-1 FC4-6 1-2f		1-1 L9		2-0 G6-3		4 0 0 0 0 0 3			
Kevin Polcovich, R (1, 6) Mark Johnson, L (9, PH) OBP: 0.375, SLG: 0.273 OBP: 0.379, SLG: 0.351		0-0 G3-1		2-3 K		2-2 1B		2-0 G3		3 0 1 0 0 1 2 1 0 0 1 0 0 0			
Jon Lieber, L (1, 1) Keith Osik, R (7, PH) David Wainhouse, L (7, 1) Chris Peters, L (7, 1) Dale Sveum, S (9, PH) OBP: 0.091, SLG: 0.048 OBP: 0.212, SLG: 0.281		2-2 G1-3		1-3 K		0-2 F8		3-3 K		2 0 0 0 0 1 1 1 0 0 0 0 0 1 0 0 0 0 0 0 0 0 0 0 0 0 0 0 1 0 0 0 0 1 0			
<b>Inning Stats</b>	R: 1 H: 1 E: 0 LOB: 0 K: 1 BB: 0 S: 7 P: 13	R: 0 H: 1 E: 0 LOB: 1 K: 0 BB: 0 S: 11 P: 17	R: 0 H: 0 E: 0 LOB: 0 K: 1 BB: 0 S: 7 P: 12	R: 0 H: 0 E: 0 LOB: 0 K: 0 BB: 0 S: 6 P: 9	R: 0 H: 1 E: 1 LOB: 1 K: 2 BB: 0 S: 13 P: 22	R: 0 H: 0 E: 0 LOB: 2 K: 1 BB: 1 S: 10 P: 18	R: 0 H: 1 E: 0 LOB: 1 K: 0 BB: 0 S: 9 P: 13	R: 0 H: 1 E: 0 LOB: 2 K: 0 BB: 1 S: 11 P: 17	R: 1 H: 1 E: 0 LOB: 0 K: 1 BB: 0 S: 11 P: 19	1B: 4 SF: 0 2B: 1 SAC: 0 3B: 0 DP: 0 HR: 1 HBP: 1		WP: 0 PA: 36 PB: 0 SB: 1 CS: 0	
<b>PITCHER</b>	IP WLS BF H R ER SO BB IBB HBP BLK WP HR S P ERA WHIP											<b>PITCHER</b>	IP WLS BF H R ER SO BB IBB HBP BLK WP HR S P ERA WHIP
Terry Mulholland, L (1, 1) ERA: 2.44	7.0 W 27 4 1 1 5 1 0 1 0 0 1 63 104 1.29 0.714												
Terry Adams, R (8, 1) ERA: 1.2	2.0 S 9 2 1 1 1 1 0 0 0 0 0 22 36 4.50 1.500												

livebaseballscorecards.com

AB	33
R	2
H	6
RBI	2
BB	2
SO	6
LOB	14










Batter	1	2	3	4	5	6	7	8	9	AB R H RBI BB SO LOB
Brian McRae, S OBP: 0.323, SLG: 0.435 (1, 8)	1-3 K ①		1-2 L7 ②			0-2 G6-3 ①		3-3 K ②		4 0 0 0 0 2 2
Doug Glanville, R OBP: 0.336, SLG: 0.430 (1, 7)	1-1 L9 ②		1-1 G1-3 ③			2-1 G4-1 S 1B ②		0-1 G4-3 ③		4 0 1 0 0 0 2
Mark Grace, L OBP: 0.398, SLG: 0.418 (1, 3)	2-2 P4 ③			0-0 FC1-4 1B ②		1-2 G4-1 ②		3-2 L9 ①		4 0 1 0 0 0 1
Sammy Sosa, R OBP: 0.321, SLG: 0.520 (1, 9)		1-1 G6-3 ①		1-2 FC1-4 G5-4-3 ①		3-2 G5-3 ③		0-1 F8 ②		4 0 0 0 0 0 2
Shawon Dunston, R OBP: 0.323, SLG: 0.412 (1, 6)		1-3 K ②		0-0 G5-4-3 ③			0-0 F7 ①		4-1 BB ②	3 0 0 0 1 1 1
23 Ryne Sandberg, R OBP: 0.280, SLG: 0.327 (1, 4)		1-0 FC6-4 1B ②			0-2 G5-3 ①		1-1 G1-3 ②		0-0 G6-3 ③	4 0 1 0 0 0 1
Kevin Orie, R OBP: 0.368, SLG: 0.354 (1, 5)		0-1 FC6-4 ③			4-1 G3 BB ③		1-3 K ③			2 0 0 0 1 1 1
Scott Servais, R OBP: 0.317, SLG: 0.387 (1, 2)			1-2 HR ①		3-2 G3 ②			0-2 SH2-4 1B ②		3 1 2 1 0 0 1
Brant Brown, L (8, PR) OBP: 0.278, SLG: 0.373 (8, PR)					1-2 K ③			0-0 SH2-4 ①		0 0 0 0 0 0 0
Mel Rojas, R (9, 1)								1-2 K ③		0 0 0 0 0 0 0
Steve Trachsel, R OBP: 0.115, SLG: 0.083 (1, 1)										2 0 0 0 0 2 1
Rey Sanchez, R (8, PH) OBP: 0.289, SLG: 0.297 (8, PH)										0 0 0 0 0 0 0
Tyler Houston, L OBP: 0.253, SLG: 0.347 (9, 2)										0 0 0 0 0 0 0

Inning Stats	R: 0	H: 0	E: 0	K: 1	S: 8	LOB: 0	BB: 0	P: 12	R: 0	H: 1	E: 0	K: 1	S: 8	LOB: 1	BB: 0	P: 11	R: 1	H: 1	E: 0	K: 1	S: 11	LOB: 0	BB: 0	P: 15	R: 0	H: 1	E: 0	K: 0	S: 5	LOB: 0	BB: 0	P: 6	R: 0	H: 0	E: 0	K: 1	S: 10	LOB: 1	BB: 1	P: 18	R: 0	H: 1	E: 0	K: 0	S: 13	LOB: 1	BB: 0	P: 19	R: 0	H: 0	E: 0	K: 1	S: 6	LOB: 0	BB: 0	P: 8	R: 0	H: 1	E: 0	K: 1	S: 9	LOB: 2	BB: 0	P: 12	R: 0	H: 0	E: 0	K: 0	S: 7	LOB: 1	BB: 1	P: 14	1B: 4	SF: 0	2B: 0	SAC: 1	3B: 0	DP: 1	HR: 1	HBP: 0	WP: 0	PA: 33
PITCHER	IP	WLS	BF	H	R	ER	SO	BB	IBB	HBP	BLK	WP	HR	S	P	ERA	WHIP																																																																	
Steve Cooke, L (1, 1) ERA: 3.55	7.1	W	27	5	1	1	5	1	0	0	0	0	1	65	93	1.23	0.818																																																																	
Marc Wilkins, R (8, 1) ERA: 4.82	0.2		2	0	0	0	1	0	0	0	0	0	0	5	8	0.00	0.000																																																																	
Ricardo Rincon, L (9, 1) ERA: 2.16	0.1		1	0	0	0	0	0	0	0	0	0	0	3	6	0.00	0.000																																																																	
Rich Loiselle, R (9, 1) ERA: 3.51	0.2	S	3	0	0	0	0	1	0	0	0	0	0	4	8	0.00	1.500																																																																	

**BOTTOM**

**Pittsburgh Pirates @ Chicago Cubs**  
 Wrigley Field, Chicago, IL  
 Tue Jun 03 1997, 3:33 AM CDT  
 Att. 17,317 - Sunny - 59 F

AB	30
R	1
H	5
RBI	1
BB	2
SO	6
LOB	12



WP	PA	ERA	WHIP
0	33		



Batter	1	2	3	4	5	6	7	8	9	AB R H RBI BB SO LOB	TOP											
Brian McRae, S OBP: 0.321, SLG: 0.430 (1, 8)	2-2 G4-1		3-2 F7	0-1 1B			2-0 F7		3-2 G4-3	5 0 1 0 0 0 0												
Doug Glanville, R OBP: 0.346, SLG: 0.435 (1, 7)	4-1 PB G4-3 BB		0-0 2B	3-2 F9			0-3 K		4-0 FC3-6 BB	3 1 1 0 2 1 1												
Mark Grace, L OBP: 0.394, SLG: 0.418 (1, 3)	0-1 G4-3		0-1 2B			1-1 G4-3		0-0 F8	0-0 FC3-6	5 1 1 1 0 0 2												
Sammy Sosa, R OBP: 0.322, SLG: 0.527 (1, 9)	3-3 K		2-2 G1-3 23 1B			3-3 K		0-1 1B	1-1 G1-3	5 2 2 1 0 2 2												
Shawon Dunston, R OBP: 0.327, SLG: 0.419 (1, 6)		1-2 23 1B	3-2 G1-3			1-0 L7		0-0 23 2B		4 1 2 1 0 0 1												
Rey Sanchez, R OBP: 0.289, SLG: 0.297 (8, 6)			2-3					2-H 1B		0 0 0 0 0 0 0												
23 Ryne Sandberg, R OBP: 0.291, SLG: 0.344 (1, 4)		0-1 CS G5-3 1B	1-2			2-1 F8		1-2 2B		4 0 3 2 0 0 0												
Kevin Orie, R OBP: 0.364, SLG: 0.341 (1, 5)		3-2 G5-3	0-2 L8			1-0 L5		4-0 IBB		3 0 0 0 1 0 2												
Scott Servais, R OBP: 0.315, SLG: 0.379 (1, 2)		4-2 BB		0-0 F8		1-1 F8		2-3 K		3 0 0 0 1 1 3												
Frank Castillo, R OBP: 0.100, SLG: 0.100 (1, 1)		1-2 P8		0-1 P3			0-1 P4		0-0 G4-3	4 0 0 0 0 0 4												
Bob Patterson, R (8, 1)										0 0 0 0 0 0 0												
<b>Inning Stats</b>	R: 0 E: 0 K: 1 S: 10	H: 0 LOB: 1 BB: 1 P: 19	R: 1 E: 0 K: 0 S: 20	H: 2 LOB: 1 BB: 1 P: 29	R: 3 E: 0 K: 0 S: 20	H: 4 LOB: 1 BB: 0 P: 29	R: 0 E: 0 K: 0 S: 10	H: 1 LOB: 1 BB: 0 P: 13	R: 0 E: 0 K: 1 S: 6	H: 0 LOB: 0 BB: 0 P: 11	R: 0 E: 0 K: 0 S: 5	H: 0 LOB: 0 BB: 0 P: 9	R: 0 E: 0 K: 1 S: 7	H: 0 LOB: 0 BB: 0 P: 9	R: 1 E: 0 K: 1 S: 11	H: 3 LOB: 3 BB: 1 P: 18	R: 0 E: 0 K: 0 S: 6	H: 0 LOB: 1 BB: 1 P: 14	1B: 4 2B: 6 3B: 0 HR: 0	SF: 0 SAC: 0 DP: 0 HBP: 0	WP: 0 PB: 1 SB: 0 CS: 1	PA: 40
<b>PITCHER</b>	IP WLS BF H R ER SO BB IBB HBP BLK WP HR S P ERA WHIP																					
Garrett Stephenson, R ERA: 2.18 (1, 1)	6.0 L 26 7 4 4 2 2 0 0 0 0 0 0 71 110 6.00 1.500																					
Ron Blazier, R ERA: 6.88 (7, 1)	1.1 6 2 1 1 1 0 0 0 0 0 0 0 11 13 6.75 1.500																					
Ken Ryan, R ERA: 11.17 (8, 1)	0.2 4 1 0 0 0 1 0 1 0 0 0 0 7 14 0.00 1.500																					
Erik Plantenberg, L ERA: 5.03 (9, 1)	0.2 3 0 0 0 0 1 0 0 0 0 0 0 4 11 0.00 1.500																					
Reggie Harris, R ERA: 5.04 (9, 1)	0.1 1 0 0 0 0 0 0 0 0 0 0 0 2 3 0.00 0.000																					

Chicago Cubs @ Philadelphia Phillies  
Veterans Stadium, Philadelphia, PA  
Wed Jun 04 1997, 7:05 PM EDT  
Att. 12,872 - Unknown - 66 F

AB	36
R	5
H	10
RBI	5
BB	4
SO	4
LOB	15







Batter	1	2	3	4	5	6	7	8	9	10	AB R H RBI BB SO LOB	TOP																
Brian McRae, S OBP: 0.314, SLG: 0.420 (1, 8)	1-1 F9		2-2 G3-1		0-3 K		1-1 G4-3		0-1 G4-3		5 0 0 0 0 1 2	<b>Chicago Cubs @ Philadelphia Phillies</b> <b>Veterans Stadium, Philadelphia, PA</b> Thu Jun 05 1997, 7:05 PM EDT Att. 13,189 - Unknown - 71 F																
Brant Brown, L OBP: 0.280, SLG: 0.414 Doug Glanville, R OBP: 0.348, SLG: 0.437 (7, 7)	1-1 HR		3-2 L8		0-0 FC3-6		0-0 G1-4-3		1-1 CS 1B		3 1 1 1 0 0 2 2 0 1 0 0 0 0																	
Mark Grace, L OBP: 0.394, SLG: 0.422 (1, 3)	2-2 G3		1-0 L9		0-0 L6		0-1 HR 1B		0-1 1-2 2B		5 1 2 0 0 0 2																	
Sammy Sosa, R OBP: 0.320, SLG: 0.532 (1, 9)	0-0 F7			1-1 G5-3		0-0 G1-3		1-2 HR		0-0 G5-3	5 1 1 2 0 0 1																	
Shawon Dunston, R OBP: 0.330, SLG: 0.426 Turk Wendell, L Mel Rojas, R Dave Clark, L OBP: 0.327, SLG: 0.333 Kevin Orle, R OBP: 0.364, SLG: 0.341 (10, 5)		2-2 L8		1-0 G3-1 23 1B		2-2 G4-3		1-1 1B		4-2 BB	4 1 2 0 1 0 0 0 0 0 0 0 0 0																	
Tyler Houston, L OBP: 0.250, SLG: 0.338 (1, 2)		0-0 L8		0-0 G3-1		3-2 HR 23 1B		2-0 G6-3		0-0 F7	5 1 1 0 0 0 3																	
23 Ryne Sandberg, R OBP: 0.300, SLG: 0.359 (1, 4)		2-2 1B 2B		1-2 CS 1B		1-1 HR 1B		1-0 G6-3		0-2 F8	5 2 3 1 0 0 1																	
Dave Hansen, L OBP: 0.438, SLG: 0.351 José Hernández, R OBP: 0.364, SLG: 0.479 Terry Adams, R (10, 1)		2-2 2-H 1B		2-2 CS 1-2		3-2 FC3-6 SH 1B		1-0 HR 1-H 2-H		1-3 K	3 1 3 4 0 0 0 2 0 0 0 0 2 1 0 0 0 0 0 0 0																	
Kevin Foster, R OBP: 0.120, SLG: 0.083 Kent Bottenfield, R Bob Patterson, R Rey Sanchez, R OBP: 0.286, SLG: 0.293 (7, 6)		2-3 K		1-1 SH FC3-6		1-1 SH		3-2 G5-3		0-1 F9	2 0 0 0 0 1 1 0 0 0 0 0 0 0 0 0 0 0 0 0 0 1 0 0 0 0 0 0																	
<b>Inning Stats</b>	R: 1 E: 0 K: 0 S: 10	H: 1 LOB: 0 BB: 0 P: 14	R: 1 E: 0 K: 1 S: 13	H: 2 LOB: 1 BB: 0 P: 21	R: 0 E: 0 K: 0 S: 8	H: 0 LOB: 0 BB: 0 P: 14	R: 1 E: 0 K: 0 S: 11	H: 2 LOB: 0 BB: 0 P: 16	R: 0 E: 0 K: 1 S: 11	H: 1 LOB: 2 BB: 0 P: 15	R: 3 E: 0 K: 0 S: 14		H: 3 LOB: 0 BB: 0 P: 24	R: 2 E: 0 K: 0 S: 11	H: 3 LOB: 1 BB: 0 P: 16	R: 0 E: 0 K: 1 S: 6	H: 0 LOB: 0 BB: 0 P: 8	R: 0 E: 0 K: 0 S: 7	H: 2 LOB: 1 BB: 0 P: 8	R: 0 E: 0 K: 1 S: 10	H: 0 LOB: 1 BB: 1 P: 17	1B: 8 2B: 3 3B: 0 HR: 3	SF: 0 SAC: 1 DP: 0 HBP: 0	WP: 0 PB: 0 SB: 0 CS: 2	PA: 45			
<b>PITCHER</b>	IP WLS BF H R ER SO BB IBB HBP BLK WP HR S P ERA WHIP	IP WLS BF H R ER SO BB IBB HBP BLK WP HR S P ERA WHIP	IP WLS BF H R ER SO BB IBB HBP BLK WP HR S P ERA WHIP	IP WLS BF H R ER SO BB IBB HBP BLK WP HR S P ERA WHIP	IP WLS BF H R ER SO BB IBB HBP BLK WP HR S P ERA WHIP	IP WLS BF H R ER SO BB IBB HBP BLK WP HR S P ERA WHIP	IP WLS BF H R ER SO BB IBB HBP BLK WP HR S P ERA WHIP	IP WLS BF H R ER SO BB IBB HBP BLK WP HR S P ERA WHIP	IP WLS BF H R ER SO BB IBB HBP BLK WP HR S P ERA WHIP	IP WLS BF H R ER SO BB IBB HBP BLK WP HR S P ERA WHIP	IP WLS BF H R ER SO BB IBB HBP BLK WP HR S P ERA WHIP	IP WLS BF H R ER SO BB IBB HBP BLK WP HR S P ERA WHIP	IP WLS BF H R ER SO BB IBB HBP BLK WP HR S P ERA WHIP	IP WLS BF H R ER SO BB IBB HBP BLK WP HR S P ERA WHIP	IP WLS BF H R ER SO BB IBB HBP BLK WP HR S P ERA WHIP	IP WLS BF H R ER SO BB IBB HBP BLK WP HR S P ERA WHIP	IP WLS BF H R ER SO BB IBB HBP BLK WP HR S P ERA WHIP	IP WLS BF H R ER SO BB IBB HBP BLK WP HR S P ERA WHIP	IP WLS BF H R ER SO BB IBB HBP BLK WP HR S P ERA WHIP	IP WLS BF H R ER SO BB IBB HBP BLK WP HR S P ERA WHIP	IP WLS BF H R ER SO BB IBB HBP BLK WP HR S P ERA WHIP	IP WLS BF H R ER SO BB IBB HBP BLK WP HR S P ERA WHIP	IP WLS BF H R ER SO BB IBB HBP BLK WP HR S P ERA WHIP	IP WLS BF H R ER SO BB IBB HBP BLK WP HR S P ERA WHIP	IP WLS BF H R ER SO BB IBB HBP BLK WP HR S P ERA WHIP	IP WLS BF H R ER SO BB IBB HBP BLK WP HR S P ERA WHIP	IP WLS BF H R ER SO BB IBB HBP BLK WP HR S P ERA WHIP	IP WLS BF H R ER SO BB IBB HBP BLK WP HR S P ERA WHIP

AB	42
R	8
H	14
RBI	8
BB	1
SO	4
LOB	13



livebaseballscorecards.com

BOTTOM

Chicago Cubs @ Philadelphia Phillies  
Veterans Stadium, Philadelphia, PA

Thu Jun 05 1997, 7:05 PM EDT  
Att. 13,189 - Unknown - 71 F

livebaseballscorecards.com

AB	38
R	9
H	10
RBI	8
BB	10
SO	11
LOB	24



WP	1	PA	49
PB	0		
SB	4		
CS	0		

AB R H RBI BB SO LOB

4	1	0	1	2	1	1
5	2	2	0	1	1	1
3	1	2	2	3	1	2
4	2	1	1	2	0	3
3	0	0	0	0	1	3
1	0	0	0	0	1	1
2	0	2	1	1	0	0
2	1	0	0	0	0	3
5	2	2	3	0	2	4
4	0	1	0	1	1	3
2	0	0	0	0	2	0
1	0	0	0	0	0	0
0	0	0	0	0	0	0
0	0	0	0	0	0	0
1	0	0	0	0	0	2
0	0	0	0	0	0	0
1	0	0	0	0	1	1
0	0	0	0	0	0	0

Batter	1	2	3	4	5	6	7	8	9	10
Ricky Otero, S OBP: 0.292, SLG: 0.150 (1, 8)	G3-1		1B 2B BB	2B BB		L8		G4-3		K
Mickey Morandini, L OBP: 0.384, SLG: 0.399 (1, 4)	P5		2B 1B	BB		K		G3-1		WP 1B BB
Darren Daulton, L OBP: 0.399, SLG: 0.487 (1, 9)	BB		1B 2B	K		1B		FC5-4 BB		1B IBB
Scott Rolen, R OBP: 0.377, SLG: 0.445 (1, 5)	F9		1B S BB	S BB		F9		FC5-4 FC6-4 HBP HR		1B
Rico Brogna, L OBP: 0.298, SLG: 0.458 (1, 3)	G3-1		P5	K		K		FC6-4 HBP		
Rex Hudler, R OBP: 0.214, SLG: 0.212 (7, PH) (8, 7)										
Derrick May, L OBP: 0.309, SLG: 0.397 (1, 7)										
23 Kevin Jordan, R OBP: 0.219, SLG: 0.433 (7, PH) (8, 3)										
Mike Lieberthal, R OBP: 0.239, SLG: 0.388 (1, 2)										
Kevin Stocker, S OBP: 0.298, SLG: 0.313 (1, 6)										
Mark Leiter, R Grego Jefferson, S Crik Williams, R Jerry Spradlin, S Ron Blazier, R Ruben Amaro, Jr., S Ricky Bottalico, L Rob Butler, L Ken Rymer, R										

Inning Stats	R: 0	H: 0	E: 0	K: 0	S: 8	R: 0	H: 1	E: 0	K: 2	S: 9	R: 4	H: 3	E: 0	K: 2	S: 19	R: 0	H: 1	E: 0	K: 2	S: 11	R: 0	H: 0	E: 0	K: 1	S: 12	R: 0	H: 1	E: 0	K: 1	S: 18	R: 1	H: 2	E: 1	K: 0	S: 9	R: 3	H: 1	E: 0	K: 1	S: 15	R: 0	H: 1	E: 0	K: 1	S: 7	R: 1	H: 2	E: 0	K: 1	S: 7	1B: 7	2B: 2	3B: 0	HR: 1	SF: 0	SAC: 0	DP: 0	HBP: 1	WP: 1	PA: 49
--------------	------	------	------	------	------	------	------	------	------	------	------	------	------	------	-------	------	------	------	------	-------	------	------	------	------	-------	------	------	------	------	-------	------	------	------	------	------	------	------	------	------	-------	------	------	------	------	------	------	------	------	------	------	-------	-------	-------	-------	-------	--------	-------	--------	-------	--------

PITCHER	IP	WLS	BF	H	R	ER	SO	BB	IBB	HBP	BLK	WP	HR	S	P	ERA	WHIP
Kevin Foster, R ERA: 4.22 (1, 1)	5.0		26	5	4	4	7	5	1	0	0	0	0	59	109	7.20	2.000
Kent Bottenfield, R ERA: 3.03 (6, 1)	1.1		5	1	0	0	1	0	0	0	0	0	0	12	16	0.00	0.750
Bob Patterson, L ERA: 3.33 (7, 1)	0.1		1	0	0	0	1	0	0	0	0	0	0	8	9	0.00	0.000
Turk Wendell, R ERA: 5.2 (7, 1)	1.1		6	2	1	0	0	0	0	0	0	0	0	17	20	0.00	1.500
Mel Rojas, R ERA: 5.6 (9, 1)	1.0		7	1	3	3	1	2	0	1	0	0	1	15	30	27.00	3.000

PITCHER	IP	WLS	BF	H	R	ER	SO	BB	IBB	HBP	BLK	WP	HR	S	P	ERA	WHIP
Terry Adams, R ERA: 1.48 (10, 1)	0.1		4	1	1	1	1	1	1	0	0	1	0	7	18	27.00	6.000



Batter	1	2	3	4	5	6	7	8	9	AB R H RBI BB SO LOB	TOP	
<b>Brian McRae, S</b> (1, 8) OBP: 0.317, SLG: 0.417	4-2 G6-3 S BB		1-1 G5-3		4-2 BB			0-0 B1-3		2 0 0 0 2 0 0		
<b>Brant Brown, L</b> (1, 7) OBP: 0.278, SLG: 0.405	SAFE 3-2 F7		0-2 G3-1		0-1 F7			1-0 F9 BB 1B		4 0 1 0 0 0 3		
<b>Mark Grace, L</b> (1, 3) OBP: 0.391, SLG: 0.416	2-2 G6-3		1-2 G4-3		2-0 G4-3			4-0 FC6-4 BB		3 0 0 0 1 0 1		
<b>Sammy Sosa, R</b> (1, 9) OBP: 0.315, SLG: 0.523	3-2 G6-3			1-0 G5-3		1-1 P4		0-0 F9		4 0 0 0 0 0 3		
<b>Shawon Dunston, R</b> (1, 6) OBP: 0.324, SLG: 0.418		0-0 G5-3		0-1 F8		2-3 K		0-2 FC6-4		4 0 0 0 0 1 2		
<b>23 Ryne Sandberg, R</b> (1, 4) OBP: 0.305, SLG: 0.363		1-0 L9 S 1B		2-0 G5-3		1-1 G1-3		1-2 FC3-6 1B		4 0 2 0 0 0 0		
<b>Kevin Orie, R</b> (1, 5) OBP: 0.363, SLG: 0.341		2-1 L9			2-1 P4		0-0 1B 1B	0-0 FC3-6 G6-4-3		3 0 1 0 0 0 1	AB 30	
<b>Tyler Houston, L</b> (9, PH) OBP: 0.247, SLG: 0.333		1-3 L9						1-2f		1 0 0 0 0 0 1	R 0	
<b>Scott Servais, R</b> (1, 2) OBP: 0.325, SLG: 0.385		4-0 IBB			0-1 SH1-4 1B		1-0 G6-3 1B	0-0 G6-4-3		3 0 2 0 1 0 1	H 6	
<b>Geremi Gonzalez, R</b> (1, 1)		0-3 K2-3						1-2f			RBI 0	
<b>Dave Clark, L</b> (7, PH) OBP: 0.321, SLG: 0.327					0-0 SH1-4						BB 4	
<b>Turk Wendell, L</b> (7, 1)					1-2						SO 2	
<b>Ramon Tatis, L</b> (8, 1)											LOB 16	
<b>Inning Stats</b>	R: 0 H: 0 E: 0 LOB: 1 K: 0 BB: 1 S: 12 P: 24	R: 0 H: 1 E: 0 LOB: 2 K: 1 BB: 1 S: 7 P: 14	R: 0 H: 0 E: 0 LOB: 0 K: 0 BB: 0 S: 8 P: 10	R: 0 H: 0 E: 0 LOB: 0 K: 0 BB: 0 S: 4 P: 7	R: 0 H: 1 E: 0 LOB: 2 K: 0 BB: 1 S: 9 P: 15	R: 0 H: 0 E: 0 LOB: 0 K: 1 BB: 0 S: 7 P: 12	R: 0 H: 2 E: 0 LOB: 1 K: 0 BB: 0 S: 6 P: 11	R: 0 H: 1 E: 0 LOB: 2 K: 0 BB: 1 S: 6 P: 11	R: 0 H: 1 E: 0 LOB: 0 K: 0 BB: 0 S: 5 P: 6	1B: 6 SF: 0 2B: 0 SAC: 1 3B: 0 DP: 2 HR: 0 HBP: 0	WP: 0 PA: 35 PB: 0 SB: 2 CS: 0	
<b>PITCHER</b> <b>Jim Bullinger, R</b> (1, 1) ERA: 6.39	IP WLS BF H R ER SO BB IBB HBP BLK WP HR S P ERA WHIP											<b>PITCHER</b> IP WLS BF H R ER SO BB IBB HBP BLK WP HR S P ERA WHIP

Chicago Cubs @ Montreal Expos  
Olympic Stadium, Montreal, QB  
Fri Jun 06 1997, 7:05 PM EDT  
Att. 12,838 - Dome - 72 F

livebaseballscorecards.com



Batter	1	2	3	4	5	6	7	8	9	AB	R	H	RBI	BB	SO	LOB
F.P. Santangelo, S OBP: 0.425, SLG: 0.364 (1, 8)	1-2 G4-3 ①		1-2 S 1B		0-0 SH5-3 ①		2-2 G1-3 ①			3	0	1	0	0	0	0
Mike Lansing, R OBP: 0.326, SLG: 0.444 (1, 4)	0-1 F8 ②		0-0 P6 ①		1-0 2B 2B		0-0 G6-3 ②			4	1	1	1	0	0	1
Mark Grudzielanek, R OBP: 0.341, SLG: 0.419 (1, 6)	1-0 2B		2-3 SAFE SAFE 1-2		2-0 G3 2B		1-1 1B			4	0	3	1	0	1	1
Darrin Fletcher, L OBP: 0.338, SLG: 0.590 (1, 2)	2-3 K ③		2-1 G3-1 ③		0-0 G3 ②		1-2 G3 ③			4	0	0	0	0	1	4
Henry Rodriguez, L OBP: 0.356, SLG: 0.571 (1, 7)		0-3 K ①		1-0 P5 ①		0-0 G4-3 ③		0-1 HR		4	1	1	1	0	1	1
Doug Strange, S OBP: 0.373, SLG: 0.496 (1, 5)		1-3 K ②		1-0 F7 ②		0-3 K ①		1-0 G6-3 ①		4	0	0	0	0	2	0
Joe Orsulak, L OBP: 0.352, SLG: 0.368 (1, 9)		4-1 1B 1B BB		0-1 1B		4-2 BB		0-1 G3-1 ②		2	0	1	0	2	0	0
Ryan McGuire, L OBP: 0.375, SLG: 0.375 (1, 3)		2-0 SAFE 1B 1B		2-1 SAFE SAFE L8 ③		2-1 F8 ②		1-1 L3 ③		4	0	1	0	0	0	2
Jim Bullinger, R OBP: 0.292, SLG: 0.417 (1, 1)		1-2 1B ③			2-2 SH5-3 2B 1B		1-3 K ③			3	1	2	0	0	1	1

Inning Stats	R: 0	H: 1	E: 0	K: 1	S: 9	H: 1	LOB: 1	BB: 0	P: 13	R: 0	H: 2	E: 0	K: 2	S: 12	H: 1	LOB: 2	BB: 1	P: 20	R: 0	H: 1	E: 0	K: 1	S: 10	H: 1	LOB: 1	BB: 0	P: 15	R: 0	H: 3	E: 0	K: 0	S: 8	H: 0	LOB: 1	BB: 1	P: 21	R: 0	H: 1	E: 0	K: 0	S: 10	H: 1	LOB: 1	BB: 0	P: 13	R: 1	H: 1	E: 0	K: 0	S: 7	H: 1	LOB: 0	BB: 0	P: 9
1B: 6	SF: 0	2B: 3	SAC: 1	3B: 0	DP: 0	HR: 1	HBP: 0	WP: 0	PA: 35																																													

PITCHER	IP	WLS	BF	H	R	ER	SO	BB	IBB	HBP	BLK	WP	HR	S	P	ERA	WHIP
Geremi Gonzalez, R ERA: 2.76 (1, 1)	6.0	L	27	8	2	2	6	2	0	0	0	0	0	59	92	3.00	1.667
Turk Wendell, R ERA: 5.02 (7, 1)	1.0		4	1	0	0	0	0	0	0	0	0	0	10	13	0.00	1.000
Ramon Tatis, L ERA: 4.5 (8, 1)	1.0		4	1	1	1	0	0	0	0	0	0	1	7	9	9.00	1.000

BOTTOM

Chicago Cubs @ Montreal Expos  
Olympic Stadium, Montreal, QB  
Fri Jun 06 1997, 7:05 PM EDT  
Att. 12,838 - Dome - 72 F

livebaseballscores.com

AB	32
R	3
H	10
RBI	3
BB	2
SO	6
LOB	10





Chicago Cubs @ Montreal Expos  
 Olympic Stadium, Montreal, QB  
 Sat Jun 07 1997, 7:05 PM EDT  
 Att. 21,812 - Dome

livebaseballscorecards.com

AB	32
R	0
H	7
RBI	0
BB	2
SO	5
LOB	8



WP	1	PA	34
PB	0		
SB	0		
CS	0		

Batter	1	2	3	4	5	6	7	8	9	AB	R	H	RBI	BB	SO	LOB
Brian McRae, S OBP: 0.320, SLG: 0.418 (1, 8) X	0-0 G6-3 ①		1-1 1B		0-0 1B			3-2 F8 ①		4	0	2	0	0	0	0
Doug Glanville, R OBP: 0.345, SLG: 0.431 (1, 7) C X	0-1 F9 ②		2-1 F8 ③		0-0 1B			0-1 G6-3 ②		4	0	1	0	0	0	1
Mark Grace, L OBP: 0.397, SLG: 0.425 (1, 3) B B B	4-0 WP BB			0-1 G1-3 ①	1-1 1B ③			1-1 2B		3	0	2	0	1	0	0
Sammy Sosa, R OBP: 0.314, SLG: 0.519 (1, 9) F S F 1 B B T	2-2 K ③			1-0 1B		0-3 K ①		1-1 P5 ③		4	0	1	0	0	2	2
23 Ryne Sandberg, R OBP: 0.303, SLG: 0.356 (1, 4) B B B B		4-1 G6-4-3 BB ①		0-2 1 SAFE F9 ②		3-1 F7 ②		0-1 F8 ①		3	0	0	0	1	0	1
Scott Servais, R OBP: 0.324, SLG: 0.382 (1, 2) S B B X		2-1 L9 ①		0-1 1-3 1B		0-2 F9 ③		2-2 F9 ②		4	0	1	0	0	0	1
Kevin Orie, R OBP: 0.349, SLG: 0.326 (1, 5) X		0-0 G6-4-3 ③		1-2 P4 ③			0-0 G1-4-3 ①		0-3 K ③	4	0	0	0	0	1	3
Rey Sanchez, R OBP: 0.277, SLG: 0.284 (1, 6) B B F X			2-1 G6-3 ①		0-2 P4 ①		0-0 G1-3 ②			3	0	0	0	0	0	0
Terry Mulholland, R OBP: 0.065, SLG: 0.065 José Hernández, R OBP: 0.359, SLG: 0.472 Kent Bottenfield, R Mel Rojas, R			0-3 K ②		0-3 K2-3 ②		0-1 P3 ③			2	0	0	0	0	2	0
										1	0	0	0	0	0	0
										0	0	0	0	0	0	0
										0	0	0	0	0	0	0

Batter	1	2	3	4	5	6	7	8	9	
<b>Inning Stats</b>	R: 0 E: 0 K: 1 S: 7 H: 0 LOB: 1 BB: 1 P: 13	R: 0 E: 0 K: 0 S: 4 H: 0 LOB: 0 BB: 1 P: 10	R: 0 E: 0 K: 1 S: 9 H: 1 LOB: 1 BB: 0 P: 14	R: 0 E: 0 K: 0 S: 16 H: 2 LOB: 2 BB: 0 P: 18	R: 0 E: 0 K: 1 S: 10 H: 3 LOB: 2 BB: 0 P: 11	R: 0 E: 0 K: 1 S: 10 H: 0 LOB: 0 BB: 0 P: 13	R: 0 E: 0 K: 0 S: 4 H: 0 LOB: 0 BB: 0 P: 4	R: 0 E: 0 K: 0 S: 9 H: 1 LOB: 1 BB: 0 P: 14	R: 0 E: 0 K: 1 S: 8 H: 0 LOB: 0 BB: 0 P: 10	1B: 6 2B: 1 3B: 0 HR: 0 SF: 0 SAC: 0 DP: 1 HBP: 0

PITCHER Carlos Perez, L ERA: 3.65 (1, 1)	IP	WLS	BF	H	R	ER	SO	BB	IBB	HBP	BLK	WP	HR	S	P	ERA	WHIP
	9.0	W	34	7	0	0	5	2	0	0	0	1	0	77	107	0.00	1.000

PITCHER	IP	WLS	BF	H	R	ER	SO	BB	IBB	HBP	BLK	WP	HR	S	P	ERA	WHIP
---------	----	-----	----	---	---	----	----	----	-----	-----	-----	----	----	---	---	-----	------

Batter	1	2	3	4	5	6	7	8	9
<b>F.P. Santangelo, S</b> OBP: 0.427, SLG: 0.416 (1, 8)	3-1 G4-3 ①		0-0 FC5-4 WP 1B ②		3-2 HR ①			0-0 HR ①	
<b>Mike Lansing, R</b> OBP: 0.325, SLG: 0.440 (1, 4)	0-0 P3 ②		3-1 1B ③		2-3 K ③			1-3 K ①	
<b>Mark Grudzielanek, R</b> OBP: 0.336, SLG: 0.412 (1, 6)	1-3 K ③		1-2 L7 ③			0-0 G6-3 ①		1-0 P3 ②	
<b>Henry Rodriguez, L</b> OBP: 0.350, SLG: 0.561 (1, 7)		3-2 F8 ①		3-2 P4 ①		0-0 G3-1 ②		2-3 K ③	
<b>Sherman Obando, R</b> OBP: 0.156, SLG: 0.200 (1, 9)		1-1 L7 ②		1-1 G6-3 ②		1-3 K ③			
<b>Joe Orsulak, L</b> OBP: 0.352, SLG: 0.368 (8, 9)									
<b>Darrin Fletcher, L</b> OBP: 0.331, SLG: 0.577 (1, 2)		2-2 G4-3 ③		1-2 G4-3 ③			0-0 L6 ①		
<b>Doug Strange, S</b> OBP: 0.372, SLG: 0.492 (1, 5)			0-2 1B FC5-4 1B G1-3 ①		0-1 L7 ①		0-0 L8 ②		
<b>Ryan McGuire, L</b> OBP: 0.455, SLG: 0.400 (1, 3)			1-2 G1-3 ①		1-1 FC5-6 1B ①		4-2 BB ③		
<b>Carlos Perez, L</b> OBP: 0.226, SLG: 0.276 (1, 1)			1-1 FC5-4 1B ②		1-1 FC5-6 HR ②		1-1 G3 ③		

AB	R	H	RBI	BB	SO	LOB
4	3	2	4	0	0	1
4	0	1	1	0	2	0
4	0	0	0	0	1	1
4	0	0	0	0	1	0
3	0	0	0	0	1	0
0	0	0	0	0	0	0
3	0	0	0	0	0	0
3	1	1	0	0	0	0
2	0	1	0	1	0	1
3	1	1	0	0	0	2

**BOTTOM**

**Chicago Cubs @ Montreal Expos**  
Olympic Stadium, Montreal, QB  
Sat Jun 07 1997, 7:05 PM EDT  
Att. 21,812 - Dome

[livebaseballscorecards.com](http://livebaseballscorecards.com)

<b>AB</b>	<b>30</b>
<b>R</b>	<b>5</b>
<b>H</b>	<b>6</b>
<b>RBI</b>	<b>5</b>
<b>BB</b>	<b>1</b>
<b>SO</b>	<b>5</b>
<b>LOB</b>	<b>5</b>



Inning	R	H	E	K	S	H	LOB	BB	P
1	0	0	0	1	6	0	0	0	10
2	0	0	0	0	9	0	0	0	15
3	2	3	0	0	17	1	0	0	23
4	0	0	0	0	8	0	0	0	13
5	2	2	0	1	12	2	0	0	19
6	0	0	0	1	6	0	0	0	7
7	0	0	0	0	6	0	1	1	11
8	1	1	0	2	9	1	0	0	13
9	0	0	0	0	0	0	0	0	0

PITCHER	IP	WLS	BF	H	R	ER	SO	BB	IBB	HBP	BLK	WP	HR	S	P	ERA	WHIP
<b>Terry Mulholland, L</b> ERA: 2.67 (1, 1)	6.0	L	23	5	4	4	3	0	0	0	0	1	1	58	87	6.00	0.833
<b>Kent Bottenfield, R</b> ERA: 2.95 (7, 1)	1.0		4	0	0	0	0	1	0	0	0	0	0	6	11	0.00	1.000
<b>Mel Rojas, R</b> ERA: 5.72 (8, 1)	1.0		4	1	1	1	2	0	0	0	0	0	1	9	13	9.00	1.000

WP	PA
1	31

1B	2B	3B	HR	SF	SAC	DP	HBP	WP	HR	S	P	ERA	WHIP
4	0	0	2	0	0	0	0	1	1	0	0	6.00	0.833



Batter	1	2	3	4	5	6	7	8	9	AB R H RBI BB SO LOB	TOP																									
Brian McRae, S OBP: 0.314, SLG: 0.409 (1, 8)	3-3 K		0-0 F7		1-2 G4-3		2-0 FC4-2 2B		2-2 G6-3	5 1 0 0 0 1 3																										
Brant Brown, L OBP: 0.277, SLG: 0.410 Doug Glanville, R OBP: 0.345, SLG: 0.431 (7, PR) (7, 7)	1-3 K		2-3 K			3-1 P5	0-1 SAFE 2B			4 0 1 2 0 2 1 0 0 0 0 0 0 0																										
Mark Grace, L OBP: 0.403, SLG: 0.431 (1, 3)	0-0 2B		4-2 1-2 BB			1-2 G6-3	4-2 BB 2-3 BB			2 0 1 0 2 0 0																										
Sammy Sosa, R OBP: 0.309, SLG: 0.510 (1, 9)	0-3 K		0-3 K			1-3 K	0-3 K			4 0 0 0 0 4 6																										
Shawon Dunston, R OBP: 0.327, SLG: 0.419 Rey Sanchez, R OBP: 0.277, SLG: 0.284 (8, 6)		0-1 G1-3 1B		0-3 K			0-1 2B 23 1B 1B	0-1 G1-3		4 1 2 0 0 1 0 0 0 0 0 0 0 0																										
Dave Hansen, L OBP: 0.434, SLG: 0.367 José Hernández, R OBP: 0.354, SLG: 0.466 (7, PR) (7, 5)		1-1 G1-3		3-3 K			0-0 23 1B 2B	0-1 G5-3		3 0 1 0 0 1 1 1 1 0 0 0 0 0																										
Terry Adams, R (8, 1)		1-2					1-3 23 1B 2B			0 0 0 0 0 0 0																										
23 Ryne Sandberg, R OBP: 0.302, SLG: 0.353 (1, 4)		0-3 K		2-3 K			1-0 FC1 FC4-2 2B 1B	2-2 P4		4 0 1 2 0 2 1																										
Tyler Houston, L OBP: 0.236, SLG: 0.318 (1, 2)		0-3 K			1-3 K		1-2 SAFE FC4-2 SH3-4 2B		0-1 G1-3	4 1 0 0 0 2 3																										
Steve Trachsel, R OBP: 0.143, SLG: 0.080 Kent Bottenfield, R (7, 1) Bob Patterson, R (7, 1) Kevin Orte, R OBP: 0.346, SLG: 0.322 (8, 5)			4-0 BB BB		1-3 K		1-0 SH3-4		0-0 G4-3	1 0 0 0 1 1 0 0 0 0 0 0 0 0 0 0 0 0 0 0 0 1 0 0 0 0 0 0																										
<b>Inning Stats</b>	R: 0 E: 0 K: 3 S: 13	H: 1 LOB: 1 BB: 0 P: 17	R: 0 E: 0 K: 2 S: 10	H: 1 LOB: 1 BB: 0 P: 11	R: 0 E: 0 K: 2 S: 11	H: 0 LOB: 2 BB: 2 P: 21	R: 0 E: 0 K: 3 S: 11	H: 0 LOB: 0 BB: 0 P: 16	R: 0 E: 0 K: 1 S: 11	H: 0 LOB: 0 BB: 0 P: 16	R: 4 E: 0 K: 1 S: 21	H: 4 LOB: 3 BB: 1 P: 30	R: 0 E: 0 K: 0 S: 7	H: 0 LOB: 0 BB: 0 P: 9	R: 0 E: 0 K: 0 S: 6	H: 0 LOB: 0 BB: 0 P: 8	1B: 3 2B: 3 3B: 0 HR: 0	SF: 0 SAC: 1 DP: 0 HBP: 0	WP: 0 PB: 0 SB: 2 CS: 0	PA: 37																
<b>PITCHER</b>	IP WLS BF H R ER SO BB IBB HBP BLK WP HR S P ERA WHIP																																			
Pedro Martinez, R ERA: 1.78 (1, 1)	6.2		30	6	4	4	13	3	0	0	0	0	0	84	121	5.40	1.350																			
Dave Veres, R ERA: 3.55 (7, 1)	0.1		1	0	0	0	1	0	0	0	0	0	0	3	3	0.00	0.000																			
Anthony Telford, R ERA: 2.41 (8, 1)	2.0	W	6	0	0	0	0	0	0	0	0	0	0	13	17	0.00	0.000																			

Chicago Cubs @ Montreal Expos  
Olympic Stadium, Montreal, QB  
Sun Jun 08 1997, 3:33 AM EDT  
Att. 27,338 - Dome

livebaseballscorecards.com

AB	33
R	4
H	6
RBI	4
BB	3
SO	14
LOB	15



**BOTTOM**

**Chicago Cubs @ Montreal Expos**  
 Olympic Stadium, Montreal, QB  
 Sun Jun 08 1997, 3:33 AM EDT  
 Att. 27,338 - Dome

livebaseballscorecards.com

<b>AB</b>	<b>36</b>
<b>R</b>	<b>5</b>
<b>H</b>	<b>11</b>
<b>RBI</b>	<b>5</b>
<b>BB</b>	<b>1</b>
<b>SO</b>	<b>10</b>
<b>LOB</b>	<b>16</b>



AB	R	H	RBI	BB	SO	LOB
4	1	1	1	0	1	1
4	0	3	1	1	1	1
4	0	2	2	0	0	2
4	0	0	0	0	1	6
4	0	0	0	0	2	3
4	0	0	0	0	3	0
3	0	1	0	0	1	0
1	0	0	0	0	0	0
4	2	2	1	0	0	1
2	1	1	0	0	0	1
0	0	0	0	0	0	0
1	1	1	0	0	0	0
0	0	0	0	0	0	0
1	0	0	0	0	1	1

WP: 0	PA: 38
PB: 0	
SB: 0	
CS: 0	

Batter	1	2	3	4	5	6	7	8	9
<b>F.P. Santangelo, S</b> (1, 8) OBP: 0.423, SLG: 0.419	3-3 K		0-0 SH 1B BB		0-1 G3-1		3-2 F7		1-0 2B
<b>Mike Lansing, R</b> (1, 4) OBP: 0.335, SLG: 0.455	1-1 2B		4-1 1B BB		2-0 1B		1-3 K		1-2 2B
<b>Mark Grudzielanek, R</b> (1, 6) OBP: 0.339, SLG: 0.413	0-0 P3		2-1 1B		0-0 P3		1-2 1B		
<b>Darrin Fletcher, L</b> (1, 2) OBP: 0.322, SLG: 0.560	3-2 L7		2-3 K		2-0 F7		2-2 P6		
<b>Henry Rodriguez, L</b> (1, 7) OBP: 0.344, SLG: 0.551		0-3 K	1-1 L8		1-3 K		2-2 F7		
<b>Doug Strange, S</b> (1, 5) OBP: 0.361, SLG: 0.475		0-3 K		2-3 K		1-3 K		0-0 P6	
<b>Joe Orsulak, L</b> (1, 9) OBP: 0.352, SLG: 0.367		1-1 P5		1-1 1B		2-3 K		1-0 P6	
<b>Sherman Obando, R</b> (8, PH) OBP: 0.152, SLG: 0.194									
<b>Ryan McGuire, L</b> (1, 3) OBP: 0.467, SLG: 0.643			1-2 G3-1	2-2 L9			0-0 HR		2-2 2B 1B
<b>Pedro Martinez, R</b> (1, 1) OBP: 0.143, SLG: 0.148			1-0 BB SH	0-1 G4-3			1-2 1B 2B		1-3 K
<b>Dave Veres, R</b> (7, 1) OBP: 1.000, SLG: 1.000									
<b>Jose Vidro, S</b> (7, PH) OBP: 1.000, SLG: 2.000									
<b>Anthony Telford, R</b> (8, 1) OBP: 0.250, SLG: 0.375									
<b>Andy Stankiewicz, R</b> (9, PH) OBP: 0.311, SLG: 0.357									

Inning Stats	R: 0	H: 1	E: 0	K: 1	S: 10	H: 0	LOB: 1	BB: 0	P: 17	R: 0	H: 0	E: 0	K: 2	S: 8	R: 1	H: 2	E: 1	K: 1	S: 13	R: 0	H: 1	E: 0	K: 1	S: 14	R: 0	H: 1	E: 0	K: 3	S: 10	R: 2	H: 3	E: 0	K: 1	S: 16	R: 0	H: 0	E: 0	K: 0	S: 5	R: 0	H: 0	E: 0	K: 0	S: 10	R: 0	H: 0	E: 0	K: 0	S: 5	R: 2	H: 0	E: 0	K: 0	S: 8	R: 2	H: 3	E: 0	K: 1	S: 11	1B: 6	SF: 0	2B: 4	SAC: 1	3B: 0	DP: 0	HR: 1	HBP: 0	WP: 0	PA: 38
--------------	------	------	------	------	-------	------	--------	-------	-------	------	------	------	------	------	------	------	------	------	-------	------	------	------	------	-------	------	------	------	------	-------	------	------	------	------	-------	------	------	------	------	------	------	------	------	------	-------	------	------	------	------	------	------	------	------	------	------	------	------	------	------	-------	-------	-------	-------	--------	-------	-------	-------	--------	-------	--------

PITCHER	IP	WLS	BF	H	R	ER	SO	BB	IBB	HBP	BLK	WP	HR	S	P	ERA	WHIP
<b>Steve Trachsel, R</b> (1, 1) ERA: 4.54	6.0		27	7	3	2	8	1	0	0	0	0	1	64	97	3.00	1.333
<b>Kent Bottenfield, R</b> (7, 1) ERA: 2.89	0.2		3	1	0	0	1	0	0	0	0	0	0	9	14	0.00	1.500
<b>Bob Patterson, L</b> (7, 1) ERA: 3.2	1.0		3	0	0	0	0	0	0	0	0	0	0	7	11	0.00	0.000
<b>Terry Adams, R</b> (8, 1) ERA: 2.03	0.2	L	5	3	2	2	1	0	0	0	0	0	0	12	18	27.00	4.500



Chicago Cubs @ Montreal Expos  
 Olympic Stadium, Montreal, QB  
 Mon Jun 09 1997, 7:05 PM EDT  
 Att. 9,217 - Dome

livebaseballscorecards.com

AB	35
R	5
H	10
RBI	5
BB	6
SO	7
LOB	24



WP:	0	PA:	41
PB:	0		
SB:	3		
CS:	0		

Batter	1	2	3	4	5	6	7	8	9	AB	R	H	RBI	BB	SO	LOB					
Brian McRae, S OBP: 0.312, SLG: 0.402 (1, 8)	4-1 BB		0-3 K		1-0 P6		0-0 G6-4-3		1-1 P6	4	0	0	0	1	1	4					
Dave Hansen, L OBP: 0.432, SLG: 0.349 José Hernández, R OBP: 0.354, SLG: 0.466 (1, 5) (9, PR)	4-2 BB		0-3 K		3-1 L8		0-1 G3-1		4-0 BB	3	0	0	0	2	1	2					
Mark Grace, L OBP: 0.399, SLG: 0.425 (1, 3)	1-0 L3			2-2 L6		0-0 G6-3		0-0 1B	2-2 P6	5	1	1	0	0	0	4					
Sammy Sosa, R OBP: 0.315, SLG: 0.516 (1, 9)	0-3 K			2-3 K		3-2 1B		0-0 1B	1-1 1B	5	2	3	1	0	2	2					
Dave Clark, L OBP: 0.339, SLG: 0.353 Doug Glanville, R OBP: 0.347, SLG: 0.432 (1, 7) (8, PH) (8, 7)	0-0 G6-3			4-2 BB		2-2 1B		3-1 1B	1-2 F8	2	1	1	1	1	0	2					
23 Ryne Sandberg, R OBP: 0.306, SLG: 0.353 (1, 4)		0-3 K		1-1 G5-3		2-1 1B		4-0 BB		3	0	1	0	1	1	1					
Scott Servais, R OBP: 0.322, SLG: 0.378 (1, 2)		1-1 P4			1-0 1B		0-1 G5-3		2-3 K	4	0	1	1	0	1	3					
Rey Sanchez, R OBP: 0.269, SLG: 0.276 Tyler Houston, L OBP: 0.233, SLG: 0.314 (1, 6) (8, PH) (8, 6)		0-0 P4			0-0 BB		1-1 G5-3		2-0 G4-6-3	3	0	0	0	0	0	2					
Frank Castillo, R OBP: 0.100, SLG: 0.100 Kevin Foster, R OBP: 0.115, SLG: 0.080 Ramon Tatis, L OBP: 0.299, SLG: 0.418 Brant Brown, L OBP: 0.299, SLG: 0.418 Turk Wendell, L OBP: 0.352, SLG: 0.330 (1, 1) (3, PH) (3, 1) (7, PH) (7, 1) (8, PH)			1-3 K		4-1 BB		1-0 1B		0-1 1B	0	0	0	0	0	0	0					
<b>Inning Stats</b>	R: 0 E: 0 K: 1 S: 8	H: 0 LOB: 2 BB: 2 P: 17	R: 0 E: 0 K: 1 S: 6	H: 0 LOB: 0 BB: 0 P: 7	R: 0 E: 0 K: 3 S: 9	H: 0 LOB: 0 BB: 0 P: 10	R: 0 E: 0 K: 1 S: 10	H: 0 LOB: 1 BB: 1 P: 19	R: 0 E: 0 K: 0 S: 6	H: 1 LOB: 2 BB: 1 P: 15	R: 2 E: 0 K: 0 S: 18	H: 3 LOB: 1 BB: 0 P: 26	R: 0 E: 0 K: 0 S: 4	H: 1 LOB: 0 BB: 0 P: 5	R: 2 E: 0 K: 1 S: 9	H: 3 LOB: 1 BB: 1 P: 20	R: 1 E: 0 K: 0 S: 15	H: 2 LOB: 3 BB: 1 P: 24	1B: 8 2B: 2 3B: 0 HR: 0	SF: 0 SAC: 0 DP: 2 HBP: 0	WP: 0 PA: 41

PITCHER	IP	WLS	BF	H	R	ER	SO	BB	IBB	HBP	BLK	WP	HR	S	P	ERA	WHIP
Jeff Juden, R ERA: 4.75 (1, 1)	6.0	W	27	5	2	2	6	4	0	0	0	0	0	58	96	3.00	1.500
Omar Daal, L ERA: 9.49 (7, 1)	1.0		4	2	2	2	0	0	0	0	0	0	0	5	5	18.00	2.000
Dave Veres, R ERA: 3.55 (8, 1)	0.0		2	1	0	0	0	1	0	0	0	0	0	2	9	∞	∞
Anthony Telford, R ERA: 2.34 (8, 1)	1.0		2	0	0	0	1	0	0	0	0	0	0	5	9	0.00	0.000
Ugueth Urbina, R ERA: 4.44 (9, 1)	1.0	S	6	2	1	1	0	1	0	0	0	0	0	15	24	9.00	3.000

PITCHER	IP	WLS	BF	H	R	ER	SO	BB	IBB	HBP	BLK	WP	HR	S	P	ERA	WHIP
Jeff Juden, R ERA: 4.75 (1, 1)	6.0	W	27	5	2	2	6	4	0	0	0	0	0	58	96	3.00	1.500
Omar Daal, L ERA: 9.49 (7, 1)	1.0		4	2	2	2	0	0	0	0	0	0	0	5	5	18.00	2.000
Dave Veres, R ERA: 3.55 (8, 1)	0.0		2	1	0	0	0	1	0	0	0	0	0	2	9	∞	∞
Anthony Telford, R ERA: 2.34 (8, 1)	1.0		2	0	0	0	1	0	0	0	0	0	0	5	9	0.00	0.000
Ugueth Urbina, R ERA: 4.44 (9, 1)	1.0	S	6	2	1	1	0	1	0	0	0	0	0	15	24	9.00	3.000

BOTTOM

Chicago Cubs @ Montreal Expos  
Olympic Stadium, Montreal, QB  
Mon Jun 09 1997, 7:05 PM EDT  
Att: 9,217 - Dome

livebaseballscorecards.com

AB 31  
R 6  
H 8  
RBI 6  
BB 3  
SO 7  
LOB 11



WP: 0 PA: 36  
PB: 0  
SB: 0  
CS: 0

AB R H RBI BB SO LOB

4	2	3	1	0	0	0
4	1	1	0	0	1	2
2	1	1	1	1	1	0
4	1	1	3	0	2	3
3	0	0	1	1	0	0
4	0	1	0	0	1	1
4	0	0	0	0	2	2
3	1	1	0	1	0	1
1	0	0	0	0	0	0
1	0	0	0	0	0	0
0	0	0	0	0	0	0
0	0	0	0	0	0	0
1	0	0	0	0	0	2
0	0	0	0	0	0	0

1B: 5 SF: 0  
2B: 2 SAC: 1  
3B: 1 DP: 0  
HR: 0 HBP: 1

Batter	1	2	3	4	5	6	7	8	9
F.P. Santangelo, S OBP: 0.430, SLG: 0.444 (1, 8)	1-2 1B 3B 1B	3-1 1B 2B		2-0 F7			2-1 2B		
Mike Lansing, R OBP: 0.333, SLG: 0.451 (1, 4)	1-0 HBP 3B 1B	1-3 K			3-1 G5-3		0-0 F9		
Mark Grudzielanek, R OBP: 0.345, SLG: 0.414 (1, 6)	2-0 3B HBP	0-0 2-H 1B			3-3 K		4-2 BB		
Henry Rodriguez, L OBP: 0.343, SLG: 0.555 (1, 7)	1-1 G1-4-3 3B	1-0 F9			1-3 K		1-3 K		
Joe Orsulak, L OBP: 0.347, SLG: 0.354 (1, 9)	1-1 G1-4-3		0-1 G3-1			1-2 P5		4-0 1B BB	
Doug Strange, S OBP: 0.358, SLG: 0.468 (1, 5)	0-0 L7		1-2 G6-3			0-0 FC6-4 1B		0-3 K	
Chris Widger, R OBP: 0.277, SLG: 0.479 (1, 2)	1-3 K		0-1 G5-3			1-2 FC6-4 FC4-6 1-2f		1-3 K	
Ryan McGuire, L OBP: 0.474, SLG: 0.588 (1, 3)		4-2 SH2-4 2B BB				2-1 FC4-6 1-2f		0-1 SAFE 1B	
Jeff Juden, R OBP: 0.091, SLG: 0.095 (1, 1)		1-2 SH2-4					0-1 P3		1-0 P4
Omar Daal, L OBP: 0.200, SLG: 0.200 (7, 1)									
Dave Veres, R OBP: 1.000, SLG: 1.000 (8, 1)									
Anthony Telford, R OBP: 0.250, SLG: 0.375 (8, 1)									
Jose Vidro, S OBP: 0.500, SLG: 1.000 (8, PH)									
Ugueth Urbina, R (9, 1)									

Inning Stats	R: 4	H: 3	E: 0	K: 1	S: 13	H: 3	LOB: 0	BB: 0	P: 20	R: 2	H: 2	E: 0	K: 1	S: 13	H: 2	LOB: 1	BB: 1	P: 23	R: 0	H: 0	E: 0	K: 0	S: 8	R: 0	H: 0	E: 0	K: 0	S: 8	R: 0	H: 1	E: 0	K: 1	S: 10	R: 0	H: 1	E: 0	K: 1	S: 10	R: 0	H: 1	E: 0	K: 2	S: 10	R: 0	H: 1	E: 0	K: 2	S: 10
--------------	------	------	------	------	-------	------	--------	-------	-------	------	------	------	------	-------	------	--------	-------	-------	------	------	------	------	------	------	------	------	------	------	------	------	------	------	-------	------	------	------	------	-------	------	------	------	------	-------	------	------	------	------	-------

PITCHER	IP	WLS	BF	H	R	ER	SO	BB	IBB	HBP	BLK	WP	HR	S	P	ERA	WHIP
Frank Castillo, R ERA: 5.56 (1, 1)	2.0	L	13	5	6	6	2	1	0	1	0	0	0	26	43	27.00	3.000
Ramon Tatis, L ERA: 3.75 (3, 1)	4.0		13	1	0	0	2	0	0	0	0	0	0	36	52	0.00	0.250
Turk Wendell, R ERA: 4.7 (7, 1)	2.0		10	2	0	0	3	2	0	0	0	0	0	20	33	0.00	2.000

PITCHER	IP	WLS	BF	H	R	ER	SO	BB	IBB	HBP	BLK	WP	HR	S	P	ERA	WHIP
---------	----	-----	----	---	---	----	----	----	-----	-----	-----	----	----	---	---	-----	------



**New York Mets @ Chicago Cubs**  
 Wrigley Field, Chicago, IL  
 Tue Jun 10 1997, 7:05 PM CDT  
 Att. 28,742 - Unknown - 67 F

livebaseballscorecards.com

<b>AB</b>	<b>35</b>
<b>R</b>	<b>10</b>
<b>H</b>	<b>13</b>
<b>RBI</b>	<b>10</b>
<b>BB</b>	<b>5</b>
<b>SO</b>	<b>7</b>
<b>LOB</b>	<b>16</b>



Batter	1	2	3	4	5	6	7	8	9	AB	R	H	RBI	BB	SO	LOB
Carl Everett, S (1, 8) OBP: 0.282, SLG: 0.374	P2	CS, S 1B		SH1-3	F9			K2-3		4	0	1	1	0	1	1
Edgardo Alfonzo, R (1, 5) OBP: 0.358, SLG: 0.432	1B	BB		G6-3				HR		4	1	2	1	1	1	1
John Olerud, L (1, 3) OBP: 0.413, SLG: 0.529	F9			F7				F7		4	1	1	1	0	0	2
Todd Hundley, S (1, 2) OBP: 0.422, SLG: 0.588	G3			1B	HBP 2B			FC4 BB		4	1	2	0	1	0	2
Bernard Gilkey, R (1, 7)		SF8 BB		F8	HBP 2B			FC4		2	2	0	0	3	0	2
Carlos Baerga, S (1, 4) OBP: 0.320, SLG: 0.405		SF8 1B 2B		K	2B SF8 HBP			F9		4	3	2	1	0	1	3
Butch Huskey, R (1, 9) OBP: 0.308, SLG: 0.512		SF8		G6-3	SF8 2B			P2-3 1B		2	0	1	3	0	0	1
Alex Ochoa, R (5, 9) OBP: 0.262, SLG: 0.261										2	0	1	0	0	1	0
Manny Alexander, R (1, 6) OBP: 0.287, SLG: 0.345		G3 1B			HR			P2-3		5	2	2	2	0	2	3
John Franco, L (9, 1)		1B						1-1f		0	0	0	0	0	0	0
Dave Mlicki, R (1, 1) OBP: 0.217, SLG: 0.238		G3						F9		2	0	1	1	0	0	1
Takashi Kashiwada, L (6, 1) OBP: 0.376, SLG: 0.317										0	0	0	0	0	0	0
Steve Bieser, L (7, PH) OBP: 0.376, SLG: 0.317										1	0	0	0	0	0	0
Cory Lidie, R (7, 1)										0	0	0	0	0	0	0
Greg McMichael, R (8, 1) OBP: 1.000, SLG: 1.000										0	0	0	0	0	0	0
Shawn Gilbert, R (8, PH) OBP: 0.500, SLG: 0.500										1	0	0	0	0	1	0

Batter	1	2	3	4	5	6	7	8	9													
<b>Inning Stats</b>	R: 0 E: 0 K: 0 S: 11	H: 1 LOB: 1 BB: 0 P: 14	R: 3 E: 0 K: 0 S: 15	H: 3 LOB: 1 BB: 2 P: 25	R: 1 E: 0 K: 1 S: 16	H: 2 LOB: 1 BB: 0 P: 28	R: 1 E: 0 K: 0 S: 12	H: 2 LOB: 1 BB: 0 P: 16	R: 3 E: 0 K: 1 S: 9	H: 2 LOB: 1 BB: 1 P: 21	R: 0 E: 0 K: 1 S: 13	H: 0 LOB: 2 BB: 1 P: 21	R: 0 E: 0 K: 0 S: 9	H: 1 LOB: 0 BB: 0 P: 11	R: 1 E: 0 K: 1 S: 9	H: 1 LOB: 1 BB: 1 P: 18	R: 1 E: 0 K: 3 S: 15	H: 1 LOB: 0 BB: 0 P: 19	1B: 6 2B: 4 3B: 0 HR: 4	SF: 2 SAC: 1 DP: 1 HBP: 2	WP: 0 PB: 0 SB: 2 CS: 1	PA: 45

PITCHER	IP	WLS	BF	H	R	ER	SO	BB	IBB	HBP	BLK	WP	HR	S	P	ERA	WHIP
Kevin Foster, R (1, 1) ERA: 4.64	3.1	L	19	8	5	5	1	2	0	0	0	0	2	50	78	13.50	3.000
Kent Bottenfield, R (4, 1) ERA: 2.84	0.2		2	0	0	0	0	0	0	0	0	0	0	4	5	0.00	0.000
Turk Wendell, R (5, 1) ERA: 5.4	1.0		7	2	3	3	1	1	0	1	0	0	0	9	21	27.00	3.000
Mel Rojas, R (6, 1) ERA: 5.58	2.1		10	2	1	1	2	1	0	1	0	0	1	26	38	3.86	1.286
Bob Patterson, L (8, 1) ERA: 3.33	1.2		7	1	1	1	3	1	0	0	0	0	1	20	31	5.40	1.200

Batter	1	2	3	4	5	6	7	8	9	AB	R	H	RBI	BB	SO	LOB
Brian McRae, S OBP: 0.310, SLG: 0.398 (1, 8)	3-2 1B		0-0 B1-3		0-3 K	1-1 G5-3		1-0 G1-3		5	0	1	0	0	1	0
Brant Brown, L OBP: 0.284, SLG: 0.402 (1, 7)	2-1 F8		1-3 K		4-2 1B BB	1-1 G3		2-3 K		3	1	0	0	1	1	1
Scott Servais, R OBP: 0.320, SLG: 0.376 (9, PH)										1	0	0	0	0	1	0
Mark Grace, L OBP: 0.399, SLG: 0.429 (1, 3)	0-2 2B		3-2 F7		0-1 1B 2B	0-1 G4-3		1-1 G4-3		5	1	2	0	0	0	0
Sammy Sosa, R OBP: 0.320, SLG: 0.530 (1, 9)	1-0 SF8			4-2 1B BB	0-0 2B 23 1B		0-1 HR		1-2 G5-3	3	2	2	3	1	0	0
Tyler Houston, L OBP: 0.234, SLG: 0.322 (1, 2)	1-0 F7			0-2 F8	0-0 23 1B		0-0 G4-3			4	1	1	1	0	0	2
23 Ryne Sandberg, R OBP: 0.305, SLG: 0.351 (1, 4)		2-2 G6-3		2-3 K	0-1 1B 23 1B		1-3 K			4	0	1	2	0	2	1
Kevin Orie, R OBP: 0.357, SLG: 0.347 (1, 5)		0-0 1B 2B		3-1 1B 1B	2-2 P2		0-0 G6-3			4	0	2	0	0	0	1
Bob Patterson, R (8, 1)				1-2 1B						0	0	0	0	0	0	0
Rey Sanchez, R OBP: 0.287, SLG: 0.294 (1, 6)		1-2 1B		2-2 1B	0-0 S		0-3 K2-3			4	0	3	0	0	1	0
Kevin Foster, R OBP: 0.311, SLG: 0.377 (1, 1)		3-3 K		1-3 K	1-3 K		0-1 G5-3			1	0	0	0	0	1	1
Kent Bottenfield, R (4, 1)										0	0	0	0	0	0	0
Dave Clark, L OBP: 0.333, SLG: 0.346 (4, PH)										1	0	0	0	0	1	3
Turk Wendell, L (5, 1)										0	0	0	0	0	0	0
Dave Hansen, L OBP: 0.427, SLG: 0.344 (5, PH)										1	0	0	0	0	1	2
Mel Rojas, R (6, 1)										0	0	0	0	0	0	0
José Hernández, R OBP: 0.350, SLG: 0.459 (8, 5)										1	0	0	0	0	0	0

Inning Stats	R: 1	H: 2	E: 0	K: 0	S: 10	H: 2	LOB: 1	BB: 0	P: 17	R: 0	H: 2	E: 0	K: 1	S: 12	H: 0	LOB: 0	BB: 0	P: 18	R: 0	H: 2	E: 0	K: 1	S: 7	H: 0	LOB: 3	BB: 1	P: 29	R: 4	H: 5	E: 0	K: 2	S: 18	H: 0	LOB: 0	BB: 0	P: 8	R: 1	H: 1	E: 0	K: 1	S: 7	H: 0	LOB: 0	BB: 0	P: 8	R: 0	H: 0	E: 0	K: 1	S: 7	H: 0	LOB: 0	BB: 0	P: 8	R: 0	H: 0	E: 0	K: 1	S: 9	H: 0	LOB: 0	BB: 0	P: 13	1B: 8	SF: 1	2B: 3	SAC: 0	3B: 0	DP: 0	HR: 1	HBP: 0
--------------	------	------	------	------	-------	------	--------	-------	-------	------	------	------	------	-------	------	--------	-------	-------	------	------	------	------	------	------	--------	-------	-------	------	------	------	------	-------	------	--------	-------	------	------	------	------	------	------	------	--------	-------	------	------	------	------	------	------	------	--------	-------	------	------	------	------	------	------	------	--------	-------	-------	-------	-------	-------	--------	-------	-------	-------	--------


PITCHER	IP	WLS	BF	H	R	ER	SO	BB	IBB	HBP	BLK	WP	HR	S	P	ERA	WHIP
Dave Mlicki, R (1, 1)	5.0	W	27	11	5	5	6	2	0	0	0	0	0	64	100	9.00	2.600
Takashi Kashiwada, L (6, 1)	1.0		3	0	0	0	0	0	0	0	0	0	0	6	8	0.00	0.000
Cory Lidle, R (7, 1)	1.0		4	1	1	1	1	0	0	0	0	0	1	7	8	9.00	1.000
Greg McMichael, R (8, 1)	1.0		3	0	0	0	1	0	0	0	0	0	0	7	8	0.00	0.000
John Franco, L (9, 1)	1.0		3	0	0	0	1	0	0	0	0	0	0	9	13	0.00	0.000

**BOTTOM**

**New York Mets @ Chicago Cubs**  
**Wrigley Field, Chicago, IL**  
 Tue Jun 10 1997, 7:05 PM CDT  
 Att: 28,742 - Unknown - 67 F

livebaseballscorecards.com

<b>AB</b>	<b>37</b>
<b>R</b>	<b>5</b>
<b>H</b>	<b>12</b>
<b>RBI</b>	<b>6</b>
<b>BB</b>	<b>2</b>
<b>SO</b>	<b>9</b>
<b>LOB</b>	<b>11</b>



WP: 0	PA: 40
PB: 0	
SB: 1	
CS: 0	





Batter	1	2	3	4	5	6	7	8	9	AB	R	H	RBI	BB	SO	LOB
Doug Glanville, R OBP: 0.342, SLG: 0.423 (1, 8) (8, 7)	2-1 G4-3 1B		0-3 K		1-0 G6-3	0-1 FC4-6		2-3 K		5	1	1	0	0	2	2
Brant Brown, L OBP: 0.297, SLG: 0.412 Brian McRae, S OBP: 0.312, SLG: 0.398 (1, 7) (7, PH) (8, 8)	3-1 G4-3 1-3		0-2 1B 1-2		0-1 1B		1-0 HBP			3	0	2	0	0	0	1
Mark Grace, L OBP: 0.405, SLG: 0.440 (1, 3)	0-1 G4-3 3-H		3-1 1B 2-H		1-0 1B		2-0 23 1B 1-H 2B			4	0	3	2	0	0	0
Sammy Sosa, R OBP: 0.319, SLG: 0.525 (1, 9)	1-0 1B			1-0 P3	3-2 L7		2-3 K			4	0	1	0	0	1	3
23 Ryne Sandberg, R OBP: 0.304, SLG: 0.348 (1, 4)		2-1 L7		0-1 F9	3-1 P4		1-0 G6-4-3 1B			4	0	1	0	0	0	2
Kevin Orie, R OBP: 0.362, SLG: 0.378 (1, 5)		1-0 L9		1-1 HR		4-2 1B G6-4-3 BB		0-0 G6-4-3 1B		3	2	1	1	1	0	2
Scott Servais, R OBP: 0.330, SLG: 0.385 (1, 2)		1-1 F9		1-2 WP 1B		0-0 G6-4-3 1B		1-2 G3 SH3-4 WP 1B		4	1	3	0	0	0	0
Rey Sanchez, R OBP: 0.288, SLG: 0.288 (1, 6)			0-2 L9	4-0 1-2 IBB		0-0 G6-4-3		1 SAFE SH3-4		2	0	0	0	1	0	1
Geremi Gonzalez, R OBP: 0.333, SLG: 0.143 Bob Patterson, R Terry Adams, R José Hernández, R OBP: 0.346, SLG: 0.453 (1, 1) (8, 1) (8, 1) (8, 5)			0-1 1B 1B	2-1 G6-3		4-2 FC4-6 BB		1-1 G3		2	0	1	0	1	0	2
										0	0	0	0	0	0	0
										0	0	0	0	0	0	0
										1	0	0	0	0	0	1

Inning Stats	R: 1	H: 2	E: 0	K: 0	S: 7	R: 0	H: 0	E: 0	K: 0	S: 5	R: 0	H: 3	E: 0	K: 1	S: 13	R: 1	H: 2	E: 0	K: 0	S: 10	R: 0	H: 2	E: 0	K: 0	S: 11	R: 1	H: 1	E: 0	K: 0	S: 10	R: 1	H: 2	E: 0	K: 1	S: 6	R: 1	H: 1	E: 0	K: 1	S: 10
	LOB: 1	BB: 0	LOB: 0	BB: 0	P: 13	LOB: 0	BB: 0	LOB: 0	BB: 0	P: 9	LOB: 2	BB: 0	LOB: 2	BB: 1	P: 19	LOB: 1	LOB: 1	LOB: 1	BB: 2	P: 18	LOB: 1	LOB: 1	LOB: 0	BB: 0	P: 12	LOB: 0	LOB: 0	BB: 0	P: 14	LOB: 0	LOB: 0	LOB: 0	BB: 0	P: 14	LOB: 0	LOB: 0	LOB: 0	BB: 0	P: 14	


PITCHER	IP	WLS	BF	H	R	ER	SO	BB	IBB	HBP	BLK	WP	HR	S	P	ERA	WHIP
Armando Reynoso, R ERA: 2.63 (1, 1)	5.0		23	9	2	2	1	0	0	0	0	1	1	46	76	3.60	1.800
Ricky Tricek, R ERA: 5.57 (6, 1)	1.0		5	1	1	1	0	2	0	0	0	0	0	10	18	9.00	3.000
Takashi Kashiwada, L ERA: 5.68 (7, 1)	0.0		2	1	1	1	0	0	0	1	0	0	0	1	4	∞	∞
Cory Lidle, R ERA: 3.32 (7, 1)	1.0		3	1	0	0	1	0	0	0	0	0	0	5	8	0.00	1.000
Greg McMichael, R ERA: 2.56 (8, 1)	1.0	L	4	1	1	1	1	0	0	0	0	1	0	10	14	9.00	1.000

**BOTTOM**

**New York Mets @ Chicago Cubs**  
**Wrigley Field, Chicago, IL**  
 Wed Jun 11 1997, 3:33 AM CDT  
 Att. 24,703 - Overcast - 66 F

AB	R	H	RBI	BB	SO	LOB
32	4	13	3	3	3	14

livebaseballscorecards.com



WP	PA
2	37



Batter	1	2	3	4	5	6	7	8	9	AB R H RBI BB SO LOB	TOP		
Gerald Williams, R OBP: 0.312, SLG: 0.389 (1, 8)	1-0 G6-3		1-2 G6-3	1-1 F7			1-1 1B 2B		0-0 P4	5 1 1 0 0 0 3			
Mark Loretta, R OBP: 0.371, SLG: 0.406 (1, 4)	1-1 1B		4-1 HBP BB		0-0 G5-3		3-2 2-H 1B			3 0 2 1 1 0 0			
Jeff Cirillo, R OBP: 0.383, SLG: 0.449 (1, 5)	3-3 K		2-2 18 HBP		1-0 F8			3-0 G6-3 18 S HBP		2 0 0 0 0 1 1			
18 Todd Dunn, R OBP: 0.267, SLG: 0.379 (1, 7)	3-2 G5-3		0-0 G3-6-3-4 1-2f		1-2 P6			3-3 K		4 0 0 0 0 1 4			
Dave Nilsson, L OBP: 0.355, SLG: 0.416 (1, 3)		0-1 L8		0-0 1B 2B 1B		1-3 K		2-2 G6-3		4 1 1 0 0 1 1			
Tim Unroe, R OBP: 0.167, SLG: 0.667 (9, 3)								2-3		0 0 0 0 0 0 0			
Matt Mieske, R OBP: 0.331, SLG: 0.408 (1, 9)		1-0 HR 1B		0-1 2B 1B		0-1 G4-6-3 1B		2-2 G1-3		1 1 1 0 0 0 0			
Jeromy Burnitz, L OBP: 0.419, SLG: 0.509 (2, 9)				1-2 1B						3 0 2 0 0 0 1			
Mike Matheny, R OBP: 0.287, SLG: 0.345 (1, 2)		1-2 L8		2-2 P9		0-0 G4-6-3 1-2f				4 0 0 0 0 0 4			
Jose Valentin, S OBP: 0.342, SLG: 0.467 (1, 6)		1 SAFE 2-1 1 SAFE HR		3-0 1-3 2-H 2B			2-1 P2		1-2 G5-3	4 1 2 3 0 0 0			
Jeff D'Amico, R (1, 1)				2-3 K			0-3 K		0-0 F9	4 1 2 3 0 0 0			
Antone Williamson, L (9, PH)									4-1 BB	3 0 0 0 0 3 2			
Doug Jones, R (9, 1)										0 0 0 0 1 0 0			
										0 0 0 0 0 0 0			
<b>Inning Stats</b>	R: 0 H: 1 E: 0 LOB: 1 K: 1 BB: 0 S: 10 P: 18	R: 2 H: 2 E: 0 LOB: 0 K: 1 BB: 0 S: 11 P: 18	R: 0 H: 0 E: 0 LOB: 1 K: 0 BB: 1 S: 11 P: 18	R: 1 H: 3 E: 0 LOB: 2 K: 1 BB: 0 S: 12 P: 20	R: 0 H: 0 E: 0 LOB: 0 K: 0 BB: 0 S: 6 P: 8	R: 0 H: 1 E: 0 LOB: 0 K: 1 BB: 0 S: 6 P: 7	R: 1 H: 2 E: 0 LOB: 1 K: 1 BB: 0 S: 11 P: 17	R: 0 H: 0 E: 0 LOB: 1 K: 1 BB: 0 S: 12 P: 22	R: 0 H: 0 E: 0 LOB: 1 K: 0 BB: 1 S: 6 P: 11	1B: 6 SF: 0 2B: 2 SAC: 0 3B: 0 DP: 2 HR: 1 HBP: 2	WP: 0 PA: 37 PB: 0 SB: 1 CS: 0		
<b>PITCHER</b>	IP WLS BF H R ER SO BB IBB HBP BLK WP HR S P ERA WHIP											<b>PITCHER</b>	IP WLS BF H R ER SO BB IBB HBP BLK WP HR S P ERA WHIP
Terry Mulholland, L (1, 1) ERA: 2.86	6.2 L 28 8 4 4 5 1 0 1 0 0 0 1 63 99 5.40 1.350												
Mel Rojas, R (7, 1) ERA: 5.46	0.2 3 1 0 0 1 0 0 1 0 0 0 0 8 17 0.00 1.500												
Bob Patterson, L (8, 1) ERA: 3.9	0.2 2 0 0 0 0 0 0 0 0 0 0 0 8 12 0.00 0.000												
Kent Bottenfield, R (9, 1) ERA: 2.77	1.0 4 0 0 0 0 1 0 0 0 0 0 0 6 11 0.00 1.000												

Milwaukee Brewers @ Chicago Cubs  
Wrigley Field, Chicago, IL  
Fri Jun 13 1997, 3:33 AM CDT  
Att. 36,107 - Sunny - 73 F

livebaseballscorecards.com

AB 33  
R 4  
H 9  
RBI 4  
BB 2  
SO 6  
LOB 16







Batter	1	2	3	4	5	6	7	8	9	AB R H RBI BB SO LOB	TOP		
<b>Jeremy Burnitz, L</b> (1, 9) <small>OBP: 0.419, SLG: 0.520</small>	0-0 		0-0 		0-0 		4-0 		0-0 	4 2 1 1 1 0 0	<b>Milwaukee Brewers @ Chicago Cubs</b> Wrigley Field, Chicago, IL Sat Jun 14 1997, 3:33 AM CDT Att. 38,593 - Unknown - 61 F		
<b>Mark Loretta, R</b> (1, 4) <small>OBP: 0.376, SLG: 0.417</small>	0-0 		0-0 		0-0 		0-0 		0-0 	5 2 3 0 0 0 0			
<b>Jeff Cirillo, R</b> (1, 5) <small>OBP: 0.379, SLG: 0.448</small>	0-3 		0-0 		0-0 		0-0 		0-3 	5 0 1 2 0 2 3			
<b>Dave Nilsson, L</b> (1, 3) <small>OBP: 0.356, SLG: 0.420</small> (7, 7)	0-0 			0-0 		0-3 		0-3 	0-0 	5 1 2 1 0 2 2			
<b>18 Todd Dunn, R</b> (1, 7) <small>OBP: 0.242, SLG: 0.344</small> <b>Jeff Huson, L</b> (7, PH) <small>OBP: 0.274, SLG: 0.259</small> <b>Mike Fetters, R</b> (7, 1) <b>Kelly Stinnett, R</b> (8, 2)	0-0 			0-3 		0-3 	0-0 			3 0 0 0 0 2 2 1 0 0 0 0 0 1 0 0 0 0 0 0 0 0 0 0 0 0 0 0			
<b>Jose Valentin, S</b> (1, 6) <small>OBP: 0.333, SLG: 0.453</small>		0-0 		0-3 		0-0 		0-0 		4 0 0 0 0 1 1			
<b>Gerald Williams, R</b> (1, 8) <small>OBP: 0.315, SLG: 0.391</small>		0-0 		0-0 		0-0 		0-0 		4 0 2 0 0 0 0			
<b>Jesse Levis, L</b> (1, 2) <small>OBP: 0.329, SLG: 0.314</small> <b>Ron Villone, L</b> (8, 1)		0-0 		0-0 		0-0 		4-0 		3 0 1 1 1 0 1 0 0 0 0 0 0 0			
<b>Scott Karl, L</b> (1, 1) <b>Bryce Florie, R</b> (5, 1) <b>Antone Williamson, L</b> (7, PH) <small>OBP: 0.375, SLG: 0.333</small> (7, 3)		0-0 		0-3 			0-3 	0-0 		2 0 0 0 0 1 3 0 0 0 0 0 0 0 2 0 0 0 0 1 1			
<b>Inning Stats</b>	R: 1 H: 2 E: 0 LOB: 1 K: 1 BB: 0 S: 7 P: 7	R: 0 H: 0 E: 1 LOB: 1 K: 0 BB: 0 S: 4 P: 4	R: 0 H: 1 E: 0 LOB: 0 K: 0 BB: 0 S: 3 P: 3	R: 1 H: 3 E: 0 LOB: 2 K: 3 BB: 0 S: 12 P: 12	R: 1 H: 1 E: 0 LOB: 0 K: 1 BB: 0 S: 6 P: 6	R: 0 H: 1 E: 0 LOB: 1 K: 1 BB: 0 S: 6 P: 6	R: 2 H: 2 E: 0 LOB: 1 K: 2 BB: 1 S: 9 P: 13	R: 0 H: 0 E: 0 LOB: 1 K: 0 BB: 1 S: 3 P: 7	R: 0 H: 0 E: 1 LOB: 1 K: 1 BB: 0 S: 6 P: 6	1B: 6 SF: 0 2B: 3 SAC: 0 3B: 0 DP: 1 HR: 1 HBP: 0		WP: 0 PA: 40 PB: 0 SB: 0 CS: 0	
<b>PITCHER</b>	IP WLS BF H R ER SO BB IBB HBP BLK WP HR S P ERA WHIP											<b>PITCHER</b>	IP WLS BF H R ER SO BB IBB HBP BLK WP HR S P ERA WHIP
<b>Steve Trachsel, R</b> (1, 1) <small>ERA: 4.72</small>	6.1 W 29 9 5 5 7 1 0 0 0 0 0 1 42 46 7.11 1.579												
<b>Kent Bottenfield, R</b> (7, 1) <small>ERA: 2.77</small>	0.0 1 1 0 0 0 0 0 0 0 0 0 0 1 1 ∞ ∞												
<b>Bob Patterson, L</b> (7, 1) <small>ERA: 3.86</small>	0.1 1 0 0 0 1 0 0 0 0 0 0 0 3 3 0.00 0.000												
<b>Turk Wendell, R</b> (7, 1) <small>ERA: 5.03</small>	2.1 S 9 0 0 0 1 1 0 0 0 0 0 0 10 14 0.00 0.429												

livebaseballscorecards.com

<b>AB</b>	<b>38</b>
<b>R</b>	<b>5</b>
<b>H</b>	<b>10</b>
<b>RBI</b>	<b>5</b>
<b>BB</b>	<b>2</b>
<b>SO</b>	<b>9</b>
<b>LOB</b>	<b>14</b>



Batter	1	2	3	4	5	6	7	8	9	AB	R	H	RBI	BB	SO	LOB
Brian McRae, S OBP: 0.309, SLG: 0.392 (1, 8)	0-0 G4-3	0-0 1B		0-0 1B	0-0 F8		0-0 G6-3			5	0	2	1	0	0	2
Doug Glanville, R OBP: 0.331, SLG: 0.408 (1, 7)	0-0 P4	0-0 F7		0-0 G6-4-3		0-0 G1-3	0-0 F8			5	0	0	0	0	0	4
Mark Grace, L OBP: 0.406, SLG: 0.433 (1, 3)	4-0 1B BB		0-0 2B	0-0 1B	0-0 G3	0-3 K		4-0 23 G4-6-3 BB		3	1	1	0	2	1	1
Sammy Sosa, R OBP: 0.319, SLG: 0.521 (1, 9)	0-0 1B		0-0 2B		0-3 K	0-0 F7		4-0 23 G4-6-3 BB		4	0	2	1	1	1	0
23 Ryne Sandberg, R OBP: 0.307, SLG: 0.351 (1, 4)	0-0 F8		0-0 F9		4-0 1B 2B BB		0-0 SH 1B	0-0 G4-6-3		4	2	1	0	1	0	5
Kevin Orie, R OBP: 0.387, SLG: 0.442 (1, 5)		0-0 HR	4-0 BB		0-0 2B 1B		0-0 SH 1B	4-0 BB		3	3	3	1	2	0	0
Scott Servais, R OBP: 0.323, SLG: 0.381 (1, 2)		0-3 K	0-0 F9		0-0 1B 2B		0-0 SH 1B	0-3 K		4	2	1	2	0	2	4
Rey Sanchez, R OBP: 0.299, SLG: 0.300 (1, 6)		0-0 SH1-3 1B	0-0 G3		0-0 G6-3		0-0 G6-3 S 1B			4	1	2	1	0	0	3
Steve Trachsel, R OBP: 0.200, SLG: 0.148 (1, 1)		0-0 SH1-3		0-0 G6-4-3 1B		0-0 K		0-3 K		2	0	2	1	0	0	0
Kent Bottenfield, R (7, 1)										0	0	0	0	0	0	0
Bob Patterson, R (7, 1)										0	0	0	0	0	0	0
Turk Wendell, L (7, 1)										1	0	0	0	0	0	1


Inning Stats	R: 0	H: 1	E: 0	K: 0	S: 4	H: 1	LOB: 2	BB: 1	P: 8	R: 2	H: 3	E: 0	K: 1	S: 8	H: 3	LOB: 1	BB: 0	P: 8	R: 1	H: 2	E: 0	K: 0	S: 5	H: 2	LOB: 2	BB: 1	P: 9	R: 0	H: 2	E: 0	K: 0	S: 4	H: 3	LOB: 1	BB: 1	P: 12	R: 0	H: 0	E: 0	K: 1	S: 5	H: 0	LOB: 0	BB: 0	P: 5	R: 3	H: 3	E: 1	K: 1	S: 9	H: 3	LOB: 1	BB: 0	P: 9	R: 0	H: 0	E: 0	K: 1	S: 4	H: 0	LOB: 2	BB: 3	P: 16
--------------	------	------	------	------	------	------	--------	-------	------	------	------	------	------	------	------	--------	-------	------	------	------	------	------	------	------	--------	-------	------	------	------	------	------	------	------	--------	-------	-------	------	------	------	------	------	------	--------	-------	------	------	------	------	------	------	------	--------	-------	------	------	------	------	------	------	------	--------	-------	-------

PITCHER	IP	WLS	BF	H	R	ER	SO	BB	IBB	HBP	BLK	WP	HR	S	P	ERA	WHIP
Scott Karl, L ERA: 5.02 (1, 1)	4.1	L	25	10	6	6	2	3	0	0	0	0	1	26	38	12.46	3.000
Bryce Florie, R ERA: 4.24 (5, 1)	1.2		6	1	0	0	1	0	0	0	0	0	0	8	8	0.00	0.600
Mike Fetters, R ERA: 5.74 (7, 1)	1.0		7	3	3	2	1	0	0	0	0	0	0	9	9	18.00	3.000
Ron Villone, L ERA: 3.57 (8, 1)	1.0		5	0	0	0	1	3	0	0	0	0	0	4	16	0.00	3.000

**BOTTOM**

**Milwaukee Brewers @ Chicago Cubs**  
 Wrigley Field, Chicago, IL  
 Sat Jun 14 1997, 3:33 AM CDT  
 Att: 38,593 - Unknown - 61 F

AB	35
R	9
H	14
RBI	7
BB	6
SO	5
LOB	20



WP	HR	S	P	ERA	WHIP
0	0	0	0	0	0
0	0	0	0	0	0
0	0	0	0	0	0
1	0	0	0	0	1

1B	SF	WP	PA
11	0	0	43
2	0	0	0
0	2	0	0
0	2	0	0
1	0	0	0





**BOTTOM**

**Milwaukee Brewers @ Chicago Cubs**  
 Wrigley Field, Chicago, IL  
 Sun Jun 15 1997, 3:33 AM CDT  
 Att. 37,990 - Sunny - 77 F

livebaseballscorecards.com

<b>AB</b>	<b>26</b>
<b>R</b>	<b>4</b>
<b>H</b>	<b>5</b>
<b>RBI</b>	<b>4</b>
<b>BB</b>	<b>8</b>
<b>SO</b>	<b>4</b>
<b>LOB</b>	<b>19</b>



WP: 0	PA: 36
PB: 0	
SB: 0	
CS: 1	

AB	R	H	RBI	BB	SO	LOB
2	1	0	1	2	0	0
3	1	1	1	1	0	3
0	0	0	0	0	0	0
1	0	0	0	3	0	0
3	0	0	1	0	1	2
2	1	0	0	2	0	0
4	0	3	0	0	0	3
4	1	1	0	0	0	3
2	0	0	0	0	2	2
1	0	0	1	0	0	2
1	0	0	0	0	0	1
2	0	0	0	0	1	2
0	0	0	0	0	0	0
0	0	0	0	0	0	0
1	0	0	0	0	0	1
0	0	0	0	0	0	0
0	0	0	0	0	0	0
1B: 4	SF: 1	WP: 0	PA: 36			
2B: 1	SAC: 1	PB: 0				
3B: 0	DP: 3	SB: 0				
HR: 1	HBP: 0	CS: 1				

Batter	1	2	3	4	5	6	7	8	9
<b>Brian McRae, S</b> OBP: 0.312, SLG: 0.389 (1, 8)	0-0 P6		4-2 BB BB SF9 BB		0-0 B2	4-0 BB BB BB			
<b>Brant Brown, L</b> OBP: 0.303, SLG: 0.435 (1, 7)	3-2 HR		4-0 1 SAFE SF9 BB G1-2-3 BB		2-1 F7	1-0 G3-2-3 3-Hf			
<b>Mark Grace, L</b> OBP: 0.412, SLG: 0.431 (1, 3)	4-2 CS BB		4-1 23 BB 1-2 BB 2-3 BB		4-2 BB		1-1 F9		
<b>Sammy Sosa, R</b> OBP: 0.315, SLG: 0.515 (1, 9)	2-3 K 1-2		1-2 SF9 2-3 3-H		2-2 P3		1-1 G5-3		
<b>23 Ryne Sandberg, R</b> OBP: 0.311, SLG: 0.348 (1, 4)		4-1 G4-3 1B BB	4-2 1 SAFE BB 1-2 BB			0-1 E6 1B BB FC6-5		1-0 F8	
<b>Kevin Orie, R</b> OBP: 0.398, SLG: 0.454 (1, 5)		1-1 G4-3 1-2 1B	3-2 G1-2-3 3-Hf			1-1 FC6-5 1B 1-2 1B		1-0 FC5-4 1B	
<b>Scott Servais, R</b> OBP: 0.321, SLG: 0.378 (1, 2)		2-1 G4-3 1-2 2-3		1-2 L8		0-1 SH BB FC6-5 1B 1-2 2-3		0-0 FC5-4 1-2f	
<b>Rey Sanchez, R</b> OBP: 0.294, SLG: 0.295 (1, 6)		1-3 K		1-3 K		0-2 FC6-5 BB SH G3-2-3 1-2 2-3f 3-H		2-0 F7	
<b>Dave Clark, L</b> OBP: 0.323, SLG: 0.333 (6, PH)								1 SAFE 1 SAFE BB BB X	
<b>José Hernández, R</b> OBP: 0.341, SLG: 0.447 (6, PR)									
<b>Frank Castillo, R</b> OBP: 0.091, SLG: 0.091 (7, 1)		0-3 K		0-1 G3		1-2 SH BB 1-2 2-3		2-2 G6-3	
<b>Bob Patterson, R</b> (7, 1)									
<b>Kent Bottenfield, R</b> (7, 1)									
<b>Terry Adams, R</b> (8, 1)									
<b>Ramon Tatis, L</b> (9, 1)									
<b>Turk Wendell, L</b> (9, 1)									

Inning	R	H	E	K	S	R	H	E	K	S	R	H	E	K	S	R	H	E	K	S	R	H	E	K	S
1	1	1	0	12	21	0	0	0	2	11	0	0	0	1	11	0	0	0	1	9	0	0	0	0	0
2	0	1	0	11	19	0	1	0	2	11	0	0	0	1	11	0	0	0	1	9	0	0	0	0	0
3	1	0	0	11	31	0	0	0	1	9	0	0	0	1	9	0	0	0	2	13	0	0	0	0	0
4	0	0	0	9	11	0	0	0	1	9	0	0	0	1	9	0	0	0	2	13	0	0	0	0	0
5	0	0	0	8	16	0	0	0	0	8	0	0	0	0	8	0	0	0	2	13	0	0	0	0	0
6	2	2	2	13	20	0	0	0	0	8	0	0	0	0	8	0	0	0	2	13	0	0	0	0	0
7	0	0	0	5	8	0	0	0	0	8	0	0	0	0	8	0	0	0	2	13	0	0	0	0	0
8	0	1	0	6	11	0	0	0	0	11	0	0	0	0	11	0	0	0	2	13	0	0	0	0	0
9	0	0	0	0	0	0	0	0	0	0	0	0	0	0	0	0	0	0	2	13	0	0	0	0	0

PITCHER	IP	WLS	BF	H	R	ER	SO	BB	IBB	HBP	BLK	WP	HR	S	P	ERA	WHIP
<b>21 Cal Eldred, R</b> ERA: 5.42 (1, 1)	5.0	L	25	4	4	2	4	7	0	0	0	0	1	57	105	3.60	2.200
<b>Bryce Florie, R</b> ERA: 4.07 (6, 1)	1.0		4	0	0	0	0	1	0	0	0	0	0	7	13	0.00	1.000
<b>Mike Fetters, R</b> ERA: 5.09 (7, 1)	2.0		7	1	0	0	0	0	0	0	0	0	0	11	19	0.00	0.500



Batter	1	2	3	4	5	6	7	8	9	AB R H RBI BB SO LOB	TOP																
<b>Brian McRae, S</b> (1, 8) OBP: 0.317, SLG: 0.397	0-1 3B 1B	1-2 2-H 3-H 2B	0-0 F8			2-0 G4-3		0-1 1B		5 1 3 2 0 0 2																	
<b>Brant Brown, L</b> (1, 7) OBP: 0.298, SLG: 0.443	0-2 SAFE SF7 3B	0-0 F7		2-2 G4-3		1-3 K		1-2 P6		5 1 1 1 0 1 3 0 0 0 0 0 0 0																	
<b>Doug Glanville, R</b> (8, 7) OBP: 0.331, SLG: 0.408																											
<b>Mark Grace, L</b> (1, 3) OBP: 0.404, SLG: 0.423	2-0 SF7 3-H	1-3 K		1-0 G5-3			0-0 G4-3		1-2 F8	4 0 0 1 0 1 1																	
<b>Sammy Sosa, R</b> (1, 9) OBP: 0.313, SLG: 0.509	0-1 F8	1-0 F8		0-2 P4			1-3 K		3-2 S 23 1B	5 1 1 0 0 1 1																	
<b>Dave Clark, L</b> (1, 10) OBP: 0.318, SLG: 0.328	2-1 1B		3-1 F8			1-3 K			1-3 K	4 0 1 0 0 2 0 1 0 0 0 0 1 1																	
<b>José Hernández, R</b> (9, PH) OBP: 0.337, SLG: 0.442																											
<b>23 Ryne Sandberg, R</b> (1, 4) OBP: 0.318, SLG: 0.359	2-2 G1-3		1-2 G5-3 1B 2B			1-3 K		0-1 G5-3 1B	0-0 1B	5 2 3 1 0 1 1																	
<b>Kevin Orie, R</b> (1, 5) OBP: 0.398, SLG: 0.446		1-1 1B 2B 1B	0-0 G5-3		4-2 BB			0-1 G5-3	3-2 F8	4 1 1 0 1 0 3																	
<b>Scott Servais, R</b> (1, 2) OBP: 0.330, SLG: 0.383		1-0 2B 1B	4-2 1B BB		0-0 F9			0-1 1B		3 1 2 1 1 0 1																	
<b>Rey Sanchez, R</b> (1, 6) OBP: 0.301, SLG: 0.310		0-1 2B	0-2 1B					3-H 1B	1-0 F9	4 1 2 2 0 0 1																	
<b>0-2 L9</b>																											
<b>Inning Stats</b>	R: 2 E: 0 K: 0 S: 14	H: 3 LOB: 1 BB: 0 P: 20	R: 3 E: 0 K: 1 S: 14	H: 4 LOB: 1 BB: 0 P: 19	R: 1 E: 0 K: 0 S: 12	H: 2 LOB: 2 BB: 1 P: 20	R: 0 E: 0 K: 0 S: 7	H: 0 LOB: 0 BB: 0 P: 10	R: 0 E: 0 K: 2 S: 12	H: 0 LOB: 1 BB: 1 P: 18	R: 0 E: 0 K: 1 S: 8	H: 0 LOB: 0 BB: 0 P: 11	R: 0 E: 0 K: 2 S: 10	H: 0 LOB: 0 BB: 0 P: 12	R: 1 E: 0 K: 2 S: 13	H: 3 LOB: 2 BB: 0 P: 15	R: 1 E: 0 K: 1 S: 18	H: 2 LOB: 1 BB: 0 P: 26	1B: 10 2B: 3 3B: 1 HR: 0	SF: 1 SAC: 0 DP: 0 HBP: 0	WP: 0 PB: 0 SB: 2 CS: 0	PA: 43					
<b>PITCHER</b>	IP	WLS	BF	H	R	ER	SO	BB	IBB	HBP	BLK	WP	HR	S	P	ERA	WHIP										
<b>Jaime Navarro, R</b> (1, 1) ERA: 5.34	7.1	L	35	11	7	7	6	2	0	0	0	0	0	83	116	8.59	1.773										
<b>Matt Karchner, R</b> (8, 1) ERA: 3.07	0.2		3	1	0	0	0	0	0	0	0	0	0	7	9	0.00	1.500										
<b>Chuck McElroy, L</b> (9, 1) ERA: 5.33	1.0		5	2	1	1	1	0	0	0	0	0	0	18	26	9.00	2.000										

**Chicago Cubs @ Chicago White Sox**  
Comiskey Park, Chicago, IL  
Mon Jun 16 1997, 4:33 AM EDT  
Att. 36,213 - Cloudy - 77 F

[livebaseballscorecards.com](http://livebaseballscorecards.com)

<b>AB</b>	40
<b>R</b>	8
<b>H</b>	14
<b>RBI</b>	8
<b>BB</b>	2
<b>SO</b>	7
<b>LOB</b>	14



Batter	1	2	3	4	5	6	7	8	9	AB R H RBI BB SO LOB
Ray Durham, S OBP: 0.344, SLG: 0.374 (1, 4)	2-1 P5		1 SAFE 4-0 1B BB 1-2 1B BB		2-1 1B		2-2 FC4-6 1B		0-0 1B	4 0 3 0 1 0 0
Ozzie Guillen, L OBP: 0.329, SLG: 0.335 (1, 6)	0-2 P8		0-1 1B G3 1B 1-2 2-3		2-0 P6		1-2 FC4-6 WP 1-2f		0-3 K	5 1 1 0 0 1 3
Dave Martinez, L OBP: 0.361, SLG: 0.433 (1, 8)	4-1 BB		0-1 G3 1B 1-3 2-H 3-H		1-0 F7		1-3 K			3 0 1 1 1 1 2
Albert Belle, R OBP: 0.349, SLG: 0.534 (1, 7)	2-1 G6-3		0-0 G3			1-3 K	1-2 G5-3			4 0 0 1 0 1 3
Harold Baines, L OBP: 0.362, SLG: 0.442 (1, 10)			2-3 3-H 2-2 P5			0-0 L7		0-1 G3-1		4 0 0 0 0 1 1
Lyle Mouton, R OBP: 0.363, SLG: 0.460 (1, 9)		0-0 34 WP 34 S 1B		0-0 P4		2-2 HR		2-2 L9		4 1 2 1 0 0 0
Jorge Fabregas, L OBP: 0.234, SLG: 0.308 (1, 2)		2-0 F7		0-0 F7		1-0 34 BB 1B		2-2 G3		4 0 1 0 0 0 1
34 Mario Valdez, L OBP: 0.333, SLG: 0.143 (1, 3)		2-3 K		2-1 F8		4-0 FC5-4 BB			2-3 K	2 0 0 0 1 1 1 1 0 0 0 0 1 0
25 Jeff Abbott, R OBP: 0.200, SLG: 0.200 (9, PH)						1-2 FC5-4 BB			1-0 F8	4 1 1 0 0 0 2
Chris Snopce, R OBP: 0.276, SLG: 0.328 (1, 5)			1-2 1B BB 1B 1B		0-0 G6-3		1-1 FC5-4 1-2f			

Inning Stats	R: 0	H: 0	E: 0	K: 9	S: 9	H: 0	LOB: 1	BB: 1	P: 17	R: 0	H: 1	E: 0	K: 2	S: 8	R: 2	H: 3	E: 0	K: 0	S: 13	R: 0	H: 0	E: 0	K: 0	S: 4	R: 0	H: 1	E: 0	K: 1	S: 5	R: 1	H: 2	E: 0	K: 1	S: 10	R: 0	H: 1	E: 0	K: 1	S: 13	R: 0	H: 0	E: 0	K: 0	S: 8	R: 0	H: 1	E: 0	K: 2	S: 8	R: 0	H: 1	E: 0	K: 0	S: 11	1B: 8	2B: 0	3B: 0	HR: 1	SF: 0	SAC: 0	DP: 0	HBP: 0	WP: 2	PB: 0	SB: 1	CS: 0	PA: 38
--------------	------	------	------	------	------	------	--------	-------	-------	------	------	------	------	------	------	------	------	------	-------	------	------	------	------	------	------	------	------	------	------	------	------	------	------	-------	------	------	------	------	-------	------	------	------	------	------	------	------	------	------	------	------	------	------	------	-------	-------	-------	-------	-------	-------	--------	-------	--------	-------	-------	-------	-------	--------

PITCHER	IP	WLS	BF	H	R	ER	SO	BB	IBB	HBP	BLK	WP	HR	S	P	ERA	WHIP
Kevin Foster, R ERA: 4.63 (1, 1)	6.0		27	7	3	3	3	3	0	0	0	1	1	49	84	4.50	1.667
Ramon Tatis, L ERA: 3.42 (7, 1)	2.0		7	1	0	0	1	0	0	0	0	1	0	21	30	0.00	0.500
Mel Rojas, R ERA: 5.29 (9, 1)	1.0		4	1	0	0	2	0	0	0	0	0	0	8	11	0.00	1.000


**BOTTOM**

**Chicago Cubs @ Chicago White Sox**  
Comiskey Park, Chicago, IL

Mon Jun 16 1997, 4:33 AM EDT  
Att: 36,213 - Cloudy - 77 F

livebaseballscorecards.com

<b>AB</b>	<b>35</b>
<b>R</b>	<b>3</b>
<b>H</b>	<b>9</b>
<b>RBI</b>	<b>3</b>
<b>BB</b>	<b>3</b>
<b>SO</b>	<b>6</b>
<b>LOB</b>	<b>13</b>





Batter	1	2	3	4	5	6	7	8	9	AB R H RBI BB SO LOB	TOP									
Brian McRae, S (1, 8) OBP: 0.313, SLG: 0.391	0-3 K		1-3 K		3-2 G3			0-0 F7		4 0 0 0 0 2 0										
Brant Brown, L (1, 7) OBP: 0.296, SLG: 0.430	1-0 F8			0-1 G4-3		2-2 1B HBP		0-2 P6		3 0 0 0 0 0 0										
Mark Grace, L (1, 3) OBP: 0.401, SLG: 0.420	0-0 G4-3			3-2 1B 23 1B 1B		3-2 F9		1-3 K2-3		4 1 1 0 0 1 1										
Sammy Sosa, R (1, 9)		0-1 G3-1 2B		2-1 1B 23 1B 1B		0-1 F8		2-2 23 G5-3 G6-3 2B		4 2 3 0 0 0 1										
Dave Clark, L (1, 10) OBP: 0.343, SLG: 0.344		3-2 G3-1 2-3		3-1 1B 23 1B 1B		0-0 1B		4-2 G6-3 23 G5-3 BB		3 0 2 0 1 0 1										
23 Ryne Sandberg, R (1, 4) OBP: 0.316, SLG: 0.357		1-3 K		1-2 1B G6-4-3 1B		3-3 K		1-1 G5-3 1-2 2-3		4 0 1 2 0 2 5										
Kevin Orie, R (1, 5) OBP: 0.387, SLG: 0.431		2-2 F7		2-0 G6-4-3 1-2f		0-1 F7		0-0 G6-3 2-3 3-H		4 0 0 1 0 0 4										
Scott Servais, R (1, 2) OBP: 0.323, SLG: 0.374			2-3 K		0-1 F9		1-0 G1-3		0-2 G6-3		4 0 0 0 0 1 1									
Rey Sanchez, R (1, 6) OBP: 0.294, SLG: 0.303			0-1 G4-3		1-1 P4		0-1 F9			3 0 0 0 0 0 0										
<b>Inning Stats</b>	R: 0 H: 0 E: 0 K: 1 S: 5	H: 0 LOB: 0 BB: 0 P: 6	R: 0 H: 1 E: 0 K: 1 S: 11	H: 1 LOB: 1 BB: 0 P: 17	R: 0 H: 0 E: 0 K: 2 S: 8	H: 0 LOB: 0 BB: 0 P: 11	R: 2 H: 4 E: 0 K: 0 S: 15	H: 4 LOB: 1 BB: 0 P: 26	R: 0 H: 0 E: 0 K: 0 S: 7	H: 0 LOB: 0 BB: 0 P: 11	R: 0 H: 1 E: 0 K: 1 S: 12	H: 1 LOB: 2 BB: 0 P: 20	R: 0 H: 0 E: 0 K: 0 S: 5	H: 0 LOB: 0 BB: 0 P: 6	R: 0 H: 0 E: 0 K: 1 S: 9	H: 0 LOB: 0 BB: 0 P: 10	R: 1 H: 1 E: 0 K: 0 S: 14	H: 1 LOB: 1 BB: 1 P: 21	1B: 5 SF: 0 2B: 2 SAC: 0 3B: 0 DP: 1 HR: 0 HBP: 1	WP: 0 PA: 35 PB: 0 SB: 0 CS: 0
<b>PITCHER</b>	IP WLS BF H R ER SO BB IBB HBP BLK WP HR S P ERA WHIP																			
Doug Drabek, R (1, 1) ERA: 5.87	6.0 W 24 6 2 2 5 0 0 1 0 0 0 58 91 3.00 1.000																			
Matt Karchner, R (7, 1) ERA: 2.7	2.0 6 0 0 0 1 0 0 0 0 0 0 14 16 0.00 0.000																			
Roberto Hernandez, R (9, 1) ERA: 2.67	1.0 S 5 1 1 1 0 1 0 0 0 0 0 14 21 9.00 2.000																			

Chicago Cubs @ Chicago White Sox  
Comiskey Park, Chicago, IL  
Tue Jun 17 1997, 8:05 PM EDT  
Att. 44,249 - Unknown - 60 F

livebaseballscorecards.com

AB	33
R	3
H	7
RBI	3
BB	1
SO	6
LOB	13







Batter	1	2	3	4	5	6	7	8	9	AB R H RBI BB SO LOB	TOP											
<b>Brian McRae, S</b> (1, 8) OBP: 0.312, SLG: 0.389	0-0 B1-3		2-1 P3			3-2 P3			3-2 F9	4 0 1 0 0 0 0												
<b>Doug Glanville, R</b> (1, 7) OBP: 0.323, SLG: 0.397	0-3 K		0-0 P4			1-0 P9			1-2 G4-3	4 0 0 0 0 1 0												
<b>Mark Grace, L</b> (1, 3) OBP: 0.403, SLG: 0.421	1-1 BB 1B			0-1 G6-4-3 1B					2-0 G4-3	4 0 2 0 0 0 0												
<b>Sammy Sosa, R</b> (1, 9) OBP: 0.319, SLG: 0.516	4-2 BB 1B		1-1 G6-4-3			1-3 K				2 0 0 0 1 1 1												
<b>23 Ryne Sandberg, R</b> (1, 10) OBP: 0.317, SLG: 0.357	0-2 P3		0-3 K			0-1 1B				3 0 1 0 0 1 2												
<b>Kevin Orie, R</b> (1, 5) OBP: 0.379, SLG: 0.420		2-0 L8			0-0 G5-3				0-1 G5-3	3 0 0 0 0 0 1												
<b>Scott Servais, R</b> (1, 2) OBP: 0.319, SLG: 0.368		1-3 K			1-1 G3-1				2-2 G6-3	3 0 0 0 0 1 0												
<b>José Hernández, R</b> (1, 4) OBP: 0.326, SLG: 0.425		0-2 F9			1-2 F8				0-1 F7	3 0 0 0 0 0 0												
<b>Rey Sanchez, R</b> (1, 6) OBP: 0.287, SLG: 0.295			1-1 P2			1-0 L7			2-0 L7	3 0 0 0 0 0 0												
<b>Inning Stats</b>	R: 0 E: 0 K: 1 S: 15	H: 1 LOB: 2 BB: 1 P: 20	R: 0 E: 0 K: 1 S: 8	H: 0 LOB: 0 BB: 0 P: 11	R: 0 E: 0 K: 0 S: 5	H: 1 LOB: 0 BB: 0 P: 8	R: 0 E: 0 K: 1 S: 7	H: 1 LOB: 0 BB: 0 P: 8	R: 0 E: 0 K: 0 S: 6	H: 0 LOB: 0 BB: 0 P: 8	R: 0 E: 0 K: 1 S: 5	H: 0 LOB: 0 BB: 0 P: 10	R: 0 E: 0 K: 1 S: 11	H: 1 LOB: 1 BB: 0 P: 13	R: 0 E: 0 K: 0 S: 7	H: 0 LOB: 0 BB: 0 P: 11	R: 0 E: 0 K: 0 S: 7	H: 0 LOB: 0 BB: 0 P: 13	1B: 4 2B: 0 3B: 0 HR: 0	SF: 0 SAC: 0 DP: 1 HBP: 0	WP: 0 PB: 0 SB: 0 CS: 0	PA: 30
<b>PITCHER</b> <b>Wilson Alvarez, L</b> (1, 1) ERA: 2.91	IP: 9.0 WLS: W BF: 30 H: 4 R: 0 ER: 0 SO: 4 BB: 1 IBB: 0 HBP: 0 BLK: 0 WP: 0 HR: 0 S: 71 P: 102 ERA: 0.00 WHIP: 0.556											<b>PITCHER</b> IP: WLS: BF: H: R: ER: SO: BB: IBB: HBP: BLK: WP: HR: S: P: ERA: WHIP:										

**Chicago Cubs @ Chicago White Sox**  
Comiskey Park, Chicago, IL  
Wed Jun 18 1997, 8:05 PM EDT  
Att. 44,204 - Unknown - 68 F

livebaseballscorecards.com

<b>AB</b>	29
<b>R</b>	0
<b>H</b>	4
<b>RBI</b>	0
<b>BB</b>	1
<b>SO</b>	4
<b>LOB</b>	4







Batter	1	2	3	4	5	6	7	8	9	AB R H RBI BB SO LOB	TOP			
<b>Brian McRae, S</b> (1, 8) OBP: 0.310, SLG: 0.383	4-0 CS BB	3-3 K		3-3 K		0-1 F7			0-0 FC4-6 1-2f	4 0 0 0 1 2 3				
<b>Brant Brown, L</b> (1, 7) OBP: 0.292, SLG: 0.419	0-0 F7		0-0 23 1B 1B SF9	2-3 K			1-1 G1-3		2-2 P5	5 1 1 0 0 1 3				
<b>Mark Grace, L</b> (1, 3) OBP: 0.410, SLG: 0.422	4-2 1-2 BB		0-0 23 1B 1B		4-2 G1-4-3 BB			4-2 BB	0-0 P6	2 0 1 0 3 0 1				
<b>Sammy Sosa, R</b> (1, 9) OBP: 0.315, SLG: 0.509	0-0 G6-3		0-3 K		2-1 G1-4-3 1-2f		3-3 K		3-3 K	4 0 0 0 0 2 5				
<b>23 Ryne Sandberg, R</b> (1, 4) OBP: 0.324, SLG: 0.369		1-0 HR 2B	2-0 1-2 2-3 1B		0-1 1B 1B		0-3 K			4 1 3 0 0 1 1				
<b>Kevin Orie, R</b> (1, 5) OBP: 0.382, SLG: 0.451		1-2 HR 2-H	2-0 SF9 3-H		3-2 1-3 1B			0-1 L6		3 1 2 3 0 0 0				
<b>Scott Servais, R</b> (1, 2) OBP: 0.317, SLG: 0.366		1-0 FC5-4 1B	2-0 G4-3		2-0 L4			2-2 G3		4 0 1 0 0 0 4				
<b>Rey Sanchez, R</b> (1, 6) OBP: 0.286, SLG: 0.294		1-1 FC5-4 SH1-4 1-2f		2-2 SH1-4 1B		2-3 K		2-2 P4		4 0 1 0 0 1 1				
<b>Steve Trachsel, R</b> (1, 1) OBP: 0.200, SLG: 0.148 <b>Kent Bottenfield, R</b> (3, 1) <b>Dave Hansen, L</b> (6, PH) <b>Turk Wendell, L</b> (6, 1) <b>Mel Rojas, R</b> (8, 1) <b>Miguel Cairo, R</b> (9, PH)	0-0 SH1-4		0-0 SH1-4		3-1 F7			4-2 FC4-6 BB		0 0 0 0 0 0 0 0 0 0 0 0 0 0 1 0 1 0 0				
<b>Inning Stats</b>	R: 0 E: 0 K: 0 S: 8 H: 0 LOB: 1 BB: 2 P: 15	R: 2 E: 0 K: 1 S: 12 H: 3 LOB: 1 BB: 0 P: 19	R: 1 E: 0 K: 1 S: 9 H: 3 LOB: 2 BB: 0 P: 15	R: 0 E: 0 K: 2 S: 14 H: 1 LOB: 1 BB: 0 P: 21	R: 0 E: 0 K: 1 S: 10 H: 2 LOB: 2 BB: 1 P: 21	R: 0 E: 0 K: 1 S: 7 H: 0 LOB: 0 BB: 0 P: 12	R: 0 E: 0 K: 2 S: 10 H: 0 LOB: 1 BB: 1 P: 18	R: 0 E: 0 K: 0 S: 8 H: 0 LOB: 0 BB: 0 P: 12	R: 0 E: 0 K: 0 S: 8 H: 0 LOB: 1 BB: 1 P: 14	1B: 7 2B: 1 3B: 0 HR: 1 SF: 1 SAC: 2 DP: 1 HBP: 0	WP: 0 PB: 0 SB: 0 CS: 1 PA: 39			
<b>PITCHER</b>	IP WLS BF H R ER SO BB IBB HBP BLK WP HR S P ERA WHIP												<b>PITCHER</b>	IP WLS BF H R ER SO BB IBB HBP BLK WP HR S P ERA WHIP
<b>Darryl Kile, R</b> (1, 1) ERA: 2.21 <b>Jose Lima, R</b> (8, 1) ERA: 3.59	7.0 W 32 9 3 3 7 4 0 0 0 0 1 0 16 26 3.86 1.857													

Chicago Cubs @ Houston Astros  
Astrodome, Houston, TX  
Fri Jun 20 1997, 8:05 PM EDT  
Att. 30,085 - Dome - 72 F

livebaseballscorecards.com

AB	31
R	3
H	9
RBI	3
BB	5
SO	7
LOB	18



Batter	1	2	3	4	5	6	7	8	9
<b>Craig Biggio, R</b> OBP: 0.394, SLG: 0.528 (1, 4)	1-1 G5-3		0-0 2B	2-2 FC4-6 1B		2-1 L6		0-2 G4-3	
<b>Bill Spiers, L</b> OBP: 0.462, SLG: 0.455 (1, 5)	3-2 5 HR 1B		0-0 1B HR 2B	4-0 FC4-6 5 S 1-2 BB		0-3 K		1-3 K	
<b>5 Jeff Bagwell, R</b> OBP: 0.438, SLG: 0.658 (1, 3)	3-2 1-2 HR		1-0 G6-3	4-1 FC4-6 1-2 2-3 IBB		3-1 G1-3 2B			
<b>Luis Gonzalez, L</b> OBP: 0.379, SLG: 0.402 (1, 7)	3-2 L4		1-2 HR 1B	1-0 FC4-6 1-2f 2-3 3-H		1-1 L7			
<b>Derek Bell, R</b> OBP: 0.315, SLG: 0.370 (1, 9)		2-0 G6-3	1-0 HR	1-3 K		1-2 G1-3 2-3			
<b>Tony Eusebio, R</b> OBP: 0.352, SLG: 0.297 (1, 2)		0-1 2B G5-3 1B	2-0 1B		0-0 F8	4-0 IBB			
<b>Jose Lima, R</b> (8, 1)									
<b>Tim Bogar, R</b> OBP: 0.288, SLG: 0.305 (1, 6)		0-0 1-3 2B	0-0 L9 1B		0-0 G6-4-3 1B	1-2 F9			
<b>Pat Listach, S</b> OBP: 0.244, SLG: 0.213 (1, 8)		1-2 G5-3 3-H	1-0 F7		0-0 G6-4-3 1-2f		0-0 L5		
<b>Darryl Kile, R</b> OBP: 0.146, SLG: 0.111 (1, 1)		2-3 K		1-2 G4-3		0-3 K		1-2 G4-3 1B	
<b>Brad Ausmus, R</b> OBP: 0.330, SLG: 0.379 (8, 2)									

Inning Stats	R: 1	H: 2	E: 0	K: 0	S: 16	R: 1	H: 2	E: 0	K: 1	S: 11	R: 4	H: 5	E: 0	K: 0	S: 10	R: 1	H: 1	E: 0	K: 1	S: 11	R: 0	H: 1	E: 0	K: 0	S: 3	R: 0	H: 0	E: 0	K: 2	S: 8	R: 0	H: 1	E: 0	K: 0	S: 10	R: 0	H: 1	E: 0	K: 1	S: 11
	LOB: 0	BB: 0	P: 26	LOB: 1	BB: 0	P: 16	LOB: 1	BB: 0	P: 16	LOB: 2	BB: 0	P: 24	LOB: 0	BB: 0	P: 3	LOB: 0	BB: 0	P: 20	LOB: 1	BB: 0	P: 13	LOB: 0	BB: 0	P: 13	LOB: 0	BB: 0	P: 13	LOB: 0	BB: 0	P: 13	LOB: 0	BB: 0	P: 13	LOB: 0	BB: 0	P: 13	LOB: 0	BB: 0	P: 13	


PITCHER	IP	WLS	BF	H	R	ER	SO	BB	IBB	HBP	BLK	WP	HR	S	P	ERA	WHIP
<b>Steve Trachsel, R</b> ERA: 5.1 (1, 1)	2.1	L	15	9	6	5	1	0	0	0	0	0	2	35	55	19.29	3.857
<b>Kent Bottenfield, R</b> ERA: 2.76 (3, 1)	2.2		11	2	1	1	1	1	1	0	0	0	0	16	30	3.38	1.125
<b>Turk Wendell, R</b> ERA: 4.58 (6, 1)	2.0		8	1	0	0	2	0	1	0	0	0	0	18	30	0.00	0.500
<b>Mel Rojas, R</b> ERA: 5.13 (8, 1)	1.0		4	1	0	0	1	0	0	0	0	0	0	11	13	0.00	1.000

**BOTTOM**

AB R H RBI BB SO LOB

5	2	2	0	0	0	1
4	1	2	1	1	2	1
3	1	2	1	1	0	1
4	1	1	1	0	0	3
4	1	1	3	0	1	3
3	1	2	0	1	0	0
0	0	0	0	0	0	0
4	0	2	0	0	0	3
4	0	0	1	0	0	3
3	0	0	0	0	2	1
1	0	1	0	0	0	0

**AB 35**  
**R 7**  
**H 13**  
**RBI 7**  
**BB 3**  
**SO 5**  
**LOB 16**



WP: 0 PA: 38  
PB: 0  
SB: 2  
CS: 0

**Chicago Cubs @ Houston Astros**  
Astrodome, Houston, TX  
Fri Jun 20 1997, 8:05 PM EDT  
Att: 30,085 - Dome - 72 F

livebaseballscorecards.com



Batter	1	2	3	4	5	6	7	8	9	AB R H RBI BB SO LOB	TOP		
Doug Glanville, R (1, 8) OBP: 0.321, SLG: 0.389	2-1 L3		4-0 1B 2B 23 G5-6-3 BB		0-1 F9		1-1 F8			3 1 0 0 1 0 0			
23 Ryne Sandberg, R (1, 4) OBP: 0.319, SLG: 0.362	3-2 G6-3		3-1 SAFE G5-6-3		0-3 K			1-3 K		4 0 0 0 0 2 1			
Mark Grace, L (1, 3) OBP: 0.411, SLG: 0.421	4-2 BB		0-2 2B 1B		2-2 G6-3			3-2 G4-3		3 0 1 0 1 0 0			
Sammy Sosa, R (1, 9) OBP: 0.311, SLG: 0.502	1-0 F8		1-3 K			1-0 G4-3		3-3 K		4 0 0 0 0 2 3			
Dave Clark, L (1, 7) OBP: 0.356, SLG: 0.391		1-0 2B	0-0 2B		2-2 G4-3			2-3 K	3 1 2 1 0 0 0				
Brian McRae, S (9, PH) OBP: 0.309, SLG: 0.382			1-3 2B						1 0 0 0 0 1 0				
Kevin Orie, R (1, 5) OBP: 0.385, SLG: 0.460		2-1 G6-3 2B	1-0 G4-3		1-3 K			0-1 FC5-4 1B	4 0 2 1 0 1 2				
Mike Hubbard, R (1, 2) OBP: 0.158, SLG: 0.278		1-1 L8		0-2 G5-3			0-2 E8 SF9 1B	1-1 FC5-4	4 1 1 0 0 0 2				
Rey Sanchez, R (1, 6) OBP: 0.279, SLG: 0.287		1-2 G6-3		1-1 G4-3			3-2 G1-3	2-2 G4-3	3 0 0 0 0 0 2				
Bob Patterson, R (7, 1)									0 0 0 0 0 0 0				
Terry Adams, R (8, 1)									0 0 0 0 0 0 0				
Miguel Cairo, R (9, PH)		2-3 G2		1-3 K			2-3 SF9		1 0 0 0 0 0 1				
Frank Castillo, R (1, 1) OBP: 0.087, SLG: 0.087									0 0 0 0 0 0 0				
Kent Bottenfield, R (2, 1)									0 0 0 0 0 0 0				
Brant Brown, L (4, PH) OBP: 0.259, SLG: 0.415									1 0 0 0 0 1 0				
Ramon Tatis, L (4, 1)									0 0 0 0 0 0 0				
Dave Hansen, L (7, PH) OBP: 0.417, SLG: 0.333									0 0 0 0 0 0 0				
Jose Hernandez, R (7, PH) OBP: 0.322, SLG: 0.425									0 0 0 1 0 0 0				
<b>Inning Stats</b>	R: 0 H: 0 E: 0 LOB: 1 K: 0 BB: 1 S: 10 P: 20	R: 1 H: 2 E: 0 LOB: 1 K: 0 BB: 0 S: 12 P: 18	R: 1 H: 2 E: 0 LOB: 2 K: 1 BB: 1 S: 10 P: 19	R: 0 H: 0 E: 0 LOB: 0 K: 1 BB: 0 S: 9 P: 11	R: 0 H: 0 E: 0 LOB: 0 K: 1 BB: 0 S: 11 P: 13	R: 0 H: 0 E: 0 LOB: 0 K: 1 BB: 0 S: 7 P: 11	R: 1 H: 1 E: 1 LOB: 0 K: 0 BB: 0 S: 12 P: 16	R: 0 H: 0 E: 0 LOB: 0 K: 2 BB: 0 S: 12 P: 19	R: 0 H: 1 E: 0 LOB: 1 K: 1 BB: 0 S: 10 P: 15	1B: 3 SF: 1 2B: 3 SAC: 0 3B: 0 DP: 0 HR: 0 HBP: 0	WP: 0 PA: 35 PB: 0 SB: 0 CS: 0		
<b>PITCHER</b>	IP WLS BF H R ER SO BB IBB HBP BLK WP HR S P ERA WHIP											<b>PITCHER</b>	IP WLS BF H R ER SO BB IBB HBP BLK WP HR S P ERA WHIP
Chris Holt, R (1, 1) ERA: 3.95	6.1 W 26 5 3 2 4 2 0 0 0 0 0 0 66 102 2.84 1.105												
Mike Magnante, L (7, 1) ERA: 4.09	2.2 9 1 0 0 3 0 0 0 0 0 0 0 27 40 0.00 0.375												

Chicago Cubs @ Houston Astros  
Astrodome, Houston, TX  
Sat Jun 21 1997, 4:33 AM EDT  
Att: 25,227 - Dome - 72 F

livebaseballscorecards.com

AB	32
R	3
H	6
RBI	3
BB	2
SO	7
LOB	12







Batter	1	2	3	4	5	6	7	8	9	AB R H RBI BB SO LOB	TOP											
Doug Glanville, R (1, 7) OBP: 0.319, SLG: 0.386	1-1 G5-3 1B		2-2 L8		0-2 G3-1		0-1 G6-3			4 0 1 0 0 0 0												
Brian McRae, S (1, 8) OBP: 0.305, SLG: 0.376	3-2 G5-3 1-2		3-1 G1-3		1-0 F9			2-2 G5-3		4 0 0 0 0 0 1												
Mark Grace, L (1, 3) OBP: 0.413, SLG: 0.419	4-1 BB		0-0 L8		1-3 K			0-2 G6-4-3 1B		3 0 1 0 1 1 0												
Sammy Sosa, R (1, 9) OBP: 0.307, SLG: 0.495	1-3 K			0-0 L7		1-0 F8		3-2 G6-4-3 1-2f		4 0 0 0 0 1 3												
23 Ryne Sandberg, R (1, 4) OBP: 0.317, SLG: 0.365	0-1 F8			1-1 G6-3		0-3 K		2-2 2B		4 1 1 0 0 1 2												
Kevin Orie, R (1, 5) OBP: 0.388, SLG: 0.465		4-0 1B FC1-5 BB		0-0 E4 BB 1B		3-1 E5 FC5-4		1-1 FC1-5 2-H 2B		3 0 1 1 1 0 0												
Mike Hubbard, R (1, 2) OBP: 0.217, SLG: 0.318		2-1 K FC1-5 1B		0-2 SAFE BB 1B		0-0 FC5-4 1-2f		2-2 FC1-5-6 2-3		4 0 2 0 0 0 2												
Rey Sanchez, R (1, 6) OBP: 0.279, SLG: 0.280		1-0 FC1-5 1-2 3-H		4-0 FC6-4 1-2 2-3 BB		1-0 G5-3		2-3 K		3 0 0 0 1 1 3												
Kevin Foster, R (1, 1) OBP: 0.103, SLG: 0.071		1-3 K		1-2 FC6-4		1-2 G3-1		2-1 G4-3		2 0 0 0 0 1 5												
Miguel Cairo, R (7, PH)										1 0 0 0 0 0 0												
Turk Wendell, L (7, 1)										0 0 0 0 0 0 0												
José Hernández, R (9, PH) OBP: 0.318, SLG: 0.420		2-3		1-2f						1 0 0 0 0 0 1												
<b>Inning Stats</b>	R: 0 E: 0 K: 1 S: 11	H: 1 LOB: 2 BB: 1 P: 20	R: 0 E: 0 K: 1 S: 6	H: 1 LOB: 1 BB: 1 P: 14	R: 0 E: 0 K: 0 S: 8	H: 0 LOB: 0 BB: 0 P: 13	R: 0 E: 1 K: 0 S: 10	H: 1 LOB: 3 BB: 1 P: 16	R: 0 E: 0 K: 1 S: 7	H: 0 LOB: 0 BB: 0 P: 9	R: 0 E: 1 K: 1 S: 7	H: 0 LOB: 1 BB: 0 P: 11	R: 0 E: 0 K: 0 S: 6	H: 0 LOB: 0 BB: 0 P: 8	R: 0 E: 0 K: 0 S: 11	H: 1 LOB: 0 BB: 0 P: 16	R: 1 E: 0 K: 1 S: 15	H: 2 LOB: 1 BB: 0 P: 24	1B: 4 2B: 2 3B: 0 HR: 0	SF: 0 SAC: 0 DP: 1 HBP: 0	WP: 0 PB: 0 SB: 0 CS: 0	PA: 36
<b>PITCHER</b>	IP WLS BF H R ER SO BB IBB HBP BLK WP HR S P ERA WHIP																					
Billy Hampton, L (1, 1) ERA: 5.52	8.0 W 32 5 1 1 4 3 0 0 0 0 0 0 70 113 1.12 1.000																					
Billy Wagner, L (9, 1) ERA: 1.69	1.0 S 4 1 0 0 1 0 0 0 0 0 0 0 11 18 0.00 1.000																					

Chicago Cubs @ Houston Astros  
Astrodome, Houston, TX  
Sun Jun 22 1997, 4:33 AM EDT  
Att. 23,407 - Dome - 72 F

livebaseballscorecards.com

AB	33
R	1
H	6
RBI	1
BB	3
SO	5
LOB	17



Batter	1	2	3	4	5	6	7	8	9	AB	R	H	RBI	BB	SO	LOB
<b>Craig Biggio, R</b> OBP: 0.397, SLG: 0.529 (1, 4)	1-1 SH3-4 5 HR 2B		2-2 F9		1-1 F8		0-1 G1-3			4	1	1	0	0	0	0
<b>Pat Listach, S</b> OBP: 0.239, SLG: 0.225 (1, 8)	1-1 SH3-4 2-3		1-1 G6-3		2-2 G3-1			0-0 G1-3		3	0	0	0	0	0	0
<b>5 Jeff Bagwell, R</b> OBP: 0.440, SLG: 0.668 (1, 3)	0-0 HR		4-2 1B E BB		4-0 2B BB			1-0 G5-3		2	2	1	2	2	0	0
<b>Luis Gonzalez, L</b> OBP: 0.379, SLG: 0.403 (1, 7)	2-3 K		0-0 1B E		2-1 SAFE 2B 1-H			2-2 G4-3		4	0	2	0	0	1	0
<b>Derek Bell, R</b> OBP: 0.330, SLG: 0.377 (1, 9)	4-0 BB		2-2 E6 1-3 2-H		2-3 K					2	0	0	0	1	1	1
<b>Sean Berry, R</b> OBP: 0.271, SLG: 0.351 (1, 5)	0-0 P4		2-1 P4		0-0 F7					3	0	0	0	0	0	3
<b>Bill Spiers, L</b> OBP: 0.462, SLG: 0.455 (9, 5)										0	0	0	0	0	0	0
<b>Tim Bogar, R</b> OBP: 0.301, SLG: 0.364 (1, 6)		1-3 K		0-1 F9		0-0 L9				3	0	0	0	0	1	0
<b>Brad Ausmus, R</b> OBP: 0.328, SLG: 0.376 (1, 2)		1-0 L8		0-0 1B			3-3 K			3	0	1	0	0	1	0
<b>Mike Hampton, R</b> OBP: 0.100, SLG: 0.036 (1, 1)		1-2 P4		0-3 K			1-3 K			3	0	0	0	0	2	0
<b>Billy Wagner, L</b> (9, 1)										0	0	0	0	0	0	0
<b>Inning Stats</b>	R: 2 E: 0 K: 1 S: 9	H: 2 LOB: 1 BB: 1 P: 17	R: 0 E: 0 K: 1 S: 8	H: 0 LOB: 0 BB: 0 P: 11	R: 1 E: 1 K: 0 S: 14	H: 1 LOB: 2 BB: 1 P: 25	R: 0 E: 0 K: 1 S: 6	H: 1 LOB: 0 BB: 0 P: 6	R: 0 E: 0 K: 1 S: 7	H: 0 LOB: 0 BB: 0 P: 9	R: 0 E: 0 K: 2 S: 8	H: 0 LOB: 0 BB: 0 P: 12	R: 0 E: 0 K: 0 S: 5	H: 0 LOB: 0 BB: 0 P: 8	1B: 2 2B: 2 3B: 0 HR: 1	SF: 0 SAC: 1 DP: 0 HBP: 0
<b>PITCHER</b> <b>Kevin Foster, R</b> ERA: 4.52 (1, 1)	IP: 6.0 WLS: L BF: 25	H: 5 R: 3 ER: 2 SO: 4	BB: 3 IBB: 0 HBP: 0 BLK: 0	WP: 0 HR: 1 S: 54 P: 87	ERA: 3.00 WHIP: 1.333											
<b>Turk Wendell, R</b> ERA: 4.35 (7, 1)	IP: 2.0 WLS: L BF: 6	H: 0 R: 0 ER: 0 SO: 2	BB: 0 IBB: 0 HBP: 0 BLK: 0	WP: 0 HR: 0 S: 13 P: 20	ERA: 0.00 WHIP: 0.000											

**BOTTOM**

**Chicago Cubs @ Houston Astros**  
Astrodome, Houston, TX  
Sun Jun 22 1997, 4:33 AM EDT  
Att. 23,407 - Dome - 72 F

[livebaseballscorecards.com](http://livebaseballscorecards.com)

<b>AB</b>	<b>27</b>
<b>R</b>	<b>3</b>
<b>H</b>	<b>5</b>
<b>RBI</b>	<b>2</b>
<b>BB</b>	<b>3</b>
<b>SO</b>	<b>6</b>
<b>LOB</b>	<b>4</b>



WP: 0	PA: 31
PB: 0	
SB: 0	
CS: 0	



Batter	1	2	3	4	5	6	7	8	9	AB R H RBI BB SO LOB	TOP											
Doug Glanville, R (1, 7) OBP: 0.318, SLG: 0.382	2-1 E6 WP E 1B	1-1 PO 1B			0-0 G4-3		1-1 G5-3			4 1 1 0 0 0 2												
Brian McRae, S (1, 8) OBP: 0.301, SLG: 0.371	1-1 E4 1B 23 G4-3 WP	1-1 PO 1-2	2-2 G6-3		3-1 G5-3			3-1 F7		4 1 0 0 0 0 2												
Mark Grace, L (1, 3) OBP: 0.414, SLG: 0.433	1-0 23 G4-3 G2-3 1-3 2-H 1B		2-2 G1-3			2-0 HR		2-2 G6-3		4 1 2 2 0 0 0												
Sammy Sosa, R (1, 9) OBP: 0.306, SLG: 0.491	1-0 G2-3		1-2 F8			0-1 G1-3		0-0 1B		4 0 1 0 0 0 2												
23 Ryne Sandberg, R (1, 4) OBP: 0.312, SLG: 0.358	0-1 G4-3 2-3 3-H			3-2 F7		3-2 F9		1 SAFE 3-1 L6		4 0 0 1 0 0 2												
José Hernández, R (1, 5) OBP: 0.304, SLG: 0.400	2-3 K		1-0 P5			2-3 K			0-0 G1-3	4 0 0 0 0 2 1												
Scott Servais, R (1, 2) OBP: 0.316, SLG: 0.363			3-2 G6-3		1-0 P3				1-2 G6-3	4 0 1 0 0 0 0												
Rey Sanchez, R (1, 6) OBP: 0.292, SLG: 0.301			2-2 SH1-4 1B			0-0 SH1-4 1B		2-0 SAFE G5-3		4 0 3 0 0 0 1												
Geremi Gonzalez, R (1, 1) OBP: 0.273, SLG: 0.111			0-1 SH1-4		1 SAFE 0-0 SH1-4			0-3 K		2 0 0 0 0 2 2												
<b>Inning Stats</b>	R: 2 E: 2 K: 1 S: 11	H: 1 LOB: 1 BB: 0 P: 18	R: 0 E: 0 K: 0 S: 12	H: 2 LOB: 1 BB: 0 P: 19	R: 0 E: 0 K: 0 S: 10	H: 0 LOB: 0 BB: 0 P: 15	R: 0 E: 0 K: 0 S: 5	H: 0 LOB: 0 BB: 0 P: 10	R: 0 E: 0 K: 0 S: 5	H: 1 LOB: 1 BB: 0 P: 8	R: 1 E: 0 K: 1 S: 9	H: 1 LOB: 0 BB: 0 P: 16	R: 0 E: 0 K: 1 S: 7	H: 1 LOB: 1 BB: 0 P: 11	R: 0 E: 0 K: 0 S: 9	H: 1 LOB: 1 BB: 0 P: 16	R: 0 E: 0 K: 1 S: 9	H: 1 LOB: 1 BB: 0 P: 13	1B: 6 2B: 1 3B: 0 HR: 1	SF: 0 SAC: 2 DP: 0 HBP: 0	WP: 1 PB: 0 SB: 0 CS: 0	PA: 37
<b>PITCHER</b>	IP WLS BF H R ER SO BB IBB HBP BLK WP HR S P ERA WHIP																				<b>PITCHER</b>	IP WLS BF H R ER SO BB IBB HBP BLK WP HR S P ERA WHIP
Fernando Valenzuela, L (1, 1) ERA: 4.54	6.0 L 24 5 3 1 2 0 0 0 0 1 1 52 86 1.50 0.833																					
John Frascatore, R (7, 1) ERA: 2.43	2.0 8 2 0 0 1 0 0 0 0 0 0 16 27 0.00 1.000																					
Mark Petkovsek, R (9, 1) ERA: 3.52	1.0 4 1 0 0 1 0 0 0 0 0 0 9 13 0.00 1.000																					

Chicago Cubs @ St. Louis Cardinals  
 Busch Stadium, St. Louis, MO  
 Mon Jun 23 1997, 7:05 PM CDT  
 Att. 34,797 - Unknown - 91 F

livebaseballscorecards.com

AB	34
R	3
H	8
RBI	3
BB	0
SO	4
LOB	12



Batter	1	2	3	4	5	6	7	8	9	AB R H RBI BB SO LOB
<b>Delino DeShields, L</b> OBP: 0.345, SLG: 0.465 (1, 4)	0-1 F7 1B			1-0 FC5 3B		1-0 P5			2-3 K	4 0 2 0 0 1 0
<b>Ron Gant, R</b> OBP: 0.304, SLG: 0.408 (1, 7)	2-2 F7 1-2			0-2 FC5 3-3		2-0 G6-3			3-3 K	4 0 0 0 0 1 2
<b>Ray Lankford, L</b> OBP: 0.433, SLG: 0.677 (1, 8)	2-3 K			2-1 F8 3-3					0-2 G1-6-3 1B	3 0 1 0 0 1 1
<b>Brian Jordan, R</b> OBP: 0.346, SLG: 0.295 (1, 9)			0-0 F8	1-2 G5-3					2-2 G1-6-3 1-2f	3 0 0 0 0 0 2
<b>Gary Gaetti, R</b> OBP: 0.313, SLG: 0.390 (1, 5)			4-1 L6-3 BB		1-2 G6-3				3-1 G6-3	2 0 0 0 1 0 0
<b>John Mabry, L</b> OBP: 0.371, SLG: 0.406 <b>Mark Petkovsek, R</b> OBP: 0.125, SLG: 0.125 (1, 3) (9, 1)			2-1 L6-3 1-1		3-3 K				2-1 G3	3 0 0 0 0 1 1 0 0 0 0 0 0 0
<b>Royce Clayton, R</b> OBP: 0.298, SLG: 0.409 (1, 6)			1-1 F9		0-2 1B				1-3 K	3 0 1 0 0 1 0
<b>Tom Lampkin, L</b> OBP: 0.306, SLG: 0.359 (1, 2)			3-1 P5		1-1 L7				3-1 G3	3 0 0 0 0 0 1
<b>Fernando Valenzuela, L</b> OBP: 0.167, SLG: 0.167 <b>Scott Livingstone, L</b> OBP: 0.206, SLG: 0.188 <b>John Frascatore, R</b> <b>Dmitri Young, S</b> OBP: 0.337, SLG: 0.402 (1, 1) (6, PH) (7, 1) (9, 3)			0-0 G4-3						2-2 F8 2-2 G6-3	1 0 0 0 0 0 0 1 0 0 0 0 0 0 0 0 0 0 0 0 0 1 0 0 0 0 0 0


Inning Stats	R: 0 E: 0 K: 1 S: 9	H: 1 LOB: 0 BB: 0 P: 13	R: 0 E: 0 K: 0 S: 4	H: 0 LOB: 0 BB: 1 P: 10	R: 0 E: 0 K: 0 S: 5	H: 0 LOB: 0 BB: 0 P: 9	R: 0 E: 0 K: 0 S: 11	H: 1 LOB: 1 BB: 0 P: 15	R: 0 E: 0 K: 1 S: 12	H: 1 LOB: 1 BB: 0 P: 17	R: 0 E: 0 K: 0 S: 6	H: 0 LOB: 0 BB: 0 P: 11	R: 0 E: 0 K: 0 S: 9	H: 1 LOB: 0 BB: 0 P: 14	R: 0 E: 0 K: 1 S: 7	H: 0 LOB: 0 BB: 0 P: 13	R: 0 E: 0 K: 2 S: 11	H: 0 LOB: 0 BB: 0 P: 18	1B: 3 2B: 1 3B: 1 HR: 0	SF: 0 SAC: 0 DP: 2 HBP: 0
--------------	------------------------------	----------------------------------	------------------------------	----------------------------------	------------------------------	---------------------------------	-------------------------------	----------------------------------	-------------------------------	----------------------------------	------------------------------	----------------------------------	------------------------------	----------------------------------	------------------------------	----------------------------------	-------------------------------	----------------------------------	----------------------------------	------------------------------------

PITCHER	IP	WLS	BF	H	R	ER	SO	BB	IBB	HBP	BLK	WP	HR	S	P	ERA	WHIP
<b>Geremi Gonzalez, R</b> ERA: 2.79 (1, 1)	9.0	W	29	4	0	0	5	1	0	0	0	0	0	74	120	0.00	0.556

**BOTTOM**

**Chicago Cubs @ St. Louis Cardinals**  
 Busch Stadium, St. Louis, MO  
 Mon Jun 23 1997, 7:05 PM CDT  
 Att: 34,797 - Unknown - 91 F

<b>AB</b>	<b>28</b>
<b>R</b>	<b>0</b>
<b>H</b>	<b>4</b>
<b>RBI</b>	<b>0</b>
<b>BB</b>	<b>1</b>
<b>SO</b>	<b>5</b>
<b>LOB</b>	<b>7</b>



<b>WP:</b> 0	<b>PA:</b> 29
<b>PB:</b> 0	
<b>SB:</b> 0	
<b>CS:</b> 0	

livebaseballscorecards.com





Batter	1	2	3	4	5	6	7	8	9
<b>Delino DeShields, L</b> OBP: 0.353, SLG: 0.481 (1, 4)	0-0 1B FC6-4 1B	1-0 G1-3		2-2 3B HBP	2-0 3B 2-H		0-2 1B 2B 1-H		
<b>Ron Gant, R</b> OBP: 0.309, SLG: 0.420 (1, 7)	2-2 1B FC6-4 1-3		0-3 K	1-1 2B 3B 1-H 2-H	3-2 L7		2-2 1B G4-6-3 3-H		
<b>Ray Lankford, L</b> OBP: 0.429, SLG: 0.670 (1, 8)	3-3 K		1-2 G5-3	0-1 1B 2B 3-H		0-2 G6-3	2-2 G4-6-3 1-2f		
<b>Willie McGee, S</b> OBP: 0.355, SLG: 0.417 (1, 9)	0-1 FC6-4 1-2f 3-H		0-2 BB 1B BB	0-0 1B 1B 2-H		1-2 2B 1B	1-0 G5-3		
<b>Gary Gaetti, R</b> OBP: 0.319, SLG: 0.397 (1, 5)	1-3 K		1-2 BB BB	0-2 1B		1-2 2B	1-3 K		
<b>Royce Clayton, R</b> OBP: 0.303, SLG: 0.406 (1, 6)		1-2 1B HBP E S	4-2 BB	2-3 K		4-0 IBB	3-2 F8		
<b>Mike DiFelice, R</b> OBP: 0.291, SLG: 0.347 (1, 2)		2-2 FC6 CS 1B 1-3	2-2 P6		3-3 K	2-3 K			
<b>Dmitri Young, S</b> OBP: 0.346, SLG: 0.407 (1, 3)		0-0 CS 1B 1-2 3-H		2-0 3B 1B SH1-4	4-2 3B BB SH2-4	0-0 G3			
<b>Andy Benes, R</b> OBP: 0.250, SLG: 0.292 <b>Scott Livingstone, L</b> OBP: 0.229, SLG: 0.212 <b>T.J. Mathews, R</b> <b>Rigo Beltran, L</b>		2-1 P3 1-2 2-3		1-2 SH1-4	1-1 SH2-4		2-2 2B 1B		

Inning Stats	R: 1	H: 2	E: 0	K: 2	S: 14	LOB: 1	BB: 0	P: 20	R: 1	H: 1	E: 0	K: 0	S: 10	LOB: 1	BB: 0	P: 16	R: 0	H: 1	E: 0	K: 1	S: 17	LOB: 3	BB: 2	P: 28	R: 3	H: 5	E: 0	K: 1	S: 18	LOB: 2	BB: 0	P: 26	R: 1	H: 1	E: 0	K: 1	S: 14	LOB: 1	BB: 1	P: 27	R: 0	H: 2	E: 0	K: 1	S: 15	LOB: 3	BB: 1	P: 23	R: 1	H: 3	E: 0	K: 0	S: 14	LOB: 0	BB: 0	P: 20	R: 0	H: 0	E: 0	K: 1	S: 9	LOB: 0	BB: 0	P: 14
--------------	------	------	------	------	-------	--------	-------	-------	------	------	------	------	-------	--------	-------	-------	------	------	------	------	-------	--------	-------	-------	------	------	------	------	-------	--------	-------	-------	------	------	------	------	-------	--------	-------	-------	------	------	------	------	-------	--------	-------	-------	------	------	------	------	-------	--------	-------	-------	------	------	------	------	------	--------	-------	-------

PITCHER	IP	WLS	BF	H	R	ER	SO	BB	IBB	HBP	BLK	WP	HR	S	P	ERA	WHIP
<b>Terry Mulholland, L</b> ERA: 3.22	(1, 1)	3.1	L	21	7	5	5	3	2	0	0	0	0	52	81	13.50	2.700
<b>Kent Bottenfield, R</b> ERA: 2.96	(4, 1)	1.2		8	3	1	1	2	1	0	0	0	0	21	36	5.40	2.400
<b>Ramon Tatis, L</b> ERA: 2.97	(6, 1)	1.0		6	2	0	1	0	1	0	0	0	0	15	23	0.00	2.000
<b>Mel Rojas, R</b> ERA: 5.24	(7, 1)	1.0		4	3	1	1	0	0	0	0	0	0	14	20	9.00	3.000
<b>Terry Adams, R</b> ERA: 2.25	(8, 1)	1.0		3	0	0	1	0	0	0	0	0	0	9	14	0.00	0.000

**BOTTOM**

**Chicago Cubs @ St. Louis Cardinals**  
 Busch Stadium, St. Louis, MO  
 Tue Jun 24 1997, 7:05 PM CDT  
 Att: 38,255 - Unknown - 90 F


AB	R	H	RBI	BB	SO	LOB
4	3	3	1	0	0	1
5	1	3	3	0	1	1
5	0	1	1	0	1	3
5	0	3	1	0	0	1
4	0	2	0	1	2	1
2	1	0	0	2	1	2
4	0	0	0	0	2	7
3	2	2	1	1	0	3
1	0	0	0	0	0	2
1	0	1	0	0	0	0
0	0	0	0	0	0	0
0	0	0	0	0	0	0

1B	2B	3B	HR	SF	SAC	DP	HBP
10	3	2	0	0	1	2	2

WP	PA
0	42

AB	R	H	RBI	BB	SO	LOB
34	7	15	7	4	7	21

livebaseballscorecards.com





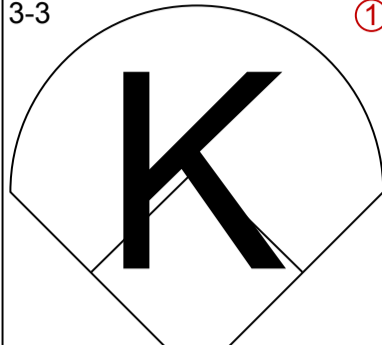
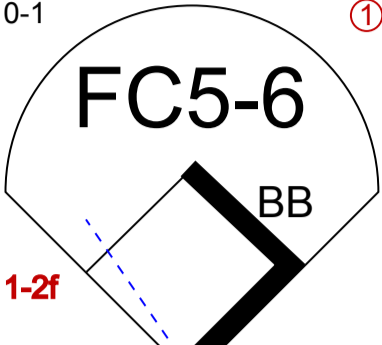
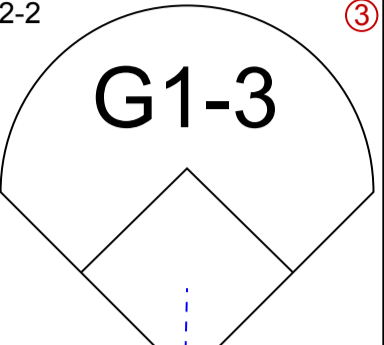
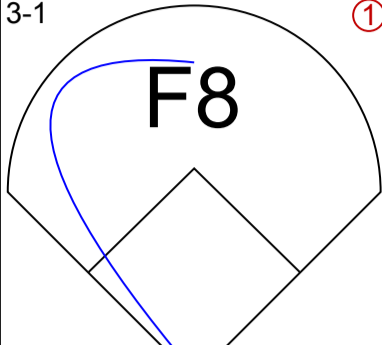
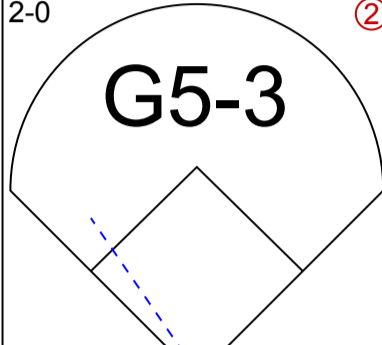
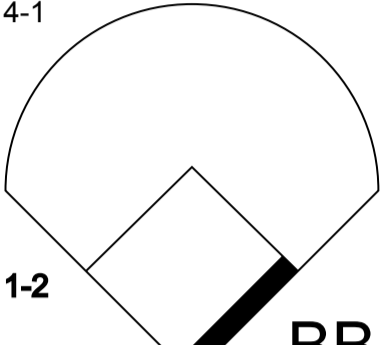
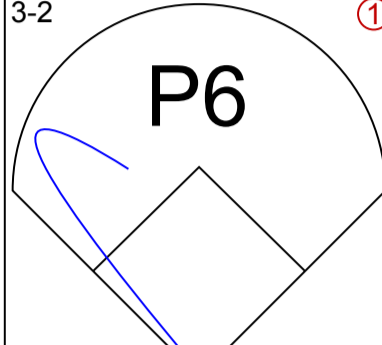
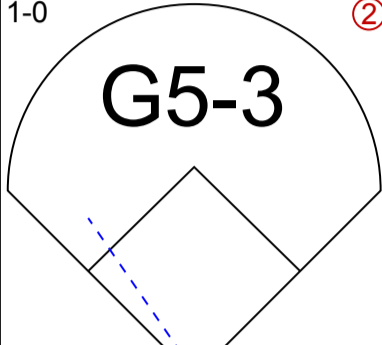
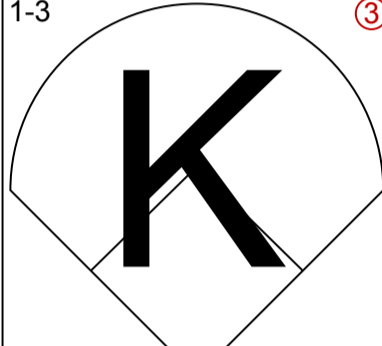
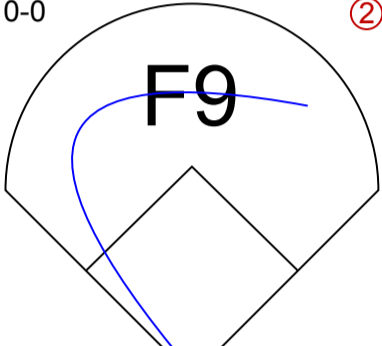
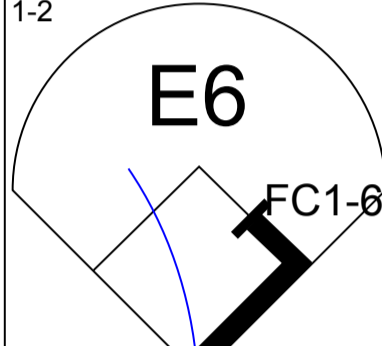
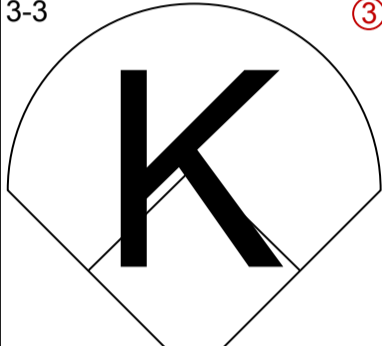
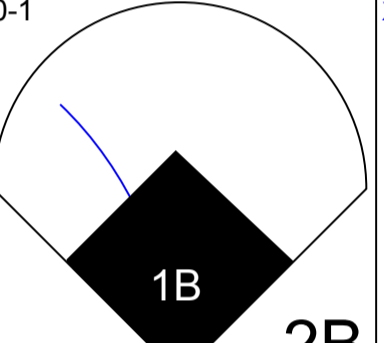
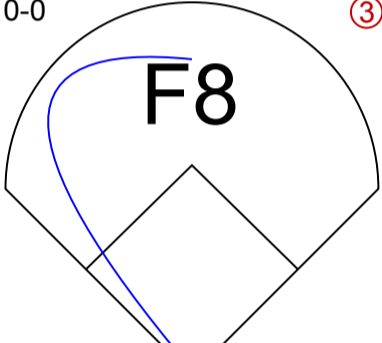
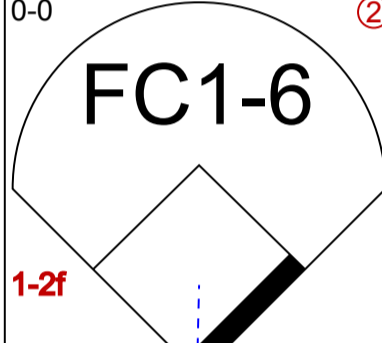
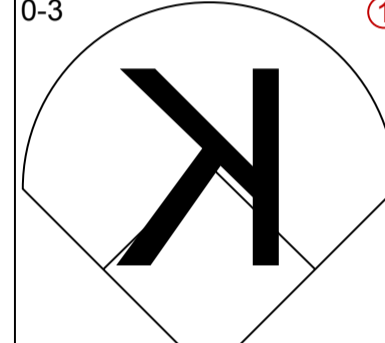
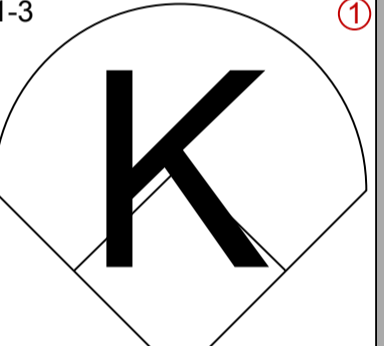
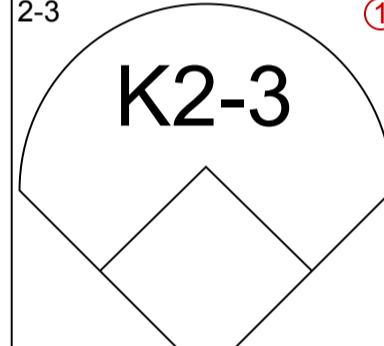
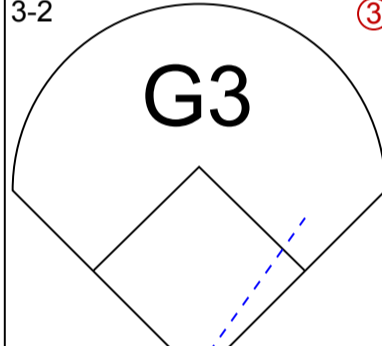
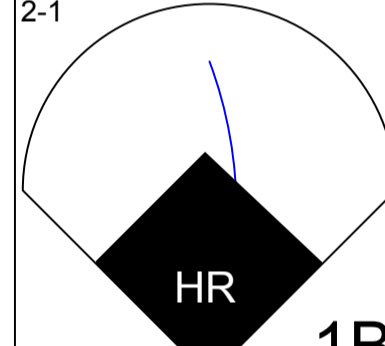
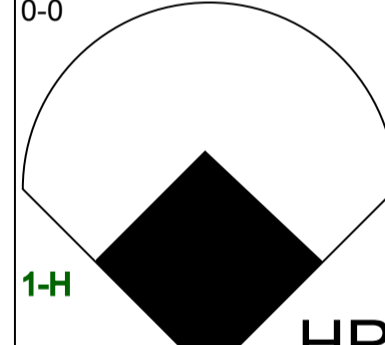
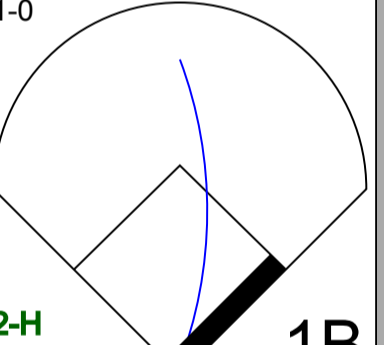
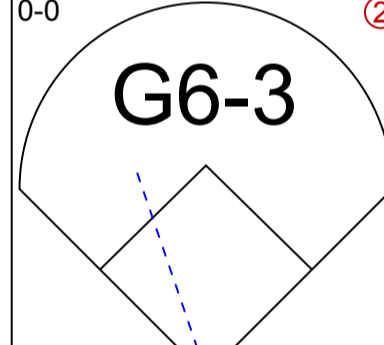
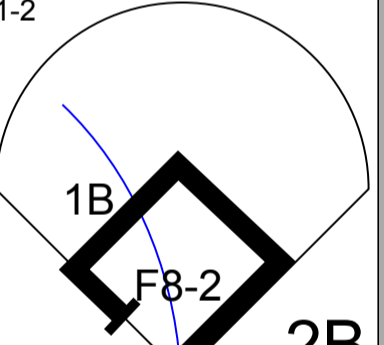
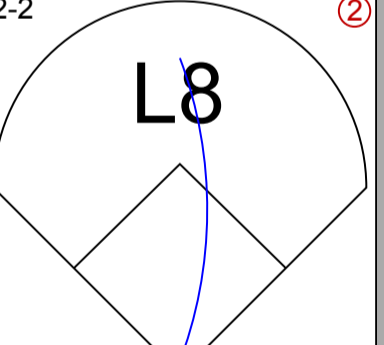
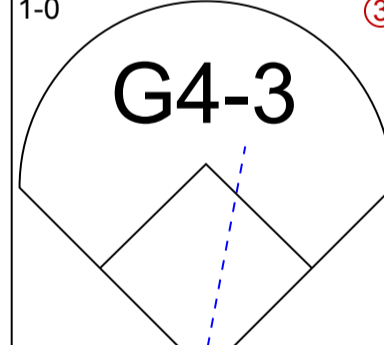
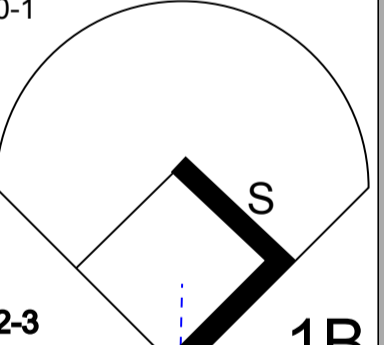
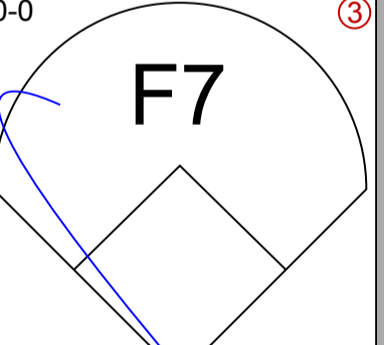
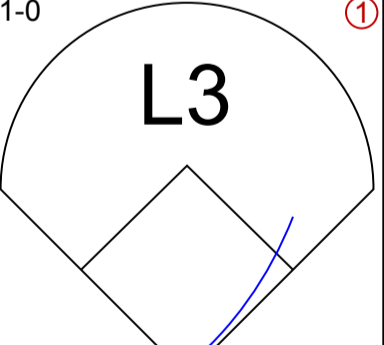
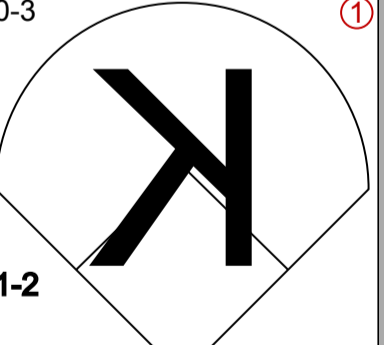
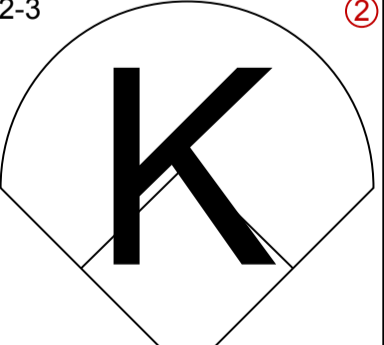
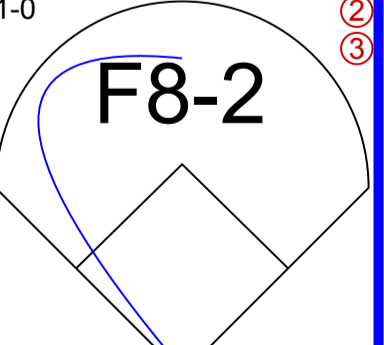
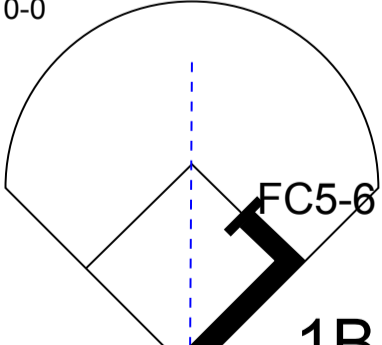
Batter	1	2	3	4	5	6	7	8	9	AB R H RBI BB SO LOB	TOP					
<b>Brian McRae, S</b> (1, 8) OBP: 0.299, SLG: 0.362	0-2 G3		0-0 G6-3		1-3 K		1-0 G6-3		4-2 BB	4 0 0 0 1 1 0						
<b>Brant Brown, L</b> (1, 7) OBP: 0.276, SLG: 0.391	3-1 F8		3-3 K		1-0 P6		0-0 F7		0-0 F7	5 0 0 0 0 1 2						
<b>Sammy Sosa, R</b> (1, 9) OBP: 0.308, SLG: 0.492	0-0 G6-3		2-2 FC6 1B		3-2 BB 1B				0-0 G4-3	4 0 2 0 0 0 0						
<b>Mark Grace, L</b> (1, 3) OBP: 0.419, SLG: 0.433		2-2 23 FC4-6 1B	3-0 FC6 1-2f		4-1 BB 1-2			4-1 23 FC6-4 BB		2 0 1 0 2 0 1						
<b>Shawon Dunston, R</b> (1, 6) OBP: 0.315, SLG: 0.403		2-3 K		1-1 E1 23 CS		1-0 L8		0-3 K		4 0 0 0 0 2 4						
<b>23 Ryne Sandberg, R</b> (1, 4) OBP: 0.310, SLG: 0.355		0-2 FC4-6 1-2f 2B		2-2 BLK 1-2 1B		3-2 P2		2-2 FC6-4 1-2f		4 1 1 0 0 0 2						
<b>Dave Hansen, L</b> (1, 5) OBP: 0.440, SLG: 0.366		3-1 1-H 2B		4-1 1 SAFE 1-2 BB		0-1 G6-4-3 1B		4-2 G4-3 SH1-4 BB		2 0 2 1 2 0 0 0 0 0 0 0 0 0						
<b>José Hernández, R</b> (9, PR) OBP: 0.301, SLG: 0.395																
<b>Scott Servais, R</b> (1, 2) OBP: 0.311, SLG: 0.352		4-2 BB		0-1 F9		0-0 G6-4-3 1-2f		1-0 SH1-4 1-2		2 0 0 0 1 0 3						
<b>Steve Trachsel, R</b> (1, 1) OBP: 0.182, SLG: 0.133		0-0 G4-3		3-2 G6-3			1-1 G6-3		0-2 G4-3 2-3	3 0 0 0 0 0 4 1 0 0 0 0 0 2 0 0 0 0 0 0 0 0 0 0 0 0 0 0						
<b>Rey Sanchez, R</b> (9, PH) OBP: 0.297, SLG: 0.302																
<b>Bob Patterson, R</b> (9, 1)																
<b>Terry Adams, R</b> (9, 1)																
<b>Inning Stats</b>	R: 0 E: 0 K: 0 S: 6 H: 0 LOB: 0 BB: 0 P: 9	R: 1 E: 0 K: 1 S: 16 H: 2 LOB: 2 BB: 1 P: 27	R: 0 E: 0 K: 1 S: 9 H: 1 LOB: 1 BB: 0 P: 17	R: 0 E: 1 K: 0 S: 11 H: 1 LOB: 2 BB: 1 P: 21	R: 0 E: 0 K: 1 S: 9 H: 1 LOB: 2 BB: 1 P: 19	R: 0 E: 0 K: 0 S: 7 H: 1 LOB: 0 BB: 0 P: 10	R: 0 E: 0 K: 0 S: 4 H: 0 LOB: 0 BB: 0 P: 6	R: 0 E: 0 K: 1 S: 8 H: 0 LOB: 1 BB: 1 P: 14	R: 0 E: 0 K: 0 S: 11 H: 0 LOB: 2 BB: 2 P: 20	1B: 5 2B: 1 3B: 0 HR: 0 SF: 0 SAC: 1 DP: 1 HBP: 0	WP: 0 PB: 0 SB: 0 CS: 1 PA: 38					
<b>PITCHER</b>	IP WLS BF H R ER SO BB IBB HBP BLK WP HR S P ERA WHIP															
<b>Matt Morris, R</b> (1, 1) ERA: 2.86	7.0	29	6	1	1	3	3	0	0	1	0	0	62	109	1.29	1.286
<b>T.J. Mathews, R</b> (8, 1) ERA: 1.78	2.0	9	0	0	0	1	3	0	0	0	0	0	19	34	0.00	1.500

Chicago Cubs @ St. Louis Cardinals  
 Busch Stadium, St. Louis, MO  
 Wed Jun 25 1997, 7:05 PM CDT  
 Att. 34,312 - Unknown - 77 F

livebaseballscorecards.com

AB	31
R	1
H	6
RBI	1
BB	6
SO	4
LOB	18



Batter	1	2	3	4	5	6	7	8	9	AB	R	H	RBI	BB	SO	LOB
<b>Delino DeShields, L</b> (1, 4) OBP: 0.348, SLG: 0.473	3-3 		0-1 SAFE FC5-6 		2-2 G1-3 			3-1 F8 		4	0	0	0	0	1	1
<b>Ron Gant, R</b> (1, 7) OBP: 0.308, SLG: 0.415	2-0 G5-3 		4-1 SAFE 1-2 BB 			3-2 P6 		1-0 G5-3 		3	0	0	0	1	0	0
<b>Ray Lankford, L</b> (1, 8) OBP: 0.421, SLG: 0.657	1-3 K 		0-0 F9 			1-2 E6 FC1-6 		3-3 K 		4	0	0	0	0	2	2
<b>Dmitri Young, S</b> (1, 3) OBP: 0.344, SLG: 0.409		0-1 1B 2B 	0-0 F8 			0-0 FC1-6 1-2f 		0-3 K 		4	1	1	0	0	1	3
<b>John Mabry, L</b> (1, 9) OBP: 0.389, SLG: 0.403		1-3 K 		2-3 K2-3 		3-2 SAFE G3 		2-1 HR 1B 		4	0	1	0	0	2	2
<b>Willie McGee, S</b> (9, PR) OBP: 0.355, SLG: 0.417									0-0 1B 	0	1	0	0	0	0	0
<b>Gary Gaetti, R</b> (1, 5) OBP: 0.326, SLG: 0.422		1-0 2-H 1B 		0-0 G6-3 				1-2 1B F8-2 2B 		4	1	3	3	0	0	0
<b>Royce Clayton, R</b> (1, 6) OBP: 0.303, SLG: 0.405		2-2 L8 		1-0 G4-3 				0-1 SAFE S 1B 		3	0	1	0	0	0	1
<b>Tom Lampkin, L</b> (1, 2) OBP: 0.301, SLG: 0.352			0-0 F7 			1-0 L3 		0-3 SAFE K 1-2 		3	0	0	0	0	1	3
<b>Matt Morris, R</b> (1, 1) OBP: 0.303, SLG: 0.290						2-3 K 		1-0 F8-2 3-H 		2	0	1	0	0	1	0
<b>Brian Jordan, R</b> (7, PH) OBP: 0.344, SLG: 0.292			0-0 FC5-8 1B 							1	0	0	0	0	0	2
<b>T.J. Mathews, R</b> (8, 1)										0	0	0	0	0	0	0


Inning Stats		R: 0	H: 0	E: 0	K: 2	S: 8	R: 1	H: 2	E: 0	K: 1	S: 10	R: 0	H: 1	E: 0	K: 0	S: 7	R: 0	H: 0	E: 0	K: 1	S: 5	R: 0	H: 0	E: 0	K: 1	S: 8	R: 1	H: 0	E: 0	K: 0	S: 11	R: 0	H: 2	E: 0	K: 1	S: 9	R: 0	H: 0	E: 0	K: 1	S: 6	R: 2	H: 2	E: 0	K: 1	S: 7	1B: 4	2B: 3	3B: 0	HR: 1	SF: 0	SAC: 0	DP: 1	HBP: 0	WP: 0	PB: 0	SB: 1	CS: 0	PA: 33
<b>Steve Trachsel, R</b> (1, 1) ERA: 4.78	IP	8.0	WLS	30	H	5	R	1	ER	1	SO	7	BB	1	IBB	0	HBP	0	BLK	0	WP	0	HR	0	S	64	P	101	ERA	1.12	WHIP	0.750																											
<b>Bob Patterson, L</b> (9, 1) ERA: 4.15	IP	0.1	L	2	H	1	R	1	ER	1	SO	1	BB	0	IBB	0	HBP	0	BLK	0	WP	0	HR	0	S	6	P	8	ERA	27.00	WHIP	3.000																											
<b>Terry Adams, R</b> (9, 1) ERA: 2.5	IP	0.0		1	H	1	R	1	ER	1	SO	0	BB	0	IBB	0	HBP	0	BLK	0	WP	0	HR	1	S	1	P	1	ERA	∞	WHIP	∞																											

**BOTTOM**

**Chicago Cubs @ St. Louis Cardinals**  
 Busch Stadium, St. Louis, MO  
 Wed Jun 25 1997, 7:05 PM CDT  
 Att: 34,312 - Unknown - 77 F

livebaseballscorecards.com

**AB 32**  
**R 3**  
**H 7**  
**RBI 3**  
**BB 1**  
**SO 8**  
**LOB 14**







BOTTOM

Houston Astros @ Chicago Cubs  
Wrigley Field, Chicago, IL  
Thu Jun 26 1997, 7:05 PM CDT  
Att. 30,473 - Unknown - 75 F

livebaseballscorecards.com



AB R H RBI BB SO LOB

5	0	0	0	1	1	5
3	0	0	0	0	0	0
2	1	1	0	0	0	1
5	0	0	1	0	2	3
5	1	3	1	0	1	2
5	1	1	1	0	1	4
4	2	2	0	1	0	1
2	0	0	0	1	0	3
0	0	0	0	0	0	0
1	0	0	0	0	1	2
0	0	0	0	0	0	0
3	0	2	1	1	0	1
1	0	0	0	0	0	0
2	0	1	2	0	0	2
0	0	0	0	0	0	0
0	0	0	0	0	0	0
1	1	1	0	0	0	0
1	0	1	0	0	0	0
2	0	1	0	0	0	2

AB	42
R	6
H	13
RBI	6
BB	4
SO	6
LOB	26

WP:	0	PA:	47
PB:	0		
SB:	1		
CS:	0		

Batter	1	2	3	4	5	6	7	8	9	10
Brian McRae, S (1, 8) OBP: 0.296, SLG: 0.356	K		L4	FC4-6			G6-3 HBP BB	G6-4-3		L7
Brant Brown, L (1, 7) OBP: 0.276, SLG: 0.381	G4-3		F9		G3-1		G6-3 HBP		2B 1B	P4
José Hernández, R (9, 5) OBP: 0.305, SLG: 0.398							G6-3			
Sammy Sosa, R (1, 9) OBP: 0.303, SLG: 0.484	K		L8		G5-3		G6-3		K	
Mark Grace, L (1, 3) OBP: 0.422, SLG: 0.444		2B 2B		FC4-6 1B	F7		K		1-H 2B	
Shawon Dunston, R (1, 6) OBP: 0.312, SLG: 0.403		2B 2B		FC4-6 1B		G5-3	L7		K	
23 Ryne Sandberg, R (1, 4) OBP: 0.316, SLG: 0.357			G4-3	G1-3 1B		G5-3		1B 1B		IBB
Kevin Orie, R (1, 5) OBP: 0.387, SLG: 0.458			FC5-2 1B	G1-3				FC4-6 1B		K
Mel Rojas, R (9, 1)										
Rey Sanchez, R (9, PH) OBP: 0.295, SLG: 0.300										
Terry Adams, R (10, 1)										
Scott Servais, R (1, 2) OBP: 0.318, SLG: 0.357										
Mike Hubbard, R (10, PH) OBP: 0.208, SLG: 0.304										
Frank Castillo, R (1, 1) OBP: 0.120, SLG: 0.120										
Ramon Latis, L (5, 1)										
Kent Bottenfield, R (7, 1)										
Dave Hansen, L (7, 5) OBP: 0.446, SLG: 0.375										
Dave Clark, L (8, PH) OBP: 0.365, SLG: 0.400										
Doug Glanville, R (8, PH) OBP: 0.319, SLG: 0.381										

Inning Stats	R: 0	H: 0	E: 0	K: 2	S: 7	R: 1	H: 3	E: 0	K: 0	S: 12	R: 0	H: 0	E: 0	K: 0	S: 5	R: 2	H: 3	E: 0	K: 0	S: 14	R: 0	H: 0	E: 0	K: 0	S: 9	R: 1	H: 1	E: 0	K: 1	S: 12	R: 1	H: 3	E: 0	K: 0	S: 14	R: 1	H: 2	E: 0	K: 3	S: 16	R: 0	H: 1	E: 0	K: 0	S: 6	1B: 10	SF: 0	2B: 3	3B: 0	HR: 0
--------------	------	------	------	------	------	------	------	------	------	-------	------	------	------	------	------	------	------	------	------	-------	------	------	------	------	------	------	------	------	------	-------	------	------	------	------	-------	------	------	------	------	-------	------	------	------	------	------	--------	-------	-------	-------	-------

PITCHER	IP	WLS	BF	H	R	ER	SO	BB	IBB	HBP	BLK	WP	HR	S	P	ERA	WHIP
Chris Holt, R (1, 1) ERA: 4.06	6.0		29	7	4	4	2	2	1	1	0	0	0	60	99	6.00	1.500
Jose Lima, R (7, 1) ERA: 4.22	1.0		5	2	1	1	1	0	0	0	0	0	0	12	15	9.00	2.000
Billy Wagner, L (8, 1) ERA: 1.8	2.0	W	9	3	1	1	3	0	1	0	0	0	0	24	42	4.50	1.500
Blas Minor, R (10, 1) ERA: 3.86	1.0	S	4	1	0	0	0	0	0	0	0	0	0	6	10	0.00	1.000



Batter	1	2	3	4	5	6	7	8	9	AB R H RBI BB SO LOB	TOP									
<b>Craig Biggio, R</b> (1, 4) OBP: 0.400, SLG: 0.525	0-1 F7	4-0 IBB			1-1 G1-3		1-1 F9		2-3 K	4 0 0 0 1 1 1										
<b>Chuck Carr, S</b> (1, 8) OBP: 0.232, SLG: 0.235	0-0 L9	2-2 P3			1-1 L7		3-2 L7		0-1 P9	1 0 0 0 0 0 0 4 0 0 0 0 0 4										
<b>James Mouton, R</b> (2, PH) OBP: 0.283, SLG: 0.342																				
<b>5 Jeff Bagwell, R</b> (1, 3) OBP: 0.444, SLG: 0.648	1-1 1B		0-3 K		3-3 K		0-0 1B		1-3 K	5 0 2 0 0 3 1										
<b>Luis Gonzalez, L</b> (1, 7) OBP: 0.370, SLG: 0.394	1-3 K		2-2 F8			0-0 F9	2-2 G4-3			4 0 0 0 0 1 2										
<b>Derek Bell, R</b> (1, 9) OBP: 0.317, SLG: 0.374		0-0 L7	1-1 P2			3-2 2B 1B		1-2 G4-3		4 0 1 0 0 0 0										
<b>Sean Berry, R</b> (1, 5) OBP: 0.279, SLG: 0.358		1-2 1B G3 1B		2-3 K		1-1 1 SAFE 1 SAFE 2B		4-0 SH2-3 BB		3 1 2 0 1 1 0										
<b>Brad Ausmus, R</b> (1, 2) OBP: 0.324, SLG: 0.376		0-2 G3 BB 1B		1-1 G5-3		0-3 K		1-1 SH2-3		3 0 1 0 0 1 2										
<b>Ricky Gutierrez, R</b> (1, 6) OBP: 0.322, SLG: 0.318		4-2 G3 BB		2-0 S 1B		4-0 IBB		0-1 G5-3		2 0 1 0 2 0 1 0 0 0 0 0 0 0										
<b>Mike Magnante, L</b> (8, 1)																				
<b>Mike Hampton, R</b> (1, 1) OBP: 0.091, SLG: 0.032		0-1 G3		2-1 G3		1-2 G3-1			0-0 E6	3 0 0 1 0 0 6 1 0 0 0 0 0 0										
<b>Bill Spiers, L</b> (8, 6) OBP: 0.444, SLG: 0.434		1-2 2-3 3-H																		
<b>Inning Stats</b>	R: 0 E: 0 K: 1 S: 8	H: 1 LOB: 1 BB: 0 P: 10	R: 1 E: 0 K: 0 S: 17	H: 2 LOB: 3 BB: 2 P: 28	R: 0 E: 0 K: 1 S: 8	H: 0 LOB: 0 BB: 0 P: 11	R: 0 E: 0 K: 1 S: 8	H: 1 LOB: 1 BB: 0 P: 15	R: 0 E: 0 K: 1 S: 12	H: 2 LOB: 3 BB: 1 P: 21	R: 0 E: 0 K: 0 S: 9	H: 1 LOB: 1 BB: 0 P: 15	R: 0 E: 0 K: 0 S: 7	H: 0 LOB: 1 BB: 1 P: 13	R: 0 E: 1 K: 2 S: 9	H: 0 LOB: 1 BB: 0 P: 12	1B: 6 2B: 1 3B: 0 HR: 0	SF: 0 SAC: 1 DP: 0 HBP: 0	WP: 0 PB: 0 SB: 1 CS: 0	PA: 39
<b>PITCHER</b>	IP WLS BF H R ER SO BB IBB HBP BLK WP HR S P ERA WHIP																			
<b>Kevin Foster, R</b> (1, 1) ERA: 4.29	6.2 W 30 7 1 1 5 1 2 0 0 0 0 66 107 1.35 1.200																			
<b>Ramon Tatis, L</b> (7, 1) ERA: 3.34	0.1 1 0 0 0 0 0 0 0 0 0 0 3 5 0.00 0.000																			
<b>Turk Wendell, R</b> (8, 1) ERA: 4.14	2.0 S 8 0 0 0 2 1 0 0 0 0 0 16 25 0.00 0.500																			

Houston Astros @ Chicago Cubs  
Wrigley Field, Chicago, IL  
Fri Jun 27 1997, 3:33 AM CDT  
Att. 28,265 - Sunny - 79 F

livebaseballscorecards.com

AB	34
R	1
H	7
RBI	1
BB	4
SO	7
LOB	17



Batter	1	2	3	4	5	6	7	8	9	AB	R	H	RBI	BB	SO	LOB
--------	---	---	---	---	---	---	---	---	---	----	---	---	-----	----	----	-----

Doug Glanville, R OBP: 0.322, SLG: 0.380 (1, 7)	2-2 WP BLK SF8 1B	0-1 F9			4-1 FC5-4 BB		0-0 P7			3	1	1	0	1	0	3
Brian McRae, S OBP: 0.299, SLG: 0.359 (1, 8)	4-2 FC6-4 BB		3-2 G5-3		0-1 FC5-4			0-1 2B		3	0	1	0	1	0	1
Mark Grace, L OBP: 0.420, SLG: 0.440 (1, 3)	1-2 SF8		1-1 G4-3		4-2 G1-6-3 BB		2-1 P7			2	0	0	1	1	0	1
Sammy Sosa, R OBP: 0.302, SLG: 0.479 (1, 9)	1-0 FC6-4 E S 2B		3-3 K		3-2 L9		4-0 IBB			3	1	0	0	1	1	2
Shawon Dunston, R OBP: 0.317, SLG: 0.408 Rey Sanchez, R OBP: 0.283, SLG: 0.298 (1, 6) (8, 6)	2-0 1-H 2B			4-0 CS BB	1-0 G1-6-3		2-2 F8			2	0	1	1	1	0	1
23 Ryne Sandberg, R OBP: 0.310, SLG: 0.351 (1, 4)	3-1 G6-3		2-3 1 SAFE K		1-0 G1-6-3		1-2 L7			1	0	0	0	0	0	2
Kevin Orie, R OBP: 0.380, SLG: 0.448 (1, 5)		1-1 G4-3		1-1 F8		3-3 K				3	0	0	0	0	1	1
Mike Hubbard, R OBP: 0.259, SLG: 0.346 (1, 2)		0-2 SH1-4 1B			1-1 P3		1-1 1B 1B			3	0	2	0	0	0	0
Kevin Foster, R OBP: 0.100, SLG: 0.069 Ramon Tatis, L (7, 1)		0-0 SH1-4			2-3 K		3-1 1B			1	0	0	0	0	1	0
Dave Clark, L OBP: 0.373, SLG: 0.409 Turk Wendell, L (8, 1)		1-2					1-2 1B			0	0	0	0	0	0	0

Inning Stats	R: 2	H: 2	E: 0	K: 14	S: 14	R: 0	H: 1	E: 0	K: 8	S: 8	R: 0	H: 0	E: 0	K: 1	S: 9	R: 0	H: 0	E: 0	K: 1	S: 8	R: 0	H: 0	E: 0	K: 1	S: 8	R: 0	H: 0	E: 0	K: 7	S: 15	R: 0	H: 2	E: 0	K: 2	S: 11	R: 0	H: 1	E: 0	K: 0	S: 11
--------------	------	------	------	-------	-------	------	------	------	------	------	------	------	------	------	------	------	------	------	------	------	------	------	------	------	------	------	------	------	------	-------	------	------	------	------	-------	------	------	------	------	-------

PITCHER	IP	WLS	BF	H	R	ER	SO	BB	IBB	HBP	BLK	WP	HR	S	P	ERA	WHIP
Mike Hampton, L ERA: 5.29 (1, 1)	7.1	L	30	6	2	2	5	4	0	0	1	1	0	69	122	2.46	1.364
Mike Magnante, L ERA: 3.46 (8, 1)	0.2		3	0	0	0	0	0	1	0	0	0	0	7	14	0.00	0.000

**BOTTOM**

**Houston Astros @ Chicago Cubs**  
 Wrigley Field, Chicago, IL  
 Fri Jun 27 1997, 3:33 AM CDT  
 Att: 28,265 - Sunny - 79 F

livebaseballscorecards.com

AB	26
R	2
H	6
RBI	2
BB	5
SO	5
LOB	15



WP: 1	PA: 33
PB: 0	
SB: 1	
CS: 1	



Batter	1	2	3	4	5	6	7	8	9	AB R H RBI BB SO LOB	TOP							
<b>Craig Biggio, R</b> (1, 4) OBP: 0.397, SLG: 0.519	3-2 F8		1-2 G4-3		0-0 F8		4-2 BB BB		0-3 K	4 0 0 0 1 1 1								
<b>Thomas Howard, S</b> (1, 8) OBP: 0.329, SLG: 0.369 <b>John Hudek, S</b> (7, 1)	4-2 BB		1-2 L7		3-1 F8		4-0 BB BB		1-2 2-3 BB	2 0 0 0 2 0 0 0 0 0 0 0 0 0								
<b>5 Jeff Bagwell, R</b> (1, 3) OBP: 0.439, SLG: 0.639	0-1 L9		1-1 G6-3		1-3 K		2-3 K			4 0 0 0 0 2 4								
<b>Luis Gonzalez, L</b> (1, 7) OBP: 0.368, SLG: 0.392	0-3 K			1-0 1B		1-1 L4		1-3 K		4 0 1 0 0 2 1								
<b>Derek Bell, R</b> (1, 9) OBP: 0.311, SLG: 0.366		3-2 E5		0-0 P5		1-0 F8		0-1 P9		4 0 0 0 0 0 1								
<b>Sean Berry, R</b> (1, 5) OBP: 0.278, SLG: 0.352		0-1 L6		0-1 L8		4-2 BB 1B FC6-4 BB		2-2 K		3 1 0 0 1 1 2								
<b>Brad Ausmus, R</b> (1, 2) OBP: 0.323, SLG: 0.374		1 SAFE 2-2 F9		1-0 G5-3		1-2 FC6-4 BB E 1B		0-0 P4		4 1 1 0 0 0 2								
<b>Tim Bogar, R</b> (1, 6) OBP: 0.287, SLG: 0.329 <b>Bill Spiers, L</b> (7, PH) OBP: 0.445, SLG: 0.431 (7, 6)		SAFE SAFE 1-2 BB		4-2 K		1-3 K		0-3 K		1 0 0 0 1 1 0 1 0 0 0 1 1 0								
<b>Ramon Garcia, R</b> (1, 1) <b>Ricky Gutierrez, R</b> (7, PH) OBP: 0.319, SLG: 0.315 <b>James Mouton, R</b> (7, PR) OBP: 0.289, SLG: 0.342 (7, 8)		0-3 K		0-1 G5-3		4-0 FC6-4 BB BB		4-0 DI BB		2 0 0 0 0 1 2 1 0 0 1 0 0 2 0 0 0 0 1 0 0								
<b>Inning Stats</b>	R: 0 E: 0 K: 1 S: 11	H: 0 LOB: 1 BB: 1 P: 18	R: 0 E: 1 K: 1 S: 13	H: 0 LOB: 2 BB: 1 P: 22	R: 0 E: 0 K: 0 S: 8	H: 1 LOB: 1 BB: 0 P: 11	R: 0 E: 0 K: 1 S: 7	H: 0 LOB: 0 BB: 0 P: 8	R: 0 E: 0 K: 1 S: 7	H: 0 LOB: 0 BB: 0 P: 12	R: 2 E: 0 K: 1 S: 16	H: 1 LOB: 3 BB: 4 P: 37	R: 0 E: 0 K: 2 S: 7	H: 0 LOB: 1 BB: 1 P: 11	1B: 2 2B: 0 3B: 0 HR: 0	SF: 0 SAC: 0 DP: 0 HBP: 0	WP: 0 PB: 0 SB: 2 CS: 0	PA: 37
<b>PITCHER</b>	IP WLS BF H R ER SO BB IBB HBP BLK WP HR S P ERA WHIP																	
<b>Geremi Gonzalez, R</b> (1, 1) ERA: 2.8	6.1 W 26 2 2 2 4 4 0 0 0 0 0 0 58 95 2.84 0.947																	
<b>Terry Adams, R</b> (7, 1) ERA: 2.65	0.1 2 0 0 0 0 1 0 0 0 0 0 0 6 11 0.00 3.000																	
<b>Ramon Tatis, L</b> (7, 1) ERA: 3.34	0.0 1 0 0 0 0 1 0 0 0 0 0 0 4 ∞ ∞																	
<b>Kent Bottenfield, R</b> (7, 1) ERA: 2.7	2.1 S 8 0 0 0 5 1 0 0 0 0 0 0 20 29 0.00 0.429																	

**Houston Astros @ Chicago Cubs**  
**Wrigley Field, Chicago, IL**  
 Sat Jun 28 1997, 3:33 AM CDT  
 Att. 38,244 - Sunny - 80 F

[livebaseballscorecards.com](http://livebaseballscorecards.com)

**AB 30**  
**R 2**  
**H 2**  
**RBI 1**  
**BB 7**  
**SO 9**  
**LOB 15**



Batter	1	2	3	4	5	6	7	8	9
Doug Glanville, R OBP: 0.326, SLG: 0.389 (1, 7)	1-0 FC3-5 2B	3-2 F8			3-2 P6			1-2 HR 1B	
Brian McRae, S OBP: 0.295, SLG: 0.354 (1, 8)	0-0 FC3-5 HR 2-3		1-3 K		1-0 F7			0-1 B2 1-2	
Sammy Sosa, R OBP: 0.302, SLG: 0.486 (1, 9)	0-2 P6		1-3 K		0-1 E5 CS			1-1 HR 2-H	
Mark Grace, L OBP: 0.421, SLG: 0.451 (1, 3)	0-1 HR 1-H		1-2 F7		1-0 CS 1-2	1-1 G4-3		4-0 BB	
Shawon Dunston, R OBP: 0.317, SLG: 0.407 Terry Adams, R Ramon Tatis, L Kent Bottenfield, R (1, 6) (7, 1) (7, 1) (7, 1)	0-1 E1			2-0 SH1-3 1B		0-3 K		0-3 K	
23 Ryne Sandberg, R OBP: 0.306, SLG: 0.345 (1, 4)	1-1 P4			0-3 K		0-1 P3		0-0 P5	
Kevin Orie, R OBP: 0.385, SLG: 0.449 (1, 5)		0-1 F8		4-2 SH1-3 BB		3-2 FC1-6 1B			
Scott Servais, R OBP: 0.316, SLG: 0.353 (1, 2)		2-2 L5		2-0 SH1-3		0-1 FC1-6 G6-4-3			
Geremi Gonzalez, R OBP: 0.231, SLG: 0.091 Rey Sanchez, R OBP: 0.291, SLG: 0.296 (1, 1) (7, 6)		2-2 E3		1-2 3-H 0-1 G6-3		1-1 G6-4-3			

AB	R	H	RBI	BB	SO	LOB
4	1	2	0	0	0	1
4	1	0	0	0	1	2
4	1	1	2	0	1	1
3	1	1	2	1	0	0
3	1	1	0	0	1	0
0	0	0	0	0	0	0
0	0	0	0	0	0	0
1	0	0	0	0	1	1
4	0	0	0	0	1	3
2	0	1	0	1	0	0
2	0	0	1	0	0	1
2	0	0	0	0	0	1
1	0	0	0	0	0	1

AB	30
R	5
H	6
RBI	5
BB	2
SO	5
LOB	11

Inning Stats	R: 2	H: 2	E: 1	K: 0	S: 11	LOB: 1	BB: 0	P: 13
R: 0	H: 0	E: 1	K: 0	S: 13 <td>LOB: 1</td> <td>BB: 0</td> <td>P: 20 </td>	LOB: 1	BB: 0	P: 20	
R: 0	H: 0	E: 0	K: 2	S: 9 <td>LOB: 0</td> <td>BB: 0</td> <td>P: 12 </td>	LOB: 0	BB: 0	P: 12	
R: 1	H: 1	E: 0	K: 1	S: 9 <td>LOB: 1</td> <td>BB: 1</td> <td>P: 17 </td>	LOB: 1	BB: 1	P: 17	
R: 0	H: 0	E: 1	K: 0	S: 7 <td>LOB: 0</td> <td>BB: 0</td> <td>P: 11 </td>	LOB: 0	BB: 0	P: 11	
R: 0	H: 0	E: 0	K: 1	S: 7 <td>LOB: 0</td> <td>BB: 0</td> <td>P: 8 </td>	LOB: 0	BB: 0	P: 8	
R: 0	H: 1	E: 0	K: 0	S: 7 <td>LOB: 0</td> <td>BB: 0</td> <td>P: 11 </td>	LOB: 0	BB: 0	P: 11	
R: 2	H: 2	E: 0	K: 1	S: 12 <td>LOB: 1</td> <td>BB: 1</td> <td>P: 18 </td>	LOB: 1	BB: 1	P: 18	

1B	SF	2B	SAC	3B	DP	HR	HBP
3	0	1	1	0	1	2	0

**BOTTOM**

**Houston Astros @ Chicago Cubs**  
 Wrigley Field, Chicago, IL  
 Sat Jun 28 1997, 3:33 AM CDT  
 Att. 38,244 - Sunny - 80 F

livebaseballscorecards.com



PITCHER	IP	WLS	BF	H	R	ER	SO	BB	IBB	HBP	BLK	WP	HR	S	P	ERA	WHIP
Ramon Garcia, R ERA: 4.32 (1, 1)	6.0	L	24	3	3	2	4	1	0	0	0	0	1	56	81	3.00	0.667
John Hudek, R ERA: 6.46 (7, 1)	2.0		9	3	2	2	1	1	0	0	0	0	1	19	29	9.00	2.000

PITCHER	IP	WLS	BF	H	R	ER	SO	BB	IBB	HBP	BLK	WP	HR	S	P	ERA	WHIP
WP: 0	PA: 34	SB: 2	CS: 1														



Batter	1	2	3	4	5	6	7	8	9	AB R H RBI BB SO LOB	TOP											
<b>Craig Biggio, R</b> (1, 4) OBP: 0.396, SLG: 0.514	0-0 G1-3		0-0 L5		4-0 2B BB	0-0 F8		0-0 5 BB 1B BB	0-0 F9	5 2 1 0 1 0 2												
<b>James Mouton, R</b> (1, 8) OBP: 0.293, SLG: 0.347	0-0 G5-3		0-0 L5		0-0 BB 2B	0-0 F7		4-0 5 BB 1B BB		4 2 1 2 1 0 2												
<b>5 Jeff Bagwell, R</b> (1, 3) OBP: 0.441, SLG: 0.639	0-0 2B			0-0 F9	0-0 G6-3	4-0 FC6-4 BB		4-0 1B G5-4-3 BB		3 1 1 0 2 0 1												
<b>Derek Bell, R</b> (1, 9) OBP: 0.318, SLG: 0.385	0-3 K			0-0 HR	4-0 2B IBB	0-0 FC6-4		0-0 G5-4-3 1B		4 2 2 3 1 1 3												
<b>Sean Berry, R</b> (1, 5) OBP: 0.276, SLG: 0.344		0-0 F9		0-0 G4-3	4-0 2B BB		0-0 E4 1B	0-0 G5-4-3		4 1 0 0 1 0 1												
<b>Billy Wagner, L</b> (8, 1)										0 0 0 0 0 0 0												
<b>Brad Ausmus, R</b> (1, 2) OBP: 0.329, SLG: 0.381		0-3 K		0-0 F9	0-0 2B		0-0 1B	4-0 BB		4 0 2 3 1 1 0												
<b>Tim Bogar, R</b> (1, 6) OBP: 0.293, SLG: 0.325		0-3 K			E7 G4-3 2B 1B		0-0 B2	0-3 K		4 1 1 0 1 2 3												
<b>Pat Listach, S</b> (1, 7) OBP: 0.247, SLG: 0.227			0-0 G4-3				0-0 F7		0-0 G4-6-3 1B	3 0 1 0 0 0 3												
<b>Blas Minor, R</b> (5, 1)										0 0 0 0 0 0 0												
<b>Thomas Howard, S</b> (7, PH) OBP: 0.327, SLG: 0.367										1 0 0 0 0 0 2												
<b>Jose Lima, R</b> (7, 1)										0 0 0 0 0 0 0												
<b>Ricky Gutierrez, R</b> (8, 5) OBP: 0.325, SLG: 0.321										1 0 1 0 0 0 0												
<b>Tommy Greene, R</b> (1, 1) OBP: 0.500, SLG: 1.000			0-0 F8		0-0 2B	4-0 5 S BB		0-0 G4-3	0-0 G4-6-3	2 1 1 1 0 0 1												
<b>Tom Martin, L</b> (5, 1)										0 0 0 0 0 0 0												
<b>Luis Gonzalez, L</b> (5, 7) OBP: 0.368, SLG: 0.389										2 0 0 0 1 0 3												
<b>Inning Stats</b>	R: 0 E: 0 K: 1 S: 6	H: 1 LOB: 1 BB: 0 P: 6	R: 0 E: 0 K: 2 S: 7	H: 0 LOB: 0 BB: 0 P: 7	R: 0 E: 0 K: 0 S: 4	H: 1 LOB: 1 BB: 0 P: 4	R: 1 E: 0 K: 0 S: 4	H: 1 LOB: 0 BB: 0 P: 4	R: 6 E: 1 K: 0 S: 7	H: 4 LOB: 2 BB: 4 P: 23	R: 0 E: 0 K: 0 S: 3	H: 0 LOB: 2 BB: 2 P: 11	R: 0 E: 1 K: 0 S: 5	H: 1 LOB: 2 BB: 0 P: 5	R: 3 E: 0 K: 1 S: 6	H: 2 LOB: 1 BB: 3 P: 18	R: 0 E: 0 K: 0 S: 3	H: 1 LOB: 0 BB: 0 P: 3	1B: 6 2B: 4 3B: 0 HR: 1	SF: 0 SAC: 0 DP: 2 HBP: 0	WP: 0 PB: 0 SB: 1 CS: 0	PA: 46
<b>PITCHER</b>	IP WLS BF H R ER SO BB IBB HBP BLK WP HR S P ERA WHIP																					
<b>Terry Mulholland, L</b> (1, 1) ERA: 3.64	4.2 L 24 7 7 7 3 2 1 0 0 0 1 27 39 13.50 1.929																					
<b>Turk Wendell, R</b> (5, 1) ERA: 4.01	1.1 7 0 0 0 0 3 0 0 0 0 0 4 16 0.00 2.250																					
<b>Terry Adams, R</b> (7, 1) ERA: 3.29	1.0 9 3 3 3 0 2 0 0 0 0 0 7 15 27.00 5.000																					
<b>Mel Rojas, R</b> (8, 1) ERA: 4.95	1.0 3 0 0 0 1 1 0 0 0 0 0 4 8 0.00 1.000																					
<b>Bob Patterson, L</b> (9, 1) ERA: 4.02	1.0 3 1 0 0 0 0 0 0 0 0 0 3 3 0.00 1.000																					

**Houston Astros @ Chicago Cubs**  
**Wrigley Field, Chicago, IL**  
 Sun Jun 29 1997, 3:33 AM CDT  
 Att. 30,542 - Cloudy - 80 F

livebaseballscorecards.com

<b>AB</b>	<b>37</b>
<b>R</b>	<b>10</b>
<b>H</b>	<b>11</b>
<b>RBI</b>	<b>9</b>
<b>BB</b>	<b>9</b>
<b>SO</b>	<b>4</b>
<b>LOB</b>	<b>21</b>



BOTTOM

Houston Astros @ Chicago Cubs

Wrigley Field, Chicago, IL

Sun Jun 29 1997, 3:33 AM CDT

Att. 30,542 - Cloudy - 80 F

livebaseballscores.com

AB	43
R	8
H	16
RBI	8
BB	3
SO	12
LOB	19



WP:	0	PA:	46
PB:	0		
SB:	0		
CS:	1		

AB R H RBI BB SO LOB

6 2 3 0 0 1 3

3 1 1 1 1 1 1

0 0 0 0 0 0 0

1 0 0 0 0 1 1

0 0 0 0 0 0 0

5 0 2 2 0 1 4

5 0 0 1 0 1 2

3 0 2 0 1 0 0

1 0 0 0 0 1 0

0 1 0 0 1 0 0

1 0 0 0 0 1 1

2 1 2 2 0 0 0

1B: 10 SF: 0

2B: 5 SAC: 0

3B: 0 DP: 1

HR: 2 HBP: 0

Batter	1	2	3	4	5	6	7	8	9
Doug Glanville, R OBP: 0.332, SLG: 0.393	0-0 E9 FC3-5 1B		0-3 K		0-0 E 1B	0-0 E4 BB		0-0 2B 1B	0-0 FC6-4 1-2f
Dave Hansen, L OBP: 0.448, SLG: 0.373	0-0 FC3-5 CS		0-3 K		0-0 E5 1B FC5-4 1B	4-0 BB BB BB		0-3 K	
Mel Rojas, R OBP: 0.304, SLG: 0.343	2-3				1-3 2-H	1-2 2-3 BB			
Bob Patterson, R									
Mark Grace, L OBP: 0.421, SLG: 0.454	0-3 K 1-2			0-0 F8	0-0 FC5-4 1B	0-0 G1-5-3		0-0 2B 1-H	
Sammy Sosa, R OBP: 0.297, SLG: 0.478		0-0 F7		0-3 K	0-0 FC5-4 1B 1-2f 3-H		0-0 G6-3	0-0 G5-3	
Dave Clark, L OBP: 0.392, SLG: 0.435		4-0 1B BB		0-0 2B	0-0 1B 1-2		0-0 G4-3		0-3 K
Brian McRae, S OBP: 0.294, SLG: 0.353									
Shawon Dunston, R OBP: 0.310, SLG: 0.398		0-3 K		0-0 F7	0-0 F9		0-3 K		0-0 G6-3
Scott Servais, R OBP: 0.322, SLG: 0.369		0-0 1B 1-2			0-0 F8	0-0 F2		0-0 HR 2B	0-0 1B 2B
Rey Sanchez, R OBP: 0.301, SLG: 0.327		0-3 K			0-0 HR	0-0 BB E 1B		0-3 K	0-0 1B 1B
Terry Mulholland, R OBP: 0.088, SLG: 0.088			0-3 K		4-0 E 1B BB	0-3 K		0-0 HR	0-0 1B
Turk Wendell, L									
Brant Brown, L OBP: 0.273, SLG: 0.378									
José Hernández, R OBP: 0.320, SLG: 0.444								2-H	1-2 FC6-4 1B

Inning Stats	R: 0	H: 1	E: 1	K: 1	S: 5	LOB: 1	BB: 0	P: 5
	0	1	0	1	5	2	0	5
	0	1	0	2	8	1	1	12
	0	0	0	0	9	0	0	9
	0	1	0	1	6	0	0	6
	4	5	1	2	8	2	1	12
	0	1	1	3	7	0	1	11
	0	0	0	5	5	0	0	5
	3	4	0	2	11	1	0	11
	0	0	0	5	5	0	0	5
	3	4	0	2	11	1	0	11
	0	0	0	5	5	0	0	5
	1	3	0	2	8	1	0	8
	0	0	0	8	8	0	0	8
	1	3	0	2	3	0	0	3
	0	0	0	0	0	0	0	0
	1	2	0	2	0	0	0	0
	10	16	3	12	43	8	19	46

PITCHER	IP	WLS	BF	H	R	ER	SO	BB	IBB	HBP	BLK	WP	HR	S	P	ERA	WHIP
Tommy Greene, R ERA: 8.31	4.1		20	6	4	4	7	2	0	0	0	0	1	32	40	8.31	1.846
Tom Martin, L ERA: 1.54	0.1		3	2	0	0	0	0	0	0	0	0	0	3	3	0.00	6.000
Blas Minor, R ERA: 3.38	1.1	W	7	1	0	0	1	1	0	0	0	0	0	8	12	0.00	1.500
Jose Lima, R ERA: 4.62	1.2		9	4	3	3	3	0	0	0	0	0	1	15	15	16.20	2.400
Billy Wagner, L ERA: 1.98	1.1	S	7	3	1	1	1	0	0	0	0	0	0	9	9	6.75	2.250



Batter	1	2	3	4	5	6	7	8	9	AB	R	H	RBI	BB	SO	LOB	TOP
<b>Jose Offerman, S</b> (1, 4) <small>OBP: 0.377, SLG: 0.428</small> <b>Hipolito Pichardo, R</b> (8, 1) <b>Ricky Bones, R</b> (8, 1) <b>Larry Casian, R</b> (8, 1)	0-2 G4-3		2-2 1B SF9 1B	3-3 K		1-3 K 3-H		4-2 1B BB		4	1	1	0	1	2	5	
<b>Tom Goodwin, L</b> (1, 8) <small>OBP: 0.329, SLG: 0.365</small>	0-3 K		0-3 K		4-0 G4-3 G6-3 2B BB		0-0 L8	0-1 S 1B		4	1	1	1	1	2	1	
<b>Jay Bell, R</b> (1, 6) <small>OBP: 0.366, SLG: 0.471</small>	1-0 F9		0-0 SF9 1B		0-1 G6-3		4-1 HR BB	1-2 G6-3		4	1	1	0	1	0	3	
<b>Jeff King, R</b> (1, 3) <small>OBP: 0.397, SLG: 0.521</small>		3-1 BB 1B	2-0 SF9		2-2 G4-3		1-0 HR	0-0 P3		4	2	2	3	0	0	3	
<b>Johnny Damon, L</b> (1, 7) <small>OBP: 0.363, SLG: 0.457</small>		4-0 BB 1B BB	2-3 K		1-2 K 2B 3-H		1-3 K	0-1 L8		4	0	1	1	1	2	1	
<b>Jermaine Dye, R</b> (1, 9) <small>OBP: 0.246, SLG: 0.327</small>		1-2 G5-3 BB 1B		0-1 2B		3-2 2B FC6-2 1B	3-2 HR	1-1 G5-3		5	1	4	2	0	0	0	
<b>Craig Paquette, R</b> (1, 5) <small>OBP: 0.261, SLG: 0.385</small> <b>Chili Davis, S</b> (9, PH) <small>OBP: 0.408, SLG: 0.502</small>		0-3 K		2-1 G5-3		0-0 FC6-2 CS 2B	2-3 K	0-3 K		4	0	1	0	0	2	3	
<b>Mike Macfarlane, R</b> (1, 2) <small>OBP: 0.255, SLG: 0.239</small>		4-1 BB		4-0 BB		4-0 FC6-2 IBB		0-0 G4-3		1	0	0	0	3	0	0	
<b>Tim Belcher, R</b> (1, 1) <b>David Howard, S</b> (8, PH) <small>OBP: 0.303, SLG: 0.363</small> (8, 4)		2-0 G5-3		0-0 L8		0-1 FC6-2		4-2 BB BB		3	0	0	0	0	0	8	
<b>Inning Stats</b>	R: 0 E: 0 K: 1 S: 7 H: 0 LOB: 0 BB: 0 P: 8	R: 1 E: 0 K: 1 S: 11 H: 2 LOB: 2 BB: 2 P: 25	R: 1 E: 0 K: 2 S: 14 H: 2 LOB: 1 BB: 0 P: 20	R: 0 E: 0 K: 1 S: 8 H: 1 LOB: 2 BB: 1 P: 17	R: 1 E: 0 K: 0 S: 10 H: 1 LOB: 1 BB: 1 P: 17	R: 0 E: 0 K: 1 S: 11 H: 2 LOB: 2 BB: 1 P: 19	R: 3 E: 0 K: 2 S: 14 H: 2 LOB: 0 BB: 1 P: 25	R: 1 E: 0 K: 0 S: 17 H: 1 LOB: 2 BB: 2 P: 26	R: 0 E: 0 K: 1 S: 7 H: 0 LOB: 0 BB: 0 P: 8	1B: 6 2B: 3 3B: 0 HR: 2 SF: 1 SAC: 0 DP: 1 HBP: 0	WP: 0 PB: 0 SB: 1 CS: 1 PA: 43						
<b>PITCHER</b> <b>Steve Trachsel, R</b> (1, 1) <small>ERA: 4.76</small> <b>Ramon Tatis, L</b> (7, 1) <small>ERA: 4.09</small> <b>Kent Bottenfield, R</b> (7, 1) <small>ERA: 2.68</small> <b>Marc Pisciotta, R</b> (8, 1) <small>ERA: 9.0</small> <b>Bob Patterson, L</b> (9, 1) <small>ERA: 3.98</small>	IP	WLS	BF	H	R	ER	SO	BB	IBB	HBP	BLK	WP	HR	S	P	ERA	WHIP
<b>PITCHER</b> <b>Mel Rojas, R</b> (9, 1) <small>ERA: 4.86</small>	0.2	S	2	0	0	0	1	0	0	0	0	0	0	5	6	0.00	0.000

**Kansas City Royals @ Chicago Cubs**  
 Wrigley Field, Chicago, IL  
 Mon Jun 30 1997, 3:33 AM CDT  
 Att. 18,724 - Overcast - 80 F

AB	34
R	7
H	11
RBI	7
BB	8
SO	9
LOB	24



Batter	1	2	3	4	5	6	7	8	9	AB	R	H	RBI	BB	SO	LOB
Doug Glanville, R OBP: 0.339, SLG: 0.410 (1, 7)	2-3 K		0-0 G6-3		2-1 G4-6-3 1B		0-1 2-H 3B	0-1 1B		5	0	3	1	0	1	0
Brian McRae, S OBP: 0.296, SLG: 0.354 (1, 8)	2-1 BB 1B		0-3 K		0-0 G4-6-3 1-2f		1-0 G3-1	0-1 1-2 1B		5	1	2	0	0	1	2
Mark Grace, L OBP: 0.424, SLG: 0.466 (1, 3)	4-1 CS 1B 1-2 BB		1-0 HR			1-1 G4-3		2B BLK 1B		4	2	2	1	1	1	2
Sammy Sosa, R OBP: 0.303, SLG: 0.481 (1, 9)	2-1 1-2 2-H 1B		0-1 E9 1B			0-1 G4-3 1B		0-0 P3		4	0	3	1	0	0	1
Dave Hansen, L OBP: 0.440, SLG: 0.380 (1, 5)	3-3 K		0-1 G4-3			2-1 G4-3		3-1 BLK 1B 2B		4	1	1	0	0	1	4
Kevin Orie, R OBP: 0.385, SLG: 0.449 (9, 5)	2-3 K					1-2 G4-3		1-3 1B 2B		0	0	0	0	0	0	0
23 Ryne Sandberg, R OBP: 0.300, SLG: 0.338 (1, 4)		0-3 K		0-1 P3		0-1 L8		0-2 P3		4	0	0	0	0	1	3
Scott Servais, R OBP: 0.325, SLG: 0.371 (1, 2)		0-3 K		2-3 K			1-1 L3 1B	1-1 2-H 3-H 1B		4	1	2	1	0	2	0
Rey Sanchez, R OBP: 0.306, SLG: 0.331 (1, 6)		0-0 1B		1-3 K			0-0 L3 1-1	3-1 1-2 HR 1B		4	1	2	0	0	1	1
Steve Trachsel, R OBP: 0.171, SLG: 0.125 (1, 1)		0-1 G4-3			0-1 P4		2-2 3B 2B	1-1 1-H 2-H HR		2	0	0	0	0	0	1
Ramon Valles, L OBP: 0.125, SLG: 0.125 (7, 1)										0	0	0	0	0	0	0
Kent Bottenfeld, R OBP: 0.327, SLG: 0.462 (7, PH)										0	0	0	0	0	0	0
José Hernández, R OBP: 0.327, SLG: 0.462 (7, PH)										1	1	1	0	0	0	0
Marc Pisciotta, R OBP: 0.440, SLG: 0.488 (8, PH)										0	0	0	0	0	0	0
Dave Clark, L OBP: 0.440, SLG: 0.488 (8, PH)										1	1	1	3	0	0	0
Bob Patterson, R OBP: 0.440, SLG: 0.488 (9, 1)										0	0	0	0	0	0	0
Mel Rojas, R OBP: 0.440, SLG: 0.488 (9, 1)										0	0	0	0	0	0	0

Inning Stats	R: 1	H: 2	E: 0	K: 2	S: 12	H: 2	LOB: 2	BB: 1	P: 25	R: 0	H: 1	E: 0	K: 2	S: 9	H: 1	LOB: 1	BB: 0	P: 9	R: 1	H: 2	E: 1	K: 1	S: 11	H: 2	LOB: 1	BB: 0	P: 12	R: 0	H: 0	E: 0	K: 2	S: 9	H: 1	LOB: 0	BB: 0	P: 12	R: 0	H: 1	E: 0	K: 0	S: 5	H: 1	LOB: 0	BB: 0	P: 7	R: 0	H: 1	E: 0	K: 0	S: 8	H: 3	LOB: 1	BB: 0	P: 13	R: 5	H: 7	E: 0	K: 1	S: 23	H: 2	LOB: 2	BB: 0	P: 34
--------------	------	------	------	------	-------	------	--------	-------	-------	------	------	------	------	------	------	--------	-------	------	------	------	------	------	-------	------	--------	-------	-------	------	------	------	------	------	------	--------	-------	-------	------	------	------	------	------	------	--------	-------	------	------	------	------	------	------	------	--------	-------	-------	------	------	------	------	-------	------	--------	-------	-------


PITCHER	IP	WLS	BF	H	R	ER	SO	BB	IBB	HBP	BLK	WP	HR	S	P	ERA	WHIP
Tim Lincecum, R ERA: 3.63 (1, 1)	7.0		29	10	3	3	7	1	0	0	0	0	1	63	89	3.86	1.571
Hipólito Pichardo, R ERA: 5.46 (8, 1)	0.2		5	3	3	3	0	0	0	0	1	0	0	12	16	40.50	4.500
Ricky Bones, R ERA: 9.41 (8, 1)	0.0	L	3	3	2	2	0	0	0	0	0	0	1	6	10	∞	∞
Larry Casian, L ERA: 6.75 (8, 1)	0.1		2	1	0	0	1	0	0	0	0	0	0	5	8	0.00	3.000

**BOTTOM**

**Kansas City Royals @ Chicago Cubs**  
**Wrigley Field, Chicago, IL**  
 Mon Jun 30 1997, 3:33 AM CDT  
 Att: 18,724 - Overcast - 80 F

livebaseballscorecards.com

<b>AB</b>	<b>38</b>
<b>R</b>	<b>8</b>
<b>H</b>	<b>17</b>
<b>RBI</b>	<b>7</b>
<b>BB</b>	<b>1</b>
<b>SO</b>	<b>8</b>
<b>LOB</b>	<b>14</b>



<b>WP:</b> 0	<b>PA:</b> 39
<b>PB:</b> 0	
<b>SB:</b> 0	
<b>CS:</b> 1	



Batter	1	2	3	4	5	6	7	8	9	AB R H RBI BB SO LOB	TOP											
Tom Goodwin, L (1, 8) OBP: 0.328, SLG: 0.366	0-0 F8		0-0 2B		0-0 F9			0-3 K		4 0 1 1 0 1 1	<b>Kansas City Royals @ Chicago Cubs</b> Wrigley Field, Chicago, IL Tue Jul 01 1997, 3:33 AM CDT Att. 18,745 - Sunny - 84 F											
Jay Bell, R (1, 6) OBP: 0.364, SLG: 0.466	0-0 G6-3		4-0 BB		0-0 G6-3			0-3 K		3 0 0 0 1 1 1												
Johnny Damon, L (1, 7) OBP: 0.361, SLG: 0.453	0-0 G6-3		0-0 P6		0-0 G3-6 1B			0-0 F6		4 0 1 0 0 0 3												
Jeff King, R (1, 3) OBP: 0.395, SLG: 0.515		0-0 G6-3	0-0 F5		0-0 F9			4-0 BB BB		3 0 0 0 1 0 4												
Jermaine Dye, R (1, 9) OBP: 0.237, SLG: 0.316		0-0 G4-3		0-0 L5		0-0 G3-6 1-2f		0-3 K		4 0 0 0 0 1 2												
Craig Paquette, R (1, 5) OBP: 0.256, SLG: 0.378		0-3 K		0-0 G5-3			0-0 G5-3	0-0 F8		4 0 0 0 0 1 1												
Sal Fasano, R (1, 2) OBP: 0.229, SLG: 0.353 Jon Nunnally, L (9, PH) OBP: 0.400, SLG: 0.462			0-3 K	0-0 G5-3			0-3 K	4-0 1-2 BB		3 0 0 0 0 2 0 0 0 0 0 1 0 0												
David Howard, S (1, 4) OBP: 0.320, SLG: 0.389			0-0 E FC5 2B 1B		0-0 1B		0-0 2B	0-0 4-3		4 1 3 0 0 0 2												
Glendon Rusch, L (1, 1) Scott Cooper, L (7, PH) OBP: 0.257, SLG: 0.291 Jamie Walker, L (7, 1)			0-0 FC5 2B		0-3 K		0-0 P5			2 0 0 0 0 1 2 1 0 0 0 0 0 1 0 0 0 0 0 0 0												
<b>Inning Stats</b>	R: 0 E: 0 K: 0 S: 3	H: 0 LOB: 0 BB: 0 P: 3	R: 0 E: 0 K: 1 S: 5	H: 0 LOB: 0 BB: 0 P: 5	R: 1 E: 1 K: 1 S: 8	H: 2 LOB: 3 BB: 1 P: 12	R: 0 E: 0 K: 0 S: 3	H: 0 LOB: 0 BB: 0 P: 3	R: 0 E: 0 K: 1 S: 6	H: 1 LOB: 1 BB: 0 P: 6	R: 0 E: 0 K: 0 S: 3	H: 1 LOB: 0 BB: 0 P: 3	R: 0 E: 0 K: 1 S: 6	H: 1 LOB: 1 BB: 0 P: 6	R: 0 E: 0 K: 2 S: 7	H: 0 LOB: 0 BB: 0 P: 7	R: 0 E: 0 K: 1 S: 5	H: 0 LOB: 2 BB: 2 P: 13	1B: 3 2B: 2 3B: 0 HR: 0	SF: 0 SAC: 0 DP: 1 HBP: 0	WP: 0 PB: 0 SB: 0 CS: 0	PA: 35
<b>PITCHER</b>	IP WLS BF H R ER SO BB IBB HBP BLK WP HR S P ERA WHIP																					
Frank Castillo, R (1, 1) ERA: 5.32	8.0 W 30 5 1 0 6 1 0 0 0 0 0 0 41 45 0.00 0.750																					
Turk Wendell, R (9, 1) ERA: 3.92	1.0 5 0 0 0 1 2 0 0 0 0 0 0 5 13 0.00 2.000																					

livebaseballscorecards.com

<b>AB</b>	32
<b>R</b>	1
<b>H</b>	5
<b>RBI</b>	1
<b>BB</b>	3
<b>SO</b>	7
<b>LOB</b>	17



Batter	1	2	3	4	5	6	7	8	9	AB	R	H	RBI	BB	SO	LOB
--------	---	---	---	---	---	---	---	---	---	----	---	---	-----	----	----	-----

Doug Glanville, R OBP: 0.347, SLG: 0.431 (1, 7)	0-0 2B 1B 1B	0-0 F2		0-0 HR			4-0 G3-6-1 BB			3	2	2	1	1	0	0
Brian McRae, S OBP: 0.295, SLG: 0.356 (1, 8)	0-0 1B 2B 2B		0-0 F8	0-0 F8			0-0 F3			4	1	1	0	0	0	1
Mark Grace, L OBP: 0.425, SLG: 0.466 (1, 3)	0-0 2B 1B 1B		0-0 1B 23 2B 1B				0-0 G3-6-1 1-2f			4	2	2	1	0	0	1
Sammy Sosa, R OBP: 0.305, SLG: 0.485 (1, 9)	0-0 1B 23 SF7 2B		0-3 K				0-0 G6-3			4	1	2	1	0	1	1
Shawon Dunston, R OBP: 0.318, SLG: 0.404 Turk Wendell, L (9, 1)	0-0 G6-4-3 1B		0-0 23 2B 1B				0-0 1B			4	0	3	1	0	0	1
23 Ryne Sandberg, R OBP: 0.299, SLG: 0.342 (1, 4)	0-0 SF7		0-0 1B 2B				0-0 F8			3	0	1	2	0	0	2
José Hernández, R OBP: 0.324, SLG: 0.447 (1, 5)	0-0 G6-4-3 1-2f		0-0 G6-3				4-0 G4-6-3 BB			3	0	0	0	1	0	4
Mike Hubbard, R OBP: 0.233, SLG: 0.310 (1, 2)			0-0 F9				0-0 G4-6-3 1-2f			3	0	0	0	0	0	1
Frank Castillo, R OBP: 0.107, SLG: 0.107 Rey Sanchez, R OBP: 0.306, SLG: 0.331 (9, 6)			0-0 G3-1				0-0 G4-3			3	0	0	0	0	0	0

Inning Stats	R: 4	H: 5	E: 0	LOB: 0	K: 0	P: 7	R: 0	H: 0	E: 0	LOB: 0	K: 0	P: 3	R: 1	H: 3	E: 0	LOB: 2	K: 1	P: 8	R: 1	H: 1	E: 0	LOB: 0	K: 0	P: 4	R: 0	H: 1	E: 0	LOB: 1	K: 0	P: 4	R: 0	H: 0	E: 0	LOB: 0	K: 0	P: 6	R: 0	H: 0	E: 0	LOB: 0	K: 0	P: 6	R: 0	H: 1	E: 0	LOB: 1	K: 0	P: 4
--------------	------	------	------	--------	------	------	------	------	------	--------	------	------	------	------	------	--------	------	------	------	------	------	--------	------	------	------	------	------	--------	------	------	------	------	------	--------	------	------	------	------	------	--------	------	------	------	------	------	--------	------	------

PITCHER	IP	WLS	BF	H	R	ER	SO	BB	IBB	HBP	BLK	WP	HR	S	P	ERA	WHIP
Glendon Rusch, L ERA: 5.94 (1, 1)	6.0	L	27	10	6	6	1	1	0	0	0	0	1	28	32	9.00	1.833
Jamie Walker, L ERA: 6.75 (7, 1)	2.0		7	1	0	0	0	1	0	0	0	0	0	6	10	0.00	1.000

**BOTTOM**

**Kansas City Royals @ Chicago Cubs**  
 Wrigley Field, Chicago, IL  
 Tue Jul 01 1997, 3:33 AM CDT  
 Att. 18,745 - Sunny - 84 F

AB	31
R	6
H	11
RBI	6
BB	2
SO	1
LOB	11



WP	HR	S	P	ERA	WHIP
0	0	3	0	0.00	1.000

1B	2B	3B	HR	SF	SAC	DP	HBP
7	3	0	1	1	0	3	0

WP: 0 PA: 34  
 PB: 0  
 SB: 0  
 CS: 0

livebaseballscorecards.com



Batter	1	2	3	4	5	6	7	8	9	AB R H RBI BB SO LOB	TOP		
Tom Goodwin, L (1, 8) OBP: 0.324, SLG: 0.361	1-1 L7		3-2 F7			1-1 G4-3	2-3 K			4 0 0 0 0 1 2			
David Howard, S (1, 4) OBP: 0.327, SLG: 0.394	1-2 CS 1B			2-1 G5-4-3 1B		0-0 F8	2-2 F8			4 0 2 0 0 0 2			
Jay Bell, R (1, 6) OBP: 0.369, SLG: 0.469	4-2 BB 1-2			2-0 G5-4-3 1-2f		1-1 BB 1B		1-1 E E 1B		3 1 2 0 1 0 1			
Jeff King, R (1, 3) OBP: 0.393, SLG: 0.509	1-0 P7			3-3 K		4-1 BB		1-0 P3 1-H		3 0 0 0 1 1 1			
Johnny Damon, L (1, 7) OBP: 0.359, SLG: 0.449		0-2 CS 1B			2-1 G6-3	2-2 G3		0-3 K		4 0 1 0 0 1 2			
Jermaine Dye, R (1, 9) OBP: 0.240, SLG: 0.325		2-0 F7 1-2			1-0 F7		2-1 1B 2B	1-0 G3-1		3 0 1 0 0 0 1 1 1 0 0 0 0 0			
Jon Nunnally, L (7, PR) OBP: 0.375, SLG: 0.429 (7, 9)													
Craig Paquette, R (1, 5) OBP: 0.258, SLG: 0.383		0-0 G5-3			0-0 2B		1-3 K		2-2 L9	2 0 1 0 0 0 0 2 0 0 0 0 1 1			
Scott Cooper, L (7, PH) OBP: 0.252, SLG: 0.286 (7, 5)													
Mike Macfarlane, R (1, 2) OBP: 0.261, SLG: 0.241			0-0 L8		4-0 IBB		0-2 1B 2-H 1B	0-3 K		3 0 1 1 1 1 0			
Kevin Appier, R (1, 1) OBP: 0.411, SLG: 0.505			2-3 K		2-3 K		0-1 1B	1-3 K		2 0 0 0 0 2 2 1 0 1 0 0 0 0 0 0 0 0 0 0 0 1 0 0 0 0 1 0			
Chili Davis, S (7, PH) OBP: 0.375, SLG: 0.426													
Hipolito Pichardo, R (7, 1)													
Jose Offerman, S (9, PH) OBP: 0.375, SLG: 0.426													
<b>Inning Stats</b>	R: 0 H: 1 E: 0 LOB: 1 K: 0 BB: 1 S: 10 P: 17	R: 0 H: 1 E: 0 LOB: 0 K: 0 BB: 0 S: 5 P: 7	R: 0 H: 0 E: 0 LOB: 0 K: 1 BB: 0 S: 9 P: 14	R: 0 H: 1 E: 0 LOB: 0 K: 1 BB: 0 S: 6 P: 13	R: 0 H: 1 E: 0 LOB: 2 K: 1 BB: 1 S: 7 P: 16	R: 0 H: 1 E: 0 LOB: 2 K: 0 BB: 1 S: 11 P: 19	R: 1 H: 3 E: 0 LOB: 2 K: 2 BB: 0 S: 18 P: 25	R: 1 H: 1 E: 2 LOB: 0 K: 1 BB: 0 S: 7 P: 10	R: 0 H: 0 E: 0 LOB: 0 K: 2 BB: 0 S: 9 P: 12	1B: 7 SF: 0 2B: 2 SAC: 0 3B: 0 DP: 1 HR: 0 HBP: 0	WP: 0 PA: 36 PB: 0 SB: 0 CS: 2		
<b>PITCHER</b>	IP WLS BF H R ER SO BB IBB HBP BLK WP HR S P ERA WHIP											<b>PITCHER</b>	IP WLS BF H R ER SO BB IBB HBP BLK WP HR S P ERA WHIP
Kevin Foster, R (1, 1) ERA: 4.1	6.1 W 26 7 1 1 4 2 1 0 0 0 0 0 57 98 1.42 1.421												
Bob Patterson, L (7, 1) ERA: 3.9	0.2 3 1 0 0 1 0 0 0 0 0 0 0 9 13 0.00 1.500												
Kent Bottenfield, R (8, 1) ERA: 2.63	1.0 4 1 1 0 1 0 0 0 0 0 0 0 7 10 0.00 1.000												
Mel Rojas, R (9, 1) ERA: 4.74	1.0 S 3 0 0 0 2 0 0 0 0 0 0 0 9 12 0.00 0.000												

**Kansas City Royals @ Chicago Cubs**  
Wrigley Field, Chicago, IL  
Wed Jul 02 1997, 3:33 AM CDT  
Att. 23,591 - Sunny - 89 F

[livebaseballscorecards.com](http://livebaseballscorecards.com)

AB	33
R	2
H	9
RBI	1
BB	3
SO	8
LOB	12



Batter	1	2	3	4	5	6	7	8	9
Doug Glanville, R (1, 7) OBP: 0.350, SLG: 0.438	0-1 G4-3		2-2 2B		2-2 2B 1B		1-1 G6-3		
Brian McRae, S (1, 8) OBP: 0.295, SLG: 0.358	1-0 P4		2-1 G3		3-1 1B G4-3 2B		0-1 G5-3		
Mark Grace, L (1, 3) OBP: 0.426, SLG: 0.465	3-3 K		4-0 IBB		0-1 G4-3 1B		0-2 G4-3		
Sammy Sosa, R (1, 9) OBP: 0.304, SLG: 0.491		2-1 HR	1-3 K		0-2 G4-3		0-0 G6-3		
Dave Hansen, L (1, 5) OBP: 0.427, SLG: 0.366		1-3 K		3-1 F7	0-3 K		1-3 K		
José Hernández, R (7, 5) OBP: 0.320, SLG: 0.442									
Shawon Dunston, R (1, 6) OBP: 0.318, SLG: 0.404		1-0 L5		1-1 1B S 1B		0-0 L8		2-3 K	
Kent Bottenfield, R (8, 1)									
Dave Clark, L (8, PH) OBP: 0.395, SLG: 0.479									
Mel Rojas, R (9, 1)									
23 Ryne Sandberg, R (1, 4) OBP: 0.295, SLG: 0.337		1-2 F8		1-3 K		2-0 L7			
Scott Servais, R (1, 2) OBP: 0.329, SLG: 0.376			2-1 F8	1-1 1B		1-1 1B			
Kevin Foster, R (1, 1) OBP: 0.121, SLG: 0.094			2-2 2B 1B		1-1 L9		3-2 G6-3		
Bob Patterson, R (7, 1)									
Rey Sanchez, R (8, 6) OBP: 0.306, SLG: 0.331									

Inning Stats	R: 0	H: 0	E: 0	K: 1	S: 8	LOB: 0	BB: 0	P: 12
	R: 1	H: 1	E: 0	K: 1	S: 10	LOB: 0	BB: 0	P: 15
	R: 0	H: 2	E: 0	K: 1	S: 14	LOB: 3	BB: 1	P: 27
	R: 0	H: 2	E: 0	K: 1	S: 10	LOB: 2	BB: 0	P: 15
	R: 2	H: 3	E: 0	K: 1	S: 17	LOB: 1	BB: 0	P: 23
	R: 0	H: 1	E: 0	K: 0	S: 7	LOB: 1	BB: 0	P: 13
	R: 0	H: 0	E: 0	K: 0	S: 7	LOB: 0	BB: 0	P: 8
	R: 0	H: 0	E: 0	K: 2	S: 7	LOB: 0	BB: 0	P: 10
	R: 3	H: 1	E: 0	K: 0	S: 0	LOB: 0	BB: 0	P: 1
	R: 0	H: 0	E: 0	K: 0	S: 0	LOB: 0	BB: 0	P: 0
	R: 0	H: 0	E: 0	K: 0	S: 0	LOB: 0	BB: 0	P: 0


PITCHER	IP	WLS	BF	H	R	ER	SO	BB	IBB	HBP	BLK	WP	HR	S	P	ERA	WHIP
Kevin Appier, R (1, 1) ERA: 2.68	6.0	L	27	9	3	3	5	0	0	0	0	0	1	66	105	4.50	1.500
Hipolito Pichardo, R (7, 1) ERA: 5.13	2.0		6	0	0	0	2	0	0	0	0	0	0	14	18	0.00	0.000

**BOTTOM**

**Kansas City Royals @ Chicago Cubs**  
 Wrigley Field, Chicago, IL  
 Wed Jul 02 1997, 3:33 AM CDT  
 Att. 23,591 - Sunny - 89 F

AB	R	H	RBI	BB	SO	LOB
4	1	2	0	0	0	0
4	1	1	0	0	0	2
3	0	1	1	1	1	0
4	1	1	2	0	1	4
3	0	0	0	0	2	1
1	0	0	0	0	1	0
3	0	1	0	0	0	0
0	0	0	0	0	0	0
1	0	0	0	0	1	0
0	0	0	0	0	0	0
3	0	0	0	0	1	1
3	0	2	0	0	0	0
3	0	1	0	0	0	1
0	0	0	0	0	0	0
0	0	0	0	0	0	0

**AB 32**  
**R 3**  
**H 9**  
**RBI 3**  
**BB 1**  
**SO 7**  
**LOB 9**



WP	HR	S	P	ERA	WHIP
0	1	66	105	4.50	1.500
0	0	14	18	0.00	0.000



Batter	1	2	3	4	5	6	7	8	9	AB R H RBI BB SO LOB	TOP											
Doug Glanville, R (1, 7) OBP: 0.353, SLG: 0.439	1-1 E S 1B		3-2 L8		2-2 2B 1B		2-3 K			4 1 2 0 0 1 1												
Brian McRae, S (1, 8) OBP: 0.294, SLG: 0.359	1-3 SAFE K		0-1 P4		0-0 1-3 G4-3 2B		3-2 G6-3			4 1 1 0 0 1 2												
Sammy Sosa, R (1, 9) OBP: 0.304, SLG: 0.488	1-0 SAFE FC6-4 2-H 1B		2-3 K		0-0 3-H G4-3			1-0 G4-3		4 0 1 2 0 1 0												
Dave Hansen, L (1, 3) OBP: 0.421, SLG: 0.372	0-0 FC6-4 1-2f			3-2 1B 23 1B 2B		2-3 K		2-3 K		4 1 1 0 0 2 1												
Shawon Dunston, R (1, 6) OBP: 0.317, SLG: 0.401 Rey Sanchez, R (9, 6) OBP: 0.306, SLG: 0.331	0-2 F9			1-0 23 1B SF9 1B		0-2 G4-3		1-3 K		4 1 1 0 0 1 1 0 0 0 0 0 0 0												
23 Ryne Sandberg, R (1, 4) OBP: 0.299, SLG: 0.344		1-0 L5		0-2 SF9 1-3 3-H 1B		2-2 P3		1-0 2B		4 1 2 1 0 0 0												
Kevin Orie, R (1, 5) OBP: 0.382, SLG: 0.442		4-1 G1-5-4 1B BB		2-2 SF9		1-3 K		0-0 B1		2 0 0 1 1 1 1												
Scott Servais, R (1, 2) OBP: 0.328, SLG: 0.375		1-1 1-2 1B		2-2 SF9		3-1 G1-4-3		1-3 K		3 0 1 1 0 1 1												
Geremi Gonzalez, R (1, 1) OBP: 0.250, SLG: 0.143 Bob Patterson, R (8, 1) Terry Adams, R (8, 1) Mark Grace, L (9, PH) OBP: 0.424, SLG: 0.463 Mel Rojas, R (9, 1)		0-0 G1-5-4		0-3 K		0-2 1B		0-0 G3		3 0 1 0 0 1 2 0 0 0 0 0 0 0 0 0 0 0 0 0 0 1 0 0 0 0 0 1 0 0 0 0 0 0 0												
<b>Inning Stats</b>	R: 1 E: 1 K: 1 S: 13	H: 2 LOB: 1 BB: 0 P: 16	R: 0 E: 0 K: 0 S: 5	H: 1 LOB: 1 BB: 1 P: 11	R: 0 E: 0 K: 1 S: 8	H: 0 LOB: 0 BB: 0 P: 13	R: 3 E: 0 K: 1 S: 16	H: 3 LOB: 0 BB: 0 P: 24	R: 1 E: 0 K: 1 S: 9	H: 2 LOB: 0 BB: 0 P: 13	R: 0 E: 0 K: 1 S: 11	H: 0 LOB: 0 BB: 0 P: 14	R: 0 E: 0 K: 1 S: 14	H: 1 LOB: 1 BB: 0 P: 22	R: 0 E: 0 K: 2 S: 7	H: 0 LOB: 0 BB: 0 P: 11	R: 0 E: 0 K: 1 S: 6	H: 1 LOB: 1 BB: 0 P: 8	1B: 7 2B: 3 3B: 0 HR: 0	SF: 2 SAC: 0 DP: 1 HBP: 0	WP: 0 PB: 0 SB: 1 CS: 0	PA: 36
<b>PITCHER</b>	IP WLS BF H R ER SO BB IBB HBP BLK WP HR S P ERA WHIP																					
Curt Schilling, R (1, 1) ERA: 3.59	8.0 L 32 9 5 5 8 1 0 0 0 0 0 0 83 124 5.62 1.250																					
Ricky Bottalico, R (9, 1) ERA: 3.96	1.0 4 1 0 0 1 0 0 0 0 0 0 0 6 8 0.00 1.000																					

Chicago Cubs @ Philadelphia Phillies  
Veterans Stadium, Philadelphia, PA  
Thu Jul 03 1997, 7:05 PM EDT  
Att. 40,213 - Unknown - 90 F

livebaseballscorecards.com

AB	33
R	5
H	10
RBI	5
BB	1
SO	9
LOB	10



Batter	1	2	3	4	5	6	7	8	9	AB R H RBI BB SO LOB
Ricky Otero, S (1, 8) OBP: 0.306, SLG: 0.295 Rob Butler, L (9, PH) OBP: 0.326, SLG: 0.407	0-2 FC9-5, G5-3 1B		1-0 CS 1B		4-1 FC4-6 BB		1-1 P5		0-2 P5	3 0 2 0 1 0 0 1 0 0 0 0 0 1
Mickey Morandini, L (1, 4) OBP: 0.363, SLG: 0.409	0-0 G5-3 1-2		2-1 F8 1-2		2-2 FC4-6 E		0-0 L4		3-1 1B	5 1 1 0 0 0 3
Darren Daulton, L (1, 9) OBP: 0.379, SLG: 0.493	1-0 FC9-5 2-3		1-2 HR		2-3 K			3-2 P5	3-3 K	5 1 1 1 0 2 4
Scott Rolen, R (1, 5) OBP: 0.368, SLG: 0.471		4-1 E HR BB	3-2 L9		2-2 E7 1-H 2B			1-2 2B		3 1 2 1 1 0 0
Rico Brogna, L (1, 3) OBP: 0.290, SLG: 0.434		0-0 1-H HR		0-1 F7	2-3 K			2-3 K		4 1 1 2 0 2 2
Gregg Jefferies, S (1, 7) OBP: 0.330, SLG: 0.361 Ricky Bottalico, L (9, 1)		1-2 F8		1-1 1B		0-1 L8		4-0 IBB		3 0 1 0 1 0 0 0 0 0 0 0 0 0
Mike Lieberthal, R (1, 2) OBP: 0.268, SLG: 0.425		4-2 BB		1-2 P6		1-1 G5-3		2-3 K		3 0 0 0 1 1 3
Kevin Stocker, S (1, 6) OBP: 0.311, SLG: 0.312		0-1 L9		4-0 1-2 IBB		1-3 K			4-0 1B BB	2 0 0 0 2 1 1
Curt Schilling, R (1, 1) OBP: 0.150, SLG: 0.158 Ruben Amaro Jr, S (9, 7) OBP: 0.310, SLG: 0.364		0-0 G3		2-3 K		2-2 G4-3			0-3 K	3 0 0 0 0 1 3 1 0 0 0 0 1 1

Inning Stats	R: 0 E: 0 K: 5	H: 1 LOB: 0 BB: 0 P: 6	R: 2 E: 1 K: 0 S: 11	H: 1 LOB: 1 BB: 2 P: 20	R: 1 E: 0 K: 0 S: 9	H: 2 LOB: 0 BB: 0 P: 16	R: 0 E: 0 K: 1 S: 10	H: 1 LOB: 2 BB: 1 P: 18	R: 1 E: 1 K: 2 S: 14	H: 1 LOB: 1 BB: 1 P: 26	R: 0 E: 0 K: 1 S: 7	H: 0 LOB: 0 BB: 0 P: 9	R: 0 E: 0 K: 0 S: 6	H: 0 LOB: 0 BB: 0 P: 9	R: 0 E: 0 K: 2 S: 15	H: 1 LOB: 2 BB: 1 P: 27	R: 0 E: 0 K: 2 S: 11	H: 1 LOB: 2 BB: 1 P: 21	1B: 4 2B: 3 3B: 0 HR: 2	SF: 0 SAC: 0 DP: 1 HBP: 0
--------------	----------------------	---------------------------------	-------------------------------	----------------------------------	------------------------------	----------------------------------	-------------------------------	----------------------------------	-------------------------------	----------------------------------	------------------------------	---------------------------------	------------------------------	---------------------------------	-------------------------------	----------------------------------	-------------------------------	----------------------------------	----------------------------------	------------------------------------


**BOTTOM**

**Chicago Cubs @ Philadelphia Phillies**  
Veterans Stadium, Philadelphia, PA

Thu Jul 03 1997, 7:05 PM EDT  
Att: 40,213 - Unknown - 90 F

livebaseballscorecards.com

AB	33
R	4
H	8
RBI	4
BB	6
SO	8
LOB	18



PITCHER	IP	WLS	BF	H	R	ER	SO	BB	IBB	HBP	BLK	WP	HR	S	P	ERA	WHIP
Geremi Gonzalez, R (1, 1) ERA: 3.12	7.0		29	6	4	4	4	3	1	0	0	0	2	62	104	5.14	1.286
Bob Patterson, L (8, 1) ERA: 3.82	0.2		3	1	0	0	1	0	0	0	0	0	0	12	18	0.00	1.500
Terry Adams, R (8, 1) ERA: 3.26	0.1		2	0	0	0	1	0	1	0	0	0	0	3	9	0.00	0.000
Mel Rojas, R (9, 1) ERA: 4.62	1.0	S	5	1	0	0	2	1	0	0	0	0	0	11	21	0.00	2.000



Batter	1	2	3	4	5	6	7	8	9	AB R H RBI BB SO LOB	TOP									
Doug Glanville, R (1, 7) OBP: 0.344, SLG: 0.428	3-2 F8	2-2 F7		3-2 F7			0-1 F8		2-2 L4	5 0 0 0 0 0 2										
Brian McRae, S (1, 8) OBP: 0.299, SLG: 0.365	0-1 G4-3		4-2 S 2B BB		0-0 L8		4-2 2B BB		0-1 1B 3B	3 3 1 0 2 0 0										
Sammy Sosa, R (1, 9) OBP: 0.302, SLG: 0.487	0-2 G6-3		3-1 G3-1 1-H SF8 2B		0-3 K		1-3 K		2-2 K	5 1 1 1 0 3 2										
Dave Hansen, L (1, 3) OBP: 0.429, SLG: 0.389		4-2 23 2B SF8 BB	1-0 G3-1		0-1 F7		2-1 1-H 2B		1-1 23 1B BB 1B	4 2 2 2 1 0 1										
Shawon Dunston, R (1, 6) OBP: 0.317, SLG: 0.399		0-1 P6	2-1 SF8			3-1 23 CS HBP		2-3 K	4-2 FC5 23 1B BB	1 0 0 1 0 0 1 1 0 0 0 1 1 1										
Rey Sanchez, R (6, 6) OBP: 0.309, SLG: 0.329			3-H						1-2											
23 Ryne Sandberg, R (1, 4) OBP: 0.304, SLG: 0.365		1-1 SF8 1B 2B	0-1 P3			3-2 HR		1-0 G6-3	3-2 1B	5 2 3 2 0 0 0										
Kevin Orie, R (1, 5) OBP: 0.376, SLG: 0.437		2-0 SF8		0-1 G6-3		2-2 1B 1B		0-0 P7	0-0 FC5	4 0 1 1 0 0 2										
Scott Servais, R (1, 2) OBP: 0.335, SLG: 0.379		1-1 2B 1B		3-2 P6		3-1 G4-6-3 1B		4-2 BB		3 1 2 1 1 0 0										
Terry Mulholland, R (1, 1) OBP: 0.139, SLG: 0.194		1-2 1-H 2B		0-1 2B		1-0 G4-6-3 1-2f		0-1 G4-3		2 0 2 1 0 0 0 1 0 0 0 0 0 2 1 0 0 0 0 0 1										
Dave Clark, L (6, PH) OBP: 0.390, SLG: 0.472																				
Kent Bottenfield, R (6, 1)																				
<b>Inning Stats</b>	R: 0 H: 0 E: 0 K: 0 S: 9	H: 0 LOB: 0 BB: 0 P: 12	R: 3 H: 3 E: 0 K: 0 S: 18	H: 3 LOB: 1 BB: 1 P: 29	R: 2 H: 1 E: 0 K: 0 S: 9	H: 1 LOB: 0 BB: 1 P: 19	R: 0 H: 1 E: 0 K: 0 S: 10	H: 1 LOB: 1 BB: 0 P: 16	R: 0 H: 0 E: 0 K: 1 S: 6	H: 0 LOB: 0 BB: 0 P: 6	R: 1 H: 3 E: 0 K: 0 S: 11	H: 3 LOB: 1 BB: 0 P: 23	R: 1 H: 1 E: 0 K: 2 S: 12	H: 1 LOB: 1 BB: 1 P: 21	R: 0 H: 0 E: 0 K: 0 S: 6	H: 0 LOB: 1 BB: 1 P: 11	R: 2 H: 3 E: 0 K: 1 S: 17	H: 3 LOB: 2 BB: 1 P: 29	1B: 5 SF: 2 2B: 5 SAC: 0 3B: 1 DP: 1 HR: 1 HBP: 1	WP: 0 PA: 43 PB: 0 SB: 1 CS: 1
<b>PITCHER</b>	IP WLS BF H R ER SO BB IBB HBP BLK WP HR S P ERA WHIP																			
Scott Ruffcorn, R (1, 1) ERA: 6.6	5.1 L 24 6 6 6 1 2 0 1 0 0 0 1 56 92 10.12 1.500																			
Reggie Harris, R (6, 1) ERA: 5.27	1.2 8 3 1 1 2 1 0 0 0 0 0 0 19 34 5.40 2.400																			
Ron Blazier, R (8, 1) ERA: 6.57	2.0 11 3 2 2 1 2 0 0 0 0 0 0 23 40 9.00 2.500																			

Chicago Cubs @ Philadelphia Phillies  
Veterans Stadium, Philadelphia, PA  
Fri Jul 04 1997, 3:33 AM EDT  
Att. 14,378 - Unknown - 82 F

livebaseballscorecards.com

AB	35
R	9
H	12
RBI	9
BB	5
SO	4
LOB	12



BOTTOM

Chicago Cubs @ Philadelphia Phillies  
Veterans Stadium, Philadelphia, PA

AB	36
R	3
H	10
RBI	3
BB	2
SO	4
LOB	15



WP	0	PA	38
PB	0		
SB	0		
CS	0		

Fri Jul 04 1997, 3:33 AM EDT  
Att: 14,378 - Unknown - 82 F

AB R H RBI BB SO LOB

4 1 2 0 1 0 0

4 1 1 2 0 0 1  
1 0 0 0 0 0 2

3 0 1 0 1 0 1

4 0 1 0 0 0 2

4 0 2 0 0 0 1

4 1 1 1 0 0 3

3 0 0 0 0 2 3  
1 0 0 0 0 0 0

4 0 1 0 0 0 1

2 0 0 0 0 2 0  
0 0 0 0 0 0 0  
1 0 1 0 0 0 0  
0 0 0 0 0 0 0  
1 0 0 0 0 0 1

1B: 6 SF: 0  
2B: 2 SAC: 0  
3B: 0 DP: 0  
HR: 2 HBP: 0

Batter	1	2	3	4	5	6	7	8	9									
Ricky Otero, S OBP: 0.320, SLG: 0.315 (1, 8)	4-1 HR BB	1-2 F8			0-1 B3		2-1 2B		0-1 1B									
Kevin Sevcik, R OBP: 0.265, SLG: 0.319 Rico Brogna, L OBP: 0.289, SLG: 0.433 (1, 4) (9, PH)	1-2 HR		2-2 L6		1-2 L8		0-0 P2		1-0 F9									
Scott Rolen, R OBP: 0.369, SLG: 0.470 (1, 5)	3-1 1B		2-0 G6-3		4-2 BB		0-1 P9											
Darren Daulton, L OBP: 0.377, SLG: 0.489 (1, 9)	1-1 P5		3-2 1B		3-2 P3			2-1 F9										
23 Kevin Jordan, R OBP: 0.231, SLG: 0.410 (1, 3)	0-1 1B		0-1 FC5-4			2-2 1B		0-2 F9										
Gregg Jefferies, S OBP: 0.329, SLG: 0.369 (1, 7)	2-1 L8			1-0 HR		3-1 P9		3-2 L7										
Mark Parent, R OBP: 0.195, SLG: 0.173 Rob Butler, L OBP: 0.323, SLG: 0.402 (1, 2) (9, PH)	3-3 K			0-3 K		2-2 F9			1-2 L8									
Kevin Stocker, S OBP: 0.310, SLG: 0.311 (1, 6)				0-1 G6-3		1 SAFE G4-3			2-2 1B									
Scott Ruffcorn, R Reggie Harris, R Mickey Morandini, L Ron Blazier, R Ruben Amaro Jr, S (1, 1) (6, 1) (7, PH) (8, 1) (9, PH)				2-3 K			1-1 2B		1-0 L3									
<b>Inning Stats</b>	R: 2 E: 0 K: 1 S: 15	H: 3 LOB: 2 BB: 1 P: 29	R: 0 E: 0 K: 1 S: 9	H: 0 LOB: 0 BB: 0 P: 13	R: 0 E: 0 K: 0 S: 10	H: 1 LOB: 1 BB: 0 P: 17	R: 1 E: 0 K: 2 S: 9	H: 1 LOB: 0 BB: 0 P: 12	R: 0 E: 0 K: 0 S: 13	H: 0 LOB: 1 BB: 1 P: 21	R: 0 E: 0 K: 0 S: 11	H: 1 LOB: 1 BB: 0 P: 18	R: 0 E: 0 K: 0 S: 7	H: 2 LOB: 1 BB: 0 P: 10	R: 0 E: 0 K: 0 S: 8	H: 0 LOB: 0 BB: 0 P: 13	R: 0 E: 0 K: 0 S: 11	H: 2 LOB: 2 BB: 0 P: 16
<b>PITCHER</b>	IP WLS BF H R ER SO BB IBB HBP BLK WP HR S P ERA WHIP	IP WLS BF H R ER SO BB IBB HBP BLK WP HR S P ERA WHIP	IP WLS BF H R ER SO BB IBB HBP BLK WP HR S P ERA WHIP	IP WLS BF H R ER SO BB IBB HBP BLK WP HR S P ERA WHIP	IP WLS BF H R ER SO BB IBB HBP BLK WP HR S P ERA WHIP	IP WLS BF H R ER SO BB IBB HBP BLK WP HR S P ERA WHIP	IP WLS BF H R ER SO BB IBB HBP BLK WP HR S P ERA WHIP	IP WLS BF H R ER SO BB IBB HBP BLK WP HR S P ERA WHIP	IP WLS BF H R ER SO BB IBB HBP BLK WP HR S P ERA WHIP									
Terry Mulholland, L ERA: 3.72 Kent Bottenfield, R ERA: 2.44	(1, 1) (6, 1)																	

livebaseballscorecards.com



Batter	1	2	3	4	5	6	7	8	9	AB R H RBI BB SO LOB	TOP																																				
Doug Glanville, R (1, 7) OBP: 0.350, SLG: 0.429	3-2 L8		4-2 WP BB 2B BB	2-0 G5-3			2-2 F8 SF8 1B	0-2 1B		4 2 2 0 1 0 0																																					
Brian McRae, S (1, 8) OBP: 0.303, SLG: 0.363	4-1 BB		4-2 1-2 2B BB		0-0 G4-3		4-1 1-2 BB	0-0 G3		2 1 0 0 3 0 2																																					
Sammy Sosa, R (1, 9) OBP: 0.298, SLG: 0.480	0-1 L9		2-3 K		2-0 L7		2-1 F8		3-3 K	5 0 0 0 0 2 5																																					
Dave Hansen, L (1, 3) OBP: 0.419, SLG: 0.394	2-2 G3		1-0 1-H 2B		3-1 F8		0-1 SF8		2-3 K	4 1 1 3 0 1 1																																					
Shawon Dunston, R (1, 6) OBP: 0.316, SLG: 0.409		0-1 HR	0-1 L7			2-3 K	0-2 G1-3		1-0 G4-3	4 1 1 1 0 1 2																																					
Turk Wendell, L (7, 1)										0 0 0 0 0 0 0																																					
Bob Patterson, R (7, 1)										0 0 0 0 0 0 0																																					
Terry Adams, R (7, 1)										0 0 0 0 0 0 0																																					
Dave Clark, L (9, PH) OBP: 0.386, SLG: 0.466										1 0 0 0 0 0 0																																					
23 Ryne Sandberg, R (1, 4) OBP: 0.310, SLG: 0.384		3-1 HR	2-2 2-H 2B			4-1 G6-3 BB		0-3 K		3 1 2 2 1 1 0																																					
Kevin Orie, R (1, 5) OBP: 0.374, SLG: 0.432		0-1 G4-6-3 1B	1-0 G5-3			2-1 G6-3		1-2 G6-3		4 0 1 0 0 0 2																																					
Scott Servais, R (1, 2) OBP: 0.337, SLG: 0.383		2-3 K		2-2 G4-3		4-0 IBB		1-1 1B 2B		3 1 1 0 1 1 1																																					
Steve Trachsel, R (1, 1) OBP: 0.158, SLG: 0.114		1-2 G4-6-3		0-0 G6-3		3-2 F8		2-2 1B 1B		3 0 0 0 0 0 3																																					
Ramon Tatis, L (6, 1)										0 0 0 0 0 0 0																																					
Rey Sanchez, R (7, 6) OBP: 0.329, SLG: 0.329										0 0 0 0 0 0 0																																					
Mark Grace, L (8, PH) OBP: 0.426, SLG: 0.465										1 0 1 1 0 0 0																																					
José Hernández, R (8, PR) OBP: 0.320, SLG: 0.442										0 0 0 0 0 0 0																																					
<b>Inning Stats</b>	R: 0 H: 0 E: 0 LOB: 1 K: 0 BB: 1 S: 9 P: 18	R: 2 H: 3 E: 0 LOB: 0 K: 1 BB: 0 S: 12 P: 18	R: 3 H: 2 E: 0 LOB: 1 K: 1 BB: 2 S: 19 P: 33	R: 0 H: 0 E: 0 LOB: 0 K: 0 BB: 0 S: 6 P: 10	R: 0 H: 0 E: 0 LOB: 0 K: 0 BB: 0 S: 4 P: 9	R: 0 H: 0 E: 0 LOB: 2 K: 1 BB: 2 S: 10 P: 25	R: 1 H: 1 E: 0 LOB: 1 K: 0 BB: 1 S: 11 P: 19	R: 1 H: 3 E: 0 LOB: 2 K: 1 BB: 0 S: 18 P: 22	R: 0 H: 0 E: 0 LOB: 0 K: 2 BB: 0 S: 8 P: 14	1B: 4 SF: 1 2B: 3 SAC: 0 3B: 0 DP: 1 HR: 2 HBP: 0	WP: 1 PA: 41 PB: 0 SB: 2 CS: 0																																				
<b>PITCHER</b>	IP WLS BF H R ER SO BB IBB HBP BLK WP HR S P ERA WHIP											<b>PITCHER</b>	IP WLS BF H R ER SO BB IBB HBP BLK WP HR S P ERA WHIP																																		
Calvin Maduro, R (1, 1) ERA: 7.23	2.2	15	5	5	5	2	3	0	0	0	1	2	39	67	16.88	3.000											Ricky Bottalico, R (8, 1) ERA: 3.82	1.1	6	2	0	0	2	0	0	0	0	0	0	18	26	0.00	1.500				
Wayne Gomes, R (3, 1) ERA: 3.95	2.1	7	0	0	0	0	0	0	0	0	0	0	11	21	0.00	0.000																															
Ron Blazier, R (6, 1) ERA: 6.63	1.0	7	1	1	1	1	2	1	0	0	0	0	14	35	9.00	3.000																															
Reggie Harris, R (7, 1) ERA: 5.14	1.0	W 3	0	0	0	0	0	0	0	0	0	0	7	9	0.00	0.000																															
Jerry Spradlin, R (8, 1) ERA: 5.01	0.2	3	1	1	1	1	0	0	0	0	0	0	8	10	13.50	1.500																															

Chicago Cubs @ Philadelphia Phillies  
Veterans Stadium, Philadelphia, PA  
Sat Jul 05 1997, 7:05 PM EDT  
Att. 37,680 - Unknown - 79 F

livebaseballscorecards.com

AB	34
R	7
H	9
RBI	7
BB	6
SO	6
LOB	16



Batter	1	2	3	4	5	6	7	8	9	AB	R	H	RBI	BB	SO	LOB
Ricky Otero, S OBP: 0.311, SLG: 0.305 23 Kevin Jordan, R OBP: 0.227, SLG: 0.403 Jerry Spradlin, S (8, 1) Ricky Bottalico, L (8, 1)	1-3 K2-3		3-2 L3			0-2 P6	2-3 K			3	0	0	0	0	1	0
Mickey Morandini, L OBP: 0.387, SLG: 0.419	3-2 F8		2-2 L8			0-0 G3-1 1B 2B	0-0 2B 1B			4	2	2	1	0	0	0
Darren Daulton, L OBP: 0.372, SLG: 0.483	1-0 L7			2-2 E3		3-2 G3-1	0-0 SF8			3	0	0	1	0	0	1
Scott Rolen, R OBP: 0.371, SLG: 0.474		1-0 F9		3-2 G4-6-3		1-1 BB 1B	3-2 WP 2B			4	1	2	2	0	0	1
Rico Brogna, L OBP: 0.295, SLG: 0.435		2-2 G6-4-3 1B		2-1 1B		3-H 4-0 1-2 BB	3-1 L8			3	0	2	0	1	0	0
Gregg Jefferies, S OBP: 0.328, SLG: 0.371		2-2 G6-4-3		0-1 P6		3-1 P7		1-2 1B 2B		4	1	1	0	0	0	4
Mike Lieberthal, R OBP: 0.276, SLG: 0.440			2-2 HR 2B		3-1 E4		1-2 2B 2B	1-0 CS 1B		4	2	3	1	0	0	0
Kevin Stocker, S OBP: 0.316, SLG: 0.332			2-0 HR		1-2 G4-3-6		0-0 2B 1B 2B	1-1 G4-6-3 1B		4	2	3	3	0	0	1
Calvin Maduro, R OBP: 0.050, SLG: 0.050 Wayne Gomes, R (3, 1) Rob Butler, L OBP: 0.319, SLG: 0.398 Ron Blazier, R OBP: 0.500, SLG: 0.500 Reggie Harris, R (7, 1) Ruben Amaro Jr. S OBP: 0.311, SLG: 0.375 (8, 8)			0-3 K		2-2 G5-3		2-0 1B SF8 2B	0-0 G4-6-3		0	0	0	0	0	0	0

Inning Stats	R: 0	H: 0	E: 0	K: 1	S: 9	H: 0	LOB: 0	BB: 0	P: 14	R: 0	H: 1	E: 0	K: 0	S: 8	H: 1	LOB: 0	BB: 0	P: 13	R: 2	H: 2	E: 0	K: 1	S: 13	H: 2	LOB: 0	BB: 0	P: 22	R: 0	H: 1	E: 1	K: 0	S: 10	H: 0	LOB: 0	BB: 0	P: 15	R: 1	H: 2	E: 0	K: 0	S: 11	H: 2	LOB: 2	BB: 1	P: 22	R: 5	H: 5	E: 0	K: 1	S: 18	H: 3	LOB: 0	BB: 0	P: 10	R: 1	H: 3	E: 0	K: 0	S: 7	H: 3	LOB: 0	BB: 0	P: 10
--------------	------	------	------	------	------	------	--------	-------	-------	------	------	------	------	------	------	--------	-------	-------	------	------	------	------	-------	------	--------	-------	-------	------	------	------	------	-------	------	--------	-------	-------	------	------	------	------	-------	------	--------	-------	-------	------	------	------	------	-------	------	--------	-------	-------	------	------	------	------	------	------	--------	-------	-------


PITCHER	IP	WLS	BF	H	R	ER	SO	BB	IBB	HBP	BLK	WP	HR	S	P	ERA	WHIP
Steve Trachsel, R ERA: 4.76	(1, 1)	5.2	22	6	3	3	2	0	0	0	0	0	1	58	94	4.76	1.059
Ramon Tatis, L ERA: 4.05	(6, 1)	0.1	2	0	0	0	0	1	0	0	0	0	0	2	9	0.00	3.000
Turk Wendell, R ERA: 4.53	(7, 1)	0.0	3	3	3	3	0	0	0	0	0	0	0	7	10	∞	∞
Bob Patterson, L ERA: 4.01	(7, 1)	0.2	L 3	1	0	0	1	0	0	0	0	0	0	6	8	0.00	1.500
Terry Adams, R ERA: 3.6	(7, 1)	1.1	6	4	3	3	0	0	0	0	0	1	0	12	21	20.25	3.000

**BOTTOM**

**Chicago Cubs @ Philadelphia Phillies**  
Veterans Stadium, Philadelphia, PA

Sat Jul 05 1997, 7:05 PM EDT  
Att: 37,680 - Unknown - 79 F

AB	34
R	9
H	14
RBI	8
BB	1
SO	3
LOB	10



PITCHER	IP	WLS	BF	H	R	ER	SO	BB	IBB	HBP	BLK	WP	HR	S	P	ERA	WHIP
Steve Trachsel, R ERA: 4.76	(1, 1)	5.2	22	6	3	3	2	0	0	0	0	0	1	58	94	4.76	1.059
Ramon Tatis, L ERA: 4.05	(6, 1)	0.1	2	0	0	0	0	1	0	0	0	0	0	2	9	0.00	3.000
Turk Wendell, R ERA: 4.53	(7, 1)	0.0	3	3	3	3	0	0	0	0	0	0	0	7	10	∞	∞
Bob Patterson, L ERA: 4.01	(7, 1)	0.2	L 3	1	0	0	1	0	0	0	0	0	0	6	8	0.00	1.500
Terry Adams, R ERA: 3.6	(7, 1)	1.1	6	4	3	3	0	0	0	0	0	1	0	12	21	20.25	3.000



Chicago Cubs @ Philadelphia Phillies  
Veterans Stadium, Philadelphia, PA

Sun Jul 06 1997, 3:33 AM EDT  
Att. 18,392 - Sunny - 83 F

AB	41
R	8
H	14
RBI	8
BB	1
SO	6
LOB	13



Batter	1	2	3	4	5	6	7	8	9	AB	R	H	RBI	BB	SO	LOB	TOP					
Doug Glanville, R (1, 7) OBP: 0.347, SLG: 0.424	0-3 K2-3	0-3 K		1-3 K 2B 1B		0-0 G4-3		0-1 G4-3 1B		5	1	1	0	0	3	2						
Brian McRae, S (1, 8) OBP: 0.304, SLG: 0.367	2-0 HR 1B	1-0 FC5-4		3-1 1B 2B		3-2 G5-3		2-2 G4-3		5	2	2	2	0	0	2						
Mark Grace, L (1, 3) OBP: 0.426, SLG: 0.475	1-1 HR		1-3 K	0-0 FC5-4 1B		0-0 L7		1-1 L7		5	1	2	4	0	1	1						
Sammy Sosa, R (1, 9) OBP: 0.297, SLG: 0.476	0-0 F8 1B		0-3 K	2-1 FC5-4 1B			0-1 G6-3		1-2 F9	5	1	1	0	0	1	1						
Dave Hansen, L (1, 5) José Hernández, R (7, 5) OBP: 0.405, SLG: 0.378 OBP: 0.327, SLG: 0.448	2-2 F8 1-3		0-0 G3		0-0 G3-1		1-0 G6-3		1-0 CS 1B	4	0	0	0	0	0	1						
Shawon Dunston, R (1, 6) Bob Patterson, R (7, 1) Kevin Orie, R (8, 5) OBP: 0.319, SLG: 0.411 OBP: 0.371, SLG: 0.429	0-0 1B			1-0 P4	2-1 G5-3		0-1 1B		2-2 P6 1-2	4	0	2	1	0	0	0						
23 Ryne Sandberg, R (1, 4) OBP: 0.313, SLG: 0.388	1-1 G5-3			1-0 1B 2B	4-1 1B BB		1-1 G5-3			3	1	1	0	1	0	2						
Mike Hubbard, R (1, 2) OBP: 0.235, SLG: 0.303		0-0 F9		0-3 K 2B	3-1 1B			1-2 P4		4	0	1	0	0	1	1						
Frank Castillo, R (1, 1) Turk Wendell, L (6, 1) Rey Sanchez, R (7, 6) Mel Rojas, R (8, 1) OBP: 0.161, SLG: 0.161 OBP: 0.313, SLG: 0.333		1-1 FC5-4 1B		0-0 WP 2B 1B	0-0 L7			2-2 1B G4-3 1B		3	1	2	1	0	0	2						
<b>Inning Stats</b>	R: 3 E: 0 K: 1 S: 13	H: 4 LOB: 1 BB: 0 P: 19	R: 0 E: 0 K: 1 S: 7	H: 1 LOB: 1 BB: 0 P: 9	R: 0 E: 0 K: 2 S: 8	H: 0 LOB: 0 BB: 0 P: 9	R: 4 E: 0 K: 2 S: 15	H: 4 LOB: 1 BB: 0 P: 23	R: 0 E: 0 K: 0 S: 7	H: 1 LOB: 2 BB: 1 P: 16	R: 0 E: 0 K: 0 S: 5	H: 0 LOB: 0 BB: 0 P: 8	R: 0 E: 0 K: 0 S: 7	H: 1 LOB: 1 BB: 0 P: 9	R: 1 E: 0 K: 0 S: 15	H: 2 LOB: 1 BB: 0 P: 21	R: 0 E: 0 K: 0 S: 8	H: 1 LOB: 0 BB: 0 P: 11	1B: 11 2B: 2 3B: 0 HR: 1	SF: 0 SAC: 0 DP: 0 HBP: 0	WP: 1 PB: 0 SB: 1 CS: 1	PA: 42
<b>PITCHER</b>	IP WLS BF H R ER SO BB IBB HBP BLK WP HR S P ERA WHIP	IP WLS BF H R ER SO BB IBB HBP BLK WP HR S P ERA WHIP															IP WLS BF H R ER SO BB IBB HBP BLK WP HR S P ERA WHIP					
Mark Leiter, R (1, 1) ERA: 5.89	3.2 L 21 9 7 7 6 0 0 0 0 1 1 41 56 17.18 2.455															Wayne Gomes, R (9, 1) ERA: 3.68						
Garrett Stephenson, R (4, 1) ERA: 4.02	1.1 6 1 0 0 0 0 1 0 0 0 0 0 9 20 0.00 1.500																					
Reggie Harris, R (6, 1) ERA: 5.02	1.0 3 0 0 0 0 0 0 0 0 0 0 0 5 8 0.00 0.000																					
Jerry Spradlin, R (7, 1) ERA: 5.02	1.2 8 3 1 1 0 0 0 0 0 0 0 0 20 27 5.40 1.800																					
Billy Brewer, L (8, 1) ERA: 6.0	0.1 1 0 0 0 0 0 0 0 0 0 0 0 2 3 0.00 0.000																					

livebaseballscorecards.com

Batter	1	2	3	4	5	6	7	8	9	AB	R	H	RBI	BB	SO	LOB
Ricky Otero, S (1, 8) OBP: 0.309, SLG: 0.303 Kevin Seifick, R (8, PH) OBP: 0.265, SLG: 0.319 Derrick May, L (8, PH) OBP: 0.276, SLG: 0.318 Wayne Gomes, R (9, 1)	2-3 K			1-1 BB 1B	0-2 L9		0-0 B1-3	2-2 P4		4	1	1	0	0	1	1
Mickey Morandini, L (1, 4) OBP: 0.390, SLG: 0.416	4-1 G3-6 BB			3-2 L7	4-1 BB		0-1 F8		4-1 G4-6-3 BB	2	0	0	0	0	3	0
Darren Daulton, L (1, 9) OBP: 0.372, SLG: 0.479	2-2 G3-6 1-2f			4-0 1B BB	3-2 P4		0-0 BB 1B		0-0 G4-6-3 1-2f	4	1	1	0	1	0	4
Scott Rolen, R (1, 5) OBP: 0.368, SLG: 0.467		1-3 K		0-1 F9	1-0 P5		4-1 BB 1B		3-2 P3	4	0	0	0	1	1	4
Rico Brogna, L (1, 3) OBP: 0.298, SLG: 0.436		1-3 K		2-0 1B 1-2 2-H		2-3 K		0-0 1B 2-H		4	0	2	2	0	2	0
Gregg Jefferies, S (1, 7) OBP: 0.324, SLG: 0.366		2-2 L8		2-2 P6		1-0 F8		0-2 G6-3		4	0	0	0	0	0	2
Mike Lieberthal, R (1, 2) OBP: 0.283, SLG: 0.463			2-2 P4		2-1 HR 1B		3-2 BB 1B		1-0 2B	4	1	3	1	0	0	0
Kevin Stocker, S (1, 6) OBP: 0.318, SLG: 0.332			0-0 L7		1-1 2B 1B		4-1 BB		1-3 K	3	1	1	0	1	1	1
Mark Leiter, R Garrett Stephenson, R Rob Butler, L Reggie Miller, R 23 Kevin Jordan, R Jerry Spadetti, S Billy Brewer, L Ruben Amaro Jr, S			1-3 K		0-0 2B 1-H		0-2 F9		4-2 BB	1	0	0	0	0	0	0

Inning Stats	R: 0	H: 0	E: 0	K: 1	S: 7	R: 0	H: 0	E: 0	K: 2	S: 10	R: 0	H: 0	E: 0	K: 1	S: 7	R: 1	H: 2	E: 0	K: 0	S: 16	R: 2	H: 3	E: 0	K: 0	S: 14	R: 0	H: 1	E: 0	K: 1	S: 14	R: 1	H: 2	E: 0	K: 0	S: 6	R: 0	H: 1	E: 0	K: 1	S: 14	R: 0	H: 0	E: 0	K: 0	S: 6	R: 0	H: 0	E: 0	K: 0	S: 6	1B: 6	2B: 2	3B: 0	HR: 1	SF: 0	SAC: 0	DP: 2	HBP: 0	WP: 0	PA: 40
--------------	------	------	------	------	------	------	------	------	------	-------	------	------	------	------	------	------	------	------	------	-------	------	------	------	------	-------	------	------	------	------	-------	------	------	------	------	------	------	------	------	------	-------	------	------	------	------	------	------	------	------	------	------	-------	-------	-------	-------	-------	--------	-------	--------	-------	--------

PITCHER	IP	WLS	BF	H	R	ER	SO	BB	IBB	HBP	BLK	WP	HR	S	P	ERA	WHIP
Frank Castillo, R (1, 1) ERA: 5.28	5.2	W	26	6	3	3	5	4	0	0	0	0	1	65	113	4.76	1.765
Turk Wendell, R (6, 1) ERA: 4.63	1.0		5	1	1	1	0	1	0	0	0	0	0	8	12	9.00	2.000
Bob Patterson, L (7, 1) ERA: 3.89	1.0		5	2	0	0	1	1	0	0	0	0	0	11	17	0.00	3.000
Mel Rojas, R (8, 1) ERA: 4.46	1.1	S	4	0	0	0	0	1	0	0	0	0	0	10	19	0.00	0.750

**BOTTOM**

**Chicago Cubs @ Philadelphia Phillies**  
Veterans Stadium, Philadelphia, PA

Sun Jul 06 1997, 3:33 AM EDT  
Att: 18,392 - Sunny - 83 F

AB	33
R	4
H	9
RBI	4
BB	7
SO	6
LOB	17



PITCHER	IP	WLS	BF	H	R	ER	SO	BB	IBB	HBP	BLK	WP	HR	S	P	ERA	WHIP
---------	----	-----	----	---	---	----	----	----	-----	-----	-----	----	----	---	---	-----	------





BOTTOM

St. Louis Cardinals @ Chicago Cubs  
Wrigley Field, Chicago, IL  
Thu Jul 10 1997, 3:33 AM CDT  
Att. 33,805 - Sunny - 75 F

livebaseballscorecards.com

AB 31  
R 2  
H 5  
RBI 2  
BB 5  
SO 6  
LOB 13



WP: 0 PA: 36  
PB: 0  
SB: 0  
CS: 0

AB R H RBI BB SO LOB

4 0 0 0 0 0 1

2 1 0 0 2 0 0

3 0 1 0 1 0 1

2 0 1 1 2 0 1

4 0 1 0 0 2 4

4 1 1 0 0 0 4

4 0 0 0 0 2 1

4 0 0 0 0 0 1

1B: 5 SF: 0  
2B: 0 SAC: 0  
3B: 0 DP: 1  
HR: 0 HBP: 0

Batter	1	2	3	4	5	6	7	8	9
Doug Glanville, R (1, 7) OBP: 0.341, SLG: 0.415	1-1 P3		3-2 P9		0-0 P6		2-2 G2-3		
Brian McRae, S (1, 8) OBP: 0.306, SLG: 0.364	4-0 1B BB		4-2 G4-3 BB		1-2 L8			0-1 G4-3	
Sammy Sosa, R (1, 9) OBP: 0.299, SLG: 0.474	0-2 1B 1B		0-0 G4-3			4-2 G5-4-3 BB		0-0 G5-3	
Mark Grace, L (1, 3) OBP: 0.429, SLG: 0.475	2-1 1B		4-1 BB			0-0 G5-4-3		4-1 1B BB	
Shawon Dunston, R (1, 6) OBP: 0.318, SLG: 0.408	2-3 K		0-1 G4-3			0-3 K		0-0 1B	
23 Ryne Sandberg, R (1, 4) OBP: 0.312, SLG: 0.385	0-1 G3-1			3-2 P9			1-0 1B 1B	1-1 P4	
Kevin Orie, R (1, 5) OBP: 0.363, SLG: 0.417		2-3 K		0-0 G6-3			2-3 K		2-0 F9
Scott Servais, R (1, 2) OBP: 0.332, SLG: 0.376		3-2 P3		1-2 G6-3			2-2 P3		1-1 P2
Kevin Foster, R (1, 1) OBP: 0.114, SLG: 0.088			2-3 K				1-0 1B		0-2 G6-3
Dave Clark, L (7, PH) OBP: 0.393, SLG: 0.473					1-3 K				
Turk Wendell, L (8, 1)									
Dave Hansen, L (9, PH) OBP: 0.402, SLG: 0.374									

Inning Stats	R: 1	H: 2	E: 0	K: 1	S: 15	LOB: 2	BB: 1	P: 24
	R: 0	H: 0	E: 0	K: 2	S: 10	LOB: 0	BB: 0	P: 17
	R: 0	H: 0	E: 0	K: 0	S: 10	LOB: 2	BB: 2	P: 21
	R: 0	H: 0	E: 0	K: 0	S: 8	LOB: 0	BB: 0	P: 12
	R: 0	H: 0	E: 0	K: 1	S: 7	LOB: 0	BB: 0	P: 9
	R: 0	H: 0	E: 0	K: 1	S: 6	LOB: 0	BB: 1	P: 10
	R: 1	H: 2	E: 0	K: 1	S: 15	LOB: 1	BB: 0	P: 23
	R: 0	H: 1	E: 0	K: 0	S: 7	LOB: 2	BB: 1	P: 12
	R: 0	H: 0	E: 0	K: 0	S: 6	LOB: 0	BB: 0	P: 9

PITCHER	IP	WLS	BF	H	R	ER	SO	BB	IBB	HBP	BLK	WP	HR	S	P	ERA	WHIP
Alan Benes, R (1, 1) ERA: 2.53	8.0	W	33	5	2	2	6	5	0	0	0	0	0	78	128	2.25	1.250
Dennis Eckersley, R (9, 1) ERA: 4.13	1.0	S	3	0	0	0	0	0	0	0	0	0	0	6	9	0.00	0.000









Batter	1	2	3	4	5	6	7	8	9	10	11	12	AB R H RBI BB SO LOB	TOP
Royce Clayton, R OBP: 0.305, SLG: 0.387	(1, 6) B 1-2 L9		(2) 2-3 K		(3) 0-2 L6		(3) 1-0 P4			(2) 0-3 K		(2) 1-2 P8	6 0 0 0 0 2 5	<b>St. Louis Cardinals @ Chicago Cubs</b> Wrigley Field, Chicago, IL Sat Jul 12 1997, 3:33 AM CDT Att. 39,790 - Sunny - 80 F
Delino DeShields, L OBP: 0.350, SLG: 0.441	(1, 4) C 1-3 K		(3) 3-1 2B			(1) 1-1 G4-3				(3) 0-0 G3		(3) 1-0 G1-3	6 0 2 0 0 1 2	
Ron Gant, R OBP: 0.315, SLG: 0.413	(1, 7) B 4-0 BB		(3) 3-2 G6-3			(2) 3-3 K				(2) 1-1 G5-3		(1) 1-2 G6-3	4 0 0 0 1 1 2	
Ray Lankford, L OBP: 0.422, SLG: 0.639	(1, 8) B 1 SAFE 1 SAFE 1-2 FC5-4					(3) 2-3 K				(3) 2-3 K		(2) 1-0 G1-3	5 0 1 0 0 2 1	
Gary Gaetti, R OBP: 0.322, SLG: 0.432	(1, 5) S 1-3 K				(1) 0-0 G5-4-3							(3) 2-3 K	5 1 1 1 0 3 1	
Dmitri Young, S OBP: 0.350, SLG: 0.399	(1, 3) S 1-2 G3				(3) 1-2 P5							(1) 0-1 F8	5 0 2 0 0 0 0	
Mike DiFelice, R OBP: 0.284, SLG: 0.341	(1, 2) F 4-2 BB					(1) 0-0 G6-3						(2) 2-2 1B	1 0 0 0 1 0 0	
Scott Livingstone, L OBP: 0.190, SLG: 0.164	(9, PH) B 3-1 FC4-6					(1) 1-2 SH5-4				(2) 3-1 FC4-6		(1) 1-1 1B	1 0 0 0 0 0 1	
Tom Lampkin, L OBP: 0.319, SLG: 0.374	(9, 2) B 3-1 FC4-6					(1) 1-2 SH5-4				(2) 1-2 FC4-6		(1) 1-1 1B	1 1 1 0 0 0 0	
John Mabry, L OBP: 0.363, SLG: 0.387	(1, 9) F 1-1 G1					(2) 2-1 G1-3				(3) 0-1 P7		(1) 0-0 1B	4 0 1 0 0 0 2	
Andy Benes, R OBP: 0.219, SLG: 0.250	(1, 1) X 0-0 F7					(1) 0-0 1B						(1) 1-1 1B	2 0 1 0 0 0 0	
David Bell, R OBP: 0.167, SLG: 0.130	(10, PH) X 1-1 SH1-4					(2) 1-2 SH1-4				(2) 0-2 F7		(1) 1-1 1B	1 0 0 0 0 0 0	
T.J. Mathews, R OBP: 0.341, SLG: 0.329	(12, PH) X 1-2 SH1-4					(2) 1-2 SH1-4						(1) 1-3 2-H 1B	0 0 0 0 0 0 0	
Danny Sheaffer, R OBP: 0.341, SLG: 0.329	(12, 1) X 1-2 SH1-4					(2) 1-2 SH1-4						(1) 1-3 2-H 1B	1 0 1 1 0 0 0	
Dennis Eckersley, R ERA: 3.86	(12, 1) X 1-2 SH1-4					(2) 1-2 SH1-4						(1) 1-3 2-H 1B	0 0 0 0 0 0 0	
<b>Inning Stats</b>	R: 0 H: 0 E: 0 LOB: 1 K: 1 BB: 1 S: 8 P: 16	R: 0 H: 0 E: 0 LOB: 1 K: 1 BB: 1 S: 10 P: 17	R: 0 H: 1 E: 0 LOB: 1 K: 1 BB: 0 S: 10 P: 18	R: 0 H: 1 E: 0 LOB: 0 K: 0 BB: 0 S: 9 P: 13	R: 0 H: 1 E: 0 LOB: 1 K: 0 BB: 0 S: 8 P: 10	R: 0 H: 0 E: 0 LOB: 0 K: 2 BB: 0 S: 10 P: 16	R: 1 H: 2 E: 0 LOB: 2 K: 0 BB: 0 S: 8 P: 17	R: 0 H: 1 E: 0 LOB: 0 K: 1 BB: 0 S: 10 P: 12	R: 0 H: 1 E: 0 LOB: 1 K: 1 BB: 0 S: 8 P: 14	R: 0 H: 0 E: 0 LOB: 0 K: 1 BB: 0 S: 7 P: 7	R: 0 H: 0 E: 0 LOB: 0 K: 1 BB: 0 S: 9 P: 13	R: 1 H: 3 E: 0 LOB: 2 K: 0 BB: 0 S: 13 P: 18	1B: 8 SF: 0 2B: 1 SAC: 2 3B: 0 DP: 1 HR: 1 HBP: 1	WP: 0 PA: 47 PB: 0 SB: 0 CS: 1
<b>PITCHER</b>	IP WLS BF H R ER SO BB IBB HBP BLK WP HR S P ERA WHIP													
Terry Mulholland, L ERA: 3.59	(1, 1) 7.0 0 29 6 1 1 5 2 0 1 0 0 0 0 111 1.29 1.143													
Kent Bottenfield, R ERA: 2.4	(8, 1) 1.0 0 2 0 0 0 1 0 0 0 0 0 0 6 8 0.00 0.000													
Mel Rojas, R ERA: 4.15	(9, 1) 2.0 0 7 1 0 0 2 0 0 0 0 0 0 15 21 0.00 0.500													
Turk Wendell, R ERA: 4.66	(11, 1) 1.2 L 8 3 1 1 1 0 0 0 0 0 0 0 21 29 5.40 1.800													
Bob Patterson, L ERA: 3.86	(12, 1) 0.1 0 1 0 0 0 0 0 0 0 0 0 0 1 2 0.00 0.000													

livebaseballscores.com

AB	42
R	2
H	10
RBI	2
BB	2
SO	9
LOB	14







Batter	1	2	3	4	5	6	7	8	9	AB R H RBI BB SO LOB	TOP											
Royce Clayton, R (1, 6) OBP: 0.309, SLG: 0.390 Tom Lampkin, L (9, PH) OBP: 0.323, SLG: 0.384 (9, 2)	1-0 F9		1-1 G4-3 1B		1-1 SF9 1B HR 1B	0-1 1B 1B		1-3 K	2-2 1B 2B	5 1 3 0 0 1 0 1 0 1 0 0 0 0												
Delino DeShields, L (1, 4)	1-0 HR		1-1 G4-3		0-1 HR 1B	1-0 1B		4-2 1B HR BB	4-0 1B BB	4 3 3 2 2 0 1												
Ron Gant, R (1, 7) OBP: 0.318, SLG: 0.414	2-3 K		4-2 G5-4-3 BB		1-1 SF9	0-0 G3-1		0-1 HR 1B	1-1 1B	4 1 2 1 1 1 2												
Ray Lankford, L (1, 8) OBP: 0.420, SLG: 0.643	2-1 2B 1B		1-2 G5-4-3		2-3 K		0-1 G1-3	0-1 HR	2-3 K	6 1 2 3 0 2 7												
Gary Gaetti, R (1, 5) OBP: 0.330, SLG: 0.451 (7, 3)	2-2 2B			3-1 G6-3	0-0 HR		0-0 G4-3 1B WP 1B	2-0 BB HBP		4 2 3 3 0 0 0												
Dmitri Young, S (1, 3) John Mabry, L (7, 9) OBP: 0.344, SLG: 0.392 OBP: 0.365, SLG: 0.387	2-3 K			1-1 G4-3	3-3 K		1-0 G4-3	4-0 BB		4 0 0 0 0 2 3 0 0 0 0 1 0 0												
Mike DiFelice, R (1, 2) Mike Gallego, R (9, 6) OBP: 0.288, SLG: 0.344 OBP: 0.182, SLG: 0.214		2-1 G4-6-3 1B		1-3 K		2-0 G6-3	3-2 1B 1B	0-3 K		5 0 2 1 0 2 2 0 0 0 0 0 0 0	AB 42 R 11 H 20 RBI 11 BB 5 SO 9 LOB 17											
Phil Plantier, L (1, 9) David Bell, R (7, 5) John Frascatore, R (7, 1) Scott Livingstone, L (9, PH) Rigo Beltran, L (9, 1) OBP: 0.357, SLG: 0.500 OBP: 0.167, SLG: 0.130		0-1 G4-6-3			2-2 HR	1-2 G4-3	2-2 1B		3-2 G4-6-3 1B	4 1 2 1 0 0 1 0 0 0 0 0 0 0 0 0 0 0 0 0 0 1 0 1 0 0 0 0 0 0 0 0 0 0 0												
Todd Stottlemire, L (1, 1) Danny Sheaffer, R (7, 5) OBP: 0.413, SLG: 0.421 OBP: 0.333, SLG: 0.321		2-3 K			4-2 1B 1B SF9 BB	2-2 1B 1B		2-1 G6-3	0-0 G4-6-3	2 2 1 0 1 1 0 2 0 0 0 0 0 1												
Inning Stats	R: 1 E: 0 K: 2 S: 17	H: 3 LOB: 2 BB: 0 P: 27	R: 0 E: 0 K: 1 S: 7	H: 1 LOB: 0 BB: 0 P: 11	R: 0 E: 0 K: 1 S: 9	H: 1 LOB: 1 BB: 1 P: 16	R: 0 E: 0 K: 1 S: 7	H: 0 LOB: 0 BB: 0 P: 12	R: 5 E: 0 K: 2 S: 20	H: 4 LOB: 0 BB: 1 P: 32	R: 1 E: 0 K: 0 S: 16	H: 3 LOB: 2 BB: 0 P: 22	R: 1 E: 0 K: 0 S: 11	H: 3 LOB: 2 BB: 0 P: 17	R: 3 E: 0 K: 2 S: 15	H: 2 LOB: 2 BB: 2 P: 28	R: 0 E: 0 K: 1 S: 13	H: 3 LOB: 3 BB: 1 P: 25	1B: 14 2B: 2 3B: 0 HR: 4	SF: 1 SAC: 0 DP: 3 HBP: 1	WP: 1 PB: 0 SB: 0 CS: 0	PA: 49
PITCHER	IP WLS BF H R ER SO BB IBB HBP BLK WP HR S P ERA WHIP																					
Steve Trachsel, R (1, 1) ERA: 5.02	5.0 L 24 9 6 6 6 2 0 0 0 0 0 3 60 98 10.80 2.200																					
Terry Adams, R (6, 1) ERA: 3.8	2.0 11 6 2 2 0 0 0 0 0 0 1 0 27 39 9.00 3.000																					
Ramon Tatis, L (8, 1) ERA: 4.76	0.2 6 2 3 3 1 1 0 1 0 0 0 1 12 21 40.50 4.500																					
Turk Wendell, R (8, 1) ERA: 4.56	1.0 7 3 0 0 1 2 0 0 0 0 0 0 13 27 0.00 5.000																					
Bob Patterson, L (9, 1) ERA: 3.82	0.1 1 0 0 0 1 0 0 0 0 0 0 0 3 5 0.00 0.000																					

St. Louis Cardinals @ Chicago Cubs  
Wrigley Field, Chicago, IL  
Sun Jul 13 1997, 3:33 AM CDT  
Att. 38,094 - Sunny - 93 F

livebaseballscorecards.com



Batter	1	2	3	4	5	6	7	8	9	AB R H RBI BB SO LOB
Doug Glanville, R (1, 7) OBP: 0.343, SLG: 0.416	0-0 G6-3		2-1 G4-3			1-2 2B	4-0 PB BB			3 1 1 0 1 0 0
Brian McRae, S (1, 8) OBP: 0.308, SLG: 0.362	2-1 L7		3-2 G1-3			3-2 G4-3 2-H	1-2 K			4 0 1 1 0 1 1
Sammy Sosa, R (1, 9) OBP: 0.304, SLG: 0.478	1-1 1B HBP		1-3 K			1-3 K		0-3 K		3 1 0 0 0 3 1
Mark Grace, L (1, 3) OBP: 0.428, SLG: 0.471	3-1 1-H 1B			3-3 K		0-0 G4-3		2-1 F7		4 0 1 1 0 1 1
Shawon Dunston, R (1, 6) OBP: 0.314, SLG: 0.422	2-0 F8			2-0 G5-3		0-2 F9		3-2 G6-3		4 0 0 0 0 0 2
Dave Hansen, L (1, 5) OBP: 0.402, SLG: 0.369				2-3 K			3-1 HR 1B		0-3 K	3 1 1 0 1 2 0
23 Ryne Sandberg, R (1, 4) OBP: 0.304, SLG: 0.374					1-0 L7		0-3 K		0-1 G6-3	4 0 0 0 0 1 2
Tyler Houston, L (1, 2) OBP: 0.227, SLG: 0.312					2-2 G1-3		1-0 HR		2-2 HR	2 0 0 0 0 0 1
Terry Adams, R (6, 1) José Hernández, R (7, PH) Ramon Tatis, L (8, 1) Turk Wendell, L (8, 1) Bob Patterson, R (9, 1) Kevin Orte, R (9, PH) OBP: 0.330, SLG: 0.480										0 0 0 0 0 0 0 1 1 1 2 0 1 1 1 1 0 0 0
Steve Trachsel, R (1, 1) OBP: 0.154, SLG: 0.111					2-3 K		1-3 K		2-3 K	1 0 0 0 0 1 1
Mike Hubbard, R (5, PH) OBP: 0.216, SLG: 0.278										3 0 0 0 0 3 0

Inning Stats		R: 1	H: 1	E: 0	K: 0	S: 7	R: 0	H: 0	E: 0	K: 1	S: 9	R: 0	H: 0	E: 0	K: 1	S: 9	R: 0	H: 0	E: 0	K: 2	S: 7	R: 0	H: 0	E: 0	K: 1	S: 8	R: 1	H: 2	E: 0	K: 1	S: 14	R: 2	H: 2	E: 0	K: 3	S: 14	R: 0	H: 0	E: 0	K: 1	S: 10	R: 1	H: 1	E: 0	K: 2	S: 11	1B: 2	2B: 2	3B: 0	HR: 2	SF: 0	SAC: 0	DP: 0	HBP: 1	WP: 0	PB: 1	SB: 1	CS: 0	PA: 36
PITCHER		IP	WLS	BF	H	R	ER	SO	BB	IBB	HBP	BLK	WP	HR	S	P	ERA	WHIP	PITCHER		IP	WLS	BF	H	R	ER	SO	BB	IBB	HBP	BLK	WP	HR	S	P	ERA	WHIP																						
Todd Stottliemyre, R (1, 1) ERA: 4.03		6.2	W	28	5	4	4	8	2	0	1	0	0	1	65	114	5.40	1.050	John Frascatore, R (7, 1) ERA: 2.51		1.1		4	0	0	0	2	0	0	0	0	0	0	13	19	0.00	0.000	Rigo Beltran, L (9, 1) ERA: 2.61		1.0		4	1	1	1	2	0	0	0	0	0	1	11	15	9.00	1.000			

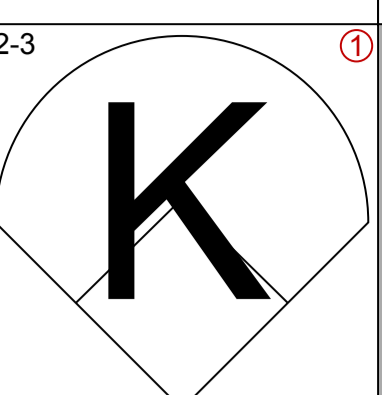
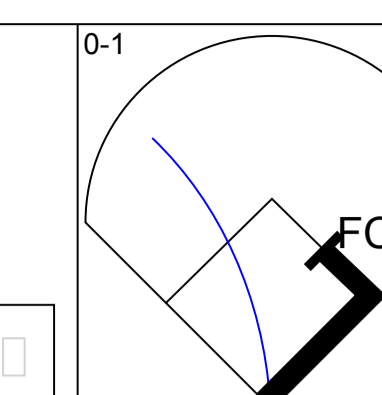
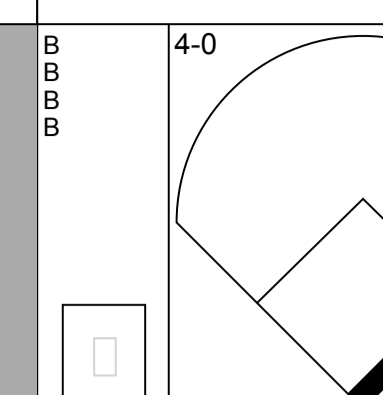
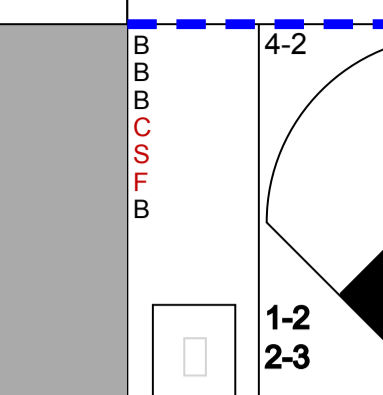
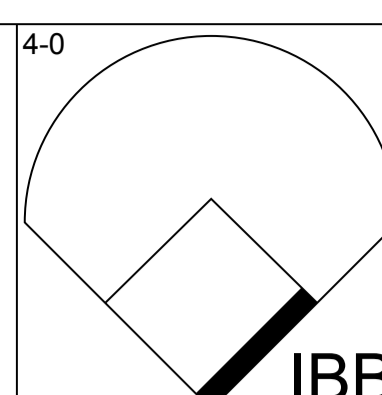
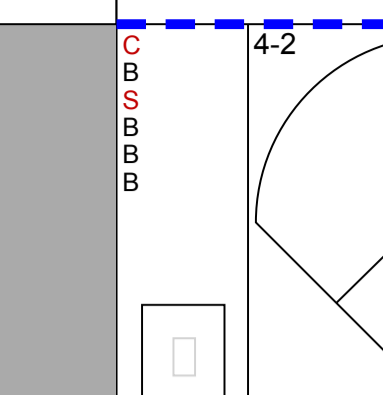
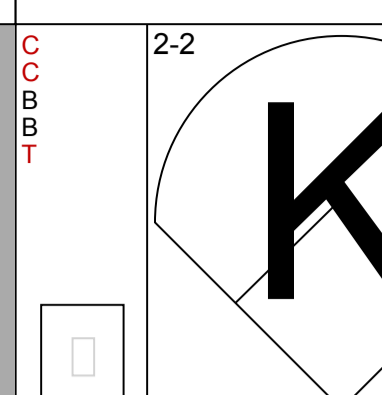
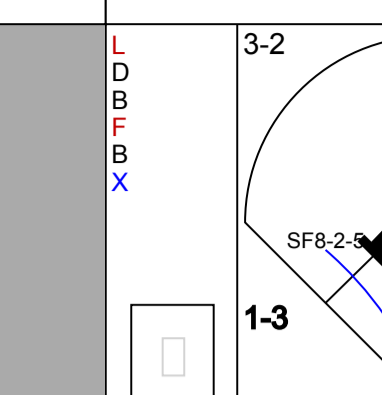
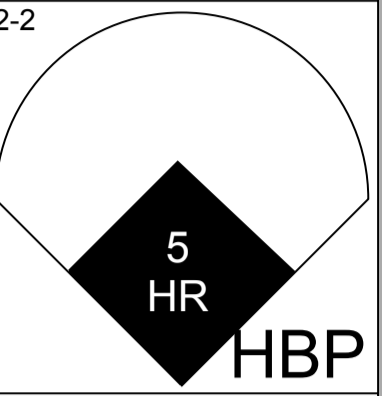
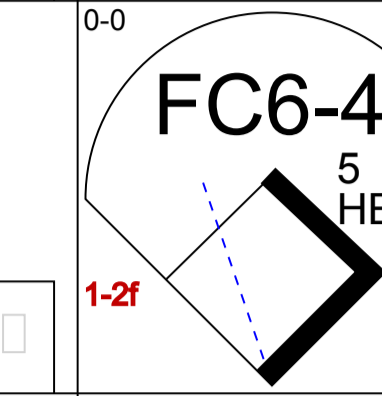
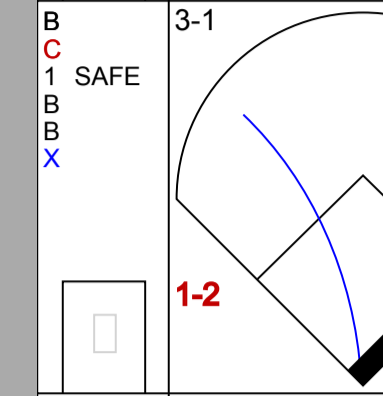
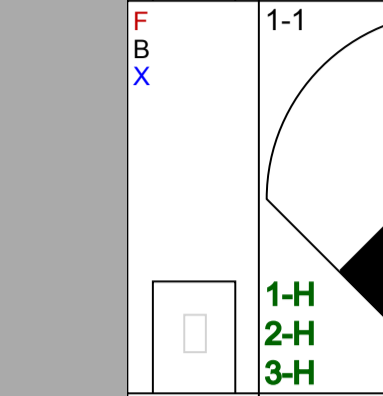
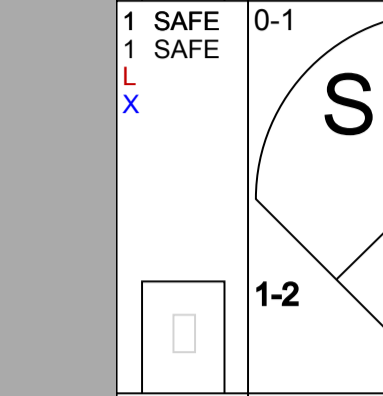
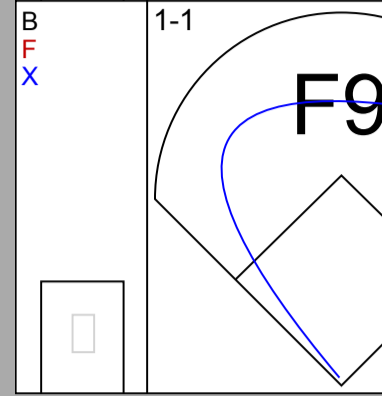
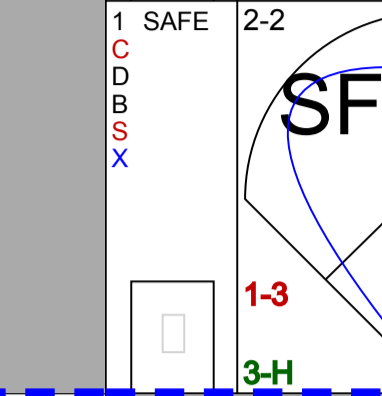
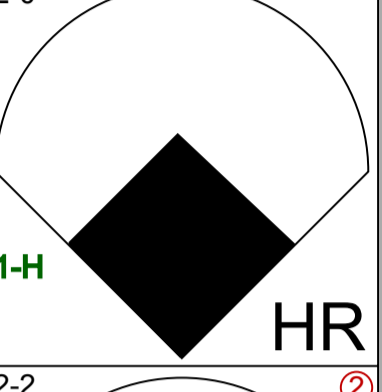
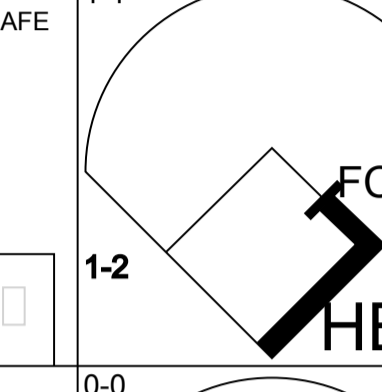
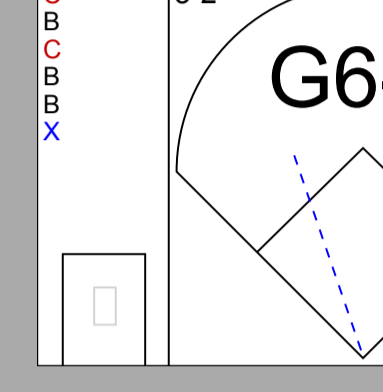
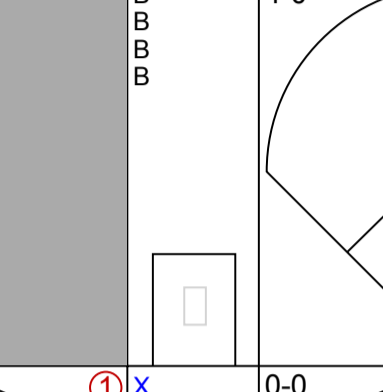
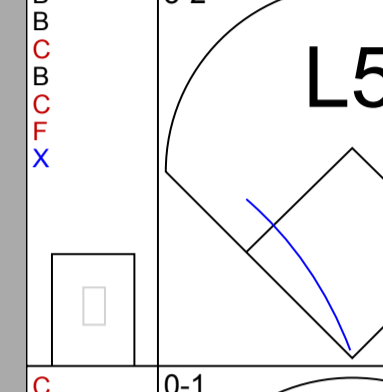
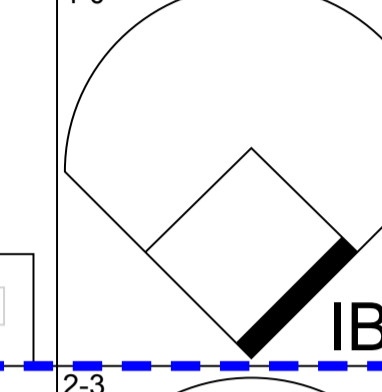
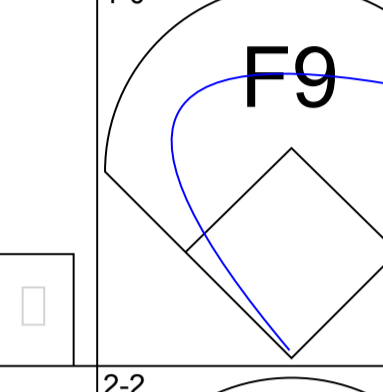
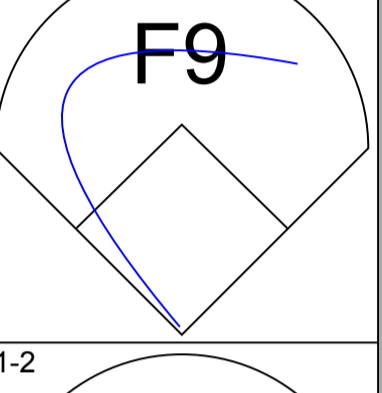
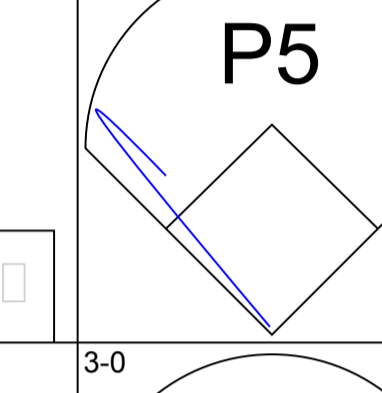
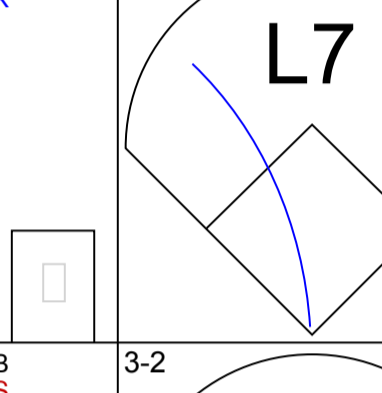
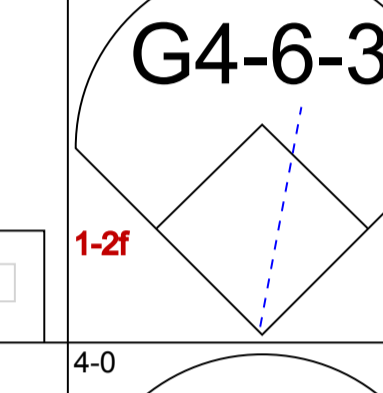
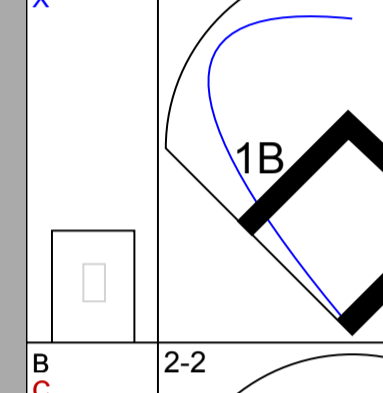
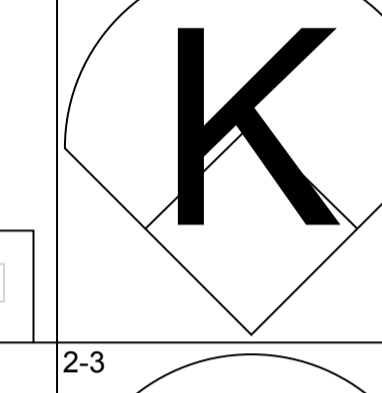
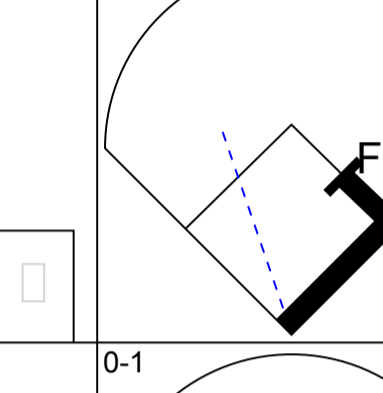
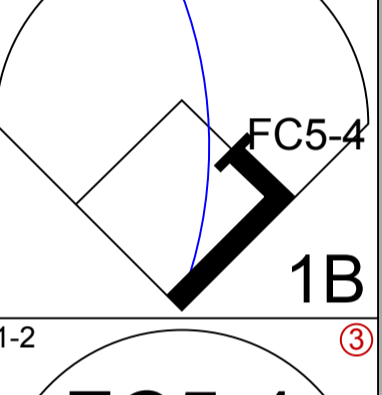
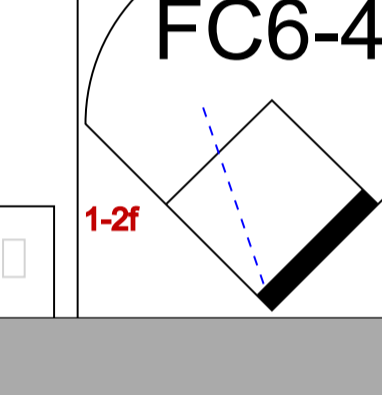
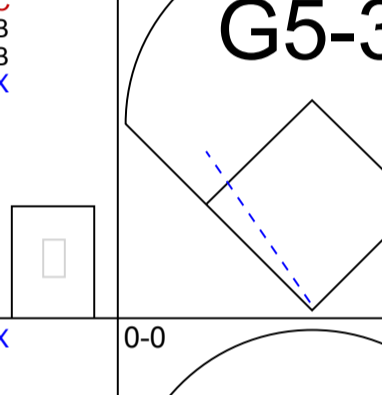
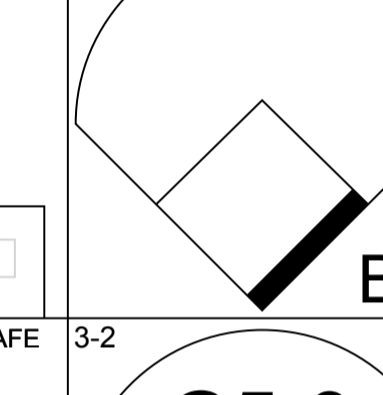
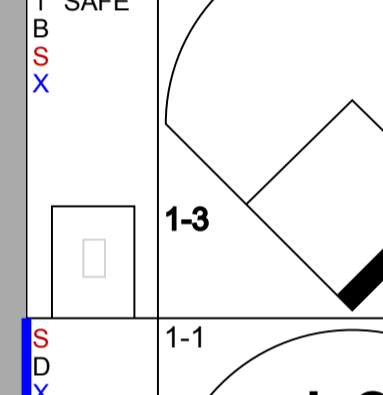
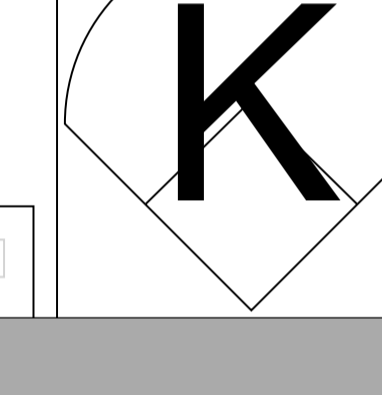
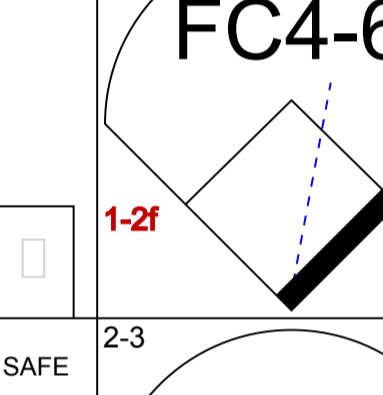
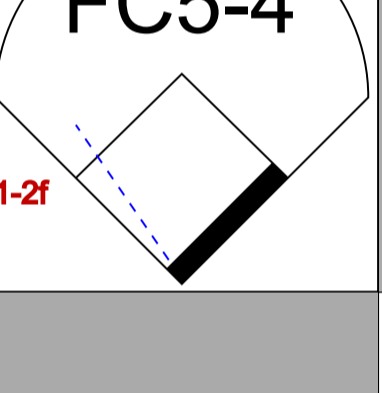
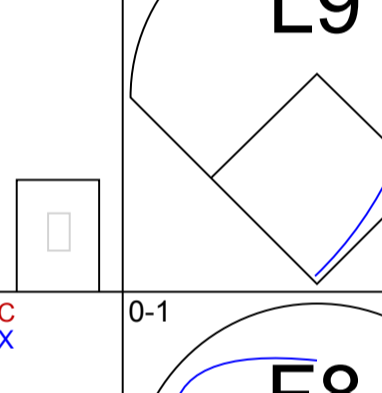
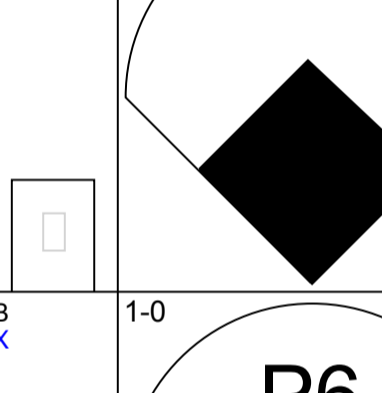
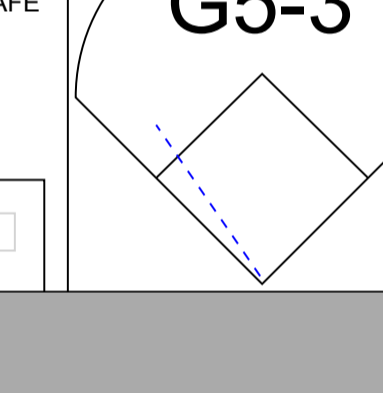
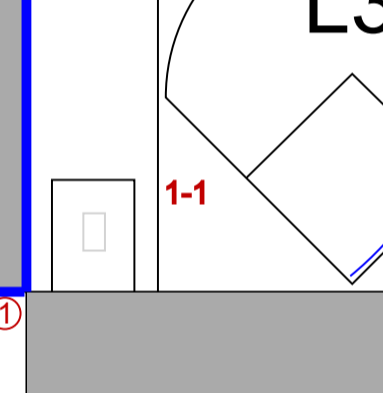
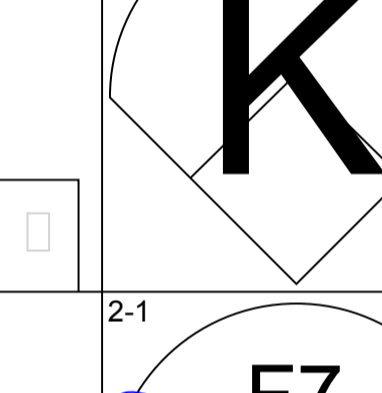
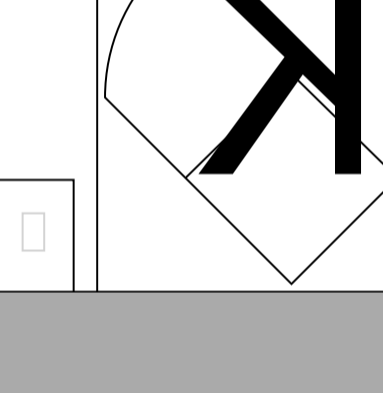
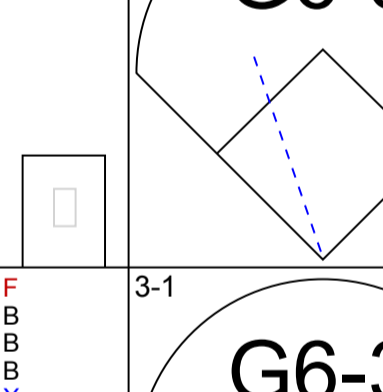
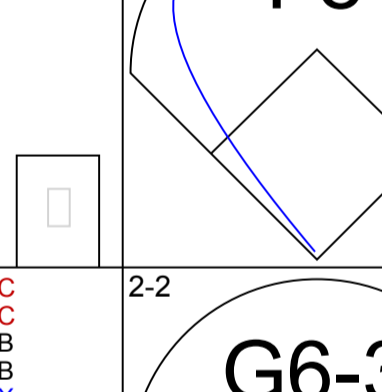
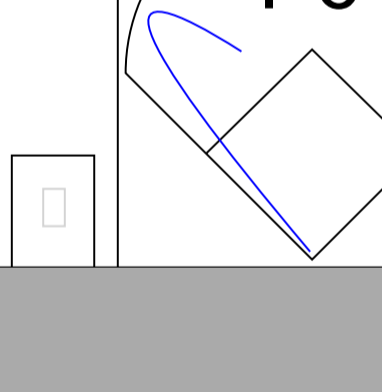
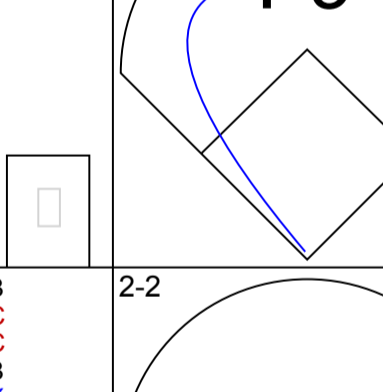
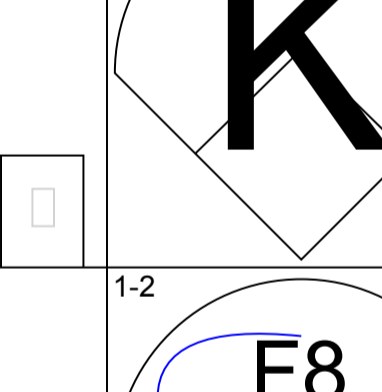
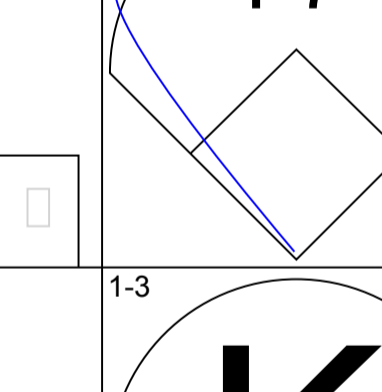
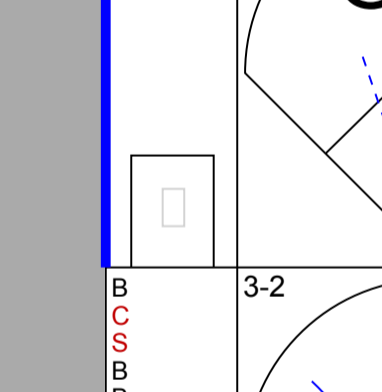
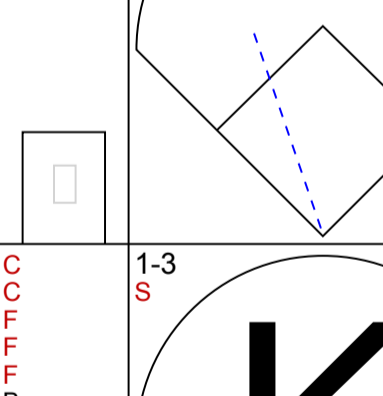
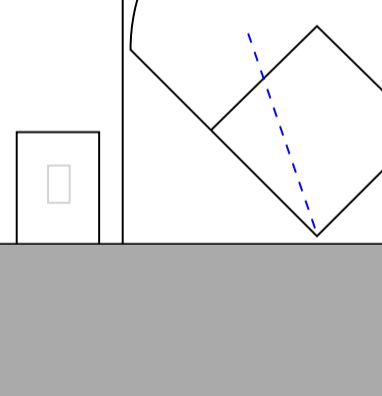

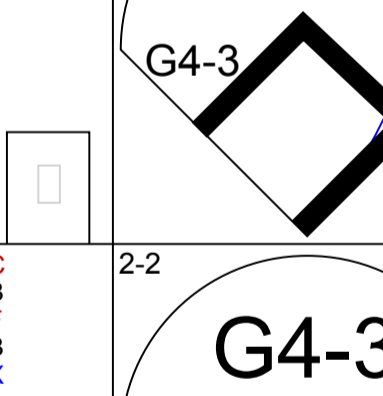
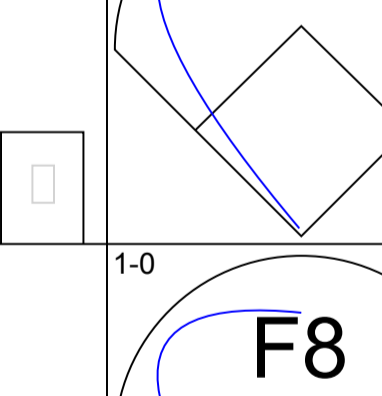
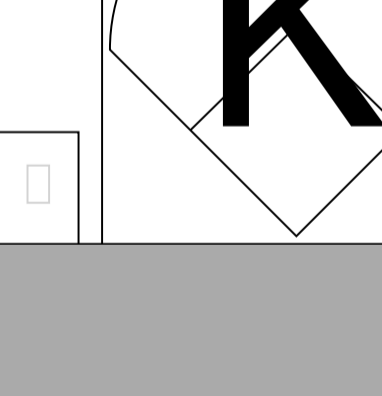
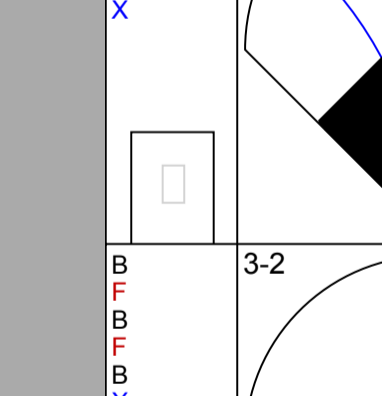
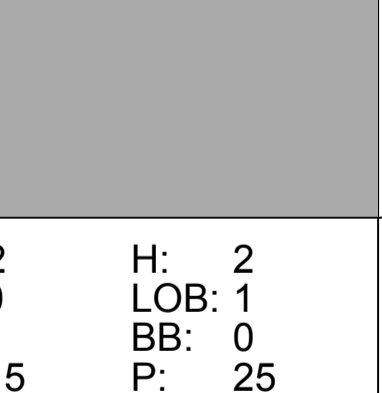
**BOTTOM**

**St. Louis Cardinals @ Chicago Cubs**  
 Wrigley Field, Chicago, IL  
 Sun Jul 13 1997, 3:33 AM CDT  
 Att: 38,094 - Sunny - 93 F

AB	33
R	5
H	6
RBI	5
BB	2
SO	12
LOB	9





Batter	1	2	3	4	5	6	7	8	9	10	11	12	13	14	15	AB	R	H	RBI	BB	SO	LOB	TOP							
<b>Craig Biggio, R</b> OBP: 0.401, SLG: 0.500 (1, 4)			 1B		 BB		 BB				 BB					4	1	1	0	4	2	1								
<b>Brad Ausmus, R</b> OBP: 0.328, SLG: 0.386 (1, 2)	 5 HBP		 5 HBP		 1-2		 1-2				 1-2					5	2	2	5	0	0	3								
<b>5 Jeff Bagwell, R</b> OBP: 0.430, SLG: 0.612 (1, 3)	 1-H		 1-2		 3-2		 G4-6-3		 3-2		 4-0			 1-0		4	1	1	2	2	0	1								
<b>Luis Gonzalez, L</b> OBP: 0.363, SLG: 0.387 (1, 7)			 0-0			 0-1	 1-2		 1B		 2-3		 1B			7	0	2	0	0	1	5								
<b>Derek Bell, R</b> OBP: 0.326, SLG: 0.388 (1, 9)	 1B		 1-2			 3-2	 4-0		 1-3		 2-3		 1-2			6	0	2	0	1	1	5								
<b>Sean Berry, R</b> OBP: 0.264, SLG: 0.382 (7, 1)	 1-2			 0-2		 0-0	 3-2		 1-1			 1-3		 2-3		4	1	1	1	0	0	2								
<b>James Mouton, R</b> OBP: 0.278, SLG: 0.333 (12, 1)		 2-1		 0-1		 1-0		 1-1		 1-2			 2-1		 3-0	6	0	0	0	0	1	0								
<b>Tony Eusebio, R</b> OBP: 0.374, SLG: 0.311 (15, PH)																0	0	0	0	0	0	0								
<b>Russ Springer, R</b> (15, 1)																1	0	0	0	0	0	0								
<b>Tim Bogar, R</b> OBP: 0.264, SLG: 0.324 (4, 1)		 3-1		 2-2			 1B	 2B		 1-2		 1-3		 3B		2	0	0	0	0	0	0								
<b>Bobby Abreu, L</b> OBP: 0.328, SLG: 0.351 (7, PH)																0	0	0	0	0	0	0								
<b>Bias Minor, R</b> (7, 1)																0	0	0	0	0	0	0								
<b>Bill Spiers, L</b> OBP: 0.432, SLG: 0.424 (7, 5)																4	1	2	0	0	1	0								
<b>Shane Reynolds, R</b> OBP: 0.094, SLG: 0.156 (1, 1)																1	0	0	0	0	1	0								
<b>Ricky Gutierrez, R</b> OBP: 0.329, SLG: 0.320 (4, 6)																6	2	2	1	0	0	1								
<b>Inning Stats</b>	R: 2 E: 0 K: 15	H: 2 LOB: 1 BB: 0 P: 25	R: 0 E: 0 K: 13	H: 0 LOB: 0 BB: 0 P: 19	R: 0 E: 0 K: 8	H: 0 LOB: 0 BB: 0 P: 10	R: 0 E: 0 K: 8	H: 1 LOB: 1 BB: 1 P: 16	R: 1 E: 0 K: 7	H: 1 LOB: 0 BB: 0 P: 11	R: 4 E: 0 K: 14	H: 3 LOB: 1 BB: 3 P: 31	R: 0 E: 0 K: 9	H: 1 LOB: 2 BB: 1 P: 19	R: 0 E: 0 K: 11	H: 2 LOB: 0 BB: 0 P: 17	R: 0 E: 0 K: 7	H: 0 LOB: 0 BB: 0 P: 10	R: 0 E: 0 K: 8	H: 0 LOB: 0 BB: 0 P: 12	R: 0 E: 0 K: 6	H: 0 LOB: 0 BB: 0 P: 9	R: 0 E: 0 K: 9	H: 1 LOB: 1 BB: 0 P: 14	R: 2 E: 1 K: 13	H: 2 LOB: 0 BB: 0 P: 27	1B: 9 2B: 3 3B: 1 HR: 3	SF: 1 SAC: 1 DP: 3 HBP: 2	WP: 0 PB: 0 SB: 0 CS: 1	PA: 65
<b>PITCHER</b>	IP	WLS	BF	H	R	ER	SO	BB	IBB	HBP	BLK	WP	HR	S	P	ERA	WHIP													
<b>Frank Castillo, R</b> ERA: 5.42 (1, 1)	6.0		27	7	5	5	2	1	0	2	0	0	2	59	97	7.50	1.333													
<b>Kent Bottenfield, R</b> ERA: 2.67 (7, 1)	1.0		6	1	2	2	0	3	0	0	0	0	1	10	25	18.00	4.000													
<b>Terry Adams, R</b> ERA: 3.71 (8, 1)	1.0		5	1	0	0	0	0	1	0	0	0	0	9	19	0.00	1.000													
<b>Mel Rojas, R</b> ERA: 3.97 (9, 1)	2.0		7	2	0	0	1	0	0	0	0	0	0	18	27	0.00	1.000													
<b>Turk Wendell, R</b> ERA: 4.53 (11, 1)	0.1		3	0	0	0	0	1	1	0	0	0	0	4	12	0.00	3.000													
<b>PITCHER</b>	IP	WLS	BF	H	R	ER	SO	BB	IBB	HBP	BLK	WP	HR	S	P	ERA	WHIP													
<b>Bob Patterson, L</b> ERA: 3.55 (11, 1)	2.2		8	0	0	0	5	0	0	0	0	0	0	21	32	0.00	0.000													
<b>Ramon Tatis, L</b> ERA: 4.75 (14, 1)	2.0	L	9	3	2	1	1	0	0	0	0	0	0	22	41	4.50	1.500													

Houston Astros @ Chicago Cubs  
Wrigley Field, Chicago, IL  
Mon Jul 14 1997, 7:05 PM CDT  
Att. 27,803 - Unknown - 85 F

AB	54
R	9
H	14
RBI	9
BB	7
SO	9
LOB	21



livebaseballscorecards.com



Batter	1	2	3	4	5	6	7	8	9	10	11	12	13	14	15	AB	R	H	RBI	BB	SO	LOB	BOTTOM					
Doug Glanville, R OBP: 0.337, SLG: 0.407	L9		E6	2B		P4		K			L3		G6-3			7	1	1	1	0	1	1						
Brian McRae, S OBP: 0.313, SLG: 0.372	G5-3		G5-4-3	1B		P4		2B			P4		F9			7	0	4	1	0	0	0						
Sammy Sosa, R OBP: 0.302, SLG: 0.472	G5-3		G5-4-3	1B		K		G4-3			G1-3					7	0	1	0	0	2	4						
Mark Grace, L OBP: 0.426, SLG: 0.464	L8															4	1	0	0	2	0	3						
Rey Sanchez, R OBP: 0.313, SLG: 0.333																1	0	1	0	0	0	0						
Shawon Dunston, R OBP: 0.310, SLG: 0.417																6	1	1	0	0	0	2						
Dave Hansen, L OBP: 0.406, SLG: 0.375																1	0	1	0	0	0	0						
23 Ryne Sandberg, R OBP: 0.304, SLG: 0.371																7	1	2	0	0	1	4						
Kevin Orie, R OBP: 0.367, SLG: 0.440																7	2	4	2	0	2	0						
Scott Servais, R OBP: 0.327, SLG: 0.376																7	1	3	3	0	0	5						
Frank Castillo, R ERA: 4.5																2	0	0	0	0	0	1	2					
Kent Hrbek, R ERA: 4.15																1	0	0	0	0	0	1	2					
Joel Hernandez, R ERA: 4.72																0	0	0	0	0	0	0	0					
Tony Adams, R ERA: 4.5																0	0	0	0	0	0	0	0					
Mel Rojas, R ERA: 4.5																0	0	0	0	0	0	0	0					
Dave Clark, L ERA: 2.89																0	0	0	0	0	0	0	0					
Tony Womack, L ERA: 2.05																0	0	0	0	0	0	0	0					
Bob Patterson, R ERA: 2.05																0	0	0	0	0	0	0	0					
Mike Hubbard, R ERA: 2.05																0	0	0	0	0	0	0	0					
Ramon Tate, R ERA: 2.05																0	0	0	0	0	0	0	0					
Tyler Houston, L ERA: 2.05																0	0	0	0	0	0	0	0					
Inning Stats	R: 0 E: 0 K: 0 S: 7	H: 1 LOB: 1 BB: 0 P: 13	R: 0 E: 0 K: 1 S: 8	H: 0 LOB: 0 BB: 0 P: 13	R: 0 E: 1 K: 0 S: 13	H: 2 LOB: 2 BB: 0 P: 17	R: 5 E: 0 K: 0 S: 24	H: 6 LOB: 2 BB: 1 P: 35	R: 1 E: 0 K: 1 S: 15	H: 2 LOB: 1 BB: 0 P: 19	R: 0 E: 0 K: 1 S: 9	H: 0 LOB: 0 BB: 0 P: 12	R: 0 E: 0 K: 0 S: 5	H: 0 LOB: 0 BB: 0 P: 10	R: 0 E: 0 K: 0 S: 6	H: 0 LOB: 0 BB: 0 P: 8	R: 0 E: 1 K: 0 S: 9	H: 1 LOB: 3 BB: 1 P: 17	R: 0 E: 0 K: 0 S: 6	H: 0 LOB: 0 BB: 0 P: 10	R: 0 E: 0 K: 2 S: 8	H: 2 LOB: 1 BB: 0 P: 18	R: 0 E: 0 K: 2 S: 8	H: 0 LOB: 0 BB: 0 P: 12	1B: 13 2B: 6 3B: 0 HR: 0	SF: 0 SAC: 1 DP: 2 HBP: 0	WP: 0 PB: 0 SB: 0 CS: 1	PA: 63
PITCHER	IP	WLS	BF	H	R	ER	SO	BB	IBB	HBP	BLK	WP	HR	S	P	ERA	WHIP											
Shane Reynolds, R ERA: 4.15	3.1		17	6	4	4	4	1	0	0	0	0	0	0	39	10.80	2.100											
Jose Lima, R ERA: 4.72	2.2		13	5	2	2	2	0	0	0	0	0	0	34	45	6.75	1.875											
Bias Minor, R ERA: 4.5	0.1		4	3	1	1	0	0	0	0	0	0	0	9	14	27.00	9.000											
Mike Magnante, L ERA: 2.89	1.2		5	1	0	0	2	0	0	0	0	0	0	15	19	0.00	0.600											
Tom Martin, L ERA: 2.05	3.0		9	0	0	0	1	0	0	0	0	0	0	18	28	0.00	0.000											
PITCHER	IP	WLS	BF	H	R	ER	SO	BB	IBB	HBP	BLK	WP	HR	S	P	ERA	WHIP											
Billy Wagner, L ERA: 1.65	12.1		3.0	W	12	3	0	1	1	0	0	0	0	28	45	0.00	1.333											
Russ Springer, R ERA: 4.06	15.1		1.0	S	3	0	0	2	0	0	0	0	0	8	12	0.00	0.000											

Houston Astros @ Chicago Cubs  
Wrigley Field, Chicago, IL  
Mon Jul 14 1997, 7:05 PM CDT  
Att: 27,803 - Unknown - 85 F

AB	60
R	7
H	18
RBI	7
BB	2
SO	9
LOB	23



WP: 0 PA: 63





Batter	1	2	3	4	5	6	7	8	9	AB	R	H	RBI	BB	SO	LOB
Doug Glanville, R (1, 7) OBP: 0.340, SLG: 0.406	3-2 G6-3			2-1 1B HR	4-2 BB		0-3 K			3	1	1	0	1	1	0
Brian McRae, S (1, 8) OBP: 0.312, SLG: 0.369	1-0 F8			0-0 F7	4-2 BB		0-0 L8			3	0	0	0	1	0	1
Sammy Sosa, R (1, 9) OBP: 0.301, SLG: 0.469	2-3 K			0-0 1B HR	0-0 P6			2-2 P8		4	1	1	0	0	1	3
Mark Grace, L (1, 3) OBP: 0.427, SLG: 0.465		2-1 FC5-4 1B		1-3 SAFE K		1-2 WP 1B		0-1 G3-1		4	0	2	0	0	1	2
Shawon Dunston, R (1, 6) OBP: 0.313, SLG: 0.429		0-0 FC5-4		1-0 HR		0-0 WP 1B		3-2 L4		4	1	2	3	0	0	1
23 Ryne Sandberg, R (9, 4) OBP: 0.304, SLG: 0.371		1-2f G1-6-3		1-H 3-H HR		1-2 WP 1B				0	0	0	0	0	0	0
Kevin Orie, R (1, 5) OBP: 0.365, SLG: 0.436		1-2 G1-6-3		1-0 G6-3		2-0 L8				4	0	1	0	0	0	3
Tyler Houston, L (1, 2) OBP: 0.225, SLG: 0.306			2-3 K		0-0 BB SH2-4 1B		2-3 K		1-2 FC5-4 1B	4	0	1	0	0	2	3
Rey Sanchez, R (1, 4) OBP: 0.308, SLG: 0.327			1-0 P3		1-0 F9		2-3 K		2-1 FC5-4	3	0	0	0	0	1	3
Dave Clark, L (9, PH) OBP: 0.379, SLG: 0.455									1-2f K	0	0	0	0	0	0	0
José Hernández, R (9, PH) OBP: 0.324, SLG: 0.470									1-2f K	1	0	0	0	0	0	1
Kevin Foster, R (1, 1) OBP: 0.108, SLG: 0.083			0-0 F7		0-2 SH2-4		0-1 G6-3		2-1 G4-3	2	0	0	0	0	0	0
Ramon Tatis, L (8, 1)										0	0	0	0	0	0	0
Mel Rojas, R (8, 1)										0	0	0	0	0	0	0
Scott Servais, R (9, PH) OBP: 0.326, SLG: 0.374										1	0	0	0	0	0	1


Inning Stats	R: 0 E: 0 K: 1 S: 7	H: 0 LOB: 0 BB: 0 P: 13	R: 0 E: 0 K: 0 S: 6	H: 1 LOB: 0 BB: 0 P: 9	R: 0 E: 0 K: 1 S: 5	H: 0 LOB: 0 BB: 0 P: 8	R: 3 E: 0 K: 1 S: 9	H: 3 LOB: 0 BB: 0 P: 14	R: 0 E: 0 K: 2 S: 10	H: 1 LOB: 3 BB: 2 P: 19	R: 0 E: 0 K: 1 S: 12	H: 2 LOB: 2 BB: 0 P: 19	R: 0 E: 0 K: 1 S: 6	H: 0 LOB: 0 BB: 0 P: 6	R: 0 E: 0 K: 0 S: 10	H: 0 LOB: 0 BB: 0 P: 15	R: 0 E: 0 K: 0 S: 9	H: 1 LOB: 1 BB: 0 P: 14	1B: 7 2B: 0 3B: 0 HR: 1	SF: 0 SAC: 1 DP: 1 HBP: 0
--------------	------------------------------	----------------------------------	------------------------------	---------------------------------	------------------------------	---------------------------------	------------------------------	----------------------------------	-------------------------------	----------------------------------	-------------------------------	----------------------------------	------------------------------	---------------------------------	-------------------------------	----------------------------------	------------------------------	----------------------------------	----------------------------------	------------------------------------

PITCHER	IP	WLS	BF	H	R	ER	SO	BB	IBB	HBP	BLK	WP	HR	S	P	ERA	WHIP
Darryl Kile, R (1, 1) ERA: 2.1	8.0	W	32	7	3	3	6	2	0	0	0	1	1	65	103	3.38	1.125
Jose Cabrera, R (9, 1) ERA:	0.1		2	1	0	0	0	0	0	0	0	0	0	5	6	0.00	3.000
Mike Magnante, L (9, 1) ERA: 2.79	0.2	S	2	0	0	0	0	0	0	0	0	0	0	4	8	0.00	0.000

**BOTTOM**

**Houston Astros @ Chicago Cubs**  
Wrigley Field, Chicago, IL  
Tue Jul 15 1997, 3:33 AM CDT  
Att. 19,323 - Sunny - 78 F

AB	33
R	3
H	8
RBI	3
BB	2
SO	6
LOB	18



PITCHER	IP	WLS	BF	H	R	ER	SO	BB	IBB	HBP	BLK	WP	HR	S	P	ERA	WHIP
Darryl Kile, R (1, 1) ERA: 2.1	8.0	W	32	7	3	3	6	2	0	0	0	1	1	65	103	3.38	1.125
Jose Cabrera, R (9, 1) ERA:	0.1		2	1	0	0	0	0	0	0	0	0	0	5	6	0.00	3.000
Mike Magnante, L (9, 1) ERA: 2.79	0.2	S	2	0	0	0	0	0	0	0	0	0	0	4	8	0.00	0.000



Chicago Cubs @ New York Mets  
 Shea Stadium, Flushing, NY  
 Wed Jul 16 1997, 7:05 PM EDT  
 Att. 20,282 - Unknown - 84 F

livebaseballscorecards.com



Batter	1	2	3	4	5	6	7	8	9	AB R H RBI BB SO LOB	TOP											
Doug Glanville, R (1, 7) OBP: 0.343, SLG: 0.416	0-2 WP 2B		1-2 G3		1-1 1B 2B		1-1 G4-3			4 2 2 2 0 0 0												
Brian McRae, S (1, 8) OBP: 0.314, SLG: 0.366	4-1 SAFE BB		3-2 F7		4-1 BB		2-2 G5-3			0 2 0 0 0 0 0												
Sammy Sosa, R (1, 9) OBP: 0.303, SLG: 0.468	2-3 SAFE K		4-1 CS BB		2-2 SAFE FC4-6 1B		2-3 K			3 0 1 1 1 2 2												
Mark Grace, L (1, 3) OBP: 0.425, SLG: 0.465	3-2 SAFE 1B 2B		1-0 CS	3-3 SAFE K	3-0 FC4-6 1B		1-0 G4-3			4 0 1 2 0 1 2												
Shawon Dunston, R (1, 6) Mel Rojas, R (9, 1) OBP: 0.316, SLG: 0.430	1-2 G5-3		1-0 G4-6-3 1B		0-0 1B		0-2 F8			4 0 2 1 0 0 1 0 0 0 0 0 0 0												
Kevin Orie, R (1, 5) OBP: 0.358, SLG: 0.426	0-0 F9		2-1 SAFE G4-6-3 1-2f		1-2 G4-3		3-2 G6-3			4 0 0 0 0 0 4												
Scott Servais, R (1, 2) OBP: 0.328, SLG: 0.377		1-1 L4-3 1B			3-2 E 1B 2B		3-1 G5-3			4 1 2 0 0 0 0												
Rey Sanchez, R (1, 4) OBP: 0.312, SLG: 0.331		0-2 SAFE L4-3			1-0 E 2B 1B		3-2 G6-3			4 1 2 0 0 0 1												
Geremi Gonzalez, R (1, 1) Kevin Foster, R (8, PH) Turk Wendell, L (6, 1) Ramon Tatis, L (7, 1) Terry Adams, R (7, 1) 23 Ryne Sandberg, R (8, PH) OBP: 0.303, SLG: 0.370		1-1 G6-3			2-2 SAFE G6-3 1-2 2-3		1-3 K			2 0 0 0 0 0 2 1 0 0 0 0 0 1 0 1 0 0 0 0 0 1												
<b>Inning Stats</b>	R: 2 E: 0 K: 1 S: 16	H: 2 LOB: 1 BB: 1 P: 26	R: 0 E: 0 K: 0 S: 8	H: 1 LOB: 0 BB: 0 P: 10	R: 0 E: 0 K: 0 S: 7	H: 0 LOB: 0 BB: 1 P: 16	R: 0 E: 0 K: 1 S: 8	H: 1 LOB: 0 BB: 0 P: 14	R: 4 E: 1 K: 0 S: 19	H: 5 LOB: 2 BB: 1 P: 36	R: 0 E: 0 K: 1 S: 8	H: 0 LOB: 0 BB: 0 P: 15	R: 0 E: 0 K: 1 S: 10	H: 0 LOB: 0 BB: 0 P: 15	R: 0 E: 0 K: 0 S: 9	H: 0 LOB: 0 BB: 0 P: 13	R: 0 E: 0 K: 0 S: 5	H: 1 LOB: 0 BB: 0 P: 8	1B: 7 2B: 4 3B: 0 HR: 0	SF: 0 SAC: 0 DP: 3 HBP: 0	WP: 1 PB: 0 SB: 0 CS: 1	PA: 37
<b>PITCHER</b>	IP WLS BF H R ER SO BB IBB HBP BLK WP HR S P ERA WHIP																					
Armando Reynoso, R (1, 1) ERA: 4.53	4.1 L 20 7 6 6 2 3 0 0 0 0 1 0 49 87 12.46 2.308																					
Cory Lidle, R (5, 1) ERA: 3.64	1.2 7 2 0 0 1 0 0 0 0 0 0 0 17 30 0.00 1.200																					
Joe Crawford, L (7, 1) ERA: 6.1	2.0 6 0 0 0 1 0 0 0 0 0 0 0 19 28 0.00 0.000																					
Takashi Kashiwada, L (9, 1) ERA: 4.38	1.0 3 1 0 0 0 0 0 0 0 0 0 0 5 8 0.00 1.000																					

Batter	1	2	3	4	5	6	7	8	9	AB R H RBI BB SO LOB
Lance Johnson, L OBP: 0.384, SLG: 0.398 (1, 8)	2-1 G4-3 ①		4-0 HR BB 1-2		1-1 L9 ①		4-0 1B 1B BB		1-0 G4-3 ①	3 1 0 0 2 0 1
Edgardo Alfonzo, R OBP: 0.381, SLG: 0.459 (1, 5) (9, 6)	0-1 G5-3 ②		2-1 P3 ①		4-2 2B BB 1-2		0-1 P4 ①		0-0 G4-3 ②	4 1 0 0 1 0 3
John Olerud, L OBP: 0.393, SLG: 0.491 (1, 3)	4-2 BB		1-0 HR 1-H 2-H		2-2 F7 ②		0-0 1B 1B 1-2		1-3 K ③	4 1 2 3 1 1 2
Todd Hundley, S OBP: 0.431, SLG: 0.594 (1, 2)	2-1 P2 ③		2-3 K ②		2-2 2B 1-H 2-H		1-3 K ②			4 0 1 2 0 2 3
Carlos Baerga, S OBP: 0.314, SLG: 0.395 (1, 4)		2-0 G3 ①	0-1 P8 ③		0-0 G3 ③		1-1 1B 1-2 2-3			4 0 1 0 0 0 1
Bernard Gilkey, R OBP: 0.311, SLG: 0.343 (1, 7)		2-2 G6-3 ②		0-0 F9 ①		1-3 K ①		0-0 F9 ③		4 0 0 0 0 1 3
Carl Everett, S OBP: 0.339, SLG: 0.468 (1, 9)		0-0 FC6-4 1B		1-2 G4-3 ②		1-1 WP 2B		0-0 G6-3 2B		4 0 3 0 0 0 0
Rey Ordonez, R OBP: 0.275, SLG: 0.292 (1, 6) Matt Franco, L OBP: 0.356, SLG: 0.443 (8, PH) (9, 5)		1-1 SAFE FC6-4 1B SAFE 1-2f		1-0 G6-3 ③		1-3 SAFE K 2-3		3-2 SAFE G6-3 2-3		3 0 0 0 0 1 2 1 0 0 0 0 0 1
Armando Reynoso, R OBP: 0.281, SLG: 0.345 (1, 1) Cory Lidle, R (5, 1) Luis Lopez, S OBP: 0.348, SLG: 0.373 (6, PH) Joe Crawford, L (7, 1) Butch Huskey, R OBP: 0.370, SLG: 0.500 (8, PH) Takashi Kawahada, L (9, 1)			4-1 HR BB BB		4-2 2B BB BB		0-2 P6 ③		2-3 K ③	0 1 0 0 0 1 0 0 0 1 0 0 0 1 0 0 1 0 0 0 0 0 0 1 0 0 0 0 0 0 0 0 1 0 0 0 0 0 1 0 0 0 0 0 0 0 0 0

Inning Stats	R: 0 E: 0 K: 0 S: 8	H: 0 LOB: 1 BB: 1 P: 16	R: 0 E: 0 K: 0 S: 7	H: 1 LOB: 1 BB: 0 P: 12	R: 3 E: 0 K: 1 S: 10	H: 1 LOB: 0 BB: 2 P: 23	R: 0 E: 0 K: 0 S: 5	H: 0 LOB: 0 BB: 0 P: 7	R: 2 E: 0 K: 0 S: 17	H: 1 LOB: 1 BB: 2 P: 30	R: 0 E: 0 K: 2 S: 12	H: 1 LOB: 1 BB: 0 P: 15	R: 0 E: 0 K: 1 S: 12	H: 2 LOB: 3 BB: 1 P: 18	R: 0 E: 0 K: 1 S: 7	H: 1 LOB: 0 BB: 0 P: 12	R: 0 E: 0 K: 1 S: 5	H: 0 LOB: 0 BB: 0 P: 7	1B: 3 2B: 3 3B: 0 HR: 1	SF: 0 SAC: 0 DP: 0 HBP: 0
--------------	------------------------------	----------------------------------	------------------------------	----------------------------------	-------------------------------	----------------------------------	------------------------------	---------------------------------	-------------------------------	----------------------------------	-------------------------------	----------------------------------	-------------------------------	----------------------------------	------------------------------	----------------------------------	------------------------------	---------------------------------	----------------------------------	------------------------------------

PITCHER	IP	WLS	BF	H	R	ER	SO	BB	IBB	HBP	BLK	WP	HR	S	P	ERA	WHIP
Geremi Gonzalez, R ERA: 3.36 (1, 1)	5.0	W	23	3	5	5	1	5	0	0	0	0	1	47	88	9.00	1.600
Turk Wendell, R ERA: 4.41 (6, 1)	1.1		6	1	0	0	2	1	0	0	0	1	0	14	21	0.00	1.500
Ramon Tatis, L ERA: 4.66 (7, 1)	0.1		3	2	0	0	1	0	0	0	0	0	0	9	11	0.00	6.000
Terry Adams, R ERA: 3.6 (7, 1)	1.1		4	1	0	0	1	0	0	0	0	0	0	8	13	0.00	0.750
Mel Rojas, R ERA: 4.34 (9, 1)	1.0	S	3	0	0	0	1	0	0	0	0	0	0	5	7	0.00	0.000

BOTTOM

Chicago Cubs @ New York Mets  
Shea Stadium, Flushing, NY  
Wed Jul 16 1997, 7:05 PM EDT  
Att: 20,282 - Unknown - 84 F

livebaseballscores.com

AB	33
R	5
H	7
RBI	5
BB	6
SO	6
LOB	17



WP: 1	PA: 39
PB: 0	
SB: 0	
CS: 0	



Batter	1	2	3	4	5	6	7	8	9	AB R H RBI BB SO LOB	TOP											
Eric Young Sr. R (1, 4) OBP: 0.372, SLG: 0.411	0-0 G3 1B		0-0 G4-3			0-0 G3 1B		4-0 BB BB BB		3 0 2 0 1 0 0	<b>Colorado Rockies @ Chicago Cubs</b> Wrigley Field, Chicago, IL Sat Jul 19 1997, 3:33 AM CDT Unknown - 75 F											
Neff Perez, S (1, 6) OBP: 0.281, SLG: 0.469	0-0 F2			0-3 K		0-0 G3 1-2		0-0 F9		4 0 0 0 0 1 3												
Larry Walker, L (1, 9) OBP: 0.489, SLG: 0.729 Jeff McCurry, R (8, 1)	0-0 G3 1-2			0-0 P5		0-0 G4-3		0-0 F8		4 0 0 0 0 0 3 0 0 0 0 0 0 0												
Andres Galarraga, R (1, 3) OBP: 0.398, SLG: 0.566	0-3 K			0-0 G5-3			0-3 K		0-0 F9	4 0 0 0 0 2 1												
Dante Bichette, R (1, 7) OBP: 0.343, SLG: 0.480		0-0 P3			0-3 K		0-0 BB 1B		0-0 G5-3	4 0 1 0 0 1 0												
Vinny Castilla, R (1, 5) OBP: 0.324, SLG: 0.505		0-0 G6-3			0-0 FC4-6 1B		0-0 F7		0-0 L7	4 0 1 0 0 0 1												
Kirt Manwaring, R (1, 2) OBP: 0.331, SLG: 0.323		0-0 L5			0-3 K		4-0 1-2 BB			2 0 0 0 1 1 1												
Quinton McCracken, S (1, 8) OBP: 0.336, SLG: 0.329			0-3 K		0-0 FC4-6 1-2f		0-3 K			3 0 0 0 0 2 3												
Jamey Wright, R (1, 1) OBP: 0.261, SLG: 0.150 Harvey Pulliam, R (6, PH) OBP: 0.286, SLG: 0.385 Jerry Dipoto, R (6, 1) OBP: 0.125, SLG: 0.125 John Vander Wal, L (8, PH) OBP: 0.266, SLG: 0.211 Angel Echevarria, R (8, 9) OBP: 0.400, SLG: 0.385			0-0 F7			0-3 K		0-3 K		1 0 0 0 0 0 0 1 0 0 0 0 1 0 0 0 0 0 0 0 0 1 0 0 0 0 1 0 0 0 0 0 0 0 0												
<b>Inning Stats</b>	R: 0 E: 0 K: 1 S: 6	H: 1 LOB: 1 BB: 0 P: 6	R: 0 E: 0 K: 0 S: 3	H: 0 LOB: 0 BB: 0 P: 3	R: 0 E: 0 K: 1 S: 5	H: 0 LOB: 0 BB: 0 P: 5	R: 0 E: 0 K: 1 S: 5	H: 0 LOB: 0 BB: 0 P: 5	R: 0 E: 0 K: 2 S: 8	H: 1 LOB: 1 BB: 0 P: 8	R: 0 E: 0 K: 1 S: 6	H: 1 LOB: 1 BB: 0 P: 6	R: 0 E: 0 K: 2 S: 8	H: 1 LOB: 2 BB: 1 P: 12	R: 0 E: 0 K: 1 S: 5	H: 0 LOB: 1 BB: 1 P: 9	R: 0 E: 0 K: 0 S: 3	H: 0 LOB: 0 BB: 0 P: 3	1B: 4 2B: 0 3B: 0 HR: 0	SF: 0 SAC: 0 DP: 0 HBP: 0	WP: 0 PB: 0 SB: 0 CS: 0	PA: 33
<b>PITCHER</b>	IP WLS BF H R ER SO BB IBB HBP BLK WP HR S P ERA WHIP																					
Steve Trachsel, R (1, 1) ERA: 4.73	7.0 W 26 4 0 0 8 1 0 0 0 0 0 0 41 45 0.00 0.714																					
Turk Wendell, R (8, 1) ERA: 4.12	2.0 7 0 0 0 1 1 0 0 0 0 0 0 8 12 0.00 0.500																					

livebaseballscorecards.com

AB	31
R	0
H	4
RBI	0
BB	2
SO	9
LOB	12



Batter	1	2	3	4	5	6	7	8	9
Brian McRae, S OBP: 0.317, SLG: 0.368 (1, 8)	0-0 G3		0-0 F9	4-0 BB		0-0 SH3-4		0-0 2B	
Shawon Dunston, R OBP: 0.318, SLG: 0.435 Turk Wendell, L (8, 1)	0-0 1B		0-0 G1	0-3 K		0-0 F3		0-3 K	
Mark Grace, L OBP: 0.428, SLG: 0.476 (1, 3)	0-0 1B		0-0 G1		0-0 WP SF9	4-0 2B		0-0 F8	
Sammy Sosa, R OBP: 0.303, SLG: 0.465 (1, 9)	0-0 F9		0-0 P1		4-0 SF9	0-0 1B		0-0 G5-3	
Dave Clark, L OBP: 0.385, SLG: 0.468 Doug Glanville, R OBP: 0.342, SLG: 0.418 (6, 7)	4-0 1B			0-0 1B	0-0 SF9	0-0 1B		0-0 1B	
Dave Hansen, L OBP: 0.408, SLG: 0.371 José Hernández, R OBP: 0.321, SLG: 0.465 (6, 5)	0-0 G4-3			4-0 SH1-4	0-0 SH5-3	0-3 K			
23 Ryne Sandberg, R OBP: 0.298, SLG: 0.363 (1, 4)		0-0 G6-3		0-0 P4	0-0 F8		0-0 G6-3		
Tyler Houston, L OBP: 0.236, SLG: 0.314 (1, 2)		0-0 L3		0-0 SH1-4		0-0 SH3-4	0-0 G6-3		
Steve Trachsel, R OBP: 0.171, SLG: 0.108 Rey Sanchez, R OBP: 0.309, SLG: 0.333 (8, 6)		0-0 G3-1		0-0 SH1-4		4-0 SH3-4	0-0 G4-3		

Inning Stats	R: 0 E: 0 K: 0 S: 5	H: 2 LOB: 3 BB: 1 P: 9	R: 0 E: 0 K: 0 S: 3	H: 0 LOB: 0 BB: 0 P: 3	R: 0 E: 0 K: 0 S: 4	H: 1 LOB: 1 BB: 0 P: 4	R: 1 E: 0 K: 1 S: 7	H: 2 LOB: 3 BB: 2 P: 15	R: 2 E: 0 K: 0 S: 4	H: 1 LOB: 0 BB: 1 P: 8	R: 4 E: 0 K: 1 S: 8	H: 3 LOB: 1 BB: 2 P: 16	R: 0 E: 0 K: 0 S: 3	H: 1 LOB: 0 BB: 0 P: 3	R: 0 E: 0 K: 1 S: 6	H: 1 LOB: 1 BB: 0 P: 6
1B: 5 2B: 6 3B: 0 HR: 0	SF: 1 SAC: 3 DP: 1 HBP: 0	WP: 1 PB: 0 SB: 1 CS: 0	PA: 40													

PITCHER	IP	WLS	BF	H	R	ER	SO	BB	IBB	HBP	BLK	WP	HR	S	P	ERA	WHIP
Jamey Wright, R ERA: 8.29 (1, 1)	5.0	L	25	6	3	3	1	4	0	0	0	1	0	23	39	5.40	2.000
Jerry Dipoto, R ERA: 5.46 (6, 1)	2.0		11	4	4	4	1	1	1	0	0	0	0	11	19	18.00	2.500
Jeff McCurry, R ERA: 3.86 (8, 1)	1.0		4	1	0	0	1	0	0	0	0	0	0	6	6	0.00	1.000

BOTTOM

Colorado Rockies @ Chicago Cubs  
Wrigley Field, Chicago, IL  
Sat Jul 19 1997, 3:33 AM CDT  
Unknown - 75 F

AB	30
R	7
H	11
RBI	7
BB	6
SO	3
LOB	19



1B	2B	3B	HR	SF	SAC	DP	HBP	WP	HR	S	P	ERA	WHIP
5	6	0	0	1	3	1	0	1	0	0	0	5.40	2.000





BOTTOM

Colorado Rockies @ Chicago Cubs  
Wrigley Field, Chicago, IL  
Sat Jul 19 1997, 7:05 PM CDT  
Att. 40,751 - Overcast - 72 F

livebaseballscorecards.com

AB 28  
R 6  
H 8  
RBI 6  
BB 9  
SO 4  
LOB 19



WP: 0 PA: 41  
PB: 0  
SB: 1  
CS: 0

AB R H RBI BB SO LOB

4	1	2	0	1	0	2
4	2	3	1	1	0	1
4	0	2	2	1	0	2
1	0	0	2	2	0	2
4	0	0	1	0	2	6
0	0	0	0	0	0	0
3	0	0	0	0	1	2
0	0	0	0	0	0	0
0	0	0	0	1	0	0
0	0	0	0	0	0	0
0	0	0	0	0	0	0
0	0	0	0	0	0	0
3	0	0	0	0	0	0
4	1	1	0	0	0	3
1	0	0	0	0	1	1
0	0	0	0	0	0	0
0	1	0	0	3	0	0
0	1	0	0	0	0	0
1B: 7	SF: 3	WP: 0	PA: 41			
2B: 1	SAC: 0	PB: 0				
3B: 0	DP: 2	SB: 1				
HR: 0	HBP: 1	CS: 0				

Batter	1	2	3	4	5	6	7	8	9									
Doug Glanville, R (1, 7) OBP: 0.347, SLG: 0.420	2-2 G3 1B 1B		0-2 G6-3 1B		4-2 1B BB	1 SAFE 2-1 FC5-4 1-2f		1 SAFE 0-0 B3 1-3										
Brian McRae, S (1, 8) OBP: 0.323, SLG: 0.372	0-0 G3 1-2 1B		1-1 G6-3 1-2f		2-2 BB 1B SF8 1B		1-1 1B SF8 1B	4-0 S BB										
Sammy Sosa, R (1, 9) OBP: 0.306, SLG: 0.465	2-2 F8 1B		1-0 F9 1B		2-2 SF8 BB 1B		1 SAFE 3-2 HBP BB 1B	4-0 BB										
Mark Grace, L (1, 3) OBP: 0.428, SLG: 0.474	1-2 G3 1-2 2-3			4-2 G1-6-3 BB	4-2 BB		3-2 SF8 1B	0-0 SF9										
Shawon Dunston, R (1, 6) OBP: 0.313, SLG: 0.429	2-3 K			0-0 G1-6-3 BB	0-0 SF8		3-H 1-1 P3	0-3 K										
Mel Rojas, R (9, 1)																		
Kevin Orie, R (1, 5) OBP: 0.360, SLG: 0.434		2-2 L8		1-0 F7	3-3 K		4-2 HBP BB											
Ramon Yatsis, L (6, 1)																		
Terry Adams, R (6, 1)																		
Dave Clark, L (7, PH) OBP: 0.391, SLG: 0.468																		
Bob Patterson, R (8, 1)																		
Turk Wendell, L (8, 1)																		
23 Ryne Sandberg, R (9, 4) OBP: 0.288, SLG: 0.563																		
Scott Servais, R (1, 2) OBP: 0.327, SLG: 0.372		0-0 P5			2-0 L8	0-2 G5-3		1-2 HBP										
Rey Sanchez, R (1, 4) OBP: 0.308, SLG: 0.337		2-2 E5			2-2 BB 1B 2B	0-1 G4-3		2-1 F7										
Amaury Telemaco, R (1, 1) OBP: 0.333, SLG: 0.750		0-3 K			4-1 1B BB 1B BB	4-0 FC5-4 BB		4-2 E SF9 BB										
Kent Bottenfield, R (4, 1)																		
Dave Hansen, L (5, PH) OBP: 0.421, SLG: 0.371																		
José Hernández, R (8, PR) OBP: 0.321, SLG: 0.465																		
Inning Stats	R: 0 H: 2 E: 0 LOB: 2 K: 1 BB: 0 S: 13 P: 20	R: 0 H: 0 E: 1 LOB: 1 K: 1 BB: 0 S: 12 P: 16	R: 0 H: 1 E: 0 LOB: 0 K: 0 BB: 0 S: 6 P: 8	R: 0 H: 0 E: 0 LOB: 0 K: 0 BB: 1 S: 4 P: 9	R: 4 H: 3 E: 0 LOB: 2 K: 1 BB: 3 S: 21 P: 44	R: 0 H: 0 E: 0 LOB: 1 K: 0 BB: 1 S: 7 P: 13	R: 1 H: 2 E: 0 LOB: 3 K: 0 BB: 1 S: 17 P: 31	R: 1 H: 0 E: 1 LOB: 2 K: 1 BB: 3 S: 10 P: 20										
PITCHER	IP WLS BF H R ER SO BB IBB HBP BLK WP HR S P ERA WHIP																	
Frank Castillo, R (1, 1) ERA: 5.54	4.1		21	6	4	4	2	3	0	0	0	0	0	0	49	83	8.31	2.077
Curt Leskanic, R (5, 1) ERA: 6.75	1.2		7	0	0	0	1	2	0	0	0	0	0	0	14	27	0.00	1.200
Jerry Dipoto, R (7, 1) ERA: 5.58	0.1		3	2	1	1	0	0	0	0	0	0	0	0	9	16	27.00	6.000
Steve Reed, R (7, 1) ERA: 5.09	0.2		4	0	0	0	0	1	0	1	0	0	0	0	8	15	0.00	1.500
Jeff McCurry, R (8, 1) ERA: 4.09	0.1	L	4	0	1	1	0	3	0	0	0	0	0	0	6	16	27.00	9.000

PITCHER	IP	WLS	BF	H	R	ER	SO	BB	IBB	HBP	BLK	WP	HR	S	P	ERA	WHIP
Mike Munoz, L (8, 1) ERA: 5.34	0.2		2	0	0	0	1	0	0	0	0	0	0	4	4	0.00	0.000





Batter	1	2	3	4	5	6	7	8	9	AB R H RBI BB SO LOB
Doug Glanville, R (1, 7) OBP: 0.348, SLG: 0.427	1-1 G4-3		0-0 1B		0-1 1B 3B		0-0 F9		2-2 G5-4-3	5 1 2 0 0 0 1
Brian McRae, S (1, 8) OBP: 0.324, SLG: 0.373	3-3 K		1-2 1B		2-2 HBP 1B		1-2 P6			4 1 2 2 0 1 0
Sammy Sosa, R (1, 9) OBP: 0.306, SLG: 0.462	0-1 L5		1-3 K		2-1 E 1B 1-2 HBP		3-3 K			3 1 0 0 0 2 2
Mark Grace, L (1, 3)		0-0 G3		2-1 1B 2B	2-2 E9 1B		1-2 G4-6-3 1B			4 1 3 1 0 0 0
Shawon Dunston, R (1, 6) OBP: 0.315, SLG: 0.430		1-2 G4-3		0-0 G5-3	1-0 1B		0-0 G4-6-3 1B			4 0 2 1 0 0 1
Kevin Orie, R (1, 5) OBP: 0.358, SLG: 0.430		1-0 G5-3		3-2 1B	2-2 F8		0-2 G4-6-3			4 0 1 1 0 0 4
Mel Rojas, R (9, 1)							1-2f 2-3			0 0 0 0 0 0 0
23 Ryne Sandberg, R (1, 4) OBP: 0.294, SLG: 0.358			1-2 G6-3	0-2 G4-3		1-0 F9		0-1 L7		4 0 0 0 0 0 1
Scott Servais, R (1, 2) OBP: 0.324, SLG: 0.368			1-1 G5-3		0-1 G6-3	2-1 P3		0-1 L3		3 0 0 0 0 0 0
Dave Hansen, L (9, PH) OBP: 0.418, SLG: 0.368										1 0 0 0 0 0 0
Kevin Foster, R (1, 1) OBP: 0.126, SLG: 0.105			2-1 1B		0-0 L7		0-3 K			1 1 1 0 0 0 0
José Hernández, R (5, PH) OBP: 0.318, SLG: 0.481										1 0 0 0 0 0 0
Terry Adams, R (6, 1)										1 0 0 0 0 1 0
Bob Patterson, R (7, 1)										0 0 0 0 0 0 0
Kent Bottenfield, R (7, 1)										0 0 0 0 0 0 0
Tyler Houston, L (9, 5) OBP: 0.243, SLG: 0.321										1 0 1 0 0 0 0


Inning Stats	R: 0	H: 0	E: 0	K: 1	S: 7	R: 0	H: 0	E: 0	K: 0	S: 5	R: 1	H: 3	E: 0	K: 1	S: 15	R: 1	H: 2	E: 0	K: 0	S: 10	R: 3	H: 4	E: 1	K: 0	S: 16	R: 0	H: 0	E: 0	K: 1	S: 6	R: 0	H: 0	E: 0	K: 1	S: 8	R: 0	H: 2	E: 0	K: 0	S: 10	R: 0	H: 1	E: 0	K: 0	S: 6	R: 0	H: 1	E: 0	K: 0	S: 6	1B: 10	SF: 0	2B: 1	SAC: 0	3B: 1	DP: 2	HR: 0	HBP: 1	WP: 0	PA: 37
--------------	------	------	------	------	------	------	------	------	------	------	------	------	------	------	-------	------	------	------	------	-------	------	------	------	------	-------	------	------	------	------	------	------	------	------	------	------	------	------	------	------	-------	------	------	------	------	------	------	------	------	------	------	--------	-------	-------	--------	-------	-------	-------	--------	-------	--------

PITCHER	IP	WLS	BF	H	R	ER	SO	BB	IBB	HBP	BLK	WP	HR	S	P	ERA	WHIP
Roger Bailey, R (1, 1) ERA: 3.85	5.0		24	9	5	5	2	0	0	0	0	0	0	53	79	9.00	1.800
Curt Leskanic, R (6, 1) ERA: 6.28	2.0	W	6	0	0	0	2	0	0	0	0	0	0	14	21	0.00	0.000
Darren Holmes, R (8, 1) ERA: 4.87	2.0	S	7	3	0	0	0	0	0	0	0	0	0	16	19	0.00	1.500

**BOTTOM**

**Colorado Rockies @ Chicago Cubs**  
 Wrigley Field, Chicago, IL  
 Sun Jul 20 1997, 3:33 AM CDT  
 Att. 36,861 - Sunny - 85 F

AB	36
R	5
H	12
RBI	5
BB	0
SO	4
LOB	9



PITCHER	IP	WLS	BF	H	R	ER	SO	BB	IBB	HBP	BLK	WP	HR	S	P	ERA	WHIP
---------	----	-----	----	---	---	----	----	----	-----	-----	-----	----	----	---	---	-----	------









Batter	1	2	3	4	5	6	7	8	9	AB R H RBI BB SO LOB	TOP																									
Tony Graffano, R (1, 4) OBP: 0.375, SLG: 0.480	2-3 K		2-2 G5-3		1-1 G5-3		4-2 SF9 BB		4-1 BB	3 0 0 0 2 1 1																										
Michael Tucker, L (1, 9) OBP: 0.354, SLG: 0.451 Jeff Blauser, R (7, PH) OBP: 0.431, SLG: 0.547 (7, 6)	0-0 G1-3		1-0 G4-3			3-2 G3	0-2 SF9		0-0 L7	3 0 0 0 0 0 1 1 0 0 1 0 0 2																										
10 Chipper Jones, S (1, 5) OBP: 0.378, SLG: 0.493	1-3 K		0-0 G6-3			2-1 G6-3	0-0 G5-3		0-2 G6-3	5 0 0 0 0 1 5																										
Andruw Jones, R (1, 8) OBP: 0.371, SLG: 0.473		0-3 K		1-1 L8		1-0 HR		2-2 HR		4 2 2 2 0 1 0																										
Javy Lopez, R (1, 2) OBP: 0.374, SLG: 0.566		1-2 1B 1B		0-1 G3		1-0 G6-3		3-1 G5-3		4 0 1 0 0 0 0																										
Danny Bautista, R (1, 7) OBP: 0.276, SLG: 0.464 (7, 9)		3-2 F9		0-1 FC3-6 1B			1-0 HR	1-1 P3		4 1 2 1 0 0 1																										
Ryan Klesko, L (1, 3) OBP: 0.343, SLG: 0.527 (7, 7)		1-0 1B		0-1 FC3-6 1-2f			0-2 F7	4-1 CS BB		3 0 1 0 1 0 1																										
Rafael Belliard, R (1, 6) OBP: 0.270, SLG: 0.278 Eddie Pérez, R (7, 3) OBP: 0.286, SLG: 0.375 Keith Lockhart, L (9, PH) OBP: 0.291, SLG: 0.407		0-1 L7			0-2 B2-6-4 1B		0-0 BB SF9 SH 1B	1-0 CS	1-2 BB 1B	3 1 2 0 0 0 2 0 0 0 0 0 0 0 1 0 1 0 0 0 0																										
Denny Neagle, L (1, 1) OBP: 0.250, SLG: 0.205 Mike Cather, R (7, 1) Fred McGriff, L (9, PH) OBP: 0.368, SLG: 0.440			4-2 G4-3 G5-3 BB		1-0 B2-6-4 1-2f		1-0 SH SF9 BB		1-3 K	1 0 0 0 1 0 1 0 0 0 0 0 0 0 1 0 0 0 0 1 1																										
<b>Inning Stats</b>	R: 0 E: 0 K: 2 S: 8	H: 0 LOB: 0 BB: 0 P: 11	R: 0 E: 0 K: 1 S: 18	H: 2 LOB: 2 BB: 0 P: 23	R: 0 E: 0 K: 0 S: 8	H: 0 LOB: 1 BB: 1 P: 15	R: 0 E: 0 K: 0 S: 8	H: 1 LOB: 1 BB: 0 P: 9	R: 0 E: 0 K: 0 S: 8	H: 1 LOB: 0 BB: 0 P: 10	R: 1 E: 0 K: 0 S: 7	H: 1 LOB: 0 BB: 0 P: 14	R: 2 E: 1 K: 0 S: 13	H: 2 LOB: 2 BB: 1 P: 19	R: 1 E: 0 K: 0 S: 10	H: 1 LOB: 0 BB: 1 P: 20	R: 0 E: 0 K: 1 S: 12	H: 1 LOB: 2 BB: 1 P: 18	1B: 6 2B: 0 3B: 0 HR: 3	SF: 1 SAC: 1 DP: 1 HBP: 0	WP: 0 PB: 0 SB: 0 CS: 1	PA: 40														
<b>PITCHER</b>	IP WLS BF H R ER SO BB IBB HBP BLK WP HR S P ERA WHIP																																			
Terry Mulholland, L (1, 1) ERA: 3.58	6.1		27	7	3	2	3	1	0	0	0	0	2	64	91	2.84	1.263																			
Turk Wendell, R (7, 1) ERA: 4.09	0.0		1	0	0	0	0	1	0	0	0	0	0	2	6	∞	∞																			
Ramon Tatis, L (7, 1) ERA: 4.58	0.2		2	0	0	0	0	0	0	0	0	0	0	4	4	0.00	0.000																			
Kent Bottenfield, R (8, 1) ERA: 2.77	1.0	W	4	1	1	1	0	1	0	0	0	0	1	10	20	9.00	2.000																			
Mel Rojas, R (9, 1) ERA: 4.44	1.0	S	5	1	0	0	1	1	0	0	0	0	0	12	18	0.00	2.000																			

Atlanta Braves @ Chicago Cubs  
Wrigley Field, Chicago, IL  
Tue Jul 22 1997, 3:38 AM CDT  
Att. 31,804 - Overcast - 70 F

livebaseballscorecards.com

AB	33
R	4
H	9
RBI	4
BB	4
SO	4
LOB	15







Batter	1	2	3	4	5	6	7	8	9	AB R H RBI BB SO LOB	TOP		
Jeff Blauser, R (1, 6) OBP: 0.429, SLG: 0.544	1-2 P3		1-0 2-3 1B			1-1 G5-3		1-1 G6-3		4 0 1 0 0 0 1	<b>Atlanta Braves @ Chicago Cubs</b> Wrigley Field, Chicago, IL Wed Jul 23 1997, 3:33 AM CDT Att. 34,230 - Overcast - 72 F		
Michael Tucker, L (1, 9) OBP: 0.353, SLG: 0.447	2-2 B5-3		2-3 K			2-3 K		4-1 BB		3 0 0 0 1 2 2			
10 Chipper Jones, S (1, 5) OBP: 0.374, SLG: 0.488	3-2 G4-3		1-2 L7			0-0 F7		3-1 L9		4 0 0 0 0 0 4			
Ryan Klesko, L (1, 3) OBP: 0.339, SLG: 0.520		1-2 P5			1-2 F8		1-2 F7		3-3 K	4 0 0 0 0 1 0			
Andruw Jones, R (1, 8) OBP: 0.366, SLG: 0.466		1-3 K			1-3 K		0-2 G1-3		1-3 K	4 0 0 0 0 3 0			
Javy Lopez, R (1, 2) OBP: 0.372, SLG: 0.561		2-2 K 1B			0-3 K		2-3 K		0-0 P3	4 0 1 0 0 2 0			
Danny Bautista, R (1, 7) OBP: 0.281, SLG: 0.548		2-3 K				0-0 P3		2-2 HR		3 1 1 1 0 1 1			
Mark Lemke, S (1, 4) OBP: 0.283, SLG: 0.306			1-0 1B 2B			0-0 P5		2-1 G6-3 SH1-4 1B		3 0 2 0 0 0 0			
Kevin Millwood, R (1, 1) Keith Lockhart, L (8, PH) Chad Fox, R (8, 1)			0-3 K			0-3 K		0-0 SH1-4		2 0 0 0 0 2 1			
<b>Inning Stats</b>	R: 0 H: 0 E: 0 K: 0 S: 10 LOB: 0 BB: 0 P: 16	R: 0 H: 1 E: 0 K: 2 S: 12 LOB: 1 BB: 0 P: 18	R: 0 H: 2 E: 0 K: 2 S: 12 LOB: 2 BB: 0 P: 17	R: 0 H: 0 E: 0 K: 2 S: 9 LOB: 0 BB: 0 P: 11	R: 0 H: 0 E: 0 K: 1 S: 5 LOB: 0 BB: 0 P: 5	R: 0 H: 0 E: 0 K: 1 S: 6 LOB: 0 BB: 0 P: 9	R: 0 H: 0 E: 0 K: 1 S: 9 LOB: 0 BB: 0 P: 12	R: 1 H: 2 E: 0 K: 2 S: 12 LOB: 2 BB: 1 P: 24	R: 0 H: 0 E: 0 K: 2 S: 7 LOB: 0 BB: 0 P: 11	1B: 3 SF: 0 2B: 1 SAC: 1 3B: 0 DP: 0 HR: 1 HBP: 0	WP: 0 PA: 33 PB: 0 SB: 0 CS: 0		
<b>PITCHER</b>	IP WLS BF H R ER SO BB IBB HBP BLK WP HR S P ERA WHIP											<b>PITCHER</b>	IP WLS BF H R ER SO BB IBB HBP BLK WP HR S P ERA WHIP
Kevin Tapani, R (1, 1) ERA: 1.29	7.0 W 26 5 1 1 9 0 0 0 0 0 0 1 69 98 1.29 0.714												
Bob Patterson, L (8, 1) ERA: 3.38	0.1 1 0 0 0 0 0 0 0 0 0 0 0 1 1 0.00 0.000												
Terry Adams, R (8, 1) ERA: 3.7	0.1 2 0 0 0 0 1 0 0 0 0 0 0 3 8 0.00 3.000												
Ramon Tatis, L (8, 1) ERA: 4.5	0.2 2 0 0 0 1 0 0 0 0 0 0 0 5 11 0.00 0.000												
Mel Rojas, R (9, 1) ERA: 4.38	0.2 S 2 0 0 0 1 0 0 0 0 0 0 0 4 5 0.00 0.000												

AB	31
R	1
H	5
RBI	1
BB	1
SO	11
LOB	9



livebaseballscorecards.com





Batter	1	2	3	4	5	6	7	8	9	AB R H RBI BB SO LOB	TOP	
<b>Brian McRae, S</b> (1, 8) OBP: 0.325, SLG: 0.367	2-2 G6-3		1-0 F7		1-1 F7			1-2 FC6-4 HBP		3 0 0 0 0 0 0		
<b>Shawon Dunston, R</b> (1, 6) OBP: 0.315, SLG: 0.427	0-0 G4-3		0-3 K		2-2 G6-3			0-0 FC6-4 1B BB 1-2f		4 0 0 0 0 1 1		
<b>Mark Grace, L</b> (1, 3) OBP: 0.429, SLG: 0.479	3-2 L7		0-0 1B BB 1B		0-0 G3			4-1 1B BB 1-2		3 0 1 0 1 0 0		
<b>Sammy Sosa, R</b> (1, 9) OBP: 0.313, SLG: 0.480		0-0 HR	4-2 1B BB 1-2		0-0 G6-3 2B			2-2 1B 1-2 2-3		3 1 3 1 1 0 0		
<b>Dave Clark, L</b> (1, 7) OBP: 0.374, SLG: 0.442		2-1 G3-1	0-0 1B 1-2 2-H		0-0 G6-3			2-3 K		4 0 1 0 0 1 4		
<b>23 Ryne Sandberg, R</b> (1, 4) OBP: 0.293, SLG: 0.354		1-3 K		1-1 G6-3		2-1 G5-3		1-0 P3		4 0 0 0 0 1 4		
<b>Tyler Houston, L</b> (1, 5) OBP: 0.248, SLG: 0.307		4-2 1B BB BB		1-3 K		3-2 G6-3		0-0 G6-3		3 0 0 0 1 1 0		
<b>Scott Servais, R</b> (1, 2) OBP: 0.315, SLG: 0.356		1-1 SAFE 1B		1-1 G5-3		0-0 G6-3		1-3 K		4 0 1 0 0 1 0		
<b>Steve Trachsel, R</b> (1, 1) OBP: 0.163, SLG: 0.103 <b>Rey Sanchez, R</b> (7, PH) OBP: 0.306, SLG: 0.335 <b>Kent Bottenfield, R</b> (7, 1) <b>Dave Hansen, L</b> (9, PH) OBP: 0.415, SLG: 0.364		1-0 G3-1		0-1 G5-3		0-0 G4-3		2-2 G5-3		2 0 0 0 0 0 2 1 0 0 0 0 0 0 0 0 0 0 0 0 0 1 0 0 0 0 0 0		
<b>Inning Stats</b>	R: 0 E: 0 K: 0 S: 8 H: 0 LOB: 0 BB: 0 P: 13	R: 1 E: 0 K: 1 S: 11 H: 2 LOB: 2 BB: 1 P: 20	R: 0 E: 0 K: 1 S: 9 H: 2 LOB: 2 BB: 1 P: 14	R: 0 E: 0 K: 1 S: 7 H: 0 LOB: 0 BB: 0 P: 10	R: 0 E: 0 K: 0 S: 10 H: 0 LOB: 0 BB: 0 P: 13	R: 0 E: 0 K: 0 S: 5 H: 1 LOB: 1 BB: 0 P: 7	R: 0 E: 0 K: 0 S: 5 H: 0 LOB: 0 BB: 0 P: 8	R: 0 E: 0 K: 1 S: 12 H: 1 LOB: 3 BB: 1 P: 22	R: 0 E: 0 K: 1 S: 7 H: 0 LOB: 0 BB: 0 P: 10	1B: 4 2B: 1 3B: 0 HR: 1 SF: 0 SAC: 0 DP: 0 HBP: 1	WP: 0 PB: 0 SB: 0 CS: 0 PA: 36	
<b>PITCHER</b> <b>Jamey Wright, R</b> (1, 1) ERA: 7.48	IP WLS BF H R ER SO BB IBB HBP BLK WP HR S P ERA WHIP	9.0 W 36 6 1 1 5 3 0 1 0 0 1 74 117 1.00 1.000										

Chicago Cubs @ Colorado Rockies  
Coors Field, Denver, CO  
Thu Jul 24 1997, 7:05 PM MDT  
Att. 48,294 - Unknown - 90 F

livebaseballscorecards.com

AB	32
R	1
H	6
RBI	1
BB	3
SO	5
LOB	11







Batter	1	2	3	4	5	6	7	8	9	AB R H RBI BB SO LOB	TOP											
<b>Doug Glanville, R</b> (1, 7) OBP: 0.345, SLG: 0.424	2-2 G4-3	0-0 F9		1-1 F8			2-1 P6		2-1 1B 2B	5 0 1 0 0 0 3												
<b>Brian McRae, S</b> (1, 8) OBP: 0.323, SLG: 0.365	1-1 G6-3	0-3 K			0-0 F7		1-2 G6-3		1-0 WP 1B	5 0 1 0 0 1 3												
<b>Sammy Sosa, R</b> (1, 9) OBP: 0.314, SLG: 0.487	1-2 HR		1-1 G4-3		3-1 PO 1B			1-3 K	2-2 F9	5 1 2 1 0 1 2												
<b>Mark Grace, L</b> (1, 3) OBP: 0.431, SLG: 0.479	4-2 BB		1-0 1B 1B		0-0 F8			0-1 1B 1B	2-0 G5-3	4 0 2 0 1 0 3												
<b>Shawon Dunston, R</b> (1, 6) OBP: 0.311, SLG: 0.421	0-1 F9		0-3 K		1-1 PO 1-2	0-0 G5-3		0-0 L7		4 0 0 0 0 1 3												
<b>Kevin Orle, R</b> (1, 5) OBP: 0.358, SLG: 0.429		0-1 1B 2B	2-2 1B			1-3 K		1-0 1B 1B		4 1 3 0 0 1 0												
<b>23 Ryne Sandberg, R</b> (1, 4) OBP: 0.291, SLG: 0.352		0-1 G5-3	3-3 K			0-0 F7		3-2 L8		2 0 0 0 0 1 3												
<b>Rey Sanchez, R</b> (4, 4) OBP: 0.303, SLG: 0.331										2 0 0 0 0 0 2												
<b>Scott Servais, R</b> (1, 2) OBP: 0.314, SLG: 0.354		1-0 SH 1B		0-1 P4			0-2 G4-3		0-0 G6-3	4 0 1 1 0 0 0												
<b>Kevin Foster, R</b> (1, 1) OBP: 0.128, SLG: 0.105		0-1 SH		2-1 P5			0-1 2B		2-0 HR	0 0 0 0 0 0 0												
<b>Amaury Telemaco, R</b> (3, 1) OBP: 0.300, SLG: 0.222										1 0 0 0 0 0 0												
<b>Dave Hansen, L</b> (7, PH) OBP: 0.410, SLG: 0.390										1 0 1 0 0 0 0												
<b>Ramon Tatis, L</b> (7, 1) Terry Adams, R (8, 1)										0 0 0 0 0 0 0												
<b>Dave Clark, L</b> (9, PH) OBP: 0.380, SLG: 0.483										0 0 0 0 0 0 0												
										1 1 1 1 0 0 0												
<b>Inning Stats</b>	R: 1 E: 0 K: 0 S: 14	H: 1 LOB: 1 BB: 1 P: 22	R: 1 E: 1 K: 1 S: 11	H: 2 LOB: 2 BB: 0 P: 12	R: 0 E: 0 K: 2 S: 15	H: 2 LOB: 2 BB: 0 P: 22	R: 0 E: 0 K: 0 S: 6	H: 0 LOB: 0 BB: 0 P: 9	R: 0 E: 0 K: 0 S: 5	H: 1 LOB: 0 BB: 0 P: 9	R: 0 E: 0 K: 1 S: 5	H: 0 LOB: 0 BB: 0 P: 6	R: 0 E: 0 K: 0 S: 10	H: 1 LOB: 1 BB: 0 P: 13	R: 0 E: 0 K: 1 S: 10	H: 2 LOB: 2 BB: 0 P: 15	R: 1 E: 0 K: 0 S: 9	H: 3 LOB: 2 BB: 0 P: 18	1B: 7 2B: 3 3B: 0 HR: 2	SF: 0 SAC: 1 DP: 0 HBP: 0	WP: 1 PB: 0 SB: 0 CS: 0	PA: 41
<b>PITCHER</b>	IP WLS BF H R ER SO BB IBB HBP BLK WP HR S P ERA WHIP																					
<b>Frank Castillo, R</b> (1, 1) ERA: 5.37	8.1 W 37 11 3 3 5 1 0 0 0 0 2 80 116 3.24 1.440																					
<b>Curt Leskanic, R</b> (9, 1) ERA: 6.14	0.2 3 1 0 0 0 0 0 0 0 0 1 0 5 10 0.00 1.500																					

**Chicago Cubs @ Colorado Rockies**  
**Coors Field, Denver, CO**  
 Fri Jul 25 1997, 7:05 PM MDT  
 Att. 48,279 - Unknown - 79 F

[livebaseballscorecards.com](http://livebaseballscorecards.com)

AB	38
R	3
H	12
RBI	3
BB	1
SO	5
LOB	19



Batter	1	2	3	4	5	6	7	8	9
Eric Young Sr., R OBP: 0.370, SLG: 0.413 (1, 4)	2-1 G6-3	4-2 1B SF8 BB	3-3 K			1-0 L5	1-1 G3-1		
Neifi Perez, S OBP: 0.368, SLG: 0.483 (1, 6)	0-1 1B HR	0-0 2B 1B		0-2 HR 1B		0-2 F8 2B		0-0 G6-3	
Larry Walker, L OBP: 0.484, SLG: 0.730 (1, 9)	1-0 HR 1B	0-0 SF8		1-0 G3		4-0 BB		2-3 K	
Andres Galarraga, R OBP: 0.396, SLG: 0.567 (1, 3)	0-3 K	2-0 F9		0-1 HR		1-1 F8		1-0 L7	
Dante Bichette, R OBP: 0.346, SLG: 0.508 (1, 7)	2-0 HR	1-0 2B		2-2 F7		1-0 F8			
Vinny Castilla, R OBP: 0.340, SLG: 0.546 (1, 5)	2-0 HR	1-3 K		1-1 G5-3			3-2 G5-3		
Jeff Reed, L OBP: 0.400, SLG: 0.523 (1, 2)	2-0 1B		4-2 S BB		2-0 L3		1-1 SH6-4 WP 2B		
Quinton McCracken, S OBP: 0.336, SLG: 0.321 (1, 8)	3-2 1B		3-3 K		2-1 CS 1B		0-0 E6 WP SH6-4		
Frank Castillo, R OBP: 0.158, SLG: 0.158 Curt Leskanic, R (9, 1)	0-3 K		2-3 K		3-2 G4-3		0-0 SH6-4		

Inning Stats	R: 4	H: 6	E: 0	K: 2	S: 19	LOB: 2	BB: 0	P: 31	R: 2	H: 2	E: 0	K: 1	S: 10	LOB: 1	BB: 1	P: 18	R: 0	H: 0	E: 0	K: 3	S: 13	LOB: 1	BB: 1	P: 25	R: 2	H: 2	E: 0	K: 0	S: 12	LOB: 0	BB: 0	P: 16	R: 0	H: 1	E: 0	K: 0	S: 7	LOB: 0	BB: 0	P: 14	R: 0	H: 1	E: 0	K: 0	S: 9	LOB: 2	BB: 1	P: 16	R: 1	H: 1	E: 1	K: 0	S: 9	LOB: 1	BB: 0	P: 14	R: 0	H: 0	E: 0	K: 1	S: 5	LOB: 0	BB: 0	P: 8
--------------	------	------	------	------	-------	--------	-------	-------	------	------	------	------	-------	--------	-------	-------	------	------	------	------	-------	--------	-------	-------	------	------	------	------	-------	--------	-------	-------	------	------	------	------	------	--------	-------	-------	------	------	------	------	------	--------	-------	-------	------	------	------	------	------	--------	-------	-------	------	------	------	------	------	--------	-------	------

PITCHER	IP	WLS	BF	H	R	ER	SO	BB	IBB	HBP	BLK	WP	HR	S	P	ERA	WHIP
Kevin Foster, R ERA: 4.5 (1, 1)	2.0	L	16	8	6	6	3	2	0	0	0	0	2	33	57	27.00	5.000
Amaury Telemaco, R ERA: 5.23 (3, 1)	4.0		16	4	2	2	3	1	0	0	0	0	1	37	63	4.50	1.250
Ramon Tatis, L ERA: 4.39 (7, 1)	1.0		5	1	1	0	0	0	0	0	0	1	0	9	14	0.00	1.000
Terry Adams, R ERA: 3.62 (8, 1)	1.0		3	0	0	0	1	0	0	0	0	0	0	5	8	0.00	0.000

AB R H RBI BB SO LOB

4	1	0	0	1	1	2
5	3	4	0	0	0	0
3	1	1	1	1	1	1
5	1	1	2	0	1	5
4	1	2	4	0	0	2
4	1	1	1	0	1	1
3	1	2	0	1	0	0
4	0	2	0	0	1	2
3	0	0	0	0	2	4
0	0	0	0	0	0	0

AB	R	H	RBI	BB	SO	LOB
35	9	13	8	3	7	17

WP	HR	S	P	ERA	WHIP
1	0	14	14	0.00	1.000

Chicago Cubs @ Colorado Rockies  
Coors Field, Denver, CO  
Fri Jul 25 1997, 7:05 PM MDT  
Att: 48,279 - Unknown - 79 F

livebaseballscorecards.com













Batter	1	2	3	4	5	6	7	8	9
Eric Young Sr., R OBP: 0.372, SLG: 0.416 (1, 4)	2-2 G5-3	0-0 F8		4-1 BB			0-0 F9		
Neifi Perez, S OBP: 0.363, SLG: 0.495 (1, 6)	0-0 B3		0-3 K	0-0 F9			1-1 HR		
Larry Walker, L OBP: 0.477, SLG: 0.716 (1, 3) (8, 9)	0-0 F9		1-3 K		3-3 K		0-3 K		
Dante Bichette, R OBP: 0.349, SLG: 0.515 Andres Galarraga, R OBP: 0.396, SLG: 0.567 (1, 7) (8, 3)		2-1 F8	1-1 1B		1-1 G6-3		1-1 F8		
Vinny Castilla, R OBP: 0.341, SLG: 0.544 (1, 5)		4-0 PB 2B BB	1-3 K		1-0 P8		1-2 L8		
Jeff Reed, L OBP: 0.391, SLG: 0.510 (1, 2)		1-1 B5		0-2 G6-3		0-0 L8	1-2 G4-3		
Harvey Pulliam, R OBP: 0.349, SLG: 0.450 (1, 9) (8, 7)		2-2 1B 2B		2-0 3B 1B		3-2 G3	1-2 P4		
Quinton McCracken, S OBP: 0.342, SLG: 0.336 (1, 8)		0-1 BB 1B		2-2 SH1 3B		0-0 1B			
John Thomson, R OBP: 0.250, SLG: 0.222 Darren Holmes, R OBP: 0.167, SLG: 0.333 (1, 1) (9, 1)		4-1 BB		0-0 SH1		0-3 K			


AB	R	H	RBI	BB	SO	LOB
3	0	0	0	1	0	3
4	1	1	1	0	1	1
4	0	0	0	0	3	0
4	0	1	0	0	0	0
0	0	0	0	0	0	0
3	1	0	0	1	1	1
4	0	0	0	0	0	1
4	1	2	1	0	0	0
3	1	3	1	0	0	0
1	0	0	1	1	1	1
0	0	0	0	0	0	0

**BOTTOM**

**Chicago Cubs @ Colorado Rockies**  
**Coors Field, Denver, CO**  
 Sun Jul 27 1997, 3:33 AM MDT  
 Att: 48,378 - Cloudy - 86 F

[livebaseballscorecards.com](http://livebaseballscorecards.com)

<b>AB</b>	<b>30</b>
<b>R</b>	<b>4</b>
<b>H</b>	<b>7</b>
<b>RBI</b>	<b>4</b>
<b>BB</b>	<b>3</b>
<b>SO</b>	<b>6</b>
<b>LOB</b>	<b>7</b>



1B: 4	SF: 0
2B: 1	SAC: 1
3B: 1	DP: 0
HR: 1	HBP: 0

WP: 0	PA: 34
PB: 1	
SB: 0	
CS: 0	

Inning Stats		R: 0	H: 0	E: 0	LOB: 0	K: 0	BB: 0	S: 6	P: 8
R: 1 H: 2 E: 0 LOB: 3 K: 0 BB: 2 S: 11		R: 0 H: 1 E: 0 LOB: 1 K: 3 BB: 0 S: 12		R: 2 H: 2 E: 0 LOB: 1 K: 0 BB: 1 S: 10		R: 0 H: 0 E: 0 LOB: 0 K: 1 BB: 0 S: 6		R: 0 H: 1 E: 0 LOB: 1 K: 1 BB: 0 S: 10	
R: 0 H: 0 E: 0 LOB: 0 K: 1 BB: 0 S: 8		R: 0 H: 0 E: 0 LOB: 0 K: 0 BB: 0 S: 10		R: 1 H: 1 E: 0 LOB: 0 K: 1 BB: 0 S: 8		R: 0 H: 0 E: 0 LOB: 0 K: 0 BB: 0 S: 10		R: 0 H: 0 E: 0 LOB: 0 K: 0 BB: 0 S: 13	

PITCHER		IP	WLS	BF	H	R	ER	SO	BB	IBB	HBP	BLK	WP	HR	S	P	ERA	WHIP
Geremi Gonzalez, R ERA: 3.68 (1, 1)		7.0	L	31	7	4	4	6	3	0	0	0	0	1	63	99	5.14	1.429
Kent Bottenfield, R ERA: 3.06 (8, 1)		1.0		3	0	0	0	0	0	0	0	0	0	10	13	0.00	0.000	



Batter	1	2	3	4	5	6	7	8	9	AB R H RBI BB SO LOB	TOP											
Doug Glanville, R (1, 7) OBP: 0.338, SLG: 0.413	1-3 K		0-0 F8			0-1 FC6-4			1-2 G5-3	4 0 0 0 0 1 2												
Brian McRae, S (1, 8) OBP: 0.324, SLG: 0.361	1-1 P4			3-2 F7		1-2 G4-3			0-0 F7	4 0 0 0 0 0 1												
Mark Grace, L (1, 3) OBP: 0.429, SLG: 0.478	2-3 K			2-1 G4-3			1-0 G6-4-3 1B			3 0 1 0 0 1 0												
Sammy Sosa, R (1, 9) OBP: 0.306, SLG: 0.474		2-3 K		1-3 K			1-0 G6-4-3			3 0 0 0 0 2 1												
Shawon Dunston, R (1, 6) OBP: 0.310, SLG: 0.425		0-2 P3			1-0 F8		0-1 G4-3			3 0 0 0 0 0 0												
Kevin Orie, R (1, 5) OBP: 0.352, SLG: 0.420		1-0 G1-3			1-2 P4			3-3 K		3 0 0 0 0 1 0												
José Hernández, R (1, 4) OBP: 0.322, SLG: 0.458			2-2 SH1-4 1B		3-3 K			1-0 F9		3 0 1 0 0 1 0												
Scott Servais, R (1, 2) OBP: 0.307, SLG: 0.345			2-1 F8		2-2 F8			1-1 G6-3		3 0 0 0 0 0 1												
Kevin Tapani, R (1, 1)			1-2 SH1-4		0-1 FC6-4 1B			0-0 F8		0 0 0 0 0 0 0												
Dave Hansen, L (6, PH) OBP: 0.424, SLG: 0.387			1-2 SH1-4							1 0 1 0 0 0 0												
Amaury Telemaco, R (6, 1) OBP: 0.300, SLG: 0.222										0 0 0 0 0 0 0												
Turk Wendell, L (8, 1)										0 0 0 0 0 0 0												
Rey Sanchez, R (9, PH) OBP: 0.297, SLG: 0.324										1 0 0 0 0 0 0												
<b>Inning Stats</b>	R: 0 E: 0 K: 2 S: 10	H: 0 LOB: 0 BB: 0 P: 14	R: 0 E: 0 K: 1 S: 9	H: 0 LOB: 0 BB: 0 P: 12	R: 0 E: 0 K: 1 S: 11	H: 1 LOB: 1 BB: 0 P: 16	R: 0 E: 0 K: 1 S: 11	H: 0 LOB: 0 BB: 0 P: 17	R: 0 E: 0 K: 1 S: 11	H: 0 LOB: 0 BB: 0 P: 16	R: 0 E: 0 K: 0 S: 11	H: 1 LOB: 1 BB: 0 P: 14	R: 0 E: 0 K: 0 S: 4	H: 1 LOB: 0 BB: 0 P: 6	R: 0 E: 0 K: 1 S: 10	H: 0 LOB: 0 BB: 0 P: 15	R: 0 E: 0 K: 0 S: 5	H: 0 LOB: 0 BB: 0 P: 6	1B: 3 2B: 0 3B: 0 HR: 0	SF: 0 SAC: 1 DP: 1 HBP: 0	WP: 0 PB: 0 SB: 0 CS: 0	PA: 29
<b>PITCHER</b> Denny Neagle, L (1, 1) ERA: 3.15	IP: 9.0 WLS: W BF: 29 H: 3 R: 0 ER: 0 SO: 6 BB: 0 IBB: 0 HBP: 0 BLK: 0 WP: 0 HR: 0 S: 82 P: 116 ERA: 0.00 WHIP: 0.333											<b>PITCHER</b>	IP: 9.0 WLS: W BF: 29 H: 3 R: 0 ER: 0 SO: 6 BB: 0 IBB: 0 HBP: 0 BLK: 0 WP: 0 HR: 0 S: 82 P: 116 ERA: 0.00 WHIP: 0.333									

Chicago Cubs @ Atlanta Braves  
Turner Field, Atlanta, GA  
Mon Jul 28 1997, 7:05 PM EDT  
Att. 47,266 - Unknown - 87 F

livebaseballscorecards.com

AB	28
R	0
H	3
RBI	0
BB	0
SO	6
LOB	5







# Chicago Cubs @ Atlanta Braves

## Turner Field, Atlanta, GA

Tue Jul 29 1997, 7:05 PM EDT  
Att. 44,131 - Unknown - 86 F

[livebaseballscorecards.com](http://livebaseballscorecards.com)

AB	38
R	2
H	12
RBI	2
BB	1
SO	9
LOB	18



AB R H RBI BB SO LOB

TOP

Batter	1	2	3	4	5	6	7	8	9
Doug Glanville, R (1, 8) OBP: 0.339, SLG: 0.413	2-1 CS 1B		0-3 K		1-2 1B		2-3 K		0-1 G4-3
Dave Hansen, L (1, 5) OBP: 0.423, SLG: 0.386	3-2 SAFE G3		2-2 G3-1		1-0 1B		1-3 K		0-1 1B
Kevin Orie, R (7, PH) OBP: 0.353, SLG: 0.420	1-2				1-3 2-H 1B				
Mark Grace, L (1, 3) OBP: 0.427, SLG: 0.474	1-0 FC5-4 1B			2-1 L9	1-2 F7		2-0 F9		1-1 F7
Sammy Sosa, R (1, 9) OBP: 0.306, SLG: 0.472	0-2 FC5-4 1-2f			0-0 1B		0-3 K		1-1 G6-3	
Dave Clark, L (1, 7) OBP: 0.368, SLG: 0.457		0-0 L8		3-3 K	1-2 K	4-0 1B BB		2-3 K	
Shawon Dunston, R (1, 6) OBP: 0.315, SLG: 0.436		1-1 1B		0-3 K		1-2 FC5-4 1B		0-0 1B 3B	
Scott Servais, R (1, 2) OBP: 0.306, SLG: 0.344		1-3 K			2-0 L9	2-1 F8		1-0 1B	
Rey Sanchez, R (1, 4) OBP: 0.296, SLG: 0.323		3-2 F7			1-1 1B 1B	1-0 FC5-4		3-2 G5-3	
Steve Trachsel, R (1, 1) OBP: 0.156, SLG: 0.098			2-1 F8		2-3 K		0-1 1B		0-0 G4-3
Turk Wendell, L (6, 1)									
José Hernández, R (7, PH) OBP: 0.329, SLG: 0.463									
Terry Adams, R (7, 1)									
Ramon Tatis, L (7, 1)									
Kent Bottenfield, R (8, 1)									
Tyler Houston, L (9, PH) OBP: 0.252, SLG: 0.308									

5	0	2	0	0	2	1
3	0	1	1	0	0	1
2	0	1	0	0	1	1
5	0	1	0	0	0	4
4	0	1	0	0	1	1
3	0	0	0	1	2	1
4	1	3	0	0	1	1
4	0	1	1	0	1	3
4	1	1	0	0	0	4
2	0	0	0	0	1	1
0	0	0	0	0	0	0
1	0	1	0	0	0	0
0	0	0	0	0	0	0
0	0	0	0	0	0	0
0	0	0	0	0	0	0
1	0	0	0	0	0	0

Inning Stats	R: 0	H: 2	E: 0	LOB: 1	K: 0	BB: 0	S: 10	P: 16	R: 0	H: 1	E: 0	LOB: 1	K: 1	BB: 0	S: 9	P: 14	R: 0	H: 0	E: 0	LOB: 0	K: 1	BB: 0	S: 8	P: 12	R: 0	H: 1	E: 0	LOB: 1	K: 2	BB: 0	S: 9	P: 14	R: 1	H: 3	E: 0	LOB: 2	K: 1	BB: 0	S: 13	P: 21	R: 0	H: 1	E: 0	LOB: 2	K: 1	BB: 1	S: 7	P: 14	R: 0	H: 1	E: 0	LOB: 1	K: 2	BB: 0	S: 13	P: 18	R: 1	H: 2	E: 0	LOB: 1	K: 1	BB: 0	S: 11	P: 18	R: 0	H: 1	E: 0	LOB: 1	K: 0	BB: 0	S: 7	P: 8	1B: 11	SF: 0	2B: 0	SAC: 0	3B: 1	DP: 0	HR: 0	HBP: 0	WP: 0	PA: 39	PB: 0	SB: 2	CS: 1
--------------	------	------	------	--------	------	-------	-------	-------	------	------	------	--------	------	-------	------	-------	------	------	------	--------	------	-------	------	-------	------	------	------	--------	------	-------	------	-------	------	------	------	--------	------	-------	-------	-------	------	------	------	--------	------	-------	------	-------	------	------	------	--------	------	-------	-------	-------	------	------	------	--------	------	-------	-------	-------	------	------	------	--------	------	-------	------	------	--------	-------	-------	--------	-------	-------	-------	--------	-------	--------	-------	-------	-------

PITCHER	IP	WLS	BF	H	R	ER	SO	BB	IBB	HBP	BLK	WP	HR	S	P	ERA	WHIP
Kevin Millwood, R (1, 1) ERA: 3.15	6.0	W	26	8	1	1	6	1	0	0	0	0	0	56	91	1.50	1.500
Alan Embree, L (7, 1) ERA: 2.97	1.0		4	1	0	0	2	0	0	0	0	0	0	13	18	0.00	1.000
Chad Fox, R (8, 1) ERA: 2.79	1.0		5	2	1	1	1	0	0	0	0	0	0	11	18	9.00	2.000
Mike Cather, R (9, 1) ERA:	1.0		4	1	0	0	0	0	0	0	0	0	0	7	8	0.00	1.000







Batter	1	2	3	4	5	6	7	8	9	AB	R	H	RBI	BB	SO	LOB
Kenny Lofton, L OBP: 0.407, SLG: 0.440 Danny Bautista, R OBP: 0.233, SLG: 0.476	4-2 S 10 1B BB		3-1 F7		1-2 WP 10 2B 1B		2-3 K		3-2 10 2B 3B	2	2	1	0	1	0	0
Jeff Blauser, R OBP: 0.419, SLG: 0.531	3-2 K		0-0 G5-3		4-2 10 2B BB		2-1 10 G3-1 2B		0-2 P3	4	0	1	0	1	1	2
10 Chipper Jones, S OBP: 0.378, SLG: 0.511	1-2 S 1B		1-0 G1-3		2-1 1-3 2-H 2B		1-1 G3-1		3-1 1B 2B	5	1	3	3	0	0	1
Fred McGriff, L OBP: 0.373, SLG: 0.460	1-2 P5			4-1 2B SF8 BB	3-2 G4-3		2-1 F7		1-2 2-H 1B	4	1	1	1	1	0	4
Michael Tucker, L OBP: 0.350, SLG: 0.446	2-2 G3			3-2 SF8 1B 2B	2-2 L5		4-1 FC5-4 BB		1-2 1B	3	1	1	0	1	0	3
Andrew Jones, R OBP: 0.348, SLG: 0.458		0-3 K		1-0 F9	2-2 G4-3		0-3 K			4	0	0	0	0	2	5
Javy Lopez, R OBP: 0.363, SLG: 0.561		0-0 G5-3		0-2 SF8		2-0 G5-3		0-0 FC5-4 1B	3	0	0	1	0	0	1	
Mark Lemke, S OBP: 0.299, SLG: 0.318		4-2 BB		0-0 1B		1-2 G3-1		1-1 1B	3	0	2	1	1	0	0	
29 John Smoltz, R Tony Grafano, R Mike Sielecki, R Chad Fox, R Mike Cather, R Keith Lockhart, L Alan Embree, L		1-3 K		2-3 K		3-3 K		0-2 P5	2	0	0	0	0	0	2	2

Inning Stats	R: 1	H: 1	E: 0	K: 1	S: 16	LOB: 1	BB: 1	P: 27	R: 0	H: 0	E: 0	K: 2	S: 9	LOB: 1	BB: 1	P: 14	R: 0	H: 0	E: 0	K: 0	S: 4	LOB: 0	BB: 0	P: 8	R: 2	H: 2	E: 0	K: 1	S: 17	LOB: 1	BB: 1	P: 21	R: 1	H: 2	E: 0	K: 0	S: 18	LOB: 2	BB: 1	P: 32	R: 0	H: 0	E: 0	K: 1	S: 10	LOB: 0	BB: 0	P: 16	R: 0	H: 1	E: 0	K: 1	S: 9	LOB: 1	BB: 0	P: 16	R: 0	H: 1	E: 0	K: 1	S: 10	LOB: 2	BB: 1	P: 15	R: 2	H: 3	E: 0	K: 0	S: 12	LOB: 1	BB: 0	P: 19	1B: 5	SF: 1	2B: 4	SAC: 0	3B: 1	DP: 0	HR: 0	HBP: 0	WP: 1	PA: 40
--------------	------	------	------	------	-------	--------	-------	-------	------	------	------	------	------	--------	-------	-------	------	------	------	------	------	--------	-------	------	------	------	------	------	-------	--------	-------	-------	------	------	------	------	-------	--------	-------	-------	------	------	------	------	-------	--------	-------	-------	------	------	------	------	------	--------	-------	-------	------	------	------	------	-------	--------	-------	-------	------	------	------	------	-------	--------	-------	-------	-------	-------	-------	--------	-------	-------	-------	--------	-------	--------

PITCHER	IP	WLS	BF	H	R	ER	SO	BB	IBB	HBP	BLK	WP	HR	S	P	ERA	WHIP
Kevin Foster, R ERA: 4.65	(1, 1)	4.0	20	4	4	4	4	4	4	0	0	0	0	53	88	9.00	2.000
Ramon Tatis, L ERA: 4.22	(5, 1)	0.2	3	1	0	0	0	0	0	0	0	0	0	8	15	0.00	1.500
Terry Adams, R ERA: 4.09	(5, 1)	0.1	1	0	0	0	0	0	0	0	0	0	0	3	5	0.00	0.000
Kent Bottenfield, R ERA: 2.96	(6, 1)	1.1	5	1	0	0	2	0	0	0	0	0	0	15	25	0.00	0.750
Bob Patterson, L ERA: 3.27	(7, 1)	0.2	2	0	0	0	0	0	0	0	0	0	0	4	7	0.00	0.000


**BOTTOM**

**Chicago Cubs @ Atlanta Braves**  
Turner Field, Atlanta, GA

Wed Jul 30 1997, 7:05 PM EDT  
Att: 43,090 - Unknown - 84 F

AB	34
R	6
H	10
RBI	6
BB	5
SO	7
LOB	20

livebaseballscorecards.com






Batter	1	2	3	4	5	6	7	8	9	AB R H RBI BB SO LOB	TOP	
<b>Brett Butler, L</b> (1, 7) OBP: 0.403, SLG: 0.361 <b>Todd Hollandsworth, L</b> (9, 7) OBP: 0.290, SLG: 0.356	4-0 1B BB		0-0 G4-3	0-0 FC6-4 1-2f			0-0 G1-4-3		0-0 G3-1	4 1 0 0 1 0 3 0 0 0 0 0 0 0		
<b>Roger Cedeno, S</b> (1, 8) OBP: 0.357, SLG: 0.381	0-0 1B FC4-6 1B		0-3 K			0-0 B1-3		0-3 K		4 1 1 0 0 2 0		
<b>Mike Piazza, R</b> (1, 2) OBP: 0.428, SLG: 0.611	0-0 F9		4-0 BB			4-0 G6-4-3 BB		0-0 G6-3		2 0 0 0 2 0 2		
<b>Eric Karros, R</b> (1, 3) OBP: 0.338, SLG: 0.486	0-0 FC4-6 1B		0-0 G1-3			0-0 G6-4-3 1-2f		0-0 P4		4 0 1 1 0 0 2		
<b>Raul Mondesi, R</b> (1, 9) OBP: 0.348, SLG: 0.550	0-0 FC4-6 FC6-4 1-2f			0-0 G5-3 1B 1B		0-0 HR		0-0 1B		4 2 3 2 0 0 1		
<b>Todd Zeile, R</b> (1, 5) OBP: 0.330, SLG: 0.417	0-0 FC6-4 1-2f		0-0 G5-3 1-3			0-0 G2-3		4-0 CS BB		3 0 0 0 1 0 2		
<b>Greg Gagne, R</b> (1, 6) OBP: 0.312, SLG: 0.382		0-0 G1-3		0-0 FC6-4 1B		0-0 F9		0-0 CS	0-0 E3 FC6-5	4 0 1 1 0 0 0	<b>AB 31</b>	
<b>Wilton Guerrero, S</b> (1, 4) OBP: 0.304, SLG: 0.415		0-0 P4		0-0 FC6-4 BB 1-2f		0-0 E7 1B			0-0 FC6-5 SH3	4 0 1 0 0 0 2	<b>R 4</b>	
<b>Chan Ho Park, R</b> (1, 1) OBP: 0.282, SLG: 0.351 <b>Todd Worrell, R</b> (9, 1)		0-3 K		4-0 FC6-4 BB 1-2		0-0 F8			0-0 SH3	2 0 0 0 1 1 1 0 0 0 0 0 0 0	<b>H 7</b>	
<b>Inning Stats</b>	R: 2 H: 2 E: 0 LOB: 1 K: 0 BB: 1 S: 5 P: 9	R: 0 H: 0 E: 0 LOB: 0 K: 1 BB: 0 S: 5 P: 5	R: 0 H: 0 E: 0 LOB: 1 K: 1 BB: 1 S: 5 P: 9	R: 1 H: 2 E: 0 LOB: 2 K: 0 BB: 1 S: 5 P: 9	R: 0 H: 0 E: 0 LOB: 0 K: 0 BB: 1 S: 2 P: 6	R: 1 H: 2 E: 1 LOB: 1 K: 0 BB: 0 S: 5 P: 5	R: 0 H: 0 E: 0 LOB: 0 K: 1 BB: 0 S: 5 P: 5	R: 0 H: 1 E: 0 LOB: 0 K: 0 BB: 1 S: 2 P: 6	R: 0 H: 0 E: 1 LOB: 1 K: 0 BB: 0 S: 4 P: 4	1B: 6 SF: 0 2B: 0 SAC: 1 3B: 0 DP: 1 HR: 1 HBP: 0	WP: 0 PA: 38 PB: 0 SB: 0 CS: 1	
<b>PITCHER</b> <b>Terry Mulholland, L</b> (1, 1) ERA: 3.86 <b>Amaury Telemaco, R</b> (9, 1) ERA: 4.79	IP WLS BF H R ER SO BB IBB HBP BLK WP HR S P ERA WHIP											<b>PITCHER</b> IP WLS BF H R ER SO BB IBB HBP BLK WP HR S P ERA WHIP
	8.0 L 33 7 4 4 3 5 0 0 0 0 0 1 34 54 4.50 1.500											

**Los Angeles Dodgers @ Chicago Cubs**  
Wrigley Field, Chicago, IL  
Thu Jul 31 1997, 7:05 PM CDT  
Att. 39,145 - Unknown - 76 F

[livebaseballscorecards.com](http://livebaseballscorecards.com)

<b>AB</b>	<b>31</b>
<b>R</b>	<b>4</b>
<b>H</b>	<b>7</b>
<b>RBI</b>	<b>4</b>
<b>BB</b>	<b>5</b>
<b>SO</b>	<b>3</b>
<b>LOB</b>	<b>13</b>



BOTTOM

Los Angeles Dodgers @ Chicago Cubs

Wrigley Field, Chicago, IL

Thu Jul 31 1997, 7:05 PM CDT

Att: 39,145 - Unknown - 76 F

livebaseballscorecards.com

AB	31
R	1
H	4
RBI	1
BB	2
SO	8
LOB	14



WP:	0	PA:	34
PB:	0	SB:	0
CS:	0		

AB R H RBI BB SO LOB

4 1 2 0 0 1 0

4 0 1 0 0 0 1

3 0 0 0 1 1 2

3 0 0 0 1 0 1

2 0 0 0 0 1 3

2 0 1 0 0 1 0

2 0 0 1 0 1 0

1 0 0 0 0 1 2

3 0 0 0 0 0 3

1 0 0 0 0 0 2

3 0 0 0 0 1 0

2 0 0 0 0 1 0

1 0 0 0 0 0 0

0 0 0 0 0 0 0

1B:	3	SF:	0
2B:	1	SAC:	0
3B:	0	DP:	0
HR:	0	HBP:	1

Batter	1	2	3	4	5	6	7	8	9
Doug Glanville, R (1, 7) OBP: 0.342, SLG: 0.414	0-0 2B HBP 1B	0-0 1B			0-0 L6			0-3 K	
Brian McRae, S (1, 8) OBP: 0.326, SLG: 0.362	0-0 HBP 1-3 2B	0-0 F7			0-0 F9			0-0 F9	
Sammy Sosa, R (1, 9) OBP: 0.302, SLG: 0.463	0-3 K		0-0 G5-3			0-0 F8			4-0 23 1B BB
Mark Grace, L (1, 3) OBP: 0.427, SLG: 0.471	4-0 HBP BB		0-0 F8			0-0 F7			0-0 F8
Shawon Dunston, R (1, 6) OBP: 0.312, SLG: 0.429 23 Ryne Sandberg, R (6, 4) OBP: 0.293, SLG: 0.353	0-3 K		0-0 F9			0-3 K			0-0 1-2 1B
Kevin Orie, R (1, 5) OBP: 0.355, SLG: 0.420 Tyler Houston, L (9, PH) OBP: 0.250, SLG: 0.304	1-0 HBP			0-3 K			0-0 G5-3		0-3 K
Scott Servais, R (1, 2) OBP: 0.305, SLG: 0.346 Dave Clark, L (9, PH) OBP: 0.361, SLG: 0.447	0-0 F8		0-0 G3-1			0-0 F9		0-0 G4-3	
Rey Sanchez, R (1, 4) OBP: 0.289, SLG: 0.314		0-0 P8		0-3 K			0-0 G5-3		
Terry Mulholland, R (1, 1) OBP: 0.149, SLG: 0.191 Dave Hansen, L (8, PH) OBP: 0.423, SLG: 0.388 Amaury Telemaco, R (9, 1) OBP: 0.300, SLG: 0.222		0-0 L9			0-3 K			0-0 F9	

Inning Stats	R: 1	H: 2	E: 0	K: 2	S: 9	LOB: 3	BB: 1	P: 14	R: 0	H: 1	E: 0	K: 0	S: 4	LOB: 1	BB: 0	P: 4	R: 0	H: 0	E: 0	K: 0	S: 3	LOB: 0	BB: 0	P: 3	R: 0	H: 0	E: 0	K: 1	S: 5	LOB: 0	BB: 0	P: 5	R: 0	H: 0	E: 0	K: 0	S: 3	LOB: 0	BB: 0	P: 3	R: 0	H: 0	E: 0	K: 1	S: 5	LOB: 0	BB: 0	P: 5	R: 0	H: 1	E: 0	K: 1	S: 6	LOB: 2	BB: 1	P: 10
--------------	------	------	------	------	------	--------	-------	-------	------	------	------	------	------	--------	-------	------	------	------	------	------	------	--------	-------	------	------	------	------	------	------	--------	-------	------	------	------	------	------	------	--------	-------	------	------	------	------	------	------	--------	-------	------	------	------	------	------	------	--------	-------	-------

PITCHER	IP	WLS	BF	H	R	ER	SO	BB	IBB	HBP	BLK	WP	HR	S	P	ERA	WHIP
Chan Ho Park, R (1, 1) ERA: 2.96	8.0	W	30	3	1	1	7	2	0	1	0	0	0	41	50	1.12	0.625
Todd Worrell, R (9, 1) ERA: 4.83	1.0	S	4	1	0	0	1	0	0	0	0	0	0	6	6	0.00	1.000



Batter	1	2	3	4	5	6	7	8	9	AB R H RBI BB SO LOB	TOP														
<b>Brett Butler, L</b> (1, 7) OBP: 0.405, SLG: 0.362 <b>Roger Cedeno, S</b> (4, 8) OBP: 0.356, SLG: 0.380	1-0 G6-3	2-2 PB 1B	4-1 S BB		2-3 K	0-0 1B		3-1 G4-3		2 0 1 1 1 0 0 3 0 1 1 0 1 1															
<b>Wilton Guerrero, S</b> (1, 4) OBP: 0.308, SLG: 0.427	2-2 G4-6-3 1B	2-3 K	2-1 G3-1		1-1 HR	1-0 G4-3		1-1 G5-3 1B	6 1 3 1 0 1 6																
<b>Mike Piazza, R</b> (1, 2) OBP: 0.427, SLG: 0.607 <b>Tom Prince, R</b> (7, PR) OBP: 0.316, SLG: 0.386	1-0 G4-6-3 1-2f		0-2 1B 2B 1B		0-0 F9	2-2 F9		4-0 1B BB	4 1 1 0 1 0 1 1 0 0 0 0 0 1																
<b>Eric Karros, R</b> (1, 3) OBP: 0.338, SLG: 0.483		1-0 G3-1	1-1 2B 1B HR		4-1 1B 1B BB	3-3 K		1-3 K	5 2 1 0 1 2 2																
<b>Raul Mondesi, R</b> (1, 9) OBP: 0.352, SLG: 0.553		4-2 E S 2B BB	0-1 HR 2B		0-1 1B 2B 1B	1-3 K		1-0 G5-4-3 1B	5 3 3 1 1 2 1																
<b>Todd Zeile, R</b> (1, 5) OBP: 0.333, SLG: 0.426		4-2 2B 1B BB	1-1 HR		3-1 2B 1B	2-3 K		1-2 G5-4-3 1B	4 3 2 4 1 1 2																
<b>Todd Hollandsworth, L</b> (1, 8) OBP: 0.296, SLG: 0.368		0-0 1B PB 2B	0-0 F8		1-1 1B 2B	0-2 2B 1B 1B		0-1 F7	5 2 3 3 0 0 0																
<b>Greg Gagne, R</b> (1, 6) OBP: 0.316, SLG: 0.389		4-0 PB 1B IBB	1-0 G3 2B		1-3 K	0-1 1B 2B		0-0 L9	4 1 2 0 1 1 1																
<b>Hideo Nomo, R</b> (1, 1) OBP: 0.204, SLG: 0.306 <b>Antonio Osuna, R</b> (7, 1) OBP: 1.000, SLG: 1.000 <b>Darren Hall, R</b> (9, 1)		3-3 K	0-0 G3 2B		2-1 1B	2-2 1B		1-1 1B	4 0 2 1 0 1 4 1 0 1 0 0 0 0 0 0 0 0 0 0 0																
<b>Inning Stats</b>	R: 0 E: 0 K: 0 S: 8	H: 1 LOB: 0 BB: 0 P: 12	R: 3 E: 0 K: 2 S: 20	H: 2 LOB: 2 BB: 3 P: 40	R: 4 E: 0 K: 0 S: 15	H: 5 LOB: 2 BB: 1 P: 24	R: 3 E: 0 K: 1 S: 14	H: 4 LOB: 2 BB: 1 P: 25	R: 1 E: 0 K: 2 S: 12	H: 1 LOB: 0 BB: 0 P: 20	R: 2 E: 0 K: 2 S: 17	H: 4 LOB: 2 BB: 0 P: 23	R: 0 E: 0 K: 1 S: 9	H: 1 LOB: 2 BB: 1 P: 16	R: 0 E: 0 K: 0 S: 7	H: 1 LOB: 1 BB: 0 P: 11	R: 0 E: 0 K: 1 S: 12	H: 1 LOB: 1 BB: 0 P: 18	1B: 13 2B: 5 3B: 0 HR: 2	SF: 0 SAC: 0 DP: 2 HBP: 0	WP: 0 PB: 1 SB: 3 CS: 0	PA: 50			
<b>PITCHER</b> <b>Geremi Gonzalez, R</b> (1, 1) ERA: 4.15 <b>Amaury Telemaco, R</b> (3, 1) ERA: 5.59 <b>Ramon Tatis, L</b> (4, 1) ERA: 4.33 <b>Turk Wendell, R</b> (5, 1) ERA: 4.17 <b>Terry Adams, R</b> (7, 1) ERA: 3.93	IP	WLS	BF	H	R	ER	SO	BB	IBB	HBP	BLK	WP	HR	S	P	ERA	WHIP								
<b>PITCHER</b> <b>Kent Bottenfield, R</b> (9, 1) ERA: 2.91	1.0		4	1	0	0	1	0	0	0	0	0	0	12	18	0.00	1.000								

**Los Angeles Dodgers @ Chicago Cubs**  
 Wrigley Field, Chicago, IL  
 Fri Aug 01 1997, 3:33 AM CDT  
 Att. 32,257 - Sunny - 83 F

[livebaseballscorecards.com](http://livebaseballscorecards.com)

<b>AB</b>	<b>44</b>
<b>R</b>	<b>13</b>
<b>H</b>	<b>20</b>
<b>RBI</b>	<b>12</b>
<b>BB</b>	<b>6</b>
<b>SO</b>	<b>9</b>
<b>LOB</b>	<b>19</b>







Batter	1	2	3	4	5	6	7	8	9	AB R H RBI BB SO LOB	TOP									
<b>Brett Butler, L</b> (1, 7) OBP: 0.402, SLG: 0.359	0-0 SH1-3 1B	0-0 G5-3		0-3 K		0-3 K			0-0 G6-3	5 1 1 0 0 2 4										
<b>Wilton Guerrero, S</b> (1, 4) OBP: 0.310, SLG: 0.428	0-0 SH1-3 1-2		0-0 FC9-6 BLK 1B		0-0 F7		0-0 PO 1B		0-3 K	4 0 2 0 0 1 0										
<b>Mike Piazza, R</b> (1, 2) OBP: 0.424, SLG: 0.600	0-0 G4-3		4-0 FC9-6 BB		0-0 G5-3		0-0 P3		0-3 K	4 0 0 0 1 1 2										
<b>Eric Karros, R</b> (1, 3) OBP: 0.340, SLG: 0.483	0-0 1B		0-0 FC9-6 FC5-4		0-0 1B		0-3 K			4 0 2 1 0 1 3										
<b>Raul Mondesi, R</b> (1, 9) OBP: 0.353, SLG: 0.553	0-0 G5-3		0-0 F7		0-0 1B		0-0 PO	0-0 WP 1B		4 0 2 0 0 0 3										
<b>Todd Zeile, R</b> (1, 5) OBP: 0.333, SLG: 0.424		0-0 F8 BB 1B	0-0 FC5-4		0-0 F7			0-0 L3		4 0 1 0 0 0 5										
<b>Greg Gagne, R</b> (1, 6) OBP: 0.315, SLG: 0.386		4-0 SH3-4 BB		0-0 G6-3		0-0 G6-3		0-3 K		3 0 0 0 1 1 1										
<b>Roger Cedeno, S</b> (1, 8) OBP: 0.360, SLG: 0.379		0-0 F8		0-0 SH1-4 1B		0-3 K		4-0 BB		3 0 1 0 1 1 2										
<b>Tom Candiotti, R</b> (1, 1) OBP: 0.067, SLG: 0.067 <b>Mark Guthrie, R</b> (3, 1) <b>Eric Anthony, L</b> (6, PH) <b>Antonio Osuna, R</b> (6, 1) <b>37 Darren Dreifort, R</b> (7, 1) <b>Nelson Lirio, S</b> (8, PH) <b>Scott Radinsky, L</b> (8, 1)		0-0 SH3-4		0-0 SH1-4		0-0 1B		0-3 K		0 0 0 0 0 0 0 0 0 0 0 0 0 0 1 0 1 0 1 0 0 0 0 1 2 0 0 0 0 0 0 0										
<b>Inning Stats</b>	R: 1 E: 0 K: 0 S: 5	H: 2 LOB: 1 BB: 0 P: 5	R: 0 E: 0 K: 0 S: 4	H: 1 LOB: 2 BB: 1 P: 8	R: 0 E: 0 K: 1 S: 4	H: 1 LOB: 2 BB: 0 P: 6	R: 0 E: 0 K: 0 S: 5	H: 2 LOB: 2 BB: 0 P: 5	R: 0 E: 0 K: 2 S: 8	H: 1 LOB: 1 BB: 0 P: 8	R: 0 E: 0 K: 1 S: 5	H: 1 LOB: 0 BB: 0 P: 5	R: 0 E: 0 K: 2 S: 8	H: 1 LOB: 2 BB: 1 P: 12	R: 0 E: 0 K: 2 S: 7	H: 0 LOB: 0 BB: 0 P: 7	1B: 10 2B: 0 3B: 0 HR: 0	SF: 0 SAC: 3 DP: 0 HBP: 0	WP: 1 PB: 0 SB: 0 CS: 0	PA: 40
<b>PITCHER</b>	IP WLS BF H R ER SO BB IBB HBP BLK WP HR S P ERA WHIP																			
<b>Kevin Tapani, R</b> (1, 1) ERA: 4.0	6.0 W 28 8 1 1 3 2 0 0 0 1 0 0 32 40 1.50 1.667																			
<b>Terry Adams, R</b> (7, 1) ERA: 3.81	1.2 7 2 0 0 2 1 0 0 0 0 1 0 10 14 0.00 1.800																			
<b>Kent Bottenfield, R</b> (8, 1) ERA: 2.9	0.1 1 0 0 0 1 0 0 0 0 0 0 0 3 3 0.00 0.000																			
<b>Mel Rojas, R</b> (9, 1) ERA: 4.45	1.0 3 0 0 0 2 0 0 0 0 0 0 0 7 7 0.00 0.000																			

**Los Angeles Dodgers @ Chicago Cubs**  
**Wrigley Field, Chicago, IL**  
 Sat Aug 02 1997, 3:33 AM CDT  
 Att. 39,953 - Sunny - 84 F

AB	33
R	1
H	10
RBI	1
BB	3
SO	8
LOB	22



WP	1	PA	40
PB	0		
SB	0		
CS	0		

Batter	1	2	3	4	5	6	7	8	9	AB	R	H	RBI	BB	SO	LOB
Doug Glanville, R (1, 7) OBP: 0.344, SLG: 0.423	0-3 K	0-0 F9		0-0 G5-4-3 1B		0-0 G6-3		0-0 1B		5	0	2	1	0	1	1
Brian McRae, S (1, 8) OBP: 0.328, SLG: 0.367	4-0 FC1-4 HBP BB	4-0 1B BB		0-0 G5-4-3 1-2f 2-3		0-3 K		0-3 K		3	0	0	0	2	2	4
Mark Grace, L (1, 3) OBP: 0.430, SLG: 0.473	1-0 FC1-4 HBP	0-0 1-2 2-3 1B		0-0 3-H 2B			0-0 G4-3			3	0	2	1	0	0	0
Sammy Sosa, R (1, 9) OBP: 0.303, SLG: 0.466	0-0 FC1-4 PB 1-2f 2-3	0-0 G5-3		0-0 G6-3			0-3 K			4	0	0	0	0	1	6
Shawon Dunston, R (1, 6) OBP: 0.311, SLG: 0.427	0-0 F7		0-0 F8		0-0 SH1-3 S 1B		0-3 K			4	0	1	0	0	1	2
Rey Sanchez, R (8, 6) OBP: 0.289, SLG: 0.314										0	0	0	0	0	0	0
Kevin Orie, R (1, 5) OBP: 0.356, SLG: 0.432		0-0 23 HR 1B		0-0 G5-3		0-0 SH1-3		0-0 23 1B FC6-2 1B		3	1	2	0	0	0	0
23 Ryne Sandberg, R (1, 4) OBP: 0.302, SLG: 0.388		0-0 1B HR		0-0 HR		4-0 G4-6-3 IBB		0-0 FC6-2 S 1B 1B		3	3	3	3	1	0	0
Scott Servais, R (1, 2) OBP: 0.302, SLG: 0.341		0-0 G4-3		0-0 G6-3		0-0 G4-6-3		0-0 G4-3		4	0	0	0	0	0	4
Kevin Tapani, R (1, 1) OBP: 0.000, SLG: 0.333		0-0 1B S 1B				4-0 G5-4-3 1B 2B BB		0-0 FC6-2 1B		1	1	1	0	0	1	0
Dave Clark, L (6, PH) OBP: 0.355, SLG: 0.438										1	0	0	0	0	0	0
Terry Adams, R (7, 1)										0	0	0	0	0	0	0
Kent Bottenfield, R (8, 1)										0	0	0	0	0	0	0
José Hernández, R (8, PH) OBP: 0.000, SLG: 0.459										1	0	0	0	0	0	2
Mel Rojas, R (9, 1)										0	0	0	0	0	0	0

Inning Stats	R: 0	H: 0	E: 0	K: 1	S: 5	H: 0	LOB: 2	BB: 1	P: 10	R: 2	H: 4	E: 0	K: 0	S: 7	R: 1	H: 1	E: 0	K: 0	S: 4	R: 1	H: 2	E: 0	K: 0	S: 4	R: 0	H: 1	E: 0	K: 3	S: 7	R: 0	H: 0	E: 0	K: 2	S: 7	R: 0	H: 0	E: 0	K: 2	S: 7	R: 1	H: 3	E: 0	K: 1	S: 8
--------------	------	------	------	------	------	------	--------	-------	-------	------	------	------	------	------	------	------	------	------	------	------	------	------	------	------	------	------	------	------	------	------	------	------	------	------	------	------	------	------	------	------	------	------	------	------

PITCHER	IP	WLS	BF	H	R	ER	SO	BB	IBB	HBP	BLK	WP	HR	S	P	ERA	WHIP
Tom Candiotti, R (1, 1) ERA: 3.18	2.0	L	13	4	2	2	1	2	0	1	0	0	1	12	21	9.00	3.000
Mark Guthrie, L (3, 1) ERA: 4.7	3.0		13	4	2	2	0	1	1	0	0	0	1	11	19	6.00	1.667
Antonio Osuna, R (6, 1) ERA: 2.45	1.0		3	0	0	0	2	0	0	0	0	0	0	7	7	0.00	0.000
37 Darren Dreifort, R (7, 1) ERA: 2.29	1.0		3	0	0	0	2	0	0	0	0	0	0	7	7	0.00	0.000
Scott Radinsky, L (8, 1) ERA: 2.82	1.0		6	3	1	1	1	0	0	0	0	0	0	8	8	9.00	3.000

**BOTTOM**

**Los Angeles Dodgers @ Chicago Cubs**  
 Wrigley Field, Chicago, IL  
 Sat Aug 02 1997, 3:33 AM CDT  
 Att: 39,953 - Sunny - 84 F

AB	R	H	RBI	BB	SO	LOB
32	5	11	5	4	6	19

livebaseballscorecards.com



WP	PA	ERA	WHIP
0	38		



Batter	1	2	3	4	5	6	7	8	9	10	11	12	AB	R	H	RBI	BB	SO	LOB	TOP					
Brett Butler, L OBP: 0.397, SLG: 0.352 (1, 7)	0-0 F8		0-0 F9		0-0 L3			0-0 G6-3		0-0 G6-3 BB		0-3 K	5	0	0	0	1	1	1						
Wilton Guerrero, S OBP: 0.306, SLG: 0.421 (1, 4)	0-0 G5-3		0-0 L4-3 1-2				0-0 G6-3		0-0 G3-1		0-0 FC3-6 FC6-4			5	0	0	0	0	0	3					
Mike Piazza, R OBP: 0.424, SLG: 0.595 (1, 2)	4-0 BB				4-0 1B BB			0-0 G3-1		0-0 G4-3		0-0 FC6-4 1-2f		3	0	0	0	2	0	2					
Eric Karros, R OBP: 0.336, SLG: 0.477 (1, 3)	0-0 F3		0-0 F8		0-0 F8		0-0 F7		0-0 L3		0-0 L3		0-3 K	5	0	0	0	0	1	2					
Raul Mondesi, R OBP: 0.354, SLG: 0.565 (1, 9)		0-0 HR			0-3 K			0-0 HR		0-0 P4		0-3 K	5	2	2	2	0	2	1						
Todd Zeile, R OBP: 0.336, SLG: 0.426 (1, 5)	0-3 K		0-0 1B		0-0 1B		0-0 G4-3 1B		0-0 1B			0-0 G5-3		5	0	3	0	0	1	0					
Greg Gagne, R OBP: 0.316, SLG: 0.394 (1, 6)	0-0 F8		0-0 F8		0-0 1B		0-3 K		0-0 F2			0-0 HR	5	1	2	1	0	1	2						
Roger Cedeno, S OBP: 0.355, SLG: 0.373 (1, 8)	0-3 K		0-3 K		0-3 K		0-0 G4-3		0-0 G4-3		0-0 FC3-6 SH2-4 1B		0-0 G4-3	5	0	1	0	0	2	1					
<small>           Imanuel Valdes, R            Scott Rostadsky, L            Darren Dreifort, R            Nelson Lirio, S            Antonio Orlando, R            Eric Anthony, L            Billy Assler, R            Todd Worrell, R         </small>			0-0 L4-3 1B		0-0 G3-1		0-3 K		0-0 K		0-0 SH2-4		0-3 K	3	0	1	0	0	1	1					
<b>Inning Stats</b>	R: 0 E: 0 K: 0 S: 3	H: 0 LOB: 1 BB: 1 P: 7	R: 1 E: 0 K: 2 S: 8	H: 1 LOB: 0 BB: 0 P: 8	R: 0 E: 0 K: 1 S: 6	H: 2 LOB: 2 BB: 1 P: 10	R: 0 E: 0 K: 1 S: 5	H: 0 LOB: 0 BB: 0 P: 5	R: 0 E: 0 K: 0 S: 3	H: 0 LOB: 0 BB: 0 P: 3	R: 1 E: 0 K: 2 S: 9	H: 2 LOB: 1 BB: 0 P: 9	R: 0 E: 0 K: 0 S: 3	H: 0 LOB: 0 BB: 0 P: 3	R: 0 E: 0 K: 0 S: 4	H: 1 LOB: 1 BB: 0 P: 4	R: 0 E: 0 K: 2 S: 7	H: 0 LOB: 0 BB: 0 P: 7	R: 1 E: 0 K: 2 S: 8	H: 1 LOB: 0 BB: 0 P: 8	1B: 6 2B: 1 3B: 0 HR: 3	SF: 0 SAC: 1 DP: 1 HBP: 0	WP: 0 PB: 0 SB: 0 CS: 0	PA: 46	
<b>PITCHER</b>	IP	WLS	BF	H	R	ER	SO	BB	IBB	HBP	BLK	WP	HR	S	P	ERA	WHIP								
Steve Trachsel, R ERA: 4.75 (1, 1)	7.0		27	6	2	2	6	2	0	0	0	0	2	37	45	2.57	1.143								
Bob Patterson, L ERA: 3.21 (8, 1)	0.2		2	0	0	0	0	0	0	0	0	0	0	2	2	0.00	0.000								
Turk Wendell, R ERA: 4.07 (8, 1)	1.1		5	1	0	0	0	0	0	0	0	0	0	5	5	0.00	0.750								
Mel Rojas, R ERA: 4.42 (10, 1)	2.1		10	2	1	1	2	1	0	0	0	0	1	13	17	3.86	1.286								
Ramon Tatis, L ERA: 4.26 (12, 1)	0.2	W	2	0	0	0	2	0	0	0	0	0	0	6	6	0.00	0.000								

**Los Angeles Dodgers @ Chicago Cubs**  
 Wrigley Field, Chicago, IL  
 Sun Aug 03 1997, 7:05 PM CDT  
 Att. 31,280 - Unknown - 77 F

AB	42
R	3
H	9
RBI	3
BB	3
SO	10
LOB	13



Batter	1	2	3	4	5	6	7	8	9	10	11	12
Doug Glanville, R OBP: 0.345, SLG: 0.423 (1, 7) (9, 8)	0-0 G4-3		0-0 G5-3			0-0 SH2-4		0-0 G6-3 BLK 2B 1B	0-0 DI 1B			0-0 G6-3
Brian McRae, S OBP: 0.327, SLG: 0.364 Rey Sanchez, R OBP: 0.288, SLG: 0.313 Mel Rojas, R Ramon Tatis, L Kevin Foster, R OBP: 0.143, SLG: 0.146 (12, PH)	0-0 F9			0-3 K		4-0 1B BB		0-0 G6-3	0-0 G5-3			0-3 K
Mark Grace, L OBP: 0.433, SLG: 0.474 (1, 3)	0-0 G3			0-0 1B		0-0 1B		0-3 K		0-0 FC5-4 1B		4-0 HR BB
Sammy Sosa, R OBP: 0.303, SLG: 0.473 (1, 9)		0-0 F9		0-3 K		0-0 F8		0-0 2B		0-3 K		0-0 HR
Tyler Houston, L OBP: 0.261, SLG: 0.313 (1, 5) (8, 2)		0-3 K		0-0 G6-3		0-0 F7		4-0 FC6-4 BB		0-3 K		
Shawon Dunston, R OBP: 0.309, SLG: 0.430 (1, 6) (9, 7) (10, 6)		0-0 G6-3			0-3 K		0-0 3B	0-0 FC6-4		0-0 FC5-4		
23 Ryne Sandberg, R OBP: 0.301, SLG: 0.388 (1, 4)			0-3 K		0-0 F8		0-3 K		0-0 SH3-4 FC1-2-5 2B		0-0 F9	
Scott Servais, R OBP: 0.303, SLG: 0.343 Dave Hansen, L OBP: 0.425, SLG: 0.385 (7, PH) Kevin Orte, R OBP: 0.353, SLG: 0.428 (7, PH)			0-0 1B		0-3 K		0-0 F5		0-0 SH3-4		0-3 K	
Steve Trachsel, R Jose Hernandez, R Bob Patterson, R Turk Wendell, L Dave Clark, L OBP: 0.348, SLG: 0.429 (10, 7)			0-3 K			0-0 SH2-4 1B 2B		0-3 K		0-0 FC1-2-5 1B		0-3 K


Inning Stats	R: 0	H: 0	E: 0	K: 3	S: 3	R: 0	H: 0	E: 0	K: 5	S: 5	R: 0	H: 1	E: 0	K: 2	S: 8	R: 0	H: 1	E: 0	K: 2	S: 7	R: 0	H: 0	E: 0	K: 2	S: 7	R: 1	H: 2	E: 0	K: 5	S: 5	R: 0	H: 1	E: 0	K: 2	S: 8	R: 1	H: 2	E: 0	K: 1	S: 7	R: 0	H: 1	E: 0	K: 2	S: 8	R: 0	H: 0	E: 0	K: 2	S: 7	R: 0	H: 0	E: 0	K: 1	S: 5	R: 2	H: 1	E: 0	K: 1	S: 5	1B: 6	2B: 3	3B: 1	HR: 1	SF: 0	SAC: 2	DP: 0	HBP: 0	WP: 0	PA: 49
--------------	------	------	------	------	------	------	------	------	------	------	------	------	------	------	------	------	------	------	------	------	------	------	------	------	------	------	------	------	------	------	------	------	------	------	------	------	------	------	------	------	------	------	------	------	------	------	------	------	------	------	------	------	------	------	------	------	------	------	------	------	-------	-------	-------	-------	-------	--------	-------	--------	-------	--------

PITCHER	IP	WLS	BF	H	R	ER	SO	BB	IBB	HBP	BLK	WP	HR	S	P	ERA	WHIP
Ismael Valdez, R ERA: 2.9	6.1		25	5	1	1	8	1	0	0	0	0	0	40	44	1.42	0.947
Scott Radinsky, L ERA: 2.78	0.2		2	0	0	0	1	0	0	0	0	0	0	4	4	0.00	0.000
37 Darren Dreifort, R ERA: 2.43	1.2		9	3	1	1	1	1	0	0	1	0	0	10	14	5.40	2.400
Darren Hall, R ERA: 2.68	0.1		2	1	0	0	0	0	0	0	0	0	0	2	2	0.00	3.000
Antonio Osuna, R ERA: 2.33	2.0		7	1	0	0	4	0	0	0	0	0	0	15	15	0.00	0.500

**Los Angeles Dodgers @ Chicago Cubs**  
 Wrigley Field, Chicago, IL  
 Sun Aug 03 1997, 7:05 PM CDT  
 Att: 31,280 - Unknown - 77 F

livebaseballscorecards.com

AB	44
R	4
H	11
RBI	4
BB	3
SO	15
LOB	21







Batter	1	2	3	4	5	6	7	8	9	AB	R	H	RBI	BB	SO	LOB
Doug Glanville, R (1, 7) OBP: 0.347, SLG: 0.424	0-1 F9			0-0 G3 1B		2-2 P8			2-2 1B	4	1	2	0	0	0	0
Brian McRae, S (1, 8) OBP: 0.324, SLG: 0.361	1-3 K			0-0 G3		3-3 K			0-3 K	4	0	0	0	0	3	2
Mark Grace, L (1, 3) OBP: 0.431, SLG: 0.472	3-2 F8			0-1 G6-4-3 1B			2-2 F7		1-0 P6	4	0	1	1	0	0	1
Sammy Sosa, R (1, 9) OBP: 0.301, SLG: 0.470			3-0 G4-3	0-1 G6-4-3			2-1 G6-3			3	0	0	0	0	0	1
Shawon Dunston, R (1, 6) OBP: 0.310, SLG: 0.438			0-3 K		1-0 HR		0-0 F9			3	1	1	1	0	1	0
23 Ryne Sandberg, R (1, 4) OBP: 0.301, SLG: 0.387			0-2 F8		1-1 L7			1-0 G4-6-3 1B		3	0	1	0	0	0	0
Kevin Orie, R (1, 5) OBP: 0.349, SLG: 0.422			1-2 P3		1-3 K			0-0 G4-6-3		3	0	0	0	0	1	1
Scott Servais, R (1, 2) OBP: 0.300, SLG: 0.339			0-0 L8		3-2 P6			1-0 G6-3		3	0	0	0	0	0	0
Kevin Foster, R (1, 1) Ramon Valdes, L (7, 1) Terry Adams, R (7, 1) Bob Patterson, R (8, 1) Turk Wendell, L (8, 1) Amaury Telemaco, R (9, 1) Dave Clark, L (9, PH)			0-2 L3		0-3 K				1-1 G3	2	0	0	0	0	0	1

Inning Stats	R: 0	H: 0	E: 0	LOB: 0	K: 1	BB: 0	S: 10	P: 14	R: 0	H: 0	E: 0	LOB: 0	K: 1	BB: 0	S: 7	P: 10	R: 0	H: 0	E: 0	LOB: 0	K: 0	BB: 0	S: 9	P: 10	R: 1	H: 2	E: 0	LOB: 0	K: 0	BB: 0	S: 6	P: 6	R: 1	H: 1	E: 0	LOB: 0	K: 1	BB: 0	S: 9	P: 15	R: 0	H: 0	E: 0	LOB: 0	K: 2	BB: 0	S: 12	P: 17	R: 0	H: 0	E: 0	LOB: 0	K: 0	BB: 0	S: 7	P: 11	R: 0	H: 1	E: 0	LOB: 0	K: 0	BB: 0	S: 3	P: 5	R: 0	H: 1	E: 0	LOB: 1	K: 1	BB: 0	S: 10	P: 14	1B: 4	SF: 0	2B: 0	SAC: 0	3B: 0	DP: 2	HR: 1	HBP: 0	WP: 0	PA: 30
--------------	------	------	------	--------	------	-------	-------	-------	------	------	------	--------	------	-------	------	-------	------	------	------	--------	------	-------	------	-------	------	------	------	--------	------	-------	------	------	------	------	------	--------	------	-------	------	-------	------	------	------	--------	------	-------	-------	-------	------	------	------	--------	------	-------	------	-------	------	------	------	--------	------	-------	------	------	------	------	------	--------	------	-------	-------	-------	-------	-------	-------	--------	-------	-------	-------	--------	-------	--------

PITCHER	IP	WLS	BF	H	R	ER	SO	BB	IBB	HBP	BLK	WP	HR	S	P	ERA	WHIP
Danny Darwin, R (1, 1) ERA: 4.07	6.0		20	3	2	2	5	0	0	0	0	0	1	53	72	3.00	0.500
Julian Tavarez, R (7, 1) ERA: 3.55	2.0	W	6	1	0	0	0	0	0	0	0	0	0	10	16	0.00	0.500
Roberto Hernandez, R (9, 1) ERA: 2.6	1.0		4	1	0	0	1	0	0	0	0	0	0	10	14	0.00	1.000

**BOTTOM**

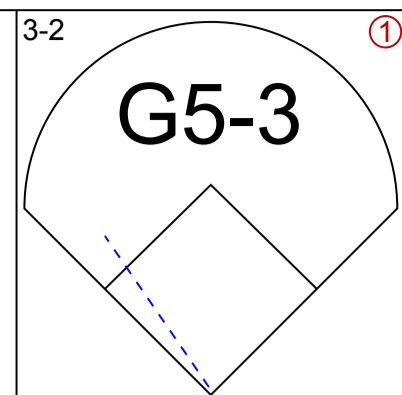
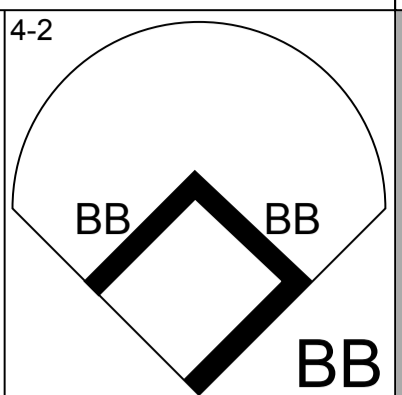
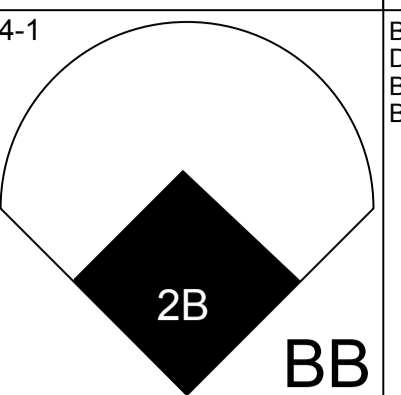
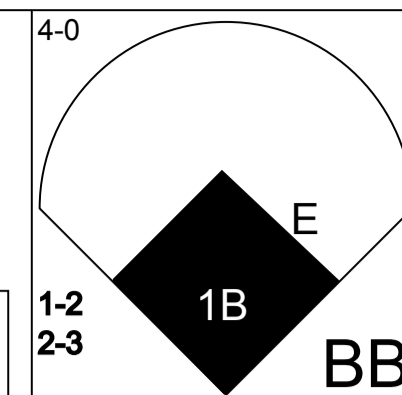
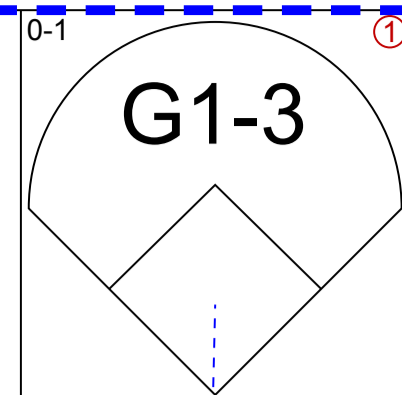
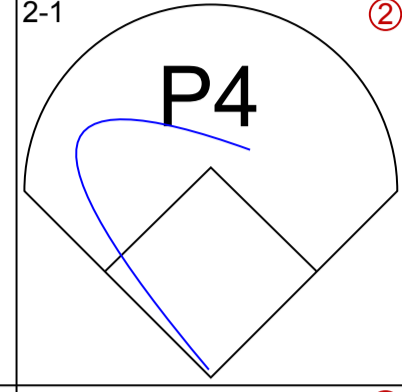
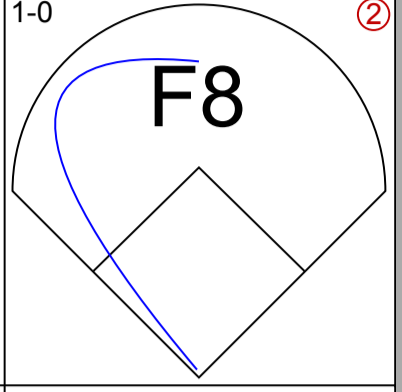
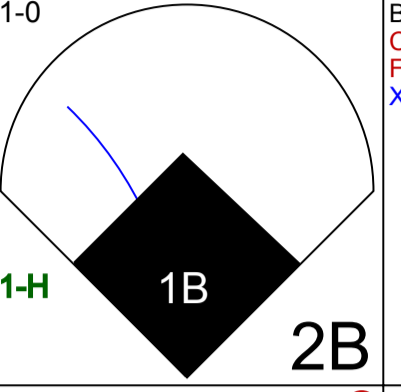
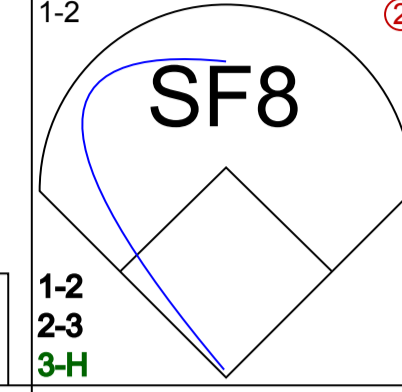
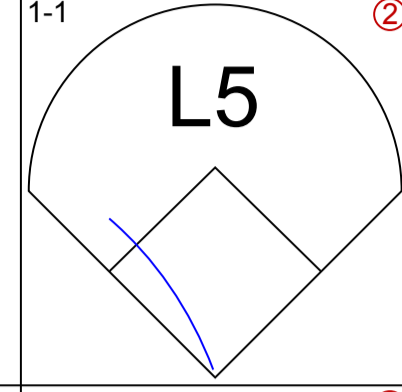
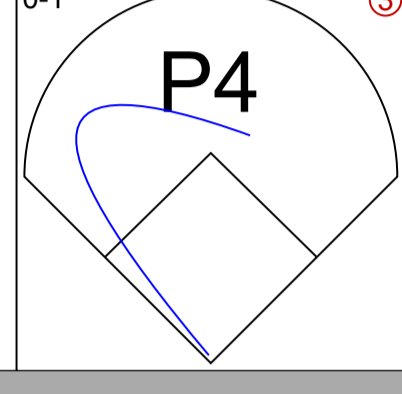
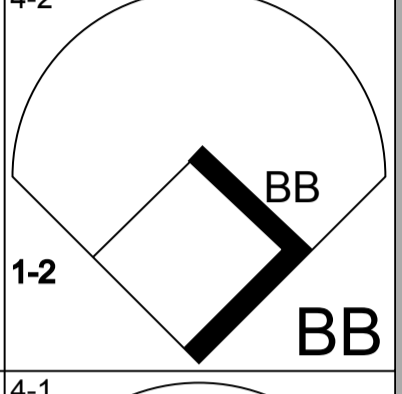
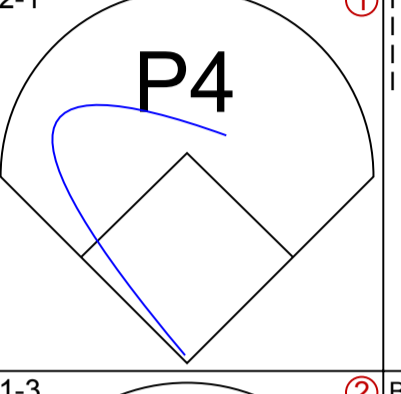
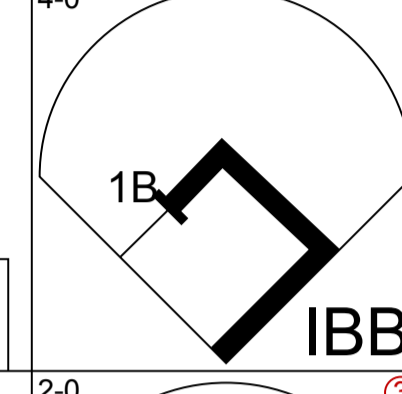
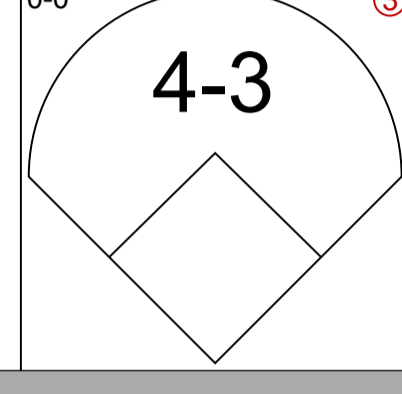
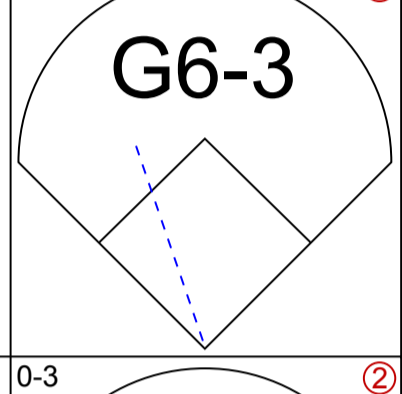
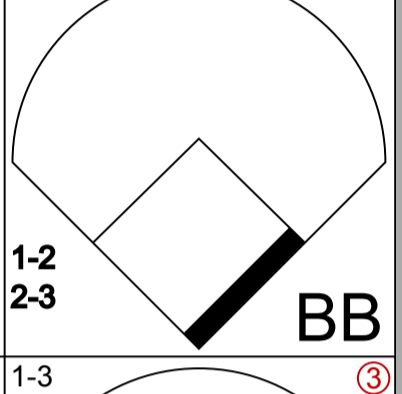
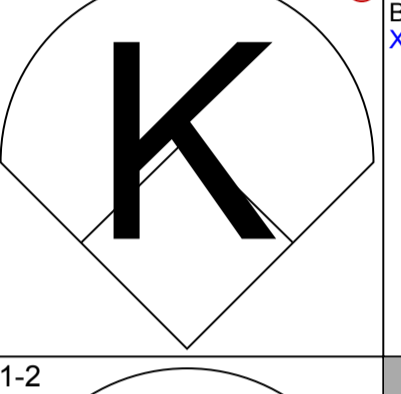
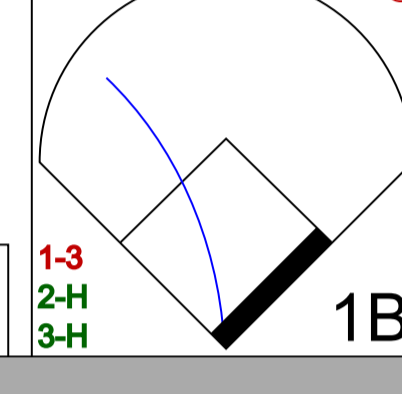

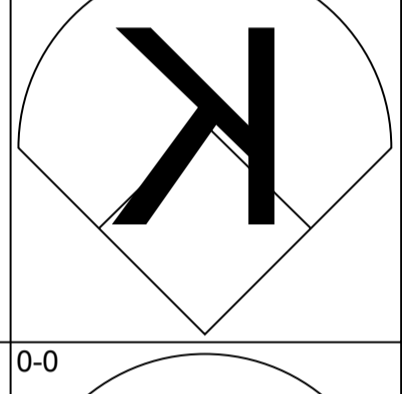
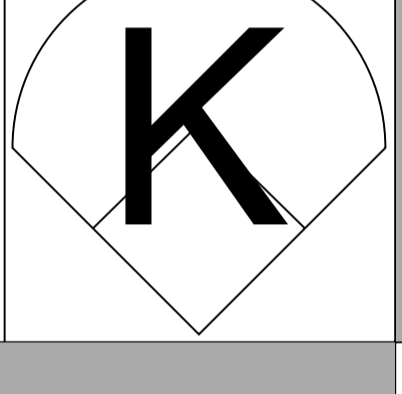
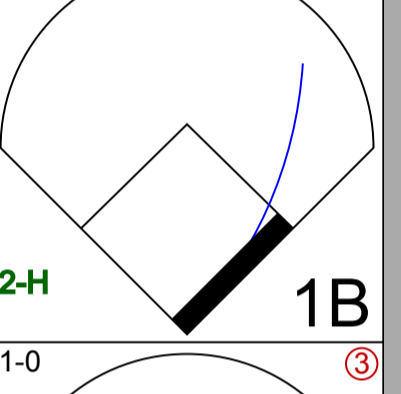


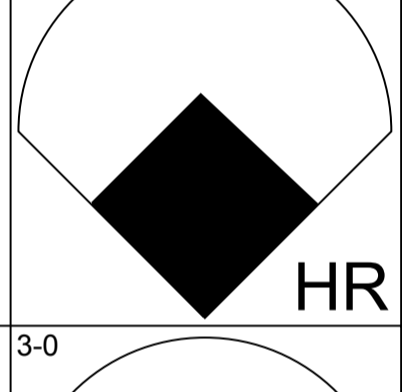

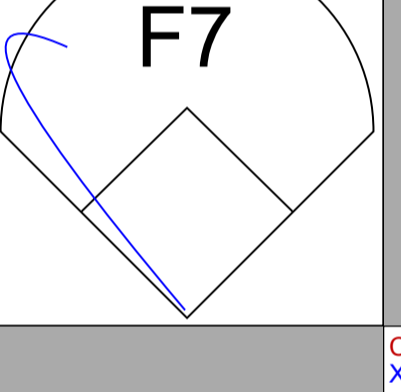
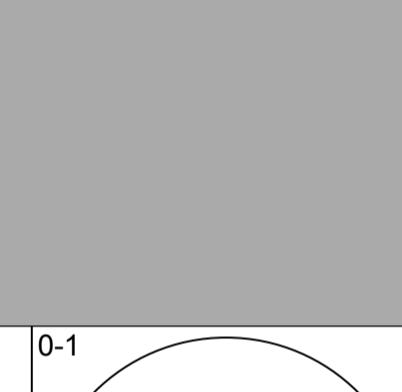

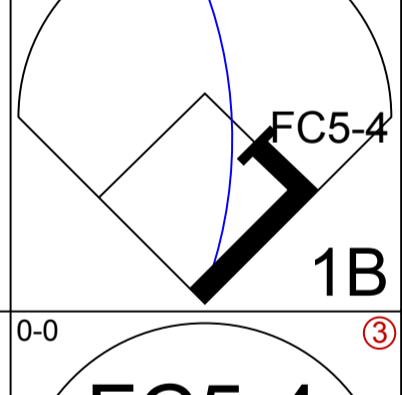


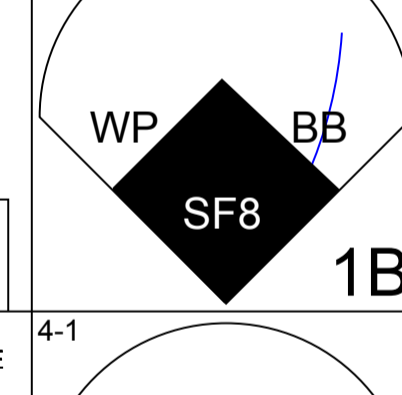




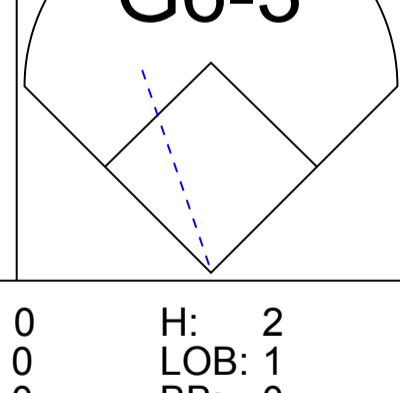
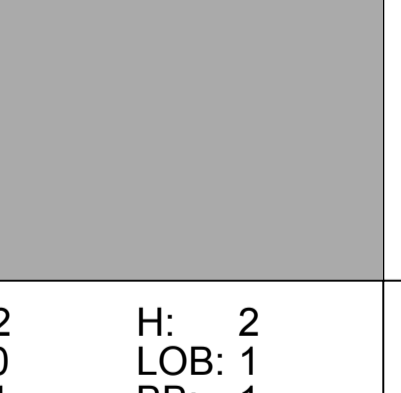
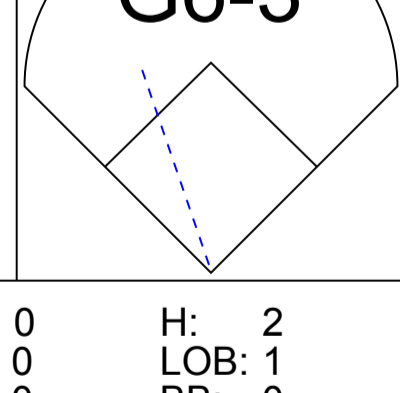
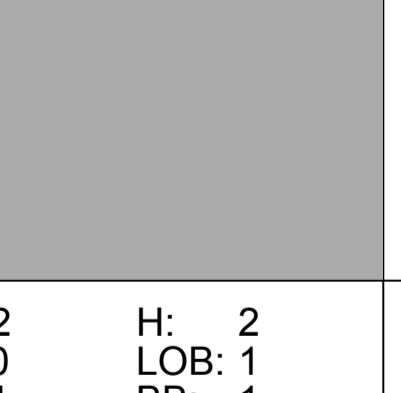
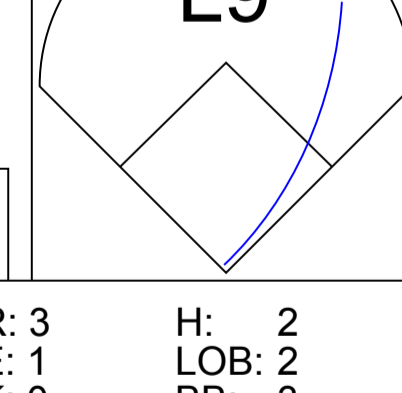
**San Francisco Giants @ Chicago Cubs**  
 Wrigley Field, Chicago, IL  
 Tue Aug 05 1997, 7:05 PM CDT  
 Att: 32,259 - Unknown - 67 F

AB	30
R	2
H	5
RBI	2
BB	0
SO	6
LOB	5

livebaseballscorecards.com





Batter	1	2	3	4	5	6	7	8	9	AB R H RBI BB SO LOB	TOP	
<b>Stan Javier, S</b> (1, 8) OBP: 0.380, SLG: 0.415 (9, 9)	3-2 G5-3 		4-2 BB BB 		4-1 2B BB 	4-0 1B BB 		0-1 G1-3 		2 2 0 0 3 0 0		
<b>Rich Aurilia, R</b> (1, 6) OBP: 0.353, SLG: 0.627 (9, 9)	2-1 P4 		1-0 F8 		1-0 1B 2B 	1-2 SF8 		1-1 L5 		4 1 1 2 0 0 1		
<b>Barry Bonds, L</b> (1, 7) OBP: 0.442, SLG: 0.586 (9, 9)	0-1 P4 		4-2 BB BB 		2-1 P4 	4-0 1B IBB 		0-0 4-3 		3 0 0 0 2 0 1		
<b>Jeff Kent, R</b> (1, 3) OBP: 0.322, SLG: 0.489 (9, 4)		2-0 G6-3 	4-1 BB 		1-3 K 	2-0 1B 		0-3 K 		4 0 1 2 1 2 1		
<b>Mark Lewis, R</b> (1, 4) OBP: 0.319, SLG: 0.443 <b>J.T. Snow, L</b> (9, PH) OBP: 0.408, SLG: 0.531 (9, 3)		0-3 K 	1-3 K 		1-2 1B 		2-0 HR 		4-0 BB 		4 1 2 2 0 2 3 0 0 0 0 1 0 0	
<b>Glenallen Hill, R</b> (1, 9) OBP: 0.284, SLG: 0.423 <b>Rod Beck, R</b> (9, 1)		0-0 HR 		1-1 G5-4-3 1B 	1-0 F7 		0-2 G6-3 		0-3 K 		5 1 2 1 0 1 2 0 0 0 0 0 0 0	
<b>Brian Johnson, R</b> (1, 2) OBP: 0.298, SLG: 0.428		3-0 FC5-4 1B 		0-0 G5-4-3 		0-1 WP BB SF8 1B 	1-2 L9 		2-3 K 		5 1 2 0 0 1 2	
<b>Bill Mueller, S</b> (1, 5) OBP: 0.353, SLG: 0.402	1 SAFE X 0-0 FC5-4 			0-0 		4-1 1 SAFE 1 SAFE 1 SAFE 1 SAFE 1 SAFE 1 SAFE 4-1 SF8 WP 1B BB 	2-1 			3 1 2 0 1 0 1		
<b>Pat Rapp, R</b> (1, 1) OBP: 0.122, SLG: 0.195 <b>Doug Henry, R</b> (6, 1) <b>Roberto Hernandez, R</b> (8, 1) <b>Darryl Hamilton, L</b> (9, 8) OBP: 0.373, SLG: 0.396			1-1 G6-3 	0-0 G6-3 		0-0 L9 	0-3 K 			3 0 0 0 0 0 3 1 0 0 0 0 1 1 0 0 0 0 0 0 0 0 0 0 0 0 0 0		
<b>Inning Stats</b>	R: 0 H: 0 E: 0 LOB: 0 K: 0 BB: 0 S: 7 P: 12	R: 1 H: 2 E: 0 LOB: 1 K: 1 BB: 0 S: 7 P: 12	R: 0 H: 0 E: 0 LOB: 3 K: 1 BB: 3 S: 12 P: 27	R: 0 H: 2 E: 0 LOB: 1 K: 0 BB: 0 S: 5 P: 6	R: 2 H: 2 E: 0 LOB: 1 K: 1 BB: 1 S: 12 P: 22	R: 3 H: 2 E: 1 LOB: 2 K: 0 BB: 3 S: 8 P: 23	R: 1 H: 2 E: 0 LOB: 1 K: 1 BB: 0 S: 12 P: 17	R: 0 H: 0 E: 0 LOB: 0 K: 0 BB: 0 S: 5 P: 6	R: 0 H: 0 E: 0 LOB: 1 K: 3 BB: 1 S: 9 P: 15	1B: 6 SF: 1 2B: 2 SAC: 0 3B: 0 DP: 1 HR: 2 HBP: 0	WP: 1 PA: 43 PB: 0 SB: 0 CS: 0	
<b>PITCHER</b> <b>Terry Mulholland, L</b> (1, 1) ERA: 4.07 <b>Kent Bottenfield, R</b> (6, 1) ERA: 2.96 <b>Ramon Tatis, L</b> (8, 1) ERA: 4.17 <b>Mel Rojas, R</b> (9, 1) ERA: 4.34	IP WLS BF H R ER SO BB IBB HBP BLK WP HR S P ERA WHIP											<b>PITCHER</b> IP WLS BF H R ER SO BB IBB HBP BLK WP HR S P ERA WHIP

San Francisco Giants @ Chicago Cubs  
 Wrigley Field, Chicago, IL  
 Wed Aug 06 1997, 3:33 AM CDT  
 Att. 26,942 - Cloudy - 74 F

livebaseballscorecards.com

AB	34
R	7
H	10
RBI	7
BB	8
SO	7
LOB	15







Batter	1	2	3	4	5	6	7	8	9	AB R H RBI BB SO LOB	TOP											
Darryl Hamilton, L (1, 8) OBP: 0.370, SLG: 0.393	2-1 G4-3		2-0 G5-3			1-1 E6 G1-3	1-3 K		1-2 1B	5 0 1 0 0 1 1												
Jose Vizcaino, S (1, 6) OBP: 0.322, SLG: 0.326	1-2 G6-3			0-1 F7		1-1 G1-3		1-3 H	0-0 G3	5 0 0 0 0 1 2												
Barry Bonds, L (1, 7) OBP: 0.441, SLG: 0.582	1-0 G4-3			1-1 L7		2-2 P7		4-2 FC5 BB BB		3 0 0 0 1 0 1												
Jeff Kent, R (1, 4) OBP: 0.319, SLG: 0.484		0-1 F8		2-3 K		0-0 P6		1-1 F9		4 0 0 0 0 1 2												
J.T. Snow, L (1, 3) OBP: 0.412, SLG: 0.540		1-1 G3-1			2-2 G4-3 G4-3 1B		0-0 HR	4-1 BB	1-2 BB	3 1 2 1 1 0 0												
Stan Javier, S (1, 9) OBP: 0.381, SLG: 0.414		0-1 1B			0-0 G4-3		4-1 2B BB	0-0 FC5		3 1 1 0 1 0 3												
Mark Lewis, R (1, 5) OBP: 0.316, SLG: 0.438		1-3 K			2-1 G4-3		2-3 H		4-2 WP S SF7 BB	3 0 0 0 0 2 3												
Marvin Benard, L (9, PH) OBP: 0.330, SLG: 0.275					2-3 K2-3					0 1 0 0 1 0 0												
Brian Johnson, R (1, 2) OBP: 0.299, SLG: 0.423			0-3 K		4-0 IBB		2-1 L7		3-2 SF7	2 0 0 0 1 1 1												
Bill Mueller, S (9, PH) OBP: 0.352, SLG: 0.402					1-0 G4-3		3-2 1-H 2B		2-2 G4-3	0 0 0 1 0 0 0												
Wilson Alvarez, L (1, 1)										2 0 0 0 0 1 2												
Glenallen Hill, R (7, PH) OBP: 0.286, SLG: 0.428										1 0 1 1 0 0 0												
Julian Tavarez, L (7, 1)										0 0 0 0 0 0 0												
Jim Poole, L (7, 1)										0 0 0 0 0 0 0												
Damon Berryhill, S (9, PH) OBP: 0.336, SLG: 0.341										1 0 0 0 0 0 0												
<b>Inning Stats</b>	R: 0 E: 0 K: 0 S: 6	H: 0 LOB: 0 BB: 0 P: 10	R: 0 E: 0 K: 1 S: 9	H: 1 LOB: 1 BB: 0 P: 11	R: 0 E: 0 K: 2 S: 10	H: 0 LOB: 0 BB: 0 P: 14	R: 0 E: 0 K: 1 S: 7	H: 0 LOB: 0 BB: 0 P: 10	R: 0 E: 0 K: 0 S: 7	H: 1 LOB: 2 BB: 1 P: 16	R: 0 E: 0 K: 0 S: 10	H: 0 LOB: 1 BB: 0 P: 14	R: 2 E: 0 K: 2 S: 14	H: 2 LOB: 1 BB: 1 P: 26	R: 0 E: 0 K: 1 S: 9	H: 0 LOB: 2 BB: 2 P: 19	R: 1 E: 0 K: 0 S: 13	H: 1 LOB: 1 BB: 1 P: 23	1B: 3 2B: 1 3B: 0 HR: 1	SF: 1 SAC: 0 DP: 0 HBP: 0	WP: 1 PB: 0 SB: 1 CS: 0	PA: 38
<b>PITCHER</b>	IP WLS BF H R ER SO BB IBB HBP BLK WP HR S P ERA WHIP																					
Geremi Gonzalez, R (1, 1) ERA: 4.03	6.2 W 27 4 2 2 5 1 1 0 0 0 1 60 97 2.70 0.750																					
Bob Patterson, L (7, 1) ERA: 3.56	0.1 1 0 0 0 1 0 0 0 0 0 0 3 4 0.00 0.000																					
Terry Adams, R (8, 1) ERA: 3.72	0.2 3 0 0 0 1 1 0 0 0 0 0 7 13 0.00 1.500																					
Ramon Tatis, L (8, 1) ERA: 4.14	0.1 2 0 0 0 0 1 0 0 0 0 0 2 6 0.00 3.000																					
Mel Rojas, R (9, 1) ERA: 4.42	1.0 5 1 1 1 0 1 0 0 0 1 0 13 23 9.00 2.000																					

San Francisco Giants @ Chicago Cubs  
Wrigley Field, Chicago, IL  
Thu Aug 07 1997, 3:33 AM CDT  
Att. 24,510 - Sunny - 76 F

livebaseballscorecards.com

AB	32
R	3
H	5
RBI	3
BB	5
SO	7
LOB	15







Batter	1	2	3	4	5	6	7	8	9	AB R H RBI BB SO LOB	TOP						
Rickey Henderson, R OBP: 0.416, SLG: 0.366 (1, 7)	2-1 1B SF8 G3 1B	2-1 P5		3-2 G6-3			1-2 1B		3-3 K	5 1 2 0 0 1 4							
Quitvio Veras, S OBP: 0.359, SLG: 0.354 (1, 4)	1-0 G3 1-2	2-2 P4		2-1 G4-3			2-1 1-3 1B		2-3 K 1-2	5 0 1 0 0 1 5							
Tony Gwynn, L OBP: 0.420, SLG: 0.576 (1, 9)	0-0 BLK BB 2-3 1B			1-1 G6-3		0-0 G2-3	3-1 L1-3 1-1			4 0 1 0 0 0 2							
Ken Caminiti, S OBP: 0.363, SLG: 0.433 (1, 5)	4-2 BLK BB 1-2			1-2 1B G4-3 1B		3-1 G3	1-0 F9			3 0 1 0 1 0 1							
Steve Finley, L OBP: 0.313, SLG: 0.491 (1, 8)	0-2 SF8 3-H			0-0 G4-3 1-2		1-0 F8		0-3 K		3 0 0 1 0 1 1							
Wally Joyner, L OBP: 0.405, SLG: 0.498 (1, 3)	1-1 F8 1-2 2-3			1-1 FC5-4 1B		3-2 G3-1		1-1 G6-3		4 0 1 0 0 0 2							
Chris Gomez, R OBP: 0.329, SLG: 0.338 (1, 6)				1-1 FC5-4 1-2f		2-3 K		1-3 K		4 0 0 0 0 2 2							
Tim Worrell, R OBP: 0.294, SLG: 0.200 (8, 1)										0 0 0 0 0 0 0							
John Flaherty, R OBP: 0.301, SLG: 0.361 (1, 2)				1-1 SH3-4 2B		1-1 2B		4-1 DI BB		3 0 3 0 1 0 0							
Chris Jones, R OBP: 0.353, SLG: 0.475 (9, PR)										0 0 0 0 0 0 0							
Pete Smith, R OBP: 0.143, SLG: 0.077 (1, 1)				0-0 SH3-4 2-3		2-3 K		2-1 L5		1 0 0 0 1 1 1							
Doug Bochtler, R (7, 1)										0 0 0 0 0 0 0							
Craig Shipley, R OBP: 0.328, SLG: 0.557 (8, 6)										1 0 0 0 0 0 1							
<b>Inning Stats</b>	R: 1 H: 2 E: 0 LOB: 2 K: 0 BB: 1 S: 12 P: 20	R: 0 H: 1 E: 1 LOB: 2 K: 0 BB: 1 P: 23	R: 0 H: 2 E: 0 LOB: 2 K: 0 BB: 0 P: 14	R: 0 H: 1 E: 0 LOB: 1 K: 0 BB: 0 P: 14	R: 0 H: 0 E: 0 LOB: 0 K: 0 BB: 0 P: 8	R: 0 H: 1 E: 0 LOB: 1 K: 2 BB: 0 P: 19	R: 0 H: 2 E: 0 LOB: 1 K: 0 BB: 0 P: 15	R: 0 H: 0 E: 0 LOB: 0 K: 2 BB: 0 P: 10	R: 0 H: 0 E: 0 LOB: 2 K: 2 BB: 1 P: 22	1B: 7 SF: 1 2B: 3 SAC: 1 3B: 0 DP: 1 HR: 0 HBP: 0	WP: 0 PA: 38 PB: 0 SB: 0 CS: 0						
<b>PITCHER</b>	IP WLS BF H R ER SO BB IBB HBP BLK WP HR S P ERA WHIP																
Kevin Tapani, R ERA: 3.38 (1, 1)	6.0	29	9	1	1	2	2	0	0	0	1	0	0	64	106	1.50	1.833
Ramon Tatis, L ERA: 4.05 (7, 1)	1.0	2	0	0	0	0	0	0	0	0	0	0	3	7	0.00	0.000	
Marc Pisciotta, R ERA: 3.0 (8, 1)	2.0	W 7	0	0	0	4	1	0	0	0	0	0	19	32	0.00	0.500	

**San Diego Padres @ Chicago Cubs**  
 Wrigley Field, Chicago, IL  
 Fri Aug 08 1997, 3:33 AM CDT  
 Att. 27,598 - Sunny - 78 F

[livebaseballscorecards.com](http://livebaseballscorecards.com)

<b>AB</b>	<b>33</b>
<b>R</b>	<b>1</b>
<b>H</b>	<b>9</b>
<b>RBI</b>	<b>1</b>
<b>BB</b>	<b>3</b>
<b>SO</b>	<b>6</b>
<b>LOB</b>	<b>19</b>



Batter	1	2	3	4	5	6	7	8	9	AB	R	H	RBI	BB	SO	LOB
Doug Glanville, R OBP: 0.342, SLG: 0.417 (1, 8)	1-3 K		1-2 G5-3		0-2 2B		0-0 1B			4	0	2	0	0	1	0
Shawon Dunston, R OBP: 0.308, SLG: 0.431 Rey Sanchez, R OBP: 0.288, SLG: 0.313 (1, 6) (9, 6)	2-2 G3		1-1 1B		1-0 F7		0-1 F9			4	0	1	0	0	0	3
Mark Grace, L OBP: 0.430, SLG: 0.467 (1, 3)	1-1 G4-3		2-1 G4-3							4	1	1	0	0	0	1
Sammy Sosa, R OBP: 0.303, SLG: 0.479 (1, 9)		2-3 K		0-1 1B		2-0 HR		1-2 P3		4	1	2	1	0	1	1
Dave Clark, L OBP: 0.339, SLG: 0.406 (1, 7)		1-0 L3		1 SAFE 2-3 K		0-0 G1-3		4-0 1B 23 G6-3 IBB		3	1	0	0	1	1	1
Kevin Orie, R OBP: 0.356, SLG: 0.447 (1, 5)		0-0 1B		0-1 1B		3-2 G3		1-2 1B 23 G6-3		4	0	3	1	0	0	0
23 Ryne Sandberg, R OBP: 0.307, SLG: 0.393 (1, 4)		0-0 1B		0-3 K				1-2 1B CS G6-3		4	0	2	1	0	1	2
Mike Hubbard, R OBP: 0.217, SLG: 0.250 (1, 2)		1 SAFE 1 SAFE 1-3 K		3-2 P6		1 SAFE 1 SAFE 0-2 P4		3-3 K		4	0	0	0	0	2	4
Kevin Tapani, R OBP: 0.333, SLG: 0.200 Ramon Tatis, L (7, 1)			1-3 K		1-1 F9		4-1 1B			2	0	0	0	0	1	0
Dave Hansen, L OBP: 0.432, SLG: 0.390 José Hernández, R OBP: 0.322, SLG: 0.446 Marc Pisciotta, R (8, 1)							1-2 BB			0	0	0	0	0	0	0

Inning Stats	R: 0	H: 0	E: 0	K: 1	S: 8	H: 0	LOB: 0	BB: 0	P: 12	R: 0	H: 2	E: 0	K: 2	S: 10	H: 2	LOB: 2	BB: 0	P: 14	R: 0	H: 1	E: 0	K: 1	S: 10	H: 1	LOB: 1	BB: 0	P: 15	R: 0	H: 2	E: 0	K: 2	S: 11	H: 1	LOB: 1	BB: 0	P: 13	R: 1	H: 1	E: 0	K: 0	S: 8	H: 1	LOB: 0	BB: 0	P: 13	R: 0	H: 2	E: 0	K: 0	S: 8	H: 2	LOB: 2	BB: 1	P: 12	R: 2	H: 2	E: 0	K: 1	S: 15	H: 2	LOB: 1	BB: 1	P: 25
--------------	------	------	------	------	------	------	--------	-------	-------	------	------	------	------	-------	------	--------	-------	-------	------	------	------	------	-------	------	--------	-------	-------	------	------	------	------	-------	------	--------	-------	-------	------	------	------	------	------	------	--------	-------	-------	------	------	------	------	------	------	--------	-------	-------	------	------	------	------	-------	------	--------	-------	-------


PITCHER	IP	WLS	BF	H	R	ER	SO	BB	IBB	HBP	BLK	WP	HR	S	P	ERA	WHIP
Pete Smith, R ERA: 4.97 (1, 1)	6.2		28	9	1	1	6	1	0	0	0	0	1	65	94	1.35	1.500
Doug Bochtler, R ERA: 5.21 (7, 1)	0.2	L	5	2	2	2	0	0	1	0	0	0	0	11	18	27.00	3.000
Tim Worrell, R ERA: 4.57 (8, 1)	0.2		2	0	0	0	1	0	0	0	0	0	0	6	9	0.00	0.000

**BOTTOM**

**San Diego Padres @ Chicago Cubs**  
Wrigley Field, Chicago, IL

Fri Aug 08 1997, 3:33 AM CDT  
Att. 27,598 - Sunny - 78 F

AB	33
R	3
H	11
RBI	3
BB	2
SO	7
LOB	12



1B: 8	SF: 0	WP: 0	PA: 35
2B: 2	SAC: 0	PB: 0	
3B: 0	DP: 0	SB: 2	
HR: 1	HBP: 0	CS: 2	

PITCHER	IP	WLS	BF	H	R	ER	SO	BB	IBB	HBP	BLK	WP	HR	S	P	ERA	WHIP
---------	----	-----	----	---	---	----	----	----	-----	-----	-----	----	----	---	---	-----	------



Batter	1	2	3	4	5	6	7	8	9	AB	R	H	RBI	BB	SO	LOB	
Rickey Henderson, R OBP: 0.419, SLG: 0.363 (1, 9) C B X (8, 7)	1-1 F8 ①		3-2 L5 ②	4-1 2B BB		4-0 FC3-2 SH1-4 BB	0-1 CS ③	4-2 S 1B BB		2	2	0	0	3	0	0	
Quilvio Veras, S OBP: 0.363, SLG: 0.359 (1, 4) B X (8, 7)	1-0 G5-3 ②		2-1 BB S 1B	1-0 1-H 1B 2B		1-1 SH1-4 ①		4-2 F9 1B BB		3	1	2	1	1	0	0	
Steve Finley, L OBP: 0.319, SLG: 0.494 (1, 8) C F B S (8, 7)	1-3 K ③		1 SAFE 4-1 BB 1-2 BB	0-0 2-H 1B		0-0 FC3-2 1B		2-2 1-2 1B		4	0	3	2	1	1	0	
Ken Caminiti, S OBP: 0.361, SLG: 0.428 (1, 5)		2-3 K ①	4-1 BB 1-2 2-3 BB	3-2 F8 ③		2-1 FC3-2 ②		0-0 F9 ①		4	0	0	0	1	1	6	
Wally Joyner, L OBP: 0.405, SLG: 0.500 (1, 3)		1-0 1B 2B	2-1 G1-3 ③		2-1 L3-6 WP 1B		0-3 K ③		1-2 L3 ②		5	1	2	0	0	1	8
Greg Vaughn, R OBP: 0.324, SLG: 0.397 Trevor Hoffman, R OBP: 0.500, SLG: 0.500 (1, 7) (8, 1)		1-2 K ②		0-0 2B 2B		4-1 1-2 BB		0-0 S 1B 1B		4	2	2	0	1	2	3	
Craig Shipley, R OBP: 0.333, SLG: 0.561 (1, 6)		2-2 FC6-4 1B 2-H		0-0 F8 SH1-3 2B 2-H		1-0 L3-6 ① ②		1-0 P3 ①		5	1	2	2	0	0	3	
John Flaherty, R OBP: 0.296, SLG: 0.356 (1, 2)		1-0 FC6-4 1-2f		1-0 F8 2-3		1-3 K ③		0-1 P3 ②		5	0	0	0	0	1	4	
Andy Ashby, R OBP: 0.091, SLG: 0.048 Will Cummins, R OBP: 0.462, SLG: 0.545 Mark Sweeney, L OBP: 0.342, SLG: 0.340 Dario Veras, R OBP: 0.294, SLG: 0.200 Tim Worrell, R OBP: 0.350, SLG: 0.471 (1, 1) (5, 1) (7, PH) (7, 1) (8, 1) (8, 9)			1-1 G5-3 ①	2-2 SH1-3 ②		4-1 SH1-4 BB FC3-2 BB		1-0 CS 1B		1	0	0	1	0	0	0	

1B: 8	SF: 0
2B: 5	SAC: 2
3B: 0	DP: 1
HR: 0	HBP: 0

**TOP**

**San Diego Padres @ Chicago Cubs**  
Wrigley Field, Chicago, IL

Sat Aug 09 1997, 3:33 AM CDT  
Att. 38,513 - Overcast - 75 F

AB	35
R	7
H	12
RBI	7
BB	8
SO	6
LOB	24



<b>Inning Stats</b>	R: 0 E: 0 K: 1 S: 6	H: 0 LOB: 0 BB: 0 P: 9	R: 1 E: 0 K: 2 S: 11	H: 2 LOB: 1 BB: 2 P: 18	R: 0 E: 0 K: 0 S: 12	H: 1 LOB: 3 BB: 2 P: 28	R: 4 E: 0 K: 0 S: 14	H: 4 LOB: 1 BB: 1 P: 23	R: 0 E: 0 K: 1 S: 7	H: 1 LOB: 1 BB: 1 P: 15	R: 0 E: 0 K: 1 S: 9	H: 1 LOB: 3 BB: 2 P: 20	R: 1 E: 0 K: 0 S: 6	H: 2 LOB: 0 BB: 0 P: 8	R: 1 E: 0 K: 1 S: 15	H: 1 LOB: 2 BB: 2 P: 28	R: 0 E: 0 K: 0 S: 3	H: 0 LOB: 0 BB: 0 P: 5	1B: 8 2B: 5 3B: 0 HR: 0	SF: 0 SAC: 2 DP: 1 HBP: 0	WP: 1 PB: 0 SB: 4 CS: 1	PA: 46
---------------------	------------------------------	---------------------------------	-------------------------------	----------------------------------	-------------------------------	----------------------------------	-------------------------------	----------------------------------	------------------------------	----------------------------------	------------------------------	----------------------------------	------------------------------	---------------------------------	-------------------------------	----------------------------------	------------------------------	---------------------------------	----------------------------------	------------------------------------	----------------------------------	--------

PITCHER	IP	WLS	BF	H	R	ER	SO	BB	IBB	HBP	BLK	WP	HR	S	P	ERA	WHIP
Steve Trachsel, R ERA: 4.93 (1, 1)	4.0		24	8	5	5	3	4	0	0	0	1	0	46	87	11.25	3.000
Kent Bottenfield, R ERA: 2.92 (5, 1)	1.0		2	0	0	0	1	0	0	0	0	0	0	4	6	0.00	0.000
Ramon Tatis, L ERA: 4.02 (6, 1)	0.1		4	1	0	0	0	2	0	0	0	0	0	4	13	0.00	9.000
Terry Adams, R ERA: 3.92 (6, 1)	1.2	L	8	2	2	2	1	2	0	0	0	0	0	15	27	10.80	2.400
Bob Patterson, L ERA: 3.48 (8, 1)	1.0		4	1	0	0	1	0	0	0	0	0	0	11	16	0.00	1.000

PITCHER	IP	WLS	BF	H	R	ER	SO	BB	IBB	HBP	BLK	WP	HR	S	P	ERA	WHIP
Marc Pisciotta, R ERA: 2.25 (9, 1)	1.0		3	0	0	0	0	0	0	0	0	0	0	3	5	0.00	0.000

BOTTOM

San Diego Padres @ Chicago Cubs  
Wrigley Field, Chicago, IL  
Sat Aug 09 1997, 3:33 AM CDT  
Att. 38,513 - Overcast - 75 F

livebaseballscorecards.com

AB 37  
R 5  
H 10  
RBI 5  
BB 2  
SO 6  
LOB 17



WP: 0 PA: 39  
PB: 0  
SB: 0  
CS: 1

AB R H RBI BB SO LOB

5 1 2 1 0 0 0

4 1 0 1 1 2 1

5 1 1 0 0 0 3

4 0 0 1 0 1 3

2 0 1 0 0 0 0  
0 0 0 0 0 0 0  
0 0 0 0 0 0 0  
0 0 0 0 0 0 0  
1 0 1 0 0 0 0

3 0 1 0 1 1 3

4 1 1 0 0 1 3

3 1 1 0 0 1 0

1 0 0 0 0 0 2

1 0 0 0 0 0 0

3 0 1 0 0 0 2

0 0 0 0 0 0 0

1 0 1 2 0 0 0

0 0 0 0 0 0 0


1B: 9 SF: 0  
2B: 1 SAC: 0  
3B: 1 DP: 1  
HR: 0 HBP: 0

Batter	1	2	3	4	5	6	7	8	9
Lance Johnson, L (1, 8) OBP: 0.385, SLG: 0.404	0-0 G4-3		0-1 1B		0-0 FC3-2 BB E 1B		2-2 L8		1-1 G6-3
Doug Glanville, R (1, 7) OBP: 0.340, SLG: 0.412	1-3 K		2-2 L6		4-1 E FC3-2 1B BB		0-1 B2-3		0-3 K
Mark Grace, L (1, 3) OBP: 0.427, SLG: 0.464	2-2 G3			0-2 G6-3	1-0 FC3-2 E 1B		1-0 1B		3-2 F7
Sammy Sosa, R (1, 9) OBP: 0.301, SLG: 0.475		0-0 F7		1-0 G5-3	1-0 E5 CS 1B		2-3 K		
Shawon Dunston, R (1, 6) OBP: 0.309, SLG: 0.432 Ramon Tatis, L (6, 1) Terry Adams, R (6, 1) Bob Patterson, R (8, 1) Dave Hansen, L (8, PH) (9, 5) OBP: 0.436, SLG: 0.412		3-1 G5-3		1-0 1B	1-0 1-2 2-3 3-H 1B			0-1 3B	
Kevin Orie, R (1, 5) OBP: 0.358, SLG: 0.446 (9, 6)		1-1 23 FC5-4 1B		1-0 G5-3	3-3 K			4-2 BB	
23 Ryne Sandberg, R (1, 4) OBP: 0.307, SLG: 0.391		1-0 FC5-4 1-2			1-0 1B 1B 1B	2-3 K		1-2 F7	
Mike Hubbard, R (1, 2) OBP: 0.224, SLG: 0.255 Tyler Houston, L (8, PH) (9, 2) OBP: 0.259, SLG: 0.309			0-3 K		0-1 1B 1B 1B	2-0 G4-3		1-1 F8	
Steve Trachsel, R (1, 1) OBP: 0.167, SLG: 0.136 José Hernández, R (5, 6) OBP: 0.323, SLG: 0.443 Kent Bottenfield, R (5, 1) Dave Clark, L (5, PH) (9, 1) OBP: 0.344, SLG: 0.411 Marc Pisciotta, R (9, 1)			0-0 G6-3		1-0 BB FC3-2 1B	2-2 G6-3		1-0 G5-3	

Inning Stats	R: 0 E: 0 K: 1 S: 8	H: 0 LOB: 0 BB: 0 P: 11	R: 0 E: 0 K: 0 S: 6	H: 1 LOB: 1 BB: 0 P: 11	R: 0 E: 0 K: 1 S: 9	H: 1 LOB: 1 BB: 0 P: 11	R: 0 E: 0 K: 0 S: 6	H: 1 LOB: 1 BB: 0 P: 9	R: 5 E: 1 K: 1 S: 12	H: 5 LOB: 2 BB: 1 P: 24	R: 0 E: 0 K: 1 S: 8	H: 0 LOB: 0 BB: 0 P: 14	R: 0 E: 0 K: 1 S: 11	H: 1 LOB: 1 BB: 0 P: 16	R: 0 E: 0 K: 0 S: 11	H: 1 LOB: 2 BB: 1 P: 18	R: 0 E: 0 K: 1 S: 8	H: 0 LOB: 0 BB: 0 P: 12
--------------	------------------------------	----------------------------------	------------------------------	----------------------------------	------------------------------	----------------------------------	------------------------------	---------------------------------	-------------------------------	----------------------------------	------------------------------	----------------------------------	-------------------------------	----------------------------------	-------------------------------	----------------------------------	------------------------------	----------------------------------

PITCHER	IP	WLS	BF	H	R	ER	SO	BB	IBB	HBP	BLK	WP	HR	S	P	ERA	WHIP
Andy Ashby, R (1, 1) ERA: 4.35	4.1		23	8	5	5	2	1	0	0	0	0	0	38	60	10.38	2.077
Will Cunnane, R (5, 1) ERA: 5.31	1.2	W	4	0	0	0	2	0	0	0	0	0	0	11	20	0.00	0.000
Dario Veras, R (7, 1) ERA: 5.4	1.0		4	1	0	0	1	0	0	0	0	0	0	11	16	0.00	1.000
Tim Worrell, R (8, 1) ERA: 4.53	0.2		4	1	0	0	0	1	0	0	0	0	0	10	16	0.00	3.000
Trevor Hoffman, R (8, 1) ERA: 3.23	1.1	S	4	0	0	0	1	0	0	0	0	0	0	9	14	0.00	0.000



Batter	1	2	3	4	5	6	7	8	9	AB R H RBI BB SO LOB	TOP			
Rickey Henderson, R OBP: 0.421, SLG: 0.364 Trevor Hoffman, R OBP: 0.500, SLG: 0.500	1-0 S S 1B		4-1 CS S BB		1-0 P6		2-2 SF8		4-1 IBB	2 0 1 1 2 0 0 0 0 0 0 0 0 0				
Quilvio Veras, S OBP: 0.358, SLG: 0.354	1-1 SAFE F7		2-2 SAFE F8		3-2 F7		2-1 F8		2-2 F7-2	5 0 0 0 0 0 7				
Steve Finley, L OBP: 0.316, SLG: 0.488	3-3 SAFE K		3-1 F7		1-0 F8		2-0 G4-3		3-H	4 0 0 0 0 1 2				
Ken Caminiti, S OBP: 0.359, SLG: 0.429	3-2 F9		0-0 F7		3-1 2B		2-3 K			4 0 1 0 0 1 1				
Wally Joyner, L OBP: 0.403, SLG: 0.497		0-0 FC3-6 BB SF9 1B		3-2 G4-3		1-1 F7		2-2 F8		4 1 1 0 0 0 1				
Greg Vaughn, R OBP: 0.330, SLG: 0.410		4-0 FC3-6 BB		2-3 K		4-2 BB 1B SF8 BB		2-1 HR		2 2 1 1 2 1 0				
Chris Gomez, R OBP: 0.326, SLG: 0.335		2-2 FC3-6 SF9		1-1 F8		2-0 F8		2-2 E6 SH1-3 BB F7-2		4 0 0 0 0 0 3	AB 29 R 4 H 6 RBI 4 BB 6 SO 4 LOB 15			
John Flaherty, R OBP: 0.301, SLG: 0.368		1-2 SF9		0-0 HR		0-1 SAFE SF8 BB 1B		4-1 SAFE SH1-3 BB		2 1 2 2 1 0 0				
Sterling Hitchcock, L OBP: 0.158, SLG: 0.086 Mark Sweeney, L OBP: 0.348, SLG: 0.340 Doug Bochtler, R OBP: 0.350, SLG: 0.471 Chris Jones, R OBP: 0.350, SLG: 0.471		2-3 K		1-0 F7		4-0 BB		0-0 SH1-3		2 0 0 0 0 1 1 0 0 0 0 1 0 0 0 0 0 0 0 0 0 0 0 0 0 0 0 0				
<b>Inning Stats</b>	R: 0 H: 1 E: 0 LOB: 1 K: 1 BB: 0 S: 11 P: 18	R: 1 H: 1 E: 0 LOB: 1 K: 1 BB: 1 S: 11 P: 20	R: 0 H: 0 E: 0 LOB: 0 K: 0 BB: 1 S: 6 P: 15	R: 0 H: 0 E: 0 LOB: 0 K: 1 BB: 0 S: 8 P: 13	R: 1 H: 1 E: 0 LOB: 0 K: 0 BB: 0 S: 5 P: 8	R: 0 H: 1 E: 0 LOB: 1 K: 0 BB: 0 S: 9 P: 17	R: 1 H: 1 E: 0 LOB: 2 K: 0 BB: 2 S: 12 P: 26	R: 0 H: 0 E: 0 LOB: 0 K: 1 BB: 0 S: 11 P: 17	R: 1 H: 1 E: 1 LOB: 2 K: 0 BB: 2 S: 14 P: 27	1B: 3 SF: 2 2B: 2 SAC: 1 3B: 0 DP: 1 HR: 2 HBP: 0	WP: 0 PA: 38 PB: 0 SB: 3 CS: 1			
<b>PITCHER</b>	IP WLS BF H R ER SO BB IBB HBP BLK WP HR S P ERA WHIP												<b>PITCHER</b>	IP WLS BF H R ER SO BB IBB HBP BLK WP HR S P ERA WHIP
Kevin Foster, R ERA: 4.53	(1, 1) 6.2													
Bob Patterson, L ERA: 3.38	(7, 1) 1.1													
Kent Bottenfield, R ERA: 3.0	(9, 1) 1.0 L 6													

San Diego Padres @ Chicago Cubs  
Wrigley Field, Chicago, IL  
Sun Aug 10 1997, 3:33 AM CDT  
Att. 32,327 - Cloudy - 76 F

livebaseballscorecards.com

Batter	1	2	3	4	5	6	7	8	9	AB R H RBI BB SO LOB
Lance Johnson, L OBP: 0.382, SLG: 0.411 (1, 8)	0-1 G6-3		1-1 HR	1-1 G4-3			2-2 K		1-2 G3	5 1 1 1 0 1 1
Doug Glanville, R OBP: 0.344, SLG: 0.413 (1, 7)	0-0 F9		0-1 1B 1B	2-2 G4-3			4-0 1B BB		0-0 G4-3 S 1B	4 1 2 0 1 0 1
Mark Grace, L OBP: 0.427, SLG: 0.463 (1, 3)	2-1 F8		3-2 1B 1B				2-1 1-3 1B		1-2 G4-3	5 0 2 0 0 0 1
Sammy Sosa, R OBP: 0.300, SLG: 0.472 (1, 9)		2-2 FC6-4 1B	1-3 K				2-3 K		3-1 G5-3	5 0 1 0 0 2 5
Shawon Dunston, R OBP: 0.308, SLG: 0.430 (1, 6)		1-0 FC6-4 23 2B	0-1 1-2 2-H 1B				1-0 F8			4 1 1 1 0 1 3
Kevin Orie, R OBP: 0.356, SLG: 0.443 (1, 5)		1-0 F8	2-2 F7				3-2 F8		0-0 1B	4 0 1 0 0 0 3
23 Ryne Sandberg, R OBP: 0.309, SLG: 0.395 (1, 4)		0-0 1-H 2B	2-2 G5-3				1-2 FC6-4 1B		1-0 P2	4 0 2 1 0 0 3
Scott Servais, R OBP: 0.302, SLG: 0.342 (1, 2)		4-0 IBB					0-0 L6		2-2 F9	3 0 1 0 1 0 2
Kevin Foster, R OBP: 0.130, SLG: 0.133 (1, 1)		2-0 F9					0-0 FC6-4		3-2 L8	2 0 0 0 0 0 3
Bob Patterson, R (7, 1)										0 0 0 0 0 0 0
Dave Clark, L (8, PH)										1 0 0 0 0 0 1
Kent Bottenfield, R (9, 1)										0 0 0 0 0 0 0


Inning Stats	R: 0 E: 0 K: 0 S: 5	H: 0 LOB: 0 BB: 0 P: 7	R: 1 E: 0 K: 0 S: 7	H: 2 LOB: 2 BB: 1 P: 17	R: 2 E: 0 K: 1 S: 23	H: 4 LOB: 2 BB: 0 P: 32	R: 0 E: 0 K: 0 S: 9	H: 1 LOB: 1 BB: 0 P: 13	R: 0 E: 0 K: 1 S: 10	H: 0 LOB: 0 BB: 0 P: 14	R: 0 E: 0 K: 0 S: 9	H: 1 LOB: 1 BB: 0 P: 13	R: 0 E: 0 K: 2 S: 9	H: 1 LOB: 2 BB: 1 P: 20	R: 0 E: 0 K: 0 S: 8	H: 1 LOB: 1 BB: 0 P: 14	R: 0 E: 0 K: 0 S: 11	H: 1 LOB: 1 BB: 0 P: 16	1B: 8 2B: 2 3B: 0 HR: 1	SF: 0 SAC: 1 DP: 0 HBP: 0
--------------	------------------------------	---------------------------------	------------------------------	----------------------------------	-------------------------------	----------------------------------	------------------------------	----------------------------------	-------------------------------	----------------------------------	------------------------------	----------------------------------	------------------------------	----------------------------------	------------------------------	----------------------------------	-------------------------------	----------------------------------	----------------------------------	------------------------------------

PITCHER	IP	WLS	BF	H	R	ER	SO	BB	IBB	HBP	BLK	WP	HR	S	P	ERA	WHIP
Sterling Hitchcock, L ERA: 4.83 (1, 1)	6.0		27	8	3	3	2	0	0	0	0	0	1	63	96	4.50	1.333
Doug Bochtler, R ERA: 5.01 (7, 1)	2.0	W	9	2	0	0	2	1	0	0	0	0	0	17	34	0.00	1.500
Trevor Hoffman, R ERA: 3.17 (9, 1)	1.0	S	4	1	0	0	0	0	0	0	0	0	0	11	16	0.00	1.000

**BOTTOM**

**San Diego Padres @ Chicago Cubs**  
 Wrigley Field, Chicago, IL  
 Sun Aug 10 1997, 3:33 AM CDT  
 Att: 32,327 - Cloudy - 76 F

AB	37
R	3
H	11
RBI	3
BB	2
SO	4
LOB	23



WP	HR	S	P	ERA	WHIP
0	0	0	0	0	0
0	0	0	0	0	0
0	0	0	0	0	0
0	0	0	0	0	0



Batter	1	2	3	4	5	6	7	8	9	AB R H RBI BB SO LOB	TOP
Lance Johnson, L (1, 8) OBP: 0.380, SLG: 0.409	1-0 L9		0-0 1B			2-1 F8		3-2 G6-3		4 0 1 0 0 0 0	
Doug Glanville, R (1, 7) OBP: 0.346, SLG: 0.414	1-2 E1 1B		0-1 G5-3			2-1 1B		1-1 G6-3		4 0 2 0 0 0 1	
Mark Grace, L (1, 3) OBP: 0.423, SLG: 0.458	1-2 F7			0-0 G5-3		0-0 G4-3			3-1 F7	4 0 0 0 0 0 2	
Sammy Sosa, R (1, 9) OBP: 0.298, SLG: 0.468	1-1 G1-3			2-3 K		3-2 F9			1-0 G6-3	4 0 0 0 0 1 1	
Shawon Dunston, R (1, 6) OBP: 0.305, SLG: 0.425		0-1 P3		2-3 K		0-1 B3			0-3 K	4 0 0 0 0 2 0	
23 Ryne Sandberg, R (1, 4) OBP: 0.309, SLG: 0.393		0-1 G5-3			1-3 K	4-1 BB				2 0 0 0 1 1 0	
Kevin Orie, R (1, 5) OBP: 0.352, SLG: 0.437 Marc Pisciotta, R (8, 1)		0-0 F9		1-3 K		1-3 K				3 0 0 0 0 2 1 0 0 0 0 0 0 0	
Scott Servais, R (1, 2) OBP: 0.300, SLG: 0.339		0-1 L5		0-0 G1-3		0-0 G1-3		0-1 L8		3 0 0 0 0 0 0	
Miguel Batista, R (1, 1) Dave Hansen, L (8, PH) OBP: 0.440, SLG: 0.442 (8, 5)		1-3 K			2-1 G4-3			0-0 HR		2 0 0 0 0 1 0 1 1 1 1 0 0 0	
<b>Inning Stats</b>	R: 0 H: 1 E: 1 LOB: 1 K: 0 BB: 0 S: 10 P: 14	R: 0 H: 0 E: 0 LOB: 0 K: 0 BB: 0 S: 5 P: 5	R: 0 H: 1 E: 0 LOB: 1 K: 1 BB: 0 S: 8 P: 9	R: 0 H: 0 E: 0 LOB: 0 K: 2 BB: 0 S: 8 P: 12	R: 0 H: 0 E: 0 LOB: 0 K: 2 BB: 0 S: 7 P: 9	R: 0 H: 1 E: 0 LOB: 1 K: 0 BB: 0 S: 7 P: 13	R: 0 H: 0 E: 0 LOB: 1 K: 1 BB: 1 S: 9 P: 17	R: 1 H: 1 E: 0 LOB: 0 K: 0 BB: 0 S: 8 P: 12	R: 0 H: 0 E: 0 LOB: 0 K: 1 BB: 0 S: 6 P: 10	1B: 3 SF: 0 2B: 0 SAC: 0 3B: 0 DP: 0 HR: 1 HBP: 0	WP: 0 PA: 32 PB: 0 SB: 0 CS: 0
<b>PITCHER</b> Chan Ho Park, R (1, 1) ERA: 3.1	IP WLS BF H R ER SO BB IBB HBP BLK WP HR S P ERA WHIP										
	9.0 W 32 4 1 1 7 1 0 0 0 0 0 1 68 101 1.00 0.556										

Chicago Cubs @ Los Angeles Dodgers  
Dodger Stadium, Los Angeles, CA  
Mon Aug 11 1997, 7:05 PM PDT  
Att. 45,955 - Unknown - 72 F

livebaseballscorecards.com

AB	31
R	1
H	4
RBI	1
BB	1
SO	7
LOB	5



Batter	1	2	3	4	5	6	7	8	9	AB R H RBI BB SO LOB
<b>Brett Butler, L</b> OBP: 0.394, SLG: 0.352 (1, 7)	4-2 1B SF9 BB	0-3 K2-3		1-2 G6-3			2-3 K			3 1 0 0 1 2 3
<b>Wayne Kirby, L</b> OBP: 0.310, SLG: 0.255 (1, 8)	2-1 F8		0-0 G4-3		1-2 P6		1-2 1B			4 0 1 0 0 0 1
<b>Mike Piazza, R</b> OBP: 0.425, SLG: 0.605 (1, 2)	1-1 1B 1-3 1B		0-1 F8		3-3 K		1-0 F8			4 0 1 0 0 1 1
<b>Eric Karros, R</b> OBP: 0.331, SLG: 0.470 (1, 3)	0-2 SF9		1-1 G6-3		0-0 G6-3		2-3 K			3 0 0 1 0 1 1
<b>Raul Mondesi, R</b> OBP: 0.351, SLG: 0.557 (1, 9)	0-0 1-2 1B		1-0 L9 1B 2B		2-0 FC4-6 1B		0-1 F8			4 1 3 0 0 0 0
<b>Todd Zeile, R</b> OBP: 0.342, SLG: 0.422 (1, 5)	1-3 K		2-1 L9 2-3		4-0 1-2 IBB		2-1 G3			3 0 0 0 1 1 3
<b>Greg Gagne, R</b> OBP: 0.324, SLG: 0.399 (1, 6)		3-2 SH1-4 1B	1-0 SH1-4 FC3 1B		4-0 1-2 BB		2-1 G5-3			3 0 2 1 1 0 0
<b>Wilton Guerrero, S</b> OBP: 0.302, SLG: 0.411 (1, 4)		1-3 K	1-2 FC3 SH1-4		0-1 FC4-6					3 0 0 0 0 1 4
<b>Chan Ho Park, R</b> OBP: 0.293, SLG: 0.342 (1, 1)		0-1 SH1-4	1-0 SH1-4		2-3 K					1 0 0 0 0 1 2

Inning Stats	R: 1 E: 0 K: 1 S: 14	H: 2 LOB: 2 BB: 1 P: 22	R: 0 E: 0 K: 2 S: 13	H: 1 LOB: 1 BB: 0 P: 17	R: 0 E: 0 K: 0 S: 5	H: 0 LOB: 0 BB: 0 P: 6	R: 1 E: 0 K: 0 S: 11	H: 2 LOB: 2 BB: 0 P: 18	R: 0 E: 0 K: 1 S: 7	H: 0 LOB: 0 BB: 0 P: 11	R: 0 E: 0 K: 1 S: 8	H: 1 LOB: 2 BB: 2 P: 19	R: 0 E: 0 K: 2 S: 14	H: 1 LOB: 1 BB: 0 P: 19	R: 0 E: 0 K: 0 S: 6	H: 0 LOB: 0 BB: 0 P: 10	1B: 6 2B: 1 3B: 0 HR: 0	SF: 1 SAC: 2 DP: 0 HBP: 0	WP: 0 PB: 1 SB: 1 CS: 0	PA: 34
--------------	-------------------------------	----------------------------------	-------------------------------	----------------------------------	------------------------------	---------------------------------	-------------------------------	----------------------------------	------------------------------	----------------------------------	------------------------------	----------------------------------	-------------------------------	----------------------------------	------------------------------	----------------------------------	----------------------------------	------------------------------------	----------------------------------	--------

PITCHER	IP	WLS	BF	H	R	ER	SO	BB	IBB	HBP	BLK	WP	HR	S	P	ERA	WHIP
<b>Miguel Batista, R</b> ERA: 2.57 (1, 1)	7.0	L	31	7	2	2	7	2	1	0	0	0	0	72	112	2.57	1.286
<b>Marc Pisciotta, R</b> ERA: 1.8 (8, 1)	1.0		3	0	0	0	0	0	0	0	0	0	0	6	10	0.00	0.000


**BOTTOM**

**Chicago Cubs @ Los Angeles Dodgers**  
Dodger Stadium, Los Angeles, CA

Mon Aug 11 1997, 7:05 PM PDT  
Att: 45,955 - Unknown - 72 F

livebaseballscorecards.com

<b>AB</b>	<b>28</b>
<b>R</b>	<b>2</b>
<b>H</b>	<b>7</b>
<b>RBI</b>	<b>2</b>
<b>BB</b>	<b>3</b>
<b>SO</b>	<b>7</b>
<b>LOB</b>	<b>15</b>





Batter	1	2	3	4	5	6	7	8	9	AB R H RBI BB SO LOB	TOP	
Lance Johnson, L (1, 8) OBP: 0.377, SLG: 0.405	0-0 F7-2 1B		1-0 F9			1-3 K	0-0 L9		1-2 FC3-6 1-2f	5 0 1 0 0 1 4		
Doug Glanville, R (1, 7) OBP: 0.344, SLG: 0.412	1-1 CS 1B			1-3 K		0-0 F8	1-0 G6-3			4 0 1 0 0 1 2		
Mark Grace, L (1, 3) OBP: 0.422, SLG: 0.456	0-0 F7-2			1-0 3B 1B		0-1 G4-3		0-0 G4-3		4 1 1 0 0 0 2		
Sammy Sosa, R (1, 9) OBP: 0.297, SLG: 0.471	2-1 CS 1-2	2-2 G4-3		1-1 1-H 3B		2-2 F9	1-3 K			4 0 1 1 0 1 0		
Dave Hansen, L (1, 5) OBP: 0.438, SLG: 0.439 23 Ryne Sandberg, R (7, 4) OBP: 0.308, SLG: 0.392		0-3 K		3-3 K		1-0 HR 1B	2-1 G4-3			3 1 1 0 0 2 1 1 0 0 0 0 0 0		
Shawon Dunston, R (1, 6) OBP: 0.306, SLG: 0.424 José Hernández, R (6, 4) OBP: 0.325, SLG: 0.470 (7, 5)		4-1 BB		2-2 P3		1-1 HR			1-1 G6-3	1 0 0 0 1 0 1 2 1 1 2 0 0 0		
Scott Servais, R (1, 2) OBP: 0.302, SLG: 0.344		0-0 F9			1-0 F8	1-0 SH 2B			1-0 1B 1B	4 1 2 0 0 0 1		
Rey Sanchez, R (1, 4) OBP: 0.288, SLG: 0.308 (6, 6)			2-2 F7		1-0 G5-3	4-2 SH BB			1-2 P6	3 0 0 0 1 0 1		
Mark Clark, R (1, 1) OBP: 0.085, SLG: 0.111 Bob Patterson, R (7, 1) Marc Pisciotta, R (7, 1) Dave Clark, L (9, PH) OBP: 0.347, SLG: 0.413 Terry Adams, R (9, 1)			0-3 K		1-1 F8	1-0 SH			1-2 FC3-6 1B	2 0 0 0 0 1 0 0 0 0 0 0 0 0 0 0 0 0 0 0 0 1 0 1 0 0 0 0 0 0 0 0 0 0 0		
<b>Inning Stats</b>	R: 0 E: 0 K: 0 S: 6 H: 2 LOB: 0 BB: 0 P: 8	R: 0 E: 0 K: 1 S: 9 H: 0 LOB: 1 BB: 1 P: 15	R: 0 E: 0 K: 1 S: 7 H: 0 LOB: 0 BB: 0 P: 10	R: 1 E: 0 K: 2 S: 12 H: 2 LOB: 1 BB: 0 P: 20	R: 0 E: 0 K: 0 S: 4 H: 0 LOB: 0 BB: 0 P: 7	R: 0 E: 0 K: 1 S: 6 H: 0 LOB: 0 BB: 0 P: 7	R: 3 E: 1 K: 0 S: 13 H: 3 LOB: 2 BB: 1 P: 24	R: 0 E: 0 K: 1 S: 6 H: 0 LOB: 0 BB: 0 P: 9	R: 0 E: 0 K: 0 S: 12 H: 2 LOB: 2 BB: 0 P: 17	1B: 6 2B: 2 3B: 1 HR: 1 SF: 0 SAC: 1 DP: 1 HBP: 0	WP: 0 PB: 0 SB: 0 CS: 1 PA: 38	
<b>PITCHER</b>	IP WLS BF H R ER SO BB IBB HBP BLK WP HR S P ERA WHIP											
Hideo Nomo, R (1, 1) ERA: 4.05	6.1 L 27 7 4 3 5 2 0 0 0 0 0 1 55 88 4.26 1.421											
Scott Radinsky, L (7, 1) ERA: 2.81	0.2 2 0 0 0 0 0 0 0 0 0 0 0 2 3 0.00 0.000											
Antonio Osuna, R (8, 1) ERA: 2.14	1.2 7 2 0 0 1 0 0 0 0 0 0 0 15 22 0.00 1.200											
Mark Guthrie, L (9, 1) ERA: 4.66	0.1 1 0 0 0 0 0 0 0 0 0 0 0 3 4 0.00 0.000											

Chicago Cubs @ Los Angeles Dodgers  
 Dodger Stadium, Los Angeles, CA  
 Tue Aug 12 1997, 7:05 PM PDT  
 Att. 50,731 - Unknown - 71 F

AB	34
R	4
H	9
RBI	3
BB	2
SO	6
LOB	12



BOTTOM

Chicago Cubs @ Los Angeles Dodgers  
Dodger Stadium, Los Angeles, CA

Tue Aug 12 1997, 7:05 PM PDT  
Att: 50,731 - Unknown - 71 F

livebaseballscorecards.com

AB	36
R	2
H	10
RBI	2
BB	1
SO	7
LOB	18



WP:	0	PA:	38
PB:	1		
SB:	2		
CS:	1		

AB R H RBI BB SO LOB

5 0 0 0 0 1 6  
3 0 0 0 0 1 3  
1 0 1 1 0 0 0

4 0 0 0 0 1 2

4 0 1 0 0 0 0

4 0 1 0 0 2 1

4 1 1 0 0 0 2

4 1 2 0 0 1 1

4 0 3 0 0 0 0

2	0	1	1	0	1	1
0	0	0	0	0	0	0
0	0	0	0	0	0	0
1	0	0	0	0	0	2
0	0	0	0	0	0	0
0	0	0	0	0	0	0
0	0	0	0	0	0	0
0	0	0	0	1	0	0

1B:	10	SF:	0
2B:	0	SAC:	0
3B:	0	DP:	0
HR:	0	HBP:	0

Batter	1	2	3	4	5	6	7	8	9
<b>Brett Butler, L</b> (1, 7) OBP: 0.389, SLG: 0.346	2-1 B1-3		0-2 G4-3		0-2 FC5-6		1-3 K		2-1 L6
<b>Wayne Kirby, L</b> (1, 8) OBP: 0.295, SLG: 0.241 <b>Roger Cedeno, S</b> (7, PH) OBP: 0.361, SLG: 0.377	1-1 G1-3		0-0 G2		1-2 K		2-1 FC4 1B		
<b>Mike Piazza, R</b> (1, 2) OBP: 0.421, SLG: 0.599	3-1 G6-3			1-1 F9		3-3 K	0-0 FC4		
<b>Eric Karros, R</b> (1, 3) OBP: 0.331, SLG: 0.468		3-2 F9		0-1 F7		1-1 1B		3-2 P6	
<b>Raul Mondesi, R</b> (1, 9) OBP: 0.350, SLG: 0.554		0-0 F8 1B		3-3 K CS		0-0 L5		3-3 K	
<b>Todd Zeile, R</b> (1, 5) OBP: 0.341, SLG: 0.420		0-2 F8 1-3		3-2 CS 1-3	3-2 1B 1B 1B	1-2 F8		0-0 G4-3	
<b>Greg Gagne, R</b> (1, 6) OBP: 0.325, SLG: 0.400		0-0 P5			1-2 1B 1B 1B		0-2 F9 1B 1B		1-3 K
<b>Wilton Guerrero, S</b> (1, 4) OBP: 0.307, SLG: 0.415			2-2 G4-3 1B		0-0 FC5-6 1B 1B		1-1 1B 1B		2-2 G6-3
<b>Hideo Nomo, R</b> (1, 1) OBP: 0.284, SLG: 0.296 <b>Scott Radinsky, L</b> (7, 1) <b>Nelson Liriano, S</b> (7, PH) OBP: 0.284, SLG: 0.347 <b>Billy Ashley, R</b> (7, PH) OBP: 0.284, SLG: 0.462 <b>Antonio Osuna, R</b> (8, 1) OBP: 0.600, SLG: 0.500 <b>Mark Guthrie, R</b> (9, 1) <b>Eric Anthony, L</b> (9, PH) OBP: 0.346, SLG: 0.414			0-3 K		2-1 FC5-6 1B		0-0 F9		4-2 DI BB

Inning Stats	R: 0 E: 0 K: 6 S: 6	H: 0 LOB: 0 BB: 0 P: 12	R: 0 E: 0 K: 8 S: 8	H: 1 LOB: 1 BB: 0 P: 11	R: 0 E: 0 K: 10 S: 10	H: 1 LOB: 1 BB: 0 P: 12	R: 0 E: 0 K: 1 S: 9	H: 0 LOB: 0 BB: 0 P: 16	R: 1 E: 0 K: 1 S: 17	H: 4 LOB: 2 BB: 0 P: 24	R: 0 E: 0 K: 1 S: 11	H: 1 LOB: 1 BB: 0 P: 16	R: 1 E: 0 K: 1 S: 12	H: 3 LOB: 2 BB: 0 P: 16	R: 0 E: 0 K: 1 S: 7	H: 0 LOB: 0 BB: 0 P: 13	R: 0 E: 0 K: 1 S: 13	H: 0 LOB: 1 BB: 1 P: 22	1B: 10 2B: 0 3B: 0 HR: 0	SF: 0 SAC: 0 DP: 0 HBP: 0
--------------	------------------------------	----------------------------------	------------------------------	----------------------------------	--------------------------------	----------------------------------	------------------------------	----------------------------------	-------------------------------	----------------------------------	-------------------------------	----------------------------------	-------------------------------	----------------------------------	------------------------------	----------------------------------	-------------------------------	----------------------------------	-----------------------------------	------------------------------------

PITCHER	IP	WLS	BF	H	R	ER	SO	BB	IBB	HBP	BLK	WP	HR	S	P	ERA	WHIP
<b>Mark Clark, R</b> (1, 1) ERA: 4.2	6.0		26	9	2	2	4	0	0	0	0	0	0	66	97	3.00	1.500
<b>Bob Patterson, L</b> (7, 1) ERA: 3.33	0.2		3	1	0	0	1	0	0	0	0	0	0	6	9	0.00	1.500
<b>Marc Pisciotta, R</b> (7, 1) ERA: 1.42	1.1		4	0	0	0	1	0	0	0	0	0	0	8	14	0.00	0.000
<b>Terry Adams, R</b> (9, 1) ERA: 3.86	1.0	S	4	0	0	0	1	1	0	0	0	0	0	13	22	0.00	1.000



Batter	1	2	3	4	5	6	7	8	9	AB	R	H	RBI	BB	SO	LOB	TOP			
Doug Glanville, R OBP: 0.345, SLG: 0.412 (1, 8) (7, 7)	1-1 G6-3		0-1 1B		1-0 F7		2-2 1B 2B 1B	1-1 F8		5	1	2	0	0	0	1				
Tyler Houston, L OBP: 0.262, SLG: 0.307 Scott Servais, R OBP: 0.305, SLG: 0.351 (1, 2) (4, 2)	4-2 BB		1-3 K		3-2 2B		1-3 K		1-1 BB 1B	1	0	0	0	1	1	1				
Mark Grace, L OBP: 0.420, SLG: 0.453 (1, 3)	2-2 F8			0-0 F8	0-2 P9		0-0 2B 1B		0-0 F7	5	1	1	0	0	0	3				
Sammy Sosa, R OBP: 0.298, SLG: 0.478 (1, 9)	0-0 P4			1-0 HR	1-3 K		2-2 1-H 3-H 2B		1-1 F7	5	1	2	3	0	1	3				
Dave Clark, L OBP: 0.352, SLG: 0.438 Lance Johnson, L OBP: 0.379, SLG: 0.405 (1, 7) (7, PR) (7, 8)		1-0 G6-3		1-2 HR		2-1 F8	4-0 23 P3-6 IBB		4-2 BB	3	1	1	1	1	0	0				
23 Ryne Sandberg, R OBP: 0.310, SLG: 0.391 Terry Adams, R (1, 4) (9, 1)		1-1 G6-3		1-0 F8 WP 1B		4-0 HR BB	0-0 P3-6 1-2f		0-1 G6-3	3	1	1	0	1	0	2				
Kevin Orie, R OBP: 0.354, SLG: 0.448 (1, 5)		2-2 F9		2-0 F8 1-3		0-1 1-H HR		4-2 G5-3 BB	3	1	1	2	1	0	1					
José Hernández, R OBP: 0.323, SLG: 0.458 (1, 6) (7, 4)			2-1 F8	4-0 IBB		0-3 K		0-0 F9	3	0	0	0	1	1	1					
Geremi Gonzalez, R OBP: 0.194, SLG: 0.107 Kent Bottenfield, R Bob Patterson, R Rey Sanchez, R OBP: 0.286, SLG: 0.307 Mike Hubbard, R OBP: 0.220, SLG: 0.250 (1, 1) (7, 1) (7, 1) (7, 6) (9, PH)			0-0 G6-3	0-0 G5-3		1-1 G6-3		2-1 G5-3	3	0	0	0	0	0	0	2				
<b>Inning Stats</b>	R: 0 E: 0 K: 0 S: 9	H: 0 LOB: 1 BB: 1 P: 16	R: 0 E: 0 K: 0 S: 7	H: 0 LOB: 0 BB: 0 P: 11	R: 0 E: 0 K: 1 S: 8	H: 1 LOB: 1 BB: 0 P: 11	R: 2 E: 0 K: 0 S: 8	H: 3 LOB: 2 BB: 1 P: 17	R: 0 E: 0 K: 1 S: 10	H: 1 LOB: 1 BB: 0 P: 15	R: 2 E: 0 K: 1 S: 14	H: 3 LOB: 2 BB: 1 P: 23	R: 0 E: 0 K: 0 S: 8	H: 0 LOB: 1 BB: 1 P: 15	R: 0 E: 0 K: 0 S: 9	H: 1 LOB: 2 BB: 1 P: 15	1B: 5 2B: 3 3B: 0 HR: 3	SF: 0 SAC: 0 DP: 1 HBP: 0	WP: 1 PB: 0 SB: 0 CS: 0	PA: 42
<b>PITCHER</b>	IP WLS BF H R ER SO BB IBB HBP BLK WP HR S P ERA WHIP																		<b>PITCHER</b>	IP WLS BF H R ER SO BB IBB HBP BLK WP HR S P ERA WHIP
Mark Gardner, R ERA: 3.7 (1, 1)	6.1 L 30 8 6 6 4 2 1 0 0 1 3 61 99 8.53 1.579																			
Julian Tavarez, R ERA: 3.68 (7, 1)	0.2 3 1 0 0 0 0 0 1 0 0 0 0 4 10 0.00 1.500																			
Doug Henry, R ERA: 3.55 (8, 1)	1.2 7 1 0 0 0 0 1 0 0 0 0 0 13 22 0.00 1.200																			
Rich Rodriguez, L ERA: 3.16 (9, 1)	0.1 2 0 0 0 0 0 1 0 0 0 0 0 4 8 0.00 3.000																			

Chicago Cubs @ San Francisco Giants  
3Com Park at Candlestick Point, San Francisco, CA

Wed Aug 13 1997, 6:33 AM EDT  
Att. 17,357 - Sunny - 72 F

AB	36
R	6
H	10
RBI	6
BB	6
SO	4
LOB	18



BOTTOM

Chicago Cubs @ San Francisco Giants  
3Com Park at Candlestick Point, San Francisco, CA

Wed Aug 13 1997, 6:33 AM EDT  
Att. 17,357 - Sunny - 72 F

livebaseballscorecards.com

AB 35  
R 5  
H 10  
RBI 4  
BB 1  
SO 6  
LOB 13



WP: 0 PA: 38  
PB: 0  
SB: 2  
CS: 1

AB R H RBI BB SO LOB

4 0 0 0 1 1 3

5 0 1 0 0 1 4

4 0 0 0 0 1 1

1 0 0 0 0 0 0  
2 2 2 1 0 0 0

4 0 0 0 0 2 2

4 1 2 2 0 0 0

4 1 1 0 0 0 2

4 1 2 0 0 0 1

1B: 5 SF: 0  
2B: 2 SAC: 1  
3B: 1 DP: 1  
HR: 2 HBP: 1

Batter	1	2	3	4	5	6	7	8	9
Darryl Hamilton, L (1, 8) OBP: 0.358, SLG: 0.374	2-2 L6		3-2 G6-4-3		0-1 P6		3-3 K		4-2 FC1-6 BB
Jose Vizcaino, S (1, 6) OBP: 0.320, SLG: 0.328	1-2 G6-3		1-2 3B		0-0 G5-3		1-3 K		1-0 FC1-6
Barry Bonds, L (1, 7) OBP: 0.433, SLG: 0.561	0-0 G4-3		0-3 K		0-1 P3		2-2 G4-3		
Jeff Kent, R (1, 4) OBP: 0.322, SLG: 0.489 Bill Mueller, S (4, PR) OBP: 0.360, SLG: 0.414 (5, 5)		2-1 P6		1-0 S HR HBP		0-2 CS 1B		0-0 HR	
J.T. Snow, L (1, 3) OBP: 0.404, SLG: 0.528		2-1 F7		1-3 SAFE K 1-2		3-2 G3-1 1-2		0-3 K	
Stan Javier, S (1, 9) OBP: 0.379, SLG: 0.420		1-1 S 1B		0-0 2-H HR		0-0 F7		3-2 P9	
Mark Lewis, R (1, 5) OBP: 0.313, SLG: 0.437 (5, 4)		2-0 F8 1-2		1-0 G6-3		0-0 1B 1B		1-2 G3	
Brian Johnson, R (1, 2) OBP: 0.298, SLG: 0.412			0-0 SH G6-4-3 2B		0-0 P6		3-2 1B 1B		1-2 G6-3
Mark Gardner, R (1, 1) OBP: 0.196, SLG: 0.125 Julian Javarez, L (7, 1) Glenallen Hill, R (7, PH) OBP: 0.292, SLG: 0.431 Doug Henry, R (8, 1) Rich Rodriguez, L (9, 1) OBP: 0.333, SLG: 0.333 Damon Berryhill, S (9, PH) OBP: 0.338, SLG: 0.346 Rich Aurilia, R (9, PR) OBP: 0.359, SLG: 0.623			0-0 SH G6-4-3 2-3		1-3 K		1-0 1-2 2-H 1B		0-0 2B

Inning Stats	R: 0	H: 0	E: 0	K: 8	H: 0	LOB: 0	BB: 0	P: 11	R: 0	H: 1	E: 0	K: 7	H: 1	LOB: 1	BB: 0	P: 14	R: 1	H: 2	E: 0	K: 17	H: 0	LOB: 0	BB: 0	P: 7	R: 0	H: 1	E: 0	K: 8	H: 1	LOB: 0	BB: 0	P: 11	R: 1	H: 3	E: 0	K: 14	H: 1	LOB: 2	BB: 0	P: 22	R: 1	H: 1	E: 0	K: 10	H: 1	LOB: 0	BB: 0	P: 15	R: 0	H: 1	E: 0	K: 11	H: 1	LOB: 2	BB: 1	P: 18	1B: 5	SF: 0	2B: 2	SAC: 1	3B: 1	DP: 1	HR: 2	HBP: 1	WP: 0	PA: 38
--------------	------	------	------	------	------	--------	-------	-------	------	------	------	------	------	--------	-------	-------	------	------	------	-------	------	--------	-------	------	------	------	------	------	------	--------	-------	-------	------	------	------	-------	------	--------	-------	-------	------	------	------	-------	------	--------	-------	-------	------	------	------	-------	------	--------	-------	-------	-------	-------	-------	--------	-------	-------	-------	--------	-------	--------

PITCHER	IP	WLS	BF	H	R	ER	SO	BB	IBB	HBP	BLK	WP	HR	S	P	ERA	WHIP
Geremi Gonzalez, R (1, 1) ERA: 4.15	6.1	W	26	7	4	4	3	0	0	0	0	0	1	59	83	5.68	1.105
Kent Bottenfield, R (7, 1) ERA: 3.0	0.0		1	1	0	0	0	0	0	0	0	0	0	1	2	∞	∞
Bob Patterson, L (7, 1) ERA: 3.4	1.2		6	1	1	1	3	0	0	0	0	0	1	16	25	5.40	0.600
Terry Adams, R (9, 1) ERA: 3.79	1.0	S	5	1	0	0	0	1	0	0	0	0	0	11	18	0.00	2.000



Batter	1	2	3	4	5	6	7	8	9	AB R H RBI BB SO LOB	TOP									
Lance Johnson, L (1, 8) OBP: 0.373, SLG: 0.398	3-2 G4-3			0-0 F7	0-1 G1-4-3			3-3 K	2-2 L6	5 0 0 0 0 1 4	<p><b>Chicago Cubs @ San Francisco Giants</b>  3Com Park at Candlestick Point, San Francisco, CA</p> <p>Thu Aug 14 1997, 6:33 AM EDT  Att. 16,949 - Cloudy - 70 F</p> <p>livebaseballscorecards.com</p>									
Doug Glanville, R (1, 7) OBP: 0.347, SLG: 0.410	3-1 G6-3			4-1 BB 23 WP 1B BB		1-1 F9		4-0 FC6-4 BB		2 1 0 0 2 0 0										
23 Ryne Sandberg, R (1, 4) OBP: 0.310, SLG: 0.390	2-3 K2-3			3-2 SAFE 1B BB		1-3 K		2-3 K		4 1 1 0 0 3 3										
Sammy Sosa, R (1, 9) OBP: 0.298, SLG: 0.475				4-0 FC1-6 1B BB		1-3 K		2-1 FC6-4		3 0 0 0 1 2 3										
Kevin Orie, R (1, 5) OBP: 0.353, SLG: 0.445				2-2 FC1-6 1B		1-0 G5-3		0-0 G5-3		4 0 1 2 0 1 0										
José Hernández, R (1, 3) OBP: 0.316, SLG: 0.447				0-0 FC1-6 1B		0-3 K		2-2 FC4-6 1B		3 0 0 0 0 1 2										
Dave Hansen, L (9, PH) OBP: 0.442, SLG: 0.444	0-2 G6-3			1-2 2-3						1 0 1 0 0 0 0										
Scott Servais, R (1, 2) OBP: 0.306, SLG: 0.351				0-0 G4-3		0-0 G6-3		1-1 FC4-6 1B		3 0 1 0 0 0 2										
Ramon Tatis, L (7, 1)				0-1 G4-6-3 1B				1-2 1B		0 0 0 0 0 0 0										
Dave Clark, L (9, PH) OBP: 0.349, SLG: 0.434				0-0 G4-3				1-2 1B		1 1 0 0 0 0 1										
Rey Sanchez, R (1, 6) OBP: 0.287, SLG: 0.307				3-1 G4-6-3		1-3 K		2-2 BB 1B 1B		3 0 1 0 0 1 1										
Mark Grace, L (9, PH) OBP: 0.419, SLG: 0.452				1-2 1B				1-0 E5 1B		1 0 0 0 0 0 1										
Kevin Tapani, R (1, 1) OBP: 0.250, SLG: 0.143				1-3 K		1-3 K		0-0 BB 1B		2 0 0 0 0 2 0										
Mike Hubbard, R (7, 2) OBP: 0.235, SLG: 0.265								1-2 1B		1 0 1 0 0 0 0										
Tyler Houston, L (9, PH) OBP: 0.267, SLG: 0.312								1-2 2-H 1B		1 0 1 1 0 0 0										
<b>Inning Stats</b>	R: 0 E: 0 K: 1 S: 10	H: 0 LOB: 0 BB: 0 P: 18	R: 0 E: 0 K: 2 S: 10	H: 0 LOB: 0 BB: 0 P: 12	R: 0 E: 0 K: 1 S: 7	H: 1 LOB: 0 BB: 0 P: 11	R: 2 E: 0 K: 0 S: 13	H: 2 LOB: 2 BB: 2 P: 26	R: 0 E: 0 K: 2 S: 9	H: 0 LOB: 0 BB: 0 P: 12	R: 0 E: 0 K: 1 S: 5	H: 0 LOB: 0 BB: 0 P: 6	R: 0 E: 0 K: 2 S: 12	H: 2 LOB: 3 BB: 1 P: 25	R: 1 E: 1 K: 0 S: 16	H: 2 LOB: 2 BB: 0 P: 25	1B: 7 2B: 0 3B: 0 HR: 0	SF: 0 SAC: 0 DP: 1 HBP: 0	WP: 1 PB: 0 SB: 0 CS: 0	PA: 37
<b>PITCHER</b>	IP WLS BF H R ER SO BB IBB HBP BLK WP HR S P ERA WHIP																			
Shawn Estes, L (1, 1) ERA: 2.98	7.1 W 29 5 2 2 10 3 0 0 0 1 0 69 111 2.46 1.091																			
Roberto Hernandez, R (8, 1) ERA: 2.67	0.2 2 0 0 0 1 0 0 0 0 0 0 5 9 0.00 0.000																			
Rod Beck, R (9, 1) ERA: 2.9	1.0 6 2 1 0 0 0 0 0 0 0 0 0 16 25 0.00 2.000																			



Batter	1	2	3	4	5	6	7	8	9
Darryl Hamilton, L OBP: 0.358, SLG: 0.377 (1, 8)	3-2 L8 ①		3-1 F8 ①	1-1 FC4-6 ③			1-1 SH2-3 PB 2B	1-2 1B 1B	
Jose Vizcaino, S OBP: 0.319, SLG: 0.327 (1, 6)	1-3 K ②		1-1 P5 ②		0-1 G6-3 ①		1-1 SH2-3 ①	0-0 1B 1B	
Barry Bonds, L OBP: 0.431, SLG: 0.555 (1, 7)	1-3 K ③		4-1 2B BB		1-3 K ②		2-0 P5 ②	2-1 G4-3 ③	
Jeff Kent, R OBP: 0.327, SLG: 0.497 (1, 4)		4-0 1B HR BB	1-0 2B 1-H		2-1 E 2B		4-0 PB 1B IBB		
J.T. Snow, L OBP: 0.403, SLG: 0.525 (1, 3)		0-0 F8 ①	2-0 L8 ③		0-0 E3 CS		1-1 FC6-4 1B 1-H 3-H		
Stan Javier, S OBP: 0.378, SLG: 0.418 (1, 9)		2-1 HR 1B 1-2		2-2 P5 ①	2-2 CS ③	0-3 K2-3 ①	0-0 FC6-4 ③		
Bill Mueller, S OBP: 0.365, SLG: 0.435 (1, 5)		0-2 HR 1-H 2-H		0-1 E7 2B		2-2 1B		1-0 G4-3 ①	
Damon Berryhill, S OBP: 0.336, SLG: 0.338 (1, 2)		2-3 K ②		4-2 FC4-6 BB		0-1 P5 ②		3-1 L6 ②	
Shawn Estes, R OBP: 0.151, SLG: 0.160 (1, 1)		0-0 G5-3 ③		3-3 K ②		1-3 K ③		0-0 1B 1B 1B	
Roberto Hernandez, R OBP: 1.000, SLG: 1.000 (8, 1)									
Rod Beck, R (9, 1)									

AB	R	H	RBI	BB	SO	LOB
5	1	2	0	0	0	2
4	0	1	0	0	1	0
4	1	0	0	1	2	4
2	3	2	1	2	0	0
4	0	1	1	0	0	2
4	1	1	0	0	1	1
4	1	3	3	0	0	0
3	0	0	0	1	1	1
3	0	0	0	0	2	3
1	0	1	0	0	0	0
0	0	0	0	0	0	0

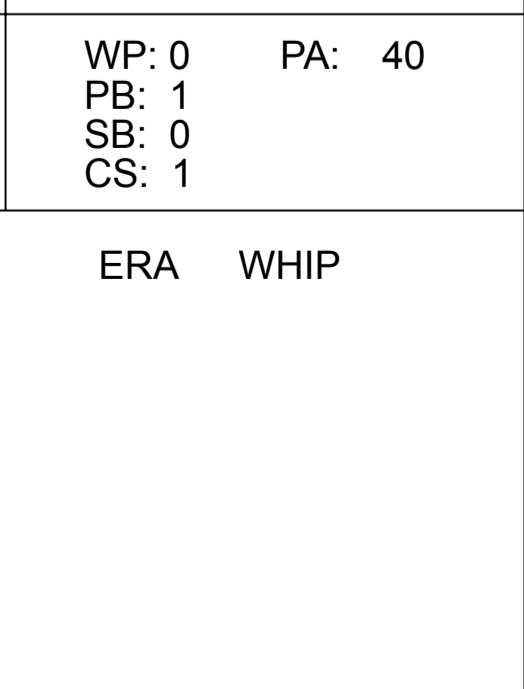
Inning	R	H	E	K	S	IP	WLS	BF	H	R	ER	SO	BB	IBB	HBP	BLK	WP	HR	S	P	ERA	WHIP
1	0	0	0	2	14	6.1	L	29	7	6	5	7	3	0	0	0	0	1	66	108	7.11	1.579
7	1	2	0	1	14	1.2		10	4	1	0	0	0	1	0	0	0	0	14	28	0.00	2.400

AB	R	H	RBI	BB	SO	LOB
1B: 6	SF: 0	WP: 0	PA: 40	2B: 4	SAC: 1	PB: 1
3B: 0	DP: 0	SB: 0		HR: 1	HBP: 0	CS: 1

PITCHER	IP	WLS	BF	H	R	ER	SO	BB	IBB	HBP	BLK	WP	HR	S	P	ERA	WHIP
Kevin Tapani, R ERA: 4.15 (1, 1)	6.1	L	29	7	6	5	7	3	0	0	0	0	1	66	108	7.11	1.579
Ramon Tatis, L ERA: 3.88 (7, 1)	1.2		10	4	1	0	0	0	1	0	0	0	0	14	28	0.00	2.400

**Chicago Cubs @ San Francisco Giants**  
**3Com Park at Candlestick Point, San Francisco, CA**  
 Thu Aug 14 1997, 6:33 AM EDT  
 Att: 16,949 - Cloudy - 70 F

AB	34
R	7
H	11
RBI	5
BB	4
SO	7
LOB	13





Batter	1	2	3	4	5	6	7	8	9	AB R H RBI BB SO LOB	TOP											
Lance Johnson, L (1, 8) OBP: 0.369, SLG: 0.392	0-3 K		3-2 F7			0-0 F8		0-1 G4-3		4 0 0 0 0 1 2												
Doug Glanville, R (1, 7) OBP: 0.343, SLG: 0.405	1-0 F8			0-0 F8		0-0 F9			0-1 L8	4 0 0 0 0 0 1												
Mark Grace, L (1, 3) OBP: 0.420, SLG: 0.457	3-2 1B			1-1 E6 G6-4-3			0-0 G6-3 3B		1-3 K	4 1 2 0 0 1 0												
Sammy Sosa, R (1, 9) OBP: 0.296, SLG: 0.472	3-2 F8			2-2 G6-4-3 1-2f			0-1 G5-3		0-0 G4-3	4 0 0 0 0 0 3												
Shawon Dunston, R (1, 6) OBP: 0.303, SLG: 0.420		0-2 F8			1-3 K		2-1 G6-3			3 0 0 1 0 1 0												
Kevin Orie, R (1, 5) OBP: 0.349, SLG: 0.440		0-1 P1			2-0 G5-3		3-H P3			3 0 0 0 0 0 0												
23 Ryne Sandberg, R (1, 4) OBP: 0.307, SLG: 0.387		0-0 G6-3			2-2 G6-3			1-0 F8		3 0 0 0 0 0 0												
Scott Servais, R (1, 2) OBP: 0.306, SLG: 0.350			1-3 K			1-2 G5-3 1B		0-0 F7		3 0 1 0 0 1 0												
Steve Trachsel, R (1, 1) OBP: 0.163, SLG: 0.133			0-1 G6-3			1-1 G5-3		0-0 1B		1 0 0 0 0 0 0												
José Hernández, R (6, PH) OBP: 0.313, SLG: 0.444										1 0 0 0 0 0 1												
Miguel Batista, R (6, 1)										0 0 0 0 0 0 0												
Mike Hubbard, R (8, PH) OBP: 0.250, SLG: 0.280										1 0 1 0 0 0 0												
Marc Pisciotta, R (8, 1)										0 0 0 0 0 0 0												
<b>Inning Stats</b>	R: 0 E: 0 K: 1 S: 11	H: 1 LOB: 1 BB: 0 P: 18	R: 0 E: 0 K: 0 S: 6	H: 0 LOB: 0 BB: 0 P: 6	R: 0 E: 0 K: 1 S: 9	H: 0 LOB: 0 BB: 0 P: 13	R: 0 E: 1 K: 0 S: 6	H: 0 LOB: 0 BB: 0 P: 9	R: 0 E: 0 K: 1 S: 7	H: 0 LOB: 0 BB: 0 P: 12	R: 0 E: 0 K: 0 S: 7	H: 1 LOB: 1 BB: 0 P: 9	R: 1 E: 0 K: 0 S: 6	H: 1 LOB: 0 BB: 0 P: 9	R: 0 E: 0 K: 0 S: 5	H: 1 LOB: 1 BB: 0 P: 6	R: 0 E: 0 K: 1 S: 6	H: 0 LOB: 0 BB: 0 P: 7	1B: 3 2B: 0 3B: 1 HR: 0	SF: 0 SAC: 0 DP: 1 HBP: 0	WP: 0 PB: 0 SB: 0 CS: 0	PA: 31
<b>PITCHER</b> Sterling Hitchcock, L (1, 1) ERA: 4.56	IP: 9.0 WLS: W BF: 31 H: 4 R: 1 ER: 1 SO: 4 BB: 0 IBB: 0 HBP: 0 BLK: 0 WP: 0 HR: 0 S: 63 P: 89 ERA: 1.00 WHIP: 0.444																					

Chicago Cubs @ San Diego Padres  
Qualcomm Stadium, San Diego, CA

Fri Aug 15 1997, 10:05 PM EDT  
Att. 32,916 - Unknown - 69 F

livebaseballscorecards.com

AB	31
R	1
H	4
RBI	1
BB	0
SO	4
LOB	7







Batter	1	2	3	4	5	6	7	8	9	10	AB	R	H	RBI	BB	SO	LOB	TOP						
Lance Johnson, L (1, 8) OBP: 0.363, SLG: 0.386	0-0 L8		1-2 L7		1-2 L5		1-2 G6-4-3		2-2 G4-3		5	0	0	0	0	0	4							
Shawon Dunston, R (1, 6) OBP: 0.302, SLG: 0.417	2-1 F9		1-1 F9			0-0 CS 1B	0-0 P3			1-2 F9	5	0	1	0	0	0	1							
Mark Grace, L (1, 3) OBP: 0.415, SLG: 0.452	1-2 P5			2-0 G4-3		1 SAFE 1-2 F7		0-1 F8		2-3 K	5	0	0	0	0	1	1							
Sammy Sosa, R (1, 9) OBP: 0.295, SLG: 0.469		1-2 1B SF7 1B		1-3 K		1-3 K		0-1 G5-3		0-1 F9	5	1	1	0	0	2	1							
Dave Clark, L (1, 7) OBP: 0.361, SLG: 0.440 Doug Glanville, R (8, PR) OBP: 0.343, SLG: 0.405		0-0 1-3 1B		3-2 F8		4-1 FC6-4 BB		0-2 FC6-4 1B			3	0	2	0	1	0	0							
Kevin Orie, R (1, 5) OBP: 0.348, SLG: 0.438		0-0 SF7			1-1 23 E 1B 23 S	1-1 FC6-4		2-2 FC6-4			3	1	1	1	0	0	3							
23 Ryne Sandberg, R (1, 4) OBP: 0.307, SLG: 0.385		1-1 F8			3-3 K		3-2 SH 1B G6-4-3 1B		1-1 L8		4	1	1	0	0	1	2							
Scott Servais, R (1, 2) OBP: 0.308, SLG: 0.352		1-1 F9			0-0 G1-3		1 SAFE 2-1 G6-4-3 SH 1-2 1B		0-1 1B		4	0	2	0	0	0	2							
Kevin Foster, R (1, 1) OBP: 0.146, SLG: 0.149 Bob Patterson, R (8, 1)			0-3 K			0-0 1B		1-1 SH G6-4-3		1-3 K	2	0	1	1	0	1	0							
Dave Hansen, L (9, PH) OBP: 0.439, SLG: 0.440 Terry Adams, R (9, 1) Ramon Tatis, L (10, 1)						3-H 1B		1-2 2-3			0	0	0	0	0	0	0							
<b>Inning Stats</b>	R: 0 E: 0 K: 0 S: 6	H: 0 LOB: 0 BB: 0 P: 9	R: 1 E: 0 K: 0 S: 9	H: 2 LOB: 1 BB: 0 P: 12	R: 0 E: 0 K: 1 S: 8	H: 0 LOB: 0 BB: 0 P: 10	R: 0 E: 0 K: 1 S: 8	H: 0 LOB: 0 BB: 0 P: 14	R: 1 E: 1 K: 1 S: 10	H: 2 LOB: 1 BB: 0 P: 15	R: 0 E: 0 K: 1 S: 8	H: 1 LOB: 2 BB: 1 P: 16	R: 1 E: 0 K: 0 S: 11	H: 2 LOB: 1 BB: 0 P: 18	R: 0 E: 0 K: 0 S: 11	H: 1 LOB: 1 BB: 0 P: 12	R: 0 E: 0 K: 1 S: 10	H: 1 LOB: 1 BB: 0 P: 14	R: 0 E: 0 K: 1 S: 10	H: 0 LOB: 0 BB: 0 P: 13	1B: 9 2B: 0 3B: 0 HR: 0	SF: 1 SAC: 1 DP: 1 HBP: 0	WP: 0 PB: 0 SB: 1 CS: 1	PA: 40
<b>PITCHER</b>	IP WLS BF H R ER SO BB IBB HBP BLK WP HR S P ERA WHIP																							
Joey Hamilton, R (1, 1) ERA: 4.06 Trevor Hoffman, R (9, 1) ERA: 2.93	8.0 W 7 1 0 0 2 0 0 0 0 0 0 20 27 2.25 0.500																							


Chicago Cubs @ San Diego Padres  
Qualcomm Stadium, San Diego, CA  
Sat Aug 16 1997, 10:05 PM EDT  
Att: 41,720 - Unknown - 70 F

livebaseballscorecards.com

AB 37  
R 3  
H 9  
RBI 2  
BB 1  
SO 6  
LOB 15



Batter	1	2	3	4	5	6	7	8	9	10	AB	R	H	RBI	BB	SO	LOB
Quilvio Veras, S OBP: 0.356, SLG: 0.354 (1, 4)	P5			K		G4-3		F7		WP 1B 2B	5	1	1	0	0	1	0
Steve Finley, L OBP: 0.313, SLG: 0.477 (1, 8)	F7			F7		P2		G4-3		2-1 1B	5	0	1	1	0	0	0
Tony Gwynn, L OBP: 0.419, SLG: 0.574 (1, 9) Chris Jones, R OBP: 0.341, SLG: 0.457 (9, PR) (10, 9)	F7			G4-3				F8 2B		1-0 1B 1B	4	0	2	0	0	0	0
Ken Caminiti, S OBP: 0.361, SLG: 0.457 (1, 5)				F8		HR		K		0-0 1B	4	1	2	1	0	1	1
Wally Joyner, L OBP: 0.396, SLG: 0.492 (1, 3)				G4-3		1B		F8		1-0 FC5-4 1B	4	0	2	0	0	0	1
Greg Vaughn, R OBP: 0.324, SLG: 0.403 (1, 7)				P3		P5		K		0-3 K	4	0	0	0	0	2	5
Chris Gomez, R OBP: 0.328, SLG: 0.333 (1, 6)				G6-3 BB		P3		HR 1B		1-0 F8	3	1	1	0	1	0	4
John Flaherty, R OBP: 0.306, SLG: 0.384 (1, 2)				G6-3		G1-3		K		1-3 K 1B FC5-4	4	0	0	0	0	1	6
Joey Hamilton, R OBP: 0.159, SLG: 0.279 (1, 1) Mark Sweeney, L OBP: 0.352, SLG: 0.374 (8, PH) Trevor Hoffman, R OBP: 0.500, SLG: 0.500 (9, 1) Craig Shipley, R OBP: 0.303, SLG: 0.507 (10, PH)				G5-3		F8		HR		0-0 G6-3	2	0	0	0	0	0	0

BOTTOM															
<b>Chicago Cubs @ San Diego Padres</b> <b>Qualcomm Stadium, San Diego, CA</b> Sat Aug 16 1997, 10:05 PM EDT Att. 41,720 - Unknown - 70 F	<table border="1"> <tr> <td>AB</td> <td>37</td> </tr> <tr> <td>R</td> <td>4</td> </tr> <tr> <td>H</td> <td>10</td> </tr> <tr> <td>RBI</td> <td>4</td> </tr> <tr> <td>BB</td> <td>1</td> </tr> <tr> <td>SO</td> <td>5</td> </tr> <tr> <td>LOB</td> <td>17</td> </tr> </table> 	AB	37	R	4	H	10	RBI	4	BB	1	SO	5	LOB	17
AB	37														
R	4														
H	10														
RBI	4														
BB	1														
SO	5														
LOB	17														

Inning Stats	R: 0	H: 0	E: 0	K: 0	S: 6	R: 0	H: 0	E: 0	K: 0	S: 10	R: 0	H: 0	E: 0	K: 0	S: 3	R: 0	H: 0	E: 0	K: 1	S: 8	R: 1	H: 2	E: 0	K: 0	S: 13	R: 0	H: 0	E: 0	K: 0	S: 4	R: 0	H: 1	E: 0	K: 2	S: 14	R: 2	H: 2	E: 0	K: 1	S: 16	R: 0	H: 3	E: 0	K: 1	S: 8	R: 1	H: 2	E: 0	K: 0	S: 4
<b>PITCHER</b> Kevin Foster, R (1, 1) ERA: 4.49 Bob Patterson, L (8, 1) ERA: 3.35 Terry Adams, R (9, 1) ERA: 3.86 Ramon Tatis, L (10, 1) ERA: 3.88	IP	WLS	BF	H	R	ER	SO	BB	IBB	HBP	BLK	WP	HR	S	P	ERA	WHIP																																	
	7.1		27	5	3	3	4	1	0	0	0	0	2	64	96	3.68	0.818																																	
	0.2		2	0	0	0	0	0	0	0	0	0	0	10	12	0.00	0.000																																	
	1.1	L	8	4	1	1	1	0	0	0	0	0	0	10	16	6.75	3.000																																	
	0.0		1	1	0	0	0	0	0	0	0	1	0	2	4	∞	∞																																	

BOTTOM	
WP: 1	PA: 38
PB: 0	
SB: 0	
CS: 0	









Batter	1	2	3	4	5	6	7	8	9	AB R H RBI BB SO LOB	TOP	
Lance Johnson, L (1, 8) OBP: 0.362, SLG: 0.384	0-0 FC4-6 1B		0-0 B3			3-1 F9			0-0 G4-1	4 0 1 0 0 0 0		
Doug Glanville, R (1, 7) OBP: 0.343, SLG: 0.403	1-2 FC4-6 G6-4-3 1-2f		1-1 B2-3			2-2 L4			1-2 G4-3	4 0 0 0 0 0 1		
Mark Grace, L (1, 3) OBP: 0.410, SLG: 0.449	1-0 G6-4-3 1-2f			0-0 G5-3		1-0 G3			0-2 G4-3	4 0 0 0 0 0 1		
Sammy Sosa, R (1, 9) OBP: 0.297, SLG: 0.478		3-1 HR		3-3 K			3-3 K			3 1 1 1 0 2 0		
Shawon Dunston, R (1, 6) OBP: 0.301, SLG: 0.414		2-0 G4-3		3-1 CS 1B		0-3 K				3 0 1 0 0 1 0		
Kevin Orie, R (1, 5) OBP: 0.348, SLG: 0.435		4-2 G4-3 BB		2-0 CS 1-2	1-3 K		0-1 G5-3			2 0 0 0 1 1 0		
Scott Servais, R (1, 2) OBP: 0.305, SLG: 0.349		0-0 G4-3 1-2			2-0 G6-3			0-0 F9		3 0 0 0 0 0 1		
Manny Alexander, R (1, 4) OBP: 0.293, SLG: 0.385		2-3 K			1-1 1B			2-3 K		3 0 1 0 0 2 1		
Geremi Gonzalez, R (1, 1) OBP: 0.182, SLG: 0.100			1-1 G6-3		0-0 G5-3			0-3 K		2 0 0 0 0 0 1		
Ramon Tatis, L (5, 1)										0 0 0 0 0 0 0		
Kent Bottenfield, R (6, 1)										0 0 0 0 0 0 0		
Dave Clark, L (8, PH) OBP: 0.362, SLG: 0.442										1 0 0 0 0 1 0		
Miguel Batista, R (8, 1)										0 0 0 0 0 0 0		
<b>Inning Stats</b>	R: 0 H: 1 E: 0 LOB: 0 K: 0 BB: 0 S: 6 P: 8	R: 1 H: 1 E: 0 LOB: 1 K: 1 BB: 1 S: 10 P: 21	R: 0 H: 0 E: 0 LOB: 0 K: 0 BB: 0 S: 5 P: 7	R: 0 H: 1 E: 0 LOB: 0 K: 1 BB: 0 S: 7 P: 15	R: 0 H: 1 E: 0 LOB: 1 K: 1 BB: 0 S: 7 P: 11	R: 0 H: 0 E: 0 LOB: 0 K: 0 BB: 0 S: 8 P: 14	R: 0 H: 0 E: 0 LOB: 0 K: 2 BB: 0 S: 8 P: 11	R: 0 H: 0 E: 0 LOB: 0 K: 2 BB: 0 S: 7 P: 9	R: 0 H: 0 E: 0 LOB: 0 K: 0 BB: 0 S: 7 P: 8	1B: 3 SF: 0 2B: 0 SAC: 0 3B: 0 DP: 1 HR: 1 HBP: 0	WP: 0 PA: 31 PB: 0 SB: 0 CS: 1	
<b>PITCHER</b> Alex Fernandez, R (1, 1) ERA: 3.4	IP WLS BF H R ER SO BB IBB HBP BLK WP HR S P ERA WHIP	9.0 W 30 4 1 1 7 1 0 0 0 0 0 1 65 104 1.00 0.556										

Chicago Cubs @ Florida Marlins  
Pro Player Stadium, Miami, FL

Tue Aug 19 1997, 7:05 PM EDT  
Att. 34,720 - Unknown - 89 F

livebaseballscorecards.com

AB	29
R	1
H	4
RBI	1
BB	1
SO	7
LOB	5



Batter	1	2	3	4	5	6	7	8	9	AB	R	H	RBI	BB	SO	LOB
Devon White, S OBP: 0.333, SLG: 0.320 (1, 8)	2-2 G4-3		2-1 L3			4-1 BB BB HR BB				2	1	0	1	2	0	0
Edgar Renteria, R OBP: 0.323, SLG: 0.335 (1, 6)	1-2 G6-3		1-1 G5-3			4-0 BB BB HR BB				2	1	0	2	1	0	0
Gary Sheffield, R OBP: 0.418, SLG: 0.405 (1, 9)	3-3 K				0-2 G6-3	4-0 BB BB HR BB				3	1	0	1	1	1	2
Bobby Bonilla, S OBP: 0.382, SLG: 0.503 Alex Arias, R OBP: 0.362, SLG: 0.344 (1, 5) (9, 5)		0-0 F7		2-3 K		3-2 BB BB HR				4	1	1	4	0	1	0
Darren Daulton, L OBP: 0.370, SLG: 0.461 Jeff Conine, R OBP: 0.347, SLG: 0.375 (1, 3) (7, 3)		4-1 FC5-4 BB BB		0-0 F8		1-1 P4				2	0	0	0	1	0	0
Moises Alou, R OBP: 0.384, SLG: 0.509 (1, 7)		4-2 FC5-4 BB BB		1-1 F8		1-1 P4				1	0	0	0	0	0	0
Charles Johnson, R OBP: 0.369, SLG: 0.502 (1, 2)		2-2 FC5-4 1-2f 2-3		3-1 F7		1-0 1B BLK BB 1B				3	1	1	0	1	0	0
Craig Counsell, L OBP: 0.460, SLG: 0.463 (1, 4)		1-0 G4-3		1-1 FC6-4 1B BB 1B		4-2 BB 1B SF9 HBP				3	2	1	0	0	0	2
Alex Fernandez, R OBP: 0.203, SLG: 0.241 (1, 1)			2-3 K		0-2 FC6-4 1B 1-2 2-3	0-2 SF9 BB 1B				3	0	2	0	1	0	2
					1-2 FC6-4 BB 1-2f 2-3	1-2 P3				4	1	0	0	0	1	6

Inning Stats	R: 0	H: 0	E: 0	K: 1	S: 10	R: 0	H: 0	E: 0	K: 0	S: 10	R: 0	H: 0	E: 0	K: 1	S: 7	R: 0	H: 0	E: 0	K: 1	S: 7	R: 6	H: 3	E: 0	K: 0	S: 17	R: 2	H: 2	E: 0	K: 0	S: 20	R: 0	H: 0	E: 0	K: 0	S: 4	R: 0	H: 0	E: 0	K: 0	S: 5	1B: 4	2B: 0	3B: 0	HR: 1	SF: 1	SAC: 0	DP: 1	HBP: 1	WP: 0	PA: 36
--------------	------	------	------	------	-------	------	------	------	------	-------	------	------	------	------	------	------	------	------	------	------	------	------	------	------	-------	------	------	------	------	-------	------	------	------	------	------	------	------	------	------	------	-------	-------	-------	-------	-------	--------	-------	--------	-------	--------

PITCHER	IP	WLS	BF	H	R	ER	SO	BB	IBB	HBP	BLK	WP	HR	S	P	ERA	WHIP
Geremi Gonzalez, R ERA: 4.41 (1, 1)	4.2	L	21	2	5	5	3	5	0	0	0	0	0	45	86	9.64	1.500
Ramon Tatis, L ERA: 4.41 (5, 1)	0.1		5	3	3	3	0	0	0	1	1	0	1	13	22	81.00	9.000
Kent Bottenfield, R ERA: 2.92 (6, 1)	2.0		7	0	0	0	0	1	0	0	0	0	0	17	25	0.00	0.500
Miguel Batista, R ERA: 1.8 (8, 1)	1.0		3	0	0	0	0	1	0	0	0	0	0	5	13	0.00	1.000

BOTTOM

Chicago Cubs @ Florida Marlins  
Pro Player Stadium, Miami, FL  
Tue Aug 19 1997, 7:05 PM EDT  
Att: 34,720 - Unknown - 89 F

livebaseballscores.com

AB	27
R	8
H	5
RBI	8
BB	7
SO	3
LOB	12





Batter	1	2	3	4	5	6	7	8	9	AB R H RBI BB SO LOB	TOP											
Lance Johnson, L OBP: 0.363, SLG: 0.392 (1, 8)	1-1 HR		0-1 F9		4-1 BB		1-1 G6-3		1-2 F8	4 1 1 1 1 0 1												
Doug Glanville, R OBP: 0.346, SLG: 0.404 (1, 7)	1-1 1B SF8		4-1 BB		1-2 F8		1-2 1B		0-2 G3-1	4 1 2 0 1 0 3												
Mark Grace, L OBP: 0.408, SLG: 0.447 (1, 3)	1-0 L6-4 23 1B 1B		0-0 F8		1-1 G4-3		SAFE 0-0 F7		0-0 P6	5 0 1 0 0 0 4												
Sammy Sosa, R OBP: 0.296, SLG: 0.477 (1, 9)	0-0 SF8		3-3 K		2-0 1B S		2-2 G5-3			3 1 1 1 0 1 2												
23 Ryne Sandberg, R OBP: 0.306, SLG: 0.384 (1, 4)	2-2 1B			1-2 G4-3		1-0 F8		2-3 K		4 0 1 0 0 1 1												
Kevin Orie, R OBP: 0.350, SLG: 0.434 (1, 5)	2-2 L6-4			3-2 G6-3		2-1 1B 2B HBP		0-1 FC6-4 1B		3 1 1 0 0 0 2												
Scott Servais, R OBP: 0.304, SLG: 0.347 Miguel Batista, R Dave Clark, L José Hernández, R Marc Piscotta, R Dave Hansen, L Bob Patterson, R Terry Adams, R (1, 2) (4, 1) (8, PH) (8, PH) (6, 1) (8, PH) (8, 1) (8, 1)			3-3 K		0-0 F9		2-1 2B 1B		1-3 K	2 0 0 0 0 0 1 0 0 0 0 0 0 0 0 0 0 0 0 0 0 0 0 0 1 1 1 1 1 0 0 0 0 0 0 0 0 0 0 0 1 0 0 0 0 0 1 1 0 0 0 0 0 0 0 0 0 0 0 0 0 0 0 0												
Manny Alexander, R OBP: 0.298, SLG: 0.394 (1, 6)			3-2 G1-6-4 1B		2-2 G6-3		3-2 2B		2-2 FC6-4	4 0 2 2 0 0 1												
Kevin Tapani, R OBP: 0.222, SLG: 0.125 Tyler Houston, L Shawon Dunston, R (1, 1) (4, 2) (9, PR)			0-0 G1-6-4		2-0 G4-3		3-3 K		2-2 G3-1 PB 1B	1 0 0 0 0 0 0 1 3 0 1 0 0 0 1 1 0 0 0 0 0 0 0 0												
<b>Inning Stats</b>	R: 2 E: 0 K: 0 S: 16	H: 4 LOB: 1 BB: 0 P: 23	R: 0 E: 0 K: 1 S: 13	H: 1 LOB: 0 BB: 0 P: 19	R: 0 E: 0 K: 1 S: 11	H: 0 LOB: 1 BB: 0 P: 18	R: 0 E: 0 K: 0 S: 7	H: 0 LOB: 0 BB: 0 P: 11	R: 0 E: 0 K: 0 S: 8	H: 0 LOB: 1 BB: 1 P: 17	R: 3 E: 0 K: 1 S: 14	H: 3 LOB: 1 BB: 0 P: 28	R: 0 E: 0 K: 0 S: 10	H: 1 LOB: 1 BB: 0 P: 14	R: 0 E: 0 K: 2 S: 11	H: 1 LOB: 1 BB: 0 P: 16	R: 0 E: 0 K: 0 S: 10	H: 1 LOB: 2 BB: 0 P: 13	1B: 9 2B: 2 3B: 0 HR: 1	SF: 1 SAC: 0 DP: 2 HBP: 1	WP: 0 PB: 1 SB: 1 CS: 0	PA: 39
<b>PITCHER</b>	IP WLS BF H R ER SO BB IBB HBP BLK WP HR S P ERA WHIP																					
Livan Hernandez, R ERA: 3.09 (1, 1)	5.2 W 24 6 4 4 2 2 0 1 0 0 1 60 99 6.35 1.412																					
Felix Heredia, L ERA: 4.18 (6, 1)	0.1 3 2 1 1 1 0 0 0 0 0 0 9 17 27.00 6.000																					
Ed Vosberg, L ERA: 4.23 (7, 1)	0.2 3 1 0 0 0 0 0 0 0 0 0 6 8 0.00 1.500																					
Jay Powell, R ERA: 3.17 (7, 1)	1.1 5 1 0 0 2 0 0 0 0 0 0 15 22 0.00 0.750																					
Robb Nen, R ERA: 4.1 (9, 1)	1.0 S 4 1 0 0 0 0 0 0 0 0 0 10 13 0.00 1.000																					

Chicago Cubs @ Florida Marlins  
Pro Player Stadium, Miami, FL

Wed Aug 20 1997, 7:05 PM EDT  
Att. 28,003 - Unknown - 82 F

livebaseballscorecards.com



AB	35
R	5
H	11
RBI	5
BB	2
SO	5
LOB	17

Batter	1	2	3	4	5	6	7	8	9
<b>Devon White, S</b> OBP: 0.335, SLG: 0.313 (1, 8) C B F H	2-2 FC5-4 S 1B HBP	3-2 G6-3		4-2 2B BB		1-1 G5-3		0-3 K	
<b>Kurt Abbott, R</b> OBP: 0.319, SLG: 0.447 <b>Edgar Renteria, R</b> OBP: 0.323, SLG: 0.335 (1, 6) B C B SAFE (8, 6) F B B	4-2 FC5-4 1-2 BB	2-2 HR 2B		2-1 1-H 2B			4-1 FC4-6 1B BB	1-1 G6-3	
<b>Gary Sheffield, R</b> OBP: 0.419, SLG: 0.415 (1, 9) B F B X	2-2 FC5-4 1B 1-2f 2-3	2-2 HR		0-1 G5-3			1-0 FC4-6 1-2 1B		
<b>Bobby Bonilla, S</b> OBP: 0.383, SLG: 0.503 (1, 5) C B X	1-1 G5-3 1B 1-2 3-H	3-2 L8			0-0 FC5-4 1B		3-3 K		
<b>Jim Eisenreich, L</b> OBP: 0.338, SLG: 0.365 <b>Jeff Conine, R</b> OBP: 0.347, SLG: 0.375 (1, 3) X (8, 3)	0-0 1B G5-3 1B 1-2 2-H		0-0 G5-3		0-0 FC5-4 1-2f		1-1 FC4-6 1-2f 2-3		
<b>Moises Alou, R</b> OBP: 0.381, SLG: 0.505 (1, 7) B B B C X	3-1 G5-3 1-2 2-3		2-2 P4		3-1 F8		2-0 G4-3		
<b>Gregg Zaun, S</b> OBP: 0.422, SLG: 0.429 (1, 2) X	0-0 2-3 3-H 1B		2-2 F7		2-0 F9			2-1 SH1-4 BB 1B	
<b>Craig Counsell, L</b> OBP: 0.448, SLG: 0.439 (1, 4) B C S X	1-2 L5			1-2 F9		3-1 G3		4-1 SH1-4 BB	
<b>Livan Hernandez, R</b> OBP: 0.283, SLG: 0.333 <b>Felix Heredia, L</b> OBP: 0.500, SLG: 0.500 <b>John Cangialosi, S</b> OBP: 0.335, SLG: 0.307 <b>Ed Vosberg, L</b> (7, 1) <b>Jay Powell, R</b> OBP: 0.600, SLG: 0.500 <b>Alex Arias, R</b> OBP: 0.362, SLG: 0.344 <b>Robb Nen, R</b> (9, 1)		1-2 G3-1		0-0 F8		2-1 G4-3		1-0 SH1-4 1-2 2-3	

Inning Stats	R: 3	H: 3	E: 0	K: 0	S: 16	LOB: 2	BB: 1	P: 29	R: 2	H: 2	E: 0	K: 0	S: 19	LOB: 0	BB: 0	P: 30	R: 0	H: 0	E: 0	K: 0	S: 8	LOB: 0	BB: 0	P: 12	R: 1	H: 1	E: 0	K: 0	S: 12	LOB: 1	BB: 1	P: 19	R: 0	H: 1	E: 0	K: 0	S: 5	LOB: 1	BB: 0	P: 10	R: 0	H: 0	E: 0	K: 0	S: 6	LOB: 0	BB: 0	P: 12	R: 0	H: 1	E: 0	K: 1	S: 9	LOB: 2	BB: 1	P: 20	R: 0	H: 1	E: 0	K: 1	S: 9	LOB: 2	BB: 1	P: 17
--------------	------	------	------	------	-------	--------	-------	-------	------	------	------	------	-------	--------	-------	-------	------	------	------	------	------	--------	-------	-------	------	------	------	------	-------	--------	-------	-------	------	------	------	------	------	--------	-------	-------	------	------	------	------	------	--------	-------	-------	------	------	------	------	------	--------	-------	-------	------	------	------	------	------	--------	-------	-------

PITCHER	IP	WLS	BF	H	R	ER	SO	BB	IBB	HBP	BLK	WP	HR	S	P	ERA	WHIP
<b>Kevin Tapani, R</b> ERA: 5.29 (1, 1)	3.2	L	20	6	6	6	0	2	0	1	0	0	1	53	88	14.73	2.182
<b>Miguel Batista, R</b> ERA: 1.59 (4, 1)	1.1		5	1	0	0	0	0	0	0	0	0	0	7	12	0.00	0.750
<b>Marc Pisciotta, R</b> ERA: 0.96 (6, 1)	2.0		8	1	0	0	1	1	0	0	0	0	0	15	32	0.00	1.000
<b>Bob Patterson, L</b> ERA: 3.26 (8, 1)	0.2		4	1	0	0	1	1	0	0	0	0	0	7	14	0.00	3.000
<b>Terry Adams, R</b> ERA: 3.9 (8, 1)	0.1		1	0	0	0	0	0	0	0	0	0	0	2	3	0.00	0.000


**BOTTOM**

**Chicago Cubs @ Florida Marlins**  
Pro Player Stadium, Miami, FL

Wed Aug 20 1997, 7:05 PM EDT  
Att: 28,003 - Unknown - 82 F

AB	R	H	RBI	BB	SO	LOB
3	2	0	0	1	1	2
2	1	2	1	2	0	0
1	0	0	0	0	0	2
4	2	2	2	0	0	3
4	1	2	1	0	1	2
4	0	1	1	0	0	3
0	0	0	0	0	0	0
4	0	0	0	0	0	5
4	0	2	1	0	0	1
3	0	0	0	1	0	2
2	0	0	0	0	0	0
0	0	0	0	0	0	0
0	0	0	0	0	0	0
0	0	0	0	0	0	0
0	0	0	0	0	0	0
0	0	0	0	0	0	0
0	0	0	0	0	0	0
0	0	0	0	0	0	0

**AB 32**  
**R 6**  
**H 9**  
**RBI 6**  
**BB 4**  
**SO 2**  
**LOB 20**



1B: 6	SF: 0	WP: 0	PA: 38
2B: 2	SAC: 1	PB: 0	
3B: 0	DP: 0	SB: 1	
HR: 1	HBP: 1	CS: 0	

PITCHER	IP	WLS	BF	H	R	ER	SO	BB	IBB	HBP	BLK	WP	HR	S	P	ERA	WHIP
---------	----	-----	----	---	---	----	----	----	-----	-----	-----	----	----	---	---	-----	------



Batter	1	2	3	4	5	6	7	8	9	AB R H RBI BB SO LOB	TOP											
Mark Grudzianek, R OBP: 0.319, SLG: 0.399 (1, 6)	1-3 K		0-1 L7			3-1 F8		1-0 1B		4 0 1 0 0 1 0	<b>Montreal Expos @ Chicago Cubs</b> Wrigley Field, Chicago, IL Fri Aug 22 1997, 3:33 AM CDT Att. 29,454 - Sunny - 72 F											
Mike Lansing, R OBP: 0.355, SLG: 0.482 (1, 4)	1-2 G3-1		1-2 G5-3			1-0 G2-3		2-2 FC5-4 1B		4 0 1 0 0 0 0												
Vladimir Guerrero, R OBP: 0.365, SLG: 0.490 Marc Valdes, R OBP: 0.182, SLG: 0.182 (1, 9) (8, 1)	1-0 F8		2-2 L6			1-0 L8		1-0 FC5-4 1-2f		4 0 0 0 0 0 2 0 0 0 0 0 0 0												
David Segui, S OBP: 0.385, SLG: 0.489 (1, 3)		1-0 F7		1-3 K		0-0 G3-1		2-2 L9		4 0 0 0 0 1 0												
Jose Vidro, S OBP: 0.291, SLG: 0.316 Steve Kline, S (7, 1) Shayne Bennett, R (7, 1) F.P. Santangelo, S OBP: 0.391, SLG: 0.389 (8, 9)		2-0 G3-1 1B		1-3 K		3-2 G4-3		1-2 G6-3		3 0 1 0 0 0 1 0 0 0 0 0 0 0 0 0 0 0 0 0 0 0 1 0 0 0 0 0 0												
Rondell White, R OBP: 0.317, SLG: 0.462 (1, 8)		1-0 G3-1 1B		1-1 G5-3		3-2 G6-3		0-3 K		4 0 1 0 0 1 0												
Ryan McGuire, L OBP: 0.346, SLG: 0.431 (1, 7)		0-2 G3-1			2-2 P5		0-0 G5-3			3 0 0 0 0 0 2												
Chris Widger, R OBP: 0.286, SLG: 0.420 (1, 2)		4-0 IBB			2-0 P6		1-3 K			2 0 0 0 1 1 0												
Dustin Hermanson, R OBP: 0.150, SLG: 0.184 Doug Strange, S OBP: 0.331, SLG: 0.421 (1, 1) (7, 5)		1-1 F9			3-1 G6-3		2-1 HR			2 0 0 0 0 0 3 1 1 1 1 0 0 0												
<b>Inning Stats</b>	R: 0 E: 0 K: 1 S: 7	H: 0 LOB: 0 BB: 0 P: 10	R: 0 E: 0 K: 0 S: 8	H: 2 LOB: 3 BB: 1 P: 17	R: 0 E: 0 K: 0 S: 9	H: 0 LOB: 0 BB: 0 P: 12	R: 0 E: 0 K: 2 S: 8	H: 0 LOB: 0 BB: 0 P: 11	R: 0 E: 0 K: 0 S: 6	H: 0 LOB: 0 BB: 0 P: 13	R: 0 E: 0 K: 0 S: 4	H: 0 LOB: 0 BB: 0 P: 9	R: 0 E: 0 K: 0 S: 9	H: 0 LOB: 0 BB: 0 P: 15	R: 1 E: 0 K: 1 S: 12	H: 3 LOB: 2 BB: 0 P: 18	R: 0 E: 0 K: 1 S: 9	H: 0 LOB: 0 BB: 0 P: 12	1B: 4 2B: 0 3B: 0 HR: 1	SF: 0 SAC: 0 DP: 0 HBP: 0	WP: 0 PB: 0 SB: 0 CS: 0	PA: 33
<b>PITCHER</b>	IP WLS BF H R ER SO BB IBB HBP BLK WP HR S P ERA WHIP																					
Steve Trachsel, R ERA: 4.82 (1, 1)	7.2 W 29 5 1 1 4 0 1 0 0 0 1 62 103 1.17 0.652																					
Marc Pisciotta, R ERA: 0.93 (8, 1)	0.1 1 0 0 0 0 0 0 0 0 0 0 1 2 0.00 0.000																					
Bob Patterson, L ERA: 3.22 (9, 1)	0.2 2 0 0 0 0 0 0 0 0 0 0 6 9 0.00 0.000																					
Terry Adams, R ERA: 3.88 (9, 1)	0.1 S 1 0 0 0 1 0 0 0 0 0 0 3 3 0.00 0.000																					

livebaseballscores.com

<b>AB</b>	32
<b>R</b>	1
<b>H</b>	5
<b>RBI</b>	1
<b>BB</b>	1
<b>SO</b>	5
<b>LOB</b>	7



Batter	1	2	3	4	5	6	7	8	9
Doug Glanville, R OBP: 0.343, SLG: 0.400 (1, 8)	2-2 P4		2-2 FC4-6			0-0 F7		2-3 K	
Shawon Dunston, R OBP: 0.301, SLG: 0.412 (1, 6)	0-3 K		1-1 P3			1-0 F8		2-1 1B SF8 1B	
Mark Grace, L OBP: 0.411, SLG: 0.448 (1, 3)	4-2 BB			0-0 L7			1-2 HR 1B	0-0 SF8 1B	
Sammy Sosa, R OBP: 0.296, SLG: 0.482 (1, 9)	0-1 L5			3-3 K			0-0 HR	0-1 SF8	
Dave Clark, L OBP: 0.359, SLG: 0.431 (1, 7)		0-0 L7		1-3 K			1-1 G5-3	4-0 IBB	
Kevin Orie, R OBP: 0.346, SLG: 0.429 Bob Patterson, R Terry Adams, R		1-3 K			1-2 G6-3		3-2 CI FC5	2-0 G1-3	
Manny Alexander, R OBP: 0.299, SLG: 0.389 (1, 4)		3-3 K			2-2 G1-3		4-2 BB		
Scott Servais, R OBP: 0.301, SLG: 0.344 (1, 2)			1-0 F8		0-1 F4		0-0 F8		
Steve Trachsel, R OBP: 0.173, SLG: 0.146 Marc Pisciotta, R José Hernández, R OBP: 0.316, SLG: 0.444			3-2 FC4-6 1B			2-2 G6-3	0-0 FC5		

Inning Stats	R: 0	H: 0	E: 0	K: 1	S: 12	R: 0	H: 0	E: 0	K: 2	S: 10	R: 0	H: 1	E: 0	K: 0	S: 10	R: 0	H: 0	E: 0	K: 2	S: 7	R: 0	H: 0	E: 0	K: 0	S: 10	R: 2	H: 2	E: 1	K: 0	S: 17	R: 1	H: 2	E: 0	K: 1	S: 9
	LOB: 1	BB: 1				LOB: 0	BB: 0				LOB: 0	BB: 0				LOB: 2	BB: 1				LOB: 0	BB: 0				LOB: 2	BB: 1				LOB: 2	BB: 1			

PITCHER	IP	WLS	BF	H	R	ER	SO	BB	IBB	HBP	BLK	WP	HR	S	P	ERA	WHIP
Dustin Hermanson, R ERA: 3.7	(1, 1)	6.0	20	1	0	0	5	1	0	0	0	0	0	58	85	0.00	0.333
Steve Kline, L ERA: 6.75	(7, 1)	0.1	4	2	2	2	0	0	0	0	0	0	1	11	16	54.00	6.000
Shayne Bennett, R ERA:	(7, 1)	0.2	3	0	0	0	0	1	0	0	0	0	0	6	10	0.00	1.500
Marc Valdes, R ERA: 3.65	(8, 1)	1.0	6	2	1	1	1	0	1	0	0	0	0	9	19	9.00	2.000

**BOTTOM**

AB	R	H	RBI	BB	SO	LOB
4	0	0	0	0	1	1
4	1	1	0	0	1	1
3	1	2	0	1	0	0
3	1	1	3	0	1	1
3	0	0	0	1	1	0
3	0	0	0	0	1	2
0	0	0	0	0	0	0
0	0	0	0	0	0	0
2	0	0	0	1	1	0
3	0	0	0	0	0	2
3	0	1	0	0	0	2
0	0	0	0	0	0	0
0	0	0	0	0	0	0

AB	28
R	3
H	5
RBI	3
BB	3
SO	6
LOB	9



WP	HR	S	P	ERA	WHIP
0	0	0	33	0.00	0.333

**Montreal Expos @ Chicago Cubs**  
**Wrigley Field, Chicago, IL**  
 Fri Aug 22 1997, 3:33 AM CDT  
 Att. 29,454 - Sunny - 72 F

livebaseballscores.com





**BOTTOM**

**Montreal Expos @ Chicago Cubs**  
 Wrigley Field, Chicago, IL  
 Sat Aug 23 1997, 3:33 AM CDT  
 Att. 34,191 - Cloudy - 75 F

[livebaseballscorecards.com](http://livebaseballscorecards.com)

<b>AB</b>	<b>35</b>
<b>R</b>	<b>5</b>
<b>H</b>	<b>7</b>
<b>RBI</b>	<b>5</b>
<b>BB</b>	<b>2</b>
<b>SO</b>	<b>6</b>
<b>LOB</b>	<b>10</b>



WP: 1	PA: 38
PB: 0	
SB: 4	
CS: 0	

AB	R	H	RBI	BB	SO	LOB
5	0	1	0	0	0	0
5	1	1	0	0	1	2
3	2	1	0	1	0	0
4	0	0	1	0	1	2
3	1	1	1	0	1	1
0	0	0	0	0	0	0
4	1	2	2	0	1	1
4	0	1	1	0	1	2
3	0	0	0	1	1	0
0	0	0	0	0	0	0
3	0	0	0	0	0	2
0	0	0	0	0	0	0
0	0	0	0	0	0	0
0	0	0	0	0	0	0
0	0	0	0	0	0	0
1	0	0	0	0	0	0

Batter	1	2	3	4	5	6	7	8	9
<b>Doug Glanville, R</b> OBP: 0.341, SLG: 0.397 (1, 8)	1-1 P3	0-2 E4		0-0 B1-3		2-1 1B			2-2 L7
<b>Shawon Dunston, R</b> OBP: 0.299, SLG: 0.409 (1, 6)	1-2 G3	3-3 K		0-1 L5		0-0 B5-3			2-1 P9
<b>Mark Grace, L</b> OBP: 0.411, SLG: 0.447 (1, 3)	4-0 G3		0-0 G3	0-0 G4-3			3-2 L7		
<b>Sammy Sosa, R</b> OBP: 0.294, SLG: 0.479 (1, 9)	3-2 G3		1-3 K		1-2 G5-3		0-0 L8		
<b>Dave Clark, L</b> OBP: 0.363, SLG: 0.429 (1, 7)	0-0 1B		1-0 G3		1-0 HBP		1-3 K		
<b>José Hernández, R</b> OBP: 0.316, SLG: 0.444 (8, 7)	3-H 1B		2-3		1-2 P8			2-3 K	
<b>Kevin Orie, R</b> OBP: 0.348, SLG: 0.430 (1, 5)	2-1 1B		1-1 2B		1-2 P8			2-3 K	
<b>23 Ryne Sandberg, R</b> OBP: 0.306, SLG: 0.385 (1, 4)	0-1 F7		3-2 2B		2-1 FC6-4			2-3 K	
<b>Tyler Houston, L</b> OBP: 0.273, SLG: 0.311 (1, 2)		0-1 G3-1	4-0			2-2 G3		2-3 K	
<b>Miguel Batista, R</b> (9, 1)									
<b>Mark Clark, R</b> OBP: 0.076, SLG: 0.098 (1, 1)		2-2 L4	0-0 G4-3			0-0 G5-3			1-0 F8
<b>Marc Piscotta, R</b> (7, 1)									
<b>Bob Patterson, R</b> (8, 1)									
<b>Kent Bottenfield, R</b> (9, 1)									
<b>Ramon Tatis, L</b> (9, 1)									
<b>Scott Servais, R</b> OBP: 0.300, SLG: 0.343 (9, 2)									

Inning Stats	R: 3	H: 3	E: 0	K: 15	LOB: 1	BB: 1	P: 26	R: 0	H: 0	E: 1	K: 12	LOB: 1	BB: 0	P: 17	R: 2	H: 3	E: 0	K: 1	S: 12	R: 0	H: 0	E: 0	K: 0	S: 4	R: 0	H: 0	E: 0	K: 0	S: 8	R: 0	H: 1	E: 0	K: 0	S: 7	R: 0	H: 0	E: 0	K: 1	S: 10	R: 0	H: 0	E: 0	K: 3	S: 16	R: 0	H: 0	E: 0	K: 0	S: 6
--------------	------	------	------	-------	--------	-------	-------	------	------	------	-------	--------	-------	-------	------	------	------	------	-------	------	------	------	------	------	------	------	------	------	------	------	------	------	------	------	------	------	------	------	-------	------	------	------	------	-------	------	------	------	------	------

PITCHER	IP	WLS	BF	H	R	ER	SO	BB	IBB	HBP	BLK	WP	HR	S	P	ERA	WHIP
<b>Jose Paniagua, R</b> ERA: 21.6 (1, 1)	3.0		18	6	5	5	2	1	1	0	0	1	0	39	65	15.00	2.333
<b>Jim Bullinger, R</b> ERA: 5.73 (4, 1)	3.0		11	1	0	0	0	0	1	0	0	0	0	19	28	0.00	0.333
<b>Anthony Telford, R</b> ERA: 2.47 (7, 1)	2.0	W	6	0	0	0	4	0	0	0	0	0	0	17	27	0.00	0.000
<b>Ugueth Urbina, R</b> ERA: 4.01 (9, 1)	1.0		3	0	0	0	0	0	0	0	0	0	0	6	11	0.00	0.000

PITCHER	IP	WLS	BF	H	R	ER	SO	BB	IBB	HBP	BLK	WP	HR	S	P	ERA	WHIP
---------	----	-----	----	---	---	----	----	----	-----	-----	-----	----	----	---	---	-----	------



Batter	1	2	3	4	5	6	7	8	9	AB R H RBI BB SO LOB	TOP	
Mark Grudzianek, R OBP: 0.316, SLG: 0.401 (1, 6) C X	0-1 1B 1B		1-1 G3 1-2		0-0 G4-6-3 1-2f		0-1 F9		0-1 G4-3	5 0 1 0 0 0 5		
Mike Lansing, R OBP: 0.357, SLG: 0.488 Jose Vidro, S OBP: 0.295, SLG: 0.333 (1, 4) SAFE (6, PR) (6, 4) B X	1-0 G5-3 1B 1-2		4-2 BB			0-0 G4-3 1B	0-0 G3			2 0 2 0 1 0 0 1 1 0 0 0 0 1		
Vladimir Guerrero, R OBP: 0.364, SLG: 0.489 (1, 9) B X	1-1 G5-3 1-2		2-3 K			2-1 G4-3 1-3 2B		1-0 F7		4 1 1 0 0 1 3		
David Segui, S OBP: 0.384, SLG: 0.483 Steve Kline, S (1, 3) (8, 1) S B X	2-1 G4-3			0-2 F7		1-0 G4-3		4-2 G3-6-3 BB		3 0 0 1 1 0 3 0 0 0 0 0 0 0		
Darrin Fletcher, L OBP: 0.317, SLG: 0.520 (1, 2) X		0-0 F7		0-1 L8		1-1 G4-3		1-0 G3-6-3 1-2f		4 0 0 1 0 0 2		
Rondell White, R OBP: 0.315, SLG: 0.464 (1, 8) B X		3-2 L7		1-1 1B		2-0 HR			2-3 K	4 1 2 1 0 1 0		
Doug Strange, S OBP: 0.330, SLG: 0.427 Marc Valdes, R OBP: 0.182, SLG: 0.182 Joe Orsulak, L OBP: 0.308, SLG: 0.333 Chris Widger, R OBP: 0.285, SLG: 0.418 (1, 5) (6, 1) (8, 7) (9, PH) S B X		2-3 K		0-0 F8		0-3 K			0-0 F9	3 0 0 0 0 2 2 0 0 0 0 0 0 0 1 0 0 0 0 0 0		
F.P. Santangelo, S OBP: 0.393, SLG: 0.396 (1, 7) (6, 5) B X			2-0 F9		1-1 G3		4-0 BB 1B		0-0 BB 1B	3 0 1 0 1 0 0		
Carlos Perez, L OBP: 0.207, SLG: 0.268 Shayne Bennett, R OBP: 0.348, SLG: 0.427 (1, 1) (3, 1) (6, 7) (8, 3) F X			0-1 G3 1B		4-2 G4-6-3 BB		3-2 F7		4-2 BB	1 0 1 0 0 0 0 0 0 0 0 1 0 0 1 0 0 0 1 0 1		
<b>Inning Stats</b>	R: 0 H: 2 E: 0 LOB: 1 K: 0 BB: 0 S: 7 P: 11	R: 0 H: 0 E: 0 LOB: 0 K: 1 BB: 0 S: 9 P: 14	R: 0 H: 1 E: 0 LOB: 2 K: 1 BB: 1 S: 10 P: 19	R: 0 H: 1 E: 0 LOB: 1 K: 0 BB: 0 S: 8 P: 9	R: 0 H: 0 E: 0 LOB: 0 K: 0 BB: 1 S: 6 P: 11	R: 3 H: 3 E: 0 LOB: 1 K: 1 BB: 0 S: 10 P: 16	R: 0 H: 0 E: 0 LOB: 1 K: 0 BB: 1 S: 6 P: 13	R: 0 H: 0 E: 0 LOB: 0 K: 0 BB: 1 S: 5 P: 11	R: 0 H: 1 E: 0 LOB: 2 K: 1 BB: 1 S: 9 P: 15	1B: 6 SF: 0 2B: 1 SAC: 0 3B: 0 DP: 2 HR: 1 HBP: 0	WP: 0 PA: 37 PB: 0 SB: 0 CS: 0	
<b>PITCHER</b> Geremi Gonzalez, R ERA: 4.36 Ramon Tatis, L ERA: 4.24 (1, 1) (8, 1)	IP WLS BF H R ER SO BB IBB HBP BLK WP HR S P ERA WHIP	7.1 W 31 7 3 3 3 4 0 0 0 0 1 60 102 3.68 1.500	1.2 6 1 0 0 1 1 0 0 0 0 0 0 10 17 0.00 1.200	<b>PITCHER</b> IP WLS BF H R ER SO BB IBB HBP BLK WP HR S P ERA WHIP								

**Montreal Expos @ Chicago Cubs**  
**Wrigley Field, Chicago, IL**  
 Sun Aug 24 1997, 3:33 AM CDT  
 Att. 28,122 - Sunny - 72 F

livebaseballscorecards.com

**AB 32**  
**R 3**  
**H 8**  
**RBI 3**  
**BB 5**  
**SO 4**  
**LOB 17**








Batter	1	2	3	4	5	6	7	8	9	AB R H RBI BB SO LOB	TOP											
Devon White, S (1, 8) OBP: 0.332, SLG: 0.307	2-2 K		0-0 FC5-4 1B		1-2 P5		1-3 K		1-2 G4-3	5 0 1 0 0 2 2												
Edgar Renteria, R (1, 6) OBP: 0.324, SLG: 0.333	2-2 L5-4 1B		1-0 FC5-4		1-2 1B		1-1 L6			4 0 2 0 0 0 2												
Gary Sheffield, R (1, 9) OBP: 0.416, SLG: 0.408	4-2 1-2 BB			4-2 1B 2B BB		0-0 F9		1-3 K		2 1 0 0 2 1 1												
Bobby Bonilla, S (1, 5) OBP: 0.379, SLG: 0.491	1-0 L5-4			0-0 2B 1-3 1B		0-0 L9		1-3 K		4 0 1 0 0 1 3												
Darren Daulton, L (1, 3) OBP: 0.382, SLG: 0.482						1-1 FC3-6 1B		1-2 FC5-4 1B		4 0 3 1 0 0 0												
Moises Alou, R (1, 7) OBP: 0.376, SLG: 0.495						0-2 FC3-6 CS		1-2 FC5-4		4 0 0 0 0 0 4												
Charles Johnson, R (1, 2) OBP: 0.365, SLG: 0.489						2-2 G5-3				4 0 0 0 0 1 3												
Craig Counsell, L (1, 4) OBP: 0.457, SLG: 0.478										2 0 0 0 2 1 0												
Alex Fernandez, R (1, 1) OBP: 0.210, SLG: 0.263										3 0 1 0 0 0 3												
Antonio Alfonseca, R (8, 1)										0 0 0 0 0 0 0												
Jim Eisenreich, L (9, PH) OBP: 0.342, SLG: 0.365										1 0 0 0 0 0 1												
<b>Inning Stats</b>	R: 0 E: 0 K: 1 S: 10	H: 1 LOB: 1 BB: 1 P: 19	R: 0 E: 0 K: 1 S: 7	H: 0 LOB: 0 BB: 0 P: 12	R: 0 E: 0 K: 0 S: 11	H: 1 LOB: 1 BB: 0 P: 17	R: 1 E: 0 K: 0 S: 13	H: 2 LOB: 3 BB: 2 P: 22	R: 0 E: 0 K: 0 S: 8	H: 1 LOB: 1 BB: 0 P: 10	R: 0 E: 0 K: 0 S: 9	H: 1 LOB: 0 BB: 0 P: 12	R: 0 E: 0 K: 2 S: 9	H: 1 LOB: 1 BB: 0 P: 14	R: 0 E: 0 K: 2 S: 15	H: 1 LOB: 1 BB: 0 P: 19	R: 0 E: 0 K: 0 S: 7	H: 0 LOB: 1 BB: 1 P: 14	1B: 6 2B: 3 3B: 0 HR: 0	SF: 0 SAC: 0 DP: 1 HBP: 0	WP: 0 PB: 0 SB: 1 CS: 1	PA: 37
<b>PITCHER</b>	IP WLS BF H R ER SO BB IBB HBP BLK WP HR S P ERA WHIP																					
Kevin Tapani, R (1, 1) ERA: 4.61	7.0 W 29 7 1 1 4 2 1 0 0 0 0 0 67 106 1.29 1.286																					
Marc Pisciotta, R (8, 1) ERA: 1.54	1.0 4 1 0 0 2 0 0 0 0 0 0 0 15 19 0.00 1.000																					
Terry Adams, R (9, 1) ERA: 3.82	1.0 S 4 0 0 0 0 1 0 0 0 0 0 0 7 14 0.00 1.000																					

Florida Marlins @ Chicago Cubs  
Wrigley Field, Chicago, IL  
Mon Aug 25 1997, 7:05 PM CDT  
Att. 22,887 - Sunny - 68 F

livebaseballscorecards.com

AB 33  
R 1  
H 8  
RBI 1  
BB 4  
SO 6  
LOB 19



Batter	1	2	3	4	5	6	7	8	9
Doug Glanville, R OBP: 0.343, SLG: 0.398 (1, 8) (8, 7)	1-2 G4-3		0-3 K		0-1 G1-3		0-2 1B		
23 Ryne Sandberg, R OBP: 0.314, SLG: 0.406 (1, 4)	1-0 G5-3		1-0 1B			1-2 G6-3		2-1 1B	
Mark Grace, L OBP: 0.408, SLG: 0.445 (1, 3)	0-0 2B		2-3 K			0-1 G4-3		1-0 L8	
Sammy Sosa, R OBP: 0.294, SLG: 0.481 (1, 9)	0-3 K			3-3 K		0-0 F8		2-2 F8	
Shawon Dunston, R OBP: 0.298, SLG: 0.413 (1, 7) (8, 6) Terry Adams, R (9, 1)		0-0 P6		0-3 K		1-0 F8		0-0 FC4-6 1B	
Kevin Orie, R OBP: 0.349, SLG: 0.432 (1, 5)		0-1 L8		0-0 F7		3-2 1B 1B		1-1 FC4-6	
Scott Servais, R OBP: 0.306, SLG: 0.350 (1, 2)		1-0 1B			1-3 K		1-2 1B 1B 1B		
Manny Alexander, R OBP: 0.300, SLG: 0.393 Dave Clark, L OBP: 0.367, SLG: 0.433 Marc Pisciotta, R (8, 1) José Hernández, R OBP: 0.314, SLG: 0.441 (9, 6)		0-1 L9			1-0 2B		2-0 1B 1B		
Kevin Tapani, R OBP: 0.182, SLG: 0.100 Lance Johnson, L OBP: 0.364, SLG: 0.394 (7, PH) (8, 8)			1-1 F8		1-0 P4		0-0 1B 1B		

Inning Stats	R: 0	H: 1	E: 0	LOB: 1	K: 1	P: 10	R: 0	H: 1	E: 0	LOB: 1	K: 0	P: 7	R: 0	H: 1	E: 0	LOB: 1	K: 2	P: 16	R: 0	H: 0	E: 0	LOB: 0	K: 2	P: 11	R: 0	H: 1	E: 0	LOB: 1	K: 1	P: 13	R: 0	H: 0	E: 0	LOB: 0	K: 0	P: 9	R: 3	H: 5	E: 0	LOB: 1	K: 0	P: 22	R: 0	H: 2	E: 0	LOB: 2	K: 0	P: 16
	0	1	0	1	1	10	0	1	0	1	0	7	0	0	0	0	0	0	16	0	0	0	0	11	0	0	0	0	1	0	13	0	0	0	0	9	3	5	0	1	0	22	0	2	0	16		

PITCHER	IP	WLS	BF	H	R	ER	SO	BB	IBB	HBP	BLK	WP	HR	S	P	ERA	WHIP
Alex Fernandez, R ERA: 3.42 (1, 1)	7.0	L	28	9	3	3	6	0	0	0	0	0	0	67	88	3.86	1.286
Antonio Alfonseca, R ERA: 3.0 (8, 1)	1.0		5	2	0	0	0	0	0	0	0	0	0	10	16	0.00	2.000

**BOTTOM**

AB	R	H	RBI	BB	SO	LOB
4	0	1	2	0	1	1
4	0	2	0	0	0	0
4	0	1	0	0	1	2
4	0	0	0	0	2	2
4	0	1	0	0	1	0
0	0	0	0	0	0	0
4	1	1	0	0	0	2
3	1	2	0	0	1	0
2	0	1	0	0	0	1
1	1	1	1	0	0	0
0	0	0	0	0	0	0
0	0	0	0	0	0	0
2	0	0	0	0	0	1
1	0	1	0	0	0	0

AB	33
R	3
H	11
RBI	3
BB	0
SO	6
LOB	9



WP	PA
0	33
PB: 0	
SB: 0	
CS: 0	

**Florida Marlins @ Chicago Cubs**  
**Wrigley Field, Chicago, IL**  
 Mon Aug 25 1997, 7:05 PM CDT  
 Att: 22,887 - Sunny - 68 F

livebaseballscorecards.com



Batter	1	2	3	4	5	6	7	8	9	AB R H RBI BB SO LOB	TOP											
Devon White, S OBP: 0.332, SLG: 0.320 (1, 8)	1-1 SF9 3B		1-3 K	0-1 G3-1			0-3 K	0-1 G4-3	1-0 FC6-4 1B	6 1 2 0 0 2 2												
Edgar Renteria, R OBP: 0.325, SLG: 0.335 (1, 6)	0-1 SF9		1-1 G5-3 E 1B		0-0 G6-3		0-0 BB 1B	2-0 2B 1B	0-1 FC6-4 1B	5 2 3 2 0 0 1												
Gary Sheffield, R OBP: 0.419, SLG: 0.422 Kurt Abbott, R OBP: 0.322, SLG: 0.447 (1, 9) (9, 7)	2-2 HR		1-2 G5-3		3-2 G5-3		4-2 BB BB 1B	3-1 2B	1-2 G4-6-3 1B	5 1 3 1 1 0 1 0 0 0 0 0 0 0												
Bobby Bonilla, S OBP: 0.381, SLG: 0.489 Alex Arias, R OBP: 0.352, SLG: 0.333 (1, 5) (9, PH) (9, 5)	3-3 K		4-2 E BB		0-0 G1-3		4-2 BB BB	4-0 IBB	2-1 G4-6-3 1B	2 0 0 0 3 1 0 1 0 0 0 0 0 2												
Darren Daulton, L OBP: 0.379, SLG: 0.477 Donn Pall, R Dennis Cook, L OBP: 0.714, SLG: 1.143 (1, 3) (7, 1) (9, 1)	1-2 G3-1		1-1 E4			2-0 G3	3-3 K	1-3 K		4 0 0 0 0 1 4 1 0 0 0 0 1 3 0 0 0 0 0 0 0												
Moises Alou, R OBP: 0.376, SLG: 0.500 (1, 7) (9, 9)		3-1 F8	3-2 P6			0-2 HR	4-1 BB	2-2 L1		4 1 1 2 1 0 5												
Charles Johnson, R OBP: 0.363, SLG: 0.485 (1, 2)		0-3 K		1-1 P3		1-1 L7	1-0 P7		2-2 2B HR 1B	5 1 1 0 0 1 3												
Craig Counsell, L OBP: 0.477, SLG: 0.514 (1, 4)		0-1 1B		0-1 1B		2-3 K		0-0 HR 1B	2-1 HR 2B	5 2 4 0 0 1 0												
Livan Hernandez, R OBP: 0.238, SLG: 0.300 John Cangelosi, S OBP: 0.347, SLG: 0.329 Jeff Conine, R OBP: 0.347, SLG: 0.392 (1, 1) (7, PH) (7, 3)		0-1 G1-3		0-0 B3			3-1 1B 2B	0-0 HR	1-0 HR	2 0 0 0 0 0 2 1 1 1 0 0 0 0 2 2 2 5 0 0 0												
<b>Inning Stats</b>	R: 2 E: 0 K: 1 S: 14	H: 2 LOB: 0 BB: 0 P: 21	R: 0 E: 0 K: 1 S: 10	H: 1 LOB: 1 BB: 0 P: 13	R: 1 E: 1 K: 1 S: 16	H: 1 LOB: 2 BB: 1 P: 27	R: 0 E: 0 K: 0 S: 7	H: 1 LOB: 1 BB: 0 P: 8	R: 0 E: 0 K: 0 S: 5	H: 0 LOB: 0 BB: 0 P: 8	R: 1 E: 0 K: 1 S: 9	H: 1 LOB: 0 BB: 0 P: 14	R: 2 E: 0 K: 2 S: 17	H: 2 LOB: 3 BB: 3 P: 36	R: 2 E: 0 K: 1 S: 14	H: 4 LOB: 3 BB: 1 P: 26	R: 3 E: 0 K: 0 S: 14	H: 5 LOB: 1 BB: 0 P: 23	1B: 9 2B: 3 3B: 1 HR: 4	SF: 1 SAC: 0 DP: 1 HBP: 0	WP: 0 PB: 0 SB: 2 CS: 0	PA: 49
<b>PITCHER</b>	IP WLS BF H R ER SO BB IBB HBP BLK WP HR S P ERA WHIP																				<b>PITCHER</b>	IP WLS BF H R ER SO BB IBB HBP BLK WP HR S P ERA WHIP
Miguel Batista, R ERA: 2.55 Dave Stevens, R ERA: 9.51 Kent Bottenfield, R ERA: 3.35 Ramon Tatis, L ERA: 4.67 (1, 1) (7, 1) (7, 1) (9, 1)	6.0 L 26 6 4 3 4 1 0 0 0 0 2 61 91 4.50 1.167																					

Florida Marlins @ Chicago Cubs  
Wrigley Field, Chicago, IL  
Tue Aug 26 1997, 7:05 PM CDT  
Att. 23,646 - Unknown - 73 F

livebaseballscorecards.com

AB	43
R	11
H	17
RBI	10
BB	5
SO	7
LOB	23




Batter	1	2	3	4	5	6	7	8	9	AB	R	H	RBI	BB	SO	LOB
Lance Johnson, L (1, 8) OBP: 0.364, SLG: 0.394 Shawon Dunston, R (8, 7) OBP: 0.297, SLG: 0.412	1-2 G4-3		1-0 1B		1-0 G4-3			2-1 P3		3	0	1	0	0	0	0
Doug Glanville, R (1, 7) OBP: 0.340, SLG: 0.394	0-0 P6		3-3 K			2-3 K		2-0 G6-3		4	0	0	0	0	2	1
Mark Grace, L (1, 3) OBP: 0.411, SLG: 0.445	3-2 G3			4-2 E BB		4-1 FC5-4 BB		0-0 1B		2	0	1	0	2	0	0
Sammy Sosa, R (1, 9) OBP: 0.292, SLG: 0.477 Ramon Tatis, L (9, 1)		0-0 F8		2-3 K		1-1 FC5-4 1B		1-1 F8		4	0	0	0	0	1	3
Tyler Houston, L (1, 2) OBP: 0.280, SLG: 0.314 Mike Hubbard, R (9, PH) OBP: 0.245, SLG: 0.275		4-2 BB		2-2 E6		0-1 1B			2-3 K	2	0	1	0	1	0	1
Kevin Orie, R (1, 5) OBP: 0.346, SLG: 0.428 Dave Stevens, R (7, 1) Kent Bottenfield, R (7, 1) Dave Clark, L (9, 9) OBP: 0.365, SLG: 0.430		1-1 P4		1-2 1B		3-3 K			3-3 K	3	0	0	0	0	0	5
José Hernández, R (1, 4) OBP: 0.312, SLG: 0.435		1-3 K		1-0 G2-3			1-1 P4		1-2 1B	4	0	1	0	0	1	3
Manny Alexander, R (1, 6) OBP: 0.293, SLG: 0.384		3-2 L8		3-2 G5-3		3-1 P4		1-1 L9		4	0	0	0	0	0	1
Miguel Batista, R (1, 1) Dave Hansen, L (7, 5) OBP: 0.429, SLG: 0.427		1-3 K		0-2 G6-3		1-2 P6				2	0	0	0	0	1	0
										1	0	0	0	0	0	0

Inning Stats	R: 0	H: 0	E: 0	LOB: 0	K: 0	S: 8	R: 0	H: 0	E: 0	LOB: 1	K: 1	S: 9	R: 0	H: 1	E: 0	LOB: 1	K: 2	S: 11	R: 0	H: 0	E: 1	LOB: 2	K: 1	S: 12	R: 0	H: 1	E: 0	LOB: 2	K: 2	S: 12	R: 0	H: 0	E: 0	LOB: 0	K: 0	S: 10	R: 0	H: 1	E: 0	LOB: 2	K: 0	S: 8	R: 0	H: 1	E: 0	LOB: 1	K: 2	S: 11	R: 0	H: 1	E: 0	LOB: 1	K: 2	S: 11	R: 0	H: 0	E: 0	LOB: 0	K: 0	S: 8	R: 0	H: 1	E: 0	LOB: 1	K: 0	S: 6	R: 0	H: 1	E: 0	LOB: 1	K: 0	S: 6	R: 0	H: 0	E: 0	LOB: 0	K: 0	S: 8	R: 0	H: 0	E: 0	LOB: 0	K: 0	S: 8	R: 0	H: 1	E: 0	LOB: 1	K: 2	S: 11	R: 0	H: 1	E: 0	LOB: 1	K: 2	S: 11
PITCHER	IP	WLS	BF	H	R	ER	SO	BB	IBB	HBP	BLK	WP	HR	S	P	ERA	WHIP																																																																															
Livan Hernandez, R (1, 1) ERA: 2.8	6.0		24	2	0	0	6	3	0	0	0	0	0	62	103	0.00	0.833																																																																															
Donn Pall, R (7, 1) ERA:	2.0		7	1	0	0	0	0	0	0	0	0	0	14	24	0.00	0.500																																																																															
Dennis Cook, L (9, 1) ERA: 3.65	1.0		4	1	0	0	2	0	0	0	0	0	0	11	18	0.00	1.000																																																																															

**Florida Marlins @ Chicago Cubs**  
**Wrigley Field, Chicago, IL**  
 Tue Aug 26 1997, 7:05 PM CDT  
 Att: 23,646 - Unknown - 73 F

AB	32
R	0
H	4
RBI	0
BB	3
SO	8
LOB	14

WP: 0 PA: 35  
 PB: 0  
 SB: 0  
 CS: 0



WP	PA	ERA	WHIP
0	35		



**Florida Marlins @ Chicago Cubs**  
**Wrigley Field, Chicago, IL**  
 Wed Aug 27 1997, 3:33 AM CDT  
 Att. 17,917 - Cloudy - 79 F

livebaseballscorecards.com

<b>AB</b>	<b>34</b>
<b>R</b>	<b>4</b>
<b>H</b>	<b>6</b>
<b>RBI</b>	<b>4</b>
<b>BB</b>	<b>3</b>
<b>SO</b>	<b>8</b>
<b>LOB</b>	<b>16</b>



Batter	1	2	3	4	5	6	7	8	9	AB R H RBI BB SO LOB	TOP																
<b>Devon White, S</b> (1, 8) OBP: 0.338, SLG: 0.329	1-3 K		3-2 1B			0-1 2B		0-1 L8	4-0 IBB	4 0 2 0 1 1 0																	
<b>Alex Arias, R</b> (1, 6) OBP: 0.329, SLG: 0.309	1-0 F9		0-1 L9			1-1 G5-3		1-3 K	0-2 G4-3	5 0 0 0 0 1 5																	
<b>Gary Sheffield, R</b> (1, 9) OBP: 0.418, SLG: 0.419	0-0 P6					2-0 G5-4-3 HBP		2-3 K		3 0 0 0 0 2 0																	
<b>Bobby Bonilla, S</b> (1, 5) OBP: 0.378, SLG: 0.485		1-1 F7				1-2 P9		0-0 G5-4-3	1-2 G3	4 0 0 0 0 0 2																	
<b>Jeff Conine, R</b> (1, 3) OBP: 0.349, SLG: 0.400		0-0 G4-3				2-2 HR		4-1 G3 BB BB	2-1 E6 1B	3 2 1 1 1 0 0																	
<b>Moises Alou, R</b> (1, 7) OBP: 0.374, SLG: 0.496		3-2 F8				3-2 G1-3		1-3 K	3-1 E6 G3-1 1B 1B	4 1 0 0 0 1 2																	
<b>Charles Johnson, R</b> (1, 2) OBP: 0.364, SLG: 0.484						0-0 F8		4-2 SAFE G3 BB	0-0 1B G3-1 1B	3 0 1 1 1 1 0																	
<b>Gregg Zaun, S</b> (9, PR) OBP: 0.424, SLG: 0.426								1-2 BB	1-2 2-H 2-H	0 1 0 0 0 0 0																	
<b>Craig Counsell, L</b> (1, 4) OBP: 0.467, SLG: 0.500						1-2 1B		3-2 G3	2-0 G3-1	4 0 1 0 0 0 4																	
<b>Tony Saunders, L</b> (1, 1) OBP: 0.061, SLG: 0.125						0-3 K		2-3 K	2-1 1B 2-H 3-H	2 0 0 0 0 0 1 1																	
<b>Jim Eisenreich, L</b> (7, PH) OBP: 0.342, SLG: 0.365										0 0 0 0 0 0 0 0																	
<b>Edgar Renteria, R</b> (7, PH) OBP: 0.329, SLG: 0.335										1 0 0 0 0 0 1 2																	
<b>Jay Powell, R</b> (7, 1) OBP: 0.500, SLG: 0.500										0 0 0 0 0 0 0 0																	
<b>Ed Vosberg, L</b> (8, 1) OBP: 0.500, SLG: 0.500										0 0 0 0 0 0 0 0																	
<b>Robb Nen, R</b> (8, 1) OBP: 0.380, SLG: 0.478										0 0 0 0 0 0 0 0																	
<b>Darren Daulton, L</b> (8, 9) OBP: 0.380, SLG: 0.478										1 0 1 2 0 0 0 0																	
<b>Inning Stats</b>	R: 0 E: 0 K: 1 S: 5	H: 0 LOB: 0 BB: 0 P: 7	R: 0 E: 0 K: 0 S: 6	H: 0 LOB: 0 BB: 0 P: 10	R: 0 E: 0 K: 1 S: 16	H: 2 LOB: 2 BB: 0 P: 20	R: 1 E: 0 K: 1 S: 14	H: 1 LOB: 0 BB: 0 P: 23	R: 0 E: 0 K: 1 S: 10	H: 0 LOB: 0 BB: 0 P: 13	R: 0 E: 0 K: 0 S: 5	H: 1 LOB: 1 BB: 0 P: 8	R: 0 E: 0 K: 2 S: 14	H: 0 LOB: 2 BB: 2 P: 28	R: 0 E: 0 K: 2 S: 10	H: 0 LOB: 0 BB: 0 P: 13	R: 3 E: 2 K: 0 S: 15	H: 2 LOB: 2 BB: 1 P: 29	1B: 4 2B: 1 3B: 0 HR: 1	SF: 0 SAC: 0 DP: 1 HBP: 1	WP: 0 PB: 0 SB: 0 CS: 0	PA: 38					
<b>PITCHER</b>	IP WLS BF H R ER SO BB IBB HBP BLK WP HR S P ERA WHIP																										
<b>Steve Trachsel, R</b> (1, 1) ERA: 4.67	6.2		26	4	1	1	5	2	0	1	0	0	1	66	103	1.35	0.900										
<b>Bob Patterson, L</b> (7, 1) ERA: 3.46	0.2		2	0	0	0	1	0	0	0	0	0	0	6	8	0.00	0.000										
<b>Marc Pisciotta, R</b> (8, 1) ERA: 1.46	0.2		2	0	0	0	2	0	0	0	0	0	0	8	11	0.00	0.000										
<b>Terry Adams, R</b> (9, 1) ERA: 3.76	1.0	L	8	2	3	0	0	0	1	0	0	0	0	15	29	0.00	2.000										


Batter	1	2	3	4	5	6	7	8	9	AB R H RBI BB SO LOB	
Doug Glanville, R OBP: 0.341, SLG: 0.395 (1, 8) (8, 7)	1-1 G6-3 ①		2-1 23 SF9 1B		1-1 F7 ③			0-2 23 FC6 23 DI 1B		4 1 2 0 0 0 0	
23 Ryne Sandberg, R OBP: 0.313, SLG: 0.405 (1, 4)	1-1 1B		1-0 SF9 ② 1-2 3-H			0-1 G3-1 ①		1-0 FC6 G4-6-3 1-2		3 0 1 1 0 0 2	
Mark Grace, L OBP: 0.409, SLG: 0.443 (1, 3)	1-0 P8 ②		0-0 2-H 1B			0-3 K ②		2-0 G4-6-3 ② ③ 1-2f		4 0 1 1 0 1 3	
Sammy Sosa, R OBP: 0.290, SLG: 0.474 (1, 9)	3-3 K ③		3-2 SAFE L8 ③			3-3 K ③		0-0 P4 ①		4 0 0 0 0 2 2	
Shawon Dunston, R OBP: 0.295, SLG: 0.409 Lance Johnson, L OBP: 0.366, SLG: 0.395 (1, 7) (8, 8)		1-1 G6-3 ①		0-1 P4 ①		0-3 K2-3 ①		2-2 WP 1B 1B		3 0 0 0 0 1 0 1 0 1 0 0 0 0	
Kevin Orie, R OBP: 0.348, SLG: 0.437 (1, 5)		3-0 G5-3 ②		4-0 CS BB		1-1 HR		0-0 P3 ②		3 1 1 1 1 0 1	
Manny Alexander, R OBP: 0.289, SLG: 0.377 Dave Hansen, L OBP: 0.432, SLG: 0.432 (1, 6) (9, PH)		3-1 F7 ③		0-3 K ② ③ 1-2		1-3 K ②		0-1 WP 1B 1-2		3 0 0 0 0 2 1 1 0 1 0 0 0 0	
Mike Hubbard, R OBP: 0.250, SLG: 0.278 Scott Servais, R OBP: 0.305, SLG: 0.349 (1, 2) (9, 2)			0-0 1B 23 SF9 1B		2-3 K ①		0-0 G4-3 ③		1-1 G6-3 ③ 1-2 2-3		3 1 1 0 0 1 0 1 0 0 0 0 0 2
Steve Trachsel, R OBP: 0.170, SLG: 0.143 Bob Patterson, R Marc Pisciotta, R Dave Clark, L OBP: 0.369, SLG: 0.434 José Hernández, R OBP: 0.312, SLG: 0.435 Terry Adams, R (1, 1) (7, 1) (8, 1) (8, PH) (8, PR) (9, 1)			0-0 SH1-4 ①		0-2 G3 ②		0-1 1B 1B				1 0 1 0 1 0 0 0 0 0 0 0 0 0 0 0 0 0 0 0 0 0 0

Inning Stats	R: 0 E: 0 K: 1 S: 9	H: 1 LOB: 1 BB: 0 P: 15	R: 0 E: 0 K: 0 S: 5	H: 0 LOB: 0 BB: 0 P: 12	R: 2 E: 0 K: 0 S: 9	H: 3 LOB: 1 BB: 0 P: 15	R: 0 E: 0 K: 1 S: 5	H: 0 LOB: 0 BB: 1 P: 9	R: 0 E: 0 K: 1 S: 8	H: 0 LOB: 0 BB: 0 P: 11	R: 0 E: 0 K: 2 S: 8	H: 0 LOB: 0 BB: 0 P: 11	R: 1 E: 0 K: 2 S: 9	H: 1 LOB: 0 BB: 0 P: 11	R: 0 E: 0 K: 0 S: 8	H: 2 LOB: 2 BB: 0 P: 11	R: 0 E: 0 K: 0 S: 11	H: 2 LOB: 2 BB: 0 P: 14	1B: 8 2B: 0 3B: 0 HR: 1	SF: 1 SAC: 1 DP: 1 HBP: 0	WP: 1 PB: 0 SB: 0 CS: 1	PA: 35
--------------	------------------------------	----------------------------------	------------------------------	----------------------------------	------------------------------	----------------------------------	------------------------------	---------------------------------	------------------------------	----------------------------------	------------------------------	----------------------------------	------------------------------	----------------------------------	------------------------------	----------------------------------	-------------------------------	----------------------------------	----------------------------------	------------------------------------	----------------------------------	--------

PITCHER	IP	WLS	BF	H	R	ER	SO	BB	IBB	HBP	BLK	WP	HR	S	P	ERA	WHIP
Tony Saunders, L ERA: 3.77 (1, 1)	6.0		22	4	2	2	5	1	0	0	0	0	0	44	73	3.00	0.833
Jay Powell, R ERA: 3.38 (7, 1)	1.0		4	1	1	1	2	0	0	0	0	0	1	9	11	9.00	1.000
Ed Vosberg, L ERA: 4.14 (8, 1)	0.0		1	1	0	0	0	0	0	0	0	0	0	2	2	∞	∞
Robb Nen, R ERA: 4.06 (8, 1)	2.0	W	8	3	0	0	0	0	0	0	0	1	0	17	23	0.00	1.500

**Florida Marlins @ Chicago Cubs**  
**Wrigley Field, Chicago, IL**  
 Wed Aug 27 1997, 3:33 AM CDT  
 Att: 17,917 - Cloudy - 79 F

AB	32
R	3
H	9
RBI	3
BB	1
SO	7
LOB	11







# Florida Marlins @ Chicago Cubs

Wrigley Field, Chicago, IL

Thu Aug 28 1997, 3:33 AM CDT

Att. 15,506 - Sunny - 73 F

[livebaseballscorecards.com](http://livebaseballscorecards.com)

AB	38
R	4
H	10
RBI	4
BB	3
SO	10
LOB	15



WP	0	PA	42
PB	1		
SB	1		
CS	0		

Batter	1	2	3	4	5	6	7	8	9	10	AB	R	H	RBI	BB	SO	LOB																		
Lance Johnson, L (1, 8) OBP: 0.364, SLG: 0.392	G4-3		G3		G1-3		F8		G6-3		5	0	1	0	0	0	2																		
Doug Glanville, R (1, 7) OBP: 0.337, SLG: 0.390	G4-3		G6-3		G3		G3-1		G6-3		5	0	0	0	0	0	3																		
Mark Grace, L (1, 3) OBP: 0.411, SLG: 0.445	23 BB 1B		1B 23 1B		G4-3			G4-3		1B PB 1B	5	2	3	0	0	0	0																		
Sammy Sosa, R (1, 9) OBP: 0.293, SLG: 0.480	23 BB 1B		23 S 1B		G5-3			HR		K	5	2	3	1	0	1	1																		
23 Ryne Sandberg, R (1, 4) OBP: 0.316, SLG: 0.405	1-2 BB		1-H 3-H 1B		P4			1B BB		K	3	0	1	2	2	1	1																		
Shawon Dunston, R (1, 6) OBP: 0.296, SLG: 0.408	K		K		G4-3			1-2 1B		1-H 1B	5	0	2	1	0	2	4																		
Kevin Orie, R (1, 5) OBP: 0.343, SLG: 0.431		P4		K			E5 F8 SH3-4		K		4	0	0	0	0	2	2																		
Scott Servais, R (1, 2) OBP: 0.302, SLG: 0.346		G4-3		G6-3			SH3-4		K		3	0	0	0	0	1	2																		
Mark Clark, R (1, 1) OBP: 0.073, SLG: 0.094 Tyler Houston, L (7, PH) OBP: 0.280, SLG: 0.314 Jose Hernandez, R (7, PH) OBP: 0.317, SLG: 0.435 Marc Hiscott, R (8, 1) Dave Hansen, L (9, PH) OBP: 0.429, SLG: 0.429 Bob Patterson, R (10, 1) Terry Adams, R (10, 1)		K		K			F8 BB		K		2	0	0	0	0	2	0																		
<b>Inning Stats</b>	R: 0 E: 0 K: 1 S: 12	H: 2 LOB: 3 BB: 1 P: 19	R: 0 E: 0 K: 1 S: 6	H: 0 LOB: 0 BB: 0 P: 6	R: 2 E: 0 K: 1 S: 15	H: 3 LOB: 1 BB: 0 P: 23	R: 0 E: 0 K: 2 S: 8	H: 0 LOB: 0 BB: 0 P: 10	R: 0 E: 0 K: 0 S: 7	H: 0 LOB: 0 BB: 0 P: 13	R: 0 E: 1 K: 0 S: 8	H: 0 LOB: 2 BB: 1 P: 16	R: 1 E: 0 K: 2 S: 19	H: 2 LOB: 2 BB: 1 P: 28	R: 0 E: 0 K: 1 S: 12	H: 1 LOB: 0 BB: 0 P: 18	R: 1 E: 0 K: 2 S: 12	H: 2 LOB: 1 BB: 0 P: 16	1B: 9 2B: 0 3B: 0 HR: 1	SF: 0 SAC: 1 DP: 1 HBP: 0															
<b>PITCHER</b>	IP WLS BF H R ER SO BB IBB HBP BLK WP HR S P ERA WHIP	IP WLS BF H R ER SO BB IBB HBP BLK WP HR S P ERA WHIP																																	
Kevin Brown, R (1, 1) ERA: 2.76	6.0	24	5	2	2	5	1	0	0	0	0	0	0	0	54	79	3.00	1.000																	
Jay Powell, R (7, 1) ERA: 3.36	0.1	2	0	0	0	0	0	0	0	0	0	0	0	2	2	0.00	0.000																		
Dennis Cook, L (7, 1) ERA: 3.6	0.2	3	0	0	0	0	1	0	0	0	0	0	0	6	14	0.00	1.500																		
Donn Pall, R (8, 1) ERA: 3.86	0.1	4	2	1	1	0	1	0	0	0	0	0	1	13	21	27.00	9.000																		
Robb Nen, R (8, 1) ERA: 4.02	0.2	2	0	0	0	2	0	0	0	0	0	0	0	6	7	0.00	0.000																		
<b>PITCHER</b>	IP WLS BF H R ER SO BB IBB HBP BLK WP HR S P ERA WHIP	IP WLS BF H R ER SO BB IBB HBP BLK WP HR S P ERA WHIP																																	
Ed Vosberg, L (9, 1) ERA: 4.05	1.0	3	1	0	0	1	0	0	0	0	0	0	0	0	0	0	0.00	1.000																	
Antonio Alfonseca, R (10, 1) ERA: 2.79	0.2	4	2	1	0	2	0	0	0	0	0	0	0	12	16	0.00	3.000																		

WP: 0

PB: 1

SB: 1

CS: 0



Batter	1	2	3	4	5	6	7	8	9	AB R H RBI BB SO LOB	TOP																									
Lance Johnson, L (1, 8) OBP: 0.364, SLG: 0.393	0-0 G3		0-0 1B		0-2 1B		1-2 G1-3		2-2 G4-3	5 0 2 1 0 0 1																										
Shawon Dunston, R (1, 7) OBP: 0.297, SLG: 0.411	1-0 WP 2B		1-1 L6-4		1-1 P4			1-2 1B 1B	3-3 K	5 2 2 0 0 1 4																										
Mark Grace, L (1, 3) OBP: 0.413, SLG: 0.447 Doug Glanville, R (9, PR) OBP: 0.337, SLG: 0.390	3-3 K			1-0 FC4-6 23 FC5-2 1B	0-1 G4-6-3			3-2 1B E 1B	3-2 1B	5 1 3 0 0 1 3 0 0 0 0 0 0 0																										
Sammy Sosa, R (1, 9) OBP: 0.294, SLG: 0.479	4-1 CS BB			0-0 FC4-6 1B		1-0 G5-3		2-3 K	1-3 K	4 0 1 0 1 2 3																										
Dave Clark, L (1, 10) OBP: 0.362, SLG: 0.424 Scott Servais, R (8, PH) OBP: 0.304, SLG: 0.348	0-2 CS 1-2	3-2 G3-1		0-1 FC4-6 23 FC5-2		0-0 F9		3-2 E 1B		3 0 0 0 0 0 2 1 1 1 1 0 0 0																										
23 Ryne Sandberg, R (1, 4) OBP: 0.314, SLG: 0.402 José Hernández, R (6, 4)		0-2 L6		0-2 FC5-2		1-3 K		1-3 K		3 0 0 0 0 1 2 1 0 0 0 0 1 2																										
Kevin Orie, R (1, 5) OBP: 0.339, SLG: 0.425		1-3 K		3-3 K			0-0 F9	0-0 E3 1B		4 1 0 0 0 2 2																										
Tyler Houston, L (1, 2) OBP: 0.292, SLG: 0.331			0-0 FC5-4 1B		0-0 SH 1B 2B		2-0 F7	1-0 1B		4 1 3 1 0 0 0																										
Manny Alexander, R (1, 6) OBP: 0.289, SLG: 0.376			0-2 FC5-4 L6-4 1B		2-1 SH 1B		3-1 1B	0-0 F7		3 0 1 0 0 0 2																										
<b>Inning Stats</b>	R: 1 E: 0 K: 1 S: 9	H: 1 LOB: 0 BB: 1 P: 17	R: 0 E: 0 K: 1 S: 11	H: 0 LOB: 0 BB: 0 P: 15	R: 0 E: 0 K: 0 S: 7	H: 2 LOB: 1 BB: 0 P: 8	R: 0 E: 0 K: 1 S: 10	H: 2 LOB: 2 BB: 0 P: 14	R: 1 E: 1 K: 0 S: 10	H: 2 LOB: 1 BB: 0 P: 13	R: 0 E: 0 K: 1 S: 6	H: 0 LOB: 0 BB: 0 P: 8	R: 0 E: 0 K: 0 S: 7	H: 1 LOB: 1 BB: 0 P: 13	R: 4 E: 1 K: 2 S: 22	H: 4 LOB: 1 BB: 0 P: 33	R: 0 E: 0 K: 2 S: 14	H: 1 LOB: 1 BB: 0 P: 23	1B: 11 2B: 3 3B: 0 HR: 0	SF: 0 SAC: 1 DP: 2 HBP: 0	WP: 1 PB: 0 SB: 1 CS: 1	PA: 41														
<b>PITCHER</b>	IP WLS BF H R ER SO BB IBB HBP BLK WP HR S P ERA WHIP																																			
Orel Hershiser, R (1, 1) ERA: 4.6	7.0		28	8	2	2	4	1	0	0	0	1	0	60	88	2.57	1.286																			
Michael Jackson, R (8, 1) ERA: 3.27	0.1		3	2	2	1	1	0	0	0	0	0	0	11	17	27.00	6.000																			
Paul Assenmacher, L (8, 1) ERA: 3.0	0.1		2	1	0	0	1	0	0	0	0	0	0	8	12	0.00	3.000																			
Jose Mesa, R (8, 1) ERA: 2.73	1.1	W	7	2	2	0	2	0	0	0	0	0	0	17	27	0.00	1.500																			

Chicago Cubs @ Cleveland Indians  
 Jacobs Field, Cleveland, OH  
 Fri Aug 29 1997, 7:05 PM EDT  
 Att. 43,060 - Unknown - 70 F

livebaseballscorecards.com

AB	38
R	6
H	13
RBI	3
BB	1
SO	8
LOB	21







Batter	1	2	3	4	5	6	7	8	9	AB R H RBI BB SO LOB	TOP																								
Lance Johnson, L OBP: 0.365, SLG: 0.393 (1, 10) (9, 8)	0-0 P5 1B	1-2 G4-6-3 1B			1-0 L9 1B	1-2 L1 1B		1-2 1B		5 0 2 2 0 0 2																									
Doug Glanville, R OBP: 0.340, SLG: 0.403 (1, 8) (9, 7)	1-0 F9 BB 1B	0-1 G4-6-3 1-2f			3-1 HR		1-1 G6-3		1-1 3B 2B	5 3 3 1 0 0 1																									
Mark Grace, L OBP: 0.415, SLG: 0.458 (1, 3) SAFE	4-1 1B 1-2 1B BB			3-2 HR	2-0 F9		3-1 F8		0-1 2-H 3B	4 2 2 2 1 0 0																									
Sammy Sosa, R OBP: 0.293, SLG: 0.478 (1, 9)	1-1 F9 2-3			1-0 B3-6 2B	2-3 K		3-3 K		1-3 K	5 0 1 0 0 3 3																									
Shawon Dunston, R OBP: 0.298, SLG: 0.411 (1, 7) (8, 6)	0-1 1B 1-2 1B 3-H			0-0 B3-6 2-2f		0-3 K		1-2 SH1-4 BB 1B	1-3 K	5 2 2 1 0 2 2																									
Kevin Orie, R OBP: 0.343, SLG: 0.426 (1, 5)	0-0 1B 1-3 2-H 1B			0-0 G6-3		1-0 1B 1B		4-0 1B 1-2 SH1-4 BB	0-3 K	4 2 2 1 1 1 1																									
Scott Servais, R OBP: 0.307, SLG: 0.351 (1, 2)	2-0 1B 1-2 1B 3-H			3-1 P6		1-1 1B 1-2 1B		0-0 SH1-4		3 0 2 1 0 0 0																									
José Hernández, R OBP: 0.320, SLG: 0.430 (1, 4)	1-3 K			2-2 F8		2-2 1B 1-2 2-H 1B		4-0 BB		3 0 1 1 1 1 2																									
Manny Alexander, R OBP: 0.285, SLG: 0.370 Dave Clark, L OBP: 0.359, SLG: 0.421 (8, PH) (8, 7) Terry Adams, R (9, 1)		1-2 G5-3		1-1 F9		1-2 F8		2-3 K		3 0 0 0 0 0 2 1 0 0 0 0 1 3 0 0 0 0 0 0 0																									
<b>Inning Stats</b>	R: 3 E: 0 K: 1 S: 12	H: 4 LOB: 2 BB: 1 P: 21	R: 0 E: 0 K: 0 S: 9	H: 1 LOB: 0 BB: 0 P: 11	R: 1 E: 0 K: 0 S: 11	H: 2 LOB: 0 BB: 0 P: 15	R: 0 E: 0 K: 0 S: 7	H: 0 LOB: 0 BB: 0 P: 13	R: 1 E: 0 K: 1 S: 10	H: 1 LOB: 0 BB: 0 P: 18	R: 1 E: 0 K: 1 S: 17	H: 3 LOB: 2 BB: 0 P: 23	R: 0 E: 0 K: 1 S: 8	H: 0 LOB: 0 BB: 0 P: 15	R: 2 E: 0 K: 1 S: 10	H: 2 LOB: 2 BB: 2 P: 22	R: 1 E: 0 K: 3 S: 18	H: 2 LOB: 1 BB: 0 P: 21	1B: 10 2B: 3 3B: 1 HR: 2	SF: 0 SAC: 1 DP: 2 HBP: 0	WP: 0 PA: 42 PB: 0 SB: 0 CS: 0														
<b>PITCHER</b>	IP WLS BF H R ER SO BB IBB HBP BLK WP HR S P ERA WHIP																																		
John Smiley, L ERA: 5.31 Paul Shuey, R ERA: 6.32 Eric Plunk, R ERA: 5.11	(1, 1) (6, 1) (8, 1)	5.0 2.1 1.2	L 13 7	8 4 3	5 3 1	5 3 1	2 2 4	1 2 0	0 0 0	0 0 0	0 0 0	0 0 0	2 29 24	49 51 30	78 11.57 5.40	1.800 2.571 1.800																			

Chicago Cubs @ Cleveland Indians  
 Jacobs Field, Cleveland, OH  
 Sat Aug 30 1997, 3:33 AM EDT  
 Att. 43,044 - Sunny - 72 F

AB	38
R	9
H	15
RBI	9
BB	3
SO	8
LOB	16



Batter	1	2	3	4	5	6	7	8	9	AB	R	H	RBI	BB	SO	LOB
<b>Brian Giles, L</b> OBP: 0.367, SLG: 0.477 (1, 7) C B C X (6, 9)	1-2 G4-3 ①		1-0 F7 ②		1-0 F7 ①	4-2 BB 1-2 2-3 3-H		0-0 1B 1-2		4	0	1	1	1	0	1
<b>Omar Vizquel, S</b> OBP: 0.344, SLG: 0.363 (1, 6) L B X	1-1 G5-3 ②		1-1 G3 ③		1-2 G3 ②	0-2 L9 ③		0-0 G3 ③		5	0	0	0	0	0	6
<b>Manny Ramirez, R</b> OBP: 0.421, SLG: 0.540 <b>Bruce Aven, R</b> OBP: 0.333, SLG: 0.200 <b>Tony Fernandez, S</b> OBP: 0.312, SLG: 0.397 (1, 9) C B S C (6, 7) (9, PH)	2-3 K ③			1-0 FC3-6 1B	4-2 BB		4-2 G3-1 BB		2-1 G6-3 ①	2	0	1	0	1	1	0
<b>Jim Thome, L</b> OBP: 0.432, SLG: 0.602 (1, 3)		3-3 K ①		1-2 F7 ①	1-3 K ③		1-3 K ①		2-3 K ②	5	0	0	0	0	4	3
<b>David Justice, L</b> OBP: 0.433, SLG: 0.637 (1, 10)		1-1 HR		2-2 FC3-6 2B 1-2 E		1-2 L7	0-0 G3-1 ②		2-2 L6 ③	5	2	1	1	0	0	2
<b>Matt Williams, R</b> OBP: 0.298, SLG: 0.483 (1, 5)		2-2 F7 ②		1-1 E 2B		2-2 HBP 1B BB 1B	1-3 K ③			4	2	2	0	0	1	1
<b>Jeff Branson, L</b> OBP: 0.253, SLG: 0.295 (1, 4)		1-3 K ③		3-2 E9 1B 2-H 3-H		3-1 F7 ②		3-2 G6-3 ①		4	0	1	2	0	1	1
<b>Pat Borders, R</b> OBP: 0.362, SLG: 0.441 (1, 2)		1-2 G4-3 ①		2-0 HBP		2-0 BB HBP 1B		0-2 G3 ②		3	0	1	0	0	0	0
<b>Marquis Grissom, R</b> OBP: 0.317, SLG: 0.385 (1, 8)		0-0 1B		3-3 K ③		3-2 BB HBP		4-2 1B BB		2	0	1	0	1	1	2

Inning Stats	R: 0	H: 0	E: 0	K: 1	S: 8	R: 1	H: 1	E: 0	K: 2	S: 15	R: 0	H: 1	E: 0	K: 0	S: 7	R: 2	H: 3	E: 1	K: 1	S: 17	R: 0	H: 0	E: 0	K: 1	S: 12	R: 1	H: 2	E: 0	K: 0	S: 19	R: 0	H: 0	E: 0	K: 2	S: 13	R: 0	H: 1	E: 0	K: 0	S: 10	R: 0	H: 0	E: 0	K: 1	S: 9	1B: 6	SF: 0	2B: 1	SAC: 0	3B: 0	DP: 0	HR: 1	HBP: 2	WP: 0	PA: 41
<b>Kevin Tapani, R</b> ERA: 4.82 (1, 1)	5.2	WLS	BF	H	R	ER	SO	BB	IBB	HBP	BLK	WP	HR	S	P	ERA	WHIP																																						
<b>Marc Pisciotto, R</b> ERA: 2.16 (6, 1)	2.1		12	1	0	0	2	3	0	1	0	0	0	32	52	0.00	1.714																																						
<b>Terry Adams, R</b> ERA: 3.68 (9, 1)	1.0		3	0	0	0	1	0	0	0	0	0	0	9	15	0.00	0.000																																						

**BOTTOM**

**Chicago Cubs @ Cleveland Indians**  
Jacobs Field, Cleveland, OH  
Sat Aug 30 1997, 3:33 AM EDT  
Att: 43,044 - Sunny - 72 F

livebaseballscores.com

<b>AB</b>	<b>35</b>
<b>R</b>	<b>4</b>
<b>H</b>	<b>8</b>
<b>RBI</b>	<b>4</b>
<b>BB</b>	<b>4</b>
<b>SO</b>	<b>8</b>
<b>LOB</b>	<b>16</b>





Batter	1	2	3	4	5	6	7	8	9	AB R H RBI BB SO LOB	TOP											
Lance Johnson, L (1, 8) OBP: 0.362, SLG: 0.390	0-2 G6-3		1-2 S 1B		0-3 K		0-0 E4 1B 1-3	2-2 G3-1		5 0 1 0 0 1 3												
Doug Glanville, R (1, 7) OBP: 0.341, SLG: 0.403	3-2 G6-3		2-3 K			0-1 F9	0-2 S 1B 1-3 3-H		1-0 G5-3 1B G6-3 1B	5 1 2 1 0 1 1												
Mark Grace, L (1, 3) OBP: 0.416, SLG: 0.463	0-0 G3		4-0 FC5-4 1-2 BB			2-1 1B 3B	3-3 K 1-2		0-0 G5-3 1-2 1B	4 1 2 0 0 1 2												
Sammy Sosa, R (1, 9) OBP: 0.294, SLG: 0.478		0-1 1B 2B	0-0 FC5-4 1-2f			3-3 K		4-0 HR BB	0-2 G5-3 1-2 2-3	4 1 1 0 1 1 5												
Dave Clark, L (1, 10) OBP: 0.369, SLG: 0.449		4-1 1B BB		3-1 G1-3		1-2 1B 3-H		1-1 HR	0-0 G6-3	3 1 2 3 1 0 0 1 0 0 1 0 0 1												
Scott Servais, R (9, PH) OBP: 0.306, SLG: 0.350																						
Shawon Dunston, R (1, 6) OBP: 0.300, SLG: 0.411		0-2 SAFE 1-2 2-3 1B		2-2 G5-4-3 1B		1-2 F8		3-2 L9	0-1 G6-3	5 0 2 0 0 0 2												
Kevin Orie, R (1, 5) OBP: 0.339, SLG: 0.421		3-2 F8		0-1 SAFE G5-4-3 1-2f			2-3 K	1-1 G6-3		4 0 0 0 0 1 3												
Tyler Houston, L (1, 2) OBP: 0.297, SLG: 0.335		2-2 G1-3			2-2 G6-4-3 1B		1-2 F8	0-0 S 1B		4 0 2 0 0 0 2												
Manny Alexander, R (1, 4) OBP: 0.289, SLG: 0.370			1-2 G6-3		3-2 G6-4-3 1-2f		0-1 E 1B	4-2 1-2 BB		3 1 1 0 1 0 1												
<b>Inning Stats</b>	R: 0 E: 0 K: 0 S: 7	H: 0 LOB: 0 BB: 0 P: 10	R: 0 E: 0 K: 0 S: 15	H: 2 LOB: 2 BB: 1 P: 24	R: 0 E: 0 K: 1 S: 10	H: 1 LOB: 2 BB: 1 P: 18	R: 0 E: 0 K: 1 S: 8	H: 1 LOB: 0 BB: 0 P: 13	R: 0 E: 0 K: 1 S: 9	H: 1 LOB: 0 BB: 0 P: 14	R: 1 E: 0 K: 1 S: 14	H: 2 LOB: 1 BB: 0 P: 21	R: 1 E: 1 K: 2 S: 18	H: 2 LOB: 2 BB: 0 P: 24	R: 2 E: 0 K: 0 S: 13	H: 2 LOB: 2 BB: 2 P: 28	R: 1 E: 0 K: 0 S: 8	H: 2 LOB: 1 BB: 0 P: 9	1B: 10 2B: 1 3B: 1 HR: 1	SF: 0 SAC: 0 DP: 2 HBP: 0	WP: 0 PB: 0 SB: 3 CS: 0	PA: 42
<b>PITCHER</b>	IP WLS BF H R ER SO BB IBB HBP BLK WP HR S P ERA WHIP																					
Charles Nagy, R (1, 1) ERA: 4.13	7.0 W 30 9 2 1 5 2 0 0 0 0 0 0 81 124 1.29 1.571																					
Jeff Juden, R (8, 1) ERA: 4.55	0.2 6 2 2 2 0 2 0 0 0 0 0 1 10 23 27.00 6.000																					
Paul Assenmacher, L (8, 1) ERA: 3.12	1.1 S 6 2 1 1 0 0 0 0 0 0 0 0 11 14 6.75 1.500																					

Chicago Cubs @ Cleveland Indians  
 Jacobs Field, Cleveland, OH  
 Sun Aug 31 1997, 3:33 AM EDT  
 Att: 43,013 - Overcast - 80 F

AB	38
R	5
H	13
RBI	5
BB	4
SO	5
LOB	20



1B	10	SF	0
2B	1	SAC	0
3B	1	DP	2
HR	1	HBP	0

Batter	1	2	3	4	5	6	7	8	9
<b>Brian Giles, L</b> OBP: 0.368, SLG: 0.476 (1, 9) C B X	1-1 SH1-3 BB SF9 1B	2-1 F8		0-1 F8		0-1 G3-1		2-0 1B	
<b>Omar Vizquel, S</b> OBP: 0.343, SLG: 0.360 (1, 6) B B B	4-0 SF9 SH1-3 1B BB	1-1 FC3-6 2B		3-1 L5		1-3 K		1-1 L5	
<b>Kevin Seitzer, R</b> OBP: 0.316, SLG: 0.356 (1, 10) L X	0-1 SH1-3	3-1 1B 2B			3-2 G5-3		3-1 1B		
<b>Jim Thome, L</b> OBP: 0.432, SLG: 0.601 (1, 3) B X	1-0 SF9	1-2 1B			4-2 1B WP BB		2-1 F8		
<b>David Justice, L</b> OBP: 0.435, SLG: 0.635 (1, 7) B B B	4-0 1B BB	0-1 G3			4-0 1B 2B BB		2-1 G6-3		
<b>Bruce Aven, R</b> OBP: 0.286, SLG: 0.167 (7, 7) B B B	1-2 1B BB				1-2 2B BB		1-1 G5-3		
<b>Matt Williams, R</b> OBP: 0.299, SLG: 0.483 (1, 5) C B F X	1-2 1B		2-0 F7		1-2 2B SF8 1B				
<b>Sandy Alomar Jr., R</b> OBP: 0.361, SLG: 0.540 (1, 2) B C X	1-1 F7		2-3 K		0-1 SF8 2B		0-1 F8		
<b>Tony Fernandez, S</b> OBP: 0.314, SLG: 0.399 (1, 4) B C X		1-1 FC3-6 BB 2B 1B	1-0 CS 1B		0-1 SF8		0-0 G6-3		
<b>Marquis Grissom, R</b> OBP: 0.319, SLG: 0.391 (1, 8) B B B		4-0 FC3-6 1B BB	1-1 CS	1-0 F7	0-2 G5-3		0-0 HR		

Inning Stats	R: 2	H: 2	E: 0	K: 0	S: 10	R: 3	H: 3	E: 0	K: 0	S: 14	R: 0	H: 1	E: 0	K: 1	S: 6	R: 0	H: 0	E: 0	K: 0	S: 5	R: 3	H: 2	E: 0	K: 0	S: 17	R: 0	H: 1	E: 0	K: 1	S: 7	R: 0	H: 0	E: 0	K: 0	S: 6	R: 1	H: 2	E: 0	K: 0	S: 7
	LOB: 2	BB: 2	P: 22	LOB: 1	BB: 1	P: 26	LOB: 0	BB: 0	P: 12	LOB: 0	BB: 0	P: 9	LOB: 1	BB: 2	P: 29	LOB: 0	BB: 0	P: 11	LOB: 0	BB: 0	LOB: 1	BB: 0	P: 10	LOB: 1	BB: 0	P: 10	LOB: 1	BB: 0	P: 10	LOB: 0	BB: 0	P: 11	LOB: 1	BB: 0	P: 10	LOB: 1	BB: 0	P: 10		

PITCHER	IP	WLS	BF	H	R	ER	SO	BB	IBB	HBP	BLK	WP	HR	S	P	ERA	WHIP
<b>Miguel Batista, R</b> ERA: 5.32 (1, 1)	4.1	L	24	7	8	8	1	5	0	0	0	1	0	45	91	16.61	2.769
<b>Dave Stevens, R</b> ERA: 8.44 (5, 1)	2.2		9	2	0	0	1	0	0	0	0	0	0	20	29	0.00	0.750
<b>Ramon Tatis, L</b> ERA: 4.75 (8, 1)	1.0		5	2	1	1	0	0	0	0	0	0	1	7	10	9.00	2.000

AB R H RBI BB SO LOB

5	1	2	0	0	0	2
4	2	0	0	1	1	3
3	1	2	2	0	0	0
2	1	1	2	1	0	0
1	1	0	0	2	0	1
1	0	0	0	0	0	0
4	1	2	2	0	0	0
4	0	1	1	0	1	2
3	1	2	1	0	0	0
3	1	1	1	1	0	1

AB	R	H	RBI	BB	SO	LOB
30	9	11	9	5	2	9

WP: 1 PA: 39  
PB: 0  
SB: 1  
CS: 1

**Chicago Cubs @ Cleveland Indians**  
Jacobs Field, Cleveland, OH  
Sun Aug 31 1997, 3:33 AM EDT  
Att. 43,013 - Overcast - 80 F

livebaseballscorecards.com








Batter	1	2	3	4	5	6	7	8	9	AB	R	H	RBI	BB	SO	LOB
Lance Johnson, L OBP: 0.360, SLG: 0.387 (1, 8)	0-1 L4	1-0 L7		0-0 F7		0-1 G6-3		2-2 1B		5	0	1	0	0	0	3
Doug Glanville, R OBP: 0.344, SLG: 0.405 (1, 7)	0-0 G4-3		1-1 PB BB G6-3 1B	2-1 1B 1-2 E 1B		3-2 1B		1-1 SAFE F9		5	2	3	0	0	0	1
Mark Grace, L OBP: 0.418, SLG: 0.462 (1, 3)	4-1 PB HR BB		4-1 PB 23 1B BB 1-2	0-0 E8 1B 1-H 2-H		1-2 L4		3-2 G3		3	2	1	1	2	0	1
Sammy Sosa, R OBP: 0.296, SLG: 0.485 (1, 9)	2-1 1-H HR		2-0 G6-3 1-2 2-H	3-3 K		2-2 23 CS 1B		2-2 1B		5	1	3	3	0	1	2
23 Ryne Sandberg, R OBP: 0.315, SLG: 0.402 (1, 4)	2-1 G4-3		1-1 2-H 1B	1-3 K		2-2 SAFE SAFE FC5-4 1B		1-2 P9		5	0	2	1	0	1	1
Kevin Orie, R OBP: 0.338, SLG: 0.416 Marc Pisciotta, R (8, 1) Dave Clark, L OBP: 0.367, SLG: 0.445 (9, PH)		2-2 L5	2-1 P4	4-2 CS BB		0-1 F9		1-2 G1-3		3	0	0	0	1	0	2
Scott Servais, R OBP: 0.308, SLG: 0.355 (1, 2)		1-0 SH1-4 2B	0-0 F8	2-1 1B		1-0 FC5-4				4	0	2	0	0	0	2
Manny Alexander, R OBP: 0.289, SLG: 0.364 (1, 6)		3-2 SH1-4 HBP		0-0 P7		2-0 F9		3-2 P8		3	0	0	0	0	0	1
Steve Trachsel, R OBP: 0.185, SLG: 0.143 Dave Stevens, R (6, 1) Bob Patterson, R (7, 1) José Hernández, R OBP: 0.318, SLG: 0.426 (8, 5)		1-0 SH1-4		4-0 1B 1B BB		0-2 G6-3		2-3 K		0	1	0	0	1	0	0

Inning Stats	R: 2	H: 1	E: 0	LOB: 0	K: 0	P: 16	R: 0	H: 1	E: 0	LOB: 1	K: 1	P: 17	R: 0	H: 1	E: 0	LOB: 1	K: 0	P: 17	R: 0	H: 2	E: 0	LOB: 1	K: 0	P: 14	R: 0	H: 1	E: 0	LOB: 1	K: 1	P: 20	R: 0	H: 1	E: 0	LOB: 1	K: 0	P: 26
1B: 10	SF: 0	2B: 1	SAC: 1	3B: 0	DP: 0	HR: 1	HBP: 1	WP: 0	PA: 42	ERA	WHIP																									
PITCHER	IP	WLS	BF	H	R	ER	SO	BB	IBB	HBP	BLK	WP	HR	S	P	ERA	WHIP																			
Rich Robertson, L ERA: 5.53 (1, 1)	2.1		14	4	4	3	0	2	0	0	0	0	0	22	46	11.57	2.571																			
Todd Ritchie, R ERA: 4.9 (3, 1)	3.1		15	4	2	1	2	2	0	0	0	0	0	29	52	2.70	1.800																			
Mike Trombley, R ERA: 4.1 (6, 1)	0.1	W	1	0	0	0	0	0	0	0	0	0	0	3	4	0.00	0.000																			
Greg Swindell, L ERA: 3.59 (7, 1)	2.0		8	3	0	0	1	0	0	0	0	0	0	21	34	0.00	1.500																			
Rick Aguilera, R ERA: 3.73 (9, 1)	1.0	S	4	1	0	0	0	0	0	0	0	0	0	19	26	0.00	1.000																			

**MINNESOTA TWINS @ CHICAGO CUBS**  
**Wrigley Field, Chicago, IL**  
 Mon Sep 01 1997, 3:33 AM CDT  
 Att. 34,117 - Sunny - 76 F

<b>AB</b>	<b>36</b>
<b>R</b>	<b>6</b>
<b>H</b>	<b>12</b>
<b>RBI</b>	<b>5</b>
<b>BB</b>	<b>4</b>
<b>SO</b>	<b>3</b>
<b>LOB</b>	<b>14</b>



PITCHER	IP	WLS	BF	H	R	ER	SO	BB	IBB	HBP	BLK	WP	HR	S	P	ERA	WHIP
Rich Robertson, L ERA: 5.53 (1, 1)	2.1		14	4	4	3	0	2	0	0	0	0	0	22	46	11.57	2.571
Todd Ritchie, R ERA: 4.9 (3, 1)	3.1		15	4	2	1	2	2	0	0	0	0	0	29	52	2.70	1.800
Mike Trombley, R ERA: 4.1 (6, 1)	0.1	W	1	0	0	0	0	0	0	0	0	0	0	3	4	0.00	0.000
Greg Swindell, L ERA: 3.59 (7, 1)	2.0		8	3	0	0	1	0	0	0	0	0	0	21	34	0.00	1.500
Rick Aguilera, R ERA: 3.73 (9, 1)	1.0	S	4	1	0	0	0	0	0	0	0	0	0	19	26	0.00	1.000



Batter	1	2	3	4	5	6	7	8	9	AB R H RBI BB SO LOB	TOP
<b>Chuck Knoblauch, R</b> (1, 4) OBP: 0.395, SLG: 0.429 <b>Dan Serafini, S</b> (7, 1)	1-2  FC5-4 1B	0-1  P6			2-1  G6-3		1-3  K			4 1 1 0 0 1 1 0 0 0 0 0 0 0	
<b>Brent Brede, L</b> (1, 9) OBP: 0.360, SLG: 0.383	0-1  FC5-4 1B		1-1  1B		1-0  F9		0-2  G4-3			4 0 2 0 0 0 0	
<b>Ron Coomer, R</b> (1, 5) OBP: 0.330, SLG: 0.430 <b>Todd Walker, L</b> (7, 5) OBP: 0.262, SLG: 0.283	3-0  FC5-4		0-0  F9		1-0  F8		1-1  SF7	3B		3 0 0 1 0 0 2 1 1 1 0 0 0 0	
<b>Terry Steinbach, R</b> (1, 2) OBP: 0.315, SLG: 0.417 <b>Damian Miller, R</b> (7, 2) OBP: 0.269, SLG: 0.458	1-3  K		0-0  L9		2-0  F9		0-1  SF7			3 0 0 0 0 1 2 0 0 0 1 0 0 0	
<b>Matt Lawton, L</b> (1, 8) OBP: 0.354, SLG: 0.388	0-0  F9		2-0  1B		2-1  F8		3-2  F9			4 0 1 0 0 0 1	
<b>Marty Cordova, R</b> (1, 7) OBP: 0.295, SLG: 0.416		0-1  G6-3	2-1  G2		1-0  E6		0-0  F7			4 0 0 0 0 0 2	
<b>Scott Stahoviak, L</b> (1, 3) OBP: 0.298, SLG: 0.412		0-0  G3-1		2-3  K		2-3  K		0-0  2B		4 0 1 0 0 2 1	
<b>Pat Meares, R</b> (1, 6) OBP: 0.323, SLG: 0.421		1-0  1B	2B		0-1  G6-3		2-2  G6-3		2-0  F7	4 1 1 0 0 0 1	
<b>Bob Tewksbury, R</b> (1, 1) OBP: 0.200, SLG: 0.200 <b>Chris Latham, S</b> (4, PH) OBP: 0.222, SLG: 0.333 <b>Travis Miller, R</b> (4, 1) <b>David Ortiz, L</b> (7, PH) <b>Denny Hocking, S</b> (7, 4) OBP: 0.309, SLG: 0.377		2-1  1B		1-1  P3		0-1  F7		2-2  G3-1		1 0 1 1 0 0 0 1 0 0 0 0 0 0 0 0 0 0 0 0 0 1 0 0 0 0 0 0 1 0 0 0 0 0 1	
<b>Inning Stats</b>	R: 1 H: 2 E: 0 LOB: 1 K: 1 BB: 0 S: 14 P: 19	R: 1 H: 2 E: 0 LOB: 1 K: 0 BB: 0 S: 8 P: 11	R: 0 H: 2 E: 0 LOB: 2 K: 0 BB: 0 S: 7 P: 12	R: 0 H: 0 E: 0 LOB: 0 K: 1 BB: 0 S: 7 P: 10	R: 0 H: 0 E: 0 LOB: 0 K: 0 BB: 0 S: 4 P: 8	R: 0 H: 0 E: 1 LOB: 1 K: 1 BB: 0 S: 8 P: 15	R: 0 H: 0 E: 0 LOB: 0 K: 1 BB: 0 S: 10 P: 13	R: 1 H: 1 E: 0 LOB: 0 K: 0 BB: 0 S: 10 P: 14	R: 0 H: 1 E: 0 LOB: 1 K: 0 BB: 0 S: 6 P: 10	1B: 5 SF: 1 2B: 2 SAC: 0 3B: 1 DP: 0 HR: 0 HBP: 0	WP: 0 PA: 36 PB: 0 SB: 0 CS: 0
<b>PITCHER</b> <b>Mark Clark, R</b> (1, 1) ERA: 4.06	IP 9.0 WLS W BF 36 H 8 R 3 ER 3 SO 4 BB 0 IBB 0 HBP 0 BLK 0 WP 0 HR 0 S 74 P 112 ERA 3.00 WHIP 0.889										

**Minnesota Twins @ Chicago Cubs**  
 Wrigley Field, Chicago, IL  
 Tue Sep 02 1997, 7:05 PM CDT  
 Att. 21,487 - Unknown - 61 F

livebaseballscores.com

<b>AB</b>	<b>35</b>
<b>R</b>	<b>3</b>
<b>H</b>	<b>8</b>
<b>RBI</b>	<b>3</b>
<b>BB</b>	<b>0</b>
<b>SO</b>	<b>4</b>
<b>LOB</b>	<b>11</b>







Batter	1	2	3	4	5	6	7	8	9	AB	R	H	RBI	BB	SO	LOB	TOP														
<b>Chuck Knoblauch, R</b> (1, 4) <small>OBP: 0.395, SLG: 0.429</small>	2-2 		1-1 		3-2 		3-2 	2-2 		5	1	2	0	0	0	0															
<b>Brent Brede, L</b> (1, 9) <small>OBP: 0.355, SLG: 0.371</small>	0-1 		2-1 		4-2 		2-2 		1-3 	4	0	0	1	1	1	1															
<b>Paul Molitor, R</b> (1, 3) <small>OBP: 0.346, SLG: 0.427</small>	0-1 		2-0 		3-2 		0-2 		3-1 	5	1	2	3	0	0	2															
<b>Greg Myers, L</b> (1, 2) <small>OBP: 0.328, SLG: 0.436</small> <b>Mike Trombley, R</b> (5, 1) <b>Denny Hocking, S</b> (6, 6) <small>OBP: 0.306, SLG: 0.373</small>	1-0 			1-3 	1-2 		2-2 		3-2 	3	0	1	0	0	1	2															
<b>Ron Coomer, R</b> (1, 5) <small>OBP: 0.327, SLG: 0.426</small>	2-2 			1-2 		1-3 	1-3 			4	0	0	0	0	2	2															
<b>Matt Lawton, L</b> (1, 7) <small>OBP: 0.356, SLG: 0.387</small>		1-1 		4-2 		1-2 		1-1 		3	0	1	0	1	0	0															
<b>Pat Meares, R</b> (1, 6) <small>OBP: 0.323, SLG: 0.421</small> <b>Dan Naulty, R</b> (6, 1) <b>David Ortiz, L</b> (8, PH) <small>OBP: 0.500, SLG: 1.000</small> <b>Todd Ritchie, R</b> (8, 1)		3-2 		1-2 		1-3 		1-0 		3	0	1	0	0	1	2															
<b>Rich Becker, L</b> (1, 8) <small>OBP: 0.357, SLG: 0.405</small>		1-0 		3-2 		2-3 		1-1 		4	2	1	2	0	1	2															
<b>Frankie Rodriguez, R</b> (1, 1) <b>Eddie Guardado, R</b> (4, 1) <b>Todd Walker, L</b> (5, PH) <small>OBP: 0.260, SLG: 0.281</small> <b>Terry Steinbach, R</b> (5, 2) <small>OBP: 0.316, SLG: 0.420</small>		0-2 		2-3 		1-1 		0-3 		1	0	0	0	0	0	1															
<b>Inning Stats</b>	R: 1 E: 0 K: 0 S: 12 H: 2 LOB: 1 BB: 0 P: 17	R: 0 E: 0 K: 0 S: 10 H: 2 LOB: 1 BB: 0 P: 15	R: 0 E: 0 K: 0 S: 5 H: 0 LOB: 0 BB: 0 P: 10	R: 0 E: 0 K: 1 S: 11 H: 0 LOB: 1 BB: 1 P: 18	R: 1 E: 1 K: 1 S: 20 H: 1 LOB: 2 BB: 1 P: 36	R: 0 E: 1 K: 3 S: 15 H: 0 LOB: 1 BB: 0 P: 20	R: 2 E: 0 K: 1 S: 22 H: 3 LOB: 1 BB: 0 P: 31	R: 2 E: 0 K: 1 S: 11 H: 2 LOB: 0 BB: 0 P: 16	R: 0 E: 0 K: 1 S: 8 H: 0 LOB: 0 BB: 0 P: 15	1B: 6 2B: 2 3B: 0 HR: 2 SF: 0 SAC: 0 DP: 0 HBP: 0	WP: 0 PB: 0 SB: 2 CS: 0 PA: 40																				
<b>PITCHER</b>	IP WLS BF H R ER SO BB IBB HBP BLK WP HR S P ERA WHIP															IP WLS BF H R ER SO BB IBB HBP BLK WP HR S P ERA WHIP															
<b>Geremi Gonzalez, R</b> (1, 1) <small>ERA: 4.38</small>	5.0	W	22	5	2	1	2	2	0	0	0	0	1	58	96	1.80	1.400														
<b>Kent Bottenfield, R</b> (6, 1) <small>ERA: 3.52</small>	1.1		8	3	2	2	3	0	0	0	0	0	0	30	41	13.50	2.250														
<b>Marc Pisciotta, R</b> (7, 1) <small>ERA: 2.7</small>	1.2		7	2	2	2	2	0	0	0	0	1	18	26	10.80	1.200															
<b>Terry Adams, R</b> (9, 1) <small>ERA: 3.63</small>	1.0		3	0	0	0	1	0	0	0	0	0	0	8	15	0.00	0.000														

**Minnesota Twins @ Chicago Cubs**  
 Wrigley Field, Chicago, IL  
 Wed Sep 03 1997, 3:33 AM CDT  
 Att. 22,919 - Sunny - 65 F

[livebaseballscorecards.com](http://livebaseballscorecards.com)

<b>AB</b>	<b>38</b>
<b>R</b>	<b>6</b>
<b>H</b>	<b>10</b>
<b>RBI</b>	<b>6</b>
<b>BB</b>	<b>2</b>
<b>SO</b>	<b>8</b>
<b>LOB</b>	<b>14</b>







Batter	1	2	3	4	5	6	7	8	9	AB R H RBI BB SO LOB	TOP		
<b>Carl Everett, S</b> OBP: 0.309, SLG: 0.429 (1, 9) X	0-0 B2		0-1 G6-3		0-3 K			1-3 K		4 0 0 0 0 2 0			
<b>Edgardo Alfonzo, R</b> OBP: 0.401, SLG: 0.450 (1, 5) B C C F B B	4-2 HR BB		3-2 F9			0-3 K		2-1 G1-3		3 1 0 0 1 1 0			
<b>John Olerud, L</b> OBP: 0.388, SLG: 0.459 (1, 3) B B C C 1 F B F X	3-2 F7		2-0 F7			1-1 2B		2-0 F8		4 0 1 0 0 0 1			
<b>Todd Hundley, S</b> OBP: 0.395, SLG: 0.551 (1, 2) C B F X	1-2 HR			2-0 G4-3		4-0 FC4-6 IBB			1-0 P6	3 1 1 2 1 0 0			
<b>Butch Huskey, R</b> OBP: 0.314, SLG: 0.499 (1, 7) B X	1-0 1B			0-1 HR		2-2 F9			2-3 K	4 1 2 1 0 1 2			
<b>Carlos Baerga, S</b> OBP: 0.319, SLG: 0.411 (1, 4) C F B B X <b>Shawn Gilbert, R</b> OBP: 0.250, SLG: 0.455 (9, PH) X	2-2 L4			0-1 G3		0-0 FC4-6 1-2f			1-0 P3	3 0 0 0 0 0 3 1 0 0 0 0 0 0			
<b>Brian McRae, S</b> OBP: 0.326, SLG: 0.374 (1, 8) C B B B X				3-2 G1-3		2-2 G3		2-1 G4-3		0 0 0 0 0 0 0			
<b>Rey Ordonez, R</b> OBP: 0.268, SLG: 0.281 (1, 6) B B B X				2-0 F9		2-2 G5-3		0-0 P6		3 0 0 0 0 0 0			
<b>Brian Bohanon, L</b> OBP: 0.130, SLG: 0.136 (1, 1) C C C C C <b>Greg McMichael, R</b> OBP: 0.667, SLG: 0.667 (7, 1) C C C C C <b>Cory Lidle, R</b> (7, 1) C C C C C <b>Yorkis Perez, L</b> (8, 1) C C C C C				0-3 K		0-1 F8		1-0 G5-3		3 0 0 0 0 1 0			
<b>Inning Stats</b>	R: 2 H: 2 E: 0 LOB: 1 K: 0 BB: 1 S: 14 P: 25	R: 0 H: 0 E: 0 LOB: 0 K: 1 BB: 0 S: 9 P: 14	R: 0 H: 0 E: 0 LOB: 0 K: 0 BB: 0 S: 6 P: 11	R: 1 H: 1 E: 0 LOB: 0 K: 0 BB: 0 S: 8 P: 12	R: 0 H: 0 E: 0 LOB: 0 K: 1 BB: 0 S: 8 P: 10	R: 0 H: 1 E: 0 LOB: 2 K: 1 BB: 1 S: 9 P: 16	R: 0 H: 0 E: 0 LOB: 0 K: 0 BB: 0 S: 4 P: 7	R: 0 H: 0 E: 0 LOB: 0 K: 1 BB: 0 S: 7 P: 12	R: 0 H: 0 E: 0 LOB: 0 K: 1 BB: 0 S: 7 P: 11	1B: 1 SF: 0 2B: 1 SAC: 0 3B: 0 DP: 0 HR: 2 HBP: 0	WP: 0 PA: 33 PB: 0 SB: 0 CS: 0		
<b>PITCHER</b>	IP WLS BF H R ER SO BB IBB HBP BLK WP HR S P ERA WHIP											<b>PITCHER</b>	IP WLS BF H R ER SO BB IBB HBP BLK WP HR S P ERA WHIP
<b>Kevin Tapani, R</b> ERA: 4.7 (1, 1)	7.0 W 27 4 3 3 3 1 1 0 0 0 2 58 95 3.86 0.714												
<b>Marc Pisciotta, R</b> ERA: 2.57 (8, 1)	1.0 3 0 0 0 1 0 0 0 0 0 0 7 12 0.00 0.000												
<b>Bob Patterson, L</b> ERA: 3.23 (9, 1)	1.0 3 0 0 0 1 0 0 0 0 0 0 7 11 0.00 0.000												

**New York Mets @ Chicago Cubs**  
**Wrigley Field, Chicago, IL**  
 Fri Sep 05 1997, 3:33 AM CDT  
 Att. 21,176 - Overcast - 69 F

<b>AB</b>	<b>28</b>
<b>R</b>	<b>3</b>
<b>H</b>	<b>4</b>
<b>RBI</b>	<b>3</b>
<b>BB</b>	<b>2</b>
<b>SO</b>	<b>5</b>
<b>LOB</b>	<b>6</b>



livebaseballscorecards.com

BOTTOM

New York Mets @ Chicago Cubs  
Wrigley Field, Chicago, IL  
Fri Sep 05 1997, 3:33 AM CDT  
Att. 21,176 - Overcast - 69 F

livebaseballscorecards.com

AB	32
R	8
H	8
RBI	5
BB	6
SO	9
LOB	15



WP	4	PA	38
PB	0		
SB	1		
CS	0		

AB	R	H	RBI	BB	SO	LOB
4	1	1	1	1	0	1
5	0	0	0	0	2	5
3	2	1	0	1	1	0
3	1	0	0	1	1	1
4	1	3	3	0	0	0
4	0	1	0	0	1	2
2	2	1	0	2	0	1
3	1	1	1	1	1	1
2	0	0	0	0	2	1
1	0	0	0	0	0	2
0	0	0	0	0	0	0
1	0	0	0	0	1	1
0	0	0	0	0	0	0
1B	4	SF	0			
2B	2	SAC	0			
3B	2	DP	0			
HR	0	HBP	0			

Batter	1	2	3	4	5	6	7	8	9								
Doug Glanville, R OBP: 0.343, SLG: 0.401 (1, 8)	0-0 G4-3 ①		2-2 G6-3 ③		1-1 L3 ②		1-1 WP 1B BB 1-2 3-H ①	4-0 BB BB BB									
23 Ryne Sandberg, R OBP: 0.317, SLG: 0.405 (1, 4)	1-3 K ②			0-1 L9 ①	1-0 F7 ③		2-3 K ②	3-2 BB BB BB									
Mark Grace, L OBP: 0.418, SLG: 0.469 (1, 3)	2-3 K ③			0-0 WP 1B 2B		1-1 G4-3 ①	4-0 WP 1B 1-2 2-3 BB										
Sammy Sosa, R OBP: 0.302, SLG: 0.490 (1, 9)		2-3 K ①		2-1 L3 ②		3-1 G6-3 ②	4-1 E 1B 1-2 2-3 3-H WP IBB										
Kevin Orie, R OBP: 0.348, SLG: 0.429 (1, 5)		3-2 L6 ②		3-0 2-H 1B		2-2 2B	0-1 E7 1-3 2-H 3-H WP 1B										
Scott Servais, R OBP: 0.310, SLG: 0.353 (1, 2)		1-0 1B		3-1 L9 ③		1-1 G4-3 ③	1-3 K 2-H 3-H										
José Hernández, R OBP: 0.331, SLG: 0.443 (1, 7)		1-0 G1-3 ③			4-2 3B BB		1-0 1B 3B	4-1 S BB BB									
Manny Alexander, R OBP: 0.296, SLG: 0.371 (1, 6)			2-1 G3 ①		0-0 1-H 3B		4-1 BB 1B WP BB	1-3 K ①									
Kevin Tapani, R OBP: 0.154, SLG: 0.083 (1, 1)			0-3 K ②		0-3 K ①		3-2 F7 ①	3-3 K ②									
Dave Hansen, L OBP: 0.427, SLG: 0.425 (7, PH)																	
Marc Pisciotta, R (8, 1)																	
Brooks Kieschnick, L OBP: 0.302, SLG: 0.324 (8, PH)																	
Bob Patterson, R (9, 1)																	
Inning Stats	R: 0 E: 0 K: 2 S: 8	H: 0 LOB: 0 BB: 0 P: 11	R: 0 E: 0 K: 1 S: 9	H: 1 LOB: 1 BB: 0 P: 16	R: 0 E: 0 K: 1 S: 8	H: 0 LOB: 0 BB: 0 P: 12	R: 1 E: 0 K: 0 S: 8	H: 2 LOB: 1 BB: 0 P: 16	R: 1 E: 0 K: 1 S: 9	H: 1 LOB: 1 BB: 1 P: 15	R: 0 E: 0 K: 0 S: 9	H: 1 LOB: 1 BB: 0 P: 16	R: 6 E: 1 K: 2 S: 17	H: 3 LOB: 0 BB: 3 P: 37	R: 0 E: 0 K: 2 S: 10	H: 0 LOB: 2 BB: 2 P: 25	
PITCHER	IP	WLS	BF	H	R	ER	SO	BB	IBB	HBP	BLK	WP	HR	S	P	ERA	WHIP
Brian Bohanon, L ERA: 3.86 (1, 1)	6.1	L	27	6	4	4	5	2	0	0	0	1	0	56	99	5.68	1.263
Greg McMichael, R ERA: 3.25 (7, 1)	0.1		5	2	2	2	1	1	1	0	0	1	0	9	20	54.00	9.000
Cory Lidle, R ERA: 3.58 (7, 1)	0.1		1	0	2	1	1	0	0	0	0	1	0	3	4	27.00	0.000
Yorkis Perez, L ERA: 13.5 (8, 1)	1.0		5	0	0	0	2	2	0	0	0	0	0	10	25	0.00	2.000

Batter	1	2	3	4	5	6	7	8	9								
Doug Glanville, R OBP: 0.343, SLG: 0.401 (1, 8)	0-0 G4-3 ①		2-2 G6-3 ③		1-1 L3 ②		1-1 WP 1B BB 1-2 3-H ①	4-0 BB BB BB									
23 Ryne Sandberg, R OBP: 0.317, SLG: 0.405 (1, 4)	1-3 K ②			0-1 L9 ①	1-0 F7 ③		2-3 K ②	3-2 BB BB BB									
Mark Grace, L OBP: 0.418, SLG: 0.469 (1, 3)	2-3 K ③			0-0 WP 1B 2B		1-1 G4-3 ①	4-0 WP 1B 1-2 2-3 BB										
Sammy Sosa, R OBP: 0.302, SLG: 0.490 (1, 9)		2-3 K ①		2-1 L3 ②		3-1 G6-3 ②	4-1 E 1B 1-2 2-3 3-H WP IBB										
Kevin Orie, R OBP: 0.348, SLG: 0.429 (1, 5)		3-2 L6 ②		3-0 2-H 1B		2-2 2B	0-1 E7 1-3 2-H 3-H WP 1B										
Scott Servais, R OBP: 0.310, SLG: 0.353 (1, 2)		1-0 1B		3-1 L9 ③		1-1 G4-3 ③	1-3 K 2-H 3-H										
José Hernández, R OBP: 0.331, SLG: 0.443 (1, 7)		1-0 G1-3 ③			4-2 3B BB		1-0 1B 3B	4-1 S BB BB									
Manny Alexander, R OBP: 0.296, SLG: 0.371 (1, 6)			2-1 G3 ①		0-0 1-H 3B		4-1 BB 1B WP BB	1-3 K ①									
Kevin Tapani, R OBP: 0.154, SLG: 0.083 (1, 1)			0-3 K ②		0-3 K ①		3-2 F7 ①	3-3 K ②									
Dave Hansen, L OBP: 0.427, SLG: 0.425 (7, PH)																	
Marc Pisciotta, R (8, 1)																	
Brooks Kieschnick, L OBP: 0.302, SLG: 0.324 (8, PH)																	
Bob Patterson, R (9, 1)																	
Inning Stats	R: 0 E: 0 K: 2 S: 8	H: 0 LOB: 0 BB: 0 P: 11	R: 0 E: 0 K: 1 S: 9	H: 1 LOB: 1 BB: 0 P: 16	R: 0 E: 0 K: 1 S: 8	H: 0 LOB: 0 BB: 0 P: 12	R: 1 E: 0 K: 0 S: 8	H: 2 LOB: 1 BB: 0 P: 16	R: 1 E: 0 K: 1 S: 9	H: 1 LOB: 1 BB: 1 P: 15	R: 0 E: 0 K: 0 S: 9	H: 1 LOB: 1 BB: 0 P: 16	R: 6 E: 1 K: 2 S: 17	H: 3 LOB: 0 BB: 3 P: 37	R: 0 E: 0 K: 2 S: 10	H: 0 LOB: 2 BB: 2 P: 25	
PITCHER	IP	WLS	BF	H	R	ER	SO	BB	IBB	HBP	BLK	WP	HR	S	P	ERA	WHIP
Brian Bohanon, L ERA: 3.86 (1, 1)	6.1	L	27	6	4	4	5	2	0	0	0	1	0	56	99	5.68	1.263
Greg McMichael, R ERA: 3.25 (7, 1)	0.1		5	2	2	2	1	1	1	0	0	1	0	9	20	54.00	9.000
Cory Lidle, R ERA: 3.58 (7, 1)	0.1		1	0	2	1	1	0	0	0	0	1	0	3	4	27.00	0.000
Yorkis Perez, L ERA: 13.5 (8, 1)	1.0		5	0	0	0	2	2	0	0	0	0	0	10	25	0.00	2.000



**New York Mets @ Chicago Cubs**  
 Wrigley Field, Chicago, IL  
 Sat Sep 06 1997, 3:33 AM CDT  
 Att. 38,849 - Sunny - 81 F

[livebaseballscorecards.com](http://livebaseballscorecards.com)

<b>AB</b>	<b>30</b>
<b>R</b>	<b>5</b>
<b>H</b>	<b>8</b>
<b>RBI</b>	<b>3</b>
<b>BB</b>	<b>3</b>
<b>SO</b>	<b>7</b>
<b>LOB</b>	<b>18</b>



WP: 1	PA: 40
PB: 0	
SB: 0	
CS: 0	

Batter	1	2	3	4	5	6	7	8	9	AB R H RBI BB SO LOB							
<b>Brian McRae, S</b> (1, 8) OBP: 0.325, SLG: 0.373	1-2 G6-3		2-3 K		2-0 G3		2-1 1B		3-2 G3	0 0 0 0 0 0 0							
<b>Edgardo Alfonzo, R</b> (1, 5) OBP: 0.401, SLG: 0.448	4-2 E 1B HBP		1-1 G4-3		2-1 G6-3		3-H 1B SAFE 1 SAFE SAFE B X SAFE		2-1 2-H 1B	4 0 1 1 0 0 1							
<b>John Olerud, L</b> (1, 3) OBP: 0.389, SLG: 0.461	2-1 E 1-2 1B		2-1 2B		1-1 L7			0-1 G1-3	0-3 K	5 0 2 0 0 1 1							
<b>Todd Hundley, S</b> (1, 2) OBP: 0.394, SLG: 0.547	1-1 E6		3-1 G3		1-3 K			4-1 2B 1B BB	3-3 K	3 0 0 0 1 1 3							
<b>Carlos Mendoza, L</b> (8, PR)										0 1 0 0 0 0 0							
<b>Alberto Castillo, R</b> (8, 2) OBP: 0.319, SLG: 0.205										0 0 0 0 0 0 0							
<b>Matt Franco, L</b> (9, PH) OBP: 0.358, SLG: 0.424										1 0 0 0 0 1 1							
<b>Bernard Gilkey, R</b> (1, 7) OBP: 0.331, SLG: 0.389	0-0 G6-4-3 1-2f			2-1 2B	0-3 K			0-0 1B WP 2B		4 1 2 0 0 1 3							
<b>Carlos Baerga, S</b> (1, 4) OBP: 0.319, SLG: 0.409		1-1 F8		1-3 K	1-0 G4-3			0-1 L9 WP 1B		4 0 1 1 0 1 1							
<b>Butch Huskey, R</b> (1, 9) OBP: 0.318, SLG: 0.506		0-0 HR		4-1 IBB			4-0 G4-3 1B SH3-4 BB	2-2 L9		2 2 1 1 2 0 1							
<b>Mel Rojas, R</b> (8, 1)								1-3 3-H		0 0 0 0 0 0 0							
<b>John Franco, L</b> (8, 1)										0 0 0 0 0 0 0							
<b>Rey Ordonez, R</b> (1, 6) OBP: 0.266, SLG: 0.279		1-1 G6-3		2-2 L8			1-1 SH3-4	0-1 F8		3 0 0 0 0 0 4							
<b>Rick Reed, R</b> (1, 1) OBP: 0.260, SLG: 0.383			1-3 K		1-3 K		0-1 G4-3		2-1 G3 1B	2 0 0 0 0 2 2							
<b>Roberto Petagine, L</b> (7, PH)										1 0 0 0 0 0 1							
<b>Turk Wendell, L</b> (7, 1)										0 0 0 0 0 0 0							
<b>Carl Everett, S</b> (8, 9) OBP: 0.311, SLG: 0.430										1 1 1 0 0 0 0							
<b>Inning Stats</b>	R: 0 H: 1 E: 1 LOB: 2 K: 0 BB: 0 S: 12 P: 20	R: 1 H: 1 E: 0 LOB: 0 K: 1 BB: 0 S: 8 P: 11	R: 0 H: 1 E: 0 LOB: 1 K: 1 BB: 1 S: 10 P: 18	R: 0 H: 1 E: 0 LOB: 2 K: 2 BB: 1 S: 13 P: 23	R: 0 H: 0 E: 0 LOB: 0 K: 0 BB: 0 S: 5 P: 10	R: 0 H: 0 E: 0 LOB: 0 K: 2 BB: 0 S: 7 P: 9	R: 1 H: 1 E: 0 LOB: 1 K: 0 BB: 1 S: 12 P: 21	R: 2 H: 2 E: 0 LOB: 2 K: 0 BB: 1 S: 11 P: 17	R: 1 H: 2 E: 0 LOB: 1 K: 2 BB: 0 S: 17 P: 27	1B: 5 SF: 0 2B: 3 SAC: 1 3B: 0 DP: 1 HR: 1 HBP: 1	WP: 1 PA: 40 PB: 0 SB: 0 CS: 0						
<b>PITCHER</b>	IP WLS BF H R ER SO BB IBB HBP BLK WP HR S P ERA WHIP																
<b>Miguel Batista, R</b> (1, 1) ERA: 4.66	7.0		29	5	2	2	6	1	1	1	0	0	1	67	112	2.57	0.857
<b>Ramon Tatis, L</b> (8, 1) ERA: 4.89	0.1		2	0	1	1	0	1	0	0	0	0	0	3	7	27.00	3.000
<b>Marc Pisciotta, R</b> (8, 1) ERA: 2.91	0.2	W	4	2	1	1	0	0	0	0	0	1	0	8	10	13.50	3.000
<b>Terry Adams, R</b> (9, 1) ERA: 3.71	1.0	S	5	2	1	1	2	0	0	0	0	0	0	17	27	9.00	2.000

Batter	1	2	3	4	5	6	7	8	9
Lance Johnson, L OBP: 0.366, SLG: 0.399 (1, 8)	F7		HR			G3 1B		G4-3	
Doug Glanville, R OBP: 0.342, SLG: 0.400 (1, 7)	E6		F9			P4		2B 1B	
Mark Grace, L OBP: 0.417, SLG: 0.469 (1, 3)	L9				P6	G3		FC6-5 2B	
Sammy Sosa, R OBP: 0.301, SLG: 0.488 (1, 9)	P6				G3-1	P2		FC6-5 HR IBB	
Kevin Orie, R OBP: 0.344, SLG: 0.424 (1, 5)					G5-3			FC6-5 HR	
Scott Servais, R OBP: 0.312, SLG: 0.366 (1, 2)								HR	
José Hernández, R OBP: 0.329, SLG: 0.438 (8, 6)									
Manny Alexander, R OBP: 0.301, SLG: 0.375 Marc Pisciotta, R Terry Adams, R									
Miguel Batista, R Ramon Tatis, L 23 Ryne Sandberg, R OBP: 0.318, SLG: 0.414									

Inning Stats	R: 0 E: 1 K: 0 S: 8	H: 0 LOB: 1 BB: 0 P: 14	R: 0 E: 0 K: 2 S: 7	H: 0 LOB: 0 BB: 0 P: 11	R: 1 E: 0 K: 1 S: 9	H: 2 LOB: 0 BB: 0 P: 11	R: 0 E: 0 K: 0 S: 5	H: 0 LOB: 0 BB: 0 P: 10	R: 0 E: 0 K: 1 S: 9	H: 1 LOB: 1 BB: 0 P: 16	R: 0 E: 0 K: 0 S: 8	H: 1 LOB: 1 BB: 0 P: 11	R: 1 E: 0 K: 1 S: 9	H: 2 LOB: 0 BB: 0 P: 13	R: 5 E: 0 K: 1 S: 15	H: 4 LOB: 0 BB: 1 P: 29
--------------	------------------------------	----------------------------------	------------------------------	----------------------------------	------------------------------	----------------------------------	------------------------------	----------------------------------	------------------------------	----------------------------------	------------------------------	----------------------------------	------------------------------	----------------------------------	-------------------------------	----------------------------------

PITCHER	IP	WLS	BF	H	R	ER	SO	BB	IBB	HBP	BLK	WP	HR	S	P	ERA	WHIP
Rick Reed, R ERA: 2.96 (1, 1)	6.0		22	4	1	1	4	0	0	0	0	0	1	46	73	1.50	0.667
Turk Wendell, R ERA: 4.18 (7, 1)	1.0		4	2	1	1	1	0	0	0	0	0	0	9	13	9.00	2.000
Mel Rojas, R ERA: 4.68 (8, 1)	0.1		3	2	2	2	0	0	0	0	0	0	1	5	9	54.00	6.000
John Franco, L ERA: 2.7 (8, 1)	0.2	L	5	2	3	3	1	0	1	0	0	0	1	10	20	40.50	3.000

**BOTTOM**

**New York Mets @ Chicago Cubs**  
Wrigley Field, Chicago, IL

Sat Sep 06 1997, 3:33 AM CDT  
Att: 38,849 - Sunny - 81 F

AB	R	H	RBI	BB	SO	LOB
4	1	2	1	0	0	0
4	1	1	0	0	0	1
4	0	1	1	0	0	2
3	1	0	0	1	0	2
4	1	0	0	0	1	2
4	2	2	3	0	2	0
4	0	1	1	0	2	0
3	0	2	0	0	0	1
0	0	0	0	0	0	0
0	0	0	0	0	0	0
2	0	0	0	0	1	2
0	0	0	0	0	0	0
1	1	1	1	0	0	0

AB	33
R	7
H	10
RBI	7
BB	1
SO	6
LOB	10

WP: 0 PA: 34  
PB: 0  
SB: 0  
CS: 1



1B	2B	3B	HR	SF	SAC	DP	HBP
5	2	0	3	0	1	0	0



Batter	1	2	3	4	5	6	7	8	9	AB R H RBI BB SO LOB	TOP										
<b>Carl Everett, S</b> (1, 8) OBP: 0.314, SLG: 0.431	2-3 K		2-3 K		1-1 1B 1B		3-2 G4-3 1B		4-2 E 1B BB	4 3 2 0 1 2 0											
<b>Edgardo Alfonzo, R</b> (1, 5) OBP: 0.401, SLG: 0.447	2-2 F9			3-1 G3-1	1-1 1B 1B		3-2 G4-3 1-H		0-2 E8 G4-3 1B 1B	5 1 2 1 0 0 0											
<b>John Olerud, L</b> (1, 3) OBP: 0.387, SLG: 0.459	1-3 K			2-2 1B 1B	2-0 SF7		3-3 K		3-2 G4-3	4 0 1 1 0 2 1											
<b>Todd Hundley, S</b> (1, 2) OBP: 0.396, SLG: 0.548		2-2 F8		3-0 1B	0-0 FC6-4 1B			2-3 K	0-0 HR 1B	5 1 3 2 0 1 0											
<b>Bernard Gilkey, R</b> (1, 7) OBP: 0.332, SLG: 0.394		1-1 L5		2-3 K	1-0 FC6-4			4-1 FC4-6 BB	3-1 HR	4 1 1 2 1 1 4											
<b>Carlos Baerga, S</b> (1, 4) OBP: 0.318, SLG: 0.408		2-2		1-3 K		1-1 G6-3		1-1 FC4-6 1B WP	2-3 K	4 1 1 0 0 1 3 1 0 0 0 0 1 0											
<b>Alex Ochoa, R</b> (9, PH) OBP: 0.275, SLG: 0.324																					
<b>Butch Huskey, R</b> (1, 9) OBP: 0.320, SLG: 0.514		1-2 F9			2-0 HR	0-1 G5-3		2-2 1B		4 1 2 2 0 0 1 0 0 0 0 0 0 0											
<b>Shawn Gilbert, R</b> (9, 4) OBP: 0.250, SLG: 0.455																					
<b>Rey Ordonez, R</b> (1, 6) OBP: 0.262, SLG: 0.275				1-0 G6-3	0-1 L7	0-0 G6-3		1-1 G4-3		4 0 0 0 0 0 1											
<b>Bobby Jones, R</b> (1, 1) OBP: 0.186, SLG: 0.179			2-1 P4		1-0 1B SF7 1B		1-2 L1		2-3 K	3 1 1 0 0 0 0 0 0 0 0 0 0 0 1 0 0 0 0 1 0 0 0 0 0 0 0 0											
<b>Greg McMichael, R</b> (8, 1) OBP: 0.667, SLG: 0.667																					
<b>Jason Hardtke, S</b> (9, PH) OBP: 0.300, SLG: 0.378																					
<b>Cory Lidle, R</b> (9, 1) OBP: 0.250, SLG: 0.455																					
<b>Inning Stats</b>	R: 0 E: 0 K: 2 S: 9	H: 0 LOB: 0 BB: 0 P: 14	R: 0 E: 0 K: 0 S: 12	H: 1 LOB: 1 BB: 0 P: 18	R: 0 E: 0 K: 1 S: 6	H: 0 LOB: 0 BB: 0 P: 11	R: 0 E: 0 K: 2 S: 13	H: 2 LOB: 2 BB: 0 P: 24	R: 3 E: 0 K: 0 S: 11	H: 5 LOB: 2 BB: 0 P: 19	R: 0 E: 0 K: 0 S: 5	H: 0 LOB: 0 BB: 0 P: 6	R: 1 E: 0 K: 1 S: 14	H: 1 LOB: 0 BB: 0 P: 24	R: 1 E: 0 K: 1 S: 11	H: 1 LOB: 1 BB: 1 P: 21	R: 4 E: 1 K: 2 S: 18	H: 3 LOB: 0 BB: 1 P: 32	1B: 11 2B: 0 3B: 0 HR: 2	SF: 1 SAC: 0 DP: 0 HBP: 0	WP: 1 PA: 42
<b>PITCHER</b>	IP WLS BF H R ER SO BB IBB HBP BLK WP HR S P ERA WHIP																				
<b>Steve Trachsel, R</b> (1, 1) ERA: 4.87	7.0 L 30 9 4 4 6 0 0 0 0 0 1 70 116 5.14 1.286																				
<b>Kent Bottenfield, R</b> (8, 1) ERA: 3.59	1.0 5 1 1 1 1 1 0 0 0 1 0 11 21 9.00 2.000																				
<b>Dave Stevens, R</b> (9, 1) ERA: 8.89	0.1 3 1 2 2 1 1 0 0 0 0 0 9 15 54.00 6.000																				
<b>Ramon Tatis, L</b> (9, 1) ERA: 5.17	0.2 4 2 2 2 1 0 0 0 0 0 1 9 17 27.00 3.000																				

**New York Mets @ Chicago Cubs**  
**Wrigley Field, Chicago, IL**  
 Sun Sep 07 1997, 3:33 AM CDT  
 Att. 25,523 - Cloudy - 72 F

livebaseballscorecards.com

<b>AB</b>	<b>39</b>
<b>R</b>	<b>9</b>
<b>H</b>	<b>13</b>
<b>RBI</b>	<b>8</b>
<b>BB</b>	<b>2</b>
<b>SO</b>	<b>9</b>
<b>LOB</b>	<b>10</b>







Chicago Cubs @ Cincinnati Reds  
Cinergy Field, Cincinnati, OH

Mon Sep 08 1997, 7:05 PM EDT  
Att. 15,337 - Unknown - 69 F

livebaseballscorecards.com

AB	38
R	8
H	13
RBI	8
BB	5
SO	9
LOB	17



WP:	0	PA:	45
PB:	0		
SB:	1		
CS:	0		

Batter	1	2	3	4	5	6	7	8	9	AB	R	H	RBI	BB	SO	LOB											
Lance Johnson, L (1, 8) OBP: 0.367, SLG: 0.399	0-2 P2		1-1 L3		0-0 1B		0-2 SH5-3 1B 2B	4-0 1B IBB		4	1	2	0	1	0	0											
Doug Glanville, R (1, 7) OBP: 0.345, SLG: 0.404	1-0 L8		3-2 1B		1-2 L4		0-0 SH5-3	1-0 G4-3 1B		4	0	2	1	0	0	1											
Mark Grace, L (1, 3) OBP: 0.417, SLG: 0.469	4-1 BB		0-1 F7			2-1 1B 2B	3-2 G6-4-3 1B	0-0 G4-3		4	1	2	1	1	0	4											
Sammy Sosa, R (1, 9) OBP: 0.302, SLG: 0.486	0-3 K			1-3 K		1-3 K	1-2 G6-4-3		2-2 L6	5	0	0	0	0	3	3											
Kevin Orie, R (1, 5) OBP: 0.348, SLG: 0.425		2-3 K		0-0 1B		2-2 2B 1B		2-0 F8	4-1 2B BB	4	2	2	0	1	1	0											
Scott Servais, R (1, 2) OBP: 0.313, SLG: 0.368		0-0 F8		0-2 F8		0-0 2B	1-H 3-H	4-2 3B BB	2-3 K	4	1	1	2	1	1	2											
José Hernández, R (1, 4) OBP: 0.329, SLG: 0.458		1-1 2B		3-2 P6		0-2 K		1-0 1-H FC5 3B	0-1 1B 2B	5	2	3	2	0	1	2											
Manny Alexander, R (1, 6) OBP: 0.311, SLG: 0.377		1-1 G4-3			1-2 G2-3	4-0 IBB		1-2 FC5 1B HBP	1-1 2B 1B	3	1	1	1	1	0	1											
Mark Clark, R (1, 1) OBP: 0.078, SLG: 0.082			2-3 K		2-3 K	1-0 F8		2-2 FC5 1B	0-3 K	5	0	0	1	0	3	4											
<b>Inning Stats</b>	R: 0 E: 0 K: 1 S: 8	H: 0 LOB: 1 BB: 1 P: 13	R: 0 E: 0 K: 1 S: 8	H: 1 LOB: 1 BB: 0 P: 12	R: 0 E: 0 K: 1 S: 10	H: 1 LOB: 1 BB: 0 P: 16	R: 0 E: 0 K: 1 S: 12	H: 1 LOB: 1 BB: 0 P: 16	R: 2 E: 0 K: 2 S: 16	H: 3 LOB: 2 BB: 1 P: 26	R: 1 E: 0 K: 0 S: 16	H: 2 LOB: 0 BB: 0 P: 20	R: 3 E: 1 K: 0 S: 13	H: 2 LOB: 2 BB: 2 P: 27	R: 2 E: 0 K: 2 S: 14	H: 2 LOB: 1 BB: 1 P: 23	1B: 7 2B: 5 3B: 1 HR: 0	SF: 0 SAC: 1 DP: 2 HBP: 1	WP: 0 PA: 45								
<b>PITCHER</b>	IP	WLS	BF	H	R	ER	SO	BB	IBB	HBP	BLK	WP	HR	S	P	ERA	WHIP										
Brett Tomko, R (1, 1) ERA: 3.43	6.1	L	29	8	3	3	7	1	1	0	0	0	0	72	104	4.26	1.421										
Gabe White, L (7, 1) ERA: 4.71	0.0		1	1	0	0	0	0	0	0	0	0	0	3	6	∞	∞										
Scott Sullivan, R (7, 1) ERA: 3.42	1.0		8	2	3	3	0	1	1	1	0	0	0	20	35	27.00	3.000										
Felix Rodriguez, R (8, 1) ERA: 4.62	0.2		1	0	0	0	0	0	0	0	0	0	0	1	1	0.00	0.000										
Scott Winchester, R (9, 1) ERA: 18.0	1.0		6	2	2	2	2	1	0	0	0	0	0	14	23	18.00	3.000										

Batter	1	2	3	4	5	6	7	8	9	AB R H RBI BB SO LOB
<b>Pokey Reese, R</b> OBP: 0.294, SLG: 0.302 (1, 6)	0-1 G6-3		1-1 F9			2-3 K		0-1 G6-3		4 0 0 0 0 1 0
<b>Jon Nunnally, L</b> OBP: 0.366, SLG: 0.540 (1, 8)	3-2 S BLK 1B			0-0 G5-3		0-1 HR		3-3 K		4 1 2 1 0 1 0
<b>Chris Stynes, R</b> OBP: 0.392, SLG: 0.496 (1, 7)	0-0 F9			0-1 3B		2-1 G3		1-2 F7		4 0 1 0 0 0 1
<b>Eduardo Perez, R</b> OBP: 0.334, SLG: 0.492 (1, 3)	3-2 SAFE G3-1			0-0 F7		2-0 G5-3		1-2 G6-3		4 0 0 0 0 0 2
<b>Willie Greene, L</b> OBP: 0.362, SLG: 0.469 (1, 5)		2-2 K		4-0 IBB		3-3 K				2 0 0 0 1 2 0
<b>Joe Oliver, R</b> OBP: 0.323, SLG: 0.451 (1, 2)		1-0 G6-3		1-2 G1-3		1-3 K				3 0 0 0 0 1 2
<b>Lenny Harris, L</b> OBP: 0.291, SLG: 0.357 (1, 9)		2-1 L7		1-1 G3-1		2-1 L7				3 0 0 0 0 0 0
<b>Bret Boone, R</b> OBP: 0.296, SLG: 0.332 (1, 4)			1-2 F8		0-2 G6-3		2-1 F9			3 0 0 0 0 0 0
<b>Brett Tomko, R</b> OBP: 0.138, SLG: 0.143 (7, 1)			1-3 K		2-2 G5-3		1-0 G5-3			2 0 0 0 0 1 0
<b>Gabe White, L</b> OBP: 0.111, SLG: 0.111 (7, 1)										0 0 0 0 0 0 0
<b>Scott Sullivan, R</b> OBP: 0.111, SLG: 0.111 (7, 1)										0 0 0 0 0 0 0
<b>Felix Rodriguez, R</b> OBP: 0.111, SLG: 0.111 (8, 1)										0 0 0 0 0 0 0
<b>Eddie Taubensee, L</b> OBP: 0.313, SLG: 0.467 (8, PH)										1 0 0 0 0 0 0
<b>Scott Winchester, R</b> OBP: 0.313, SLG: 0.467 (9, 1)										0 0 0 0 0 0 0

Inning Stats	R: 0	H: 1	E: 0	K: 0	S: 9	LOB: 1	BB: 0	P: 15	R: 0	H: 0	E: 0	K: 1	S: 6	LOB: 0	BB: 0	P: 11	R: 0	H: 0	E: 0	K: 1	S: 11	LOB: 0	BB: 0	P: 14	R: 0	H: 1	E: 0	K: 0	S: 7	LOB: 2	BB: 1	P: 12	R: 0	H: 0	E: 0	K: 0	S: 8	LOB: 0	BB: 0	P: 11	R: 1	H: 1	E: 0	K: 1	S: 8	LOB: 0	BB: 0	P: 14	R: 0	H: 0	E: 0	K: 2	S: 9	LOB: 0	BB: 0	P: 15	R: 0	H: 0	E: 0	K: 0	S: 5	LOB: 0	BB: 0	P: 8	R: 0	H: 0	E: 0	K: 1	S: 9	LOB: 0	BB: 0	P: 14	1B: 1	2B: 0	3B: 1	HR: 1	SF: 0	SAC: 0	DP: 0	HBP: 0	WP: 0	PA: 31
<b>Mark Clark, R</b> ERA: 3.91 (1, 1)	IP	WLS	BF	H	R	ER	SO	BB	IBB	HBP	BLK	WP	HR	S	P	ERA	WHIP																																																																	
																		<b>PITCHER</b>	IP	WLS	BF	H	R	ER	SO	BB	IBB	HBP	BLK	WP	HR	S	P	ERA	WHIP																																															

**BOTTOM**

**Chicago Cubs @ Cincinnati Reds**  
Cinergy Field, Cincinnati, OH  
Mon Sep 08 1997, 7:05 PM EDT  
Att: 15,337 - Unknown - 69 F

[livebaseballscorecards.com](http://livebaseballscorecards.com)

<b>AB</b>	<b>30</b>
<b>R</b>	<b>1</b>
<b>H</b>	<b>3</b>
<b>RBI</b>	<b>1</b>
<b>BB</b>	<b>1</b>
<b>SO</b>	<b>6</b>
<b>LOB</b>	<b>5</b>





Batter	1	2	3	4	5	6	7	8	9	AB R H RBI BB SO LOB	TOP											
Lance Johnson, L (1, 8) OBP: 0.366, SLG: 0.400	1-3 K		2-1 G3			0-0 1B G6-4-3 2B		2-2 L4		4 1 1 0 0 1 0												
Doug Glanville, R (1, 7) OBP: 0.346, SLG: 0.407	0-0 1B 2B		2-1 G4-3			0-1 G6-4-3 1B		2-2 F7		4 1 2 0 0 0 0												
Mark Grace, L (1, 3) OBP: 0.418, SLG: 0.469	1-1 G6-4-3 1B 2-H		0-3 K			0-0 G6-4-3 1-2f 3-H		0-0 FC5-4 1B		4 0 2 1 0 1 1												
Sammy Sosa, R (1, 9) OBP: 0.300, SLG: 0.483	2-1 G6-4-3 1-2f			0-1 G4-3		1-3 K		0-0 FC5-4 1B 1-2f		4 0 0 0 0 1 2												
Kevin Orie, R (1, 5) OBP: 0.352, SLG: 0.433		1-1 2B FC2-3 HBP		1-1 G5-3			2-2 3B	0-1 1B		3 0 2 0 0 0 0												
Scott Servais, R (1, 2) OBP: 0.312, SLG: 0.369		1-0 FC2-3 1-3 2B		1-1 G5-3			2-0 G5-3	0-3 K		4 0 1 0 0 1 3												
José Hernández, R (1, 4) OBP: 0.324, SLG: 0.449		1-1 FC2-3 FC6-4 2-3 3-H			0-0 G5-3		1-3 K	0-3 K		3 0 0 0 0 1 3												
Dave Clark, L (9, PH) OBP: 0.373, SLG: 0.450										1 0 0 0 0 1 2	AB 33											
Manny Alexander, R (1, 6) OBP: 0.307, SLG: 0.371		0-2 F9			2-1 G4-3		1-2 P4			3 0 0 0 0 0 3	R 2											
Geremi Gonzalez, R (1, 1) OBP: 0.158, SLG: 0.086		1-1 FC6-4				0-1 G5-3		1-2 F8		2 0 0 0 0 0 2	H 8											
Ramon Tatis, L (7, 1)										0 0 0 0 0 0 0	RBI 1											
Kent Bottenfield, R (7, 1)										0 0 0 0 0 0 0	BB 0											
Brooks Kieschnick, L (8, PH) OBP: 0.295, SLG: 0.316										1 0 0 0 0 0 0	SO 6											
Terry Adams, R (8, 1)										0 0 0 0 0 0 0	LOB 16											
<b>Inning Stats</b>	R: 1 E: 0 K: 1 S: 8	H: 2 LOB: 0 BB: 0 P: 12	R: 0 E: 0 K: 0 S: 9	H: 1 LOB: 2 BB: 0 P: 13	R: 0 E: 0 K: 1 S: 7	H: 0 LOB: 0 BB: 0 P: 11	R: 0 E: 0 K: 0 S: 6	H: 0 LOB: 0 BB: 0 P: 8	R: 0 E: 0 K: 0 S: 5	H: 0 LOB: 0 BB: 0 P: 7	R: 1 E: 0 K: 1 S: 8	H: 2 LOB: 0 BB: 0 P: 9	R: 0 E: 0 K: 1 S: 12	H: 1 LOB: 1 BB: 0 P: 18	R: 0 E: 0 K: 0 S: 12	H: 0 LOB: 0 BB: 0 P: 17	R: 0 E: 0 K: 2 S: 10	H: 2 LOB: 2 BB: 0 P: 10	1B: 4 2B: 3 3B: 1 HR: 0	SF: 0 SAC: 0 DP: 2 HBP: 1	WP: 0 PB: 0 SB: 0 CS: 0	PA: 34
<b>PITCHER</b>	IP WLS BF H R ER SO BB IBB HBP BLK WP HR S P ERA WHIP																					
Mike Morgan, R (1, 1) ERA: 4.98	6.1 W 24 6 2 2 3 0 0 1 0 0 0 48 69 2.84 0.947																					
Stan Belinda, R (7, 1) ERA: 3.4	1.2 5 0 0 0 1 0 0 0 0 0 0 19 26 0.00 0.000																					
Jeff Shaw, R (9, 1) ERA: 2.4	1.0 S 5 2 0 0 2 0 0 0 0 0 0 10 10 0.00 2.000																					

Chicago Cubs @ Cincinnati Reds  
Cinergy Field, Cincinnati, OH

Tue Sep 09 1997, 7:05 PM EDT  
Att. 15,349 - Unknown - 68 F

livebaseballscorecards.com



Batter	1	2	3	4	5	6	7	8	9	AB	R	H	RBI	BB	SO	LOB
Pokey Reese, R OBP: 0.293, SLG: 0.300 (1, 6)	1-1 G4-3	4-2 1B HR BB		1-2 G1-3			2-3 K			3	1	0	0	1	1	0
Jon Nunnally, L OBP: 0.374, SLG: 0.548 (1, 8) (8, 7)	4-2 BB 1B BB	2-2 HR 1B		2-1 E9 2B			3-2 G4-3			3	1	2	1	1	0	0
Chris Stynes, R OBP: 0.403, SLG: 0.528 Pat Watkins, R (1, 7) (8, 8)	1-0 BB 1B	1-0 HR		1-3 K			1-1 E8 1B			4	2	3	3	0	1	1
Willie Greene, L OBP: 0.361, SLG: 0.467 (1, 5)	1-1 L5	1-3 K			2-0 F7		0-0 FC5-4 1B			4	0	1	1	0	1	2
Reggie Sanders, R OBP: 0.337, SLG: 0.543 (1, 9)	4-2 BB			1-2 P4		1-2 G6-3	3-H 0-2 FC5-4			3	0	0	0	1	0	1
Eddie Taubensee, L OBP: 0.312, SLG: 0.463 Jeff Shaw, R (1, 3) (9, 1)	1-2 F7			1-2 1B		0-1 G4-3	1-2f K			4	0	1	0	0	1	3
Joe Oliver, R OBP: 0.322, SLG: 0.452 (1, 2)		1-1 FC1-5 2B		0-0 F9		2-2 F9	0-3 K			4	0	1	0	0	0	1
Bret Boone, R OBP: 0.293, SLG: 0.328 (1, 4)		3-2 G6-3		2-1 G1-3		0-1 F9	0-1 G5-3			4	0	0	0	0	0	2
Mike Morgan, R OBP: 0.079, SLG: 0.108 Stan Belinda, R OBP: 0.500, SLG: 0.500 Lenny Harris, L OBP: 0.291, SLG: 0.357 (1, 1) (7, 1) (9, 3)		2-2 FC1-5 BB 1B		0-3 K		1-1 G6-3				3	1	0	0	0	1	1

Inning Stats	R: 0	H: 1	E: 0	LOB: 3	K: 0	BB: 2	S: 13	R: 4	H: 3	E: 0	LOB: 0	K: 1	BB: 1	S: 22	R: 0	H: 1	E: 0	LOB: 1	K: 0	BB: 0	S: 10	R: 0	H: 1	E: 1	LOB: 1	K: 2	BB: 0	S: 12	R: 0	H: 0	E: 0	LOB: 0	K: 0	BB: 0	S: 6	R: 0	H: 0	E: 0	LOB: 0	K: 0	BB: 0	S: 7	R: 1	H: 2	E: 1	LOB: 1	K: 1	BB: 0	S: 12	R: 0	H: 0	E: 0	LOB: 0	K: 1	BB: 0	S: 7	R: 0	H: 0	E: 0	LOB: 0	K: 1	BB: 0	S: 7	1B: 5	SF: 0	2B: 2	SAC: 0	3B: 0	DP: 0	HR: 1	HBP: 0	WP: 0	PA: 35
--------------	------	------	------	--------	------	-------	-------	------	------	------	--------	------	-------	-------	------	------	------	--------	------	-------	-------	------	------	------	--------	------	-------	-------	------	------	------	--------	------	-------	------	------	------	------	--------	------	-------	------	------	------	------	--------	------	-------	-------	------	------	------	--------	------	-------	------	------	------	------	--------	------	-------	------	-------	-------	-------	--------	-------	-------	-------	--------	-------	--------

PITCHER	IP	WLS	BF	H	R	ER	SO	BB	IBB	HBP	BLK	WP	HR	S	P	ERA	WHIP
Geremi Gonzalez, R ERA: 4.44 (1, 1)	6.2	L	30	7	5	4	4	3	0	0	0	0	1	78	124	5.40	1.500
Ramon Tatis, L ERA: 5.17 (7, 1)	0.0		1	1	0	0	0	0	0	0	0	0	0	1	1	∞	∞
Kent Bottenfield, R ERA: 3.58 (7, 1)	0.1		1	0	0	0	0	0	0	0	0	0	0	3	3	0.00	0.000
Terry Adams, R ERA: 3.65 (8, 1)	1.0		3	0	0	0	1	0	0	0	0	0	0	7	8	0.00	0.000


**BOTTOM**

**Chicago Cubs @ Cincinnati Reds**  
Cinergy Field, Cincinnati, OH

Tue Sep 09 1997, 7:05 PM EDT  
Att: 15,349 - Unknown - 68 F

livebaseballscorecards.com

<b>AB</b>	<b>32</b>
<b>R</b>	<b>5</b>
<b>H</b>	<b>8</b>
<b>RBI</b>	<b>5</b>
<b>BB</b>	<b>3</b>
<b>SO</b>	<b>5</b>
<b>LOB</b>	<b>11</b>





Batter	1	2	3	4	5	6	7	8	9	AB R H RBI BB SO LOB	TOP											
Lance Johnson, L (1, 8) OBP: 0.364, SLG: 0.397	0-0 F8		0-0 L6		2-2 2B 1B		1-1 G4-3		0-0 F8	5 1 1 0 0 0 2												
Doug Glanville, R (1, 7) OBP: 0.343, SLG: 0.403	0-0 P4		0-0 F8		0-3 K		0-1 L9		1-2 FC6-4 1-2f	5 0 0 0 0 1 3												
Mark Grace, L (1, 3) OBP: 0.420, SLG: 0.475	0-0 FC6-4 1B		0-0 F7		1-0 1-H 2B		2-0 1B 2B			4 1 3 1 0 0 1												
Sammy Sosa, R (1, 9) OBP: 0.301, SLG: 0.483	0-0 FC6-4 1-2f				0-0 E S 1B		0-1 G5-3		1-0 2-H CS 1B	4 1 2 1 0 0 2												
Kevin Orie, R (1, 5) OBP: 0.354, SLG: 0.437		0-0 6-3 2B		0-0 F8		2-1 G5-4-3 1B 1B		1-1 CS 1-2	0-0 P4	4 0 2 0 0 0 1												
Scott Servais, R (1, 2) OBP: 0.314, SLG: 0.371		0-0 L8		0-0 1-H 1B		0-1 G5-4-3 1B 1B		1-1 G1-3		4 0 2 1 0 0 1												
José Hernández, R (1, 4) OBP: 0.316, SLG: 0.438		0-0 6-3 2-3		0-0 F9		0-1 G5-4-3 1-2f 2-3		1-2 P8		4 0 0 0 0 0 4												
Manny Alexander, R (1, 6) OBP: 0.306, SLG: 0.366		0-0 F9		0-3 K		4-0 IBB			0-1 P3	3 0 0 0 0 1 1 2												
Kevin Tapani, R (1, 1) OBP: 0.188, SLG: 0.133			0-0 1B		2-2 G6-3		2-3 K		4-0 FC6-4 BB	3 0 1 0 0 0 1 2												
Bob Patterson, R (8, 1)										0 0 0 0 0 0 0												
Marc Pisciotta, R (8, 1)										0 0 0 0 0 0 0												
Dave Clark, L (9, PH) OBP: 0.377, SLG: 0.450										0 0 0 0 0 1 0 0												
Terry Adams, R (9, 1)										0 0 0 0 0 0 0												
<b>Inning Stats</b>	R: 0 E: 0 K: 0 S: 4	H: 1 LOB: 1 BB: 0 P: 4	R: 0 E: 0 K: 0 S: 4	H: 1 LOB: 1 BB: 0 P: 4	R: 0 E: 0 K: 0 S: 4	H: 1 LOB: 1 BB: 0 P: 4	R: 1 E: 0 K: 1 S: 7	H: 2 LOB: 1 BB: 0 P: 7	R: 1 E: 0 K: 1 S: 13	H: 2 LOB: 1 BB: 0 P: 18	R: 0 E: 0 K: 1 S: 9	H: 2 LOB: 2 BB: 1 P: 17	R: 1 E: 0 K: 0 S: 7	H: 2 LOB: 0 BB: 0 P: 12	R: 0 E: 0 K: 0 S: 8	H: 0 LOB: 0 BB: 0 P: 10	R: 0 E: 0 K: 0 S: 7	H: 0 LOB: 1 BB: 1 P: 12	1B: 8 2B: 3 3B: 0 HR: 0	SF: 0 SAC: 0 DP: 1 HBP: 0	WP: 0 PB: 0 SB: 1 CS: 1	PA: 39
<b>PITCHER</b>	IP WLS BF H R ER SO BB IBB HBP BLK WP HR S P ERA WHIP																					
Kent Mercker, L (1, 1) ERA: 3.84	4.0 L 17 5 1 1 1 0 0 0 0 0 0 0 19 19 2.25 1.250																					
Scott Sullivan, R (5, 1) ERA: 3.48	1.0 5 2 1 1 1 0 0 0 0 0 0 0 13 18 9.00 2.000																					
Danny Graves, R (6, 1) ERA: 4.63	3.0 12 4 1 1 1 0 1 0 0 0 0 0 24 39 3.00 1.333																					
Felix Rodriguez, R (9, 1) ERA: 4.5	1.0 4 0 0 0 0 1 0 0 0 0 0 0 7 12 0.00 1.000																					

Chicago Cubs @ Cincinnati Reds  
Cinergy Field, Cincinnati, OH

Wed Sep 10 1997, 7:05 PM EDT  
Att. 16,200 - Unknown - 67 F

livebaseballscorecards.com

AB	36
R	3
H	11
RBI	3
BB	2
SO	3
LOB	18



Batter	1	2	3	4	5	6	7	8	9	AB	R	H	RBI	BB	SO	LOB
Damian Jackson, R OBP: 0.231, SLG: 0.250 (1, 6)	0-0 6-3 2B		0-0 F9		1-1 G6-3			2-1 SH3-4		3	0	1	0	0	0	0
Jon Nunnally, L OBP: 0.366, SLG: 0.535 (1, 8)	0-0 6-3 2-3		0-0 P4			0-0 G4-3		2-2 P5		4	0	0	0	0	0	2
Chris Stynes, R OBP: 0.398, SLG: 0.516 (1, 7)	0-0 P4		4-0 S BB			1-0 L4		1-1 P3		3	0	0	0	1	0	2
Willie Greene, L OBP: 0.359, SLG: 0.463 (1, 5)	0-0 4-3		0-0 4-3 1-2			0-2 F7			1-3 K	4	0	0	0	0	1	2
Reggie Sanders, R OBP: 0.342, SLG: 0.544 (1, 9)		0-0 CS 1B		0-0 G5-3			4-2 G6-3 BB		0-0 BB 1B	3	0	2	0	1	0	0
Lenny Harris, L OBP: 0.294, SLG: 0.353 (1, 3)		4-0 1B 1-2 BB		1-1 G1-3			0-0 G6-3 1-2f		4-0 1-2 BB	2	0	0	0	2	0	1
Joe Oliver, R OBP: 0.319, SLG: 0.446 (1, 2)		0-0 F4		2-1 G6-3			0-0 G6-3		2-3 SAFE K	4	0	0	0	0	1	3
Bret Boone, R OBP: 0.295, SLG: 0.333 (1, 4)		0-0 1-2 1B		1-2 F8			2-0 2B 2B		0-1 G6-3	4	1	2	0	0	0	2
Kent Mercker, L OBP: 0.222, SLG: 0.220 Scott Sullivan, R OBP: 0.333, SLG: 0.250 Pete Rose, L OBP: 0.315, SLG: 0.470 Danny Graves, R OBP: 0.315, SLG: 0.470 Eddie Taubensee, L OBP: 0.315, SLG: 0.470 Felix Rodriguez, R OBP: 0.315, SLG: 0.470		0-0 1-3		2-3 K			3-2 SH3-4 2-H 2B			1	0	0	0	0	0	2

Inning Stats	R: 0	H: 1	E: 0	K: 0	S: 4	LOB: 1	BB: 0	P: 4	R: 0	H: 2	E: 0	K: 0	S: 4	LOB: 2	BB: 1	P: 8	R: 0	H: 0	E: 0	K: 0	S: 3	LOB: 0	BB: 1	P: 7	R: 0	H: 0	E: 0	K: 0	S: 5	LOB: 0	BB: 0	P: 8	R: 0	H: 0	E: 0	K: 1	S: 8	LOB: 0	BB: 0	P: 12	R: 0	H: 0	E: 0	K: 0	S: 5	LOB: 0	BB: 0	P: 6	R: 0	H: 0	E: 0	K: 0	S: 5	LOB: 0	BB: 1	P: 9	R: 1	H: 2	E: 0	K: 0	S: 11	LOB: 1	BB: 0	P: 21	R: 0	H: 1	E: 0	K: 2	S: 10	LOB: 2	BB: 1	P: 17	1B: 3	2B: 3	3B: 0	HR: 0	SF: 0	SAC: 1	DP: 1	HBP: 0	WP: 0	PB: 0	SB: 1	CS: 1	PA: 35
--------------	------	------	------	------	------	--------	-------	------	------	------	------	------	------	--------	-------	------	------	------	------	------	------	--------	-------	------	------	------	------	------	------	--------	-------	------	------	------	------	------	------	--------	-------	-------	------	------	------	------	------	--------	-------	------	------	------	------	------	------	--------	-------	------	------	------	------	------	-------	--------	-------	-------	------	------	------	------	-------	--------	-------	-------	-------	-------	-------	-------	-------	--------	-------	--------	-------	-------	-------	-------	--------

PITCHER	IP	WLS	W	BF	H	R	ER	SO	BB	IBB	HBP	BLK	WP	HR	S	P	ERA	WHIP
Kevin Tapani, R ERA: 4.28 (1, 1)	7.1			28	5	1	1	1	3	0	0	0	0	0	40	67	1.23	1.091
Bob Patterson, L ERA: 3.21 (8, 1)	0.1			1	0	0	0	0	0	0	0	0	0	0	3	5	0.00	0.000
Marc Pisciotta, R ERA: 2.86 (8, 1)	0.1			1	0	0	0	0	0	0	0	0	0	0	2	3	0.00	0.000
Terry Adams, R ERA: 3.6 (9, 1)	1.0	S		5	1	0	0	2	1	0	0	0	0	0	10	17	0.00	2.000

BOTTOM

Chicago Cubs @ Cincinnati Reds  
Cinergy Field, Cincinnati, OH  
Wed Sep 10 1997, 7:05 PM EDT  
Att: 16,200 - Unknown - 67 F

livebaseballscores.com

AB	30
R	1
H	6
RBI	1
BB	4
SO	3
LOB	14





Batter	1	2	3	4	5	6	7	8	9	AB R H RBI BB SO LOB	TOP		
Lance Johnson, L (1, 8) OBP: 0.365, SLG: 0.401	1-3 		3-1 		2-2 			2-2 		4 1 2 0 0 1 0			
Doug Glanville, R (1, 7) OBP: 0.344, SLG: 0.404	0-2 		1-2 			0-1 		2-0 		4 0 2 1 0 0 1			
Mark Grace, L (1, 3) OBP: 0.417, SLG: 0.471	3-3 		3-1 			1-2 			0-0 	4 0 0 0 0 1 2			
Sammy Sosa, R (1, 9) OBP: 0.299, SLG: 0.480		1-2 		1-0 		0-0 			0-1 	4 0 0 0 0 0 0			
Kevin Orie, R (1, 5) OBP: 0.353, SLG: 0.438 (8, 6)		1-1 		2-1 			2-2 		0-2 	4 0 1 0 0 0 0			
Scott Servais, R (1, 2) OBP: 0.314, SLG: 0.370		0-0 		3-2 			0-1 			3 0 1 0 0 0 1			
Miguel Cairo, R (1, 4)		1-0 		0-1 			1-3 			3 0 0 0 0 1 2			
Manny Alexander, R (1, 6) OBP: 0.305, SLG: 0.364			2-2 		0-1 			0-0 		1 0 0 0 0 0 0			
José Hernández, R (3, 6) OBP: 0.314, SLG: 0.435										1 0 0 0 0 0 0			
Dave Hansen, L (8, PH) OBP: 0.420, SLG: 0.417 (8, 5)										1 0 0 0 0 0 0			
Miguel Batista, R (1, 1)			1-3 		1-3 			1-0 		2 0 0 0 0 2 0			
Rodney Myers, R (5, 1)										0 0 0 0 0 0 0			
Robin Jennings, L (8, PH)										1 0 0 0 0 0 0			
Kent Bottenfield, R (8, 1)										0 0 0 0 0 0 0			
<b>Inning Stats</b>	R: 0 H: 1 E: 0 LOB: 1 K: 2 BB: 0 S: 11 P: 15	R: 0 H: 1 E: 0 LOB: 1 K: 0 BB: 0 S: 7 P: 10	R: 1 H: 2 E: 0 LOB: 1 K: 1 BB: 0 S: 15 P: 25	R: 0 H: 1 E: 0 LOB: 1 K: 0 BB: 0 S: 9 P: 15	R: 0 H: 0 E: 0 LOB: 0 K: 1 BB: 0 S: 8 P: 11	R: 0 H: 0 E: 0 LOB: 0 K: 0 BB: 0 S: 7 P: 8	R: 0 H: 0 E: 0 LOB: 0 K: 1 BB: 0 S: 10 P: 13	R: 0 H: 1 E: 0 LOB: 1 K: 0 BB: 0 S: 7 P: 12	R: 0 H: 0 E: 0 LOB: 0 K: 0 BB: 0 S: 6 P: 6	1B: 4 SF: 0 2B: 3 SAC: 0 3B: 0 DP: 1 HR: 0 HBP: 0	WP: 0 PA: 32 PB: 1 SB: 0 CS: 1		
<b>PITCHER</b>	IP WLS BF H R ER SO BB IBB HBP BLK WP HR S P ERA WHIP											<b>PITCHER</b>	IP WLS BF H R ER SO BB IBB HBP BLK WP HR S P ERA WHIP
Jason Schmidt, R (1, 1) ERA: 4.36	8.0 W 29 6 1 1 5 0 0 0 0 0 0 0 74 109 1.12 0.750												
Rich Loiselle, R (9, 1) ERA: 3.15	1.0 S 3 0 0 0 0 0 0 0 0 0 0 0 6 6 0.00 0.000												

Chicago Cubs @ Pittsburgh Pirates  
Three Rivers Stadium, Pittsburgh, PA

Fri Sep 12 1997, 7:05 PM EDT  
Att. 13,833 - Unknown - 70 F

livebaseballscorecards.com

AB	32
R	1
H	6
RBI	1
BB	0
SO	5
LOB	6







Chicago Cubs @ Pittsburgh Pirates  
Three Rivers Stadium, Pittsburgh, PA

Sat Sep 13 1997, 7:05 PM EDT  
Att. 21,505 - Unknown - 70 F

livebaseballscorecards.com



WP: 0 PA: 37  
PB: 1  
SB: 1  
CS: 1

AB R H RBI BB SO LOB

4	0	1	1	1	0	2
3	0	1	0	1	1	1
4	1	1	0	0	0	3
4	0	2	1	0	2	0
4	0	0	0	0	1	2
3	1	1	0	1	0	0
2	1	1	0	0	0	0
2	0	0	0	0	0	2
2	1	2	2	1	0	0
3	0	0	0	0	3	5
0	0	0	0	0	0	0
0	0	0	0	0	0	0
0	0	0	0	0	0	0
1	0	0	0	0	1	1
0	0	0	0	0	0	0

AB 32  
R 4  
H 9  
RBI 4  
BB 4  
SO 8  
LOB 16

Batter	1	2	3	4	5	6	7	8	9
Lance Johnson, L (1, 8) OBP: 0.366, SLG: 0.399	1-0 G3		2-2 1B		2-2 G4-3		4-1 BB		3-1 F8
23 Ryne Sandberg, R (1, 4) OBP: 0.320, SLG: 0.413	1-0 1B			0-2 L6	4-0 IBB		3-3 K		
Mark Grace, L (1, 3) OBP: 0.416, SLG: 0.472	0-0 G4-3			1-0 1B	3-2 G1-3		3-1 G4-3		
Sammy Sosa, R (1, 9) OBP: 0.300, SLG: 0.480		2-3 K		0-0 1B		1-1 1B		2-3 K	
Tyler Houston, L (1, 2) OBP: 0.293, SLG: 0.335		2-1 G3		0-0 G3-6-1		0-3 K		2-1 G6-3	
Kevin Orie, R (1, 5) OBP: 0.354, SLG: 0.442		0-1 F9		2-2 1B		1-2 IBB		1-1 3B	
Brant Brown, L (1, 7) OBP: 0.277, SLG: 0.388			1-1 G4-3		0-1 1B		1-0 F9		0-0 E3
Doug Glanville, R (6, PH) OBP: 0.343, SLG: 0.402					1-3 2B				SH3-4
José Hernández, R (1, 6) OBP: 0.326, SLG: 0.448			0-2 1B		0-2 1B		4-0 IBB		0-0 SH3-4
Steve Trachsel, R (1, 1) OBP: 0.169, SLG: 0.130			0-3 K		0-3 K		1-3 K		1-3 K
Marc Pisciotta, R (8, 1)									
Bob Patterson, R (8, 1)									
Robin Jennings, L (9, PH)									
Terrell Lowery, R (9, PH)									
Terry Adams, R (9, 1)									

Inning Stats	R: 0	H: 1	R: 0	H: 0	R: 1	H: 2	R: 1	H: 2	R: 2	H: 2	R: 0	H: 0	R: 0	H: 1	R: 0	H: 0	R: 0	H: 1	R: 0	H: 0	
E: 0	LOB: 0	E: 0	LOB: 0	E: 0	LOB: 1	E: 0	LOB: 0	E: 1	LOB: 3	E: 0	LOB: 0	E: 0	LOB: 1	E: 0	LOB: 0	E: 1	LOB: 1	E: 0	LOB: 0	E: 1	LOB: 1
K: 0	BB: 0	K: 1	BB: 0	K: 1	BB: 0	K: 0	BB: 0	K: 2	BB: 2	K: 1	BB: 1	K: 1	BB: 1	K: 1	BB: 0	K: 1	BB: 0	K: 1	BB: 0	K: 1	BB: 0
S: 3	P: 5	S: 7	P: 11	S: 11	P: 14	S: 6	P: 7	S: 18	P: 29	S: 11	P: 16	S: 7	P: 12	S: 9	P: 13	S: 9	P: 13	S: 9	P: 13	S: 9	P: 13

PITCHER	IP	WLS	BF	H	R	ER	SO	BB	IBB	HBP	BLK	WP	HR	S	P	ERA	WHIP
67 Francisco Cordova, R (1, 1) ERA: 3.6	4.1	L	18	7	4	3	3	0	0	0	0	0	0	39	51	6.23	1.615
Chris Peters, L (5, 1) ERA: 3.86	1.0		6	1	0	0	1	0	2	0	0	0	0	13	27	0.00	1.000
Clint Sodowsky, R (6, 1) ERA: 3.83	0.2		3	0	0	0	1	0	1	0	0	0	0	4	10	0.00	0.000
Jason Christiansen, L (7, 1) ERA: 3.26	1.0		3	0	0	0	1	1	0	0	0	0	0	6	16	0.00	1.000
Marc Wilkins, R (8, 1) ERA: 3.79	1.1		5	1	0	0	1	0	0	0	0	0	0	9	14	0.00	0.750
Jeff Wallace, L (9, 1) ERA: 1.0	0.2		2	0	0	0	1	0	0	0	0	0	0	7	11	0.00	0.000

1B	2B	3B	HR	SF	SAC	DP	HBP
5	3	1	0	0	1	2	0

BOTTOM

Chicago Cubs @ Pittsburgh Pirates  
Three Rivers Stadium, Pittsburgh, PA

Sat Sep 13 1997, 7:05 PM EDT  
Att: 21,505 - Unknown - 70 F

livebaseballscorecards.com

AB	33
R	1
H	7
RBI	0
BB	1
SO	9
LOB	11



WP:	0	PA:	35
PB:	1		
SB:	1		
CS:	1		

AB R H RBI BB SO LOB

4	0	1	0	0	2	1
4	0	2	0	0	0	1
4	0	0	0	0	2	3
3	0	0	0	1	1	0
0	0	0	0	0	0	0
4	0	2	0	0	1	1
4	1	1	0	0	0	2
3	0	0	0	0	1	2
0	0	0	0	0	0	0
0	0	0	0	0	0	0
1	0	0	0	0	0	0
0	0	0	0	0	0	0
1	0	1	0	0	0	0

1B:	7	SF:	0
2B:	0	SAC:	0
3B:	0	DP:	0
HR:	0	HBP:	0

WP:	0	PA:	35
PB:	1		
SB:	1		
CS:	1		

Batter	1	2	3	4	5	6	7	8	9
Tony Womack, L OBP: 0.328, SLG: 0.383 (1, 4)	3-3 K		2-1 1B			0-2 G1-3		0-3 K	
Turner Ward, S OBP: 0.404, SLG: 0.533 (1, 8)	3-2 FC4-6 1B		1-2 F9			2-2 G4-3		0-0 1B	
Al Martin, L OBP: 0.354, SLG: 0.447 (1, 7)	0-0 FC4-6 CS							0-1 G4-3	
Eddie Williams, R OBP: 0.327, SLG: 0.385 (1, 3)	1-2 CS								
Adrian Brown, S OBP: 0.260, SLG: 0.252 (9, PR)									
Joe Randa, R OBP: 0.356, SLG: 0.437 (1, 5)									
Shawon Dunston, R OBP: 0.306, SLG: 0.445 (1, 6)									
Jose Guillen, R OBP: 0.297, SLG: 0.407 (1, 9)									
Marc Wilkins, R (8, 1)									
Jeff Wallace, L (9, 1)									
Dale Sveum, S OBP: 0.324, SLG: 0.449 (9, PH)									
18 Jason Kendall, R OBP: 0.388, SLG: 0.432 (1, 2)									
67 Francisco Cordova, R OBP: 0.143, SLG: 0.077 (1, 1)									
Chris Peters, L OBP: 0.250, SLG: 0.250 (5, 1)									
Clint Sodowsky, L OBP: 0.500, SLG: 0.500 (6, PH)									
Freddy Garcia, R OBP: 0.228, SLG: 0.552 (6, PH)									
Jason Christiansen, R (7, 1)									
Mark Smith, R OBP: 0.356, SLG: 0.522 (8, 9)									

Inning Stats	R: 0	H: 1	E: 0	LOB: 0	K: 1	S: 9	R: 1	H: 1	E: 0	LOB: 0	K: 1	S: 11	R: 0	H: 1	E: 0	LOB: 1	K: 1	S: 9	R: 0	H: 0	E: 0	LOB: 0	K: 1	S: 11	R: 0	H: 0	E: 0	LOB: 0	K: 1	S: 8	R: 0	H: 0	E: 0	LOB: 0	K: 0	S: 9	R: 0	H: 2	E: 0	LOB: 2	K: 1	S: 14	R: 0	H: 2	E: 0	LOB: 2	K: 1	S: 10	R: 0	H: 0	E: 0	LOB: 1	K: 2	S: 12	R: 0	H: 0	E: 0	LOB: 0	K: 1	S: 11	R: 0	H: 0	E: 0	LOB: 0	K: 1	S: 10
--------------	------	------	------	--------	------	------	------	------	------	--------	------	-------	------	------	------	--------	------	------	------	------	------	--------	------	-------	------	------	------	--------	------	------	------	------	------	--------	------	------	------	------	------	--------	------	-------	------	------	------	--------	------	-------	------	------	------	--------	------	-------	------	------	------	--------	------	-------	------	------	------	--------	------	-------

PITCHER	IP	WLS	BF	H	R	ER	SO	BB	IBB	HBP	BLK	WP	HR	S	P	ERA	WHIP
Steve Trachsel, R ERA: 4.68 (1, 1)	7.0	W	25	5	1	0	6	0	0	0	0	0	0	71	105	0.00	0.714
Marc Pisciotto, R ERA: 2.78 (8, 1)	0.2		4	2	0	0	1	0	0	0	0	0	0	8	8	0.00	3.000
Bob Patterson, L ERA: 3.2 (8, 1)	0.1		1	0	0	0	0	0	0	0	0	0	0	2	2	0.00	0.000
Terry Adams, R ERA: 3.55 (9, 1)	1.0	S	4	0	0	0	2	1	0	0	0	0	0	12	20	0.00	1.000



Batter	1	2	3	4	5	6	7	8	9	AB R H RBI BB SO LOB	TOP																
Doug Glanville, R (1, 8) OBP: 0.342, SLG: 0.401 Lance Johnson, L (9, PH) OBP: 0.365, SLG: 0.399 (9, 8)	2-2 F9		0-0 SH1-4		2-2 L5		1-0 FC6-4		1-2 SF7	3 0 1 0 0 0 0 0 0 0 1 0 0 0																	
23 Ryne Sandberg, R (1, 4) OBP: 0.318, SLG: 0.411	2-3 K		0-1 1B		2-3 K		3-1 FC6-4		2-3 K	5 0 1 1 0 3 3																	
Terrell Lowery, R (1, 7) OBP: 0.250, SLG: 0.250 Robin Jennings, L (8, PH) (8, 7)	2-2 E5		1-1 F7		1-2 1B		1-1 F8			3 0 1 0 0 0 2 1 0 0 0 0 0 0																	
Sammy Sosa, R (1, 9) OBP: 0.300, SLG: 0.478	3-2 K		1-1 1B		1-2 G5-4-3		0-2 F8			4 0 1 1 0 1 2																	
Kevin Orie, R (1, 5) OBP: 0.354, SLG: 0.444			1-3 K		0-2 CI		0-1 2B			3 0 1 0 0 1 2																	
Scott Servais, R (1, 2) OBP: 0.314, SLG: 0.367			1-2 K		3-3 K		1-1 G6-3			3 0 0 0 1 1 2																	
José Hernández, R (1, 6) OBP: 0.319, SLG: 0.437			1-1 F9		1-1 FC6-4		1-3 K		0-0 F8	4 0 0 0 0 1 1																	
Brant Brown, L (1, 3) OBP: 0.278, SLG: 0.387 Miguel Cairo, R (9, PH) Mark Grace, L (9, 3) OBP: 0.416, SLG: 0.472			0-0 SH1-4		1-1 F7		1-2 P5		1-0 E5	3 1 1 0 0 0 1 1 1 0 0 0 0 0 0 0 0 0 0 0 0																	
Mark Clark, R (1, 1) OBP: 0.076, SLG: 0.079 Manny Alexander, R (9, PH) OBP: 0.308, SLG: 0.367 Terry Adams, R (9, 1)			0-0 SH		3-3 K		3-1 E5		2-1 1B	2 1 0 0 0 1 0 1 0 1 0 0 0 0 0 0 0 0 0 0 0																	
<b>Inning Stats</b>	R: 0 E: 1 K: 2 S: 15	H: 0 LOB: 1 BB: 0 P: 24	R: 0 E: 0 K: 0 S: 5	H: 0 LOB: 0 BB: 0 P: 7	R: 2 E: 0 K: 1 S: 12	H: 3 LOB: 2 BB: 0 P: 15	R: 0 E: 0 K: 0 S: 7	H: 0 LOB: 0 BB: 1 P: 11	R: 0 E: 0 K: 2 S: 13	H: 0 LOB: 0 BB: 0 P: 20	R: 0 E: 1 K: 1 S: 13	H: 1 LOB: 1 BB: 0 P: 18	R: 0 E: 1 K: 1 S: 13	H: 1 LOB: 2 BB: 0 P: 22	R: 0 E: 0 K: 0 S: 9	H: 1 LOB: 1 BB: 0 P: 11	R: 1 E: 1 K: 1 S: 11	H: 1 LOB: 1 BB: 0 P: 17	1B: 6 2B: 1 3B: 0 HR: 0	SF: 1 SAC: 2 DP: 1 HBP: 0	WP: 0 PB: 0 SB: 1 CS: 1	PA: 38					
<b>PITCHER</b>	IP WLS BF H R ER SO BB IBB HBP BLK WP HR S P ERA WHIP																										
Steve Cooke, L (1, 1) ERA: 4.02	6.2		28	5	2	2	7	1	0	0	0	0	0	76	112	2.70	0.900										
Clint Sodowsky, R (7, 1) ERA: 3.8	0.1		1	0	0	0	0	0	0	0	0	0	0	2	5	0.00	0.000										
Marc Wilkins, R (8, 1) ERA: 3.73	1.0		4	1	0	0	0	0	0	0	0	0	0	9	11	0.00	1.000										
Ricardo Rincon, L (9, 1) ERA: 3.76	0.1	L	3	1	1	0	0	0	0	0	0	0	0	4	7	0.00	3.000										
Rich Loiselle, R (9, 1) ERA: 3.12	0.2		2	0	0	0	1	0	0	0	0	0	0	7	10	0.00	0.000										

Chicago Cubs @ Pittsburgh Pirates  
Three Rivers Stadium, Pittsburgh, PA

Sun Sep 14 1997, 3:33 AM EDT  
Att. 20,120 - Sunny - 73 F

livebaseballscorecards.com

AB	33
R	3
H	7
RBI	3
BB	1
SO	8
LOB	13



Batter	1	2	3	4	5	6	7	8	9	AB	R	H	RBI	BB	SO	LOB
Tony Womack, L OBP: 0.326, SLG: 0.380 (1, 4)	1-2 G4-3		0-1 F8		1-3 K			0-1 F9		4	0	0	0	0	1	0
Jermaine Allensworth, R OBP: 0.342, SLG: 0.338 (1, 8)	0-2 G6-3		2-2 G1-3			1-1 P4		0-0 G3		4	0	0	0	0	0	0
Al Martin, L OBP: 0.353, SLG: 0.448 Ricardo Rincon, L (9, 1) Rich Loiselle, R (9, 1)	2-3 K			0-2 2B		0-0 F7		2-2 P2		4	0	1	0	0	1	0
Mark Smith, R OBP: 0.354, SLG: 0.512 Abraham Nunez, S (9, PR) OBP: 0.266, SLG: 0.474		3-3 K		0-1 E5		2-3 K		4-1 G6-4-3 BB		3	0	0	0	1	2	1
Dale Sveum, S OBP: 0.320, SLG: 0.443 (1, 3)		0-0 G4-3		1-1 F8		2-3 K		1-1 G6-4-3 1-2f		4	0	0	0	0	1	3
Shawon Dunston, R OBP: 0.308, SLG: 0.448 (1, 6)		0-1 2B 2B		2-3 K		0-0 FC6-4 1B		0-0 G6-3		4	1	2	0	0	1	3
Joe Randa, R OBP: 0.356, SLG: 0.438 Adrian Brown, S (7, PR) OBP: 0.260, SLG: 0.252 Freddy Garcia, R (8, 5) OBP: 0.258, SLG: 0.552		1-1 1B 2B 2-H		1-3 K		0-0 FC6-4 S 1-2f		1-2 F7		3	0	1	1	0	1	3
Keith Osik, R OBP: 0.337, SLG: 0.383 (1, 2)		1-0 1B 2-H		0-0 F7		2-0 F7				3	0	1	0	0	0	1
Steve Cooke, R OBP: 0.061, SLG: 0.082 Clint Sodowsky, L (7, 1) OBP: 0.500, SLG: 0.500 Marc Wilkins, R (8, 1) Turner Ward, S (8, PH) OBP: 0.409, SLG: 0.561 (9, 7)		2-3 K		1-0 G6-3				1-2 HR		2	0	0	0	0	1	0

Inning Stats	R: 0	H: 0	E: 0	K: 1	S: 11	R: 1	H: 3	E: 0	K: 1	S: 9	R: 0	H: 0	E: 0	K: 1	S: 9	R: 0	H: 1	E: 1	K: 2	S: 14	R: 0	H: 0	E: 0	K: 1	S: 5	R: 0	H: 0	E: 0	K: 1	S: 6	R: 0	H: 1	E: 0	K: 1	S: 6	R: 1	H: 1	E: 0	K: 0	S: 12	R: 0	H: 0	E: 0	K: 0	S: 4	1B: 2	2B: 3	3B: 0	HR: 1	SF: 0	SAC: 0	DP: 1	HBP: 0	WP: 0	PB: 0	SB: 1	CS: 0	PA: 33
--------------	------	------	------	------	-------	------	------	------	------	------	------	------	------	------	------	------	------	------	------	-------	------	------	------	------	------	------	------	------	------	------	------	------	------	------	------	------	------	------	------	-------	------	------	------	------	------	-------	-------	-------	-------	-------	--------	-------	--------	-------	-------	-------	-------	--------


PITCHER	IP	WLS	BF	H	R	ER	SO	BB	IBB	HBP	BLK	WP	HR	S	P	ERA	WHIP
Mark Clark, R ERA: 3.84 (1, 1)	8.0	W	30	6	2	2	8	0	0	0	0	0	1	72	100	2.25	0.750
Terry Adams, R ERA: 3.5 (9, 1)	1.0	S	3	0	0	0	0	1	0	0	0	0	0	4	9	0.00	1.000

**BOTTOM**

**Chicago Cubs @ Pittsburgh Pirates**  
Three Rivers Stadium, Pittsburgh, PA

Sun Sep 14 1997, 3:33 AM EDT  
Att. 20,120 - Sunny - 73 F

AB	32
R	2
H	6
RBI	2
BB	1
SO	8
LOB	11



PITCHER	IP	WLS	BF	H	R	ER	SO	BB	IBB	HBP	BLK	WP	HR	S	P	ERA	WHIP
---------	----	-----	----	---	---	----	----	----	-----	-----	-----	----	----	---	---	-----	------





Batter	1	2	3	4	5	6	7	8	9	AB R H RBI BB SO LOB
Lance Johnson, L (1, 8) OBP: 0.364, SLG: 0.396	0-0 L7		1-0 L8		1-3 K			4-2 G1-6-3 BB		3 0 0 0 1 1 1
Doug Glanville, R (1, 7) OBP: 0.340, SLG: 0.398	2-2 G1-3			0-1 P4		0-1 F9		1-1 G1-6-3 1-2f		4 0 0 0 0 0 1
Mark Grace, L (1, 3) OBP: 0.415, SLG: 0.470	3-2 L6			2-0 F7		1-1 1B		0-0 L3		4 0 1 0 0 0 0
Sammy Sosa, R (1, 9) OBP: 0.303, SLG: 0.485		2-2 HR		2-2 1B		1-0 P3		1-1 1B		4 1 3 1 0 0 1
Kevin Orie, R (1, 5) OBP: 0.353, SLG: 0.441		1-1 G1-3		4-2 1-2 BB		2-1 P4		1-3 K		3 0 0 0 1 1 2
23 Ryne Sandberg, R (1, 4) OBP: 0.318, SLG: 0.409		0-2 L4-3 1B		2-3 SAFE K			0-0 G6-3		0-2 G3	4 0 1 0 0 1 3
Mike Hubbard, R (1, 2) OBP: 0.237, SLG: 0.263		0-0 L4-3 1-2			2-1 F8		1-1 G6-3			3 0 0 0 0 0 1
Manny Alexander, R (1, 6) OBP: 0.308, SLG: 0.367			2-2 G6-3		0-0 SH2-3 1B		1-2 F8			3 0 1 0 0 0 0
Geremi Gonzalez, R (1, 1) OBP: 0.154, SLG: 0.083			1-1 G6-3		0-0 SH2-3			0-0 G5-3		1 0 0 0 0 0 0
Kent Bottenfield, R (7, 1)										0 0 0 0 0 0 0
Dave Stevens, R (8, 1)										0 0 0 0 0 0 0
Miguel Cairo, R (8, PH)										1 0 0 0 0 0 0
Ramon Morel, R (9, 1)										0 0 0 0 0 0 0

Inning Stats	R: 0 E: 0 K: 8	H: 0 LOB: 0 BB: 0 P: 13	R: 1 E: 0 K: 10	H: 2 LOB: 0 BB: 0 P: 13	R: 0 E: 0 K: 6	H: 0 LOB: 0 BB: 0 P: 10	R: 0 E: 0 K: 12	H: 1 LOB: 2 BB: 1 P: 22	R: 0 E: 0 K: 7	H: 1 LOB: 1 BB: 0 P: 10	R: 0 E: 0 K: 7	H: 1 LOB: 1 BB: 0 P: 11	R: 0 E: 0 K: 6	H: 0 LOB: 0 BB: 0 P: 8	R: 0 E: 0 K: 6	H: 0 LOB: 0 BB: 1 P: 11	R: 0 E: 0 K: 10	H: 1 LOB: 1 BB: 0 P: 12	1B: 5 2B: 1 3B: 0 HR: 1	SF: 0 SAC: 1 DP: 2 HBP: 0	WP: 0 PB: 0 SB: 1 CS: 0	PA: 33	
PITCHER	IP	WLS	BF	H	R	ER	SO	BB	IBB	HBP	BLK	WP	HR	S	P	ERA	WHIP						
Mike Morgan, R (1, 1) ERA: 4.8	7.0	W	26	5	1	1	2	1	0	0	0	0	1	56	87	1.29	0.857						
Gabe White, L (8, 1) ERA: 4.58	1.0		3	0	0	0	0	1	0	0	0	0	0	6	11	0.00	1.000						
Jeff Shaw, R (9, 1) ERA: 2.39	1.0	S	4	1	0	0	1	0	0	0	0	0	0	10	12	0.00	1.000						

**BOTTOM**

**Cincinnati Reds @ Chicago Cubs**  
Wrigley Field, Chicago, IL

Mon Sep 15 1997, 7:05 PM CDT  
Att: 20,352 - Unknown - 70 F

<b>AB</b>	<b>30</b>
<b>R</b>	<b>1</b>
<b>H</b>	<b>6</b>
<b>RBI</b>	<b>1</b>
<b>BB</b>	<b>2</b>
<b>SO</b>	<b>3</b>
<b>LOB</b>	<b>9</b>

livebaseballscorecards.com



Batter	1	2	3	4	5	6	7	8	9	AB R H RBI BB SO LOB	TOP	
<b>Pokey Reese, R</b> (1, 6) OBP: 0.287, SLG: 0.291 <b>Damian Jackson, R</b> (9, PH) OBP: 0.176, SLG: 0.188	0-3 K		2-3 K			1-0 G5-3			1-0 P3	3 0 0 0 0 2 1 1 0 0 0 0 0 0		
<b>Jon Nunnally, L</b> (1, 8) OBP: 0.369, SLG: 0.531 <b>Pat Watkins, R</b> (9, PH) OBP: 0.333, SLG: 0.667	0-0 F7			0-0 G3		2-3 K			0-0 G4-3	3 0 0 0 0 1 1 1 0 0 0 0 0 0		
<b>Chris Stynes, R</b> (1, 7) OBP: 0.384, SLG: 0.500 <b>Aaron Boone, R</b> (9, PH) OBP: 0.095, SLG: 0.095	1-1 F8			0-0 G6-3			0-0 L4		2-1 G6-3	3 0 0 0 0 0 0 1 0 0 0 0 0 0		
<b>Eduardo Perez, R</b> (1, 3) OBP: 0.331, SLG: 0.491		0-0 F8		2-2 G5-3			1-1 G6-3			3 0 0 0 0 0 0		
<b>Willie Greene, L</b> (1, 5) OBP: 0.351, SLG: 0.458		2-1 G4-3			1-1 F8		2-1 G4-3			3 0 0 0 0 0 0		
<b>Reggie Sanders, R</b> (1, 9) OBP: 0.347, SLG: 0.540		4-2 BB			0-0 G6-3			0-0 F8		2 0 0 0 1 0 0		
<b>Joe Oliver, R</b> (1, 2) OBP: 0.311, SLG: 0.428		1-0 L7			1-1 G6-3			2-0 L6		3 0 0 0 0 0 1		
<b>Bret Boone, R</b> (1, 4) OBP: 0.296, SLG: 0.325			2-2 G4-3			2-1 G5-3 1B		4-2 BB		2 0 1 0 1 0 0		
<b>Kent Mercker, L</b> (1, 1) OBP: 0.213, SLG: 0.209 <b>Scott Sullivan, R</b> (7, 1) <b>Eddie Taubensee, L</b> (8, PH) OBP: 0.313, SLG: 0.462 <b>Danny Graves, R</b> (8, 1) <b>Felix Rodriguez, R</b> (8, 1)			0-0 G6-3			1-3 K		2-2 K		2 0 0 0 0 1 1 0 0 0 0 0 0 0 1 0 0 0 0 1 1 0 0 0 0 0 0 0 0 0 0 0 0 0 0		
<b>Inning Stats</b>	R: 0 E: 0 K: 1 S: 6 H: 0 LOB: 0 BB: 0 P: 7	R: 0 E: 0 K: 0 S: 6 H: 0 LOB: 1 BB: 1 P: 13	R: 0 E: 0 K: 1 S: 8 H: 0 LOB: 0 BB: 0 P: 12	R: 0 E: 0 K: 0 S: 5 H: 0 LOB: 0 BB: 0 P: 7	R: 0 E: 0 K: 0 S: 5 H: 0 LOB: 0 BB: 0 P: 7	R: 0 E: 0 K: 2 S: 10 H: 1 LOB: 1 BB: 0 P: 16	R: 0 E: 0 K: 0 S: 5 H: 0 LOB: 0 BB: 0 P: 8	R: 0 E: 0 K: 1 S: 8 H: 0 LOB: 1 BB: 1 P: 16	R: 0 E: 0 K: 0 S: 4 H: 0 LOB: 0 BB: 0 P: 7	1B: 1 2B: 0 3B: 0 HR: 0 SF: 0 SAC: 0 DP: 0 HBP: 0	WP: 0 PB: 0 SB: 0 CS: 0 PA: 30	
<b>PITCHER</b> <b>Kevin Tapani, R</b> (1, 1) ERA: 3.73	IP: 9.0 WLS: W BF: 30 H: 1 R: 0 ER: 0 SO: 5 BB: 2 IBB: 0 HBP: 0 BLK: 0 WP: 0 HR: 0 S: 57 P: 93 ERA: 0.00 WHIP: 0.333											<b>PITCHER</b> IP: WLS: BF: H: R: ER: SO: BB: IBB: HBP: BLK: WP: HR: S: P: ERA: WHIP

Cincinnati Reds @ Chicago Cubs  
Wrigley Field, Chicago, IL  
Tue Sep 16 1997, 7:05 PM CDT  
Att. 22,190 - Unknown - 76 F

livebaseballscorecards.com

AB 28  
R 0  
H 1  
RBI 0  
BB 2  
SO 5  
LOB 5



Batter	1	2	3	4	5	6	7	8	9
Doug Glanville, R OBP: 0.339, SLG: 0.396 (1, 8)	F9		FC6		G5-3			1B	
Terrell Lowery, R OBP: 0.375, SLG: 0.286 (1, 7)	G6-3		BB			F7		1B	
Mark Grace, L OBP: 0.414, SLG: 0.468 (1, 3)	F7		L8			HR		F7	
Sammy Sosa, R OBP: 0.307, SLG: 0.492 (1, 9)		G6-3		23 CS		HR		23 2B	
23 Ryne Sandberg, R OBP: 0.317, SLG: 0.410 (1, 4)		F7		K		F8		PB	
Kevin Orie, R OBP: 0.349, SLG: 0.436 (1, 5)		G6-3		P3		K		G5-3	
Scott Servais, R OBP: 0.311, SLG: 0.363 (1, 2)		P3		G6-3		F8		F9	
Manny Alexander, R OBP: 0.308, SLG: 0.367 (1, 6)			G5-3		SH1-4		P4		
Kevin Tapani, R OBP: 0.222, SLG: 0.176 (1, 1)			FC6		SH1-4		K		

Inning Stats	R: 0	H: 0	E: 0	K: 0	S: 8	LOB: 0	BB: 0	P: 11	R: 0	H: 1	E: 0	K: 0	S: 9	LOB: 1	BB: 0	P: 11	R: 0	H: 1	E: 0	K: 10	S: 10	LOB: 2	BB: 1	P: 20	R: 0	H: 0	E: 0	K: 1	S: 9	LOB: 0	BB: 1	P: 17	R: 0	H: 1	E: 0	K: 0	S: 7	LOB: 1	BB: 0	P: 13	R: 2	H: 2	E: 0	K: 1	S: 7	LOB: 0	BB: 0	P: 13	R: 0	H: 0	E: 0	K: 1	S: 7	LOB: 0	BB: 0	P: 8	R: 3	H: 3	E: 0	K: 0	S: 11	LOB: 1	BB: 1	P: 22
--------------	------	------	------	------	------	--------	-------	-------	------	------	------	------	------	--------	-------	-------	------	------	------	-------	-------	--------	-------	-------	------	------	------	------	------	--------	-------	-------	------	------	------	------	------	--------	-------	-------	------	------	------	------	------	--------	-------	-------	------	------	------	------	------	--------	-------	------	------	------	------	------	-------	--------	-------	-------

PITCHER	IP	WLS	BF	H	R	ER	SO	BB	IBB	HBP	BLK	WP	HR	S	P	ERA	WHIP
Kent Mercker, L ERA: 3.8 (1, 1)	6.0	L	24	5	2	2	2	2	0	0	0	0	1	50	85	3.00	1.167
Scott Sullivan, R ERA: 3.44 (7, 1)	1.0		3	0	0	0	1	0	0	0	0	0	0	7	8	0.00	0.000
Danny Graves, R ERA: 5.4 (8, 1)	0.0		2	2	2	2	0	0	0	0	0	0	0	4	7	∞	∞
Felix Rodriguez, R ERA: 4.5 (8, 1)	1.0		5	1	1	1	0	0	1	0	0	0	0	7	15	9.00	1.000

**BOTTOM**

**Cincinnati Reds @ Chicago Cubs**  
**Wrigley Field, Chicago, IL**  
 Tue Sep 16 1997, 7:05 PM CDT  
 Att: 22,190 - Unknown - 76 F

AB	R	H	RBI	BB	SO	LOB
4	1	1	0	0	0	2
3	1	1	0	1	0	0
4	1	1	0	0	0	4
2	2	2	2	2	0	0
4	0	1	3	0	1	2
4	0	0	0	0	1	2
4	0	0	0	0	0	2
3	0	1	0	0	0	0
2	0	1	0	0	1	0

AB 30  
 R 5  
 H 8  
 RBI 5  
 BB 3  
 SO 3  
 LOB 12



WP: 0 PA: 34  
 PB: 1  
 SB: 1  
 CS: 1

1B: 6 SF: 0  
 2B: 1 SAC: 1  
 3B: 0 DP: 0  
 HR: 1 HBP: 0

PITCHER	IP	WLS	BF	H	R	ER	SO	BB	IBB	HBP	BLK	WP	HR	S	P	ERA	WHIP
---------	----	-----	----	---	---	----	----	----	-----	-----	-----	----	----	---	---	-----	------





Batter	1	2	3	4	5	6	7	8	9	AB	R	H	RBI	BB	SO	LOB
Lance Johnson, L (1, 8) OBP: 0.362, SLG: 0.399	2-1 G3		0-0 L6		1-1 G6-3		0-1 SF7 3B		0-0 G4-3	5	1	1	1	0	0	3
Robin Jennings, L (1, 7) OBP: 0.167, SLG: 0.200 Doug Glanville, R (9, PH) OBP: 0.340, SLG: 0.400	2-3 K		2-0 1B 2-3 1B		0-0 L8		0-0 SF7		1-1 HR 2B	3	0	1	1	0	1	0
Mark Grace, L (1, 3) OBP: 0.416, SLG: 0.467	4-2 BB		1-1 FC5-4 1B		4-1 WP 1B BB		0-3 K		2-2 L4	3	1	1	1	2	1	1
Sammy Sosa, R (1, 9) OBP: 0.306, SLG: 0.494	1-3 K		0-1 FC5-4		1-3 K 1-2		3-2 L4		3-2 HR	5	1	1	2	0	2	4
23 Ryne Sandberg, R (1, 4) OBP: 0.314, SLG: 0.405		0-1 L8		0-2 F9		2-1 P5		1-2 L4	1-2 P8	5	0	0	0	0	0	1
Kevin Orle, R (1, 5) OBP: 0.348, SLG: 0.433		3-2 G5-3		1-0 G6-3		0-1 1B 2-H 1B		3-2 P2		4	0	1	1	0	0	0
Scott Servais, R (1, 2) OBP: 0.310, SLG: 0.362		2-2 G1-3		1-3 K2-3		0-0 1B 1-3 1B		2-2 G6-3		4	0	1	0	0	1	0
José Hernández, R (1, 6) OBP: 0.319, SLG: 0.453 Bob Patterson, R (9, 1)			0-2 G6-3		1-0 HR		2-3 K		1-2 G4-3 1B 2B 1B	3	1	1	1	0	1	2
Terrell Lowery, R (9, PH) OBP: 0.444, SLG: 0.375			1-2 1B 2B		1-3 K		4-2 3B BB		3-2 G4-3 2B 1B	0	0	0	0	0	0	0
Miguel Batista, R Rodney Myers, R Brooks Kieschnick, L Dave Stensland, R Brant Brown, L Kent Bottenfield, R Ramon Tatis, L Marc Pisciotta, R Miguel Cairo, R										0	0	0	0	0	0	0

Inning Stats	R: 0	H: 0	E: 0	K: 2	S: 10	LOB: 1	BB: 1	P: 19	R: 0	H: 0	E: 0	K: 0	S: 9	LOB: 0	BB: 0	P: 14	R: 1	H: 3	E: 0	K: 0	S: 12	LOB: 2	BB: 0	P: 16	R: 0	H: 0	E: 0	K: 1	S: 8	LOB: 0	BB: 0	P: 10	R: 1	H: 1	E: 0	K: 1	S: 7	LOB: 0	BB: 0	P: 10	R: 1	H: 2	E: 0	K: 2	S: 15	LOB: 2	BB: 1	P: 24	R: 2	H: 1	E: 0	K: 1	S: 14	LOB: 0	BB: 1	P: 21	R: 0	H: 0	E: 0	K: 0	S: 13	LOB: 0	BB: 0	P: 19	R: 4	H: 4	E: 0	K: 0	S: 19	LOB: 0	BB: 0	P: 30	1B: 6	SF: 1	2B: 2	SAC: 0	3B: 1	DP: 0	HR: 2	HBP: 0	WP: 1	PA: 41
--------------	------	------	------	------	-------	--------	-------	-------	------	------	------	------	------	--------	-------	-------	------	------	------	------	-------	--------	-------	-------	------	------	------	------	------	--------	-------	-------	------	------	------	------	------	--------	-------	-------	------	------	------	------	-------	--------	-------	-------	------	------	------	------	-------	--------	-------	-------	------	------	------	------	-------	--------	-------	-------	------	------	------	------	-------	--------	-------	-------	-------	-------	-------	--------	-------	-------	-------	--------	-------	--------

PITCHER	IP	WLS	BF	H	R	ER	SO	BB	IBB	HBP	BLK	WP	HR	S	P	ERA	WHIP
Matt Morris, R (1, 1) ERA: 3.15	7.0	W	31	7	5	5	7	3	0	0	0	1	1	75	114	6.43	1.429
Jose Bautista, R (8, 1) ERA: 6.2	1.0		3	0	0	0	0	0	0	0	0	0	0	13	19	0.00	0.000
Tony Fossas, L (9, 1) ERA: 3.44	1.0		7	4	4	4	0	0	0	0	0	0	1	19	30	36.00	4.000

BOTTOM

St. Louis Cardinals @ Chicago Cubs  
Wrigley Field, Chicago, IL  
Wed Sep 17 1997, 3:33 AM CDT  
Att. 27,284 - Sunny - 78 F

livebaseballscorecards.com

AB	37
R	9
H	11
RBI	9
BB	3
SO	7
LOB	11





Batter	1	2	3	4	5	6	7	8	9	AB R H RBI BB SO LOB	TOP									
<b>Delino DeShields, L</b> OBP: 0.348, SLG: 0.437 (1, 4)	2-2 1B 2B		0-0 BB 1B		0-0 G4-3 1B		1-1 G6-3 1-2		4-2 1B BB	4 1 3 0 1 0 1										
<b>Royce Clayton, R</b> OBP: 0.304, SLG: 0.399 (1, 6)	1-2 F9		0-0 F8		1-2 G4-3 1-2		3-1 G4-3		0-1 1B 1B	5 0 1 0 0 0 3										
<b>Mark McGwire, R</b> OBP: 0.393, SLG: 0.645 (1, 3)	1-0 BB 2-3 1B		1-0 F8		1-0 P8		0-3 K		0-0 FC6-4 1B	5 0 2 1 0 1 2										
<b>Ray Lankford, L</b> OBP: 0.418, SLG: 0.605 (1, 8)	4-1 BB 1-2 BB		4-0 FC4-6 1-2 BB		4-2 G6-4-3 BB		4-2 BB BB		2-0 FC6-4 1-2f	1 0 0 0 4 0 2										
<b>Gary Gaetti, R</b> OBP: 0.315, SLG: 0.421 (1, 5)	1-3 K		0-1 FC4-6 1-2f		0-1 G6-4-3 1-2f		0-2 F7			4 0 0 0 0 1 7										
<b>Willie McGee, S</b> OBP: 0.350, SLG: 0.425 (1, 9)	1-2 L9			1-3 K		2-0 F7			0-0 DI HR 1B	4 1 1 0 0 1 3										
<b>Dmitri Young, S</b> OBP: 0.330, SLG: 0.352 (1, 7)		3-1 F8		2-1 G1-3		1-1 G4-3			1-3 K 1-2	4 0 0 0 0 1 1										
<b>Eli Marrero, R</b> OBP: 0.375, SLG: 0.522 (1, 2)		3-3 K		1-3 K		2-2 S 1B			1-2 HR 2-H	4 1 2 2 0 2 0										
<b>Sean Lowe, R</b> OBP: 0.333, SLG: 0.333 <b>Jose Bautista, R</b> OBP: 0.229, SLG: 0.319 <b>Tom Pagnozzi, R</b> OBP: 0.338, SLG: 0.443 <b>Lance Painter, L</b> OBP: 0.300, SLG: 0.292 <b>Phil Plantier, L</b> OBP: 0.330, SLG: 0.383 (1, 1) (4, 1) (5, PH) (5, 1) (7, PH) (7, PH) (7, 1) (9, PH)		1-3 K		2-1 G6-3		0-0 L6			0-0 G3	1 0 0 0 0 0 1 0 0 0 0 0 0 0 0 0 1 0 1 0 0 0 0 0 0 1 0 0 0 0 0 0 0 0 1 0 0 0 0 0 0 0										
<b>Inning Stats</b>	R: 0 E: 0 K: 1 S: 15	H: 2 LOB: 3 BB: 1 P: 25	R: 0 E: 0 K: 2 S: 8	H: 0 LOB: 0 BB: 0 P: 15	R: 0 E: 0 K: 2 S: 11	H: 0 LOB: 0 BB: 0 P: 15	R: 0 E: 0 K: 0 S: 7	H: 1 LOB: 1 BB: 0 P: 11	R: 0 E: 0 K: 1 S: 9	H: 0 LOB: 0 BB: 1 P: 15	R: 0 E: 0 K: 0 S: 8	H: 1 LOB: 1 BB: 0 P: 12	R: 0 E: 0 K: 1 S: 10	H: 0 LOB: 1 BB: 1 P: 17	R: 3 E: 0 K: 1 S: 15	H: 4 LOB: 2 BB: 1 P: 23	1B: 7 2B: 1 3B: 0 HR: 1	SF: 0 SAC: 0 DP: 1 HBP: 0	WP: 0 PB: 0 SB: 1 CS: 0	PA: 40
<b>PITCHER</b>	IP WLS BF H R ER SO BB IBB HBP BLK WP HR S P ERA WHIP																			
<b>Steve Trachsel, R</b> ERA: 4.52 (1, 1)	6.1 W 26 5 0 0 5 3 0 0 0 0 0 0 60 99 0.00 1.263																			
<b>Bob Patterson, L</b> ERA: 3.41 (7, 1)	0.2 2 0 0 0 0 0 0 0 0 0 0 0 3 4 0.00 0.000																			
<b>Marc Pisciotta, R</b> ERA: 2.84 (8, 1)	1.0 4 0 0 0 1 1 0 0 0 0 0 0 10 17 0.00 1.000																			
<b>Terry Adams, R</b> ERA: 3.82 (9, 1)	1.0 8 4 3 3 1 1 0 0 0 0 0 1 15 23 27.00 5.000																			

St. Louis Cardinals @ Chicago Cubs  
Wrigley Field, Chicago, IL  
Thu Sep 18 1997, 3:33 AM CDT  
Att. 29,913 - Sunny - 80 F

livebaseballscorecards.com

AB	35
R	3
H	9
RBI	3
BB	5
SO	7
LOB	20



Batter	1	2	3	4	5	6	7	8	9	AB	R	H	RBI	BB	SO	LOB
Lance Johnson, L OBP: 0.363, SLG: 0.400 (1, 8)	1-2 G5-3	2-1 E1 1B		3-2 G6-3		0-0 CS 1B				4	0	2	2	0	0	2
Doug Glanville, R OBP: 0.340, SLG: 0.401 (1, 7)	0-0 1B 2B	3-2 L4 1-3			2-1 G4-3	0-1 CS 1-2	2-1 G6-3			4	0	1	0	0	0	1
Mark Grace, L OBP: 0.415, SLG: 0.466 (1, 3)	1-2 FC6-4 1B		3-2 F7		1-2 G1		2-2 G5-3			4	0	1	0	0	0	0
Sammy Sosa, R OBP: 0.306, SLG: 0.492 (1, 9)	1-3 K		0-1 G5-3		4-2 BB		3-3 K			3	0	0	0	1	2	2
Tyler Houston, L OBP: 0.287, SLG: 0.328 (1, 2)	0-0 FC6-4 1-2f		1-2 P4		0-3 K			0-1 G4-3		4	0	0	0	0	1	3
Kevin Orie, R OBP: 0.350, SLG: 0.433 (1, 5)		0-0 BB HBP G5-2-3 1B		4-0 1B BB		0-1 P6		3-2 E6 1B FC5-2		3	0	1	0	1	0	0
Miguel Cairo, R OBP: 0.500, SLG: 0.364 (1, 4)		3-0 G5-2-3 BB 1-2 1B HBP		1-2 1B 1-3 1B		0-1 FC4-6 1B		2-0 WP FC5-2 1-3 1B		3	1	3	0	0	0	0
Manny Alexander, R OBP: 0.311, SLG: 0.366 (1, 6)		4-1 G5-2-3 E 1-2 2-3 BB		3-1 SH3-4 1-3 1B		2-2 FC4-6 2B 1-2f		0-0 FC5-2 WP 1-2 3-H		3	2	1	0	1	0	3
Steve Trachsel, R OBP: 0.180, SLG: 0.161 (1, 1)		0-0 G5-2-3		0-0 SH3-4		1-2 1B 2B		3-0 G4-3		2	1	1	1	0	0	3
Bob Patterson, R (7, 1)										0	0	0	0	0	0	0
Marc Pisciotta, R (8, 1)										0	0	0	0	0	0	0
Brooks Kieschnick, L OBP: 0.300, SLG: 0.333 (8, PH)										1	0	0	0	0	0	2
Terry Adams, R (9, 1)										0	0	0	0	0	0	0


Inning Stats	R: 0	H: 2	E: 0	LOB: 2	K: 1	BB: 0	S: 11	R: 2	H: 2	E: 1	LOB: 1	K: 0	BB: 1	S: 10	R: 0	H: 0	E: 0	LOB: 0	K: 0	BB: 0	S: 9	R: 0	H: 2	E: 0	LOB: 2	K: 0	BB: 1	S: 9	R: 2	H: 3	E: 0	LOB: 0	K: 0	BB: 0	S: 12	R: 0	H: 0	E: 0	LOB: 0	K: 1	BB: 0	S: 9	R: 0	H: 1	E: 1	LOB: 2	K: 0	BB: 0	S: 9
--------------	------	------	------	--------	------	-------	-------	------	------	------	--------	------	-------	-------	------	------	------	--------	------	-------	------	------	------	------	--------	------	-------	------	------	------	------	--------	------	-------	-------	------	------	------	--------	------	-------	------	------	------	------	--------	------	-------	------

PITCHER	IP	WLS	BF	H	R	ER	SO	BB	IBB	HBP	BLK	WP	HR	S	P	ERA	WHIP
Sean Lowe, R ERA: 10.54 (1, 1)	3.1	L	17	6	2	1	1	2	0	1	0	0	0	35	62	2.70	2.400
Jose Bautista, R ERA: 6.12 (4, 1)	0.2		2	0	0	0	0	0	0	0	0	0	0	4	7	0.00	0.000
Lance Painter, L ERA: 8.1 (5, 1)	2.0		9	3	2	2	1	1	0	0	0	0	0	22	32	9.00	2.000
Brady Raggio, R ERA: 7.71 (7, 1)	2.0		8	1	0	0	1	0	0	0	0	1	0	18	33	0.00	0.500

**BOTTOM**

**St. Louis Cardinals @ Chicago Cubs**  
Wrigley Field, Chicago, IL  
Thu Sep 18 1997, 3:33 AM CDT  
Att: 29,913 - Sunny - 80 F

AB	31
R	4
H	10
RBI	3
BB	3
SO	3
LOB	16



1B:	8	SF:	0	WP:	1	PA:	37
2B:	2	SAC:	1	PB:	0		
3B:	0	DP:	1	SB:	1		
HR:	0	HBP:	1	CS:	1		

livebaseballscorecards.com



Batter	1	2	3	4	5	6	7	8	9	AB R H RBI BB SO LOB	TOP		
Midre Cummings, L (1, 8) OBP: 0.326, SLG: 0.414	0-0 SF8 3B		0-0 F7	2-1 1B 3B	2-2 G6-3 1-2f					4 2 2 0 0 0 2	<b>Philadelphia Phillies @ Chicago Cubs</b> Wrigley Field, Chicago, IL Fri Sep 19 1997, 3:33 AM CDT Att. 18,174 - Overcast - 76 F		
Mickey Morandini, L (1, 4) OBP: 0.372, SLG: 0.383	0-0 SF8		3-1 E 2B	1-0 1B		0-2 HR 1B				3 2 3 2 0 0 0			
Scott Rolen, R (1, 5) OBP: 0.380, SLG: 0.464	0-3 K		1-1 E5 1B 1B	0-1 1B		0-0 HR				4 2 2 2 0 1 0			
Rico Brogna, L (1, 3) OBP: 0.291, SLG: 0.434	0-0 G3		0-1 1B 1B	0-0 F7		0-1 HR				4 1 2 1 0 0 2			
Bobby Estalella, R (1, 2) OBP: 0.481, SLG: 0.905		0-0 F9	0-1 1B		4-2 1B 2B BB	1-3 K				3 1 1 1 1 1 0			
Billy McMillon, L (1, 7) OBP: 0.257, SLG: 0.323		4-0 2B BB	1-3 K		3-2 2B 1B	3-3 K				3 2 1 0 1 2 2			
Tony Barron, R (1, 9) OBP: 0.326, SLG: 0.438		0-0 G3 2B	0-0 F7		1-3 K	0-2 F9				4 0 1 1 0 1 4			
Desi Relaford, S (1, 6) OBP: 0.250, SLG: 0.348		0-0 G3		0-1 F7	2-1 PB 2B					3 0 1 2 0 0 1			
Tyler Green, R (1, 1) Darrin Winston, R (4, 1) Jerry Spradlin, S (5, 1)		0-3 K		1-3 K	4-2 G6-3 BB					2 0 0 0 0 2 1 0 0 0 0 1 0 0 0 0 0 0 0 0 0			
<b>Inning Stats</b>	R: 1 E: 0 K: 1 S: 6 H: 1 LOB: 0 BB: 0 P: 6	R: 1 E: 0 K: 1 S: 6 H: 1 LOB: 1 BB: 1 P: 10	R: 2 E: 1 K: 1 S: 13 H: 3 LOB: 2 BB: 0 P: 18	R: 1 E: 0 K: 1 S: 11 H: 3 LOB: 2 BB: 0 P: 15	R: 2 E: 0 K: 1 S: 23 H: 2 LOB: 1 BB: 2 P: 38	R: 3 E: 0 K: 2 S: 18 H: 3 LOB: 0 BB: 0 P: 22				1B: 6 2B: 3 3B: 2 HR: 2 SF: 1 SAC: 0 DP: 1 HBP: 0		WP: 0 PB: 1 SB: 0 CS: 0 PA: 34	
<b>PITCHER</b>	IP WLS BF H R ER SO BB IBB HBP BLK WP HR S P ERA WHIP											<b>PITCHER</b>	IP WLS BF H R ER SO BB IBB HBP BLK WP HR S P ERA WHIP
Mark Clark, R (1, 1) ERA: 3.95	4.0 L 22 8 5 4 4 1 0 0 0 0 0 0 36 49 9.00 2.250												
Dave Stevens, R (5, 1) ERA: 8.53	0.1 5 2 2 2 1 2 0 0 0 0 0 0 20 33 54.00 12.000												
Ramon Tatis, L (5, 1) ERA: 5.43	0.2 2 1 1 1 0 0 0 0 0 0 0 0 6 8 13.50 1.500												
Kent Bottenfield, R (6, 1) ERA: 3.94	1.0 5 2 2 2 2 0 0 0 0 0 0 2 15 19 18.00 2.000												

livebaseballscorecards.com

**AB 30**  
**R 10**  
**H 13**  
**RBI 9**  
**BB 3**  
**SO 7**  
**LOB 12**



Batter	1	2	3	4	5	6	7	8	9
Lance Johnson, L OBP: 0.360, SLG: 0.397 (1, 8)	0-0 F9		2-0 G3-6-1		0-0 G3-1				
Brant Brown, L OBP: 0.287, SLG: 0.425 Terrell Lowery, R OBP: 0.400, SLG: 0.333 (5, PH) (6, 7)	0-0 G6-3 1B 2B		0-0 HR		0-2 G5-3				
Mark Grace, L OBP: 0.414, SLG: 0.471 (1, 3)	0-0 G6-3		3-0 F7		3-2 HR				
Sammy Sosa, R OBP: 0.309, SLG: 0.499 (1, 9)	0-0 23 CS 1B			3-2 HR	1-1 23 FC5-4 1B				
23 Ryne Sandberg, R OBP: 0.314, SLG: 0.412 (1, 4)	0-0 CS 1-2	0-0 6-3		1-1 HR	1 SAFE 2-1 FC5-4				
Kevin Orie, R OBP: 0.348, SLG: 0.430 (1, 5)		0-0 6-3		1-1 G6-3					
Scott Servais, R OBP: 0.311, SLG: 0.363 (1, 2)		0-0 1B		0-0 G5-3					
Manny Alexander, R OBP: 0.313, SLG: 0.367 (1, 6)		0-3 K		2-2 1B					
Mark Clark, R OBP: 0.090, SLG: 0.079 José Hernández, R OBP: 0.317, SLG: 0.450 Dave Stevens, R Ramon Tatis, L Kent Bottenfield, R			4-2 G3-6-1 BB	3-3 K					

AB	R	H	RBI	BB	SO	LOB
3	0	0	0	0	0	1
2	2	2	1	0	0	0
1	0	0	0	0	0	0
3	1	1	1	0	0	1
3	1	3	2	0	0	0
3	1	1	1	0	0	1
2	0	0	0	0	0	0
2	0	1	0	0	0	0
2	0	1	0	0	1	1
0	0	0	0	1	0	0
1	0	0	0	0	1	1
0	0	0	0	0	0	0
0	0	0	0	0	0	0
0	0	0	0	0	0	0

BOTTOM

Philadelphia Phillies @ Chicago Cubs  
Wrigley Field, Chicago, IL  
Fri Sep 19 1997, 3:33 AM CDT  
Att: 18,174 - Overcast - 76 F

AB	22
R	5
H	9
RBI	5
BB	1
SO	2
LOB	5



1B: 4	SF: 0
2B: 1	SAC: 0
3B: 0	DP: 1
HR: 4	HBP: 0

WP: 0	PA: 24
PB: 0	
SB: 0	
CS: 1	

Inning Stats	R: 1	H: 2	E: 0	K: 0	S: 4	LOB: 0	BB: 0	P: 4
	R: 0	H: 1	E: 0	K: 1	S: 6	LOB: 1	BB: 0	P: 6
	R: 1	H: 1	E: 0	K: 0	S: 5	LOB: 0	BB: 1	P: 14
	R: 2	H: 3	E: 0	K: 1	S: 16	LOB: 1	BB: 0	P: 25
	R: 1	H: 2	E: 0	K: 0	S: 11	LOB: 1	BB: 0	P: 17

PITCHER	IP	WLS	BF	H	R	ER	SO	BB	IBB	HBP	BLK	WP	HR	S	P	ERA	WHIP
Tyler Green, R ERA: 4.97 (1, 1)	3.0		12	4	2	2	1	1	0	0	0	0	1	15	24	6.00	1.667
Darrin Winston, L ERA: 6.3 (4, 1)	1.2	W	9	4	3	3	1	0	0	0	0	0	3	23	35	16.20	2.400
Jerry Spradlin, R ERA: 4.85 (5, 1)	0.1	S	2	1	0	0	0	0	0	0	0	0	0	4	7	0.00	3.000



Batter	1	2	3	4	5	6	7	8	9	AB R H RBI BB SO LOB	TOP																
Midre Cummings, L (1, 8) OBP: 0.327, SLG: 0.411	2-1 F8		2-1 G6-3 1B			4-2 BB		2-3 K	0-1 L7	4 0 1 0 1 1 4																	
Kevin Sefcik, R (1, 4) OBP: 0.288, SLG: 0.342 Mickey Morandini, L (9, 4) OBP: 0.372, SLG: 0.383	3-2 FC5-4 1B		0-2 G6-3 1-2f			2-0 P2			2-1 BB 1B	4 1 2 0 0 0 2 0 0 0 0 0 0 0																	
Scott Rolen, R (1, 5) OBP: 0.380, SLG: 0.462	1-2 FC5-4 1B 1-2f				1-3 K			2-0 P6	4-2 E 1B PB BB	3 1 0 0 1 1 2																	
Rico Brogna, L (1, 3) OBP: 0.292, SLG: 0.434	0-1 1B				1-1 G6-3			1-1 P4	2-0 E8 PB FC1 E 1B	4 1 2 1 0 0 0																	
Mike Lieberthal, R (1, 2) OBP: 0.314, SLG: 0.449	0-0 G4-3				1-2 G6-3			1-2 P5	1-2 FC1 E PB	4 0 0 0 0 0 4																	
Mike Robertson, L (1, 7) OBP: 0.273, SLG: 0.300 Ruben Amaro Jr, S (9, 7) OBP: 0.318, SLG: 0.316			1-1 G3			1-2 L5		2-2 G3	1-0 E 1B	4 0 1 0 0 0 0 0 0 0 0 0 0 0																	
Tony Barron, R (1, 9) OBP: 0.318, SLG: 0.427			1-1 G6-3			1-2 F7			0-2 E4	4 0 0 1 0 0 2																	
Kevin Stocker, S (1, 6) OBP: 0.333, SLG: 0.356			1-3 K			0-3 K			1-2 G3	4 0 0 0 0 3 3																	
55 Matt Beech, L (1, 1) OBP: 0.143, SLG: 0.179 Desi Relaford, S (8, PH) OBP: 0.280, SLG: 0.348 Wayne Gomes, R (8, 1) 23 Kevin Jordan, R (9, PH) OBP: 0.267, SLG: 0.391 Ricky Bottalico, L (9, 1)					0-2 K			1-3 K	0-2 P4	2 0 0 0 0 2 0 0 0 0 0 1 0 0 0 0 0 0 0 0 0 1 0 0 0 0 0 3 0 0 0 0 0 0 0																	
<b>Inning Stats</b>	R: 0 E: 0 K: 0 S: 12	H: 2 LOB: 2 BB: 0 P: 18	R: 0 E: 0 K: 1 S: 7	H: 0 LOB: 0 BB: 0 P: 10	R: 0 E: 0 K: 1 S: 8	H: 1 LOB: 0 BB: 0 P: 10	R: 0 E: 0 K: 1 S: 9	H: 0 LOB: 0 BB: 0 P: 12	R: 0 E: 0 K: 1 S: 10	H: 0 LOB: 0 BB: 0 P: 12	R: 0 E: 0 K: 1 S: 7	H: 0 LOB: 1 BB: 1 P: 16	R: 0 E: 0 K: 0 S: 10	H: 0 LOB: 0 BB: 0 P: 14	R: 0 E: 0 K: 1 S: 11	H: 0 LOB: 1 BB: 1 P: 20	R: 3 E: 2 K: 1 S: 22	H: 3 LOB: 3 BB: 1 P: 34	1B: 6 2B: 0 3B: 0 HR: 0	SF: 0 SAC: 0 DP: 1 HBP: 0	WP: 0 PB: 1 SB: 0 CS: 0	PA: 37					
<b>PITCHER</b>	IP WLS BF H R ER SO BB IBB HBP BLK WP HR S P ERA WHIP																										
Geremi Gonzalez, R (1, 1) ERA: 4.18	8.0		28	3	0	0	6	2	0	0	0	0	0	74	112	0.00	0.625										
Terry Adams, R (9, 1) ERA: 4.19	0.0	L	6	3	3	3	0	1	0	0	0	0	0	14	24	∞	∞										
Bob Patterson, L (9, 1) ERA: 3.36	1.0		3	0	0	0	1	0	0	0	0	0	0	8	10	0.00	0.000										

Philadelphia Phillies @ Chicago Cubs  
Wrigley Field, Chicago, IL  
Sat Sep 20 1997, 3:33 AM CDT  
Att. 38,313 - Cloudy - 66 F

livebaseballscorecards.com

AB	34
R	3
H	6
RBI	2
BB	3
SO	7
LOB	20



Batter	1	2	3	4	5	6	7	8	9	AB	R	H	RBI	BB	SO	LOB
Doug Glanville, R OBP: 0.339, SLG: 0.400 (1, 8) C B B C X (9, 7)	3-2 G5-3 ①		0-1 L3 ③		1-1 BB 1-2 1B			0-1 P3 ①		4	0	1	0	0	0	0
Terrell Lowery, R OBP: 0.385, SLG: 0.273 Lance Johnson, L OBP: 0.360, SLG: 0.396 (1, 7) C C B C (8, PH) (9, 8)	1-3 K ②			2-2 F9 ①	4-0 BB 1-2 2-3			1-2 F7 ②		2	0	0	0	1	1	0
Mark Grace, L OBP: 0.411, SLG: 0.467 (1, 3) C F B X (9, 8)	1-2 G4-3 ③			0-0 G3 ②	3-2 G4-3 ③			2-0 G4-3 ③		4	0	0	0	0	0	3
Sammy Sosa, R OBP: 0.309, SLG: 0.498 (1, 9)				1-2 P4 ③			1-1 L4 ①		2-1 G6-3 ①	4	0	1	0	0	0	0
23 Ryne Sandberg, R OBP: 0.311, SLG: 0.408 (1, 4)					2-2 L8 ①		2-3 K ②		1-3 K ②	4	0	0	0	0	2	1
Kevin Orie, R OBP: 0.348, SLG: 0.429 Dave Clark, L OBP: 0.380, SLG: 0.454 Miguel Cairo, R OBP: 0.500, SLG: 0.364 (1, 5) (9, PH) (9, PR)				1-0 P9 ②	1-0 2B 1B		2-1 F9 ③		1-0 1B ③	3	1	1	0	0	0	1
José Hernández, R OBP: 0.317, SLG: 0.454 Dave Hansen, L OBP: 0.418, SLG: 0.414 (1, 6) (9, PH)				3-2 F8 ③	0-1 1B 2B		0-0 F9 ①		1-0 G4-3 ③	3	1	1	1	0	0	1
Mike Hubbard, R OBP: 0.226, SLG: 0.250 (1, 2)				1-0 B1-3 ①	2-3 K ②		2-3 K ②			3	0	0	0	0	2	1
Geremi Gonzalez, R OBP: 0.167, SLG: 0.103 Terry Adams, R Bob Patterson, R (1, 1) (9, 1) (9, 1)				0-3 K ②	2-1 BB 1B 1B		0-0 F8 ③			3	0	1	1	0	1	0

Inning Stats	R: 0	H: 0	E: 0	K: 1	S: 9	H: 0	LOB: 0	BB: 0	P: 14	R: 0	H: 1	E: 0	K: 0	S: 10	H: 1	LOB: 1	BB: 0	P: 18	R: 0	H: 0	E: 0	K: 1	S: 6	H: 0	LOB: 0	BB: 0	P: 7	R: 0	H: 0	E: 0	K: 0	S: 7	H: 0	LOB: 0	BB: 0	P: 10	R: 2	H: 4	E: 0	K: 1	S: 19	H: 0	LOB: 3	BB: 1	P: 34	R: 0	H: 0	E: 0	K: 1	S: 8	H: 0	LOB: 0	BB: 0	P: 13	R: 0	H: 0	E: 0	K: 1	S: 6	H: 0	LOB: 0	BB: 0	P: 8	R: 0	H: 0	E: 0	K: 0	S: 6	H: 0	LOB: 0	BB: 0	P: 9	R: 0	H: 0	E: 0	K: 1	S: 7	H: 1	LOB: 1	BB: 0	P: 12	1B: 5	SF: 0	2B: 1	SAC: 0	3B: 0	DP: 0	HR: 0	HBP: 0	WP: 0	PA: 34
--------------	------	------	------	------	------	------	--------	-------	-------	------	------	------	------	-------	------	--------	-------	-------	------	------	------	------	------	------	--------	-------	------	------	------	------	------	------	------	--------	-------	-------	------	------	------	------	-------	------	--------	-------	-------	------	------	------	------	------	------	--------	-------	-------	------	------	------	------	------	------	--------	-------	------	------	------	------	------	------	------	--------	-------	------	------	------	------	------	------	------	--------	-------	-------	-------	-------	-------	--------	-------	-------	-------	--------	-------	--------

PITCHER	IP	WLS	BF	H	R	ER	SO	BB	IBB	HBP	BLK	WP	HR	S	P	ERA	WHIP
55 Matt Beech, L ERA: 4.85 (1, 1)	7.0		27	5	2	2	5	1	0	0	0	0	0	65	104	2.57	0.857
Wayne Gomes, R ERA: 5.4 (8, 1)	1.0	W	3	0	0	0	0	0	0	0	0	0	0	6	9	0.00	0.000
Ricky Bottalico, R ERA: 3.77 (9, 1)	1.0	S	4	1	0	0	1	0	0	0	0	0	0	7	12	0.00	1.000


**BOTTOM**

**Philadelphia Phillies @ Chicago Cubs**  
Wrigley Field, Chicago, IL

Sat Sep 20 1997, 3:33 AM CDT  
Att: 38,313 - Cloudy - 66 F

livebaseballscorecards.com

AB	33
R	2
H	6
RBI	2
BB	1
SO	6
LOB	8





Batter	1	2	3	4	5	6	7	8	9	AB R H RBI BB SO LOB	TOP											
Midre Cummings, L (1, 8) OBP: 0.325, SLG: 0.408	1-3 K		1-1 G6-3			0-3 K	0-2 P3		0-0 1-2 2-H 1B	5 0 1 1 0 2 1												
Mickey Morandini, L (1, 4) OBP: 0.371, SLG: 0.380	2-3 K		2-3 K			0-0 G6-3		4-0 BB	0-3 K	4 0 0 0 1 3 2												
Scott Rolen, R (1, 5) OBP: 0.379, SLG: 0.460	0-0 G1-3		1-1 G6-3			0-1 2B 1B		2-3 K		4 1 1 0 0 1 1												
Rico Brogna, L (1, 3) OBP: 0.292, SLG: 0.435		0-0 G1-3		0-3 K		0-0 1-H 2B		3-2 F7		4 0 1 1 0 1 1												
Mike Lieberthal, R (1, 2) OBP: 0.313, SLG: 0.447		3-2 1B 1B 1B		3-3 K		0-0 E5 2-3		1-1 P6		4 1 1 0 0 1 2												
Billy McMillon, L (1, 7) OBP: 0.257, SLG: 0.319		0-0 1B 1-2 1B		1-2 G1-3		1-3 K			0-1 F7	4 0 1 0 0 1 2												
Tony Barron, R (1, 9) OBP: 0.322, SLG: 0.429		1-1 FC6-4 1-3 2-H 1B			1-0 G6-3		3-1 1B		0-1 F9	4 0 2 1 0 0 0												
Kevin Stocker, S (1, 6) OBP: 0.333, SLG: 0.355		1-2 P3			0-0 G4-3		1-1 F9		0-1 BB 1B 1B	4 1 1 0 0 0 3												
Curt Schilling, R (1, 1) OBP: 0.190, SLG: 0.195 Ron Blaziewski, R (6, 1) OBP: 0.400, SLG: 0.400 Mike Robertson, L (7, PH) OBP: 0.250, SLG: 0.250 Ryan Karp, L (7, 1) Reggie Harris, R (8, 1) Ruben Amaro Jr, S (9, PH) OBP: 0.321, SLG: 0.316		0-2 FC6-4 1-2f			1-1 L8		1-3 K		4-2 1B BB	2 0 0 0 0 0 0 2 0 0 0 0 0 0 0 0 1 0 0 0 0 0 1 1 0 1 0 0												
<b>Inning Stats</b>	R: 0 E: 0 K: 2 S: 10	H: 0 LOB: 0 BB: 0 P: 13	R: 1 E: 0 K: 0 S: 15	H: 3 LOB: 2 BB: 0 P: 20	R: 0 E: 0 K: 1 S: 9	H: 0 LOB: 0 BB: 0 P: 13	R: 0 E: 0 K: 2 S: 12	H: 0 LOB: 0 BB: 0 P: 16	R: 0 E: 0 K: 0 S: 4	H: 0 LOB: 0 BB: 0 P: 6	R: 1 E: 1 K: 2 S: 15	H: 2 LOB: 2 BB: 0 P: 16	R: 0 E: 0 K: 1 S: 10	H: 1 LOB: 1 BB: 0 P: 15	R: 0 E: 0 K: 1 S: 9	H: 0 LOB: 1 BB: 1 P: 19	R: 1 E: 0 K: 1 S: 13	H: 2 LOB: 2 BB: 1 P: 17	1B: 7 2B: 1 3B: 0 HR: 0	SF: 0 SAC: 0 DP: 0 HBP: 0	WP: 0 PB: 0 SB: 0 CS: 0	PA: 38
<b>PITCHER</b>	IP WLS BF H R ER SO BB IBB HBP BLK WP HR S P ERA WHIP																					
Kevin Tapani, R (1, 1) ERA: 3.62	7.0 W 28 6 2 2 8 0 0 0 0 0 0 0 75 99 2.57 0.857																					
Ramon Tatis, L (8, 1) ERA: 5.34	1.0 4 0 0 0 1 1 0 0 0 0 0 0 9 19 0.00 1.000																					
Rodney Myers, R (9, 1) ERA: 2.7	1.0 6 2 1 1 1 1 0 0 0 0 0 0 13 17 9.00 3.000																					

Philadelphia Phillies @ Chicago Cubs  
Wrigley Field, Chicago, IL  
Sun Sep 21 1997, 3:33 AM CDT  
Att. 29,922 - Sunny - 62 F

livebaseballscorecards.com

AB	36
R	3
H	8
RBI	3
BB	2
SO	10
LOB	15



Batter	1	2	3	4	5	6	7	8	9
Lance Johnson, L OBP: 0.365, SLG: 0.412 (1, 8)	1-2 23 2B 3B		0-1 1B		2-1 1-H HR	0-3 K		4-1 BLK 1B WP BB	
23 Ryne Sandberg, R OBP: 0.313, SLG: 0.412 Miguel Cairo, R OBP: 0.500, SLG: 0.385 (5, PR) (6, 4)	1-2 2B		3-2 P7		2-2 HR 1B	1-1 F9		0-1 WP BLK 1B 1B	
Mark Grace, L OBP: 0.415, SLG: 0.475 (1, 3)	0-3 K		0-0 1-3 1B		0-0 1-H HR		4-0 1B HR BB	1-2 1-H 2-H 1B	
Sammy Sosa, R OBP: 0.307, SLG: 0.494 (1, 9)	2-3 K		2-3 K		3-2 G3		0-1 P4	2-3 K	
Dave Hansen, L OBP: 0.428, SLG: 0.448 Doug Glanville, R OBP: 0.339, SLG: 0.400 (6, 7)		0-1 G5-3 1B		3-2 1B	2-2 HR		0-2 1-2 HR 1B	2-2 L7	
Brant Brown, L OBP: 0.281, SLG: 0.415 José Hernández, R OBP: 0.321, SLG: 0.474 (6, 5)		1-3 K		2-2 P8	2-3 K		2-0 1-H 2-H HR		
Tyler Houston, L OBP: 0.281, SLG: 0.320 (1, 2)		1-1 G5-3		2-3 K	3-2 P4		0-0 P5		
Manny Alexander, R OBP: 0.312, SLG: 0.365 (1, 6)		2-3 K		2-2 F8		2-1 SH3-4 1B	2-3 K		
Kevin Tapani, R OBP: 0.250, SLG: 0.167 Ramon Tatis, L (8, 1) Robin Jennings, L OBP: 0.143, SLG: 0.167 Rodney Myers, R (9, 1)			2-3 K		4-1 HR BB	1-2 SH3-4		1-2 L4	

AB	R	H	RBI	BB	SO	LOB
4	3	3	2	1	1	1
3	0	2	1	0	0	1
2	2	1	0	0	0	1
4	2	3	3	1	1	0
5	0	0	0	0	3	5
3	1	3	1	0	0	0
2	1	1	0	0	0	1
3	0	0	0	0	2	3
1	1	1	3	0	0	0
4	0	0	0	0	1	3
4	0	1	0	0	2	2
1	1	0	0	1	1	0
0	0	0	0	0	0	0
1	0	0	0	0	0	0
0	0	0	0	0	0	0

WP	PA
1	41
PB: 0	
SB: 0	
CS: 0	

Philadelphia Phillies @ Chicago Cubs  
Wrigley Field, Chicago, IL  
Sun Sep 21 1997, 3:33 AM CDT  
Att: 29,922 - Sunny - 62 F

AB	37
R	11
H	15
RBI	10
BB	3
SO	11
LOB	17



Inning Stats	R	H	E	K	S	R	H	E	K	S	R	H	E	K	S	R	H	E	K	S	R	H	E	K	S	R	H	E	K	S	R	H	E	K	S
R: 1 E: 0 K: 2 S: 16	H: 2 LOB: 0 BB: 0 P: 20	R: 0 E: 0 K: 2 S: 10	H: 1 LOB: 1 BB: 0 P: 14	R: 0 E: 0 K: 2 S: 12	H: 2 LOB: 2 BB: 0 P: 19	R: 0 E: 0 K: 1 S: 14	H: 1 LOB: 1 BB: 0 P: 23	R: 5 E: 0 K: 1 S: 20	H: 4 LOB: 1 BB: 1 P: 38	R: 0 E: 0 K: 1 S: 10	H: 1 LOB: 1 BB: 0 P: 14	R: 3 E: 0 K: 1 S: 11	H: 2 LOB: 0 BB: 1 P: 19	R: 2 E: 0 K: 1 S: 17	H: 2 LOB: 1 BB: 1 P: 27																				
PITCHER	IP	WLS	BF	H	R	ER	SO	BB	IBB	HBP	BLK	WP	HR	S	P	ERA	WHIP																		
Curt Schilling, R ERA: 2.95 (1, 1)	5.0	L	25	10	6	6	8	1	0	0	0	0	3	72	114	10.80	2.200																		
Ron Blazier, R ERA: 5.13 (6, 1)	1.0		4	1	0	0	1	0	0	0	0	0	0	10	14	0.00	1.000																		
Ryan Karp, L ERA: 6.23 (7, 1)	1.0		6	2	3	3	1	1	0	0	0	0	1	11	19	27.00	3.000																		
Reggie Harris, R ERA: 5.3 (8, 1)	1.0		6	2	2	2	1	1	0	0	1	1	0	17	27	18.00	3.000																		





BOTTOM

Chicago Cubs @ Houston Astros  
Astrodome, Houston, TX  
Tue Sep 23 1997, 8:05 PM EDT  
Att. 19,380 - Dome

livebaseballscorecards.com

AB 35  
R 5  
H 11  
RBI 5  
BB 1  
SO 5  
LOB 14



WP: 0 PA: 37  
PB: 0  
SB: 1  
CS: 0

AB	R	H	RBI	BB	SO	LOB	
4	2	3	1	1	0	2	
4	0	1	1	0	0	3	
4	1	1	1	0	1	1	
4	0	0	0	0	0	1	
4	1	1	0	0	1	1	
4	0	0	0	0	1	2	
3	1	2	1	0	1	0	
4	0	2	0	0	0	2	
4	0	1	1	0	1	2	
0	0	0	0	0	0	0	
1B: 7	SF: 0	2B: 1	SAC: 0	3B: 1	DP: 0	HR: 2	HBP: 1

Batter	1	2	3	4	5	6	7	8	9							
<b>Craig Biggio, R</b> OBP: 0.410, SLG: 0.498 (1, 4)	0-1 G6-3 3B		4-0 E S BB		1-2 HR	0-0 F8		3-2 1-2 2-H 1B								
<b>Derek Bell, R</b> OBP: 0.347, SLG: 0.442 (1, 9)	1-0 G6-3		1-0 P6 1-3		1-1 1B	3-2 G6-3										
<b>5 Jeff Bagwell, R</b> OBP: 0.425, SLG: 0.590 (1, 3)	1-2 G6-3			2-1 HR	0-0 L7		2-3 K									
<b>Luis Gonzalez, L</b> OBP: 0.347, SLG: 0.380 (1, 7)	1-0 F8			2-2 E6 1B	1-0 L3		3-1 F8									
<b>Richard Hidalgo, R</b> OBP: 0.368, SLG: 0.528 (1, 8)		3-2 L8		0-1 P5		2-0 G6-3 1B 2B	2-3 K									
<b>Bill Spiers, L</b> OBP: 0.434, SLG: 0.473 (1, 5)		2-3 K2-3		1-1 F7		2-2 G6-3	3-2 F7									
<b>Tony Eusebio, R</b> OBP: 0.366, SLG: 0.307 (1, 2)		2-3 K		1-1 1-2 1B		1-0 1B 1B	2-1 FC5-6 1B HBP									
<b>Ricky Gutierrez, R</b> OBP: 0.317, SLG: 0.375 (1, 6)			0-2 G5-3	0-0 L8		2-2 1B 1B	2-2 FC5-6 1B 1B									
<b>Darryl Kile, R</b> OBP: 0.179, SLG: 0.157 <b>Billy Wagner, L</b> (9, 1)			1-0 G6-3		3-3 K	1-0 1-2 2-H 1B	0-0 FC5-6 1B									
<b>Inning Stats</b>	R: 1 E: 0 K: 0 S: 7	H: 1 LOB: 0 BB: 0 P: 10	R: 0 E: 0 K: 2 S: 9	H: 0 LOB: 0 BB: 0 P: 16	R: 0 E: 0 K: 0 S: 5	H: 0 LOB: 1 BB: 1 P: 11	R: 1 E: 1 K: 0 S: 12	H: 2 LOB: 2 BB: 0 P: 18	R: 1 E: 0 K: 1 S: 10	H: 2 LOB: 1 BB: 0 P: 16	R: 2 E: 0 K: 0 S: 15	H: 4 LOB: 2 BB: 0 P: 26	R: 0 E: 0 K: 2 S: 8	H: 0 LOB: 0 BB: 0 P: 15	R: 0 E: 0 K: 0 S: 11	H: 2 LOB: 2 BB: 0 P: 21

PITCHER	IP	WLS	BF	H	R	ER	SO	BB	IBB	HBP	BLK	WP	HR	S	P	ERA	WHIP
<b>Steve Trachsel, R</b> ERA: 4.63 (1, 1)	5.1	L	27	9	5	5	3	1	0	0	0	0	2	54	90	8.44	1.875
<b>Kent Bottenfield, R</b> ERA: 3.86 (6, 1)	1.2		5	0	0	0	2	0	0	0	0	0	0	12	22	0.00	0.000
<b>Rodney Myers, R</b> ERA: 2.35 (8, 1)	1.0		5	2	0	0	0	0	0	1	0	0	0	11	21	0.00	2.000





Batter	1	2	3	4	5	6	7	8	9	AB	R	H	RBI	BB	SO	LOB
<b>Craig Biggio, R</b> (1, 4) OBP: 0.412, SLG: 0.500	1-2 G4-3 5 FC1-5-2 2B		2-2 PO HBP		1-1 F9		4-1 E 5 1B BB		0-1 5 BB 1B	3	1	2	0	1	0	1
<b>Derek Bell, R</b> (1, 9) OBP: 0.344, SLG: 0.437	0-1 G4-3 2-3		1 SAFE 0-0 PO 1-2	2-3 K	2-1 F9		2-3 SAFE SAFE SAFE K 1-3		1-3 K	5	0	0	0	0	3	5
<b>5 Jeff Bagwell, R</b> (1, 3) OBP: 0.425, SLG: 0.588	2-1 FC1-5-2 3-H			1-2 G5-3		3-2 G5-3	3-2 1B		4-1 FC6-4 BB	4	0	1	1	1	0	1
<b>Luis Gonzalez, L</b> (1, 7) OBP: 0.348, SLG: 0.380 <b>Mike Magnante, L</b> (8, 1) <b>Russ Springer, R</b> (8, 1) <b>Tom Martin, L</b> (9, 1) <b>Sean Berry, R</b> (9, PH) OBP: 0.311, SLG: 0.418	1-1 G4-3		2-2 BB 1B 1B		4-2 E 1B BB		3-1 F7		2-2 FC6-4 1-2f	3	0	1	0	1	0	2
<b>Richard Hidalgo, R</b> (1, 8) OBP: 0.377, SLG: 0.526		2-3 K		1-1 BB 1B 1-2		1-0 E 1B 1-2		2-1 P3		4	0	2	0	0	1	0
<b>Bill Spiers, L</b> (1, 5) OBP: 0.432, SLG: 0.468		0-0 F7		4-2 FC6-4 BB 1-2 2-3		2-0 P7		1-3 K		3	0	0	0	1	1	2
<b>Ricky Gutierrez, R</b> (1, 6) OBP: 0.313, SLG: 0.369		0-2 G6-3		1-2 FC6-4 1-2f		0-0 E6 1-2 2-3		2-1 G1-3		4	0	0	0	0	0	5
<b>Brad Ausmus, R</b> (1, 2) OBP: 0.326, SLG: 0.352 <b>Thomas Howard, S</b> (9, PH) OBP: 0.329, SLG: 0.356		3-2 G4-3		0-1 FC1-6 1B		0-1 L9		1-0 P6		3	0	1	0	0	0	3
<b>Chris Holt, R</b> (1, 1) OBP: 0.103, SLG: 0.090 <b>Bobby Abreu, L</b> (7, PH) OBP: 0.330, SLG: 0.358 (8, 7)		2-2 G1-3		1-2 FC1-6 1-2f		1-1 G3-1		2-2 5 BB 1B 1B		2	0	0	0	0	0	1

Inning Stats	R: 0	H: 1	E: 0	K: 10	S: 10	R: 0	H: 0	E: 0	K: 7	S: 7	R: 0	H: 0	E: 0	K: 1	S: 8	R: 0	H: 2	E: 0	K: 1	S: 16	R: 0	H: 1	E: 0	K: 0	S: 9	R: 0	H: 1	E: 1	K: 0	S: 11	R: 1	H: 1	E: 1	K: 1	S: 11	R: 0	H: 0	E: 0	K: 1	S: 7	R: 0	H: 2	E: 0	K: 1	S: 15	1B: 7	2B: 1	3B: 0	HR: 0	SF: 0	SAC: 0	DP: 0	HBP: 1	WP: 0	PB: 0	SB: 0	CS: 0	PA: 41
--------------	------	------	------	-------	-------	------	------	------	------	------	------	------	------	------	------	------	------	------	------	-------	------	------	------	------	------	------	------	------	------	-------	------	------	------	------	-------	------	------	------	------	------	------	------	------	------	-------	-------	-------	-------	-------	-------	--------	-------	--------	-------	-------	-------	-------	--------

PITCHER	IP	WLS	BF	H	R	ER	SO	BB	IBB	HBP	BLK	WP	HR	S	P	ERA	WHIP
<b>Mark Clark, R</b> (1, 1) ERA: 3.82	6.2		30	6	1	0	3	3	0	1	0	0	0	70	118	0.00	1.350
<b>Bob Patterson, L</b> (7, 1) ERA: 3.34	0.1		1	0	0	0	0	0	0	0	0	0	0	2	5	0.00	0.000
<b>Marc Pisciotta, R</b> (8, 1) ERA: 2.73	1.0		3	0	0	0	1	0	0	0	0	0	0	7	12	0.00	0.000
<b>Terry Adams, R</b> (9, 1) ERA: 4.14	1.0	S	6	2	0	0	1	1	0	0	0	0	0	15	25	0.00	3.000

**BOTTOM**

**Chicago Cubs @ Houston Astros**  
Astrodome, Houston, TX  
Wed Sep 24 1997, 8:05 PM EDT  
Att. 41,560 - Dome - 72 F

livebaseballscorecards.com

<b>AB</b>	<b>35</b>
<b>R</b>	<b>1</b>
<b>H</b>	<b>8</b>
<b>RBI</b>	<b>1</b>
<b>BB</b>	<b>4</b>
<b>SO</b>	<b>5</b>
<b>LOB</b>	<b>23</b>













Batter	1	2	3	4	5	6	7	8	9	AB	R	H	RBI	BB	SO	LOB
Delino DeShields, L (1, 4) OBP: 0.354, SLG: 0.443	1-1 1B 2B		3-2 F7			0-0 G6-3		0-1 1B		4	1	2	0	0	0	0
Phil Plantier, L (1, 7) OBP: 0.333, SLG: 0.449 Brady Raggio, R (9, 1)	0-0 BB 1B		2-0 F7			2-3 K		0-0 L7		4	0	1	1	0	1	1
Mark McGwire, R (1, 3) OBP: 0.386, SLG: 0.629 Jeff Berblinger, R (9, PR)	0-0 F9		2-3 K			0-0 G1			4-2 G4-3 DI 1B BB	3	0	0	0	1	1	1
Ray Lankford, L (1, 8) OBP: 0.415, SLG: 0.594	4-1 1-2 BB				3-2 G6-3		1-1 2B		0-2 G4-3	3	0	1	0	1	0	1
Gary Gaetti, R (1, 5) OBP: 0.306, SLG: 0.406	1-0 F7				1-2 G6-3		1-2 G6-3		1-1 1B	4	0	1	1	0	0	3
Dmitri Young, S (1, 9) OBP: 0.341, SLG: 0.370	1-2 G4-3				0-0 P4		4-2 L8-6-3 BB		3-H 0-0 F8	3	0	0	0	1	0	3
Eli Marrero, R (1, 2) OBP: 0.267, SLG: 0.429 Tom Lampkin, L (9, PH) OBP: 0.335, SLG: 0.380			2-3 K			1-1 G1-3		0-2 L8-6-3	1-0 L8	3	0	0	0	0	1	2
Luis Ordaz, R (1, 6) OBP: 0.250, SLG: 0.313			1-1 P5			0-0 F8		2-2 G4-6-3 1B		3	0	1	0	0	0	0
Mike Busby, R (1, 1) OBP: 0.000, SLG: 0.500 Tom Pagnozzi, R (5, PH) OBP: 0.235, SLG: 0.340 Tony Fossas, L (6, 1) Sean Lowe, R (7, 1) OBP: 0.333, SLG: 0.333 Willie McGee, S (8, PH) OBP: 0.340, SLG: 0.410			1-3 K			0-3 K		0-2 G4-6-3		1	0	0	0	0	1	0


Inning Stats	R: 1	H: 2	E: 0	K: 0	S: 9	LOB: 2	BB: 1	P: 16	R: 0	H: 0	E: 0	K: 2	S: 8	LOB: 0	BB: 0	P: 12	R: 0	H: 0	E: 0	K: 1	S: 7	LOB: 0	BB: 0	P: 14	R: 0	H: 0	E: 0	K: 0	S: 7	LOB: 0	BB: 0	P: 11	R: 0	H: 0	E: 0	K: 1	S: 6	LOB: 0	BB: 0	P: 7	R: 0	H: 0	E: 0	K: 1	S: 5	LOB: 0	BB: 0	P: 7	R: 0	H: 1	E: 0	K: 0	S: 10	LOB: 1	BB: 1	P: 16	R: 0	H: 2	E: 0	K: 0	S: 9	LOB: 1	BB: 0	P: 11	R: 1	H: 1	E: 0	K: 0	S: 9	LOB: 1	BB: 1	P: 15	1B: 4	2B: 3	3B: 0	HR: 0	SF: 0	SAC: 0	DP: 2	HBP: 0	WP: 0	PB: 0	SB: 0	CS: 0	PA: 34	ERA	WHIP
PITCHER	IP	WLS	BF	H	R	ER	SO	BB	IBB	HBP	BLK	WP	HR	S	P	ERA	WHIP											IP	WLS	BF	H	R	ER	SO	BB	IBB	HBP	BLK	WP	HR	S	P	ERA	WHIP																																											
Kevin Tapani, R (1, 1) ERA: 3.39	8.0	W	29	5	1	1	5	2	0	0	0	0	0	61	94	1.12	0.875																																																																						
Marc Pisciotto, R (9, 1) ERA: 2.96	1.0		5	1	1	1	0	1	0	0	0	0	0	9	15	9.00	2.000																																																																						

**BOTTOM**

**Chicago Cubs @ St. Louis Cardinals**  
 Busch Stadium, St. Louis, MO

Fri Sep 26 1997, 7:05 PM CDT  
 Att: 36,488 - Unknown - 80 F

AB	31
R	2
H	6
RBI	2
BB	3
SO	5
LOB	13





Batter	1	2	3	4	5	6	7	8	9	AB R H RBI BB SO LOB	TOP	
Lance Johnson, L (1, 8) OBP: 0.370, SLG: 0.422	1-2 G1-3		0-0 F7	2-1 F9			0-0 F8 2B		0-0 G4-3	5 0 1 0 0 0 2		
23 Ryne Sandberg, R (1, 4) OBP: 0.310, SLG: 0.404 Miguel Cairo, R (4, 4) OBP: 0.333, SLG: 0.296	0-3 K		4-2 BB 1B BB	1-1 FC5-4			0-2 P4			2 1 0 0 1 1 1 1 0 0 0 0 0 1		
Mark Grace, L (1, 3) OBP: 0.408, SLG: 0.467	0-0 F7		1-2 1B 1B		1-0 F8		0-0 F8			4 1 1 1 0 0 1		
Sammy Sosa, R (1, 9) OBP: 0.300, SLG: 0.480		3-2 G5-3	1-1 F9		0-3 K		0-3 K			4 0 0 0 0 2 3		
Dave Hansen, L (1, 5) OBP: 0.429, SLG: 0.453 Miguel Batista, R (5, 1)		2-0 3B	4-0 1B BB		0-0 F7			0-0 F7		2 0 1 0 1 0 0 0 0 0 0 0 0 0 1 0		
Brooks Kieschnick, L (8, PH) OBP: 0.293, SLG: 0.356 Terry Adams, R (8, 1) Ramon Morel, R (8, 1)			1-2 2-3 BB									
Doug Glanville, R (1, 7) OBP: 0.333, SLG: 0.392 Dave Clark, L (3, PH) OBP: 0.386, SLG: 0.462 Kevin Foster, R (3, 1) OBP: 0.146, SLG: 0.149 José Hernández, R (5, 5) OBP: 0.325, SLG: 0.489		1-1 G5-3	2-2 1B			1-2 G4-3		0-3 K		1 0 0 0 0 0 1 1 0 1 2 0 0 0 0 0 0 0 0 0 0 2 0 0 0 0 1 0		
Tyler Houston, L (1, 2) OBP: 0.294, SLG: 0.347		0-0 G4-3	1-0 F7			0-0 G6-3		0-2 F8		4 0 0 0 0 0 3		
Manny Alexander, R (1, 6) OBP: 0.320, SLG: 0.384			3-1 2B 2B	2-1 E5 23 FC5-4		2-2 1B			2-3 K	4 1 2 0 0 1 0		
Rodney Myers, R (1, 1) Dave Stevens, R (2, 1) Robin Jennings, L (3, PH) OBP: 0.200, SLG: 0.286 (3, 7)			0-1 1B 2B	3-1 F7		2-2 F7			1-1 F9	0 0 0 0 0 0 0 0 0 0 0 0 0 0 4 1 1 1 0 0 2		
<b>Inning Stats</b>	R: 0 H: 0 E: 0 LOB: 0 K: 1 BB: 0 S: 8 P: 9	R: 0 H: 1 E: 0 LOB: 1 K: 0 BB: 0 S: 8 P: 14	R: 4 H: 4 E: 0 LOB: 2 K: 0 BB: 2 S: 17 P: 33	R: 0 H: 0 E: 1 LOB: 1 K: 0 BB: 0 S: 8 P: 16	R: 0 H: 0 E: 0 LOB: 0 K: 1 BB: 0 S: 5 P: 6	R: 0 H: 1 E: 0 LOB: 1 K: 0 BB: 0 S: 10 P: 15	R: 0 H: 1 E: 0 LOB: 1 K: 1 BB: 0 S: 8 P: 8	R: 0 H: 0 E: 0 LOB: 0 K: 1 BB: 0 S: 7 P: 7	R: 0 H: 0 E: 0 LOB: 0 K: 1 BB: 0 S: 6 P: 9	1B: 3 SF: 0 2B: 3 SAC: 0 3B: 1 DP: 0 HR: 0 HBP: 0	WP: 0 PA: 37 PB: 0 SB: 0 CS: 0	
<b>PITCHER</b> Matt Morris, R (1, 1) ERA: 3.19	IP WLS BF H R ER SO BB IBB HBP BLK WP HR S P ERA WHIP	9.0 W 37 7 4 4 5 2 0 0 0 0 0 0 77 117 4.00 1.000										

Chicago Cubs @ St. Louis Cardinals  
 Busch Stadium, St. Louis, MO  
 Sat Sep 27 1997, 3:33 AM CDT  
 Att. 43,142 - Sunny - 78 F

livebaseballscorecards.com

AB	35
R	4
H	7
RBI	4
BB	2
SO	5
LOB	14



Batter	1	2	3	4	5	6	7	8	9
Delino DeShields, L OBP: 0.356, SLG: 0.447 Jeff Berlinger, R	3-1 G6-3	1-0 1B 3B		4-0 1B BB		0-2 G4-3		3-2 2B 1B	
Willie McGee, S OBP: 0.347, SLG: 0.420 Scarborough Green, S	1-1 1B	1-0 1B		2-1 HR 1B		2-3 K		2-2 HR 2B	
Mark McGwire, R OBP: 0.391, SLG: 0.641	4-0 1B BB	4-2 1B BB		1-0 HR		4-2 BB		2-2 HR	
Ray Lankford, L OBP: 0.412, SLG: 0.588 Danny Sheaffer, R	0-2 L8	2-3 K		1-3 K		0-0 F8		3-3 K	
Dmitri Young, S OBP: 0.339, SLG: 0.368	1-1 1B	3-3 K		1-2 F7			2-2 G3	0-2 G4-3	
David Bell, R OBP: 0.261, SLG: 0.310	2-3 K		3-2 P6		2-1 F9		2-3 K	2-3 K	
Mike DiFelice, R OBP: 0.297, SLG: 0.331		0-0 G4-1	1-3 K		0-2 1B		0-3 K		
Luis Ordaz, R OBP: 0.300, SLG: 0.316		4-0 1B 3B BB	0-1 P4		0-0 F9			0-1 SH 1B 1B	
Matt Morris, R OBP: 0.256, SLG: 0.233		2-0 3B 1B		1-0 G6-3		3-3 K		1-1 SH 1B 2B	

Inning Stats	R: 1	H: 2	E: 0	K: 12	S: 12	LOB: 2	BB: 23	P: 23
	R: 3	H: 3	E: 0	K: 13	S: 13	LOB: 2	BB: 2	P: 30
	R: 0	H: 0	E: 0	K: 10	S: 10	LOB: 0	BB: 14	P: 14
	R: 3	H: 2	E: 0	K: 10	S: 10	LOB: 0	BB: 1	P: 20
	R: 0	H: 1	E: 0	K: 12	S: 12	LOB: 1	BB: 0	P: 17
	R: 0	H: 0	E: 0	K: 11	S: 11	LOB: 1	BB: 1	P: 17
	R: 0	H: 0	E: 0	K: 13	S: 13	LOB: 0	BB: 0	P: 17
	R: 5	H: 4	E: 0	K: 25	S: 25	LOB: 1	BB: 0	P: 38

PITCHER	IP	WLS	BF	H	R	ER	SO	BB	IBB	HBP	BLK	WP	HR	S	P	ERA	WHIP
Rodney Myers, R ERA: 6.0	1.1		12	5	4	4	1	3	0	0	0	0	0	18	41	27.00	6.000
Dave Stevens, R ERA: 9.19	0.2		2	0	0	0	2	0	0	0	0	0	0	7	12	0.00	0.000
Kevin Foster, R ERA: 4.61	2.0	L	9	2	3	3	2	1	0	0	0	0	1	20	34	13.50	1.500
Miguel Batista, R ERA: 5.7	3.0		11	1	0	0	4	1	0	0	0	0	0	36	51	0.00	0.667
Terry Adams, R ERA: 4.62	0.0		4	3	4	4	0	0	0	0	0	0	0	12	18	∞	∞


**BOTTOM**

AB	R	H	RBI	BB	SO	LOB
4	3	2	3	1	0	0
0	0	0	0	0	0	0
5	2	4	4	0	1	0
0	1	0	0	0	0	0
2	2	2	4	3	0	0
5	0	0	0	0	3	6
0	0	0	0	0	0	0
5	0	1	1	0	1	3
5	0	0	0	0	3	3
4	0	1	0	0	2	0
3	2	1	0	1	0	1
3	2	1	0	0	1	1

**Chicago Cubs @ St. Louis Cardinals**  
**Busch Stadium, St. Louis, MO**  
 Sat Sep 27 1997, 3:33 AM CDT  
 Att. 43,142 - Sunny - 78 F

AB	36
R	12
H	12
RBI	12
BB	5
SO	11
LOB	14

livebaseballscores.com



WP	PA
0	42
PB	0
SB	6
CS	0



Batter	1	2	3	4	5	6	7	8	9	AB R H RBI BB SO LOB	TOP																	
Robin Jennings, L OBP: 0.158, SLG: 0.222 (1, 8) (8, 7)	3-3 K		3-2 F8		2-1 F7		1-1 L3			4 0 0 0 0 1 2																		
23 Ryne Sandberg, R OBP: 0.308, SLG: 0.403 Miguel Cairo, R OBP: 0.313, SLG: 0.276 (1, 4) (3, 4)	1-2 G6-3		2-2 F8			0-0 F7		0-1 F9		2 0 0 0 0 0 0 2 0 0 0 0 0 0																		
Mark Grace, L OBP: 0.409, SLG: 0.465 (1, 3)	4-2 BB			2-0 L7		4-2 1B SH5-3 BB		0-0 F6		2 1 0 0 2 0 0																		
Brant Brown, L OBP: 0.286, SLG: 0.409 Terrell Lowery, R OBP: 0.412, SLG: 0.286 (1, 7) (8, PH) (8, 8)	0-1 L5			1-3 K		0-0 SH5-3 1B		1-3 K		3 0 1 0 0 1 1 1 0 0 0 0 1 0																		
Dave Hansen, L OBP: 0.429, SLG: 0.450 Sammy Sosa, R OBP: 0.300, SLG: 0.480 (1, 5) (9, PH)		1-3 K		4-0 BB		0-0 SH5-3			2-3 K	1 0 0 1 1 1 0 1 0 0 0 0 1 0																		
Tyler Houston, L OBP: 0.290, SLG: 0.342 Mike Hubbard, R OBP: 0.227, SLG: 0.250 (1, 2) (9, PH)		0-0 G6-3		1-1 P6		2-0 F8			1-3 K	3 0 0 0 0 0 2 1 0 0 0 0 1 0																		
Brooks Kieschnick, L OBP: 0.294, SLG: 0.356 José Hernández, R OBP: 0.323, SLG: 0.486 (1, 9) (9, PH)		1-0 1B			1-2 F7		1-2 G4-3		2-1 L9	3 0 1 0 0 0 0 1 0 0 0 0 0 0																		
Manny Alexander, R OBP: 0.320, SLG: 0.383 (1, 6)		3-2 P3			2-3 K		2-1 SH3-4 1B			3 0 1 0 0 1 1																		
Steve Trachsel, R OBP: 0.185, SLG: 0.167 Marc Pisciotta, R (1, 1) (8, 1)			0-2 G6-3		1-0 1B		1-1 SH3-4			2 0 1 0 0 0 0 0 0 0 0 0 0 0																		
<b>Inning Stats</b>	R: 0 E: 0 K: 1 S: 11	H: 0 LOB: 1 BB: 1 P: 19	R: 0 E: 0 K: 1 S: 8	H: 1 LOB: 1 BB: 0 P: 13	R: 0 E: 0 K: 0 S: 11	H: 0 LOB: 0 BB: 0 P: 16	R: 0 E: 0 K: 1 S: 6	H: 0 LOB: 1 BB: 1 P: 14	R: 0 E: 0 K: 1 S: 11	H: 1 LOB: 1 BB: 0 P: 17	R: 1 E: 0 K: 0 S: 7	H: 1 LOB: 1 BB: 1 P: 13	R: 0 E: 0 K: 0 S: 10	H: 1 LOB: 1 BB: 0 P: 14	R: 0 E: 0 K: 1 S: 6	H: 0 LOB: 0 BB: 0 P: 7	R: 0 E: 0 K: 2 S: 9	H: 0 LOB: 0 BB: 0 P: 14	1B: 4 2B: 0 3B: 0 HR: 0	SF: 0 SAC: 2 DP: 0 HBP: 0	WP: 0 PB: 0 SB: 0 CS: 0	PA: 34						
<b>PITCHER</b>	IP WLS BF H R ER SO BB IBB HBP BLK WP HR S P ERA WHIP																											
Manny Aybar, R ERA: 4.24 (1, 1)	6.0		24	3	1	1	4	3	0	0	0	0	0	0	54	92	1.50	1.000										
John Frascatore, R ERA: 2.48 (7, 1)	1.0		4	1	0	0	0	0	0	0	0	0	0	10	14	0.00	1.000											
Lance Painter, L ERA: 4.76 (8, 1)	2.0	W	6	0	0	0	3	0	0	0	0	0	0	15	21	0.00	0.000											

Chicago Cubs @ St. Louis Cardinals  
 Busch Stadium, St. Louis, MO  
 Sun Sep 28 1997, 3:33 AM CDT  
 Att. 46,065 - Cloudy - 73 F

livebaseballscorecards.com

AB	29
R	1
H	4
RBI	1
BB	3
SO	7
LOB	6



