

Chicago Cubs - 1997

Batter	1	2	3	4	5	6	7	8	9	AB	R	H	RBI	BB	SO	LOB	TOP								
Brian McRae, S (1, 8)	4-1 CS BB		1-0 G6-3			4-0 1B 2B BB	1-3 K			2	1	0	0	2	1	0									
Doug Glanville, R (1, 7) OBP: 0.250, SLG: 0.250	1-2 G1-3			3-3 K		1-2 2B 1B		2-2 G6-3		4	1	1	0	0	1	1									
Mark Grace, L (1, 3) OBP: 0.625, SLG: 1.143	1-2 1B			2-0 P6		2-1 G6-3 1H 2H		1-0 HR		4	1	3	3	0	0	0									
Sammy Sosa, R (1, 9)	3-1 P5			0-0 G5-3		3-2 G6-3		4-2 BB		3	0	0	0	1	0	2									
23 Ryne Sandberg, R (1, 4)		1-1 P4			4-2 HBP BB	4-2 BB		1-3 K		2	0	0	0	2	1	1									
Shawon Dunston, R (1, 6)		1-3 K			1-1 F8	1-2 P4		1-0 L6		4	0	0	0	0	1	4									
Kevin Orte, R (1, 5) OBP: 0.286, SLG: 0.167		3-1 P3			2-1 HBP	2-0 P3		2-3 K		3	0	0	0	0	1	2									
Scott Servais, R (1, 2) OBP: 0.286, SLG: 0.167			2-1 B3-4 1B		2-3 K			1-3 K		3	0	1	0	0	2	2									
Brant Brown, L (9, PH)										1	0	0	0	0	1	0									
Steve Trachsel, R (1, 1) Terry Adams, R (5, 1) Dave Hansen, L (7, PH) Turk Wendell, L (7, 1) Bob Patterson, R (8, 1) Tyler Houston, L (9, PH) OBP: 0.500, SLG: 1.000			0-0 B3-4		0-1 F7		1-1 F8		1-2 G4-3	2	0	0	0	0	0	3									
Inning Stats	R: 0 E: 0 K: 0 S: 9	H: 1 LOB: 1 BB: 1 P: 18	R: 0 E: 0 K: 1 S: 8	H: 0 LOB: 0 BB: 0 P: 13	R: 0 E: 0 K: 0 S: 4	H: 1 LOB: 0 BB: 0 P: 7	R: 0 E: 0 K: 1 S: 7	H: 0 LOB: 0 BB: 0 P: 12	R: 0 E: 0 K: 1 S: 11	H: 0 LOB: 2 BB: 1 P: 20	R: 2 E: 0 K: 0 S: 18	H: 2 LOB: 2 BB: 2 P: 35	R: 0 E: 0 K: 2 S: 10	H: 0 LOB: 0 BB: 0 P: 13	R: 1 E: 0 K: 1 S: 10	H: 1 LOB: 1 BB: 1 P: 19	R: 0 E: 0 K: 2 S: 11	H: 0 LOB: 0 BB: 0 P: 15	1B: 3 2B: 2 3B: 0 HR: 1	SF: 0 SAC: 0 DP: 1 HBP: 1	WP: 0 PB: 0 SB: 0 CS: 1	PA: 36			
PITCHER	IP	WLS	BF	H	R	ER	SO	BB	IBB	HBP	BLK	WP	HR	S	P	ERA	WHIP								
Al Leiter, L (1, 1) ERA: 3.6	5.0	W	21	4	2	2	3	3	0	1	0	0	0	45	83	3.60	1.400								
Rick Helling, R (6, 1) ERA: 3.95	2.1		9	1	1	1	2	1	0	0	0	0	1	26	42	3.86	0.857								
Jay Powell, R (8, 1) ERA:	0.2		3	0	0	0	1	1	0	0	0	0	0	6	12	0.00	1.500								
Robb Nen, R (9, 1) ERA: 9.0	1.0	S	3	0	0	0	2	0	0	0	0	0	0	11	15	0.00	0.000								

Chicago Cubs @ Florida Marlins
Pro Player Stadium, Miami, FL
Wed Apr 02 1997, 7:05 PM EST
Att: 25,142 - Unknown - 73 F

AB	30
R	3
H	5
RBI	3
BB	5
SO	8
LOB	15



Batter	1	2	3	4	5	6	7	8	9	AB	R	H	RBI	BB	SO	LOB	BOTTOM								
Luis Castillo, S (1, 4) OBP: 0.500, SLG: 0.556	3-2 G6-3		2-3 K		1-1 G3 FC9-6 2B	3-3 K		2-0 1-2 2H 1B		5	1	2	0	0	2	2									
Edgar Renteria, R (1, 6) OBP: 0.222, SLG: 0.250	1-0 G6-3		2-1 G5-3		0-1 G3		1-3 K			4	0	0	0	0	1	1									
Gary Sheffield, R (1, 9) OBP: 0.667, SLG: 0.500	3-2 1B 2B		4-0 CS BB		4-1 FC9-6 BB		3-2 P6			2	1	1	0	2	0	0									
Bobby Bonilla, S (1, 5) OBP: 0.444, SLG: 0.556	2-2 1B		1-3 K		3-2 FC9-6 1B		3-1 2B			4	1	2	2	0	1	2									
Moises Alou, R (1, 7) OBP: 0.222, SLG: 0.625	0-1 G5-3		3-2 CS		0-1 F9		2-1 F8			4	0	1	1	0	0	2									
Devon White, S (1, 8) OBP: 0.625, SLG: 0.600		4-2 E S 1B BB		2-0 2B 1B		1 SAFE 2-2 G3		0-1 G3		3	1	1	0	1	0	1									
Jeff Conine, R (1, 3) OBP: 0.750, SLG: 0.857		0-1 FC5-4 1B		1 SAFE 2-2 FC5-4 1B		0-0 FC3-6 1B		4-0 E 1B BB		3	0	3	1	1	0	0									
Charles Johnson, R (1, 2) OBP: 0.375, SLG: 0.167		2-2 FC5-4 FC6-4		4-0 G4-6-3 IBB		0-0 F8		3-1 E8 FC5 1B 1B		3	0	1	0	1	0	2									
Al Leiter, L (1, 1) Rick Helling, R (6, 1) Jay Powell, R (8, 1) Jim Eisenreich, L (8, PH) Robb Nen, R (9, 1)		1 SAFE 0-1 FC6-4		1-2 G4-6-3		0-0 FC3-6		1-1 FC5 1B		2	0	0	0	0	0	4									
Inning Stats	R: 1 E: 0 K: 0 S: 12	H: 2 LOB: 1 BB: 0 P: 21	R: 1 E: 0 K: 1 S: 17	H: 1 LOB: 1 BB: 1 P: 25	R: 0 E: 0 K: 1 S: 8	H: 0 LOB: 0 BB: 1 P: 17	R: 0 E: 0 K: 0 S: 7	H: 2 LOB: 2 BB: 1 P: 16	R: 2 E: 0 K: 1 S: 13	H: 2 LOB: 1 BB: 1 P: 25	R: 0 E: 0 K: 1 S: 6	H: 1 LOB: 0 BB: 0 P: 9	R: 0 E: 0 K: 1 S: 10	H: 1 LOB: 1 BB: 0 P: 17	R: 0 E: 1 K: 0 S: 7	H: 2 LOB: 2 BB: 1 P: 17	1B: 7 2B: 4 3B: 0 HR: 0	SF: 0 SAC: 0 DP: 1 HBP: 0	WP: 0 PB: 0 SB: 2 CS: 1	PA: 38					
PITCHER	IP	WLS	BF	H	R	ER	SO	BB	IBB	HBP	BLK	WP	HR	S	P	ERA	WHIP								
Steve Trachsel, R (1, 1) ERA: 7.71	4.2	L	23	7	4	4	2	3	1	0	0	0	0	9	14	0.00	0.750								
Terry Adams, R (5, 1) ERA:	1.1		5	1	0	0	1	0	0	0	0	0	0	9	14	0.00	0.750								
Turk Wendell, R (7, 1) ERA:	1.1		7	2	0	0	1	1	0	0	0	0	0	14	28	0.00	2.250								
Bob Patterson, L (8, 1) ERA:	0.2		2	1	0	0	0	0	0	0	0	0	0	3	6	0.00	1.500								

Chicago Cubs @ Florida Marlins
Pro Player Stadium, Miami, FL
Wed Apr 02 1997, 7:05 PM EST
Att: 25,142 - Unknown - 73 F


AB	32
R	4
H	11
RBI	4
BB	5
SO	4
LOB	17



Batter	1	2	3	4	5	6	7	8	9	AB	R	H	RBI	BB	SO	LOB	TOP					
Brian McRae, S (1, 8)	1-1 F9		2-0 F9			0-0 G6-3		1-2 F9		4	0	0	0	0	0	0						
Brant Brown, L (1, 7) OBP: 0.222, SLG: 0.125 (6, 3) (8, 7)	1-2 FC1-6 1B		2-0 F8			0-1 G3		0-1 F8		4	0	1	0	0	0	0						
Mark Grace, L (1, 3) OBP: 0.545, SLG: 1.100 José Hernández, R (6, PR) (6, 7) (8, 1)	3-1 FC1-6		3-1 F8			1-1		2-2 L9		3	0	1	0	0	0	1						
Mel Rojas, R (8, 1)	1-2									0	0	0	0	0	0	0						
Sammy Sosa, R (1, 9) OBP: 0.167, SLG: 0.182	2-2 G1-3					1-3 K				4	1	1	0	0	1	2						
23 Ryne Sandberg, R (1, 4) OBP: 0.300, SLG: 0.125		2-2 G3-1								4	0	1	0	0	0	1						
Shawon Dunston, R (1, 6) OBP: 0.167, SLG: 0.091		0-0 2B G4-3 1B				0-1 G5-3		2-2 G6-4-3 1B		4	1	1	0	0	0	3						
Kevin Orte, R (1, 5) OBP: 0.364, SLG: 0.400		1-1 G4-3 2B				3-2 F9		2-0 E5 HBP		4	0	2	1	0	0	0						
Scott Servais, R (1, 2) OBP: 0.273, SLG: 0.111		1-2 G4-3				1-2 L9		3-2		3	0	0	1	0	0	3						
Frank Castillo, R (1, 1) Kent Bottenfield, R (5, 1) Dave Hansen, L (7, PH) Doug Glanville, R (7, PH) Turk Wendell, L (7, 1) Tyler Houston, L (8, 3) OBP: 0.500, SLG: 1.000		2-3 3-H G4-3				2-3 K		3-2 F9		2	0	0	0	0	0	1						
Inning Stats	R: 0 E: 0 K: 0 S: 10	H: 1 LOB: 1 BB: 0 P: 17	R: 1 E: 0 K: 0 S: 12	H: 2 LOB: 1 BB: 0 P: 17	R: 0 E: 0 K: 0 S: 4	H: 0 LOB: 0 BB: 0 P: 11	R: 0 E: 0 K: 1 S: 7	H: 0 LOB: 0 BB: 0 P: 9	R: 0 E: 0 K: 1 S: 10	H: 1 LOB: 2 BB: 0 P: 16	R: 0 E: 0 K: 0 S: 8	H: 1 LOB: 1 BB: 0 P: 10	R: 0 E: 1 K: 0 S: 13	H: 1 LOB: 2 BB: 0 P: 24	R: 0 E: 0 K: 0 S: 11	H: 0 LOB: 0 BB: 0 P: 14	R: 1 E: 1 K: 0 S: 8	H: 2 LOB: 1 BB: 0 P: 13	1B: 4 2B: 2 3B: 1 HR: 0	SF: 0 SAC: 0 DP: 2 HBP: 1	WP: 0 PA: 35 PB: 0 SB: 0 CS: 0	
PITCHER	IP WLS BF H R ER SO BB IBB HBP BLK WP HR S P ERA WHIP	IP WLS BF H R ER SO BB IBB HBP BLK WP HR S P ERA WHIP	IP WLS BF H R ER SO BB IBB HBP BLK WP HR S P ERA WHIP	IP WLS BF H R ER SO BB IBB HBP BLK WP HR S P ERA WHIP	IP WLS BF H R ER SO BB IBB HBP BLK WP HR S P ERA WHIP	IP WLS BF H R ER SO BB IBB HBP BLK WP HR S P ERA WHIP	IP WLS BF H R ER SO BB IBB HBP BLK WP HR S P ERA WHIP	IP WLS BF H R ER SO BB IBB HBP BLK WP HR S P ERA WHIP	IP WLS BF H R ER SO BB IBB HBP BLK WP HR S P ERA WHIP	IP WLS BF H R ER SO BB IBB HBP BLK WP HR S P ERA WHIP	IP WLS BF H R ER SO BB IBB HBP BLK WP HR S P ERA WHIP	IP WLS BF H R ER SO BB IBB HBP BLK WP HR S P ERA WHIP	IP WLS BF H R ER SO BB IBB HBP BLK WP HR S P ERA WHIP	IP WLS BF H R ER SO BB IBB HBP BLK WP HR S P ERA WHIP	IP WLS BF H R ER SO BB IBB HBP BLK WP HR S P ERA WHIP	IP WLS BF H R ER SO BB IBB HBP BLK WP HR S P ERA WHIP	IP WLS BF H R ER SO BB IBB HBP BLK WP HR S P ERA WHIP	IP WLS BF H R ER SO BB IBB HBP BLK WP HR S P ERA WHIP	IP WLS BF H R ER SO BB IBB HBP BLK WP HR S P ERA WHIP	IP WLS BF H R ER SO BB IBB HBP BLK WP HR S P ERA WHIP	IP WLS BF H R ER SO BB IBB HBP BLK WP HR S P ERA WHIP	IP WLS BF H R ER SO BB IBB HBP BLK WP HR S P ERA WHIP

Chicago Cubs @ Florida Marlins
Pro Player Stadium, Miami, FL
Thu Apr 03 1997, 7:05 PM EST
Att: 32,952 - Unknown - 72 F


AB 34
R 2
H 7
RBI 2
BB 0
SO 2
LOB 13





Batter	1	2	3	4	5	6	7	8	9	AB	R	H	RBI	BB	SO	LOB	BOTTOM					
Luis Castillo, S (1, 4) OBP: 0.533, SLG: 0.571	0-0 CS 1B					3-2 G4-3		1-0 HBP FC3-2 BB 1B		5	1	3	0	0	1	0						
Edgar Renteria, R (1, 6) OBP: 0.286, SLG: 0.250	4-1 SAFE 1B BB BB					2-1 F8		0-0 P3		4	2	1	0	1	0	4						
Gary Sheffield, R (1, 9) OBP: 0.714, SLG: 0.400	4-0 1B HR BB					4-0 S 1B BB		4-2 SAFE BB		1	1	0	1	3	0	1						
Bobby Bonilla, S (1, 5) OBP: 0.357, SLG: 0.385 Jay Powell, R (9, 1)	2-1 F7					2-1 F7		0-3 K		4	0	0	1	1	2	6						
Moises Alou, R (1, 7) OBP: 0.429, SLG: 0.667	1-0 1B HR 1B					0-0 1B		4-1 SAFE BB		4	1	3	2	1	0	2						
Devon White, S (1, 8) OBP: 0.538, SLG: 0.444	2-1 HR 1B					1-3 K		4-2 SAFE BB		4	1	1	0	1	2	4						
Jeff Conine, R (1, 3) OBP: 0.583, SLG: 0.909	2-2 HR					0-0 F9		0-0 L6		4	1	1	4	0	0	5						
Charles Johnson, R (1, 2) OBP: 0.417, SLG: 0.222	1-0 1B					3-2 F8		4-0 1B HBP FC3-2 BB		3	0	1	0	1	1	4						
Alex Fernandez, R (1, 1) Dennis Cook, L (7, 1) Alex Arias, R (8, PH) (9, 5)	1-3 K					1-0 G5-3		1-1 K		3	0	0	0	0	2	1						
Inning Stats	R: 5 E: 0 K: 1 S: 14	H: 5 LOB: 2 BB: 2 P: 31	R: 0 E: 0 K: 2 S: 16	H: 1 LOB: 1 BB: 0 P: 22	R: 0 E: 0 K: 1 S: 8	H: 1 LOB: 1 BB: 0 P: 12	R: 0 E: 0 K: 0 S: 5	H: 0 LOB: 0 BB: 0 P: 9	R: 0 E: 0 K: 1 S: 10	H: 1 LOB: 3 BB: 2 P: 22	R: 0 E: 0 K: 2 S: 13	H: 1 LOB: 2 BB: 1 P: 21	R: 0 E: 0 K: 0 S: 7	H: 0 LOB: 0 BB: 1 P: 13	R: 3 E: 0 K: 1 S: 14	H: 1 LOB: 2 BB: 2 P: 33	R: 9 E: 0 K: 0 S: 14	H: 1 LOB: 2 BB: 2 P: 33	1B: 9 2B: 0 3B: 0 HR: 1	SF: 0 SAC: 0 DP: 1 HBP: 2	WP: 0 PA: 42 PB: 0 SB: 4 CS: 1	
PITCHER	IP WLS BF H R ER SO BB IBB HBP BLK WP HR S P ERA WHIP	IP WLS BF H R ER SO BB IBB HBP BLK WP HR S P ERA WHIP	IP WLS BF H R ER SO BB IBB HBP BLK WP HR S P ERA WHIP	IP WLS BF H R ER SO BB IBB HBP BLK WP HR S P ERA WHIP	IP WLS BF H R ER SO BB IBB HBP BLK WP HR S P ERA WHIP	IP WLS BF H R ER SO BB IBB HBP BLK WP HR S P ERA WHIP	IP WLS BF H R ER SO BB IBB HBP BLK WP HR S P ERA WHIP	IP WLS BF H R ER SO BB IBB HBP BLK WP HR S P ERA WHIP	IP WLS BF H R ER SO BB IBB HBP BLK WP HR S P ERA WHIP	IP WLS BF H R ER SO BB IBB HBP BLK WP HR S P ERA WHIP	IP WLS BF H R ER SO BB IBB HBP BLK WP HR S P ERA WHIP	IP WLS BF H R ER SO BB IBB HBP BLK WP HR S P ERA WHIP	IP WLS BF H R ER SO BB IBB HBP BLK WP HR S P ERA WHIP	IP WLS BF H R ER SO BB IBB HBP BLK WP HR S P ERA WHIP	IP WLS BF H R ER SO BB IBB HBP BLK WP HR S P ERA WHIP	IP WLS BF H R ER SO BB IBB HBP BLK WP HR S P ERA WHIP	IP WLS BF H R ER SO BB IBB HBP BLK WP HR S P ERA WHIP	IP WLS BF H R ER SO BB IBB HBP BLK WP HR S P ERA WHIP	IP WLS BF H R ER SO BB IBB HBP BLK WP HR S P ERA WHIP	IP WLS BF H R ER SO BB IBB HBP BLK WP HR S P ERA WHIP	IP WLS BF H R ER SO BB IBB HBP BLK WP HR S P ERA WHIP	IP WLS BF H R ER SO BB IBB HBP BLK WP HR S P ERA WHIP

Chicago Cubs @ Florida Marlins
Pro Player Stadium, Miami, FL
Thu Apr 03 1997, 7:05 PM EST
Att: 32,952 - Unknown - 72 F

AB 32
R 8
H 10
RBI 8
BB 8
SO 8
LOB 27



Batter	1	2	3	4	5	6	7	8	9	AB	R	H	RBI	BB	SO	LOB	TOP								
Brian McRae, S (1, 8) OBP: 0.438, SLG: 0.417	B3			23 G4-3 3B		1B 23 2B 1B	E3 1B			4	2	3	1	0	0	0	Chicago Cubs @ Atlanta Braves Turner Field, Atlanta, GA Fri Apr 04 1997, 7:05 PM EST Att: 45,044 - Unknown - 71 F livebaseballscorecards.com AB 31 R 4 H 7 RBI 3 BB 4 SO 3 LOB 8 								
Doug Glanville, R (1, 7) OBP: 0.222, SLG: 0.222	F8			G1-3		1B	G6-3			4	0	1	0	0	0	2									
23 Ryne Sandberg, R (1, 4) OBP: 0.357, SLG: 0.273	L8			G4-3		2B		FC5-4 BB		3	0	1	2	1	0	0									
Sammy Sosa, R (1, 9) OBP: 0.188, SLG: 0.143		G1-6-3		P3		IBB		FC5-4 CS		3	0	0	0	1	0	1									
Shawon Dunston, R (1, 6) OBP: 0.125, SLG: 0.067	L7			G6-3		G2		G5-3		4	0	0	0	0	0	3									
Kevin Orie, R (1, 5) Tyler Houston, L (9, PH) OBP: 0.286, SLG: 0.308 OBP: 0.333, SLG: 0.667	G6-3			G3			K		K	3	0	0	0	0	1	0									
Brant Brown, L (1, 3) OBP: 0.308, SLG: 0.182				G3-1 1B			G3		L4-3 BB	3	0	1	0	1	0	0									
Scott Servais, R (1, 2) Dave Hansen, L (9, PH)				P4 F8			1B BB		L4-3	2	1	0	0	1	0	1									
Kevin Foster, R (1, 1) José Hernández, R (7, PH) Bob Patterson, R (7, 1) Terry Adams, R (7, 1)				K			F8		E 1B	1	1	1	0	0	0	0									
Inning Stats	R: 0 E: 0 K: 0 S: 6	H: 0 LOB: 0 BB: 0 P: 9	R: 0 E: 0 K: 0 S: 9	H: 0 LOB: 0 BB: 0 P: 13	R: 0 E: 0 K: 1 S: 7	H: 0 LOB: 0 BB: 0 P: 11	R: 1 E: 0 K: 0 S: 10	H: 1 LOB: 1 BB: 0 P: 16	R: 0 E: 0 K: 0 S: 8	H: 1 LOB: 1 BB: 0 P: 12	R: 1 E: 0 K: 0 S: 15	H: 3 LOB: 2 BB: 1 P: 26	R: 2 E: 1 K: 1 S: 20	H: 2 LOB: 1 BB: 1 P: 32	R: 0 E: 0 K: 0 S: 3	H: 0 LOB: 0 BB: 1 P: 9		R: 0 E: 0 K: 1 S: 5	H: 0 LOB: 0 BB: 1 P: 11	1B: 5 2B: 2 3B: 1 HR: 0	SF: 0 SAC: 0 DP: 1 HBP: 0	WP: 0 PB: 0 SB: 0 CS: 1	PA: 35		
PITCHER	IP	WLS	BF	H	R	ER	SO	BB	IBB	HBP	BLK	WP	HR	S	P	ERA	WHIP								
Denny Neagle, L (1, 1) ERA: 3.0	6.0		23	5	2	2	1	0	1	0	0	0	0	55	87	3.00	0.833								
Terrell Wade, L (7, 1) ERA: 13.5	0.2		5	2	2	1	1	1	0	0	0	0	0	18	27	13.50	4.500								
Brad Clontz, R (7, 1) ERA:	1.1	W	4	0	0	0	0	1	0	0	0	0	0	5	14	0.00	0.750								
Mark Wohlers, R (9, 1) ERA:	1.0	S	3	0	0	0	1	1	0	0	0	0	0	5	11	0.00	1.000								

Batter	1	2	3	4	5	6	7	8	9	AB	R	H	RBI	BB	SO	LOB	BOTTOM								
Kenny Lofton, L (1, 8) OBP: 0.167, SLG: 0.118	P8		F8		K		1B 10 1B	E6 10 1B		5	1	1	0	0	1	1	Chicago Cubs @ Atlanta Braves Turner Field, Atlanta, GA Fri Apr 04 1997, 7:05 PM EST Att: 45,044 - Unknown - 71 F livebaseballscorecards.com AB 37 R 5 H 15 RBI 4 BB 1 SO 7 LOB 22 								
Michael Tucker, L (1, 9) OBP: 0.482, SLG: 0.636	F7		HR		10 G4-3 1B		10 1B	L9		5	1	3	1	0	0	2									
10 Chipper Jones, S (1, 5) OBP: 0.412, SLG: 0.533	1B		BB		G4-3		1B	1B		4	0	3	2	1	0	1									
Fred McGriff, L (1, 3) OBP: 0.375, SLG: 0.625	1B		K		G6-3		K			4	0	1	0	0	2	4									
Ryan Klesko, L (1, 7) Andrew Jones, R (7, PH) OBP: 0.083, SLG: 0.083 OBP: 0.333, SLG: 0.500	L7		P6			SH1-4 1B 1B	K			3	1	1	0	0	0	3									
Javy Lopez, R (1, 2) OBP: 0.308, SLG: 0.333		L9 2B		P4		SH1-4 1B 1B	L9			4	0	2	0	0	0	2									
Mark Lemke, S (1, 4) OBP: 0.214, SLG: 0.286		K		G6-3 1B		SH1-4		G4-3		3	0	1	0	0	1	1									
Jeff Blausler, R (1, 6) OBP: 0.400, SLG: 0.500		L9		G6-3		P6		1B E 1B		4	1	1	0	0	0	4									
Denny Neagle, L (1, 1) Keith Lockhart, L (6, PH) Terrell Wade, L (7, 1) Brad Clontz, R (7, 1) Mike Montecali, R (8, PH) Mark Wohlers, R (9, 1)		K		K		2H 3H 1B		E 10 1B		2	0	0	0	0	2	2									
Inning Stats	R: 0 E: 0 K: 0 S: 7	H: 2 LOB: 2 BB: 0 P: 11	R: 0 E: 0 K: 2 S: 9	H: 1 LOB: 1 BB: 0 P: 15	R: 1 E: 0 K: 1 S: 14	H: 1 LOB: 1 BB: 1 P: 25	R: 0 E: 0 K: 1 S: 9	H: 1 LOB: 1 BB: 0 P: 9	R: 0 E: 0 K: 0 S: 7	H: 1 LOB: 1 BB: 0 P: 11	R: 1 E: 0 K: 0 S: 14	H: 3 LOB: 2 BB: 0 P: 23	R: 1 E: 0 K: 2 S: 12	H: 3 LOB: 2 BB: 0 P: 19	R: 2 E: 1 K: 0 S: 12	H: 3 LOB: 3 BB: 0 P: 19		1B: 13 2B: 1 3B: 0 HR: 1	SF: 0 SAC: 1 DP: 0 HBP: 0	WP: 0 PB: 0 SB: 1 CS: 0	PA: 39				
PITCHER	IP	WLS	BF	H	R	ER	SO	BB	IBB	HBP	BLK	WP	HR	S	P	ERA	WHIP								
Kevin Foster, R (1, 1) ERA: 3.0	6.0		27	9	2	2	5	1	0	0	0	0	0	60	94	3.00	1.667								
Bob Patterson, L (7, 1) ERA: 9.0	0.1		4	3	1	1	1	0	0	0	0	0	0	8	14	27.00	9.000								
Terry Adams, R (7, 1) ERA:	1.2	L	8	3	2	0	1	0	0	0	0	0	0	16	24	0.00	1.800								

Batter	1	2	3	4	5	6	7	8	9	AB	R	H	RBI	BB	SO	LOB	TOP										
Brian McRae, S (1,8) OBP: 0.333, SLG: 0.294	G6-3	P4			L4	G4-3			L9	5	0	0	0	0	0	3											
23 Ryne Sandberg, R (1,4) OBP: 0.368, SLG: 0.375	K2-3		G4-3		BB	1B		2B	G6-3	5	1	2	0	0	1	0											
Brant Brown, L (1,3) OBP: 0.389, SLG: 0.333	F9		G4-3		BB	1B		2B	1B	4	0	2	1	1	0	0											
Sammy Sosa, R (1,9)		K	P3		F9			G4-3	1B	5	0	1	0	0	1	3											
Dave Clark, L (1,7) OBP: 0.200, SLG: 0.200		E4		G4-3		FC6-4		L4	G1-3	5	2	1	0	0	0	3											
Dave Hansen, L (1,5) OBP: 0.429, SLG: 0.200		2B		1B		FC6-4		F7		2	1	1	0	1	0	1											
Shawon Dunston, R (1,6) OBP: 0.150, SLG: 0.158		1B		K		HBP		G4-3		4	1	1	1	0	1	3											
Tyler Houston, L (1,2) OBP: 0.286, SLG: 0.429		1B		F8		G5-3		P6		4	0	1	3	0	0	2											
Dave Swartzbaugh, R Larry Casan, R Kent Bottenfeld, R Turk Wendell, L Bob Patterson, R Roy Sanchez, R Frank Castillo, R Remon Talis, L		K		F8		BB		G4-3		2	0	0	0	0	0	1	1										
Inning Stats	R: 0 E: 0 K: 1 S: 7	H: 0 LOB: 0 BB: 0 P: 9	R: 3 E: 1 K: 2 S: 14	H: 2 LOB: 1 BB: 1 P: 20	R: 0 E: 0 K: 0 S: 5	H: 0 LOB: 0 BB: 0 P: 6	R: 0 E: 0 K: 1 S: 10	H: 1 LOB: 1 BB: 0 P: 14	R: 0 E: 0 K: 0 S: 8	H: 1 LOB: 2 BB: 1 P: 16	R: 1 E: 0 K: 0 S: 16	H: 1 LOB: 1 BB: 1 P: 26	R: 1 E: 0 K: 0 S: 7	H: 2 LOB: 0 BB: 0 P: 10	R: 0 E: 0 K: 0 S: 8	H: 0 LOB: 0 BB: 0 P: 11	R: 0 E: 0 K: 0 S: 9	H: 2 LOB: 2 BB: 0 P: 13	1B: 6 2B: 3 3B: 0 HR: 0	SF: 0 SAC: 0 DP: 0 HBP: 1	WP: 0 PB: 0 SB: 0 CS: 0	PA: 41					
PITCHER	IP	WLS	BF	H	R	ER	SO	BB	IBB	HBP	BLK	WP	HR	S	P	ERA	WHIP										
29 John Smoltz, R (1,1) ERA: 2.77	5.0	W	22	4	3	2	4	2	0	0	0	0	0	44	65	3.60	1.200										
Alan Embree, L (6,1) ERA: 5.4	1.0		6	1	1	1	0	1	0	1	0	0	0	16	26	9.00	2.000										
Brad Clontz, R (7,1) ERA: 3.38	1.0		5	2	1	1	0	0	0	0	0	0	0	7	10	9.00	2.000										
Mike Bielecki, R (8,1) ERA:	1.0		3	0	0	0	0	0	0	0	0	0	0	8	11	0.00	0.000										
Paul Byrd, R (9,1) ERA:	1.0		5	2	0	0	0	0	0	0	0	0	0	9	13	0.00	2.000										

Chicago Cubs @ Atlanta Braves
Turner Field, Atlanta, GA
Sat Apr 05 1997, 10:33 PM EST
Att: 45,698 - Unknown - 72 F

AB	37
R	5
H	9
RBI	5
BB	3
SO	4
LOB	16

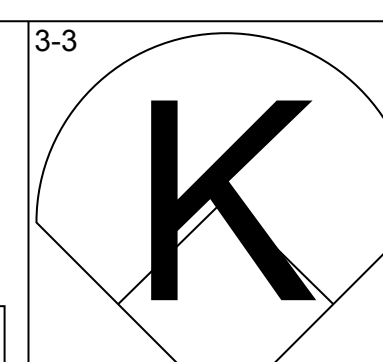
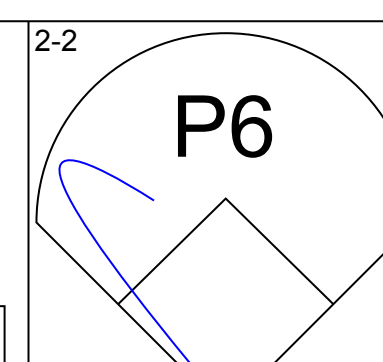
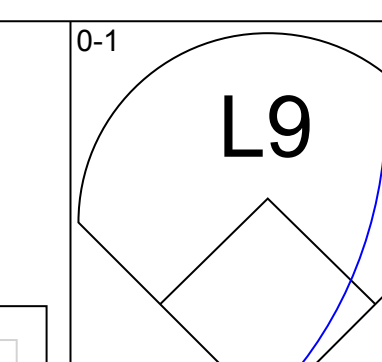
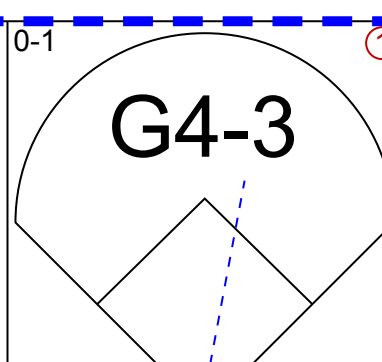
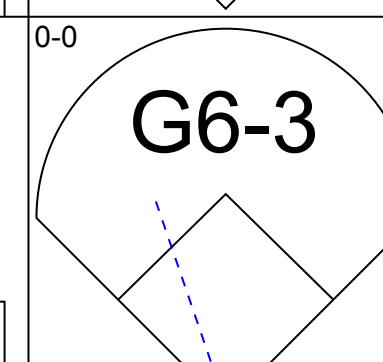
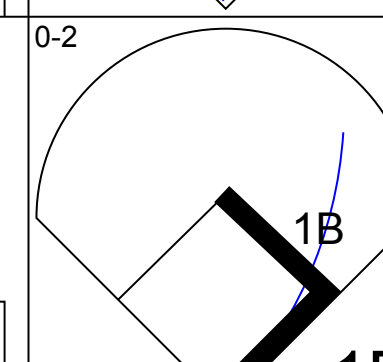
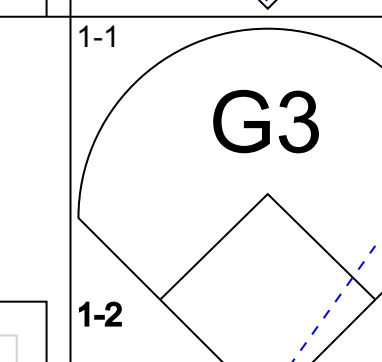
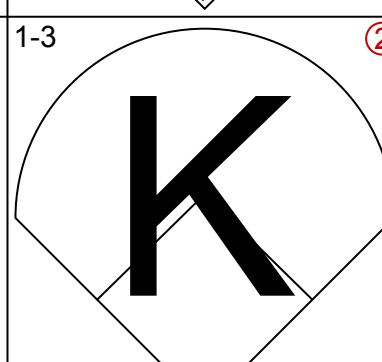
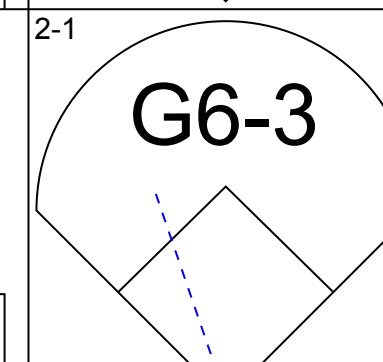
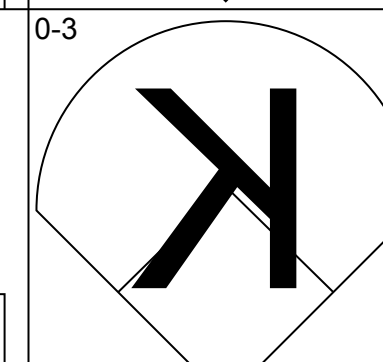
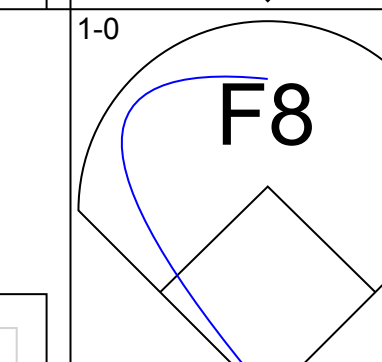
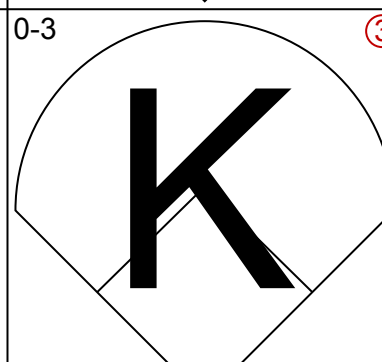
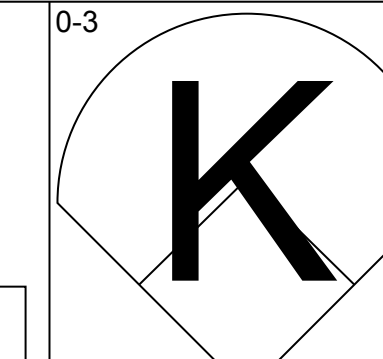
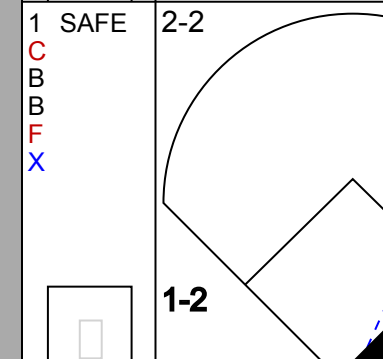
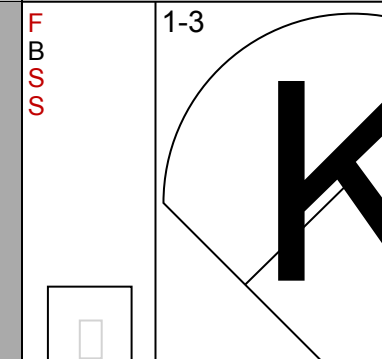
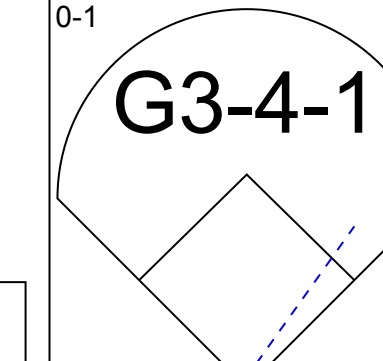
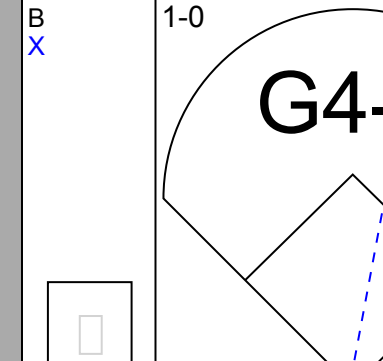
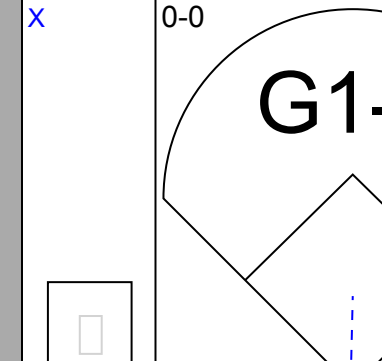
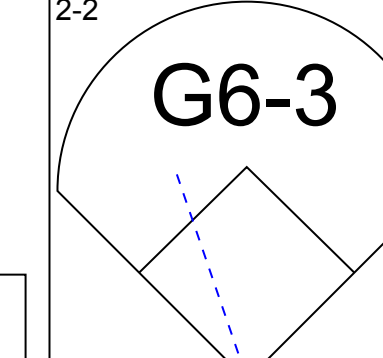
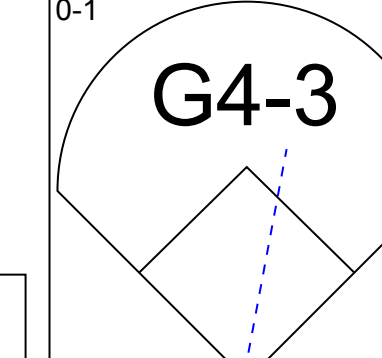
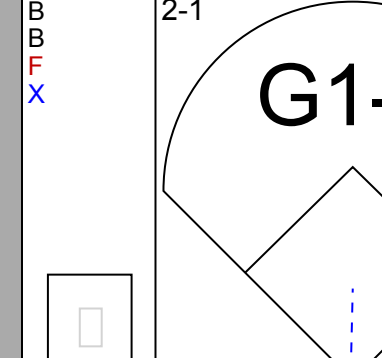
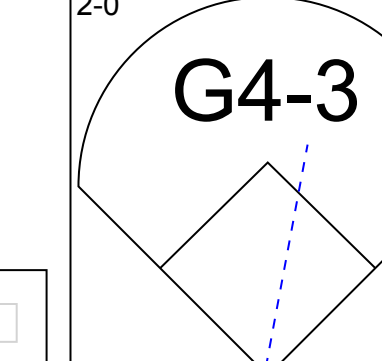
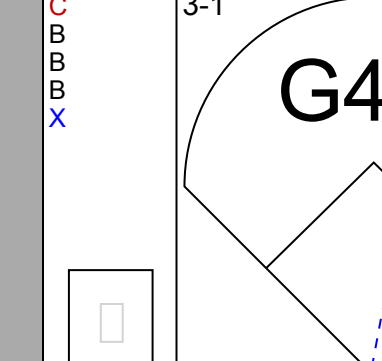
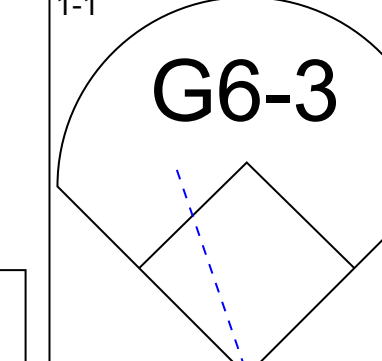
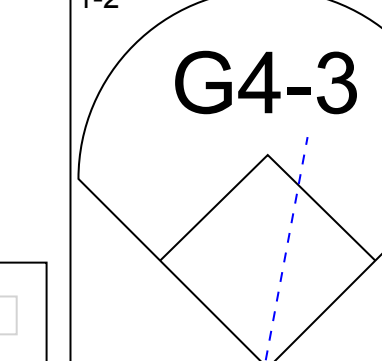
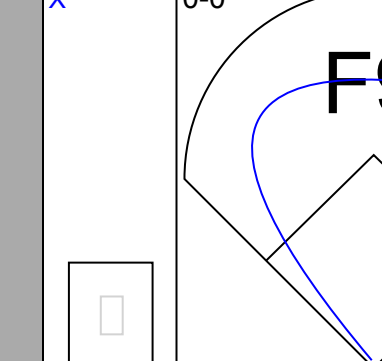
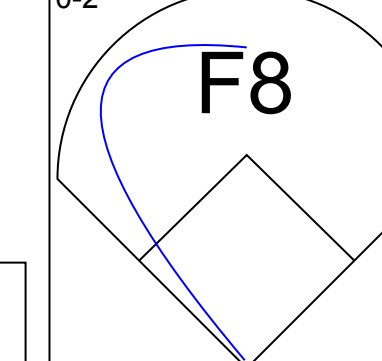
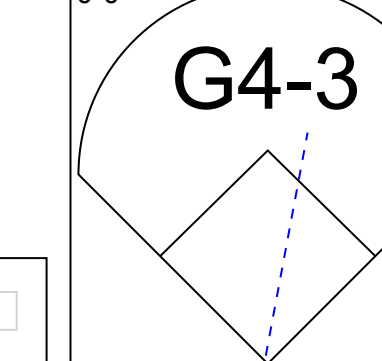
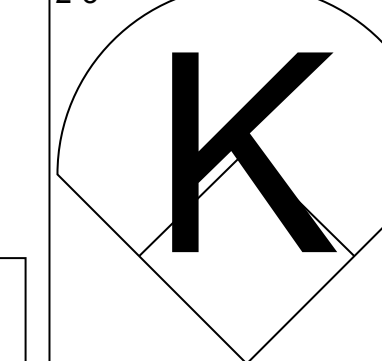
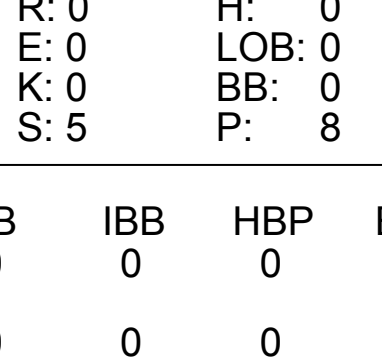
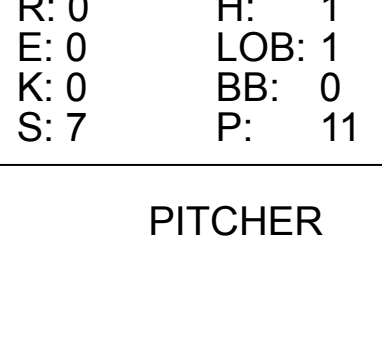


Batter	1	2	3	4	5	6	7	8	9	AB	R	H	RBI	BB	SO	LOB	BOTTOM										
Kenny Lofton, L (1,8) OBP: 0.292, SLG: 0.273	1B	K		G3	1B		FC5-2	1B		5	1	3	2	1	1	2											
Michael Tucker, L (1,9) OBP: 0.421, SLG: 0.529	F7	F8		1B	1B		E2	L4		6	0	2	1	0	0	5											
10 Chipper Jones, S (1,5) OBP: 0.364, SLG: 0.421	1B	G3		F9	F9		FC5-2			4	1	0	0	1	0	7											
Fred McGriff, L (1,3) OBP: 0.381, SLG: 0.571	BB	1B		F7	K		F7			5	1	2	1	0	1	5											
Ryan Klesko, L (1,7) OBP: 0.235, SLG: 0.375 Paul Byrd, R (9,1)	SF8			1B	2B		K			4	3	3	1	0	1	0											
Javy Lopez, R (1,2) OBP: 0.444, SLG: 0.688	BB			1B	2B		P6	HR		4	2	3	4	1	0	0											
Keith Lockhart, L (1,4) OBP: 0.400, SLG: 0.333 Mark Lemke, S (5,PH) Alan Embree, L (8,1) Rafael Bellard, R (6,PH) Brad Clontz, R (7,PH) Mike Bielecki, R (8,PH) Andrew Jones, R (9,PH)	BB			F7	SF7		K	G5-3		1	0	0	0	1	0	1											
Jeff Blauser, R (1,6) OBP: 0.400, SLG: 0.471	F8			FC5-4	PB		F8	G6-3		5	2	2	1	0	0	4											
29 John Smoltz, R (1,1) OBP: 0.400, SLG: 0.250 Tony Graffanino, R (5,PH)				G3	1B		E	G6-3		1	0	1	0	1	0	0											
Inning Stats	R: 2 E: 0 K: 0 S: 11	H: 2 LOB: 3 BB: 3 P: 28	R: 0 E: 0 K: 1 S: 9	H: 1 LOB: 1 BB: 0 P: 13	R: 1 E: 0 K: 0 S: 12	H: 2 LOB: 1 BB: 0 P: 16	R: 0 E: 0 K: 0 S: 8	H: 1 LOB: 1 BB: 1 P: 13	R: 5 E: 0 K: 1 S: 21	H: 6 LOB: 2 BB: 1 P: 34	R: 0 E: 0 K: 2 S: 9	H: 0 LOB: 0 BB: 0 P: 12	R: 0 E: 1 K: 0 S: 12	H: 1 LOB: 3 BB: 1 P: 24	R: 3 E: 0 K: 0 S: 14	H: 4 LOB: 1 BB: 0 P: 20	1B: 13 2B: 2 3B: 1 HR: 1	SF: 2 SAC: 0 DP: 0 HBP: 0	WP: 0 PB: 1 SB: 1 CS: 0	PA: 47							
PITCHER	IP	WLS	BF	H	R	ER	SO	BB	IBB	HBP	BLK	WP	HR	S	P	ERA	WHIP										
Dave Swartzbaugh, R (1,1) ERA: 9.75	4.0		21	6	3	3	1	4	0	0	0	0	0	8	15	81.00	9.000										
Larry Casan, L (5,1) ERA: 27.0	0.1	L	4	3	3	3	0	0	0	0	0	0	0	8	15	81.00	9.000										
Kent Bottenfeld, R (5,1) ERA: 3.96	0.2		6	3	2	2	1	1	0	0	0	0	0	13	19	27.00	6.000										
Turk Wendell, R (6,1) ERA:	1.1		6	1	0	0	2	1	0	0	0	0	0	16	27	0.00	1.500										
Bob Patterson, L (7,1) ERA: 5.4	0.2		3	0	0	0	0	0	0	0	0	0	0	5	9	0.00	0.000										

Chicago Cubs @ Atlanta Braves
Turner Field, Atlanta, GA
Sat Apr 05 1997, 10:33 PM EST
Att: 45,698 - Unknown - 72 F

AB	39
R	11
H	17
RBI	11
BB	6
SO	4
LOB	25

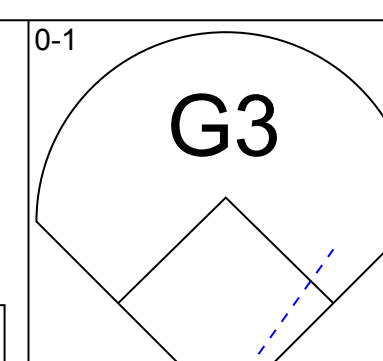
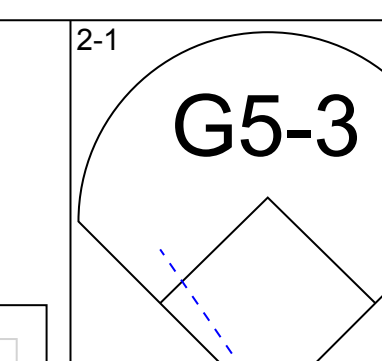
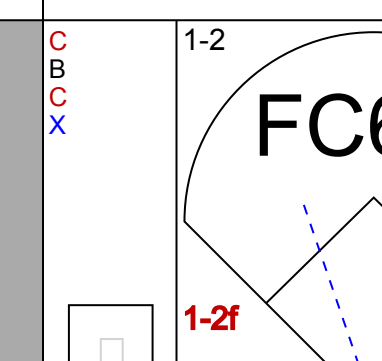
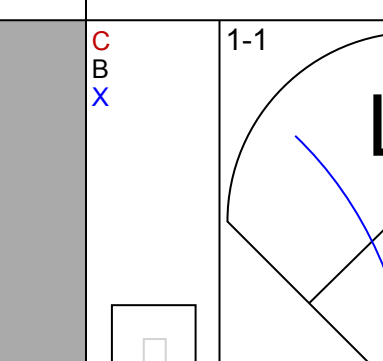
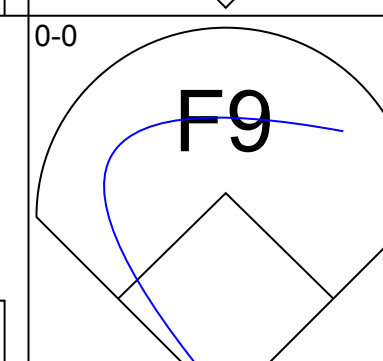
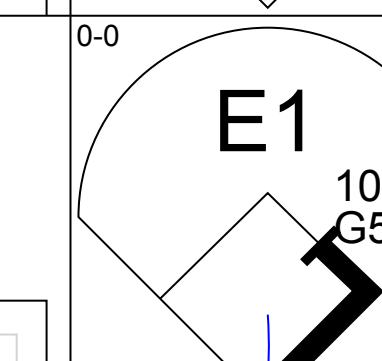
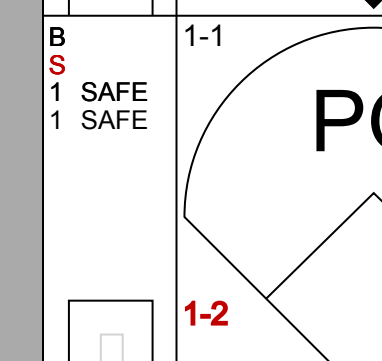
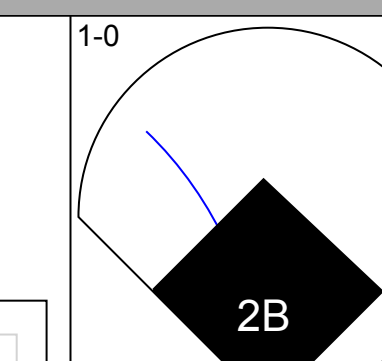
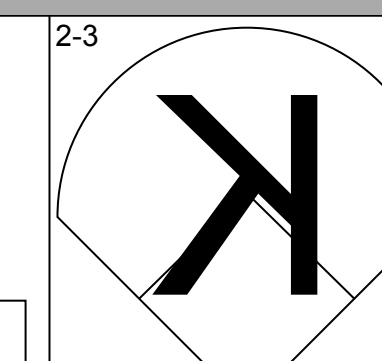
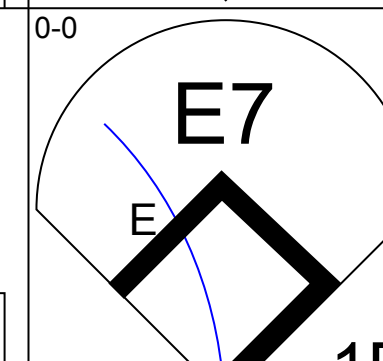
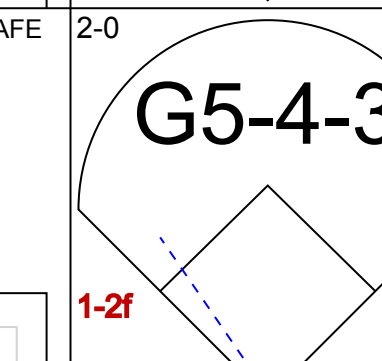
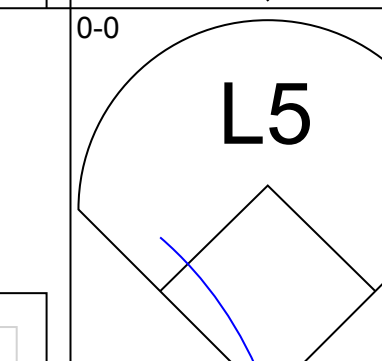
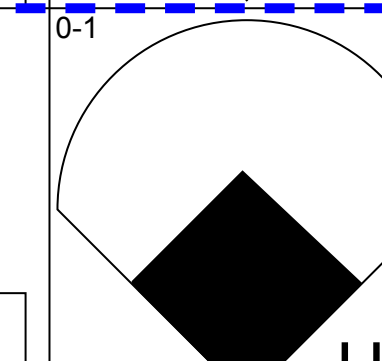
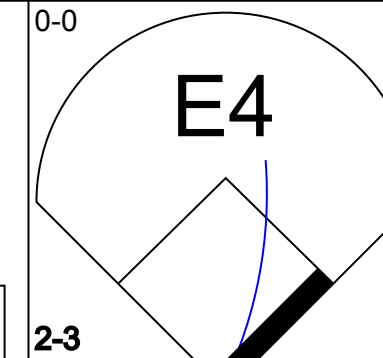
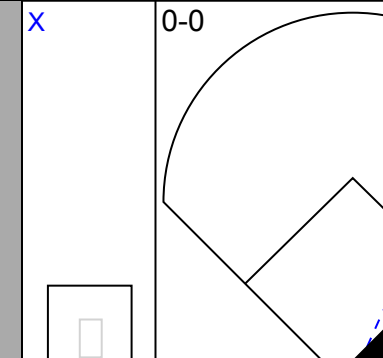
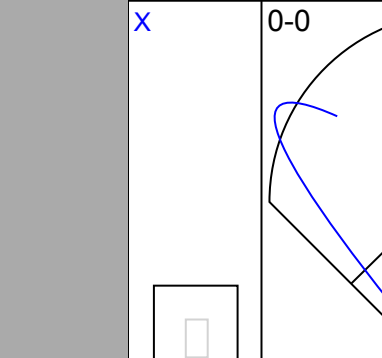
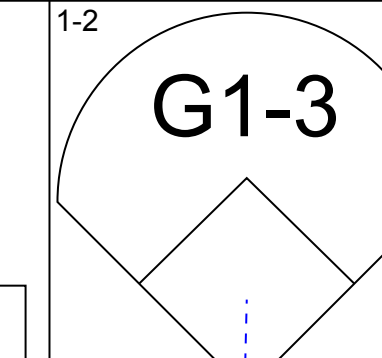
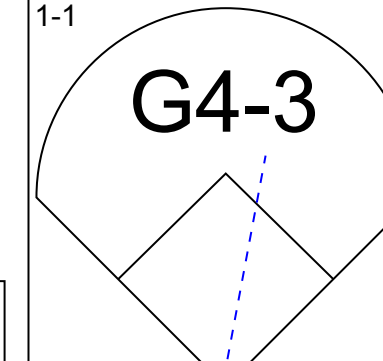
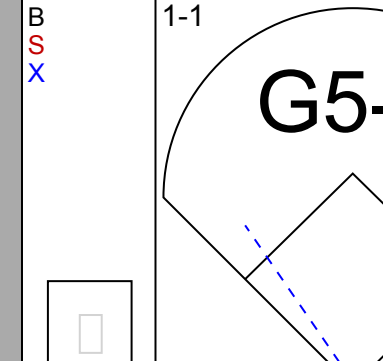
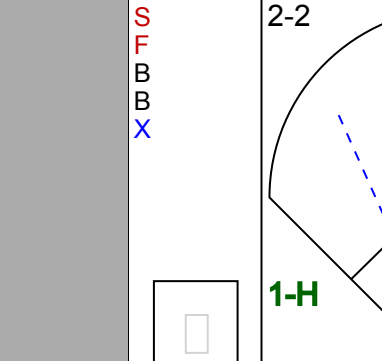
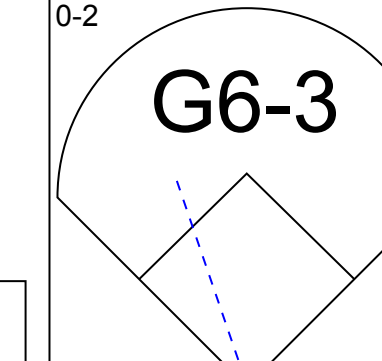
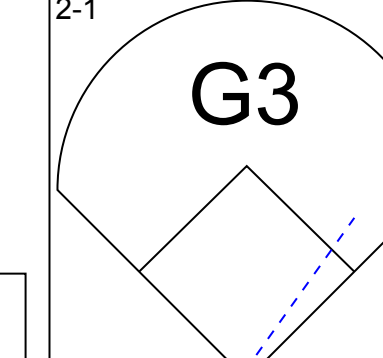
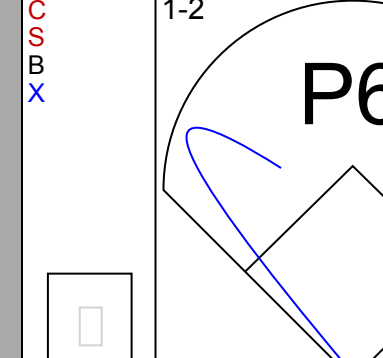
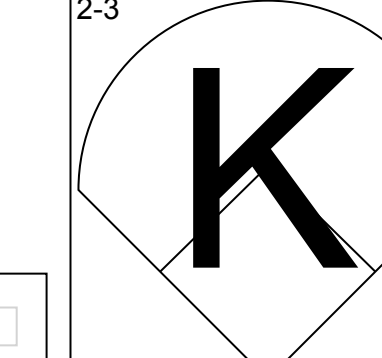
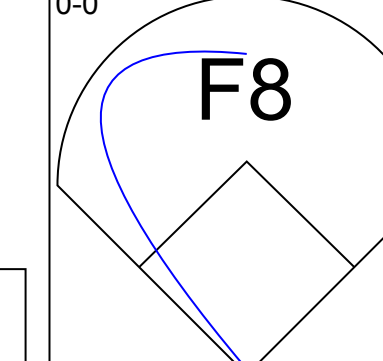
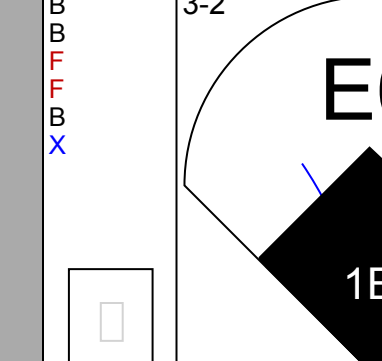
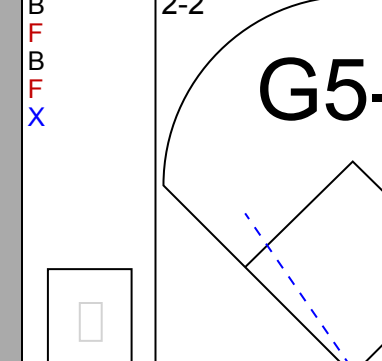
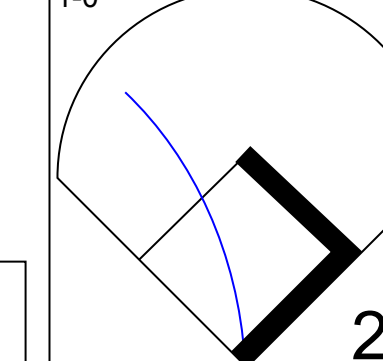
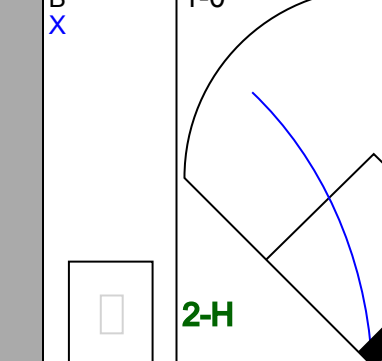
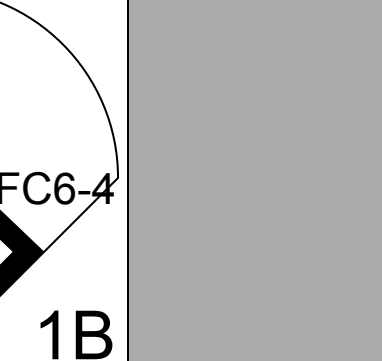
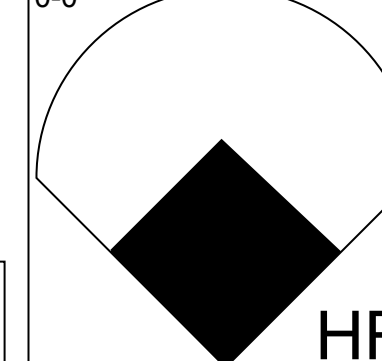
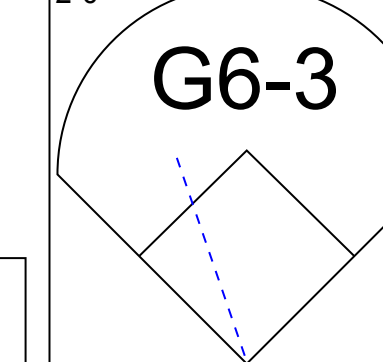
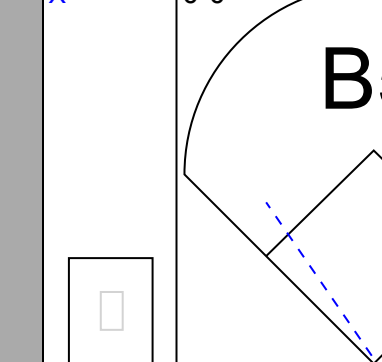
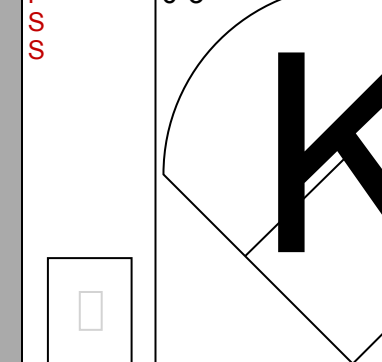


Batter	1	2	3	4	5	6	7	8	9	AB	R	H	RBI	BB	SO	LOB	TOP		
Brian McRae, S (1, 8) OBP: 0.280, SLG: 0.238										4	0	0	0	0	1	1			
Brant Brown, L (1, 3) OBP: 0.384, SLG: 0.316										4	0	1	0	0	1	1			
23 Ryne Sandberg, R (1, 4) OBP: 0.304, SLG: 0.300										4	0	0	0	0	2	2			
Sammy Sosa, R (1, 9)										3	0	1	0	0	2	0			
Dave Clark, L (1, 7)										3	0	0	0	0	0	2			
Kevin Orie, R (1, 5)										3	0	0	0	0	0	0			
Scott Servais, R (1, 2)										3	0	0	0	0	0	0			
Rey Sanchez, R (1, 6)										2	0	0	0	0	0	0			
Shawon Dunston, R (8, PH) OBP: 0.143, SLG: 0.150										1	0	0	0	0	0	0			
Terry Mulholland, R (1, 1) OBP: 0.250, SLG: 0.250										2	0	1	0	0	0	0			
Dave Hansen, L (8, PH) OBP: 0.375, SLG: 0.167										1	0	0	0	0	1	0			
Mel Rojas, R (8, 1)										0	0	0	0	0	0	0			
Inning Stats	R: 0 H: 0 E: 0 K: 1 S: 6	H: 0 LOB: 0 BB: 0 P: 11	R: 0 H: 0 E: 0 K: 1 S: 9	H: 0 LOB: 0 BB: 0 P: 11	R: 0 H: 0 E: 0 K: 0 S: 5	H: 2 LOB: 2 BB: 0 P: 8	R: 0 H: 1 E: 0 K: 0 S: 5	H: 0 LOB: 0 BB: 0 P: 8	R: 0 H: 1 E: 0 K: 0 S: 7	H: 0 LOB: 0 BB: 0 P: 11	R: 0 H: 0 E: 0 K: 1 S: 6	H: 0 LOB: 0 BB: 0 P: 9	R: 0 H: 0 E: 0 K: 1 S: 12	H: 0 LOB: 0 BB: 0 P: 15	R: 0 H: 0 E: 0 K: 2 S: 8	H: 0 LOB: 0 BB: 0 P: 9	1B: 3 2B: 0 3B: 0 HR: 0	SF: 0 SAC: 0 DP: 0 HBP: 0	WP: 0 PA: 30 CS: 0
PITCHER	IP	WLS	BF	H	R	ER	SO	BB	IBB	HBP	BLK	WP	HR	S	P	ERA	WHIP		
Greg Maddux, R (1, 1) ERA: 2.57	8.0	W	27	3	0	0	5	0	0	0	0	0	0	63	91	0.00	0.375		
Mark Wohlers, R (9, 1) ERA:	1.0		3	0	0	0	2	0	0	0	0	0	0	8	9	0.00	0.000		

Chicago Cubs @ Atlanta Braves
Turner Field, Atlanta, GA
Sun Apr 06 1997, 3:33 AM EDT
Att: 41,318 - Cloudy - 69 F

AB	30
R	0
H	3
RBI	0
BB	0
SO	7
LOB	6



Batter	1	2	3	4	5	6	7	8	9	AB	R	H	RBI	BB	SO	LOB	BOTTOM		
Kenny Lofton, L (1, 8) OBP: 0.250, SLG: 0.231										4	0	0	0	0	0	1			
Tony Gaffano, R (1, 4) OBP: 0.425, SLG: 0.333										4	1	1	0	0	1	0			
10 Chipper Jones, S (1, 5) OBP: 0.385, SLG: 0.565										4	1	2	1	0	0	2			
Fred McGriff, L (1, 3) OBP: 0.360, SLG: 0.520										4	0	1	0	0	0	2			
Andruw Jones, R (1, 9) OBP: 0.273, SLG: 0.455										4	0	1	1	0	0	2			
Ryan Klesko, L (1, 7) OBP: 0.200, SLG: 0.316										3	0	0	0	0	1	1			
Eddie Pérez, R (1, 2) OBP: 0.167, SLG: 0.167										3	1	0	0	0	0	0			
Jeff Blauser, R (1, 6) OBP: 0.478, SLG: 0.750										3	1	3	2	0	0	0			
Greg Maddux, R (1, 1)										3	0	0	0	0	1	2			
Mark Wohlers, R (9, 1)										0	0	0	0	0	0	0			
Inning Stats	R: 0 H: 1 E: 2 K: 0 S: 7	H: 1 LOB: 2 BB: 0 P: 8	R: 0 H: 1 E: 0 K: 0 S: 5	H: 1 LOB: 0 BB: 0 P: 10	R: 0 H: 0 E: 1 K: 0 S: 4	H: 0 LOB: 0 BB: 0 P: 8	R: 1 H: 1 E: 1 K: 0 S: 9	H: 1 LOB: 0 BB: 0 P: 15	R: 1 H: 2 E: 0 K: 1 S: 9	H: 1 LOB: 1 BB: 0 P: 14	R: 1 H: 1 E: 0 K: 1 S: 9	H: 1 LOB: 0 BB: 0 P: 12	R: 1 H: 1 E: 0 K: 1 S: 11	H: 1 LOB: 0 BB: 0 P: 14	1B: 4 2B: 2 3B: 0 HR: 2	SF: 0 SAC: 0 DP: 1 HBP: 0	WP: 0 PA: 33 CS: 0		
PITCHER	IP	WLS	BF	H	R	ER	SO	BB	IBB	HBP	BLK	WP	HR	S	P	ERA	WHIP		
Terry Mulholland, L (1, 1) ERA: 3.09	7.0	L	28	7	3	2	2	0	0	0	0	0	1	49	75	2.57	1.000		
Mel Rojas, R (8, 1) ERA: 18.0	1.0		4	1	1	1	1	0	0	0	0	0	1	11	14	9.00	1.000		

Chicago Cubs @ Atlanta Braves
Turner Field, Atlanta, GA
Sun Apr 06 1997, 3:33 AM EDT
Att: 41,318 - Cloudy - 69 F

AB	32
R	4
H	8
RBI	4
BB	0
SO	3
LOB	10



Batter	1	2	3	4	5	6	7	8	9	AB	R	H	RBI	BB	SO	LOB	TOP				
Kurt Abbott, R (1,4)										5	0	0	0	0	4	3					
Edgar Renteria, R (1,6) OBP: 0.294, SLG: 0.375										4	0	0	0	0	4	0					
Gary Sheffield, R (1,9) OBP: 0.656, SLG: 0.667										3	2	2	1	1	1	0					
Bobby Bonilla, S (1,5) OBP: 0.344, SLG: 0.367										4	1	1	0	0	0	1					
Moises Alou, R (1,7) OBP: 0.429, SLG: 0.542										4	1	1	1	0	0	1					
Devon White, S (1,8) OBP: 0.500, SLG: 0.476										3	1	1	1	1	1	0					
Jeff Conine, R (1,3) OBP: 0.600, SLG: 0.792										3	0	1	0	1	1	2					
Charles Johnson, R (1,2) OBP: 0.440, SLG: 0.619										4	0	2	2	0	0	1					
Al Leiter, L (1,1)										2	0	0	0	0	0	0					
Jim Eisenreich, L (7,PH)										1	0	0	0	0	1	1					
Rick Helling, R (7,1)										0	0	0	0	0	0	0					
John Cangelosi, S (9,PH)										1	0	0	0	0	0	3					
Robb Nen, R (9,1)										0	0	0	0	0	0	0					
Inning Stats	R: 1 E: 0 K: 2 S: 10	H: 1 LOB: 0 BB: 0 P: 15	R: 0 E: 0 K: 0 S: 9	H: 1 LOB: 1 BB: 0 P: 13	R: 0 E: 0 K: 1 S: 8	H: 0 LOB: 0 BB: 0 P: 12	R: 1 E: 0 K: 1 S: 9	H: 1 LOB: 0 BB: 0 P: 14	R: 0 E: 0 K: 0 S: 6	H: 0 LOB: 0 BB: 0 P: 11	R: 0 E: 0 K: 2 S: 9	H: 0 LOB: 0 BB: 1 P: 15	R: 2 E: 0 K: 2 S: 11	H: 2 LOB: 1 BB: 1 P: 18	R: 0 E: 0 K: 3 S: 9	H: 0 LOB: 0 BB: 0 P: 13	R: 1 E: 0 K: 1 S: 13	H: 3 LOB: 3 BB: 1 P: 21	1B: 4 2B: 3 3B: 0 HR: 1	SF: 0 SAC: 0 DP: 0 HBP: 0	WP: 1 PA: 38 PB: 0 SB: 1 CS: 1
PITCHER	IP WLS BF H R ER SO BB IBB HBP BLK WP HR S P ERA WHIP																				
Steve Trachsel, R (1,1) ERA: 6.35	6.2 L 26 5 4 4 7 2 0 0 0 0 0 1 59 95 5.40 1.050																				
Larry Casian, L (7,1) ERA: 20.25	0.1 1 0 0 0 1 0 0 0 0 0 0 0 3 3 0.00 0.000																				
Turk Wendell, R (8,1) ERA: 1.59	2.0 10 3 1 1 4 1 0 0 0 0 1 0 22 34 4.50 2.000																				

Florida Marlins @ Chicago Cubs
Wrigley Field, Chicago, IL
Tue Apr 08 1997, 3:33 AM CDT
Att: 35,393 - Sunny - 29 F

AB	34
R	5
H	8
RBI	5
BB	3
SO	12
LOB	12



Batter	1	2	3	4	5	6	7	8	9	AB	R	H	RBI	BB	SO	LOB	BOTTOM				
Brian McRae, S (1,8) OBP: 0.276, SLG: 0.240										4	1	1	0	0	1	2					
Doug Glanville, R (1,7) OBP: 0.308, SLG: 0.385										4	0	2	1	0	0	0					
23 Ryne Sandberg, R (1,4) OBP: 0.333, SLG: 0.723										2	0	0	0	2	1	1					
Sammy Sosa, R (1,9) OBP: 0.250, SLG: 0.320										3	1	1	2	1	1	2					
Shawon Dunston, R (1,6) OBP: 0.120, SLG: 0.125										4	0	0	0	0	1	3					
Kevin Orie, R (1,5) OBP: 0.250, SLG: 0.263										3	0	1	0	0	0	0					
Turk Wendell, L (8,1)										0	0	0	0	0	0	0					
Tyler Houston, L (9,PH) OBP: 0.250, SLG: 0.375										1	0	0	0	0	1	0					
Brant Brown, L (1,3) OBP: 0.308, SLG: 0.261										4	0	0	0	0	0	1					
Scott Servais, R (1,2) OBP: 0.250, SLG: 0.118										3	1	1	0	0	1	0					
Dave Clark, L (9,PH) OBP: 0.111, SLG: 0.111										1	0	0	0	0	0	0					
Steve Trachsel, R (1,1)										0	0	0	0	0	0	0					
Larry Casian, R (7,1)										0	0	0	0	0	0	0					
Dave Hansen, L (7,PH) OBP: 0.444, SLG: 0.286										1	0	1	0	0	0	0					
Inning Stats	R: 0 E: 1 K: 2 S: 10	H: 0 LOB: 1 BB: 0 P: 15	R: 1 E: 0 K: 1 S: 14	H: 2 LOB: 0 BB: 0 P: 23	R: 1 E: 0 K: 1 S: 10	H: 2 LOB: 2 BB: 1 P: 22	R: 0 E: 0 K: 0 S: 9	H: 0 LOB: 0 BB: 0 P: 11	R: 1 E: 0 K: 1 S: 12	H: 2 LOB: 3 BB: 2 P: 26	R: 0 E: 0 K: 1 S: 11	H: 0 LOB: 0 BB: 0 P: 16	R: 0 E: 0 K: 0 S: 8	H: 1 LOB: 0 BB: 0 P: 11	R: 0 E: 0 K: 0 S: 6	H: 0 LOB: 0 BB: 0 P: 9	R: 0 E: 0 K: 1 S: 7	H: 0 LOB: 0 BB: 0 P: 9	1B: 5 2B: 2 3B: 0 HR: 1	SF: 0 SAC: 1 DP: 1 HBP: 0	WP: 0 PA: 36 PB: 0 SB: 0 CS: 2
PITCHER	IP WLS BF H R ER SO BB IBB HBP BLK WP HR S P ERA WHIP																				
Al Leiter, L (1,1) ERA: 4.09	6.0 W 26 6 3 3 6 3 0 0 0 0 0 0 66 113 4.50 1.500																				
Rick Helling, R (7,1) ERA: 1.29	2.0 6 1 0 0 0 0 0 0 0 0 0 0 14 20 0.00 0.500																				
Robb Nen, R (9,1) ERA: 3.6	1.0 S 3 0 0 0 0 1 0 0 0 0 0 0 7 9 0.00 0.000																				

Florida Marlins @ Chicago Cubs
Wrigley Field, Chicago, IL
Tue Apr 08 1997, 3:33 AM CDT
Att: 35,393 - Sunny - 29 F

AB	31
R	3
H	7
RBI	3
BB	3
SO	7
LOB	9



Batter	1	2	3	4	5	6	7	8	9	AB	R	H	RBI	BB	SO	LOB	TOP											
Luis Castillo, S OBP: 0.371, SLG: 0.394 (1, 4)	3-2 SH1-3 1B		1-0 G5-4-3 1B		2-2 F8		1-1 G4-3			4	1	2	0	0	0	2												
Edgar Renteria, R OBP: 0.297, SLG: 0.371 (1, 6)	0-1 SH1-3		2-1 G5-4-3 1B		0-3 K			1-0 G4-3		3	0	1	0	0	1	1												
Gary Sheffield, R OBP: 0.611, SLG: 0.579 (1, 9)	3-2 1B		0-1 G5-4-3		3-1 G5-3			1-3 K		4	0	1	1	0	1	3												
Bobby Bonilla, S OBP: 0.333, SLG: 0.353 (1, 5)	1-1 L8		2-0 G3		1-0 FC3-6 1B			2-2 G3-1		4	0	1	0	0	0	2												
Moises Alou, R OBP: 0.375, SLG: 0.464 (1, 7)	0-0 F7			1-0 P6				1-0 F8		4	0	0	0	0	0	2												
Devon White, S OBP: 0.500, SLG: 0.435 (1, 8)		4-0 S BB		4-2 BB				1-2 FC3-6 CS S 1-2		2	0	0	0	2	0	1												
Jeff Conine, R OBP: 0.559, SLG: 0.714 (1, 3)		1-0 P4		3-0 F8			1-1 CS	1-1 SH2-4 1B		4	0	1	0	0	1	2												
Gregg Zaun, S OBP: 0.375, SLG: 0.286 (1, 2)		3-2 P3		3-2 F7			1-1 L8			3	0	0	0	0	0	3												
Alex Fernandez, R OBP: 0.200, SLG: 0.200 (1, 1)		3-2 G5-3			1-1 1B			0-0 SH2-4		2	0	1	0	0	0	1												
Inning Stats	R: 1 E: 0 K: 0 S: 11	H: 2 LOB: 1 BB: 0 P: 18	R: 0 E: 0 K: 0 S: 7	H: 0 LOB: 1 BB: 1 P: 18	R: 0 E: 0 K: 0 S: 6	H: 2 LOB: 1 BB: 0 P: 11	R: 0 E: 0 K: 0 S: 8	H: 0 LOB: 1 BB: 1 P: 18	R: 0 E: 0 K: 1 S: 11	H: 1 LOB: 1 BB: 0 P: 17	R: 0 E: 0 K: 0 S: 6	H: 1 LOB: 0 BB: 0 P: 10	R: 0 E: 0 K: 0 S: 9	H: 0 LOB: 0 BB: 0 P: 13	R: 0 E: 0 K: 1 S: 7	H: 0 LOB: 0 BB: 0 P: 10	1B: 7 2B: 0 3B: 0 HR: 0	SF: 0 SAC: 2 DP: 1 HBP: 0	WP: 0 PB: 0 SB: 3 CS: 1	PA: 35								
PITCHER	IP	WLS	BF	H	R	ER	SO	BB	IBB	HBP	BLK	WP	HR	S	P	ERA	WHIP											
Frank Castillo, R ERA: 6.23 Mel Rojas, R ERA: 12.0	(1, 1)	8.0	L	31	7	1	1	2	2	0	0	0	0	0	65	115	1.12	1.125										

Florida Marlins @ Chicago Cubs
Wrigley Field, Chicago, IL
Thu Apr 10 1997, 3:33 AM CDT
Att: 28,585 - Cloudy - 37 F

AB 30
R 1
H 7
RBI 1
BB 2
SO 3
LOB 17



Batter	1	2	3	4	5	6	7	8	9	AB	R	H	RBI	BB	SO	LOB	BOTTOM										
Brian McRae, S OBP: 0.242, SLG: 0.207 (1, 8)	0-0 G4-3			3-2 L9		1-0 L9			0-1 E5 E6	4	0	0	0	0	0	1											
Brant Brown, L OBP: 0.297, SLG: 0.222 (1, 7)	3-2 F8			0-3 K			1-2 G4-3		1-1 E6	4	0	0	0	0	1	2											
23 Ryne Sandberg, R OBP: 0.290, SLG: 0.231 (1, 4)	2-3 K			2-3 K			2-3 K		3-3 K	4	0	0	0	0	4	2											
Sammy Sosa, R OBP: 0.226, SLG: 0.286 (1, 9)		0-1 G6-3			2-2 L8		2-2 G6-3			3	0	0	0	0	0	0											
Tyler Houston, L OBP: 0.182, SLG: 0.273 (1, 3)		0-2 G6-3			0-1 G4-3			0-0 G3		3	0	0	0	0	0	0											
Shawon Dunston, R OBP: 0.107, SLG: 0.111 (1, 6)		1-0 F9			1-1 E6			1-3 K		3	0	0	0	0	1	0											
Kevin Orte, R OBP: 0.217, SLG: 0.227 Mel Rojas, R (9, 1)			1-2 P5		3-2 G4-3			2-2 G5-3		3	0	0	0	0	0	1											
Scott Servais, R OBP: 0.227, SLG: 0.105 Dave Clark, L OBP: 0.100, SLG: 0.100 (9, PH)			1-0 P8			1-2 G6-3			1-3 K	2	0	0	0	0	0	0											
Frank Castillo, R Dave Hansen, L OBP: 0.500, SLG: 0.375 José Hernández, R OBP: 0.667, SLG: 0.500 (9, PR)			0-1 G3-1			0-3 K			2-2 EG E 1B	2	0	0	0	0	1	0											
Inning Stats	R: 0 E: 0 K: 1 S: 7	H: 0 LOB: 0 BB: 0 P: 12	R: 0 E: 0 K: 0 S: 6	H: 0 LOB: 0 BB: 0 P: 7	R: 0 E: 0 K: 2 S: 10	H: 0 LOB: 0 BB: 0 P: 15	R: 0 E: 0 K: 0 S: 11	H: 0 LOB: 1 BB: 0 P: 17	R: 0 E: 0 K: 1 S: 7	H: 0 LOB: 0 BB: 0 P: 9	R: 0 E: 0 K: 1 S: 11	H: 0 LOB: 0 BB: 0 P: 16	R: 0 E: 0 K: 1 S: 7	H: 0 LOB: 0 BB: 0 P: 10	R: 0 E: 2 K: 2 S: 15	H: 1 LOB: 2 BB: 0 P: 22	1B: 1 2B: 0 3B: 0 HR: 0	SF: 0 SAC: 0 DP: 0 HBP: 0	WP: 0 PB: 0 SB: 1 CS: 0	PA: 30							
PITCHER	IP	WLS	BF	H	R	ER	SO	BB	IBB	HBP	BLK	WP	HR	S	P	ERA	WHIP										
Alex Fernandez, R ERA: 0.57	(1, 1)	9.0	W	30	1	0	0	8	0	0	0	0	0	80	116	0.00	0.111										


Florida Marlins @ Chicago Cubs
Wrigley Field, Chicago, IL
Thu Apr 10 1997, 3:33 AM CDT
Att: 28,585 - Cloudy - 37 F

AB 30
R 0
H 1
RBI 0
BB 0
SO 8
LOB 6



Batter	1	2	3	4	5	6	7	8	9	AB	R	H	RBI	BB	SO	LOB	TOP				
Kenny Lofton, L OBP: 0.354, SLG: 0.356 (1, 8)										4	0	2	0	0	0	0	Atlanta Braves @ Chicago Cubs Wrigley Field, Chicago, IL Sat Apr 12 1997, 3:33 AM CDT Att: 23,944 - Overcast - 37 F				
Mark Lemke, S OBP: 0.287, SLG: 0.296 Tony Graffanino, R OBP: 0.375, SLG: 0.286 (8, 4)										3	0	1	0	1	0	2					
10 Chipper Jones, S OBP: 0.409, SLG: 0.553 (1, 5)										4	0	0	0	0	1	5					
Fred McGriff, L OBP: 0.326, SLG: 0.463 (1, 3)										4	0	0	0	0	1	5					
Andruw Jones, R OBP: 0.250, SLG: 0.316 (1, 9)										4	0	1	0	0	1	2					
Ryan Klesko, L OBP: 0.273, SLG: 0.355 Mark Wohlers, R (9, 1)										4	2	2	0	0	1	1					
Eddie Pérez, R OBP: 0.111, SLG: 0.111 Javy Lopez, R OBP: 0.438, SLG: 0.536 (9, PH)										3	0	0	0	0	0	1					
Jeff Blauser, R OBP: 0.450, SLG: 0.649 (1, 6)										4	0	2	1	0	0	1					
Greg Maddux, R (1, 1)										2	0	0	0	1	0	1					
Mike Bielecki, R (8, 1)										0	0	0	0	0	0	0					
Michael Tucker, L OBP: 0.371, SLG: 0.406 (9, 7)										1	0	0	0	0	0	1					
Inning Stats	R: 0 E: 0 K: 0 S: 9	H: 1 LOB: 2 BB: 1 P: 18	R: 0 E: 0 K: 0 S: 10	H: 2 LOB: 1 BB: 0 P: 13	R: 0 E: 0 K: 0 S: 10	H: 1 LOB: 0 BB: 0 P: 15	R: 1 E: 1 K: 1 S: 11	H: 1 LOB: 0 BB: 0 P: 16	R: 0 E: 0 K: 1 S: 7	H: 0 LOB: 2 BB: 1 P: 14	R: 0 E: 0 K: 0 S: 7	H: 0 LOB: 0 BB: 0 P: 10	R: 0 E: 0 K: 1 S: 12	H: 0 LOB: 0 BB: 0 P: 19	R: 1 E: 1 K: 1 S: 11	H: 2 LOB: 1 BB: 0 P: 14	1B: 5 2B: 3 3B: 0 HR: 0	SF: 0 SAC: 0 DP: 2 HBP: 0	WP: 0 PB: 0 SB: 1 CS: 0	PA: 36	
PITCHER	IP	WLS	BF	H	R	ER	SO	BB	IBB	HBP	BLK	WP	HR	S	P	ERA	WHIP				
Terry Mulholland, L ERA: 1.93	7.0		28	6	1	0	3	2	0	0	0	0	0	65	102	0.00	1.143				
Bob Patterson, L ERA: 6.0	1.1	L	5	1	1	1	1	0	0	0	0	0	0	16	23	6.75	0.750				
Mel Rojas, R ERA: 9.82	0.2		3	1	0	0	1	0	0	0	0	0	0	7	10	0.00	1.500				

Batter	1	2	3	4	5	6	7	8	9	AB	R	H	RBI	BB	SO	LOB	BOTTOM					
Brian McRae, S OBP: 0.237, SLG: 0.182 (1, 8)										4	0	0	0	1	1	4	Atlanta Braves @ Chicago Cubs Wrigley Field, Chicago, IL Sat Apr 12 1997, 3:33 AM CDT Att: 23,944 - Overcast - 37 F					
Brant Brown, L OBP: 0.235, SLG: 0.194 (1, 3)										4	0	0	0	0	2	1						
Shawon Dunston, R OBP: 0.125, SLG: 0.129 Mel Rojas, R (9, 1)										4	1	1	0	0	0	1						
Sammy Sosa, R OBP: 0.229, SLG: 0.281 (1, 9)										4	0	1	0	0	1	4						
23 Ryne Sandberg, R OBP: 0.286, SLG: 0.233 (1, 4)										4	0	1	1	0	1	4						
Brooks Kieschnick, L Doug Glanville, R OBP: 0.309, SLG: 0.385 (9, PR)										3	0	0	0	1	0	2						
Kevin Orte, R OBP: 0.185, SLG: 0.192 (1, 5)										4	0	0	0	0	2	1						
Scott Servais, R OBP: 0.269, SLG: 0.174 (1, 2)										4	0	2	0	0	1	1						
Terry Mulholland, R OBP: 0.167, SLG: 0.167 Dave Clark, L OBP: 0.091, SLG: 0.091 Bob Patterson, R (8, 1)										2	0	0	0	0	0	0						
José Hernández, R OBP: 0.667, SLG: 0.500 Dave Hansen, L OBP: 0.540, SLG: 0.375 (9, PH)										0	0	0	0	0	0	0						
Inning Stats	R: 0 E: 1 K: 1 S: 11	H: 0 LOB: 0 BB: 1 P: 19	R: 0 E: 0 K: 0 S: 6	H: 0 LOB: 0 BB: 0 P: 8	R: 0 E: 0 K: 2 S: 9	H: 0 LOB: 0 BB: 0 P: 11	R: 0 E: 1 K: 1 S: 6	H: 1 LOB: 1 BB: 0 P: 9	R: 0 E: 0 K: 1 S: 6	H: 1 LOB: 1 BB: 0 P: 10	R: 1 E: 1 K: 1 S: 10	H: 1 LOB: 1 BB: 0 P: 13	R: 0 E: 0 K: 2 S: 9	H: 1 LOB: 1 BB: 0 P: 12	R: 0 E: 0 K: 0 S: 11	H: 1 LOB: 1 BB: 0 P: 17	R: 0 E: 0 K: 2 S: 12	H: 0 LOB: 2 BB: 2 P: 27	1B: 5 2B: 0 3B: 0 HR: 0	SF: 0 SAC: 0 DP: 0 HBP: 0	WP: 1 PB: 0 SB: 2 CS: 0	PA: 37
PITCHER	IP	WLS	BF	H	R	ER	SO	BB	IBB	HBP	BLK	WP	HR	S	P	ERA	WHIP					
Greg Maddux, R ERA: 1.71	7.0		28	4	1	0	8	1	0	0	0	0	0	57	82	0.00	0.714					
Mike Bielecki, R ERA: 3.18	1.0	W	4	1	0	0	0	0	0	0	0	0	0	11	17	0.00	1.000					
Mark Wohlers, R ERA:	1.0	S	5	0	0	0	2	2	0	0	0	1	0	12	27	0.00	2.000					



Batter	1	2	3	4	5	6	7	8	9	AB	R	H	RBI	BB	SO	LOB	TOP						
Kenny Lofton, L OBP: 0.377, SLG: 0.380 (1, 8)										5	1	3	0	0	2	4							
Michael Tucker, L OBP: 0.400, SLG: 0.486 (1, 9)										5	0	3	3	0	0	1							
10 Chipper Jones, S OBP: 0.388, SLG: 0.512 (1, 5)										3	0	0	1	1	1	6							
Fred McGriff, L OBP: 0.333, SLG: 0.432 (1, 3)										3	0	0	0	2	0	1							
Ryan Klesko, L OBP: 0.270, SLG: 0.324 Andrew Jones, R OBP: 0.238, SLG: 0.300 (9, PH)										3	1	0	0	1	2	3							
Javy Lopez, R OBP: 0.405, SLG: 0.515 (1, 2)										5	1	1	0	0	1	1							
Mark Lemke, S OBP: 0.265, SLG: 0.267 (1, 4)										3	1	0	0	1	0	0							
Jeff Blausler, R OBP: 0.455, SLG: 0.650 Rafael Belliard, R (8, PR)										3	0	2	1	0	0	1							
Tom Glavine, L OBP: 0.300, SLG: 0.333 Brad Clontz, R OBP: 0.222, SLG: 0.143 Keith Lockhart, L Mike Bielecki, R Alan Embree, L Mark Wohlers, R										2	0	1	1	0	0	1							
Inning Stats	R: 0 E: 0 K: 1 S: 11	H: 2 LOB: 2 BB: 1 P: 19	R: 0 E: 0 K: 0 S: 11	H: 3 LOB: 2 BB: 0 P: 15	R: 0 E: 0 K: 0 S: 10	H: 0 LOB: 1 BB: 1 P: 17	R: 0 E: 1 K: 1 S: 11	H: 0 LOB: 0 BB: 0 P: 16	R: 1 E: 0 K: 0 S: 9	H: 1 LOB: 0 BB: 0 P: 12	R: 3 E: 1 K: 1 S: 24	H: 2 LOB: 2 BB: 2 P: 40	R: 0 E: 0 K: 1 S: 6	H: 0 LOB: 0 BB: 0 P: 7	R: 2 E: 1 K: 2 S: 19	H: 2 LOB: 2 BB: 0 P: 30	R: 0 E: 0 K: 0 S: 10	H: 0 LOB: 0 BB: 1 P: 16	1B: 8 2B: 2 3B: 1 HR: 0	SF: 2 SAC: 1 DP: 1 HBP: 0	WP: 0 PB: 0 SB: 3 CS: 1	PA: 42	
PITCHER	IP	WLS	BF	H	R	ER	SO	BB	IBB	HBP	BLK	WP	HR	S	P	ERA	WHIP					ERA	WHIP
Steve Trachsel, R ERA: 5.94	5.1		26	7	4	3	2	4	0	0	0	0	0	64	102	5.06	2.062					0.00	1.500
Bob Patterson, L ERA: 4.91	0.2		4	1	0	0	1	0	0	0	0	0	0	12	17	0.00	1.500					0.00	0.000
Larry Casian, L ERA: 11.57	1.0	L	3	0	0	0	1	0	0	0	0	0	0	6	7	0.00	0.000					0.00	2.000
Turk Wendell, R ERA: 1.35	1.0		6	2	2	0	2	0	0	0	0	0	0	19	30	0.00	2.000					∞	∞
Ramon Tatis, L ERA:	0.0		1	0	0	0	0	1	0	0	0	0	0	1	5	∞	∞					∞	∞

Atlanta Braves @ Chicago Cubs
Wrigley Field, Chicago, IL
Sun Apr 13 1997, 3:33 AM CDT
Att: 21,244 - Sunny - 40 F

AB 34
R 6
H 10
RBI 6
BB 5
SO 6
LOB 20



Batter	1	2	3	4	5	6	7	8	9	AB	R	H	RBI	BB	SO	LOB	BOTTOM						
Brian McRae, S OBP: 0.233, SLG: 0.211 (1, 8)										5	0	1	0	0	0	0							
Doug Glavine, R OBP: 0.353, SLG: 0.412 Brooks Kieschnick, L (9, PH)										4	2	2	0	0	0	0							
Shawon Dunston, R OBP: 0.139, SLG: 0.143 (1, 6)										4	1	1	0	0	0	1							
Sammy Sosa, R OBP: 0.282, SLG: 0.343 (1, 9)										3	1	2	1	1	1	0							
23 Ryne Sandberg, R OBP: 0.270, SLG: 0.219 José Hernández, R OBP: 0.400, SLG: 0.250 (5, 4)										2	0	0	0	0	0	1							
Kevin Orie, R OBP: 0.256, SLG: 0.214 (1, 5)										2	0	1	0	2	1	1							
Brant Brown, L OBP: 0.211, SLG: 0.171 (1, 3)										4	0	0	1	0	0	6							
Scott Servais, R OBP: 0.233, SLG: 0.154 (1, 2)										3	0	0	1	0	0	0							
Steve Trachsel, R Bob Patterson, R Dave Clark, L Larry Casian, R Turk Wendell, L Ramon Tatis, L Terry Adams, R Dave Hansen, L										2	0	0	0	0	2	0							
Inning Stats	R: 0 E: 0 K: 0 S: 12	H: 0 LOB: 0 BB: 0 P: 18	R: 0 E: 0 K: 1 S: 10	H: 1 LOB: 1 BB: 0 P: 20	R: 0 E: 0 K: 1 S: 10	H: 0 LOB: 0 BB: 0 P: 16	R: 1 E: 0 K: 0 S: 12	H: 2 LOB: 2 BB: 1 P: 20	R: 0 E: 0 K: 1 S: 9	H: 0 LOB: 0 BB: 0 P: 12	R: 3 E: 2 K: 0 S: 16	H: 2 LOB: 2 BB: 2 P: 30	R: 0 E: 0 K: 0 S: 4	H: 0 LOB: 0 BB: 0 P: 4	R: 0 E: 0 K: 1 S: 15	H: 1 LOB: 1 BB: 0 P: 20	R: 0 E: 0 K: 1 S: 8	H: 1 LOB: 1 BB: 0 P: 13	1B: 5 2B: 2 3B: 0 HR: 0	SF: 1 SAC: 0 DP: 0 HBP: 0	WP: 1 PB: 0 SB: 0 CS: 0	PA: 38	
PITCHER	IP	WLS	BF	H	R	ER	SO	BB	IBB	HBP	BLK	WP	HR	S	P	ERA	WHIP					ERA	WHIP
Tom Glavine, L ERA: 2.25	6.0		27	5	4	3	3	3	0	0	0	0	0	4	4	0.00	0.000					0.00	0.000
Brad Clontz, R ERA: 4.5	1.0	W	3	0	0	0	0	0	0	0	0	0	0	4	4	0.00	0.000					0.00	1.500
Mike Bielecki, R ERA: 2.84	0.2		3	1	0	0	1	0	0	0	0	0	0	12	15	0.00	1.500					0.00	0.000
Alan Embree, L ERA: 2.7	0.1		1	0	0	0	0	0	0	0	0	0	0	3	5	0.00	0.000					0.00	1.000
Mark Wohlers, R ERA:	1.0	S	4	1	0	0	1	0	0	0	0	1	0	8	13	0.00	1.000					0.00	1.000

Atlanta Braves @ Chicago Cubs
Wrigley Field, Chicago, IL
Sun Apr 13 1997, 3:33 AM CDT
Att: 21,244 - Sunny - 40 F

AB 34
R 4
H 7
RBI 4
BB 3
SO 5
LOB 15



Batter	1	2	3	4	5	6	7	8	9	AB	R	H	RBI	BB	SO	LOB	TOP										
Eric Young Sr. R OBP: 0.410, SLG: 0.404	4-2 SH2-3 HR BB	0-0 L9	2-1 G6-3		3-1 BB 1B		1-2 G5-3			4	2	1	0	1	0	1											
Quinton McCracken S OBP: 0.419, SLG: 0.536	1-1 SH2-3	1-3 K		1-0 HR	4-0 CS 1B E			3-2 G6-3		3	2	1	1	1	1	0											
Larry Walker L OBP: 0.614, SLG: 1.239	0-0 HR	4-0 BB		2-0 1B	1-2 CS 1B			1-0 HR		4	2	4	4	1	0	0											
Andres Galarraga R OBP: 0.446, SLG: 0.556	4-2 S 1B HBP	1-2 G6-3		1-1 P3	2-2 E4 CS			0-3 K		4	1	0	0	0	1	3											
Dante Bichette R OBP: 0.396, SLG: 0.548	3-1 P4		1-1 HR	2-3 K	2-2 CS		1-3 K	1-2 G4-3		5	1	1	1	0	2	2											
Vinny Castilla R OBP: 0.473, SLG: 0.800	4-2 BB 1B BB		0-0 F8	4-1 BB			0-3 K	2-2 G5-3		3	0	0	0	2	1	0											
Kirt Manwaring R OBP: 0.394, SLG: 0.345	1-0 BB 1B		4-1 2B BB	0-0 F7			2-3 K	2-1 F7		4	1	1	1	1	1	2											
Walt Weiss S OBP: 0.344, SLG: 0.286	4-2 BB		0-0 2B	3-2 P3			2-3 K	1-2 P4		4	0	1	1	1	1	0											
Mark Thompson R OBP: 0.250, SLG: 0.750	2-3 K		0-0 L8		0-1 HR		2-3 K			3	1	1	1	0	1	4											
Jerry Dipoto R Steve Reed R Bruce Ruffin S										1	0	0	0	0	1	0											
										0	0	0	0	0	0	0											
										0	0	0	0	0	0	0											
Inning Stats	R: 3 E: 0 K: 1 S: 23	H: 2 LOB: 3 BB: 3 P: 46	R: 0 E: 0 K: 1 S: 8	H: 0 LOB: 1 BB: 1 P: 14	R: 2 E: 0 K: 0 S: 8	H: 2 LOB: 1 BB: 1 P: 15	R: 1 E: 0 K: 1 S: 9	H: 2 LOB: 2 BB: 1 P: 19	R: 3 E: 1 K: 0 S: 18	H: 3 LOB: 0 BB: 1 P: 33	R: 0 E: 0 K: 3 S: 9	H: 0 LOB: 0 BB: 0 P: 12	R: 0 E: 0 K: 2 S: 10	H: 0 LOB: 0 BB: 0 P: 15	R: 1 E: 0 K: 1 S: 10	H: 1 LOB: 0 BB: 0 P: 15	R: 0 E: 0 K: 0 S: 9	H: 0 LOB: 0 BB: 0 P: 14	1B: 4 2B: 1 3B: 0 HR: 5	SF: 0 SAC: 1 DP: 0 HBP: 1	WP: 0 PB: 0 SB: 2 CS: 3	PA: 45					
PITCHER	IP	WLS	BF	H	R	ER	SO	BB	IBB	HBP	BLK	WP	HR	S	P	ERA	WHIP										
Kevin Foster R ERA: 6.0	(1, 1)	3.0	L	21	6	6	2	5	0	1	0	0	3	41	80	18.00	3.667										
Kent Bottenfield R ERA: 6.0	(4, 1)	1.1		9	3	3	2	1	2	0	0	0	1	19	37	13.50	3.750										
Terry Adams R ERA: 6.0	(5, 1)	1.2		4	0	0	0	3	0	0	0	0	0	15	22	0.00	0.000										
Larry Casian L ERA: 9.82	(7, 1)	1.1		5	1	1	1	2	0	0	0	0	1	14	23	6.75	0.750										
Turk Wendell R ERA: 1.98	(8, 1)	1.2		5	0	0	0	1	0	0	0	0	0	15	21	0.00	0.000										
Batter	1	2	3	4	5	6	7	8	9	AB	R	H	RBI	BB	SO	LOB	BOTTOM										
Brian McRae S OBP: 0.250, SLG: 0.293	4-2 F9 G4-1 BB	1-2 L3-5		1-1 SF8					1-1 HR	3	1	1	2	1	1	2											
Brant Brown L OBP: 0.214, SLG: 0.179	1-0 G4-1		1-0 G6-4-3 HR 1B	2-2 F8					2-3 K	4	1	1	0	0	0	1											
Tyler Houston L OBP: 0.167, SLG: 0.250	1-2 G4-1			2-2 F8					2-3 K	1	0	0	0	0	1	0											
Shawon Dunston R OBP: 0.150, SLG: 0.231	2-2 F9		0-1 E4 G6-4-3	1-0 HR					2-2 L8	4	1	1	1	0	0	2											
Sammy Sosa R OBP: 0.256, SLG: 0.308	1-3 K		1-1 G6-4-3	3-3 K					3-2 G6-3	4	0	0	0	0	2	3											
Brooks Kieschnick L OBP: 0.333, SLG: 0.750		1-0 FC6-4 3B 2B	0-0 HR	1-3 K					1-2 P4	4	2	2	2	0	1	0											
Kevin Orte R OBP: 0.314, SLG: 0.290		4-1 FC6-4 BB	2-2 1B	1-0 2B					0-1 F8	3	0	2	0	1	0	0											
Scott Servais R OBP: 0.206, SLG: 0.133		2-1 FC6-4 3B	0-0 F8	0-1 L7					2-2 G1-3	4	1	0	0	0	0	4											
José Hernández R OBP: 0.444, SLG: 0.750		3-2 L3-5 3B		1-0 SH1-4 SF8 2B					0-0 F8	4	1	2	2	0	0	0											
Kevin Foster R Kent Bottenfield R Terry Adams R Dave Clark L Larry Casian R Turk Wendell L Doug Glanville R	(1, 1) (4, 1) (5, 1) (6, PH) (7, 1) (8, 1) (9, PH)																										
Inning Stats	R: 0 E: 0 K: 1 S: 11	H: 0 LOB: 1 BB: 1 P: 19	R: 2 E: 0 K: 0 S: 11	H: 2 LOB: 2 BB: 2 P: 26	R: 2 E: 1 K: 0 S: 12	H: 3 LOB: 1 BB: 0 P: 16	R: 1 E: 0 K: 0 S: 8	H: 1 LOB: 0 BB: 0 P: 12	R: 1 E: 0 K: 2 S: 11	H: 2 LOB: 1 BB: 0 P: 17	R: 0 E: 0 K: 2 S: 8	H: 0 LOB: 0 BB: 0 P: 12	R: 0 E: 0 K: 0 S: 9	H: 0 LOB: 0 BB: 0 P: 14	R: 0 E: 0 K: 0 S: 8	H: 0 LOB: 0 BB: 0 P: 11	R: 1 E: 0 K: 1 S: 10	H: 1 LOB: 0 BB: 0 P: 15	1B: 2 2B: 4 3B: 1 HR: 3	SF: 1 SAC: 1 DP: 2 HBP: 0	WP: 0 PB: 0 SB: 0 CS: 0	PA: 38					
PITCHER	IP	WLS	BF	H	R	ER	SO	BB	IBB	HBP	BLK	WP	HR	S	P	ERA	WHIP										
Mark Thompson R ERA: 4.91	(1, 1)	5.0	W	25	8	6	3	3	0	0	0	0	0	17	26	0.00	0.000										
Jerry Dipoto R ERA: 8.44	(6, 1)	2.0		6	0	0	2	0	0	0	0	0	0	8	11	0.00	0.000										
Steve Reed R ERA: 1.29	(8, 1)	1.0		3	0	0	0	0	0	0	0	0	0	8	11	0.00	0.000										
Bruce Ruffin L ERA: 3.0	(9, 1)	1.0		4	1	1	1	1	0	0	0	0	1	10	15	9.00	1.000										

Colorado Rockies @ Chicago Cubs
Wrigley Field, Chicago, IL
Tue Apr 15 1997, 3:33 AM CDT
Att. 15,496 - Sunny - 59 F

AB 35
R 10
H 10
RBI 9
BB 7
SO 9
LOB 12



Colorado Rockies @ Chicago Cubs
Wrigley Field, Chicago, IL
Tue Apr 15 1997, 3:33 AM CDT
Att. 15,496 - Sunny - 59 F

AB 33
R 7
H 9
RBI 7
BB 3
SO 6
LOB 12



Batter	1	2	3	4	5	6	7	8	9	AB	R	H	RBI	BB	SO	LOB	TOP					
Eric Young Sr. R OBP: 0.415, SLG: 0.446 (1, 4)	F9		E1			G5-3	2B			4	1	2	1	0	0	1	Colorado Rockies @ Chicago Cubs Wrigley Field, Chicago, IL Wed Apr 16 1997, 3:33 AM CDT Att. 13,890 - Sunny - 45 F					
Quinton McCracken S OBP: 0.429, SLG: 0.516 (1, 8)	K2-3		G4-3			G5-3	BB	G5-3		3	2	1	0	1	0	2						
Larry Walker L OBP: 0.590, SLG: 1.163 (1, 9)	K2-3			L9		G5-3	BB	K		3	0	0	0	1	2	0						
Dante Bichette R OBP: 0.365, SLG: 0.500 (1, 7)	L7			P3		G5-3	BB	G3		4	0	0	1	0	0	2						
John Vander Wal L (1, 3)		G5-3		L3		P7			P5	4	0	0	0	0	0	1						
Vinny Castilla R OBP: 0.441, SLG: 0.735 (1, 5)	F8				G6-3	G5-3			P9	4	0	0	0	0	0	1						
Jeff Reed L OBP: 0.320, SLG: 0.583 (1, 2)	F7				L5		F9		BB	3	0	0	0	1	0	0						
Walt Weiss S OBP: 0.361, SLG: 0.375 (1, 6)			SH3-4				P3		L3	4	0	2	0	0	0	1						
Roger Bailey R OBP: 0.429, SLG: 0.571 (1, 1)			SH3-4			K				2	1	1	0	0	1	1						
Inning Stats	R: 1 E: 0 K: 1 S: 10	H: 1 LOB: 0 BB: 0 P: 15	R: 0 E: 0 K: 0 S: 6	H: 0 LOB: 0 BB: 0 P: 9	R: 0 E: 1 K: 0 S: 11	H: 1 LOB: 1 BB: 0 P: 18	R: 0 E: 0 K: 0 S: 10	H: 0 LOB: 0 BB: 0 P: 14	R: 0 E: 0 K: 1 S: 11	H: 1 LOB: 1 BB: 0 P: 18	R: 2 E: 1 K: 0 S: 9	H: 1 LOB: 1 BB: 2 P: 20	R: 1 E: 0 K: 0 S: 7	H: 2 LOB: 1 BB: 0 P: 10	R: 0 E: 0 K: 1 S: 10	H: 0 LOB: 0 BB: 1 P: 12		R: 0 E: 0 K: 0 S: 6	H: 0 LOB: 1 BB: 1 P: 10	1B: 2 2B: 4 3B: 0 HR: 0	SF: 0 SAC: 1 DP: 0 HBP: 0	WP: 0 PB: 0 SB: 1 CS: 1
PITCHER	IP	WLS	BF	H	R	ER	SO	BB	IBB	HBP	BLK	WP	HR	S	P	ERA	WHIP					
Frank Castillo R ERA: 4.91 (1, 1)	5.1	L	22	4	3	1	2	2	0	0	0	0	0	55	92	1.69	1.125					
Bob Patterson L ERA: 4.29 (6, 1)	2.2		9	2	1	1	1	0	0	0	0	0	0	19	24	3.38	0.750					
Mel Rojas R ERA: 7.71 (9, 1)	1.0		4	0	0	0	0	1	0	0	0	0	0	6	10	0.00	1.000					


AB	31
R	4
H	6
RBI	2
BB	3
SO	3
LOB	9




Batter	1	2	3	4	5	6	7	8	9	AB	R	H	RBI	BB	SO	LOB	BOTTOM				
Brian McRae S OBP: 0.250, SLG: 0.311 (1, 8)	G4-3				PO	F7		G5-3		4	0	1	0	0	0	0	Colorado Rockies @ Chicago Cubs Wrigley Field, Chicago, IL Wed Apr 16 1997, 3:33 AM CDT Att. 13,890 - Sunny - 45 F				
Brant Brown L OBP: 0.217, SLG: 0.186 (1, 3)	G6-3		L9			FC5-4	1B	L7		4	0	1	0	0	0	1					
Shawon Dunston R OBP: 0.136, SLG: 0.209 (1, 6)	F8			G6-3		FC5-4	FC5-4	G6-3		4	0	0	0	0	0	1					
Sammy Sosa R OBP: 0.234, SLG: 0.279 (1, 9)		L7		F9		FC5-4	FC5-4	P4		4	0	0	0	0	0	1					
Brooks Kieschnick L OBP: 0.385, SLG: 0.636 (1, 7)		1B	BB	F7				G4-3		3	0	1	0	1	0	0					
Tyler Houston L OBP: 0.200, SLG: 0.267 (1, 2)			G1-6-3		F7	F7				3	0	1	0	0	0	1					
Kevin Orte R OBP: 0.297, SLG: 0.273 Dave Hansen L OBP: 0.462, SLG: 0.300 (7, PH) (8, 5)			G1-6-3		P3	P6				2	0	0	0	0	0	2					
Rey Sanchez R OBP: 0.125, SLG: 0.125 (1, 4)			G6-3		PO	G1-3				3	0	1	0	0	0	1					
Frank Castillo R (1, 1)			G1-3		E6			G1-3		2	0	0	0	0	0	1					
Bob Patterson R (6, 1)										0	0	0	0	0	0	0					
Dave Clark L OBP: 0.071, SLG: 0.071 Mel Rojas R (9, 1)										1	0	0	0	0	0	0					
Inning Stats	R: 0 E: 0 K: 0 S: 8	H: 0 LOB: 0 BB: 0 P: 11	R: 0 E: 0 K: 0 S: 6	H: 1 LOB: 1 BB: 1 P: 13	R: 0 E: 0 K: 0 S: 8	H: 1 LOB: 1 BB: 0 P: 12	R: 0 E: 0 K: 0 S: 9	H: 0 LOB: 0 BB: 0 P: 13	R: 0 E: 0 K: 0 S: 8	H: 1 LOB: 1 BB: 0 P: 15	R: 0 E: 0 K: 0 S: 6	H: 0 LOB: 0 BB: 0 P: 12	R: 0 E: 0 K: 0 S: 8	H: 0 LOB: 0 BB: 0 P: 12	R: 0 E: 0 K: 0 S: 8	H: 0 LOB: 0 BB: 0 P: 12	1B: 4 2B: 1 3B: 0 HR: 0	SF: 0 SAC: 0 DP: 1 HBP: 0	WP: 0 PB: 0 SB: 0 CS: 0	PA: 33	
PITCHER	IP	WLS	BF	H	R	ER	SO	BB	IBB	HBP	BLK	WP	HR	S	P	ERA	WHIP				
Roger Bailey R ERA: 1.59 (1, 1)	9.0	W	32	5	0	0	0	1	0	0	0	0	0	71	114	0.00	0.667				

AB	31
R	0
H	5
RBI	0
BB	1
SO	0
LOB	9



Batter	1	2	3	4	5	6	7	8	9	AB	R	H	RBI	BB	SO	LOB	TOP			
Doug Glanville, R OBP: 0.304, SLG: 0.348	2-2 1B		G5-3		F8			G5-3		4	1	1	0	0	0	0	Chicago Cubs @ New York Mets Shea Stadium, Flushing, NY Sun Apr 20 1997, 3:33 AM EDT Sunny - 49 F AB 32 R 2 H 5 RBI 2 BB 1 SO 3 LOB 9 			
Dave Hanson, L OBP: 0.471, SLG: 0.308	1-2 SAFE 1B		G1-3					L6		3	0	1	0	1	0	0				
Mark Grace, L OBP: 0.474, SLG: 0.938	0-2 L8				G4-3			G3		4	1	1	1	0	0	3				
Sammy Sosa, R OBP: 0.218, SLG: 0.255	2-0 P3		G6-3						F9	4	0	0	0	0	0	2				
Brooks Kieschnick, L OBP: 0.300, SLG: 0.444	3-2 1-3 2-H 1B				F9			F8		4	0	1	1	0	0	0				
Shawon Dunston, R OBP: 0.140, SLG: 0.204	2-2 P4								F9	2	0	1	0	0	0	2				
Ramon Tatis, L OBP: 0.198, SLG: 0.250									F7	1	0	0	0	0	1	0				
Kent Bottenfield, R										0	0	0	0	0	0	0				
Tyler Houston, L										1	0	0	0	0	0	0				
Scott Servais, R OBP: 0.220, SLG: 0.162		G5-3								3	0	0	0	0	0	1				
Rey Sanchez, R OBP: 0.267, SLG: 0.286		L9								3	0	0	0	0	0	1				
Steve Trachsel, R										1	0	0	0	0	1	0				
Larry Casian, R										0	0	0	0	0	0	0				
José Hernández, R OBP: 0.333, SLG: 0.545										2	0	0	0	0	1	0				
Inning Stats	R: 1 E: 0 K: 0 S: 19	H: 3 LOB: 2 BB: 0 P: 29	R: 0 E: 0 K: 1 S: 5	H: 0 LOB: 0 BB: 0 P: 6	R: 1 E: 0 K: 0 S: 13	H: 1 LOB: 0 BB: 0 P: 21	R: 0 E: 0 K: 0 S: 6	H: 1 LOB: 1 BB: 0 P: 9	R: 0 E: 0 K: 1 S: 8	H: 0 LOB: 1 BB: 1 P: 14	R: 0 E: 0 K: 0 S: 5	H: 0 LOB: 0 BB: 0 P: 7	R: 0 E: 0 K: 0 S: 5	H: 0 LOB: 0 BB: 0 P: 8	R: 0 E: 0 K: 0 S: 7	H: 0 LOB: 0 BB: 0 P: 10	1B: 4 2B: 0 3B: 0 HR: 1	SF: 0 SAC: 0 DP: 0 HBP: 0	WP: 0 PB: 0 SB: 1 CS: 0	PA: 33
PITCHER Bobby Jones, R ERA: 3.26	IP: 9.0 WLS: W BF: 33 H: 5 R: 2 ER: 2 SO: 3 BB: 1 IBB: 0 HBP: 0 BLK: 0 WP: 0 HR: 1 S: 73 P: 110 ERA: 2.00 WHIP: 0.667															PITCHER				

Batter	1	2	3	4	5	6	7	8	9	AB	R	H	RBI	BB	SO	LOB	BOTTOM			
Lance Johnson, L OBP: 0.397, SLG: 0.328	0-0 SH1-3 HR		F8		G4-3			F7		4	1	1	0	1	0	2	Chicago Cubs @ New York Mets Shea Stadium, Flushing, NY Sun Apr 20 1997, 3:33 AM EDT Sunny - 49 F AB 36 R 8 H 13 RBI 8 BB 2 SO 3 LOB 14 			
Rey Ordonez, R OBP: 0.294, SLG: 0.250	0-2 SH1-3		G6-3		G6-3			P3		4	0	1	0	0	0	3				
John Olerud, L OBP: 0.453, SLG: 0.652	2-0 2-H HR		E5 HR		G4-3				L7	5	2	3	3	0	0	0				
Bernard Gilkey, R OBP: 0.284, SLG: 0.297	1-1 P3				F8					5	1	1	0	0	0	4				
Todd Hundley, S OBP: 0.297, SLG: 0.434	3-3 K									4	1	1	0	0	3	0				
Carl Everett, S OBP: 0.226, SLG: 0.379		B1-3								4	2	3	5	0	0	0				
Matt Franco, L OBP: 0.375, SLG: 0.167										3	0	1	0	1	0	1				
Manny Alexander, R OBP: 0.286, SLG: 0.286										4	1	2	0	0	0	1				
Bobby Jones, R OBP: 0.200, SLG: 0.111										3	0	0	0	0	0	3				
Inning Stats	R: 2 E: 0 K: 1 S: 10	H: 2 LOB: 0 BB: 0 P: 16	R: 0 E: 0 K: 0 S: 17	H: 2 LOB: 3 BB: 1 P: 29	R: 5 E: 1 K: 0 S: 25	H: 6 LOB: 3 BB: 1 P: 47	R: 1 E: 0 K: 1 S: 13	H: 1 LOB: 0 BB: 0 P: 22	R: 0 E: 0 K: 0 S: 6	H: 0 LOB: 0 BB: 0 P: 11	R: 0 E: 0 K: 1 S: 9	H: 0 LOB: 0 BB: 0 P: 16	R: 0 E: 0 K: 0 S: 5	H: 1 LOB: 1 BB: 0 P: 7	R: 0 E: 0 K: 0 S: 6	H: 1 LOB: 1 BB: 0 P: 11		1B: 10 2B: 0 3B: 0 HR: 3	SF: 0 SAC: 2 DP: 0 HBP: 0	WP: 0 PB: 0 SB: 0 CS: 0
PITCHER Steve Trachsel, R ERA: 7.71 Larry Casian, L ERA: 9.0 Ramon Tatis, L ERA: 3.2 Kent Bottenfield, R ERA: 5.63	IP: 2.0 WLS: L BF: 7 H: 3 R: 1 ER: 1 SO: 1 BB: 0 IBB: 0 HBP: 0 BLK: 0 WP: 0 HR: 2 S: 18 P: 31 ERA: 6.75 WHIP: 2.250															PITCHER				

Batter	1	2	3	4	5	6	7	8	9	AB	R	H	RBI	BB	SO	LOB	TOP				
Brian McRae, S OBP: 0.210, SLG: 0.255 (1, 8)	P2		F7		G4-3	F7		K		0	0	0	0	0	0	0					
Tyler Houston, L OBP: 0.236, SLG: 0.250 (1, 2)	FC4-6 1B		G6-3		1B BB	G6-3		K		4	0	1	0	1	1	1					
Mark Grace, L OBP: 0.458, SLG: 0.810 (1, 3)	FC4-6 1-2		F8		1B			G6-3		5	0	2	0	0	0	1					
Sammy Sosa, R OBP: 0.250, SLG: 0.304 (1, 9)	K				FC3-5 2B	K		SH5-3 1B		5	1	3	0	0	2	3					
Dave Clark, L OBP: 0.222, SLG: 0.353 Doug Glanville, R OBP: 0.292, SLG: 0.333 (7, PH) (7, 7)		F9 1B		BB FC3-5 BB	K			SH5-3		2	0	1	0	1	1	2					
Shawon Dunston, R OBP: 0.170, SLG: 0.216 José Hernández, R OBP: 0.357, SLG: 0.538 (1, 6) (6, 6)		1B		FC3-5 BB		2B S WP HBP		2B 1B		2	1	1	0	0	0	2					
Kevin Orte, R OBP: 0.304, SLG: 0.357 (1, 5)	K		F8		WP 1B	2B		2B		5	1	2	1	0	1	6					
Rey Sanchez, R OBP: 0.316, SLG: 0.294 (1, 4)	F9				2B			L7		3	0	1	1	1	0	3					
Kevin Foster, R OBP: 0.170, SLG: 0.216 Bob Patterson, R OBP: 0.357, SLG: 0.538 (1, 1) (7, 1) Mel Rojas, R OBP: 0.357, SLG: 0.538 (8, 1) Turk Wendell, L OBP: 0.357, SLG: 0.538 (9, 1)	B1-3				P4			L4		3	0	0	0	0	0	6					
										1	0	0	0	0	0	0					
										0	0	0	0	0	0	0					
										0	0	0	0	0	0	0					
Inning Stats	R: 0 E: 0 K: 1 S: 12	H: 1 LOB: 1 BB: 0 P: 18	R: 0 E: 0 K: 1 S: 13	H: 2 LOB: 2 BB: 0 P: 17	R: 0 E: 0 K: 0 S: 6	H: 0 LOB: 0 BB: 0 P: 7	R: 0 E: 0 K: 0 S: 12	H: 1 LOB: 3 BB: 2 P: 22	R: 0 E: 0 K: 2 S: 14	H: 1 LOB: 1 BB: 0 P: 26	R: 2 E: 0 K: 0 S: 10	H: 3 LOB: 1 BB: 0 P: 17	R: 0 E: 0 K: 2 S: 10	H: 0 LOB: 0 BB: 0 P: 16	R: 0 E: 0 K: 1 S: 12	H: 2 LOB: 2 BB: 0 P: 18	1B: 9 2B: 3 3B: 0 HR: 0	SF: 0 SAC: 1 DP: 0 HBP: 1	WP: 1 PB: 0 SB: 1 CS: 0	PA: 43	
PITCHER	IP	WLS	BF	H	R	ER	SO	BB	IBB	HBP	BLK	WP	HR	S	P	ERA	WHIP				
Dave Milicki, R ERA: 2.88 (1, 1)	5.0	L	25	6	2	2	4	3	0	1	0	0	0	60	96	3.60	1.800				
Toby Borland, R ERA: 3.69 (6, 1)	0.2		3	1	0	0	0	0	0	0	0	1	0	7	14	0.00	1.500				
Brian Bohanon, L ERA: 6.17 (6, 1)	1.0		5	2	2	0	0	0	0	0	0	0	0	9	14	18.00	2.000				
Barry Manuel, R ERA: 4.82 (7, 1)	1.1		5	1	0	0	2	0	0	0	0	0	0	13	22	0.00	0.750				
Ricardo Jordan, L ERA: 6.75 (9, 1)	1.0		5	2	0	0	1	0	0	0	0	0	0	12	18	0.00	2.000				

Chicago Cubs @ New York Mets
Shea Stadium, Flushing, NY
Sun Apr 20 1997, 3:38 AM EDT
Att: 18,484 - Sunny - 57 F

AB	33
R	4
H	12
RBI	3
BB	3
SO	6
LOB	28



Batter	1	2	3	4	5	6	7	8	9	AB	R	H	RBI	BB	SO	LOB	BOTTOM					
Manny Alexander, R OBP: 0.368, SLG: 0.389 (1, 6)	S BB		1B		2B			L4	G6-3	4	0	2	0	1	0	1						
Carlos Baerga, S OBP: 0.208, SLG: 0.216 (1, 4)	F8		G3		G4-3			1B		4	0	1	0	0	0	3						
John Olerud, L OBP: 0.430, SLG: 0.614 (1, 3)	K				F8			K		4	0	0	0	0	2	2						
Bernard Gilkey, R OBP: 0.269, SLG: 0.279 Ricardo Jordan, L OBP: 0.357, SLG: 0.538 (1, 7) (9, 1)	F9				F9			L8		4	0	0	0	0	0	2						
Carl Everett, S OBP: 0.235, SLG: 0.355 Barry Manuel, R OBP: 0.357, SLG: 0.538 Steve Bieser, L OBP: 0.333, SLG: 0.200 (1, 8) (7, 1) (9, 7)	F8				BB			K		2	0	0	0	1	1	0						
Alex Ochoa, R OBP: 0.283, SLG: 0.295 (1, 9)	G4-3				G3			G6-3		4	0	0	0	0	1	2						
Matt Franco, L OBP: 0.500, SLG: 0.667 (1, 5)	F9							1B		3	2	2	1	1	0	0						
Alberto Castillo, R OBP: 0.571, SLG: 0.400 Todd Hundley, S OBP: 0.303, SLG: 0.436 (1, 2) (7, PH) (8, 2)			B1-3		K			2B BB		2	0	0	0	0	1	0						
Dave Milicki, R OBP: 0.125, SLG: 0.250 Toby Borland, R OBP: 0.357, SLG: 0.538 Brian Bohanon, L OBP: 0.357, SLG: 0.538 Lance Johnson, L OBP: 0.400, SLG: 0.348 (1, 1) (6, 1) (6, 1) (7, 8)			K		F9			G4-3		2	0	0	0	0	1	0						
										0	0	0	0	0	0	0						
										2	0	1	2	0	0	2						
Inning Stats	R: 0 E: 0 K: 1 S: 9	H: 0 LOB: 1 BB: 1 P: 16	R: 0 E: 0 K: 0 S: 10	H: 0 LOB: 0 BB: 0 P: 11	R: 0 E: 0 K: 1 S: 13	H: 1 LOB: 1 BB: 0 P: 16	R: 0 E: 0 K: 0 S: 9	H: 0 LOB: 1 BB: 1 P: 18	R: 1 E: 0 K: 1 S: 12	H: 2 LOB: 1 BB: 0 P: 18	R: 0 E: 0 K: 1 S: 5	H: 0 LOB: 0 BB: 0 P: 9	R: 0 E: 0 K: 1 S: 8	H: 2 LOB: 1 BB: 0 P: 12	R: 0 E: 0 K: 1 S: 7	H: 1 LOB: 0 BB: 0 P: 13	R: 2 E: 0 K: 2 S: 19	H: 2 LOB: 1 BB: 1 P: 31	1B: 5 2B: 2 3B: 0 HR: 1	SF: 0 SAC: 0 DP: 1 HBP: 0	WP: 1 PB: 0 SB: 3 CS: 0	PA: 37
PITCHER	IP	WLS	BF	H	R	ER	SO	BB	IBB	HBP	BLK	WP	HR	S	P	ERA	WHIP					
Kevin Foster, R ERA: 5.28 (1, 1)	6.1	W	25	4	1	1	4	2	0	0	0	0	0	61	92	1.42	0.947					
Bob Patterson, L ERA: 4.32 (7, 1)	1.1		5	2	0	0	1	0	0	0	0	0	0	11	18	0.00	1.500					
Mel Rojas, R ERA: 7.2 (8, 1)	0.1		1	0	0	0	0	0	0	0	0	0	0	1	3	0.00	0.000					
Turk Wendell, R ERA: 2.79 (9, 1)	1.0	S	6	2	2	2	2	1	0	0	0	1	0	19	31	18.00	3.000					

Chicago Cubs @ New York Mets
Shea Stadium, Flushing, NY
Sun Apr 20 1997, 3:38 AM EDT
Att: 18,484 - Sunny - 57 F

AB	34
R	3
H	8
RBI	3
BB	3
SO	7
LOB	14



Batter	1	2	3	4	5	6	7	8	9	AB	R	H	RBI	BB	SO	LOB	TOP				
Brian McRae, S OBP: 0.197, SLG: 0.237 (1, 8)										0	1	0	0	0	0	0					
Shawon Dunston, R OBP: 0.155, SLG: 0.196 (1, 6)										5	0	0	0	0	0	2	1				
Mark Grace, L OBP: 0.448, SLG: 0.720 (1, 3)										4	1	1	0	1	1	0					
Sammy Sosa, R OBP: 0.231, SLG: 0.279 (1, 9)											5	0	0	0	0	1	3				
Brooks Kieschnick, L OBP: 0.348, SLG: 0.476 (6, PH)										3	1	2	0	0	0	0					
Doug Glanville, R OBP: 0.250, SLG: 0.320 (6, 7)											1	1	0	0	0	0	1				
Kevin Orie, R OBP: 0.300, SLG: 0.333 (1, 5)											3	0	0	0	1	0	3				
Scott Servais, R OBP: 0.244, SLG: 0.220 (1, 2)										4	0	2	3	0	0	0					
Rey Sanchez, R OBP: 0.391, SLG: 0.400 (1, 4)										3	1	2	0	1	0	1					
Frank Castillo, R (7, PH)										1	0	0	0	0	0	1	3				
Dave Hansen, L OBP: 0.200, SLG: 0.250 (7, 1)										1	1	1	0	0	0	0					
Kent Bottenfield, R (7, 1)										0	0	0	0	0	0	0					
Bob Patterson, R (7, 1)										0	0	0	0	0	0	0					
Terry Adams, R (7, 1)										0	0	0	0	0	0	0					
José Hernández, R OBP: 0.333, SLG: 0.333 (7, 9)										1	0	0	0	0	0	1					
Inning Stats	R: 0 E: 0 K: 2 S: 7	H: 0 LOB: 0 BB: 0 P: 9	R: 0 E: 0 K: 0 S: 5	H: 0 LOB: 0 BB: 0 P: 11	R: 0 E: 0 K: 0 S: 5	H: 1 LOB: 1 BB: 0 P: 8	R: 2 E: 0 K: 1 S: 12	H: 3 LOB: 3 BB: 2 P: 20	R: 0 E: 0 K: 0 S: 6	H: 0 LOB: 0 BB: 0 P: 6	R: 1 E: 0 K: 0 S: 8	H: 2 LOB: 1 BB: 0 P: 13	R: 2 E: 2 K: 0 S: 10	H: 1 LOB: 2 BB: 1 P: 19	R: 1 E: 0 K: 1 S: 7	H: 1 LOB: 0 BB: 0 P: 10	R: 0 E: 0 K: 3 S: 9	H: 0 LOB: 0 BB: 0 P: 11	1B: 5 2B: 3 3B: 0 HR: 0	SF: 0 SAC: 2 DP: 0 HBP: 0	WP: 0 PA: 40 PB: 0 SB: 1 CS: 0
PITCHER	IP	WLS	BF	H	R	ER	SO	BB	IBB	HBP	BLK	WP	HR	S	P	ERA	WHIP				
Armando Reynoso, R ERA: 2.45 (1, 1)	6.0		26	6	3	3	3	1	1	0	1	0	0	43	67	4.50	1.167				
Greg McMichael, R ERA: 2.53 (7, 1)	2.0	L	11	2	3	0	1	1	0	0	0	0	0	17	29	0.00	1.500				
Toby Borland, R ERA: 3.24 (9, 1)	1.0		3	0	0	0	3	0	0	0	0	0	0	9	11	0.00	0.000				

Chicago Cubs @ New York Mets
Shea Stadium, Flushing, NY
Mon Apr 21 1997, 3:33 AM EDT
Att: 13,250 - Cloudy - 51 F

AB	31
R	6
H	8
RBI	3
BB	3
SO	5
LOB	13



Batter	1	2	3	4	5	6	7	8	9	AB	R	H	RBI	BB	SO	LOB	BOTTOM				
Lance Johnson, L OBP: 0.388, SLG: 0.329 (1, 8)										4	0	0	0	1	1	1					
John Olerud, L OBP: 0.446, SLG: 0.616 (1, 3)										3	1	2	0	1	0	0					
Bernard Gilkey, R OBP: 0.268, SLG: 0.278 (1, 7)										4	1	1	0	0	0	3					
Todd Hundley, S OBP: 0.314, SLG: 0.421 (1, 2)										2	0	0	1	2	1	2					
Carl Everett, S OBP: 0.237, SLG: 0.343 (1, 9)										4	1	1	1	0	2	4					
Butch Huskey, R OBP: 0.146, SLG: 0.234 (1, 5)										4	0	1	2	0	0	2					
Carlos Baerga, S OBP: 0.195, SLG: 0.204 (1, 4)										3	0	0	0	0	0	1					
Greg McMichael, R OBP: 1.000, SLG: 1.000 (7, 1)										0	0	0	0	0	0	0					
Matt Franco, L OBP: 0.462, SLG: 0.600 (8, PH)										1	0	0	0	0	1						
Toby Borland, R (9, 1)										0	0	0	0	0	0						
Rey Ordóñez, R OBP: 0.273, SLG: 0.231 (1, 6)										4	0	0	0	0	0	0					
Armando Reynoso, R (1, 1)											1	0	0	0	0	0					
Steve Bieser, L OBP: 0.429, SLG: 0.200 (6, PH)										0	1	0	0	1	0	0					
Manny Alexander, R OBP: 0.333, SLG: 0.350 (7, 4)										2	0	0	0	0	1	0					
Inning Stats	R: 0 E: 1 K: 1 S: 12	H: 1 LOB: 2 BB: 0 P: 19	R: 0 E: 0 K: 0 S: 6	H: 0 LOB: 0 BB: 0 P: 7	R: 0 E: 0 K: 0 S: 4	H: 0 LOB: 0 BB: 0 P: 5	R: 0 E: 0 K: 2 S: 8	H: 0 LOB: 0 BB: 0 P: 13	R: 0 E: 0 K: 0 S: 6	H: 0 LOB: 0 BB: 0 P: 9	R: 4 E: 0 K: 0 S: 11	H: 3 LOB: 1 BB: 2 P: 24	R: 0 E: 0 K: 1 S: 14	H: 0 LOB: 2 BB: 2 P: 24	R: 0 E: 0 K: 0 S: 4	H: 1 LOB: 1 BB: 1 P: 10	R: 0 E: 0 K: 1 S: 10	H: 0 LOB: 0 BB: 0 P: 15	1B: 4 2B: 1 3B: 0 HR: 0	SF: 0 SAC: 0 DP: 1 HBP: 0	WP: 1 PA: 37 PB: 0 SB: 0 CS: 0
PITCHER	IP	WLS	BF	H	R	ER	SO	BB	IBB	HBP	BLK	WP	HR	S	P	ERA	WHIP				
Frank Castillo, R ERA: 5.18 (7, 1)	0.2		3	0	0	0	1	1	0	0	0	0	0	11	17	0.00	1.500				
Bob Patterson, L ERA: 4.32 (7, 1)	0.0		1	0	0	0	0	1	0	0	0	1	0	1	5	∞	∞				
Terry Adams, R ERA: 4.32 (7, 1)	2.1	S	8	1	0	0	1	1	0	0	0	0	0	16	27	0.00	0.857				

Chicago Cubs @ New York Mets
Shea Stadium, Flushing, NY
Mon Apr 21 1997, 3:33 AM EDT
Att: 13,250 - Cloudy - 51 F

AB	32
R	4
H	5
RBI	4
BB	5
SO	5
LOB	14



Batter	1	2	3	4	5	6	7	8	9	AB	R	H	RBI	BB	SO	LOB	TOP		
Doug Glanville, R OBP: 0.241, SLG: 0.276 (1, 8)	F8		G4-3		F9		F9			4	0	0	0	0	0	3	Chicago Cubs @ Montreal Expos Olympic Stadium, Montreal, QB Tue Apr 22 1997, 7:05 PM EDT Att: 12,314 - Dome - 72 F		
Rey Sanchez, R OBP: 0.370, SLG: 0.375 (1, 6)	G5-3		1B		F9			L4		4	0	1	0	0	0	1			
Mark Grace, L OBP: 0.394, SLG: 0.621 (1, 3)	F9		P5			G4-3		F7		4	0	0	0	0	0	1			
Sammy Sosa, R OBP: 0.246, SLG: 0.338 (1, 9)		HR			F7		F8		1B	4	1	2	1	0	0	0			
Brooks Kieschnick, L OBP: 0.333, SLG: 0.440 (1, 7)	K				1B		G4-3		K	4	0	1	0	0	2	1			
23 Ryne Sandberg, R OBP: 0.288, SLG: 0.222 (1, 4)	K				K		G5-4-3		G1-3	4	0	1	0	0	2	1			
Kevin Orte, R OBP: 0.302, SLG: 0.319 (1, 5)		BB			K		G5-4-3		CI	2	0	0	0	1	1	2			
Scott Servais, R OBP: 0.265, SLG: 0.227 (1, 2)	F9				FC3-4		2B		K	3	0	1	0	0	1	2			
Dave Swartzbaugh, R (1, 1)			G6-3		FC3-4		1B		K	2	0	0	0	0	0	1			
Ramon Tatis, L (5, 1)									K	0	0	0	0	0	0	0			
Shawon Dunston, R OBP: 0.169, SLG: 0.228 (7, PH)										1	0	1	0	0	0	0			
Kent Bottenfield, R (7, 1)										0	0	0	0	0	0	0			
Dave Clark, L OBP: 0.211, SLG: 0.333 (9, PH)										1	0	0	0	0	1	1			
Inning Stats	R: 0 E: 0 K: 0 S: 8	H: 0 LOB: 0 BB: 0 P: 12	R: 1 E: 0 K: 2 S: 14	H: 1 LOB: 1 BB: 1 P: 22	R: 0 E: 0 K: 0 S: 11	H: 1 LOB: 1 BB: 0 P: 15	R: 0 E: 0 K: 2 S: 11	H: 1 LOB: 1 BB: 0 P: 15	R: 0 E: 0 K: 0 S: 6	H: 0 LOB: 0 BB: 0 P: 11	R: 0 E: 0 K: 0 S: 9	H: 2 LOB: 2 BB: 0 P: 17	R: 0 E: 0 K: 1 S: 16	H: 1 LOB: 1 BB: 0 P: 24	R: 0 E: 1 K: 2 S: 13	H: 0 LOB: 1 BB: 0 P: 20	1B: 5 2B: 1 3B: 0 HR: 1	SF: 0 SAC: 0 DP: 1 HBP: 1	WP: 0 PA: 36 PB: 0 SB: 1 CS: 0
PITCHER	IP WLS BF H R ER SO BB IBB HBP BLK WP HR S P ERA WHIP																		
Dustin Hermanson, R ERA: 2.63 (1, 1)	5.0 W 20 4 1 1 4 1 0 0 0 0 0 1 52 77 1.80 1.000																		
Omar Daal, L ERA: 5.11 (6, 1)	2.0 8 2 0 0 0 0 0 0 1 0 0 0 0 15 28 0.00 1.000																		
Lee Smith, R ERA: (8, 1)	1.0 4 1 0 0 1 0 0 0 0 0 0 0 16 24 0.00 1.000																		
Ugueth Urbina, R ERA: 1.93 (9, 1)	1.0 4 0 0 0 2 0 0 0 0 0 0 0 13 20 0.00 0.000																		

Batter	1	2	3	4	5	6	7	8	9	AB	R	H	RBI	BB	SO	LOB	BOTTOM		
Mark Grudzielanek, R OBP: 0.292, SLG: 0.394 (1, 6)	F8-5	G5-3		F7			F9			4	0	1	0	0	0	2	Chicago Cubs @ Montreal Expos Olympic Stadium, Montreal, QB Tue Apr 22 1997, 7:05 PM EDT Att: 12,314 - Dome - 72 F		
Mike Lansing, R OBP: 0.250, SLG: 0.260 (1, 4)	F8-5		G4-3		F9		L8			2	2	0	0	2	0	0			
Rondell White, R OBP: 0.324, SLG: 0.464 (1, 8)	F8-5		G1-3		BLK		1B			4	0	2	0	0	0	2			
David Segui, S OBP: 0.397, SLG: 0.578 (1, 3)	F8		F8		F9		P5			4	0	1	1	0	0	3			
Henry Rodriguez, L OBP: 0.286, SLG: 0.565 (1, 7)	K			F8		F9		L4		4	0	0	0	0	1	3			
Ugueth Urbina, R (9, 1)										0	0	0	0	0	0	0			
F.P. Santangelo, S OBP: 0.506, SLG: 0.512 (1, 9)		2B		E9		P2		2B		2	2	1	0	1	0	1			
Doug Strange, S OBP: 0.409, SLG: 0.600 (1, 5)	F8			HR		G4-3		2B		4	1	2	2	0	0	1			
Chris Widger, R OBP: 0.276, SLG: 0.571 (1, 2)		2B				G5-3		F9		3	0	1	1	1	0	2			
Dustin Hermanson, R OBP: 0.333, SLG: 1.333 ERA: 9.0 (1, 1)										2	0	0	0	0	2	2			
Omar Daal, L OBP: 0.333, SLG: 0.333 (6, 1)										1	0	0	0	0	0	0			
Lee Smith, R (8, 1)										0	0	0	0	0	0	0			
Joe Orsulak, L OBP: 0.364, SLG: 0.389 (9, 7)										1	0	0	0	0	0	2			
Inning Stats	R: 1 E: 0 K: 1 S: 10	H: 2 LOB: 1 BB: 1 P: 20	R: 1 E: 0 K: 1 S: 11	H: 1 LOB: 0 BB: 0 P: 17	R: 0 E: 0 K: 0 S: 5	H: 0 LOB: 0 BB: 0 P: 7	R: 2 E: 1 K: 1 S: 11	H: 2 LOB: 1 BB: 1 P: 19	R: 1 E: 0 K: 0 S: 6	H: 1 LOB: 1 BB: 1 P: 13	R: 0 E: 0 K: 0 S: 5	H: 0 LOB: 0 BB: 0 P: 7	R: 0 E: 0 K: 0 S: 7	H: 1 LOB: 1 BB: 0 P: 7	R: 0 E: 0 K: 0 S: 14	H: 1 LOB: 2 BB: 1 P: 23	1B: 2 2B: 6 3B: 0 HR: 1	SF: 0 SAC: 0 DP: 1 HBP: 1	WP: 0 PA: 36 PB: 0 SB: 1 CS: 0
PITCHER	IP WLS BF H R ER SO BB IBB HBP BLK WP HR S P ERA WHIP																		
Dave Swartzbaugh, R ERA: 9.0 (1, 1)	4.0 L 21 6 5 5 3 3 0 0 1 0 0 0 9 14 0.00 2.250																		
Ramon Tatis, L ERA: (5, 1)	2.0 6 0 0 0 0 0 0 0 0 1 0 0 9 14 0.00 0.000																		
Kent Bottenfield, R ERA: 4.22 (7, 1)	2.0 9 2 0 0 0 1 0 0 0 0 0 0 21 30 0.00 1.500																		

AB	33
R	1
H	7
RBI	1
BB	1
SO	7
LOB	13



AB	31
R	5
H	8
RBI	4
BB	4
SO	3
LOB	18



Batter	1	2	3	4	5	6	7	8	9	AB	R	H	RBI	BB	SO	LOB	TOP								
Tony Womack, L (1,4) OBP: 0.277, SLG: 0.364	G4-3		L7			G6-3		K		4	0	0	0	0	1	0									
Jermaine Allensworth, R (1,8) OBP: 0.462, SLG: 0.449	K			G6-3		F9		F8		4	1	0	0	0	1	0									
Al Martin, L (1,7) OBP: 0.404, SLG: 0.378	E1			G5-3		K			F8	18	2B	1B	4	1	1	0	0	1	1						
Mark Johnson, L (1,3) OBP: 0.277, SLG: 0.356	K				BB					1B	18	SF8	2B	3	1	1	0	1	2	3					
Kevin Elster, R (1,6) OBP: 0.360, SLG: 0.459	CS			K																					
18 Jason Kendall, R (1,2) OBP: 0.326, SLG: 0.322			L9			FC6-5	G6-3																		
Jose Guillen, R (1,9) OBP: 0.352, SLG: 0.375			F9			G6-3																			
Joe Randa, R (1,5) OBP: 0.262, SLG: 0.310				F9		FC6-5																			
67 Francisco Cordova, R (1,1) Jeff Granger, R (7,1) Marc Wilkins, R (7,1) Dale Sveum, S (8,PH) Rich Loiselle, R (8,1)			G5-3			G4-3																			
Inning Stats	R: 1 E: 1 K: 2 S: 13	H: 0 LOB: 0 BB: 0 P: 19	R: 0 E: 0 K: 1 S: 7	H: 0 LOB: 0 BB: 0 P: 11	R: 0 E: 0 K: 0 S: 5	H: 0 LOB: 0 BB: 0 P: 5	R: 0 E: 0 K: 1 S: 11	H: 0 LOB: 1 BB: 1 P: 22	R: 0 E: 0 K: 0 S: 5	H: 0 LOB: 1 BB: 0 P: 8	R: 0 E: 0 K: 1 S: 7	H: 0 LOB: 0 BB: 0 P: 11	R: 1 E: 0 K: 0 S: 10	H: 3 LOB: 1 BB: 0 P: 14	R: 0 E: 0 K: 1 S: 11	H: 0 LOB: 0 BB: 0 P: 14	R: 2 E: 1 K: 1 S: 11	H: 3 LOB: 1 BB: 0 P: 17	1B: 4 2B: 2 3B: 0 HR: 0	SF: 1 SAC: 0 DP: 1 HBP: 1	WP: 1 PB: 1 SB: 1 CS: 2	PA: 36			
PITCHER	IP	WLS	BF	H	R	ER	SO	BB	IBB	HBP	BLK	WP	HR	S	P	ERA	WHIP								
Steve Trachsel, R (1,1) ERA: 5.96	7.0		26	3	2	1	5	1	0	1	0	1	0	58	90	1.29	0.571								
Bob Patterson, L (8,1) ERA: 4.0	0.2		2	0	0	0	2	0	0	0	0	0	0	9	11	0.00	0.000								
Mel Rojas, R (8,1) ERA: 7.11	1.1	L	7	3	2	1	1	0	0	0	0	0	0	13	20	6.75	2.250								

Pittsburgh Pirates @ Chicago Cubs
Wrigley Field, Chicago, IL
Thu Apr 24 1997, 7:05 PM CDT
Att: 21,787 - Unknown - 50 F

AB 32
R 4
H 6
RBI 2
BB 1
SO 8
LOB 12



Batter	1	2	3	4	5	6	7	8	9	AB	R	H	RBI	BB	SO	LOB	BOTTOM								
Brian McRae, S (1,8) OBP: 0.197, SLG: 0.235	F8	F9			P6		F9		K	5	0	0	0	0	1	2									
Tyler Houston, L (1,2) OBP: 0.194, SLG: 0.269	B1-3		P5		G4-3		G3		G4-3	5	0	2	0	0	0	0									
Mark Grace, L (1,3) OBP: 0.372, SLG: 0.500	WP	BB	F7		G4-3		BB	BB	G4-3	3	1	0	0	2	0	3									
Sammy Sosa, R (1,9) OBP: 0.269, SLG: 0.324	WP	1B			K		BB	BB		2	1	1	0	3	1	2									
Brooks Kieschnick, L (1,7) OBP: 0.355, SLG: 0.429	G4-3		G6-3			23	G3		K	3	0	1	0	0	0	3									
Doug Glanville, R (6,PH) OBP: 0.259, SLG: 0.343										2	0	1	2	0	1	2									
23 Ryne Sandberg, R (1,4) OBP: 0.245, SLG: 0.205		L6			G6-3		G3		K	4	0	0	0	0	1	2									
Mel Rojas, R (8,1)										0	0	0	0	0	0	0									
Shawon Dunston, R (1,6) ERA: 1.95			F9				P2		G6-3	4	1	1	0	0	0	2									
José Hernández, R (9,4) OBP: 0.333, SLG: 0.500		1B	2B							0	0	0	0	0	0	0									
Kevin Orie, R (1,5) OBP: 0.328, SLG: 0.370					G6-3				G6-3	3	0	1	1	1	0	0									
Steve Trachsel, R (1,1) ERA: 1.95										2	0	0	0	1	2	4									
Bob Patterson, R (8,1)										0	0	0	0	0	0	0									
Rey Sanchez, R (8,4) OBP: 0.357, SLG: 0.360					G4-3	1B	BB		K	1	0	0	0	0	0	0									
Inning Stats	R: 0 E: 0 K: 0 S: 12	H: 1 LOB: 2 BB: 1 P: 19	R: 1 E: 0 K: 1 S: 13	H: 2 LOB: 1 BB: 0 P: 18	R: 0 E: 0 K: 0 S: 6	H: 0 LOB: 1 BB: 1 P: 13	R: 0 E: 0 K: 0 S: 6	H: 0 LOB: 0 BB: 0 P: 7	R: 0 E: 0 K: 1 S: 11	H: 1 LOB: 2 BB: 1 P: 18	R: 0 E: 0 K: 1 S: 8	H: 1 LOB: 3 BB: 1 P: 13	R: 2 E: 0 K: 1 S: 14	H: 1 LOB: 1 BB: 2 P: 26	R: 0 E: 0 K: 0 S: 5	H: 0 LOB: 0 BB: 0 P: 8	R: 0 E: 0 K: 2 S: 15	H: 1 LOB: 2 BB: 1 P: 26	1B: 5 2B: 2 3B: 0 HR: 0	SF: 0 SAC: 0 DP: 0 HBP: 0	WP: 1 PB: 0 SB: 1 CS: 0	PA: 41			
PITCHER	IP	WLS	BF	H	R	ER	SO	BB	IBB	HBP	BLK	WP	HR	S	P	ERA	WHIP								
67 Francisco Cordova, R (1,1) ERA: 1.95	6.2		29	5	1	1	3	3	1	0	0	0	0	4	4	-	-								
Jeff Granger, L (7,1) ERA: 11.25	0.0		1	0	0	0	0	1	0	0	0	0	0	0	4	-	-								
Marc Wilkins, R (7,1) ERA: 9.39	0.1		3	1	2	2	1	1	0	0	0	0	0	8	13	54.00	6.000								
Rich Loiselle, R (8,1) ERA: 4.09	2.0	W	8	1	0	0	2	0	1	0	0	0	0	20	34	0.00	0.500								

Pittsburgh Pirates @ Chicago Cubs
Wrigley Field, Chicago, IL
Thu Apr 24 1997, 7:05 PM CDT
Att: 21,787 - Unknown - 50 F

AB 34
R 3
H 7
RBI 3
BB 7
SO 6
LOB 20



Batter	1	2	3	4	5	6	7	8	9	AB	R	H	RBI	BB	SO	LOB	TOP		
Mark Grudzielanek, R (1, 6) <small>OBP: 0.329, SLG: 0.441</small> Andy Stankiewicz, R (8, PH) <small>OBP: 0.304, SLG: 0.350</small>	 1B		 2B			 F8		 FC5-4 1B		4	1	3	0	0	0	0			
Mike Lansing, R (1, 4) <small>OBP: 0.241, SLG: 0.306</small>	 F8		 K			 L5		 FC5-4 1-2		4	0	0	0	0	1	3			
Rondell White, R (1, 8) <small>OBP: 0.323, SLG: 0.472</small>	 F9		 P8			 K		 G5-3		4	0	0	0	0	1	2			
David Segui, S (1, 3) <small>OBP: 0.113, SLG: 0.580</small>	 1B		 1B		 G4-3 SF8 2B		 F8		 1B		4	1	3	0	0	0			
Henry Rodriguez, L (1, 7) <small>OBP: 0.330, SLG: 0.596</small>	 1B		 G4-3			 L5		 K		4	0	1	1	0	1	2			
F.P. Santangelo, S (1, 9) <small>OBP: 0.472, SLG: 0.509</small>		 K		 SF8		 F8		 1B		3	0	1	1	0	1	0			
Shane Andrews, R (1, 5) <small>OBP: 0.230, SLG: 0.421</small>	 G1-3		 F9			 G1-3		 K		4	0	0	0	0	1	2			
Chris Widger, R (1, 2) <small>OBP: 0.250, SLG: 0.474</small>	 P4				 L8		 K			3	0	0	0	0	1	0			
Dustin Hermanson, R (1, 1) <small>OBP: 0.333, SLG: 1.333</small> Salomon Torres, R (1, 1) <small>OBP: 0.333, SLG: 0.333</small> Marc Valdes, R (5, 1) <small>OBP: 0.154, SLG: 0.333</small> Sherman Qabando, R (8, PH) <small>OBP: 0.154, SLG: 0.333</small> Dave Veres, R (8, 1) <small>OBP: 1.000, SLG: 1.000</small>			 G5-3		 P9		 K			0	0	0	0	0	0	0			
Inning Stats	R: 1 E: 0 K: 0 S: 7	H: 3 LOB: 2 BB: 0 P: 11	R: 0 E: 0 K: 1 S: 8	H: 0 LOB: 0 BB: 0 P: 9	R: 0 E: 0 K: 1 S: 10	H: 1 LOB: 1 BB: 0 P: 13	R: 1 E: 0 K: 0 S: 6	H: 1 LOB: 0 BB: 0 P: 7	R: 0 E: 0 K: 1 S: 4	H: 0 LOB: 0 BB: 0 P: 6	R: 0 E: 0 K: 0 S: 6	H: 0 LOB: 0 BB: 0 P: 11	R: 0 E: 0 K: 2 S: 10	H: 1 LOB: 1 BB: 0 P: 14	R: 0 E: 0 K: 2 S: 16	H: 2 LOB: 2 BB: 0 P: 21	1B: 6 2B: 2 3B: 0 HR: 0	SF: 1 SAC: 0 DP: 0 HBP: 0	WP: 0 PA: 34 FB: 0 SB: 0 CS: 0
PITCHER	IP: 8.0 WLS: W BF: 29 ERA: 3.22 MEL ROJAS, R <small>ERA: 5.4</small>	H: 6 R: 2 ER: 2 SO: 5 BB: 0 IBB: 0 HBP: 0 BLK: 0 WP: 0 HR: 0 S: 59 P: 82 ERA: 2.25 WHIP: 0.750	IP: 1.0 WLS: S BF: 5 ERA: 5.4	H: 2 R: 0 ER: 0 SO: 2 BB: 0 IBB: 0 HBP: 0 BLK: 0 WP: 0 HR: 0 S: 16 P: 21 ERA: 0.00 WHIP: 2.000	PITCHER	IP: 8.0 WLS: W BF: 29 ERA: 3.22 MEL ROJAS, R <small>ERA: 5.4</small>	H: 6 R: 2 ER: 2 SO: 5 BB: 0 IBB: 0 HBP: 0 BLK: 0 WP: 0 HR: 0 S: 59 P: 82 ERA: 2.25 WHIP: 0.750	IP: 1.0 WLS: S BF: 5 ERA: 5.4	H: 2 R: 0 ER: 0 SO: 2 BB: 0 IBB: 0 HBP: 0 BLK: 0 WP: 0 HR: 0 S: 16 P: 21 ERA: 0.00 WHIP: 2.000										

Montreal Expos @ Chicago Cubs
 Wrigley Field, Chicago, IL
 Mon Apr 28 1997, 7:05 PM CDT
 Att: 18,755 - Unknown - 53 F

AB	33
R	2
H	8
RBI	2
BB	0
SO	7
LOB	9



Batter	1	2	3	4	5	6	7	8	9	AB	R	H	RBI	BB	SO	LOB	BOTTOM
Brian McRae, S (1, 8) <small>OBP: 0.229, SLG: 0.299</small>	 L3	 SH1-3 WP 2B		 G4-3		 1B		 K		5	1	2	0	0	1	2	
Shawn Dunston, R (1, 6) <small>OBP: 0.250, SLG: 0.329</small> Rey Sanchez, R (9, 6) <small>OBP: 0.343, SLG: 0.344</small>	 S BB G5-3 1B	 SH1-3		 E6		 G5-3		 L4		4	1	1	0	0	0	3	
Mark Grace, L (1, 3) <small>OBP: 0.426, SLG: 0.480</small>	 23 BB BB G5-3 1B	 F7		 G1-3		 G3-1				3	1	0	0	1	0	1	
Sammy Sosa, R (1, 9) <small>OBP: 0.271, SLG: 0.352</small>	 G5-3	 G1-3			 K		 K			4	0	0	1	0	2	1	
Brooks Kieschnick, L (1, 7) <small>OBP: 0.357, SLG: 0.378</small> Doug Glanville, R (5, PH) <small>OBP: 0.333, SLG: 0.359</small>	 23 BB BB		 F7		 23 WP 1B		 1B			2	1	1	0	1	0	0	
23 Ryne Sandberg, R (1, 4) <small>OBP: 0.269, SLG: 0.344</small>	 BB 1B BB		 E S SF9 1B		 K		 G4-3			3	1	1	0	1	1	2	
Tyler Houston, L (1, 2) <small>OBP: 0.281, SLG: 0.276</small>	 BB 1B		 SF9		 G4-3		 G6-3			3	0	1	3	0	0	2	
Kevin Orle, R (1, 5) <small>OBP: 0.365, SLG: 0.381</small>	 BB 1B BB		 G5-3			 G6-3		 2B		3	0	1	0	1	0	0	
Terry Mulholland, R (1, 1) <small>OBP: 0.083, SLG: 0.083</small> Dave Clark, L (8, PH) <small>OBP: 0.356, SLG: 0.316</small> Mel Rojas, R (9, 1)	 F8		 L3			 K		 BB		3	0	0	0	0	1	3	
Inning Stats	R: 3 E: 0 K: 0 S: 13	H: 2 LOB: 3 BB: 4 P: 34	R: 1 E: 0 K: 0 S: 9	H: 1 LOB: 0 BB: 0 P: 16	R: 1 E: 0 K: 0 S: 9	H: 1 LOB: 0 BB: 0 P: 16	R: 0 E: 1 K: 2 S: 7	H: 0 LOB: 1 BB: 0 P: 11	R: 0 E: 0 K: 1 S: 11	H: 1 LOB: 1 BB: 0 P: 15	R: 0 E: 0 K: 1 S: 11	H: 1 LOB: 1 BB: 0 P: 16	R: 0 E: 0 K: 1 S: 8	H: 1 LOB: 2 BB: 1 P: 17	1B: 6 2B: 2 3B: 0 HR: 0	SF: 1 SAC: 1 DP: 0 HBP: 0	WP: 2 PA: 38 FB: 0 SB: 2 CS: 0
PITCHER	IP: 0.2 WLS: L BF: 8 ERA: 13.5 MARC VALDES, R <small>ERA: 4.4</small> DAVE VERES, R <small>ERA: 3.18</small>	H: 2 R: 3 ER: 3 SO: 3 BB: 3 IBB: 0 HBP: 0 BLK: 0 WP: 0 HR: 0 S: 12 P: 33 ERA: 40.50 WHIP: 9.000	IP: 4.0 WLS: 3 BF: 16 ERA: 13.5	H: 3 R: 2 ER: 1 SO: 2 BB: 0 IBB: 0 HBP: 0 BLK: 0 WP: 0 HR: 0 S: 23 P: 34 ERA: 0.00 WHIP: 0.857	IP: 1.0 WLS: 1 BF: 5 ERA: 3.18	H: 1 R: 0 ER: 0 SO: 1 BB: 0 IBB: 0 HBP: 0 BLK: 0 WP: 0 HR: 0 S: 8 P: 17 ERA: 0.00 WHIP: 2.000	PITCHER	IP: 8.0 WLS: W BF: 29 ERA: 3.22 MEL ROJAS, R <small>ERA: 5.4</small>	H: 6 R: 2 ER: 2 SO: 5 BB: 0 IBB: 0 HBP: 0 BLK: 0 WP: 0 HR: 0 S: 59 P: 82 ERA: 2.25 WHIP: 0.750	IP: 1.0 WLS: S BF: 5 ERA: 5.4	H: 2 R: 0 ER: 0 SO: 2 BB: 0 IBB: 0 HBP: 0 BLK: 0 WP: 0 HR: 0 S: 16 P: 21 ERA: 0.00 WHIP: 2.000						

Montreal Expos @ Chicago Cubs
 Wrigley Field, Chicago, IL
 Mon Apr 28 1997, 7:05 PM CDT
 Att: 18,755 - Unknown - 53 F

AB	31
R	5
H	8
RBI	4
BB	5
SO	5
LOB	14



Batter	1	2	3	4	5	6	7	8	9	AB	R	H	RBI	BB	SO	LOB	TOP		
Brian McRae, S OBP: 0.236, SLG: 0.292 (1, 8)	L9		2-1 S 1B		G4-3		G3	K		5	0	1	0	0	1	3			
Shawon Dunston, R OBP: 0.291, SLG: 0.370 (1, 6)	F9		4-2 FC4 1-2 BB			0-0 G4-3 1B	G4-3		1-0 1B	4	0	2	0	1	0	1			
Mark Grace, L OBP: 0.423, SLG: 0.533 (1, 3)	3-2 1B		1-1 L9			1-2 G4-3 1-2		2-1 HR	1-1 F8	5	1	2	1	0	0	4			
Sammy Sosa, R OBP: 0.283, SLG: 0.361 (1, 9)	0-1 F7		0-0 FC4 1-2			1-1 FC4-6 1B		1-2 G4-3 23 1B 2B	0-3 K	5	1	2	0	0	1	4			
Brooks Kieschnick, L OBP: 0.367, SLG: 0.523 Ramon Tatis, L Tyler Houston, L OBP: 0.285, SLG: 0.258 (8, PH) (8, 5)																			
23 Ryne Sandberg, R OBP: 0.284, SLG: 0.343 (1, 4)																			
Dave Hansen, L OBP: 0.357, SLG: 0.350 Kent Bottenfield, R (8, 1)																			
Scott Servais, R OBP: 0.306, SLG: 0.323 (1, 2)																			
Kevin Foster, R Turk Wendell, L Dave Clark, L OBP: 0.385, SLG: 0.429 (6, 1) (6, 7)																			
Inning Stats	R: 0 E: 0 K: 0 S: 8	H: 1 LOB: 1 BB: 0 P: 12	R: 0 E: 0 K: 1 S: 8	H: 0 LOB: 1 BB: 1 P: 15	R: 0 E: 0 K: 0 S: 11	H: 1 LOB: 2 BB: 1 P: 19	R: 0 E: 0 K: 2 S: 9	H: 0 LOB: 0 BB: 0 P: 14	R: 0 E: 0 K: 1 S: 6	H: 2 LOB: 1 BB: 0 P: 10	R: 2 E: 0 K: 1 S: 15	H: 2 LOB: 1 BB: 1 P: 25	R: 3 E: 0 K: 1 S: 18	H: 5 LOB: 2 BB: 0 P: 29	R: 0 E: 0 K: 2 S: 10	H: 1 LOB: 1 BB: 0 P: 13	1B: 9 2B: 1 3B: 0 HR: 2	SF: 0 SAC: 0 DP: 1 HBP: 0	WP: 0 PA: 41 PB: 0 SB: 1 CS: 0
PITCHER	IP WLS BF H R ER SO BB IBB HBP BLK WP HR S P ERA WHIP	7.1 W 32 8 4 4 5 3 0 0 0 0 2 73 118 4.91 1.500	1.2 9 4 1 1 3 0 0 0 0 0 0 20 31 5.40 2.400																

Chicago Cubs @ Colorado Rockies
Coors Field, Denver, CO
Wed Apr 30 1997, 7:05 PM MDT
Att: 48,017 - Unknown - 57 F

AB	38
R	5
H	12
RBI	5
BB	3
SO	8
LOB	18



Batter	1	2	3	4	5	6	7	8	9	AB	R	H	RBI	BB	SO	LOB	BOTTOM		
Eric Young Sr., R OBP: 0.415, SLG: 0.462 (1, 4)	F9		2-2 L4			0-1 FC4-6 1-2 1B	4-0 HBP HR BB	2-0 L8		4	1	1	0	1	0	1			
Ellis Burks, R OBP: 0.241, SLG: 0.455 (7, 7)	P3		1-1 G5-3			1-2 FC4-6 1B	0-2 SF9	2-2 G6-3		4	1	0	1	0	0	3			
Larry Walker, L OBP: 0.538, SLG: 0.911 (1, 9)	0-0 F8					0-2 1-2 3-H 1B	1-0 HR HBP	1-2 F9		4	2	2	3	0	0	0			
Andres Galarraga, R OBP: 0.462, SLG: 0.600 (1, 3)						4-2 F9 G4-3 BB	1-2 K	0-0 HR		3	2	1	4	1	1	1			
Dante Bichette, R OBP: 0.358, SLG: 0.437 Quinton McCracken, S OBP: 0.404, SLG: 0.453 (7, 8)						2-0 F9	1-3 G4-3			4	1	1	0	0	0	1			
Vinny Castilla, R OBP: 0.452, SLG: 0.685 (1, 5)						4-1 G4-3 BB	0-1 HR	2-0 G1-6-3 BB 1B		3	1	2	3	1	0	0			
Kirt Manwaring, R OBP: 0.375, SLG: 0.393 (1, 2)						0-1 F9	1-0 K	4-1 F8 SF9 2B	1-2 BB	3	1	1	0	1	1	1			
Walt Weiss, S OBP: 0.347, SLG: 0.373 (1, 6)						4-1 G6-3 BB	4-1 FC3-6 BB	0-0 F8	2-1 G1-6-3	2	0	0	0	2	0	3			
Kevin Ritz, R Jerry Dipoto, R (8, 1)						0-0 G6-3	0-0 FC3-6 1B	4-1 HBP WP HR BB	0-0 G4-3	3	2	0	0	1	0	3			
Inning Stats	R: 0 E: 0 K: 0 S: 5	H: 0 LOB: 0 BB: 0 P: 7	R: 0 E: 0 K: 0 S: 8	H: 0 LOB: 1 BB: 1 P: 14	R: 0 E: 0 K: 0 S: 7	H: 0 LOB: 1 BB: 1 P: 14	R: 2 E: 0 K: 1 S: 12	H: 1 LOB: 0 BB: 1 P: 22	R: 2 E: 0 K: 1 S: 14	H: 2 LOB: 1 BB: 1 P: 19	R: 7 E: 0 K: 0 S: 14	H: 4 LOB: 0 BB: 2 P: 27	R: 0 E: 0 K: 0 S: 5	H: 1 LOB: 1 BB: 1 P: 13	R: 0 E: 0 K: 0 S: 8	H: 0 LOB: 0 BB: 0 P: 13	1B: 4 2B: 1 3B: 0 HR: 3	SF: 1 SAC: 0 DP: 1 HBP: 1	WP: 1 PA: 39 PB: 1 SB: 0 CS: 0
PITCHER	IP WLS BF H R ER SO BB IBB HBP BLK WP HR S P ERA WHIP	5.0 L 25 6 7 6 2 4 0 0 0 0 1 0 5 13 0.00 3.000	1.1 7 2 4 4 0 1 0 1 0 0 0 1 9 19 27.00 2.250	1.0 3 0 0 0 0 0 0 0 0 0 0 0 8 13 0.00 0.000															

Chicago Cubs @ Colorado Rockies
Coors Field, Denver, CO
Wed Apr 30 1997, 7:05 PM MDT
Att: 48,017 - Unknown - 57 F

AB	30
R	11
H	8
RBI	11
BB	7
SO	2
LOB	13



Batter	1	2	3	4	5	6	7	8	9	AB	R	H	RBI	BB	SO	LOB	TOP				
Brian McRae, S OBP: 0.252, SLG: 0.307 (1, 8)										5	1	3	0	0	1	1					
Shawn Dunston, R OBP: 0.297, SLG: 0.395 (1, 6)										5	2	2	0	0	0	2					
Mark Grace, L OBP: 0.421, SLG: 0.516 (1, 3)										2	0	0	1	2	0	2					
Sammy Sosa, R OBP: 0.282, SLG: 0.350 (1, 9)										3	0	0	1	1	1	3					
Brooks Kieschnick, L OBP: 0.358, SLG: 0.489 Doug Glanville, R OBP: 0.329, SLG: 0.350 (8, 7)										3	0	0	0	1	0	3					
23 Ryne Sandberg, R OBP: 0.269, SLG: 0.324 (1, 4)										4	0	0	0	0	0	3					
Tyler Houston, L OBP: 0.289, SLG: 0.371 (1, 5)										4	1	2	1	0	0	0					
Scott Servais, R OBP: 0.316, SLG: 0.324 (1, 2)										3	0	1	0	1	0	2					
Frank Castillo, R (1, 1)										1	0	0	0	0	0	0					
Dave Clark, L OBP: 0.370, SLG: 0.409 Bob Patterson, R (7, 1)										1	0	0	0	0	0	1					
Mel Rojas, R (7, 1)										0	0	0	0	0	0	0					
Dave Hansen, L OBP: 0.235, SLG: 0.195 (9, PH)										1	0	0	0	0	0	0					
Inning Stats	R: 0 E: 0 K: 1 S: 10	H: 1 LOB: 1 BB: 1 P: 18	R: 0 E: 0 K: 0 S: 7	H: 1 LOB: 1 BB: 1 P: 14	R: 0 E: 0 K: 1 S: 11	H: 0 LOB: 0 BB: 0 P: 15	R: 0 E: 0 K: 0 S: 9	H: 0 LOB: 1 BB: 1 P: 15	R: 0 E: 0 K: 0 S: 6	H: 1 LOB: 0 BB: 0 P: 10	R: 1 E: 0 K: 0 S: 6	H: 1 LOB: 0 BB: 0 P: 11	R: 0 E: 0 K: 0 S: 9	H: 0 LOB: 1 BB: 1 P: 18	R: 2 E: 2 K: 0 S: 16	H: 1 LOB: 1 BB: 0 P: 28	R: 1 E: 0 K: 0 S: 10	H: 3 LOB: 2 BB: 0 P: 13	1B: 6 2B: 0 3B: 1 HR: 1	SF: 1 SAC: 1 DP: 3 HBP: 0	WP: 0 PA: 39 PB: 0 SB: 0 CS: 0
PITCHER	IP WLS BF H R ER SO BB IBB HBP BLK WP HR S P ERA WHIP																				
Bill Swift, R ERA: 3.49 (1, 1)	6.0 W 23 4 1 1 2 3 0 0 0 0 0 0 49 83 1.50 1.167																				
Jerry Dipoto, R ERA: 4.75 (7, 1)	1.0 6 1 2 0 0 1 0 0 0 1 0 0 14 27 0.00 2.000																				
Mike Munoz, L ERA: 7.71 (8, 1)	0.0 1 0 0 0 0 1 0 0 0 0 0 0 1 5 ∞ ∞																				
Jeff McCurry, R ERA: 1.42 Steve Reed, R ERA: 3.0 (9, 1)	1.0 S 6 3 1 1 0 0 0 0 0 0 0 1 10 13 9.00 3.000																				

Chicago Cubs @ Colorado Rockies
Coors Field, Denver, CO
Thu May 01 1997, 3:33 AM MDT
Att: 48,052 - Overcast - 55 F

AB 32
R 4
H 8
RBI 3
BB 5
SO 2
LOB 17



Batter	1	2	3	4	5	6	7	8	9	AB	R	H	RBI	BB	SO	LOB	BOTTOM			
Eric Young Sr., R OBP: 0.407, SLG: 0.444 (1, 4)										4	1	0	0	1	0	3				
Quinton McCracken, S OBP: 0.410, SLG: 0.500 (1, 8)										3	2	1	1	1	1	0				
Larry Walker, L OBP: 0.527, SLG: 0.882 (1, 9)										3	0	0	0	1	1	0				
Andres Galarraga, R OBP: 0.463, SLG: 0.595 (1, 3)										4	1	2	0	0	0	2				
Dante Bichette, R OBP: 0.354, SLG: 0.462 Ellis Burks, R OBP: 0.241, SLG: 0.455 (9, 7)										4	1	1	2	0	0	2				
Vinny Castilla, R OBP: 0.444, SLG: 0.667 (1, 5)										4	0	1	0	0	0	1				
Kirt Manwaring, R OBP: 0.382, SLG: 0.417 (1, 2)										4	0	2	0	0	1	1				
Walt Weiss, S OBP: 0.354, SLG: 0.386 (1, 6)										3	0	1	0	1	1	2				
Bill Swift, R OBP: 0.456, SLG: 0.250 Darrell Cook, R OBP: 0.373, SLG: 0.200 Jerry Dipoto, R (7, 1)										2	0	0	0	0	0	2				
Mike Munoz, L (8, 1)										1	0	0	0	0	0	0				
Jeff McCurry, R (8, 1)										0	0	0	0	0	0	0				
John Vander Wal, L OBP: 0.235, SLG: 0.195 Steve Reed, R (9, 1)										0	0	0	0	0	0	0				
Inning Stats	R: 0 E: 0 K: 1 S: 8	H: 0 LOB: 1 BB: 1 P: 17	R: 0 E: 0 K: 2 S: 9	H: 1 LOB: 0 BB: 0 P: 16	R: 2 E: 1 K: 0 S: 12	H: 0 LOB: 1 BB: 2 P: 22	R: 0 E: 0 K: 0 S: 6	H: 1 LOB: 1 BB: 1 P: 13	R: 0 E: 0 K: 0 S: 4	H: 0 LOB: 0 BB: 0 P: 4	R: 2 E: 0 K: 0 S: 16	H: 4 LOB: 2 BB: 0 P: 24	R: 1 E: 0 K: 1 S: 15	H: 2 LOB: 1 BB: 0 P: 18	R: 0 E: 0 K: 1 S: 8	H: 1 LOB: 1 BB: 0 P: 11	1B: 5 2B: 2 3B: 0 HR: 2	SF: 0 SAC: 0 DP: 0 HBP: 0	WP: 0 PA: 37 PB: 0 SB: 2 CS: 2	
PITCHER	IP WLS BF H R ER SO BB IBB HBP BLK WP HR S P ERA WHIP																			
Frank Castillo, R ERA: 5.64 (1, 1)	6.0 L 28 4 4 2 3 4 0 0 0 0 0 0 1 55 96 3.00 1.667																			
Bob Patterson, L ERA: 4.38 (7, 1)	0.1 3 2 1 1 1 0 0 0 0 0 0 1 9 12 27.00 6.000																			
Mel Rojas, R ERA: 4.5 (7, 1)	1.2 6 1 0 0 1 0 0 0 0 0 0 0 14 17 0.00 0.600																			

Chicago Cubs @ Colorado Rockies
Coors Field, Denver, CO
Thu May 01 1997, 3:33 AM MDT
Att: 48,052 - Overcast - 55 F

AB 33
R 5
H 9
RBI 3
BB 4
SO 5
LOB 14



Batter	1	2	3	4	5	6	7	8	9	10	AB	R	H	RBI	BB	SO	LOB	TOP						
Brian McRae, S OBP: 0.274, SLG: 0.324 (1, 8)											4	2	2	0	2	1	2							
Shawon Dunston, R OBP: 0.281, SLG: 0.374 (1, 6)											5	0	0	0	0	2	6							
Mark Grace, L OBP: 0.420, SLG: 0.515 (1, 3)											4	1	2	2	0	0	2							
Sammy Sosa, R OBP: 0.278, SLG: 0.352 (1, 9)											5	0	1	2	0	2	4							
Brooks Kieschnick, L OBP: 0.351, SLG: 0.469 (6, 1)											3	0	0	0	1	2	1							
Kent Bottenfield, R (6, 1)											0	0	0	0	0	0	0							
Terry Adams, R (7, 1)											0	0	0	0	0	0	0							
Scott Servais, R OBP: 0.312, SLG: 0.319 (9, PH)											1	0	0	0	0	0	0							
Tyler Houston, L OBP: 0.279, SLG: 0.350 (9, 1)											5	1	1	0	0	0	1							
Mel Rojas, R (9, 1)											0	0	0	0	0	0	0							
23 Ryne Sandberg, R OBP: 0.269, SLG: 0.324 (10, 4)											0	0	0	0	0	0	0							
Dave Hansen, L OBP: 0.500, SLG: 0.391 (6, 7)											2	1	2	0	1	0	0							
Doug Glanville, R OBP: 0.333, SLG: 0.381 (6, 7)											2	0	1	0	0	0	0							
Rey Sanchez, R OBP: 0.341, SLG: 0.324 (10, 1)											4	1	1	0	1	1	2							
Bob Patterson, R (10, 1)											0	0	0	0	0	0	0							
Amaury Telemaco, R OBP: 0.500, SLG: 0.333 (6, PH)											2	0	1	0	0	1	0							
Dave Clark, L OBP: 0.353, SLG: 0.478 (6, 5)											1	1	1	3	0	0	0							
José Hernández, R OBP: 0.364, SLG: 0.421 (6, 5)											2	0	0	0	0	0	2							
Inning Stats	R: 1 E: 0 K: 0 S: 8	H: 1 LOB: 0 BB: 0 P: 11	R: 0 E: 0 K: 0 S: 11	H: 1 LOB: 1 BB: 1 P: 21	R: 0 E: 0 K: 1 S: 13	H: 1 LOB: 2 BB: 1 P: 24	R: 0 E: 0 K: 2 S: 12	H: 2 LOB: 2 BB: 0 P: 18	R: 0 E: 0 K: 1 S: 13	H: 1 LOB: 2 BB: 1 P: 20	R: 6 E: 0 K: 3 S: 26	H: 5 LOB: 1 BB: 2 P: 43	R: 0 E: 0 K: 0 S: 9	H: 1 LOB: 2 BB: 1 P: 18	R: 0 E: 0 K: 1 S: 9	H: 0 LOB: 0 BB: 0 P: 14	R: 0 E: 0 K: 0 S: 8	H: 0 LOB: 0 BB: 0 P: 8	R: 0 E: 0 K: 2 S: 8	H: 0 LOB: 0 BB: 0 P: 9	1B: 8 2B: 4 3B: 0 HR: 0	SF: 1 SAC: 0 DP: 1 HBP: 0	WP: 0 PB: 0 SB: 0 CS: 0	PA: 46
PITCHER	IP WLS BF H R ER SO	IP WLS BF H R ER SO	IP WLS BF H R ER SO	IP WLS BF H R ER SO	IP WLS BF H R ER SO	IP WLS BF H R ER SO	IP WLS BF H R ER SO	IP WLS BF H R ER SO	IP WLS BF H R ER SO	IP WLS BF H R ER SO	IP WLS BF H R ER SO	IP WLS BF H R ER SO	IP WLS BF H R ER SO	IP WLS BF H R ER SO	IP WLS BF H R ER SO	IP WLS BF H R ER SO	IP WLS BF H R ER SO	IP WLS BF H R ER SO	IP WLS BF H R ER SO	IP WLS BF H R ER SO	ERA WHIP	ERA WHIP		
Ramon Martinez, R ERA: 4.43 (1, 1)	5.1	0.2	1.0	1.0	1.0	1.0	1.0	1.0	1.0	1.0	1.0	1.0	1.0	1.0	1.0	1.0	1.0	1.0	1.0	1.0	4.43	2.250		
37 Darren Dreifort, R ERA: 4.09 (6, 1)	0.2	5	1	0	0	0	1	0	0	0	0	0	0	0	0	0	0	0	0	0	4.09	2.000		
Scott Radinsky, L ERA: 3.38 (7, 1)	1.0	3	0	0	0	1	0	0	0	0	0	0	0	0	0	0	0	0	0	0	3.38	0.000		
Mark Guthrie, L ERA: 2.2 (8, 1)	1.0	3	0	0	0	0	0	0	0	0	0	0	0	0	0	0	0	0	0	0	2.2	0.000		
Darren Hall, R ERA: 1.95 (9, 1)	1.0	3	0	0	0	0	0	0	0	0	0	0	0	0	0	0	0	0	0	0	1.95	0.000		
PITCHER	IP WLS BF H R ER SO	IP WLS BF H R ER SO	IP WLS BF H R ER SO	IP WLS BF H R ER SO	IP WLS BF H R ER SO	IP WLS BF H R ER SO	IP WLS BF H R ER SO	IP WLS BF H R ER SO	IP WLS BF H R ER SO	IP WLS BF H R ER SO	IP WLS BF H R ER SO	IP WLS BF H R ER SO	IP WLS BF H R ER SO	IP WLS BF H R ER SO	IP WLS BF H R ER SO	IP WLS BF H R ER SO	IP WLS BF H R ER SO	IP WLS BF H R ER SO	IP WLS BF H R ER SO	IP WLS BF H R ER SO	ERA WHIP	ERA WHIP		
Tom Candiotti, R ERA: 2.63 (10, 1)	1.0	1.0	1.0	1.0	1.0	1.0	1.0	1.0	1.0	1.0	1.0	1.0	1.0	1.0	1.0	1.0	1.0	1.0	1.0	1.0	2.63	0.000		

Chicago Cubs @ Los Angeles Dodgers
Dodger Stadium, Los Angeles, CA

Fri May 02 1997, 7:05 PM PDT
Att: 41,313 - Unknown - 75 F

AB 40
R 7
H 12
RBI 7
BB 5
SO 9
LOB 20



Batter	1	2	3	4	5	6	7	8	9	10	AB	R	H	RBI	BB	SO	LOB	BOTTOM					
Wilton Guerrero, S OBP: 0.298, SLG: 0.444 (1, 4)											6	1	2	0	0	1							
Greg Gagne, R OBP: 0.396, SLG: 0.510 (1, 6)											6	3	3	0	0	1	3						
Mike Piazza, R OBP: 0.444, SLG: 0.579 (1, 2)											4	2	3	3	1	0	0						
Tom Prince, P OBP: 0.333, SLG: 0.300 (9, PR)											0	1	0	1	0	0	0						
Eric Karros, R OBP: 0.304, SLG: 0.333 (1, 3)											4	1	1	0	1	0	2						
Raul Mondesi, R OBP: 0.351, SLG: 0.500 (1, 9)											4	0	1	2	1	0	4						
Todd Hollandsworth, L OBP: 0.276, SLG: 0.320 (1, 7)											5	0	1	1	0	1	4						
Todd Zeile, R OBP: 0.304, SLG: 0.302 (1, 5)											3	0	0	0	2	1	1						
Wayne Kirby, L OBP: 0.296, SLG: 0.182 (1, 8)											3	0	0	1	2	0	3						
Ramon Martinez, R ERA: 4.43 (1, 1)	5.1	0.2	1.0	1.0	1.0	1.0	1.0	1.0	1.0	1.0	1.0	1.0	1.0	1.0	1.0	1.0	1.0	1.0	1.0	4.43	2.250		
37 Darren Dreifort, R ERA: 4.09 (6, 1)	0.2	5	1	0	0	0	1	0	0	0	0	0	0	0	0	0	0	0	0	4.09	2.000		
Scott Radinsky, L ERA: 3.38 (7, 1)	1.0	3	0	0	0	1	0	0	0	0	0	0	0	0	0	0	0	0	0	3.38	0.000		
Mark Guthrie, L ERA: 2.2 (8, 1)	1.0	3	0	0	0	0	0	0	0	0	0	0	0	0	0	0	0	0	0	2.2	0.000		
Darren Hall, R ERA: 1.95 (9, 1)	1.0	3	0	0	0	0	0	0	0	0	0	0	0	0	0	0	0	0	0	1.95	0.000		
PITCHER	IP WLS BF H R ER SO	IP WLS BF H R ER SO	IP WLS BF H R ER SO	IP WLS BF H R ER SO	IP WLS BF H R ER SO	IP WLS BF H R ER SO	IP WLS BF H R ER SO	IP WLS BF H R ER SO	IP WLS BF H R ER SO	IP WLS BF H R ER SO	IP WLS BF H R ER SO	IP WLS BF H R ER SO	IP WLS BF H R ER SO	IP WLS BF H R ER SO	IP WLS BF H R ER SO	IP WLS BF H R ER SO	IP WLS BF H R ER SO	IP WLS BF H R ER SO	IP WLS BF H R ER SO	IP WLS BF H R ER SO	ERA WHIP	ERA WHIP	
Tom Candiotti, R ERA: 2.63 (10, 1)	1.0	1.0	1.0	1.0	1.0	1.0	1.0	1.0	1.0	1.0	1.0	1.0	1.0	1.0	1.0	1.0	1.0	1.0	1.0	1.0	2.63	0.000	

Chicago Cubs @ Los Angeles Dodgers
Dodger Stadium, Los Angeles, CA

Fri May 02 1997, 7:05 PM PDT
Att: 41,313 - Unknown - 75 F

AB 39
R 8
H 11
RBI 8
BB 8
SO 4
LOB 22



Batter	1	2	3	4	5	6	7	8	9	AB	R	H	RBI	BB	SO	LOB	TOP					
Brian McRae, S (1, 8) OBP: 0.270, SLG: 0.318	P5	K					G3-1		G4-3	5	0	1	1	0	1	1						
23 Ryne Sandberg, R (1, 4) OBP: 0.256, SLG: 0.307	E7 1B		G6-3	K			G1-3			4	1	0	0	0	1	3						
Mark Grace, L (1, 3) OBP: 0.412, SLG: 0.493			F9				G3-1		F7	3	0	0	0	1	0	0						
Sammy Sosa, R (1, 9) OBP: 0.269, SLG: 0.339	K		K				B2		G4-3	4	0	0	0	0	2	2						
Dave Hansen, L (1, 5) OBP: 0.529, SLG: 0.423 José Hernández, R (8, PR) OBP: 0.364, SLG: 0.421				G5-3					BLK 1B	3	0	2	1	1	0	0						
Brooks Kieschnick, L (1, 7) OBP: 0.333, SLG: 0.434 Doug Gianville, R (6, 7) OBP: 0.326, SLG: 0.372			F8	E5 1B			K		F9	3	1	0	0	0	1	3						
Scott Servais, R (1, 2) OBP: 0.321, SLG: 0.333				G4-3 2B			1B 1B BB		F8	3	0	1	0	1	0	2						
Rey Sanchez, R (1, 6) OBP: 0.333, SLG: 0.317				G4-3			1B		G5-3	4	0	1	0	0	0	1						
Terry Mulholland, R (1, 1) OBP: 0.063, SLG: 0.063 Mel Rojas, R (9, 1) Terry Adams, R (9, 1)			K				K		B1-3	4	0	0	0	0	3	4						
Inning Stats	R: 1 E: 1 K: 1 S: 17	H: 1 LOB: 2 BB: 1 P: 27	R: 0 E: 0 K: 2 S: 9	H: 1 LOB: 1 BB: 0 P: 12	R: 0 E: 0 K: 1 S: 8	H: 0 LOB: 0 BB: 0 P: 11	R: 1 E: 1 K: 2 S: 21	H: 2 LOB: 3 BB: 1 P: 31	R: 0 E: 0 K: 1 S: 7	H: 0 LOB: 1 BB: 1 P: 13	R: 0 E: 0 K: 0 S: 7	H: 0 LOB: 0 BB: 0 P: 11	R: 0 E: 0 K: 0 S: 7	H: 0 LOB: 0 BB: 0 P: 9	R: 0 E: 0 K: 0 S: 7	H: 1 LOB: 2 BB: 0 P: 11	R: 0 E: 0 K: 1 S: 6	H: 0 LOB: 0 BB: 0 P: 6	1B: 4 2B: 1 3B: 0 HR: 0	SF: 0 SAC: 0 DP: 0 HBP: 0	WP: 0 PB: 0 SB: 0 CS: 0	PA: 37
PITCHER	IP	WLS	BF	H	R	ER	SO	BB	IBB	HBP	BLK	WP	HR	S	P	ERA	WHIP					
Ismael Valdez, R (1, 1) ERA: 2.48	7.2	L	33	5	2	0	7	3	0	0	1	0	0	82	124	0.00	1.043					
Darren Hall, R (8, 1) ERA: 1.8	0.1		1	0	0	0	0	0	0	0	0	0	0	1	1	0.00	0.000					
37 Darren Dreifort, R (9, 1) ERA: 3.75	1.0	S	3	0	0	0	1	0	0	0	0	0	0	6	6	0.00	0.000					

Chicago Cubs @ Los Angeles Dodgers
Dodger Stadium, Los Angeles, CA
Sat May 03 1997, 7:05 PM PDT
Att: 44,519 - Unknown - 72 F

AB 34
R 2
H 5
RBI 2
BB 3
SO 8
LOB 17



Batter	1	2	3	4	5	6	7	8	9	AB	R	H	RBI	BB	SO	LOB	BOTTOM					
Wilton Guerrero, S (1, 4) OBP: 0.286, SLG: 0.426	G5-3		G5-3			G4-3		F7		4	0	0	0	0	2							
Greg Gagne, R (1, 6) OBP: 0.391, SLG: 0.495	F9			G4-6-3 BB		G5-3			G6-3	3	0	0	0	1	0	0						
Mike Piazza, R (1, 2) OBP: 0.436, SLG: 0.563	F9			G4-6-3 1-2			1B 1B		G5-3	4	0	1	0	0	0	1						
Eric Karros, R (1, 3) OBP: 0.302, SLG: 0.330			P4			F9		F9	1B 1B	4	1	1	0	0	0	1						
Raul Mondesi, R (1, 9) OBP: 0.356, SLG: 0.500			F7			G5-3		G4-3 1B	1B 1B	4	0	2	0	0	0	0						
Todd Zeile, R (1, 5) OBP: 0.311, SLG: 0.322 Juan Castro, R (9, PR)			F9					G4-3	1B 1-2	4	0	2	1	0	0	2						
Billy Ashley, R (1, 7) OBP: 0.250, SLG: 0.278 Wayne Kirby, L (9, 8) OBP: 0.286, SLG: 0.174				G6-3 2B		F7		F8	G3	3	0	1	0	0	0	1						
Todd Hollandsworth, L (1, 8) OBP: 0.271, SLG: 0.310				G6-3		G3-1		F8		3	0	0	0	0	2							
Ismael Valdez, R (1, 1) Darren Hall, R (8, 1) Nelson Liriano, S (8, PH) OBP: 0.278, SLG: 0.250 37 Darren Dreifort, R (9, 1)				K				G6-3	2B	2	0	0	0	0	1	1						
Inning Stats	R: 0 E: 0 K: 0 S: 8	H: 0 LOB: 0 BB: 0 P: 9	R: 0 E: 0 K: 0 S: 6	H: 0 LOB: 0 BB: 0 P: 10	R: 0 E: 0 K: 1 S: 11	H: 1 LOB: 1 BB: 0 P: 15	R: 0 E: 0 K: 0 S: 4	H: 0 LOB: 0 BB: 1 P: 10	R: 0 E: 0 K: 0 S: 5	H: 1 LOB: 1 BB: 0 P: 7	R: 0 E: 0 K: 0 S: 9	H: 0 LOB: 0 BB: 0 P: 11	R: 0 E: 0 K: 0 S: 7	H: 2 LOB: 1 BB: 0 P: 11	R: 0 E: 0 K: 0 S: 7	H: 1 LOB: 2 BB: 0 P: 12	R: 1 E: 0 K: 0 S: 14	H: 3 LOB: 2 BB: 0 P: 24	1B: 5 2B: 3 3B: 0 HR: 0	SF: 0 SAC: 0 DP: 2 HBP: 0	WP: 0 PB: 0 SB: 0 CS: 0	PA: 34
PITCHER	IP	WLS	BF	H	R	ER	SO	BB	IBB	HBP	BLK	WP	HR	S	P	ERA	WHIP					
Terry Mulholland, L (1, 1) ERA: 2.8	8.2	W	31	6	1	1	1	1	0	0	0	0	0	61	93	1.04	0.808					
Mel Rojas, R (9, 1) ERA: 4.91	0.0		2	2	0	0	0	0	0	0	0	0	0	8	12	-	-					
Terry Adams, R (9, 1) ERA:	0.1	S	1	0	0	0	0	0	0	0	0	0	0	2	4	0.00	0.000					

Chicago Cubs @ Los Angeles Dodgers
Dodger Stadium, Los Angeles, CA
Sat May 03 1997, 7:05 PM PDT
Att: 44,519 - Unknown - 72 F


AB 33
R 1
H 8
RBI 1
BB 1
SO 1
LOB 12



Batter	1	2	3	4	5	6	7	8	9	AB	R	H	RBI	BB	SO	LOB	TOP			
Brian McRae, S (1, 8) OBP: 0.270, SLG: 0.325	K	L7			G1-3		S CS 2B			4	0	1	1	0	1	1	Chicago Cubs @ Los Angeles Dodgers Dodger Stadium, Los Angeles, CA Sun May 04, 1997, 3:33 AM PDT Att: 41,772 - Unknown - 79 F			
Shawon Dunston, R (1, 6) OBP: 0.286, SLG: 0.376 José Hernández, R (4, 6) OBP: 0.417, SLG: 0.450	BB S		F8		CS		3-H 4-0			2	0	1	0	0	0	0				
Mark Grace, L (1, 3) OBP: 0.404, SLG: 0.472	F9		BB		CS	G4-3		F8		3	0	0	0	1	0	1				
Sammy Sosa, R (1, 9) OBP: 0.276, SLG: 0.366	BB BB		P3		HR			G6-3		3	1	1	1	1	0	1				
Dave Hansen, L (1, 5) OBP: 0.514, SLG: 0.393 Rey Sanchez, R (8, PH) OBP: 0.326, SLG: 0.310	BB BB		K		G3-1			G4-3		2	0	0	0	1	1	1				
Brooks Kieschnick, L (1, 7) OBP: 0.328, SLG: 0.411	F8		K		K			BB		3	0	0	0	1	2	3				
23 Ryne Sandberg, R (1, 4) OBP: 0.256, SLG: 0.316		G6-3		G4-3			F9 2B		K	4	1	1	0	0	1	1				
Scott Servais, R (1, 2) OBP: 0.318, SLG: 0.320		SH1-4 HBP		G4-3			F9		L9	3	0	0	0	0	0	2				
Steve Trachsel, R (1, 1) OBP: 0.167, SLG: 0.182 Ramon Tatis, L (5, 1) OBP: 0.379, SLG: 0.458 Kent Bottenfield, R (7, 1) OBP: 0.319, SLG: 0.364	SH1-4				F8		K		6-3	1	0	0	0	0	0	0				
Doug Glanville, R (9, PH) OBP: 0.319, SLG: 0.364	1-2									1	0	0	0	0	0	1				
Inning Stats	R: 0 E: 0 K: 1 S: 15	H: 1 LOB: 3 BB: 2 P: 27	R: 0 E: 0 K: 0 S: 5	H: 0 LOB: 1 BB: 0 P: 7	R: 0 E: 0 K: 1 S: 11	H: 0 LOB: 1 BB: 1 P: 22	R: 0 E: 0 K: 1 S: 11	H: 0 LOB: 0 BB: 0 P: 15	R: 1 E: 0 K: 1 S: 6	H: 1 LOB: 0 BB: 0 P: 9	R: 1 E: 0 K: 1 S: 9	H: 2 LOB: 1 BB: 1 P: 20	R: 0 E: 0 K: 0 S: 3	H: 0 LOB: 0 BB: 0 P: 3	R: 0 E: 0 K: 1 S: 5	H: 0 LOB: 1 BB: 1 P: 9	1B: 2 2B: 2 3B: 0 HR: 1	SF: 0 SAC: 1 DP: 0 HBP: 1	WP: 0 PB: 0 SB: 2 CS: 2	PA: 37
PITCHER	IP WLS BF H R ER SO BB IBB HBP BLK WP HR S P ERA WHIP																			
Chan Ho Park, R (1, 1) ERA: 2.48	6.2 W 28 5 2 2 5 3 0 1 0 0 0 1 66 111 2.70 1.200																			
Tom Candiotti, R (7, 1) ERA: 2.57	0.1 1 0 0 0 0 1 0 0 0 0 0 0 0 0 4 0.00 3.000																			
Scott Radinsky, L (8, 1) ERA: 3.14	1.0 3 0 0 0 0 0 0 0 0 0 0 0 0 3 0.00 0.000																			
Todd Worrell, R (9, 1) ERA: 5.68	1.0 S 4 0 0 0 1 1 0 0 0 0 0 0 0 5 0.00 1.000																			

livebaseballscores.com

AB 29
R 2
H 5
RBI 2
BB 5
SO 6
LOB 12



Batter	1	2	3	4	5	6	7	8	9	AB	R	H	RBI	BB	SO	LOB	BOTTOM	
Wilton Guerrero, S (1, 4) OBP: 0.294, SLG: 0.449	F7		G6-4-3		1B	3B		K		4	1	2	1	0	1	2	Chicago Cubs @ Los Angeles Dodgers Dodger Stadium, Los Angeles, CA Sun May 04, 1997, 3:33 AM PDT Att: 41,772 - Unknown - 79 F	
Greg Gagne, R (1, 6) OBP: 0.385, SLG: 0.491 Juan Castro, R (5, FR) (6, 6)	P4		G6-4-3		G5-4-3		F9			3	0	1	1	0	0	1		
Mike Piazza, R (1, 2) OBP: 0.439, SLG: 0.595	F8				G5-4-3		2B		1B	4	1	2	1	0	0	1		
Eric Karros, R (1, 3) OBP: 0.308, SLG: 0.340		K		HR	G6-3	1B	F9			3	1	1	0	1	1	1		
Raul Mondesi, R (1, 9) OBP: 0.352, SLG: 0.500	F8		F7		FC6-4		F9			4	0	1	0	0	0	2		
Todd Hollandsworth, L (1, 7) OBP: 0.261, SLG: 0.298	G4-3		G6-3		G1-3		K			4	0	0	0	0	1	3		
Todd Zeile, R (1, 5) OBP: 0.318, SLG: 0.340			E7		1B		K		F9	4	1	2	1	0	1	0		
Wayne Kirby, L (1, 8) OBP: 0.313, SLG: 0.222			G4-3		1B		2B		K	4	0	2	0	0	1	1		
Chan Ho Park, R (1, 1) OBP: 0.375, SLG: 0.429 Tom Candiotti, R (7, 1) Scott Radinsky, L (8, 1) Chip Hale, L (8, PH) OBP: 0.214, SLG: 0.083 Todd Worrell, R (9, 1)			SH		G1-3		2B		F8	2	1	1	1	0	0	2		
Inning Stats	R: 0 E: 0 K: 0 S: 8	H: 0 LOB: 0 BB: 0 P: 12	R: 0 E: 0 K: 1 S: 8	H: 0 LOB: 0 BB: 0 P: 15	R: 2 E: 2 K: 0 S: 11	H: 2 LOB: 0 BB: 0 P: 16	R: 2 E: 0 K: 0 S: 15	H: 4 LOB: 2 BB: 0 P: 24	R: 1 E: 0 K: 2 S: 13	H: 2 LOB: 2 BB: 0 P: 17	R: 0 E: 0 K: 1 S: 12	H: 2 LOB: 2 BB: 0 P: 19	R: 0 E: 0 K: 1 S: 5	H: 0 LOB: 0 BB: 0 P: 5	1B: 6 2B: 4 3B: 1 HR: 1	SF: 0 SAC: 1 DP: 2 HBP: 0		WP: 0 PB: 0 SB: 0 CS: 0
PITCHER	IP WLS BF H R ER SO BB IBB HBP BLK WP HR S P ERA WHIP																	
Steve Trachsel, R (1, 1) ERA: 7.27	4.0 L 20 8 5 4 1 0 0 0 0 0 0 0 0 15 24 0.00 2.000																	
Ramon Tatis, L (5, 1) ERA: 3.48	2.0 8 2 0 0 2 1 0 0 0 0 0 0 0 17 24 0.00 1.500																	
Kent Bottenfield, R (7, 1) ERA: 4.26	2.0 8 2 0 0 2 0 0 0 0 0 0 0 0 17 24 0.00 1.000																	

livebaseballscores.com

AB 34
R 5
H 12
RBI 5
BB 1
SO 5
LOB 13



Batter	1	2	3	4	5	6	7	8	9	AB	R	H	RBI	BB	SO	LOB	TOP		
Brian McRae, S OBP: 0.277, SLG: 0.339 (1, 8)										4	0	2	0	0	1	0			
Shawn Dunston, R OBP: 0.277, SLG: 0.365 Mel Rojas, R (9, 1)										3	0	0	0	0	0	1			
Mark Grace, L OBP: 0.419, SLG: 0.473 (1, 3)										2	1	1	0	2	1	1			
Sammy Sosa, R OBP: 0.276, SLG: 0.371 (1, 9)										4	1	1	0	0	1	3			
Dave Hansen, L OBP: 0.500, SLG: 0.387 Doug Glanville, R OBP: 0.313, SLG: 0.356 (7, PR) (7, 7)											3	0	1	2	0	2	0		
Brooks Kieschnick, L OBP: 0.513, SLG: 0.390 José Hernández, R OBP: 0.417, SLG: 0.450 (1, 7) (7, 5)											3	0	0	0	0	1			
23 Ryne Sandberg, R OBP: 0.247, SLG: 0.305 (1, 4)											3	0	0	0	1	1			
Scott Servais, R OBP: 0.307, SLG: 0.308 (1, 2)										3	0	0	0	0	0	0			
Kevin Foster, R (1, 1)										2	0	0	0	0	1	0			
Dave Clark, L OBP: 0.367, SLG: 0.440 (8, PH) Terry Adams, R (8, 1) Rey Sanchez, R OBP: 0.326, SLG: 0.310 (9, 6)										1	0	0	0	0	0	0			
Inning Stats	R: 0 E: 0 K: 1 S: 9	H: 1 LOB: 1 BB: 0 P: 15	R: 0 E: 0 K: 2 S: 10	H: 0 LOB: 0 BB: 0 P: 11	R: 0 E: 0 K: 2 S: 9	H: 0 LOB: 0 BB: 0 P: 12	R: 0 E: 0 K: 0 S: 6	H: 1 LOB: 0 BB: 0 P: 10	R: 0 E: 0 K: 1 S: 9	H: 0 LOB: 0 BB: 0 P: 14	R: 2 E: 0 K: 0 S: 9	H: 2 LOB: 1 BB: 1 P: 13	R: 0 E: 0 K: 1 S: 6	H: 0 LOB: 0 BB: 1 P: 9	R: 0 E: 0 K: 1 S: 12	H: 0 LOB: 1 BB: 1 P: 19	1B: 3 2B: 2 3B: 0 HR: 0	SF: 0 SAC: 1 DP: 2 HBP: 0	WP: 0 PA: 32 PB: 0 SB: 0 CS: 0
PITCHER	IP: 7.0 WLS: L BF: 25 ERA: 2.15	H: 5 R: 2 ER: 2 SO: 6	H: 0 R: 0 ER: 0 SO: 1	H: 0 R: 0 ER: 0 SO: 1	H: 0 R: 0 ER: 0 SO: 1	H: 0 R: 0 ER: 0 SO: 1	H: 0 R: 0 ER: 0 SO: 1	H: 1 R: 0 ER: 0 SO: 8	H: 2 R: 0 ER: 0 SO: 18	H: 2 R: 0 ER: 0 SO: 28	H: 2 R: 0 ER: 0 SO: 18	H: 1 R: 0 ER: 0 SO: 28	H: 0 R: 0 ER: 0 SO: 18	H: 0 R: 0 ER: 0 SO: 18	H: 0 R: 0 ER: 0 SO: 18	H: 0 R: 0 ER: 0 SO: 18	ERA: 2.57 WHIP: 0.857	ERA: 0.00 WHIP: 0.500	

Chicago Cubs @ San Diego Padres
Qualcomm Stadium, San Diego, CA
Tue May 06 1997, 10:05 PM EDT
Att: 13,479 - Unknown - 75 F

AB 29
R 2
H 5
RBI 2
BB 2
SO 7
LOB 8





Batter	1	2	3	4	5	6	7	8	9	AB	R	H	RBI	BB	SO	LOB	BOTTOM				
Quilvio Veras, S OBP: 0.299, SLG: 0.309 (1, 4)										3	0	0	1	0	1	0					
Steve Finley, L OBP: 0.280, SLG: 0.400 (1, 8)										4	0	1	0	0	0	1					
Tony Gwynn, L OBP: 0.386, SLG: 0.588 (1, 9)										4	0	1	0	0	0	1					
Ken Caminiti, S OBP: 0.342, SLG: 0.464 (1, 5)										4	0	3	0	0	0	0					
Greg Vaughn, R OBP: 0.266, SLG: 0.381 (1, 7)										4	0	0	0	0	1	5					
Chris Gomez, R OBP: 0.312, SLG: 0.343 (1, 6)										3	0	0	0	1	1	2					
Derrek Lee, R OBP: 0.370, SLG: 0.227 (1, 3)										4	1	2	0	0	1	0					
John Flaherty, R OBP: 0.284, SLG: 0.318 Rickey Henderson, R OBP: 0.395, SLG: 0.255 (1, 2) (8, PH)										3	0	1	0	0	1	3					
Andy Ashby, R OBP: 0.105, SLG: 0.056 Chris Jones, R OBP: 0.345, SLG: 0.520 Doug Bochtler, R (8, 1) Phil Plantier, L OBP: 0.300, SLG: 0.125 (8, PH)										1	0	0	0	0	1	0					
Inning Stats	R: 0 E: 0 K: 0 S: 8	H: 0 LOB: 0 BB: 0 P: 9	R: 0 E: 0 K: 0 S: 4	H: 0 LOB: 0 BB: 0 P: 5	R: 0 E: 0 K: 0 S: 9	H: 2 LOB: 1 BB: 0 P: 12	R: 0 E: 0 K: 1 S: 9	H: 2 LOB: 2 BB: 0 P: 13	R: 0 E: 0 K: 1 S: 9	H: 0 LOB: 0 BB: 0 P: 12	R: 0 E: 0 K: 1 S: 6	H: 0 LOB: 0 BB: 0 P: 11	R: 0 E: 0 K: 2 S: 18	H: 2 LOB: 3 BB: 1 P: 32	R: 0 E: 0 K: 1 S: 10	H: 2 LOB: 2 BB: 0 P: 15	R: 0 E: 0 K: 2 S: 8	H: 0 LOB: 1 BB: 1 P: 15	1B: 6 2B: 3 3B: 0 HR: 0	SF: 1 SAC: 1 DP: 1 HBP: 0	WP: 0 PA: 36 PB: 0 SB: 0 CS: 1
PITCHER	IP: 7.0 WLS: W BF: 27 ERA: 4.21	H: 6 R: 1 ER: 1 SO: 5	H: 0 R: 0 ER: 0 SO: 1	H: 0 R: 0 ER: 0 SO: 2	H: 2 R: 0 ER: 0 SO: 13	H: 0 R: 0 ER: 0 SO: 12	H: 0 R: 0 ER: 0 SO: 11	H: 0 R: 0 ER: 0 SO: 11	H: 2 R: 0 ER: 0 SO: 32	H: 2 R: 0 ER: 0 SO: 15	H: 0 R: 0 ER: 0 SO: 15	H: 0 R: 0 ER: 0 SO: 15	H: 2 R: 0 ER: 0 SO: 15	H: 2 R: 0 ER: 0 SO: 15	H: 0 R: 0 ER: 0 SO: 15	H: 0 R: 0 ER: 0 SO: 15	ERA: 1.29 WHIP: 1.000	ERA: 0.00 WHIP: 2.000	ERA: 0.00 WHIP: 1.000		

Chicago Cubs @ San Diego Padres
Qualcomm Stadium, San Diego, CA
Tue May 06 1997, 10:05 PM EDT
Att: 13,479 - Unknown - 75 F

AB 32
R 1
H 8
RBI 1
BB 2
SO 8
LOB 16



Batter	1	2	3	4	5	6	7	8	9	AB	R	H	RBI	BB	SO	LOB	TOP										
Brian McRae, S OBP: 0.281, SLG: 0.350	G1-3			G2-3	1B		1B		G4-3	5	0	2	1	0	0	0	Chicago Cubs @ San Diego Padres Qualcomm Stadium, San Diego, CA Wed May 07 1997, 10:05 PM EDT Att: 13,622 - Unknown - 71 F AB 34 R 3 H 11 RBI 3 BB 2 SO 5 LOB 12 										
Shawn Dunston, R OBP: 0.286, SLG: 0.390	F7			SF9	1B		P4			4	1	2	0	0	0	1											
Mark Grace, L OBP: 0.412, SLG: 0.468	G6-3			SF9	G3-6-1		G4-3			3	0	1	1	0	0	3											
Sammy Sosa, R OBP: 0.275, SLG: 0.367		G6-3		1B			G4-3			4	0	1	0	0	0	2											
Dave Hansen, L OBP: 0.500, SLG: 0.382	K			1B			G3-1		BB	3	0	1	0	1	1	0											
Brooks Kieschnick, L OBP: 0.514, SLG: 0.377 Doug Gianville, R OBP: 0.306, SLG: 0.348	K			K			BB		K	2	0	0	0	1	2	2											
23 Ryne Sandberg, R OBP: 0.247, SLG: 0.302				G6-3	G5-3		1B		G5-4-3	4	0	1	0	0	0	1											
Mike Hubbard, R OBP: 0.250, SLG: 1.000				G1-3	HR		L5		F9	4	1	1	1	0	0	2											
Frank Castillo, R Bob Patterson, R José Hernández, R Kent Bottenfield, R Larry Casian, R Dave Clark, L	K			K	1B		1B		F8	2	0	1	0	0	1	0											
Inning Stats	R: 0 E: 0 K: 0 S: 6	H: 0 LOB: 0 BB: 0 P: 12	R: 0 E: 0 K: 2 S: 8	H: 0 LOB: 0 BB: 0 P: 10	R: 0 E: 0 K: 1 S: 7	H: 0 LOB: 3 BB: 0 P: 11	R: 1 E: 0 K: 1 S: 18	H: 3 LOB: 2 BB: 0 P: 28	R: 1 E: 0 K: 0 S: 11	H: 4 LOB: 2 BB: 1 P: 18	R: 0 E: 0 K: 0 S: 9	H: 1 LOB: 1 BB: 1 P: 19	R: 1 E: 0 K: 0 S: 11	H: 3 LOB: 1 BB: 0 P: 15	R: 0 E: 0 K: 1 S: 6	H: 0 LOB: 0 BB: 1 P: 11		R: 0 E: 0 K: 0 S: 4	H: 0 LOB: 0 BB: 0 P: 5	1B: 8 2B: 1 3B: 1 HR: 1	SF: 1 SAC: 0 DP: 3 HBP: 0	WP: 0 PA: 37 PB: 0 SB: 0 CS: 0					
PITCHER	IP	WLS	BF	H	R	ER	SO	BB	IBB	HBP	BLK	WP	HR	S	P	ERA	WHIP										
Sean Bergman, R ERA: 2.84	4.1		20	7	2	2	4	0	0	0	0	0	1	48	75	4.15	1.615										
Will Cunnane, R ERA: 1.89	1.2	W	6	1	0	0	0	1	0	0	0	0	0	11	23	0.00	1.200										
Tim Scott, R ERA: 6.08	2.0		8	3	1	1	1	1	0	0	0	0	0	17	26	4.50	2.000										
Trevor Hoffman, R ERA: 5.06	1.0	S	3	0	0	0	0	0	0	0	0	0	0	4	5	0.00	0.000										

Batter	1	2	3	4	5	6	7	8	9	AB	R	H	RBI	BB	SO	LOB	BOTTOM										
Steve Finley, L OBP: 0.273, SLG: 0.400	G1-3	F7		F8				P5		5	0	1	2	0	0	2	Chicago Cubs @ San Diego Padres Qualcomm Stadium, San Diego, CA Wed May 07 1997, 10:05 PM EDT Att: 13,622 - Unknown - 71 F AB 34 R 6 H 12 RBI 6 BB 2 SO 8 LOB 15 										
Chris Gomez, R OBP: 0.318, SLG: 0.350	G1-3		BB	1B		CS	1B			4	0	2	0	0	1	1											
Tony Gwynn, L OBP: 0.382, SLG: 0.577	F8		BB	1B		G4-3		F8		4	0	1	0	0	0	1											
Ken Caminiti, S OBP: 0.330, SLG: 0.446		G3		K		G1-3		G3		4	0	0	0	0	1	2											
Chris Jones, R OBP: 0.394, SLG: 0.571		1B		K			1B	1B		3	2	2	0	1	1	2											
Derrek Lee, R OBP: 0.387, SLG: 0.240		1B		1B		1B		1B		3	1	1	1	1	1	2											
Archi Cianfrocco, R OBP: 0.394, SLG: 0.345	1B			K				B1-3		4	1	2	0	0	1	3											
John Flaherty, R OBP: 0.303, SLG: 0.370	SH3-4			G5-3			S	HR		4	2	3	3	0	0	0											
Sean Bergman, R Will Cunnane, R Phil Plantier, L Rickey Henderson, R Tim Scott, R Don Slaught, R Trevor Hoffman, R	SH3-4			K				G6-3		1	0	0	0	0	1	0											
Inning Stats	R: 0 E: 0 K: 0 S: 5	H: 0 LOB: 0 BB: 0 P: 6	R: 2 E: 0 K: 0 S: 15	H: 4 LOB: 2 BB: 0 P: 23	R: 0 E: 0 K: 3 S: 15	H: 2 LOB: 3 BB: 1 P: 27	R: 0 E: 0 K: 1 S: 6	H: 0 LOB: 0 BB: 0 P: 7	R: 0 E: 0 K: 0 S: 5	H: 1 LOB: 0 BB: 0 P: 8	R: 3 E: 0 K: 3 S: 19	H: 4 LOB: 1 BB: 0 P: 28	R: 0 E: 0 K: 1 S: 10	H: 0 LOB: 1 BB: 1 P: 16	R: 1 E: 0 K: 0 S: 9	H: 1 LOB: 0 BB: 0 P: 14		1B: 9 2B: 2 3B: 0 HR: 1	SF: 0 SAC: 1 DP: 0 HBP: 0	WP: 0 PA: 37 PB: 0 SB: 2 CS: 1							
PITCHER	IP	WLS	BF	H	R	ER	SO	BB	IBB	HBP	BLK	WP	HR	S	P	ERA	WHIP										
Frank Castillo, R ERA: 6.08	5.1	L	26	10	5	5	5	1	0	0	0	0	0	56	86	8.44	2.062										
Bob Patterson, L ERA: 3.95	0.2		3	1	0	0	2	0	0	0	0	0	0	9	13	0.00	1.500										
Kent Bottenfield, R ERA: 4.36	1.2		7	1	1	1	1	1	0	0	0	0	1	13	22	5.40	1.200										
Larry Casian, L ERA: 8.44	0.1		1	0	0	0	0	0	0	0	0	0	0	6	8	0.00	0.000										

Batter	1	2	3	4	5	6	7	8	9	AB	R	H	RBI	BB	SO	LOB	TOP									
Brian McRae, S OBP: 0.293, SLG: 0.391 (1, 8)										5	2	3	1	0	0	2	Chicago Cubs @ San Diego Padres Qualcomm Stadium, San Diego, CA Thu May 08 1997, 6:33 AM EDT Att: 16,844 - Sunny - 78 F									
Doug Glanville, R OBP: 0.276, SLG: 0.314 (1, 7)										5	0	0	0	0	2	1										
Mark Grace, L OBP: 0.412, SLG: 0.457 (1, 3)										4	0	1	0	1	0	1										
Sammy Sosa, R OBP: 0.294, SLG: 0.400 (1, 9)										5	2	4	1	0	1	1										
23 Ryne Sandberg, R Terry Adams, R OBP: 0.258, SLG: 0.311 (7, 1)										4	0	2	1	0	0	2										
Dave Clark, L Mel Rojas, R OBP: 0.344, SLG: 0.407 (9, 1)										1	0	0	0	0	1	1										
Shawon Dunston, R OBP: 0.284, SLG: 0.385 (1, 6)										4	1	1	0	0	0	3										
José Hernández, R OBP: 0.448, SLG: 0.600 (1, 5)										4	1	2	1	0	0	0										
Scott Servais, R OBP: 0.315, SLG: 0.317 (1, 2)										4	0	2	0	0	0	2										
Terry Mulholland, R Rey Sanchez, R OBP: 0.053, SLG: 0.053 (7, 4)										3	0	0	0	0	2	2										
Inning Stats	R: 1 E: 0 K: 0 S: 12	H: 2 LOB: 1 BB: 0 P: 20	R: 0 E: 0 K: 1 S: 11	H: 1 LOB: 1 BB: 0 P: 17	R: 2 E: 1 K: 1 S: 12	H: 3 LOB: 1 BB: 1 P: 22	R: 1 E: 0 K: 0 S: 9	H: 2 LOB: 0 BB: 0 P: 14	R: 1 E: 0 K: 0 S: 13	H: 2 LOB: 1 BB: 0 P: 22	R: 0 E: 0 K: 1 S: 7	H: 1 LOB: 1 BB: 0 P: 9	R: 0 E: 0 K: 0 S: 6	H: 1 LOB: 1 BB: 0 P: 12	R: 1 E: 0 K: 0 S: 13	H: 3 LOB: 1 BB: 0 P: 20	R: 0 E: 0 K: 3 S: 12	H: 1 LOB: 1 BB: 0 P: 16	1B: 11 2B: 4 3B: 0 HR: 2	SF: 0 SAC: 0 DP: 1 HBP: 0	WP: 1 PB: 0 SB: 0 CS: 2	PA: 43				
PITCHER	IP WLS BF H R ER SO BB IBB HBP BLK WP HR S P ERA WHIP	IP WLS BF H R ER SO BB IBB HBP BLK WP HR S P ERA WHIP	IP WLS BF H R ER SO BB IBB HBP BLK WP HR S P ERA WHIP	IP WLS BF H R ER SO BB IBB HBP BLK WP HR S P ERA WHIP	IP WLS BF H R ER SO BB IBB HBP BLK WP HR S P ERA WHIP	IP WLS BF H R ER SO BB IBB HBP BLK WP HR S P ERA WHIP	IP WLS BF H R ER SO BB IBB HBP BLK WP HR S P ERA WHIP	IP WLS BF H R ER SO BB IBB HBP BLK WP HR S P ERA WHIP	IP WLS BF H R ER SO BB IBB HBP BLK WP HR S P ERA WHIP	IP WLS BF H R ER SO BB IBB HBP BLK WP HR S P ERA WHIP	IP WLS BF H R ER SO BB IBB HBP BLK WP HR S P ERA WHIP	IP WLS BF H R ER SO BB IBB HBP BLK WP HR S P ERA WHIP	IP WLS BF H R ER SO BB IBB HBP BLK WP HR S P ERA WHIP	IP WLS BF H R ER SO BB IBB HBP BLK WP HR S P ERA WHIP	IP WLS BF H R ER SO BB IBB HBP BLK WP HR S P ERA WHIP	IP WLS BF H R ER SO BB IBB HBP BLK WP HR S P ERA WHIP	IP WLS BF H R ER SO BB IBB HBP BLK WP HR S P ERA WHIP	IP WLS BF H R ER SO BB IBB HBP BLK WP HR S P ERA WHIP	IP WLS BF H R ER SO BB IBB HBP BLK WP HR S P ERA WHIP	IP WLS BF H R ER SO BB IBB HBP BLK WP HR S P ERA WHIP	IP WLS BF H R ER SO BB IBB HBP BLK WP HR S P ERA WHIP	IP WLS BF H R ER SO BB IBB HBP BLK WP HR S P ERA WHIP	IP WLS BF H R ER SO BB IBB HBP BLK WP HR S P ERA WHIP	IP WLS BF H R ER SO BB IBB HBP BLK WP HR S P ERA WHIP	IP WLS BF H R ER SO BB IBB HBP BLK WP HR S P ERA WHIP	IP WLS BF H R ER SO BB IBB HBP BLK WP HR S P ERA WHIP

Batter	1	2	3	4	5	6	7	8	9	AB	R	H	RBI	BB	SO	LOB	BOTTOM									
Rickey Henderson, R Greg Vaughn, R Terry Shumpert, R Steve Finley, L OBP: 0.385, SLG: 0.246 OBP: 0.291, SLG: 0.374 OBP: 0.281, SLG: 0.392 (8, 8)										1	0	0	0	0	0	0	Chicago Cubs @ San Diego Padres Qualcomm Stadium, San Diego, CA Thu May 08 1997, 6:33 AM EDT Att: 16,844 - Sunny - 78 F									
Quirova Veras, S OBP: 0.290, SLG: 0.298 (1, 4)										4	0	0	0	0	4											
Tony Gwynn, L OBP: 0.385, SLG: 0.571 (1, 9)										3	0	1	0	1	0											
Ken Caminiti, S OBP: 0.319, SLG: 0.429 (1, 5)										4	0	0	0	0	1	2										
Chris Jones, R OBP: 0.351, SLG: 0.500 (8, 7)										4	0	0	0	0	2	1										
Archi Cianfrocco, R OBP: 0.378, SLG: 0.424 (1, 3)										4	1	1	1	0	1	1										
Chris Gomez, R OBP: 0.325, SLG: 0.364 (1, 6)										4	1	2	0	0	0	0										
Carlos Hernandez, R OBP: 0.357, SLG: 0.429 (1, 2)										4	0	3	0	0	0	1										
Fernando Valenzuela, L Don Slaught, R Tim Scott, R John Flaherty, R Will Cunnane, R Joey Long, R Derek Lee, R OBP: 0.255, SLG: 0.125 OBP: 0.279, SLG: 0.376 OBP: 0.325, SLG: 0.231 (5, PH) (8, 1) (7, PH) (8, 1) (8, 1) (9, PH)										0	0	0	0	0	0	0										
Inning Stats	R: 0 E: 0 K: 0 S: 9	H: 0 LOB: 0 BB: 0 P: 15	R: 0 E: 0 K: 2 S: 9	H: 0 LOB: 0 BB: 0 P: 13	R: 1 E: 0 K: 0 S: 12	H: 2 LOB: 1 BB: 0 P: 19	R: 0 E: 0 K: 0 S: 5	H: 0 LOB: 0 BB: 0 P: 9	R: 0 E: 0 K: 1 S: 8	H: 1 LOB: 1 BB: 0 P: 11	R: 0 E: 0 K: 1 S: 8	H: 1 LOB: 1 BB: 0 P: 10	R: 1 E: 0 K: 0 S: 13	H: 3 LOB: 3 BB: 1 P: 18	R: 0 E: 0 K: 2 S: 12	H: 0 LOB: 1 BB: 1 P: 20		R: 0 E: 0 K: 1 S: 11	H: 1 LOB: 1 BB: 0 P: 18	1B: 5 2B: 2 3B: 0 HR: 1	SF: 0 SAC: 1 DP: 0 HBP: 0	WP: 0 PB: 0 SB: 0 CS: 0	PA: 37			
PITCHER	IP WLS BF H R ER SO BB IBB HBP BLK WP HR S P ERA WHIP	IP WLS BF H R ER SO BB IBB HBP BLK WP HR S P ERA WHIP	IP WLS BF H R ER SO BB IBB HBP BLK WP HR S P ERA WHIP	IP WLS BF H R ER SO BB IBB HBP BLK WP HR S P ERA WHIP	IP WLS BF H R ER SO BB IBB HBP BLK WP HR S P ERA WHIP	IP WLS BF H R ER SO BB IBB HBP BLK WP HR S P ERA WHIP	IP WLS BF H R ER SO BB IBB HBP BLK WP HR S P ERA WHIP	IP WLS BF H R ER SO BB IBB HBP BLK WP HR S P ERA WHIP	IP WLS BF H R ER SO BB IBB HBP BLK WP HR S P ERA WHIP	IP WLS BF H R ER SO BB IBB HBP BLK WP HR S P ERA WHIP	IP WLS BF H R ER SO BB IBB HBP BLK WP HR S P ERA WHIP	IP WLS BF H R ER SO BB IBB HBP BLK WP HR S P ERA WHIP	IP WLS BF H R ER SO BB IBB HBP BLK WP HR S P ERA WHIP	IP WLS BF H R ER SO BB IBB HBP BLK WP HR S P ERA WHIP	IP WLS BF H R ER SO BB IBB HBP BLK WP HR S P ERA WHIP	IP WLS BF H R ER SO BB IBB HBP BLK WP HR S P ERA WHIP	IP WLS BF H R ER SO BB IBB HBP BLK WP HR S P ERA WHIP	IP WLS BF H R ER SO BB IBB HBP BLK WP HR S P ERA WHIP	IP WLS BF H R ER SO BB IBB HBP BLK WP HR S P ERA WHIP	IP WLS BF H R ER SO BB IBB HBP BLK WP HR S P ERA WHIP	IP WLS BF H R ER SO BB IBB HBP BLK WP HR S P ERA WHIP	IP WLS BF H R ER SO BB IBB HBP BLK WP HR S P ERA WHIP	IP WLS BF H R ER SO BB IBB HBP BLK WP HR S P ERA WHIP	IP WLS BF H R ER SO BB IBB HBP BLK WP HR S P ERA WHIP	IP WLS BF H R ER SO BB IBB HBP BLK WP HR S P ERA WHIP	IP WLS BF H R ER SO BB IBB HBP BLK WP HR S P ERA WHIP



Batter	1	2	3	4	5	6	7	8	9	AB R H RBI BB SO LOB	TOP																
Todd Hollandsworth, L (1, 8) OBP: 0.277, SLG: 0.328	G5-3		1B		G1-3		P3		K	5 0 1 0 0 1 6	Los Angeles Dodgers @ Chicago Cubs Wrigley Field, Chicago, IL Tue May 13 1997, 7:05 PM CDT Att: 21,908 - Unknown - 50 F livebaseballscorecards.com																
Greg Gagne, R (1, 6) OBP: 0.336, SLG: 0.434	G4-3				G6-3			K		4 0 1 0 0 1 3																	
Mike Piazza, R (1, 2) OBP: 0.411, SLG: 0.519	G4-3				K			G4-3		4 0 0 0 0 2 1																	
Eric Karros, R (1, 3) OBP: 0.327, SLG: 0.351	L4				K			L8		4 0 1 0 0 1 1																	
Raul Mondesi, R (1, 9) OBP: 0.338, SLG: 0.496		L9			G5-3				G6-3	4 0 0 0 0 0 1																	
Todd Zeile, R (1, 5) OBP: 0.338, SLG: 0.370 Wilton Guerrero, S (9, PH) OBP: 0.295, SLG: 0.454		P9			P4				BB 1B	3 1 1 1 1 1 0 1 0 0 0 0 0 0 0 0																	
Billy Ashley, R (1, 7) Wayne Kirby, L (8, 7) OBP: 0.324, SLG: 0.226		F8			SH1-4				BB 1B	3 0 2 0 0 0 0 0 1 0 1 0 0 0 0 0																	
Juan Castro, R (1, 4) Eric Anthony, L (9, PH)					E5				F7	3 0 0 0 0 0 0 2 1 0 0 0 0 0 0 2																	
Pedro Astacio, R (1, 1) Nelson Liriano, S (9, PH) OBP: 0.300, SLG: 0.235					SH1-4				BB	1 0 0 0 0 0 0 0 0 0 0 0 0 1 0 0																	
Inning Stats	R: 0 E: 0 K: 0 S: 11	H: 1 LOB: 1 BB: 0 P: 17	R: 0 E: 0 K: 0 S: 8	H: 0 LOB: 0 BB: 0 P: 12	R: 0 E: 0 K: 0 S: 10	H: 1 LOB: 1 BB: 0 P: 12	R: 0 E: 0 K: 1 S: 11	H: 1 LOB: 1 BB: 0 P: 16	R: 0 E: 1 K: 0 S: 8	H: 0 LOB: 2 BB: 0 P: 11		R: 0 E: 0 K: 0 S: 7	H: 0 LOB: 0 BB: 0 P: 10	R: 1 E: 1 K: 0 S: 11	H: 2 LOB: 1 BB: 0 P: 15	R: 0 E: 0 K: 1 S: 6	H: 0 LOB: 0 BB: 0 P: 7	R: 0 E: 0 K: 1 S: 12	H: 1 LOB: 3 BB: 2 P: 26	1B: 5 2B: 1 3B: 0 HR: 1	SF: 0 SAC: 2 DP: 0 HBP: 0	WP: 0 PB: 0 SB: 0 CS: 0	PA: 37				
PITCHER	IP WLS BF H R ER SO BB IBB HBP BLK WP HR S P ERA WHIP											IP WLS BF H R ER SO BB IBB HBP BLK WP HR S P ERA WHIP															
Terry Mulholland, L (1, 1) ERA: 2.91	7.0	28	6	1	1	3	0	0	0	0	0	0	1	66	93	1.29	0.857										
Turk Wendell, R (8, 1) ERA: 4.66	1.0	W	3	0	0	1	0	0	0	0	0	0	0	6	7	0.00	0.000										
Mel Rojas, R (9, 1) ERA: 4.41	1.0	S	6	1	0	1	2	0	0	0	0	0	0	12	26	0.00	3.000										

Batter	1	2	3	4	5	6	7	8	9	AB R H RBI BB SO LOB	BOTTOM																
Brian McRae, S (1, 8) OBP: 0.288, SLG: 0.388	B1		G3-1			1B SH1-3		K		4 0 1 0 0 1 1	Los Angeles Dodgers @ Chicago Cubs Wrigley Field, Chicago, IL Tue May 13 1997, 7:05 PM CDT Att: 21,908 - Unknown - 50 F livebaseballscorecards.com																
Shawon Dunston, R (1, 6) OBP: 0.288, SLG: 0.370	L9		P5			SH1-3		F8		3 0 0 0 0 0 1																	
Mark Grace, L (1, 3) OBP: 0.443, SLG: 0.490					G6-3				HR	2 1 2 0 2 0 0																	
Sammy Sosa, R (1, 9) OBP: 0.314, SLG: 0.451					K				HR	4 1 1 2 0 2 4																	
Dave Hansen, L (1, 5) Mel Rojas, R (9, 1) OBP: 0.431, SLG: 0.289		G6-3			G6-3				G3	4 0 0 0 0 0 3 0 0 0 0 0 0 0																	
Brooks Kieschnick, L (1, 7) José Hernández, R (9, 5) OBP: 0.299, SLG: 0.343			F9		G3					3 0 0 0 0 0 1 0 0 0 0 0 0 0																	
23 Ryne Sandberg, R (1, 4) OBP: 0.261, SLG: 0.337			L4			F9			BLK	3 0 1 0 0 0 0																	
Scott Servais, R (1, 2) OBP: 0.320, SLG: 0.315					G3-1				K	3 0 1 0 0 1 1																	
Terry Mulholland, R (1, 1) Dave Clark, L (7, PH) Turk Wendell, L (8, 1) Doug Gianvelli, R (9, 7) OBP: 0.300, SLG: 0.351					SH1-4				P9	1 0 0 0 0 0 0 1 0 0 0 0 0 1 0 0 0 0 0 0 0 0 0 0 0 0 0 0																	
Inning Stats	R: 0 E: 0 K: 0 S: 8	H: 0 LOB: 1 BB: 1 P: 12	R: 0 E: 0 K: 0 S: 5	H: 0 LOB: 0 BB: 0 P: 11	R: 0 E: 0 K: 0 S: 6	H: 1 LOB: 1 BB: 0 P: 10	R: 0 E: 0 K: 1 S: 8	H: 1 LOB: 1 BB: 0 P: 13	R: 0 E: 0 K: 0 S: 5	H: 0 LOB: 0 BB: 0 P: 6		R: 0 E: 0 K: 1 S: 10	H: 2 LOB: 2 BB: 0 P: 17	R: 0 E: 0 K: 1 S: 9	H: 1 LOB: 1 BB: 0 P: 15	R: 2 E: 0 K: 1 S: 11	H: 1 LOB: 0 BB: 1 P: 20	1B: 5 2B: 0 3B: 0 HR: 1	SF: 0 SAC: 2 DP: 0 HBP: 0	WP: 0 PB: 0 SB: 0 CS: 0	PA: 32						
PITCHER	IP WLS BF H R ER SO BB IBB HBP BLK WP HR S P ERA WHIP											IP WLS BF H R ER SO BB IBB HBP BLK WP HR S P ERA WHIP															
Pedro Astacio, R (1, 1) ERA: 2.04	8.0	L	32	6	2	2	4	2	0	0	0	0	1	62	104	2.25	1.000										



Batter	1	2	3	4	5	6	7	8	9	AB	R	H	RBI	BB	SO	LOB	TOP				
Todd Hollandsworth, L (1.8)	P9		G4-6-3			G4-3		G5-3	F7	5	0	0	0	0	0	2	Los Angeles Dodgers @ Chicago Cubs Wrigley Field, Chicago, IL Wed May 14 1997, 3:33 AM CDT Att: 24,441 - Overcast - 53 F				
Greg Gagne, R (1.6)	G5-3					K		1B SF7 1B	F8	5	1	2	1	0	1	0					
Mike Piazza, R (1.2)			G4-3			L9				3	0	1	0	1	0	1					
Eric Karros, R (1.3)										3	1	2	0	1	0	0					
Raul Mondesi, R (1.9)	P4									3	1	2	3	0	0	2					
Todd Zeile, R (1.5)										3	0	0	0	1	0	3					
Eric Anthony, L (1.7)										4	1	1	0	0	0	1					
Wilton Guerrero, S (1.4) Darren Hall, R (7.1) Scott Radinsky, L (7.1) Antonio Osuna, R (7.1) Juan Castro, R (9.9) Mel Rojas, R (9.4)										3	0	1	0	0	0	1					
Ramon Martinez, R (1.1) Nelson Liriano, S (7.7) Todd Worrell, R (9.1)										2	0	1	0	0	0	0					
										2	2	2	2	0	0	0					
Inning Stats	R: 0 E: 0 K: 0 S: 11	H: 1 LOB: 2 BB: 1 P: 20	R: 0 E: 0 K: 0 S: 4	H: 0 LOB: 0 BB: 1 P: 11	R: 0 E: 0 K: 0 S: 8	H: 2 LOB: 1 BB: 0 P: 15	R: 0 E: 0 K: 0 S: 10	H: 1 LOB: 0 BB: 0 P: 16	R: 0 E: 0 K: 1 S: 8	H: 0 LOB: 0 BB: 0 P: 9	R: 0 E: 0 K: 1 S: 8	H: 0 LOB: 0 BB: 0 P: 9	R: 2 E: 0 K: 0 S: 11	H: 3 LOB: 0 BB: 0 P: 15	R: 2 E: 0 K: 0 S: 16	H: 3 LOB: 2 BB: 1 P: 31	R: 2 E: 0 K: 0 S: 7	H: 2 LOB: 0 BB: 0 P: 14	1B: 7 2B: 3 3B: 0 HR: 2	SF: 1 SAC: 1 DP: 2 HBP: 0	WP: 0 PA: 40 PB: 0 SB: 0 CS: 2
PITCHER	IP WLS BF H R ER SO BB IBB HBP BLK WP HR S P ERA WHIP	IP WLS BF H R ER SO BB IBB HBP BLK WP HR S P ERA WHIP	IP WLS BF H R ER SO BB IBB HBP BLK WP HR S P ERA WHIP	IP WLS BF H R ER SO BB IBB HBP BLK WP HR S P ERA WHIP	IP WLS BF H R ER SO BB IBB HBP BLK WP HR S P ERA WHIP	IP WLS BF H R ER SO BB IBB HBP BLK WP HR S P ERA WHIP	IP WLS BF H R ER SO BB IBB HBP BLK WP HR S P ERA WHIP	IP WLS BF H R ER SO BB IBB HBP BLK WP HR S P ERA WHIP	IP WLS BF H R ER SO BB IBB HBP BLK WP HR S P ERA WHIP	IP WLS BF H R ER SO BB IBB HBP BLK WP HR S P ERA WHIP	IP WLS BF H R ER SO BB IBB HBP BLK WP HR S P ERA WHIP	IP WLS BF H R ER SO BB IBB HBP BLK WP HR S P ERA WHIP	IP WLS BF H R ER SO BB IBB HBP BLK WP HR S P ERA WHIP	IP WLS BF H R ER SO BB IBB HBP BLK WP HR S P ERA WHIP	IP WLS BF H R ER SO BB IBB HBP BLK WP HR S P ERA WHIP	IP WLS BF H R ER SO BB IBB HBP BLK WP HR S P ERA WHIP	IP WLS BF H R ER SO BB IBB HBP BLK WP HR S P ERA WHIP	IP WLS BF H R ER SO BB IBB HBP BLK WP HR S P ERA WHIP	IP WLS BF H R ER SO BB IBB HBP BLK WP HR S P ERA WHIP	IP WLS BF H R ER SO BB IBB HBP BLK WP HR S P ERA WHIP	IP WLS BF H R ER SO BB IBB HBP BLK WP HR S P ERA WHIP

AB 33
R 6
H 12
RBI 6
BB 3
SO 1
LOB 10



Batter	1	2	3	4	5	6	7	8	9	AB	R	H	RBI	BB	SO	LOB	BOTTOM				
Brian McRae, S (1.8)	F8				P2				G4-3	5	1	2	1	0	0	0	Los Angeles Dodgers @ Chicago Cubs Wrigley Field, Chicago, IL Wed May 14 1997, 3:33 AM CDT Att: 24,441 - Overcast - 53 F				
Shawn Dunston, R (1.6) Rey Sanchez, R (8.6)										4	0	1	0	0	0	2					
Mark Grace, L (1.3)	G6-3									5	2	2	1	0	0	2					
Sammy Sosa, R (1.9)										2	0	0	0	2	0	1					
Dave Hansen, L (1.5) José Hernández, R (5.7) José Hernández, R (6.5)										2	1	1	0	1	1	0					
23 Ryne Sandberg, R (1.4)										1	0	0	0	0	0	2					
Brooks Kieschnick, L (1.7) Doug Glanville, R (5.7)										4	0	0	0	0	2	3					
Scott Servais, R (1.2)										1	0	0	0	1	0	0					
Steve Trachsel, R (1.1) Terry Adams, R (7.1) Turk Wendell, L (8.1) Mel Rojas, R (9.1) Dave Clark, L (9.7)										2	0	0	0	1	1	2					
										0	0	0	0	0	0	0					
Inning Stats	R: 0 E: 0 K: 0 S: 8	H: 0 LOB: 0 BB: 0 P: 12	R: 0 E: 0 K: 2 S: 7	H: 0 LOB: 0 BB: 0 P: 11	R: 0 E: 0 K: 0 S: 19	H: 1 LOB: 2 BB: 1 P: 28	R: 0 E: 0 K: 0 S: 13	H: 2 LOB: 2 BB: 1 P: 22	R: 1 E: 0 K: 0 S: 12	H: 1 LOB: 2 BB: 2 P: 23	R: 0 E: 0 K: 2 S: 7	H: 0 LOB: 0 BB: 0 P: 7	R: 1 E: 0 K: 0 S: 10	H: 2 LOB: 1 BB: 1 P: 17	R: 0 E: 0 K: 2 S: 8	H: 0 LOB: 0 BB: 0 P: 10	R: 0 E: 0 K: 0 S: 11	H: 1 LOB: 1 BB: 0 P: 17	1B: 5 2B: 0 3B: 0 HR: 2	SF: 0 SAC: 0 DP: 1 HBP: 0	WP: 0 PA: 39 PB: 0 SB: 1 CS: 0
PITCHER	IP WLS BF H R ER SO BB IBB HBP BLK WP HR S P ERA WHIP	IP WLS BF H R ER SO BB IBB HBP BLK WP HR S P ERA WHIP	IP WLS BF H R ER SO BB IBB HBP BLK WP HR S P ERA WHIP	IP WLS BF H R ER SO BB IBB HBP BLK WP HR S P ERA WHIP	IP WLS BF H R ER SO BB IBB HBP BLK WP HR S P ERA WHIP	IP WLS BF H R ER SO BB IBB HBP BLK WP HR S P ERA WHIP	IP WLS BF H R ER SO BB IBB HBP BLK WP HR S P ERA WHIP	IP WLS BF H R ER SO BB IBB HBP BLK WP HR S P ERA WHIP	IP WLS BF H R ER SO BB IBB HBP BLK WP HR S P ERA WHIP	IP WLS BF H R ER SO BB IBB HBP BLK WP HR S P ERA WHIP	IP WLS BF H R ER SO BB IBB HBP BLK WP HR S P ERA WHIP	IP WLS BF H R ER SO BB IBB HBP BLK WP HR S P ERA WHIP	IP WLS BF H R ER SO BB IBB HBP BLK WP HR S P ERA WHIP	IP WLS BF H R ER SO BB IBB HBP BLK WP HR S P ERA WHIP	IP WLS BF H R ER SO BB IBB HBP BLK WP HR S P ERA WHIP	IP WLS BF H R ER SO BB IBB HBP BLK WP HR S P ERA WHIP	IP WLS BF H R ER SO BB IBB HBP BLK WP HR S P ERA WHIP	IP WLS BF H R ER SO BB IBB HBP BLK WP HR S P ERA WHIP	IP WLS BF H R ER SO BB IBB HBP BLK WP HR S P ERA WHIP	IP WLS BF H R ER SO BB IBB HBP BLK WP HR S P ERA WHIP	IP WLS BF H R ER SO BB IBB HBP BLK WP HR S P ERA WHIP

AB 34
R 4
H 7
RBI 3
BB 5
SO 6
LOB 14



Batter	1	2	3	4	5	6	7	8	9	AB	R	H	RBI	BB	SO	LOB	TOP										
Steve Finley, L (1, 8) OBP: 0.294, SLG: 0.368	G3-1		K		FC2-5			B3		4	0	0	0	0	1	3	<p>San Diego Padres @ Chicago Cubs</p> <p>Wrigley Field, Chicago, IL</p> <p>Thu May 15 1997, 3:33 AM CDT</p> <p>Att: 19,766 - Sunny - 48 F</p>										
Quilvio Veras, S (1, 4) OBP: 0.293, SLG: 0.289	K			K				L8		3	0	0	0	1	2	0											
Tony Gwynn, L (1, 9) OBP: 0.379, SLG: 0.541				F8				F7		3	0	0	0	1	0	3											
Wally Joyner, L (1, 3) OBP: 0.337, SLG: 0.429	K			HR						4	1	1	1	0	2	1											
Greg Vaughn, R (1, 7)		K		P3				G6-3		4	0	0	0	0	2	0											
Archi Cianfrocco, R (1, 5) OBP: 0.403, SLG: 0.455		G6-3								4	0	0	0	0	3	0											
Craig Shipley, R (1, 6) OBP: 0.250, SLG: 0.500		L8								3	1	1	0	0	0	0											
John Flaherty, R (1, 2) OBP: 0.286, SLG: 0.345				G6-3				L9		3	0	1	1	0	0	0											
Sterling Hitchcock, L (1, 1) OBP: 0.200, SLG: 0.143										0	0	0	0	1	0	0											
Trey Beamon, L (7, PH) OBP: 0.500, SLG: 0.333										1	0	0	0	0	0	0											
Tim Scott, R (7, 1)										0	0	0	0	0	0	0											
Inning Stats	R: 0 E: 0 K: 2 S: 13	H: 0 LOB: 1 BB: 1 P: 23	R: 0 E: 0 K: 1 S: 7	H: 0 LOB: 0 BB: 0 P: 11	R: 0 E: 0 K: 1 S: 5	H: 0 LOB: 1 BB: 1 P: 13	R: 1 E: 0 K: 1 S: 8	H: 1 LOB: 0 BB: 0 P: 14	R: 1 E: 0 K: 1 S: 12	H: 2 LOB: 3 BB: 1 P: 22	R: 0 E: 0 K: 2 S: 8	H: 0 LOB: 0 BB: 0 P: 14	R: 0 E: 0 K: 0 S: 6	H: 0 LOB: 0 BB: 0 P: 11	R: 0 E: 0 K: 0 S: 5	H: 0 LOB: 0 BB: 0 P: 8	R: 0 E: 0 K: 2 S: 11	H: 0 LOB: 0 BB: 0 P: 16	1B: 1 2B: 2 3B: 0 HR: 1	SF: 0 SAC: 1 DP: 1 HBP: 0	WP: 0 PB: 0 SB: 0 CS: 1	PA: 33					
PITCHER	IP	WLS	BF	H	R	ER	SO	BB	IBB	HBP	BLK	WP	HR	S	P	ERA	WHIP										
Frank Castillo, R (1, 1) ERA: 5.48	7.0	W	27	3	2	2	8	3	0	0	0	0	1	59	108	2.57	0.857										
Bob Patterson, L (8, 1) ERA: 3.31	1.0		3	0	0	0	0	0	0	0	0	0	0	5	8	0.00	0.000										
Kent Bottenfield, R (9, 1) ERA: 3.46	1.0		3	0	0	0	2	0	0	0	0	0	0	11	16	0.00	0.000										

Batter	1	2	3	4	5	6	7	8	9	AB	R	H	RBI	BB	SO	LOB	BOTTOM										
Brian McRae, S (1, 8) OBP: 0.294, SLG: 0.420	F8		K		E1					5	1	2	1	0	1	0	<p>San Diego Padres @ Chicago Cubs</p> <p>Wrigley Field, Chicago, IL</p> <p>Thu May 15 1997, 3:33 AM CDT</p> <p>Att: 19,766 - Sunny - 48 F</p>										
Doug Glanville, R (1, 7) OBP: 0.299, SLG: 0.365			P4		K			F8		4	1	1	1	1	1	3											
Mark Grace, L (1, 3) OBP: 0.447, SLG: 0.519										5	1	3	1	0	0	3											
Sammy Sosa, R (1, 9) OBP: 0.317, SLG: 0.453			G5-3							4	1	1	1	0	1	4											
Shawon Dunston, R (1, 6) OBP: 0.288, SLG: 0.365										3	1	1	0	0	0	2											
Rey Sanchez, R (7, 6) OBP: 0.327, SLG: 0.314										1	0	0	1	0	0	0											
23 Ryne Sandberg, R (1, 4) OBP: 0.244, SLG: 0.313			G6-3							4	0	0	0	0	1	1											
José Hernández, R (1, 5) OBP: 0.405, SLG: 0.541										3	3	2	1	1	0	0											
Scott Servais, R (1, 2) OBP: 0.306, SLG: 0.303										3	0	1	2	0	1	1											
Frank Castillo, R (1, 1) OBP: 0.083, SLG: 0.083										2	0	0	0	0	1	1											
Dave Clark, L (7, PH) ERA: 4.19										1	0	0	0	0	0	0											
Bob Patterson, R (8, 1) ERA: 3.31										0	0	0	0	0	0	0											
Brooks Kieschnick, L (8, PH) OBP: 0.313, SLG: 0.338										0	0	0	0	1	0	0											
Kent Bottenfield, R (9, 1) ERA: 3.46										0	0	0	0	0	0	0											
Inning Stats	R: 0 E: 1 K: 0 S: 5	H: 0 LOB: 1 BB: 1 P: 9	R: 1 E: 0 K: 0 S: 15	H: 1 LOB: 1 BB: 1 P: 27	R: 0 E: 0 K: 1 S: 11	H: 1 LOB: 1 BB: 0 P: 17	R: 2 E: 0 K: 2 S: 11	H: 2 LOB: 0 BB: 0 P: 15	R: 0 E: 1 K: 2 S: 12	H: 1 LOB: 2 BB: 0 P: 18	R: 0 E: 0 K: 0 S: 7	H: 0 LOB: 0 BB: 0 P: 12	R: 4 E: 0 K: 0 S: 12	H: 4 LOB: 0 BB: 0 P: 20	R: 1 E: 0 K: 1 S: 11	H: 2 LOB: 2 BB: 1 P: 20	1B: 7 2B: 0 3B: 4 HR: 0	SF: 1 SAC: 0 DP: 0 HBP: 0	WP: 0 PB: 0 SB: 0 CS: 0	PA: 39							
PITCHER	IP	WLS	BF	H	R	ER	SO	BB	IBB	HBP	BLK	WP	HR	S	P	ERA	WHIP										
Sterling Hitchcock, L (1, 1) ERA: 4.19	6.0	L	26	6	5	3	5	2	0	0	1	0	0	61	98	4.50	1.167										
Tim Scott, R (7, 1) ERA: 7.85	2.0		13	6	5	5	1	1	0	0	0	0	0	23	40	22.50	3.500										

AB	29
R	2
H	3
RBI	2
BB	3
SO	10
LOB	7




AB	35
R	8
H	11
RBI	8
BB	3
SO	6
LOB	15



Batter	1	2	3	4	5	6	7	8	9	AB	R	H	RBI	BB	SO	LOB	TOP			
Steve Finley, L (1, 8) OBP: 0.311, SLG: 0.420	1-1 S 1B		2-1 G3		0-0 G3		0-1 HR		0-1 FC4-6 1B	5	2	3	3	0	0	0				
Terry Shumpert, R (1, 4) OBP: 0.364, SLG: 0.444	2-2 P3		1-2 1B		0-2 F9		0-1 G6-3		1-0 SF7	4	0	1	1	0	0	1				
Tony Gwynn, L (1, 9) Quilvio Veras, S (6, PR) OBP: 0.289, SLG: 0.285	1-0 2H 1B		0-0 L9			2-1 FC4 1B		1-1 G6-3	FC4-6 1-2 1B	3	0	2	1	0	0	1				
Wally Joyner, L (1, 3) Sean Bergman, R (6, 1) John Flaherty, R (8, PH) Joey Long, R (8, 1)	3-0 F8			0-0 E4 HR		0-0 F7		4-2 FC4-6 BB		3	1	0	0	0	0	2				
Chris Jones, R (1, 7) OBP: 0.286, SLG: 0.455	0-1 P5			2-3 K		0-0 FC4		3-2 FC4-6		4	0	0	0	0	1	4				
Archi Cianfrocco, R (1, 5) OBP: 0.379, SLG: 0.424		2-3 K		0-0 F9		3-3 K		1-2 F9		4	0	0	0	0	2	3				
Chris Gomez, R (1, 6) OBP: 0.314, SLG: 0.369		3-2 G6-3		1-0 HR			1-0 HR 1B		0-2 P4	4	2	2	2	0	0	0				
Carlos Hernandez, R (1, 2) OBP: 0.318, SLG: 0.364		0-0 G6-3		2-1 G3			1-0 P2		1-0 BB 1B	4	1	1	0	0	0	1				
Tim Worrell, R (1, 1) Trey Beamon, L (3, PH) Will Cunnane, R (3, 1) Don Slaught, R (6, 2)			2-3 K		1-3 K		0-0 P8		4-0 1B SF7 BB	0	0	0	0	0	0	0				
Inning Stats	R: 1 E: 0 K: 0 S: 10	H: 2 LOB: 1 BB: 0 P: 17	R: 0 E: 0 K: 1 S: 7	H: 0 LOB: 0 BB: 0 P: 12	R: 0 E: 0 K: 1 S: 10	H: 1 LOB: 1 BB: 0 P: 15	R: 2 E: 1 K: 1 S: 9	H: 1 LOB: 0 BB: 0 P: 14	R: 0 E: 0 K: 1 S: 8	H: 1 LOB: 1 BB: 0 P: 15	R: 2 E: 0 K: 0 S: 7	H: 2 LOB: 0 BB: 0 P: 9	R: 0 E: 0 K: 0 S: 10	H: 0 LOB: 1 BB: 1 P: 19	R: 2 E: 0 K: 0 S: 8	H: 2 LOB: 1 BB: 1 P: 14	1B: 7 2B: 0 3B: 0 HR: 2	SF: 1 SAC: 0 DP: 0 HBP: 0	WP: 0 PB: 0 SB: 1 CS: 0	PA: 39
PITCHER	IP WLS BF H R ER SO BB IBB HBP BLK WP HR S P ERA WHIP	IP WLS BF H R ER SO BB IBB HBP BLK WP HR S P ERA WHIP																		
Kevin Foster, R (1, 1) ERA: 4.96	7.0 W 29 7 5 3 5 0 0 0 0 0 2 61 91 3.86 1.000																			
Ramon Tatis, L (8, 1) ERA: 3.86	2.0 L 10 2 2 2 0 2 0 0 0 0 0 18 33 9.00 2.000																			

San Diego Padres @ Chicago Cubs
Wrigley Field, Chicago, IL
Fri May 16 1997, 3:33 AM CDT
Att: 25,036 - Cloudy - 60 F


AB 36
R 7
H 9
RBI 7
BB 2
SO 5
LOB 14



Batter	1	2	3	4	5	6	7	8	9	AB	R	H	RBI	BB	SO	LOB	BOTTOM		
Brian McRae, S (1, 8) OBP: 0.313, SLG: 0.438	4-2 CS BB	0-0 1B	2-1 BB 1B	2-0 L9		1-0 WP 1B		3-2 2H 2B		5	2	4	2	1	0	0			
Doug Glavinville, R (1, 7) OBP: 0.315, SLG: 0.368	4-2 WP SF7 BB	0-0 1B	0-0 BB 1B		1-1 F7	2-2 L5		2-1 G6-3		5	3	2	2	1	0	3			
Mark Grace, L (1, 3) Ramon Tatis, L (8, 1)	2-1 WP 2B 1B	0-0 1B	4-2 BB 1B		2-0 G4-3		2-3 K			4	2	2	1	1	1	0			
Sammy Sosa, R (1, 9) OBP: 0.331, SLG: 0.500	2-0 SF7	2-2 1B	0-1 BB 1B		1-0 HR		1-0 1B			4	2	4	6	0	0	0			
23 Ryne Sandberg, R (1, 4) Dave Hansen, L (5, 5) OBP: 0.429, SLG: 0.286	0-1 2H 2B	2-3 K	0-1 G6-3		1-0 G4-3		2-0 P7			3	0	1	2	0	1	2			
José Hernández, R (1, 5) OBP: 0.404, SLG: 0.524	0-3 K		1-0 1B			2-2 G5-3	3-1 F8			5	1	2	0	0	1	2			
Rey Sanchez, R (1, 6) OBP: 0.333, SLG: 0.309		4-1 SH1-4 BB				0-3 K		3-2 L9		4	2	1	0	1	1	1			
Scott Servais, R (1, 2) OBP: 0.319, SLG: 0.356		0-0 F8	3-1 1B 1B	2-3 K		0-0 HR		0-0 WP 2B 2B		5	3	3	1	0	1	1			
Kevin Foster, R (1, 1) Mike Hubbard, R (8, 2) OBP: 0.176, SLG: 0.125 OBP: 0.100, SLG: 0.400		0-2 SH1-4	2-2 1B 1B	1-2 G5-3		3-2 WP 1B 1B		2-0 L9		3	1	2	2	0	0	0			
Inning Stats	R: 2 E: 0 K: 1 S: 14	H: 2 LOB: 1 BB: 2 P: 26	R: 3 E: 0 K: 1 S: 15	H: 4 LOB: 2 BB: 1 P: 23	R: 8 E: 0 K: 0 S: 22	H: 8 LOB: 0 BB: 1 P: 37	R: 0 E: 0 K: 1 S: 7	H: 0 LOB: 0 BB: 0 P: 12	R: 1 E: 0 K: 0 S: 5	H: 3 LOB: 2 BB: 0 P: 24	R: 0 E: 0 K: 1 S: 7	H: 1 LOB: 1 BB: 0 P: 15	R: 1 E: 0 K: 0 S: 12	H: 2 LOB: 1 BB: 0 P: 22	1B: 15 2B: 3 3B: 1 HR: 2	SF: 1 SAC: 1 DP: 1 HBP: 0	WP: 3 PB: 0 SB: 0 CS: 1	PA: 47	
PITCHER	IP WLS BF H R ER SO BB IBB HBP BLK WP HR S P ERA WHIP	IP WLS BF H R ER SO BB IBB HBP BLK WP HR S P ERA WHIP																	
Tim Worrell, R (1, 1) ERA: 5.53	2.0 L 14 11 10 10 2 1 0 0 0 0 2 46 76 24.55 3.273																		
Will Cunnane, R (3, 1) ERA: 7.27	3.2 L 22 11 10 10 2 1 0 0 0 0 1 0 11 22 0.00 1.500																		
Sean Bergman, R (6, 1) ERA: 3.28	1.1 L 6 2 0 0 1 0 0 0 0 0 1 0 11 22 0.00 1.500																		
Joey Long, L (8, 1) ERA: 10.57	1.0 L 5 2 1 1 0 0 0 0 0 0 1 0 12 22 9.00 2.000																		

San Diego Padres @ Chicago Cubs
Wrigley Field, Chicago, IL
Fri May 16 1997, 3:33 AM CDT
Att: 25,036 - Cloudy - 60 F

AB 41
R 16
H 21
RBI 16
BB 4
SO 5
LOB 11




Batter	1	2	3	4	5	6	7	8	9	AB	R	H	RBI	BB	SO	LOB	TOP								
Darryl Hamilton, L (1, 8) OBP: 0.400, SLG: 0.325	K		FC4-5-6			F7		B5-3		4	0	0	0	0	1	1	San Francisco Giants @ Chicago Cubs Wrigley Field, Chicago, IL Sat May 17 1997, 7:05 PM CDT Att: 34,309 - Unknown - 45 F								
Jose Vizcaino, S (1, 6) OBP: 0.301, SLG: 0.267	G6-3		FC4-6			G4-3		G5-3		4	0	0	0	0	0	1									
Glenallen Hill, R (1, 9) OBP: 0.264, SLG: 0.433 Stan Javier, S (9, 9) OBP: 0.279, SLG: 0.255	K			P5		G4-3		K		4	0	0	0	0	2	0									
Barry Bonds, L (1, 7) OBP: 0.451, SLG: 0.508		L9		G4-3		F7		HR		4	1	1	0	0	0	0									
Jeff Kent, R (1, 4) OBP: 0.344, SLG: 0.577		P3		E5		F7		HR		4	1	1	2	0	0	0									
J.T. Snow, L (1, 3) OBP: 0.382, SLG: 0.357		2B		K		F9		L8		4	0	1	0	0	1	1									
Mark Lewis, R (1, 5) Rod Beck, R (9, 1)		K		K		HR		BB		2	1	0	0	2	2	1									
Damon Berryhill, S (1, 2) Rick Wilkins, L (3, 2) OBP: 0.237, SLG: 0.318			2B	F7		F7		HR		1	0	1	0	0	0	0									
Mark Gardner, R (1, 1) Bill Mueller, S (9, 5) OBP: 0.370, SLG: 0.359			K	K		K		K		3	0	0	0	0	3	1									
Inning Stats	R: 0 E: 0 K: 2 S: 9	H: 0 LOB: 0 BB: 0 P: 12	R: 0 E: 0 K: 1 S: 10	H: 1 LOB: 1 BB: 0 P: 18	R: 0 E: 0 K: 1 S: 11	H: 1 LOB: 0 BB: 0 P: 15	R: 0 E: 1 K: 1 S: 10	H: 0 LOB: 1 BB: 0 P: 13	R: 0 E: 0 K: 2 S: 9	H: 0 LOB: 0 BB: 0 P: 13	R: 0 E: 0 K: 0 S: 6	H: 0 LOB: 0 BB: 0 P: 8	R: 0 E: 0 K: 0 S: 4	H: 0 LOB: 0 BB: 0 P: 5	R: 2 E: 0 K: 1 S: 12	H: 1 LOB: 0 BB: 1 P: 18		R: 2 E: 0 K: 1 S: 13	H: 2 LOB: 1 BB: 1 P: 26	1B: 1 2B: 2 3B: 0 HR: 2	SF: 0 SAC: 0 DP: 0 HBP: 0	WP: 0 PB: 0 SB: 0 CS: 0	PA: 35		
PITCHER	IP	WLS	BF	H	R	ER	SO	BB	IBB	HBP	BLK	WP	HR	S	P	ERA	WHIP								
Amaury Telemaco, R (1, 1) ERA: 4.68	8.0	L	29	3	2	2	8	1	0	0	0	0	1	71	102	2.25	0.500								
Mel Rojas, R (9, 1) ERA: 5.0	0.2	5	2	2	2	1	1	0	0	0	0	0	1	10	21	27.00	4.500								
Bob Patterson, L (9, 1) ERA: 3.24	0.1	1	0	0	0	0	0	0	0	0	0	0	0	3	5	0.00	0.000								

Batter	1	2	3	4	5	6	7	8	9	AB	R	H	RBI	BB	SO	LOB	BOTTOM								
Brian McRae, S (1, 8) OBP: 0.311, SLG: 0.446	SF7		F7		G4-3			P6		4	1	1	0	0	0	0	San Francisco Giants @ Chicago Cubs Wrigley Field, Chicago, IL Sat May 17 1997, 7:05 PM CDT Att: 34,309 - Unknown - 45 F								
Doug Glanville, R (1, 7) OBP: 0.312, SLG: 0.394	SF7		F7			G3-1		3B		3	0	1	1	0	0	0									
Mark Grace, L (1, 3) OBP: 0.447, SLG: 0.509	G3-1			K		CS		P6		4	0	1	0	0	1	1									
Sammy Sosa, R (1, 9) OBP: 0.324, SLG: 0.487	G6-3			K		F8		P4		4	0	0	0	0	1	1									
Shawon Dunston, R (1, 6) OBP: 0.301, SLG: 0.385		G3	G1-3	1B		SH2-4		L9		4	0	3	0	0	0	0									
Scott Servais, R (1, 2) OBP: 0.319, SLG: 0.355		G1-3		1B		SH2-4		K		3	0	1	0	0	1	1									
José Hernández, R (1, 5) OBP: 0.380, SLG: 0.489		G3		F9		K				3	0	0	0	0	1	4									
Rey Sanchez, R (1, 4) OBP: 0.317, SLG: 0.293		G5-3			K		L9			3	0	0	0	0	1	2									
Amaury Telemaco, R (1, 1) OBP: 0.375, SLG: 0.286 Dave Clark, L (8, PH) OBP: 0.273, SLG: 0.308 Mel Rojas, R (9, 1) Bob Patterson, R (9, 1)			K		K		K			2	0	0	0	0	2	0									
Inning Stats	R: 1 E: 0 K: 0 S: 10	H: 1 LOB: 0 BB: 0 P: 15	R: 0 E: 0 K: 0 S: 11	H: 1 LOB: 1 BB: 0 P: 16	R: 0 E: 0 K: 1 S: 8	H: 0 LOB: 0 BB: 0 P: 14	R: 0 E: 0 K: 2 S: 14	H: 2 LOB: 2 BB: 0 P: 23	R: 0 E: 0 K: 2 S: 7	H: 0 LOB: 0 BB: 0 P: 9	R: 0 E: 0 K: 0 S: 5	H: 1 LOB: 0 BB: 0 P: 6	R: 0 E: 0 K: 1 S: 9	H: 1 LOB: 1 BB: 0 P: 14	R: 0 E: 0 K: 1 S: 15	H: 1 LOB: 0 BB: 0 P: 23		R: 0 E: 0 K: 1 S: 8	H: 0 LOB: 0 BB: 0 P: 11	1B: 4 2B: 1 3B: 2 HR: 0	SF: 1 SAC: 1 DP: 0 HBP: 0	WP: 0 PB: 0 SB: 0 CS: 1	PA: 33		
PITCHER	IP	WLS	BF	H	R	ER	SO	BB	IBB	HBP	BLK	WP	HR	S	P	ERA	WHIP								
Mark Gardner, R (1, 1) ERA: 3.07	8.0	W	30	7	1	1	7	0	0	0	0	0	0	8	11	0.00	0.875								
Rod Beck, R (9, 1) ERA: 4.09	1.0	S	3	0	0	0	1	0	0	0	0	0	0	8	11	0.00	0.000								



Batter	1	2	3	4	5	6	7	8	9	AB	R	H	RBI	BB	SO	LOB	TOP										
Stan Javier, S OBP: 0.292, SLG: 0.259 (1, 8)	L1		FC6-4 HBP			1B 2B	SH1-3		K	3	1	1	0	0	1	1	San Francisco Giants @ Chicago Cubs Wrigley Field, Chicago, IL Sun May 18 1997, 3:33 AM CDT Att: 37,598 - Cloudy - 69 F										
Mark Lewis, R OBP: 0.329, SLG: 0.487 (1, 5)	P4		FC6-4			2B FC5	F8			4	1	1	0	0	0	3											
Glenallen Hill, R OBP: 0.264, SLG: 0.435 (1, 9)	F9					FC5 2B	G6-3			4	0	1	1	0	0	1											
Barry Bonds, L OBP: 0.440, SLG: 0.492 (1, 7)		G4-3				P5			F8	4	0	0	0	0	0	2											
Jeff Kent, R OBP: 0.342, SLG: 0.564 (1, 4)	L9					FC5 IBB			G6-3	3	0	0	0	1	0	0											
J.T. Snow, L OBP: 0.373, SLG: 0.346 (1, 3)	G4-3					FC5			P3	4	0	0	1	0	1	2											
Rick Wilkins, L OBP: 0.240, SLG: 0.319 Bill Mueller, S OBP: 0.367, SLG: 0.355 (9, PH)			P4			G4-3			G3	3	0	1	0	0	0	2											
Rich Aurilia, R OBP: 0.185, SLG: 0.308 Julian Tavaréz, L (7, 1) Jim Poole, L (7, 1) Marvin Benard, L OBP: 0.395, SLG: 0.333 (9, PH)			G6-3			L9			G5-3	3	1	1	1	0	0	1											
Shawn Estes, R (1, 1) Joe Roa, R OBP: 0.500, SLG: 0.500 Jose Vizcaino, S OBP: 0.311, SLG: 0.273 (7, 6)			HBP 1B			K			SH1-3 BB	2	0	1	0	0	1	1											
Inning Stats	R: 0 E: 0 K: 0 S: 3	H: 0 LOB: 0 BB: 0 P: 5	R: 0 E: 0 K: 0 S: 5	H: 0 LOB: 0 BB: 0 P: 9	R: 0 E: 0 K: 0 S: 10	H: 1 LOB: 2 BB: 0 P: 15	R: 0 E: 0 K: 0 S: 6	H: 0 LOB: 0 BB: 0 P: 9	R: 0 E: 0 K: 2 S: 8	H: 1 LOB: 1 BB: 0 P: 10	R: 2 E: 0 K: 0 S: 10	H: 3 LOB: 2 BB: 1 P: 18	R: 1 E: 0 K: 0 S: 10	H: 2 LOB: 1 BB: 0 P: 14	R: 0 E: 0 K: 0 S: 7	H: 0 LOB: 0 BB: 0 P: 11		R: 0 E: 0 K: 1 S: 12	H: 0 LOB: 1 BB: 1 P: 20	1B: 5 2B: 1 3B: 0 HR: 1	SF: 0 SAC: 1 DP: 0 HBP: 1	WP: 0 PA: 37 PB: 0 SB: 0 CS: 0					
PITCHER	IP	WLS	BF	H	R	ER	SO	BB	IBB	HBP	BLK	WP	HR	S	P	ERA	WHIP										
Terry Mulholland, L ERA: 2.77 Turk Wendell, R ERA: 4.35 Bob Patterson, L ERA: 3.08 Terry Adams, R ERA: 0.77	(1, 1)	6.1	28	7	3	3	2	0	1	1	0	0	1	47	73	4.26	1.105										
	(7, 1)	0.2	W	2	0	0	0	0	0	0	0	0	0	5	7	0.00	0.000										
	(8, 1)	1.0	S	3	0	0	0	0	0	0	0	0	0	7	11	0.00	0.000										
	(9, 1)	1.0	S	4	0	0	0	1	0	0	0	0	0	12	20	0.00	1.000										

Batter	1	2	3	4	5	6	7	8	9	AB	R	H	RBI	BB	SO	LOB	BOTTOM										
Brian McRae, S OBP: 0.319, SLG: 0.456 (1, 8)	SH 2B	G3 1B		1B S		G4-3	K			5	1	3	0	0	1	2	San Francisco Giants @ Chicago Cubs Wrigley Field, Chicago, IL Sun May 18 1997, 3:33 AM CDT Att: 37,598 - Cloudy - 69 F										
Doug Glanville, R OBP: 0.305, SLG: 0.387 (1, 7)	SH HR	G3		F8		K			CS 1B	4	1	1	0	0	1	3											
Mark Grace, L OBP: 0.445, SLG: 0.500 (1, 3)	G3			FC6-4 1B		G4-3			G4-3	4	0	1	0	1	0	2											
Sammy Sosa, R OBP: 0.326, SLG: 0.521 (1, 9)	HR	FC6-4		FC6-4			HR		K	5	2	2	3	0	1	5											
Shawon Dunston, R OBP: 0.314, SLG: 0.391 (1, 6)	S BB			G4-6-3 1B		G3-1 G6-3			F8	3	0	2	0	1	0	0											
José Hernández, R OBP: 0.370, SLG: 0.490 (1, 5)	K			G4-6-3		G6-3			G4-3 23 1B	4	1	1	0	0	1	3											
Rey Sanchez, R OBP: 0.313, SLG: 0.306 (1, 4)	G3-1					G3-1			G4-3	4	0	1	0	0	0	3											
Mike Hubbard, R OBP: 0.154, SLG: 0.333 Dave Clark, L OBP: 0.273, SLG: 0.308 Scott Servais, R OBP: 0.325, SLG: 0.355 (8, 2)				K		L7				2	0	0	0	1	1	1											
Terry Mulholland, R OBP: 0.087, SLG: 0.087 Turk Wendell, L (7, 1) 23 Ryne Sandberg, R OBP: 0.252, SLG: 0.528 Bob Patterson, R (8, 1) Terry Adams, R (9, 1)				G3 1B						1	0	1	1	0	0	0											
Inning Stats	R: 3 E: 1 K: 1 S: 12	H: 2 LOB: 1 BB: 1 P: 23	R: 0 E: 0 K: 1 S: 12	H: 2 LOB: 3 BB: 1 P: 17	R: 0 E: 0 K: 0 S: 9	H: 2 LOB: 1 BB: 0 P: 10	R: 0 E: 0 K: 0 S: 12	H: 2 LOB: 2 BB: 0 P: 16	R: 0 E: 0 K: 1 S: 10	H: 1 LOB: 2 BB: 1 P: 16	R: 0 E: 0 K: 1 S: 10	H: 0 LOB: 0 BB: 0 P: 14	R: 2 E: 0 K: 1 S: 13	H: 3 LOB: 2 BB: 1 P: 26	R: 0 E: 0 K: 1 S: 8	H: 1 LOB: 0 BB: 0 P: 12		R: 0 E: 0 K: 1 S: 8	H: 0 LOB: 0 BB: 0 P: 12	1B: 8 2B: 3 3B: 0 HR: 2	SF: 0 SAC: 1 DP: 1 HBP: 0	WP: 0 PA: 40 PB: 0 SB: 2 CS: 1					
PITCHER	IP	WLS	BF	H	R	ER	SO	BB	IBB	HBP	BLK	WP	HR	S	P	ERA	WHIP										
Shawn Estes, L ERA: 3.28 Joe Roa, R ERA: 4.79 Julian Tavaréz, R ERA: 7.65 Jim Poole, L ERA: 6.75	(1, 1)	1.2	12	4	3	2	2	2	0	0	0	0	0	43	58	0.00	1.154										
	(2, 1)	4.1	18	5	0	0	1	0	1	0	0	0	0	8	15	27.00	3.000										
	(7, 1)	0.2	L	4	2	2	0	0	0	0	0	0	1	8	15	27.00	3.000										
	(7, 1)	1.1	6	2	0	0	2	0	1	0	0	0	0	13	23	0.00	1.500										



Batter	1	2	3	4	5	6	7	8	9	AB	R	H	RBI	BB	SO	LOB	TOP					
Darryl Hamilton, L (1, 8) OBP: 0.389, SLG: 0.317	0-0 P7		1-1 G4-3		1-1 G3		1-0 F9	3-2 1B		5	0	1	1	0	0	0	San Francisco Giants @ Chicago Cubs Wrigley Field, Chicago, IL Mon May 19, 1997, 3:33 AM CDT Att: 23,134 - Sunny - 64 F					
Jose Vizcaino, S (1, 6) OBP: 0.327, SLG: 0.301	2-2 G5-3 1B		4-0 BB		1-2 G6-4-3 1B		0-1 2B	3-3 3H 1B		4	1	3	0	1	0	2						
Glenallen Hill, R (1, 9) OBP: 0.268, SLG: 0.437	3-1 G5-3		4-2 BB		2-2 G6-4-3 1-2		2-2 1B		0-0 P6	4	1	1	1	1	0	2						
Barry Bonds, L (1, 7) OBP: 0.441, SLG: 0.488 Jim Poole, L (7, 1)	4-2 BB		3-2 K			1-1 P8	3-2 1B		3-3 K	3	0	1	1	1	1	1						
Rich Rodriguez, L (8, 1) OBP: 1.000, SLG: 1.000 Marcus Jensen, S (9, PH) OBP: 0.263, SLG: 0.257						0-0 FC3-6 1B	2-2 1B		2-3 K	0	0	0	0	0	0	0						
Jeff Kent, R (1, 4) OBP: 0.340, SLG: 0.560 Mark Lewis, R (3, 4) OBP: 0.326, SLG: 0.476	2-3 K				0-1 F8		0-0 G6-3		2-3 K	1	0	0	0	0	1	2						
J.T. Snow, L (1, 3) OBP: 0.388, SLG: 0.368		3-1 1B		0-0 G4-3 1B		4-1 FC3-6 1B		2-2 F9 1B		3	2	3	0	1	0	0						
Bill Mueller, S (1, 5) OBP: 0.363, SLG: 0.351		1-3 K		0-0 G4-3		0-0 FC3-6 1B		2-1 1B		4	0	1	0	0	1	4						
Rick Wilkins, L (1, 2) OBP: 0.240, SLG: 0.316		2-3 K		1-0 1B		0-0 FC6		0-0 P4		4	0	1	1	0	1	5						
Oswaldo Fernandez, R (1, 1) Marvin Benard, L (4, PH) OBP: 0.363, SLG: 0.324 Rene Arocha, R (4, 1) Stan Javier, S (7, PH) OBP: 0.284, SLG: 0.250		1-3 K		0-1 F8			1-2 G3-1	0-2 F9		1	0	0	0	0	1	1						
Inning Stats	R: 0 E: 0 K: 1 S: 11	H: 1 LOB: 2 BB: 1 P: 22	R: 0 E: 0 K: 3 S: 12	H: 1 LOB: 1 BB: 0 P: 19	R: 0 E: 0 K: 1 S: 7	H: 0 LOB: 1 BB: 2 P: 19	R: 1 E: 0 K: 0 S: 7	H: 2 LOB: 0 BB: 0 P: 8	R: 0 E: 0 K: 0 S: 6	H: 1 LOB: 2 BB: 1 P: 11	R: 2 E: 0 K: 0 S: 13	H: 3 LOB: 1 BB: 0 P: 21	R: 1 E: 0 K: 0 S: 18	H: 3 LOB: 2 BB: 0 P: 25	R: 0 E: 0 K: 2 S: 9	H: 0 LOB: 0 BB: 0 P: 14	1B: 9 2B: 2 3B: 1 HR: 0	SF: 0 SAC: 0 DP: 1 HBP: 0	WP: 0 PB: 0 SB: 1 CS: 0	PA: 41		
PITCHER	IP WLS BF H R ER SO BB IBB HBP BLK WP HR S P ERA WHIP	7.0 W 32 9 3 3 5 4 0 0 0 0 0 0 64 112 3.86 1.857	1.0 6 3 1 1 0 0 0 0 0 0 0 0 0 18 25 9.00 3.000	1.0 3 0 0 0 2 0 0 0 0 0 0 0 0 9 14 0.00 0.000																		

Batter	1	2	3	4	5	6	7	8	9	AB	R	H	RBI	BB	SO	LOB	BOTTOM					
Brian McRae, S (1, 8) OBP: 0.321, SLG: 0.455	0-0 1B			2-0 F9			0-0 1B			5	2	2	0	0	0	1	San Francisco Giants @ Chicago Cubs Wrigley Field, Chicago, IL Mon May 19, 1997, 3:33 AM CDT Att: 23,134 - Sunny - 64 F					
Doug Glanville, R (1, 7) OBP: 0.337, SLG: 0.418	2-2 1B		4-1 1B	1-2 S 1B		0-1 L4	1-0 E1 G3 1B			4	3	3	0	1	0	0						
Mark Grace, L (1, 3) OBP: 0.457, SLG: 0.504	1-1 CS 1B		0-0 E 1B	4-2 S 1B		4-0 FC6-4 1B	0-0 G3			3	3	2	2	2	0	0						
Sammy Sosa, R (1, 9) OBP: 0.330, SLG: 0.521 Brooks Kieschnick, L (7, 7) OBP: 0.321, SLG: 0.348	3-3 K		1-0 FC6-4 E 1B	3-3 K		0-0 FC6-4 1B	1-2 G4-6-3 1B			4	1	2	1	0	2	3						
Shawon Dunston, R (1, 6) OBP: 0.319, SLG: 0.401 José Hernández, R (7, 4) OBP: 0.364, SLG: 0.480		0-2 2B	3-3 K	1-0 2B		3-2 FC6-4 HR	0-0 G4-6-3			4	3	2	2	0	1	4						
Tyler Houston, L (1, 5) OBP: 0.292, SLG: 0.400		1-3 K	0-0 FC4	2-3 2B		2-1 HR		0-1 F9		5	1	2	2	0	1	3						
Scott Servais, R (1, 2) OBP: 0.331, SLG: 0.396 Larry Casian, R (8, 1) Mel Rojas, R (9, 1)		0-1 SH 2B	1-2 FC6-4 1B	1-2 G3-1		3-2 HR		1-3 K		4	2	2	5	0	0	3						
Rey Sanchez, R (1, 4) OBP: 0.324, SLG: 0.318		2-1 SH	2-2 K		1-3 K	1-2 HR		3-2 G4-3		4	0	2	0	0	1	0						
Steve Trachsel, R (1, 1) OBP: 0.150, SLG: 0.111 Mike Hubbard, R (8, 2) OBP: 0.154, SLG: 0.333		1-0 SH1-3	1-1 G4-3		1-0 G4-3		0-3 K			3	0	0	0	0	1	3						
Inning Stats	R: 1 E: 0 K: 1 S: 9	H: 3 LOB: 1 BB: 0 P: 15	R: 2 E: 1 K: 1 S: 13	H: 2 LOB: 1 BB: 0 P: 19	R: 3 E: 1 K: 1 S: 18	H: 3 LOB: 2 BB: 1 P: 30	R: 3 E: 0 K: 1 S: 19	H: 3 LOB: 1 BB: 1 P: 34	R: 0 E: 0 K: 1 S: 9	H: 0 LOB: 0 BB: 0 P: 13	R: 4 E: 0 K: 1 S: 18	H: 4 LOB: 1 BB: 1 P: 31	R: 2 E: 1 K: 0 S: 7	H: 3 LOB: 0 BB: 0 P: 9	R: 0 E: 0 K: 1 S: 8	H: 0 LOB: 0 BB: 0 P: 12		1B: 12 2B: 6 3B: 0 HR: 1	SF: 0 SAC: 2 DP: 2 HBP: 0	WP: 0 PB: 0 SB: 2 CS: 3	PA: 44	
PITCHER	IP WLS BF H R ER SO BB IBB HBP BLK WP HR S P ERA WHIP	3.0 L 18 7 7 7 3 2 0 0 0 0 0 0 7 9 9.00 3.000	3.0 7 7 7 3 2 0 0 0 0 0 0 1 46 78 21.00 3.000	1.0 5 3 2 1 0 0 0 0 0 0 0 0 7 9 9.00 3.000	1.0 3 0 0 0 1 0 0 0 0 0 0 0 8 12 0.00 0.000																	



Batter	1	2	3	4	5	6	7	8	9	AB	R	H	RBI	BB	SO	LOB	TOP				
Gregg Jefferies, S OBP: 0.322, SLG: 0.373 (1, 7)	L8				F9				FC5-4	4	1	2	1	1	0	0	Philadelphia Phillies @ Chicago Cubs Wrigley Field, Chicago, IL Tue May 20 1997, 7:05 PM CDT Att: 20,186 - Unknown - 60 F				
Mickey Morandini, L OBP: 0.381, SLG: 0.340 (1, 4)	HR	BB			CS	BB	1B		K	5	1	3	0	0	2	3					
Scott Rolen, R OBP: 0.369, SLG: 0.449 (1, 5)	HR				F9		F9		F8	5	1	1	2	0	0	3					
Darren Daulton, L OBP: 0.411, SLG: 0.550 Derick May, L OBP: 0.317, SLG: 0.414 (7, PR) (7, 9)	FC4-6				P4		S		FC5-4	3	0	2	0	1	0	0					
Mike Lieberthal, R OBP: 0.235, SLG: 0.386 Mark Parent, R OBP: 0.128, SLG: 0.083 (1, 2) (8, 2)	FC4-6				BB		1B		1-2	3	0	2	0	1	0	1					
Rico Brogna, L OBP: 0.317, SLG: 0.494 (1, 3)	G4-3				CS		BB			0	0	0	0	0	0	0					
Wendell Magee, R OBP: 0.254, SLG: 0.261 (1, 8)					G1-3		K			4	0	0	0	0	1	6					
Kevin Stocker, S OBP: 0.335, SLG: 0.331 (1, 6)					F9		FC6-5		F8	4	0	0	0	0	1	1					
Mark Leiter, R OBP: 0.105, SLG: 0.056 Ricky Bottalico, L (9, 1)	SH2-4				P6		K		G4-3	3	0	0	0	1	1	1					
Inning Stats	R: 2 E: 0 K: 0 S: 12	H: 3 LOB: 1 BB: 0 P: 20	R: 0 E: 0 K: 1 S: 9	H: 0 LOB: 2 BB: 2 P: 22	R: 0 E: 0 K: 0 S: 11	H: 1 LOB: 1 BB: 0 P: 17	R: 0 E: 0 K: 2 S: 9	H: 0 LOB: 0 BB: 0 P: 15	R: 0 E: 0 K: 1 S: 10	H: 1 LOB: 1 BB: 1 P: 18	R: 1 E: 0 K: 1 S: 14	H: 3 LOB: 3 BB: 1 P: 25	R: 0 E: 0 K: 1 S: 8	H: 0 LOB: 0 BB: 0 P: 9	R: 0 E: 0 K: 1 S: 9	H: 1 LOB: 1 BB: 0 P: 10		1B: 8 2B: 0 3B: 0 HR: 2	SF: 0 SAC: 1 DP: 0 HBP: 0	WP: 0 PB: 0 SB: 1 CS: 1	PA: 41
PITCHER	IP	WLS	BF	H	R	ER	SO	BB	IBB	HBP	BLK	WP	HR	S	P	ERA	WHIP				
Frank Castillo, R ERA: 5.18 Larry Casian, L ERA: 8.64 Kent Bottenfield, R ERA: 3.25 Turk Wendell, R ERA: 4.15	6.0	L	26	6	2	2	4	3	0	0	0	0	1	60	107	3.00	1.500				
Inning Stats	R: 0 E: 0 K: 0 S: 5	H: 0 LOB: 0 BB: 0 P: 8	R: 0 E: 0 K: 0 S: 7	H: 0 LOB: 0 BB: 0 P: 11	R: 0 E: 0 K: 1 S: 8	H: 0 LOB: 0 BB: 0 P: 10	R: 0 E: 1 K: 1 S: 6	H: 0 LOB: 1 BB: 1 P: 11	R: 0 E: 0 K: 0 S: 11	H: 1 LOB: 1 BB: 0 P: 16	R: 1 E: 0 K: 1 S: 11	H: 1 LOB: 1 BB: 0 P: 19	R: 0 E: 0 K: 1 S: 7	H: 0 LOB: 0 BB: 0 P: 10	R: 1 E: 0 K: 3 S: 15	H: 3 LOB: 3 BB: 1 P: 28	1B: 6 2B: 0 3B: 0 HR: 0	SF: 0 SAC: 0 DP: 1 HBP: 1	WP: 2 PB: 0 SB: 1 CS: 0	PA: 36	
PITCHER	IP	WLS	BF	H	R	ER	SO	BB	IBB	HBP	BLK	WP	HR	S	P	ERA	WHIP				
Mark Leiter, R ERA: 4.57 Ricky Bottalico, R ERA: 2.84	8.0	S	29	3	1	1	3	1	0	0	0	1	0	63	97	1.12	0.500				

AB	35
R	3
H	10
RBI	3
BB	4
SO	7
LOB	16



Batter	1	2	3	4	5	6	7	8	9	AB	R	H	RBI	BB	SO	LOB	BOTTOM				
Brian McRae, S OBP: 0.314, SLG: 0.444 (1, 8)	B1-3				E3				K	4	0	0	0	0	1	0	Philadelphia Phillies @ Chicago Cubs Wrigley Field, Chicago, IL Tue May 20 1997, 7:05 PM CDT Att: 20,186 - Unknown - 60 F				
Tyler Houston, L OBP: 0.285, SLG: 0.388 (1, 5)	G4-3				K				G4-3	4	0	1	0	0	1	1					
Mark Grace, L OBP: 0.458, SLG: 0.500 (1, 3)	P6				G1-4-3				G1-3	3	1	1	0	1	0	1					
Sammy Sosa, R OBP: 0.328, SLG: 0.515 (1, 9)					G1-4-3				1B	4	0	1	0	0	0	2					
Dave Clark, L OBP: 0.313, SLG: 0.333 Doug Glanville, R OBP: 0.337, SLG: 0.418 (9, PR) (7, 1)	G3-1				G6-3				1B	3	1	2	1	0	0	0					
Shawon Dunston, R OBP: 0.315, SLG: 0.396 José Hernández, R OBP: 0.368, SLG: 0.481 (5, PR) (6, 4)	F8				FC4-6				1B	2	0	0	0	0	0	1					
Scott Servais, R OBP: 0.328, SLG: 0.386 (1, 2)					G1-4-3				K	2	0	1	0	0	1	2					
Rey Sanchez, R OBP: 0.311, SLG: 0.304 (6, 6)					G1-3				1B	3	0	0	0	1	0	3					
Brooks Kieschnick, L OBP: 0.317, SLG: 0.343 (9, PH)					L4				K	1	0	0	0	0	1	3					
Frank Castillo, R OBP: 0.077, SLG: 0.077 Dave Hansen, L OBP: 0.422, SLG: 0.280 Larry Casian, R OBP: 0.290, SLG: 0.153 Kent Bottenfield, R 23 Ryne Sandberg Turk Wendell, L Mike Hubbard, R OBP: 0.143, SLG: 0.308 (1, 1) (5, PH) (7, 1) (8, PH) (9, 1) (9, PH)					K				G4-3	1	0	0	0	0	1	3					
Inning Stats	R: 0 E: 0 K: 0 S: 5	H: 0 LOB: 0 BB: 0 P: 8	R: 0 E: 0 K: 0 S: 7	H: 0 LOB: 0 BB: 0 P: 11	R: 0 E: 0 K: 1 S: 8	H: 0 LOB: 0 BB: 0 P: 10	R: 0 E: 1 K: 1 S: 6	H: 0 LOB: 1 BB: 1 P: 11	R: 0 E: 0 K: 0 S: 11	H: 1 LOB: 1 BB: 0 P: 16	R: 1 E: 0 K: 1 S: 11	H: 1 LOB: 1 BB: 0 P: 19	R: 0 E: 0 K: 1 S: 7	H: 0 LOB: 0 BB: 0 P: 10	R: 1 E: 0 K: 3 S: 15	H: 3 LOB: 3 BB: 1 P: 28	1B: 6 2B: 0 3B: 0 HR: 0	SF: 0 SAC: 0 DP: 1 HBP: 1	WP: 2 PB: 0 SB: 1 CS: 0	PA: 36	
PITCHER	IP	WLS	BF	H	R	ER	SO	BB	IBB	HBP	BLK	WP	HR	S	P	ERA	WHIP				
Mark Leiter, R ERA: 4.57 Ricky Bottalico, R ERA: 2.84	8.0	S	29	3	1	1	3	1	0	0	0	1	0	63	97	1.12	0.500				

AB	33
R	2
H	6
RBI	1
BB	2
SO	8
LOB	18



Batter	1	2	3	4	5	6	7	8	9	AB	R	H	RBI	BB	SO	LOB	TOP								
Gregg Jefferies, S OBP: 0.315, SLG: 0.364 (1, 7)	L7		G1-3			L7		P4		4	0	0	0	0	0	2	Philadelphia Phillies @ Chicago Cubs Wrigley Field, Chicago, IL Wed May 21 1997, 3:33 AM CDT Att: 22,881 - Sunny - 50 F								
Mickey Morandini, L OBP: 0.379, SLG: 0.344 (1, 4)	K		2B			L8		F8		4	0	1	0	0	1	2									
Scott Rolen, R OBP: 0.377, SLG: 0.450 (1, 5)	1B		P3			BB		BB		2	0	1	0	2	0	1									
Darren Daulton, L OBP: 0.406, SLG: 0.536 Erik Plantenberg, R (8, 1)	FC3-6 BB		P5			L8		K		3	0	0	0	1	1	4									
Ruben Amaro Jr., S OBP: 0.295, SLG: 0.270 (1, 8)	FC3-6		G4-3			F9		FC3-6 1B BB		3	0	0	0	1	0	2									
Rico Brogna, L OBP: 0.316, SLG: 0.487 (1, 3)	K		L9			P7		FC3-6 1B		4	0	1	0	0	1	0									
Mark Parent, R OBP: 0.116, SLG: 0.075 (1, 2)	P9		P3			F7		K		4	0	0	0	0	1	2									
Kevin Stocker, S OBP: 0.333, SLG: 0.329 (1, 6)	B1-3		G5-3			BB BB 1B		FC3-6 2-3		4	0	1	0	0	0	2									
Edgar Ramos, R Ron Blazier, R Ken Ryan, R Derrick May, L OBP: 0.311, SLG: 0.407 (8, 9)			G1-3					K		2	0	0	0	0	1	0									
Inning Stats	R: 0 E: 0 K: 1 S: 9	H: 1 LOB: 2 BB: 1 P: 17	R: 0 E: 0 K: 1 S: 6	H: 0 LOB: 0 BB: 0 P: 9	R: 0 E: 0 K: 1 S: 10	H: 1 LOB: 1 BB: 0 P: 18	R: 0 E: 0 K: 0 S: 9	H: 0 LOB: 0 BB: 0 P: 15	R: 0 E: 0 K: 0 S: 5	H: 0 LOB: 0 BB: 0 P: 7	R: 0 E: 0 K: 0 S: 11	H: 0 LOB: 1 BB: 1 P: 18	R: 0 E: 0 K: 0 S: 6	H: 0 LOB: 0 BB: 0 P: 11	R: 0 E: 0 K: 1 S: 16	H: 1 LOB: 3 BB: 2 P: 31	R: 0 E: 0 K: 2 S: 12	H: 1 LOB: 2 BB: 1 P: 23	1B: 3 2B: 1 3B: 0 HR: 0	SF: 0 SAC: 0 DP: 0 HBP: 0	WP: 0 PB: 0 SB: 1 CS: 0	PA: 36			
PITCHER	IP	WLS	BF	H	R	ER	SO	BB	IBB	HBP	BLK	WP	HR	S	P	ERA	WHIP								
Kevin Foster, R ERA: 4.3 (1, 1)	7.0	W	27	3	0	0	3	3	0	0	0	0	0	59	102	0.00	0.857								
Bob Patterson, L ERA: 2.99 (8, 1)	1.0		4	0	0	0	1	1	0	0	0	0	0	13	24	0.00	1.000								
Mel Rojas, R ERA: 5.4 (9, 1)	1.0		5	1	0	0	2	1	0	0	0	0	0	12	23	0.00	2.000								

Batter	1	2	3	4	5	6	7	8	9	AB	R	H	RBI	BB	SO	LOB	BOTTOM								
Brian McRae, S OBP: 0.322, SLG: 0.451 (1, 8)	G1-3 1B	S E BB			G6-3-5 2B		G6-3	G6-3		4	1	2	0	1	0	1	Philadelphia Phillies @ Chicago Cubs Wrigley Field, Chicago, IL Wed May 21 1997, 3:33 AM CDT Att: 22,881 - Sunny - 50 F								
Doug Glanville, R OBP: 0.333, SLG: 0.410 (1, 7)	G1-3	E5 S			G6-3-5 2-3f		2B 1B			4	1	1	0	0	0	3									
Mark Grace, L OBP: 0.459, SLG: 0.508 (1, 3)	1B	K			F7		HR 2B			4	1	2	2	0	1	2									
Sammy Sosa, R OBP: 0.332, SLG: 0.537 (1, 9)	K		F9			E 2B	HR			4	2	2	2	0	1	1									
Tyler Houston, L OBP: 0.309, SLG: 0.404 José Hernández, R OBP: 0.362, SLG: 0.472 (6, PR) (7, 5)	G6-3		F9 HBP BB		G4-3 1B	E4 WP 1B	P8			3	0	2	0	0	0	1									
23 Ryne Sandberg, R OBP: 0.258, SLG: 0.319 (1, 4)			G4-3			WP BB	P3			2	1	0	0	2	0	1									
Scott Servais, R OBP: 0.333, SLG: 0.379 (1, 2)		HBP			G5-3		P6	G4-6-3 BB		2	0	0	0	1	0	2									
Rey Sanchez, R OBP: 0.295, SLG: 0.288 (1, 6)		F9			L8		K	G4-6-3 2-3		4	0	0	0	0	1	5									
Kevin Foster, R OBP: 0.150, SLG: 0.105 Bob Patterson, R Dave Clark, L OBP: 0.327, SLG: 0.349 Mel Rojas, R (9, 1)	FC8-2-4 BB E		K		K		K	1B		3	1	0	1	0	2	3									
Inning Stats	R: 1 E: 0 K: 1 S: 10	H: 2 LOB: 1 BB: 0 P: 16	R: 2 E: 1 K: 1 S: 8	H: 0 LOB: 2 BB: 2 P: 21	R: 0 E: 0 K: 0 S: 5	H: 1 LOB: 0 BB: 0 P: 9	R: 0 E: 0 K: 1 S: 6	H: 0 LOB: 0 BB: 0 P: 9	R: 0 E: 0 K: 0 S: 8	H: 1 LOB: 0 BB: 0 P: 12	R: 1 E: 1 K: 2 S: 13	H: 2 LOB: 2 BB: 1 P: 22	R: 3 E: 0 K: 0 S: 16	H: 3 LOB: 0 BB: 0 P: 25	R: 0 E: 0 K: 0 S: 11	H: 1 LOB: 1 BB: 1 P: 21	1B: 6 2B: 4 3B: 0 HR: 1	SF: 0 SAC: 0 DP: 3 HBP: 1	WP: 1 PB: 0 SB: 2 CS: 0	PA: 37					
PITCHER	IP	WLS	BF	H	R	ER	SO	BB	IBB	HBP	BLK	WP	HR	S	P	ERA	WHIP								
Edgar Ramos, R ERA: 5.4 (1, 1)	5.0	L	24	6	4	3	3	3	0	1	0	0	0	40	74	5.40	1.800								
Ron Blazier, R ERA: 7.84 (6, 1)	1.1		7	3	3	3	2	0	0	0	0	1	1	22	35	20.25	2.250								
Ken Ryan, R ERA: 12.27 (7, 1)	0.2		2	0	0	0	0	0	0	0	0	0	0	4	5	0.00	0.000								
Erik Plantenberg, L ERA: 5.74 (8, 1)	1.0		4	1	0	0	0	1	0	0	0	0	0	11	21	0.00	2.000								



Batter	1	2	3	4	5	6	7	8	9	AB	R	H	RBI	BB	SO	LOB	TOP			
Doug Glanville, R (1, 8) OBP: 0.320, SLG: 0.438	2-1 HR		2-2 G5-3	0-2 F8			3-2 F9		1-1 2B	5	1	2	1	0	0	2	Chicago Cubs @ Cincinnati Reds Cinergy Field, Cincinnati, OH Sun May 25 1997, 3:33 AM EDT Att: 26,844 - Overcast - 72 F			
23 Ryne Sandberg, R (1, 4) OBP: 0.283, SLG: 0.310 Dave Clark, L (9, PH) OBP: 0.314, SLG: 0.333	3-3 K		3-2 L4		0-1 L7		1-3 K		2-2 K	4	0	0	0	0	2	0				
Mark Grace, L (1, 3) OBP: 0.434, SLG: 0.468	0-1 G6-3			1-0 HR	0-0 G6-3			1-2 2B	2-2 G5-3	4	2	1	0	0	0	2				
Sammy Sosa, R (1, 9) OBP: 0.335, SLG: 0.559	3-2 K			2-3 K	4-1 BB			0-0 2B		3	0	1	1	1	2	1				
Shawon Dunston, R (1, 6) OBP: 0.304, SLG: 0.384		1-1 L7		2-2 F7	1-2 L7			1-3 K		4	0	0	0	0	1	3				
Scott Servais, R (1, 2) OBP: 0.324, SLG: 0.384		3-1 F8		1-0 HR		3-3 K		3-1 F7		4	1	1	2	0	1	1				
José Hernández, R (1, 5) Mel Rojas, R (8, 1)		0-2 1B		0-2 HR		2-3 K		1-3 K		4	1	2	1	0	2	1				
Brant Brown, L (1, 7) OBP: 0.218, SLG: 0.160		0-1 F9		1-0 1B	HBP	0-3 K			4-0 2B	2	0	0	0	1	1	1				
Frank Castillo, R (1, 1) Kent Bottenfield, R (5, 1) Larry Casian, R (5, 1) Tyler Houston, L (7, PH) Turk Wendell, L (7, 1) Ramon Tatis, L (7, 1) Dave Hansen, L (8, 5) Rey Sanchez, R (9, PH) OBP: 0.298, SLG: 0.282			2-2 F9	0-2 1B			1-1 G6-3		0-3 K	2	0	1	0	0	0	0				
Inning Stats	R: 1 E: 0 K: 2 S: 11	H: 1 LOB: 0 BB: 0 P: 19	R: 0 E: 0 K: 0 S: 9	H: 1 LOB: 1 BB: 0 P: 13	R: 0 E: 0 K: 0 S: 10	H: 0 LOB: 0 BB: 0 P: 17	R: 3 E: 0 K: 1 S: 16	H: 3 LOB: 2 BB: 0 P: 23	R: 0 E: 0 K: 3 S: 10	H: 0 LOB: 0 BB: 0 P: 15	R: 0 E: 0 K: 1 S: 8	H: 0 LOB: 0 BB: 0 P: 13	R: 1 E: 0 K: 2 S: 12	H: 2 LOB: 1 BB: 0 P: 18	R: 0 E: 0 K: 2 S: 11	H: 1 LOB: 2 BB: 1 P: 20		1B: 3 2B: 2 3B: 0 HR: 3	SF: 0 SAC: 0 DP: 0 HBP: 2	WP: 0 PB: 0 SB: 0 CS: 0
PITCHER	IP WLS BF H R ER SO BB IBB HBP BLK WP HR S P ERA WHIP																			
Pete Schourek, L (1, 1) ERA: 6.02	5.0 W 23 5 4 4 3 1 0 2 0 0 3 53 84 7.20 1.200																			
Scott Sullivan, R (6, 1) ERA: 5.87	2.0 6 0 0 0 4 0 0 0 0 0 0 18 28 0.00 0.000																			
Hector Carrasco, R (8, 1) ERA: 2.1	1.0 6 2 1 1 2 1 0 0 0 0 0 0 12 22 9.00 3.000																			
Mike Remlinger, L (9, 1) ERA: 3.6	0.1 1 0 0 0 1 0 0 0 0 0 0 3 3 0.00 0.000																			
Jeff Shaw, R (9, 1) ERA: 0.78	0.2 S 3 1 0 0 1 0 0 0 0 0 0 8 13 0.00 1.500																			

AB	35
R	5
H	8
RBI	5
BB	2
SO	11
LOB	14



Batter	1	2	3	4	5	6	7	8	9	AB	R	H	RBI	BB	SO	LOB	BOTTOM			
Deion Sanders, L (1, 8) OBP: 0.359, SLG: 0.424	1-2 G4-3		4-1 BB	3-1 L7	1-0 FC6-4			0-0 G3		4	0	0	0	1	0	3	Chicago Cubs @ Cincinnati Reds Cinergy Field, Cincinnati, OH Sun May 25 1997, 3:33 AM EDT Att: 26,844 - Overcast - 72 F			
Curtis Goodwin, L (1, 7) OBP: 0.417, SLG: 0.405	1-0 G4-3		0-1 SH5-3		2-1 1B	2-2 G4-3		0-2 G1-3		4	1	1	0	0	0	0				
Hal Morris, L (1, 3) OBP: 0.319, SLG: 0.364	1-2 2B		1-2 G5-3		3-2 FC4-6	0-0 G3-1		0-1 BB		5	3	3	0	0	0	1				
Barry Larkin, R (1, 6) OBP: 0.416, SLG: 0.350	2-2 2B		4-0 BB		1-1 FC4-6	2-0 FC6		4-0 BB		2	1	2	1	2	0	0				
Willie Greene, L (1, 5) OBP: 0.340, SLG: 0.415	2-0 2B		4-1 BB		2-0 FC4-6	1-1 FC6		4-2 BB		3	1	1	2	2	0	3				
Mike Kelly, R (1, 9) OBP: 0.300, SLG: 0.222	1-1 G5-3		2-3 K		1-2 1B		2-2 F9	4-1 BB		4	1	1	2	1	1	4				
Eddie Taubensee, L (1, 2) Jeff Shaw, R (9, 1)		2-3 K		1-2 F7	1-2 1B		2-0 BB	0-0 FC3-6		5	0	2	0	0	1	3				
Bret Boone, R (1, 4) OBP: 0.291, SLG: 0.252		0-2 P3		2-1 SH5-4	1-2 SF8		4-1 BB			2	0	1	1	1	0	0				
Pete Schourek, L (1, 1) Terry Pendleton, S (5, PH) Scott Sullivan, R (5, 1) Lenny Harris, L (7, PH) Hector Carrasco, R (8, 1) Mike Remlinger, L (9, 1) Joe Oliver, R (9, 2) OBP: 0.334, SLG: 0.398		1-1 G6-3		1-0 SH5-4	2-0 FC6-4		0-0 G6-4-3			1	0	0	0	0	0	0				
Inning Stats	R: 2 E: 0 K: 0 S: 14	H: 3 LOB: 1 BB: 0 P: 22	R: 0 E: 0 K: 1 S: 8	H: 0 LOB: 0 BB: 0 P: 11	R: 0 E: 0 K: 1 S: 11	H: 0 LOB: 3 BB: 3 P: 26	R: 0 E: 0 K: 0 S: 8	H: 1 LOB: 1 BB: 0 P: 15	R: 4 E: 0 K: 0 S: 25	H: 6 LOB: 2 BB: 0 P: 40	R: 0 E: 0 K: 0 S: 7	H: 0 LOB: 1 BB: 0 P: 12	R: 0 E: 0 K: 0 S: 9	H: 1 LOB: 1 BB: 1 P: 17	R: 1 E: 0 K: 0 S: 10	H: 1 LOB: 3 BB: 3 P: 22		1B: 9 2B: 3 3B: 0 HR: 0	SF: 1 SAC: 2 DP: 1 HBP: 1	WP: 0 PB: 0 SB: 0 CS: 0
PITCHER	IP WLS BF H R ER SO BB IBB HBP BLK WP HR S P ERA WHIP																			
Frank Castillo, R (1, 1) ERA: 6.47	4.0 21 6 4 2 2 0 3 0 0 0 0 0 48 86 9.00 2.250																			
Kent Bottenfield, R (5, 1) ERA: 3.81	0.2 L 6 4 2 2 0 0 0 0 0 0 0 0 17 26 27.00 6.000																			
Larry Casian, L (5, 1) ERA: 7.45	1.1 5 0 0 0 0 0 0 0 1 0 0 0 8 14 0.00 0.000																			
Turk Wendell, R (7, 1) ERA: 5.24	0.1 3 1 0 0 0 0 1 0 0 0 0 0 8 16 0.00 6.000																			
Ramon Tatis, L (7, 1) ERA: 4.11	1.1 6 1 1 1 0 1 1 0 0 0 0 0 9 17 6.75 1.500																			
Mel Rojas, R (8, 1) ERA: 5.32	0.1 2 0 0 0 0 0 0 0 0 0 0 0 8 16 0.00 6.000																			

AB	32
R	7
H	12
RBI	7
BB	7
SO	2
LOB	16



Batter	1	2	3	4	5	6	7	8	9	AB	R	H	RBI	BB	SO	LOB	TOP								
Doug Glanville, R (1, 8) OBP: 0.327, SLG: 0.434	4-0 CS BB		1-1 P6		1-1 FC6 1B			1-0 F9		3	0	1	0	1	0	1	Chicago Cubs @ Pittsburgh Pirates Three Rivers Stadium, Pittsburgh, PA Mon May 26 1997, 3:33 AM EDT Att: 20,609 - Sunny - 66 F								
Dave Hanson, L (1, 5) OBP: 0.406, SLG: 0.259	2-2 E3		4-1		2-0 FC6			2-2 F9 WP 1B		2	0	0	0	1	0	2									
José Hernández, R (7, 5) OBP: 0.368, SLG: 0.500	1-2		S BB		1-2					1	0	1	0	0	0	0									
Mark Grace, L (1, 3) OBP: 0.424, SLG: 0.455	2-0 F7		2-3 K		0-0 F8			3-1 F9		4	0	0	0	0	1	4									
Sammy Sosa, R (1, 9) OBP: 0.338, SLG: 0.579	2-2 F9		1-2 2-3		1-1 G4-3 SF9 2B			0-2 K		4	2	2	1	0	1	2									
Tyler Houston, L (1, 2) OBP: 0.277, SLG: 0.371		0-3 K		0-0 G4-3				2-2 L7		4	0	0	0	0	1	1									
Terry Adams, R (9, 1)				2-3						0	0	0	0	0	0	0									
Shawon Dunston, R (1, 6) OBP: 0.302, SLG: 0.383	1-3 K		1-1 SF9		0-0 CS 1B			2-2 G5-3		3	0	1	1	0	1	0									
Brant Brown, L (1, 7) OBP: 0.203, SLG: 0.148	1-1 F8		3-H 6-1 F9		1-2 CS 1B			0-3 K		4	0	0	0	0	2	0									
Rey Sanchez, R (1, 4) OBP: 0.299, SLG: 0.284			0-0 S SH1-4 1B		1-0 G4-3			L8		3	0	1	0	0	0	0									
Kevin Foster, R (1, 1) OBP: 0.143, SLG: 0.100			0-2 SH1-4		3-3 K			2-1 P8		1	0	0	0	0	1	0									
23 Ryne Sandberg, R (7, PH) OBP: 0.261, SLG: 0.307			1-2							1	0	0	0	0	0	0									
Mel Rojas, R (7, 1)										0	0	0	0	0	0	0									
Scott Servais, R (9, 2) OBP: 0.324, SLG: 0.384										0	0	0	0	0	0	0									
Inning Stats	R: 0 E: 1 K: 0 S: 7	H: 0 LOB: 1 BB: 1 P: 17	R: 0 E: 0 K: 2 S: 8	H: 0 LOB: 0 BB: 0 P: 10	R: 0 E: 0 K: 1 S: 11	H: 1 LOB: 2 BB: 1 P: 18	R: 1 E: 0 K: 0 S: 7	H: 1 LOB: 0 BB: 0 P: 9	R: 0 E: 0 K: 1 S: 6	H: 1 LOB: 1 BB: 0 P: 14	R: 1 E: 0 K: 0 S: 6	H: 2 LOB: 0 BB: 0 P: 9	R: 0 E: 0 K: 1 S: 6	H: 0 LOB: 0 BB: 0 P: 10	R: 0 E: 0 K: 1 S: 10	H: 1 LOB: 0 BB: 0 P: 16	R: 0 E: 0 K: 1 S: 11	H: 0 LOB: 0 BB: 0 P: 15	1B: 4 2B: 1 3B: 0 HR: 1	SF: 1 SAC: 1 DP: 0 HBP: 0	WP: 1 PB: 0 SB: 2 CS: 2	PA: 35			
PITCHER	IP WLS BF H R ER SO BB IBB HBP BLK WP HR S P ERA WHIP	7.0 L 27 5 2 2 5 2 0 0 0 0 0 0 52 87 2.57 1.000	2.0 7 1 0 0 2 0 0 0 0 1 0 21 31 0.00 0.500																						

AB	30
R	2
H	6
RBI	2
BB	2
SO	7
LOB	10



Batter	1	2	3	4	5	6	7	8	9	AB	R	H	RBI	BB	SO	LOB	BOTTOM							
Tony Womack, L (1, 4) OBP: 0.314, SLG: 0.351	3-2 K		0-2 P7			2-2 IHR		0-2 G4-3		4	1	1	1	0	1	0	Chicago Cubs @ Pittsburgh Pirates Three Rivers Stadium, Pittsburgh, PA Mon May 26 1997, 3:33 AM EDT Att: 20,609 - Sunny - 66 F							
Adrian Brown, S (1, 8) OBP: 0.238, SLG: 0.282	3-2 P7			1-1 F7		1-1 G4-3		3-2 G3		4	0	0	0	0	0	0								
Kevin Young, R (1, 7) OBP: 0.315, SLG: 0.500	3-3 K			2-3 K		2-1 E5 S		0-0 F7		4	0	0	0	0	2	0								
Mark Johnson, L (1, 3) OBP: 0.380, SLG: 0.360		1-1 F8		1-0 G1-3		2-3 K			2-0 G4-3	4	0	0	0	0	1	1								
Joe Randa, R (1, 5) OBP: 0.341, SLG: 0.400		1-2 BB 2B			1-1 F8	4-2 BB		2-1 G6-3		3	0	1	0	1	0	0								
18 Jason Kendall, R (1, 2) OBP: 0.351, SLG: 0.384		1-3 K			1-0 BB 1B	2-1 F8		0-0 G5-3		4	0	1	0	0	1	3								
Jose Guillen, R (1, 9) OBP: 0.275, SLG: 0.361		0-3 K			4-0 BB 1-2 BB		1-3 K			2	0	0	0	1	2	1								
Kevin Polcovich, R (1, 6) OBP: 0.320, SLG: 0.190			1-1 G4-3		0-3 K		1-2 G5-3			3	0	0	0	0	1	2								
67 Francisco Cordova, R (1, 1) OBP: 0.125, SLG: 0.045			0-0 G1-3		0-2 G3		1-3 K			2	0	0	0	0	0	2								
Freddy Garcia, R (7, PH) ERA: 4.89										1	0	0	0	0	1	0								
Marc Wilkins, R (8, 1) ERA: 5.33										0	0	0	0	0	0	0								
Inning Stats	R: 0 E: 0 K: 2 S: 15	H: 0 LOB: 0 BB: 0 P: 24	R: 0 E: 0 K: 2 S: 13	H: 1 LOB: 1 BB: 0 P: 16	R: 0 E: 0 K: 0 S: 7	H: 0 LOB: 0 BB: 0 P: 8	R: 0 E: 0 K: 1 S: 6	H: 0 LOB: 0 BB: 0 P: 10	R: 0 E: 0 K: 1 S: 10	H: 1 LOB: 2 BB: 1 P: 16	R: 1 E: 1 K: 1 S: 14	H: 1 LOB: 2 BB: 1 P: 27	R: 0 E: 0 K: 2 S: 9	H: 0 LOB: 0 BB: 0 P: 12	R: 0 E: 0 K: 0 S: 8	H: 0 LOB: 0 BB: 0 P: 11	R: 0 E: 0 K: 0 S: 4	H: 0 LOB: 0 BB: 0 P: 8	1B: 1 2B: 1 3B: 0 HR: 1	SF: 0 SAC: 0 DP: 0 HBP: 0	WP: 0 PB: 0 SB: 1 CS: 0	PA: 33		
PITCHER	IP WLS BF H R ER SO BB IBB HBP BLK WP HR S P ERA WHIP	6.0 W 24 3 1 1 7 2 0 0 0 0 0 0 65 101 1.50 0.833	2.0 6 0 0 0 2 0 0 0 0 0 0 0 0 17 23 0.00 0.000	1.0 S 3 0 0 0 0 0 0 0 0 0 0 4 8 0.00 0.000																				



Batter	1	2	3	4	5	6	7	8	9	AB	R	H	RBI	BB	SO	LOB	TOP										
Brian McRae, S OBP: 0.329, SLG: 0.459 (1, 8)	G6-3		G3			2B		F8		4	0	1	0	0	0	1	Chicago Cubs @ Pittsburgh Pirates Three Rivers Stadium, Pittsburgh, PA Wed May 28 1997, 7:05 PM EDT Att: 10,198 - Unknown - 68 F										
Doug Glanville, R OBP: 0.328, SLG: 0.444 (1, 7)	L3 1B		G1-3			P3		CS 1B		4	0	2	0	0	0	2											
Mark Grace, L OBP: 0.409, SLG: 0.431 (1, 3)	L3			K		G4-3		CS	G4-3	4	0	0	0	0	1	2											
Sammy Sosa, R OBP: 0.340, SLG: 0.569 (1, 9)		K		L4			E6 FC6-4		K	4	0	0	0	0	2	0											
Shawon Dunston, R OBP: 0.306, SLG: 0.379 (1, 6)		S BB		G5-3			FC6-4 23 2B		G4-3	3	1	0	0	1	0	1											
23 Ryne Sandberg, R OBP: 0.282, SLG: 0.315 (1, 4)		K			G5-3		G6-3 1H 2B			3	0	1	1	0	1	1											
José Hernández, R OBP: 0.384, SLG: 0.507 (1, 5)		K			G3-6 1B		G6-3			3	0	1	0	0	1	2											
Scott Servais, R OBP: 0.318, SLG: 0.382 (1, 2)			G3 2B		G3-6		K			3	0	1	0	0	1	2											
Terry Mulholland, R OBP: 0.074, SLG: 0.074 (1, 1)			K			G6-3			K	1	0	0	0	0	1	1											
Rey Sanchez, R OBP: 0.293, SLG: 0.291 (6, PH)										1	0	0	0	0	0	0											
Kent Bottenfield, R (6, PH)										0	0	0	0	0	0	0											
Mike Hubbard, R OBP: 0.133, SLG: 0.286 (8, PH)										1	0	0	0	0	1	0											
Ramon Tatis, L (8, 1)										0	0	0	0	0	0	0											
Inning Stats	R: 0 E: 0 K: 0 S: 6	H: 1 LOB: 0 BB: 0 P: 8	R: 0 E: 0 K: 3 S: 9	H: 0 LOB: 1 BB: 1 P: 18	R: 0 E: 0 K: 1 S: 10	H: 1 LOB: 1 BB: 0 P: 16	R: 0 E: 0 K: 1 S: 8	H: 0 LOB: 0 BB: 0 P: 13	R: 0 E: 0 K: 0 S: 6	H: 1 LOB: 1 BB: 0 P: 10	R: 1 E: 1 K: 1 S: 13	H: 1 LOB: 1 BB: 0 P: 23	R: 0 E: 0 K: 1 S: 10	H: 1 LOB: 0 BB: 0 P: 15	R: 0 E: 0 K: 1 S: 7	H: 0 LOB: 0 BB: 0 P: 10	1B: 3 2B: 4 3B: 0 HR: 0	SF: 0 SAC: 0 DP: 2 HBP: 0	WP: 0 PB: 0 SB: 1 CS: 1	PA: 33							
PITCHER	IP	WLS	BF	H	R	ER	SO	BB	IBB	HBP	BLK	WP	HR	S	P	ERA	WHIP										
Steve Cooke, L ERA: 3.84 (1, 1)	7.0	W	26	5	1	0	6	1	0	0	0	0	0	58	96	0.00	0.857										
Ricardo Rincon, L ERA: 2.29 (8, 1)	1.1		4	1	0	0	1	0	0	0	0	0	0	13	20	0.00	0.750										
Rich Loiselle, R ERA: 3.75 (9, 1)	0.2		2	0	0	0	1	0	0	0	0	0	0	4	5	0.00	0.000										

AB	31
R	1
H	6
RBI	1
BB	1
SO	8
LOB	12



Batter	1	2	3	4	5	6	7	8	9	AB	R	H	RBI	BB	SO	LOB	BOTTOM											
Adrian Brown, S OBP: 0.240, SLG: 0.261 (1, 8)	G3-1		G6-3		SH 18 1B HBP	G4-3				3	0	0	0	0	0	1	Chicago Cubs @ Pittsburgh Pirates Three Rivers Stadium, Pittsburgh, PA Wed May 28 1997, 7:05 PM EDT Att: 10,198 - Unknown - 68 F											
Emil Brown, R OBP: 0.333, SLG: 0.304 (1, 7)	HR		K		G5-2-3 18 1B HBP		K			3	2	1	1	0	2	0												
18 Jason Kendall, R OBP: 0.363, SLG: 0.399 (1, 2)	FC6-4 1B		BB		G5-2-3 2B 1B		F7			3	1	2	1	1	0	0												
Kevin Young, R OBP: 0.317, SLG: 0.532 (1, 3)	P6		L7		G5-2-3 1-2 2-3 3-H		P6			4	0	0	0	0	0	5												
Joe Randa, R OBP: 0.359, SLG: 0.451 (1, 4)	FC6-4			G3-1 2B	G5-2-3 2B		F8 2B			4	0	3	2	0	0	1												
Freddy Garcia, R (1, 5)		K		F9	P6		F8			4	0	0	0	0	1	3												
Jose Guillen, R OBP: 0.274, SLG: 0.362 (1, 9)		K		G3-1		G4-3		K		4	0	0	0	0	2	2												
Kevin Polcovich, R OBP: 0.379, SLG: 0.217 (1, 6)		1B		G1-3		SH3-4 BB		IBB		2	0	1	0	2	0	1												
Steve Cooke, R OBP: 0.167, SLG: 0.222 (1, 1)	P4				3-1 HBP 18 1B		SH3-4			2	1	1	0	0	0	1												
Ricardo Rincon, L (8, 1)										1	0	0	0	0	1	2												
Rich Loiselle, R (9, 1)										0	0	0	0	0	0	0												
Inning Stats	R: 1 E: 0 K: 0 S: 8	H: 2 LOB: 1 BB: 0 P: 13	R: 0 E: 0 K: 2 S: 12	H: 1 LOB: 0 BB: 0 P: 17	R: 0 E: 0 K: 1 S: 7	H: 0 LOB: 1 BB: 1 P: 13	R: 0 E: 0 K: 0 S: 11	H: 1 LOB: 0 BB: 0 P: 18	R: 3 E: 1 K: 0 S: 14	H: 3 LOB: 1 BB: 0 P: 21	R: 0 E: 0 K: 0 S: 11	H: 0 LOB: 1 BB: 1 P: 17	R: 0 E: 0 K: 1 S: 5	H: 0 LOB: 0 BB: 0 P: 8	R: 0 E: 0 K: 2 S: 8	H: 1 LOB: 2 BB: 1 P: 19	1B: 4 2B: 3 3B: 0 HR: 1	SF: 0 SAC: 2 DP: 1 HBP: 1	WP: 0 PB: 0 SB: 0 CS: 0	PA: 36								
PITCHER	IP	WLS	BF	H	R	ER	SO	BB	IBB	HBP	BLK	WP	HR	S	P	ERA	WHIP											
Terry Mulholland, L ERA: 2.54 (1, 1)	5.0	L	24	7	4	1	3	1	0	1	0	0	0	1	52	82	1.80	1.600										
Kent Bottenfield, R ERA: 3.56 (6, 1)	2.0		7	0	0	0	1	1	0	0	0	0	0	16	25	0.00	0.500											
Ramon Tatis, L ERA: 3.86 (8, 1)	1.0		5	1	0	0	2	0	1	0	0	0	0	8	19	0.00	1.000											

AB	30
R	4
H	8
RBI	4
BB	3
SO	6
LOB	16



Batter	1	2	3	4	5	6	7	8	9	AB	R	H	RBI	BB	SO	LOB	TOP								
Deion Sanders, L (1, 8) OBP: 0.362, SLG: 0.436	1-2 G5-3			0-1 G4-3		1-1 CS 1B		3-1 G6-3		4	0	1	0	0	0	0	Cincinnati Reds @ Chicago Cubs Wrigley Field, Chicago, IL Thu May 29 1997, 7:05 PM CDT Att: 23,005 - Unknown - 68 F								
Curtis Goodwin, L (1, 7) OBP: 0.415, SLG: 0.402	1-0 L4			2-2 S 2B		0-0 B5		2-3 K		4	0	1	0	0	1	1									
Hal Morris, L (1, 3) OBP: 0.306, SLG: 0.347	1-1 G5-3			2-0 L9		3-1 L9		1-3 K		4	0	0	0	0	1	2									
Barry Larkin, R (1, 6) OBP: 0.440, SLG: 0.401		1-1 F9		4-1 S BB		2-3 K		1-2 S 1B		3	0	1	0	1	1	0									
Willie Greene, L (1, 5) OBP: 0.333, SLG: 0.395		2-3 K		3-3 K		4-1 BB		0-3 K		3	0	0	0	1	3	3									
Mike Kelly, R (1, 9) OBP: 0.200, SLG: 0.167		0-1 G4-3		1-2 L8		1-3 K		1-2 K		3	0	0	0	0	1	1									
Joe Oliver, R (1, 2) OBP: 0.344, SLG: 0.467			0-0 G6-3		1-2 HR		0-3 K			3	1	1	1	0	1	1									
Pokey Reese, R (1, 4) OBP: 0.288, SLG: 0.296			0-1 G1-3		1-2 G6-3		1-2 F8			3	0	0	0	0	0	0									
Dave Burba, R (1, 1) OBP: 0.235, SLG: 0.188 (8, PH)			1-2 G4-3		2-2 G6-3		1-1 L7			2	0	0	0	0	0	0									
Jeff Branson, L (8, PH) OBP: 0.109, SLG: 0.089										1	0	0	0	0	0	0									
Stan Belinda, R (8, 1)										0	0	0	0	0	0	0									
Inning Stats	R: 0 E: 0 K: 0 S: 6	H: 0 LOB: 0 BB: 0 P: 9	R: 0 E: 0 K: 1 S: 7	H: 0 LOB: 0 BB: 0 P: 10	R: 0 E: 0 K: 0 S: 6	H: 0 LOB: 0 BB: 0 P: 7	R: 0 E: 0 K: 1 S: 10	H: 1 LOB: 2 BB: 1 P: 21	R: 1 E: 0 K: 0 S: 13	H: 1 LOB: 0 BB: 0 P: 18	R: 0 E: 0 K: 0 S: 6	H: 1 LOB: 1 BB: 1 P: 18	R: 0 E: 0 K: 3 S: 11	H: 0 LOB: 1 BB: 1 P: 18	R: 0 E: 0 K: 0 S: 7	H: 0 LOB: 0 BB: 0 P: 12	R: 0 E: 0 K: 3 S: 15	H: 1 LOB: 1 BB: 0 P: 19	1B: 2 2B: 1 3B: 0 HR: 1	SF: 0 SAC: 0 DP: 0 HBP: 0	WP: 0 PB: 0 SB: 3 CS: 1	PA: 32			
PITCHER	IP	WLS	BF	H	R	ER	SO	BB	IBB	HBP	BLK	WP	HR	S	P	ERA	WHIP								
Steve Trachsel, R (1, 1) ERA: 4.95	8.0	W	28	3	1	1	5	2	0	0	0	0	1	66	104	1.12	0.625								
Bob Patterson, L (9, 1) ERA: 3.05	0.2		2	0	0	0	2	0	0	0	0	0	0	8	11	0.00	0.000								
Terry Adams, R (9, 1) ERA: 0.96	0.1	S	2	1	0	0	1	0	0	0	0	0	0	7	8	0.00	3.000								

AB	30
R	1
H	4
RBI	1
BB	2
SO	8
LOB	8



Batter	1	2	3	4	5	6	7	8	9	AB	R	H	RBI	BB	SO	LOB	BOTTOM								
Brian McRae, S (1, 8) OBP: 0.329, SLG: 0.462	0-1 PO 2B		2-2 F8		2-3 K			0-0 SH5-4		3	0	1	0	0	1	1	Cincinnati Reds @ Chicago Cubs Wrigley Field, Chicago, IL Thu May 29 1997, 7:05 PM CDT Att: 23,005 - Unknown - 68 F								
Brant Brown, L (1, 7) OBP: 0.231, SLG: 0.250	3-3 K		0-0 G4-3		0-3 K		2-2 K		4	0	1	1	0	2	2	2									
Bob Patterson, R (9, 1) Terry Adams, R (9, 1)							2-H 2B		0	0	0	0	0	0	0	0									
Mark Grace, L (1, 3) OBP: 0.405, SLG: 0.433	2 SAFE F7			3-2 G4-3 2B		0-1 G6-3		0-0 F8		4	0	1	0	0	0	3									
Sammy Sosa, R (1, 9) OBP: 0.333, SLG: 0.557	1-2 PO	1-3 K		1-0 P3		3-3 K		2-2 L8		4	0	0	0	0	2	3									
Tyler Houston, L (1, 5) OBP: 0.282, SLG: 0.382		3-1 G1-3 1B		1-1 G4-3		1-2 F9			3	0	1	0	0	0	1	1									
José Hernández, R (9, 5) OBP: 0.327, SLG: 0.348				2-3 P2					0	0	0	0	0	0	0	0									
Shawon Dunston, R (1, 6) OBP: 0.301, SLG: 0.372		2-2 G1-3		1-2 P2		1-2 L7			3	0	0	0	0	0	2	2									
Scott Servais, R (1, 2) OBP: 0.325, SLG: 0.379		4-2 BB			4-0 2B G6-3 BB		1-2 P3		1	1	0	0	2	0	0	0									
Rey Sanchez, R (1, 4) OBP: 0.295, SLG: 0.303		1-1 L4			1-2 L4		2-2 G1-3		3	0	1	0	0	0	2	2									
Steve Trachsel, R (1, 1) OBP: 0.125, SLG: 0.091					1-1 G5-3		0-0 G6-3		2	0	0	1	0	0	1	1									
Dave Clark, L (8, PH) OBP: 0.327, SLG: 0.348								1-0 SH5-4 2B 1B		1	0	1	0	0	0	0									
Doug Glanville, R (8, PR) OBP: 0.328, SLG: 0.444									0	1	0	0	0	0	0	0									
Inning Stats	R: 0 E: 0 K: 1 S: 10	H: 1 LOB: 0 BB: 0 P: 16	R: 0 E: 0 K: 1 S: 13	H: 1 LOB: 2 BB: 1 P: 24	R: 0 E: 0 K: 0 S: 6	H: 0 LOB: 0 BB: 0 P: 9	R: 0 E: 0 K: 0 S: 11	H: 1 LOB: 1 BB: 0 P: 17	R: 1 E: 0 K: 2 S: 13	H: 1 LOB: 1 BB: 1 P: 20	R: 0 E: 0 K: 1 S: 9	H: 0 LOB: 0 BB: 0 P: 13	R: 0 E: 0 K: 0 S: 10	H: 0 LOB: 0 BB: 0 P: 14	R: 1 E: 0 K: 0 S: 9	H: 2 LOB: 2 BB: 0 P: 14	1B: 2 2B: 4 3B: 0 HR: 0	SF: 0 SAC: 1 DP: 0 HBP: 0	WP: 0 PB: 0 SB: 0 CS: 0	PA: 32					
PITCHER	IP	WLS	BF	H	R	ER	SO	BB	IBB	HBP	BLK	WP	HR	S	P	ERA	WHIP								
Dave Burba, R (1, 1) ERA: 4.41	7.0	L	26	4	1	1	5	2	0	0	0	0	0	72	113	1.29	0.857								
Stan Belinda, R (8, 1) ERA: 4.41	1.0	L	5	2	1	1	0	0	0	0	0	0	0	9	14	9.00	2.000								

AB	28
R	2
H	6
RBI	2
BB	2
SO	5
LOB	15



Batter	1	2	3	4	5	6	7	8	9	AB	R	H	RBI	BB	SO	LOB	TOP										
Deion Sanders, L (1.8) OBP: 0.363, SLG: 0.438	P5		G4-3		SF7			G3-1 HR	G4-3	3	1	0	1	1	0	2	Cincinnati Reds @ Chicago Cubs Wrigley Field, Chicago, IL Sat May 31 1997, 3:33 AM CDT Att: 36,440 - Cloudy - 56 F										
Curtis Goodwin, L (1.7) OBP: 0.400, SLG: 0.386	G4-3		F7		F8			K		4	0	0	0	0	1	2											
Hal Morris, L (1.3) OBP: 0.297, SLG: 0.335	K				F8			G3-1		4	0	0	0	0	1	1											
Barry Larkin, R (1.6) OBP: 0.450, SLG: 0.459					F7			F9		4	2	2	2	0	0	0											
Eddie Taubensee, L (1.2) OBP: 0.333, SLG: 0.491 Joe Oliver, R (8, PH) OBP: 0.354, SLG: 0.475	G4-3				2B			HR		3	0	2	1	0	0	0											
Lenny Harris, L (1.9) OBP: 0.281, SLG: 0.345	G4-3				F7			1B		1	0	1	0	0	0	0											
Bret Boone, R (1.4) OBP: 0.282, SLG: 0.257	K				F8			BB		4	0	0	0	0	0	3											
Jeff Branson, L (1.5) OBP: 0.204, SLG: 0.231					G4-3			F3		3	1	2	0	1	0	1											
Mike Morgan, R (1.1) OBP: 0.063, SLG: 0.188 Hector Carrasco, R (5.1)					SH3-4			F9		0	0	0	0	0	0	0											
Willie Greene, L (7, PH) OBP: 0.330, SLG: 0.389 Scott Sullivan, R (7.1)					SH3-4			K		0	0	0	0	0	0	1											
Terry Pendleton, S (9, PH) OBP: 0.321, SLG: 0.333					1-2			1-2		1	0	0	0	0	1	1											
Inning Stats	R: 0 E: 0 K: 1 S: 5	H: 0 LOB: 0 BB: 0 P: 5	R: 0 E: 0 K: 1 S: 6	H: 1 LOB: 1 BB: 0 P: 6	R: 0 E: 0 K: 0 S: 3	H: 0 LOB: 1 BB: 1 P: 7	R: 1 E: 0 K: 0 S: 5	H: 2 LOB: 1 BB: 0 P: 5	R: 1 E: 0 K: 0 S: 4	H: 1 LOB: 0 BB: 0 P: 4	R: 0 E: 0 K: 0 S: 3	H: 0 LOB: 1 BB: 1 P: 7	R: 2 E: 0 K: 1 S: 7	H: 2 LOB: 1 BB: 0 P: 11	R: 0 E: 0 K: 1 S: 6	H: 1 LOB: 1 BB: 0 P: 6	1B: 2 2B: 4 3B: 0 HR: 1	SF: 1 SAC: 2 DP: 0 HBP: 0	WP: 2 PB: 0 SB: 0 CS: 0	PA: 37							
PITCHER	IP	WLS	BF	H	R	ER	SO	BB	IBB	HBP	BLK	WP	HR	S	P	ERA	WHIP										
Kevin Foster, R (1.1) ERA: 3.99	7.0	W	28	4	3	3	2	3	0	0	0	1	0	29	41	3.86	1.000										
Bob Patterson, L (8.1) ERA: 3.38	0.2		3	1	1	1	1	0	0	0	0	0	1	5	5	13.50	1.500										
Mel Rojas, R (8.1) ERA: 4.62	1.1	S	6	2	0	0	1	0	0	0	0	1	0	8	8	0.00	1.500										



Batter	1	2	3	4	5	6	7	8	9	AB	R	H	RBI	BB	SO	LOB	BOTTOM										
Brian McRae, S (1.8) OBP: 0.320, SLG: 0.447	G6-4-3		G6-3		G4-3			K		5	0	1	0	0	1	2	Cincinnati Reds @ Chicago Cubs Wrigley Field, Chicago, IL Sat May 31 1997, 3:33 AM CDT Att: 36,440 - Cloudy - 56 F										
Brant Brown, L (1.7) OBP: 0.246, SLG: 0.297 Doug Glanville, R (5, FR) OBP: 0.339, SLG: 0.441	G6-4-3				1B			BB		3	1	2	0	0	0	1											
Mark Grace, L (1.3) OBP: 0.399, SLG: 0.421	G3-1				F7			K		3	1	0	0	1	1												
Sammy Sosa, R (1.9) OBP: 0.335, SLG: 0.548					G4-3			K		3	1	2	0	1	1												
Tyler Houston, L (1.2) OBP: 0.267, SLG: 0.366	FC5-4				G4-3			K		3	0	0	2	0	1												
Shawon Dunston, R (1.6) OBP: 0.315, SLG: 0.413 Mel Rojas, R (8.1)	G5-4-3				G4-3			E8		4	1	3	2	0	0												
23 Ryne Sandberg, R (1.4) OBP: 0.288, SLG: 0.321					1B			F9		3	1	1	0	0	1												
Kevin Orie, R (1.5) OBP: 0.365, SLG: 0.375					G3-2			K		3	1	2	2	1	1												
Kevin Foster, R (1.1) OBP: 0.130, SLG: 0.091 Bob Patterson, R (8.1)	G3-2				G3-2			G4-3		2	0	0	0	0	1												
Rey Sanchez, R (8.6) OBP: 0.292, SLG: 0.300	G3-2				K			SH1-4		1	0	0	0	0	0												
Inning Stats	R: 0 E: 0 K: 0 S: 3	H: 1 LOB: 0 BB: 0 P: 3	R: 0 E: 0 K: 0 S: 3	H: 1 LOB: 0 BB: 0 P: 3	R: 0 E: 0 K: 0 S: 4	H: 2 LOB: 1 BB: 0 P: 4	R: 4 E: 0 K: 1 S: 9	H: 4 LOB: 1 BB: 0 P: 10	R: 2 E: 0 K: 1 S: 7	H: 2 LOB: 3 BB: 2 P: 15	R: 1 E: 0 K: 1 S: 5	H: 0 LOB: 1 BB: 2 P: 13	R: 0 E: 1 K: 2 S: 8	H: 1 LOB: 1 BB: 0 P: 8	R: 0 E: 0 K: 2 S: 7	H: 0 LOB: 0 BB: 0 P: 7	1B: 6 2B: 6 3B: 0 HR: 0	SF: 1 SAC: 1 DP: 3 HBP: 1	WP: 1 PB: 1 SB: 0 CS: 0	PA: 37							
PITCHER	IP	WLS	BF	H	R	ER	SO	BB	IBB	HBP	BLK	WP	HR	S	P	ERA	WHIP										
Mike Morgan, R (1.1) ERA: 5.83	4.1	L	21	9	6	6	1	1	0	1	0	0	0	21	26	12.46	2.308										
Hector Carrasco, R (5.1) ERA: 1.91	1.2		9	1	1	0	2	3	0	0	0	1	0	10	22	0.00	2.400										
Scott Sullivan, R (7.1) ERA: 3.95	2.0		7	1	0	0	4	0	0	0	0	0	0	15	15	0.00	0.500										

Batter	1	2	3	4	5	6	7	8	9	AB	R	H	RBI	BB	SO	LOB	TOP								
Deion Sanders, L (1, 8) OBP: 0.365, SLG: 0.437	4-2 L8 S BB		2-2 G6-3			2-2 BLK 1B	1-2 F7			3	0	1	0	1	0	0	Cincinnati Reds @ Chicago Cubs Wrigley Field, Chicago, IL Sun Jun 01 1997, 3:33 AM CDT Att: 28,849 - Cloudy - 57 F								
Curtis Goodwin, L (1, 7) OBP: 0.395, SLG: 0.381	2-1 L8 1B		0-0 G4-3			2-3 K	0-1 F7			4	0	1	0	0	1	1									
Terry Pendleton, S (1, 5) OBP: 0.317, SLG: 0.345	1-1 L8		3-2 2B			0-3 K		1-1 F9		4	0	1	0	0	1	3									
Barry Larkin, R (1, 6) OBP: 0.456, SLG: 0.478 Jeff Shaw, R (8, 1)	4-1 BB		4-0 BB			0-1 HR		3-3 K		2	1	1	1	2	1	0									
Eduardo Perez, R (1, 3) OBP: 0.333, SLG: 0.371	1-3 K		2-2 P6			2-0 L8		1-1 G1-3		4	0	0	0	0	1	5									
Joe Oliver, R (1, 2) OBP: 0.348, SLG: 0.462	1-2 G4-3			2-3 K		1-0 1B		1-0 G6-3		4	0	1	0	0	1	3									
Mike Kelly, R (1, 9) OBP: 0.235, SLG: 0.281		4-2 K S BB		2-3 K		3-1 P8		2-2 2B		3	0	1	0	1	1	1									
Jeff Branson, L (1, 4) OBP: 0.193, SLG: 0.218			3-3 K			0-0 G3		3-2 P2		3	0	0	0	0	1	2									
Mike Remlinger, L (7, 1)			1-2 K							1	0	0	0	0	0	1									
Pokey Reese, R (8, 6) OBP: 0.283, SLG: 0.291			1-3 K			2-2 L4		1-1 B1-3		1	0	0	0	0	1	1									
John Smiley, L (1, 1) OBP: 0.077, SLG: 0.115			2-3 K					0-2 P7		1	0	0	0	0	1	1									
Brook Fordyce, R (5, PH) OBP: 0.309, SLG: 0.354										1	0	0	0	0	0	0									
Hector Carrasco, R (5, 1)										0	0	0	0	0	0	0									
Stan Belinda, R (6, 1)										0	0	0	0	0	0	0									
Lenny Harris, L (6, 4) OBP: 0.255, SLG: 0.337			2-3 K							2	0	0	0	0	0	1									
Inning Stats	R: 0 E: 0 K: 1 S: 14	H: 1 LOB: 3 BB: 2 P: 26	R: 0 E: 0 K: 2 S: 8	H: 0 LOB: 0 BB: 1 P: 16	R: 0 E: 0 K: 0 S: 12	H: 1 LOB: 2 BB: 1 P: 23	R: 0 E: 0 K: 2 S: 9	H: 0 LOB: 0 BB: 0 P: 13	R: 0 E: 0 K: 2 S: 15	H: 1 LOB: 1 BB: 0 P: 21	R: 1 E: 0 K: 0 S: 7	H: 2 LOB: 1 BB: 0 P: 13	R: 0 E: 0 K: 0 S: 7	H: 0 LOB: 0 BB: 0 P: 9	R: 0 E: 0 K: 1 S: 9	H: 0 LOB: 0 BB: 0 P: 14	R: 0 E: 0 K: 0 S: 10	H: 1 LOB: 1 BB: 0 P: 16	1B: 3 2B: 2 3B: 0 HR: 1	SF: 0 SAC: 0 DP: 0 HBP: 0	WP: 0 PB: 0 SB: 2 CS: 0	PA: 36			
PITCHER	IP	WLS	BF	H	R	ER	SO	BB	IBB	HBP	BLK	WP	HR	S	P	ERA	WHIP								
Geremi Gonzalez, R (1, 1) ERA: 2.91	5.0	W	21	3	0	0	7	4	0	0	1	0	0	58	99	0.00	1.400								
Turk Wendell, R (6, 1) ERA: 5.47	1.0		5	2	1	1	0	0	0	0	0	0	1	7	13	9.00	2.000								
Bob Patterson, L (7, 1) ERA: 3.22	1.0		3	0	0	0	0	0	0	0	0	0	0	7	9	0.00	0.000								
Kent Bottenfield, R (8, 1) ERA: 3.15	2.0		7	1	0	0	1	0	0	0	0	0	0	19	30	0.00	0.500								

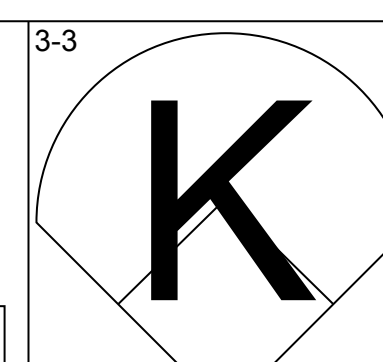
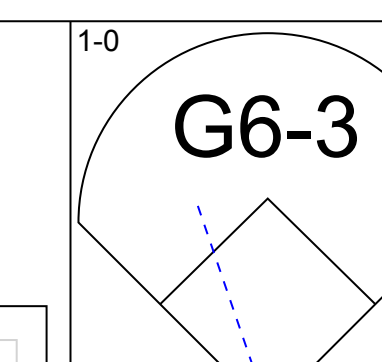
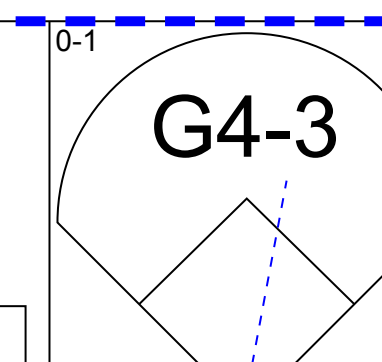
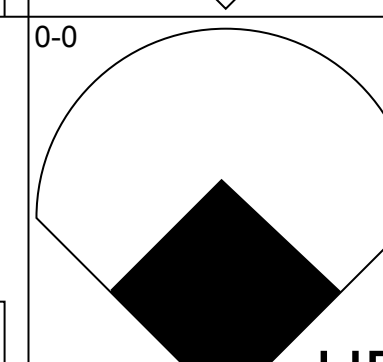
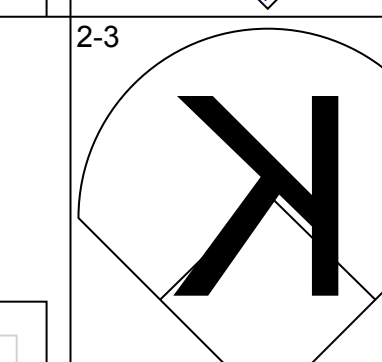
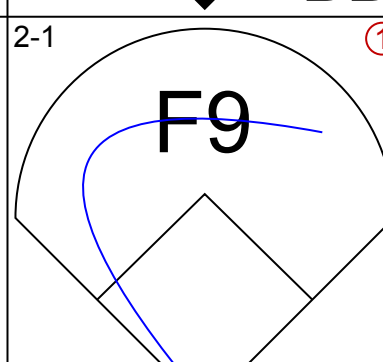
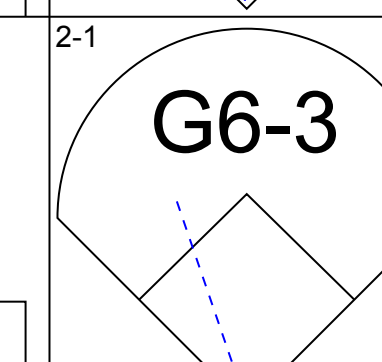
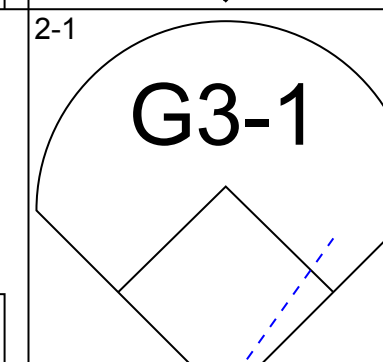
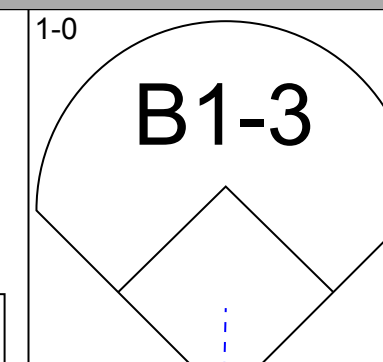
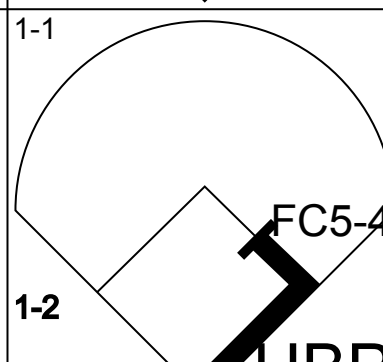
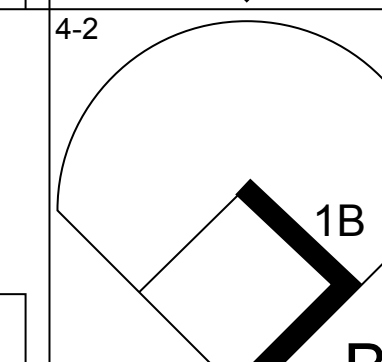
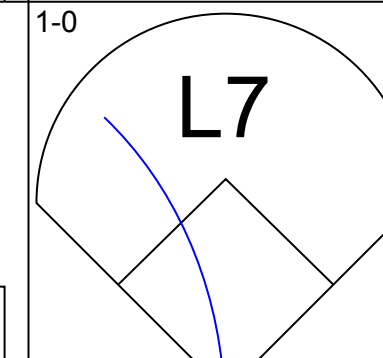
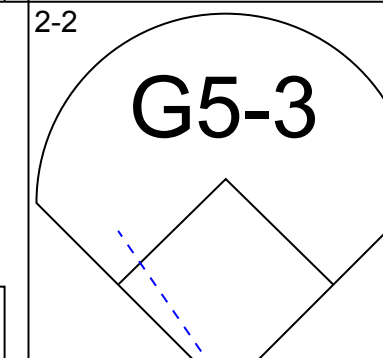
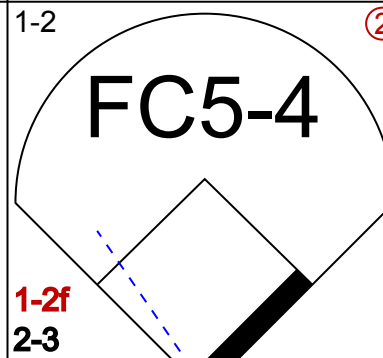
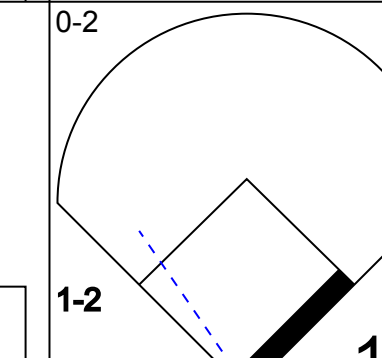
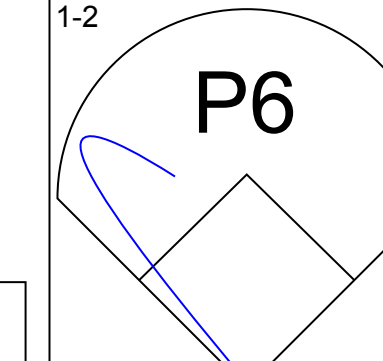
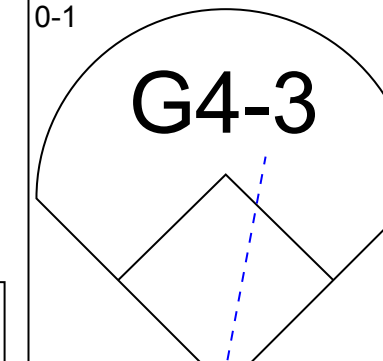
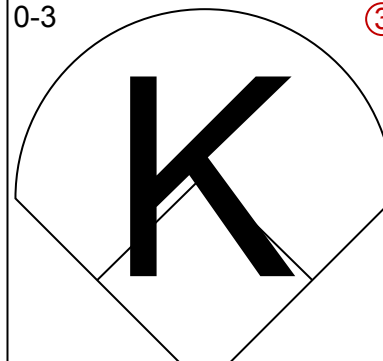
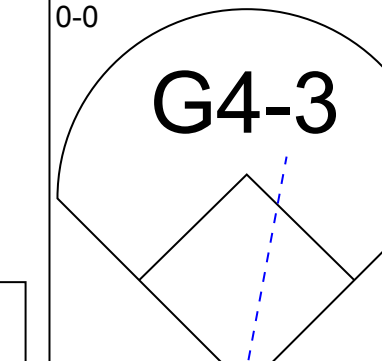
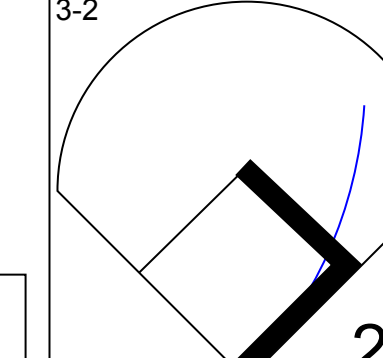
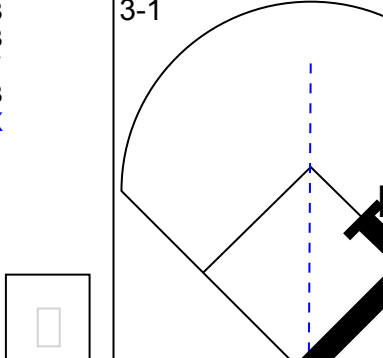
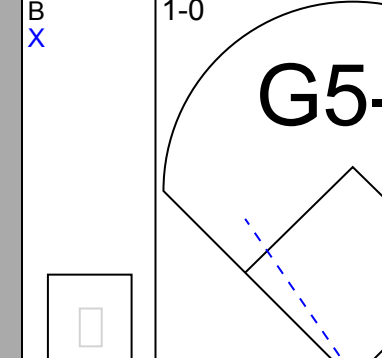
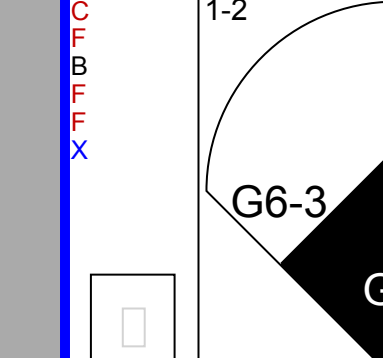
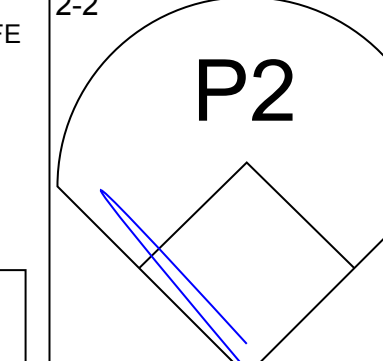
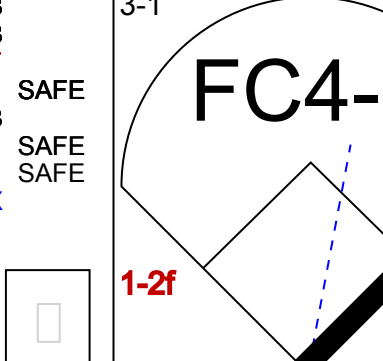
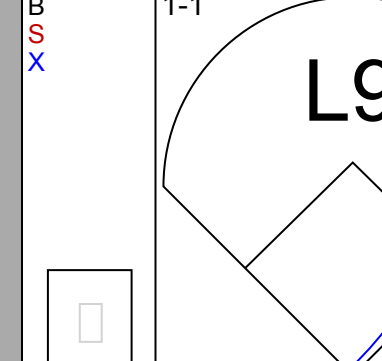
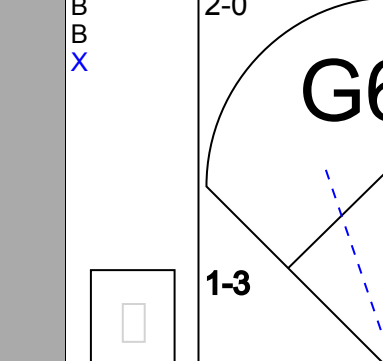
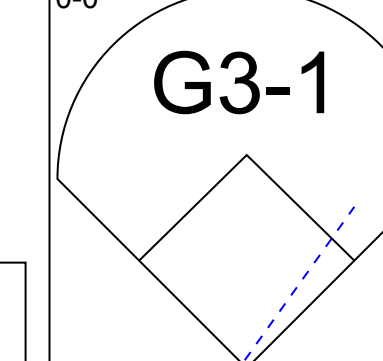
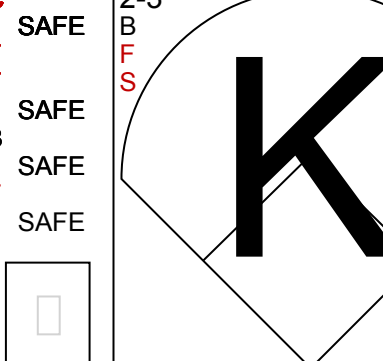
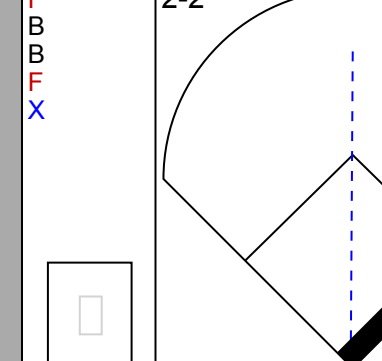
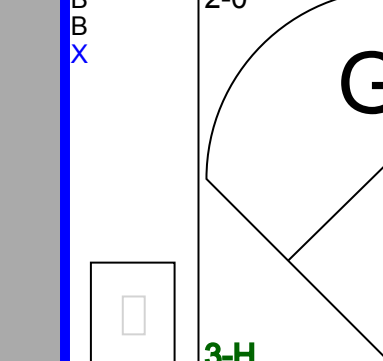
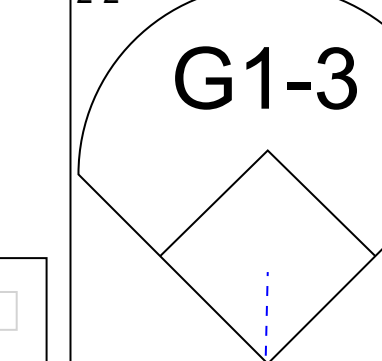
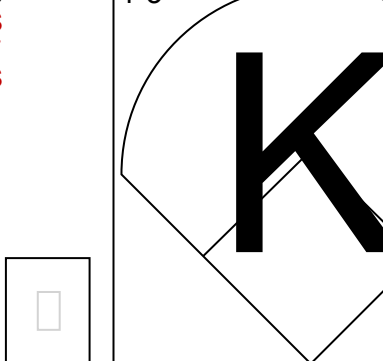
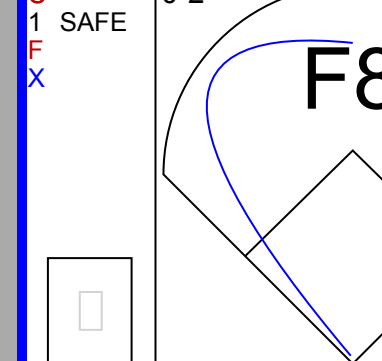
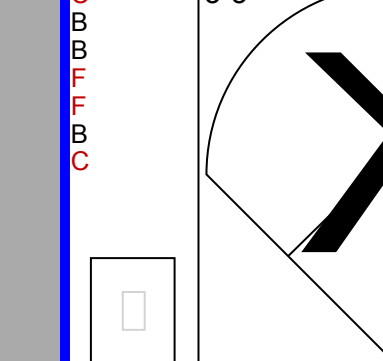
AB 32
R 1
H 6
RBI 1
BB 4
SO 8
LOB 18

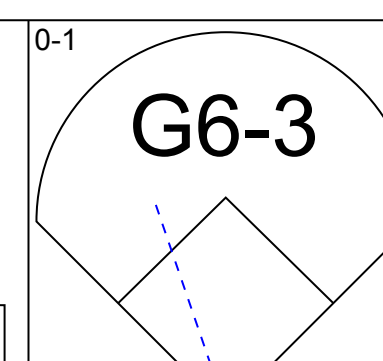
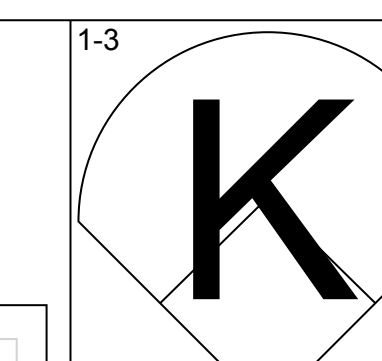
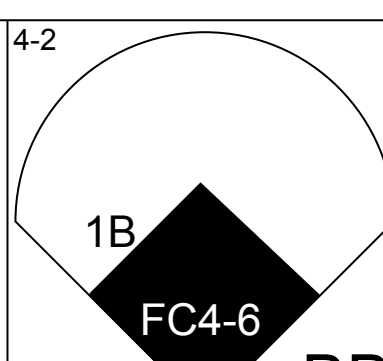
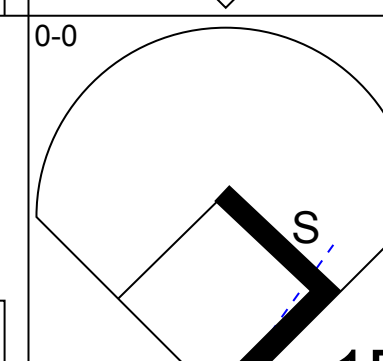
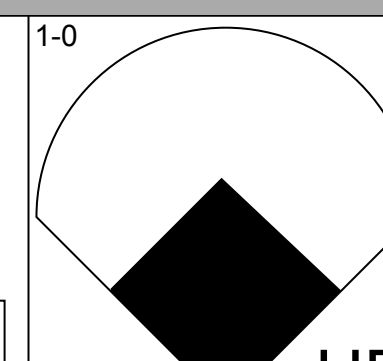
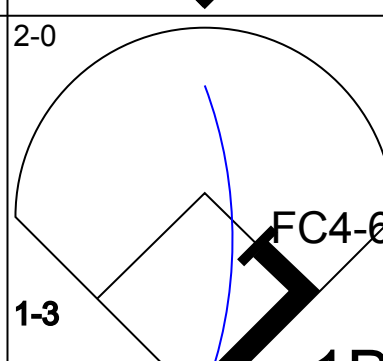
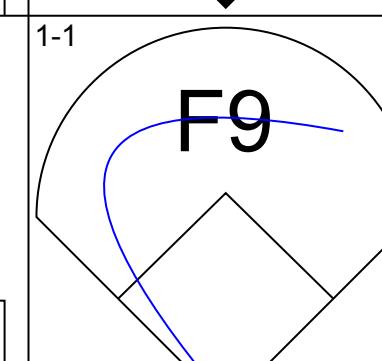
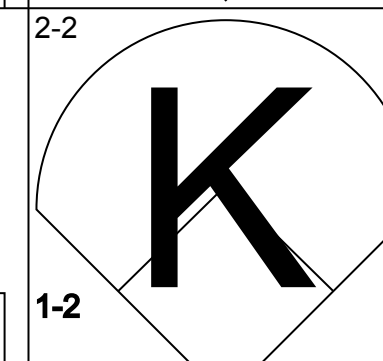
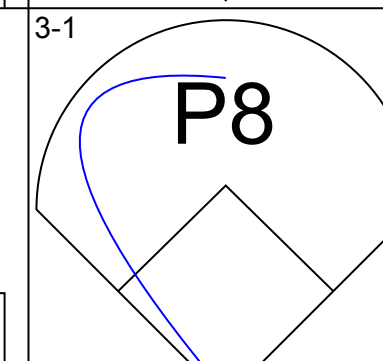
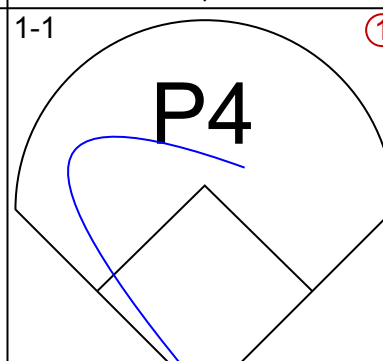
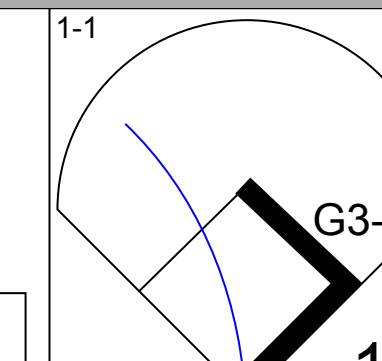
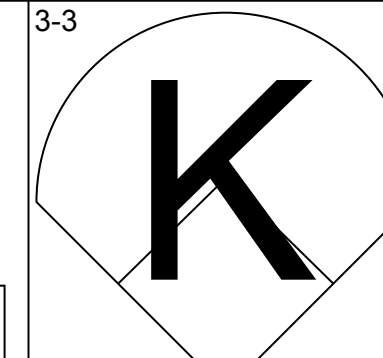
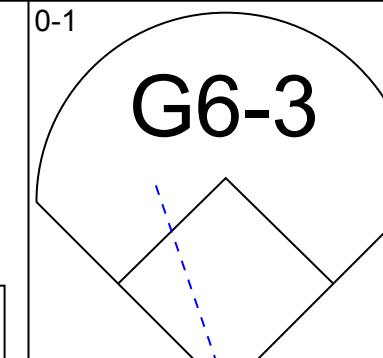
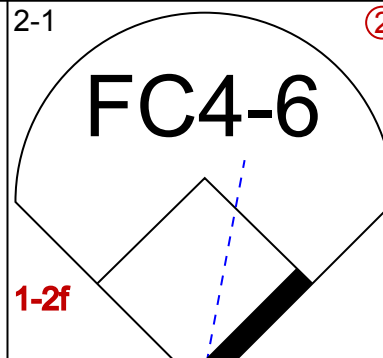
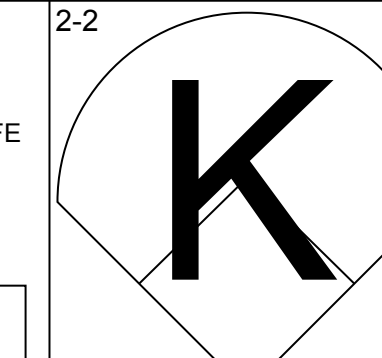
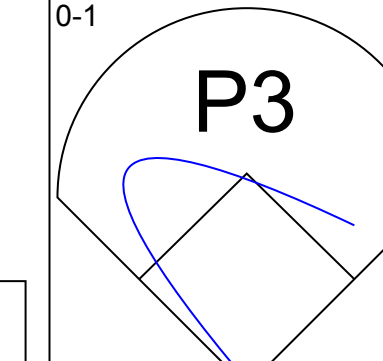
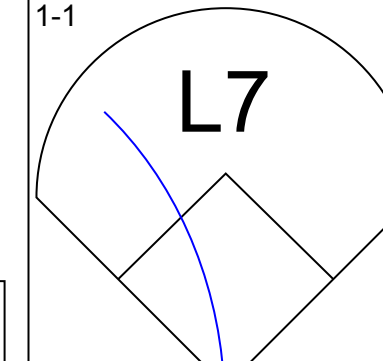
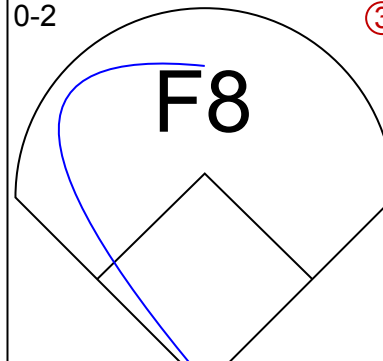
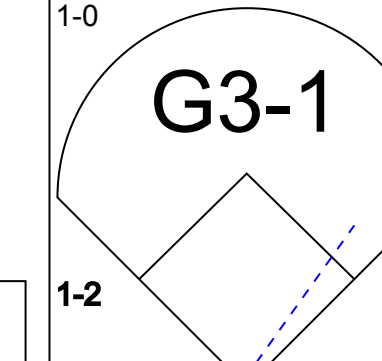
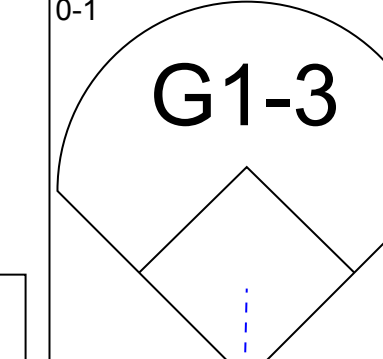
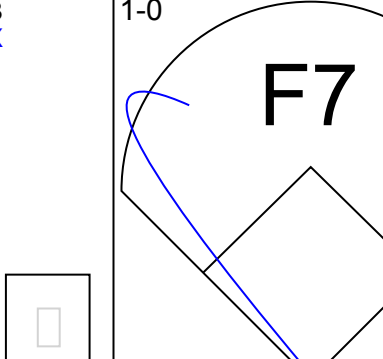
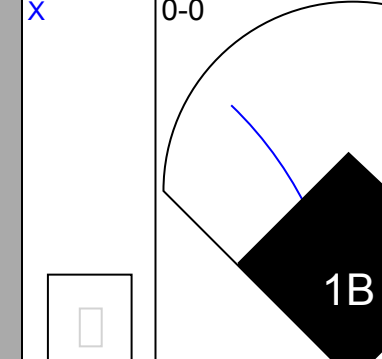
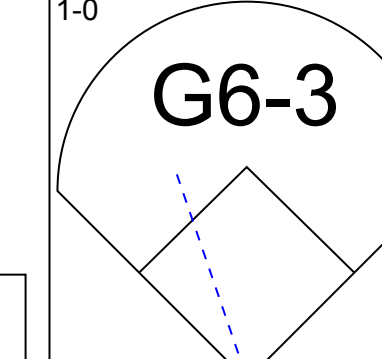
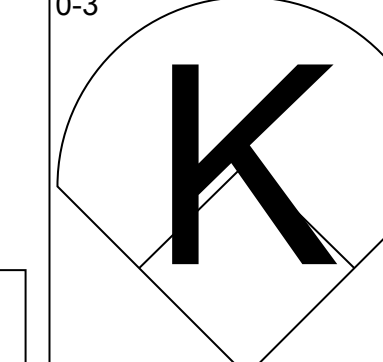
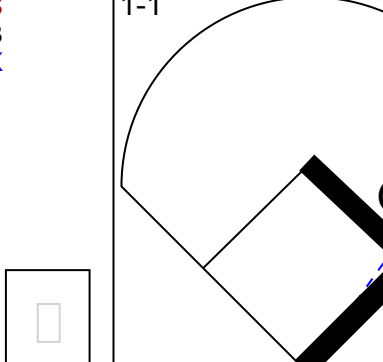
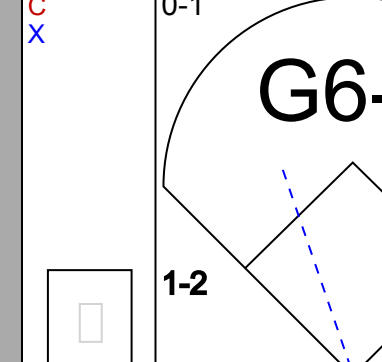
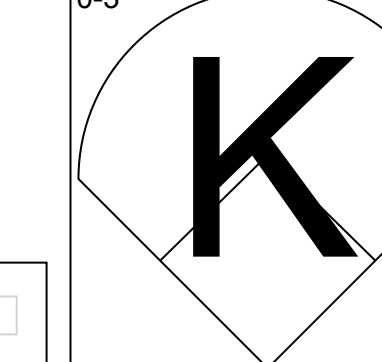
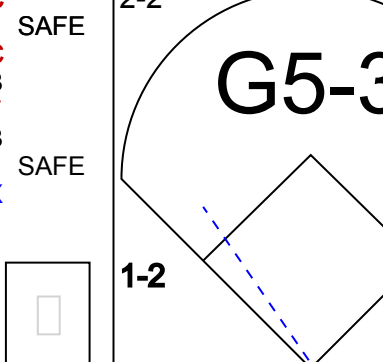
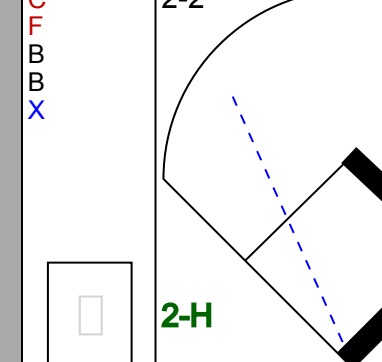
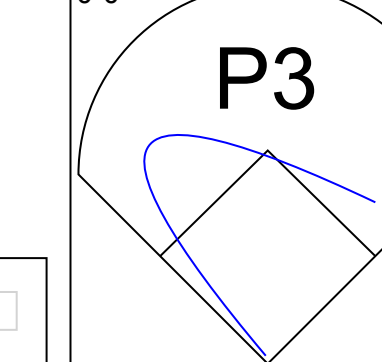
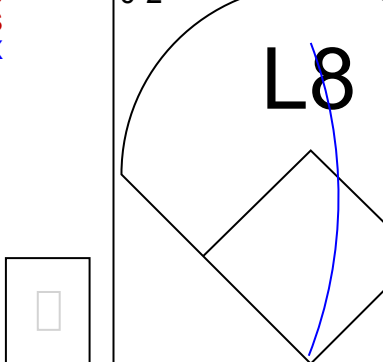
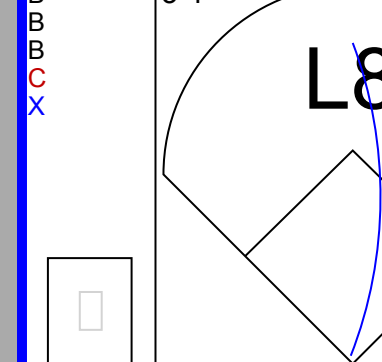


Batter	1	2	3	4	5	6	7	8	9	AB	R	H	RBI	BB	SO	LOB	BOTTOM									
Brian McRae, S (1, 8) OBP: 0.326, SLG: 0.448	3-2 G4-3	1-2 1B		3-2 FC4-6 HBP		1-0 1B 1B	0-2 F8			4	1	2	0	0	0	0	Cincinnati Reds @ Chicago Cubs Wrigley Field, Chicago, IL Sun Jun 01 1997, 3:33 AM CDT Att: 28,849 - Cloudy - 57 F									
Doug Glanville, R (1, 7) OBP: 0.341, SLG: 0.440	1-1 1B	2-1 L9		1-2 F8		2-2 1B 23 SF8	3-2 G1-3			5	2	2	0	0	3	3										
Mark Grace, L (1, 3) OBP: 0.404, SLG: 0.426	0-1 1B 23 1B	1-0 G3		0-1 FC4-6 1B		2-0 BB 1B		3-2 SH1-3 1B		5	2	3	0	0	3	3										
Sammy Sosa, R (1, 9) OBP: 0.332, SLG: 0.540	1-0 L6		1-0 P4	0-0 1B		2-3 K		1-2 F9		5	0	1	0	0	1	6										
Shawon Dunston, R (1, 6) OBP: 0.324, SLG: 0.420 Kent Bottenfield, R (8, 1)	0-0 23 1B		1-2 S 23 BB G3	1-3 K		0-1 BB		0-0 SH1-3		4	1	3	2	0	1	2										
23 Ryne Sandberg, R (1, 4) OBP: 0.279, SLG: 0.329	1-3 3H 1B		1-2 G3 S BB	1-3 K		1-2 2-3 3H 1B		1-2 SH1-3		0	0	0	0	0	0	0										
Kevin Orie, R (1, 5) OBP: 0.371, SLG: 0.365	0-1 1B		4-0 G3 S BB	1-2 E BB		1-0 G5-3		0-1 SF8		3	1	2	3	1	0	0										
Scott Servais, R (1, 2) OBP: 0.310, SLG: 0.360		0-1 G4-3	2-2 E4			0-0 G5-3		0-2 FC4-6		4	0	0	0	0	4	4										
Geremi Gonzalez, R (1, 1) ERA: 5.37 Dave Clark, L (5, PH) OBP: 0.320, SLG: 0.340 Turk Wendell, L (6, 1) ERA: 2.33 Bob Patterson, R (7, 1) ERA: 2.88 José Hernández, R (8, 6) OBP: 0.373, SLG: 0.493		4-0 BB	0-0 G4-3			1-3 K		3-3 K		1	0	0	0	1	0	1										
Inning Stats	R: 2 E: 0 K: 0 S: 16	H: 4 LOB: 2 BB: 0 P: 24	R: 0 E: 0 K: 0 S: 8	H: 1 LOB: 1 BB: 1 P: 16	R: 2 E: 1 K: 0 S: 10	H: 1 LOB: 1 BB: 1 P: 19	R: 0 E: 0 K: 1 S: 12	H: 1 LOB: 2 BB: 0 P: 17	R: 0 E: 0 K: 1 S: 7	H: 0 LOB: 1 BB: 0 P: 10	R: 2 E: 0 K: 1 S: 16	H: 4 LOB: 3 BB: 1 P: 28	R: 0 E: 0 K: 1 S: 11	H: 0 LOB: 0 BB: 0 P: 17	R: 1 E: 0 K: 0 S: 9	H: 2 LOB: 1 BB: 0 P: 13		1B: 13 2B: 0 3B: 0 HR: 0	SF: 1 SAC: 1 DP: 0 HBP: 2	WP: 0 PB: 0 SB: 2 CS: 0	PA: 42					
PITCHER	IP	WLS	BF	H	R	ER	SO	BB	IBB	HBP	BLK	WP	HR	S	P	ERA		WHIP								
John Smiley, L (1, 1) ERA: 5.37	4.0	L	23	7	4	3	1	2	0	1	0	0	0	46	76	6.75		2.250								
Hector Carrasco, R (5, 1) ERA: 2.33	1.0		7	3	2	2	1	0	0	1	0	0	0	12	20	18.00		3.000								
Stan Belinda, R (6, 1) ERA: 4.28	1.0		5	1	0	0	1	1	0	0	0	0	0	11	18	0.00	2.000									
Mike Remlinger, L (7, 1) ERA: 2.88	1.0		3	0	0	0	1	0	0	0	0	0	0	11	17	0.00	0.000									
Jeff Shaw, R (8, 1) ERA: 0.98	1.0		4	2	1	1	0	0	0	0	0	0	0	9	13	9.00	2.000									

AB 35
R 7
H 13
RBI 6
BB 3
SO 4
LOB 23



Batter	1	2	3	4	5	6	7	8	9	AB	R	H	RBI	BB	SO	LOB	TOP							
Adrian Brown, S OBP: 0.265, SLG: 0.246 (1, 8)										3	0	0	0	1	1	0	Pittsburgh Pirates @ Chicago Cubs Wrigley Field, Chicago, IL Mon Jun 02 1997, 7:05 PM CDT Att: 21,773 - Unknown - 53 F							
Emil Brown, R OBP: 0.329, SLG: 0.350 Midre Cummings, L OBP: 0.294, SLG: 0.455 (8, 7)										3	1	1	1	0	1	1								
18 Jason Kendall, R OBP: 0.375, SLG: 0.430 (1, 2)										2	0	0	0	1	0	0								
Kevin Young, R OBP: 0.323, SLG: 0.581 (1, 3)										4	0	1	0	0	0	2								
Joe Randa, R OBP: 0.354, SLG: 0.453 (1, 4)										4	0	0	0	0	1	4								
Freddy Garcia, R OBP: 0.182, SLG: 0.273 Tony Womack, L OBP: 0.322, SLG: 0.365 (9, PH)											3	0	2	0	0	0								
Jose Guillen, R OBP: 0.273, SLG: 0.368 (1, 9)											4	0	0	0	0	3								
Kevin Polcovich, R OBP: 0.375, SLG: 0.273 Mark Johnson, L OBP: 0.379, SLG: 0.351 (9, PH)											3	0	1	0	0	1								
Jon Lieber, L OBP: 0.091, SLG: 0.048 Keith Osik, R OBP: 0.212, SLG: 0.281 David Wainhouse, L OBP: 1.000, SLG: 1.000 Chris Peters, L OBP: 0.270, SLG: 0.328 (9, PH)											2	0	0	0	0	1								
Inning Stats	R: 1 E: 0 K: 1 S: 7	H: 1 LOB: 0 BB: 0 P: 13	R: 0 E: 0 K: 0 S: 11	H: 1 LOB: 1 BB: 0 P: 17	R: 0 E: 0 K: 1 S: 7	H: 0 LOB: 0 BB: 0 P: 12	R: 0 E: 0 K: 0 S: 6	H: 0 LOB: 0 BB: 0 P: 9	R: 0 E: 1 K: 2 S: 13	H: 1 LOB: 1 BB: 0 P: 22	R: 0 E: 0 K: 1 S: 10	H: 0 LOB: 2 BB: 1 P: 18	R: 0 E: 0 K: 0 S: 9	H: 1 LOB: 1 BB: 0 P: 13	R: 0 E: 0 K: 0 S: 11	H: 1 LOB: 2 BB: 1 P: 17		R: 1 E: 0 K: 1 S: 11	H: 1 LOB: 0 BB: 0 P: 19	1B: 4 2B: 1 3B: 0 HR: 1	SF: 0 SAC: 0 DP: 0 HBP: 1	WP: 0 PB: 0 SB: 1 CS: 0	PA: 36	
PITCHER	IP WLS BF H R ER SO BB IBB HBP BLK WP HR S P ERA WHIP																							
Terry Mulholland, L ERA: 2.44 Terry Adams, R ERA: 1.2	(1, 1) (8, 1)	7.0 S	27 9	4 2	1 1	1 1	5 1	1 0	0 0	1 0	0 0	0 0	0 0	1 22	63 36	104 36	1.29 4.50	0.714 1.500						

Batter	1	2	3	4	5	6	7	8	9	AB	R	H	RBI	BB	SO	LOB	BOTTOM					
Brian McRae, S OBP: 0.329, SLG: 0.443 (1, 8)										2	1	0	0	2	1	0	Pittsburgh Pirates @ Chicago Cubs Wrigley Field, Chicago, IL Mon Jun 02 1997, 7:05 PM CDT Att: 21,773 - Unknown - 53 F					
Brant Brown, L OBP: 0.278, SLG: 0.373 Doug Glanville, R OBP: 0.339, SLG: 0.436 (7, 7)										3	1	3	1	0	0	0						
Mark Grace, L OBP: 0.401, SLG: 0.422 (1, 3)										4	0	1	0	0	1	3						
Sammy Sosa, R OBP: 0.326, SLG: 0.530 (1, 9)										4	0	0	1	0	2	3						
Tyler Houston, L OBP: 0.253, SLG: 0.347 (1, 2)										4	0	0	0	0	0	2						
Shawon Dunston, R OBP: 0.324, SLG: 0.419 Rey Sanchez, R OBP: 0.289, SLG: 0.297 (8, 6)											3	1	1	0	0	0						
23 Ryne Sandberg, R OBP: 0.280, SLG: 0.329 (1, 4)										3	0	1	0	0	1	1						
Kevin Orie, R OBP: 0.370, SLG: 0.364 (1, 5)										3	0	1	1	0	1	1						
Terry Mulholland, R OBP: 0.069, SLG: 0.069 Dave Clark, L OBP: 0.315, SLG: 0.333 Terry Adams, R ERA: 3.09 (8, 1)										2	0	0	0	0	0	1						
Inning Stats	R: 0 E: 0 K: 2 S: 9	H: 1 LOB: 1 BB: 0 P: 14	R: 0 E: 0 K: 1 S: 7	H: 0 LOB: 0 BB: 0 P: 7	R: 0 E: 0 K: 2 S: 7	H: 0 LOB: 0 BB: 0 P: 8	R: 1 E: 0 K: 0 S: 7	H: 1 LOB: 0 BB: 0 P: 12	R: 0 E: 0 K: 0 S: 10	H: 1 LOB: 1 BB: 0 P: 14	R: 1 E: 0 K: 0 S: 12	H: 1 LOB: 1 BB: 1 P: 21	R: 1 E: 0 K: 0 S: 13	H: 2 LOB: 2 BB: 1 P: 23	R: 0 E: 0 K: 1 S: 8	H: 1 LOB: 1 BB: 0 P: 13		R: 0 E: 0 K: 1 S: 8	H: 1 LOB: 1 BB: 0 P: 13	1B: 6 2B: 0 3B: 0 HR: 1	SF: 0 SAC: 0 DP: 0 HBP: 0	WP: 0 PB: 0 SB: 1 CS: 0
PITCHER	IP WLS BF H R ER SO BB IBB HBP BLK WP HR S P ERA WHIP																					
Jon Lieber, R ERA: 4.48 David Wainhouse, R ERA: 7.59 Chris Peters, L ERA: 3.09	(1, 1) (7, 1) (7, 1)	6.0 0.1 1.2	23 3 7	4 2 1	2 1 0	2 1 0	5 0 1	1 0 0	0 0 0	0 0 0	0 0 0	0 6 15	1 8 28	3.00 27.00 0.00	0.833 6.000 1.200							



Batter	1	2	3	4	5	6	7	8	9	AB	R	H	RBI	BB	SO	LOB	TOP			
Tony Womack, L OBP: 0.328, SLG: 0.371										5	0	3	1	0	1	1	Pittsburgh Pirates @ Chicago Cubs Wrigley Field, Chicago, IL Tue Jun 03 1997, 3:33 AM CDT Att: 17,317 - Sunny - 59 F			
Adrian Brown, S OBP: 0.260, SLG: 0.242										5	0	1	1	0	0	5				
Midre Cummings, L OBP: 0.281, SLG: 0.432										4	0	0	0	0	1	3				
Kevin Young, R OBP: 0.320, SLG: 0.567										4	0	1	0	0	2	1				
1B Jason Kendall, R OBP: 0.373, SLG: 0.426										4	0	1	0	0	1	1				
Mark Johnson, L OBP: 0.371, SLG: 0.342										4	1	0	0	0	2	2				
Joe Randa, R OBP: 0.354, SLG: 0.453										0	0	0	0	0	0	0				
Jose Guillen, R OBP: 0.277, SLG: 0.376										4	1	2	1	0	1	1				
Kevin Polcovich, R OBP: 0.386, SLG: 0.297										4	1	2	0	0	0	2				
Steve Cooke, R OBP: 0.158, SLG: 0.211										1	0	0	0	0	0	0				
Marc Wilkins, R										0	0	0	0	0	0	0				
Dale Sveum, S OBP: 0.280, SLG: 0.328										0	0	0	0	1	0	0				
Ricardo Rincon, L										0	0	0	0	0	0	0				
Rich Loiselle, R										0	0	0	0	0	0	0				
Inning Stats	R: 0 E: 0 K: 2 S: 10	H: 1 LOB: 1 BB: 0 P: 13	R: 0 E: 0 K: 0 S: 7	H: 0 LOB: 0 BB: 0 P: 10	R: 1 E: 0 K: 0 S: 7	H: 2 LOB: 1 BB: 0 P: 7	R: 1 E: 0 K: 0 S: 15	H: 2 LOB: 1 BB: 0 P: 26	R: 0 E: 0 K: 3 S: 11	H: 1 LOB: 1 BB: 0 P: 14	R: 0 E: 0 K: 0 S: 8	H: 1 LOB: 1 BB: 0 P: 13	R: 0 E: 0 K: 2 S: 10	H: 0 LOB: 0 BB: 0 P: 16	R: 1 E: 0 K: 1 S: 14	H: 2 LOB: 2 BB: 1 P: 20	1B: 9 2B: 1 3B: 0 HR: 0	SF: 0 SAC: 2 DP: 0 HBP: 0	WP: 0 PB: 0 SB: 3 CS: 0	PA: 38
PITCHER	IP WLS BF H R ER SO BB IBB HBP BLK WP HR S P ERA WHIP	8.0 L 32 8 2 2 7 0 0 0 0 0 0 74 109 2.25 1.000	1.0 6 2 1 1 1 1 0 0 0 0 0 0 14 20 9.00 3.000																	

AB	35
R	3
H	10
RBI	3
BB	1
SO	8
LOB	16



Batter	1	2	3	4	5	6	7	8	9	AB	R	H	RBI	BB	SO	LOB	BOTTOM			
Brian McRae, S OBP: 0.323, SLG: 0.435										4	0	0	0	0	2	2	Pittsburgh Pirates @ Chicago Cubs Wrigley Field, Chicago, IL Tue Jun 03 1997, 3:33 AM CDT Att: 17,317 - Sunny - 59 F			
Doug Glanville, R OBP: 0.336, SLG: 0.430										4	0	1	0	0	0	2				
Mark Grace, L OBP: 0.398, SLG: 0.418										4	0	1	0	0	0	1				
Sammy Sosa, R OBP: 0.321, SLG: 0.520										4	0	0	0	0	0	2				
Shawon Dunston, R OBP: 0.323, SLG: 0.412										3	0	0	0	1	1	1				
23 Ryne Sandberg, R OBP: 0.280, SLG: 0.327											4	0	1	0	0	1				
Kevin Orte, R OBP: 0.366, SLG: 0.354										2	0	0	0	1	1	1				
Scott Servais, R OBP: 0.317, SLG: 0.387										3	1	2	1	0	0	1				
Brant Brown, L OBP: 0.278, SLG: 0.373										0	0	0	0	0	0	0				
Mel Rojas, R										0	0	0	0	0	0	0				
Steve Trachsel, R OBP: 0.115, SLG: 0.083										2	0	0	0	0	2	1				
Rey Sanchez, R OBP: 0.289, SLG: 0.297										0	0	0	0	0	0	0				
Tyler Houston, L OBP: 0.253, SLG: 0.347										0	0	0	0	0	0	0				
Inning Stats	R: 0 E: 0 K: 1 S: 8	H: 0 LOB: 0 BB: 0 P: 12	R: 0 E: 0 K: 1 S: 8	H: 1 LOB: 1 BB: 0 P: 11	R: 1 E: 0 K: 1 S: 11	H: 1 LOB: 0 BB: 0 P: 15	R: 0 E: 0 K: 0 S: 5	H: 1 LOB: 0 BB: 0 P: 6	R: 0 E: 0 K: 0 S: 13	H: 1 LOB: 1 BB: 0 P: 19	R: 0 E: 0 K: 1 S: 6	H: 0 LOB: 0 BB: 0 P: 8	R: 0 E: 0 K: 1 S: 9	H: 1 LOB: 2 BB: 0 P: 12	R: 0 E: 0 K: 0 S: 7	H: 0 LOB: 1 BB: 1 P: 14	1B: 4 2B: 0 3B: 0 HR: 1	SF: 0 SAC: 1 DP: 1 HBP: 0	WP: 0 PB: 0 SB: 1 CS: 0	PA: 33
PITCHER	IP WLS BF H R ER SO BB IBB HBP BLK WP HR S P ERA WHIP	7.1 W 27 5 0 0 1 0 0 0 0 0 0 65 93 1.23 0.818	0.2 2 0 0 0 1 0 0 0 0 0 0 0 3 6 0.00 0.000	0.1 1 0 0 0 0 0 0 0 0 0 0 0 3 6 0.00 0.000	0.2 S 3 0 0 0 0 1 0 0 0 0 0 4 8 0.00 1.500															



Batter	1	2	3	4	5	6	7	8	9	AB	R	H	RBI	BB	SO	LOB	TOP										
Brian McRae, S (1,8) OBP: 0.321, SLG: 0.430	G4-1		F7	0-1 1B			F7		G4-3	5	0	1	0	0	0	0	Chicago Cubs @ Philadelphia Phillies Veterans Stadium, Philadelphia, PA Wed Jun 04 1997, 7:05 PM EDT Att: 12,872 - Unknown - 66 F										
Doug Glanville, R (1,7) OBP: 0.346, SLG: 0.435	PB G4-3 BB		0-0 2B	3-2 F9			0-3 K		4-0 FC3-6 BB	3	1	1	0	2	1	1											
Mark Grace, L (1,3) OBP: 0.394, SLG: 0.418	G4-3		0-1 2B					0-0 F8	0-0 FC3-6	5	1	1	1	0	0	2											
Sammy Sosa, R (1,9) OBP: 0.322, SLG: 0.527	K		2-2 G1-3 23 1B					0-1 1B	1-1 G1-3	5	2	2	1	0	2	2											
Shawon Dunston, R (1,6) OBP: 0.327, SLG: 0.419 Rey Sanchez, R (8,6) OBP: 0.289, SLG: 0.297		1-2 23 1B 2B	G1-3					0-0 23 2B		4	1	2	1	0	0	1											
23 Ryne Sandberg, R (1,4) OBP: 0.291, SLG: 0.344		0-1 CS 2H	1-2 1B					2-1 F8	1-2 1B	4	0	3	2	0	0	0											
Kevin Orte, R (1,5) OBP: 0.364, SLG: 0.341	G5-3		3-2 L8					1-0 L5	4-0 IBB	3	0	0	0	1	0	2											
Scott Servais, R (1,2) OBP: 0.315, SLG: 0.379		4-2 BB						1-1 F8	2-3 K	3	0	0	0	1	1	3											
Frank Castillo, R (1,1) OBP: 0.100, SLG: 0.100 Bob Patterson, R (8,1)	P8		1-2 P3					0-1 P4	0-0 G4-3	4	0	0	0	0	0	4											
										0	0	0	0	0	0	0											
Inning Stats	R: 0 E: 0 K: 1 S: 10	H: 0 LOB: 1 BB: 1 P: 19	R: 1 E: 0 K: 0 S: 20	H: 2 LOB: 1 BB: 1 P: 29	R: 3 E: 0 K: 0 S: 20	H: 4 LOB: 1 BB: 0 P: 29	R: 0 E: 0 K: 0 S: 10	H: 1 LOB: 1 BB: 0 P: 13	R: 0 E: 0 K: 1 S: 6	H: 0 LOB: 0 BB: 0 P: 11	R: 0 E: 0 K: 0 S: 5	H: 0 LOB: 0 BB: 0 P: 9	R: 0 E: 0 K: 1 S: 7	H: 0 LOB: 0 BB: 0 P: 9	R: 1 E: 0 K: 1 S: 11	H: 3 LOB: 3 BB: 1 P: 18	R: 0 E: 0 K: 0 S: 6	H: 0 LOB: 1 BB: 1 P: 14	1B: 4 2B: 6 3B: 0 HR: 0	SF: 0 SAC: 0 DP: 0 HBP: 0	WP: 0 PB: 1 SB: 0 CS: 1	PA: 40					
PITCHER	IP	WLS	BF	H	R	ER	SO	BB	IBB	HBP	BLK	WP	HR	S	P	ERA	WHIP										
Garrett Stephenson, R (1,1) ERA: 2.18	6.0	L	26	7	4	4	2	2	0	0	0	0	0	71	110	6.00	1.500										
Ron Blazler, R (7,1) ERA: 6.88	1.1		6	2	1	1	1	0	0	0	0	0	0	11	13	6.75	1.500										
Ken Ryan, R (8,1) ERA: 11.17	0.2		4	1	0	0	1	0	1	0	0	0	0	7	14	0.00	1.500										
Erik Platanberg, L (9,1) ERA: 5.03	0.2		3	0	0	0	0	1	0	0	0	0	0	4	11	0.00	1.500										
Reggie Harris, R (9,1) ERA: 5.04	0.1		1	0	0	0	0	0	0	0	0	0	0	2	3	0.00	0.000										

AB	36
R	5
H	10
RBI	5
BB	4
SO	4
LOB	15



Batter	1	2	3	4	5	6	7	8	9	AB	R	H	RBI	BB	SO	LOB	BOTTOM										
Ricky Otero, S (1,8) OBP: 0.278, SLG: 0.188	F8			G6-3				G4-3		3	0	0	0	1	0	1	Chicago Cubs @ Philadelphia Phillies Veterans Stadium, Philadelphia, PA Wed Jun 04 1997, 7:05 PM EDT Att: 12,872 - Unknown - 66 F										
Mickey Morandini, L (1,4) OBP: 0.381, SLG: 0.394	G4-3			G4-3				P7		4	0	1	0	0	0	1											
Darren Daulton, L (1,9) OBP: 0.384, SLG: 0.476	G4-3			F7				P4		3	0	0	0	1	0	1											
Scott Rolen, R (1,5) OBP: 0.373, SLG: 0.449		2-2 G5-3			0-0 2B	3-2 G5-3			4-1 FC6-4 BB	3	0	1	0	1	0	3											
Rico Brogna, L (1,3) OBP: 0.302, SLG: 0.465		1-3 K			3-1 L7			2-3 K	1-2 L7	4	0	0	0	0	2	2											
Demick May, L (1,7) OBP: 0.282, SLG: 0.382 Rex Hudler, R (9, PH) OBP: 0.204, SLG: 0.216		0-0 G3			2-3 K			0-0 2B	0-2 FC6-4 2B	3	0	1	0	0	1	1											
Mark Parent, R (1,2) OBP: 0.226, SLG: 0.193 Ruben Amaro Jr., S (7, PH) OBP: 0.339, SLG: 0.327 Mike Lieberthal, R (8,2) OBP: 0.234, SLG: 0.367				3-1 CS 1B				1-1 G4-3	2-1 L9	2	0	1	0	0	0	1											
Kevin Stocker, S (1,6) OBP: 0.295, SLG: 0.314				1-2 F7				1-3 K	1-2 L8	4	0	0	0	0	1	3											
Garrett Stephenson, R (1,1) ERA: 2.18 Rob Butler, L (6, PH) OBP: 0.380, SLG: 0.391 Ron Blazler, R (7,1) ERA: 6.88 Ken Ryan, R (8,1) ERA: 11.17 23 Kevin Jordan, R (8, PH) OBP: 0.233, SLG: 0.266 Erik Platanberg, R (9,1) ERA: 5.03 Reggie Harris, R (9,1) ERA: 5.04				1-3 K				3-2 F8		1	0	0	0	0	1	1											
										1	0	0	0	0	0	0											
Inning Stats	R: 0 E: 0 K: 0 S: 7	H: 0 LOB: 0 BB: 0 P: 8	R: 0 E: 0 K: 1 S: 7	H: 0 LOB: 0 BB: 0 P: 10	R: 0 E: 0 K: 1 S: 8	H: 1 LOB: 0 BB: 0 P: 13	R: 0 E: 0 K: 0 S: 5	H: 0 LOB: 0 BB: 0 P: 8	R: 0 E: 0 K: 1 S: 9	H: 1 LOB: 1 BB: 0 P: 15	R: 0 E: 0 K: 1 S: 14	H: 1 LOB: 3 BB: 2 P: 30	R: 0 E: 0 K: 1 S: 13	H: 1 LOB: 1 BB: 0 P: 17	R: 0 E: 0 K: 0 S: 5	H: 1 LOB: 1 BB: 0 P: 7	R: 0 E: 0 K: 0 S: 14	H: 1 LOB: 1 BB: 1 P: 22	1B: 2 2B: 4 3B: 0 HR: 0	SF: 0 SAC: 0 DP: 0 HBP: 0	WP: 0 PB: 0 SB: 0 CS: 1	PA: 35					
PITCHER	IP	WLS	BF	H	R	ER	SO	BB	IBB	HBP	BLK	WP	HR	S	P	ERA	WHIP										
Frank Castillo, R (1,1) ERA: 4.9	7.1	W	28	5	0	0	5	2	0	0	0	0	0	65	103	0.00	0.955										
Bob Patterson, L (8,1) ERA: 3.35	1.2		7	1	1	1	0	1	0	0	0	0	0	17	27	5.40	1.200										


AB	32
R	1
H	6
RBI	1
BB	3
SO	5
LOB	16



Batter	1	2	3	4	5	6	7	8	9	10	AB	R	H	RBI	BB	SO	LOB	TOP									
Brian McRae, S OBP: 0.314, SLG: 0.420	F9		G3-1			G4-3			G4-3		5	0	0	0	0	1	2	Chicago Cubs @ Philadelphia Phillies Veterans Stadium, Philadelphia, PA Thu Jun 05 1997, 7:05 PM EDT Att: 13,189 - Unknown - 71 F									
Brant Brown, L OBP: 0.280, SLG: 0.414 Doug Gianville, R OBP: 0.348, SLG: 0.437 (7, 7)	HR		L8		FC3-6	G1-4-3			G1-4-3	CS 1B	3	1	1	1	0	0	2										
Mark Grace, L OBP: 0.394, SLG: 0.422	G3		L9		L6				HR	1B	5	1	2	0	0	0	2										
Sammy Sosa, R OBP: 0.320, SLG: 0.532	F7				G5-3	G1-3			HR		5	1	1	2	0	0	1										
Shawon Dunston, R Turk Wendell, L		L8			G4-3	G4-3					4	1	2	0	0	0	0										
Mel Rojas, R					G3-1						0	0	0	0	0	0	0										
Dave Clark, L Kevin Orte, R					2B						0	0	0	0	1	0	0										
Tyler Houston, L OBP: 0.250, SLG: 0.338		L8			G3-1						5	1	1	0	0	0	3										
23 Ryne Sandberg, R OBP: 0.300, SLG: 0.359											5	2	3	1	0	0	1										
Dave Hansen, L José Hernández, R Terry Adams, R					CS						3	1	3	4	0	0	0										
Kevin Foster, R Kent Bottenfield, R					SH						2	0	0	0	0	1	1										
Bob Patterson, R Rey Sanchez, R					SH						0	0	0	0	0	0	0										
Inning Stats	R: 1 E: 0 K: 0 S: 10	H: 1 LOB: 0 BB: 0 P: 14	R: 1 E: 0 K: 13 S: 13	H: 2 LOB: 1 BB: 0 P: 21	R: 0 E: 0 K: 0 S: 8	H: 0 LOB: 0 BB: 0 P: 14	R: 1 E: 0 K: 0 S: 11	H: 2 LOB: 0 BB: 0 P: 16	R: 0 E: 0 K: 1 S: 11	H: 1 LOB: 2 BB: 0 P: 15	R: 3 E: 0 K: 0 S: 14	H: 3 LOB: 1 BB: 0 P: 24	R: 2 E: 0 K: 0 S: 11	H: 3 LOB: 1 BB: 0 P: 16	R: 0 E: 0 K: 1 S: 6	H: 0 LOB: 0 BB: 0 P: 8	R: 0 E: 0 K: 0 S: 7	H: 2 LOB: 1 BB: 0 P: 8	R: 0 E: 0 K: 1 S: 10	H: 0 LOB: 1 BB: 1 P: 17	1B: 8 2B: 3 3B: 0 HR: 3	SF: 0 SAC: 1 DP: 0 HBP: 0	WP: 0 PB: 0 SB: 0 CS: 2	PA: 45			
PITCHER	IP WLS BF H R ER SO BB IBB HBP BLK WP HR S P ERA WHIP	6.0 0.2 0.1 1.0 1.0	27 3 2 0 4	9 1 1 0 2	6 1 1 0 0	6 0 0 0 0	2 0 0 0 0	67 0 0 0 0	104 5 6 10 8	9.00 13.50 27.00 0.00 0.00	1.500	PITCHER	IP WLS BF H R ER SO BB IBB HBP BLK WP HR S P ERA WHIP	10.1 1.0 4 0 0 0 1	4 0 0 0 0	0 0 0 0 0	0 0 0 0 0	0 0 0 0 0	0 0 0 0 0	0 0 0 0 0	0 0 0 0 0	0 0 0 0 0	0 0 0 0 0	0 0 0 0 0	0 0 0 0 0	0.00 1.000	1.000

livebaseballscores.com


AB 42
R 8
H 14
RBI 8
BB 1
SO 4
LOB 13



Batter	1	2	3	4	5	6	7	8	9	10	AB	R	H	RBI	BB	SO	LOB	BOTTOM							
Ricky Otero, S OBP: 0.292, SLG: 0.150	G3-1		1B 2B BB	2B BB		L8		G4-3			4	1	0	1	2	1	1	Chicago Cubs @ Philadelphia Phillies Veterans Stadium, Philadelphia, PA Thu Jun 05 1997, 7:05 PM EDT Att: 13,189 - Unknown - 71 F							
Mickey Morandini, L OBP: 0.384, SLG: 0.399	P5		2B 1B	2B		K		G3-1		WP 1B BB	5	2	2	0	1	1	1								
Darren Daulton, L OBP: 0.359, SLG: 0.487	BB		1B 2B	K						1B IBB	3	1	2	2	3	1	2								
Scott Rolen, R OBP: 0.377, SLG: 0.445	F9		1B S BB	S BB				F9		FC5-4 23 FC6-4 HBP HR	4	2	1	1	2	0	3								
Rico Brogna, L Rex Hudler, R		G3-1	P5							23 FC6-4 HBP	3	0	0	0	0	1	3								
Demick May, L 23 Kevin Jordan, R			1B							1-2 HBP	1	0	0	0	0	1	1								
Mike Lieberthal, R OBP: 0.239, SLG: 0.388			K							FC6-4 DI HR	2	0	2	1	1	0	0								
Kevin Stocker, S OBP: 0.288, SLG: 0.313			K							1-2 2-3	2	1	0	0	0	0	3								
Mark Leiter, R Gregg Jeffers, S Erik Platenberg, L Jerry Spradlin, R Ron Blazer, R Ricky Bottalico, R			K							1-2 2-3	2	0	0	0	0	0	0								
Mike Lieberthal, R Kevin Stocker, S			K							1-2 2-3	1	0	0	0	0	0	0								
Inning Stats	R: 0 E: 0 K: 0 S: 8	H: 0 LOB: 1 BB: 1 P: 16	R: 0 E: 0 K: 2 S: 9	H: 1 LOB: 1 BB: 0 P: 13	R: 4 E: 0 K: 2 S: 19	H: 3 LOB: 1 BB: 2 P: 36	R: 0 E: 0 K: 2 S: 11	H: 1 LOB: 2 BB: 1 P: 20	R: 0 E: 0 K: 1 S: 12	H: 0 LOB: 2 BB: 2 P: 24	R: 0 E: 0 K: 1 S: 10	H: 0 LOB: 0 BB: 0 P: 14	R: 0 E: 0 K: 1 S: 18	H: 1 LOB: 1 BB: 0 P: 22	R: 1 E: 1 K: 0 S: 9	H: 2 LOB: 1 BB: 0 P: 9	R: 3 E: 0 K: 1 S: 15	H: 1 LOB: 1 BB: 2 P: 30	R: 1 E: 0 K: 1 S: 7	H: 1 LOB: 2 BB: 2 P: 18	1B: 7 2B: 2 3B: 0 HR: 1	SF: 0 SAC: 0 DP: 0 HBP: 1	WP: 1 PB: 0 SB: 4 CS: 0	PA: 49	
PITCHER	IP WLS BF H R ER SO BB IBB HBP BLK WP HR S P ERA WHIP	5.0 1.1 0.1 1.1 1.0	26 5 1 0 0	4 0 0 0 0	7 1 0 0 0	7 0 0 0 0	4 0 0 0 0	9 0 0 0 0	20 8 9 20 30	7.20 0.00 0.00 1.500 27.00	2.000	PITCHER	IP WLS BF H R ER SO BB IBB HBP BLK WP HR S P ERA WHIP	10.1 0.1 4 1 1 1 1	0 0 0 0 0	0 0 0 0 0	0 0 0 0 0	0 0 0 0 0	0 0 0 0 0	0 0 0 0 0	0 0 0 0 0	0 0 0 0 0	0 0 0 0 0	0.00 0.750 0.000 1.500 27.00	6.000

livebaseballscores.com

AB 38
R 9
H 10
RBI 8
BB 10
SO 11
LOB 24



Batter	1	2	3	4	5	6	7	8	9	AB	R	H	RBI	BB	SO	LOB	TOP			
Brian McRae, S (1, 8) OBP: 0.317, SLG: 0.417	G6-3 S BB		G5-3					B1-3		2	0	0	0	2	0	0	Chicago Cubs @ Montreal Expos Olympic Stadium, Montreal, QB Fri Jun 06 1997, 7:05 PM EDT Att: 12,838 - Dome - 72 F			
Brant Brown, L (1, 7) OBP: 0.278, SLG: 0.405	F7		G3-1				F7	F9 BB 1B		4	0	1	0	0	0	3				
Mark Grace, L (1, 3) OBP: 0.391, SLG: 0.416	G6-3		G4-3			G4-3		FC6-4 BB		3	0	0	0	1	0	1				
Sammy Sosa, R (1, 9) OBP: 0.315, SLG: 0.523	G6-3			G5-3		P4		F9		4	0	0	0	0	0	3				
Shawon Dunston, R (1, 6) OBP: 0.324, SLG: 0.418			G5-3		F8			FC6-4		4	0	0	0	0	1	2				
23 Ryne Sandberg, R (1, 4) OBP: 0.305, SLG: 0.363				G5-3			G1-3			4	0	2	0	0	0	0				
Kevin Orte, R (1, 5) OBP: 0.363, SLG: 0.341					P4			FC3-6 1B		3	0	1	0	0	0	1				
Tyler Houston, L (9, PH) OBP: 0.247, SLG: 0.333	L9							G6-4-3 1B		1	0	0	0	0	0	1				
Scott Servais, R (1, 2) OBP: 0.325, SLG: 0.385					SH1-4 1B			G6-4-3		3	0	2	0	1	0	1				
Geremi Gonzalez, R (1, 1) OBP: 0.321, SLG: 0.327					SH1-4					1	0	0	0	0	1	2				
Dave Clark, L (7, PH) OBP: 0.321, SLG: 0.327							G6-3			1	0	0	0	0	0	2				
Turk Wendell, L (7, 1)										0	0	0	0	0	0	0				
Ramon Tatis, L (8, 1)										0	0	0	0	0	0	0				
Inning Stats	R: 0 E: 0 K: 0 S: 12	H: 0 LOB: 1 BB: 1 P: 24	R: 0 E: 0 K: 1 S: 7	H: 1 LOB: 2 BB: 1 P: 14	R: 0 E: 0 K: 0 S: 8	H: 0 LOB: 0 BB: 0 P: 10	R: 0 E: 0 K: 0 S: 4	H: 0 LOB: 0 BB: 0 P: 7	R: 0 E: 0 K: 1 S: 9	H: 1 LOB: 2 BB: 1 P: 15	R: 0 E: 0 K: 0 S: 6	H: 2 LOB: 1 BB: 0 P: 11	R: 0 E: 0 K: 0 S: 6	H: 1 LOB: 2 BB: 1 P: 11	R: 0 E: 0 K: 0 S: 5	H: 1 LOB: 0 BB: 0 P: 6	1B: 6 2B: 3 3B: 0 HR: 0	SF: 0 SAC: 1 DP: 2 HBP: 0	WP: 0 PB: 0 SB: 2 CS: 0	PA: 35
PITCHER Jim Bullinger, R (1, 1) ERA: 6.39	IP: 9.0 WLS: W BF: 35 H: 6 R: 0 ER: 0 SO: 2 BB: 3 IBB: 1 HBP: 0 BLK: 0 WP: 0 HR: 0 S: 64 P: 110 ERA: 0.00 WHIP: 1.000															PITCHER				

Chicago Cubs @ Montreal Expos
Olympic Stadium, Montreal, QB
Fri Jun 06 1997, 7:05 PM EDT
Att: 12,838 - Dome - 72 F

AB	30
R	0
H	6
RBI	0
BB	4
SO	2
LOB	16



Batter	1	2	3	4	5	6	7	8	9	AB	R	H	RBI	BB	SO	LOB	BOTTOM			
F.P. Santangelo, S (1, 8) OBP: 0.425, SLG: 0.364	G4-3				SH5-3 1-2		G1-3			3	0	1	0	0	0	0	Chicago Cubs @ Montreal Expos Olympic Stadium, Montreal, QB Fri Jun 06 1997, 7:05 PM EDT Att: 12,838 - Dome - 72 F			
Mike Lansing, R (1, 4) OBP: 0.326, SLG: 0.444	F8		P6		2B		G6-3			4	1	1	1	0	0	1				
Mark Grudzielanek, R (1, 6) OBP: 0.341, SLG: 0.419					2B					4	0	3	1	0	1	1				
Darrin Fletcher, L (1, 2) OBP: 0.338, SLG: 0.590	K		G3-1		G3		G3			4	0	0	0	0	1	4				
Henry Rodriguez, L (1, 7) OBP: 0.356, SLG: 0.571				P5	G4-3			HR		4	1	1	1	0	1	1				
Doug Strange, S (1, 5) OBP: 0.373, SLG: 0.496		K			F7			G6-3		4	0	0	0	0	2	0				
Joe Orsulak, L (1, 9) OBP: 0.352, SLG: 0.368										2	0	1	0	2	0	0				
Ryan McGuire, L (1, 3) OBP: 0.375, SLG: 0.375					L8			L3		4	0	1	0	0	0	2				
Jim Bullinger, R (1, 1) OBP: 0.282, SLG: 0.417					SH5-3 2B					3	1	2	0	0	1	1				
Inning Stats	R: 0 E: 0 K: 1 S: 9	H: 1 LOB: 2 BB: 1 P: 13	R: 0 E: 0 K: 2 S: 12	H: 2 LOB: 2 BB: 1 P: 20	R: 0 E: 0 K: 1 S: 10	H: 1 LOB: 1 BB: 0 P: 15	R: 0 E: 0 K: 0 S: 6	H: 1 LOB: 1 BB: 0 P: 10	R: 2 E: 0 K: 0 S: 8	H: 3 LOB: 1 BB: 0 P: 13	R: 0 E: 0 K: 2 S: 14	H: 0 LOB: 1 BB: 1 P: 21	R: 0 E: 0 K: 0 S: 10	H: 1 LOB: 1 BB: 0 P: 13	R: 1 E: 0 K: 0 S: 7	H: 1 LOB: 0 BB: 0 P: 9		1B: 6 2B: 3 3B: 0 HR: 1	SF: 0 SAC: 1 DP: 0 HBP: 0	WP: 0 PB: 0 SB: 1 CS: 0
PITCHER Geremi Gonzalez, R (1, 1) ERA: 2.76	IP: 6.0 WLS: L BF: 27 H: 8 R: 2 ER: 2 SO: 6 BB: 2 IBB: 0 HBP: 0 BLK: 0 WP: 0 HR: 0 S: 59 P: 92 ERA: 3.00 WHIP: 1.667															PITCHER				
Turk Wendell, R (7, 1) ERA: 5.02	1.0 4 1 0 0 0																			
Ramon Tatis, L (8, 1) ERA: 4.5	1.0 4 1 1 1 0																			

Chicago Cubs @ Montreal Expos
Olympic Stadium, Montreal, QB
Fri Jun 06 1997, 7:05 PM EDT
Att: 12,838 - Dome - 72 F

AB	32
R	3
H	10
RBI	3
BB	2
SO	6
LOB	10



Batter	1	2	3	4	5	6	7	8	9	AB	R	H	RBI	BB	SO	LOB	TOP			
Brian McRae, S OBP: 0.320, SLG: 0.418 (1, 8)	G6-3		1-1 1B		0-0 1B			3-2 F8		4	0	2	0	0	0	0	Chicago Cubs @ Montreal Expos Olympic Stadium, Montreal, QB Sat Jun 07 1997, 7:05 PM EDT Att: 21,812 - Dome			
Doug Glanville, R OBP: 0.345, SLG: 0.431 (1, 7)	F9		2-1 F8		0-0 1B			0-1 G6-3		4	0	1	0	0	0	1				
Mark Grace, L OBP: 0.397, SLG: 0.425 (1, 3)	WP BB			0-1 G1-3	1-1 1B			1-1 2B		3	0	2	0	1	0	0				
Sammy Sosa, R OBP: 0.314, SLG: 0.519 (1, 9)	K			1-0 1B		0-3 K		1-1 P5		4	0	1	0	0	2	2				
23 Ryne Sandberg, R OBP: 0.303, SLG: 0.356 (1, 4)		4-1 G6-4-3 BB		0-2 SAFE F9		3-1 F7		0-1 F8		3	0	0	0	1	0	1				
Scott Servais, R OBP: 0.324, SLG: 0.382 (1, 2)	L9			0-1 1B		0-2 F9		2-2 F9		4	0	1	0	0	0	1				
Kevin Orte, R OBP: 0.349, SLG: 0.326 (1, 5)		0-0 G6-4-3		1-2 P4			0-0 G1-4-3		0-3 K	4	0	0	0	0	1	3				
Rey Sanchez, R OBP: 0.277, SLG: 0.284 (1, 6)			2-1 G6-3		0-2 P4		0-0 G1-3			3	0	0	0	0	0	0				
Terry Mulholland, R OBP: 0.065, SLG: 0.065 (1, 1)			0-3 K		0-3 K2-3		0-1 P3			2	0	0	0	0	2	0				
José Hernández, R OBP: 0.359, SLG: 0.472 (7, PH)										1	0	0	0	0	0	0				
Kent Bottenfield, R (7, 1)										0	0	0	0	0	0	0				
Mel Rojas, R (8, 1)										0	0	0	0	0	0	0				
Inning Stats	R: 0 E: 0 K: 1 S: 7	H: 0 LOB: 1 BB: 1 P: 13	R: 0 E: 0 K: 0 S: 4	H: 0 LOB: 0 BB: 1 P: 10	R: 0 E: 0 K: 1 S: 9	H: 1 LOB: 1 BB: 0 P: 14	R: 0 E: 0 K: 0 S: 16	H: 2 LOB: 2 BB: 0 P: 18	R: 0 E: 0 K: 1 S: 10	H: 3 LOB: 2 BB: 0 P: 11	R: 0 E: 0 K: 1 S: 10	H: 0 LOB: 0 BB: 0 P: 13	R: 0 E: 0 K: 0 S: 4	H: 0 LOB: 1 BB: 0 P: 4	R: 0 E: 0 K: 1 S: 8	H: 0 LOB: 0 BB: 0 P: 10	1B: 6 2B: 1 3B: 0 HR: 0	SF: 0 SAC: 0 DP: 1 HBP: 0	WP: 1 PB: 0 SB: 0 CS: 0	PA: 34
PITCHER Carlos Perez, L ERA: 3.65 (1, 1)	IP: 9.0 WLS: W BF: 34 H: 7 R: 0 ER: 0 SO: 5 BB: 2 IBB: 0 HBP: 0 BLK: 0 WP: 1 HR: 0 S: 77 P: 107 ERA: 0.00 WHIP: 1.000															PITCHER				

AB	32
R	0
H	7
RBI	0
BB	2
SO	5
LOB	8



Batter	1	2	3	4	5	6	7	8	9	AB	R	H	RBI	BB	SO	LOB	BOTTOM			
F.P. Santangelo, S OBP: 0.427, SLG: 0.416 (1, 8)	G4-3		0-0 FC5-4 WP 1B		3-2 HR			0-0 HR		4	3	2	4	0	0	1	Chicago Cubs @ Montreal Expos Olympic Stadium, Montreal, QB Sat Jun 07 1997, 7:05 PM EDT Att: 21,812 - Dome			
Mike Lansing, R OBP: 0.325, SLG: 0.440 (1, 4)	P3		3-1 1B		2-3 K			1-3 K		4	0	1	1	0	2	0				
Mark Grudzielanek, R OBP: 0.336, SLG: 0.412 (1, 6)	K		1-2 L7			0-0 G6-3		1-0 P3		4	0	0	0	0	1	1				
Henry Rodriguez, L OBP: 0.350, SLG: 0.561 (1, 7)		3-2 F8		3-2 P4		0-0 G3-1		2-3 K		4	0	0	0	0	1	0				
Sherman Obando, R OBP: 0.156, SLG: 0.200 (1, 9)		1-1 L7		1-1 G6-3		1-3 K				3	0	0	0	0	1	0				
Joe Orsulak, L OBP: 0.352, SLG: 0.368 (8, 9)										0	0	0	0	0	0	0				
Darin Fletcher, L OBP: 0.331, SLG: 0.577 (1, 2)		2-2 G4-3		1-2 G4-3			0-0 L6			3	0	0	0	0	0	0				
Doug Strange, S OBP: 0.372, SLG: 0.492 (1, 5)			0-2 1B FC5-4		0-1 L7		0-0 L8			3	1	1	0	0	0	0				
Ryan McGuire, L OBP: 0.455, SLG: 0.400 (1, 3)			1-2 G1-3		1-1 FC5-6 1B		4-2 BB			2	0	1	0	1	0	1				
Carlos Perez, L OBP: 0.226, SLG: 0.276 (1, 1)			1-1 FC5-4 1B		1-1 FC5-6 HR		1-1 G3			3	1	1	0	0	0	2				
Inning Stats	R: 0 E: 0 K: 1 S: 6	H: 0 LOB: 0 BB: 0 P: 10	R: 0 E: 0 K: 0 S: 9	H: 0 LOB: 0 BB: 0 P: 15	R: 2 E: 0 K: 0 S: 17	H: 3 LOB: 1 BB: 0 P: 23	R: 0 E: 0 K: 0 S: 8	H: 0 LOB: 0 BB: 0 P: 13	R: 2 E: 0 K: 1 S: 12	H: 2 LOB: 0 BB: 0 P: 19	R: 0 E: 0 K: 1 S: 6	H: 0 LOB: 0 BB: 0 P: 7	R: 0 E: 0 K: 0 S: 6	H: 0 LOB: 1 BB: 1 P: 11	R: 1 E: 0 K: 2 S: 9	H: 1 LOB: 0 BB: 0 P: 13	1B: 4 2B: 0 3B: 0 HR: 2	SF: 0 SAC: 0 DP: 0 HBP: 0	WP: 1 PB: 0 SB: 0 CS: 0	PA: 31
PITCHER Terry Mulholland, L ERA: 2.87 (1, 1)	IP: 6.0 WLS: L BF: 23 H: 4 R: 4 ER: 4 SO: 3 BB: 0 IBB: 0 HBP: 0 BLK: 0 WP: 1 HR: 1 S: 58 P: 87 ERA: 6.00 WHIP: 0.833															PITCHER				
Kent Bottenfield, R ERA: 2.95 (7, 1)	IP: 1.0 WLS: 4 BF: 4 H: 0 R: 0 ER: 0 SO: 0 BB: 1 IBB: 0 HBP: 0 BLK: 0 WP: 0 HR: 0 S: 6 P: 11 ERA: 0.00 WHIP: 1.000															PITCHER				
Mel Rojas, R ERA: 5.72 (8, 1)	IP: 1.0 WLS: 4 BF: 1 H: 1 R: 1 ER: 1 SO: 2 BB: 0 IBB: 0 HBP: 0 BLK: 0 WP: 0 HR: 1 S: 9 P: 13 ERA: 9.00 WHIP: 1.000															PITCHER				

AB	30
R	5
H	6
RBI	5
BB	1
SO	5
LOB	5



Batter	1	2	3	4	5	6	7	8	9	AB	R	H	RBI	BB	SO	LOB	TOP										
Brian McRae, S OBP: 0.314, SLG: 0.409 (1, 8)	3-3 K		0-0 F7		1-2 G4-3		2-0 FC4-2 2B		2-2 G6-3	5	1	0	0	0	1	3											
Brant Brown, L OBP: 0.277, SLG: 0.410 Doug Glanville, R OBP: 0.345, SLG: 0.431 (7, 7)	1-3 K		2-3 K			3-1 P5	0-1 2B			4	0	1	2	0	2	1											
Mark Grace, L OBP: 0.403, SLG: 0.431 (1, 3)	0-0 2B		4-2 BB			1-2 G6-3	2-3 BB			2	0	1	0	2	0	0											
Sammy Sosa, R OBP: 0.309, SLG: 0.510 (1, 9)	0-3 K		0-3 K			1-3 K	0-3 K			4	0	0	0	0	4	6											
Shawon Dunston, R OBP: 0.327, SLG: 0.419 Rey Sanchez, R OBP: 0.277, SLG: 0.284 (8, 6)		0-1 G1-3 1B		0-3 K			0-1 2B 23 1B	0-1 G1-3		4	1	2	0	0	1	0											
Dave Hansen, L OBP: 0.434, SLG: 0.367 José Hernández, R OBP: 0.354, SLG: 0.466 (7, 5)	1-1 G1-3		3-3 K			0-0 2B 23 1B	0-1 G5-3			3	0	1	0	0	1	1											
Terry Adams, R (8, 1)	1-2		2-3 K			1-3 2B	2-2 P4			0	0	0	0	0	0	0											
23 Ryne Sandberg, R OBP: 0.302, SLG: 0.353 (1, 4)	0-3 K		2-3 K			1-0 FC1 FC4-2 2B	2-2 P4			4	0	1	2	0	2	1											
Tyler Houston, L OBP: 0.236, SLG: 0.318 (1, 2)	0-3 K				1-3 K		1-2 FC1 FC4-2 2B	0-1 G1-3		4	1	0	0	0	2	3											
Steve Trachsel, R OBP: 0.143, SLG: 0.080 Kent Bottenfield, R OBP: 0.152, SLG: 0.080 Bob Patterson, R OBP: 0.152, SLG: 0.080 Kevin Orie, R OBP: 0.346, SLG: 0.322 (8, 5)			4-0 BB BB		1-3 K		1-2 SH3-4	0-0 G4-3		1	0	0	0	1	1	0											
Inning Stats	R: 0 E: 0 K: 3 S: 13	H: 1 LOB: 1 BB: 0 P: 17	R: 0 E: 0 K: 2 S: 10	H: 1 LOB: 1 BB: 0 P: 11	R: 0 E: 0 K: 2 S: 11	H: 0 LOB: 2 BB: 2 P: 21	R: 0 E: 0 K: 3 S: 11	H: 0 LOB: 0 BB: 0 P: 16	R: 0 E: 0 K: 1 S: 10	H: 0 LOB: 0 BB: 0 P: 13	R: 0 E: 0 K: 1 S: 11	H: 0 LOB: 0 BB: 1 P: 30	R: 0 E: 0 K: 0 S: 7	H: 0 LOB: 0 BB: 0 P: 9	R: 0 E: 0 K: 0 S: 6	H: 0 LOB: 0 BB: 0 P: 8	1B: 3 2B: 3 3B: 0 HR: 0	SF: 0 SAC: 1 DP: 0 HBP: 0	WP: 0 PB: 0 SB: 2 CS: 0	PA: 37							
PITCHER	IP	WLS	BF	H	R	ER	SO	BB	IBB	HBP	BLK	WP	HR	S	P	ERA	WHIP										
Pedro Martínez, R ERA: 1.78 Dave Veres, R ERA: 3.55 Anthony Telford, R ERA: 2.41	(1, 1)	6.2	30	6	4	4	13	3	0	0	0	0	0	84	121	5.40	1.350										
	(7, 1)	0.1	1	0	0	0	1	0	0	0	0	0	0	3	3	0.00	0.000										
	(8, 1)	2.0	W	6	0	0	0	0	0	0	0	0	0	13	17	0.00	0.000										

Chicago Cubs @ Montreal Expos
Olympic Stadium, Montreal, QB
Sun Jun 08 1997, 3:33 AM EDT
Att: 27,338 - Dome

AB	33
R	4
H	6
RBI	4
BB	3
SO	14
LOB	15



Batter	1	2	3	4	5	6	7	8	9	AB	R	H	RBI	BB	SO	LOB	BOTTOM										
F.P. Santangelo, S OBP: 0.423, SLG: 0.419 (1, 8)	3-3 K		0-0 SH 1B BB		0-1 G3-1		3-2 F7		1-0 2B	4	1	1	1	0	1	1											
Mike Lansing, R OBP: 0.335, SLG: 0.455 (1, 4)	1-1 2B		4-1 1B BB		2-0 1B		1-3 K		1-2 2B	4	0	3	1	1	1	1											
Mark Grudzielanek, R OBP: 0.339, SLG: 0.413 (1, 6)	0-0 P3		2-1 1B		0-0 P3		1-2 1B			4	0	2	2	0	0	2											
Darrin Fletcher, L OBP: 0.322, SLG: 0.560 (1, 2)	3-2 L7		1-2 2-3 3-H 2-3 K		2-0 F7		2-2 P6			4	0	0	0	0	1	6											
Henry Rodríguez, L OBP: 0.344, SLG: 0.551 (1, 7)		0-3 K	1-1 L8		1-3 K		2-2 F7			4	0	0	0	0	2	3											
Doug Strange, S OBP: 0.361, SLG: 0.475 (1, 5)		0-3 K			2-3 K		1-3 K		0-0 P6	4	0	0	0	0	3	0											
Joe Orsulak, L OBP: 0.352, SLG: 0.367 Sherman Obando, R OBP: 0.152, SLG: 0.194 (8, 9)		1-1 P5			1-1 1B		2-3 K		1-0 P6	3	0	1	0	0	1	0											
Ryan McGuire, L OBP: 0.467, SLG: 0.643 (1, 3)			1-2 G3-1		2-2 L9		0-0 HR		2-2 2B 1B	4	2	2	1	0	0	1											
Pedro Martínez, R OBP: 0.143, SLG: 0.148 Dave Veres, R OBP: 1.000, SLG: 1.000 Jose Vidro, S OBP: 1.000, SLG: 2.000 Anthony Telford, R OBP: 0.250, SLG: 0.375 Andy Stankiewicz, R OBP: 0.371, SLG: 0.387 (9, PH)			1-0 BB SH 1B 1B		0-1 G4-3		1-2 1B 2B		1-3 K	2	1	1	0	0	0	1											
Inning Stats	R: 0 E: 0 K: 1 S: 10	H: 1 LOB: 1 BB: 0 P: 17	R: 0 E: 0 K: 2 S: 8	H: 0 LOB: 0 BB: 0 P: 9	R: 1 E: 1 K: 1 S: 13	H: 2 LOB: 3 BB: 1 P: 24	R: 0 E: 0 K: 1 S: 14	H: 1 LOB: 1 BB: 0 P: 19	R: 0 E: 0 K: 3 S: 10	H: 0 LOB: 0 BB: 0 P: 14	R: 2 E: 0 K: 1 S: 16	H: 3 LOB: 1 BB: 0 P: 24	R: 0 E: 0 K: 0 S: 5	H: 0 LOB: 0 BB: 0 P: 8	R: 2 E: 0 K: 1 S: 11	H: 3 LOB: 1 BB: 0 P: 16	1B: 6 2B: 4 3B: 0 HR: 1	SF: 0 SAC: 1 DP: 0 HBP: 0	WP: 0 PB: 0 SB: 0 CS: 0	PA: 38							
PITCHER	IP	WLS	BF	H	R	ER	SO	BB	IBB	HBP	BLK	WP	HR	S	P	ERA	WHIP										
Steve Trachsel, R ERA: 4.54 Kent Bottenfield, R ERA: 2.89 Bob Patterson, L ERA: 3.2 Terry Adams, R ERA: 2.03	(1, 1)	6.0	27	7	3	2	8	1	0	0	0	0	0	9	14	0.00	1.500										
	(7, 1)	1.0	3	0	0	0	0	0	0	0	0	0	0	7	11	0.00	0.000										
	(8, 1)	0.2	L	5	3	2	1	0	0	0	0	0	0	12	18	27.00	4.500										

Chicago Cubs @ Montreal Expos
Olympic Stadium, Montreal, QB
Sun Jun 08 1997, 3:33 AM EDT
Att: 27,338 - Dome

AB	36
R	5
H	11
RBI	5
BB	1
SO	10
LOB	16



Batter	1	2	3	4	5	6	7	8	9	AB	R	H	RBI	BB	SO	LOB	TOP									
Carl Everett, S OBP: 0.282, SLG: 0.374	1-1 P2	0-2 CS S 1B		1-2 SH1-3	2-0 F9			2-3 K2-3		4	0	1	1	0	1	1										
Edgardo Alfonzo, R OBP: 0.358, SLG: 0.432	1-2 1B	1-1 SAFE 1-3 1B BB		1-1 G6-3				0-0 HR		4	1	2	1	1	1	1										
John Olerud, L OBP: 0.413, SLG: 0.529	1-2 F9			0-1 F7				2-0 F7		4	1	1	1	0	0	2										
Todd Hundley, S OBP: 0.422, SLG: 0.588	0-2 G3			3-1 1B				4-2 FC4 BB		4	1	2	0	1	0	2										
Bernard Gilkey, R OBP: 0.310, SLG: 0.346		4-2 2B SF8 BB		3-2 F8				1-1 FC4		2	2	0	0	3	0	2										
Carlos Baerga, S OBP: 0.320, SLG: 0.405		0-1 SF8 1-3 1B 2B		2-3 K				1-2 F9		4	3	2	1	0	1	3										
Butch Huskey, R OBP: 0.217, SLG: 0.320		0-1 SF8		2-2 G6-3				1-1 SF8 1-3 2-H 3-H 2B		2	0	1	3	0	0	1										
Alex Ochoa, R OBP: 0.262, SLG: 0.261		2-3 3-H						1-2 2-3 HBP		2	0	1	0	0	1	0										
Manny Alexander, R OBP: 0.287, SLG: 0.345		1-1 G3 1-3 1B 1B		2-2 HR				1-2 P2-3		5	2	2	2	0	2	3										
John Franco, L (9, 1)		3-H						1-1 SAFE 1 SAFE 1 B 1 SAFE SAFE		0	0	0	0	0	0	0										
Dave Mlicki, R OBP: 0.217, SLG: 0.320		1-2 G3		0-0 SH1-3 1B				0-2 F9		2	0	1	1	0	0	1										
Steve Bieser, L OBP: 0.325, SLG: 0.517										0	0	0	0	0	0	0										
Cory Lidle, R (7, 1)										0	0	0	0	0	0	0										
Greg McMichael, R OBP: 0.292, SLG: 0.350										0	0	0	0	0	0	0										
Shawn Gilbert, R OBP: 0.200, SLG: 0.320										1	0	0	0	0	1	0										
Inning Stats	R: 0 E: 0 K: 0 S: 11	H: 1 LOB: 1 BB: 0 P: 14	R: 3 E: 0 K: 0 S: 15	H: 3 LOB: 1 BB: 2 P: 25	R: 1 E: 0 K: 1 S: 16	H: 2 LOB: 1 BB: 0 P: 28	R: 1 E: 0 K: 0 S: 12	H: 2 LOB: 1 BB: 0 P: 16	R: 3 E: 0 K: 1 S: 9	H: 2 LOB: 2 BB: 1 P: 21	R: 0 E: 0 K: 1 S: 13	H: 0 LOB: 0 BB: 1 P: 21	R: 0 E: 0 K: 0 S: 9	H: 1 LOB: 0 BB: 0 P: 11	R: 1 E: 0 K: 1 S: 9	H: 1 LOB: 1 BB: 1 P: 18	R: 1 E: 0 K: 3 S: 15	H: 1 LOB: 0 BB: 0 P: 19	1B: 6 2B: 4 3B: 0 HR: 4	SF: 2 SAC: 1 DP: 1 HBP: 2	WP: 0 PB: 0 SB: 2 CS: 1	PA: 45				
PITCHER	IP	WLS	BF	H	R	ER	SO	BB	IBB	HBP	BLK	WP	HR	S	P	ERA	WHIP									
Kevin Foster, R ERA: 4.64	(1, 1)	3.1	L	19	8	5	5	1	2	0	0	0	0	2	50	78	13.50	3.000								
Kent Bottenfield, R ERA: 2.84	(4, 1)	0.2		2	0	0	0	0	0	0	0	0	0	0	4	5	0.00	0.000								
Turk Wendell, R ERA: 5.4	(5, 1)	1.0		7	2	3	3	1	1	0	1	0	0	9	21	27.00	3.000									
Mel Rojas, R ERA: 5.58	(6, 1)	2.1		10	2	1	1	2	1	0	1	0	0	1	26	38	3.86	1.286								
Bob Patterson, L ERA: 3.33	(8, 1)	1.2		7	1	1	1	3	1	0	0	0	0	1	20	31	5.40	1.200								

New York Mets @ Chicago Cubs
Wrigley Field, Chicago, IL
Tue Jun 10 1997, 7:05 PM CDT
Att: 28,742 - Unknown - 67 F

AB 35
R 10
H 13
RBI 10
BB 5
SO 7
LOB 16



Batter	1	2	3	4	5	6	7	8	9	AB	R	H	RBI	BB	SO	LOB	BOTTOM									
Brian McRae, S OBP: 0.310, SLG: 0.398	3-2 1B		0-0 B1-3			0-3 K		1-0 G1-3		5	0	1	0	0	1	0										
Brant Brown, L OBP: 0.284, SLG: 0.402	2-1 F8		1-3 K			4-2 1B BB				3	1	0	0	1	1	1										
Scott Servais, R OBP: 0.320, SLG: 0.376										1	0	0	0	0	1	0										
Mark Grace, L OBP: 0.399, SLG: 0.429	0-2 1-3 2B		3-2 F7			0-1 1-2 2B 1B		0-1 G4-3		5	1	2	0	0	0	0										
Sammy Sosa, R OBP: 0.320, SLG: 0.530	1-0 SF8			4-2 1B 1B BB		0-0 2B 23 1B 1B				3	2	2	3	1	0	0										
Tyler Houston, L OBP: 0.234, SLG: 0.322	1-0 F7			0-2 F8		0-0 23 1B 2B		0-0 G4-3		4	1	1	1	0	0	2										
23 Ryne Sandberg, R OBP: 0.305, SLG: 0.351			2-2 G6-3			2-3 K		0-1 1B 1B		4	0	1	2	0	2	1										
Kevin Orte, R OBP: 0.357, SLG: 0.347			0-0			3-1 1B		0-0 G6-3		4	0	2	0	0	0	1										
Bob Patterson, R (8, 1)										0	0	0	0	0	0	0										
Rey Sanchez, R OBP: 0.287, SLG: 0.294		1-2 2H 1B		2-2 1B		1-2 2-3 1B		0-0 K2-3		4	0	3	0	0	1	0										
Kevin Foster, R ERA: 4.7	(1, 1)	5.0	W	27	11	5	5	6	2	0	0	0	0	0	0	0										
Takashi Kashiwada, L ERA: 4.97	(6, 1)	1.0		3	0	0	0	0	0	0	0	0	0	0	0	0										
Cory Lidle, R ERA: 3.5	(7, 1)	1.0		4	1	1	1	1	0	0	0	0	0	0	0	0										
Greg McMichael, R ERA: 2.35	(8, 1)	1.0		3	0	0	0	1	0	0	0	0	0	0	0	0										
John Franco, L ERA: 1.42	(9, 1)	1.0		3	0	0	0	1	0	0	0	0	0	0	0	0										
Inning Stats	R: 1 E: 0 K: 0 S: 10	H: 2 LOB: 1 BB: 0 P: 17	R: 0 E: 0 K: 1 S: 12	H: 2 LOB: 0 BB: 0 P: 18	R: 0 E: 0 K: 1 S: 7	H: 0 LOB: 0 BB: 0 P: 11	R: 0 E: 0 K: 2 S: 17	H: 2 LOB: 3 BB: 1 P: 29	R: 4 E: 0 K: 2 S: 18	H: 5 LOB: 2 BB: 1 P: 25	R: 0 E: 0 K: 0 S: 6	H: 0 LOB: 0 BB: 0 P: 8	R: 1 E: 0 K: 1 S: 7	H: 1 LOB: 0 BB: 0 P: 8	R: 0 E: 0 K: 1 S: 7	H: 0 LOB: 0 BB: 0 P: 8	R: 0 E: 0 K: 1 S: 9	H: 0 LOB: 0 BB: 0 P: 13	1B: 8 2B: 3 3B: 0 HR: 1	SF: 1 SAC: 0 DP: 0 HBP: 0	WP: 0 PB: 0 SB: 1 CS: 0	PA: 40				
PITCHER	IP	WLS	BF	H	R	ER	SO	BB	IBB	HBP	BLK	WP	HR	S	P	ERA	WHIP									
Dave Mlicki, R	(1, 1)	5.0	W	27	11	5	5	6	2	0	0	0	0	0	0	0	9.00	2.600								
Takashi Kashiwada, L	(6, 1)	1.0		3	0	0	0	0	0	0	0	0	0	0	0	0	0.00	0.000								
Cory Lidle, R	(7, 1)	1.0		4	1	1	1	1	0	0	0	0	0	1	7	8	9.00	1.000								
Greg McMichael, R	(8, 1)	1.0		3	0	0	0	1	0	0	0	0	0	0	7	8	0.00	0.000								
John Franco, L	(9, 1)	1.0		3	0	0	0	1	0	0	0	0	0	0	9	13	0.00	0.000								

New York Mets @ Chicago Cubs
Wrigley Field, Chicago, IL
Tue Jun 10 1997, 7:05 PM CDT
Att: 28,742 - Unknown - 67 F

AB 37
R 5
H 12
RBI 6
BB 2
SO 9
LOB 11



Batter	1	2	3	4	5	6	7	8	9	AB	R	H	RBI	BB	SO	LOB	TOP								
Carl Everett, S OBP: 0.282, SLG: 0.377 (1, 8)	0-1 B2		1-0 P3			2-1 F9		1-2 HR		4	1	1	0	0	0	1									
Edgardo Alfonzo, R OBP: 0.296, SLG: 0.431 Ricky Rich, R OBP: 0.296, SLG: 0.431 Takashi Kashiwada, L OBP: 0.296, SLG: 0.431 Cory Lidle, R OBP: 0.296, SLG: 0.431 Steve Bieser, L OBP: 0.296, SLG: 0.431 Butch Huard, R OBP: 0.296, SLG: 0.431 Shawn Gilbert, R OBP: 0.296, SLG: 0.431	2-0 P3		0-1 G4-3			1-2 2B		4-2 HR		3	0	1	0	0	0	1									
John Olerud, L OBP: 0.414, SLG: 0.546 (1, 3)	1-1 G6-3			2-2 G4-3		3-2 2B		0-1 HR		4	1	2	3	0	0	0									
Todd Hundley, S OBP: 0.432, SLG: 0.614 (1, 2)		4-2 G6-4-3		3-1 HR		4-0 IBB		2-1 2B		2	1	2	1	2	0	0									
Bernard Gilkey, R OBP: 0.313, SLG: 0.343 (1, 7)		4-1 G6-4-3		2-2 G5-3		0-0 G1-3		4-1 G4-6-3		2	0	0	0	2	0	2									
Carlos Baerga, S OBP: 0.313, SLG: 0.397 Greg McMichael, R OBP: 1.000, SLG: 1.000 (8, 1)		0-1 G6-4-3		1-2 G4-3			3-1 P5	0-0 G4-6-3		4	0	0	0	0	0	4									
Alex Ochoa, R OBP: 0.254, SLG: 0.252 (1, 9)		1-3 K			2-3 K		2-1 G6-3		3-3 K	4	0	0	0	0	3	1									
Luis Lopez, S OBP: 0.222, SLG: 0.125 (1, 6)			2-1 1B		2-3 K		0-0 P6		0-3 K	4	0	1	0	0	2	0									
Armando Reynoso, R OBP: 0.269, SLG: 0.375 Matt Franco, L OBP: 0.411, SLG: 0.500 (6, 5)			2-3 K		1-0 F9			0-0 L9	0-0 G3	2	0	0	0	0	1	1									
Inning Stats	R: 0 E: 0 K: 0 S: 5	H: 0 LOB: 0 BB: 0 P: 8	R: 0 E: 0 K: 1 S: 9	H: 0 LOB: 1 BB: 2 P: 18	R: 0 E: 0 K: 1 S: 8	H: 1 LOB: 1 BB: 0 P: 13	R: 1 E: 0 K: 0 S: 12	H: 1 LOB: 0 BB: 0 P: 20	R: 0 E: 0 K: 2 S: 7	H: 0 LOB: 0 BB: 0 P: 12	R: 0 E: 0 K: 0 S: 9	H: 2 LOB: 2 BB: 1 P: 19	R: 0 E: 0 K: 0 S: 5	H: 0 LOB: 0 BB: 0 P: 10	R: 3 E: 0 K: 0 S: 13	H: 3 LOB: 2 BB: 2 P: 24	R: 0 E: 0 K: 2 S: 8	H: 0 LOB: 0 BB: 0 P: 11	1B: 2 2B: 3 3B: 0 HR: 2	SF: 0 SAC: 0 DP: 2 HBP: 0	WP: 0 PB: 0 SB: 0 CS: 0	PA: 36			
PITCHER	IP	WLS	BF	H	R	ER	SO	BB	IBB	HBP	BLK	WP	HR	S	P	ERA	WHIP								
Geremi Gonzalez, R ERA: 2.66 (1, 1)	7.1		28	5	2	2	4	2	1	0	0	0	1	60	106	2.46	0.955								
Bob Patterson, L ERA: 4.0 (8, 1)	0.0		2	1	2	2	0	1	0	0	0	0	1	4	8	∞	∞								
Terry Adams, R ERA: 1.93 (8, 1)	1.2	W	6	1	0	0	2	1	0	0	0	0	0	12	21	0.00	1.200								

New York Mets @ Chicago Cubs
Wrigley Field, Chicago, IL
Wed Jun 11 1997, 3:33 AM CDT
Att: 24,703 - Overcast - 66 F

AB	31
R	4
H	7
RBI	4
BB	5
SO	6
LOB	10



Batter	1	2	3	4	5	6	7	8	9	AB	R	H	RBI	BB	SO	LOB	BOTTOM								
Doug Glanville, R OBP: 0.342, SLG: 0.423 (1, 8)	2-1 G4-3		0-3 K		1-0 G6-3	0-1 FC4-6		2-3 K		5	1	1	0	0	2	2									
Brant Brown, L OBP: 0.297, SLG: 0.412 Brian McRae, S OBP: 0.312, SLG: 0.398 (7, 8)	3-1 G4-3		0-2 1B		0-1 1B		1-0 HBP			3	0	2	0	0	0	1									
Mark Grace, L OBP: 0.405, SLG: 0.440 (1, 3)	0-1 G4-3		3-1 1B		1-0 1B		2-0 2B			4	0	3	2	0	0	0									
Sammy Sosa, R OBP: 0.319, SLG: 0.525 (1, 9)	1-0 1B			1-0 P3	3-2 L7		2-3 K			4	0	1	0	0	1	3									
23 Ryne Sandberg, R OBP: 0.304, SLG: 0.348 (1, 4)		2-1 L7		0-1 F9	3-1 P4		1-0 G6-4-3			4	0	1	0	0	0	2									
Kevin Orie, R OBP: 0.362, SLG: 0.378 (1, 5)		1-0 L9		1-1 HR		4-2 1B		0-0 G6-4-3		3	2	1	1	1	0	2									
Scott Servais, R OBP: 0.330, SLG: 0.385 (1, 2)		1-1 F9		1-2 HR		0-0 1B		1-2 G3		4	1	3	0	0	0	0									
Rey Sanchez, R OBP: 0.288, SLG: 0.288 (1, 6)			0-2 L9		4-0 IBB		0-0 G6-4-3		0-1 SH3-4	2	0	0	0	1	0	1									
Geremi Gonzalez, R OBP: 0.333, SLG: 0.143 Bob Patterson, R (8, 1)			0-1 1B		2-1 G6-3		0-0 FC4-6		1-1 G3	2	0	1	0	1	0	2									
Terry Adams, R (8, 1)			1-1 1B					2-3 G3		0	0	0	0	0	0	0									
José Hernández, R OBP: 0.346, SLG: 0.453 (8, 5)			1-1 1B							1	0	0	0	0	0	1									
Inning Stats	R: 1 E: 0 K: 0 S: 7	H: 2 LOB: 1 BB: 0 P: 13	R: 0 E: 0 K: 0 S: 5	H: 0 LOB: 0 BB: 0 P: 9	R: 0 E: 0 K: 1 S: 13	H: 3 LOB: 2 BB: 0 P: 16	R: 1 E: 0 K: 0 S: 10	H: 2 LOB: 2 BB: 1 P: 19	R: 0 E: 0 K: 0 S: 11	H: 2 LOB: 0 BB: 0 P: 19	R: 1 E: 0 K: 0 S: 10	H: 1 LOB: 1 BB: 2 P: 18	R: 1 E: 0 K: 1 S: 6	H: 2 LOB: 1 BB: 0 P: 12	R: 1 E: 0 K: 1 S: 10	H: 1 LOB: 0 BB: 0 P: 14	1B: 11 2B: 1 3B: 0 HR: 1	SF: 0 SAC: 1 DP: 2 HBP: 1	WP: 2 PB: 0 SB: 1 CS: 0	PA: 37					
PITCHER	IP	WLS	BF	H	R	ER	SO	BB	IBB	HBP	BLK	WP	HR	S	P	ERA	WHIP								
Armando Reynoso, R ERA: 2.63 (1, 1)	5.0		23	9	2	2	1	0	1	0	0	0	0	46	76	3.60	1.800								
Ricky Tricek, R ERA: 5.57 (7, 1)	1.0		5	1	1	1	0	2	0	0	0	0	0	10	18	9.00	3.000								
Takashi Kashiwada, L ERA: 5.68 (7, 1)	0.0		2	1	1	1	0	0	0	1	0	0	0	1	4	∞	∞								
Cory Lidle, R ERA: 3.32 (7, 1)	1.0		3	1	0	0	1	0	0	0	0	0	0	5	8	0.00	1.000								
Greg McMichael, R ERA: 2.56 (8, 1)	1.0	L	4	1	1	1	1	0	0	0	0	1	0	10	14	9.00	1.000								

New York Mets @ Chicago Cubs
Wrigley Field, Chicago, IL
Wed Jun 11 1997, 3:33 AM CDT
Att: 24,703 - Overcast - 66 F

AB	32
R	4
H	13
RBI	3
BB	3
SO	3
LOB	14



Batter	1	2	3	4	5	6	7	8	9	AB	R	H	RBI	BB	SO	LOB	TOP			
Gerald Williams, R (1, 8) OBP: 0.312, SLG: 0.389	G6-3		G6-3	F7			1B 2B		P4	5	1	1	0	0	0	3	Milwaukee Brewers @ Chicago Cubs Wrigley Field, Chicago, IL Fri Jun 13 1997, 3:33 AM CDT Att: 36,107 - Sunny - 73 F			
Mark Loretta, R (1, 4) OBP: 0.371, SLG: 0.406	1B		HBP BB		G5-3		2H 1B			3	0	2	1	1	0	0				
Jeff Cirillo, R (1, 5) OBP: 0.383, SLG: 0.449	K		HBP		F8			G6-3 18 S		2	0	0	0	0	1	1				
18 Todd Dunn, R (1, 7) OBP: 0.267, SLG: 0.379	G5-3		G3-6-3-4		P6			K		4	0	0	0	0	1	4				
Dave Nilsson, L (1, 3) OBP: 0.355, SLG: 0.416		L8			1B 2B			G6-3		4	1	1	0	0	1	1				
Tim Unroe, R (9, 3) OBP: 0.167, SLG: 0.667										0	0	0	0	0	0	0				
Matt Mieske, R (1, 9) OBP: 0.331, SLG: 0.408		HR			2B 1B			G1-3		1	1	1	0	0	0	0				
Jeromy Burnitz, L (2, 9) OBP: 0.419, SLG: 0.509					1B					3	0	2	0	0	0	1				
Mike Matheny, R (1, 2) OBP: 0.287, SLG: 0.345		L8			P9		G4-6-3		G5-3	4	0	0	0	0	0	4				
Jose Valentin, S (1, 6) OBP: 0.342, SLG: 0.467		HR			2B				F9	4	1	2	3	0	0	0				
Jeff D'Amico, R (1, 1) OBP: 0.409, SLG: 0.355					K					3	0	0	0	0	3	2				
Antone Williamson, L (9, PH) OBP: 0.409, SLG: 0.355					K					0	0	0	0	1	0	0				
Doug Jones, R (9, 1)									BB	0	0	0	0	0	0	0				
Inning Stats	R: 0 E: 0 K: 1 S: 10	H: 1 LOB: 1 BB: 0 P: 18	R: 2 E: 0 K: 1 S: 11	H: 2 LOB: 0 BB: 0 P: 18	R: 0 E: 0 K: 0 S: 11	H: 0 LOB: 1 BB: 1 P: 18	R: 1 E: 0 K: 1 S: 12	H: 3 LOB: 2 BB: 0 P: 20	R: 0 E: 0 K: 0 S: 6	H: 1 LOB: 0 BB: 0 P: 7	R: 1 E: 0 K: 1 S: 11	H: 2 LOB: 1 BB: 0 P: 17	R: 0 E: 0 K: 1 S: 12	H: 0 LOB: 1 BB: 2 P: 22	R: 0 E: 0 K: 0 S: 6	H: 0 LOB: 1 BB: 1 P: 11	1B: 6 2B: 2 3B: 0 HR: 1	SF: 0 SAC: 0 DP: 2 HBP: 2	WP: 0 PB: 0 SB: 1 CS: 0	PA: 37
PITCHER	IP WLS BF H R ER SO BB IBB HBP BLK WP HR S P ERA WHIP																			
Terry Mulholland, L (1, 1) ERA: 2.86	6.2 L 28 8 4 4 5 1 0 1 0 0 1 63 99 5.40 1.350																			
Mel Rojas, R (7, 1) ERA: 5.46	0.2 3 1 0 0 1 0 0 0 1 0 0 0 8 17 0.00 1.500																			
Bob Patterson, L (8, 1) ERA: 3.9	0.2 2 0 0 0 0 0 0 0 0 0 0 0 8 12 0.00 0.000																			
Kent Bottenfield, R (9, 1) ERA: 2.77	1.0 4 0 0 0 0 1 0 0 0 0 0 0 6 11 0.00 1.000																			

Batter	1	2	3	4	5	6	7	8	9	AB	R	H	RBI	BB	SO	LOB	BOTTOM					
Brian McRae, S (1, 8) OBP: 0.308, SLG: 0.392	F8		G4-6-3		G1-3			G3		4	0	0	0	0	0	2	Milwaukee Brewers @ Chicago Cubs Wrigley Field, Chicago, IL Fri Jun 13 1997, 3:33 AM CDT Att: 36,107 - Sunny - 73 F					
Brant Brown, L (1, 7) OBP: 0.295, SLG: 0.404	K			G6-4-3 1B		F8		G4-3		4	0	1	0	0	1	0						
Mark Grace, L (1, 3) OBP: 0.402, SLG: 0.434	BB			G6-4-3		F8		F7		3	0	0	0	1	0	1						
Sammy Sosa, R (1, 9) OBP: 0.314, SLG: 0.517	K			K		P3		K		4	0	0	0	0	3	1						
23 Ryne Sandberg, R (1, 4) OBP: 0.305, SLG: 0.354		G5-3			3B 2B		G6-3			3	1	1	0	0	0	0						
Kevin Orie, R (1, 5) OBP: 0.361, SLG: 0.396		K			WP 3B		G5-3			3	1	1	1	0	1	0						
Scott Servais, R (1, 2) OBP: 0.324, SLG: 0.378			P6		G5-3		K			3	0	0	0	0	1	0						
Rey Sanchez, R (1, 6) OBP: 0.292, SLG: 0.292			G6-3				G6-3			2	0	1	0	0	0	0						
Dave Hanson, L (8, PH) OBP: 0.422, SLG: 0.338					SH1-3 1B					1	0	0	0	0	0	0						
Kent Bottenfield, R (9, 1) ERA: 2.77										0	0	0	0	0	0	0						
Terry Mulholland, R (1, 1) OBP: 0.094, SLG: 0.094					SH1-3					1	0	1	0	0	0	0						
Mel Rojas, R (7, 1) ERA: 5.46										0	0	0	0	0	0	0						
Bob Patterson, R (8, 1) OBP: 0.328, SLG: 0.340										0	0	0	0	0	0	0						
Dave Clark, L (8, PH) OBP: 0.328, SLG: 0.340										1	0	0	0	0	0	0						
José Hernández, R (9, 6) OBP: 0.346, SLG: 0.453										0	0	0	0	0	0	0						
Inning Stats	R: 0 E: 0 K: 2 S: 15	H: 0 LOB: 1 BB: 1 P: 26	R: 0 E: 0 K: 1 S: 5	H: 0 LOB: 0 BB: 0 P: 7	R: 0 E: 0 K: 0 S: 9	H: 1 LOB: 0 BB: 0 P: 12	R: 0 E: 0 K: 1 S: 13	H: 1 LOB: 0 BB: 0 P: 15	R: 2 E: 0 K: 0 S: 16	H: 3 LOB: 1 BB: 0 P: 23	R: 0 E: 0 K: 0 S: 4	H: 0 LOB: 0 BB: 0 P: 6	R: 0 E: 0 K: 1 S: 9	H: 0 LOB: 0 BB: 0 P: 13	R: 0 E: 0 K: 0 S: 6	H: 0 LOB: 0 BB: 0 P: 10	R: 0 E: 0 K: 1 S: 9	H: 0 LOB: 0 BB: 0 P: 16	1B: 3 2B: 1 3B: 1 HR: 0	SF: 0 SAC: 1 DP: 2 HBP: 0	WP: 1 PB: 0 SB: 0 CS: 0	PA: 31
PITCHER	IP WLS BF H R ER SO BB IBB HBP BLK WP HR S P ERA WHIP																					
Jeff D'Amico, R (1, 1) ERA: 4.73	8.0 W 28 5 2 2 5 1 0 0 0 0 1 77 112 2.25 0.750																					
Doug Jones, R (9, 1) ERA: 3.41	1.0 S 3 0 0 0 1 0 0 0 0 0 0 0 9 16 0.00 0.000																					



Batter	1	2	3	4	5	6	7	8	9	AB	R	H	RBI	BB	SO	LOB	TOP								
Brian McRae, S OBP: 0.317, SLG: 0.397 (1, 8)										5	1	3	2	0	0	2	Chicago Cubs @ Chicago White Sox Comiskey Park, Chicago, IL Mon Jun 16 1997, 4:33 AM EDT Att: 36,213 - Cloudy - 77 F								
Brant Brown, L OBP: 0.298, SLG: 0.443 Doug Glanville, R OBP: 0.331, SLG: 0.408 (1, 7) (8, 7)										5	1	1	1	0	1	3									
Mark Grace, L OBP: 0.404, SLG: 0.423 (1, 3)										4	0	0	1	0	1	1									
Sammy Sosa, R OBP: 0.313, SLG: 0.509 (1, 9)										5	1	1	0	0	1	1									
Dave Clark, L OBP: 0.318, SLG: 0.328 José Hernández, R OBP: 0.337, SLG: 0.442 (1, 10) (9, PH)										4	0	1	0	0	2	0									
23 Ryne Sandberg, R OBP: 0.318, SLG: 0.359 (1, 4)										5	2	3	1	0	1	1									
Kevin Orte, R OBP: 0.398, SLG: 0.446 (1, 5)										4	1	1	0	1	0	3									
Scott Servais, R OBP: 0.330, SLG: 0.383 (1, 2)										3	1	2	1	1	0	1									
Rey Sanchez, R OBP: 0.301, SLG: 0.310 (1, 6)										4	1	2	2	0	0	1									
Inning Stats	R: 2 E: 0 K: 0 S: 14	H: 3 LOB: 1 BB: 0 P: 20	R: 3 E: 0 K: 1 S: 14	H: 4 LOB: 1 BB: 0 P: 19	R: 1 E: 0 K: 0 S: 12	H: 2 LOB: 2 BB: 1 P: 20	R: 0 E: 0 K: 0 S: 7	H: 0 LOB: 0 BB: 0 P: 10	R: 0 E: 0 K: 2 S: 12	H: 0 LOB: 1 BB: 1 P: 18	R: 0 E: 0 K: 1 S: 8	H: 0 LOB: 0 BB: 0 P: 11	R: 0 E: 0 K: 2 S: 10	H: 0 LOB: 0 BB: 0 P: 12	R: 1 E: 0 K: 0 S: 13	H: 3 LOB: 2 BB: 0 P: 15	R: 1 E: 0 K: 1 S: 18	H: 2 LOB: 1 BB: 0 P: 26	1B: 10 2B: 3 HR: 0	SF: 1 SAC: 0 DP: 0 HBP: 0	WP: 0 PB: 0 SB: 2 CS: 0	PA: 43			
PITCHER	IP	WLS	BF	H	R	ER	SO	BB	IBB	HBP	BLK	WP	HR	S	P	ERA	WHIP								
Jaime Navarro, R ERA: 5.34 (1, 1)	7.1	L	35	11	7	7	6	2	0	0	0	0	0	83	116	8.59	1.773								
Matt Karchner, R ERA: 3.07 (8, 1)	0.2		3	1	0	0	0	0	0	0	0	0	0	7	9	0.00	1.500								
Chuck McElroy, L ERA: 5.33 (9, 1)	1.0		5	2	1	1	1	0	0	0	0	0	0	18	26	9.00	2.000								

Chicago Cubs @ Chicago White Sox
Comiskey Park, Chicago, IL
Mon Jun 16 1997, 4:33 AM EDT
Att: 36,213 - Cloudy - 77 F

AB 40
R 8
H 14
RBI 8
BB 2
SO 7
LOB 14



Batter	1	2	3	4	5	6	7	8	9	AB	R	H	RBI	BB	SO	LOB	BOTTOM								
Ray Durham, S OBP: 0.344, SLG: 0.374 (1, 4)										4	0	3	0	1	0	0	Chicago Cubs @ Chicago White Sox Comiskey Park, Chicago, IL Mon Jun 16 1997, 4:33 AM EDT Att: 36,213 - Cloudy - 77 F								
Ozzie Guillen, L OBP: 0.328, SLG: 0.335 (1, 6)										5	1	1	0	0	1	3									
Dave Martinez, L OBP: 0.361, SLG: 0.433 (1, 8)										3	0	1	1	1	1	2									
Albert Belle, R OBP: 0.349, SLG: 0.534 (1, 7)										4	0	0	1	0	1	3									
Harold Baines, L OBP: 0.362, SLG: 0.442 (1, 10)										4	0	0	0	0	1	1									
Lyle Mouton, R OBP: 0.383, SLG: 0.460 (1, 9)										4	1	2	1	0	0	0									
Jorge Fabregas, L OBP: 0.234, SLG: 0.308 (1, 2)										4	0	1	0	0	0	1									
34 Mario Valdez, L OBP: 0.333, SLG: 0.143 25 Jeff Abbott, R OBP: 0.200, SLG: 0.200 (1, 3) (9, PH)										2	0	0	0	1	1	1									
Chris Snopce, R OBP: 0.276, SLG: 0.328 (1, 5)										4	1	1	0	0	0	2									
Inning Stats	R: 0 E: 0 K: 0 S: 9	H: 0 LOB: 1 BB: 1 P: 17	R: 0 E: 0 K: 2 S: 8	H: 1 LOB: 1 BB: 0 P: 12	R: 2 E: 0 K: 0 S: 13	H: 3 LOB: 1 BB: 1 P: 20	R: 0 E: 0 K: 0 S: 4	H: 0 LOB: 0 BB: 0 P: 6	R: 0 E: 0 K: 1 S: 5	H: 1 LOB: 1 BB: 0 P: 10	R: 1 E: 0 K: 1 S: 10	H: 2 LOB: 2 BB: 1 P: 19	R: 0 E: 0 K: 1 S: 13	H: 1 LOB: 1 BB: 0 P: 18	R: 0 E: 0 K: 0 S: 8	H: 0 LOB: 0 BB: 0 P: 12	R: 0 E: 0 K: 2 S: 8	H: 1 LOB: 1 BB: 0 P: 11	1B: 8 2B: 0 3B: 0 HR: 1	SF: 0 SAC: 0 DP: 0 HBP: 0	WP: 2 PB: 0 SB: 1 CS: 0	PA: 38			
PITCHER	IP	WLS	BF	H	R	ER	SO	BB	IBB	HBP	BLK	WP	HR	S	P	ERA	WHIP								
Kevin Foster, R ERA: 4.63 (1, 1)	6.0	W	27	7	3	3	3	3	0	0	0	1	0	49	84	4.50	1.667								
Ramon Talis, L ERA: 3.42 (7, 1)	2.0		7	1	0	0	1	0	0	0	0	1	0	21	30	0.00	0.500								
Mel Rojas, R ERA: 5.29 (9, 1)	1.0		4	1	0	0	2	0	0	0	0	0	0	8	11	0.00	1.000								

Chicago Cubs @ Chicago White Sox
Comiskey Park, Chicago, IL
Mon Jun 16 1997, 4:33 AM EDT
Att: 36,213 - Cloudy - 77 F

AB 35
R 3
H 9
RBI 3
BB 3
SO 6
LOB 13



Batter	1	2	3	4	5	6	7	8	9	AB	R	H	RBI	BB	SO	LOB	TOP					
Brian McRae, S OBP: 0.313, SLG: 0.391										4	0	0	0	0	2	0	Chicago Cubs @ Chicago White Sox Comiskey Park, Chicago, IL Tue Jun 17 1997, 8:05 PM EDT Att: 44,249 - Unknown - 60 F livebaseballscorecards.com					
Brant Brown, L OBP: 0.296, SLG: 0.430										3	0	0	0	0	0	0						
Mark Grace, L OBP: 0.401, SLG: 0.420										4	1	1	0	0	1	1						
Sammy Sosa, R OBP: 0.319, SLG: 0.520										4	2	3	0	0	0	1						
Dave Clark, L OBP: 0.343, SLG: 0.344										3	0	2	0	1	0	1						
23 Ryne Sandberg, R OBP: 0.316, SLG: 0.357										4	0	1	2	0	2	5						
Kevin Orte, R OBP: 0.387, SLG: 0.431										4	0	0	1	0	0	4						
Scott Servais, R OBP: 0.323, SLG: 0.374										4	0	0	0	0	1	1						
Rey Sanchez, R OBP: 0.294, SLG: 0.303										3	0	0	0	0	0	0						
Inning Stats	R: 0 E: 0 K: 1 S: 5	H: 0 LOB: 0 BB: 0 P: 6	R: 0 E: 0 K: 1 S: 11	H: 1 LOB: 1 BB: 0 P: 17	R: 0 E: 0 K: 2 S: 8	H: 0 LOB: 0 BB: 0 P: 11	R: 2 E: 0 K: 0 S: 15	H: 4 LOB: 1 BB: 0 P: 26	R: 0 E: 0 K: 1 S: 12	H: 0 LOB: 2 BB: 0 P: 20	R: 0 E: 0 K: 0 S: 5	H: 0 LOB: 0 BB: 0 P: 6	R: 0 E: 0 K: 1 S: 9	H: 0 LOB: 0 BB: 0 P: 10	R: 1 E: 0 K: 0 S: 14	H: 1 LOB: 1 BB: 1 P: 21	1B: 5 2B: 2 3B: 0 HR: 0	SF: 0 SAC: 0 DP: 1 HBP: 1	WP: 0 PB: 0 SB: 0 CS: 0	PA: 35		
PITCHER	IP	WLS	BF	H	R	ER	SO	BB	IBB	HBP	BLK	WP	HR	S	P	ERA	WHIP					
Doug Drabek, R ERA: 5.87	(1, 1)	6.0	W	24	6	2	2	5	0	0	1	0	0	0	58	91	3.00	1.000				
Matt Karchner, R ERA: 2.7	(7, 1)	2.0		6	0	0	0	1	0	0	0	0	0	0	14	16	0.00	0.000				
Roberto Hernandez, R ERA: 2.67	(9, 1)	1.0	S	5	1	1	1	0	1	0	0	0	0	0	14	21	9.00	2.000				

Batter	1	2	3	4	5	6	7	8	9	AB	R	H	RBI	BB	SO	LOB	BOTTOM					
Ray Durham, S OBP: 0.343, SLG: 0.372										4	1	1	0	0	0	2	Chicago Cubs @ Chicago White Sox Comiskey Park, Chicago, IL Tue Jun 17 1997, 8:05 PM EDT Att: 44,249 - Unknown - 60 F livebaseballscorecards.com					
Ozzie Guillen, L OBP: 0.327, SLG: 0.330										3	0	0	0	1	0	1						
Dave Martinez, L OBP: 0.363, SLG: 0.446										3	1	1	2	1	0	0						
Albert Belle, R OBP: 0.344, SLG: 0.526										4	0	0	0	0	1	2						
Harold Baines, L OBP: 0.360, SLG: 0.435										3	0	0	0	1	0	1						
Mike Cameron, R OBP: 0.304, SLG: 0.297										0	0	0	0	0	0	0						
Lyle Mouton, R OBP: 0.390, SLG: 0.453										4	1	1	0	0	1	1						
Darren Lewis, R OBP: 0.305, SLG: 0.216										0	0	0	0	0	0	0						
Jorge Fabregas, L OBP: 0.252, SLG: 0.327										3	1	2	0	1	1	1						
34 Mario Valdez, L OBP: 0.333, SLG: 0.222										2	0	1	1	0	1	1						
Chris Snopce, R OBP: 0.277, SLG: 0.346										2	1	1	2	0	0	1						
Inning Stats	R: 2 E: 0 K: 0 S: 10	H: 2 LOB: 0 BB: 0 P: 15	R: 1 E: 0 K: 0 S: 10	H: 2 LOB: 1 BB: 0 P: 16	R: 0 E: 0 K: 0 S: 5	H: 0 LOB: 1 BB: 2 P: 15	R: 0 E: 0 K: 0 S: 7	H: 2 LOB: 1 BB: 0 P: 12	R: 0 E: 0 K: 1 S: 6	H: 0 LOB: 1 BB: 1 P: 14	R: 1 E: 0 K: 0 S: 8	H: 1 LOB: 0 BB: 0 P: 12	R: 0 E: 0 K: 3 S: 10	H: 0 LOB: 1 BB: 1 P: 18	R: 0 E: 0 K: 0 S: 10	H: 0 LOB: 1 BB: 1 P: 18	1B: 4 2B: 1 3B: 0 HR: 2	SF: 2 SAC: 0 DP: 1 HBP: 0	WP: 0 PB: 0 SB: 0 CS: 0	PA: 34		
PITCHER	IP	WLS	BF	H	R	ER	SO	BB	IBB	HBP	BLK	WP	HR	S	P	ERA	WHIP					
Geremi Gonzalez, R ERA: 3.64	(1, 1)	6.0	L	27	7	5	5	1	3	0	0	0	0	0	7	10	0.00	1.667				
Bob Patterson, L ERA: 3.72	(7, 1)	1.0		3	0	0	0	0	0	0	0	0	0	0	7	10	0.00	0.000				
Turk Wendell, R ERA: 4.84	(8, 1)	1.0		4	0	0	0	3	1	0	0	0	0	0	10	18	0.00	1.000				

Batter	1	2	3	4	5	6	7	8	9	AB	R	H	RBI	BB	SO	LOB	TOP			
Brian McRae, S OBP: 0.312, SLG: 0.389 (1, 8)	B1-3		P3			P3			F9	4	0	1	0	0	0	0	Chicago Cubs @ Chicago White Sox Comiskey Park, Chicago, IL Wed Jun 18 1997, 8:05 PM EDT Att: 44,204 - Unknown - 68 F livebaseballscorecards.com			
Doug Glanville, R OBP: 0.323, SLG: 0.397 (1, 7)	K		P4			P9			G4-3	4	0	0	0	0	1	0				
Mark Grace, L OBP: 0.403, SLG: 0.421 (1, 3)	BB			G6-4-3				F8	G4-3	4	0	2	0	0	0	0				
Sammy Sosa, R OBP: 0.319, SLG: 0.516 (1, 9)	BB			G6-4-3			K			2	0	0	0	1	1	1				
23 Ryne Sandberg, R OBP: 0.317, SLG: 0.357 (1, 10)	P3									3	0	1	0	0	1	2				
Kevin Orie, R OBP: 0.379, SLG: 0.420 (1, 5)		L8			G5-3			G5-3		3	0	0	0	0	0	1				
Scott Servais, R OBP: 0.319, SLG: 0.368 (1, 2)		K			G3-1			G6-3		3	0	0	0	0	1	0				
José Hernández, R OBP: 0.326, SLG: 0.425 (1, 4)		F9			F8			F7		3	0	0	0	0	0	0				
Rey Sanchez, R OBP: 0.287, SLG: 0.295 (1, 6)			P2			L7		L7		3	0	0	0	0	0	0				
Inning Stats	R: 0 E: 0 K: 1 S: 15	H: 1 LOB: 2 BB: 1 P: 20	R: 0 E: 0 K: 1 S: 8	H: 0 LOB: 0 BB: 0 P: 11	R: 0 E: 0 K: 0 S: 5	H: 1 LOB: 0 BB: 0 P: 8	R: 0 E: 0 K: 1 S: 7	H: 1 LOB: 0 BB: 0 P: 8	R: 0 E: 0 K: 0 S: 6	H: 0 LOB: 0 BB: 0 P: 8	R: 0 E: 0 K: 1 S: 11	H: 1 LOB: 1 BB: 0 P: 13	R: 0 E: 0 K: 0 S: 7	H: 0 LOB: 0 BB: 0 P: 11	R: 0 E: 0 K: 0 S: 7	H: 0 LOB: 0 BB: 0 P: 13	1B: 4 2B: 0 3B: 0 HR: 0	SF: 0 SAC: 0 DP: 1 HBP: 0	WP: 0 PB: 0 SB: 0 CS: 0	PA: 30
PITCHER Wilson Alvarez, L ERA: 2.91 (1, 1)	IP: 9.0 WLS: W BF: 30 H: 4 R: 0 ER: 0 SO: 4 BB: 1 IBB: 0 HBP: 0 BLK: 0 WP: 0 HR: 0 S: 71 P: 102 ERA: 0.00 WHIP: 0.556																			

Batter	1	2	3	4	5	6	7	8	9	AB	R	H	RBI	BB	SO	LOB	BOTTOM	
Ray Durham, S OBP: 0.339, SLG: 0.367 (1, 4)	K	P6			G3				F9	4	0	0	0	0	1	1	Chicago Cubs @ Chicago White Sox Comiskey Park, Chicago, IL Wed Jun 18 1997, 8:05 PM EDT Att: 44,204 - Unknown - 68 F livebaseballscorecards.com	
Mike Cameron, R OBP: 0.311, SLG: 0.298 (1, 8) (9, 9)	2B		25 1B	HBP	G6-3			K		3	1	1	0	0	1	0		
25 Jeff Abbott, R OBP: 0.286, SLG: 0.286 (1, 10)	2B		FC6-4	1B	F9			F7		4	1	2	0	0	0	0		
Albert Belle, R OBP: 0.340, SLG: 0.518 (1, 7)	L7		P3			K		G1-4-3		4	0	0	0	0	1	3		
Lyle Mouton, R OBP: 0.359, SLG: 0.458 (1, 9)			FC6-4			F8				3	0	1	2	0	0	1		
Darren Lewis, R OBP: 0.305, SLG: 0.216 (9, 8)	2B									0	0	0	0	0	0	0		
Chris Snopce, R OBP: 0.273, SLG: 0.341 (1, 5)	K			G6-3		G4-3				3	0	0	0	0	1	1		
Dave Martinez, L OBP: 0.367, SLG: 0.461 (1, 3)		L8						HR		2	1	1	1	1	0	0		
Ron Karkovics, R OBP: 0.248, SLG: 0.297 (1, 2)		F9				K		G5-3		3	0	0	0	0	1	1		
Ozzie Guillen, L OBP: 0.328, SLG: 0.335 (1, 6)				G4-3				G4-3		3	0	1	0	0	0	1		
Inning Stats	R: 2 E: 0 K: 2 S: 13	H: 3 LOB: 1 BB: 0 P: 18	R: 0 E: 0 K: 0 S: 7	H: 1 LOB: 1 BB: 0 P: 12	R: 0 E: 0 K: 0 S: 9	H: 1 LOB: 1 BB: 0 P: 15	R: 0 E: 0 K: 1 S: 10	H: 0 LOB: 1 BB: 1 P: 15	R: 0 E: 0 K: 0 S: 5	H: 0 LOB: 0 BB: 0 P: 7	R: 1 E: 0 K: 0 S: 10	H: 1 LOB: 0 BB: 0 P: 12	R: 0 E: 0 K: 1 S: 6	H: 0 LOB: 0 BB: 0 P: 9	1B: 3 2B: 2 3B: 0 HR: 1	SF: 0 SAC: 0 DP: 0 HBP: 1	WP: 0 PB: 0 SB: 0 CS: 0	PA: 31
PITCHER Terry Mulholland, L ERA: 2.9 (1, 1)	IP: 8.0 WLS: L BF: 31 H: 6 R: 3 ER: 3 SO: 5 BB: 1 IBB: 0 HBP: 1 BLK: 0 WP: 0 HR: 1 S: 67 P: 100 ERA: 3.38 WHIP: 0.875																	

Batter	1	2	3	4	5	6	7	8	9	AB	R	H	RBI	BB	SO	LOB	TOP					
Doug Glanville, R (1,8) OBP: 0.321, SLG: 0.389	L3		1B 2B 23 G5-6-3 BB		F9		F8			3	1	0	0	1	0	0						
23 Ryne Sandberg, R (1,4) OBP: 0.319, SLG: 0.362	G6-3		G5-6-3		K			K		4	0	0	0	0	2	1						
Mark Grace, L (1,3) OBP: 0.411, SLG: 0.421			2B 1B 2-3		G6-3			G4-3		3	0	1	0	1	0	0						
Sammy Sosa, R (1,9) OBP: 0.311, SLG: 0.502	F8		K					K		4	0	0	0	0	2	3						
Dave Clark, L (1,7) OBP: 0.356, SLG: 0.391		1-0							2-3	3	1	2	1	0	0	0						
Brian McRae, S (9,PH) OBP: 0.309, SLG: 0.382		2B	1-3 3-H 2B		G4-3			K		1	0	0	0	0	1	0						
Kevin Orie, R (1,5) OBP: 0.385, SLG: 0.460		2-1	G6-3 2-H 2B		G4-3				0-1	4	0	2	1	0	1	2						
Mike Hubbard, R (1,2) OBP: 0.158, SLG: 0.278		1-1	L8		G5-3			E8 G1-3 SF9 1B		4	1	1	0	0	0	2						
Rey Sanchez, R (1,6) OBP: 0.279, SLG: 0.287		1-2	G6-3		G4-3			G1-3		3	0	0	0	0	0	2						
Bob Patterson, R (7,1)										0	0	0	0	0	0	0						
Terry Adams, R (8,1)										0	0	0	0	0	0	0						
Miguel Cairo, R (9,PH)										1	0	0	0	0	0	1						
Frank Castillo, R (1,1) OBP: 0.287, SLG: 0.287										1	0	0	0	0	0	1						
Kent Bottenfield, R (2,1)										0	0	0	0	0	0	0						
Brant Brown, L (4,PH) OBP: 0.268, SLG: 0.415										0	0	0	0	0	0	0						
Ramon Tatis, L (4,1)										0	0	0	0	0	0	0						
Dave Hansen, L (7,PH) OBP: 0.417, SLG: 0.333										0	0	0	0	0	0	0						
José Hernández, R (7,PH) OBP: 0.322, SLG: 0.429										0	0	0	1	0	0	0						
Inning Stats	R: 0 E: 0 K: 0 S: 10	H: 0 LOB: 1 BB: 1 P: 20	R: 1 E: 0 K: 0 S: 12	H: 2 LOB: 1 BB: 0 P: 18	R: 1 E: 0 K: 1 S: 10	H: 2 LOB: 2 BB: 1 P: 19	R: 0 E: 0 K: 1 S: 9	H: 0 LOB: 0 BB: 0 P: 11	R: 0 E: 0 K: 1 S: 11	H: 0 LOB: 0 BB: 0 P: 13	R: 0 E: 0 K: 1 S: 7	H: 0 LOB: 0 BB: 0 P: 11	R: 1 E: 1 K: 0 S: 12	H: 1 LOB: 0 BB: 0 P: 16	R: 0 E: 0 K: 2 S: 12	H: 0 LOB: 0 BB: 0 P: 19	R: 0 E: 0 K: 1 S: 10	H: 1 LOB: 1 BB: 0 P: 15	1B: 3 2B: 3 3B: 0 HR: 0	SF: 1 SAC: 0 DP: 0 HBP: 0	WP: 0 PB: 0 SB: 0 CS: 0	PA: 35
PITCHER	IP WLS BF H R ER SO BB IBB HBP BLK WP HR S P ERA WHIP																					
Chris Holt, R (1,1) ERA: 3.95	6.1 W 26 5 3 2 4 2 0 0 0 0 0 0 66 102 2.84 1.105																					
Mike Magnante, L (7,1) ERA: 4.09	2.2 9 1 0 0 3 0 0 0 0 0 0 0 27 40 0.00 0.375																					

Chicago Cubs @ Houston Astros
Astrodome, Houston, TX
Sat Jun 21 1997, 4:33 AM EDT
Att: 25,227 - Dome - 72 F

AB 32
R 3
H 6
RBI 3
BB 2
SO 7
LOB 12



Batter	1	2	3	4	5	6	7	8	9	AB	R	H	RBI	BB	SO	LOB	BOTTOM			
Craig Biggio, R (1,4) OBP: 0.398, SLG: 0.529	5 2B	3B 1B		G6-4-3 BB		K2-3				3	2	1	1	1	1	1				
Pat Listach, S (1,8) OBP: 0.245, SLG: 0.230	G6-3	G6-3	5 SF7 3B	G6-4-3		K				4	1	1	1	0	1	3				
5 Jeff Bagwell, R (1,3) OBP: 0.436, SLG: 0.658	F7 1B	SF7		F8				F8		3	1	1	2	0	0	0				
Luis Gonzalez, L (1,7) OBP: 0.378, SLG: 0.398	F7	F8				K				3	1	0	0	1	1	1				
Derek Bell, R (1,9) OBP: 0.330, SLG: 0.382	1B		F9 2B					1B SF8 BB		3	1	3	1	1	0	0				
Sean Berry, R (1,5) OBP: 0.275, SLG: 0.358	3-H 1B		F9 1B							3	0	1	1	0	0	2				
Bill Spiers, L (9,5) OBP: 0.462, SLG: 0.455	1-2 1B									0	0	0	0	0	0	0				
Brad Ausmus, R (1,2) OBP: 0.328, SLG: 0.376	G6-3		L5			K		CS		4	0	1	0	0	1	4				
Tim Lincecum, R (1,6) OBP: 0.314, SLG: 0.381		1B 2B						G6-4-3 1B		4	1	3	1	0	0	1				
Chris Holt, R (1,1) OBP: 0.065, SLG: 0.033		1-2 1B								2	0	0	0	0	1	2				
Mike Magnante, L (7,1) ERA: 2.31		B2						K		1	0	0	0	0	1	0				
Inning Stats	R: 2 E: 0 K: 0 S: 14	H: 4 LOB: 2 BB: 0 P: 17	R: 3 E: 0 K: 0 S: 17	H: 3 LOB: 0 BB: 0 P: 28	R: 1 E: 0 K: 1 S: 12	H: 2 LOB: 1 BB: 0 P: 17	R: 0 E: 0 K: 0 S: 3	H: 0 LOB: 0 BB: 1 P: 7	R: 0 E: 0 K: 2 S: 8	H: 0 LOB: 1 BB: 1 P: 15	R: 0 E: 0 K: 2 S: 9	H: 1 LOB: 0 BB: 0 P: 13	R: 1 E: 0 K: 0 S: 6	H: 1 LOB: 0 BB: 1 P: 13	R: 0 E: 0 K: 1 S: 10	H: 1 LOB: 0 BB: 0 P: 13	1B: 7 2B: 4 3B: 1 HR: 0	SF: 2 SAC: 1 DP: 2 HBP: 0	WP: 0 PB: 0 SB: 1 CS: 1	PA: 37
PITCHER	IP WLS BF H R ER SO BB IBB HBP BLK WP HR S P ERA WHIP																			
Frank Castillo, R (1,1) ERA: 5.72	1.1 L 11 7 5 0 0 0 0 0 0 0 0 0 25 35 33.75 5.250																			
Kent Bottenfield, R (2,1) ERA: 2.86	1.2 7 2 1 1 1 0 0 0 0 0 0 0 18 27 5.40 1.200																			
Ramon Tatis, L (4,1) ERA: 3.07	3.0 11 1 0 0 4 2 0 0 0 0 0 0 20 35 0.00 1.000																			
Bob Patterson, L (7,1) ERA: 3.9	1.0 4 1 1 1 0 0 1 0 0 0 0 0 6 13 9.00 2.000																			
Terry Adams, R (8,1) ERA: 2.31	1.0 3 1 0 0 1 0 0 0 0 0 0 0 10 13 0.00 1.000																			

Chicago Cubs @ Houston Astros
Astrodome, Houston, TX
Sat Jun 21 1997, 4:33 AM EDT
Att: 25,227 - Dome - 72 F

AB 30
R 7
H 12
RBI 7
BB 3
SO 6
LOB 14



Batter	1	2	3	4	5	6	7	8	9	AB	R	H	RBI	BB	SO	LOB	TOP				
Doug Glanville, R (1,7) OBP: 0.319, SLG: 0.386	1-1 G5-3 1B		2-2 L8		0-2 G3-1		0-1 G6-3			4	0	1	0	0	0	0					
Brian McRae, S (1,8) OBP: 0.305, SLG: 0.376	3-2 G5-3 1-2		3-1 G1-3		1-0 F9			2-2 G5-3		4	0	0	0	0	0	1					
Mark Grace, L (1,3) OBP: 0.413, SLG: 0.419	4-1 BB		0-0 L8		1-3 K			0-2 G6-4-3 1B		3	0	1	0	1	1	0					
Sammy Sosa, R (1,9) OBP: 0.307, SLG: 0.495	1-3 K			0-0 L7		1-0 F8		3-2 G6-4-3 1-2		4	0	0	0	0	1	3					
23 Ryne Sandberg, R (1,4) OBP: 0.317, SLG: 0.365	0-1 F8			1-1 G6-3		0-3 K			2-2 2B	4	1	1	0	0	1	2					
Kevin Orie, R (1,5) OBP: 0.388, SLG: 0.465		4-0 1B FC1-5 BB		0-0 E4 BB 1B		3-1 E5 FC5-4		1-1 2B		3	0	1	1	1	0	0					
Mike Hubbard, R (1,2) OBP: 0.217, SLG: 0.318		2-1 K FC1-5 1B		0-2 BB 1B		0-0 FC5-4 1-2		2-2 FC1-5-6 2-3		4	0	2	0	0	0	2					
Rey Sanchez, R (1,6) OBP: 0.279, SLG: 0.280		1-0 FC1-5 1-2 3-H		4-0 FC6-4 BB			1-0 G5-3		2-3 K	3	0	0	0	1	1	3					
Kevin Foster, R (1,1) OBP: 0.103, SLG: 0.071		1-3 K		1-2 FC6-4			1-2 G3-1		2-1 G4-3	2	0	0	0	0	1	5					
Miguel Cairo, R (7,PH)										1	0	0	0	0	0	0					
Turk Wendell, L (7,1)										0	0	0	0	0	0	0					
José Hernández, R (9,PH) OBP: 0.318, SLG: 0.420										1	0	0	0	0	0	1					
Inning Stats	R: 0 E: 0 K: 1 S: 11	H: 1 LOB: 2 BB: 1 P: 20	R: 0 E: 0 K: 1 S: 6	H: 1 LOB: 1 BB: 1 P: 14	R: 0 E: 0 K: 0 S: 8	H: 0 LOB: 0 BB: 0 P: 13	R: 0 E: 1 K: 0 S: 10	H: 1 LOB: 3 BB: 1 P: 16	R: 0 E: 0 K: 1 S: 7	H: 0 LOB: 0 BB: 0 P: 9	R: 0 E: 0 K: 0 S: 6	H: 0 LOB: 0 BB: 0 P: 8	R: 0 E: 0 K: 0 S: 11	H: 1 LOB: 0 BB: 0 P: 16	R: 1 E: 0 K: 1 S: 15	H: 2 LOB: 1 BB: 0 P: 24	1B: 4 2B: 2 3B: 0 HR: 0	SF: 0 SAC: 0 DP: 1 HBP: 0	WP: 0 PB: 0 SB: 0 CS: 0	PA: 36	
PITCHER	IP WLS BF H R ER SO BB IBB HBP BLK WP HR S P ERA WHIP	IP WLS BF H R ER SO BB IBB HBP BLK WP HR S P ERA WHIP	IP WLS BF H R ER SO BB IBB HBP BLK WP HR S P ERA WHIP	IP WLS BF H R ER SO BB IBB HBP BLK WP HR S P ERA WHIP	IP WLS BF H R ER SO BB IBB HBP BLK WP HR S P ERA WHIP	IP WLS BF H R ER SO BB IBB HBP BLK WP HR S P ERA WHIP	IP WLS BF H R ER SO BB IBB HBP BLK WP HR S P ERA WHIP	IP WLS BF H R ER SO BB IBB HBP BLK WP HR S P ERA WHIP	IP WLS BF H R ER SO BB IBB HBP BLK WP HR S P ERA WHIP	IP WLS BF H R ER SO BB IBB HBP BLK WP HR S P ERA WHIP	IP WLS BF H R ER SO BB IBB HBP BLK WP HR S P ERA WHIP	IP WLS BF H R ER SO BB IBB HBP BLK WP HR S P ERA WHIP	IP WLS BF H R ER SO BB IBB HBP BLK WP HR S P ERA WHIP	IP WLS BF H R ER SO BB IBB HBP BLK WP HR S P ERA WHIP	IP WLS BF H R ER SO BB IBB HBP BLK WP HR S P ERA WHIP	IP WLS BF H R ER SO BB IBB HBP BLK WP HR S P ERA WHIP	IP WLS BF H R ER SO BB IBB HBP BLK WP HR S P ERA WHIP	IP WLS BF H R ER SO BB IBB HBP BLK WP HR S P ERA WHIP	IP WLS BF H R ER SO BB IBB HBP BLK WP HR S P ERA WHIP	IP WLS BF H R ER SO BB IBB HBP BLK WP HR S P ERA WHIP	IP WLS BF H R ER SO BB IBB HBP BLK WP HR S P ERA WHIP

Chicago Cubs @ Houston Astros
Astrodome, Houston, TX
Sun Jun 22 1997, 4:33 AM EDT
Att: 23,407 - Dome - 72 F

AB 33
R 1
H 6
RBI 1
BB 3
SO 5
LOB 17



Batter	1	2	3	4	5	6	7	8	9	AB	R	H	RBI	BB	SO	LOB	BOTTOM				
Craig Biggio, R (1,4) OBP: 0.397, SLG: 0.529	1-1 SH3-4 5 HR 2B		2-2 F9		1-1 F8		0-1 G1-3			4	1	1	0	0	0	0					
Pat Listach, S (1,8) OBP: 0.238, SLG: 0.225	1-1 SH3-4 2-3		1-1 G6-3		2-2 G3-1			0-0 G1-3		3	0	0	0	0	0	0					
5 Jeff Bagwell, R (1,3) OBP: 0.440, SLG: 0.668	0-0 HR		4-2 1B BB		4-0 2B BB			1-0 G5-3		2	2	1	2	2	0	0					
Luis Gonzalez, L (1,7) OBP: 0.379, SLG: 0.403	2-3 K		0-0 1B		2-1 2B			2-2 G4-3		4	0	2	0	0	1	0					
Derek Bell, R (1,9) OBP: 0.330, SLG: 0.377	4-0 BB		2-2 E6		2-3 K					2	0	0	0	1	1	1					
Sean Berry, R (1,5) OBP: 0.271, SLG: 0.351	0-0 P4		2-1 P4		0-0 F7					3	0	0	0	0	0	3					
Bill Spiers, L (9,5) OBP: 0.462, SLG: 0.455										0	0	0	0	0	0	0					
Tim Bogar, R (1,6) OBP: 0.301, SLG: 0.364		1-3 K		0-1 F9			0-0 L9			3	0	0	0	0	1	0					
Brad Ausmus, R (1,2) OBP: 0.328, SLG: 0.376		1-0 L8		0-0 1B			3-3 K			3	0	1	0	0	1	0					
Mike Hampton, R (1,1) OBP: 0.100, SLG: 0.036		1-2 P4		0-3 K			1-3 K			3	0	0	0	0	2	0					
Billy Wagner, L (9,1) OBP: 0.462, SLG: 0.455										0	0	0	0	0	0	0					
Inning Stats	R: 2 E: 0 K: 1 S: 9	H: 2 LOB: 1 BB: 1 P: 17	R: 0 E: 0 K: 1 S: 8	H: 0 LOB: 0 BB: 0 P: 11	R: 1 E: 1 K: 0 S: 14	H: 1 LOB: 2 BB: 1 P: 25	R: 0 E: 0 K: 1 S: 6	H: 1 LOB: 0 BB: 0 P: 6	R: 0 E: 0 K: 1 S: 7	H: 0 LOB: 0 BB: 0 P: 9	R: 0 E: 0 K: 2 S: 8	H: 0 LOB: 0 BB: 0 P: 12	R: 0 E: 0 K: 0 S: 5	H: 0 LOB: 0 BB: 0 P: 8	R: 0 E: 0 K: 0 S: 15	H: 0 LOB: 0 BB: 0 P: 24	1B: 2 2B: 2 3B: 0 HR: 1	SF: 0 SAC: 1 DP: 0 HBP: 0	WP: 0 PB: 0 SB: 0 CS: 0	PA: 31	
PITCHER	IP WLS BF H R ER SO BB IBB HBP BLK WP HR S P ERA WHIP	IP WLS BF H R ER SO BB IBB HBP BLK WP HR S P ERA WHIP	IP WLS BF H R ER SO BB IBB HBP BLK WP HR S P ERA WHIP	IP WLS BF H R ER SO BB IBB HBP BLK WP HR S P ERA WHIP	IP WLS BF H R ER SO BB IBB HBP BLK WP HR S P ERA WHIP	IP WLS BF H R ER SO BB IBB HBP BLK WP HR S P ERA WHIP	IP WLS BF H R ER SO BB IBB HBP BLK WP HR S P ERA WHIP	IP WLS BF H R ER SO BB IBB HBP BLK WP HR S P ERA WHIP	IP WLS BF H R ER SO BB IBB HBP BLK WP HR S P ERA WHIP	IP WLS BF H R ER SO BB IBB HBP BLK WP HR S P ERA WHIP	IP WLS BF H R ER SO BB IBB HBP BLK WP HR S P ERA WHIP	IP WLS BF H R ER SO BB IBB HBP BLK WP HR S P ERA WHIP	IP WLS BF H R ER SO BB IBB HBP BLK WP HR S P ERA WHIP	IP WLS BF H R ER SO BB IBB HBP BLK WP HR S P ERA WHIP	IP WLS BF H R ER SO BB IBB HBP BLK WP HR S P ERA WHIP	IP WLS BF H R ER SO BB IBB HBP BLK WP HR S P ERA WHIP	IP WLS BF H R ER SO BB IBB HBP BLK WP HR S P ERA WHIP	IP WLS BF H R ER SO BB IBB HBP BLK WP HR S P ERA WHIP	IP WLS BF H R ER SO BB IBB HBP BLK WP HR S P ERA WHIP	IP WLS BF H R ER SO BB IBB HBP BLK WP HR S P ERA WHIP	IP WLS BF H R ER SO BB IBB HBP BLK WP HR S P ERA WHIP

Chicago Cubs @ Houston Astros
Astrodome, Houston, TX
Sun Jun 22 1997, 4:33 AM EDT
Att: 23,407 - Dome - 72 F

AB 27
R 3
H 5
RBI 2
BB 3
SO 6
LOB 4



Batter	1	2	3	4	5	6	7	8	9	AB	R	H	RBI	BB	SO	LOB	TOP			
Doug Glanville, R OBP: 0.318, SLG: 0.382	E6 WP 1B				G4-3		G5-3			4	1	1	0	0	0	2	Chicago Cubs @ St. Louis Cardinals Busch Stadium, St. Louis, MO Mon Jun 23 1997, 7:05 PM CDT Att: 34,797 - Unknown - 91 F livebaseballscores.com			
Brian McRae, S OBP: 0.301, SLG: 0.371	E4 1B WP	PO	G6-3		G5-3			F7		4	1	0	0	0	0	2				
Mark Grace, L OBP: 0.414, SLG: 0.433					G1-3			G6-3		4	1	2	2	0	0	0				
Sammy Sosa, R OBP: 0.306, SLG: 0.491	G2-3				F8			G1-3		4	0	1	0	0	0	2				
23 Ryne Sandberg, R OBP: 0.312, SLG: 0.358	G4-3				F7			F9		4	0	0	1	0	0	2				
José Hernández, R OBP: 0.304, SLG: 0.400	K				P5			K		4	0	0	0	0	2	1				
Scott Servais, R OBP: 0.316, SLG: 0.363					P3			G6-3		4	0	1	0	0	0	0				
Rey Sanchez, R OBP: 0.292, SLG: 0.301					SH1-4 1B			G5-3		4	0	3	0	0	0	1				
Geremi Gonzalez, R OBP: 0.273, SLG: 0.111					SH1-4			K		2	0	0	0	0	2	2				
Inning Stats	R: 2 E: 2 K: 1 S: 11	H: 1 LOB: 1 BB: 0 P: 18	R: 0 E: 0 K: 0 S: 12	H: 2 LOB: 1 BB: 0 P: 19	R: 0 E: 0 K: 0 S: 10	H: 0 LOB: 0 BB: 0 P: 15	R: 0 E: 0 K: 0 S: 5	H: 0 LOB: 0 BB: 0 P: 10	R: 0 E: 0 K: 0 S: 5	H: 1 LOB: 1 BB: 0 P: 8	R: 1 E: 0 K: 1 S: 9	H: 1 LOB: 1 BB: 0 P: 16	R: 0 E: 0 K: 1 S: 7	H: 1 LOB: 1 BB: 0 P: 11	R: 0 E: 0 K: 0 S: 9	H: 1 LOB: 1 BB: 0 P: 13	1B: 6 2B: 1 3B: 0 HR: 1	SF: 0 SAC: 2 DP: 0 HBP: 0	WP: 1 PB: 0 SB: 0 CS: 0	PA: 37
PITCHER	IP WLS BF H R ER SO BB IBB HBP BLK WP HR S P ERA WHIP																			
Fernando Valenzuela, L ERA: 4.54	(1, 1) 6.0 L 24 5 3 1 2 0 0 0 0 0 1 1 52 86 1.50 0.833																			
John Frascatore, R ERA: 2.43	(7, 1) 2.0 8 2 0 0 1 0 0 0 0 0 0 0 16 27 0.00 1.000																			
Mark Petkovsek, R ERA: 3.52	(9, 1) 1.0 4 1 0 0 1 0 0 0 0 0 0 0 9 13 0.00 1.000																			

Batter	1	2	3	4	5	6	7	8	9	AB	R	H	RBI	BB	SO	LOB	BOTTOM					
Delino DeShields, L OBP: 0.345, SLG: 0.465	F7 1B				FC5 3B				K	4	0	2	0	0	1	0	Chicago Cubs @ St. Louis Cardinals Busch Stadium, St. Louis, MO Mon Jun 23 1997, 7:05 PM CDT Att: 34,797 - Unknown - 91 F livebaseballscores.com					
Ron Gant, R OBP: 0.304, SLG: 0.408	F7				FC5			G6-3		4	0	0	0	0	1	2						
Ray Lankford, L OBP: 0.433, SLG: 0.677	K				F8			G1-6-3 1B		3	0	1	0	0	1	1						
Brian Jordan, R OBP: 0.346, SLG: 0.295					F8			G5-3		3	0	0	0	0	0	2						
Gary Gaetti, R OBP: 0.313, SLG: 0.390					L6-3 BB			G6-3		2	0	0	0	1	0	0						
John Mabry, L OBP: 0.371, SLG: 0.406					L6-3			K		3	0	0	0	0	1	1						
Mark Petkovsek, R OBP: 0.125, SLG: 0.125					L6-3					0	0	0	0	0	0	0						
Royce Clayton, R OBP: 0.298, SLG: 0.409					F9					3	0	1	0	0	1	0						
Tom Lampkin, L OBP: 0.306, SLG: 0.359					P5			L7		3	0	0	0	0	0	1						
Fernando Valenzuela, L OBP: 0.167, SLG: 0.167					G4-3					1	0	0	0	0	0	0						
Scott Livingstone, L OBP: 0.236, SLG: 0.188								F8		1	0	0	0	0	0	0						
John Frascatore, R										0	0	0	0	0	0	0						
Dmitri Young, S OBP: 0.337, SLG: 0.402										1	0	0	0	0	0	0						
Inning Stats	R: 0 E: 0 K: 1 S: 9	H: 1 LOB: 0 BB: 0 P: 13	R: 0 E: 0 K: 0 S: 4	H: 0 LOB: 1 BB: 1 P: 10	R: 0 E: 0 K: 0 S: 5	H: 0 LOB: 0 BB: 0 P: 9	R: 0 E: 0 K: 0 S: 11	H: 1 LOB: 1 BB: 0 P: 15	R: 0 E: 0 K: 1 S: 12	H: 1 LOB: 1 BB: 0 P: 17	R: 0 E: 0 K: 0 S: 6	H: 0 LOB: 0 BB: 0 P: 11	R: 0 E: 0 K: 0 S: 9	H: 1 LOB: 0 BB: 0 P: 14	R: 0 E: 0 K: 1 S: 7	H: 0 LOB: 0 BB: 0 P: 13	R: 0 E: 0 K: 2 S: 11	H: 0 LOB: 0 BB: 0 P: 18	1B: 3 2B: 1 3B: 1 HR: 0	SF: 0 SAC: 0 DP: 2 HBP: 0	WP: 0 PB: 0 SB: 0 CS: 0	PA: 29
PITCHER	IP WLS BF H R ER SO BB IBB HBP BLK WP HR S P ERA WHIP																					
Geremi Gonzalez, R ERA: 2.79	(1, 1) 9.0 W 29 4 0 0 5 1 0 0 0 0 0 0 74 120 0.00 0.556																					

Batter	1	2	3	4	5	6	7	8	9	AB	R	H	RBI	BB	SO	LOB	TOP										
Brian McRae, S OBP: 0.300, SLG: 0.367 (1, 8)	L3		G6-4-3			FC3-6		G6-4-3 1B BB		3	0	0	0	1	0	2	Chicago Cubs @ St. Louis Cardinals Busch Stadium, St. Louis, MO Tue Jun 24 1997, 7:05 PM CDT Att: 38,255 - Unknown - 90 F										
Brant Brown, L OBP: 0.288, SLG: 0.409 (1, 7)	K			F9		F8		G6-4-3 1B		4	0	1	1	0	1	1											
Mark Grace, L OBP: 0.415, SLG: 0.432 (1, 3)	BB			L8			2B E 1B	G6-4-3 1B		3	1	1	0	1	0	2											
Sammy Sosa, R OBP: 0.305, SLG: 0.492 (1, 9)	F7			K			SAFE 2B 1B	K		4	0	1	0	0	2	2											
Dave Hansen, L OBP: 0.414, SLG: 0.333 23 Ryne Sandberg, R (9, PH) OBP: 0.311, SLG: 0.356 (1, 5)		K			FC5-4 1B		L9		K	3	0	1	0	0	1	2											
Shawn Dunston, R OBP: 0.321, SLG: 0.411 (1, 6)	G4-3			FC5-4 CS 1-2		E5 S		B5-3		4	0	0	1	0	0	2											
Scott Servais, R OBP: 0.310, SLG: 0.356 (1, 2)	K			L8 SAFE 1-2		K 3-H 3-3		P3		4	0	0	0	0	2	3											
Rey Sanchez, R OBP: 0.299, SLG: 0.304 (1, 4)			G6-4-3 BB			G5-3				2	0	1	0	1	0	2											
Terry Mulholland, R OBP: 0.289, SLG: 0.299 Kent Bottenfield, R OBP: 0.291, SLG: 0.355 José Hernández, R OBP: 0.301, SLG: 0.395 Ramon Tatis, L OBP: 0.297 Mel Rojas, R OBP: 0.284 Doug Glanville, R OBP: 0.276, SLG: 0.300 Terry Adams, R OBP: 0.285 (1, 1)			K			K		E4 BB 1B		1	0	0	0	0	1	1											
Inning Stats	R: 0 E: 0 K: 1 S: 8	H: 0 LOB: 1 BB: 1 P: 16	R: 0 E: 0 K: 2 S: 8	H: 0 LOB: 0 BB: 0 P: 11	R: 0 E: 0 K: 1 S: 6	H: 0 LOB: 0 BB: 1 P: 11	R: 0 E: 0 K: 1 S: 12	H: 0 LOB: 0 BB: 0 P: 18	R: 0 E: 0 K: 0 S: 9	H: 1 LOB: 1 BB: 0 P: 14	R: 0 E: 0 K: 1 S: 15	H: 1 LOB: 1 BB: 0 P: 20	R: 1 E: 1 K: 1 S: 21	H: 2 LOB: 2 BB: 0 P: 32	R: 1 E: 1 K: 1 S: 14	H: 1 LOB: 1 BB: 1 P: 20		R: 0 E: 0 K: 1 S: 8	H: 0 LOB: 0 BB: 0 P: 9	1B: 4 2B: 1 3B: 0 HR: 0	SF: 0 SAC: 0 DP: 2 HBP: 0	WP: 0 PB: 0 SB: 2 CS: 1	PA: 34				
PITCHER	IP	WLS	BF	H	R	ER	SO	BB	IBB	HBP	BLK	WP	HR	S	P	ERA	WHIP										
Andy Benes, R ERA: 2.89 (1, 1)	7.0	W	26	4	1	1	7	2	0	0	0	0	0	79	122	1.29	0.857										
T.J. Mathews, R ERA: 1.91 (8, 1)	1.0		5	1	1	0	1	1	0	0	0	0	0	14	20	0.00	2.000										
Rigo Beltran, L ERA: 2.7 (9, 1)	1.0		3	0	0	0	1	0	0	0	0	0	0	8	9	0.00	0.000										

AB	31
R	2
H	5
RBI	2
BB	3
SO	9
LOB	18



Batter	1	2	3	4	5	6	7	8	9	AB	R	H	RBI	BB	SO	LOB	BOTTOM										
Delino DeShields, L OBP: 0.353, SLG: 0.481 (1, 4)	1B FC6-4	G1-3		3B HBP			1B 2B			4	3	3	1	0	0	1	Chicago Cubs @ St. Louis Cardinals Busch Stadium, St. Louis, MO Tue Jun 24 1997, 7:05 PM CDT Att: 38,255 - Unknown - 90 F										
Ron Gant, R OBP: 0.309, SLG: 0.420 (1, 7)	FC6-4 1B		K	2B 3B	L7		G4-6-3 1B			5	1	3	3	0	1	1											
Ray Lankford, L OBP: 0.429, SLG: 0.670 (1, 8)	K		G5-3	1B 2B		G6-3	G4-6-3			5	0	1	1	0	1	3											
Willie McGee, S OBP: 0.355, SLG: 0.417 (1, 9)	FC6-4 1-2 3-H		BB 1B	1B 2B		2B 1B		G5-3		5	0	3	1	0	0	1											
Gary Gaetti, R OBP: 0.319, SLG: 0.397 (1, 5)	K		BB	BB 1B		2B 1B		K		4	0	2	0	1	2	1											
Royce Clayton, R OBP: 0.303, SLG: 0.406 (1, 6)		E S 1B HBP		BB 1B			IBB	F8		2	1	0	0	2	1	2											
Mike DiFelice, R OBP: 0.291, SLG: 0.347 (1, 2)		FC6 CS 1B	P6		K	K				4	0	0	0	0	2	7											
Dmitri Young, S OBP: 0.346, SLG: 0.407 (1, 3)		CS 1B		SH1-4 3B 1B	SH2-4 3B BB	G3				3	2	2	1	1	0	3											
Andy Benes, R OBP: 0.250, SLG: 0.292 Scott Livingstone, L OBP: 0.259, SLG: 0.212 T.J. Mathews, R Rigo Beltran, L (1, 1)		P3		SAFE SAFE SAFE 1-2	SAFE SAFE SAFE 1-2	2B 1B				1	0	0	0	0	0	2											
Inning Stats	R: 1 E: 0 K: 2 S: 14	H: 2 LOB: 1 BB: 0 P: 20	R: 1 E: 0 K: 0 S: 10	H: 1 LOB: 1 BB: 0 P: 16	R: 0 E: 0 K: 1 S: 17	H: 1 LOB: 3 BB: 2 P: 28	R: 3 E: 0 K: 1 S: 18	H: 5 LOB: 2 BB: 0 P: 26	R: 1 E: 0 K: 1 S: 14	H: 1 LOB: 1 BB: 1 P: 27	R: 0 E: 0 K: 1 S: 15	H: 2 LOB: 3 BB: 1 P: 23	R: 1 E: 0 K: 0 S: 14	H: 3 LOB: 0 BB: 0 P: 20	R: 0 E: 0 K: 1 S: 9	H: 0 LOB: 0 BB: 0 P: 14		1B: 10 2B: 3 3B: 2 HR: 0	SF: 0 SAC: 2 DP: 1 HBP: 2	WP: 0 PB: 0 SB: 1 CS: 2	PA: 42						
PITCHER	IP	WLS	BF	H	R	ER	SO	BB	IBB	HBP	BLK	WP	HR	S	P	ERA	WHIP										
Terry Mulholland, L ERA: 3.22 (1, 1)	3.1	L	21	7	5	5	3	2	0	2	0	0	0	21	36	5.40	2.400										
Kent Bottenfield, R ERA: 2.96 (4, 1)	1.2		8	3	1	1	2	1	0	0	0	0	0	15	23	0.00	2.000										
Ramon Tatis, L ERA: 2.97 (6, 1)	1.0		6	2	0	0	1	0	1	0	0	0	0	14	20	0.00	3.000										
Mel Rojas, R ERA: 5.24 (7, 1)	1.0		4	3	1	1	0	0	0	0	0	0	0	14	20	9.00	3.000										
Terry Adams, R ERA: 2.26 (8, 1)	1.0		3	0	0	0	1	0	0	0	0	0	0	9	14	0.00	0.000										

AB	34
R	7
H	15
RBI	7
BB	4
SO	7
LOB	21



Batter	1	2	3	4	5	6	7	8	9	AB	R	H	RBI	BB	SO	LOB	TOP				
Craig Biggio, R OBP: 0.300, SLG: 0.525 (1, 4)	F7	IBB			G1-3		F9		K	4	0	0	0	1	1	1					
Chuck Carr, S OBP: 0.232, SLG: 0.235 James Mouton, R OBP: 0.283, SLG: 0.342 (2, PH) (2, 8)	L9	P3			L7		L7		P9	1	0	0	0	0	0	0					
5 Jeff Bagwell, R OBP: 0.444, SLG: 0.648 (1, 3)	1B				K				K	5	0	2	0	0	3	1					
Luis Gonzalez, L OBP: 0.370, SLG: 0.394 (1, 7)	K				F8				F9	4	0	0	0	0	1	2					
Derek Bell, R OBP: 0.317, SLG: 0.374 (1, 9)		L7			P2				G4-3	4	0	1	0	0	0	0					
Sean Berry, R OBP: 0.279, SLG: 0.358 (1, 5)		1B			K				2B	3	1	2	0	1	1	0					
Brad Ausmus, R OBP: 0.324, SLG: 0.376 (1, 2)		G3			G5-3				SH2-3	3	0	1	0	0	1	2					
Ricky Gutierrez, R OBP: 0.322, SLG: 0.318 Mike Magnante, L (8, 1)		G3			G3				SH2-3	2	0	1	0	2	0	1					
Mike Hampton, R OBP: 0.091, SLG: 0.032 Bill Spiers, L OBP: 0.444, SLG: 0.434 (8, 6)		G3			G3				G5-3	2	0	1	0	2	0	1					
Inning Stats	R: 0 E: 0 K: 1 S: 8	H: 1 LOB: 1 BB: 0 P: 10	R: 1 E: 0 K: 0 S: 17	H: 2 LOB: 3 BB: 2 P: 28	R: 0 E: 0 K: 1 S: 8	H: 0 LOB: 0 BB: 0 P: 11	R: 0 E: 0 K: 1 S: 8	H: 1 LOB: 1 BB: 0 P: 15	R: 0 E: 0 K: 1 S: 7	H: 0 LOB: 0 BB: 1 P: 12	R: 0 E: 0 K: 0 S: 9	H: 1 LOB: 1 BB: 0 P: 15	R: 0 E: 0 K: 0 S: 7	H: 0 LOB: 1 BB: 1 P: 13	R: 0 E: 1 K: 2 S: 9	H: 0 LOB: 1 BB: 0 P: 12	1B: 6 2B: 1 3B: 0 HR: 0	SF: 0 SAC: 1 DP: 0 HBP: 0	WP: 0 PB: 0 SB: 1 CS: 0	PA: 39	
PITCHER	IP	WLS	BF	H	R	ER	SO	BB	IBB	HBP	BLK	WP	HR	S	P	ERA	WHIP				
Kevin Foster, R ERA: 4.29 (1, 1)	6.2	W	30	7	1	1	5	1	2	0	0	0	0	66	107	1.35	1.200				
Ramon Tatis, L ERA: 3.34 (7, 1)	0.1	L	1	0	0	0	0	0	0	0	0	0	0	3	5	0.00	0.000				
Turk Wendell, R ERA: 4.14 (8, 1)	2.0	S	8	0	0	0	2	1	0	0	0	0	0	16	25	0.00	0.500				

Houston Astros @ Chicago Cubs
Wrigley Field, Chicago, IL
Fri Jun 27 1997, 3:33 AM CDT
Att: 28,265 - Sunny - 79 F

AB 34
R 1
H 7
RBI 1
BB 4
SO 7
LOB 17



Batter	1	2	3	4	5	6	7	8	9	AB	R	H	RBI	BB	SO	LOB	BOTTOM				
Doug Glanville, R OBP: 0.322, SLG: 0.380 (1, 7)	WP	F9			FC5-4		P7			3	1	1	0	1	0	3					
Brian McRae, S OBP: 0.299, SLG: 0.359 (1, 8)	FC6-4				FC5-4				2B	3	0	1	0	1	0	1					
Mark Grace, L OBP: 0.420, SLG: 0.440 (1, 3)	SF8				G4-3				P7	2	0	0	1	1	0	1					
Sammy Sosa, R OBP: 0.302, SLG: 0.479 (1, 9)	FC6-4				K				L9	3	1	0	0	1	1	2					
Shawon Dunston, R OBP: 0.317, SLG: 0.408 Rey Sanchez, R OBP: 0.293, SLG: 0.298 (8, 6)	2B				CS				F8	2	0	1	1	1	0	1					
23 Ryne Sandberg, R OBP: 0.310, SLG: 0.351 (1, 4)	G6-3				K				L7	4	0	0	0	0	2	4					
Kevin Orie, R OBP: 0.380, SLG: 0.448 (1, 5)		G4-3			F8				K	3	0	0	0	0	1	1					
Mike Hubbard, R OBP: 0.259, SLG: 0.346 (1, 2)		SH1-4			P3				1B	3	0	2	0	0	0	0					
Kevin Foster, R OBP: 0.100, SLG: 0.069 Ramon Tatis, L (7, 1)		SH1-4			K				1B	1	0	0	0	0	1	0					
Dave Clark, L OBP: 0.373, SLG: 0.409 Turk Wendell, L (8, 1)									1B	1	0	1	0	0	0	0					
Inning Stats	R: 2 E: 0 K: 0 S: 14	H: 2 LOB: 1 BB: 1 P: 27	R: 0 E: 0 K: 0 S: 8	H: 1 LOB: 1 BB: 0 P: 9	R: 0 E: 0 K: 1 S: 9	H: 0 LOB: 0 BB: 0 P: 16	R: 0 E: 0 K: 1 S: 8	H: 0 LOB: 0 BB: 1 P: 15	R: 0 E: 0 K: 0 S: 7	H: 0 LOB: 0 BB: 1 P: 15	R: 0 E: 0 K: 2 S: 11	H: 2 LOB: 2 BB: 0 P: 19	R: 0 E: 0 K: 0 S: 11	H: 1 LOB: 2 BB: 1 P: 20	R: 0 E: 0 K: 0 S: 11	H: 1 LOB: 2 BB: 1 P: 20	1B: 4 2B: 2 3B: 0 HR: 0	SF: 1 SAC: 1 DP: 1 HBP: 0	WP: 1 PB: 0 SB: 1 CS: 1	PA: 33	
PITCHER	IP	WLS	BF	H	R	ER	SO	BB	IBB	HBP	BLK	WP	HR	S	P	ERA	WHIP				
Mike Hampton, L ERA: 5.29 (1, 1)	7.1	L	30	6	2	2	5	4	0	0	1	0	0	69	122	2.46	1.364				
Mike Magnante, L ERA: 3.46 (8, 1)	0.2	L	3	0	0	0	0	0	1	0	0	0	0	7	14	0.00	0.000				

Houston Astros @ Chicago Cubs
Wrigley Field, Chicago, IL
Fri Jun 27 1997, 3:33 AM CDT
Att: 28,265 - Sunny - 79 F

AB 26
R 2
H 6
RBI 2
BB 5
SO 5
LOB 15



Batter	1	2	3	4	5	6	7	8	9	AB	R	H	RBI	BB	SO	LOB	TOP			
Craig Biggio, R OBP: 0.397, SLG: 0.519 (1, 4)	F8		G4-3		F8		BB		K	4	0	0	0	1	1	1	Houston Astros @ Chicago Cubs Wrigley Field, Chicago, IL Sat Jun 28 1997, 3:33 AM CDT Att: 38,244 - Sunny - 80 F			
Thomas Howard, S OBP: 0.329, SLG: 0.369 John Hudek, S (7, 1)	BB		L7		F8		BB			2	0	0	0	2	0	0				
5 Jeff Bagwell, R OBP: 0.439, SLG: 0.639 (1, 3)	L9		G6-3		K		K			4	0	0	0	0	2	4				
Luis Gonzalez, L OBP: 0.368, SLG: 0.392 (1, 7)	K			1B	L4				K	4	0	1	0	0	2	1				
Derek Bell, R OBP: 0.311, SLG: 0.366 (1, 9)		E5		P5			F8		P9	4	0	0	0	0	0	1				
Sean Berry, R OBP: 0.276, SLG: 0.352 (1, 5)		L6		L8			BB		K	3	1	0	0	1	1	2				
Brad Ausmus, R OBP: 0.323, SLG: 0.374 (1, 2)		F9		G5-3			FC6-4		P4	4	1	1	0	0	0	2				
Tim Bogar, R OBP: 0.287, SLG: 0.329 Bill Splers, L OBP: 0.445, SLG: 0.431 (7, PH) (7, 6)					K		FC6-4		K	1	0	0	0	1	1	0				
Ramon Garcia, R (1, 1) Ricky Gutierrez, R OBP: 0.319, SLG: 0.315 James Mouton, R OBP: 0.289, SLG: 0.342 (7, PR) (7, 8)					G5-3		FC6-4			2	0	0	0	0	1	2				
Inning Stats	R: 0 E: 0 K: 1 S: 11	H: 0 LOB: 1 BB: 1 P: 18	R: 0 E: 1 K: 1 S: 13	H: 0 LOB: 2 BB: 1 P: 22	R: 0 E: 0 K: 0 S: 8	H: 0 LOB: 0 BB: 0 P: 11	R: 0 E: 0 K: 0 S: 5	H: 1 LOB: 1 BB: 0 P: 7	R: 0 E: 0 K: 1 S: 7	H: 0 LOB: 0 BB: 0 P: 12	R: 0 E: 0 K: 1 S: 16	H: 1 LOB: 3 BB: 4 P: 37	R: 0 E: 0 K: 2 S: 10	H: 0 LOB: 0 BB: 0 P: 13	R: 0 E: 0 K: 2 S: 7	H: 0 LOB: 1 BB: 1 P: 11		1B: 2 2B: 0 3B: 0 HR: 0	SF: 0 SAC: 0 DP: 0 HBP: 0	WP: 0 PA: 37 PB: 0 SB: 2 CS: 0
PITCHER	IP	WLS	BF	H	R	ER	SO	BB	IBB	HBP	BLK	WP	HR	S	P	ERA	WHIP			
Geremi Gonzalez, R ERA: 2.8 Terry Adams, R ERA: 2.65 Ramon Tatis, L ERA: 3.34 Kent Bottenfield, R ERA: 2.7	(1, 1)	6.1	W	26	2	2	2	4	4	0	0	0	0	58	95	2.84	0.947			
	(7, 1)	0.1		2	0	0	0	0	1	0	0	0	0	6	11	0.00	3.000			
	(7, 1)	0.0		1	0	0	0	0	1	0	0	0	0	0	4	∞	∞			
	(7, 1)	2.1	S	8	0	0	0	5	1	0	0	0	0	20	29	0.00	0.429			

AB	30
R	2
H	2
RBI	1
BB	7
SO	9
LOB	15



Batter	1	2	3	4	5	6	7	8	9	AB	R	H	RBI	BB	SO	LOB	BOTTOM				
Doug Glanville, R OBP: 0.326, SLG: 0.389 (1, 7)	FC3-5	F8			P6			HR		4	1	2	0	0	0	1	Houston Astros @ Chicago Cubs Wrigley Field, Chicago, IL Sat Jun 28 1997, 3:33 AM CDT Att: 38,244 - Sunny - 80 F				
Brian McRae, S OBP: 0.295, SLG: 0.354 (1, 8)	FC3-5		K		F7		B2			4	1	0	0	0	1	2					
Sammy Sosa, R OBP: 0.302, SLG: 0.486 (1, 9)	P6		K		E5		HR			4	1	1	2	0	1	1					
Mark Grace, L OBP: 0.421, SLG: 0.451 (1, 3)	HR		F7		CS		G4-3			3	1	1	2	1	0	0					
Shawon Dunston, R OBP: 0.317, SLG: 0.407 Terry Adams, R (7, 1) Ramon Tatis, L (7, 1) Kent Bottenfield, R (7, 1)	E1				SH1-3		K		K	3	1	1	0	0	1	0					
23 Ryne Sandberg, R OBP: 0.306, SLG: 0.345 (1, 4)	P4				K		P3		P5	4	0	0	0	0	1	3					
Kevin Orie, R OBP: 0.385, SLG: 0.449 (1, 5)		F8			SH1-3		FC1-6			2	0	1	0	1	0	0					
Scott Servais, R OBP: 0.316, SLG: 0.353 (1, 2)		L5			SH1-3		FC1-6			2	0	0	1	0	0	1					
Geremi Gonzalez, R OBP: 0.231, SLG: 0.091 Rey Sanchez, R OBP: 0.291, SLG: 0.296 (7, 6)		E3			G6-3		G6-4-3			2	0	0	0	0	0	1					
Inning Stats	R: 2 E: 1 K: 0 S: 11	H: 2 LOB: 1 BB: 0 P: 13	R: 0 E: 1 K: 0 S: 13	H: 0 LOB: 0 BB: 0 P: 20	R: 0 E: 0 K: 2 S: 9	H: 0 LOB: 0 BB: 0 P: 12	R: 1 E: 0 K: 1 S: 9	H: 1 LOB: 1 BB: 1 P: 17	R: 0 E: 0 K: 0 S: 7	H: 0 LOB: 0 BB: 0 P: 11	R: 0 E: 0 K: 0 S: 7	H: 1 LOB: 0 BB: 0 P: 11	R: 2 E: 0 K: 1 S: 12	H: 2 LOB: 1 BB: 1 P: 18	R: 2 E: 0 K: 1 S: 7	H: 2 LOB: 1 BB: 1 P: 11		1B: 3 2B: 1 3B: 0 HR: 2	SF: 0 SAC: 1 DP: 1 HBP: 0	WP: 0 PA: 34 PB: 0 SB: 2 CS: 1	
PITCHER	IP	WLS	BF	H	R	ER	SO	BB	IBB	HBP	BLK	WP	HR	S	P	ERA	WHIP				
Ramon Garcia, R ERA: 4.32 John Hudek, R ERA: 6.46	(1, 1)	6.0	L	24	3	3	2	4	1	0	0	0	0	1	19	29	9.00	2.000			
	(7, 1)	2.0		9	3	2	2	1	1	0	0	0	0	0	0	0	1				



Batter	1	2	3	4	5	6	7	8	9	AB	R	H	RBI	BB	SO	LOB	TOP								
Craig Biggio, R OBP: 0.396, SLG: 0.514 (1,4)	G1-3		L5		2B BB	F8		5 BB 1B	F9	5	2	1	0	1	0	2	Houston Astros @ Chicago Cubs Wrigley Field, Chicago, IL Sun Jun 29 1997, 3:33 AM CDT Att: 30,542 - Cloudy - 80 F								
James Mouton, R OBP: 0.293, SLG: 0.347 (1,8)	G5-3		L5		BB 2B	F7		5 BB 1B		4	2	1	2	1	0	2									
5 Jeff Bagwell, R OBP: 0.441, SLG: 0.639 (1,3)	2B			F9	G6-3	FC6-4 BB		1B 2-3 G5-4-3 BB		3	1	1	0	2	0	1									
Derek Bell, R OBP: 0.318, SLG: 0.385 (1,9)	K			HR	2B IBB	FC6-4		G5-4-3 1B		4	2	2	3	1	1	3									
Sean Berry, R OBP: 0.276, SLG: 0.344 (1,5)		F9		G4-3	2B BB		E4 1B	G5-4-3		4	1	0	0	1	0	1									
Billy Wagner, L (8,1)					1-2 2-3					0	0	0	0	0	0	0									
Brad Ausmus, R OBP: 0.329, SLG: 0.381 (1,2)	K			F9	2B		1-2			4	0	2	3	1	1	0									
Tim Bogar, R OBP: 0.293, SLG: 0.325 (1,6)	K			E7	1B		B2	K		4	1	1	0	1	2	3									
Pat Listach, S OBP: 0.247, SLG: 0.227 (1,7)				G4-3			F7			3	0	1	0	0	0	3									
Blas Minor, R (5,1)										0	0	0	0	0	0	0									
Thomas Howard, S OBP: 0.327, SLG: 0.367 (7, PH)										1	0	0	0	0	0	2									
Jose Lima, R (7,1)										0	0	0	0	0	0	0									
Ricky Gutierrez, R OBP: 0.325, SLG: 0.321 (8,5)										1	0	1	0	0	0	0									
Tommy Greene, R OBP: 0.500, SLG: 1.000 (1,1)										2	1	1	1	0	0	1									
Tom Martin, L (5,1)										0	0	0	0	0	0	0									
Luis Gonzalez, L OBP: 0.368, SLG: 0.389 (5,7)					2B	2B	5 BB	G4-3	G4-6-3	2	0	0	0	1	0	3									
Inning Stats	R: 0 E: 0 K: 1 S: 6	H: 1 LOB: 1 BB: 0 P: 6	R: 0 E: 0 K: 2 S: 7	H: 0 LOB: 0 BB: 0 P: 7	R: 0 E: 0 K: 0 S: 4	H: 1 LOB: 1 BB: 0 P: 4	R: 1 E: 0 K: 0 S: 4	H: 1 LOB: 0 BB: 0 P: 4	R: 5 E: 1 K: 0 S: 7	H: 4 LOB: 2 BB: 4 P: 23	R: 0 E: 0 K: 0 S: 3	H: 0 LOB: 0 BB: 2 P: 11	R: 0 E: 1 K: 0 S: 5	H: 1 LOB: 0 BB: 0 P: 5	R: 3 E: 0 K: 1 S: 6	H: 2 LOB: 1 BB: 3 P: 18	R: 0 E: 0 K: 0 S: 3	H: 1 LOB: 0 BB: 0 P: 3	1B: 6 2B: 4 3B: 0 HR: 1	SF: 0 SAC: 0 DP: 2 HBP: 0	WP: 0 PB: 0 SB: 1 CS: 0	PA: 46			
PITCHER	IP	WLS	BF	H	R	ER	SO	BB	IBB	HBP	BLK	WP	HR	S	P	ERA	WHIP								
Terry Mulholland, L ERA: 3.94 (1,1)	4.2	L	24	7	7	7	3	2	1	0	0	0	1	27	39	13.50	1.929								
Turk Wendell, R ERA: 4.01 (5,1)	1.1		7	0	0	0	0	3	0	0	0	0	0	4	16	0.00	2.250								
Terry Adams, R ERA: 3.29 (7,1)	1.0		9	3	3	3	0	2	0	0	0	0	0	7	15	27.00	5.000								
Mel Rojas, R ERA: 4.95 (8,1)	1.0		3	0	0	0	1	1	0	0	0	0	0	4	8	0.00	1.000								
Bob Patterson, L ERA: 4.02 (9,1)	1.0		3	1	0	0	0	0	0	0	0	0	0	3	3	0.00	1.000								

AB	37
R	10
H	11
RBI	9
BB	9
SO	4
LOB	21



Batter	1	2	3	4	5	6	7	8	9	AB	R	H	RBI	BB	SO	LOB	BOTTOM								
Doug Glanville, R OBP: 0.332, SLG: 0.393 (1,8)	E9 FC3-5 1B		K		E 1B	E4 BB		2B 1B	FC6-4	6	2	3	0	0	1	3	Houston Astros @ Chicago Cubs Wrigley Field, Chicago, IL Sun Jun 29 1997, 3:33 AM CDT Att: 30,542 - Cloudy - 80 F								
Dave Hansen, L OBP: 0.448, SLG: 0.373 (1,5)	FC3-5		K		E5 1B			K		3	1	1	1	1	1	1									
Terry Adams, R (7,1)										0	0	0	0	0	0	0									
Mel Rojas, R (8,1)	CS				1B FC5-4					0	0	0	0	0	0	0									
23 Ryne Sandberg, R OBP: 0.304, SLG: 0.343 (8, PH)	2-3				1-3 2H					1	0	0	0	0	1	1									
Bob Patterson, R (9,1)										0	0	0	0	0	0	0									
Mark Grace, L OBP: 0.421, SLG: 0.454 (1,3)	K			F8	FC5-4 1B	G1-5-3		2B		5	0	2	2	0	1	4									
Sammy Sosa, R OBP: 0.297, SLG: 0.478 (1,9)		F7		K	FC5-4 1B		G6-3	G5-3		5	0	0	1	0	1	2									
Dave Clark, L OBP: 0.392, SLG: 0.435 (1,7)										3	0	2	0	1	0	0									
Brian McRae, S OBP: 0.294, SLG: 0.353 (9,8)		1B BB					G4-3			1	0	0	0	0	1	0									
Shawon Dunston, R OBP: 0.310, SLG: 0.398 (1,6)			K		F7	F9			G6-3	5	0	0	0	0	2	4									
Scott Servais, R OBP: 0.322, SLG: 0.369 (1,2)						F8	F2			5	2	3	0	0	0	0									
Rey Sanchez, R OBP: 0.301, SLG: 0.327 (1,4)										5	1	3	2	0	2	3									
Terry Mulholland, R OBP: 0.088, SLG: 0.088 (1,1)										1	0	0	0	0	1	0									
Turk Wendell, L (5,1)										0	1	0	0	1	0	0									
Brant Brown, L OBP: 0.273, SLG: 0.378 (6, PH)										1	0	0	0	0	1	1									
Jose Hernandez, R OBP: 0.320, SLG: 0.444 (7,5)										2	1	2	2	0	0	0									
Inning Stats	R: 0 E: 1 K: 1 S: 5	H: 1 LOB: 1 BB: 0 P: 5	R: 0 E: 0 K: 2 S: 8	H: 1 LOB: 1 BB: 1 P: 12	R: 0 E: 0 K: 3 S: 9	H: 0 LOB: 0 BB: 0 P: 9	R: 0 E: 0 K: 1 S: 6	H: 1 LOB: 1 BB: 0 P: 6	R: 4 E: 1 K: 0 S: 8	H: 5 LOB: 2 BB: 1 P: 12	R: 0 E: 1 K: 1 S: 7	H: 1 LOB: 3 BB: 1 P: 11	R: 0 E: 0 K: 1 S: 5	H: 0 LOB: 0 BB: 0 P: 5	R: 3 E: 0 K: 2 S: 11	H: 4 LOB: 1 BB: 0 P: 11	R: 1 E: 0 K: 1 S: 8	H: 3 LOB: 2 BB: 0 P: 8	1B: 10 2B: 5 3B: 0 HR: 2	SF: 0 SAC: 0 DP: 1 HBP: 0	WP: 0 PB: 0 SB: 0 CS: 1	PA: 46			
PITCHER	IP	WLS	BF	H	R	ER	SO	BB	IBB	HBP	BLK	WP	HR	S	P	ERA	WHIP								
Tommy Greene, R ERA: 8.31 (1,1)	4.1		20	6	4	4	7	2	0	0	0	0	0	3	3	0.00	6.000								
Tom Martin, L ERA: 1.54 (5,1)	0.1		3	2	0	0	0	0	0	0	0	0	0	3	3	0.00	6.000								
Blas Minor, R ERA: 3.38 (5,1)	1.1	W	7	1	0	0	1	1	0	0	0	0	0	8	12	0.00	1.500								
Jose Lima, R ERA: 4.62 (7,1)	1.2		9	4	3	3	3	0	0	0	0	0	1	15	15	16.20	2.400								
Billy Wagner, L ERA: 1.98 (8,1)	1.1	S	7	3	1	1	1	0	0	0	0	0	0	9	9	6.75	2.250								



Batter	1	2	3	4	5	6	7	8	9	AB	R	H	RBI	BB	SO	LOB	TOP																				
Jose Offerman, S OBP: 0.377, SLG: 0.428 Hippolito Pichardo, R Ricky Bones, R Larry Casian, R	G4-3		1B SF9	K		K		1B BB		4	1	1	0	1	2	5	Kansas City Royals @ Chicago Cubs Wrigley Field, Chicago, IL Mon Jun 30 1997, 3:33 AM CDT Att: 18,724 - Overcast - 80 F																				
Tom Goodwin, L OBP: 0.329, SLG: 0.365	K		K		G4-3 G6-3 2B		L8	1B	4	1	1	1	1	2	1																						
Jay Bell, R OBP: 0.366, SLG: 0.471	F9		SF9 1B		G6-3		HR	G6-3	4	1	1	0	1	0	3																						
Jeff King, R OBP: 0.397, SLG: 0.521		BB 1B	SF9 1B		G4-3		HR	P3	4	2	2	3	0	0	3																						
Johnny Damon, L OBP: 0.363, SLG: 0.457		BB 1B	K		2B		K	L8	4	0	1	1	1	2	1																						
Jermaine Dye, R OBP: 0.246, SLG: 0.327		G5-3 1B			2B		HR	G5-3	5	1	4	2	0	0	0																						
Craig Paquette, R ERA: 4.78 Chili Davis, S OBP: 0.408, SLG: 0.502	K		K		G5-3		K	K	4	0	1	0	0	2	3																						
Mike Macfarlane, R OBP: 0.255, SLG: 0.239		BB			BB			G4-3	1	0	0	0	3	0	0																						
Tim Belcher, R David Howard, S OBP: 0.303, SLG: 0.363	G5-3		L8		L8		FC6-2	BB 1B	3	0	0	0	0	0	8																						
Inning Stats	R: 0 E: 0 K: 1 S: 7	H: 0 LOB: 0 BB: 0 P: 8	R: 1 E: 0 K: 1 S: 11	H: 2 LOB: 2 BB: 25	R: 1 E: 0 K: 2 S: 14	H: 2 LOB: 1 BB: 0 P: 20	R: 0 E: 0 K: 1 S: 8	H: 1 LOB: 2 BB: 1 P: 17	R: 1 E: 0 K: 0 S: 10	H: 1 LOB: 1 BB: 1 P: 17	R: 0 E: 0 K: 1 S: 11	H: 2 LOB: 2 BB: 1 P: 19	R: 3 E: 0 K: 2 S: 14	H: 2 LOB: 0 BB: 1 P: 25	R: 1 E: 0 K: 0 S: 17	H: 1 LOB: 0 BB: 2 P: 26		R: 0 E: 0 K: 1 S: 7	H: 0 LOB: 0 BB: 8	1B: 6 2B: 3 3B: 0 HR: 2	SF: 1 SAC: 0 DP: 1 HBP: 0	WP: 0 PB: 0 SB: 1 CS: 1	PA: 43														
PITCHER	IP	WLS	BF	H	R	ER	SO	BB	IBB	HBP	BLK	WP	HR	S	P	ERA	WHIP	PITCHER		IP	WLS	BF	H	R	ER	SO	BB	IBB	HBP	BLK	WP	HR	S	P	ERA	WHIP	
Steve Trachsel, R ERA: 4.78	6.0		28	8	3	3	6	4	1	0	0	0	0	61	106	4.50	2.000	Mel Rojas, R ERA: 4.86		0.2	S	2	0	0	0	1	0	0	0	0	0	5	6	0.00	0.000		
Ramon Tatis, L ERA: 4.09	0.2		5	2	3	3	1	1	0	0	0	0	2	10	19	40.50	4.500																				
Kent Bottenfield, R ERA: 2.88	0.1		1	0	0	0	1	0	0	0	0	0	0	4	6	0.00	0.000																				
Marc Pisciotto, R ERA: 9.0	1.0	W	6	1	1	1	0	2	0	0	0	0	0	17	26	9.00	3.000																				
Bob Patterson, L ERA: 3.98	0.1		1	0	0	0	0	0	0	0	0	0	0	2	2	0.00	0.000																				

AB	34
R	7
H	11
RBI	7
BB	8
SO	9
LOB	24



Batter	1	2	3	4	5	6	7	8	9	AB	R	H	RBI	BB	SO	LOB	BOTTOM																			
Doug Glanville, R OBP: 0.339, SLG: 0.410	K		G6-3		G4-6-3 1B		3B	1B		5	0	3	1	0	1	0	Kansas City Royals @ Chicago Cubs Wrigley Field, Chicago, IL Mon Jun 30 1997, 3:33 AM CDT Att: 18,724 - Overcast - 80 F																			
Brian McRae, S OBP: 0.296, SLG: 0.354	BB 1B		K		G4-6-3 1-2		G3-1	1B	5	1	2	0	0	1	2																					
Mark Grace, L OBP: 0.424, SLG: 0.466	CS 1B		HR		G4-3		K		4	2	2	1	1	1	2																					
Sammy Sosa, R OBP: 0.303, SLG: 0.481	1B		E9 1B		G4-3		P3		4	0	3	1	0	0	1																					
Dave Hansen, L OBP: 0.440, SLG: 0.380 Kevin Onie, R OBP: 0.385, SLG: 0.449	K		G4-3		G4-3		BLK 1B	2B	4	1	1	0	0	1	4																					
23 Ryne Sandberg, R OBP: 0.300, SLG: 0.338			K		P3		L8	P3	4	0	0	0	0	1	3																					
Scott Servais, R OBP: 0.325, SLG: 0.371			K		K		1B	1B	4	1	2	1	0	2	0																					
Rey Sanchez, R OBP: 0.306, SLG: 0.331			1B		K		L3	1B	4	1	2	0	0	1	1																					
Steve Trachsel, R ERA: 3.63 Ramon Tatis, L ERA: 5.46 Kent Bottenfield, R ERA: 2.88 José Hernández, R ERA: 9.0 Marc Pisciotto, R ERA: 9.0 Dave Clark, L ERA: 2.00 Bob Patterson, R ERA: 3.98 Mel Rojas, R ERA: 4.86	G4-3		G4-3		P4		3B 2B	HR	2	0	0	0	0	0	1																					
Inning Stats	R: 1 E: 0 K: 2 S: 12	H: 2 LOB: 1 BB: 1 P: 25	R: 0 E: 0 K: 2 S: 9	H: 1 LOB: 0 BB: 0 P: 9	R: 1 E: 1 K: 1 S: 11	H: 2 LOB: 1 BB: 0 P: 12	R: 0 E: 0 K: 2 S: 9	H: 0 LOB: 0 BB: 0 P: 12	R: 0 E: 0 K: 0 S: 5	H: 1 LOB: 0 BB: 0 P: 7	R: 0 E: 0 K: 0 S: 8	H: 1 LOB: 1 BB: 0 P: 11	R: 1 E: 0 K: 0 S: 9	H: 3 LOB: 1 BB: 0 P: 13	R: 5 E: 0 K: 1 S: 23	H: 7 LOB: 2 BB: 0 P: 34		R: 0 E: 0 K: 1 S: 7	H: 0 LOB: 0 BB: 12	SF: 0 SAC: 0 DP: 3 HBP: 0	WP: 0 PB: 0 SB: 0 CS: 1	PA: 39														
PITCHER	IP	WLS	BF	H	R	ER	SO	BB	IBB	HBP	BLK	WP	HR	S	P	ERA	WHIP	PITCHER		IP	WLS	BF	H	R	ER	SO	BB	IBB	HBP	BLK	WP	HR	S	P	ERA	WHIP
Tim Belcher, R ERA: 3.63	7.0		29	10	3	3	7	1	0	0	0	0	0	63	89	3.86	1.571	Steve Trachsel, R ERA: 4.78		6.0		28	8	3	3	6	4	1	0	0	0	0	61	106	4.50	2.000
Hippolito Pichardo, R ERA: 5.46	0.2		5	3	3	3	0	0	0	0	0	0	0	12	16	40.50	4.500	Ramon Tatis, L ERA: 4.09		0.2		5	2	3	3	1	1	0	0	0	2	10	19	40.50	4.500	
Ricky Bones, R ERA: 0.41	0.0	L	3	3	2	2	0	0	0	0	0	0	1	6	10	∞	∞	Kent Bottenfield, R ERA: 2.88		0.1		1	0	0	0	1	0	0	0	0	4	6	0.00	0.000		
Larry Casian, L ERA: 6.75	0.1		2	1	0	0	1	0	0	0	0	0	0	5	8	0.00	3.000	Marc Pisciotto, R ERA: 9.0		1.0	W	6	1	1	1	0	2	0	0	17	26	9.00	3.000			

AB	38
R	8
H	17
RBI	7
BB	1
SO	8
LOB	14



Batter	1	2	3	4	5	6	7	8	9	AB	R	H	RBI	BB	SO	LOB	TOP										
Tom Goodwin, L (1, 8) OBP: 0.328, SLG: 0.366										4	0	1	1	0	1	1	Kansas City Royals @ Chicago Cubs Wrigley Field, Chicago, IL Tue Jul 01 1997, 3:33 AM CDT Att: 18,745 - Sunny - 84 F										
Jay Bell, R (1, 6) OBP: 0.364, SLG: 0.466										3	0	0	0	1	1												
Johnny Damon, L (1, 7) OBP: 0.361, SLG: 0.453										4	0	1	0	0	3												
Jeff King, R (1, 3) OBP: 0.395, SLG: 0.515										3	0	0	0	1	0												
Jermaine Dye, R (1, 9) OBP: 0.237, SLG: 0.316										4	0	0	0	0	1												
Craig Parquette, R (1, 5) OBP: 0.256, SLG: 0.378										4	0	0	0	0	1												
Sal Fasano, R (1, 2) Jon Nunnally, L (9, PH) OBP: 0.229, SLG: 0.353 OBP: 0.400, SLG: 0.462										3	0	0	0	0	2												
David Howard, S (1, 4) OBP: 0.320, SLG: 0.389										4	1	3	0	0	2												
Glendon Rusch, L (1, 1) Scott Cooper, L (7, PH) Jamie Walker, L (7, 1) OBP: 0.257, SLG: 0.291 OBP: 0.400, SLG: 0.462										2	0	0	0	0	1												
										1	0	0	0	0	0												
Inning Stats	R: 0 E: 0 K: 0 S: 3	H: 0 LOB: 0 BB: 0 P: 3	R: 0 E: 0 K: 1 S: 5	H: 0 LOB: 0 BB: 0 P: 5	R: 1 E: 1 K: 1 S: 8	H: 2 LOB: 3 BB: 1 P: 12	R: 0 E: 0 K: 0 S: 3	H: 0 LOB: 0 BB: 0 P: 3	R: 0 E: 0 K: 1 S: 6	H: 1 LOB: 1 BB: 0 P: 6	R: 0 E: 0 K: 0 S: 3	H: 1 LOB: 1 BB: 0 P: 6	R: 0 E: 0 K: 2 S: 7	H: 0 LOB: 0 BB: 0 P: 7	R: 0 E: 0 K: 1 S: 5	H: 0 LOB: 2 BB: 2 P: 13	1B: 3 2B: 2 3B: 0 HR: 0	SF: 0 SAC: 0 DP: 1 HBP: 0	WP: 0 PB: 0 SB: 0 CS: 0	PA: 35							
PITCHER	IP	WLS	BF	H	R	ER	SO	BB	IBB	HBP	BLK	WP	HR	S	P	ERA	WHIP										
Frank Castillo, R (1, 1) ERA: 5.32	8.0	W	30	5	1	0	6	1	0	0	0	0	0	41	45	0.00	0.750										
Turk Wendell, R (9, 1) ERA: 3.92	1.0		5	0	0	0	1	2	0	0	0	0	0	5	13	0.00	2.000										

Batter	1	2	3	4	5	6	7	8	9	AB	R	H	RBI	BB	SO	LOB	BOTTOM										
Doug Glanville, R (1, 7) OBP: 0.347, SLG: 0.431										3	2	2	1	1	0	0	Kansas City Royals @ Chicago Cubs Wrigley Field, Chicago, IL Tue Jul 01 1997, 3:33 AM CDT Att: 18,745 - Sunny - 84 F										
Brian McRae, S (1, 8) OBP: 0.295, SLG: 0.356										4	1	1	0	0	1												
Mark Grace, L (1, 3) OBP: 0.425, SLG: 0.466										4	2	2	1	0	1												
Sammy Sosa, R (1, 9) OBP: 0.305, SLG: 0.485										4	1	2	1	0	1												
Shawon Dunston, R (1, 6) Turk Wendell, L (9, 1) OBP: 0.318, SLG: 0.404										4	0	3	1	0	0												
23 Ryne Sandberg, R (1, 4) OBP: 0.299, SLG: 0.342										3	0	1	2	0	2												
José Hernández, R (1, 5) OBP: 0.324, SLG: 0.447										3	0	0	0	1	0												
Mike Hubbard, R (1, 2) OBP: 0.233, SLG: 0.310										3	0	0	0	0	1												
Frank Castillo, R (1, 1) Rey Sanchez, R (9, 6) OBP: 0.107, SLG: 0.107 OBP: 0.306, SLG: 0.331										3	0	0	0	0	0												
										0	0	0	0	0	0												
Inning Stats	R: 4 E: 0 K: 0 S: 7	H: 5 LOB: 0 BB: 0 P: 7	R: 0 E: 0 K: 0 S: 3	H: 0 LOB: 0 BB: 0 P: 3	R: 1 E: 0 K: 1 S: 8	H: 3 LOB: 2 BB: 0 P: 8	R: 1 E: 0 K: 0 S: 4	H: 1 LOB: 0 BB: 0 P: 4	R: 0 E: 0 K: 0 S: 2	H: 0 LOB: 1 BB: 1 P: 6	R: 0 E: 0 K: 0 S: 2	H: 0 LOB: 0 BB: 1 P: 6	R: 0 E: 0 K: 0 S: 4	H: 1 LOB: 1 BB: 0 P: 4	R: 0 E: 0 K: 0 S: 4	H: 1 LOB: 1 BB: 0 P: 4	1B: 7 2B: 3 3B: 0 HR: 1	SF: 1 SAC: 0 DP: 3 HBP: 0	WP: 0 PB: 0 SB: 0 CS: 0	PA: 34							
PITCHER	IP	WLS	BF	H	R	ER	SO	BB	IBB	HBP	BLK	WP	HR	S	P	ERA	WHIP										
Glendon Rusch, L (1, 1) ERA: 5.94	6.0	L	27	10	6	6	1	1	0	0	0	0	1	28	32	9.00	1.833										
Jamie Walker, L (7, 1) ERA: 6.75	2.0		7	1	0	0	0	1	0	0	0	0	0	6	10	0.00	1.000										

AB 32
R 1
H 5
RBI 1
BB 3
SO 7
LOB 17

AB 31
R 6
H 11
RBI 6
BB 2
SO 1
LOB 11

Batter	1	2	3	4	5	6	7	8	9	AB	R	H	RBI	BB	SO	LOB	TOP								
Tom Goodwin, L (1, 8) OBP: 0.324, SLG: 0.361	1-1 L7		3-2 F7			1-1 G4-3	2-3 K			4	0	0	0	0	1	2									
David Howard, S (1, 4) OBP: 0.327, SLG: 0.394	1-2 CS 1B			2-1 G5-4-3 1B		0-0 F8	2-2 F8			4	0	2	0	0	0	2									
Jay Bell, R (1, 6) OBP: 0.369, SLG: 0.469	4-2 BB 1-2 BB			2-0 G5-4-3 1-2		1-1 BB 1B		1-1 E E 1B		3	1	2	0	1	0	1									
Jeff King, R (1, 3) OBP: 0.393, SLG: 0.509	1-0 P7			3-3 K		4-1 BB 1B		1-0 P3 1-H		3	0	0	0	1	1	1									
Johnny Damon, L (1, 7) OBP: 0.359, SLG: 0.449		0-2 CS 1B			2-1 G6-3	2-2 G3		0-3 K		4	0	1	0	0	1	2									
Jermaine Dye, R (1, 9) OBP: 0.240, SLG: 0.325	2-0 F7				1-0 F7			1-0 G3-1		3	0	1	0	0	0	1									
Jon Nunnally, L (7, PR) OBP: 0.375, SLG: 0.429	1-2							1B 2B		1	1	0	0	0	0	0									
Craig Paquette, R (1, 5) OBP: 0.258, SLG: 0.383	0-0 G5-3								2-2 L9	2	0	1	0	0	0	0									
Scott Cooper, L (7, PH) OBP: 0.252, SLG: 0.286										2	0	0	0	0	1	1									
Mike Macfarlane, R (1, 2) OBP: 0.261, SLG: 0.241			0-0 L8		4-0 IBB			0-2 BB 1B	0-3 K	3	0	1	1	1	1	0									
Kevin Appier, R (1, 1) OBP: 0.411, SLG: 0.505			2-3 K			2-3 K		0-1 BB 1B	1-3 K	2	0	0	0	0	2	2									
Chili Davis, S (7, PH) OBP: 0.411, SLG: 0.505										1	0	1	0	0	0	0									
Hipolito Pichardo, R (7, 1) OBP: 0.375, SLG: 0.426										0	0	0	0	0	0	0									
Jose Offerman, S (9, PH) OBP: 0.375, SLG: 0.426										1	0	0	0	0	1	0									
Inning Stats	R: 0 E: 0 K: 0 S: 10	H: 1 LOB: 1 BB: 1 P: 17	R: 0 E: 0 K: 0 S: 5	H: 1 LOB: 0 BB: 0 P: 7	R: 0 E: 0 K: 1 S: 9	H: 0 LOB: 0 BB: 0 P: 14	R: 0 E: 0 K: 1 S: 6	H: 1 LOB: 0 BB: 0 P: 13	R: 0 E: 0 K: 1 S: 7	H: 1 LOB: 2 BB: 1 P: 16	R: 0 E: 0 K: 0 S: 11	H: 1 LOB: 2 BB: 1 P: 19	R: 1 E: 0 K: 2 S: 18	H: 3 LOB: 2 BB: 0 P: 25	R: 1 E: 2 K: 1 S: 7	H: 1 LOB: 0 BB: 0 P: 10	R: 0 E: 0 K: 2 S: 9	H: 0 LOB: 0 BB: 0 P: 12	1B: 7 2B: 2 3B: 0 HR: 0	SF: 0 SAC: 0 DP: 1 HBP: 0	WP: 0 PB: 0 SB: 0 CS: 2	PA: 36			
PITCHER	IP	WLS	BF	H	R	ER	SO	BB	IBB	HBP	BLK	WP	HR	S	P	ERA	WHIP								
Kevin Foster, R (1, 1) ERA: 4.1	6.1	W	26	7	1	1	4	2	1	0	0	0	0	57	98	1.42	1.421								
Bob Patterson, L (7, 1) ERA: 3.9	0.2		3	1	0	0	1	0	0	0	0	0	0	9	13	0.00	1.500								
Kent Bottenfield, R (8, 1) ERA: 2.63	1.0	S	4	1	1	0	1	0	0	0	0	0	0	7	10	0.00	1.000								
Mel Rojas, R (9, 1) ERA: 4.74	1.0	S	3	0	0	0	2	0	0	0	0	0	0	9	12	0.00	0.000								

Kansas City Royals @ Chicago Cubs
Wrigley Field, Chicago, IL
Wed Jul 02 1997, 3:33 AM CDT
Att: 23,591 - Sunny - 89 F

AB 33
R 2
H 9
RBI 1
BB 3
SO 8
LOB 12



Batter	1	2	3	4	5	6	7	8	9	AB	R	H	RBI	BB	SO	LOB	BOTTOM								
Doug Glanville, R (1, 7) OBP: 0.350, SLG: 0.438	0-1 G4-3		2-2 2B		2-2 BB 1B 1B		1-1 G6-3			4	1	2	0	0	0	0									
Brian McRae, S (1, 8) OBP: 0.295, SLG: 0.358	1-0 P4		2-1 G3		3-1 BB 1B G4-3 2B		0-1 G5-3			4	1	1	0	0	0	2									
Mark Grace, L (1, 3) OBP: 0.426, SLG: 0.465	3-3 K		4-0 IBB		0-1 G4-3 1B		0-2 G4-3			3	0	1	1	1	1	0									
Sammy Sosa, R (1, 9) OBP: 0.304, SLG: 0.491		2-1 HR	1-3 K		0-2 G4-3			0-0 G6-3		4	1	1	2	0	1	4									
Dave Hansen, L (1, 5) OBP: 0.427, SLG: 0.366	1-3 K			3-1 F7				1-3 K		3	0	0	0	0	2	1									
José Hernández, R (7, 5) OBP: 0.320, SLG: 0.442										1	0	0	0	0	1	0									
Shawon Dunston, R (1, 6) OBP: 0.318, SLG: 0.404	1-0 L5			1-1 BB 1B S			0-0 L8		2-3 K	3	0	1	0	0	0	0									
Kent Bottenfield, R (8, 1) OBP: 0.395, SLG: 0.479										0	0	0	0	0	0	0									
Dave Clark, L (8, PH) OBP: 0.395, SLG: 0.479										1	0	0	0	0	1	0									
Mel Rojas, R (9, 1) OBP: 0.395, SLG: 0.479										0	0	0	0	0	0	0									
23 Ryne Sandberg, R (1, 4) OBP: 0.295, SLG: 0.337	1-2 F8			1-3 K					2-0 L7	3	0	0	0	0	1	1									
Scott Servais, R (1, 2) OBP: 0.329, SLG: 0.376			2-1 F8		1-1 BB 1B		1-1 BB 1B			3	0	2	0	0	0	0									
Kevin Foster, R (1, 1) OBP: 0.121, SLG: 0.094										3	0	1	0	0	0	1									
Bob Patterson, R (7, 1) ERA: 2.68										0	0	0	0	0	0	0									
Rey Sanchez, R (8, 6) OBP: 0.306, SLG: 0.331			2-2 BB 1B						3-2 G6-3	0	0	0	0	0	0	0									
Inning Stats	R: 0 E: 0 K: 1 S: 8	H: 0 LOB: 0 BB: 0 P: 12	R: 1 E: 0 K: 1 S: 10	H: 1 LOB: 0 BB: 0 P: 15	R: 0 E: 0 K: 1 S: 14	H: 2 LOB: 3 BB: 1 P: 27	R: 0 E: 0 K: 1 S: 10	H: 2 LOB: 2 BB: 0 P: 15	R: 2 E: 0 K: 0 S: 17	H: 3 LOB: 1 BB: 0 P: 23	R: 0 E: 0 K: 0 S: 7	H: 1 LOB: 1 BB: 0 P: 13	R: 0 E: 0 K: 0 S: 7	H: 0 LOB: 0 BB: 0 P: 8	R: 0 E: 0 K: 2 S: 7	H: 0 LOB: 0 BB: 0 P: 10	1B: 6 2B: 2 3B: 0 HR: 1	SF: 0 SAC: 0 DP: 0 HBP: 0	WP: 0 PB: 0 SB: 1 CS: 0	PA: 33					
PITCHER	IP	WLS	BF	H	R	ER	SO	BB	IBB	HBP	BLK	WP	HR	S	P	ERA	WHIP								
Kevin Appier, R (1, 1) ERA: 2.68	6.0	L	27	9	3	3	5	0	1	0	0	0	0	66	105	4.50	1.500								
Hipolito Pichardo, R (7, 1) ERA: 5.13	2.0		6	0	0	0	2	0	0	0	0	0	0	14	18	0.00	0.000								

Kansas City Royals @ Chicago Cubs
Wrigley Field, Chicago, IL
Wed Jul 02 1997, 3:33 AM CDT
Att: 23,591 - Sunny - 89 F

AB 32
R 3
H 9
RBI 3
BB 1
SO 7
LOB 9



Batter	1	2	3	4	5	6	7	8	9	AB	R	H	RBI	BB	SO	LOB	TOP								
Doug Glanville, R (1, 7) OBP: 0.353, SLG: 0.439	1-1 E S 1B		3-2 L8		2-2 2B 1B		2-3 K			4	1	2	0	0	1	1									
Brian McRae, S (1, 8) OBP: 0.294, SLG: 0.359	1-3 K		0-1 P4		0-0 G4-3 2B		3-2 G6-3			4	1	1	0	0	1	2									
Sammy Sosa, R (1, 9) OBP: 0.304, SLG: 0.488	1-0 FC6-4 2H 1B		2-3 K		0-0 G4-3			1-0 G4-3		4	0	1	2	0	1	0									
Dave Hansen, L (1, 3) OBP: 0.421, SLG: 0.372	0-0 FC6-4 1-2			3-2 1B 23 1B 2B				2-3 K		4	1	1	0	0	2	1									
Shawon Dunston, R (1, 6) OBP: 0.317, SLG: 0.401	0-2 F9			1-0 23 1B SF9 1B				1-3 K		4	1	1	0	0	1	1									
Rey Sanchez, R (9, 6) OBP: 0.306, SLG: 0.331				2-3 3H 2-2 SF9				0-2 G4-3		0	0	0	0	0	0	0									
23 Ryne Sandberg, R (1, 4) OBP: 0.299, SLG: 0.344		1-0 L5		0-2 SF9 1-3 3H 2-2 SF9 1B				2-2 P3		4	1	2	1	0	0	0									
Kevin Orte, R (1, 5) OBP: 0.382, SLG: 0.442		4-1 G1-5-4 1B BB		2-3 3H 2-2 SF9				1-3 K		2	0	0	1	1	1	1									
Scott Servais, R (1, 2) OBP: 0.328, SLG: 0.375		1-1 1-2 1B		1-1 SF9				3-1 G1-4-3		3	0	1	1	0	1	1									
Geremi Gonzalez, R (1, 1) OBP: 0.250, SLG: 0.143		0-0 G1-5-4		3-3 0-3 K				0-2 1B		3	0	1	0	0	1	2									
Bob Patterson, R (8, 1)										0	0	0	0	0	0	0									
Terry Adams, R (8, 1)										0	0	0	0	0	0	0									
Mark Grace, L (9, FH) OBP: 0.424, SLG: 0.463										1	0	0	0	0	0	1									
Mel Rojas, R (9, 1)										0	0	0	0	0	0	0									
Inning Stats	R: 1 E: 1 K: 1 S: 13	H: 2 LOB: 1 BB: 0 P: 16	R: 0 E: 0 K: 0 S: 5	H: 1 LOB: 1 BB: 1 P: 11	R: 0 E: 0 K: 1 S: 8	H: 0 LOB: 0 BB: 0 P: 13	R: 3 E: 0 K: 1 S: 16	H: 3 LOB: 0 BB: 0 P: 24	R: 1 E: 0 K: 1 S: 9	H: 2 LOB: 0 BB: 0 P: 13	R: 0 E: 0 K: 1 S: 11	H: 0 LOB: 0 BB: 0 P: 14	R: 0 E: 0 K: 1 S: 14	H: 1 LOB: 1 BB: 0 P: 22	R: 0 E: 0 K: 2 S: 7	H: 0 LOB: 0 BB: 0 P: 11	R: 0 E: 0 K: 1 S: 6	H: 1 LOB: 1 BB: 0 P: 8	1B: 7 2B: 3 3B: 0 HR: 0	SF: 2 SAC: 0 DP: 1 HBP: 0	WP: 0 PB: 0 SB: 1 CS: 1	PA: 36			
PITCHER	IP WLS BF H R ER SO BB IBB HBP BLK WP HR S P ERA WHIP	8.0 L 32 9 5 5 8 1 0 0 0 0 0 0 83 124 5.62 1.250	1.0 4 1 0 0 1 0 0 0 0 0 0 0 6 8 0.00 1.000																						

Chicago Cubs @ Philadelphia Phillies
Veterans Stadium, Philadelphia, PA
Thu Jul 03 1997, 7:05 PM EDT
Att: 40,213 - Unknown - 90 F

AB 33
R 5
H 10
RBI 5
BB 1
SO 9
LOB 10





Batter	1	2	3	4	5	6	7	8	9	AB	R	H	RBI	BB	SO	LOB	BOTTOM								
Ricky Otero, S (1, 8) OBP: 0.306, SLG: 0.295	0-2 FC9-5 G5-3 1B		1-0 CS 1B		4-1 FC4-6 BB		1-1 P5		1-0 P5	3	0	2	0	1	0	0									
Rob Butler, L (9, FH) OBP: 0.326, SLG: 0.407										1	0	0	0	0	0	1									
Mickey Morandini, L (1, 4) OBP: 0.363, SLG: 0.409	0-0 G5-3		2-1 F8		2-2 FC4-6 E		0-0 L4		3-1 1B	5	1	1	0	0	0	3									
Darren Daulton, L (1, 9) OBP: 0.379, SLG: 0.493	1-0 FC9-5 2-3		1-2 HR		2-3 K			3-2 P5	3-3 K	5	1	1	1	0	2	4									
Scott Rolen, R (1, 5) OBP: 0.368, SLG: 0.471		4-1 E HR BB		3-2 L9		2-2 E7 1H 2B		1-2 2B		3	1	2	1	1	0	0									
Rico Brogna, L (1, 3) OBP: 0.290, SLG: 0.434		0-0 1H HR		0-1 F7		2-3 K		2-3 K		4	1	1	2	0	2	2									
Gregg Jefferies, S (1, 7) OBP: 0.330, SLG: 0.361		1-2 F8		1-1 S 1B				4-0 IBB		3	0	1	0	1	0	0									
Ricky Bottalico, L (9, 1)										0	0	0	0	0	0	0									
Mike Lieberthal, R (1, 2) OBP: 0.268, SLG: 0.425		4-2 BB		1-2 P6		1-1 G5-3		2-3 K		3	0	0	0	1	1	3									
Kevin Stocker, S (1, 6) OBP: 0.311, SLG: 0.312		0-1 L9		4-0 1-2 IBB		1-3 K			4-0 1B BB	2	0	0	0	2	1	1									
Curt Schilling, R (1, 1) OBP: 0.150, SLG: 0.158		0-0 G3		2-3 K					1-0 K	3	0	0	0	0	1	3									
Ruben Amaro Jr, S (9, 7) OBP: 0.310, SLG: 0.364										1	0	0	0	0	1	1									
Inning Stats	R: 0 E: 0 K: 0 S: 5	H: 1 LOB: 0 BB: 0 P: 6	R: 2 E: 1 K: 0 S: 11	H: 1 LOB: 1 BB: 2 P: 20	R: 1 E: 0 K: 0 S: 9	H: 2 LOB: 0 BB: 0 P: 16	R: 0 E: 0 K: 1 S: 10	H: 1 LOB: 2 BB: 1 P: 18	R: 1 E: 1 K: 2 S: 14	H: 1 LOB: 1 BB: 1 P: 26	R: 0 E: 0 K: 1 S: 7	H: 0 LOB: 0 BB: 0 P: 9	R: 0 E: 0 K: 0 S: 6	H: 0 LOB: 0 BB: 0 P: 9	R: 0 E: 0 K: 2 S: 15	H: 1 LOB: 2 BB: 1 P: 27	R: 0 E: 0 K: 2 S: 11	H: 1 LOB: 2 BB: 1 P: 21	1B: 4 2B: 3 3B: 0 HR: 2	SF: 0 SAC: 0 DP: 1 HBP: 0	WP: 0 PB: 0 SB: 1 CS: 1	PA: 39			
PITCHER	IP WLS BF H R ER SO BB IBB HBP BLK WP HR S P ERA WHIP	7.0 W 29 6 4 4 4 3 0 0 0 0 0 0 12 18 0.00 1.500	0.2 3 1 0 0 1 0 0 0 0 0 0 0 3 9 0.00 0.000	0.1 2 0 0 0 1 0 1 0 0 0 0 0 3 9 0.00 0.000	1.0 S 5 1 0 0 2 1 0 0 0 0 0 11 21 0.00 2.000																				

Chicago Cubs @ Philadelphia Phillies
Veterans Stadium, Philadelphia, PA
Thu Jul 03 1997, 7:05 PM EDT
Att: 40,213 - Unknown - 90 F

AB 33
R 4
H 8
RBI 4
BB 6
SO 8
LOB 18



Batter	1	2	3	4	5	6	7	8	9	AB R H RBI BB SO LOB	TOP											
Doug Glanville, R (1, 7) OBP: 0.344, SLG: 0.428	F8	F7		F7			F8		L4	5 0 0 0 0 0 2	Chicago Cubs @ Philadelphia Phillies Veterans Stadium, Philadelphia, PA Fri Jul 04 1997, 3:33 AM EDT Att: 14,378 - Unknown - 82 F livebaseballscorecards.com 											
Brian McRae, S (1, 8) OBP: 0.299, SLG: 0.365	G4-3		2B		L8		2B		1B	3 3 1 0 2 0 0												
Sammy Sosa, R (1, 9) OBP: 0.302, SLG: 0.487	G6-3		1B		K		K		K	5 1 1 1 0 3 2												
Dave Hansen, L (1, 3) OBP: 0.429, SLG: 0.389		2B			F7				2B	4 2 2 2 1 0 1												
Shawon Dunston, R (1, 6) OBP: 0.317, SLG: 0.399									1B	1 0 0 1 0 0 1												
Rey Sanchez, R (6, 6) OBP: 0.309, SLG: 0.329									FC5	1 0 0 0 1 1 1												
23 Ryne Sandberg, R (1, 4) OBP: 0.304, SLG: 0.365									1B	5 2 3 2 0 0 0												
Kevin Orte, R (1, 5) OBP: 0.376, SLG: 0.437									1B	4 0 1 1 0 0 2												
Scott Servais, R (1, 2) OBP: 0.335, SLG: 0.379									FC5	3 1 2 1 1 0 0												
Terry Mulholland, R (1, 1) OBP: 0.139, SLG: 0.194										2 0 2 1 0 0 0												
Dave Clark, L (6, PH) OBP: 0.350, SLG: 0.472										1 0 0 0 0 0 2												
Kent Bottenfield, R (6, 1) OBP: 0.307, SLG: 0.359										1 0 0 0 0 0 1												
Inning Stats	R: 0 E: 0 K: 0 S: 9	H: 0 LOB: 0 BB: 0 P: 12	R: 3 E: 0 K: 0 S: 18	H: 3 LOB: 1 BB: 1 P: 29	R: 2 E: 0 K: 0 S: 9	H: 1 LOB: 0 BB: 1 P: 19	R: 0 E: 0 K: 0 S: 10	H: 1 LOB: 1 BB: 0 P: 16	R: 0 E: 0 K: 1 S: 6	H: 0 LOB: 0 BB: 0 P: 6	R: 1 E: 0 K: 0 S: 11	H: 3 LOB: 1 BB: 0 P: 23	R: 1 E: 0 K: 2 S: 12	H: 1 LOB: 1 BB: 1 P: 21	R: 0 E: 0 K: 0 S: 6	H: 0 LOB: 1 BB: 1 P: 11	R: 2 E: 0 K: 1 S: 17	H: 3 LOB: 2 BB: 1 P: 29	1B: 5 2B: 5 3B: 1 HR: 1	SF: 2 SAC: 0 DP: 1 HBP: 1	WP: 0 PB: 0 SB: 1 CS: 1	PA: 43
PITCHER	IP WLS BF H R ER SO BB IBB HBP BLK WP HR S P ERA WHIP																					
Scott Ruffcorn, R (1, 1) ERA: 6.6	5.1 L 24 6 6 6 1 2 0 0 1 0 0 1 56 92 10.12 1.500																					
Reggie Harris, R (6, 1) ERA: 5.27	1.2 8 3 1 1 2 1 0 0 0 0 0 19 34 5.40 2.400																					
Ron Blazier, R (8, 1) ERA: 6.57	2.0 11 3 2 2 1 2 0 0 0 0 0 23 40 9.00 2.500																					

Batter	1	2	3	4	5	6	7	8	9	AB R H RBI BB SO LOB	BOTTOM											
Ricky Otero, S (1, 8) OBP: 0.320, SLG: 0.315	HR	F8			B3				1B	4 1 2 0 1 0 0	Chicago Cubs @ Philadelphia Phillies Veterans Stadium, Philadelphia, PA Fri Jul 04 1997, 3:33 AM EDT Att: 14,378 - Unknown - 82 F livebaseballscorecards.com 											
Kevin Seick, R (1, 4) OBP: 0.285, SLG: 0.319					L6				1B	4 1 1 2 0 0 1												
Rico Brogna, L (9, PH) OBP: 0.289, SLG: 0.433	HR				L8				F9	1 0 0 0 0 0 2												
Scott Rolen, R (1, 5) OBP: 0.369, SLG: 0.470	1B				G6-3				P9	3 0 1 0 1 0 1												
Darren Daulton, L (1, 9) OBP: 0.377, SLG: 0.489	P5				P3				F9	4 0 1 0 0 0 2												
23 Kevin Jordan, R (1, 3) OBP: 0.231, SLG: 0.410	1B				FC5-4				F9	4 0 2 0 0 0 1												
Gregg Jefferies, S (1, 7) OBP: 0.329, SLG: 0.369	L8				HR				L7	4 1 1 1 0 0 3												
Mark Parent, R (1, 2) OBP: 0.195, SLG: 0.173	K				K				F9	3 0 0 0 0 2 3												
Rob Butler, L (9, PH) OBP: 0.323, SLG: 0.402					K				L8	1 0 0 0 0 0 0												
Kevin Stocker, S (1, 6) OBP: 0.310, SLG: 0.311					G6-3				1B	4 0 1 0 0 0 1												
Scott Ruffcorn, R (1, 1) ERA: 6.6									L3	2 0 0 0 0 2 0												
Reggie Harris, R (6, 1) ERA: 5.27										0 0 0 0 0 0 0												
Mickey Morandini, L (7, PH) OBP: 0.500, SLG: 0.500										1 0 1 0 0 0 0												
Ron Blazier, R (8, 1) OBP: 0.307, SLG: 0.359										0 0 0 0 0 0 0												
Ruben Amaro Jr., S (9, PH) OBP: 0.307, SLG: 0.359										1 0 0 0 0 0 1												
Inning Stats	R: 2 E: 0 K: 1 S: 15	H: 3 LOB: 2 BB: 1 P: 29	R: 0 E: 0 K: 1 S: 9	H: 0 LOB: 0 BB: 0 P: 13	R: 0 E: 0 K: 0 S: 10	H: 1 LOB: 1 BB: 0 P: 17	R: 1 E: 0 K: 2 S: 9	H: 1 LOB: 0 BB: 0 P: 12	R: 0 E: 0 K: 0 S: 13	H: 0 LOB: 1 BB: 1 P: 21	R: 0 E: 0 K: 0 S: 11	H: 1 LOB: 1 BB: 0 P: 18	R: 0 E: 0 K: 0 S: 7	H: 2 LOB: 1 BB: 0 P: 10	R: 0 E: 0 K: 0 S: 8	H: 0 LOB: 0 BB: 0 P: 13	R: 0 E: 0 K: 0 S: 11	H: 2 LOB: 2 BB: 0 P: 16	1B: 6 2B: 2 3B: 0 HR: 2	SF: 0 SAC: 0 DP: 0 HBP: 0	WP: 0 PB: 0 SB: 0 CS: 0	PA: 38
PITCHER	IP WLS BF H R ER SO BB IBB HBP BLK WP HR S P ERA WHIP																					
Terry Mulholland, L (1, 1) ERA: 3.72	5.0 W 22 5 0 0 0 2 0 0 0 0 0 37 57 0.00 1.250																					
Kent Bottenfield, R (6, 1) ERA: 2.44	4.0 S 16 5 0 0 0 0 0 0 0 0 0 37 57 0.00 1.250																					

Batter	1	2	3	4	5	6	7	8	9	AB	R	H	RBI	BB	SO	LOB	TOP				
Doug Glanville, R OBP: 0.350, SLG: 0.429	L8		WP 2B BB	G5-3			F8 SF8 1B			4	2	2	0	1	0	0	Chicago Cubs @ Philadelphia Phillies Veterans Stadium, Philadelphia, PA Sat Jul 05 1997, 7:05 PM EDT Att: 37,680 - Unknown - 79 F				
Brian McRae, S OBP: 0.303, SLG: 0.363	BB		2B BB		G4-3		S BB	G3		2	1	0	0	3	0	2					
Sammy Sosa, R OBP: 0.298, SLG: 0.480	L9		2-3 K		L7		F8		K	5	0	0	0	0	2	5					
Dave Hansen, L OBP: 0.419, SLG: 0.394	G3		1-H 3-H 2B		F8		SF8		K	4	1	1	3	0	1	1					
Shawon Dunston, R OBP: 0.316, SLG: 0.409		0-1 HR	L7			K	G1-3		G4-3	4	1	1	1	0	1	2					
Turk Wendell, L OBP: 0.374, SLG: 0.432										0	0	0	0	0	0	0					
Bob Patterson, R OBP: 0.316, SLG: 0.409										0	0	0	0	0	0	0					
Terry Adams, R OBP: 0.316, SLG: 0.409										0	0	0	0	0	0	0					
Dave Clark, L OBP: 0.386, SLG: 0.466										1	0	0	0	0	0	0					
23 Ryne Sandberg, R OBP: 0.310, SLG: 0.384		3-1 HR	2-2 2B			G6-3 BB			K	3	1	2	2	1	1	0					
Kevin Orte, R OBP: 0.374, SLG: 0.432			G5-3			G6-3		G6-3		4	0	1	0	0	0	2					
Scott Servais, R OBP: 0.337, SLG: 0.383		2-3 K			G4-3		IBB		1B 2B	3	1	1	0	1	1	1					
Steve Trachsel, R OBP: 0.158, SLG: 0.114										3	0	0	0	0	0	3					
Ramon Tatis, L OBP: 0.303, SLG: 0.363	G4-6-3				G6-3		F8		1B	0	0	0	0	0	0	0					
Rey Sanchez, R OBP: 0.303, SLG: 0.363										0	0	0	0	0	0	0					
Mark Grace, L OBP: 0.350, SLG: 0.429										1	0	1	1	0	0	0					
José Hernández, R OBP: 0.320, SLG: 0.442										0	0	0	0	0	0	0					
Inning Stats	R: 0 E: 0 K: 0 S: 9	H: 0 LOB: 1 BB: 1 P: 18	R: 2 E: 0 K: 1 S: 12	H: 3 LOB: 0 BB: 0 P: 18	R: 3 E: 0 K: 1 S: 19	H: 2 LOB: 1 BB: 2 P: 33	R: 0 E: 0 K: 0 S: 6	H: 0 LOB: 0 BB: 0 P: 10	R: 0 E: 0 K: 0 S: 4	H: 0 LOB: 0 BB: 0 P: 9	R: 1 E: 0 K: 0 S: 11	H: 1 LOB: 1 BB: 1 P: 19	R: 1 E: 0 K: 1 S: 18	H: 3 LOB: 2 BB: 0 P: 22	R: 0 E: 0 K: 2 S: 8	H: 0 LOB: 0 BB: 0 P: 14	1B: 4 2B: 3 3B: 0 HR: 2	SF: 1 SAC: 0 DP: 1 HBP: 0	WP: 1 PB: 0 SB: 2 CS: 0	PA: 41	
PITCHER	IP WLS BF H R ER SO BB IBB HBP BLK WP HR S P ERA WHIP	IP WLS BF H R ER SO BB IBB HBP BLK WP HR S P ERA WHIP	IP WLS BF H R ER SO BB IBB HBP BLK WP HR S P ERA WHIP	IP WLS BF H R ER SO BB IBB HBP BLK WP HR S P ERA WHIP	IP WLS BF H R ER SO BB IBB HBP BLK WP HR S P ERA WHIP	IP WLS BF H R ER SO BB IBB HBP BLK WP HR S P ERA WHIP	IP WLS BF H R ER SO BB IBB HBP BLK WP HR S P ERA WHIP	IP WLS BF H R ER SO BB IBB HBP BLK WP HR S P ERA WHIP	IP WLS BF H R ER SO BB IBB HBP BLK WP HR S P ERA WHIP	IP WLS BF H R ER SO BB IBB HBP BLK WP HR S P ERA WHIP	IP WLS BF H R ER SO BB IBB HBP BLK WP HR S P ERA WHIP	IP WLS BF H R ER SO BB IBB HBP BLK WP HR S P ERA WHIP	IP WLS BF H R ER SO BB IBB HBP BLK WP HR S P ERA WHIP	IP WLS BF H R ER SO BB IBB HBP BLK WP HR S P ERA WHIP	IP WLS BF H R ER SO BB IBB HBP BLK WP HR S P ERA WHIP	IP WLS BF H R ER SO BB IBB HBP BLK WP HR S P ERA WHIP	IP WLS BF H R ER SO BB IBB HBP BLK WP HR S P ERA WHIP	IP WLS BF H R ER SO BB IBB HBP BLK WP HR S P ERA WHIP	IP WLS BF H R ER SO BB IBB HBP BLK WP HR S P ERA WHIP	IP WLS BF H R ER SO BB IBB HBP BLK WP HR S P ERA WHIP	IP WLS BF H R ER SO BB IBB HBP BLK WP HR S P ERA WHIP
Calvin Maduro, R ERA: 7.23	2.2	15	5	5	5	2	3	0	0	0	0	0	0	0	0	0	16.88	3.000			
Wayne Gomes, R ERA: 3.95	3.1	7	0	0	0	0	0	0	0	0	0	0	0	0	0	0	0.00	0.000			
Ron Blazier, R ERA: 6.63	1.0	7	1	1	1	1	2	1	0	0	0	0	0	0	0	0	9.00	3.000			
Reggie Harris, R ERA: 5.14	1.0	W	3	0	0	0	0	0	0	0	0	0	0	0	0	0	0.00	0.000			
Jerry Spradlin, R ERA: 5.01	0.2	3	1	1	1	1	0	0	0	0	0	0	0	0	0	0	13.50	1.500			
PITCHER	IP WLS BF H R ER SO BB IBB HBP BLK WP HR S P ERA WHIP	IP WLS BF H R ER SO BB IBB HBP BLK WP HR S P ERA WHIP	IP WLS BF H R ER SO BB IBB HBP BLK WP HR S P ERA WHIP	IP WLS BF H R ER SO BB IBB HBP BLK WP HR S P ERA WHIP	IP WLS BF H R ER SO BB IBB HBP BLK WP HR S P ERA WHIP	IP WLS BF H R ER SO BB IBB HBP BLK WP HR S P ERA WHIP	IP WLS BF H R ER SO BB IBB HBP BLK WP HR S P ERA WHIP	IP WLS BF H R ER SO BB IBB HBP BLK WP HR S P ERA WHIP	IP WLS BF H R ER SO BB IBB HBP BLK WP HR S P ERA WHIP	IP WLS BF H R ER SO BB IBB HBP BLK WP HR S P ERA WHIP	IP WLS BF H R ER SO BB IBB HBP BLK WP HR S P ERA WHIP	IP WLS BF H R ER SO BB IBB HBP BLK WP HR S P ERA WHIP	IP WLS BF H R ER SO BB IBB HBP BLK WP HR S P ERA WHIP	IP WLS BF H R ER SO BB IBB HBP BLK WP HR S P ERA WHIP	IP WLS BF H R ER SO BB IBB HBP BLK WP HR S P ERA WHIP	IP WLS BF H R ER SO BB IBB HBP BLK WP HR S P ERA WHIP	IP WLS BF H R ER SO BB IBB HBP BLK WP HR S P ERA WHIP	IP WLS BF H R ER SO BB IBB HBP BLK WP HR S P ERA WHIP	IP WLS BF H R ER SO BB IBB HBP BLK WP HR S P ERA WHIP	IP WLS BF H R ER SO BB IBB HBP BLK WP HR S P ERA WHIP	IP WLS BF H R ER SO BB IBB HBP BLK WP HR S P ERA WHIP
Ricky Otero, S OBP: 0.311, SLG: 0.305	K2-3		L3				P6		K	3	0	0	0	0	1	0	Chicago Cubs @ Philadelphia Phillies Veterans Stadium, Philadelphia, PA Sat Jul 05 1997, 7:05 PM EDT Att: 37,680 - Unknown - 79 F				
23 Kevin Jordan, R OBP: 0.227, SLG: 0.403										1	0	0	0	0	1	2					
Jerry Spradlin, S OBP: 0.227, SLG: 0.403										0	0	0	0	0	0	0					
Ricky Bottalico, L OBP: 0.227, SLG: 0.403										0	0	0	0	0	0	0					
Mickey Morandini, L OBP: 0.307, SLG: 0.419	F8		L8			G3-1 1B 2B		2B 1B		4	2	2	1	0	0	0					
Darren Daulton, L OBP: 0.372, SLG: 0.483	L7				E3 G4-6-3		G3-1		SF8	3	0	0	1	0	0	1					
Scott Rolen, R OBP: 0.371, SLG: 0.474		1-0 F9			G4-6-3		1B		WP 2B	4	1	2	2	0	0	1					
Rico Brogna, L OBP: 0.295, SLG: 0.435									L8	3	0	2	0	1	0	0					
Gregg Jefferies, S OBP: 0.328, SLG: 0.371										4	1	1	0	0	0	4					
Mike Lieberthal, R OBP: 0.276, SLG: 0.440										4	2	3	1	0	0	0					
Kevin Stocker, S OBP: 0.316, SLG: 0.332										4	2	3	3	0	0	1					
Calvin Maduro, R OBP: 0.311, SLG: 0.305										0	0	0	0	0	0	0					
Wayne Gomes, R OBP: 0.311, SLG: 0.305										1	0	0	0	0	1	0					
Rob Butler, L OBP: 0.311, SLG: 0.305										1	0	0	0	0	0	0					
Ron Blazier, R OBP: 0.311, SLG: 0.305										0	0	0	0	0	0	0					
Reggie Harris, R OBP: 0.311, SLG: 0.305										0	0	0	0	0	0	0					
Ruben Amaro Jr., S OBP: 0.311, SLG: 0.305										2	1	1	0	0	0	1					
Inning Stats	R: 0 E: 0 K: 1 S: 9	H: 0 LOB: 0 BB: 0 P: 14	R: 0 E: 0 K: 0 S: 8	H: 1 LOB: 0 BB: 0 P: 13	R: 2 E: 0 K: 1 S: 13	H: 2 LOB: 0 BB: 0 P: 22	R: 0 E: 1 K: 0 S: 10	H: 1 LOB: 1 BB: 0 P: 17	R: 0 E: 1 K: 0 S: 9	H: 0 LOB: 0 BB: 0 P: 15	R: 1 E: 0 K: 0 S: 11	H: 2 LOB: 2 BB: 1 P: 22	R: 3 E: 0 K: 1 S: 18	H: 5 LOB: 0 BB: 0 P: 29	R: 1 E: 0 K: 0 S: 7	H: 3 LOB: 0 BB: 0 P: 10	1B: 6 2B: 7 3B: 0 HR: 1	SF: 1 SAC: 0 DP: 4 HBP: 0	WP: 1 PB: 0 SB: 0 CS: 1	PA: 36	
PITCHER	IP WLS BF H R ER SO BB IBB HBP BLK WP HR S P ERA WHIP	IP WLS BF H R ER SO BB IBB HBP BLK WP HR S P ERA WHIP	IP WLS BF H R ER SO BB IBB HBP BLK WP HR S P ERA WHIP	IP WLS BF H R ER SO BB IBB HBP BLK WP HR S P ERA WHIP	IP WLS BF H R ER SO BB IBB HBP BLK WP HR S P ERA WHIP	IP WLS BF H R ER SO BB IBB HBP BLK WP HR S P ERA WHIP	IP WLS BF H R ER SO BB IBB HBP BLK WP HR S P ERA WHIP	IP WLS BF H R ER SO BB IBB HBP BLK WP HR S P ERA WHIP	IP WLS BF H R ER SO BB IBB HBP BLK WP HR S P ERA WHIP	IP WLS BF H R ER SO BB IBB HBP BLK WP HR S P ERA WHIP	IP WLS BF H R ER SO BB IBB HBP BLK WP HR S P ERA WHIP	IP WLS BF H R ER SO BB IBB HBP BLK WP HR S P ERA WHIP	IP WLS BF H R ER SO BB IBB HBP BLK WP HR S P ERA WHIP	IP WLS BF H R ER SO BB IBB HBP BLK WP HR S P ERA WHIP	IP WLS BF H R ER SO BB IBB HBP BLK WP HR S P ERA WHIP	IP WLS BF H R ER SO BB IBB HBP BLK WP HR S P ERA WHIP	IP WLS BF H R ER SO BB IBB HBP BLK WP HR S P ERA WHIP	IP WLS BF H R ER SO BB IBB HBP BLK WP HR S P ERA WHIP	IP WLS BF H R ER SO BB IBB HBP BLK WP HR S P ERA WHIP	IP WLS BF H R ER SO BB IBB HBP BLK WP HR S P ERA WHIP	IP WLS BF H R ER SO BB IBB HBP BLK WP HR S P ERA WHIP
Steve Trachsel, R ERA: 4.76	5.2	22	6	3	3	2	6	0	0	0	0	0	0	0	0	0	4.76	1.059			
Ramon Tatis, L ERA: 4.05	0.1	2	0	0	0	0	1	0	0	0	0	0	0	0	0	0	0.00	3.000			
Turk Wendell, L ERA: 4.53	0.0	3	3	3	3	0	0	0	0	0	0	0	0	0	0	0	∞	∞			
Bob Patterson, L ERA: 4.01	0.2	L	3	1	0	0	0	0	0	0	0	0	0	0	0	0	0.00	1.500			
Terry Adams, R ERA: 3.67	1.1	6	4	3	3	0	0	0	0	0	0	0	0	0	0	0	20.25	3.000			

Batter	1	2	3	4	5	6	7	8	9	AB	R	H	RBI	BB	SO	LOB	TOP			
Delino DeShields, L OBP: 0.348, SLG: 0.441 (1,4)	F9	BB			L5		L7			3	0	0	0	1	0	0				
Ron Gant, R OBP: 0.314, SLG: 0.419 (1,7)	K	G1-3			P3			G4-6-3 BB		3	0	0	0	1	1	2				
Ray Lankford, L OBP: 0.425, SLG: 0.639 (1,8)	BB 1B				F7			G4-6-3 1-2		4	1	1	0	0	1	1				
Dmitri Young, S OBP: 0.352, SLG: 0.403 (1,3)	BB 1B				K			K		3	0	0	0	1	3	0				
Gary Gaetti, R OBP: 0.325, SLG: 0.427 (1,5)	BB 1B				HR			HR		4	2	4	3	0	0	0				
John Mabry, L OBP: 0.397, SLG: 0.394 (1,9)	P8				K		P6	G4-3		4	0	0	0	0	1	3				
Mike DiFelice, R OBP: 0.281, SLG: 0.344 (1,2)		SH3-4 BB			K			G4-3		3	0	0	0	1	2	1				
Royce Clayton, R OBP: 0.314, SLG: 0.399 (1,6)	F9				P4		K	G5-3		4	0	0	0	0	1	1				
Alan Benes, R OBP: 0.214, SLG: 0.262 (1,1)		SH3-4			K		F7			2	0	0	0	0	1	0				
Dennis Eckersley, R (9,1)										0	0	0	0	0	0	0				
Inning Stats	R: 1 E: 0 K: 1 S: 15	H: 2 LOB: 2 BB: 1 P: 23	R: 0 E: 0 K: 0 S: 13	H: 0 LOB: 2 BB: 2 P: 22	R: 1 E: 0 K: 3 S: 10	H: 1 LOB: 0 BB: 0 P: 15	R: 0 E: 0 K: 2 S: 7	H: 0 LOB: 0 BB: 0 P: 11	R: 0 E: 0 K: 1 S: 12	H: 1 LOB: 1 BB: 0 P: 15	R: 0 E: 0 K: 1 S: 5	H: 0 LOB: 0 BB: 0 P: 8	R: 0 E: 0 K: 1 S: 8	H: 0 LOB: 0 BB: 1 P: 16	R: 1 E: 0 K: 0 S: 11	H: 1 LOB: 0 BB: 0 P: 16	1B: 3 2B: 0 3B: 0 HR: 2	SF: 0 SAC: 1 DP: 1 HBP: 0	WP: 0 PB: 0 SB: 0 CS: 0	PA: 35
PITCHER	IP	WLS	BF	H	R	ER	SO	BB	IBB	HBP	BLK	WP	HR	S	P	ERA	WHIP			
Kevin Foster, R ERA: 4.0 (1,1)	7.0		28	4	2	2	9	3	0	0	0	0	1	72	110	2.57	1.000			
Turk Wendell, R ERA: 4.63 (8,1)	2.0	L	7	1	1	1	1	1	0	0	0	0	1	19	32	4.50	1.000			

St. Louis Cardinals @ Chicago Cubs
Wrigley Field, Chicago, IL
Thu Jul 10 1997, 3:33 AM CDT
Att: 33,805 - Sunny - 75 F

AB 30
R 3
H 5
RBI 3
BB 4
SO 10
LOB 8



Batter	1	2	3	4	5	6	7	8	9	AB	R	H	RBI	BB	SO	LOB	BOTTOM			
Doug Glanville, R OBP: 0.341, SLG: 0.415 (1,7)	P3		P9		P6		G2-3			4	0	0	0	0	0	1				
Brian McRae, S OBP: 0.306, SLG: 0.364 (1,8)	BB 1B		G4-3 BB		L8			G4-3		2	1	0	0	2	0	0				
Sammy Sosa, R OBP: 0.299, SLG: 0.474 (1,9)	BB 1B		G4-3			G5-4-3 BB		G5-3		3	0	1	0	1	0	1				
Mark Grace, L OBP: 0.429, SLG: 0.475 (1,3)	BB 1B		BB		G5-4-3 1-2			BB		2	0	1	1	2	0	1				
Shawon Dunston, R OBP: 0.318, SLG: 0.408 (1,6)	K		G4-3			K		BB		4	0	1	0	0	2	4				
23 Ryne Sandberg, R OBP: 0.312, SLG: 0.385 (1,4)	G3-1				P9		BB 1B	P4		4	1	1	0	0	0	4				
Kevin Orie, R OBP: 0.363, SLG: 0.417 (1,5)			K		G6-3		BB 1B	F9		4	0	0	0	0	2	1				
Scott Servais, R OBP: 0.332, SLG: 0.376 (1,2)			P3		G6-3		P3	P2		4	0	0	0	0	0	1				
Kevin Foster, R OBP: 0.114, SLG: 0.088 (1,1)			K				BB	G6-3		2	0	0	0	0	2	0				
Dave Clark, L OBP: 0.393, SLG: 0.473 (7, PH)					K					1	0	1	1	0	0	0				
Turk Wendell, L (8,1)										0	0	0	0	0	0	0				
Dave Hansen, L OBP: 0.402, SLG: 0.374 (9, PH)							BB			1	0	0	0	0	0	0				
Inning Stats	R: 1 E: 0 K: 1 S: 15	H: 2 LOB: 2 BB: 1 P: 24	R: 0 E: 0 K: 2 S: 10	H: 0 LOB: 0 BB: 0 P: 17	R: 0 E: 0 K: 0 S: 8	H: 0 LOB: 0 BB: 0 P: 12	R: 0 E: 0 K: 1 S: 7	H: 0 LOB: 0 BB: 0 P: 9	R: 0 E: 0 K: 1 S: 6	H: 0 LOB: 1 BB: 1 P: 10	R: 1 E: 0 K: 1 S: 15	H: 2 LOB: 1 BB: 0 P: 23	R: 0 E: 0 K: 0 S: 7	H: 1 LOB: 2 BB: 1 P: 12	R: 0 E: 0 K: 0 S: 6	H: 0 LOB: 0 BB: 0 P: 9	1B: 5 2B: 0 3B: 0 HR: 0	SF: 0 SAC: 0 DP: 1 HBP: 0	WP: 0 PB: 0 SB: 0 CS: 0	PA: 36
PITCHER	IP	WLS	BF	H	R	ER	SO	BB	IBB	HBP	BLK	WP	HR	S	P	ERA	WHIP			
Alan Benes, R ERA: 2.59 (1,1)	8.0		33	5	2	2	6	5	0	0	0	0	0	6	9	0.00	0.000			
Dennis Eckersley, R ERA: 4.13 (9,1)	1.0	S	3	0	0	0	0	0	0	0	0	0	0	6	9	0.00	0.000			

St. Louis Cardinals @ Chicago Cubs
Wrigley Field, Chicago, IL
Thu Jul 10 1997, 3:33 AM CDT
Att: 33,805 - Sunny - 75 F

AB 31
R 2
H 5
RBI 2
BB 5
SO 6
LOB 13



Batter	1	2	3	4	5	6	7	8	9	AB	R	H	RBI	BB	SO	LOB	TOP										
Delino DeShields, L OBP: 0.350, SLG: 0.440 (1.4)	G4-3		FC4-6 1B		S BB		F7			3	0	1	0	1	0	1	St. Louis Cardinals @ Chicago Cubs Wrigley Field, Chicago, IL Fri Jul 11 1997, 3:33 AM CDT Att: 38,413 - Sunny - 80 F										
Ron Gant, R OBP: 0.316, SLG: 0.418 (1.7)	S 1B		FC4-6 1-2		4-0 BB			G4-3		3	0	1	0	1	0	1											
Ray Lankford, L OBP: 0.426, SLG: 0.648 (1.8)	4-2 BB		0-3 K		2-2 G3			2-2 HR		3	1	1	1	1	3												
Willie McGee, S OBP: 0.364, SLG: 0.433 Dmitri Young, S OBP: 0.349, SLG: 0.399 (3.3)	2-3 K		0-0 F9		0-0 G3			2-2 G6-3		2	0	0	0	0	1	3											
Gary Gaetti, R OBP: 0.324, SLG: 0.425 (1.5)	1-0 G5-3				3-1 G4-6-3 1B		1-0 G4-3		1-2 F9		4	0	1	0	0	2											
John Mabry, L OBP: 0.363, SLG: 0.389 (3.9)					1-3 K		3-1 F8		1-1 F8		4	0	0	0	0	1											
Royce Clayton, R OBP: 0.310, SLG: 0.394 (1.6)					1-1 G4-6-3 1-2		1-2 F8		0-2 L6		4	0	0	0	0	1											
Tom Lampkin, L OBP: 0.315, SLG: 0.370 (1.2)					3-2 G3		4-1 BB		0-3 K2-3		3	0	1	0	1	0											
Matt Morris, R OBP: 0.250, SLG: 0.237 Danny Sheaffer, R OBP: 0.333, SLG: 0.320 Mark Pelkovsek, R OBP: 0.111, SLG: 0.111 John Frascatore, R (8.1)	1-2 G5-3				2-3 K		0-1 F7				2	0	0	0	0	1											
Inning Stats	R: 0 E: 0 K: 1 S: 9	H: 1 LOB: 2 BB: 1 P: 16	R: 0 E: 0 K: 0 S: 11	H: 1 LOB: 1 BB: 0 P: 20	R: 0 E: 0 K: 1 S: 7	H: 1 LOB: 1 BB: 0 P: 8	R: 0 E: 0 K: 1 S: 7	H: 0 LOB: 0 BB: 0 P: 12	R: 0 E: 0 K: 0 S: 15	H: 0 LOB: 2 BB: 2 P: 30	R: 0 E: 0 K: 0 S: 4	H: 0 LOB: 0 BB: 0 P: 8	R: 0 E: 0 K: 0 S: 7	H: 0 LOB: 1 BB: 1 P: 13	R: 1 E: 0 K: 0 S: 13	H: 1 LOB: 0 BB: 0 P: 20		R: 0 E: 0 K: 1 S: 9	H: 0 LOB: 0 BB: 0 P: 10	1B: 4 2B: 0 3B: 0 HR: 1	SF: 0 SAC: 0 DP: 1 HBP: 0	WP: 0 PB: 0 SB: 2 CS: 0	PA: 35				
PITCHER	IP	WLS	BF	H	R	ER	SO	BB	IBB	HBP	BLK	WP	HR	S	P	ERA	WHIP										
Geremi Gonzalez, R ERA: 2.88 (1.1)	7.1	W	30	5	1	1	4	4	0	0	0	0	1	67	118	1.23	1.227										
Terry Adams, R ERA: 3.54 (8.1)	0.2		2	0	0	0	0	0	0	0	0	0	0	6	9	0.00	0.000										
Mel Rojas, R ERA: 4.35 (9.1)	1.0		3	0	0	0	1	0	0	0	0	0	0	9	10	0.00	0.000										

Batter	1	2	3	4	5	6	7	8	9	AB	R	H	RBI	BB	SO	LOB	BOTTOM										
Doug Glanville, R OBP: 0.345, SLG: 0.419 (1.7)	G6-3		WP G5-3 1B		0-1 SH5-3		0-0 BB HR 1B			3	1	2	0	0	0	0	St. Louis Cardinals @ Chicago Cubs Wrigley Field, Chicago, IL Fri Jul 11 1997, 3:33 AM CDT Att: 38,413 - Sunny - 80 F										
Brian McRae, S OBP: 0.306, SLG: 0.361 (1.8)	K		3-2 G5-3 1-2		0-0 P5		4-2 SAFE HR BB			3	1	0	0	1	1	2											
Sammy Sosa, R OBP: 0.304, SLG: 0.485 (1.9)	4-2 2B BB		0-3 K		1-0 2H 1B		1-1 1H 2H HR			3	2	2	4	1	1	1											
Mark Grace, L OBP: 0.433, SLG: 0.481 (1.3)	1-2 HR 2B		4-0 FC6-4 BB		1-0 L9		3-2 1B			3	1	2	1	1	0	1											
Shawon Dunston, R OBP: 0.317, SLG: 0.418 Rey Sanchez, R OBP: 0.313, SLG: 0.333 (8.6)	0-0 2H HR		0-0 FC6-4		1-1 B5-3		0-1 L4			4	1	1	2	0	0	3											
23 Ryne Sandberg, R OBP: 0.308, SLG: 0.380 (1.4)	0-2 G6-3		2-2 G5-3		2-3 K		2-1 G5-3			4	0	0	0	0	1	0											
Kevin Orie, R OBP: 0.361, SLG: 0.413 (1.5)			0-1 G6-3		0-1 G6-3		0-3 K			4	0	1	0	0	1	0											
Scott Servais, R OBP: 0.327, SLG: 0.370 (1.2)			1-2 G4-6-3		0-2 F7		0-0 G6-3		1-3 K		4	0	0	0	0	1											
Geremi Gonzalez, R OBP: 0.263, SLG: 0.125 Terry Adams, R Mel Rojas, R (9.1)			1-3 K		4-2 SH5-3 1B BB		1-3 K			2	1	0	0	1	2	0											
Inning Stats	R: 3 E: 0 K: 1 S: 13	H: 2 LOB: 0 BB: 1 P: 24	R: 0 E: 0 K: 1 S: 7	H: 1 LOB: 0 BB: 0 P: 10	R: 0 E: 0 K: 0 S: 12	H: 0 LOB: 0 BB: 0 P: 20	R: 0 E: 0 K: 0 S: 8	H: 0 LOB: 0 BB: 0 P: 10	R: 1 E: 0 K: 0 S: 7	H: 1 LOB: 1 BB: 1 P: 13	R: 0 E: 0 K: 1 S: 7	H: 0 LOB: 0 BB: 0 P: 10	R: 3 E: 0 K: 1 S: 17	H: 3 LOB: 1 BB: 1 P: 26	R: 0 E: 0 K: 2 S: 8	H: 0 LOB: 0 BB: 0 P: 11		1B: 5 2B: 1 3B: 0 HR: 2	SF: 0 SAC: 1 DP: 1 HBP: 0	WP: 1 PB: 0 SB: 0 CS: 0	PA: 35						
PITCHER	IP	WLS	BF	H	R	ER	SO	BB	IBB	HBP	BLK	WP	HR	S	P	ERA	WHIP										
Matt Morris, R ERA: 2.99 (1.1)	6.0	L	25	5	4	4	4	3	0	0	0	0	1	54	87	6.00	1.333										
Mark Pelkovsek, R ERA: 3.51 (7.1)	1.0		7	3	3	3	1	1	0	0	0	0	1	17	26	27.00	4.000										
John Frascatore, R ERA: 2.59 (8.1)	1.0		3	0	0	0	2	0	0	0	0	0	0	8	11	0.00	0.000										

St. Louis Cardinals @ Chicago Cubs
Wrigley Field, Chicago, IL

AB 31
R 1
H 5
RBI 1
BB 4
SO 5
LOB 14



St. Louis Cardinals @ Chicago Cubs
Wrigley Field, Chicago, IL


AB 30
R 7
H 8
RBI 7
BB 4
SO 7
LOB 8



Batter	1	2	3	4	5	6	7	8	9	10	11	12	AB	R	H	RBI	BB	SO	LOB	TOP				
Royce Clayton, R OBP: 0.305, SLG: 0.387	L9		K		L6		P4			K		P8	6	0	0	0	0	2	5					
Delino DeShields, L OBP: 0.350, SLG: 0.441	K		2B			G4-3				G3		G1-3	6	0	2	0	0	1	2					
Ron Gant, R OBP: 0.315, SLG: 0.413	FC5-4 BB		G6-3			K				G5-3		G6-3	4	0	0	0	1	1	2					
Ray Lankford, L OBP: 0.422, SLG: 0.639	FC5-4				G5-4-3 1B					K		G1-3	5	0	1	0	0	2	1					
Gary Gaetti, R OBP: 0.322, SLG: 0.432			K		G5-4-3 1-2f					K		K	5	1	1	1	0	3	1					
Dmitri Young, S OBP: 0.350, SLG: 0.399			G3		P5							F8	5	0	2	0	0	0	0					
Mike DiFelice, R OBP: 0.294, SLG: 0.341													1	0	0	0	1	0	0					
Scott Livingstone, L OBP: 0.190, SLG: 0.184													1	0	0	0	0	0	1					
Tom Lampton, L OBP: 0.319, SLG: 0.374													1	1	1	0	0	0	0					
John Mabry, L OBP: 0.363, SLG: 0.387			G1										4	0	1	0	0	0	2					
Andy Benes, R OBP: 0.341, SLG: 0.329													2	0	1	0	0	0	0					
David Bell, R OBP: 0.167, SLG: 0.130													1	0	0	0	0	0	0					
T.J. Mathews, R													0	0	0	0	0	0	0					
Danny Sheaffer, R OBP: 0.341, SLG: 0.329													1	0	1	1	0	0	0					
Dennis Eckersley, R													0	0	0	0	0	0	0					
Inning Stats	R: 0 E: 0 K: 1 S: 8	H: 0 LOB: 1 BB: 1 P: 16	R: 0 E: 0 K: 1 S: 10	H: 0 LOB: 1 BB: 1 P: 17	R: 0 E: 0 K: 1 S: 10	H: 1 LOB: 1 BB: 0 P: 18	R: 0 E: 0 K: 0 S: 9	H: 1 LOB: 0 BB: 0 P: 13	R: 0 E: 0 K: 0 S: 8	H: 1 LOB: 1 BB: 0 P: 10	R: 0 E: 0 K: 2 S: 10	H: 0 LOB: 0 BB: 0 P: 16	R: 1 E: 0 K: 0 S: 8	H: 2 LOB: 2 BB: 0 P: 17	R: 0 E: 0 K: 1 S: 10	H: 1 LOB: 0 BB: 0 P: 12	R: 0 E: 0 K: 1 S: 9	H: 0 LOB: 0 BB: 0 P: 13	R: 1 E: 0 K: 0 S: 13	H: 3 LOB: 2 BB: 0 P: 18	1B: 8 2B: 1 3B: 0 HR: 1	SF: 0 SAC: 2 DP: 1 HBP: 1	WP: 0 PB: 0 SB: 0 CS: 1	PA: 47
PITCHER	IP WLS BF H R ER SO BB IBB HBP BLK WP HR S P ERA WHIP																							
Terry Mulholland, L ERA: 3.59	(1.1) 7.0 29 6 1 1 5 2 0 0 1 0 0 0 0 67 111 1.29 1.143																							
Kent Bottenfeld, R ERA: 2.4	(8.1) 1.0 2 0 0 0 1 0 0 0 0 0 0 0 6 8 0.00 0.000																							
Mel Rojas, R ERA: 4.15	(9.1) 2.0 7 1 0 0 2 0 0 0 0 0 0 0 15 21 0.00 0.500																							
Turk Wendell, R ERA: 4.66	(11.1) 1.2 L 8 3 1 1 1 0 0 0 0 0 0 0 21 29 5.40 1.800																							
Bob Patterson, L ERA: 3.88	(12.1) 0.1 1 0 0 0 0 0 0 0 0 0 0 0 1 2 0.00 0.000																							

St. Louis Cardinals @ Chicago Cubs
Wrigley Field, Chicago, IL
Sat Jul 12 1997, 3:33 AM CDT
Att. 39,790 - Sunny - 80 F


AB 42
R 2
H 10
RBI 2
BB 2
SO 9
LOB 14



Batter	1	2	3	4	5	6	7	8	9	10	11	12	AB	R	H	RBI	BB	SO	LOB	BOTTOM						
Doug Glanville, R OBP: 0.341, SLG: 0.412	K			1B		L8		K			G6-3	FC4-6	6	0	1	0	0	2	1							
Shawon Dunston, R OBP: 0.318, SLG: 0.429	K			K		HR				K			5	1	2	1	0	3	1							
Mark Grace, L OBP: 0.430, SLG: 0.474	G4-3					F7				G4-3			4	0	0	0	1	1	1							
Sammy Sosa, R OBP: 0.305, SLG: 0.482			L9			G6-3						FC6-4 DI	4	0	1	0	1	0	2							
Dave Clark, L OBP: 0.384, SLG: 0.461													2	0	0	0	0	2	2							
Brian McRae, S OBP: 0.369, SLG: 0.390			K										1	0	0	0	2	0	0							
Kevin Orie, R OBP: 0.356, SLG: 0.406			P3										5	0	1	0	0	1	5							
Scott Servais, R OBP: 0.324, SLG: 0.386						K						P4	5	0	1	0	0	2	0							
Rey Sanchez, R OBP: 0.309, SLG: 0.329						G5-3							2	0	0	0	0	0	1							
23 Ryne Sandberg, R OBP: 0.306, SLG: 0.379						FC6-4				K2-3		FC4-6 1B	3	0	1	0	0	1	0							
Terry Mulholland, R ERA: 3.97	(1.1) 9.0 33 5 1 1 12 1 1 0 0 0 0 1 77 127 1.00 0.667																									
Dave Hansen, L ERA: 3.97	(9.1) 2.0 W 9 1 0 0 2 2 0 0 0 0 0 0 30 47 0.00 1.500																									
Mel Rojas, R ERA: 4.15	(9.1) 1.0 S 4 1 0 0 0 0 0 0 0 0 0 0 10 12 0.00 1.000																									
José Hernández, R ERA: 3.94	(10.0) 0.0 0																									
Turk Wendell, L ERA: 4.66	(11.1) 0.0 0																									
Bob Patterson, L ERA: 3.88	(12.1) 0.0 0																									
Inning Stats	R: 0 E: 0 K: 2 S: 8	H: 0 LOB: 0 BB: 0 P: 11	R: 0 E: 0 K: 1 S: 6	H: 0 LOB: 0 BB: 0 P: 10	R: 0 E: 0 K: 1 S: 10	H: 0 LOB: 0 BB: 0 P: 16	R: 0 E: 0 K: 3 S: 14	H: 2 LOB: 2 BB: 0 P: 21	R: 0 E: 0 K: 1 S: 8	H: 2 LOB: 1 BB: 0 P: 10	R: 1 E: 0 K: 0 S: 7	H: 1 LOB: 0 BB: 0 P: 13	R: 0 E: 0 K: 1 S: 8	H: 0 LOB: 0 BB: 0 P: 13	R: 0 E: 0 K: 1 S: 9	H: 0 LOB: 2 BB: 2 P: 20	R: 0 E: 0 K: 1 S: 9	H: 0 LOB: 0 BB: 0 P: 13	R: 0 E: 0 K: 1 S: 21	H: 1 LOB: 3 BB: 2 P: 34	R: 0 E: 0 K: 0 S: 10	H: 1 LOB: 1 BB: 0 P: 12	1B: 6 2B: 0 3B: 0 HR: 1	SF: 0 SAC: 0 DP: 0 HBP: 0	WP: 0 PB: 0 SB: 4 CS: 0	PA: 46
PITCHER	IP WLS BF H R ER SO BB IBB HBP BLK WP HR S P ERA WHIP																									
Andy Benes, R ERA: 3.97	(1.1) 9.0 33 5 1 1 12 1 1 0 0 0 0 1 77 127 1.00 0.667																									
T.J. Mathews, R ERA: 1.64	(10.1) 2.0 W 9 1 0 0 2 2 0 0 0 0 0 0 30 47 0.00 1.500																									
Dennis Eckersley, R ERA: 3.99	(12.1) 1.0 S 4 1 0 0 0 0 0 0 0 0 0 0 10 12 0.00 1.000																									

St. Louis Cardinals @ Chicago Cubs
Wrigley Field, Chicago, IL
Sat Jul 12 1997, 3:33 AM CDT
Att. 39,790 - Sunny - 80 F

AB 42
R 1
H 7
RBI 1
BB 4
SO 14
LOB 15



Batter	1	2	3	4	5	6	7	8	9	AB	R	H	RBI	BB	SO	LOB	TOP				
Royce Clayton, R OBP: 0.309, SLG: 0.390 Tom Lampkin, L OBP: 0.323, SLG: 0.384	F9		G4-3 1B		SF9 1B HR	1B		K	1B	5	1	3	0	0	1	0					
Delino DeShields, L OBP: 0.358, SLG: 0.455	HR		G4-3		HR	1B		1B	BB	4	3	3	2	2	0	1					
Ron Gant, R OBP: 0.318, SLG: 0.414	K		G5-4-3 BB		SF9	G3-1		HR	1B	4	1	2	1	1	1	2					
Ray Lankford, L OBP: 0.420, SLG: 0.643	2B		G5-4-3		K			G1-3	K	6	1	2	3	0	2	7					
Gary Gaetti, R OBP: 0.330, SLG: 0.451	2B				G6-3	HR		G4-3 WP 1B	BB HBP	4	2	3	3	0	0	0					
Dmitri Young, S OBP: 0.344, SLG: 0.392 John Mabry, L OBP: 0.365, SLG: 0.387	K		G4-3		G4-3	K		G4-3	BB	4	0	0	0	0	2	3					
Mike DiFelice, R OBP: 0.344, SLG: 0.344 Mike Gallego, R OBP: 0.182, SLG: 0.214			G4-6-3 1B		K	G6-3		1B	K	5	0	2	1	0	2	2	AB R H RBI BB SO LOB				
Phil Plantier, L OBP: 0.357, SLG: 0.500 David Bell, R OBP: 0.167, SLG: 0.130 John Frascatore, R OBP: 0.299, SLG: 0.205 Rigo Beltran, L OBP: 0.299, SLG: 0.205	G4-6-3				HR	G4-3			G4-6-3 1B	4	1	2	1	0	0	1					
Todd Stottlemyre, L OBP: 0.413, SLG: 0.421 Danny Sheaffer, R OBP: 0.333, SLG: 0.321	K				1B SF9 BB	1B		G6-3	G4-6-3	2	2	1	0	1	1	0					
Inning Stats	R: 1 H: 3 E: 0 K: 2 S: 17	H: 3 LOB: 2 BB: 0 P: 27	R: 0 H: 1 E: 0 K: 1 S: 7	LOB: 0 BB: 11	R: 0 H: 1 E: 0 K: 0 S: 9	LOB: 0 BB: 1 P: 16	R: 0 H: 0 E: 0 K: 1 S: 7	LOB: 0 BB: 0 P: 12	R: 5 H: 4 E: 0 K: 2 S: 20	H: 4 LOB: 0 BB: 1 P: 32	R: 1 H: 3 E: 0 K: 0 S: 16	H: 3 LOB: 2 BB: 0 P: 22	R: 1 H: 3 E: 0 K: 0 S: 11	H: 3 LOB: 2 BB: 0 P: 17	R: 3 H: 2 E: 0 K: 2 S: 15	H: 2 LOB: 2 BB: 2 P: 28	R: 0 H: 3 E: 0 K: 1 S: 13	H: 3 LOB: 3 BB: 1 P: 25	1B: 14 2B: 2 3B: 0 HR: 4	SF: 1 SAC: 0 DP: 3 HBP: 1	WP: 1 PA: 49 PB: 0 SB: 0 CS: 0
PITCHER	IP WLS BF H R ER SO BB IBB HBP BLK WP HR S P ERA WHIP	IP WLS BF H R ER SO BB IBB HBP BLK WP HR S P ERA WHIP	IP WLS BF H R ER SO BB IBB HBP BLK WP HR S P ERA WHIP	IP WLS BF H R ER SO BB IBB HBP BLK WP HR S P ERA WHIP	IP WLS BF H R ER SO BB IBB HBP BLK WP HR S P ERA WHIP	IP WLS BF H R ER SO BB IBB HBP BLK WP HR S P ERA WHIP	IP WLS BF H R ER SO BB IBB HBP BLK WP HR S P ERA WHIP	IP WLS BF H R ER SO BB IBB HBP BLK WP HR S P ERA WHIP	IP WLS BF H R ER SO BB IBB HBP BLK WP HR S P ERA WHIP	IP WLS BF H R ER SO BB IBB HBP BLK WP HR S P ERA WHIP	IP WLS BF H R ER SO BB IBB HBP BLK WP HR S P ERA WHIP	IP WLS BF H R ER SO BB IBB HBP BLK WP HR S P ERA WHIP	IP WLS BF H R ER SO BB IBB HBP BLK WP HR S P ERA WHIP	IP WLS BF H R ER SO BB IBB HBP BLK WP HR S P ERA WHIP	IP WLS BF H R ER SO BB IBB HBP BLK WP HR S P ERA WHIP	IP WLS BF H R ER SO BB IBB HBP BLK WP HR S P ERA WHIP	IP WLS BF H R ER SO BB IBB HBP BLK WP HR S P ERA WHIP	IP WLS BF H R ER SO BB IBB HBP BLK WP HR S P ERA WHIP	IP WLS BF H R ER SO BB IBB HBP BLK WP HR S P ERA WHIP	IP WLS BF H R ER SO BB IBB HBP BLK WP HR S P ERA WHIP	

St. Louis Cardinals @ Chicago Cubs
Wrigley Field, Chicago, IL
Sun Jul 13 1997, 3:33 AM CDT
Att: 38,094 - Sunny - 93 F

AB 42
R 11
H 20
RBI 11
BB 5
SO 9
LOB 17



Batter	1	2	3	4	5	6	7	8	9	AB	R	H	RBI	BB	SO	LOB	BOTTOM			
Doug Glanville, R OBP: 0.343, SLG: 0.416	G6-3		G4-3			2B	PB BB			3	1	1	0	1	0	0				
Brian McRae, S OBP: 0.308, SLG: 0.362	L7		G1-3			G4-3 2B	K			4	0	1	1	0	1	1				
Sammy Sosa, R OBP: 0.304, SLG: 0.478	S 1B HBP		K			K		K		3	1	0	0	0	3	1				
Mark Grace, L OBP: 0.428, SLG: 0.471	1B				K	G4-3		F7		4	0	1	1	0	1	1				
Shawon Dunston, R OBP: 0.314, SLG: 0.422	F8				G5-3	F9		G6-3		4	0	0	0	0	2					
Dave Hansen, L OBP: 0.402, SLG: 0.369					K		HR 1B		K	3	1	1	0	1	2	0				
23 Ryne Sandberg, R OBP: 0.304, SLG: 0.374			P3			L7		G6-3		4	0	0	0	0	1	2	AB R H RBI BB SO LOB			
Tyler Houston, L OBP: 0.327, SLG: 0.312 Terry Adams, R OBP: 0.308, SLG: 0.448 José Hernández, R OBP: 0.308, SLG: 0.448 Ramon Tatis, L OBP: 0.308, SLG: 0.448 Turk Wendell, L OBP: 0.308, SLG: 0.448 Kevin Gray, R OBP: 0.308, SLG: 0.448	F9		G1-3			G1-3		HR	HR	2	0	0	0	0	0	1				
Steve Trachsel, R OBP: 0.154, SLG: 0.111 Mike Hubbard, R OBP: 0.216, SLG: 0.278	K				K			K	K	1	0	0	0	0	1	1				
Inning Stats	R: 1 H: 1 E: 0 K: 0 S: 7	H: 0 LOB: 1 BB: 0 P: 15	R: 0 H: 0 E: 0 K: 1 S: 9	LOB: 0 BB: 1 P: 18	R: 0 H: 0 E: 0 K: 2 S: 7	LOB: 0 BB: 0 P: 14	R: 0 H: 0 E: 0 K: 1 S: 8	LOB: 0 BB: 0 P: 13	R: 1 H: 2 E: 0 K: 1 S: 14	H: 2 LOB: 1 BB: 0 P: 19	R: 2 H: 2 E: 0 K: 3 S: 14	H: 2 LOB: 1 BB: 1 P: 24	R: 0 H: 0 E: 0 K: 1 S: 10	H: 0 LOB: 0 BB: 0 P: 15	R: 1 H: 1 E: 0 K: 2 S: 11	H: 1 LOB: 0 BB: 0 P: 15	1B: 2 2B: 2 3B: 0 HR: 2	SF: 0 SAC: 0 DP: 0 HBP: 1	WP: 0 PA: 36 PB: 1 SB: 1 CS: 0	
PITCHER	IP WLS BF H R ER SO BB IBB HBP BLK WP HR S P ERA WHIP	IP WLS BF H R ER SO BB IBB HBP BLK WP HR S P ERA WHIP	IP WLS BF H R ER SO BB IBB HBP BLK WP HR S P ERA WHIP	IP WLS BF H R ER SO BB IBB HBP BLK WP HR S P ERA WHIP	IP WLS BF H R ER SO BB IBB HBP BLK WP HR S P ERA WHIP	IP WLS BF H R ER SO BB IBB HBP BLK WP HR S P ERA WHIP	IP WLS BF H R ER SO BB IBB HBP BLK WP HR S P ERA WHIP	IP WLS BF H R ER SO BB IBB HBP BLK WP HR S P ERA WHIP	IP WLS BF H R ER SO BB IBB HBP BLK WP HR S P ERA WHIP	IP WLS BF H R ER SO BB IBB HBP BLK WP HR S P ERA WHIP	IP WLS BF H R ER SO BB IBB HBP BLK WP HR S P ERA WHIP	IP WLS BF H R ER SO BB IBB HBP BLK WP HR S P ERA WHIP	IP WLS BF H R ER SO BB IBB HBP BLK WP HR S P ERA WHIP	IP WLS BF H R ER SO BB IBB HBP BLK WP HR S P ERA WHIP	IP WLS BF H R ER SO BB IBB HBP BLK WP HR S P ERA WHIP	IP WLS BF H R ER SO BB IBB HBP BLK WP HR S P ERA WHIP	IP WLS BF H R ER SO BB IBB HBP BLK WP HR S P ERA WHIP	IP WLS BF H R ER SO BB IBB HBP BLK WP HR S P ERA WHIP	IP WLS BF H R ER SO BB IBB HBP BLK WP HR S P ERA WHIP	IP WLS BF H R ER SO BB IBB HBP BLK WP HR S P ERA WHIP

St. Louis Cardinals @ Chicago Cubs
Wrigley Field, Chicago, IL
Sun Jul 13 1997, 3:33 AM CDT
Att: 38,094 - Sunny - 93 F

AB 33
R 5
H 6
RBI 5
BB 2
SO 12
LOB 9



Batter	1	2	3	4	5	6	7	8	9	10	11	12	13	14	15	AB	R	H	RBI	BB	SO	LOB	TOP							
Craig Biggio, R OBP: 0.461, SLG: 0.500 (1.4)																4	1	1	0	4	2	1								
Brad Ausmus, R OBP: 0.328, SLG: 0.386 (1.2)																5	2	2	5	0	0	3								
5 Jeff Bagwell, R OBP: 0.430, SLG: 0.612 (1.3)																4	1	1	2	2	0	1								
Luis Gonzalez, L OBP: 0.363, SLG: 0.387 (1.7)																7	0	2	0	0	1	5								
Derek Bell, R OBP: 0.326, SLG: 0.388 (1.9)																6	0	2	0	1	1	5								
Sean Berry, R OBP: 0.276, SLG: 0.333 (7.1)																4	1	1	1	0	0	2								
James Mouton, R OBP: 0.276, SLG: 0.333 (12.1)																6	0	0	0	0	1	0								
Tony Eusebio, R OBP: 0.374, SLG: 0.311 (15.1)																1	0	0	0	0	0	0								
Tim Lincecum, R OBP: 0.284, SLG: 0.324 (4.1)																2	0	0	0	0	0	0								
Bobby Abreu, L OBP: 0.328, SLG: 0.351 (7.1)																0	0	0	0	0	0	0								
Bill Spiers, L OBP: 0.432, SLG: 0.424 (7.5)																4	1	2	0	0	1	0								
Shane Reynolds, R OBP: 0.084, SLG: 0.156 (1.1)																1	0	0	0	1	0									
Ricky Gutierrez, R OBP: 0.329, SLG: 0.320 (4.6)																6	2	2	1	0	0	1								
Inning Stats	R: 2 E: 0 K: 1 S: 15	H: 2 LOB: 1 BB: 0 P: 25	R: 0 E: 0 K: 1 S: 13	H: 0 LOB: 0 BB: 0 P: 19	R: 0 E: 0 K: 0 S: 6	H: 1 LOB: 2 BB: 0 P: 10	R: 0 E: 0 K: 0 S: 8	H: 0 LOB: 0 BB: 0 P: 10	R: 0 E: 0 K: 0 S: 6	H: 1 LOB: 1 BB: 1 P: 16	R: 1 E: 0 K: 0 S: 7	H: 1 LOB: 0 BB: 0 P: 11	R: 4 E: 0 K: 0 S: 14	H: 3 LOB: 1 BB: 3 P: 31	R: 0 E: 0 K: 0 S: 9	H: 1 LOB: 2 BB: 1 P: 19	R: 0 E: 0 K: 1 S: 7	H: 0 LOB: 0 BB: 0 P: 10	R: 0 E: 0 K: 2 S: 8	H: 0 LOB: 0 BB: 0 P: 12	R: 0 E: 0 K: 1 S: 6	H: 0 LOB: 0 BB: 0 P: 9	R: 0 E: 0 K: 1 S: 9	H: 1 LOB: 1 BB: 0 P: 14	R: 2 E: 1 K: 0 S: 13	H: 2 LOB: 0 BB: 0 P: 27	1B: 9 2B: 3 3B: 1 HR: 3	SF: 1 SAC: 1 DP: 3 HBP: 2	WP: 0 PB: 0 SB: 0 CS: 1	PA: 65
Frank Castillo, R ERA: 5.42 (1.1)	IP: 6.0 WLS: 27 BF: 27	H: 7 R: 5 ER: 5 SO: 2	BB: 1 IBB: 0 HBP: 2 BLK: 0	WP: 0 HR: 2 S: 2 P: 59	P: 97 ERA: 7.50 WHIP: 1.333	PITCHER Bob Patterson, L (11.1) ERA: 3.55 Ramon Tatis, L (14.1) ERA: 4.75																								

Houston Astros @ Chicago Cubs
Wrigley Field, Chicago, IL
Mon Jul 14 1997, 7:05 PM CDT
Att: 27,803 - Unknown - 85 F

AB 54
R 9
H 14
RBI 9
BB 7
SO 9
LOB 21



Batter	1	2	3	4	5	6	7	8	9	10	11	12	13	14	15	AB	R	H	RBI	BB	SO	LOB	BOTTOM											
Doug Glanville, R OBP: 0.337, SLG: 0.407 (1.7)																7	1	1	1	0	1	1												
Brian McRae, S OBP: 0.313, SLG: 0.372 (1.8)																7	0	4	1	0	0	0												
Sammy Sosa, R OBP: 0.302, SLG: 0.472 (1.9)																7	0	1	0	0	2	4												
Mark Grace, L OBP: 0.426, SLG: 0.484 (1.3)																4	1	0	0	2	0	3												
Rey Sanchez, R OBP: 0.313, SLG: 0.333 (13.6)																1	0	1	0	0	0	0												
Shawn Dunston, R OBP: 0.310, SLG: 0.417 (1.8)																6	1	1	0	0	0	2												
Dave Hansen, L OBP: 0.406, SLG: 0.375 (13.3)																1	0	1	0	0	0	0												
23 Ryne Sandberg, R OBP: 0.304, SLG: 0.371 (1.4)																7	1	2	0	0	1	4												
Kevin Orie, R OBP: 0.387, SLG: 0.440 (1.5)																7	2	4	2	0	2	0												
Scott Servais, R OBP: 0.327, SLG: 0.376 (1.2)																7	1	3	3	0	0	5												
Inning Stats	R: 0 E: 0 K: 1 S: 7	H: 1 LOB: 1 BB: 0 P: 13	R: 0 E: 0 K: 1 S: 8	H: 0 LOB: 0 BB: 0 P: 13	R: 0 E: 1 K: 0 S: 13	H: 2 LOB: 2 BB: 0 P: 17	R: 5 E: 0 K: 0 S: 24	H: 6 LOB: 2 BB: 1 P: 35	R: 1 E: 0 K: 1 S: 15	H: 2 LOB: 1 BB: 0 P: 19	R: 0 E: 0 K: 1 S: 6	H: 0 LOB: 0 BB: 0 P: 10	R: 1 E: 1 K: 1 S: 15	H: 3 LOB: 2 BB: 0 P: 21	R: 0 E: 0 K: 1 S: 9	H: 1 LOB: 0 BB: 0 P: 12	R: 0 E: 0 K: 1 S: 7	H: 0 LOB: 0 BB: 0 P: 10	R: 0 E: 0 K: 0 S: 5	H: 0 LOB: 0 BB: 0 P: 10	R: 0 E: 0 K: 1 S: 8	H: 0 LOB: 0 BB: 0 P: 8	R: 0 E: 1 K: 0 S: 9	H: 1 LOB: 3 BB: 1 P: 17	R: 0 E: 0 K: 1 S: 6	H: 0 LOB: 0 BB: 0 P: 10	R: 0 E: 0 K: 1 S: 13	H: 2 LOB: 1 BB: 0 P: 18	R: 0 E: 0 K: 0 S: 8	H: 0 LOB: 0 BB: 0 P: 12	1B: 13 2B: 6 3B: 0 HR: 0	SF: 0 SAC: 1 DP: 2 HBP: 0	WP: 0 PB: 0 SB: 0 CS: 1	PA: 63
Shane Reynolds, R ERA: 4.15 (1.1)	IP: 3.1 WLS: 17 BF: 17	H: 6 R: 4 ER: 4 SO: 1	BB: 1 IBB: 0 HBP: 0 BLK: 0	WP: 0 HR: 0 S: 39 P: 62	P: 62 ERA: 10.80 WHIP: 2.100	PITCHER Billy Wagner, L (12.1) ERA: 1.65 Russ Springer, R (15.1) ERA: 4.08																												

Houston Astros @ Chicago Cubs
Wrigley Field, Chicago, IL
Mon Jul 14 1997, 7:05 PM CDT
Att: 27,803 - Unknown - 85 F

AB 60
R 7
H 18
RBI 7
BB 2
SO 9
LOB 23



Batter	1	2	3	4	5	6	7	8	9	AB	R	H	RBI	BB	SO	LOB	TOP					
Chuck Carr, S OBP: 0.230, SLG: 0.266 (1, 8)	F9			L9		G5-3			K	5	0	1	0	0	1	1						
Ricky Gutierrez, R OBP: 0.317, SLG: 0.308 (1, 4) (7, 6)	G6-3			F9		G5-3		L8	G6-3	5	0	0	0	0	0	2						
5 Jeff Bagwell, R OBP: 0.430, SLG: 0.610 (1, 3)	K			F7						3	1	1	0	1	1	0						
Luis Gonzalez, L OBP: 0.359, SLG: 0.382 (1, 7)		P6			F8					4	0	0	0	0	0	3						
Derek Bell, R OBP: 0.325, SLG: 0.389 (1, 9)		F9			K					4	1	1	0	0	1	2						
Sean Berry, R OBP: 0.282, SLG: 0.394 James Mouton, R OBP: 0.278, SLG: 0.333 Jose Cabrera, R (9, 1) Mike Magnante, L (9, 1)		K			1B					4	0	3	1	0	1	0						
Tony Eusebio, R OBP: 0.378, SLG: 0.318 (1, 2)										4	0	2	1	0	1	1						
Tim Bogar, R OBP: 0.260, SLG: 0.319 Craig Biggio, R OBP: 0.401, SLG: 0.499 (7, PH) (7, 4)										2	0	0	0	0	2	2						
Darryl Kile, R OBP: 0.148, SLG: 0.105 Bill Spiers, L OBP: 0.435, SLG: 0.446 (9, PH) (9, 5)										1	1	0	0	1	1	2						
										3	0	0	0	0	3	2						
Inning Stats	R: 0 E: 0 K: 1 S: 6	H: 0 LOB: 0 BB: 0 P: 6	R: 0 E: 0 K: 1 S: 13	H: 0 LOB: 0 BB: 0 P: 20	R: 0 E: 0 K: 3 S: 9	H: 0 LOB: 0 BB: 0 P: 10	R: 0 E: 0 K: 0 S: 8	H: 0 LOB: 0 BB: 0 P: 10	R: 0 E: 0 K: 2 S: 9	H: 2 LOB: 2 BB: 0 P: 14	R: 0 E: 0 K: 1 S: 9	H: 0 LOB: 0 BB: 0 P: 12	R: 2 E: 0 K: 2 S: 16	H: 4 LOB: 2 BB: 0 P: 22	R: 0 E: 0 K: 0 S: 7	H: 1 LOB: 2 BB: 1 P: 14	R: 3 E: 0 K: 1 S: 13	H: 2 LOB: 1 BB: 1 P: 22	1B: 5 2B: 3 3B: 0 HR: 1	SF: 0 SAC: 0 DP: 0 HBP: 0	WP: 0 PB: 0 SB: 0 CS: 0	PA: 38
PITCHER	IP	WLS	BF	H	R	ER	SO	BB	IBB	HBP	BLK	WP	HR	S	P	ERA	WHIP					
Kevin Foster, R ERA: 3.9 Ramon Tatis, L ERA: 4.71 Mel Rojas, R ERA: 4.44	7.1		29	7	2	2	10	0	0	0	0	0	0	73	98	2.46	0.955					
	0.1		2	0	0	0	0	0	1	0	0	0	0	1	5	0.00	0.000					
	1.1	L	7	2	3	3	1	1	0	0	0	0	1	16	27	20.25	2.250					

Houston Astros @ Chicago Cubs
Wrigley Field, Chicago, IL
Tue Jul 15 1997, 3:33 AM CDT
Att: 19,323 - Sunny - 78 F

AB 36
R 5
H 9
RBI 5
BB 2
SO 11
LOB 15



Batter	1	2	3	4	5	6	7	8	9	AB	R	H	RBI	BB	SO	LOB	BOTTOM					
Doug Glanville, R OBP: 0.340, SLG: 0.406 (1, 7)	G6-3			1B						3	1	1	0	1	1	0						
Brian McRae, S OBP: 0.312, SLG: 0.369 (1, 8)	F8			F7				L8		3	0	0	0	1	0	1						
Sammy Sosa, R OBP: 0.301, SLG: 0.469 (1, 9)	K			HR						4	1	1	0	0	1	3						
Mark Grace, L OBP: 0.427, SLG: 0.465 (1, 3)										4	0	2	0	0	1	2						
Shawon Dunston, R OBP: 0.313, SLG: 0.429 23 Ryne Sandberg, R OBP: 0.304, SLG: 0.371 (9, 4)										4	1	2	3	0	0	1						
Kevin Orie, R OBP: 0.365, SLG: 0.436 (1, 5)										4	0	1	0	0	0	3						
Tyler Houston, L OBP: 0.225, SLG: 0.306 (1, 2)										4	0	1	0	0	2	3						
Rey Sanchez, R OBP: 0.308, SLG: 0.327 (9, 6)										3	0	0	0	0	1	3						
Dave Clark, L OBP: 0.379, SLG: 0.455 José Hernández, R OBP: 0.324, SLG: 0.470 (9, PH)										0	0	0	0	0	0	0						
Kevin Foster, R OBP: 0.108, SLG: 0.083 Ramon Tatis, L (8, 1) Mel Rojas, R (8, 1) Scott Servais, R OBP: 0.326, SLG: 0.374 (9, PH)										2	0	0	0	0	0	0						
										0	0	0	0	0	0	0						
										1	0	0	0	0	0	1						
Inning Stats	R: 0 E: 0 K: 1 S: 7	H: 0 LOB: 0 BB: 0 P: 13	R: 0 E: 0 K: 0 S: 6	H: 1 LOB: 0 BB: 0 P: 9	R: 0 E: 0 K: 1 S: 5	H: 0 LOB: 0 BB: 0 P: 8	R: 3 E: 0 K: 1 S: 9	H: 3 LOB: 0 BB: 0 P: 14	R: 0 E: 0 K: 1 S: 10	H: 1 LOB: 3 BB: 2 P: 19	R: 0 E: 0 K: 2 S: 12	H: 2 LOB: 2 BB: 0 P: 19	R: 0 E: 0 K: 1 S: 6	H: 0 LOB: 0 BB: 0 P: 6	R: 0 E: 0 K: 0 S: 10	H: 0 LOB: 0 BB: 0 P: 15	R: 0 E: 0 K: 0 S: 9	H: 1 LOB: 1 BB: 0 P: 14	1B: 7 2B: 0 3B: 0 HR: 1	SF: 0 SAC: 1 DP: 1 HBP: 0	WP: 1 PB: 0 SB: 0 CS: 0	PA: 36
PITCHER	IP	WLS	BF	H	R	ER	SO	BB	IBB	HBP	BLK	WP	HR	S	P	ERA	WHIP					
Darryl Kile, R ERA: 2.1 Jose Cabrera, R ERA: Mike Magnante, L ERA: 2.79	8.0		32	7	3	3	6	2	0	0	0	0	1	65	103	3.38	1.125					
	0.1		2	1	0	0	0	0	0	0	0	0	0	5	6	0.00	3.000					
	0.2	S	2	0	0	0	0	0	0	0	0	0	0	4	8	0.00	0.000					

Houston Astros @ Chicago Cubs
Wrigley Field, Chicago, IL
Tue Jul 15 1997, 3:33 AM CDT
Att: 19,323 - Sunny - 78 F

AB 33
R 3
H 8
RBI 3
BB 2
SO 6
LOB 18



Batter	1	2	3	4	5	6	7	8	9	AB	R	H	RBI	BB	SO	LOB	TOP								
Doug Glanville, R OBP: 0.343, SLG: 0.416	0-2 WP 2B		1-2 G3				1-1 1B 2B			4	2	2	2	0	0	0	Chicago Cubs @ New York Mets Shea Stadium, Flushing, NY Wed Jul 16 1997, 7:05 PM EDT Att: 20,282 - Unknown - 84 F								
Brian McRae, S OBP: 0.314, SLG: 0.366	4-1 SAFE		3-2 F7				2-2 G5-3			0	2	0	0	0	0	0									
Sammy Sosa, R OBP: 0.303, SLG: 0.468	2-3 SAFE		4-1 CS BB				2-3 K			3	0	1	1	1	2	2									
Mark Grace, L OBP: 0.425, SLG: 0.465	3-2 1-H 3-H 2B		1-0 CS				3-0 FC4-6 1B			4	0	1	2	0	1	2									
Shawon Dunston, R OBP: 0.316, SLG: 0.430 Mel Rojas, R	1-2 G5-3						0-0 G4-6-3 1B			4	0	2	1	0	0	1									
Kevin Orie, R OBP: 0.358, SLG: 0.426	0-0 F9						1-2 3-H 1B			0	0	0	0	0	0	0									
Scott Servais, R OBP: 0.328, SLG: 0.377							3-2 E 1B 2B			4	1	2	0	0	0	0									
Rey Sanchez, R OBP: 0.312, SLG: 0.331							1-0 E 2B 1B			4	1	2	0	0	0	1									
Geremi Gonzalez, R Kevin Foster, R Turk Wendell, L Ramon Tatis, L Terry Adams, R 23 Ryne Sandberg, R	1-1 G6-3						2-2 G6-3			2	0	0	0	0	0	2									
Inning Stats	R: 2 E: 0 K: 1 S: 16	H: 2 LOB: 1 BB: 1 P: 26	R: 0 E: 0 K: 0 S: 8	H: 1 LOB: 0 BB: 0 P: 10	R: 0 E: 0 K: 0 S: 7	H: 0 LOB: 0 BB: 1 P: 16	R: 0 E: 0 K: 1 S: 8	H: 1 LOB: 0 BB: 0 P: 14	R: 4 E: 1 K: 0 S: 19	H: 5 LOB: 2 BB: 1 P: 36	R: 0 E: 0 K: 1 S: 10	H: 0 LOB: 0 BB: 0 P: 15	R: 0 E: 0 K: 1 S: 10	H: 0 LOB: 0 BB: 0 P: 15	R: 0 E: 0 K: 0 S: 9	H: 1 LOB: 0 BB: 0 P: 13		R: 0 E: 0 K: 0 S: 5	H: 1 LOB: 0 BB: 0 P: 8	1B: 7 2B: 4 3B: 0 HR: 0	SF: 0 SAC: 0 DP: 3 HBP: 0	WP: 1 PB: 0 SB: 0 CS: 1	PA: 37		
PITCHER	IP WLS BF H R ER SO BB IBB HBP BLK WP HR S P ERA WHIP	4.1 L 20 7 6 6 2 3 0 0 0 0 1 0 49 87 12.46 2.308	1.2 7 2 0 0 1 0 0 0 0 0 0 0 17 30 0.00 1.200	2.0 6 0 0 0 1 0 0 0 0 0 0 0 19 28 0.00 0.000	1.0 3 1 0 0 0 0 0 0 0 0 0 0 5 8 0.00 1.000																				

Chicago Cubs @ New York Mets
 Shea Stadium, Flushing, NY
 Wed Jul 16 1997, 7:05 PM EDT
 Att: 20,282 - Unknown - 84 F

AB	31
R	6
H	10
RBI	6
BB	1
SO	4
LOB	13



Batter	1	2	3	4	5	6	7	8	9	AB	R	H	RBI	BB	SO	LOB	BOTTOM						
Lance Johnson, L OBP: 0.384, SLG: 0.398	2-1 G4-3		4-0 HR BB				1-1 L9			3	1	0	0	2	0	1	Chicago Cubs @ New York Mets Shea Stadium, Flushing, NY Wed Jul 16 1997, 7:05 PM EDT Att: 20,282 - Unknown - 84 F						
Edgardo Alfonzo, R OBP: 0.381, SLG: 0.459	0-1 G5-3		2-1 P3				4-2 2B BB			4	1	0	0	1	0	3							
John Olerud, L OBP: 0.393, SLG: 0.491	4-2 BB		1-0 1-H 2-H HR				2-2 F7			4	1	2	3	1	1	2							
Todd Hundley, S OBP: 0.431, SLG: 0.594	2-1 P2		2-3 K				2-2 1-H 2-H 2B			4	0	1	2	0	2	3							
Carlos Baerga, S OBP: 0.314, SLG: 0.395			2-0 G3				0-0 G3			4	0	1	0	0	0	1							
Bernard Gilkey, R OBP: 0.311, SLG: 0.343			2-2 G6-3				0-0 F9			4	0	0	0	0	1	3							
Carl Everett, S OBP: 0.339, SLG: 0.468			0-0 FC6-4 1B				1-2 G4-3			4	0	3	0	0	0	0							
Rey Ordonez, R OBP: 0.275, SLG: 0.292 Matt Franco, L OBP: 0.356, SLG: 0.443	1-1 FC6-4		1-0 G6-3				1-3 K			3	0	0	0	0	1	2							
Armando Reynoso, R Cory Lidle, R Luis Lopez, S Joe Crawford, L Butch Huskey, R Takashi Kashiwada, L	1-1 G6-3		4-1 BB HR BB				4-2 BB BB			0	1	0	0	1	0	0							
Inning Stats	R: 0 E: 0 K: 0 S: 8	H: 0 LOB: 1 BB: 1 P: 16	R: 0 E: 0 K: 0 S: 7	H: 1 LOB: 0 BB: 0 P: 12	R: 3 E: 0 K: 1 S: 10	H: 1 LOB: 2 BB: 2 P: 23	R: 0 E: 0 K: 0 S: 5	H: 0 LOB: 0 BB: 0 P: 7	R: 2 E: 0 K: 2 S: 12	H: 1 LOB: 1 BB: 0 P: 15	R: 0 E: 0 K: 1 S: 12	H: 2 LOB: 3 BB: 1 P: 18	R: 0 E: 0 K: 1 S: 7	H: 1 LOB: 0 BB: 0 P: 12	R: 0 E: 0 K: 1 S: 5	H: 0 LOB: 0 BB: 0 P: 7		1B: 3 2B: 3 3B: 0 HR: 1	SF: 0 SAC: 0 DP: 0 HBP: 0	WP: 1 PB: 0 SB: 0 CS: 0	PA: 39		
PITCHER	IP WLS BF H R ER SO BB IBB HBP BLK WP HR S P ERA WHIP	5.0 W 23 3 5 5 1 5 0 0 0 0 1 0 14 21 9.00 1.600	1.1 6 1 0 0 2 1 0 0 0 0 0 0 9 11 0.00 6.000	0.1 3 2 0 0 1 0 0 0 0 0 0 0 8 13 0.00 0.750	1.1 S 3 0 0 0 1 0 0 0 0 0 0 5 7 0.00 0.000																		

Chicago Cubs @ New York Mets
 Shea Stadium, Flushing, NY
 Wed Jul 16 1997, 7:05 PM EDT
 Att: 20,282 - Unknown - 84 F

AB	33
R	5
H	7
RBI	5
BB	6
SO	6
LOB	17



Batter	1	2	3	4	5	6	7	8	9	AB	R	H	RBI	BB	SO	LOB	TOP		
Eric Young Sr. R OBP: 0.372, SLG: 0.411	G3 1B		G4-3			G3 1B		BB		3	0	2	0	1	0	0	Colorado Rockies @ Chicago Cubs Wrigley Field, Chicago, IL Sat Jul 19 1997, 3:33 AM CDT Unknown - 75 F		
Neftali Feliz S OBP: 0.281, SLG: 0.469	F2			K		G3		F9		4	0	0	0	0	1	3			
Larry Walker L OBP: 0.489, SLG: 0.729 Jeff McCurry R (8, 1)	G3			P5		G4-3		F8		4	0	0	0	0	0	3			
Andres Galarraga R OBP: 0.398, SLG: 0.566	K			G5-3			K		F9	4	0	0	0	0	2	1			
Dante Bichette R OBP: 0.343, SLG: 0.480		P3			K		BB	G5-3		4	0	1	0	0	1	0			
Vinny Castilla R OBP: 0.324, SLG: 0.505	G6-3				FC4-6 1B		F7	L7		4	0	1	0	0	0	1			
Kirt Manwaring R OBP: 0.331, SLG: 0.323	L5				K		BB			2	0	0	0	1	1				
Quinton McCracken S OBP: 0.336, SLG: 0.329			K		FC4-6		K			3	0	0	0	0	2	3			
Jamey Wright R OBP: 0.281, SLG: 0.150 Harvey Pulliam R OBP: 0.236, SLG: 0.385 Jerry Dipoto R OBP: 0.123, SLG: 0.125 John Vander Wal L OBP: 0.286, SLG: 0.211 Angel Echevarria R OBP: 0.400, SLG: 0.385	F7					K		K		1	0	0	0	0	0	0			
Inning Stats	R: 0 E: 0 K: 1 S: 6	H: 1 LOB: 1 BB: 0 P: 6	R: 0 E: 0 K: 0 S: 3	H: 0 LOB: 0 BB: 0 P: 3	R: 0 E: 0 K: 1 S: 5	H: 0 LOB: 0 BB: 0 P: 5	R: 0 E: 0 K: 1 S: 5	H: 0 LOB: 1 BB: 0 P: 5	R: 0 E: 0 K: 1 S: 6	H: 1 LOB: 1 BB: 0 P: 6	R: 0 E: 0 K: 2 S: 8	H: 1 LOB: 2 BB: 1 P: 12	R: 0 E: 0 K: 1 S: 5	H: 0 LOB: 1 BB: 1 P: 9	R: 0 E: 0 K: 0 S: 3	H: 0 LOB: 0 BB: 0 P: 3		1B: 4 2B: 0 3B: 0 HR: 0	SF: 0 SAC: 0 DP: 0 HBP: 0
PITCHER	IP WLS BF H R ER SO BB IBB HBP BLK WP HR S P ERA WHIP																		
Steve Trachsel R ERA: 4.73	(1, 1) 7.0 W 26 4 0 0 8 1 0 0 0 0 0 0 41 45 0.00 0.714																		
Turk Wendell R ERA: 4.12	(8, 1) 2.0 7 0 0 0 1 1 0 0 0 0 0 0 8 12 0.00 0.500																		

Batter	1	2	3	4	5	6	7	8	9	AB	R	H	RBI	BB	SO	LOB	BOTTOM		
Brian McRae S OBP: 0.317, SLG: 0.368	G3		F9			SH3-4				3	0	1	0	1	0	0	Colorado Rockies @ Chicago Cubs Wrigley Field, Chicago, IL Sat Jul 19 1997, 3:33 AM CDT Unknown - 75 F		
Shawon Dunston R OBP: 0.318, SLG: 0.435 Turk Wendell L (8, 1)	1B		G1 2B		K		F3	K		4	0	2	0	0	1	5			
Mark Grace L OBP: 0.428, SLG: 0.476	BB 1B		G1			WP SF9 2B		F8		4	2	2	0	1	0	2			
Sammy Sosa R OBP: 0.303, SLG: 0.465	F9		P1			SF9 SH5-3 BB		G5-3		4	2	1	2	1	0	4			
Dave Clark L OBP: 0.385, SLG: 0.468 Doug Glanville R OBP: 0.342, SLG: 0.418	BB					SF9				1	1	1	1	1	0	0			
Dave Hansen L OBP: 0.408, SLG: 0.371 José Hernández R OBP: 0.321, SLG: 0.465	G4-3					SH1-4 BB		SH5-3		1	0	0	1	1	0	3			
23 Ryne Sandberg R OBP: 0.298, SLG: 0.563			G6-3			P4		F8		4	0	1	0	0	0	2			
Tyler Houston L OBP: 0.236, SLG: 0.314	L3					SH1-4 1B		G6-3		4	1	2	1	0	0	1			
Steve Trachsel R OBP: 0.171, SLG: 0.108 Rey Sanchez R OBP: 0.309, SLG: 0.333 (7, PH)	G3-1					SH1-4		G4-3		1	1	0	0	1	0	0			
Inning Stats	R: 0 E: 0 K: 0 S: 5	H: 2 LOB: 3 BB: 1 P: 9	R: 0 E: 0 K: 0 S: 3	H: 0 LOB: 0 BB: 0 P: 3	R: 0 E: 0 K: 0 S: 4	H: 1 LOB: 1 BB: 0 P: 4	R: 1 E: 0 K: 1 S: 7	H: 2 LOB: 3 BB: 2 P: 15	R: 2 E: 0 K: 0 S: 4	H: 1 LOB: 0 BB: 1 P: 8	R: 4 E: 0 K: 1 S: 8	H: 3 LOB: 1 BB: 2 P: 16	R: 0 E: 0 K: 0 S: 3	H: 1 LOB: 1 BB: 0 P: 3	R: 0 E: 0 K: 1 S: 6	H: 1 LOB: 1 BB: 0 P: 6		1B: 5 2B: 6 3B: 0 HR: 0	SF: 1 SAC: 3 DP: 1 HBP: 0
PITCHER	IP WLS BF H R ER SO BB IBB HBP BLK WP HR S P ERA WHIP																		
Jamey Wright R ERA: 8.29	(1, 1) 5.0 L 25 6 3 3 1 4 0 0 0 0 0 0 23 39 5.40 2.000																		
Jerry Dipoto R ERA: 5.46	(6, 1) 2.0 11 4 4 4 1 1 1 0 0 0 0 0 11 19 18.00 2.500																		
Jeff McCurry R ERA: 3.86	(8, 1) 1.0 4 1 0 0 1 0 0 0 0 0 0 0 6 6 0.00 1.000																		



Batter	1	2	3	4	5	6	7	8	9	AB	R	H	RBI	BB	SO	LOB	TOP					
Eric Young Sr. R OBP: 0.370, SLG: 0.417	G4-3		HR		SH2-3		2B		G1-3	4	2	2	2	0	0	0	Colorado Rockies @ Chicago Cubs Wrigley Field, Chicago, IL Sun Jul 20 1997, 3:33 AM CDT Att: 36,861 - Sunny - 85 F					
Neftali Perez S OBP: 0.324, SLG: 0.479	1B		G3		K		L9		HR	4	1	2	1	1	1	1						
Larry Walker L OBP: 0.485, SLG: 0.734	1B		K		HR		L9		HR	5	2	3	4	0	1	1						
Andres Galarraga R OBP: 0.398, SLG: 0.574	K		K		K		K		FC6-4	5	0	1	1	0	4	3						
Dante Bichette R OBP: 0.340, SLG: 0.473	F8				P7				FC6-4	4	0	0	0	0	0	3						
Harvey Pulliam R OBP: 0.267, SLG: 0.357									1-2	1	0	0	0	0	0	1						
Vinny Castilla R OBP: 0.332, SLG: 0.525		HR			HR					4	2	2	2	0	1	0						
Angel Echevarria R OBP: 0.359, SLG: 0.438		K			K					3	0	1	0	0	2	0						
Curt Leskanic R OBP: 0.259, SLG: 0.205					K					0	0	0	0	0	0	0						
John Vander Wal L OBP: 0.259, SLG: 0.205										1	0	0	0	0	0	0						
Darren Holmes R OBP: 0.167, SLG: 0.333										0	0	0	0	0	0	0						
Kirt Manwaring R OBP: 0.329, SLG: 0.318					K					3	0	0	0	1	3	1						
Roger Bailey R OBP: 0.236, SLG: 0.225										2	1	1	0	0	1	1						
Quinton McCracken S OBP: 0.342, SLG: 0.357					SH2-3		S		L9	1	1	0	0	1	0	0						
Inning Stats	R: 0 E: 0 K: 1 S: 8	H: 1 LOB: 2 BB: 1 P: 14	R: 1 E: 0 K: 2 S: 10	H: 1 LOB: 0 BB: 1 P: 16	R: 1 E: 0 K: 2 S: 13	H: 1 LOB: 0 BB: 0 P: 20	R: 1 E: 0 K: 2 S: 10	H: 1 LOB: 0 BB: 0 P: 16	R: 2 E: 0 K: 2 S: 15	H: 2 LOB: 1 BB: 0 P: 19	R: 0 E: 0 K: 2 S: 12	H: 1 LOB: 1 BB: 0 P: 19	R: 2 E: 0 K: 1 S: 19	H: 2 LOB: 1 BB: 1 P: 29	R: 0 E: 0 K: 1 S: 9	H: 0 LOB: 0 BB: 0 P: 14	R: 2 E: 0 K: 0 S: 15	H: 3 LOB: 1 BB: 0 P: 20	1B: 4 2B: 3 3B: 0 HR: 5	SF: 0 SAC: 1 DP: 0 HBP: 0	WP: 0 PB: 0 SB: 1 CS: 1	PA: 41
PITCHER	IP WLS BF H R ER SO BB IBB HBP BLK WP HR S P ERA WHIP																					
Kevin Foster R ERA: 4.12	5.0	22	6	5	5	9	2	0	0	0	0	0	4	56	85	9.00	1.600					
Terry Adams R ERA: 3.78	1.0	L	6	2	2	2	1	0	0	0	0	0	0	20	34	18.00	3.000					
Bob Patterson L ERA: 3.4	0.1		2	1	0	0	0	0	0	0	0	0	0	6	7	0.00	3.000					
Kent Bottenfield R ERA: 2.67	1.2		5	0	0	0	0	0	0	0	0	0	0	14	21	0.00	0.000					
Mel Rojas R ERA: 4.53	1.0		6	3	2	2	0	0	0	0	0	0	1	15	20	18.00	3.000					

Batter	1	2	3	4	5	6	7	8	9	AB	R	H	RBI	BB	SO	LOB	BOTTOM					
Doug Glanville R OBP: 0.348, SLG: 0.427	G4-3		1B		1B		F9		G5-4-3	5	1	2	0	0	0	1	Colorado Rockies @ Chicago Cubs Wrigley Field, Chicago, IL Sun Jul 20 1997, 3:33 AM CDT Att: 36,861 - Sunny - 85 F					
Brian McRae S OBP: 0.324, SLG: 0.373	K		1B		HBP		P6			4	1	2	2	0	1	0						
Sammy Sosa R OBP: 0.306, SLG: 0.462	L5		1B		1B		K			3	1	0	0	0	2	2						
Mark Grace L OBP: 0.431, SLG: 0.481		G3			1B		E9		G4-6-3	4	1	3	1	0	0	0						
Shawon Dunston R OBP: 0.315, SLG: 0.430		G4-3			G5-3		1B		G4-6-3	4	0	2	1	0	0	1						
Kevin Orie R OBP: 0.358, SLG: 0.430					1B		1B		1B	4	0	1	1	0	0	4						
Mel Rojas R		G5-3					F8		G4-6-3	0	0	0	0	0	0	0						
23 Ryne Sandberg R OBP: 0.294, SLG: 0.358			G6-3		G4-3		F9		L7	4	0	0	0	0	0	1						
Scott Servais R OBP: 0.324, SLG: 0.368			G5-3				G6-3		L3	3	0	0	0	0	0	0						
Dave Hansen L OBP: 0.418, SLG: 0.368							P3			1	0	0	0	0	0	0						
Kevin Foster R OBP: 0.128, SLG: 0.205							L7		G5-4-3	1	1	1	0	0	0	0						
Jose Hernandez R OBP: 0.318, SLG: 0.461										1	0	0	0	0	0	0						
Terry Adams R										1	0	0	0	0	0	0						
Bob Patterson R										0	0	0	0	0	0	0						
Kent Bottenfield R										0	0	0	0	0	0	0						
Tyler Houston L OBP: 0.243, SLG: 0.321										1	0	1	0	0	0	0						
Inning Stats	R: 0 E: 0 K: 1 S: 7	H: 0 LOB: 0 BB: 0 P: 11	R: 0 E: 0 K: 0 S: 5	H: 0 LOB: 0 BB: 0 P: 7	R: 1 E: 0 K: 1 S: 15	H: 3 LOB: 2 BB: 0 P: 21	R: 1 E: 0 K: 0 S: 10	H: 2 LOB: 0 BB: 0 P: 15	R: 3 E: 1 K: 0 S: 16	H: 4 LOB: 2 BB: 0 P: 25	R: 0 E: 0 K: 1 S: 6	H: 0 LOB: 0 BB: 0 P: 9	R: 0 E: 0 K: 1 S: 8	H: 0 LOB: 0 BB: 0 P: 12	R: 0 E: 0 K: 0 S: 10	H: 2 LOB: 1 BB: 0 P: 11	R: 0 E: 0 K: 0 S: 6	H: 1 LOB: 0 BB: 0 P: 8	1B: 10 2B: 1 3B: 1 HR: 0	SF: 0 SAC: 0 DP: 2 HBP: 1	WP: 0 PB: 0 SB: 0 CS: 0	PA: 37
PITCHER	IP WLS BF H R ER SO BB IBB HBP BLK WP HR S P ERA WHIP																					
Roger Bailey R ERA: 3.85	5.0		24	9	5	5	2	0	0	0	0	0	0	14	21	0.00	0.000					
Curt Leskanic R ERA: 6.29	2.0	W	6	0	0	0	0	0	0	0	0	0	0	16	19	0.00	1.500					
Darren Holmes R ERA: 4.87	2.0	S	7	3	0	0	0	0	0	0	0	0	0	16	19	0.00	1.500					

AB	37
R	9
H	12
RBI	9
BB	3
SO	13
LOB	11



Batter	1	2	3	4	5	6	7	8	9	AB	R	H	RBI	BB	SO	LOB	TOP					
Jeff Blausler, R (1, 6) OBP: 0.433, SLG: 0.549	F8	L5			G3 10 SF8 2B		HR 1B		K	5	2	2	0	0	1	4						
Michael Tucker, L (1, 9) OBP: 0.357, SLG: 0.455	F9 10 1B 1B	L8			G3		HR 1B		G4-3	5	2	2	2	0	0	5						
10 Chipper Jones, S (1, 5) OBP: 0.382, SLG: 0.500	1B			L7	SF8		L8			3	0	1	1	0	0	0						
Fred McGriff, L (1, 3) OBP: 0.369, SLG: 0.442	F9				G4-3				G6-3	4	0	1	0	0	0	2						
Danny Bautista, R (8, 7) OBP: 0.240, SLG: 0.333				1B						0	0	0	0	0	0	0						
Ryan Klesko, L (1, 7) OBP: 0.341, SLG: 0.529				P6			L8		K	4	0	1	1	0	1	1						
Andruw Jones, R (1, 8) OBP: 0.369, SLG: 0.448	F8			F7			G6-3		F8	4	0	0	0	0	0	3						
Eddie Pérez, R (1, 2) OBP: 0.286, SLG: 0.375		F8			F9		L7			4	0	1	0	0	0	0						
Mark Lemke, S (1, 4) OBP: 0.279, SLG: 0.299				G5-3			K		L3	3	0	0	0	1	1	1						
Greg Maddux, R (1, 1) OBP: 0.152, SLG: 0.119				P3			G5-3			2	0	0	0	2	0	0						
Inning Stats	R: 1 E: 0 K: 0 S: 14	H: 3 LOB: 2 BB: 0 P: 22	R: 0 E: 0 K: 0 S: 10	H: 0 LOB: 2 BB: 2 P: 22	R: 0 E: 0 K: 0 S: 6	H: 1 LOB: 1 BB: 0 P: 9	R: 0 E: 0 K: 0 S: 10	H: 0 LOB: 0 BB: 0 P: 13	R: 1 E: 0 K: 0 S: 7	H: 1 LOB: 0 BB: 0 P: 11	R: 0 E: 0 K: 0 S: 6	H: 0 LOB: 0 BB: 0 P: 13	R: 2 E: 0 K: 1 S: 11	H: 2 LOB: 0 BB: 0 P: 16	R: 0 E: 0 K: 1 S: 8	H: 0 LOB: 0 BB: 0 P: 13	R: 0 E: 0 K: 1 S: 11	H: 1 LOB: 2 BB: 1 P: 21	1B: 5 2B: 2 3B: 0 HR: 1	SF: 1 SAC: 0 DP: 0 HBP: 0	WP: 0 PB: 0 SB: 1 CS: 0	PA: 38
PITCHER	IP	WLS	BF	H	R	ER	SO	BB	IBB	HBP	BLK	WP	HR	S	P	ERA	WHIP					
Geremi Gonzalez, R (1, 1) ERA: 3.53	7.0	L	30	7	4	4	1	2	0	0	0	0	1	64	106	5.14	1.286					
Ramon Tatis, L (8, 1) ERA: 4.56	1.1		5	1	0	0	1	0	0	0	0	0	0	12	20	0.00	0.750					
Terry Adams, R (9, 1) ERA: 3.72	0.2		3	0	0	0	1	1	0	0	0	0	0	7	14	0.00	1.500					

Atlanta Braves @ Chicago Cubs
Wrigley Field, Chicago, IL
Tue Jul 22 1997, 3:33 AM CDT
Overcast - 72 F

AB 34
R 4
H 8
RBI 4
BB 3
SO 3
LOB 16

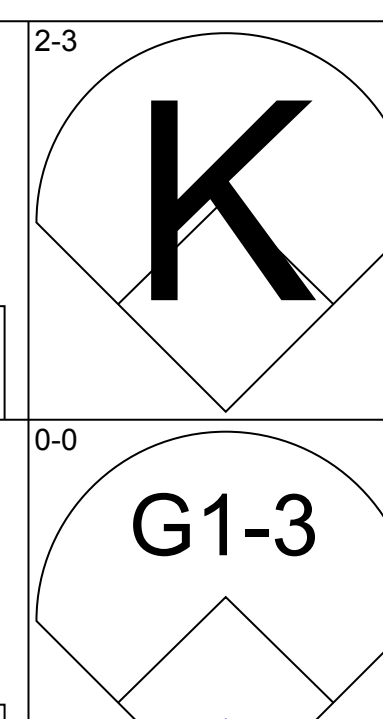
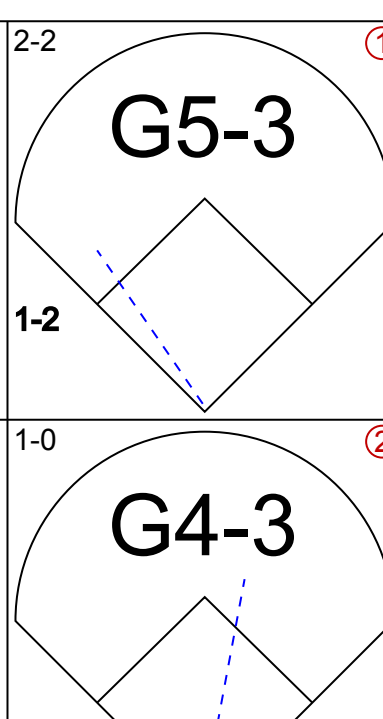
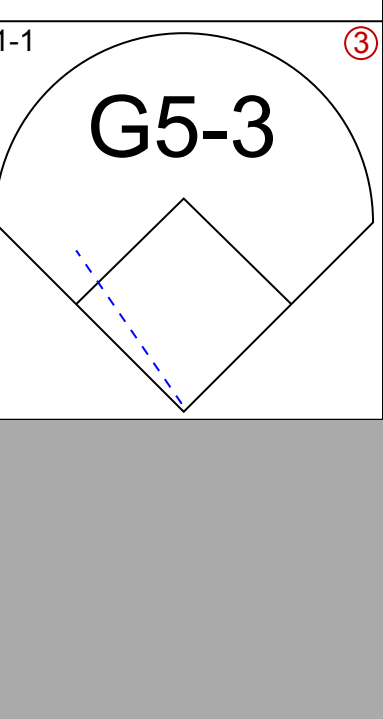
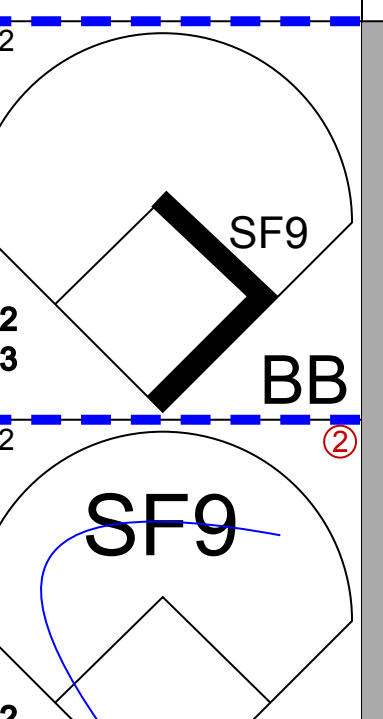
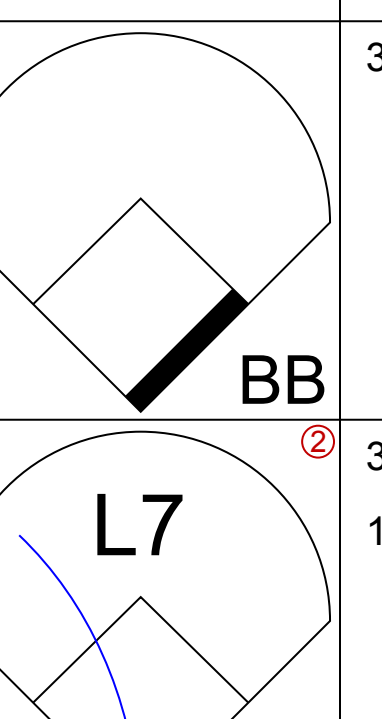

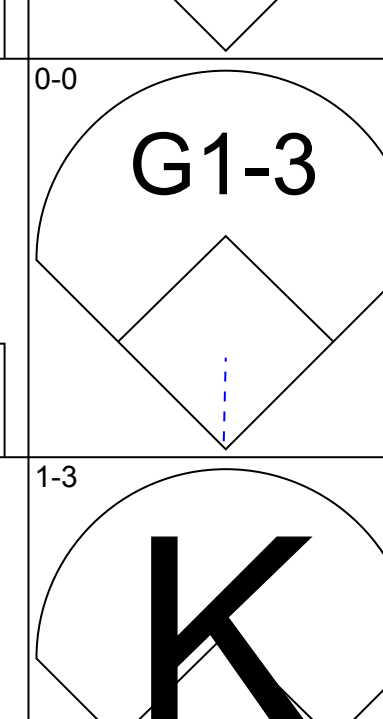
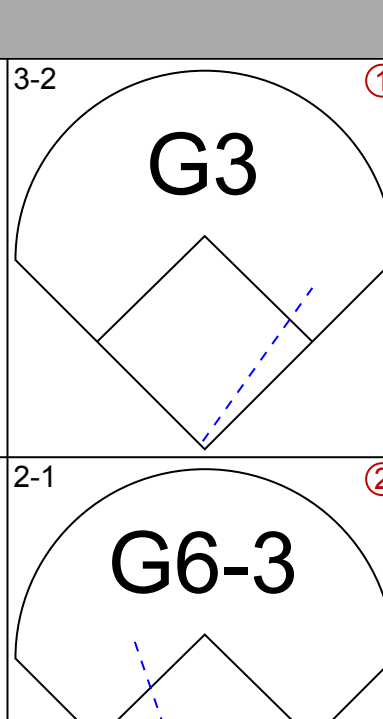
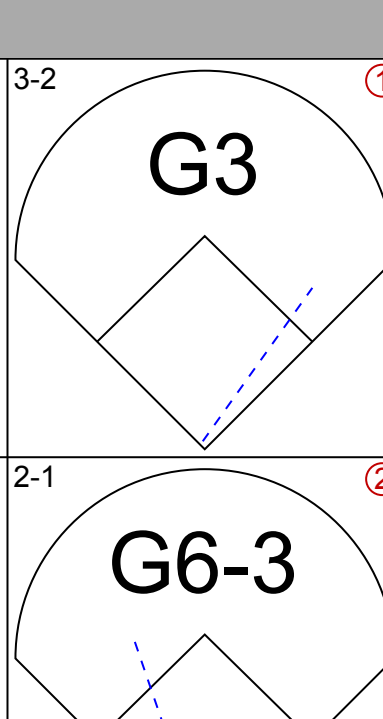
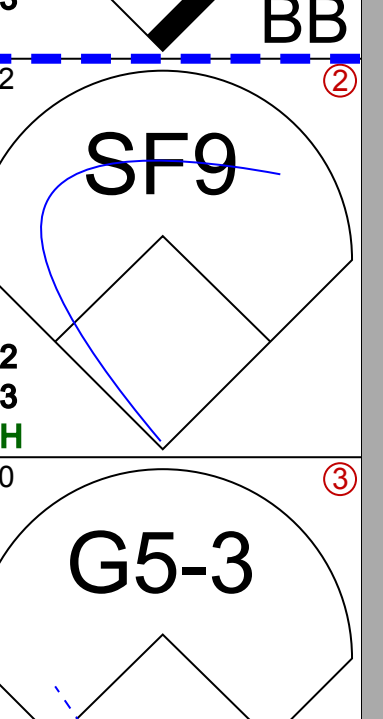
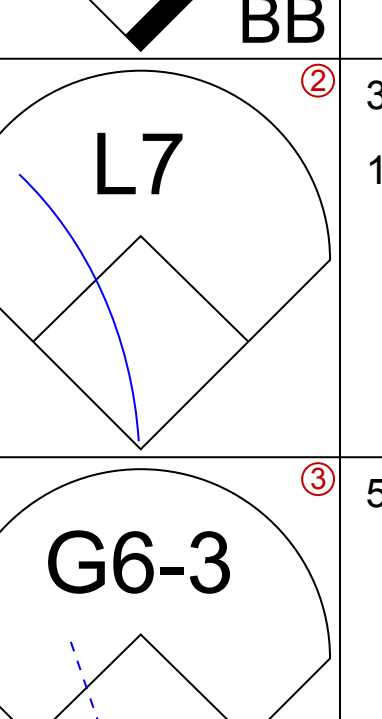
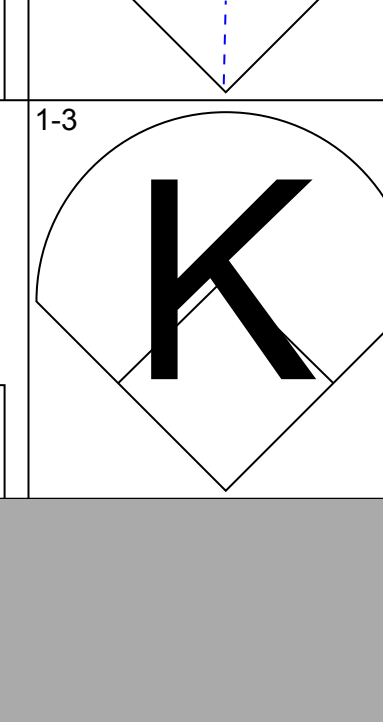
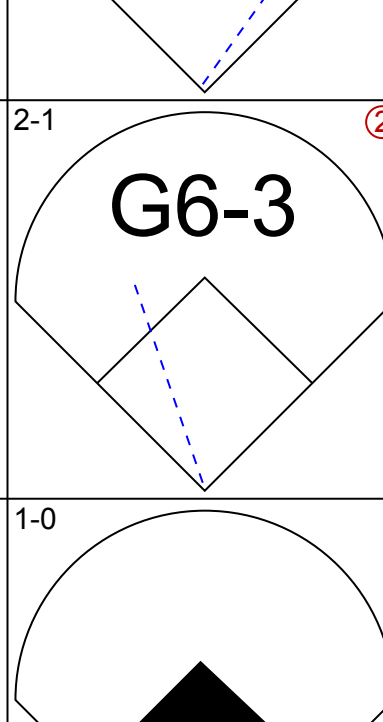
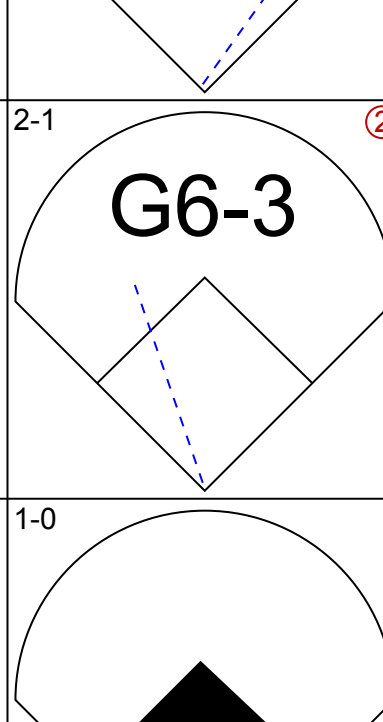
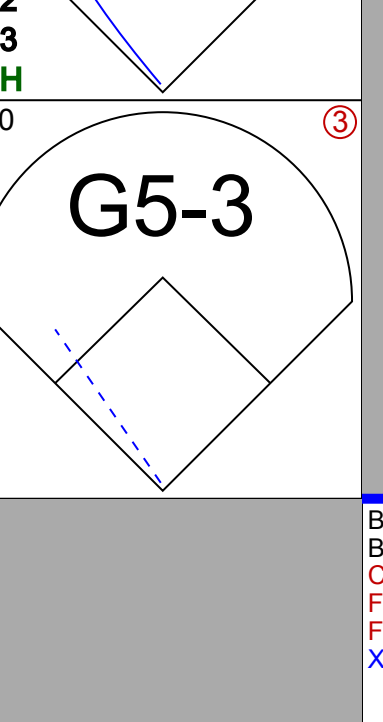
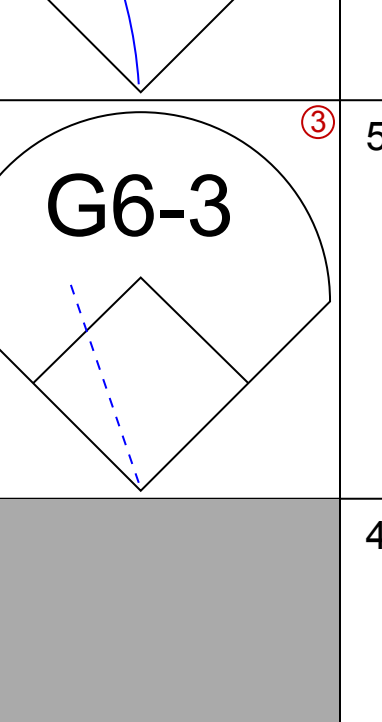
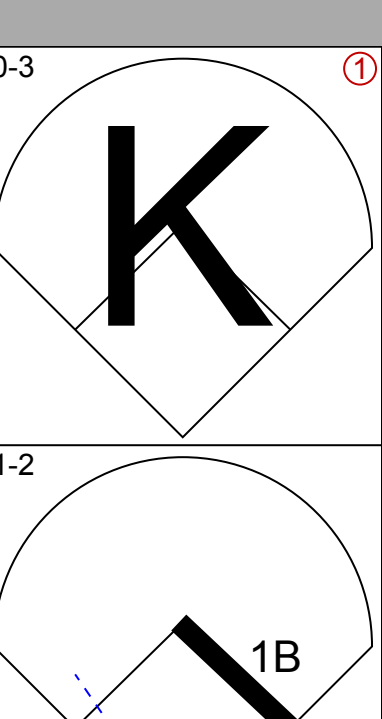
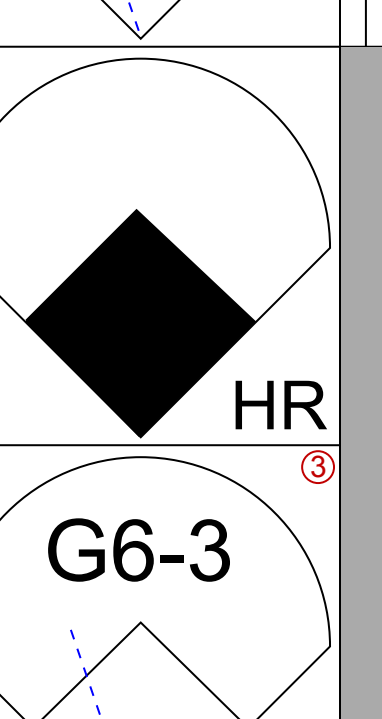
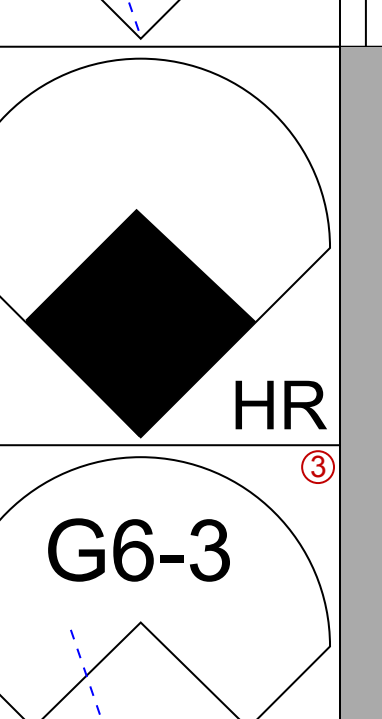
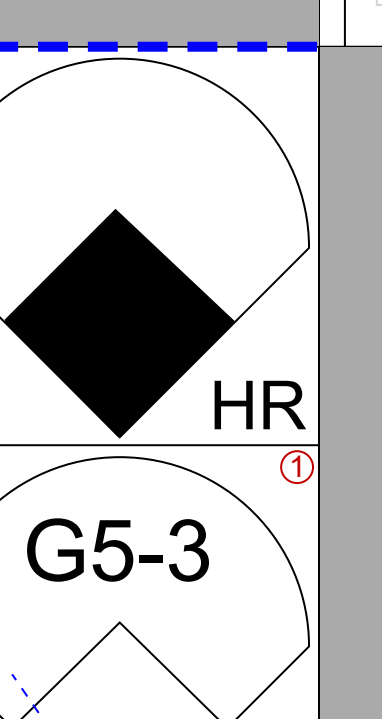
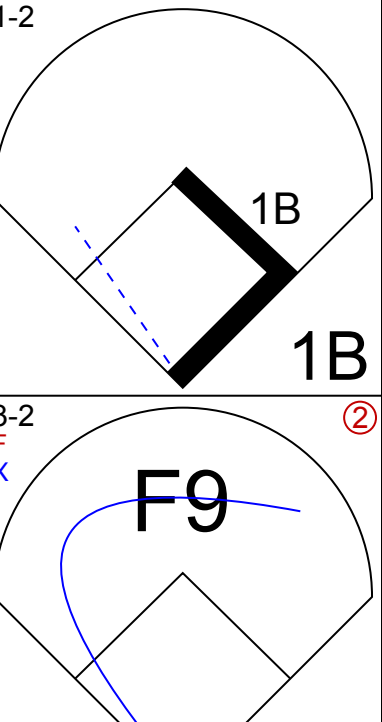
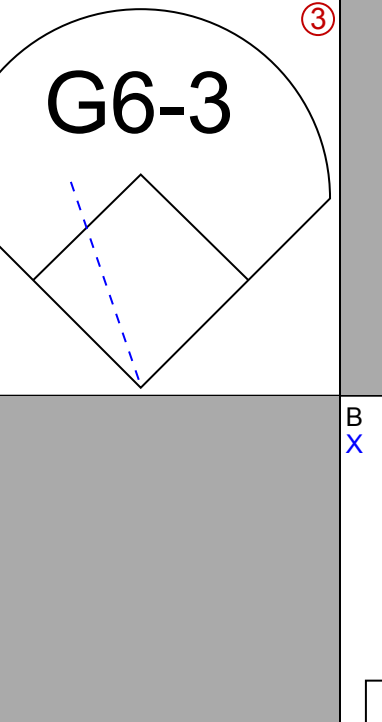
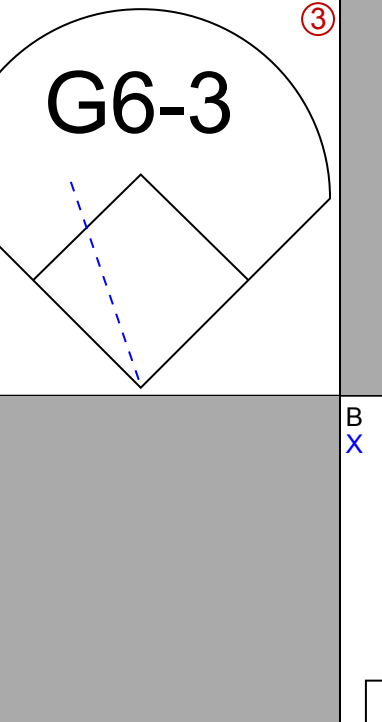
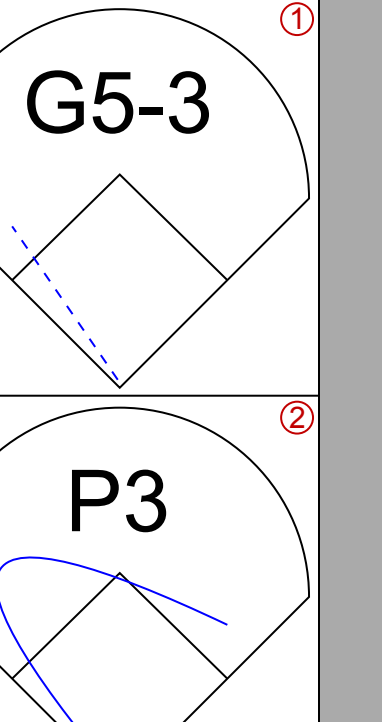
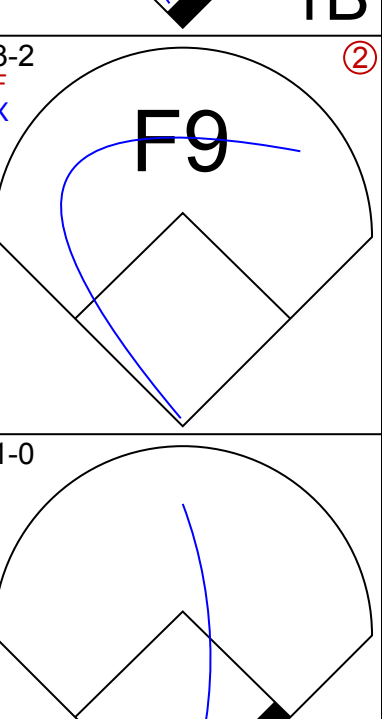
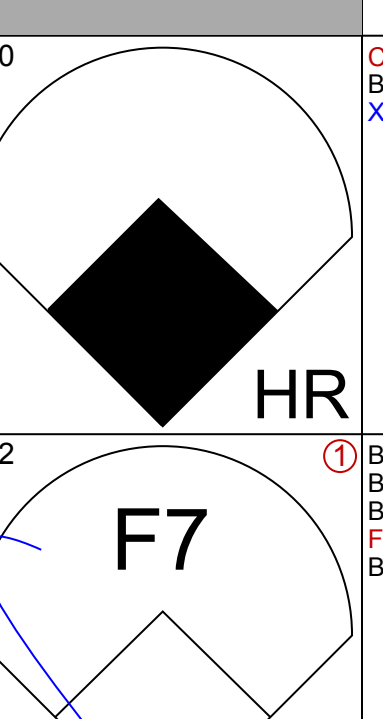
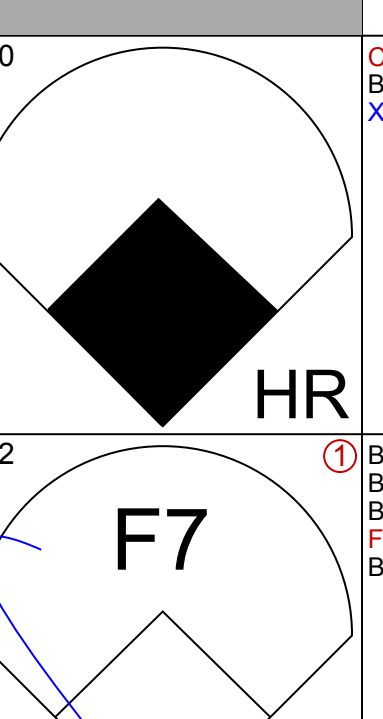
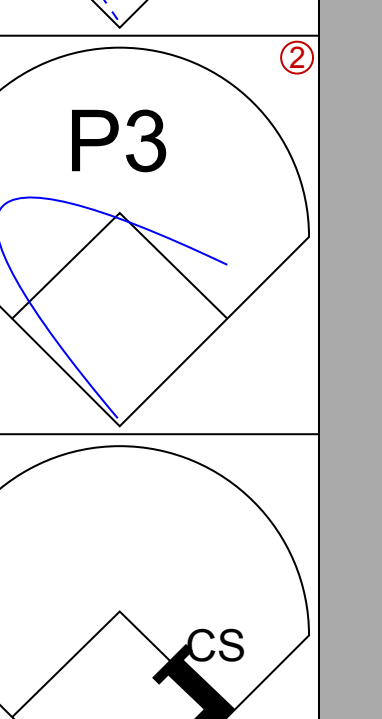
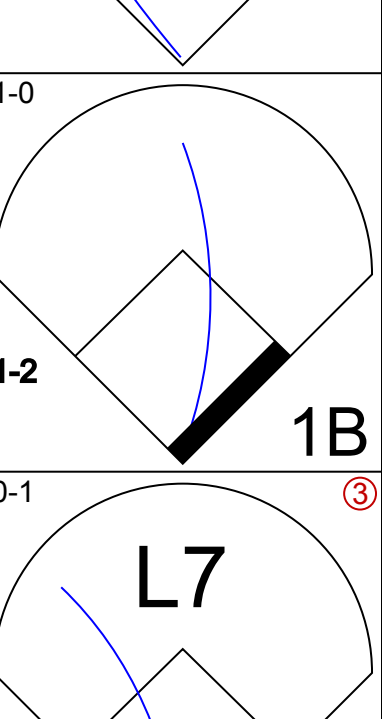
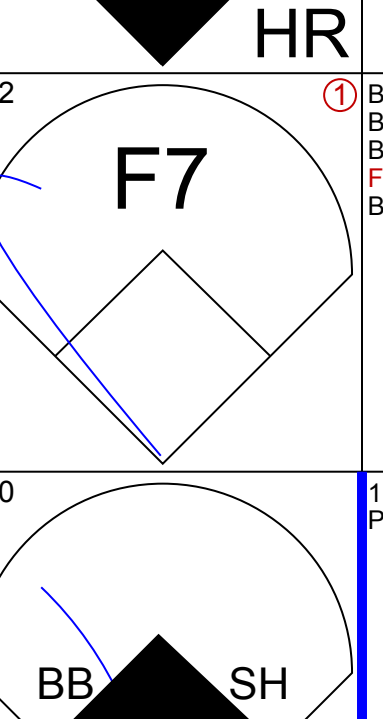
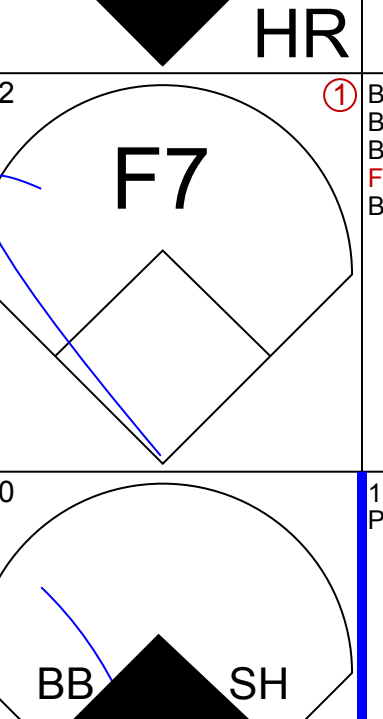
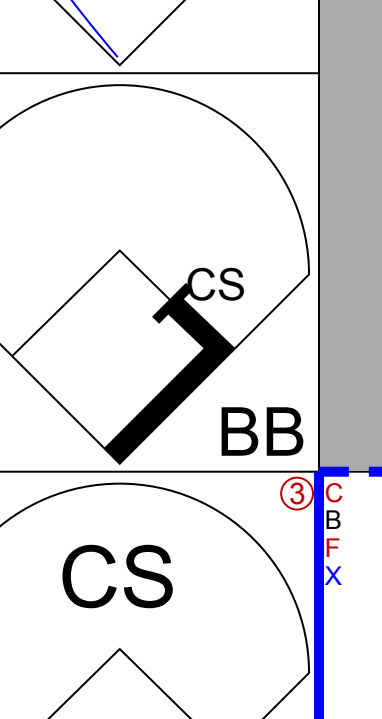
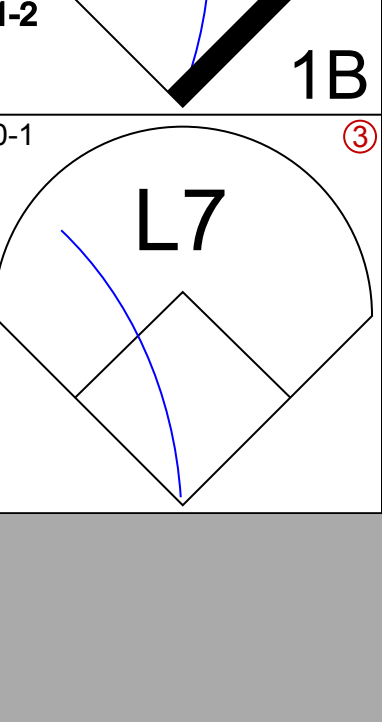
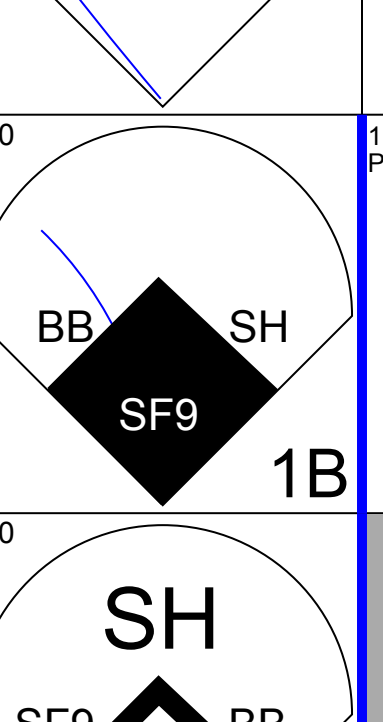
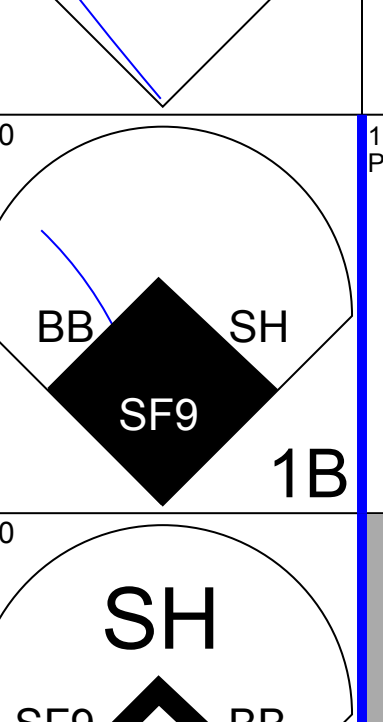
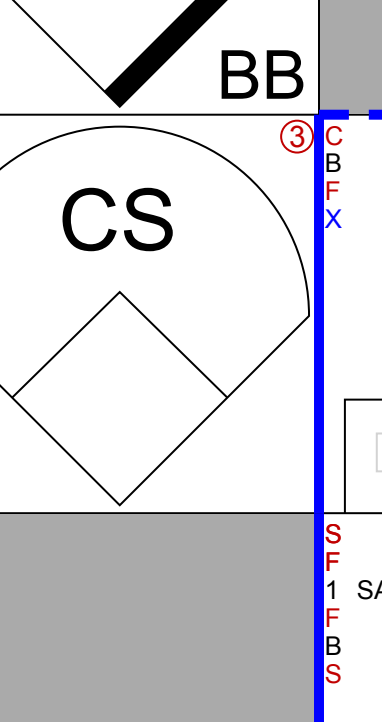
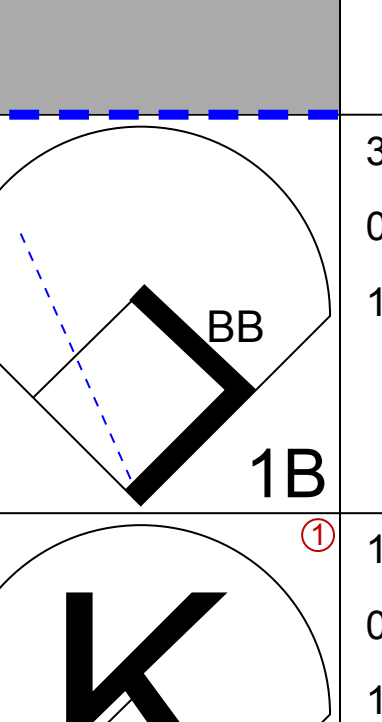
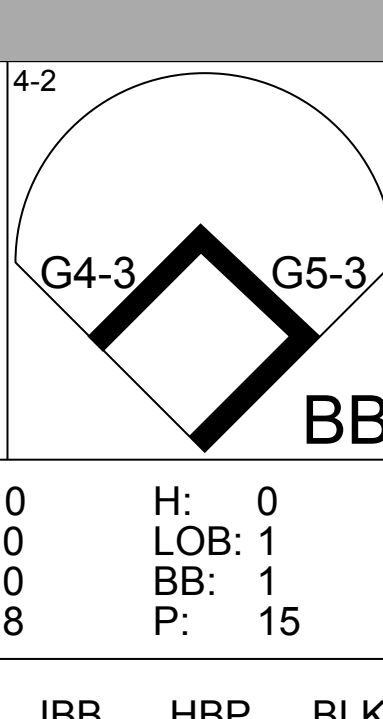
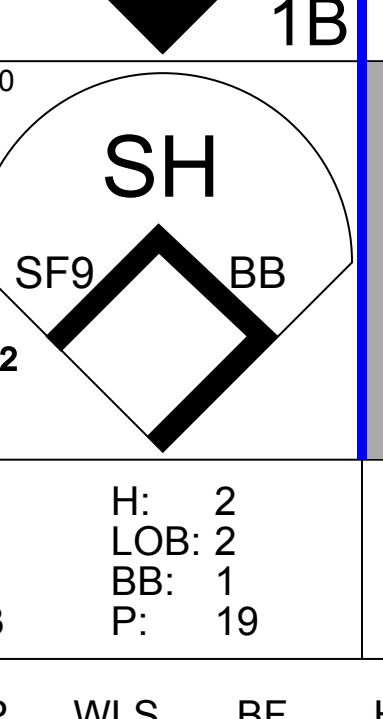
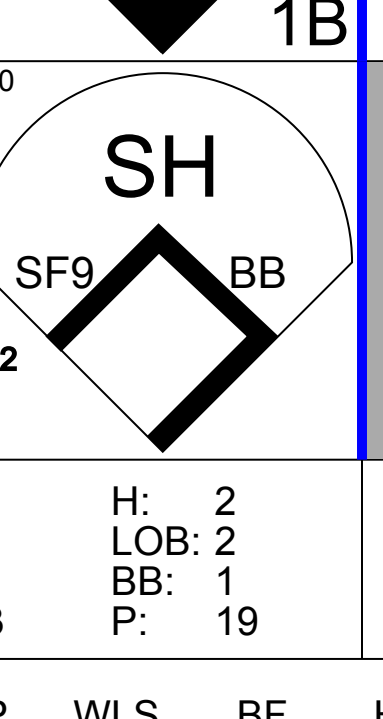
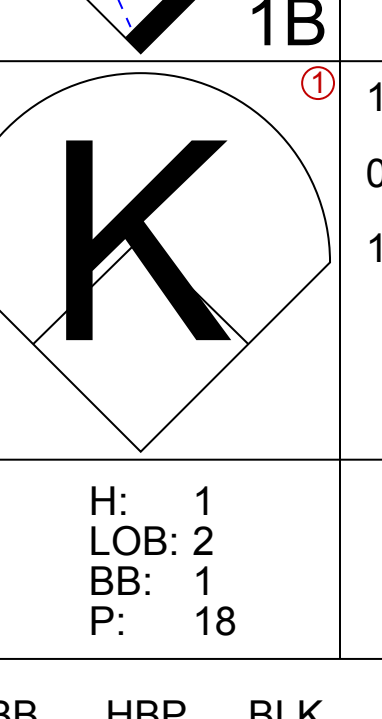


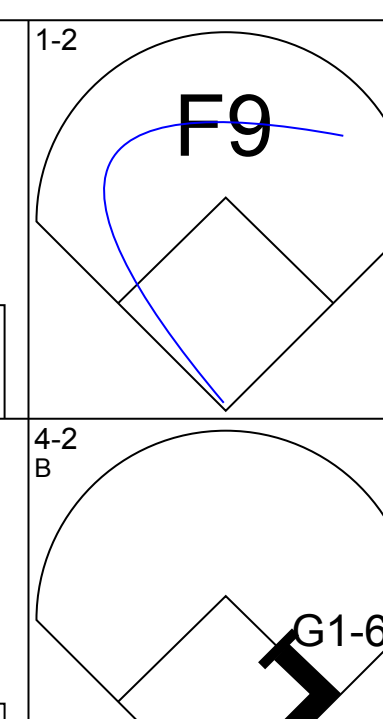
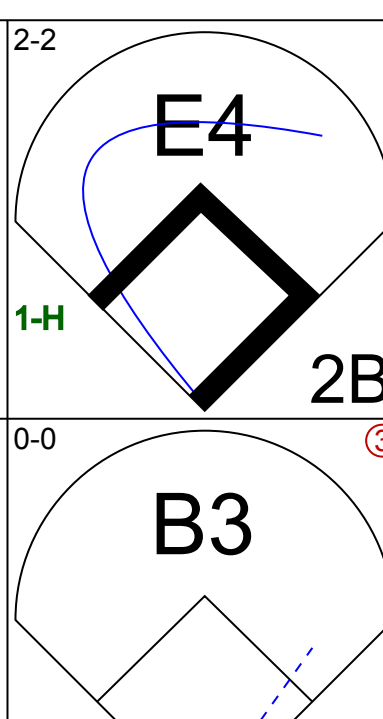
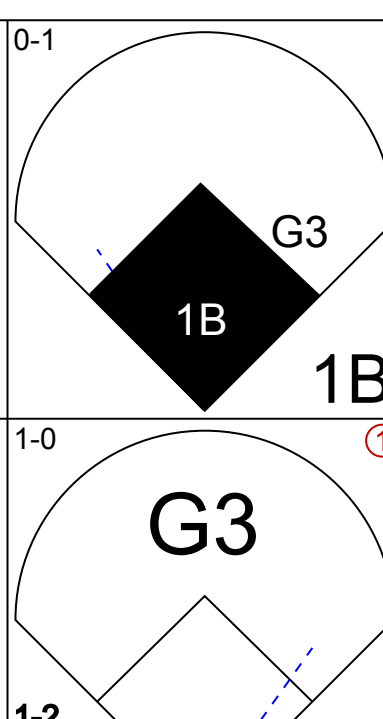
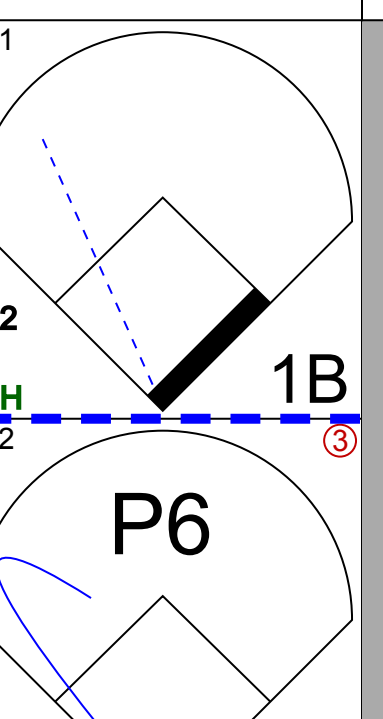

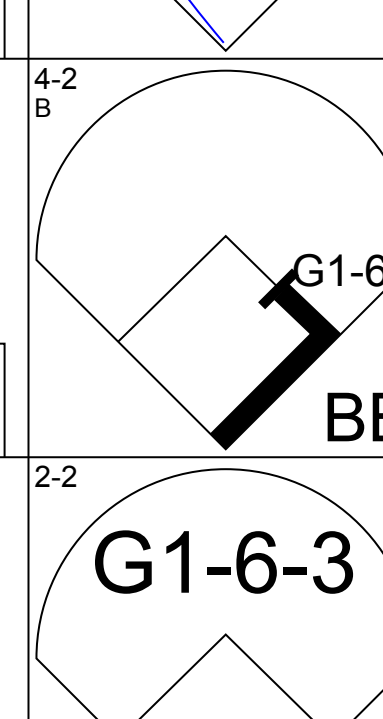
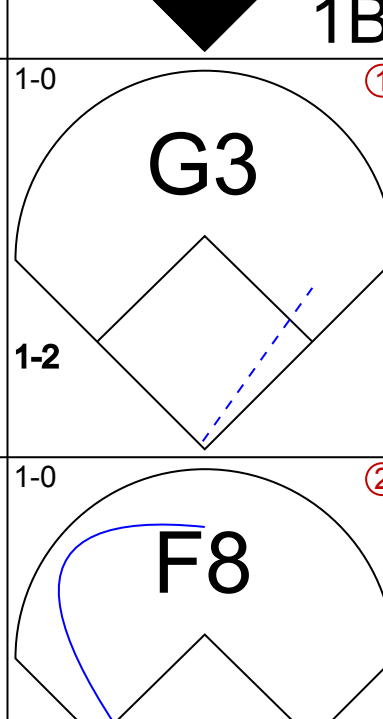
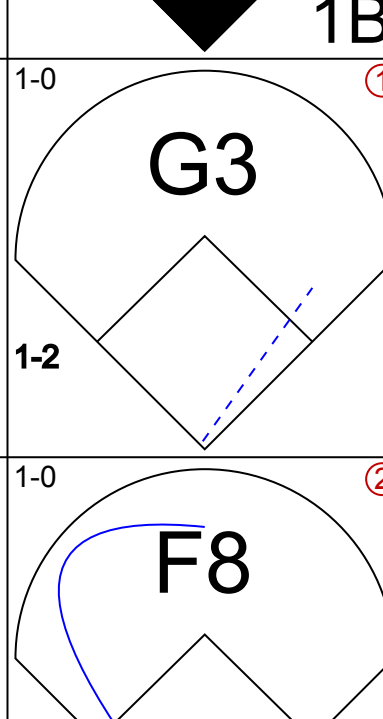
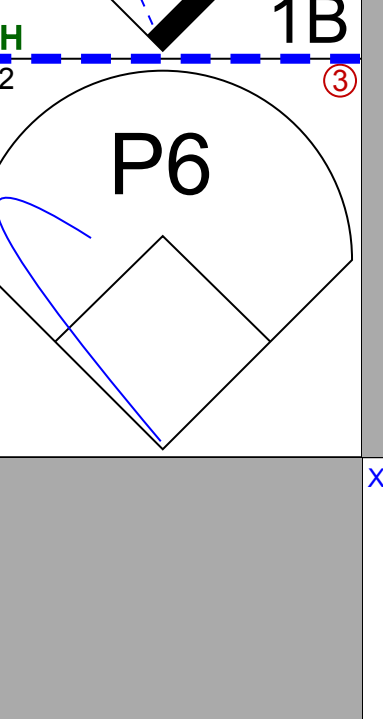
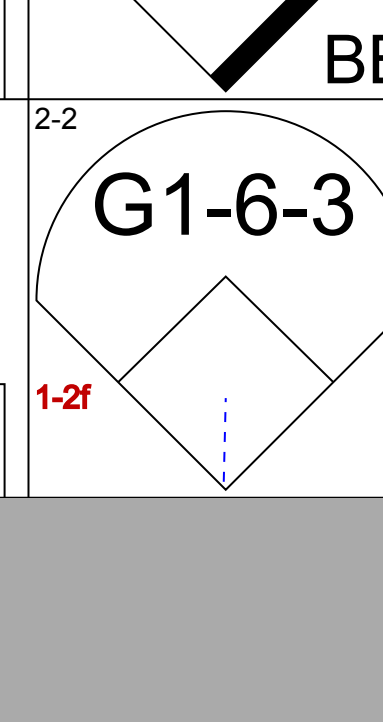
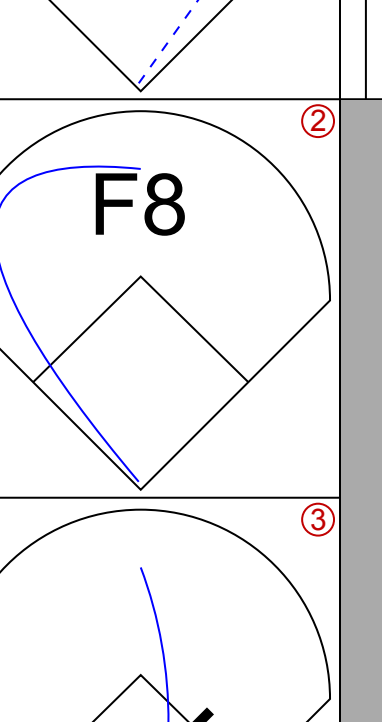
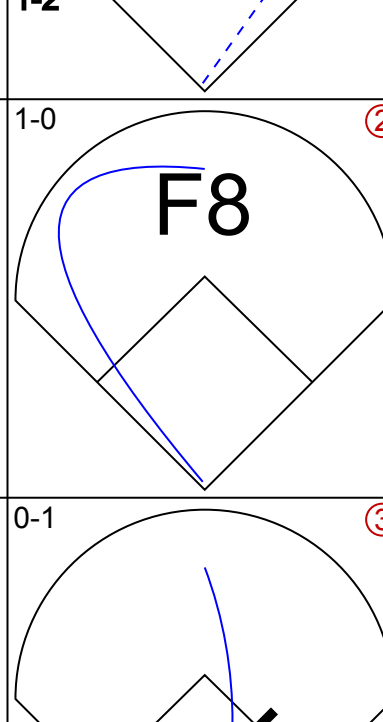
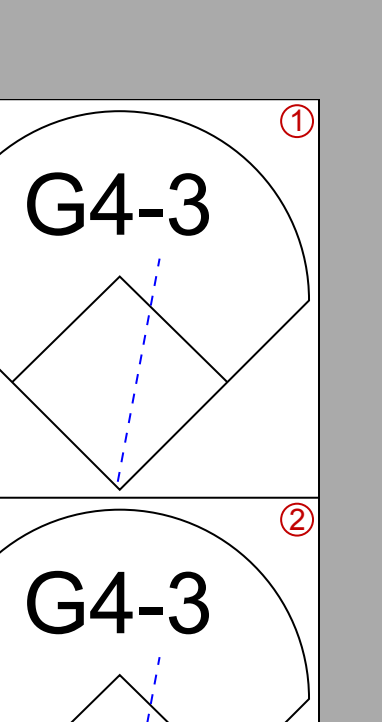
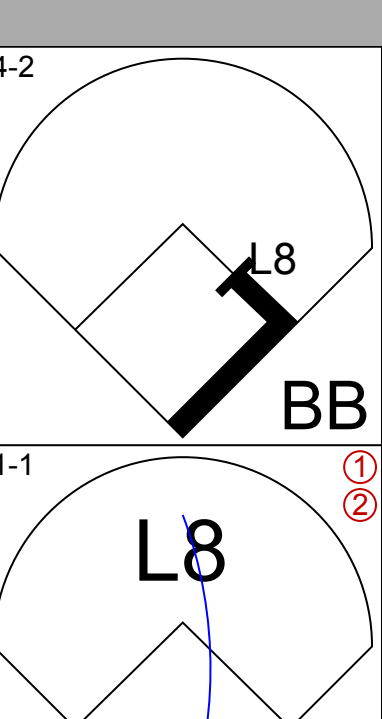
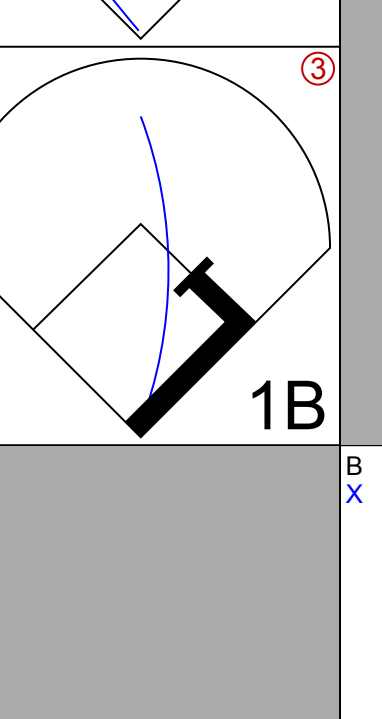
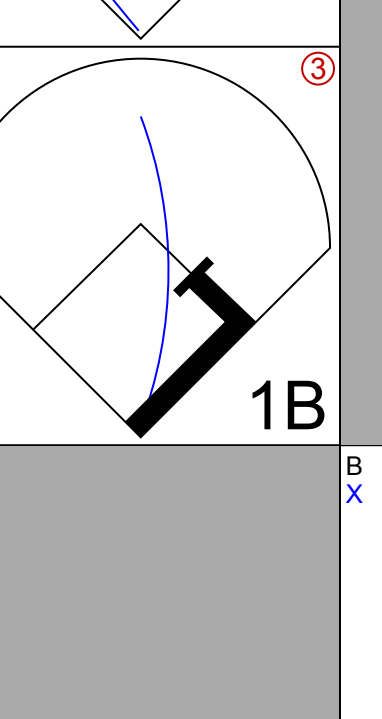
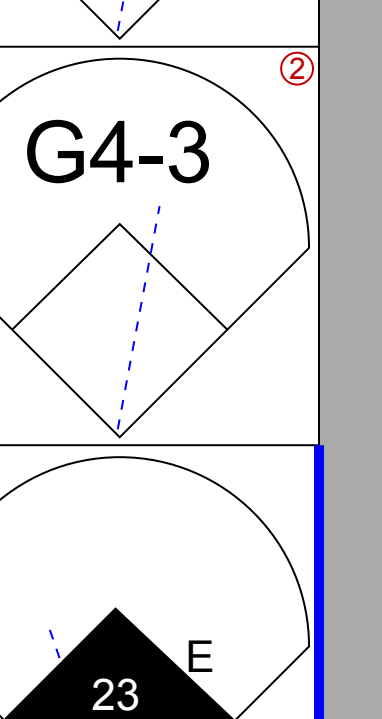
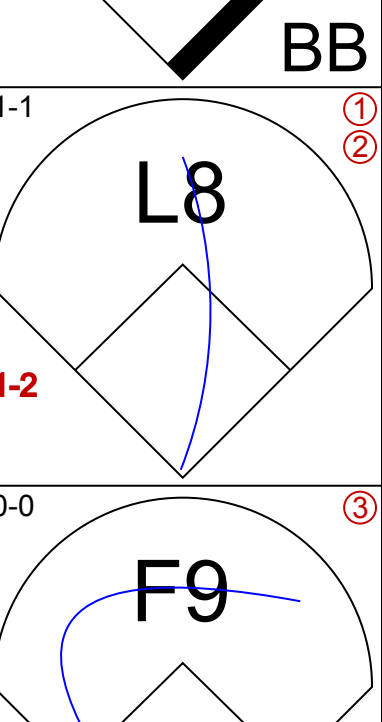
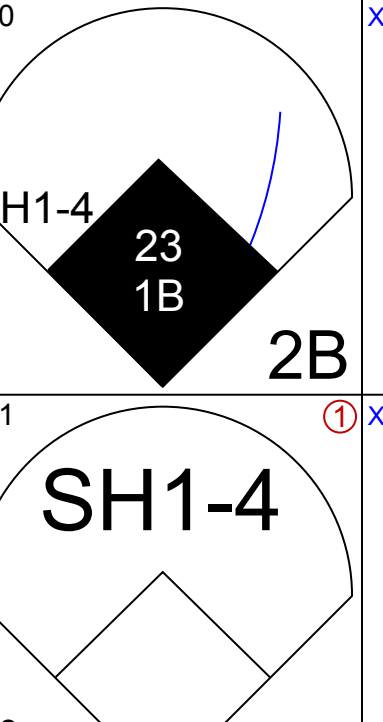
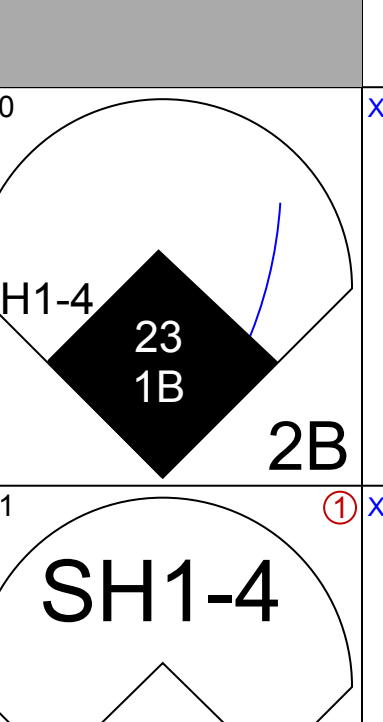
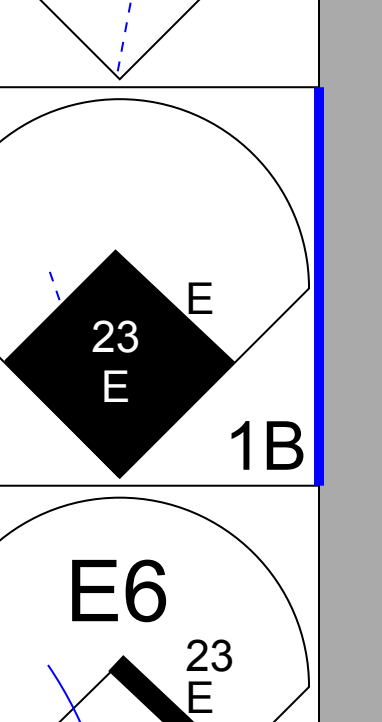
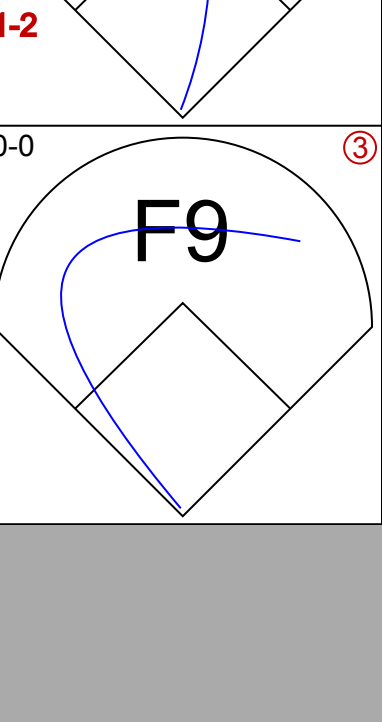
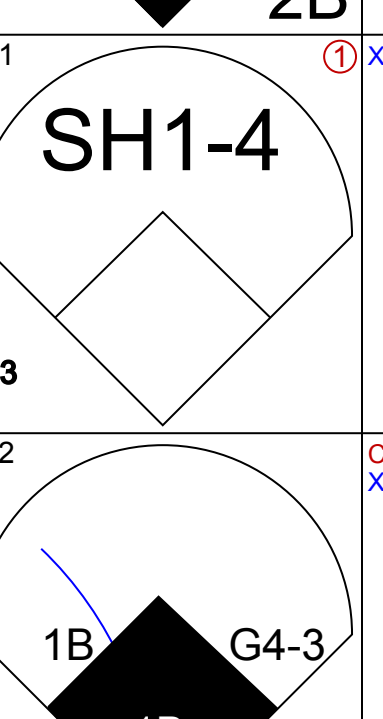
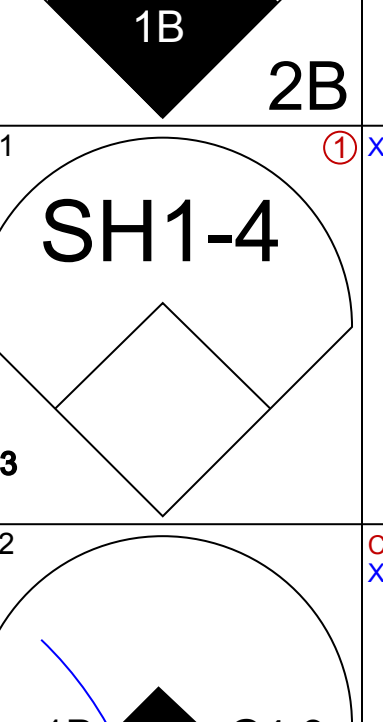
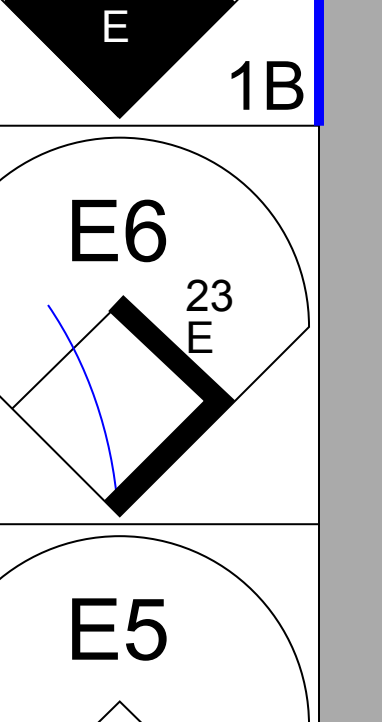
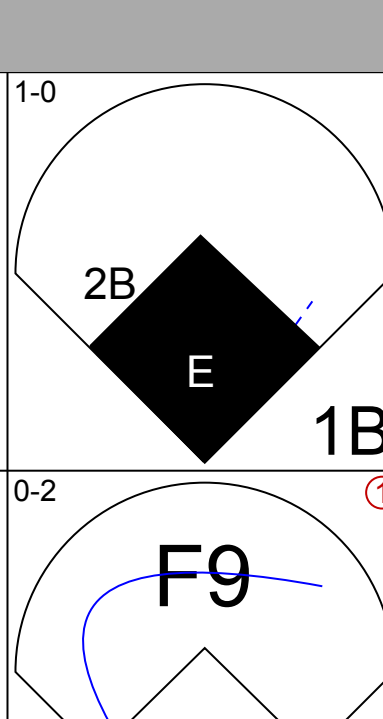
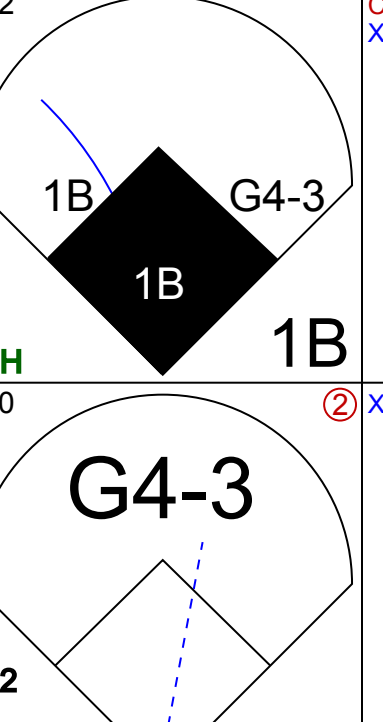
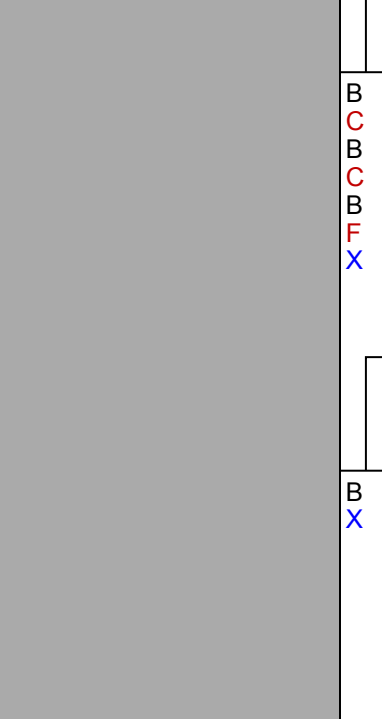
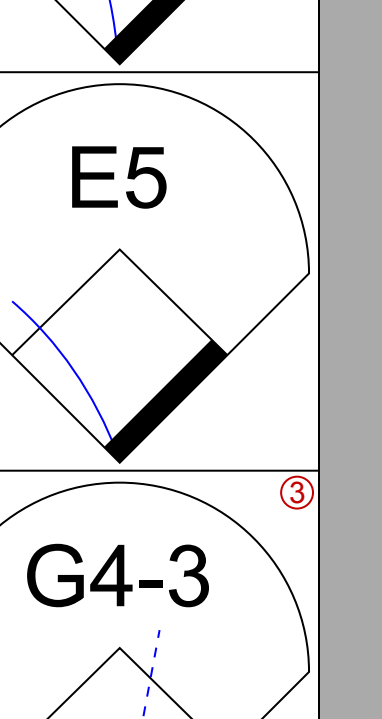
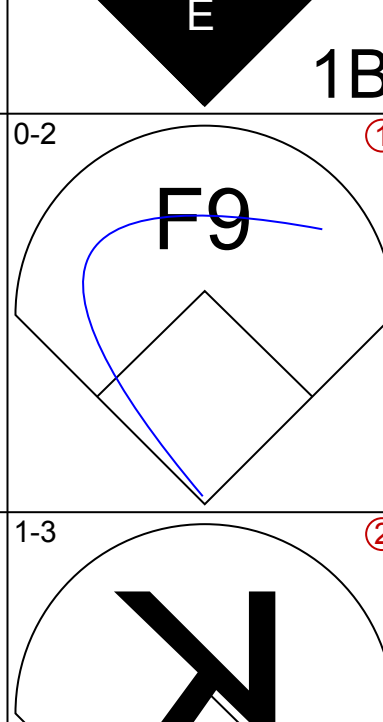
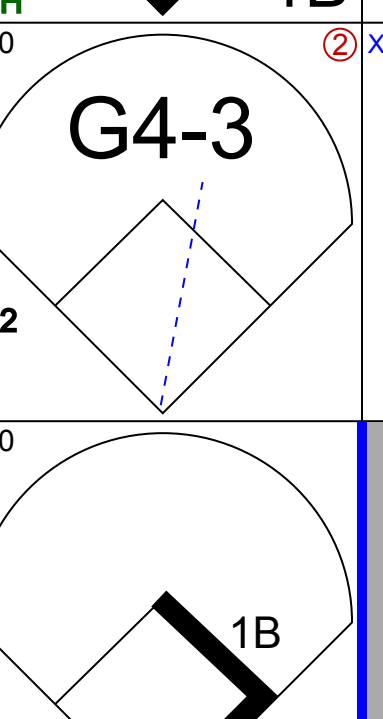
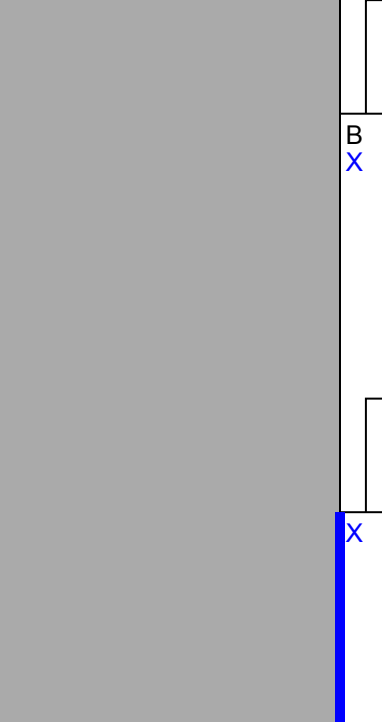
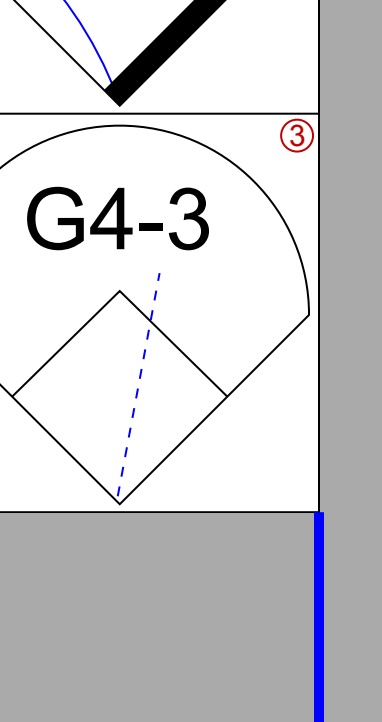
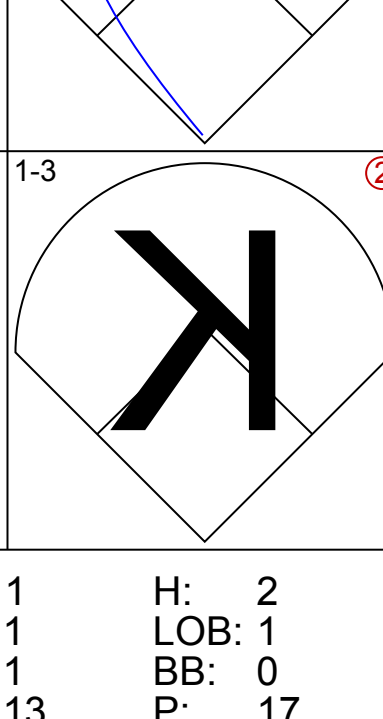
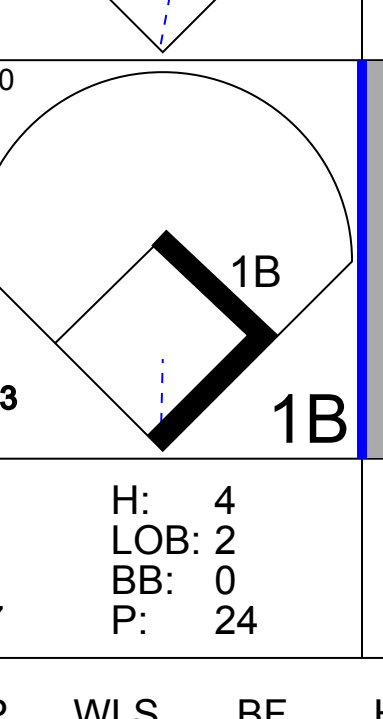
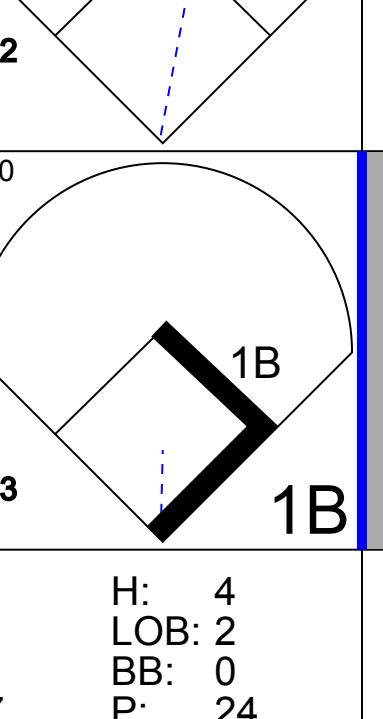
Batter	1	2	3	4	5	6	7	8	9	AB	R	H	RBI	BB	SO	LOB	BOTTOM					
Doug Glanville, R (1, 8) OBP: 0.343, SLG: 0.421	G1-3		K			G4-6-3 1-2			P3	4	0	0	0	0	1	2						
Shawon Dunston, R (1, 6) OBP: 0.315, SLG: 0.427	P4			G4-3 S 1B		P9			P4	4	1	1	0	0	0	0						
Mark Grace, L (1, 3) OBP: 0.429, SLG: 0.481	K			G4-3		P7			2B	4	0	1	0	0	1	1						
Sammy Sosa, R (1, 9) OBP: 0.303, SLG: 0.457		G6-3		G4-3		F8			G4-3	4	0	0	1	0	0	1						
Dave Clark, L (1, 7) OBP: 0.379, SLG: 0.451		K		K		P6				3	0	0	0	0	2	0						
Ramon Tatis, L (8, 1)										0	0	0	0	0	0	0						
Terry Adams, R (9, 1)										0	0	0	0	0	0	0						
23 Ryne Sandberg, R (1, 4) OBP: 0.295, SLG: 0.358		G5-3				G4-3				3	0	1	0	0	0	0						
Tyler Houston, L (1, 5) OBP: 0.246, SLG: 0.321				G6-3 1B		K			L8	3	0	1	0	0	1	1						
Scott Servais, R (1, 2) OBP: 0.320, SLG: 0.363				G6-3		K			L8	3	0	0	0	0	1	2						
Geremi Gonzalez, R (1, 1) OBP: 0.261, SLG: 0.150				G5-3					G1-3	2	0	1	0	0	0	1						
José Hernández, R (8, 7) OBP: 0.315, SLG: 0.456						G4-6-3 1B				1	0	0	0	0	0	1						
Inning Stats	R: 0 E: 0 K: 1 S: 5	H: 0 LOB: 0 BB: 0 P: 7	R: 0 E: 0 K: 1 S: 7	H: 0 LOB: 0 BB: 0 P: 11	R: 0 E: 0 K: 1 S: 9	H: 1 LOB: 1 BB: 0 P: 9	R: 1 E: 0 K: 1 S: 10	H: 1 LOB: 0 BB: 0 P: 11	R: 0 E: 0 K: 2 S: 7	H: 0 LOB: 0 BB: 0 P: 8	R: 0 E: 0 K: 0 S: 5	H: 1 LOB: 0 BB: 0 P: 7	R: 0 E: 0 K: 0 S: 5	H: 0 LOB: 0 BB: 0 P: 7	R: 0 E: 0 K: 0 S: 8	H: 1 LOB: 1 BB: 0 P: 9	R: 0 E: 0 K: 0 S: 7	H: 1 LOB: 1 BB: 0 P: 8	1B: 4 2B: 1 3B: 0 HR: 0	SF: 0 SAC: 0 DP: 1 HBP: 0	WP: 0 PB: 0 SB: 1 CS: 0	PA: 31
PITCHER	IP	WLS	BF	H	R	ER	SO	BB	IBB	HBP	BLK	WP	HR	S	P	ERA	WHIP					
Greg Maddux, R (1, 1) ERA: 2.36	9.0	W	31	5	1	1	6	0	0	0	0	0	0	63	77	1.00	0.556					


Atlanta Braves @ Chicago Cubs
Wrigley Field, Chicago, IL
Tue Jul 22 1997, 3:33 AM CDT
Overcast - 72 F

AB 31
R 1
H 5
RBI 1
BB 0
SO 6
LOB 9




Batter	1	2	3	4	5	6	7	8	9	AB	R	H	RBI	BB	SO	LOB	TOP																
Tony Graffanino, R (1,4) OBP: 0.375, SLG: 0.480										3	0	0	0	2	1	1	<p>Atlanta Braves @ Chicago Cubs Wrigley Field, Chicago, IL Tue Jul 22 1997, 3:38 AM CDT Att: 31,804 - Overcast - 70 F</p> <p>livebaseballscorecards.com</p> <p>AB 33 R 4 H 9 RBI 4 BB 4 SO 4 LOB 15</p> 																
Michael Tucker, L (1,9) OBP: 0.354, SLG: 0.451 Jeff Blauser, R (7,PH) OBP: 0.431, SLG: 0.547										3	0	0	0	0	0	1																	
10 Chipper Jones, S (1,5) OBP: 0.378, SLG: 0.493										5	0	0	0	0	1	5																	
Andruw Jones, R (1,8) OBP: 0.371, SLG: 0.473										4	2	2	2	0	1	0																	
Javy Lopez, R (1,2) OBP: 0.374, SLG: 0.566										4	0	1	0	0	0	0																	
Danny Bautista, R (1,7) OBP: 0.276, SLG: 0.464										4	1	2	1	0	0	1																	
Ryan Klesko, L (1,3) OBP: 0.343, SLG: 0.527										3	0	1	0	1	0	1																	
Rafael Belliard, R (1,6) OBP: 0.270, SLG: 0.278 Eddie Pérez, R (7,3) OBP: 0.269, SLG: 0.375 Keith Lockhart, L (9,PH) OBP: 0.291, SLG: 0.407										3	1	2	0	0	0	2																	
Denny Neagle, L (1,1) OBP: 0.250, SLG: 0.205 Mike Cather, R (7,1) Fred McGriff, L (9,PH) OBP: 0.368, SLG: 0.440										1	0	0	0	1	0	1																	
Inning Stats	R: 0 E: 0 K: 2 S: 8	H: 0 LOB: 0 BB: 0 P: 11	R: 0 E: 0 K: 1 S: 18	H: 2 LOB: 2 BB: 0 P: 23	R: 0 E: 0 K: 0 S: 8	H: 0 LOB: 1 BB: 1 P: 15	R: 0 E: 0 K: 0 S: 8	H: 1 LOB: 1 BB: 0 P: 9	R: 0 E: 0 K: 0 S: 8	H: 1 LOB: 0 BB: 0 P: 10	R: 1 E: 0 K: 0 S: 7	H: 1 LOB: 0 BB: 0 P: 14	R: 2 E: 1 K: 0 S: 13	H: 2 LOB: 2 BB: 1 P: 19	R: 1 E: 0 K: 0 S: 10	H: 1 LOB: 0 BB: 1 P: 20		R: 0 E: 0 K: 1 S: 12	H: 1 LOB: 2 BB: 1 P: 18	1B: 6 2B: 0 3B: 0 HR: 3	SF: 1 SAC: 1 DP: 1 HBP: 0	WP: 0 PB: 0 SB: 0 CS: 1	PA: 40										
PITCHER	IP WLS BF H R ER SO BB IBB HBP BLK WP HR S P ERA WHIP																																
Terry Mulholland, L (1,1) ERA: 3.58	6.1	27	7	3	2	3	1	0	0	0	0	0	2	64	91	2.84	1.263																
Turk Wendell, R (7,1) ERA: 4.09	0.0	1	0	0	0	0	1	0	0	0	0	0	0	2	6	∞	∞																
Ramon Tatis, L (7,1) ERA: 4.58	0.2	2	0	0	0	0	0	0	0	0	0	0	4	4	0.00	0.000																	
Kent Bottenfield, R (8,1) ERA: 2.77	1.0	W 4	1	1	1	0	1	0	0	0	0	1	10	20	9.00	2.000																	
Mel Rojas, R (9,1) ERA: 4.44	1.0	S 5	1	0	0	1	1	0	0	0	0	0	12	18	0.00	2.000																	

Batter	1	2	3	4	5	6	7	8	9	AB	R	H	RBI	BB	SO	LOB	BOTTOM																
Doug Glanville, R (1,7) OBP: 0.349, SLG: 0.430										4	1	3	1	0	0	0	<p>Atlanta Braves @ Chicago Cubs Wrigley Field, Chicago, IL Tue Jul 22 1997, 3:38 AM CDT Att: 31,804 - Overcast - 70 F</p> <p>livebaseballscorecards.com</p> <p>AB 32 R 5 H 10 RBI 3 BB 2 SO 2 LOB 15</p> 																
Brian McRae, S (1,8) OBP: 0.324, SLG: 0.370										3	0	0	0	1	0	4																	
Mark Grace, L (1,3) OBP: 0.425, SLG: 0.475										4	0	0	0	0	0	2																	
Sammy Sosa, R (1,9) OBP: 0.305, SLG: 0.456										3	0	1	1	1	0	0																	
Shawon Dunston, R (1,6) OBP: 0.320, SLG: 0.435 Mel Rojas, R (9,1)										4	2	3	0	0	0	1																	
Kevin Orie, R (1,5) OBP: 0.353, SLG: 0.423										3	0	0	0	0	0	2																	
23 Ryne Sandberg, R (1,4) OBP: 0.297, SLG: 0.360										4	2	2	1	0	0	1																	
Scott Servais, R (1,2) OBP: 0.316, SLG: 0.358										4	0	0	0	0	0	4																	
Terry Mulholland, R (1,1) OBP: 0.140, SLG: 0.186 Turk Wendell, L (7,1) Ramon Tatis, L (7,1) José Hernández, R (7,PH) OBP: 0.317, SLG: 0.464 Kent Bottenfield, R (8,1) Rey Sanchez, R (9,6) OBP: 0.308, SLG: 0.337										2	0	0	0	0	0	2																	
Inning Stats	R: 0 E: 0 K: 0 S: 12	H: 0 LOB: 0 BB: 1 P: 19	R: 0 E: 0 K: 0 S: 6	H: 0 LOB: 0 BB: 1 P: 11	R: 1 E: 1 K: 1 S: 13	H: 2 LOB: 1 BB: 0 P: 17	R: 0 E: 0 K: 0 S: 11	H: 1 LOB: 1 BB: 0 P: 14	R: 0 E: 0 K: 1 S: 7	H: 0 LOB: 0 BB: 0 P: 8	R: 1 E: 0 K: 0 S: 6	H: 2 LOB: 1 BB: 0 P: 8	R: 2 E: 0 K: 0 S: 17	H: 4 LOB: 2 BB: 0 P: 24	R: 1 E: 2 K: 0 S: 8	H: 1 LOB: 2 BB: 0 P: 10		1B: 8 2B: 2 3B: 0 HR: 0	SF: 0 SAC: 1 DP: 1 HBP: 0	WP: 0 PB: 0 SB: 1 CS: 0	PA: 35												
PITCHER	IP WLS BF H R ER SO BB IBB HBP BLK WP HR S P ERA WHIP																																
Denny Neagle, L (1,1) ERA: 3.34	6.2	28	9	4	3	2	2	0	0	0	0	0	0	66	93	4.05	1.650																
Mike Cather, R (7,1) ERA:	1.1	L 7	1	1	0	0	0	0	0	0	0	0	14	18	0.00	0.750																	

Batter	1	2	3	4	5	6	7	8	9	AB	R	H	RBI	BB	SO	LOB	TOP										
Jeff Blausler, R OBP: 0.429, SLG: 0.544 (1, 6)	1-2 P3		1-0 1B			1-1 G5-3		1-1 G6-3		4	0	1	0	0	0	1	Atlanta Braves @ Chicago Cubs Wrigley Field, Chicago, IL Wed Jul 23 1997, 3:33 AM CDT Att: 34,230 - Overcast - 72 F										
Michael Tucker, L OBP: 0.353, SLG: 0.447 (1, 9)	2-2 B5-3		2-3 K			2-3 K		4-1 BB		3	0	0	0	1	2												
10 Chipper Jones, S OBP: 0.374, SLG: 0.488 (1, 5)	3-2 G4-3		1-2 L7			0-0 F7		3-1 L9		4	0	0	0	0	0	4											
Ryan Klesko, L OBP: 0.339, SLG: 0.520 (1, 3)		1-2 P5				1-2 F8				4	0	0	0	0	1	0											
Andruw Jones, R OBP: 0.366, SLG: 0.466 (1, 8)		1-3 K				1-3 K				4	0	0	0	0	3	0											
Javy Lopez, R OBP: 0.372, SLG: 0.561 (1, 2)		2-2 K				0-3 K				4	0	1	0	0	2	0											
Danny Bautista, R OBP: 0.281, SLG: 0.548 (1, 7)		2-3 K				0-0 P3				3	1	1	1	0	1	1											
Mark Lemke, S OBP: 0.283, SLG: 0.306 (1, 4)			1-0 1B			0-0 P5				3	0	2	0	0	0	0											
Kevin Millwood, R (1, 1)			0-3 K			0-3 K				2	0	0	0	0	2	1											
Keith Lockhart, L OBP: 0.291, SLG: 0.407 Chad Fox, R (8, 1)										0	0	0	0	0	0	0											
										0	0	0	0	0	0	0											
Inning Stats	R: 0 E: 0 K: 0 S: 10	H: 0 LOB: 0 BB: 0 P: 16	R: 0 E: 0 K: 2 S: 12	H: 1 LOB: 1 BB: 0 P: 18	R: 0 E: 0 K: 2 S: 12	H: 2 LOB: 2 BB: 0 P: 17	R: 0 E: 0 K: 2 S: 9	H: 0 LOB: 0 BB: 0 P: 11	R: 0 E: 0 K: 1 S: 5	H: 0 LOB: 0 BB: 0 P: 5	R: 0 E: 0 K: 1 S: 6	H: 0 LOB: 0 BB: 0 P: 9	R: 0 E: 0 K: 1 S: 9	H: 0 LOB: 0 BB: 0 P: 12	R: 1 E: 0 K: 0 S: 12	H: 2 LOB: 2 BB: 1 P: 24	R: 0 E: 0 K: 2 S: 7	H: 0 LOB: 0 BB: 0 P: 11	1B: 3 2B: 1 3B: 0 HR: 1	SF: 0 SAC: 1 DP: 0 HBP: 0	WP: 0 PB: 0 SB: 0 CS: 0	PA: 33					
PITCHER	IP	WLS	BF	H	R	ER	SO	BB	IBB	HBP	BLK	WP	HR	S	P	ERA	WHIP										
Kevin Tapani, R ERA: 1.29 (1, 1)	7.0	W	26	5	1	1	9	0	0	0	0	0	1	69	98	1.29	0.714										
Bob Patterson, L ERA: 3.39 (8, 1)	0.1		1	0	0	0	0	0	0	0	0	0	0	1	1	0.00	0.000										
Terry Adams, R ERA: 3.7 (8, 1)	0.1	2	0	0	0	0	0	1	0	0	0	0	0	3	8	0.00	3.000										
Ramon Tatis, L ERA: 4.5 (8, 1)	0.2	2	0	0	0	0	1	0	0	0	0	0	0	5	11	0.00	0.000										
Mel Rojas, R ERA: 4.38 (9, 1)	0.2	S	2	0	0	0	1	0	0	0	0	0	0	4	5	0.00	0.000										

Batter	1	2	3	4	5	6	7	8	9	AB	R	H	RBI	BB	SO	LOB	BOTTOM										
Doug Glanville, R OBP: 0.348, SLG: 0.425 (1, 7)	1-2 F8		0-2 G1-3			4-0 CS		0-1 L7		3	0	0	0	1	0	1	Atlanta Braves @ Chicago Cubs Wrigley Field, Chicago, IL Wed Jul 23 1997, 3:33 AM CDT Att: 34,230 - Overcast - 72 F										
Brian McRae, S OBP: 0.325, SLG: 0.370 (1, 8)	4-2 S				1-1 2B	1 SAFE	3-2 P2	0-0 P6		3	1	1	0	1	0	2											
Sammy Sosa, R OBP: 0.307, SLG: 0.467 (1, 9)	1-3 K				0-2 2B	1 SAFE		1-3 K		4	2	2	2	0	2	1											
Mark Grace, L OBP: 0.428, SLG: 0.480 (1, 3)	3-2 P4				3-0 G6-3	2H	FC5-2	2B		3	0	2	1	1	0	1											
Shawon Dunston, R OBP: 0.319, SLG: 0.432 Rey Sanchez, R OBP: 0.308, SLG: 0.337 (1, 6)		1-2 P4			0-1 G6-3		0-1 FC5-4	1B		4	0	1	0	0	0	2											
Kevin Orie, R OBP: 0.351, SLG: 0.417 (1, 5)		1-3 K			2-3 FC5-2	23 1B		0-0 FC5-4	S	0	0	0	0	0	0	0											
23 Ryne Sandberg, R OBP: 0.297, SLG: 0.359 (1, 4)		0-0 P3			2-1 FC5-2	23 1B		1-2 BB		3	0	0	0	1	2	3											
Tyler Houston, L OBP: 0.248, SLG: 0.315 (1, 2)			0-3 K		0-0 L5			4-2 SH1-4	BB	2	0	0	0	1	1	2											
Kevin Tapani, R (1, 1)			1-3 K					0-0 SH1-4		2	0	0	0	0	2	0											
Bob Patterson, R (8, 1)										0	0	0	0	0	0	0											
Terry Adams, R (8, 1)										0	0	0	0	0	0	0											
Ramon Tatis, L (8, 1)										0	0	0	0	0	0	0											
Mel Rojas, R (9, 1)										0	0	0	0	0	0	0											
Inning Stats	R: 0 E: 0 K: 1 S: 11	H: 0 LOB: 1 BB: 1 P: 20	R: 0 E: 0 K: 1 S: 9	H: 0 LOB: 0 BB: 0 P: 11	R: 0 E: 0 K: 2 S: 10	H: 0 LOB: 0 BB: 0 P: 11	R: 2 E: 0 K: 0 S: 13	H: 4 LOB: 2 BB: 0 P: 20	R: 0 E: 0 K: 1 S: 7	H: 0 LOB: 0 BB: 1 P: 14	R: 0 E: 0 K: 2 S: 11	H: 1 LOB: 1 BB: 1 P: 17	R: 0 E: 0 K: 0 S: 6	H: 0 LOB: 1 BB: 1 P: 10	R: 1 E: 0 K: 1 S: 10	H: 2 LOB: 1 BB: 1 P: 19	R: 0 E: 0 K: 2 S: 7	H: 0 LOB: 0 BB: 0 P: 11	1B: 4 2B: 2 3B: 0 HR: 1	SF: 0 SAC: 1 DP: 1 HBP: 0	WP: 0 PB: 0 SB: 2 CS: 1	PA: 34					
PITCHER	IP	WLS	BF	H	R	ER	SO	BB	IBB	HBP	BLK	WP	HR	S	P	ERA	WHIP										
Kevin Millwood, R ERA: 3.86 Chad Fox, R ERA: 2.45 (1, 1)	7.0	L	29	5	2	2	7	4	0	0	0	0	1	10	19	9.00	3.000										
(8, 1)	1.0		5	2	1	1	1	1	0	0	0	0	0	1	19	9.00	3.000										



Batter	1	2	3	4	5	6	7	8	9	AB	R	H	RBI	BB	SO	LOB	TOP		
Brian McRae, S OBP: 0.325, SLG: 0.367 (1, 8)	G6-3		F7		F7			FC6-4 HBP		3	0	0	0	0	0	0			
Shawon Dunston, R OBP: 0.315, SLG: 0.427 (1, 6)	G4-3		K		G6-3			FC6-4 1B BB		4	0	0	0	0	1	1			
Mark Grace, L OBP: 0.429, SLG: 0.479 (1, 3)	L7		1B BB		G3			1B BB		3	0	1	0	1	0	0			
Sammy Sosa, R OBP: 0.313, SLG: 0.480 (1, 9)		HR	1B BB		G6-3 2B			1B BB		3	1	3	1	1	0	0			
Dave Clark, L OBP: 0.374, SLG: 0.442 (1, 7)	G3-1		1B		G6-3			K		4	0	1	0	0	1	4			
23 Ryne Sandberg, R OBP: 0.293, SLG: 0.354 (1, 4)	K				G5-3			P3		4	0	0	0	0	1	4			
Tyler Houston, L OBP: 0.248, SLG: 0.307 (1, 5)	1B BB		K		G6-3			G6-3		3	0	0	0	1	1	0			
Scott Servais, R OBP: 0.315, SLG: 0.356 (1, 2)	1B		G5-3		G6-3			K		4	0	1	0	0	1	0			
Steve Trachsel, R OBP: 0.163, SLG: 0.103 (7, PH)	G3-1		G5-3		G5-3			G5-3		2	0	0	0	0	0	2			
Rey Sanchez, R OBP: 0.309, SLG: 0.335 (7, 1)										1	0	0	0	0	0	0			
Kent Bottenfield, R OBP: 0.415, SLG: 0.364 (9, PH)										1	0	0	0	0	0	0			
Inning Stats	R: 0 E: 0 K: 0 S: 8	H: 0 LOB: 0 BB: 0 P: 13	R: 1 E: 0 K: 1 S: 11	H: 2 LOB: 2 BB: 1 P: 20	R: 0 E: 0 K: 1 S: 9	H: 2 LOB: 0 BB: 1 P: 14	R: 0 E: 0 K: 1 S: 7	H: 0 LOB: 0 BB: 0 P: 10	R: 0 E: 0 K: 0 S: 10	H: 1 LOB: 1 BB: 0 P: 7	R: 0 E: 0 K: 0 S: 5	H: 0 LOB: 0 BB: 0 P: 8	R: 0 E: 0 K: 1 S: 12	H: 1 LOB: 3 BB: 0 P: 22	R: 0 E: 0 K: 1 S: 7	H: 0 LOB: 0 BB: 0 P: 10	1B: 4 2B: 1 3B: 0 HR: 1	SF: 0 SAC: 0 DP: 0 HBP: 1	WP: 0 PA: 36 PB: 0 SB: 0 CS: 0
PITCHER Jamey Wright, R ERA: 7.48 (1, 1)	IP: 9.0 WLS: W BF: 36 H: 6 R: 1 ER: 1 SO: 5 BB: 3 IBB: 0 HBP: 1 BLK: 0 WP: 0 HR: 1 S: 74 P: 117 ERA: 1.00 WHIP: 1.000															PITCHER			

Chicago Cubs @ Colorado Rockies
Coors Field, Denver, CO
Thu Jul 24 1997, 7:05 PM MDT
Att: 48,294 - Unknown - 90 F

AB 32
R 1
H 6
RBI 1
BB 3
SO 5
LOB 11



Batter	1	2	3	4	5	6	7	8	9	AB	R	H	RBI	BB	SO	LOB	BOTTOM		
Eric Young Sr., R OBP: 0.372, SLG: 0.417 (1, 4)	S 2B		K		G6-3			F9		4	1	1	0	0	1	0			
Neftali Perez, S OBP: 0.344, SLG: 0.452 (1, 6)	F8		G1-3		G5-3 BB			2B HBP		2	1	0	0	1	0	1			
Larry Walker, L OBP: 0.485, SLG: 0.733 (1, 9)	S HR		F7		G5-3 BB			1B 2B		3	3	2	1	1	0	0			
Andres Galarraga, R OBP: 0.398, SLG: 0.564 (1, 3)	K		G5-3		G5-3			1B IBB		3	1	0	0	1	1	3			
Dante Bichette, R OBP: 0.344, SLG: 0.497 (8, PR)	HR		G3		G3			1B		4	1	3	5	0	0	0			
Harvey Pulliam, R OBP: 0.333, SLG: 0.417 (9, 7)					2B			1B		0	0	0	0	0	0	0			
Vinny Castilla, R OBP: 0.341, SLG: 0.541 (1, 5)	FC5-4 1B		F8		F8			K		3	0	1	0	1	1	2			
Kirt Manwaring, R OBP: 0.324, SLG: 0.314 (1, 2)	FC5-4		G5-3		G5-3			F9		4	0	1	1	0	0	3			
Quinton McCracken, S OBP: 0.333, SLG: 0.318 (1, 8)	F7		G6-3		G6-3			L7		4	0	0	0	0	1	2			
Jamey Wright, R OBP: 0.222, SLG: 0.125 (1, 1)	F7		G6-3		G6-3			K		4	0	0	0	0	2	2			
Inning Stats	R: 3 E: 0 K: 1 S: 16	H: 4 LOB: 1 BB: 0 P: 26	R: 0 E: 0 K: 1 S: 12	H: 0 LOB: 0 BB: 0 P: 19	R: 0 E: 0 K: 0 S: 8	H: 0 LOB: 0 BB: 0 P: 12	R: 0 E: 0 K: 0 S: 5	H: 0 LOB: 0 BB: 0 P: 10	R: 0 E: 0 K: 0 S: 7	H: 1 LOB: 2 BB: 3 P: 23	R: 0 E: 0 K: 2 S: 9	H: 0 LOB: 0 BB: 0 P: 10	R: 3 E: 0 K: 2 S: 17	H: 3 LOB: 2 BB: 1 P: 28	R: 0 E: 0 K: 2 S: 11	H: 0 LOB: 0 BB: 0 P: 10	1B: 3 2B: 4 3B: 0 HR: 1	SF: 0 SAC: 0 DP: 1 HBP: 1	WP: 0 PA: 36 PB: 0 SB: 2 CS: 0
PITCHER Steve Trachsel, R ERA: 4.75 (1, 1)	IP: 6.0 WLS: L BF: 25 H: 5 R: 4 ER: 4 SO: 2 BB: 2 IBB: 1 HBP: 1 BLK: 0 WP: 0 HR: 1 S: 41 P: 99 ERA: 6.00 WHIP: 1.167															PITCHER			
Kent Bottenfield, R ERA: 3.11 (7, 1)	IP: 2.0 WLS: L BF: 11 H: 3 R: 3 ER: 3 SO: 4 BB: 0 IBB: 1 HBP: 1 BLK: 0 WP: 0 HR: 0 S: 26 P: 38 ERA: 13.50 WHIP: 1.500															PITCHER			

Chicago Cubs @ Colorado Rockies
Coors Field, Denver, CO
Thu Jul 24 1997, 7:05 PM MDT
Att: 48,294 - Unknown - 90 F

AB 31
R 7
H 8
RBI 7
BB 4
SO 6
LOB 13



Batter	1	2	3	4	5	6	7	8	9	AB	R	H	RBI	BB	SO	LOB	TOP		
Doug Glanville, R OBP: 0.340, SLG: 0.418	0-1 G4-3		1-0 FC4		1-0 G6-3			0-1 G1-3		4	0	0	0	0	0	1	Chicago Cubs @ Colorado Rockies Coors Field, Denver, CO Sat Jul 26 1997, 7:05 PM MDT Att: 48,108 - Cloudy - 86 F		
Brian McRae, S OBP: 0.325, SLG: 0.365	3-2 FC1-4 1B		2-2 G4-3			2-2 G1		4-2 FC1-4 BB		3	0	1	0	1	0	1			
Sammy Sosa, R OBP: 0.311, SLG: 0.482	2-2 FC1-6-5 1-3			3-2 G4-3		3-2 F8		2-0 FC1-4 2B 1-2 1B		4	1	0	0	0	2				
Mark Grace, L OBP: 0.429, SLG: 0.479	2-3 SAFE SAFE 1-2			0-0 G3		2-0 F8		2-1 1-3 1B 2B		4	1	1	0	0	1	1			
Shawon Dunston, R OBP: 0.317, SLG: 0.435		1-1 G1-6-3 1B		1-0 HR			3-1 G5-3	0-0 2-H 3-H 1B		4	1	3	3	0	0	0			
Kevin Orie, R OBP: 0.357, SLG: 0.422		1-0 G1-6-3 1-2		4-2 FC3-6 BB			0-0 G5-3	1-1 G6-3		3	0	0	0	1	2	0			
Mel Rojas, R OBP: 0.302, SLG: 0.330				1-0 G4-3		1-0 F7		0-1 G5-4-3		4	0	1	0	0	0	1			
Terry Mulholland, R OBP: 0.156, SLG: 0.200			1-1 FC4 1B		0-1 G5-3		2-1 G3	2-2 G4-1		2	0	1	0	0	0	0			
Terry Adams, R OBP: 0.326, SLG: 0.477										0	0	0	0	0	0	0			
Dave Clark, L OBP: 0.326, SLG: 0.477										1	0	0	0	0	0	2			
Turk Wendell, L OBP: 0.326, SLG: 0.477										0	0	0	0	0	0	0			
Bob Patterson, R OBP: 0.326, SLG: 0.477										0	0	0	0	0	0	0			
Dave Hansen, L OBP: 0.416, SLG: 0.376										1	0	0	0	0	0	0			
Inning Stats	R: 0 E: 0 K: 1 S: 11	H: 1 LOB: 1 BB: 0 P: 18	R: 0 E: 0 K: 0 S: 4	H: 1 LOB: 0 BB: 0 P: 6	R: 0 E: 0 K: 0 S: 9	H: 1 LOB: 1 BB: 0 P: 13	R: 1 E: 0 K: 0 S: 8	H: 1 LOB: 1 BB: 1 P: 17	R: 0 E: 0 K: 0 S: 4	H: 0 LOB: 0 BB: 0 P: 6	R: 0 E: 0 K: 0 S: 7	H: 2 LOB: 2 BB: 0 P: 13	R: 2 E: 0 K: 0 S: 13	H: 2 LOB: 1 BB: 1 P: 22	R: 0 E: 0 K: 0 S: 7	H: 1 LOB: 0 BB: 0 P: 9	1B: 7 2B: 1 3B: 0 HR: 1	SF: 0 SAC: 0 DP: 2 HBP: 0	WP: 0 PA: 36 PB: 0 SB: 2 CS: 0
PITCHER	IP WLS BF H R ER SO BB IBB HBP BLK WP HR S P ERA WHIP	8.0 W 33 8 3 3 1 2 0 0 0 0 1 63 109 3.38 1.250	1.0 S 3 1 0 0 0 0 0 0 0 0 0 7 9 0.00 1.000																

AB	34
R	3
H	9
RBI	3
BB	2
SO	1
LOB	11



Batter	1	2	3	4	5	6	7	8	9	AB	R	H	RBI	BB	SO	LOB	BOTTOM		
Eric Young Sr., R OBP: 0.373, SLG: 0.419	3-1 G3 SH 1B	1-0 K 2H 2B			1-3 K		0-0 L1-6 S 1B			4	1	3	1	0	1	0	Chicago Cubs @ Colorado Rockies Coors Field, Denver, CO Sat Jul 26 1997, 7:05 PM MDT Att: 48,108 - Cloudy - 86 F		
Neftali Feliz, S OBP: 0.397, SLG: 0.473	0-1 SH 1B	1-3 SAFE K		1-1 L7		4-0 1-2 BB				2	1	0	0	1	1	1			
Larry Walker, L OBP: 0.482, SLG: 0.724	0-1 G3		1-1 F7		4-0 HR BB	0-0 L1-6				3	1	0	0	1	0	4			
Andres Galarraga, R OBP: 0.396, SLG: 0.567	4-2 1B FC5-4 BB		1-0 F8		1-1 SAFE K		1-1 2B			3	1	1	0	1	1	1			
Dante Bichette, R OBP: 0.350, SLG: 0.517	0-1 FC5-4		2-1 L6		0-1 SAFE SAFE K		4-0 IBB			3	1	2	4	1	0	0			
Craig Counsell, L OBP: 0.167, SLG: 0.333	1-3 2-H 3-H 1B				1-H HR					0	0	0	0	0	0	0			
Darren Holmes, R OBP: 0.167, SLG: 0.333										0	0	0	0	0	0	0			
Vinny Castilla, R OBP: 0.342, SLG: 0.548	1-3 2-H 3-H 1B	2-1 FC5-4 FC6		0-1 G4-3 1B		0-1 2B		1-2 K		4	0	2	1	0	1	3			
Kirt Manwaring, R OBP: 0.319, SLG: 0.309	1-2 FC6		0-0 F9		0-0 G1-3			1-0 P6		4	0	0	0	0	0	5			
Quinton McCracken, S OBP: 0.335, SLG: 0.320		2-0 SH3-4 2B 1B		2-2 G4-3		1-3 K		1-1 F8		4	1	1	0	0	1	4			
Roger Bailey, R OBP: 0.227, SLG: 0.214		1-2 SH3-4			2-1 G6-3					2	0	0	0	0	1	0			
Harvey Pulliam, R OBP: 0.333, SLG: 0.417										0	0	0	0	0	0	0			
Inning Stats	R: 3 E: 0 K: 0 S: 15	H: 2 LOB: 1 BB: 1 P: 24	R: 1 E: 0 K: 1 S: 8	H: 2 LOB: 0 BB: 0 P: 13	R: 0 E: 0 K: 0 S: 5	H: 0 LOB: 0 BB: 0 P: 9	R: 0 E: 0 K: 0 S: 7	H: 1 LOB: 0 BB: 0 P: 9	R: 0 E: 0 K: 1 S: 7	H: 0 LOB: 0 BB: 0 P: 11	R: 2 E: 0 K: 2 S: 11	H: 2 LOB: 1 BB: 1 P: 18	R: 0 E: 0 K: 1 S: 5	H: 1 LOB: 1 BB: 1 P: 11	R: 0 E: 0 K: 1 S: 8	H: 1 LOB: 2 BB: 1 P: 16	1B: 5 2B: 4 3B: 0 HR: 1	SF: 0 SAC: 2 DP: 2 HBP: 0	WP: 0 PA: 35 PB: 0 SB: 1 CS: 0
PITCHER	IP WLS BF H R ER SO BB IBB HBP BLK WP HR S P ERA WHIP	5.1 L 24 7 6 6 3 2 0 0 0 0 0 4 5 0.00 0.000	0.2 0 0 0 0 0 0 0 0 0 0 0 0 1 10 0.00 6.000	0.1 0 0 0 0 0 0 0 0 0 0 0 0 1 10 0.00 0.000	0.2 0 0 0 0 0 0 0 0 0 0 0 0 1 10 0.00 0.000	1.0 5 1 0 0 0 1 0 1 0 0 0 0 8 16 0.00 1.000													



Batter	1	2	3	4	5	6	7	8	9	AB	R	H	RBI	BB	SO	LOB	TOP		
Doug Glanville, R (1, 7) OBP: 0.342, SLG: 0.419	0-2 1B		2-0 F9			0-1 F9		1-0 G5-3 BB 1B		4	0	2	0	0	0	0			
Brian McRae, S (1, 8) OBP: 0.326, SLG: 0.364	0-3 K			2-1 G5-3		3-2 1B		4-2 1B BB		3	0	1	0	1	1	1			
Sammy Sosa, R (1, 9) OBP: 0.308, SLG: 0.477	2-3 K			1-3 K		0-0 G1-3		2-2 G5-3		4	0	0	0	0	2	5			
Mark Grace, L (1, 3) OBP: 0.430, SLG: 0.480	1-2 G6-3			3-2 1B			2-1 G3-1		1-1 G3 BB 1B	4	0	2	0	0	0	1			
Shawon Dunston, R (1, 6) OBP: 0.313, SLG: 0.429		0-3 K		0-0 F8			1-1 G4-3		0-1 B3	4	0	0	0	0	1	2			
Kevin Orie, R (1, 5) OBP: 0.358, SLG: 0.426 Kent Bottenfield, R (8, 1)	1-3 K					1-3 K		1-1 2B	1-1 G3	3	0	1	0	0	2	0			
Dave Clark, L (9, PH) OBP: 0.373, SLG: 0.472									2-3	1	0	0	0	0	0	1			
Scott Servais, R (1, 2) OBP: 0.310, SLG: 0.349	1-2 G6-3					0-3 K		2-1 G6-3	3-3 K	4	0	0	0	0	2	2			
Rey Sanchez, R (1, 4) OBP: 0.298, SLG: 0.326 Tyler Houston, L (8, PH) OBP: 0.254, SLG: 0.311			0-0 G4-3		2-2 L5			0-1 L4		2	0	0	0	0	0	0			
Geremi Gonzalez, R (1, 1) OBP: 0.240, SLG: 0.136 Dave Hansen, L (8, PH) OBP: 0.420, SLG: 0.382			0-3 K			2-1 G6-3		1-1 BB 1B 1B		2	0	0	0	0	1	0			
Inning Stats	R: 0 E: 0 K: 2 S: 13	H: 1 LOB: 1 BB: 0 P: 16	R: 0 E: 0 K: 2 S: 9	H: 0 LOB: 0 BB: 0 P: 11	R: 0 E: 0 K: 1 S: 5	H: 0 LOB: 0 BB: 0 P: 7	R: 0 E: 0 K: 1 S: 9	H: 1 LOB: 1 BB: 0 P: 15	R: 0 E: 0 K: 2 S: 11	H: 0 LOB: 0 BB: 0 P: 14	R: 0 E: 0 K: 0 S: 8	H: 1 LOB: 1 BB: 0 P: 14	R: 0 E: 0 K: 0 S: 10	H: 2 LOB: 2 BB: 1 P: 18	R: 0 E: 0 K: 1 S: 9	H: 1 LOB: 1 BB: 0 P: 14	1B: 6 2B: 1 3B: 0 HR: 0	SF: 0 SAC: 0 DP: 1 HBP: 0	WP: 0 PA: 34 PB: 0 SB: 1 CS: 0
PITCHER	IP WLS BF H R ER SO BB IBB HBP BLK WP HR S P ERA WHIP	IP WLS BF H R ER SO BB IBB HBP BLK WP HR S P ERA WHIP	IP WLS BF H R ER SO BB IBB HBP BLK WP HR S P ERA WHIP	IP WLS BF H R ER SO BB IBB HBP BLK WP HR S P ERA WHIP	IP WLS BF H R ER SO BB IBB HBP BLK WP HR S P ERA WHIP	IP WLS BF H R ER SO BB IBB HBP BLK WP HR S P ERA WHIP	IP WLS BF H R ER SO BB IBB HBP BLK WP HR S P ERA WHIP	IP WLS BF H R ER SO BB IBB HBP BLK WP HR S P ERA WHIP	IP WLS BF H R ER SO BB IBB HBP BLK WP HR S P ERA WHIP	IP WLS BF H R ER SO BB IBB HBP BLK WP HR S P ERA WHIP	IP WLS BF H R ER SO BB IBB HBP BLK WP HR S P ERA WHIP	IP WLS BF H R ER SO BB IBB HBP BLK WP HR S P ERA WHIP	IP WLS BF H R ER SO BB IBB HBP BLK WP HR S P ERA WHIP	IP WLS BF H R ER SO BB IBB HBP BLK WP HR S P ERA WHIP	IP WLS BF H R ER SO BB IBB HBP BLK WP HR S P ERA WHIP	IP WLS BF H R ER SO BB IBB HBP BLK WP HR S P ERA WHIP	IP WLS BF H R ER SO BB IBB HBP BLK WP HR S P ERA WHIP	IP WLS BF H R ER SO BB IBB HBP BLK WP HR S P ERA WHIP	IP WLS BF H R ER SO BB IBB HBP BLK WP HR S P ERA WHIP

Chicago Cubs @ Colorado Rockies
Coors Field, Denver, CO
Sun Jul 27 1997, 3:33 AM MDT
Att: 48,378 - Cloudy - 86 F

AB	33
R	0
H	7
RBI	0
BB	1
SO	9
LOB	12



Batter	1	2	3	4	5	6	7	8	9	AB	R	H	RBI	BB	SO	LOB	BOTTOM		
Eric Young Sr., R (1, 4) OBP: 0.372, SLG: 0.416	2-2 G5-3	0-0 F8		4-1 BB			0-0 F9			3	0	0	0	1	0	3			
Neftali Perez, S (1, 6) OBP: 0.363, SLG: 0.495	0-0 B3		0-3 K	0-0 F9		1-1 HR				4	1	1	1	0	1	1			
Larry Walker, L (1, 3) OBP: 0.477, SLG: 0.716	0-0 F9		1-3 K		3-3 K		0-3 K			4	0	0	0	0	3	0			
Dante Bichette, R (1, 7) OBP: 0.349, SLG: 0.515 Andres Galarraga, R (8, 3) OBP: 0.396, SLG: 0.567		2-1 F8	1-1 1B		1-1 G6-3		1-1 F8			4	0	1	0	0	0	0			
Vinny Castilla, R (1, 5) OBP: 0.341, SLG: 0.544		4-0 PB 2B BB	1-3 K		1-0 P8			1-2 L8		3	1	0	0	1	1	1			
Jeff Reed, L (1, 2) OBP: 0.391, SLG: 0.510		1-1 B5		0-2 G6-3		0-0 L8		1-2 G4-3		4	0	0	0	0	0	1			
Harvey Pulliam, R (1, 9) OBP: 0.349, SLG: 0.450		2-2 1B 1-H 2B		2-0 3B 1B		3-2 G3		1-2 P4		4	1	2	1	0	0	0			
Quinton McCracken, S (1, 8) OBP: 0.342, SLG: 0.336		0-1 BB		2-2 SH1 3B		0-0 1B				3	1	3	1	0	0	0			
John Thomson, R (1, 1) OBP: 0.250, SLG: 0.222 Darren Holmes, R (9, 1) OBP: 0.167, SLG: 0.333		1-1 SAFE 1B SAFE BB		0-0 SH1		0-3 K				1	0	0	1	1	1	1			
Inning Stats	R: 0 E: 0 K: 0 S: 6	H: 0 LOB: 0 BB: 0 P: 8	R: 1 E: 0 K: 0 S: 11	H: 2 LOB: 3 BB: 2 P: 24	R: 0 E: 0 K: 3 S: 12	H: 1 LOB: 1 BB: 0 P: 15	R: 2 E: 0 K: 0 S: 10	H: 2 LOB: 1 BB: 1 P: 18	R: 0 E: 0 K: 1 S: 6	H: 0 LOB: 0 BB: 0 P: 11	R: 0 E: 0 K: 1 S: 10	H: 1 LOB: 1 BB: 0 P: 13	R: 1 E: 0 K: 1 S: 8	H: 1 LOB: 0 BB: 0 P: 10	R: 0 E: 0 K: 0 S: 10	H: 0 LOB: 0 BB: 0 P: 13	1B: 4 2B: 1 3B: 1 HR: 1	SF: 0 SAC: 1 DP: 0 HBP: 0	WP: 0 PA: 34 PB: 1 SB: 0 CS: 0
PITCHER	IP WLS BF H R ER SO BB IBB HBP BLK WP HR S P ERA WHIP	IP WLS BF H R ER SO BB IBB HBP BLK WP HR S P ERA WHIP	IP WLS BF H R ER SO BB IBB HBP BLK WP HR S P ERA WHIP	IP WLS BF H R ER SO BB IBB HBP BLK WP HR S P ERA WHIP	IP WLS BF H R ER SO BB IBB HBP BLK WP HR S P ERA WHIP	IP WLS BF H R ER SO BB IBB HBP BLK WP HR S P ERA WHIP	IP WLS BF H R ER SO BB IBB HBP BLK WP HR S P ERA WHIP	IP WLS BF H R ER SO BB IBB HBP BLK WP HR S P ERA WHIP	IP WLS BF H R ER SO BB IBB HBP BLK WP HR S P ERA WHIP	IP WLS BF H R ER SO BB IBB HBP BLK WP HR S P ERA WHIP	IP WLS BF H R ER SO BB IBB HBP BLK WP HR S P ERA WHIP	IP WLS BF H R ER SO BB IBB HBP BLK WP HR S P ERA WHIP	IP WLS BF H R ER SO BB IBB HBP BLK WP HR S P ERA WHIP	IP WLS BF H R ER SO BB IBB HBP BLK WP HR S P ERA WHIP	IP WLS BF H R ER SO BB IBB HBP BLK WP HR S P ERA WHIP	IP WLS BF H R ER SO BB IBB HBP BLK WP HR S P ERA WHIP	IP WLS BF H R ER SO BB IBB HBP BLK WP HR S P ERA WHIP	IP WLS BF H R ER SO BB IBB HBP BLK WP HR S P ERA WHIP	IP WLS BF H R ER SO BB IBB HBP BLK WP HR S P ERA WHIP

Chicago Cubs @ Colorado Rockies
Coors Field, Denver, CO
Sun Jul 27 1997, 3:33 AM MDT
Att: 48,378 - Cloudy - 86 F

AB	30
R	4
H	7
RBI	4
BB	3
SO	6
LOB	7



Batter	1	2	3	4	5	6	7	8	9	AB	R	H	RBI	BB	SO	LOB	TOP					
Doug Glanville, R OBP: 0.338, SLG: 0.413	1-3 K		0-0 F8			0-1 FC6-4			1-2 G5-3	4	0	0	0	0	1	2						
Brian McRae, S OBP: 0.324, SLG: 0.361	1-1 P4			3-2 F7		1-2 G4-3			0-0 F7	4	0	0	0	0	0	1						
Mark Grace, L OBP: 0.429, SLG: 0.478	2-3 K			2-1 G4-3			1-0 G6-4-3 1B			3	0	1	0	0	1	0						
Sammy Sosa, R OBP: 0.306, SLG: 0.474		2-3 K		1-3 K			1-0 G6-4-3			3	0	0	0	0	2	1						
Shawon Dunston, R OBP: 0.310, SLG: 0.425	0-2 P3				1-0 F8		0-1 G4-3			3	0	0	0	0	0	0						
Kevin Orie, R OBP: 0.352, SLG: 0.420	1-0 G1-3				1-2 P4			3-3 K		3	0	0	0	0	1	0						
José Hernández, R OBP: 0.322, SLG: 0.458			2-2 SH1-4 1B		3-3 K			1-0 F9		3	0	1	0	0	1	0						
Scott Servais, R OBP: 0.307, SLG: 0.345			2-1 F8			2-2 F8		1-1 G6-3		3	0	0	0	0	0	1						
Kevin Tapani, R OBP: 0.424, SLG: 0.387			1-2 SH1-4			0-1 FC6-4 1B			0-0 F8	0	0	0	0	0	0	0						
Dave Hansen, L OBP: 0.424, SLG: 0.387										1	0	1	0	0	0	0						
Amaury Telemaco, R OBP: 0.300, SLG: 0.222										0	0	0	0	0	0	0						
Turk Wendell, L OBP: 0.297, SLG: 0.324										0	0	0	0	0	0	0						
Rev Sanchez, R OBP: 0.297, SLG: 0.324										1	0	0	0	0	0	0						
Inning Stats	R: 0 E: 0 K: 2 S: 10	H: 0 LOB: 0 BB: 0 P: 14	R: 0 E: 0 K: 1 S: 9	H: 0 LOB: 0 BB: 0 P: 12	R: 0 E: 0 K: 0 S: 11	H: 1 LOB: 1 BB: 0 P: 16	R: 0 E: 0 K: 1 S: 11	H: 0 LOB: 0 BB: 0 P: 17	R: 0 E: 0 K: 1 S: 11	H: 0 LOB: 0 BB: 0 P: 16	R: 0 E: 0 K: 0 S: 11	H: 1 LOB: 1 BB: 0 P: 14	R: 0 E: 0 K: 0 S: 4	H: 1 LOB: 0 BB: 0 P: 6	R: 0 E: 0 K: 1 S: 10	H: 0 LOB: 0 BB: 0 P: 15	R: 0 E: 0 K: 0 S: 5	H: 0 LOB: 0 BB: 0 P: 6	1B: 3 2B: 0 3B: 0 HR: 0	SF: 0 SAC: 1 DP: 1 HBP: 0	WP: 0 PB: 0 SB: 0 CS: 0	PA: 29
PITCHER Denny Neagle, L ERA: 3.15	IP: 9.0 WLS: W BF: 29 H: 3 R: 0 ER: 0 SO: 6 BB: 0 IBB: 0 HBP: 0 BLK: 0 WP: 0 HR: 0 S: 82 P: 116 ERA: 0.00 WHIP: 0.333															PITCHER	IP: 9.0 WLS: W BF: 29 H: 3 R: 0 ER: 0 SO: 6 BB: 0 IBB: 0 HBP: 0 BLK: 0 WP: 0 HR: 0 S: 82 P: 116 ERA: 0.00 WHIP: 0.333					

Chicago Cubs @ Atlanta Braves
Turner Field, Atlanta, GA
Mon Jul 28 1997, 7:05 PM EDT
Att: 47,266 - Unknown - 87 F

AB 28
R 0
H 3
RBI 0
BB 0
SO 6
LOB 5



Batter	1	2	3	4	5	6	7	8	9	AB	R	H	RBI	BB	SO	LOB	BOTTOM			
Kenny Lofton, L OBP: 0.404, SLG: 0.442	0-3 K		1-1 10 1B 3B		1-0 10 1B HR		1-2 P5			4	2	2	1	0	1	0				
Jeff Blauser, R OBP: 0.419, SLG: 0.533	2-2 G6-3		4-0 10 1B BB		2-3 SF9		2-2 G1-3			2	0	0	1	1	0	0				
Danny Bautista, R OBP: 0.220, SLG: 0.425			3-2 10 1B 1B		3-1 3-H 1-2 HR 1B		2-2 G1-3			0	0	0	0	0	0	0				
10 Chipper Jones, S OBP: 0.377, SLG: 0.500	1-1 F7		1-3 3-H 1-1 1B		1-2 HR 1B		2-2 2B			4	1	3	1	0	0	0				
Fred McGriff, L OBP: 0.371, SLG: 0.460		0-0 P6			0-0 HR					4	1	1	3	0	0	3				
Rafael Belliard, R OBP: 0.270, SLG: 0.278					2-3 HR		0-0 G4-3			0	0	0	0	0	0	0				
Ryan Klesko, L OBP: 0.335, SLG: 0.506	2-1 G4-3			3-3 K	3-3 K			0-1 G6-3		4	0	0	0	0	2	0				
Eddie Pérez, R OBP: 0.289, SLG: 0.383										0	0	0	0	0	0	0				
Andruw Jones, R OBP: 0.348, SLG: 0.449	2-2 G4-3			2-2 F7		0-3 K			2-3 K	4	0	0	0	0	2	0				
Javy Lopez, R OBP: 0.373, SLG: 0.574			2-2 P4	0-0 L8		0-0 G5-3		0-1 P6		4	0	0	0	0	0	0				
Mark Lemke, S OBP: 0.291, SLG: 0.312			1-0 G3-1		0-0 1B SH3-4 SF9 1B	1-1 FC6-4 1B				3	1	2	0	0	0	0				
Denny Neagle, L OBP: 0.260, SLG: 0.217			3-2 3B 1B		0-0 SH3-4	1-1 FC6-4				2	1	1	0	0	0	1				
Inning Stats	R: 0 E: 0 K: 1 S: 9	H: 0 LOB: 0 BB: 0 P: 12	R: 0 E: 0 K: 0 S: 6	H: 0 LOB: 0 BB: 0 P: 10	R: 2 E: 0 K: 0 S: 16	H: 3 LOB: 2 BB: 1 P: 31	R: 0 E: 0 K: 1 S: 8	H: 0 LOB: 0 BB: 0 P: 13	R: 4 E: 0 K: 1 S: 12	H: 4 LOB: 0 BB: 0 P: 19	R: 0 E: 0 K: 1 S: 8	H: 1 LOB: 1 BB: 0 P: 10	R: 0 E: 0 K: 0 S: 12	H: 1 LOB: 1 BB: 0 P: 17	R: 0 E: 0 K: 1 S: 7	H: 0 LOB: 0 BB: 0 P: 9	1B: 6 2B: 1 3B: 1 HR: 1	SF: 1 SAC: 1 DP: 0 HBP: 0	WP: 0 PB: 0 SB: 0 CS: 0	PA: 34
PITCHER Kevin Tapani, R ERA: 5.25	IP: 5.0 WLS: L BF: 23 H: 7 R: 6 ER: 6 SO: 3 BB: 1 IBB: 0 HBP: 0 BLK: 0 WP: 0 HR: 1 S: 51 P: 85 ERA: 10.80 WHIP: 1.600															PITCHER	IP: 5.0 WLS: L BF: 23 H: 7 R: 6 ER: 6 SO: 3 BB: 1 IBB: 0 HBP: 0 BLK: 0 WP: 0 HR: 1 S: 51 P: 85 ERA: 10.80 WHIP: 1.600			
Amaury Telemaco, R ERA: 4.93	2.0 8 2 0 0 1 0 0 0 0 0 0 0 20 27 0.00 1.000															PITCHER	2.0 8 2 0 0 1 0 0 0 0 0 0 20 27 0.00 1.000			
Turk Wendell, R ERA: 3.99	1.0 3 0 0 0 1 0 0 0 0 0 0 7 9 0.00 0.000															PITCHER	1.0 3 0 0 0 1 0 0 0 0 0 0 7 9 0.00 0.000			

Chicago Cubs @ Atlanta Braves
Turner Field, Atlanta, GA
Mon Jul 28 1997, 7:05 PM EDT
Att: 47,266 - Unknown - 87 F

AB 31
R 6
H 9
RBI 6
BB 1
SO 5
LOB 4



Batter	1	2	3	4	5	6	7	8	9	AB	R	H	RBI	BB	SO	LOB	TOP										
Doug Glanville, R OBP: 0.340, SLG: 0.413	1-0 CS 1B		1-3 K		1-3 K		0-2 G4-3	0-2 1B		5	0	2	1	0	2	1	Chicago Cubs @ Atlanta Braves Turner Field, Atlanta, GA Wed Jul 30 1997, 7:05 PM EDT Att: 43,090 - Unknown - 84 F										
Brian McRae, S OBP: 0.327, SLG: 0.360	1-0 SAFE G3-1		4-2 BB		2-3 K		2-2 S 1B	4-2 FC6-4 BB		3	1	1	0	2	1	1											
Sammy Sosa, R OBP: 0.303, SLG: 0.466	1-3 K		1-3 K			0-1 P3	2-3 K	0-0 FC6-4		5	0	0	0	0	3	5											
Mark Grace, L OBP: 0.429, SLG: 0.475		0-0 1B	1-0 G1-3			4-2 BB 1B	0-1 FC4-6 1B		0-2 G1-3	4	1	2	1	1	0	2											
Shawon Dunston, R OBP: 0.314, SLG: 0.432		1-2 1B		2-3 K2-3		0-2 F8	1-0 FC4-6		0-3 K	5	0	1	0	0	2	2											
Tyler Houston, L OBP: 0.292, SLG: 0.306		3-3 K		2-1 G3		1-0 BB WP		0-0 L7	0-1 G3	4	1	1	0	0	1	2											
Mel Rojas, R (8, 1)						1-2 WP				1	0	0	0	0	0	0											
Kevin Orte, R OBP: 0.355, SLG: 0.424		1-2 F8		0-0 WP		4-0 WP BB		2-3 K		3	0	1	0	1	1	2											
Rey Sanchez, R OBP: 0.293, SLG: 0.319		1-3 K		1-2 F7		4-1 WP		2-1 2B		2	0	0	0	0	1	3											
Dave Hansen, L OBP: 0.431, SLG: 0.391				2-3 F7		1-2 2-3 3-H		1B		1	0	1	1	1	0	0											
José Hernández, R OBP: 0.328, SLG: 0.483								1B		0	1	0	0	0	0	0											
Kevin Foster, R OBP: 0.146, SLG: 0.150				1-1 2B		2-3 K		1-1 1B		2	0	1	0	0	1	0											
Ramon Tatis, L OBP: 0.350, SLG: 0.440						1-2 2-3 3-H		2B		0	0	0	0	0	0	0											
Terry Adams, R OBP: 0.350, SLG: 0.440										0	0	0	0	0	0	0											
Dave Clark, L OBP: 0.350, SLG: 0.440										0	0	0	0	0	0	0											
Kent Bottenfield, R OBP: 0.350, SLG: 0.440										0	0	0	0	0	0	0											
Bob Patterson, R OBP: 0.350, SLG: 0.440										0	0	0	0	0	0	0											
Scott Servais, R OBP: 0.350, SLG: 0.440										0	0	0	0	0	0	0											
Inning Stats	R: 0 E: 0 K: 1 S: 5	H: 1 LOB: 0 BB: 0 P: 8	R: 0 E: 0 K: 2 S: 13	H: 2 LOB: 2 BB: 0 P: 19	R: 0 E: 0 K: 2 S: 11	H: 1 LOB: 2 BB: 1 P: 19	R: 0 E: 0 K: 1 S: 12	H: 1 LOB: 1 BB: 0 P: 17	R: 0 E: 0 K: 3 S: 9	H: 0 LOB: 0 BB: 0 P: 14	R: 2 E: 0 K: 1 S: 12	H: 1 LOB: 2 BB: 3 P: 27	R: 1 E: 0 K: 1 S: 16	H: 2 LOB: 1 BB: 0 P: 21	R: 2 E: 0 K: 1 S: 15	H: 3 LOB: 2 BB: 1 P: 24	R: 0 E: 0 K: 1 S: 10	H: 0 LOB: 0 BB: 0 P: 10	1B: 8 2B: 3 3B: 0 HR: 0	SF: 0 SAC: 0 DP: 0 HBP: 0	WP: 2 PB: 0 SB: 1 CS: 1	PA: 42					
PITCHER	IP	WLS	BF	H	R	ER	SO	BB	IBB	HBP	BLK	WP	HR	S	P	ERA	WHIP										
29 John Smoltz, R ERA: 3.28	6.0		27	6	2	2	10	4	0	0	0	2	0	62	104	3.00	1.667										
Mike Bielecki, R ERA: 4.05	0.2		4	2	1	1	1	0	0	0	0	0	0	15	19	13.50	3.000										
Chad Fox, R ERA: 2.7	0.1		1	0	0	0	0	0	0	0	0	0	0	2	2	0.00	0.000										
Mike Cather, R ERA: 1.5	1.0		7	3	2	2	1	1	0	0	0	0	0	15	24	18.00	4.000										
Alan Embree, L ERA: 2.87	1.0	W	3	0	0	0	1	0	0	0	0	0	0	10	10	0.00	0.000										

Batter	1	2	3	4	5	6	7	8	9	AB	R	H	RBI	BB	SO	LOB	BOTTOM										
Kenny Lofton, L OBP: 0.407, SLG: 0.440	4-2 S 10 1B		3-1 F7		1-2 WP 10 2B		2-3 K		3-2 10 2B	2	2	1	0	1	0	0	Chicago Cubs @ Atlanta Braves Turner Field, Atlanta, GA Wed Jul 30 1997, 7:05 PM EDT Att: 43,090 - Unknown - 84 F										
Danny Bautista, R OBP: 0.233, SLG: 0.476	BB				1B				3B	2	1	1	0	0	1	0											
Jeff Blauser, R OBP: 0.419, SLG: 0.531	3-2 K		0-0 G5-3		4-2 10 2B		2-1 10 G3-1 2B		0-2 P3	4	0	1	0	1	1	2											
10 Chipper Jones, S OBP: 0.378, SLG: 0.511	1-2 S 2H 1B		1-0 G1-3		2-1 2B		1-1 G3-1		3-1 1B	5	1	3	3	0	0	1											
Fred McGriff, L OBP: 0.373, SLG: 0.460	1-2 P5			4-1 2B SF8 BB	3-2 G4-3		2-1 F7		1-2 1B	4	1	1	1	1	0	4											
Michael Tucker, L OBP: 0.350, SLG: 0.446	2-2 G3			3-2 SF8 1B 2B	2-2 L5		4-1 FC5-4 BB			3	1	1	0	1	0	3											
Andruw Jones, R OBP: 0.348, SLG: 0.458			0-3 K		1-0 F9		2-2 G4-3		0-3 K	4	0	0	0	0	2	5											
Javy Lopez, R OBP: 0.363, SLG: 0.561		0-0 G5-3			0-2 SF8		2-0 G5-3		0-0 FC5-4 1B	3	0	0	1	0	0	1											
Mark Lemke, S OBP: 0.299, SLG: 0.318			4-2 BB		0-0 1B		1-2 G3-1		1-1 1B	3	0	2	1	1	0	0											
29 John Smoltz, R ERA: 4.65			1-3 K		3-H 2-3 K		3-3 K		0-2 P5	2	0	0	0	0	2	2											
Inning Stats	R: 1 E: 0 K: 1 S: 16	H: 1 LOB: 1 BB: 1 P: 27	R: 0 E: 0 K: 2 S: 9	H: 0 LOB: 1 BB: 1 P: 14	R: 0 E: 0 K: 0 S: 4	H: 0 LOB: 0 BB: 0 P: 8	R: 2 E: 0 K: 1 S: 17	H: 2 LOB: 1 BB: 1 P: 27	R: 1 E: 0 K: 0 S: 18	H: 2 LOB: 2 BB: 1 P: 32	R: 0 E: 0 K: 1 S: 10	H: 0 LOB: 0 BB: 0 P: 16	R: 0 E: 0 K: 1 S: 9	H: 1 LOB: 1 BB: 0 P: 16	R: 0 E: 0 K: 1 S: 10	H: 1 LOB: 2 BB: 1 P: 15	R: 2 E: 0 K: 0 S: 12	H: 3 LOB: 1 BB: 0 P: 19	1B: 5 2B: 4 3B: 1 HR: 0	SF: 1 SAC: 0 DP: 0 HBP: 0	WP: 1 PB: 0 SB: 2 CS: 0	PA: 40					
PITCHER	IP	WLS	BF	H	R	ER	SO	BB	IBB	HBP	BLK	WP	HR	S	P	ERA	WHIP										
Kevin Foster, R ERA: 4.65	4.0		20	4	4	4	4	4	0	0	0	0	0	8	15	0.00	1.500										
Ramon Tatis, L ERA: 4.22	0.2		3	1	0	0	0	0	0	0	0	0	0	3	5	0.00	0.000										
Terry Adams, R ERA: 4.09	0.1		1	0	0	0	0	0	0	0	0	0	0	3	5	0.00	0.000										
Kent Bottenfield, R ERA: 2.96	1.1		5	1	0	0	2	0	0	0	0	0	0	15	25	0.00	0.750										
Bob Patterson, L ERA: 3.27	0.2		2	0	0	0	0	0	0	0	0	0	0	4	7	0.00	0.000										
Mel Rojas, R ERA: 4.53	1.1	L	9	4	2	2	1	1	0	0	0	0	0	22	34	13.50	3.750										

AB	37
R	5
H	11
RBI	4
BB	5
SO	13
LOB	20



AB	34
R	6
H	10
RBI	6
BB	5
SO	7
LOB	20



Batter	1	2	3	4	5	6	7	8	9	AB	R	H	RBI	BB	SO	LOB	TOP											
Brett Butler, L OBP: 0.403, SLG: 0.361 Todd Hollandsworth, L OBP: 0.290, SLG: 0.356	4-0 1B 1B BB		0-0 G4-3	0-0 FC6-4	0-0 FC6-4		0-0 G1-4-3		0-0 G3-1	4	1	0	0	1	0	3												
Roger Cedeno, S OBP: 0.357, SLG: 0.381	0-0 1B 1-2 FC4-6 1B		0-3 K		0-0 B1-3		0-3 K			4	1	1	0	0	2	0												
Mike Piazza, R OBP: 0.428, SLG: 0.611	0-0 F9		4-0 BB		4-0 G6-4-3 BB		0-0 G6-3			2	0	0	0	2	0	2												
Eric Karros, R OBP: 0.338, SLG: 0.486	0-0 FC4-6 1-3 2H 1B		0-0 G1-3		0-0 G6-4-3			0-0 P4		4	0	1	1	0	0	2												
Raul Mondesi, R OBP: 0.348, SLG: 0.550	0-0 FC4-6 FC6-4			0-0 G5-3 1B		0-0 HR		0-0 1B		4	2	3	2	0	0	1												
Todd Zeile, R OBP: 0.330, SLG: 0.417	0-0 FC6-4			0-0 G5-3		0-0 G2-3		4-0 CS BB		3	0	0	0	1	0	2												
Greg Gagne, R OBP: 0.312, SLG: 0.382		0-0 G1-3		0-0 FC6-4 1B		0-0 F9		0-0 CS	0-0 E3 FC6-5	4	0	1	1	0	0	0												
Wilton Guerrero, S OBP: 0.304, SLG: 0.415		0-0 P4		0-0 FC6-4 BB		0-0 E7		0-0 FC6-5 SH3		4	0	1	0	0	0	2												
Chan Ho Park, R OBP: 0.282, SLG: 0.351 Todd Worrell, R (9, 1)		0-3 K		4-0 FC6-4 BB		0-0 F8		0-0 SH3		2	0	0	0	1	1	1												
Inning Stats	R: 2 E: 0 K: 0 S: 5	H: 2 LOB: 1 BB: 1 P: 9	R: 0 E: 0 K: 1 S: 5	H: 0 LOB: 0 BB: 0 P: 5	R: 0 E: 0 K: 1 S: 5	H: 0 LOB: 1 BB: 1 P: 9	R: 1 E: 0 K: 0 S: 5	H: 2 LOB: 2 BB: 1 P: 9	R: 0 E: 0 K: 1 S: 2	H: 0 LOB: 0 BB: 0 P: 6	R: 1 E: 1 K: 0 S: 5	H: 2 LOB: 1 BB: 0 P: 5	R: 0 E: 0 K: 1 S: 5	H: 0 LOB: 0 BB: 0 P: 5	R: 0 E: 0 K: 0 S: 2	H: 1 LOB: 0 BB: 1 P: 6	R: 0 E: 1 K: 0 S: 4	H: 0 LOB: 1 BB: 0 P: 4	1B: 6 2B: 0 3B: 0 HR: 1	SF: 0 SAC: 1 DP: 1 HBP: 0	WP: 0 PB: 0 SB: 0 CS: 1	PA: 38						
PITCHER	IP	WLS	BF	H	R	ER	SO	BB	IBB	HBP	BLK	WP	HR	S	P	ERA	WHIP											
Terry Mulholland, L ERA: 3.98	(1, 1)	8.0	L	33	7	4	4	3	5	0	0	0	0	1	34	54	4.50	1.500										
Amaury Telemaco, R ERA: 4.79	(9, 1)	1.0		4	0	0	0	0	0	0	0	0	0	0	4	4	0.00	0.000										

Los Angeles Dodgers @ Chicago Cubs
Wrigley Field, Chicago, IL
Thu Jul 31 1997, 7:05 PM CDT
Att: 39,145 - Unknown - 76 F

AB 31
R 4
H 7
RBI 4
BB 5
SO 3
LOB 13



Batter	1	2	3	4	5	6	7	8	9	AB	R	H	RBI	BB	SO	LOB	BOTTOM										
Doug Glanville, R OBP: 0.342, SLG: 0.414	0-0 2B HBP 1B				0-0 L6			0-3 K		4	1	2	0	0	1	0											
Brian McRae, S OBP: 0.326, SLG: 0.362	0-0 HBP 1-3 2B		0-0 F7		0-0 F9			0-0 F9		4	0	1	0	0	0	1											
Sammy Sosa, R OBP: 0.302, SLG: 0.463	0-3 K		0-0 G5-3		0-0 F8			4-0 2B 1B BB		3	0	0	0	1	1	2											
Mark Grace, L OBP: 0.427, SLG: 0.471	4-0 HBP BB		0-0 F8		0-0 F7			0-0 F8		3	0	0	0	1	0	1											
Shawon Dunston, R OBP: 0.312, SLG: 0.429 23 Ryne Sandberg, R OBP: 0.293, SLG: 0.353	0-3 K		0-0 F9		0-3 K			0-0 1B		2	0	0	0	0	1	3											
Kevin Orie, R OBP: 0.395, SLG: 0.420 Tyler Houston, L OBP: 0.250, SLG: 0.304	1-0 HBP		0-3 K		0-0 G5-3			0-3 K		2	0	0	1	0	1	0											
Scott Servais, R OBP: 0.305, SLG: 0.346 Dave Clark, L OBP: 0.361, SLG: 0.447	1-2 2-3 3-H F8		0-0 G3-1		0-0 F9			0-0 G4-3		3	0	0	0	0	0	3											
Rey Sanchez, R OBP: 0.289, SLG: 0.314		0-0 P8		0-3 K		0-0 G5-3				3	0	0	0	0	1	0											
Terry Mulholland, R OBP: 0.149, SLG: 0.191 Dave Hansen, L OBP: 0.453, SLG: 0.388 Amaury Telemaco, R OBP: 0.300, SLG: 0.222	0-0 L9		0-3 K		0-0 F9					2	0	0	0	0	1	0											
Inning Stats	R: 1 E: 0 K: 2 S: 9	H: 2 LOB: 3 BB: 1 P: 14	R: 0 E: 0 K: 0 S: 4	H: 1 LOB: 1 BB: 0 P: 4	R: 0 E: 0 K: 2 S: 3	H: 0 LOB: 0 BB: 0 P: 3	R: 0 E: 0 K: 2 S: 7	H: 0 LOB: 0 BB: 0 P: 7	R: 0 E: 0 K: 1 S: 5	H: 0 LOB: 0 BB: 0 P: 5	R: 0 E: 0 K: 1 S: 3	H: 0 LOB: 0 BB: 0 P: 3	R: 0 E: 0 K: 1 S: 5	H: 0 LOB: 0 BB: 0 P: 5	R: 0 E: 0 K: 1 S: 6	H: 1 LOB: 2 BB: 1 P: 10	1B: 3 2B: 1 3B: 0 HR: 0	SF: 0 SAC: 0 DP: 0 HBP: 1	WP: 0 PB: 0 SB: 0 CS: 0	PA: 34							
PITCHER	IP	WLS	BF	H	R	ER	SO	BB	IBB	HBP	BLK	WP	HR	S	P	ERA	WHIP										
Chan Ho Park, R ERA: 2.96	(1, 1)	8.0	W	30	3	1	1	7	2	0	1	0	0	41	50	1.12	0.625										
Todd Worrell, R ERA: 4.83	(9, 1)	1.0	S	4	1	0	0	1	0	0	0	0	0	6	6	0.00	1.000										

Los Angeles Dodgers @ Chicago Cubs
Wrigley Field, Chicago, IL
Thu Jul 31 1997, 7:05 PM CDT
Att: 39,145 - Unknown - 76 F

AB 31
R 1
H 4
RBI 1
BB 2
SO 8
LOB 14



Batter	1	2	3	4	5	6	7	8	9	AB	R	H	RBI	BB	SO	LOB	TOP																					
Brett Butler, L OBP: 0.405, SLG: 0.362 Roger Cedeno, S OBP: 0.356, SLG: 0.380	G6-3							G4-3		2	0	1	1	1	0	0	Los Angeles Dodgers @ Chicago Cubs Wrigley Field, Chicago, IL Fri Aug 01 1997, 3:33 AM CDT Att: 32,257 - Sunny - 83 F																					
Wilton Guerrero, S OBP: 0.398, SLG: 0.427										6	1	3	1	0	1	6																						
Mike Piazza, R OBP: 0.427, SLG: 0.607 Tom Prince, R OBP: 0.316, SLG: 0.386	G4-6-3									4	1	1	0	1	0	1																						
Eric Karros, R OBP: 0.338, SLG: 0.483										1	0	0	0	0	0	1																						
Raul Mondesi, R OBP: 0.352, SLG: 0.553										5	2	1	0	1	2	2																						
Todd Zeile, R OBP: 0.333, SLG: 0.426										5	3	3	1	1	2	1																						
Todd Hollandsworth, L OBP: 0.290, SLG: 0.366										4	3	2	4	1	1	2																						
Greg Gagne, R OBP: 0.316, SLG: 0.389										4	1	2	0	1	1	1																						
Hideo Nomo, R OBP: 0.204, SLG: 0.306 Antonio Osuna, R OBP: 1.000, SLG: 1.000 Darren Hall, R OBP: 0.316, SLG: 0.389										4	0	2	1	0	1	4																						
Inning Stats	R: 0 E: 0 K: 0 S: 8	H: 1 LOB: 0 BB: 0 P: 12	R: 3 E: 0 K: 2 S: 20	H: 2 LOB: 2 BB: 3 P: 40	R: 4 E: 0 K: 0 S: 15	H: 5 LOB: 2 BB: 1 P: 24	R: 3 E: 0 K: 1 S: 14	H: 4 LOB: 2 BB: 1 P: 25	R: 1 E: 0 K: 2 S: 12	H: 1 LOB: 0 BB: 0 P: 20	R: 2 E: 0 K: 2 S: 17	H: 4 LOB: 2 BB: 0 P: 23	R: 0 E: 0 K: 1 S: 9	H: 1 LOB: 2 BB: 1 P: 16	R: 0 E: 0 K: 0 S: 7	H: 1 LOB: 1 BB: 0 P: 11		R: 0 E: 0 K: 1 S: 12	H: 1 LOB: 1 BB: 0 P: 18	1B: 13 2B: 5 3B: 0 HR: 2	SF: 0 SAC: 0 DP: 2 HBP: 0	WP: 0 PB: 1 SB: 3 CS: 0	PA: 50															
PITCHER	IP	WLS	BF	H	R	ER	SO	BB	IBB	HBP	BLK	WP	HR	S	P	ERA	WHIP	PITCHER				IP	WLS	BF	H	R	ER	SO	BB	IBB	HBP	BLK	WP	HR	S	P	ERA	WHIP
Geremi Gonzalez, R ERA: 4.15	2.0	L	14	6	6	5	2	2	1	0	0	0	0	35	60	22.50	4.000	Kent Bottenfield, R ERA: 2.91				1.0		4	1	0	0	1	0	0	0	0	0	12	18	0.00	1.000	
Amarty Telemaco, R ERA: 5.59	3.1		11	5	4	4	0	2	0	0	0	0	1	16	32	27.00	5.250																					
Ramon Tatis, L ERA: 4.33	4.1		10	4	2	1	2	0	0	0	0	0	1	11	17	9.00	2.000																					
Turk Wendell, R ERA: 4.17	5.1		9	4	2	2	3	0	0	0	0	0	0	24	35	10.80	2.400																					
Terry Adams, R ERA: 3.93	7.1		8	2	0	0	1	1	0	0	0	0	0	16	27	0.00	1.500																					

AB	44
R	13
H	20
RBI	12
BB	6
SO	9
LOB	19



Batter	1	2	3	4	5	6	7	8	9	AB	R	H	RBI	BB	SO	LOB	BOTTOM																					
Doug Glanville, R OBP: 0.343, SLG: 0.424	G3									5	2	2	1	0	0	1	Los Angeles Dodgers @ Chicago Cubs Wrigley Field, Chicago, IL Fri Aug 01 1997, 3:33 AM CDT Att: 32,257 - Sunny - 83 F																					
Brian McRae, S OBP: 0.327, SLG: 0.370										5	1	2	1	0	1	1																						
Mark Grace, L OBP: 0.427, SLG: 0.468										4	1	1	0	1	1	2																						
Sammy Sosa, R OBP: 0.305, SLG: 0.470										4	2	2	2	1	1	0																						
Tyler Houston, L OBP: 0.263, SLG: 0.323										5	1	3	2	0	1	2																						
Kevin Orie, R OBP: 0.352, SLG: 0.429										5	1	1	1	1	0	2		3																				
23 Ryne Sandberg, R OBP: 0.294, SLG: 0.363										5	1	2	2	0	2	0																						
Rey Sanchez, R OBP: 0.289, SLG: 0.314 Dave Hansen, L OBP: 0.425, SLG: 0.385										3	0	1	0	0	1	0																						
Geremi Gonzalez, R ERA: 4.02 Amarty Telemaco, R ERA: 5.59 Ramon Tatis, L ERA: 4.33 Turk Wendell, L ERA: 4.17 José Hernández, R OBP: 0.333, SLG: 0.463 Terry Adams, R ERA: 3.93 Dave Clark, L OBP: 0.333, SLG: 0.442 Kent Bottenfield, R ERA: 2.91										1	0	0	0	0	1	1																						
Inning Stats	R: 0 E: 0 K: 1 S: 8	H: 0 LOB: 2 BB: 2 P: 20	R: 0 E: 0 K: 2 S: 9	H: 1 LOB: 0 BB: 0 P: 12	R: 1 E: 0 K: 1 S: 8	H: 1 LOB: 0 BB: 0 P: 14	R: 2 E: 0 K: 3 S: 15	H: 2 LOB: 0 BB: 0 P: 21	R: 2 E: 0 K: 0 S: 12	H: 3 LOB: 1 BB: 0 P: 16	R: 0 E: 0 K: 0 S: 5	H: 0 LOB: 1 BB: 1 P: 11	R: 2 E: 0 K: 1 S: 13	H: 4 LOB: 2 BB: 0 P: 25	R: 1 E: 0 K: 1 S: 9	H: 2 LOB: 0 BB: 0 P: 13		R: 1 E: 0 K: 1 S: 10	H: 1 LOB: 0 BB: 0 P: 13	1B: 8 2B: 1 3B: 0 HR: 5	SF: 0 SAC: 0 DP: 1 HBP: 0	WP: 1 PB: 0 SB: 0 CS: 0	PA: 43															
PITCHER	IP	WLS	BF	H	R	ER	SO	BB	IBB	HBP	BLK	WP	HR	S	P	ERA	WHIP	PITCHER				IP	WLS	BF	H	R	ER	SO	BB	IBB	HBP	BLK	WP	HR	S	P	ERA	WHIP
Hideo Nomo, R ERA: 4.02	1.1		5	2	1	1	1	0	0	0	0	0	1	11	17	6.75	1.500	Kent Bottenfield, R ERA: 2.91				1.0		4	1	0	0	1	0	0	0	12	18	0.00	1.000			
Antonio Osuna, R ERA: 2.52	7.1		5	2	1	1	1	0	0	0	0	0	1	11	17	6.75	1.500																					
Darren Hall, R ERA: 2.7	9.1		4	1	1	1	1	0	0	0	0	0	1	10	13	9.00	1.000																					




Batter	1	2	3	4	5	6	7	8	9	AB	R	H	RBI	BB	SO	LOB	TOP
Brett Butler, L OBP: 0.402, SLG: 0.359 (1, 7)										5	1	1	0	0	2	4	Los Angeles Dodgers @ Chicago Cubs Wrigley Field, Chicago, IL Sat Aug 02 1997, 3:33 AM CDT Att: 39,953 - Sunny - 84 F
Wilton Guerrero, S OBP: 0.310, SLG: 0.428 (1, 4)										4	0	2	0	0	1	0	
Mike Piazza, R OBP: 0.424, SLG: 0.600 (1, 2)										4	0	0	0	1	1	2	
Eric Karros, R OBP: 0.340, SLG: 0.483 (1, 3)										4	0	2	1	0	1	3	
Raul Mondesi, R OBP: 0.353, SLG: 0.553 (1, 9)										4	0	2	0	0	0	3	
Todd Zeile, R OBP: 0.333, SLG: 0.424 (1, 5)										4	0	1	0	0	0	5	
Greg Gagne, R OBP: 0.315, SLG: 0.386 (1, 6)										3	0	0	0	1	1	1	
Roger Cedeno, S OBP: 0.360, SLG: 0.379 (1, 8)										3	0	1	0	1	1	2	
Tom Candiotti, R ERA: 4.0 Mark Guthrie, L ERA: 4.7 Eric Anthony, L ERA: 3.81 Antonio Osuna, R ERA: 2.45 37 Darren Dreifort, R ERA: 2.29 Nelson Hernandez, S ERA: 3.82 Scott Radinsky, L ERA: 2.82 (1, 1)										0	0	0	0	0	0	0	
Inning Stats	R: 1 E: 0 K: 0 S: 5	H: 2 LOB: 1 BB: 0 P: 5	R: 0 E: 0 K: 0 S: 4	H: 1 LOB: 2 BB: 1 P: 8	R: 0 E: 0 K: 1 S: 6	H: 1 LOB: 1 BB: 0 P: 6	R: 0 E: 0 K: 2 S: 8	H: 1 LOB: 0 BB: 0 P: 8	R: 0 E: 0 K: 2 S: 8	H: 1 LOB: 2 BB: 0 P: 12	R: 0 E: 0 K: 2 S: 7	H: 0 LOB: 0 BB: 0 P: 7	1B: 10 2B: 0 3B: 0 HR: 0	SF: 0 SAC: 3 DP: 0 HBP: 0	WP: 1 PB: 0 SB: 0 CS: 0	PA: 40	
PITCHER	IP WLS BF H R ER SO BB IBB HBP BLK WP HR S P ERA WHIP	IP WLS BF H R ER SO BB IBB HBP BLK WP HR S P ERA WHIP															
Kevin Tapani, R ERA: 4.0 (1, 1)	6.0 W 28 8 1 1 3 2 0 0 0 1 0 0 32 40 1.50 1.667																
Terry Adams, R ERA: 3.81 (7, 1)	1.2 7 2 0 0 2 1 0 0 0 0 1 0 10 14 0.00 1.800																
Kent Bottenfield, R ERA: 2.9 (8, 1)	0.1 1 0 0 0 1 0 0 0 0 0 0 0 3 3 0.00 0.000																
Mel Rojas, R ERA: 4.45 (9, 1)	1.0 3 0 0 0 2 0 0 0 0 0 0 0 7 7 0.00 0.000																

Batter	1	2	3	4	5	6	7	8	9	AB	R	H	RBI	BB	SO	LOB	BOTTOM	
Doug Glanville, R OBP: 0.344, SLG: 0.423 (1, 7)										5	0	2	1	0	1	1	Los Angeles Dodgers @ Chicago Cubs Wrigley Field, Chicago, IL Sat Aug 02 1997, 3:33 AM CDT Att: 39,953 - Sunny - 84 F	
Brian McRae, S OBP: 0.328, SLG: 0.367 (1, 8)										3	0	0	0	2	2	4		
Mark Grace, L OBP: 0.430, SLG: 0.473 (1, 3)										3	0	2	1	0	0	0		
Sammy Sosa, R OBP: 0.303, SLG: 0.466 (1, 9)										4	0	0	0	0	1	6		
Shawon Dunston, R OBP: 0.311, SLG: 0.427 Rey Sanchez, R OBP: 0.289, SLG: 0.314 (1, 6)										4	0	1	0	0	1	2		
Kevin Orie, R OBP: 0.356, SLG: 0.432 (1, 5)										3	1	2	0	0	0	0		
23 Ryne Sandberg, R OBP: 0.302, SLG: 0.588 (1, 4)										3	3	3	3	1	0	0		
Scott Servais, R OBP: 0.302, SLG: 0.341 (1, 2)										4	0	0	0	0	0	4		
Kevin Tapani, R ERA: 2.50, SLG: 0.333 Dave Celis, L ERA: 4.7 Terry Adams, R ERA: 3.81 Kent Bottenfield, R ERA: 2.29 José Hernández, R ERA: 3.82 Mel Rojas, L ERA: 4.45 (1, 1)										1	1	1	0	1	0	0		
Inning Stats	R: 0 E: 0 K: 1 S: 5	H: 0 LOB: 2 BB: 1 P: 10	R: 2 E: 0 K: 0 S: 7	H: 4 LOB: 3 BB: 1 P: 11	R: 1 E: 0 K: 0 S: 4	H: 1 LOB: 0 BB: 0 P: 4	R: 1 E: 0 K: 0 S: 4	H: 2 LOB: 1 BB: 1 P: 8	R: 0 E: 0 K: 2 S: 7	H: 0 LOB: 0 BB: 0 P: 7	R: 0 E: 0 K: 2 S: 7	H: 0 LOB: 0 BB: 0 P: 7	R: 1 E: 0 K: 1 S: 8	H: 3 LOB: 2 BB: 0 P: 8	1B: 8 2B: 1 3B: 0 HR: 2	SF: 0 SAC: 1 DP: 2 HBP: 1		WP: 0 PB: 1 SB: 3 CS: 0
PITCHER	IP WLS BF H R ER SO BB IBB HBP BLK WP HR S P ERA WHIP	IP WLS BF H R ER SO BB IBB HBP BLK WP HR S P ERA WHIP																
Tom Candiotti, R ERA: 3.18 (3, 1)	3.0 L 13 4 2 2 0 1 1 0 0 0 0 1 11 19 6.00 1.667																	
Antonio Osuna, R ERA: 2.45 (6, 1)	1.0 3 0 0 0 2 0 0 0 0 0 0 0 7 7 0.00 0.000																	
37 Darren Dreifort, R ERA: 2.29 (7, 1)	1.0 3 0 0 0 2 0 0 0 0 0 0 0 7 7 0.00 0.000																	
Scott Radinsky, L ERA: 2.82 (8, 1)	1.0 6 3 1 1 1 0 0 0 0 0 0 0 8 8 9.00 3.000																	

Batter	1	2	3	4	5	6	7	8	9	10	11	12	AB	R	H	RBI	BB	SO	LOB			
Brett Butler, L OBP: 0.397, SLG: 0.352 (1.7)	F8		F9		L3			G6-3		FC3-6 BB		K	5	0	0	0	1	1	1			
Wilton Guerrero, S OBP: 0.306, SLG: 0.421 (1.4)	G5-3		L4-3			G6-3		G3-1		FC3-6 FC6-4			5	0	0	0	0	0	3			
Mike Piazza, R OBP: 0.424, SLG: 0.595 (1.2)						G3-1		G4-3		FC6-4			3	0	0	0	2	0	2			
Eric Karros, R OBP: 0.336, SLG: 0.477 (1.3)	F3					F8		F7		L3		K	5	0	0	0	0	1	2			
Raul Mondesi, R OBP: 0.354, SLG: 0.565 (1.9)										P4		K	5	2	2	2	0	2	1			
Todd Zeile, R OBP: 0.336, SLG: 0.426 (1.5)												G5-3	5	0	3	0	0	1	0			
Greg Gagne, R OBP: 0.316, SLG: 0.394 (1.6)										F2			5	1	2	1	0	1	2			
Roger Cedeno, S OBP: 0.355, SLG: 0.373 (1.8)												G4-3	5	0	1	0	0	2	1			
Neil Maritz, R OBP: 0.375, SLG: 0.475 (1.7)																						
Inning Stats	R: 0 E: 0 K: 3	H: 0 LOB: 1 BB: 1 P: 7	R: 1 E: 0 K: 8	H: 1 LOB: 0 BB: 0 P: 8	R: 0 E: 0 K: 3	H: 1 LOB: 0 BB: 3	R: 0 E: 0 K: 1	H: 2 LOB: 1 BB: 1 P: 10	R: 0 E: 0 K: 1	H: 0 LOB: 0 BB: 0 P: 3	R: 1 E: 0 K: 2	H: 2 LOB: 1 BB: 0 P: 9	R: 0 E: 0 K: 0	H: 1 LOB: 1 BB: 0 P: 4	R: 0 E: 0 K: 2	H: 0 LOB: 0 BB: 0 P: 7	R: 1 E: 0 K: 8	H: 1 LOB: 0 BB: 0 P: 8	1B: 6 2B: 1 3B: 0 HR: 3	SF: 0 SAC: 1 DP: 1 HBP: 0	WP: 0 PB: 0 SB: 0 CS: 0	PA: 46
PITCHER	IP	WLS	BF	H	R	ER	SO	BB	IBB	HBP	BLK	WP	HR	S	P	ERA	WHIP					
Steve Trachsel, R ERA: 4.75 (1.1)	7.0		27	6	2	2	6	2	2	0	0	0	0	2	2	0.00	0.000					
Bob Patterson, L ERA: 3.21 (8.1)	0.2		2	0	0	0	0	0	0	0	0	0	0	2	2	0.00	0.000					
Turk Wendell, R ERA: 4.07 (8.1)	1.1		5	1	0	0	0	0	0	0	0	0	0	5	5	0.00	0.750					
Mel Rojas, R ERA: 4.42 (10.1)	2.1		10	2	1	1	2	1	0	0	0	0	1	13	17	3.86	1.286					
Ramon Tatis, L ERA: 4.28 (12.1)	0.2	W	2	0	0	0	2	0	0	0	0	0	0	6	6	0.00	0.000					

Los Angeles Dodgers @ Chicago Cubs
Wrigley Field, Chicago, IL
Sun Aug 03 1997, 7:05 PM CDT
Att. 31,280 - Unknown - 77 F


AB 42
R 3
H 9
RBI 3
BB 3
SO 10
LOB 13



Batter	1	2	3	4	5	6	7	8	9	10	11	12	AB	R	H	RBI	BB	SO	LOB					
Doug Glanville, R OBP: 0.345, SLG: 0.423 (8.8)	G4-3		G5-3			SH2-4		G6-3 BLK 2B		DI 1B		G6-3	5	1	2	0	0	0	1					
Brian McRae, S OBP: 0.327, SLG: 0.364 (1.8)								G6-3		G5-3		K	3	0	0	0	1	1	1					
Ray Sanchez, R OBP: 0.288, SLG: 0.313 (9.6)	F9												1	0	0	0	0	0	2					
Mel Rojas, R (10.1)													0	0	0	0	0	0	0					
Ramon Tatis, L (12.1)													0	0	0	0	0	0	0					
Kevin Foster, R OBP: 0.143, SLG: 0.146 (12, PH)													1	0	0	0	0	1	0					
Mark Grace, L OBP: 0.433, SLG: 0.474 (1.3)	G3												5	1	3	1	1	1	1					
Sammy Sosa, R OBP: 0.303, SLG: 0.473 (1.9)																								
Tyler Houston, L OBP: 0.261, SLG: 0.313 (8.2)																								
Shawon Dunston, R OBP: 0.309, SLG: 0.430 (9.7)																								
23 Ryne Sandberg, R OBP: 0.301, SLG: 0.388 (1.4)																								
Scott Servais, R OBP: 0.303, SLG: 0.343 (7, PH)																								
Dave Hansen, L OBP: 0.425, SLG: 0.385 (7, PH)																								
Kevin Orie, R OBP: 0.353, SLG: 0.428 (8.5)																								
Steve Trachsel, R OBP: 0.375, SLG: 0.475 (7, PH)																								
Turk Wendell, L OBP: 0.375, SLG: 0.475 (8.1)																								
Dave Clark, L OBP: 0.375, SLG: 0.475 (10.7)																								
Inning Stats	R: 0 E: 0 K: 3	H: 0 LOB: 0 BB: 0 P: 3	R: 0 E: 0 K: 1	H: 0 LOB: 0 BB: 0 P: 5	R: 0 E: 0 K: 2	H: 1 LOB: 1 BB: 0 P: 8	R: 0 E: 0 K: 2	H: 1 LOB: 1 BB: 0 P: 8	R: 0 E: 0 K: 2	H: 2 LOB: 2 BB: 1 P: 9	R: 0 E: 0 K: 2	H: 1 LOB: 1 BB: 0 P: 9	R: 1 E: 0 K: 5	H: 2 LOB: 2 BB: 1 P: 11	R: 0 E: 0 K: 8	H: 1 LOB: 1 BB: 0 P: 8	R: 0 E: 0 K: 2	H: 0 LOB: 0 BB: 0 P: 7	R: 2 E: 0 K: 5	H: 1 LOB: 0 BB: 1 P: 9	1B: 6 2B: 3 3B: 1 HR: 1	SF: 0 SAC: 2 DP: 0 HBP: 0	WP: 0 PB: 0 SB: 0 CS: 0	PA: 49
PITCHER	IP	WLS	BF	H	R	ER	SO	BB	IBB	HBP	BLK	WP	HR	S	P	ERA	WHIP							
Ismael Valdez, R ERA: 2.9 (1.1)	6.1		25	5	1	1	8	1	0	0	0	0	0	4	4	1.42	0.947							
Scott Radinsky, L ERA: 2.78 (7.1)	0.2		2	0	0	0	1	0	0	0	0	0	0	4	4	0.00	0.000							
37 Darren Dreifort, R ERA: 2.43 (8.1)	1.2		9	3	1	1	1	1	0	0	1	0	0	10	14	5.40	2.400							
Darren Hall, R ERA: 2.68 (9.1)	0.1		2	1	0	0	0	0	0	0	0	0	0	2	2	0.00	3.000							
Antonio Osuna, R ERA: 2.53 (10.1)	2.0		7	1	0	0	4	0	0	0	0	0	0	15	15	0.00	0.500							

Los Angeles Dodgers @ Chicago Cubs
Wrigley Field, Chicago, IL
Sun Aug 03 1997, 7:05 PM CDT
Att. 31,280 - Unknown - 77 F

AB 44
R 4
H 11
RBI 4
BB 3
SO 15
LOB 21



Batter	1	2	3	4	5	6	7	8	9	AB	R	H	RBI	BB	SO	LOB	TOP				
Stan Javier, S OBP: 0.380, SLG: 0.415 (1, 8)	G5-3		BB BB		2B BB	1B BB		G1-3		2	2	0	0	3	0	0	San Francisco Giants @ Chicago Cubs Wrigley Field, Chicago, IL Wed Aug 06 1997, 3:33 AM CDT Att: 26,942 - Cloudy - 74 F				
Rich Aurilia, R OBP: 0.353, SLG: 0.627 (1, 6)	P4		F8		1B 2B	SF8		L5		4	1	1	2	0	0	1					
Barry Bonds, L OBP: 0.442, SLG: 0.586 (1, 7)	P4		BB		P4	1B		4-3		3	0	0	0	2	0	1					
Jeff Kent, R OBP: 0.322, SLG: 0.489 (9, 4)		G6-3			K	1B		K		4	0	1	2	1	2	1					
Mark Lewis, R OBP: 0.319, SLG: 0.443 J.T. Snow, L OBP: 0.408, SLG: 0.531 (9, PH) (9, 3)	K		K							4	1	2	2	0	2	3					
Glenallen Hill, R OBP: 0.284, SLG: 0.423 Rod Beck, R (9, 1)					F7			G6-3		5	1	2	1	0	1	2					
Brian Johnson, R OBP: 0.298, SLG: 0.428 (1, 2)	HR				G5-4-3			L9		5	1	2	0	0	1	2					
Bill Mueller, S OBP: 0.353, SLG: 0.402 (1, 5)	FC5-4					SF8				3	1	2	0	1	0	1					
Pat Rapp, R OBP: 0.122, SLG: 0.195 Doug Henry, R (8, 1) Roberto Hernandez, R (8, 1) Darryl Hamilton, L OBP: 0.373, SLG: 0.396 (9, 8)					G6-3			L9		3	0	0	0	0	0	3					
Inning Stats	R: 0 E: 0 K: 0 S: 7	H: 0 LOB: 0 BB: 0 P: 12	R: 1 E: 0 K: 1 S: 7	H: 2 LOB: 1 BB: 0 P: 12	R: 0 E: 0 K: 1 S: 12	H: 0 LOB: 3 BB: 3 P: 27	R: 0 E: 0 K: 0 S: 5	H: 2 LOB: 1 BB: 0 P: 6	R: 2 E: 0 K: 1 S: 12	H: 2 LOB: 1 BB: 1 P: 22	R: 1 E: 0 K: 1 S: 12	H: 2 LOB: 1 BB: 0 P: 17	R: 0 E: 0 K: 0 S: 5	H: 0 LOB: 0 BB: 0 P: 6	R: 0 E: 0 K: 3 S: 9	H: 0 LOB: 1 BB: 1 P: 15		1B: 6 2B: 2 3B: 0 HR: 2	SF: 1 SAC: 0 DP: 1 HBP: 0	WP: 1 PB: 0 SB: 0 CS: 0	PA: 43
PITCHER	IP	WLS	BF	H	R	ER	SO	BB	IBB	HBP	BLK	WP	HR	S	P	ERA	WHIP				
Terry Mulholland, L ERA: 4.07	5.1	L	28	7	6	6	3	6	0	0	0	1	1	47	91	10.12	2.438				
Kent Bottenfield, R ERA: 2.96	1.2		8	3	1	1	1	0	1	0	0	0	1	16	28	5.40	1.800				
Ramon Tatis, L ERA: 4.17	1.0		3	0	0	0	0	0	0	0	0	0	0	5	6	0.00	0.000				
Mel Rojas, R ERA: 4.34	1.0		4	0	0	0	3	1	0	0	0	0	0	9	15	0.00	1.000				

AB	34
R	7
H	10
RBI	7
BB	8
SO	7
LOB	15



Batter	1	2	3	4	5	6	7	8	9	AB	R	H	RBI	BB	SO	LOB	BOTTOM				
Doug Glanville, R OBP: 0.345, SLG: 0.420 (1, 8)	G4-3	G1-3			G5-4-3			G4-3		3	0	0	0	1	0	2	San Francisco Giants @ Chicago Cubs Wrigley Field, Chicago, IL Wed Aug 06 1997, 3:33 AM CDT Att: 26,942 - Cloudy - 74 F				
Shawon Dunston, R OBP: 0.306, SLG: 0.433 (1, 6)	P6		P7		G5-4-3			P5		4	0	0	0	0	0	1					
Mark Grace, L OBP: 0.432, SLG: 0.469 (1, 3)	G6-3		G4-3			G6-3				2	1	0	0	2	0	0					
Sammy Sosa, R OBP: 0.301, SLG: 0.468 (1, 9)		F8			G6-3			K		4	0	1	0	0	1	2					
Dave Clark, L OBP: 0.342, SLG: 0.417 (1, 7)		F8			G6-3			G4-3		4	0	1	1	0	0	1					
Kevin Orie, R OBP: 0.351, SLG: 0.445 (1, 5)		1B			F7			G5-4-3		4	2	2	1	0	0	1					
Tyler Houston, L OBP: 0.260, SLG: 0.312 (1, 2)		1B			K			G6-3		4	1	1	1	0	2	0					
Rey Sanchez, R OBP: 0.288, SLG: 0.313 Dave Hansen, L OBP: 0.429, SLG: 0.390 (9, PH) (9, 1)		1B			G5-3			L8		3	0	1	0	0	0	0					
Terry Mulholland, R ERA: 4.54 José Hernández, R OBP: 0.285, SLG: 0.480 Ramon Tatis, L ERA: 4.17 Mel Rojas, R ERA: 4.34 23 Ryne Sandberg, R OBP: 0.300, SLG: 0.396 (9, PH)					F9			F7		2	0	1	1	0	0	0					
Inning Stats	R: 0 E: 0 K: 0 S: 7	H: 0 LOB: 0 BB: 0 P: 13	R: 2 E: 0 K: 0 S: 18	H: 4 LOB: 2 BB: 0 P: 22	R: 0 E: 0 K: 1 S: 6	H: 0 LOB: 0 BB: 0 P: 8	R: 0 E: 0 K: 0 S: 4	H: 0 LOB: 0 BB: 1 P: 9	R: 1 E: 0 K: 1 S: 9	H: 1 LOB: 0 BB: 1 P: 19	R: 0 E: 0 K: 1 S: 8	H: 0 LOB: 0 BB: 0 P: 11	R: 0 E: 0 K: 1 S: 7	H: 0 LOB: 1 BB: 1 P: 14	R: 1 E: 0 K: 1 S: 20	H: 2 LOB: 1 BB: 0 P: 26		1B: 6 2B: 0 3B: 1 HR: 1	SF: 0 SAC: 0 DP: 2 HBP: 0	WP: 0 PB: 0 SB: 0 CS: 0	PA: 36
PITCHER	IP	WLS	BF	H	R	ER	SO	BB	IBB	HBP	BLK	WP	HR	S	P	ERA	WHIP				
Pat Rapp, R ERA: 4.54	5.1	W	23	6	3	3	1	2	0	0	0	0	0	55	89	5.06	1.500				
Doug Henry, R ERA: 3.79	1.2		4	0	0	0	1	0	0	0	0	0	0	11	15	0.00	0.000				
Roberto Hernandez, R ERA: 2.95	1.0		4	0	0	0	1	1	0	0	0	0	0	7	14	0.00	1.000				
Rod Beck, R ERA: 3.04	1.0		5	2	1	1	1	0	0	0	0	0	1	20	26	9.00	2.000				



Batter	1	2	3	4	5	6	7	8	9	AB	R	H	RBI	BB	SO	LOB	TOP				
Rickey Henderson, R OBP: 0.416, SLG: 0.366 (1, 7)	2-1 1B SF8 G3	2-1 P5		3-2 G6-3			1-2 1B		3-3 K	5	1	2	0	0	1	4					
Quilvio Veras, S OBP: 0.359, SLG: 0.354 (1, 4)	1-0 G3	2-2 P4		2-1 G4-3			2-1 1B		2-3 K	5	0	1	0	0	1	5					
Tony Gwynn, L OBP: 0.420, SLG: 0.576 (1, 9)	0-0 BLK BB 1B		1-1 G6-3		0-0 G2-3		3-1 L1-3			4	0	1	0	0	0	2					
Ken Caminiti, S OBP: 0.363, SLG: 0.433 (1, 5)	4-2 BLK BB 1B		1-2 1B G4-3 1B		3-1 G3		1-0 F9			3	0	1	0	1	0	1					
Steve Finley, L OBP: 0.313, SLG: 0.491 (1, 8)	0-2 SF8		0-0 G4-3		1-0 F8			0-3 K		3	0	0	1	0	1	1					
Wally Joyner, L OBP: 0.405, SLG: 0.498 (1, 3)	3-H F8		1-1 FC5-4 1B		3-2 G3-1			1-1 G6-3		4	0	1	0	0	0	2					
Chris Gomez, R OBP: 0.329, SLG: 0.338 (1, 6)		0-0 F8	1-1 FC5-4		2-3 K			1-3 K		4	0	0	0	0	2	2					
Tim Worrell, R OBP: 0.294, SLG: 0.200 (8, 1)										0	0	0	0	0	0	0					
John Flaherty, R OBP: 0.301, SLG: 0.361 (1, 2)		1-1 E9 1B		1-1 SH3-4 2B		1-1 2B		4-1 DI BB		3	0	3	0	1	0	0					
Chris Jones, R OBP: 0.353, SLG: 0.475 (9, PR)										0	0	0	0	0	0	0					
Pete Smith, R OBP: 0.143, SLG: 0.077 (1, 1)		4-2 BB		0-0 SH3-4		2-3 K		2-1 L5		1	0	0	0	1	1	1					
Doug Bochtler, R (7, 1)										0	0	0	0	0	0	0					
Craig Shipley, R OBP: 0.328, SLG: 0.557 (8, 6)										1	0	0	0	0	0	1					
Inning Stats	R: 1 E: 0 K: 0 S: 12	H: 2 LOB: 2 BB: 1 P: 20	R: 0 E: 1 K: 0 S: 14	H: 1 LOB: 2 BB: 1 P: 23	R: 0 E: 0 K: 0 S: 10	H: 2 LOB: 2 BB: 0 P: 14	R: 0 E: 0 K: 0 S: 8	H: 1 LOB: 1 BB: 0 P: 14	R: 0 E: 0 K: 2 S: 11	H: 1 LOB: 1 BB: 0 P: 19	R: 0 E: 0 K: 0 S: 8	H: 2 LOB: 1 BB: 0 P: 15	R: 0 E: 0 K: 2 S: 8	H: 0 LOB: 0 BB: 0 P: 10	R: 0 E: 0 K: 2 S: 11	H: 0 LOB: 2 BB: 1 P: 22	1B: 7 2B: 3 3B: 0 HR: 0	SF: 1 SAC: 1 DP: 1 HBP: 0	WP: 0 PB: 0 SB: 0 CS: 0	PA: 38	
PITCHER	IP	WLS	BF	H	R	ER	SO	BB	IBB	HBP	BLK	WP	HR	S	P	ERA	WHIP				
Kevin Tapani, R ERA: 3.38 (1, 1)	6.0		29	9	1	1	2	2	0	0	1	0	0	64	106	1.50	1.833				
Ramon Tatis, L ERA: 4.05 (7, 1)	1.0	L	2	0	0	0	0	0	0	0	0	0	0	3	7	0.00	0.000				
Marc Pisciotta, R ERA: 3.0 (8, 1)	2.0	W	7	0	0	0	4	1	0	0	0	0	0	19	32	0.00	0.500				

San Diego Padres @ Chicago Cubs
Wrigley Field, Chicago, IL
Fri Aug 08 1997, 3:33 AM CDT
Att: 27,598 - Sunny - 78 F

AB 33
R 1
H 9
RBI 1
BB 3
SO 6
LOB 19



Batter	1	2	3	4	5	6	7	8	9	AB	R	H	RBI	BB	SO	LOB	BOTTOM				
Doug Glanville, R OBP: 0.342, SLG: 0.417 (1, 8)	1-3 K		1-2 G5-3		0-2 2B		0-0 1B			4	0	2	0	0	1	0					
Shawon Dunston, R OBP: 0.308, SLG: 0.431 (1, 6)	2-2 G3		1-1 E S 1B		1-0 F7		0-1 F9			4	0	1	0	0	0	3					
Rey Sanchez, R OBP: 0.288, SLG: 0.313 (9, 6)										0	0	0	0	0	0	0					
Mark Grace, L OBP: 0.430, SLG: 0.467 (1, 3)	1-1 G4-3		1 SAFE 1 SAFE 1 SAFE G4-3		0-1 L6			1-2 1B 2B		4	1	1	0	0	0	1					
Sammy Sosa, R OBP: 0.303, SLG: 0.479 (1, 9)		2-3 K		0-1 CS 1B		2-0 HR		1-2 P3		4	1	2	1	0	1	1					
Dave Clark, L OBP: 0.339, SLG: 0.406 (1, 7)	1-0 L3		1 SAFE 2-3 K		0-0 G1-3			4-0 1B 23 G6-3 IBB		3	1	0	0	1	1	1					
Kevin Orie, R OBP: 0.356, SLG: 0.447 (1, 5)		0-0 23 1B		0-1 1B		3-2 G3		1-2 23 G6-3 1B		4	0	3	1	0	0	0					
23 Ryne Sandberg, R OBP: 0.307, SLG: 0.393 (1, 4)		0-0 1B		0-3 K				1-3 2-H 1B		4	0	2	1	0	1	2					
Mike Hubbard, R OBP: 0.217, SLG: 0.250 (1, 2)		1 SAFE 1 SAFE 1-3 K			3-2 P6			0-2 P4		4	0	0	0	0	2	4					
Kevin Tapani, R OBP: 0.333, SLG: 0.200 (1, 1)			1-3 K		1-1 F9			4-1 1B BB		2	0	0	0	0	1	0					
Ramon Tatis, L (7, 1)										0	0	0	0	0	0	0					
Dave Hansen, L OBP: 0.432, SLG: 0.390 (7, PH)										0	0	0	0	1	0	0					
José Hernández, R OBP: 0.322, SLG: 0.446 (7, PR)										0	0	0	0	0	0	0					
Marc Pisciotta, R (8, 1)										0	0	0	0	0	0	0					
Inning Stats	R: 0 E: 0 K: 1 S: 8	H: 0 LOB: 0 BB: 0 P: 12	R: 0 E: 0 K: 2 S: 10	H: 2 LOB: 2 BB: 0 P: 14	R: 0 E: 0 K: 1 S: 10	H: 1 LOB: 1 BB: 0 P: 15	R: 0 E: 0 K: 2 S: 11	H: 2 LOB: 1 BB: 0 P: 13	R: 0 E: 0 K: 0 S: 12	H: 1 LOB: 1 BB: 0 P: 17	R: 1 E: 0 K: 0 S: 8	H: 1 LOB: 0 BB: 0 P: 13	R: 0 E: 0 K: 0 S: 8	H: 2 LOB: 2 BB: 1 P: 12	R: 2 E: 0 K: 1 S: 15	H: 2 LOB: 1 BB: 1 P: 25	1B: 8 2B: 2 3B: 0 HR: 1	SF: 0 SAC: 0 DP: 0 HBP: 0	WP: 0 PB: 0 SB: 2 CS: 2	PA: 35	
PITCHER	IP	WLS	BF	H	R	ER	SO	BB	IBB	HBP	BLK	WP	HR	S	P	ERA	WHIP				
Pete Smith, R ERA: 4.97 (1, 1)	6.2		28	9	1	1	6	1	0	0	0	0	0	65	94	1.35	1.500				
Doug Bochtler, R ERA: 5.21 (7, 1)	0.2	L	5	2	2	2	0	0	1	0	0	0	0	11	18	27.00	3.000				
Tim Worrell, R ERA: 4.57 (8, 1)	0.2		2	0	0	0	1	0	0	0	0	0	0	6	9	0.00	0.000				

San Diego Padres @ Chicago Cubs
Wrigley Field, Chicago, IL
Fri Aug 08 1997, 3:33 AM CDT
Att: 27,598 - Sunny - 78 F

AB 33
R 3
H 11
RBI 3
BB 2
SO 7
LOB 12



Batter	1	2	3	4	5	6	7	8	9	AB	R	H	RBI	BB	SO	LOB	TOP											
Rickey Henderson, R OBP: 0.419, SLG: 0.363 (1.9) (8.7)	1-1 F8		3-2 L5	4-1 2B BB		4-0 FC3-2 SH1-4 1-2 BB	0-1 CS	4-2 S 1B BB		2	2	0	0	3	0	0												
Quilvio Veras, S OBP: 0.363, SLG: 0.359 (1.4)	1-0 G5-3		2-1 BB S 1B	1-0 1-H 1B 2B		1-1 SH1-4		4-2 F9 1B BB		3	1	2	1	1	0	0												
Steve Finley, L OBP: 0.319, SLG: 0.494 (1.8)	1-3 K		4-1 BB 1B	0-0 2-H 1B		0-0 FC3-2 1B		2-2 1-2 1B		4	0	3	2	1	1	0												
Ken Caminiti, S OBP: 0.361, SLG: 0.428 (1.5)		2-3 K	4-1 BB 1B	3-2 F8		2-1 FC3-2		4-2 F9		4	0	0	0	1	1	6												
Wally Joyner, L OBP: 0.405, SLG: 0.500 (1.3)	1-0 1B 2B		2-1 G1-3		2-1 L3-6 WP 1B		0-3 K	1-2 L3		5	1	2	0	0	1	8												
Greg Vaughn, R OBP: 0.324, SLG: 0.397 Trevor Hoffman, R OBP: 0.500, SLG: 0.500 (8.1)	1-2 K			0-0 2B 2B	4-1 1-2 BB		0-0 S 1B	2-3 K		4	2	0	1	2	3													
Craig Shipley, R OBP: 0.333, SLG: 0.561 (1.6)	2-2 FC6-4 1B			0-0 F8 SH1-3 2B	1-0 L3-6		1-0 P3		0-0 F9	5	1	2	2	0	0	3												
John Flaherty, R OBP: 0.296, SLG: 0.356 (1.2)	1-0 FC6-4			1-0 F8	1-3 K		0-1 P3		1-0 G6-3	5	0	0	0	0	1	4												
Andy Ashby, R ERA: 4.93 Will Cunnane, R ERA: 5.31 Mark Swartz, R ERA: 5.43 Dario Veras, R ERA: 5.4 Tim Worrell, R ERA: 4.53 Chris Jones, R ERA: 4.71 (1.1) (5.1) (7.1) (7.1) (8.1) (8.1) (8.9)			1-1 G5-3	2-2 SH1-3		4-1 SH1-4 FC3-2 BB BB	1-0 CS	1-0 F7		1	0	0	1	0	0	0												
Inning Stats	R: 0 E: 0 K: 1 S: 6	H: 0 LOB: 0 BB: 0 P: 9	R: 1 E: 0 K: 2 S: 11	H: 2 LOB: 1 BB: 0 P: 18	R: 0 E: 0 K: 0 S: 12	H: 1 LOB: 3 BB: 2 P: 28	R: 4 E: 0 K: 0 S: 14	H: 4 LOB: 1 BB: 1 P: 23	R: 0 E: 0 K: 1 S: 7	H: 1 LOB: 3 BB: 2 P: 15	R: 0 E: 0 K: 1 S: 9	H: 1 LOB: 3 BB: 2 P: 20	R: 1 E: 0 K: 0 S: 6	H: 2 LOB: 0 BB: 0 P: 8	R: 1 E: 0 K: 1 S: 15	H: 1 LOB: 2 BB: 2 P: 28	R: 0 E: 0 K: 0 S: 3	H: 0 LOB: 0 BB: 0 P: 5	1B: 8 2B: 5 3B: 0 HR: 0	SF: 0 SAC: 2 DP: 1 HBP: 0	WP: 1 PB: 0 SB: 4 CS: 1	PA: 46						
PITCHER	IP	WLS	BF	H	R	ER	SO	BB	IBB	HBP	BLK	WP	HR	S	P	ERA	WHIP											
Steve Trachsel, R ERA: 4.93	(1.1)	4.0		24	8	5	5	3	4	0	0	0	1	0	46	87	11.25	3.000										
Kent Bottenfield, R ERA: 2.92	(5.1)	1.0		2	0	0	1	0	0	0	0	0	0	0	4	6	0.00	0.000										
Ramon Tatis, L ERA: 4.02	(6.1)	0.1		4	1	0	0	0	2	0	0	0	0	4	13	0.00	9.000											
Terry Adams, R ERA: 3.92	(6.1)	1.2	L	8	2	2	2	1	2	0	0	0	0	15	27	10.80	2.400											
Bob Patterson, L ERA: 3.48	(8.1)	1.0		4	1	0	0	1	0	0	0	0	0	11	16	0.00	1.000											
PITCHER	IP	WLS	BF	H	R	ER	SO	BB	IBB	HBP	BLK	WP	HR	S	P	ERA	WHIP											
Marc Pisciotta, R ERA: 2.25	(9.1)	1.0		3	0	0	0	0	0	0	0	0	0	3	5	0.00	0.000											

San Diego Padres @ Chicago Cubs
Wrigley Field, Chicago, IL
Sat Aug 09 1997, 3:33 AM CDT
Att: 38,513 - Overcast - 75 F

AB 35
R 7
H 12
RBI 7
BB 8
SO 6
LOB 24



Batter	1	2	3	4	5	6	7	8	9	AB	R	H	RBI	BB	SO	LOB	BOTTOM										
Lance Johnson, L OBP: 0.385, SLG: 0.404 (1.8)	0-0 G4-3		0-1 1B		0-0 FC3-2 BB 1-2 2-3 3-H 1B		2-2 L8		1-1 G6-3	5	1	2	1	0	0	0											
Doug Glanville, R OBP: 0.340, SLG: 0.412 (1.7)	1-3 K		2-2 L6		4-1 E FC3-2 1B BB		0-1 B2-3		0-3 K	4	1	0	1	1	2	1											
Mark Grace, L OBP: 0.427, SLG: 0.464 (1.3)	2-2 G3			0-2 G6-3	1-0 FC3-2 1B		1-0 1B		3-2 F7	5	1	1	0	0	0	3											
Sammy Sosa, R OBP: 0.301, SLG: 0.475 (1.9)		0-0 F7		1-0 G5-3	1-0 E5 CS 1B		2-3 K			4	0	0	1	0	1	3											
Shawn Dunston, R OBP: 0.306, SLG: 0.432 Ramon Tatis, L ERA: 4.02 Terry Adams, R ERA: 3.92 Bob Patterson, R ERA: 3.48 Dave Hansen, L OBP: 0.438, SLG: 0.412 (1.0) (8.1) (8.1) (8.1) (8.1) (8.1) (8.1) (8.1) (8.1) (8.1) (8.1) (8.1)		3-1 G5-3		1-0 1B	1-0 1-2 2-H 3-H 1B		0-1 3B			2	0	0	0	0	0	0											
Kevin Orie, R OBP: 0.356, SLG: 0.446 (9.6)	1-1 FC5-4 1B		1-1 G5-3		1-0 G5-3		3-3 K		4-2 BB	3	0	1	0	1	1	3											
23 Ryne Sandberg, R OBP: 0.307, SLG: 0.591 (1.4)	1-0 FC5-4				1-0 1B 1B		2-3 K		1-2 F7	4	1	1	0	0	1	3											
Mike Hubbard, R OBP: 0.167, SLG: 0.136 José Hernández, R OBP: 0.323, SLG: 0.443 Kent Bottenfield, R ERA: 2.92 Dave Clark, L OBP: 0.344, SLG: 0.411 Marc Pisciotta, R ERA: 2.25 (1.1) (5.6) (5.1) (5.1) (5.1) (5.1) (5.1) (5.1) (5.1) (5.1) (5.1) (5.1)			0-3 K		0-1 1B 1B		2-0 G4-3		1-1 F8	3	1	1	0	0	1	0											
Steve Trachsel, R ERA: 4.93 José Hernández, R OBP: 0.323, SLG: 0.443 Kent Bottenfield, R ERA: 2.92 Dave Clark, L OBP: 0.344, SLG: 0.411 Marc Pisciotta, R ERA: 2.25 (1.1) (5.6) (5.1) (5.1) (5.1) (5.1) (5.1) (5.1) (5.1) (5.1) (5.1) (5.1)			0-0 G6-3		1-0 BB 1B		2-2 G6-3		1-0 G5-3	1	0	0	0	0	0	0											
Inning Stats	R: 0 E: 0 K: 1 S: 8	H: 0 LOB: 0 BB: 0 P: 11	R: 0 E: 0 K: 0 S: 6	H: 1 LOB: 1 BB: 0 P: 11	R: 0 E: 0 K: 1 S: 9	H: 1 LOB: 1 BB: 0 P: 11	R: 0 E: 0 K: 0 S: 6	H: 1 LOB: 1 BB: 0 P: 9	R: 0 E: 0 K: 1 S: 12	H: 5 LOB: 2 BB: 1 P: 24	R: 0 E: 0 K: 1 S: 8	H: 0 LOB: 0 BB: 0 P: 14	R: 0 E: 0 K: 1 S: 11	H: 1 LOB: 1 BB: 0 P: 16	R: 0 E: 0 K: 0 S: 11	H: 1 LOB: 2 BB: 1 P: 18	R: 0 E: 0 K: 1 S: 8	H: 0 LOB: 0 BB: 0 P: 12	1B: 9 2B: 1 3B: 1 HR: 0	SF: 0 SAC: 0 DP: 1 HBP: 0	WP: 0 PB: 0 SB: 0 CS: 1	PA: 39					
PITCHER	IP	WLS	BF	H	R	ER	SO	BB	IBB	HBP	BLK	WP	HR	S	P	ERA	WHIP										
Andy Ashby, R ERA: 4.35	(1.1)	4.1		23	8	5	5	2	1	0	0	0	0	11	20	0.00	2.077										
Will Cunnane, R ERA: 5.31	(5.1)	1.2	W	4	0	0	0	2	0	0	0	0	0	11	16	0.00	1.000										
Dario Veras, R ERA: 5.4	(7.1)	1.0		4	1	0	0	1	0	0	0	0	0	11	16	0.00	1.000										
Tim Worrell, R ERA: 4.53	(8.1)	0.2		4	1	0	0	0	1	0	0	0	0	10	16	0.00	3.000										
Trevor Hoffman, R ERA: 3.23	(8.1)	1.1	S	4	0	0	0	1	0	0	0	0	0	9	14	0.00	0.000										

San Diego Padres @ Chicago Cubs
Wrigley Field, Chicago, IL
Sat Aug 09 1997, 3:33 AM CDT
Att: 38,513 - Overcast - 75 F

AB 37
R 5
H 10
RBI 5
BB 2
SO 6
LOB 17



Batter	1	2	3	4	5	6	7	8	9	AB	R	H	RBI	BB	SO	LOB	TOP					
Lance Johnson, L (1.8) OBP: 0.380, SLG: 0.409	L9		1B			F8		G6-3		4	0	1	0	0	0	0	Chicago Cubs @ Los Angeles Dodgers Dodger Stadium, Los Angeles, CA Mon Aug 11 1997, 7:05 PM PDT Att: 45,955 - Unknown - 72 F					
Doug Glanville, R (1.7) OBP: 0.346, SLG: 0.414	E1		G5-3					G6-3		4	0	2	0	0	0	1						
Mark Grace, L (1.3) OBP: 0.423, SLG: 0.458	F7			G5-3		G4-3			F7	4	0	0	0	0	2							
Sammy Sosa, R (1.9) OBP: 0.298, SLG: 0.468	G1-3			K				F9	G6-3	4	0	0	0	0	1							
Shawon Dunston, R (1.6) OBP: 0.305, SLG: 0.425		P3		K			B3		K	4	0	0	0	0	2							
23 Ryne Sandberg, R (1.4) OBP: 0.309, SLG: 0.393		G5-3			K					2	0	0	0	1	1							
Kevin Orte, R (1.5) Marc Pisciotta, R (8.1)					K		BB			3	0	0	0	0	2							
Scott Servais, R (1.2) OBP: 0.300, SLG: 0.339			L5		G1-3				L8	3	0	0	0	0	0							
Miguel Batista, R (1.1) Dave Hansen, L (8.5) OBP: 0.440, SLG: 0.442			K			G4-3			HR	2	0	0	0	0	1							
										1	1	1	1	0	0							
Inning Stats	R: 0 E: 1 K: 0 S: 10	H: 1 LOB: 1 BB: 0 P: 14	R: 0 E: 0 K: 0 S: 5	H: 0 LOB: 0 BB: 0 P: 5	R: 0 E: 0 K: 1 S: 8	H: 1 LOB: 1 BB: 0 P: 9	R: 0 E: 0 K: 2 S: 8	H: 0 LOB: 0 BB: 0 P: 12	R: 0 E: 0 K: 2 S: 7	H: 0 LOB: 0 BB: 0 P: 9	R: 0 E: 0 K: 0 S: 7	H: 1 LOB: 1 BB: 0 P: 13	R: 0 E: 0 K: 1 S: 9	H: 0 LOB: 1 BB: 1 P: 17	R: 1 E: 0 K: 0 S: 8	H: 1 LOB: 0 BB: 0 P: 12	R: 0 E: 0 K: 1 S: 6	H: 0 LOB: 0 BB: 0 P: 10	1B: 3 2B: 0 3B: 0 HR: 1	SF: 0 SAC: 0 DP: 0 HBP: 0	WP: 0 PB: 0 SB: 0 CS: 0	PA: 32
PITCHER Chan Ho Park, R (1.1) ERA: 3.1	IP: 9.0 WLS: W BF: 32 H: 4 R: 1 ER: 1 SO: 7 BB: 1 IBB: 0 HBP: 0 BLK: 0 WP: 0 HR: 1 S: 68 P: 101 ERA: 1.00 WHIP: 0.556																					

Batter	1	2	3	4	5	6	7	8	9	AB	R	H	RBI	BB	SO	LOB	BOTTOM			
Brett Butler, L (1.7) OBP: 0.394, SLG: 0.352	1B SF9 BB	K2-3		G6-3			K			3	1	0	0	1	2	3	Chicago Cubs @ Los Angeles Dodgers Dodger Stadium, Los Angeles, CA Mon Aug 11 1997, 7:05 PM PDT Att: 45,955 - Unknown - 72 F			
Wayne Kirby, L (1.8) OBP: 0.310, SLG: 0.255	F8		G4-3		P6		1B			4	0	1	0	0	0	1				
Mike Piazza, R (1.2) OBP: 0.425, SLG: 0.605	1B 1-3 1B		F8		K		F8			4	0	1	0	0	1					
Eric Karros, R (1.3) OBP: 0.331, SLG: 0.470	SF9		G6-3		G6-3		K			3	0	0	1	0	1					
Raul Mondesi, R (1.9) OBP: 0.351, SLG: 0.557	1B			L9 1B 2B		FC4-6 1B		F8		4	1	3	0	0	0					
Todd Zeile, R (1.5) OBP: 0.342, SLG: 0.422	K			L9		IBB		G3		3	0	0	0	1	3					
Greg Gagne, R (1.6) OBP: 0.324, SLG: 0.399		SH1-4 1B		SH1-4 FC3 1B		FC4-6 BB		G5-3		3	0	2	1	1	0					
Wilton Guerrero, S (1.4) OBP: 0.302, SLG: 0.411		K		FC3 SH1-4		FC4-6				3	0	0	0	0	1					
Chan Ho Park, R (1.1) OBP: 0.293, SLG: 0.342		SH1-4		SH1-4		K				1	0	0	0	0	1					
Inning Stats	R: 1 E: 0 K: 1 S: 14	H: 2 LOB: 2 BB: 1 P: 22	R: 0 E: 0 K: 2 S: 13	H: 1 LOB: 1 BB: 0 P: 17	R: 0 E: 0 K: 0 S: 5	H: 0 LOB: 0 BB: 0 P: 6	R: 1 E: 0 K: 0 S: 11	H: 2 LOB: 2 BB: 0 P: 18	R: 0 E: 0 K: 1 S: 7	H: 0 LOB: 0 BB: 0 P: 11	R: 0 E: 0 K: 1 S: 8	H: 1 LOB: 2 BB: 2 P: 19	R: 0 E: 0 K: 2 S: 14	H: 1 LOB: 1 BB: 0 P: 19	R: 0 E: 0 K: 0 S: 6	H: 0 LOB: 0 BB: 0 P: 10	1B: 6 2B: 1 3B: 0 HR: 0	SF: 1 SAC: 2 DP: 0 HBP: 0	WP: 0 PB: 0 SB: 1 CS: 0	PA: 34
PITCHER Miguel Batista, R (1.1) ERA: 2.57 Marc Pisciotta, R (8.1) ERA: 1.8	IP: 7.0 WLS: L BF: 31 H: 7 R: 2 ER: 2 SO: 7 BB: 2 IBB: 0 HBP: 0 BLK: 0 WP: 0 HR: 0 S: 72 P: 112 ERA: 2.57 WHIP: 1.286																			

AB 31
R 1
H 4
RBI 1
BB 1
SO 7
LOB 5



AB 28
R 2
H 7
RBI 2
BB 3
SO 7
LOB 15



Batter	1	2	3	4	5	6	7	8	9	AB	R	H	RBI	BB	SO	LOB	TOP						
Lance Johnson, L OBP: 0.377, SLG: 0.405										5	0	1	0	0	1	4	<p>Chicago Cubs @ Los Angeles Dodgers Dodger Stadium, Los Angeles, CA Tue Aug 12 1997, 7:05 PM PDT Att: 50,731 - Unknown - 71 F</p> <p>livebaseballscores.com</p> <p>AB 34 R 4 H 9 RBI 3 BB 2 SO 6 LOB 12</p>						
Doug Glanville, R OBP: 0.344, SLG: 0.412										4	0	1	0	0	1	2							
Mark Grace, L OBP: 0.422, SLG: 0.456										4	1	1	0	0	0	2							
Sammy Sosa, R OBP: 0.297, SLG: 0.471										4	0	1	1	0	1	0							
Dave Hansen, L OBP: 0.438, SLG: 0.439 23 Ryne Sandberg, R OBP: 0.308, SLG: 0.392										3	1	1	0	0	2	1							
Shawn Dunston, R OBP: 0.306, SLG: 0.424 José Hernández, R OBP: 0.325, SLG: 0.470										1	0	0	0	1	0	1							
Scott Servais, R OBP: 0.302, SLG: 0.344										4	1	2	0	0	0	1							
Rey Sanchez, R OBP: 0.288, SLG: 0.308										3	0	0	0	1	0	1							
Mark Clark, R OBP: 0.085, SLG: 0.111 Bob Patterson, R										2	0	0	0	0	1	0							
Marc Pisciotta, R Dave Clark, L OBP: 0.347, SLG: 0.413 Terry Adams, R										0	0	0	0	0	0	0							
Inning Stats	R: 0 E: 0 K: 0 S: 6	H: 2 LOB: 0 BB: 0 P: 8	R: 0 E: 0 K: 1 S: 9	H: 0 LOB: 1 BB: 1 P: 15	R: 0 E: 0 K: 1 S: 7	H: 0 LOB: 0 BB: 0 P: 10	R: 1 E: 0 K: 2 S: 12	H: 2 LOB: 1 BB: 0 P: 20	R: 0 E: 0 K: 0 S: 4	H: 0 LOB: 2 BB: 0 P: 7	R: 0 E: 0 K: 1 S: 6	H: 0 LOB: 0 BB: 0 P: 7	R: 3 E: 1 K: 0 S: 13	H: 3 LOB: 2 BB: 1 P: 24	R: 0 E: 0 K: 1 S: 6	H: 0 LOB: 0 BB: 0 P: 9		R: 0 E: 0 K: 0 S: 12	H: 2 LOB: 2 BB: 0 P: 17	1B: 6 2B: 2 3B: 1 HR: 1	SF: 0 SAC: 1 DP: 1 HBP: 0	WP: 0 PB: 0 SB: 0 CS: 1	PA: 38
PITCHER	IP WLS BF H R ER SO BB IBB HBP BLK WP HR S P ERA WHIP																						
Hideo Nomo, R ERA: 4.05	6.1 L 27 7 4 3 5 2 0 0 0 0 0 1 55 88 4.26 1.421																						
Scott Radinsky, L ERA: 2.51	0.2 2 0 0 0 0 0 0 0 0 0 0 0 2 3 0.00 0.000																						
Antonio Osuna, R ERA: 2.14	1.2 7 2 0 0 1 0 0 0 0 0 0 0 15 22 0.00 1.200																						
Mark Guthrie, L ERA: 4.66	0.1 1 0 0 0 0 0 0 0 0 0 0 0 3 4 0.00 0.000																						

Batter	1	2	3	4	5	6	7	8	9	AB	R	H	RBI	BB	SO	LOB	BOTTOM						
Brett Butler, L OBP: 0.389, SLG: 0.346										5	0	0	0	0	1	6	<p>Chicago Cubs @ Los Angeles Dodgers Dodger Stadium, Los Angeles, CA Tue Aug 12 1997, 7:05 PM PDT Att: 50,731 - Unknown - 71 F</p> <p>livebaseballscores.com</p> <p>AB 36 R 2 H 10 RBI 2 BB 1 SO 7 LOB 18</p>						
Wayne Kirby, L OBP: 0.295, SLG: 0.241 Roger Cedeno, S OBP: 0.361, SLG: 0.377										3	0	0	0	0	1	3							
Mike Piazza, R OBP: 0.421, SLG: 0.599										4	0	0	0	0	1	2							
Eric Karros, R OBP: 0.331, SLG: 0.468										4	0	1	0	0	0	0							
Raul Mondesi, R OBP: 0.350, SLG: 0.554										4	0	1	0	0	2	1							
Todd Zeile, R OBP: 0.341, SLG: 0.420										4	1	1	0	0	0	2							
Greg Gagne, R OBP: 0.325, SLG: 0.490										4	1	2	0	0	1	1							
Wilton Guerrero, S OBP: 0.307, SLG: 0.415										4	0	3	0	0	0	0							
Hideo Nomo, R ERA: 4.05 Scott Radinsky, L ERA: 2.51 Nelson Lirio, S OBP: 0.347 Billy Ashley, R OBP: 0.309, SLG: 0.402 Antonio Osuna, R OBP: 0.361, SLG: 0.377 Mark Guthrie, R Eric Anthony, L OBP: 0.348, SLG: 0.414										2	0	1	1	0	1	1							
Inning Stats	R: 0 E: 0 K: 0 S: 6	H: 0 LOB: 0 BB: 0 P: 12	R: 0 E: 0 K: 0 S: 8	H: 1 LOB: 1 BB: 0 P: 11	R: 0 E: 0 K: 1 S: 10	H: 1 LOB: 0 BB: 0 P: 12	R: 0 E: 0 K: 1 S: 9	H: 0 LOB: 0 BB: 0 P: 16	R: 1 E: 0 K: 1 S: 17	H: 4 LOB: 2 BB: 0 P: 24	R: 0 E: 0 K: 1 S: 11	H: 1 LOB: 1 BB: 0 P: 16	R: 1 E: 0 K: 1 S: 12	H: 3 LOB: 2 BB: 0 P: 16	R: 0 E: 0 K: 1 S: 7	H: 0 LOB: 0 BB: 0 P: 13		R: 0 E: 0 K: 1 S: 13	H: 0 LOB: 1 BB: 1 P: 22	1B: 10 2B: 0 3B: 0 HR: 0	SF: 0 SAC: 0 DP: 0 HBP: 0	WP: 0 PB: 1 SB: 2 CS: 1	PA: 38
PITCHER	IP WLS BF H R ER SO BB IBB HBP BLK WP HR S P ERA WHIP																						
Mark Clark, R ERA: 4.2	6.0 W 26 9 2 2 4 9 2 2 4 0 0 66 97 3.00 1.500																						
Bob Patterson, L ERA: 3.33	0.2 3 1 0 0 1 0 0 0 0 0 0 0 6 9 0.00 1.500																						
Marc Pisciotta, R ERA: 1.42	1.1 4 0 0 0 1 0 0 0 0 0 0 0 8 14 0.00 0.000																						
Terry Adams, R ERA: 3.86	1.0 S 4 0 0 0 1 1 0 0 0 0 0 0 13 22 0.00 1.000																						

Batter	1	2	3	4	5	6	7	8	9	AB	R	H	RBI	BB	SO	LOB	TOP				
Doug Glanville, R OBP: 0.345, SLG: 0.412 (1, 8)	G6-3		1B		F7		1B 2B	F8									5 1 2 0 0 0 1				
Tyler Houston, L OBP: 0.282, SLG: 0.307 Scott Servais, R OBP: 0.305, SLG: 0.351 (1, 2)	BB				2B		K		BB								1 0 0 0 1 1 1 3 0 2 0 0 1 1				
Mark Grace, L OBP: 0.420, SLG: 0.453 (1, 3)	F8				F8		P9		F7								5 1 1 0 0 0 3				
Sammy Sosa, R OBP: 0.298, SLG: 0.478 (1, 9)	P4				HR		K		F7								5 1 2 3 0 1 3				
Dave Clark, L OBP: 0.352, SLG: 0.438 Lance Johnson, L OBP: 0.379, SLG: 0.405 (7, PR)	G6-3				HR		F8		BB								3 1 1 1 1 1 0 0 0 0 0 0 1 1 0 0				
23 Ryne Sandberg, R OBP: 0.310, SLG: 0.351 Terry Adams, R (9, 1)	G6-3				F8 WP 1B		HR		G6-3								3 1 1 0 1 0 2 0 0 0 0 0 0 0 0				
Kevin Orte, R OBP: 0.354, SLG: 0.448 (1, 5)	F9				F8		HR		G5-3 BB								3 1 1 2 1 0 1				
José Hernández, R OBP: 0.323, SLG: 0.458 (7, 4)					F8		K		F9								3 0 0 0 1 1 1				
Geremi Gonzalez, R OBP: 0.194, SLG: 0.107 Kent Bottenfield, R (7, 1)	G6-3				G5-3		G6-3		G5-3								3 0 0 0 0 0 2 0 0 0 0 0 0 0 0 0 0 0 0 0 0 0 0 1 0 0 0 0 0 1 1 0 0 0 0 0 2				
Bob Patterson, R (7, 1)																					
Rey Sanchez, R OBP: 0.286, SLG: 0.307 Mike Hubbard, R OBP: 0.220, SLG: 0.250 (9, PH)																					
Inning Stats	R: 0 E: 0 K: 0 S: 9	H: 0 LOB: 1 BB: 1 P: 16	R: 0 E: 0 K: 0 S: 7	H: 0 LOB: 0 BB: 0 P: 11	R: 0 E: 0 K: 1 S: 8	H: 1 LOB: 1 BB: 0 P: 11	R: 2 E: 0 K: 0 S: 8	H: 3 LOB: 2 BB: 1 P: 17	R: 0 E: 0 K: 1 S: 10	H: 1 LOB: 0 BB: 1 P: 15	R: 2 E: 0 K: 1 S: 14	H: 3 LOB: 2 BB: 1 P: 23	R: 0 E: 0 K: 0 S: 8	H: 0 LOB: 1 BB: 1 P: 15	R: 0 E: 0 K: 0 S: 9	H: 1 LOB: 2 BB: 1 P: 15	1B: 5 2B: 3 3B: 0 HR: 3	SF: 0 SAC: 0 DP: 1 HBP: 0	WP: 1 PB: 0 SB: 0 CS: 0	PA: 42	
PITCHER	IP WLS BF H R ER SO	IP WLS BF H R ER SO	IP WLS BF H R ER SO	IP WLS BF H R ER SO	IP WLS BF H R ER SO	IP WLS BF H R ER SO	IP WLS BF H R ER SO	IP WLS BF H R ER SO	IP WLS BF H R ER SO	IP WLS BF H R ER SO	IP WLS BF H R ER SO	IP WLS BF H R ER SO	IP WLS BF H R ER SO	IP WLS BF H R ER SO	IP WLS BF H R ER SO	IP WLS BF H R ER SO	BB IBB HBP BLK	WP HR S P	ERA WHIP	ERA WHIP	
Mark Gardner, R ERA: 3.7 (1, 1)	6.1 L 30 8 6 6 4																				
Julian Tavarez, R ERA: 3.88 (7, 1)	0.2 3 1 0 0 0																				
Doug Henry, R ERA: 3.55 (8, 1)	1.2 7 1 0 0 0																				
Rich Rodriguez, L ERA: 3.16 (9, 1)	0.1 2 0 0 0 0																				
PITCHER	IP WLS BF H R ER SO	IP WLS BF H R ER SO	IP WLS BF H R ER SO	IP WLS BF H R ER SO	IP WLS BF H R ER SO	IP WLS BF H R ER SO	IP WLS BF H R ER SO	IP WLS BF H R ER SO	IP WLS BF H R ER SO	IP WLS BF H R ER SO	IP WLS BF H R ER SO	IP WLS BF H R ER SO	IP WLS BF H R ER SO	IP WLS BF H R ER SO	IP WLS BF H R ER SO	IP WLS BF H R ER SO	BB IBB HBP BLK	WP HR S P	ERA WHIP	ERA WHIP	
Mark Gardner, R ERA: 3.7 (1, 1)	6.1 L 30 8 6 6 4																				
Julian Tavarez, R ERA: 3.88 (7, 1)	0.2 3 1 0 0 0																				
Doug Henry, R ERA: 3.55 (8, 1)	1.2 7 1 0 0 0																				
Rich Rodriguez, L ERA: 3.16 (9, 1)	0.1 2 0 0 0 0																				

Chicago Cubs @ San Francisco Giants
3Com Park at Candlestick Point, San Francisco, CA
Wed Aug 13 1997, 6:33 AM EDT
Att: 17,357 - Sunny - 72 F

AB	36
R	6
H	10
RBI	6
BB	6
SO	4
LOB	18



Chicago Cubs @ San Francisco Giants
3Com Park at Candlestick Point, San Francisco, CA
Wed Aug 13 1997, 6:33 AM EDT
Att: 17,357 - Sunny - 72 F

AB	35
R	5
H	10
RBI	4
BB	1
SO	6
LOB	13



Batter	1	2	3	4	5	6	7	8	9	AB	R	H	RBI	BB	SO	LOB	TOP			
Lance Johnson, L (1, 8) OBP: 0.369, SLG: 0.392			F7			F8		G4-3		4	0	0	0	0	1	2				
Doug Glanville, R (1, 7) OBP: 0.343, SLG: 0.405	F8			F8		F9		L8		4	0	0	0	0	0	1				
Mark Grace, L (1, 3) OBP: 0.420, SLG: 0.457			E6			G6-3				4	1	2	0	0	1	0				
Sammy Sosa, R (1, 9) OBP: 0.296, SLG: 0.472	F8		G6-4-3			G5-3		G4-3		4	0	0	0	0	0	3				
Shawon Dunston, R (1, 6) OBP: 0.303, SLG: 0.420		F8				G6-3		G6-3		3	0	0	1	0	1	0				
Kevin Orie, R (1, 5) OBP: 0.349, SLG: 0.440		P1				G5-3		P3		3	0	0	0	0	0	0				
23 Ryne Sandberg, R (1, 4) OBP: 0.307, SLG: 0.387		G6-3				G6-3		F8		3	0	0	0	0	0	0				
Scott Servais, R (1, 2) OBP: 0.306, SLG: 0.350			K			G5-3		F7		3	0	1	0	0	1	0				
Steve Trachsel, R (1, 1) OBP: 0.163, SLG: 0.133			G6-3			G5-3				1	0	0	0	0	0	0				
José Hernández, R (6, PH) OBP: 0.313, SLG: 0.444										1	0	0	0	0	0	1				
Miguel Batista, R (6, 1) OBP: 0.250, SLG: 0.280										0	0	0	0	0	0	0				
Mike Hubbard, R (8, PH) OBP: 0.250, SLG: 0.280										1	0	1	0	0	0	0				
Marc Pisciotta, R (8, 1)										0	0	0	0	0	0	0				
Inning Stats	R: 0 E: 0 K: 1 S: 11	H: 1 LOB: 1 BB: 0 P: 18	R: 0 E: 0 K: 0 S: 6	H: 0 LOB: 0 BB: 0 P: 6	R: 0 E: 0 K: 1 S: 9	H: 0 LOB: 0 BB: 0 P: 13	R: 0 E: 1 K: 0 S: 6	H: 0 LOB: 0 BB: 0 P: 9	R: 0 E: 0 K: 1 S: 7	H: 1 LOB: 1 BB: 0 P: 12	R: 1 E: 0 K: 0 S: 6	H: 1 LOB: 0 BB: 0 P: 9	R: 0 E: 0 K: 0 S: 5	H: 1 LOB: 1 BB: 0 P: 6	R: 0 E: 0 K: 1 S: 6	H: 0 LOB: 0 BB: 0 P: 7	1B: 3 2B: 0 3B: 1 HR: 0	SF: 0 SAC: 0 DP: 1 HBP: 0	WP: 0 PB: 0 SB: 0 CS: 0	PA: 31
PITCHER	IP WLS BF H R ER SO BB IBB HBP BLK WP HR S P ERA WHIP																			
Sterling Hitchcock, L (1, 1) ERA: 4.58	9.0 W 31 4 1 1 4 0 0 0 0 0 0 63 89 1.00 0.444																			

Chicago Cubs @ San Diego Padres
Qualcomm Stadium, San Diego, CA
Fri Aug 15 1997, 10:05 PM EDT
Att: 32,916 - Unknown - 69 F

livebaseballscores.com

AB 31
R 1
H 4
RBI 1
BB 0
SO 4
LOB 7

Batter	1	2	3	4	5	6	7	8	9	AB	R	H	RBI	BB	SO	LOB	BOTTOM
QuiVio Veras, S (1, 4) OBP: 0.358, SLG: 0.353			1B							3	2	3	0	1	0	0	
Steve Finley, L (1, 8) OBP: 0.315, SLG: 0.480	F8		HBP			P5		F9		4	1	1	1	0	0	4	
Tony Gwynn, L (1, 9) OBP: 0.418, SLG: 0.572	K		1B			G3		L7		5	0	1	1	0	1	4	
Ken Caminiti, S (1, 5) OBP: 0.360, SLG: 0.448	K		FC5-4							4	1	2	1	0	1	3	
Wally Joyner, L (1, 3) OBP: 0.395, SLG: 0.491		F7	SF7			K		F8		3	0	0	1	0	1	1	
Greg Vaughn, R (1, 7) OBP: 0.329, SLG: 0.409		P5	E5			K		G5-3		4	0	0	0	0	1	2	
Chris Gomez, R (1, 6) OBP: 0.326, SLG: 0.333			F7					F7		3	0	1	0	1	0	3	
John Flaherty, R (1, 2) OBP: 0.310, SLG: 0.389										3	1	2	1	1	0	1	
Sterling Hitchcock, L (1, 1) OBP: 0.146, SLG: 0.079		G4-3				K		SH1-4		3	0	0	0	0	2	2	
Inning Stats	R: 0 E: 0 K: 2 S: 13	H: 1 LOB: 2 BB: 1 P: 19	R: 2 E: 1 K: 0 S: 12	H: 2 LOB: 2 BB: 0 P: 17	R: 2 E: 0 K: 1 S: 16	H: 2 LOB: 0 BB: 0 P: 23	R: 1 E: 0 K: 2 S: 12	H: 1 LOB: 1 BB: 1 P: 18	R: 0 E: 0 K: 1 S: 11	H: 1 LOB: 1 BB: 0 P: 14	R: 0 E: 0 K: 0 S: 10	H: 1 LOB: 2 BB: 1 P: 19	1B: 6 2B: 2 3B: 0 HR: 2	SF: 2 SAC: 1 DP: 0 HBP: 1	WP: 0 PB: 0 SB: 2 CS: 0	PA: 39	
PITCHER	IP WLS BF H R ER SO BB IBB HBP BLK WP HR S P ERA WHIP																
Steve Trachsel, R (1, 1) ERA: 5.0	5.0 L 26 7 5 4 1 0 2 0 0 0 0 61 93 7.20 1.800																
Miguel Batista, R (6, 1) ERA: 2.0	2.0 8 2 0 0 1 0 0 0 0 0 0 19 32 0.00 1.000																
Marc Pisciotta, R (8, 1) ERA: 1.23	1.0 5 1 0 0 0 1 0 0 0 0 0 10 19 0.00 2.000																

Chicago Cubs @ San Diego Padres
Qualcomm Stadium, San Diego, CA
Fri Aug 15 1997, 10:05 PM EDT
Att: 32,916 - Unknown - 69 F


livebaseballscores.com

AB 32
R 5
H 10
RBI 5
BB 3
SO 6
LOB 20


Batter	1	2	3	4	5	6	7	8	9	AB	R	H	RBI	BB	SO	LOB	TOP										
Doug Glanville, R OBP: 0.347, SLG: 0.408 (1, 8)	F8		G5-3				G5-3 3B		F8 1B	5	1	3	0	0	0	0	Chicago Cubs @ San Diego Padres Qualcomm Stadium, San Diego, CA Sun Aug 17 1997, 6:33 AM EDT Att: 24,587 - Sunny - 74 F										
Shawon Dunston, R OBP: 0.301, SLG: 0.414 (1, 6)	G3 WP 1B		K				F8 1B		K 1B	5	1	1	1	1	0	2											
Mark Grace, L OBP: 0.413, SLG: 0.454 (1, 3)	G3						G5-3		F9	5	0	1	2	0	0	3											
Sammy Sosa, R OBP: 0.296, SLG: 0.473 (1, 9)	P4						K		K	4	0	2	1	0	1	2											
Dave Clark, L OBP: 0.365, SLG: 0.445 Lance Johnson, L OBP: 0.363, SLG: 0.386 (7, 8)	G3 2B						F9			3	1	1	0	1	0	2											
Dave Hansen, L OBP: 0.434, SLG: 0.434 Bob Patterson, R Terry Adams, R (8, 1)	G3						WP 1B			0	0	0	0	0	0	0											
Tyler Houston, L OBP: 0.273, SLG: 0.317 (1, 2)	K						F9			4	1	1	0	0	0	2											
Manny Alexander, R OBP: 0.293, SLG: 0.386 (1, 4)	G6-3						P5		L6	0	0	0	0	0	0	0											
Mark Clark, R OBP: 0.080, SLG: 0.104 José Hernández, R OBP: 0.311, SLG: 0.440 (8, 5)	G6-3						F7		P6	4	1	1	1	0	0	2											
Inning Stats	R: 0 E: 0 K: 0 S: 7	H: 1 LOB: 1 BB: 0 P: 14	R: 0 E: 0 K: 1 S: 7	H: 1 LOB: 1 BB: 0 P: 12	R: 0 E: 0 K: 1 S: 8	H: 0 LOB: 0 BB: 0 P: 11	R: 0 E: 0 K: 0 S: 7	H: 1 LOB: 1 BB: 0 P: 8	R: 4 E: 1 K: 1 S: 18	H: 5 LOB: 1 BB: 0 P: 28	R: 1 E: 0 K: 0 S: 10	H: 1 LOB: 1 BB: 1 P: 19	R: 1 E: 0 K: 0 S: 11	H: 2 LOB: 1 BB: 0 P: 13	R: 0 E: 0 K: 0 S: 6	H: 0 LOB: 0 BB: 0 P: 7		R: 0 E: 0 K: 1 S: 13	H: 1 LOB: 1 BB: 0 P: 16	1B: 9 2B: 1 3B: 2 HR: 0	SF: 0 SAC: 0 DP: 0 HBP: 0	WP: 3 PB: 0 SB: 2 CS: 0	PA: 39				
PITCHER	IP	WLS	BF	H	R	ER	SO	BB	IBB	HBP	BLK	WP	HR	S	P	ERA	WHIP										
Paul Menhart, R ERA: 5.06 (1, 1)	4.2	L	22	8	4	4	2	0	0	0	0	1	0	44	69	7.71	1.714										
Will Cunnane, R ERA: 5.26 (5, 1)	0.1		1	0	0	0	1	0	0	0	0	0	0	3	4	0.00	0.000										
Doug Bochtler, R ERA: 4.83 (6, 1)	1.0		5	1	1	1	0	1	0	0	0	2	0	10	19	9.00	2.000										
Sean Bergman, R ERA: 5.42 (7, 1)	2.0		8	2	1	1	0	0	0	0	0	0	0	17	20	4.50	1.000										
Tim Worrell, R ERA: 4.6 (9, 1)	1.0		4	1	0	0	1	0	0	0	0	0	0	13	16	0.00	1.000										

Batter	1	2	3	4	5	6	7	8	9	AB	R	H	RBI	BB	SO	LOB	BOTTOM										
QuiVio Veras, S OBP: 0.358, SLG: 0.354 (1, 4)	F7									3	0	1	0	1	0	1	Chicago Cubs @ San Diego Padres Qualcomm Stadium, San Diego, CA Sun Aug 17 1997, 6:33 AM EDT Att: 24,587 - Sunny - 74 F										
Steve Finley, L OBP: 0.311, SLG: 0.472 (1, 8)	F7									4	0	0	0	0	1	2											
Tony Gwynn, L OBP: 0.415, SLG: 0.569 (1, 9)	G1-3									4	0	0	0	0	1	2											
Ken Caminiti, S OBP: 0.361, SLG: 0.454 Sean Bergman, R OBP: 0.250, SLG: 0.333 Craig Shipley, R OBP: 0.299, SLG: 0.500 Tim Worrell, R OBP: 0.294, SLG: 0.200 (1, 5)	K									2	0	0	0	1	2	0											
Wally Joyner, L OBP: 0.394, SLG: 0.494 (1, 3)	P4									4	1	1	0	0	0	2											
Greg Vaughn, R OBP: 0.320, SLG: 0.398 (1, 7)	G6-3									3	0	0	1	0	2	0											
Chris Gomez, R OBP: 0.329, SLG: 0.337 (1, 6)										4	2	2	0	0	2	0											
Carlos Hernandez, R OBP: 0.341, SLG: 0.488 Chris Jones, R OBP: 0.341, SLG: 0.457 (1, 2)										4	2	3	3	0	1	0											
Paul Menhart, R Will Cunnane, R Mark Sweeney, L Doug Bochtler, R Archi Cianfrocco, R (1, 1)	G4-3									1	0	0	0	0	0	0											
Inning Stats	R: 0 E: 0 K: 0 S: 5	H: 0 LOB: 0 BB: 0 P: 5	R: 0 E: 0 K: 1 S: 6	H: 0 LOB: 0 BB: 0 P: 10	R: 0 E: 0 K: 2 S: 13	H: 0 LOB: 0 BB: 0 P: 17	R: 0 E: 0 K: 0 S: 9	H: 0 LOB: 2 BB: 2 P: 24	R: 2 E: 0 K: 1 S: 10	H: 3 LOB: 0 BB: 0 P: 19	R: 0 E: 0 K: 1 S: 7	H: 0 LOB: 0 BB: 0 P: 11	R: 2 E: 0 K: 2 S: 12	H: 2 LOB: 0 BB: 0 P: 22	R: 0 E: 0 K: 2 S: 10	H: 1 LOB: 1 BB: 0 P: 12		R: 1 E: 0 K: 2 S: 15	H: 2 LOB: 1 BB: 0 P: 22	1B: 4 2B: 1 3B: 2 HR: 1	SF: 1 SAC: 0 DP: 0 HBP: 0	WP: 0 PB: 0 SB: 1 CS: 1	PA: 37				
PITCHER	IP	WLS	BF	H	R	ER	SO	BB	IBB	HBP	BLK	WP	HR	S	P	ERA	WHIP										
Mark Clark, R ERA: 4.24 (1, 1)	7.0	W	27	5	4	4	7	2	0	0	0	0	0	62	108	5.14	1.000										
Bob Patterson, L ERA: 3.11 (8, 1)	0.2		3	1	0	0	2	0	0	0	0	0	0	7	8	0.00	1.500										
Terry Adams, R ERA: 3.92 (8, 1)	1.1	S	6	2	1	1	2	0	0	0	0	0	0	18	26	6.75	1.500										

AB 38
R 6
H 12
RBI 6
BB 1
SO 4
LOB 19



AB 33
R 5
H 8
RBI 5
BB 2
SO 11
LOB 9



Batter	1	2	3	4	5	6	7	8	9	AB	R	H	RBI	BB	SO	LOB	TOP					
Lance Johnson, L (1, 8) OBP: 0.362, SLG: 0.384	0-0 FC4-6 1B		0-0 B3			3-1 F9			0-0 G4-1	4	0	1	0	0	0	0						
Doug Glanville, R (1, 7) OBP: 0.343, SLG: 0.403	1-2 FC4-6 G6-4-3 1-2		1-1 B2-3			2-2 L4			1-2 G4-3	4	0	0	0	0	0	1						
Mark Grace, L (1, 3) OBP: 0.410, SLG: 0.449	1-0 G6-4-3 1-2			0-0 G5-3		1-0 G3			0-2 G4-3	4	0	0	0	0	0	1						
Sammy Sosa, R (1, 9) OBP: 0.297, SLG: 0.478		3-1 HR		3-3 K			3-3 K			3	1	1	1	0	2	0						
Shawon Dunston, R (1, 6) OBP: 0.301, SLG: 0.414	2-0 G4-3		3-1 CS 1B			0-3 K				3	0	1	0	0	1	0						
Kevin Orie, R (1, 5) OBP: 0.348, SLG: 0.435	4-2 G4-3 BB		2-0 CS		1-3 K		0-1 G5-3			2	0	0	0	1	1	0						
Scott Servais, R (1, 2) OBP: 0.305, SLG: 0.349	0-0 G4-3			2-0 G6-3				0-0 F9		3	0	0	0	0	0	1						
Manny Alexander, R (1, 4) OBP: 0.293, SLG: 0.385	2-3 K				1-1 K			2-3 K		3	0	1	0	0	2	1						
Geremi Gonzalez, R (1, 1) OBP: 0.182, SLG: 0.100			1-1 G6-3			0-0 G5-3			0-3 K	2	0	0	0	0	0	1						
Ramon Tatis, L (5, 1)										0	0	0	0	0	0	0						
Kent Bottenfield, R (6, 1)										0	0	0	0	0	0	0						
Dave Clark, L (8, PH) OBP: 0.362, SLG: 0.442										1	0	0	0	0	1	0						
Miguel Batista, R (8, 1)										0	0	0	0	0	0	0						
Inning Stats	R: 0 E: 0 K: 0 S: 6	H: 1 LOB: 0 BB: 0 P: 8	R: 1 E: 0 K: 1 S: 10	H: 1 LOB: 1 BB: 1 P: 21	R: 0 E: 0 K: 0 S: 5	H: 0 LOB: 0 BB: 0 P: 7	R: 0 E: 0 K: 1 S: 7	H: 1 LOB: 0 BB: 0 P: 15	R: 0 E: 0 K: 1 S: 7	H: 1 LOB: 1 BB: 0 P: 11	R: 0 E: 0 K: 0 S: 8	H: 0 LOB: 0 BB: 0 P: 14	R: 0 E: 0 K: 2 S: 8	H: 0 LOB: 0 BB: 0 P: 11	R: 0 E: 0 K: 2 S: 7	H: 0 LOB: 0 BB: 0 P: 9	R: 0 E: 0 K: 0 S: 7	H: 0 LOB: 0 BB: 0 P: 8	1B: 3 2B: 0 3B: 0 HR: 1	SF: 0 SAC: 0 DP: 1 HBP: 0	WP: 0 PB: 0 SB: 0 CS: 1	PA: 31
PITCHER Alex Fernandez, R (1, 1) ERA: 3.4	IP: 9.0 WLS: W BF: 30 H: 4 R: 1 ER: 1 SO: 7 BB: 1 IBB: 0 HBP: 0 BLK: 0 WP: 0 HR: 1 S: 65 P: 104 ERA: 1.00 WHIP: 0.556											PITCHER	IP: 9.0 WLS: W BF: 30 H: 4 R: 1 ER: 1 SO: 7 BB: 1 IBB: 0 HBP: 0 BLK: 0 WP: 0 HR: 1 S: 65 P: 104 ERA: 1.00 WHIP: 0.556									

Chicago Cubs @ Florida Marlins
Pro Player Stadium, Miami, FL
Tue Aug 19 1997, 7:05 PM EDT
Att: 34,720 - Unknown - 89 F

AB	29
R	1
H	4
RBI	1
BB	1
SO	7
LOB	5



Batter	1	2	3	4	5	6	7	8	9	AB	R	H	RBI	BB	SO	LOB	BOTTOM					
Devon White, S (1, 8) OBP: 0.333, SLG: 0.320	2-2 G4-3		2-1 L3		4-1 BB HR BB	4-2 BB				2	1	0	1	2	0	0						
Edgar Renteria, R (1, 6) OBP: 0.325, SLG: 0.335	1-2 G6-3		1-1 G5-3		4-0 HR BB	2-2 SF9				2	1	0	2	1	0	0						
Gary Sheffield, R (1, 9) OBP: 0.418, SLG: 0.405	3-3 K			0-2 G6-3	3-2 HR BB	0-0 P3				3	1	0	1	1	1	2						
Bobby Bonilla, S (1, 5) OBP: 0.382, SLG: 0.503		0-0 F7		2-3 K	3-2 HR		1-0 F7			4	1	1	4	0	1	0						
Alex Arias, R (9, 5) OBP: 0.362, SLG: 0.344										0	0	0	0	0	0	0						
Darren Daulton, L (1, 3) OBP: 0.370, SLG: 0.461		4-1 FC5-4 BB		0-0 F8	1-1 P4		0-0 F8			2	0	0	0	1	0	0						
Jeff Conine, R (7, 3) OBP: 0.347, SLG: 0.375										1	0	0	0	0	0	0						
Moises Alou, R (1, 7) OBP: 0.394, SLG: 0.509	4-2 FC5-4 BB				3-1 F7	1-0 1B BLK BB 1B	0-1 P2			3	1	1	0	1	0	0						
Charles Johnson, R (1, 2) OBP: 0.369, SLG: 0.502	2-2 FC5-4				1-1 FC6-4 1B	4-2 BB 1B HBP	3-1 F8			3	2	1	0	0	0	2						
Craig Counsell, L (1, 4) OBP: 0.460, SLG: 0.463	1-0 G4-3				0-2 FC6-4 1B	0-2 SF9 BB 1B	4-2 G6-4-3 BB			3	0	2	0	1	0	2						
Alex Fernandez, R (1, 1) OBP: 0.203, SLG: 0.241			2-3 K		1-2 FC6-4 BB BB	1-2 P3		1-0 G6-4-3		4	1	0	0	0	1	6						
Inning Stats	R: 0 E: 0 K: 1 S: 10	H: 0 LOB: 0 BB: 0 P: 16	R: 0 E: 0 K: 0 S: 10	H: 0 LOB: 2 BB: 2 P: 21	R: 0 E: 0 K: 1 S: 7	H: 0 LOB: 0 BB: 0 P: 12	R: 0 E: 0 K: 1 S: 7	H: 0 LOB: 0 BB: 0 P: 9	R: 6 E: 0 K: 0 S: 17	H: 3 LOB: 0 BB: 3 P: 38	R: 2 E: 0 K: 0 S: 20	H: 2 LOB: 2 BB: 1 P: 32	R: 0 E: 0 K: 0 S: 4	H: 0 LOB: 0 BB: 0 P: 5	R: 0 E: 0 K: 0 S: 5	H: 0 LOB: 0 BB: 1 P: 13	R: 0 E: 0 K: 0 S: 5	H: 0 LOB: 0 BB: 1 P: 13	1B: 4 2B: 0 3B: 0 HR: 1	SF: 1 SAC: 0 DP: 1 HBP: 1	WP: 0 PB: 0 SB: 0 CS: 0	PA: 36
PITCHER Geremi Gonzalez, R (1, 1) ERA: 4.41	IP: 4.2 WLS: L BF: 21 H: 2 R: 5 ER: 5 SO: 3 BB: 5 IBB: 0 HBP: 0 BLK: 0 WP: 0 HR: 0 S: 45 P: 86 ERA: 9.64 WHIP: 1.500											PITCHER	IP: 4.2 WLS: L BF: 21 H: 2 R: 5 ER: 5 SO: 3 BB: 5 IBB: 0 HBP: 0 BLK: 0 WP: 0 HR: 0 S: 45 P: 86 ERA: 9.64 WHIP: 1.500									
Ramon Tatis, L (5, 1) ERA: 4.41	0.1 5 3 3 3 0											81.00 9.000										
Kent Bottenfield, R (6, 1) ERA: 2.99	2.0 7 0 0 0 0											0.00 0.500										
Miguel Batista, R (8, 1) ERA: 1.8	1.0 3 0 0 0 0											0.00 1.000										

Chicago Cubs @ Florida Marlins
Pro Player Stadium, Miami, FL
Tue Aug 19 1997, 7:05 PM EDT
Att: 34,720 - Unknown - 89 F

AB	27
R	8
H	5
RBI	8
BB	7
SO	3
LOB	12



Batter	1	2	3	4	5	6	7	8	9	AB	R	H	RBI	BB	SO	LOB	TOP
Lance Johnson, L (1,8) OBP: 0.363, SLG: 0.392	1-1 HR		0-1 F9		4-1 BB		1-1 G6-3		1-2 F8	4	1	1	1	1	0	1	
Doug Glanville, R (1,7) OBP: 0.346, SLG: 0.404	1-1 1B SF8		4-1 BB		1-2 F8		1-2 1B		0-2 G3-1	4	1	2	0	1	0	3	
Mark Grace, L (1,3) OBP: 0.408, SLG: 0.447	1-0 L6-4 1B		0-0 F8		1-1 G4-3		0-0 F7		0-0 P6	5	0	1	0	0	0	4	
Sammy Sosa, R (1,9) OBP: 0.296, SLG: 0.477	0-0 SF8		3-3 K		2-0 1B		2-2 G5-3			3	1	1	1	0	1	2	
23 Ryne Sandberg, R (1,4) OBP: 0.306, SLG: 0.384	2-2 1B		1-2 G4-3		1-0 F8		2-3 K			4	0	1	0	0	1	1	
Kevin Orie, R (1,5) OBP: 0.350, SLG: 0.434	2-2 L6-4		3-2 G6-3		2-1 1B 2B HBP		0-1 FC6-4 1B			3	1	1	0	0	0	2	
Scott Servais, R (1,2) Miguel Batista, R (4,1) Dave Clark, L (6,9) Jose Lopez, R (6,9) Marc Pisciotta, R (6,9) Dave Hansen, L (6,9) Bob Patterson, R (6,9) Terry Adams, R (6,9)		3-3 K		0-0 F9		2-1 2B 1B		1-3 K		2	0	0	0	0	0	1	0
Manny Alexander, R (1,6) OBP: 0.298, SLG: 0.394	3-2 G1-6-4 1B		2-2 G6-3		2-2 G6-3		2-2 FC6-4			4	0	2	2	0	0	1	
Kevin Tapani, R (1,1) Tyler Houston, L (4,2) Shawon Dunston, R (9, PR) OBP: 0.301, SLG: 0.414	1-2 G1-6-4 1B		2-0 G4-3		2-0 G4-3		2-2 K		2-2 G3-1 PB 1B	1	0	0	0	0	0	1	
Inning Stats	R: 2 H: 4 E: 0 K: 0 S: 16	H: 4 R: 1 ER: 1 LOB: 1 BB: 0 P: 23	R: 0 H: 1 E: 0 K: 1 S: 13	H: 1 R: 0 ER: 0 LOB: 1 BB: 1 P: 19	R: 0 H: 0 E: 0 K: 1 S: 11	H: 0 R: 0 ER: 0 LOB: 1 BB: 0 P: 11	R: 0 H: 0 E: 0 K: 0 S: 8	H: 0 R: 0 ER: 0 LOB: 1 BB: 1 P: 17	R: 0 H: 1 E: 0 K: 2 S: 10	H: 1 R: 0 ER: 0 LOB: 1 BB: 0 P: 14	R: 0 H: 1 E: 0 K: 2 S: 11	H: 1 R: 0 ER: 0 LOB: 2 BB: 0 P: 16	R: 0 H: 1 E: 0 K: 0 S: 10	H: 1 R: 0 ER: 0 LOB: 2 BB: 0 P: 13	1B: 9 2B: 2 3B: 0 HR: 1	SF: 1 SAC: 0 DP: 2 HBP: 1	WP: 0 PA: 39 PB: 1 SB: 1 CS: 0
PITCHER	IP WLS BF H R ER SO BB IBB HBP BLK WP HR S P ERA WHIP																
Livan Hernandez, R (1,1) ERA: 3.09	5.2 W 24	6 4 4 2	2 0 0 0	0 0 0 0	0 0 0 0	0 0 0 0	0 0 0 0	0 0 0 0	0 0 0 0	0 0 0 0	0 0 0 0	0 0 0 0	0 0 0 0	0 0 0 0	0 0 0 0	0 0 0 0	0 0 0 0
Felix Heredia, L (6,1) ERA: 4.18	0.1 3	2 1 1 1	0 0 0 0	0 0 0 0	0 0 0 0	0 0 0 0	0 0 0 0	0 0 0 0	0 0 0 0	0 0 0 0	0 0 0 0	0 0 0 0	0 0 0 0	0 0 0 0	0 0 0 0	0 0 0 0	0 0 0 0
Ed Vosberg, L (7,1) ERA: 4.23	0.2 3	1 0 0 0	0 0 0 0	0 0 0 0	0 0 0 0	0 0 0 0	0 0 0 0	0 0 0 0	0 0 0 0	0 0 0 0	0 0 0 0	0 0 0 0	0 0 0 0	0 0 0 0	0 0 0 0	0 0 0 0	0 0 0 0
Jay Powell, R (7,1) ERA: 3.17	1.1 5	1 0 0 2	0 0 0 0	0 0 0 0	0 0 0 0	0 0 0 0	0 0 0 0	0 0 0 0	0 0 0 0	0 0 0 0	0 0 0 0	0 0 0 0	0 0 0 0	0 0 0 0	0 0 0 0	0 0 0 0	0 0 0 0
Robb Nen, R (9,1) ERA: 4.1	1.0 S	4 1	0 0	0 0	0 0	0 0	0 0	0 0	0 0	0 0	0 0	0 0	0 0	0 0	0 0	0 0	0 0

Chicago Cubs @ Florida Marlins
Pro Player Stadium, Miami, FL
Wed Aug 20 1997, 7:05 PM EDT
Att: 28,003 - Unknown - 82 F

AB	35
R	5
H	11
RBI	5
BB	2
SO	5
LOB	17



Batter	1	2	3	4	5	6	7	8	9	AB	R	H	RBI	BB	SO	LOB	BOTTOM
Devon White, S (1,8) OBP: 0.335, SLG: 0.313	2-2 FC5-4 1B HBP		3-2 G6-3		4-2 2B BB		1-1 G5-3		0-3 K	3	2	0	0	1	1	2	
Kurt Abbott, R (1,6) OBP: 0.319, SLG: 0.447	4-2 FC5-4 BB		2-2 HR		2-1 1H 2B		4-1 FC4-6 1B BB		1-1 G6-3	2	1	2	1	2	0	0	
Edgar Renteria, R (8,6) OBP: 0.323, SLG: 0.335	1-2 BB		2-2 2B		0-1 G5-3		1-0 FC4-6 1B			1	0	0	0	0	0	2	
Gary Sheffield, R (1,9) OBP: 0.419, SLG: 0.415	2-2 FC5-4 1B		2-2 HR		0-1 G5-3		1-0 FC4-6 1B			4	2	2	2	0	0	3	
Bobby Bonilla, S (1,5) OBP: 0.383, SLG: 0.503	1-1 G5-3 1B		3-2 L8		0-0 FC5-4 1B		3-3 K			4	1	2	1	0	1	2	
Jim Eisenreich, L (1,3) OBP: 0.338, SLG: 0.365	0-0 1B G5-3		0-0 G5-3		0-0 FC5-4		1-1 FC4-6			4	0	1	1	0	0	3	
Jeff Conine, R (8,3) OBP: 0.347, SLG: 0.375	1-2 2H 1B		1-2 P4		1-2 F8		1-2 G4-3			0	0	0	0	0	0	0	
Moises Alou, R (1,7) OBP: 0.381, SLG: 0.505	3-1 G5-3		2-2 F7		3-1 F8		2-0 G4-3			4	0	0	0	0	0	5	
Gregg Zaun, S (1,2) OBP: 0.422, SLG: 0.429	0-0 1B		2-2 F7		2-0 F9		2-1 SH1-4 BB 1B			4	0	2	1	0	0	1	
Craig Counsell, L (1,4) OBP: 0.448, SLG: 0.439	1-2 L5		1-2 F9		1-2 F9		3-1 G3		4-1 SH1-4 BB	3	0	0	0	1	0	2	
Livan Hernandez, R (1,1) Felix Heredia, L (6,1) John Carrasquel, R (6,9) Ed Vosberg, L (7,1) Jay Powell, R (7,1) Alex Arias, R (8,9) Robb Nen, R (9,1)		1-2 G3-1		0-0 F8		2-1 G4-3		1-0 SH1-4		2	0	0	0	0	0	0	0
Inning Stats	R: 3 H: 3 E: 0 K: 0 S: 16	H: 3 R: 2 ER: 2 LOB: 2 BB: 1 P: 29	R: 2 H: 2 E: 0 K: 0 S: 19	H: 2 R: 0 ER: 0 LOB: 0 BB: 0 P: 30	R: 0 H: 0 E: 0 K: 0 S: 8	H: 0 R: 1 ER: 0 LOB: 1 BB: 1 P: 12	R: 0 H: 1 E: 0 K: 0 S: 5	H: 1 R: 0 ER: 0 LOB: 1 BB: 0 P: 10	R: 0 H: 0 E: 0 K: 0 S: 6	H: 0 R: 0 ER: 0 LOB: 2 BB: 1 P: 20	R: 0 H: 1 E: 0 K: 1 S: 9	H: 1 R: 0 ER: 0 LOB: 2 BB: 1 P: 17	R: 0 H: 1 E: 0 K: 1 S: 9	H: 1 R: 0 ER: 0 LOB: 2 BB: 1 P: 17	1B: 6 2B: 2 3B: 0 HR: 1	SF: 0 SAC: 1 DP: 0 HBP: 1	WP: 0 PA: 38 PB: 0 SB: 1 CS: 0
PITCHER	IP WLS BF H R ER SO BB IBB HBP BLK WP HR S P ERA WHIP																
Kevin Tapani, R (1,1) ERA: 5.29	3.2 L	20	6	0	0	0	0	0	0	0	0	0	0	0	0	0	0
Miguel Batista, R (4,1) ERA: 1.59	1.1 5	1 0	0 0	0 0	0 0	0 0	0 0	0 0	0 0	0 0	0 0	0 0	0 0	0 0	0 0	0 0	0
Marc Pisciotta, R (6,1) ERA: 0.96	2.0 8	1 0	0 0	0 1	0 0	0 0	0 0	0 0	0 0	0 0	0 0	0 0	0 0	0 0	0 0	0 0	0
Bob Patterson, L (8,1) ERA: 3.26	0.2 4	1 0	0 0	0 1	0 0	0 0	0 0	0 0	0 0	0 0	0 0	0 0	0 0	0 0	0 0	0 0	0
Terry Adams, R (8,1) ERA: 3.9	0.1 1	0 0	0 0	0 0	0 0	0 0	0 0	0 0	0 0	0 0	0 0	0 0	0 0	0 0	0 0	0 0	0

Chicago Cubs @ Florida Marlins
Pro Player Stadium, Miami, FL
Wed Aug 20 1997, 7:05 PM EDT
Att: 28,003 - Unknown - 82 F

AB	32
R	6
H	9
RBI	6
BB	4
SO	2
LOB	20



Batter	1	2	3	4	5	6	7	8	9	AB	R	H	RBI	BB	SO	LOB	TOP										
Mark Grudzielanek, R OBP: 0.319, SLG: 0.399	1-3 K		0-1 L7			3-1 F8		1-0 1B		4	0	1	0	0	1	0	Montreal Expos @ Chicago Cubs Wrigley Field, Chicago, IL Fri Aug 22 1997, 3:33 AM CDT Att: 29,454 - Sunny - 72 F										
Mike Lansing, R OBP: 0.355, SLG: 0.482	1-2 G3-1		1-2 G5-3			1-0 G2-3		2-2 FC5-4		4	0	1	0	0	0	0											
Vladimir Guerrero, R OBP: 0.363, SLG: 0.490 Marc Valdes, R OBP: 0.182, SLG: 0.182	1-0 F8		2-2 L6			1-0 L8		1-0 FC5-4		4	0	0	0	0	0	2											
David Segui, S OBP: 0.385, SLG: 0.489		1-0 F7		1-3 K			0-0 G3-1		2-2 L9	4	0	0	0	0	1	0											
Jose Vidro, S OBP: 0.291, SLG: 0.316 Steve Kline, S (7, 1)		2-0 G3-1 1B		1-3 K		3-2 G4-3		1-2 G6-3		3	0	1	0	0	1	0											
Shayne Bennett, R (7, 1) F.P. Santangelo, S OBP: 0.391, SLG: 0.389		1-0 G3-1 1B		1-1 G5-3		3-2 G6-3		0-3 K		0	0	0	0	0	0	0											
Rondell White, R OBP: 0.317, SLG: 0.462		1-0 G3-1 1B								1	0	0	0	0	0	0											
Ryan McGuire, L OBP: 0.346, SLG: 0.431		0-2 G3-1			2-2 P5			0-0 G5-3		3	0	0	0	0	0	2											
Chris Widger, R OBP: 0.286, SLG: 0.420		4-0 IBB			2-0 P6			1-3 K		2	0	0	0	1	1	0											
Dustin Hermanson, R OBP: 0.150, SLG: 0.184 Doug Strange, S OBP: 0.331, SLG: 0.421		1-1 F9			3-1 G6-3			2-1 HR		2	0	0	0	0	0	3											
Inning Stats	R: 0 E: 0 K: 1 S: 7	H: 0 LOB: 0 BB: 0 P: 10	R: 0 E: 0 K: 0 S: 8	H: 2 LOB: 3 BB: 1 P: 17	R: 0 E: 0 K: 0 S: 9	H: 0 LOB: 0 BB: 0 P: 12	R: 0 E: 0 K: 2 S: 8	H: 0 LOB: 0 BB: 0 P: 11	R: 0 E: 0 K: 0 S: 6	H: 0 LOB: 0 BB: 0 P: 13	R: 0 E: 0 K: 0 S: 4	H: 0 LOB: 0 BB: 0 P: 9	R: 0 E: 0 K: 0 S: 9	H: 0 LOB: 0 BB: 0 P: 15	R: 1 E: 0 K: 1 S: 12	H: 3 LOB: 2 BB: 0 P: 18	R: 0 E: 0 K: 1 S: 9	H: 0 LOB: 0 BB: 0 P: 12	1B: 4 2B: 0 3B: 0 HR: 1	SF: 0 SAC: 0 DP: 0 HBP: 0	WP: 0 PB: 0 SB: 0 CS: 0	PA: 33					
PITCHER	IP	WLS	BF	H	R	ER	SO	BB	IBB	HBP	BLK	WP	HR	S	P	ERA	WHIP										
Steve Trachsel, R ERA: 4.82	7.2	W	29	5	1	1	4	0	1	0	0	0	1	62	103	1.17	0.652										
Marc Pisciotto, R ERA: 9.93	0.1		1	0	0	0	0	0	0	0	0	0	0	1	2	0.00	0.000										
Bob Patterson, L ERA: 3.22	0.2		2	0	0	0	0	0	0	0	0	0	0	6	9	0.00	0.000										
Terry Adams, R ERA: 3.88	0.1	S	1	0	0	0	1	0	0	0	0	0	0	3	3	0.00	0.000										

AB	32
R	1
H	5
RBI	1
BB	1
SO	5
LOB	7



Batter	1	2	3	4	5	6	7	8	9	AB	R	H	RBI	BB	SO	LOB	BOTTOM										
Doug Glanville, R OBP: 0.343, SLG: 0.400	2-2 P4		2-2 FC4-6			0-0 F7		2-3 K		4	0	0	0	0	1	1	Montreal Expos @ Chicago Cubs Wrigley Field, Chicago, IL Fri Aug 22 1997, 3:33 AM CDT Att: 29,454 - Sunny - 72 F										
Shawon Dunston, R OBP: 0.301, SLG: 0.412	0-3 K		1-1 P3			1-0 F8		2-1 1B SF8		4	1	1	0	0	1	1											
Mark Grace, L OBP: 0.411, SLG: 0.448	4-2 BB			0-0 L7		1-2 HR		0-0 SF8		3	1	2	0	1	0	0											
Sammy Sosa, R OBP: 0.296, SLG: 0.482	0-1 L5			3-3 K		0-0 HR		0-1 SF8		3	1	1	3	0	1	1											
Dave Clark, L OBP: 0.359, SLG: 0.431		0-0 L7		1-3 K		1-1 G5-3		4-0 IBB		3	0	0	0	1	1	0											
Kevin Orie, R OBP: 0.346, SLG: 0.429 Bob Patterson, R (9, 1) Terry Adams, R (9, 1)		1-3 K			1-2 G6-3		3-2 CI		2-0 G1-3		3	0	0	0	0	1		2									
Manny Alexander, R OBP: 0.299, SLG: 0.389		3-3 K			2-2 G1-3		1-2 BB				0	0	0	0	0	0											
Scott Servais, R OBP: 0.301, SLG: 0.344			1-0 F8		0-1 F4		0-0 F8				3	0	0	0	0	2											
Steve Trachsel, R OBP: 0.173, SLG: 0.146 Marc Pisciotto, R (8, 1) José Hernández, R OBP: 0.316, SLG: 0.444			3-2 FC4-6			2-2 G6-3		0-0 FC5		3	0	1	0	0	0	2											
Inning Stats	R: 0 E: 0 K: 1 S: 12	H: 0 LOB: 1 BB: 1 P: 18	R: 0 E: 0 K: 2 S: 10	H: 0 LOB: 0 BB: 0 P: 14	R: 0 E: 0 K: 0 S: 10	H: 1 LOB: 1 BB: 0 P: 17	R: 0 E: 0 K: 2 S: 7	H: 0 LOB: 0 BB: 0 P: 11	R: 0 E: 0 K: 0 S: 10	H: 0 LOB: 0 BB: 0 P: 13	R: 0 E: 0 K: 0 S: 9	H: 0 LOB: 0 BB: 0 P: 12	R: 2 E: 1 K: 0 S: 17	H: 2 LOB: 2 BB: 1 P: 26	R: 1 E: 0 K: 1 S: 9	H: 2 LOB: 2 BB: 1 P: 19		R: 0 E: 0 K: 1 S: 9	H: 0 LOB: 0 BB: 0 P: 12	1B: 4 2B: 0 3B: 0 HR: 1	SF: 1 SAC: 0 DP: 0 HBP: 0	WP: 0 PB: 0 SB: 1 CS: 0	PA: 33				
PITCHER	IP	WLS	BF	H	R	ER	SO	BB	IBB	HBP	BLK	WP	HR	S	P	ERA	WHIP										
Dustin Hermanson, R ERA: 3.7	6.0		20	1	0	0	5	1	0	0	0	0	1	11	16	54.00	6.000										
Steve Kline, L ERA: 6.75	0.1	L	4	2	2	2	0	0	0	0	0	0	0	6	10	0.00	1.500										
Shayne Bennett, R ERA: 3.65	0.2		3	0	0	0	0	1	0	0	0	0	0	9	19	9.00	2.000										



Batter	1	2	3	4	5	6	7	8	9	AB	R	H	RBI	BB	SO	LOB	TOP								
Devon White, S (1, 8) OBP: 0.332, SLG: 0.307										5	0	1	0	0	2	2	Florida Marlins @ Chicago Cubs Wrigley Field, Chicago, IL Mon Aug 25 1997, 7:05 PM CDT Att: 22,887 - Sunny - 68 F								
Edgar Renteria, R (1, 6) OBP: 0.324, SLG: 0.333										4	0	2	0	0	0	2									
Gary Sheffield, R (1, 9) OBP: 0.416, SLG: 0.408										2	1	0	0	2	1	1									
Bobby Bonilla, S (1, 5) OBP: 0.379, SLG: 0.491										4	0	1	0	0	1	3									
Darren Daulton, L (1, 3) OBP: 0.382, SLG: 0.482										4	0	3	1	0	0	0									
Moises Alou, R (1, 7) OBP: 0.376, SLG: 0.495										4	0	0	0	0	0	4									
Charles Johnson, R (1, 2) OBP: 0.365, SLG: 0.489										4	0	0	0	0	1	3									
Craig Counsell, L (1, 4) OBP: 0.457, SLG: 0.478										2	0	0	0	2	1	0									
Alex Fernandez, R (1, 1) OBP: 0.210, SLG: 0.263										3	0	1	0	0	0	3									
Antonio Alfonseca, R (8, 1) Jim Eisenreich, L (9, PH) OBP: 0.342, SLG: 0.365										0	0	0	0	0	0	1									
Inning Stats	R: 0 E: 0 K: 1 S: 10	H: 1 LOB: 1 BB: 1 P: 19	R: 0 E: 0 K: 1 S: 7	H: 0 LOB: 0 BB: 0 P: 12	R: 0 E: 0 K: 0 S: 11	H: 1 LOB: 1 BB: 0 P: 17	R: 1 E: 0 K: 0 S: 13	H: 2 LOB: 3 BB: 2 P: 22	R: 0 E: 0 K: 0 S: 8	H: 1 LOB: 1 BB: 0 P: 10	R: 0 E: 0 K: 0 S: 9	H: 1 LOB: 1 BB: 0 P: 12	R: 0 E: 0 K: 2 S: 15	H: 1 LOB: 1 BB: 0 P: 14	R: 0 E: 0 K: 2 S: 15	H: 1 LOB: 1 BB: 0 P: 19	R: 0 E: 0 K: 0 S: 7	H: 0 LOB: 1 BB: 1 P: 14	1B: 6 2B: 3 3B: 0 HR: 0	SF: 0 SAC: 0 DP: 1 HBP: 0	WP: 0 PB: 0 SB: 1 CS: 1	PA: 37			
PITCHER	IP	WLS	BF	H	R	ER	SO	BB	IBB	HBP	BLK	WP	HR	S	P	ERA	WHIP								
Kevin Tapani, R (1, 1) ERA: 4.61	7.0	W	29	7	1	1	4	2	1	0	0	0	0	67	106	1.29	1.286								
Marc Pisciotta, R (8, 1) ERA: 1.54	1.0		4	1	0	0	2	0	0	0	0	0	0	15	19	0.00	1.000								
Terry Adams, R (9, 1) ERA: 3.82	1.0	S	4	0	0	0	0	1	0	0	0	0	0	7	14	0.00	1.000								

AB	33
R	1
H	8
RBI	1
BB	4
SO	6
LOB	19



Batter	1	2	3	4	5	6	7	8	9	AB	R	H	RBI	BB	SO	LOB	BOTTOM								
Doug Glanville, R (1, 8) OBP: 0.343, SLG: 0.398										4	0	1	2	0	1	1	Florida Marlins @ Chicago Cubs Wrigley Field, Chicago, IL Mon Aug 25 1997, 7:05 PM CDT Att: 22,887 - Sunny - 68 F								
23 Ryne Sandberg, R (1, 4) OBP: 0.314, SLG: 0.406										4	0	2	0	0	0	0									
Mark Grace, L (1, 3) OBP: 0.408, SLG: 0.445										4	0	1	0	0	1	2									
Sammy Sosa, R (1, 9) OBP: 0.294, SLG: 0.481										4	0	0	0	0	2	2									
Shawon Dunston, R (1, 7) OBP: 0.298, SLG: 0.413										4	0	1	0	0	1	0									
Terry Adams, R (9, 1)										0	0	0	0	0	0	0									
Kevin Orie, R (1, 5) OBP: 0.349, SLG: 0.432										4	1	1	0	0	0	2									
Scott Servais, R (1, 2) OBP: 0.306, SLG: 0.350										3	1	2	0	0	1	0									
Manny Alexander, R (1, 6) OBP: 0.300, SLG: 0.393										2	0	1	0	0	0	1									
Dave Clark, L (7, PH) OBP: 0.367, SLG: 0.433										1	1	1	1	0	0	0									
Marc Pisciotta, R (8, 1) José Hernández, R (9, 6) OBP: 0.314, SLG: 0.441										0	0	0	0	0	0	0									
Kevin Tapani, R (1, 1) OBP: 0.182, SLG: 0.100										2	0	0	0	0	0	1									
Lance Johnson, L (7, PH) OBP: 0.364, SLG: 0.394										1	0	1	0	0	0	0									
Inning Stats	R: 0 E: 0 K: 1 S: 8	H: 1 LOB: 1 BB: 0 P: 10	R: 0 E: 0 K: 0 S: 6	H: 1 LOB: 1 BB: 0 P: 7	R: 0 E: 0 K: 2 S: 12	H: 1 LOB: 1 BB: 0 P: 16	R: 0 E: 0 K: 2 S: 8	H: 0 LOB: 0 BB: 0 P: 11	R: 0 E: 0 K: 1 S: 10	H: 1 LOB: 1 BB: 0 P: 13	R: 0 E: 0 K: 0 S: 8	H: 0 LOB: 0 BB: 0 P: 9	R: 3 E: 0 K: 0 S: 15	H: 5 LOB: 1 BB: 0 P: 22	R: 0 E: 0 K: 0 S: 10	H: 2 LOB: 2 BB: 0 P: 16	R: 0 E: 0 K: 0 S: 7	H: 0 LOB: 1 BB: 1 P: 14	1B: 9 2B: 2 3B: 0 HR: 0	SF: 0 SAC: 0 DP: 0 HBP: 0	WP: 0 PB: 0 SB: 0 CS: 0	PA: 33			
PITCHER	IP	WLS	BF	H	R	ER	SO	BB	IBB	HBP	BLK	WP	HR	S	P	ERA	WHIP								
Alex Fernandez, R (1, 1) ERA: 3.42	7.0	L	28	9	3	3	6	0	0	0	0	0	0	67	88	3.86	1.286								
Antonio Alfonseca, R (8, 1) ERA: 3.0	1.0		5	2	0	0	0	0	0	0	0	0	0	10	16	0.00	2.000								



Batter	1	2	3	4	5	6	7	8	9	AB	R	H	RBI	BB	SO	LOB	TOP								
Devon White, S (1.8) OBP: 0.332, SLG: 0.320										6	1	2	0	0	2	2	Florida Marlins @ Chicago Cubs Wrigley Field, Chicago, IL Tue Aug 26 1997, 7:05 PM CDT Att: 23,646 - Unknown - 73 F livebaseballscorecards.com								
Edgar Renteria, R (1.6) OBP: 0.325, SLG: 0.335										5	2	3	2	0	0	1									
Gary Sheffield, R (1.9) Kurt Abbott, R (9.7) OBP: 0.322, SLG: 0.447										5	1	3	1	1	0	1									
Bobby Bonilla, S (1.5) Alex Arias, R (9. PH) OBP: 0.352, SLG: 0.333										2	0	0	0	3	1	0									
Darren Daulton, L (1.3) Donn Pall, R (7.1) Dennis Cook, L (9.1) OBP: 0.379, SLG: 0.477										4	0	0	0	0	1	4									
Moises Alou, R (1.7) OBP: 0.376, SLG: 0.500										4	1	1	2	1	0	5									
Charles Johnson, R (1.2) OBP: 0.363, SLG: 0.485										5	1	1	0	0	1	3									
Craig Counsell, L (1.4) OBP: 0.477, SLG: 0.514										5	2	4	0	0	1	0									
Livan Hernandez, R (1.1) John Cangelosi, S (7. PH) Jeff Conine, R (7.3) OBP: 0.238, SLG: 0.300										2	0	0	0	0	0	2									
John Cangelosi, S (7. PH) Jeff Conine, R (7.3) OBP: 0.347, SLG: 0.329										1	1	1	0	0	0	0									
Jeff Conine, R (7.3) OBP: 0.347, SLG: 0.392										2	2	2	5	0	0	0									
Inning Stats	R: 2 E: 0 K: 1 S: 14	H: 2 LOB: 0 BB: 0 P: 21	R: 0 E: 0 K: 1 S: 10	H: 1 LOB: 1 BB: 0 P: 13	R: 1 E: 1 K: 1 S: 16	H: 1 LOB: 2 BB: 1 P: 27	R: 0 E: 0 K: 0 S: 7	H: 1 LOB: 1 BB: 0 P: 8	R: 0 E: 0 K: 0 S: 5	H: 0 LOB: 0 BB: 0 P: 8	R: 1 E: 0 K: 1 S: 9	H: 1 LOB: 0 BB: 0 P: 14	R: 2 E: 0 K: 2 S: 17	H: 2 LOB: 3 BB: 3 P: 36	R: 2 E: 0 K: 1 S: 14	H: 4 LOB: 3 BB: 1 P: 26	R: 3 E: 0 K: 0 S: 14	H: 5 LOB: 1 BB: 0 P: 23	1B: 9 2B: 3 3B: 1 HR: 4	SF: 1 SAC: 0 DP: 1 HBP: 0	WP: 0 PB: 0 SB: 2 CS: 0	PA: 49			
PITCHER	IP	WLS	BF	H	R	ER	SO	BB	IBB	HBP	BLK	WP	HR	S	P	ERA	WHIP								
Miguel Batista, R (1.1) ERA: 2.95	6.0	L	26	6	4	3	4	1	0	0	0	0	2	61	91	4.50	1.167								
Dave Stevens, R (7.1) ERA: 9.51	0.2		7	2	2	2	2	3	0	0	0	0	0	16	34	27.00	7.500								
Kent Bottenfield, R (7.1) ERA: 3.35	1.1		9	4	2	2	1	0	1	0	0	0	1	15	28	13.50	3.000								
Ramon Tatis, L (9.1) ERA: 4.67	1.0		7	5	3	3	0	0	0	0	0	0	1	14	23	27.00	5.000								

Batter	1	2	3	4	5	6	7	8	9	AB	R	H	RBI	BB	SO	LOB	BOTTOM								
Lance Johnson, L (1.8) OBP: 0.364, SLG: 0.394										3	0	1	0	0	0	0	Florida Marlins @ Chicago Cubs Wrigley Field, Chicago, IL Tue Aug 26 1997, 7:05 PM CDT Att: 23,646 - Unknown - 73 F livebaseballscorecards.com								
Shawon Dunston, R (8.7) OBP: 0.297, SLG: 0.412										4	0	0	0	0	2	1									
Doug Glanville, R (1.7) OBP: 0.340, SLG: 0.394										4	0	0	0	0	2	1									
Mark Grace, L (1.3) OBP: 0.411, SLG: 0.445										2	0	1	0	2	0	0									
Sammy Sosa, R (1.9) OBP: 0.292, SLG: 0.477										4	0	0	0	0	1	3									
Ramon Tatis, L (9.1)										0	0	0	0	0	0	0									
Tyler Houston, L (1.2) OBP: 0.280, SLG: 0.314										2	0	1	0	1	0	1									
Mike Hubbard, R (9. PH) OBP: 0.245, SLG: 0.275										1	0	0	0	0	1	0									
Kevin Orie, R (1.5) OBP: 0.346, SLG: 0.428										3	0	0	0	0	1	5									
Dave Stevens, R (7.1) Kent Bottenfield, R (7.1) OBP: 0.245, SLG: 0.275										0	0	0	0	0	0	0									
Dave Clark, L (9.9) OBP: 0.365, SLG: 0.430										1	0	0	0	0	1	0									
José Hernández, R (1.4) OBP: 0.312, SLG: 0.435										4	0	1	0	0	1	3									
Manny Alexander, R (1.6) OBP: 0.293, SLG: 0.384										4	0	0	0	0	0	1									
Miguel Batista, R (1.1) Dave Hansen, L (7.5) OBP: 0.429, SLG: 0.427										2	0	0	0	0	1	0									
Dave Hansen, L (7.5) OBP: 0.429, SLG: 0.427										1	0	0	0	0	0	0									
Inning Stats	R: 0 E: 0 K: 0 S: 8	H: 0 LOB: 0 BB: 0 P: 12	R: 0 E: 0 K: 1 S: 9	H: 0 LOB: 1 BB: 1 P: 15	R: 0 E: 0 K: 2 S: 11	H: 1 LOB: 0 BB: 0 P: 19	R: 0 E: 0 K: 1 S: 12	H: 0 LOB: 2 BB: 1 P: 21	R: 0 E: 0 K: 2 S: 10	H: 0 LOB: 0 BB: 0 P: 14	R: 0 E: 0 K: 2 S: 12	H: 1 LOB: 2 BB: 1 P: 22	R: 0 E: 0 K: 0 S: 8	H: 0 LOB: 0 BB: 0 P: 13	R: 0 E: 0 K: 0 S: 6	H: 1 LOB: 1 BB: 0 P: 11	R: 0 E: 0 K: 2 S: 11	H: 1 LOB: 1 BB: 0 P: 18	1B: 4 2B: 0 3B: 0 HR: 0	SF: 0 SAC: 0 DP: 0 HBP: 0	WP: 0 PB: 0 SB: 0 CS: 0	PA: 35			
PITCHER	IP	WLS	BF	H	R	ER	SO	BB	IBB	HBP	BLK	WP	HR	S	P	ERA	WHIP								
Livan Hernandez, R (1.1) ERA: 2.8	6.0	W	24	2	0	0	6	3	0	0	0	0	0	14	24	0.00	0.833								
Donn Pall, R (7.1) ERA: 9.51	2.0		7	1	0	0	0	0	0	0	0	0	0	14	24	0.00	0.500								
Dennis Cook, L (9.1) ERA: 3.65	1.0		4	1	0	0	2	0	0	0	0	0	0	11	18	0.00	1.000								



Batter	1	2	3	4	5	6	7	8	9	AB	R	H	RBI	BB	SO	LOB	TOP										
Devon White, S OBP: 0.338, SLG: 0.329	1-3 K		3-2 SAFE X 1-3 1B			0-1 X 2B		0-1 L8	4-0 IBB	4	0	2	0	1	1	0											
Alex Arias, R OBP: 0.329, SLG: 0.309	1-0 F9		0-1 L9			1-1 G5-3		1-3 K	0-2 G4-3	5	0	0	0	0	1	5											
Gary Sheffield, R OBP: 0.418, SLG: 0.419	0-0 P6			3-3 K		2-0 G5-4-3 HBP		2-3 K		3	0	0	0	0	2	0											
Bobby Bonilla, S OBP: 0.378, SLG: 0.485		1-1 F7		1-2 P9		0-0 G5-4-3			1-2 G3	4	0	0	0	0	2												
Jeff Conine, R OBP: 0.349, SLG: 0.400		0-0 G4-3		2-2 HR			4-1 G3 BB BB		2-1 E6 1B	3	2	1	1	1	0	0											
Moises Alou, R OBP: 0.374, SLG: 0.496		3-2 F8		3-2 G1-3			1-3 K		3-1 E6 1B	4	1	0	0	0	1	2											
Charles Johnson, R OBP: 0.364, SLG: 0.484			0-0 F8		3-3 K		4-2 SAFE BB		0-0 G3-1 1B	3	0	1	1	1	1	0											
Gregg Zaun, S OBP: 0.424, SLG: 0.426							1-2 SAFE BB		1-2 2-H 1B	0	1	0	0	0	0	0											
Craig Counsell, L OBP: 0.467, SLG: 0.500			1-2 1B		0-0 G3-1		3-2 G3		2-0 G3-1	4	0	1	0	0	0	4											
Tony Saunders, L OBP: 0.281, SLG: 0.125			0-3 K		0-1 G6-3		2-3 K		2-1 1B	2	0	0	0	0	0	1											
Inning Stats	R: 0 E: 0 K: 1 S: 5	H: 0 LOB: 0 BB: 7 P: 7	R: 0 E: 0 K: 0 S: 6	H: 0 LOB: 0 BB: 10 P: 10	R: 0 E: 0 K: 1 S: 16	H: 2 LOB: 2 BB: 0 P: 20	R: 1 E: 0 K: 1 S: 14	H: 1 LOB: 0 BB: 0 P: 23	R: 0 E: 0 K: 1 S: 10	H: 0 LOB: 0 BB: 0 P: 13	R: 0 E: 0 K: 2 S: 14	H: 0 LOB: 2 BB: 2 P: 28	R: 0 E: 0 K: 2 S: 10	H: 0 LOB: 0 BB: 13 P: 13	R: 3 E: 2 K: 0 S: 15	H: 2 LOB: 2 BB: 1 P: 29	1B: 4 2B: 1 3B: 0 HR: 1	SF: 0 SAC: 0 DP: 1 HBP: 1	WP: 0 PB: 0 SB: 0 CS: 0	PA: 38							
PITCHER	IP	WLS	BF	H	R	ER	SO	BB	IBB	HBP	BLK	WP	HR	S	P	ERA	WHIP										
Steve Trachsel, R ERA: 4.67	(1, 1)	6.2	26	4	1	1	5	2	0	1	0	0	1	66	103	1.35	0.900										
Bob Patterson, L ERA: 3.46	(7, 1)	0.2	2	0	0	0	1	0	0	0	0	0	0	6	8	0.00	0.000										
Marc Pisciotta, R ERA: 1.46	(8, 1)	0.2	2	0	0	0	2	0	0	0	0	0	0	8	11	0.00	0.000										
Terry Adams, R ERA: 3.76	(9, 1)	1.0	L	8	2	3	0	0	1	0	0	0	0	15	29	0.00	2.000										

Florida Marlins @ Chicago Cubs
Wrigley Field, Chicago, IL
Wed Aug 27 1997, 3:33 AM CDT
Att: 17,917 - Cloudy - 79 F

AB 34
R 4
H 6
RBI 4
BB 3
SO 8
LOB 16



Batter	1	2	3	4	5	6	7	8	9	AB	R	H	RBI	BB	SO	LOB	BOTTOM										
Doug Glanville, R OBP: 0.341, SLG: 0.395	1-1 G6-3		2-1 23 SF9 1B		1-1 F7			0-2 23 FC6 23 DI 1B		4	1	2	0	0	0	0											
23 Ryne Sandberg, R OBP: 0.313, SLG: 0.405	1-1 1B		1-0 SF9			0-1 G3-1		1-0 FC6	1-2 G4-6-3	3	0	1	1	0	0	2											
Mark Grace, L OBP: 0.409, SLG: 0.443	1-0 P8		0-0 2-H 1B			0-3 K		2-0 G4-6-3	1-2 1-2	4	0	1	1	0	1	3											
Sammy Sosa, R OBP: 0.290, SLG: 0.474	3-3 K		3-2 SAFE L8			3-3 K			0-0 P4	4	0	0	0	0	2	2											
Shawon Dunston, R OBP: 0.295, SLG: 0.409		1-1 G6-3		0-1 P4			0-3 K2-3		2-2 WP 1B	3	0	0	0	0	1	0											
Lance Johnson, L OBP: 0.366, SLG: 0.395									0-0 1B	1	0	1	0	0	0	0											
Kevin Orie, R OBP: 0.348, SLG: 0.437		3-0 G5-3		4-0 CS BB			1-1 HR		0-0 P3	3	1	1	1	1	0	1											
Manny Alexander, R OBP: 0.289, SLG: 0.377		3-1 F7		0-3 K			1-3 K		0-1 WP 1B	3	0	0	0	0	2	1											
Dave Hansen, L OBP: 0.432, SLG: 0.432				1-2 K					1-2 1B	1	0	1	0	0	0	0											
Mike Hubbard, R OBP: 0.250, SLG: 0.278			0-0 1B 23 SF9 1B						1-1 G6-3	3	1	1	0	0	1	0											
Scott Servais, R OBP: 0.305, SLG: 0.349									1-2 2-3	1	0	0	0	0	2												
Steve Trachsel, R OBP: 0.170, SLG: 0.143			0-0 SH1-4		0-2 G3			0-1 1B		1	0	0	0	0	0	0											
Inning Stats	R: 0 E: 0 K: 1 S: 9	H: 1 LOB: 1 BB: 0 P: 15	R: 0 E: 0 K: 0 S: 5	H: 0 LOB: 0 BB: 12 P: 12	R: 2 E: 0 K: 0 S: 9	H: 3 LOB: 1 BB: 0 P: 15	R: 0 E: 0 K: 1 S: 5	H: 0 LOB: 0 BB: 1 P: 9	R: 0 E: 0 K: 2 S: 8	H: 0 LOB: 0 BB: 0 P: 11	R: 1 E: 0 K: 2 S: 9	H: 1 LOB: 0 BB: 0 P: 11	R: 0 E: 0 K: 0 S: 8	H: 2 LOB: 2 BB: 0 P: 11	R: 0 E: 0 K: 0 S: 11	H: 2 LOB: 2 BB: 0 P: 14	1B: 8 2B: 0 3B: 0 HR: 1	SF: 1 SAC: 1 DP: 1 HBP: 0	WP: 1 PB: 0 SB: 0 CS: 1	PA: 35							
PITCHER	IP	WLS	BF	H	R	ER	SO	BB	IBB	HBP	BLK	WP	HR	S	P	ERA	WHIP										
Tony Saunders, L ERA: 3.77	(1, 1)	6.0	22	4	2	2	5	1	0	0	0	0	1	9	11	3.00	0.833										
Jay Powell, R ERA: 3.38	(7, 1)	1.0	4	1	1	1	2	0	0	0	0	0	1	9	11	9.00	1.000										
Ed Vosberg, L ERA: 4.14	(8, 1)	0.0	1	1	0	0	0	0	0	0	0	0	0	2	2	∞	∞										
Robb Nen, R ERA: 4.06	(8, 1)	2.0	W	8	3	0	0	0	0	0	0	1	0	17	23	0.00	1.500										

Florida Marlins @ Chicago Cubs
Wrigley Field, Chicago, IL
Wed Aug 27 1997, 3:33 AM CDT
Att: 17,917 - Cloudy - 79 F

AB 32
R 3
H 9
RBI 3
BB 1
SO 7
LOB 11



Batter	1	2	3	4	5	6	7	8	9	AB	R	H	RBI	BB	SO	LOB	TOP								
Lance Johnson, L OBP: 0.364, SLG: 0.393	G3		1-2 1B		0-2 SAFE 1B		1-2 SAFE G1-3		2-2 G4-3	5	0	2	1	0	0	1									
Shawon Dunston, R OBP: 0.297, SLG: 0.411	1-0 S WP 2B		1-1 L6-4		1-1 P4			1-2 1B	3-3 K	5	2	2	0	0	1	4									
Mark Grace, L OBP: 0.413, SLG: 0.447 Doug Glanville, R OBP: 0.337, SLG: 0.390	3-3 K			1-0 FC4-6 23 FC5-2 1B	0-1 G4-6-3			3-2 1B E 1B	3-2 1B	5	1	3	0	0	1	3									
Sammy Sosa, R OBP: 0.294, SLG: 0.479	4-1 CS 3-H BB			0-0 FC4-6 1B	1-2 1B			2-3 K	1-3 K	4	0	1	0	1	2	3									
Dave Clark, L OBP: 0.362, SLG: 0.424 Scott Servais, R OBP: 0.304, SLG: 0.348	0-2 CS	3-2 G3-1		0-1 FC4-6 23 FC5-2 1B	1-2 2-3			3-2 E 1B		3	0	0	0	0	0	2									
23 Ryne Sandberg, R OBP: 0.314, SLG: 0.402 José Hernández, R OBP: 0.315, SLG: 0.432		0-2 L6		0-2 FC5-2	1-2 1B			1-3 3-H K	1-3 K	3	0	0	0	0	1	2									
Kevin Orte, R OBP: 0.339, SLG: 0.425		1-3 K		1-2 3-H K	3-3 K			0-0 F9	0-0 E3 1B	4	1	0	0	0	2	2									
Tyler Houston, L OBP: 0.292, SLG: 0.331			0-0 FC5-4 1B		0-0 SH 1B 2B			2-0 F7	1-0 1B	4	1	3	1	0	0	0									
Manny Alexander, R OBP: 0.289, SLG: 0.376			0-2 FC5-4 L6-4 1B		2-1 SH 1B			3-1 1B	0-0 F7	3	0	1	0	0	0	2									
Inning Stats	R: 1 E: 0 K: 1 S: 9	H: 1 LOB: 0 BB: 1 P: 17	R: 0 E: 0 K: 1 S: 11	H: 0 LOB: 0 BB: 0 P: 15	R: 0 E: 0 K: 0 S: 7	H: 2 LOB: 1 BB: 0 P: 8	R: 0 E: 0 K: 1 S: 10	H: 2 LOB: 2 BB: 0 P: 14	R: 1 E: 1 K: 0 S: 10	H: 2 LOB: 1 BB: 0 P: 13	R: 0 E: 0 K: 1 S: 6	H: 0 LOB: 0 BB: 0 P: 8	R: 0 E: 0 K: 0 S: 7	H: 1 LOB: 1 BB: 0 P: 13	R: 4 E: 1 K: 2 S: 22	H: 4 LOB: 1 BB: 0 P: 33	R: 0 E: 0 K: 2 S: 14	H: 1 LOB: 1 BB: 0 P: 23	1B: 11 2B: 3 3B: 0 HR: 0	SF: 0 SAC: 1 DP: 2 HBP: 0	WP: 1 PB: 0 SB: 1 CS: 1	PA: 41			
PITCHER	IP	WLS	BF	H	R	ER	SO	BB	IBB	HBP	BLK	WP	HR	S	P	ERA	WHIP								
Orel Hershiser, R ERA: 4.6	(1, 1)	7.0	28	8	2	2	4	1	0	0	0	1	0	60	88	2.57	1.286								
Michael Jackson, R ERA: 3.27	(8, 1)	0.1	3	2	2	1	1	0	0	0	0	0	0	11	17	27.00	6.000								
Paul Assenmacher, L ERA: 3.0	(8, 1)	0.1	2	1	0	0	1	0	0	0	0	0	0	8	12	0.00	3.000								
Jose Mesa, R ERA: 2.73	(8, 1)	1.1	W 7	2	2	0	2	0	0	0	0	0	0	17	27	0.00	1.500								

Chicago Cubs @ Cleveland Indians
Jacobs Field, Cleveland, OH
Fri Aug 29 1997, 7:05 PM EDT
Att: 43,060 - Unknown - 70 F

AB 38
R 6
H 13
RBI 3
BB 1
SO 8
LOB 21



Batter	1	2	3	4	5	6	7	8	9	AB	R	H	RBI	BB	SO	LOB	BOTTOM								
Brian Giles, L OBP: 0.367, SLG: 0.480	G4-3		1-2 P5	2-2 1-H 2B		2-3 K		0-0 SH2-4		4	0	1	1	0	1	1									
Omar Vizquel, S OBP: 0.348, SLG: 0.367	1-2 1B		0-1 F8	2-1 P4		0-3 K		1-0 F7		5	0	1	0	0	1	3									
Manny Ramirez, R OBP: 0.419, SLG: 0.540	4-1 1B		4-2 BB		0-0 F7		1-2 G6-3	4-0 1B E IBB		2	0	0	0	3	0	0									
Jim Thome, L OBP: 0.436, SLG: 0.609	1-1 FC5-4 1B		4-0 BB		4-1 G3 2B BB		3-2 P5	1-1 E5 1B		3	1	1	0	2	0	2									
David Justice, L OBP: 0.436, SLG: 0.635	1-3 K		1-0 P5		0-1 G3		1-1 2B 1B	1-2 1B		5	1	2	1	0	1	6									
Matt Williams, R OBP: 0.296, SLG: 0.481	1-1 FC5-4			0-0 WP 1B 2B	2-2 2-H 2B		1-0 2B 1B	2-2 P4		5	2	3	1	0	0	6									
Sandy Alomar Jr., R OBP: 0.362, SLG: 0.540		1-0 G5-3		3-1 FC5-4 1B	0-3 K		1-0 1-H 2-H 2B			4	1	2	3	0	1	1									
Tony Fernandez, S OBP: 0.313, SLG: 0.398		1-0 F9		0-1 B5		1-2 L7	3-3 K			4	0	0	0	0	1	1									
Marquis Grissom, R OBP: 0.314, SLG: 0.385		1-0 P3		1-0 FC5-4 2B		0-0 S 1B		4-2 E SH2-4 1B BB		3	2	1	0	1	0	1									
Inning Stats	R: 0 E: 0 K: 1 S: 12	H: 2 LOB: 3 BB: 1 P: 21	R: 0 E: 0 K: 0 S: 3	H: 0 LOB: 0 BB: 0 P: 6	R: 0 E: 0 K: 0 S: 9	H: 0 LOB: 2 BB: 2 P: 19	R: 2 E: 0 K: 0 S: 11	H: 3 LOB: 1 BB: 0 P: 19	R: 1 E: 0 K: 1 S: 11	H: 1 LOB: 1 BB: 1 P: 17	R: 0 E: 0 K: 2 S: 13	H: 1 LOB: 0 BB: 0 P: 15	R: 3 E: 0 K: 1 S: 17	H: 3 LOB: 0 BB: 0 P: 27	R: 1 E: 1 K: 0 S: 16	H: 1 LOB: 3 BB: 2 P: 29	1B: 7 2B: 4 3B: 0 HR: 0	SF: 0 SAC: 1 DP: 0 HBP: 0	WP: 1 PB: 1 SB: 3 CS: 0	PA: 42					
PITCHER	IP	WLS	BF	H	R	ER	SO	BB	IBB	HBP	BLK	WP	HR	S	P	ERA	WHIP								
Geremi Gonzalez, R ERA: 4.5	(1, 1)	6.2	34	10	6	5	4	4	0	0	0	1	0	72	117	6.75	2.100								
Dave Stevens, R ERA: 9.99	(7, 1)	0.1	L 2	0	1	0	1	1	0	0	1	0	0	9	16	0.00	3.000								
Bob Patterson, L ERA: 3.35	(8, 1)	1.0	6	1	0	0	0	0	1	0	0	0	0	11	20	0.00	1.000								

Chicago Cubs @ Cleveland Indians
Jacobs Field, Cleveland, OH
Fri Aug 29 1997, 7:05 PM EDT
Att: 43,060 - Unknown - 70 F

AB 35
R 7
H 11
RBI 6
BB 6
SO 5
LOB 21



Batter	1	2	3	4	5	6	7	8	9	AB	R	H	RBI	BB	SO	LOB	TOP			
Lance Johnson, L (1, 10) OBP: 0.365, SLG: 0.393 (9, 8)	P5	G4-6-3 1B			L9	L1		1B		5	0	2	2	0	0	2				
Doug Glanville, R (1, 8) OBP: 0.340, SLG: 0.403 (9, 7)	F9 BB 1B	G4-6-3			G6-3	HR			3B	5	3	3	1	0	0	1				
Mark Grace, L (1, 3) OBP: 0.415, SLG: 0.458	1B BB			HR	F9				3B	4	2	2	2	1	0	0				
Sammy Sosa, R (1, 9) OBP: 0.293, SLG: 0.478	F9			HR	K				K	5	0	1	0	0	3	3				
Shawon Dunston, R (1, 7) OBP: 0.298, SLG: 0.411 (8, 6)	1B 1B			HR	K				K	5	2	2	1	0	2	2				
Kevin Orie, R (1, 5) OBP: 0.343, SLG: 0.426	1B				K				K	4	2	2	1	1	1	1				
Scott Servais, R (1, 2) OBP: 0.307, SLG: 0.351	1B				K				K	3	0	2	1	0	0	0				
José Hernández, R (1, 4) OBP: 0.320, SLG: 0.430	K				K				K	3	0	1	1	1	1	2				
Manny Alexander, R (1, 6) OBP: 0.285, SLG: 0.370 (8, PH) Dave Clark, L OBP: 0.359, SLG: 0.421 (8, 7) Terry Adams, R (9, 1)	G5-3				F9				K	3	0	0	0	0	0	2				
Inning Stats	R: 3 E: 0 K: 1 S: 12	H: 4 LOB: 2 BB: 1 P: 21	R: 0 E: 0 K: 0 S: 9	H: 1 LOB: 0 BB: 0 P: 11	R: 1 E: 0 K: 0 S: 11	H: 2 LOB: 0 BB: 0 P: 15	R: 0 E: 0 K: 0 S: 7	H: 0 LOB: 0 BB: 0 P: 13	R: 1 E: 0 K: 1 S: 10	H: 3 LOB: 2 BB: 0 P: 23	R: 0 E: 0 K: 1 S: 8	H: 0 LOB: 0 BB: 0 P: 15	R: 2 E: 0 K: 1 S: 10	H: 2 LOB: 2 BB: 0 P: 22	R: 1 E: 0 K: 3 S: 18	H: 2 LOB: 1 BB: 0 P: 21	1B: 10 2B: 3 3B: 1 HR: 2	SF: 0 SAC: 1 DP: 2 HBP: 0	WP: 0 PB: 0 SB: 0 CS: 0	PA: 42
PITCHER	IP WLS BF H R ER SO BB IBB HBP BLK WP HR S P ERA WHIP	IP WLS BF H R ER SO BB IBB HBP BLK WP HR S P ERA WHIP	IP WLS BF H R ER SO BB IBB HBP BLK WP HR S P ERA WHIP	IP WLS BF H R ER SO BB IBB HBP BLK WP HR S P ERA WHIP	IP WLS BF H R ER SO BB IBB HBP BLK WP HR S P ERA WHIP	IP WLS BF H R ER SO BB IBB HBP BLK WP HR S P ERA WHIP	IP WLS BF H R ER SO BB IBB HBP BLK WP HR S P ERA WHIP	IP WLS BF H R ER SO BB IBB HBP BLK WP HR S P ERA WHIP	IP WLS BF H R ER SO BB IBB HBP BLK WP HR S P ERA WHIP	IP WLS BF H R ER SO BB IBB HBP BLK WP HR S P ERA WHIP	IP WLS BF H R ER SO BB IBB HBP BLK WP HR S P ERA WHIP	IP WLS BF H R ER SO BB IBB HBP BLK WP HR S P ERA WHIP	IP WLS BF H R ER SO BB IBB HBP BLK WP HR S P ERA WHIP	IP WLS BF H R ER SO BB IBB HBP BLK WP HR S P ERA WHIP	IP WLS BF H R ER SO BB IBB HBP BLK WP HR S P ERA WHIP	IP WLS BF H R ER SO BB IBB HBP BLK WP HR S P ERA WHIP	IP WLS BF H R ER SO BB IBB HBP BLK WP HR S P ERA WHIP	IP WLS BF H R ER SO BB IBB HBP BLK WP HR S P ERA WHIP	IP WLS BF H R ER SO BB IBB HBP BLK WP HR S P ERA WHIP	IP WLS BF H R ER SO BB IBB HBP BLK WP HR S P ERA WHIP

Chicago Cubs @ Cleveland Indians
Jacobs Field, Cleveland, OH
Sat Aug 30 1997, 3:33 AM EDT
Att: 43,044 - Sunny - 72 F

AB	38
R	9
H	15
RBI	9
BB	3
SO	8
LOB	16



Batter	1	2	3	4	5	6	7	8	9	AB	R	H	RBI	BB	SO	LOB	BOTTOM					
Brian Giles, L (1, 7) OBP: 0.367, SLG: 0.477 (6, 9)	G4-3		F7		F7			1B		4	0	1	1	1	0	1						
Omar Vizquel, S (1, 6) OBP: 0.344, SLG: 0.363	G5-3		G3		G3	L9		1B		5	0	0	0	0	0	6						
Manny Ramirez, R (1, 9) OBP: 0.421, SLG: 0.540 (8, PH) Bruce Aven, R OBP: 0.333, SLG: 0.200 Tony Fernandez, S OBP: 0.312, SLG: 0.397 (9, PH)	K				FC3-6 1B	BB			G6-3	2	0	1	0	1	1	0						
Jim Thome, L (1, 3) OBP: 0.432, SLG: 0.602			K		F7	K			K	5	0	0	0	0	4	3						
David Justice, L (1, 10) OBP: 0.433, SLG: 0.637			HR		FC3-6 2B E				L6	5	2	1	1	0	0	2						
Matt Williams, R (1, 5) OBP: 0.298, SLG: 0.483			F7		E	HBP 1B			K	4	2	2	0	0	1	1						
Jeff Branson, L (1, 4) OBP: 0.253, SLG: 0.295			K		E9	F7			G6-3	4	0	1	2	0	1	1						
Pat Borders, R (1, 2) OBP: 0.362, SLG: 0.441			G4-3		HBP	BB HBP 1B			G3	3	0	1	0	0	0	0						
Marquis Grissom, R (1, 8) OBP: 0.317, SLG: 0.385			1B		K	HBP			1B	2	0	1	0	1	1	2						
Inning Stats	R: 0 E: 0 K: 1 S: 8	H: 0 LOB: 0 BB: 0 P: 12	R: 1 E: 0 K: 2 S: 15	H: 1 LOB: 0 BB: 0 P: 22	R: 0 E: 0 K: 0 S: 7	H: 1 LOB: 1 BB: 0 P: 10	R: 2 E: 1 K: 1 S: 17	H: 3 LOB: 2 BB: 0 P: 30	R: 0 E: 0 K: 1 S: 12	H: 0 LOB: 1 BB: 1 P: 19	R: 1 E: 0 K: 0 S: 19	H: 2 LOB: 3 BB: 1 P: 34	R: 0 E: 0 K: 2 S: 13	H: 0 LOB: 1 BB: 1 P: 19	R: 0 E: 0 K: 0 S: 10	H: 1 LOB: 2 BB: 1 P: 17	R: 0 E: 0 K: 1 S: 9	H: 0 LOB: 0 BB: 0 P: 15	1B: 6 2B: 1 3B: 0 HR: 1	SF: 0 SAC: 0 DP: 0 HBP: 2	WP: 0 PB: 0 SB: 0 CS: 0	PA: 41
PITCHER	IP WLS BF H R ER SO BB IBB HBP BLK WP HR S P ERA WHIP	IP WLS BF H R ER SO BB IBB HBP BLK WP HR S P ERA WHIP	IP WLS BF H R ER SO BB IBB HBP BLK WP HR S P ERA WHIP	IP WLS BF H R ER SO BB IBB HBP BLK WP HR S P ERA WHIP	IP WLS BF H R ER SO BB IBB HBP BLK WP HR S P ERA WHIP	IP WLS BF H R ER SO BB IBB HBP BLK WP HR S P ERA WHIP	IP WLS BF H R ER SO BB IBB HBP BLK WP HR S P ERA WHIP	IP WLS BF H R ER SO BB IBB HBP BLK WP HR S P ERA WHIP	IP WLS BF H R ER SO BB IBB HBP BLK WP HR S P ERA WHIP	IP WLS BF H R ER SO BB IBB HBP BLK WP HR S P ERA WHIP	IP WLS BF H R ER SO BB IBB HBP BLK WP HR S P ERA WHIP	IP WLS BF H R ER SO BB IBB HBP BLK WP HR S P ERA WHIP	IP WLS BF H R ER SO BB IBB HBP BLK WP HR S P ERA WHIP	IP WLS BF H R ER SO BB IBB HBP BLK WP HR S P ERA WHIP	IP WLS BF H R ER SO BB IBB HBP BLK WP HR S P ERA WHIP	IP WLS BF H R ER SO BB IBB HBP BLK WP HR S P ERA WHIP	IP WLS BF H R ER SO BB IBB HBP BLK WP HR S P ERA WHIP	IP WLS BF H R ER SO BB IBB HBP BLK WP HR S P ERA WHIP	IP WLS BF H R ER SO BB IBB HBP BLK WP HR S P ERA WHIP	IP WLS BF H R ER SO BB IBB HBP BLK WP HR S P ERA WHIP		

Chicago Cubs @ Cleveland Indians
Jacobs Field, Cleveland, OH
Sat Aug 30 1997, 3:33 AM EDT
Att: 43,044 - Sunny - 72 F

AB	35
R	4
H	8
RBI	4
BB	4
SO	8
LOB	16



Batter	1	2	3	4	5	6	7	8	9	AB	R	H	RBI	BB	SO	LOB	TOP					
Chuck Knoblauch, R OBP: 0.396, SLG: 0.431										3	2	2	0	1	0	0	Minnesota Twins @ Chicago Cubs Wrigley Field, Chicago, IL Mon Sep 01 1997, 3:33 AM CDT Att: 34,117 - Sunny - 76 F					
Brent Bredt, L OBP: 0.356, SLG: 0.379										2	1	2	0	2	0	0						
Paul Molitor, R OBP: 0.345, SLG: 0.420										4	0	2	1	1	0	3						
Ron Coomer, R OBP: 0.333, SLG: 0.433										3	1	1	2	0	0	3						
Terry Steinbach, R OBP: 0.318, SLG: 0.420										4	0	1	0	1	0	1						
Marty Cordova, R OBP: 0.299, SLG: 0.421										5	1	2	0	0	2	6						
Denny Hocking, S OBP: 0.311, SLG: 0.379										0	0	0	0	0	0	0						
Rich Becker, L OBP: 0.356, SLG: 0.399										5	1	1	0	0	2	6						
Pat Meares, R OBP: 0.324, SLG: 0.421										4	1	2	4	0	0	0						
Rich Robertson, L OBP: 0.290, SLG: 0.300										1	0	0	0	0	1	0						
Todd Ritchie, R OBP: 0.305, SLG: 0.330										2	0	0	0	0	1	0						
Mike Trombley, R OBP: 0.295, SLG: 0.330										0	0	0	0	0	0	0						
Matt Lawton, L OBP: 0.295, SLG: 0.330										0	0	0	0	0	0	0						
Damian Miller, R OBP: 0.295, SLG: 0.458										1	0	0	0	0	2	0						
Greg Swindell, L OBP: 0.295, SLG: 0.458										0	0	0	0	0	0	0						
Rick Aguilera, R OBP: 0.295, SLG: 0.458										0	0	0	0	0	0	0						
Inning Stats	R: 2 E: 0 K: 1 S: 16	H: 2 LOB: 1 BB: 1 P: 28	R: 0 E: 0 K: 1 S: 12	H: 0 LOB: 0 BB: 0 P: 18	R: 1 E: 0 K: 2 S: 19	H: 2 LOB: 3 BB: 2 P: 35	R: 0 E: 0 K: 1 S: 10	H: 0 LOB: 2 BB: 1 P: 17	R: 3 E: 0 K: 0 S: 16	H: 3 LOB: 0 BB: 0 P: 23	R: 0 E: 0 K: 0 S: 10	H: 1 LOB: 1 BB: 0 P: 12	R: 1 E: 0 K: 0 S: 10	H: 3 LOB: 1 BB: 0 P: 13	R: 0 E: 0 K: 0 S: 7	H: 1 LOB: 1 BB: 1 P: 13	R: 0 E: 0 K: 1 S: 9	H: 1 LOB: 1 BB: 0 P: 13	1B: 11 2B: 1 3B: 0 HR: 1	SF: 2 SAC: 1 DP: 2 HBP: 1	WP: 0 PB: 0 SB: 2 CS: 1	PA: 43
PITCHER	IP	WLS	BF	H	R	ER	SO	BB	IBB	HBP	BLK	WP	HR	S	P	ERA	WHIP					
Steve Trachsel, R ERA: 4.86	5.0		27	7	6	6	5	4	0	1	0	0	1	73	121	10.80	2.200					
Dave Stevens, R ERA: 8.95	1.1	L	8	4	1	1	0	0	0	0	0	0	0	19	24	6.75	3.000					
Bob Patterson, L ERA: 3.29	1.0		3	1	0	0	0	0	0	0	0	0	0	5	7	0.00	1.000					
Marc Pisciotta, R ERA: 1.96	1.2		5	1	0	0	1	1	0	0	0	0	0	12	20	0.00	1.200					

AB	34
R	7
H	13
RBI	7
BB	5
SO	6
LOB	21



Batter	1	2	3	4	5	6	7	8	9	AB	R	H	RBI	BB	SO	LOB	BOTTOM				
Lance Johnson, L OBP: 0.360, SLG: 0.387										5	0	1	0	0	0	3	Minnesota Twins @ Chicago Cubs Wrigley Field, Chicago, IL Mon Sep 01 1997, 3:33 AM CDT Att: 34,117 - Sunny - 76 F				
Doug Glanville, R OBP: 0.344, SLG: 0.405										5	2	3	0	0	1						
Mark Grace, L OBP: 0.418, SLG: 0.462										3	2	1	1	2	0						
Sammy Sosa, R OBP: 0.296, SLG: 0.485										5	1	3	3	0	1	2					
23 Ryne Sandberg, R OBP: 0.315, SLG: 0.402										5	0	2	1	0	1	1					
Kevin Orie, R OBP: 0.338, SLG: 0.416										3	0	0	0	1	0	2					
Marc Pisciotta, R OBP: 0.307, SLG: 0.445										4	0	2	0	0	0	2					
Scott Servais, R OBP: 0.308, SLG: 0.355										4	0	2	0	0	0	2					
Manny Alexander, R OBP: 0.289, SLG: 0.364										3	0	0	0	0	0	1					
Steve Trachsel, R OBP: 0.185, SLG: 0.143										0	1	0	0	1	0	0					
Dave Stevens, R OBP: 0.185, SLG: 0.143										1	0	0	0	0	0	0					
Bob Patterson, R OBP: 0.185, SLG: 0.143										0	0	0	0	0	0	0					
José Hernández, R OBP: 0.318, SLG: 0.426										1	0	0	0	1	1	0					
Inning Stats	R: 2 E: 0 K: 0 S: 8	H: 1 LOB: 0 BB: 1 P: 16	R: 0 E: 0 K: 0 S: 8	H: 1 LOB: 2 BB: 0 P: 16	R: 2 E: 1 K: 1 S: 9	H: 2 LOB: 1 BB: 1 P: 19	R: 2 E: 1 K: 1 S: 8	H: 2 LOB: 1 BB: 1 P: 17	R: 0 E: 0 K: 0 S: 13	H: 1 LOB: 1 BB: 0 P: 17	R: 0 E: 0 K: 0 S: 9	H: 2 LOB: 1 BB: 0 P: 14	R: 0 E: 0 K: 1 S: 12	H: 1 LOB: 1 BB: 0 P: 20	R: 0 E: 0 K: 0 S: 19	H: 1 LOB: 1 BB: 0 P: 26	1B: 10 2B: 1 3B: 0 HR: 1	SF: 0 SAC: 1 DP: 0 HBP: 1	WP: 0 PB: 2 SB: 0 CS: 2	PA: 42	
PITCHER	IP	WLS	BF	H	R	ER	SO	BB	IBB	HBP	BLK	WP	HR	S	P	ERA	WHIP				
Rich Robertson, L ERA: 5.53	2.1		14	4	4	3	0	2	0	1	0	0	0	29	52	2.70	1.800				
Todd Ritchie, R ERA: 4.5	3.1		15	4	2	1	2	2	0	0	0	0	0	3	4	0.00	0.000				
Mike Trombley, R ERA: 4.1	0.1	W	1	0	0	0	0	0	0	0	0	0	0	3	4	0.00	0.000				
Greg Swindell, L ERA: 3.59	2.0		8	3	0	0	1	0	0	0	0	0	0	21	34	0.00	1.500				
Rick Aguilera, R ERA: 3.73	1.0	S	4	1	0	0	0	0	0	0	0	0	0	19	26	0.00	1.000				

AB	36
R	6
H	12
RBI	5
BB	4
SO	3
LOB	14



Batter	1	2	3	4	5	6	7	8	9	AB	R	H	RBI	BB	SO	LOB	TOP	
Chuck Knoblauch, R (1, 4) <small>OBP: 0.395, SLG: 0.429</small> Dan Serafini, S (7, 1)										4 1 1 0 0 1 1 0 0 0 0 0 0 0								
Brent Brice, L (1, 9) <small>OBP: 0.330, SLG: 0.383</small>									4 0 2 0 0 0 0									
Ron Coomer, R (1, 5) <small>OBP: 0.330, SLG: 0.430</small> Todd Walker, L (7, 5) <small>OBP: 0.262, SLG: 0.283</small>									3 0 0 1 0 0 2 1 1 1 0 0 0 0									
Terry Steinbach, R (1, 2) <small>OBP: 0.315, SLG: 0.417</small> Damian Miller, R (7, 2) <small>OBP: 0.293, SLG: 0.458</small>									3 0 0 0 0 1 2 0 0 0 1 0 0 0									
Matt Lawton, L (1, 8) <small>OBP: 0.354, SLG: 0.388</small>									4 0 1 0 0 0 1									
Marty Cordova, R (1, 7) <small>OBP: 0.295, SLG: 0.416</small>									4 0 0 0 0 0 2									
Scott Stahoviak, L (1, 3) <small>OBP: 0.298, SLG: 0.412</small>									4 0 1 0 0 2 1									
Pat Meares, R (1, 6) <small>OBP: 0.323, SLG: 0.421</small>									4 1 1 0 0 0 1									
Bob Tewksbury, R (1, 1) <small>OBP: 0.200, SLG: 0.200</small> Chris Latham, S (4, PH) <small>OBP: 0.222, SLG: 0.333</small> Travis Miller, R (4, 1) David Ortiz, L (7, PH) Denny Hocking, S (7, 4) <small>OBP: 0.309, SLG: 0.377</small>									1 0 1 1 0 0 0 1 0 0 0 0 0 0 0 0 0 0 0 0 0 1 0 0 0 0 0 0 1 0 0 0 0 0 1									
Inning Stats	R: 1 H: 2 E: 0 LOB: 1 K: 1 BB: 0 S: 14 P: 19	R: 1 H: 2 E: 0 LOB: 1 K: 0 BB: 0 S: 8 P: 11	R: 0 H: 2 E: 0 LOB: 2 K: 0 BB: 0 S: 7 P: 12	R: 0 H: 0 E: 0 LOB: 0 K: 1 BB: 0 S: 7 P: 10	R: 0 H: 0 E: 0 LOB: 0 K: 0 BB: 0 S: 4 P: 8	R: 0 H: 0 E: 0 LOB: 0 K: 1 BB: 0 S: 8 P: 15	R: 0 H: 0 E: 0 LOB: 0 K: 1 BB: 0 S: 10 P: 13	R: 1 H: 1 E: 0 LOB: 0 K: 0 BB: 0 S: 10 P: 14	R: 0 H: 1 E: 0 LOB: 1 K: 0 BB: 0 S: 6 P: 10	1B: 5 SF: 1 2B: 2 SAC: 0 3B: 1 DP: 0 HR: 0 HBP: 0	WP: 0 PA: 36 PB: 0 SB: 0 CS: 0							
PITCHER	IP WLS BF H R ER SO BB IBB HBP BLK WP HR S P ERA WHIP																	
Mark Clark, R (1, 1) <small>ERA: 4.06</small>	9.0 W 36 8 3 3 4 0 0 0 0 0 0 74 112 3.00 0.889																	

Minnesota Twins @ Chicago Cubs
 Wrigley Field, Chicago, IL
 Tue Sep 02 1997, 7:05 PM CDT
 Att: 21,487 - Unknown - 61 F

AB 35
 R 3
 H 8
 RBI 3
 BB 0
 SO 4
 LOB 11



Batter	1	2	3	4	5	6	7	8	9	AB	R	H	RBI	BB	SO	LOB	BOTTOM	
Lance Johnson, L (1, 8) <small>OBP: 0.363, SLG: 0.388</small>										4 2 2 0 1 1 1								
Doug Glavinville, R (1, 7) <small>OBP: 0.341, SLG: 0.401</small>										4 0 0 0 0 0 2								
Mark Grace, L (1, 3) <small>OBP: 0.416, SLG: 0.461</small>										5 2 1 0 0 0 2								
Sammy Sosa, R (1, 9) <small>OBP: 0.301, SLG: 0.495</small>										3 3 3 2 1 0 0								
Tyler Houston, L (1, 2) <small>OBP: 0.307, SLG: 0.352</small>										4 2 3 3 0 0 0								
23 Ryne Sandberg, R (1, 4) <small>OBP: 0.317, SLG: 0.405</small>										4 0 2 1 0 1 0								
Kevin Orte, R (1, 5) <small>OBP: 0.343, SLG: 0.419</small>										3 0 2 1 1 0 0								
Manny Alexander, R (1, 6) <small>OBP: 0.288, SLG: 0.361</small>										4 0 1 1 0 0 3								
Mark Clark, R (1, 1) <small>OBP: 0.085, SLG: 0.089</small>									3 0 0 0 1 2 5									
Inning Stats	R: 0 H: 0 E: 0 LOB: 0 K: 0 BB: 0 S: 7 P: 11	R: 2 H: 5 E: 0 LOB: 2 K: 0 BB: 1 S: 10 P: 24	R: 3 H: 5 E: 0 LOB: 2 K: 1 BB: 0 S: 14 P: 23	R: 1 H: 1 E: 0 LOB: 2 K: 0 BB: 2 S: 5 P: 13	R: 0 H: 0 E: 0 LOB: 0 K: 1 BB: 0 S: 6 P: 10	R: 3 H: 2 E: 1 LOB: 0 K: 1 BB: 0 S: 11 P: 18	R: 0 H: 1 E: 0 LOB: 0 K: 0 BB: 0 S: 6 P: 10	R: 0 H: 0 E: 0 LOB: 1 K: 1 BB: 1 S: 9 P: 14	1B: 9 SF: 0 2B: 5 SAC: 1 3B: 0 DP: 2 HR: 1 HBP: 0	WP: 0 PA: 39 PB: 0 SB: 1 CS: 0								
PITCHER	IP WLS BF H R ER SO BB IBB HBP BLK WP HR S P ERA WHIP																	
Bob Tewksbury, R (1, 1) <small>ERA: 4.17</small>	3.0 L 18 3 4 1 2 1 1 0 0 0 0 1 22 41 3.00 1.333																	
Travis Miller, L (4, 1) <small>ERA: 8.87</small>	2.0 7 1 0 0 1 1 0 0 0 0 0 0 15 24 0.00 1.000																	

Minnesota Twins @ Chicago Cubs
 Wrigley Field, Chicago, IL
 Tue Sep 02 1997, 7:05 PM CDT
 Att: 21,487 - Unknown - 61 F

AB 34
 R 9
 H 14
 RBI 8
 BB 4
 SO 4
 LOB 13



Batter	1	2	3	4	5	6	7	8	9	AB	R	H	RBI	BB	SO	LOB	TOP			
Chuck Knoblauch, R <small>OBP: 0.395, SLG: 0.429</small> 	G5-3 		L9 		FC5 BB 	G4-3 1B 	G4-3 1B 	G6-3 		5	1	2	0	0	0	0	Minnesota Twins @ Chicago Cubs Wrigley Field, Chicago, IL Wed Sep 03 1997, 3:33 AM CDT Att: 22,919 - Sunny - 65 F livebaseballscorecards.com AB 38 R 6 H 10 RBI 6 BB 2 SO 8 LOB 14 			
Brent Doedl, L <small>OBP: 0.355, SLG: 0.371</small> 	G4-3 		G3-1 		FC5 BB 	G4-3 		K2-3 		4	0	0	1	1	1					
Paul Molitor, R <small>OBP: 0.346, SLG: 0.427</small> 			L8 		FC5 			G5-3 		5	1	2	3	0	0	2				
Greg Myers, L <small>OBP: 0.328, SLG: 0.436</small> Mike Trombley, R <small>OBP: 0.306, SLG: 0.373</small> Denny Hocking, S <small>OBP: 0.306, SLG: 0.373</small> 				K 	F8 	F8 		G1-3 		3	0	1	0	0	1	2				
Ron Coomer, R <small>OBP: 0.327, SLG: 0.426</small> 	L8 			L4 		K 	K 			4	0	0	0	0	2	2				
Matt Lawton, L <small>OBP: 0.356, SLG: 0.387</small> 		1-1 				E6 		P2 		3	0	1	0	1	0	0				
Pat Meares, R <small>OBP: 0.323, SLG: 0.421</small> Dan Naulty, R <small>OBP: 0.500, SLG: 1.000</small> Todd Ritchie, R <small>OBP: 0.357, SLG: 0.405</small> 		3-2 		F9 		K 				3	0	1	0	0	1	2				
Rich Becker, L <small>OBP: 0.357, SLG: 0.405</small> 	L9 			E4 1B FC5 		K 				4	2	1	2	0	1	2				
Frankie Rodriguez, R <small>OBP: 0.316, SLG: 0.420</small> Eddie Guardado, R <small>OBP: 0.280, SLG: 0.281</small> Terry Steinbach, R <small>OBP: 0.316, SLG: 0.420</small> 		0-2 		K 				K 		1	0	0	0	0	0	1				
Inning Stats	R: 1 H: 2 E: 0 K: 0 S: 12	H: 2 R: 1 ER: 1 LOB: 1 BB: 0 P: 17	R: 0 H: 0 E: 0 K: 0 S: 5	H: 0 R: 0 ER: 0 LOB: 0 BB: 0 P: 10	R: 0 H: 0 E: 0 K: 1 S: 11	H: 0 R: 1 ER: 1 LOB: 2 BB: 1 P: 18	R: 1 H: 1 E: 1 K: 3 S: 15	H: 0 R: 0 ER: 0 LOB: 1 BB: 0 P: 20	R: 2 H: 3 E: 0 K: 1 S: 22	H: 2 R: 0 ER: 0 LOB: 0 BB: 0 P: 16	R: 0 H: 0 E: 0 K: 1 S: 8	H: 0 R: 0 ER: 0 LOB: 0 BB: 0 P: 15	1B: 6 2B: 2 3B: 0 HR: 2	SF: 0 SAC: 0 DP: 0 HBP: 0	WP: 0 PB: 0 SB: 2 CS: 0	PA: 40				
PITCHER	IP WLS BF H R ER SO BB IBB HBP BLK WP HR S P ERA WHIP																			
Geremi Gonzalez, R <small>ERA: 4.38</small>	5.0	W	22	5	2	1	2	2	0	0	0	0	0	0	1	58		96	1.80	1.400
Kent Bottenfield, R <small>ERA: 3.52</small>	1.1		8	3	2	2	3	0	0	0	0	0	0	0	1	30		41	13.50	2.250
Marc Pisciotta, R <small>ERA: 2.7</small>	1.2		7	2	2	2	2	0	0	0	0	0	0	1	18	26		10.80	1.200	
Terry Adams, R <small>ERA: 3.63</small>	1.0		3	0	0	0	1	0	0	0	0	0	0	0	8	15	0.00	0.000		

Batter	1	2	3	4	5	6	7	8	9	AB	R	H	RBI	BB	SO	LOB	BOTTOM			
Lance Johnson, L <small>OBP: 0.365, SLG: 0.390</small> Kent Bottenfield, R <small>ERA: 3.52</small> Marc Pisciotta, R <small>ERA: 2.7</small> Terry Adams, R <small>ERA: 3.63</small> 	23 1B 	F7 		23 S 	G6-3 		K 			4	1	2	1	0	0	4	Minnesota Twins @ Chicago Cubs Wrigley Field, Chicago, IL Wed Sep 03 1997, 3:33 AM CDT Att: 22,919 - Sunny - 65 F livebaseballscorecards.com AB 36 R 10 H 15 RBI 10 BB 4 SO 5 LOB 20 			
23 Ryne Sandberg, R <small>OBP: 0.320, SLG: 0.410</small> 	1B 	F8 		F8 		L8 				5	2	3	2	0	0	1				
Mark Grace, L <small>OBP: 0.418, SLG: 0.468</small> 	FC6-4 	2B 		G6-3 		G4-3 				4	1	2	3	1	0	1				
Sammy Sosa, R <small>OBP: 0.302, SLG: 0.493</small> 	FC6-4 	K 		2B 1B BB 		CS 1B 		P6 		4	1	1	1	1	1	3				
Brooks Kieschnick, L <small>OBP: 0.306, SLG: 0.329</small> José Hernández, R <small>OBP: 0.320, SLG: 0.428</small> 	K 		K 		F8 		CS 				3	0	0	0	0	2		2		
Kevin Orie, R <small>OBP: 0.344, SLG: 0.422</small> 	G5-3 		L5 		1B 2B 		1B 1B 		G4-3 		5	2	2	0	0	0		2		
Scott Servais, R <small>OBP: 0.310, SLG: 0.354</small> 		SH1-4 23 E 2B BB 		G6-3 		P3 		1B 		3	1	1	0	1	0	2				
Manny Alexander, R <small>OBP: 0.292, SLG: 0.361</small> 	E6 23 SH1-4 2B 		S SH3-4 1B 		1B 		F7 			3	2	1	0	1	0	3				
Geremi Gonzalez, R <small>OBP: 0.167, SLG: 0.091</small> Dave Clark, L <small>OBP: 0.371, SLG: 0.449</small> Doug Glanville, R <small>OBP: 0.342, SLG: 0.403</small> 			SH3-4 							0	0	0	0	0	0	0				
Inning Stats	R: 2 H: 3 E: 0 K: 1 S: 16	H: 1 R: 6 ER: 2 LOB: 2 BB: 2 P: 27	R: 0 H: 0 E: 0 K: 1 S: 8	H: 0 R: 0 ER: 0 LOB: 0 BB: 0 P: 13	R: 1 H: 2 E: 0 K: 0 S: 11	H: 2 R: 0 ER: 0 LOB: 1 BB: 2 P: 30	R: 0 H: 1 E: 0 K: 0 S: 3	R: 1 H: 3 E: 0 K: 2 S: 12	H: 3 R: 0 ER: 0 LOB: 0 BB: 0 P: 18	R: 2 H: 3 E: 0 K: 0 S: 11	H: 3 R: 0 ER: 0 LOB: 0 BB: 0 P: 15	1B: 12 2B: 2 3B: 0 HR: 1	SF: 0 SAC: 2 DP: 0 HBP: 0	WP: 0 PB: 0 SB: 2 CS: 2	PA: 43					
PITCHER	IP WLS BF H R ER SO BB IBB HBP BLK WP HR S P ERA WHIP																			
Frankie Rodriguez, R <small>ERA: 4.93</small>	3.1	L	19	6	5	3	3	0	0	0	0	0	0	0	0	2		4	0.00	0.000
Eddie Guardado, L <small>ERA: 3.21</small>	1.0		7	2	2	2	0	2	0	0	0	0	0	0	16	30		18.00	4.000	
Mike Trombley, R <small>ERA: 4.28</small>	2.0		9	4	1	1	2	0	0	0	0	0	0	15	26	4.50		2.000		
Dan Naulty, R <small>ERA: 4.84</small>	1.0		5	3	2	2	0	0	0	0	0	0	0	1	11	18	18.00	3.000		

Batter	1	2	3	4	5	6	7	8	9	AB	R	H	RBI	BB	SO	LOB	TOP				
Carl Everett, S OBP: 0.309, SLG: 0.429	0-0 B2		0-1 G6-3		0-3 K			1-3 K		4	0	0	0	0	2	0					
Edgardo Alfonso, R OBP: 0.401, SLG: 0.450	4-2 HR BB		3-2 F9		0-3 K			2-1 G1-3		3	1	0	0	1	1	0					
John Olerud, L OBP: 0.388, SLG: 0.459	3-2 F7		2-0 F7		1-1 2B			2-0 F8		4	0	1	0	0	0	1					
Todd Hundley, S OBP: 0.395, SLG: 0.551	1-2 HR		2-0 G4-3		4-0 FC4-6 IBB			1-0 P6		3	1	1	2	1	0	0					
Butch Huskey, R OBP: 0.314, SLG: 0.499	1-0 1B		0-1 HR		2-2 F9			2-3 K		4	1	2	1	0	1	2					
Carlos Baerga, S OBP: 0.319, SLG: 0.411	2-2 L4		0-1 G3		0-0 FC4-6			1-0 P3		3	0	0	0	0	0	3					
Shawn Gilbert, R OBP: 0.250, SLG: 0.455										1	0	0	0	0	0	0					
Brian McRae, S OBP: 0.326, SLG: 0.374		3-2 G1-3		2-2 G3			2-1 G4-3			0	0	0	0	0	0	0					
Rey Ordóñez, R OBP: 0.268, SLG: 0.281		2-0 F9		2-2 G5-3			0-0 P6			3	0	0	0	0	0	0					
Brian Bohanon, L OBP: 0.130, SLG: 0.136		0-3 K		0-1 F8			1-0 G5-3			3	0	0	0	0	1	0					
Greg McMichael, R OBP: 0.667, SLG: 0.667										0	0	0	0	0	0	0					
Cory Lidle, R OBP: 0.000, SLG: 0.000										0	0	0	0	0	0	0					
Yorkis Perez, L OBP: 0.000, SLG: 0.000										0	0	0	0	0	0	0					
Inning Stats	R: 2 H: 2 E: 0 K: 0 S: 14	H: 2 R: 3 ER: 1 LOB: 1 BB: 1 P: 25	R: 0 H: 0 E: 0 K: 1 S: 9	H: 0 R: 3 ER: 0 LOB: 0 BB: 0 P: 14	R: 0 H: 0 E: 0 K: 0 S: 6	H: 0 R: 3 ER: 0 LOB: 0 BB: 0 P: 11	R: 1 H: 1 E: 0 K: 0 S: 8	H: 1 R: 2 ER: 0 LOB: 1 BB: 1 P: 10	R: 0 H: 1 E: 0 K: 1 S: 9	H: 0 R: 1 ER: 0 LOB: 2 BB: 1 P: 16	R: 0 H: 0 E: 0 K: 0 S: 4	H: 0 R: 0 ER: 0 LOB: 0 BB: 0 P: 7	R: 0 H: 0 E: 0 K: 1 S: 7	H: 0 R: 0 ER: 0 LOB: 0 BB: 0 P: 12	R: 0 H: 0 E: 0 K: 1 S: 7	H: 0 R: 0 ER: 0 LOB: 0 BB: 0 P: 11	1B: 1 2B: 1 3B: 0 HR: 2	SF: 0 SAC: 0 DP: 0 HBP: 0	WP: 0 PB: 0 SB: 0 CS: 0	PA: 33	
PITCHER	IP WLS BF H R ER SO BB IBB HBP BLK WP HR S P ERA WHIP	IP WLS BF H R ER SO BB IBB HBP BLK WP HR S P ERA WHIP	IP WLS BF H R ER SO BB IBB HBP BLK WP HR S P ERA WHIP	IP WLS BF H R ER SO BB IBB HBP BLK WP HR S P ERA WHIP	IP WLS BF H R ER SO BB IBB HBP BLK WP HR S P ERA WHIP	IP WLS BF H R ER SO BB IBB HBP BLK WP HR S P ERA WHIP	IP WLS BF H R ER SO BB IBB HBP BLK WP HR S P ERA WHIP	IP WLS BF H R ER SO BB IBB HBP BLK WP HR S P ERA WHIP	IP WLS BF H R ER SO BB IBB HBP BLK WP HR S P ERA WHIP	IP WLS BF H R ER SO BB IBB HBP BLK WP HR S P ERA WHIP	IP WLS BF H R ER SO BB IBB HBP BLK WP HR S P ERA WHIP	IP WLS BF H R ER SO BB IBB HBP BLK WP HR S P ERA WHIP	IP WLS BF H R ER SO BB IBB HBP BLK WP HR S P ERA WHIP	IP WLS BF H R ER SO BB IBB HBP BLK WP HR S P ERA WHIP	IP WLS BF H R ER SO BB IBB HBP BLK WP HR S P ERA WHIP	IP WLS BF H R ER SO BB IBB HBP BLK WP HR S P ERA WHIP	IP WLS BF H R ER SO BB IBB HBP BLK WP HR S P ERA WHIP	IP WLS BF H R ER SO BB IBB HBP BLK WP HR S P ERA WHIP	IP WLS BF H R ER SO BB IBB HBP BLK WP HR S P ERA WHIP	IP WLS BF H R ER SO BB IBB HBP BLK WP HR S P ERA WHIP	IP WLS BF H R ER SO BB IBB HBP BLK WP HR S P ERA WHIP

New York Mets @ Chicago Cubs
Wrigley Field, Chicago, IL
Fri Sep 05 1997, 3:33 AM CDT
Att: 21,176 - Overcast - 69 F

AB 28
R 3
H 4
RBI 3
BB 2
SO 5
LOB 6



Batter	1	2	3	4	5	6	7	8	9	AB	R	H	RBI	BB	SO	LOB	BOTTOM				
Doug Glanville, R OBP: 0.343, SLG: 0.401	0-0 G4-3		2-2 G6-3		1-1 L3		1-1 WP BB 1B	4-0 BB		4	1	1	1	1	0	1					
23 Ryne Sandberg, R OBP: 0.317, SLG: 0.405	1-3 K			0-1 L9	1-0 F7		2-3 K	3-2 F8		5	0	0	0	0	2	5					
Mark Grace, L OBP: 0.418, SLG: 0.469	2-3 K			0-0 WP 1B 2B		1-1 G4-3	4-0 WP 1B BB			3	2	1	0	1	1	0					
Sammy Sosa, R OBP: 0.302, SLG: 0.490		2-3 K		2-1 L3		3-1 G6-3	4-1 E 1B IBB			3	1	0	0	1	1	1					
Kevin Orie, R OBP: 0.348, SLG: 0.429		3-2 L6		3-0 2H 1B		2-2 2B	0-1 E7 WP 1B			4	1	3	3	0	0	0					
Scott Servais, R OBP: 0.310, SLG: 0.353		1-0 1B		3-1 L9		1-1 G4-3	1-3 WP 1B			4	0	1	0	0	1	2					
José Hernández, R OBP: 0.331, SLG: 0.443		1-0 G1-3			4-2 3B BB		1-0 1B 3B	4-1 S BB		2	2	1	0	2	0	1					
Manny Alexander, R OBP: 0.296, SLG: 0.371			2-1 G3		0-0 1H 3B		4-1 BB 1B BB	1-3 K		3	1	1	1	1	1	1					
Kevin Tapani, R OBP: 0.154, SLG: 0.083			0-3 K		0-3 K		3-2 F7	3-3 K		2	0	0	0	0	2	1					
Dave Hansen, L OBP: 0.427, SLG: 0.425										1	0	0	0	0	0	2					
Marc Pisciotta, R OBP: 0.000, SLG: 0.000										0	0	0	0	0	0	0					
Brooks Kieschnick, L OBP: 0.302, SLG: 0.324										1	0	0	0	0	1	1					
Bob Patterson, R OBP: 0.000, SLG: 0.000										0	0	0	0	0	0	0					
Inning Stats	R: 0 H: 0 E: 0 K: 2 S: 8	H: 1 R: 4 ER: 0 LOB: 1 BB: 0 P: 11	R: 0 H: 1 E: 0 K: 1 S: 9	H: 1 R: 4 ER: 0 LOB: 1 BB: 0 P: 16	R: 0 H: 0 E: 0 K: 1 S: 8	H: 0 R: 0 ER: 0 LOB: 0 BB: 0 P: 12	R: 1 H: 2 E: 0 K: 0 S: 8	H: 2 R: 0 ER: 0 LOB: 1 BB: 0 P: 16	R: 1 H: 1 E: 0 K: 1 S: 9	H: 1 R: 0 ER: 0 LOB: 1 BB: 1 P: 15	R: 0 H: 1 E: 0 K: 0 S: 9	H: 1 R: 0 ER: 0 LOB: 0 BB: 0 P: 16	R: 6 H: 3 E: 1 K: 2 S: 17	H: 3 R: 0 ER: 1 LOB: 0 BB: 3 P: 37	R: 0 H: 0 E: 0 K: 2 S: 10	H: 0 R: 0 ER: 0 LOB: 2 BB: 2 P: 25	1B: 4 2B: 2 3B: 2 HR: 0	SF: 0 SAC: 0 DP: 0 HBP: 0	WP: 4 PB: 0 SB: 1 CS: 0	PA: 38	
PITCHER	IP WLS BF H R ER SO BB IBB HBP BLK WP HR S P ERA WHIP	IP WLS BF H R ER SO BB IBB HBP BLK WP HR S P ERA WHIP	IP WLS BF H R ER SO BB IBB HBP BLK WP HR S P ERA WHIP	IP WLS BF H R ER SO BB IBB HBP BLK WP HR S P ERA WHIP	IP WLS BF H R ER SO BB IBB HBP BLK WP HR S P ERA WHIP	IP WLS BF H R ER SO BB IBB HBP BLK WP HR S P ERA WHIP	IP WLS BF H R ER SO BB IBB HBP BLK WP HR S P ERA WHIP	IP WLS BF H R ER SO BB IBB HBP BLK WP HR S P ERA WHIP	IP WLS BF H R ER SO BB IBB HBP BLK WP HR S P ERA WHIP	IP WLS BF H R ER SO BB IBB HBP BLK WP HR S P ERA WHIP	IP WLS BF H R ER SO BB IBB HBP BLK WP HR S P ERA WHIP	IP WLS BF H R ER SO BB IBB HBP BLK WP HR S P ERA WHIP	IP WLS BF H R ER SO BB IBB HBP BLK WP HR S P ERA WHIP	IP WLS BF H R ER SO BB IBB HBP BLK WP HR S P ERA WHIP	IP WLS BF H R ER SO BB IBB HBP BLK WP HR S P ERA WHIP	IP WLS BF H R ER SO BB IBB HBP BLK WP HR S P ERA WHIP	IP WLS BF H R ER SO BB IBB HBP BLK WP HR S P ERA WHIP	IP WLS BF H R ER SO BB IBB HBP BLK WP HR S P ERA WHIP	IP WLS BF H R ER SO BB IBB HBP BLK WP HR S P ERA WHIP	IP WLS BF H R ER SO BB IBB HBP BLK WP HR S P ERA WHIP	IP WLS BF H R ER SO BB IBB HBP BLK WP HR S P ERA WHIP

New York Mets @ Chicago Cubs
Wrigley Field, Chicago, IL
Fri Sep 05 1997, 3:33 AM CDT
Att: 21,176 - Overcast - 69 F

AB 32
R 8
H 8
RBI 5
BB 6
SO 9
LOB 15



Batter	1	2	3	4	5	6	7	8	9	AB	R	H	RBI	BB	SO	LOB	TOP										
Brian McRae, S OBP: 0.325, SLG: 0.373	G6-3		K		G3				G3	0	0	0	0	0	0	0	New York Mets @ Chicago Cubs Wrigley Field, Chicago, IL Sat Sep 06 1997, 3:33 AM CDT Att: 38,849 - Sunny - 81 F										
Edgardo Alfonzo, R OBP: 0.401, SLG: 0.448	F 1B HBP		G4-3		G6-3		F9			4	0	1	1	0	0	1											
John Olerud, L OBP: 0.389, SLG: 0.461					L7			G1-3	K	5	0	2	0	0	1	1											
Todd Hundley, S OBP: 0.318, SLG: 0.547 Carlos Mendoza, L (8, PR)	E6		G3						K	3	0	0	0	1	1	3											
Alberto Castillo, R OBP: 0.319, SLG: 0.205 Matt Franco, L OBP: 0.358, SLG: 0.424	G6-4-3								K	0	1	0	0	0	0	0											
Bernard Gilkey, R OBP: 0.331, SLG: 0.389	G6-4-3								K	0	0	0	0	0	0	1											
Carlos Baerga, S OBP: 0.319, SLG: 0.409		F8							K	4	1	2	0	0	1	3											
Butch Huskey, R Mel Rojas, R John Franco, L										4	0	1	1	0	1	1											
Rey Ordóñez, R OBP: 0.266, SLG: 0.279										2	2	1	1	2	0	1											
Rick Reed, R OBP: 0.280, SLG: 0.383 Roberto Petagine, L Turk Wendell, L Carl Everett, S OBP: 0.311, SLG: 0.430										0	0	0	0	0	0	0											
Inning Stats	R: 0 E: 1 K: 0 S: 12	H: 1 LOB: 2 BB: 0 P: 20	R: 1 E: 0 K: 1 S: 8	H: 1 LOB: 0 BB: 0 P: 11	R: 0 E: 0 K: 1 S: 10	H: 1 LOB: 1 BB: 0 P: 18	R: 0 E: 0 K: 2 S: 13	H: 1 LOB: 2 BB: 1 P: 23	R: 0 E: 0 K: 0 S: 5	H: 0 LOB: 0 BB: 0 P: 10	R: 0 E: 0 K: 2 S: 7	H: 0 LOB: 1 BB: 0 P: 9	R: 1 E: 0 K: 0 S: 12	H: 1 LOB: 1 BB: 1 P: 21	R: 2 E: 0 K: 0 S: 11	H: 2 LOB: 2 BB: 1 P: 17	R: 1 E: 0 K: 2 S: 17	H: 2 LOB: 1 BB: 0 P: 27	1B: 5 2B: 3 3B: 0 HR: 1	SF: 0 SAC: 1 DP: 1 HBP: 1	WP: 1 PB: 0 SB: 0 CS: 0	PA: 40					
PITCHER	IP	WLS	BF	H	R	ER	SO	BB	IBB	HBP	BLK	WP	HR	S	P	ERA	WHIP										
Miguel Batista, R ERA: 4.66	7.0		29	5	2	2	6	1	1	1	0	0	1	67	112	2.57	0.857										
Ramon Tatis, L ERA: 4.89	0.1	W	2	0	1	1	0	1	0	0	0	0	0	3	7	27.00	3.000										
Marc Pisciotta, R ERA: 2.91	0.2		4	2	1	1	0	0	0	0	0	1	0	8	10	13.50	3.000										
Terry Adams, R ERA: 3.71	1.0	S	5	2	1	1	2	0	0	0	0	0	0	17	27	9.00	2.000										

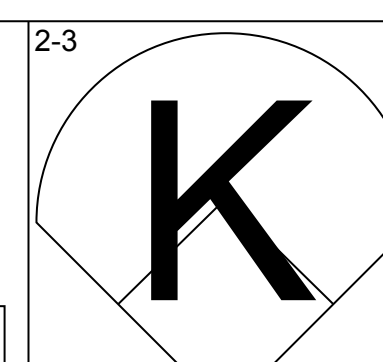
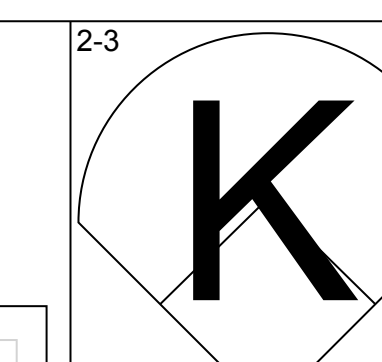
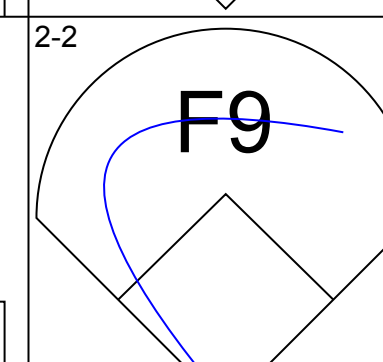
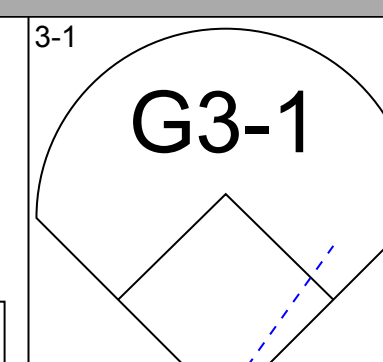
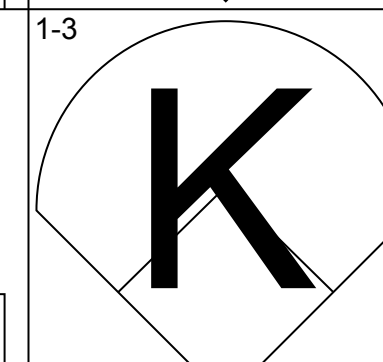
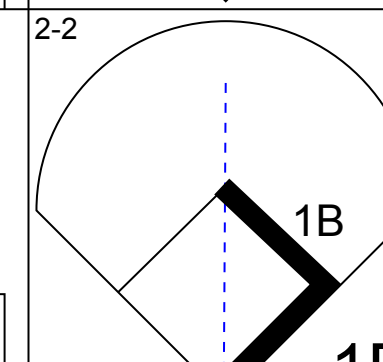
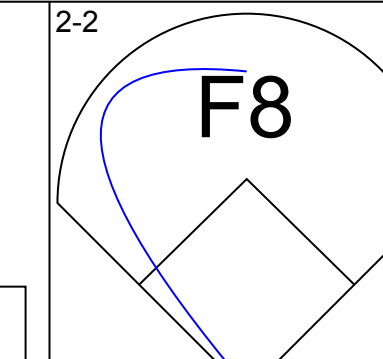
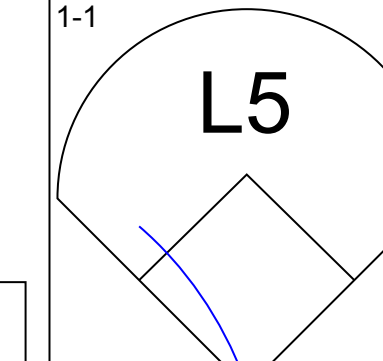
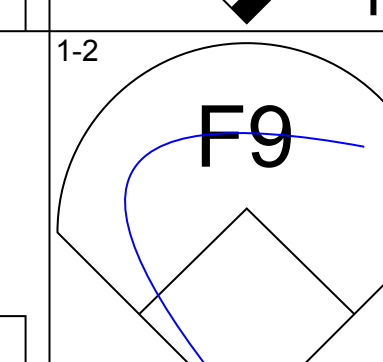
AB	30
R	5
H	8
RBI	3
BB	3
SO	7
LOB	18



Batter	1	2	3	4	5	6	7	8	9	AB	R	H	RBI	BB	SO	LOB	BOTTOM										
Lance Johnson, L OBP: 0.366, SLG: 0.399	F7							G4-3		4	1	2	1	0	0	0	New York Mets @ Chicago Cubs Wrigley Field, Chicago, IL Sat Sep 06 1997, 3:33 AM CDT Att: 38,849 - Sunny - 81 F										
Doug Glanville, R OBP: 0.342, SLG: 0.400	E6		F9				P4			4	1	1	0	0	0	1											
Mark Grace, L OBP: 0.417, SLG: 0.469	L9									4	0	1	1	0	0	2											
Sammy Sosa, R OBP: 0.301, SLG: 0.488	P6									3	1	0	0	1	0	2											
Kevin Orte, R OBP: 0.344, SLG: 0.424			G5-3		G5-3					4	1	0	0	0	1	2											
Scott Servais, R OBP: 0.312, SLG: 0.366			K							4	2	2	3	0	2	0											
José Hernández, R OBP: 0.329, SLG: 0.438			K							4	0	1	1	0	2	0											
Manny Alexander, R OBP: 0.301, SLG: 0.375 Marc Pisciotta, R Terry Adams, R										3	0	2	0	0	0	1											
Miguel Batista, R Ramon Tatis, L 23 Ryne Sandberg, R OBP: 0.318, SLG: 0.414										2	0	0	0	0	1	2											
Inning Stats	R: 0 E: 1 K: 0 S: 8	H: 0 LOB: 1 BB: 0 P: 14	R: 0 E: 0 K: 2 S: 7	H: 0 LOB: 0 BB: 0 P: 11	R: 1 E: 0 K: 1 S: 9	H: 2 LOB: 0 BB: 0 P: 11	R: 0 E: 0 K: 0 S: 5	H: 0 LOB: 0 BB: 0 P: 10	R: 0 E: 0 K: 1 S: 9	H: 1 LOB: 1 BB: 0 P: 16	R: 0 E: 0 K: 0 S: 8	H: 1 LOB: 1 BB: 0 P: 11	R: 1 E: 0 K: 1 S: 9	H: 2 LOB: 0 BB: 0 P: 13	R: 5 E: 0 K: 1 S: 15	H: 4 LOB: 0 BB: 1 P: 29		R: 0 E: 0 K: 1 S: 8	H: 0 LOB: 0 BB: 0 P: 11	1B: 5 2B: 2 3B: 0 HR: 3	SF: 0 SAC: 0 DP: 1 HBP: 0	WP: 0 PB: 0 SB: 0 CS: 1	PA: 34				
PITCHER	IP	WLS	BF	H	R	ER	SO	BB	IBB	HBP	BLK	WP	HR	S	P	ERA	WHIP										
Rick Reed, R ERA: 2.96	6.0		22	4	1	1	4	0	0	0	0	0	1	46	73	1.50	0.667										
Turk Wendell, R ERA: 4.18	1.0		4	2	1	1	1	0	0	0	0	0	0	9	13	9.00	2.000										
Mel Rojas, R ERA: 4.68	0.1		3	2	2	2	0	0	0	0	0	0	1	5	9	54.00	6.000										
John Franco, L ERA: 2.7	0.2	L	5	2	3	3	1	0	1	0	0	0	1	10	20	40.50	3.000										

AB	33
R	7
H	10
RBI	7
BB	1
SO	6
LOB	10

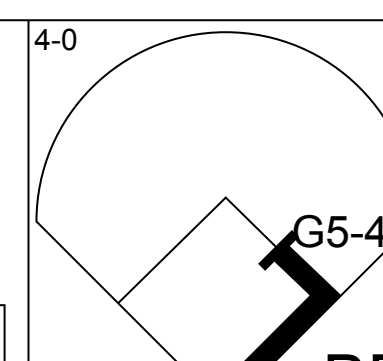
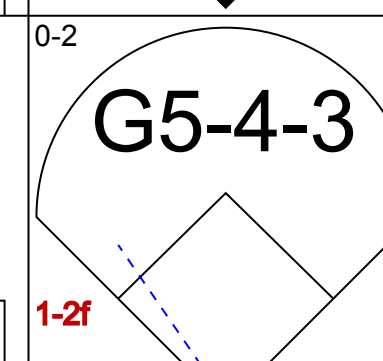


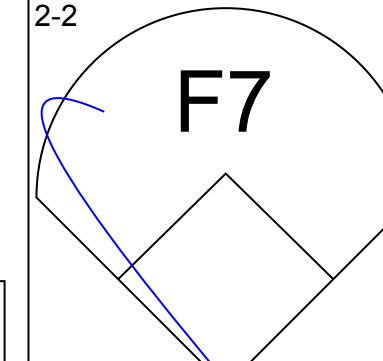
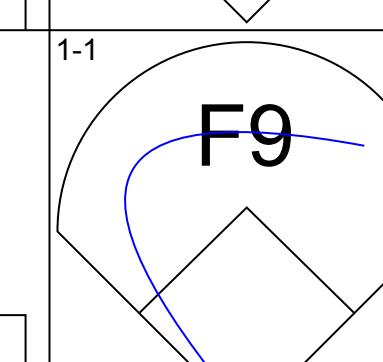


Batter	1	2	3	4	5	6	7	8	9	AB	R	H	RBI	BB	SO	LOB	TOP									
Carl Everett, S (1, 8) OBP: 0.314, SLG: 0.431																	4 3 2 0 1 2 0									
Edgardo Alfonzo, R (1, 5) OBP: 0.401, SLG: 0.447																	5 1 2 1 0 0 0									
John Olerud, L (1, 3) OBP: 0.387, SLG: 0.459																	4 0 1 1 0 2 1									
Todd Hundley, S (1, 2) OBP: 0.396, SLG: 0.548																	5 1 3 2 0 1 0									
Bernard Gilkey, R (1, 7) OBP: 0.332, SLG: 0.394																	4 1 1 2 1 1 4									
Carlos Baerga, S (1, 4) OBP: 0.318, SLG: 0.408																	4 1 1 0 0 1 3									
Alex Ochoa, R (9, PH) OBP: 0.275, SLG: 0.324																	1 0 0 0 0 1 0									
Butch Huskey, R (1, 9) OBP: 0.320, SLG: 0.514																	4 1 2 2 0 0 1									
Shawn Gilbert, R (9, 4) OBP: 0.250, SLG: 0.455																	0 0 0 0 0 0 0									
Rey Ordóñez, R (1, 6) OBP: 0.262, SLG: 0.275																	4 0 0 0 0 0 1									
Bobby Jones, R (1, 1) OBP: 0.186, SLG: 0.179																	3 1 1 0 0 0 0									
Greg McMichael, R (8, 1) OBP: 0.667, SLG: 0.667																	0 0 0 0 0 0 0									
Jason Hardtke, S (9, PH) OBP: 0.300, SLG: 0.378																	1 0 0 0 0 1 0									
Cory Lidle, R (9, 1)																	0 0 0 0 0 0 0									
Inning Stats	R: 0 E: 0 K: 2 S: 9	H: 0 LOB: 0 BB: 0 P: 14	R: 0 E: 0 K: 0 S: 12	H: 1 LOB: 1 BB: 0 P: 18	R: 0 E: 0 K: 1 S: 6	H: 0 LOB: 0 BB: 0 P: 11	R: 0 E: 0 K: 2 S: 13	H: 2 LOB: 2 BB: 0 P: 24	R: 3 E: 0 K: 0 S: 11	H: 5 LOB: 2 BB: 0 P: 19	R: 0 E: 0 K: 0 S: 5	H: 0 LOB: 0 BB: 0 P: 6	R: 1 E: 0 K: 1 S: 14	H: 1 LOB: 0 BB: 0 P: 24	R: 1 E: 0 K: 0 S: 11	H: 1 LOB: 1 BB: 1 P: 21	R: 4 E: 1 K: 2 S: 18	H: 3 LOB: 0 BB: 1 P: 32	1B: 11 2B: 0 3B: 0 HR: 2	SF: 1 SAC: 0 DP: 0 HBP: 0	WP: 1 PB: 0 SB: 2 CS: 0	PA: 42				
PITCHER	IP	WLS	BF	H	R	ER	SO	BB	IBB	HBP	BLK	WP	HR	S	P	ERA	WHIP									
Steve Trachsel, R (1, 1) ERA: 4.87	7.0	L	30	9	4	4	6	0	0	0	0	0	1	70	116	5.14	1.286									
Kent Bottenfield, R (8, 1) ERA: 3.59	1.0		5	1	1	1	1	1	0	0	0	0	1	0	11	21	9.00	2.000								
Dave Stevens, R (9, 1) ERA: 8.89	0.1		3	1	2	2	1	1	0	0	0	0	0	0	9	15	54.00	6.000								
Ramon Tatis, L (9, 1) ERA: 5.17	0.2		4	2	2	2	1	0	0	0	0	0	1	9	17	27.00	3.000									

New York Mets @ Chicago Cubs
Wrigley Field, Chicago, IL
Sun Sep.07.1997, 3:33 AM CDT
Att: 25,523 - Cloudy - 72 F

AB	39
R	9
H	13
RBI	8
BB	2
SO	9
LOB	10



Batter	1	2	3	4	5	6	7	8	9	AB	R	H	RBI	BB	SO	LOB	BOTTOM								
Lance Johnson, L (1, 8) OBP: 0.364, SLG: 0.395																	4 0 0 0 1 0 1								
Doug Glavinville, R (1, 7) OBP: 0.344, SLG: 0.403																	4 1 2 0 0 0 1								
Mark Grace, L (1, 3) OBP: 0.416, SLG: 0.466																	3 0 0 0 1 0 2								
Sammy Sosa, R (1, 9) OBP: 0.304, SLG: 0.490																	3 1 2 1 1 1 0								
Dave Hansen, L (1, 5) OBP: 0.423, SLG: 0.420																	4 0 1 1 0 0 4								
Tyler Houston, L (1, 2) OBP: 0.300, SLG: 0.343																	4 0 0 0 0 1 1								
José Hernández, R (1, 4) OBP: 0.321, SLG: 0.426																	4 0 0 0 0 1 0								
Manny Alexander, R (1, 6) OBP: 0.305, SLG: 0.377																	4 0 2 0 0 1 0								
Steve Trachsel, R (1, 1) ERA: 3.53																	2 0 0 0 0 0 2								
Brooks Kieschnick, L (7, PH) OBP: 0.299, SLG: 0.320																	1 0 0 0 0 0 1 0								
Kent Bottenfield, R (8, 1) ERA: 3.59																	0 0 0 0 0 0 0 0								
Dave Stevens, R (9, 1) ERA: 8.89																	0 0 0 0 0 0 0 0								
Ramon Tatis, L (9, 1) ERA: 5.17																	0 0 0 0 0 0 0 0								
Dave Clark, L (9, PH) OBP: 0.375, SLG: 0.453																	1 0 1 0 0 0 0 0								
Inning Stats	R: 0 E: 0 K: 0 S: 11	H: 1 LOB: 2 BB: 2 P: 24	R: 0 E: 0 K: 1 S: 11	H: 1 LOB: 1 BB: 0 P: 15	R: 0 E: 0 K: 0 S: 16	H: 1 LOB: 1 BB: 1 P: 27	R: 0 E: 0 K: 1 S: 10	H: 1 LOB: 1 BB: 0 P: 16	R: 0 E: 0 K: 0 S: 5	H: 0 LOB: 0 BB: 0 P: 10	R: 0 E: 0 K: 1 S: 8	H: 0 LOB: 0 BB: 0 P: 13	R: 0 E: 0 K: 1 S: 7	H: 0 LOB: 0 BB: 0 P: 10	R: 2 E: 0 K: 0 S: 14	H: 3 LOB: 1 BB: 0 P: 20	R: 0 E: 0 K: 1 S: 7	H: 1 LOB: 1 BB: 0 P: 9	1B: 6 2B: 2 3B: 0 HR: 0	SF: 0 SAC: 0 DP: 1 HBP: 0	WP: 0 PB: 0 SB: 0 CS: 0	PA: 37			
PITCHER	IP	WLS	BF	H	R	ER	SO	BB	IBB	HBP	BLK	WP	HR	S	P	ERA	WHIP								
Bobby Jones, R (1, 1) ERA: 3.53	7.0	W	27	4	0	0	4	3	0	0	0	0	0	68	115	0.00	1.000								
Greg McMichael, R (8, 1) ERA: 3.45	1.0		6	3	2	2	0	0	0	0	0	0	0	14	20	18.00	3.000								
Cory Lidle, R (9, 1) ERA: 3.53	1.0		4	1	0	0	1	0	0	0	0	0	0	7	9	0.00	1.000								

New York Mets @ Chicago Cubs
Wrigley Field, Chicago, IL
Sun Sep.07.1997, 3:33 AM CDT
Att: 25,523 - Cloudy - 72 F

AB	34
R	2
H	8
RBI	2
BB	3
SO	5
LOB	11



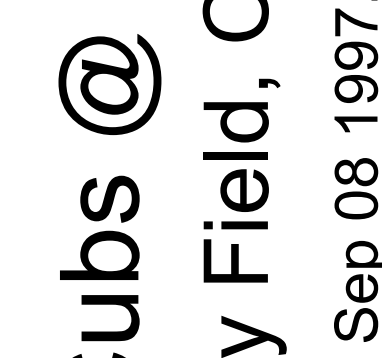
Batter	1	2	3	4	5	6	7	8	9	AB	R	H	RBI	BB	SO	LOB	TOP			
Lance Johnson, L OBP: 0.367, SLG: 0.399	P2		L3							4	1	2	0	1	0	0	Chicago Cubs @ Cincinnati Reds Cinergy Field, Cincinnati, OH Mon Sep 08 1997, 7:05 PM EDT Att: 15,337 - Unknown - 69 F			
Doug Glanville, R OBP: 0.345, SLG: 0.404	L8									4	0	2	1	0	0	1				
Mark Grace, L OBP: 0.417, SLG: 0.469										4	1	2	1	1	0	4				
Sammy Sosa, R OBP: 0.302, SLG: 0.486										5	0	0	0	0	3	3				
Kevin Orie, R OBP: 0.348, SLG: 0.425										4	2	0	1	1	1	0				
Scott Servais, R OBP: 0.313, SLG: 0.368										4	1	1	2	1	1	2				
José Hernández, R OBP: 0.329, SLG: 0.458										5	2	3	2	0	1	2				
Manny Alexander, R OBP: 0.311, SLG: 0.377										3	1	1	1	1	0	1				
Mark Clark, R OBP: 0.078, SLG: 0.082										5	0	0	1	0	3	4				
Inning Stats	R: 0 E: 0 K: 1 S: 8	H: 0 LOB: 1 BB: 1 P: 13	R: 0 E: 0 K: 1 S: 8	H: 1 LOB: 1 BB: 0 P: 12	R: 0 E: 0 K: 1 S: 10	H: 1 LOB: 1 BB: 0 P: 16	R: 0 E: 0 K: 1 S: 12	H: 1 LOB: 1 BB: 0 P: 16	R: 0 E: 0 K: 2 S: 16	H: 3 LOB: 2 BB: 1 P: 26	R: 1 E: 0 K: 0 S: 16	H: 2 LOB: 0 BB: 0 P: 20	R: 3 E: 1 K: 0 S: 13	H: 2 LOB: 2 BB: 2 P: 27	R: 2 E: 0 K: 2 S: 14	H: 2 LOB: 1 BB: 1 P: 23	1B: 7 2B: 5 3B: 1 HR: 0	SF: 0 SAC: 1 DP: 2 HBP: 1	WP: 0 PB: 0 SB: 1 CS: 0	PA: 45
PITCHER	IP WLS BF H R ER SO BB IBB HBP BLK WP HR S P ERA WHIP																			
Brett Tomko, R ERA: 3.43	(1, 1) 6.1 L 29 8 3 3 7 1 1 0 0 0 0 0 72 104 4.26 1.421																			
Gabe White, L ERA: 4.71	(7, 1) 0.0 0 0 0 0 0 0 0 0 0 0 0 0 3 6 ∞ ∞																			
Scott Sullivan, R ERA: 3.42	(7, 1) 1.0 8 2 3 3 0 1 1 1 0 0 0 0 20 35 27.00 3.000																			
Felix Rodriguez, R ERA: 4.62	(8, 1) 0.2 1 0 0 0 0 0 0 0 0 0 0 0 1 1 0.00 0.000																			
Scott Winchester, R ERA: 18.0	(9, 1) 1.0 6 2 2 2 2 1 0 0 0 0 0 0 14 23 18.00 3.000																			

Batter	1	2	3	4	5	6	7	8	9	AB	R	H	RBI	BB	SO	LOB	BOTTOM					
Pokey Reese, R OBP: 0.294, SLG: 0.302	G6-3		F9							4	0	0	0	0	1	0	Chicago Cubs @ Cincinnati Reds Cinergy Field, Cincinnati, OH Mon Sep 08 1997, 7:05 PM EDT Att: 15,337 - Unknown - 69 F					
Jon Nunnally, L OBP: 0.395, SLG: 0.540										4	1	2	1	0	1	0						
Chris Stynes, R OBP: 0.392, SLG: 0.496										4	0	1	0	0	0	1						
Eduardo Perez, R OBP: 0.334, SLG: 0.492										4	0	0	0	0	0	2						
Willie Greene, L OBP: 0.362, SLG: 0.469										2	0	0	0	1	2	0						
Joe Oliver, R OBP: 0.323, SLG: 0.451										3	0	0	0	0	1	2						
Lenny Harris, L OBP: 0.291, SLG: 0.357										3	0	0	0	0	0	0						
Bret Boone, R OBP: 0.296, SLG: 0.332										3	0	0	0	0	0	0						
Brett Tomko, R OBP: 0.138, SLG: 0.143	(1, 1) 0																					
Gabe White, L OBP: 0.111, SLG: 0.111	(7, 1) 0																					
Scott Sullivan, R ERA: 3.42	(7, 1) 0																					
Felix Rodriguez, R ERA: 4.62	(8, 1) 0																					
Eddie Taubensee, L ERA: 18.0	(9, 1) 0																					
Inning Stats	R: 0 E: 0 K: 0 S: 9	H: 1 LOB: 0 BB: 0 P: 15	R: 0 E: 0 K: 1 S: 6	H: 0 LOB: 0 BB: 0 P: 11	R: 0 E: 0 K: 1 S: 11	H: 0 LOB: 0 BB: 0 P: 14	R: 0 E: 0 K: 0 S: 7	H: 1 LOB: 2 BB: 1 P: 12	R: 0 E: 0 K: 0 S: 8	H: 0 LOB: 0 BB: 0 P: 11	R: 1 E: 0 K: 1 S: 8	H: 1 LOB: 0 BB: 0 P: 14	R: 0 E: 0 K: 2 S: 9	H: 0 LOB: 0 BB: 0 P: 15	R: 0 E: 0 K: 0 S: 5	H: 0 LOB: 0 BB: 0 P: 8	R: 0 E: 0 K: 1 S: 9	H: 0 LOB: 0 BB: 0 P: 14	1B: 1 2B: 0 3B: 1 HR: 1	SF: 0 SAC: 0 DP: 0 HBP: 0	WP: 0 PB: 0 SB: 1 CS: 0	PA: 31
PITCHER	IP WLS BF H R ER SO BB IBB HBP BLK WP HR S P ERA WHIP																					
Mark Clark, R ERA: 3.91	(1, 1) 9.0 W 31 3 1 1 6 0 1 0 0 0 0 1 72 114 1.00 0.333																					

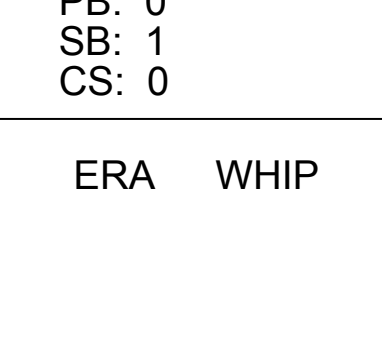
AB 38
R 8
H 13
RBI 8
BB 5
SO 9
LOB 17



AB 30
R 1
H 3
RBI 1
BB 1
SO 6
LOB 5



AB 30
R 1
H 3
RBI 1
BB 1
SO 6
LOB 5



Batter	1	2	3	4	5	6	7	8	9	AB	R	H	RBI	BB	SO	LOB	TOP		
Lance Johnson, L (1.8) OBP: 0.364, SLG: 0.397	F8		L6		2B		G4-3		F8	5	1	1	0	0	0	2	Chicago Cubs @ Cincinnati Reds Cinergy Field, Cincinnati, OH Wed Sep 10 1997, 7:05 PM EDT Att: 16,200 - Unknown - 67 F		
Doug Glanville, R (1.7) OBP: 0.343, SLG: 0.403	P4		F8		K		L9		FC6-4	5	0	0	0	0	1	3			
Mark Grace, L (1.3) OBP: 0.420, SLG: 0.475	FC6-4		F7		2B		1B			4	1	3	1	0	0	1			
Sammy Sosa, R (1.9) OBP: 0.301, SLG: 0.483	FC6-4				G5-3		2B			4	1	2	1	0	0	2			
Kevin Orie, R (1.5) OBP: 0.354, SLG: 0.437							CS		P4	4	0	2	0	0	0	1			
Scott Servais, R (1.2) OBP: 0.314, SLG: 0.371							G5-4-3		G1-3	4	0	2	1	0	0	1			
José Hernández, R (1.4) OBP: 0.316, SLG: 0.438							G5-4-3		P8	4	0	0	0	0	0	4			
Manny Alexander, R (1.6) OBP: 0.306, SLG: 0.366							IBB		P3	3	0	0	0	1	1	2			
Kevin Tapani, R (1.1) OBP: 0.188, SLG: 0.133							G6-3			3	0	1	0	0	1	2			
Bob Patterson, R (8.1)							K			0	0	0	0	0	0	0			
Marc Pisciotta, R (8.1)										0	0	0	0	0	0	0			
Dave Clark, L (9, PH) OBP: 0.377, SLG: 0.450										0	0	0	0	1	0	0			
Terry Adams, R (9.1)										0	0	0	0	0	0	0			
Inning Stats	R: 0 E: 0 K: 0 S: 4	H: 1 LOB: 1 BB: 0 P: 4	R: 0 E: 0 K: 0 S: 4	H: 1 LOB: 1 BB: 0 P: 4	R: 0 E: 0 K: 0 S: 4	H: 1 LOB: 1 BB: 0 P: 4	R: 1 E: 0 K: 1 S: 7	H: 2 LOB: 1 BB: 0 P: 7	R: 1 E: 0 K: 1 S: 13	H: 2 LOB: 1 BB: 0 P: 18	R: 1 E: 0 K: 0 S: 7	H: 2 LOB: 0 BB: 0 P: 12	R: 0 E: 0 K: 0 S: 8	H: 0 LOB: 0 BB: 0 P: 10	R: 0 E: 0 K: 0 S: 7	H: 0 LOB: 1 BB: 1 P: 12	1B: 8 2B: 3 3B: 0 HR: 0	SF: 0 SAC: 0 DP: 1 HBP: 0	WP: 0 PA: 39 PB: 0 SB: 1 CS: 1
PITCHER	IP WLS BF H R ER SO BB IBB HBP BLK WP HR S P ERA WHIP																		
Kent Mercker, L (1.1) ERA: 3.84	4.0 L 17 5 1 1 1 0 0 0 0 0 0 19 19 2.25 1.250																		
Scott Sullivan, R (5.1) ERA: 3.49	1.0 5 2 1 1 1 0 0 0 0 0 0 13 18 9.00 2.000																		
Danny Graves, R (6.1) ERA: 4.63	3.0 12 4 1 1 1 0 1 0 0 0 0 24 39 3.00 1.333																		
Felix Rodriguez, R (9.1) ERA: 4.5	1.0 4 0 0 0 0 1 0 0 0 0 0 7 12 0.00 1.000																		

AB 36
R 3
H 11
RBI 3
BB 2
SO 3
LOB 18



Batter	1	2	3	4	5	6	7	8	9	AB	R	H	RBI	BB	SO	LOB	BOTTOM
Damian Jackson, R (1.6) OBP: 0.231, SLG: 0.250	6-3		F9		G6-3				SH3-4	3	0	1	0	0	0	0	Chicago Cubs @ Cincinnati Reds Cinergy Field, Cincinnati, OH Wed Sep 10 1997, 7:05 PM EDT Att: 16,200 - Unknown - 67 F
Jon Nunnally, L (1.8) OBP: 0.365, SLG: 0.535	6-3		P4				G4-3		P5	4	0	0	0	0	2		
Chris Stynes, R (1.7) OBP: 0.398, SLG: 0.516	P4		S				L4		P3	3	0	0	0	1	0	2	
Willie Greene, L (1.5) OBP: 0.359, SLG: 0.463	4-3		4-3				F7		K	4	0	0	0	0	1	2	
Reggie Sanders, R (1.9) OBP: 0.342, SLG: 0.544					G5-3		G6-3		BB	3	0	2	0	1	0	0	
Lenny Harris, L (1.3) OBP: 0.294, SLG: 0.353					G1-3		G6-3		BB	2	0	0	0	2	0	1	
Joe Oliver, R (1.2) OBP: 0.319, SLG: 0.446					G6-3		G6-3		K	4	0	0	0	0	1	3	
Bret Boone, R (1.4) OBP: 0.295, SLG: 0.333							F8		G6-3	4	1	2	0	0	0	2	
Kent Mercker, L (1.1) ERA: 3.22, SLG: 0.220									2B	1	0	0	0	0	0	2	
Pete Rose, L (5, PH) OBP: 0.333, SLG: 0.250										0	0	0	0	0	0	0	
Danny Graves, R (8.1)										0	0	0	0	0	0	0	
Eddie Taubensee, L (8, PH) OBP: 0.315, SLG: 0.470										0	0	0	0	0	0	0	
Felix Rodriguez, R (9.1)										0	0	0	0	0	0	0	
Inning Stats	R: 0 E: 0 K: 0 S: 4	H: 1 LOB: 2 BB: 1 P: 8	R: 0 E: 0 K: 0 S: 3	H: 2 LOB: 1 BB: 1 P: 7	R: 0 E: 0 K: 0 S: 5	H: 0 LOB: 0 BB: 0 P: 8	R: 0 E: 0 K: 1 S: 8	H: 0 LOB: 0 BB: 0 P: 12	R: 0 E: 0 K: 0 S: 5	H: 0 LOB: 0 BB: 1 P: 6	R: 0 E: 0 K: 0 S: 11	H: 2 LOB: 1 BB: 0 P: 21	R: 0 E: 0 K: 2 S: 10	H: 1 LOB: 2 BB: 1 P: 17	1B: 3 2B: 3 3B: 0 HR: 0	SF: 0 SAC: 1 DP: 1 HBP: 0	WP: 0 PA: 35 PB: 0 SB: 1 CS: 1
PITCHER	IP WLS BF H R ER SO BB IBB HBP BLK WP HR S P ERA WHIP																
Kevin Tapani, R (1.1) ERA: 4.28	7.1 W 28 5 1 1 1 3 0 0 0 0 0 40 67 1.23 1.091																
Bob Patterson, L (8.1) ERA: 3.21	0.1 1 0 0 0 0 0 0 0 0 0 0 3 5 0.00 0.000																
Marc Pisciotta, R (8.1) ERA: 2.86	0.1 1 0 0 0 0 0 0 0 0 0 0 2 3 0.00 0.000																
Terry Adams, R (9.1) ERA: 3.6	1.0 S 5 1 0 0 2 1 0 0 0 0 0 10 17 0.00 2.000																

AB 30
R 1
H 6
RBI 1
BB 4
SO 3
LOB 14



Batter	1	2	3	4	5	6	7	8	9	AB	R	H	RBI	BB	SO	LOB	TOP					
Lance Johnson, L (1, 8) OBP: 0.365, SLG: 0.401										4	1	2	0	0	1	0	Chicago Cubs @ Pittsburgh Pirates Three Rivers Stadium, Pittsburgh, PA Fri Sep 12, 1997, 7:05 PM EDT Att: 13,833 - Unknown - 70 F					
Doug Glanville, R (1, 7) OBP: 0.344, SLG: 0.404										4	0	2	1	0	0	1						
Mark Grace, L (1, 3) OBP: 0.417, SLG: 0.471										4	0	0	0	0	1	2						
Sammy Sosa, R (1, 9) OBP: 0.299, SLG: 0.480										4	0	0	0	0	0	0						
Kevin Orie, R (1, 5) (8, 6) OBP: 0.353, SLG: 0.438										4	0	1	0	0	0	0						
Scott Servais, R (1, 2) OBP: 0.314, SLG: 0.370										3	0	1	0	0	0	1						
Miguel Cairo, R (1, 4)										3	0	0	0	0	1	2						
Manny Alexander, R (1, 6) OBP: 0.305, SLG: 0.364										1	0	0	0	0	0	0						
José Hernández, R (3, 6) OBP: 0.314, SLG: 0.435										1	0	0	0	0	0	0						
Dave Hansen, L (8, PH) OBP: 0.420, SLG: 0.417										1	0	0	0	0	0	0						
Miguel Batista, R (1, 1) Rodney Myers, R (5, 1) Robin Jennings, L (8, PH) Kent Bottenfield, R (8, 1)										2	0	0	0	0	2	0						
Inning Stats	R: 0 E: 0 K: 2 S: 11	H: 1 LOB: 1 BB: 0 P: 15	R: 0 E: 0 K: 0 S: 7	H: 1 LOB: 1 BB: 0 P: 10	R: 1 E: 0 K: 1 S: 15	H: 2 LOB: 1 BB: 0 P: 25	R: 0 E: 0 K: 0 S: 9	H: 1 LOB: 1 BB: 0 P: 15	R: 0 E: 0 K: 1 S: 8	H: 0 LOB: 0 BB: 0 P: 11	R: 0 E: 0 K: 0 S: 7	H: 0 LOB: 0 BB: 0 P: 8	R: 0 E: 0 K: 1 S: 10	H: 0 LOB: 0 BB: 0 P: 13	R: 0 E: 0 K: 0 S: 7	H: 1 LOB: 1 BB: 0 P: 12	R: 0 E: 0 K: 0 S: 6	H: 0 LOB: 0 BB: 0 P: 6	1B: 4 2B: 3 3B: 0 HR: 0	SF: 0 SAC: 0 DP: 1 HBP: 0	WP: 0 PB: 1 SB: 0 CS: 1	PA: 32
PITCHER	IP WLS BF H R ER SO BB IBB HBP BLK WP HR S P ERA WHIP																					
Jason Schmidt, R (1, 1) ERA: 4.36	8.0 W 29 6 1 1 5 0 0 0 0 0 0 0 74 109 1.12 0.750																					
Rich Loiselle, R (9, 1) ERA: 3.15	1.0 S 3 0 0 0 0 0 0 0 0 0 0 0 6 6 0.00 0.000																					

Batter	1	2	3	4	5	6	7	8	9	AB	R	H	RBI	BB	SO	LOB	BOTTOM			
Tony Womack, L (1, 4) OBP: 0.329, SLG: 0.384										3	0	0	0	2	0	0	Chicago Cubs @ Pittsburgh Pirates Three Rivers Stadium, Pittsburgh, PA Fri Sep 12, 1997, 7:05 PM EDT Att: 13,833 - Unknown - 70 F			
Jermaine Allensworth, R (1, 8) OBP: 0.345, SLG: 0.342										2	1	0	1	2	2	2				
Al Martin, L (1, 7) OBP: 0.357, SLG: 0.452										5	0	1	0	0	1	5				
Emil Brown, R (9, 7) OBP: 0.287, SLG: 0.264										2	1	0	0	2	0	3				
Eddie Williams, R (1, 3) OBP: 0.330, SLG: 0.398										0	0	0	0	0	0	0				
Turner Ward, S (8, 9) OBP: 0.402, SLG: 0.534										2	0	1	0	2	0	3				
Joe Randa, R (1, 5) OBP: 0.354, SLG: 0.436										2	0	1	1	2	0	0				
Shawon Dunston, R (1, 6) OBP: 0.307, SLG: 0.447										3	0	1	1	0	0	4				
Abraham Nunez, S (5, FR) OBP: 0.286, SLG: 0.474										1	0	0	0	0	1	0				
Jose Guillen, R (1, 9) OBP: 0.299, SLG: 0.410										4	0	1	0	0	2	6				
Kevin Young, R (8, 3) OBP: 0.348, SLG: 0.558										0	0	0	0	0	0	0				
1B Jason Kendall, R (1, 2) OBP: 0.390, SLG: 0.435										1	1	1	0	3	0	0				
Jason Schmidt, R (1, 1) OBP: 0.130, SLG: 0.115										3	0	0	0	1	2	5				
Rich Loiselle, R (9, 1) ERA: 3.53										0	0	0	0	0	0	0				
Inning Stats	R: 1 E: 0 K: 1 S: 16	H: 1 LOB: 3 BB: 3 P: 33	R: 1 E: 0 K: 0 S: 12	H: 1 LOB: 2 BB: 2 P: 26	R: 0 E: 0 K: 1 S: 6	H: 0 LOB: 1 BB: 1 P: 11	R: 0 E: 0 K: 2 S: 11	H: 0 LOB: 2 BB: 2 P: 22	R: 1 E: 0 K: 1 S: 11	H: 2 LOB: 2 BB: 2 P: 25	R: 0 E: 0 K: 0 S: 15	H: 0 LOB: 1 BB: 1 P: 22	R: 0 E: 0 K: 1 S: 15	H: 1 LOB: 2 BB: 1 P: 27	R: 0 E: 0 K: 2 S: 8	H: 0 LOB: 0 BB: 0 P: 9	1B: 5 2B: 1 3B: 0 HR: 0	SF: 1 SAC: 0 DP: 2 HBP: 0	WP: 0 PB: 0 SB: 1 CS: 1	PA: 39
PITCHER	IP WLS BF H R ER SO BB IBB HBP BLK WP HR S P ERA WHIP																			
Miguel Batista, R (1, 1) ERA: 4.91	4.0 L 23 3 3 3 4 9 0 0 0 0 0 0 48 99 6.75 3.000																			
Rodney Myers, R (5, 1) ERA: 4.91	3.0 3 0 0 0 2 2 1 0 0 0 0 0 38 67 0.00 1.333																			
Kent Bottenfield, R (8, 1) ERA: 3.53	1.0 3 0 0 0 2 0 0 0 0 0 0 0 8 9 0.00 0.000																			


AB	32
R	1
H	6
RBI	1
BB	0
SO	5
LOB	6



Batter	1	2	3	4	5	6	7	8	9	AB	R	H	RBI	BB	SO	LOB	TOP										
Doug Glanville, R (1, 8) OBP: 0.342, SLG: 0.401 Lance Johnson, L (9, PH) OBP: 0.365, SLG: 0.399	F9		SH1-4		L5		FC6-4		SF7	3	0	1	0	0	0	0											
23 Ryne Sandberg, R (1, 4) OBP: 0.318, SLG: 0.411	K		1B		K		FC6-4		K	5	0	1	1	0	3	3											
Terrell Lowery, R (1, 7) OBP: 0.250, SLG: 0.250 Robin Jennings, L (8, PH) OBP: 0.250, SLG: 0.250	E5		F7				G5-4-3		F8	3	0	1	0	0	0	2											
Sammy Sosa, R (1, 9) OBP: 0.300, SLG: 0.478	K		1B				G5-4-3		F8	4	0	1	1	0	1	2											
Kevin Orie, R (1, 5) OBP: 0.354, SLG: 0.444			G5-3		K		CI			3	0	1	0	0	1	2											
Scott Servais, R (1, 2) OBP: 0.314, SLG: 0.367	G6-3				FC6-4		K		G6-3	3	0	0	0	1	1	2											
José Hernández, R (1, 6) OBP: 0.319, SLG: 0.437	F9				FC6-4				F8	4	0	0	0	0	1	1											
Brant Brown, L (1, 3) OBP: 0.278, SLG: 0.387 Miguel Cairo, R (9, PH) OBP: 0.278, SLG: 0.387 Mark Grace, L (9, 3) OBP: 0.416, SLG: 0.472			SH1-4		F7		P5		E5	3	1	1	0	0	0	1											
Mark Clark, R (1, 1) OBP: 0.076, SLG: 0.079 Manny Alexander, R (9, PH) OBP: 0.308, SLG: 0.367 Terry Adams, R (9, 1)			SH		K		E5			2	1	0	0	0	1	0											
Inning Stats	R: 0 H: 0 E: 1 K: 2 S: 15	H: 0 R: 0 ER: 0 LOB: 1 BB: 0 P: 24	R: 0 H: 0 E: 0 K: 0 S: 5	H: 0 R: 0 ER: 0 LOB: 0 BB: 0 P: 7	R: 2 H: 3 E: 0 K: 1 S: 12	H: 3 R: 0 ER: 0 LOB: 2 BB: 0 P: 15	R: 0 H: 0 E: 0 K: 0 S: 7	H: 0 R: 0 ER: 0 LOB: 0 BB: 1 P: 11	R: 0 H: 1 E: 0 K: 1 S: 13	H: 1 R: 0 ER: 1 LOB: 2 BB: 0 P: 18	R: 0 H: 1 E: 0 K: 1 S: 13	H: 1 R: 0 ER: 0 LOB: 2 BB: 0 P: 22	R: 0 H: 1 E: 0 K: 0 S: 9	H: 1 R: 0 ER: 0 LOB: 1 BB: 0 P: 11	R: 1 H: 1 E: 1 K: 1 S: 11	H: 1 R: 0 ER: 1 LOB: 1 BB: 0 P: 17	1B: 6 2B: 1 3B: 0 HR: 0	SF: 1 SAC: 2 DP: 1 HBP: 0	WP: 0 PB: 0 SB: 1 CS: 1	PA: 38							
PITCHER	IP	WLS	BF	H	R	ER	SO	BB	IBB	HBP	BLK	WP	HR	S	P	ERA	WHIP										
Steve Cooke, L (1, 1) ERA: 4.02	6.2		28	5	2	2	7	1	0	0	0	0	0	76	112	2.70	0.900										
Clint Sodowsky, R (7, 1) ERA: 3.5	0.1		1	0	0	0	0	0	0	0	0	0	0	2	5	0.00	0.000										
Marc Wilkins, R (8, 1) ERA: 3.73	1.0		4	1	0	0	0	0	0	0	0	0	0	9	11	0.00	1.000										
Ricardo Rincon, L (9, 1) ERA: 3.76	0.1	L	3	1	1	0	0	0	0	0	0	0	0	4	7	0.00	3.000										
Rich Loiselle, R (9, 1) ERA: 3.12	0.2		2	0	0	0	1	0	0	0	0	0	0	7	10	0.00	0.000										

Chicago Cubs @ Pittsburgh Pirates
Three Rivers Stadium, Pittsburgh, PA
Sun Sep 14 1997, 3:33 AM EDT
Att: 20,120 - Sunny - 73 F


AB 33
R 3
H 7
RBI 3
BB 1
SO 8
LOB 13



Batter	1	2	3	4	5	6	7	8	9	AB	R	H	RBI	BB	SO	LOB	BOTTOM										
Tony Womack, L (1, 4) OBP: 0.326, SLG: 0.380	G4-3		F8		K				F9	4	0	0	0	0	1	0											
Jermaine Allensworth, R (1, 8) OBP: 0.342, SLG: 0.338	G6-3		G1-3				P4		G3	4	0	0	0	0	0	0											
Al Martin, L (1, 7) OBP: 0.353, SLG: 0.448 Ricardo Rincon, L (9, 1) OBP: 0.308, SLG: 0.367 Rich Loiselle, R (9, 1)	K						F7		P2	4	0	1	0	0	1	0											
Mark Smith, R (1, 9) OBP: 0.354, SLG: 0.512 Abraham Nunez, S (9, PR) OBP: 0.296, SLG: 0.474					E5		K		G6-4-3	3	0	0	0	1	2	1											
Dale Sveum, S (1, 3) OBP: 0.320, SLG: 0.443	G4-3				F8		K		G6-4-3	4	0	0	0	0	1	3											
Shawon Dunston, R (1, 6) OBP: 0.308, SLG: 0.448					K				G6-3	4	1	2	0	0	1	3											
Joe Randa, R (1, 5) OBP: 0.356, SLG: 0.438 Adrian Brown, S (7, PR) OBP: 0.260, SLG: 0.252 Freddy Garcia, R (8, 5) OBP: 0.258, SLG: 0.552					K		FC6-4			3	0	1	1	0	1	3											
Keith Osik, R (1, 2) OBP: 0.337, SLG: 0.383					K				G6-3	0	0	0	0	0	0	0											
Steve Cooke, R (1, 1) OBP: 0.061, SLG: 0.082 Clint Sodowsky, L (7, 1) OBP: 0.300, SLG: 0.500 Marc Wilkins, R (8, 1) Turner Ward, S (8, PH) OBP: 0.409, SLG: 0.561					F7		F7			3	0	1	0	0	0	1											
					K				HR	2	0	0	0	0	1	0											
Inning Stats	R: 0 H: 0 E: 0 K: 1 S: 11	H: 0 R: 1 ER: 0 LOB: 0 BB: 0 P: 14	R: 1 H: 3 E: 0 K: 1 S: 9	H: 3 R: 0 ER: 0 LOB: 0 BB: 0 P: 14	R: 0 H: 0 E: 0 K: 1 S: 9	H: 0 R: 0 ER: 0 LOB: 0 BB: 0 P: 13	R: 0 H: 1 E: 1 K: 2 S: 14	H: 1 R: 0 ER: 0 LOB: 2 BB: 0 P: 18	R: 0 H: 0 E: 0 K: 1 S: 5	H: 0 R: 0 ER: 0 LOB: 0 BB: 0 P: 7	R: 0 H: 0 E: 0 K: 1 S: 6	H: 0 R: 0 ER: 0 LOB: 0 BB: 0 P: 9	R: 0 H: 1 E: 0 K: 1 S: 6	H: 1 R: 0 ER: 0 LOB: 2 BB: 0 P: 10	R: 1 H: 1 E: 0 K: 0 S: 12	H: 1 R: 0 ER: 0 LOB: 1 BB: 0 P: 15	R: 0 H: 0 E: 0 K: 0 S: 4	H: 0 R: 0 ER: 0 LOB: 1 BB: 1 P: 9	1B: 2 2B: 3 3B: 0 HR: 1	SF: 0 SAC: 0 DP: 1 HBP: 0	WP: 0 PB: 0 SB: 1 CS: 0	PA: 33					
PITCHER	IP	WLS	BF	H	R	ER	SO	BB	IBB	HBP	BLK	WP	HR	S	P	ERA	WHIP										
Mark Clark, R (1, 1) ERA: 3.84	8.0		30	6	2	2	8	0	0	0	0	0	0	72	100	2.25	0.750										
Terry Adams, R (9, 1) ERA: 3.5	1.0	S	3	0	0	0	0	1	0	0	0	0	0	4	9	0.00	1.000										

Chicago Cubs @ Pittsburgh Pirates
Three Rivers Stadium, Pittsburgh, PA
Sun Sep 14 1997, 3:33 AM EDT
Att: 20,120 - Sunny - 73 F

AB 32
R 2
H 6
RBI 2
BB 1
SO 8
LOB 11



Batter	1	2	3	4	5	6	7	8	9	AB	R	H	RBI	BB	SO	LOB	TOP								
Pokey Reese, R OBP: 0.289, SLG: 0.293 (1, 6)	G6-3		FC5-4			P7			G5-3	5	1	1	0	0	0	3									
Jon Nunnally, L OBP: 0.374, SLG: 0.539 (1, 8) (9, 7)	1B		1B			F9			G4-3	4	1	2	0	1	0	0									
Chris Stynes, R OBP: 0.391, SLG: 0.510 Jeff Shaw, R (9, 1)			P5			G6-3			G4-3	5	0	1	0	0	0	3									
Eduardo Perez, R OBP: 0.334, SLG: 0.496 (1, 3)	K		SF9			K			F8	5	1	2	2	0	2	3									
Willie Greene, L OBP: 0.353, SLG: 0.461 (1, 5)	P5		SF9			K			G4-3	3	0	0	1	0	1	2									
Reggie Sanders, R OBP: 0.347, SLG: 0.543 (1, 9)			F7			E			K	3	1	1	0	1	1	1									
Joe Oliver, R OBP: 0.314, SLG: 0.432 (1, 2)			K			K			F9	4	0	0	0	0	3	2									
Bret Boone, R OBP: 0.294, SLG: 0.324 (1, 4)			F9			G5-3				2	0	0	0	2	0	1									
Mike Morgan, R OBP: 0.122, SLG: 0.150 Eddie Taubensee, L OBP: 0.314, SLG: 0.464 Gabe White, L OBP: 0.111, SLG: 0.111 Pat Watkins, R OBP: 0.500, SLG: 1.000 (1, 1) (8, PH) (8, 1) (9, 8)	G5-3		FC5-4			1B			K	3	0	2	1	0	0	1									
Inning Stats	R: 0 E: 0 K: 1 S: 10	H: 2 LOB: 2 BB: 0 P: 16	R: 0 E: 0 K: 1 S: 16	H: 1 LOB: 1 BB: 0 P: 23	R: 2 E: 0 K: 0 S: 12	H: 3 LOB: 1 BB: 0 P: 16	R: 0 E: 0 K: 1 S: 12	H: 1 LOB: 0 BB: 0 P: 15	R: 0 E: 0 K: 1 S: 9	H: 0 LOB: 0 BB: 0 P: 13	R: 1 E: 1 K: 2 S: 13	H: 1 LOB: 2 BB: 2 P: 28	R: 1 E: 0 K: 0 S: 8	H: 1 LOB: 0 BB: 0 P: 11	R: 0 E: 0 K: 2 S: 11	H: 0 LOB: 1 BB: 1 P: 20	R: 0 E: 0 K: 0 S: 6	H: 0 LOB: 1 BB: 1 P: 12	1B: 8 2B: 0 3B: 0 HR: 1	SF: 1 SAC: 0 DP: 0 HBP: 0	WP: 0 PB: 0 SB: 2 CS: 0	PA: 40			
PITCHER	IP	WLS	BF	H	R	ER	SO	BB	IBB	HBP	BLK	WP	HR	S	P	ERA	WHIP								
Geremi Gonzalez, R ERA: 4.44 Kent Bottenfield, R ERA: 3.6 Dave Stevens, R ERA: 6.59 Ramon Morel, R ERA: 4.15	(1, 1) (7, 1) (8, 1) (9, 1)	6.0 1.0 1.0 1.0	L 4 4 4	28 1 0 0	8 1 0 0	3 1 0 0	3 1 0 0	6 0 2 0	1 0 1 0	1 0 0 0	0 0 0 0	0 0 0 0	0 1 11 6	72 8 11 6	111 11 20 12	4.50 9.00 0.00 0.00	1.500 1.000 1.000 1.000								

Cincinnati Reds @ Chicago Cubs
Wrigley Field, Chicago, IL
Mon Sep 15 1997, 7:05 PM CDT
Att: 20,352 - Unknown - 70 F

AB	35
R	4
H	9
RBI	4
BB	4
SO	8
LOB	17

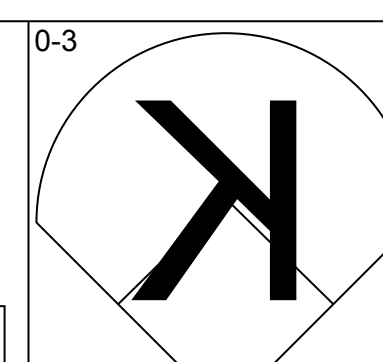
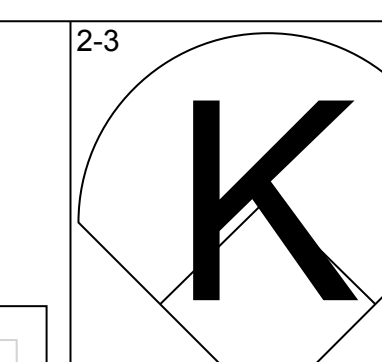
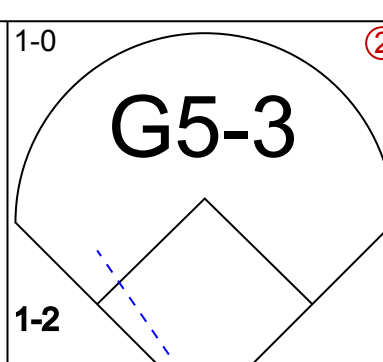
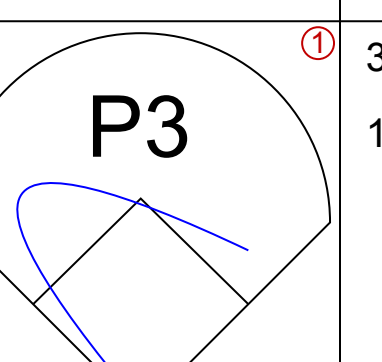
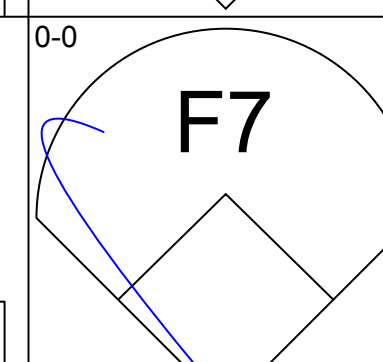
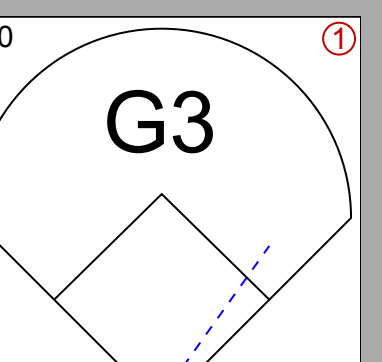
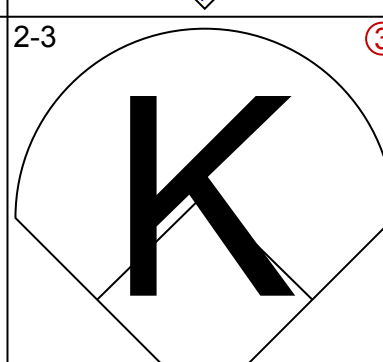
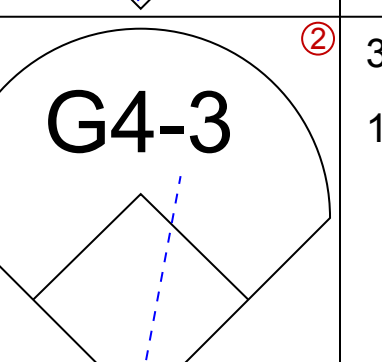
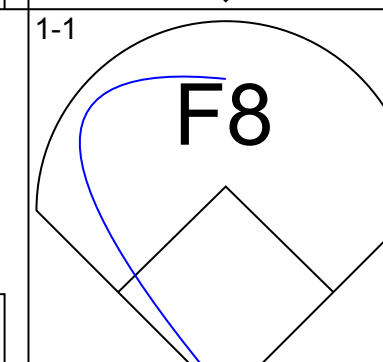
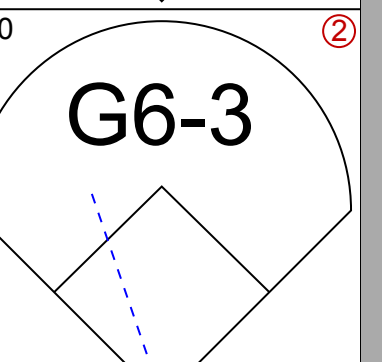
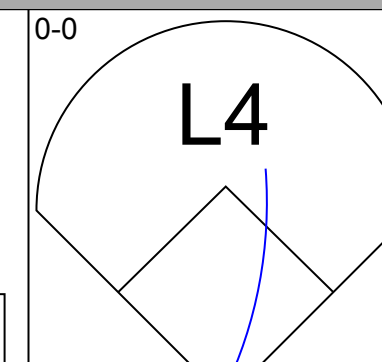
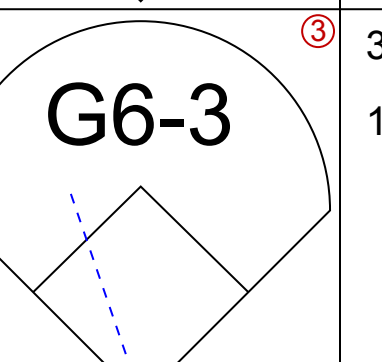
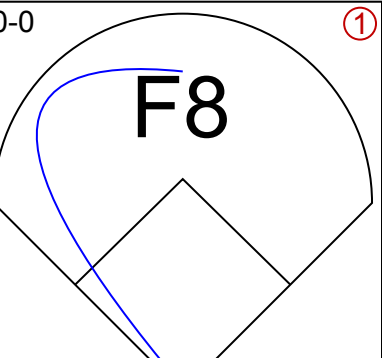
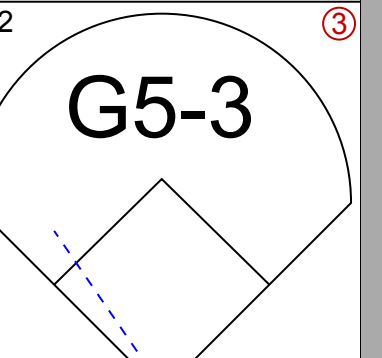
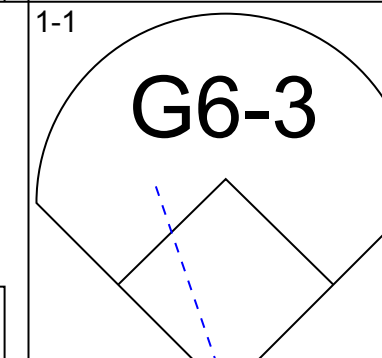
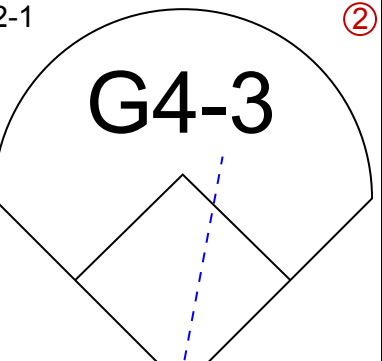
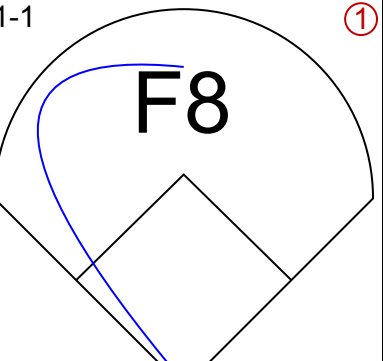
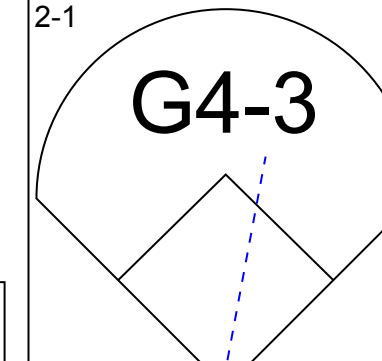
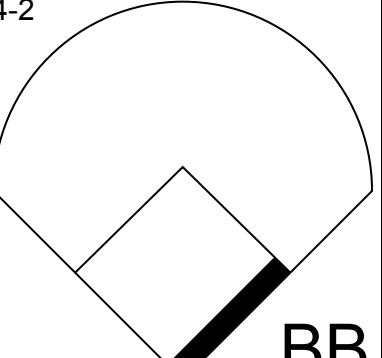
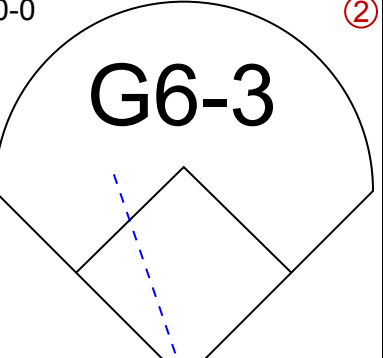
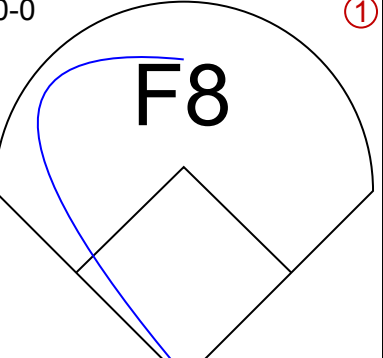
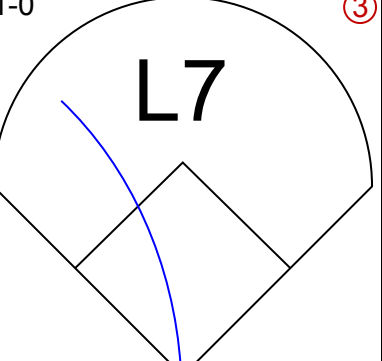
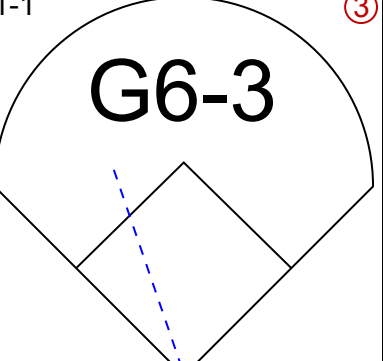
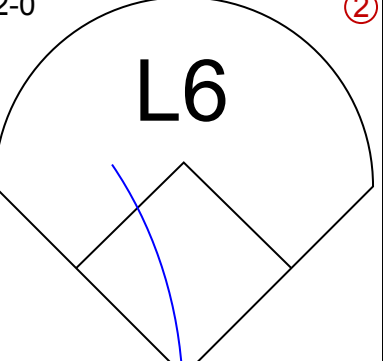
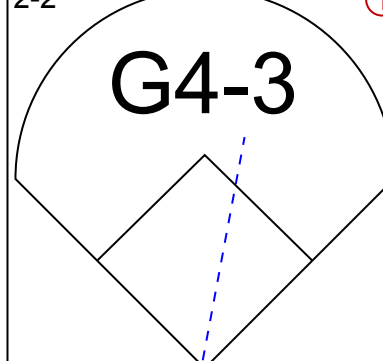
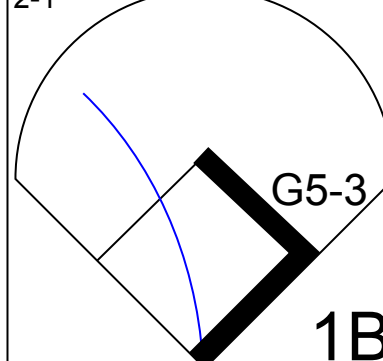
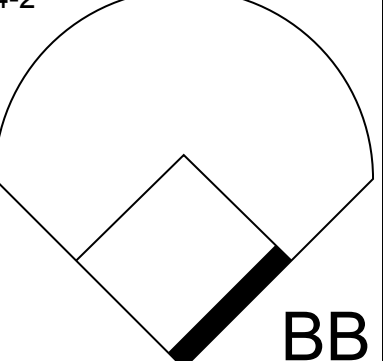
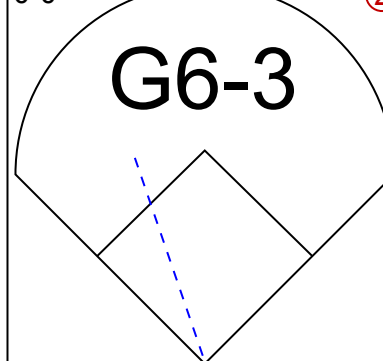

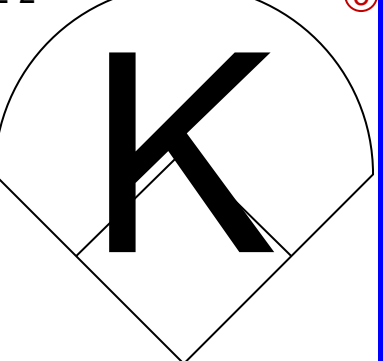


Batter	1	2	3	4	5	6	7	8	9	AB	R	H	RBI	BB	SO	LOB	BOTTOM								
Lance Johnson, L OBP: 0.364, SLG: 0.396 (1, 8)	L7		L8			K			G1-6-3	3	0	0	0	1	1	1									
Doug Glanville, R OBP: 0.340, SLG: 0.398 (1, 7)	G1-3					F9			G1-6-3	4	0	0	0	0	0	1									
Mark Grace, L OBP: 0.415, SLG: 0.470 (1, 3)	L6					F7			L3	4	0	1	0	0	0	0									
Sammy Sosa, R OBP: 0.303, SLG: 0.485 (1, 9)			HR			1B			1B	4	1	3	1	0	0	1									
Kevin Orle, R OBP: 0.353, SLG: 0.441 (1, 5)			G1-3			BB			K	3	0	0	0	1	1	2									
23 Ryne Sandberg, R OBP: 0.318, SLG: 0.409 (1, 4)			1B			K			G3	4	0	1	0	0	1	3									
Mike Hubbard, R OBP: 0.237, SLG: 0.263 (1, 2)			L4-3			F8			G6-3	3	0	0	0	0	0	1									
Manny Alexander, R OBP: 0.308, SLG: 0.367 (1, 6)			G6-3			SH2-3			F8	3	0	1	0	0	0	0									
Geremi Gonzalez, R OBP: 0.154, SLG: 0.083 Kent Bottenfield, R Dave Stevens, R Miguel Cairo, R Ramon Morel, R (1, 1) (7, 1) (8, 1) (8, PH) (9, 1)	G6-3		G6-3			SH2-3			G5-3	1	0	0	0	0	0	0									
Inning Stats	R: 0 E: 0 K: 0 S: 8	H: 0 LOB: 0 BB: 0 P: 13	R: 1 E: 0 K: 0 S: 10	H: 2 LOB: 0 BB: 0 P: 13	R: 0 E: 0 K: 1 S: 12	H: 1 LOB: 2 BB: 1 P: 22	R: 0 E: 0 K: 1 S: 7	H: 1 LOB: 1 BB: 0 P: 10	R: 0 E: 0 K: 0 S: 7	H: 1 LOB: 0 BB: 0 P: 11	R: 0 E: 0 K: 0 S: 6	H: 0 LOB: 0 BB: 0 P: 8	R: 0 E: 0 K: 0 S: 6	H: 0 LOB: 1 BB: 1 P: 11	R: 0 E: 0 K: 1 S: 10	H: 1 LOB: 0 BB: 0 P: 12	1B: 5 2B: 1 3B: 0 HR: 1	SF: 0 SAC: 1 DP: 2 HBP: 0	WP: 0 PB: 0 SB: 1 CS: 0	PA: 33					
PITCHER	IP	WLS	BF	H	R	ER	SO	BB	IBB	HBP	BLK	WP	HR	S	P	ERA	WHIP								
Mike Morgan, R ERA: 4.8 Gabe White, L ERA: 4.59 Jeff Shaw, R ERA: 2.39	(1, 1) (8, 1) (9, 1)	7.0 1.0 1.0	W 3 S	26 0 4	5 0 1	1 0 0	1 0 1	2 0 0	1 0 0	0 0 0	0 0 0	0 0 0	0 0 10	6 11 12	11 11 12	0.00 0.00 0.00	1.000 1.000 1.000								

Cincinnati Reds @ Chicago Cubs
Wrigley Field, Chicago, IL
Mon Sep 15 1997, 7:05 PM CDT
Att: 20,352 - Unknown - 70 F

AB	30
R	1
H	6
RBI	1
BB	2
SO	3
LOB	9

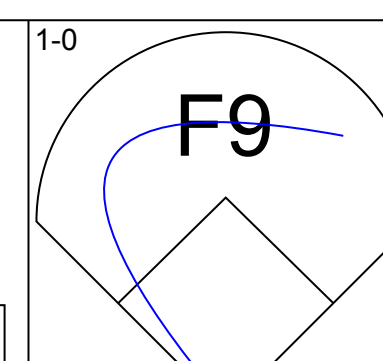
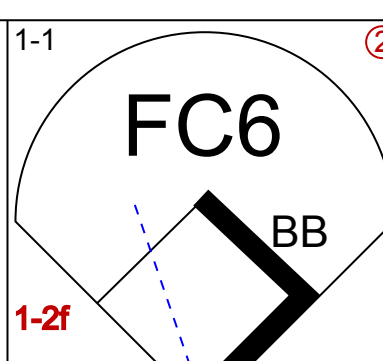
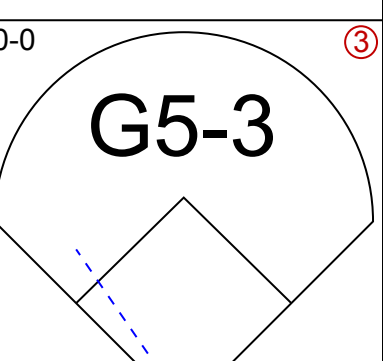
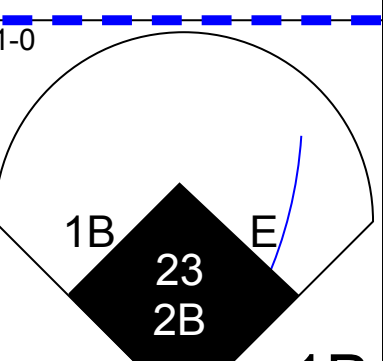
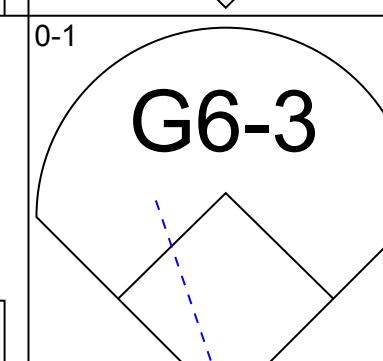
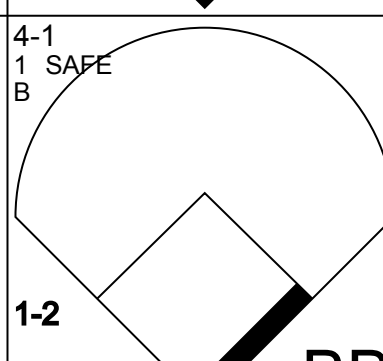
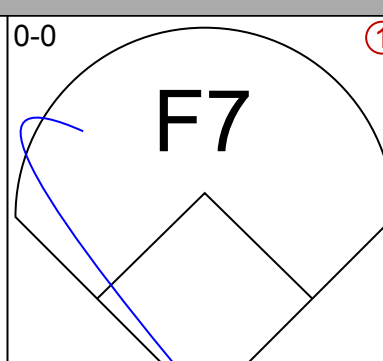
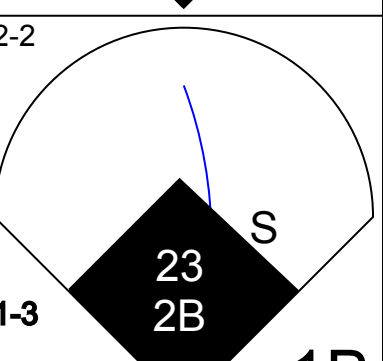
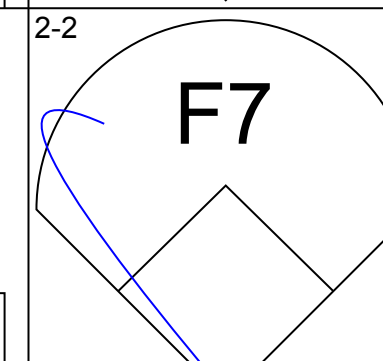
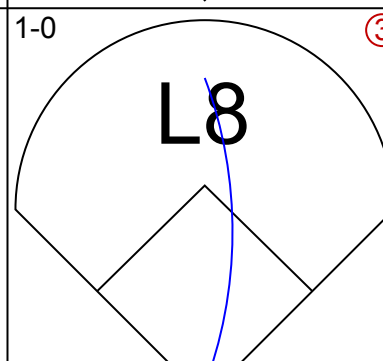
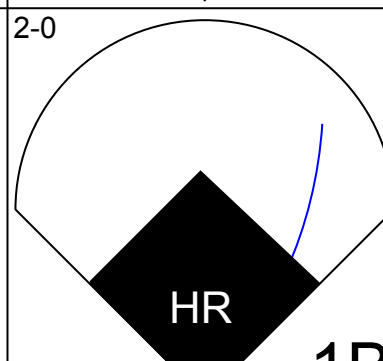
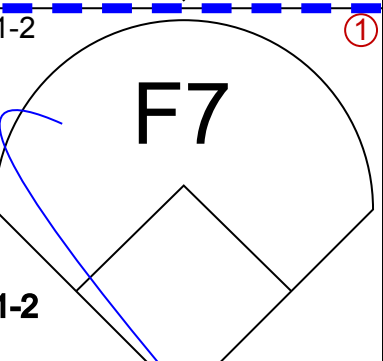
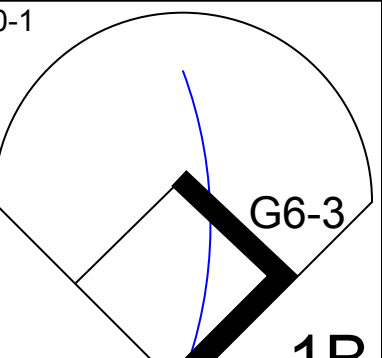
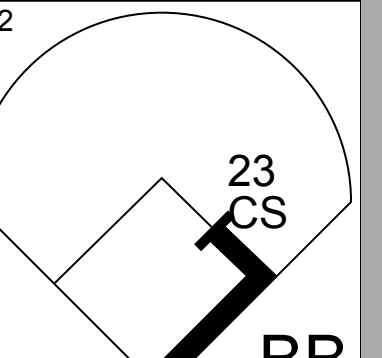
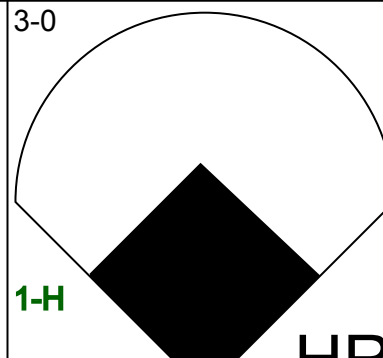
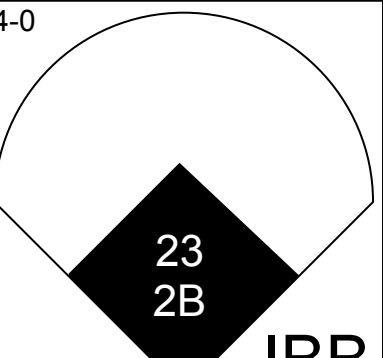
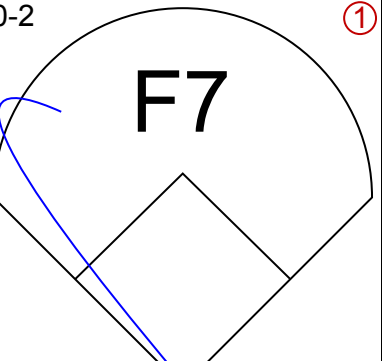

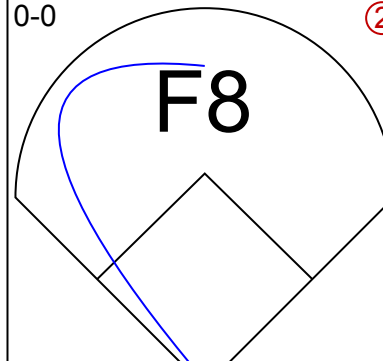
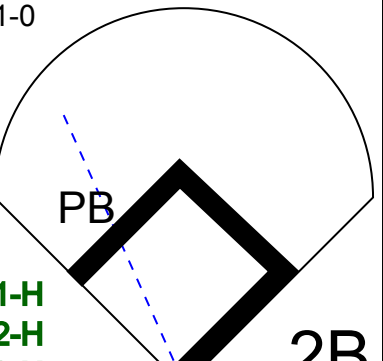
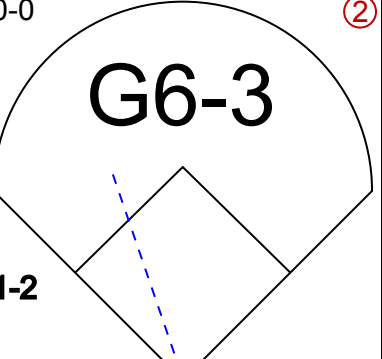
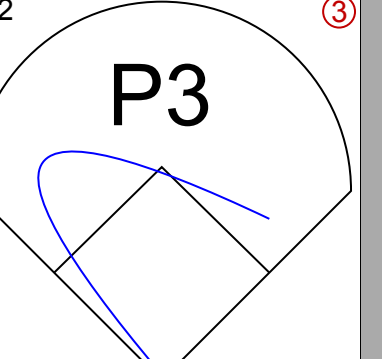
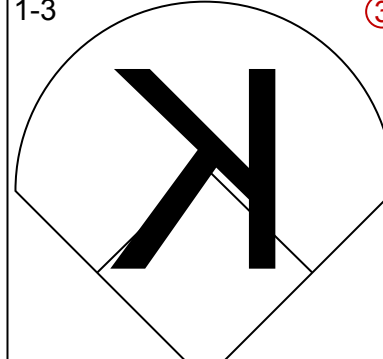
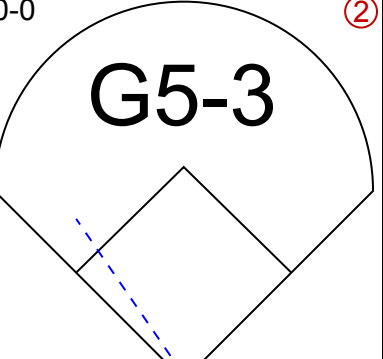
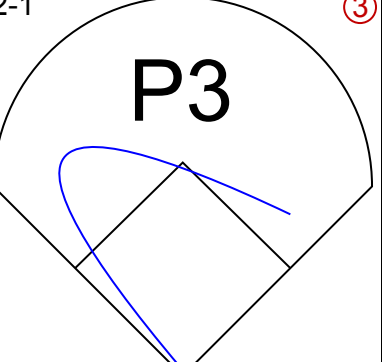
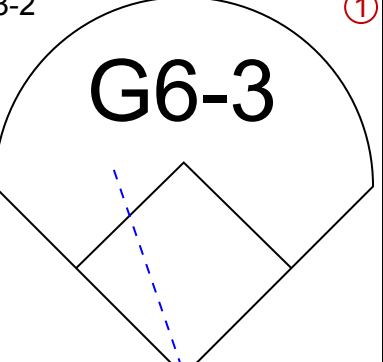
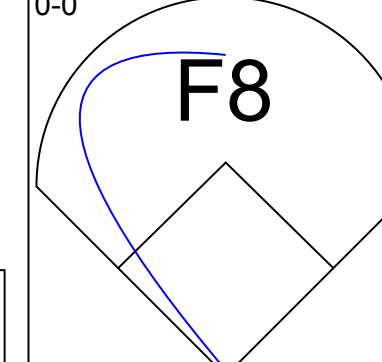
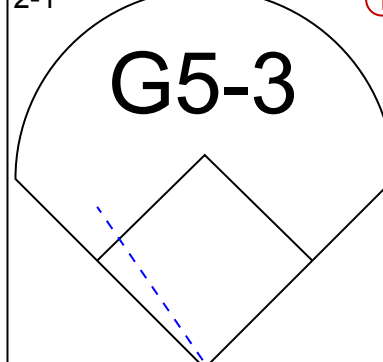
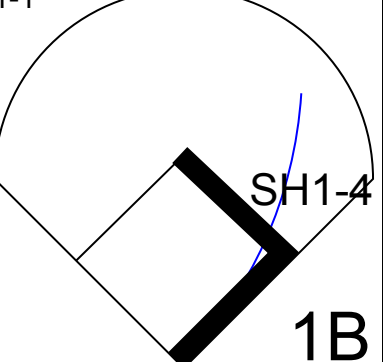
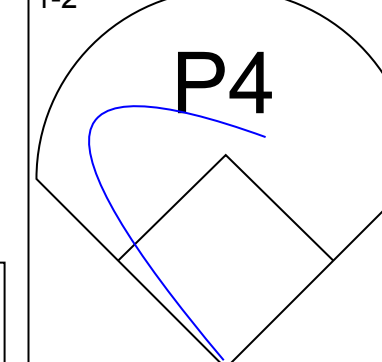
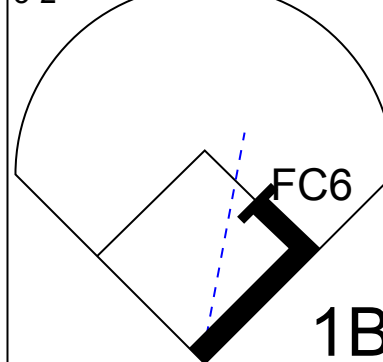
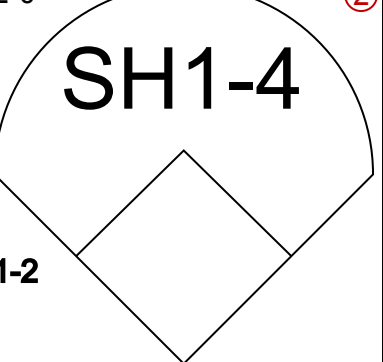
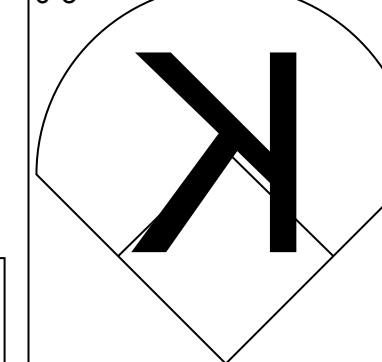


Batter	1	2	3	4	5	6	7	8	9	AB	R	H	RBI	BB	SO	LOB	TOP		
Pokey Reese, R (1, 6) OBP: 0.287, SLG: 0.291 Damian Jackson, R (9, PH) OBP: 0.176, SLG: 0.188										3	0	0	0	0	2	1			
Jon Nunnally, L (1, 8) OBP: 0.395, SLG: 0.531 Pat Watkins, R (9, PH) OBP: 0.333, SLG: 0.667										3	0	0	0	0	1	1			
Chris Stynes, R (1, 7) OBP: 0.394, SLG: 0.500 Aaron Boone, R (9, PH) OBP: 0.095, SLG: 0.095										3	0	0	0	0	0	0			
Eduardo Perez, R (1, 3)										3	0	0	0	0	0	0			
Willie Greene, L (1, 5)										3	0	0	0	0	0	0			
Reggie Sanders, R (1, 9)										2	0	0	0	1	0	0			
Joe Oliver, R (1, 2)										3	0	0	0	0	0	1			
Bret Boone, R (1, 4) OBP: 0.296, SLG: 0.325										2	0	1	0	1	0	0			
Kent Mercker, L (1, 1) OBP: 0.213, SLG: 0.209 Scott Sullivan, R (7, 1)										2	0	0	0	0	1	1			
Eddie Taubensee, L (8, PH) OBP: 0.313, SLG: 0.462 Danny Graves, R (8, 1) Felix Rodriguez, R (8, 1)										0	0	0	0	0	0	0			
Inning Stats	R: 0 E: 0 K: 1 S: 6	H: 0 LOB: 0 BB: 0 P: 7	R: 0 E: 0 K: 0 S: 6	H: 0 LOB: 1 BB: 1 P: 13	R: 0 E: 0 K: 1 S: 8	H: 0 LOB: 0 BB: 0 P: 12	R: 0 E: 0 K: 0 S: 5	H: 0 LOB: 0 BB: 0 P: 7	R: 0 E: 0 K: 2 S: 10	H: 1 LOB: 1 BB: 0 P: 16	R: 0 E: 0 K: 0 S: 5	H: 0 LOB: 0 BB: 0 P: 8	R: 0 E: 0 K: 1 S: 8	H: 0 LOB: 1 BB: 1 P: 16	R: 0 E: 0 K: 0 S: 4	H: 0 LOB: 0 BB: 0 P: 7	1B: 1 2B: 0 3B: 0 HR: 0	SF: 0 SAC: 0 DP: 0 HBP: 0	WP: 0 PA: 30 PB: 0 SB: 0 CS: 0
PITCHER Kevin Tapani, R (1, 1) ERA: 3.73	IP: 9.0 WLS: W BF: 30 H: 1 R: 0 ER: 0 SO: 5 BB: 2 IBB: 0 HBP: 0 BLK: 0 WP: 0 HR: 0 S: 57 P: 93 ERA: 0.00 WHIP: 0.333																		

Cincinnati Reds @ Chicago Cubs
Wrigley Field, Chicago, IL
Tue Sep 16 1997, 7:05 PM CDT
Att: 22,190 - Unknown - 76 F

AB	28
R	0
H	1
RBI	0
BB	2
SO	5
LOB	5



Batter	1	2	3	4	5	6	7	8	9	AB	R	H	RBI	BB	SO	LOB	BOTTOM		
Doug Glanville, R (1, 8) OBP: 0.339, SLG: 0.396										4	1	1	0	0	0	2			
Terrell Lowery, R (1, 7) OBP: 0.375, SLG: 0.286										3	1	1	0	1	0	0			
Mark Grace, L (1, 3) OBP: 0.414, SLG: 0.468										4	1	1	0	0	0	4			
Sammy Sosa, R (1, 9) OBP: 0.307, SLG: 0.492										2	2	2	2	2	0	0			
23 Ryne Sandberg, R (1, 4) OBP: 0.317, SLG: 0.410										4	0	1	3	0	1	2			
Kevin Orie, R (1, 5) OBP: 0.349, SLG: 0.436										4	0	0	0	0	1	2			
Scott Servais, R (1, 2) OBP: 0.311, SLG: 0.363										4	0	0	0	0	0	2			
Manny Alexander, R (1, 6) OBP: 0.308, SLG: 0.367										3	0	1	0	0	0	0			
Kevin Tapani, R (1, 1) OBP: 0.222, SLG: 0.176										2	0	1	0	0	1	0			
Inning Stats	R: 0 E: 0 K: 0 S: 8	H: 0 LOB: 0 BB: 0 P: 11	R: 0 E: 0 K: 0 S: 9	H: 1 LOB: 1 BB: 0 P: 11	R: 0 E: 0 K: 0 S: 10	H: 1 LOB: 2 BB: 1 P: 20	R: 0 E: 0 K: 1 S: 9	H: 0 LOB: 0 BB: 1 P: 17	R: 0 E: 0 K: 1 S: 7	H: 1 LOB: 1 BB: 0 P: 13	R: 2 E: 0 K: 1 S: 7	H: 2 LOB: 0 BB: 0 P: 13	R: 0 E: 0 K: 1 S: 7	H: 0 LOB: 0 BB: 0 P: 8	R: 3 E: 0 K: 0 S: 11	H: 3 LOB: 1 BB: 1 P: 22	1B: 6 2B: 1 3B: 0 HR: 1	SF: 0 SAC: 1 DP: 0 HBP: 0	WP: 0 PA: 34 PB: 1 SB: 1 CS: 1
PITCHER Kent Mercker, L (1, 1) ERA: 3.8 Scott Sullivan, R (7, 1) ERA: 3.44 Danny Graves, R (8, 1) ERA: 5.4 Felix Rodriguez, R (8, 1) ERA: 4.5	IP: 6.0 WLS: L BF: 24 H: 5 R: 2 ER: 2 SO: 2 BB: 5 IBB: 2 HBP: 0 BLK: 0 WP: 0 HR: 1 S: 50 P: 85 ERA: 3.00 WHIP: 1.167																		

Cincinnati Reds @ Chicago Cubs
Wrigley Field, Chicago, IL
Tue Sep 16 1997, 7:05 PM CDT
Att: 22,190 - Unknown - 76 F

AB	30
R	5
H	8
RBI	5
BB	3
SO	3
LOB	12



Batter	1	2	3	4	5	6	7	8	9	AB	R	H	RBI	BB	SO	LOB	TOP						
Midre Cummings, L OBP: 0.326, SLG: 0.414										4	2	2	0	0	0	2	Philadelphia Phillies @ Chicago Cubs Wrigley Field, Chicago, IL Fri Sep 19 1997, 3:33 AM CDT Att: 18,174 - Overcast - 76 F						
Mickey Morandini, L OBP: 0.372, SLG: 0.383										3	2	3	2	0	0	0							
Scott Rolen, R OBP: 0.380, SLG: 0.464										4	2	2	2	0	1	0							
Rico Brogna, L OBP: 0.291, SLG: 0.434										4	1	2	1	0	0	2							
Bobby Estalella, R OBP: 0.481, SLG: 0.905										3	1	1	1	1	1	0							
Billy McMillon, L OBP: 0.257, SLG: 0.323										3	2	1	0	1	2	2							
Tony Barron, R OBP: 0.326, SLG: 0.438										4	0	1	1	0	1	4							
Desi Relaford, S OBP: 0.250, SLG: 0.348										3	0	1	2	0	0	1							
Tyler Green, R OBP: 0.304, SLG: 0.391										2	0	0	0	0	2	1							
Darrin Winston, R OBP: 0.667, SLG: 0.500										0	0	0	0	1	0	0							
Jerry Spradlin, S OBP: 0.257, SLG: 0.323										0	0	0	0	0	0	0							
Inning Stats	R: 1 E: 0 K: 1 S: 6	H: 1 LOB: 0 BB: 0 P: 6	R: 1 E: 0 K: 1 S: 6	H: 1 LOB: 1 BB: 1 P: 10	R: 2 E: 1 K: 1 S: 13	H: 3 LOB: 2 BB: 0 P: 18	R: 1 E: 0 K: 1 S: 11	H: 3 LOB: 2 BB: 0 P: 15	R: 2 E: 0 K: 1 S: 23	H: 2 LOB: 1 BB: 2 P: 38	R: 3 E: 0 K: 2 S: 18	H: 3 LOB: 0 BB: 0 P: 22					1B: 6 2B: 3 3B: 2 HR: 2	SF: 1 SAC: 0 DP: 1 HBP: 0	WP: 0 PB: 1 SB: 0 CS: 0	PA: 34			
PITCHER	IP	WLS	BF	H	R	ER	SO	BB	IBB	HBP	BLK	WP	HR	S	P	ERA	WHIP						
Mark Clark, R ERA: 3.95	(1, 1)	4.0	L	22	8	5	4	4	1	0	0	0	0	0	36	49	9.00	2.250					
Dave Stevens, R ERA: 8.53	(5, 1)	0.1		5	2	2	2	1	2	0	0	0	0	0	20	33	54.00	12.000					
Ramon Tatis, L ERA: 5.43	(5, 1)	0.2		2	1	1	1	0	0	0	0	0	0	6	8	13.50	1.500						
Kent Bottenfield, R ERA: 3.94	(6, 1)	1.0		5	2	2	2	2	0	0	0	0	0	2	15	18.00	2.000						

Batter	1	2	3	4	5	6	7	8	9	AB	R	H	RBI	BB	SO	LOB	BOTTOM						
Lance Johnson, L OBP: 0.360, SLG: 0.397										3	0	0	0	0	0	1	Philadelphia Phillies @ Chicago Cubs Wrigley Field, Chicago, IL Fri Sep 19 1997, 3:33 AM CDT Att: 18,174 - Overcast - 76 F						
Brant Brown, L OBP: 0.287, SLG: 0.425										2	2	2	1	0	0	0							
Terrell Lowery, R OBP: 0.400, SLG: 0.333										1	0	0	0	0	0	0							
Mark Grace, L OBP: 0.414, SLG: 0.471										3	1	1	1	0	0	1							
Sammy Sosa, R OBP: 0.309, SLG: 0.499										3	1	3	2	0	0	0							
23 Ryne Sandberg, R OBP: 0.314, SLG: 0.412										3	1	1	1	0	0	1							
Kevin Orie, R OBP: 0.348, SLG: 0.430										2	0	0	0	0	0	0							
Scott Servais, R OBP: 0.311, SLG: 0.363										2	0	1	0	0	0	0							
Manny Alexander, R OBP: 0.313, SLG: 0.367										2	0	1	0	0	1	1							
Mark Clark, R OBP: 0.090, SLG: 0.079										0	0	0	0	1	0	0							
José Hernández, R OBP: 0.317, SLG: 0.450										1	0	0	0	0	1	1							
Dave Stevens, R ERA: 8.53										0	0	0	0	0	0	0							
Ramon Tatis, L ERA: 5.43										0	0	0	0	0	0	0							
Kent Bottenfield, R ERA: 3.94										0	0	0	0	0	0	0							
Inning Stats	R: 1 E: 0 K: 0 S: 4	H: 2 LOB: 0 BB: 0 P: 4	R: 0 E: 0 K: 1 S: 6	H: 1 LOB: 1 BB: 0 P: 6	R: 1 E: 0 K: 0 S: 5	H: 1 LOB: 0 BB: 1 P: 14	R: 2 E: 0 K: 1 S: 16	H: 3 LOB: 1 BB: 0 P: 25	R: 1 E: 0 K: 0 S: 11	H: 2 LOB: 1 BB: 0 P: 17					1B: 4 2B: 1 3B: 0 HR: 4	SF: 0 SAC: 0 DP: 1 HBP: 0	WP: 0 PB: 0 SB: 0 CS: 1	PA: 24					
PITCHER	IP	WLS	BF	H	R	ER	SO	BB	IBB	HBP	BLK	WP	HR	S	P	ERA	WHIP						
Tyler Green, R ERA: 4.97	(1, 1)	3.0		12	4	2	2	1	1	0	0	0	0	0	15	24	6.00	1.667					
Darrin Winston, L ERA: 6.3	(4, 1)	1.2	W	9	4	3	3	1	0	0	0	0	0	3	23	35	16.20	2.400					
Jerry Spradlin, R ERA: 4.85	(5, 1)	0.1	S	2	1	0	0	0	0	0	0	0	0	4	7	0.00	3.000						

AB	30
R	10
H	13
RBI	9
BB	3
SO	7
LOB	12



Batter	1	2	3	4	5	6	7	8	9	AB	R	H	RBI	BB	SO	LOB	TOP		
Midre Cummings, L (1, 8) OBP: 0.327, SLG: 0.411										4	0	1	0	1	1	4	Philadelphia Phillies @ Chicago Cubs Wrigley Field, Chicago, IL Sat Sep 20 1997, 3:33 AM CDT Att: 38,313 - Cloudy - 66 F		
Kevin Sefcik, R (1, 4) OBP: 0.298, SLG: 0.342										4	1	2	0	0	0	2			
Mickey Morandini, L (9, 4) OBP: 0.372, SLG: 0.383										3	1	0	0	1	1	2			
Scott Rolen, R (1, 5) OBP: 0.380, SLG: 0.462										3	1	0	0	1	1	2			
Rico Brogna, L (1, 3) OBP: 0.292, SLG: 0.434										4	1	2	1	0	0	0			
Mike Lieberthal, R (1, 2) OBP: 0.314, SLG: 0.449										4	0	0	0	0	0	4			
Mike Robertson, L (1, 7) OBP: 0.273, SLG: 0.300										4	0	1	0	0	0	0			
Ruben Amaro Jr, S (9, 7) OBP: 0.318, SLG: 0.316										4	0	0	0	0	0	0			
Tony Barron, R (1, 9) OBP: 0.318, SLG: 0.427										4	0	0	1	0	0	2			
Kevin Stocker, S (1, 6) OBP: 0.333, SLG: 0.356										4	0	0	0	0	3	3			
55 Matt Beech, L (1, 1) OBP: 0.143, SLG: 0.179										2	0	0	0	0	2	0			
Desi Relaford, S (8, PH) OBP: 0.280, SLG: 0.348										0	0	0	0	1	0	0			
Wayne Gomes, R (8, 1) OBP: 0.267, SLG: 0.391										0	0	0	0	0	0	0			
23 Kevin Jordan, R (9, PH) OBP: 0.267, SLG: 0.391										1	0	0	0	0	0	3			
Ricky Bottalico, L (9, 1) OBP: 0.267, SLG: 0.391										0	0	0	0	0	0	0			
Inning Stats	R: 0 E: 0 K: 0 S: 12	H: 2 LOB: 2 BB: 0 P: 18	R: 0 E: 0 K: 1 S: 7	H: 0 LOB: 0 BB: 0 P: 10	R: 0 E: 0 K: 1 S: 8	H: 1 LOB: 0 BB: 0 P: 10	R: 0 E: 0 K: 1 S: 9	H: 0 LOB: 0 BB: 0 P: 12	R: 0 E: 0 K: 1 S: 10	H: 0 LOB: 1 BB: 1 P: 12	R: 0 E: 0 K: 0 S: 10	H: 0 LOB: 0 BB: 0 P: 14	R: 0 E: 0 K: 1 S: 11	H: 0 LOB: 1 BB: 1 P: 20	R: 3 E: 2 K: 1 S: 22	H: 3 LOB: 3 BB: 1 P: 34	1B: 6 2B: 0 3B: 0 HR: 0	SF: 0 SAC: 0 DP: 1 HBP: 0	WP: 0 PA: 37 PB: 1 SB: 0 CS: 0
PITCHER	IP	WLS	BF	H	R	ER	SO	BB	IBB	HBP	BLK	WP	HR	S	P	ERA	WHIP		
Geremi Gonzalez, R (1, 1) ERA: 4.18	8.0		28	3	0	0	6	2	0	0	0	0	0	74	112	0.00	0.625		
Terry Adams, R (9, 1) ERA: 4.19	0.0	L	6	3	3	3	0	1	0	0	0	0	0	14	24	∞	∞		
Bob Patterson, L (9, 1) ERA: 3.36	1.0		3	0	0	0	1	0	0	0	0	0	0	8	10	0.00	0.000		

Batter	1	2	3	4	5	6	7	8	9	AB	R	H	RBI	BB	SO	LOB	BOTTOM				
Doug Glanville, R (1, 8) OBP: 0.339, SLG: 0.400										4	0	1	0	0	0	0	Philadelphia Phillies @ Chicago Cubs Wrigley Field, Chicago, IL Sat Sep 20 1997, 3:33 AM CDT Att: 38,313 - Cloudy - 66 F				
Terrell Lowery, R (1, 7) OBP: 0.385, SLG: 0.273										2	0	0	0	1	1	0					
Lance Johnson, L (8, PH) OBP: 0.360, SLG: 0.396										1	0	0	0	0	0	0					
Mark Grace, L (1, 3) OBP: 0.411, SLG: 0.467										4	0	0	0	0	0	3					
Sammy Sosa, R (1, 9) OBP: 0.309, SLG: 0.498										4	0	1	0	0	0	0					
23 Ryne Sandberg, R (1, 4) OBP: 0.311, SLG: 0.408										4	0	0	0	0	2	1					
Kevin Orte, R (1, 5) OBP: 0.348, SLG: 0.429										3	1	1	0	0	0	1					
Dave Clark, L (9, PH) OBP: 0.380, SLG: 0.454										1	0	1	0	0	0	0					
Miguel Cairo, R (9, PR) OBP: 0.500, SLG: 0.364										0	0	0	0	0	0	0					
José Hernández, R (1, 6) OBP: 0.317, SLG: 0.454										3	1	1	1	0	0	1					
Dave Hansen, L (9, PH) OBP: 0.418, SLG: 0.414										1	0	0	0	0	0	1					
Mike Hubbard, R (1, 2) OBP: 0.226, SLG: 0.250										3	0	0	0	0	2	1					
Geremi Gonzalez, R (1, 1) OBP: 0.167, SLG: 0.103										3	0	1	1	0	1	0					
Terry Adams, R (9, 1) ERA: 4.19										0	0	0	0	0	0	0					
Bob Patterson, R (9, 1) ERA: 3.36										0	0	0	0	0	0	0					
Inning Stats	R: 0 E: 0 K: 1 S: 9	H: 0 LOB: 0 BB: 0 P: 14	R: 0 E: 0 K: 0 S: 10	H: 1 LOB: 1 BB: 0 P: 18	R: 0 E: 0 K: 1 S: 6	H: 0 LOB: 0 BB: 0 P: 7	R: 0 E: 0 K: 0 S: 7	H: 0 LOB: 0 BB: 0 P: 10	R: 2 E: 0 K: 1 S: 19	H: 4 LOB: 3 BB: 1 P: 34	R: 0 E: 0 K: 1 S: 8	H: 0 LOB: 0 BB: 0 P: 13	R: 0 E: 0 K: 1 S: 6	H: 0 LOB: 0 BB: 0 P: 8	R: 0 E: 0 K: 0 S: 6	H: 0 LOB: 0 BB: 0 P: 9	R: 0 E: 0 K: 1 S: 7	H: 1 LOB: 1 BB: 0 P: 12	1B: 5 2B: 1 3B: 0 HR: 0	SF: 0 SAC: 0 DP: 0 HBP: 0	WP: 0 PA: 34 PB: 1 SB: 0 CS: 0
PITCHER	IP	WLS	BF	H	R	ER	SO	BB	IBB	HBP	BLK	WP	HR	S	P	ERA	WHIP				
55 Matt Beech, L (1, 1) ERA: 4.85	7.0		27	5	2	2	5	1	0	0	0	0	0	65	104	2.57	0.857				
Wayne Gomes, R (8, 1) ERA: 5.4	1.0	W	3	0	0	0	0	0	0	0	0	0	0	6	9	0.00	0.000				
Ricky Bottalico, R (9, 1) ERA: 3.77	1.0	S	4	1	0	0	1	0	0	0	0	0	0	7	12	0.00	1.000				

AB 34
R 3
H 6
RBI 2
BB 3
SO 7
LOB 20



AB 33
R 2
H 6
RBI 2
BB 1
SO 6
LOB 8



Batter	1	2	3	4	5	6	7	8	9	AB	R	H	RBI	BB	SO	LOB	TOP										
Midre Cummings, L (1,8) OBP: 0.325, SLG: 0.408	1-3 K		1-1 G6-3			0-3 K	0-2 P3		0-0 1-2 2-H 1B	5	0	1	1	0	2	1	Philadelphia Phillies @ Chicago Cubs Wrigley Field, Chicago, IL Sun Sep 21 1997, 3:33 AM CDT Att: 29,922 - Sunny - 62 F										
Mickey Morandini, L (1,4) OBP: 0.371, SLG: 0.380	2-3 K		2-3 K			0-0 G6-3		4-0 BB	0-3 K	4	0	0	0	1	3	2											
Scott Rolen, R (1,5) OBP: 0.379, SLG: 0.460	0-0 G1-3		1-1 G6-3			0-1 2B 1B		2-3 K		4	1	1	0	0	1	1											
Rico Brogna, L (1,3) OBP: 0.292, SLG: 0.435		0-0 G1-3		0-3 K		0-0 1B		3-2 F7		4	0	1	1	0	1	1											
Mike Lieberthal, R (1,2) OBP: 0.313, SLG: 0.447		3-2 1B 1B		3-3 K		0-0 2B		1-1 P6		4	1	1	0	0	1	2											
Billy McMillon, L (1,7) OBP: 0.257, SLG: 0.319		0-0 1B 1-2 1B		1-2 G1-3		1-3 K			0-1 F7	4	0	1	0	0	1	2											
Tony Barron, R (1,9) OBP: 0.322, SLG: 0.429		1-1 FC6-4 1-3 2-H 1B			1-0 G6-3		3-1 1B		0-1 F9	4	0	2	1	0	0	0											
Kevin Stocker, S (1,6) OBP: 0.333, SLG: 0.355		1-2 P3		0-0 G4-3		1-1 F9		0-1 BB 1B		4	1	1	0	0	0	3											
Curt Schilling, R (1,1) Ron Blazier, R (6,1) Mike Robertson, L (7,PH) Ryan Karp, L (7,1) Reggie Harris, R (8,1) Ruben Amaro Jr., S (8,PH)		0-2 FC6-4 1-2 1B		1-1 L8		1-3 K		4-2 1B BB		2	0	0	0	0	0	2											
Inning Stats	R: 0 E: 0 K: 2 S: 10	H: 0 LOB: 0 BB: 0 P: 13	R: 1 E: 0 K: 0 S: 15	H: 3 LOB: 2 BB: 0 P: 20	R: 0 E: 0 K: 1 S: 9	H: 0 LOB: 0 BB: 0 P: 13	R: 0 E: 0 K: 2 S: 12	H: 0 LOB: 0 BB: 0 P: 16	R: 0 E: 0 K: 1 S: 4	H: 0 LOB: 0 BB: 0 P: 6	R: 1 E: 1 K: 2 S: 15	H: 2 LOB: 2 BB: 0 P: 16	R: 0 E: 0 K: 1 S: 10	H: 1 LOB: 1 BB: 0 P: 15	R: 0 E: 0 K: 1 S: 9	H: 0 LOB: 1 BB: 1 P: 19		R: 1 E: 0 K: 1 S: 13	H: 2 LOB: 2 BB: 1 P: 17	1B: 7 2B: 1 3B: 0 HR: 0	SF: 0 SAC: 0 DP: 0 HBP: 0	WP: 0 PB: 0 SB: 0 CS: 0	PA: 38				
PITCHER	IP	WLS	BF	H	R	ER	SO	BB	IBB	HBP	BLK	WP	HR	S	P	ERA	WHIP										
Kevin Tapani, R (1,1) ERA: 3.62	7.0	W	28	6	2	2	8	0	0	0	0	0	0	75	99	2.57	0.857										
Ramon Tatis, L (8,1) ERA: 5.34	1.0		4	0	0	0	1	1	0	0	0	0	0	9	19	0.00	1.000										
Rodney Myers, R (9,1) ERA: 2.7	1.0		6	2	1	1	1	1	0	0	0	0	0	13	17	9.00	3.000										

AB	36
R	3
H	8
RBI	3
BB	2
SO	10
LOB	15



Batter	1	2	3	4	5	6	7	8	9	AB	R	H	RBI	BB	SO	LOB	BOTTOM										
Lance Johnson, L (1,8) OBP: 0.365, SLG: 0.412	1-2 23 2B 3B		0-1 1B		2-1 1-H HR	0-3 K		4-1 BLK 1B WP BB		4	3	3	2	1	1	1	Philadelphia Phillies @ Chicago Cubs Wrigley Field, Chicago, IL Sun Sep 21 1997, 3:33 AM CDT Att: 29,922 - Sunny - 62 F										
23 Ryne Sandberg, R (1,4) OBP: 0.313, SLG: 0.412	1-2 2B		3-2 P7		2-2 HR 1B	1-1 F9		0-1 WP BLK 1B		3	0	2	1	0	0	1											
Miguel Cairo, R (5,FR) OBP: 0.500, SLG: 0.385	3-H 2B		0-0 1-3 1B		0-0 1-H HR		4-0 1B HR BB	1-2 1B		4	2	3	3	1	1	0											
Mark Grace, L (1,3) OBP: 0.415, SLG: 0.475	0-3 K		0-0 1-3 1B		0-0 1-H HR		0-1 P4	2-3 K		5	0	0	0	0	3	5											
Sammy Sosa, R (1,9) OBP: 0.307, SLG: 0.494	2-3 K		2-3 K		3-2 G3		0-1 P4	2-3 K																			
Dave Hansen, L (1,5) OBP: 0.428, SLG: 0.448		0-1 G5-3 1B		3-2 1B	2-2 HR		0-2 HR 1B	2-2 L7		3	1	3	1	0	0	0											
Doug Glanville, R (6,7) OBP: 0.339, SLG: 0.400		1-3 K		2-2 P8	2-3 K		2-0 SAFE HR			3	0	0	0	0	2	3											
Brant Brown, L (1,7) OBP: 0.281, SLG: 0.415		1-1 G5-3		2-3 K	3-2 P4		0-0 P5			4	0	0	0	0	1	3											
José Hernández, R (6,5) OBP: 0.321, SLG: 0.474		1-1 G5-3		2-2 F8		2-1 SH3-4 1B	2-3 K			4	0	1	0	0	2	2											
Tyler Houston, L (1,2) OBP: 0.281, SLG: 0.320		1-1 G5-3		2-3 K	3-2 P4		0-0 P5			4	0	0	0	0	1	3											
Manny Alexander, R (1,6) OBP: 0.312, SLG: 0.365		2-3 K		2-2 F8		2-1 SH3-4 1B	2-3 K			4	0	1	0	0	2	2											
Kevin Tapani, R (1,1) OBP: 0.250, SLG: 0.167		2-3 K		2-3 K	4-1 HR BB	1-2 SH3-4		1-2 L4		1	1	0	0	1	1	0											
Ramon Tatis, L (8,1)										0	0	0	0	0	0	0											
Robin Jennings, L (6,PH) OBP: 0.143, SLG: 0.167										1	0	0	0	0	0	0											
Rodney Myers, R (9,1)										0	0	0	0	0	0	0											
Inning Stats	R: 1 E: 0 K: 2 S: 16	H: 2 LOB: 0 BB: 0 P: 20	R: 0 E: 0 K: 2 S: 10	H: 1 LOB: 1 BB: 0 P: 14	R: 0 E: 0 K: 2 S: 12	H: 2 LOB: 2 BB: 0 P: 19	R: 0 E: 0 K: 1 S: 14	H: 1 LOB: 1 BB: 0 P: 23	R: 5 E: 0 K: 1 S: 20	H: 4 LOB: 1 BB: 1 P: 38	R: 0 E: 0 K: 1 S: 10	H: 1 LOB: 0 BB: 0 P: 14	R: 3 E: 0 K: 1 S: 11	H: 2 LOB: 1 BB: 1 P: 19	R: 2 E: 0 K: 1 S: 17	H: 2 LOB: 1 BB: 1 P: 27	1B: 9 2B: 1 3B: 1 HR: 4	SF: 0 SAC: 1 DP: 0 HBP: 0	WP: 1 PB: 0 SB: 0 CS: 0	PA: 41							
PITCHER	IP	WLS	BF	H	R	ER	SO	BB	IBB	HBP	BLK	WP	HR	S	P	ERA	WHIP										
Curt Schilling, R (1,1) ERA: 2.95	5.0	L	25	10	6	6	8	1	0	0	0	0	0	10	14	0.00	1.000										
Ron Blazier, R (6,1) ERA: 5.13	1.0		4	1	0	0	1	0	0	0	0	0	0	10	14	0.00	1.000										
Ryan Karp, L (7,1) ERA: 6.23	1.0		6	2	3	3	1	1	0	0	0	0	1	11	19	27.00	3.000										
Reggie Harris, R (8,1) ERA: 5.3	1.0		6	2	2	2	1	1	0	0	1	1	0	17	27	18.00	3.000										

AB	37
R	11
H	15
RBI	10
BB	3
SO	11
LOB	17



Batter	1	2	3	4	5	6	7	8	9	AB	R	H	RBI	BB	SO	LOB	TOP							
Lance Johnson, L (1, 8) OBP: 0.368, SLG: 0.421	1-2 G6-3 2B		3-2 SH5-4 2B		0-1 F7			0-0 G6-4-3 1B		4	2	3	0	0	0	0								
Doug Glanville, R (1, 7) OBP: 0.337, SLG: 0.397	1-3 K 2-3		0-0 SH5-4 2-3		1-2 G6-3			0-1 G6-4-3 1-2		3	0	0	0	0	1	2								
Mark Grace, L (1, 3) OBP: 0.414, SLG: 0.474	0-1 G6-3		2-1 SF7		2-1 F7			1-2 G5-3 1B		3	0	1	2	0	0	0								
Sammy Sosa, R (1, 9) OBP: 0.305, SLG: 0.490	3-H 1-3 K		3-H 0-3 K		1-3 K			0-0 G5-3 1-2		4	0	0	0	0	3	1								
Kevin Orie, R (1, 5) OBP: 0.350, SLG: 0.431 José Hernández, R (9, PR) OBP: 0.321, SLG: 0.474		0-1 2B		1-2 F7		3-2 G5-3		4-2 BB		3	0	1	0	1	0	0								
Scott Servais, R (1, 2) OBP: 0.311, SLG: 0.361 Dave Clark, L (9, PH) OBP: 0.380, SLG: 0.454 23 Ryne Sandberg, R (9, PH) OBP: 0.313, SLG: 0.411		4-2 BB		2-2 G4-3		1-2 F7		2-3 K		2	0	0	0	1	0	0								
Miguel Cairo, R (1, 4) OBP: 0.400, SLG: 0.294		2-0 L8		0-0 F9		1-0 G4-3		2-3 K		4	0	0	0	0	1	4								
Manny Alexander, R (1, 6) OBP: 0.312, SLG: 0.378		1-2 F9		3-1 HR		0-3 K		1-0 F7		3	1	1	1	0	1	2								
Steve Trachsel, R (1, 1) OBP: 0.175, SLG: 0.155 Kent Bottenfield, R (6, 1) Robin Jennings, L (8, PH) OBP: 0.125, SLG: 0.143 Rodney Myers, R (8, 1)		2-3 K		2-1 G1-3						2	0	0	0	0	1	2								
Inning Stats	R: 1 E: 0 K: 2 S: 12	H: 1 LOB: 0 BB: 0 P: 15	R: 0 E: 0 K: 1 S: 12	H: 1 LOB: 2 BB: 1 P: 21	R: 1 E: 0 K: 1 S: 10	H: 1 LOB: 0 BB: 0 P: 15	R: 0 E: 0 K: 0 S: 8	H: 0 LOB: 0 BB: 0 P: 11	R: 1 E: 0 K: 0 S: 9	H: 1 LOB: 0 BB: 0 P: 15	R: 0 E: 0 K: 1 S: 7	H: 0 LOB: 0 BB: 0 P: 9	R: 0 E: 0 K: 0 S: 4	H: 1 LOB: 0 BB: 0 P: 5	R: 0 E: 0 K: 2 S: 14	H: 1 LOB: 2 BB: 1 P: 23	1B: 2 2B: 3 3B: 0 HR: 1	SF: 1 SAC: 1 DP: 1 HBP: 0	WP: 0 PB: 0 SB: 1 CS: 0	PA: 34				
PITCHER	IP WLS BF H R ER SO BB IBB HBP BLK WP HR S P ERA WHIP	IP WLS BF H R ER SO BB IBB HBP BLK WP HR S P ERA WHIP	IP WLS BF H R ER SO BB IBB HBP BLK WP HR S P ERA WHIP	IP WLS BF H R ER SO BB IBB HBP BLK WP HR S P ERA WHIP	IP WLS BF H R ER SO BB IBB HBP BLK WP HR S P ERA WHIP	IP WLS BF H R ER SO BB IBB HBP BLK WP HR S P ERA WHIP	IP WLS BF H R ER SO BB IBB HBP BLK WP HR S P ERA WHIP	IP WLS BF H R ER SO BB IBB HBP BLK WP HR S P ERA WHIP	IP WLS BF H R ER SO BB IBB HBP BLK WP HR S P ERA WHIP	IP WLS BF H R ER SO BB IBB HBP BLK WP HR S P ERA WHIP	IP WLS BF H R ER SO BB IBB HBP BLK WP HR S P ERA WHIP	IP WLS BF H R ER SO BB IBB HBP BLK WP HR S P ERA WHIP	IP WLS BF H R ER SO BB IBB HBP BLK WP HR S P ERA WHIP	IP WLS BF H R ER SO BB IBB HBP BLK WP HR S P ERA WHIP	IP WLS BF H R ER SO BB IBB HBP BLK WP HR S P ERA WHIP	IP WLS BF H R ER SO BB IBB HBP BLK WP HR S P ERA WHIP	IP WLS BF H R ER SO BB IBB HBP BLK WP HR S P ERA WHIP	IP WLS BF H R ER SO BB IBB HBP BLK WP HR S P ERA WHIP	IP WLS BF H R ER SO BB IBB HBP BLK WP HR S P ERA WHIP	IP WLS BF H R ER SO BB IBB HBP BLK WP HR S P ERA WHIP	IP WLS BF H R ER SO BB IBB HBP BLK WP HR S P ERA WHIP			
Darryl Kile, R (1, 1) ERA: 2.57	8.1 W 32 6 3 3 6 2 0 0 0 0 0 1 76 116 3.24 0.960	0.2 S 2 0 0 0 2 0 0 0 0 0 0 0 8 12 0.00 0.000																						

Chicago Cubs @ Houston Astros
Astrodome, Houston, TX
Tue Sep 23 1997, 8:05 PM EDT
Att: 19,380 - Dome

AB	30
R	3
H	6
RBI	3
BB	2
SO	8
LOB	13



Batter	1	2	3	4	5	6	7	8	9	AB	R	H	RBI	BB	SO	LOB	BOTTOM							
Craig Biggio, R (1, 4) OBP: 0.310, SLG: 0.498	0-1 G6-3 3B		4-0 E S BB		1-2 HR	0-0 F8		3-2 1-2 2-H 1B		4	2	3	1	1	0	2								
Derek Bell, R (1, 9) OBP: 0.347, SLG: 0.442	1-0 G6-3		1-0 P6 1-3		1-1 1B	3-2 G6-3				4	0	1	1	0	0	3								
5 Jeff Bagwell, R (1, 3) OBP: 0.425, SLG: 0.590	3-H 1-2 G6-3			2-1 HR	0-0 L7		2-3 K			4	1	1	1	0	1	1								
Luis Gonzalez, L (1, 7) OBP: 0.347, SLG: 0.380	1-0 F8			2-2 E6 1B	1-0 L3		3-1 F8			4	0	0	0	0	0	1								
Richard Hidalgo, R (1, 8) OBP: 0.368, SLG: 0.528		3-2 L8		0-1 P5		2-0 G6-3 1B 2B	2-3 K			4	1	1	0	0	1	1								
Bill Spillers, L (1, 5) OBP: 0.434, SLG: 0.473		2-3 K2-3		1-1 SAFE SAFE F7		2-2 G6-3		3-2 F7		4	0	0	0	0	1	2								
Tony Eusebio, R (1, 2) OBP: 0.366, SLG: 0.307		2-3 K		1-1 SAFE 1B	1-2 1B	1-0 1B 1B		2-1 FC5-6 1B HBP		3	1	2	1	0	1	0								
Ricky Gutierrez, R (1, 6) OBP: 0.317, SLG: 0.375			0-2 G5-3	0-0 L8		3-H 2-2 1B 1B		2-2 FC5-6 1B 1B		4	0	2	0	0	2									
Darryl Kile, R (1, 1) OBP: 0.179, SLG: 0.157 Billy Wagner, L (9, 1)			1-0 G6-3		3-3 K	1-0 1-2 2-H 1B		0-0 FC5-6 1B		4	0	1	1	0	1	2								
Inning Stats	R: 1 E: 0 K: 0 S: 7	H: 1 LOB: 0 BB: 0 P: 10	R: 0 E: 0 K: 2 S: 9	H: 0 LOB: 0 BB: 0 P: 16	R: 0 E: 0 K: 0 S: 5	H: 0 LOB: 1 BB: 1 P: 11	R: 1 E: 1 K: 0 S: 12	H: 2 LOB: 2 BB: 0 P: 18	R: 1 E: 0 K: 1 S: 10	H: 2 LOB: 1 BB: 0 P: 16	R: 2 E: 0 K: 0 S: 15	H: 4 LOB: 2 BB: 0 P: 26	R: 0 E: 0 K: 2 S: 8	H: 0 LOB: 0 BB: 0 P: 15	R: 0 E: 0 K: 0 S: 11	H: 2 LOB: 2 BB: 0 P: 21	1B: 7 2B: 1 3B: 1 HR: 2	SF: 0 SAC: 0 DP: 0 HBP: 1	WP: 0 PB: 0 SB: 1 CS: 0	PA: 37				
PITCHER	IP WLS BF H R ER SO BB IBB HBP BLK WP HR S P ERA WHIP	IP WLS BF H R ER SO BB IBB HBP BLK WP HR S P ERA WHIP	IP WLS BF H R ER SO BB IBB HBP BLK WP HR S P ERA WHIP	IP WLS BF H R ER SO BB IBB HBP BLK WP HR S P ERA WHIP	IP WLS BF H R ER SO BB IBB HBP BLK WP HR S P ERA WHIP	IP WLS BF H R ER SO BB IBB HBP BLK WP HR S P ERA WHIP	IP WLS BF H R ER SO BB IBB HBP BLK WP HR S P ERA WHIP	IP WLS BF H R ER SO BB IBB HBP BLK WP HR S P ERA WHIP	IP WLS BF H R ER SO BB IBB HBP BLK WP HR S P ERA WHIP	IP WLS BF H R ER SO BB IBB HBP BLK WP HR S P ERA WHIP	IP WLS BF H R ER SO BB IBB HBP BLK WP HR S P ERA WHIP	IP WLS BF H R ER SO BB IBB HBP BLK WP HR S P ERA WHIP	IP WLS BF H R ER SO BB IBB HBP BLK WP HR S P ERA WHIP	IP WLS BF H R ER SO BB IBB HBP BLK WP HR S P ERA WHIP	IP WLS BF H R ER SO BB IBB HBP BLK WP HR S P ERA WHIP	IP WLS BF H R ER SO BB IBB HBP BLK WP HR S P ERA WHIP	IP WLS BF H R ER SO BB IBB HBP BLK WP HR S P ERA WHIP	IP WLS BF H R ER SO BB IBB HBP BLK WP HR S P ERA WHIP	IP WLS BF H R ER SO BB IBB HBP BLK WP HR S P ERA WHIP	IP WLS BF H R ER SO BB IBB HBP BLK WP HR S P ERA WHIP	IP WLS BF H R ER SO BB IBB HBP BLK WP HR S P ERA WHIP	IP WLS BF H R ER SO BB IBB HBP BLK WP HR S P ERA WHIP		
Steve Trachsel, R (1, 1) ERA: 4.63	5.1 L 27 9 5 5 3 1 0 0 0 0 0 2 54 90 8.44 1.875	1.2 5 0 0 0 2 0 0 0 0 0 0 0 12 22 0.00 0.000																						
Kent Bottenfield, R (6, 1) ERA: 3.86	1.0 5 2 0 0 0 0 0 0 1 0 0 0 11 21 0.00 2.000																							

Chicago Cubs @ Houston Astros
Astrodome, Houston, TX
Tue Sep 23 1997, 8:05 PM EDT
Att: 19,380 - Dome

AB	35
R	5
H	11
RBI	5
BB	1
SO	5
LOB	14



Batter	1	2	3	4	5	6	7	8	9	AB	R	H	RBI	BB	SO	LOB	TOP								
Lance Johnson, L (1.8) OBP: 0.373, SLG: 0.425	1-0 FC1-6 1B		0-0 G3-1		0-0 1-2 1B			0-0 FC5-2 1B	1-1 1-2 1B	5	0	4	0	0	0	0									
23 Ryne Sandberg, R (1.4) OBP: 0.310, SLG: 0.407 Miguel Cairo, R (8.4) OBP: 0.381, SLG: 0.278	1-0 FC1-6 1-2 K2			0-1 G5-3	1-1 G1-3			1-2 F8	2-1 L9	4	0	0	0	0	0	4									
Mark Grace, L (1.3) OBP: 0.412, SLG: 0.472 Terry Adams, R (9.1) SAFE SAFE SAFE SAFE	2-3 K2			2-1 G6-3				SAFE SAFE SAFE SAFE 1-3 BB FC5-2 1B	0-0 G4-3	5	0	1	0	0	1	4									
Sammy Sosa, R (1.9) OBP: 0.304, SLG: 0.489				0-0 1B				1-1 FC5-2 BB		4	0	1	0	0	0	2									
Dave Hansen, L (1.5) OBP: 0.420, SLG: 0.438 Terrell Lowery, R (8. PH) OBP: 0.429, SLG: 0.273 Jose Hernández, R (8.5) OBP: 0.321, SLG: 0.474				0-0 G6-3	2-3 K			4-1 3-H 1-2 2-3 BB		3	0	0	0	0	2	1									
Brooks Kieschnick, L (1.7) OBP: 0.391, SLG: 0.370 Doug Glanville, R (7.7) OBP: 0.337, SLG: 0.397				2-2 HR				1-3 BB		3	1	1	1	0	0	0									
Tyler Houston, L (1.2) OBP: 0.291, SLG: 0.346	0-2 L6				0-0 HR			1-0 G1-3 1B	2-2 SH1-4 1B	4	2	3	1	0	0	0									
Manny Alexander, R (1.6) OBP: 0.313, SLG: 0.374				3-1 G5-3	4-2 1B BB			2-1 G1-3	0-1 SH1-4	2	0	0	0	1	0	1									
Mark Clark, R (7.1) OBP: 0.386, SLG: 0.076 Bob Patterson, L (7.1) OBP: 0.386, SLG: 0.076 Marc Pisciotta, R (8.1) OBP: 0.386, SLG: 0.076 Dave Clark, L (9. PH) OBP: 0.386, SLG: 0.076 Brant Brown, L (9. PH) OBP: 0.386, SLG: 0.076				3-3 K	0-3 K			0-1 L9 1B 2-H		3	0	0	0	0	3	2									
Inning Stats	R: 0 E: 0 K: 1 S: 6	H: 1 LOB: 1 BB: 0 P: 10	R: 1 E: 0 K: 0 S: 8	H: 1 LOB: 0 BB: 0 P: 13	R: 0 E: 0 K: 1 S: 7	H: 0 LOB: 0 BB: 0 P: 13	R: 0 E: 0 K: 1 S: 9	H: 1 LOB: 1 BB: 0 P: 12	R: 1 E: 0 K: 1 S: 11	H: 2 LOB: 1 BB: 1 P: 16	R: 0 E: 0 K: 1 S: 8	H: 0 LOB: 0 BB: 0 P: 11	R: 0 E: 0 K: 1 S: 7	H: 1 LOB: 1 BB: 0 P: 12	R: 0 E: 0 K: 1 S: 11	H: 2 LOB: 3 BB: 1 P: 20	R: 1 E: 0 K: 0 S: 13	H: 3 LOB: 3 BB: 0 P: 18	1B: 9 2B: 1 3B: 0 HR: 2	SF: 0 SAC: 1 DP: 1 HBP: 0	WP: 0 PB: 0 SB: 0 CS: 0	PA: 39			
PITCHER	IP WLS BF H R ER SO BB IBB HBP BLK WP HR S P ERA WHIP	7.0 L 27 6 2 2 6 1 0 0 0 0 2 56 87 2.57 1.000	0.2 5 2 0 0 0 1 0 0 0 0 0 0 8 16 0.00 4.500	0.2 3 1 1 1 1 0 0 0 0 0 0 0 9 12 13.50 1.500	0.2 4 2 0 0 0 0 0 0 0 0 0 0 7 10 0.00 3.000																				

Chicago Cubs @ Houston Astros
Astrodome, Houston, TX
Wed Sep 24 1997, 8:05 PM EDT
Att: 41,560 - Dome - 72 F

AB	36
R	3
H	11
RBI	3
BB	2
SO	7
LOB	19



Batter	1	2	3	4	5	6	7	8	9	AB	R	H	RBI	BB	SO	LOB	BOTTOM							
Craig Biggio, R (1.4) OBP: 0.312, SLG: 0.500	1-2 G4-3 5 2B		2-2 PO HBP		1-1 F9			4-1 E 5 1B BB	0-1 5 BB 1B	3	1	2	0	1	0	1								
Derek Bell, R (1.9) OBP: 0.344, SLG: 0.437	0-1 G4-3		0-0 PO	2-3 K	2-1 F9			2-3 K	1-3 K	5	0	0	0	0	3	5								
5 Jeff Bagwell, R (1.3) OBP: 0.425, SLG: 0.588	2-1 FC1-5-2			1-2 G5-3				3-2 G5-3	4-1 FC6-4 BB	4	0	1	1	1	0	1								
Luis Gonzalez, L (1.7) OBP: 0.348, SLG: 0.380 Mike Magnante, L (8.1) OBP: 0.348, SLG: 0.380 Russ Springer, R (8.1) OBP: 0.348, SLG: 0.380 Tom Martin, L (9.1) OBP: 0.348, SLG: 0.380 Sean Berry, R (9. PH) OBP: 0.348, SLG: 0.380	1-1 G4-3			2-2 BB 1B				4-2 E 1B BB	2-2 FC6-4	3	0	1	0	1	0	2								
Richard Hidalgo, R (1.8) OBP: 0.377, SLG: 0.526			2-3 K	1-1 BB 1B	1-2 1B			1-0 E 1B	2-1 P3	4	0	2	0	0	1	0								
Bill Spiers, L (1.5) OBP: 0.432, SLG: 0.468			0-0 F7	4-2 FC6-4 BB	1-2 2-3 BB			2-0 P7	1-3 K	3	0	0	0	1	1	2								
Ricky Gutierrez, R (1.6) OBP: 0.313, SLG: 0.369			0-2 G6-3	1-2 FC6-4	1-2 1-2 2-3			0-0 E6	2-1 G1-3	4	0	0	0	0	0	5								
Brad Ausmus, R (1.2) OBP: 0.326, SLG: 0.352 Thomas Howard, S (9. PH) OBP: 0.329, SLG: 0.356			3-2 G4-3		0-1 FC1-6 1B			0-1 L9	1-0 P6	3	0	1	0	0	0	3								
Chris Holt, R (1.1) OBP: 0.103, SLG: 0.090 Bobby Abreu, L (7. PH) OBP: 0.330, SLG: 0.358			2-2 G1-3		1-2 FC1-6 1-2			1-1 G3-1	2-2 5 BB 1B	2	0	0	0	0	0	1								
Inning Stats	R: 0 E: 0 K: 0 S: 10	H: 1 LOB: 1 BB: 0 P: 14	R: 0 E: 0 K: 1 S: 7	H: 0 LOB: 0 BB: 0 P: 9	R: 0 E: 0 K: 0 S: 8	H: 0 LOB: 0 BB: 0 P: 15	R: 0 E: 0 K: 1 S: 16	H: 2 LOB: 3 BB: 1 P: 27	R: 0 E: 0 K: 0 S: 9	H: 1 LOB: 1 BB: 0 P: 13	R: 0 E: 0 K: 0 S: 11	H: 1 LOB: 1 BB: 1 P: 21	R: 1 E: 1 K: 1 S: 11	H: 1 LOB: 1 BB: 1 P: 24	R: 0 E: 0 K: 1 S: 7	H: 0 LOB: 0 BB: 0 P: 12	R: 0 E: 0 K: 1 S: 15	H: 2 LOB: 3 BB: 1 P: 25	1B: 7 2B: 1 3B: 0 HR: 0	SF: 0 SAC: 0 DP: 0 HBP: 1	WP: 0 PB: 0 SB: 0 CS: 0	PA: 41		
PITCHER	IP WLS BF H R ER SO BB IBB HBP BLK WP HR S P ERA WHIP	6.2 W 30 6 1 0 0 3 0 0 0 0 0 2 5 0.00 0.000	0.1 1 0 0 0 0 0 0 0 0 0 0 0 2 5 0.00 0.000	1.0 3 0 0 0 1 0 0 0 0 0 0 0 7 12 0.00 0.000	1.0 S 6 2 0 0 1 1 0 0 0 0 0 15 25 0.00 3.000																			

Chicago Cubs @ Houston Astros
Astrodome, Houston, TX
Wed Sep 24 1997, 8:05 PM EDT
Att: 41,560 - Dome - 72 F

AB	35
R	1
H	8
RBI	1
BB	4
SO	5
LOB	23



Batter	1	2	3	4	5	6	7	8	9	AB	R	H	RBI	BB	SO	LOB	TOP					
Lance Johnson, L (1.8) OBP: 0.372, SLG: 0.422	G6-3		F7			G5-4-3 BB		F7		3	0	0	0	1	0	0						
Doug Glanville, R (1.7) OBP: 0.334, SLG: 0.393	G5-3			G1		G5-4-3 1-2			P3	4	0	0	0	0	0	2						
Mark Grace, L (1.3) OBP: 0.409, SLG: 0.468	K			K			L9		L8	4	0	0	0	0	2	0						
Sammy Sosa, R (1.9) OBP: 0.303, SLG: 0.486		G5-3		F9			F9		G6-3	4	0	0	0	0	0	0						
José Hernández, R (1.5) OBP: 0.326, SLG: 0.494		CS 2B		G5-3			3-1 1B 3B			3	1	2	0	0	0	0						
Mike Hubbard, R (1.2) OBP: 0.231, SLG: 0.254		K2		K			0-0 1B			3	0	1	1	0	2	1						
Miguel Cairo, R (1.4) OBP: 0.333, SLG: 0.238		G3-1		K			3-H 0-1 F8			3	0	0	0	0	1	2						
Manny Alexander, R (1.6) OBP: 0.313, SLG: 0.374			K				2-2 SH2-4 1B		G1-3	3	0	1	0	0	1	0						
Geremi Gonzalez, R (1.1) OBP: 0.163, SLG: 0.100			G6-3				0-1 SH2-4		F8	1	0	0	0	0	0	0						
Dave Stevens, R (7.1)							1-2			0	0	0	0	0	0	0						
Ramon Tatis, L (7.1)										0	0	0	0	0	0	0						
23 Ryne Sandberg, R (7.4) Ramon Morel, R (7.1)										1	0	0	0	0	0	0						
Inning Stats	R: 0 E: 0 K: 1 S: 6	H: 0 LOB: 0 BB: 0 P: 7	R: 0 E: 0 K: 1 S: 9	H: 1 LOB: 1 BB: 0 P: 17	R: 0 E: 0 K: 1 S: 6	H: 0 LOB: 0 BB: 0 P: 11	R: 0 E: 0 K: 1 S: 6	H: 0 LOB: 0 BB: 0 P: 9	R: 0 E: 0 K: 2 S: 8	H: 0 LOB: 0 BB: 0 P: 11	R: 0 E: 0 K: 0 S: 7	H: 1 LOB: 1 BB: 1 P: 14	R: 1 E: 0 K: 0 S: 10	H: 2 LOB: 1 BB: 0 P: 16	R: 0 E: 0 K: 0 S: 6	H: 0 LOB: 0 BB: 0 P: 9	R: 0 E: 0 K: 0 S: 4	H: 0 LOB: 0 BB: 0 P: 4	1B: 2 2B: 1 3B: 1 HR: 0	SF: 0 SAC: 1 DP: 1 HBP: 0	WP: 0 PB: 0 SB: 0 CS: 1	PA: 31
PITCHER Mike Hampton, L (1.1) ERA: 3.83	IP: 9.0 WLS: W BF: 31 H: 4 R: 1 ER: 1 SO: 6 BB: 1 IBB: 0 HBP: 0 BLK: 0 WP: 0 HR: 0 S: 62 P: 98 ERA: 1.00 WHIP: 0.556																					

Chicago Cubs @ Houston Astros
Astrodome, Houston, TX
Thu Sep 25 1997, 8:05 PM EDT
Att: 35,623 - Dome - 72 F

AB	29
R	1
H	4
RBI	1
BB	1
SO	6
LOB	5



Batter	1	2	3	4	5	6	7	8	9	AB	R	H	RBI	BB	SO	LOB	BOTTOM			
Craig Biggio, R (1.4) OBP: 0.316, SLG: 0.502	G6-4-3 BB		2-H 2B		1-2 HBP		4-1 S 2B BB	4-1 5 3B BB		1	2	1	1	3	0	0				
Derek Bell, R (1.9) OBP: 0.342, SLG: 0.437	G6-4-3 1-2		G5-3		G5-3		3-2 1B BB 2B	1-2 K		5	1	1	1	0	1	5				
5 Jeff Bagwell, R (1.3) OBP: 0.426, SLG: 0.593	K			E9 SF7 2B		3-0 P1	1-1 BB 1B HBP	0-1 1-H 3B		4	2	2	1	0	1	0				
Luis Gonzalez, L (1.7) OBP: 0.347, SLG: 0.379		K		SF7		1-0 P4	0-1 1B BB 1B	1-2 G5-3		4	0	1	1	0	1	1				
Richard Hidalgo, R (1.8) OBP: 0.369, SLG: 0.500		K		E9		2-3 K	4-2 1B BB			3	0	0	1	1	2	0				
Bill Spillers, L (1.5) OBP: 0.433, SLG: 0.467		K		P5			1-2 2-3 3-H BB			3	1	1	1	1	1	1				
Ricky Gutierrez, R (1.6) OBP: 0.316, SLG: 0.367			4-2 SH3-4 2B BB		L9		1-2 HR F9			2	2	0	0	2	0	4				
Brad Ausmus, R (1.2) OBP: 0.326, SLG: 0.358		K		K		0-0 P4	1-2 HR F8			4	1	1	3	0	1	4				
Mike Hampton, R (1.1) OBP: 0.190, SLG: 0.178		SH3-4		SH3-4		1-2 G5-3 HBP 1B	1-0 P2	2-2 F7		3	0	1	0	0	0	0				
Inning Stats	R: 0 E: 0 K: 1 S: 5	H: 0 LOB: 1 BB: 1 P: 11	R: 0 E: 0 K: 3 S: 13	H: 0 LOB: 0 BB: 0 P: 19	R: 1 E: 0 K: 1 S: 15	H: 1 LOB: 1 BB: 1 P: 25	R: 1 E: 2 K: 0 S: 10	H: 1 LOB: 1 BB: 0 P: 16	R: 0 E: 0 K: 0 S: 8	H: 1 LOB: 1 BB: 0 P: 11	R: 0 E: 0 K: 1 S: 5	H: 0 LOB: 0 BB: 0 P: 11	R: 6 E: 0 K: 0 S: 25	H: 4 LOB: 3 BB: 4 P: 52	R: 1 E: 0 K: 1 S: 12	H: 1 LOB: 1 BB: 1 P: 20	1B: 3 2B: 3 3B: 1 HR: 1	SF: 1 SAC: 1 DP: 2 HBP: 2	WP: 0 PB: 0 SB: 2 CS: 0	PA: 40
PITCHER Geremi Gonzalez, R (1.1) ERA: 4.25	IP: 0.0 WLS: L BF: 27 H: 4 R: 5 ER: 4 SO: 6 BB: 4 IBB: 5 HBP: 4 BLK: 0 WP: 0 HR: 1 S: 62 P: 108 ERA: 5.68 WHIP: 1.263																			
Dave Stevens, R (7.1) ERA: 9.38	0.0	3	1	1	1	0	1	0	1	0	0	0	6	14	∞	∞				
Ramon Tatis, L (7.1) ERA: 5.34	0.0	1	1	0	0	0	0	0	0	0	0	2	2	∞	∞					
Ramon Morel, R (7.1) ERA: 4.35	1.2	9	2	3	3	1	2	0	0	0	0	23	41	16.20	2.400					

Chicago Cubs @ Houston Astros
Astrodome, Houston, TX
Thu Sep 25 1997, 8:05 PM EDT
Att: 35,623 - Dome - 72 F

AB	29
R	9
H	8
RBI	9
BB	7
SO	7
LOB	15



Batter	1	2	3	4	5	6	7	8	9	AB	R	H	RBI	BB	SO	LOB	TOP					
Robin Jennings, L OBP: 0.182, SLG: 0.200 Terrell Lowery, R OBP: 0.438, SLG: 0.308	F8	G4-3		G6-3 1B		FC5 BB 1B		G6-3		3	0	1	0	0	0	0	Chicago Cubs @ St. Louis Cardinals Busch Stadium, St. Louis, MO Fri Sep 26 1997, 7:05 PM CDT Att: 36,488 - Unknown - 80 F					
Miguel Cairo, R OBP: 0.345, SLG: 0.308	1B	2B		G6-3		F9		L9		5	1	2	1	0	0	4						
Brant Brown, L OBP: 0.285, SLG: 0.410	1B			F9				F8		4	1	1	1	1	1	3						
Sammy Sosa, R OBP: 0.302, SLG: 0.484	P4			CS 1B		F8		FC5		5	0	1	0	0	0	4						
Dave Hansen, L OBP: 0.425, SLG: 0.439 José Hernández, R OBP: 0.328, SLG: 0.494	1B	1B		G3		FC6 1B		1B		2	1	1	0	1	0	1						
Brooks Kieschnick, L OBP: 0.298, SLG: 0.360 Marc Pisciotta, R	1B			F8		K		F9		5	0	1	1	0	1	2						
Tyler Houston, L OBP: 0.300, SLG: 0.354	1B			FC5-6 1B		FC6		1B		4	0	3	1	0	0	1						
Manny Alexander, R OBP: 0.317, SLG: 0.378 Dave Clark, L OBP: 0.382, SLG: 0.458 23 Ryne Sandberg, R OBP: 0.309, SLG: 0.406	L4			1B		FC5-6 G6-3 1B		BB		3	1	2	0	0	0	2						
Kevin Tapani, R OBP: 0.208, SLG: 0.136 Doug Glanville, R OBP: 0.334, SLG: 0.393		P5		FC5-6 G6-3 1B		K		SF7		0	0	0	1	0	0	0						
								K2-3		4	0	0	0	0	2	4						
										0	0	0	0	0	0	0						
Inning Stats	R: 3 E: 0 K: 0 S: 23	H: 4 LOB: 2 BB: 1 P: 34	R: 0 E: 0 K: 1 S: 16	H: 1 LOB: 1 BB: 0 P: 22	R: 0 E: 0 K: 0 S: 8	H: 1 LOB: 0 BB: 0 P: 12	R: 1 E: 0 K: 0 S: 8	H: 3 LOB: 2 BB: 0 P: 12	R: 0 E: 0 K: 1 S: 13	H: 2 LOB: 3 BB: 1 P: 20	R: 1 E: 0 K: 1 S: 13	H: 2 LOB: 1 BB: 0 P: 21	R: 0 E: 0 K: 0 S: 4	H: 0 LOB: 0 BB: 0 P: 9	R: 0 E: 0 K: 1 S: 11	H: 0 LOB: 0 BB: 0 P: 15	1B: 13 2B: 1 3B: 0 HR: 0	SF: 1 SAC: 0 DP: 0 HBP: 0	WP: 0 PB: 0 SB: 1 CS: 1	PA: 42		
PITCHER	IP WLS BF H R ER SO BB IBB HBP BLK WP HR S P ERA WHIP	IP WLS BF H R ER SO BB IBB HBP BLK WP HR S P ERA WHIP	IP WLS BF H R ER SO BB IBB HBP BLK WP HR S P ERA WHIP	IP WLS BF H R ER SO BB IBB HBP BLK WP HR S P ERA WHIP	IP WLS BF H R ER SO BB IBB HBP BLK WP HR S P ERA WHIP	IP WLS BF H R ER SO BB IBB HBP BLK WP HR S P ERA WHIP	IP WLS BF H R ER SO BB IBB HBP BLK WP HR S P ERA WHIP	IP WLS BF H R ER SO BB IBB HBP BLK WP HR S P ERA WHIP	IP WLS BF H R ER SO BB IBB HBP BLK WP HR S P ERA WHIP	IP WLS BF H R ER SO BB IBB HBP BLK WP HR S P ERA WHIP	IP WLS BF H R ER SO BB IBB HBP BLK WP HR S P ERA WHIP	IP WLS BF H R ER SO BB IBB HBP BLK WP HR S P ERA WHIP	IP WLS BF H R ER SO BB IBB HBP BLK WP HR S P ERA WHIP	IP WLS BF H R ER SO BB IBB HBP BLK WP HR S P ERA WHIP	IP WLS BF H R ER SO BB IBB HBP BLK WP HR S P ERA WHIP	IP WLS BF H R ER SO BB IBB HBP BLK WP HR S P ERA WHIP	IP WLS BF H R ER SO BB IBB HBP BLK WP HR S P ERA WHIP	IP WLS BF H R ER SO BB IBB HBP BLK WP HR S P ERA WHIP	IP WLS BF H R ER SO BB IBB HBP BLK WP HR S P ERA WHIP	IP WLS BF H R ER SO BB IBB HBP BLK WP HR S P ERA WHIP	IP WLS BF H R ER SO BB IBB HBP BLK WP HR S P ERA WHIP	IP WLS BF H R ER SO BB IBB HBP BLK WP HR S P ERA WHIP
Mike Busby, R ERA: 8.79	5.0	L	25	10	4	4	2	1	0	0	0	0	0	0	0	0	7.20	2.200				
Tony Fossas, L ERA: 3.53	1.1	9	4	1	1	1	1	0	0	0	0	0	0	0	0	0	22	36	6.75	3.750		
Sean Lowe, R ERA: 9.35	1.2	5	0	0	0	1	0	0	0	0	0	0	0	0	0	0	8	14	0.00	0.000		
Brady Raggio, R ERA: 6.89	1.0	3	0	0	0	1	0	0	0	0	0	0	0	0	0	0	11	15	0.00	0.000		

Chicago Cubs @ St. Louis Cardinals
Busch Stadium, St. Louis, MO
Fri Sep 26 1997, 7:05 PM CDT
Att: 36,488 - Unknown - 80 F

AB	39
R	5
H	14
RBI	5
BB	2
SO	5
LOB	21



Batter	1	2	3	4	5	6	7	8	9	AB	R	H	RBI	BB	SO	LOB	BOTTOM				
Delino DeShields, L OBP: 0.354, SLG: 0.443	1B		F7			G6-3		1B		4	1	2	0	0	0	0	Chicago Cubs @ St. Louis Cardinals Busch Stadium, St. Louis, MO Fri Sep 26 1997, 7:05 PM CDT Att: 36,488 - Unknown - 80 F				
Phil Plantier, L OBP: 0.333, SLG: 0.449 Brady Raggio, R	2B		F7			K		L7		4	0	1	1	0	1	1					
Mark McGwire, R OBP: 0.386, SLG: 0.629 Jeff Berblinger, R	1B		F9			G1				3	0	0	0	1	1	1					
Ray Lankford, L OBP: 0.415, SLG: 0.594	BB		G6-3					G4-3		3	0	1	0	1	0	1					
Gary Gaetti, R OBP: 0.306, SLG: 0.406	BB		F7			G6-3		2B		4	0	1	1	0	0	3					
Dmitri Young, S OBP: 0.341, SLG: 0.370	F7		G6-3			G6-3		1B		4	0	1	1	0	0	3					
Eli Marrero, R OBP: 0.287, SLG: 0.429 Tom Lampkin, L OBP: 0.335, SLG: 0.380			K			P4				3	0	0	0	1	0	3					
Luis Ordez, R OBP: 0.250, SLG: 0.313			G4-3			G1-3		L8-6-3 BB		3	0	0	0	1	2	1					
Mike Busby, R ERA: 8.79 Tom Fossas, L ERA: 3.53 Tony Fossas, L ERA: 3.53 Sean Lowe, R ERA: 9.35 Willie McGee, S ERA: 6.410			P5			F8		L8		3	0	1	0	0	0	0					
			K			K		G4-6-3		1	0	0	0	0	1	0					
								1B		1	0	0	0	0	0	1					
Inning Stats	R: 1 E: 0 K: 0 S: 9	H: 2 LOB: 2 BB: 1 P: 16	R: 0 E: 0 K: 2 S: 8	H: 0 LOB: 0 BB: 0 P: 12	R: 0 E: 0 K: 1 S: 7	H: 0 LOB: 0 BB: 0 P: 14	R: 0 E: 0 K: 0 S: 7	H: 0 LOB: 0 BB: 0 P: 11	R: 0 E: 0 K: 1 S: 6	H: 0 LOB: 0 BB: 0 P: 7	R: 0 E: 0 K: 1 S: 5	H: 1 LOB: 1 BB: 0 P: 7	R: 0 E: 0 K: 0 S: 10	H: 2 LOB: 1 BB: 0 P: 16	R: 0 E: 0 K: 0 S: 9	H: 1 LOB: 1 BB: 1 P: 15	1B: 4 2B: 3 3B: 0 HR: 0	SF: 0 SAC: 0 DP: 2 HBP: 0	WP: 0 PB: 0 SB: 0 CS: 0	PA: 34	
PITCHER	IP WLS BF H R ER SO BB IBB HBP BLK WP HR S P ERA WHIP	IP WLS BF H R ER SO BB IBB HBP BLK WP HR S P ERA WHIP	IP WLS BF H R ER SO BB IBB HBP BLK WP HR S P ERA WHIP	IP WLS BF H R ER SO BB IBB HBP BLK WP HR S P ERA WHIP	IP WLS BF H R ER SO BB IBB HBP BLK WP HR S P ERA WHIP	IP WLS BF H R ER SO BB IBB HBP BLK WP HR S P ERA WHIP	IP WLS BF H R ER SO BB IBB HBP BLK WP HR S P ERA WHIP	IP WLS BF H R ER SO BB IBB HBP BLK WP HR S P ERA WHIP	IP WLS BF H R ER SO BB IBB HBP BLK WP HR S P ERA WHIP	IP WLS BF H R ER SO BB IBB HBP BLK WP HR S P ERA WHIP	IP WLS BF H R ER SO BB IBB HBP BLK WP HR S P ERA WHIP	IP WLS BF H R ER SO BB IBB HBP BLK WP HR S P ERA WHIP	IP WLS BF H R ER SO BB IBB HBP BLK WP HR S P ERA WHIP	IP WLS BF H R ER SO BB IBB HBP BLK WP HR S P ERA WHIP	IP WLS BF H R ER SO BB IBB HBP BLK WP HR S P ERA WHIP	IP WLS BF H R ER SO BB IBB HBP BLK WP HR S P ERA WHIP	IP WLS BF H R ER SO BB IBB HBP BLK WP HR S P ERA WHIP	IP WLS BF H R ER SO BB IBB HBP BLK WP HR S P ERA WHIP	IP WLS BF H R ER SO BB IBB HBP BLK WP HR S P ERA WHIP	IP WLS BF H R ER SO BB IBB HBP BLK WP HR S P ERA WHIP	IP WLS BF H R ER SO BB IBB HBP BLK WP HR S P ERA WHIP
Kevin Tapani, R ERA: 3.39	8.0	W	29	10	4	1	1	1	1	0	0	0	0	0	0	0	1.12	0.875			
Marc Pisciotta, R ERA: 2.95	1.0	5	1	1	1	0	0	1	0	0	0	0	0	0	0	0	9.00	2.000			

Chicago Cubs @ St. Louis Cardinals
Busch Stadium, St. Louis, MO
Fri Sep 26 1997, 7:05 PM CDT
Att: 36,488 - Unknown - 80 F

AB	31
R	2
H	6
RBI	2
BB	3
SO	5
LOB	13



Batter	1	2	3	4	5	6	7	8	9	AB	R	H	RBI	BB	SO	LOB	TOP					
Lance Johnson, L OBP: 0.370, SLG: 0.422	1-2 G1-3		0-0 F7	2-1 F9			0-0 F8 2B		0-0 G4-3	5	0	1	0	0	0	2						
23 Ryne Sandberg, R OBP: 0.310, SLG: 0.404 Miguel Cairo, R OBP: 0.333, SLG: 0.296	0-3 K		4-2 BB 1B BB	1-1 FC5-4			0-2 P4			2	1	0	0	1	1	1						
Mark Grace, L OBP: 0.408, SLG: 0.467	0-0 F7		1-2 BB 1B		1-0 F8		0-0 F8			4	1	1	1	0	0	1						
Sammy Sosa, R OBP: 0.300, SLG: 0.480		3-2 G5-3	1-1 F9		0-3 K		0-3 K			4	0	0	0	0	2	3						
Dave Hansen, L OBP: 0.429, SLG: 0.453 Miguel Batista, R OBP: 0.233, SLG: 0.356 Brooks Kieschnick, L OBP: 0.233, SLG: 0.356 Terry Adams, R OBP: 0.233, SLG: 0.356 Ramon Moret, R OBP: 0.233, SLG: 0.356		2-0 3B	4-0 1B BB		0-0 F7			0-0 F7		2	0	1	0	1	0	0						
Doug Glavinville, R OBP: 0.333, SLG: 0.392 Dave Clark, L OBP: 0.386, SLG: 0.462 Kevin Foster, R OBP: 0.146, SLG: 0.149 José Hernández, R OBP: 0.325, SLG: 0.489		1-1 G5-3	2-2 BB		1-2 G4-3			0-3 K		1	0	0	0	0	0	1						
Tyler Houston, L OBP: 0.294, SLG: 0.347	0-0 G4-3		1-0 F7		0-0 G6-3			0-2 F8		4	0	0	0	0	0	3						
Manny Alexander, R OBP: 0.320, SLG: 0.384			3-1 2B 2B	2-1 E5 FC5-4		2-2 1B			2-3 K	4	1	2	0	0	1	0						
Rodney Myers, R OBP: 0.200, SLG: 0.286			0-1 1B 2B	3-1 F7		2-2 F7			1-1 F9	0	0	0	0	0	0	0						
Dave Stevens, R OBP: 0.200, SLG: 0.286										4	1	1	1	0	0	2						
Inning Stats	R: 0 E: 0 K: 1 S: 8	H: 0 LOB: 0 BB: 0 P: 9	R: 0 E: 0 K: 0 S: 8	H: 1 LOB: 1 BB: 0 P: 14	R: 4 E: 0 K: 0 S: 17	H: 4 LOB: 2 BB: 2 P: 33	R: 0 E: 0 K: 0 S: 8	H: 0 LOB: 0 BB: 0 P: 16	R: 0 E: 0 K: 1 S: 5	H: 0 LOB: 0 BB: 0 P: 6	R: 0 E: 0 K: 1 S: 10	H: 1 LOB: 1 BB: 0 P: 15	R: 0 E: 0 K: 1 S: 8	H: 1 LOB: 1 BB: 0 P: 8	R: 0 E: 0 K: 1 S: 7	H: 0 LOB: 0 BB: 0 P: 7	R: 0 E: 0 K: 1 S: 6	H: 0 LOB: 0 BB: 0 P: 9	1B: 3 2B: 3 3B: 1 HR: 0	SF: 0 SAC: 0 DP: 0 HBP: 0	WP: 0 PB: 0 SB: 0 CS: 0	PA: 37
PITCHER Matt Morris, R ERA: 3.19	IP: 9.0 WLS: W BF: 37 H: 7 R: 4 ER: 4 SO: 5 BB: 2 IBB: 0 HBP: 0 BLK: 0 WP: 0 HR: 0 S: 77 P: 117 ERA: 4.00 WHIP: 1.000															PITCHER	IP: 9.0 WLS: W BF: 37 H: 7 R: 4 ER: 4 SO: 5 BB: 2 IBB: 0 HBP: 0 BLK: 0 WP: 0 HR: 0 S: 77 P: 117 ERA: 4.00 WHIP: 1.000					

Chicago Cubs @ St. Louis Cardinals
 Busch Stadium, St. Louis, MO
 Sat Sep 27 1997, 3:33 AM CDT
 Att: 43,142 - Sunny - 78 F

AB	35
R	4
H	7
RBI	4
BB	2
SO	5
LOB	14



Batter	1	2	3	4	5	6	7	8	9	AB	R	H	RBI	BB	SO	LOB	BOTTOM			
Delino DeShields, L OBP: 0.356, SLG: 0.447 Jeff Berlinger, R OBP: 0.356, SLG: 0.447	3-1 G6-3	1-0 1B 3B		4-0 S 1B BB		0-2 G4-3		3-2 2B 1B		4	3	2	3	1	0	0				
Willie McGee, S OBP: 0.347, SLG: 0.420 Scarborough Green, S OBP: 0.152, SLG: 0.097	1-1 S 1B	1-0 S BB 1B		2-1 HR 1B		2-3 K		2-2 HR 2B		5	2	4	4	0	1	0				
Mark McGwire, R OBP: 0.391, SLG: 0.641	4-0 1B BB	4-2 S BB		1-0 HR 1B		4-2 BB		2-2 HR		2	2	2	4	3	0	0				
Ray Lankford, L OBP: 0.412, SLG: 0.588 Danny Sheaffer, R OBP: 0.296, SLG: 0.288	0-2 L8	2-3 K		1-3 K		0-0 F8		3-3 K		5	0	0	0	0	3	6				
Dmitri Young, S OBP: 0.339, SLG: 0.368	1-1 1-2 2H 1B	3-3 K		1-2 F7			2-2 G3	0-2 G4-3		5	0	1	1	0	1	3				
David Bell, R OBP: 0.281, SLG: 0.310	2-3 K		3-2 P6		2-1 F9		2-3 K	2-3 K		5	0	0	0	0	3	3				
Mike DiFelice, R OBP: 0.297, SLG: 0.331		0-0 G4-1	1-3 K		0-2 1B		0-3 K			4	0	1	0	0	2	0				
Luis Ordez, R OBP: 0.300, SLG: 0.316		4-0 1B S 3B BB	0-1 P4		0-0 F9			0-1 SH S 1B 1B		3	2	1	0	1	0	1				
Matt Morris, R OBP: 0.256, SLG: 0.233		2-0 S 1B		1-0 G6-3	3-3 K			1-1 SH 1B 2B		3	2	1	0	0	1	1				
Inning Stats	R: 1 E: 0 K: 1 S: 12	H: 2 LOB: 2 BB: 1 P: 23	R: 3 E: 0 K: 2 S: 13	H: 3 LOB: 2 BB: 2 P: 30	R: 0 E: 0 K: 1 S: 10	H: 0 LOB: 0 BB: 0 P: 14	R: 3 E: 0 K: 1 S: 10	H: 2 LOB: 1 BB: 1 P: 20	R: 0 E: 0 K: 1 S: 11	H: 0 LOB: 1 BB: 1 P: 17	R: 0 E: 0 K: 2 S: 13	H: 0 LOB: 0 BB: 0 P: 17	R: 0 E: 0 K: 2 S: 25	H: 4 LOB: 1 BB: 0 P: 38	R: 5 E: 0 K: 2 S: 25	H: 4 LOB: 1 BB: 0 P: 38	1B: 8 2B: 1 3B: 1 HR: 2	SF: 0 SAC: 1 DP: 0 HBP: 0	WP: 0 PB: 0 SB: 6 CS: 0	PA: 42
PITCHER Rodney Myers, R ERA: 6.0 Dave Stevens, R ERA: 9.19 Kevin Foster, R ERA: 4.61 Miguel Batista, R ERA: 5.7 Terry Adams, R ERA: 4.62	IP: 1.1 WLS: 2 BF: 12 H: 4 R: 4 ER: 4 SO: 2 BB: 0 IBB: 0 HBP: 0 BLK: 0 WP: 0 HR: 7 S: 41 P: 12 ERA: 0.00 WHIP: 6.000															PITCHER Ramon Moret, R ERA: 4.76	IP: 1.0 WLS: 4 BF: 1 H: 1 R: 1 ER: 1 SO: 2 BB: 0 IBB: 0 HBP: 0 BLK: 0 WP: 0 HR: 1 S: 13 P: 20 ERA: 9.00 WHIP: 1.000			

Chicago Cubs @ St. Louis Cardinals
 Busch Stadium, St. Louis, MO
 Sat Sep 27 1997, 3:33 AM CDT
 Att: 43,142 - Sunny - 78 F

AB	36
R	12
H	12
RBI	12
BB	5
SO	11
LOB	14



Batter	1	2	3	4	5	6	7	8	9	AB	R	H	RBI	BB	SO	LOB	TOP										
Robin Jennings, L OBP: 0.158, SLG: 0.222 (1, 8)										4	0	0	0	0	1	2											
23 Ryne Sandberg, R OBP: 0.308, SLG: 0.403 Miguel Cairo, R OBP: 0.313, SLG: 0.276 (1, 4) (3, 4)										2	0	0	0	0	0	0											
Mark Grace, L OBP: 0.409, SLG: 0.465 (1, 3)										2	1	0	0	2	0	0											
Brant Brown, L OBP: 0.286, SLG: 0.409 Terrell Lowery, R OBP: 0.412, SLG: 0.286 (8, PH) (8, 8)										3	0	1	0	0	1	1											
Dave Hansen, L OBP: 0.429, SLG: 0.450 Sammy Sosa, R OBP: 0.300, SLG: 0.480 (1, 5) (9, PH)										1	0	0	1	1	1	0											
Tyler Houston, L OBP: 0.290, SLG: 0.342 Mike Hubbard, R OBP: 0.227, SLG: 0.250 (1, 2) (9, PH)										3	0	0	0	0	0	2											
Brooks Kieschnick, L OBP: 0.294, SLG: 0.356 José Hernández, R OBP: 0.323, SLG: 0.486 (1, 9) (9, PH)											3	0	1	0	0	0											
Manny Alexander, R OBP: 0.320, SLG: 0.383 (1, 6)										3	0	1	0	0	1	1											
Steve Trachsel, R OBP: 0.185, SLG: 0.167 Marc Pisciotta, R (8, 1)										2	0	1	0	0	0	0											
Inning Stats	R: 0 E: 0 K: 1 S: 11	H: 0 LOB: 1 BB: 1 P: 19	R: 0 E: 0 K: 1 S: 8	H: 1 LOB: 1 BB: 0 P: 13	R: 0 E: 0 K: 0 S: 11	H: 0 LOB: 0 BB: 0 P: 16	R: 0 E: 0 K: 1 S: 6	H: 0 LOB: 1 BB: 1 P: 14	R: 0 E: 0 K: 0 S: 11	H: 1 LOB: 1 BB: 0 P: 17	R: 1 E: 0 K: 0 S: 7	H: 1 LOB: 1 BB: 1 P: 13	R: 0 E: 0 K: 0 S: 10	H: 1 LOB: 1 BB: 0 P: 14	R: 0 E: 0 K: 2 S: 6	H: 0 LOB: 0 BB: 0 P: 7	R: 0 E: 0 K: 2 S: 9	H: 0 LOB: 0 BB: 0 P: 14	1B: 4 2B: 0 3B: 0 HR: 0	SF: 0 SAC: 2 DP: 0 HBP: 0	WP: 0 PB: 0 SB: 0 CS: 0	PA: 34					
PITCHER	IP	WLS	BF	H	R	ER	SO	BB	IBB	HBP	BLK	WP	HR	S	P	ERA	WHIP										
Manny Aybar, R ERA: 4.24 (1, 1)	6.0		24	3	1	1	4	3	0	0	0	0	0	54	92	1.50	1.000										
John Frascatore, R ERA: 2.49 (7, 1)	1.0		4	1	0	0	0	0	0	0	0	0	0	10	14	0.00	1.000										
Lance Painter, L ERA: 4.76 (8, 1)	2.0	W	6	0	0	0	3	0	0	0	0	0	0	15	21	0.00	0.000										

Chicago Cubs @ St. Louis Cardinals
 Busch Stadium, St. Louis, MO
 Sun Sep 28 1997, 3:33 AM CDT
 Att: 46,065 - Cloudy - 73 F

livebaseballscores.com

AB 29
 R 1
 H 4
 RBI 1
 BB 3
 SO 7
 LOB 6



Batter	1	2	3	4	5	6	7	8	9	AB	R	H	RBI	BB	SO	LOB	BOTTOM										
Delino DeShields, L OBP: 0.357, SLG: 0.448 David Bell, R OBP: 0.291, SLG: 0.310 (1, 4) (8, 4)										4	0	2	0	0	0	3											
Phil Plantier, L OBP: 0.331, SLG: 0.438 Willie McGee, S OBP: 0.347, SLG: 0.420 (1, 7) (8, FR) (9, 9)										3	0	0	0	1	0	2											
Mark McGwire, R OBP: 0.393, SLG: 0.646 (1, 3)										2	1	1	1	2	1	0											
Ray Lankford, L OBP: 0.411, SLG: 0.585 Scarborough Green, S OBP: 0.182, SLG: 0.097 (1, 8) (9, 8)										4	0	1	0	0	0	2											
Gary Gaetti, R OBP: 0.305, SLG: 0.404 (1, 5)										2	0	0	1	1	0	2											
Dmitri Young, S OBP: 0.335, SLG: 0.363 (1, 9) (9, 7)										4	0	0	0	0	1	2											
Eli Marrero, R OBP: 0.271, SLG: 0.422 (1, 2)										3	0	1	0	0	0	0											
Luis Ordaz, R OBP: 0.304, SLG: 0.318 (1, 6)										3	0	1	0	0	0	1											
Manny Aybar, R OBP: 0.143, SLG: 0.143 John Frascatore, R (7, 1)										2	0	1	0	0	1	0											
Royce Clayton, R OBP: 0.306, SLG: 0.398 Lance Painter, L (8, 1)										0	0	0	0	0	0	0											
Inning Stats	R: 0 E: 0 K: 0 S: 10	H: 2 LOB: 2 BB: 1 P: 20	R: 0 E: 0 K: 1 S: 10	H: 2 LOB: 2 BB: 0 P: 15	R: 0 E: 0 K: 0 S: 7	H: 0 LOB: 0 BB: 0 P: 12	R: 0 E: 0 K: 0 S: 12	H: 1 LOB: 1 BB: 0 P: 15	R: 0 E: 0 K: 1 S: 10	H: 1 LOB: 0 BB: 0 P: 14	R: 1 E: 0 K: 0 S: 8	H: 1 LOB: 0 BB: 1 P: 14	R: 0 E: 0 K: 0 S: 8	H: 0 LOB: 1 BB: 1 P: 13	R: 1 E: 0 K: 0 S: 9	H: 0 LOB: 1 BB: 2 P: 18	1B: 6 2B: 0 3B: 0 HR: 1	SF: 1 SAC: 0 DP: 2 HBP: 0	WP: 0 PB: 0 SB: 1 CS: 1	PA: 33							
PITCHER	IP	WLS	BF	H	R	ER	SO	BB	IBB	HBP	BLK	WP	HR	S	P	ERA	WHIP										
Steve Trachsel, R ERA: 4.51 (1, 1)	7.0		28	7	1	1	3	3	0	0	0	0	0	65	103	1.29	1.429										
Marc Pisciotta, R ERA: 3.19 (8, 1)	1.0	L	5	0	1	1	0	2	0	0	0	0	0	9	18	9.00	2.000										

Chicago Cubs @ St. Louis Cardinals
 Busch Stadium, St. Louis, MO
 Sun Sep 28 1997, 3:33 AM CDT
 Att: 46,065 - Cloudy - 73 F

livebaseballscores.com

AB 27
 R 2
 H 7
 RBI 2
 BB 5
 SO 3
 LOB 12

