Chicago Cubs - 1998

Batter	1	2	3	4	5	6	7	8	9	AB	R	H	RBI	BB	SO	LOB
Lance Johnson, L (1, 8) OBP: 0.400, SLG: 0.750	P6	BBB 1-2 BB		F7		F8			FC6-4 3B	4	1	1	0	1	0	1
Mickey Morandini, L (1, 4) OBP: 0.400, SLG: 0.400	E S HR 1B	F8		F8		1-2f FC6			FC6-4 1B	5	1	2	0	0	0	3
Sammy Sosa, R (1, 9) OBP: 0.400, SLG: 0.400	F9	G4-3 1B		FC6-4 1B			SSS K		1-2f FC6-4 BB 3-H	5	1	2	1	0	1	2
Mark Grace, L (1, 3) OBP: 0.400, SLG: 0.250	BBBB 1-3 HR BB	P4		FC6-4 BB 1-2f			BB 1B		SSS K	4	1	1	0	1	1	3
Henry Rodriguez, L (1, 7) OBP: 0.600, SLG: 1.333	1-H 3-H HR	G4-3 1-2		F9			BBBB G6-3 1-2 BB		FC6-4 1-2 BB	3	1	1	3	2	0	2
Jeff Blauser, R (1, 6) OBP: 0.400, SLG: 0.250	SSS K	2B 2-H 1B		BBBB 1-2 BB			G6-3 1-2f		FC6-4 1-2f	4	1	1	1	1	1	4
Kevin Orie, R (1, 5) OBP: 0.250, SLG: 0.500		F8 1-H 2B		F8				G4-3		4	0	1	1	0	0	2
Scott Servais, R (1, 2)	BBBB BB BB	P6				F9		SSS K		3	0	0	0	1	1	1
Kevin Tapani, R (1, 1) Terry Mulholland, R (0, 1) Brant Brown, L (4, PH) Amaury Telemaco, R (4, 1) Manny Alexander, R (0, PH) OBP: 0.000, SLG: 0.000 Ben Van Ryn, L (0, 1) Marc Pisciotta, R (0, 1) Sandy Martinez, L (0, PH) Bob Patterson, R (0, 1) Terry Adams, R (0, 1)	SSS K		F9		FC6 1B			L3		1 0 0 0 0 1 1 0 0 0 0 0 0 0 1 0 0 0 0 0 0 0 0 0 0 0 0 0 1 0 1 0 0 0 0 0 0 0 0 0 0 0 0 0 0 0 0 0 0 1 0 0 0 0 0 0 0 0 0 0 0 0 0 0 0 0 0 0 0 0						
Inning Stats	R: 3 H: 2 E: 0 LOB: 0 K: 1 BB: 1 S: 7 P: 11	R: 0 H: 0 E: 0 LOB: 2 K: 1 BB: 2 S: 5 P: 13	R: 2 H: 3 E: 0 LOB: 1 K: 0 BB: 0 S: 6 P: 6	R: 0 H: 0 E: 0 LOB: 0 K: 0 BB: 0 S: 3 P: 3	R: 0 H: 1 E: 0 LOB: 2 K: 0 BB: 1 S: 4 P: 8	R: 0 H: 1 E: 0 LOB: 1 K: 0 BB: 0 S: 4 P: 4	R: 0 H: 1 E: 0 LOB: 1 K: 1 BB: 1 S: 5 P: 9	R: 0 H: 0 E: 0 LOB: 0 K: 1 BB: 0 S: 5 P: 5	R: 1 H: 2 E: 0 LOB: 2 K: 1 BB: 1 S: 7 P: 11	1B: 7 SF: 0 2B: 1 SAC: 0 3B: 1 DP: 1 HR: 1 HBP: 0						

PITCHER		IP	WLS	BF	H	R	ER	SO	BB	IBB	HBP	BLK	WP	HR	S	P	ERA	WHIP
Livan Hernandez, R ERA: 8.44	(1, 1)	5.1	W	27	7	5	5	2	4	0	0	0	0	1	27	43	8.44	2.062
Jesus Sanchez, L ERA:	(6, 1)	1.0		5	1	0	0	1	1	0	0	0	0	0	6	10	0.00	2.000
Antonio Alfonseca, R ERA:	(7, 1)	1.2		4	0	0	0	1	0	0	0	0	0	0	6	6	0.00	0.000
Jay Powell, R ERA: 9.0	(9, 1)	1.0		6	2	1	1	1	1	0	0	0	0	0	7	11	9.00	3.000

PITCHER	IP	WLS	BF	H	R	ER	SO	BB	IBB	HBP	BLK	WP	HR	S	P	ERA	WHIP

TOP

Chicago Cubs @ Florida Marlins

Pro Player Stadium, Miami, FL

Tue Mar 31 1998, 3:33 AM EST

Att. 41,126 - Cloudy - 84 F

livebaseballscorecards.com

AB	36
R	6
H	10
RBI	6
BB	6
SO	5
LOB	19

WP: 0 PA: 42
PB: 0
SB: 1
CS: 0

Batter	1	2	3	4	5	6	7	8	9	AB	R	H	RBI	BB	SO	LOB
Cliff Floyd, L (1, 7) OBP: 0.600, SLG: 0.750	1B 2B	P3		P2		CS 1B		1B S FC6 BB		4	2	2	0	1	0	0
Edgar Renteria, R (1, 6) OBP: 0.600, SLG: 0.750	1B HR BB	G6-3		G4-3 2B		K 1-2		1B FC6 SF7 1B 1-3		4	2	2	0	1	1	1
Ryan Jackson, L (1, 3) OBP: 0.400, SLG: 0.400	HR 1B 1-3 2-H	K		G4-3 2-3		BB 1B		FC6 1B 1-2 3-H		5	1	2	2	0	1	2
Gary Sheffield, R (1, 9) OBP: 1.000, SLG: 2.500	HR 1-H 3-H		1B HR HBP	BB		BB 1-2		1-2 2-3 1B		2	2	2	3	2	0	0
Mark Kotsay, L (1, 8) OBP: 0.400, SLG: 0.500	E9 3B 1B		HR 1-3 1B	K		P3		SF7 3-H		4	2	2	1	0	1	4
Charles Johnson, R (1, 2) OBP: 0.200, SLG: 0.800	G3		HR 1-H 3-H	G1-6-3			K K	K K		5	1	1	3	0	2	3
Craig Counsell, L (1, 4) OBP: 0.600, SLG: 1.000	G6-3 3B 3-H		G4-3	WP 1B			K 1B	K		5	1	3	1	0	1	2
Josh Booty, R (1, 5)	G6-3 3-H	G6-3		K 1-2			K			4	0	0	1	0	2	2
Livan Hernandez, R (1, 1)	G1-3		G6-3	L6			K			3	0	0	0	0	0	1
Jesus Sanchez, L (6, 1)										0	0	0	0	0	0	0
Antonio Alfonseca, R (7, 1)										1	0	0	0	0	1	1
Jay Powell, R (9, 1)										0	0	0	0	0	0	0
Inning Stats	R: 6 E: 1 K: 0 S: 8 H: 5 LOB: 0 BB: 1 P: 12	R: 0 E: 0 K: 1 S: 5 H: 0 LOB: 0 BB: 0 P: 5	R: 3 E: 0 K: 0 S: 5 H: 2 LOB: 0 BB: 0 P: 6	R: 0 E: 0 K: 1 S: 6 H: 1 LOB: 2 BB: 1 P: 10	R: 0 E: 0 K: 1 S: 6 H: 1 LOB: 1 BB: 0 P: 6	R: 0 E: 0 K: 1 S: 6 H: 2 LOB: 2 BB: 1 P: 10	R: 0 E: 0 K: 3 S: 10 H: 1 LOB: 1 BB: 0 P: 10	R: 2 E: 0 K: 2 S: 10 H: 2 LOB: 2 BB: 1 P: 14		1B: 9 2B: 3 3B: 1 HR: 2	SF: 1 SAC: 0 DP: 1 HBP: 1					

Chicago Cubs @ Florida Marlins

Pro Player Stadium, Miami, FL

Tue Mar 31 1998, 3:33 AM EST

Att. 41,126 - Cloudy - 84 F

BOTTOM

livebaseballscorecards.com

AB	37
R	11
H	14
RBI	11
BB	4
SO	9
LOB	16

WP: 1 PB: 0 SB: 1 CS: 1 PA: 43

PITCHER		IP	WLS	BF	H	R	ER	SO	BB	IBB	HBP	BLK	WP	HR	S	P	ERA	WHIP
Kevin Tapani, R ERA: 40.5	(1, 1)	2.0	L	15	7	9	9	1	1	0	1	0	0	2	15	20	40.50	4.000
Terry Mulholland, L ERA:	(3, 1)	1.0		3	0	0	0	0	0	0	0	0	0	0	3	3	0.00	0.000
Amaury Telemaco, R ERA:	(4, 1)	2.0		9	2	0	0	2	1	0	0	0	1	0	12	16	0.00	1.500
Ben Van Ryn, L ERA:	(6, 1)	0.2		3	2	0	0	1	0	0	0	0	0	0	5	5	0.00	3.000
Marc Pisciotta, R ERA:	(6, 1)	1.1		6	1	0	0	3	1	0	0	0	0	0	11	15	0.00	1.500

PITCHER		IP	WLS	BF	H	R	ER	SO	BB	IBB	HBP	BLK	WP	HR	S	P	ERA	WHIP
Bob Patterson, L ERA:	(8, 1)	0.0		3	1	2	2	0	1	0	0	0	0	0	2	6	∞	∞
Terry Adams, R ERA:	(8, 1)	1.0		4	1	0	0	2	0	0	0	0	0	0	8	8	0.00	1.000

Batter	1	2	3	4	5	6	7	8	9	AB	R	H	RBI	BB	SO	LOB
Lance Johnson, L (1, 8) OBP: 0.300, SLG: 0.444	G6-3		F7	1-2 1B		G4-3 2-3		F7		5	0	1	0	0	0	2
Jeff Blauser, R (1, 6) OBP: 0.500, SLG: 0.286	2B G6-3 1B		E5 2B 1B	SSS K		BBBB BB			BBBB BB SF9 BB	3	3	1	0	2	1	2
Mark Grace, L (1, 3) OBP: 0.400, SLG: 0.375	G6-3 1-2		1B 1-3 2B 2B	G3		G4-3			BBBB SF9 BB 1-2 2B BB	4	2	1	0	1	0	5
Sammy Sosa, R (1, 9) OBP: 0.500, SLG: 0.556	1B 2-H 2B		2B 2-3 3-H 1B		SSS K		F9		BBBB SF9 1-2 2-3 2B BB	4	2	2	2	1	1	0
Kevin Orie, R (1, 5) OBP: 0.444, SLG: 1.125	2-H 1B		1-3 3-H 2B		HR		G5-3		SF9 1-2 2-3 3-H	4	1	3	4	0	0	0
Henry Rodriguez, L (1, 7) OBP: 0.333, SLG: 0.571 Matt Mieske, R (7, 7)	G4-3		G4-2-5		P5		G3		2B 1B BB	4 0	0 1	0 0	0 0	0 1	0 0	3 0
Scott Servais, R (1, 2) OBP: 0.333, SLG: 0.286		F9	F9		F9			G4-3 WP BB	1-3 2-H 3-H 1B 2B	4	1	1	2	1	0	2
Mickey Morandini, L (1, 4) OBP: 0.400, SLG: 0.333		G6-3	SSS K			BBBB G4-3 SH1-4 BB		SSS K 1-2	P4-3 2-H 3-H 1B	4	0	1	2	1	2	1
Mark Clark, R (1, 1) José Hernández, R (8, PH) Terry Adams, R (8, 1) Manny Alexander, R (9, PH) OBP: 0.500, SLG: 0.500 Rod Beck, R (9, 1)		SSS K	E5 1B			SH1-4 1-2		G4-3 2-3	P4-3 1-1f	2 1 0 1 0	0 0 0 0 0	0 0 0 0 0	0 0 0 0 0	1 0 0 0 0	0 0 0 0 0	0 1 0 1 0
Inning Stats	R: 2 E: 0 K: 0 S: 6 H: 3 LOB: 1 BB: 0 P: 6	R: 0 E: 0 K: 1 S: 5 H: 0 LOB: 0 BB: 0 P: 5	R: 2 E: 1 K: 0 S: 7 H: 3 LOB: 2 BB: 0 P: 7	R: 0 E: 1 K: 2 S: 9 H: 1 LOB: 2 BB: 0 P: 9	R: 1 E: 0 K: 1 S: 6 H: 1 LOB: 0 BB: 0 P: 6	R: 0 E: 0 K: 0 S: 3 H: 0 LOB: 2 BB: 2 P: 11	R: 0 E: 0 K: 0 S: 3 H: 0 LOB: 0 BB: 0 P: 3	R: 0 E: 0 K: 1 S: 5 H: 0 LOB: 1 BB: 1 P: 9	R: 5 E: 0 K: 0 S: 4 H: 2 LOB: 0 BB: 4 P: 20	1B: 5 2B: 5 3B: 0 HR: 1	SF: 1 SAC: 1 DP: 1 HBP: 0						WP: 1 PB: 0 SB: 0 CS: 0	PA: 45

PITCHER		IP	WLS	BF	H	R	ER	SO	BB	IBB	HBP	BLK	WP	HR	S	P	ERA	WHIP
Felix Heredia, L ERA: 7.2	(1, 1)	5.0	L	25	8	5	4	4	0	0	0	0	0	1	33	33	7.20	1.600
Kirt Ojala, L ERA:	(6, 1)	2.0		8	0	0	0	0	2	0	0	0	0	0	6	14	0.00	1.000
Vic Darensbourg, L ERA:	(8, 1)	1.0		4	0	0	0	1	1	0	0	0	1	0	5	9	0.00	1.000
Oscar Henriquez, R ERA: 135.0	(9, 1)	0.1		6	1	5	5	0	4	0	0	0	0	0	2	18	135.00	15.000
Gabe Gonzalez, L ERA:	(9, 1)	0.2		2	1	0	0	0	0	0	0	0	0	0	2	2	0.00	1.500

PITCHER	IP	WLS	BF	H	R	ER	SO	BB	IBB	HBP	BLK	WP	HR	S	P	ERA	WHIP

TOP

Chicago Cubs @ Florida Marlins

Pro Player Stadium, Miami, FL

Wed Apr 01 1998, 7:05 PM EST

Att. 16,877 - Unknown - 76 F

livebaseballscorecards.com

AB	36
R	10
H	10
RBI	10
BB	7
SO	5
LOB	17

Chicago Cubs @ Florida Marlins

Pro Player Stadium, Miami, FL

Wed Apr 01 1998, 7:05 PM EST

Att. 16,877 - Unknown - 76 F

BOTTOM

Batter	1	2	3	4	5	6	7	8	9	AB	R	H	RBI	BB	SO	LOB
Cliff Floyd, L (1, 7) OBP: 0.400, SLG: 0.778	S S S 0-3 K ①			x 0-0 G6-3 ①	S S S 0-3 K ③			x 0-0 HR	x 0-0 F9 ③	5	1	1	1	0	2	2
Edgar Renteria, R (1, 6) OBP: 0.556, SLG: 0.625	x 0-0 CS 1B			x 0-0 G6-3 ②		x 0-0 FC1-6 1B		x 0-0 F8 ①		4	0	2	0	0	0	0
Jim Eisenreich, L (1, 3) OBP: 0.250, SLG: 0.250	S S S 0-3 K ② ③ 1-2			x 0-0 BB 1B ① 1B		x 0-0 FC1-6 ① 1-2f BB		x 0-0 G3-1 ②		4	1	1	0	0	1	2
Gary Sheffield, R (1, 9) OBP: 0.889, SLG: 1.500		x 0-0 F8 ①		B B B B 4-0 1B 1-2 BB		B B B B 4-0 FC6-4 1-2 BB		x 0-0 1B		2	0	1	0	2	0	0
Mark Kotsay, L (1, 8) OBP: 0.333, SLG: 0.375		x 0-0 F7 ②		x 0-0 1-3 2-H 1B		x 0-0 F8 ②		x 0-0 F8 ③		4	0	1	1	0	0	3
Charles Johnson, R (1, 2) OBP: 0.111, SLG: 0.444		S S S 0-3 K ③		S S S 0-3 K ③		x 0-0 FC6-4 ③ 1-2f			x 0-0 F7 ①	4	0	0	0	0	2	4
Craig Counsell, L (1, 4) OBP: 0.444, SLG: 0.889			S S S 0-3 K ①		S S S 0-3 K ①		x 0-0 F8 ①		x 0-0 1B 3B	4	1	1	0	0	2	0
Josh Booty, R (1, 5)			S S S 0-3 K ②		B B B B 4-0 BB		S S S 0-3 K2-3 ②		S S S 0-3 K ②	3	0	0	0	1	3	1
Felix Heredia, L (1, 1) Derrek Lee, R (5, PH) Kirt Ojala, L (6, 1) John Cangelosi, S (7, PH) Vic Darensbourg, L (8, 1) Oscar Henriquez, R (9, 1) Gabe Gonzalez, S (9, 1) Gregg Zaun, S (9, PH) OBP: 1.000, SLG: 1.000			x 0-0 G5-3 ③		S S S 0-3 K ②		S S S 0-3 K ③		x 0-0 3-H 1B	1 1 0 1 0 0 0 1	0 0 0 0 0 0 0 0	0 0 0 0 0 0 0 1	0 0 0 0 0 0 0 1	0 1 0 0 0 0 0 0	0 0 0 1 0 0 0 0	0 1 0 0 0 0 0 0
Inning Stats	R: 0 H: 1 E: 0 LOB: 1 K: 2 BB: 0 S: 7 P: 7	R: 0 H: 0 E: 0 LOB: 0 K: 1 BB: 0 S: 5 P: 5	R: 0 H: 0 E: 0 LOB: 0 K: 2 BB: 0 S: 7 P: 7	R: 1 H: 2 E: 0 LOB: 2 K: 1 BB: 1 S: 7 P: 11	R: 0 H: 0 E: 0 LOB: 1 K: 3 BB: 1 S: 9 P: 13	R: 0 H: 1 E: 0 LOB: 2 K: 0 BB: 1 S: 4 P: 8	R: 0 H: 0 E: 0 LOB: 0 K: 2 BB: 0 S: 7 P: 7	R: 1 H: 2 E: 0 LOB: 1 K: 0 BB: 0 S: 5 P: 5	R: 1 H: 2 E: 0 LOB: 1 K: 1 BB: 0 S: 7 P: 7	1B: 6 2B: 1 3B: 1 HR: 1	SF: 0 SAC: 0 DP: 1 HBP: 0			WP: 0 PB: 0 SB: 0 CS: 1	PA: 37		

livebaseballscorecards.com

AB	34
R	3
H	8
RBI	3
BB	3
SO	12
LOB	13

PITCHER		IP	WLS	BF	H	R	ER	SO	BB	IBB	HBP	BLK	WP	HR	S	P	ERA	WHIP
Mark Clark, R ERA: 1.29	(1, 1)	7.0	W	27	4	1	1	11	3	0	0	0	0	0	46	58	1.29	1.000
Terry Adams, R ERA: 4.5	(8, 1)	1.0		5	2	1	1	0	0	0	0	0	0	1	5	5	9.00	2.000
Rod Beck, R ERA: 9.0	(9, 1)	1.0		5	2	1	1	1	0	0	0	0	0	0	7	7	9.00	2.000

PITCHER	IP	WLS	BF	H	R	ER	SO	BB	IBB	HBP	BLK	WP	HR	S	P	ERA	WHIP

Chicago Cubs @ Florida Marlins

Pro Player Stadium, Miami, FL

Thu Apr 02 1998, 3:33 AM EST

Att. 17,209 - Sunny - 81 F

livebaseballscorecards.com

TOP

Batter	1	2	3	4	5	6	7	8	9	AB	R	H	RBI	BB	SO	LOB
Lance Johnson, L (1, 8) OBP: 0.267, SLG: 0.500	F8	K		E 3B		G6-3		G4-3		5	1	1	0	0	1	1
Mickey Morandini, L (1, 4) OBP: 0.467, SLG: 0.333	BB BB		G3-1	E3 1B 3-H		BLK BB			K	3	0	1	1	2	1	0
Sammy Sosa, R (1, 9) OBP: 0.333, SLG: 0.357	K		G5-3	P3		K			K	5	0	0	0	0	3	3
Mark Grace, L (1, 3) OBP: 0.400, SLG: 0.273	BB 1-2		G4-3		G6-3	G5-3 1-2			1B HBP 1B	3	1	0	0	1	0	1
Henry Rodriguez, L (1, 7) OBP: 0.385, SLG: 0.545	K			F8	1B		G5-4-3 1B		1B	4	0	2	0	0	1	2
Marc Pisciotta, R (7, 1)										0	0	0	0	0	0	0
Bob Patterson, R (7, 1)										0	0	0	0	0	0	0
José Hernández, R (9, PH) OBP: 0.500, SLG: 0.500									1B 1-2	1	0	1	0	0	0	0
Rod Beck, R (9, 1)									1B	0	0	0	0	0	0	0
Jeff Blauser, R (1, 6) OBP: 0.533, SLG: 0.364		2B G6-3 1B		HR 1B BB	P6		K		FC4 1-2 2-H 1B	4	2	2	1	1	1	2
Kevin Orie, R (1, 5) OBP: 0.429, SLG: 0.923		G6-3 1-3 2B		HR 1-2 1B	F8		G5-4-3 1-2f		FC4 1-2f	5	1	2	0	0	0	4
Tyler Houston, L (1, 2) OBP: 0.500, SLG: 1.250		G6-3 2-3 3-H		HR 1-H 2-H		HR 1B		K		4	2	2	4	0	1	1
Geremi Gonzalez, R (1, 1)										0	0	0	0	0	0	0
Amaury Telemaco, R (1, 1)										2	0	0	0	0	1	1
Manny Alexander, R (6, PH) OBP: 0.667, SLG: 1.667										1	1	1	2	0	0	0
Ben Van Ryn, L (6, 1)										0	0	0	0	0	0	0
Brant Brown, L (7, 7)										0	0	0	0	0	0	0
Matt Mieske, R (8, PH) (8, 7)		K		F8		HR 1-H		K		1	0	0	0	0	1	0

Inning Stats	1	2	3	4	5	6	7	8	9	1B: 8	SF: 0	WP: 0	PA: 43
R:	0	1	0	4	0	2	0	0	1	2B: 1	SAC: 0	PB: 0	
E:	0	0	0	1	0	0	0	0	0	3B: 1	DP: 1	SB: 0	
K:	2	2	0	0	0	1	1	2	2	HR: 2	HBP: 1	CS: 0	
S:	7	9	3	7	4	7	5	7	9				
H:	0	2	0	4	1	2	0	0	2				
LOB:	2	1	0	1	1	1	0	0	2				
BB:	2	0	0	1	0	1	0	0	0				
P:	15	9	3	11	4	11	5	7	10				

PITCHER		IP	WLS	BF	H	R	ER	SO	BB	IBB	HBP	BLK	WP	HR	S	P	ERA	WHIP
Rafael Medina, R ERA: 9.0	(1, 1)	5.0		25	7	5	5	4	3	0	0	0	0	1	30	42	9.00	2.000
Jesus Sanchez, L ERA: 9.0	(6, 1)	1.0		6	2	2	2	1	1	0	0	1	0	1	7	11	18.00	3.000
Antonio Alfonseca, R ERA:	(7, 1)	1.0		3	1	0	0	1	0	0	0	0	0	0	5	5	0.00	1.000
Vic Darensbourg, L ERA:	(8, 1)	1.0		3	0	0	0	2	0	0	0	0	0	0	7	7	0.00	0.000
Jay Powell, R ERA: 9.0	(9, 1)	1.0	L	6	2	1	1	2	0	0	1	0	0	0	9	10	9.00	2.000

PITCHER	IP	WLS	BF	H	R	ER	SO	BB	IBB	HBP	BLK	WP	HR	S	P	ERA	WHIP

AB	38
R	8
H	12
RBI	8
BB	4
SO	10
LOB	15

Batter	1	2	3	4	5	6	7	8	9	AB	R	H	RBI	BB	SO	LOB
Cliff Floyd, L (1, 7) OBP: 0.467, SLG: 0.917	BB G5-4-3 BB			HR		F8		F8		3	2	1	2	2	0	1
Edgar Renteria, R (1, 6) OBP: 0.500, SLG: 0.455	HR BB G5-4-3			K		S HBP		F9		3	1	0	0	1	1	4
Ryan Jackson, L (1, 3) OBP: 0.400, SLG: 0.400	HR 1B	G3-1		G4-3		F8			SH1-4 BB 1B	5	1	2	1	0	0	1
Gary Sheffield, R (1, 9) OBP: 0.786, SLG: 1.500 Dave Berg, R (9, PR)	HR	F7		F9			1B FC8-2 2B		SH1-4 BB	4 0	1 0	2 0	3 0	1 0	0 0	0 0
Mark Kotsay, L (1, 8) OBP: 0.385, SLG: 0.500	BB 1B 2B	G5-3			G4-3		1B		SH1-4	4	1	2	0	0	0	0
Charles Johnson, R (1, 2) OBP: 0.143, SLG: 0.308	1B BB BB BB		G3-1		K		P6		K	4	1	0	0	1	2	5
Craig Counsell, L (1, 4) OBP: 0.429, SLG: 0.667	BB 1B BB	F7			BB		FC8-2		K	3	0	0	0	2	1	5
Josh Booty, R (1, 5) OBP: 0.250, SLG: 0.100	BB 1B		BB		F7			G5-3		3	0	1	1	1	0	1
Rafael Medina, R (1, 1) Jesus Sanchez, L (6, 1) John Cangelosi, S (6, PH) Antonio Alfonseca, R (7, 1) Vic Darensbourg, L (8, 1) Derrek Lee, R (8, PH) Jay Powell, R (9, 1)	K		K			P5		BB		2 0 1 0 0 0 0	0 0 0 0 0 0 0	0 0 0 0 0 1 0	0 0 0 0 0 0 0	0 0 0 0 0 0 0	2 0 0 0 0 0 0	4 0 0 0 0 0 0
Inning Stats	R: 6 E: 0 K: 1 S: 8 H: 4 LOB: 2 BB: 5 P: 28	R: 0 E: 0 K: 0 S: 3 H: 0 LOB: 0 BB: 0 P: 3	R: 0 E: 0 K: 1 S: 5 H: 0 LOB: 1 BB: 1 P: 9	R: 1 E: 0 K: 1 S: 6 H: 1 LOB: 0 BB: 0 P: 6	R: 0 E: 0 K: 1 S: 5 H: 0 LOB: 1 BB: 1 P: 9	R: 0 E: 0 K: 0 S: 3 H: 0 LOB: 1 BB: 0 P: 4	R: 0 E: 0 K: 0 S: 4 H: 2 LOB: 1 BB: 0 P: 4	R: 0 E: 0 K: 0 S: 3 H: 0 LOB: 1 BB: 1 P: 7	R: 0 E: 0 K: 2 S: 8 H: 1 LOB: 3 BB: 1 P: 12	1B: 4 2B: 3 3B: 0 HR: 2 SF: 0 SAC: 1 DP: 2 HBP: 1						

PITCHER		IP	WLS	BF	H	R	ER	SO	BB	IBB	HBP	BLK	WP	HR	S	P	ERA	WHIP
Geremi Gonzalez, R ERA:	(1, 1)	0.0		7	3	6	6	0	4	0	0	0	0	1	3	19	∞	∞
Amaury Telemaco, R ERA: 1.29	(1, 1)	5.0		19	2	1	1	4	3	0	0	0	0	1	24	36	1.80	1.000
Ben Van Ryn, L ERA:	(6, 1)	1.0		4	0	0	0	0	0	0	1	0	0	0	3	4	0.00	0.000
Marc Pisciotta, R ERA:	(7, 1)	0.1		3	2	0	0	0	0	0	0	0	0	0	3	3	0.00	6.000
Bob Patterson, L ERA: 10.8	(7, 1)	1.2	W	5	0	0	0	0	1	0	0	0	0	0	4	8	0.00	0.600

PITCHER		IP	WLS	BF	H	R	ER	SO	BB	IBB	HBP	BLK	WP	HR	S	P	ERA	WHIP
Rod Beck, R ERA: 4.5	(9, 1)	1.0	S	5	1	0	0	2	1	0	0	0	0	0	8	12	0.00	2.000

BOTTOM

Chicago Cubs @ Florida Marlins

Pro Player Stadium, Miami, FL

Thu Apr 02 1998, 3:33 AM EST

Att. 17,209 - Sunny - 81 F

AB	32
R	7
H	8
RBI	7
BB	9
SO	6
LOB	21

WP: 0 PA: 43
PB: 0
SB: 1
CS: 0

livebaseballscorecards.com

Batter	1	2	3	4	5	6	7	8	9	AB	R	H	RBI	BB	SO	LOB
Mark Grudzielanek, R (1, 6) OBP: 0.231, SLG: 0.308	F9		G4-3 2B			G4-1 1B	G4-3		G1-6-3 1-2f	5	0	2	0	0	0	4
Jose Vidro, S (1, 4)	G6-3		G4-3 2-3			G4-1 1-2		K		4	0	0	0	0	1	2
Vladimir Guerrero, R (1, 9) OBP: 0.500, SLG: 1.222	1B 3B		G4-3			K		2B G5-3 HBP		3	1	1	0	0	1	2
Da Rond Stovall, S (8, PR) (8, 9)										0	1	0	0	0	0	0
Brad Fullmer, L (1, 3) OBP: 0.500, SLG: 0.636	3-H 1B			G1-3		FC5-4 BB		1-3 2B		3	0	2	1	1	0	0
Rondell White, R (1, 7) OBP: 0.417, SLG: 0.455	K			K		FC5-4 1-2f		G5-3 3-H		4	0	0	1	0	2	5
Derrick May, L (8, 7)										0	0	0	0	0	0	0
Scott Livingstone, L (1, 5)		G3-1		F9			K	G1-3		4	0	0	0	0	1	2
F.P. Santangelo, S (1, 8) OBP: 0.154, SLG: 0.167		G3-1			F7		G4-3		FC6-4 1B BB	3	0	0	0	1	0	0
Chris Widger, R (1, 2) OBP: 0.182, SLG: 0.100		F9			F9		E9 BB		FC6-4 1-2 1B	4	0	1	0	0	0	0
Javier Vazquez, R (1, 1)			K		K		BB 1-2		FC6-4 G1-6-3 1-2f 2-3	2	0	0	0	0	2	0
Miguel Batista, R (6, 1)										0	0	0	0	0	0	0
Ryan McGuire, L (7, PH)										0	0	0	0	1	0	0
Shayne Bennett, R (7, 1)										0	0	0	0	0	0	0
Shane Andrews, R (9, PH) OBP: 0.125, SLG: 0.125										1	0	0	0	0	0	2
Inning Stats	R: 1 E: 0 K: 1 S: 7 H: 2 LOB: 1 BB: 0 P: 7	R: 0 E: 0 K: 0 S: 3 H: 0 LOB: 0 BB: 0 P: 3	R: 0 E: 0 K: 1 S: 6 H: 1 LOB: 1 BB: 0 P: 6	R: 0 E: 0 K: 1 S: 5 H: 0 LOB: 0 BB: 0 P: 5	R: 0 E: 0 K: 1 S: 5 H: 0 LOB: 0 BB: 0 P: 5	R: 0 E: 0 K: 1 S: 6 H: 1 LOB: 2 BB: 1 P: 10	R: 0 E: 1 K: 1 S: 6 H: 0 LOB: 2 BB: 1 P: 10	R: 1 E: 0 K: 1 S: 6 H: 1 LOB: 2 BB: 0 P: 7	R: 0 E: 0 K: 0 S: 3 H: 1 LOB: 1 BB: 1 P: 7	1B: 3 2B: 2 3B: 1 HR: 0	SF: 0 SAC: 0 DP: 1 HBP: 1					

TOP

Montreal Expos @ Chicago Cubs

Wrigley Field, Chicago, IL

Fri Apr 03 1998, 3:33 AM CST

Att. 39,102 - Overcast - 42 F

livebaseballscorecards.com

AB	33
R	2
H	6
RBI	2
BB	3
SO	7
LOB	17

WP: 0 PB: 0 SB: 0 CS: 0 PA: 37

PITCHER		IP	WLS	BF	H	R	ER	SO	BB	IBB	HBP	BLK	WP	HR	S	P	ERA	WHIP
Steve Trachsel, R ERA: 2.45	(1, 1)	7.1	W	30	4	2	2	7	2	0	1	0	0	0	41	50	2.46	0.818
Marc Pisciotta, R ERA:	(8, 1)	0.2		5	2	0	0	0	1	0	0	0	0	0	4	8	0.00	4.500
Rod Beck, R ERA: 3.0	(9, 1)	1.0	S	2	0	0	0	0	0	0	0	0	0	0	2	2	0.00	0.000

PITCHER	IP	WLS	BF	H	R	ER	SO	BB	IBB	HBP	BLK	WP	HR	S	P	ERA	WHIP

Batter	1	2	3	4	5	6	7	8	9	AB	R	H	RBI	BB	SO	LOB
Lance Johnson, L (1, 8) OBP: 0.250, SLG: 0.389	G5-3		F8	G3		BB 1-2		FC6-4 1-2f		4	0	0	0	1	0	2
Mickey Morandini, L (1, 4) OBP: 0.350, SLG: 0.235	F8		F8		F8	K		G4-3		5	0	0	0	0	1	3
Sammy Sosa, R (1, 9) OBP: 0.316, SLG: 0.333	K		G4-3		CS 1B		G5-3			4	0	1	0	0	1	0
Mark Grace, L (1, 3) OBP: 0.474, SLG: 0.308		BB 1B BB		S E 1B	F9		1B SF8 BB			2	2	1	0	2	0	1
Henry Rodriguez, L (1, 7) OBP: 0.412, SLG: 0.500 Matt Mieske, R (7, PR) (8, 7)		F9	F7	CS 1-2		HBP BB G1-2-3 BB	1-3 1B			3 0	0 0	1 0	0 0	1 0	0 0	2 0
Jeff Blauser, R (1, 6) OBP: 0.526, SLG: 0.385		BB 1-2 1B	F8 1-2			G1-2-3 HBP 1-2 1B BB	SF8 3-H			2	1	1	1	1	0	1
Kevin Orie, R (1, 5) OBP: 0.444, SLG: 0.813		F8	E6 2-H 2B 1B			G1-2-3 1-2 2-3 1B HBP	F7			3	2	1	0	0	0	3
Scott Servais, R (1, 2) OBP: 0.385, SLG: 0.400		1-2 2-3 BB	1-H 1B 2B		G1-2-3 1-2 2-3 3-Hf			G6-3		3	1	1	1	1	0	3
Steve Trachsel, R (1, 1) OBP: 0.667, SLG: 0.667 Marc Pisciotta, R (8, 1) OBP: 1.000, SLG: 1.000 Rod Beck, R (9, 1)	G5		2-H 1B			BB 2-H 3-H 1B		FC6-4 1B		3 1 0	0 0 0	2 1 0	3 0 0	0 0 0	0 0 0	3 0 0
Inning Stats	R: 0 E: 0 K: 1 S: 5 H: 0 LOB: 0 BB: 0 P: 5	R: 0 E: 0 K: 0 S: 4 H: 1 LOB: 3 BB: 2 P: 12	R: 0 E: 0 K: 0 S: 3 H: 0 LOB: 0 BB: 0 P: 3	R: 3 E: 1 K: 0 S: 7 H: 4 LOB: 1 BB: 0 P: 7	R: 0 E: 0 K: 0 S: 3 H: 1 LOB: 0 BB: 0 P: 3	R: 2 E: 0 K: 1 S: 5 H: 1 LOB: 2 BB: 3 P: 18	R: 1 E: 0 K: 0 S: 4 H: 1 LOB: 1 BB: 1 P: 8	R: 0 E: 0 K: 0 S: 4 H: 1 LOB: 1 BB: 0 P: 4		1B: 8 2B: 1 3B: 0 HR: 0 SF: 1 SAC: 0 DP: 1 HBP: 1				WP: 0 PB: 0 SB: 1 CS: 1 PA: 39		

PITCHER		IP	WLS	BF	H	R	ER	SO	BB	IBB	HBP	BLK	WP	HR	S	P	ERA	WHIP
Javier Vazquez, R ERA: 5.4	(1, 1)	5.0	L	22	6	3	3	1	2	0	0	0	0	0	22	30	5.40	1.600
Miguel Batista, R ERA: 18.0	(6, 1)	1.0		7	1	2	2	1	3	0	1	0	0	0	5	18	18.00	4.000
Shayne Bennett, R ERA: 7.71	(7, 1)	2.0		9	2	1	1	0	1	0	0	0	0	0	8	12	4.50	1.500

PITCHER	IP	WLS	BF	H	R	ER	SO	BB	IBB	HBP	BLK	WP	HR	S	P	ERA	WHIP

BOTTOM

Montreal Expos @ Chicago Cubs

Wrigley Field, Chicago, IL

Fri Apr 03 1998, 3:33 AM CST
Att. 39,102 - Overcast - 42 F

livebaseballscorecards.com

AB	30
R	6
H	9
RBI	5
BB	6
SO	2
LOB	18

Batter	1	2	3	4	5	6	7	8	9	AB	R	H	RBI	BB	SO	LOB
Mark Grudzielanek, R (1, 6) OBP: 0.235, SLG: 0.294	C X 0-1 ① G4-3		B X 1-0 ① E8 1-H		B B B C X 3-1 ① 1-2 1B			B X 1-0 ① G1-3		4	0	1	0	0	0	0
Mike Mordecai, R (1, 4) Derrick May, L (8, PH) (8, 7) Anthony Telford, R (8, 1)	C F B B X 2-2 ② G6-3		B B B B C B 4-1 ② BB		B B S X 2-1 ② F7			X 0-0 ② G3		2 1 0	0 0 0	0 0 0	0 0 0	1 0 0	0 0 0	2 0 0
Vladimir Guerrero, R (1, 9) OBP: 0.438, SLG: 0.923	B B C F S 2-3 ③ K		B F B B S S 3-3 ③ K		B B X 2-0 ③ FC5 2-3f			C B B S F B F F X 3-2 ② FC6-4 1B		4	0	1	0	0	2	4
Rondell White, R (1, 7) OBP: 0.313, SLG: 0.333 (8, 8) (8, 7)		C B B F B X 3-2 ① G5-3		B B S B X 3-1 ① P5		F B F F F F B X 2-2 ① L7		1 SAFE X 0-0 ③ FC6-4 1-2f		4	0	0	0	0	0	1
Brad Fullmer, L (1, 3) OBP: 0.438, SLG: 0.533		B C F S 1-3 ② K		B C F F F F B F F 3-2 ② BB 1B		B C F B B X 2-2 ② F8			X 0-0 ① G6-3	4	0	1	0	0	1	0
Shane Andrews, R (1, 5) OBP: 0.167, SLG: 0.091		B B X 2-0 ③ G6-3		B C B B 1 SAFE B 4-1 ② 2B 1-2 BB		B C X 1-1 ③ G5-3			B S C X 1-2 ② G5-3	3	0	0	0	1	0	0
F.P. Santangelo, S (1, 8) OBP: 0.176, SLG: 0.250 (8, 4)			B X 1-0 ① G6-3 B X 1-0 ③ 1-3 2B				B C B C F B X 3-2 ① P6		B S F F S 1-3 ③ K	4	0	1	0	0	1	0
Chris Widger, R (1, 2) OBP: 0.143, SLG: 0.077			B F X 1-1 ② P3		X 0-0 ① F9		X 0-0 ② G6-3			3	0	0	0	0	0	0
Marc Valdes, R (1, 1) OBP: 1.000, SLG: 1.000 Scott Livingstone, L (7, PH) Mike Maddux, L (7, 1) Rick DeHart, L (7, 1) Da Rond Stovall, S (8, 8)			B F X 1-1 ② E 1B		B C B F B H 4-2 ① FC5 1B HBP		B C B X 2-1 ③ F7			1 1 0 0 0	1 0 0 0 0	1 0 0 0 0	0 0 0 0 0	0 0 0 0 0	0 0 0 0 0	0 0 0 0 0
Inning Stats	R: 0 E: 0 K: 1 S: 8 H: 0 LOB: 0 BB: 0 P: 12	R: 0 E: 0 K: 1 S: 7 H: 0 LOB: 0 BB: 0 P: 13	R: 1 E: 1 K: 1 S: 10 H: 1 LOB: 2 BB: 1 P: 21	R: 0 E: 0 K: 0 S: 13 H: 2 LOB: 2 BB: 1 P: 24	R: 0 E: 0 K: 0 S: 8 H: 1 LOB: 2 BB: 0 P: 19	R: 0 E: 0 K: 0 S: 10 H: 0 LOB: 0 BB: 0 P: 15	R: 0 E: 0 K: 0 S: 7 H: 0 LOB: 0 BB: 0 P: 12	R: 0 E: 0 K: 0 S: 9 H: 1 LOB: 1 BB: 0 P: 13	R: 0 E: 0 K: 1 S: 8 H: 0 LOB: 0 BB: 0 P: 10	1B: 4 2B: 1 3B: 0 HR: 0 SF: 0 SAC: 0 DP: 0 HBP: 1						

PITCHER		IP	WLS	BF	H	R	ER	SO	BB	IBB	HBP	BLK	WP	HR	S	P	ERA	WHIP
Terry Mulholland, L ERA:	(1, 1)	5.2	W	23	4	1	0	3	2	0	1	0	0	0	54	101	0.00	1.059
Marc Pisciotta, R ERA:	(6, 1)	1.1		4	0	0	0	0	0	0	0	0	0	0	9	15	0.00	0.000
Terry Adams, R ERA: 3.0	(8, 1)	1.0		4	1	0	0	0	0	0	0	0	0	0	9	13	0.00	1.000
Rod Beck, R ERA: 2.25	(9, 1)	1.0	S	3	0	0	0	1	0	0	0	0	0	0	8	10	0.00	0.000

PITCHER	IP	WLS	BF	H	R	ER	SO	BB	IBB	HBP	BLK	WP	HR	S	P	ERA	WHIP

TOP

Montreal Expos @ Chicago Cubs

Wrigley Field, Chicago, IL

Sat Apr 04 1998, 3:33 AM CST

Att. 25,436 - Sunny - 46 F

livebaseballscorecards.com

AB	31
R	1
H	5
RBI	0
BB	2
SO	4
LOB	7

WP: 0 PB: 0 SB: 0 CS: 0 PA: 34

BOTTOM

Batter	1	2	3	4	5	6	7	8	9	AB	R	H	RBI	BB	SO	LOB
Lance Johnson, L (1, 8) OBP: 0.208, SLG: 0.318	F X 0-1 ① F9		X 0-0 ① G3		B X 1-0 ① F9		B C X 1-1 ③ G4-3			4	0	0	0	0	0	1
Mickey Morandini, L (1, 4) OBP: 0.375, SLG: 0.286	X 0-0 ② L1		C T B B F F B X 3-2 ② P6		B X 1-0 G6-3 1B			C B X 1-1 1B G4-3 1B		4	1	2	0	0	0	0
Sammy Sosa, R (1, 9) OBP: 0.304, SLG: 0.455	C B F B S 2-3 ③ K		S B B X 2-1 HR		1 SAFE B X 1-0 ②③ G6-3 1-2f			F S B 1 SAFE B F B S 3-3 ① K		4	1	1	1	0	2	2
Mark Grace, L (1, 3) OBP: 0.565, SLG: 0.438		B C B B B 4-1 2B SF8 BB	B C B X 2-1 1B			C F B X 1-2 G4-6-3 1B		B F F B B X 3-2 G4-3 1-3 1B		3	1	3	0	1	0	0
Henry Rodriguez, L (1, 7) OBP: 0.381, SLG: 0.500 Rod Beck, R (9, 1)	B F B X 2-1 1-3 2B		C B B B X 3-1 ③ F7			S B F F X 1-2 ① F9		B C X 1-1 ② G4-3 1-2 3-H		4 0	0 0	1 0	1 0	0 0	0 0	3 0
Jeff Blauser, R (1, 6) OBP: 0.478, SLG: 0.333	B F X 1-1 ① SF8 3-H			B B F C B B 4-2 F8 BB		1 SAFE X 0-0 ②③ G4-6-3 1-2f		B B X 2-0 ③ G6-3		2	0	0	1	1	0	2
Kevin Orie, R (1, 5) OBP: 0.381, SLG: 0.684	C B F B F S 2-3 ② K			1 SAFE F B S 1 SAFE S 1-3 ① K			B B B C X 3-1 ① G5-3			3	0	0	0	0	2	2
Tyler Houston, L (1, 2) OBP: 0.571, SLG: 1.000	I I I I 4-0 IBB			1 SAFE B F X 1-1 ② F8 1-2			S X 0-1 WP 1B			2	0	1	0	1	0	1
Terry Mulholland, R (1, 1) Marc Pisciotta, R (6, 1) OBP: 1.000, SLG: 1.000 Brant Brown, L (7, PH) José Hernández, R (7, PH) OBP: 0.333, SLG: 0.333 Terry Adams, R (8, 1) Matt Mieske, R (9, 7)	C S B C 1-3 ③ K			L S F C 0-3 ③ K			B C C F F C 1-3 ② K 1-2			2 0 0 1 0 0	0 0 0 0 0 0	0 0 0 0 0 0	0 0 0 0 0 0	0 0 0 1 0 0	2 0 0 0 0 0	3 0 0 1 0 0
Inning Stats	R: 0 E: 0 K: 1 S: 6 H: 0 LOB: 0 BB: 0 P: 8	R: 1 E: 0 K: 2 S: 12 H: 1 LOB: 2 BB: 2 P: 26	R: 1 E: 0 K: 0 S: 12 H: 2 LOB: 1 BB: 0 P: 22	R: 0 E: 0 K: 2 S: 11 H: 0 LOB: 1 BB: 1 P: 17	R: 0 E: 0 K: 0 S: 3 H: 1 LOB: 0 BB: 0 P: 6	R: 0 E: 0 K: 0 S: 8 H: 1 LOB: 0 BB: 0 P: 10	R: 0 E: 0 K: 1 S: 11 H: 1 LOB: 1 BB: 0 P: 16	R: 1 E: 0 K: 1 S: 12 H: 2 LOB: 1 BB: 0 P: 22		1B: 6 2B: 1 3B: 0 HR: 1		SF: 1 SAC: 0 DP: 2 HBP: 0		WP: 1 PB: 0 SB: 0 CS: 0	PA: 33	

PITCHER		IP	WLS	BF	H	R	ER	SO	BB	IBB	HBP	BLK	WP	HR	S	P	ERA	WHIP
Marc Valdes, R ERA: 3.0	(1, 1)	6.0	L	24	5	2	2	5	2	1	0	0	0	1	52	89	3.00	1.167
Mike Maddux, R ERA: 16.2	(7, 1)	0.1		2	1	0	0	0	0	0	0	0	0	0	4	7	0.00	3.000
Rick DeHart, L ERA: 3.0	(7, 1)	1.1		6	2	1	1	2	0	0	0	0	1	0	18	28	6.75	1.500
Anthony Telford, R ERA:	(8, 1)	0.1		1	0	0	0	0	0	0	0	0	0	0	1	3	0.00	0.000

PITCHER	IP	WLS	BF	H	R	ER	SO	BB	IBB	HBP	BLK	WP	HR	S	P	ERA	WHIP

Montreal Expos @ Chicago Cubs

Wrigley Field, Chicago, IL

Sat Apr 04 1998, 3:33 AM CST

Att. 25,436 - Sunny - 46 F

livebaseballscorecards.com

AB	29
R	3
H	8
RBI	3
BB	3
SO	7
LOB	15

Batter	1	2	3	4	5	6	7	8	9	AB	R	H	RBI	BB	SO	LOB
Mark Grudzielanek, R (1, 6) OBP: 0.238, SLG: 0.429	C X 0-1 G5-3 ①		B C X 1-1 G5-3 ②			S F B F F X 1-2 HR	F X 0-1 FC5-4 ③ 1-2f			4	1	1	1	0	0	2
F.P. Santangelo, S (1, 8) OBP: 0.190, SLG: 0.250 (6, 4)	B S B B X 3-1 F9 ②		B C B X 2-1 F8 ③			B S B X 2-1 F8 BB 1B		B C S B F S 2-3 K ①		4	0	1	0	0	1	1
Vladimir Guerrero, R (1, 9) OBP: 0.350, SLG: 0.706	S B X 1-1 G6-3 ③			B F C B X 2-2 G6-3 ①		X 0-0 P2 ①		C S B X 1-2 G6-3 ②		4	0	0	0	0	0	1
Brad Fullmer, L (1, 3) OBP: 0.450, SLG: 0.471		B B B B 4-0 L6-4 BB BB		B B B C X 3-1 G3 ②		B B B B 4-0 1-2 BB		B B X 2-0 L3 ③		2	0	0	0	2	0	0
Ugueth Urbina, R (8, 1)										0	0	0	0	0	0	0
Rondell White, R (1, 7) OBP: 0.300, SLG: 0.278		B C B B C F F B 4-2 1-2 BB		S B F B B C 3-3 K ③		B F B X 2-1 F8 ② 2-3			C C X 0-2 F8 ①	3	0	0	0	1	1	2
Jose Vidro, S (1, 4) Shayne Bennett, R (6, 1) Ryan McGuire, L (8, 3) OBP: 0.667, SLG: 1.000		B X 1-0 F7 ①			B B B B 4-0 BB	C X 0-1 F9 ③			B C B B X 3-1 2B 2B	2	0	0	0	1	0	4
										0	0	0	0	0	0	0
										1	1	1	0	0	0	0
Scott Livingstone, L (1, 5) OBP: 0.182, SLG: 0.200		B B F X 2-1 L6-4 ②③ 2-3			C B X 1-1 F9 ①		B C X 1-1 G3 ①		B X 1-0 WP 2-H 2B	4	0	1	1	0	0	3
Mike Hubbard, R (1, 2) OBP: 0.250, SLG: 0.250			B X 1-0 SH5-4 1B		F S B F S 1-3 K ②		C X 0-1 G5-3 ②		B B C X 2-1 P2 ② 2-3	4	0	1	0	0	1	2
Trey Moore, L (1, 1)										0	0	0	0	0	0	0
Miguel Batista, R (4, 1)										1	0	0	0	0	1	1
Da Rond Stovall, S (6, 8) OBP: 0.333, SLG: 0.333			X 0-0 SH5-4 ① 1-2		C C B S 1-3 K ③		C B X 1-1 FC5-4 1B		B F S T S 1-3 K ③	2	0	1	0	0	1	1
Inning Stats	R: 0 E: 0 K: 0 S: 6 H: 0 LOB: 0 BB: 0 P: 10	R: 0 E: 0 K: 0 S: 7 H: 0 LOB: 1 BB: 2 P: 18	R: 0 E: 0 K: 0 S: 6 H: 1 LOB: 1 BB: 0 P: 10	R: 0 E: 0 K: 1 S: 8 H: 0 LOB: 0 BB: 0 P: 16	R: 0 E: 0 K: 2 S: 9 H: 0 LOB: 1 BB: 1 P: 16	R: 1 E: 0 K: 0 S: 12 H: 2 LOB: 2 BB: 1 P: 21	R: 0 E: 0 K: 0 S: 8 H: 1 LOB: 1 BB: 0 P: 10	R: 0 E: 0 K: 1 S: 8 H: 0 LOB: 0 BB: 0 P: 13	R: 1 E: 0 K: 1 S: 12 H: 2 LOB: 1 BB: 0 P: 19	1B: 3 2B: 3 3B: 0 HR: 1 SF: 0 SAC: 1 DP: 1 HBP: 0						

PITCHER	IP	WLS	BF	H	R	ER	SO	BB	IBB	HBP	BLK	WP	HR	S	P	ERA	WHIP
Kevin Tapani, R (1, 1) ERA: 11.74	5.2	W	23	3	1	1	3	4	0	0	0	0	1	46	89	1.59	1.235
Ben Van Ryn, L (6, 1) ERA:	1.0		4	1	0	0	0	0	0	0	0	0	0	8	10	0.00	1.000
Amaury Telemaco, R (7, 1) ERA: 1.93	2.1		9	2	1	1	2	0	0	0	0	1	0	22	34	3.86	0.857

PITCHER	IP	WLS	BF	H	R	ER	SO	BB	IBB	HBP	BLK	WP	HR	S	P	ERA	WHIP

TOP

Montreal Expos @ Chicago Cubs

Wrigley Field, Chicago, IL

Sun Apr 05 1998, 3:33 AM CDT

Att. 21,854 - Sunny - 48 F

livebaseballscorecards.com

AB	31
R	2
H	6
RBI	2
BB	4
SO	5
LOB	17

WP: 1	PA: 36		
PB: 0			
SB: 0			
CS: 0			

Montreal Expos @ Chicago Cubs

Wrigley Field, Chicago, IL

Sun Apr 05 1998, 3:33 AM CDT

Att. 21,854 - Sunny - 48 F

livebaseballscorecards.com

BOTTOM

Batter	1	2	3	4	5	6	7	8	9	AB	R	H	RBI	BB	SO	LOB
José Hernández, R (1, 8) OBP: 0.375, SLG: 0.286	K 1B BB		L7	BB BB 1B 2-H 3-H		BLK S 1B BB	G3 1-2			4	2	1	2	1	1	1
Jeff Blauser, R (1, 6) OBP: 0.464, SLG: 0.278	F8 1B BB 1-2		K	BB 1-2		K 1-2	K			3	0	0	0	2	3	2
Mark Grace, L (1, 3) OBP: 0.571, SLG: 0.500 Brant Brown, L (9, 3)	F8		2B	BB 1-2 2-3		1B 2-H		K		4 0	0 0	2 0	1 0	1 0	1 0	2 0
Sammy Sosa, R (1, 9) OBP: 0.286, SLG: 0.407	S 1B 1-2 2-H		G1-3	P2		K		K		5	0	1	1	0	2	5
Kevin Orie, R (1, 5) OBP: 0.385, SLG: 0.609	F8 2-3			BB BB SF9 1B	F8	F7		FC5-4 BB		4	1	1	0	1	0	3
Henry Rodriguez, L (1, 7) OBP: 0.440, SLG: 0.650 Matt Mieske, R (8, 7)	K 1-2			SF9 BB 1B BB 1-2	G6-3 BB		HR	FC5-4 1-2f		2 1	2 0	1 0	1 0	2 0	1 0	2 1
Scott Servais, R (1, 2) OBP: 0.353, SLG: 0.571		F7	L7	G6-3 1-2		HR				4	1	1	1	0	0	3
Mickey Morandini, L (1, 4) OBP: 0.393, SLG: 0.261		F8	SF9 1B BB 1-2 2-3	IBB		G3-1				2	1	0	0	2	0	0
Kevin Tapani, R (1, 1) Ben Van Ryn, L (6, 1) Amaury Telemaco, R (7, 1) OBP: 0.333, SLG: 0.333		G4-3	SF9 1-2 2-3 3-H	G4-3		G3 1B				2 0 1	0 0 0	0 0 1	1 0 0	0 0 0	0 0 0	2 0 0
Inning Stats	R: 1 H: 1 E: 0 LOB: 2 K: 2 BB: 1 S: 15 P: 27	R: 0 H: 0 E: 0 LOB: 0 K: 0 BB: 0 S: 7 P: 12	R: 0 H: 1 E: 0 LOB: 1 K: 1 BB: 0 S: 11 P: 13	R: 3 H: 2 E: 0 LOB: 3 K: 0 BB: 4 S: 9 P: 29	R: 0 H: 0 E: 0 LOB: 2 K: 0 BB: 2 S: 4 P: 14	R: 1 H: 1 E: 0 LOB: 1 K: 2 BB: 1 S: 13 P: 21	R: 2 H: 3 E: 0 LOB: 1 K: 1 BB: 0 S: 14 P: 26	R: 0 H: 0 E: 0 LOB: 1 K: 2 BB: 1 S: 12 P: 21		1B: 5 SF: 1 2B: 1 SAC: 0 3B: 0 DP: 0 HR: 2 HBP: 0						

	AB	32
	R	7
	H	8
	RBI	7
	BB	9
	SO	8
	LOB	21

WP: 0 PA: 42
PB: 1
SB: 2
CS: 0

PITCHER		IP	WLS	BF	H	R	ER	SO	BB	IBB	HBP	BLK	WP	HR	S	P	ERA	WHIP
Trey Moore, L ERA: 7.36	(1, 1)	3.2	L	21	4	4	3	3	5	0	0	0	0	0	40	78	7.36	2.455
Miguel Batista, R ERA: 10.13	(4, 1)	1.2		9	1	1	1	1	2	1	0	1	0	0	14	32	5.40	1.800
Shayne Bennett, R ERA: 9.0	(6, 1)	1.2		8	3	2	2	2	0	0	0	0	0	2	19	32	10.80	1.800
Ugueth Urbina, R ERA:	(8, 1)	1.0		4	0	0	0	2	1	0	0	0	0	0	12	21	0.00	1.000

PITCHER		IP	WLS	BF	H	R	ER	SO	BB	IBB	HBP	BLK	WP	HR	S	P	ERA	WHIP

Montreal Expos @ Chicago Cubs

Wrigley Field, Chicago, IL

Mon Apr 06 1998, 3:33 AM CDT

Att. 12,506 - Cloudy - 50 F

TOP

livebaseballscorecards.com

Batter	1	2	3	4	5	6	7	8	9	AB	R	H	RBI	BB	SO	LOB
Mark Grudzielanek, R (1, 6) OBP: 0.240, SLG: 0.400	S B B B X 3-1 SH1-3 S 1B 1B	C B X 1-1 G5-3		C C B 1-2 CS 2-3	C C X 0-2 G3-1			X 0-0 G6-3		4	1	1	0	0	0	2
F.P. Santangelo, S (1, 4) OBP: 0.167, SLG: 0.217	B X 1-0 SH1-3 1-3		X 0-0 G4-3		F X 0-1 G4-3			C B B X 2-1 G6-3		3	0	0	0	0	0	0
Vladimir Guerrero, R (1, 9) OBP: 0.333, SLG: 0.619	F S F B F X 1-2 3-H 1B		F C B B F S 2-3 K		B B B C S X 3-2 G5-3			S F X 0-2 G4-3		4	0	1	1	0	1	0
Brad Fullmer, L (1, 3) OBP: 0.375, SLG: 0.381	C F 1 SAFE F B 1 SAFE C 1-3 K		X 0-0 L9			X 0-0 L9			B C F F B X 2-2 L9	4	0	0	0	0	1	1
Rondell White, R (1, 8) OBP: 0.333, SLG: 0.286	1 SAFE C 1 SAFE B X 1-1 G6-3			B B B C B 4-1 1B BB		B B X 2-0 F9			C S B X 1-2 S 1B	3	1	1	0	1	0	1
Scott Livingstone, L (1, 5) OBP: 0.267, SLG: 0.286		B X 1-0 SH2-4 1B 1B		X 0-0 CS 1B 1-2 1B		F C C 0-3 K			B X 1-0 G1-3 1-2	4	0	2	0	0	1	1
Ryan McGuire, L (1, 7) OBP: 0.571, SLG: 0.667		F B 1 SAFE X 1-1 SH2-4 1-2 1B		C B B X 2-1 1-2 2-H 1B			C B S B X 2-2 G5-3		X 0-0 G3-1	4	0	2	1	0	0	1
Chris Widger, R (1, 2) OBP: 0.118, SLG: 0.063		B B B C F X 3-2 F9		B C X 1-1 P7			X 0-0 F7			3	0	0	0	0	0	4
Carlos Perez, L (1, 1) OBP: 0.250, SLG: 0.250		X 0-0 SH2-4 1-2 2-3		C M M 0-3 K			X 0-0 G4-3			2	0	0	0	0	1	2

	AB	31
	R	2
	H	7
	RBI	2
	BB	1
	SO	4
	LOB	12

Inning Stats	1	2	3	4	5	6	7	8	9
	R: 1 E: 0 K: 1 S: 14 H: 2 LOB: 1 BB: 0 P: 21	R: 0 E: 0 K: 0 S: 9 H: 2 LOB: 2 BB: 0 P: 15	R: 0 E: 0 K: 1 S: 6 H: 0 LOB: 0 BB: 0 P: 8	R: 1 E: 0 K: 1 S: 11 H: 2 LOB: 1 BB: 1 P: 19	R: 0 E: 0 K: 0 S: 8 H: 0 LOB: 0 BB: 0 P: 11	R: 0 E: 0 K: 1 S: 5 H: 0 LOB: 0 BB: 0 P: 7	R: 0 E: 0 K: 0 S: 5 H: 0 LOB: 0 BB: 0 P: 7	R: 0 E: 0 K: 0 S: 6 H: 0 LOB: 0 BB: 0 P: 8	R: 0 E: 0 K: 0 S: 9 H: 1 LOB: 1 BB: 0 P: 13

	1B: 7	SF: 0
	2B: 0	SAC: 2
	3B: 0	DP: 0
	HR: 0	HBP: 0

	WP: 0	PA: 35
	PB: 0	
	SB: 2	
	CS: 1	

PITCHER		IP	WLS	BF	H	R	ER	SO	BB	IBB	HBP	BLK	WP	HR	S	P	ERA	WHIP
Mark Clark, R ERA: 1.8	(1, 1)	8.0	W	30	6	2	2	4	1	0	0	0	0	0	64	96	2.25	0.875
Rod Beck, R ERA: 1.8	(9, 1)	1.0	S	4	1	0	0	0	0	0	0	0	0	0	9	13	0.00	1.000

PITCHER	IP	WLS	BF	H	R	ER	SO	BB	IBB	HBP	BLK	WP	HR	S	P	ERA	WHIP

Batter	1	2	3	4	5	6	7	8	9	AB	R	H	RBI	BB	SO	LOB
Lance Johnson, L (1, 8) OBP: 0.192, SLG: 0.292	B F X 1-2 G4-3 ①		X 0-0 E3 1B G5-3		C B F X 1-2 G6-3 ①	B X 1-0 FC5-4 1-2f ③				2	1	0	0	0	0	0
José Hernández, R (4, 8) OBP: 0.300, SLG: 0.222										2	0	0	0	0	0	2
Manny Alexander, R (1, 4) OBP: 0.429, SLG: 1.000	C B X 1-1 G4-3 ②		C F S 0-3 K ①		B S X 1-1 2B 2B		C B X 1-1 P3 ①			4	1	1	0	0	1	1
Mark Grace, L (1, 3) OBP: 0.563, SLG: 0.542	B X 1-0 G3 ③		1 SAFE B F X 1-1 G5-3 1-3 1B		C X 0-1 L4-6 2-H 2B		B B X 2-0 F8 ②			4	0	2	1	0	0	0
Sammy Sosa, R (1, 9) OBP: 0.313, SLG: 0.419		B X 1-0 G4-3 S 1B	X 0-0 G5-3 1-2 3-H ②		C B F B X 2-2 L4-6 2-3 ②③		S B B F B X 3-2 S 1B			4	0	2	1	0	0	2
Kevin Orie, R (1, 5) OBP: 0.367, SLG: 0.538		B F 1 SAFE B 1 SAFE 1 SAFE F B F 4-2 B G4-3 1-2 BB	S B X 1-1 P9 ③		C S B S 1-3 K ①	S 1 SAFE 1 SAFE 1 SAFE S S S 0-3 K 1-2 ③				3	0	0	0	1	2	2
Jeff Blauser, R (1, 6) OBP: 0.469, SLG: 0.364	C B B X 2-1 F9 ①		F B X 1-1 G3 2B		X 0-0 1B 1B 1B			C B F X 1-2 G6-3 ①		4	1	2	0	0	0	2
Henry Rodriguez, L (1, 7) OBP: 0.414, SLG: 0.583	X 0-0 G4-3 1-2 2-3 ②		F F X 0-2 F8 ①		B X 1-0 1B 1-2 1B			X 0-0 P6 ②		4	0	1	0	0	0	3
Rod Beck, R (9, 1)										0	0	0	0	0	0	0
Scott Servais, R (1, 2) OBP: 0.333, SLG: 0.471	I I I I 4-0 IBB		B F B X 2-1 G3 2-3 ②		X 0-0 L7 ②			B B F X 2-1 G6-3 ③		3	0	0	0	1	0	3
Mark Clark, R (1, 1) OBP: 0.200, SLG: 0.200	B S F B X 2-2 G1-3 ③		B C S C 1-3 K ③		S B B B X 3-1 FC5-4 1-3 2-H 1B					3	0	1	1	0	1	4
Matt Mieske, R (9, 7)										0	0	0	0	0	0	0
Inning Stats	R: 0 H: 0 E: 0 LOB: 0 K: 0 BB: 0 S: 6 P: 9	R: 0 H: 1 E: 0 LOB: 3 K: 0 BB: 2 S: 10 P: 23	R: 1 H: 1 E: 1 LOB: 1 K: 1 BB: 0 S: 9 P: 11	R: 0 H: 1 E: 0 LOB: 1 K: 1 BB: 0 S: 10 P: 14	R: 1 H: 2 E: 0 LOB: 0 K: 0 BB: 0 S: 10 P: 14	R: 1 H: 3 E: 0 LOB: 2 K: 1 BB: 0 S: 9 P: 15	R: 0 H: 1 E: 0 LOB: 1 K: 1 BB: 0 S: 9 P: 15	R: 0 H: 0 E: 0 LOB: 0 K: 0 BB: 0 S: 6 P: 9		1B: 6 2B: 4 3B: 0 HR: 0	SF: 0 SAC: 0 DP: 1 HBP: 0			WP: 0 PB: 0 SB: 2 CS: 0	PA: 35	

PITCHER		IP	WLS	BF	H	R	ER	SO	BB	IBB	HBP	BLK	WP	HR	S	P	ERA	WHIP
Carlos Perez, L ERA: 3.07	(1, 1)	8.0	L	35	9	3	2	4	1	1	0	0	0	0	69	110	2.25	1.250

PITCHER	IP	WLS	BF	H	R	ER	SO	BB	IBB	HBP	BLK	WP	HR	S	P	ERA	WHIP

BOTTOM

Montreal Expos @ Chicago Cubs

Wrigley Field, Chicago, IL

Mon Apr 06 1998, 3:33 AM CDT

Att. 12,506 - Cloudy - 50 F

livebaseballscorecards.com

AB	33
R	3
H	9
RBI	3
BB	2
SO	4
LOB	19

Batter	1	2	3	4	5	6	7	8	9	AB	R	H	RBI	BB	SO	LOB
Edgardo Alfonzo, R (1, 5) OBP: 0.273, SLG: 0.300	B B C F X 2-2 ① F8	B F B F X 2-2 ② L8	B F B B X 3-1 ③ G5-3			B B B 4-0 G4-6-3 BB			3	0	0	0	1	0	1
Carlos Baerga, S (1, 4) OBP: 0.192, SLG: 0.192	C C S 0-3 ② K	B B F X 2-1 1B 1B	C X 0-1 ① G4-3			C X 0-1 ① L9			4	0	1	0	0	1	1
Bernard Gilkey, R (1, 7) OBP: 0.444, SLG: 0.435	C X 0-1 1B	X 0-0 1-2 1B	B C B X 2-1 ② P4			C B S X 1-2 ②③ G4-6-3 1-2f			4	0	2	0	0	0	1
John Olerud, L (1, 3) OBP: 0.387, SLG: 0.481	C X 0-1 ③ G3	B C C C C 1-3 ③ K	F F X 0-2 2B					C B F X 1-2 ① F8		4	0	1	0	0	1	3
Butch Huskey, R (1, 9) OBP: 0.321, SLG: 0.273		X 0-0 HR		B C B X 2-1 ① F8	C C B X 1-2 ③ G1-3			C C F B F X 1-2 ② F8		4	1	1	1	0	0	1
Brian McRae, S (1, 8) OBP: 0.370, SLG: 0.458		B X 1-0 ① G4-3		C F X 0-2 ② L8		B B X 2-0 ① F9		B X 1-0 ③ G3		4	0	0	0	0	0	0
Alberto Castillo, R (1, 2) OBP: 0.182, SLG: 0.100		X 0-0 ② B5-3		B C B B B 4-1 1B 2B BB		F C F X 0-2 ② P3			C B S B B F F F X 3-2 ① G1-3	3	1	0	0	1	0	0
Rey Ordonez, R (1, 6) OBP: 0.259, SLG: 0.296		B B X 2-0 ③ G6-3		B F F F 1 X SAFE 1-2 2B 1B		F C X 0-2 2B			B B C F S 2-3 ② K	4	1	2	0	0	1	0
Al Leiter, L (1, 1) OBP: 0.200, SLG: 0.400			F F S 0-3 ① K	B C X 1-1 1-H 2-H 2B		S B B C F B S 3-3 ③ K			B C C B S 2-3 ③ K	3	0	1	2	0	2	1
Greg McMichael, R (6, 1)										0	0	0	0	0	0	0
Dennis Cook, L (8, 1)										0	0	0	0	0	0	0
Rich Becker, L (9, PH) OBP: 0.381, SLG: 0.611										1	0	0	0	0	1	0
John Franco, L (9, 1)										0	0	0	0	0	0	0
Inning Stats	R: 0 E: 0 K: 1 S: 10 H: 1 LOB: 1 BB: 0 P: 12	R: 1 E: 0 K: 0 S: 4 H: 1 LOB: 0 BB: 0 P: 7	R: 0 E: 0 K: 2 S: 12 H: 2 LOB: 2 BB: 0 P: 17	R: 2 E: 0 K: 0 S: 14 H: 2 LOB: 1 BB: 1 P: 25	R: 0 E: 0 K: 0 S: 10 H: 1 LOB: 1 BB: 0 P: 13	R: 0 E: 0 K: 1 S: 12 H: 1 LOB: 1 BB: 0 P: 17	R: 0 E: 0 K: 0 S: 5 H: 0 LOB: 0 BB: 1 P: 10	R: 0 E: 0 K: 0 S: 9 H: 0 LOB: 0 BB: 0 P: 12	R: 0 E: 0 K: 2 S: 12 H: 0 LOB: 0 BB: 0 P: 19	1B: 4 2B: 3 3B: 0 HR: 1 SF: 0 SAC: 0 DP: 1 HBP: 0						

TOP

New York Mets @ Chicago Cubs

Wrigley Field, Chicago, IL

Tue Apr 07 1998, 3:33 AM CDT

Att. 16,293 - Overcast - 51 F

livebaseballscorecards.com

AB	34
R	3
H	8
RBI	3
BB	2
SO	6
LOB	8

PITCHER		IP	WLS	BF	H	R	ER	SO	BB	IBB	HBP	BLK	WP	HR	S	P	ERA	WHIP
Geremi Gonzalez, R ERA: 13.5	(1, 1)	6.0	L	27	8	3	3	4	1	0	0	0	0	1	62	91	4.50	1.500
Marc Pisciotta, R ERA:	(7, 1)	2.0		6	0	0	0	0	1	0	0	0	0	0	14	22	0.00	0.500
Terry Adams, R ERA: 2.25	(9, 1)	1.0		3	0	0	0	2	0	0	0	0	0	0	12	19	0.00	0.000

PITCHER	IP	WLS	BF	H	R	ER	SO	BB	IBB	HBP	BLK	WP	HR	S	P	ERA	WHIP

Batter	1	2	3	4	5	6	7	8	9	AB	R	H	RBI	BB	SO	LOB
José Hernández, R (1, 8) OBP: 0.200, SLG: 0.143	C F X 0-2 ① G6-3		C X 0-1 ① F9	F F B S 1-3 ③ K		1 SAFE 1 SAFE B C 1 SAFE F S 1-3 ② K			F B S X 1-2 ② G5-3	5	0	0	0	0	2	3
Jeff Blauser, R (1, 6) OBP: 0.514, SLG: 0.375	B B B B 4-0 1B BB		B B S C B B 4-2 BB		B C B S B B 4-2 1B 1B FC6-4 BB	B B C C C 2-3 ③ K 1-2			B B C B C F F F X 3-2 FC6 1B	2	1	1	0	3	1	1
Mark Grace, L (1, 3) OBP: 0.514, SLG: 0.483	C F S 0-3 ② K		C F B X 1-2 ② L8		B F 1 SAFE B B 1 SAFE C X 3-2 FC6-4 1B 1-2 1B		C S B F B X 2-2 ① F7		C X 0-1 ③ FC6 1-2f	5	0	1	0	0	1	3
Sammy Sosa, R (1, 9) OBP: 0.333, SLG: 0.429	B 1 SAFE B B B X 3-0 1-2 1B		B X 1-0 ③ G5-3		B X 1-0 FC6-4 1-2 2-3 1B		B X 1-0 ② P5			4	0	2	0	0	0	1
Kevin Orie, R (1, 5) OBP: 0.353, SLG: 0.500	C B S B B B S 3-3 ③ K			X 0-0 1B E FC6 1B	B S S F S 1-3 ① K		S B F B X 2-2 ③ G5-3			4	1	1	0	0	2	5
Matt Mieske, R (1, 7) OBP: 0.429, SLG: 0.200		B B X 2-0 BLK 1B		B X 1-0 FC5 FC6 1B 1-2	C B B F X 2-2 ② FC6-4 1-2f 2-3 3-H			C B B B B 4-1 G6-4-3 BB		3	0	1	1	1	0	3
Scott Servais, R (1, 2) OBP: 0.320, SLG: 0.429		F 1 SAFE X 0-1 ① F8		B B F 2 SAFE C F X 2-2 FC6 1-2 2-3 1B	B X 1-0 ③ G5-3			1 SAFE M L X 0-2 ① ② G6-4-3 1-2f		4	0	1	0	0	0	4
Mickey Morandini, L (1, 4) OBP: 0.344, SLG: 0.222		F B C F X 1-2 ② G6-3 1-2		B F F B F F B C 3-3 ① K		C S S 0-3 ① K		F B C B F X 2-2 ③ G5-3		4	0	0	0	0	2	4
Geremi Gonzalez, R (1, 1) Brant Brown, L (6, PH) OBP: 0.500, SLG: 0.500 Marc Pisciotta, R (7, 1) OBP: 1.000, SLG: 1.000 Terry Adams, R (9, 1) Manny Alexander, R (9, PH) OBP: 0.375, SLG: 0.875		S B F S 1-3 ③ K		C B X 1-1 ② FC6 1-2f 2-3 3-H		X 0-0 S 1B			C X 0-1 ① G4-3	2 1 0 0 1	0 0 0 0 0	0 1 0 0 0	0 0 0 0 0	0 0 0 0 0	1 0 0 0 0	3 0 0 0 0
Inning Stats	R: 0 E: 0 K: 2 S: 10 H: 1 LOB: 2 BB: 1 P: 20	R: 0 E: 0 K: 1 S: 10 H: 1 LOB: 1 BB: 0 P: 14	R: 0 E: 0 K: 0 S: 8 H: 0 LOB: 1 BB: 1 P: 14	R: 1 E: 2 K: 2 S: 16 H: 2 LOB: 2 BB: 0 P: 24	R: 1 E: 0 K: 1 S: 14 H: 2 LOB: 2 BB: 1 P: 26	R: 0 E: 0 K: 3 S: 10 H: 1 LOB: 1 BB: 0 P: 13	R: 0 E: 0 K: 0 S: 8 H: 0 LOB: 0 BB: 0 P: 13	R: 0 E: 0 K: 0 S: 8 H: 0 LOB: 0 BB: 1 P: 14	R: 0 E: 0 K: 0 S: 13 H: 1 LOB: 1 BB: 0 P: 17	1B: 8 2B: 0 3B: 0 HR: 0 SF: 0 SAC: 0 DP: 1 HBP: 0						

PITCHER		IP	WLS	BF	H	R	ER	SO	BB	IBB	HBP	BLK	WP	HR	S	P	ERA	WHIP
Al Leiter, L ERA: 3.27	(1, 1)	5.0	W	25	6	2	1	6	3	0	0	1	0	0	58	98	1.80	1.800
Greg McMichael, R ERA:	(6, 1)	2.2		9	1	0	0	3	1	0	0	0	0	0	22	34	0.00	0.750
Dennis Cook, L ERA:	(8, 1)	0.1		1	0	0	0	0	0	0	0	0	0	0	4	6	0.00	0.000
John Franco, L ERA:	(9, 1)	1.0	S	4	1	0	0	0	0	0	0	0	0	0	13	17	0.00	1.000

PITCHER	IP	WLS	BF	H	R	ER	SO	BB	IBB	HBP	BLK	WP	HR	S	P	ERA	WHIP

BOTTOM

New York Mets @ Chicago Cubs

Wrigley Field, Chicago, IL

Tue Apr 07 1998, 3:33 AM CDT

Att. 16,293 - Overcast - 51 F

livebaseballscorecards.com

AB	35
R	2
H	8
RBI	1
BB	4
SO	9
LOB	27

WP: 0 PB: 0 SB: 1 CS: 0

PA: 39

Batter	1	2	3	4	5	6	7	8	9	AB	R	H	RBI	BB	SO	LOB
Edgardo Alfonzo, R (1, 5) OBP: 0.289, SLG: 0.324	C X	0-1 SH1-3 BB 1B	C B X	1-1 1B	B X	1-0 ② SF9 3-H	B B C B C X	3-2 ③ G6-3		C X	0-1 ② G5-3 1-2 2-3		4	0	2	1	0	0	5
Rich Becker, L (1, 9) OBP: 0.346, SLG: 0.500 Mel Rojas, R (8, 1)	B B 1 SAFE S 1 SAFE F B 1 SAFE B	4-2 SH1-3 1-2 BB	C F C	0-3 ② K	B F C X	1-2 ③ G1-3	C B F S	1-3 ① K	X	0-0 ③ B1-3		4 0	0 0	0 0	0 0	1 0	2 0	4 0
Bernard Gilkey, R (1, 7) OBP: 0.419, SLG: 0.385	X	0-0 ① SH1-3 1-2 2-3	S S B B F 1 SAFE S	2-3 ③ K		B F B B F B	4-2 1B SF8 BB	X	0-0 ② F8	C C B B X	2-2 ① F8	3	1	0	0	1	1	1
Matt Franco, L (1, 3) OBP: 0.455, SLG: 0.333 (8, 9)	B F F S	1-3 ② K		X 0-0 ① F8		C X 0-1 G3 1-3 2B 1B	B F B C B B	4-2 BB		B X	1-0 PB 2B 1B	4	2	2	0	1	1	2
Carlos Baerga, S (1, 4) OBP: 0.194, SLG: 0.172	C B B S B T	3-2 ③ K		B F B X 2-1 ② F5		X 0-0 ① SF8 3-H	X 0-0 ③ F7		B B B B	4-0 2B 1-2 G4-3 BB		3	1	0	1	1	1	3
Brian McRae, S (1, 8) OBP: 0.375, SLG: 0.464		C B B X 2-2 ① P4		C F B X 1-2 ③ F8		X 0-0 ② G3 1-2		B B B C B 4-1 G1-3 1B BB	C F F B X 1-2 S 1-3 2-H 2B	4	1	1	1	1	0	1
Jim Tatum, R (1, 2) OBP: 0.286, SLG: 0.429 Alberto Castillo, R (6, PR) OBP: 0.167, SLG: 0.091 (6, 2) Butch Huskey, R (9, PH) OBP: 0.310, SLG: 0.261		B C X 1-1 ② G6-3			X 0-0 ① L9	C B X 1-1 E 2-H 2B		C X 0-1 ① G1-3 1-2	C F B X 1-2 ② G4-3 3-H	3 1 1	0 1 0	1 0 0	1 0 1	0 0 0	0 0 0	0 1 1
Rey Ordonez, R (1, 6) OBP: 0.281, SLG: 0.290		B F X 1-1 ③ G5-3			B B B C B 4-1 1B SF9 BB	X 0-0 E7 1B 2-H		B X 1-0 G5-3 1B 2-H 1B	S C B B X 2-2 ③ G4-3 2-3	4	1	1	1	1	0	1
Rick Reed, R (1, 1) Brian Bohanon, L (4, 1) OBP: 1.000, SLG: 1.000 Luis Lopez, S (6, PH) OBP: 0.417, SLG: 0.364 John Hudek, S (6, 1) John Olerud, L (8, PH) OBP: 0.406, SLG: 0.500 (8, 3)			C C C 0-3 ① K		C B X 1-1 1-3 1B	B X 1-0 2-3 1B		F F B B F B X 3-2 G5-3 1-2 1B		1 1 1 0 1	0 0 0 0 0	0 1 1 0 1	0 0 0 0 0	1 0 0 0 0	0 0 0 0 0	0 0 0 0 0
Inning Stats	R: 0 E: 0 K: 2 S: 11 H: 1 LOB: 2 BB: 1 P: 19	R: 0 E: 0 K: 0 S: 7 H: 0 LOB: 0 BB: 0 P: 11	R: 0 E: 0 K: 3 S: 12 H: 1 LOB: 1 BB: 0 P: 15	R: 0 E: 0 K: 0 S: 6 H: 0 LOB: 0 BB: 0 P: 9	R: 1 E: 0 K: 0 S: 8 H: 1 LOB: 1 BB: 1 P: 15	R: 3 E: 1 K: 0 S: 13 H: 3 LOB: 3 BB: 1 P: 22	R: 0 E: 0 K: 1 S: 7 H: 0 LOB: 1 BB: 1 P: 12	R: 1 E: 0 K: 0 S: 11 H: 2 LOB: 2 BB: 1 P: 19	R: 2 E: 0 K: 0 S: 16 H: 2 LOB: 1 BB: 1 P: 27	1B: 8 2B: 2 3B: 0 HR: 0 SF: 2 SAC: 1 DP: 0 HBP: 0						

TOP

New York Mets @ Chicago Cubs

Wrigley Field, Chicago, IL

Thu Apr 09 1998, 3:33 AM CDT

Att. 17,313 - Overcast - 42 F

livebaseballscorecards.com

AB	35
R	7
H	10
RBI	6
BB	6
SO	6
LOB	19

WP: 0 PB: 1 SB: 1 CS: 0 PA: 44

PITCHER		IP	WLS	BF	H	R	ER	SO	BB	IBB	HBP	BLK	WP	HR	S	P	ERA	WHIP
Steve Trachsel, R ERA: 3.46	(1, 1)	5.2	W	27	6	4	3	5	3	0	0	0	0	0	54	85	4.76	1.588
Marc Pisciotta, R ERA: 1.23	(6, 1)	1.2		8	1	1	1	1	2	0	0	0	0	0	14	27	5.40	1.800
Bob Patterson, L ERA: 10.8	(8, 1)	0.0		1	1	0	0	0	0	0	0	0	0	0	4	7	∞	∞
Terry Adams, R ERA: 1.93	(8, 1)	0.2		2	0	0	0	0	0	0	0	0	0	0	3	3	0.00	0.000
Rod Beck, R ERA: 4.5	(9, 1)	1.0	S	6	2	2	2	0	1	0	0	0	0	0	16	27	18.00	3.000

PITCHER	IP	WLS	BF	H	R	ER	SO	BB	IBB	HBP	BLK	WP	HR	S	P	ERA	WHIP

New York Mets @ Chicago Cubs

Wrigley Field, Chicago, IL

Thu Apr 09 1998, 3:33 AM CDT

Att. 17,313 - Overcast - 42 F

BOTTOM

Batter	1	2	3	4	5	6	7	8	9	AB	R	H	RBI	BB	SO	LOB
Brant Brown, L (1, 8) OBP: 0.429, SLG: 0.429	C B F C 1-3 K ①	F F B X 1-2 3B 1B 3-H		B C F X 1-2 2B 1B	C X 0-1 L7 ③		X 0-0 F8 ②			5	2	2	1	0	1	0
Mickey Morandini, L (1, 4) OBP: 0.378, SLG: 0.344	C B S B F X 2-2 1B	X 0-0 1-H 2-H 3B		B C C B X 2-2 F9 ② 2-3		C F X 0-2 BB BB BB 1B	B B X 2-0 G4-3 ③			5	1	3	2	0	0	2
Sammy Sosa, R (1, 9) OBP: 0.341, SLG: 0.450	C B 1 SAFE B S B 1 SAFE F 1 SAFE 3-2 F 1 SAFE X F9 ②	C F B B S 2-3 K ③		B X 1-0 1-H 1B 3-H 2B		X 0-0 P8 ①		X 0-0 1B F7-2 1B		5	1	2	2	0	1	3
Mark Grace, L (1, 3) OBP: 0.548, SLG: 0.515	F C C 0-3 K ③		C B X 1-1 CS 1B	X 0-0 HBP BB 2-H 1B		1 SAFE C C B 1 SAFE 1 SAFE B B B 4-2 BB BB 1-2 BB		S 1 SAFE 1 SAFE X 0-1 1-3 1B		4	0	3	1	1	1	1
Henry Rodriguez, L (1, 7) OBP: 0.471, SLG: 0.692 Rod Beck, R (9, 1)		B B C F B X 3-2 HR	X 0-0 L8 ①	B S F B B F B 4-2 HBP 1-2 BB		C B B B B 4-1 BB 1-2 2-3 BB		B B B B 4-0 FC6-4 BB		2 0	1 0	1 0	1 0	3 0	0 0	1 0
Jeff Blauser, R (1, 6) OBP: 0.500, SLG: 0.357	C X 0-1 G6-3 ①	S B C B X 2-2 FC5-4 1-2 1B ②	C B H 2-2 1-2 2-3 HBP			C S C 0-3 K ②		B B F 1 SAFE F X 2-2 F7-2 3-H ① ②		4	0	1	0	0	1	6
Kevin Orie, R (1, 5) OBP: 0.359, SLG: 0.471		B B B X 3-0 1B 1B 1B	F B F X 1-2 FC5-4 1-2f ③	S B X 1-1 F4 ③		C B B B B 4-1 1-2 2-3 3-H BB		C B S B X 2-2 FC6-4 1-2f ③		4	1	1	1	1	0	6
Tyler Houston, L (1, 2) OBP: 0.364, SLG: 0.600 Scott Servais, R (8, 2) OBP: 0.320, SLG: 0.429	F C B B F C	2-3 K ②		X 0-0 L9 ①	C B C B F X 2-2 G4-3 ①	X 0-0 F9 ③				4 0	0 0	0 0	0 0	0 0	1 0	4 0
Steve Trachsel, R (1, 1) OBP: 0.667, SLG: 0.600 Marc Pisciotta, R (6, 1) OBP: 0.500, SLG: 0.500 Bob Patterson, R (8, 1) Terry Adams, R (8, 1) Matt Mieske, R (9, 7) OBP: 0.429, SLG: 0.200	C B F B B X 3-2 1-3 1B 3B 1B		B C B B B 4-1 F9 1B 2B BB	B B C X 2-1 G4-3 ②		B C C B X 2-2 G6-3 ①				2 1 0 0 0	2 0 0 0 0	1 0 0 0 0	0 0 0 0 0	1 0 0 0 0	0 0 0 0 0	0 0 0 0 0
Inning Stats	R: 0 E: 0 K: 2 S: 15 H: 1 LOB: 1 BB: 0 P: 21	R: 4 E: 0 K: 2 S: 20 H: 5 LOB: 1 BB: 0 P: 34	R: 0 E: 0 K: 0 S: 9 H: 2 LOB: 1 BB: 0 P: 13	R: 3 E: 0 K: 0 S: 17 H: 3 LOB: 3 BB: 2 P: 32	R: 0 E: 0 K: 0 S: 8 H: 0 LOB: 0 BB: 0 P: 12	R: 1 E: 0 K: 1 S: 12 H: 1 LOB: 3 BB: 3 P: 24	R: 0 E: 0 K: 0 S: 5 H: 0 LOB: 0 BB: 0 P: 9	R: 0 E: 0 K: 0 S: 9 H: 2 LOB: 2 BB: 1 P: 17		1B: 11 2B: 2 3B: 1 HR: 1 SF: 0 SAC: 0 DP: 1 HBP: 1						

PITCHER		IP	WLS	BF	H	R	ER	SO	BB	IBB	HBP	BLK	WP	HR	S	P	ERA	WHIP
Rick Reed, R ERA: 6.75	(1, 1)	3.2	L	21	10	7	7	4	1	0	0	0	0	1	53	85	17.18	3.000
Brian Bohanon, L ERA:	(4, 1)	1.1		7	1	0	0	0	1	0	1	0	0	0	16	27	0.00	1.500
John Hudek, R ERA: 6.75	(6, 1)	2.0		10	1	1	1	1	3	0	0	0	0	0	17	33	4.50	2.000
Mel Rojas, R ERA:	(8, 1)	1.0		5	2	0	0	0	1	0	0	0	0	0	9	17	0.00	3.000

PITCHER	IP	WLS	BF	H	R	ER	SO	BB	IBB	HBP	BLK	WP	HR	S	P	ERA	WHIP

livebaseballscorecards.com

AB	36
R	8
H	14
RBI	8
BB	6
SO	5
LOB	23

WP: 0 PA: 43
PB: 0
SB: 0
CS: 1

Chicago Cubs @ Montreal Expos

Olympic Stadium, Montreal, QB

Fri Apr 10 1998, 7:05 PM EDT
Att. 9,982 - Dome - 72 F

livebaseballscorecards.com

Batter	1	2	3	4	5	6	7	8	9	AB	R	H	RBI	BB	SO	LOB
Brant Brown, L (1, 8) OBP: 0.500, SLG: 0.750	HR			K	1B		1B	G8		5	2	3	4	0	1	2
Sandy Martinez, L (7, 3) (8, PH) (8, 2)	G3									1	0	0	0	0	0	0
Mickey Morandini, L (1, 4) OBP: 0.372, SLG: 0.324	WP HR BB K			K	G4-3		BB 1B 1B	G6-3		5	2	1	0	1	2	4
Sammy Sosa, R (1, 9) OBP: 0.348, SLG: 0.432	HR BB	F9		K		G4-3	1B BB G6-3 1B		F8	4	1	1	1	1	1	0
Matt Mieske, R (7, PR) OBP: 0.375, SLG: 0.167 (7, 9)										1	1	0	0	0	0	0
Mark Grace, L (1, 3) OBP: 0.511, SLG: 0.459	F5	P5			G3	BB 1B 1B BB	P9		G4-3	4	1	0	0	1	0	4
José Hernández, R (7, 8) OBP: 0.188, SLG: 0.133										1	0	0	0	0	0	0
Henry Rodriguez, L (1, 7) OBP: 0.550, SLG: 0.839	HR	1B			2B BB 1B	1B BB 1B	G6-3 BB		1B	5	2	5	3	1	0	0
Jeff Blauser, R (1, 6) OBP: 0.522, SLG: 0.419	2B 1B 1B	K			BB 1B 2B	1B BB	G6-3 1B		G5-3	3	2	2	0	1	1	1
Manny Alexander, R (7, PH) OBP: 0.400, SLG: 0.800 (7, 6)										2	0	1	1	0	0	1
Kevin Orie, R (1, 5) OBP: 0.364, SLG: 0.487	1B G3 2B		G5-3		P3	1B	G6-3			5	1	2	2	0	0	4
Scott Servais, R (1, 2) OBP: 0.333, SLG: 0.375 (8, 3)	G3 1B IBB		F8		BB 1B IBB	L9	G6-3			3	1	0	0	2	0	6
Kevin Tapani, R (1, 1) OBP: 0.222, SLG: 0.143	G3 1B		G6-3		1B BB	G6-3		G6-3		4	0	1	2	1	0	3

TOP	
AB	43
R	13
H	16
RBI	13
BB	8
SO	5
LOB	25

Inning Stats	1	2	3	4	5	6	7	8	9
	R: 6 E: 0 K: 1 S: 17	H: 5 LOB: 2 BB: 3 P: 35	R: 0 E: 0 K: 1 S: 11	H: 1 LOB: 1 BB: 0 P: 17	R: 0 E: 0 K: 0 S: 8	H: 0 LOB: 0 BB: 0 P: 11	R: 0 E: 0 K: 3 S: 10	H: 0 LOB: 0 BB: 0 P: 12	R: 3 E: 0 K: 0 S: 13	H: 3 LOB: 2 BB: 2 P: 29	R: 1 E: 0 K: 0 S: 9	H: 2 LOB: 3 BB: 2 P: 18	R: 3 E: 0 K: 0 S: 15	H: 4 LOB: 3 BB: 1 P: 25	R: 0 E: 0 K: 0 S: 6	H: 0 LOB: 0 BB: 0 P: 9	R: 0 E: 0 K: 0 S: 13	H: 1 LOB: 1 BB: 0 P: 22

| | | | | | | | | | |

Batter	1	2	3	4	5	6	7	8	9	AB	R	H	RBI	BB	SO	LOB
Mark Grudzielanek, R (1, 6) OBP: 0.216, SLG: 0.324 Mike Mordecai, R (7, 6)	C S X 0-2 F9 ①		C B S F B X 2-2 G6-3 ②			F B X 1-1 G6-3 ①		C S B C 1-3 K ③		3 0 0 0 0 0 0 1 0 0 0 0 1 1						
F.P. Santangelo, S (1, 7) OBP: 0.194, SLG: 0.235 Ryan McGuire, L (7, 7) OBP: 0.364, SLG: 0.400	S B S S B F B F F B 4-2 BB		B F F F X 1-2 P6 ③			C S B F X 1-2 G4-3 ②			X 0-0 G3-1 ①	2 0 0 0 1 0 0 1 0 0 0 0 0 0						
Vladimir Guerrero, R (1, 9) OBP: 0.289, SLG: 0.486	S B F B S 2-3 K ②			X 0-0 L8 ①		C C X 0-2 G4-3 ③			X 0-0 G5-3 ②	4 0 0 0 0 1 1						
Brad Fullmer, L (1, 3) OBP: 0.389, SLG: 0.438	B X 1-0 L9 ③			B X 1-0 G4-3 ②			C S B X 1-2 L4 ①		X 0-0 F7 ③	4 0 0 0 0 0 1						
Rondell White, R (1, 8) OBP: 0.417, SLG: 0.516 Da Rond Stovall, S (8, 8) OBP: 0.500, SLG: 0.500		S B X 1-1 G6-3 ①		B C X 1-1 G5-3 ③			S X 0-1 L9 ②			3 0 0 0 0 0 0 0 0 0 0 0 0 0						
Jose Vidro, S (1, 4) OBP: 0.208, SLG: 0.100		C B X 1-1 G4-3 ②			F B X 1-1 G6-3 ①		X 0-0 G6-3 ③			3 0 0 0 0 0 0						
Scott Livingstone, L (1, 5) OBP: 0.238, SLG: 0.250		B B C B X 3-1 1B			C S F X 0-2 G6-3 ②			B X 1-0 G6-3 ①		3 0 1 0 0 0 0						
Chris Widger, R (1, 2) OBP: 0.185, SLG: 0.120 Mike Hubbard, R (8, 2) OBP: 0.200, SLG: 0.200		B F B X 2-1 F9 ③			F B X 1-1 1B			C S S B B X 3-2 P6 ②		2 0 1 0 0 0 1 1 0 0 0 0 0 0						
Marc Valdes, R (1, 1) OBP: 1.000, SLG: 1.000 Trey Moore, L (1, 1) Miguel Batista, R (5, 1) Shayne Bennett, R (7, 1) Derrick May, L (8, PH) OBP: 0.500, SLG: 0.500 Rick DeHart, L (9, 1)			C X 0-1 G3 ①		C C C 0-3 K ③			B X 1-0 1B		0 0 0 0 0 0 0 1 0 0 0 0 0 0 1 0 0 0 0 1 1 0 0 0 0 0 0 0 1 0 1 0 0 0 0 0 0 0 0 0 0 0						
Inning Stats	R: 0 H: 0 E: 0 LOB: 1 K: 1 BB: 1 S: 12 P: 19	R: 0 H: 1 E: 0 LOB: 1 K: 0 BB: 0 S: 8 P: 15	R: 0 H: 0 E: 0 LOB: 0 K: 0 BB: 0 S: 10 P: 13	R: 0 H: 0 E: 0 LOB: 0 K: 0 BB: 0 S: 4 P: 6	R: 0 H: 1 E: 0 LOB: 1 K: 1 BB: 0 S: 11 P: 13	R: 0 H: 0 E: 0 LOB: 0 K: 0 BB: 0 S: 9 P: 11	R: 0 H: 0 E: 0 LOB: 0 K: 0 BB: 0 S: 6 P: 7	R: 0 H: 1 E: 0 LOB: 1 K: 1 BB: 0 S: 8 P: 14	R: 0 H: 0 E: 0 LOB: 0 K: 0 BB: 0 S: 3 P: 3	1B: 3 SF: 0 2B: 0 SAC: 0 3B: 0 DP: 0 HR: 0 HBP: 0						

PITCHER		IP	WLS	BF	H	R	ER	SO	BB	IBB	HBP	BLK	WP	HR	S	P	ERA	WHIP
Kevin Tapani, R ERA: 5.4	(1, 1)	9.0	W	31	3	0	0	3	1	0	0	0	0	0	71	101	0.00	0.444

PITCHER	IP	WLS	BF	H	R	ER	SO	BB	IBB	HBP	BLK	WP	HR	S	P	ERA	WHIP

BOTTOM

Chicago Cubs @ Montreal Expos

Olympic Stadium, Montreal, QB

Fri Apr 10 1998, 7:05 PM EDT

Att. 9,982 - Dome - 72 F

livebaseballscorecards.com

AB	30
R	0
H	3
RBI	0
BB	1
SO	3
LOB	5

Batter	1	2	3	4	5	6	7	8	9	10	AB	R	H	RBI	BB	SO	LOB
José Hernández, R (1, 8) OBP: 0.200, SLG: 0.211	C F B X 1-2 1B 1B 2B	S B F B F X 2-2 G6-3 ③		S X 0-1 G5-3 ③		B S F F S 2-3 K ②			B S X 1-1 1B 1B		4	1	1	0	0	1	3
Brant Brown, L (9, PH) OBP: 0.538, SLG: 0.769 (9, 8)											1	0	1	0	0	0	0
Jeff Blauser, R (1, 6) OBP: 0.490, SLG: 0.389	C C B B B X 3-2 1B 1B SF9 1B 2-3	C B F B B F F F X 3-2 G5-3 ①	C B X 1-1 P3 ①	B B F S B F X 3-2 F9 ③					B F F F B F F S 2-3 K ①		5	1	1	0	0	1	3
Mark Grace, L (1, 3) OBP: 0.519, SLG: 0.476	F B X 1-1 SF9 1B 1B 1-2 3-H	B C X 1-1 F8 ②	C F B B F X 2-2 G6-3 BB 1B				B X 1-0 F9 ①		B C B X 2-1 1-3 1B		5	0	3	1	0	0	0
Sammy Sosa, R (1, 9) OBP: 0.392, SLG: 0.542	B C S X 1-2 E 1B 1-2 2-3	B B X 2-0 2B	B S B B B 4-1 G6-3 BB 1-2				F B F F X 1-2 HR		B F B F S 2-3 K ②		4	1	3	1	1	1	2
Kevin Orie, R (1, 5) OBP: 0.327, SLG: 0.442	B F B X 2-1 SF9 ① 1-2 2-3 3-H	B B C X 2-1 G5-3 ③	B X 1-0 G6-3 ② 1-2 2-3				B F B X 2-1 G5-3 ②		B B C S F B X 3-2 P5 ③		4	0	0	1	0	0	5
Henry Rodriguez, L (1, 7) OBP: 0.511, SLG: 0.778	B B B S X 3-1 F7 ②			C B X 1-1 1B 2B	B S X 1-1 F7 ③		C F T 0-2 K ③			C B S B B S 3-3 K ①	5	1	1	0	0	2	4
Scott Servais, R (1, 2) OBP: 0.371, SLG: 0.370	C B F S 1-3 K ③			C F B F B B X 3-2 SH2-4 2-H 1B		B B B C B 4-1 1B S BB		B B B C B 4-1 G6-4-3 BB		B B F X 2-1 G6-3 ②	3	0	1	1	2	1	2
Mickey Morandini, L (1, 4) OBP: 0.354, SLG: 0.310		B C B C F X 2-2 F8 ①		B X 1-0 F9 ①		B B X 2-0 SH1-4 1-3 1B		L B T X 1-2 G6-4-3 ① ② 1-2f		C S F X 0-2 G4-3 ③	5	0	1	0	0	0	2
Mark Clark, R (1, 1) OBP: 0.167, SLG: 0.167		B B F C X 2-2 G5-3 ②		X 0-0 SH2-4 ② 1-2		X 0-0 SH1-4 ① 1-2		B C C F F B B F X 3-2 G5-3 ③			1	0	0	0	0	0	0
Lance Johnson, L (8, PH) OBP: 0.185, SLG: 0.280											1	0	0	0	0	0	0
Terry Adams, R (8, 1)											0	0	0	0	0	0	0
Inning Stats	R: 2 E: 1 K: 1 S: 18 H: 4 LOB: 2 BB: 0 P: 30	R: 0 E: 0 K: 0 S: 11 H: 0 LOB: 0 BB: 0 P: 17	R: 0 E: 0 K: 0 S: 11 H: 1 LOB: 1 BB: 0 P: 19	R: 1 E: 0 K: 0 S: 10 H: 2 LOB: 1 BB: 0 P: 15	R: 0 E: 0 K: 0 S: 10 H: 1 LOB: 2 BB: 1 P: 19	R: 0 E: 0 K: 1 S: 11 H: 1 LOB: 2 BB: 1 P: 22	R: 1 E: 0 K: 1 S: 10 H: 1 LOB: 0 BB: 0 P: 14	R: 0 E: 0 K: 0 S: 10 H: 0 LOB: 0 BB: 1 P: 18	R: 0 E: 0 K: 2 S: 17 H: 2 LOB: 2 BB: 0 P: 27	R: 0 E: 0 K: 1 S: 9 H: 0 LOB: 0 BB: 0 P: 14	1B: 8 2B: 3 3B: 0 HR: 1 SF: 1 SAC: 2 DP: 1 HBP: 0						

PITCHER		IP	WLS	BF	H	R	ER	SO	BB	IBB	HBP	BLK	WP	HR	S	P	ERA	WHIP
Carlos Perez, L ERA: 3.48	(1, 1)	6.0		29	9	3	3	2	2	0	0	0	0	0	71	122	4.50	1.833
Anthony Telford, R ERA: 1.42	(7, 1)	2.0		7	1	1	1	1	1	0	0	0	0	1	20	32	4.50	1.000
Ugueth Urbina, R ERA:	(9, 1)	1.0		5	2	0	0	2	0	0	0	0	0	0	17	27	0.00	2.000
Steve Kline, L ERA:	(10, 1)	1.0	W	3	0	0	0	1	0	0	0	0	0	0	9	14	0.00	0.000

PITCHER	IP	WLS	BF	H	R	ER	SO	BB	IBB	HBP	BLK	WP	HR	S	P	ERA	WHIP

TOP

Chicago Cubs @ Montreal Expos

Olympic Stadium, Montreal, QB

Sat Apr 11 1998, 3:33 AM EDT
Att. 20,218 - Dome - 72 F

livebaseballscorecards.com

AB	38
R	4
H	12
RBI	4
BB	3
SO	6
LOB	21

1B: 8	SF: 1	WP: 0	PA: 44
2B: 3	SAC: 2	PB: 0	
3B: 0	DP: 1	SB: 1	
HR: 1	HBP: 0	CS: 0	

Chicago Cubs @ Montreal Expos

Olympic Stadium, Montreal, QB

Sat Apr 11 1998, 3:33 AM EDT
Att. 20,218 - Dome - 72 F

livebaseballscorecards.com

Batter	1	2	3	4	5	6	7	8	9	10	AB	R	H	RBI	BB	SO	LOB
Mark Grudzielanek, R (1, 6) OBP: 0.262, SLG: 0.341	1-1 1B		S B F S 1-3 ① K	H 1-0 HBP	X 0-0 ② L9			B X 1-0 1B 2B 1B	4	2	2	0	0	1	1
Da Rond Stovall, S (1, 7) OBP: 0.400, SLG: 0.333 F.P. Santangelo, S (10, PH) OBP: 0.216, SLG: 0.257	B F C B C 2-3 ① K		C X 0-1 ② F8	X 0-0 ③ F8			C B B B F B 4-2 1-2 FC6-4 BB	L X 0-1 2B 1-2 1B			3 1	0 0	0 1	0 0	1 0	1 0	3 0
Vladimir Guerrero, R (1, 9) OBP: 0.302, SLG: 0.500	F F F X 0-2 1B 1-2 G6-3 1B		F S B B S 2-3 ③ K			B X 1-0 ① F8	X 0-0 ③ FC6-4 1-2f	B X 1-0 1-3 2-H 2B			5	1	2	1	0	1	2
Brad Fullmer, L (1, 3) OBP: 0.400, SLG: 0.472	X 0-0 1-3 2-H 1B			B X 1-0 ① G3-1		B B C X 2-1 2B 2B		B B X 2-0 ① L7			4	1	2	1	0	0	0
Rondell White, R (1, 8) OBP: 0.400, SLG: 0.514	S B F B X 2-2 ② G6-3 3-H			F B X 1-1 ② F9		B X 1-0 1B 2-H 2B		S B F S 1-3 ② K			4	1	1	2	0	1	1
Jose Vidro, S (1, 4) OBP: 0.222, SLG: 0.130 Anthony Telford, R (7, 1) Derrick May, L (8, PH) OBP: 0.400, SLG: 0.400 Ugueth Urbina, R (9, 1) Steve Kline, S (10, 1)	X 0-0 ③ P5			B B X 2-0 ③ L8		C B X 1-1 ② 1B 2-H 1B		B S C B B S 3-3 ③ K			3 0 1 0 0	0 0 0 0 0	1 0 0 0 0	1 0 0 0 0	0 0 1 0 0	0 0 0 0 0	1 0 0 0 0
Shane Andrews, R (1, 5) OBP: 0.125, SLG: 0.067		B S B B X 3-1 ① G5-3	C B F S 1-3 ① K	C B X 1-1 ③ G5-3					B F S X 1-2 ① P4		4	0	0	0	0	1	0
Chris Widger, R (1, 2) OBP: 0.194, SLG: 0.138		B C B X 2-1 ② F9	X 0-0 SH2-4 1B			B B B C F C 3-3 ① K			F B S B F X 2-2 ② G1-3		4	0	1	0	0	1	0
Carlos Perez, L (1, 1) OBP: 0.200, SLG: 0.200 Mike Mordecai, R (7, 4) OBP: 0.222, SLG: 0.125		L B S X 1-2 ③ G6-3	X 0-0 ② SH2-4 1-2				X 0-0 S 1B		B F X 1-1 ③ G1-3		1 2	0 0	0 1	0 0	0 0	0 0	0 0
Inning Stats	R: 2 H: 3 E: 0 LOB: 1 K: 1 BB: 0 S: 14 P: 19	R: 0 H: 0 E: 0 LOB: 0 K: 0 BB: 0 S: 7 P: 13	R: 0 H: 0 E: 0 LOB: 0 K: 2 BB: 0 S: 8 P: 11	R: 0 H: 0 E: 0 LOB: 0 K: 0 BB: 0 S: 4 P: 8	R: 0 H: 1 E: 0 LOB: 2 K: 1 BB: 0 S: 6 P: 8	R: 2 H: 3 E: 0 LOB: 0 K: 0 BB: 0 S: 8 P: 14	R: 0 H: 1 E: 0 LOB: 2 K: 1 BB: 1 S: 8 P: 15	R: 0 H: 0 E: 0 LOB: 0 K: 2 BB: 0 S: 7 P: 13	R: 0 H: 0 E: 0 LOB: 0 K: 0 BB: 0 S: 9 P: 13	R: 1 H: 3 E: 0 LOB: 2 K: 0 BB: 0 S: 4 P: 6	1B: 8 SF: 0 2B: 3 SAC: 1 3B: 0 DP: 0 HR: 0 HBP: 1						

WP: 0 PA: 39
PB: 0
SB: 1
CS: 0

	AB	36
	R	5
	H	11
	RBI	5
	BB	1
	SO	7
	LOB	8

PITCHER		IP	WLS	BF	H	R	ER	SO	BB	IBB	HBP	BLK	WP	HR	S	P	ERA	WHIP
Mark Clark, R ERA: 2.86	(1, 1)	7.0		30	8	4	4	5	1	0	1	0	0	0	55	88	5.14	1.286
Terry Adams, R ERA: 2.7	(8, 1)	2.0	L	9	3	1	1	2	0	0	0	0	0	0	20	32	4.50	1.500

PITCHER	IP	WLS	BF	H	R	ER	SO	BB	IBB	HBP	BLK	WP	HR	S	P	ERA	WHIP

Chicago Cubs @ Montreal Expos

Olympic Stadium, Montreal, QB

Sun Apr 12 1998, 3:33 AM EDT

Att. 18,506 - Dome - 72 F

TOP

livebaseballscorecards.com

Batter	1	2	3	4	5	6	7	8	9	AB	R	H	RBI	BB	SO	LOB
Brant Brown, L (1, 8) OBP: 0.500, SLG: 0.688 José Hernández, R (8, PH) OBP: 0.190, SLG: 0.200 (8, 8)	L B F C 1-3 ① K		B X 1-0 1B			B S B X 2-1 ① F8		B B C F F F B X 3-2 ① G3-1		3	0	1	0	0	1	0
										1	0	0	0	0	0	0
Mickey Morandini, L (1, 4) OBP: 0.346, SLG: 0.289	C S B B S 2-3 ② K		F X 0-1 ③ G4-3			B C F B B B 4-2 FC5-4 BB		B B B C C F X 3-2 ② G5-3		3	0	0	0	1	1	1
Sammy Sosa, R (1, 9) OBP: 0.364, SLG: 0.500	F F F B F S 1-3 ③ K			C B B S B S 3-3 ① K		C X 0-1 ② FC5-4 1-2f		B F X 1-1 ③ G5-3		4	0	0	0	0	2	1
Mark Grace, L (1, 3) OBP: 0.500, SLG: 0.457		B C F X 1-2 F8 1B		B C B B C X 3-2 ② P6		B C B F C 2-3 ③ K			B X 1-0 ① F9	4	0	1	0	0	1	1
Henry Rodriguez, L (1, 7) OBP: 0.490, SLG: 0.800		B X 1-0 ① F8 1-2		F B F C 1-3 ③ K			C C B X 1-2 HR		F F S 0-3 ② K	4	1	1	1	0	2	1
Jeff Blauser, R (1, 6) OBP: 0.455, SLG: 0.350		C C B F S 1-3 ② K			F C B F C 1-3 ① K		B C X 1-1 ① F8		F B X 1-1 ③ F9	4	0	0	0	0	2	1
Kevin Orie, R (1, 5) OBP: 0.308, SLG: 0.413		C B C X 1-2 ③ L4			B S F X 1-2 ② G4-3		B X 1-0 ② G6-3			3	0	0	0	0	0	1
Scott Servais, R (1, 2) OBP: 0.395, SLG: 0.400			B S B B F X 3-2 ① G3-1		X 0-0 1B		X 0-0 1B			3	0	2	0	0	0	0
34 Kerry Wood, R (1, 1)			C F X 0-2 ② G6-3		X 0-0 ③ F8		B F F X 1-2 ③ G5-3			2	0	0	0	0	0	1
Ben Van Ryn, L (5, 1)										0	0	0	0	0	0	0
Marc Pisciotta, R (5, 1) OBP: 0.500, SLG: 0.500										0	0	0	0	0	0	0
Tyler Houston, L (7, PH) OBP: 0.364, SLG: 0.600										0	0	0	0	0	0	0
Matt Mieske, R (7, PH) OBP: 0.333, SLG: 0.143										1	0	0	0	0	0	1
Amaury Telemaco, R (7, 1) OBP: 0.333, SLG: 0.333										0	0	0	0	0	0	0
Terry Mulholland, R (7, 1)										0	0	0	0	0	0	0
Inning Stats	R: 0 E: 0 K: 3 S: 11 H: 0 LOB: 0 BB: 0 P: 15	R: 0 E: 0 K: 1 S: 11 H: 1 LOB: 1 BB: 0 P: 15	R: 0 E: 0 K: 0 S: 9 H: 1 LOB: 1 BB: 0 P: 13	R: 0 E: 0 K: 2 S: 9 H: 0 LOB: 0 BB: 0 P: 16	R: 0 E: 0 K: 1 S: 9 H: 1 LOB: 1 BB: 0 P: 11	R: 0 E: 0 K: 1 S: 9 H: 0 LOB: 1 BB: 1 P: 17	R: 1 E: 0 K: 0 S: 10 H: 2 LOB: 1 BB: 0 P: 14	R: 0 E: 0 K: 0 S: 11 H: 0 LOB: 0 BB: 0 P: 18	R: 0 E: 0 K: 1 S: 6 H: 0 LOB: 0 BB: 0 P: 8	1B: 4 2B: 0 3B: 0 HR: 1 SF: 0 SAC: 0 DP: 0 HBP: 0						

	AB	32
	R	1
	H	5
	RBI	1
	BB	1
	SO	9
	LOB	8

PITCHER		IP	WLS	BF	H	R	ER	SO	BB	IBB	HBP	BLK	WP	HR	S	P	ERA	WHIP
Dustin Hermanson, R ERA: 3.24	(1, 1)	6.2	W	26	5	1	1	8	1	0	0	0	0	1	65	97	1.35	0.900
Rick DeHart, L ERA: 2.25	(7, 1)	1.1		4	0	0	0	0	0	0	0	0	0	0	14	22	0.00	0.000
Ugueth Urbina, R ERA:	(9, 1)	1.0	S	3	0	0	0	1	0	0	0	0	0	0	6	8	0.00	0.000

PITCHER		IP	WLS	BF	H	R	ER	SO	BB	IBB	HBP	BLK	WP	HR	S	P	ERA	WHIP

Chicago Cubs @ Montreal Expos

Olympic Stadium, Montreal, QB

Sun Apr 12 1998, 3:33 AM EDT

Att. 18,506 - Dome - 72 F

BOTTOM

livebaseballscorecards.com

Batter	1	2	3	4	5	6	7	8	9	AB	R	H	RBI	BB	SO	LOB
Mark Grudzielanek, R (1, 6) OBP: 0.234, SLG: 0.304	K		F8		K		F8	FC6-4 1-2f		5	0	0	0	0	2	3
F.P. Santangelo, S (1, 8) OBP: 0.293, SLG: 0.278	E 1B BB		2B 1-2 BB		2B HBP		1B			1	2	1	0	2	0	0
Vladimir Guerrero, R (1, 9) OBP: 0.319, SLG: 0.500	K		2B 1-2 2-H 1B		2B 1-2 1B		K			4	2	2	0	0	2	2
Brad Fullmer, L (1, 3) OBP: 0.455, SLG: 0.575	E9 1-3 1B		2B 1-H 2-H		2B 1-H 2-H		1B 1-2			4	0	4	4	0	0	0
Rondell White, R (1, 7) OBP: 0.364, SLG: 0.462	G6-3		G4-3		G6-3		G4-3			4	0	0	0	0	0	6
Jose Vidro, S (1, 4) OBP: 0.200, SLG: 0.115		K		K		G5-3		G6-3		3	0	0	0	0	2	0
Mike Mordecai, R (7, 4) OBP: 0.200, SLG: 0.111										1	0	0	0	0	0	0
Chris Widger, R (1, 2) OBP: 0.171, SLG: 0.121		K		G4-3		G6-3		E5 1B		4	0	0	0	0	1	0
Shane Andrews, R (1, 5) OBP: 0.150, SLG: 0.105		L9		K2-3		1B		K		4	0	1	0	0	2	1
Dustin Hermanson, R (1, 1)			BB 1B BB		G6-3	K		FC6-4 1-2 1B		2	0	0	0	1	1	1
Rick DeHart, L (7, 1)										0	0	0	0	0	0	0
Derrick May, L (8, PH) OBP: 0.500, SLG: 0.500										1	0	1	0	0	0	0
Ugueth Urbina, R (9, 1)										0	0	0	0	0	0	0
Inning Stats	R: 0 E: 1 K: 2 S: 16 H: 1 LOB: 2 BB: 1 P: 29	R: 0 E: 0 K: 2 S: 8 H: 0 LOB: 0 BB: 0 P: 11	R: 2 E: 0 K: 0 S: 14 H: 2 LOB: 1 BB: 2 P: 27	R: 0 E: 0 K: 2 S: 13 H: 0 LOB: 0 BB: 0 P: 20	R: 2 E: 0 K: 1 S: 17 H: 2 LOB: 1 BB: 0 P: 25	R: 0 E: 0 K: 1 S: 13 H: 1 LOB: 1 BB: 0 P: 18	R: 0 E: 0 K: 1 S: 13 H: 2 LOB: 2 BB: 0 P: 18	R: 0 E: 1 K: 1 S: 15 H: 1 LOB: 2 BB: 0 P: 22		1B: 7 2B: 2 3B: 0 HR: 0	SF: 0 SAC: 0 DP: 0 HBP: 1					

AB	33
R	4
H	9
RBI	4
BB	3
SO	10
LOB	13

WP: 0 PB: 0 SB: 0 CS: 0 PA: 37

PITCHER		IP	WLS	BF	H	R	ER	SO	BB	IBB	HBP	BLK	WP	HR	S	P	ERA	WHIP
34 Kerry Wood, R ERA: 7.71	(1, 1)	4.2	L	21	4	4	4	7	3	0	1	0	0	0	62	102	7.71	1.500
Ben Van Ryn, L ERA:	(5, 1)	0.0		1	1	0	0	0	0	0	0	0	0	0	2	5	∞	∞
Marc Pisciotta, R ERA: 1.04	(5, 1)	1.1		5	1	0	0	1	0	0	0	0	0	0	17	23	0.00	0.750
Amaury Telemaco, R ERA: 1.8	(7, 1)	0.2		3	1	0	0	1	0	0	0	0	0	0	7	10	0.00	1.500
Terry Mulholland, L ERA:	(7, 1)	1.1		7	2	0	0	1	0	0	0	0	0	0	21	30	0.00	1.500

PITCHER	IP	WLS	BF	H	R	ER	SO	BB	IBB	HBP	BLK	WP	HR	S	P	ERA	WHIP

Batter	1	2	3	4	5	6	7	8	9	AB	R	H	RBI	BB	SO	LOB
Manny Alexander, R (1, 4) OBP: 0.286, SLG: 0.571	B B C B C X 3-2 ① G5-3		B F B X 2-1 ③ P3			C B B S X 2-2 ① G6-3		B B C F X 2-2 ② FC5-4 1-2f		4	0	0	0	0	0	1
Jeff Blauser, R (1, 6) OBP: 0.458, SLG: 0.364	C B S S 1-3 ② K			B B B C X 3-1 G4-6-3 1B		C B F B B X 3-2 G4-6-3 1B		B F B X 2-1 ③ G6-3		4	0	2	0	0	1	1
Mark Grace, L (1, 3) OBP: 0.483, SLG: 0.429	B F B B C S 3-3 ③ K			B X 1-0 ① ② G4-6-3 1-2f		B C X 1-1 ② ③ G4-6-3 1-2f			B B B C B 4-1 BB S BB	3	0	0	0	1	1	2
Sammy Sosa, R (1, 9) OBP: 0.373, SLG: 0.491		S B B B F B 4-2 CS BB		B C B C F B X 3-2 1B			C C B F B B F X 3-2 ① P3		B F B S B S S 3-3 ① K 1-2	3	0	1	0	1	1	1
Kevin Orie, R (1, 5) OBP: 0.304, SLG: 0.400		B 1 SAFE 1 SAFE B C C 1 SAFE S 2-3 ① K		B F 1 SAFE 1 SAFE B S X 2-2 ③ F6			X 0-0 1B		B B X 2-0 ② F7	4	0	1	0	0	1	3
Henry Rodriguez, L (1, 7) OBP: 0.491, SLG: 0.762		B 1 SAFE S B 1 SAFE B 1 SAFE C F 4-2 ② B 1-2 BB			B F B B S F S 3-3 ① K		B B C C B X 3-2 ② F8		B F B B B 4-1 BB BB	2	0	0	0	2	1	1
José Hernández, R (1, 8) OBP: 0.167, SLG: 0.174		B C B X 2-1 ③ P4			X 0-0 ② G4-3		C B F B C 2-3 ③ K		B B B C C B 4-2 1-2 2-3 BB	3	0	0	0	0	1	2
Scott Servais, R (1, 2) OBP: 0.381, SLG: 0.382			C B B C X 2-2 ① G4-3		F B B X 2-1 1B			B B F C B X 3-2 ① L5	B S F S 1-3 ③ K	4	0	1	0	0	1	3
Geremi Gonzalez, R (1, 1) Lance Johnson, L (5, PH) OBP: 0.179, SLG: 0.269 Amaury Telemaco, R (5, 1) OBP: 0.333, SLG: 0.333 Ben Van Ryn, L (7, 1) Marc Pisciotta, R (7, 1) OBP: 0.500, SLG: 0.500 Brant Brown, L (7, 8) OBP: 0.529, SLG: 0.706 Mickey Morandini, L (9, PH) OBP: 0.358, SLG: 0.289			B C S B X 2-2 ② G1-3		B S B B X 3-1 ③ P2			B X 1-0 FC5-4 1B		1 0 0 0 0 0 0 1 0 0 0 0 0 1 0 0 0 0 0 0 0 0 0 0 0 0 0 0 0 0 0 0 0 0 0 1 0 1 0 0 0 0 0 0 0 0 1 0 0						
Inning Stats	R: 0 H: 0 E: 0 LOB: 0 K: 2 BB: 0 S: 9 P: 16	R: 0 H: 0 E: 0 LOB: 1 K: 1 BB: 2 S: 10 P: 22	R: 0 H: 0 E: 0 LOB: 0 K: 0 BB: 0 S: 8 P: 14	R: 0 H: 2 E: 0 LOB: 1 K: 0 BB: 0 S: 10 P: 19	R: 0 H: 1 E: 0 LOB: 1 K: 1 BB: 0 S: 9 P: 17	R: 0 H: 1 E: 0 LOB: 0 K: 0 BB: 0 S: 8 P: 14	R: 0 H: 1 E: 0 LOB: 1 K: 1 BB: 0 S: 12 P: 20	R: 0 H: 1 E: 1 LOB: 1 K: 0 BB: 0 S: 9 P: 17	R: 0 H: 0 E: 0 LOB: 3 K: 2 BB: 3 S: 11 P: 29	1B: 6 SF: 0 2B: 0 SAC: 0 3B: 0 DP: 2 HR: 0 HBP: 0						

PITCHER		IP	W/L/S	BF	H	R	ER	SO	BB	IBB	HBP	BLK	WP	HR	S	P	ERA	WHIP
Al Leiter, L ERA: 2.0	(1, 1)	7.0	W	25	5	0	0	5	2	0	0	0	0	0	66	122	0.00	1.000
Greg McMichael, R ERA:	(8, 1)	1.0		4	1	0	0	0	0	0	0	0	0	0	9	17	0.00	1.000
John Hudek, R ERA: 5.68	(9, 1)	1.0		6	0	0	0	2	3	0	0	0	0	0	11	29	0.00	3.000

PITCHER	IP	W/L/S	BF	H	R	ER	SO	BB	IBB	HBP	BLK	WP	HR	S	P	ERA	WHIP

TOP

Chicago Cubs @ New York Mets

Shea Stadium, Flushing, NY

Tue Apr 14 1998, 7:05 PM EDT
Att. 15,965 - Cloudy - 55 F

livebaseballscorecards.com

AB	30
R	0
H	6
RBI	0
BB	5
SO	7
LOB	15

WP: 0	PA: 35		
PB: 0			
SB: 1			
CS: 1			

Chicago Cubs @ New York Mets

Shea Stadium, Flushing, NY

Tue Apr 14 1998, 7:05 PM EDT

Att. 15,965 - Cloudy - 55 F

livebaseballscorecards.com

BOTTOM

Batter	1	2	3	4	5	6	7	8	9	AB	R	H	RBI	BB	SO	LOB
Edgardo Alfonzo, R (1, 5) OBP: 0.316, SLG: 0.320	3-0 L4 1B		3-2 P4 ③	2-1 E6 1-2 2-3			0-0 B1 ①	0-0 1-2 2-H 1B		5	0	2	1	0	0	4
Luis Lopez, S (1, 4) OBP: 0.444, SLG: 0.438	0-0 L4 ①② 1-2			1-0 BLK 1B 2B 3-1 F8			1-1 BB 1B 2-3 1B	0-0 G4-3 ③		5	1	2	0	0	0	6
Bernard Gilkey, R (1, 7) OBP: 0.455, SLG: 0.405	1-0 G6-3 ③			2-0 2-H 1B 1B	4-0 L3 BB		1-0 BB 1-2 3-H 1B			3	1	2	2	1	0	0
John Olerud, L (1, 3) OBP: 0.449, SLG: 0.538		4-0 FC5-4 BB		1 SAFE 0-0 1-2 1B 1B	1 SAFE 0-1 L3 ①② 1-2		4-1 G6-4-3 1-2 2-3 BB			2	1	1	0	2	0	1
Butch Huskey, R (1, 9) Greg McMichael, R (8, 1) John Hudek, S (9, 1) OBP: 0.304, SLG: 0.375		1 SAFE 1-1 FC5-4 CS ① 1-2f		0-2 F9 ①	1-2 G1-3 ③		1-0 G6-4-3 ②③ 1-2f			4 0 0	0 0 0	0 0 0	0 0 0	0 0 0	0 0 0	6 0 0
Brian McRae, S (1, 8) OBP: 0.386, SLG: 0.447		1 SAFE 1 SAFE 3-3 K ②③ 1-2		2-2 1-3 2-H 1B 1B		1-3 K ①		2-0 P2 ①		4	1	1	1	0	2	1
Tim Spehr, R (1, 2) OBP: 0.320, SLG: 0.273			1-1 SH2-4 1B	4-0 E 1B IBB		2-2 G5-3 ②		2-2 P3 ②		3	0	1	0	1	0	0
Rey Ordonez, R (1, 6) OBP: 0.277, SLG: 0.283			2-1 L9 ①	1-3 K ②		0-1 P6 ③		1-0 BB 1B 1B		4	1	1	0	0	1	4
Al Leiter, L (1, 1) Rich Becker, L (7, PH) (8, 9) OBP: 0.333, SLG: 0.500 OBP: 0.325, SLG: 0.441			0-0 SH2-4 ② 1-2	0-0 E 1-2 2-H 3-H 1B			1-1 1B 1B 2B	4-1 1-2 1B BB		1 1	0 1	1 1	2 1	0 0	0 1	0 0
Inning Stats	R: 0 E: 0 K: 0 S: 3 H: 1 LOB: 0 BB: 0 P: 7	R: 0 E: 0 K: 1 S: 5 H: 0 LOB: 1 BB: 1 P: 13	R: 0 E: 0 K: 0 S: 9 H: 1 LOB: 1 BB: 0 P: 15	R: 4 E: 1 K: 1 S: 18 H: 5 LOB: 3 BB: 1 P: 33	R: 0 E: 0 K: 0 S: 5 H: 0 LOB: 0 BB: 1 P: 10	R: 0 E: 0 K: 1 S: 9 H: 0 LOB: 0 BB: 0 P: 12	R: 1 E: 0 K: 0 S: 8 H: 3 LOB: 2 BB: 1 P: 16	R: 1 E: 0 K: 0 S: 10 H: 2 LOB: 2 BB: 1 P: 19		1B: 10 2B: 5 3B: 0 HR: 0	SF: 0 SAC: 1 DP: 4 HBP: 0			WP: 0 PB: 0 SB: 0 CS: 1	PA: 38	

	AB	R	H	RBI	BB	SO	LOB
Totals	**32**	**6**	**12**	**6**	**5**	**3**	**22**

PITCHER		IP	WLS	BF	H	R	ER	SO	BB	IBB	HBP	BLK	WP	HR	S	P	ERA	WHIP
Geremi Gonzalez, R ERA: 11.7	(1, 1)	4.0	L	20	7	4	4	2	1	1	0	1	0	0	35	68	9.00	2.000
Amaury Telemaco, R ERA: 2.19	(5, 1)	2.1		10	3	1	1	1	1	0	0	0	0	0	20	31	3.86	1.714
Ben Van Ryn, L ERA:	(7, 1)	0.0		1	0	0	0	0	1	0	0	0	0	0	1	5	∞	∞
Marc Pisciotta, R ERA: 1.74	(7, 1)	1.2		7	2	1	1	0	1	0	0	0	0	0	11	21	5.40	1.800

Batter	1	2	3	4	5	6	7	8	9	AB	R	H	RBI	BB	SO	LOB
Brant Brown, L (1, 8) OBP: 0.476, SLG: 0.600	P4		L4		FC6-4 BB			G4-3		3	0	0	0	1	0	1
Mickey Morandini, L (1, 4) OBP: 0.351, SLG: 0.271	G6-4-3 BB		G6-3		FC6-4 1-2f			K		3	0	0	0	1	1	3
Sammy Sosa, R (1, 9) OBP: 0.381, SLG: 0.542	G6-4-3 1-2f		FC3-6 1B			P3		HR		4	1	2	1	0	0	1
Mark Grace, L (1, 3) OBP: 0.469, SLG: 0.415		G3-1	FC3-6 1-2f			FC4-6 1B		K		4	0	1	0	0	1	1
Henry Rodriguez, L (1, 7) OBP: 0.456, SLG: 0.696		K	G4-3			FC4-6 FC6-4 1-2f			K	4	0	0	0	0	2	2
Jeff Blauser, R (1, 6) OBP: 0.444, SLG: 0.354		G6-3			FC2-5 1B	FC6-4 1-2f			G6-3	4	0	1	0	0	0	1
Kevin Orie, R (1, 5) OBP: 0.300, SLG: 0.389			K		BB FC2-5 1-2 1B		G5-3		G1-3	4	0	1	0	0	1	0
Scott Servais, R (1, 2) OBP: 0.356, SLG: 0.351			E4 SH3-4		L8		F8			3	0	0	0	0	0	2
Steve Trachsel, R (1, 1) OBP: 0.571, SLG: 0.500			SH3-4 1-2		FC2-5 BB 1-2 2-3f		P5			1	0	0	0	0	0	2
Lance Johnson, L (7, PH) OBP: 0.172, SLG: 0.259										1	0	0	0	0	0	0
Terry Adams, R (7, 1)										0	0	0	0	0	0	0

TOP

Chicago Cubs @ New York Mets

Shea Stadium, Flushing, NY

Wed Apr 15 1998, 7:05 PM EDT
Att. 16,012 - Cloudy - 63 F

livebaseballscorecards.com

AB	31
R	1
H	5
RBI	1
BB	2
SO	5
LOB	13

Inning Stats	1	2	3	4	5	6	7	8	9
	R: 0 E: 0 K: 0 S: 2	H: 0 LOB: 0 BB: 1 P: 6	R: 0 E: 0 K: 1 S: 5	H: 0 LOB: 0 BB: 0 P: 5	R: 0 E: 1 K: 1 S: 6	H: 0 LOB: 1 BB: 0 P: 10	R: 0 E: 0 K: 0 S: 15	H: 1 LOB: 1 BB: 0 P: 21	R: 0 E: 0 K: 0 S: 11	H: 2 LOB: 3 BB: 1 P: 16	R: 0 E: 0 K: 0 S: 7	H: 1 LOB: 1 BB: 0 P: 12	R: 0 E: 0 K: 0 S: 5	H: 0 LOB: 0 BB: 0 P: 6	R: 1 E: 0 K: 2 S: 11	H: 1 LOB: 0 BB: 0 P: 19	R: 0 E: 0 K: 1 S: 8	H: 0 LOB: 0 BB: 0 P: 13

| | | | | | | | | | |

Batter	1	2	3	4	5	6	7	8	9	AB	R	H	RBI	BB	SO	LOB
Rey Ordonez, R (1, 6) OBP: 0.275, SLG: 0.280	G5-3 1B	G5-3		F9			G6-3			4	0	1	0	0	0	2
Matt Franco, L (1, 5) OBP: 0.438, SLG: 0.308	L5		FC6-4 1B		G4-3		G6-3			3	0	1	0	0	0	1
Edgardo Alfonzo, R (6, 5) OBP: 0.310, SLG: 0.314										1	0	0	0	0	0	0
Bernard Gilkey, R (1, 7) OBP: 0.417, SLG: 0.366	G5-3 1-2		FC6-4 WP 1-2f		L1			G5-3		4	0	0	0	0	0	2
John Olerud, L (1, 3) OBP: 0.434, SLG: 0.500	1B BB		F7		K			G6-3		3	0	0	0	1	1	1
Butch Huskey, R (1, 9) OBP: 0.300, SLG: 0.364	1-2 2-H 1B		1 SAFE CS 1 SAFE	G3 1-2		K		K2-3		4	0	1	0	0	2	1
Brian McRae, S (1, 8) OBP: 0.383, SLG: 0.425		F8		F7		4-1 BB				2	0	0	0	1	0	0
Carlos Baerga, S (1, 4) OBP: 0.170, SLG: 0.200		K		BB 1B		P6				3	0	1	0	0	1	1
Tim Spehr, R (1, 2) OBP: 0.321, SLG: 0.250		HR HBP		P2		L9				2	1	0	0	0	0	2
Rick Reed, R (1, 1) OBP: 0.400, SLG: 1.000		HR 1-H		BB 1-2			F7			1	1	1	2	1	0	0
Rich Becker, L (7, PH) OBP: 0.317, SLG: 0.429										1	0	0	0	0	0	0
Dennis Cook, L (8, 1)										0	0	0	0	0	0	0
John Franco, L (9, 1)										0	0	0	0	0	0	0
Inning Stats	R: 0 E: 0 K: 0 S: 4 H: 2 LOB: 2 BB: 1 P: 8	R: 2 E: 0 K: 1 S: 6 H: 1 LOB: 0 BB: 0 P: 7	R: 0 E: 0 K: 0 S: 11 H: 1 LOB: 1 BB: 0 P: 16	R: 0 E: 0 K: 0 S: 16 H: 1 LOB: 2 BB: 1 P: 27	R: 0 E: 0 K: 1 S: 6 H: 0 LOB: 0 BB: 0 P: 7	R: 0 E: 0 K: 1 S: 8 H: 0 LOB: 1 BB: 1 P: 17	R: 0 E: 0 K: 0 S: 10 H: 0 LOB: 0 BB: 0 P: 18	R: 0 E: 0 K: 1 S: 6 H: 0 LOB: 0 BB: 0 P: 9		1B: 4 2B: 0 3B: 0 HR: 1 SF: 0 SAC: 0 DP: 0 HBP: 1						

PITCHER		IP	WLS	BF	H	R	ER	SO	BB	IBB	HBP	BLK	WP	HR	S	P	ERA	WHIP
Steve Trachsel, R ERA: 3.32	(1, 1)	6.0	L	26	5	2	2	3	3	0	1	0	1	1	51	82	3.00	1.333
Terry Adams, R ERA: 2.08	(7, 1)	2.0		6	0	0	0	1	0	0	0	0	0	0	16	27	0.00	0.000

PITCHER	IP	WLS	BF	H	R	ER	SO	BB	IBB	HBP	BLK	WP	HR	S	P	ERA	WHIP

BOTTOM

Chicago Cubs @ New York Mets
Shea Stadium, Flushing, NY
Wed Apr 15 1998, 7:05 PM EDT
Att. 16,012 - Cloudy - 63 F

livebaseballscorecards.com

AB	28
R	2
H	5
RBI	2
BB	3
SO	4
LOB	10

WP: 1 PA: 32
PB: 0
SB: 0
CS: 0

Batter	1	2	3	4	5	6	7	8	9	AB	R	H	RBI	BB	SO	LOB
Brant Brown, L (1, 8) OBP: 0.538, SLG: 0.750	BBBB 4-0 G6-3 G3 BB	x 0-0 2-H 3-H 1B		x 0-0 1-3 1B 2B		x 0-0 3B		SSS 0-3 ① K		4	1	3	2	1	1	0
Mickey Morandini, L (1, 4) OBP: 0.355, SLG: 0.283	x 0-0 ① G3 1-2	x 0-0 ③ F7		x 0-0 2-H 3-H 1B		x 0-0 ③ F7		x 0-0 FC8-6-4 1B		5	0	2	2	0	0	3
Sammy Sosa, R (1, 9) OBP: 0.382, SLG: 0.531	x 0-0 ② G6-3 2-3		x 0-0 G4-3 S 1B	x 0-0 ③ F8			x 0-0 BB HR 1B	x 0-0 ② FC8-6-4 FC4-6 1-2f		5	1	2	0	0	0	3
Mark Grace, L (1, 3) OBP: 0.449, SLG: 0.386	x 0-0 ③ F8		SSS 0-3 ① K		x 0-0 ① F8		BBBB 4-0 1-2 HR BB	x 0-0 ③ FC4-6 1-2f		4	1	0	0	1	1	3
Henry Rodriguez, L (1, 7) OBP: 0.452, SLG: 0.745 Matt Mieske, R (9, 7) OBP: 0.333, SLG: 0.143		x 0-0 ① G3	x 0-0 ② G4-3 1-3		x 0-0 ② G3-1		x 0-0 1-H 2-H HR		x 0-0 2B	5 0	1 0	2 0	3 0	0 0	0 0	1 0
Jeff Blauser, R (1, 6) OBP: 0.441, SLG: 0.404		x 0-0 HR	x 0-0 ③ G6-3		H 1-0 HBP		SSS 0-3 ① K		SSS 0-3 ① K	4	1	1	1	0	2	2
Kevin Orie, R (1, 5) OBP: 0.292, SLG: 0.373		x 0-0 2B 1B 1B		x 0-0 ① G5-3	x 0-0 ③ F8		x 0-0 ② G5-3		x 0-0 ② F8	5	1	1	0	0	0	2
Sandy Martinez, L (1, 2) OBP: 0.571, SLG: 1.000 Scott Servais, R (9, 2) OBP: 0.356, SLG: 0.351		x 0-0 1-3 1B 2B		BBBB 4-0 FC2-6 BB		x 0-0 ① G1-4-3	x 0-0 3B		BBBB 4-0 BB	3 0	1 0	2 0	0 0	2 0	0 0	0 0
Kevin Tapani, R (1, 1) OBP: 0.167, SLG: 0.100 Marc Pisciotta, R (6, 1) OBP: 0.500, SLG: 0.500 Ben Van Ryn, L (6, 1) Amaury Telemaco, R (7, 1) OBP: 0.333, SLG: 0.333 Terry Adams, R (8, 1) Lance Johnson, L (9, PH) OBP: 0.167, SLG: 0.250 Rod Beck, R (9, 1)		SSS 0-3 ② K		x 0-0 ② FC2-6 2B 1B 1-2f		SSS 0-3 ② K	x 0-0 ③ G4-3		x 0-0 ③ G3	3 0 1 0 0 1 0	1 0 0 0 0 0 0	0 0 0 0 0 0 0	0 0 0 0 0 0 0	0 0 0 0 0 0 0	2 0 0 0 0 0 0	3 0 1 0 0 0 0
Inning Stats	R: 0 E: 0 K: 0 S: 3 H: 0 LOB: 1 BB: 1 P: 7	R: 3 E: 0 K: 1 S: 9 H: 4 LOB: 1 BB: 0 P: 9	R: 0 E: 0 K: 1 S: 6 H: 1 LOB: 1 BB: 0 P: 6	R: 2 E: 0 K: 0 S: 5 H: 2 LOB: 1 BB: 1 P: 9	R: 0 E: 0 K: 0 S: 3 H: 0 LOB: 1 BB: 0 P: 4	R: 0 E: 0 K: 1 S: 6 H: 1 LOB: 1 BB: 0 P: 6	R: 3 E: 0 K: 1 S: 8 H: 3 LOB: 1 BB: 1 P: 12	R: 0 E: 0 K: 1 S: 6 H: 1 LOB: 1 BB: 0 P: 6	R: 0 E: 0 K: 1 S: 6 H: 1 LOB: 2 BB: 1 P: 10	1B: 6 2B: 3 3B: 2 HR: 2	SF: 0 SAC: 0 DP: 0 HBP: 1						

TOP

Chicago Cubs @ New York Mets

Shea Stadium, Flushing, NY

Thu Apr 16 1998, 3:33 AM EDT

Att. 50,814 - Cloudy - 53 F

livebaseballscorecards.com

AB	40
R	8
H	13
RBI	8
BB	4
SO	6
LOB	20

WP: 0 PB: 0 SB: 1 CS: 0 PA: 45

PITCHER		IP	WLS	BF	H	R	ER	SO	BB	IBB	HBP	BLK	WP	HR	S	P	ERA	WHIP
Dave Micki, R ERA: 9.0	(1, 1)	4.0	L	21	7	5	5	2	2	0	0	0	0	1	23	31	11.25	2.250
Brian Bohanon, L ERA: 0.79	(5, 1)	2.0		8	1	0	0	1	0	0	1	0	0	0	9	10	0.00	0.500
Turk Wendell, R ERA: 8.31	(7, 1)	1.0		7	3	3	3	1	1	0	0	0	0	1	8	12	27.00	4.000
John Hudek, R ERA: 4.91	(8, 1)	1.0		4	1	0	0	1	0	0	0	0	0	0	6	6	0.00	1.000
Mel Rojas, R ERA:	(9, 1)	1.0		5	1	0	0	1	1	0	0	0	0	0	6	10	0.00	2.000

PITCHER	IP	WLS	BF	H	R	ER	SO	BB	IBB	HBP	BLK	WP	HR	S	P	ERA	WHIP

Batter	1	2	3	4	5	6	7	8	9	AB	R	H	RBI	BB	SO	LOB
Edgardo Alfonzo, R (1, 5) OBP: 0.317, SLG: 0.393	HR	K		K		1B 2B 1-H		K		5	2	2	2	0	3	2
Rich Becker, L (1, 9) OBP: 0.289, SLG: 0.385	K	G4-3		K		K		K		4	0	0	0	0	3	3
Turk Wendell, L (7, 1)										0	0	0	0	0	0	0
John Hudek, S (8, 1)										0	0	0	0	0	0	0
Jim Tatum, R (8, PH) OBP: 0.250, SLG: 0.375										1	0	0	0	0	1	0
Mel Rojas, R (9, 1)										0	0	0	0	0	0	0
Bernard Gilkey, R (1, 7) OBP: 0.434, SLG: 0.378	K		WP G4-3 1B 1B		FC1-6 1B BB	1B 2-H			F8	4	1	2	1	1	1	0
John Olerud, L (1, 3) OBP: 0.448, SLG: 0.511	2B 1B		G4-3 1-2		FC1-6 1-2 1B	F7			1B G1-3 1B	5	0	3	0	0	0	2
Carlos Baerga, S (1, 4) OBP: 0.173, SLG: 0.220	2B 1-3		P6		P5		K		G1-3 1-2	5	0	1	0	0	1	4
Brian McRae, S (1, 8) OBP: 0.385, SLG: 0.409	F8		1B BB 2-3		FC1-6 S 1-2f 2-3		F9		1B 2-3	4	0	1	0	1	0	4
Alberto Castillo, R (1, 2) OBP: 0.238, SLG: 0.211		SH5-4 2B	FC6-4 1B 1-2 3-H		K 1-2		BB		K	3	0	2	1	1	1	2
Matt Franco, L (9, PH) OBP: 0.412, SLG: 0.286										1	0	0	0	0	1	2
Rey Ordonez, R (1, 6) OBP: 0.273, SLG: 0.264		SH5-4 BB	FC6-4 1-2f			G6-3	G3			3	0	0	0	1	0	3
Dave Mlicki, R (1, 1) OBP: 0.400, SLG: 0.250		SH5-4 1-2 2-3		F9		2B 1B		K		1	0	0	0	0	0	0
Brian Bohanon, L (5, 1) OBP: 0.667, SLG: 0.667										0	0	0	0	0	0	0
Luis Lopez, S (6, PH) OBP: 0.474, SLG: 0.471										1	1	1	0	0	0	0
Butch Huskey, R (7, 9) OBP: 0.294, SLG: 0.356										1	0	0	0	0	1	0
Inning Stats	R: 1 E: 0 K: 2 S: 10 H: 3 LOB: 2 BB: 0 P: 10	R: 0 E: 0 K: 1 S: 6 H: 1 LOB: 2 BB: 1 P: 10	R: 1 E: 0 K: 0 S: 5 H: 2 LOB: 2 BB: 1 P: 9	R: 0 E: 0 K: 2 S: 7 H: 0 LOB: 0 BB: 0 P: 7	R: 0 E: 0 K: 1 S: 6 H: 1 LOB: 2 BB: 1 P: 10	R: 2 E: 0 K: 1 S: 8 H: 3 LOB: 1 BB: 0 P: 8	R: 0 E: 0 K: 1 S: 5 H: 0 LOB: 1 BB: 1 P: 9	R: 0 E: 0 K: 3 S: 9 H: 0 LOB: 0 BB: 0 P: 9	R: 0 E: 0 K: 1 S: 7 H: 2 LOB: 2 BB: 0 P: 7	1B: 8 2B: 3 3B: 0 HR: 1 SF: 0 SAC: 1 DP: 0 HBP: 0						

BOTTOM

Chicago Cubs @ New York Mets
Shea Stadium, Flushing, NY
Thu Apr 16 1998, 3:33 AM EDT
Att. 50,814 - Cloudy - 53 F

livebaseballscorecards.com

AB	38
R	4
H	12
RBI	4
BB	4
SO	12
LOB	22

WP: 1 PA: 43
PB: 0
SB: 1
CS: 0

PITCHER		IP	WLS	BF	H	R	ER	SO	BB	IBB	HBP	BLK	WP	HR	S	P	ERA	WHIP
Kevin Tapani, R ERA: 5.73	(1, 1)	5.1	W	28	9	4	4	6	3	0	0	0	1	1	37	49	6.75	2.250
Marc Pisciotta, R ERA: 1.69	(6, 1)	0.1		2	1	0	0	1	0	0	0	0	0	0	4	4	0.00	3.000
Ben Van Ryn, L ERA:	(6, 1)	0.2		2	0	0	0	1	0	0	0	0	0	0	4	4	0.00	0.000
Amaury Telemaco, R ERA: 2.08	(7, 1)	0.2		3	0	0	0	0	1	0	0	0	0	0	2	6	0.00	1.500
Terry Adams, R ERA: 1.86	(8, 1)	1.0		3	0	0	0	3	0	0	0	0	0	0	9	9	0.00	0.000

PITCHER		IP	WLS	BF	H	R	ER	SO	BB	IBB	HBP	BLK	WP	HR	S	P	ERA	WHIP
Rod Beck, R ERA: 3.86	(9, 1)	1.0		5	2	0	0	1	0	0	0	0	0	0	7	7	0.00	2.000

Batter	1	2	3	4	5	6	7	8	9	AB	R	H	RBI	BB	SO	LOB
Eric Young Sr., R (1, 4) OBP: 0.381, SLG: 0.364	C X 0-1 BB 2B 1B	C X 0-1 S 3-H 1B		B B B C B 4-1 S HR BB		B B B C F X 3-2 ③ L7	B B F B X 3-1 ③ FC6-4 1-2f			4	2	2	1	1	0	2
Todd Hollandsworth, L (1, 8) OBP: 0.333, SLG: 0.509 (7, 7)	B 1 SAFE C 1 SAFE S 1 SAFE P F B 4-2 B 1-2 2B BB	1 SAFE S 1 SAFE F 1 SAFE B B X 2-2 ② F8 1-2		B B B C F F 1 SAFE F S 3-3 ② K 1-2			B X 1-0 HR	C F B X 1-2 ① F8		4	2	1	1	1	1	2
Mike Piazza, R (1, 2) OBP: 0.365, SLG: 0.561 Tom Prince, R (8, 2) OBP: 0.250, SLG: 0.750	B C C X 1-2 FC3-5-6 1-H 2-H 2B	B B C C F B S 3-3 ③ K		B X 1-0 2-H HR			C X 0-1 E6 HR	C B X 1-1 FC6-4 1B		5 0	2 0	3 0	4 0	0 0	1 0	1 0
Todd Zeile, R (1, 5) OBP: 0.323, SLG: 0.443	C B B X 2-1 ① FC3-5-6 2-3	X 0-0 S 1B 1B	B C F F B X 2-2 ③ G6-3				C B B B X 3-1 1-H HR	C F S 0-3 ② K		5	2	2	2	0	1	2
Raul Mondesi, R (1, 9) OBP: 0.258, SLG: 0.362	F C S 0-3 ② K	B B B F S X 3-2 ① F8			B X 2-0 ① F8		B C B F B B 4-2 G5-4-3 1B 1B BB	C C B F B F X 2-2 FC6-4 1-2f		4	1	0	0	1	1	3
Paul Konerko, R (1, 3) OBP: 0.288, SLG: 0.217	C B B B X 3-1 ③ P3	C B B X 2-1 1-H 1B			S B F F B C 2-3 ② K		B B C F X 2-2 G5-4-3 1-2 1B		X 0-0 ① F7	5	0	2	1	0	1	1
Wilton Guerrero, S (1, 7) OBP: 0.391, SLG: 0.571 Mike Devereaux, R (7, PH) OBP: 0.438, SLG: 0.385 (7, 8)	C B X 1-1 2B 3B	B X 1-0 ② P6	C B X 1-1 ③ G3		B X 1-0 ① ② G5-4-3 1-2f 2-3				C B B B B 4-1 BB	3 1	1 0	1 0	0 0	0 1	0 0	1 2
Jose Vizcaino, S (1, 6) OBP: 0.294, SLG: 0.267 Juan Castro, R (7, PR) OBP: 0.063, SLG: 0.063 (7, 6)	X 0-0 G4-3 1B 3-H 2B	S F 1 SAFE F B X 1-2 ③ F7			B C C S 1-3 ① K	B C F X 1-2 1B 3-H 1B			C F C 0-3 ② K	4 1	1 0	2 0	2 0	0 0	1 1	1 1
Chan Ho Park, R (1, 1) OBP: 0.300, SLG: 0.600 Frank Lankford, R (7, 1)	X 0-0 ① G4-3 2-3			S B X 1-1 ① P5		B B F M S 2-3 ② K	B B F B X 3-1 FC6-4 1-2 1B		F C C 0-3 ③ K	4 1	0 0	1 0	0 0	0 0	1 1	1 1
Inning Stats	R: 2 E: 0 K: 1 S: 16 H: 2 LOB: 1 BB: 1 P: 25	R: 2 E: 0 K: 1 S: 14 H: 3 LOB: 1 BB: 0 P: 20	R: 1 E: 0 K: 0 S: 11 H: 2 LOB: 1 BB: 0 P: 18	R: 2 E: 0 K: 1 S: 13 H: 1 LOB: 0 BB: 1 P: 24	R: 0 E: 0 K: 1 S: 7 H: 0 LOB: 0 BB: 0 P: 12	R: 0 E: 0 K: 2 S: 9 H: 0 LOB: 0 BB: 0 P: 15	R: 4 E: 1 K: 0 S: 18 H: 5 LOB: 2 BB: 1 P: 36	R: 0 E: 0 K: 1 S: 13 H: 1 LOB: 1 BB: 0 P: 17	R: 0 E: 0 K: 2 S: 8 H: 0 LOB: 1 BB: 1 P: 12	1B: 8 2B: 2 3B: 1 HR: 3 SF: 0 SAC: 0 DP: 1 HBP: 0						

PITCHER		IP	WLS	BF	H	R	ER	SO	BB	IBB	HBP	BLK	WP	HR	S	P	ERA	WHIP
Mark Clark, R ERA: 4.44	(1, 1)	2.1	L	15	7	5	5	2	1	0	0	0	0	0	36	56	19.29	3.429
Amaury Telemaco, R ERA: 2.7	(3, 1)	3.2		13	1	2	2	4	1	0	0	0	0	1	34	58	4.91	0.545
Terry Mulholland, L ERA: 2.0	(7, 1)	1.0		9	5	4	2	0	1	0	0	0	0	2	18	36	18.00	6.000
Ben Van Ryn, L ERA:	(8, 1)	2.0		8	1	0	0	3	1	0	0	0	0	0	21	29	0.00	1.000

PITCHER	IP	WLS	BF	H	R	ER	SO	BB	IBB	HBP	BLK	WP	HR	S	P	ERA	WHIP

TOP

Los Angeles Dodgers @ Chicago Cubs

Wrigley Field, Chicago, IL

Fri Apr 17 1998, 3:33 AM CDT

Att. 20,175 - Sunny - 51 F

livebaseballscorecards.com

AB	41
R	11
H	14
RBI	11
BB	4
SO	9
LOB	18

WP: 0 PA: 45
PB: 0
SB: 3
CS: 0

BOTTOM

Los Angeles Dodgers @ Chicago Cubs

Wrigley Field, Chicago, IL

Fri Apr 17 1998, 3:33 AM CDT

Att. 20,175 - Sunny - 51 F

livebaseballscorecards.com

Batter	1	2	3	4	5	6	7	8	9	AB	R	H	RBI	BB	SO	LOB
Brant Brown, L (1, 8) OBP: 0.500, SLG: 0.714	X 0-0 HR 2B		B B X 2-0 F7 ①			C S B C 1-3 K ①		C B X 1-1 G4-3 ①		4	1	1	0	0	1	0
Mickey Morandini, L (1, 4) OBP: 0.364, SLG: 0.339	B B X 2-0 2-H HR		C B B F S 2-3 K ②			X 0-0 F7 ②		B B C B C B 4-2 FC6-4 BB		3	1	1	2	1	1	0
Sammy Sosa, R (1, 9) OBP: 0.375, SLG: 0.507	B F S B C 2-3 K ①		B B F F S 2-3 K ③			B B B B 4-0 BB		C X 0-1 L7 ②		3	0	0	0	1	2	1
Mark Grace, L (1, 3) OBP: 0.425, SLG: 0.361	C B B T X 2-2 G3 ②			B B F B X 3-1 L9 ①		B C X 1-1 G3 ③		X 0-0 1-2f FC6-4 ③		4	0	0	0	0	0	2
Henry Rodriguez, L (1, 7) OBP: 0.470, SLG: 0.736	B B B B 4-0 BB			C S F F S 0-3 K ②			B F S B B B 4-2 2B G6-3 BB		C B X 1-1 G1-3 1B	2	1	1	0	2	1	0
Jeff Blauser, R (1, 6) OBP: 0.417, SLG: 0.375	B C B 1 B S S SAFE 3-3 K ③			X 0-0 F9 ③			C F F X 0-2 F8 ①		B C X 1-1 F8 ①	4	0	0	0	0	1	3
Kevin Orie, R (1, 5) OBP: 0.294, SLG: 0.387		X 0-0 G6-3 ①			C C F F F B F X 1-2 P3 ①		C F X 0-2 G6-3 1-3 2B		B C B X 2-1 G1-3 ② 1-2	3	0	1	0	0	0	0
Ben Van Ryn, L (8, 1)										0	0	0	0	0	0	0
Matt Mieske, R (9, PH) OBP: 0.300, SLG: 0.125										1	0	0	0	0	0	1
Scott Servais, R (1, 2) OBP: 0.327, SLG: 0.317		B X 1-0 G6-3 ②			C S B C 1-3 K ②		X 0-0 2-3 3-H G6-3 ②		S B X 1-1 G5-3 ③	4	0	0	1	0	1	2
Mark Clark, R (1, 1) OBP: 0.143, SLG: 0.143										1	0	0	0	0	0	0
Amaury Telemaco, R (3, 1) OBP: 0.250, SLG: 0.250										1	0	0	0	0	0	0
Terry Mulholland, R (7, 1)										0	0	0	0	0	0	0
Tyler Houston, L (7, PH) OBP: 0.333, SLG: 0.545		B C B X 2-1 F8 ③			B C X 1-1 L8 ③		B B X 2-0 G4-3 ③			1	0	0	0	0	0	1
(8, 5)																

	AB	31
	R	3
	H	4
	RBI	3
	BB	4
	SO	7
	LOB	10

Inning Stats	1	2	3	4	5	6	7	8	9
	R: 2 E: 0 K: 2 S: 11 H: 2 LOB: 1 BB: 1 P: 24	R: 0 E: 0 K: 0 S: 4 H: 0 LOB: 0 BB: 0 P: 7	R: 0 E: 0 K: 2 S: 7 H: 0 LOB: 0 BB: 0 P: 13	R: 0 E: 0 K: 1 S: 8 H: 0 LOB: 0 BB: 0 P: 11	R: 0 E: 0 K: 1 S: 12 H: 0 LOB: 0 BB: 0 P: 15	R: 0 E: 0 K: 1 S: 6 H: 0 LOB: 1 BB: 1 P: 12	R: 1 E: 0 K: 0 S: 11 H: 1 LOB: 1 BB: 1 P: 17	R: 0 E: 0 K: 0 S: 7 H: 0 LOB: 1 BB: 1 P: 12	R: 0 E: 0 K: 0 S: 8 H: 1 LOB: 1 BB: 0 P: 13

1B: 1	SF: 0	WP: 0	PA: 35
2B: 2	SAC: 0	PB: 0	
3B: 0	DP: 0	SB: 0	
HR: 1	HBP: 0	CS: 0	

PITCHER		IP	WLS	BF	H	R	ER	SO	BB	IBB	HBP	BLK	WP	HR	S	P	ERA	WHIP
Chan Ho Park, R ERA: 3.66	(1, 1)	6.0	W	22	2	2	2	7	2	0	0	0	0	1	48	82	3.00	0.667
Frank Lankford, R ERA: 5.87	(7, 1)	3.0	S	13	2	1	1	0	2	0	0	0	0	0	26	42	3.00	1.333

PITCHER	IP	WLS	BF	H	R	ER	SO	BB	IBB	HBP	BLK	WP	HR	S	P	ERA	WHIP

Batter	1	2	3	4	5	6	7	8	9	AB	R	H	RBI	BB	SO	LOB
Eric Young Sr., R (1, 4) OBP: 0.388, SLG: 0.373	C B F X 1-2 G4-3 1B		B C B F F B X 3-2 F7 ①		X 0-0 1-2 1B			B B C X 2-1 G6-3 ①		4	0	2	0	0	0	0
Todd Hollandsworth, L (1, 8) OBP: 0.317, SLG: 0.482 Matt Luke, L (7, 9) OBP: 0.231, SLG: 0.167	F B F B F 1 F B F SAFE 1-2 3-2 X G4-3 ① ②		B C B B F F T 3-2 K ②		B B X 2-0 F7 ②			S F B B X 2-2 G6-3 ②		3 1	0 0	0 0	0 0	0 0	1 0	3 0
Mike Piazza, R (1, 2) OBP: 0.364, SLG: 0.550 Tom Prince, R (7, 2) OBP: 0.200, SLG: 0.600	B C C S 1-3 K ③		B B F X 2-1 1B		C S C 0-3 K ③			C B B X 2-1 F9 ③		3 1	0 0	1 0	0 0	0 0	2 0	2 0
Todd Zeile, R (1, 5) OBP: 0.319, SLG: 0.422		S B B B F B 4-2 FC6-4 1B BB	S S C 0-3 K ③			B C C B S 2-3 K ①			C B B X 2-1 G6-3 ①	3	0	0	0	1	2	1
Raul Mondesi, R (1, 9) OBP: 0.246, SLG: 0.344 Trenidad Hubbard, R (7, 8) OBP: 0.320, SLG: 0.625	F B S B B X 3-2 P7 ①			C C B S 1-3 K ①		S F S 0-3 K ②			S X 0-1 HR	3 1	0 1	0 1	0 1	0 0	2 0	1 0
Paul Konerko, R (1, 3) OBP: 0.286, SLG: 0.220	B C X 1-1 1-2 FC6-4 1B			B B C X 2-1 G5-3 ②		B C B C F B F X 3-2 F8 ③			B F F S 1-3 K ②	4	0	1	0	0	1	0
Wilton Guerrero, S (1, 7) OBP: 0.333, SLG: 0.480	C S B B F X 2-2 1-2f 2-3 FC6-4 BB ②			F B B F B X 3-2 G6-3 ③			F F C 0-3 K ①		B F B C S 2-3 K2-3 ③	4	0	0	0	0	2	2
Jose Vizcaino, S (1, 6) OBP: 0.351, SLG: 0.267 Juan Castro, R (7, PR) (7, 6) OBP: 0.063, SLG: 0.063	B F B B F B B 1-2 4-2 BB				B C S F B F B B 4-2 1B BB		B C F B F B B 4-2 G6-4-3 BB			0 0	0 0	0 0	0 0	0 0	3 0	0 0
Hideo Nomo, R (1, 1) 37 Darren Dreifort, R (1, 1) Thomas Howard, S (7, PH) OBP: 0.103, SLG: 0.286 Jim Bruske, R (7, 1) Antonio Osuna, R (8, 1)	B S B S S S 2-3 K ③				L S C 0-3 K ①		F X 0-1 1-2f G6-4-3 ② ③			0 2 1 0 0	0 0 0 0 0	0 0 0 0 0	0 0 0 0 0	0 0 0 0 0	0 2 0 0 0	0 4 1 0 0

Inning Stats										
	R: 0 E: 0 K: 1 S: 12	H: 1 LOB: 0 BB: 0 P: 17	R: 0 E: 0 K: 1 S: 16	H: 1 LOB: 3 BB: 2 P: 32	R: 0 E: 0 K: 2 S: 13	H: 1 LOB: 1 BB: 0 P: 21	R: 0 E: 0 K: 1 S: 8	H: 0 LOB: 0 BB: 0 P: 14	R: 0 E: 0 K: 2 S: 12	H: 1 LOB: 2 BB: 1 P: 18
	R: 0 E: 0 K: 2 S: 11	H: 0 LOB: 0 BB: 0 P: 16	R: 0 E: 0 K: 1 S: 8	H: 0 LOB: 1 BB: 1 P: 12	R: 0 E: 0 K: 0 S: 7	H: 0 LOB: 0 BB: 0 P: 13	R: 1 E: 0 K: 2 S: 10	H: 1 LOB: 0 BB: 0 P: 15	1B: 4 2B: 0 3B: 0 HR: 1	SF: 0 SAC: 0 DP: 1 HBP: 0
	WP: 0 PB: 0 SB: 0 CS: 0	PA: 34								

PITCHER		IP	WLS	BF	H	R	ER	SO	BB	IBB	HBP	BLK	WP	HR	S	P	ERA	WHIP
34 Kerry Wood, R ERA: 3.72	(1, 1)	5.0	W	21	4	0	0	7	3	0	0	0	0	0	61	102	0.00	1.400
Marc Pisciotta, R ERA: 1.32	(6, 1)	3.0		9	0	0	0	3	1	0	0	0	0	0	26	41	0.00	0.333
Terry Adams, R ERA: 2.53	(9, 1)	1.0		4	1	1	1	2	0	0	0	0	0	1	10	15	9.00	1.000

PITCHER	IP	WLS	BF	H	R	ER	SO	BB	IBB	HBP	BLK	WP	HR	S	P	ERA	WHIP

TOP

Los Angeles Dodgers @ Chicago Cubs

Wrigley Field, Chicago, IL

Sat Apr 18 1998, 3:33 AM CDT

Att. 34,652 - Cloudy - 50 F

livebaseballscorecards.com

AB	30
R	1
H	5
RBI	1
BB	4
SO	12
LOB	14

Batter	1	2	3	4	5	6	7	8	9	AB	R	H	RBI	BB	SO	LOB
Brant Brown, L (1, 8) OBP: 0.500, SLG: 0.677	4-2 BB 0-1 E 1B		2-3 K ②			1-0 G4-3 ②				3	2	1	2	1	1	0
Mickey Morandini, L (1, 4) OBP: 0.371, SLG: 0.350	1-0 BB 1-2 E 1B		2-2 G3 ③			2-2 G3 ③				4	1	2	1	0	0	0
Sammy Sosa, R (1, 9) OBP: 0.368, SLG: 0.486 Matt Mieske, R (8, 9) OBP: 0.300, SLG: 0.125	4-1 BB 1-1 E5			1-0 P8 ①			1-1 P4 ①			3 0	1 0	0 0	0 0	1 0	0 0	1 0
Mark Grace, L (1, 3) OBP: 0.416, SLG: 0.344	4-2 BB 1-0 F8 ③			0-0 G6-3 ②			2-1 G5-3 ②			3	1	0	1	1	0	2
Henry Rodriguez, L (1, 7) OBP: 0.471, SLG: 0.732	4-2 BB 1-2 2-3 3-H	2-2 F8 ①		1-0 G3 ③			1-1 WP 2B			3	1	1	1	1	0	0
Jeff Blauser, R (1, 6) OBP: 0.421, SLG: 0.373	4-2 BB 1-2 2-3 3-H	1-0 FC4-6 1B			1-1 G1-3 ①		3-2 L4 ③ 2-3			3	1	1	1	1	0	1
Tyler Houston, L (1, 5) OBP: 0.267, SLG: 0.429 Marc Pisciotta, R (6, 1) OBP: 0.500, SLG: 0.500 Manny Alexander, R (8, PH) OBP: 0.267, SLG: 0.533 Terry Adams, R (9, 1)	1-1 P2 ①	0-1 FC4-6 ② 1-2f			0-0 G4-3 ②			2-3 K ①		3 0 1 0	0 0 0 0	0 0 0 0	0 0 0 0	0 0 1 0	0 0 0 0	4 0 0 0
Scott Servais, R (1, 2) OBP: 0.302, SLG: 0.289	0-0 F9 ②	3-2 F8 ③			1-0 G6-3 ③			2-0 G4-3 ②		4	0	0	0	0	0	4
34 Kerry Wood, R (1, 1) OBP: 0.250, SLG: 0.250 José Hernández, R (6, 5) OBP: 0.154, SLG: 0.160	0-1 1B 1-2 2-3 3-H		1-3 K ①			0-3 K ①		0-3 K ③		2 2	1 0	1 0	1 0	0 0	1 2	0 0
Inning Stats	R: 8 E: 1 K: 0 S: 28 H: 4 LOB: 2 BB: 5 P: 52	R: 0 E: 0 K: 0 S: 9 H: 1 LOB: 1 BB: 0 P: 15	R: 0 E: 0 K: 2 S: 13 H: 0 LOB: 0 BB: 0 P: 18	R: 0 E: 0 K: 0 S: 3 H: 0 LOB: 0 BB: 0 P: 5	R: 0 E: 0 K: 0 S: 4 H: 0 LOB: 0 BB: 0 P: 6	R: 0 E: 0 K: 1 S: 9 H: 0 LOB: 0 BB: 0 P: 12	R: 0 E: 0 K: 0 S: 9 H: 1 LOB: 1 BB: 0 P: 16	R: 0 E: 0 K: 2 S: 9 H: 0 LOB: 0 BB: 0 P: 13		1B: 5 2B: 1 3B: 0 HR: 0 SF: 0 SAC: 0 DP: 0 HBP: 0						

PITCHER		IP	WLS	BF	H	R	ER	SO	BB	IBB	HBP	BLK	WP	HR	S	P	ERA	WHIP
Hideo Nomo, R ERA: 7.02	(1, 1)	0.2	L	10	3	8	7	0	5	0	0	0	0	0	23	45	94.50	12.000
37 Darren Dreifort, R ERA: 2.5	(1, 1)	5.1		19	2	0	0	3	0	0	0	0	0	0	43	63	0.00	0.375
Jim Bruske, R ERA: 1.64	(7, 1)	1.0		4	1	0	0	0	0	0	0	0	1	0	9	16	0.00	1.000
Antonio Osuna, R ERA: 3.38	(8, 1)	1.0		3	0	0	0	2	0	0	0	0	0	0	9	13	0.00	0.000

PITCHER	IP	WLS	BF	H	R	ER	SO	BB	IBB	HBP	BLK	WP	HR	S	P	ERA	WHIP

BOTTOM

Los Angeles Dodgers @ Chicago Cubs

Wrigley Field, Chicago, IL

Sat Apr 18 1998, 3:33 AM CDT

Att. 34,652 - Cloudy - 50 F

livebaseballscorecards.com

AB	31
R	8
H	6
RBI	7
BB	5
SO	5
LOB	12

WP: 1 PA: 36
PB: 0
SB: 1
CS: 0

Batter	1	2	3	4	5	6	7	8	9	AB	R	H	RBI	BB	SO	LOB
Eric Young Sr., R (1, 4) OBP: 0.366, SLG: 0.349	C F B B F X 2-2 ① F9		B X 1-0 ③ F8			B C L C 1-3 ② K		B B C X 2-1 ② G6-3		4	0	0	0	0	1	1
Trenidad Hubbard, R (1, 8) OBP: 0.345, SLG: 0.577	C X 0-1 ② G1-3			X 0-0 ① F8		C B B B B 4-1 1-2 BB		C B S F B B F B 4-2 BB		2	0	0	0	2	0	0
Mike Piazza, R (1, 2) OBP: 0.343, SLG: 0.516	B B C X 2-1 ③ G5-3			B X 1-0 ② G1-3		F X 0-1 ③ F9		S X 0-1 ③ F8		4	0	0	0	0	0	3
Todd Zeile, R (1, 5) OBP: 0.301, SLG: 0.397		C C X 0-2 ① G3		B C X 1-1 ③ G4-3			C X 0-1 ① P4		C B F X 1-2 ① L9	4	0	0	0	0	0	0
Todd Hollandsworth, L (1, 9) OBP: 0.328, SLG: 0.517 (7, 7)		F B F S 1-3 ② K			X 0-0 ① F9		C B C X 1-2 2B 3B		C C B X 1-2 2B 1B	4	1	2	0	0	1	0
Wilton Guerrero, S (1, 7) OBP: 0.333, SLG: 0.464 Mark Guthrie, R (7, 1) Brad Clontz, R (8, 1) Thomas Howard, S (9, PH) OBP: 0.133, SLG: 0.345		C B F B X 2-2 1B			B C X 1-1 ② G4-3		B F F S 1-3 ② K		C X 0-1 1-3 2B	3 0 0 1	0 0 0 0	1 0 0 1	0 0 0 0	0 0 0 0	1 0 0 0	1 0 0 0
Matt Luke, L (1, 3) OBP: 0.235, SLG: 0.250	X 0-0 ③ F7				C S B C 1-3 ③ K		B B X 2-0 3-H 2B		C F B S 1-3 ② K	4	0	1	1	0	2	3
Jose Vizcaino, S (1, 6) OBP: 0.317, SLG: 0.235		C B X 1-1 ① G1-3				X 0-0 ① G3	F X 0-1 ③ G4-3		B F F C 1-3 ③ K	4	0	0	0	0	1	3
Ismael Valdez, R (1, 1) OBP: 0.500, SLG: 0.500 Raul Mondesi, R (7, 9) OBP: 0.242, SLG: 0.339		X 0-0 ② G1-3				X 0-0 BB 1B		B X 1-0 ① G5-3		2 1	0 0	1 0	0 0	0 0	0 0	0 0
Inning Stats	R: 0 H: 0 E: 0 LOB: 0 K: 0 BB: 0 S: 8 P: 12	R: 0 H: 1 E: 0 LOB: 1 K: 1 BB: 0 S: 10 P: 13	R: 0 H: 0 E: 0 LOB: 0 K: 0 BB: 0 S: 4 P: 6	R: 0 H: 0 E: 0 LOB: 0 K: 0 BB: 0 S: 4 P: 6	R: 0 H: 0 E: 0 LOB: 0 K: 1 BB: 0 S: 6 P: 8	R: 0 H: 1 E: 0 LOB: 2 K: 1 BB: 1 S: 8 P: 13	R: 1 H: 2 E: 0 LOB: 1 K: 1 BB: 0 S: 11 P: 15	R: 0 H: 0 E: 0 LOB: 1 K: 0 BB: 1 S: 9 P: 16	R: 0 H: 2 E: 0 LOB: 2 K: 2 BB: 0 S: 14 P: 18	1B: 3 SF: 0 2B: 2 SAC: 0 3B: 1 DP: 0 HR: 0 HBP: 0						

PITCHER		IP	WLS	BF	H	R	ER	SO	BB	IBB	HBP	BLK	WP	HR	S	P	ERA	WHIP
Geremi Gonzalez, R ERA: 7.0	(1, 1)	8.0	W	30	4	1	1	4	2	0	0	0	0	0	60	89	1.12	0.750
Rod Beck, R ERA: 3.38	(9, 1)	1.0	S	5	2	0	0	2	0	0	0	0	0	0	14	18	0.00	2.000

PITCHER	IP	WLS	BF	H	R	ER	SO	BB	IBB	HBP	BLK	WP	HR	S	P	ERA	WHIP

TOP

Los Angeles Dodgers @ Chicago Cubs

Wrigley Field, Chicago, IL

Sun Apr 19 1998, 3:33 AM CDT

Att. 26,795 - Sunny - 56 F

AB	33
R	1
H	6
RBI	1
BB	2
SO	6
LOB	11

1B: 3	SF: 0	WP: 0	PA: 35
2B: 2	SAC: 0	PB: 0	
3B: 1	DP: 0	SB: 0	
HR: 0	HBP: 0	CS: 0	

livebaseballscorecards.com

Batter	1	2	3	4	5	6	7	8	9	AB	R	H	RBI	BB	SO	LOB
Brant Brown, L (1, 8) OBP: 0.447, SLG: 0.600	L F C 0-3 ① K		B X 1-0 ② F7		X 0-0 ③ F8		B C B F F S 2-3 ③ K 2-3			4	0	0	0	0	2	1
Mickey Morandini, L (1, 4) OBP: 0.378, SLG: 0.359	B B B C X 3-1 S 1B 1B		C X 0-1 1B			C B B X 2-1 ① F9		C F B F F S 1-3 ① K		4	1	2	0	0	1	0
Sammy Sosa, R (1, 9) OBP: 0.363, SLG: 0.473	1 SAFE C F B 1 SAFE C 1-3 ② K		1 SAFE F P X 1-1 ③ G6-3			C B B F F B S 3-3 ② K		X 0-0 S 1B 1B		4	0	1	0	0	2	2
Mark Grace, L (1, 3) OBP: 0.432, SLG: 0.397	1 SAFE 1 SAFE 1 SAFE P F X 1-1 1-H 1B			B B X 2-0 ① G3-1		F B X 1-1 3B		1 SAFE 1 SAFE B X 1-0 1-2 1B		4	0	3	1	0	0	0
Henry Rodriguez, L (1, 7) OBP: 0.473, SLG: 0.763 Rod Beck, R (9, 1)	B B S X 2-1 ③ F8			C B F X 1-2 HR		I I I I 4-0 IBB		B B S F B S 3-3 ② K		3 0	1 0	1 0	1 0	1 0	1 0	3 0
Kevin Orie, R (1, 5) OBP: 0.278, SLG: 0.364		B X 1-0 ① L8		B X 1-0 ② F7		C B C X 1-2 ③ F8		B B S X 2-1 ③ F7 2-3		4	0	0	0	0	0	4
Scott Servais, R (1, 2) OBP: 0.286, SLG: 0.271		C B C S 1-3 ② K		C C X 0-2 ③ G4-3			F C B B X 2-2 ① G5-3			3	0	0	0	0	1	0
Manny Alexander, R (1, 6) OBP: 0.333, SLG: 0.556		B B C C S 2-3 ③ K			F B B F B X 3-2 B3-4 1B		X 0-0 S SH3-4 1B			3	0	2	0	0	1	0
Geremi Gonzalez, R (1, 1) Matt Mieske, R (9, 7) OBP: 0.300, SLG: 0.125			C S 0-3 ① K		X 0-0 ① ② B3-4 1-2f		X 0-0 ② SH3-4 1-2			2 0	0 0	0 0	0 0	0 0	1 0	1 0
Inning Stats	R: 1 E: 0 K: 2 S: 13 H: 2 LOB: 1 BB: 0 P: 19	R: 0 E: 0 K: 2 S: 7 H: 0 LOB: 0 BB: 0 P: 11	R: 0 E: 0 K: 1 S: 9 H: 1 LOB: 1 BB: 0 P: 10	R: 1 E: 0 K: 0 S: 8 H: 1 LOB: 0 BB: 0 P: 12	R: 0 E: 0 K: 0 S: 5 H: 1 LOB: 0 BB: 0 P: 8	R: 0 E: 0 K: 1 S: 11 H: 1 LOB: 2 BB: 1 P: 22	R: 0 E: 0 K: 1 S: 9 H: 1 LOB: 1 BB: 0 P: 13	R: 0 E: 0 K: 2 S: 12 H: 2 LOB: 2 BB: 0 P: 19		1B: 7 2B: 1 3B: 1 HR: 1	SF: 0 SAC: 1 DP: 1 HBP: 0			WP: 0 PB: 0 SB: 3 CS: 0	PA: 33		

PITCHER		IP	WLS	BF	H	R	ER	SO	BB	IBB	HBP	BLK	WP	HR	S	P	ERA	WHIP
Ismael Valdez, R ERA: 4.44	(1, 1)	6.2	L	27	7	2	2	6	0	1	0	0	0	1	58	89	2.70	1.050
Mark Guthrie, L ERA:	(7, 1)	1.0		5	2	0	0	3	0	0	0	0	0	0	14	21	0.00	2.000
Brad Clontz, R ERA:	(8, 1)	0.1		1	0	0	0	0	0	0	0	0	0	0	2	4	0.00	0.000

PITCHER	IP	WLS	BF	H	R	ER	SO	BB	IBB	HBP	BLK	WP	HR	S	P	ERA	WHIP

BOTTOM

Los Angeles Dodgers @ Chicago Cubs

Wrigley Field, Chicago, IL

Sun Apr 19 1998, 3:33 AM CDT

Att. 26,795 - Sunny - 56 F

livebaseballscorecards.com

AB	31
R	2
H	9
RBI	2
BB	1
SO	9
LOB	11

San Diego Padres @ Chicago Cubs

Wrigley Field, Chicago, IL

Tue Apr 21 1998, 7:05 PM CDT

Att. 20,363 - Overcast - 49 F

TOP

livebaseballscorecards.com

Batter	1	2	3	4	5	6	7	8	9	AB	R	H	RBI	BB	SO	LOB
Quilvio Veras, S (1, 4) OBP: 0.405, SLG: 0.338	B B B C B 4-1 1B 1B BB	C F B B F X 2-2 ② F9 2-3		B X 1-0 ③ G4-3		B B B 4-0 1-2 BB		X 0-0 ② FC5-2 1-2 3-H		3	1	0	0	2	0	5
Steve Finley, L (1, 8) OBP: 0.250, SLG: 0.360	C B 1 SAFE F 1 B X 2-2 ① F7 SAFE	C B B X 2-1 ③ G4-3			C B B B 4-1 G3 BB G4-3 BB	B B B C F F X 3-2 ③ F7		X 0-0 ③ G4-3		4	1	0	0	1	0	7
Tony Gwynn, L (1, 9) OBP: 0.347, SLG: 0.426	1 SAFE F F B 1 SAFE B F F 1 SAFE 2-2 X 1B 1-3 1B		C F X 0-2 1B		B B B 1 SAFE B 4-0 G4-3 G3 1-2 BB		C B C F B B F X 3-2 ① P5		C F B F F F B S 2-3 ① K	4	0	2	0	1	1	0
Ken Caminiti, S (1, 5) OBP: 0.296, SLG: 0.578	C B S F B S 2-3 ② K		B B B X 3-0 ① F8		C F B X 1-2 ① G3 1-2 2-3		C X 0-1 ② F9		B X 1-0 ② F8	5	0	0	0	0	1	5
Wally Joyner, L (1, 3) OBP: 0.415, SLG: 0.596	C B S B X 2-2 1-2 3-H 1B		C B B 1 SAFE C S 2-3 ② K		B X 1-0 ② G4-3 2-3 3-H		B X 1-0 ③ F7		F F B X 1-2 ③ G3-1	5	0	1	2	0	1	2
Greg Vaughn, R (1, 7) OBP: 0.364, SLG: 0.545	B F B B S F S 3-3 ③ K		B F B B S C 3-3 ③ K		B F B B X 3-1 ③ L5			B B C B B 4-1 2B 1B BB		3	1	0	0	1	2	4
Carlos Hernandez, R (1, 2) OBP: 0.367, SLG: 0.478		F B B X 2-1 F9 BB 1B		B B X 2-0 ① F8		B C B S F F B X 3-2 BB 1B		B F B 1 SAFE X 2-1 1B 1-3 FC5-2 2B		4	0	3	0	0	0	0
Chris Gomez, R (1, 6) OBP: 0.339, SLG: 0.358		C 1 SAFE B B B F 1 SAFE B 4-2 1-2 BB		X 0-0 ② P3		X 0-0 ① F8		B B F X 2-1 FC5-2 2-3 3-H 1B		3	0	1	1	1	0	1
Kevin Brown, R (1, 1) OBP: 0.308, SLG: 0.385 Ed Giovanola, L (4, PH) Don Wengert, R (4, 1) Mark Sweeney, L (6, PH) OBP: 0.167, SLG: 0.063 Brian Boehringer, S (6, 1) Sterling Hitchcock, L (6, 1) Andy Sheets, R (8, PH) OBP: 0.471, SLG: 0.867 Carlos Reyes, S (8, 1)		C S C 0-3 ① K		C B B F B F F B 4-2 BB		B X 1-0 ② L8		L L L 0-3 ① K		1 0 0 1 0 0 0 1 0	0 0 0 0 0 0 0 0 0	0 0 0 0 0 0 0 0 0	0 0 0 0 0 0 0 0 0	0 1 0 0 0 0 0 0 0	1 0 0 0 0 0 0 0 0	2 0 0 1 0 0 0 0 0
Inning Stats	R: 1 E: 0 K: 2 S: 20 H: 2 LOB: 2 BB: 1 P: 35	R: 0 E: 0 K: 1 S: 13 H: 1 LOB: 2 BB: 1 P: 23	R: 0 E: 0 K: 2 S: 10 H: 1 LOB: 1 BB: 0 P: 18	R: 0 E: 0 K: 0 S: 7 H: 0 LOB: 1 BB: 1 P: 14	R: 1 E: 0 K: 0 S: 7 H: 0 LOB: 1 BB: 2 P: 20	R: 0 E: 0 K: 0 S: 11 H: 1 LOB: 2 BB: 1 P: 22	R: 0 E: 0 K: 0 S: 8 H: 0 LOB: 0 BB: 0 P: 12	R: 1 E: 0 K: 1 S: 10 H: 2 LOB: 2 BB: 1 P: 18	R: 0 E: 0 K: 1 S: 10 H: 0 LOB: 0 BB: 0 P: 14	1B: 6 2B: 1 3B: 0 HR: 0	SF: 0 SAC: 0 DP: 0 HBP: 0						

AB	34
R	3
H	7
RBI	3
BB	7
SO	7
LOB	29

WP: 0 PB: 0 SB: 0 CS: 0 PA: 41

PITCHER		IP	WLS	BF	H	R	ER	SO	BB	IBB	HBP	BLK	WP	HR	S	P	ERA	WHIP
Steve Trachsel, R ERA: 3.38	(1, 1)	5.0	W	24	4	2	2	5	5	0	0	0	0	0	57	110	3.60	1.800
Marc Pisciotta, R ERA: 1.26	(6, 1)	0.2		4	1	0	0	0	1	0	0	0	0	0	7	15	0.00	3.000
Terry Mulholland, L ERA: 1.74	(6, 1)	1.1		4	0	0	0	0	0	0	0	0	0	0	12	19	0.00	0.000
Terry Adams, R ERA: 3.09	(8, 1)	1.0		6	2	1	1	1	1	0	0	0	0	0	10	18	9.00	3.000
Rod Beck, R ERA: 3.0	(9, 1)	1.0	S	3	0	0	0	1	0	0	0	0	0	0	10	14	0.00	0.000

PITCHER	IP	WLS	BF	H	R	ER	SO	BB	IBB	HBP	BLK	WP	HR	S	P	ERA	WHIP

Batter	1	2	3	4	5	6	7	8	9	AB	R	H	RBI	BB	SO	LOB
Brant Brown, L (1, 8) OBP: 0.442, SLG: 0.641	C B F S 1-3 K ①	C X 0-1 G4-3 ③		C B B F F F B F B 4-2 BB BB 1-2 BB		F B X 1-1 HR		L S F S 0-3 K ②		4	1	1	1	1	2	1
Mickey Morandini, L (1, 4) OBP: 0.392, SLG: 0.403	X 0-0 HR		B B B B 4-0 G3-6-1 BB 1B BB	B C B F X 2-2 L7 ②		B C B F B B 4-2 BB BB		X 0-0 G4-3 ③		3	2	1	1	2	0	2
Sammy Sosa, R (1, 9) OBP: 0.369, SLG: 0.461	B X 1-0 G4-3 ②		B B B B 4-0 G3-6-1 1-2 BB	B B F B B 4-1 BB 1-2 2-3 BB		B 1 SAFE 1 SAFE B B F 1 SAFE X 3-1 F8 ②				2	0	0	0	2	0	1
Mark Grace, L (1, 3) OBP: 0.447, SLG: 0.391	B B C B C B 4-2 BB		C B F B X 2-2 ① ② G3-6-1 1-2f 2-3	F B B B B 4-1 1-2 2-3 3-H BB		B B B B 4-0 1-2 BB				1	0	0	1	3	0	2
Henry Rodriguez, L (1, 7) OBP: 0.462, SLG: 0.730 Terry Adams, R (8, 1) Rod Beck, R (9, 1)	C B B B B F S 3-3 K ③		B F X 1-1 E 3-H 1B	B B C C S 2-3 K ③		B C B S X 2-2 G4-3 ③				4 0 0	0 0 0	1 0 0	1 0 0	0 0 0	2 0 0	6 0 0
Jeff Blauser, R (1, 6) OBP: 0.425, SLG: 0.381		C B X 1-1 G6-3 WP G3-4 1B	C B F F X 1-2 E5 1-2		C B B C X 2-2 G4-6-3 1B		B C B C F X 2-2 G6-3 ①			4	1	2	0	0	0	1
Kevin Orie, R (1, 5) OBP: 0.267, SLG: 0.348 Marc Pisciotta, R (6, 1) OBP: 0.500, SLG: 0.500 Terry Mulholland, R (6, 1) Matt Mieske, R (7, PH) OBP: 0.273, SLG: 0.111 (8, 7)		S B S F X 1-2 ① G6-3 1-3	B F B B C X 3-2 ③ G6-3		1 SAFE X 0-0 ① ② G4-6-3 1-2f		C B S X 1-2 ② G3-1			3 0 0 1	0 0 0 0	0 0 0 0	0 0 0 0	0 0 0 0	0 0 0 0	4 0 0 0
Tyler Houston, L (1, 2) OBP: 0.211, SLG: 0.333		X 0-0 ② G3-4 3-H		F X 0-1 ① G3	B B X 2-0 ③ G3		B S S S 1-3 ③ K			4	0	0	1	0	1	0
Steve Trachsel, R (1, 1) OBP: 0.667, SLG: 0.750 José Hernández, R (6, 5) OBP: 0.143, SLG: 0.148		C F F B B B F X 3-2 2B	C X 0-1 BB BB BB 1B			B S F S X 1-2 ① G1-3		B S F X 1-2 ① G1-3		2 2	1 0	2 0	0 0	0 0	0 0	0 0
Inning Stats	R: 1 E: 0 K: 2 S: 10 H: 1 LOB: 1 BB: 1 P: 19	R: 1 E: 0 K: 0 S: 14 H: 2 LOB: 1 BB: 0 P: 19	R: 1 E: 1 K: 0 S: 12 H: 1 LOB: 2 BB: 2 P: 27	R: 1 E: 0 K: 1 S: 17 H: 1 LOB: 3 BB: 3 P: 33	R: 0 E: 0 K: 0 S: 5 H: 1 LOB: 0 BB: 0 P: 9	R: 1 E: 0 K: 0 S: 13 H: 1 LOB: 2 BB: 2 P: 28	R: 0 E: 0 K: 1 S: 10 H: 0 LOB: 0 BB: 0 P: 14	R: 0 E: 0 K: 1 S: 8 H: 0 LOB: 0 BB: 0 P: 9		1B: 4 2B: 1 3B: 0 HR: 2 SF: 0 SAC: 0 DP: 2 HBP: 0						

PITCHER		IP	WLS	BF	H	R	ER	SO	BB	IBB	HBP	BLK	WP	HR	S	P	ERA	WHIP
Kevin Brown, R ERA: 2.23	(1, 1)	3.0	L	16	4	3	3	2	3	0	0	0	1	1	36	65	9.00	2.333
Don Wengert, R ERA: 8.1	(4, 1)	2.0		10	2	1	1	1	3	0	0	0	0	0	22	42	4.50	2.500
Brian Boehringer, R ERA: 7.84	(6, 1)	0.2		5	1	1	1	0	2	0	0	0	0	1	10	23	13.50	4.500
Sterling Hitchcock, L ERA: 7.11	(6, 1)	1.1		4	0	0	0	1	0	0	0	0	0	0	13	19	0.00	0.000
Carlos Reyes, R ERA:	(8, 1)	1.0		3	0	0	0	1	0	0	0	0	0	0	8	9	0.00	0.000

PITCHER	IP	WLS	BF	H	R	ER	SO	BB	IBB	HBP	BLK	WP	HR	S	P	ERA	WHIP

BOTTOM

San Diego Padres @ Chicago Cubs

Wrigley Field, Chicago, IL

Tue Apr 21 1998, 7:05 PM CDT

Att. 20,363 - Overcast - 49 F

livebaseballscorecards.com

AB	30
R	5
H	7
RBI	5
BB	8
SO	5
LOB	17

WP: 1	PA: 38		
PB: 0			
SB: 0			
CS: 0			

San Diego Padres @ Chicago Cubs

Wrigley Field, Chicago, IL

Wed Apr 22 1998, 3:33 AM CDT

Att. 15,852 - Overcast - 62 F

TOP

livebaseballscorecards.com

Batter	1	2	3	4	5	6	7	8	9	10	11	12	13	14	AB	R	H	RBI	BB	SO	LOB
Quilvio Veras, S (1, 4) OBP: 0.400, SLG: 0.319	BCSSBFBB 4-2 FC3-6 BB		BCSS 1-3 K ①			LCFX 0-2 G4-3 ①		SFBS 1-3 K ③			CFBBBX 2-2 L5 ②			CBBBGCB 4-2 1B 1B BB	4	1	0	0	2	2	0
Steve Finley, L (1, 8) OBP: 0.244, SLG: 0.346	X 0-0 FC3-6 ① 1B 1B 1-2f		CSX 0-2 F8 ②			BBBCX 3-1 P9 ②			FFBBX 1-2 G4-3 ①		BBSFFBS 3-3 K ③			B 1 SAFE 1 SAFE CB 1 SAFE F 1 SAFE X 2-2 1B 1-2 1B	6	1	1	0	0	1	1
Tony Gwynn, L (1, 9) OBP: 0.363, SLG: 0.438 James Mouton, R (12, PR) OBP: 0.222, SLG: 0.353 (12, 9)	CB 1 SAFE X 1-1 1B 1B 1-2 1B		CFBX 1-2 G4-3 ③			X 0-0 F9 ③			CBX 1-1 1B			CBX 1-1 G6-4-3 1B		BFX 1-1 P4 ①	5	1	3	0	0	0	0
															1	0	0	0	0	0	2
Ken Caminiti, S (1, 5) OBP: 0.299, SLG: 0.557	CX 0-1 1B 1-2 2-H 1B			BBBFX 2-1 G4-3 ①			SBSS 0-3 K ①		BSX 1-1 F8 ②			BCF 1 SAFE X 1-2 G6-4-3 ① ② 1-2f		BBX 2-0 BB 1-3 2-H 1B	6	0	2	2	0	1	2
Wally Joyner, L (1, 3) OBP: 0.423, SLG: 0.574	BCX 1-1 G5-4-3 1-2 2-H 1B			BBBSFX 2-2 L3 ②			FBCFBX 2-2 P7 ②		CX 0-1 L7 ③			BFBFFBFFB 4-2 BLK BB		BBCBB 4-1 BB 1-2	4	0	1	1	2	0	1
Greg Vaughn, R (1, 7) OBP: 0.347, SLG: 0.508	CBFBBBX 3-2 G5-4-3 ② ③ 1-2f			CSCC 0-3 K ③			BX 1-0 1B			BFBX 2-1 G5-3 ①		FBFBX 2-2 F7 ③ 1-2		CFBBBFBX 3-2 P5 ②	6	0	1	0	0	1	6
Greg Myers, L (1, 2) OBP: 0.343, SLG: 0.375 Ed Giovanola, L (13, PR) Brian Boehringer, S (13, 1) Archi Cianfrocco, R (14, PH) OBP: 0.300, SLG: 0.526 Carlos Reyes, S (14, 1)		SBBBX 3-1 F7 ①			SBX 1-1 L8 ①		BBBSB 1 SAFE CS 2-3 K ③			BX 1-0 G3 ②			SBBBX 2-1 1B CS	FBBBBBX 3-2 G5-3 ③	5	0	1	0	0	1	1
															0	0	0	0	0	0	0
															0	0	0	0	0	0	0
															1	0	0	0	0	0	3
															0	0	0	0	0	0	0
Andy Sheets, R (1, 6) OBP: 0.364, SLG: 0.650		BCCBX 2-2 G4-3 ②			SFBC 1-3 K ②			BX 1-0 G5-3 ①		BSMBX 2-2 F9 ③			LB 1 SAFE SFS 1-3 K ①		5	0	0	0	0	2	1
Joey Hamilton, R (1, 1) OBP: 0.182, SLG: 0.182 Sterling Hitchcock, L (8, 1) Dan Miceli, R (9, 1) Mark Sweeney, L (11, PH) OBP: 0.154, SLG: 0.059 Trevor Hoffman, R (11, 1) Carlos Hernandez, R (13, PH) OBP: 0.360, SLG: 0.468 (13, 2)		CSX 0-2 F9 ③			BBBBX 3-1 P5 ③			CSSS 0-3 K ②			BFFC 1-3 K ①		BSBBB 1 SAFE 1 SAFE SFS 3-3 1-2 K ② ③		3	0	0	0	0	1	0
															0	0	0	0	0	0	0
															0	0	0	0	0	0	0
															1	0	0	0	0	1	0
															0	0	0	0	0	0	0
															1	0	0	0	0	1	1
Inning Stats	R: 2 E: 0 K: 0 S: 14 H: 3 LOB: 1 BB: 1 P: 23	R: 0 E: 0 K: 0 S: 8 H: 0 LOB: 0 BB: 0 P: 13	R: 0 E: 0 K: 1 S: 9 H: 0 LOB: 0 BB: 0 P: 11	R: 0 E: 0 K: 1 S: 9 H: 0 LOB: 0 BB: 0 P: 13	R: 0 E: 0 K: 1 S: 7 H: 0 LOB: 0 BB: 0 P: 12	R: 0 E: 0 K: 0 S: 7 H: 0 LOB: 0 BB: 0 P: 10	R: 0 E: 0 K: 2 S: 12 H: 1 LOB: 1 BB: 0 P: 17	R: 0 E: 0 K: 2 S: 8 H: 0 LOB: 0 BB: 0 P: 10	R: 0 E: 0 K: 0 S: 9 H: 1 LOB: 1 BB: 0 P: 12	R: 0 E: 0 K: 0 S: 6 H: 0 LOB: 0 BB: 0 P: 11	R: 0 E: 0 K: 2 S: 10 H: 0 LOB: 0 BB: 0 P: 16	R: 0 E: 0 K: 0 S: 14 H: 1 LOB: 2 BB: 1 P: 22	R: 0 E: 0 K: 2 S: 9 H: 1 LOB: 1 BB: 0 P: 15	R: 1 E: 0 K: 0 S: 16 H: 2 LOB: 3 BB: 2 P: 35	1B: 9 2B: 0 3B: 0 HR: 0	SF: 0 SAC: 0 DP: 2 HBP: 0	PA: 52					

	AB	R	H	RBI	BB	SO	LOB
	48	3	9	3	4	11	18

WP: 0 PB: 0 SB: 0 CS: 1

PITCHER		IP	WLS	BF	H	R	ER	SO	BB	IBB	HBP	BLK	WP	HR	S	P	ERA	WHIP
Kevin Tapani, R (1, 1) ERA: 4.97		7.0		25	4	2	2	5	1	0	0	0	0	0	66	99	2.57	0.714
Marc Pisciotta, R (8, 1) ERA: 1.17		1.0		3	0	0	0	2	0	0	0	0	0	0	8	10	0.00	0.000
Terry Mulholland, L (9, 1) ERA: 1.59		1.0		4	1	0	0	0	0	0	0	0	0	0	9	12	0.00	1.000
Rod Beck, R (10, 1) ERA: 2.7		1.0		3	0	0	0	0	0	0	0	0	0	0	6	11	0.00	0.000
Terry Adams, R (11, 1) ERA: 2.45		3.0		10	2	0	0	4	1	0	0	1	0	0	33	53	0.00	1.000

PITCHER		IP	WLS	BF	H	R	ER	SO	BB	IBB	HBP	BLK	WP	HR	S	P	ERA	WHIP
Amaury Telemaco, R (14, 1) ERA: 3.18		0.1	L	4	2	1	1	0	1	0	0	0	0	0	8	17	27.00	9.000
Ben Van Ryn, L (14, 1) ERA:		0.2		3	0	0	0	0	1	0	0	0	0	0	8	18	0.00	1.500

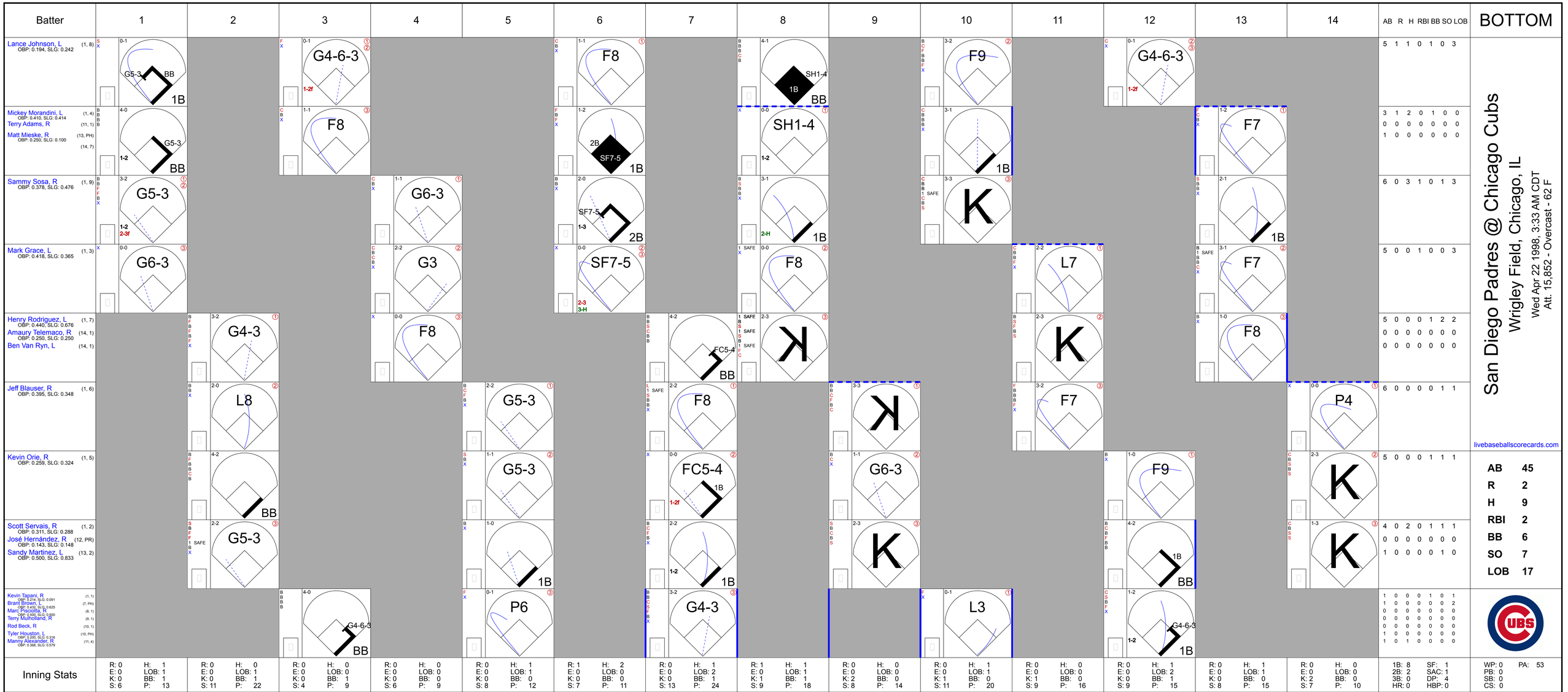
Batter
1
2
3
4
5
6
7
8
9
10
11
12
13
14
AB R H RBI BB SO LOB
BOTTOM
Lance Johnson, L (1, 8) OBP: 0.194, SLG: 0.242
Mickey Morandini, L (1, 4) OBP: 0.410, SLG: 0.414
Terry Adams, R (11, 1)
Matt Mieske, R (13, PH) OBP: 0.250, SLG: 0.100
(14, 7)
Sammy Sosa, R (1, 9) OBP: 0.378, SLG: 0.476
Mark Grace, L (1, 3) OBP: 0.418, SLG: 0.365
Henry Rodriguez, L (1, 7) OBP: 0.440, SLG: 0.676
Amaury Telemaco, R (14, 1) OBP: 0.250, SLG: 0.250
Ben Van Ryn, L (14, 1)
Jeff Blauser, R (1, 6) OBP: 0.395, SLG: 0.348
Kevin Orie, R (1, 5) OBP: 0.259, SLG: 0.324
Scott Servais, R (1, 2) OBP: 0.311, SLG: 0.288
José Hernández, R (12, PR) OBP: 0.143, SLG: 0.148
Sandy Martinez, L (13, 2) OBP: 0.500, SLG: 0.833
Kevin Tapani, R (1, 1) OBP: 0.214, SLG: 0.091
Brant Brown, L (7, PH) OBP: 0.432, SLG: 0.625
Marc Pisciotta, R (8, 1) OBP: 0.000, SLG: 0.000
Terry Mulholland, R (9, 1)
Rod Beck, R (10, 1)
Tyler Houston, L (10, PH) OBP: 0.200, SLG: 0.316
Manny Alexander, R (11, 4) OBP: 0.368, SLG: 0.579
Inning Stats
R: 0 E: 0 K: 0 S: 6
H: 1 LOB: 1 BB: 1 P: 13
R: 0 E: 0 K: 0 S: 11
H: 0 LOB: 1 BB: 1 P: 22
R: 0 E: 0 K: 0 S: 4
H: 0 LOB: 0 BB: 1 P: 9
R: 0 E: 0 K: 0 S: 6
H: 0 LOB: 0 BB: 0 P: 9
R: 0 E: 0 K: 0 S: 8
H: 1 LOB: 1 BB: 0 P: 12
R: 1 E: 0 K: 0 S: 7
H: 2 LOB: 0 BB: 0 P: 11
R: 0 E: 0 K: 0 S: 13
H: 1 LOB: 2 BB: 1 P: 24
R: 1 E: 0 K: 1 S: 9
H: 1 LOB: 1 BB: 1 P: 18
R: 0 E: 0 K: 2 S: 8
H: 0 LOB: 0 BB: 0 P: 14
R: 0 E: 0 K: 1 S: 11
H: 1 LOB: 1 BB: 0 P: 20
R: 0 E: 0 K: 1 S: 9
H: 0 LOB: 0 BB: 0 P: 16
R: 0 E: 0 K: 0 S: 9
H: 1 LOB: 2 BB: 1 P: 15
R: 0 E: 0 K: 0 S: 8
H: 1 LOB: 1 BB: 0 P: 15
R: 0 E: 0 K: 2 S: 7
H: 0 LOB: 0 BB: 0 P: 10
1B: 8 2B: 2 3B: 0 HR: 0
SF: 1 SAC: 1 DP: 4 HBP: 0
PITCHER IP WLS BF H R ER SO BB IBB HBP BLK WP HR S P ERA WHIP
Joey Hamilton, R (1, 1) ERA: 4.88 7.0 28 5 2 2 0 5 0 0 0 0 0 0 56 105 2.57 1.429
Sterling Hitchcock, L (8, 1) ERA: 6.14 1.0 4 1 0 0 1 0 0 0 0 0 0 0 8 13 0.00 1.000
Dan Miceli, R (9, 1) ERA: 1.88 2.0 7 1 0 0 3 0 0 0 0 0 0 0 19 34 0.00 0.500
Trevor Hoffman, R (11, 1) ERA: 2.0 2.0 7 1 0 0 1 1 0 0 0 0 0 0 18 31 0.00 1.000
Brian Boehringer, R (13, 1) ERA: 7.15 1.0 W 4 1 0 0 0 0 0 0 0 0 0 0 8 15 0.00 1.000
PITCHER IP WLS BF H R ER SO BB IBB HBP BLK WP HR S P ERA WHIP
Carlos Reyes, R (14, 1) ERA: 1.0 S 3 0 0 0 2 0 0 0 0 0 0 0 7 10 0.00 0.000
San Diego Padres @ Chicago Cubs
Wrigley Field, Chicago, IL
Wed Apr 22 1998, 3:33 AM CDT
Att. 15,852 - Overcast - 62 F
livebaseballscorecards.com
AB 45
R 2
H 9
RBI 2
BB 6
SO 7
LOB 17
WP: 0 PB: 0 SB: 0 CS: 0
PA: 53

Batter	1	2	3	4	5	6	7	8	9	AB	R	H	RBI	BB	SO	LOB
Quilvio Veras, S (1, 4) OBP: 0.400, SLG: 0.338	B B B C C X 3-2 ① L8		B C F X 1-2 F8 2B		B B F F F X 2-2 ② L8 2-3		B X 1-0 1B BB 1B		B X 1-0 ① G4-3	5	1	2	0	0	0	1
Steve Finley, L (1, 8) OBP: 0.242, SLG: 0.337	C X 0-1 ② G4-3		F B F B B X 3-2 ① P2		B C X 1-1 ③ F8		1 SAFE 1 SAFE S 1 SAFE X 0-1 BB HBP 1B 1-3		X 0-0 ② P4	5	0	1	0	0	0	2
Tony Gwynn, L (1, 9) OBP: 0.357, SLG: 0.421	B X 1-0 ③ G6-3		B B B X 3-0 ② F8 2-3			B B B C X 3-1 ① L3	C B B F F B F H 4-2 BB HBP 1-2		X 0-0 1B	3	0	0	0	0	0	1
James Mouton, R (8, 9) OBP: 0.263, SLG: 0.389										1	0	1	0	0	0	0
Ken Caminiti, S (1, 5) OBP: 0.317, SLG: 0.595		B B F X 2-1 HR	B X 1-0 ③ G4-3			B F C X 1-2 FC3-6 1B	B B B B 4-0 FC5-4 BB 1-2 2-3 3-H		C S B B F B F X 3-2 ③ F8	4	1	2	2	1	0	2
Wally Joyner, L (1, 3) OBP: 0.425, SLG: 0.571		C X 0-1 2B 1B		X 0-0 ① F7		B S X 1-1 ② FC3-6 S 1-2f	X 0-0 ③ FC5-4 1-2f			2	1	1	0	0	0	0
Archi Cianfrocco, R (5, 3) OBP: 0.273, SLG: 0.476										2	0	0	0	0	0	4
Greg Vaughn, R (1, 7) OBP: 0.355, SLG: 0.500		F B B B X 2-1 ① P4		F B S B B X 3-2 L4-3 1B		B B F B B B 4-1 BB 1-2		B B X 2-0 ① G6-3		3	0	1	0	1	0	1
Carlos Hernandez, R (1, 2) OBP: 0.333, SLG: 0.431		1 SAFE X 0-0 ② F9		B C 1 SAFE X 1-1 ② ③ L4-3 1-2		B B F F S 2-3 ③ K		B X 1-0 ② P3		4	0	0	0	0	1	4
Chris Gomez, R (1, 6) OBP: 0.348, SLG: 0.404		B B C B X 3-1 1-H 2B			S B X 1-1 L8 2B		B X 1-0 ① G6-3	C C B C 1-3 ③ K		4	0	2	1	0	1	0
Andy Ashby, R (1, 1) OBP: 0.167, SLG: 0.167		X 0-0 ③ F7			X 0-0 ① L7		X 0-0 ② F8		X 0-0 HR	3	0	0	0	0	0	2
Mark Sweeney, L (9, PH) OBP: 0.200, SLG: 0.278										1	1	1	1	0	0	0
Dan Miceli, R (9, 1)										0	0	0	0	0	0	0
Trevor Hoffman, R (9, 1)										0	0	0	0	0	0	0
Inning Stats	R: 0 E: 0 K: 0 S: 6 H: 0 LOB: 0 BB: 0 P: 10	R: 2 E: 0 K: 0 S: 10 H: 3 LOB: 1 BB: 0 P: 17	R: 0 E: 0 K: 0 S: 8 H: 1 LOB: 1 BB: 0 P: 16	R: 0 E: 0 K: 0 S: 6 H: 1 LOB: 0 BB: 0 P: 10	R: 0 E: 0 K: 0 S: 9 H: 1 LOB: 1 BB: 0 P: 13	R: 0 E: 0 K: 1 S: 11 H: 1 LOB: 2 BB: 1 P: 22	R: 1 E: 0 K: 0 S: 10 H: 2 LOB: 3 BB: 1 P: 20	R: 0 E: 0 K: 1 S: 5 H: 0 LOB: 0 BB: 0 P: 9	R: 1 E: 0 K: 0 S: 9 H: 2 LOB: 1 BB: 0 P: 13	1B: 6 2B: 4 3B: 0 HR: 2	SF: 0 SAC: 0 DP: 1 HBP: 1						

TOP

San Diego Padres @ Chicago Cubs

Wrigley Field, Chicago, IL

Thu Apr 23 1998, 3:33 AM CDT

Att. 20,276 - Sunny - 66 F

livebaseballscorecards.com

AB	37
R	4
H	11
RBI	4
BB	2
SO	2
LOB	17

PITCHER		IP	WLS	BF	H	R	ER	SO	BB	IBB	HBP	BLK	WP	HR	S	P	ERA	WHIP
Mark Clark, R ERA: 4.31	(1, 1)	7.0	L	32	9	3	3	1	2	0	1	0	0	1	60	108	3.86	1.571
Amaury Telemaco, R ERA: 3.32	(8, 1)	2.0		8	2	1	1	1	0	0	0	0	0	1	14	22	4.50	1.000

PITCHER	IP	WLS	BF	H	R	ER	SO	BB	IBB	HBP	BLK	WP	HR	S	P	ERA	WHIP

San Diego Padres @ Chicago Cubs

Wrigley Field, Chicago, IL

Thu Apr 23 1998, 3:33 AM CDT

Att. 20,276 - Sunny - 66 F

livebaseballscorecards.com

BOTTOM

Batter	1	2	3	4	5	6	7	8	9	AB	R	H	RBI	BB	SO	LOB
Brant Brown, L (1, 8) OBP: 0.417, SLG: 0.591	F7			F8		F8		1B		4	0	1	0	0	0	1
Mickey Morandini, L (1, 4) OBP: 0.414, SLG: 0.411	G4-3			G5-4-3 1B			1B BB	G4-3		3	0	1	0	1	0	2
Sammy Sosa, R (1, 9) OBP: 0.394, SLG: 0.523	CS 1B			G5-4-3 1-2f			1B 1-2		HR	4	1	3	1	0	0	1
Mark Grace, L (1, 3) OBP: 0.411, SLG: 0.359	CS 1-2	G4-3			G3		F7		FC3-6 1B	4	0	1	0	0	0	2
Henry Rodriguez, L (1, 7) OBP: 0.420, SLG: 0.639		K			G6-3		L7		FC3-6 1-2f	4	0	0	0	0	1	3
Jeff Blauser, R (1, 6) OBP: 0.382, SLG: 0.333		K			F9		K		L9	3	0	0	0	0	2	2
Amaury Telemaco, R (8, 1) OBP: 0.250, SLG: 0.250										0	0	0	0	0	0	0
Lance Johnson, L (9, PH) OBP: 0.189, SLG: 0.235										1	0	0	0	0	0	1
Kevin Orie, R (1, 5) OBP: 0.271, SLG: 0.333			G6-4-3 1B			SH1-4 1B		P9	K	4	0	2	0	0	1	1
Scott Servais, R (1, 2) OBP: 0.297, SLG: 0.273			G6-4-3 1-2f			P3		G6-3		3	0	0	0	0	0	2
Mark Clark, R (1, 1) OBP: 0.125, SLG: 0.125			K			SH1-4 1-2		1B 1B		1	0	0	0	0	1	0
José Hernández, R (8, 6) OBP: 0.172, SLG: 0.179										1	0	1	0	0	0	0

Inning Stats	1	2	3	4	5	6	7	8	9
	R: 0 E: 0 K: 0 S: 7	H: 1 LOB: 0 BB: 0 P: 14	R: 0 E: 0 K: 2 S: 11	H: 0 LOB: 0 BB: 0 P: 17	R: 0 E: 0 K: 1 S: 6	H: 1 LOB: 0 BB: 0 P: 8	R: 0 E: 0 K: 0 S: 7	H: 1 LOB: 0 BB: 0 P: 10	R: 0 E: 0 K: 0 S: 7	H: 0 LOB: 0 BB: 0 P: 13	R: 0 E: 0 K: 0 S: 6	H: 1 LOB: 1 BB: 0 P: 7	R: 0 E: 0 K: 1 S: 11	H: 1 LOB: 2 BB: 1 P: 19	R: 0 E: 0 K: 0 S: 13	H: 2 LOB: 2 BB: 0 P: 18	R: 1 E: 0 K: 1 S: 13	H: 2 LOB: 1 BB: 0 P: 17

AB	32
R	1
H	9
RBI	1
BB	1
SO	5
LOB	15

		1B	SF	WP	PA
		2B: 0	SAC: 1	PB: 0	
		3B: 0	DP: 2	SB: 0	
		HR: 1	HBP: 0	CS: 1	

PITCHER		IP	WLS	BF	H	R	ER	SO	BB	IBB	HBP	BLK	WP	HR	S	P	ERA	WHIP
Andy Ashby, R ERA: 2.27	(1, 1)	8.0	W	29	7	0	0	4	1	0	0	0	0	0	68	106	0.00	1.000
Dan Miceli, R ERA: 2.51	(9, 1)	0.0		2	2	1	1	0	0	0	0	0	0	1	4	6	∞	∞
Trevor Hoffman, R ERA: 1.8	(9, 1)	1.0	S	3	0	0	0	1	0	0	0	0	0	0	9	11	0.00	0.000

PITCHER		IP	WLS	BF	H	R	ER	SO	BB	IBB	HBP	BLK	WP	HR	S	P	ERA	WHIP

Batter	1	2	3	4	5	6	7	8	9	AB	R	H	RBI	BB	SO	LOB
Lance Johnson, L (1, 8) OBP: 0.171, SLG: 0.211	B C B X 2-1 ① F8		C F C 0-3 ③ K			X 0-0 ① G4-3	C B X 1-1 ③ F8			4	0	0	0	0	1	1
Mickey Morandini, L (1, 4) OBP: 0.400, SLG: 0.395 Matt Mieske, R (6, 9) OBP: 0.231, SLG: 0.091	B B S B F X 3-2 ② F8			B X 1-0 ① G3-1		S C S 0-3 ② K		B X 1-0 ① G4-3		3	0	0	0	0	1	0
										1	0	0	0	0	0	0
Sammy Sosa, R (1, 9) OBP: 0.412, SLG: 0.563 Ben Van Ryn, L (6, 1) Sandy Martinez, L (8, PH) OBP: 0.556, SLG: 0.833 Terry Mulholland, R (8, 1)	B B B X 3-0 HR			B C B C B 4-2 BB		C B B S B B 4-2 BB		C B H 2-1 G4-6-3 HBP		1	1	1	1	2	0	0
										0	0	0	0	0	0	0
										0	0	0	0	0	0	0
										0	0	0	0	0	0	0
Mark Grace, L (1, 3) OBP: 0.394, SLG: 0.341	C B B X 2-1 ③ G1-3			X 0-0 ② L8		X 0-0 ③ F4		B C T X 1-2 ②③ G4-6-3 1-2f		4	0	0	0	0	0	3
Henry Rodriguez, L (1, 7) OBP: 0.402, SLG: 0.605		C S B B B C 2-3 ① K		F B B B C F X 3-2 ③ F7			F B F B B F F F X 3-2 ① F7		C X 0-1 ① F8	4	0	0	0	0	1	1
Kevin Orie, R (1, 5) OBP: 0.258, SLG: 0.317		F B F B X 2-2 ② G4-3			C S X 0-2 ① P3		F B X 1-1 ② G1-3		C B X 1-1 ② G1-3	4	0	0	0	0	0	0
Manny Alexander, R (1, 6) OBP: 0.348, SLG: 0.522 (6, 4)		S C B B F B X 3-2 ③ G4-3			B B F X 2-1 ② G4-3		X 0-0 1B 2B 1B		B X 1-0 ③ G5-3	4	1	1	0	0	0	0
Scott Servais, R (1, 2) OBP: 0.299, SLG: 0.276			F C B F X 1-2 ① F9		S B F C 1-3 ③ K		F B F B X 2-2 1-2 2B 1B			3	1	1	0	0	1	0
34 Kerry Wood, R (1, 1) OBP: 0.250, SLG: 0.250 Amaury Telemaco, R (2, 1) OBP: 0.200, SLG: 0.200 José Hernández, R (6, PH) OBP: 0.226, SLG: 0.367 (6, 6)		C C S 0-3 ② K				X 0-0 HR	B C B B F X 3-2 1-H 2-H 2B			0	0	0	0	0	0	0
										1	0	0	0	0	1	0
										2	1	2	3	0	0	0
Inning Stats	R: 1 H: 1 E: 0 LOB: 0 K: 0 BB: 0 S: 8 P: 18	R: 0 H: 0 E: 0 LOB: 0 K: 1 BB: 0 S: 10 P: 17	R: 0 H: 0 E: 0 LOB: 0 K: 2 BB: 0 S: 10 P: 11	R: 0 H: 0 E: 0 LOB: 1 K: 0 BB: 1 S: 8 P: 16	R: 0 H: 0 E: 0 LOB: 0 K: 1 BB: 0 S: 8 P: 11	R: 1 H: 1 E: 0 LOB: 1 K: 1 BB: 1 S: 8 P: 12	R: 2 H: 3 E: 0 LOB: 1 K: 0 BB: 0 S: 17 P: 27	R: 0 H: 0 E: 0 LOB: 0 K: 0 BB: 0 S: 5 P: 9	R: 0 H: 0 E: 0 LOB: 0 K: 0 BB: 0 S: 5 P: 7	1B: 2 SF: 0 2B: 1 SAC: 0 3B: 0 DP: 1 HR: 2 HBP: 1						WP: 0 PA: 34 PB: 0 SB: 0 CS: 0

PITCHER		IP	WLS	BF	H	R	ER	SO	BB	IBB	HBP	BLK	WP	HR	S	P	ERA	WHIP
Ismael Valdez, R ERA: 4.6	(1, 1)	7.0	W	28	5	4	4	5	2	0	0	0	0	2	69	112	5.14	1.000
Frank Lankford, R ERA: 4.66	(8, 1)	2.0		6	0	0	0	0	0	0	1	0	0	0	10	16	0.00	0.000

PITCHER	IP	WLS	BF	H	R	ER	SO	BB	IBB	HBP	BLK	WP	HR	S	P	ERA	WHIP

TOP

Chicago Cubs @ Los Angeles Dodgers

Dodger Stadium, Los Angeles, CA

Fri Apr 24 1998, 7:05 PM PDT
Att. 36,674 - Cloudy - 60 F

livebaseballscorecards.com

AB	31
R	4
H	5
RBI	4
BB	2
SO	5
LOB	5

Chicago Cubs @ Los Angeles Dodgers

Dodger Stadium, Los Angeles, CA

Fri Apr 24 1998, 7:05 PM PDT

Att. 36,674 - Cloudy - 60 F

livebaseballscorecards.com

BOTTOM

Batter	1	2	3	4	5	6	7	8	9	AB	R	H	RBI	BB	SO	LOB
Eric Young Sr., R (1, 4) OBP: 0.367, SLG: 0.342	G3	HR, BB	E, BB		FC6-4, BB 1-2f 2-3		G6-3	G4-3		4	1	0	1	2	0	2
Roger Cedeno, S (1, 8) OBP: 0.800, SLG: 0.500	K	HR, BB 1-2 2-3 3-H	E8 1-3		BB 1-2		1B, SF7, BB			2	2	1	1	3	1	0
Mike Piazza, R (1, 2) OBP: 0.375, SLG: 0.667 Wilton Guerrero, S (7, PR) OBP: 0.303, SLG: 0.419 (8, 6)	G1-3	HR 1-H 2-H 3-H	G1-3		G1-4-3		SF7, BB 1-3 1B			5 0	1 0	2 0	4 0	0 0	0 0	5 0
Todd Zeile, R (1, 5) OBP: 0.311, SLG: 0.400 Trenidad Hubbard, R (7, 9) OBP: 0.353, SLG: 0.517	BLK, G4-3, 1B BB, 1B, 1B			P2		F9, 2B 2B	SF7 1-2 BB			4 0	3 0	3 0	0 0	0 1	0 0	0 0
Raul Mondesi, R (1, 9) OBP: 0.265, SLG: 0.325 Juan Castro, R (7, 5) OBP: 0.059, SLG: 0.063	G4-3, BLK, BB HBP	1B, WP 1-2 BB		L8		F9 2-3	SF7 1-2 2-3 3-H			2 0	2 0	0 0	0 1	1 0	0 0	1 0
Todd Hollandsworth, L (1, 7) OBP: 0.313, SLG: 0.461 Tom Prince, R (7, PH) OBP: 0.333, SLG: 0.600 (8, 2)	G4-3 1-3 2-H	WP 1-3 2-H 1B		F8		G6-3 2-0	BB 4-1			4 0	0 0	1 0	2 0	0 1	0 0	2 0
Matt Luke, L (1, 3) OBP: 0.323, SLG: 0.393	K	P2 1-2 3-H			FC6-4, 2B 1-0	1B 0-0 3-H 2B	G3-1			5	1	2	1	0	1	5
Jose Vizcaino, S (1, 6) OBP: 0.333, SLG: 0.250 Thomas Howard, S (8, 7) OBP: 0.121, SLG: 0.313	BB, BB, BB BB	G4-3 1-2			L8 0-1	1B 2-1 2-H		G4-3 1-2		3 1	1 0	1 0	1 0	1 0	0 0	1 0
Ismael Valdez, R (1, 1) OBP: 0.400, SLG: 0.333 Frank Lankford, R (8, 1)	BB, BB, HR 1-2 BB	K 1-3			E6, FC6-4 0-2	K 0-3		F9 0-0		3 1	1 0	0 0	0 0	1 0	2 0	2 0
Inning Stats	R: 0 E: 0 K: 1 S: 12 H: 0 LOB: 0 BB: 0 P: 15	R: 9 E: 0 K: 1 S: 20 H: 4 LOB: 1 BB: 5 P: 50	R: 0 E: 1 K: 1 S: 10 H: 1 LOB: 2 BB: 1 P: 18	R: 0 E: 0 K: 0 S: 9 H: 0 LOB: 0 BB: 0 P: 13	R: 0 E: 1 K: 0 S: 12 H: 1 LOB: 3 BB: 1 P: 18	R: 2 E: 0 K: 1 S: 12 H: 3 LOB: 1 BB: 0 P: 18	R: 1 E: 0 K: 0 S: 12 H: 1 LOB: 3 BB: 3 P: 30	R: 0 E: 0 K: 0 S: 7 H: 0 LOB: 0 BB: 0 P: 9		1B: 6 2B: 3 3B: 0 HR: 1 SF: 1 SAC: 0 DP: 0 HBP: 1					WP: 1 PB: 0 SB: 0 CS: 0 PA: 46	

	AB	34
	R	12
	H	10
	RBI	11
	BB	10
	SO	4
	LOB	18

PITCHER		IP	WLS	BF	H	R	ER	SO	BB	IBB	HBP	BLK	WP	HR	S	P	ERA	WHIP
34 Kerry Wood, R ERA: 8.74	(1, 1)	1.2	L	12	2	7	7	2	4	0	1	1	0	1	26	53	37.80	3.600
Amaury Telemaco, R ERA: 3.63	(2, 1)	3.1		18	4	2	2	1	3	0	0	0	1	0	37	61	5.40	2.100
Ben Van Ryn, L ERA: 3.38	(6, 1)	2.0		13	4	3	3	1	3	0	0	0	0	0	24	48	13.50	3.500
Terry Mulholland, L ERA: 1.46	(8, 1)	1.0		3	0	0	0	0	0	0	0	0	0	0	7	9	0.00	0.000

PITCHER	IP	WLS	BF	H	R	ER	SO	BB	IBB	HBP	BLK	WP	HR	S	P	ERA	WHIP

Batter	1	2	3	4	5	6	7	8	9	AB	R	H	RBI	BB	SO	LOB
Lance Johnson, L (1, 8) OBP: 0.178, SLG: 0.214	B F F S 1-3 ① K			X 0-0 S 2B 1B	B B B C C X 3-2 ③ F8			C X 0-1 ② G6-3		4	1	1	0	0	1	0
Mickey Morandini, L (1, 4) OBP: 0.394, SLG: 0.388	S B X 1-1 ② G3-1			F P F F F B S 2-3 ① K 1-2		X 0-0 S 1B		S C B X 1-2 ③ G4-3		4	0	1	0	0	1	1
Sammy Sosa, R (1, 9) OBP: 0.406, SLG: 0.560	B B C F C 2-3 ③ K			B B B X 3-0 1B 2-H 2B		C B C B F F X 2-2 ① F8			B X 1-0 ① P2	4	1	1	1	0	1	1
Mark Grace, L (1, 3) OBP: 0.398, SLG: 0.349		B F B X 2-1 G4-6-3 1B		B B B C F X 3-2 CS 2-H 1B		P B F B F S 3-3 ② K 1-2			B C B C X 2-2 ② G4-3	4	0	2	1	0	1	1
Brant Brown, L (1, 7) OBP: 0.412, SLG: 0.565 Kevin Orie, R (9, PH) OBP: 0.256, SLG: 0.313		X 0-0 ① ② G4-6-3 1-2f		S B B B S F B F B 4-2 ② BB 1-2 BB		X 0-0 ③ G4-3			B F X 1-1 ③ F3	2 1	0 0	0 0	0 0	1 0	0 0	2 0
Jeff Blauser, R (1, 6) OBP: 0.380, SLG: 0.324		B B C B F X 3-2 ③ F9		B B B B 4-0 FC6-4 1-2 BB			C B B C 1-3 ① K			2	0	0	0	1	1	0
Tyler Houston, L (1, 2) OBP: 0.174, SLG: 0.273			S B S B F S 2-3 ① K	X 0-0 ③ FC6-4 1-2f			S C X 0-2 ② L8			3	0	0	0	0	1	2
José Hernández, R (1, 5) OBP: 0.206, SLG: 0.333			B B C S B X 3-2 ② P9		C B F S 1-3 ① K		X 0-0 ③ G5-3			3	0	0	0	0	1	0
Geremi Gonzalez, R (1, 1) Manny Alexander, R (8, PH) OBP: 0.333, SLG: 0.500 Marc Pisciotta, R (8, 1) OBP: 0.500, SLG: 0.500			F S B S 1-3 ③ K2-3		C B B X 2-1 ② G1-3			C C S 0-3 ① K		2 1 0	0 0 0	0 0 0	0 0 0	0 0 0	1 1 0	0 0 0
Inning Stats	R: 0 H: 0 E: 0 LOB: 0 K: 2 BB: 0 S: 8 P: 12	R: 0 H: 1 E: 0 LOB: 0 K: 0 BB: 0 S: 6 P: 11	R: 0 H: 0 E: 0 LOB: 0 K: 2 BB: 0 S: 10 P: 16	R: 2 H: 3 E: 0 LOB: 2 K: 1 BB: 2 S: 16 P: 31	R: 0 H: 0 E: 0 LOB: 0 K: 1 BB: 0 S: 8 P: 14	R: 0 H: 1 E: 0 LOB: 1 K: 1 BB: 0 S: 11 P: 15	R: 0 H: 0 E: 0 LOB: 0 K: 1 BB: 0 S: 7 P: 8	R: 0 H: 0 E: 0 LOB: 0 K: 1 BB: 0 S: 8 P: 9	R: 0 H: 0 E: 0 LOB: 0 K: 0 BB: 0 S: 6 P: 10	1B: 4 SF: 0 2B: 1 SAC: 0 3B: 0 DP: 1 HR: 0 HBP: 0						

TOP

Chicago Cubs @ Los Angeles Dodgers

Dodger Stadium, Los Angeles, CA

Sat Apr 25 1998, 7:05 PM PDT

Att. 53,755 - Cloudy - 69 F

livebaseballscorecards.com

AB	30
R	2
H	5
RBI	2
BB	2
SO	9
LOB	7

WP: 0 PB: 0 SB: 2 CS: 1 PA: 32

PITCHER		IP	WLS	BF	H	R	ER	SO	BB	IBB	HBP	BLK	WP	HR	S	P	ERA	WHIP
37 Darren Dreifort, R ERA: 2.52	(1, 1)	5.0		19	4	2	2	6	2	0	0	0	0	0	48	84	3.60	1.200
Mark Guthrie, L ERA:	(6, 1)	1.0	W	4	1	0	0	1	0	0	0	0	0	0	11	15	0.00	1.000
Brad Clontz, R ERA:	(7, 1)	1.1		4	0	0	0	2	0	0	0	0	0	0	10	11	0.00	0.000
Scott Radinsky, L ERA: 1.0	(8, 1)	1.2	S	5	0	0	0	0	0	0	0	0	0	0	11	16	0.00	0.000

PITCHER	IP	WLS	BF	H	R	ER	SO	BB	IBB	HBP	BLK	WP	HR	S	P	ERA	WHIP

Batter	1	2	3	4	5	6	7	8	9	AB	R	H	RBI	BB	SO	LOB
Eric Young Sr., R (1, 4) OBP: 0.355, SLG: 0.329	F7			G5-3		SH SH5-4 2-H		G5-3		3	0	0	0	0	0	0
Roger Cedeno, S (1, 8) OBP: 0.500, SLG: 0.200	G4-3			F7		SH5-4 2-3		F5		3	0	0	0	0	0	0
Mike Piazza, R (1, 2) OBP: 0.374, SLG: 0.651	K			G3-1		IBB				2	0	0	0	1	1	0
Todd Zeile, R (1, 5) OBP: 0.312, SLG: 0.398		K			HR 1B	P5				3	1	1	0	0	1	2
Raul Mondesi, R (1, 9) OBP: 0.267, SLG: 0.363		K			HR 1-H	K				3	1	1	2	0	2	2
Eric Karros, R (1, 3)		F9			F9	K				3	0	0	0	0	1	0
Todd Hollandsworth, L (1, 7) Scott Radinsky, L (8, 1)			K		K	K				3 0	0 0	0 0	0 0	0 0	3 0	0 0
Jose Vizcaino, S (1, 6) OBP: 0.317, SLG: 0.235			K		L8		G3			3	0	0	0	0	1	0
37 Darren Dreifort, R (1, 1) Mark Guthrie, R (6, 1) Wilton Guerrero, S (6, PH) OBP: 0.324, SLG: 0.469 Brad Clontz, R (7, 1) Trenidad Hubbard, R (8, 7) OBP: 0.343, SLG: 0.500			K			E 2B		G6-3		1 0 1 0 1	0 0 1 0 0	0 0 1 0 0	0 0 0 0 0	0 0 0 0 0	1 0 0 0 0	0 0 0 0 0
Inning Stats	R: 0 E: 0 K: 1 S: 6 H: 0 LOB: 0 BB: 0 P: 9	R: 0 E: 0 K: 2 S: 11 H: 0 LOB: 0 BB: 0 P: 14	R: 0 E: 0 K: 3 S: 12 H: 0 LOB: 0 BB: 0 P: 16	R: 0 E: 0 K: 0 S: 3 H: 0 LOB: 0 BB: 0 P: 4	R: 2 E: 0 K: 1 S: 14 H: 2 LOB: 0 BB: 0 P: 22	R: 1 E: 1 K: 1 S: 11 H: 1 LOB: 2 BB: 1 P: 19	R: 0 E: 0 K: 2 S: 10 H: 0 LOB: 0 BB: 0 P: 14	R: 0 E: 0 K: 0 S: 8 H: 0 LOB: 0 BB: 0 P: 14		1B: 1 2B: 1 3B: 0 HR: 1 SF: 0 SAC: 2 DP: 0 HBP: 0				WP: 0 PB: 0 SB: 0 CS: 0 PA: 29		

PITCHER		IP	WLS	BF	H	R	ER	SO	BB	IBB	HBP	BLK	WP	HR	S	P	ERA	WHIP
Geremi Gonzalez, R ERA: 5.76	(1, 1)	7.0	L	26	3	3	2	10	0	1	0	0	0	1	67	98	2.57	0.429
Marc Pisciotta, R ERA: 1.1	(8, 1)	1.0		3	0	0	0	0	0	0	0	0	0	0	8	14	0.00	0.000

PITCHER		IP	WLS	BF	H	R	ER	SO	BB	IBB	HBP	BLK	WP	HR	S	P	ERA	WHIP

BOTTOM

Chicago Cubs @ Los Angeles Dodgers

Dodger Stadium, Los Angeles, CA

Sat Apr 25 1998, 7:05 PM PDT

Att. 53,755 - Cloudy - 69 F

livebaseballscorecards.com

AB	26
R	3
H	3
RBI	2
BB	1
SO	10
LOB	4

Batter	1	2	3	4	5	6	7	8	9	10	11	12	AB	R	H	RBI	BB	SO	LOB
Lance Johnson, L (1, 8) OBP: 0.157, SLG: 0.188	0-2 G6-3		3-2 G3-1		0-0 FC4-6 1-2f 2B		0-1 P5			1-3 K		1-2 L5	6	1	0	0	0	1	2
Mickey Morandini, L (1, 4) OBP: 0.384, SLG: 0.388	0-0 F7		0-0 G4-3		0-1 1-H 2B		3-3 K			3-3 K		2-1 CS 1-2	5	0	1	1	0	2	0
Sammy Sosa, R (1, 9) OBP: 0.396, SLG: 0.542	0-3 K			0-0 F9 1B 1B	3-2 G6-3			3-2 G6-3			2-2 P3		5	0	1	0	0	1	1
Mark Grace, L (1, 3) OBP: 0.417, SLG: 0.371		4-2 F9 BB 1B BB		0-0 WP 1-2 1B		3-1 G4-3 2B		1-1 L9			4-2 BB		3	2	2	0	2	0	0
Henry Rodriguez, L (1, 7) José Hernández, R (11, PH) OBP: 0.200, SLG: 0.324 (11, 7)		4-2 1B 1-2 BB		1-1 F9 2-3		1-1 G4-3 2-3		3-3 K			2-3 K		3	0	0	0	1	1	3
													1	0	0	0	0	1	1
Jeff Blauser, R (1, 6) OBP: 0.381, SLG: 0.333	0-0 F9 2-3			2-3 K		0-0 3-H 2B			0-3 K		4-0 1-2 BB		4	0	1	1	1	2	4
Kevin Orie, R (1, 5) OBP: 0.253, SLG: 0.307		1-2 G4-3 1-2 3-H 1B		3-3 K 1-2		0-3 K			1-2 F8		0-3 K		5	0	1	1	0	3	5
Scott Servais, R (1, 2) OBP: 0.278, SLG: 0.254		1-1 G4-3 1-2f			0-2 E5 FC4-6		0-3 K		1-0 F9			0-3 K	5	0	0	0	0	2	3
Steve Trachsel, R (1, 1) OBP: 0.545, SLG: 0.600			1-3 K		1-1 B3			2-3 K		2-2 L8		4-0 CS BB	2	0	0	0	0	1	1
Brant Brown, L (7, PH) OBP: 0.404, SLG: 0.553													1	0	0	0	0	1	0
Terry Adams, R (7, 1)													0	0	0	0	0	0	0
Tyler Houston, L (10, PH) OBP: 0.162, SLG: 0.261													1	0	0	0	0	0	0
Rod Beck, R (10, 1)													0	0	0	0	0	0	0
Terry Mulholland, R (11, 1)													0	0	0	0	0	0	0
Manny Alexander, R (12, PH) OBP: 0.360, SLG: 0.500													0	0	0	0	0	0	0
Marc Pisciotta, R (12, 1) OBP: 0.500, SLG: 0.500													0	0	0	0	0	0	0
Inning Stats	R: 0 E: 0 K: 1 S: 7 H: 0 LOB: 0 BB: 0 P: 7	R: 1 E: 0 K: 0 S: 13 H: 1 LOB: 1 BB: 2 P: 23	R: 0 E: 0 K: 1 S: 7 H: 0 LOB: 0 BB: 0 P: 11	R: 0 E: 0 K: 2 S: 11 H: 2 LOB: 2 BB: 0 P: 17	R: 1 E: 1 K: 0 S: 11 H: 1 LOB: 1 BB: 0 P: 15	R: 1 E: 0 K: 2 S: 12 H: 2 LOB: 1 BB: 0 P: 16	R: 0 E: 0 K: 2 S: 9 H: 0 LOB: 0 BB: 0 P: 14	R: 0 E: 0 K: 1 S: 8 H: 0 LOB: 0 BB: 0 P: 15	R: 0 E: 0 K: 1 S: 7 H: 0 LOB: 0 BB: 0 P: 9	R: 0 E: 0 K: 2 S: 11 H: 0 LOB: 0 BB: 0 P: 17	R: 0 E: 0 K: 2 S: 13 H: 0 LOB: 2 BB: 2 P: 25	R: 0 E: 0 K: 1 S: 7 H: 0 LOB: 0 BB: 1 P: 14	1B: 3 2B: 3 3B: 0 HR: 0 SF: 0 SAC: 0 DP: 1 HBP: 0	WP: 1 PB: 0 SB: 0 CS: 1 PA: 47					

PITCHER		IP	WLS	BF	H	R	ER	SO	BB	IBB	HBP	BLK	WP	HR	S	P	ERA	WHIP
Ramon Martinez, R ERA: 3.15	(1, 1)	7.0		29	6	3	2	8	2	0	0	0	1	0	70	103	2.57	1.143
Jim Bruske, R ERA: 1.5	(8, 1)	0.1		1	0	0	0	0	0	0	0	0	0	0	3	6	0.00	0.000
Mark Guthrie, L ERA:	(8, 1)	0.2		2	0	0	0	1	0	0	0	0	0	0	5	9	0.00	0.000
Antonio Osuna, R ERA: 2.0	(9, 1)	2.1		8	0	0	0	3	1	0	0	0	0	0	25	39	0.00	0.429
Scott Radinsky, L ERA: 0.93	(11, 1)	0.2		3	0	0	0	2	1	0	0	0	0	0	6	12	0.00	1.500

PITCHER		IP	WLS	BF	H	R	ER	SO	BB	IBB	HBP	BLK	WP	HR	S	P	ERA	WHIP
Brad Clontz, R ERA:	(12, 1)	1.0	W	3	0	0	0	1	1	0	0	0	0	0	7	14	0.00	1.000

TOP

Chicago Cubs @ Los Angeles Dodgers

Dodger Stadium, Los Angeles, CA

Sun Apr 26 1998, 3:33 AM PDT

Att. 49,069 - Cloudy - 74 F

livebaseballscorecards.com

AB	41
R	3
H	6
RBI	3
BB	5
SO	15
LOB	20

Chicago Cubs @ Los Angeles Dodgers

Dodger Stadium, Los Angeles, CA

Sun Apr 26 1998, 3:33 AM PDT

Att. 49,069 - Cloudy - 74 F

livebaseballscorecards.com

Batter	1	2	3	4	5	6	7	8	9	10	11	12	AB	R	H	RBI	BB	SO	LOB
Eric Young Sr., R (1, 4) OBP: 0.374, SLG: 0.379	G5-3		FC4-6, 1-2, 1B		HR		CS, BB			P3		SH2-4, 1B, 1B	5	2	3	1	1	0	0
Roger Cedeno, S (1, 8) OBP: 0.462, SLG: 0.222	FC1-4, BB		FC4-6, 1-2f, 2-3		G4-3		G1-3, 1-2			1B, 1B		SH2-4, 1-2	4	0	1	0	1	0	3
Raul Mondesi, R (1, 9) OBP: 0.261, SLG: 0.349	FC1-4, PO, 1-2f		F7		L7			K		1-3, 1B		K	6	0	1	0	0	2	4
Todd Zeile, R (1, 5) OBP: 0.303, SLG: 0.383	PO, 1-2	P3		P2		P4		F9		K		K, 2-H, 1B	6	0	1	1	0	1	2
Eric Karros, R (1, 3) OBP: 0.143, SLG: 0.143 Antonio Osuna, R (9, 1) Scott Radinsky, L (11, 1) Thomas Howard, S (11, PH) OBP: 0.121, SLG: 0.313 Trenidad Hubbard, R (11, PH) OBP: 0.333, SLG: 0.484 (12, 7)		F8		F9		1B, 1B		K			L5		4 0 0 0 0 1	1 0 0 0 0 0	1 0 0 0 0 0	0 0 0 0 0 0	0 0 0 0 0 0	1 0 0 0 0 0	0 0 0 0 0 0
Matt Luke, L (1, 7) (9, 3) OBP: 0.361, SLG: 0.515	HR		HBP, 1B		P3, 1-3, 1B		K			G3			5	1	3	1	0	1	0
Tom Prince, R (1, 2) OBP: 0.364, SLG: 0.375	K		P3, 1-2	HBP, 1-2	G4-3			HBP, 1B					3	0	0	0	0	1	2
Jose Vizcaino, S (1, 6) OBP: 0.323, SLG: 0.250		P7	G3-1		2-3, 3-H, 1B		G3				1-2, 1B		5	0	2	1	0	0	2
Ramon Martinez, R (1, 1) OBP: 0.333, SLG: 0.417 Wilton Guerrero, S (7, PH) OBP: 0.314, SLG: 0.455 Jim Bruske, R (8, 1) Mark Guthrie, R (8, 1) Todd Hollandsworth, L (9, 7) OBP: 0.294, SLG: 0.432 Brad Clontz, R (12, 1)		FC4-6, 1B, 1B	G3-1				K			K		G4-3	2 1 0 0 0 2	0 0 0 0 0 0	1 0 0 0 0 0	0 0 0 0 0 1	0 1 0 0 0 2	0 0 0 0 0 0	0 0 0 0 0 2
Inning Stats	R: 0 E: 0 K: 0 S: 5 H: 0 LOB: 0 BB: 1 P: 10	R: 1 E: 0 K: 1 S: 12 H: 1 LOB: 0 BB: 0 P: 19	R: 0 E: 0 K: 0 S: 10 H: 2 LOB: 2 BB: 0 P: 17	R: 0 E: 0 K: 0 S: 9 H: 1 LOB: 2 BB: 0 P: 16	R: 1 E: 0 K: 0 S: 10 H: 1 LOB: 0 BB: 0 P: 17	R: 1 E: 0 K: 0 S: 7 H: 3 LOB: 2 BB: 0 P: 9	R: 0 E: 0 K: 1 S: 8 H: 0 LOB: 0 BB: 1 P: 15	R: 0 E: 0 K: 2 S: 10 H: 0 LOB: 0 BB: 0 P: 15	R: 0 E: 0 K: 1 S: 7 H: 0 LOB: 0 BB: 0 P: 10	R: 0 E: 0 K: 2 S: 12 H: 2 LOB: 2 BB: 0 P: 19	R: 0 E: 0 K: 0 S: 12 H: 1 LOB: 2 BB: 0 P: 20	R: 1 E: 0 K: 1 S: 11 H: 2 LOB: 1 BB: 0 P: 15	1B: 11 2B: 0 3B: 0 HR: 2	SF: 0 SAC: 1 DP: 0 HBP: 2	WP: 0 PB: 0 SB: 0 CS: 1	PA: 50

BOTTOM	
AB	44
R	4
H	13
RBI	4
BB	2
SO	8
LOB	15

PITCHER		IP	WLS	BF	H	R	ER	SO	BB	IBB	HBP	BLK	WP	HR	S	P	ERA	WHIP
Steve Trachsel, R ERA: 3.6	(1, 1)	6.0		26	8	3	3	1	1	0	1	0	0	2	53	88	4.50	1.500
Terry Adams, R ERA: 2.04	(7, 1)	3.0		9	0	0	0	4	1	0	0	0	0	0	25	40	0.00	0.333
Rod Beck, R ERA: 2.45	(10, 1)	1.0		5	2	0	0	2	0	0	0	0	0	0	12	19	0.00	2.000
Terry Mulholland, L ERA: 1.35	(11, 1)	1.0		5	1	0	0	0	0	0	1	0	0	0	12	20	0.00	1.000
Marc Pisciotta, R ERA: 1.59	(12, 1)	0.2	L	4	2	1	1	1	0	0	0	0	0	0	11	15	13.50	3.000

PITCHER		IP	WLS	BF	H	R	ER	SO	BB	IBB	HBP	BLK	WP	HR	S	P	ERA	WHIP

Batter	1	2	3	4	5	6	7	8	9	AB	R	H	RBI	BB	SO	LOB
Lance Johnson, L (1, 8) OBP: 0.164, SLG: 0.192	C F X 0-2 ① G4-3	F F F B B X 2-2 ③ G1-3			X 0-0 2B 1B		X 0-0 ② G4-3			4	1	1	0	0	0	1
Mickey Morandini, L (1, 4) OBP: 0.398, SLG: 0.398	B B C B B 4-1 HR BB	F B F X 1-2 G6-4-3 1B			C 1 SAFE X 0-1 ① F7		X 0-0 E S 1B			3	1	2	0	1	0	1
Sammy Sosa, R (1, 9) OBP: 0.391, SLG: 0.560	C X 0-1 1-H HR	C F X 0-2 ① F8			F S F C 0-3 ② K		S B S B X 2-2 ③ L3 1-3			4	1	1	2	0	1	3
Mark Grace, L (1, 3) OBP: 0.411, SLG: 0.376	C B B C B X 3-2 ② G3-1		1 SAFE X 0-0 ②③ G6-4-3 1-2f		1 SAFE B P X 2-0 1-H 2B			B B C X 2-1 ① L4		4	0	1	1	0	0	1
Henry Rodriguez, L (1, 7) OBP: 0.390, SLG: 0.578 José Hernández, R (8, 7) OBP: 0.200, SLG: 0.324	T B B F X 2-2 2B			B F X 1-1 ① G4-3	F F X 0-2 ③ F8			C C B F S 1-3 ② K		4 0	0 0	1 0	0 0	0 0	1 0	1 0
Jeff Blauser, R (1, 6) OBP: 0.376, SLG: 0.321	F F S 0-3 ③ K			B B B C B 4-1 BB 1B BB		F B S S 1-3 ① K		C F S 0-3 ③ K		3	0	0	0	1	3	1
Tyler Houston, L (1, 2) OBP: 0.214, SLG: 0.296		B S X 1-1 FC1-6 1B		X 0-0 BB 1-2 1B		C B F B S 2-3 ② K			C B F C 1-3 ① K	4	0	2	0	0	2	0
Kevin Orie, R (1, 5) OBP: 0.253, SLG: 0.297		X 0-0 ① P4		B B F B C B 4-2 G4-3 1-2 2-3 BB		S B X 1-1 ③ G4-3			C B S X 1-2 ② G6-3	3	0	0	0	1	0	1
Kevin Tapani, R (1, 1) OBP: 0.176, SLG: 0.071 Brant Brown, L (9, PH) OBP: 0.396, SLG: 0.542 Rod Beck, R (9, 1)		B X 1-0 ② FC1-6 1-2f		F X 0-1 ②③ G4-3 1-2f			B B B S C X 3-2 ① G6-3		F B X 1-1 ③ F8	3 1 0	0 0 0	0 0 0	0 0 0	0 0 0	0 0 0	4 0 0
Inning Stats	R: 2 H: 2 E: 0 LOB: 1 K: 1 BB: 1 S: 15 P: 24	R: 0 H: 1 E: 0 LOB: 1 K: 0 BB: 0 S: 8 P: 12	R: 0 H: 1 E: 0 LOB: 0 K: 0 BB: 0 S: 7 P: 8	R: 0 H: 1 E: 0 LOB: 2 K: 0 BB: 2 S: 8 P: 17	R: 1 H: 2 E: 0 LOB: 1 K: 1 BB: 0 S: 12 P: 13	R: 0 H: 0 E: 0 LOB: 0 K: 2 BB: 0 S: 8 P: 12	R: 0 H: 1 E: 0 LOB: 1 K: 0 BB: 0 S: 8 P: 13	R: 0 H: 0 E: 0 LOB: 0 K: 2 BB: 0 S: 9 P: 12	R: 0 H: 0 E: 0 LOB: 0 K: 1 BB: 0 S: 8 P: 11	1B: 5 SF: 0 2B: 2 SAC: 0 3B: 0 DP: 2 HR: 1 HBP: 0						WP: 0 PA: 36 PB: 0 SB: 1 CS: 0

PITCHER		IP	WLS	BF	H	R	ER	SO	BB	IBB	HBP	BLK	WP	HR	S	P	ERA	WHIP
Joey Hamilton, R ERA: 4.7	(1, 1)	7.0	L	30	8	3	3	4	3	0	0	0	0	1	66	99	3.86	1.571
Donne Wall, R ERA:	(8, 1)	2.0		6	0	0	0	3	0	0	0	0	0	0	17	23	0.00	0.000

PITCHER	IP	WLS	BF	H	R	ER	SO	BB	IBB	HBP	BLK	WP	HR	S	P	ERA	WHIP

TOP

Chicago Cubs @ San Diego Padres

Qualcomm Stadium, San Diego, CA

Mon Apr 27 1998, 10:05 PM EDT

Att. 20,106 - Unknown - 70 F

livebaseballscorecards.com

AB	33
R	3
H	8
RBI	3
BB	3
SO	7
LOB	13

Chicago Cubs @ San Diego Padres

Qualcomm Stadium, San Diego, CA

Mon Apr 27 1998, 10:05 PM EDT

Att. 20,106 - Unknown - 70 F

livebaseballscorecards.com

BOTTOM

Batter	1	2	3	4	5	6	7	8	9	AB	R	H	RBI	BB	SO	LOB
Quilvio Veras, S (1, 4) OBP: 0.425, SLG: 0.375	B B C S X 2-2 F9 ①		B X 1-0 FC6-4 1B		B X 1-0 3B 2B		B F X 1-1 G3 ②			4	1	2	0	0	0	0
Steve Finley, L (1, 8) OBP: 0.261, SLG: 0.398	C S B B B F B 4-2 S BB		X 0-0 FC6-4 1B 1-2f ②		B C S X 1-2 2-H 3B		B B X 2-0 P5 ③			3	0	1	1	1	0	1
Tony Gwynn, L (1, 9) OBP: 0.366, SLG: 0.417	C B B X 2-1 F7 ②		S 1 SAFE C X 0-2 1-3 1B		B B B B 4-0 HBP BB			C X 0-1 F7 ①		3	0	1	0	1	0	1
Ken Caminiti, S (1, 5) OBP: 0.306, SLG: 0.523	C C B B B F X 3-2 F9 ③ 1-2		B F B B X 3-1 G4-3 ③		B C H 2-1 FC6-4 1-2 HBP			C B C X 1-2 G6-3 ②		3	0	0	0	0	0	3
Greg Vaughn, R (1, 7) OBP: 0.323, SLG: 0.469		X 0-0 P3 ①		B F C B X 2-2 G5-3 ①	C S B B X 2-2 FC6-4 ③ 1-2f			F X 0-1 E5		4	0	0	0	0	0	3
Greg Myers, L (1, 2) OBP: 0.356, SLG: 0.405		C B S B F B X 3-2 FC4-6 1B		C X 0-1 G4-3 ②		C B X 1-1 G4-3 ①		C B B X 2-1 G3 ③		4	0	1	0	0	0	1
Archi Cianfrocco, R (1, 3) OBP: 0.182, SLG: 0.313 Mark Sweeney, L (9, PH) OBP: 0.250, SLG: 0.276		S X 0-1 FC4-6 FC6-4 1-2f ②		F X 0-1 G1-3 ③		B S S S 1-3 K ②			X 0-0 F7 ①	3 1	0 0	0 0	0 0	0 0	1 0	1 0
Chris Gomez, R (1, 6) OBP: 0.305, SLG: 0.347		B B X 2-0 FC6-4 1-2f ③			B X 1-0 F9 ①	C F B F S 1-3 K ③			F F B B S 2-3 K ②	4	0	0	0	0	2	1
Joey Hamilton, R (1, 1) OBP: 0.143, SLG: 0.143 Ed Giovanola, L (7, PH) Donne Wall, R (8, 1) James Mouton, R (9, PH) OBP: 0.226, SLG: 0.276			C F S 0-3 K2-3 ①		F X 0-1 F9 ②		X 0-0 G4-3 ①		B C F X 1-2 G6-3 ③	2 1 0 1	0 0 0 0	0 0 0 0	0 0 0 0	1 0 0 0	0 0 0 0	0 0 0 0
Inning Stats	R: 0 E: 0 K: 0 S: 12 H: 0 LOB: 1 BB: 1 P: 23	R: 0 E: 0 K: 0 S: 8 H: 1 LOB: 1 BB: 0 P: 13	R: 0 E: 0 K: 1 S: 10 H: 2 LOB: 2 BB: 0 P: 14	R: 0 E: 0 K: 0 S: 7 H: 0 LOB: 0 BB: 0 P: 9	R: 1 E: 0 K: 0 S: 11 H: 2 LOB: 3 BB: 1 P: 22	R: 0 E: 0 K: 2 S: 9 H: 0 LOB: 0 BB: 0 P: 12	R: 0 E: 0 K: 0 S: 4 H: 0 LOB: 0 BB: 0 P: 7	R: 0 E: 1 K: 0 S: 9 H: 0 LOB: 1 BB: 0 P: 12	R: 0 E: 0 K: 1 S: 7 H: 0 LOB: 0 BB: 0 P: 10	1B: 3 2B: 1 3B: 1 HR: 0	SF: 0 SAC: 0 DP: 0 HBP: 1			WP: 0 PB: 0 SB: 1 CS: 0		PA: 36	

	AB	33
	R	1
	H	5
	RBI	1
	BB	2
	SO	4
	LOB	11

PITCHER		IP	WLS	BF	H	R	ER	SO	BB	IBB	HBP	BLK	WP	HR	S	P	ERA	WHIP
Kevin Tapani, R ERA: 4.14	(1, 1)	8.0	W	33	5	1	1	3	2	0	1	0	0	0	70	112	1.12	0.875
Rod Beck, R ERA: 2.25	(9, 1)	1.0	S	3	0	0	0	1	0	0	0	0	0	0	7	10	0.00	0.000

PITCHER	IP	WLS	BF	H	R	ER	SO	BB	IBB	HBP	BLK	WP	HR	S	P	ERA	WHIP

Chicago Cubs @ San Diego Padres

Qualcomm Stadium, San Diego, CA

Tue Apr 28 1998, 10:05 PM EDT

Att. 21,024 - Unknown - 71 F

livebaseballscorecards.com

Batter	1	2	3	4	5	6	7	8	9	AB	R	H	RBI	BB	SO	LOB
Brant Brown, L (1, 8) OBP: 0.386, SLG: 0.558	G4-3		SF7 3B		G1-3			E6 BB		4	1	1	0	0	0	0
Mickey Morandini, L (1, 4) OBP: 0.383, SLG: 0.385	G4-3		SF7 3-H		E6 FC5-4			P5		3	0	0	1	0	0	1
Sammy Sosa, R (1, 9) OBP: 0.404, SLG: 0.563	S 1B 1B		WP 1B G4-3 1B		FC5-4 CS 1-2f			G4-6-3 BB 1-2		3	2	2	0	1	0	1
Mark Grace, L (1, 3) OBP: 0.414, SLG: 0.381	1B 1B 1-H		G4-3 WP 1B 1-2		CS 1-2	G4-3		G4-6-3 1-2f		4	0	2	1	0	0	2
Henry Rodriguez, L (1, 7) OBP: 0.385, SLG: 0.563	FC4-6 1B 1-3		G4-3 1-3 2-H			F7			F7	4	0	1	1	0	0	1
Jeff Blauser, R (1, 6) OBP: 0.365, SLG: 0.310 Marc Pisciotta, R (6, 1) OBP: 0.500, SLG: 0.500 Terry Mulholland, R (7, 1) Scott Servais, R (9, PH) OBP: 0.274, SLG: 0.250	FC4-6 1-2f		G1-3			L5			F7	3 0 0 1	0 0 0 0	0 0 0 0	0 0 0 0	0 0 0 0	0 0 0 0	3 0 0 0
Tyler Houston, L (1, 2) OBP: 0.226, SLG: 0.300 Manny Alexander, R (9, PH) OBP: 0.385, SLG: 0.520		F7	F7				G6-4-3 1B		F7 1B	3 1	0 0	1 1	0 0	0 0	0 0	0 0
Kevin Orie, R (1, 5) OBP: 0.243, SLG: 0.284		K	F8				F8		P3	4	0	0	0	0	1	2
Mark Clark, R (1, 1) OBP: 0.100, SLG: 0.100 Bob Patterson, R (6, 1) José Hernández, R (6, 6) OBP: 0.194, SLG: 0.314		K	P4				G6-4-3 1-2f			2 0 1	0 0 0	0 0 0	0 0 0	0 0 0	1 0 0	0 0 1
Inning Stats	R: 1 E: 0 K: 0 S: 13 H: 3 LOB: 2 BB: 0 P: 21	R: 0 E: 0 K: 2 S: 8 H: 0 LOB: 0 BB: 0 P: 11	R: 2 E: 0 K: 0 S: 9 H: 3 LOB: 1 BB: 0 P: 14	R: 0 E: 0 K: 0 S: 7 H: 0 LOB: 0 BB: 0 P: 9	R: 0 E: 1 K: 0 S: 7 H: 0 LOB: 0 BB: 0 P: 10	R: 0 E: 0 K: 0 S: 7 H: 0 LOB: 0 BB: 0 P: 11	R: 0 E: 0 K: 0 S: 6 H: 1 LOB: 0 BB: 0 P: 8	R: 0 E: 1 K: 0 S: 8 H: 0 LOB: 1 BB: 1 P: 14	R: 0 E: 0 K: 0 S: 7 H: 1 LOB: 1 BB: 0 P: 11	1B: 7 2B: 0 3B: 1 HR: 0	SF: 1 SAC: 0 DP: 2 HBP: 0						

TOP	
AB	33
R	3
H	8
RBI	3
BB	1
SO	2
LOB	11

WP: 1 PB: 0 SB: 1 CS: 1 PA: 36

PITCHER	IP	WLS	BF	H	R	ER	SO	BB	IBB	HBP	BLK	WP	HR	S	P	ERA	WHIP
Andy Ashby, R (1, 1) ERA: 2.53	7.0	W	27	7	3	3	2	0	0	0	0	1	0	57	84	3.86	1.000
Sterling Hitchcock, L (8, 1) ERA: 5.84	2.0	S	8	1	0	0	0	1	0	0	0	0	0	15	25	0.00	1.000

PITCHER	IP	WLS	BF	H	R	ER	SO	BB	IBB	HBP	BLK	WP	HR	S	P	ERA	WHIP

Batter	1	2	3	4	5	6	7	8	9	AB	R	H	RBI	BB	SO	LOB
Quilvio Veras, S (1, 4) OBP: 0.432, SLG: 0.380	B C F B X 2-2 BB 1B 1B 1B	B C C B B X 3-2 S 1B 1B		B C X 1-1 G6-3 ③		X 0-0 G6-3 ①	B B B B 4-0 G4-6-3 1-2 BB			4	2	2	0	1	0	0
Steve Finley, L (1, 8) OBP: 0.267, SLG: 0.387	1 SAFE B 1 SAFE C B 1 SAFE F 1 SAFE 1 SAFE 2-2 F X F9 ①	B B C B C B 4-2 1B 1-2 BB			C B B B 4-1 1B SF8 BB	C S B X 1-2 F8 ②	X 0-0 G4-6-3 1-2f ② ③			3	1	0	0	2	0	4
Tony Gwynn, L (1, 9) OBP: 0.398, SLG: 0.483	B X 1-0 1B BB 1-2 1B 1B	B X 1-0 1-2 2-H 1B			B X 1-0 1B 1-3 2B 1B	B X 1-0 BB 1B		C X 0-1 HR		5	3	5	2	0	0	0
Ken Caminiti, S (1, 5) OBP: 0.311, SLG: 0.511	B B B C C B 4-2 1B 1B 1-2 2-3 BB	B B X 2-0 F7 ③			X 0-0 SF8 ① 3-H	B C B B B 4-1 1-2 BB		B S S B F S 2-3 K ①		2	0	0	1	2	1	2
Greg Vaughn, R (1, 7) OBP: 0.316, SLG: 0.453	B F X 1-1 1B 1-2 2-3 3-H 1B		B F X 1-1 F3 ①		1 SAFE F X 0-1 P4 ②	X 0-0 G6-3 ③		X 0-0 F8 ②		5	0	1	1	0	0	3
Mark Sweeney, L (1, 3) OBP: 0.278, SLG: 0.303 Archi Cianfrocco, R (8, 3) OBP: 0.176, SLG: 0.303	F X 0-1 G6-4-3 1-2 2-3 3-H 1B		B B X 2-0 F8 ②		F B B X 2-1 2B 1-3 1B		S F B B B X 3-2 G4-3 ① ③	B X 1-0 L4		4 1	0 0	2 0	1 0	0 0	0 0	0 0
Carlos Hernandez, R (1, 2) OBP: 0.313, SLG: 0.406	X 0-0 G6-4-3 1-2f ② ③		C E S 0-3 K ③		B B X 2-0 1-3 3-H 2B		F X 0-1 WP 1B E 1B			4	1	2	1	0	1	3
Andy Sheets, R (1, 6) OBP: 0.333, SLG: 0.519		X 0-0 G4-3 ①		F C S 0-3 K ①		4-0 IBB	1 SAFE S 1 SAFE X 0-1 E S 1-2 1B			3	0	1	0	1	1	0
Andy Ashby, R (1, 1) OBP: 0.133, SLG: 0.133 Ed Giovanola, L (7, PH) Sterling Hitchcock, L (8, 1)		B C X 1-1 P4 ②		F C B X 1-2 G5-3 ②	X 0-0 G4-3 ③		B F F B 1 SAFE B X 3-2 FC4 BB 1-3 2-H			3 1 0	0 0 0	0 0 0	0 0 0	0 0 0	0 0 0	3 1 0
Inning Stats	R: 2 E: 0 K: 0 S: 16 H: 4 LOB: 2 BB: 1 P: 26	R: 1 E: 0 K: 0 S: 10 H: 2 LOB: 2 BB: 1 P: 21	R: 0 E: 0 K: 1 S: 6 H: 0 LOB: 0 BB: 0 P: 9	R: 0 E: 0 K: 1 S: 8 H: 0 LOB: 0 BB: 0 P: 10	R: 2 E: 0 K: 0 S: 9 H: 3 LOB: 3 BB: 2 P: 22	R: 0 E: 0 K: 0 S: 7 H: 1 LOB: 2 BB: 1 P: 13	R: 1 E: 1 K: 0 S: 11 H: 2 LOB: 2 BB: 1 P: 21	R: 1 E: 0 K: 1 S: 8 H: 1 LOB: 0 BB: 0 P: 11		1B: 11 2B: 1 3B: 0 HR: 1 SF: 1 SAC: 0 DP: 2 HBP: 0						

PITCHER		IP	WLS	BF	H	R	ER	SO	BB	IBB	HBP	BLK	WP	HR	S	P	ERA	WHIP
Mark Clark, R ERA: 4.95	(1, 1)	5.0	L	27	9	5	5	2	3	1	0	0	0	0	49	88	9.00	2.400
Bob Patterson, L ERA: 7.71	(6, 1)	0.2		3	1	0	0	0	0	0	0	0	0	0	5	7	0.00	1.500
Marc Pisciotta, R ERA: 1.53	(6, 1)	0.2		7	2	1	0	0	2	0	0	0	1	0	12	26	0.00	6.000
Terry Mulholland, L ERA: 1.8	(7, 1)	1.2		5	1	1	1	1	0	0	0	0	0	1	9	12	5.40	0.600

PITCHER	IP	WLS	BF	H	R	ER	SO	BB	IBB	HBP	BLK	WP	HR	S	P	ERA	WHIP

BOTTOM

Chicago Cubs @ San Diego Padres

Qualcomm Stadium, San Diego, CA

Tue Apr 28 1998, 10:05 PM EDT
Att. 21,024 - Unknown - 71 F

livebaseballscorecards.com

AB	35
R	7
H	13
RBI	6
BB	6
SO	3
LOB	16

WP: 1 PA: 42
PB: 0
SB: 2
CS: 0

Batter	1	2	3	4	5	6	7	8	9	AB	R	H	RBI	BB	SO	LOB
Royce Clayton, R (1, 6) OBP: 0.352, SLG: 0.315	B B C F B B 4-2 S 1B BB		B C C F C 1-3 ② K	B F S B X 2-2 ③ L4			X 0-0 ① B1-3	B F S B X 2-2 ② FC5-4 DI 1-2f 2-3	4	1	0	0	1	1	3
Delino DeShields, L (1, 4) OBP: 0.461, SLG: 0.578	C B B F X 2-2 CS 1-H 1B		X 0-0 ③ F7			C B F X 1-2 ① L5		B B B B 4-0 HR BB	F C B F S 1-3 ③ K 1-2	4	1	1	1	1	1	2
Mark McGwire, R (1, 3) OBP: 0.470, SLG: 0.773	C C C 0-3 ① ② K 1-2			C B B F S 2-3 ① K		S F X 0-2 ② F9		C B B X 2-1 1-H HR		4	1	1	2	0	2	1
Ray Lankford, L (1, 8) OBP: 0.488, SLG: 0.508 Juan Acevedo, R (8, 1) OBP: 1.000, SLG: 1.000	F S B B B F B 4-2 BB			B F X 1-1 ② P5		B B F B X 3-1 2B		B B B C X 3-1 ② L9		3 0	0 0	1 0	0 0	1 0	0 0	0 0
Brian Jordan, R (1, 9) OBP: 0.379, SLG: 0.540 John Mabry, L (6, 9) OBP: 0.321, SLG: 0.426	C C S 0-3 ③ K			S C F X 0-2 E4 1B		C F X 0-2 ③ G5-3		S X 0-1 1B		3 1	0 0	1 1	0 0	0 0	1 0	2 0
Ron Gant, R (1, 7) OBP: 0.286, SLG: 0.508		B B X 2-0 ① G6-3		B F S B X 2-2 ③ F7			B F C B S 3-3 ① K	S B B F S 2-3 ③ K		4	0	0	0	0	2	2
Gary Gaetti, R (1, 5) OBP: 0.421, SLG: 0.513		C C B C 1-3 ② K			X 0-0 2B		X 0-0 2B		B B B C B 4-1 FC5-4 1B BB	3	0	2	0	1	1	0
Tom Pagnozzi, R (1, 2) OBP: 0.222, SLG: 0.125		B X 1-0 ③ G6-3			F C B B B S 2-3 ① K		S S B B B B C 3-3 ② K		C B X 1-1 FC5-4 1-2 1B	4	0	1	0	0	2	2
Mark Petkovsek, R (1, 1) OBP: 0.667, SLG: 1.000 John Frascatore, R (1, 1) Tom Lampkin, L (5, PH) OBP: 0.353, SLG: 0.507 Lance Painter, L (5, 1) Willie McGee, S (7, PH) OBP: 0.333, SLG: 0.379 Kent Bottenfield, R (7, 1) David Howard, S (8, 8) OBP: 0.333, SLG: 0.313			B F C C 1-3 ① K		B B S B S F X 3-2 ② P2		X 0-0 ③ G6-3		C B B F C 2-3 ① K	0 1 1 0 1 0 0	0 0 0 0 0 0 0	0 0 0 0 0 0 0	0 0 0 0 0 0 0	0 1 0 0 0 0 0	0 0 0 0 0 0 0	0 0 1 0 1 0 0
Inning Stats	R: 1 H: 1 E: 0 LOB: 1 K: 2 BB: 2 S: 14 P: 24	R: 0 H: 0 E: 0 LOB: 0 K: 1 BB: 0 S: 5 P: 9	R: 0 H: 0 E: 0 LOB: 0 K: 2 BB: 0 S: 8 P: 10	R: 0 H: 1 E: 1 LOB: 1 K: 1 BB: 0 S: 12 P: 17	R: 0 H: 1 E: 0 LOB: 1 K: 1 BB: 0 S: 11 P: 18	R: 0 H: 1 E: 0 LOB: 1 K: 0 BB: 0 S: 11 P: 15	R: 0 H: 1 E: 0 LOB: 1 K: 2 BB: 0 S: 8 P: 14	R: 2 H: 2 E: 0 LOB: 1 K: 1 BB: 1 S: 10 P: 21	R: 0 H: 1 E: 0 LOB: 2 K: 2 BB: 1 S: 13 P: 23	1B: 4 SF: 0 2B: 4 SAC: 0 3B: 0 DP: 1 HR: 1 HBP: 0						

TOP

St. Louis Cardinals @ Chicago Cubs

Wrigley Field, Chicago, IL

Thu Apr 30 1998, 7:05 PM CDT

Att. 24,210 - Overcast - 56 F

livebaseballscorecards.com

AB	34
R	3
H	8
RBI	3
BB	4
SO	12
LOB	16

WP: 0 PA: 38
PB: 0
SB: 1
CS: 1

PITCHER		IP	WLS	BF	H	R	ER	SO	BB	IBB	HBP	BLK	WP	HR	S	P	ERA	WHIP
34 Kerry Wood, R ERA: 5.89	(1, 1)	7.0	W	27	5	1	1	9	2	0	0	0	0	0	69	107	1.29	1.000
Marc Pisciotta, R ERA: 2.5	(8, 1)	0.1		3	1	2	2	0	1	0	0	0	0	1	3	9	54.00	6.000
Bob Patterson, L ERA: 6.75	(8, 1)	0.1		2	1	0	0	0	0	0	0	0	0	0	4	7	0.00	3.000
Terry Adams, R ERA: 1.89	(8, 1)	1.1		6	1	0	0	3	1	0	0	0	0	0	16	28	0.00	1.500

PITCHER	IP	WLS	BF	H	R	ER	SO	BB	IBB	HBP	BLK	WP	HR	S	P	ERA	WHIP

BOTTOM

St. Louis Cardinals @ Chicago Cubs

Wrigley Field, Chicago, IL

Thu Apr 30 1998, 7:05 PM CDT

Att. 24,210 - Overcast - 56 F

livebaseballscorecards.com

Batter	1	2	3	4	5	6	7	8	9	AB	R	H	RBI	BB	SO	LOB
Brant Brown, L (1, 8) OBP: 0.419, SLG: 0.607	B C F F X 1-2 1B 2B	X 0-0 ① F8		B B X 2-0 1B 1B		C X 0-1 G6-3 FC6-5-2 2B	C B B S F F B B 4-2 1-2 2-3 2B BB			4	2	3	0	1	0	0
Mickey Morandini, L (1, 4) OBP: 0.393, SLG: 0.406	B X 1-0 BB 1B G4-3 2-H 1B	C B B F S 2-3 ② K		B 1 SAFE X 1-0 1-2 1B		B F L X 1-2 ① G6-3 2-3	B X 1-0 1-H 2-H 3-H 2B			5	1	3	4	0	1	1
Sammy Sosa, R (1, 9) OBP: 0.403, SLG: 0.556	B C B X 2-1 G4-3 BB 1-2 WP 1B	B X 1-0 S 1B		C F S 0-3 ② K		B B X 2-0 ② FC6-5-2 1B 3-H	S B S B X 2-2 ③ L4			5	1	2	0	0	1	4
Mark Grace, L (1, 3) OBP: 0.413, SLG: 0.376	F B B B B 4-1 WP G4-3 1-2 2-3 G3-1 BB	B C B X 2-1 ③ G1-3 1-2		B F F B F X 2-2 ③ G3		1 SAFE F B 1 SAFE C X 1-2 1-3 1B		C X 0-1 ① G6-3		4	1	1	0	1	0	3
Henry Rodriguez, L (1, 7) OBP: 0.380, SLG: 0.544 José Hernández, R (7, 7) OBP: 0.189, SLG: 0.306	B B B X 3-0 ① G4-3 1-2 2-3 3-H	B B X 2-0 ① G4-3			C B B S B F B 4-2 1B BB	B C B F B C 3-3 ③ K		C B S S 1-3 ② K		3 1	0 0	0 0	1 0	1 0	1 0	4 0
Jeff Blauser, R (1, 6) OBP: 0.376, SLG: 0.341	B B B B 4-0 G3-1 2B 2-3 3-H BB	B X 1-0 FC5-2 3B			C B X 1-1 ① F9		S B B F C 2-3 ① K	B X 1-0 1B 1B		4	1	2	0	1	1	1
Kevin Orie, R (1, 5) OBP: 0.250, SLG: 0.283	B F F B B 1 SAFE X 3-2 ② G3-1 1-2 3-H	C X 0-1 ② FC5-2 3-H			C B S B S 2-3 ② K		B B B B 4-0 BB 1B 2B BB	F S X 0-2 1-3 1B		4	1	1	1	1	1	3
Scott Servais, R (1, 2) OBP: 0.282, SLG: 0.275	X 0-0 2-H 2B	C B X 1-1 ③ F8			F X 0-1 1-2 1B		F S F B S 1-3 ② K	B X 1-0 ③ G6-3		5	0	2	1	0	1	4
34 Kerry Wood, R (1, 1) OBP: 0.143, SLG: 0.143 Tyler Houston, L (7, PH) OBP: 0.250, SLG: 0.323 Marc Pisciotta, R (8, 1) OBP: 0.500, SLG: 0.500 Bob Patterson, R (8, 1) Terry Adams, R (8, 1)	X 0-0 ③ G6-3			C S B F S 1-3 ① K	F S S 0-3 ③ K		F B S B X 2-2 1-2 BB 2B 1B			3 1 0 0 0	0 1 0 0 0	0 1 0 0 0	0 0 0 0 0	0 0 0 0 0	2 0 0 0 0	3 0 0 0 0
Inning Stats	R: 5 H: 4 E: 0 LOB: 1 K: 0 BB: 2 S: 14 P: 32	R: 0 H: 1 E: 0 LOB: 1 K: 1 BB: 0 S: 7 P: 12	R: 0 H: 1 E: 0 LOB: 1 K: 0 BB: 0 S: 6 P: 10	R: 0 H: 2 E: 0 LOB: 2 K: 2 BB: 0 S: 13 P: 19	R: 0 H: 1 E: 0 LOB: 2 K: 2 BB: 1 S: 13 P: 20	R: 0 H: 2 E: 0 LOB: 2 K: 1 BB: 0 S: 12 P: 19	R: 3 H: 2 E: 0 LOB: 1 K: 2 BB: 2 S: 18 P: 34	R: 0 H: 2 E: 0 LOB: 2 K: 1 BB: 0 S: 10 P: 13		1B: 10 SF: 0 2B: 4 SAC: 0 3B: 1 DP: 0 HR: 0 HBP: 0						

	AB	39
	R	8
	H	15
	RBI	7
	BB	5
	SO	9
	LOB	23

WP: 1 PA: 44
PB: 0
SB: 1
CS: 0

PITCHER		IP	WLS	BF	H	R	ER	SO	BB	IBB	HBP	BLK	WP	HR	S	P	ERA	WHIP
Mark Petkovsek, R ERA: 9.0	(1, 1)	0.2	L	8	4	5	5	0	2	0	0	0	1	0	13	31	67.50	9.000
John Frascatore, R ERA: 8.4	(1, 1)	3.1		14	4	0	0	3	0	0	0	0	0	0	27	42	0.00	1.200
Lance Painter, L ERA: 7.04	(5, 1)	2.0		10	3	0	0	3	1	0	0	0	0	0	25	39	0.00	2.000
Kent Bottenfield, R ERA: 5.4	(7, 1)	1.0		7	2	3	3	2	2	0	0	0	0	0	18	34	27.00	4.000
Juan Acevedo, R ERA: 5.84	(8, 1)	1.0		5	2	0	0	1	0	0	0	0	0	0	10	13	0.00	2.000

PITCHER	IP	WLS	BF	H	R	ER	SO	BB	IBB	HBP	BLK	WP	HR	S	P	ERA	WHIP

Batter	1	2	3	4	5	6	7	8	9	AB	R	H	RBI	BB	SO	LOB
Royce Clayton, R (1, 6) OBP: 0.345, SLG: 0.309	B B C B F X 3-2 F9 ①		B B X 2-0 F8 ②		C B X 1-1 F9 ①		C B X 1-1 G1-3 ②		C S X 0-2 G6-3 S HR 1B	5	1	1	0	0	0	0
Delino DeShields, L (1, 4) OBP: 0.449, SLG: 0.553	F C X 0-2 L4 ②		B B C B C S 3-3 K ③		C B B C X 2-2 G6-3 ②		C B B B C B 4-2 S BB		F B B X 2-1 G6-3 ② 1-3	4	0	0	0	1	1	1
Mark McGwire, R (1, 3) OBP: 0.484, SLG: 0.800	B C B B X 3-1 G5-3 ③			B B B 4-0 2B BB	B C B B B 4-1 BB		B B C B B 1-2 4-1 BB		B C T X 1-2 3-H HR	2	2	1	2	3	0	0
Ray Lankford, L (1, 8) OBP: 0.494, SLG: 0.522		B B B B 4-0 CS BB		S B B X 2-1 2B 1-H 2B	F B F B C 2-3 K ③		B B S B F F F X 3-2 P5 ③		X 0-0 1B	4	1	2	1	1	1	3
Willie McGee, S (1, 7) (6, 9) (8, 7) OBP: 0.338, SLG: 0.394		C 1 SAFE F C 0-3 K ①		B B X 2-0 L9 1B 2-H 2B		F B X 1-1 G5-3 ①		C B S X 1-2 S 1B	B X 1-0 F8 ③	5	1	2	1	0	1	2
Gary Gaetti, R (1, 5) OBP: 0.424, SLG: 0.512		B B 1 SAFE S X 2-1 1B ② 1-2 1B		B B F X 2-1 L9 ① 2-3		S C F B B X 2-2 1B		B B F B S 3-3 K ① 1-2		4	0	2	0	0	1	2
John Mabry, L (1, 9) OBP: 0.327, SLG: 0.429 Brian Hunter, R (6, PH) OBP: 0.310, SLG: 0.474 Eli Marrero, R (6, 2) OBP: 0.240, SLG: 0.480		S B B B F F X 3-2 1B 1-3 1B		F X 0-1 L9 ②		B B C X 2-1 L8 ②		B X 1-0 P5 ②		2 1 1	0 0 0	1 0 0	0 0 0	0 0 0	0 0 0	1 1 1
Tom Lampkin, L (1, 2) OBP: 0.356, SLG: 0.507 Ron Gant, R (6, PH) OBP: 0.278, SLG: 0.492 (6, 7) Juan Acevedo, R (8, 1) OBP: 1.000, SLG: 1.000		C B X 1-1 F9 ③		B X 1-0 1B 3-H		C S F B B X 1-2 P9 ③		B F B B B S F S 3-3 K ③		2 2 0	0 0 0	1 0 0	1 0 0	0 0 0	0 1 0	2 2 0
Todd Stottlemyre, L (1, 1) OBP: 0.150, SLG: 0.150 Brian Jordan, R (8, 9) OBP: 0.375, SLG: 0.534			B C B C X 2-2 G1-4-3 ① S B C S		1-3 K ③	X 0-0 G4-3 ①			B B F B X 3-1 F9 ①	3 1	0 0	0 0	0 0	0 0	1 0	1 0
Inning Stats	R: 0 H: 0 E: 0 LOB: 0 K: 0 BB: 0 S: 8 P: 14	R: 0 H: 2 E: 0 LOB: 2 K: 1 BB: 1 S: 11 P: 21	R: 0 H: 0 E: 0 LOB: 0 K: 1 BB: 0 S: 7 P: 14	R: 3 H: 3 E: 0 LOB: 1 K: 1 BB: 1 S: 11 P: 23	R: 0 H: 0 E: 0 LOB: 1 K: 1 BB: 1 S: 9 P: 18	R: 0 H: 1 E: 0 LOB: 1 K: 0 BB: 0 S: 12 P: 18	R: 0 H: 0 E: 0 LOB: 2 K: 0 BB: 2 S: 11 P: 23	R: 0 H: 1 E: 0 LOB: 1 K: 2 BB: 0 S: 11 P: 19	R: 2 H: 3 E: 0 LOB: 1 K: 0 BB: 0 S: 12 P: 19	1B: 7 SF: 0 2B: 2 SAC: 0 3B: 0 DP: 0 HR: 1 HBP: 0						WP: 0 PA: 41 PB: 0 SB: 3 CS: 1

St. Louis Cardinals @ Chicago Cubs

Wrigley Field, Chicago, IL

Fri May 01 1998, 3:33 AM CDT

Att. 25,598 - Cloudy - 55 F

TOP

livebaseballscorecards.com

AB	36
R	5
H	10
RBI	5
BB	5
SO	6
LOB	16

PITCHER		IP	WLS	BF	H	R	ER	SO	BB	IBB	HBP	BLK	WP	HR	S	P	ERA	WHIP
Geremi Gonzalez, R ERA: 5.7	(1, 1)	5.0	W	22	5	3	3	4	3	0	0	0	0	0	46	90	5.40	1.600
Terry Mulholland, L ERA: 1.72	(6, 1)	0.2		3	1	0	0	0	0	0	0	0	0	0	8	13	0.00	1.500
Amaury Telemaco, R ERA: 3.47	(6, 1)	1.0		4	0	0	0	0	1	0	0	0	0	0	9	15	0.00	1.000
Terry Adams, R ERA: 1.89	(7, 1)	0.0		1	0	0	0	0	1	0	0	0	0	0	1	5	∞	∞
Bob Patterson, L ERA: 5.4	(7, 1)	0.2		3	1	0	0	1	0	0	0	0	0	0	11	18	0.00	1.500

PITCHER		IP	WLS	BF	H	R	ER	SO	BB	IBB	HBP	BLK	WP	HR	S	P	ERA	WHIP
Rod Beck, R ERA: 3.29	(8, 1)	1.2	S	8	3	2	2	1	0	0	0	0	0	1	17	28	10.80	1.800

BOTTOM

St. Louis Cardinals @ Chicago Cubs

Wrigley Field, Chicago, IL

Fri May 01 1998, 3:33 AM CDT

Att. 25,598 - Cloudy - 55 F

livebaseballscorecards.com

Batter	1	2	3	4	5	6	7	8	9	AB	R	H	RBI	BB	SO	LOB
Brant Brown, L (1, 8) OBP: 0.439, SLG: 0.603	BBCBB 4-1 BB 1B 2B BB	BCX 1-1 G3 1B		BSFBX 2-2 ② G3-1 2-3		BBBBB 4-0 FC4 BB				2	1	1	0	2	0	1
Mickey Morandini, L (1, 4) OBP: 0.397, SLG: 0.420	BCB1 SAFE X 2-1 BB 1-2 2B 1B	BBFX 2-1 ① G3 1-2		BSX 1-1 1B 3-H 2B		CBBX 2-1 ③ FC4 1-2f				4	2	2	1	0	0	2
Sammy Sosa, R (1, 9) OBP: 0.407, SLG: 0.550	BBFBSFFB 4-2 2B CI 1-2 2-3 BB	BX 1-0 ② F9		BCSBBX 3-2 2-H 1B			CX 0-1 ① G6-3			3	1	1	1	1	0	1
Mark Grace, L (1, 3) OBP: 0.408, SLG: 0.381	BFFFBX 2-2 CI 1-3 2-H 3-H 2B	BBBFX 3-1 ③ F7		BBBCX 3-1 ③ F8			BCBBX 3-1 ② F8			4	0	1	2	0	0	2
Henry Rodriguez, L (1, 7) OBP: 0.384, SLG: 0.570 José Hernández, R (8, 7) OBP: 0.189, SLG: 0.306 Rod Beck, R (8, 1)	BBBBB 4-0 CI BB	SSS 0-3 ① K			SBFC 1-3 ① K		SX 0-1 HR			3 0 0	1 0 0	1 0 0	1 0 0	1 0 0	2 0 0	0 0 0
Jeff Blauser, R (1, 6) OBP: 0.363, SLG: 0.326	CSS 0-3 ① K	CBBX 2-1 ② G5-3			X 0-0 ② L9		X 0-0 ③ F9			4	0	0	0	0	1	3
Tyler Houston, L (1, 2) OBP: 0.229, SLG: 0.294	S 0-1 CI 1-2 2-3 3-H	X 0-0 ③ G6-3			FSBX 1-2 ③ G1-6-3			SFFBX 1-2 ① G4-3		3	0	0	1	0	0	0
Kevin Orie, R (1, 5) OBP: 0.250, SLG: 0.275	CSS 0-3 ② K			BBBBCFB 4-2 G3-1 SH1-4 2B BB		BBSSX 1-2 ① G6-3		FBX 1-1 ② L3		3	1	0	0	1	1	3
Geremi Gonzalez, R (1, 1) Terry Mulholland, R (6, 1) Amaury Telemaco, R (6, 1) OBP: 0.167, SLG: 0.167 Terry Adams, R (7, 1) Bob Patterson, R (7, 1) Matt Mieske, R (8, 7) OBP: 0.214, SLG: 0.083	BFX 1-1 ③ P6			MMX 0-2 ① SH1-4 1-2		CSS 0-3 ② K		FX 0-1 ③ P6		1 0 1 0 0 1	0 0 0 0 0 0	0 0 0 0 0 0	0 0 0 0 0 0	0 0 1 0 0 0	0 0 0 0 0 0	3 0 0 0 0 0
Inning Stats	R: 3 E: 1 K: 2 S: 20 H: 2 LOB: 3 BB: 3 P: 37	R: 0 E: 0 K: 0 S: 7 H: 1 LOB: 1 BB: 0 P: 14	R: 0 E: 0 K: 1 S: 6 H: 0 LOB: 0 BB: 0 P: 8	R: 2 E: 0 K: 0 S: 15 H: 2 LOB: 1 BB: 1 P: 28	R: 0 E: 0 K: 1 S: 7 H: 0 LOB: 0 BB: 0 P: 9	R: 0 E: 0 K: 1 S: 8 H: 0 LOB: 1 BB: 1 P: 15	R: 1 E: 0 K: 0 S: 7 H: 1 LOB: 0 BB: 0 P: 10	R: 0 E: 0 K: 0 S: 8 H: 0 LOB: 0 BB: 0 P: 10		1B: 3 2B: 2 3B: 0 HR: 1	SF: 0 SAC: 1 DP: 0 HBP: 0			WP: 0 PB: 0 SB: 0 CS: 0	PA: 36	

	AB	29
	R	6
	H	6
	RBI	6
	BB	5
	SO	5
	LOB	15

PITCHER		IP	WLS	BF	H	R	ER	SO	BB	IBB	HBP	BLK	WP	HR	S	P	ERA	WHIP
Todd Stottlemyre, R ERA: 3.7	(1, 1)	7.0	L	33	6	6	5	5	5	0	0	0	0	1	70	121	6.43	1.571
Juan Acevedo, R ERA: 5.4	(8, 1)	1.0		3	0	0	0	0	0	0	0	0	0	0	8	10	0.00	0.000

PITCHER	IP	WLS	BF	H	R	ER	SO	BB	IBB	HBP	BLK	WP	HR	S	P	ERA	WHIP

Batter	1	2	3	4	5	6	7	8	9	10	11	AB	R	H	RBI	BB	SO	LOB
Royce Clayton, R (1, 6) OBP: 0.345, SLG: 0.311	1-0 CS 1B	1-3 K		1-2 E1 S 2-3 3-H		0-0 G4-3 ② 2-3			1-0 F7 1B		2-3 K ②	6	0	2	1	0	2	4
Delino DeShields, L (1, 4) OBP: 0.425, SLG: 0.525	1-1 G6-3 ①② 1-2		3-2 G6-3 ①	2-2 SF7 ② 3-H		3-2 G3 ③			1-0 F7 ① 1-2		1-2 G3 ③	5	0	0	1	0	0	3
Mark McGwire, R (1, 3) OBP: 0.496, SLG: 0.791	4-2 BB		2-2 G6-3 ②	4-2 IBB 1-2			4-1 BB BB		4-0 IBB			1	0	0	0	4	0	0
Ray Lankford, L (1, 8) OBP: 0.489, SLG: 0.507	3-3 K ③		1-2 1B 1B	1-0 G6-3 ③			4-2 G5-4-3 BB 1-2		1-3 K ② 0-0 F7 ③			4	0	1	0	1	2	5
Brian Jordan, R (1, 9) OBP: 0.386, SLG: 0.548		1-1 2B 2B	2-1 1 SAFE 1-2 1B		3-2 G5-4-3 1B		1-0 F7 ①					5	1	3	0	0	0	4
Gary Gaetti, R (1, 5) OBP: 0.404, SLG: 0.483		2-0 F9 ①	0-0 P5 ③	1-2 G5-4-3 ①② 1-2f	1 SAFE 1-2f		0-0 G5-4-3 ②③ 1-2f			1-2 G1-3 ①		5	0	0	0	0	0	6
Ron Gant, R (1, 7) OBP: 0.286, SLG: 0.493 Juan Acevedo, R (10, 1) OBP: 1.000, SLG: 1.000 Lance Painter, L (10, 1) Kent Bottenfield, R (11, 1)	0-1 SH1-4 2B 2-H			4-2 G1-3 1B E BB	3-2 G6-3 ③			1-0 P8 ①		2-3 K ②		4 0 0 0	1 0 0 0	1 0 0 0	1 0 0 0	1 0 0 0	1 0 0 0	0 0 0 0
Eli Marrero, R (1, 2) OBP: 0.300, SLG: 0.483	4-2 SH1-4 BB			1 SAFE 1 SAFE 1-1 E G1-3 SF7 1-2 1B		3-2 G4-3 G1-3 1B		2-1 F8 ②		2-2 G6-3 ③		4	1	2	0	1	0	0
Donovan Osborne, S (1, 1) OBP: 0.143, SLG: 0.143 Willie McGee, S (8, PH) OBP: 0.333, SLG: 0.389 Mike Busby, R (8, 1) John Mabry, L (10, 7) OBP: 0.321, SLG: 0.420	0-0 SH1-4 ② 1-2 2-3			2 SAFE 0-2 G1-3 ① 1-2 2-3		0-0 G1-3 ① 1-2		0-3 K ③			1-3 K ①	2 1 0 1	0 0 0 0	0 0 0 0	0 1 0 0	0 0 0 1	0 1 0 0	3 0 0 0
Inning Stats	R: 0 E: 0 K: 1 S: 8 H: 1 LOB: 1 BB: 1 P: 17	R: 1 E: 0 K: 1 S: 13 H: 2 LOB: 2 BB: 1 P: 21	R: 0 E: 0 K: 0 S: 13 H: 2 LOB: 2 BB: 0 P: 21	R: 2 E: 1 K: 0 S: 18 H: 1 LOB: 2 BB: 2 P: 31	R: 0 E: 0 K: 0 S: 9 H: 1 LOB: 0 BB: 0 P: 16	R: 0 E: 0 K: 0 S: 13 H: 1 LOB: 1 BB: 0 P: 19	R: 0 E: 0 K: 0 S: 5 H: 0 LOB: 1 BB: 2 P: 14	R: 0 E: 0 K: 1 S: 6 H: 0 LOB: 0 BB: 0 P: 9	R: 0 E: 0 K: 1 S: 6 H: 1 LOB: 2 BB: 1 P: 13	R: 0 E: 0 K: 1 S: 11 H: 0 LOB: 0 BB: 0 P: 16	R: 0 E: 0 K: 2 S: 12 H: 0 LOB: 0 BB: 0 P: 16	1B: 7 2B: 2 3B: 0 HR: 0 SF: 1 SAC: 1 DP: 2 HBP: 0						

PITCHER		IP	WLS	BF	H	R	ER	SO	BB	IBB	HBP	BLK	WP	HR	S	P	ERA	WHIP
Steve Trachsel, R ERA: 3.57	(1, 1)	5.1		27	8	3	2	2	3	1	0	0	0	0	69	117	3.38	2.062
Marc Pisciotta, R ERA: 2.14	(6, 1)	3.0		12	1	0	0	1	2	1	0	0	0	0	18	39	0.00	1.000
Bob Patterson, L ERA: 4.91	(9, 1)	0.1		1	0	0	0	1	0	0	0	0	0	0	3	4	0.00	0.000
Rod Beck, R ERA: 3.21	(9, 1)	0.1		1	0	0	0	0	0	0	0	0	0	0	1	1	0.00	0.000
Terry Adams, R ERA: 1.71	(10, 1)	2.0	W	6	0	0	0	3	0	0	0	0	0	0	23	32	0.00	0.000

PITCHER	IP	WLS	BF	H	R	ER	SO	BB	IBB	HBP	BLK	WP	HR	S	P	ERA	WHIP

TOP

St. Louis Cardinals @ Chicago Cubs

Wrigley Field, Chicago, IL

Sat May 02 1998, 3:33 AM CDT

Att. 38,430 - Cloudy - 51 F

livebaseballscorecards.com

AB	38
R	3
H	9
RBI	3
BB	7
SO	7
LOB	25

PA:	47
WP:	0
PB:	0
SB:	1
CS:	1

Batter	1	2	3	4	5	6	7	8	9	10	11	AB	R	H	RBI	BB	SO	LOB
Manny Alexander, R (1, 4) OBP: 0.367, SLG: 0.483 Brant Brown, L (9, PH) OBP: 0.426, SLG: 0.583 (10, 8)	K	P6			HR 1B		K		K		L4	4	1	1	0	0	2	1
												2	0	0	0	0	1	1
José Hernández, R (1, 8) OBP: 0.262, SLG: 0.425 Terry Adams, R (10, 1) Matt Mieske, R (11, PH) OBP: 0.200, SLG: 0.077	1B BB 1B		G3-6-3 1B		1-H 3-H HR		G6-3		BB		G1-6-3	4	1	3	3	1	0	0
												0	0	0	0	0	0	0
												1	0	0	0	0	0	0
Mark Grace, L (1, 3) OBP: 0.412, SLG: 0.387	F8		G3-6-3 1-2f		1B 1B		FC6-4 1B		G3		2B 1B	6	1	3	0	0	0	4
Sammy Sosa, R (1, 9) OBP: 0.419, SLG: 0.560	1B 1-2 BB		G4-3		1-2 1B		FC6-4 1-2f			G6-3 SH1-4 1B	1-H 2B	5	0	3	1	1	0	1
Jeff Blauser, R (1, 6) OBP: 0.359, SLG: 0.323	1-2 2-3 1B	P3			L8			K		SH1-4 1-2		4	0	1	0	0	1	2
Henry Rodriguez, L (1, 7) OBP: 0.376, SLG: 0.546	K	P7			G3			F7		G6-3 IBB		4	0	0	0	1	1	5
Kevin Orie, R (1, 5) OBP: 0.239, SLG: 0.262		L6		L7		L5		K		G6-3 1-2 2-3		5	0	0	0	0	1	2
Scott Servais, R (1, 2) OBP: 0.284, SLG: 0.278 Mickey Morandini, L (9, PH) OBP: 0.407, SLG: 0.420 (10, 4)		F9		1B SH1 HR 1B		G4-3			SH5-4 BB	BB		3	1	1	0	0	0	0
												0	0	0	0	2	0	0
Steve Trachsel, R (1, 1) OBP: 0.583, SLG: 0.727 Marc Pisciotta, R (6, 1) OBP: 0.333, SLG: 0.333 Bob Patterson, R (9, 1) Rod Beck, R (9, 1) Tyler Houston, L (9, PH) OBP: 0.222, SLG: 0.286 (10, 2)		2B			SH1 1-2		K		SH5-4 1-2		P8	1	0	1	0	0	0	0
												1	0	0	0	0	1	0
												0	0	0	0	0	0	0
												0	0	0	0	0	0	0
												1	0	0	0	0	0	3
Inning Stats	R: 0 E: 0 K: 2 S: 15 H: 2 LOB: 3 BB: 1 P: 27	R: 0 E: 0 K: 0 S: 11 H: 1 LOB: 1 BB: 0 P: 22	R: 0 E: 0 K: 0 S: 5 H: 1 LOB: 0 BB: 0 P: 8	R: 0 E: 0 K: 0 S: 9 H: 0 LOB: 0 BB: 0 P: 14	R: 3 E: 0 K: 0 S: 17 H: 5 LOB: 2 BB: 0 P: 24	R: 0 E: 0 K: 1 S: 7 H: 0 LOB: 0 BB: 0 P: 10	R: 0 E: 0 K: 1 S: 10 H: 1 LOB: 1 BB: 0 P: 17	R: 0 E: 0 K: 2 S: 9 H: 0 LOB: 0 BB: 0 P: 14	R: 0 E: 0 K: 1 S: 8 H: 0 LOB: 2 BB: 2 P: 20	R: 0 E: 0 K: 0 S: 10 H: 1 LOB: 3 BB: 2 P: 21	R: 1 E: 0 K: 0 S: 10 H: 2 LOB: 1 BB: 0 P: 11	1B: 10 2B: 2 3B: 0 HR: 1	SF: 0 SAC: 3 DP: 1 HBP: 0					

PITCHER		IP	WLS	BF	H	R	ER	SO	BB	IBB	HBP	BLK	WP	HR	S	P	ERA	WHIP
Donovan Osborne, L ERA: 3.28	(1, 1)	7.0		31	10	3	3	4	1	0	0	0	0	1	74	122	3.86	1.571
Mike Busby, R ERA: 2.7	(8, 1)	2.0		8	0	0	0	3	2	0	0	0	0	0	17	34	0.00	1.000
Juan Acevedo, R ERA: 5.14	(10, 1)	0.2		4	1	0	0	0	0	1	0	0	0	0	7	13	0.00	1.500
Lance Painter, L ERA: 6.48	(10, 1)	0.2		3	0	0	0	0	1	0	0	0	0	0	5	10	0.00	1.500
Kent Bottenfield, R ERA: 5.82	(11, 1)	0.1	L	3	2	1	1	0	0	0	0	0	0	0	8	9	27.00	6.000

PITCHER	IP	WLS	BF	H	R	ER	SO	BB	IBB	HBP	BLK	WP	HR	S	P	ERA	WHIP

BOTTOM

St. Louis Cardinals @ Chicago Cubs

Wrigley Field, Chicago, IL

Sat May 02 1998, 3:33 AM CDT

Att. 38,430 - Cloudy - 51 F

livebaseballscorecards.com

AB	41
R	4
H	13
RBI	4
BB	5
SO	7
LOB	19

Batter	1	2	3	4	5	6	7	8	9	AB	R	H	RBI	BB	SO	LOB
Royce Clayton, R (1, 6) OBP: 0.347, SLG: 0.315	L B X 1-1 FC1-6 S 1B		C B X 1-1 F8 1B		B B C X 2-1 ① F9	B F B X 2-1 ③ F7		X 0-0 ① F9		5	1	2	0	0	0	0
Delino DeShields, L (1, 4) OBP: 0.424, SLG: 0.524 Jeff Brantley, R (8, 1)	1 SAFE B B F 1 B F S SAFE 3-3 ① K 1-2		C B S 1 F F F B SAFE 3-2 ② F8 1-2		B B C F B F X 3-2 2B		C F B F B B F F B 4-2 1B E BB	L C B B X 2-2 ② G4-3		4 0	1 0	1 0	0 0	1 0	1 0	2 0
Mark McGwire, R (1, 3) OBP: 0.492, SLG: 0.766	C B B B B 4-1 FC1-6 BB		F B B B B 4-1 1B BB		C B F B B C 3-3 ② K		S B S S 1-3 ① K	S S B S 1-3 ③ K		3	0	0	0	2	3	2
Ray Lankford, L (1, 8) OBP: 0.474, SLG: 0.487	C F X 0-2 ② FC1-6 1-2f 2-3		B B X 2-0 1-2 2-H 1B		B X 1-0 ③ F7		S B B C 1 SAFE X 2-2 ② F8		S C S 0-3 ① K	5	0	1	1	0	1	4
Brian Jordan, R (1, 9) OBP: 0.396, SLG: 0.582	F C X 0-2 ③ G4-3		C F B B X 2-2 ③ F8		B X 2-0 HR	B X 1-0 E8 1-H 2B 1B			B F B F X 2-2 1B	5	2	3	1	0	0	4
Gary Gaetti, R (1, 5) OBP: 0.404, SLG: 0.484		S X 0-1 ① G5-3		B S F B F F B B 4-2 BB BB		B F B F F F X 2-2 ① G5-3	C F X 0-2 2-H 1B 2B		C X 0-1 ② P3	4	1	1	1	1	0	1
Ron Gant, R (1, 7) OBP: 0.309, SLG: 0.507 Kent Bottenfield, R (7, 1) Lance Painter, L (7, 1) David Howard, S (8, 4) OBP: 0.327, SLG: 0.306		F F B F B F S 2-3 ② K		B B C B B 4-1 G4-3 1-2 BB		B B C X 2-1 F8 HR 2B	I I I 4-0 1B 1B IBB		F B X 1-1 ③ F8	2 0 0 1	2 0 0 0	1 0 0 0	0 0 0 0	2 0 0 0	1 0 0 0	0 0 0 1
Eli Marrero, R (1, 2) OBP: 0.294, SLG: 0.455		B C F B B B X 3-2 ③ F9		X 0-0 ① P7		B F B X 2-1 ② F8 2-3	T F F B B B X 2-2 1-3 1B 2-H 1B			4	0	1	1	0	0	3
Cliff Politte, R (1, 1) OBP: 0.167, SLG: 0.091 Tom Lampkin, L (4, PH) OBP: 0.352, SLG: 0.500 John Frascatore, R (4, 1) John Mabry, L (6, PH) OBP: 0.333, SLG: 0.490 Mark Petkovsek, R (6, 1) OBP: 0.667, SLG: 1.000 Willie McGee, S (7, PH) OBP: 0.342, SLG: 0.397 (7, 7)			C S S 0-3 ① K	X 0-0 ② ③ G4-3 1-2f		X 0-0 3-H HR	S B X 1-1 ③ 2-H 3-H 1B			1 1 0 1 0 1	0 0 0 1 0 0	0 0 0 1 0 1	0 0 0 2 0 1	0 2 0 0 0 0	1 0 0 0 0 0	0 2 0 0 0 0
Inning Stats	R: 0 H: 1 E: 0 LOB: 2 K: 1 BB: 1 S: 13 P: 21	R: 0 H: 0 E: 0 LOB: 0 K: 1 BB: 0 S: 11 P: 16	R: 1 H: 2 E: 0 LOB: 2 K: 1 BB: 1 S: 18 P: 30	R: 0 H: 0 E: 0 LOB: 1 K: 0 BB: 2 S: 7 P: 15	R: 0 H: 1 E: 0 LOB: 1 K: 1 BB: 0 S: 10 P: 19	R: 3 H: 3 E: 0 LOB: 0 K: 0 BB: 0 S: 12 P: 22	R: 4 H: 4 E: 1 LOB: 2 K: 1 BB: 2 S: 21 P: 36	R: 0 H: 0 E: 0 LOB: 0 K: 1 BB: 0 S: 7 P: 10	R: 0 H: 1 E: 0 LOB: 1 K: 1 BB: 0 S: 10 P: 13	1B: 7 SF: 0 2B: 3 SAC: 0 3B: 0 DP: 1 HR: 2 HBP: 0						

PITCHER		IP	WLS	BF	H	R	ER	SO	BB	IBB	HBP	BLK	WP	HR	S	P	ERA	WHIP
Kevin Tapani, R ERA: 4.4	(1, 1)	6.0		28	7	4	4	4	4	0	0	0	0	2	71	123	6.00	1.833
Terry Mulholland, L ERA: 3.86	(7, 1)	0.2	L	7	3	4	4	1	1	1	0	0	0	0	19	33	54.00	6.000
Amaury Telemaco, R ERA: 3.28	(7, 1)	1.1		4	1	0	0	1	0	0	0	0	0	0	9	13	0.00	0.750
Bob Patterson, L ERA: 3.86	(9, 1)	1.0		4	1	0	0	1	0	0	0	0	0	0	10	13	0.00	1.000

PITCHER	IP	WLS	BF	H	R	ER	SO	BB	IBB	HBP	BLK	WP	HR	S	P	ERA	WHIP

TOP

St. Louis Cardinals @ Chicago Cubs

Wrigley Field, Chicago, IL

Sun May 03 1998, 3:33 AM CDT

Att. 38,571 - Overcast - 52 F

livebaseballscorecards.com

AB	37
R	8
H	12
RBI	7
BB	6
SO	7
LOB	19

Batter	1	2	3	4	5	6	7	8	9	AB	R	H	RBI	BB	SO	LOB
Brant Brown, L (1, 8) OBP: 0.417, SLG: 0.563	B C X 1-1 L5 ①		F C X 0-2 3B 1B ①		F S X 0-2 P6 ①		C S B X 1-2 P6 ①			4	1	1	0	0	0	2
Mickey Morandini, L (1, 4) OBP: 0.402, SLG: 0.433	C B B S F S 2-3 K ②		B C 1 SAFE X 1-1 1-H SF7 3B		C B B X 2-1 G3-1 ②		C S S 0-3 K ②			4	1	1	1	0	2	2
Sammy Sosa, R (1, 9) OBP: 0.421, SLG: 0.580	B B F X 2-1 HR		B B B B 4-0 E 1B BB		B S B F F S 2-3 K ③		B B X 2-0 G1-3 ③			3	2	1	1	1	1	2
Mark Grace, L (1, 3) OBP: 0.407, SLG: 0.386	B B C B F F X 3-2 1B		B F B B X 3-1 SF7 ② 3-H			F B X 1-1 G3-1 ①		C F B F F B B X 3-2 G4-3 ①		3	0	1	1	0	0	0
Henry Rodriguez, L (1, 7) OBP: 0.372, SLG: 0.535	B B C C F B X 3-2 P8 ③		1 SAFE X 0-0 1-H 1B			C F B X 1-2 F9 ②		B B B C S S 3-3 K ②		4	0	1	1	0	1	1
Jeff Blauser, R (1, 6) OBP: 0.358, SLG: 0.316 Terry Mulholland, R (7, 1) Amaury Telemaco, R (7, 1) OBP: 0.167, SLG: 0.167 Matt Mieske, R (8, PH) OBP: 0.188, SLG: 0.071 Bob Patterson, R (9, 1)		B C B B B 4-1 FC6-4 BB	B B C S S 2-3 K ③			B X 1-0 P4 ③		C B F F F X 2-2 F9 ③		2 0 0 1 0	0 0 0 0 0	0 0 0 0 0	0 0 0 0 0	1 0 0 0 0	1 0 0 0 0	1 0 0 0 0
José Hernández, R (1, 5) OBP: 0.261, SLG: 0.409	C F B X 1-2 FC6-4 G4-6-3 1-2f ①			C X 0-1 F8 ①			B B C X 2-1 1B 1B 1B	X 0-0 G6-3 ①		4	1	1	0	0	0	1
Scott Servais, R (1, 2) OBP: 0.286, SLG: 0.280 Tyler Houston, L (9, PH) OBP: 0.216, SLG: 0.278	B X 1-0 G4-6-3 ② ③ 1-2f			C B F B X 2-2 G4-3 ②			B X 1-0 1B 1-3 1B	X 0-0 G3 ②		3 1	0 0	1 0	0 0	0 0	0 0	1 0
Kevin Tapani, R (1, 1) OBP: 0.158, SLG: 0.063 Manny Alexander, R (7, 6) OBP: 0.375, SLG: 0.484			B C B X 2-1 G6-3 ①	B C S S F S 1-3 K ③			C F B B F X 2-2 1-2 3-H 1B	B C B F X 2-2 F9 ③		2 2	0 0	0 1	0 1	0 0	1 0	0 0
Inning Stats	R: 1 E: 0 K: 1 S: 16 H: 2 LOB: 1 BB: 0 P: 27	R: 0 E: 0 K: 0 S: 5 H: 0 LOB: 0 BB: 1 P: 11	R: 3 E: 1 K: 1 S: 13 H: 3 LOB: 1 BB: 1 P: 25	R: 0 E: 0 K: 1 S: 9 H: 0 LOB: 0 BB: 0 P: 12	R: 0 E: 0 K: 1 S: 9 H: 0 LOB: 0 BB: 0 P: 13	R: 0 E: 0 K: 0 S: 6 H: 0 LOB: 0 BB: 0 P: 9	R: 1 E: 0 K: 1 S: 14 H: 3 LOB: 2 BB: 0 P: 22	R: 0 E: 0 K: 1 S: 12 H: 0 LOB: 0 BB: 0 P: 20	R: 0 E: 0 K: 0 S: 5 H: 0 LOB: 0 BB: 0 P: 7	1B: 6 2B: 0 3B: 1 HR: 1	SF: 1 SAC: 0 DP: 1 HBP: 0						

PITCHER		IP	WLS	BF	H	R	ER	SO	BB	IBB	HBP	BLK	WP	HR	S	P	ERA	WHIP
Cliff Politte, R ERA: 4.2	(1, 1)	3.0		15	5	4	3	2	2	0	0	0	0	1	34	63	9.00	2.333
John Frascatore, R ERA: 7.41	(4, 1)	2.0		6	0	0	0	2	0	0	0	0	0	0	18	25	0.00	0.000
Mark Petkovsek, R ERA: 8.36	(6, 1)	1.0	W	3	0	0	0	0	0	0	0	0	0	0	6	9	0.00	0.000
Kent Bottenfield, R ERA: 6.35	(7, 1)	0.0		3	3	1	1	0	0	0	0	0	0	0	7	12	∞	∞
Lance Painter, L ERA: 5.4	(7, 1)	1.2		5	0	0	0	2	0	0	0	0	0	0	15	24	0.00	0.000

PITCHER		IP	WLS	BF	H	R	ER	SO	BB	IBB	HBP	BLK	WP	HR	S	P	ERA	WHIP
Jeff Brantley, R ERA: 2.16	(8, 1)	1.1	S	4	0	0	0	0	0	0	0	0	0	0	9	13	0.00	0.000

BOTTOM

St. Louis Cardinals @ Chicago Cubs

Wrigley Field, Chicago, IL

Sun May 03 1998, 3:33 AM CDT

Att. 38,571 - Overcast - 52 F

livebaseballscorecards.com

AB	33
R	5
H	8
RBI	5
BB	2
SO	6
LOB	10

1B: 6	SF: 1	WP: 0	PA: 36
2B: 0	SAC: 0	PB: 0	
3B: 1	DP: 1	SB: 0	
HR: 1	HBP: 0	CS: 0	

Batter	1	2	3	4	5	6	7	8	9	AB	R	H	RBI	BB	SO	LOB
Craig Biggio, R (1, 4) OBP: 0.380, SLG: 0.492	C X 0-1 ① P3		B C X 1-1 ② P3		F X 0-1 ① L4		B C X 1-1 ② G1-3 2-3	B X 1-0 HR		5	1	1	1	0	0	1
Derek Bell, R (1, 9) OBP: 0.442, SLG: 0.653	F C S 0-3 ② K		S S B S 1-3 ③ K		C S X 0-2 ② G5-3		C B X 1-1 ② 5 BB 2B 3-H 1B	S F B X 1-2 E4 5 G4-3		5	1	1	1	0	2	0
5 Jeff Bagwell, R (1, 3) OBP: 0.418, SLG: 0.413	C B C F S 1-3 ③ K			B C X 1-1 FC5-4 1B	C B C B B X 3-2 ③ F7		B B C C 1 SAFE P B 4-2 2B E 1-2 BB	B C S X 1-2 G4-3 2-3		4	1	1	0	1	1	1
Bill Spiers, L (1, 5) OBP: 0.351, SLG: 0.355		X 0-0 ① G4-3		C C B C 1-3 ① K		B C F B F B X 3-2 ① L7	B X 1-0 E 1-3 2-H 2B	B C F X 1-2 ③ F9		5	1	1	1	0	1	2
Moises Alou, R (1, 7) OBP: 0.398, SLG: 0.600		X 0-0 ② L7		1 SAFE F X 0-1 ② FC5-4 1-2f 2B		B X 1-0 ② P8	B B B B C B 4-1 E E BB		B C B F B X 3-2 ① P5	4	2	0	0	1	0	1
Carl Everett, S (1, 8) OBP: 0.427, SLG: 0.569		B B B C B 4-1 S 1B BB		1 SAFE C X 0-1 2B 1-H 2B		C S X 0-2 1B	F B F B B F F X 3-2 E6 1-H 2-H 3-H 1B		B F S B X 2-2 ② L8	4	2	3	3	1	0	0
Ricky Gutierrez, R (1, 6) OBP: 0.417, SLG: 0.440 C.J. Nitkowski, L (7, 1)		1 SAFE 1 SAFE B B C S B X 3-2 S 1-H 1B		X 0-0 2B 2-H 2B		1 SAFE C 1 SAFE X 0-1 ③ G5-3	C C X 0-2 ③ G4-3		X 0-0 ③ F8	4 1	0 0	2 0	2 0	0 0	0 0	2 0
Brad Ausmus, R (1, 2) OBP: 0.284, SLG: 0.299		B 1 SAFE C B 1 SAFE C S 2-3 ③ K 1-2		C C B B I 4-2 IBB			F C X 0-2 G1-3 35 S 1B	B B B C X 3-1 HR		3	2	2	1	1	1	1
Jose Lima, R (1, 1) 35 Dave Clark, L (7, PH) OBP: 0.250, SLG: 0.125 Tim Bogar, R (7, 6) OBP: 0.273, SLG: 0.250			C X 0-1 ① G6-3	X 0-0 ③ G1-3			F B C B S 2-3 ① K 1-2	X 0-0 ① F8		2 1 1	0 0 0	0 0 0	0 0 0	0 0 0	0 1 0	2 1 0
Inning Stats	R: 0 H: 0 E: 0 LOB: 0 K: 2 BB: 0 S: 9 P: 10	R: 1 H: 1 E: 0 LOB: 1 K: 1 BB: 1 S: 9 P: 18	R: 0 H: 0 E: 0 LOB: 0 K: 1 BB: 0 S: 7 P: 9	R: 2 H: 3 E: 0 LOB: 2 K: 1 BB: 1 S: 13 P: 19	R: 0 H: 0 E: 0 LOB: 0 K: 0 BB: 0 S: 8 P: 11	R: 0 H: 1 E: 0 LOB: 1 K: 0 BB: 0 S: 10 P: 14	R: 5 H: 4 E: 1 LOB: 1 K: 1 BB: 2 S: 23 P: 38	R: 2 H: 2 E: 1 LOB: 1 K: 0 BB: 0 S: 13 P: 20	R: 0 H: 0 E: 0 LOB: 0 K: 0 BB: 0 S: 7 P: 12	1B: 6 SF: 0 2B: 3 SAC: 0 3B: 0 DP: 0 HR: 2 HBP: 0						

TOP

Houston Astros @ Chicago Cubs

Wrigley Field, Chicago, IL

Tue May 05 1998, 7:05 PM CDT

Att. 21,431 - Unknown - 66 F

livebaseballscorecards.com

AB	39
R	10
H	11
RBI	9
BB	4
SO	6
LOB	11

PITCHER		IP	WLS	BF	H	R	ER	SO	BB	IBB	HBP	BLK	WP	HR	S	P	ERA	WHIP
Mark Clark, R ERA: 5.44	(1, 1)	6.2	L	30	7	6	6	6	2	1	0	0	0	0	69	101	8.10	1.350
Terry Adams, R ERA: 2.11	(7, 1)	0.1		4	2	2	1	0	1	0	0	0	0	0	10	18	27.00	9.000
Amaury Telemaco, R ERA: 3.71	(8, 1)	2.0		9	2	2	2	0	0	0	0	0	0	2	20	32	9.00	1.000

PITCHER	IP	WLS	BF	H	R	ER	SO	BB	IBB	HBP	BLK	WP	HR	S	P	ERA	WHIP

WP: 0	PB: 0	SB: 3	CS: 0	PA: 43													

BOTTOM

Batter	1	2	3	4	5	6	7	8	9	AB	R	H	RBI	BB	SO	LOB
Brant Brown, L (1, 8) OBP: 0.408, SLG: 0.588 Amaury Telemaco, R (8, 1) OBP: 0.167, SLG: 0.167	C B S B X 2-2 ① P6	B B F S B X 3-2 2-H 3-H HR		B B C S S 2-3 ③ K			S B C B B C 3-3 ③ K			4 0	1 0	1 0	3 0	0 0	2 0	0 0
Mickey Morandini, L (1, 4) OBP: 0.389, SLG: 0.417	C S S 0-3 ② K	B C F X 1-2 ③ G4-3			F X 0-1 ① P6			B F B B X 3-1 ① F9		4	0	0	0	0	1	0
Sammy Sosa, R (1, 9) OBP: 0.423, SLG: 0.574	C B B S B B B 4-2 S BB		B C F B B X 3-2 ① G5-3		C F F S 0-3 ② K			C F B X 1-2 FC6-4 1B		3	0	1	0	1	1	0
Mark Grace, L (1, 3) OBP: 0.410, SLG: 0.385	B B B B 4-0 1-2 BB		C B C X 1-2 G4-3 1B		B F X 1-1 ③ G2-3			C B B X 2-1 ② FC6-4 1-2f		3	0	1	0	1	0	1
Henry Rodriguez, L (1, 7) OBP: 0.363, SLG: 0.519 Terry Adams, R (7, 1) Kevin Orie, R (8, 5) OBP: 0.237, SLG: 0.259	S F S 0-3 ③ K		C B B S B X 3-2 ② G4-3 1-2			S F C 0-3 ① K		X 0-0 ③ G5-3		3 0 1	0 0 0	0 0 0	0 0 0	0 0 0	2 0 0	3 0 1
Jeff Blauser, R (1, 6) OBP: 0.355, SLG: 0.314		C B B C X 2-2 SH1-4 FC1 HR 1B	B F B F B X 3-2 ③ F8			C F B C 1-3 ② K			B C B B C F X 3-2 ① G5-3	4	1	1	0	0	1	1
José Hernández, R (1, 5) OBP: 0.260, SLG: 0.458 (8, 8)	B B X 2-0 ① F9			B X 1-0 HR		C C S 0-3 ③ K			C S B S 1-3 ② K	4	1	1	1	0	2	1
Scott Servais, R (1, 2) OBP: 0.284, SLG: 0.316		1 SAFE 1 SAFE F X 0-1 FC1 SH1-4 1-2 HR		X 0-0 ① F7			B F B X 2-1 ① G6-3		B F B B F F X 2-2 HR	4	2	1	1	0	0	1
Mark Clark, R (1, 1) OBP: 0.091, SLG: 0.091 Matt Mieske, R (7, 7) OBP: 0.167, SLG: 0.063		B B B C C X 3-2 ② SH1-4 1-2 2-3		C X 0-1 ② G6-3			C F X 0-2 ② G6-3		F B X 1-1 ③ G5-3	1 2	0 0	0 0	0 0	0 0	0 0	0 0
Inning Stats	R: 0 H: 0 E: 0 LOB: 2 K: 2 BB: 2 S: 11 P: 21	R: 3 H: 2 E: 0 LOB: 0 K: 0 BB: 0 S: 15 P: 26	R: 0 H: 1 E: 0 LOB: 1 K: 0 BB: 0 S: 13 P: 23	R: 1 H: 1 E: 0 LOB: 0 K: 1 BB: 0 S: 7 P: 10	R: 0 H: 0 E: 0 LOB: 0 K: 1 BB: 0 S: 8 P: 9	R: 0 H: 0 E: 0 LOB: 0 K: 3 BB: 0 S: 9 P: 10	R: 0 H: 0 E: 0 LOB: 0 K: 1 BB: 0 S: 9 P: 14	R: 0 H: 1 E: 0 LOB: 1 K: 0 BB: 0 S: 8 P: 14	R: 1 H: 1 E: 0 LOB: 0 K: 1 BB: 0 S: 13 P: 20	1B: 3 SF: 0 2B: 0 SAC: 1 3B: 0 DP: 0 HR: 3 HBP: 0						WP: 0 PA: 36 PB: 0 SB: 1 CS: 0

PITCHER	IP	WLS	BF	H	R	ER	SO	BB	IBB	HBP	BLK	WP	HR	S	P	ERA	WHIP
Jose Lima, R (1, 1) ERA: 3.04	6.0	W	25	4	4	4	7	2	0	0	0	0	2	63	99	6.00	1.000
C.J. Nitkowski, L (7, 1) ERA: 2.78	3.0	S	11	2	1	1	2	0	0	0	0	0	1	30	48	3.00	0.667

PITCHER	IP	WLS	BF	H	R	ER	SO	BB	IBB	HBP	BLK	WP	HR	S	P	ERA	WHIP

Houston Astros @ Chicago Cubs

Wrigley Field, Chicago, IL

Tue May 05 1998, 7:05 PM CDT

Att. 21,431 - Unknown - 66 F

livebaseballscorecards.com

AB	33
R	5
H	6
RBI	5
BB	2
SO	9
LOB	8

Batter	1	2	3	4	5	6	7	8	9	AB	R	H	RBI	BB	SO	LOB
Craig Biggio, R (1, 4) OBP: 0.376, SLG: 0.480	B B C F S 2-3 ① K		B C X 1-1 ③ G6-3 2-3			S F B H 2-2 HBP			B X 1-0 ② G6-3	3	0	0	0	0	1	1
Derek Bell, R (1, 9) OBP: 0.430, SLG: 0.633	C C F S 0-3 ② K			B C F B X 2-2 ① F9		X 0-0 ③ P3			B S S S 1-3 ③ K	4	0	0	0	0	2	1
5 Jeff Bagwell, R (1, 3) OBP: 0.410, SLG: 0.402	C B B S C 2-3 ③ K			F B B B C C 3-3 ② K			B B C C B S 3-3 ① K			3	0	0	0	0	3	0
Jack Howell, L (1, 5) OBP: 0.286, SLG: 0.263		B F F S 1-3 ① K		C B B S C 2-3 ③ K			B B B C S S 3-3 ② K			3	0	0	0	0	3	0
Moises Alou, R (1, 8) OBP: 0.389, SLG: 0.583		C S B S 1-3 ② K			C C C 0-3 ① K		C S B S 1-3 ③ K			3	0	0	0	0	3	0
35 Dave Clark, L (1, 7) OBP: 0.226, SLG: 0.111		B X 1-0 ③ F8			C C C 0-3 ② K			B B S S B F F S 3-3 ① K		3	0	0	0	0	2	0
Ricky Gutierrez, R (1, 6) OBP: 0.415, SLG: 0.436			F S B F X 1-2 BLK SH3-4 1B		F B F F B C 2-3 ③ K			C F S 0-3 ② K		3	0	1	0	0	2	0
Brad Ausmus, R (1, 2) OBP: 0.276, SLG: 0.289			C F B B B F B S 3-3 ① K			B C C B X 2-2 ① G4-3		S S C 0-3 ③ K		3	0	0	0	0	2	1
Shane Reynolds, R (1, 1) OBP: 0.125, SLG: 0.188 Bill Spiers, L (9, PH) OBP: 0.347, SLG: 0.349			X 0-0 ② SH3-4 1-2			C F C 0-3 ② K			F F B F F S 1-3 ① K	1 1	0 0	0 0	0 0	1 1	0 0	0 0
Inning Stats	R: 0 H: 0 E: 0 LOB: 0 K: 3 BB: 0 S: 10 P: 14	R: 0 H: 0 E: 0 LOB: 0 K: 2 BB: 0 S: 7 P: 10	R: 0 H: 1 E: 0 LOB: 1 K: 1 BB: 0 S: 11 P: 16	R: 0 H: 0 E: 0 LOB: 0 K: 2 BB: 0 S: 9 P: 16	R: 0 H: 0 E: 0 LOB: 0 K: 3 BB: 0 S: 10 P: 12	R: 0 H: 0 E: 0 LOB: 1 K: 1 BB: 0 S: 9 P: 13	R: 0 H: 0 E: 0 LOB: 0 K: 3 BB: 0 S: 9 P: 16	R: 0 H: 0 E: 0 LOB: 0 K: 3 BB: 0 S: 10 P: 13	R: 0 H: 0 E: 0 LOB: 0 K: 2 BB: 0 S: 9 P: 12	1B: 1 SF: 0 2B: 0 SAC: 1 3B: 0 DP: 0 HR: 0 HBP: 1					WP: 0 PA: 29 PB: 0 SB: 0 CS: 0	

PITCHER	IP	WLS	BF	H	R	ER	SO	BB	IBB	HBP	BLK	WP	HR	S	P	ERA	WHIP
34 Kerry Wood, R (1, 1) ERA: 3.95	9.0	W	29	1	0	0	20	0	0	1	1	0	0	84	122	0.00	0.111

PITCHER	IP	WLS	BF	H	R	ER	SO	BB	IBB	HBP	BLK	WP	HR	S	P	ERA	WHIP

TOP

Houston Astros @ Chicago Cubs

Wrigley Field, Chicago, IL

Wed May 06 1998, 3:33 AM CDT

Att. 15,758 - Cloudy - 71 F

livebaseballscorecards.com

AB	27
R	0
H	1
RBI	0
BB	0
SO	20
LOB	3

Batter	1	2	3	4	5	6	7	8	9	AB	R	H	RBI	BB	SO	LOB
Brant Brown, L (1, 8) OBP: 0.413, SLG: 0.583	B C F B S 2-3 K ①		X 0-0 1B 1B ①		C B X 1-1 G1-6-3 1B		S S B B X 2-2 G4-3 ③			4	0	2	0	0	1	0
Mickey Morandini, L (1, 4) OBP: 0.385, SLG: 0.411	C B C S 1-3 K ②		L S S 1 SAFE 1 SAFE S 1-3 K ②		C F B B B 1 SAFE X 3-2 G1-6-3 ① ② 1-2f			B C X 1-1 1B FC5-4 1B		4	1	1	0	0	2	2
Sammy Sosa, R (1, 9) OBP: 0.418, SLG: 0.563	C S B S 1-3 K ③		B 1 SAFE B C 1 X SAFE 2-1 BB 1-3 1B		B F S S 1-3 K ③			C X 0-1 F9 ①		4	0	1	0	0	2	1
Mark Grace, L (1, 3) OBP: 0.420, SLG: 0.400		X 0-0 E7 SF8 2B	1 SAFE B B 1 SAFE 1 SAFE B B 4-0 1-2 BB			S S B X 1-2 G4-3 ①		1 SAFE 1 SAFE F B B X 2-1 FC5-4 1-3 1B		3	1	2	0	1	0	0
Henry Rodriguez, L (1, 7) OBP: 0.354, SLG: 0.509 José Hernández, R (8, 7) OBP: 0.255, SLG: 0.449	B B B C F X 3-2 SF8 3-H ①		S B S C 1-3 K ③			C B B F S 2-3 K ②		C B S X 1-2 FC5-4 CS 1-2f 3-H ②		2 1	0 0	0 0	1 1	0 0	2 0	3 1
Jeff Blauser, R (1, 6) OBP: 0.362, SLG: 0.333	B X 1-0 G5-3 ②	B B X 2-0 2B				X 0-0 1B		B 1 SAFE C F B 2-2 CS 1-2 ③		3	0	2	0	0	0	0
Sandy Martinez, L (1, 2) OBP: 0.500, SLG: 0.625	B B B B 4-0 BB	B X 1-0 F9 ①				S B X 1-1 L5 ③				2	0	0	0	1	0	2
Kevin Orie, R (1, 5) OBP: 0.231, SLG: 0.252	C B S B S 2-3 K ③	F B C C 1-3 K ②					M X 0-1 G5-3 ①			3	0	0	0	0	2	2
34 Kerry Wood, R (1, 1) OBP: 0.100, SLG: 0.100			C O B F C 1-3 K ①	S X 0-1 G3-1 ③			F X 0-1 P4 ②			3	0	0	0	0	1	1
Inning Stats	R: 0 H: 0 E: 0 LOB: 0 K: 3 BB: 0 S: 9 P: 13	R: 1 H: 1 E: 1 LOB: 1 K: 1 BB: 1 S: 8 P: 18	R: 0 H: 2 E: 0 LOB: 3 K: 3 BB: 1 S: 13 P: 22	R: 0 H: 1 E: 0 LOB: 1 K: 1 BB: 0 S: 7 P: 11	R: 0 H: 1 E: 0 LOB: 0 K: 1 BB: 0 S: 8 P: 13	R: 0 H: 1 E: 0 LOB: 1 K: 1 BB: 0 S: 9 P: 13	R: 0 H: 0 E: 0 LOB: 0 K: 0 BB: 0 S: 7 P: 9	R: 1 H: 2 E: 0 LOB: 0 K: 0 BB: 0 S: 11 P: 17		1B: 6 SF: 1 2B: 2 SAC: 0 3B: 0 DP: 1 HR: 0 HBP: 0					WP: 0 PA: 33 PB: 0 SB: 0 CS: 1	

PITCHER		IP	WLS	BF	H	R	ER	SO	BB	IBB	HBP	BLK	WP	HR	S	P	ERA	WHIP
Shane Reynolds, R ERA: 3.83	(1, 1)	8.0	L	32	8	2	1	10	2	0	0	0	0	0	72	116	1.12	1.250

PITCHER	IP	WLS	BF	H	R	ER	SO	BB	IBB	HBP	BLK	WP	HR	S	P	ERA	WHIP

BOTTOM

Houston Astros @ Chicago Cubs

Wrigley Field, Chicago, IL

Wed May 06 1998, 3:33 AM CDT

Att. 15,758 - Cloudy - 71 F

livebaseballscorecards.com

AB	29
R	2
H	8
RBI	2
BB	2
SO	10
LOB	12

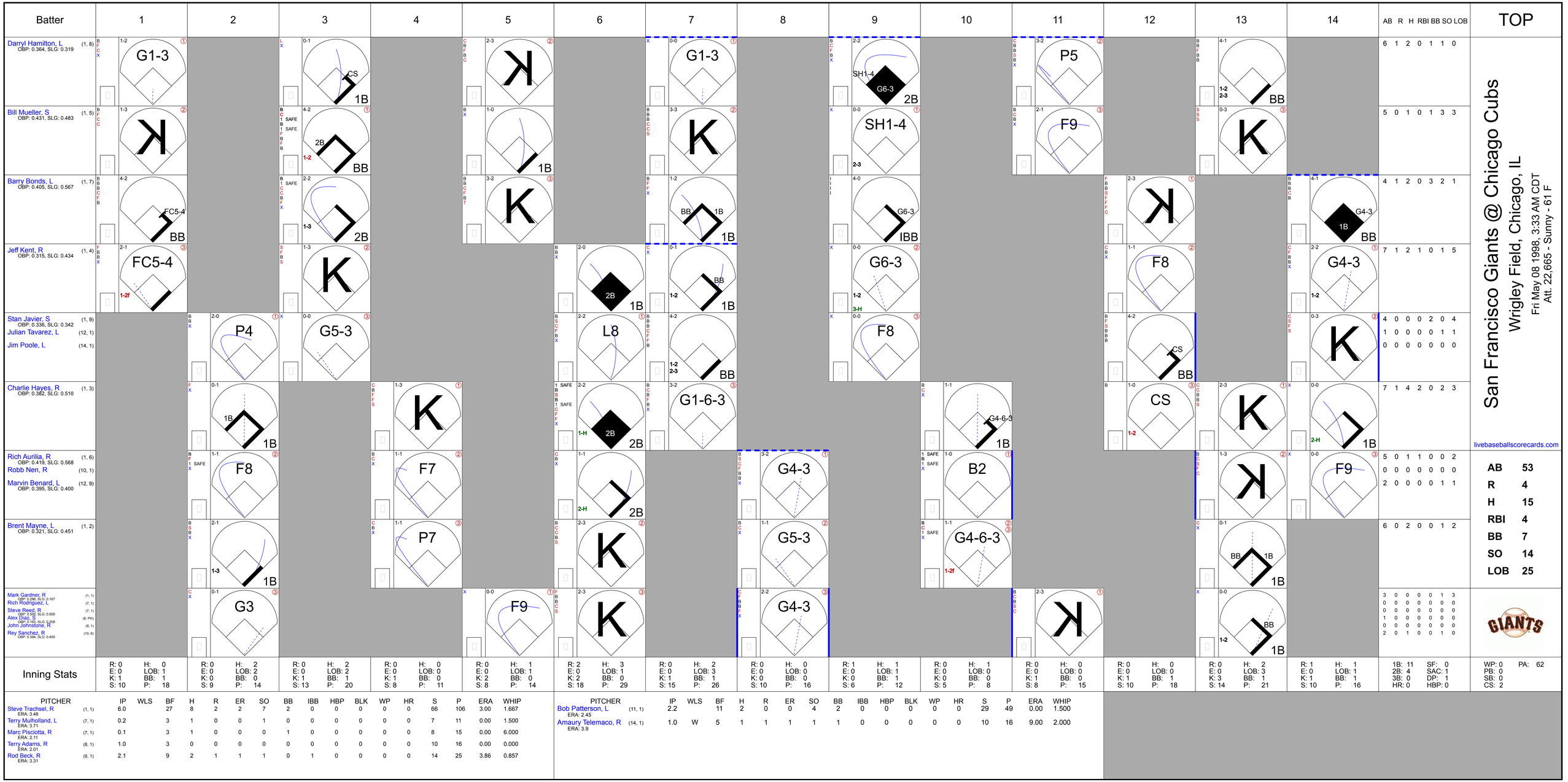
Batter
1
2
3
4
5
6
7
8
9
10
11
12
13
14
AB R H RBI BB SO LOB
TOP
Darryl Hamilton, L (1, 8) OBP: 0.364, SLG: 0.319
G1-3
K
CS 1B
K
1B
G1-3
SH1-4 G6-3 2B
P5
BB
K
BB 1B
Bill Mueller, S (1, 5) OBP: 0.431, SLG: 0.483
K
2B BB
K
1B
SH1-4
F9
K
Barry Bonds, L (1, 7) OBP: 0.405, SLG: 0.567
FC5-4 BB
K
K
BB 1B 1B
G6-3 IBB
K
1B G4-3 BB
Jeff Kent, R (1, 4) OBP: 0.315, SLG: 0.434
FC5-4
K
2B 1B
BB 1B
G6-3
F8
G4-3
Stan Javier, S (1, 9) OBP: 0.336, SLG: 0.342
Julian Tavarez, L (12, 1)
Jim Poole, L (14, 1)
P4
G5-3
L8
BB
F8
CS BB
K
Charlie Hayes, R (1, 3) OBP: 0.382, SLG: 0.510
1B 1B
K
2B 2B
G1-6-3
G4-6-3 1B
CS
K
2B
Rich Aurilia, R (1, 6) OBP: 0.419, SLG: 0.568
Robb Nen, R (10, 1)
Marvin Benard, L (12, 9) OBP: 0.395, SLG: 0.400
F8
F7
2B
G4-3
B2
K
F9
Brent Mayne, L (1, 2) OBP: 0.321, SLG: 0.451
1B
P7
K
G5-3
G4-6-3
BB 1B 1B
Mark Gardner, R (1, 1) OBP: 0.286, SLG: 0.167
Rich Rodriguez, L (7, 1)
Steve Reed, R (7, 1) OBP: 0.500, SLG: 0.500
Alex Diaz, L (8, PH) OBP: 0.143, SLG: 0.209
John Johnstone, R (8, 1)
Rey Sanchez, R (10, 6) OBP: 0.394, SLG: 0.400
G3
F9
K
G4-3
K
BB 1B
6 1 2 0 1 1 0
5 0 1 0 1 3 3
4 1 2 0 3 2 1
7 1 2 1 0 1 5
4 0 0 0 2 0 4
1 0 0 0 0 0 1 1
0 0 0 0 0 0 0 0
7 1 4 2 0 2 3
5 0 1 1 0 0 2
0 0 0 0 0 0 0 0
2 0 0 0 0 1 1
6 0 2 0 0 1 2
3 0 0 0 0 1 3
0 0 0 0 0 0 0 0
0 0 0 0 0 0 0 0
1 0 0 0 0 0 0 0
0 0 0 0 0 0 0 0
2 0 1 0 0 1 0
San Francisco Giants @ Chicago Cubs
Wrigley Field, Chicago, IL
Fri May 08 1998, 3:33 AM CDT
Att. 22,665 - Sunny - 61 F
livebaseballscorecards.com
AB 53
R 4
H 15
RBI 4
BB 7
SO 14
LOB 25
Inning Stats
R: 0 H: 0 E: 0 LOB: 1 K: 1 BB: 1 S: 10 P: 18
R: 0 H: 2 E: 0 LOB: 2 K: 0 BB: 0 S: 9 P: 14
R: 0 H: 2 E: 0 LOB: 2 K: 1 BB: 1 S: 13 P: 20
R: 0 H: 0 E: 0 LOB: 0 K: 1 BB: 0 S: 8 P: 11
R: 0 H: 1 E: 0 LOB: 1 K: 2 BB: 0 S: 8 P: 14
R: 2 H: 3 E: 0 LOB: 1 K: 2 BB: 0 S: 18 P: 29
R: 0 H: 2 E: 0 LOB: 3 K: 1 BB: 1 S: 15 P: 26
R: 0 H: 0 E: 0 LOB: 0 K: 0 BB: 0 S: 10 P: 16
R: 1 H: 1 E: 0 LOB: 1 K: 0 BB: 1 S: 6 P: 12
R: 0 H: 1 E: 0 LOB: 0 K: 0 BB: 0 S: 5 P: 8
R: 0 H: 0 E: 0 LOB: 0 K: 1 BB: 0 S: 8 P: 15
R: 0 H: 0 E: 0 LOB: 0 K: 1 BB: 1 S: 10 P: 18
R: 0 H: 2 E: 0 LOB: 3 K: 3 BB: 1 S: 14 P: 21
R: 1 H: 1 E: 0 LOB: 1 K: 1 BB: 1 S: 10 P: 16
1B: 11 SF: 0 2B: 4 SAC: 1 3B: 0 DP: 1 HR: 0 HBP: 0
WP: 0 PA: 62 PB: 0 SB: 0 CS: 2
PITCHER IP WLS BF H R ER SO BB IBB HBP BLK WP HR S P ERA WHIP
Steve Trachsel, R (1, 1) ERA: 3.48 6.0 27 8 2 2 7 2 0 0 0 0 0 66 106 3.00 1.667
Terry Mulholland, L (7, 1) ERA: 3.71 0.2 3 1 0 0 1 0 0 0 0 0 0 7 11 0.00 1.500
Marc Pisciotta, R (7, 1) ERA: 2.11 0.1 3 1 0 0 0 1 0 0 0 0 0 8 15 0.00 6.000
Terry Adams, R (8, 1) ERA: 2.01 1.0 3 0 0 0 0 0 0 0 0 0 0 10 16 0.00 0.000
Rod Beck, R (9, 1) ERA: 3.31 2.1 9 2 1 1 1 0 1 0 0 0 0 14 25 3.86 0.857
PITCHER IP WLS BF H R ER SO BB IBB HBP BLK WP HR S P ERA WHIP
Bob Patterson, L (11, 1) ERA: 2.45 2.2 11 2 0 0 4 2 0 0 0 0 0 29 49 0.00 1.500
Amaury Telemaco, R (14, 1) ERA: 3.9 1.0 W 5 1 1 1 1 1 0 0 0 0 0 10 16 9.00 2.000

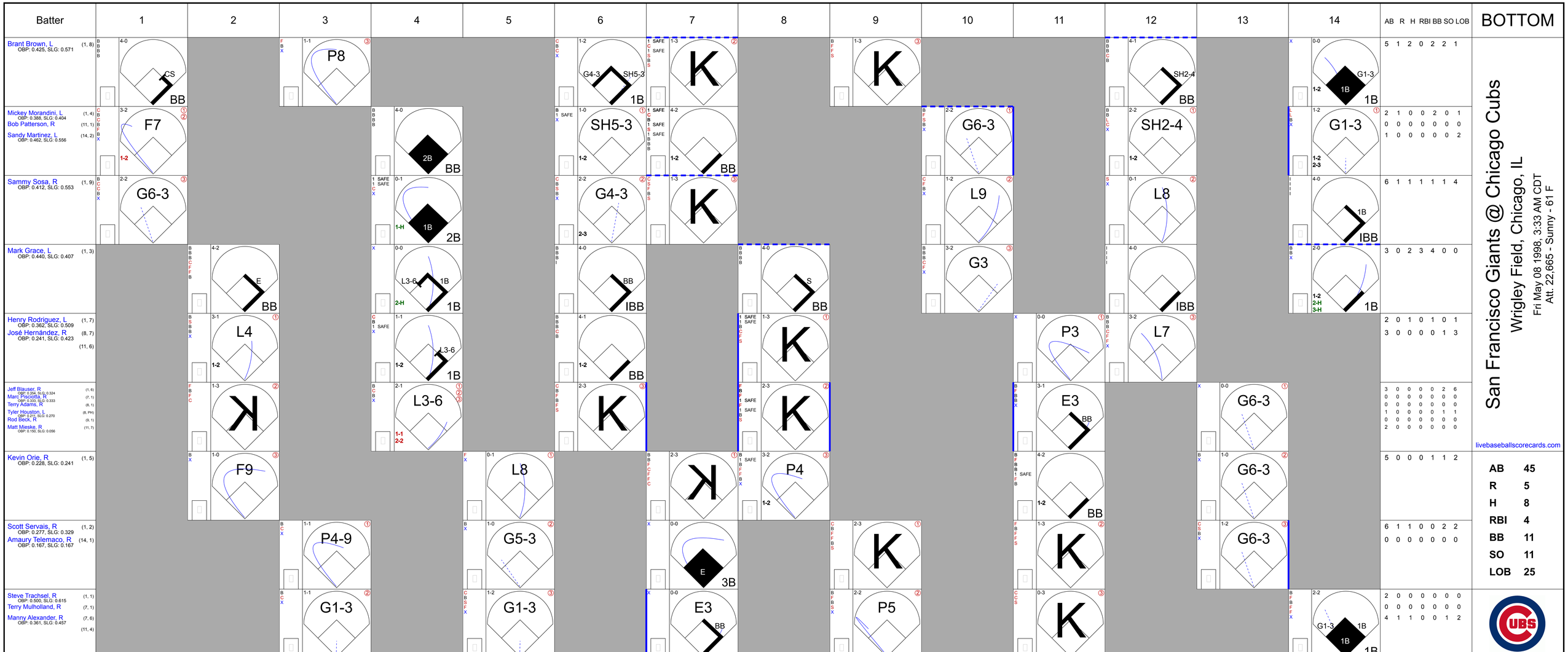
Batter
1
2
3
4
5
6
7
8
9
10
11
12
13
14
AB R H RBI BB SO LOB
BOTTOM
Brant Brown, L (1, 8) OBP: 0.425, SLG: 0.571
Mickey Morandini, L (1, 4) OBP: 0.388, SLG: 0.404
Bob Patterson, R (11, 1)
Sandy Martinez, L (14, 2) OBP: 0.462, SLG: 0.556
Sammy Sosa, R (1, 9) OBP: 0.412, SLG: 0.553
Mark Grace, L (1, 3) OBP: 0.440, SLG: 0.407
Henry Rodriguez, L (1, 7) OBP: 0.362, SLG: 0.509
José Hernández, R (8, 7) OBP: 0.241, SLG: 0.423
(11, 6)
Jeff Blauser, R (1, 6) OBP: 0.354, SLG: 0.324
Marc Pisciotta, R (7, 1) OBP: 0.333, SLG: 0.333
Terry Adams, R (8, 1)
Tyler Houston, L (8, PH) OBP: 0.211, SLG: 0.270
Rod Beck, R (9, 1)
Matt Mieske, R (11, 7) OBP: 0.100, SLG: 0.056
Kevin Orie, R (1, 5) OBP: 0.228, SLG: 0.241
Scott Servais, R (1, 2) OBP: 0.277, SLG: 0.329
Amaury Telemaco, R (14, 1) OBP: 0.167, SLG: 0.167
Steve Trachsel, R (1, 1) OBP: 0.500, SLG: 0.615
Terry Mulholland, R (7, 1)
Manny Alexander, R (7, 6) OBP: 0.361, SLG: 0.457
(11, 4)
Inning Stats
R: 0 E: 0 K: 0 S: 7
H: 0 LOB: 0 BB: 1 P: 16
R: 0 E: 1 K: 1 S: 9
H: 0 LOB: 1 BB: 1 P: 18
R: 0 E: 0 K: 0 S: 6
H: 0 LOB: 0 BB: 0 P: 9
R: 2 E: 0 K: 0 S: 7
H: 3 LOB: 0 BB: 1 P: 14
R: 0 E: 0 K: 0 S: 7
H: 0 LOB: 0 BB: 0 P: 9
R: 0 E: 0 K: 1 S: 12
H: 1 LOB: 3 BB: 2 P: 26
R: 1 E: 1 K: 3 S: 16
H: 1 LOB: 2 BB: 1 P: 24
R: 0 E: 0 K: 2 S: 10
H: 0 LOB: 1 BB: 1 P: 20
R: 0 E: 0 K: 2 S: 10
H: 0 LOB: 0 BB: 0 P: 15
R: 0 E: 0 K: 0 S: 9
H: 0 LOB: 0 BB: 0 P: 15
R: 0 E: 1 K: 2 S: 12
H: 0 LOB: 2 BB: 1 P: 20
R: 0 E: 0 K: 0 S: 10
H: 0 LOB: 2 BB: 2 P: 23
R: 0 E: 0 K: 0 S: 5
H: 0 LOB: 0 BB: 0 P: 7
R: 2 E: 0 K: 0 S: 9
H: 3 LOB: 2 BB: 1 P: 18
1B: 6 2B: 1 3B: 2 HR: 0
SF: 0 SAC: 2 DP: 0 HBP: 0
WP: 0 PB: 0 SB: 1 CS: 1
PA: 58
PITCHER IP WLS BF H R ER SO BB IBB HBP BLK WP HR S P ERA WHIP
Mark Gardner, R (1, 1) ERA: 5.72 6.1 27 5 3 2 3 4 1 0 0 0 0 55 101 2.84 1.421
Rich Rodriguez, L (7, 1) ERA: 6.75 0.1 2 0 0 0 1 1 0 0 0 0 0 5 10 0.00 3.000
Steve Reed, R (7, 1) ERA: 0.86 0.1 1 0 0 0 1 0 0 0 0 0 0 4 5 0.00 0.000
John Johnstone, R (8, 1) ERA: 1.31 2.0 7 0 0 0 4 1 0 0 0 0 0 20 35 0.00 0.500
Robb Nen, R (10, 1) ERA: 1.27 2.0 8 0 0 0 2 1 0 0 0 0 0 21 35 0.00 0.500
PITCHER IP WLS BF H R ER SO BB IBB HBP BLK WP HR S P ERA WHIP
Julian Tavarez, R (12, 1) ERA: 2.52 2.1 L 12 2 2 2 0 1 2 0 0 0 0 0 23 45 7.71 1.286
Jim Poole, L (14, 1) ERA: 1.17 0.0 1 1 0 0 0 0 0 0 0 0 0 1 3 ∞ ∞
San Francisco Giants @ Chicago Cubs
Wrigley Field, Chicago, IL
Fri May 08 1998, 3:33 AM CDT
Att. 22,665 - Sunny - 61 F
livebaseballscorecards.com
AB 45
R 5
H 8
RBI 4
BB 11
SO 11
LOB 25

Batter	1	2	3	4	5	6	7	8	9	AB	R	H	RBI	BB	SO	LOB
Darryl Hamilton, L (1, 8) OBP: 0.360, SLG: 0.316	B X 1-0 1B 2B 1B		S B X 1-1 ① G4-3		X 0-0 ② F7		B X 1-0 ③ F8			4	1	1	0	0	0	1
Rey Sanchez, R (1, 6) OBP: 0.400, SLG: 0.406	C F B F X 1-2 2B G6-3 1-3 1B		B X 1-0 E 1B 1B		F F B X 1-2 ③ G6-3			C C S 0-3 ① K		4	1	2	0	0	1	1
Barry Bonds, L (1, 7) OBP: 0.420, SLG: 0.585	B X 1-0 G6-3 1-3 3-H 2B		X 0-0 E2 G5-4-3 1-3 1B			B C X 1-1 G5-3 1B SF8 1B		B B B B 4-0 G6-4-3 BB		3	1	3	1	1	0	0
Jeff Kent, R (1, 4) OBP: 0.314, SLG: 0.429	C F B F S 1-3 ① K		B F B X 2-1 ② ③ G5-4-3 1-2f			C X 0-1 G5-3 1-2 1B		S X 0-1 ② ③ G6-4-3 1-2f		4	0	1	0	0	1	5
Charlie Hayes, R (1, 3) OBP: 0.356, SLG: 0.472	X 0-0 ② G6-3 2-3 3-H			B C B F F C 2-3 ① K		S X 0-1 ① G5-3 1-2 2-3			C B C B S 2-3 ① K	4	0	0	1	0	2	3
Bill Mueller, S (1, 5) OBP: 0.426, SLG: 0.488	S S B C 1-3 ③ K			B S B X 2-1 ② F8		S X 0-1 ② SF8 3-H			C B B C X 2-2 WP 1B 2B	3	1	1	1	0	1	1
Chris Jones, R (1, 9) OBP: 0.286, SLG: 0.250 Steve Reed, R (9, 1) OBP: 0.500, SLG: 0.500		B B C X 2-1 ① G3		C S S 0-3 ③ K		B F B B X 3-1 ③ G5-3			B S B F B B 4-2 F7 1B 2-3 BB	3 0	1 0	0 0	0 0	1 0	1 0	1 0
Doug Mirabelli, R (1, 2) Stan Javier, S (9, PH) OBP: 0.333, SLG: 0.339 (9, 9)		B B F F F F S 2-3 ② K		C B F B B F B 4-2 SH1-4 BB			X 0-0 ① F9		B F B X 2-1 ② F7 1-2	2 1	0 0	0 0	0 0	1 0	1 0	0 2
Danny Darwin, R (1, 1) OBP: 0.143, SLG: 0.077 Rich Rodriguez, L (7, 1) Brent Mayne, L (9, PH) OBP: 0.333, SLG: 0.462 (9, 2)		C C B S 1-3 ③ K		1 SAFE L X 0-1 ① SH1-4 1-2			B C X 1-1 ② G1-3		B F B X 2-1 ③ 2-H 3-H 1B	2 0 1	0 0 0	0 0 1	0 0 2	0 0 0	1 0 0	0 0 0
Inning Stats	R: 2 H: 3 E: 0 LOB: 1 K: 2 BB: 0 S: 14 P: 19	R: 0 H: 0 E: 0 LOB: 0 K: 2 BB: 0 S: 10 P: 15	R: 0 H: 2 E: 1 LOB: 1 K: 0 BB: 0 S: 6 P: 10	R: 0 H: 0 E: 0 LOB: 0 K: 2 BB: 0 S: 9 P: 13	R: 0 H: 0 E: 0 LOB: 1 K: 0 BB: 1 S: 9 P: 14	R: 1 H: 2 E: 0 LOB: 1 K: 0 BB: 0 S: 10 P: 14	R: 0 H: 0 E: 0 LOB: 0 K: 0 BB: 0 S: 4 P: 6	R: 0 H: 0 E: 0 LOB: 0 K: 1 BB: 1 S: 5 P: 9	R: 2 H: 2 E: 0 LOB: 1 K: 1 BB: 1 S: 12 P: 24	1B: 7 SF: 1 2B: 2 SAC: 1 3B: 0 DP: 2 HR: 0 HBP: 0						WP: 1 PA: 36 PB: 0 SB: 0 CS: 0

PITCHER		IP	WLS	BF	H	R	ER	SO	BB	IBB	HBP	BLK	WP	HR	S	P	ERA	WHIP
Kevin Tapani, R ERA: 4.32	(1, 1)	7.0	L	28	7	3	3	6	1	0	0	0	0	0	62	91	3.86	1.143
Don Wengert, R ERA: 6.32	(8, 1)	2.0		8	2	2	2	2	2	0	0	0	1	0	17	33	9.00	2.000

PITCHER	IP	WLS	BF	H	R	ER	SO	BB	IBB	HBP	BLK	WP	HR	S	P	ERA	WHIP

TOP

San Francisco Giants @ Chicago Cubs

Wrigley Field, Chicago, IL

Sat May 09 1998, 3:33 AM CDT

Sunny - 62 F

livebaseballscorecards.com

AB	31
R	5
H	9
RBI	5
BB	3
SO	8
LOB	14

Batter	1	2	3	4	5	6	7	8	9	AB	R	H	RBI	BB	SO	LOB
Brant Brown, L (1, 8) OBP: 0.422, SLG: 0.563 Jeff Blauser, R (7, PH) OBP: 0.351, SLG: 0.321 Don Wengert, R (8, 1) José Hernández, R (9, PH) OBP: 0.236, SLG: 0.415	X 0-0 CS 1B		B C F S 1-3 ② K			S X 0-1 ① F7	B B F B X 3-1 ③ F7		B F T F B B S 3-3 ③ K	3 1 0 1	0 0 0 0	1 0 0 0	0 0 0 0	0 0 0 0	1 0 0 1	1 2 0 2
Mickey Morandini, L (1, 4) OBP: 0.384, SLG: 0.398	B X 1-0 ① F9		X 0-0 ③ FC4-6 1-2f			X 0-0 F9 WP 1B		B F X 1-1 ① G1-3		4	0	1	0	0	0	2
Sammy Sosa, R (1, 9) OBP: 0.408, SLG: 0.541	X 0-0 ② F9			C B B F F X 2-2 ① G4-3		S B B B C B 4-2 1-2 BB		B B F X 2-1 ② G5-3		3	0	0	0	1	0	1
Mark Grace, L (1, 3) OBP: 0.429, SLG: 0.394	C B B 1 SAFE C 2-2 ③ CS 1-2	B B F B X 3-1 ① P4		F C B B F B S 3-3 ② K		B X 1-0 ② F9 2-3		X 0-0 ③ G4-3		4	0	0	0	0	1	2
Henry Rodriguez, L (1, 7) OBP: 0.366, SLG: 0.514		C B X 1-1 G3 2B		F B B X 2-1 G6-3		B F B X 2-1 G4-3			B S B S B B 4-2 1B 1B G4-6-3 BB	3	1	1	0	1	0	2
Tyler Houston, L (1, 5) OBP: 0.214, SLG: 0.268		F B X 1-1 ② G3 2-3			S C B X 1-2 ① G3-1		C B X 1-1 ① F8		X 0-0 G4-6-3 1B 1-2 1B	4	0	1	0	0	0	1
Manny Alexander, R (1, 6) OBP: 0.350, SLG: 0.436		B F B B C F C 3-3 ③ K			C X 0-1 ② L7		C C B S 1-3 ② K		C S F B X 1-2 G4-6-3 1-2 2-3 1B	4	0	1	0	0	2	1
Sandy Martinez, L (1, 2) OBP: 0.471, SLG: 0.692			X 0-0 ① F8		C X 0-1 1B 2B		B C B F X 2-2 1B 2B		C F F B B B F F X 3-2 ① ② G4-6-3 1-2f 2-3 3-H	4	0	2	0	0	0	2
Kevin Tapani, R (1, 1) OBP: 0.238, SLG: 0.118 Matt Mieske, R (7, PH) OBP: 0.227, SLG: 0.105 (8, 8)			B B B C C B 4-2 FC4-6 BB		X 0-0 ③ 2-H 1B		B C X 1-1 2-3 1B		B C F H 2-2 HBP	1 1	0 0	1 1	0 0	1 0	0 0	0 0
Inning Stats	R: 0 E: 0 K: 0 S: 5 H: 1 LOB: 0 BB: 0 P: 8	R: 0 E: 0 K: 1 S: 10 H: 1 LOB: 1 BB: 0 P: 18	R: 0 E: 0 K: 1 S: 7 H: 0 LOB: 1 BB: 1 P: 12	R: 0 E: 0 K: 1 S: 10 H: 0 LOB: 0 BB: 0 P: 17	R: 0 E: 0 K: 0 S: 8 H: 2 LOB: 2 BB: 0 P: 9	R: 0 E: 0 K: 0 S: 8 H: 1 LOB: 2 BB: 1 P: 15	R: 0 E: 0 K: 1 S: 12 H: 2 LOB: 2 BB: 0 P: 20	R: 0 E: 0 K: 0 S: 5 H: 0 LOB: 0 BB: 0 P: 8	R: 1 E: 0 K: 1 S: 19 H: 2 LOB: 2 BB: 1 P: 32	1B: 6 2B: 3 3B: 0 HR: 0 SF: 0 SAC: 0 DP: 1 HBP: 1							

PITCHER		IP	WLS	BF	H	R	ER	SO	BB	IBB	HBP	BLK	WP	HR	S	P	ERA	WHIP
Danny Darwin, R ERA: 3.79	(1, 1)	6.2	W	27	7	0	0	4	2	0	0	0	1	0	58	94	0.00	1.350
Rich Rodriguez, L ERA: 5.91	(7, 1)	1.1		4	0	0	0	0	0	0	0	0	0	0	7	13	0.00	0.000
Steve Reed, R ERA: 1.23	(9, 1)	1.0		6	2	1	1	1	1	0	1	0	0	0	19	32	9.00	3.000

PITCHER	IP	WLS	BF	H	R	ER	SO	BB	IBB	HBP	BLK	WP	HR	S	P	ERA	WHIP

BOTTOM

San Francisco Giants @ Chicago Cubs

Wrigley Field, Chicago, IL

Sat May 09 1998, 3:33 AM CDT

Sunny - 62 F

livebaseballscorecards.com

AB	33
R	1
H	9
RBI	0
BB	3
SO	5
LOB	16

1B: 6	SF: 0	WP: 1	PA: 38
2B: 3	SAC: 0	PB: 0	
3B: 0	DP: 1	SB: 0	
HR: 0	HBP: 1	CS: 1	

Batter	1	2	3	4	5	6	7	8	9	AB	R	H	RBI	BB	SO	LOB
Marvin Benard, L (1, 7) OBP: 0.396, SLG: 0.385	B B C B C S 3-3 ① K		C C B X 1-2 1B		C B B F B X 3-2 ② F9		B B B C B 4-1 BLK G3 BB		B C F S 1-3 ③ K	4	0	1	0	1	2	1
Bill Mueller, S (1, 5) OBP: 0.428, SLG: 0.488	C C B F X 1-2 WP E 1B		1 SAFE 1 SAFE B B X 2-0 ① F8		C B B X 2-1 1B 1B		X 0-0 ② G3 1-2			4	0	2	0	0	0	2
Stan Javier, S (1, 9) OBP: 0.331, SLG: 0.336	B X 1-0 E4 WP 1-2		B B C 1 SAFE B 1 SAFE X 3-1 ② F8		C C X 0-2 1-3 1B		B X 1-0 ③ P5 2-3			4	0	1	0	0	0	3
Jim Poole, L (7, 1)										0	0	0	0	0	0	0
Jeff Kent, R (1, 4) OBP: 0.306, SLG: 0.417	F F B C 1-3 ② K		F B B X 2-1 ③ G5-3		B F X 1-1 ③ P9			X 0-0 ① G5-3		4	0	0	0	0	1	5
Charlie Hayes, R (1, 3) OBP: 0.349, SLG: 0.456	F 2 SAFE B B B C X 2-2 ③ G5-3 1-2 2-3			X 0-0 1B		X 0-0 ① G1-3		C B F B S 2-3 ② K		4	0	1	0	0	1	2
Brent Mayne, L (1, 2) OBP: 0.345, SLG: 0.444		B C B F B F F B 4-2 FC3-6 1B BB		X 0-0 ① F7		B F B F F F B B 4-2 BB		B F B F C 2-3 ③ K		2	0	0	0	2	1	1
Rich Aurilia, R (1, 6) OBP: 0.412, SLG: 0.553		B B X 2-0 FC3-6 1-2 1B		B F B X 2-1 ② P5		B C B F B X 2-2 ② F9			X 0-0 ① F9	4	0	1	0	0	0	2
Alex Diaz, S (1, 8) OBP: 0.152, SLG: 0.196		F B X 1-1 ① FC3-6 CS 1-2f 2-3		B C X 1-1 ③ F8		X 0-0 ③ G3			B B B B 4-0 BB	3	0	0	0	0	0	4
John Johnstone, R (6, 1)										0	0	0	0	0	0	0
Chris Jones, R (7, 9) OBP: 0.300, SLG: 0.250										0	0	0	0	1	0	0
Shawn Estes, R (1, 1) OBP: 0.375, SLG: 0.400		C F B B X 2-2 ② ③ L4 1-2			C S B X 1-2 ① P7		C C B C 1-3 ① K		C C C 0-3 ② K	2	0	0	0	0	0	2
Darryl Hamilton, L (6, 8) OBP: 0.354, SLG: 0.309										2	0	0	0	0	2	1

TOP

San Francisco Giants @ Chicago Cubs

Wrigley Field, Chicago, IL

Sat May 09 1998, 3:38 AM CDT

Att. 35,970 - Sunny - 56 F

livebaseballscorecards.com

AB	33
R	0
H	6
RBI	0
BB	4
SO	7
LOB	23

Inning Stats	1	2	3	4	5	6	7	8	9
	R: 0 E: 1 K: 2 S: 14	R: 0 E: 0 K: 0 S: 10	R: 0 E: 0 K: 0 S: 8	R: 0 E: 0 K: 0 S: 6	R: 0 E: 0 K: 0 S: 13	R: 0 E: 0 K: 0 S: 9	R: 0 E: 0 K: 1 S: 6	R: 0 E: 0 K: 2 S: 7	R: 0 E: 0 K: 2 S: 7
	H: 1 LOB: 2 BB: 0 P: 22	H: 1 LOB: 1 BB: 1 P: 19	H: 1 LOB: 1 BB: 0 P: 16	H: 1 LOB: 1 BB: 0 P: 9	H: 2 LOB: 2 BB: 0 P: 20	H: 0 LOB: 1 BB: 1 P: 15	H: 0 LOB: 1 BB: 1 P: 12	H: 0 LOB: 0 BB: 0 P: 11	H: 0 LOB: 1 BB: 1 P: 12

1B: 6	SF: 0
2B: 0	SAC: 0
3B: 0	DP: 0
HR: 0	HBP: 0

WP: 1	PA: 37
PB: 0	
SB: 0	
CS: 1	

PITCHER	IP	WLS	BF	H	R	ER	SO	BB	IBB	HBP	BLK	WP	HR	S	P	ERA	WHIP
Geremi Gonzalez, R (1, 1) ERA: 4.38	9.0	W	37	6	0	0	7	4	0	0	1	1	0	80	136	0.00	1.111

PITCHER	IP	WLS	BF	H	R	ER	SO	BB	IBB	HBP	BLK	WP	HR	S	P	ERA	WHIP

Batter	1	2	3	4	5	6	7	8	9	AB	R	H	RBI	BB	SO	LOB
Manny Alexander, R (1, 4) OBP: 0.333, SLG: 0.409	B B C F X 2-2 G1-3 ①	X 0-0 G3 ③		C B C B C 2-3 K ②		X 0-0 2B 2-3 1B		C B B X 2-1 G6-3 ②		5	1	1	0	0	1	2
José Hernández, R (1, 8) OBP: 0.241, SLG: 0.400 Mark Grace, L (6, PH) OBP: 0.429, SLG: 0.403 (7, 3)	C C S 0-3 K ②		B B B B 4-0 1B BB SF9 BB	B X 1-0 G4-3 ③		F 1 SAFE B F 1 SAFE 1 SAFE B F F 2-2 1 SAFE X 1-H 3-H 2B		C B B X 2-1 G3 ③		2 2	1 0	0 1	0 2	1 0	1 0	0 0
Sammy Sosa, R (1, 9) OBP: 0.404, SLG: 0.529	C C B B B S 3-3 K ③		B B 1 SAFE B 4-0 SF9 1B SF8 1-2 BB		S S B B B S 2-3 K ①	S F S 0-3 K ②				3	1	0	0	1	3	1
Jeff Blauser, R (1, 6) OBP: 0.348, SLG: 0.319		X 0-0 G5-3 ①	C B B C B X 3-2 1B 1-2 2-3 1B		X 0-0 G5-3 ②	B B C B F X 3-2 G4-3 ③				4	0	1	0	0	0	1
Matt Mieske, R (1, 7) OBP: 0.308, SLG: 0.227		B F B F X 2-2 HR 1B	X 0-0 SF9 ① 2-3 3-H		B S B B B F F F X 3-2 2B 1B		X 0-0 FC3-6 1B			3	1	3	1	0	0	0
Kevin Orie, R (1, 5) OBP: 0.237, SLG: 0.286		X 0-0 1-H HR	B S C F X 1-2 SF8 ② 3-H		B X 1-0 1-3 2B		B X 1-0 FC3-6 ① FC3-6 1-2f			3	1	2	3	0	0	1
Brant Brown, L (1, 3) OBP: 0.426, SLG: 0.554 (7, 8)	S B H 2-1 SH1-4 1B HBP	B X 1-0 1-2 1B		F F B F B C 2-3 K ③			B X 1-0 FC3-6 ② 1-2f			3	0	1	0	0	1	3
Scott Servais, R (1, 2) OBP: 0.286, SLG: 0.337		X 0-0 SH1-4 1B 1-2	B F B B S B C 3-3 K ③			F B B B X 2-1 1B SH1-4 2B 1B	C B B X 2-1 F9 ③			4	1	2	0	0	1	3
Geremi Gonzalez, R (1, 1)		B X 1-0 SH1-4 ② 1-2 2-3		B C F S 1-3 K ①		L L B X 1-2 SH1-4 ① 1-2		X 0-0 F8 ①		2	0	0	0	0	1	0
Inning Stats	R: 0 E: 0 K: 2 S: 9 H: 0 LOB: 0 BB: 0 P: 14	R: 2 E: 0 K: 0 S: 9 H: 3 LOB: 2 BB: 0 P: 14	R: 2 E: 0 K: 1 S: 12 H: 2 LOB: 2 BB: 2 P: 28	R: 0 E: 0 K: 2 S: 7 H: 0 LOB: 0 BB: 0 P: 11	R: 0 E: 0 K: 2 S: 14 H: 2 LOB: 2 BB: 0 P: 22	R: 2 E: 0 K: 1 S: 17 H: 3 LOB: 1 BB: 0 P: 25	R: 0 E: 0 K: 0 S: 5 H: 1 LOB: 1 BB: 0 P: 9	R: 0 E: 0 K: 0 S: 5 H: 0 LOB: 0 BB: 0 P: 9		1B: 8 2B: 2 3B: 0 HR: 1 SF: 2 SAC: 2 DP: 0 HBP: 1						

PITCHER		IP	WLS	BF	H	R	ER	SO	BB	IBB	HBP	BLK	WP	HR	S	P	ERA	WHIP
Shawn Estes, L ERA: 4.93	(1, 1)	5.1	L	28	9	6	6	7	2	0	1	0	0	1	57	98	10.12	2.062
John Johnstone, R ERA: 1.27	(6, 1)	0.2		3	1	0	0	1	0	0	0	0	0	0	11	16	0.00	1.500
Jim Poole, L ERA: 0.93	(7, 1)	2.0		7	1	0	0	0	0	0	0	0	0	0	10	18	0.00	0.500

PITCHER	IP	WLS	BF	H	R	ER	SO	BB	IBB	HBP	BLK	WP	HR	S	P	ERA	WHIP

BOTTOM

San Francisco Giants @ Chicago Cubs

Wrigley Field, Chicago, IL

Sat May 09 1998, 3:38 AM CDT

Att. 35,970 - Sunny - 56 F

livebaseballscorecards.com

AB	31
R	6
H	11
RBI	6
BB	2
SO	8
LOB	11

1B: 8	SF: 2	WP: 0	PA: 38
2B: 2	SAC: 2	PB: 0	
3B: 0	DP: 0	SB: 0	
HR: 1	HBP: 1	CS: 0	

Batter	1	2	3	4	5	6	7	8	9	AB	R	H	RBI	BB	SO	LOB
Darryl Hamilton, L (1, 8) OBP: 0.359, SLG: 0.310	C B X 1-1 1B		F F S 0-3 ③ K			B B C F X 2-2 ② L1			B C C B F B B 4-2 1B E BB	3	1	1	0	1	1	0
Bill Mueller, S (1, 5) OBP: 0.423, SLG: 0.481	B 1 SAFE B X 2-0 F8 ①			X 0-0 F8 ①		B B C X 2-1 G4-3 ③			1 SAFE X 0-0 E6 S 1-H 2B 1B	4	1	1	0	0	0	1
Barry Bonds, L (1, 7) OBP: 0.416, SLG: 0.571	S X 0-1 P9 ②			B B B X 3-0 F9 ②			S B B B X 3-1 F7 ①		C F F B B I I 4-2 1-2 2B IBB	3	1	0	0	1	0	1
Jeff Kent, R (1, 4) OBP: 0.311, SLG: 0.432	B C 1 SAFE S 1 SAFE S 1-3 K ③			X 0-0 2B			B S S B S 2-3 K ②		C X 0-1 FC3-6 1-H 2-H 2B	4	0	2	2	0	2	1
Stan Javier, S (1, 9) OBP: 0.329, SLG: 0.328		C B B F C 2-3 K ①		C B S B B X 3-2 P6 ③			B C B F B S 3-3 K ③		F B B F B B 4-2 FC3-6 BB	3	0	0	0	1	2	1
Charlie Hayes, R (1, 3) OBP: 0.328, SLG: 0.426		F X 0-1 F9 ②			C F X 0-2 P9 ①			F F B B B F X 3-2 G5-3 ①	C X 0-1 FC3-6 1-2f 2-3 ②	4	0	0	0	0	0	2
Brent Mayne, L (1, 2) OBP: 0.339, SLG: 0.431		C X 0-1 F7 ③			C B C S 1-3 K ②			B C B B X 3-1 G5-4-3 1B	C C F B F F F X 1-2 G4-3 ③	4	0	1	0	0	1	2
Rey Sanchez, R (1, 6) OBP: 0.384, SLG: 0.388			B X 1-0 G6-3 ①		L B F F S 1-3 K2-3 ③			C 1 SAFE X 0-1 G5-4-3 1-2f ② ③		3	0	0	0	0	1	1
Orel Hershiser, R (1, 1) OBP: 0.125, SLG: 0.067 Marvin Benard, L (9, PH) OBP: 0.388, SLG: 0.375 Robb Nen, R (9, 1)			C F S 0-3 ② K			B B C C X 2-2 ① G5-3			B F B F B X 3-2 ① G1-3	2 1 0	0 0 0	0 0 0	0 0 0	0 0 0	1 0 0	0 0 0

Inning Stats										
	R: 0 E: 0 K: 1 S: 8	H: 1 LOB: 1 BB: 0 P: 12	R: 0 E: 0 K: 1 S: 7	H: 0 LOB: 0 BB: 0 P: 9	R: 0 E: 0 K: 2 S: 7	H: 0 LOB: 0 BB: 0 P: 8	R: 0 E: 0 K: 0 S: 6	H: 1 LOB: 1 BB: 0 P: 12	R: 0 E: 0 K: 2 S: 10	H: 0 LOB: 0 BB: 0 P: 12
	R: 0 E: 0 K: 0 S: 8	H: 0 LOB: 0 BB: 0 P: 14	R: 0 E: 0 K: 2 S: 8	H: 0 LOB: 0 BB: 0 P: 16	R: 0 E: 0 K: 0 S: 8	H: 1 LOB: 0 BB: 0 P: 14	R: 3 E: 1 K: 0 S: 23	H: 2 LOB: 2 BB: 3 P: 39	1B: 3 2B: 2 3B: 0 HR: 0	SF: 0 SAC: 0 DP: 1 HBP: 0	WP: 0 PB: 0 SB: 1 CS: 0	PA: 34

PITCHER		IP	WLS	BF	H	R	ER	SO	BB	IBB	HBP	BLK	WP	HR	S	P	ERA	WHIP
Mark Clark, R ERA: 4.91	(1, 1)	8.1	L	29	4	2	2	8	1	0	0	0	0	0	69	111	2.16	0.600
Bob Patterson, L ERA: 3.68	(9, 1)	0.0		1	0	0	0	0	0	1	0	0	0	0	3	7	∞	∞
Rod Beck, R ERA: 3.18	(9, 1)	0.2		4	1	1	1	0	1	0	0	0	0	0	13	18	13.50	3.000

PITCHER	IP	WLS	BF	H	R	ER	SO	BB	IBB	HBP	BLK	WP	HR	S	P	ERA	WHIP

TOP

San Francisco Giants @ Chicago Cubs

Wrigley Field, Chicago, IL

Sun May 10 1998, 3:33 AM CDT

Att. 26,710 - Sunny - 54 F

livebaseballscorecards.com

AB	31
R	3
H	5
RBI	2
BB	3
SO	8
LOB	9

Batter	1	2	3	4	5	6	7	8	9	AB	R	H	RBI	BB	SO	LOB
Brant Brown, L (1, 8) OBP: 0.418, SLG: 0.540	X 0-0 ① G4-3		C X 0-1 1-2 1B			B F F S 1-3 ② K			C S S 0-3 ① K	4	0	1	0	0	2	0
Mickey Morandini, L (1, 4) OBP: 0.373, SLG: 0.385	C B B B C X 3-2 ② P5		B F B F F S 3-3 ③ K			B X 1-0 ③ G4-3			B C C F S 1-3 ② K	4	0	0	0	0	2	2
Sammy Sosa, R (1, 9) OBP: 0.406, SLG: 0.528	C B B X 2-1 ③ F9			S B C S 1-3 ① K			B B S C X 2-2 FC3-6 1B		S B S X 1-2 1B	4	0	2	0	0	1	0
Mark Grace, L (1, 3) OBP: 0.419, SLG: 0.391		B C X 1-1 ① F7		C X 0-1 ② F7			B 1 SAFE F X 1-1 ① FC3-6 FC4-6 1-2f		S X 0-1 ③ G4-3	4	0	0	0	0	0	2
Henry Rodriguez, L (1, 7) OBP: 0.358, SLG: 0.500		B X 1-0 ② G1-3		B B F F B X 3-2 ③ G4-3			X 0-0 ② FC4-6 1-2f			3	0	0	0	0	0	1
Jeff Blauser, R (1, 6) OBP: 0.341, SLG: 0.310		C C F C 0-3 ③ K			S S F X 0-2 ① G6-3		B X 1-0 ③ L6			3	0	0	0	0	1	1
Kevin Orie, R (1, 5) OBP: 0.239, SLG: 0.281			S B B B B 4-1 G6-4-3 BB		C B X 1-1 ② G3-1			B X 1-0 ① P2		2	0	0	0	1	0	0
Scott Servais, R (1, 2) OBP: 0.277, SLG: 0.326			X 0-0 ① ② G6-4-3 1-2f		B B B C S S 3-3 ③ K			B B S B C X 3-2 ② G4-3		3	0	0	0	0	1	1
Mark Clark, R (1, 1) OBP: 0.143, SLG: 0.077 Bob Patterson, R (9, 1) Rod Beck, R (9, 1)			B B B C F F F B 4-2 1B BB			C B B X 2-1 ① G5-3		S B F F S 1-3 ③ K		2 0 0	0 0 0	0 0 0	0 0 0	1 0 0	1 0 0	0 0 0
Inning Stats	R: 0 E: 0 K: 0 S: 6 H: 0 LOB: 0 BB: 0 P: 11	R: 0 E: 0 K: 1 S: 7 H: 0 LOB: 0 BB: 0 P: 9	R: 0 E: 0 K: 1 S: 12 H: 1 LOB: 2 BB: 2 P: 23	R: 0 E: 0 K: 1 S: 8 H: 0 LOB: 0 BB: 0 P: 12	R: 0 E: 0 K: 1 S: 9 H: 0 LOB: 0 BB: 0 P: 13	R: 0 E: 0 K: 1 S: 6 H: 0 LOB: 0 BB: 0 P: 10	R: 0 E: 0 K: 0 S: 7 H: 1 LOB: 1 BB: 0 P: 11	R: 0 E: 0 K: 1 S: 8 H: 0 LOB: 0 BB: 0 P: 13	R: 0 E: 0 K: 2 S: 12 H: 1 LOB: 1 BB: 0 P: 14	1B: 3 2B: 0 3B: 0 HR: 0	SF: 0 SAC: 0 DP: 1 HBP: 0						

PITCHER	IP	WLS	BF	H	R	ER	SO	BB	IBB	HBP	BLK	WP	HR	S	P	ERA	WHIP
Orel Hershiser, R (1, 1) ERA: 3.83	8.0	W	27	2	0	0	6	2	0	0	0	0	0	63	102	0.00	0.500
Robb Nen, R (9, 1) ERA: 1.21	1.0	S	4	1	0	0	2	0	0	0	0	0	0	12	14	0.00	1.000

PITCHER	IP	WLS	BF	H	R	ER	SO	BB	IBB	HBP	BLK	WP	HR	S	P	ERA	WHIP

BOTTOM

San Francisco Giants @ Chicago Cubs

Wrigley Field, Chicago, IL

Sun May 10 1998, 3:33 AM CDT

Att. 26,710 - Sunny - 54 F

livebaseballscorecards.com

AB	29
R	0
H	3
RBI	0
BB	2
SO	8
LOB	7

Chicago Cubs @ Arizona Diamondbacks

Bank One Ballpark, Phoenix, AZ

Mon May 11 1998, 10:05 PM EDT

Att. 47,129 - Cloudy - 84 F

TOP

livebaseballscorecards.com

Batter	1	2	3	4	5	6	7	8	9	AB	R	H	RBI	BB	SO	LOB
Manny Alexander, R (1, 4) (9, 6) OBP: 0.300, SLG: 0.367	F8		P6			K	L9		FC6 G1-3 1-2	5	0	0	0	0	1	2
Matt Mieske, R (1, 7) OBP: 0.323, SLG: 0.296	F7		P4			BB 2B	1B 1-2		G1-3 1-2 2-3	5	0	2	0	0	0	2
Rod Beck, R (9, 1)										0	0	0	0	0	0	0
Mark Grace, L (1, 3) OBP: 0.412, SLG: 0.406	HR		K			G1-3	P7		G6-3	5	1	1	1	0	1	4
Sammy Sosa, R (1, 9) OBP: 0.409, SLG: 0.524	P9			G3		BB IBB		2B 1B		3	0	1	0	1	0	0
José Hernández, R (1, 6) (9, 7) OBP: 0.274, SLG: 0.466		2B 3B		K		BB 1-2 2-3		G6-3 2B 1-2		3	1	2	0	1	1	0
Kevin Orie, R (1, 5) OBP: 0.239, SLG: 0.288		34 1B 2B 3-H		P3		P8		G6-3 2-3		4	1	1	1	0	0	4
Brant Brown, L (1, 8) OBP: 0.422, SLG: 0.544		L3			K		34 1B 2B	IBB		3	1	1	0	1	1	1
Scott Servais, R (1, 2) OBP: 0.267, SLG: 0.313		F8		G6-3			P2	P5		4	0	0	0	0	0	4
34 Kerry Wood, R (1, 1) OBP: 0.231, SLG: 0.231		1B 2-H		G4-3			1B 2-H		G1-3 E BB	3	0	2	2	0	0	0
Terry Adams, R (8, 1)										0	0	0	0	0	0	0
Mickey Morandini, L (9, PH) (9, 4) OBP: 0.378, SLG: 0.385										0	0	0	0	1	0	0
Inning Stats	R: 1 E: 0 K: 0 S: 6 H: 1 LOB: 0 BB: 0 P: 10	R: 2 E: 0 K: 0 S: 9 H: 3 LOB: 1 BB: 0 P: 17	R: 0 E: 0 K: 1 S: 8 H: 0 LOB: 0 BB: 0 P: 15	R: 0 E: 0 K: 1 S: 10 H: 0 LOB: 0 BB: 0 P: 14	R: 0 E: 0 K: 1 S: 6 H: 0 LOB: 0 BB: 0 P: 8	R: 0 E: 0 K: 1 S: 11 H: 1 LOB: 3 BB: 2 P: 21	R: 1 E: 0 K: 0 S: 12 H: 3 LOB: 2 BB: 0 P: 17	R: 0 E: 0 K: 0 S: 8 H: 2 LOB: 2 BB: 1 P: 15	R: 0 E: 1 K: 0 S: 6 H: 0 LOB: 1 BB: 1 P: 15	1B: 4 2B: 4 3B: 1 HR: 1	SF: 0 SAC: 0 DP: 0 HBP: 0					

	AB	35
	R	4
	H	10
	RBI	4
	BB	4
	SO	4
	LOB	17

WP: 0 PB: 0 SB: 0 CS: 0 PA: 39

PITCHER	IP	WLS	BF	H	R	ER	SO	BB	IBB	HBP	BLK	WP	HR	S	P	ERA	WHIP
Brian Anderson, L (1, 1) ERA: 4.29	7.0	L	30	8	4	4	4	1	1	0	0	0	1	62	102	5.14	1.286
Clint Sodowsky, R (8, 1) ERA: 6.16	2.0		9	2	0	0	0	1	1	0	0	0	0	14	30	0.00	1.500

PITCHER	IP	WLS	BF	H	R	ER	SO	BB	IBB	HBP	BLK	WP	HR	S	P	ERA	WHIP

Batter	1	2	3	4	5	6	7	8	9	AB	R	H	RBI	BB	SO	LOB
Devon White, S (1, 8) OBP: 0.333, SLG: 0.429	C B B F S 2-3 K ①		F C T 0-2 K ①			C X 0-1 G4-3 ①		X 0-0 F8 ①		4	0	0	0	0	2	0
David Dellucci, L (1, 7) OBP: 0.381, SLG: 0.500	X 0-0 2B		C B X 1-1 L7 ②			B F F S 1-3 K ②		C S C 0-3 K ②		4	0	1	0	0	2	0
Jay Bell, R (1, 6) OBP: 0.321, SLG: 0.381	C B B X 2-1 L9 ②		S B S B S 2-3 K ③			B C F S 1-3 K ③		S C B B B F B 4-2 BB		3	0	0	0	1	2	1
Travis Lee, L (1, 3) OBP: 0.344, SLG: 0.476	C C X 0-2 G4-3 ③			C B B S S 2-3 K ①			F C B S 1-3 K ①	C B F S 1-3 K ③		4	0	0	0	0	3	2
Jorge Fabregas, L (1, 2) OBP: 0.321, SLG: 0.305 Kelly Stinnett, R (5, 2) OBP: 0.311, SLG: 0.439		F S X 0-2 1B 1B		X 0-0 G6-3 ②			C B X 1-1 HR		C B B S B X 3-2 L5 ①	2 2	0 1	1 1	0 1	0 0	0 0	0 0
Brent Brede, L (1, 9) OBP: 0.321, SLG: 0.355		X 0-0 F7 ①		B B S S C 2-3 K ③			B F B S F B F B 4-2 1B BB		C X 0-1 2B SF9 1B	3	1	1	0	1	1	1
Andy Fox, L (1, 5) OBP: 0.303, SLG: 0.371		B S B C F X 2-2 1-2 1B			F B F T 1-2 K ①		F X 0-1 L4 ②		B S X 1-1 SF9 1-3 2B	4	0	2	0	0	1	1
Tony Batista, R (1, 4) OBP: 0.308, SLG: 0.353		C F B X 1-2 L5 ②			B B S F F S 2-3 K ②		B F C F F X 1-2 1B		B F X 1-1 SF9 ② 2-3 3-H	3	0	1	1	0	1	2
Brian Anderson, R (1, 1) OBP: 0.063, SLG: 0.063 Yamil Benitez, R (7, PH) OBP: 0.229, SLG: 0.318 Clint Sodowsky, L (8, 1) Damian Miller, R (9, PH)		B S S S 1-3 K ③			B F F S 1-3 K ③		C C B B F S 2-3 K ③		C C C 0-3 K ③	2 1 0 1	0 0 0 0	0 0 0 0	0 0 0 0	0 0 0 0	2 1 0 1	2 2 0 1
Inning Stats	R: 0 E: 0 K: 1 S: 10 H: 1 LOB: 1 BB: 0 P: 14	R: 0 E: 0 K: 1 S: 14 H: 2 LOB: 2 BB: 0 P: 18	R: 0 E: 0 K: 2 S: 8 H: 0 LOB: 0 BB: 0 P: 11	R: 0 E: 0 K: 2 S: 7 H: 0 LOB: 0 BB: 0 P: 11	R: 0 E: 0 K: 3 S: 10 H: 0 LOB: 0 BB: 0 P: 14	R: 0 E: 0 K: 2 S: 8 H: 0 LOB: 0 BB: 0 P: 10	R: 1 E: 0 K: 2 S: 20 H: 2 LOB: 2 BB: 1 P: 29	R: 0 E: 0 K: 2 S: 10 H: 0 LOB: 1 BB: 1 P: 15	R: 1 E: 0 K: 1 S: 12 H: 2 LOB: 1 BB: 0 P: 17	1B: 4 2B: 2 3B: 0 HR: 1 SF: 1 SAC: 0 DP: 0 HBP: 0						

PITCHER		IP	WLS	BF	H	R	ER	SO	BB	IBB	HBP	BLK	WP	HR	S	P	ERA	WHIP
34 Kerry Wood, R ERA: 3.41	(1, 1)	7.0	W	27	5	1	1	13	1	0	0	0	0	1	77	107	1.29	0.857
Terry Adams, R ERA: 1.93	(8, 1)	1.0		4	0	0	0	2	1	0	0	0	0	0	10	15	0.00	1.000
Rod Beck, R ERA: 3.5	(9, 1)	1.0	S	5	2	1	1	1	0	0	0	0	0	0	12	17	9.00	2.000

PITCHER	IP	WLS	BF	H	R	ER	SO	BB	IBB	HBP	BLK	WP	HR	S	P	ERA	WHIP

BOTTOM

Chicago Cubs @ Arizona Diamondbacks

Bank One Ballpark, Phoenix, AZ

Mon May 11 1998, 10:05 PM EDT

Att. 47,129 - Cloudy - 84 F

livebaseballscorecards.com

AB	33
R	2
H	7
RBI	2
BB	2
SO	16
LOB	12

Chicago Cubs @ Arizona Diamondbacks

Bank One Ballpark, Phoenix, AZ

Tue May 12 1998, 10:05 PM EDT

Att. 45,240 - Cloudy - 79 F

TOP

livebaseballscorecards.com

Batter	1	2	3	4	5	6	7	8	9	AB	R	H	RBI	BB	SO	LOB
Brant Brown, L (1, 8) OBP: 0.430, SLG: 0.553	C B C B B S 3-3 K ①		X 0-0 G3-1 ②		F B B X 2-1 1-H 2-H 2B		B B X 2-0 E8 1B 2-H 1B		B B F B B B 4-1 BB BB BB BB	4	2	2	3	1	1	0
Mickey Morandini, L (1, 4) OBP: 0.378, SLG: 0.381	C B X 1-1 L8 ②		B C F X 1-2 G4-3 ③		B B C X 2-1 F7 ③		B X 1-0 2-H 1B		F B B F F F F B B 4-2 1-2 BB BB BB	4	0	1	1	1	0	1
Sammy Sosa, R (1, 9) OBP: 0.402, SLG: 0.510	C B B S B X 3-2 G5-3 ③			S B B S X 2-2 G4-3 ①		C S B C 1-3 K ①	1 SAFE C B B X 2-1 P3 ③		B B B C F F F B 4-2 1-2 2-3 BB BB	4	0	0	0	1	1	1
Mark Grace, L (1, 3) OBP: 0.418, SLG: 0.430		B B C X 2-1 3B 1B		B C X 1-1 G4-3 ②		X 0-0 HR		C X 0-1 G6-3 ①	C B B F F F F F B 4-2 F B 1-2 2-3 3-H BB	4	2	2	2	1	0	0
Henry Rodriguez, L (1, 7) OBP: 0.355, SLG: 0.508 José Hernández, R (8, 7) OBP: 0.270, SLG: 0.458 (8, 5)		1 SAFE 1 SAFE C 1 SAFE B F B X 2-2 1-H 3B		P B C X 2-1 F7 ③		B B X 2-0 G3 ②		B B S B F F S 3-3 K ②	C R B F F S 2-3 K ③	4 1	0 0	1 0	1 0	0 0	1 1	0 3
Kevin Orie, R (1, 5) OBP: 0.239, SLG: 0.281 Terry Adams, R (8, 1) Rod Beck, R (9, 1)		B X 1-0 P7 ①			C B B B X 3-1 L8 ①	X 0-0 G5-3 ③		C B F H 2-2 HBP		3 0 0	0 0 0	0 0 0	0 0 0	0 0 0	0 0 0	1 0 0
Sandy Martinez, L (1, 2) OBP: 0.381, SLG: 0.529		B C B X 2-1 P6 ②			S C B S 1-3 K ②		B F S B S 2-3 K ①	B B F C 1 X SAFE 2-2 F7 ③		4	0	0	0	0	2	2
Manny Alexander, R (1, 6) OBP: 0.296, SLG: 0.358		C B S S S 1-3 K ③			X 0-0 BB 2B 1B		F B X 1-1 E4 SH3-4 E		C B F B F B F S 3-3 K ①	4	2	1	0	0	2	1
Terry Mulholland, R (1, 1) Marc Pisciotta, R (7, 1) OBP: 0.333, SLG: 0.333 Bob Patterson, R (8, 1) Matt Mieske, R (8, 7) OBP: 0.313, SLG: 0.286		B B C S C 2-3 K ①			S 1 SAFE B B S B F F B 4-2 1-2 2B BB		B L 1 SAFE B C X 2-2 SH3-4 1-2 ②		S X 0-1 G6-3 ②	1 0 0 1	1 0 0 0	0 0 0 0	0 0 0 0	1 0 0 0	1 0 0 0	0 0 0 0
Inning Stats	R: 0 E: 0 K: 1 S: 8 / H: 0 LOB: 0 BB: 0 P: 15	R: 1 E: 0 K: 1 S: 11 / H: 2 LOB: 1 BB: 0 P: 19	R: 0 E: 0 K: 1 S: 7 / H: 0 LOB: 0 BB: 0 P: 10	R: 0 E: 0 K: 0 S: 8 / H: 0 LOB: 0 BB: 0 P: 12	R: 2 E: 0 K: 1 S: 14 / H: 2 LOB: 1 BB: 1 P: 26	R: 1 E: 0 K: 1 S: 6 / H: 1 LOB: 0 BB: 0 P: 9	R: 2 E: 2 K: 1 S: 12 / H: 2 LOB: 1 BB: 0 P: 22	R: 0 E: 0 K: 1 S: 11 / H: 0 LOB: 1 BB: 0 P: 18	R: 1 E: 0 K: 2 S: 29 / H: 0 LOB: 3 BB: 4 P: 50	1B: 4 2B: 1 3B: 1 HR: 1 / SF: 0 SAC: 1 DP: 0 HBP: 1							WP: 0 PB: 0 SB: 0 CS: 0 / PA: 41

	AB	34
	R	7
	H	7
	RBI	7
	BB	5
	SO	9
	LOB	9

PITCHER	IP	WLS	BF	H	R	ER	SO	BB	IBB	HBP	BLK	WP	HR	S	P	ERA	WHIP
Andy Benes, R (1, 1) ERA: 4.25	6.2		29	7	6	4	6	1	0	0	0	0	1	64	109	5.40	1.200
Gregg Olson, R (7, 1) ERA: 4.32	1.1		5	0	0	0	1	0	0	1	0	0	0	13	22	0.00	0.000
Felix Rodriguez, R (9, 1) ERA: 7.11	0.2	L	6	0	1	1	1	4	0	0	0	0	0	24	43	13.50	6.000
Scott Brow, R (9, 1) ERA: 6.89	0.1		1	0	0	0	1	0	0	0	0	0	0	5	7	0.00	0.000

PITCHER	IP	WLS	BF	H	R	ER	SO	BB	IBB	HBP	BLK	WP	HR	S	P	ERA	WHIP

Chicago Cubs @ Arizona Diamondbacks

Bank One Ballpark, Phoenix, AZ

Tue May 12 1998, 10:05 PM EDT

Att. 45,240 - Cloudy - 79 F

livebaseballscorecards.com

BOTTOM

Batter	1	2	3	4	5	6	7	8	9	AB	R	H	RBI	BB	SO	LOB
Devon White, S (1, 8) OBP: 0.335, SLG: 0.428	F B X 1-1 G5-3 ①	B B S X 2-1 2-H 1B			C S F X 0-2 L4 1B 1B		C S B X 1-2 G3 ③		F B F C 1-3 K ③	5	0	2	1	0	1	0
Tony Batista, R (1, 5) OBP: 0.326, SLG: 0.351	B B B B 4-0 BB	F B 1 SAFE B X 2-1 P2 ③			B X 1-0 L6 ①			C B S X 1-2 BB HR 1B		3	1	1	0	1	0	2
Jay Bell, R (1, 6) OBP: 0.325, SLG: 0.380	B 1 SAFE B X 2-0 F8 ②		B B F X 2-1 G6-3 ①		B 1 B C B X 3-1 1-2 1B			B B B C C B 4-2 1-2 HR BB		3	1	1	0	1	0	1
Travis Lee, L (1, 3) OBP: 0.335, SLG: 0.463	B X 1-0 G1-3 ③		X 0-0 G6-3 ②		B C S B X 2-2 L4 ②③ 2-3			S T C 0-3 K ①		4	0	0	0	0	1	5
Kelly Stinnett, R (1, 2) OBP: 0.327, SLG: 0.511		X 0-0 G4-3 E 2B 1B	B C F F X 1-2 P6 ③			S B C F B C 2-3 K ①		X 0-0 1-H 2-H HR		4	2	2	3	0	1	0
Yamil Benitez, R (1, 7) OBP: 0.233, SLG: 0.333		B X 1-0 E5 G4-3 1-2 2B		C F B X 1-2 F8 FC6-3 2B		S S C 0-3 K ②		S B X 1-1 G4-3 ②		3	1	1	0	0	1	1
David Dellucci, L (8, PH) OBP: 0.372, SLG: 0.487 (9, 7)										1	0	0	0	0	0	0
Hensley Meulens, R (1, 9) OBP: 0.071, SLG: 0.286		B B B C X 3-1 G4-3 ① 1-2 2-3		B C X 1-1 F8 ① 2-3		F B X 1-1 G4-3 ③		B S C S 1-3 K ③		3	0	0	0	0	0	3
Gregg Olson, R (7, 1) OBP: 0.500, SLG: 2.000										0	0	0	0	0	0	0
Andy Fox, L (8, PH) OBP: 0.299, SLG: 0.365										1	0	0	0	0	1	0
Felix Rodriguez, R (9, 1)										0	0	0	0	0	0	0
Scott Brow, R (9, 1)										0	0	0	0	0	0	0
Andy Stankiewicz, R (1, 4) OBP: 0.247, SLG: 0.244		B C X 1-1 1B 2-H 3-H 2B		S B B S X 2-2 FC6-3 E 3-H			C B C B B X 3-2 G6-3 ①		F F S 0-3 K ①	4	1	1	2	0	1	1
Andy Benes, R (1, 1) OBP: 0.158, SLG: 0.368		B C F S 1-3 K ②		B 1 SAFE F S B X 2-2 G5-3 ③ 1-2			B X 1-0 G6-3 ②		B X 1-0 G1-3 ②	2	0	0	0	0	1	2
Brent Brede, L (7, 9) OBP: 0.315, SLG: 0.347										2	0	0	0	0	0	0

Inning Stats									
	R: 0 E: 0 K: 0 S: 4	H: 0 LOB: 1 BB: 1 P: 12	R: 3 E: 1 K: 1 S: 13	H: 3 LOB: 1 BB: 0 P: 23	R: 0 E: 0 K: 0 S: 7	H: 0 LOB: 0 BB: 0 P: 10	R: 0 E: 1 K: 0 S: 11	H: 1 LOB: 1 BB: 0 P: 17	R: 0 E: 0 K: 0 S: 10	H: 2 LOB: 1 BB: 0 P: 16
	R: 0 E: 0 K: 2 S: 9	H: 0 LOB: 0 BB: 0 P: 12	R: 0 E: 0 K: 0 S: 7	H: 0 LOB: 0 BB: 0 P: 12	R: 3 E: 0 K: 2 S: 14	H: 2 LOB: 0 BB: 1 P: 21	R: 0 E: 0 K: 2 S: 7	H: 0 LOB: 0 BB: 0 P: 9	1B: 5 2B: 3 3B: 0 HR: 1	SF: 0 SAC: 0 DP: 1 HBP: 0	WP: 0 PB: 0 SB: 0 CS: 0	PA: 37

PITCHER		IP	WLS	BF	H	R	ER	SO	BB	IBB	HBP	BLK	WP	HR	S	P	ERA	WHIP
Terry Mulholland, L ERA: 3.04	(1, 1)	6.2		27	6	3	1	3	1	0	0	0	0	0	58	98	1.35	1.050
Marc Pisciotta, R ERA: 2.91	(7, 1)	0.1		3	1	2	2	0	1	0	0	0	0	0	8	14	54.00	6.000
Bob Patterson, L ERA: 3.52	(8, 1)	0.1		1	0	0	0	1	0	0	0	0	0	0	3	3	0.00	0.000
Terry Adams, R ERA: 2.25	(8, 1)	0.2	W	3	1	1	1	1	0	0	0	0	0	1	6	8	13.50	1.500
Rod Beck, R ERA: 3.32	(9, 1)	1.0	S	3	0	0	0	2	0	0	0	0	0	0	7	9	0.00	0.000

PITCHER	IP	WLS	BF	H	R	ER	SO	BB	IBB	HBP	BLK	WP	HR	S	P	ERA	WHIP

Batter	1	2	3	4	5	6	7	8	9	AB	R	H	RBI	BB	SO	LOB
Brant Brown, L (1, 8) OBP: 0.434, SLG: 0.550	G4-3		2B 1B		2B 1B		G3 FC4-6		1-2 1B	6	2	3	0	0	0	2
Mickey Morandini, L (1, 4) OBP: 0.377, SLG: 0.394	K		F7		F8 1-H 1B 2B		1B 2B	F7	G4-3	6	2	2	1	0	1	3
Sammy Sosa, R (1, 9) OBP: 0.402, SLG: 0.513	G5-3		1-H 2B		F8 2-3		2-H 2B 1B	L9		5	1	2	2	0	0	1
Mark Grace, L (1, 3) OBP: 0.423, SLG: 0.438		G4-3	BB		G6-3		1-H 2B 2B	1B 1B		4	1	2	1	1	0	1
Henry Rodriguez, L (1, 7) OBP: 0.363, SLG: 0.520 Matt Mieske, R (8, 7) OBP: 0.313, SLG: 0.286		4-3	F7		3-H 1B		2-H 3B 2B	1-2 1B		5 0	1 0	3 0	2 0	0 0	0 0	2 0
José Hernández, R (1, 6) OBP: 0.279, SLG: 0.531		HR	K		K		2-H SF8 3B	G4-3		5	2	2	2	0	2	5
Kevin Orie, R (1, 5) OBP: 0.238, SLG: 0.280		1B 1B		G5-3		L5	3-H SF8		G4-1	4	0	1	1	0	0	0
Scott Servais, R (1, 2) OBP: 0.282, SLG: 0.327		1-2 1B		F8		B3-6-4 1B	1B 1B		F9	5	0	3	0	0	0	0
Steve Trachsel, R (1, 1) OBP: 0.444, SLG: 0.529 Tyler Houston, L (9, PH) OBP: 0.209, SLG: 0.262 Don Wengert, R (9, 1) Marc Pisciotta, R (9, 1) OBP: 0.333, SLG: 0.333		L6		K		B3-6-4 1-2f	FC4-6 1-2 1B		E6 1B	4 1 0 0	0 0 0 0	1 0 0 0	0 0 0 0	0 0 0 0	1 0 0 0	3 0 0 0
Inning Stats	R: 0 E: 0 K: 1 S: 6 H: 0 LOB: 0 BB: 0 P: 10	R: 1 E: 0 K: 0 S: 12 H: 3 LOB: 2 BB: 0 P: 17	R: 1 E: 0 K: 1 S: 9 H: 2 LOB: 2 BB: 1 P: 20	R: 0 E: 0 K: 1 S: 8 H: 0 LOB: 0 BB: 0 P: 10	R: 2 E: 0 K: 1 S: 11 H: 3 LOB: 1 BB: 0 P: 20	R: 0 E: 0 K: 0 S: 4 H: 1 LOB: 0 BB: 0 P: 6	R: 5 E: 0 K: 0 S: 20 H: 7 LOB: 2 BB: 0 P: 34	R: 0 E: 0 K: 0 S: 9 H: 2 LOB: 2 BB: 0 P: 15	R: 0 E: 1 K: 0 S: 13 H: 1 LOB: 2 BB: 0 P: 20	1B: 12 2B: 5 3B: 1 HR: 1	SF: 1 SAC: 0 DP: 1 HBP: 0						

TOP

Chicago Cubs @ Colorado Rockies

Coors Field, Denver, CO

Wed May 13 1998, 7:05 PM MDT

Att. 48,038 - Unknown - 72 F

livebaseballscorecards.com

AB	45
R	9
H	19
RBI	9
BB	1
SO	4
LOB	17

WP: 0 PB: 0 SB: 0 CS: 0 PA: 47

PITCHER		IP	WLS	BF	H	R	ER	SO	BB	IBB	HBP	BLK	WP	HR	S	P	ERA	WHIP
Pedro Astacio, R ERA: 7.47	(1, 1)	6.1	L	30	11	6	6	4	1	0	0	0	0	1	55	94	8.53	1.895
Chuck McElroy, L ERA: 2.25	(7, 1)	0.2		7	5	3	3	0	0	0	0	0	0	0	15	23	40.50	7.500
Mike Munoz, L ERA: 16.43	(8, 1)	0.2		4	2	0	0	0	0	0	0	0	0	0	7	12	0.00	3.000
Dave Veres, R ERA: 5.12	(8, 1)	1.1		6	1	0	0	0	0	0	0	0	0	0	15	23	0.00	0.750

PITCHER	IP	WLS	BF	H	R	ER	SO	BB	IBB	HBP	BLK	WP	HR	S	P	ERA	WHIP

BOTTOM

Chicago Cubs @ Colorado Rockies

Coors Field, Denver, CO

Wed May 13 1998, 7:05 PM MDT

Att. 48,038 - Unknown - 72 F

Batter	1	2	3	4	5	6	7	8	9	AB	R	H	RBI	BB	SO	LOB
3 Mike Lansing, R (1, 4) OBP: 0.307, SLG: 0.354	X 0-0 L9 ①			C B C B F S 2-3 K ①	X 0-0 G5-3 ③			B F B F X 2-2 F9 ①		4	0	0	0	0	1	1
Ellis Burks, R (1, 8) OBP: 0.344, SLG: 0.610	B C X 1-1 P4 ②			B C B B C F X 3-2 G5-3 ②		B B X 2-0 G6-3 ①		B B B C X 3-1 G6-3 ②		4	0	0	0	0	0	0
Larry Walker, L (1, 9) OBP: 0.437, SLG: 0.550 John Vander Wal, L (6, 9) OBP: 0.452, SLG: 0.542	B S B S S 2-3 K ③			B X 1-0 1B		B B B C C B 4-2 G5-3 BB		F B B X 2-1 F9 ③		2 1	0 0	1 0	0 0	0 1	1 0	0 0
Dante Bichette, R (1, 7) OBP: 0.367, SLG: 0.509		B C B S X 2-2 F7 ①		B S F F S 1-3 K ③		B X 1-0 G5-3 ② 1-2			F F B F X 1-2 HR	4	1	1	1	0	1	2
Vinny Castilla, R (1, 5) OBP: 0.335, SLG: 0.611		B C C B B S 3-3 K ②			C X 0-1 HR	X 0-0 G5-3 ③			X 0-0 FC4-6 17 1B 1B	4	1	2	1	0	1	1
17 Todd Helton, L (1, 3) OBP: 0.352, SLG: 0.476		B F B F F X 2-2 F7 ③			B X 1-0 HR		C X 0-1 P8 ①		F B C B B X 3-2 FC4-6 1-2 1B	4	1	2	1	0	0	0
Jeff Reed, L (1, 2) OBP: 0.351, SLG: 0.397			B B B C F S 3-3 K ①		X 0-0 G4-3 ①		S C B X 1-2 G5-3 ②		B X 1-0 P4 ①	4	0	0	0	0	1	2
Neifi Perez, S (1, 6) OBP: 0.280, SLG: 0.365			B L B F X 2-2 G6-3 ②		X 0-0 P6 ②		X 0-0 FC6-4 1B		X 0-0 FC4-6 1-2f 2-3 ②	4	0	1	0	0	0	2
Pedro Astacio, R (1, 1) OBP: 0.222, SLG: 0.222 Chuck McElroy, L (7, 1) Nelson Liriano, S (7, PH) Mike Munoz, L (8, 1) Dave Veres, R (8, 1) Greg Colbrunn, R (9, PH) OBP: 0.404, SLG: 0.540			C S B B S 2-3 K ③		C B S X 1-2 1B		B F X 1-1 FC6-4 ③ 1-2f		C B B X 2-1 F8 ③	2 0 1 0 0 0	0 0 0 0 0 1	1 0 0 0 0 0	0 0 0 0 0 0	0 0 0 0 0 0	1 0 0 0 0 0	0 0 1 0 0 2
Inning Stats	R: 0 E: 0 K: 1 S: 6 H: 0 LOB: 0 BB: 0 P: 9	R: 0 E: 0 K: 1 S: 10 H: 0 LOB: 0 BB: 0 P: 17	R: 0 E: 0 K: 2 S: 9 H: 0 LOB: 0 BB: 0 P: 16	R: 0 E: 0 K: 2 S: 13 H: 1 LOB: 1 BB: 0 P: 20	R: 2 E: 0 K: 0 S: 9 H: 3 LOB: 1 BB: 0 P: 11	R: 0 E: 0 K: 0 S: 5 H: 0 LOB: 1 BB: 1 P: 12	R: 0 E: 0 K: 0 S: 8 H: 1 LOB: 1 BB: 0 P: 10	R: 0 E: 0 K: 0 S: 7 H: 0 LOB: 0 BB: 0 P: 14	R: 1 E: 0 K: 0 S: 12 H: 3 LOB: 2 BB: 0 P: 19	1B: 5 2B: 0 3B: 0 HR: 3	SF: 0 SAC: 0 DP: 0 HBP: 0						

PITCHER		IP	WLS	BF	H	R	ER	SO	BB	IBB	HBP	BLK	WP	HR	S	P	ERA	WHIP
Steve Trachsel, R ERA: 3.28	(1, 1)	8.0	W	30	5	2	2	6	1	0	0	0	0	2	67	109	2.25	0.750
Don Wengert, R ERA: 6.89	(9, 1)	0.0		3	3	1	1	0	0	0	0	0	0	1	8	12	∞	∞
Marc Pisciotta, R ERA: 2.78	(9, 1)	1.0		3	0	0	0	0	0	0	0	0	0	0	4	7	0.00	0.000

PITCHER	IP	WLS	BF	H	R	ER	SO	BB	IBB	HBP	BLK	WP	HR	S	P	ERA	WHIP

livebaseballscorecards.com

AB	35
R	3
H	8
RBI	3
BB	1
SO	6
LOB	11

WP: 0	PB: 0	SB: 0	CS: 0
PA: 36			

TOP

Chicago Cubs @ Colorado Rockies

Coors Field, Denver, CO

Thu May 14 1998, 3:33 AM MDT

Att. 48,077 - Cloudy - 66 F

livebaseballscorecards.com

Batter	1	2	3	4	5	6	7	8	9	AB	R	H	RBI	BB	SO	LOB
Brant Brown, L (1, 8) OBP: 0.432, SLG: 0.538	4-2 SF9 BB		0-3 ① K	1-2 ② F8		1-0 1B		1-0 ③ G1-3		4	1	1	0	1	1	1
Mickey Morandini, L (1, 4) OBP: 0.384, SLG: 0.401	0-1 ① 1-3 1B		1-1 1B 1B HR 1-3 1B	1-0 BB 1B		2-2 ③ P8			1-0 ① G4-3	5	1	3	0	0	0	1
Sammy Sosa, R (1, 9) OBP: 0.413, SLG: 0.519	1-0 ② SF9 3-H		0-1 1B 1-2 HR 3-H 1B	4-0 1-2 BB			4-1 1B S FC3-2 BB		1-1 HR 1B	2	2	2	2	2	0	0
Mark Grace, L (1, 3) OBP: 0.433, SLG: 0.490	3-1 HR		2-0 1-2 HR 2-3 1B	2-0 ③ F8			3-0 FC3-2 1-3 1B		3-0 1-H HR	5	3	4	3	0	0	2
Henry Rodriguez, L (1, 7) OBP: 0.362, SLG: 0.540 Matt Mieske, R (7, PH) OBP: 0.294, SLG: 0.267 (7, 7)	2-3 ③ K		1-0 1-H 2-H 3-H HR		0-3 ① K		0-1 ① FC3-2 1-2 3-H		0-1 ② P3	3 2	1 0	1 0	4 0	0 0	2 0	0 2
José Hernández, R (1, 6) OBP: 0.288, SLG: 0.522 (7, 5)		2-3 ① K	1-2 L8 1B 2-1 1B		3-2 G5-4-3 1B		1-3 ② K		1-3 ③ K	5	0	2	0	0	3	2
Kevin Orie, R (1, 5) OBP: 0.238, SLG: 0.279 Terry Adams, R (7, 1) Rod Beck, R (9, 1)	X 0-0 ② G5-3		1-2 1-2 1B		0-2 ②③ G5-4-3 1-2f		2-2 ③ P5			4 0 0	0 0 0	1 0 0	0 0 0	0 0 0	0 0 0	3 0 0
Scott Servais, R (1, 2) OBP: 0.272, SLG: 0.314	2-1 ③ P6		0-1 ② L8 2-3			1-2 ① L8		X 0-0 ① G3		4	0	0	0	0	0	2
Kevin Tapani, R (1, 1) OBP: 0.250, SLG: 0.150 Terry Mulholland, R (6, 1) Marc Pisciotta, R (6, 1) OBP: 0.333, SLG: 0.333 Bob Patterson, R (6, 1) Manny Alexander, R (7, 6) OBP: 0.291, SLG: 0.352		0-0 2-1 ③ 3-H	2-1 1B 1B 1B	2-3 ① K		1-3 ② K		1-2 ② F9		3 0 0 0 0 1	1 0 0 0 0 0	1 0 0 0 0 0	0 0 0 0 0 0	0 0 0 0 0 0	2 0 0 0 0 0	0 0 0 0 0 0

	AB	R	H	RBI	BB	SO	LOB
	38	9	15	9	3	8	13

Inning Stats	1	2	3	4	5	6	7	8	9
	R: 2 E: 0 K: 1 S: 11	R: 0 E: 0 K: 1 S: 6	R: 5 E: 0 K: 1 S: 19	R: 0 E: 0 K: 1 S: 8	R: 0 E: 0 K: 1 S: 9	R: 0 E: 0 K: 1 S: 11	R: 0 E: 0 K: 1 S: 10	R: 0 E: 0 K: 0 S: 5	R: 2 E: 0 K: 1 S: 9
	H: 2 LOB: 0 BB: 1 P: 21	H: 0 LOB: 0 BB: 0 P: 10	H: 7 LOB: 2 BB: 0 P: 27	H: 1 LOB: 2 BB: 1 P: 18	H: 1 LOB: 0 BB: 0 P: 12	H: 1 LOB: 1 BB: 0 P: 16	H: 1 LOB: 2 BB: 1 P: 20	H: 0 LOB: 0 BB: 0 P: 7	H: 2 LOB: 0 BB: 0 P: 15

1B: 12 2B: 0 3B: 0 HR: 3	SF: 1 SAC: 0 DP: 1 HBP: 0	WP: 0 PB: 0 SB: 1 CS: 0	PA: 42
---	---	---	---

PITCHER		IP	WLS	BF	H	R	ER	SO	BB	IBB	HBP	BLK	WP	HR	S	P	ERA	WHIP
John Thomson, R ERA: 6.54	(1, 1)	2.1	L	16	9	7	7	3	1	0	0	0	0	2	34	56	27.00	4.286
Bobby Jones, L ERA: 5.09	(3, 1)	0.2		2	0	0	0	0	0	0	0	0	0	0	2	2	0.00	0.000
Mike Munoz, L ERA: 14.54	(4, 1)	1.0		5	1	0	0	1	1	0	0	0	0	0	8	18	0.00	2.000
Mike DeJean, R ERA: 3.1	(5, 1)	1.0		3	1	0	0	1	0	0	0	0	0	0	9	12	0.00	1.000
Chuck McElroy, L ERA: 2.14	(6, 1)	1.0		6	2	0	0	1	1	0	0	0	0	0	13	25	0.00	3.000
Curt Leskanic, R ERA: 5.18	(7, 1)	2.0		6	0	0	0	1	0	0	0	0	0	0	13	18	0.00	0.000
Jerry Dipoto, R ERA: 3.2	(9, 1)	1.0		5	2	2	2	1	0	0	0	0	0	1	9	15	18.00	2.000

Batter	1	2	3	4	5	6	7	8	9	AB	R	H	RBI	BB	SO	LOB
Neifi Perez, S (1, 6) OBP: 0.296, SLG: 0.386	B C C X 1-2 E6 2B 1B	X 0-0 ② SH1-3 1-2 2-3		B C B X 2-1 FC6-4 1B		B F X 1-1 ① G6-3	C B F B X 2-2 2B		B C X 1-1 BB 1B 1B	5	2	4	0	0	0	0
Ellis Burks, R (1, 8) OBP: 0.337, SLG: 0.589	C F S 1-3 ① K	C B F X 1-2 ③ F9		B C B B F X 3-2 ① FC6-4 1B 1-2f		C B B X 2-1 ② G5-3	B S S S 1-3 ② K		B B C B B 4-1 1B 1-2 BB	5	0	0	0	1	2	5
Larry Walker, L (1, 9) OBP: 0.439, SLG: 0.563	X 0-0 1B 2-H 2B		B X 1-0 2B 2B	B B X 2-0 G6-4-3 1-3 1B		B S F X 1-2 E3 1B 1B	C B X 1-1 G3-1 ③		B C X 1-1 ① P4	6	2	3	1	0	0	3
Vinny Castilla, R (1, 5) OBP: 0.352, SLG: 0.643	X 0-0 17 S 2-3 1B	S B X 1-1 1B 17 1B 2-H 2B	X 0-0 ② ③ G6-4-3 1-2f			X 0-0 1B 17 1B 1-3 1B		B X 1-0 HR	B B X 2-0 1-3 2-H 1B	6	3	5	3	0	0	2
Dante Bichette, R (1, 7) OBP: 0.377, SLG: 0.514	B F F F X 1-2 ② P3	X 0-0 17 1B 2-3 1B			B X 1-0 1B 1B	B F S X 1-2 17 1B 1-2 3-H 1B		B B C S X 2-2 17 E 1B	B X 1-0 ② P4	6	0	4	1	0	0	4
17 Todd Helton, L (1, 3) OBP: 0.351, SLG: 0.470	F F B B B S 3-3 ③ K 1-2	C B X 1-1 1-2 3-H 1B			F X 0-1 ① F8 1B	B B X 2-0 BB 1-3 2-H 1B		T B C X 1-2 E1 1-2	B B S B C S 3-3 ③ K	6	0	2	2	0	2	6
Jason Bates, S (1, 4) Jerry Dipoto, R (9, 1)		B F B B B X 3-1 SH1-3 1B 1B	C F X 0-2 ① F7		X 0-0 ② P6	C F B F B B 4-2 1-2 BB		F B L L 1-3 ① K		3 0	0 0	1 0	0 0	1 0	0 0	3 0
Kirt Manwaring, R (1, 2) OBP: 0.385, SLG: 0.342		C C B F X 1-2 SH1-3 1-2 1B	X 0-0 ② P4		X 0-0 1-2 1B	B C X 1-1 ③ P3		B B C S S 2-3 ② K		5	0	2	0	0	1	7
John Thomson, R (1, 1) Bobby Jones, R (3, 1) John Vander Wal, L (3, PH) Mike Munoz, L (4, 1) Mike DeJean, R (6, 1) Jeff Reed, L (6, PH) Chuck McElroy, L (6, 1) Curt Leskanic, R (7, 1) 3 Mike Lansing, R (7, 4) 1 Curtis Goodwin, L (8, PH)		L L B L 1-3 ① K	B B S B F F F X 3-2 ③ G4-3		C B X 1-1 ③ G3		B B X 2-0 ① P6	B C B X 2-1 ③ G4-3		1 0 1 0 0 0 1 0 0 2	0 0 0 0 0 0 0 0 0 0	0 0 0 0 0 0 0 0 0 0	0 0 0 0 0 0 0 0 0 0	0 0 0 0 0 0 0 0 0 0	1 0 0 0 0 0 0 0 0 0	2 0 2 0 0 2 0 0 0 2
Inning Stats	R: 1 H: 3 E: 1 LOB: 2 K: 2 BB: 0 S: 15 P: 21	R: 0 H: 2 E: 0 LOB: 2 K: 1 BB: 0 S: 13 P: 19	R: 2 H: 4 E: 0 LOB: 2 K: 0 BB: 0 S: 15 P: 21	R: 0 H: 2 E: 0 LOB: 1 K: 0 BB: 0 S: 7 P: 14	R: 0 H: 2 E: 0 LOB: 2 K: 0 BB: 0 S: 7 P: 9	R: 2 H: 3 E: 1 LOB: 3 K: 0 BB: 1 S: 18 P: 30	R: 0 H: 1 E: 0 LOB: 1 K: 1 BB: 0 S: 9 P: 15	R: 1 H: 2 E: 1 LOB: 2 K: 2 BB: 0 S: 15 P: 24	R: 1 H: 2 E: 0 LOB: 2 K: 1 BB: 1 S: 10 P: 22	1B: 16 2B: 4 3B: 0 HR: 1	SF: 0 SAC: 1 DP: 1 HBP: 0					

PITCHER		IP	WLS	BF	H	R	ER	SO	BB	IBB	HBP	BLK	WP	HR	S	P	ERA	WHIP
Kevin Tapani, R ERA: 4.37	(1, 1)	5.2	W	29	13	3	3	3	0	0	0	0	0	0	61	91	4.76	2.294
Terry Mulholland, L ERA: 3.04	(6, 1)	0.0		1	0	0	0	0	0	0	0	0	0	0	3	4	∞	∞
Marc Pisciotta, R ERA: 3.18	(6, 1)	0.0		2	2	1	0	0	0	0	0	0	0	0	4	5	∞	∞
Bob Patterson, L ERA: 3.24	(6, 1)	0.2		5	2	1	1	0	1	0	0	0	0	0	11	22	13.50	4.500
Terry Adams, R ERA: 2.45	(7, 1)	1.2		8	2	1	1	3	0	0	0	0	0	1	20	31	5.40	1.200

PITCHER		IP	WLS	BF	H	R	ER	SO	BB	IBB	HBP	BLK	WP	HR	S	P	ERA	WHIP
Rod Beck, R ERA: 3.6	(9, 1)	1.0	S	6	2	1	1	1	1	0	0	0	0	0	10	22	9.00	3.000

BOTTOM

Chicago Cubs @ Colorado Rockies

Coors Field, Denver, CO

Thu May 14 1998, 3:33 AM MDT

Att. 48,077 - Cloudy - 66 F

livebaseballscorecards.com

AB	48
R	7
H	21
RBI	7
BB	2
SO	7
LOB	40

Batter	1	2	3	4	5	6	7	8	9	AB	R	H	RBI	BB	SO	LOB
Brant Brown, L (1, 8) OBP: 0.434, SLG: 0.537 Kevin Orie, R (8, PR) OBP: 0.238, SLG: 0.279 (8, 5)	X 0-0 FC4 1B		S F F B F F T 1-2 ① K		C X 0-1 ③ F9			B X 1-0 FC4-6 1B		4 0 2 0 0 1 0 0 0 0 0 0 0 0						
Mickey Morandini, L (1, 4) OBP: 0.387, SLG: 0.411	1 SAFE B F 1 SAFE F X 1-2 ① FC4 1-2f		C F F B B X 2-2 1B			F F B F X 1-2 1B 2B		B B C F X 2-2 ① L8		4 1 2 0 0 0 2						
Sammy Sosa, R (1, 9) OBP: 0.412, SLG: 0.516 Jason Hardtke, S (6, 5) (8, 9)	B S F B C 2-3 ② K		S B S B F F F S 2-3 ② K			B F B X 2-1 G3-6-1 2-H 1B		B X 1-0 ② FC4-6 1-2f 2B		3 0 1 1 0 2 2 1 1 0 0 0 0 1						
Mark Grace, L (1, 3) OBP: 0.426, SLG: 0.481 Matt Mieske, R (6, 9) OBP: 0.314, SLG: 0.323 (8, 8)	B F B F X 2-2 ③ G3-1		B C C F B B X 3-2 ③ F8			B B B C X 3-1 ① P6		C B B B X 3-1 1-H 2B		3 0 0 0 0 0 3 1 0 1 1 0 0 0						
Henry Rodriguez, L (1, 7) OBP: 0.353, SLG: 0.523		B F B F F X 2-2 ① G4-3		B X 1-0 ① F8		X 0-0 ②③ G3-6-1 1-2f		B B F X 2-1 ③ G3-1		4 0 0 0 0 0 3						
Jeff Blauser, R (1, 6) OBP: 0.345, SLG: 0.333		C X 0-1 G3 1B		C X 0-1 ② F8			B F X 1-1 G4-3 3B		C B F F X 1-2 ① F9	4 1 2 0 0 0 0						
Tyler Houston, L (1, 5) OBP: 0.191, SLG: 0.239 (6, 3)		F B 1 SAFE B B F X 3-2 ② G3 1-2		X 0-0 ③ F8			B F X 1-1 ① G4-3 3-H		X 0-0 ② G4-3	4 0 0 1 0 0 1						
Scott Servais, R (1, 2) OBP: 0.276, SLG: 0.311 Sandy Martinez, L (5, 2) OBP: 0.348, SLG: 0.474		B B B I 4-0 IBB			F F S 0-3 ① K		C B X 1-1 ② F8		C F C 0-3 ③ K2-3	1 0 0 0 1 1 0 2 0 0 0 0 1 0						
Geremi Gonzalez, R (1, 1) Don Wengert, R (2, 1) Marc Pisciotta, R (8, 1) OBP: 0.333, SLG: 0.333		S S B C 1-3 ③ K			C X 0-1 ② G4-3		C C B B F X 2-2 ③ P4			1 0 0 0 0 1 2 2 0 0 0 0 0 0 0 0 0 0 0 0 0						
Inning Stats	R: 0 H: 1 E: 0 LOB: 1 K: 1 BB: 0 S: 10 P: 15	R: 0 H: 1 E: 0 LOB: 2 K: 1 BB: 1 S: 12 P: 22	R: 0 H: 1 E: 0 LOB: 1 K: 2 BB: 0 S: 20 P: 28	R: 0 H: 0 E: 0 LOB: 0 K: 0 BB: 0 S: 4 P: 5	R: 0 H: 0 E: 0 LOB: 0 K: 1 BB: 0 S: 7 P: 7	R: 1 H: 2 E: 0 LOB: 0 K: 0 BB: 0 S: 9 P: 15	R: 1 H: 1 E: 0 LOB: 0 K: 0 BB: 0 S: 10 P: 15	R: 1 H: 2 E: 0 LOB: 2 K: 0 BB: 0 S: 9 P: 18	R: 0 H: 0 E: 0 LOB: 0 K: 1 BB: 0 S: 8 P: 9	1B: 5 SF: 0 2B: 2 SAC: 0 3B: 1 DP: 1 HR: 0 HBP: 0						

PITCHER		IP	WLS	BF	H	R	ER	SO	BB	IBB	HBP	BLK	WP	HR	S	P	ERA	WHIP
Pete Harnisch, R ERA: 3.03	(1, 1)	7.0	W	27	6	2	2	5	0	1	0	0	0	0	72	107	2.57	0.857
Danny Graves, R ERA: 10.13	(8, 1)	2.0		8	2	1	1	1	0	0	0	0	0	0	17	27	4.50	1.000

PITCHER	IP	WLS	BF	H	R	ER	SO	BB	IBB	HBP	BLK	WP	HR	S	P	ERA	WHIP

TOP

Chicago Cubs @ Cincinnati Reds

Cinergy Field, Cincinnati, OH

Fri May 15 1998, 7:05 PM EDT

Att. 21,408 - Cloudy - 83 F

livebaseballscorecards.com

AB	34
R	3
H	8
RBI	3
BB	1
SO	6
LOB	14

Chicago Cubs @ Cincinnati Reds

Cinergy Field, Cincinnati, OH

Fri May 15 1998, 7:05 PM EDT

Att. 21,408 - Cloudy - 83 F

livebaseballscorecards.com

BOTTOM

Batter	1	2	3	4	5	6	7	8	9	AB	R	H	RBI	BB	SO	LOB
Chris Stynes, R (1, 9) OBP: 0.343, SLG: 0.383	P4	FC6-4 1-2f	K		G3		K			4	1	0	0	0	1	1
Jon Nunnally, L (7, PH) OBP: 0.358, SLG: 0.376 (8, 9)										1	0	0	0	0	1	0
Barry Larkin, R (1, 6) OBP: 0.348, SLG: 0.328	E S 1B	1B 1-2	P4		1B 3B		1B			4	2	3	0	0	0	0
Pokey Reese, R (6, 6) OBP: 0.214, SLG: 0.231										1	0	1	0	0	0	0
Dmitri Young, S (1, 7) OBP: 0.377, SLG: 0.558	F8	BB 1-2 2-3	1B BB		G3		K			4	1	1	0	1	1	3
Eddie Taubensee, L (1, 2) OBP: 0.442, SLG: 0.557	K 1-3	BB 1-3 2-H 3-H	FC6-4 1-2		FC6-4 3-H		G6-3			5	1	3	3	0	1	2
Bret Boone, R (1, 4) OBP: 0.360, SLG: 0.510		HR 1-2f BB	FC6-4 1-2f		FC6-4 1-2f			FC4-6 HBP		3	2	1	0	1	0	3
Willie Greene, L (1, 5) OBP: 0.394, SLG: 0.476		HR BB	F7		HR			FC4-6 1-2f		4	3	2	2	1	0	1
Reggie Sanders, R (1, 8) OBP: 0.342, SLG: 0.337		HR BB	1B		F8			P3		4	1	2	4	1	0	1
Eduardo Perez, R (1, 3) OBP: 0.275, SLG: 0.275		HBP	F7		G6-3			G4-3		3	0	1	2	0	0	1
Sean Casey, L (8, PH) OBP: 0.306, SLG: 0.200 (9, 3)		1B								1	0	0	0	0	0	1
Pete Harnisch, S (1, 1) OBP: 0.083, SLG: 0.043	FC3-6 1-2f		G3		K					4	0	0	0	0	1	4
Danny Graves, R (8, 1)	G1-3									0	0	0	0	0	0	0
Inning Stats	R: 0 E: 0 K: 1 S: 12 H: 1 LOB: 1 BB: 0 P: 17	R: 9 E: 0 K: 0 S: 24 H: 7 LOB: 2 BB: 3 P: 44	R: 0 E: 0 K: 1 S: 16 H: 1 LOB: 2 BB: 1 P: 22	R: 0 E: 0 K: 0 S: 7 H: 1 LOB: 1 BB: 0 P: 11	R: 1 E: 0 K: 0 S: 15 H: 2 LOB: 1 BB: 0 P: 22	R: 1 E: 0 K: 1 S: 10 H: 1 LOB: 0 BB: 0 P: 17	R: 0 E: 0 K: 2 S: 13 H: 1 LOB: 1 BB: 0 P: 18	R: 0 E: 0 K: 0 S: 5 H: 0 LOB: 1 BB: 0 P: 11		1B: 11 2B: 0 3B: 1 HR: 2 SF: 0 SAC: 0 DP: 0 HBP: 2						

	AB	R	H	RBI	BB	SO	LOB
AB	**38**						
R	**11**						
H	**14**						
RBI	**11**						
BB	**4**						
SO	**5**						
LOB	**17**						

WP: 0 PB: 0 SB: 1 CS: 0 PA: 44

PITCHER		IP	WLS	BF	H	R	ER	SO	BB	IBB	HBP	BLK	WP	HR	S	P	ERA	WHIP
Geremi Gonzalez, R ERA: 5.98	(1, 1)	1.2	L	14	7	8	8	1	1	0	1	0	0	1	28	45	43.20	4.800
Don Wengert, R ERA: 6.43	(2, 1)	5.1		26	7	3	3	4	3	0	0	0	0	1	69	106	5.06	1.875
Marc Pisciotta, R ERA: 3.04	(8, 1)	1.0		4	0	0	0	0	0	0	1	0	0	0	5	11	0.00	0.000

PITCHER	IP	WLS	BF	H	R	ER	SO	BB	IBB	HBP	BLK	WP	HR	S	P	ERA	WHIP

Chicago Cubs @ Cincinnati Reds

Cinergy Field, Cincinnati, OH

Sat May 16 1998, 7:05 PM EDT

Att. 30,505 - Unknown - 80 F

TOP

livebaseballscorecards.com

Batter	1	2	3	4	5	6	7	8	9	AB	R	H	RBI	BB	SO	LOB
Manny Alexander, R (1, 4) OBP: 0.317, SLG: 0.339	BBBCCB 4-2 S BB		BBCBFB 4-2 1B HR BB	FBBBB 4-1 S 1B BB	BSSX 1-2 ③ G5-3			CCBS 1-3 ① K		2	1	0	0	3	1	1
Jeff Blauser, R (1, 6) OBP: 0.340, SLG: 0.328	FB1CB1BS SAFE SAFE 3-3 ① K 1-2		1 SAFE 1 SAFE BS 1 SAFE SC 1-3 ① K	CBX 2-1 S 1B 1-2		X 0-0 ① F9		SBSSC 1-3 ② K		5	0	1	0	0	3	2
Mark Grace, L (1, 3) OBP: 0.426, SLG: 0.478	FCBBBC 3-3 ② K		CX 0-1 HR 1B 1-2	BBCFBC 3-3 ① K 1-2 2-3		CBBBX 3-1 G6-4-3 1B		FCBSS 1-3 ③ K		5	1	2	0	0	3	3
Sammy Sosa, R (1, 9) OBP: 0.412, SLG: 0.528	CBCCC 1-3 ③ K		BBFX 2-1 HR 1-H 2-H	IIII 4-0 IBB		BBSX 2-1 ② ③ G6-4-3 1-2f			CSFBBS 2-3 ① K	4	1	1	3	1	2	2
Matt Mieske, R (1, 7) OBP: 0.351, SLG: 0.394 Henry Rodriguez, L (4, PH) (4, 7) OBP: 0.355, SLG: 0.523 Brant Brown, L (7, 8) OBP: 0.439, SLG: 0.541		BFBX 2-1 F8 G1-4-3 2B	BCSBX 2-2 E 2B 1B	CFBS 1-3 ② K			FX 0-1 ① 1B		X 0-0 CS 1B	2 2 1	2 0 0	2 1 1	0 0 0	0 1 0	0 3 0	0 3 0
José Hernández, R (1, 8) (7, 7) OBP: 0.282, SLG: 0.493		BFBBB 4-1 G1-4-3 BB	BX 1-0 E3 2B 1-3	CCBS 2-3 ③ K			FFC 0-3 ② K		B 1 SAFE F F B 1 SAFE S 2-3 ② ③ K 1-2	4	0	0	0	1	3	5
Kevin Orie, R (1, 5) OBP: 0.245, SLG: 0.288		BX 1-0 ① F8 2-3	CFX 0-2 2B 1-3 3-H	SCFS 0-3 ① K			BBBB 4-0 1B BB			3	0	1	1	1	1	2
Scott Servais, R (1, 2) OBP: 0.283, SLG: 0.318		B 1 SAFE 1 SAFE F 1 SAFE X 1-1 ② G1-4-3 1-2 3-H	FBBSS 2-3 ② K	BX 1-0 1B			BCB 1 SAFE X 2-1 1B 1-2			4	0	2	1	0	1	3
Mark Clark, R (1, 1) OBP: 0.111, SLG: 0.059 Bob Patterson, R (8, 1) Terry Adams, R (8, 1) Rod Beck, R (9, 1)		BCFBBX 3-2 ③ G6-3	X 0-0 ③ F8	CLL 0-3 ② K			SBCC 1-3 ③ K			4 0 0 0	0 0 0 0	0 0 0 0	0 0 0 0	0 0 0 0	2 0 0 0	6 0 0 0
Inning Stats	R: 0 E: 0 K: 3 S: 11 H: 0 LOB: 1 BB: 1 P: 22	R: 1 E: 0 K: 0 S: 9 H: 1 LOB: 1 BB: 1 P: 20	R: 4 E: 1 K: 2 S: 20 H: 4 LOB: 2 BB: 1 P: 32	R: 0 E: 0 K: 3 S: 13 H: 1 LOB: 3 BB: 2 P: 29	R: 0 E: 0 K: 2 S: 11 H: 1 LOB: 1 BB: 0 P: 13	R: 0 E: 0 K: 0 S: 5 H: 1 LOB: 0 BB: 0 P: 10	R: 0 E: 0 K: 2 S: 10 H: 2 LOB: 2 BB: 1 P: 17	R: 0 E: 0 K: 3 S: 9 H: 0 LOB: 0 BB: 0 P: 12	R: 0 E: 0 K: 2 S: 8 H: 1 LOB: 1 BB: 0 P: 12	1B: 8 2B: 3 3B: 0 HR: 1	SF: 0 SAC: 0 DP: 2 HBP: 0						

	AB	36
	R	5
	H	11
	RBI	5
	BB	6
	SO	17
	LOB	27

WP: 0 PB: 0 SB: 3 CS: 1 PA: 42

PITCHER		IP	WLS	BF	H	R	ER	SO	BB	IBB	HBP	BLK	WP	HR	S	P	ERA	WHIP
Mike Remlinger, L ERA: 3.73	(1, 1)	1.1	L	7	1	1	1	3	2	0	0	0	0	0	15	33	6.75	2.250
Scott Sullivan, R ERA: 6.75	(2, 1)	3.2		21	6	4	3	7	2	1	0	0	0	1	49	83	7.36	2.182
Mark Hutton, R ERA: 5.82	(6, 1)	2.0		8	3	0	0	2	1	0	0	0	0	0	15	27	0.00	2.000
Stan Belinda, R ERA: 3.45	(8, 1)	2.0		6	1	0	0	5	0	0	0	0	0	0	17	24	0.00	0.500

PITCHER	IP	WLS	BF	H	R	ER	SO	BB	IBB	HBP	BLK	WP	HR	S	P	ERA	WHIP

Chicago Cubs @ Cincinnati Reds

Cinergy Field, Cincinnati, OH

Sat May 16 1998, 7:05 PM EDT

Att. 30,505 - Unknown - 80 F

BOTTOM

Batter	1	2	3	4	5	6	7	8	9	AB	R	H	RBI	BB	SO	LOB
Jon Nunnally, L (1, 9) (9, 7) OBP: 0.360, SLG: 0.371	C B B F B B 4-2 S 1B BB		X 0-0 1B 1B		B C B F S 2-3 ③ K	X 0-0 ③ L7			B X 1-0 ③ G5-3	4	0	1	0	1	1	0
Barry Larkin, R (1, 6) OBP: 0.359, SLG: 0.374	F F X 0-2 ① F9		B C B F B X 3-2 FC6-4 1-3 1B			B X 1-0 HR		X 0-0 G4-3 E 2B		4	2	3	1	0	0	1
Dmitri Young, S (1, 7) (9, 3) OBP: 0.373, SLG: 0.549	F 1 SAFE 1 SAFE 1 SAFE F B X 2-2 ② CS 1-H 1B		B F 1 SAFE B X 2-1 ③ FC6-4 1-2f			F B S X 1-2 ① P6		B C F B F F F B F 3-2 X ① G4-3 2-3		4	0	1	0	0	0	3
Willie Greene, L (1, 5) OBP: 0.403, SLG: 0.477	C B B B S 3-2 ③ CS 1-2	X 0-0 FC5-4 1B		C X 0-1 ① F7		B B B C B 4-1 3B BB		B B B B 4-0 F8 E BB		2	1	1	0	2	0	0
Bret Boone, R (1, 4) OBP: 0.358, SLG: 0.522		B F C B X 2-2 ① FC5-4 FC5-4 1-2f		C B X 1-1 HR		B C X 1-1 ② F8		C X 0-1 E4 FC6-4 1-2 3-H		4	1	1	2	0	0	3
Reggie Sanders, R (1, 8) OBP: 0.339, SLG: 0.353		X 0-0 ② FC5-4 S 1-2f		S S B B X 2-2 ② G6-3		B X 1-0 1-H 3B		B X 1-0 ② F8 2-3		4	0	1	1	0	0	3
Eduardo Perez, R (1, 3) OBP: 0.266, SLG: 0.265 Melvin Nieves, S (8, PH) (9, 9) OBP: 0.438, SLG: 0.417	1 SAFE 1 SAFE S S B B S 1-3 ③ K 1-2			C B X 1-1 ③ F7		C C B X 1-2 ③ G5-3		C B S B X 2-2 ③ FC6-4 1-2f		3 1	0 0	0 0	0 0	0 0	1 0	2 2
Brook Fordyce, R (1, 2) OBP: 0.286, SLG: 0.333 Sean Casey, L (9, PH) OBP: 0.297, SLG: 0.194			X 0-0 ① G6-3		C S B C 1-3 ① K		X 0-0 ① G6-3		S B X 1-1 ① F7	3 1	0 0	0 0	0 0	0 0	1 0	0 0
Mike Remlinger, L (1, 1) OBP: 0.118, SLG: 0.176 Scott Sullivan, R (2, 1) Chris Stynes, R (5, PH) OBP: 0.341, SLG: 0.381 Mark Hutton, R (6, 1) OBP: 1.000, SLG: 1.000 Lenny Harris, L (7, PH) OBP: 0.379, SLG: 0.379 Stan Belinda, R (8, 1) Eddie Taubensee, L (9, PH) OBP: 0.439, SLG: 0.553			B X 1-0 ② G3-1		X 0-0 ② L9		B F B F X 2-2 ② G4-3		C C S B S 1-3 ② K	0 1 1 0 1 0 1	0 0 0 0 0 0 0	0 0 0 0 0 0 0	0 0 0 0 0 0 0	0 0 0 0 0 0 0	0 0 0 0 0 0 1	0 0 0 0 0 0 0
Inning Stats	R: 0 E: 0 K: 0 S: 10 H: 1 LOB: 0 BB: 1 P: 19	R: 0 E: 0 K: 1 S: 8 H: 1 LOB: 1 BB: 0 P: 11	R: 0 E: 0 K: 0 S: 8 H: 2 LOB: 2 BB: 0 P: 14	R: 1 E: 0 K: 0 S: 9 H: 1 LOB: 0 BB: 0 P: 13	R: 0 E: 0 K: 2 S: 7 H: 0 LOB: 0 BB: 0 P: 10	R: 2 E: 0 K: 0 S: 11 H: 2 LOB: 1 BB: 1 P: 20	R: 0 E: 0 K: 0 S: 5 H: 0 LOB: 0 BB: 0 P: 7	R: 1 E: 1 K: 0 S: 14 H: 1 LOB: 2 BB: 1 P: 24	R: 0 E: 0 K: 1 S: 6 H: 0 LOB: 0 BB: 0 P: 9	1B: 4 2B: 1 3B: 1 HR: 2	SF: 0 SAC: 0 DP: 0 HBP: 0						

livebaseballscorecards.com

AB	34
R	4
H	8
RBI	4
BB	3
SO	4
LOB	14

WP: 0 PB: 0 SB: 2 CS: 1 PA: 38

PITCHER		IP	WLS	BF	H	R	ER	SO	BB	IBB	HBP	BLK	WP	HR	S	P	ERA	WHIP
Mark Clark, R ERA: 4.94	(1, 1)	7.0	W	29	8	4	4	3	2	0	0	0	0	2	59	95	5.14	1.429
Bob Patterson, L ERA: 3.12	(8, 1)	0.1		2	0	0	0	0	1	0	0	0	0	0	7	14	0.00	3.000
Terry Adams, R ERA: 2.39	(8, 1)	0.2		3	0	0	0	0	0	0	0	0	0	0	6	9	0.00	0.000
Rod Beck, R ERA: 3.43	(9, 1)	1.0	S	3	0	0	0	1	0	0	0	0	0	0	6	9	0.00	0.000

PITCHER	IP	WLS	BF	H	R	ER	SO	BB	IBB	HBP	BLK	WP	HR	S	P	ERA	WHIP

Batter	1	2	3	4	5	6	7	8	9	AB	R	H	RBI	BB	SO	LOB
Mickey Morandini, L (1, 4) OBP: 0.387, SLG: 0.403	C S B B F F B F X 3-2 ① P6		B B C B B 4-1 1B BB			F F C 0-3 ① K	B X 1-0 G5-3 ①	B B B B 4-0 1-2 BB		3	0	0	0	2	1	0
Tyler Houston, L (1, 5) OBP: 0.216, SLG: 0.260 Kevin Orie, R (7, 5) OBP: 0.244, SLG: 0.286	B B B C F X 3-2 1B SF8 1B		X 0-0 1-2 1B			X 0-0 ② L7	X 0-0 ② G1-3	B B F S S 2-3 ② K		4 1	1 0	2 0	0 0	0 0	0 1	0 2
Sammy Sosa, R (1, 9) OBP: 0.417, SLG: 0.530	B C 1 SAFE X 1-1 1-3 CS 1B		B X 1-0 ③ P3			B X 1-0 BB 1B HBP 1B	B B X 2-0 HR 1B	B X 1-0 ③ F7		5	2	3	0	0	0	4
Mark Grace, L (1, 3) OBP: 0.425, SLG: 0.497	F C B X 1-2 ② SF8 3-H			B B B C F X 3-2 ① G6-3		1 SAFE 1 SAFE X 0-0 HBP BB 1-2 1B 1B	C F X 0-2 1-H HR		C B C S 1-3 ① K	4	2	2	3	0	1	0
Henry Rodriguez, L (1, 7) OBP: 0.352, SLG: 0.511 Terry Mulholland, R (7, 1)	1 SAFE 1 SAFE S 0-1 ③ CS 1-2	C B F F B S 2-3 ① K		C B B B F S 2-3 ② K		B B B B 4-0 HBP 1-2 2-3 1B BB	C S B S 1-3 ③ K		F S S 0-3 ② K	3 1	1 0	0 0	0 0	1 0	3 1	0 0
Jeff Blauer, R (1, 6) OBP: 0.342, SLG: 0.320		S B C F S 1-3 ② K		F B C B F B C 3-3 ③ K		H 1-0 1B 1-2 2-3 3-H 2B HBP		C B B S F F F B 4-2 F B HR BB	B F B X 2-1 ③ L8	3	2	0	1	1	2	0
José Hernández, R (1, 8) OBP: 0.293, SLG: 0.532		F B X 1-1 ③ G4-3			X 0-0 ① F8	C F X 0-2 1-3 2-H 3-H 2B 1B		B X 1-0 1-H HR		4	2	2	4	0	0	0
Sandy Martinez, L (1, 2) OBP: 0.370, SLG: 0.522			X 0-0 ① F7		F C B B B X 3-2 ② G4-3	X 0-0 1-H 3-H 2B		S B C X 1-2 BB 1B		4	0	2	2	0	0	0
34 Kerry Wood, R (1, 1) OBP: 0.188, SLG: 0.188 Matt Mieske, R (7, 7) OBP: 0.342, SLG: 0.382		C X 0-1 ② G6-3			C C S 0-3 ③ K	X 0-0 ③ G5-6-3		B F X 1-1 ① P2		3 1	0 0	0 0	0 0	0 0	1 0	1 1
Inning Stats	R: 1 H: 2 E: 0 LOB: 0 K: 0 BB: 0 S: 15 P: 23	R: 0 H: 0 E: 0 LOB: 0 K: 2 BB: 0 S: 10 P: 14	R: 0 H: 1 E: 0 LOB: 2 K: 0 BB: 1 S: 6 P: 11	R: 0 H: 0 E: 0 LOB: 0 K: 2 BB: 0 S: 11 P: 19	R: 0 H: 0 E: 0 LOB: 0 K: 1 BB: 0 S: 7 P: 10	R: 5 H: 4 E: 0 LOB: 1 K: 1 BB: 1 S: 11 P: 17	R: 2 H: 2 E: 0 LOB: 0 K: 1 BB: 0 S: 9 P: 13	R: 2 H: 2 E: 0 LOB: 2 K: 1 BB: 2 S: 17 P: 31	R: 0 H: 0 E: 0 LOB: 0 K: 2 BB: 0 S: 8 P: 11	1B: 8 SF: 1 2B: 1 SAC: 0 3B: 0 DP: 0 HR: 2 HBP: 1						

Chicago Cubs @ Cincinnati Reds

Cinergy Field, Cincinnati, OH

Sun May 17 1998, 3:33 AM EDT

Att. 33,480 - Sunny - 77 F

TOP

livebaseballscorecards.com

AB	36
R	10
H	11
RBI	10
BB	4
SO	10
LOB	8

PITCHER		IP	WLS	BF	H	R	ER	SO	BB	IBB	HBP	BLK	WP	HR	S	P	ERA	WHIP
David Weathers, R ERA: 6.2	(1, 1)	6.0	L	27	7	6	6	6	2	0	1	0	0	0	60	94	9.00	1.500
Danny Graves, R ERA: 12.27	(7, 1)	1.0		5	2	2	2	1	0	0	0	0	0	1	9	13	18.00	2.000
Gabe White, L ERA: 5.76	(8, 1)	1.0		7	2	2	1	1	2	0	0	0	0	1	17	31	9.00	4.000
Jeff Shaw, R ERA: 1.42	(9, 1)	1.0		3	0	0	0	2	0	0	0	0	0	0	8	11	0.00	0.000

PITCHER	IP	WLS	BF	H	R	ER	SO	BB	IBB	HBP	BLK	WP	HR	S	P	ERA	WHIP

WP: 0	PB: 0	SB: 0	CS: 1	PA: 43													

Chicago Cubs @ Cincinnati Reds

Cinergy Field, Cincinnati, OH

Sun May 17 1998, 3:33 AM EDT

Att. 33,480 - Sunny - 77 F

BOTTOM

livebaseballscorecards.com

Batter	1	2	3	4	5	6	7	8	9	AB	R	H	RBI	BB	SO	LOB
Chris Stynes, R (1, 9) OBP: 0.339, SLG: 0.373	K		BB			F8		E7		3	1	0	0	1	1	0
Barry Larkin, R (1, 6) OBP: 0.369, SLG: 0.389	1B		F7			1B		G4-3		3	0	2	1	1	0	2
Dmitri Young, S (1, 7) OBP: 0.364, SLG: 0.534	F8		K			P4		G4-3		4	0	0	0	0	1	5
Eddie Taubensee, L (1, 2) OBP: 0.434, SLG: 0.544	K			F8		1B		K		4	0	1	0	0	2	2
Bret Boone, R (1, 4) OBP: 0.350, SLG: 0.509		G6-3		P6		K		G3		4	0	0	0	0	1	3
Willie Greene, L (1, 5) OBP: 0.393, SLG: 0.462		G3-1		K			K		G3-1	4	0	0	0	0	2	0
Reggie Sanders, R (1, 8) OBP: 0.336, SLG: 0.343		K			F8		HBP		G5-3	3	0	0	0	0	1	0
Sean Casey, L (1, 3) OBP: 0.282, SLG: 0.182			G3		K		P3		E5	2	0	0	0	0	1	0
Eduardo Perez, R (7, PH) OBP: 0.260, SLG: 0.259 (8, 3)										2	0	0	0	0	0	1
David Weathers, R (1, 1) OBP: 0.143, SLG: 0.308			PB WP BB		K		K		P4	1	0	0	0	1	1	0
Danny Graves, R (7, 1)										0	0	0	0	0	0	0
Melvin Nieves, S (7, PH) OBP: 0.412, SLG: 0.385										1	0	0	0	0	1	1
Gabe White, L (8, 1) OBP: 0.333, SLG: 0.333										0	0	0	0	0	0	0
Jeff Shaw, R (9, 1)										0	0	0	0	0	0	0
Pokey Reese, R (9, PH) OBP: 0.209, SLG: 0.225										1	0	0	0	0	0	1

Inning Stats	1	2	3	4	5	6	7	8	9
R:	0	0	0	0	0	0	0	1	0
H:	1	0	0	0	0	1	0	1	0
E:	0	0	0	0	0	0	0	1	0
LOB:	1	0	2	0	0	2	1	1	1
K:	2	1	1	1	0	1	2	0	0
BB:	0	0	2	0	0	1	0	0	0
S:	12	6	12	5	12	11	7	12	11
P:	18	9	25	8	19	22	10	15	17

AB	32
R	1
H	3
RBI	1
BB	3
SO	11
LOB	15

PITCHER		IP	WLS	BF	H	R	ER	SO	BB	IBB	HBP	BLK	WP	HR	S	P	ERA	WHIP	PITCHER	IP	WLS	BF	H	R	ER	SO	BB	IBB	HBP	BLK	WP	HR	S	P	ERA	WHIP
34 Kerry Wood, R ERA: 2.9	(1, 1)	6.0	W	23	2	0	0	8	3	0	0	0	1	0	58	101	0.00	0.833																	
Terry Mulholland, L ERA: 2.7	(7, 1)	3.0	S	13	1	1	0	3	0	0	1	0	0	0	30	42	0.00	0.333																	

1B:	2	SF:	0	WP:	1	PA:	36		
2B:	1	SAC:	0	PB:	1				
3B:	0	DP:	0	SB:	0				
HR:	0	HBP:	1	CS:	0				

Batter	1	2	3	4	5	6	7	8	9	AB	R	H	RBI	BB	SO	LOB
Eric Young Sr., R (1, 4) OBP: 0.352, SLG: 0.350	G1-3	F9		L8			G6-3			4	0	0	0	0	0	2
Jose Vizcaino, S (1, 6) OBP: 0.318, SLG: 0.297	1B 2B	K			G6-4-3 1B			G4-3		4	0	2	0	0	1	0
Gary Sheffield, R (1, 9) OBP: 0.406, SLG: 0.497	2-3 1B	G1-3			G6-4-3			G4-3		4	0	1	0	0	0	1
Bobby Bonilla, S (1, 5) OBP: 0.341, SLG: 0.463	FC3-2-5-3 1-3 3-H	F8			K			BB		3	0	0	0	1	1	2
Raul Mondesi, R (1, 8) OBP: 0.322, SLG: 0.518	G6-3			HR		G5-3		K		4	1	1	1	0	1	3
Eric Karros, R (1, 3) OBP: 0.368, SLG: 0.368		HR		E WP 1B		K			K	4	2	2	1	0	2	0
Todd Hollandsworth, L (1, 7) OBP: 0.288, SLG: 0.411		G1-3		E8 WP 1-3 1B		G3-1			DI 1B	4	0	2	0	0	0	0
Charles Johnson, R (1, 2) OBP: 0.303, SLG: 0.419		K		K			P5		K S	4	0	0	0	0	3	3
Chan Ho Park, R (1, 1) OBP: 0.286, SLG: 0.476 Mark Guthrie, R (5, 1) Thomas Howard, S (7, PH) OBP: 0.218, SLG: 0.365 Jim Bruske, R (7, 1) Dennys Reyes, R (8, 1) Jim Eisenreich, L (9, PH) OBP: 0.286, SLG: 0.303		1B		K 2-3 3-H			G4-3		K 1-2	2 0 1 0 0 0	0 0 0 0 0 0	1 0 0 0 0 0	0 0 0 0 0 0	0 0 0 0 0 0	1 0 0 0 0 0	1 0 0 0 0 0
Inning Stats	R: 0 E: 0 K: 0 S: 7 H: 2 LOB: 2 BB: 0 P: 12	R: 1 E: 0 K: 1 S: 11 H: 2 LOB: 1 BB: 0 P: 20	R: 0 E: 0 K: 1 S: 6 H: 0 LOB: 0 BB: 0 P: 11	R: 2 E: 1 K: 2 S: 17 H: 3 LOB: 1 BB: 0 P: 25	R: 0 E: 0 K: 1 S: 9 H: 1 LOB: 0 BB: 0 P: 15	R: 0 E: 0 K: 1 S: 10 H: 0 LOB: 0 BB: 0 P: 13	R: 0 E: 0 K: 0 S: 6 H: 0 LOB: 0 BB: 0 P: 10	R: 0 E: 0 K: 1 S: 10 H: 0 LOB: 1 BB: 1 P: 16	R: 0 E: 0 K: 3 S: 19 H: 1 LOB: 1 BB: 0 P: 30	1B: 6 2B: 1 3B: 0 HR: 2	SF: 0 SAC: 0 DP: 1 HBP: 0						

TOP

Los Angeles Dodgers @ Chicago Cubs

Wrigley Field, Chicago, IL

Tue May 19 1998, 7:05 PM CDT

Att. 30,607 - Cloudy - 71 F

livebaseballscorecards.com

AB	35
R	3
H	9
RBI	2
BB	1
SO	10
LOB	13

PITCHER		IP	WLS	BF	H	R	ER	SO	BB	IBB	HBP	BLK	WP	HR	S	P	ERA	WHIP
Steve Trachsel, R ERA: 3.36	(1, 1)	7.0	W	28	8	3	3	6	0	0	0	0	1	2	66	106	3.86	1.143
Terry Adams, R ERA: 2.3	(8, 1)	1.0		4	0	0	0	1	1	0	0	0	0	0	10	16	0.00	1.000
Rod Beck, R ERA: 3.27	(9, 1)	1.0	S	4	1	0	0	3	0	0	0	0	0	0	19	30	0.00	1.000

PITCHER		IP	WLS	BF	H	R	ER	SO	BB	IBB	HBP	BLK	WP	HR	S	P	ERA	WHIP

BOTTOM

Los Angeles Dodgers @ Chicago Cubs

Wrigley Field, Chicago, IL

Tue May 19 1998, 7:05 PM CDT

Att. 30,607 - Cloudy - 71 F

livebaseballscorecards.com

Batter	1	2	3	4	5	6	7	8	9	AB	R	H	RBI	BB	SO	LOB
Brant Brown, L (1, 8) OBP: 0.430, SLG: 0.535	X 0-0 ① B1-3		F X 0-1 ① G6-3	B S S B B X 3-2 ③ P6	B S S F X 1-2 ③ G4-3			C B X 1-1 BB 2B		5	0	1	0	0	0	4
Mickey Morandini, L (1, 4) OBP: 0.393, SLG: 0.405	C B B F B X 3-2 1B SF7 1B		C F B X 1-2 1B		B B B C F B 4-2 2B 2B BB	X 0-0 ① P3		C B F F S 1-3 ② K		4	2	2	0	1	1	1
Sammy Sosa, R (1, 9) OBP: 0.421, SLG: 0.535	B F B B F 1 SAFE F X 3-2 SF7 **1-3** 1B		C B B 1 S S SAFE 2-3 ② K		C X 0-1 **1-3** 2B 2B	B C B B S S 3-3 ② K		I I I I 4-0 BB IBB		4	1	2	0	1	2	1
Mark Grace, L (1, 3) OBP: 0.424, SLG: 0.500	B F X 1-1 ② SF7 **1-2** **3-H**		B B B X 3-0 ③ F8		X 0-0 1B BB **2-H** **3-H** 2B	C B B F F X 2-2 ③ G4-3		B B B C B 4-1 **1-2** **2-3** BB		3	1	1	3	1	0	1
Henry Rodriguez, L (1, 7) OBP: 0.356, SLG: 0.514 Matt Mieske, R (7, PR) OBP: 0.333, SLG: 0.371 (8, 7)	C C B F S 1-3 ③ K			B B B B 4-0 HR BB	F F B B B S 3-3 ① K		B B S X 2-1 FC1-5 2B	B C B S S 2-3 ③ K		3 1	1 0	1 0	0 0	1 0	2 1	2 3
Jeff Blauser, R (1, 6) OBP: 0.346, SLG: 0.315		B F B B X 3-1 ① G6-3		B B C F C 2-3 ① K	B B B 4-0 BB 1B BB		H 1-0 FC1-5 HBP			2	0	0	0	1	1	1
Tyler Houston, L (1, 5) OBP: 0.226, SLG: 0.327 José Hernández, R (5, PH) OBP: 0.298, SLG: 0.532 (6, 5)		B B F X 2-1 ② F7		B C X 1-1 **1-H** HR C X 0-1 **1-2** **2-3** BB 1B			B T X 1-1 ① FC1-5 G5-4-3 **1-2** **2-3f**			2 2	1 0	1 1	2 0	0 0	0 0	0 2
Scott Servais, R (1, 2) OBP: 0.282, SLG: 0.325		X 0-0 2B		B B X 2-0 ② G6-3	B B B C F F S 3-3 ② K		C B C B X 2-2 ② ③ G5-4-3 **1-2f**			4	0	1	0	0	1	5
Steve Trachsel, R (1, 1) OBP: 0.476, SLG: 0.526 Terry Adams, R (8, 1) Manny Alexander, R (8, PH) OBP: 0.311, SLG: 0.333 Rod Beck, R (9, 1)		C B F S 1-3 ③ K		B C X 1-1 1B	B B B C B 4-1 **1-2** **2-3** **3-H** BB			B F S S B S 2-3 ① K		2 0 1 0	0 0 0 0	1 0 0 0	1 0 0 0	1 0 0 0	1 0 1 0	1 0 0 0
Inning Stats	R: 1 H: 2 E: 0 LOB: 1 K: 1 BB: 0 S: 14 P: 22	R: 0 H: 1 E: 0 LOB: 1 K: 1 BB: 0 S: 8 P: 14	R: 0 H: 1 E: 0 LOB: 1 K: 1 BB: 0 S: 9 P: 15	R: 2 H: 2 E: 0 LOB: 1 K: 1 BB: 1 S: 11 P: 24	R: 3 H: 3 E: 0 LOB: 3 K: 2 BB: 3 S: 19 P: 38	R: 0 H: 0 E: 0 LOB: 0 K: 1 BB: 0 S: 8 P: 13	R: 0 H: 1 E: 0 LOB: 1 K: 0 BB: 0 S: 7 P: 13	R: 0 H: 1 E: 0 LOB: 3 K: 3 BB: 2 S: 13 P: 27		1B: 5 SF: 1 2B: 5 SAC: 0 3B: 0 DP: 1 HR: 1 HBP: 1						WP: 0 PA: 41 PB: 0 SB: 0 CS: 0

PITCHER		IP	WLS	BF	H	R	ER	SO	BB	IBB	HBP	BLK	WP	HR	S	P	ERA	WHIP
Chan Ho Park, R ERA: 5.33	(1, 1)	4.1	L	24	8	6	6	5	3	0	0	0	0	1	50	94	12.46	2.538
Mark Guthrie, L ERA: 1.2	(5, 1)	1.2		7	1	0	0	2	1	0	0	0	0	0	19	32	0.00	1.200
Jim Bruske, R ERA: 2.66	(7, 1)	1.0		4	1	0	0	0	0	0	1	0	0	0	7	13	0.00	1.000
Dennys Reyes, L ERA:	(8, 1)	1.0		6	1	0	0	3	1	1	0	0	0	0	13	27	0.00	2.000

PITCHER	IP	WLS	BF	H	R	ER	SO	BB	IBB	HBP	BLK	WP	HR	S	P	ERA	WHIP

AB	33
R	6
H	11
RBI	6
BB	6
SO	10
LOB	21

Batter	1	2	3	4	5	6	7	8	9	AB	R	H	RBI	BB	SO	LOB
Eric Young Sr., R (1, 4) OBP: 0.344, SLG: 0.341	B C B B C F C 3-3 ① K	X 0-0 ③ G6-3		C C X 0-2 ① G5-3		B X 1-0 ③ L9			4	0	0	0	0	1	0
Jose Vizcaino, S (1, 6) OBP: 0.316, SLG: 0.289	L B X 1-1 ② L9		S S X 0-2 ① L6	X 0-0 ② F7		B B C B C B 4-2 FC5-4 BB			3	0	0	0	1	0	0
Gary Sheffield, R (1, 9) OBP: 0.413, SLG: 0.500	C B X 1-1 1B		C B B F B B 4-2 FC1-6-4 BB			B C F B X 2-2 S 1B			C B C B X 2-2 ① FC5-4 FC6-4 1-2f	3	0	2	0	1	0	1
Bobby Bonilla, S (1, 5) OBP: 0.331, SLG: 0.446	S C 1 SAFE 1 SAFE B S 1-3 ③ K		X 0-0 ② FC1-6-4 1B 1-2f			B F S F 1 SAFE B X 2-2 ③ G3-1 1-2			C C B S 1-3 ② K	4	0	0	0	0	2	4
Raul Mondesi, R (1, 8) OBP: 0.321, SLG: 0.512		C C B X 1-2 ① G1-3	C S X 0-2 1-2 1B				S B B F S 2-3 ① K		B S B F X 2-2 ③ FC6-4 1-2f	4	0	1	0	0	1	1
Eric Karros, R (1, 3) OBP: 0.356, SLG: 0.354		B B C S C 2-3 ② K	X 0-0 ③ F9				X 0-0 ② P5			3	0	0	0	0	1	2
Jim Eisenreich, L (1, 7) OBP: 0.274, SLG: 0.290 Brad Clontz, R (8, 1)		C C F B X 1-2 ③ G6-3			C F B S 1-3 ① K		B X 1-0 ③ G3-1			3 0	0 0	0 0	0 0	0 0	1 0	0 0
Charles Johnson, R (1, 2) OBP: 0.297, SLG: 0.409			B B B C S C 3-3 ① K		B S B F F B X 3-2 ② F9			C X 0-1 ① G5-3		3	0	0	0	0	1	0
Hideo Nomo, R (1, 1) OBP: 0.059, SLG: 0.235 Mark Guthrie, R (7, 1) Todd Hollandsworth, L (7, 7) OBP: 0.286, SLG: 0.408			C S B B C 2-3 ② K		C B B F C 2-3 ③ K			X 0-0 ② G1-3		2 0 1	0 0 0	0 0 0	0 0 0	0 0 0	2 0 0	0 0 0
Inning Stats	R: 0 H: 1 E: 0 LOB: 1 K: 2 BB: 0 S: 11 P: 17	R: 0 H: 0 E: 0 LOB: 0 K: 1 BB: 0 S: 10 P: 14	R: 0 H: 0 E: 0 LOB: 0 K: 2 BB: 0 S: 7 P: 12	R: 0 H: 1 E: 0 LOB: 2 K: 0 BB: 1 S: 10 P: 14	R: 0 H: 0 E: 0 LOB: 0 K: 2 BB: 0 S: 10 P: 16	R: 0 H: 1 E: 0 LOB: 1 K: 0 BB: 0 S: 11 P: 15	R: 0 H: 0 E: 0 LOB: 0 K: 1 BB: 0 S: 5 P: 8	R: 0 H: 0 E: 0 LOB: 0 K: 0 BB: 0 S: 4 P: 5	R: 0 H: 0 E: 0 LOB: 1 K: 1 BB: 1 S: 11 P: 20	1B: 3 SF: 0 2B: 0 SAC: 0 3B: 0 DP: 0 HR: 0 HBP: 0						

PITCHER		IP	WLS	BF	H	R	ER	SO	BB	IBB	HBP	BLK	WP	HR	S	P	ERA	WHIP
Kevin Tapani, R ERA: 3.76	(1, 1)	9.0	W	32	3	0	0	9	2	0	0	0	0	0	79	121	0.00	0.556

PITCHER	IP	WLS	BF	H	R	ER	SO	BB	IBB	HBP	BLK	WP	HR	S	P	ERA	WHIP

TOP

Los Angeles Dodgers @ Chicago Cubs

Wrigley Field, Chicago, IL

Wed May 20 1998, 3:33 AM CDT

Att. 24,245 - Overcast - 67 F

livebaseballscorecards.com

AB	30
R	0
H	3
RBI	0
BB	2
SO	9
LOB	8

1B: 3	SF: 0	WP: 0	PA: 32
2B: 0	SAC: 0	PB: 0	
3B: 0	DP: 0	SB: 1	
HR: 0	HBP: 0	CS: 0	

Batter	1	2	3	4	5	6	7	8	9	AB	R	H	RBI	BB	SO	LOB
Brant Brown, L (1, 8) OBP: 0.417, SLG: 0.517	B C S S 1-3 ① K		B F F S 1-3 ③ K		X 0-0 ③ F7		X 0-0 ① SH1-3 1-2	C X 0-1 ③ P4		4	0	0	0	0	2	4
Mickey Morandini, L (1, 4) OBP: 0.401, SLG: 0.424	C B X 1-1 WP BLK 1B			B B B C B 4-1 FC4-6 BB		B C X 1-1 SF7 3B	C B X 1-1 ② P5			3	1	2	0	1	0	1
Sammy Sosa, R (1, 9) OBP: 0.413, SLG: 0.526	B C S F B C 2-3 ② K 1-2			B B X 2-0 ① P4		X 0-0 ① SF7 3-H	B X 1-0 ③ F9			3	0	0	1	0	1	3
Mark Grace, L (1, 3) OBP: 0.421, SLG: 0.494	B C B B X 3-1 ③ G4-3 2-3			F B C B F X 2-2 ② FC4-6 1-2f		S X 0-1 HR 1B		C F B B X 2-2 ① G3		4	1	1	0	0	0	2
Henry Rodriguez, L (1, 7) OBP: 0.355, SLG: 0.532 Matt Mieske, R (7, 7) OBP: 0.350, SLG: 0.417		X 0-0 ① G3		B B F S F B S 3-3 ③ K		B B B X 3-0 1-H HR		B X 1-0 2B		3 1	1 1	1 1	2 0	0 0	1 0	1 0
Jeff Blauser, R (1, 6) OBP: 0.356, SLG: 0.318	C B C C 1-3 ② K		X 0-0 SH1-4 S 1B		B B B C F F B 4-2 1B BB			B B B C B 4-1 2B 1B BB		2	1	1	0	2	1	0
Tyler Houston, L (1, 5) OBP: 0.232, SLG: 0.327 José Hernández, R (7, 5) OBP: 0.306, SLG: 0.550	S X 0-1 ③ G4-3			B B F B F S 3-3 ① K 1-2		X 0-0 G4-6-3 1-2 1B		S B X 1-1 1-3 2-H 2B		3 1	0 0	1 1	0 1	0 1	1 0	1 0
Sandy Martinez, L (1, 2) OBP: 0.387, SLG: 0.500			X 0-0 ① F9	S B B B B 4-1 SH1-4 BB		X 0-0 ②③ G4-6-3 1-2f		X 0-0 ② 1B 2-3 3-H 1B		3	0	1	1	1	0	2
Kevin Tapani, R (1, 1) OBP: 0.296, SLG: 0.182			B B B C X 3-1 ② P6	X 0-0 ② SH1-4 1-2 2-3			B S B B C B 4-2 SH1-3 BB	X 0-0 2-3 1B		2	0	1	0	1	0	0
Inning Stats	R: 0 H: 1 E: 0 LOB: 1 K: 2 BB: 0 S: 11 P: 18	R: 0 H: 0 E: 0 LOB: 0 K: 1 BB: 0 S: 6 P: 7	R: 0 H: 0 E: 0 LOB: 0 K: 1 BB: 0 S: 6 P: 10	R: 0 H: 0 E: 0 LOB: 1 K: 1 BB: 1 S: 10 P: 21	R: 0 H: 1 E: 0 LOB: 2 K: 1 BB: 1 S: 7 P: 14	R: 3 H: 4 E: 0 LOB: 1 K: 0 BB: 1 S: 11 P: 19	R: 0 H: 0 E: 0 LOB: 1 K: 0 BB: 1 S: 6 P: 12	R: 2 H: 4 E: 0 LOB: 2 K: 0 BB: 1 S: 11 P: 19		1B: 6 SF: 1 2B: 2 SAC: 2 3B: 1 DP: 1 HR: 1 HBP: 0						

PITCHER		IP	WLS	BF	H	R	ER	SO	BB	IBB	HBP	BLK	WP	HR	S	P	ERA	WHIP
Hideo Nomo, R ERA: 4.55	(1, 1)	6.0	L	27	6	3	3	6	4	0	0	1	1	1	53	95	4.50	1.667
Mark Guthrie, L ERA: 1.1	(7, 1)	1.1		4	0	0	0	0	0	0	0	0	0	0	7	11	0.00	0.000
Brad Clontz, R ERA: 5.66	(8, 1)	0.2		6	4	2	2	0	1	0	0	0	0	0	8	14	27.00	7.500

PITCHER	IP	WLS	BF	H	R	ER	SO	BB	IBB	HBP	BLK	WP	HR	S	P	ERA	WHIP

BOTTOM

Los Angeles Dodgers @ Chicago Cubs

Wrigley Field, Chicago, IL

Wed May 20 1998, 3:33 AM CDT

Att. 24,245 - Overcast - 67 F

livebaseballscorecards.com

AB	29
R	5
H	10
RBI	5
BB	5
SO	6
LOB	14

Batter	1	2	3	4	5	6	7	8	9	AB	R	H	RBI	BB	SO	LOB
Eric Young Sr., R (1, 4) OBP: 0.342, SLG: 0.335	B B C X 2-1 F7 ①		B F F X 1-2 FC6-4 1B 1B 1-2f ②	B C B B B 4-1 1-2 BB		B B X 2-0 G6-3 ③		B F S B B X 3-2 HR	B C B S B B 4-2 1-2 BB	3	1	0	0	1	0	2
Juan Castro, R (7, 4) OBP: 0.207, SLG: 0.296										1	1	1	1	1	0	0
Jose Vizcaino, S (1, 6) OBP: 0.324, SLG: 0.307	B B B C C X 3-2 E8 F8		B 1 SAFE X 1-0 1B 1-2 1B	B C X 1-1 L6 ③			C B X 1-1 BB 1B FC5-2 1B	C S X 0-2 1B 2B	C B C X 1-2 F8 ③	6	1	3	0	0	0	5
Gary Sheffield, R (1, 9) OBP: 0.423, SLG: 0.503	B B B B 4-0 PO BB		C B X 1-1 1-3 2-H 1B	B B F B C F F B 4-2 G6-4-3 BB			C B 1 SAFE B 1 SAFE F F X 2-2 FC5-2 BB 1-2 1B	C X 0-1 F7 ①		3	1	2	1	2	0	1
Bobby Bonilla, S (1, 5)	X 0-0 F8 ② 2-3		B X 1-0 F7 ③		X 0-0 F8 ①		C B B B B 4-1 BB FC5-2 1B 1-2 2-3 BB	B F F X 1-2 WP 2-H 1B		4	1	1	1	1	0	5
Raul Mondesi, R (1, 8) OBP: 0.312, SLG: 0.497	1 SAFE 0-0 PO ③ 1-2	X 0-0 F8 ①		B X 1-0 F9 ①	B 1 B B X 3-0 G6-4-3 ②③ 1-2f		B S F F F X 1-2 FC5-2 1B BB ① 1-2 2-3 3-Hf	C B F F B S 2-3 K ② 1-2		5	0	0	0	0	1	5
Eric Karros, R (1, 3) OBP: 0.363, SLG: 0.354		C B C B F B B 4-2 CS BB	C B C S 1-3 K ②	S F B X 1-2 HR	F C B B B B 4-2 1B 1-2 2-3 3-H BB	X 0-0 G5-3 ③			0	0	0	0	1	0	0
Matt Luke, L (2, 3) OBP: 0.321, SLG: 0.507										2	1	1	1	0	1	0
Roger Cedeno, S (7, PH) OBP: 0.417, SLG: 0.350										0	0	0	1	1	0	0
Mark Guthrie, R (7, 1)										0	0	0	0	0	0	0
Antonio Osuna, R (7, 1)										1	0	0	0	0	0	1
Todd Hollandsworth, L (1, 7) OBP: 0.297, SLG: 0.411		C B C F F E X 1-2 P3 ②③ 1-2		H 1-0 S 1B HBP		C B B S B F X 3-2 S 1B B X 1-0 ② 1-2 2-3 3-H 1B			F B F S 1-3 K ①	4	1	2	1	0	1	1
Charles Johnson, R (1, 2) OBP: 0.300, SLG: 0.400			B X 1-0 F7 ①	B 1 SAFE C 1 SAFE P 1 SAFE F B B 4-2 1B 1-2 BB		F 1 SAFE F B B B B X 3-2 P4 ① 1-2 B F B B B 4-1 BB			B F B S X 2-2 F7 ②	3	0	0	0	2	0	1
Ismael Valdez, R (1, 1) OBP: 0.318, SLG: 0.300			B C F B X 2-2 E5 FC6-4	F C B X 1-2 BB 1-3 2-H 1B		X 0-0 F9 ②	C F B C 1-3 K ③		C X 0-1 S 1B	3	0	1	1	0	0	1
Jim Eisenreich, L (7, PH) OBP: 0.280, SLG: 0.296										2	0	1	0	0	1	3
(7, 3)																

TOP

Los Angeles Dodgers @ Chicago Cubs

Wrigley Field, Chicago, IL

Thu May 21 1998, 3:33 AM CDT

Att. 22,616 - Cloudy - 62 F

livebaseballscorecards.com

AB	37
R	7
H	12
RBI	7
BB	9
SO	4
LOB	25

Inning Stats	1	2	3	4	5	6	7	8	9
	R: 0 E: 1 K: 0 S: 6	R: 0 E: 0 K: 0 S: 9	R: 1 E: 1 K: 0 S: 11	R: 1 E: 0 K: 1 S: 13	R: 0 E: 0 K: 0 S: 6	R: 1 E: 0 K: 0 S: 12	R: 2 E: 0 K: 1 S: 19	R: 2 E: 0 K: 1 S: 16	R: 0 E: 0 K: 1 S: 13
	H: 0 LOB: 1 BB: 1 P: 15	H: 0 LOB: 0 BB: 1 P: 14	H: 2 LOB: 2 BB: 0 P: 18	H: 1 LOB: 3 BB: 2 P: 25	H: 0 LOB: 0 BB: 1 P: 13	H: 2 LOB: 1 BB: 0 P: 21	H: 3 LOB: 3 BB: 3 P: 37	H: 3 LOB: 1 BB: 0 P: 22	H: 1 LOB: 2 BB: 1 P: 21

1B: 9	SF: 0	WP: 1	PA: 48
2B: 1	SAC: 0	PB: 0	
3B: 0	DP: 1	SB: 3	
HR: 2	HBP: 1	CS: 1	

PITCHER		IP	WLS	BF	H	R	ER	SO	BB	IBB	HBP	BLK	WP	HR	S	P	ERA	WHIP
Geremi Gonzalez, R ERA: 5.59	(1, 1)	6.0		28	5	3	2	1	5	0	1	0	0	1	57	106	3.00	1.667
Terry Adams, R ERA: 2.93	(7, 1)	0.1	L	4	2	2	2	0	1	0	0	0	0	0	12	20	54.00	9.000
Terry Mulholland, L ERA: 2.67	(7, 1)	0.1		2	1	0	0	0	1	0	0	0	0	0	3	8	0.00	6.000
Marc Pisciotta, R ERA: 3.6	(7, 1)	1.1		8	3	2	2	2	1	0	0	0	1	1	20	31	13.50	3.000
Kennie Steenstra, R ERA:	(9, 1)	1.0		5	1	0	0	1	1	0	0	0	0	0	13	21	0.00	2.000

PITCHER	IP	WLS	BF	H	R	ER	SO	BB	IBB	HBP	BLK	WP	HR	S	P	ERA	WHIP

Batter	1	2	3	4	5	6	7	8	9	AB	R	H	RBI	BB	SO	LOB
Brant Brown, L (1, 8) OBP: 0.409, SLG: 0.504	B F F B S 2-3 ① K		B F B X 2-1 ② F8		X 0-0 1B		B B F 1 SAFE S C 2-3 ① K		F B X 1-1 ② F7	5	0	1	0	0	2	2
Mickey Morandini, L (1, 4) OBP: 0.401, SLG: 0.423	C X 0-1 G5-4-3 1B		C F B X 2-2 ③ G6-3		1 SAFE B C 1 SAFE 1 SAFE F F X 1-2 ③ L8		B F X 1-1 ② F8		C X 0-1 1-2 1B	5	0	2	0	0	0	2
Sammy Sosa, R (1, 9) OBP: 0.413, SLG: 0.517	1 SAFE C C 1 SAFE X 0-2 ② ③ G5-4-3 1-2f			B B C B B 4-1 S E BB		S B B B F B 4-2 HR BB	B C B C F B F S 3-3 ③ K		B F X 1-1 ③ P6	3	2	0	0	2	1	4
Mark Grace, L (1, 3) OBP: 0.432, SLG: 0.520		B C B X 2-1 F8 BB 1B		B B C B B 4-1 FC3-6 1-2 BB		1 SAFE 1 SAFE 1 SAFE C X 0-1 1-H HR		C B S X 1-2 1B		3	1	3	2	1	0	0
Henry Rodriguez, L (1, 7) OBP: 0.353, SLG: 0.521		B B 1 SAFE C B F B 4-2 1-2 BB		C X 0-1 ① FC3-6 G6-3 1-2f 2-H		B F F B B B S 3-3 ① K		S B B B B F F S 3-3 ① K		3	0	0	0	1	2	2
Jeff Blauser, R (1, 6) OBP: 0.348, SLG: 0.309		B X 1-0 ① L8		B 1 SAFE X 1-0 ② G6-3 1-2		F F C 0-3 ② K		B X 1-0 ② P2		4	0	0	0	0	1	4
Tyler Houston, L (1, 5) OBP: 0.237, SLG: 0.345 Terry Adams, R (7, 1) Terry Mulholland, R (7, 1) Marc Pisciotta, R (7, 1) OBP: 0.333, SLG: 0.333 Jason Hardtke, S (8, PH) Kennie Steenstra, R (9, 1)		C B X 1-1 ② F8 2-3		X 0-0 ③ G4-3		C B B B X 3-1 2B		C B B B S S 2-3 ③ K		3 0 0 0 1 0	0 0 0 0 0 0	1 0 0 0 0 0	0 0 0 0 0 0	0 0 0 0 1 0	0 0 0 0 1 0	3 0 0 0 1 0
Scott Servais, R (1, 2) OBP: 0.281, SLG: 0.322		B C X 1-1 ③ P3			S X 0-1 ① F8	X 0-0 ③ F8			X 0-0 1B 1B	4	0	1	0	0	0	3
Geremi Gonzalez, R (1, 1) José Hernández, R (7, 5) OBP: 0.310, SLG: 0.543			B X 1-0 ① G5-3		C S B C 1-3 ② K		B B C B C F F B 4-2 BB		C C B F F S 1-3 ① K	2 1	0 0	0 0	0 0	0 1	1 1	0 1
Inning Stats	R: 0 E: 0 K: 1 S: 8 H: 1 LOB: 0 BB: 0 P: 10	R: 0 E: 0 K: 0 S: 9 H: 1 LOB: 2 BB: 1 P: 18	R: 0 E: 0 K: 0 S: 6 H: 0 LOB: 0 BB: 0 P: 11	R: 1 E: 1 K: 0 S: 6 H: 0 LOB: 1 BB: 2 P: 15	R: 0 E: 0 K: 1 S: 10 H: 1 LOB: 1 BB: 0 P: 12	R: 2 E: 0 K: 2 S: 13 H: 2 LOB: 1 BB: 1 P: 23	R: 0 E: 0 K: 2 S: 14 H: 0 LOB: 1 BB: 1 P: 24	R: 0 E: 0 K: 2 S: 11 H: 1 LOB: 1 BB: 0 P: 18	R: 0 E: 0 K: 1 S: 12 H: 2 LOB: 2 BB: 0 P: 15	1B: 6 2B: 1 3B: 0 HR: 1	SF: 0 SAC: 0 DP: 1 HBP: 0						

PITCHER		IP	WLS	BF	H	R	ER	SO	BB	IBB	HBP	BLK	WP	HR	S	P	ERA	WHIP
Ismael Valdez, R ERA: 4.6	(1, 1)	6.0	W	26	5	3	2	4	4	0	0	0	0	1	52	89	3.00	1.500
Mark Guthrie, L ERA: 1.06	(7, 1)	0.2		3	0	0	0	1	1	0	0	0	0	0	9	16	0.00	1.500
Antonio Osuna, R ERA: 1.86	(7, 1)	2.1	S	10	3	0	0	4	0	0	0	0	0	0	28	41	0.00	1.286

PITCHER	IP	WLS	BF	H	R	ER	SO	BB	IBB	HBP	BLK	WP	HR	S	P	ERA	WHIP

BOTTOM

Los Angeles Dodgers @ Chicago Cubs

Wrigley Field, Chicago, IL

Thu May 21 1998, 3:33 AM CDT

Att. 22,616 - Cloudy - 62 F

livebaseballscorecards.com

AB	34
R	3
H	8
RBI	2
BB	5
SO	9
LOB	22

1B: 6	SF: 0	WP: 0	PA: 39
2B: 1	SAC: 0	PB: 0	
3B: 0	DP: 1	SB: 1	
HR: 1	HBP: 0	CS: 0	

Chicago Cubs @ Atlanta Braves

Turner Field, Atlanta, GA

Fri May 22 1998, 7:05 PM EDT

Att. 43,576 - Cloudy - 85 F

TOP

livebaseballscorecards.com

Batter	1	2	3	4	5	6	7	8	9	AB	R	H	RBI	BB	SO	LOB
Brant Brown, L (1, 8) OBP: 0.404, SLG: 0.496	B B F X 2-1 ① F8		B C F F X 1-2 ② G4-3			C X 0-1 2B 1B		C F F S 0-3 ② K		4	1	1	0	0	1	0
Mickey Morandini, L (1, 4) OBP: 0.398, SLG: 0.425	B C B S F B X 3-2 ② G4-3		F F X 0-2 ③ F8			1 SAFE B S B 1 X SAFE 2-1 1-H 2B		B C S C 1-3 ③ K		4	0	1	1	0	1	0
Sammy Sosa, R (1, 9) OBP: 0.414, SLG: 0.533	F B B C X 2-2 HR			B X 1-0 ① G6-3		B B F X 2-1 ② G6-3			X 0-0 G4-6-3 1B	4	1	2	1	0	0	1
Mark Grace, L (1, 3) OBP: 0.424, SLG: 0.508	C C B B F B C 3-3 ③ K			X 0-0 ② F7		B X 1-0 ③ P4			C C X 0-2 ①② G4-6-3 1-2f	4	0	0	0	0	1	2
Henry Rodriguez, L (1, 7) OBP: 0.345, SLG: 0.507		F S X 0-2 ① G3		C F F B F B S 2-3 ③ K			X 0-0 ① G4-3		B B B C F F F C 3-3 ③ K	4	0	0	0	0	2	0
Jeff Blauser, R (1, 6) OBP: 0.347, SLG: 0.317		F C X 0-2 ② G5-3			B X 1-0 ① G6-3		B B F B X 3-1 2B			3	0	1	0	0	0	0
José Hernández, R (1, 5) OBP: 0.311, SLG: 0.536		C C X 0-2 1B			C B S B B S 3-3 ② K		F B C B S 2-3 ② K			3	0	1	0	0	2	1
Scott Servais, R (1, 2) OBP: 0.275, SLG: 0.314		C X 0-1 ③ L9			S B F X 1-2 ③ F9		C B C B B X 3-2 ③ P1			3	0	0	0	0	0	2
Bob Patterson, R (7, 1)										0	0	0	0	0	0	0
Marc Pisciotta, R (8, 1)										0	0	0	0	0	0	0
Mark Clark, R (1, 1) OBP: 0.100, SLG: 0.053			C X 0-1 ① G5-3			X 0-0 ① G6-3		C S S 0-3 ① K		2	0	0	0	0	0	0
Sandy Martinez, L (7, 2) OBP: 0.375, SLG: 0.481										1	0	0	0	0	1	0

	AB	32
	R	2
	H	6
	RBI	2
	BB	0
	SO	8
	LOB	6

Inning Stats	1	2	3	4	5	6	7	8	9
	R: 1 E: 0 K: 1 S: 13	H: 1 LOB: 0 BB: 0 P: 23	R: 0 E: 0 K: 0 S: 11	H: 1 LOB: 1 BB: 0 P: 11	R: 0 E: 0 K: 0 S: 9	H: 0 LOB: 0 BB: 0 P: 10	R: 0 E: 0 K: 1 S: 7	H: 0 LOB: 0 BB: 0 P: 10	R: 0 E: 0 K: 1 S: 7	H: 0 LOB: 0 BB: 0 P: 12	R: 1 E: 0 K: 0 S: 8	H: 2 LOB: 1 BB: 0 P: 13	R: 0 E: 0 K: 1 S: 9	H: 1 LOB: 1 BB: 0 P: 17	R: 0 E: 0 K: 3 S: 10	H: 0 LOB: 0 BB: 0 P: 11	R: 0 E: 0 K: 1 S: 9	H: 1 LOB: 0 BB: 0 P: 12

1B: 3	SF: 0	WP: 0	PA: 32
2B: 2	SAC: 0	PB: 0	
3B: 0	DP: 1	SB: 0	
HR: 1	HBP: 0	CS: 0	

PITCHER		IP	WLS	BF	H	R	ER	SO	BB	IBB	HBP	BLK	WP	HR	S	P	ERA	WHIP
Greg Maddux, R ERA: 2.03	(1, 1)	8.0	W	29	5	2	2	7	0	0	0	0	0	1	74	107	2.25	0.625
Mike Cather, R ERA: 2.88	(9, 1)	1.0		3	1	0	0	1	0	0	0	0	0	0	9	12	0.00	1.000

PITCHER		IP	WLS	BF	H	R	ER	SO	BB	IBB	HBP	BLK	WP	HR	S	P	ERA	WHIP

BOTTOM

Chicago Cubs @ Atlanta Braves
Turner Field, Atlanta, GA
Fri May 22 1998, 7:05 PM EDT
Att. 43,576 - Cloudy - 85 F

livebaseballscorecards.com

Batter	1	2	3	4	5	6	7	8	9	AB	R	H	RBI	BB	SO	LOB
Ozzie Guillen, L (1, 6) OBP: 0.167, SLG: 0.118	BBCX 2-1 HR 1B		LSFX 0-2 ① F9			BBX 2-0 FC5-4 1B BFFFX 1-2 ③ L8				4	1	2	0	0	0	0
Keith Lockhart, L (1, 4) OBP: 0.336, SLG: 0.451	X 0-0 ① P5		CX 0-1 ② F9			BFBX 2-1 ① F9		BBCFX 2-2 10 2B 1B		4	1	1	0	0	0	2
10 Chipper Jones, S (1, 5) OBP: 0.428, SLG: 0.625	X 0-0 ② L8		CBFBX 2-2 ③ F8			B1BX SAFE 2-0 ② F8		BFCBFX 2-2 1-H 3B 2B		4	1	1	1	0	0	2
Andres Galarraga, R (1, 3) OBP: 0.413, SLG: 0.635	BBSB1X SAFE 3-1 1-H HR			CSFBBS 2-3 ① K		BBX 2-0 ③ FC5-4 1-2f		IIII 4-0 3B IBB		3	2	1	2	1	1	1
Ryan Klesko, L (1, 7) OBP: 0.314, SLG: 0.447 Mike Cather, R (9, 1)	BSX 1-1 ③ L3			FX 0-1 ② F8			FFBBX 2-2 ① SH5-4 1B HR 1B	BCBFS 2-3 ① K		4 0	1 0	1 0	0 0	0 0	1 0	2 0
Michael Tucker, L (1, 9) OBP: 0.366, SLG: 0.607		FSC 0-3 ① K		BCBCS 2-3 ③ K			FCBX 1-2 SH5-4 1-2 HR 1B	BCBBSFX 3-2 1-H 2-H 3B		4	1	2	2	0	2	0
Eddie Pérez, R (1, 2) OBP: 0.367, SLG: 0.563		BBCX 2-1 2B		BCBFS 2-3 ① K			X 0-0 ① SH5-4 1-2 2-3	SBX 1-1 ② P4		3	0	1	0	0	1	1
Andruw Jones, R (1, 8) OBP: 0.274, SLG: 0.424 Curtis Pride, L (7, PH) OBP: 0.250, SLG: 0.267 Gerald Williams, R (7, PH) OBP: 0.308, SLG: 0.410 (8, 8)		CCBBFFS 2-3 ② K		CBFBS 1-3 ② K			SX 0-1 2-H 3-H HR	BSBX 2-1 ③ F7		2 0 2	0 0 1	0 0 1	0 0 3	0 0 0	2 0 1	1 0 1
Greg Maddux, R (1, 1) OBP: 0.276, SLG: 0.286 Danny Bautista, R (9, 7) OBP: 0.333, SLG: 0.348		SSX 0-2 ③ G6-3		FBCBS 2-3 ③ K			FCBX 1-2 ② L3			3 0	0 0	0 0	0 0	0 0	1 0	1 0

Inning Stats	1	2	3	4	5	6	7	8	9
R	2	0	0	0	0	0	3	3	
H	2	1	0	0	0	1	3	3	
E	0	0	0	0	0	0	0	0	
LOB	0	1	0	0	0	1	0	1	
K	0	2	0	2	3	0	0	1	
BB	0	0	0	0	0	0	0	1	
S	8	13	9	9	10	5	16	18	
P	14	17	11	13	15	13	21	34	

1B	5
2B	2
3B	1
HR	2
SF	0
SAC	1
DP	0
HBP	0
WP	0
PB	0
SB	0
CS	0
PA	35

AB	33
R	8
H	10
RBI	8
BB	1
SO	8
LOB	11

PITCHER		IP	WLS	BF	H	R	ER	SO	BB	IBB	HBP	BLK	WP	HR	S	P	ERA	WHIP
Mark Clark, R ERA: 5.01	(1, 1)	6.1	L	25	6	4	4	7	0	0	0	0	0	1	61	93	5.68	0.947
Bob Patterson, L ERA: 6.52	(7, 1)	1.0		8	4	4	4	1	0	1	0	0	0	1	23	38	36.00	4.000
Marc Pisciotta, R ERA: 3.51	(8, 1)	0.2		2	0	0	0	0	0	0	0	0	0	0	4	7	0.00	0.000

PITCHER	IP	WLS	BF	H	R	ER	SO	BB	IBB	HBP	BLK	WP	HR	S	P	ERA	WHIP

Batter	1	2	3	4	5	6	7	8	9	10	11	AB	R	H	RBI	BB	SO	LOB
Brant Brown, L (1, 8) OBP: 0.392, SLG: 0.485	F7	F8		K		G3			2B	F8	FC1-6 1-2f 2-3	7	1	1	1	0	1	6
Mickey Morandini, L (1, 4) OBP: 0.400, SLG: 0.423 Kennie Steenstra, R (8, 1) Jason Hardtke, S (9, PH) OBP: 0.333, SLG: 0.333 José Hernández, R (9, PR) OBP: 0.304, SLG: 0.523 (9, 5)	F9	F8 1B 1B	BB	P2					2B 2-3	SAFE G6-3	F9	3 0 1 2	0 0 0 1	1 0 1 0	0 0 0 0	1 0 0 0	0 0 0 0	0 0 0 3
Sammy Sosa, R (1, 9) OBP: 0.417, SLG: 0.532	2B 1B	1-2 1B	G4-1	K					K		PB BB E 1B	6	2	3	0	0	2	5
Mark Grace, L (1, 3) OBP: 0.426, SLG: 0.516	SAFE SAFE 1-H 2B	F8 2-3	G6-3	G4-3					1-H 3-H 2B		SAFE WP E 1-2 BB	5	1	2	3	1	0	2
Henry Rodriguez, L (1, 7) OBP: 0.344, SLG: 0.493 Matt Mieske, R (11, 7) OBP: 0.350, SLG: 0.417	L8	K	G3			L7			FC4-6 IBB		E 1B 1-2 2-3 IBB	4 0	1 0	0 0	0 0	2 0	1 0	3 0
Kevin Orie, R (1, 5) OBP: 0.248, SLG: 0.292 Rod Beck, R (9, 1) Tyler Houston, L (11, PH) OBP: 0.233, SLG: 0.339 Marc Pisciotta, R (11, 1) OBP: 0.333, SLG: 0.333	L9 34 1B 2B	F8	HBP			G5-3			K		E3 1B 1-3 2-H 3-H	4 0 1 0	1 0 1 0	1 0 0 0	0 0 1 0	0 0 0 0	1 0 0 0	4 0 1 0
Manny Alexander, R (1, 6) OBP: 0.328, SLG: 0.397 (7, 4)	P3	34 SH3-4 1B 1B	G1-4-3					HR	FC4-6 1-2f		FC1-6 S 2-H 3-H 1B	6	1	3	3	0	0	4
Sandy Martinez, L (1, 2) OBP: 0.342, SLG: 0.424	L9 2-3	34 SH3-4 1-2 1B	K				G4-3		P9	F9		6	0	1	0	0	1	2
34 Kerry Wood, R (1, 1) OBP: 0.222, SLG: 0.222 Terry Mulholland, R (7, 1) Terry Adams, R (7, 1) Jeff Blauser, R (7, 6) OBP: 0.359, SLG: 0.317	1B 3-H	SH3-4 1-2 2-3	K						WP 2B BB	BB	FC1-6 1-2 BB	2 0 0 0	0 0 0 1	1 0 0 0	1 0 0 0	0 0 0 0	1 0 0 3	0 0 0 0
Inning Stats	R: 1 E: 0 K: 0 S: 14 H: 2 LOB: 1 BB: 0 P: 24	R: 1 E: 0 K: 0 S: 9 H: 2 LOB: 1 BB: 0 P: 13	R: 0 E: 0 K: 1 S: 10 H: 2 LOB: 2 BB: 0 P: 14	R: 0 E: 0 K: 1 S: 17 H: 2 LOB: 3 BB: 1 P: 24	R: 0 E: 0 K: 0 S: 12 H: 0 LOB: 1 BB: 0 P: 21	R: 0 E: 0 K: 2 S: 11 H: 0 LOB: 0 BB: 0 P: 15	R: 0 E: 0 K: 1 S: 7 H: 0 LOB: 0 BB: 0 P: 9	R: 1 E: 0 K: 0 S: 6 H: 1 LOB: 0 BB: 0 P: 9	R: 3 E: 0 K: 2 S: 19 H: 3 LOB: 2 BB: 2 P: 34	R: 0 E: 0 K: 0 S: 5 H: 0 LOB: 1 BB: 1 P: 13	R: 4 E: 1 K: 0 S: 15 H: 2 LOB: 2 BB: 3 P: 37	1B: 9 2B: 4 3B: 0 HR: 1 SF: 0 SAC: 1 DP: 0 HBP: 1						WP: 2 PB: 1 SB: 1 CS: 0 PA: 56

PITCHER		IP	WLS	BF	H	R	ER	SO	BB	IBB	HBP	BLK	WP	HR	S	P	ERA	WHIP
29 John Smoltz, R ERA: 3.94	(1, 1)	2.0		12	6	2	2	0	0	0	0	0	0	0	26	41	9.00	3.000
John Rocker, L ERA:	(3, 1)	1.2		8	2	0	0	2	1	0	0	0	0	0	21	30	0.00	1.800
Dennis Martinez, R ERA: 5.4	(4, 1)	2.1		8	0	0	0	2	0	0	1	0	0	0	26	40	0.00	0.000
Alan Embree, L ERA: 2.53	(7, 1)	1.0		3	0	0	0	1	0	0	0	0	0	0	7	9	0.00	0.000
Mike Cather, R ERA: 3.12	(8, 1)	1.0		4	1	1	1	0	0	0	0	0	0	1	6	9	9.00	1.000

PITCHER		IP	WLS	BF	H	R	ER	SO	BB	IBB	HBP	BLK	WP	HR	S	P	ERA	WHIP
Kerry Ligtenberg, R ERA: 4.13	(9, 1)	1.0		8	3	3	3	2	1	1	0	0	1	0	19	34	27.00	4.000
Brian Edmondson, R ERA: 4.41	(10, 1)	2.0	L	13	2	4	3	0	3	1	0	0	1	0	20	50	13.50	2.500

TOP

Chicago Cubs @ Atlanta Braves

Turner Field, Atlanta, GA

Sat May 23 1998, 7:05 PM EDT

Att. 50,189 - Cloudy - 87 F

livebaseballscorecards.com

AB	47
R	10
H	14
RBI	9
BB	7
SO	7
LOB	30

Batter	1	2	3	4	5	6	7	8	9	10	11	AB	R	H	RBI	BB	SO	LOB
Ozzie Guillen, L (1, 6) OBP: 0.214, SLG: 0.132	1-1 G3		1-3 K		4-1 FC3-6 BB	1-2 1B 1-3 2-H	1-3 K			4-2 10 1B BB		4	0	1	1	2	2	2
Keith Lockhart, L (1, 4) OBP: 0.329, SLG: 0.435	0-0 P5		4-2 10 1B BB		2-2 FC3-6 BB 10 BB 1-2f	0-1 P3		2-1 P6		2-1 F8		5	0	0	0	1	0	4
10 Chipper Jones, S (1, 5) OBP: 0.439, SLG: 0.646	0-0 HR		2-1 G1-6-3 1-2 1B		4-1 BB 1-2 BB		2-2 1B 1B	3-2 F7		2-0 1-2 1B		5	2	4	1	1	0	0
Andres Galarraga, R (1, 3) OBP: 0.420, SLG: 0.650	1-1 HR		1-1 G1-6-3 1-2f		4-1 1-2 2-3 BB		3-2 G1-3 1B 1-2 1B	1-1 1B		2-2 F9		5	2	3	1	1	0	4
Ryan Klesko, L (1, 7) OBP: 0.310, SLG: 0.439 Kerry Ligtenberg, R (9, 1) Brian Edmondson, R (10, 1)	1-2 F9	0-2 F8	2-3 K		1-1 G1-3 1-2 2-H 1B	0-1 L7				2-2 G5-3		5 0 1	1 0 0	1 0 0	1 0 0	0 0 0	1 0 0	4 0 2
Javy Lopez, R (1, 2) OBP: 0.344, SLG: 0.547	1-1 G4-3	0-2 P2		0-1 G6-3	1-2 G1-3 1-2 2-3		0-2 FC6-4 1B		1-1 FC5-4 1B			6	0	2	0	0	0	2
Michael Tucker, L (1, 9) OBP: 0.371, SLG: 0.597	3-3 K	2-2 1B		4-1 FC5-4 BB	4-0 IBB		0-2 P2		1-0 F7			4	0	1	0	2	1	2
Andruw Jones, R (1, 8) OBP: 0.276, SLG: 0.421	0-2 1B	1-3 K		0-0 FC5-4 HBP 1-2f 1B	1-0 1-3 2-H 3-H 1B		1-1 P6		0-0 L8			6	1	2	2	0	1	4
29 John Smoltz, R (1, 1) OBP: 0.412, SLG: 0.308 John Rocker, R (3, 1) Dennis Martinez, R (4, 1) OBP: 0.400, SLG: 0.500 Curtis Pride, L (6, PH) OBP: 0.265, SLG: 0.267 Alan Embree, L (7, 1) Gerald Williams, R (7, PH) OBP: 0.303, SLG: 0.403 Mike Cather, R (8, 1) Danny Bautista, R (9, 7) OBP: 0.310, SLG: 0.320	3-3 K				0-3 K	1 SAFE 1 SAFE 1 SAFE 1 BH 2-2 1B 1-2 HBP	3-3 K			2-1 FC6-4 1-2f	2-2 FC5-4 1-2f	1 0 1 0 0 1 0 2	0 0 0 0 0 0 0 0	0 0 0 0 0 0 0 0	0 0 0 0 0 0 0 0	0 0 1 0 0 1 0 0	1 0 0 0 0 0 0 0	1 0 0 0 0 2 0 2
Inning Stats	R: 2 E: 0 K: 0 S: 9 H: 2 LOB: 0 BB: 0 P: 12	R: 0 E: 0 K: 2 S: 13 H: 1 LOB: 1 BB: 0 P: 20	R: 0 E: 0 K: 1 S: 9 H: 1 LOB: 1 BB: 1 P: 17	R: 0 E: 0 K: 1 S: 13 H: 1 LOB: 1 BB: 0 P: 16	R: 0 E: 0 K: 2 S: 14 H: 0 LOB: 3 BB: 3 P: 30	R: 1 E: 0 K: 0 S: 13 H: 1 LOB: 2 BB: 1 P: 20	R: 3 E: 0 K: 2 S: 19 H: 4 LOB: 2 BB: 1 P: 35	R: 0 E: 0 K: 0 S: 9 H: 1 LOB: 1 BB: 0 P: 15	R: 0 E: 0 K: 0 S: 10 H: 1 LOB: 1 BB: 0 P: 13	R: 0 E: 0 K: 0 S: 13 H: 1 LOB: 2 BB: 1 P: 24	R: 0 E: 0 K: 0 S: 7 H: 1 LOB: 1 BB: 0 P: 11	1B: 12 2B: 0 3B: 0 HR: 2	SF: 0 SAC: 0 DP: 1 HBP: 1	WP: 0 PB: 0 SB: 0 CS: 0	PA: 54			

PITCHER		IP	WLS	BF	H	R	ER	SO	BB	IBB	HBP	BLK	WP	HR	S	P	ERA	WHIP
34 Kerry Wood, R ERA: 3.11	(1, 1)	6.0		29	6	3	3	6	5	0	1	0	0	2	71	115	4.50	1.833
Terry Mulholland, L ERA: 3.67	(7, 1)	0.0		3	3	3	3	0	0	0	0	0	0	0	8	14	∞	∞
Terry Adams, R ERA: 2.83	(7, 1)	1.0		5	1	0	0	2	0	1	0	0	0	0	11	21	0.00	1.000
Kennie Steenstra, R ERA:	(8, 1)	1.0		4	1	0	0	0	0	0	0	0	0	0	9	15	0.00	1.000
Rod Beck, R ERA: 3.0	(9, 1)	2.0	W	9	2	0	0	0	1	0	0	0	0	0	23	37	0.00	1.500

PITCHER		IP	WLS	BF	H	R	ER	SO	BB	IBB	HBP	BLK	WP	HR	S	P	ERA	WHIP
Marc Pisciotta, R ERA: 3.38	(11, 1)	1.0		4	1	0	0	0	0	0	0	0	0	0	7	11	0.00	1.000

BOTTOM

Chicago Cubs @ Atlanta Braves

Turner Field, Atlanta, GA

Sat May 23 1998, 7:05 PM EDT

Att. 50,189 - Cloudy - 87 F

livebaseballscorecards.com

AB	46
R	6
H	14
RBI	6
BB	7
SO	8
LOB	29

Chicago Cubs @ Atlanta Braves

Turner Field, Atlanta, GA

Sun May 24 1998, 3:33 AM EDT

Att. 48,580 - Cloudy - 85 F

TOP

Batter	1	2	3	4	5	6	7	8	9	AB	R	H	RBI	BB	SO	LOB
Manny Alexander, R (1, 4) OBP: 0.324, SLG: 0.433	HR		L9			P6		K		4	1	1	1	0	1	0
José Hernández, R (1, 8) OBP: 0.292, SLG: 0.500	L6			G5-3		F8			K	4	0	0	0	0	1	0
Mark Grace, L (1, 3) OBP: 0.423, SLG: 0.511	F8			1B		G4-3			L9	4	0	1	0	0	0	0
Sammy Sosa, R (1, 9) OBP: 0.409, SLG: 0.521	K			K			K		F8	4	0	0	0	0	3	1
Jeff Blauser, R (1, 6) OBP: 0.353, SLG: 0.310		F7		G5-3			G6-3			3	0	0	0	0	0	1
Matt Mieske, R (1, 7) OBP: 0.372, SLG: 0.421		F7			BB		1B			2	0	1	0	1	0	0
Kevin Orie, R (1, 5) OBP: 0.244, SLG: 0.286		G4-3			F7		P6			3	0	0	0	0	0	2
Scott Servais, R (1, 2) OBP: 0.269, SLG: 0.306			K		K			G4-3		3	0	0	0	0	2	1
Steve Trachsel, R (1, 1) OBP: 0.435, SLG: 0.476			K		K			K		2	0	0	0	0	2	1
Henry Rodriguez, L (8, PH) OBP: 0.343, SLG: 0.490										1	0	0	0	0	1	0
Terry Adams, R (8, 1)										0	0	0	0	0	0	0
Inning Stats	R: 1 E: 0 K: 1 S: 9 H: 1 LOB: 0 BB: 0 P: 14	R: 0 E: 0 K: 0 S: 8 H: 0 LOB: 0 BB: 0 P: 13	R: 0 E: 0 K: 2 S: 9 H: 0 LOB: 0 BB: 0 P: 14	R: 0 E: 0 K: 1 S: 11 H: 1 LOB: 1 BB: 0 P: 16	R: 0 E: 0 K: 2 S: 10 H: 0 LOB: 1 BB: 1 P: 17	R: 0 E: 0 K: 0 S: 6 H: 0 LOB: 0 BB: 0 P: 8	R: 0 E: 0 K: 1 S: 10 H: 1 LOB: 1 BB: 0 P: 18	R: 0 E: 0 K: 2 S: 9 H: 0 LOB: 0 BB: 0 P: 14	R: 0 E: 0 K: 1 S: 5 H: 0 LOB: 0 BB: 0 P: 8	1B: 2 2B: 0 3B: 0 HR: 1 SF: 0 SAC: 0 DP: 0 HBP: 0							

PITCHER	IP	WLS	BF	H	R	ER	SO	BB	IBB	HBP	BLK	WP	HR	S	P	ERA	WHIP
Tom Glavine, L (1, 1) ERA: 2.01	9.0	W	31	3	1	1	10	1	0	0	0	0	1	77	122	1.00	0.444

PITCHER	IP	WLS	BF	H	R	ER	SO	BB	IBB	HBP	BLK	WP	HR	S	P	ERA	WHIP

AB	30
R	1
H	3
RBI	1
BB	1
SO	10
LOB	6

WP: 0 PB: 0 SB: 0 CS: 0 PA: 31

livebaseballscorecards.com

Chicago Cubs @ Atlanta Braves

Turner Field, Atlanta, GA

Sun May 24 1998, 3:33 AM EDT
Att. 48,580 - Cloudy - 85 F

BOTTOM

Batter	1	2	3	4	5	6	7	8	9	AB	R	H	RBI	BB	SO	LOB
Ozzie Guillen, L (1, 6) OBP: 0.261, SLG: 0.171	BBBB 4-0 10 G6-4-3 BB BB		CBX 1-1 FC4-6 1B		BX 1-0 ① G4-3		BBCX 2-1 ③ 2-H 1B			3	0	2	1	1	0	0
Keith Lockhart, L (1, 4) OBP: 0.327, SLG: 0.426	B 1 SAFE BBCT SAFE CB 4-2 10 G6-4-3 1-2 BB		X 0-0 ① FC4-6 1-2f		BCFBS 2-3 ② K			BCFS 1-3 ① K		3	0	0	0	1	2	1
10 Chipper Jones, S (1, 5) OBP: 0.431, SLG: 0.632	X 0-0 ①② G6-4-3 1-2f 2-3		S 1 SAFE B 1 SAFE FC 1-3 ② K		X 0-0 ③ G1-3			BBBCFFX 3-2 ② F8		4	0	0	0	0	1	3
Andres Galarraga, R (1, 3) OBP: 0.412, SLG: 0.636	CFBBFBS 3-3 ③ K		BBS 1 SAFE FFC 2-3 ③ K			CFBFBX 2-2 ① G6-3		CSBBFBFX 3-2 ③ F8		4	0	0	0	0	2	2
Ryan Klesko, L (1, 7) OBP: 0.315, SLG: 0.444 Danny Bautista, R (9, PR) OBP: 0.310, SLG: 0.320		X 0-0 ① P8		CBBSBB 4-2 G3-1 1B BB		BBX 2-0 ② F9			BBBX 3-0 1B 1B 2B	3 0	0 1	1 0	0 0	1 0	0 0	0 0
Javy Lopez, R (1, 2) OBP: 0.348, SLG: 0.545	BX 1-0 ② F8		X 0-0 G3-1 1-2 1B			SBFBS 2-3 ③ K			SFX 0-2 1B 2-3 1B	4	0	2	0	0	1	0
Michael Tucker, L (1, 9) OBP: 0.374, SLG: 0.601		X 0-0 2B		CBCBBX 3-2 ① G3-1 1-2 2-3			X 0-0 ① F8		BX 1-0 1-2 3-H 1B	4	0	2	1	0	0	2
Andruw Jones, R (1, 8) OBP: 0.283, SLG: 0.419		BSBBI 4-1 IBB		SFFBS 1-3 ② K			BBBCB 4-1 SH3-4 1B BB			1	1	0	0	2	1	2
Tom Glavine, L (1, 1) OBP: 0.136, SLG: 0.182		BBCSBX 3-2 ③ L7		BFX 1-1 ③ G4-3			1 SAFE X 0-0 ② SH3-4 1-2			2	0	0	0	0	0	4

Inning Stats																								
	R: 0	H: 0	R: 0	H: 1	R: 0	H: 1	R: 0	H: 1	R: 0	H: 0	R: 0	H: 0	R: 1	H: 1	R: 0	H: 0	R: 1	H: 3	1B: 5	SF: 0	WP: 0	PA: 34		
	E: 0	LOB: 1	E: 0	LOB: 2	E: 0	LOB: 1	LOB: 2		E: 0	LOB: 0	E: 0	LOB: 0	E: 0	LOB: 1	E: 0	LOB: 0	E: 0	LOB: 2	2B: 2	SAC: 1	PB: 0			
	K: 1	BB: 2	K: 0	BB: 1	K: 2	BB: 0	K: 1	BB: 1	K: 1	BB: 0	K: 1	BB: 0	K: 0	BB: 1	K: 1	BB: 0	K: 0	BB: 0	3B: 0	DP: 1	SB: 0			
	S: 7	P: 18	S: 7	P: 15	S: 10	P: 14	S: 12	P: 21	S: 5	P: 8	S: 8	P: 14	S: 5	P: 11	S: 12	P: 19	S: 5	P: 9	HR: 0	HBP: 0	CS: 0			

PITCHER		IP	WLS	BF	H	R	ER	SO	BB	IBB	HBP	BLK	WP	HR	S	P	ERA	WHIP
Steve Trachsel, R ERA: 3.13	(1, 1)	7.0		28	4	1	1	6	4	1	0	0	0	0	54	101	1.29	1.143
Terry Adams, R ERA: 3.03	(8, 1)	1.0	L	6	3	1	1	1	0	0	0	0	0	0	17	28	9.00	3.000

PITCHER	IP	WLS	BF	H	R	ER	SO	BB	IBB	HBP	BLK	WP	HR	S	P	ERA	WHIP

livebaseballscorecards.com

AB	28
R	2
H	7
RBI	2
BB	5
SO	7
LOB	14

Chicago Cubs @ Atlanta Braves

Turner Field, Atlanta, GA

Mon May 25 1998, 7:05 PM EDT

Att. 33,704 - Unknown - 85 F

TOP

livebaseballscorecards.com

Batter	1	2	3	4	5	6	7	8	9	AB	R	H	RBI	BB	SO	LOB
Brant Brown, L (1, 8) OBP: 0.388, SLG: 0.486	S F S 0-3 ① K		C X 0-1 WP 1B 2B			X 0-0 ① G4-3		C F F S 0-3 ② K		4	1	1	0	0	2	1
Mickey Morandini, L (1, 4) OBP: 0.412, SLG: 0.437	B C F B X 2-2 1B		C B B C B X 3-2 CS 2-H 1B			C B C F F X 1-2 G1-5-3 1B		F B B X 2-1 1-2 HR 1B		4	1	4	1	0	0	0
Sammy Sosa, R (1, 9) OBP: 0.411, SLG: 0.551	C S B S 1-3 ② K		S S 0-2 ③ CS 1-2	S F B B X 2-2 HR		C B B B X 3-1 ② G1-5-3 1-2		S X 0-1 1-H 2-H HR		4	2	2	4	0	1	2
Mark Grace, L (1, 3) OBP: 0.415, SLG: 0.500	X 0-0 ③ G4-3			X 0-0 ① F7		F B X 1-1 ③ F9		X 0-0 ③ G4-3		4	0	0	0	0	0	2
Henry Rodriguez, L (1, 7) OBP: 0.341, SLG: 0.481		C B B C B F F X 3-2 ① F7		B X 1-0 ② F8			B C X 1-1 ① F8		B B B C B 4-1 WP BB	3	0	0	0	1	0	0
Jeff Blauser, R (1, 6) OBP: 0.345, SLG: 0.301		C F B B B X 3-2 ② P3		C F B B B C 3-3 ③ K			C C B B B F F B X 3-2 ② F8		B B C C S 1-3 ① K	4	0	0	0	0	2	1
Manny Alexander, R (1, 5) OBP: 0.311, SLG: 0.414		C B B F F S 2-3 ③ K			B C B F X 2-2 ① F8		F C B S 1-3 ③ K		B S F C 1-3 ② K	3	0	0	0	0	2	0
Kennie Steenstra, R (7, 1)										0	0	0	0	0	0	0
Bob Patterson, R (8, 1)										0	0	0	0	0	0	0
Marc Pisciotta, R (8, 1) OBP: 0.333, SLG: 0.333										0	0	0	0	0	0	0
Tyler Houston, L (9, PH) OBP: 0.230, SLG: 0.333										1	0	0	0	0	1	1
Sandy Martinez, L (1, 2) OBP: 0.350, SLG: 0.412			X 0-0 ① F8		B B B C B 4-1 G1-6-4 BB			F B B B B 4-1 1B HR BB	B B B B 4-0 FC6-4 1-2 BB	1	0	0	0	1	0	0
Scott Servais, R (6, 2) OBP: 0.279, SLG: 0.306										0	1	0	0	2	0	0
Kevin Tapani, R (1, 1) OBP: 0.276, SLG: 0.167			C B F C 1-3 ② K		X 0-0 ② ③ G1-6-4 1-2f			B C F F X 1-2 ① F7	C B S X 1-2 ③ FC6-4 1-2f	2	0	0	0	0	1	1
Terry Mulholland, R (6, 1)										0	0	0	0	0	0	0
Jason Hardtke, S (7, 5) OBP: 0.200, SLG: 0.200										2	0	0	0	0	0	3

Inning Stats	R: 0 E: 0 K: 2 S: 10	H: 1 LOB: 1 BB: 0 P: 13	R: 0 E: 0 K: 1 S: 12	H: 0 LOB: 0 BB: 0 P: 20	R: 1 E: 0 K: 1 S: 11	H: 2 LOB: 0 BB: 0 P: 15	R: 1 E: 0 K: 1 S: 8	H: 1 LOB: 0 BB: 0 P: 14	R: 0 E: 0 K: 0 S: 5	H: 0 LOB: 0 BB: 1 P: 11
	R: 0 E: 0 K: 0 S: 10	H: 1 LOB: 1 BB: 0 P: 15	R: 0 E: 0 K: 1 S: 10	H: 0 LOB: 0 BB: 0 P: 15	R: 3 E: 0 K: 1 S: 14	H: 2 LOB: 0 BB: 1 P: 21	R: 0 E: 0 K: 2 S: 10	H: 0 LOB: 2 BB: 2 P: 21	

	1B: 4 2B: 1 3B: 0 HR: 2	SF: 0 SAC: 0 DP: 1 HBP: 0	WP: 2 PB: 0 SB: 0 CS: 1	PA: 37

	AB	32
	R	5
	H	7
	RBI	5
	BB	4
	SO	9
	LOB	11

PITCHER		IP	WLS	BF	H	R	ER	SO	BB	IBB	HBP	BLK	WP	HR	S	P	ERA	WHIP
Kevin Millwood, R ERA: 3.27	(1, 1)	7.0	W	25	5	2	2	6	1	0	0	0	1	1	66	103	2.57	0.857
Mike Cather, R ERA: 4.05	(8, 1)	0.2		5	2	3	3	1	1	0	0	0	0	1	13	20	40.50	4.500
Alan Embree, L ERA: 2.45	(8, 1)	0.1		1	0	0	0	0	0	0	0	0	0	0	1	1	0.00	0.000
Mark Wohlers, R ERA: 1.74	(9, 1)	1.0		5	0	0	0	2	2	0	0	0	1	0	10	21	0.00	2.000

PITCHER	IP	WLS	BF	H	R	ER	SO	BB	IBB	HBP	BLK	WP	HR	S	P	ERA	WHIP

Chicago Cubs @ Atlanta Braves

Turner Field, Atlanta, GA

Mon May 25 1998, 7:05 PM EDT

Att. 33,704 - Unknown - 85 F

BOTTOM

Batter	1	2	3	4	5	6	7	8	9	AB	R	H	RBI	BB	SO	LOB
Ozzie Guillen, L (1, 6) OBP: 0.255, SLG: 0.174	1-1 10 G4-3 1B		0-1 G6-3 ②	0-0 F8 ②		1-1 G4-3 ②		0-2 F7 ①		5	0	1	0	0	0	2
Keith Lockhart, L (1, 4) OBP: 0.342, SLG: 0.459	1-3 K ①		0-0 2B	3-1 1-3 2-H 2B		1-2 10 1B 1B		0-0 2B		5	1	4	1	0	1	1
10 Chipper Jones, S (1, 5) OBP: 0.435, SLG: 0.628	1-0 G4-3 ② ③ 1-2f		4-2 BB	0-1 F7 ③		2-0 1-2 1B		4-2 2B BB		3	1	1	0	2	0	3
Andres Galarraga, R (1, 3) OBP: 0.407, SLG: 0.630		1-2 5-3 ①	2-1 F7 ③		3-3 K ①	0-3 K ③		1-0 1-H 2-H 2B		5	1	1	2	0	2	4
Michael Tucker, L (1, 9) OBP: 0.387, SLG: 0.610		1-1 1B SF7 1B		4-2 2B 1B BB	1-0 F9 1B 2B		1-3 K ①	4-1 2B FC4-2 BB		3	3	2	0	2	1	0
Javy Lopez, R (1, 2) OBP: 0.355, SLG: 0.574		2-2 1-3 1B		0-1 F7 ①	3-0 F9 ② 2-3		2-2 HR	0-1 1-3 2-H 1B 2B		5	1	3	2	0	0	2
Curtis Pride, L (1, 7) OBP: 0.288, SLG: 0.319 Gerald Williams, R (6, 7) OBP: 0.294, SLG: 0.391		0-0 SF7 ② 3-H		2-2 1B 1-3 SH 2B	2-2 2B 3-H 1B		1-3 K ②	0-0 FC4-2 ② 1B 3-H		2 2	1 0	2 0	2 0	0 0	0 1	0 2
Andruw Jones, R (1, 8) OBP: 0.296, SLG: 0.446		2-1 F9 ③		0-0 SH 2B 2-3 3-H 1B	1-1 1-H 2B		3-2 3B	2-2 1-2 2-H 1B ③		5	1	4	1	0	0	1
Kevin Millwood, R (1, 1) OBP: 0.211, SLG: 0.063 Danny Bautista, R (7, PH) OBP: 0.300, SLG: 0.308 Mike Cather, R (8, 1) Alan Embree, L (8, 1) Mark Wohlers, R (9, 1)			1-2 L1-3 ①	0-1 SH 2B 1-2 3-H		1-1 P3 ①	1-3 K ③			2 1 0 0 0	0 0 0 0 0	0 0 0 0 0	1 0 0 0 0	0 0 0 0 0	0 1 0 0 0	0 1 0 0 0
Inning Stats	R: 0 E: 0 K: 1 S: 6 H: 1 LOB: 0 BB: 0 P: 9	R: 1 E: 0 K: 0 S: 11 H: 2 LOB: 1 BB: 0 P: 17	R: 0 E: 0 K: 0 S: 10 H: 1 LOB: 2 BB: 1 P: 17	R: 3 E: 0 K: 0 S: 15 H: 3 LOB: 2 BB: 1 P: 24	R: 1 E: 0 K: 1 S: 12 H: 3 LOB: 2 BB: 0 P: 22	R: 0 E: 0 K: 1 S: 12 H: 2 LOB: 2 BB: 0 P: 17	R: 1 E: 0 K: 3 S: 16 H: 2 LOB: 1 BB: 0 P: 24	R: 3 E: 0 K: 0 S: 16 H: 4 LOB: 2 BB: 2 P: 27		1B: 8 2B: 8 3B: 1 HR: 1	SF: 1 SAC: 1 DP: 1 HBP: 0					

livebaseballscorecards.com

AB	38
R	9
H	18
RBI	9
BB	4
SO	6
LOB	16

PITCHER		IP	WLS	BF	H	R	ER	SO	BB	IBB	HBP	BLK	WP	HR	S	P	ERA	WHIP
Kevin Tapani, R ERA: 4.09	(1, 1)	5.2	L	29	11	5	5	2	2	0	0	0	0	0	62	100	7.94	2.294
Terry Mulholland, L ERA: 3.62	(6, 1)	0.1		2	1	0	0	1	0	0	0	0	0	0	4	6	0.00	3.000
Kennie Steenstra, R ERA: 3.0	(7, 1)	1.0		5	2	1	1	3	0	0	0	0	0	1	16	24	9.00	2.000
Bob Patterson, L ERA: 8.1	(8, 1)	0.1		3	1	2	2	0	1	0	0	0	0	0	8	12	54.00	6.000
Marc Pisciotta, R ERA: 3.62	(8, 1)	0.2		5	3	1	1	0	1	0	0	0	0	0	8	15	13.50	6.000

PITCHER		IP	WLS	BF	H	R	ER	SO	BB	IBB	HBP	BLK	WP	HR	S	P	ERA	WHIP

Batter	1	2	3	4	5	6	7	8	9	AB	R	H	RBI	BB	SO	LOB
Doug Glanville, R (1, 8) OBP: 0.350, SLG: 0.432	C C X 0-2 1B		B C X 1-1 ③ L4		B B C C S 2-3 ③ K	X 0-0 1B WP 2-3 1B	C X 0-1 WP BB 1B 1B			5	2	3	0	0	1	0
Gregg Jefferies, S (1, 7) OBP: 0.372, SLG: 0.429 Ruben Amaro Jr, S (8, 7) OBP: 0.300, SLG: 0.265	B X 1-0 ① F9			B B C F F B F S 3-3 ① K		B F B B F X 3-2 ① L3	C X 0-1 WP 1-3 HR 3-H 1B	B C B F S 2-3 ② K		5 0	1 0	1 0	1 0	0 0	2 0	2 0
Scott Rolen, R (1, 5) OBP: 0.380, SLG: 0.510	1 SAFE B B C X 2-1 ② P4			B B S X 2-1 1B 1B		B X 1-0 2B 1B	B B F B F S 3-3 ① K 2-3 3-H	B B B C B 4-1 WP 1-2 1B BB		4	2	2	0	1	1	2
Rico Brogna, L (1, 3) OBP: 0.328, SLG: 0.489	S X 0-1 ③ F7			S C B 1 SAFE B B X 3-2 ② F7		F X 0-1 S 1-H 1B 2B	F B F X 1-2 HR 3-H	S B C B B X 3-2 1-H 2-H 1B		5	2	3	5	0	0	2
Mike Lieberthal, R (1, 2) OBP: 0.282, SLG: 0.368		C B X 1-1 ① G5-3		X 0-0 BB 1-3 1B		C S F B F F F B B 3-2 X FC3-6 2-H 1B	F B F F X 1-2 ② G6-3	B B B C F X 3-2 ③ F9		5	0	2	1	0	0	1
Bobby Abreu, L (1, 9) OBP: 0.418, SLG: 0.461		C C B X 1-2 F9 1B		B B F B B 4-1 1-2 BB		C 1 SAFE S X 0-2 ② FC3-6 1-2f	B B B B 4-0 2B BB		C S F S 0-3 ① K	3	1	1	0	2	1	1
Mark Lewis, R (1, 4) OBP: 0.260, SLG: 0.283		B 1 SAFE 1 SAFE X 1-0 ② ③ F9 1-2		B F C B F X 2-2 ③ G5-3		X 0-0 ③ L6	B B C B X 3-1 1-H 2B		X 0-0 ② G3-1	5	0	1	1	0	0	5
Desi Relaford, S (1, 6) OBP: 0.325, SLG: 0.414			C B B F B X 3-2 ① G3		X 0-0 ① B5-3		x 3-1 23 E 2B x 1-2 ③ P4		B F X 1-1 ③ G4-3	5	1	1	0	0	0	1
Mike Grace, R (1, 1) OBP: 0.176, SLG: 0.125 23 Kevin Jordan, R (7, PH) OBP: 0.290, SLG: 0.383 Darrin Winston, R (7, 1) Wayne Gomes, R (8, 1)			C B B X 2-1 ② G6-3		C S B B B F F S 3-3 ② K		B F F B B F F X 3-2 FC6 1B 2-H 1B	C C S 0-3 ① K		2 1 1 0	0 1 0 0	0 0 0 0	0 0 0 0	1 0 0 0	0 0 1 0	0 0 0 0
Inning Stats	R: 0 H: 1 E: 0 LOB: 1 K: 0 BB: 0 S: 8 P: 11	R: 0 H: 1 E: 0 LOB: 0 K: 0 BB: 0 S: 6 P: 9	R: 0 H: 0 E: 0 LOB: 0 K: 0 BB: 0 S: 7 P: 13	R: 0 H: 2 E: 0 LOB: 3 K: 1 BB: 1 S: 16 P: 30	R: 0 H: 0 E: 0 LOB: 0 K: 2 BB: 0 S: 9 P: 14	R: 2 H: 3 E: 0 LOB: 1 K: 0 BB: 0 S: 17 P: 24	R: 6 H: 5 E: 1 LOB: 1 K: 1 BB: 1 S: 25 P: 41	R: 2 H: 2 E: 0 LOB: 1 K: 2 BB: 1 S: 15 P: 27	R: 0 H: 0 E: 0 LOB: 0 K: 1 BB: 0 S: 7 P: 8	1B: 10 2B: 3 3B: 0 HR: 1	SF: 0 SAC: 0 DP: 0 HBP: 0			WP: 2 PB: 0 SB: 1 CS: 0	PA: 44		

PITCHER		IP	WLS	BF	H	R	ER	SO	BB	IBB	HBP	BLK	WP	HR	S	P	ERA	WHIP
Geremi Gonzalez, R ERA: 5.64	(1, 1)	6.0	L	28	9	5	4	3	1	0	0	0	0	0	71	112	6.00	1.667
Marc Pisciotta, R ERA: 4.5	(7, 1)	0.2		6	3	3	3	1	1	0	0	0	1	1	13	25	40.50	6.000
Justin Speier, R ERA: 13.5	(7, 1)	1.1		7	2	2	2	2	1	0	0	0	1	0	19	32	13.50	2.250
Rod Beck, R ERA: 2.88	(9, 1)	1.0		3	0	0	0	1	0	0	0	0	0	0	7	8	0.00	0.000

PITCHER	IP	WLS	BF	H	R	ER	SO	BB	IBB	HBP	BLK	WP	HR	S	P	ERA	WHIP

TOP

Philadelphia Phillies @ Chicago Cubs

Wrigley Field, Chicago, IL

Wed May 27 1998, 3:33 AM CDT

Att. 19,354 - Sunny - 80 F

livebaseballscorecards.com

AB	41
R	10
H	14
RBI	8
BB	3
SO	7
LOB	14

Philadelphia Phillies @ Chicago Cubs

Wrigley Field, Chicago, IL

Wed May 27 1998, 3:33 AM CDT

Att. 19,354 - Sunny - 80 F

livebaseballscorecards.com

BOTTOM

Batter	1	2	3	4	5	6	7	8	9	AB	R	H	RBI	BB	SO	LOB
Brant Brown, L (1, 8) OBP: 0.376, SLG: 0.469	F8		F8		G4-3		P6		G3	5	0	0	0	0	0	0
Mickey Morandini, L (1, 4) OBP: 0.417, SLG: 0.435	1B		BB		G4-3		F8		HR HBP	3	1	1	0	1	0	0
Sammy Sosa, R (1, 9) OBP: 0.410, SLG: 0.577	F9		F8		G4-3			HR	1-H HR	5	2	2	3	0	0	2
Mark Grace, L (1, 3) OBP: 0.410, SLG: 0.490	L5		G3			G6-3		BB HBP	G3-1	4	0	0	0	0	0	2
Henry Rodriguez, L (1, 7) OBP: 0.349, SLG: 0.500		1B 2B		SH5-3 2B		1B SF9 1B		F8		4	2	3	0	0	0	1
Jeff Blauser, R (1, 6) OBP: 0.350, SLG: 0.304	K	SH5-3 2-3		E 1-3 1B				1-2 BB		2	0	1	0	1	1	1
José Hernández, R (1, 5) OBP: 0.283, SLG: 0.489	G6-3		G6-3	SF9 1-3 3-H				P8		2	0	0	1	0	0	2
Justin Speier, R (7, 1)										0	0	0	0	0	0	0
Jason Hardtke, S (8, PH) OBP: 0.167, SLG: 0.167										1	0	0	0	0	0	2
Rod Beck, R (9, 1)										0	0	0	0	0	0	0
Sandy Martinez, L (1, 2) OBP: 0.364, SLG: 0.405	2-H 1B		BB			G5-3		G4-3		3	0	1	1	1	0	3
Geremi Gonzalez, R (1, 1)		B1-3		G5-3			G5-3		G6-3	2	0	0	0	0	0	3
Marc Pisciotta, R (7, 1) OBP: 0.333, SLG: 0.333										0	0	0	0	0	0	0
Kevin Orie, R (7, 5) OBP: 0.241, SLG: 0.282										2	0	0	0	0	0	0

Inning Stats	1	2	3	4	5	6	7	8	9
	R: 0 H: 1 E: 0 LOB: 1 K: 0 BB: 0 S: 10 P: 18	R: 1 H: 2 E: 0 LOB: 1 K: 1 BB: 0 S: 9 P: 13	R: 0 H: 0 E: 0 LOB: 1 K: 0 BB: 1 S: 7 P: 13	R: 0 H: 1 E: 0 LOB: 2 K: 0 BB: 1 S: 10 P: 17	R: 0 H: 0 E: 0 LOB: 0 K: 0 BB: 0 S: 5 P: 8	R: 1 H: 2 E: 1 LOB: 1 K: 0 BB: 0 S: 9 P: 17	R: 0 H: 0 E: 0 LOB: 0 K: 0 BB: 0 S: 6 P: 9	R: 1 H: 1 E: 0 LOB: 2 K: 0 BB: 1 S: 13 P: 22	R: 2 H: 1 E: 0 LOB: 0 K: 0 BB: 0 S: 11 P: 13

AB	33	
R	5	
H	8	
RBI	5	
BB	3	
SO	1	
LOB	16	

1B: 4	SF: 1	WP: 0 PA: 40
2B: 2	SAC: 1	PB: 0
3B: 0	DP: 0	SB: 0
HR: 2	HBP: 2	CS: 0

PITCHER		IP	WLS	BF	H	R	ER	SO	BB	IBB	HBP	BLK	WP	HR	S	P	ERA	WHIP
Mike Grace, R ERA: 5.87	(1, 1)	6.0	W	26	6	2	2	1	2	0	0	0	0	0	50	86	3.00	1.333
Darrin Winston, L ERA: 4.05	(7, 1)	1.1		6	1	1	1	0	0	0	1	0	0	1	12	19	6.75	0.750
Wayne Gomes, R ERA: 3.93	(8, 1)	1.2		8	1	2	2	0	1	0	1	0	0	1	18	25	10.80	1.200

PITCHER	IP	WLS	BF	H	R	ER	SO	BB	IBB	HBP	BLK	WP	HR	S	P	ERA	WHIP

Philadelphia Phillies @ Chicago Cubs

Wrigley Field, Chicago, IL

Thu May 28 1998, 3:33 AM CDT

Att. 25,285 - Sunny - 74 F

livebaseballscorecards.com

Batter	1	2	3	4	5	6	7	8	9	AB	R	H	RBI	BB	SO	LOB
Doug Glanville, R (1, 8) OBP: 0.351, SLG: 0.431	C B B X 2-1 ① G3		B C S S 1-3 ① K2-3		C B X 1-1 ① F8		X 0-0 1B 1B 1B 1B		C B X 1-1 1B SF8 1B	5	2	2	0	0	1	0
Gregg Jefferies, S (1, 7) OBP: 0.377, SLG: 0.434	X 0-0 ② F8		C X 0-1 1B		B C X 1-1 ② L9		X 0-0 1B 1-2 1B 1B		B B X 2-0 1B 1-3 E 1B	5	2	3	0	0	0	0
Scott Rolen, R (1, 5) OBP: 0.381, SLG: 0.508	C B X 1-1 1B		C B X 1-1 ② F7		B C B X 2-1 ③ P3		B C B X 2-1 1B SF8 1-2 2-3 1B		B S B F B F X 3-2 ① P6	5	1	2	0	0	0	3
Rico Brogna, L (1, 3) OBP: 0.330, SLG: 0.489	B C X 1-1 ③ G4-3		C B B F C 2-3 ③ K			C B X 1-1 HR 1B	X 0-0 S 1-3 2-H 3-H 1B		X 0-0 ② SF8 3-H	4	1	2	3	0	1	2
Mike Lieberthal, R (1, 2) OBP: 0.280, SLG: 0.365		C X 0-1 ① P5		C B X 1-1 ① L4		F X 0-1 ① P9	S X 0-1 ② SF8 3-H		C 1 SAFE X 0-1 E 1-3 1B	4	0	1	1	0	0	1
Bobby Abreu, L (1, 9) OBP: 0.419, SLG: 0.500 Ruben Amaro Jr, S (9, PH) OBP: 0.293, SLG: 0.257 (9, 9)		X 0-0 HR		B F B F S 2-3 ② K		C X 0-1 1-H HR	B C B S 2-3 ③ K 1-2		B F S F B X 2-2 E3 1-3 3-H	4	2	2	3	0	2	1
										1	0	0	0	0	0	1
Mark Lewis, R (1, 4) OBP: 0.258, SLG: 0.276		B B B C F B 4-2 FC3-6 BB		B B X 2-0 E5 WP BB		B B F B X 3-1 G4-3 ②		B B F B X 3-1 ① G5-3	B X 1-0 ③ G2-3	4	0	0	0	1	0	2
Desi Relaford, S (1, 6) OBP: 0.323, SLG: 0.405		X 0-0 ② FC3-6 1-2f		B B F B B 4-1 WP 1-2 BB		X 0-0 ③ F7		B F C T B X 2-2 ② F8		3	0	0	0	1	0	1
Curt Schilling, R (1, 1) OBP: 0.107, SLG: 0.074 Robert Dodd, L (6, 1) Rex Hudler, R (7, PH) OBP: 0.250, SLG: 0.200 Jerry Spradlin, S (7, 1) 23 Kevin Jordan, R (8, PH) OBP: 0.286, SLG: 0.377 Darrin Winston, R (8, 1) Mark Leiter, R (9, 1)		X 0-0 ③ G4-3		C S B B B C 3-3 ③ K 1-2 2-3			F S B S 1-3 ① K		B F X 1-1 ③ G5-3	2	0	0	0	0	1	3
										0	0	0	0	0	0	0
										1	0	0	0	0	1	0
										0	0	0	0	0	0	0
										1	0	0	0	0	0	0
										0	0	0	0	0	0	0
										0	0	0	0	0	0	0
Inning Stats	R: 0 E: 0 K: 0 S: 7 H: 1 LOB: 1 BB: 0 P: 11	R: 1 E: 0 K: 0 S: 7 H: 1 LOB: 1 BB: 1 P: 11	R: 0 E: 0 K: 2 S: 10 H: 1 LOB: 1 BB: 0 P: 14	R: 0 E: 1 K: 2 S: 10 H: 0 LOB: 2 BB: 1 P: 22	R: 0 E: 0 K: 0 S: 6 H: 0 LOB: 0 BB: 0 P: 10	R: 2 E: 0 K: 0 S: 9 H: 2 LOB: 0 BB: 0 P: 13	R: 3 E: 0 K: 2 S: 13 H: 4 LOB: 1 BB: 0 P: 18	R: 0 E: 0 K: 0 S: 8 H: 0 LOB: 0 BB: 0 P: 14	R: 2 E: 1 K: 0 S: 15 H: 3 LOB: 2 BB: 0 P: 24	1B: 10 2B: 0 3B: 0 HR: 2 SF: 2 SAC: 0 DP: 0 HBP: 0							

TOP	
AB	39
R	8
H	12
RBI	7
BB	2
SO	6
LOB	14

WP: 1 PB: 0 SB: 1 CS: 0 PA: 43

PITCHER		IP	WLS	BF	H	R	ER	SO	BB	IBB	HBP	BLK	WP	HR	S	P	ERA	WHIP
Mark Clark, R ERA: 5.32	(1, 1)	6.1		30	8	6	6	5	2	0	0	0	1	2	56	91	8.53	1.579
Bob Patterson, L ERA: 8.1	(7, 1)	0.0		1	1	0	0	0	0	0	0	0	0	0	1	1	∞	∞
Terry Adams, R ERA: 2.87	(7, 1)	1.2		5	0	0	0	1	0	0	0	0	0	0	13	21	0.00	0.000
Rod Beck, R ERA: 3.12	(9, 1)	1.0	L	7	3	2	1	0	0	0	0	0	0	0	15	24	9.00	3.000

PITCHER	IP	WLS	BF	H	R	ER	SO	BB	IBB	HBP	BLK	WP	HR	S	P	ERA	WHIP

BOTTOM

Philadelphia Phillies @ Chicago Cubs

Wrigley Field, Chicago, IL

Thu May 28 1998, 3:33 AM CDT

Att. 25,285 - Sunny - 74 F

livebaseballscorecards.com

Batter	1	2	3	4	5	6	7	8	9	AB	R	H	RBI	BB	SO	LOB
Brant Brown, L (1, 8) OBP: 0.377, SLG: 0.466	3-2 SF8 1B	1-2 FC1-6 1B		0-3 K		0-3 K		2-2 G3		5	1	2	0	0	2	0
Mickey Morandini, L (1, 4) OBP: 0.422, SLG: 0.439	1-1 SF8 HR 1-3 2B	0-1 FC1-6 1B 1-2f		4-1 2B E BB		4-0 F9 BLK BB			0-2 F7	3	2	1	0	2	0	1
Sammy Sosa, R (1, 9) OBP: 0.415, SLG: 0.583	3-2 SF8 2-3 3-H	2-1 FC3-6 1-2 1B		0-0 E9 1-H 2B		0-0 F9 1-3			4-2 2B BB	3	1	2	1	1	0	1
Mark Grace, L (1, 3) OBP: 0.415, SLG: 0.518	0-0 3-H HR	2-2 P4		0-0 2-H 2B		0-0 G4-3			0-0 1-H 2B	5	1	3	3	0	0	3
Henry Rodriguez, L (1, 7) OBP: 0.342, SLG: 0.488 Rod Beck, R (9, 1) Jason Hardtke, S (9, PH) OBP: 0.143, SLG: 0.143	1-1 F8	1-0 FC3-6 1-2f		2-1 G4-3			1-3 K		0-0 F8	4 0 1	0 0 0	0 0 0	0 0 0	0 0 0	1 0 0	3 0 1
Jeff Blauser, R (1, 6) OBP: 0.353, SLG: 0.305	1-1 2B 1B		2-1 L8		4-2 G6-4-3 BB		1-0 P4			3	1	1	0	1	0	0
José Hernández, R (1, 5) OBP: 0.282, SLG: 0.490	0-1 1-H 2B 2B		2-1 F9		1-0 G6-4-3 1-2f		1-0 G6-3			4	1	1	1	0	0	1
Sandy Martinez, L (1, 2) OBP: 0.383, SLG: 0.436 Derrick White, R (8, PH) Matt Mieske, R (9, 7) OBP: 0.372, SLG: 0.421	2-0 2-H 2B		0-0 G4-3		4-2 BB			2-3 K		2 1 0	0 0 0	1 0 0	1 0 0	1 0 0	0 1 0	0 0 0
Mark Clark, R (1, 1) OBP: 0.087, SLG: 0.045 Bob Patterson, R (7, 1) Terry Adams, R (7, 1) Scott Servais, R (8, PH) OBP: 0.277, SLG: 0.304 (9, 2)	1-2 G4-3			3-3 K	0-0 P4			1-1 G6-3		3 0 0 1	0 0 0 0	0 0 0 0	0 0 0 0	1 0 0 0	2 0 0 0	2 0 0 0
Inning Stats	R: 5 E: 0 K: 0 S: 21 H: 6 LOB: 1 BB: 0 P: 33	R: 0 E: 0 K: 0 S: 13 H: 2 LOB: 2 BB: 0 P: 19	R: 0 E: 0 K: 0 S: 5 H: 0 LOB: 0 BB: 0 P: 9	R: 2 E: 1 K: 2 S: 11 H: 2 LOB: 1 BB: 1 P: 20	R: 0 E: 0 K: 0 S: 8 H: 0 LOB: 1 BB: 2 P: 17	R: 0 E: 0 K: 1 S: 5 H: 0 LOB: 1 BB: 1 P: 9	R: 0 E: 0 K: 1 S: 5 H: 0 LOB: 0 BB: 0 P: 8	R: 0 E: 0 K: 1 S: 10 H: 0 LOB: 0 BB: 0 P: 15	R: 0 E: 0 K: 0 S: 7 H: 1 LOB: 1 BB: 1 P: 11	1B: 4 2B: 6 3B: 0 HR: 1	SF: 1 SAC: 0 DP: 1 HBP: 0			WP: 0 PB: 0 SB: 0 CS: 0	PA: 41		

	AB	35
	R	7
	H	11
	RBI	6
	BB	5
	SO	5
	LOB	12

PITCHER		IP	WLS	BF	H	R	ER	SO	BB	IBB	HBP	BLK	WP	HR	S	P	ERA	WHIP
Curt Schilling, R ERA: 2.58	(1, 1)	5.0		27	10	7	7	2	3	0	0	0	0	1	58	98	12.60	2.600
Robert Dodd, L ERA:	(6, 1)	1.0		4	0	0	0	1	1	0	0	1	0	0	5	9	0.00	1.000
Jerry Spradlin, R ERA: 4.21	(7, 1)	1.0		3	0	0	0	1	0	0	0	0	0	0	5	8	0.00	0.000
Darrin Winston, L ERA: 3.86	(8, 1)	1.0	W	3	0	0	0	1	0	0	0	0	0	0	10	15	0.00	0.000
Mark Leiter, R ERA: 1.97	(9, 1)	1.0	S	4	1	0	0	0	1	0	0	0	0	0	7	11	0.00	2.000

PITCHER	IP	WLS	BF	H	R	ER	SO	BB	IBB	HBP	BLK	WP	HR	S	P	ERA	WHIP

Atlanta Braves @ Chicago Cubs

Wrigley Field, Chicago, IL

Fri May 29 1998, 3:33 AM CDT

Att. 38,010 - Overcast - 81 F

TOP

livebaseballscorecards.com

Batter	1	2	3	4	5	6	7	8	9	10	11	AB	R	H	RBI	BB	SO	LOB
Walt Weiss, S (1, 6) OBP: 0.439, SLG: 0.421	C X 0-1 ① G4-3		B B B C F B 4-2 1B 10 FC4-6 BB	B F F C 1-3 ③ K			B C X 1-1 10 BB 1B		X 0-0 ① F9		X 0-0 ② G4-3 2-3	1	1	0	0	1	0	0
Ozzie Guillen, L (3, 6) OBP: 0.250, SLG: 0.176												4	0	1	0	0	1	2
Keith Lockhart, L (1, 4) OBP: 0.360, SLG: 0.457	B B B B 4-0 10 BB BB		B B B C F X 3-2 10 FC4-6 1-3 1B		B F B S B X 3-2 ① P6		B 1 SAFE P B C F X 3-2 ① L8		B C B X 2-1 ② G1		B B B B 4-0 BB	4	0	1	0	2	0	1
10 Chipper Jones, S (1, 5) OBP: 0.446, SLG: 0.617	B B B C C B 4-2 1-2 BB		B X 1-0 ① FC4-6 S 1-2f 3-H		S F B S 1-3 ② K		B B B C B 4-1 1-2 BB		F B B S X 2-2 1B		F C B C 1-3 ③ K	4	0	1	1	2	2	3
Andres Galarraga, R (1, 3) OBP: 0.399, SLG: 0.625	C S C 0-3 ② K		B S S B S 2-3 ② K 1-2		C S B B S 2-3 ③ K		X 0-0 ② F9		B S C S 1-3 ③ K			5	0	0	0	0	4	6
Ryan Klesko, L (1, 7) OBP: 0.307, SLG: 0.456	S S B S 1-3 ③ K		B C C S 1-3 ③ K			S B B X 2-2 2B	B B C F B S 3-3 ③ K			S C F S 0-3 ① K		4	0	1	0	0	3	5
Gerald Williams, R (7, 7) OBP: 0.297, SLG: 0.377 (10, 9)												1	0	0	0	0	1	0
Javy Lopez, R (1, 2) OBP: 0.341, SLG: 0.559		X 0-0 ① P4		B S C B S 2-3 ① K		X 0-0 ① P4		B F B F B X 3-2 ① P1		X 0-0 ② L9		5	0	0	0	0	1	1
Michael Tucker, L (1, 9) OBP: 0.373, SLG: 0.565		X 0-0 1B		B B B B 4-0 2B BB		B B I I 4-0 IBB		C X 0-1 ② F7		B X 1-0 ③ F7		3	1	1	0	2	0	0
John Rocker, R (10, 1)												0	0	0	0	0	0	0
Andruw Jones, R (1, 8) OBP: 0.307, SLG: 0.450		B S B B C S 3-3 ② K		X 0-0 1-H 2B		B S B F S 2-3 ② K		S S F F S 0-3 ③ K			B B B C B 4-1 G4-3 SH3-4 BB	4	0	1	1	1	3	3
Tom Glavine, L (1, 1) OBP: 0.120, SLG: 0.160		S S F B C 1-3 ③ K		X 0-0 ② L5		B C B B C B F F C 3-3 ③ K			B X 1-0 HR		X 0-0 ① SH3-4 1-2	3	0	0	0	0	2	4
Curtis Pride, L (9, PH) OBP: 0.296, SLG: 0.388												1	1	1	1	0	0	0
Kerry Ligtenberg, R (9, 1)												0	0	0	0	0	0	0
Danny Bautista, R (10, 7) OBP: 0.300, SLG: 0.308												0	0	0	0	0	0	0
Inning Stats	R: 0 E: 0 K: 2 S: 10 H: 0 LOB: 2 BB: 2 P: 19	R: 0 E: 0 K: 2 S: 9 H: 1 LOB: 1 BB: 0 P: 13	R: 1 E: 0 K: 2 S: 12 H: 1 LOB: 1 BB: 1 P: 23	R: 1 E: 0 K: 2 S: 8 H: 1 LOB: 1 BB: 1 P: 15	R: 0 E: 0 K: 2 S: 9 H: 0 LOB: 0 BB: 0 P: 15	R: 0 E: 0 K: 2 S: 12 H: 1 LOB: 2 BB: 1 P: 23	R: 0 E: 0 K: 1 S: 11 H: 1 LOB: 2 BB: 1 P: 21	R: 0 E: 0 K: 1 S: 10 H: 0 LOB: 0 BB: 0 P: 13	R: 1 E: 0 K: 1 S: 10 H: 2 LOB: 1 BB: 0 P: 16	R: 0 E: 0 K: 1 S: 6 H: 0 LOB: 0 BB: 0 P: 7	R: 0 E: 0 K: 1 S: 6 H: 0 LOB: 2 BB: 2 P: 15	1B: 4 2B: 2 3B: 0 HR: 1 SF: 0 SAC: 1 DP: 0 HBP: 0	WP: 0 PB: 0 SB: 1 CS: 0 PA: 48					

PITCHER		IP	WLS	BF	H	R	ER	SO	BB	IBB	HBP	BLK	WP	HR	P	ERA	WHIP
34 Kerry Wood, R ERA: 3.04	(1, 1)	7.0		32	5	2	2	13	5	1	0	0	0	0	129	2.57	1.429
Marc Pisciotta, R ERA: 4.34	(8, 1)	1.0		3	0	0	0	1	0	0	0	0	0	0	13	0.00	0.000
Rod Beck, R ERA: 3.33	(9, 1)	1.0		5	2	1	1	1	0	0	0	0	0	1	16	9.00	2.000
Terry Adams, R ERA: 2.7	(10, 1)	2.0	W	8	0	0	0	2	2	0	0	0	0	0	22	0.00	1.000

PITCHER	IP	WLS	BF	H	R	ER	SO	BB	IBB	HBP	BLK	WP	HR	S	P	ERA	WHIP

AB	39
R	3
H	7
RBI	3
BB	8
SO	17
LOB	25

Batter	1	2	3	4	5	6	7	8	9	10	11	AB	R	H	RBI	BB	SO	LOB
Manny Alexander, R (1, 5) OBP: 0.321, SLG: 0.419 Terry Adams, R (10, 1)	C B C B X 2-2 G6-4-3 1B		B C S B F F X 2-2 ③ 2-H 1B			B X 1-0 ② L6		L X 0-1 SH CS E 1-2	B F F X 1-2 ③ P5			4	1	2	1	0	0	1
												0	0	0	0	0	0	0
Mickey Morandini, L (1, 4) OBP: 0.416, SLG: 0.433	B 1 SAFE C X 1-1 ① ② G6-4-3 1-2f		B X 1-0 1B 1B			X 0-0 ③ F7		L B M B F F X 2-2 ① E4 1B 1-H 2-3		F F B F B C 3-3 ① K		5	0	1	0	0	1	2
Mark Grace, L (1, 3) OBP: 0.418, SLG: 0.520	B C B X 2-1 ③ G4-3			X 0-0 ① F9			B X 1-0 1B 1B	C B X 1-1 BB 1-3 1B		B C X 1-1 G1-3 1B		5	0	3	0	0	0	1
Jeff Blauser, R (1, 6) OBP: 0.349, SLG: 0.301		B B C X 2-1 ① G6-3		1 SAFE B X 1-0 L1-3 1-3 1B			X 0-0 ① F9	L C B B C 2-3 ② K		B B C C X 2-2 ② G1-3 1-2		5	0	1	0	0	1	4
Matt Mieske, R (1, 9) OBP: 0.396, SLG: 0.415		C X 0-1 ② G3		C B B F F X 2-2 ② ③ L1-3 1-2			1 SAFE X 0-0 1-2 1B	B B C B B 4-1 1-2 BB		I I B I 4-0 IBB		3	0	1	0	2	0	2
Henry Rodriguez, L (1, 7) OBP: 0.340, SLG: 0.482 Derrick White, R (10, PH) (11, 7)		F S B C 1-3 ③ K	B B X 2-0 G4-3-1 1B				C C B B B S 3-3 ② K	C X 0-1 ③ L8		C F B C 1-3 ③ K		4	0	1	0	0	2	5
												1	0	0	0	0	1	2
José Hernández, R (1, 8) OBP: 0.274, SLG: 0.475 Marc Pisciotta, R (8, 1) OBP: 0.333, SLG: 0.333 Rod Beck, R (9, 1) Jason Hardtke, S (9, PH) OBP: 0.222, SLG: 0.125 (10, 5)			C B B B X 3-1 ① F9		C B B F B B F X 3-2 ① ② G4-3-1 1-2f		C F B B F X 2-2 ③ G5-3		C B B C C 2-3 ① K		B B B B 4-0 SH1-4 HR BB	3	0	0	0	0	0	3
												0	0	0	0	0	0	0
												0	0	0	0	0	0	0
												1	1	0	0	1	1	0
Scott Servais, R (1, 2) OBP: 0.291, SLG: 0.336			C B F X 1-2 34 SH2-4 1B 1B		S B X 1-1 ③ L9			B B X 2-0 HR	B B C B B 4-1 BB	X 0-0 ① SH1-4 1-2		3	2	2	1	1	0	0
34 Kerry Wood, R (1, 1) OBP: 0.211, SLG: 0.211 Brant Brown, L (8, 8) OBP: 0.382, SLG: 0.487			X 0-0 ② SH2-4 1-2			F C X 0-2 ① G4-3		B B F B B 4-1 CS SH BB	C S S 0-3 ② K	C X 0-1 2-H HR		1	0	0	0	0	0	0
												2	1	1	2	1	1	1
Inning Stats	R: 0 H: 1 E: 0 LOB: 0 K: 0 BB: 0 S: 7 P: 12	R: 0 H: 0 E: 0 LOB: 0 K: 1 BB: 0 S: 7 P: 10	R: 1 H: 2 E: 0 LOB: 1 K: 0 BB: 0 S: 11 P: 17	R: 0 H: 2 E: 0 LOB: 1 K: 0 BB: 0 S: 7 P: 11	R: 0 H: 1 E: 0 LOB: 0 K: 0 BB: 0 S: 6 P: 12	R: 0 H: 0 E: 0 LOB: 0 K: 0 BB: 0 S: 5 P: 6	R: 0 H: 2 E: 0 LOB: 2 K: 1 BB: 0 S: 10 P: 16	R: 2 H: 2 E: 1 LOB: 3 K: 1 BB: 2 S: 17 P: 32	R: 0 H: 0 E: 0 LOB: 1 K: 2 BB: 1 S: 10 P: 17	R: 0 H: 1 E: 0 LOB: 2 K: 2 BB: 1 S: 13 P: 24	R: 2 H: 1 E: 0 LOB: 0 K: 0 BB: 1 S: 3 P: 7	1B: 10 SF: 0 2B: 1 SAC: 3 3B: 0 DP: 3 HR: 2 HBP: 0						

PITCHER		IP	WLS	BF	H	R	ER	SO	BB	IBB	HBP	BLK	WP	HR	S	P	ERA	WHIP
Tom Glavine, L ERA: 2.16	(1, 1)	8.0		33	10	3	3	3	2	0	0	0	0	1	70	116	3.38	1.500
Kerry Ligtenberg, R ERA: 4.1	(9, 1)	1.0		4	0	0	0	2	1	0	0	0	0	0	10	17	0.00	1.000
John Rocker, L ERA: 1.93	(10, 1)	1.1	L	8	2	2	2	2	1	1	0	0	0	1	16	31	13.50	2.250

PITCHER	IP	WLS	BF	H	R	ER	SO	BB	IBB	HBP	BLK	WP	HR	S	P	ERA	WHIP

BOTTOM

Atlanta Braves @ Chicago Cubs

Wrigley Field, Chicago, IL

Fri May 29 1998, 3:33 AM CDT

Att. 38,010 - Overcast - 81 F

livebaseballscorecards.com

AB	37
R	5
H	12
RBI	4
BB	5
SO	7
LOB	21

WP: 0	PA: 45		
PB: 0			
SB: 0			
CS: 2			

Batter	1	2	3	4	5	6	7	8	9	AB	R	H	RBI	BB	SO	LOB
Ozzie Guillen, L (1, 6) OBP: 0.262, SLG: 0.196	G4-3		10 G4-6-3 1B	P2			FC6-4 1-2f		10 BB 1B SF8 1-2 2-3 1B	5	1	2	0	0	0	2
Keith Lockhart, L (1, 4) OBP: 0.354, SLG: 0.448 Tony Graffanino, R (7, PH) OBP: 0.326, SLG: 0.363 (7, 4)	G6-3		F7		K		P3		L6-4 10 BB 1B 1-2 2-3 3-H	3 2	0 0	0 1	0 1	0 0	1 0	1 1
10 Chipper Jones, S (1, 5) OBP: 0.441, SLG: 0.605	G5-3		G4-6-3 1-2f		G4-3		P6		BB 1-2 2-3 3-H	4	0	0	1	1	0	2
Andres Galarraga, R (1, 3) OBP: 0.399, SLG: 0.621		BB 2B BB		1B 2B 1B	P3			K	SF8 3-H	3	2	1	1	1	1	0
Ryan Klesko, L (1, 7) OBP: 0.309, SLG: 0.451		F9		2B 1B 1-2 1B		FC6-4 BB		P5	L6-4 2-3	4	1	1	0	1	0	3
Javy Lopez, R (1, 2) OBP: 0.333, SLG: 0.545 Mark Wohlers, R (8, 1)		F7	K			F8		K		4 0	0 0	0 0	0 0	0 0	2 0	4 0
Michael Tucker, L (1, 9) OBP: 0.376, SLG: 0.567		2B 1-2 BB	K		F9				1B 2B	3	1	1	0	1	1	3
Andruw Jones, R (1, 8) OBP: 0.313, SLG: 0.464 Rudy Seanez, R (6, 1) Eddie Pérez, R (8, 2) OBP: 0.377, SLG: 0.608		1-3 2-H 2B	1-3 2-H 2B	FC6-4 1-2f					1B 1B 1B BB	3 0 0	1 0 1	2 0 0	2 0 0	0 0 1	0 0 0	1 0 0
Kevin Millwood, R (1, 1) OBP: 0.200, SLG: 0.059 Gerald Williams, R (4, PH) OBP: 0.307, SLG: 0.386 Alan Embree, L (4, 1) Danny Bautista, R (6, 8) OBP: 0.344, SLG: 0.357		K	2-H 3-H 1B				FC6-4 1B		1B 10 BB 1B 1-2 2-H 1B	1 1 0 2	0 0 0 1	0 1 0 2	0 2 0 1	0 0 0 0	1 0 0 0	2 0 0 0
Inning Stats	R: 0 E: 0 K: 0 S: 9 H: 0 LOB: 0 BB: 0 P: 13	R: 1 E: 0 K: 1 S: 14 H: 1 LOB: 2 BB: 2 P: 29	R: 0 E: 0 K: 0 S: 6 H: 1 LOB: 0 BB: 0 P: 8	R: 3 E: 0 K: 2 S: 20 H: 4 LOB: 1 BB: 0 P: 29	R: 0 E: 0 K: 1 S: 8 H: 0 LOB: 0 BB: 0 P: 11	R: 0 E: 0 K: 0 S: 12 H: 0 LOB: 1 BB: 1 P: 21	R: 0 E: 0 K: 0 S: 8 H: 1 LOB: 1 BB: 0 P: 13	R: 0 E: 0 K: 2 S: 13 H: 0 LOB: 0 BB: 0 P: 18	R: 4 E: 0 K: 0 S: 21 H: 4 LOB: 1 BB: 2 P: 36	1B: 8 2B: 4 3B: 0 HR: 0	SF: 1 SAC: 0 DP: 2 HBP: 0						

TOP

Atlanta Braves @ Chicago Cubs

Wrigley Field, Chicago, IL

Sat May 30 1998, 3:33 AM CDT

Att. 39,817 - Sunny - 66 F

livebaseballscorecards.com

AB	35
R	8
H	11
RBI	8
BB	5
SO	6
LOB	19

PITCHER		IP	WLS	BF	H	R	ER	SO	BB	IBB	HBP	BLK	WP	HR	S	P	ERA	WHIP
Steve Trachsel, R ERA: 3.38	(1, 1)	6.0	W	26	6	4	4	4	3	0	0	0	0	0	69	111	6.00	1.500
Terry Mulholland, L ERA: 4.6	(7, 1)	2.0		11	4	4	4	2	1	0	0	0	0	0	30	45	18.00	2.500
Rod Beck, R ERA: 3.29	(9, 1)	0.1		3	1	0	0	0	1	0	0	0	0	0	8	16	0.00	6.000
Bob Patterson, L ERA: 7.59	(9, 1)	0.2	S	1	0	0	0	0	0	0	0	0	0	0	4	6	0.00	0.000

PITCHER	IP	WLS	BF	H	R	ER	SO	BB	IBB	HBP	BLK	WP	HR	S	P	ERA	WHIP

WP: 0 PB: 0 SB: 0 CS: 0 PA: 41

Batter	1	2	3	4	5	6	7	8	9	AB	R	H	RBI	BB	SO	LOB
Brant Brown, L (1, 8) (9, 7) OBP: 0.376, SLG: 0.474	B B C B B 4-1 2B BB	B F B F S 2-3 ① K	B B C C C 2-3 ② K		S S F F F S 0-3 ① K		B F B B C X 3-2 ① F8			4	1	0	0	1	3	2
Mickey Morandini, L (1, 4) OBP: 0.425, SLG: 0.448	X 0-0 1-H HR 2B	B B X 2-0 1-2 2B 1B	X 0-0 ③ G4-3		B C F B X 2-2 G5-3 1B		B B C X 2-1 1B			5	2	4	1	0	0	1
Matt Mieske, R (1, 9) OBP: 0.396, SLG: 0.467	C C F X 0-2 2-H HR	F X 0-1 ② L9 2-3		B B B B 4-0 1B BB FC5-2 BB	C B X 1-1 ② G5-3 1-2		F F S 0-3 ② K			4	1	1	2	1	1	4
Mark Grace, L (1, 3) OBP: 0.418, SLG: 0.519	C B B B C F F F 3-2 ① L9	X 0-0 1-H 1B 3-H 2B		B B B B 4-0 1B 1-2 FC5-2 BB	C F B B B X 3-2 ③ G4-3		B B F S F X 2-2 ③ G3			4	2	1	2	1	0	2
Henry Rodriguez, L (1, 7) OBP: 0.347, SLG: 0.500 Terrell Lowery, R (9, 8)	F B S X 1-2 1B 1B	I I I I 4-0 1B IBB		C F B F C 1-3 ① K		F X 0-1 HR		B X 1-0 G4-3		4 0	1 0	2 0	1 0	1 0	1 0	2 0
Jeff Blauser, R (1, 6) OBP: 0.356, SLG: 0.311	C 1 SAFE C B C 1-3 ② K	B X 1-0 1-2 2-H 1B		B X 1-0 FC5-2 1B 1-2 2-3 1B		B C B X 2-1 1B		B C B B X 3-1 ② G1-3		5	1	3	1	0	1	1
José Hernández, R (1, 5) OBP: 0.270, SLG: 0.462	F F B F 1 SAFE B X 2-2 FC3-6 1-2 1B	B E B F F B X 3-2 ③ P2		B S B B B X 3-1 ② FC5-2 1B 1-2 2-H 3-Hf		B S S S 1-3 ① K		B C B F S 2-3 ③ K		5	0	1	0	0	2	5
Sandy Martinez, L (1, 2) OBP: 0.392, SLG: 0.442	F S F B X 1-2 ③ FC3-6 1-2f		C B X 1-1 SH3-4 1B	X 0-0 1-2 2-H 1B		B F F F C 1-3 ② K				4	0	2	1	0	1	3
Steve Trachsel, R (1, 1) OBP: 0.440, SLG: 0.478 Derrick White, R (6, PH) Terry Mulholland, R (7, 1) Rod Beck, R (9, 1) Bob Patterson, R (9, 1)		C S B F X 1-2 L9 1B 2B 1B	X 0-0 ① SH3-4 1-2	C B F F B X 2-2 ③ P3		B F B X 2-1 ③ F8				2 1 0 0 0	1 0 0 0 0	1 0 0 0 0	0 0 0 0 0	0 0 0 0 0	0 0 0 0 0	2 1 0 0 0
Inning Stats	R: 3 E: 0 K: 1 S: 29 H: 4 LOB: 2 BB: 1 P: 41	R: 3 E: 0 K: 1 S: 16 H: 4 LOB: 2 BB: 1 P: 29	R: 0 E: 0 K: 1 S: 8 H: 1 LOB: 1 BB: 0 P: 11	R: 2 E: 1 K: 1 S: 12 H: 2 LOB: 2 BB: 2 P: 27	R: 0 E: 0 K: 1 S: 16 H: 1 LOB: 1 BB: 0 P: 22	R: 1 E: 0 K: 2 S: 13 H: 2 LOB: 1 BB: 0 P: 19	R: 0 E: 0 K: 1 S: 12 H: 1 LOB: 1 BB: 0 P: 19	R: 0 E: 0 K: 1 S: 6 H: 0 LOB: 0 BB: 0 P: 12		1B: 11 2B: 2 3B: 0 HR: 2	SF: 0 SAC: 1 DP: 0 HBP: 0					

PITCHER		IP	WLS	BF	H	R	ER	SO	BB	IBB	HBP	BLK	WP	HR	S	P	ERA	WHIP
Kevin Millwood, R ERA: 3.93	(1, 1)	3.0	L	20	9	6	6	3	1	1	0	0	0	1	53	81	18.00	3.333
Alan Embree, L ERA: 3.68	(4, 1)	2.2		15	5	3	1	4	2	0	0	0	0	1	39	64	3.38	2.625
Rudy Seanez, R ERA:	(6, 1)	1.1		5	1	0	0	1	0	0	0	0	0	0	14	23	0.00	0.750
Mark Wohlers, R ERA: 4.85	(8, 1)	1.0		3	0	0	0	1	0	0	0	0	0	0	6	12	0.00	0.000

PITCHER	IP	WLS	BF	H	R	ER	SO	BB	IBB	HBP	BLK	WP	HR	S	P	ERA	WHIP

BOTTOM

Atlanta Braves @ Chicago Cubs

Wrigley Field, Chicago, IL

Sat May 30 1998, 3:33 AM CDT

Att. 39,817 - Sunny - 66 F

livebaseballscorecards.com

AB	38
R	9
H	15
RBI	8
BB	4
SO	9
LOB	23

WP: 0 PA: 43
PB: 0
SB: 0
CS: 0

Atlanta Braves @ Chicago Cubs

Wrigley Field, Chicago, IL

Sun May 31 1998, 7:05 PM CDT

Att. 29,285 - Sunny - 62 F

TOP

livebaseballscorecards.com

Batter	1	2	3	4	5	6	7	8	9	AB	R	H	RBI	BB	SO	LOB
Ozzie Guillen, L (1, 6) OBP: 0.246, SLG: 0.183	K	F7	L7					P2		4	0	0	0	0	1	2
Keith Lockhart, L (1, 4) OBP: 0.346, SLG: 0.438	F9			L8		G3-1		F9		4	0	0	0	0	0	0
10 Chipper Jones, S (1, 5) OBP: 0.442, SLG: 0.617	K			HR		1B			K	4	1	2	1	0	2	0
Andres Galarraga, R (1, 3) OBP: 0.397, SLG: 0.628		F4		G6-3		F8			HR	4	1	1	1	0	0	1
Ryan Klesko, L (1, 7) OBP: 0.308, SLG: 0.446		F8		1B		F7 1-2			G3-1	4	0	1	0	0	0	1
Javy Lopez, R (1, 2) OBP: 0.342, SLG: 0.548		1B			SH1-4 1B		G4-6-3 1B		F7	3	0	2	0	1	0	0
Michael Tucker, L (1, 9) OBP: 0.370, SLG: 0.557		G1-3			F7		G4-6-3 1-2f			3	0	0	0	0	0	3
Andruw Jones, R (1, 8) OBP: 0.313, SLG: 0.462			P3		SH1-4 1-2 1B		F8			3	0	1	0	0	0	0
Denny Neagle, L (1, 1) OBP: 0.125, SLG: 0.125			G4-3		SH1-4 1-2 2-3			K		1	0	0	0	0	0	0
Danny Bautista, R (8, PH) OBP: 0.333, SLG: 0.345										1	0	0	0	0	1	0
Mike Cather, R (8, 1)										0	0	0	0	0	0	0

	AB	31
	R	2
	H	7
	RBI	2
	BB	1
	SO	4
	LOB	7

Inning Stats	1	2	3	4	5	6	7	8	9
	R: 0 E: 0 K: 2 S: 11	H: 0 LOB: 0 BB: 0 P: 16	R: 0 E: 0 K: 0 S: 12	H: 1 LOB: 1 BB: 0 P: 19	R: 0 E: 0 K: 0 S: 5	H: 0 LOB: 0 BB: 0 P: 8	R: 1 E: 0 K: 0 S: 10	H: 2 LOB: 1 BB: 0 P: 15	R: 0 E: 0 K: 0 S: 12	H: 1 LOB: 2 BB: 1 P: 20
	R: 0 E: 0 K: 0 S: 9	H: 1 LOB: 1 BB: 0 P: 12	R: 0 E: 0 K: 0 S: 5	H: 1 LOB: 0 BB: 0 P: 9	R: 0 E: 0 K: 1 S: 10	H: 0 LOB: 0 BB: 0 P: 14	R: 1 E: 0 K: 1 S: 9	H: 1 LOB: 0 BB: 0 P: 15	1B: 5 2B: 0 3B: 0 HR: 2	SF: 0 SAC: 1 DP: 1 HBP: 0
	WP: 0 PB: 0 SB: 1 CS: 0	PA: 33								

PITCHER		IP	WLS	BF	H	R	ER	SO	BB	IBB	HBP	BLK	WP	HR	S	P	ERA	WHIP
Kevin Tapani, R ERA: 3.82	(1, 1)	7.1	W	27	6	1	1	3	1	0	0	0	0	1	69	106	1.23	0.955
Bob Patterson, L ERA: 7.15	(8, 1)	0.2		2	0	0	0	0	0	0	0	0	0	0	5	7	0.00	0.000
Rod Beck, R ERA: 3.49	(9, 1)	1.0	S	4	1	1	1	1	0	0	0	0	0	1	9	15	9.00	1.000

PITCHER		IP	WLS	BF	H	R	ER	SO	BB	IBB	HBP	BLK	WP	HR	S	P	ERA	WHIP

Atlanta Braves @ Chicago Cubs

Wrigley Field, Chicago, IL

Sun May 31 1998, 7:05 PM CDT

Att. 29,285 - Sunny - 62 F

livebaseballscorecards.com

BOTTOM

Batter	1	2	3	4	5	6	7	8	9	AB	R	H	RBI	BB	SO	LOB
Terrell Lowery, R (1, 8)	X 0-0 ① F9		C S B F S 1-3 ② K		B S F S 1-3 ③ K	B C F F B F S 2-3 ③ K				4	0	0	0	0	3	3
Mickey Morandini, L (1, 4) OBP: 0.427, SLG: 0.446	C C X 0-2 1B		S C B B B B 4-2 BB			C F X 0-2 ① F9	F X 0-1 ① F8			3	0	1	0	1	0	0
Mark Grace, L (1, 3) OBP: 0.419, SLG: 0.519	B B B C X 3-1 ② F7		B C B F X 2-2 ③ G4-3			B B X 2-0 1B 1B 1B	F X 0-1 1B 1B			4	1	2	0	0	0	3
Jeff Blauser, R (1, 6) OBP: 0.354, SLG: 0.309	C B S S 1-3 ③ K			B F B F X 2-2 ① G6-3		1 SAFE X 0-0 1B 1-3 1B 1B	X 0-0 ② P3			4	1	1	0	0	1	2
Matt Mieske, R (1, 9) OBP: 0.421, SLG: 0.490		X 0-0 ① F9		B X 1-0 1B		C B X 1-1 1B 1-2 3-H 1B	B X 1-0 1-2 1B			4	1	3	1	0	0	0
Henry Rodriguez, L (1, 7) OBP: 0.340, SLG: 0.489 Brant Brown, L (8, 7) OBP: 0.376, SLG: 0.474		F C T F B B B F S 3-3 ② K		B B S F 1 SAFE C 2-3 ② K		C B C C 1-3 ② K	B F X 1-1 ③ P2			4	0	0	0	0	3	5
										0	0	0	0	0	0	0
Manny Alexander, R (1, 5) OBP: 0.321, SLG: 0.416 José Hernández, R (8, 5) OBP: 0.268, SLG: 0.457		X 0-0 ③ F9		B C X 1-1 ③ G5-3		X 0-0 1B 1-3 2-H 1B	B F B X 2-1 ① G5-3			3	1	1	1	0	0	1
										1	0	0	0	0	0	0
Scott Servais, R (1, 2) OBP: 0.297, SLG: 0.341			C B B F X 2-2 SH1-4 1B		B F F B F F B X 3-2 ① F9	F X 0-1 1B 1-3 3-H 1B	B X 1-0 ② G6-3			4	0	2	1	0	0	0
Kevin Tapani, R (1, 1) OBP: 0.290, SLG: 0.192 Bob Patterson, R (8, 1) Derrick White, R (8, PH) Rod Beck, R (9, 1)		X 0-0 ① SH1-4 1-2			C F B S 1-3 ② K	X 0-0 1-2 3-H 1B	B S C B S 2-3 ③ K			2	0	1	1	0	1	0
										0	0	0	0	0	0	0
										1	0	0	0	0	1	0
										0	0	0	0	0	0	0
Inning Stats	R: 0 E: 0 K: 1 S: 9 H: 1 LOB: 1 BB: 0 P: 13	R: 0 E: 0 K: 1 S: 8 H: 0 LOB: 0 BB: 0 P: 11	R: 0 E: 0 K: 1 S: 13 H: 1 LOB: 2 BB: 1 P: 22	R: 0 E: 0 K: 1 S: 9 H: 1 LOB: 1 BB: 0 P: 15	R: 0 E: 0 K: 2 S: 11 H: 0 LOB: 0 BB: 0 P: 16	R: 4 E: 0 K: 2 S: 19 H: 6 LOB: 2 BB: 0 P: 25	R: 0 E: 0 K: 0 S: 8 H: 2 LOB: 2 BB: 0 P: 10	R: 0 E: 0 K: 1 S: 6 H: 0 LOB: 0 BB: 0 P: 11		1B: 11 2B: 0 3B: 0 HR: 0	SF: 0 SAC: 1 DP: 0 HBP: 0					

	AB	34
	R	4
	H	11
	RBI	4
	BB	1
	SO	9
	LOB	14

WP: 0 PB: 0 SB: 0 CS: 0 PA: 36

PITCHER		IP	WLS	BF	H	R	ER	SO	BB	IBB	HBP	BLK	WP	HR	S	P	ERA	WHIP
Denny Neagle, L ERA: 3.01	(1, 1)	7.0	L	33	11	4	4	8	1	0	0	0	0	0	77	112	5.14	1.714
Mike Cather, R ERA: 4.08	(8, 1)	1.0		3	0	0	0	1	0	0	0	0	0	0	6	11	0.00	0.000

PITCHER	IP	WLS	BF	H	R	ER	SO	BB	IBB	HBP	BLK	WP	HR	S	P	ERA	WHIP

Batter	1	2	3	4	5	6	7	8	9	AB	R	H	RBI	BB	SO	LOB
Todd Dunwoody, L (1, 8) OBP: 0.288, SLG: 0.340	B C X 1-1 ① G4-3			B S S S 1-3 ① K	F S F B X 1-2 ③ F7			B S F B F S 2-3 ② K		4	0	0	0	0	2	3
Edgar Renteria, R (1, 6) OBP: 0.351, SLG: 0.359	X 0-0 ② F9			B B C B X 3-1 ② L3		X 0-0 ① G5-3		B C X 1-1 1-3 2B		4	0	1	0	0	0	0
Mark Kotsay, L (1, 9) OBP: 0.347, SLG: 0.404	F B F B F B X 3-2 ③ F8			F F X 0-2 ③ G3		B B C F X 2-2 ② L6		S X 0-1 ③ G6-3		4	0	0	0	0	0	2
Oscar Henriquez, R (8, 1)										0	0	0	0	0	0	0
Todd Zeile, R (1, 5) OBP: 0.295, SLG: 0.403		C C B B X 2-2 ① G6-3			X 0-0 HR	B C B F X 2-2 ③ G5-3			X 0-0 ① L5	4	1	1	1	0	0	0
Cliff Floyd, L (1, 7) OBP: 0.364, SLG: 0.524		F B F B S 2-3 ② K			X 0-0 1B 2B		C F S 0-3 ① K		F S B F C 1-3 ② K	4	1	1	0	0	3	0
Ryan Jackson, L (1, 3) OBP: 0.337, SLG: 0.471		B C C B F X 2-2 ③ G2			S B F F X 1-2 G6-3 1B 2-H 1B		B X 1-0 ② G3		C X 0-1 ③ G4-3	4	0	1	1	0	0	0
Gregg Zaun, S (1, 2) OBP: 0.255, SLG: 0.356			C C B S 1-3 ① K		F F X 0-2 ① F8		X 0-0 ③ G3-1			3	0	0	0	0	1	1
Craig Counsell, L (1, 4) OBP: 0.386, SLG: 0.363			C B B B B 4-1 G4-6-3 BB		B X 1-0 G6-3 1-2 1B			C B F F B F S 2-3 ① K		2	0	1	0	1	1	0
Ryan Dempster, R (1, 1) Vic Darensbourg, L (2, 1) Derrek Lee, R (5, PH) OBP: 0.316, SLG: 0.408 Kirt Ojala, L (5, 1) John Cangelosi, S (8, PH) OBP: 0.317, SLG: 0.283 (8, 9)			1 SAFE 1 SAFE S F B X 1-2 ② ③ G4-6-3 1-2f		C B B B X 2-1 ② G6-3 1-2 2-3			B B B B 4-0 2B BB		0 1 1 0 0	0 0 0 0 0	0 0 0 0 0	0 0 0 0 1	0 0 0 0 0	0 1 2 0 0	0 1 2 0 0
Inning Stats	R: 0 E: 0 K: 0 S: 7 H: 0 LOB: 0 BB: 0 P: 11	R: 0 E: 0 K: 1 S: 10 H: 0 LOB: 0 BB: 0 P: 16	R: 0 E: 0 K: 1 S: 7 H: 0 LOB: 0 BB: 1 P: 13	R: 0 E: 0 K: 1 S: 8 H: 0 LOB: 0 BB: 0 P: 12	R: 2 E: 0 K: 0 S: 16 H: 4 LOB: 2 BB: 0 P: 21	R: 0 E: 0 K: 0 S: 7 H: 0 LOB: 0 BB: 0 P: 11	R: 0 E: 0 K: 1 S: 6 H: 0 LOB: 0 BB: 0 P: 7	R: 0 E: 0 K: 2 S: 14 H: 1 LOB: 2 BB: 1 P: 23	R: 0 E: 0 K: 1 S: 7 H: 0 LOB: 0 BB: 0 P: 8	1B: 2 2B: 2 3B: 0 HR: 1	SF: 0 SAC: 0 DP: 1 HBP: 0						

Florida Marlins @ Chicago Cubs

Wrigley Field, Chicago, IL

Mon Jun 01 1998, 7:05 PM CDT

Att. 25,538 - Cloudy - 71 F

TOP

livebaseballscorecards.com

AB	31
R	2
H	5
RBI	2
BB	2
SO	7
LOB	9

PITCHER		IP	WLS	BF	H	R	ER	SO	BB	IBB	HBP	BLK	WP	HR	S	P	ERA	WHIP
Geremi Gonzalez, R ERA: 5.22	(1, 1)	7.2	W	29	5	2	2	6	2	0	0	0	0	1	73	112	2.35	0.913
Terry Mulholland, L ERA: 4.4	(8, 1)	1.1		4	0	0	0	1	0	0	0	0	0	0	9	10	0.00	0.000

PITCHER	IP	WLS	BF	H	R	ER	SO	BB	IBB	HBP	BLK	WP	HR	S	P	ERA	WHIP

Batter	1	2	3	4	5	6	7	8	9	AB	R	H	RBI	BB	SO	LOB
Brant Brown, L (1, 8) (8, 7) OBP: 0.377, SLG: 0.478	C F S 0-3 ① K	X 0-0 1B 2B		F B X 1-1 ① F9		S B X 1-1 BB 3-H 1B		S C F B S 1-3 ② K		5	1	2	1	0	2	2
Mickey Morandini, L (1, 4) OBP: 0.435, SLG: 0.447	B F B B B 4-1 HR BB	X 0-0 G6-4-3 2-H 1B		B X 1-0 ②③ L3 1-2		B F C B B B 4-2 1-2 BB		B F B B B 4-1 1-2 HR BB		2	2	1	1	3	0	1
Sammy Sosa, R (1, 9) OBP: 0.414, SLG: 0.608	1 SAFE B X 1-0 1-H HR	B C C B S 2-3 ① K			B X 1-0 ① L6	B X 1-0 ② P9		B X 1-0 1-H 2-H HR		5	2	2	5	0	1	3
Mark Grace, L (1, 3) OBP: 0.423, SLG: 0.519	B B B B 4-0 WP HR BB	X 0-0 ②③ G6-4-3 1-2f			C X 0-1 2B 1B	C S F S 0-3 ③ K		B B F B X 3-1 1B 1B		4	2	2	0	1	1	3
Henry Rodriguez, L (1, 7) OBP: 0.343, SLG: 0.511 Terrell Lowery, R (8, 8) OBP: 0.200, SLG: 0.200	S B X 1-1 1-H HR		B C S B C 2-3 ① K		B X 1-0 1-H 2B		B C X 1-1 ① G3-1	B X 1-0 1-2 1B		4 1	1 0	2 1	3 0	0 0	1 0	0 0
Jeff Blauser, R (1, 6) OBP: 0.350, SLG: 0.302	B B B B 4-0 HBP BB		C B F X 1-2 ② G6-3		C B B S B F C 3-3 ② K		C X 0-1 ② G5-3	S C B F S 1-3 ③ K		4	0	0	0	1	2	3
José Hernández, R (1, 5) OBP: 0.276, SLG: 0.454	B H 2-0 1-2 HBP		C F B B F X 2-2 FC6-4 1B		B X 1-0 ③ G5-3		B B B C X 3-1 ③ G6-3			3	0	1	0	0	0	1
Sandy Martinez, L (1, 2) OBP: 0.400, SLG: 0.468	B F S F B F F S 2-3 ② K		F X 0-1 ③ FC6-4 1-2f			B X 1-0 SH2-4 1B 2B		B B X 2-0 BB HR 1B		4	2	2	0	0	1	3
Geremi Gonzalez, R (1, 1) OBP: 0.059, SLG: 0.059 Terry Mulholland, R (8, 1)	B X 1-0 ③ G6-3			C B X 1-1 L3 1B		X 0-0 ① SH2-4 2-3		C B C C 1-3 ① K		2 1	0 0	1 0	0 0	0 0	0 1	2 1
Inning Stats	R: 4 H: 2 E: 0 LOB: 2 K: 2 BB: 3 S: 15 P: 34	R: 1 H: 2 E: 0 LOB: 0 K: 1 BB: 0 S: 6 P: 8	R: 0 H: 1 E: 0 LOB: 1 K: 1 BB: 0 S: 13 P: 18	R: 0 H: 1 E: 0 LOB: 0 K: 0 BB: 0 S: 5 P: 8	R: 1 H: 2 E: 0 LOB: 1 K: 1 BB: 0 S: 9 P: 15	R: 1 H: 2 E: 0 LOB: 2 K: 1 BB: 1 S: 11 P: 18	R: 0 H: 0 E: 0 LOB: 0 K: 0 BB: 0 S: 6 P: 10	R: 3 H: 4 E: 0 LOB: 2 K: 3 BB: 1 S: 17 P: 31		1B: 8 SF: 0 2B: 4 SAC: 1 3B: 0 DP: 2 HR: 3 HBP: 1						

PITCHER		IP	WLS	BF	H	R	ER	SO	BB	IBB	HBP	BLK	WP	HR	S	P	ERA	WHIP
Ryan Dempster, R ERA: 32.4	(1, 1)	1.1	L	12	4	5	5	3	3	0	1	0	1	2	20	41	33.75	5.250
Vic Darensbourg, L ERA: 5.76	(2, 1)	2.2		8	2	0	0	1	0	0	0	0	0	0	19	27	0.00	0.750
Kirt Ojala, L ERA: 4.28	(5, 1)	3.0		14	4	2	2	2	1	0	0	0	0	0	26	43	6.00	1.667
Oscar Henriquez, R ERA: 8.55	(8, 1)	1.0		8	4	3	3	3	1	0	0	0	0	1	17	31	27.00	5.000

PITCHER	IP	WLS	BF	H	R	ER	SO	BB	IBB	HBP	BLK	WP	HR	S	P	ERA	WHIP

BOTTOM

Florida Marlins @ Chicago Cubs

Wrigley Field, Chicago, IL

Mon Jun 01 1998, 7:05 PM CDT

Att. 25,538 - Cloudy - 71 F

livebaseballscorecards.com

AB	35
R	10
H	14
RBI	10
BB	5
SO	9
LOB	19

1B: 8 SF: 0
2B: 4 SAC: 1
3B: 0 DP: 2
HR: 3 HBP: 1

WP: 1 PA: 42
PB: 0
SB: 0
CS: 0

Batter	1	2	3	4	5	6	7	8	9	AB	R	H	RBI	BB	SO	LOB
Todd Dunwoody, L (1, 8) OBP: 0.316, SLG: 0.370	X 0-0 ① L6			C C B F X 1-2 G4-3 1B 2B	C F X 0-2 1-2 1B		B B C B C F F F F 4-2 B 1-2 BB		B F X 1-1 ③ G3-1	4	1	2	0	1	0	1
Edgar Renteria, R (1, 6) OBP: 0.350, SLG: 0.357	C L F B B X 2-2 CS 1B			B B X 2-0 ① G4-3 2-3	C S B F C 1-3 ③ K		X 0-0 ③ G4-3			4	0	1	0	0	1	6
Mark Kotsay, L (1, 9) OBP: 0.341, SLG: 0.396	F 1 B F F F B X SAFE 2-2 ②③ G6-3 1-2			X 0-0 ② F7		B L C B B B X 3-2 ① F7		B F F X 1-2 ① G6-3		4	0	0	0	0	0	2
Todd Zeile, R (1, 5) OBP: 0.294, SLG: 0.397		F B X 1-1 ① F8		C B B B B 4-1 1B BB		C X 0-1 ② G6-3		X 0-0 ② L9		3	0	0	0	1	0	0
Cliff Floyd, L (1, 7) OBP: 0.367, SLG: 0.524		C B S B B C 3-3 ② K		F X 0-1 FC6-4 1-2 3-H 1B		B S F X 1-2 ③ P9		F B B F B X 3-2 WP 1B		4	0	2	1	0	1	0
Derrek Lee, R (1, 3) OBP: 0.308, SLG: 0.396		B X 1-0 ③ G5-3		S B X 1-1 ③ FC6-4 1-2f			X 0-0 ① P3	B F 1 B X SAFE 2-1 ③ G5-3 1-2		4	0	0	0	0	0	3
Gregg Zaun, S (1, 2) OBP: 0.265, SLG: 0.356			B B C X 2-1 ① L5		C B X 1-1 ① G3		B C X 1-1 1B 1B		C B C F B B B 4-2 SH5-4 BB	3	0	1	0	1	0	0
Craig Counsell, L (1, 4) OBP: 0.385, SLG: 0.362			B B C F F F B X 3-2 ② F7		B C X 1-1 ② F7		F B X 1-1 BB 1-3 1B		X 0-0 ① SH5-4 1-2	3	0	1	0	0	0	0
Brian Meadows, R (1, 1) OBP: 0.240, SLG: 0.174			B C C B X 2-2 ③ L8		X 0-0 1B 1B		C B B B C F S 2-3 ② K		F B S F B S 2-3 ② K	3	0	1	0	0	1	2
Ryan Jackson, L (9, PH) OBP: 0.333, SLG: 0.465										1	0	0	0	0	1	1
Felix Heredia, L (9, 1)										0	0	0	0	0	0	0
Jay Powell, R (9, 1)										0	0	0	0	0	0	0
Inning Stats	R: 0 E: 0 K: 0 S: 9 H: 1 LOB: 0 BB: 0 P: 13	R: 0 E: 0 K: 1 S: 6 H: 0 LOB: 0 BB: 0 P: 11	R: 0 E: 0 K: 0 S: 10 H: 0 LOB: 0 BB: 0 P: 17	R: 1 E: 0 K: 0 S: 11 H: 2 LOB: 2 BB: 1 P: 19	R: 0 E: 0 K: 1 S: 12 H: 2 LOB: 2 BB: 0 P: 15	R: 0 E: 0 K: 0 S: 8 H: 0 LOB: 0 BB: 0 P: 12	R: 0 E: 0 K: 1 S: 16 H: 2 LOB: 3 BB: 1 P: 24	R: 0 E: 0 K: 0 S: 9 H: 1 LOB: 1 BB: 0 P: 15	R: 0 E: 0 K: 1 S: 10 H: 0 LOB: 1 BB: 1 P: 17	1B: 7 2B: 1 3B: 0 HR: 0 SF: 0 SAC: 1 DP: 0 HBP: 0	WP: 1 PB: 0 SB: 0 CS: 1 PA: 37					

PITCHER		IP	WLS	BF	H	R	ER	SO	BB	IBB	HBP	BLK	WP	HR	S	P	ERA	WHIP
Mark Clark, R ERA: 4.9	(1, 1)	8.0		33	8	1	1	3	2	0	0	0	1	0	81	126	1.12	1.250
Terry Adams, R ERA: 2.62	(9, 1)	1.0	W	4	0	0	0	1	1	0	0	0	0	0	10	17	0.00	1.000

PITCHER	IP	WLS	BF	H	R	ER	SO	BB	IBB	HBP	BLK	WP	HR	S	P	ERA	WHIP

TOP

Florida Marlins @ Chicago Cubs

Wrigley Field, Chicago, IL

Tue Jun 02 1998, 3:33 AM CDT

Att. 16,875 - Sunny - 75 F

livebaseballscorecards.com

AB	33
R	1
H	8
RBI	1
BB	3
SO	4
LOB	15

Florida Marlins @ Chicago Cubs

Wrigley Field, Chicago, IL

Tue Jun 02 1998, 3:33 AM CDT

Att. 16,875 - Sunny - 75 F

BOTTOM

Batter	1	2	3	4	5	6	7	8	9	AB	R	H	RBI	BB	SO	LOB
Brant Brown, L (1, 8) OBP: 0.374, SLG: 0.491	G3			P4		HR			K	4	1	1	1	0	1	0
Mickey Morandini, L (1, 4) OBP: 0.436, SLG: 0.448	K			1B		F8			1B: BLK 1B	4	1	2	0	0	1	0
Sammy Sosa, R (1, 9) OBP: 0.412, SLG: 0.601	G5-3			K 1 SAFE			L8		1B: IBB 1-3	4	0	1	0	0	1	1
Mark Grace, L (1, 3) OBP: 0.420, SLG: 0.511		G3-1		F9 1 SAFE 1 SAFE			G4-3		1B 1-2 IBB	3	0	0	0	1	0	1
Henry Rodriguez, L (1, 7) OBP: 0.343, SLG: 0.505 Terrell Lowery, R (9, PH) OBP: 0.200, SLG: 0.200 Jason Hardtke, S (9, PH) OBP: 0.300, SLG: 0.222		G3-1			K		FC6-4 BB		1-2 2-3 3-H 1B	2 0 1	0 0 0	0 0 1	0 0 1	1 0 0	1 0 0	0 0 0
Jeff Blauser, R (1, 6) OBP: 0.345, SLG: 0.297		G3-1			G5-3		FC6-4 1-2f			3	0	0	0	0	0	1
José Hernández, R (1, 5) OBP: 0.269, SLG: 0.441			G4-3		P4			L8		3	0	0	0	0	0	0
Scott Servais, R (1, 2) OBP: 0.291, SLG: 0.333			K			G6-3		F7		3	0	0	0	0	1	0
Mark Clark, R (1, 1) OBP: 0.080, SLG: 0.042 Derrick White, R (8, PH) Terry Adams, R (9, 1)			F9			K			P8	2 1 0	0 0 0	0 0 0	0 0 0	0 0 0	1 0 0	0 0 0
Inning Stats	R: 0 E: 0 K: 1 S: 5 H: 0 LOB: 0 BB: 0 P: 9	R: 0 E: 0 K: 0 S: 7 H: 0 LOB: 0 BB: 0 P: 9	R: 0 E: 0 K: 1 S: 7 H: 0 LOB: 0 BB: 0 P: 9	R: 0 E: 0 K: 1 S: 9 H: 1 LOB: 1 BB: 0 P: 14	R: 0 E: 0 K: 1 S: 13 H: 0 LOB: 0 BB: 0 P: 19	R: 1 E: 0 K: 1 S: 10 H: 1 LOB: 0 BB: 0 P: 11	R: 0 E: 0 K: 0 S: 3 H: 0 LOB: 1 BB: 1 P: 7	R: 0 E: 0 K: 0 S: 5 H: 0 LOB: 0 BB: 0 P: 7	R: 1 E: 0 K: 1 S: 10 H: 3 LOB: 3 BB: 1 P: 20	1B: 4 2B: 0 3B: 0 HR: 1 SF: 0 SAC: 0 DP: 0 HBP: 0						

livebaseballscorecards.com

AB	30
R	2
H	5
RBI	2
BB	2
SO	6
LOB	3

WP: 0 PB: 0 SB: 0 CS: 0 PA: 32

PITCHER		IP	WLS	BF	H	R	ER	SO	BB	IBB	HBP	BLK	WP	HR	S	P	ERA	WHIP
Brian Meadows, R ERA: 4.12	(1, 1)	8.0		27	2	1	1	5	1	0	0	0	0	1	59	85	1.12	0.375
Felix Heredia, L ERA: 6.35	(9, 1)	0.1	L	4	2	1	1	1	0	1	0	1	0	0	8	17	27.00	6.000
Jay Powell, R ERA: 4.78	(9, 1)	0.0		1	1	0	0	0	0	0	0	0	0	0	2	3	∞	∞

PITCHER	IP	WLS	BF	H	R	ER	SO	BB	IBB	HBP	BLK	WP	HR	S	P	ERA	WHIP

Batter	1	2	3	4	5	6	7	8	9	AB	R	H	RBI	BB	SO	LOB
Todd Dunwoody, L (1, 8) OBP: 0.295, SLG: 0.345	B S C C 1-3 ① K		B S S B F C 2-3 ③ K			C B X 1-1 ① P7		C B S S 1-3 ① K		4	0	0	0	0	3	2
Edgar Renteria, R (1, 6) OBP: 0.348, SLG: 0.360	C C X 0-2 ② G3			F X 0-1 ① G4-3		B X 1-0 ② G5-3		B B X 2-0 1-3 2B		4	0	1	0	0	0	0
Mark Kotsay, L (1, 9) OBP: 0.344, SLG: 0.403	F X 0-1 ③ G4-3			C B B X 2-1 3B 2B		X 0-0 1B		B S S B S 2-3 ② K		4	1	2	0	0	1	2
Todd Zeile, R (1, 5) OBP: 0.297, SLG: 0.406		C F X 0-2 ① G5-3		X 0-0 2-H 3B		B C B B F S 3-3 ③ K		B B S B B 4-1 FC4-6 BB		3	0	1	1	1	1	1
Cliff Floyd, L (1, 7) OBP: 0.365, SLG: 0.516		B F X 1-1 ② G4-3		C B S F C 1-3 ② K			B B S F F B B 4-2 WP BB	S S B F X 1-2 ③ FC4-6 1-2f		3	0	0	0	1	1	4
Ryan Jackson, L (1, 3) OBP: 0.330, SLG: 0.449		B S B F B F B 4-2 CS BB		S B S X 1-2 ③ P7			B B F X 2-1 ① F7		C C B B F F F X 2-2 ① F8	3	0	0	0	1	0	2
Craig Counsell, L (1, 4) OBP: 0.382, SLG: 0.365	B C 1-1 ③ CS 1-2	X 0-0 G3-1 2B			C C B S 1-3 ① K		C S B B F S 2-3 ② K 1-2		B B F B X 3-1 ② G3	4	0	1	0	0	2	1
Mike Redmond, R (1, 2) OBP: 0.571, SLG: 1.000		F B B F X 2-2 ① G3-1 2-3			C B F X 1-2 ② P4		B F F S 1-3 ③ K		C B X 1-1 1B	4	0	1	0	0	1	2
Livan Hernandez, R (1, 1) OBP: 0.188, SLG: 0.219			S B X 1-1 ② G3		X 0-0 ③ P6			B B B 4-0 2B BB	B C C S 1-3 ③ K	2	0	0	0	0	0	1
John Cangelosi, S (8, PH) OBP: 0.328, SLG: 0.283										0	0	0	0	1	0	0
Vic Darensbourg, L (8, 1)										0	0	0	0	0	0	0
Matt Mantei, R (8, 1)										0	0	0	0	0	0	0
Derrek Lee, R (9, PH) OBP: 0.306, SLG: 0.393										1	0	0	0	0	1	1
Inning Stats	R: 0 E: 0 K: 1 S: 8 H: 0 LOB: 0 BB: 0 P: 9	R: 0 E: 0 K: 0 S: 9 H: 0 LOB: 0 BB: 1 P: 15	R: 0 E: 0 K: 1 S: 10 H: 1 LOB: 1 BB: 0 P: 15	R: 1 E: 0 K: 1 S: 12 H: 2 LOB: 1 BB: 0 P: 16	R: 0 E: 0 K: 1 S: 7 H: 0 LOB: 0 BB: 0 P: 9	R: 0 E: 0 K: 1 S: 7 H: 1 LOB: 1 BB: 0 P: 12	R: 0 E: 0 K: 2 S: 12 H: 0 LOB: 1 BB: 1 P: 21	R: 0 E: 0 K: 2 S: 12 H: 1 LOB: 3 BB: 2 P: 26	R: 0 E: 0 K: 1 S: 13 H: 1 LOB: 1 BB: 0 P: 20	1B: 2 2B: 3 3B: 1 HR: 0 SF: 0 SAC: 0 DP: 0 HBP: 0						WP: 1 PB: 0 SB: 0 CS: 1 PA: 37	

Florida Marlins @ Chicago Cubs

Wrigley Field, Chicago, IL

Wed Jun 03 1998, 3:33 AM CDT

Att. 20,942 - Cloudy - 56 F

TOP

livebaseballscorecards.com

AB	32
R	1
H	6
RBI	1
BB	4
SO	10
LOB	16

PITCHER		IP	WLS	BF	H	R	ER	SO	BB	IBB	HBP	BLK	WP	HR	S	P	ERA	WHIP
34 Kerry Wood, R ERA: 2.79	(1, 1)	8.0	W	32	5	1	1	9	4	0	0	0	1	0	77	123	1.12	1.125
Bob Patterson, L ERA: 6.75	(9, 1)	0.2		3	1	0	0	0	0	0	0	0	0	0	10	16	0.00	1.500
Rod Beck, R ERA: 3.45	(9, 1)	0.1		1	0	0	0	1	0	0	0	0	0	0	3	4	0.00	0.000

PITCHER	IP	WLS	BF	H	R	ER	SO	BB	IBB	HBP	BLK	WP	HR	S	P	ERA	WHIP

BOTTOM

Batter	1	2	3	4	5	6	7	8	9	AB	R	H	RBI	BB	SO	LOB
Brant Brown, L (1, 8) (8, 7) OBP: 0.370, SLG: 0.479	C B B B B 4-1 S BB	C B C F X 1-2 ③ P5		C C B X 1-2 ③ G4-3		X 0-0 ① F9		B S B F F B S 3-3 ① K		4	0	0	0	1	1	3
Mickey Morandini, L (1, 4) OBP: 0.435, SLG: 0.444	1 SAFE C B 1 B 1 SAFE B X 3-2 ① P8		B X 1-0 ① G3		B C X 1-1 HR 1B	C X 0-1 ② G3		B B C F F F B F B 4-2 BB		4	1	1	0	1	0	1
Sammy Sosa, R (1, 9) OBP: 0.407, SLG: 0.606	C S B F B S 2-3 ② K 1-2	C C F C 0-3 ② K		B X 1-0 1-H HR	C S B B S 2-3 ③ K			B X 1-0 ② F9		5	1	1	2	0	3	2
Mark Grace, L (1, 3) OBP: 0.427, SLG: 0.516	B B F B B 4-1 BB		B B X 2-0 CS 1B		B B F X 2-1 1B WP 1B		C X 0-1 FC4-6 1B	F F C 0-3 ③ K		4	1	3	0	1	1	1
Henry Rodriguez, L (1, 7) OBP: 0.336, SLG: 0.495 Terrell Lowery, R (8, 8) OBP: 0.200, SLG: 0.200	B C B X 2-1 ③ P4	F F B 1-2 ③ CS 1-2		B B F F B X 3-2 ① G4-3	C B B B X 3-1 ① L4		C B X 1-1 ① FC4-6 2B 1-2f			4 0	0 0	0 0	0 0	0 0	0 0	4 0
Jeff Blauser, R (1, 6) OBP: 0.348, SLG: 0.297		B C C B B B 4-2 1B BB		F X 0-1 E6 1B 2B	C X 0-1 G4-3 WP 1-3 1B		C F X 0-2 ② F8			3	1	1	0	1	0	1
José Hernández, R (1, 5) OBP: 0.285, SLG: 0.461		X 0-0 1-2 1B		1 SAFE C F X 0-2 1-3 2B 1B	F F B B X 2-2 ② G4-3 1-3 3-H		C F B B B X 2-2 1-3 2B			4	1	3	0	0	0	1
Scott Servais, R (1, 2) OBP: 0.303, SLG: 0.343		C F X 0-2 ① L9		1 SAFE F B 1 SAFE B X 2-1 1-H 3-H 2B	B C B F B B 4-2 BB		I I I I 4-0 IBB			2	0	1	2	2	0	2
34 Kerry Wood, R (1, 1) OBP: 0.174, SLG: 0.174 Bob Patterson, R (9, 1) Rod Beck, R (9, 1)		X 0-0 ② B3		B S X 1-1 ② P4	C S B B C 2-3 ③ K		B X 1-0 ③ G6-3			4 0 0	0 0 0	0 0 0	0 0 0	0 0 0	1 0 0	8 0 0
Inning Stats	R: 0 H: 0 E: 0 LOB: 2 K: 1 BB: 2 S: 11 P: 26	R: 0 H: 1 E: 0 LOB: 2 K: 0 BB: 1 S: 11 P: 16	R: 0 H: 1 E: 0 LOB: 0 K: 1 BB: 0 S: 8 P: 12	R: 2 H: 2 E: 1 LOB: 1 K: 0 BB: 0 S: 15 P: 22	R: 3 H: 4 E: 0 LOB: 2 K: 1 BB: 1 S: 17 P: 32	R: 0 H: 0 E: 0 LOB: 0 K: 1 BB: 0 S: 6 P: 8	R: 0 H: 2 E: 0 LOB: 3 K: 0 BB: 1 S: 11 P: 19	R: 0 H: 0 E: 0 LOB: 1 K: 2 BB: 1 S: 13 P: 21		1B: 7 2B: 2 3B: 0 HR: 1	SF: 0 SAC: 0 DP: 0 HBP: 0					

PITCHER		IP	WLS	BF	H	R	ER	SO	BB	IBB	HBP	BLK	WP	HR	S	P	ERA	WHIP
Livan Hernandez, R ERA: 4.71	(1, 1)	7.0	L	36	10	5	4	4	4	1	0	0	1	1	79	135	5.14	2.000
Vic Darensbourg, L ERA: 5.7	(8, 1)	0.1		2	0	0	0	1	1	0	0	0	0	0	9	16	0.00	3.000
Matt Mantei, R ERA: 1.17	(8, 1)	0.2		2	0	0	0	1	0	0	0	0	0	0	4	5	0.00	0.000

PITCHER	IP	WLS	BF	H	R	ER	SO	BB	IBB	HBP	BLK	WP	HR	S	P	ERA	WHIP

Florida Marlins @ Chicago Cubs

Wrigley Field, Chicago, IL

Wed Jun 03 1998, 3:33 AM CDT

Att. 20,942 - Cloudy - 56 F

livebaseballscorecards.com

AB	34
R	5
H	10
RBI	4
BB	6
SO	6
LOB	23

1B: 7	SF: 0	WP: 1	PA: 41
2B: 2	SAC: 0	PB: 0	
3B: 0	DP: 0	SB: 1	
HR: 1	HBP: 0	CS: 1	

Batter	1	2	3	4	5	6	7	8	9	10	11	12	AB	R	H	RBI	BB	SO	LOB
Ray Durham, S (1, 4) OBP: 0.368, SLG: 0.468	M B S F S 1-3 K ①	B B C C B S 3-3 K ③			B C C S 1-3 K ②		C F C 0-3 K ①		S F B F S 1-3 K ①			F T B X 1-2 G3 ①	6	0	0	0	0	5	1
Mike Caruso, S (1, 6) OBP: 0.314, SLG: 0.401 Tony Castillo, L (12, 1)	B X 1-0 F8 ②	X 0-0 B3 ①			C F X 0-2 G6-3 ③		B B C X 2-1 G3 ②		S B X 1-1 G3-1 ②			S X 0-1 G5-4-3 1B	6	0	1	0	0	0	0
													0	0	0	0	0	0	0
Frank Thomas, R (1, 3) OBP: 0.379, SLG: 0.459	C B B B X 3-1 2B 1B	C X 0-1 P7 ②				B B F B B 4-1 1B 1B BB	B B B G F X 3-2 G5-3 ③		C B F S 1-3 K ③			B S B C X 2-2 G5-4-3 1-2f ② ③	5	2	1	0	1	1	1
Albert Belle, R (1, 7) OBP: 0.355, SLG: 0.550	B B X 2-0 1-H 1B 2B	B B B B B 4-0 BB				F X 0-1 FC6-4 1-3 G4-3 1B		X 0-0 P2 ①		C B F X 1-2 G6-3 ①			4	2	2	1	1	0	0
Robin Ventura, L (1, 5) OBP: 0.382, SLG: 0.456	C X 0-1 FC6-4 3-H 1B	C B B 1 SAFE F B X 3-2 P6 ③				B X 1-0 FC6-4 1-2 3-H 1B		X 0-0 G3 ②		C X 0-1 P5 ②			5	0	2	2	0	0	1
Wil Cordero, R (1, 9) OBP: 0.309, SLG: 0.486 Matt Karchner, R (10, 1) Chris Snopek, R (12, 6) OBP: 0.308, SLG: 0.268	C F F B X 1-2 FC6-4 1-2f ③	B X 1-0 G5-3 ①				C T F X 0-2 FC6-4 G4-3 1-2f 2-3 1B ①		B C B X 2-1 2B 1B		C B S S 1-3 K ③			5	1	1	0	0	1	3
													0	0	0	0	0	0	0
													0	0	0	0	0	0	0
Magglio Ordonez, R (1, 8) OBP: 0.294, SLG: 0.402 (10, 9)	B X 1-0 L7 ①	C B X 1-1 G5-3 ②				B 1 SAFE C C X 1-1 G4-3 1-2 3-H ②		F C X 0-2 1-3 2B	X 0-0 L4 ①				5	0	1	1	0	0	1
Chad Kreuter, S (1, 2) OBP: 0.407, SLG: 0.318	C C B X 1-2 SH3-4 1B	X 0-0 F9 ③				B C X 1-1 25 FC6-4 2-H 1B		B B B F C C B 4-2 BB	B C F B C 2-3 K ②				4	0	2	1	1	1	0
Jim Parque, L (1, 1) James Baldwin, R (5, 1) 25 Jeff Abbott, R (6, PH) OBP: 0.345, SLG: 0.633 Tom Fordham, L (6, 1) Keith Foulke, R (7, 1) Greg Norton, S (8, PH) OBP: 0.322, SLG: 0.494 41 Bill Simas, L (8, 1) Mike Cameron, R (10, 8) OBP: 0.304, SLG: 0.306	L X 0-1 SH3-4 1-2 ②	C X 0-1 G4-3 ①	F C B X 1-2 FC6-4 1-2f ③					B B C C 1-3 K ③		C B C B S 2-3 K ③			1 0 1 0 0 0 0 1 0	0 0 0 0 0 0 0 0 0	0 0 0 0 0 0 0 1 0	0 0 0 0 0 0 1 0 0	0 0 0 0 0 0 0 3 0	0 0 1 0 0 0 0 0 0	0 0 0 0 0 0 0 0 0
Inning Stats	R: 2 H: 3 E: 0 LOB: 1 K: 1 BB: 0 S: 14 P: 22	R: 0 H: 1 E: 0 LOB: 1 K: 1 BB: 0 S: 9 P: 14	R: 0 H: 0 E: 0 LOB: 1 K: 0 BB: 1 S: 6 P: 13	R: 0 H: 0 E: 0 LOB: 0 K: 0 BB: 0 S: 4 P: 6	R: 0 H: 0 E: 0 LOB: 0 K: 1 BB: 0 S: 8 P: 9	R: 3 H: 3 E: 0 LOB: 1 K: 0 BB: 1 S: 15 P: 23	R: 0 H: 0 E: 0 LOB: 0 K: 1 BB: 0 S: 9 P: 14	R: 0 H: 2 E: 0 LOB: 3 K: 1 BB: 1 S: 12 P: 19	R: 0 H: 0 E: 0 LOB: 0 K: 2 BB: 0 S: 11 P: 14	R: 0 H: 0 E: 0 LOB: 0 K: 1 BB: 0 S: 8 P: 10	R: 0 H: 0 E: 0 LOB: 0 K: 2 BB: 0 S: 7 P: 11	R: 0 H: 1 E: 0 LOB: 0 K: 0 BB: 0 S: 8 P: 11	1B: 8 2B: 2 3B: 0 HR: 0	SF: 0 SAC: 1 DP: 1 HBP: 0	WP: 0 PB: 0 SB: 0 CS: 0	PA: 48		

PITCHER		IP	WLS	BF	H	R	ER	SO	BB	IBB	HBP	BLK	WP	HR	S	P	ERA	WHIP
Steve Trachsel, R ERA: 3.62	(1, 1)	7.2		34	9	5	5	4	2	0	0	0	0	0	72	110	5.87	1.435
Terry Adams, R ERA: 2.52	(8, 1)	1.1		5	0	0	0	3	1	0	0	0	0	0	16	24	0.00	0.750
Rod Beck, R ERA: 3.23	(10, 1)	2.0		6	0	0	0	3	0	0	0	0	0	0	15	21	0.00	0.000
Terry Mulholland, L ERA: 4.26	(12, 1)	1.0	W	3	1	0	0	0	0	0	0	0	0	0	8	11	0.00	1.000

PITCHER	IP	WLS	BF	H	R	ER	SO	BB	IBB	HBP	BLK	WP	HR	S	P	ERA	WHIP

TOP

Chicago White Sox @ Chicago Cubs

Wrigley Field, Chicago, IL

Fri Jun 05 1998, 3:33 AM CDT

Att. 38,097 - Sunny - 57 F

livebaseballscorecards.com

AB	44
R	5
H	10
RBI	5
BB	3
SO	10
LOB	11

Batter	1	2	3	4	5	6	7	8	9	10	11	12	AB	R	H	RBI	BB	SO	LOB
Manny Alexander, R (1, 5) OBP: 0.337, SLG: 0.427	1-1 G5-4-3 1B		2-2 L3	1-0 1B	0-0 P5			1-0 G4-3 1B		0-1 SH2-4 2-3			5	0	3	0	0	0	3
Mickey Morandini, L (1, 4) OBP: 0.433, SLG: 0.435	1-0 G5-4-3 1-2f		4-0 BB BB 2B BB	3-2 SAFE G3		0-1 P6		1-2 G4-3 1-2		4-0 IBB IBB			4	1	0	0	2	0	3
Mark Grace, L (1, 3) OBP: 0.429, SLG: 0.511	1-0 G1-3		0-0 L7		1-2 HR 1B	0-0 G3-1		4-0 IBB		4-0 1-2 IBB			4	1	1	0	2	0	1
Sammy Sosa, R (1, 9) OBP: 0.413, SLG: 0.617		2-0 CS 1B	4-0 1-2 2B BB		1-2 1-H HR	4-0 CS BB		1-2 F9		2-3 K			4	2	2	2	2	1	5
Jeff Blauser, R (1, 6) OBP: 0.356, SLG: 0.311		2-2 BB BB 1-2 1B	4-0 1-2 2-3 2B BB		3-1 G1-3 2B	2-0 CS 1-2	2-0 G3 1B		1-3 K	3-3 K			5	1	3	0	1	2	3
Henry Rodriguez, L (1, 7) OBP: 0.347, SLG: 0.500		4-2 SAFE BB 1-2 BB	3-2 1-H 2-H 3-H 2B		4-2 G1-3 BB		0-0 G3 1-2		4-2 BB		1-0 P5		2	0	1	3	3	0	1
Terrell Lowery, R (9, PR) OBP: 0.167, SLG: 0.167 (10, 8)													1	0	0	0	0	0	0
José Hernández, R (1, 8) OBP: 0.283, SLG: 0.449 Terry Adams, R (8, 1) Jason Hardtke, S (9, PH) OBP: 0.273, SLG: 0.200 Rod Beck, R (10, 1) Matt Mieske, R (11, PH) OBP: 0.414, SLG: 0.480 Terry Mulholland, R (12, 1)	2-1 L9	1-3 K					4-1 G5-4-3 BB	2-2 L8		1-2 L9			3 0 1 0 1 0 0	0 0 0 0 0 0 0	0 0 0 0 0 0 0	0 0 0 0 0 0 0	1 0 0 0 0 0 0	2 0 0 0 0 0 0	5 0 1 0 0 0 0
Scott Servais, R (1, 2) OBP: 0.297, SLG: 0.331	4-0 1-2 2-3 BB	2-1 P6	0-2 G1-3 1-2 2-3				1-1 G5-4-3 1-2f	0-0 P2		1-1 F9			5	0	0	0	1	0	5
Steve Trachsel, R (1, 1) OBP: 0.429, SLG: 0.440 Brant Brown, L (8, 8) OBP: 0.374, SLG: 0.506 (10, 7)	3-3 K	2-3 K	4-0 BB					3-2 P7		0-1 SH2-4 2B		1-0 HR	2 3	0 1	0 2	0 1	1 0	2 0	3 0
Inning Stats	R: 0 E: 0 K: 0 S: 4 H: 1 LOB: 0 BB: 0 P: 7	R: 0 E: 0 K: 1 S: 12 H: 2 LOB: 3 BB: 2 P: 29	R: 3 E: 0 K: 1 S: 11 H: 1 LOB: 1 BB: 3 P: 29	R: 0 E: 0 K: 1 S: 9 H: 1 LOB: 1 BB: 0 P: 17	R: 2 E: 0 K: 1 S: 18 H: 3 LOB: 3 BB: 2 P: 32	R: 0 E: 0 K: 0 S: 3 H: 0 LOB: 0 BB: 1 P: 9	R: 0 E: 0 K: 0 S: 5 H: 1 LOB: 1 BB: 1 P: 12	R: 0 E: 0 K: 0 S: 12 H: 1 LOB: 2 BB: 1 P: 22	R: 0 E: 0 K: 1 S: 12 H: 0 LOB: 1 BB: 1 P: 19	R: 0 E: 0 K: 2 S: 12 H: 1 LOB: 3 BB: 2 P: 25	R: 0 E: 0 K: 0 S: 6 H: 0 LOB: 0 BB: 0 P: 9	R: 1 E: 0 K: 0 S: 1 H: 1 LOB: 0 BB: 0 P: 2	1B: 7 2B: 3 3B: 0 HR: 2	SF: 0 SAC: 1 DP: 2 HBP: 0		WP: 0 PB: 0 SB: 0 CS: 2	PA: 55		

PITCHER		IP	WLS	BF	H	R	ER	SO	BB	IBB	HBP	BLK	WP	HR	S	P	ERA	WHIP
Jim Parque, L ERA: 4.4	(1, 1)	4.0		22	7	5	5	3	5	0	0	0	0	1	43	91	11.25	3.000
James Baldwin, R ERA: 8.7	(5, 1)	1.0		6	1	0	0	1	2	0	0	0	0	0	11	23	0.00	3.000
Tom Fordham, L ERA: 7.61	(6, 1)	1.1		6	1	0	0	0	2	0	0	0	0	0	6	18	0.00	2.250
Keith Foulke, R ERA: 4.91	(7, 1)	0.2		1	0	0	0	0	0	0	0	0	0	0	2	3	0.00	0.000
41 Bill Simas, R ERA: 1.4	(8, 1)	2.0		9	1	0	0	1	1	1	0	0	0	0	24	41	0.00	1.000

PITCHER		IP	WLS	BF	H	R	ER	SO	BB	IBB	HBP	BLK	WP	HR	S	P	ERA	WHIP
Matt Karchner, R ERA: 3.54	(10, 1)	2.0		9	1	0	0	2	0	2	0	0	0	0	18	34	0.00	0.500
Tony Castillo, L ERA: 7.5	(12, 1)	0.0	L	1	1	1	1	0	0	0	0	0	0	1	1	2	∞	∞

BOTTOM

Chicago White Sox @ Chicago Cubs

Wrigley Field, Chicago, IL

Fri Jun 05 1998, 3:33 AM CDT

Att. 38,097 - Sunny - 57 F

livebaseballscorecards.com

AB	40
R	6
H	12
RBI	6
BB	13
SO	7
LOB	30

Batter	1	2	3	4	5	6	7	8	9	AB	R	H	RBI	BB	SO	LOB
Ray Durham, S (1, 4) OBP: 0.372, SLG: 0.477	C F B X 1-2 ① G4-3		B F X 1-1 2B 2B		B B B B 4-0 1B BB		C X 0-1 ① G6-3		L S X 0-2 1B 2B	4	2	2	0	1	0	0
Mike Caruso, S (1, 6) OBP: 0.322, SLG: 0.419	B B C X 2-1 ② G4-3		X 0-0 2-H 2B		B C F X 1-2 1-3 2-H 1B		X 0-0 S 2B		B C F B F B S 3-3 ① K	5	0	3	2	0	1	1
Frank Thomas, R (1, 3) OBP: 0.379, SLG: 0.455 Mike Cameron, R (9, PR) OBP: 0.304, SLG: 0.306	X 0-0 ③ P5		B C C X 1-2 ③ L7		B B X 2-0 ③ P4		B B B C B 4-1 FC4 BB		C B F X 1-2 2-H G6-4-3 1B	4	0	1	1	1	0	3
										0	0	0	0	0	0	0
Albert Belle, R (1, 7) OBP: 0.349, SLG: 0.538		F B B B X 3-1 ① L7		B X 1-0 ① F9	S F B S 1-3 ① K	B F B S C 2-3 ② K 2-3			C X 0-1 ②③ G6-4-3 1-2f	5	0	0	0	0	2	3
Robin Ventura, L (1, 5) OBP: 0.383, SLG: 0.466		C X 0-1 G5-3 1B		B X 1-0 ② F8	C X 0-1 SF8 3B	X 0-0 ③ FC4 1-2f				4	1	2	0	0	0	2
Wil Cordero, R (1, 9) OBP: 0.301, SLG: 0.475		X 0-0 ② G5-3 1-2		B B S X 2-1 ③ L9	B X 1-0 ② SF8 3-H			B B X 2-0 ① G6-3		3	0	0	1	0	0	1
Magglio Ordonez, R (1, 8) OBP: 0.298, SLG: 0.404		X 0-0 ③ G4-3			F B C B X 2-2 G5-3 1B 1B	B F X 1-1 HR 1B		S S B B B C 3-3 ② K		4	2	2	0	0	1	1
Charlie O'Brien, R (1, 2) OBP: 0.330, SLG: 0.437			F B S F X 1-2 ① G6-3		B X 1-0 ① G5-3 1-2	1 SAFE C X 0-1 1-H HR		X 0-0 1B		4	1	2	2	0	0	1
Scott Eyre, L (1, 1) Carlos Castillo, R (7, 1) Greg Norton, S (8, PH) OBP: 0.318, SLG: 0.488 Keith Foulke, R (8, 1)			C B S F B C 2-3 ② K		F F B S 1-3 ② K	F F S 0-3 ③ K		B B F B F F F X 3-2 ③ F7		3	0	0	0	0	3	1
										0	0	0	0	0	0	0
										1	0	0	0	0	0	1
										0	0	0	0	0	0	0
Inning Stats	R: 0 H: 0 E: 0 LOB: 0 K: 0 BB: 0 S: 6 P: 9	R: 0 H: 1 E: 0 LOB: 1 K: 0 BB: 0 S: 6 P: 9	R: 1 H: 2 E: 0 LOB: 1 K: 1 BB: 0 S: 14 P: 19	R: 0 H: 0 E: 0 LOB: 0 K: 0 BB: 0 S: 4 P: 8	R: 1 H: 2 E: 0 LOB: 2 K: 1 BB: 1 S: 11 P: 22	R: 3 H: 3 E: 0 LOB: 0 K: 2 BB: 0 S: 13 P: 16	R: 0 H: 1 E: 0 LOB: 2 K: 1 BB: 1 S: 8 P: 14	R: 0 H: 1 E: 0 LOB: 1 K: 1 BB: 0 S: 10 P: 18	R: 1 H: 2 E: 0 LOB: 1 K: 1 BB: 0 S: 12 P: 16	1B: 6 SF: 1 2B: 4 SAC: 0 3B: 1 DP: 1 HR: 1 HBP: 0						

Chicago White Sox @ Chicago Cubs

Wrigley Field, Chicago, IL

Sat Jun 06 1998, 3:33 AM CDT

Att. 38,232 - Overcast - 60 F

TOP

livebaseballscorecards.com

AB	37
R	6
H	12
RBI	6
BB	2
SO	7
LOB	14

PITCHER		IP	WLS	BF	H	R	ER	SO	BB	IBB	HBP	BLK	WP	HR	S	P	ERA	WHIP
Kevin Tapani, R ERA: 4.09	(1, 1)	6.0	W	27	8	5	5	4	1	0	0	0	0	1	54	83	7.50	1.500
Terry Mulholland, L ERA: 4.22	(7, 1)	0.1		2	1	0	0	0	0	0	0	0	0	0	3	3	0.00	3.000
Terry Adams, R ERA: 2.41	(7, 1)	1.2		7	1	0	0	2	1	0	0	0	0	0	15	29	0.00	1.200
Rod Beck, R ERA: 3.41	(9, 1)	1.0	S	4	2	1	1	1	0	0	0	0	0	0	12	16	9.00	2.000

PITCHER	IP	WLS	BF	H	R	ER	SO	BB	IBB	HBP	BLK	WP	HR	S	P	ERA	WHIP

Chicago White Sox @ Chicago Cubs

Wrigley Field, Chicago, IL

Sat Jun 06 1998, 3:33 AM CDT

Att. 38,232 - Overcast - 60 F

livebaseballscorecards.com

Batter	1	2	3	4	5	6	7	8	9	AB	R	H	RBI	BB	SO	LOB
Manny Alexander, R (1, 4) OBP: 0.322, SLG: 0.407	B C X 1-1 G6-3 ①		X 0-0 E3 BB 1B 1B 2-H	B F F F C 1-3 K ②		B B C B X 3-1 L7 ③				4	1	0	0	0	1	1
Terrell Lowery, R (1, 8) OBP: 0.200, SLG: 0.200	C C B F B B F S 3-3 K ②		1 SAFE B 1 SAFE S F 1 SAFE 1 SAFE B 1 SAFE 3-2 B F X BB 1B 1-2 1B	X 0-0 F9 ③			F F B B X 2-2 F9 ①			4	1	1	0	0	1	1
Brant Brown, L (1, 3) OBP: 0.366, SLG: 0.494	C C F B C 1-3 K ③		B F B C C 2-3 K ②		L X 0-1 G5-3 ①		F B F F B S 2-3 K ②			4	0	0	0	0	3	2
Sammy Sosa, R (1, 9) OBP: 0.415, SLG: 0.627		B F B B X 3-1 P3 ①	B F F F B B 4-2 1B BB 1-2 2-3		F B F C 1-3 K ②		F B B F X 2-2 HR			3	1	1	1	1	1	0
Jeff Blauser, R (1, 6) OBP: 0.355, SLG: 0.310		X 0-0 G6-3 ②	X 0-0 1-2 2-H 3-H 1B		B X 1-0 G5-3 ③		X 0-0 G5-3 ③			4	0	1	2	0	0	0
Henry Rodriguez, L (1, 7) OBP: 0.341, SLG: 0.490 Matt Mieske, R (9, 7) OBP: 0.414, SLG: 0.480		C X 0-1 E9	B B B X 3-0 F7 ③			B C X 1-1 P4 ①		F S S 0-3 K ①		4 0	0 0	0 0	0 0	0 0	1 0	2 0
José Hernández, R (1, 5) OBP: 0.290, SLG: 0.471		S S B B B S 3-3 K ③		S B X 1-1 HR		B B B C B 4-1 HR G1-3 BB		C B F C 1-3 K ②		3	2	1	1	1	2	1
Scott Servais, R (1, 2) OBP: 0.296, SLG: 0.329			C B X 1-1 SH1-3 E 1B	X 0-0 L8 ①		C F B X 1-2 G1-3 ② 1-2		C F B X 1-2 G5-3 ③		4	1	1	0	0	0	1
Kevin Tapani, R (1, 1) OBP: 0.313, SLG: 0.259 Derrick White, R (6, PH) OBP: 0.167, SLG: 0.667 Terry Mulholland, R (7, 1) Terry Adams, R (7, 1) Rod Beck, R (9, 1)			X 0-0 SH1-3 ① 1-2	B B C X 2-1 2B		X 0-0 2-H HR				1 1 0 0 0	0 1 0 0 0	1 1 0 0 0	0 2 0 0 0	0 0 0 0 0	0 0 0 0 0	0 0 0 0 0
Inning Stats	R: 0 E: 0 K: 2 S: 11 H: 0 LOB: 0 BB: 0 P: 16	R: 0 E: 1 K: 1 S: 8 H: 0 LOB: 1 BB: 0 P: 14	R: 3 E: 1 K: 1 S: 15 H: 3 LOB: 2 BB: 1 P: 28	R: 1 E: 0 K: 1 S: 10 H: 2 LOB: 1 BB: 0 P: 14	R: 0 E: 0 K: 1 S: 6 H: 0 LOB: 0 BB: 0 P: 8	R: 2 E: 0 K: 0 S: 9 H: 1 LOB: 0 BB: 1 P: 18	R: 1 E: 0 K: 1 S: 11 H: 1 LOB: 0 BB: 0 P: 17	R: 0 E: 0 K: 2 S: 9 H: 0 LOB: 0 BB: 0 P: 11		1B: 3 2B: 1 3B: 0 HR: 3	SF: 0 SAC: 1 DP: 0 HBP: 0			WP: 0 PB: 0 SB: 0 CS: 0		PA: 35

	AB	32
	R	7
	H	7
	RBI	6
	BB	2
	SO	9
	LOB	8

PITCHER		IP	WLS	BF	H	R	ER	SO	BB	IBB	HBP	BLK	WP	HR	S	P	ERA	WHIP
Scott Eyre, L ERA: 4.8	(1, 1)	6.0	L	28	6	6	4	6	2	0	0	0	0	2	59	98	6.00	1.333
Carlos Castillo, R ERA: 5.48	(7, 1)	1.0		4	1	1	1	1	0	0	0	0	0	1	11	17	9.00	1.000
Keith Foulke, R ERA: 4.75	(8, 1)	1.0		3	0	0	0	2	0	0	0	0	0	0	9	11	0.00	0.000

PITCHER	IP	WLS	BF	H	R	ER	SO	BB	IBB	HBP	BLK	WP	HR	S	P	ERA	WHIP

Chicago White Sox @ Chicago Cubs

Wrigley Field, Chicago, IL

Sun Jun 07 1998, 3:33 AM CDT

Att. 39,320 - Sunny - 65 F

livebaseballscorecards.com

Batter	1	2	3	4	5	6	7	8	9	AB	R	H	RBI	BB	SO	LOB
Ray Durham, S (1, 4) OBP: 0.376, SLG: 0.477	X 0-0 BB 1B G3 1B	B X 1-0 ② F8		C X 0-1 G3 1-2 2-H 1B			B B B C B 4-1 2B BB	F S F S 0-3 ② K		4	2	2	1	1	1	1
Mike Caruso, S (1, 6) OBP: 0.328, SLG: 0.420 James Baldwin, R (4, 1) Mike Cameron, R (7, PH) OBP: 0.303, SLG: 0.304 Tom Fordham, L (7, 1) Greg Norton, S (8, PH) OBP: 0.315, SLG: 0.481 41 Bill Simas, L (8, 1)	1 SAFE X 0-0 G3 BB 1-2 1B	B B C B T F B 4-2 1-2 BB		B X 1-0 ② G3 1-2 2-3			B S B B S S S 3-3 ① K	F B B X 2-1 ③ G6-3		2 0 1 0 1 0	0 0 0 0 0 0	1 0 0 0 0 0	0 0 0 0 0 0	1 0 0 0 0 0	0 0 1 0 0 0	2 0 1 0 0 0
Frank Thomas, R (1, 3) OBP: 0.383, SLG: 0.460	B B B F B 4-1 G3 1-2 2-3 BB	C B C B S 2-3 ③ K		B B B C S X 3-2 ③ P2			X 0-0 1B 1-H G4-3 2B		B X 1-0 PB 1B 1B	4	1	2	1	1	1	4
Albert Belle, R (1, 7) OBP: 0.350, SLG: 0.535	B X 1-0 ① P2		C B F X 1-2 ① G6-3		B C B X 2-1 ① G5-3		B X 1-0 G4-3 S 2-3 1B 1B		B B X 2-0 PB 1-2 1B	5	1	2	0	0	0	3
Robin Ventura, L (1, 5) OBP: 0.376, SLG: 0.455	B B F B C F X 3-2 ② G3 1-2 2-3 3-H		C B B B X 3-1 ② L3		B C S X 1-2 ② G4-3		F C S B B X 2-2 ② G4-3 1-3 3-H		B F X 1-1 ① F8	5	0	0	2	0	0	5
Wil Cordero, R (1, 9) OBP: 0.304, SLG: 0.469	C B B B B 4-1 BB		B X 1-0 ③ F8		C B B S X 2-2 ③ P4		B B C X 2-1 HR 3-H 1B		C F B S 1-3 ② K	4	1	1	1	1	1	2
Magglio Ordonez, R (1, 8) OBP: 0.296, SLG: 0.414	C B F B C 2-3 ③ K			X 0-0 ① G4-3		C B S F S 1-3 ① K	B B B C X 3-1 HR 1-H		B B C B X 3-1 ③ F8 1-2 2-3	5	1	1	2	0	2	5
Chad Kreuter, S (1, 2) OBP: 0.402, SLG: 0.315		B B C B X 3-1 ① G4-3		C B B B X 3-1 1B 1B 1B		C B X 1-1 ② G3-1	F X 0-1 ③ P8			4	1	1	0	0	0	0
Mike Sirotka, L (1, 1) Tony Castillo, L (3, 1) Chris Snopek, R (4, PH) OBP: 0.309, SLG: 0.270 (4, 6)		C B B S B F B 4-2 BB BB		C B F X 1-2 G3 1B 1-2 1B		C X 0-1 ③ G3-1		S B F X 1-2 ① P3		0 0 3	0 0 0	0 0 1	0 0 0	1 0 0	0 0 0	0 0 0
Inning Stats	R: 1 H: 2 E: 0 LOB: 3 K: 1 BB: 2 S: 12 P: 26	R: 0 H: 0 E: 0 LOB: 2 K: 1 BB: 2 S: 12 P: 26	R: 0 H: 0 E: 0 LOB: 0 K: 0 BB: 0 S: 6 P: 11	R: 1 H: 3 E: 0 LOB: 2 K: 0 BB: 0 S: 12 P: 20	R: 0 H: 0 E: 0 LOB: 0 K: 0 BB: 0 S: 8 P: 13	R: 0 H: 0 E: 0 LOB: 0 K: 1 BB: 0 S: 8 P: 10	R: 5 H: 4 E: 0 LOB: 0 K: 1 BB: 1 S: 15 P: 30	R: 0 H: 0 E: 0 LOB: 0 K: 1 BB: 0 S: 9 P: 12	R: 0 H: 2 E: 0 LOB: 2 K: 1 BB: 0 S: 9 P: 17	1B: 9 SF: 0 2B: 1 SAC: 0 3B: 0 DP: 0 HR: 1 HBP: 0						WP: 0 PA: 43 PB: 1 SB: 1 CS: 0

TOP	
AB	38
R	7
H	11
RBI	7
BB	5
SO	6
LOB	23

PITCHER		IP	WLS	BF	H	R	ER	SO	BB	IBB	HBP	BLK	WP	HR	S	P	ERA	WHIP
Geremi Gonzalez, R ERA: 5.27	(1, 1)	6.1	W	30	6	4	4	4	5	0	0	0	0	0	63	118	5.68	1.737
Kennie Steenstra, R ERA: 10.8	(7, 1)	0.1		4	3	3	3	0	0	0	0	0	0	1	8	16	81.00	9.000
Terry Mulholland, L ERA: 4.05	(7, 1)	1.1		4	0	0	0	1	0	0	0	0	0	0	11	14	0.00	0.000
Marc Pisciotta, R ERA: 4.2	(9, 1)	1.0		5	2	0	0	1	0	0	0	0	0	0	9	17	0.00	2.000

PITCHER	IP	WLS	BF	H	R	ER	SO	BB	IBB	HBP	BLK	WP	HR	S	P	ERA	WHIP

Batter	1	2	3	4	5	6	7	8	9	AB	R	H	RBI	BB	SO	LOB
Manny Alexander, R (1, 5) OBP: 0.316, SLG: 0.396	C B B X 2-1 P4 ①	C C B B X 2-2 G6-3 ②	B F X 1-1 1-2 1B		B X 1-0 F7 ①		B F C X 1-2 F9 ①			5	0	1	0	0	0	0
Mickey Morandini, L (1, 4) OBP: 0.436, SLG: 0.444	C F B B F F X 2-2 1B 2B 1B	X 0-0 2B ③	B B X 2-0 G6-3 ③		B B C F F F B X 3-2 1B HR 1B		C S B B X 2-2 G4-3 ②			5	2	3	0	0	0	2
Mark Grace, L (1, 3) OBP: 0.432, SLG: 0.517	S B X 1-1 1-2 2B 1B	C C S 0-3 K ③		C B B X 2-1 FC1 2B 2B	C B B F X 2-2 1-2 HR 1B		C X 0-1 G6-3 ③			5	3	3	0	0	1	1
Sammy Sosa, R (1, 9) OBP: 0.414, SLG: 0.639	B X 1-0 F9 1-H 2-H HR 2B		B X 1-0 P3 ①	C B B X 2-1 FC1 BB 2B 2-3	S C B B B F X 3-2 1-H 2-H HR			C B B X 2-1 F8 ①		5	3	2	5	0	0	1
Jeff Blauser, R (1, 6) OBP: 0.351, SLG: 0.303	B B X 2-0 F9 ② 2-3	C C S 0-3 K ②	C B F B F B B 4-2 2B 1-2 BB		F B X 1-1 P4 ②			X 0-0 P4 ②		4	0	0	0	1	1	1
Matt Mieske, R (1, 7) OBP: 0.413, SLG: 0.481 Terrell Lowery, R (9, 8) OBP: 0.200, SLG: 0.200	B C B B B 4-1 HR BB	S B C B F X 2-2 2B 2B	F F S 0-3 K ①	C X 0-1 P3 ③				S B S X 1-2 G6-3 ③		4 0	2 0	1 0	0 0	1 0	1 0	3 0
José Hernández, R (1, 8) (9, 7) OBP: 0.304, SLG: 0.508	B C B X 2-1 1-H 3-H HR	C B B B B F B 4-2 2B BB	S F X 0-2 1-3 2-H 3-H 2B			C X 0-1 G5-3 ①				3	2	2	5	1	0	0
Scott Servais, R (1, 2) OBP: 0.295, SLG: 0.333	B X 1-0 F8 ③		B X 1-0 1-H 2-H 1B 2B	B B F F B S 3-3 K ②		B X 1-0 F8 ②				4	1	1	2	0	1	2
Geremi Gonzalez, R (1, 1) OBP: 0.095, SLG: 0.095 Kennie Steenstra, R (7, 1) Terry Mulholland, R (7, 1) Marc Pisciotta, R (9, 1) OBP: 0.333, SLG: 0.333		B C C S 2-3 K ①	B S S F B F X 2-2 2-H 1B 1B	X 0-0 G4-3 ③		X 0-0 G6-3 ③				4 0 0 0	0 0 0 0	1 0 0 0	1 0 0 0	0 0 0 0	1 0 0 0	2 0 0 0
Inning Stats	R: 5 H: 4 E: 0 LOB: 0 K: 0 BB: 1 S: 15 P: 30	R: 0 H: 1 E: 0 LOB: 1 K: 2 BB: 0 S: 10 P: 14	R: 3 H: 4 E: 0 LOB: 2 K: 1 BB: 1 S: 19 P: 32	R: 2 H: 2 E: 0 LOB: 2 K: 2 BB: 1 S: 17 P: 28	R: 3 H: 3 E: 0 LOB: 0 K: 0 BB: 0 S: 17 P: 27	R: 0 H: 0 E: 0 LOB: 0 K: 0 BB: 0 S: 4 P: 5	R: 0 H: 0 E: 0 LOB: 0 K: 0 BB: 0 S: 8 P: 11	R: 0 H: 0 E: 0 LOB: 0 K: 0 BB: 0 S: 6 P: 9		1B: 6 SF: 0 2B: 6 SAC: 0 3B: 0 DP: 0 HR: 2 HBP: 0						

PITCHER		IP	WLS	BF	H	R	ER	SO	BB	IBB	HBP	BLK	WP	HR	S	P	ERA	WHIP
Mike Sirotka, L ERA: 5.02	(1, 1)	2.2	L	19	9	8	8	3	2	0	0	0	0	1	43	73	27.00	4.125
Tony Castillo, L ERA: 7.4	(3, 1)	0.1		1	0	0	0	0	0	0	0	0	0	0	1	3	0.00	0.000
James Baldwin, R ERA: 9.06	(4, 1)	3.0		16	5	5	5	2	1	0	0	0	0	1	38	60	15.00	2.000
Tom Fordham, L ERA: 7.3	(7, 1)	1.0		3	0	0	0	0	0	0	0	0	0	0	8	11	0.00	0.000
41 Bill Simas, R ERA: 1.33	(8, 1)	1.0		3	0	0	0	0	0	0	0	0	0	0	6	9	0.00	0.000

PITCHER	IP	WLS	BF	H	R	ER	SO	BB	IBB	HBP	BLK	WP	HR	S	P	ERA	WHIP

BOTTOM

Chicago White Sox @ Chicago Cubs

Wrigley Field, Chicago, IL

Sun Jun 07 1998, 3:33 AM CDT

Att. 39,320 - Sunny - 65 F

livebaseballscorecards.com

AB	39
R	13
H	14
RBI	13
BB	3
SO	5
LOB	12

Batter	1	2	3	4	5	6	7	8	9	AB	R	H	RBI	BB	SO	LOB
Brant Brown, L (1, 8) OBP: 0.367, SLG: 0.500	BBBB 4-0 BB BB	FFFFS 0-3 ③ K		F X 0-1 ② G6-3		C B S S 1-3 ③ K			X 0-0 2B 3B	4	1	1	0	1	2	1
Mickey Morandini, L (1, 4) OBP: 0.435, SLG: 0.448	C F F F F 1 F F B SAFE 1-2 ① F7		C S F X 0-2 ① G6-3	B F C F X 1-2 ③ G1-3			B C S F B F X 2-2 BB 1B		F X 0-1 1B 3-H 2B	5	1	2	1	0	0	1
Sammy Sosa, R (1, 9) OBP: 0.418, SLG: 0.650	C F C 0-3 ② K		F F X 0-2 HR		F B F B B C 2-3 ① K		B S S B B B 1 B SAFE 4-2 1-2 BB		C B F F F F B X 2-2 BB 1B 2-H 1B	4	1	2	2	1	2	1
Mark Grace, L (1, 3) OBP: 0.435, SLG: 0.521	B C B B 1 C B SAFE 4-2 1-2 BB		C B X 1-1 2B 2B		B X 1-0 ② G4-3		F C C 0-3 ① K		X 0-0 BB 1-2 1B	4	1	2	0	1	1	2
Henry Rodriguez, L (1, 10) OBP: 0.335, SLG: 0.480 Derrick White, R (9, PH) OBP: 0.143, SLG: 0.571	S S B S 1-3 ③ K	C S T B S 1-3 ② K			C F B B B F F C 2-3 ③ K		C S B B B S 2-3 ② K		B X 1-0 ① F9	4 1	0 0	0 0	0 0	0 0	4 0	5 2
Jeff Blauser, R (1, 6) OBP: 0.361, SLG: 0.314		B C S B X 2-2 G4-3 G6-3 2B 1B	X 0-0 1B 2-H 2B			B F C T B B B 4-2 FC1-5 1B BB	X 0-0 ③ L8		B B B C B 4-1 1-2 2-3 BB	3	2	2	1	2	0	2
Matt Mieske, R (1, 7) OBP: 0.412, SLG: 0.475		B B B C X 3-1 ① G6-3 1-2	B X 1-0 WP 2-H 1B			X 0-0 FC1-5 1-2 HR 1B		B B B C C S 3-3 ① K	B F B B F S 3-3 ② K	5	1	2	1	0	2	4
Sandy Martinez, L (1, 2) OBP: 0.367, SLG: 0.423		B B X 2-0 ② G4-3 2-3	F F F B B X 2-2 ③ P6 2-3			B X 1-0 ① FC1-5 HR 1-2 2-3f		X 0-0 ② P6	C X 0-1 ③ F7	5	0	0	0	0	0	7
José Hernández, R (1, 5) OBP: 0.309, SLG: 0.539		B X 1-0 2B 3-H		C B S X 1-2 ① G4-3		B C 1 C B F F B X SAFE 3-2 ② 1-2 2-H HR		B X 1-0 ③ G6-3		4	1	2	3	0	0	0
Inning Stats	R: 0 H: 0 E: 0 LOB: 2 K: 2 BB: 2 S: 17 P: 27	R: 1 H: 2 E: 0 LOB: 1 K: 1 BB: 0 S: 12 P: 20	R: 3 H: 4 E: 0 LOB: 1 K: 1 BB: 0 S: 19 P: 24	R: 0 H: 0 E: 0 LOB: 0 K: 0 BB: 0 S: 9 P: 11	R: 0 H: 0 E: 0 LOB: 0 K: 2 BB: 0 S: 9 P: 14	R: 2 H: 2 E: 0 LOB: 0 K: 1 BB: 1 S: 13 P: 22	R: 0 H: 1 E: 0 LOB: 2 K: 2 BB: 1 S: 14 P: 22	R: 0 H: 0 E: 0 LOB: 0 K: 1 BB: 0 S: 5 P: 9	R: 2 H: 4 E: 0 LOB: 3 K: 1 BB: 1 S: 17 P: 27	1B: 6 SF: 0 2B: 4 SAC: 0 3B: 1 DP: 0 HR: 2 HBP: 0						

PITCHER		IP	WLS	BF	H	R	ER	SO	BB	IBB	HBP	BLK	WP	HR	S	P	ERA	WHIP
LaTroy Hawkins, R ERA: 5.24	(1, 1)	5.0	L	25	7	6	6	6	3	0	0	0	1	1	70	104	10.80	2.000
Eddie Guardado, L ERA: 2.73	(6, 1)	1.2		7	2	0	0	3	1	0	0	0	0	1	22	35	0.00	1.800
Dan Naulty, R ERA: 5.65	(7, 1)	1.1		7	3	2	2	1	0	0	0	0	0	0	15	21	13.50	2.250
Dan Serafini, L ERA: 3.12	(9, 1)	1.0		5	1	0	0	1	1	0	0	0	0	0	8	16	0.00	2.000

PITCHER IP WLS BF H R ER SO BB IBB HBP BLK WP HR S P ERA WHIP

TOP

Chicago Cubs @ Minnesota Twins

Hubert H. Humphrey Metrodome, Minneapolis, MN

Mon Jun 08 1998, 8:05 PM EDT

Att. 18,077 - Dome - 72 F

livebaseballscorecards.com

AB	39
R	8
H	13
RBI	8
BB	5
SO	11
LOB	25

1B: 6 SF: 0
2B: 4 SAC: 0
3B: 1 DP: 0
HR: 2 HBP: 0

WP: 1 PA: 44
PB: 0
SB: 0
CS: 0

Batter	1	2	3	4	5	6	7	8	9	AB	R	H	RBI	BB	SO	LOB
Otis Nixon, S (1, 8) OBP: 0.313, SLG: 0.308	B F F B F X 2-2 ① G1-3		C X 0-1 ③ G4-3		F B X 1-1 ③ F8		C S B B B F X 3-2 ③ P5		C B C S 1-3 ② K	5	0	0	0	0	1	6
Brent Gates, S (1, 5) OBP: 0.286, SLG: 0.265	C X 0-1 ② G3			C B F B B B 4-2 BB		C B B X 1-2 FC6-4 1B		C B X 1-1 G6-4-3 1B	C C F B C 1-3 ③	4	0	2	0	1	1	3
Todd Walker, L (1, 4) OBP: 0.379, SLG: 0.516	B B C F X 2-2 ③ G4-3			X 0-0 ① F7		C B F X 1-2 ① FC6-4 1B 1-2f		F S B B X 2-2 ① ② G6-4-3 1-2f		4	0	0	0	0	0	3
Marty Cordova, R (1, 7) OBP: 0.345, SLG: 0.396		C B X 1-1 ① F9		C B F X 1-2 ② F9		F B B C S 2-3 ② K		X 0-0 1B		4	0	1	0	0	1	2
Orlando Merced, S (1, 3) OBP: 0.314, SLG: 0.411		B C C S 1-3 ② K		C S B B B F C 3-3 ③ K		B X 1-0 FC6-4 1-2 1B		C X 0-1 ③ P6		4	0	1	0	0	2	2
Ron Coomer, R (1, 10) OBP: 0.291, SLG: 0.427		C B F B B S 3-3 ③ K			X 0-0 ① G6-3	B F C X 1-2 ③ FC6-4 1-2f			C B B X 2-1 BB 1B	4	0	1	0	0	1	2
Matt Lawton, L (1, 9) OBP: 0.343, SLG: 0.374			C B X 1-1 ① P2		B C B B X 3-1 2B 1B		B C C X 1-2 ① G5-3		F F X 0-2 BB 1-2 1B	4	1	2	0	0	0	0
Terry Steinbach, R (1, 2) OBP: 0.368, SLG: 0.415			C X 0-1 ② L8		B S S C 1-3 ② K		X 0-0 2B		B B X 2-0 ① P4	4	0	1	0	0	1	3
Pat Meares, R (1, 6) OBP: 0.309, SLG: 0.406			B F X 1-1 1B		B X 1-0 1-H 2B		X 0-0 ② G5-3		B B B B 4-0 1-2 2-3 BB	3	0	2	1	1	0	1
Inning Stats	R: 0 H: 0 E: 0 LOB: 0 K: 0 BB: 0 S: 9 P: 13	R: 0 H: 0 E: 0 LOB: 0 K: 2 BB: 0 S: 8 P: 13	R: 0 H: 1 E: 0 LOB: 1 K: 0 BB: 0 S: 8 P: 10	R: 0 H: 0 E: 0 LOB: 1 K: 1 BB: 1 S: 10 P: 18	R: 1 H: 2 E: 0 LOB: 1 K: 1 BB: 0 S: 9 P: 15	R: 0 H: 2 E: 0 LOB: 2 K: 1 BB: 0 S: 13 P: 19	R: 0 H: 1 E: 0 LOB: 1 K: 0 BB: 0 S: 9 P: 13	R: 0 H: 2 E: 0 LOB: 1 K: 0 BB: 0 S: 8 P: 11	R: 0 H: 2 E: 0 LOB: 3 K: 2 BB: 1 S: 13 P: 23	1B: 8 2B: 2 3B: 0 HR: 0	SF: 0 SAC: 0 DP: 1 HBP: 0					WP: 0 PB: 0 SB: 0 CS: 0	PA: 38

PITCHER		IP	WLS	BF	H	R	ER	SO	BB	IBB	HBP	BLK	WP	HR	S	P	ERA	WHIP
Mark Clark, R ERA: 4.55	(1, 1)	8.0	W	34	10	1	1	5	1	0	0	0	0	0	79	119	1.12	1.375
Marc Pisciotta, R ERA: 4.06	(9, 1)	1.0		4	0	0	0	2	1	0	0	0	0	0	8	16	0.00	1.000

PITCHER	IP	WLS	BF	H	R	ER	SO	BB	IBB	HBP	BLK	WP	HR	S	P	ERA	WHIP

BOTTOM

Chicago Cubs @ Minnesota Twins

Hubert H. Humphrey Metrodome, Minneapolis, MN

Mon Jun 08 1998, 8:05 PM EDT

Att. 18,077 - Dome - 72 F

livebaseballscorecards.com

AB	36
R	1
H	10
RBI	1
BB	2
SO	7
LOB	22

Chicago Cubs @ Minnesota Twins

Hubert H. Humphrey Metrodome, Minneapolis, MN

Tue Jun 09 1998, 8:05 PM EDT
Att. 25,806 - Dome - 72 F

livebaseballscorecards.com

Batter	1	2	3	4	5	6	7	8	9	AB	R	H	RBI	BB	SO	LOB
Brant Brown, L (1, 8) OBP: 0.365, SLG: 0.495	F S B F S 1-3 K ①		C B F B X 2-2 1B 1B			X 0-0 F9 ①			F S S 0-3 K ①	4	0	1	0	0	2	0
Mickey Morandini, L (1, 4) OBP: 0.433, SLG: 0.444	X 0-0 F8 ②		B C X 1-1 1-3 1B ②			X 0-0 F8 ②			F C F B S 1-3 K ②	4	0	1	0	0	1	0
Sammy Sosa, R (1, 9) OBP: 0.412, SLG: 0.639	C C F F B B X 2-2 L5 ③		B S F S 1-3 K ③			X 0-0 G5-3 ③			C B B X 2-1 G5-3 ③	4	0	0	0	0	1	1
Mark Grace, L (1, 3) OBP: 0.434, SLG: 0.527		C B X 1-1 3B		B B C X 2-1 F8 ①			B C B B F X 3-2 F7 ①			3	0	1	0	0	0	0
Henry Rodriguez, L (1, 7) OBP: 0.330, SLG: 0.472		C B S F S 1-3 K ①		S X 0-1 F7 ②			S S S 0-3 K ②			3	0	0	0	0	2	1
Jeff Blauser, R (1, 6) OBP: 0.356, SLG: 0.309		C F B C 1-3 K ②		B B B C F F F S 3-3 K ③			B C B B F X 3-2 F9 ③			3	0	0	0	0	2	1
Jason Hardtke, S (1, 10) OBP: 0.357, SLG: 0.250		S B F F B B F B 4-2 FC6-4 BB			C F B X 1-2 G6-4-3 1B			X 0-0 G6-3 ①		2	0	1	0	1	0	0
Scott Servais, R (1, 2) OBP: 0.290, SLG: 0.327		B C X 1-1 FC6-4 1-2f ③			S F X 0-2 G6-4-3 1-2f ① ②			B F B X 2-1 G3-1 ②		3	0	0	0	0	0	3
José Hernández, R (1, 5) OBP: 0.303, SLG: 0.527			B X 1-0 F9 ①		B B B C X 3-1 G6-3 ③			C C F F B X 1-2 F7 ③		3	0	0	0	0	0	0

Inning Stats	1	2	3	4	5	6	7	8	9		
	R: 0 H: 0 E: 0 LOB: 0 K: 1 BB: 0 S: 10 P: 13	R: 0 H: 1 E: 0 LOB: 2 K: 2 BB: 1 S: 15 P: 23	R: 0 H: 2 E: 0 LOB: 1 K: 1 BB: 0 S: 9 P: 14	R: 0 H: 0 E: 0 LOB: 0 K: 1 BB: 0 S: 9 P: 14	R: 0 H: 1 E: 0 LOB: 0 K: 0 BB: 0 S: 8 P: 12	R: 0 H: 0 E: 0 LOB: 0 K: 0 BB: 0 S: 3 P: 3	R: 0 H: 0 E: 0 LOB: 0 K: 1 BB: 0 S: 9 P: 15	R: 0 H: 0 E: 0 LOB: 0 K: 0 BB: 0 S: 8 P: 11	R: 0 H: 0 E: 0 LOB: 0 K: 2 BB: 0 S: 9 P: 12	1B: 3 SF: 0 2B: 0 SAC: 0 3B: 1 DP: 1 HR: 0 HBP: 0	WP: 0 PA: 30 PB: 0 SB: 0 CS: 0

PITCHER	IP	WLS	BF	H	R	ER	SO	BB	IBB	HBP	BLK	WP	HR	S	P	ERA	WHIP
Brad Radke, R (1, 1) ERA: 2.62	9.0	W	30	4	0	0	8	1	0	0	0	0	0	80	117	0.00	0.556

PITCHER	IP	WLS	BF	H	R	ER	SO	BB	IBB	HBP	BLK	WP	HR	S	P	ERA	WHIP

AB	29
R	0
H	4
RBI	0
BB	1
SO	8
LOB	6

BOTTOM

Chicago Cubs @ Minnesota Twins

Hubert H. Humphrey Metrodome, Minneapolis, MN

Tue Jun 09 1998, 8:05 PM EDT

Att. 25,806 - Dome - 72 F

livebaseballscorecards.com

Batter	1	2	3	4	5	6	7	8	9	AB	R	H	RBI	BB	SO	LOB
Otis Nixon, S (1, 8) OBP: 0.322, SLG: 0.314	1-1 E6		B C B B B X 3-1 1B S SF4 1B	B B B B 4-0 S BB 1B 1-2 2-3 BB		S C C 0-3 ① K		B S B F F B X 3-2 2B 1-2 SF9 1B		4	4	2	0	1	1	0
Brent Gates, S (1, 5) OBP: 0.291, SLG: 0.265	C B X 1-1 CS 1-3 1B		1 SAFE B 1 SAFE C C F 1 SAFE B C 2-3 ① K 1-2	B C B B B 4-1 1B 1-2 2-3 3-H BB		B B C B B X 3-1 ② F9		C F X 0-2 ① F7		4	0	1	1	1	1	3
Matt Lawton, L (1, 9) OBP: 0.344, SLG: 0.383	C X 0-1 ① SF8 3-H		B B B X 3-0 SF4 2-3 1B	C F B B F B X 3-2 ② SF8 3-H		F F B B B X 2-2 ③ F8		X 0-0 1-3 2-H 2B		3	0	2	3	0	0	0
Marty Cordova, R (1, 7) OBP: 0.347, SLG: 0.397	B B C S B B 4-2 ② 1-2 BB		X 0-0 ② SF4 1-2 3-H	S F B F B X 2-2 1-2 2-H 1B			C B C F B S 2-3 ① K	F C F F B F X 1-2 ② SF9 3-H		2	0	1	3	1	1	0
Orlando Merced, S (1, 3) OBP: 0.310, SLG: 0.410	B C B B S X 3-2 ③ F7		C C B S 1-3 ③ K	B X 1-0 ③ L9			B X 1-0 2B	B C B X 2-1 ③ L3		5	0	1	0	0	1	5
Todd Walker, L (1, 10) OBP: 0.371, SLG: 0.505		C S B B C 2-3 ① K		B X 1-0 ① F7	F F B F B F B X 2-2 ① L6		F B F X 1-2 ② F8			4	0	0	0	0	1	1
Pat Meares, R (1, 6) OBP: 0.316, SLG: 0.406		C C F B C 1-3 ② K		B F C F B F B B 4-2 2B BB	X 0-0 1B		B B B B 4-0 FC6-4 BB			2	1	1	0	2	1	0
Terry Steinbach, R (1, 2) OBP: 0.371, SLG: 0.424		S X 0-1 FC6-4 1B		B 1 SAFE C S B F X 2-2 BB BB 1-H 2B	B B C X 2-1 ② F8		X 0-0 ③ FC6-4 1-2f			4	1	2	1	0	0	3
Denny Hocking, S (1, 4) OBP: 0.231, SLG: 0.152		B F B S X 2-2 ③ FC6-4 1-2f		F B B F X 2-2 E6 BB BB SF8	C S B S 1-3 ③ K			B B B B 4-0 1B 2B BB		3	2	0	0	1	1	3
Inning Stats	R: 1 H: 1 E: 1 LOB: 1 K: 0 BB: 1 S: 11 P: 20	R: 0 H: 1 E: 0 LOB: 1 K: 2 BB: 0 S: 12 P: 17	R: 1 H: 2 E: 0 LOB: 1 K: 2 BB: 0 S: 11 P: 20	R: 4 H: 2 E: 1 LOB: 2 K: 0 BB: 3 S: 22 P: 45	R: 0 H: 1 E: 0 LOB: 1 K: 1 BB: 0 S: 11 P: 16	R: 0 H: 0 E: 0 LOB: 0 K: 1 BB: 0 S: 8 P: 13	R: 0 H: 1 E: 0 LOB: 2 K: 1 BB: 1 S: 9 P: 17	R: 2 H: 2 E: 0 LOB: 1 K: 0 BB: 1 S: 16 P: 26		1B: 7 SF: 4 2B: 3 SAC: 0 3B: 0 DP: 0 HR: 0 HBP: 0						

	AB	31
	R	8
	H	10
	RBI	8
	BB	6
	SO	7
	LOB	15

WP: 0 PA: 41
PB: 0
SB: 3
CS: 1

PITCHER		IP	WLS	BF	H	R	ER	SO	BB	IBB	HBP	BLK	WP	HR	S	P	ERA	WHIP
34 Kerry Wood, R ERA: 2.92	(1, 1)	3.1	L	20	5	6	2	4	4	0	0	0	0	0	47	87	5.40	2.700
Bob Patterson, L ERA: 5.52	(4, 1)	2.2		10	2	0	0	2	0	0	0	0	0	0	28	44	0.00	0.750
Kevin Foster, R ERA: 9.0	(7, 1)	2.0		11	3	2	2	1	2	0	0	0	0	0	25	43	9.00	2.500

PITCHER	IP	WLS	BF	H	R	ER	SO	BB	IBB	HBP	BLK	WP	HR	S	P	ERA	WHIP

Batter	1	2	3	4	5	6	7	8	9	AB	R	H	RBI	BB	SO	LOB
Brant Brown, L (1, 8) OBP: 0.365, SLG: 0.489	B B F F B F B 4-2 G4-3 BB		B X 1-0 L6 ② 1-2			B X 1-0 G6-3 ①		B C B B B 4-1 BB BB		2	0	0	0	1	0	1
Terrell Lowery, R (8, PH) OBP: 0.273, SLG: 0.200										0	0	0	0	1	0	0
(8, 8)																
Mickey Morandini, L (1, 4) OBP: 0.426, SLG: 0.436	M 1 SAFE F S 0-3 K ①		F S B S 1-3 K ③			X 0-0 G1-3 ②		C F F 1 F X SAFE 0-2 L6 ①		4	0	0	0	0	2	3
Sammy Sosa, R (1, 9) OBP: 0.406, SLG: 0.628	1 SAFE B F F B B X 3-2 G4-3 ②③ 1-2f			B S F X 1-2 G4-3 ①		C B B X 2-1 L8 ③		B B S F C 2-3 K ②		4	0	0	0	0	1	2
Mark Grace, L (1, 3) OBP: 0.435, SLG: 0.523		B X 1-0 G3 ①		C B F B X 2-2 F8 ②			B B F B B 4-1 G6-3 1B BB	B F B B B 4-1 1-2 BB		2	0	0	0	2	0	0
Henry Rodriguez, L (1, 7) OBP: 0.335, SLG: 0.480		C F B F F B X 2-2 E9 G5-3 2B		B X 1-0 FC5-4 1B			C B F B F S 2-3 K ①	B F B S B X 3-2 F9 ③		3	1	2	0	0	1	1
Derrick White, R (8, PH) OBP: 0.143, SLG: 0.571										0	0	0	0	0	0	0
Jason Hardtke, S (8, PH) OBP: 0.333, SLG: 0.231										1	0	0	0	0	0	2
(8, 5)																
Jeff Blauser, R (1, 6) OBP: 0.354, SLG: 0.308		B B F F F X 2-2 G5-3 ② 3-H		B B X 2-0 FC5-4 ③ 1-2f			B F C X 1-2 G6-3 1B 1-2		C B B X 2-1 F9 ①	4	0	1	1	0	0	1
José Hernández, R (1, 5) OBP: 0.295, SLG: 0.511		B C F B F F C 2-3 K ③			S C S 0-3 K ①	C X 0-1 G6-3 ② 1-2 2-3			B X 1-0 G6-3 ②	4	0	0	0	0	2	2
(8, 7)																
Scott Servais, R (1, 2) OBP: 0.289, SLG: 0.321			C F C 0-3 K ①		X 0-0 G5-3 ②		B B B B 4-0 BB		S F X 0-2 F8 ③	3	0	0	0	1	1	0
Manny Alexander, R (1, 10) OBP: 0.316, SLG: 0.394			C B B B X 3-1 E 1B		C B B B C X 3-2 G5-3 ③		B C F X 1-2 G1-3 ③			3	0	1	0	0	0	3
Inning Stats	R: 0 H: 0 E: 0 LOB: 0 K: 1 BB: 1 S: 9 P: 16	R: 1 H: 1 E: 1 LOB: 0 K: 1 BB: 0 S: 15 P: 22	R: 0 H: 1 E: 1 LOB: 1 K: 2 BB: 0 S: 9 P: 14	R: 0 H: 1 E: 0 LOB: 1 K: 0 BB: 0 S: 8 P: 14	R: 0 H: 0 E: 0 LOB: 0 K: 1 BB: 0 S: 7 P: 10	R: 0 H: 0 E: 0 LOB: 0 K: 0 BB: 0 S: 4 P: 7	R: 0 H: 1 E: 0 LOB: 3 K: 1 BB: 2 S: 13 P: 25	R: 0 H: 0 E: 0 LOB: 2 K: 1 BB: 2 S: 13 P: 26	R: 0 H: 0 E: 0 LOB: 0 K: 0 BB: 0 S: 6 P: 9	1B: 3 SF: 0 2B: 1 SAC: 0 3B: 0 DP: 1 HR: 0 HBP: 0						

PITCHER		IP	WLS	BF	H	R	ER	SO	BB	IBB	HBP	BLK	WP	HR	S	P	ERA	WHIP
Mike Morgan, R ERA: 3.81	(1, 1)	6.0	W	21	3	1	0	5	1	0	0	0	0	0	52	83	0.00	0.667
Greg Swindell, L ERA: 2.59	(7, 1)	1.1		8	1	0	0	1	3	0	0	0	0	0	19	35	0.00	3.000
Mike Trombley, R ERA: 3.03	(8, 1)	0.1		1	0	0	0	1	0	0	0	0	0	0	3	5	0.00	0.000
Eddie Guardado, L ERA: 2.73	(8, 1)	0.0		1	0	0	0	0	1	0	0	0	0	0	1	5	∞	∞
Rick Aguilera, R ERA: 3.55	(8, 1)	1.1	S	4	0	0	0	0	0	0	0	0	0	0	9	15	0.00	0.000

PITCHER	IP	WLS	BF	H	R	ER	SO	BB	IBB	HBP	BLK	WP	HR	S	P	ERA	WHIP

TOP

Chicago Cubs @ Minnesota Twins

Hubert H. Humphrey Metrodome, Minneapolis, MN

Wed Jun 10 1998, 8:05 PM EDT

Att. 15,086 - Dome - 72 F

livebaseballscorecards.com

AB	30
R	1
H	4
RBI	1
BB	5
SO	7
LOB	15

1B: 3	SF: 0	WP: 0	PA: 35
2B: 1	SAC: 0	PB: 0	
3B: 0	DP: 1	SB: 0	
HR: 0	HBP: 0	CS: 0	

Chicago Cubs @ Minnesota Twins

Hubert H. Humphrey Metrodome, Minneapolis, MN

Wed Jun 10 1998, 8:05 PM EDT

Att. 15,086 - Dome - 72 F

livebaseballscorecards.com

BOTTOM

Batter	1	2	3	4	5	6	7	8	9	AB	R	H	RBI	BB	SO	LOB
Otis Nixon, S (1, 8) OBP: 0.320, SLG: 0.307	G3 BB		1 SAFE 1 SAFE 1 SAFE 1 SAFE G4-3			G6-3				3	0	0	0	1	0	1
Brent Gates, S (1, 5) OBP: 0.281, SLG: 0.255	G6-3 G3			G4-3			P8			4	0	0	0	0	0	3
Matt Lawton, L (1, 9) OBP: 0.343, SLG: 0.378	1B BB	F7		G3-1			B1-3			3	1	0	0	1	0	0
Marty Cordova, R (1, 10) OBP: 0.350, SLG: 0.400	1B 1-3 1B	1B 1B		F7			L6			4	1	2	0	0	0	0
Ron Coomer, R (1, 3) OBP: 0.299, SLG: 0.433	S 1-3 3-H 1B	G4-6-3 1-2 1B			G5-3			FC1-6 1B		4	1	3	1	0	0	0
Todd Walker, L (1, 4) OBP: 0.369, SLG: 0.500	2B 1-H 3-H 1B	G4-6-3 1-2f			P9			K		4	1	1	2	0	1	3
Alex Ochoa, R (1, 7) OBP: 0.287, SLG: 0.374	1B 1-H 2B		K		G5-3			FC1-6 WP S 1-2f		4	1	1	1	0	1	1
Terry Steinbach, R (1, 2) OBP: 0.369, SLG: 0.419	2B 2-H 1B		G5-3			F8		K 1-3		4	0	1	1	0	1	1
Pat Meares, R (1, 6) OBP: 0.321, SLG: 0.414	1-3 2B		1B			G5-3				3	0	2	0	0	0	0

	AB	33
	R	5
	H	10
	RBI	5
	BB	2
	SO	3
	LOB	9

Inning Stats																				
	R: 5	H: 6	R: 0	H: 2	R: 0	H: 1	R: 0	H: 0	R: 0	H: 0	R: 0	H: 0	R: 0	H: 0	R: 0	H: 1	1B: 8	SF: 0	WP: 1	PA: 35
	E: 0	LOB: 3	E: 0	LOB: 1	E: 0	LOB: 1	K: 0	BB: 0	E: 0	LOB: 0	K: 0	BB: 0	E: 0	LOB: 0	E: 0	LOB: 1	2B: 2	SAC: 0	PB: 0	
	K: 0	BB: 2	K: 0	BB: 0	K: 1	BB: 0	S: 10	P: 17	K: 0	BB: 0	S: 4	P: 5	K: 0	BB: 0	K: 2	BB: 0	3B: 0	DP: 1	SB: 2	
	S: 16	P: 30	S: 7	P: 8	S: 13	P: 19			S: 7	P: 10			S: 4	P: 7	S: 12	P: 18	HR: 0	HBP: 0	CS: 0	

PITCHER		IP	WLS	BF	H	R	ER	SO	BB	IBB	HBP	BLK	WP	HR	S	P	ERA	WHIP
Steve Trachsel, R ERA: 3.86	(1, 1)	7.0	L	31	9	5	5	1	2	0	0	0	0	0	61	96	6.43	1.571
Rod Beck, R ERA: 3.31	(8, 1)	1.0		4	1	0	0	2	0	0	0	0	1	0	12	18	0.00	1.000

PITCHER	IP	WLS	BF	H	R	ER	SO	BB	IBB	HBP	BLK	WP	HR	S	P	ERA	WHIP

Batter	1	2	3	4	5	6	7	8	9	AB	R	H	RBI	BB	SO	LOB
Brant Brown, L (1, 8) OBP: 0.367, SLG: 0.487	F B C B F F C 2-3 ① K		C S B B X 2-2 ② L9		C B F B B F B 4-2 BB			X 0-0 G6-4-3 1B		3	0	1	0	1	1	0
Mickey Morandini, L (1, 4) OBP: 0.419, SLG: 0.428	B B C F C 2-3 ② K		B F F F B X 2-2 ③ F7		C F C 0-3 ③ K			F B C F X 1-2 ② ③ G6-4-3 1-2f		4	0	0	0	0	2	3
Sammy Sosa, R (1, 9) OBP: 0.404, SLG: 0.620	S B S X 1-2 ③ G3			F C B B B F X 3-2 ① F9		F C S 0-3 ① K			B F B B B 4-1 G3-6-1 BB	3	0	0	0	1	1	0
Mark Grace, L (1, 3) OBP: 0.433, SLG: 0.522		C B X 1-1 1B 2B		C B C B X 2-2 ② G4-1		F B X 1-1 ② P6			C B X 1-1 ① ② G3-6-1 1-2f	4	0	1	0	0	0	1
Henry Rodriguez, L (1, 7) OBP: 0.333, SLG: 0.473		C F B B F F F B C 3-3 ① K		C F B B B F B B 4-2 BB		B S S B B C 3-3 ③ K			S B C B B F S 3-3 ③ K	3	0	0	0	1	3	1
Jeff Blauser, R (1, 6) OBP: 0.354, SLG: 0.308		C B B X 2-1 ② 1B 2-H 1B		B S C B B S 3-3 ③ K			F B C B C 2-3 ① K			3	0	1	0	0	2	1
José Hernández, R (1, 5) OBP: 0.302, SLG: 0.522		B X 1-0 1-2 1B			X 0-0 2B		C B C S 1-3 ② K			3	0	2	0	0	1	0
Scott Servais, R (1, 2) OBP: 0.284, SLG: 0.314		B S F S 1-3 ③ K			C B B C S 2-3 ① K2-3		S X 0-1 ③ F7			3	0	0	0	0	2	3
Kevin Tapani, R (1, 1) OBP: 0.294, SLG: 0.241 Manny Alexander, R (8, PH) OBP: 0.313, SLG: 0.389 Terry Adams, R (8, 1)			C B S F B C 2-3 ① K		S C S 0-3 ② K			S B C S 1-3 ① K		2 1 0	0 0 0	0 0 0	0 0 0	0 0 0	2 1 0	1 0 0
Inning Stats	R: 0 H: 0 E: 0 LOB: 0 K: 2 BB: 0 S: 11 P: 16	R: 0 H: 3 E: 0 LOB: 2 K: 2 BB: 0 S: 14 P: 22	R: 0 H: 0 E: 0 LOB: 0 K: 1 BB: 0 S: 11 P: 17	R: 0 H: 0 E: 0 LOB: 1 K: 1 BB: 1 S: 13 P: 25	R: 0 H: 1 E: 0 LOB: 2 K: 3 BB: 1 S: 13 P: 19	R: 0 H: 0 E: 0 LOB: 0 K: 2 BB: 0 S: 8 P: 12	R: 0 H: 0 E: 0 LOB: 0 K: 2 BB: 0 S: 8 P: 11	R: 0 H: 1 E: 0 LOB: 0 K: 1 BB: 0 S: 8 P: 10	R: 0 H: 0 E: 0 LOB: 0 K: 1 BB: 1 S: 7 P: 15	1B: 3 SF: 0 2B: 2 SAC: 0 3B: 0 DP: 2 HR: 0 HBP: 0						

PITCHER		IP	WLS	BF	H	R	ER	SO	BB	IBB	HBP	BLK	WP	HR	S	P	ERA	WHIP
Curt Schilling, R ERA: 2.59	(1, 1)	7.0	W	26	4	0	0	13	2	0	0	0	0	0	78	122	0.00	0.857
Mark Leiter, R ERA: 2.81	(8, 1)	2.0		6	1	0	0	2	1	0	0	0	0	0	15	25	0.00	1.000

PITCHER	IP	WLS	BF	H	R	ER	SO	BB	IBB	HBP	BLK	WP	HR	S	P	ERA	WHIP

TOP

Chicago Cubs @ Philadelphia Phillies

Veterans Stadium, Philadelphia, PA

Fri Jun 12 1998, 7:05 PM EDT

Att. 15,489 - Overcast - 70 F

livebaseballscorecards.com

AB	29
R	0
H	5
RBI	0
BB	3
SO	15
LOB	10

Batter	1	2	3	4	5	6	7	8	9	AB	R	H	RBI	BB	SO	LOB
Doug Glanville, R (1, 8) OBP: 0.356, SLG: 0.464	G5-3	1B			G4-3		F9			4	0	1	1	0	0	1
Gregg Jefferies, S (1, 7) OBP: 0.361, SLG: 0.437	4-3	G4-3			FC5-4 1B		F9			4	0	1	0	0	0	2
Mark Leiter, R (8, 1)										0	0	0	0	0	0	0
Scott Rolen, R (1, 5) OBP: 0.391, SLG: 0.533	HR 1B		F4		FC5-4 1-2f		23 1B IBB			3	1	1	0	1	0	1
Rico Brogna, L (1, 3) OBP: 0.331, SLG: 0.504	HR		K			WP 1B	FC6-4 1B			2	1	1	2	0	1	0
23 Kevin Jordan, R (6, PH) OBP: 0.322, SLG: 0.376										2	0	2	1	0	0	0
(7, 3)																
Mike Lieberthal, R (1, 2) OBP: 0.291, SLG: 0.390	2B		G1-3			G1-3	FC6-4			4	0	1	0	0	0	3
Bobby Abreu, L (1, 9) OBP: 0.406, SLG: 0.485	K			F8		IBB		G4-3		3	0	0	0	1	1	1
Mark Lewis, R (1, 4) OBP: 0.290, SLG: 0.315		G4-3 1B 2B		G5-3		P3		1B		4	1	2	0	0	0	2
Alex Arias, R (1, 6) OBP: 0.333, SLG: 0.333		G5-3		G5-3		K		K		4	0	0	0	0	2	4
Curt Schilling, R (1, 1) OBP: 0.094, SLG: 0.065		G4-3 2-3			G6-3		WP 23 1B 1B	L3		2	0	0	0	0	0	1
Ruben Amaro Jr, S (7, PH) OBP: 0.260, SLG: 0.227										2	1	1	0	0	0	1
(8, 7)																
Inning Stats	R: 2 E: 0 K: 1 S: 13 H: 3 LOB: 1 BB: 0 P: 20	R: 1 E: 0 K: 0 S: 10 H: 2 LOB: 1 BB: 0 P: 13	R: 0 E: 0 K: 1 S: 7 H: 0 LOB: 0 BB: 0 P: 9	R: 0 E: 0 K: 0 S: 5 H: 0 LOB: 0 BB: 0 P: 7	R: 0 E: 0 K: 0 S: 11 H: 1 LOB: 1 BB: 0 P: 15	R: 0 E: 0 K: 1 S: 13 H: 1 LOB: 2 BB: 1 P: 24	R: 1 E: 0 K: 0 S: 11 H: 2 LOB: 2 BB: 1 P: 18	R: 0 E: 0 K: 1 S: 11 H: 1 LOB: 1 BB: 0 P: 14		1B: 7 2B: 2 3B: 0 HR: 1	SF: 0 SAC: 0 DP: 0 HBP: 0					

PITCHER		IP	WLS	BF	H	R	ER	SO	BB	IBB	HBP	BLK	WP	HR	S	P	ERA	WHIP
Kevin Tapani, R ERA: 4.17	(1, 1)	7.0	L	32	9	4	4	3	0	2	0	0	2	1	70	106	5.14	1.286
Terry Adams, R ERA: 2.35	(8, 1)	1.0		4	1	0	0	1	0	0	0	0	0	0	11	14	0.00	1.000

BOTTOM

Chicago Cubs @ Philadelphia Phillies

Veterans Stadium, Philadelphia, PA

Fri Jun 12 1998, 7:05 PM EDT
Att. 15,489 - Overcast - 70 F

livebaseballscorecards.com

AB	34
R	4
H	10
RBI	4
BB	2
SO	4
LOB	16

PITCHER	IP	WLS	BF	H	R	ER	SO	BB	IBB	HBP	BLK	WP	HR	S	P	ERA	WHIP

WP: 2 PB: 0 SB: 0 CS: 0 PA: 36

Batter	1	2	3	4	5	6	7	8	9	10	AB	R	H	RBI	BB	SO	LOB
Brant Brown, L (1, 8) (10, 7) OBP: 0.368, SLG: 0.500	X 0-0 G6-3 ①		B C B F X 2-2 P9 ②			B X 1-0 HR		C F S 0-3 K ①		B X 1-0 E 1B SF8 1B	5	2	2	1	0	1	0
Mickey Morandini, L (1, 4) OBP: 0.426, SLG: 0.445	B F X 1-1 1B 3B		X 0-0 F8 ③			B C B X 2-1 HR 1B		C B C X 1-2 1B E FC3-6 1B		X 0-0 E4 1B 1-3 SH 1B	5	4	4	0	0	0	0
Sammy Sosa, R (1, 9) OBP: 0.404, SLG: 0.631	B F B F X 2-2 3-H 1B			B B B C X 3-1 F8 ①		C X 0-1 1-H HR		B C 1 SAFE B X 2-1 E6 1B 1-2 FC3-6		F B F 1 X 1-2 SF8 ① 3-H	4	2	2	4	0	0	1
Mark Grace, L (1, 3) OBP: 0.435, SLG: 0.524	B B C B S 1 F F F SAFE 3-2 X F4 ②			C C B X 1-2 1B		C X 0-1 L9 ①		X 0-0 FC3-6 1-2 2-3 1B		B C 1 SAFE F X 1-2 E SH CS 1-3 1B	5	0	3	0	0	0	1
Henry Rodriguez, L (1, 7) OBP: 0.328, SLG: 0.464 Matt Mieske, R (10, PH) OBP: 0.412, SLG: 0.475 Rod Beck, R (10, 1)	C C B X 1-2 G5-3 ③			X 0-0 F8 ②		F B F F X 1-2 P5 ②		S X 0-1 FC3-6 1-2f 2-H 3-H ②		B X 1-0 SH PB WP 1-3 2B 3-H	4 0 0	0 1 0	0 0 0	0 1 0	0 0 0	0 0 0	3 0 0
Jeff Blauser, R (1, 6) OBP: 0.350, SLG: 0.304 Marc Pisciotta, R (6, 1) OBP: 0.333, SLG: 0.333 Jason Hardtke, S (8, PH) OBP: 0.313, SLG: 0.214 Terry Adams, R (8, 1) Terrell Lowery, R (10, PH) OBP: 0.333, SLG: 0.200 (10, 8)		C C B X 1-2 G6-3 ①		X 0-0 F9 ③		C X 0-1 P5 ③		F 1 SAFE F C 0-3 K ③		B B B 4-0 1-3 2B 3-H BB ②	3 0 1 0 0	0 0 0 0 1	0 0 0 0 0	0 0 0 0 0	0 0 1 0 0	0 0 1 0 0	1 0 1 0 0
José Hernández, R (1, 5) OBP: 0.299, SLG: 0.517		B F B S F F F C 2-3 K ②			S S X 0-2 G6-3 ①		C B S S 1-3 K ①		B F B F C 2-3 K ①	S B C X 1-2 1-H 3-H 2B	5	0	1	2	0	3	0
Sandy Martinez, L (1, 2) OBP: 0.338, SLG: 0.386		B C S F X 1-2 G3-1 ③			C B S S 1-3 K ②		S S S 0-3 K ②		C S S 0-3 K ②	B F S B S 2-3 K ③	5	0	0	0	0	4	1
Geremi Gonzalez, R (1, 1) OBP: 0.087, SLG: 0.087 Kevin Foster, R (5, 1) Manny Alexander, R (6, 6) OBP: 0.307, SLG: 0.381			B C S S 1-3 K ①		C S B B C 2-3 K ③		B F B B X 3-1 F7 ③		B B B C S S 3-3 K ③		2 0 2	0 0 0	0 0 0	0 0 0	0 0 0	2 0 1	0 0 0
Inning Stats	R: 1 E: 0 K: 0 S: 15 H: 2 LOB: 1 BB: 0 P: 22	R: 0 E: 0 K: 1 S: 13 H: 0 LOB: 0 BB: 0 P: 17	R: 0 E: 0 K: 1 S: 7 H: 0 LOB: 0 BB: 0 P: 10	R: 0 E: 0 K: 0 S: 7 H: 1 LOB: 1 BB: 0 P: 11	R: 0 E: 0 K: 2 S: 9 H: 0 LOB: 0 BB: 0 P: 12	R: 3 E: 0 K: 0 S: 13 H: 3 LOB: 0 BB: 0 P: 17	R: 0 E: 0 K: 2 S: 8 H: 0 LOB: 0 BB: 0 P: 12	R: 2 E: 2 K: 2 S: 14 H: 2 LOB: 1 BB: 0 P: 17	R: 0 E: 0 K: 3 S: 9 H: 0 LOB: 0 BB: 0 P: 14	R: 4 E: 2 K: 1 S: 15 H: 4 LOB: 1 BB: 1 P: 26	1B: 8 2B: 1 3B: 1 HR: 2 SF: 1 SAC: 1 DP: 0 HBP: 0						

PITCHER	IP	WLS	BF	H	R	ER	SO	BB	IBB	HBP	BLK	WP	HR	S	P	ERA	WHIP
Mark Portugal, R (1, 1) ERA: 5.15	7.1		29	7	5	4	7	0	0	0	0	0	2	78	108	4.91	0.955
Wayne Gomes, R (8, 1) ERA: 3.8	0.2		4	1	1	0	1	0	0	0	0	0	0	8	10	0.00	1.500
Jerry Spradlin, R (9, 1) ERA: 4.08	1.1	L	7	3	3	3	3	0	0	0	0	0	0	17	25	20.25	2.250
Darrin Winston, L (10, 1) ERA: 5.4	0.0		1	0	0	0	0	0	0	0	0	0	0	1	2	∞	∞
Toby Borland, R (10, 1) ERA: 5.4	0.2		3	1	1	1	1	1	0	0	0	1	0	6	13	13.50	3.000

PITCHER	IP	WLS	BF	H	R	ER	SO	BB	IBB	HBP	BLK	WP	HR	S	P	ERA	WHIP

TOP

Chicago Cubs @ Philadelphia Phillies

Veterans Stadium, Philadelphia, PA

Sat Jun 13 1998, 3:33 AM EDT

Att. 17,115 - Cloudy - 72 F

livebaseballscorecards.com

AB	41
R	10
H	12
RBI	8
BB	1
SO	12
LOB	8

WP: 1 PB: 1 SB: 0 CS: 1 PA: 44

Batter	1	2	3	4	5	6	7	8	9	10	AB	R	H	RBI	BB	SO	LOB
Doug Glanville, R (1, 8) OBP: 0.359, SLG: 0.465	P5	G6-3		G6-4-3		S					6	1	3	1	0	0	2
Gregg Jefferies, S (1, 7) OBP: 0.359, SLG: 0.433 Ruben Amaro Jr, S (7, 7) OBP: 0.250, SLG: 0.222 Jerry Spradlin, S (9, 1) Darrin Winston, R (10, 1) Toby Borland, R (10, 1) Alex Arias, R (10, PH) OBP: 0.343, SLG: 0.344			K		G6-3	K		F8			4 1 0 0 0 0	0 0 0 0 0 1	1 0 0 0 0 0	0 0 0 0 0 0	0 0 0 0 0 0	2 0 0 0 0 0	1 2 0 0 0 0
Scott Rolen, R (1, 5) OBP: 0.390, SLG: 0.528	P3	G5-3			23 1B		K		G4-3		6	1	2	1	0	1	1
23 Kevin Jordan, R (1, 3) OBP: 0.323, SLG: 0.374	F9	HR			E 1B SF9		G1-3		G6-3	F9	6	2	2	0	0	0	3
Bobby Abreu, L (1, 9) OBP: 0.419, SLG: 0.508		S			E8 SF9		S		S		3	2	3	3	2	0	0
Mark Lewis, R (1, 4) OBP: 0.292, SLG: 0.318		G4-3 WP 2B			SF9		K		P4		4	1	2	2	0	1	2
Mark Parent, R (1, 2) OBP: 0.277, SLG: 0.279 Kevin Sefcik, R (8, PH) OBP: 0.340, SLG: 0.243 (9, 7)	K	P3			K			F8		G4-3	3 2	0 0	0 0	0 0	0 0	2 0	3 0
Desi Relaford, S (1, 6) OBP: 0.320, SLG: 0.397	G4-3			G6-4-3		P5		1B		G4-3	5	0	2	0	0	0	1
Mark Portugal, R (1, 1) OBP: 0.385, SLG: 0.545 Wayne Gomes, R (8, 1) Mike Lieberthal, R (8, PH) OBP: 0.293, SLG: 0.401 (9, 2)	2B			L9		K		K		1B	3 0 2	0 0 1	1 0 1	1 0 1	0 0 0	1 0 1	1 0 1
Inning Stats	R: 0 E: 0 K: 0 S: 6 H: 1 LOB: 1 BB: 0 P: 13	R: 2 E: 0 K: 1 S: 17 H: 3 LOB: 1 BB: 0 P: 22	R: 2 E: 0 K: 1 S: 11 H: 3 LOB: 1 BB: 0 P: 13	R: 0 E: 0 K: 0 S: 6 H: 1 LOB: 0 BB: 0 P: 7	R: 2 E: 1 K: 1 S: 13 H: 3 LOB: 1 BB: 0 P: 21	R: 0 E: 0 K: 2 S: 12 H: 1 LOB: 1 BB: 0 P: 18	R: 0 E: 0 K: 2 S: 10 H: 0 LOB: 1 BB: 1 P: 17	R: 0 E: 0 K: 1 S: 15 H: 2 LOB: 2 BB: 0 P: 20	R: 0 E: 0 K: 0 S: 8 H: 0 LOB: 1 BB: 1 P: 16	R: 2 E: 0 K: 0 S: 16 H: 4 LOB: 2 BB: 0 P: 22	1B: 15 2B: 1 3B: 1 HR: 1 SF: 1 SAC: 0 DP: 1 HBP: 0						

PITCHER	IP	WLS	BF	H	R	ER	SO	BB	IBB	HBP	BLK	WP	HR	S	P	ERA	WHIP
Geremi Gonzalez, R (1, 1) ERA: 5.58	4.1		23	11	6	5	2	0	0	0	0	1	1	48	68	10.38	2.538
Kevin Foster, R (5, 1) ERA: 5.4	1.1		5	1	0	0	2	0	0	0	0	0	0	13	20	0.00	0.750
Marc Pisciotta, R (6, 1) ERA: 3.9	1.1		5	0	0	0	3	1	0	0	0	0	0	14	23	0.00	0.750
Terry Adams, R (8, 1) ERA: 2.23	2.0	W	9	2	0	0	1	1	0	0	0	0	0	23	36	0.00	1.500
Rod Beck, R (10, 1) ERA: 3.74	1.0		7	4	2	2	0	0	0	0	0	0	0	16	22	18.00	4.000

PITCHER	IP	WLS	BF	H	R	ER	SO	BB	IBB	HBP	BLK	WP	HR	S	P	ERA	WHIP

BOTTOM

Chicago Cubs @ Philadelphia Phillies

Veterans Stadium, Philadelphia, PA

Sat Jun 13 1998, 3:33 AM EDT

Att. 17,115 - Cloudy - 72 F

livebaseballscorecards.com

AB	46
R	8
H	18
RBI	8
BB	2
SO	8
LOB	17

WP: 1 PB: 0 SB: 3 CS: 0 PA: 49

Batter	1	2	3	4	5	6	7	8	9	AB	R	H	RBI	BB	SO	LOB
Brant Brown, L (1, 8) OBP: 0.366, SLG: 0.495	C F B B X 2-2 ① G4-3		C B X 1-1 ③ L3			B X 1-0 ③ F7			B S F B X 2-2 G5-4-3 1B	4	0	1	0	0	0	0
Mickey Morandini, L (1, 4) OBP: 0.424, SLG: 0.442	C S X 0-2 ② L7			X 0-0 ① L9			C X 0-1 FC6-4 1B		F B B B F S 2-3 ① K	4	0	1	0	0	1	1
Sammy Sosa, R (1, 9) OBP: 0.398, SLG: 0.621	B F B F S 2-3 ③ K			B X 1-0 ② G4-3			C C F B X 1-2 ① FC6-4 1-2f		B B S X 2-1 ②③ G5-4-3 1-2f	4	0	0	0	0	1	2
Mark Grace, L (1, 3) OBP: 0.434, SLG: 0.530		F B B B X 3-1 1B 3B		C B C X 1-2 G4-3			B C X 1-1 ② F8			3	1	1	0	0	0	1
Henry Rodriguez, L (1, 7) OBP: 0.328, SLG: 0.462		C B X 1-1 G5-4-3 3-H 1B			F B F B S 2-3 ① K		S B F X 1-2 ③ F7			3	0	1	1	0	1	1
Jeff Blauser, R (1, 6) OBP: 0.346, SLG: 0.300		1 SAFE C C C B B S 2-3 ① K			C B F C 1-3 ② K			F X 0-1 ① G6-3		3	0	0	0	0	2	1
José Hernández, R (1, 5) OBP: 0.299, SLG: 0.527		C X 0-1 ②③ G5-4-3 1-2f			X 0-0 ③ F8			C F B F B F X 2-2 G6-3 3B		3	1	1	0	0	0	1
Scott Servais, R (1, 2) OBP: 0.279, SLG: 0.309			C F B S 1-3 ① K			B F C B B X 3-2 ① F7		C X 0-1 ② G6-3 3-H		3	0	0	1	0	1	0
Mark Clark, R (1, 1) OBP: 0.074, SLG: 0.038			B B C B C S 3-3 ② K			C C F C 0-3 ② K		B B F B F X 3-2 ③ F8		2	0	0	0	0	2	0
Terry Mulholland, R (6, 1)										0	0	0	0	0	0	0
Manny Alexander, R (8, PH) OBP: 0.304, SLG: 0.378										1	0	0	0	0	0	0
Bob Patterson, R (8, 1)										0	0	0	0	0	0	0
Inning Stats	R: 0 E: 0 K: 1 S: 9 H: 0 LOB: 0 BB: 0 P: 13	R: 1 E: 0 K: 1 S: 9 H: 2 LOB: 0 BB: 0 P: 15	R: 0 E: 0 K: 2 S: 8 H: 0 LOB: 0 BB: 0 P: 13	R: 0 E: 0 K: 0 S: 5 H: 0 LOB: 0 BB: 0 P: 7	R: 0 E: 0 K: 2 S: 7 H: 0 LOB: 0 BB: 0 P: 10	R: 0 E: 0 K: 1 S: 8 H: 0 LOB: 0 BB: 0 P: 12	R: 0 E: 0 K: 0 S: 11 H: 1 LOB: 1 BB: 0 P: 14	R: 1 E: 0 K: 0 S: 12 H: 1 LOB: 0 BB: 0 P: 17	R: 0 E: 0 K: 1 S: 8 H: 1 LOB: 0 BB: 0 P: 14	1B: 3 2B: 0 3B: 2 HR: 0	SF: 0 SAC: 0 DP: 2 HBP: 0						

PITCHER	IP	WLS	BF	H	R	ER	SO	BB	IBB	HBP	BLK	WP	HR	S	P	ERA	WHIP
Carlton Loewer, R (1, 1) ERA: 2.0	9.0	W	30	5	2	2	8	0	0	0	0	0	0	77	115	2.00	0.556

PITCHER	IP	WLS	BF	H	R	ER	SO	BB	IBB	HBP	BLK	WP	HR	S	P	ERA	WHIP

TOP

Chicago Cubs @ Philadelphia Phillies

Veterans Stadium, Philadelphia, PA

Sun Jun 14 1998, 3:33 AM EDT
Att. 25,543 - Cloudy - 75 F

livebaseballscorecards.com

AB	30
R	2
H	5
RBI	2
BB	0
SO	8
LOB	7

WP: 0 PA: 30
PB: 0
SB: 0
CS: 0

Batter	1	2	3	4	5	6	7	8	9	AB	R	H	RBI	BB	SO	LOB
Doug Glanville, R (1, 8) OBP: 0.364, SLG: 0.470	X 0-0 S 1B 1B	B C S B F X 2-2 ③ L7			C B C X 1-2 2B 2B	B B C B C B 4-2 1-2 2-3 BB				3	2	2	0	1	0	2
Gregg Jefferies, S (1, 7) OBP: 0.358, SLG: 0.435	B 1 SAFE X 1-0 ① F8		B F F F S 1-3 ① K		C F X 0-2 2-H 2B	X 0-0 ③ G4-3				4	0	1	1	0	1	4
Scott Rolen, R (1, 5) OBP: 0.385, SLG: 0.520	1 SAFE 1 SAFE B 1 B B C C C SAFE 3-3 ② K 1-2		F S B B B S 2-3 ② K		F B B C B X 3-2 ③ F6		F S B F F C 1-3 ① K			4	0	0	0	0	3	2
Rico Brogna, L (1, 3) OBP: 0.333, SLG: 0.509	S C B X 1-2 2-H 1B		B C B S X 2-2 ③ P3			B F F B F X 2-2 2B 2B	C C B S 1-3 ② K			4	1	2	1	0	1	0
Mike Lieberthal, R (1, 2) OBP: 0.292, SLG: 0.403	C F B F 1 SAFE X 1-2 ③ P4			B X 1-0 ① F7		F F B X 1-2 1B 2-H 1B 2B	B B F B X 3-1 ③ G5-3			4	1	1	1	0	0	1
Bobby Abreu, L (1, 9) OBP: 0.420, SLG: 0.512		B B C X 2-1 2B		C F C 0-3 ② K		B C B X 2-1 FC5-6 1B 2-3 1B		C X 0-1 ① F7		4	0	2	0	0	1	0
Mark Lewis, R (1, 4) OBP: 0.291, SLG: 0.317		B B B C F S 3-3 ① K		C B F B B X 3-2 ③ L9		B 1 SAFE F F X 1-2 BB FC5-6 1-2 3-H 1B		B C C C 1-3 ② K		4	0	1	1	0	2	1
Desi Relaford, S (1, 6) OBP: 0.318, SLG: 0.399		C F S 0-3 ② K			F C F X 0-2 ① F9	B X 1-0 ① P4		F X 0-1 2B		4	0	1	0	0	1	3
Carlton Loewer, R (1, 1)		C B B F B B 4-2 BB			C B F F X 1-2 ② F8	X 0-0 ② FC5-6 BB 1-2 2-3f		F X 0-1 ③ G4-3		3	0	0	0	1	0	3
Inning Stats	R: 1 H: 2 E: 0 LOB: 1 K: 1 BB: 0 S: 12 P: 18	R: 0 H: 1 E: 0 LOB: 2 K: 2 BB: 1 S: 14 P: 25	R: 0 H: 0 E: 0 LOB: 0 K: 2 BB: 0 S: 11 P: 16	R: 0 H: 0 E: 0 LOB: 0 K: 1 BB: 0 S: 7 P: 11	R: 1 H: 2 E: 0 LOB: 1 K: 0 BB: 0 S: 17 P: 22	R: 2 H: 4 E: 0 LOB: 3 K: 0 BB: 1 S: 17 P: 28	R: 0 H: 0 E: 0 LOB: 0 K: 2 BB: 0 S: 10 P: 15	R: 0 H: 1 E: 0 LOB: 1 K: 1 BB: 0 S: 9 P: 10		1B: 4 SF: 0 2B: 6 SAC: 0 3B: 0 DP: 0 HR: 0 HBP: 0						

PITCHER		IP	WLS	BF	H	R	ER	SO	BB	IBB	HBP	BLK	WP	HR	S	P	ERA	WHIP
Mark Clark, R ERA: 4.7	(1, 1)	5.0	L	25	9	4	4	6	1	0	0	0	0	0	73	110	7.20	2.000
Terry Mulholland, L ERA: 3.82	(6, 1)	2.0		7	0	0	0	2	1	0	0	0	0	0	15	25	0.00	0.500
Bob Patterson, L ERA: 5.17	(8, 1)	1.0		4	1	0	0	1	0	0	0	0	0	0	9	10	0.00	1.000

PITCHER	IP	WLS	BF	H	R	ER	SO	BB	IBB	HBP	BLK	WP	HR	S	P	ERA	WHIP

BOTTOM

Chicago Cubs @ Philadelphia Phillies

Veterans Stadium, Philadelphia, PA

Sun Jun 14 1998, 3:33 AM EDT
Att. 25,543 - Cloudy - 75 F

livebaseballscorecards.com

AB	34
R	4
H	10
RBI	4
BB	2
SO	9
LOB	16

WP: 0 PA: 36
PB: 0
SB: 1
CS: 0

Batter	1	2	3	4	5	6	7	8	9	AB	R	H	RBI	BB	SO	LOB
Fernando Vina, L (1, 4) OBP: 0.370, SLG: 0.420	B B C F X 2-2 ① F7		H 1-0 ① CS HBP		L F X 0-2 ③ F8			C C S 0-3 ① K		3	0	0	0	0	1	2
Jeff Cirillo, R (1, 5) OBP: 0.411, SLG: 0.436	B B B B 4-0 CS BB		B B S X 2-1 ② ③ F7 1-2			B X 1-0 ① G6-3		X 0-0 BB BB FC4-6 1-2 2-3 1B		3	1	1	0	1	0	1
Jeromy Burnitz, L (1, 9) OBP: 0.361, SLG: 0.482	B F B F B S 3-3 ② ③ K 1-2			B C C X 1-2 ① F7		B S S X 1-2 ② F8		B B F F B B 4-2 FC4-6 BB BB 1-2 2-3 3-H		3	0	0	1	1	1	1
John Jaha, R (1, 3) OBP: 0.391, SLG: 0.403 Darrin Jackson, R (8, PR) OBP: 0.218, SLG: 0.247 Doug Jones, R (8, 1)		B C S C 1-3 ① K		X 0-0 ② L8		C B B B B C C 3-3 ③ K		C B B B B 4-1 FC4-6 BB 1-2 2-3 3-H		3 0 0	0 0 0	0 0 0	1 0 0	1 0 0	2 0 0	0 0 0
Dave Nilsson, L (1, 7) OBP: 0.341, SLG: 0.395		B F B B B B 4-1 HR BB		B C B B B B 4-1 1B BB			C B C B X 2-2 ① F7	B C B B X 2-1 ② FC4-6 1-2f 2-3 3-H		2	1	0	1	2	0	2
Marquis Grissom, R (1, 8) OBP: 0.333, SLG: 0.443		B X 1-0 ② P9		X 0-0 1-2 1B			X 0-0 ② P9	B F B X 2-1 ③ G1-3		4	0	1	0	0	0	3
Jose Valentin, S (1, 6) OBP: 0.329, SLG: 0.401		B B B X 3-0 1-H HR		C B S B C 2-3 ③ K			F B B B F F S 3-3 ③ K		C C S 0-3 ① K	4	1	1	2	0	3	2
Bobby Hughes, R (1, 2) OBP: 0.333, SLG: 0.452		B C B S T F F F S 2-3 ③ K			F F B F S 1-3 ① K			B B B B 4-0 1B BB BB BB	X 0-0 ② G6-3	3	1	0	0	1	2	0
21 Cal Eldred, R (1, 1) OBP: 0.120, SLG: 0.125 Bob Hamelin, L (8, PH) OBP: 0.257, SLG: 0.323 (8, 3)			X 0-0 ① G6-3		S C B S 1-3 ② K			C B B S B B 4-2 BB 1B 1-2 BB BB	C X 0-1 ③ G4-3	2 1	0 1	0 1	0 0	0 1	1 0	0 0
Inning Stats	R: 0 H: 0 E: 0 LOB: 1 K: 1 BB: 1 S: 6 P: 15	R: 2 H: 1 E: 0 LOB: 0 K: 2 BB: 1 S: 12 P: 23	R: 0 H: 0 E: 0 LOB: 0 K: 0 BB: 0 S: 3 P: 6	R: 0 H: 1 E: 0 LOB: 2 K: 1 BB: 1 S: 9 P: 16	R: 0 H: 0 E: 0 LOB: 0 K: 2 BB: 0 S: 10 P: 12	R: 0 H: 0 E: 0 LOB: 0 K: 1 BB: 0 S: 7 P: 12	R: 0 H: 0 E: 0 LOB: 0 K: 1 BB: 0 S: 8 P: 13	R: 3 H: 1 E: 0 LOB: 2 K: 1 BB: 4 S: 13 P: 33	R: 0 H: 0 E: 0 LOB: 0 K: 1 BB: 0 S: 6 P: 6	1B: 2 SF: 0 2B: 1 SAC: 0 3B: 0 DP: 1 HR: 1 HBP: 1						

PITCHER		IP	WLS	BF	H	R	ER	SO	BB	IBB	HBP	BLK	WP	HR	S	P	ERA	WHIP
34 Kerry Wood, R ERA: 3.25	(1, 1)	7.1		30	3	5	5	9	6	0	1	0	0	1	63	117	6.14	1.227
Terry Adams, R ERA: 2.2	(8, 1)	0.2	W	3	0	0	0	0	1	0	0	0	0	0	5	13	0.00	1.500
Rod Beck, R ERA: 3.63	(9, 1)	1.0	S	3	0	0	0	1	0	0	0	0	0	0	6	6	0.00	0.000

PITCHER	IP	WLS	BF	H	R	ER	SO	BB	IBB	HBP	BLK	WP	HR	S	P	ERA	WHIP

TOP

Milwaukee Brewers @ Chicago Cubs

Wrigley Field, Chicago, IL

Mon Jun 15 1998, 7:05 PM CDT

Att. 37,903 - Unknown - 69 F

livebaseballscorecards.com

AB	28
R	5
H	3
RBI	5
BB	7
SO	10
LOB	11

Batter	1	2	3	4	5	6	7	8	9	AB	R	H	RBI	BB	SO	LOB
Brant Brown, L (1, 8) (9, 7) OBP: 0.359, SLG: 0.485	X 0-0 ① G4-3	X 0-0 ③ F8		B F B B F F F X 3-2 ③ G4-3			X 0-0 ① G3-1			4	0	0	0	0	0	2
Mickey Morandini, L (1, 4) OBP: 0.418, SLG: 0.434	C X 0-1 ② G5-3		B C S S 1-3 ① K		B C F F B S 2-3 ① K		C F B X 1-2 ② F9			4	0	0	0	0	2	0
Sammy Sosa, R (1, 9) OBP: 0.403, SLG: 0.658	B X 1-0 HR		C B B X 2-1 HR		B F C B F F C 2-3 ② K		B F B X 2-1 HR			4	3	3	3	0	1	0
Mark Grace, L (1, 3) OBP: 0.435, SLG: 0.529	B B C F B X 3-2 ③ G3		B B F C X 2-2 WP 1B		B B C B S X 3-2 1B		C X 0-1 ③ G4-3			4	0	2	0	0	0	0
Henry Rodriguez, L (1, 7) OBP: 0.323, SLG: 0.454 Rod Beck, R (9, 1)		B B S B X 3-1 ① F8	C B X 1-1 ② F7		1 SAFE F B S C 1-3 ③ K			C F B X 1-2 ① F8		4 0	0 0	0 0	0 0	0 0	1 0	2 0
José Hernández, R (1, 5) OBP: 0.304, SLG: 0.540		C F F S 0-3 ② K	1 SAFE B C B C X 2-2 ③ F8 1-2			C X 0-1 FC6-2-5 3B		B B C X 2-1 1B SF7 1B		4	1	2	0	0	1	1
Sandy Martinez, L (1, 2) OBP: 0.353, SLG: 0.417 Scott Servais, R (8, 2) OBP: 0.283, SLG: 0.313	B F X 1-1 S 2B 1B		B B B C X 3-1 34 G4-3 2B			F X 0-1 ① L4		1 SAFE P B C 1 1 X SAFE SAFE 2-1 1-3 1B		3 1	1 0	2 1	0 0	0 0	0 0	1 0
Manny Alexander, R (1, 6) OBP: 0.302, SLG: 0.386	S X 0-1 1-H 34 1B 2B		F S F B S 1-3 ① K			X 0-0 ② FC6-2-5 3-H		F B P X 2-1 ② SF7 3-H		3	1	1	2	0	1	2
34 Kerry Wood, R (1, 1) OBP: 0.192, SLG: 0.192 Terry Adams, R (8, 1) Terrell Lowery, R (8, PH) OBP: 0.308, SLG: 0.182 (9, 8)	S X 0-1 2-H 1B			X 0-0 ② G4-3 2-3		X 0-0 ③ F8		F S S 0-3 ③ K		3 0 1	0 0 0	1 0 0	1 0 0	0 0 0	0 0 1	2 0 1
Inning Stats	R: 1 E: 0 K: 0 S: 7 H: 1 LOB: 0 BB: 0 P: 11	R: 2 E: 0 K: 1 S: 13 H: 3 LOB: 1 BB: 0 P: 17	R: 1 E: 0 K: 1 S: 13 H: 2 LOB: 1 BB: 0 P: 21	R: 0 E: 0 K: 1 S: 12 H: 1 LOB: 1 BB: 0 P: 19	R: 0 E: 0 K: 3 S: 15 H: 1 LOB: 1 BB: 0 P: 23	R: 0 E: 0 K: 0 S: 6 H: 1 LOB: 1 BB: 0 P: 6	R: 1 E: 0 K: 0 S: 8 H: 1 LOB: 0 BB: 0 P: 11	R: 1 E: 0 K: 1 S: 14 H: 2 LOB: 1 BB: 0 P: 19		1B: 6 2B: 2 3B: 1 HR: 3	SF: 1 SAC: 0 DP: 0 HBP: 0					

PITCHER		IP	WLS	BF	H	R	ER	SO	BB	IBB	HBP	BLK	WP	HR	S	P	ERA	WHIP
21 Cal Eldred, R ERA: 4.52	(1, 1)	7.0		31	10	5	5	6	0	0	0	0	1	3	74	108	6.43	1.429
Doug Jones, R ERA: 4.39	(8, 1)	1.0	L	5	2	1	1	1	0	0	0	0	0	0	14	19	9.00	2.000

PITCHER	IP	WLS	BF	H	R	ER	SO	BB	IBB	HBP	BLK	WP	HR	S	P	ERA	WHIP

BOTTOM

Milwaukee Brewers @ Chicago Cubs

Wrigley Field, Chicago, IL

Mon Jun 15 1998, 7:05 PM CDT

Att. 37,903 - Unknown - 69 F

livebaseballscorecards.com

AB	35
R	6
H	12
RBI	6
BB	0
SO	7
LOB	11

1B: 6 SF: 1
2B: 2 SAC: 0
3B: 1 DP: 0
HR: 3 HBP: 0

WP: 1 PA: 36
PB: 0
SB: 1
CS: 0

Batter	1	2	3	4	5	6	7	8	9	AB	R	H	RBI	BB	SO	LOB
Fernando Vina, L (1, 4) OBP: 0.372, SLG: 0.420	X 0-0 ① F7		B F B X 2-1 1B 1-2 1B 1B	C F B B X 2-2 ③ F9		B B X 2-0 WP G3-1 1-2 2-H 1B 1B	X 0-0 ③ L6		B B B C B 4-1 BB 1-2 BB	5	2	2	1	1	0	2
Jeff Cirillo, R (1, 5) OBP: 0.408, SLG: 0.431 Bob Hamelin, L (8, 3) OBP: 0.268, SLG: 0.323	C B B X 2-1 ② F8		C B F F F X 1-2 BB 1B 1-2 2-H 1B		C B C F B C 2-3 ① K	F B X 1-1 ① F8		B S B C S 2-3 ① K	C S B B B B 4-2 1-2 2-3 BB	5 0	0 0	1 0	1 0	0 1	2 0	2 0
Jeromy Burnitz, L (1, 9) OBP: 0.362, SLG: 0.496 Brian Banks, S (9, PH) OBP: 0.333, SLG: 0.667 (9, 2)	C B S B X 2-2 HR		B X 1-0 ② F9		F B X 1-1 ② F7	B C B X 2-1 ② G3-1 1-2 2-3		B X 1-0 1B SF7 2B	X 0-0 ③ G3	5 1	2 0	2 0	1 0	0 0	0 0	4 3
John Jaha, R (1, 3) OBP: 0.406, SLG: 0.453 Mark Loretta, R (6, 3) OBP: 0.391, SLG: 0.419 (8, 5)	B C B F B F S 3-3 ③ K		B C X 1-1 BB 1-2 2-H 1B		X 0-0 HR	I I I 4-0 WP 1B IBB		C B B F B F F X 3-2 FC4-6 2-3 1B		3 1	2 0	2 1	2 0	1 0	1 0	0 0
Dave Nilsson, L (1, 7) OBP: 0.347, SLG: 0.393 Geoff Jenkins, L (6, 7) OBP: 0.291, SLG: 0.452		B F F F B F F C 2-3 ① K	B B B B 4-0 1-2 2-3 BB		C B X 1-1 ③ G4-3	F B F B X 2-2 1-H 2-H 3-H 1B		S B F X 1-2 ② SF7 3-H		3 0	0 0	1 0	2 1	1 0	1 0	0 0
Marquis Grissom, R (1, 8) OBP: 0.330, SLG: 0.442 Darrin Jackson, R (8, 8) OBP: 0.218, SLG: 0.247		C B F B F F X 2-2 ② F8	B X 1-0 ③ G5			3-0 HR 2B 3-2 F7		X 0-0 ③ FC4-6 1-2f		5 0	1 0	1 0	0 0	0 0	0 0	5 0
Jose Valentin, S (1, 6) OBP: 0.331, SLG: 0.412		C S B B S 2-3 ③ K		B B C L X 2-2 ① F9		B F B X 2-1 2-H HR	B B C F B B 4-2 L4-3 BB		B F F S 1-3 ① K	4	1	1	2	1	2	0
Bobby Hughes, R (1, 2) OBP: 0.321, SLG: 0.426 (9, 9)			B B B C F C 3-3 ① K	B F F X 1-2 ② G1-3		C X 0-1 48 1B 1B 1B	S B X 1-1 ① ② L4-3 1-2		F F C 0-3 ② K	5	1	1	0	0	2	1
48 Brad Woodall, S (1, 1) OBP: 0.750, SLG: 0.833 Al Reyes, R (7, 1) OBP: 0.250, SLG: 0.250 Marc Newfield, R (9, PH) OBP: 0.300, SLG: 0.292 Bob Wickman, R (9, 1)			C S F B B B F B 4-2 1B 1B BB	C S B F X 1-2 2B		B C C C B B X 3-2 G3-1 1B 1-2 WP 1B	F X 0-1 1B		X 0-0 BB BB 1B	3 0 1 0	2 0 0 0	3 0 1 0	0 0 0 0	1 0 0 0	0 0 0 0	0 0 0 0
Inning Stats	R: 1 E: 0 K: 1 S: 10 H: 1 LOB: 0 BB: 0 P: 17	R: 0 E: 0 K: 2 S: 14 H: 0 LOB: 0 BB: 0 P: 20	R: 2 E: 0 K: 1 S: 17 H: 3 LOB: 3 BB: 2 P: 34	R: 0 E: 0 K: 0 S: 13 H: 1 LOB: 1 BB: 0 P: 19	R: 1 E: 0 K: 1 S: 9 H: 1 LOB: 0 BB: 0 P: 13	R: 6 E: 0 K: 0 S: 19 H: 6 LOB: 1 BB: 1 P: 41	R: 0 E: 0 K: 0 S: 7 H: 1 LOB: 1 BB: 1 P: 12	R: 1 E: 0 K: 1 S: 13 H: 2 LOB: 1 BB: 0 P: 20	R: 0 E: 0 K: 2 S: 11 H: 1 LOB: 3 BB: 2 P: 20	1B: 10 2B: 4 3B: 0 HR: 3 SF: 1 SAC: 0 DP: 1 HBP: 0						

PITCHER		IP	WLS	BF	H	R	ER	SO	BB	IBB	HBP	BLK	WP	HR	S	P	ERA	WHIP
Steve Trachsel, R ERA: 4.04	(1, 1)	5.0	L	23	6	4	4	5	2	0	0	0	0	2	63	103	7.20	1.600
Kevin Foster, R ERA: 16.2	(6, 1)	0.0		4	4	4	4	0	0	0	0	0	0	1	8	16	∞	∞
Terry Mulholland, L ERA: 4.1	(6, 1)	2.0		10	3	2	2	0	1	1	0	0	1	0	18	37	9.00	2.000
Bob Patterson, L ERA: 5.4	(8, 1)	1.0		5	2	1	1	1	0	0	0	0	0	0	13	20	9.00	2.000
Marc Pisciotta, R ERA: 3.78	(9, 1)	1.0		6	1	0	0	2	2	0	0	0	0	0	11	20	0.00	3.000

PITCHER	IP	WLS	BF	H	R	ER	SO	BB	IBB	HBP	BLK	WP	HR	S	P	ERA	WHIP

TOP

Milwaukee Brewers @ Chicago Cubs

Wrigley Field, Chicago, IL

Tue Jun 16 1998, 3:33 AM CDT

Att. 25,409 - Sunny - 70 F

livebaseballscorecards.com

AB	41
R	11
H	16
RBI	10
BB	6
SO	8
LOB	17

WP: 1	PB: 0	SB: 0	CS: 0	PA: 48

BOTTOM

Batter	1	2	3	4	5	6	7	8	9	AB	R	H	RBI	BB	SO	LOB
Manny Alexander, R (1, 5) OBP: 0.291, SLG: 0.371	C B B B X 3-1 F8 ①		C B B X 2-1 L1 ①		B X 1-0 F7 ③		B X 1-0 F8 ③			4	0	0	0	0	0	1
Bob Patterson, R (8, 1)										0	0	0	0	0	0	0
Marc Pisciotta, R (9, 1) OBP: 0.333, SLG: 0.333										0	0	0	0	0	0	0
Mickey Morandini, L (1, 4) OBP: 0.415, SLG: 0.435	C C X 0-2 G6-3 ②		X 0-0 2B			B B C F X 2-2 G4-3 ①		B X 1-0 G3 ①		4	0	1	0	0	0	0
Sammy Sosa, R (1, 9) OBP: 0.399, SLG: 0.650	C B X 1-1 G1-3 ③		B B C B S S 3-3 K ②			B F X 1-1 F8 ②		X 0-0 P4 ②		3	0	0	0	0	1	1
Terrell Lowery, R (7, 8) OBP: 0.286, SLG: 0.167										1	0	0	0	0	0	0
Mark Grace, L (1, 3) OBP: 0.430, SLG: 0.521		X 0-0 G4-3 ①	B B B X 3-0 L7 ③			B C B F C 2-3 K ③		B C F B X 2-2 G4-3 ③		4	0	0	0	0	1	1
Jason Hardtke, S (9, 5) OBP: 0.313, SLG: 0.214										0	0	0	0	0	0	0
Jeff Blauser, R (1, 6) OBP: 0.344, SLG: 0.303		C X 0-1 G1-3 ②		C B C B X 2-2 G6-3 ①			B S B B X 3-1 WP 1B 2B		C C F B X 1-2 L8 ①	4	1	1	0	0	0	0
Matt Mieske, R (1, 7) OBP: 0.403, SLG: 0.460		B B B C X 3-1 E3 1B 1B		B B B C F X 3-2 P4 ②			C B S X 1-2 E5 WP 1B		F B B B X 2-1 G6-3 ②	4	1	1	0	0	0	1
(8, 9)																
José Hernández, R (1, 8) OBP: 0.303, SLG: 0.532		B B B F X 3-1 E7 BB 1-3 1B		B C F B F F X 2-2 F8 ③			C B C B B S 3-3 K ① 1-2 2-3		B B X 2-0 G5-3 ③	4	0	1	0	0	1	2
(7, 9)																
(8, 5)																
(9, 3)																
Scott Servais, R (1, 2) OBP: 0.284, SLG: 0.309		B 1 SAFE B B 1 SAFE B 4-0 1-2 BB			B F S X 1-2 P6 ①		X 0-0 F8 ②			2	0	0	0	1	0	2
Steve Trachsel, R (1, 1) OBP: 0.414, SLG: 0.423		B C X 1-1 F9 ③			S F C 0-3 K ②		F X 0-1 2-H 3-H 1B			1	0	0	0	0	0	3
Derrick White, R (5, PH) OBP: 0.125, SLG: 0.500										1	0	0	0	0	1	0
Kevin Foster, R (6, 1)										0	0	0	0	0	0	0
Terry Mulholland, R (6, 1)										0	0	0	0	0	0	0
Brant Brown, L (7, PH) OBP: 0.362, SLG: 0.488										1	0	1	2	0	0	0
(8, 7)																
Inning Stats	R: 0 E: 0 K: 0 S: 7 H: 0 LOB: 0 BB: 0 P: 11	R: 0 E: 1 K: 0 S: 9 H: 2 LOB: 3 BB: 1 P: 20	R: 0 E: 0 K: 1 S: 7 H: 1 LOB: 1 BB: 0 P: 15	R: 0 E: 0 K: 0 S: 11 H: 0 LOB: 0 BB: 0 P: 18	R: 0 E: 0 K: 1 S: 7 H: 0 LOB: 0 BB: 0 P: 9	R: 0 E: 0 K: 1 S: 8 H: 0 LOB: 0 BB: 0 P: 13	R: 2 E: 1 K: 1 S: 12 H: 2 LOB: 1 BB: 0 P: 20	R: 0 E: 0 K: 0 S: 5 H: 0 LOB: 0 BB: 0 P: 8	R: 0 E: 0 K: 0 S: 7 H: 0 LOB: 0 BB: 0 P: 12	1B: 3 2B: 2 3B: 0 HR: 0	SF: 0 SAC: 0 DP: 0 HBP: 0						

PITCHER		IP	WLS	BF	H	R	ER	SO	BB	IBB	HBP	BLK	WP	HR	S	P	ERA	WHIP
48 Brad Woodall, L ERA: 3.16	(1, 1)	6.1	W	25	4	2	0	4	1	0	0	0	1	0	57	101	0.00	0.789
Al Reyes, R ERA: 5.28	(7, 1)	1.2		6	1	0	0	0	0	0	0	0	0	0	9	13	0.00	0.600
Bob Wickman, R ERA: 1.55	(9, 1)	1.0		3	0	0	0	0	0	0	0	0	0	0	7	12	0.00	0.000

PITCHER	IP	WLS	BF	H	R	ER	SO	BB	IBB	HBP	BLK	WP	HR	S	P	ERA	WHIP

Milwaukee Brewers @ Chicago Cubs

Wrigley Field, Chicago, IL

Tue Jun 16 1998, 3:33 AM CDT

Att. 25,409 - Sunny - 70 F

livebaseballscorecards.com

AB	33
R	2
H	5
RBI	2
BB	1
SO	4
LOB	11

1B: 3	SF: 0	WP: 1	PA: 34
2B: 2	SAC: 0	PB: 0	
3B: 0	DP: 0	SB: 0	
HR: 0	HBP: 0	CS: 0	

Batter	1	2	3	4	5	6	7	8	9	AB	R	H	RBI	BB	SO	LOB
Fernando Vina, L (1, 4) OBP: 0.376, SLG: 0.423	C B B B F F X 3-2 ① F7		B X 1-0 G3-6-1 1-2 1B		C X 0-1 F9 1-2 1B		X 0-0 ① FC5-6 S 1-2f HR		B C B X 2-1 G6-4-3 1B	5	1	3	0	0	0	1
Mark Loretta, R (1, 5) OBP: 0.379, SLG: 0.405	X 0-0 ② F9		L B B F X 2-2 ① F8 2-3		X 0-0 ① F9 1-2 2-3		B 1 SAFE P F 1 F S SAFE 2-3 ② K 1-2		C 1 SAFE B 1 SAFE B 1 SAFE F B 1 SAFE 3-2 ② ③ X G6-4-3 1-2f	5	0	0	0	0	1	6
Jeromy Burnitz, L (1, 9) OBP: 0.360, SLG: 0.490	X 0-0 ③ P3		S X 0-1 ② ③ G3-6-1 1-2f		S X 0-1 ② P6		B S B S B B 4-2 HR BB			3	1	0	0	1	0	4
John Jaha, R (1, 3) OBP: 0.410, SLG: 0.506		C B X 1-1 ① G4-3		S X 0-1 G3 1B 2B	B C X 1-1 ③ G5-3		X 0-0 1-H 2-H HR			4	2	2	3	0	0	2
Dave Nilsson, L (1, 7) OBP: 0.343, SLG: 0.387 Al Reyes, R (7, 1) OBP: 0.250, SLG: 0.250 Mike Myers, L (7, 1) Bob Wickman, R (8, 1)		C B X 1-1 CS 1B		X 0-0 ① G3 2-3		B B S F X 2-2 ① G4-3	C B B B F F F F X 3-2 ③ L6			4 0 0 0	0 0 0 0	1 0 0 0	0 0 0 0	0 0 0 0	0 0 0 0	1 0 0 0
Marquis Grissom, R (1, 8) OBP: 0.324, SLG: 0.433		C F B S 1-3 ② K		B B X 2-0 G5-3		F B X 1-1 ② G6-3		B C B F X 2-2 ① G4-3		4	0	0	0	0	1	2
Jose Valentin, S (1, 6) OBP: 0.341, SLG: 0.423		C F B 1-2 ③ CS 1-2	B C S B B B 4-2 HR BB	B S B F X 2-2 3-H 1B		F B X 1-1 2B		C F H 1-2 G3-6-1 HBP		2	1	2	1	1	0	0
Bobby Hughes, R (1, 2) OBP: 0.316, SLG: 0.471			B F X 1-1 1-H HR	1 SAFE C 1 X SAFE 0-1 ③ F7		S S 2 B F B S 2-3 ③ K		C 1 F B B X SAFE 2-2 ② ③ G3-6-1 1-2f		4	1	1	2	0	1	3
Scott Karl, L (1, 1) OBP: 0.222, SLG: 0.087 Bronswell Patrick, R (2, 1) OBP: 0.667, SLG: 0.500 Geoff Jenkins, L (7, PH) OBP: 0.294, SLG: 0.453 (7, 7)			X 0-0 F8 1B 1B		B B C B B B 4-1 F9 1B BB		B F B S B X 3-2 FC5-6 1B		C C F S 0-3 ① K	0 1 2	0 0 0	0 1 1	0 0 0	0 1 0	0 0 0	0 0 0
Inning Stats	R: 0 E: 0 K: 0 S: 6 H: 0 LOB: 0 BB: 0 P: 9	R: 0 E: 0 K: 1 S: 9 H: 1 LOB: 0 BB: 0 P: 13	R: 2 E: 0 K: 0 S: 11 H: 3 LOB: 1 BB: 1 P: 19	R: 1 E: 0 K: 0 S: 9 H: 2 LOB: 1 BB: 0 P: 13	R: 0 E: 0 K: 0 S: 8 H: 1 LOB: 2 BB: 1 P: 13	R: 0 E: 0 K: 1 S: 12 H: 1 LOB: 1 BB: 0 P: 18	R: 3 E: 0 K: 1 S: 17 H: 2 LOB: 0 BB: 1 P: 28	R: 0 E: 0 K: 0 S: 8 H: 0 LOB: 0 BB: 0 P: 13	R: 0 E: 0 K: 1 S: 9 H: 1 LOB: 0 BB: 0 P: 14	1B: 7 2B: 2 3B: 0 HR: 2 SF: 0 SAC: 0 DP: 3 HBP: 1						

TOP

Milwaukee Brewers @ Chicago Cubs

Wrigley Field, Chicago, IL

Wed Jun 17 1998, 3:33 AM CDT

Att. 28,673 - Sunny - 75 F

livebaseballscorecards.com

AB	34
R	6
H	11
RBI	6
BB	3
SO	4
LOB	19

PITCHER		IP	WLS	BF	H	R	ER	SO	BB	IBB	HBP	BLK	WP	HR	S	P	ERA	WHIP
Kevin Tapani, R ERA: 4.42	(1, 1)	7.0	L	32	10	6	6	3	3	0	0	0	0	2	72	113	7.71	1.857
Marc Pisciotta, R ERA: 3.67	(8, 1)	1.0		3	0	0	0	0	0	0	1	0	0	0	8	13	0.00	0.000
Bob Patterson, L ERA: 5.09	(9, 1)	1.0		3	1	0	0	1	0	0	0	0	0	0	9	14	0.00	1.000

PITCHER	IP	WLS	BF	H	R	ER	SO	BB	IBB	HBP	BLK	WP	HR	S	P	ERA	WHIP

Batter	1	2	3	4	5	6	7	8	9	AB	R	H	RBI	BB	SO	LOB
Manny Alexander, R (1, 5) OBP: 0.287, SLG: 0.364	C B F X 1-2 F7 ①		C B S F S 1-3 K ①		C F B F X 1-2 G5-3 ③			B B C F B X 3-2 1B 1B	X 0-0 G4-3 ② 1-2	5	0	1	0	0	1	1
Mickey Morandini, L (1, 4) OBP: 0.408, SLG: 0.426	X 0-0 G4-3 ②		C X 0-1 G3 ②			B F X 1-1 F8 ①		B F C X 1-2 P4 ①	X 0-0 L4 ③	5	0	0	0	0	0	3
Mark Grace, L (1, 3) OBP: 0.427, SLG: 0.517	X 0-0 FC5-4 1B		C F B F B X 2-2 G4-3 ③			X 0-0 G1-3 ②		1 SAFE F F B B F B S 3-3 K ②		4	0	1	0	0	1	1
Sammy Sosa, R (1, 9) OBP: 0.400, SLG: 0.659	B B F 1 SAFE X 2-1 FC5-4 ③ 1-2f			B S S B X 2-2 HR		C B F X 1-2 G6-3 ③		B X 1-0 1B 1-2		4	1	2	1	0	0	1
Matt Mieske, R (1, 7) OBP: 0.392, SLG: 0.446 Brant Brown, L (7, PH) OBP: 0.359, SLG: 0.483 (8, 7)		B B C B F F S 3-3 K ①		C X 0-1 G6-3 ①			F B B F F F S 2-3 K ①	B B C X 2-1 G3-1 ③		2 2	0 0	0 0	0 0	0 0	1 1	0 2
Jeff Blauser, R (1, 6) OBP: 0.350, SLG: 0.305		B C C F B B B 4-2 HR BB		S S B S 1-3 K ②			B F B F B F F B 4-2 1B BB		B C B X 2-1 HR 1B	2	2	1	0	2	1	0
José Hernández, R (1, 8) OBP: 0.314, SLG: 0.576		C X 0-1 1-H HR		B X 1-0 F7 ③			S X 0-1 1-2 1B		B C X 1-1 1-H HR	4	2	3	4	0	0	0
Scott Servais, R (1, 2) OBP: 0.281, SLG: 0.305 Sandy Martinez, L (7, PH) OBP: 0.343, SLG: 0.403 (8, 2)		B X 1-0 P5 ②			C F B B S 2-3 K ①		B C F S 1-3 K ②		C S B S 1-3 K ①	2 2	0 0	0 0	0 0	0 0	1 2	0 2
Kevin Tapani, R (1, 1) OBP: 0.278, SLG: 0.226 Derrick White, R (7, PH) OBP: 0.111, SLG: 0.444 Marc Pisciotta, R (8, 1) OBP: 0.333, SLG: 0.333 Bob Patterson, R (9, 1) Henry Rodriguez, L (9, PH) OBP: 0.325, SLG: 0.454 Terrell Lowery, R (9, PR) OBP: 0.286, SLG: 0.167		C B F S 1-3 K ③		B C X 1-1 L8 ②			C B 2 SAFE S S 1-3 K ③		B B F B F B 4-2 G4-3 BB	2 1 0 0 0 0 0	0 0 0 0 0 0 0	0 0 0 0 0 0 0	0 0 0 0 1 0 0	0 1 0 0 0 0 0	1 2 0 0 0 0 0	0 2 0 0 0 0 0
Inning Stats	R: 0 H: 1 E: 0 LOB: 1 K: 0 BB: 0 S: 7 P: 10	R: 2 H: 1 E: 0 LOB: 0 K: 2 BB: 1 S: 14 P: 23	R: 0 H: 0 E: 0 LOB: 0 K: 1 BB: 0 S: 10 P: 13	R: 1 H: 1 E: 0 LOB: 0 K: 1 BB: 0 S: 9 P: 13	R: 0 H: 0 E: 0 LOB: 0 K: 1 BB: 0 S: 9 P: 13	R: 0 H: 0 E: 0 LOB: 0 K: 0 BB: 0 S: 6 P: 8	R: 0 H: 1 E: 0 LOB: 2 K: 3 BB: 1 S: 16 P: 24	R: 0 H: 2 E: 0 LOB: 2 K: 1 BB: 0 S: 13 P: 23	R: 2 H: 2 E: 0 LOB: 2 K: 1 BB: 1 S: 11 P: 19	1B: 5 2B: 0 3B: 0 HR: 3		SF: 0 SAC: 0 DP: 0 HBP: 0			WP: 0 PB: 0 SB: 0 CS: 0	PA: 38

PITCHER		IP	WLS	BF	H	R	ER	SO	BB	IBB	HBP	BLK	WP	HR	S	P	ERA	WHIP
Scott Karl, L ERA: 4.26	(1, 1)	1.1		5	1	0	0	1	0	0	0	0	0	0	12	18	0.00	0.750
Bronswell Patrick, R ERA: 2.18	(2, 1)	4.2	W	17	2	3	3	4	1	0	0	0	0	2	43	62	5.79	0.643
Al Reyes, R ERA: 5.23	(7, 1)	0.1		3	1	0	0	1	1	0	0	0	0	0	10	16	0.00	6.000
Mike Myers, L ERA: 0.74	(7, 1)	1.1		5	1	0	0	3	0	0	0	0	0	0	16	25	0.00	0.750
Bob Wickman, R ERA: 1.93	(8, 1)	1.1	S	8	3	2	2	1	1	0	0	0	0	1	14	25	13.50	3.000

PITCHER	IP	WLS	BF	H	R	ER	SO	BB	IBB	HBP	BLK	WP	HR	S	P	ERA	WHIP

BOTTOM

Milwaukee Brewers @ Chicago Cubs

Wrigley Field, Chicago, IL

Wed Jun 17 1998, 3:33 AM CDT

Att. 28,673 - Sunny - 75 F

livebaseballscorecards.com

AB	35
R	5
H	8
RBI	5
BB	3
SO	10
LOB	12

Batter	1	2	3	4	5	6	7	8	9	AB	R	H	RBI	BB	SO	LOB
Doug Glanville, R (1, 8) OBP: 0.357, SLG: 0.459	G4-3	G4-3			P7		FC1-6-4 1-2f 2-3			4	0	0	0	0	0	2
Gregg Jefferies, S (1, 7) OBP: 0.356, SLG: 0.444	P5	G4-3			P5		G5-3			4	0	0	0	0	0	2
Scott Rolen, R (1, 5) OBP: 0.380, SLG: 0.528	HR		K			1B 2B		G6-3		4	2	2	1	0	1	0
Rico Brogna, L (1, 3) OBP: 0.333, SLG: 0.500	1B 2B 1B		F8			2-H 1B		F7		4	1	2	1	0	0	0
Mike Lieberthal, R (1, 2) OBP: 0.289, SLG: 0.408	1-2 2B 1B		K			P4		G6-3		4	1	1	0	0	1	0
Bobby Abreu, L (1, 9) OBP: 0.415, SLG: 0.521 Rex Hudler, R (9, PH) OBP: 0.209, SLG: 0.154	1-H 2-H 23 1B 2B			G4-3		K			F7	3 1	1 0	1 0	2 0	0 0	1 0	0 0
23 Kevin Jordan, R (1, 4) OBP: 0.337, SLG: 0.378	2-H FC6-4 1B			F9			1B FC1-6-4		F9	4	0	2	1	0	0	0
Desi Relaford, S (1, 6) OBP: 0.338, SLG: 0.404 Alex Arias, R (9, PH) OBP: 0.343, SLG: 0.333	FC6-4 1-2f			K			1-2 1B FC1-6-4		G3-1	3 1	0 0	1 0	0 0	0 0	1 0	1 0
Mark Portugal, R (1, 1) OBP: 0.333, SLG: 0.462 Yorkis Perez, L (6, 1) Ruben Amaro Jr, S (7, PH) OBP: 0.245, SLG: 0.213 Jerry Spradlin, S (7, 1) Darrin Winston, R (8, 1) Toby Borland, R (8, 1)		G4-3			G6-3		P7			2 0 1 0 0 0	0 0 0 0 0 0	0 0 0 0 0 0	0 0 0 0 0 0	0 0 0 0 0 0	0 0 2 0 0 0	0 0 0 0 0 0
Inning Stats	R: 4 E: 0 K: 0 S: 20 H: 5 LOB: 1 BB: 0 P: 26	R: 0 E: 0 K: 0 S: 9 H: 0 LOB: 0 BB: 0 P: 14	R: 0 E: 0 K: 2 S: 8 H: 0 LOB: 0 BB: 0 P: 15	R: 0 E: 0 K: 1 S: 8 H: 0 LOB: 0 BB: 0 P: 10	R: 0 E: 0 K: 0 S: 5 H: 0 LOB: 0 BB: 0 P: 8	R: 1 E: 0 K: 1 S: 10 H: 2 LOB: 0 BB: 0 P: 14	R: 0 E: 0 K: 0 S: 10 H: 2 LOB: 0 BB: 0 P: 16	R: 0 E: 0 K: 0 S: 10 H: 0 LOB: 0 BB: 0 P: 15	R: 0 E: 0 K: 0 S: 7 H: 0 LOB: 0 BB: 0 P: 11	1B: 6 2B: 2 3B: 0 HR: 1 SF: 0 SAC: 0 DP: 0 HBP: 0						

TOP

Philadelphia Phillies @ Chicago Cubs

Wrigley Field, Chicago, IL

Thu Jun 18 1998, 3:33 AM CDT

Att. 21,267 - Overcast - 80 F

livebaseballscorecards.com

AB	35
R	5
H	9
RBI	5
BB	0
SO	4
LOB	7

WP: 0 PA: 35
PB: 0
SB: 0
CS: 0

PITCHER		IP	WLS	BF	H	R	ER	SO	BB	IBB	HBP	BLK	WP	HR	S	P	ERA	WHIP
Geremi Gonzalez, R ERA: 5.73	(1, 1)	6.0	W	26	9	5	5	4	0	0	0	0	0	1	62	91	7.50	1.500
Marc Pisciotta, R ERA: 3.6	(7, 1)	0.2		2	0	0	0	0	0	0	0	0	0	0	6	9	0.00	0.000
Terry Mulholland, L ERA: 3.86	(7, 1)	2.1	S	7	0	0	0	0	0	0	0	0	0	0	19	29	0.00	0.000

PITCHER	IP	WLS	BF	H	R	ER	SO	BB	IBB	HBP	BLK	WP	HR	S	P	ERA	WHIP

BOTTOM

Philadelphia Phillies @ Chicago Cubs

Wrigley Field, Chicago, IL

Thu Jun 18 1998, 3:33 AM CDT

Att. 21,267 - Overcast - 80 F

livebaseballscorecards.com

Batter	1	2	3	4	5	6	7	8	9	AB	R	H	RBI	BB	SO	LOB
Brant Brown, L (1, 8) (8, 7) OBP: 0.368, SLG: 0.534	3-2 HR	1-1 1B 1-2 2-H		1-1 HR		0-0 E6 2-3		1-1 HR 1-H		5	3	4	5	0	0	1
Mickey Morandini, L (1, 4) OBP: 0.404, SLG: 0.422	1-2 L7	1-2 G4-3		1-1 P9		1-2 G6-3		0-0 BB 1B 1B		5	1	1	0	0	0	4
Sammy Sosa, R (1, 9) OBP: 0.397, SLG: 0.649	2-1 F9		2-0 P6		2-0 G1-3		1-1 L8	4-1 BB 1B 2B 1-2		4	1	0	0	1	0	0
Mark Grace, L (1, 3) OBP: 0.430, SLG: 0.522	2-1 P6		3-1 1B HR		3-3 K		1-0 SF7 WP 2B	1-1 1B 2B 1-2 2-H		5	2	3	1	0	1	0
Henry Rodriguez, L (1, 7) OBP: 0.324, SLG: 0.466 Terrell Lowery, R (8, 8) OBP: 0.333, SLG: 0.308		1-0 L4	0-0 HR 1-H		0-1 G4-3		3-2 SF7 2-H	2-2 2B 1-3 2-H		3 1	1 0	1 1	3 1	0 0	0 0	0 0
José Hernández, R (1, 5) OBP: 0.310, SLG: 0.583	0-1 HR	3-3 K				1-2 G6-3	3-3 K	3-2 F8		5	1	1	1	0	2	2
Jeff Blauser, R (1, 6) OBP: 0.353, SLG: 0.306	4-2 BB 1B 1B	0-0 F9				0-1 2B 1B		0-1 L8		3	2	1	0	1	0	0
Scott Servais, R (1, 2) OBP: 0.275, SLG: 0.298	0-0 L9			0-2 G5-3		2-0 F8 SAFE		0-0 G5-3		4	0	0	0	0	0	2
Geremi Gonzalez, R (1, 1) OBP: 0.192, SLG: 0.231 Marc Pisciotta, R (7, 1) OBP: 0.333, SLG: 0.333 Terry Mulholland, R (7, 1) OBP: 0.286, SLG: 0.167	0-0 1B 1-2 1B			0-2 1B		0-2 E 2B 1-H		3-2 HR 1B		3 0 1	0 0 1	3 0 1	1 0 0	0 0 0	0 0 0	0 0 0
Inning Stats	R: 1 E: 0 K: 0 S: 11 H: 1 LOB: 0 BB: 0 P: 19	R: 2 E: 0 K: 0 S: 12 H: 3 LOB: 2 BB: 1 P: 19	R: 2 E: 0 K: 1 S: 9 H: 2 LOB: 0 BB: 0 P: 17	R: 1 E: 0 K: 0 S: 10 H: 2 LOB: 0 BB: 0 P: 12	R: 0 E: 0 K: 1 S: 6 H: 0 LOB: 0 BB: 0 P: 11	R: 1 E: 1 K: 0 S: 13 H: 2 LOB: 2 BB: 0 P: 17	R: 1 E: 0 K: 1 S: 10 H: 1 LOB: 0 BB: 0 P: 18	R: 4 E: 0 K: 0 S: 20 H: 5 LOB: 2 BB: 1 P: 34		1B: 8 2B: 3 3B: 0 HR: 5	SF: 1 SAC: 0 DP: 0 HBP: 0					

PITCHER		IP	WLS	BF	H	R	ER	SO	BB	IBB	HBP	BLK	WP	HR	S	P	ERA	WHIP
Mark Portugal, R ERA: 5.84	(1, 1)	5.2	L	27	10	7	7	2	1	0	0	0	0	4	57	90	11.12	1.941
Yorkis Perez, L ERA: 3.07	(6, 1)	0.1		2	0	0	0	0	0	0	0	0	0	0	4	5	0.00	0.000
Jerry Spradlin, R ERA: 4.38	(7, 1)	1.2		7	2	2	2	1	0	0	0	0	1	0	16	27	10.80	1.200
Darrin Winston, L ERA: 5.87	(8, 1)	0.0		2	2	1	1	0	0	0	0	0	0	1	3	4	∞	∞
Toby Borland, R ERA: 4.91	(8, 1)	0.1		4	2	2	2	0	1	0	0	0	0	0	11	21	54.00	9.000

PITCHER	IP	WLS	BF	H	R	ER	SO	BB	IBB	HBP	BLK	WP	HR	S	P	ERA	WHIP

AB	39
R	12
H	16
RBI	12
BB	2
SO	3
LOB	9

WP: 1 PA: 42
PB: 0
SB: 0
CS: 0

Batter	1	2	3	4	5	6	7	8	9	10	11	12	AB	R	H	RBI	BB	SO	LOB
Kevin Sefcik, R (1, 8) OBP: 0.315, SLG: 0.227 Yorkis Perez, L (8, 1) Mark Leiter, R (8, 1) Wayne Gomes, R (10, 1) Alex Arias, R (11, PH) OBP: 0.308, SLG: 0.328 Jerry Spradlin, S (11, 1)	C X 0-1 G6-3 ①		S C B S 1-3 K ①		L B X 1-1 F9 ①	C C X 0-2 G5-3 ③		S F B X 1-2 1B 2-H 1B	F S B C 1-3 K ③		X 0-0 G5-3 ③		5 0 1 0 0 1 0	1 0 0 0 0 1 0	1 0 0 0 0 1 0	1 0 0 0 0 1 0	0 0 0 0 0 0 0	1 0 1 0 1 0 0	2 0 1 0 1 0 0
Gregg Jefferies, S (1, 7) OBP: 0.362, SLG: 0.461	B B X 2-0 P8 ②	B B C C F X 2-2 E5 1B 1-2 G4-3	L B B X 2-1 2B G4-3 1B	C S B B B F B F X 3-2 HR	B B B C B 4-1 BB 1B FC6-2 BB	B C F X 1-2 1B 2B		X 0-0 F9 ①	6 6	3 2	3 3	1 2	1 0	0 0	1 0
Scott Rolen, R (1, 5) OBP: 0.385, SLG: 0.531	F B C B B X 3-2 L9 ③	B B C C X 2-2 G4-3 1-3 2-H 1B	B B F B X 3-1 G4-3 1-3 1B 2B				X 0-0 F5	B S F B B X 3-2 FC6-2 BB 1-2 2-H 1B		B C B I I 4-1 1B IBB		C B F B B F X 3-2 E6 1B SF8	6 6	2 2	3 3	2 2	1 1	0 0	0 0
Rico Brogna, L (1, 3) OBP: 0.336, SLG: 0.496		F X 0-1 2B 1B	C X 0-1 G4-3 ② 1-2 3-H	B C S B X 2-2 G4-3 ② 2-3 3-H	C S B F B F B S 3-3 K ②	B B S B B 4-1 FC6-2 1-2 2-3 BB	C S B F F B F X 2-2 P8 ①	M X 0-1 1B 1-3 1B	6 6	1 1	2 2	2 2	1 1	1 1	4 4
Mike Lieberthal, R (1, 2) OBP: 0.292, SLG: 0.410		T F B B F X 2-2 F9 ①	F F B B C 2-3 K ③	B B X 2-0 3-H 1B	B F X 1-1 1B 1B	X 0-0 FC6-2 ② 1-2 2-3 3-Hf	C F B X 1-2 1-3 2-H 1B	F X 0-1 SF8 ② 3-H	6 6	0 0	3 3	2 2	0 0	1 1	5 5
Bobby Abreu, L (1, 9) OBP: 0.415, SLG: 0.522	1 SAFE C B B 1 SAFE B F F X 3-2 WP 1-H 2B	C B X 2-1 G5-3 ①	X 0-0 F8 ③		C F B B X 2-2 1-2 1B	C B S B X 3-2 G1-3 ③		C B B C S 2-3 K ③	X 0-0 1-2 1B	7 7	0 0	3 3	1 1	0 0	1 1	6 6
Mark Lewis, R (1, 4) OBP: 0.291, SLG: 0.312	C F B B F B F F X 3-2 G6-3 ② 2-3	C B B F B B 4-2 BB			C B B X 2-1 FC3-6 1B	C B F X 1-2 F9 ③	X 0-0 G4-3 ①		X 0-0 E6 G5-3 SH6-3		5 5	0 0	1 1	0 0	1 1	0 0	3 3
Desi Relaford, S (1, 6) OBP: 0.335, SLG: 0.399		X 0-0 F9 ③	C B F B S 2-3 K ②		S F B B X 2-2 FC3-6 SH1-4 1-2f ①			B F F B B C 3-3 K ①	X 0-0 SH2-3 1B		B B X 2-0 SH6-3 ① 1-2		5 5	0 0	1 1	0 0	2 2	3 3
Carlton Loewer, R (1, 1) OBP: 0.333, SLG: 0.200 23 Kevin Jordan, R (8, PH) OBP: 0.343, SLG: 0.394 Doug Glanville, R (8, 8) OBP: 0.356, SLG: 0.457			C C X 0-2 E 1B 1B	C B S X 1-2 G1-3 ③		C X 0-1 SH1-4 ② 1-2		X 0-0 1B 2B	1 SAFE X 0-0 SH2-3 ② 1-2		B X 1-0 G5-3 ② 2-3		2 1 1 1 0 0	1 1 0 0 0 0	1 1 0 0 0 0	1 0 0 0 0 0	0 0 0 0 0 0	1 0 1 0 0 1	4 1 1 0 0 1
Inning Stats	R: 0 E: 0 K: 0 S: 6 H: 0 LOB: 0 BB: 0 P: 11	R: 1 E: 0 K: 0 S: 17 H: 2 LOB: 1 BB: 0 P: 25	R: 2 E: 1 K: 2 S: 19 H: 2 LOB: 1 BB: 0 P: 26	R: 0 E: 0 K: 1 S: 10 H: 0 LOB: 1 BB: 1 P: 19	R: 2 E: 0 K: 0 S: 11 H: 3 LOB: 1 BB: 0 P: 21	R: 0 E: 0 K: 0 S: 10 H: 1 LOB: 1 BB: 0 P: 14	R: 1 E: 0 K: 1 S: 19 H: 3 LOB: 2 BB: 0 P: 29	R: 2 E: 0 K: 1 S: 17 H: 3 LOB: 3 BB: 2 P: 35	R: 0 E: 0 K: 1 S: 6 H: 1 LOB: 1 BB: 0 P: 7	R: 0 E: 0 K: 1 S: 16 H: 2 LOB: 2 BB: 1 P: 26	R: 0 E: 1 K: 0 S: 4 H: 0 LOB: 1 BB: 0 P: 7	R: 1 E: 1 K: 0 S: 10 H: 2 LOB: 1 BB: 0 P: 13	1B: 14 2B: 4 3B: 0 HR: 1	SF: 1 SAC: 3 DP: 0 HBP: 0	WP: 1 PB: 0 SB: 0 CS: 0	PA: 60			

PITCHER		IP	WLS	BF	H	R	ER	SO	BB	IBB	HBP	BLK	WP	HR	S	P	ERA	WHIP
Mark Clark, R ERA: 4.78	(1, 1)	6.0		28	8	5	4	3	1	0	0	0	1	0	73	116	6.00	1.500
Bob Patterson, L ERA: 5.4	(7, 1)	0.2		5	3	1	1	1	0	0	0	0	0	1	16	25	13.50	4.500
Marc Pisciotta, R ERA: 4.04	(7, 1)	0.2		5	2	2	2	1	1	0	0	0	0	0	12	21	27.00	4.500
Terry Adams, R ERA: 2.11	(8, 1)	1.2		8	2	0	0	1	1	0	0	0	0	0	14	25	0.00	1.800
Terry Mulholland, L ERA: 3.64	(10, 1)	2.1	L	12	3	1	0	1	0	1	0	0	0	0	27	43	0.00	1.286

PITCHER		IP	WLS	BF	H	R	ER	SO	BB	IBB	HBP	BLK	WP	HR	S	P	ERA	WHIP
Rod Beck, R ERA: 3.57	(12, 1)	0.2		2	1	0	0	0	0	0	0	0	0	0	3	3	0.00	1.500

TOP

Philadelphia Phillies @ Chicago Cubs

Wrigley Field, Chicago, IL

Fri Jun 19 1998, 3:33 AM CDT

Att. 39,592 - Sunny - 75 F

livebaseballscorecards.com

AB	52
R	9
H	19
RBI	9
BB	4
SO	7
LOB	28

Philadelphia Phillies @ Chicago Cubs

Wrigley Field, Chicago, IL

Fri Jun 19 1998, 3:33 AM CDT

Att. 39,592 - Sunny - 75 F

BOTTOM

livebaseballscorecards.com

Batter	1	2	3	4	5	6	7	8	9	10	11	12	AB	R	H	RBI	BB	SO	LOB
Brant Brown, L (1, 8) OBP: 0.368, SLG: 0.551	L9		2B 3B		P7		FC6-4 G4-3		HR		K		6	2	2	2	0	1	1
Mickey Morandini, L (1, 4) OBP: 0.405, SLG: 0.427	G6-3		G1-3 3-H 2B		HR 1B		G4-3		K		P6		4	1	2	1	0	0	1
Terry Adams, R (8, 1)													0	0	0	0	0	0	0
Matt Mieske, R (9, PH) (10, 7) OBP: 0.382, SLG: 0.433													2	0	0	0	0	1	0
Sammy Sosa, R (1, 9) OBP: 0.395, SLG: 0.664	HR		G5-3		1-H HR		F9		K		G6-3		6	2	2	3	0	1	2
Mark Grace, L (1, 3) OBP: 0.425, SLG: 0.514	G6-3		G1-3 2-3		L9			F8	1B			P5	6	0	1	0	0	0	1
Henry Rodriguez, L (1, 7) OBP: 0.318, SLG: 0.455		G4-3	G6-3		F9			P6	K			F7	5	0	0	0	0	1	2
Terry Mulholland, R (10, 1) OBP: 0.286, SLG: 0.167													0	0	0	0	0	0	0
Rod Beck, R (12, 1)													0	0	0	0	0	0	0
Derrick White, R (12, PH) OBP: 0.100, SLG: 0.400													1	0	0	0	0	0	0
José Hernández, R (1, 5) OBP: 0.311, SLG: 0.586		2B 2B	K	P4				1B 2B		G5-3		K WP	6	2	2	0	0	2	0
Jeff Blauser, R (1, 6) OBP: 0.352, SLG: 0.311													3	0	1	1	0	0	0
Marc Pisciotta, R (7, 1) OBP: 0.333, SLG: 0.333				F8		L8							0	0	0	0	0	0	0
Jason Hardtke, S (8, 5) OBP: 0.368, SLG: 0.294		2-H 2B						2-H 1B		1B		K 1-2	3	0	2	1	0	1	1
Sandy Martinez, L (1, 2) OBP: 0.342, SLG: 0.391		L7		BB		K		K		K			2	0	0	0	1	1	1
Scott Servais, R (8, PH) (9, 2) OBP: 0.272, SLG: 0.295													2	0	0	0	0	2	2
Mark Clark, R (1, 1) OBP: 0.069, SLG: 0.036							FC6-4 BB		HR BB			F8	2	0	0	0	0	1	2
Bob Patterson, R (7, 1)													0	0	0	0	0	0	0
Manny Alexander, R (7, 6) OBP: 0.297, SLG: 0.360													1	1	0	0	2	0	1
(8, 4)																			

Inning Stats	1	2	3	4	5	6	7	8	9	10	11	12
	R: 1 H: 1 E: 0 LOB: 0 K: 0 BB: 0 S: 9 P: 13	R: 1 H: 2 E: 0 LOB: 1 K: 0 BB: 0 S: 12 P: 20	R: 1 H: 2 E: 0 LOB: 1 K: 0 BB: 0 S: 10 P: 12	R: 0 H: 0 E: 0 LOB: 1 K: 2 BB: 1 S: 9 P: 18	R: 2 H: 2 E: 0 LOB: 0 K: 0 BB: 0 S: 9 P: 15	R: 0 H: 0 E: 0 LOB: 0 K: 1 BB: 0 S: 7 P: 10	R: 0 H: 0 E: 0 LOB: 1 K: 0 BB: 1 S: 9 P: 15	R: 1 H: 2 E: 0 LOB: 1 K: 1 BB: 0 S: 14 P: 20	R: 2 H: 2 E: 0 LOB: 1 K: 3 BB: 1 S: 14 P: 26	R: 0 H: 1 E: 0 LOB: 1 K: 1 BB: 0 S: 9 P: 13	R: 0 H: 0 E: 0 LOB: 0 K: 1 BB: 0 S: 8 P: 15	R: 0 H: 0 E: 0 LOB: 1 K: 2 BB: 0 S: 11 P: 19

	AB	R	H	RBI	BB	SO	LOB
AB	49						
R		8					
H			12				
RBI				8			
BB					3		
SO						11	
LOB							14

1B: 4 SF: 0
2B: 4 SAC: 0
3B: 1 DP: 0
HR: 3 HBP: 0

WP: 1 PA: 52
PB: 1
SB: 0
CS: 0

PITCHER	IP	WLS	BF	H	R	ER	SO	BB	IBB	HBP	BLK	WP	HR	S	P	ERA	WHIP
Carlton Loewer, R (1, 1) ERA: 3.94	7.0		30	7	5	5	3	2	0	0	0	0	2	65	103	6.43	1.286
Yorkis Perez, L (8, 1) ERA: 3.52	0.2		4	2	1	1	0	0	0	0	0	0	0	11	16	13.50	3.000
Mark Leiter, R (8, 1) ERA: 3.07	1.1		7	2	2	2	4	1	0	0	0	0	0	17	30	13.50	2.250
Wayne Gomes, R (10, 1) ERA: 3.71	1.0		4	1	0	0	1	0	0	0	0	0	0	9	13	0.00	1.000
Jerry Spradlin, R (11, 1) ERA: 4.15	2.0	W	7	0	0	0	3	0	0	0	0	1	0	19	34	0.00	0.000

PITCHER	IP	WLS	BF	H	R	ER	SO	BB	IBB	HBP	BLK	WP	HR	S	P	ERA	WHIP

Batter	1	2	3	4	5	6	7	8	9	AB	R	H	RBI	BB	SO	LOB
Doug Glanville, R (1, 8) OBP: 0.357, SLG: 0.460	B B C X 2-1 F8 2B	B C S F X 1-2 ③ L4		B X 1-0 FC3-6 1B			F C S 0-3 ① K		B C X 1-1 ② G4-3	5	0	2	0	0	1	1
Gregg Jefferies, S (1, 7) OBP: 0.359, SLG: 0.456	B L X 1-1 ① F8 2-3		S B F F X 1-2 S 2B 1B	F 1 SAFE 1 SAFE C X 0-2 ③ FC3-6 1-2f			X 0-0 ② G6-3		B B C F B X 3-2 ③ F7	5	1	1	0	0	0	2
Scott Rolen, R (1, 5) OBP: 0.383, SLG: 0.527	F S C 0-3 ② K		S B F 1 SAFE B C 2-3 ① K		B X 1-0 1B		F B F B S 2-3 ③ K			4	0	1	0	0	3	2
Rico Brogna, L (1, 3) OBP: 0.331, SLG: 0.488	B C S C 1-3 ③ K		X 0-0 ② F7		F S S 0-3 ① K			C F B F B S 2-3 ① K		4	0	0	0	0	3	3
Mike Lieberthal, R (1, 2) OBP: 0.296, SLG: 0.416		C B X 1-1 ① P3	B C B B C F F X 3-2 1-H 2B 2B		X 0-0 ② F8			S B B B X 2-1 1B 1B		4	1	2	1	0	0	1
Bobby Abreu, L (1, 9) OBP: 0.417, SLG: 0.524		C B B F B B 4-2 2B 55 1B BB	F B C F X 1-2 2-H 2B		C S 1 SAFE S 0-3 ③ K			X 0-0 ② F7		3	1	1	1	1	1	2
Mark Lewis, R (1, 4) OBP: 0.294, SLG: 0.320		1 SAFE B X 1-0 55 1B 1-3 2B	C B C X 1-2 ③ F8			B C C C 1-3 ① K		B X 1-0 FC6-4 1-2 1B		4	1	2	0	0	1	1
Desi Relaford, S (1, 6) OBP: 0.329, SLG: 0.391		S T F X 0-2 ② G3		X 0-0 ① F9		F B B F B F X 3-2 ② F9		B X 1-0 ③ FC6-4 1-2f		4	0	0	0	0	0	4
55 Matt Beech, L (1, 1) OBP: 0.167, SLG: 0.167 Toby Borland, R (6, 1) Ruben Amaro Jr, S (9, PH) OBP: 0.241, SLG: 0.208		S X 0-1 2-H 3-H 1B		B C F B F F S 2-3 ② K		B C S F S 1-3 ③ K			B S T B F F X 2-2 ① L7	3 0 1	0 0 0	1 0 0	2 0 0	0 0 0	2 0 0	0 0 0
Inning Stats	R: 0 H: 1 E: 0 LOB: 1 K: 2 BB: 0 S: 10 P: 14	R: 2 H: 2 E: 0 LOB: 1 K: 0 BB: 1 S: 15 P: 22	R: 2 H: 3 E: 0 LOB: 1 K: 1 BB: 0 S: 20 P: 28	R: 0 H: 1 E: 0 LOB: 1 K: 1 BB: 0 S: 10 P: 13	R: 0 H: 1 E: 0 LOB: 1 K: 2 BB: 0 S: 8 P: 9	R: 0 H: 0 E: 0 LOB: 0 K: 2 BB: 0 S: 11 P: 16	R: 0 H: 0 E: 0 LOB: 0 K: 2 BB: 0 S: 7 P: 9	R: 0 H: 2 E: 0 LOB: 2 K: 1 BB: 0 S: 9 P: 15	R: 0 H: 0 E: 0 LOB: 0 K: 0 BB: 0 S: 10 P: 16	1B: 6 SF: 0 2B: 4 SAC: 0 3B: 0 DP: 0 HR: 0 HBP: 0					WP: 0 PA: 38 PB: 0 SB: 1 CS: 0	

Philadelphia Phillies @ Chicago Cubs

Wrigley Field, Chicago, IL

Sat Jun 20 1998, 7:05 PM CDT

Att. 39,761 - Unknown - 85 F

TOP

livebaseballscorecards.com

AB	37
R	4
H	10
RBI	4
BB	1
SO	11
LOB	16

PITCHER		IP	WLS	BF	H	R	ER	SO	BB	IBB	HBP	BLK	WP	HR	S	P	ERA	WHIP
34 Kerry Wood, R ERA: 3.4	(1, 1)	7.1	W	32	9	4	4	11	1	0	0	0	0	0	87	121	4.91	1.364
Terry Adams, R ERA: 2.03	(8, 1)	1.2		6	1	0	0	0	0	0	0	0	0	0	13	21	0.00	0.600

PITCHER	IP	WLS	BF	H	R	ER	SO	BB	IBB	HBP	BLK	WP	HR	S	P	ERA	WHIP

Batter	1	2	3	4	5	6	7	8	9	AB	R	H	RBI	BB	SO	LOB
Manny Alexander, R (1, 4) OBP: 0.301, SLG: 0.365	B B C F B F X 3-2 ① P4		B X 1-0 ① L9	C B B C B B 4-2 1B BB		C B X 1-1 1B HR 2B	F B F X 1-2 ③ F9			4	1	1	0	1	0	1
Jeff Blauser, R (1, 6) OBP: 0.353, SLG: 0.313	S C B B C 2-3 ② K		B B C C F S 2-3 ② K	F B X 1-1 1-2 2-3 3-H 1B		C B B B X 3-1 2-3 HR 1B		X 0-0 ① F8		5	1	2	1	0	2	0
Mark Grace, L (1, 3) OBP: 0.422, SLG: 0.507	X 0-0 ③ F7		B C B B F F B 4-2 HR BB	B X 1-0 ③ L9		B B X 2-0 ① P5		B X 1-0 ② G3		4	1	0	0	1	0	5
Sammy Sosa, R (1, 9) OBP: 0.399, SLG: 0.685		B X 1-0 G4-6-3 1B	C B B B S X 3-2 1-H HR		B F B B C C 3-3 ① K	B B X 2-0 1-H 3-H HR		B S C X 1-2 E4 1B		5	2	3	5	0	1	0
José Hernández, R (1, 5) OBP: 0.314, SLG: 0.580		C B X 1-1 ① ② G4-6-3 1-2f	C B F B S 2-3 ③ K		S B C F B B X 3-2 1B SF7 1B	C S S 0-3 ② K		C C B X 1-2 1-3 1B		5	1	2	0	0	2	1
Matt Mieske, R (1, 7) OBP: 0.388, SLG: 0.437 Terrell Lowery, R (8, 8) OBP: 0.313, SLG: 0.286		C X 0-1 BB 1B 1B		C S S 0-3 ① K	C B C B 1 X SAFE 2-2 1-3 1B	C X 0-1 ③ G1-3		C S S 1-3 ③ K		4 1	1 0	2 0	0 0	0 0	1 1	0 2
Brant Brown, L (1, 8) OBP: 0.374, SLG: 0.556 (8, 7)	B B S C B F B 4-2 1B 1-2 BB			X 0-0 34 SH2-4 1B 1B	C F X 0-2 ② SF7 3-H		X 0-0 34 SH3-4 1B			2	1	2	1	1	0	0
Scott Servais, R (1, 2) OBP: 0.277, SLG: 0.299		X 0-0 1-3 2-H 1B		S X 0-1 1B 34 SH2-4 1-2 1B	1 X SAFE 0-0 ③ F8		C B S B S 2-3 ① K			4	0	2	1	0	1	2
34 Kerry Wood, R (1, 1) OBP: 0.214, SLG: 0.321 Terry Adams, R (8, 1)	S B B F F S 2-3 ③ K			L X 0-1 ② SH2-4 1-2 2-3		X 0-0 HR	X 0-0 ② SH3-4 1-2			2 0	1 0	1 0	1 0	0 0	1 0	2 0
Inning Stats	R: 0 E: 0 K: 1 S: 8 H: 0 LOB: 0 BB: 0 P: 13	R: 1 E: 0 K: 1 S: 13 H: 3 LOB: 2 BB: 1 P: 21	R: 2 E: 0 K: 2 S: 14 H: 1 LOB: 0 BB: 1 P: 26	R: 1 E: 0 K: 1 S: 13 H: 3 LOB: 3 BB: 1 P: 19	R: 1 E: 0 K: 1 S: 14 H: 2 LOB: 1 BB: 0 P: 22	R: 4 E: 0 K: 1 S: 12 H: 4 LOB: 0 BB: 0 P: 20	R: 0 E: 0 K: 1 S: 8 H: 1 LOB: 1 BB: 0 P: 11	R: 0 E: 1 K: 1 S: 11 H: 1 LOB: 2 BB: 0 P: 15		1B: 11 2B: 1 3B: 0 HR: 3	SF: 1 SAC: 2 DP: 1 HBP: 0			WP: 0 PB: 0 SB: 0 CS: 0	PA: 42	

PITCHER		IP	WLS	BF	H	R	ER	SO	BB	IBB	HBP	BLK	WP	HR	S	P	ERA	WHIP
55 Matt Beech, L ERA: 5.06	(1, 1)	5.0	L	28	11	7	7	6	3	0	0	0	0	2	65	105	12.60	2.800
Toby Borland, R ERA: 5.4	(6, 1)	3.0		14	4	2	2	3	0	0	0	0	0	1	28	42	6.00	1.333

PITCHER	IP	WLS	BF	H	R	ER	SO	BB	IBB	HBP	BLK	WP	HR	S	P	ERA	WHIP

BOTTOM

Philadelphia Phillies @ Chicago Cubs

Wrigley Field, Chicago, IL

Sat Jun 20 1998, 7:05 PM CDT

Att. 39,761 - Unknown - 85 F

livebaseballscorecards.com

AB	36
R	9
H	15
RBI	9
BB	3
SO	9
LOB	13

Batter	1	2	3	4	5	6	7	8	9	AB	R	H	RBI	BB	SO	LOB
Doug Glanville, R (1, 8) OBP: 0.352, SLG: 0.452	C C B B F F S 2-3 K2-3 ①	X 0-0 B2-3 ③			B X 1-0 G4-3 ①	X 0-0 F7 ②	X 0-0 L4 ③			5	0	0	0	0	1	4
Gregg Jefferies, S (1, 7) OBP: 0.356, SLG: 0.459	F F B X 1-2 1B 3B	C F B X 1-2 G3-1 ①	S C B X 1-2 G5-3 ②	C B C X 1-2 G4-3 ③ 2-3			B B X 2-0 F8 ①		5	1	1	0	0	0	1
Ruben Amaro Jr, S (8, 7) OBP: 0.241, SLG: 0.208										0	0	0	0	0	0	0
Scott Rolen, R (1, 5) OBP: 0.386, SLG: 0.527	C B B X 2-1 F3 ②	S B C F B F S 2-3 K ②			F B B B B 4-1 BB 2B BB		C B B F X 2-2 BB 1B 1B	X 0-0 WP 1B		4	2	2	0	1	1	1
Rico Brogna, L (1, 3) OBP: 0.336, SLG: 0.484	S B B B B 4-1 1B BB	C B C F B F S 2-3 K ③			B 1 SAFE B F 1 SAFE B B 4-1 2B 1-2 BB		B B S 1 SAFE B F B 4-2 1B 1-2 FC4-2 BB	X 0-0 F8 ②		2	1	0	0	3	1	1
Bobby Abreu, L (1, 9) OBP: 0.424, SLG: 0.532	C B X 1-1 1-2 3-H 1B			X 0-0 F7 ①	X 0-0 S 1-H 2-H 2B		B B X 2-0 BB FC4-2 FC6-2 1-3 2-H 1B	C B B B B 4-1 1-3 BB		4	0	3	4	1	0	0
Mark Lewis, R (1, 4) OBP: 0.296, SLG: 0.318	B F F F B 2 S SAFE 2-3 K ③			F B X 1-1 G6-3 1B	B B B B 4-0 S BB		B X 1-0 ① FC4-2 FC6-2 BB 23 E 1-2 3-H	C F B B F F S 2-3 K ③		4	2	1	0	1	2	6
Mark Parent, R (1, 2) OBP: 0.286, SLG: 0.245		X 0-0 F8 ①		X 0-0 G6-3 ② 1-2	B C F F B F X 2-2 F7 ③ 1-2 2-3		B S B F B B 4-2 FC6-2 23 E 1-2 2-3 BB		S C S S 0-3 K ①	4	1	0	0	1	1	3
Desi Relaford, S (1, 6) OBP: 0.330, SLG: 0.396		C C F F B S 1-3 K ②		S B F F B X 2-2 2-H 1B		C C B X 1-2 BLK 2B	B X 1-0 FC6-2 ② 23 E 1-2 2-3 3-Hf		C X 0-1 G3-1 ②	5	0	2	1	0	1	3
Tyler Green, R (1, 1) OBP: 0.269, SLG: 0.261		C S B B B B B 4-2 BB		B S B 1 S S SAFE 2-3 K ③		L L L 0-3 ① K	S B C X 1-2 E3 1-3 2-H 3-H		F B S C 1-3 K ③	2	0	0	0	1	2	2
23 Kevin Jordan, R (7, PH) OBP: 0.340, SLG: 0.390										1	0	0	0	0	0	1
Yorkis Perez, L (7, 1)										0	0	0	0	0	0	0
Wayne Gomes, R (8, 1)										1	0	0	0	0	1	0
Inning Stats	R: 1 E: 0 K: 2 S: 17 H: 2 LOB: 2 BB: 1 P: 29	R: 0 E: 0 K: 1 S: 9 H: 0 LOB: 1 BB: 1 P: 14	R: 0 E: 0 K: 2 S: 13 H: 0 LOB: 0 BB: 0 P: 18	R: 1 E: 0 K: 1 S: 11 H: 2 LOB: 1 BB: 0 P: 16	R: 2 E: 0 K: 0 S: 12 H: 1 LOB: 2 BB: 3 P: 28	R: 0 E: 0 K: 1 S: 10 H: 1 LOB: 1 BB: 0 P: 12	R: 3 E: 1 K: 0 S: 14 H: 2 LOB: 2 BB: 2 P: 29	R: 0 E: 0 K: 1 S: 9 H: 1 LOB: 2 BB: 1 P: 17	R: 0 E: 0 K: 2 S: 8 H: 0 LOB: 0 BB: 0 P: 9	1B: 6 2B: 2 3B: 1 HR: 0 SF: 0 SAC: 0 DP: 0 HBP: 0						

PITCHER		IP	WLS	BF	H	R	ER	SO	BB	IBB	HBP	BLK	WP	HR	S	P	ERA	WHIP
Steve Trachsel, R ERA: 4.23	(1, 1)	4.2	L	24	5	4	4	6	5	0	0	0	0	0	57	98	7.71	2.143
Dave Stevens, R ERA:	(5, 1)	1.1		5	1	0	0	1	0	0	0	1	0	0	15	19	0.00	0.750
Bob Patterson, L ERA: 5.89	(7, 1)	0.0		3	2	3	1	0	1	0	0	0	0	0	6	14	∞	∞
Marc Pisciotta, R ERA: 3.82	(7, 1)	2.0		10	1	0	0	1	2	0	0	0	1	0	17	32	0.00	1.500
Rod Beck, R ERA: 3.47	(9, 1)	1.0		3	0	0	0	2	0	0	0	0	0	0	8	9	0.00	0.000

PITCHER	IP	WLS	BF	H	R	ER	SO	BB	IBB	HBP	BLK	WP	HR	S	P	ERA	WHIP

TOP

Philadelphia Phillies @ Chicago Cubs

Wrigley Field, Chicago, IL

Sun Jun 21 1998, 3:33 AM CDT

Att. 38,437 - Sunny - 77 F

livebaseballscorecards.com

AB	37
R	7
H	9
RBI	5
BB	8
SO	10
LOB	22

1B: 6	SF: 0	WP: 2	PA: 45
2B: 2	SAC: 0	PB: 0	
3B: 1	DP: 0	SB: 2	
HR: 0	HBP: 0	CS: 0	

Batter	1	2	3	4	5	6	7	8	9	AB	R	H	RBI	BB	SO	LOB
Brant Brown, L (1, 8) OBP: 0.380, SLG: 0.557	F B F C 1-3 ① K			B B B C F F F F B 4-2 G4-6-3 BB		C F B B X 2-2 1B 1B 1B		X 0-0 1B 1B		3	1	2	0	1	1	0
Mickey Morandini, L (1, 4) OBP: 0.403, SLG: 0.424	B C X 1-1 ② G4-3			1 SAFE S B X 1-1 ① ② G4-6-3 1-2f		X 0-0 BB 1B 1-2 1B		F S B B B X 3-2 ① L7		4	0	1	0	0	0	2
Sammy Sosa, R (1, 9) OBP: 0.403, SLG: 0.696	C B S F C 1-3 ③ K			C F B F B X 2-2 HR		B X 1-0 BB 1B 1-2 2-H		B B C X 2-1 1B 1-2		4	1	3	2	0	1	0
Mark Grace, L (1, 3) OBP: 0.422, SLG: 0.504		C B B B B 4-1 CS BB		B B F X 2-1 ③ G3		B B F F B B 4-2 1-2 2-3 BB		C T X 0-2 ② P6		2	0	0	0	2	0	2
Henry Rodriguez, L (1, 7) OBP: 0.314, SLG: 0.449 Bob Patterson, R (7, 1) Marc Pisciotta, R (7, 1) OBP: 0.333, SLG: 0.333 Matt Mieske, R (8, PH) OBP: 0.383, SLG: 0.431 Rod Beck, R (9, 1)		B C B 1 SAFE B F 1 SAFE S 3-3 ① ② K 1-2			B S F B S 2-3 ① K	B F F C 1-3 ② K		C B B B X 3-1 ③ P3		3 0 0 1 0	0 0 0 0 0	0 0 0 0 0	0 0 0 0 0	0 0 0 0 0	3 0 0 0 0	4 0 0 2 0
José Hernández, R (1, 5) OBP: 0.312, SLG: 0.573		B S F C 1-3 ③ K			C X 0-1 1B	C B B C F F B S 3-3 ③ K			C B F X 1-2 ① G5-3	4	0	1	0	0	2	3
Manny Alexander, R (1, 6) OBP: 0.291, SLG: 0.353			B B C B C X 3-2 ① G6-3		C B F F 1 SAFE S 1-3 ② K		F X 0-1 ① B2		F B B F S 2-3 ② K	4	0	0	0	0	2	1
Sandy Martinez, L (1, 2) OBP: 0.347, SLG: 0.385 Scott Servais, R (7, PH) OBP: 0.279, SLG: 0.302 (8, 2)			B B B B B 4-0 K BB		1 SAFE S B 1 SAFE F S 1-3 ③ K		B C B X 2-1 ② P3		C S B F B X 2-2 1B	1 2	0 0	0 1	0 0	1 0	1 0	1 0
Steve Trachsel, R (1, 1) OBP: 0.400, SLG: 0.407 Dave Stevens, R (5, 1) Pedro Valdes, L (6, PH) (7, 7)			L B L B 1 SAFE S 2-3 ② ③ K 1-2			B B F F X 2-2 ① L3	B S F S 1-3 ③ K		B B C F C 2-3 ③ K	1 0 3	0 0 0	0 0 0	0 0 0	0 0 0	1 0 2	1 0 1
Inning Stats	R: 0 E: 0 K: 2 S: 9 H: 0 LOB: 0 BB: 0 P: 12	R: 0 E: 0 K: 2 S: 7 H: 0 LOB: 0 BB: 1 P: 15	R: 0 E: 0 K: 1 S: 6 H: 0 LOB: 0 BB: 1 P: 15	R: 1 E: 0 K: 0 S: 13 H: 1 LOB: 0 BB: 1 P: 22	R: 0 E: 0 K: 3 S: 12 H: 1 LOB: 1 BB: 0 P: 16	R: 1 E: 0 K: 2 S: 18 H: 3 LOB: 3 BB: 1 P: 31	R: 0 E: 0 K: 1 S: 7 H: 0 LOB: 0 BB: 0 P: 10	R: 0 E: 0 K: 0 S: 11 H: 2 LOB: 2 BB: 0 P: 19	R: 0 E: 0 K: 2 S: 13 H: 1 LOB: 1 BB: 0 P: 20	1B: 7 2B: 1 3B: 0 HR: 1	SF: 0 SAC: 0 DP: 2 HBP: 0						

PITCHER		IP	WLS	BF	H	R	ER	SO	BB	IBB	HBP	BLK	WP	HR	S	P	ERA	WHIP
Tyler Green, R ERA: 5.06	(1, 1)	6.0	W	24	5	2	2	10	4	0	0	0	0	1	65	111	3.00	1.500
Yorkis Perez, L ERA: 3.18	(7, 1)	1.2		7	2	0	0	1	0	0	0	0	0	0	16	24	0.00	1.200
Wayne Gomes, R ERA: 3.6	(8, 1)	1.1		5	1	0	0	2	0	0	0	0	0	0	15	25	0.00	0.750

PITCHER	IP	WLS	BF	H	R	ER	SO	BB	IBB	HBP	BLK	WP	HR	S	P	ERA	WHIP

BOTTOM

Philadelphia Phillies @ Chicago Cubs

Wrigley Field, Chicago, IL

Sun Jun 21 1998, 3:33 AM CDT

Att. 38,437 - Sunny - 77 F

livebaseballscorecards.com

AB	32
R	2
H	8
RBI	2
BB	4
SO	13
LOB	17

1B: 7	SF: 0	WP: 0	PA: 36
2B: 1	SAC: 0	PB: 0	
3B: 0	DP: 2	SB: 0	
HR: 1	HBP: 0	CS: 1	

Cleveland Indians @ Chicago Cubs

Wrigley Field, Chicago, IL

Mon Jun 22 1998, 7:05 PM CDT

Att. 39,556 - Cloudy - 68 F

TOP

livebaseballscorecards.com

Batter	1	2	3	4	5	6	7	8	9	AB	R	H	RBI	BB	SO	LOB
Kenny Lofton, L (1, 8) OBP: 0.372, SLG: 0.430	C B L B F S 2-3 ① K		B B B B 4-0 G4-3 S BB		X 0-0 1-2 1B		L F B B B B 4-2 S 1B BB		B C X 1-1 ① G4-3	3	1	1	0	2	1	0
Omar Vizquel, S (1, 6) OBP: 0.367, SLG: 0.382	C C X 0-2 ② L7		B X 1-0 ② G4-3 1-3		L B X 1-1 ③ G5-3		1 SAFE 1 SAFE P F B X 2-1 E 1-H 1B		B C S B X 2-2 E S 1B 1B	5	1	2	1	0	0	3
David Justice, L (1, 7) OBP: 0.362, SLG: 0.485 Mark Whiten, S (9, PR) OBP: 0.392, SLG: 0.463 (9, 7)	B C F B B B S 3-3 ③ K		X 0-0 ③ F8			C B B C B X 3-2 ① F9	1 SAFE B C B 1 B X 1 SAFE 3-1 E9 1-3 1B		B B 1 SAFE 1 SAFE C X 2-1 1B 1-H 1B	5 0	0 0	2 0	1 0	0 0	1 0	1 0
Jim Thome, L (1, 3) OBP: 0.428, SLG: 0.648		B F X 1-1 ① F9		B B B B 4-0 G6-4-3 BB		B B S X 2-1 ② P5	B B S B X 3-1 ③ G3		F X 0-1 1-3 1B	4	0	1	0	1	0	2
Manny Ramirez, R (1, 9) OBP: 0.371, SLG: 0.546		C F B B B X 2-2 FC5-4 1B		F B C F F B C 2-3 ① K		B S X 1-1 2B		B C B B B 4-1 S BB	S F X 0-2 ② P5	4	0	2	0	1	1	3
Sandy Alomar Jr., R (1, 2) OBP: 0.309, SLG: 0.405		B B C F F F X 2-2 ② FC5-4 1-2f		B F X 1-1 ② ③ G6-4-3 1-2f		F B S B F B B 4-2 BB		C S B X 1-2 ① F9	F X 0-1 ③ F8	4	0	0	0	1	0	5
Travis Fryman, R (1, 5) OBP: 0.314, SLG: 0.446		X 0-0 ③ F8			S F F F B B B F S 2-3 ① K	F B X 1-1 ③ L9		F B X 1-1 ② F8		4	0	0	0	0	1	4
David Bell, R (1, 4) OBP: 0.320, SLG: 0.435			B X 1-0 HR		B C C C X 1-2 1B 1B		C X 0-1 ① G4-3	B B I I 4-0 1-2 IBB		3	1	2	1	1	0	0
Dwight Gooden, R (1, 1) Jeff Branson, L (7, PH) OBP: 0.216, SLG: 0.250 Alvin Morman, L (7, 1) Paul Shuey, R (7, 1) Paul Assenmacher, L (8, 1) Michael Jackson, R (9, 1)			X 0-0 ① G3		L C L 0-3 ② K		C B X 1-1 ② G4-3	B F F X 1-2 ③ G4-3		2 1 0 1 0 0	0 0 0 0 0 0	0 0 0 0 0 0	0 0 0 0 0 0	1 0 0 0 0 0	1 0 0 2 0 0	
Inning Stats	R: 0 E: 0 K: 2 S: 10 H: 0 LOB: 0 BB: 0 P: 15	R: 0 E: 0 K: 0 S: 11 H: 1 LOB: 1 BB: 0 P: 16	R: 1 E: 0 K: 0 S: 4 H: 1 LOB: 1 BB: 1 P: 10	R: 0 E: 0 K: 1 S: 7 H: 0 LOB: 0 BB: 1 P: 14	R: 0 E: 0 K: 2 S: 15 H: 2 LOB: 2 BB: 0 P: 19	R: 0 E: 0 K: 0 S: 12 H: 1 LOB: 2 BB: 1 P: 23	R: 1 E: 1 K: 0 S: 13 H: 2 LOB: 2 BB: 1 P: 25	R: 0 E: 0 K: 0 S: 9 H: 0 LOB: 2 BB: 2 P: 20	R: 1 E: 0 K: 0 S: 14 H: 3 LOB: 2 BB: 0 P: 19	1B: 8 2B: 1 3B: 0 HR: 1 SF: 0 SAC: 0 DP: 1 HBP: 0						

AB	36
R	3
H	10
RBI	3
BB	6
SO	5
LOB	21

WP: 0 PB: 0 SB: 4 CS: 0 PA: 42

PITCHER		IP	WLS	BF	H	R	ER	SO	BB	IBB	HBP	BLK	WP	HR	S	P	ERA	WHIP
Kevin Tapani, R ERA: 4.31	(1, 1)	6.2	L	29	6	2	2	5	4	0	0	0	0	1	68	112	2.70	1.500
Terry Mulholland, L ERA: 3.61	(7, 1)	0.1		2	1	0	0	0	0	0	0	0	0	0	4	10	0.00	3.000
Terry Adams, R ERA: 2.17	(8, 1)	1.1		9	3	1	1	0	1	1	0	0	0	0	18	34	6.75	3.000
Dave Stevens, R ERA:	(9, 1)	0.2		2	0	0	0	0	0	0	0	0	0	0	5	5	0.00	0.000

PITCHER	IP	WLS	BF	H	R	ER	SO	BB	IBB	HBP	BLK	WP	HR	S	P	ERA	WHIP

BOTTOM

Cleveland Indians @ Chicago Cubs

Wrigley Field, Chicago, IL

Mon Jun 22 1998, 7:05 PM CDT

Att. 39,556 - Cloudy - 68 F

livebaseballscorecards.com

Batter	1	2	3	4	5	6	7	8	9	AB	R	H	RBI	BB	SO	LOB
Brant Brown, L (1, 8) OBP: 0.374, SLG: 0.547	1-1 L8		3-2 F7			0-1 G4-3 1-2		2-3 K 2-3		4	0	0	0	0	1	2
Mickey Morandini, L (1, 4) OBP: 0.405, SLG: 0.423	1-1 G4-3			0-1 G1-3		1-0 G5-4-3 1B 2-3			4-2 G6-3 1B BB	3	0	1	0	1	0	0
Sammy Sosa, R (1, 9) OBP: 0.398, SLG: 0.686	3-3 K			3-3 K		3-0 G5-4-3 1-2f			0-1 P2	4	0	0	0	0	2	3
Mark Grace, L (1, 3) OBP: 0.420, SLG: 0.500		1-0 F8		1-2 P4			2-0 G4-3		1-0 G6-3 1-2	4	0	1	0	0	0	0
Henry Rodriguez, L (1, 7) OBP: 0.320, SLG: 0.467 Jeff Blauser, R (7, PH) OBP: 0.356, SLG: 0.316 Terry Adams, R (8, 1) Dave Stevens, R (9, 1) Jason Hardtke, S (9, PH) OBP: 0.350, SLG: 0.278		0-0 1B			1-0 HR		0-1 1B		2-2 G6-3 1-2 2-3	2 1 0 0 1	1 0 0 0 0	2 1 0 0 0	1 0 0 0 0	0 0 0 0 0	0 0 0 0 0	0 0 0 0 2
José Hernández, R (1, 5) OBP: 0.306, SLG: 0.560		1-0 F9			1-2 G1-3		1-3 K		2-1 L6	4	0	0	0	0	1	4
Manny Alexander, R (1, 6) OBP: 0.285, SLG: 0.344		2-2 P3			1-1 F9		0-3 K			3	0	0	0	0	1	2
Scott Servais, R (1, 2) OBP: 0.276, SLG: 0.298 Sandy Martinez, L (8, PH) OBP: 0.355, SLG: 0.394 (9, 2)			0-0 G4-3		2-0 G6-3			0-1 K G4-3 1B		2 1	0 0	0 1	0 0	0 0	0 0	0 0
Kevin Tapani, R (1, 1) OBP: 0.289, SLG: 0.242 Terry Mulholland, R (7, 1) OBP: 0.286, SLG: 0.167 Pedro Valdes, L (8, 7)			0-1 G6-3			2-1 1B G4-3 1B		0-1 G4-3 1-2		2 0 1	0 0 0	1 0 0	0 0 0	0 0 0	0 0 0	0 0 1
Inning Stats	R: 0 E: 0 K: 1 S: 7 H: 0 LOB: 0 BB: 0 P: 12	R: 0 E: 0 K: 0 S: 6 H: 1 LOB: 1 BB: 0 P: 10	R: 0 E: 0 K: 0 S: 7 H: 0 LOB: 0 BB: 0 P: 10	R: 0 E: 0 K: 1 S: 8 H: 0 LOB: 0 BB: 0 P: 12	R: 1 E: 0 K: 0 S: 8 H: 1 LOB: 0 BB: 0 P: 13	R: 0 E: 0 K: 0 S: 6 H: 2 LOB: 1 BB: 0 P: 12	R: 0 E: 0 K: 2 S: 9 H: 1 LOB: 1 BB: 0 P: 12	R: 0 E: 0 K: 1 S: 7 H: 1 LOB: 1 BB: 0 P: 9	R: 0 E: 0 K: 0 S: 11 H: 1 LOB: 2 BB: 1 P: 20	1B: 6 2B: 0 3B: 0 HR: 1	SF: 0 SAC: 0 DP: 1 HBP: 0						

	AB	32
	R	1
	H	7
	RBI	1
	BB	1
	SO	5
	LOB	14

PITCHER		IP	WLS	BF	H	R	ER	SO	BB	IBB	HBP	BLK	WP	HR	S	P	ERA	WHIP
Dwight Gooden, R ERA: 4.22	(1, 1)	6.0	W	21	4	1	1	2	0	0	0	0	0	1	42	69	1.50	0.667
Alvin Morman, L ERA: 3.18	(7, 1)	0.1		1	0	0	0	0	0	0	0	0	0	0	1	3	0.00	0.000
Paul Shuey, R ERA:	(7, 1)	1.0		5	2	0	0	2	0	0	0	0	0	0	12	13	0.00	2.000
Paul Assenmacher, L ERA: 3.6	(8, 1)	0.2		2	0	0	0	1	1	0	0	0	0	0	5	11	0.00	1.500
Michael Jackson, R ERA: 2.2	(9, 1)	1.0	S	4	1	0	0	0	0	0	0	0	0	0	9	14	0.00	1.000

PITCHER	IP	WLS	BF	H	R	ER	SO	BB	IBB	HBP	BLK	WP	HR	S	P	ERA	WHIP

Cleveland Indians @ Chicago Cubs

Wrigley Field, Chicago, IL

Tue Jun 23 1998, 3:33 AM CDT

Att. 39,006 - Sunny - 79 F

TOP

livebaseballscorecards.com

Batter	1	2	3	4	5	6	7	8	9	AB	R	H	RBI	BB	SO	LOB
Kenny Lofton, L (1, 8) OBP: 0.369, SLG: 0.426	C X 0-1 ① G4-3		B B X 2-0 ③ F8		C B F S 1-3 ① K		B B C F X 2-2 BB 1B 1B	X 0-0 ② L7		5	0	1	0	0	1	1
Shawon Dunston, R (1, 6) OBP: 0.246, SLG: 0.388 Paul Shuey, R (8, 1) Paul Assenmacher, L (9, 1) Michael Jackson, R (9, 1)	C X 0-1 ② F8			B F F B X 2-2 ① F9	F X 0-1 ② B1-3		X 0-0 BB 1-2 1B	C B F S 1-3 ③ K		5 0 0 0	0 0 0 0	1 0 0 0	0 0 0 0	0 0 0 0	1 0 0 0	1 0 0 0
David Justice, L (1, 7) OBP: 0.363, SLG: 0.486	B C B B C B 4-2 BB			C B B B X 3-1 1B 1B 2B	C B B B C X 3-2 ③ L9		B B C F B F F X 3-2 ② F8		B F B X 2-1 ① P7	4	1	1	0	1	0	2
Jim Thome, L (1, 3) OBP: 0.433, SLG: 0.653	X 0-0 ③ 3-1			B C X 1-1 1B 2B 2-3 1B		C B X 1-1 2B	B S S B B B 4-1 1-2 2-3 BB		F B B S X 2-2 1B	4	1	3	0	1	0	1
Manny Ramirez, R (1, 9) OBP: 0.368, SLG: 0.539		B B C S S 2-3 ① K		1 SAFE X 1-0 2B SF9 1-2 3-H 1B		C B X 1-1 ① G6-3	X 0-0 ③ G4-3		C B B C B X 3-2 ② P5	5	1	1	1	0	1	5
Travis Fryman, R (1, 5) OBP: 0.315, SLG: 0.460		B B S X 2-1 ② L5		B X 1-0 SF9 1-3 2-H 2B		B F F S 1-3 ② K		C B X 1-1 HR	C C S 0-3 ③ K	5	1	2	2	0	2	2
David Bell, R (1, 4) OBP: 0.325, SLG: 0.433 Eric Plunk, R (6, 1) Mark Whiten, S (8, PH) OBP: 0.400, SLG: 0.485 Omar Vizquel, S (8, 6) OBP: 0.367, SLG: 0.382		F B S B F B F X 3-2 ③ F7		I 4-0 IBB	I 4-0 IBB			B X 1-0 1B 2B		1 0 1 0	0 0 1 0	0 0 1 0	0 0 0 0	2 0 0 0	0 0 0 0	0 0 0 0
Pat Borders, R (1, 2) OBP: 0.295, SLG: 0.295			B B X 2-0 ① F8	F B B X 2-1 ② SF9 2-3 3-H		B C B X 2-1 ③ F8		F X 0-1 SH1-4 2-H 1B		3	0	1	2	0	0	2
Charles Nagy, L (1, 1) Alvin Morman, L (6, 1) Jeff Branson, L (6, 4) OBP: 0.211, SLG: 0.243			B C S B S 2-3 ② K	B F B F C 2-3 ③ K			B X 1-0 ① G6-3	X 0-0 ① SH1-4 1-2		2 0 1	0 0 0	0 0 0	0 0 0	0 0 0	2 0 0	2 0 0
Inning Stats	R: 0 H: 0 E: 0 LOB: 1 K: 0 BB: 1 S: 7 P: 11	R: 0 H: 0 E: 0 LOB: 0 K: 1 BB: 0 S: 10 P: 17	R: 0 H: 0 E: 0 LOB: 0 K: 1 BB: 0 S: 5 P: 11	R: 3 H: 4 E: 0 LOB: 2 K: 1 BB: 1 S: 14 P: 30	R: 0 H: 0 E: 0 LOB: 0 K: 1 BB: 0 S: 8 P: 12	R: 0 H: 1 E: 0 LOB: 2 K: 1 BB: 1 S: 9 P: 18	R: 0 H: 2 E: 0 LOB: 3 K: 0 BB: 1 S: 13 P: 23	R: 2 H: 3 E: 0 LOB: 1 K: 1 BB: 0 S: 10 P: 13	R: 0 H: 1 E: 0 LOB: 1 K: 1 BB: 0 S: 11 P: 18	1B: 6 SF: 1 2B: 4 SAC: 1 3B: 0 DP: 0 HR: 1 HBP: 0						

	AB	36
	R	5
	H	11
	RBI	5
	BB	4
	SO	7
	LOB	16

PITCHER		IP	WLS	BF	H	R	ER	SO	BB	IBB	HBP	BLK	WP	HR	S	P	ERA	WHIP
Geremi Gonzalez, R ERA: 5.64	(1, 1)	6.0		26	5	3	3	5	1	2	0	0	0	0	53	99	4.50	1.000
Terry Mulholland, L ERA: 3.56	(7, 1)	0.2		5	2	0	0	0	1	0	0	0	0	0	12	22	0.00	4.500
Terry Adams, R ERA: 2.54	(7, 1)	0.1	L	4	3	2	2	0	0	0	0	0	0	1	6	8	54.00	9.000
Bob Patterson, L ERA: 5.68	(8, 1)	0.2		2	0	0	0	0	0	0	0	0	0	0	2	2	0.00	0.000
Marc Pisciotta, R ERA: 3.69	(8, 1)	1.1		5	1	0	0	2	0	0	0	0	0	0	14	22	0.00	0.750

PITCHER	IP	WLS	BF	H	R	ER	SO	BB	IBB	HBP	BLK	WP	HR	S	P	ERA	WHIP

WP: 0 PA: 42
PB: 0
SB: 0
CS: 0

Batter	1	2	3	4	5	6	7	8	9	AB	R	H	RBI	BB	SO	LOB
Brant Brown, L (1, 8) OBP: 0.367, SLG: 0.535	B F B X 2-1 F7 ①		B C B S S 2-3 K ①		X 0-0 P6 ②	F F B S 1-3 K ②			C F B S 1-3 K ①	5	0	0	0	0	3	4
Mickey Morandini, L (1, 4) OBP: 0.405, SLG: 0.418	C C B B F B F X 3-2 F8 ②		S B C B B X 3-2 F8 ②		F H 1-1 HBP	B B B B 4-0 FC6-4 1-2 2-3 3-H BB			F B X 1-1 F8 ②	3	0	0	1	1	0	0
Sammy Sosa, R (1, 9) OBP: 0.392, SLG: 0.675	B F X 1-1 F7 ③		C X 0-1 G5-3 ③		B S C X 1-2 P4 ③	C F X 0-2 FC6-4 1-2f ③			C X 0-1 P5 ③	5	0	0	0	0	0	5
Mark Grace, L (1, 3) OBP: 0.418, SLG: 0.500		B C F F B X 2-2 G6-3 ①		B X 1-0 F9 ①		B B C B C F F F X 3-2 HR 2B	B B X 2-0 G1-3 ①			4	1	1	0	0	0	0
Henry Rodriguez, L (1, 7) OBP: 0.322, SLG: 0.481 Terrell Lowery, R (8, 7) OBP: 0.313, SLG: 0.286 Bob Patterson, R (8, 1) Marc Pisciotta, R (8, 1) OBP: 0.333, SLG: 0.333		B X 1-0 BB BB SF8 1B		B F B X 2-1 G4-3 ②		X 0-0 2-H HR	C B B S X 2-2 F8 ②			4 0 0 0	2 0 0 0	2 0 0 0	2 0 0 0	0 0 0 0	0 0 0 0	0 0 0 0
José Hernández, R (1, 5) OBP: 0.320, SLG: 0.563	B B B B 4-0 BB 1-2 BB			C B B X 2-1 FC6-4 1B		B B B B 4-0 WP 1B BB BB	B B C C B F B 4-2 CS BB			1	1	1	0	3	0	0
Jeff Blauser, R (1, 6) OBP: 0.358, SLG: 0.316	B C C F F B B B 4-2 FC5-4 1-2 2-3 BB			X 0-0 FC6-4 1-2f ③		F B B X 2-1 BB WP 1-2 1B	B 1 SAFE F B 1 SAFE 2-1 CS 1-2 ③	B F S B S 2-3 K2-3 ①		3	0	1	0	1	1	1
Sandy Martinez, L (1, 2) OBP: 0.359, SLG: 0.418 Scott Servais, R (6, PH) OBP: 0.274, SLG: 0.295 (7, 2)	B B X 2-0 SF8 ② 3-H				B X 1-0 SH3-4 2B	C B X 1-1 G5-3 ① 1-2 2-3		B S C S 1-3 K ②		1 2	0 0	1 0	1 0	0 0	0 1	0 2
Geremi Gonzalez, R (1, 1) OBP: 0.185, SLG: 0.222 Manny Alexander, R (6, PH) OBP: 0.290, SLG: 0.344 Terry Mulholland, R (7, 1) OBP: 0.286, SLG: 0.167 Terry Adams, R (7, 1) Matt Mieske, R (8, 7) OBP: 0.378, SLG: 0.425		X 0-0 FC5-4 1-2f ③			L X 0-1 SH3-4 ① 2-3	4-0 BB IBB		X 0-0 F9 ③		1 0 0 0 1	0 0 0 0 0	0 0 0 0 0	0 0 0 0 0	0 1 0 0 0	0 0 0 0 0	2 0 0 0 0
Inning Stats	R: 0 H: 0 E: 0 LOB: 0 K: 0 BB: 0 S: 9 P: 15	R: 1 H: 1 E: 0 LOB: 2 K: 0 BB: 2 S: 11 P: 24	R: 0 H: 0 E: 0 LOB: 0 K: 1 BB: 0 S: 8 P: 13	R: 0 H: 1 E: 0 LOB: 1 K: 0 BB: 0 S: 6 P: 11	R: 0 H: 1 E: 0 LOB: 2 K: 0 BB: 0 S: 8 P: 11	R: 3 H: 3 E: 0 LOB: 3 K: 1 BB: 3 S: 18 P: 37	R: 0 H: 0 E: 0 LOB: 0 K: 0 BB: 1 S: 8 P: 18	R: 0 H: 0 E: 0 LOB: 0 K: 2 BB: 0 S: 7 P: 10	R: 0 H: 0 E: 0 LOB: 0 K: 1 BB: 0 S: 7 P: 9	1B: 3 SF: 1 2B: 2 SAC: 1 3B: 0 DP: 0 HR: 1 HBP: 1						

PITCHER		IP	WLS	BF	H	R	ER	SO	BB	IBB	HBP	BLK	WP	HR	S	P	ERA	WHIP
Charles Nagy, R ERA: 5.07	(1, 1)	5.0		25	6	4	4	1	3	0	1	0	0	1	51	92	7.20	1.800
Alvin Morman, L ERA: 3.06	(6, 1)	0.2		4	0	0	0	1	1	1	0	0	1	0	6	16	0.00	1.500
Eric Plunk, R ERA: 3.77	(6, 1)	1.1	W	4	0	0	0	0	1	0	0	0	0	0	11	21	0.00	0.750
Paul Shuey, R ERA:	(8, 1)	1.0		3	0	0	0	2	0	0	0	0	0	0	7	10	0.00	0.000
Paul Assenmacher, L ERA: 3.51	(9, 1)	0.2		2	0	0	0	1	0	0	0	0	0	0	5	7	0.00	0.000

PITCHER		IP	WLS	BF	H	R	ER	SO	BB	IBB	HBP	BLK	WP	HR	S	P	ERA	WHIP
Michael Jackson, R ERA: 2.17	(9, 1)	0.1	S	1	0	0	0	0	0	0	0	0	0	0	2	2	0.00	0.000

Cleveland Indians @ Chicago Cubs

Wrigley Field, Chicago, IL

Tue Jun 23 1998, 3:33 AM CDT

Att. 39,006 - Sunny - 79 F

BOTTOM

livebaseballscorecards.com

AB	30
R	4
H	6
RBI	4
BB	6
SO	5
LOB	14

WP: 1 PA: 40
PB: 0
SB: 0
CS: 1

Batter	1	2	3	4	5	6	7	8	9	10	11	AB	R	H	RBI	BB	SO	LOB
Brant Brown, L (1, 8) OBP: 0.363, SLG: 0.528	B S S B B F F C 3-3 ① K	S S S 0-3 ① K	B C S X 1-2 ① G3	B C C C 1-3 ① K	X 0-0 CS 1B							5	0	1	0	0	3	0
Mickey Morandini, L (1, 4) OBP: 0.411, SLG: 0.438	B C B F X 2-2 HR	C F B B X 2-2 HR 2B	X 0-0 ② F8	B B B 4-0 BB	C B B B C 3-2 ③ CS 1-2	B C S S B X 2-2 WP 1B						4	2	3	1	1	0	0
Sammy Sosa, R (1, 9) OBP: 0.392, SLG: 0.680	C C X 0-2 HR	C B F C 1-3 ② K	C X 0-1 1B	B X 1-0 ② F8		S B S S 1-3 ① K						5	1	2	1	0	2	3
Mark Grace, L (1, 3) OBP: 0.418, SLG: 0.497	B B C X 2-1 1B 1B	F B B B B 4-1 HR BB	X 0-0 ③ F7	1 SAFE B F F C 1-3 ③ K		C X 0-1 ② F9						4	1	1	0	1	1	3
Henry Rodriguez, L (1, 10) OBP: 0.327, SLG: 0.494	B B B C X 3-1 G4-6-3 1-2 1B	B F B F X 2-2 1-H 2-H HR			B F X 1-1 ① G4-3	B B F S B F S 3-3 ① K		1 SAFE S B I I I 4-1 1-2 IBB				4	1	2	3	1	1	0
Pedro Valdes, L (1, 7) Terrell Lowery, R (8, PH) (8, 7) OBP: 0.353, SLG: 0.286 Matt Mieske, R (10, PH) (10, 7) OBP: 0.373, SLG: 0.419 Manny Alexander, R (11, 7) (11, 5) OBP: 0.290, SLG: 0.344	B B C X 2-1 ② ③ G4-6-3 1-2f	B B X 2-0 ③ G4-3			X 0-0 ② G4-3	C B B B B 4-1 G4-3 BB			C B F S 1-3 ③ K			3 0 1 0	0 0 0 0	0 0 0 0	0 1 0 0	0 0 1 0	0 0 2 0	2 0 2 0
Jeff Blauser, R (1, 6) OBP: 0.355, SLG: 0.310	S X 0-1 ① P9	B B X 2-0 ① G5-3	C B B F B B 4-2 1B 2B BB	C F B 1 SAFE B 1 SAFE 1 SAFE X 2-2 ② ③ G4-3 1-2f			F B S B B B X 3-2 ① G5-3		4	1	0	0	1	0	1		
Tyler Houston, L (1, 2) OBP: 0.266, SLG: 0.365 Scott Servais, R (6, 2) OBP: 0.271, SLG: 0.292	C C B F X 1-2 CS 1B	X 0-0 G6-3 1B	1 SAFE B C X 1-1 1-2 2B 1B	S C X 0-2 ① G6-3	B B C F F C 2-3 ② K	3 2	0 0	3 0	0 0	0 1	0 0							
José Hernández, R (1, 5) (11, 7) OBP: 0.317, SLG: 0.559	B B B 1 SAFE C C S 3-3 ② ③ K 1-2	C C X 0-2 ② ③ G6-3 1-2f	C F B X 1-2 ③ 1-H 2-H 2B	C F B C 1-3 ② K	C C B F S 1-3 ③ K	5	0	1	1	0	3	2						
Inning Stats	R: 2 H: 4 E: 0 LOB: 1 K: 1 BB: 0 S: 17 P: 29	R: 0 H: 1 E: 0 LOB: 0 K: 1 BB: 0 S: 9 P: 13	R: 3 H: 2 E: 0 LOB: 0 K: 2 BB: 1 S: 14 P: 25	R: 0 H: 1 E: 0 LOB: 0 K: 0 BB: 0 S: 5 P: 7	R: 0 H: 1 E: 0 LOB: 1 K: 0 BB: 0 S: 7 P: 8	R: 1 H: 2 E: 0 LOB: 2 K: 0 BB: 1 S: 10 P: 17	R: 0 H: 0 E: 0 LOB: 1 K: 2 BB: 1 S: 7 P: 14	R: 0 H: 0 E: 0 LOB: 0 K: 1 BB: 1 S: 8 P: 17	R: 0 H: 1 E: 0 LOB: 0 K: 1 BB: 0 S: 9 P: 13	R: 0 H: 1 E: 0 LOB: 2 K: 2 BB: 1 S: 12 P: 20	R: 0 H: 0 E: 0 LOB: 0 K: 2 BB: 0 S: 11 P: 17	1B: 8 2B: 2 3B: 0 HR: 3	SF: 0 SAC: 0 DP: 3 HBP: 0						

PITCHER		IP	WLS	BF	H	R	ER	SO	BB	IBB	HBP	BLK	WP	HR	S	P	ERA	WHIP
Seth Greisinger, R ERA: 6.67	(1, 1)	6.0		27	11	6	6	4	2	0	0	0	0	3	62	99	9.00	2.167
44 Sean Runyan, L ERA: 3.46	(7, 1)	1.1		6	0	0	0	3	2	0	0	0	0	0	12	26	0.00	1.500
Dean Crow, R ERA: 2.45	(8, 1)	1.2		4	1	0	0	1	0	0	0	0	0	0	12	18	0.00	0.600
Doug Brocail, R ERA: 3.69	(10, 1)	2.0	W	8	1	0	0	4	0	1	0	0	1	0	23	37	0.00	0.500

PITCHER	IP	WLS	BF	H	R	ER	SO	BB	IBB	HBP	BLK	WP	HR	S	P	ERA	WHIP

TOP

Chicago Cubs @ Detroit Tigers

Tiger Stadium, Detroit, MI

Wed Jun 24 1998, 7:05 PM EDT

Att. 23,810 - Cloudy - 90 F

livebaseballscorecards.com

AB	40
R	6
H	13
RBI	6
BB	5
SO	12
LOB	13

WP: 1	PA: 46		
PB: 0			
SB: 0			
CS: 2			

Batter	1	2	3	4	5	6	7	8	9	10	11	AB	R	H	RBI	BB	SO	LOB
Brian Hunter, R (1, 8) OBP: 0.325, SLG: 0.370	B5		CS 1B	FC5-4		G1-3			G1-3		L8	6	0	1	0	0	0	2
Damion Easley, R (1, 4) OBP: 0.345, SLG: 0.528	WP 1B		HR BB 1B	P8			G5-3		K		1B 1B 1B	6	2	3	1	0	1	2
Bobby Higginson, L (1, 9) OBP: 0.402, SLG: 0.560	K		P7		BB 1B		L7		HR		1B IBB 1B	6	1	3	2	0	1	2
Tony Clark, S (1, 3) OBP: 0.354, SLG: 0.519	G6-3		HR BB		K		G4-3		G4-3		1B IBB	4	1	0	0	2	1	2
Luis Gonzalez, L (1, 7) OBP: 0.382, SLG: 0.508 Kimera Bartee, R (10, PR) OBP: 0.266, SLG: 0.450 (11, 7)		BB	HR		FC6-4 BB			F8		FC3-5 S BB	P7	2 1	1 0	1 0	3 0	0 0	0 0	0 3
Gabe Alvarez, R (1, 10) OBP: 0.429, SLG: 0.929	K	E6 S			P5			2B		FC3-5 WP	1B	6	0	2	1	0	1	4
Joe Randa, R (1, 5) OBP: 0.318, SLG: 0.336	F9	P8			FC6-4			F8		K		5	0	0	0	0	1	6
Paul Bako, L (1, 2) OBP: 0.312, SLG: 0.357	K		F7		P5			K		IBB		4	0	0	0	1	2	2
Deivi Cruz, R (1, 6) OBP: 0.304, SLG: 0.329			1B 1B 1B		FC5-4 1B	F8			HR 1B		P3	5	2	3	0	0	0	2
Inning Stats	R: 0 E: 0 K: 1 S: 9 H: 1 LOB: 1 BB: 0 P: 14	R: 0 E: 0 K: 2 S: 9 H: 0 LOB: 1 BB: 1 P: 17	R: 4 E: 1 K: 0 S: 15 H: 4 LOB: 1 BB: 1 P: 25	R: 0 E: 0 K: 0 S: 7 H: 1 LOB: 1 BB: 0 P: 11	R: 0 E: 0 K: 1 S: 11 H: 1 LOB: 2 BB: 1 P: 19	R: 0 E: 0 K: 0 S: 5 H: 0 LOB: 0 BB: 0 P: 9	R: 0 E: 0 K: 0 S: 5 H: 0 LOB: 0 BB: 0 P: 9	R: 0 E: 0 K: 1 S: 8 H: 1 LOB: 1 BB: 0 P: 15	R: 2 E: 0 K: 1 S: 14 H: 2 LOB: 0 BB: 0 P: 21	R: 0 E: 0 K: 1 S: 7 H: 0 LOB: 2 BB: 2 P: 22	R: 1 E: 0 K: 0 S: 11 H: 3 LOB: 3 BB: 1 P: 22	1B: 10 2B: 1 3B: 0 HR: 2 SF: 0 SAC: 0 DP: 0 HBP: 0						

PITCHER		IP	WLS	BF	H	R	ER	SO	BB	IBB	HBP	BLK	WP	HR	S	P	ERA	WHIP
Mark Clark, R ERA: 4.75	(1, 1)	8.0		35	8	4	4	5	3	0	0	0	1	1	69	119	4.50	1.375
Rod Beck, R ERA: 3.86	(9, 1)	1.0		5	2	2	2	1	0	0	0	0	0	1	14	21	18.00	2.000
Marc Pisciotta, R ERA: 3.79	(10, 1)	1.1	L	7	1	1	1	1	1	1	0	0	1	0	10	28	6.75	1.500
Bob Patterson, L ERA: 5.68	(11, 1)	0.0		2	1	0	0	0	0	1	0	0	0	0	3	10	∞	∞
Dave Stevens, R ERA:	(11, 1)	0.1		2	1	0	0	0	0	0	0	0	0	0	5	6	0.00	3.000

PITCHER	IP	WLS	BF	H	R	ER	SO	BB	IBB	HBP	BLK	WP	HR	S	P	ERA	WHIP

Chicago Cubs @ Detroit Tigers

Tiger Stadium, Detroit, MI

Wed Jun 24 1998, 7:05 PM EDT

Att. 23,810 - Cloudy - 90 F

BOTTOM

livebaseballscorecards.com

AB	45
R	7
H	13
RBI	7
BB	6
SO	7
LOB	25

PA:	51		
WP: 2	PB: 0	SB: 3	CS: 1

Chicago Cubs @ Detroit Tigers

Tiger Stadium, Detroit, MI

Thu Jun 25 1998, 7:05 PM EDT

Att. 30,688 - Cloudy - 94 F

TOP

livebaseballscorecards.com

Batter	1	2	3	4	5	6	7	8	9	AB	R	H	RBI	BB	SO	LOB
Brant Brown, L (1, 8) OBP: 0.359, SLG: 0.521 Matt Mieske, R (6, 9) OBP: 0.369, SLG: 0.413 (7, 7)	B B X 2-0 L8 ①		C S B X 1-2 G4-3 ③			B C X 1-1 G4-3 ②		C X 0-1 P3 ①		3	0	0	0	0	0	0
										1	0	0	0	0	0	0
Mickey Morandini, L (1, 4) OBP: 0.409, SLG: 0.446	B B X 2-0 L7 ②			B X 1-0 F7 ①		C B B F C 2-3 K		C X 0-1 HR		4	1	1	1	0	1	0
Sammy Sosa, R (1, 9) OBP: 0.391, SLG: 0.684 (6, 8) (7, 9)	B B B X 3-0 G4-3 ③			B S B X 2-1 F8 ②			B X 1-0 HR	C B B F B X 3-2 P6 ②		4	1	1	1	0	0	0
Mark Grace, L (1, 3) OBP: 0.419, SLG: 0.500		B C S F B S 2-3 K ①		C F F B F B X 2-2 1B			B C X 1-1 SH1-4 SF9 2B	B B F C F B S 3-3 K ③		4	1	2	0	0	2	0
Henry Rodriguez, L (1, 10) OBP: 0.330, SLG: 0.504		C X 0-1 HR		B B F X 2-1 P5 ③			B B B B 4-0 1B SH1-4 BB		C B S B F F B X 3-2 G3-1 ①	3	1	1	1	1	0	1
Pedro Valdes, L (1, 7) José Hernández, R (7, PH) OBP: 0.320, SLG: 0.561 (7, 8)		B B B C B 4-1 CS BB			C X 0-1 G1-3 ①		B B C X 2-1 SH1-4 ① 1-2 2-3		B X 1-0 WP 1B	1	0	0	0	1	0	0
										1	0	1	0	0	0	0
Jeff Blauser, R (1, 6) OBP: 0.350, SLG: 0.306		C P S B C 2-3 K ② ③ 1-2			B C X 1-1 L6 ②		B X 1-0 SF9 ② 3-H		B B B C C X 3-2 L9 ② 1-2	3	0	0	1	0	1	2
Tyler Houston, L (1, 2) OBP: 0.269, SLG: 0.364 Scott Servais, R (7, PR) OBP: 0.271, SLG: 0.292 (7, 2) Sandy Martinez, L (9, PH) OBP: 0.354, SLG: 0.412			X 0-0 G4-3 ①		B F B X 2-1 G4-3 ③		S F F B B X 2-2 1B 2-3		C B F B B F F S 2-3 K ③	3	0	1	0	0	0	0
										0	0	0	0	0	0	0
										1	0	0	0	0	1	1
Manny Alexander, R (1, 5) OBP: 0.284, SLG: 0.336			S B F X 1-2 F9 ②			F B B F T F X 2-2 F9 ①	B B X 2-0 G5-3 ③			3	0	0	0	0	0	2

	AB	R	H	RBI	BB	SO	LOB
	31	4	7	4	2	5	6

Inning Stats	1	2	3	4	5	6	7	8	9
	R: 0 E: 0 K: 0 S: 3	H: 0 LOB: 0 BB: 0 P: 10	R: 1 E: 0 K: 2 S: 11	H: 1 LOB: 0 BB: 1 P: 18	R: 0 E: 0 K: 0 S: 7	H: 0 LOB: 0 BB: 0 P: 9	R: 0 E: 0 K: 0 S: 10	H: 1 LOB: 1 BB: 0 P: 17	R: 0 E: 0 K: 0 S: 6	H: 0 LOB: 0 BB: 0 P: 9
	R: 0 E: 0 K: 1 S: 9	H: 0 LOB: 0 BB: 0 P: 14	R: 2 E: 0 K: 0 S: 11	H: 3 LOB: 2 BB: 1 P: 24	R: 1 E: 0 K: 1 S: 11	H: 1 LOB: 0 BB: 0 P: 17	R: 0 E: 0 K: 1 S: 14	H: 1 LOB: 1 BB: 0 P: 23		

1B: 3 SF: 1 WP: 1 PA: 35
2B: 1 SAC: 1 PB: 0
3B: 0 DP: 0 SB: 0
HR: 3 HBP: 0 CS: 1

PITCHER		IP	WLS	BF	H	R	ER	SO	BB	IBB	HBP	BLK	WP	HR	S	P	ERA	WHIP
Brian Moehler, R ERA: 3.89	(1, 1)	6.0		22	4	3	3	3	1	0	0	0	0	2	49	82	4.50	0.833
44 Sean Runyan, L ERA: 3.46	(7, 1)	0.0		1	0	0	0	0	1	0	0	0	0	0	0	4	∞	∞
Matt Anderson, R ERA:	(7, 1)	1.0	W	4	1	0	0	0	0	0	0	0	0	0	8	15	0.00	1.000
Doug Bochtler, R ERA: 3.73	(8, 1)	1.0		4	1	1	1	1	0	0	0	0	0	1	11	17	9.00	1.000
Todd Jones, R ERA: 5.74	(9, 1)	1.0	S	4	1	0	0	1	0	0	0	0	1	0	14	23	0.00	1.000

PITCHER	IP	WLS	BF	H	R	ER	SO	BB	IBB	HBP	BLK	WP	HR	S	P	ERA	WHIP

Chicago Cubs @ Detroit Tigers

Tiger Stadium, Detroit, MI

Thu Jun 25 1998, 7:05 PM EDT

Att. 30,688 - Cloudy - 94 F

livebaseballscorecards.com

Batter	1	2	3	4	5	6	7	8	9	AB	R	H	RBI	BB	SO	LOB
Brian Hunter, R (1, 8) OBP: 0.324, SLG: 0.366	B B C B B 4-1 CS BB		C C B B X 2-2 ③ G4-3		X 0-0 ③ F7		C B 1 SAFE 1 SAFE X 1-1 ① G6-3 1-2			3	0	0	0	1	0	2
Damion Easley, R (1, 4) OBP: 0.347, SLG: 0.537	1 SAFE 1 SAFE B S F X 1-2 ①② G5-3 1-2			B F B X 2-1 HR		B S B F X 2-2 ① G6-3	C B B B B 4-1 FC4-6 BB			3	1	1	1	1	0	1
Bobby Higginson, L (1, 9) OBP: 0.404, SLG: 0.561	B C S B B S 3-3 ③ K			B B B B 4-0 WP G6-3 BB		B X 1-0 G3 2B 2B	B F B B F F X 3-2 ② FC4-6 HR 1-2f 2-3			3	2	1	0	1	1	2
Tony Clark, S (1, 3)		F F B X 1-2 1B		C S B S 1-3 ① K		F B B F X 2-2 ② G3 2-3	C B X 1-1 1-H 3-H HR			4	1	2	3	0	1	2
Luis Gonzalez, L (1, 7) OBP: 0.380, SLG: 0.502		B B X 2-0 ① F8		C 1 SAFE X 0-1 ② G6-3 1-2		B F B B B 4-1 2B BB	B C S B B X 3-2 ③ G4-3			3	1	0	0	1	0	2
Geronimo Berroa, R (1, 10) OBP: 0.289, SLG: 0.304 Kimera Bartee, R (8, PR) OBP: 0.266, SLG: 0.450	B S B F B S 3-3 ② K			B C B B C S 3-3 ③ K 2-3		C C F X 0-2 1-H 3-H 2B	B S C B X 2-2 CS 1B			4 0	0 0	2 0	2 0	0 0	2 0	2 0
Gabe Alvarez, R (1, 5) OBP: 0.444, SLG: 0.813	B C F B S 2-3 ③ K				B B B C B 4-1 FC4-6 BB	B S B B B 4-1 BB	1 SAFE B C 1 P 1 SAFE S B C 3-3 ①② K 1-2			2	0	0	0	2	2	2
Joe Oliver, R (1, 2) OBP: 0.264, SLG: 0.374			B S S S 1-3 ① K		S S S 0-3 ① K	C F B S 1-3 ③ K		B B F F F B F S 3-3 ③ K		4	0	0	0	0	4	4
Deivi Cruz, R (1, 6) OBP: 0.304, SLG: 0.326			F X 0-1 ② G4-3		X 0-0 ② FC4-6 1-2f		B F B B C F F B 4-2 FC4-6 G6-3 HR BB			2	1	0	0	1	0	1

	AB	28
	R	6
	H	6
	RBI	6
	BB	7
	SO	10
	LOB	18

Inning Stats	1	2	3	4	5	6	7	8	9
	R: 0 E: 0 K: 1 S: 7	H: 0 LOB: 0 BB: 1 P: 15	R: 0 E: 0 K: 2 S: 10	H: 1 LOB: 1 BB: 0 P: 18	R: 0 E: 0 K: 1 S: 8	H: 0 LOB: 0 BB: 0 P: 11	R: 1 E: 0 K: 2 S: 10	H: 1 LOB: 1 BB: 1 P: 20	R: 0 E: 0 K: 1 S: 6	H: 0 LOB: 1 BB: 1 P: 10	R: 2 E: 0 K: 1 S: 16	H: 2 LOB: 2 BB: 2 P: 30	R: 3 E: 0 K: 0 S: 15	H: 1 LOB: 0 BB: 2 P: 31	R: 0 E: 0 K: 2 S: 12	H: 1 LOB: 1 BB: 0 P: 19

	1B: 2	SF: 0	WP: 1	PA: 35
	2B: 2	SAC: 0	PB: 0	
	3B: 0	DP: 0	SB: 0	
	HR: 2	HBP: 0	CS: 2	

PITCHER		IP	WLS	BF	H	R	ER	SO	BB	IBB	HBP	BLK	WP	HR	S	P	ERA	WHIP
34 Kerry Wood, R ERA: 3.48	(1, 1)	6.0		26	4	3	3	8	5	0	0	0	1	1	57	104	4.50	1.500
Terry Adams, R ERA: 2.91	(7, 1)	0.1	L	3	0	2	2	0	2	0	0	0	0	0	7	16	54.00	6.000
Terry Mulholland, L ERA: 3.71	(7, 1)	0.2		3	1	1	1	0	0	0	0	0	0	1	8	15	13.50	1.500
Dave Stevens, R ERA:	(8, 1)	1.0		3	1	0	0	2	0	0	0	0	0	0	12	19	0.00	1.000

PITCHER	IP	WLS	BF	H	R	ER	SO	BB	IBB	HBP	BLK	WP	HR	S	P	ERA	WHIP

Chicago Cubs @ Kansas City Royals

Kauffman Stadium, Kansas City, MO

Fri Jun 26 1998, 7:05 PM CDT

Att. 39,008 - Unknown - 91 F

livebaseballscorecards.com

Batter	1	2	3	4	5	6	7	8	9	AB	R	H	RBI	BB	SO	LOB
Jeff Blauser, R (1, 6) OBP: 0.351, SLG: 0.305	4-2 1B BB	1-2 L6			0-0 G4-6-3 1B		3-2 G6-3 1-3		2-3 K	4	1	1	0	1	1	4
Mickey Morandini, L (1, 4) OBP: 0.404, SLG: 0.440	0-1 F8	1-2 F8			1-2 G4-6-3 1-2f		0-0 G4-3			4	0	0	0	0	0	5
Sammy Sosa, R (1, 9) OBP: 0.389, SLG: 0.679	2-1 1B 1-3 1B		3-2 G6-3		1-0 G6-3			2-2 F9		4	0	1	0	0	0	0
Mark Grace, L (1, 3) OBP: 0.423, SLG: 0.502	1-0 G4-6-3 1-3 3-H 1B		2-2 G1-3			4-1 G6-4-3 BB		3-2 1B		3	0	2	1	1	0	0
Henry Rodriguez, L (1, 10) OBP: 0.325, SLG: 0.496	0-1 G4-6-3 1-2f		1-2 G3-1			0-1 G6-4-3 1-2f		1-3 K		4	0	0	0	0	1	4
Tyler Houston, L (1, 2) OBP: 0.271, SLG: 0.406 Manny Alexander, R (8, PH) OBP: 0.281, SLG: 0.333 Scott Servais, R (8, 2) OBP: 0.271, SLG: 0.292		1-1 G1-3		0-1 G4-3		0-0 HR		1-3 K		3 1 0	1 0 0	1 0 0	1 0 0	0 1 0	0 1 0	0 1 0
Kevin Orie, R (1, 5) OBP: 0.241, SLG: 0.276	4-1 2B BB		3-2 P5			0-0 G6-3			3-2 F4	3	1	0	0	1	0	0
Pedro Valdes, L (1, 7) OBP: 0.308, SLG: 0.333	1-0 1-H 2B		1-0 1B				1-1 G6-3 WP 1B		1-2 E4	4	0	3	1	0	0	0
José Hernández, R (1, 8) OBP: 0.319, SLG: 0.552	4-0 BB		3-2 G4-3				1-0 F9		2-3 K	3	0	0	0	1	1	3

AB	33
R	3
H	8
RBI	3
BB	4
SO	4
LOB	17

Inning Stats	1	2	3	4	5	6	7	8	9
	R: 1 E: 0 K: 0 S: 12	H: 2 LOB: 1 BB: 1 P: 19	R: 1 E: 0 K: 0 S: 12	H: 1 LOB: 2 BB: 2 P: 24	R: 0 E: 0 K: 0 S: 12	H: 0 LOB: 0 BB: 0 P: 18	R: 0 E: 0 K: 0 S: 11	H: 1 LOB: 1 BB: 0 P: 18	R: 0 E: 0 K: 0 S: 5	H: 1 LOB: 0 BB: 0 P: 7
	R: 1 E: 0 K: 0 S: 5	H: 1 LOB: 0 BB: 1 P: 9	R: 0 E: 0 K: 0 S: 7	H: 1 LOB: 1 BB: 0 P: 12	R: 0 E: 0 K: 2 S: 14	H: 1 LOB: 1 BB: 0 P: 21	R: 0 E: 1 K: 2 S: 13	H: 0 LOB: 1 BB: 0 P: 21		

1B: 6	SF: 0
2B: 1	SAC: 0
3B: 0	DP: 3
HR: 1	HBP: 0

WP: 1	PA: 37
PB: 0	
SB: 0	
CS: 0	

PITCHER		IP	WLS	BF	H	R	ER	SO	BB	IBB	HBP	BLK	WP	HR	S	P	ERA	WHIP
Hipolito Pichardo, R ERA: 5.82	(1, 1)	6.0	W	25	6	3	3	0	4	0	0	0	0	1	57	95	4.50	1.667
Jim Pittsley, R ERA: 5.89	(7, 1)	1.0		4	1	0	0	0	0	0	0	0	1	0	7	12	0.00	1.000
Matt Whisenant, L ERA: 5.14	(8, 1)	1.0		4	1	0	0	2	0	0	0	0	0	0	14	21	0.00	1.000
Jeff Montgomery, R ERA: 6.67	(9, 1)	1.0	S	4	0	0	0	2	0	0	0	0	0	0	13	21	0.00	0.000

PITCHER	IP	WLS	BF	H	R	ER	SO	BB	IBB	HBP	BLK	WP	HR	S	P	ERA	WHIP

Chicago Cubs @ Kansas City Royals

Kauffman Stadium, Kansas City, MO

Fri Jun 26 1998, 7:05 PM CDT

Att. 39,008 - Unknown - 91 F

livebaseballscorecards.com

BOTTOM

Batter	1	2	3	4	5	6	7	8	9	AB	R	H	RBI	BB	SO	LOB
Johnny Damon, L (1, 8) OBP: 0.339, SLG: 0.432	C B S B F F X 2-2 P2 ①		B C S B B B 4-2 HR BB	C F F S 0-3 K ③			X 0-0 L3 ①			3	1	0	0	1	1	0
Jose Offerman, S (1, 4) OBP: 0.374, SLG: 0.425	B X 1-0 F8 ②		B 1 SAFE B 1 SAFE X 2-0 1-H HR		C X 0-1 G3 ①		B C B M X 2-2 F9 ②			4	1	1	2	0	0	0
Hal Morris, L (1, 10) OBP: 0.382, SLG: 0.443	B B X 2-0 F7 ③		M X 0-1 FC6-4 1B SF7 1B		X 0-0 F7 ②		B X 1-0 G3-1 ③			4	1	1	0	0	0	0
Jeff King, R (1, 3) OBP: 0.331, SLG: 0.476		B C F B B C 3-3 K ①	C B 1 SAFE S T B 1 SAFE X 2-2 1-2 FC6-4 1B		S B B B 4-1 BB			C B C X 1-2 HR		3	1	2	1	1	1	0
Dean Palmer, R (1, 5) OBP: 0.333, SLG: 0.522		X 0-0 1B 3B	X 0-0 FC6-4 ① 1-2f 2-3		B B S B C F S 3-3 K ③			S C F B X 1-2 F9 ①		4	1	1	0	0	1	3
Larry Sutton, L (1, 9) OBP: 0.337, SLG: 0.397		C B X 1-1 3B 1B 3-H	C B S X 1-2 SF7 ② 3-H			X 0-0 G4-3 1B 1B		B B F X 2-1 1B		3	1	3	2	0	0	0
Jeff Conine, R (1, 7) OBP: 0.293, SLG: 0.411		B C X 1-1 F8 ②	B C F S 1-3 K ③			B B 1 SAFE F 1 SAFE X 2-1 1-2 G4-3 1B		F B C 1 SAFE X 1-2 P9 ②		4	0	1	0	0	1	3
Mendy López, R (1, 6) OBP: 0.400, SLG: 0.600		1 SAFE B B 1 SAFE F 1 SAFE B X 3-1 1-H 3B		C B B B C C 2-3 K ①		B X 1-0 G4-3 ① ② 1-2f 2-3		F X 0-1 F9 ③		4	0	1	1	0	1	3
Sal Fasano, R (1, 2) OBP: 0.258, SLG: 0.250		X 0-0 G5-3 ③		F B B F F B F F X 3-2 F9 ②		C F B S 1-3 K ③				3	0	0	0	0	1	2
Inning Stats	R: 0 E: 0 K: 0 S: 7 H: 0 LOB: 0 BB: 0 P: 12	R: 2 E: 0 K: 1 S: 11 H: 3 LOB: 1 BB: 0 P: 19	R: 3 E: 0 K: 1 S: 16 H: 3 LOB: 1 BB: 1 P: 26	R: 0 E: 0 K: 2 S: 13 H: 0 LOB: 0 BB: 0 P: 18	R: 0 E: 0 K: 1 S: 8 H: 0 LOB: 1 BB: 1 P: 15	R: 0 E: 0 K: 1 S: 7 H: 2 LOB: 1 BB: 0 P: 11	R: 0 E: 0 K: 0 S: 5 H: 0 LOB: 0 BB: 0 P: 8	R: 1 E: 0 K: 0 S: 14 H: 2 LOB: 1 BB: 0 P: 19		1B: 6 2B: 0 3B: 2 HR: 2	SF: 1 SAC: 0 DP: 1 HBP: 0					

	AB	32
	R	6
	H	10
	RBI	6
	BB	2
	SO	6
	LOB	11

PITCHER		IP	WLS	BF	H	R	ER	SO	BB	IBB	HBP	BLK	WP	HR	S	P	ERA	WHIP
Steve Trachsel, R ERA: 4.46	(1, 1)	7.1	L	33	10	6	6	6	2	0	0	0	0	2	76	122	7.36	1.636
Dave Stevens, R ERA:	(8, 1)	0.2		2	0	0	0	0	0	0	0	0	0	0	5	6	0.00	0.000

PITCHER	IP	WLS	BF	H	R	ER	SO	BB	IBB	HBP	BLK	WP	HR	S	P	ERA	WHIP

Batter	1	2	3	4	5	6	7	8	9	10	AB	R	H	RBI	BB	SO	LOB
Jeff Blauser, R (1, 6) OBP: 0.345, SLG: 0.299	C S B F B C 2-3 ① K		F B C C 1-3 ② K		C F B B B S 3-3 ① K	B B B F X 3-1 ③ F8			C F S 0-3 ③ K		5	0	0	0	0	4	4
Manny Alexander, R (1, 10) OBP: 0.286, SLG: 0.344	C F B S 1-3 ② K		B X 1-0 2-H 3-H 2B		B X 1-0 2B 1B		X 0-0 ① L7			B C S B S 2-3 ① K	5	1	2	2	0	2	0
Mark Grace, L (1, 3) OBP: 0.417, SLG: 0.493	X 0-0 ③ F8		C F X 0-2 ③ G1-3		B 1 SAFE 1 SAFE S B 1 SAFE 1 SAFE F X 2-2 ② F7		C C X 0-2 ② G5-3			B B C S F X 2-2 ② L9	5	0	0	0	0	0	2
Sammy Sosa, R (1, 9) OBP: 0.386, SLG: 0.674		B B C F C 2-3 ① K		F B X 1-1 ① P9	C X 0-1 1-H 2B		X 0-0 ③ L8			C S S 0-3 ③ K	5	0	1	1	0	2	0
Matt Mieske, R (1, 7) OBP: 0.368, SLG: 0.410		C B B B C C 3-3 ② K		X 0-0 L9 1B 1B	X 0-0 ③ G1-3			B X 1-0 ① F7			3	0	1	0	0	1	1
Pedro Valdes, L (8, PH) OBP: 0.286, SLG: 0.308											1	0	0	0	0	0	0
Terrell Lowery, R (8, 8) OBP: 0.353, SLG: 0.286											0	0	0	0	0	0	0
José Hernández, R (1, 8) OBP: 0.322, SLG: 0.551		B C C B B C 3-3 ③ K		B 1 SAFE 1 B X 2-0 1-2 BB 1B		C B F B F X 2-2 F8 1B 1B		C F B X 1-2 ② L9			4	0	2	0	0	1	0
(8, 7)																	
Mickey Morandini, L (1, 4) OBP: 0.405, SLG: 0.441			C B S F B X 2-2 S E 2B 1B	X 0-0 2-3 ② L9		L L X 0-2 1-2 1B		F B X 1-1 ③ F8			4	1	2	0	0	0	2
Kevin Orie, R (1, 5) OBP: 0.241, SLG: 0.271			B F B X 2-1 FC6 S 1-2 2B	B B B C F F B 4-2 1-2 BB		C X 0-1 ① F8 2-3			C B C X 1-2 ① G1-3		3	1	0	0	1	0	3
Scott Servais, R (1, 2) OBP: 0.267, SLG: 0.287			B B L B F F S 3-3 ① K 1-2 2-3	B X 1-0 ③ P4		X 0-0 ② P4			B F C S 1-3 ② K		3	0	0	0	0	1	7
Tyler Houston, L (9, PH) OBP: 0.268, SLG: 0.400											1	0	0	0	0	1	0
(9, 2)																	
Inning Stats	R: 0 E: 0 K: 2 S: 8 / H: 0 LOB: 0 BB: 0 P: 11	R: 0 E: 0 K: 3 S: 9 / H: 0 LOB: 0 BB: 0 P: 17	R: 2 E: 1 K: 2 S: 17 / H: 2 LOB: 1 BB: 0 P: 26	R: 0 E: 0 K: 0 S: 9 / H: 2 LOB: 3 BB: 1 P: 17	R: 1 E: 0 K: 1 S: 10 / H: 2 LOB: 1 BB: 0 P: 16	R: 0 E: 0 K: 0 S: 12 / H: 2 LOB: 2 BB: 0 P: 17	R: 0 E: 0 K: 0 S: 5 / H: 0 LOB: 0 BB: 0 P: 5	R: 0 E: 0 K: 0 S: 6 / H: 0 LOB: 0 BB: 0 P: 9	R: 0 E: 0 K: 2 S: 9 / H: 0 LOB: 0 BB: 0 P: 11	R: 0 E: 0 K: 2 S: 10 / H: 0 LOB: 0 BB: 0 P: 14	1B: 6 2B: 2 3B: 0 HR: 0	SF: 0 SAC: 0 DP: 0 HBP: 0				WP: 0 PB: 0 SB: 2 CS: 0	PA: 40	

PITCHER		IP	WLS	BF	H	R	ER	SO	BB	IBB	HBP	BLK	WP	HR	S	P	ERA	WHIP
50 José Rosado, L ERA: 4.16	(1, 1)	5.0		25	8	3	1	8	1	0	0	0	0	0	60	96	1.80	1.800
Ricky Bones, R ERA: 1.64	(6, 1)	3.0		9	0	0	0	0	0	0	0	0	0	0	16	22	0.00	0.000
Scott Service, R ERA: 3.32	(9, 1)	2.0	W	6	0	0	0	4	0	0	0	0	0	0	19	25	0.00	0.000

PITCHER	IP	WLS	BF	H	R	ER	SO	BB	IBB	HBP	BLK	WP	HR	S	P	ERA	WHIP

TOP

Chicago Cubs @ Kansas City Royals

Kauffman Stadium, Kansas City, MO

Sat Jun 27 1998, 7:05 PM CDT
Att. 39,295 - Unknown - 91 F

livebaseballscorecards.com

AB	39
R	3
H	8
RBI	3
BB	1
SO	12
LOB	19

Batter	1	2	3	4	5	6	7	8	9	10	AB	R	H	RBI	BB	SO	LOB
Johnny Damon, L (1, 8) OBP: 0.339, SLG: 0.430	F7		L9		G6-3		2B 1B	G4-3		1B	6	0	2	1	0	0	4
Jose Offerman, S (1, 4) OBP: 0.374, SLG: 0.428	G3		K		G1-3		2B		S 1B		5	0	2	1	0	1	1
Hal Morris, L (1, 10) OBP: 0.382, SLG: 0.442	WP 1B		1B		L7		G1-4-3		SAFE K		5	0	2	0	0	1	3
Jeff King, R (1, 3) OBP: 0.332, SLG: 0.471	BB		K			P4		1B 1B BB	K		3	1	0	0	2	2	3
Dean Palmer, R (1, 5) OBP: 0.331, SLG: 0.516	K			K2-3		G6-3		E 1B	G1-3		5	0	1	0	0	2	3
Larry Sutton, L (1, 9) OBP: 0.333, SLG: 0.391		G4-3		K		K		E9 FC5-4 1B		G4-3	5	0	1	1	0	2	0
Jeff Conine, R (1, 7) OBP: 0.296, SLG: 0.411		K		1B			G5-3	FC5-4 HBP		29 1B 1B	5	1	2	0	0	1	2
Mendy López, R (1, 6) OBP: 0.308, SLG: 0.462 Shane Mack, R (8, PH) OBP: 0.354, SLG: 0.477 Shane Halter, R (9, 6) OBP: 0.290, SLG: 0.346		L4		G5-3			K	HBP		L7	3 0 1	0 0 0	0 0 0	0 0 0	0 0 0	1 0 0	1 0 1
Sal Fasano, R (1, 2) OBP: 0.276, SLG: 0.291 29 Mike Sweeney, R (7, PR) OBP: 0.307, SLG: 0.345 (8, 2)			1B 1B		HR		2B HBP	K		1B 1B	2 2	1 1	2 1	1 0	0 0	0 1	0 3
Inning Stats	R: 0 H: 1 E: 0 LOB: 2 K: 1 BB: 1 S: 13 P: 19	R: 0 H: 0 E: 0 LOB: 0 K: 1 BB: 0 S: 8 P: 11	R: 0 H: 2 E: 0 LOB: 2 K: 2 BB: 0 S: 12 P: 21	R: 0 H: 1 E: 0 LOB: 1 K: 2 BB: 0 S: 10 P: 19	R: 1 H: 1 E: 0 LOB: 0 K: 0 BB: 0 S: 10 P: 15	R: 0 H: 0 E: 0 LOB: 0 K: 1 BB: 0 S: 5 P: 7	R: 1 H: 2 E: 0 LOB: 2 K: 1 BB: 0 S: 9 P: 12	R: 1 H: 2 E: 1 LOB: 3 K: 1 BB: 1 S: 14 P: 30	R: 0 H: 1 E: 0 LOB: 1 K: 2 BB: 0 S: 10 P: 14	R: 1 H: 3 E: 0 LOB: 2 K: 0 BB: 0 S: 11 P: 15	1B: 11 SF: 0 2B: 1 SAC: 0 3B: 0 DP: 0 HR: 1 HBP: 2						

PITCHER		IP	WLS	BF	H	R	ER	SO	BB	IBB	HBP	BLK	WP	HR	S	P	ERA	WHIP
Kevin Tapani, R ERA: 4.22	(1, 1)	6.2		29	7	2	2	8	1	0	1	0	1	1	66	102	2.70	1.200
Terry Mulholland, L ERA: 3.68	(7, 1)	0.1		1	0	0	0	0	0	0	0	0	0	0	1	2	0.00	0.000
Terry Adams, R ERA: 3.06	(8, 1)	0.2		6	2	1	1	1	1	0	1	0	0	0	13	29	13.50	4.500
Bob Patterson, L ERA: 5.49	(8, 1)	0.2		3	1	0	0	1	0	0	0	0	0	0	6	7	0.00	1.500
Rod Beck, R ERA: 3.96	(9, 1)	1.1	L	7	3	1	1	1	0	0	0	0	0	0	16	23	6.75	2.250

PITCHER	IP	WLS	BF	H	R	ER	SO	BB	IBB	HBP	BLK	WP	HR	S	P	ERA	WHIP

BOTTOM

Chicago Cubs @ Kansas City Royals

Kauffman Stadium, Kansas City, MO

Sat Jun 27 1998, 7:05 PM CDT
Att. 39,295 - Unknown - 91 F

livebaseballscorecards.com

AB	42
R	4
H	13
RBI	4
BB	2
SO	11
LOB	21

WP: 1 PA: 46
PB: 0
SB: 1
CS: 0

Batter	1	2	3	4	5	6	7	8	9	AB	R	H	RBI	BB	SO	LOB
Mickey Morandini, L (1, 4) OBP: 0.402, SLG: 0.437	C S B S 1-3 ① K		F X 0-1 G4-3 1B 1B		C S C 0-3 ① K	B B B X 3-0 ③ G6-3			S B B F X 2-2 ② G3-1	5	1	1	0	0	2	1
Pedro Valdes, L (1, 7) OBP: 0.235, SLG: 0.250 Matt Mieske, R (7, PH) OBP: 0.360, SLG: 0.400 (7, 7) Terrell Lowery, R (9, 8) OBP: 0.353, SLG: 0.286	C F B F B X 2-2 ② G4-3		B C 1 SAFE F F 1 SAFE B X 2-2 ① G4-3 1-2		X 0-0 ② L9		X 0-0 ① G6-3		C C B B F F F S 2-3 ③ K	3 2 0	0 0 0	0 0 0	0 0 0	0 1 0	0 0 0	1 0 0
Sammy Sosa, R (1, 9) OBP: 0.387, SLG: 0.672	B S B S B S 3-3 ③ K		C X 0-1 G4-6-3 2-H 1B		B F F X 1-2 BB 1B		C B S F X 1-2 ② L7			4	0	2	1	0	1	0
Mark Grace, L (1, 3) OBP: 0.418, SLG: 0.490		B C B B B 4-1 BB S FC6-4 BB	X 0-0 ② ③ G4-6-3 1-2f		B B B 4-0 1-2 BB		X 0-0 ③ P7			2	1	0	0	2	0	1
Henry Rodriguez, L (1, 10) OBP: 0.324, SLG: 0.492		B X 1-0 ① P5		C F X 0-2 ① G4-3	C B X 1-1 ③ G4-3			S B S X 1-2 WP 1B		4	1	1	0	0	0	3
Tyler Houston, L (1, 2) OBP: 0.284, SLG: 0.403 Sandy Martinez, L (7, 2) OBP: 0.350, SLG: 0.406		S B B B C B 4-2 BB 1-2 E BB		B X 1-0 CS 1B		X 0-0 ① G5-3		X 0-0 ① B2		2 1	1 0	1 0	0 0	1 0	0 0	0 1
José Hernández, R (1, 8) OBP: 0.335, SLG: 0.553 (9, 7)		B B S C B B B 4-2 FC6-4 1-2 2-3 BB		C B B B B 4-2 ② FC5-4 1-2 BB		B B C B X 3-1 2B 1B		B 1 SAFE F 1 SAFE B 1 SAFE S 1 SAFE 1 SAFE 4-2 B B CS 1-H BB		1	1	1	0	3	0	0
Kevin Orie, R (1, 5) OBP: 0.242, SLG: 0.277		B B C B X 3-1 ② FC6-4 1-2f 2-H 3-H		C B 1 SAFE F 1 SAFE X 1-2 ③ FC5-4 1-2f		B X 1-0 1-H 2B		C B F S 1-3 ② ③ K 1-2		4	0	1	2	0	1	3
Manny Alexander, R (1, 6) OBP: 0.285, SLG: 0.363		F B S F 1 SAFE B X 2-2 ③ G6-3		B C B X 2-1 HR	C F B C 1-3 ② K				F S B X 1-2 ① P3	4	1	1	1	0	1	2
Inning Stats	R: 0 E: 0 K: 2 S: 10 H: 0 LOB: 0 BB: 0 P: 16	R: 2 E: 1 K: 0 S: 12 H: 0 LOB: 1 BB: 3 P: 30	R: 1 E: 0 K: 0 S: 9 H: 2 LOB: 0 BB: 0 P: 11	R: 0 E: 0 K: 0 S: 9 H: 1 LOB: 1 BB: 1 P: 15	R: 1 E: 0 K: 1 S: 11 H: 2 LOB: 2 BB: 1 P: 19	R: 1 E: 0 K: 1 S: 8 H: 2 LOB: 1 BB: 0 P: 16	R: 0 E: 0 K: 0 S: 6 H: 0 LOB: 0 BB: 0 P: 7	R: 1 E: 0 K: 1 S: 9 H: 1 LOB: 0 BB: 1 P: 15	R: 0 E: 0 K: 1 S: 13 H: 0 LOB: 0 BB: 0 P: 18	1B: 6 2B: 1 3B: 0 HR: 1 SF: 0 SAC: 0 DP: 1 HBP: 0						

PITCHER		IP	WLS	BF	H	R	ER	SO	BB	IBB	HBP	BLK	WP	HR	S	P	ERA	WHIP
Pat Rapp, R ERA: 4.89	(1, 1)	4.2	L	22	5	4	3	3	5	0	0	0	0	1	49	88	5.79	2.143
Chris Haney, L ERA: 7.13	(5, 1)	2.1		9	2	1	1	1	0	0	0	0	0	0	16	26	3.86	0.857
Matt Whisenant, L ERA: 5.08	(8, 1)	0.1		3	1	1	0	0	1	0	0	0	1	0	6	11	0.00	6.000
Scott Service, R ERA: 3.26	(8, 1)	0.2		1	0	0	0	1	0	0	0	0	0	0	3	4	0.00	0.000
Jim Pittsley, R ERA: 5.73	(9, 1)	1.0		3	0	0	0	1	0	0	0	0	0	0	13	18	0.00	0.000

PITCHER	IP	WLS	BF	H	R	ER	SO	BB	IBB	HBP	BLK	WP	HR	S	P	ERA	WHIP

TOP

Chicago Cubs @ Kansas City Royals

Kauffman Stadium, Kansas City, MO

Sun Jun 28 1998, 3:33 AM CDT
Att. 34,287 - Cloudy - 90 F

livebaseballscorecards.com

AB	32
R	6
H	8
RBI	4
BB	6
SO	6
LOB	12

WP: 2	PA: 38		
PB: 0			
SB: 1			
CS: 2			

Batter	1	2	3	4	5	6	7	8	9	AB	R	H	RBI	BB	SO	LOB
Johnny Damon, L (1, 8) OBP: 0.337, SLG: 0.426	C L X 0-2 G6-3 ①		F S B X 1-2 L9 ②		X 0-0 G4-3 ② 2-3	C F X 0-2 G1-3 ③			B B C B C X 3-2 1B 1B	5	0	1	0	0	0	3
Jose Offerman, S (1, 4) OBP: 0.372, SLG: 0.423	C S X 0-2 G6-3 ②		C C B F X 1-2 F8 ③		B B B B 4-0 BB	X 0-0 G5-3 ①			C B B F 1 SAFE B X 3-2 F8 ②	4	0	0	0	1	0	1
Hal Morris, L (1, 3) (8, 7) OBP: 0.386, SLG: 0.449	B C B F B F F X 3-2 1B 1B			B X 1-0 2B	1 SAFE F 1 SAFE X 0-1 L8 ③	X 0-0 L6 ②			B B C X 2-1 FC5-4 1B 1-3	5	0	3	0	0	0	2
Dean Palmer, R (1, 5) OBP: 0.336, SLG: 0.528	C X 0-1 1B 1-2			S X 0-1 L8 ①		X 0-0 HR	C B B S X 2-2 1B		S S B B X 2-2 FC5-4 ③ 1-2f	5	1	3	1	0	0	3
Larry Sutton, L (1, 9) Jeff King, R (7, PH) (8, 3) OBP: 0.328, SLG: 0.383 OBP: 0.331, SLG: 0.469	C F B B X 2-2 P7 ③			B X 1-0 P5 ②		B B C X 2-1 G4-3 ① C B F B F S	2-3 K ③			3 1	0 0	0 0	0 0	0 1	0 1	3 1
Shane Mack, R (1, 10) OBP: 0.352, SLG: 0.490		X 0-0 P3 ①		B X 1-0 G4-3 ③		B F F X 1-2 HR		X 0-0 G5-3 ①		4	1	1	1	0	0	1
Jeff Conine, R (1, 7) (8, 9) OBP: 0.301, SLG: 0.440		B F B X 2-1 L7 ②			X 0-0 HR	C S B B F X 2-2 29 G6-3 2B		C C B X 1-2 F7 ②		4	1	2	1	0	0	0
29 Mike Sweeney, R (1, 2) OBP: 0.299, SLG: 0.336		C B X 1-1 G6-3 ③			C X 0-1 P8 ①	B C B B F X 3-2 G6-3 ② 2-3		B B C X 2-1 G5-3 ③		4	0	0	0	0	0	1
Shane Halter, R (1, 6) OBP: 0.295, SLG: 0.352			F B F B F X 2-2 G4-3 ①		C F B X 1-2 G4-3 2B	B C B B B 4-1 BB			C F M 0-3 K ①	3	0	1	0	1	1	0
Inning Stats	R: 0 E: 0 K: 0 S: 16 H: 2 LOB: 2 BB: 0 P: 21	R: 0 E: 0 K: 0 S: 5 H: 0 LOB: 0 BB: 0 P: 8	R: 0 E: 0 K: 0 S: 11 H: 0 LOB: 0 BB: 0 P: 15	R: 0 E: 0 K: 0 S: 5 H: 1 LOB: 1 BB: 0 P: 8	R: 1 E: 0 K: 0 S: 9 H: 2 LOB: 2 BB: 1 P: 14	R: 2 E: 0 K: 0 S: 17 H: 3 LOB: 2 BB: 1 P: 29	R: 0 E: 0 K: 1 S: 9 H: 1 LOB: 1 BB: 0 P: 13	R: 0 E: 0 K: 0 S: 6 H: 0 LOB: 0 BB: 0 P: 9	R: 0 E: 0 K: 1 S: 14 H: 2 LOB: 2 BB: 0 P: 24	1B: 5 2B: 3 3B: 0 HR: 3 SF: 0 SAC: 0 DP: 0 HBP: 0						

PITCHER		IP	WLS	BF	H	R	ER	SO	BB	IBB	HBP	BLK	WP	HR	S	P	ERA	WHIP
Geremi Gonzalez, R ERA: 5.6	(1, 1)	5.1	W	25	8	3	3	0	1	0	0	0	0	3	56	81	5.06	1.688
Marc Pisciotta, R ERA: 3.76	(6, 1)	0.1		2	0	0	0	0	1	0	0	0	0	0	4	11	0.00	3.000
Terry Mulholland, L ERA: 3.45	(6, 1)	3.0		12	3	0	0	2	0	0	0	0	0	0	29	44	0.00	1.000
Rod Beck, R ERA: 3.92	(9, 1)	0.1	S	1	0	0	0	0	0	0	0	0	0	0	3	5	0.00	0.000

PITCHER	IP	WLS	BF	H	R	ER	SO	BB	IBB	HBP	BLK	WP	HR	S	P	ERA	WHIP

BOTTOM

Chicago Cubs @ Kansas City Royals

Kauffman Stadium, Kansas City, MO

Sun Jun 28 1998, 3:33 AM CDT
Att. 34,287 - Cloudy - 90 F

livebaseballscorecards.com

AB	38
R	3
H	11
RBI	3
BB	2
SO	2
LOB	15

WP: 0	PB: 0	SB: 0	CS: 0	PA:	40

Batter	1	2	3	4	5	6	7	8	9	AB	R	H	RBI	BB	SO	LOB
Andy Fox, L (1, 4) OBP: 0.335, SLG: 0.395	F7	K			G3-1		0-0 HR	L9		4	1	1	1	0	1	0
Tony Batista, R (8, PH) OBP: 0.298, SLG: 0.353										1	0	0	0	0	0	3
(8, 4)																
Devon White, S (1, 8) OBP: 0.333, SLG: 0.469	2-0 1B HR 1B		4-2 1B SF8 BB		1-0 G4-3		0-0 1B		2-0 G6-3	4	2	2	0	1	0	0
Travis Lee, L (1, 3) OBP: 0.354, SLG: 0.492	0-1 1-3 HR 1B		0-0 1-3 S 1B		2-0 P6		2-1 F7		2-3 K	5	1	2	0	0	1	1
Matt Williams, R (1, 5) OBP: 0.326, SLG: 0.472	0-1 1-H 3-H HR		2-1 SF8 3-H			1-2 L8 2B	3-3 K		2-0 G5-3	4	1	2	4	0	1	1
David Dellucci, L (1, 9) OBP: 0.351, SLG: 0.476	1-3 K		0-2 K 1-2			1-3 K		4-2 PB S BB		3	0	0	0	1	3	2
Jay Bell, R (1, 6) OBP: 0.332, SLG: 0.413	1-1 2B		1-0 F7			1-2 1B		2-3 K 1-2		4	0	2	0	0	1	2
Jorge Fabregas, L (1, 2) OBP: 0.289, SLG: 0.265	2-3 K			0-0 F8		1-1 L8 2-3		1-1 P4		4	0	0	0	0	1	4
Yamil Benitez, R (1, 7) OBP: 0.302, SLG: 0.441		1-3 K		2-3 K		0-0 P6		4-0 PB IBB		3	0	0	0	1	2	2
Willie Blair, R (1, 1) OBP: 0.077, SLG: 0.077		0-3 K		1-3 K			0-3 K	4-2 1-2 2-3 BB		3	0	0	0	0	3	0
Alan Embree, L (7, 1)										0	0	0	0	1	0	0
Gregg Olson, R (8, 1) OBP: 0.500, SLG: 2.000										0	0	0	0	0	0	0
Inning Stats	R: 3 E: 0 K: 2 S: 15 H: 4 LOB: 1 BB: 0 P: 22	R: 0 E: 0 K: 3 S: 10 H: 0 LOB: 0 BB: 0 P: 14	R: 1 E: 0 K: 1 S: 10 H: 1 LOB: 1 BB: 1 P: 17	R: 0 E: 0 K: 2 S: 7 H: 0 LOB: 0 BB: 0 P: 10	R: 0 E: 0 K: 0 S: 6 H: 0 LOB: 0 BB: 0 P: 12	R: 0 E: 0 K: 1 S: 13 H: 2 LOB: 2 BB: 0 P: 17	R: 1 E: 0 K: 2 S: 10 H: 2 LOB: 1 BB: 0 P: 15	R: 0 E: 0 K: 1 S: 12 H: 0 LOB: 3 BB: 3 P: 29	R: 0 E: 0 K: 1 S: 5 H: 0 LOB: 0 BB: 0 P: 11	1B: 5 2B: 2 3B: 0 HR: 2	SF: 1 SAC: 0 DP: 0 HBP: 0						

TOP

Arizona Diamondbacks @ Chicago Cubs

Wrigley Field, Chicago, IL

Tue Jun 30 1998, 7:05 PM CDT

Att. 39,307 - Cloudy - 74 F

livebaseballscorecards.com

AB	35
R	5
H	9
RBI	5
BB	4
SO	13
LOB	15

WP: 0 PB: 1 SB: 2 CS: 0 PA: 40

PITCHER		IP	WLS	BF	H	R	ER	SO	BB	IBB	HBP	BLK	WP	HR	S	P	ERA	WHIP
Mark Clark, R ERA: 4.89	(1, 1)	6.1	L	28	8	5	5	10	1	0	0	0	0	2	65	96	7.11	1.421
Bob Patterson, L ERA: 5.4	(7, 1)	0.1		2	1	0	0	0	0	0	0	0	0	0	3	5	0.00	3.000
Dave Stevens, R ERA:	(7, 1)	0.1		1	0	0	0	1	0	0	0	0	0	0	3	6	0.00	0.000
Marc Pisciotta, R ERA: 3.7	(8, 1)	0.2		5	0	0	0	1	2	1	0	0	0	0	10	25	0.00	3.000
Terry Mulholland, L ERA: 3.35	(8, 1)	1.1		4	0	0	0	1	0	0	0	0	0	0	7	15	0.00	0.000

PITCHER	IP	WLS	BF	H	R	ER	SO	BB	IBB	HBP	BLK	WP	HR	S	P	ERA	WHIP

Batter	1	2	3	4	5	6	7	8	9	AB	R	H	RBI	BB	SO	LOB
José Hernández, R (1, 8) (9, 7) OBP: 0.333, SLG: 0.547	BBCBX 3-1 CS 1B		BBCFX 2-2 ② P4		CFX 0-2 ③ L8		CBBSX 2-2 ③ L8			4	0	1	0	0	0	2
Mickey Morandini, L (1, 4) OBP: 0.403, SLG: 0.436	BBX 2-0 ① S 1-2 1B		BBBBB 4-0 BB			BBCX 2-1 ① L7		CFBT 1-2 ① K		3	0	1	0	1	1	0
Sammy Sosa, R (1, 9) OBP: 0.386, SLG: 0.676	BFFBS1 SAFE 2-3 ② K 1-2		CX 0-1 ③ F9			BCFS 1-3 ② K		BCBBSX 3-2 HR		4	1	1	1	0	2	3
Mark Grace, L (1, 3) OBP: 0.416, SLG: 0.497	CBBBCFX 3-2 ③ F9			BBCBCX 3-2 ① F7		CBBFBX 3-2 HR		BCSBS 2-3 ② K		4	1	1	1	0	1	1
Henry Rodriguez, L (1, 7) OBP: 0.326, SLG: 0.508 Terrell Lowery, R (8, PR) (9, 8) OBP: 0.353, SLG: 0.286		FFBBBFX 3-2 ① G3		CBBCX 2-1 HR		CX 0-1 ③ F7		CBSBX 1-2 2B		4 0	1 0	2 0	1 0	0 0	0 0	0 0
Kevin Orie, R (1, 5) OBP: 0.242, SLG: 0.272		SSBBC 1-3 ② K		BFBBBCB 4-2 G4-6-3 BB			X 0-0 ① F7	CX 0-1 ③ L7		3	0	0	0	1	1	1
Tyler Houston, L (1, 2) OBP: 0.269, SLG: 0.382		X 0-0 ③ G4-3		B1 SAFEX 1-0 ②③ G4-6-3 1-2f			BX 1-0 ② G5-3		CBFBBBS 3-3 ① K	4	0	0	0	0	1	1
Manny Alexander, R (1, 6) OBP: 0.291, SLG: 0.367			BCLX 1-2 SH3-4 1B		CBX 1-1 ① L7		BFCX 1-2 2B 1B		BBCX 2-1 ② P3	4	1	2	0	0	0	0
Mark Clark, R (1, 1) OBP: 0.067, SLG: 0.034 Bob Patterson, R (7, 1) Dave Stevens, R (7, 1) Pedro Valdes, L (7, PH) OBP: 0.235, SLG: 0.250 Matt Mieske, R (7, PH) OBP: 0.367, SLG: 0.420 Marc Pisciotta, R (8, 1) OBP: 0.333, SLG: 0.333 Terry Mulholland, R (8, 1) OBP: 0.286, SLG: 0.167 Jeff Blauser, R (9, PH) OBP: 0.344, SLG: 0.298			X 0-0 ① SH3-4 1-2		CBBCFFS 2-3 ② K		BBSFFX 2-2 1-H 2B		BFX 1-1 ③ G5-3	1 0 0 0 1 0 0 1	0 0 0 0 0 0 0 0	0 0 0 0 1 0 0 0	0 0 0 0 1 0 0 0	1 0 0 0 0 0 0 0	0 0 0 0 0 0 0 0	0 0 0 0 0 0 0 0
Inning Stats	R: 0 E: 0 K: 1 S: 10 H: 2 LOB: 1 BB: 0 P: 20	R: 0 E: 0 K: 1 S: 8 H: 0 LOB: 0 BB: 0 P: 12	R: 0 E: 0 K: 0 S: 9 H: 1 LOB: 2 BB: 1 P: 16	R: 1 E: 0 K: 0 S: 8 H: 1 LOB: 0 BB: 1 P: 18	R: 0 E: 0 K: 1 S: 10 H: 0 LOB: 0 BB: 0 P: 13	R: 1 E: 0 K: 1 S: 10 H: 1 LOB: 0 BB: 0 P: 16	R: 1 E: 0 K: 0 S: 12 H: 2 LOB: 1 BB: 0 P: 18	R: 1 E: 0 K: 2 S: 14 H: 2 LOB: 1 BB: 0 P: 21	R: 0 E: 0 K: 1 S: 7 H: 0 LOB: 0 BB: 0 P: 13	1B: 4 2B: 2 3B: 0 HR: 3	SF: 0 SAC: 1 DP: 1 HBP: 0					

PITCHER		IP	WLS	BF	H	R	ER	SO	BB	IBB	HBP	BLK	WP	HR	S	P	ERA	WHIP
Willie Blair, R ERA: 4.89	(1, 1)	6.2	W	26	6	3	3	4	2	0	0	0	0	2	60	102	4.05	1.200
Alan Embree, L ERA: 4.38	(7, 1)	1.0		6	3	1	1	2	0	0	0	0	0	1	19	30	9.00	3.000
Gregg Olson, R ERA: 3.71	(8, 1)	1.1	S	4	0	0	0	1	0	0	0	0	0	0	9	15	0.00	0.000

PITCHER	IP	WLS	BF	H	R	ER	SO	BB	IBB	HBP	BLK	WP	HR	S	P	ERA	WHIP

BOTTOM

Arizona Diamondbacks @ Chicago Cubs

Wrigley Field, Chicago, IL

Tue Jun 30 1998, 7:05 PM CDT

Att. 39,307 - Cloudy - 74 F

livebaseballscorecards.com

AB	33
R	4
H	9
RBI	4
BB	2
SO	7
LOB	8

WP: 0	PB: 0	SB: 1	CS: 1
PA: 36			

Batter	1	2	3	4	5	6	7	8	9	AB	R	H	RBI	BB	SO	LOB
Andy Fox, L (1, 4) OBP: 0.336, SLG: 0.393	P5		1-0 E 1-3 1B		G6-3			4-1 1-2 BB	0-3 K	4	0	1	0	1	1	3
Tony Batista, R (1, 6) OBP: 0.286, SLG: 0.337	K		0-0 E5 FC5-4 1-2 3-H			B1-3		0-3 K	1-2 FC3-6 1-2 2-3 3-H 1B	4	0	0	1	0	2	3
Devon White, S (9, PH) OBP: 0.335, SLG: 0.470										1	0	1	1	0	0	0
Travis Lee, L (1, 3) OBP: 0.352, SLG: 0.486	4-2 S BB		1-3 K			2-3 K		3-3 K	1-1 FC3-6 1-2f	4	0	0	0	1	3	7
Matt Williams, R (1, 5) OBP: 0.322, SLG: 0.466	2-3 K 1-2		1-2 FC5-4 1-2f			0-0 G5-3		2-3 K		4	0	0	0	0	2	5
David Dellucci, L (1, 8) OBP: 0.358, SLG: 0.488		4-0 CS BB		0-0 CS 1B			0-0 SF8 3B		1-1 G4-3	3	1	2	0	1	0	0
Yamil Benitez, R (1, 7) OBP: 0.301, SLG: 0.430		1-3 K 1-2		0-1 F7			1-3 K		4-0 BB E E BB	3	1	0	0	1	2	3
Karim Garcia, L (1, 9) OBP: 0.250, SLG: 0.375		2-1 F7		1-2 K			0-1 SF8 3-H		1-2 E6 E BB 1B 1-2	2	0	0	1	0	1	1
Clint Sodowsky, L (7, 1)										0	0	0	0	0	0	0
Aaron Small, R (8, 1)										0	0	0	0	0	0	0
Jorge Fabregas, L (9, PH) OBP: 0.287, SLG: 0.263										1	0	0	0	0	0	1
Brian Anderson, R (9, PR) OBP: 0.125, SLG: 0.097										0	1	0	0	0	0	0
Kelly Stinnett, R (1, 2) OBP: 0.318, SLG: 0.418			2-2 FC5-6 HBP	1 SAFE 2-2 CS 1-2	0-3 K		1-3 K		4-2 1B E 1-2 2-3 BB	2	0	0	0	1	2	0
Amaury Telemaco, R (1, 1) OBP: 0.091, SLG: 0.091			1-2 FC5-6 1B E 1-2f		0-3 K			4-2 BB	0-1 E3 1B 1-2 2-3 3-H	2	1	0	0	0	1	1
Brent Brede, L (7, 9) OBP: 0.316, SLG: 0.349										1	0	0	1	1	0	2
Inning Stats	R: 0 E: 0 K: 2 S: 9 H: 0 LOB: 1 BB: 1 P: 17	R: 0 E: 0 K: 1 S: 5 H: 0 LOB: 0 BB: 1 P: 12	R: 1 E: 1 K: 1 S: 14 H: 1 LOB: 2 BB: 0 P: 20	R: 0 E: 0 K: 1 S: 8 H: 1 LOB: 0 BB: 0 P: 11	R: 0 E: 0 K: 2 S: 7 H: 0 LOB: 0 BB: 0 P: 8	R: 0 E: 0 K: 1 S: 8 H: 0 LOB: 0 BB: 0 P: 10	R: 1 E: 0 K: 2 S: 9 H: 1 LOB: 0 BB: 0 P: 11	R: 0 E: 0 K: 3 S: 15 H: 0 LOB: 2 BB: 2 P: 28	R: 2 E: 2 K: 1 S: 20 H: 1 LOB: 3 BB: 2 P: 32	1B: 3 2B: 1 3B: 1 HR: 0	SF: 1 SAC: 0 DP: 1 HBP: 1						

PITCHER		IP	WLS	BF	H	R	ER	SO	BB	IBB	HBP	BLK	WP	HR	S	P	ERA	WHIP
34 Kerry Wood, R ERA: 3.38	(1, 1)	8.0	W	31	3	2	2	13	4	0	1	0	0	0	75	117	2.25	0.875
Terry Adams, R ERA: 3.04	(9, 1)	0.1		3	0	2	0	0	1	0	0	0	0	0	5	11	0.00	3.000
Rod Beck, R ERA: 3.86	(9, 1)	0.2	S	5	1	0	0	1	1	0	0	0	0	0	15	21	0.00	3.000

PITCHER	IP	WLS	BF	H	R	ER	SO	BB	IBB	HBP	BLK	WP	HR	S	P	ERA	WHIP

Arizona Diamondbacks @ Chicago Cubs

Wrigley Field, Chicago, IL

Wed Jul 01 1998, 3:33 AM CDT

Att. 31,002 - Sunny - 86 F

TOP

livebaseballscorecards.com

AB	31
R	4
H	4
RBI	4
BB	6
SO	14
LOB	26

1B: 3	SF: 1	WP: 0	PA: 40
2B: 1	SAC: 0	PB: 0	
3B: 1	DP: 1	SB: 1	
HR: 0	HBP: 1	CS: 2	

Batter	1	2	3	4	5	6	7	8	9	AB	R	H	RBI	BB	SO	LOB
José Hernández, R (1, 8) (8, 7) OBP: 0.335, SLG: 0.544	B X 1-0 ① G6-3		B C F F X 1-2 ② F8		B B F F F B X 3-2 1B 1B 1B		B C B F X 2-2 ① F8	C B B F X 2-2 1-3 1B		5	1	2	0	0	0	0
Mickey Morandini, L (1, 4) OBP: 0.409, SLG: 0.440	B C X 1-1 1B		C B F H 2-2 2B HBP		1 SAFE B 1 SAFE X 1-0 1B 1-2 E 1B		X 0-0 2B 1B	C S B F X 1-2 ③ P6		4	3	3	0	0	0	2
Sammy Sosa, R (1, 9) OBP: 0.387, SLG: 0.680	B X 1-0 ② F7		F X 0-1 1-H 2B		C X 0-1 ① F7		B B C X 2-1 1-H 1B 2B			4	1	2	2	0	0	3
Mark Grace, L (1, 3) OBP: 0.420, SLG: 0.498	C X 0-1 ③ G4-3		B F B B B 4-1 BB		B F B B F 2 SAFE F X 3-2 E7 1-H 2-H 1B		C B B X 2-1 FC6-4 2-H 1B			3	0	2	2	1	0	1
Henry Rodriguez, L (1, 7) OBP: 0.329, SLG: 0.510 Terrell Lowery, R (8, 8) OBP: 0.353, SLG: 0.286		F X 0-1 G6-3 SF8 2B	C B F C 1-3 ③ K		I I I I 4-0 G4-6-3 IBB		F S 1 SAFE B B S 2-3 ② K			3 0	1 0	1 0	0 0	1 0	2 0	3 0
Manny Alexander, R (1, 5) OBP: 0.283, SLG: 0.357		L B X 1-1 ① G6-3 2-3	B F F X 1-2 ① F7	B C B B X 3-1 ② ③ G4-6-3 1-2f			B X 1-0 ③ FC6-4 1-2f			4	0	0	0	0	0	4
Tyler Houston, L (1, 2) OBP: 0.280, SLG: 0.385	S X 0-1 ② SF8 3-H		B B F X 2-1 FC6-4 1B			C F F B B F B X 2-2 ① P8		B B B B 4-0 1B BB		2	0	1	1	1	0	0
Jeff Blauser, R (1, 6) OBP: 0.339, SLG: 0.293		B C C X 1-2 ③ L7		F F F X 0-2 ② FC6-4 1-2f		F X 0-1 ② G5-3		C C B X 1-2 ① L8		4	0	0	0	0	0	2
34 Kerry Wood, R (1, 1) OBP: 0.194, SLG: 0.290 Pedro Valdes, L (8, PH) OBP: 0.222, SLG: 0.235 Terry Adams, R (9, 1) Rod Beck, R (9, 1)			B C L F F B B F X 3-2 ① G6-3	S X 0-1 ③ F9		F B B S S 2-3 ③ K		C B F X 1-2 ② F7		3 1 0 0	0 0 0 0	0 0 0 0	0 0 0 0	1 0 0 0	1 0 0 0	1 1 0 0
Inning Stats	R: 0 H: 1 E: 0 LOB: 1 K: 0 BB: 0 S: 6 P: 9	R: 1 H: 1 E: 0 LOB: 0 K: 0 BB: 0 S: 9 P: 11	R: 1 H: 1 E: 0 LOB: 2 K: 1 BB: 1 S: 18 P: 29	R: 0 H: 1 E: 0 LOB: 1 K: 0 BB: 0 S: 11 P: 14	R: 2 H: 3 E: 1 LOB: 1 K: 0 BB: 1 S: 14 P: 28	R: 0 H: 0 E: 0 LOB: 0 K: 1 BB: 0 S: 10 P: 14	R: 2 H: 3 E: 0 LOB: 1 K: 1 BB: 0 S: 12 P: 21	R: 0 H: 1 E: 0 LOB: 2 K: 0 BB: 1 S: 13 P: 22		1B: 8 SF: 1 2B: 3 SAC: 0 3B: 0 DP: 1 HR: 0 HBP: 1						WP: 0 PA: 38 PB: 0 SB: 0 CS: 0

PITCHER		IP	WLS	BF	H	R	ER	SO	BB	IBB	HBP	BLK	WP	HR	S	P	ERA	WHIP
Amaury Telemaco, R ERA: 3.03	(1, 1)	6.0	L	27	7	4	3	2	1	1	1	0	0	0	68	105	4.50	1.333
Clint Sodowsky, R ERA: 5.63	(7, 1)	1.0		6	3	2	2	1	0	0	0	0	0	0	12	21	18.00	3.000
Aaron Small, R ERA: 7.05	(8, 1)	1.0		5	1	0	0	0	1	0	0	0	0	0	13	22	0.00	2.000

PITCHER	IP	WLS	BF	H	R	ER	SO	BB	IBB	HBP	BLK	WP	HR	S	P	ERA	WHIP

BOTTOM

Arizona Diamondbacks @ Chicago Cubs

Wrigley Field, Chicago, IL

Wed Jul 01 1998, 3:33 AM CDT

Att. 31,002 - Sunny - 86 F

livebaseballscorecards.com

AB	33
R	6
H	11
RBI	5
BB	3
SO	3
LOB	17

Arizona Diamondbacks @ Chicago Cubs

Wrigley Field, Chicago, IL

Thu Jul 02 1998, 3:33 AM CDT

Att. 29,268 - Sunny - 80 F

livebaseballscorecards.com

Batter	1	2	3	4	5	6	7	8	9	AB	R	H	RBI	BB	SO	LOB
Andy Fox, L (1, 4) OBP: 0.335, SLG: 0.395	C X 0-1 ① G4-3		C B 1 SAFE F C 1-3 ② K		S F B B F B F C 3-3 ② K 1-2			S C B B X 2-2 2B		4	0	1	0	0	2	2
Jay Bell, R (1, 6) OBP: 0.331, SLG: 0.409	C B B F B B 4-2 CS BB		1 SAFE B C B 1 B C S SAFE 3-3 ③ K		C X 0-1 ③ G3-1			S B B F S 2-3 ② K		3	0	0	0	1	2	3
Travis Lee, L (1, 3) OBP: 0.351, SLG: 0.481	F B S S 1-3 ② K			C B B F B B 4-2 1B 1B BB		X 0-0 ① G3-1		B C B X 2-1 ③ G4-3		3	1	0	0	1	1	2
Matt Williams, R (1, 5) OBP: 0.322, SLG: 0.463	F C B 1-2 ③ CS 1-2	X 0-0 ① G3		C X 0-1 1B 1-2 1B		B F X 1-1 ② G6-3			B X 1-0 ① G5-3	4	0	1	0	0	0	0
Devon White, S (1, 8) OBP: 0.337, SLG: 0.480		B S B C X 2-2 S 1B		B F X 1-1 ① P4		C F X 0-2 ③ F7			B X 1-0 HR	4	1	2	1	0	0	2
Jorge Fabregas, L (1, 2) OBP: 0.278, SLG: 0.254		B F 1 SAFE 1 SAFE B 1 S B S S 3-3 ② K 1-2		X 0-0 ② P5			B X 1-0 ① G4-3		S X 0-1 ② F7	4	0	0	0	0	1	3
Yamil Benitez, R (1, 7) OBP: 0.307, SLG: 0.432		C C S 0-3 ③ K		B X 1-0 ③ 1B 1-3 2-H			B X 1-0 CS 1B		C B S B C 2-3 ③ K	4	0	2	1	0	2	1
Karim Garcia, L (1, 9) OBP: 0.252, SLG: 0.374 Bobby Chouinard, R (7, 1)			M C X 0-2 1B		F S S 0-3 ① K		C S F B X 1-2 ②③ G4-3 1-2			3 0	0 0	1 0	0 0	0 0	1 0	1 0
Jeff Suppan, R (1, 1) OBP: 0.304, SLG: 0.273 Efrain Valdez, L (6, 1) Brent Brede, L (7, 9) OBP: 0.314, SLG: 0.347			L P B M L 2-3 ① K		B X 1-0 S 1B			C X 0-1 ① G3-1		2 0 1	0 0 0	1 0 0	0 0 0	0 0 0	1 0 0	1 0 0
Inning Stats	R: 0 E: 0 K: 1 S: 9 H: 0 LOB: 0 BB: 1 P: 15	R: 0 E: 0 K: 2 S: 10 H: 1 LOB: 1 BB: 0 P: 15	R: 0 E: 0 K: 3 S: 13 H: 1 LOB: 1 BB: 0 P: 18	R: 1 E: 0 K: 0 S: 8 H: 2 LOB: 2 BB: 1 P: 14	R: 0 E: 0 K: 2 S: 11 H: 1 LOB: 1 BB: 0 P: 15	R: 0 E: 0 K: 0 S: 6 H: 0 LOB: 0 BB: 0 P: 7	R: 0 E: 0 K: 0 S: 6 H: 1 LOB: 0 BB: 0 P: 9	R: 0 E: 0 K: 1 S: 10 H: 1 LOB: 1 BB: 0 P: 16	R: 1 E: 0 K: 1 S: 7 H: 1 LOB: 0 BB: 0 P: 11	1B: 6 2B: 1 3B: 0 HR: 1 SF: 0 SAC: 0 DP: 0 HBP: 0						

TOP

AB	32
R	2
H	8
RBI	2
BB	2
SO	10
LOB	15

WP: 0 PB: 0 SB: 2 CS: 2 PA: 35

PITCHER		IP	WLS	BF	H	R	ER	SO	BB	IBB	HBP	BLK	WP	HR	S	P	ERA	WHIP
Steve Trachsel, R ERA: 4.22	(1, 1)	7.2	W	29	7	1	1	9	2	0	0	0	0	0	71	105	1.17	1.174
Terry Mulholland, L ERA: 3.33	(8, 1)	0.1		1	0	0	0	0	0	0	0	0	0	0	2	4	0.00	0.000
Rod Beck, R ERA: 3.98	(9, 1)	1.0	S	4	1	1	1	1	0	0	0	0	0	1	7	11	9.00	1.000

PITCHER	IP	WLS	BF	H	R	ER	SO	BB	IBB	HBP	BLK	WP	HR	S	P	ERA	WHIP

BOTTOM

Arizona Diamondbacks @ Chicago Cubs

Wrigley Field, Chicago, IL

Thu Jul 02 1998, 3:33 AM CDT

Att. 29,268 - Sunny - 80 F

livebaseballscorecards.com

Batter	1	2	3	4	5	6	7	8	9	AB	R	H	RBI	BB	SO	LOB
José Hernández, R (1, 8) (9, 7) OBP: 0.338, SLG: 0.543	C C C 0-3 ① K		F B B X 2-1 ② G5-3		B B C B F X 3-2 BB 1B 1B	B F C B F X 2-2 2-H 3-H 1B				4	1	2	2	0	1	0
Mickey Morandini, L (1, 4) OBP: 0.410, SLG: 0.437	B B B B 4-0 G5-3 BB		C B B B X 3-1 E9		1 SAFE B 1 B B B 4-0 1B 1-2 BB	B X 1-0 ③ F7				2	0	0	0	2	0	1
Sammy Sosa, R (1, 9) OBP: 0.386, SLG: 0.674	B B S 1 SAFE B F X 3-2 ② G5-3 1-2		B F B B B 4-1 BB		X 0-0 ② P3		B B S X 2-1 ① G1-3			3	0	0	0	1	0	3
Mark Grace, L (1, 3) OBP: 0.418, SLG: 0.495	C B B F F F F B F 3-2 X ③ F9		X 0-0 ③ G4-3		B C X 1-1 1-3 2-H 1B		C B C F B F B X 3-2 ② P6			4	0	1	1	0	0	3
Henry Rodriguez, L (1, 7) OBP: 0.331, SLG: 0.510 Rod Beck, R (9, 1)		S X 0-1 F8 S 1B		B C C B F F X 2-2 ① P6	C S B F S 1-3 ③ K		F B S B B B X 3-2 1B			4 0	0 0	2 0	0 0	0 0	1 0	2 0
Jeff Blauser, R (1, 6) OBP: 0.341, SLG: 0.293 Manny Alexander, R (4, 6) OBP: 0.290, SLG: 0.366		S C B B B B B 4-2 G5-4-3 1-2 BB		B S B B S B B 4-2 SH1-3 BB		C F B X 1-2 SH1-4 1B 2B	B 1 SAFE X 1-0 ③ P4			0 2	0 1	0 1	0 0	1 1	0 0	0 1
Kevin Orie, R (1, 5) OBP: 0.238, SLG: 0.267		B X 1-0 ① F8 2-3		1 SAFE X 0-0 ② SH1-3 1-2		C F F B S 1-3 ① K		B F F C 1-3 ① K		3	0	0	0	0	2	3
Scott Servais, R (1, 2) OBP: 0.267, SLG: 0.283		B S X 1-1 ② ③ G5-4-3 1-2f		X 0-0 ③ G5-3		C B H 2-1 SH1-4 1B HBP		B B X 2-0 ② F8		3	1	0	0	0	0	3
Steve Trachsel, R (1, 1) OBP: 0.375, SLG: 0.379 Terry Mulholland, R (8, 1) OBP: 0.286, SLG: 0.167 Terrell Lowery, R (8, PH) OBP: 0.333, SLG: 0.267 (9, 8)			B C F F X 1-2 ① G5-3		B B C X 2-1 ① L7	C B X 1-1 ② SH1-4 1-2 2-3		B F C C 1-3 ③ K		2 0 1	0 0 0	0 0 0	0 0 0	0 0 0	0 0 1	0 0 0
Inning Stats	R: 0 E: 0 K: 1 S: 13 H: 0 LOB: 1 BB: 1 P: 23	R: 0 E: 0 K: 0 S: 7 H: 1 LOB: 1 BB: 1 P: 13	R: 0 E: 1 K: 0 S: 10 H: 0 LOB: 2 BB: 1 P: 20	R: 0 E: 0 K: 0 S: 9 H: 0 LOB: 1 BB: 1 P: 15	R: 1 E: 0 K: 1 S: 12 H: 2 LOB: 2 BB: 1 P: 23	R: 2 E: 0 K: 1 S: 15 H: 2 LOB: 1 BB: 0 P: 23	R: 0 E: 0 K: 0 S: 11 H: 1 LOB: 1 BB: 0 P: 20	R: 0 E: 0 K: 2 S: 7 H: 0 LOB: 0 BB: 0 P: 11		1B: 5 2B: 1 3B: 0 HR: 0	SF: 0 SAC: 2 DP: 1 HBP: 1					

	AB	28
	R	3
	H	6
	RBI	3
	BB	5
	SO	5
	LOB	16

WP: 0 PB: 0 SB: 1 CS: 0 PA: 36

PITCHER		IP	WLS	BF	H	R	ER	SO	BB	IBB	HBP	BLK	WP	HR	S	P	ERA	WHIP
Jeff Suppan, R ERA: 6.68	(1, 1)	5.2	L	28	5	3	3	3	5	0	1	0	0	0	65	115	4.76	1.765
Efrain Valdez, L ERA: 4.5	(6, 1)	0.1		1	0	0	0	0	0	0	0	0	0	0	1	2	0.00	0.000
Bobby Chouinard, R ERA: 4.5	(7, 1)	2.0		7	1	0	0	2	0	0	0	0	0	0	18	31	0.00	0.500

PITCHER	IP	WLS	BF	H	R	ER	SO	BB	IBB	HBP	BLK	WP	HR	S	P	ERA	WHIP

Pittsburgh Pirates @ Chicago Cubs

Wrigley Field, Chicago, IL

Fri Jul 03 1998, 3:33 AM CDT

Att. 40,420 - Cloudy - 81 F

livebaseballscorecards.com

TOP

Batter	1	2	3	4	5	6	7	8	9	AB	R	H	RBI	BB	SO	LOB
Tony Womack, L (1, 4) OBP: 0.288, SLG: 0.308	F F F B S 1-3 K ①		C F X 0-2 18 2B 2B	C X 0-1 P5 ③			F X 0-1 F8 ②		F F X 0-2 SF8 1B 1-2 3-H 1B 1B	5	2	2	1	0	1	0
Turner Ward, S (1, 8) OBP: 0.311, SLG: 0.354	B S X 1-1 G5-3 ②		F C B B 2 B F B SAFE 4-2 18 2B SF7 BB		C S C 0-3 K ①		S F B S 1-3 K ③		C B B X 2-1 E 1B 1-2 2-3 1B	4	2	1	0	1	2	0
18 Jason Kendall, R (1, 2) OBP: 0.410, SLG: 0.450 Keith Osik, R (8, 2) OBP: 0.310, SLG: 0.229	C C F S 0-3 K ③		B X 1-0 1B 1-3 2-H 2B		C X 0-1 E6			X 0-0 G5-3 ①	B C S B B X 2-2 SF8 ① 2-3 3-H	4	1	1	1	0	1	0
										0	0	0	1	0	0	0
Kevin Young, R (1, 3) OBP: 0.330, SLG: 0.483		B X 1-0 1B WP 1B	F B B B X 3-1 SF7 ② 3-H		C B C B X 2-2 P4 ②			C X 0-1 G6-3 ②	C F X 0-2 E1 E 1B 1-3 3-H 1B	4	1	2	2	0	0	1
Jose Guillen, R (1, 9) OBP: 0.328, SLG: 0.469		B B F C F S 2-3 K ①	X 0-0 2B 2-H 1B		C X 0-1 F9 ③			C X 0-1 1B	X 0-0 E8 1-3 3-H 1B	5	0	3	2	0	1	2
Al Martin, L (1, 7) OBP: 0.291, SLG: 0.356		X 0-0 WP 1-3 1B	X 0-0 1-3 2B			S X 0-1 F9 ①		B B F X 2-1 F8 ③	C F B S 1-3 K ②	5	0	2	0	0	1	3
Aramis Ramirez, R (1, 5) OBP: 0.310, SLG: 0.386		F 1 T B B B X SAFE 3-2 P5 ② 1-2 3-H	C C B S 1-3 K ③			B B X 2-0 G6-4-3 1B			E6 2B 1B C C B S 1-3 K ③	5	1	1	0	0	2	5
Lou Collier, R (1, 6) OBP: 0.299, SLG: 0.361 Jeff Tabaka, R (6, 1) Elmer Dessens, R (8, 1) Mark Smith, R (9, PH) OBP: 0.267, SLG: 0.316		C C B F B S 2-3 K ③		X 0-0 G6-3 ①		X 0-0 G6-4-3 ② ③ 1-2f			B X 1-0 1B 1-3 2B	3	0	0	0	0	1	2
										0	0	0	0	0	0	0
										0	0	0	0	0	0	0
										1	1	1	0	0	0	0
67 Francisco Cordova, R (1, 1) OBP: 0.150, SLG: 0.128 Manny Martinez, R (4, PH) OBP: 0.349, SLG: 0.525 Javier Martinez, R (4, 1) Kevin Polcovich, R (6, 6) OBP: 0.260, SLG: 0.281			S S S 0-3 K ①	C X 0-1 G5-3 ②			S C B F F X 1-2 L1 ①		F C B B B X 3-2 1B 1B SF8 2-3 3-H 1B	1	0	0	0	0	1	0
										1	0	0	0	0	0	0
										0	0	0	0	0	0	0
										2	1	1	1	0	0	0

Inning Stats																																		
	R: 0	H: 0	R: 1	H: 2	R: 3	H: 4	R: 0	H: 0	R: 0	H: 0	R: 0	H: 1	R: 0	H: 0	R: 0	H: 1	R: 5	H: 6	1B: 10	SF: 2	WP: 1	PA: 43
	E: 0	LOB: 0	E: 0	LOB: 1	E: 0	LOB: 2	E: 0	LOB: 0	E: 1	LOB: 1	E: 0	LOB: 0	E: 0	LOB: 0	E: 0	LOB: 1	E: 3	LOB: 2	2B: 4	SAC: 0	PB: 0	
	K: 2	BB: 0	K: 2	BB: 0	K: 2	BB: 1	K: 0	BB: 0	K: 1	BB: 0	K: 0	BB: 0	K: 1	BB: 0	K: 0	BB: 0	K: 2	BB: 0	3B: 0	DP: 1	SB: 0	
	S: 10	P: 12	S: 13	P: 21	S: 17	P: 26	S: 5	P: 5	S: 10	P: 12	S: 4	P: 6	S: 10	P: 12	S: 7	P: 9	S: 27	P: 38	HR: 0	HBP: 0	CS: 0	

PITCHER		IP	WLS	BF	H	R	ER	SO	BB	IBB	HBP	BLK	WP	HR	S	P	ERA	WHIP
Kevin Tapani, R (1, 1) ERA: 4.39		8.0	W	36	10	7	6	8	1	0	0	0	1	0	82	114	6.75	1.375
Bob Patterson, L (9, 1) ERA: 6.3		0.0		2	2	0	0	0	0	0	0	0	0	0	5	7	∞	∞
Terry Adams, R (9, 1) ERA: 3.02		0.1		3	2	2	2	0	0	0	0	0	0	0	7	9	54.00	6.000
Terry Mulholland, L (9, 1) ERA: 3.31		0.1		1	0	0	0	1	0	0	0	0	0	0	4	5	0.00	0.000
Rod Beck, R (9, 1) ERA: 3.95		0.1	S	1	0	0	0	1	0	0	0	0	0	0	5	6	0.00	0.000

PITCHER	IP	WLS	BF	H	R	ER	SO	BB	IBB	HBP	BLK	WP	HR	S	P	ERA	WHIP

AB	40
R	9
H	14
RBI	8
BB	1
SO	10
LOB	13

BOTTOM

Pittsburgh Pirates @ Chicago Cubs

Wrigley Field, Chicago, IL

Fri Jul 03 1998, 3:33 AM CDT

Att. 40,420 - Cloudy - 81 F

livebaseballscorecards.com

Batter	1	2	3	4	5	6	7	8	9	AB	R	H	RBI	BB	SO	LOB
José Hernández, R (1, 8) (8, 7) OBP: 0.335, SLG: 0.549	C F B F X 1-2 F9 ①	F B S S 1-3 K ③		C F S 0-3 K ①			B X 1-0 HR	C F C 0-3 K ①		5	1	1	1	0	3	2
Mickey Morandini, L (1, 4) OBP: 0.416, SLG: 0.439	X 0-0 2B 1B		B C F H 2-2 FC4-6 HBP	B C B C B F X 3-2 G4-3 ②			B C H 2-1 FC4-6 HBP	X 0-0 FC4-6 1-2 3-H 1B		3	0	2	1	0	0	0
Sammy Sosa, R (1, 9) OBP: 0.383, SLG: 0.670 Matt Mieske, R (9, 9) OBP: 0.367, SLG: 0.420	B B X 2-0 1-H 2B ②		C X 0-1 FC4-6 1B 1-2f E ①	C S C 0-3 K ③			B B F B F S 3-3 K ①	C B X 1-1 L8 ②		5 0	1 0	1 0	0 0	0 0	2 0	4 0
Mark Grace, L (1, 3) OBP: 0.415, SLG: 0.491	C X 0-1 F7 ③		B 1 SAFE B X 2-0 1-3 E 1B		C B B X 2-1 L8 ①		1 SAFE X 0-0 1-2f FC4-6 ②	X 0-0 1-2f FC4-6 ③		5	1	1	0	0	0	4
Henry Rodriguez, L (1, 7) OBP: 0.333, SLG: 0.521 Terrell Lowery, R (8, 8) OBP: 0.333, SLG: 0.267		X 0-0 HR	B X 1-0 E8 HR 2-H 3-H 1B		C B B X 1-1 F9 ②		S B B C X 2-2 L9 ③			4 0	2 0	2 0	3 0	0 0	0 0	1 0
Manny Alexander, R (1, 6) OBP: 0.296, SLG: 0.376		B S B X 2-1 HR 2B	F S X 0-2 E5 HR		C F S 0-3 K ③			X 0-0 BB 1B 1B		4	3	2	0	0	1	1
Tyler Houston, L (1, 2) OBP: 0.302, SLG: 0.469	C X 0-1 2-H HR	S B B X 2-1 1-H 2-H HR				B B X 2-0 P5 ①		C B B B F B 4-2 1B 1-2 FC1 BB		3	3	2	5	1	0	0
Kevin Orie, R (1, 5) OBP: 0.238, SLG: 0.266	C F F S 0-3 K ①	X 0-0 P4 ②				C F B B B X 2-2 P3 ②		C F B B B F B F F X 3-2 E FC1 1-3 2-H 1B 1B		4	1	1	1	0	1	0
Kevin Tapani, R (1, 1) OBP: 0.262, SLG: 0.216 Bob Patterson, R (9, 1) Terry Adams, R (9, 1) Terry Mulholland, R (9, 1) OBP: 0.286, SLG: 0.167 Rod Beck, R (9, 1)	B C F S 1-3 K ②	B X 1-0 L8 ③				B B C B C F S 3-3 K ③		X 0-0 FC1 1-3 3-H 1B		4 0 0 0 0	0 0 0 0 0	0 0 0 0 0	1 0 0 0 0	0 0 0 0 0	2 0 0 0 0	1 0 0 0 0
Inning Stats	R: 0 E: 0 K: 0 S: 8 H: 2 LOB: 1 BB: 0 P: 11	R: 3 E: 0 K: 3 S: 15 H: 3 LOB: 0 BB: 0 P: 19	R: 5 E: 2 K: 0 S: 13 H: 3 LOB: 0 BB: 0 P: 21	R: 0 E: 0 K: 2 S: 10 H: 0 LOB: 0 BB: 0 P: 13	R: 0 E: 0 K: 1 S: 7 H: 0 LOB: 0 BB: 0 P: 10	R: 0 E: 0 K: 1 S: 8 H: 0 LOB: 0 BB: 0 P: 15	R: 1 E: 0 K: 1 S: 9 H: 1 LOB: 1 BB: 0 P: 17	R: 3 E: 1 K: 1 S: 17 H: 3 LOB: 2 BB: 1 P: 25		1B: 6 2B: 2 3B: 0 HR: 4 SF: 0 SAC: 0 DP: 0 HBP: 2						

	AB	37
	R	12
	H	12
	RBI	12
	BB	1
	SO	9
	LOB	13

WP: 0 PB: 0 SB: 0 CS: 0 PA: 40

PITCHER		IP	WLS	BF	H	R	ER	SO	BB	IBB	HBP	BLK	WP	HR	S	P	ERA	WHIP
67 Francisco Cordova, R ERA: 3.19	(1, 1)	3.0	L	18	8	8	7	3	0	0	1	0	0	3	36	51	21.00	2.667
Javier Martinez, R ERA: 5.24	(4, 1)	2.0		6	0	0	0	3	0	0	0	0	0	0	17	23	0.00	0.000
Jeff Tabaka, L ERA: 3.22	(6, 1)	2.0		8	1	1	1	2	0	0	1	0	0	1	17	32	4.50	0.500
Elmer Dessens, R ERA: 3.31	(8, 1)	1.0		8	3	3	2	1	1	0	0	0	0	0	17	25	18.00	4.000

PITCHER	IP	WLS	BF	H	R	ER	SO	BB	IBB	HBP	BLK	WP	HR	S	P	ERA	WHIP

Batter	1	2	3	4	5	6	7	8	9	AB	R	H	RBI	BB	SO	LOB
Tony Womack, L (1, 4) OBP: 0.288, SLG: 0.307	C S F B S 1-3 ① K		B F B B F F X 3-2 ② F7			B X 1-0 ② F8		C X 0-1 ① E BB BB 1B		4	1	1	0	0	1	0
Manny Martinez, R (1, 8) OBP: 0.358, SLG: 0.532	S T B X 1-2 ② G6-3		B C M C 1-3 ③ K			C X 0-1 18 3B 2B		1 SAFE B B 1 SAFE 1 SAFE B B 4-0 BB E 1-2 BB		3	1	1	0	1	1	0
18 Jason Kendall, R (1, 2) OBP: 0.408, SLG: 0.454	C T F X 0-2 ③ G5-3			F X 0-1 ① F7		C C X 0-2 2-H 3B		C F C 0-3 ① K		4	0	1	1	0	1	2
Kevin Young, R (1, 3) OBP: 0.329, SLG: 0.480		X 0-0 HBP 1B 1B		X 0-0 ② F9		B C B F X 2-2 ③ F9		F B C X 1-2 E6 BB 1-2 2-3		4	1	1	0	0	0	3
Jose Guillen, R (1, 9) OBP: 0.330, SLG: 0.466		C 1 SAFE 1 SAFE H 1-1 1B 1-2 FC7-2 HBP		B X 1-0 ③ G6-3			B C X 1-1 ① F9	B B B B 4-0 G6-3 1-2 2-3 3-H BB		2	0	0	1	1	0	0
Al Martin, L (1, 7) OBP: 0.293, SLG: 0.369 Mike Williams, R (8, 1)		B B F F B F F X 3-2 FC7-2 1-3 2-H 1B			C X 0-1 ① G3-1		X 0-0 HR	X 0-0 ②③ G6-3 1-2f		4 0	1 0	2 0	2 0	0 0	0 0	3 0
Aramis Ramirez, R (1, 5) OBP: 0.300, SLG: 0.373		C 1 SAFE B B X 2-1 ①② FC7-2 1-2 3-H			C F B C 1-3 ② K		S C B F X 1-2 ② G6-3		S B S B C 2-3 ① K	4	0	0	0	0	2	2
Kevin Polcovich, R (1, 6) OBP: 0.261, SLG: 0.289 Steve Bieser, L (9, PH) OBP: 0.500, SLG: 1.000		B X 1-0 ③ G6-3			B F S B X 2-2 ③ G4-3		B X 1-0 2B		C C X 0-2 ② G3	3 1	0 0	1 0	0 0	0 0	0 0	1 0
Jason Schmidt, R (1, 1) OBP: 0.061, SLG: 0.031 Jason Christiansen, R (7, 1) Turner Ward, S (8, 7) OBP: 0.310, SLG: 0.352			S B C X 1-2 ① G6-3			B C C B B F X 3-2 ① G4-3	B X 1-0 ③ P2		X 0-0 ③ F7	3 0 1	0 0 0	0 0 0	0 0 0	0 0 0	0 0 0	1 0 0
Inning Stats	R: 0 E: 0 K: 1 S: 11 H: 0 LOB: 0 BB: 0 P: 13	R: 1 E: 0 K: 0 S: 10 H: 2 LOB: 1 BB: 0 P: 17	R: 0 E: 0 K: 1 S: 10 H: 0 LOB: 0 BB: 0 P: 15	R: 0 E: 0 K: 0 S: 4 H: 0 LOB: 0 BB: 0 P: 5	R: 0 E: 0 K: 1 S: 8 H: 0 LOB: 0 BB: 0 P: 11	R: 1 E: 0 K: 0 S: 13 H: 2 LOB: 1 BB: 0 P: 19	R: 1 E: 0 K: 0 S: 9 H: 2 LOB: 1 BB: 0 P: 13	R: 1 E: 1 K: 1 S: 9 H: 1 LOB: 2 BB: 2 P: 18	R: 0 E: 0 K: 1 S: 7 H: 0 LOB: 0 BB: 0 P: 9	1B: 3 2B: 3 3B: 1 HR: 1 SF: 0 SAC: 0 DP: 2 HBP: 1						

PITCHER		IP	WLS	BF	H	R	ER	SO	BB	IBB	HBP	BLK	WP	HR	S	P	ERA	WHIP
Geremi Gonzalez, R ERA: 5.44	(1, 1)	6.0		22	4	2	2	3	0	0	1	0	0	0	56	80	3.00	0.667
Marc Pisciotta, R ERA: 3.83	(7, 1)	1.0	W	5	2	1	1	0	0	0	0	0	0	1	9	13	9.00	2.000
Terry Adams, R ERA: 3.0	(8, 1)	0.1		5	1	1	0	1	2	0	0	0	0	0	8	17	0.00	9.000
Terry Mulholland, L ERA: 3.26	(8, 1)	0.2		1	0	0	0	0	0	0	0	0	0	0	1	1	0.00	0.000
Rod Beck, R ERA: 3.86	(9, 1)	1.0	S	3	0	0	0	1	0	0	0	0	0	0	7	9	0.00	0.000

PITCHER	IP	WLS	BF	H	R	ER	SO	BB	IBB	HBP	BLK	WP	HR	S	P	ERA	WHIP

TOP

Pittsburgh Pirates @ Chicago Cubs

Wrigley Field, Chicago, IL

Sat Jul 04 1998, 3:33 AM CDT

Att. 37,780 - Cloudy - 69 F

livebaseballscorecards.com

AB	33
R	4
H	7
RBI	4
BB	2
SO	5
LOB	12

BOTTOM

Pittsburgh Pirates @ Chicago Cubs

Wrigley Field, Chicago, IL

Sat Jul 04 1998, 3:33 AM CDT

Att. 37,780 - Cloudy - 69 F

livebaseballscorecards.com

Batter	1	2	3	4	5	6	7	8	9	AB	R	H	RBI	BB	SO	LOB
José Hernández, R (1, 8) (8, 7) (8, 8) OBP: 0.332, SLG: 0.550	C F B F X 1-2 G6-3 ①		B F B S F S 2-3 K ②		S S S 0-3 K ②		B B X 2-0 HR 3B	B C F B S 2-3 K ③		5	1	1	0	0	3	1
Mickey Morandini, L (1, 4) OBP: 0.422, SLG: 0.455	X 0-0 1B		F B B B X 3-1 1B 3-H 1B		B B B C B 4-1 BB		F S B F F B B X 3-2 HR 3-H			3	1	3	3	1	0	0
Sammy Sosa, R (1, 9) OBP: 0.384, SLG: 0.667	C B F S 1-3 K ②		B 1 SAFE S X 1-1 1-2 1B		1 SAFE B S B 1 B F S SAFE 3-3 K ③		B B F B B 4-1 E 1B BB			3	1	1	0	1	2	2
Mark Grace, L (1, 3) OBP: 0.413, SLG: 0.488	B 1 SAFE B C 1 SAFE 1 SAFE F X 2-2 F8 ③		B F S B C 2-3 K ③			X 0-0 F9 ①	B X 1-0 E4 1-3 1B 1B			4	1	1	0	0	1	3
Henry Rodriguez, L (1, 7) OBP: 0.336, SLG: 0.521		B B X 2-0 CS 1B		X 0-0 F7 ①		C B F F B X 2-2 E6 1B 1B	B B F S B X 3-2 G4-6-3 2-H 3-H 1B			4	0	2	2	0	0	0
Terry Adams, R (8, 1)										0	0	0	0	0	0	0
Terry Mulholland, R (8, 1) OBP: 0.286, SLG: 0.167										0	0	0	0	0	0	0
Rod Beck, R (9, 1)										0	0	0	0	0	0	0
Manny Alexander, R (1, 6) OBP: 0.294, SLG: 0.373		C 1 SAFE B B S B X 2-2 F8 1-2 ① ②		B B C F X 2-2 F9 ②		B X 1-0 1-2 1B	B X 1-0 G4-6-3 1-2f ① ②			4	0	1	0	0	0	2
Tyler Houston, L (1, 2) OBP: 0.311, SLG: 0.471		C B S B S 2-3 K ③		B X 1-0 1B		B S B S X 2-2 1-2 2-3 1B	B C B B F X 3-2 G3 ③			4	0	2	0	0	1	0
Kevin Orie, R (1, 5) OBP: 0.238, SLG: 0.272			X 0-0 SH3-4 1B 2B	C F F 1 SAFE B 1 SAFE X 1-2 G5-3 ③		S B B X 2-1 P3 ②		X 0-0 G5-3 ①		4	1	1	0	0	0	4
Geremi Gonzalez, R (1, 1) OBP: 0.179, SLG: 0.214			X 0-0 SH3-4 2-3 ①		C L B S 1-3 K ①	X 0-0 G4-3 ③		B S S S 1-3 K ②		1	0	0	0	0	1	0
Pedro Valdes, L (6, PH) OBP: 0.211, SLG: 0.222										1	0	0	0	0	0	3
Marc Pisciotta, R (7, 1) OBP: 0.333, SLG: 0.333										0	0	0	0	0	0	0
Terrell Lowery, R (8, 8) OBP: 0.333, SLG: 0.267										0	0	0	0	0	0	0
Matt Mieske, R (8, 7) OBP: 0.363, SLG: 0.415										1	0	0	0	0	1	0
Inning Stats	R: 0 E: 0 K: 1 S: 11 H: 1 LOB: 1 BB: 0 P: 15	R: 0 E: 0 K: 1 S: 7 H: 1 LOB: 0 BB: 0 P: 13	R: 1 E: 0 K: 2 S: 13 H: 3 LOB: 2 BB: 0 P: 21	R: 0 E: 0 K: 0 S: 9 H: 1 LOB: 1 BB: 0 P: 13	R: 0 E: 0 K: 3 S: 10 H: 0 LOB: 1 BB: 1 P: 18	R: 0 E: 1 K: 0 S: 12 H: 2 LOB: 3 BB: 0 P: 19	R: 4 E: 1 K: 0 S: 15 H: 4 LOB: 0 BB: 1 P: 32	R: 0 E: 0 K: 2 S: 7 H: 0 LOB: 0 BB: 0 P: 10		1B: 9 2B: 1 3B: 1 HR: 1		SF: 0 SAC: 1 DP: 1 HBP: 0			WP: 0 PB: 0 SB: 0 CS: 1		PA: 37

	AB	34
	R	5
	H	12
	RBI	5
	BB	2
	SO	9
	LOB	15

PITCHER		IP	WLS	BF	H	R	ER	SO	BB	IBB	HBP	BLK	WP	HR	S	P	ERA	WHIP
Jason Schmidt, R ERA: 4.12	(1, 1)	6.0	L	30	10	4	4	7	2	0	0	0	0	1	69	115	6.00	2.000
Jason Christiansen, L ERA: 1.7	(7, 1)	1.0		4	2	1	1	0	0	0	0	0	0	0	8	16	9.00	2.000
Mike Williams, R ERA: 2.51	(8, 1)	1.0		3	0	0	0	2	0	0	0	0	0	0	7	10	0.00	0.000

PITCHER	IP	WLS	BF	H	R	ER	SO	BB	IBB	HBP	BLK	WP	HR	S	P	ERA	WHIP

Pittsburgh Pirates @ Chicago Cubs

Wrigley Field, Chicago, IL

Sun Jul 05 1998, 3:33 AM CDT

Att. 38,742 - Sunny - 75 F

TOP

livebaseballscorecards.com

Batter	1	2	3	4	5	6	7	8	9	AB	R	H	RBI	BB	SO	LOB
Tony Womack, L (1, 4) OBP: 0.294, SLG: 0.317	F C F F B B F B F 3-2 F X S 1B		C F X 0-2 1B 18 1B 1B	X 0-0 S SF7 2B		C B F X 1-2 ③ P8			B B C C X 2-2 18 1B S 1B	5	2	4	0	0	0	0
Manny Martinez, R (1, 8) OBP: 0.347, SLG: 0.515	1 SAFE 1 P B B C F X 3-2 ① P4 1-2		B 1 SAFE F 1 SAFE B F 1 SAFE 1 SAFE F 2-2 X ② P6	B F B C B F X 3-2 ② SF7 2-H			B X 1-0 18 G4-3 1B		B B B C C X 3-2 ① F7 1-2	4	0	1	1	0	0	3
18 Jason Kendall, R (1, 2) OBP: 0.411, SLG: 0.456	B B B C F X 3-2 1B		1 SAFE 1 SAFE X 0-0 1B 1-2 1B	B B F X 2-1 ③ F7			X 0-0 ① ② G4-3 1-2f		X 0-0 2-H 1B	5	0	3	1	0	0	1
Kevin Young, R (1, 3) OBP: 0.330, SLG: 0.488	F S S 0-3 ② K		B C C F X 1-2 1-2 2-3 1B		S F B B B F X 3-2 ① F9		F B X 1-1 HR		C X 0-1 ② F9	5	1	2	1	0	1	3
Jose Guillen, R (1, 9) OBP: 0.325, SLG: 0.458	C X 0-1 ③ F8		C F F F B S 1-3 ③ K		X 0-0 ② F8		F B F B C 2-3 ③ K		X 0-0 ③ G4-3	5	0	0	0	0	2	6
Al Martin, L (1, 7) OBP: 0.296, SLG: 0.377		S S B X 1-2 ① F9		B F B X 2-1 HR 2B	C C X 0-2 2B			L F B X 1-2 E3 S		4	1	2	0	0	0	0
Aramis Ramirez, R (1, 5) OBP: 0.299, SLG: 0.369		B X 1-0 ② G6-3		B F C X 1-2 HR 1B	C X 0-1 ③ F9			B L 1 SAFE L 1 SAFE F B F X 2-2 ① P2		4	1	1	0	0	0	2
Lou Collier, R (1, 6) OBP: 0.298, SLG: 0.374		X 0-0 ③ B5-3		X 0-0 1-H 2-H HR		B S X 1-1 ① F7		1 SAFE B F B F 1 SAFE B S 3-3 ② K 1-2		4	1	1	3	0	1	1
Jon Lieber, L (1, 1) OBP: 0.273, SLG: 0.258 Jason Christiansen, R (7, 1) Turner Ward, S (8, PH) OBP: 0.308, SLG: 0.349 Elmer Dessens, R (8, 1) Ricardo Rincon, L (8, 1) Rich Loiselle, R (8, 1)			X 0-0 ① G3	C B B X 2-1 ① G1-3		C X 0-1 ② F7		C B F C 1-3 ③ K		3 0 0 1 0 0 0	0 0 0 0 0 0 0	0 0 0 0 0 0 0	0 0 0 0 0 0 0	0 0 0 0 1 0 0	0 0 0 0 1 0 0	0 0 1 0 1 0 0

	AB	40
	R	6
	H	14
	RBI	6
	BB	0
	SO	5
	LOB	17

Inning Stats	1	2	3	4	5	6	7	8	9
	R: 0 E: 0 K: 1 S: 20	H: 2 LOB: 2 BB: 0 P: 28	R: 0 E: 0 K: 0 S: 5	H: 0 LOB: 0 BB: 0 P: 7	R: 0 E: 0 K: 1 S: 18	H: 3 LOB: 3 BB: 0 P: 22	R: 4 E: 0 K: 0 S: 15	H: 4 LOB: 0 BB: 0 P: 25	R: 0 E: 0 K: 0 S: 10	H: 1 LOB: 1 BB: 0 P: 13	R: 0 E: 0 K: 0 S: 7	H: 0 LOB: 0 BB: 0 P: 9	R: 1 E: 0 K: 1 S: 7	H: 2 LOB: 0 BB: 0 P: 11	R: 0 E: 1 K: 2 S: 14	H: 0 LOB: 1 BB: 0 P: 21	R: 1 E: 0 K: 0 S: 10	H: 2 LOB: 1 BB: 0 P: 15

	1B: 9	SF: 1	WP: 0	PA: 41
	2B: 3	SAC: 0	PB: 0	
	3B: 0	DP: 1	SB: 4	
	HR: 2	HBP: 0	CS: 0	

PITCHER		IP	WLS	BF	H	R	ER	SO	BB	IBB	HBP	BLK	WP	HR	S	P	ERA	WHIP
Mark Clark, R ERA: 4.98	(1, 1)	7.0		32	12	5	5	3	0	0	0	0	0	2	82	115	6.43	1.714
Bob Patterson, L ERA: 6.3	(8, 1)	0.0		1	0	0	0	0	0	0	0	0	0	0	3	4	∞	∞
Dave Stevens, R ERA:	(8, 1)	1.0	W	3	0	0	0	2	0	0	0	0	0	0	11	17	0.00	0.000
Rod Beck, R ERA: 3.98	(9, 1)	1.0	S	5	2	1	1	0	0	0	0	0	0	0	10	15	9.00	2.000

PITCHER	IP	WLS	BF	H	R	ER	SO	BB	IBB	HBP	BLK	WP	HR	S	P	ERA	WHIP

Batter	1	2	3	4	5	6	7	8	9	AB	R	H	RBI	BB	SO	LOB
José Hernández, R (1, 8) OBP: 0.337, SLG: 0.551	B C S B X 2-2 L3 ①		B F F S 1-3 K ①		F F F B B F B X 3-2 FC6-4 1B		B S X 1-1 1B 2-H 3-H	X 0-0 IBB 1B 1-3 2-H 3-H		5	0	3	4	0	1	0
Mickey Morandini, L (1, 4) OBP: 0.419, SLG: 0.449	C B F F S 1-3 K ②		B B X 2-0 G3 ②		1 SAFE X 0-0 FC6-4 ③ 1-2f		B F B B C X 3-2 L6 ③	B I I I 4-0 ② IBB 1-2 3-H		4	0	0	0	1	1	2
Pedro Valdes, L (1, 9) OBP: 0.238, SLG: 0.250 Matt Mieske, R (4, 9) OBP: 0.362, SLG: 0.412	C B S S F T B B X 3-2 1B		C B B F C 2-3 K ③			C S S 0-3 K ①		2-2 E PB BB 1B B S X 2-1 P6 ③		2 3	0 1	1 1	0 0	0 0	1 1	0 2
Mark Grace, L (1, 3) OBP: 0.411, SLG: 0.483	C B B B X 3-1 G4-3 ③			B B C C F F F B X 3-2 F9 ①		B X 1-0 G4-3 ②		F B B B B 4-1 BB E 2B 1-2 BB		3	1	0	0	1	0	1
Henry Rodriguez, L (1, 7) OBP: 0.331, SLG: 0.513		C F F B S 1-3 K ①		X 0-0 F7 ②		C F S 0-3 K ③		X 0-0 L7 ①		4	0	0	0	0	2	2
Manny Alexander, R (1, 5) OBP: 0.293, SLG: 0.369		X 0-0 L9 ②		B C S X 1-2 1B			B F S F S 1-3 K ①	B X 1-0 E5 BB 2B 1-2 2-3		4	1	1	0	0	1	2
Tyler Houston, L (1, 2) OBP: 0.323, SLG: 0.477 Scott Servais, R (8, PH) OBP: 0.270, SLG: 0.283 (9, 2)		B B F C X 2-2 1B 1B		C C 1 SAFE C 0-3 K ③			X 0-0 2B 1B 1B	F B B B B 4-1 2B 1B BB 1-2 2-3 3-H		3 0	1 1	2 0	0 1	0 1	1 0	1 0
Jeff Blauser, R (1, 6) OBP: 0.347, SLG: 0.308		B X 1-0 1-3 1B			F X 0-1 G6-3 ①		B S X 1-1 1-3 1B 2B	X 0-0 1B 2B 1-3 2-H 3-H		4	2	3	2	0	0	0
Mark Clark, R (1, 1) OBP: 0.063, SLG: 0.032 Sandy Martinez, L (7, PH) OBP: 0.346, SLG: 0.400 Bob Patterson, R (8, 1) Dave Stevens, R (8, 1) Kevin Orie, R (8, PH) OBP: 0.242, SLG: 0.272 Rod Beck, R (9, 1)		X 0-0 L1 ③			B C B C F B F X 3-2 P6 ②		F B S T 1-2 K ②	B B B B 4-0 1B CS BB		2 1 0 0 0 0	0 0 0 0 0 0	0 0 0 0 0 0	0 0 0 0 1 0	0 0 0 0 0 0	0 1 0 0 0 0	2 2 0 0 0 0
Inning Stats	R: 0 E: 0 K: 1 S: 14 H: 1 LOB: 1 BB: 0 P: 23	R: 0 E: 0 K: 1 S: 10 H: 2 LOB: 2 BB: 0 P: 14	R: 0 E: 0 K: 2 S: 7 H: 0 LOB: 0 BB: 0 P: 12	R: 0 E: 0 K: 1 S: 13 H: 1 LOB: 1 BB: 0 P: 17	R: 0 E: 0 K: 0 S: 13 H: 1 LOB: 1 BB: 0 P: 19	R: 0 E: 0 K: 2 S: 8 H: 0 LOB: 0 BB: 0 P: 9	R: 2 E: 0 K: 2 S: 15 H: 3 LOB: 1 BB: 0 P: 22	R: 5 E: 1 K: 0 S: 11 H: 3 LOB: 2 BB: 4 P: 32		1B: 9 2B: 2 3B: 0 HR: 0	SF: 0 SAC: 0 DP: 0 HBP: 0			WP: 0 PB: 1 SB: 0 CS: 1		PA: 39

Pittsburgh Pirates @ Chicago Cubs

Wrigley Field, Chicago, IL

Sun Jul 05 1998, 3:33 AM CDT

Att. 38,742 - Sunny - 75 F

BOTTOM

livebaseballscorecards.com

AB	35
R	7
H	11
RBI	7
BB	4
SO	9
LOB	14

PITCHER		IP	WLS	BF	H	R	ER	SO	BB	IBB	HBP	BLK	WP	HR	S	P	ERA	WHIP
Jon Lieber, R ERA: 3.79	(1, 1)	6.2		28	8	2	2	9	0	0	0	0	0	0	77	110	2.70	1.200
Jason Christiansen, L ERA: 1.69	(7, 1)	0.1		1	0	0	0	0	0	0	0	0	0	0	3	6	0.00	0.000
Elmer Dessens, R ERA: 3.58	(8, 1)	0.0		1	1	1	1	0	0	0	0	0	0	0	3	5	∞	∞
Ricardo Rincon, L ERA: 2.21	(8, 1)	0.1		3	0	0	0	0	1	0	0	0	0	0	3	8	0.00	3.000
Rich Loiselle, R ERA: 3.57	(8, 1)	0.2	L	6	2	4	3	0	2	1	0	0	0	0	5	19	40.50	6.000

PITCHER	IP	WLS	BF	H	R	ER	SO	BB	IBB	HBP	BLK	WP	HR	S	P	ERA	WHIP

Batter	1	2	3	4	5	6	7	8	9	AB	R	H	RBI	BB	SO	LOB
José Hernández, R (1, 8) OBP: 0.335, SLG: 0.541	B B B B 4-0 2B SF8 BB	C B B S F S 2-3 ① K		B X 1-0 ① G5-6-3		X 0-0 ① G3 1-2			B C C F B S 2-3 ① K	4	1	0	0	1	2	2
Mickey Morandini, L (1, 4) OBP: 0.422, SLG: 0.455	C 1 SAFE B F F X 1-2 S E 1-3 2B	C X 0-1 ② G5-3		B F B C X 2-2 ② L9		B X 1-0 G4-6-3 2-H 1B			C X 0-1 1B	5	1	3	1	0	0	1
Sammy Sosa, R (1, 9) OBP: 0.385, SLG: 0.671	B S B B B 4-1 E S 2B BB	C F X 0-2 2-H HR		C B F S 1-3 ③ K		X 0-0 ②③ G4-6-3 1-2f			C S F F B S 1-3 ② K	4	2	1	2	1	2	2
Mark Grace, L (1, 3) OBP: 0.411, SLG: 0.487	X 0-0 ① SF8 3-H	C C X 0-2 HR 1B			C X 0-1 1B 2B		X 0-0 ① L9		X 0-0 ③ G6-3	4	2	2	1	0	0	1
Henry Rodriguez, L (1, 7) OBP: 0.333, SLG: 0.524	B S X 1-1 ② F8	B B X 2-0 1-H HR			C S S X 1-2 2-H 1B		B B S X 2-1 ② G3			4	1	2	3	0	0	2
Jeff Blauser, R (1, 6) OBP: 0.345, SLG: 0.305	C B B B X 3-1 E6 2B 1-3 2-H	B C T F B B 4-2 CS BB			C S 1 SAFE B B C 2-3 ① K		F S B X 1-2 ③ F7			3	0	0	0	1	1	2
Tyler Houston, L (1, 2) OBP: 0.330, SLG: 0.489	X 0-0 1-3 3-H 2B	B F C 1-2 ③ CS 1-2	B X 1-0 ① G4-3		B C 1 SAFE B 1 SAFE X 2-1 ② F9			B B C X 2-1 G5-4-3 1B		4	0	2	1	0	0	1
Manny Alexander, R (1, 5) OBP: 0.287, SLG: 0.360	X 0-0 ③ F8		B C X 1-1 ② L9		B B B C 1 SAFE F X 3-2 ③ P6			B C S B X 2-2 ①② G5-4-3 1-2f		4	0	0	0	0	0	4
Kevin Tapani, R (1, 1) OBP: 0.273, SLG: 0.256 Dave Stevens, R (3, 1) Kevin Orie, R (6, PH) OBP: 0.246, SLG: 0.276 Bob Patterson, R (6, 1) Marc Pisciotta, R (6, 1) OBP: 0.333, SLG: 0.333 Jason Hardtke, S (8, PH) OBP: 0.333, SLG: 0.263 Terry Mulholland, R (8, 1) OBP: 0.286, SLG: 0.167		B B C S X 2-2 HR 2B	B C X 1-1 ③ L6			B F B S X 2-2 G3 1B 1B			C F B F F S 1-3 ③ K	2 0 1 0 0 1 0	1 0 1 0 0 0 0	1 0 1 0 0 0 0	0 0 0 0 0 1 0	0 0 0 0 0 0 0	0 0 0 0 0 0 0	0 0 0 0 0 0 0
Inning Stats	R: 3 H: 2 E: 1 LOB: 2 K: 0 BB: 2 S: 12 P: 25	R: 4 H: 4 E: 0 LOB: 0 K: 1 BB: 1 S: 20 P: 31	R: 0 H: 0 E: 0 LOB: 0 K: 0 BB: 0 S: 5 P: 8	R: 0 H: 0 E: 0 LOB: 0 K: 1 BB: 0 S: 7 P: 11	R: 1 H: 2 E: 0 LOB: 1 K: 1 BB: 0 S: 13 P: 21	R: 1 H: 2 E: 0 LOB: 0 K: 0 BB: 0 S: 6 P: 9	R: 0 H: 0 E: 0 LOB: 0 K: 0 BB: 0 S: 6 P: 9	R: 0 H: 1 E: 0 LOB: 0 K: 1 BB: 0 S: 10 P: 15	R: 0 H: 1 E: 0 LOB: 1 K: 2 BB: 0 S: 12 P: 15	1B: 6 SF: 1 2B: 4 SAC: 0 3B: 0 DP: 2 HR: 2 HBP: 0						

Chicago Cubs @ Milwaukee Brewers

Milwaukee County Stadium, Milwaukee, WI

Thu Jul 09 1998, 8:05 PM EDT

Att. 38,055 - Unknown - 75 F

TOP

livebaseballscorecards.com

AB	36
R	9
H	12
RBI	8
BB	3
SO	6
LOB	15

WP: 0 PB: 0 SB: 2 CS: 1 PA: 41

PITCHER		IP	WLS	BF	H	R	ER	SO	BB	IBB	HBP	BLK	WP	HR	S	P	ERA	WHIP
Jeff Juden, R ERA: 4.87	(1, 1)	1.2		15	6	7	5	1	3	0	0	0	0	2	30	53	27.00	5.400
David Weathers, R ERA: 6.08	(2, 1)	3.1		12	3	2	2	2	0	0	0	0	0	0	30	48	5.40	0.900
Al Reyes, R ERA: 4.54	(6, 1)	1.0	W	3	1	0	0	0	0	0	0	0	0	0	3	4	0.00	1.000
48 Brad Woodall, L ERA: 3.58	(7, 1)	1.0		4	1	0	0	0	0	0	0	0	0	0	8	13	0.00	1.000
Chad Fox, R ERA: 2.6	(8, 1)	1.0		2	0	0	0	1	0	0	0	0	0	0	8	11	0.00	0.000

PITCHER		IP	WLS	BF	H	R	ER	SO	BB	IBB	HBP	BLK	WP	HR	S	P	ERA	WHIP
Bob Wickman, R ERA: 1.76	(9, 1)	1.0	S	4	1	0	0	2	0	0	0	0	0	0	12	15	0.00	1.000

BOTTOM

Chicago Cubs @ Milwaukee Brewers

Milwaukee County Stadium, Milwaukee, WI

Thu Jul 09 1998, 8:05 PM EDT

Att. 38,055 - Unknown - 75 F

livebaseballscorecards.com

Batter	1	2	3	4	5	6	7	8	9	AB	R	H	RBI	BB	SO	LOB
Fernando Vina, L (1, 4) OBP: 0.379, SLG: 0.424	H	B B C X 2-1 F8 ②		B X 1-0 F7 ②		B C B X 2-1 2B 3B		B H 2-0 E F9 FC6-4 HBP		3	3	1	0	0	0	0
Dave Nilsson, L (1, 7) OBP: 0.327, SLG: 0.352 Darrin Jackson, R (8, PH) OBP: 0.217, SLG: 0.255 (9, 7)	C B X 1-1 F8 ①	B X 1-0 L8 ③		B F B B B 4-1 S 1B BB		F X 0-1 1B 1B 3-H 2B		X 0-0 F9 ① 1-2		3 1	2 0	1 0	1 0	1 0	0 0	1 1
Jeff Cirillo, R (1, 5) OBP: 0.408, SLG: 0.426	B C X 1-1 BB 1-2 2B 1B		C B B B C F X 3-2 BB HR 1B	C B F X 1-2 S 1-H 1B		C X 0-1 WP 1B SF8 2-3 1B		B F X 1-1 E1 FC6-4 2-3		5	3	4	1	0	0	1
John Jaha, R (1, 3) OBP: 0.398, SLG: 0.436 Mark Loretta, R (6, PH) OBP: 0.393, SLG: 0.417 (7, 3)	C C B B B B B 4-2 2B 2B 1-2 2-3 BB		B B B 4-0 HR 1-2 BB	C B B F 1 SAFE 1 SAFE F B C 3-3 K 1-2		X 0-0 SF8 WP 1-2 3-H 1B		1 SAFE B C X 1-1 FC6-4 1-2f 3-H ②		1 2	2 0	0 1	0 2	2 0	1 0	1 1
Jeromy Burnitz, L (1, 9) OBP: 0.356, SLG: 0.503	F X 0-1 2B 1-3 2-H 3-H 2B	X 0-0 F8 ①	C X 0-1 G4-3 ①	F B C F B B F X 3-2 SF8 ② 1-3 2-H		C B C X 1-2 P5 ③				4	1	1	3	0	0	3
Marquis Grissom, R (1, 8) OBP: 0.314, SLG: 0.421	B X 1-0 2-H 3-H 2B	X 0-0 1-H 2-H HR	B X 1-0 L9 ②	S B X 1-1 G6-3 ③						4	1	2	5	0	0	1
Jose Valentin, S (1, 6) OBP: 0.330, SLG: 0.428	C B B X 2-1 2B	B F X 1-1 P6 ②	B F X 1-1 1B			B X 1-0 G3 ①				4	0	2	0	0	0	0
Bobby Hughes, R (1, 2) OBP: 0.297, SLG: 0.418	C C F X 0-2 F8 ③	B S C X 1-2 F8 ③			X 0-0 F9 ③			B X 1-0 F8 ②		4	0	0	0	0	0	2
Jeff Juden, R (1, 1) OBP: 0.156, SLG: 0.188 David Weathers, R (2, 1) OBP: 0.158, SLG: 0.235 Al Reyes, R (6, 1) OBP: 0.250, SLG: 0.250 Marc Newfield, R (6, PH) OBP: 0.296, SLG: 0.282 48 Brad Woodall, S (7, 1) OBP: 0.571, SLG: 0.545 Chad Fox, R (8, 1) Bob Wickman, R (9, 1)		B F C B C 2-3 K ①		S B X 1-1 F7 ①		C F C 0-3 K ①		B B C F F X 2-2 G6-3 ③		0 2 0 1 1 0 0 0	0 0 0 0 0 0 0 0	0 0 0 0 0 0 0 0	0 0 0 0 0 0 0 0	0 0 0 0 1 0 0 0	0 1 0 0 0 0 0 0	0 0 0 0 0 0 0 0
Inning Stats	R: 4 H: 4 E: 0 LOB: 1 K: 0 BB: 1 S: 15 P: 25	R: 0 H: 0 E: 0 LOB: 0 K: 1 BB: 0 S: 6 P: 11	R: 3 H: 2 E: 0 LOB: 0 K: 0 BB: 1 S: 11 P: 20	R: 1 H: 1 E: 0 LOB: 1 K: 1 BB: 1 S: 11 P: 21	R: 0 H: 1 E: 0 LOB: 1 K: 0 BB: 0 S: 6 P: 8	R: 3 H: 4 E: 0 LOB: 1 K: 1 BB: 0 S: 17 P: 23	R: 0 H: 0 E: 0 LOB: 0 K: 0 BB: 0 S: 6 P: 10	R: 1 H: 0 E: 1 LOB: 1 K: 0 BB: 0 S: 8 P: 13		1B: 6 SF: 1 2B: 4 SAC: 0 3B: 1 DP: 0 HR: 1 HBP: 2				WP: 1 PA: 41 PB: 0 SB: 2 CS: 0		

	AB	35
	R	12
	H	12
	RBI	12
	BB	3
	SO	3
	LOB	11

PITCHER		IP	WLS	BF	H	R	ER	SO	BB	IBB	HBP	BLK	WP	HR	S	P	ERA	WHIP
Kevin Tapani, R ERA: 4.82	(1, 1)	2.1		15	6	7	7	1	2	0	1	0	0	1	27	49	27.00	3.429
Dave Stevens, R ERA: 1.13	(3, 1)	2.2		11	2	1	1	1	1	0	0	0	0	0	22	36	3.38	1.125
Bob Patterson, L ERA: 7.08	(6, 1)	0.1	L	3	2	2	2	1	0	0	0	0	0	0	7	9	54.00	6.000
Marc Pisciotta, R ERA: 3.89	(6, 1)	1.2		7	2	1	1	0	0	0	0	0	1	0	16	24	5.40	1.200
Terry Mulholland, L ERA: 3.2	(8, 1)	1.0		5	0	1	0	0	0	0	1	0	0	0	8	13	0.00	0.000

PITCHER	IP	WLS	BF	H	R	ER	SO	BB	IBB	HBP	BLK	WP	HR	S	P	ERA	WHIP

Batter	1	2	3	4	5	6	7	8	9	AB	R	H	RBI	BB	SO	LOB
José Hernández, R (1, 8) OBP: 0.332, SLG: 0.547	K		K		L6		K		HR	5	1	1	3	0	3	1
Mickey Morandini, L (1, 4) OBP: 0.416, SLG: 0.447	G4-3		G3-1		L3		F9		K	5	0	0	0	0	1	1
Mark Grace, L (1, 3) OBP: 0.412, SLG: 0.484	K			WP 1B BB	L9			G6-4-3 BB		2	1	0	0	2	1	0
Sammy Sosa, R (1, 9) OBP: 0.386, SLG: 0.677		HR		K		S 1B		G6-4-3 1-2f		4	1	2	1	0	1	2
Glenallen Hill, R (1, 7) OBP: 0.332, SLG: 0.519 Henry Rodriguez, L (8, PH) OBP: 0.333, SLG: 0.524 Matt Mieske, R (8, PH) OBP: 0.358, SLG: 0.407 (8, 7)		G6-4-3 1B		K		K 1-2		K		3 0 1	0 0 0	1 0 0	0 0 0	0 0 0	2 0 1	2 0 0
Jeff Blauser, R (1, 6) OBP: 0.351, SLG: 0.306		G6-4-3 1-2f		1B BB 1-2		BB			DI HR 1B	2	1	1	0	2	0	1
Kevin Orie, R (1, 5) OBP: 0.247, SLG: 0.277 Jason Hardtke, S (9, PH) OBP: 0.318, SLG: 0.250		K		BB 1B 1-3 2-H		P3			K 1-2	3 1	0 0	1 0	1 0	0 0	1 1	2 1
Scott Servais, R (1, 2) OBP: 0.276, SLG: 0.290 Tyler Houston, L (9, PH) OBP: 0.337, SLG: 0.495			2B	BB 1-2		L4			HR 1B	2 1	0 1	1 1	0 0	1 0	0 0	2 0
34 Kerry Wood, R (1, 1) OBP: 0.176, SLG: 0.265 Terry Adams, R (8, 1) Sandy Martinez, L (9, PH) OBP: 0.341, SLG: 0.394			F7	G6-3			G5-3		K	3 0 1	0 0 0	0 0 0	0 0 0	0 0 0	0 0 1	4 0 2

Inning Stats										
	R: 0 E: 0 K: 2 S: 8	H: 0 LOB: 0 BB: 0 P: 13	R: 1 E: 0 K: 1 S: 7	H: 2 LOB: 0 BB: 0 P: 11	R: 0 E: 0 K: 1 S: 13	H: 1 LOB: 1 BB: 0 P: 20	R: 1 E: 0 K: 2 S: 18	H: 1 LOB: 3 BB: 3 P: 40	R: 0 E: 0 K: 0 S: 10	H: 0 LOB: 0 BB: 0 P: 13
	R: 0 E: 0 K: 1 S: 13	H: 1 LOB: 2 BB: 1 P: 23	R: 0 E: 0 K: 1 S: 14	H: 0 LOB: 0 BB: 0 P: 20	R: 0 E: 0 K: 1 S: 9	H: 0 LOB: 0 BB: 1 P: 15	R: 3 E: 0 K: 3 S: 16	H: 3 LOB: 0 BB: 0 P: 26	1B: 5 2B: 1 3B: 0 HR: 2	SF: 0 SAC: 0 DP: 2 HBP: 0

WP: 1 PA: 38
PB: 0
SB: 1
CS: 0

PITCHER		IP	WLS	BF	H	R	ER	SO	BB	IBB	HBP	BLK	WP	HR	S	P	ERA	WHIP
Scott Karl, L ERA: 4.46	(1, 1)	5.1		23	5	2	2	7	3	0	0	0	1	1	63	108	3.38	1.500
Bronswell Patrick, R ERA: 2.67	(6, 1)	1.2	W	6	0	0	0	1	1	0	0	0	0	0	20	32	0.00	0.600
Al Reyes, R ERA: 4.46	(8, 1)	0.2		2	0	0	0	0	1	0	0	0	0	0	4	8	0.00	1.500
Mike Myers, L ERA: 0.57	(8, 1)	0.1		1	0	0	0	1	0	0	0	0	0	0	5	7	0.00	0.000
Bob Wickman, R ERA: 2.25	(9, 1)	1.0		6	3	3	3	3	0	0	0	0	0	1	16	26	27.00	3.000

PITCHER	IP	WLS	BF	H	R	ER	SO	BB	IBB	HBP	BLK	WP	HR	S	P	ERA	WHIP

TOP

Chicago Cubs @ Milwaukee Brewers

Milwaukee County Stadium, Milwaukee, WI

Fri Jul 10 1998, 8:05 PM EDT
Att. 43,575 - Unknown - 70 F

livebaseballscorecards.com

AB	33
R	5
H	8
RBI	5
BB	5
SO	12
LOB	18

Chicago Cubs @ Milwaukee Brewers

Milwaukee County Stadium, Milwaukee, WI

Fri Jul 10 1998, 8:05 PM EDT

Att. 43,575 - Unknown - 70 F

livebaseballscorecards.com

BOTTOM

Batter	1	2	3	4	5	6	7	8	9	AB	R	H	RBI	BB	SO	LOB
Fernando Vina, L (1, 4) OBP: 0.383, SLG: 0.428	H 1-0 1B G3 HBP		B C X 1-1 L5-4 2B		B B B C C X 3-2 ② L8		C B B B 4-1 HBP 1-2 2-3 BB			2	1	1	0	1	0	0
Mark Loretta, R (1, 3) OBP: 0.395, SLG: 0.415	B C B 1 SAFE B X 3-1 G3 1-3 1B		B B B C S F X 3-2 ②③ L5-4 2-3		S B C S S 1-3 ③ K		B C S B F H 3-2 1-2 2-3 3-H HBP			3	0	1	1	0	1	1
Jeff Cirillo, R (1, 5) OBP: 0.406, SLG: 0.422	X 0-0 ① G5-3			C B B B B 4-1 2B BB		X 0-0 ① G6-3	C B B C S 2-3 ③ K			3	1	0	0	1	1	5
Jeromy Burnitz, L (1, 9) OBP: 0.352, SLG: 0.497 Bob Wickman, R (9, 1)	B F F F X 1-2 ② G3 2-3 3-H			1 SAFE B X 1-0 ① P8		C S B X 1-2 ② G6-3		C F B C 1-3 ① K		4 0	0 0	0 0	1 0	0 0	1 0	2 0
Marquis Grissom, R (1, 8) OBP: 0.310, SLG: 0.415	B F X 1-1 ③ L9			1 SAFE B C F F X 1-2 ② F4		B B F C S 2-3 ③ K		C X 0-1 ② G6-3		4	0	0	0	0	1	2
Dave Nilsson, L (1, 7) OBP: 0.333, SLG: 0.366 Darrin Jackson, R (7, PR) OBP: 0.224, SLG: 0.282 (8, 7) (9, 9)		B F X 1-1 ① F7		1 SAFE F B 1 SAFE X 1-1 1-H 2B			B B X 2-0 BB HBP HBP 1B	B X 1-0 1B 3B		3 1	0 2	2 1	1 2	0 1	0 2	0 0
Jose Valentin, S (1, 6) OBP: 0.332, SLG: 0.425		B F C C 1-3 ② K		B F B F B B 4-2 BB			1 SAFE B F B B S 1 SAFE S 3-3 ① K	B C B B I 4-1 S 1B IBB		2	1	0	0	2	2	1
Bobby Hughes, R (1, 2) OBP: 0.303, SLG: 0.416		F S C 0-3 ③ K		B S F B X 2-2 ③ F9			H 1-0 HBP BB 1-2 HBP	B F F X 1-2 1-H 2B 3-H 1B		3	1	1	2	0	1	2
Scott Karl, L (1, 1) OBP: 0.226, SLG: 0.111 Bronswell Patrick, R (6, 1) OBP: 0.286, SLG: 0.167 Bob Hamelin, L (7, PH) OBP: 0.258, SLG: 0.351 Al Reyes, R (8, 1) OBP: 0.250, SLG: 0.250 Mike Myers, L (8, 1) Marc Newfield, R (8, PH) OBP: 0.302, SLG: 0.297 (9, 7)			C S F B B C 2-3 ① K		B B B C C C 3-3 ① K		C C S 0-3 ② K	X 0-0 ③ 1-H 2B		2 0 0 1 0 0	0 0 0 0 0 1	0 0 0 0 0 0	0 0 0 0 0 0	2 0 0 1 0 0	0 0 1 0 0 0	0 0 2 0 0 0
Inning Stats	R: 1 E: 0 K: 0 S: 9 H: 1 LOB: 1 BB: 0 P: 15	R: 0 E: 0 K: 2 S: 8 H: 0 LOB: 0 BB: 0 P: 10	R: 0 E: 0 K: 1 S: 10 H: 1 LOB: 0 BB: 0 P: 16	R: 1 E: 0 K: 0 S: 13 H: 1 LOB: 2 BB: 2 P: 26	R: 0 E: 0 K: 2 S: 9 H: 0 LOB: 0 BB: 0 P: 16	R: 0 E: 0 K: 1 S: 7 H: 0 LOB: 0 BB: 0 P: 10	R: 1 E: 0 K: 3 S: 14 H: 1 LOB: 3 BB: 1 P: 29	R: 3 E: 0 K: 1 S: 11 H: 3 LOB: 1 BB: 1 P: 18								

PITCHER		IP	WLS	BF	H	R	ER	SO	BB	IBB	HBP	BLK	WP	HR	S	P	ERA	WHIP	PITCHER		IP	WLS	BF	H	R	ER	SO	BB	IBB	HBP	BLK	WP	HR	S	P	ERA	WHIP
34 Kerry Wood, R (1, 1) ERA: 3.41		7.0	L	30	4	3	3	9	3	0	3	0	0	0	70	122	3.86	1.000																			
Terry Adams, R (8, 1) ERA: 3.49		1.0		6	3	3	3	1	0	1	0	0	0	0	11	18	27.00	3.000																			

PITCHER		IP	WLS	BF	H	R	ER	SO	BB	IBB	HBP	BLK	WP	HR	S	P	ERA	WHIP	PITCHER		IP	WLS	BF	H	R	ER	SO	BB	IBB	HBP	BLK	WP	HR	S	P	ERA	WHIP
Scott Karl, L (1, 1) OBP: 0.226, SLG: 0.111 Bronswell Patrick, R (6, 1) OBP: 0.286, SLG: 0.167 Bob Hamelin, L (7, PH) OBP: 0.258, SLG: 0.351 Al Reyes, R (8, 1) OBP: 0.250, SLG: 0.250 Mike Myers, L (8, 1) Marc Newfield, R (8, PH) OBP: 0.302, SLG: 0.297 (9, 7)		9.0	W	36	7	6	6	10	4	0	3	0	0	1	106	160	6.00	1.222																			

AB	29
R	6
H	7
RBI	6
BB	4
SO	10
LOB	15

1B: 3	SF: 0	WP: 0	PA: 36
2B: 4	SAC: 0	PB: 0	
3B: 1	DP: 1	SB: 1	
HR: 0	HBP: 3	CS: 0	

Batter	1	2	3	4	5	6	7	8	9	AB	R	H	RBI	BB	SO	LOB
José Hernández, R (1, 5) OBP: 0.333, SLG: 0.555	C F S 0-3 ① K		B C B B B 4-1 1B 1B FC4-6 BB 1-2	C S B S 1-3 ② K		C S F X 0-2 ① P3		2 SAFE B B X 2-0 2-H HR		4	2	1	2	1	2	0
Mickey Morandini, L (1, 4) OBP: 0.413, SLG: 0.443	C B F B F B C 3-3 ② K		X 0-0 FC4-6 1B 1B 1-2 2-3	C F S 0-3 ③ K		C X 0-1 ② F7		X 0-0 ② G4-3		5	1	1	0	0	2	0
Sammy Sosa, R (1, 8) OBP: 0.383, SLG: 0.671	C B F C 2-3 ③ K		B F X 1-1 FC4-6 1-2 2-3 3-H		C B X 1-1 ① G5-3	C T F X 0-2 ③ G5-3		B C B X 2-1 ③ G6-3		5	0	1	1	0	1	0
Mark Grace, L (1, 3) OBP: 0.410, SLG: 0.488		B X 1-0 ① G1-3	F X 0-1 ② FC4-6 BB 1-2f 2-3 3-H		B C X 1-1 HR	X 0-0 ① G3-1			C B F B X 2-2 ① P5	5	2	1	2	0	0	2
Henry Rodriguez, L (1, 7) OBP: 0.339, SLG: 0.547 Matt Mieske, R (9, PH) OBP: 0.365, SLG: 0.425 (9, 7)		S F B B F B B X 3-2 ② P5	B F B B F F F B 4-2 1B 1B 1-2 BB		B F S F F X 1-2 HR	C X 0-1 HR			B B S B X 3-1 F9 2B	3 1	3 0	2 1	2 0	1 0	0 0	0 0
Glenallen Hill, R (1, 9) OBP: 0.333, SLG: 0.517		B B S B F S 3-3 ③ K	C B B X 2-1 1B 1-3 2-H 3-H		B F X 1-1 BB 1B	B S F S 1-3 ② K			X 0-0 ② F9 2-3	5	0	2	2	0	2	1
Tyler Houston, L (1, 2) OBP: 0.343, SLG: 0.505 Scott Servais, R (9, PH) OBP: 0.274, SLG: 0.289 (9, 2)			B B S X 2-2 L8 WP 2B X 0-0 1-2 3-H 1B		X 0-0 ② L8	C S S 0-3 ③ K			C B F B X 1-2 ③ G1-3	4 1	1 0	2 0	1 0	0 0	1 0	1 1
Manny Alexander, R (1, 6) OBP: 0.291, SLG: 0.366			S B B S B X 3-2 ① L8 2-3 C X 0-1 ③ F8		S B B B F B 4-2 FC6-4 1-2 BB			B B S B X 3-1 E HR 2B		3	1	1	0	1	0	3
Steve Trachsel, R (1, 1) OBP: 0.333, SLG: 0.333 Marc Pisciotta, R (8, 1) OBP: 0.333, SLG: 0.333 Bob Patterson, R (8, 1) Terry Mulholland, R (8, 1) OBP: 0.286, SLG: 0.167 Rod Beck, R (8, 1)			F B S B S 2-3 K 1B BB 1B 3-H	C X 0-1 ① F8	S X 0-1 ③ FC6-4 1-2f			S F C 0-3 ① K		4 0 0 0 0	1 0 0 0 0	0 0 0 0 0	0 0 0 0 0	0 0 0 0 0	2 0 0 0 0	3 0 0 0 0
Inning Stats	R: 0 H: 0 E: 0 LOB: 0 K: 3 BB: 0 S: 10 P: 15	R: 0 H: 0 E: 0 LOB: 0 K: 1 BB: 0 S: 8 P: 15	R: 6 H: 5 E: 0 LOB: 2 K: 1 BB: 2 S: 26 P: 44	R: 0 H: 0 E: 0 LOB: 0 K: 2 BB: 0 S: 8 P: 9	R: 2 H: 3 E: 0 LOB: 2 K: 0 BB: 1 S: 16 P: 24	R: 0 H: 0 E: 0 LOB: 0 K: 0 BB: 0 S: 10 P: 10	R: 1 H: 1 E: 0 LOB: 0 K: 2 BB: 0 S: 9 P: 10	R: 2 H: 2 E: 1 LOB: 0 K: 1 BB: 0 S: 9 P: 16	R: 0 H: 1 E: 0 LOB: 1 K: 0 BB: 0 S: 10 P: 16	1B: 5 SF: 0 2B: 3 SAC: 0 3B: 0 DP: 0 HR: 4 HBP: 0						

PITCHER		IP	WLS	BF	H	R	ER	SO	BB	IBB	HBP	BLK	WP	HR	S	P	ERA	WHIP
21 Cal Eldred, R ERA: 4.8	(1, 1)	4.2	L	26	8	8	8	7	3	0	0	0	1	2	66	105	15.43	2.357
Bronswell Patrick, R ERA: 2.65	(5, 1)	0.1		1	0	0	0	0	0	0	0	0	0	0	2	2	0.00	0.000
Doug Jones, R ERA: 4.59	(6, 1)	3.0		12	3	3	3	3	0	0	0	0	0	2	28	36	9.00	1.000
Mike Myers, L ERA: 0.56	(9, 1)	1.0		4	1	0	0	0	0	0	0	0	0	0	10	16	0.00	1.000

PITCHER	IP	WLS	BF	H	R	ER	SO	BB	IBB	HBP	BLK	WP	HR	S	P	ERA	WHIP

TOP

Chicago Cubs @ Milwaukee Brewers

Milwaukee County Stadium, Milwaukee, WI

Sat Jul 11 1998, 4:33 AM EDT

Att. 52,067 - Sunny - 72 F

livebaseballscorecards.com

AB	40
R	11
H	12
RBI	10
BB	3
SO	10
LOB	11

WP: 1	PA: 43		
PB: 0			
SB: 0			
CS: 0			

BOTTOM

Batter	1	2	3	4	5	6	7	8	9	AB	R	H	RBI	BB	SO	LOB
Fernando Vina, L (1, 4) OBP: 0.388, SLG: 0.428	CSBFH 2-2 CS HBP		X 0-0 2B 1B		BBBB 4-0 G1-4-3 BB		FBFBX 2-2 F7 ③	CBBBCB 4-2 1-2 BB		2	0	1	0	2	0	0
Mark Loretta, R (1, 3) OBP: 0.394, SLG: 0.419 Bob Hamelin, L (8, PH) OBP: 0.267, SLG: 0.351 John Jaha, R (8, PH) OBP: 0.395, SLG: 0.433 Mike Myers, L (9, 1)	BBX 1 SAFE		BCCFX 1-2 HR 2B ②		C 1 SAFE X 1-1 G1-4-3 1-2f ②③			4-0 BB 1B 2B BB		3 0 1 0	1 1 0 0	1 0 0 0	0 0 0 0	0 1 0 0	0 0 1 0	2 0 2 0
Jeff Cirillo, R (1, 5) OBP: 0.412, SLG: 0.434	1 SAFE CBBBB 4-1 1-2 BB ②		CBX 1-1 2-H HR			CBCFBBB 4-2 F9 BB BB		CCBFX 2-2 1-2 BB 2B 1B	CFBBS 2-3 K ①	3	2	2	2	2	1	0
Jeromy Burnitz, L (1, 9) OBP: 0.352, SLG: 0.492	CSFBX 1-2 G3 ③		BX 1-0 G1-3 ③			BBBB 4-0 FC5-4 1-2 BB		BFBBB 4-1 2B SF8 1-2 2-3 BB	SBFBBX 3-2 G1-3 ②	3	1	0	0	2	0	1
Marquis Grissom, R (1, 8) OBP: 0.308, SLG: 0.415		BBSBX 3-1 F8 ①	CX 0-1 G1-3 ①			FSS 0-3 K ①		FSBBX 2-2 F9 E 1-3 2-H 3-H 2B	CBX 1-1 F8 ③	5	1	1	2	0	1	2
Dave Nilsson, L (1, 7) OBP: 0.325, SLG: 0.358 (9, 3)	CBFFSS 1-3 K ②		BBBCSX 3-2 F7 ②			BCBBX 2-1 F9 2-3 ②		BBBCCFFX 3-2 SF8 3-H ①		3	0	0	1	0	1	2
Bobby Hughes, R (1, 2) OBP: 0.302, SLG: 0.405	FFBBBFBFB 4-2 BB		FFBFFFBBC 3-3 K ③			X 0-0 FC5-4 1-2f ③		X 0-0 F9 2-3 ②		3	0	0	0	1	1	3
Jose Valentin, S (1, 6) OBP: 0.331, SLG: 0.433	BCSX 1-2 P4 ③				BCBX 2-1 HR		BBCX 2-1 F9 ①	BFX 1-1 E1 1B 3-H		4	2	1	1	0	0	1
21 Cal Eldred, R (1, 1) OBP: 0.167, SLG: 0.172 Bronswell Patrick, R (5, 1) OBP: 0.286, SLG: 0.167 Brian Banks, S (5, PH) OBP: 0.300, SLG: 0.250 Doug Jones, R (6, 1) Marc Newfield, R (8, PH) OBP: 0.307, SLG: 0.304 (9, 7)			BBFX 2-1 B1-3 ①		X 0-0 F8 ①		CCFS 0-3 K ②	BSX 1-1 BB 1B 2-H		1 0 1 1 1	0 0 0 0 0	0 0 0 0 1	0 0 0 0 0	0 0 0 0 0	0 0 0 1 0	0 0 0 0 0
Inning Stats	R: 0 E: 0 K: 0 S: 9 H: 0 LOB: 1 BB: 1 P: 18	R: 0 E: 0 K: 1 S: 13 H: 0 LOB: 1 BB: 1 P: 22	R: 2 E: 0 K: 0 S: 10 H: 3 LOB: 0 BB: 0 P: 15	R: 0 E: 0 K: 1 S: 11 H: 0 LOB: 0 BB: 0 P: 17	R: 1 E: 0 K: 0 S: 5 H: 1 LOB: 0 BB: 1 P: 12	R: 0 E: 0 K: 1 S: 9 H: 0 LOB: 2 BB: 2 P: 19	R: 0 E: 0 K: 1 S: 9 H: 0 LOB: 0 BB: 0 P: 13	R: 5 E: 1 K: 1 S: 22 H: 3 LOB: 2 BB: 3 P: 45	R: 0 E: 0 K: 1 S: 8 H: 0 LOB: 0 BB: 0 P: 14	1B: 3 2B: 2 3B: 0 HR: 2	SF: 1 SAC: 0 DP: 1 HBP: 1			WP: 0 PB: 0 SB: 0 CS: 1		PA: 41	

PITCHER		IP	WLS	BF	H	R	ER	SO	BB	IBB	HBP	BLK	WP	HR	S	P	ERA	WHIP
Steve Trachsel, R ERA: 4.28	(1, 1)	7.0	W	29	4	4	4	4	6	0	1	0	0	0	66	120	5.14	1.429
Marc Pisciotta, R ERA: 4.09	(8, 1)	0.0		1	1	0	0	0	0	0	0	0	0	0	3	5	∞	∞
Bob Patterson, L ERA: 7.52	(8, 1)	0.0		2	1	1	1	0	1	0	0	0	0	0	4	10	∞	∞
Terry Mulholland, L ERA: 3.16	(8, 1)	0.2		5	1	3	1	0	1	0	0	0	0	0	12	21	13.50	3.000
Rod Beck, R ERA: 3.86	(8, 1)	1.1	S	4	0	0	0	2	0	0	0	0	0	0	11	19	0.00	0.000

PITCHER	IP	WLS	BF	H	R	ER	SO	BB	IBB	HBP	BLK	WP	HR	S	P	ERA	WHIP

Chicago Cubs @ Milwaukee Brewers

Milwaukee County Stadium, Milwaukee, WI

Sat Jul 11 1998, 4:33 AM EDT

Att. 52,067 - Sunny - 72 F

livebaseballscorecards.com

AB	31
R	8
H	7
RBI	7
BB	8
SO	6
LOB	13

Batter	1	2	3	4	5	6	7	8	9	AB	R	H	RBI	BB	SO	LOB
José Hernández, R (1, 6) OBP: 0.328, SLG: 0.545	K		L8		K		G5-3			4	0	0	0	0	2	1
Mickey Morandini, L (1, 4) OBP: 0.414, SLG: 0.442	G4-3		G1-3 1-2 BB		L3 1B		G1-3			3	0	1	0	1	0	0
Mark Grace, L (1, 3) OBP: 0.405, SLG: 0.483	G3		G1-3 1-2 2-3		L3 1-2		G6-3			4	0	0	0	0	0	3
Sammy Sosa, R (1, 8) OBP: 0.382, SLG: 0.665		L9	IBB			K		G5-3		3	0	0	0	1	1	0
Glenallen Hill, R (1, 9) OBP: 0.329, SLG: 0.509		G1-3	F8			G6-3		K		4	0	0	0	0	1	3
Henry Rodriguez, L (1, 7) OBP: 0.341, SLG: 0.546		K		CS 1B		1B 1B		K		4	1	2	0	0	2	0
Kevin Orie, R (1, 5) OBP: 0.252, SLG: 0.278			HR BB	F9		1B 1-3 1B			F8	3	1	1	0	1	0	1
Scott Servais, R (1, 2) OBP: 0.283, SLG: 0.310			1-H HR	FC6-4 1-2 BB		1B 1-3 3-H 1B			G6-3	3	1	2	3	1	0	0
Mark Clark, R (1, 1) OBP: 0.083, SLG: 0.029			G1-3 BB BB	FC6-4 1-2f		F8			G6-3	3	0	0	0	1	0	3
Inning Stats	R: 0 E: 0 K: 1 S: 12 H: 0 LOB: 0 BB: 0 P: 17	R: 0 E: 0 K: 1 S: 10 H: 0 LOB: 0 BB: 0 P: 16	R: 2 E: 0 K: 0 S: 15 H: 1 LOB: 3 BB: 4 P: 32	R: 0 E: 0 K: 0 S: 7 H: 1 LOB: 1 BB: 1 P: 13	R: 0 E: 0 K: 1 S: 8 H: 1 LOB: 0 BB: 0 P: 13	R: 1 E: 0 K: 1 S: 9 H: 3 LOB: 2 BB: 0 P: 12	R: 0 E: 0 K: 0 S: 7 H: 0 LOB: 0 BB: 0 P: 11	R: 0 E: 0 K: 2 S: 7 H: 0 LOB: 0 BB: 0 P: 9	R: 0 E: 0 K: 0 S: 5 H: 0 LOB: 0 BB: 0 P: 6	1B: 5 2B: 1 3B: 0 HR: 1 SF: 0 SAC: 0 DP: 1 HBP: 0						

TOP

Chicago Cubs @ Milwaukee Brewers

Milwaukee County Stadium, Milwaukee, WI

Sun Jul 12 1998, 4:33 AM EDT

Att. 50,735 - Sunny - 80 F

livebaseballscorecards.com

AB	31
R	3
H	6
RBI	3
BB	5
SO	6
LOB	11

PITCHER	IP	WLS	BF	H	R	ER	SO	BB	IBB	HBP	BLK	WP	HR	S	P	ERA	WHIP
48 Brad Woodall, L (1, 1) ERA: 3.61	7.0	L	30	6	3	3	4	4	1	0	0	0	1	68	114	3.86	1.429
Al Reyes, R (8, 1) ERA: 4.36	1.0		3	0	0	0	2	0	0	0	0	0	0	7	9	0.00	0.000
Chad Fox, R (9, 1) ERA: 2.51	1.0		3	0	0	0	0	0	0	0	0	0	0	5	6	0.00	0.000

PITCHER	IP	WLS	BF	H	R	ER	SO	BB	IBB	HBP	BLK	WP	HR	S	P	ERA	WHIP

WP	0
PB	0
SB	0
CS	1
PA	36

Chicago Cubs @ Milwaukee Brewers

Milwaukee County Stadium, Milwaukee, WI

Sun Jul 12 1998, 4:33 AM EDT

Att. 50,735 - Sunny - 80 F

BOTTOM

Batter	1	2	3	4	5	6	7	8	9	AB	R	H	RBI	BB	SO	LOB
Fernando Vina, L (1, 4) OBP: 0.384, SLG: 0.423	G1-3			B3		G3			F8	4	0	0	0	0	0	0
Mark Loretta, R (1, 3) OBP: 0.392, SLG: 0.416	F7			BB, 1B		K			G4-3	4	0	1	0	0	1	0
Jeff Cirillo, R (1, 5) OBP: 0.410, SLG: 0.430	G3-1			P9			F8		BB	3	0	0	0	1	0	1
Jeromy Burnitz, L (1, 9) OBP: 0.351, SLG: 0.488		F8		FC6-4, BB			F7		L4	3	0	0	0	1	0	1
Marquis Grissom, R (1, 8) OBP: 0.308, SLG: 0.414		CS, 1B		FC6-4			G5-3			3	0	1	0	0	0	2
Dave Nilsson, L (1, 7) OBP: 0.325, SLG: 0.358		K			K			1B		3	0	1	0	0	2	1
Bobby Hughes, R (1, 2) OBP: 0.295, SLG: 0.395			F9		K			F7		3	0	0	0	0	1	1
Jose Valentin, S (1, 6) OBP: 0.328, SLG: 0.429			F8		P5			P3		3	0	0	0	0	0	1
48 Brad Woodall, S (1, 1) OBP: 0.500, SLG: 0.462 Al Reyes, R (8, 1) OBP: 0.250, SLG: 0.250 Bob Hamelin, L (8, PH) OBP: 0.264, SLG: 0.346 Chad Fox, R (9, 1)			F7			F7		K		2 0 1 0	0 0 0 0	0 0 0 0	0 0 0 0	0 0 1 0	0 0 1 0	0 0 1 0

Inning Stats	1	2	3	4	5	6	7	8	9
	R: 0 E: 0 K: 0 S: 6	H: 0 LOB: 0 BB: 0 P: 11	R: 0 E: 0 K: 1 S: 7	H: 1 LOB: 1 BB: 0 P: 13	R: 0 E: 0 K: 0 S: 9	H: 0 LOB: 0 BB: 0 P: 12	R: 0 E: 0 K: 0 S: 9	H: 1 LOB: 2 BB: 1 P: 17	R: 0 E: 0 K: 2 S: 10	H: 0 LOB: 0 BB: 0 P: 11	R: 0 E: 0 K: 1 S: 7	H: 0 LOB: 0 BB: 0 P: 8	R: 0 E: 0 K: 0 S: 12	H: 0 LOB: 0 BB: 0 P: 16	R: 0 E: 0 K: 1 S: 9	H: 1 LOB: 1 BB: 0 P: 14	R: 0 E: 0 K: 0 S: 6	H: 0 LOB: 1 BB: 1 P: 13

livebaseballscorecards.com

AB	29
R	0
H	3
RBI	0
BB	2
SO	5
LOB	8

1B: 3 SF: 0
2B: 1 SAC: 0
3B: 0 DP: 1
HR: 0 HBP: 0

WP: 0 PA: 31
PB: 0
SB: 0
CS: 1

PITCHER	IP	WLS	BF	H	R	ER	SO	BB	IBB	HBP	BLK	WP	HR	S	P	ERA	WHIP
Mark Clark, R (1, 1) ERA: 4.63	9.0	W	31	3	0	0	5	2	0	0	0	0	0	75	115	0.00	0.556

PITCHER	IP	WLS	BF	H	R	ER	SO	BB	IBB	HBP	BLK	WP	HR	S	P	ERA	WHIP

Batter	1	2	3	4	5	6	7	8	9	AB	R	H	RBI	BB	SO	LOB
Jeff Blauser, R (1, 6) OBP: 0.353, SLG: 0.307	S X 0-1 1B		C C B C 1-3 ② K		C S X 0-2 ② F9			B B F B B 4-1 BB BB		3	0	1	0	1	1	1
Mickey Morandini, L (1, 4) OBP: 0.415, SLG: 0.451	L B C F S 1-3 ① K		F C B F X 1-2 HR		X 0-0 ③ G5-3			B C B B C B 4-2 G5-4-3 1-2 BB		3	1	1	1	1	1	2
Sammy Sosa, R (1, 8) OBP: 0.381, SLG: 0.660	C S B F S 1-3 ② K		C B F F B X 3-2 1B			C B S B X 2-2 ① G6-3		S X 0-1 ②③ G5-4-3 1-2f		4	0	1	0	0	1	3
Mark Grace, L (1, 3) OBP: 0.404, SLG: 0.479	C X 0-1 ③ F7		X 0-0 ③ G4-3			X 0-0 ② G3			C B B B B 4-1 1B 1B BB	3	1	0	0	1	0	2
Henry Rodriguez, L (1, 7) OBP: 0.336, SLG: 0.538		F F F S 0-3 ① K		B X 1-0 ① F8		B S X 1-1 ③ P8			C S S 0-3 ① K	4	0	0	0	0	2	1
Glenallen Hill, R (1, 9) OBP: 0.328, SLG: 0.505		B C C B B X 3-2 1B		C X 0-1 ② G6-3			B B B C C X 3-2 ① G6-3		C F B F B S 2-3 ② K	4	0	1	0	0	1	1
Tyler Houston, L (1, 2) OBP: 0.333, SLG: 0.490 Matt Mieske, R (9, PH) OBP: 0.371, SLG: 0.432		C B S F B F B X 3-2 ② F7		X 0-0 ③ L4			X 0-0 ② F7		B C S S X 1-2 1-H FC6-4 1B	3 1	0 0	0 1	0 1	0 0	0 0	1 0
Kevin Orie, R (1, 5) OBP: 0.249, SLG: 0.273 Don Wengert, R (8, 1) José Hernández, R (9, PH) OBP: 0.327, SLG: 0.543		B S B B F S 3-3 ③ K			X 0-0 ① F9		F S B B F C 2-3 ③ K		B B C S X 2-1 ③ FC6-4 1-2f	3 0 1	0 0 0	0 0 0	0 0 0	0 0 0	2 0 0	1 0 1
Geremi Gonzalez, R (1, 1) OBP: 0.200, SLG: 0.233 Tony Fossas, L (7, 1) Terry Adams, R (7, 1) Jason Hardtke, S (7, 5) OBP: 0.304, SLG: 0.238			B C C B S 2-3 ① K		C F X 0-2 1B			B F F B X 2-2 ① G6-3		2 0 0 1	0 0 0 0	1 0 0 0	0 0 0 0	0 0 0 0	1 0 0 0	0 0 0 0
Inning Stats	R: 0 E: 0 K: 2 S: 12 H: 1 LOB: 1 BB: 0 P: 14	R: 0 E: 0 K: 2 S: 15 H: 1 LOB: 1 BB: 0 P: 24	R: 1 E: 0 K: 2 S: 15 H: 2 LOB: 1 BB: 0 P: 22	R: 0 E: 0 K: 0 S: 4 H: 0 LOB: 0 BB: 0 P: 5	R: 0 E: 0 K: 0 S: 8 H: 1 LOB: 1 BB: 0 P: 8	R: 0 E: 0 K: 0 S: 6 H: 0 LOB: 0 BB: 0 P: 9	R: 0 E: 0 K: 1 S: 8 H: 0 LOB: 0 BB: 0 P: 13	R: 0 E: 0 K: 0 S: 8 H: 0 LOB: 1 BB: 2 P: 18	R: 1 E: 0 K: 2 S: 13 H: 1 LOB: 1 BB: 1 P: 22	1B: 5 2B: 0 3B: 0 HR: 1 SF: 0 SAC: 0 DP: 1 HBP: 0						

PITCHER		IP	WLS	BF	H	R	ER	SO	BB	IBB	HBP	BLK	WP	HR	S	P	ERA	WHIP
Jon Lieber, R ERA: 3.64	(1, 1)	7.1	W	28	5	1	1	7	1	0	0	0	0	1	72	105	1.23	0.818
Jason Christiansen, L ERA: 1.82	(8, 1)	1.2		7	1	1	1	2	2	0	0	0	0	0	17	30	5.40	1.800

PITCHER		IP	WLS	BF	H	R	ER	SO	BB	IBB	HBP	BLK	WP	HR	S	P	ERA	WHIP

TOP

Chicago Cubs @ Pittsburgh Pirates

Three Rivers Stadium, Pittsburgh, PA

Mon Jul 13 1998, 7:05 PM EDT

Att. 11,772 - Unknown - 88 F

livebaseballscorecards.com

AB	32
R	2
H	6
RBI	2
BB	3
SO	9
LOB	13

WP: 0 PA: 35
PB: 0
SB: 0
CS: 0

Batter	1	2	3	4	5	6	7	8	9	AB	R	H	RBI	BB	SO	LOB
Tony Womack, L (1, 4) OBP: 0.302, SLG: 0.331	G6-3		IHR		SH5-3		18 BLK 18 E 1B			3	2	2	2	0	0	0
18 Jason Kendall, R (1, 2) OBP: 0.406, SLG: 0.455	G6-3		G6-3		K		E3 S 1B 1B			4	1	1	1	0	1	1
Jose Guillen, R (1, 9) OBP: 0.318, SLG: 0.447	K		F9		P6		BLK 2B 1B			4	1	1	1	0	1	1
Kevin Young, R (1, 3) OBP: 0.329, SLG: 0.487		G4-3 BLK 1B		K		F9	G4-3 2B			4	0	2	1	0	1	0
Turner Ward, S (1, 8) (8, 7) OBP: 0.316, SLG: 0.370		F7		FC5-4 1B		G6-3 3B	G4-3			4	1	2	0	0	0	2
Al Martin, L (1, 7) OBP: 0.291, SLG: 0.375 Jason Christiansen, R (8, 1)		G4-3 1-3		FC5-4 1B 1-2f		G6-3 3-H	K			4 0	0 0	0 0	1 0	0 0	1 0	3 0
Aramis Ramirez, R (1, 5) OBP: 0.307, SLG: 0.360		BB		1B		L7		K		3	0	1	0	1	1	0
Lou Collier, R (1, 6) OBP: 0.306, SLG: 0.372		F8		K			SH3-4 1B 1B	G3-1		4	1	1	0	0	1	4
Jon Lieber, L (1, 1) OBP: 0.286, SLG: 0.250 Manny Martinez, R (8, 8) OBP: 0.333, SLG: 0.520			K		BB SH5-3		SH3-4 1-2	G4-3		1 1	0 0	0 0	0 0	1 0	1 0	0 0
Inning Stats	R: 0 H: 0 E: 0 LOB: 0 K: 1 BB: 0 S: 10 P: 16	R: 0 H: 1 E: 0 LOB: 2 K: 0 BB: 1 S: 9 P: 20	R: 1 H: 1 E: 0 LOB: 0 K: 1 BB: 0 S: 13 P: 17	R: 0 H: 2 E: 0 LOB: 2 K: 2 BB: 0 S: 12 P: 18	R: 0 H: 0 E: 0 LOB: 1 K: 1 BB: 1 S: 10 P: 18	R: 1 H: 1 E: 0 LOB: 0 K: 0 BB: 0 S: 8 P: 11	R: 4 H: 5 E: 1 LOB: 1 K: 1 BB: 0 S: 20 P: 28	R: 0 H: 0 E: 0 LOB: 0 K: 1 BB: 0 S: 8 P: 11		1B: 7 SF: 0 2B: 1 SAC: 2 3B: 1 DP: 0 HR: 1 HBP: 0						

PITCHER		IP	WLS	BF	H	R	ER	SO	BB	IBB	HBP	BLK	WP	HR	S	P	ERA	WHIP
Geremi Gonzalez, R ERA: 5.36	(1, 1)	6.1	L	27	6	3	3	5	2	0	0	1	0	0	67	105	4.26	1.263
Tony Fossas, L ERA: 9.53	(7, 1)	0.0		1	1	0	0	0	0	0	0	0	0	0	3	4	∞	∞
Terry Adams, R ERA: 3.81	(7, 1)	0.2		5	3	3	3	1	0	0	0	2	0	0	12	19	40.50	4.500
Don Wengert, R ERA: 6.14	(8, 1)	1.0		3	0	0	0	1	0	0	0	0	0	0	8	11	0.00	0.000

PITCHER	IP	WLS	BF	H	R	ER	SO	BB	IBB	HBP	BLK	WP	HR	S	P	ERA	WHIP

BOTTOM

Chicago Cubs @ Pittsburgh Pirates

Three Rivers Stadium, Pittsburgh, PA

Mon Jul 13 1998, 7:05 PM EDT

Att. 11,772 - Unknown - 88 F

livebaseballscorecards.com

AB	32
R	6
H	10
RBI	6
BB	2
SO	7
LOB	11

Chicago Cubs @ Pittsburgh Pirates

Three Rivers Stadium, Pittsburgh, PA

Tue Jul 14 1998, 7:05 PM EDT

Att. 13,405 - Unknown - 86 F

livebaseballscorecards.com

TOP

Batter	1	2	3	4	5	6	7	8	9	AB	R	H	RBI	BB	SO	LOB
Jeff Blauser, R (1, 6) OBP: 0.356, SLG: 0.307	C X 0-1 1B 1B		C B F B B S 3-3 ② K	C F B B X 2-2 ③ F8		B B B B 4-0 1B 1B BB	B B B C B 4-1 BB			3	1	1	0	2	1	2
Manny Alexander, R (1, 4) OBP: 0.292, SLG: 0.361 Mickey Morandini, L (6, PH) OBP: 0.415, SLG: 0.451 (6, 4)	C C B S 1-3 ① K		B B B B 4-0 BB 1B BB		X 0-0 ① G5-3	B B B C F F F X 3-2 1-2 3-H 1B 1B	X 0-0 ③ G4-3			2	1	0	0	1	1	1
										2	1	1	1	0	0	2
Sammy Sosa, R (1, 8) OBP: 0.381, SLG: 0.655 (7, 9)	B F B S S S 2-3 ② K		S B B B B B 4-1 1B 1-2 BB		C B X 1-1 ② F9	B X 1-0 1-2 2-H 1B 1B		X 0-0 ① G6-3		4	1	1	1	1	1	1
Glenallen Hill, R (1, 9) OBP: 0.333, SLG: 0.509 Lance Johnson, L (7, 8) OBP: 0.161, SLG: 0.189	X 0-0 1-2 1B		C B F X 1-2 1-3 2-H 1B		C B X 1-1 ③ F9	B X 1-0 1-2 2-H 1B		C B S X 1-2 ② G5-3		4	0	3	2	0	0	0
										1	0	0	0	0	0	0
Henry Rodriguez, L (1, 7) OBP: 0.334, SLG: 0.533 Mark Grace, L (8, 3) OBP: 0.404, SLG: 0.479	B X 1-0 ③ F8		F S 1 SAFE S 0-3 ③ K			K 2-3 0-0 1-2 2-H 1B		B S C B B S 3-3 ③ K		5	0	1	1	0	3	4
										0	0	0	0	0	0	0
José Hernández, R (1, 3) OBP: 0.328, SLG: 0.538 (8, 5)		B X 1-0 ① G6-3		B C S F B F X 2-2 1B 1B		4-0 BB 1B BB 2-1 F8			B B C B X 3-1 ① F9	4	1	1	0	1	0	2
Kevin Orie, R (1, 5) OBP: 0.254, SLG: 0.280 Matt Mieske, R (8, 7) OBP: 0.367, SLG: 0.427		X 0-0 ② F9		X 0-0 ① F8		B S 1 SAFE 1 SAFE F B F B B 4-2 1-2 E 1B BB	C X 0-1 F7 2B		B B B C X 3-1 ② G6-3	3	1	1	0	1	0	1
										1	0	0	0	0	0	0
Scott Servais, R (1, 2) OBP: 0.286, SLG: 0.312		C B B X 2-1 ③ G5-3		1 SAFE C X 0-1 1-2 1B		X 0-0 E9 1-H 2-H 1B 1B	B X 1-0 ① F7 2-3		F C B S 1-3 ③ K	5	1	2	1	0	1	1
Kevin Tapani, R (1, 1) OBP: 0.250, SLG: 0.233 Terry Mulholland, R (8, 1) OBP: 0.286, SLG: 0.167 Rod Beck, R (9, 1)			C S C 0-3 ① K	C M C 0-3 ② K		C S P X 1-2 ② G5-3	F S B B S 2-3 ② K			4	0	0	0	0	3	4
										0	0	0	0	0	0	0
										0	0	0	0	0	0	0

	AB	38
	R	7
	H	11
	RBI	6
	BB	6
	SO	10
	LOB	18

Inning Stats	1	2	3	4	5	6	7	8	9	1B: 10	SF: 0	WP: 0	PA: 44
	R: 0 H: 2 E: 0 LOB: 2 K: 2 BB: 0 S: 10 P: 14	R: 0 H: 0 E: 0 LOB: 0 K: 0 BB: 0 S: 4 P: 7	R: 1 H: 1 E: 0 LOB: 2 K: 3 BB: 2 S: 13 P: 25	R: 0 H: 2 E: 0 LOB: 2 K: 1 BB: 0 S: 15 P: 19	R: 0 H: 0 E: 0 LOB: 0 K: 0 BB: 0 S: 5 P: 7	R: 6 H: 5 E: 1 LOB: 2 K: 1 BB: 3 S: 22 P: 43	R: 0 H: 1 E: 0 LOB: 2 K: 1 BB: 1 S: 8 P: 15	R: 0 H: 0 E: 0 LOB: 0 K: 1 BB: 0 S: 7 P: 11	R: 0 H: 0 E: 0 LOB: 0 K: 1 BB: 0 S: 7 P: 14	2B: 1 SAC: 0 3B: 0 DP: 0 HR: 0 HBP: 0		PB: 0 SB: 0 CS: 0	

PITCHER	IP	WLS	BF	H	R	ER	SO	BB	IBB	HBP	BLK	WP	HR	S	P	ERA	WHIP
Chris Peters, L (1, 1) ERA: 4.26	5.1	L	26	6	4	4	7	4	0	0	0	0	0	55	90	6.75	1.875
Elmer Dessens, R (6, 1) ERA: 4.0	0.1		5	3	2	2	0	1	0	0	0	0	0	11	20	54.00	12.000
Jeff Tabaka, L (6, 1) ERA: 3.28	1.1		7	2	1	1	1	1	0	0	0	0	0	11	20	6.75	2.250
Ricardo Rincon, L (8, 1) ERA: 2.09	1.0		3	0	0	0	1	0	0	0	0	0	0	7	11	0.00	0.000
Rich Loiselle, R (9, 1) ERA: 3.58	1.0		3	0	0	0	1	0	0	0	0	0	0	7	14	0.00	0.000

PITCHER	IP	WLS	BF	H	R	ER	SO	BB	IBB	HBP	BLK	WP	HR	S	P	ERA	WHIP

BOTTOM

Chicago Cubs @ Pittsburgh Pirates

Three Rivers Stadium, Pittsburgh, PA

Tue Jul 14 1998, 7:05 PM EDT

Att. 13,405 - Unknown - 86 F

livebaseballscorecards.com

Batter	1	2	3	4	5	6	7	8	9	AB	R	H	RBI	BB	SO	LOB
Tony Womack, L (1, 4) OBP: 0.303, SLG: 0.334	K		2B		18 FC5-4 1B		F8-3 1-2		G5-3	5	1	2	0	0	1	2
18 Jason Kendall, R (1, 2) OBP: 0.408, SLG: 0.454	G6-3		2B BB		FC5-4 1-2f		1B		BB 2-3	3	1	1	0	2	0	1
Jose Guillen, R (1, 9) OBP: 0.319, SLG: 0.450	F7		1-H 2-H 2B		G5-3		SAFE 1-2 1B		K	5	0	2	2	0	1	3
Kevin Young, R (1, 3) OBP: 0.325, SLG: 0.481		K	F8			F9	G1-3			4	0	0	0	0	1	3
Turner Ward, S (1, 8) OBP: 0.326, SLG: 0.395		K	HR			FC3-6 1-2f 1B		G6-4-3 1-2f BB		3	1	2	1	1	1	0
Al Martin, L (1, 7) OBP: 0.290, SLG: 0.373		1B	G3			FC3-6 1-2f 1B		G6-4-3 1-2f		4	1	1	0	0	0	2
Rich Loiselle, R (9, 1)										0	0	0	0	0	0	0
Aramis Ramirez, R (1, 5) OBP: 0.305, SLG: 0.357		SAFE 0-1 F7	F9			1-H 1B		L7		4	0	1	1	0	0	1
Lou Collier, R (1, 6) OBP: 0.300, SLG: 0.365			G4-3 P3			L5			F9	4	0	0	0	0	0	1
Chris Peters, L (1, 1) OBP: 0.111, SLG: 0.111			K		0-3 K			F8-3 BB	18 WP 2B	2	0	0	0	0	2	0
Elmer Dessens, R (6, 1)										0	0	0	0	0	0	0
Jeff Tabaka, R (6, 1)										0	0	0	0	0	0	0
Steve Bieser, L (7, PH) OBP: 0.600, SLG: 0.667										0	0	0	0	1	0	0
Ricardo Rincon, L (8, 1)										0	0	0	0	0	0	0
Mark Smith, R (9, 7) OBP: 0.260, SLG: 0.318										1	0	1	0	0	0	0
Inning Stats	R: 0 E: 0 K: 1 S: 7 H: 0 LOB: 0 BB: 0 P: 11	R: 0 E: 0 K: 2 S: 12 H: 1 LOB: 1 BB: 0 P: 15	R: 2 E: 0 K: 1 S: 16 H: 2 LOB: 1 BB: 1 P: 24	R: 1 E: 0 K: 0 S: 8 H: 1 LOB: 0 BB: 0 P: 13	R: 0 E: 0 K: 1 S: 6 H: 1 LOB: 1 BB: 0 P: 7	R: 1 E: 0 K: 0 S: 14 H: 2 LOB: 1 BB: 0 P: 18	R: 0 E: 0 K: 0 S: 9 H: 2 LOB: 2 BB: 1 P: 18	R: 0 E: 0 K: 0 S: 5 H: 0 LOB: 0 BB: 1 P: 10	R: 0 E: 0 K: 1 S: 11 H: 1 LOB: 2 BB: 1 P: 22	1B: 6 2B: 4 3B: 0 HR: 1 SF: 0 SAC: 0 DP: 2 HBP: 0						

	AB	35
	R	4
	H	10
	RBI	4
	BB	4
	SO	6
	LOB	13

PITCHER	IP	WLS	BF	H	R	ER	SO	BB	IBB	HBP	BLK	WP	HR	S	P	ERA	WHIP
Kevin Tapani, R (1, 1) ERA: 4.84	7.0	W	31	9	4	4	5	2	0	0	0	0	1	72	106	5.14	1.571
Terry Mulholland, L (8, 1) ERA: 3.1	1.0		3	0	0	0	0	1	0	0	0	0	0	5	10	0.00	1.000
Rod Beck, R (9, 1) ERA: 3.77	1.0	S	5	1	0	0	1	1	0	0	0	1	0	11	22	0.00	2.000

PITCHER	IP	WLS	BF	H	R	ER	SO	BB	IBB	HBP	BLK	WP	HR	S	P	ERA	WHIP

WP: 1 PA: 39
PB: 0
SB: 0
CS: 0

Chicago Cubs @ Pittsburgh Pirates

Three Rivers Stadium, Pittsburgh, PA

Wed Jul 15 1998, 7:05 PM EDT

Att. 28,655 - Overcast - 82 F

TOP

livebaseballscorecards.com

Batter	1	2	3	4	5	6	7	8	9	AB	R	H	RBI	BB	SO	LOB
Lance Johnson, L (1, 8) OBP: 0.153, SLG: 0.179	B C F B X 2-2 ① G4-3			X 0-0 ① F8		S X 0-1 ③ G5-3			X 0-0 ① F9	3	0	0	0	0	0	1
Matt Mieske, R (9, PH) OBP: 0.364, SLG: 0.422										1	0	0	0	0	0	0
Mickey Morandini, L (1, 4) OBP: 0.414, SLG: 0.448	X 0-0 G5-4-3 1B			B C B X 2-1 ② G3			C B F X 1-2 ① L9		C B X 1-1 ② P5	4	0	1	0	0	0	0
Sammy Sosa, R (1, 9) OBP: 0.377, SLG: 0.648	B X 1-0 ②③ G5-4-3 1-2f			C B S F C 1-3 ③ K			C B F S 1-3 ② K		F F C 0-3 ③ K	4	0	0	0	0	3	1
Mark Grace, L (1, 3) OBP: 0.403, SLG: 0.477		C B C F X 1-2 ① G3-1			B C B X 2-1 ① L7		X 0-0 1B			3	0	1	0	0	0	0
Henry Rodriguez, L (1, 7) OBP: 0.331, SLG: 0.527		S B S S X 1-2 ② G3			S S X 0-2 ② P6		S S B B B S 3-3 ③ K			3	0	0	0	0	1	1
Jeff Blauser, R (1, 6) OBP: 0.356, SLG: 0.307		C B B B F S 3-3 ③ K			C C B B S 2-3 ③ K			X 0-0 G5-3 1B		3	0	1	0	0	2	0
Tyler Houston, L (1, 2) OBP: 0.333, SLG: 0.495			C B F S 1-3 ① K			X 0-0 34 G4-3 2B		X 0-0 ① F8		3	0	1	0	0	1	1
José Hernández, R (1, 5) OBP: 0.325, SLG: 0.532			C F S 0-3 ② K			X 0-0 ① F9		B B C S X 2-2 ② G5-3 1-2		3	0	0	0	0	1	2
34 Kerry Wood, R (1, 1) OBP: 0.167, SLG: 0.250			C S B S 1-3 ③ K			X 0-0 ② G4-3 2-3		B B X 2-0 ③ G3		2	0	0	0	0	1	1
Dave Stevens, R (7, 1)										0	0	0	0	0	0	0
Sandy Martinez, L (8, PH) OBP: 0.337, SLG: 0.389										1	0	0	0	0	0	1
Don Wengert, R (8, 1)										0	0	0	0	0	0	0

Inning Stats	1	2	3	4	5	6	7	8	9
	R: 0 E: 0 K: 0 S: 5	R: 0 E: 0 K: 1 S: 10	R: 0 E: 0 K: 3 S: 9	R: 0 E: 0 K: 1 S: 7	R: 0 E: 0 K: 1 S: 8	R: 0 E: 0 K: 0 S: 5	R: 0 E: 0 K: 2 S: 10	R: 0 E: 0 K: 0 S: 6	R: 0 E: 0 K: 1 S: 6
	H: 1 LOB: 0 BB: 0 P: 8	H: 0 LOB: 0 BB: 0 P: 15	H: 0 LOB: 0 BB: 0 P: 11	H: 0 LOB: 0 BB: 0 P: 10	H: 0 LOB: 0 BB: 0 P: 12	H: 1 LOB: 1 BB: 0 P: 5	H: 1 LOB: 1 BB: 0 P: 15	H: 1 LOB: 1 BB: 0 P: 10	H: 0 LOB: 0 BB: 0 P: 7

	AB	30
	R	0
	H	4
	RBI	0
	BB	0
	SO	9
	LOB	8

1B: 3 2B: 1 3B: 0 HR: 0 SF: 0 SAC: 0 DP: 1 HBP: 0

WP: 0 PB: 0 SB: 0 CS: 0 PA: 30

PITCHER		IP	WLS	BF	H	R	ER	SO	BB	IBB	HBP	BLK	WP	HR	S	P	ERA	WHIP
67 Francisco Cordova, R ERA: 3.23	(1, 1)	8.0	W	27	4	0	0	8	0	0	0	0	0	0	60	86	0.00	0.500
Ricardo Rincon, L ERA: 2.04	(9, 1)	1.0	S	3	0	0	0	1	0	0	0	0	0	0	6	7	0.00	0.000

PITCHER	IP	WLS	BF	H	R	ER	SO	BB	IBB	HBP	BLK	WP	HR	S	P	ERA	WHIP

BOTTOM

Chicago Cubs @ Pittsburgh Pirates

Three Rivers Stadium, Pittsburgh, PA

Wed Jul 15 1998, 7:05 PM EDT

Att. 28,655 - Overcast - 82 F

Batter	1	2	3	4	5	6	7	8	9	AB	R	H	RBI	BB	SO	LOB
Tony Womack, L (1, 4) OBP: 0.305, SLG: 0.336	B X 1-0 S 1B	B F F B X 2-2 F9 ③			B B C F S 2-3 K ③	F C F B B F F F F 3-2 F F B X HBP 18 S 1-3 1B				4	0	2	0	0	1	3
18 Jason Kendall, R (1, 2) OBP: 0.409, SLG: 0.451	X 0-0 F8 ①		B C B X 2-1 F9 ①			B B B B 4-0 HR BB	B C F F I I I 4-2 HBP 1-2 IBB			2	1	0	0	2	0	1
Jose Guillen, R (1, 9) OBP: 0.316, SLG: 0.444	B C C S 1-3 K ② 1-2		B F S B F X 2-2 F9 ②			C S S 0-3 K ①	B S X 1-1 P3 ②			4	0	0	0	0	2	5
Kevin Young, R (1, 3) OBP: 0.327, SLG: 0.489	S B S F B X 2-2 G4-3 ③		B B F S F S 2-3 K ③			X 0-0 1-H HR	C B H 2-1 HBP 1-2 2-3 3-H			3	1	1	3	0	1	1
Turner Ward, S (1, 8) (7, 7) OBP: 0.330, SLG: 0.394		B S X 1-1 FC5-4 S 1B		F B C B X 2-2 G6-3 ①		B B B C B 4-1 S BB	C B X 1-1 G4-3 ③			3	0	1	0	1	0	3
Al Martin, L (1, 7) OBP: 0.294, SLG: 0.372 Manny Martinez, R (7, 8) OBP: 0.329, SLG: 0.513		F B B F B B 4-2 FC5-4 1-2 BB		B C B B F B 4-2 CS BB		B B F X 2-1 F9 ②		X 0-0 P6 ①		1	0	0	0	2	0	1
										1	0	0	0	0	0	0
Aramis Ramirez, R (1, 5) OBP: 0.297, SLG: 0.347		X 0-0 FC5-4 BB ① 1-2f 2-3		B F B B C S 3-3 K ②③ 1-2		S B C B B S 3-3 K ③ 1-2		C C B S 1-3 K ②		4	0	0	0	0	3	4
Kevin Polcovich, R (1, 6) OBP: 0.273, SLG: 0.291		C B B F B B 4-2 BB 1-2			F B B S X 2-2 F7 ①		B C C B X 2-2 67 FC3-6 1B	B C F H 2-2 HBP		2	0	1	0	1	0	0
67 Francisco Cordova, R (1, 1) OBP: 0.136, SLG: 0.116 Steve Bieser, L (8, PH) OBP: 0.500, SLG: 0.500 Ricardo Rincon, L (9, 1)		C F F C 0-3 K ②			S S S 0-3 K ②		B L X 1-1 FC3-6 1B 1-2f HBP ①	X 0-0 F8 ③		3	1	0	0	0	2	4
										1	0	0	0	0	0	1
										0	0	0	0	0	0	0
Inning Stats	R: 0 E: 0 K: 1 S: 9 H: 1 LOB: 1 BB: 0 P: 13	R: 0 E: 0 K: 1 S: 14 H: 1 LOB: 3 BB: 2 P: 25	R: 0 E: 0 K: 1 S: 10 H: 0 LOB: 0 BB: 0 P: 16	R: 0 E: 0 K: 1 S: 8 H: 0 LOB: 0 BB: 1 P: 17	R: 0 E: 0 K: 2 S: 9 H: 0 LOB: 0 BB: 0 P: 13	R: 2 E: 0 K: 2 S: 10 H: 1 LOB: 1 BB: 2 P: 23	R: 1 E: 0 K: 0 S: 23 H: 2 LOB: 3 BB: 1 P: 37	R: 0 E: 0 K: 1 S: 8 H: 0 LOB: 1 BB: 0 P: 11		1B: 4 2B: 0 3B: 0 HR: 1	SF: 0 SAC: 0 DP: 0 HBP: 2		WP: 0 PB: 0 SB: 4 CS: 1	PA: 36			

livebaseballscorecards.com

AB	28
R	3
H	5
RBI	3
BB	6
SO	9
LOB	23

PITCHER		IP	WLS	BF	H	R	ER	SO	BB	IBB	HBP	BLK	WP	HR	S	P	ERA	WHIP
34 Kerry Wood, R ERA: 3.46	(1, 1)	6.1	L	28	5	3	3	8	5	0	0	0	0	1	75	128	4.26	1.579
Dave Stevens, R ERA: 1.04	(7, 1)	0.2		4	0	0	0	0	0	1	1	0	0	0	8	16	0.00	0.000
Don Wengert, R ERA: 5.87	(8, 1)	1.0		4	0	0	0	1	0	0	1	0	0	0	8	11	0.00	0.000

PITCHER	IP	WLS	BF	H	R	ER	SO	BB	IBB	HBP	BLK	WP	HR	S	P	ERA	WHIP

Batter	1	2	3	4	5	6	7	8	9	AB	R	H	RBI	BB	SO	LOB
Lance Johnson, L (1, 8) OBP: 0.172, SLG: 0.197	S X 0-1 2B 1B	F X 0-1 S 1B 2-H 1B		B B X 2-0 F7		B X 1-0 ① P5		B C X 1-1 ② F8		5	2	2	1	0	0	1
Mickey Morandini, L (1, 4) OBP: 0.416, SLG: 0.451	C 1 SAFE F 1 SAFE P 1 SAFE B T 2-2 ① K	B B X 2-0 1-H 1B		X 0-0 1B G3-1 1B		C B B X 2-1 ② F9		F B F B X 2-2 1B		5	1	3	1	0	1	2
Sammy Sosa, R (1, 9) OBP: 0.377, SLG: 0.656	B 1 SAFE 1 SAFE X 1-0 1-H 2B	B F B B S X 3-2 ③ L7			B B F S 1 SAFE F 1 SAFE X 2-2 ① F8	B F B X 2-1 1-H HR		B X 1-0 ③ F9		5	1	2	3	0	0	3
Mark Grace, L (1, 3) OBP: 0.403, SLG: 0.475	B X 1-0 ② F8		C B B B B 4-1 L9 1B BB		B F P X 2-1 1B G3-1 1-3 1B	F B X 1-1 ③ F8			B C S B X 2-2 ① G4-3	4	0	1	0	1	0	1
Henry Rodriguez, L (1, 7) OBP: 0.332, SLG: 0.523 Matt Mieske, R (9, 7) OBP: 0.364, SLG: 0.422	B S B B B S F B 4-2 BB	B X 1-0 G4-6-3 1-2 1B			B F B B S X 3-2 ② G3-1 1-2 3-H		F S B B B S 3-3 ① K		B B X 2-0 ② F8	4 0	0 0	1 0	1 0	1 0	1 0	1 0
Jeff Blauser, R (1, 6) OBP: 0.357, SLG: 0.304	B B S C B S 3-3 ③ K	B X 1-0 ① L9 2-3			B C F B B B 4-2 1B BB		B C B S B B 4-2 BB		C B F F C 1-3 ③ K	3	0	0	0	2	2	4
Tyler Houston, L (1, 2) OBP: 0.330, SLG: 0.486		C B X 1-1 ① G4-3 X 0-0 ②③ G4-6-3 1-2f			B F X 1-1 1-2 2-3 1B		C X 0-1 ② F8			4	0	1	0	0	0	3
José Hernández, R (1, 5) OBP: 0.324, SLG: 0.528		C F X 0-2 SH3-4 1B 1B		B B X 2-0 ① F9	B B B F F S 3-3 ③ K		X 0-0 ③ G5-3			4	1	1	0	0	1	4
Steve Trachsel, R (1, 1) OBP: 0.333, SLG: 0.314		L X 0-1 ② SH3-4 1-2		B X 1-0 ② P3		B B C B B 4-1 HR BB		C C C 0-3 ① K		2	1	0	0	1	1	0
Inning Stats	R: 1 E: 0 K: 2 S: 15 H: 2 LOB: 2 BB: 1 P: 25	R: 2 E: 0 K: 0 S: 13 H: 3 LOB: 1 BB: 0 P: 19	R: 0 E: 0 K: 0 S: 4 H: 1 LOB: 1 BB: 1 P: 10	R: 0 E: 0 K: 0 S: 3 H: 0 LOB: 0 BB: 0 P: 8	R: 1 E: 0 K: 1 S: 18 H: 3 LOB: 3 BB: 1 P: 32	R: 2 E: 0 K: 0 S: 8 H: 1 LOB: 0 BB: 1 P: 18	R: 0 E: 0 K: 1 S: 8 H: 0 LOB: 1 BB: 1 P: 15	R: 0 E: 0 K: 1 S: 9 H: 1 LOB: 1 BB: 0 P: 13	R: 0 E: 0 K: 1 S: 9 H: 0 LOB: 0 BB: 0 P: 14	1B: 9 2B: 1 3B: 0 HR: 1 SF: 0 SAC: 1 DP: 1 HBP: 0						

TOP

Chicago Cubs @ Florida Marlins

Pro Player Stadium, Miami, FL

Fri Jul 17 1998, 7:05 PM EDT

Att. 20,141 - Unknown - 90 F

livebaseballscorecards.com

AB	36
R	6
H	11
RBI	6
BB	5
SO	6
LOB	19

PITCHER		IP	WLS	BF	H	R	ER	SO	BB	IBB	HBP	BLK	WP	HR	S	P	ERA	WHIP
Ryan Dempster, R ERA: 6.7	(1, 1)	4.1	L	22	8	4	4	2	2	0	0	0	0	0	43	73	8.31	2.308
Kirt Ojala, L ERA: 3.42	(5, 1)	3.2		17	3	2	2	3	3	0	0	0	0	1	35	67	4.91	1.636
Rob Stanifer, R ERA: 5.09	(9, 1)	1.0		3	0	0	0	1	0	0	0	0	0	0	9	14	0.00	0.000

PITCHER	IP	WLS	BF	H	R	ER	SO	BB	IBB	HBP	BLK	WP	HR	S	P	ERA	WHIP

WP: 0 PB: 0 SB: 1 CS: 0 PA: 42

Chicago Cubs @ Florida Marlins

Pro Player Stadium, Miami, FL

Fri Jul 17 1998, 7:05 PM EDT

Att. 20,141 - Unknown - 90 F

BOTTOM

Batter	1	2	3	4	5	6	7	8	9	AB	R	H	RBI	BB	SO	LOB
Todd Dunwoody, L (1, 8) OBP: 0.284, SLG: 0.347	G3		K			F7		FC4-6 1-2f		4	0	0	0	0	1	2
Edgar Renteria, R (1, 6) OBP: 0.371, SLG: 0.359	G5-3			G2-3 1B 1B		K		FC4-6 1-2f		4	1	1	0	0	1	1
Mark Kotsay, L (1, 9) OBP: 0.326, SLG: 0.402	P5			G2-3 1-2		P6			K	4	0	0	0	0	1	1
Todd Zeile, R (1, 5) OBP: 0.335, SLG: 0.412		K		CS 2-H 1B			K		F9	4	0	1	1	0	2	0
Cliff Floyd, L (1, 7) OBP: 0.344, SLG: 0.479		G5-3		K 1-2			P6		BLK 1B	4	0	1	0	0	1	1
Derrek Lee, R (1, 3) OBP: 0.307, SLG: 0.391		K			G5-3		HBP		K 1-2	3	0	0	0	0	2	1
Gregg Zaun, S (1, 2) OBP: 0.263, SLG: 0.293			B5-6-4 1B BB		BB		P3			1	0	0	0	2	0	1
Craig Counsell, L (1, 4) OBP: 0.352, SLG: 0.341			B5-6-4 1-2 1B		F8			G4-3		3	0	1	0	0	0	1
Ryan Dempster, R (1, 1) Kirt Ojala, L (5, 1) John Cangelosi, S (8, PH) OBP: 0.351, SLG: 0.274 Rob Stanifer, R (9, 1)			B5-6-4 1-2f 2-3		K			FC4-6 1B		1 1 1 0	0 0 0 0	0 0 1 0	0 0 0 0	0 1 0 0	0 1 0 0	2 1 0 0

livebaseballscorecards.com

AB	30
R	1
H	5
RBI	1
BB	2
SO	9
LOB	11

Inning Stats	1	2	3	4	5	6	7	8	9
	R: 0 H: 0 E: 0 LOB: 0 K: 0 BB: 0 S: 5 P: 6	R: 0 H: 0 E: 0 LOB: 0 K: 2 BB: 0 S: 9 P: 11	R: 0 H: 1 E: 0 LOB: 1 K: 1 BB: 1 S: 6 P: 13	R: 1 H: 2 E: 0 LOB: 1 K: 1 BB: 0 S: 10 P: 12	R: 0 H: 0 E: 0 LOB: 1 K: 1 BB: 1 S: 11 P: 19	R: 0 H: 0 E: 0 LOB: 0 K: 1 BB: 0 S: 7 P: 11	R: 0 H: 0 E: 0 LOB: 1 K: 1 BB: 0 S: 5 P: 11	R: 0 H: 1 E: 0 LOB: 1 K: 0 BB: 0 S: 8 P: 11	R: 0 H: 1 E: 0 LOB: 1 K: 2 BB: 0 S: 12 P: 16

1B: 5	SF: 0	WP: 0	PA: 33
2B: 1	SAC: 0	PB: 0	
3B: 0	DP: 2	SB: 0	
HR: 0	HBP: 1	CS: 1	

PITCHER		IP	WLS	BF	H	R	ER	SO	BB	IBB	HBP	BLK	WP	HR	S	P	ERA	WHIP
Steve Trachsel, R ERA: 4.04	(1, 1)	9.0	W	33	5	1	1	9	2	0	1	1	0	0	73	110	1.00	0.778

PITCHER	IP	WLS	BF	H	R	ER	SO	BB	IBB	HBP	BLK	WP	HR	S	P	ERA	WHIP

Batter	1	2	3	4	5	6	7	8	9	AB	R	H	RBI	BB	SO	LOB
Lance Johnson, L (1, 8) OBP: 0.164, SLG: 0.188	C F X 0-2 ① G4-3		B X 1-0 ② G6-3			B B B C L X 3-2 ① G4-3		C C C 0-3 ① K		3	0	0	0	0	0	0
Matt Mieske, R (8, PH) OBP: 0.360, SLG: 0.418 (8, 8)										1	0	0	0	0	1	0
Mickey Morandini, L (1, 4) OBP: 0.412, SLG: 0.445	B C B F C 2-3 ② K		X 0-0 ③ F7			F F C 0-3 ② K		B S F B F F S 2-3 ② K		4	0	0	0	0	3	0
Sammy Sosa, R (1, 9) OBP: 0.379, SLG: 0.654	B B X 2-0 S 1B			B X 1-0 ① F9		C F X 0-2 1B 1B		C F B S 1-3 ③ K		4	0	2	0	0	1	0
Mark Grace, L (1, 3) OBP: 0.407, SLG: 0.478	B S B B X 3-1 ③ F7 1-2			C B X 1-1 F8-4 1B		1 SAFE B 1 SAFE F X 1-1 BB 1-3 1B			B F B X 2-1 1B	4	0	3	0	0	0	1
Henry Rodriguez, L (1, 7) OBP: 0.334, SLG: 0.532		B F B B X 3-1 HR		B S X 1-1 ② ③ F8-4 1-2		B B F S B F B 4-2 1-2 BB			C S S 0-3 ① K	3	1	1	1	1	1	2
José Hernández, R (1, 5) OBP: 0.323, SLG: 0.521		X 0-0 ① P4			B B B B 4-0 G1-6-3 BB	B X 1-0 ③ F8			S F C 0-3 ② K	3	0	0	0	1	1	4
Manny Alexander, R (1, 6) OBP: 0.287, SLG: 0.355		B F F F S 1-3 ② K			C 1 SAFE X 0-1 ① ② G1-6-3 1-2f		F B X 1-1 ① G3-1		B S B B C S 3-3 ③ K	3	0	0	0	0	1	1
Tyler Houston, L (9, PH) OBP: 0.327, SLG: 0.481										1	0	0	0	0	1	1
Scott Servais, R (1, 2) OBP: 0.286, SLG: 0.312		B F X 1-1 ③ F9			C B X 1-1 1B		B X 1-0 ② F7			3	0	1	0	0	0	0
Mark Clark, R (1, 1) OBP: 0.077, SLG: 0.027			C C B X 1-2 ① G4-3		C C C 0-3 ③ K		C B B S F F X 2-2 ③ G5-3			3	0	0	0	0	1	1
Inning Stats	R: 0 E: 0 K: 1 S: 9 H: 1 LOB: 1 BB: 0 P: 16	R: 1 E: 0 K: 1 S: 9 H: 1 LOB: 0 BB: 0 P: 14	R: 0 E: 0 K: 0 S: 5 H: 0 LOB: 0 BB: 0 P: 7	R: 0 E: 0 K: 0 S: 5 H: 1 LOB: 0 BB: 0 P: 8	R: 0 E: 0 K: 1 S: 7 H: 1 LOB: 1 BB: 1 P: 12	R: 0 E: 0 K: 1 S: 15 H: 2 LOB: 3 BB: 1 P: 24	R: 0 E: 0 K: 0 S: 8 H: 0 LOB: 0 BB: 0 P: 12	R: 0 E: 0 K: 3 S: 11 H: 0 LOB: 0 BB: 0 P: 14	R: 0 E: 0 K: 3 S: 11 H: 1 LOB: 1 BB: 0 P: 16	1B: 6 2B: 1 3B: 0 HR: 1 SF: 0 SAC: 0 DP: 2 HBP: 0						

TOP

Chicago Cubs @ Florida Marlins

Pro Player Stadium, Miami, FL

Sat Jul 18 1998, 7:05 PM EDT

Att. 32,062 - Cloudy - 87 F

livebaseballscorecards.com

AB	32
R	1
H	7
RBI	1
BB	2
SO	10
LOB	10

WP: 0 PB: 0 SB: 1 CS: 0 PA: 34

PITCHER		IP	WLS	BF	H	R	ER	SO	BB	IBB	HBP	BLK	WP	HR	S	P	ERA	WHIP
Brian Meadows, R ERA: 4.09	(1, 1)	7.0	W	27	6	1	1	4	2	0	0	0	0	1	58	93	1.29	1.143
Vic Darensbourg, L ERA: 4.36	(8, 1)	0.2		2	0	0	0	2	0	0	0	0	0	0	8	10	0.00	0.000
Matt Mantei, R ERA: 1.99	(8, 1)	1.1	S	5	1	0	0	4	0	0	0	0	0	0	14	20	0.00	0.750

PITCHER	IP	WLS	BF	H	R	ER	SO	BB	IBB	HBP	BLK	WP	HR	S	P	ERA	WHIP

Chicago Cubs @ Florida Marlins

Pro Player Stadium, Miami, FL

Sat Jul 18 1998, 7:05 PM EDT

Att. 32,062 - Cloudy - 87 F

BOTTOM

Batter	1	2	3	4	5	6	7	8	9	AB	R	H	RBI	BB	SO	LOB
Todd Dunwoody, L (1, 8) OBP: 0.288, SLG: 0.355	SBTFFX 1-2 SH5-3 G4-3 2B		BX 1-0 1B		X 0-0 ③ F7			BCBFS 2-3 ② K		4	1	2	0	0	1	1
Edgar Renteria, R (1, 6) OBP: 0.368, SLG: 0.356	X 0-0 ① SH5-3 2-3		1 SAFE CCFB 1 SAFE C 1-3 ③ K			CX 0-1 ① G4-3		X 0-0 ③ F9		3	0	0	0	0	1	1
Mark Kotsay, L (1, 9) OBP: 0.323, SLG: 0.398	BBCTFFBX 3-2 ② G4-3 3-H			BBX 2-0 ① L6		X 0-0 ② B2-3				3	0	0	1	0	0	0
Todd Zeile, R (1, 5) OBP: 0.338, SLG: 0.423	CTX 0-2 ③ F9			CBBX 2-1 1B		BBX 2-0 HR				3	1	2	1	0	0	0
Cliff Floyd, L (1, 7) OBP: 0.342, SLG: 0.475		BCSTC 1-3 ① K		FSBX 1-2 ② F9		X 0-0 ③ F8				3	0	0	0	0	1	1
Ryan Jackson, L (1, 3) OBP: 0.276, SLG: 0.338 Vic Darensbourg, L (8, 1) Matt Mantei, R (8, 1)		FBX 1-1 ② G3		1 SAFE SSX 0-1 ③ P5			BCFS 1-3 ① K2-3			3 0 0	0 0 0	0 0 0	0 0 0	0 0 0	1 0 0	1 0 0
Gregg Zaun, S (1, 2) OBP: 0.259, SLG: 0.288		BCCTFS 1-3 ③ K			BX 1-0 ① F8		X 0-0 ② P3			3	0	0	0	0	1	0
Craig Counsell, L (1, 4) OBP: 0.352, SLG: 0.344			BX 1-0 ① G6-3		BCBLFBX 3-2 2B		BBFX 2-1 ③ G4-3			3	0	1	0	0	0	0
Brian Meadows, R (1, 1) OBP: 0.205, SLG: 0.143 Derrek Lee, R (8, 3) OBP: 0.306, SLG: 0.390			FFS 0-3 ② K		SCBS 1-3 ② K			BBBCTFX 3-2 ① F9		2 1	0 0	0 0	0 0	0 0	2 0	1 0
Inning Stats	R: 1 H: 1 E: 0 LOB: 0 K: 0 BB: 0 S: 12 P: 16	R: 0 H: 0 E: 0 LOB: 0 K: 2 BB: 0 S: 10 P: 13	R: 0 H: 1 E: 0 LOB: 1 K: 2 BB: 0 S: 8 P: 11	R: 0 H: 1 E: 0 LOB: 1 K: 0 BB: 0 S: 8 P: 13	R: 0 H: 1 E: 0 LOB: 1 K: 1 BB: 0 S: 9 P: 14	R: 1 H: 1 E: 0 LOB: 0 K: 0 BB: 0 S: 5 P: 7	R: 0 H: 0 E: 0 LOB: 0 K: 1 BB: 0 S: 6 P: 9	R: 0 H: 0 E: 0 LOB: 0 K: 1 BB: 0 S: 7 P: 12		1B: 2 SF: 0 2B: 2 SAC: 1 3B: 0 DP: 0 HR: 1 HBP: 0					WP: 0 PA: 29 PB: 0 SB: 0 CS: 0	

livebaseballscorecards.com

AB	28
R	2
H	5
RBI	2
BB	0
SO	7
LOB	5

PITCHER		IP	WLS	BF	H	R	ER	SO	BB	IBB	HBP	BLK	WP	HR	S	P	ERA	WHIP
Mark Clark, R ERA: 4.49	(1, 1)	8.0	L	29	5	2	2	7	0	0	0	0	0	1	65	95	2.25	0.625

PITCHER	IP	WLS	BF	H	R	ER	SO	BB	IBB	HBP	BLK	WP	HR	S	P	ERA	WHIP

Batter	1	2	3	4	5	6	7	8	9	10	11	12	AB	R	H	RBI	BB	SO	LOB
Lance Johnson, L (1, 8) OBP: 0.192, SLG: 0.203	4-2 BB 1B SF7 BB		0-0 G1-4-3 1B		1-0 1B		0-0 L4 ②			1-1 F7 ①		0-0 FC1 SF8 1-H 2-H	5	2	2	0	1	0	1
Mickey Morandini, L (1, 4) OBP: 0.413, SLG: 0.445	3-2 1B BB F8-2 1-2 1B		2-2 G1-4-3 ①② 1-2f		3-1 L4 ③		3-2 F8 ③			0-0 1B		4-0 SF8 G5-3 BB	5	0	2	0	1	0	3
Sammy Sosa, R (1, 9) OBP: 0.376, SLG: 0.645	4-0 1B 1-2 2-3 BB		1-1 F8 ③			1-2 G1-3 ①		2-1 P3 ①		2-3 K ②		1-1 G5-3 ① 1-2	5	0	0	0	1	1	3
Mark Grace, L (1, 3) OBP: 0.408, SLG: 0.489	1-0 SF7 ① 3-H			3-2 HR		3-1 G4-3 ②		3-2 2B		2-1 P5 ③		4-0 BB	4	1	2	2	1	0	1
Henry Rodriguez, L (1, 7) OBP: 0.334, SLG: 0.528 Rod Beck, R (12, 1)	3-2 1B 1-2 2-3			4-0 G5-4-3 BB		0-0 G4-3 ③		2-3 K ②			2-3 K ①	1-1 SF8 ② 2-3 3-H	4 0	0 0	1 0	1 0	1 0	2 0	1 0
Jeff Blauser, R (1, 6) OBP: 0.353, SLG: 0.301	2-2 F8-2 ②③ 3-H			0-0 G5-4-3 ①② 1-2f			0-0 FC4-6 1B	2-1 G4-3 ③			1-3 K ②	1-0 G4-3 ③	6	0	1	0	0	1	7
Tyler Houston, L (1, 2) OBP: 0.314, SLG: 0.460		0-3 K ①		2-2 G6-3 ③			1-2 FC4-6 ① 1-2f HR		1-2 G4-3 ①		2-0 P3 ③		5	1	0	0	0	1	1
José Hernández, R (1, 5) OBP: 0.324, SLG: 0.529		0-0 F8 ②			2-2 G5-3 ①		1-0 1-H HR		0-3 K ②			4-0 FC1 BB E BB	4	2	1	2	1	1	0
Geremi Gonzalez, R (1, 1) Manny Alexander, R (7, PH) Tony Fossas, L (7, 1) Terry Adams, R (7, 1) Glenallen Hill, R (8, PH) Don Wengert, R (8, 1) Terry Mulholland, R (9, 1) Matt Mieske, R (12, PH)		0-1 G5-3 ③			1-1 G4-3 ②		1-1 1B		3-3 K ③			4-1 E E 1-2 E BB	2 1 0 0 1 0 0 0	0 0 0 0 0 0 0 1	0 1 0 0 0 0 0 0	0 0 0 0 0 0 0 0	0 0 0 0 1 0 0 0	0 0 0 0 0 0 0 0	0 0 0 0 0 0 0 0
Inning Stats	R: 1 H: 2 E: 0 LOB: 2 K: 0 BB: 2 S: 19 P: 36	R: 0 H: 0 E: 0 LOB: 0 K: 1 BB: 0 S: 6 P: 6	R: 0 H: 1 E: 0 LOB: 0 K: 0 BB: 0 S: 6 P: 9	R: 1 H: 1 E: 0 LOB: 0 K: 0 BB: 1 S: 8 P: 17	R: 0 H: 1 E: 0 LOB: 1 K: 0 BB: 0 S: 8 P: 15	R: 0 H: 0 E: 0 LOB: 0 K: 0 BB: 0 S: 6 P: 10	R: 2 H: 3 E: 0 LOB: 1 K: 0 BB: 0 S: 13 P: 19	R: 0 H: 1 E: 0 LOB: 1 K: 1 BB: 0 S: 10 P: 19	R: 0 H: 0 E: 0 LOB: 0 K: 2 BB: 0 S: 14 P: 18	R: 0 H: 1 E: 0 LOB: 1 K: 1 BB: 0 S: 9 P: 14	R: 0 H: 0 E: 0 LOB: 0 K: 2 BB: 0 S: 7 P: 12	R: 3 H: 0 E: 1 LOB: 2 K: 0 BB: 4 S: 7 P: 26	1B: 7 2B: 2 3B: 0 HR: 2	SF: 2 SAC: 0 DP: 3 HBP: 0	WP: 0 PB: 0 SB: 0 CS: 0	PA: 51			

PITCHER		IP	WLS	BF	H	R	ER	SO	BB	IBB	HBP	BLK	WP	HR	S	P	ERA	WHIP
Eric Ludwick, R ERA: 6.04	(1, 1)	0.1		4	1	1	1	0	2	0	0	0	0	0	12	24	27.00	9.000
Kirt Ojala, L ERA: 3.42	(1, 1)	2.2		10	3	1	1	1	1	0	0	0	0	1	22	37	3.38	1.500
Brian Edmondson, R ERA: 3.61	(4, 1)	3.1		13	4	2	2	0	0	0	0	0	0	1	26	42	5.40	1.200
Felix Heredia, L ERA: 5.92	(7, 1)	1.1		5	1	0	0	1	0	0	0	0	0	0	14	24	0.00	0.750
Antonio Alfonseca, R ERA: 3.54	(8, 1)	1.1		4	0	0	0	2	0	0	0	0	0	0	16	22	0.00	0.000

PITCHER		IP	WLS	BF	H	R	ER	SO	BB	IBB	HBP	BLK	WP	HR	S	P	ERA	WHIP
Vic Darensbourg, L ERA: 4.17	(10, 1)	2.0		7	1	0	0	3	0	0	0	0	0	0	16	26	0.00	0.500
Rob Stanifer, R ERA: 5.3	(12, 1)	1.0	L	8	0	3	1	0	4	0	0	0	0	0	7	26	9.00	4.000

TOP

Chicago Cubs @ Florida Marlins

Pro Player Stadium, Miami, FL

Sun Jul 19 1998, 3:33 AM EDT

Att. 20,866 - Sunny - 90 F

livebaseballscorecards.com

AB	42
R	7
H	10
RBI	5
BB	7
SO	7
LOB	17

Chicago Cubs @ Florida Marlins

Pro Player Stadium, Miami, FL

Sun Jul 19 1998, 3:33 AM EDT

Att. 20,866 - Sunny - 90 F

livebaseballscorecards.com

BOTTOM

Batter	1	2	3	4	5	6	7	8	9	10	11	12	AB	R	H	RBI	BB	SO	LOB
Todd Dunwoody, L (1, 8) OBP: 0.286, SLG: 0.351	C X 0-1 G6-3 2B 1B		X 0-0 B1-3	C X 1-1 G6-3			S S S B B S 2-3 K	C C S 0-3 K		X 0-0 G4-3		5	1	1	0	0	2	0
Vic Darensbourg, L (10, 1)													0	0	0	0	0	0	0
Livan Hernandez, R (11, PH) OBP: 0.157, SLG: 0.176													1	0	0	0	0	0	1
Rob Stanifer, R (12, 1)													0	0	0	0	0	0	0
Edgar Renteria, R (1, 6) OBP: 0.367, SLG: 0.366	1 SAFE B F F F 1 SAFE F X 1-2 F9		X 0-0 HR	B F C X 1-2 G4-3			C B F B B C 3-3 K	C B F F B X 2-2 F9				F X 0-1 1B 1B 2B	6	2	2	1	0	1	1
Mark Kotsay, L (1, 9) OBP: 0.326, SLG: 0.397	B B B B C X 3-1 G6-3 1-2		B B B B 4-0 E 2B BB		B F X 1-1 G4-3		B B B C B 4-1 BB	B X 1-0 G4-3				X 0-0 1B 1B 2-3 1B	4	2	1	0	2	0	1
Todd Zeile, R (1, 5) OBP: 0.337, SLG: 0.424	B B X 2-0 1B 2-H 2B		S 1 SAFE X 0-1 E4 2B 1-3		S X 0-1 P4		X 0-0 P4	C B B X 2-1 1B				C B B X 2-1 1B 1-3 3-H 1B	4	1	1	1	0	0	2
Antonio Alfonseca, R (8, 1)													0	0	0	0	0	0	0
John Cangelosi, S (10, 8) OBP: 0.362, SLG: 0.289													2	0	2	1	0	0	0
Cliff Floyd, L (1, 7) OBP: 0.344, SLG: 0.475	B X 1-0 S 2-H 1B		X 0-0 P6		F B B F S 2-3 K			T C C 0-3 K		B S X 1-1 1-2 1B		B 1 SAFE T B X 2-1 1-2 3-H 1B	6	0	3	2	0	2	2
Ryan Jackson, L (1, 3) OBP: 0.283, SLG: 0.346	B F X 1-1 G4-3 1-2		B X 1-0 1-3 3-H 2B			B B B B 4-0 L3 BB		C B F X 2-2 G5-3		C B F B B S 3-3 K		C M X 0-2 F9	2	0	1	1	1	0	1
Derrek Lee, R (7, 3) OBP: 0.303, SLG: 0.385													3	0	0	0	0	1	4
Craig Counsell, L (1, 4) OBP: 0.349, SLG: 0.338		B C S S 1-3 K	I I I I 4-0 IBB			C 1 SAFE X 0-1 L3 1-1		C B B B X 3-1 F7			B F S B S 2-3 K	S S B S 1-3 K	5	0	0	0	1	3	3
Mike Redmond, R (1, 2) OBP: 0.429, SLG: 0.563		C X 0-1 F9	B B C S X 3-2 G4-3			C B B X 2-1 1B			X 0-0 G3		X 0-0 G3-1	B B S C C 2-3 K	3	0	1	0	0	0	3
Gregg Zaun, S (9, PH) (10, 2) OBP: 0.255, SLG: 0.283													3	0	0	0	0	1	2
Eric Ludwick, R (1, 1)		C S B B B S 3-3 K		F C S 0-3 K		S B T B F X 2-2 P9			B C B C S 2-3 K		B B S C B F B 4-2 BB		0	0	0	0	0	0	0
Kirt Ojala, L (1, 1)													1	0	0	0	0	1	0
Brian Edmondson, R (4, 1)													2	0	0	0	0	1	1
Felix Heredia, L (7, 1)													0	0	0	0	0	0	0
Dave Berg, R (8, 5) OBP: 0.368, SLG: 0.363													1	0	0	0	1	1	0

Inning Stats	1	2	3	4	5	6	7	8	9	10	11	12
	R: 2 E: 0 K: 0 S: 13	H: 3 LOB: 1 BB: 0 P: 21	R: 0 E: 0 K: 2 S: 8	H: 0 LOB: 0 BB: 0 P: 12	R: 2 E: 1 K: 0 S: 9	H: 2 LOB: 3 BB: 2 P: 21	R: 0 E: 0 K: 1 S: 8	H: 0 LOB: 0 BB: 0 P: 10	R: 0 E: 0 K: 1 S: 7	H: 0 LOB: 0 BB: 0 P: 10	R: 0 E: 0 K: 2 S: 8	H: 1 LOB: 1 BB: 1 P: 16	R: 0 E: 0 K: 2 S: 8	H: 0 LOB: 1 BB: 1 P: 17	R: 0 E: 0 K: 1 S: 8	H: 0 LOB: 0 BB: 0 P: 13	R: 0 E: 0 K: 2 S: 7	H: 0 LOB: 0 BB: 0 P: 9	R: 0 E: 0 K: 1 S: 12	H: 2 LOB: 2 BB: 0 P: 21	R: 0 E: 0 K: 1 S: 8	H: 0 LOB: 1 BB: 1 P: 14	R: 2 E: 0 K: 2 S: 16	H: 4 LOB: 2 BB: 0 P: 23

	1B: 8	SF: 0	WP: 0	PA: 53
	2B: 4	SAC: 0	PB: 0	
	3B: 0	DP: 1	SB: 1	
	HR: 1	HBP: 0	CS: 0	

	AB	48
	R	6
	H	12
	RBI	6
	BB	5
	SO	13
	LOB	21

PITCHER		IP	WLS	BF	H	R	ER	SO	BB	IBB	HBP	BLK	WP	HR	S	P	ERA	WHIP
Geremi Gonzalez, R ERA: 5.32	(1, 1)	6.0		27	6	4	3	4	2	1	0	0	0	1	53	90	4.50	1.333
Tony Fossas, L ERA: 9.0	(7, 1)	0.2		3	0	0	0	2	1	0	0	0	0	0	7	16	0.00	1.500
Terry Adams, R ERA: 3.71	(7, 1)	1.1		4	0	0	0	1	0	0	0	0	0	0	9	14	0.00	0.000
Don Wengert, R ERA: 5.47	(9, 1)	1.2		6	1	0	0	2	0	0	0	0	0	0	14	21	0.00	0.600
Terry Mulholland, L ERA: 3.02	(10, 1)	1.1	W	6	1	0	0	2	1	0	0	0	0	0	13	23	0.00	1.500

PITCHER		IP	WLS	BF	H	R	ER	SO	BB	IBB	HBP	BLK	WP	HR	S	P	ERA	WHIP
Rod Beck, R ERA: 4.08	(12, 1)	1.0	S	7	4	2	2	2	0	0	0	0	0	0	16	23	18.00	4.000

Chicago Cubs @ Atlanta Braves

Turner Field, Atlanta, GA

Mon Jul 20 1998, 7:05 PM EDT

Att. 47,475 - Overcast - 75 F

TOP

livebaseballscorecards.com

Batter	1	2	3	4	5	6	7	8	9	AB	R	H	RBI	BB	SO	LOB
Lance Johnson, L (1, 8) OBP: 0.215, SLG: 0.205	G4-3 1B	BB BB	L1-3		F8		F9	FC5-4 BB 1-2 2-3 3-H		4	0	1	1	2	0	0
Mickey Morandini, L (1, 4) OBP: 0.417, SLG: 0.448	G4-3 1-2	BB 1-2		1B 2B	FC6-4 1B		HBP	FC5-4 1-2f		4	1	2	0	1	0	4
Sammy Sosa, R (1, 9) OBP: 0.373, SLG: 0.637 Tyler Houston, L (9, 3) OBP: 0.314, SLG: 0.460	IBB	F8		K	FC6-4 1-2f		F9		G5-3	5 0	0 0	0 0	0 0	1 0	1 0	6 0
Glenallen Hill, R (1, 7) OBP: 0.336, SLG: 0.512 Matt Mieske, R (9, 9) OBP: 0.366, SLG: 0.418	K		BB HR 2B	1B HR BB		K		G5-3 BB 2B	G6-3	5 0	3 0	2 0	0 0	1 0	2 0	2 0
José Hernández, R (1, 3) OBP: 0.321, SLG: 0.521 (9, 7)	K	K	K	1-2 2-H HR 1B	K	K		G5-3 2-3	F8	6	1	1	1	0	3	4
Jeff Blauser, R (1, 6) OBP: 0.357, SLG: 0.312		K	K	1-H 2-H HR	1B BB			BB BB BB BB		3	2	1	3	2	2	1
Kevin Orie, R (1, 5) OBP: 0.262, SLG: 0.289		2B 2B	BB HR BB	F8	1-2 1B			F8		4	2	2	0	1	0	2
Scott Servais, R (1, 2) OBP: 0.293, SLG: 0.317		2-H 2B	1-2 2-3 HR BB	P3	G5-3			BB BB 1-2 BB		3	1	1	1	2	0	2
Kevin Tapani, R (1, 1) OBP: 0.250, SLG: 0.298 Henry Rodriguez, L (8, PH) OBP: 0.336, SLG: 0.528 Tony Fossas, L (8, 1) Dave Stevens, R (8, 1)		G6-3	1-H 2-H 3-H HR		G4-3		L1	BB 1-2 2-3 3-H BB		4 0 0 0	1 0 0 0	1 0 0 0	4 1 0 0	0 1 0 0	0 0 0 0	1 0 0 0
Inning Stats	R: 0 E: 0 K: 2 S: 11 H: 1 LOB: 2 BB: 1 P: 16	R: 1 E: 0 K: 1 S: 17 H: 2 LOB: 3 BB: 2 P: 31	R: 4 E: 0 K: 2 S: 19 H: 2 LOB: 2 BB: 2 P: 29	R: 4 E: 0 K: 1 S: 16 H: 3 LOB: 0 BB: 1 P: 27	R: 0 E: 0 K: 0 S: 7 H: 1 LOB: 1 BB: 0 P: 13	R: 0 E: 0 K: 2 S: 12 H: 1 LOB: 2 BB: 1 P: 20	R: 0 E: 0 K: 0 S: 9 H: 0 LOB: 1 BB: 0 P: 13	R: 2 E: 0 K: 0 S: 6 H: 1 LOB: 3 BB: 4 P: 25	R: 0 E: 0 K: 0 S: 5 H: 0 LOB: 0 BB: 0 P: 9	1B: 4 2B: 5 3B: 0 HR: 2 SF: 0 SAC: 0 DP: 0 HBP: 1						

		AB	38
		R	11
		H	11
		RBI	11
		BB	11
		SO	8
		LOB	22

WP: 0 PB: 0 SB: 0 CS: 0 PA: 50

PITCHER		IP	WLS	BF	H	R	ER	SO	BB	IBB	HBP	BLK	WP	HR	S	P	ERA	WHIP
Denny Neagle, L ERA: 3.62	(1, 1)	4.0	L	26	8	9	9	6	5	1	0	0	0	2	63	103	20.25	3.250
Rudy Seanez, R ERA: 2.45	(5, 1)	1.0		4	1	0	0	0	0	0	0	0	0	0	7	13	0.00	1.000
Russ Springer, R ERA: 3.8	(6, 1)	1.0		5	1	0	0	2	1	0	0	0	0	0	12	20	0.00	2.000
Dennis Martinez, R ERA: 4.55	(7, 1)	1.0		4	0	0	0	0	0	0	1	0	0	0	9	13	0.00	0.000
Mark Wohlers, R ERA: 7.64	(8, 1)	0.2		7	1	2	2	0	4	0	0	0	0	0	5	24	27.00	7.500

PITCHER		IP	WLS	BF	H	R	ER	SO	BB	IBB	HBP	BLK	WP	HR	S	P	ERA	WHIP
John Rocker, L ERA: 1.89	(8, 1)	1.1		4	0	0	0	0	0	0	0	0	0	0	6	10	0.00	0.000

Batter	1	2	3	4	5	6	7	8	9	AB	R	H	RBI	BB	SO	LOB
Ozzie Guillen, L (1, 6) OBP: 0.295, SLG: 0.304	C F B X 1-2 G6-3 ①		C F X 0-2 G4-3 ③		X 0-0 G4-3 ③		C B X 1-1 P9 ③		X 0-0 10 BB 1-2 1B	5	0	1	0	0	0	3
Curtis Pride, L (1, 9) OBP: 0.326, SLG: 0.402	C S B S 1-3 K ②			F B C X 1-2 10 HR 1B		F B F X 1-2 S 1B		B C C B S 2-3 K ①	X 0-0 P4 ②	5	1	2	0	0	2	2
10 Chipper Jones, S (1, 5) OBP: 0.411, SLG: 0.597	F S B B S 2-3 K ③			F X 0-1 1-H HR		X 0-0 F9 ①		B B F B C B 4-2 BB 1B BB	S B B B B 4-1 1-2 2-3 BB	3	2	1	2	2	1	1
Andres Galarraga, R (1, 3) OBP: 0.394, SLG: 0.606		C B B X 2-1 G6-3 ①		B B S X 2-1 F9 ①		B C X 1-1 G5-3 ② 1-2		B X 1-0 F8 ②	B B F F C 2-3 K ③	5	0	0	0	0	1	5
Ryan Klesko, L (1, 7) OBP: 0.344, SLG: 0.509		B F C B X 2-2 G6-4-3 1B		F C F B B F S 1-3 K ②		B B B X 3-0 G4-3 ③		S F B F B F B F B 4-2 1B 1-2 BB		3	0	1	0	1	1	1
Javy Lopez, R (1, 2) OBP: 0.340, SLG: 0.556		S B F F X 1-2 G6-4-3 ② ③ 1-2f		F B B X 2-1 P3 ③			F F X 0-2 1B 1B	X 0-0 1-2 2-H 1B		4	0	2	1	0	0	1
Andruw Jones, R (1, 8) OBP: 0.314, SLG: 0.491			B B B C X 3-1 E5 1B		B B B C F X 3-2 HR		F B B B C X 3-2 F7 ①	B B C C F B X 3-2 P9 ③		4	1	2	1	0	0	3
Tony Graffanino, R (1, 4) OBP: 0.319, SLG: 0.369			X 0-0 L4 ①		B X 1-0 P3 ①		C B X 1-1 1-2 1B		B B B B 4-0 10 BB 1B BB	3	0	1	0	1	0	1
Denny Neagle, L (1, 1) ERA: 4.50, SLG: 0.170 Rudy Seanez, R (6, 1) Danny Bautista, R (5, PH) ERA: 3.63, SLG: 0.389 Russ Springer, R (8, 1) Dennis Martinez, R (7, 1) ERA: 3.86, SLG: 0.429 Michael Tucker, L (7, PH) ERA: 4.04, SLG: 0.481 Mark Wohlers, R (8, 1) John Rocker, R (8, 1) Keith Lockhart, L (9, PH) OBP: 0.325, SLG: 0.404			X 0-0 F7 ②		C X 0-1 G1-3 ②		X 0-0 F6 ②		C B C X 0-2 F7 ①	1 0 1 0 0 0 1	0 0 0 0 0 0 0	0 0 0 0 0 0 0	0 0 0 0 0 0 0	0 0 0 0 0 0 0	0 0 0 0 0 0 0	1 0 0 0 2 0 0
Inning Stats	R: 0 H: 0 E: 0 LOB: 0 K: 2 BB: 0 S: 9 P: 13	R: 0 H: 1 E: 0 LOB: 0 K: 0 BB: 0 S: 9 P: 14	R: 0 H: 1 E: 1 LOB: 1 K: 0 BB: 0 S: 7 P: 10	R: 2 H: 2 E: 0 LOB: 0 K: 1 BB: 0 S: 14 P: 20	R: 1 H: 1 E: 0 LOB: 0 K: 0 BB: 0 S: 7 P: 11	R: 0 H: 1 E: 0 LOB: 1 K: 0 BB: 0 S: 7 P: 12	R: 0 H: 2 E: 0 LOB: 2 K: 0 BB: 0 S: 11 P: 16	R: 1 H: 1 E: 0 LOB: 2 K: 1 BB: 2 S: 16 P: 30	R: 0 H: 1 E: 0 LOB: 3 K: 1 BB: 2 S: 9 P: 19	1B: 8 SF: 0 2B: 0 SAC: 0 3B: 0 DP: 1 HR: 2 HBP: 0						

PITCHER		IP	WLS	BF	H	R	ER	SO	BB	IBB	HBP	BLK	WP	HR	S	P	ERA	WHIP
Kevin Tapani, R ERA: 4.79	(1, 1)	7.0	W	28	8	3	3	3	0	0	0	0	0	2	64	96	3.86	1.143
Tony Fossas, L ERA: 9.24	(8, 1)	0.2		5	1	1	1	1	2	0	0	0	0	0	12	23	13.50	4.500
Dave Stevens, R ERA: 0.9	(8, 1)	1.1		7	1	0	0	1	2	0	0	0	0	0	13	26	0.00	2.250

PITCHER	IP	WLS	BF	H	R	ER	SO	BB	IBB	HBP	BLK	WP	HR	S	P	ERA	WHIP

BOTTOM

Chicago Cubs @ Atlanta Braves

Turner Field, Atlanta, GA

Mon Jul 20 1998, 7:05 PM EDT

Att. 47,475 - Overcast - 75 F

livebaseballscorecards.com

AB	36
R	4
H	10
RBI	4
BB	4
SO	5
LOB	21

WP: 0 PA: 40
PB: 0
SB: 1
CS: 0

Chicago Cubs @ Atlanta Braves

Turner Field, Atlanta, GA

Tue Jul 21 1998, 7:05 PM EDT

Att. 47,933 - Cloudy - 89 F

TOP

livebaseballscorecards.com

Batter	1	2	3	4	5	6	7	8	9	AB	R	H	RBI	BB	SO	LOB
Lance Johnson, L (1, 8) OBP: 0.217, SLG: 0.208	G6-3		G3-1 2-3		K			1B		4	0	1	0	0	1	1
Mickey Morandini, L (1, 4) OBP: 0.415, SLG: 0.446	K		1B 3-H		K			K 1-2		4	0	1	1	0	3	1
Sammy Sosa, R (1, 9) OBP: 0.374, SLG: 0.634	L9		G5-3			G6-4-3 1B		IBB		3	0	1	0	1	0	1
Henry Rodriguez, L (1, 7) OBP: 0.338, SLG: 0.531		2B		2B G3 1B		F8		K		4	1	2	0	0	1	3
Tyler Houston, L (1, 3) OBP: 0.311, SLG: 0.462		K		G3 1-3 SH4-3 2B		G6-4-3 1-2f			F9	4	1	1	0	0	1	2
José Hernández, R (1, 5) OBP: 0.320, SLG: 0.517		K		G3 2-3 3-H			K		FC1-6 S 1B	4	0	1	1	0	2	2
Jeff Blauser, R (1, 6) OBP: 0.357, SLG: 0.310		F8		SH4-3 3-H			L3		FC1-6 1-2 BB	2	0	0	1	1	0	1
Scott Servais, R (1, 2) OBP: 0.292, SLG: 0.313			G3-1 34 SH2-4 1B BB	L7			K		FC1-6 1-2f 2-3	3	1	0	0	1	1	2
34 Kerry Wood, R (1, 1) OBP: 0.158, SLG: 0.237			SH2-4 1-2		K			G3-1	P4	2	0	0	0	0	1	0
Terry Mulholland, R (8, 1) OBP: 0.286, SLG: 0.167										0	0	0	0	0	0	0
Mark Grace, L (9, PH) OBP: 0.407, SLG: 0.488										1	0	0	0	0	0	2
Rod Beck, R (9, 1)										0	0	0	0	0	0	0

	AB	31
	R	3
	H	7
	RBI	3
	BB	3
	SO	10
	LOB	15

Inning Stats										
	R: 0 E: 0 K: 1 S: 6	H: 0 LOB: 0 BB: 0 P: 9	R: 0 E: 0 K: 2 S: 12	H: 1 LOB: 1 BB: 0 P: 16	R: 1 E: 0 K: 0 S: 9	H: 1 LOB: 1 BB: 1 P: 15	R: 2 E: 0 K: 0 S: 11	H: 2 LOB: 0 BB: 0 P: 14	R: 0 E: 0 K: 3 S: 10	H: 0 LOB: 0 BB: 0 P: 14
	R: 0 E: 0 K: 0 S: 6	H: 1 LOB: 0 BB: 0 P: 6	R: 0 E: 0 K: 2 S: 10	H: 0 LOB: 0 BB: 0 P: 16	R: 0 E: 0 K: 2 S: 11	H: 1 LOB: 2 BB: 1 P: 23	R: 0 E: 0 K: 0 S: 8	H: 1 LOB: 2 BB: 1 P: 15	1B: 5 2B: 2 3B: 0 HR: 0	SF: 0 SAC: 2 DP: 1 HBP: 0	WP: 0 PB: 0 SB: 2 CS: 0	PA: 36

PITCHER		IP	WLS	BF	H	R	ER	SO	BB	IBB	HBP	BLK	WP	HR	S	P	ERA	WHIP
Greg Maddux, R ERA: 1.66	(1, 1)	7.0	L	26	5	3	3	8	1	0	0	0	0	0	64	90	3.86	0.857
John Rocker, L ERA: 1.8	(8, 1)	1.0		5	1	0	0	2	0	1	0	0	0	0	11	23	0.00	1.000
Kerry Ligtenberg, R ERA: 3.55	(9, 1)	1.0		5	1	0	0	0	1	0	0	0	0	0	8	15	0.00	2.000

PITCHER	IP	WLS	BF	H	R	ER	SO	BB	IBB	HBP	BLK	WP	HR	S	P	ERA	WHIP

Batter	1	2	3	4	5	6	7	8	9	AB	R	H	RBI	BB	SO	LOB
Ozzie Guillen, L (1, 6) OBP: 0.306, SLG: 0.305	BBBB 4-0 10 1B BB		X 0-0 ② WP 2-H 1B		BCX 1-1 ① G3-1		FH 1-1 1-2 HBP		SBSBX 2-2 ② G4-3	3	0	1	0	1	0	1
Keith Lockhart, L (1, 4) OBP: 0.318, SLG: 0.399	CSX 0-2 ① P6		BBBCB 4-1 2-3 BB		SSS 0-3 ② K		CX 0-1 ③ G5-3		BFBSS 2-3 ③ K	4	0	0	0	1	2	4
10 Chipper Jones, S (1, 5) OBP: 0.410, SLG: 0.594	X 0-0 G5-4-3 1-2 1B		CCBBFBS 3-3 ③ K		BFBCX 2-2 ③ G3			FX 0-1 ① F7		4	0	1	0	0	1	2
Andres Galarraga, R (1, 3) OBP: 0.393, SLG: 0.602	BX 1-0 ②③ G5-4-3 1-2f			CBSX 1-2 FC4-6 BB 1B		FFFS 0-3 ① K		BBFX 2-1 ② P3		4	0	1	0	0	1	2
Ryan Klesko, L (1, 7) OBP: 0.346, SLG: 0.505		BBCBBX 3-1 ① F7		BSCBBB 4-2 FC4-6 1-2 BB		CFBBBS 2-3 ② K		BBBBB 4-0 BB BB		2	0	0	0	2	1	0
Michael Tucker, L (1, 9) OBP: 0.327, SLG: 0.446		X 0-0 ② P5		BBSCX 2-2 ① FC4-6 BB 1-2f 2-3		BTFC 1-3 ③ K		BFBBFB 4-2 1-2 BB		3	0	0	0	1	1	2
Eddie Pérez, R (1, 2) OBP: 0.380, SLG: 0.464 Javy Lopez, R (8, PH) OBP: 0.338, SLG: 0.554 (9, 2)		BBCCBS 3-3 ③ K		BBCBB 4-1 1-2 BB			BCSFS 1-3 ① K	FBSC 1-3 ③ K		2 1	0 0	0 0	0 0	1 0	2 1	0 2
Andruw Jones, R (1, 8) OBP: 0.314, SLG: 0.490 Gerald Williams, R (8, 8) OBP: 0.320, SLG: 0.420			X 0-0 S 1B 1B	CBSFBBC 3-3 ② K			SSBC 1-3 ② K		CBCFFBX 2-2 ① G6-3	3 1	0 0	1 0	0 0	0 0	2 0	3 0
Greg Maddux, R (1, 1) OBP: 0.288, SLG: 0.300 Curtis Pride, L (7, PH) OBP: 0.333, SLG: 0.410 John Rocker, R (8, 1) Kerry Ligtenberg, R (9, 1) Tony Graffanino, R (9, PH) OBP: 0.323, SLG: 0.380			CCBBC 1-3 ① K 1-2	CBCCS 1-3 ③ K			BBCX 2-1 HBP 1B	CX 0-1 2B		2 1 0 0 1	0 0 0 0 0	0 1 0 0 1	0 0 0 0 0	0 0 0 0 0	2 0 0 0 0	4 0 0 0 0
Inning Stats	R: 0 E: 0 K: 0 S: 5 H: 1 LOB: 1 BB: 1 P: 10	R: 0 E: 0 K: 1 S: 6 H: 0 LOB: 0 BB: 0 P: 12	R: 0 E: 0 K: 2 S: 10 H: 2 LOB: 2 BB: 1 P: 18	R: 0 E: 0 K: 2 S: 16 H: 1 LOB: 3 BB: 2 P: 31	R: 0 E: 0 K: 1 S: 8 H: 0 LOB: 0 BB: 0 P: 11	R: 0 E: 0 K: 3 S: 11 H: 0 LOB: 0 BB: 0 P: 14	R: 0 E: 0 K: 2 S: 12 H: 1 LOB: 2 BB: 0 P: 17	R: 0 E: 0 K: 1 S: 9 H: 0 LOB: 2 BB: 2 P: 20	R: 0 E: 0 K: 1 S: 13 H: 1 LOB: 1 BB: 0 P: 19	1B: 5 2B: 1 3B: 0 HR: 0		SF: 0 SAC: 0 DP: 1 HBP: 1		WP: 1 PB: 0 SB: 1 CS: 0	PA: 38	

PITCHER		IP	WLS	BF	H	R	ER	SO	BB	IBB	HBP	BLK	WP	HR	S	P	ERA	WHIP
34 Kerry Wood, R ERA: 3.23	(1, 1)	7.2	W	32	5	0	0	11	5	0	1	0	1	0	72	123	0.00	1.304
Terry Mulholland, L ERA: 3.0	(8, 1)	0.1		2	0	0	0	1	1	0	0	0	0	0	5	10	0.00	3.000
Rod Beck, R ERA: 3.99	(9, 1)	1.0	S	4	1	0	0	1	0	0	0	0	0	0	13	19	0.00	1.000

PITCHER	IP	WLS	BF	H	R	ER	SO	BB	IBB	HBP	BLK	WP	HR	S	P	ERA	WHIP

BOTTOM

Chicago Cubs @ Atlanta Braves

Turner Field, Atlanta, GA

Tue Jul 21 1998, 7:05 PM EDT

Att. 47,933 - Cloudy - 89 F

livebaseballscorecards.com

AB	31
R	0
H	6
RBI	0
BB	6
SO	13
LOB	20

Batter	1	2	3	4	5	6	7	8	9	AB	R	H	RBI	BB	SO	LOB
Terry Jones, S (1, 8) OBP: 0.125, SLG: 0.125	G1-3		2B 1B		F7		B3		FC5 1-2 2-3f	5	1	1	0	0	0	3
Orlando Cabrera, R (1, 4) OBP: 0.364, SLG: 0.473	G4-3		1 SAFE 1 SAFE 1 SAFE 2B 1-H G4-3 2B		G6-3			G5-3	K	5	1	1	1	0	1	2
Vladimir Guerrero, R (1, 9) OBP: 0.356, SLG: 0.545	1B BB		G4-3 2-3 2B			HR		G5-3		3	1	2	1	1	0	0
Derrick May, L (1, 7) OBP: 0.224, SLG: 0.247 Miguel Batista, R (8, 1)	FC4 1-3 1B		G4-3 2-3 3-H			G3		K		4 0	0 0	1 0	1 0	0 0	1 0	1 0
Mark Grudzielanek, R (1, 6) OBP: 0.312, SLG: 0.358	FC4 1-2f		F9			F8			HR 1B	4	1	1	0	0	0	3
Chris Widger, R (1, 2) OBP: 0.278, SLG: 0.377		K		G5-3		L8			HR 1-H	4	1	1	2	0	1	0
Ryan McGuire, L (1, 3) OBP: 0.331, SLG: 0.307		G4-3	F7				G3-1 2B		FC5 1B BB	3	0	1	0	1	0	0
Shane Andrews, R (1, 5) OBP: 0.305, SLG: 0.425		G6-3	F9				F9		K	4	0	0	0	0	1	2
Javier Vazquez, R (1, 1) OBP: 0.257, SLG: 0.294 Shayne Bennett, R (5, 1) Scott Livingstone, L (7, PH) OBP: 0.271, SLG: 0.214 Steve Kline, S (7, 1) Da Rond Stovall, S (8, 7) OBP: 0.282, SLG: 0.333 Bob Henley, R (9, PH) OBP: 0.600, SLG: 0.500			L6		F8		G3-1 2-3		FC5 1-2 1B	2 0 1 0 0 1	0 0 0 0 0 0	0 0 0 0 0 1	0 0 0 0 0 0	0 0 0 0 0 0	0 0 1 0 0 0	0 0 0 0 0 0
Inning Stats	R: 0 E: 0 K: 0 S: 10 H: 1 LOB: 2 BB: 1 P: 21	R: 0 E: 0 K: 1 S: 11 H: 0 LOB: 0 BB: 0 P: 17	R: 2 E: 0 K: 0 S: 18 H: 3 LOB: 1 BB: 0 P: 26	R: 0 E: 0 K: 0 S: 10 H: 0 LOB: 0 BB: 0 P: 15	R: 0 E: 0 K: 0 S: 7 H: 0 LOB: 0 BB: 0 P: 7	R: 1 E: 0 K: 0 S: 6 H: 1 LOB: 0 BB: 0 P: 7	R: 0 E: 0 K: 0 S: 6 H: 1 LOB: 1 BB: 0 P: 11	R: 0 E: 0 K: 1 S: 7 H: 0 LOB: 0 BB: 0 P: 11	R: 2 E: 0 K: 2 S: 21 H: 3 LOB: 2 BB: 1 P: 30	1B: 4 2B: 3 3B: 0 HR: 2 SF: 0 SAC: 0 DP: 0 HBP: 0						

PITCHER		IP	WLS	BF	H	R	ER	SO	BB	IBB	HBP	BLK	WP	HR	S	P	ERA	WHIP
Steve Trachsel, R ERA: 4.03	(1, 1)	7.0		28	6	3	3	1	1	0	0	0	0	1	68	104	3.86	1.000
Terry Adams, R ERA: 3.63	(8, 1)	1.0	W	3	0	0	0	1	0	0	0	0	0	0	7	11	0.00	0.000
Rodney Myers, R ERA: 54.0	(9, 1)	0.1		5	3	2	2	1	1	0	0	0	0	1	16	23	54.00	12.000
Rod Beck, R ERA: 3.94	(9, 1)	0.2	S	2	0	0	0	1	0	0	0	0	0	0	5	7	0.00	0.000

PITCHER	IP	WLS	BF	H	R	ER	SO	BB	IBB	HBP	BLK	WP	HR	S	P	ERA	WHIP

TOP

Montreal Expos @ Chicago Cubs

Wrigley Field, Chicago, IL

Wed Jul 22 1998, 7:05 PM CDT

Att. 39,179 - Unknown - 85 F

livebaseballscorecards.com

AB	36
R	5
H	9
RBI	5
BB	2
SO	4
LOB	12

WP: 0	PA: 38
PB: 0	
SB: 0	
CS: 0	

Montreal Expos @ Chicago Cubs

Wrigley Field, Chicago, IL

Wed Jul 22 1998, 7:05 PM CDT

Att. 39,179 - Unknown - 85 F

livebaseballscorecards.com

BOTTOM

Batter	1	2	3	4	5	6	7	8	9	AB	R	H	RBI	BB	SO	LOB
Lance Johnson, L (1, 8) OBP: 0.227, SLG: 0.220	K	F7			BB, 1B		L9	FC4-6, 1-2, 2-H, 3-H		5	1	2	2	0	1	3
Mickey Morandini, L (1, 4) OBP: 0.413, SLG: 0.441	F7		G4-3		1B, 1-2		K	FC4-6, HR, 1-2f, 2-3		4	2	0	0	1	1	2
Sammy Sosa, R (1, 9) OBP: 0.376, SLG: 0.641	K		G5-3		1B, 1-3, 2-H		BB	HR, 1-H, 3-H		4	1	2	4	1	1	0
Henry Rodriguez, L (1, 7) OBP: 0.342, SLG: 0.540 Rodney Myers, R (9, 1) Rod Beck, R (9, 1)		K	K		G3, 1-3, 3-H		1 SAFE, 1 SAFE, 1 SAFE, BB, 1-2	HR		4 0 0	1 0 0	2 0 0	2 0 0	1 0 0	2 0 0	0 0 0
Tyler Houston, L (1, 3) OBP: 0.315, SLG: 0.450		BB		P8	G3, 1-2		K	BB		3	1	0	0	2	1	4
Jeff Blauser, R (1, 6) OBP: 0.360, SLG: 0.315		1 SAFE, BB, 1-3			P4			SH1-4, F9		5	1	3	0	0	0	4
José Hernández, R (1, 5) (9, 7) OBP: 0.322, SLG: 0.516		BB, 1-2, 3-H		P3		G5-3		SH1-4, 1-2		4	1	2	1	0	0	1
Scott Servais, R (1, 2) OBP: 0.289, SLG: 0.308		F7		L9		F8		SH1-4, 1-2, 2-3		3	0	0	0	0	0	3
Steve Trachsel, R (1, 1) OBP: 0.333, SLG: 0.297 Terry Adams, R (8, 1) Mark Grace, L (8, PH) OBP: 0.408, SLG: 0.488 Geremi Gonzalez, R (8, PR) OBP: 0.188, SLG: 0.219 Manny Alexander, R (8, PR) OBP: 0.291, SLG: 0.359 (9, 5)		BB, 1-2, 2-3			K	G3		FC4-6, HR, 1B, IBB		2 0 0 0 0 0	0 0 0 0 0 1	0 0 0 0 0 0	0 0 0 0 0 0	1 0 1 0 0 0	1 0 0 0 0 0	0 0 0 0 0 0

Inning Stats	1	2	3	4	5	6	7	8	9
R	0	1	0	0	2	0	0	6	
E	0	0	0	0	0	0	0	0	
K	2	1	1	0	1	0	2	0	
S	8	19	7	8	15	6	11	19	
H	0	2	0	1	3	0	0	5	
LOB	0	3	0	1	2	0	2	2	
BB	0	2	0	0	1	0	2	2	
P	11	36	13	15	24	8	20	34	

1B	9
2B	0
3B	0
HR	2
SF	0
SAC	1
DP	0
HBP	0

WP	0
PB	0
SB	0
CS	0
PA	42

AB	34
R	9
H	11
RBI	9
BB	7
SO	7
LOB	17

PITCHER		IP	WLS	BF	H	R	ER	SO	BB	IBB	HBP	BLK	WP	HR	S	P	ERA	WHIP
Javier Vazquez, R ERA: 5.7	(1, 1)	4.1		22	6	3	3	5	3	0	0	0	0	0	54	95	6.23	2.077
Shayne Bennett, R ERA: 4.62	(5, 1)	1.2		5	0	0	0	0	0	0	0	0	0	0	9	12	0.00	0.000
Steve Kline, L ERA: 2.53	(7, 1)	1.0		5	0	0	0	2	2	0	0	0	0	0	11	20	0.00	2.000
Miguel Batista, R ERA: 4.24	(8, 1)	1.0	L	10	5	6	6	0	1	1	0	0	0	2	19	34	54.00	6.000

PITCHER		IP	WLS	BF	H	R	ER	SO	BB	IBB	HBP	BLK	WP	HR	S	P	ERA	WHIP

Batter	1	2	3	4	5	6	7	8	9	AB	R	H	RBI	BB	SO	LOB
Terry Jones, S (1, 8) OBP: 0.091, SLG: 0.091	C S F B X 1-2 G3 ①		S F S 0-3 K ①			C X 0-1 P5 ①		B X 1-0 P9 ②		3	0	0	0	0	1	0
Robert Perez, R (8, PH) OBP: 0.232, SLG: 0.340										1	0	0	0	0	0	1
Anthony Telford, R (8, 1)										0	0	0	0	0	0	0
Orlando Cabrera, R (1, 4) OBP: 0.346, SLG: 0.449	C B X 1-1 L8 ②		C C B X 1-2 L9 ②			C F B F X 1-2 L9 ②		X 0-0 G6-3 ③		4	0	0	0	0	0	1
Mark Grudzielanek, R (1, 6) OBP: 0.314, SLG: 0.359	B X 1-0 1B		X 0-0 F7 ③			S X 0-1 G5-3 ③			C S F F X 0-2 CS 1B	4	0	2	0	0	0	0
Vladimir Guerrero, R (1, 9) OBP: 0.357, SLG: 0.555	B 1 SAFE C B X 2-1 G6-3 ③			F B F F F F F X 1-2 P7 ①			X 0-0 HR		F S 1 SAFE B B B X 2-2 1-2 2B ①	4	1	2	1	0	0	1
Derrick May, L (1, 7) OBP: 0.213, SLG: 0.235		C S S 0-3 K ①		X 0-0 F9 ②			B B B C X 3-1 G4-3 ①		S B C C 1-3 K ②	4	0	0	0	0	2	1
Chris Widger, R (1, 2) OBP: 0.281, SLG: 0.379		B B C C B F X 3-2 E S 1B		B S F F F S 1-3 K ③			B B C X 2-1 G6-3 ②		B C X 1-1 F7 ③	1	0	1	0	0	0	0
Bob Henley, R (2, 2) OBP: 0.375, SLG: 0.286										3	0	0	0	0	1	1
Ryan McGuire, L (1, 3) OBP: 0.331, SLG: 0.302		C B F B B B 4-2 1-3 BB			C B X 1-1 F8 ①		X 0-0 L7 ③			2	0	0	0	1	0	0
(8, 8)																
Shane Andrews, R (1, 5) OBP: 0.305, SLG: 0.424		S X 0-1 P4 ②			B C C X 1-2 F9 ②			C F B B F X 2-2 F9 BLK 1B		3	0	1	0	0	0	2
Jeremy Powell, R (1, 1)		C X 0-1 G5-3 ③			C F C 0-3 K ③			F B X 1-1 1-3 F9 ①		2	0	0	0	0	1	2
Mike Maddux, L (7, 1)										0	0	0	0	0	0	0
Scott Livingstone, L (8, PH) OBP: 0.208, SLG: 0.211										1	0	0	0	0	0	1
(8, 3)																
Inning Stats	R: 0 E: 0 K: 0 S: 9 H: 1 LOB: 1 BB: 0 P: 14	R: 0 E: 0 K: 1 S: 13 H: 1 LOB: 2 BB: 1 P: 20	R: 0 E: 0 K: 1 S: 7 H: 0 LOB: 0 BB: 0 P: 8	R: 0 E: 0 K: 1 S: 13 H: 0 LOB: 0 BB: 0 P: 15	R: 0 E: 0 K: 1 S: 8 H: 0 LOB: 0 BB: 0 P: 10	R: 0 E: 0 K: 0 S: 8 H: 0 LOB: 0 BB: 0 P: 9	R: 1 E: 0 K: 0 S: 6 H: 1 LOB: 0 BB: 0 P: 11	R: 0 E: 0 K: 0 S: 8 H: 1 LOB: 1 BB: 0 P: 12	R: 0 E: 0 K: 1 S: 13 H: 2 LOB: 1 BB: 0 P: 17	1B: 4 2B: 1 3B: 0 HR: 1 SF: 0 SAC: 0 DP: 0 HBP: 0						

WP: 0 PB: 0 SB: 1 CS: 1 PA: 33

PITCHER		IP	WLS	BF	H	R	ER	SO	BB	IBB	HBP	BLK	WP	HR	S	P	ERA	WHIP
Mark Clark, R ERA: 4.3	(1, 1)	8.0	W	29	4	1	1	4	1	0	0	1	0	1	72	99	1.12	0.625
Rod Beck, R ERA: 3.86	(9, 1)	1.0	S	4	2	0	0	1	0	0	0	0	0	0	13	17	0.00	2.000

PITCHER	IP	WLS	BF	H	R	ER	SO	BB	IBB	HBP	BLK	WP	HR	S	P	ERA	WHIP

TOP

Montreal Expos @ Chicago Cubs

Wrigley Field, Chicago, IL

Thu Jul 23 1998, 3:33 AM CDT

Att. 39,262 - Sunny - 78 F

livebaseballscorecards.com

AB	32
R	1
H	6
RBI	1
BB	1
SO	5
LOB	10

Batter	1	2	3	4	5	6	7	8	9	AB	R	H	RBI	BB	SO	LOB
Lance Johnson, L (1, 8) OBP: 0.228, SLG: 0.221	B B C X 2-1 P3 ①		B X 1-0 L3 ③			B B B C C X 3-2 G4-3 ①		B X 1-0 FC5-4 1B		4	0	1	0	0	0	1
Mickey Morandini, L (1, 4) OBP: 0.413, SLG: 0.444	B C B F B F X 3-2 L9 ②			B F F B B X 3-2 E9 G4-3 2B		B F X 1-1 1B		B X 1-0 F7 ②		4	1	2	0	0	0	1
Sammy Sosa, R (1, 9) OBP: 0.373, SLG: 0.634	C X 0-1 F9 ③			S X 0-1 G4-3 ① 3-H		B X 1-0 P6 ②		C C 1 SAFE B B 1 SAFE X 2-2 FC5-4 1-2f ③		4	0	0	1	0	0	2
Henry Rodriguez, L (1, 7) OBP: 0.339, SLG: 0.535		B F F B X 2-2 F8 ①		B X 1-0 P4 ②		C 1 SAFE S 1 SAFE 1 SAFE B B X 2-2 P4 ③				3	0	0	0	0	0	1
Tyler Houston, L (1, 3) OBP: 0.308, SLG: 0.439		B B C T B C 3-3 K ②		F F B B X 2-2 F9 ③			B S F C 1-3 K ①			3	0	0	0	0	2	0
Jeff Blauser, R (1, 6) OBP: 0.363, SLG: 0.314		B S C F H 2-2 CS HBP			B C F B T 2-2 K ①		B B B C B 4-1 FC4 BB			1	0	0	0	1	1	0
José Hernández, R (1, 5) OBP: 0.322, SLG: 0.513		C B 1 SAFE 1 SAFE B C B 3-2 CS 1-2 ③	B B B B 4-0 FC6-4 BB		B X 1-0 G6-3 ②		C X 0-1 F9 ②			2	0	0	0	1	0	1
Scott Servais, R (1, 2) OBP: 0.289, SLG: 0.323			C C B X 1-2 FC6-4 SH1 1-2f ①		X 0-0 HR		1 SAFE B X 1-0 FC4 1-2f ③			3	1	1	1	0	0	2
Mark Clark, R (1, 1) OBP: 0.075, SLG: 0.026 Manny Alexander, R (8, PH) OBP: 0.290, SLG: 0.357 Rod Beck, R (9, 1)			B C X 1-1 SH1 1-2 ②		S B C C 1-3 K ③			C X 0-1 L8 ①		1 1 0	0 0 0	0 0 0	0 0 0	0 0 0	1 0 0	0 0 0
Inning Stats	R: 0 E: 0 K: 0 S: 8 H: 0 LOB: 0 BB: 0 P: 13	R: 0 E: 0 K: 1 S: 11 H: 0 LOB: 0 BB: 0 P: 21	R: 0 E: 0 K: 0 S: 6 H: 0 LOB: 1 BB: 1 P: 13	R: 1 E: 1 K: 0 S: 9 H: 1 LOB: 0 BB: 0 P: 15	R: 1 E: 0 K: 2 S: 8 H: 1 LOB: 0 BB: 0 P: 12	R: 0 E: 0 K: 0 S: 9 H: 1 LOB: 1 BB: 0 P: 16	R: 0 E: 0 K: 1 S: 7 H: 0 LOB: 1 BB: 1 P: 13	R: 0 E: 0 K: 0 S: 7 H: 1 LOB: 1 BB: 0 P: 11		1B: 2 2B: 1 3B: 0 HR: 1	SF: 0 SAC: 1 DP: 0 HBP: 1				WP: 0 PB: 0 SB: 0 CS: 1	PA: 31	

BOTTOM

Montreal Expos @ Chicago Cubs

Wrigley Field, Chicago, IL

Thu Jul 23 1998, 3:33 AM CDT

Att. 39,262 - Sunny - 78 F

livebaseballscorecards.com

AB	26
R	2
H	4
RBI	2
BB	2
SO	4
LOB	8

PITCHER		IP	WLS	BF	H	R	ER	SO	BB	IBB	HBP	BLK	WP	HR	S	P	ERA	WHIP
Jeremy Powell, R ERA: 1.5	(1, 1)	6.0	L	22	3	2	1	3	1	0	1	0	0	1	51	90	1.50	0.667
Mike Maddux, R ERA: 5.55	(7, 1)	1.0		4	0	0	0	1	1	0	0	0	0	0	7	13	0.00	1.000
Anthony Telford, R ERA: 3.34	(8, 1)	1.0		4	1	0	0	0	0	0	0	0	0	0	7	11	0.00	1.000

PITCHER	IP	WLS	BF	H	R	ER	SO	BB	IBB	HBP	BLK	WP	HR	S	P	ERA	WHIP

Batter	1	2	3	4	5	6	7	8	9	AB	R	H	RBI	BB	SO	LOB
Brian McRae, S (1, 8) OBP: 0.359, SLG: 0.479	B C F F F X 1-2 1B G4-3 2B	F F B B X 2-2 1-2 2-3 3-H 1B		F X 0-1 ① F8		C B X 1-1 S SH1-3 1B		X 0-0 ① P2		5	1	3	1	0	0	1
Lenny Harris, L (1, 5) (6, 7) OBP: 0.324, SLG: 0.342	X 0-0 F9 G4-3 2-3 1B	B C T B X 2-2 ② SF7 3-H		B S S B B B 4-2 1-2 BB		B B X 2-0 ① SH1-3 1-2		C X 0-1 ② G4-3		2	0	1	1	1	0	0
John Olerud, L (1, 3) OBP: 0.431, SLG: 0.504	C B F X 1-2 ① G4-3 1-2 3-H	F F F X 0-2 ③ F7		B B X 2-0 ② P5		B C C B S 2-3 ② K 2-3		B F B F X 2-2 1B 2B		5	1	1	1	0	1	6
Todd Hundley, S (1, 7) OBP: 0.293, SLG: 0.270 Edgardo Alfonzo, R (6, 5) OBP: 0.357, SLG: 0.390	C B C B X 2-2 ② F9 2-3		B B C X 2-1 F9 G4-3 2B	F B B F B F S 3-3 ③ K		C C S 0-3 ③ K		B S C B X 2-2 1B 2-H 1B		4 1	1 0	1 1	1 1	0 0	2 0	4 0
Todd Pratt, R (1, 2) OBP: 0.333, SLG: 0.638	B B B X 3-0 ③ P3		X 0-0 ① F9 2-3		X 0-0 ① L7		C F F C 0-3 ① K	B B X 2-0 1-2 1B		5	0	1	0	0	1	2
Butch Huskey, R (1, 9) OBP: 0.316, SLG: 0.416		X 0-0 E FC5 1B 1B	B C F B B B 4-2 G4-3 BB		B B F B B B 4-1 WP BB		X 0-0 FC4-6 1B 1B	C F B B F S 2-3 ③ K		3	1	2	0	2	1	2
Luis Lopez, S (1, 4) (7, 6) OBP: 0.324, SLG: 0.344	B X 1-0 FC5 1B 1B 1-3 SF7	1 SAFE X 0-0 ② G4-3 1-2 3-H	B B C C S 2-3 ② K 1-2		B L 1 SAFE P 1 B F F F 3-2 1 SAFE X FC4-6 1-2 1B		B X 1-0 ① G4-3		5	1	1	1	0	1	3
Rey Ordonez, R (1, 6) OBP: 0.285, SLG: 0.301 Carlos Baerga, S (7, PH) (7, 4) OBP: 0.299, SLG: 0.380	X 0-0 1B 1-2 1B	C C C 0-3 ③ K	B B I I 4-0 IBB		C F F X 0-2 ② FC4-6 1-2f 2-3		C B X 1-1 ② G1-3		2 2	0 0	1 0	0 0	1 0	1 0	1 2
Armando Reynoso, R (1, 1) OBP: 0.250, SLG: 0.250 Matt Franco, L (9, PH) OBP: 0.375, SLG: 0.359 Dennis Cook, L (9, 1)	S B S B F X 2-2 ① P7		B B C F X 2-2 BB 1B	B F F S 1-3 ③ K		C B S F F S 1-3 ③ K		B B C C S 2-3 ③ K		4 1 0	0 0 0	1 0 0	0 0 0	0 0 0	2 1 0	7 0 0
Inning Stats	R: 1 H: 2 E: 0 LOB: 1 K: 0 BB: 0 S: 13 P: 20	R: 2 H: 3 E: 1 LOB: 2 K: 0 BB: 0 S: 17 P: 24	R: 1 H: 1 E: 0 LOB: 1 K: 1 BB: 1 S: 9 P: 15	R: 0 H: 1 E: 0 LOB: 2 K: 1 BB: 1 S: 12 P: 23	R: 0 H: 0 E: 0 LOB: 2 K: 2 BB: 2 S: 8 P: 19	R: 0 H: 1 E: 0 LOB: 1 K: 2 BB: 0 S: 9 P: 14	R: 0 H: 2 E: 0 LOB: 2 K: 2 BB: 0 S: 19 P: 22	R: 1 H: 3 E: 0 LOB: 2 K: 1 BB: 0 S: 14 P: 22	R: 0 H: 0 E: 0 LOB: 0 K: 1 BB: 0 S: 6 P: 10	1B: 10 2B: 3 3B: 0 HR: 0	SF: 1 SAC: 1 DP: 0 HBP: 0					

PITCHER		IP	WLS	BF	H	R	ER	SO	BB	IBB	HBP	BLK	WP	HR	S	P	ERA	WHIP
Geremi Gonzalez, R ERA: 5.32	(1, 1)	3.1	L	19	7	4	2	1	1	0	0	0	0	0	44	66	5.40	2.400
Dave Stevens, R ERA: 0.77	(4, 1)	1.2		8	0	0	0	3	2	1	0	0	1	0	15	35	0.00	1.200
Tony Fossas, L ERA: 8.56	(6, 1)	1.0		4	1	0	0	2	0	0	0	0	0	0	9	14	0.00	1.000
Rodney Myers, R ERA: 11.57	(7, 1)	2.0		11	5	1	1	3	0	0	0	0	0	0	33	44	4.50	2.500
Terry Adams, R ERA: 3.57	(9, 1)	1.0		3	0	0	0	1	0	0	0	0	0	0	6	10	0.00	0.000

PITCHER	IP	WLS	BF	H	R	ER	SO	BB	IBB	HBP	BLK	WP	HR	S	P	ERA	WHIP

TOP

New York Mets @ Chicago Cubs

Wrigley Field, Chicago, IL

Fri Jul 24 1998, 3:33 AM CDT

Sunny - 75 F

livebaseballscorecards.com

AB	39
R	5
H	13
RBI	5
BB	4
SO	10
LOB	28

WP: 1	PA: 45
PB: 0	
SB: 1	
CS: 0	

New York Mets @ Chicago Cubs

Wrigley Field, Chicago, IL

Fri Jul 24 1998, 3:33 AM CDT

Sunny - 75 F

BOTTOM

Batter	1	2	3	4	5	6	7	8	9	AB	R	H	RBI	BB	SO	LOB
Lance Johnson, L (1, 8) OBP: 0.240, SLG: 0.225	X 0-0 ① G3		B B C S B 2 SAFE B 4-2 1B BB		B C X 1-1 ③ B3			B F F B X 2-2 1B		3	0	1	0	1	0	0
Mickey Morandini, L (1, 4) OBP: 0.413, SLG: 0.444 Rodney Myers, R (7, 1) Glenallen Hill, R (8, PH) OBP: 0.334, SLG: 0.510 (9, 7)	C F X 0-2 ② G4-3		S B X 1-1 FC6-4 1-2 2-3 1B			B X 1-0 ① G4-3		B 1 SAFE 1 SAFE S S C 1-3 ③ K		3 0 1	0 0 0	1 0 0	0 0 0	0 0 0	0 0 1	0 0 1
Sammy Sosa, R (1, 9) OBP: 0.372, SLG: 0.630	B B B C X 3-1 CS 1B		B X 1-0 ③ FC6-4 1-2f			C S B X 1-2 ② P2			S B F F B C 2-3 ① K	4	0	1	0	0	1	3
Mark Grace, L (1, 3) OBP: 0.409, SLG: 0.486	C B 1 SAFE C 1-2 ③ CS 1-2	B B C X 2-1 ① G3		B C X 1-1 G3-6-1 1B		C B B F X 2-2 ③ G3-1			B F B C B B 4-2 BB	3	0	1	0	1	0	0
Henry Rodriguez, L (1, 7) OBP: 0.336, SLG: 0.530 Terry Adams, R (9, 1) Kevin Orie, R (9, PH) OBP: 0.260, SLG: 0.288		B S C X 1-2 ② P6		B B X 2-0 ① ② G3-6-1 1-2f			B F F B B X 3-2 ① P5		B S C C 1-3 ② K	3 0 1	0 0 0	0 0 0	0 0 0	0 0 1	0 0 1	1 0 1
Jeff Blauser, R (1, 6) OBP: 0.362, SLG: 0.310		B C B X 2-1 ③ F7		B C B B B 4-1 BB			B C B B X 3-1 ② F8		C B F B F B S 3-3 ③ K	3	0	0	0	1	1	1
José Hernández, R (1, 5) OBP: 0.319, SLG: 0.507			C X 0-1 ① F9	C S F X 0-2 ③ G1-3			C F X 0-2 ③ P7			3	0	0	0	0	0	1
Scott Servais, R (1, 2) OBP: 0.290, SLG: 0.323			X 0-0 1B SH1-4 1B		X 0-0 ① L9			C B F B C 2-3 ① K		3	0	1	0	0	1	0
Geremi Gonzalez, R (1, 1) OBP: 0.188, SLG: 0.219 Dave Stevens, R (4, 1) Sandy Martinez, L (5, PH) OBP: 0.333, SLG: 0.384 Tony Fossas, L (6, 1) Manny Alexander, R (7, 4) OBP: 0.288, SLG: 0.355			X 0-0 ② SH1-4 1-2		S B B X 2-1 ② F8			C S B B S 2-3 ② K		0 0 1 0 1	0 0 0 0 0	0 0 0 0 0	0 0 0 0 0	0 0 0 0 1	0 0 0 0 0	0 0 0 0 0
Inning Stats	R: 0 H: 1 E: 0 LOB: 0 K: 0 BB: 0 S: 8 P: 12	R: 0 H: 0 E: 0 LOB: 0 K: 0 BB: 0 S: 7 P: 12	R: 0 H: 2 E: 0 LOB: 3 K: 0 BB: 1 S: 9 P: 15	R: 0 H: 1 E: 0 LOB: 1 K: 0 BB: 1 S: 8 P: 15	R: 0 H: 0 E: 0 LOB: 0 K: 0 BB: 0 S: 5 P: 8	R: 0 H: 0 E: 0 LOB: 0 K: 0 BB: 0 S: 7 P: 11	R: 0 H: 0 E: 0 LOB: 0 K: 0 BB: 0 S: 8 P: 14	R: 0 H: 1 E: 0 LOB: 1 K: 3 BB: 0 S: 12 P: 19	R: 0 H: 0 E: 0 LOB: 1 K: 3 BB: 1 S: 13 P: 23	1B: 5 2B: 0 3B: 0 HR: 0	SF: 0 SAC: 1 DP: 1 HBP: 0			WP: 0 PB: 0 SB: 0 CS: 1	PA: 34		

livebaseballscorecards.com

AB	29
R	0
H	5
RBI	0
BB	3
SO	6
LOB	8

PITCHER		IP	WLS	BF	H	R	ER	SO	BB	IBB	HBP	BLK	WP	HR	S	P	ERA	WHIP
Armando Reynoso, R ERA:	(1, 1)	8.0	W	29	5	0	0	3	2	0	0	0	0	0	64	106	0.00	0.875
Dennis Cook, L ERA: 1.87	(9, 1)	1.0		4	0	0	0	3	1	0	0	0	0	0	13	23	0.00	1.000

PITCHER	IP	WLS	BF	H	R	ER	SO	BB	IBB	HBP	BLK	WP	HR	S	P	ERA	WHIP

Batter	1	2	3	4	5	6	7	8	9	AB	R	H	RBI	BB	SO	LOB
Brian McRae, S (1, 8) OBP: 0.357, SLG: 0.474	C B B F S 2-3 ① K			F X 0-1 BB 1B	X 0-0 ③ F8	X 0-0 ③ G5-3		B X 1-0 ① G4-3 2-3		5	0	1	0	0	1	3
Edgardo Alfonzo, R (1, 5) OBP: 0.355, SLG: 0.385	C B X 1-1 ② F7			C B F 1 SAFE 1 SAFE B F C 2-3 ① K		C B X 1-1 ① G4-3		C C B X 1-2 ① G5-3	I I I I 4-0 BB 31 IBB 1B IBB	4	1	0	0	1	1	1
Todd Hundley, S (1, 7) OBP: 0.295, SLG: 0.256 Butch Huskey, R (7, 9) OBP: 0.317, SLG: 0.420	C C B B S 2-3 ③ K			B 1 SAFE C B F B B 4-2 1-2 BB		B B X 2-0 ② L3		X 0-0 31 1B 2B	B T F F F B S 2-3 ② K	2 2	0 1	0 1	0 0	1 0	1 1	0 2
31 Mike Piazza, R (1, 2) OBP: 0.370, SLG: 0.511		C F B F B F F S 2-3 ① K		F B B X 2-1 ② P3		B B C B X 3-1 2B 2B		C B C X 1-2 FC3-6 BB 1B 1B 2-H	B F B B I 4-1 BB 1B 1-2 IBB	4	3	2	1	1	1	2
Matt Franco, L (1, 3) OBP: 0.387, SLG: 0.362 Todd Pratt, R (9, PH) OBP: 0.347, SLG: 0.638 Greg McMichael, R (9, 1)		X 0-0 G4-6-3 1B		S B B B C C 2-3 ③ K		C B B B C F B 4-2 2B BB		C F B B B F B B 4-2 FC3-6 BB 1-2	C B B B B B B B B 4-2 1B BB 1-2 2-3 3-H	2 0 0	1 0 0	1 0 0	0 1 0	2 1 0	1 0 0	2 0 0
Carlos Baerga, S (1, 4) OBP: 0.303, SLG: 0.386		B B F F F X 2-2 ② ③ G4-6-3 1-2f			F B F F X 1-2 FC3-6 1B	C F B X 1-2 1-H 2-H 2B		S F F X 0-2 ② FC3-6 1B 1-2f 2-3	C C F X 0-2 1B 1-2 2-H 3-H	5	0	3	4	0	0	3
Lenny Harris, L (1, 9) OBP: 0.320, SLG: 0.338 (7, 7) (9, 3)		B C C F X 1-2 ① P6			X 0-0 ① FC3-6 SH5-4 BB 1-2f	F B B F F F F X 3-2 ③ G3		F B 1 SAFE B B S X 3-2 1-3 3-H 1B	X 0-0 ③ P5	5	0	1	1	0	0	5
Luis Lopez, S (1, 6) OBP: 0.328, SLG: 0.344		C B X 1-1 ② G4-3			B B F F B F B 4-2 SH5-4 1-2 BB	X 0-0 G1-6-4 1B		B F X 1-1 ③ L8		3	0	1	0	1	0	2
Bobby Jones, R (1, 1) OBP: 0.241, SLG: 0.241 Dennis Cook, L (7, 1) Mel Rojas, R (8, 1) John Olerud, L (9, PH) OBP: 0.433, SLG: 0.509 Bernard Gilkey, R (9, PR) OBP: 0.320, SLG: 0.336		C B C C C 1-3 ③ K			B B C B X 2-1 ② SH5-4 1-2 2-3		1 SAFE L X 0-1 ① ② G1-6-4 1-2f		B F C X 1-2 G4-3 BB 2B	2 0 0 1 0	0 0 0 0 1	0 0 0 1 0	0 0 0 0 0	1 0 0 0 0	0 0 0 0 0	1 0 0 0 0
Inning Stats	R: 0 E: 0 K: 2 S: 8 H: 0 LOB: 0 BB: 0 P: 13	R: 0 E: 0 K: 1 S: 11 H: 1 LOB: 0 BB: 0 P: 15	R: 0 E: 0 K: 1 S: 9 H: 0 LOB: 0 BB: 0 P: 12	R: 0 E: 0 K: 2 S: 13 H: 1 LOB: 2 BB: 1 P: 23	R: 0 E: 0 K: 0 S: 11 H: 1 LOB: 2 BB: 1 P: 18	R: 2 E: 0 K: 0 S: 17 H: 2 LOB: 1 BB: 1 P: 31	R: 0 E: 0 K: 0 S: 4 H: 1 LOB: 0 BB: 0 P: 4	R: 2 E: 0 K: 0 S: 19 H: 3 LOB: 2 BB: 1 P: 29	R: 3 E: 0 K: 1 S: 18 H: 2 LOB: 3 BB: 3 P: 34	1B: 7 2B: 4 3B: 0 HR: 0 SF: 0 SAC: 1 DP: 2 HBP: 0						

TOP

New York Mets @ Chicago Cubs

Wrigley Field, Chicago, IL

Fri Jul 24 1998, 3:38 AM CDT

Att. 40,684 - Sunny - 75 F

livebaseballscorecards.com

AB	35
R	7
H	11
RBI	7
BB	7
SO	7
LOB	21

PITCHER		IP	WLS	BF	H	R	ER	SO	BB	IBB	HBP	BLK	WP	HR	S	P	ERA	WHIP
Don Wengert, R ERA: 5.04	(1, 1)	5.2		23	4	2	2	6	3	0	0	0	0	0	60	99	3.18	1.235
Terry Mulholland, L ERA: 2.93	(6, 1)	1.1		5	2	0	0	0	0	0	0	0	0	0	13	17	0.00	1.500
Terry Adams, R ERA: 3.83	(8, 1)	1.0	L	7	3	2	2	0	1	0	0	0	0	0	19	29	18.00	4.000
Dave Stevens, R ERA: 2.92	(9, 1)	0.2		5	1	3	3	1	0	2	0	0	0	0	10	22	40.50	1.500
Tony Fossas, L ERA: 8.36	(9, 1)	0.1		3	1	0	0	0	1	0	0	0	0	0	8	12	0.00	6.000

PITCHER	IP	WLS	BF	H	R	ER	SO	BB	IBB	HBP	BLK	WP	HR	S	P	ERA	WHIP

WP: 0	PA: 43
PB: 0	
SB: 0	
CS: 0	

New York Mets @ Chicago Cubs

Wrigley Field, Chicago, IL

Fri Jul 24 1998, 3:38 AM CDT

Att. 40,684 - Sunny - 75 F

livebaseballscorecards.com

BOTTOM

Batter	1	2	3	4	5	6	7	8	9	AB	R	H	RBI	BB	SO	LOB
Lance Johnson, L (1, 8) OBP: 0.240, SLG: 0.226	X 0-0 L8 ①		B X 1-0 G4-3 ①		C B B F F X 2-2 F7 ③		B B C X 2-1 1B 1B 3-H ①			4	0	1	1	0	0	0
Mickey Morandini, L (1, 4) OBP: 0.414, SLG: 0.443	C B F S 1-3 K ②		S C C 0-3 K ②			F S B H 2-2 HBP S	1 SAFE 1 SAFE B 1 SAFE 1 SAFE X 1-0 1B 1-3 ③			3	0	1	0	0	2	0
Sammy Sosa, R (1, 9) OBP: 0.371, SLG: 0.627	X 0-0 1B 1B 1B		C C B B X 2-2 G6-3 ③			S F F B C 1-3 K ①		C B X 1-1 G5-3 ①		4	1	1	0	0	1	1
Mark Grace, L (1, 3) OBP: 0.412, SLG: 0.486	X 0-0 1B 1-2 1B			B B B B 4-0 E BB		C 1 SAFE B B B F S 2-3 K ② 1-2		B B B C B 4-1 G4-6-3 BB		2	0	1	0	2	1	1
Tyler Houston, L (1, 2) OBP: 0.306, SLG: 0.433	B B B F X 3-1 1B 1-2 2-H			C C B X 1-2 E7 L5-4 1-3		B S C B T 2-2 K ③		F C X 0-2 G4-6-3 ② ③ 1-2f		4	0	1	1	0	1	3
Glenallen Hill, R (1, 7) OBP: 0.333, SLG: 0.517	B F B X 2-1 P8 ③			F X 0-1 F9 ①			F C B F F P B X 3-2 HR		B F F B S 2-3 K ①	4	1	1	1	0	1	4
Kevin Orie, R (1, 5) OBP: 0.260, SLG: 0.292		B B F X 2-1 P4 ①		B X 1-0 L5-4 ② ③ 2-3			C B B C X 2-2 SH1-4 1B 2B		C B F X 1-2 G1-3 ②	4	1	1	0	0	0	2
Manny Alexander, R (1, 6) OBP: 0.283, SLG: 0.349		B C C C 1-3 K ②			C X 0-1 G6-3 ①		L X 0-1 SH1-4 ① 2-3		F B B B B F F X 3-2 L6 ③	3	0	0	0	0	1	0
Don Wengert, R (1, 1) Terry Mulholland, R (6, 1) OBP: 0.286, SLG: 0.167 Jeff Blauser, R (7, PH) OBP: 0.361, SLG: 0.309 Terry Adams, R (8, 1) Dave Stevens, R (9, 1) Tony Fossas, L (9, 1)		B X 1-0 F7 ③			C B C S 1-3 K ②		C C B B F F C 2-3 K ②			2 0 1 0 0 0	0 0 0 0 0 0	0 0 0 0 0 0	0 0 0 0 0 0	0 0 0 0 0 0	1 0 1 0 0 0	0 0 1 0 0 0
Inning Stats	R: 1 E: 0 K: 1 S: 10 H: 3 LOB: 2 BB: 0 P: 16	R: 0 E: 0 K: 1 S: 6 H: 0 LOB: 0 BB: 0 P: 10	R: 0 E: 0 K: 1 S: 7 H: 0 LOB: 0 BB: 0 P: 10	R: 0 E: 1 K: 0 S: 6 H: 0 LOB: 1 BB: 1 P: 12	R: 0 E: 0 K: 1 S: 9 H: 0 LOB: 0 BB: 0 P: 12	R: 0 E: 0 K: 3 S: 12 H: 0 LOB: 1 BB: 0 P: 19	R: 2 E: 0 K: 1 S: 19 H: 4 LOB: 2 BB: 0 P: 28	R: 0 E: 0 K: 0 S: 6 H: 0 LOB: 0 BB: 1 P: 11	R: 0 E: 0 K: 1 S: 10 H: 0 LOB: 0 BB: 0 P: 16	1B: 5 2B: 2 3B: 0 HR: 1	SF: 0 SAC: 1 DP: 2 HBP: 1						

	AB	31
	R	3
	H	7
	RBI	3
	BB	2
	SO	9
	LOB	12

PITCHER		IP	WLS	BF	H	R	ER	SO	BB	IBB	HBP	BLK	WP	HR	S	P	ERA	WHIP
Bobby Jones, R ERA: 3.93	(1, 1)	6.2		27	5	3	3	8	1	0	1	0	0	1	66	101	4.05	0.900
Dennis Cook, L ERA: 1.85	(7, 1)	0.1	W	2	2	0	0	0	0	0	0	0	0	0	3	6	0.00	6.000
Mel Rojas, R ERA: 4.66	(8, 1)	1.0		3	0	0	0	0	1	0	0	0	0	0	6	11	0.00	1.000
Greg McMichael, R ERA: 3.8	(9, 1)	1.0		3	0	0	0	1	0	0	0	0	0	0	10	16	0.00	0.000

PITCHER	IP	WLS	BF	H	R	ER	SO	BB	IBB	HBP	BLK	WP	HR	S	P	ERA	WHIP

Batter	1	2	3	4	5	6	7	8	9	AB	R	H	RBI	BB	SO	LOB
Brian McRae, S (1, 8) OBP: 0.359, SLG: 0.479	B S S S 1-3 ① K		B B B B 4-0 G4-6-3 BB		B C X 1-1 ③ F9			B F B X 2-1 31 G4-3 3B		3	1	1	0	1	1	1
Edgardo Alfonzo, R (1, 5) OBP: 0.351, SLG: 0.380	X 0-0 ② F9		B B C B X 3-1 ① P4			C X 0-1 ① F8		C B B X 2-1 ① L6		4	0	0	0	0	0	2
John Olerud, L (1, 3) OBP: 0.436, SLG: 0.522	B X 1-0 2B		C X 0-1 ② ③ G4-6-3 1-2f			B C X 1-1 HR		B B B C B 4-1 31 G4-3 BB		3	1	2	1	1	0	1
31 Mike Piazza, R (1, 2) OBP: 0.369, SLG: 0.508	X 0-0 ③ P4			B F C S 1-3 ① K		B F B X 2-1 1B		B B F F B F X 3-2 ② G4-3 1-2 3-H		4	0	1	1	0	1	2
Todd Hundley, S (1, 7) OBP: 0.277, SLG: 0.238 Bernard Gilkey, R (6, 7) OBP: 0.318, SLG: 0.335 John Franco, L (8, 1)		B B C B F S 3-3 ① K		B B S C C 2-3 ② K		B S B B S X 3-2 ② P2		S S B B B X 3-2 ③ L9		3 1 0	0 0 0	0 0 0	0 0 0	0 0 0	2 0 0	1 1 0
Butch Huskey, R (1, 9) OBP: 0.313, SLG: 0.414		C B C X 1-2 ② L8		C B S F B S 2-3 ③ K		B C B S B S 3-3 ③ K			C S B B X 2-2 ① F8	4	0	0	0	0	2	1
Carlos Baerga, S (1, 4) OBP: 0.302, SLG: 0.385		B X 1-0 1B 1B			C B X 1-1 ① F9		C B X 1-1 ① G4-3		F X 0-1 ② F7	4	0	1	0	0	0	0
Luis Lopez, S (1, 6) OBP: 0.332, SLG: 0.347		B 1 SAFE F X 1-1 1-2 1B			B F X 1-1 SH2 1B		B X 1-0 ② F7		B C X 1-1 ③ G4-3	4	0	2	0	0	0	0
Masato Yoshii, R (1, 1) OBP: 0.125, SLG: 0.100 Lenny Harris, L (8, 7) OBP: 0.320, SLG: 0.338		F C F B F F S 1-3 ③ K			X 0-0 ② SH2 1-2		B C F X 1-2 ③ G5-3			2 0	0 0	0 0	0 0	0 0	1 0	2 0
Inning Stats	R: 0 E: 0 K: 1 S: 6 H: 1 LOB: 1 BB: 0 P: 8	R: 0 E: 0 K: 2 S: 15 H: 2 LOB: 2 BB: 0 P: 22	R: 0 E: 0 K: 0 S: 4 H: 0 LOB: 0 BB: 1 P: 11	R: 0 E: 0 K: 3 S: 10 H: 0 LOB: 0 BB: 0 P: 15	R: 0 E: 0 K: 0 S: 7 H: 1 LOB: 1 BB: 0 P: 10	R: 1 E: 0 K: 1 S: 12 H: 2 LOB: 1 BB: 0 P: 21	R: 0 E: 0 K: 0 S: 6 H: 0 LOB: 0 BB: 0 P: 9	R: 1 E: 0 K: 0 S: 12 H: 1 LOB: 1 BB: 1 P: 26	R: 0 E: 0 K: 0 S: 7 H: 0 LOB: 0 BB: 0 P: 10	1B: 4 2B: 1 3B: 1 HR: 1 SF: 0 SAC: 1 DP: 1 HBP: 0						

PITCHER		IP	WLS	BF	H	R	ER	SO	BB	IBB	HBP	BLK	WP	HR	S	P	ERA	WHIP
Kevin Tapani, R ERA: 4.65	(1, 1)	8.0	W	32	7	2	2	7	2	0	0	0	0	1	72	122	2.25	1.125
Rod Beck, R ERA: 3.78	(9, 1)	1.0	S	3	0	0	0	0	0	0	0	0	0	0	7	10	0.00	0.000

PITCHER	IP	WLS	BF	H	R	ER	SO	BB	IBB	HBP	BLK	WP	HR	S	P	ERA	WHIP

TOP

New York Mets @ Chicago Cubs

Wrigley Field, Chicago, IL

Sat Jul 25 1998, 3:33 AM CDT

Att. 40,436 - Sunny - 73 F

livebaseballscorecards.com

AB	32
R	2
H	7
RBI	2
BB	2
SO	7
LOB	11

WP: 0 PA: 35
PB: 0
SB: 0
CS: 0

Batter	1	2	3	4	5	6	7	8	9	AB	R	H	RBI	BB	SO	LOB
Lance Johnson, L (1, 8) OBP: 0.231, SLG: 0.216	F F F F F B F B X 2-2 ① F7		F B B X 2-1 ③ F8			B C B X 2-1 ② G3-1		B C F C 1-3 ② K		4	0	0	0	0	1	1
José Hernández, R (1, 4) (9, 5) OBP: 0.325, SLG: 0.525	X 0-0 2B			B F B S B X 3-2 G6-4-3 BB 1B		F B B X 2-1 HR		F S B F X 1-2 ③ G4-3		4	1	3	1	0	0	1
Sammy Sosa, R (1, 9) OBP: 0.371, SLG: 0.623	B S F C 1-3 ② K			B F B F B F F F 1 SAFE 4-2 1 SAFE 1 SAFE F F 1 SAFE B G6-4-3 1-2 BB		C C S 0-3 ③ K				2	0	0	0	1	2	1
Mark Grace, L (1, 3) OBP: 0.410, SLG: 0.483	B B C X 2-1 ③ P5			F X 0-1 ①② G6-4-3 1-2f 2-3			B C X 1-1 ① L6			3	0	0	0	0	0	3
Henry Rodriguez, L (1, 7) OBP: 0.333, SLG: 0.525		F X 0-1 ① G1-3		B X 1-0 ③ G3			X 0-0 ② G3			3	0	0	0	0	0	1
Jeff Blauser, R (1, 6) OBP: 0.358, SLG: 0.306		B X 1-0 ② F9			X 0-0 ① P3		C B S F X 1-2 ③ G6-3			3	0	0	0	0	0	0
Tyler Houston, L (1, 2) OBP: 0.299, SLG: 0.423		C B X 1-1 ③ G4-3			C B X 1-1 ② G4-3			B L B B C X 3-2 ① F9		3	0	0	0	0	0	0
Kevin Orie, R (1, 5) OBP: 0.261, SLG: 0.289 Manny Alexander, R (8, PR) OBP: 0.283, SLG: 0.349 (9, 4)			X 0-0 ① F8		C S S 0-3 ③ K			F B B B B 4-1 HR BB		2 0	0 1	0 0	0 0	1 0	1 0	0 0
Kevin Tapani, R (1, 1) OBP: 0.241, SLG: 0.286 Brant Brown, L (8, PH) OBP: 0.359, SLG: 0.521 Glenallen Hill, R (8, PH) OBP: 0.335, SLG: 0.529 Rod Beck, R (9, 1)			C B S B X 2-2 ② G1-3			C B C B S 2-3 ① K		1 SAFE 1 B 1 B B X SAFE 3-0 1-H HR		2 0 1 0	0 0 1 0	0 0 1 0	0 0 2 0	1 0 0 0	0 0 0 0	0 0 0 0
Inning Stats	R: 0 H: 1 E: 0 LOB: 1 K: 1 BB: 0 S: 13 P: 18	R: 0 H: 0 E: 0 LOB: 0 K: 0 BB: 0 S: 5 P: 7	R: 0 H: 0 E: 0 LOB: 0 K: 0 BB: 0 S: 6 P: 10	R: 0 H: 1 E: 0 LOB: 1 K: 0 BB: 1 S: 13 P: 21	R: 0 H: 0 E: 0 LOB: 0 K: 1 BB: 0 S: 6 P: 7	R: 1 H: 1 E: 0 LOB: 0 K: 2 BB: 0 S: 10 P: 16	R: 0 H: 0 E: 0 LOB: 0 K: 0 BB: 0 S: 7 P: 9	R: 2 H: 1 E: 0 LOB: 1 K: 1 BB: 1 S: 12 P: 24		1B: 1 SF: 0 2B: 1 SAC: 0 3B: 0 DP: 1 HR: 2 HBP: 0				WP: 0 PA: 29 PB: 0 SB: 0 CS: 0		

PITCHER		IP	WLS	BF	H	R	ER	SO	BB	IBB	HBP	BLK	WP	HR	S	P	ERA	WHIP
Masato Yoshii, R ERA: 3.93	(1, 1)	7.1		26	3	2	2	4	2	0	0	0	0	1	64	99	2.46	0.682
John Franco, L ERA: 3.89	(8, 1)	0.2	L	3	1	1	1	1	0	0	0	0	0	1	8	13	13.50	1.500

PITCHER	IP	WLS	BF	H	R	ER	SO	BB	IBB	HBP	BLK	WP	HR	S	P	ERA	WHIP

BOTTOM

New York Mets @ Chicago Cubs

Wrigley Field, Chicago, IL

Sat Jul 25 1998, 3:33 AM CDT

Att. 40,436 - Sunny - 73 F

livebaseballscorecards.com

AB	27
R	3
H	4
RBI	3
BB	2
SO	5
LOB	7

Batter	1	2	3	4	5	6	7	8	9	AB	R	H	RBI	BB	SO	LOB
Brian McRae, S (1, 8) OBP: 0.359, SLG: 0.485	C B B B F B 4-2 BB		B C B B X 3-1 HR		C B F B B X 3-2 ② F7		C B X 1-1 ③ F7		B B X 2-0 ② G3 1-2 2-3	4	1	1	1	1	0	2
Lenny Harris, L (1, 5) (6, 7) OBP: 0.315, SLG: 0.331 Bernard Gilkey, R (8, PH) (8, 7) OBP: 0.316, SLG: 0.332	B 1 SAFE C B B F X 3-2 ① F7		B F B B X 3-1 ② F7		B F B B X 2-1 ③ P6			B C B B F T 3-2 ① K	C C S 0-3 ③ K	3	0	0	0	0	0	1
										2	0	0	0	0	2	2
John Olerud, L (1, 3) OBP: 0.439, SLG: 0.522	1 SAFE B B B X 2-0 ② F8		B B B C X 3-1 31 FC6-4 1B			B B C B B 4-1 31 1B BB		B B C F B B 4-2 G4-3 31 BB BB		2	0	1	0	2	0	1
31 Mike Piazza, R (1, 2) OBP: 0.370, SLG: 0.507	C X 0-1 ③ G4-3		C X 0-1 ③ FC6-4 1-2f			B B B C X 3-1 1-2 1B		B B B C B 4-1 G4-3 1-2 BB		3	0	1	0	1	0	2
Todd Hundley, S (1, 7) OBP: 0.260, SLG: 0.222 Edgardo Alfonzo, R (6, 5) OBP: 0.350, SLG: 0.379		C C B C 1-3 ① K		S S F C 0-3 ① K		C X 0-1 ① F7		B C B F F B X 3-2 ② G4-3 1-2 2-3		3	0	0	0	0	2	2
										1	0	0	0	0	0	2
Carlos Baerga, S (1, 4) OBP: 0.304, SLG: 0.384		B F S F X 1-2 1B		B F B B B 4-1 FC6-4 BB		X 0-0 ② F7		C B B X 2-1 ③ G4-3		3	0	1	0	1	0	4
Butch Huskey, R (1, 9) OBP: 0.310, SLG: 0.409		B B C X 2-1 ② P8		X 0-0 ② FC6-4 1-2f		C T S 0-3 ③ K			F X 0-1 ① G4-3	4	0	0	0	0	1	4
Luis Lopez, S (1, 6) OBP: 0.330, SLG: 0.345		C B C S S 1-3 ③ K		X 0-0 ③ G4-3			C B B F B F T 3-2 ① K		C F F X 0-2 G3 1B	4	0	1	0	0	2	2
Rick Reed, R (1, 1) OBP: 0.196, SLG: 0.209 Todd Pratt, R (7, PH) OBP: 0.340, SLG: 0.625 Mel Rojas, R (7, 1) Greg McMichael, R (8, 1) Dennis Cook, L (8, 1) Matt Franco, L (9, PH) OBP: 0.392, SLG: 0.368 Bill Pulsipher, L (9, PR)			B B C X 2-1 ① G5-3		B C C X 1-2 ① G1-3		C B F S 1-3 ② K2-3		C B B B X 2-1 G3 1-2 1B	2	0	0	0	0	0	0
										1	0	0	0	0	1	0
										0	0	0	0	0	0	0
										0	0	0	0	0	0	0
										0	0	0	0	0	0	0
										1	0	1	0	0	0	0
										0	0	0	0	0	0	0
Inning Stats	R: 0 E: 0 K: 0 S: 8 H: 0 LOB: 1 BB: 1 P: 17	R: 0 E: 0 K: 2 S: 12 H: 1 LOB: 1 BB: 0 P: 17	R: 1 E: 0 K: 0 S: 10 H: 2 LOB: 1 BB: 0 P: 21	R: 0 E: 0 K: 1 S: 7 H: 0 LOB: 1 BB: 1 P: 11	R: 0 E: 0 K: 0 S: 8 H: 0 LOB: 0 BB: 0 P: 14	R: 0 E: 0 K: 1 S: 9 H: 1 LOB: 2 BB: 1 P: 16	R: 0 E: 0 K: 2 S: 9 H: 0 LOB: 0 BB: 0 P: 14	R: 0 E: 0 K: 1 S: 12 H: 0 LOB: 2 BB: 2 P: 28	R: 0 E: 0 K: 1 S: 12 H: 2 LOB: 2 BB: 0 P: 16	1B: 5 2B: 0 3B: 0 HR: 1 SF: 0 SAC: 0 DP: 0 HBP: 0						

PITCHER		IP	WLS	BF	H	R	ER	SO	BB	IBB	HBP	BLK	WP	HR	S	P	ERA	WHIP
34 Kerry Wood, R ERA: 3.12	(1, 1)	7.0	W	28	4	1	1	6	3	0	0	0	0	1	63	110	1.29	1.000
Terry Mulholland, L ERA: 2.91	(8, 1)	0.1		2	0	0	0	1	1	0	0	0	0	0	5	12	0.00	3.000
Terry Adams, R ERA: 3.79	(8, 1)	0.2		3	0	0	0	0	1	0	0	0	0	0	7	16	0.00	1.500
Rod Beck, R ERA: 3.71	(9, 1)	1.0	S	5	2	0	0	1	0	0	0	0	0	0	12	16	0.00	2.000

PITCHER	IP	WLS	BF	H	R	ER	SO	BB	IBB	HBP	BLK	WP	HR	S	P	ERA	WHIP

TOP

New York Mets @ Chicago Cubs

Wrigley Field, Chicago, IL

Sun Jul 26 1998, 3:33 AM CDT

Att. 40,329 - Sunny - 75 F

livebaseballscorecards.com

AB	33
R	1
H	6
RBI	1
BB	5
SO	8
LOB	22

WP: 0	PA: 38
PB: 0	
SB: 0	
CS: 0	

New York Mets @ Chicago Cubs

Wrigley Field, Chicago, IL

Sun Jul 26 1998, 3:33 AM CDT

Att. 40,329 - Sunny - 75 F

BOTTOM

Batter	1	2	3	4	5	6	7	8	9	AB	R	H	RBI	BB	SO	LOB
Brant Brown, L (1, 8) (9, 7) OBP: 0.357, SLG: 0.521	0-2 2B		2-2 P7			2-3 K		0-2 P6		4	0	1	0	0	1	0
José Hernández, R (1, 5) OBP: 0.327, SLG: 0.526	1-1 F7			2-3 K		4-2 HR BB		1-0 F9 1B 2B		3	2	1	0	1	1	1
Sammy Sosa, R (1, 9) OBP: 0.374, SLG: 0.634	1-2 G5-3			1-1 2B		2-2 1-H HR		4-0 1B IBB		3	1	2	2	1	0	1
Mark Grace, L (1, 3) OBP: 0.406, SLG: 0.477	1-0 G2-3			1-0 G4-3		1-0 P5		0-0 F9 2-3		4	0	0	0	0	0	4
Henry Rodriguez, L (1, 7) OBP: 0.335, SLG: 0.528 Rod Beck, R (9, 1)		0-1 G6-3		2-0 F7		0-0 2B		1-0 1-2 3-H 1B		4 0	0 0	2 0	1 0	0 0	0 0	1 0
Jeff Blauer, R (1, 6) OBP: 0.354, SLG: 0.302		2-2 P9			2-3 K	1-2 F9		0-0 G6-3		4	0	0	0	0	1	3
Tyler Houston, L (1, 2) OBP: 0.300, SLG: 0.417		4-0 PO BB			0-0 F7		0-1 P6			2	0	0	0	1	0	0
Manny Alexander, R (1, 4) OBP: 0.284, SLG: 0.348		0-1 PO 1-2	0-1 G1-3		1-1 1B		1-1 F9			3	0	1	0	0	0	0
34 Kerry Wood, R (1, 1) OBP: 0.150, SLG: 0.225 Kevin Orie, R (7, PH) OBP: 0.260, SLG: 0.288 Terry Mulholland, R (8, 1) OBP: 0.286, SLG: 0.167 Terry Adams, R (8, 1) Lance Johnson, L (9, 8) OBP: 0.231, SLG: 0.216			0-1 G5-3		1-2 G1-3		0-0 P8			2 1 0 0 0	0 0 0 0 0	0 0 0 0 0	0 0 0 0 0	0 0 0 0 0	0 0 0 0 0	1 0 0 0 0
Inning Stats	R: 0 E: 0 K: 0 S: 10 H: 1 LOB: 1 BB: 0 P: 13	R: 0 E: 0 K: 0 S: 7 H: 0 LOB: 0 BB: 1 P: 13	R: 0 E: 0 K: 0 S: 8 H: 0 LOB: 0 BB: 0 P: 10	R: 0 E: 0 K: 1 S: 8 H: 1 LOB: 1 BB: 0 P: 14	R: 0 E: 0 K: 1 S: 10 H: 1 LOB: 1 BB: 0 P: 14	R: 2 E: 0 K: 1 S: 14 H: 2 LOB: 1 BB: 1 P: 24	R: 0 E: 0 K: 0 S: 5 H: 0 LOB: 0 BB: 0 P: 6	R: 1 E: 0 K: 0 S: 7 H: 2 LOB: 2 BB: 1 P: 13		1B: 2 2B: 4 3B: 0 HR: 1	SF: 0 SAC: 0 DP: 0 HBP: 0					

livebaseballscorecards.com

AB	30
R	3
H	7
RBI	3
BB	3
SO	3
LOB	11

WP: 0 PB: 0 SB: 0 CS: 0 PA: 34

PITCHER		IP	WLS	BF	H	R	ER	SO	BB	IBB	HBP	BLK	WP	HR	S	P	ERA	WHIP
Rick Reed, R ERA: 2.75	(1, 1)	6.0	L	24	5	2	2	3	2	0	0	0	0	1	57	88	3.00	1.167
Mel Rojas, R ERA: 4.54	(7, 1)	1.0		3	0	0	0	0	0	0	0	0	0	0	5	6	0.00	0.000
Greg McMichael, R ERA: 3.97	(8, 1)	0.1		3	1	1	1	0	0	1	0	0	0	0	4	9	27.00	3.000
Dennis Cook, L ERA: 1.83	(8, 1)	0.2		3	1	0	0	0	0	0	0	0	0	0	3	4	0.00	1.500

PITCHER		IP	WLS	BF	H	R	ER	SO	BB	IBB	HBP	BLK	WP	HR	S	P	ERA	WHIP

Chicago Cubs @ Arizona Diamondbacks

Bank One Ballpark, Phoenix, AZ

Mon Jul 27 1998, 10:05 PM EDT

Att. 46,373 - Dome - 72 F

TOP

livebaseballscorecards.com

Batter	1	2	3	4	5	6	7	8	9	AB	R	H	RBI	BB	SO	LOB
Lance Johnson, L (1, 8) OBP: 0.229, SLG: 0.216	G6-3		F9			G4-3		1B HR 1B	G3	5	1	1	0	0	0	1
Mickey Morandini, L (1, 4) OBP: 0.417, SLG: 0.444	G5-3 BB		P7			WP HR 1B		HR 1B		3	2	2	0	1	0	1
Sammy Sosa, R (1, 9) OBP: 0.375, SLG: 0.647	SAFE G5-3			G1-3		1-H HR		1-H 2-H 3-H HR		4	2	2	6	0	0	1
Mark Grace, L (1, 3) OBP: 0.404, SLG: 0.474	P9			F8		BB		P5		3	0	0	0	1	0	1
Henry Rodriguez, L (1, 7) OBP: 0.332, SLG: 0.521 Brant Brown, L (8, 7) OBP: 0.357, SLG: 0.521		F8		K		G4-3		F8		4 0	0 0	0 0	0 0	0 0	1 0	1 0
José Hernández, R (1, 5) OBP: 0.326, SLG: 0.521		G6-3			G5-3		K	BB		3	0	0	0	1	1	0
Tyler Houston, L (1, 2) OBP: 0.292, SLG: 0.404		K			G1-3		F8	F7		4	0	0	0	0	1	1
Jeff Blauser, R (1, 6) OBP: 0.353, SLG: 0.301			SH1-3 1B		G6-3		F9		E4 G4-6-3	4	0	1	0	0	0	0
Steve Trachsel, R (1, 1) OBP: 0.341, SLG: 0.308 Kevin Orie, R (9, PH) OBP: 0.259, SLG: 0.286 Terry Mulholland, R (9, 1) OBP: 0.286, SLG: 0.167			SAFE SH1-3			G5-3		1B HR 1B	G4-6-3	2 1 0	1 0 0	1 0 0	0 0 0	0 0 0	0 0 0	0 1 0
Inning Stats	R: 0 E: 0 K: 0 S: 13 H: 0 LOB: 1 BB: 1 P: 21	R: 0 E: 0 K: 1 S: 6 H: 0 LOB: 0 BB: 0 P: 9	R: 0 E: 0 K: 0 S: 11 H: 1 LOB: 1 BB: 0 P: 17	R: 0 E: 0 K: 1 S: 8 H: 0 LOB: 0 BB: 0 P: 10	R: 0 E: 0 K: 0 S: 9 H: 0 LOB: 0 BB: 0 P: 12	R: 2 E: 0 K: 0 S: 10 H: 2 LOB: 1 BB: 1 P: 20	R: 0 E: 0 K: 1 S: 6 H: 0 LOB: 0 BB: 0 P: 9	R: 4 E: 0 K: 0 S: 14 H: 4 LOB: 1 BB: 1 P: 24	R: 0 E: 1 K: 0 S: 8 H: 0 LOB: 0 BB: 0 P: 11	1B: 5 2B: 0 3B: 0 HR: 2 SF: 0 SAC: 1 DP: 1 HBP: 0						

	AB	33
	R	6
	H	7
	RBI	6
	BB	3
	SO	3
	LOB	7

PITCHER	IP	WLS	BF	H	R	ER	SO	BB	IBB	HBP	BLK	WP	HR	S	P	ERA	WHIP
Willie Blair, R (1, 1) ERA: 5.34	7.0	L	28	5	4	4	3	2	0	0	0	1	1	69	108	5.14	1.000
Alan Embree, L (8, 1) ERA: 4.19	1.0		6	2	2	2	0	1	0	0	0	0	1	8	14	18.00	3.000
Clint Sodowsky, R (9, 1) ERA: 5.87	1.0		3	0	0	0	0	0	0	0	0	0	0	8	11	0.00	0.000

PITCHER	IP	WLS	BF	H	R	ER	SO	BB	IBB	HBP	BLK	WP	HR	S	P	ERA	WHIP

WP: 1 PB: 0 SB: 0 CS: 0 PA: 37

BOTTOM

Chicago Cubs @ Arizona Diamondbacks

Bank One Ballpark, Phoenix, AZ

Mon Jul 27 1998, 10:05 PM EDT

Att. 46,373 - Dome - 72 F

livebaseballscorecards.com

Batter	1	2	3	4	5	6	7	8	9	AB	R	H	RBI	BB	SO	LOB
Andy Fox, L (1, 3) OBP: 0.349, SLG: 0.396	C C H 1-2 HBP		C F B B F C 2-3 ③ K		B F B B X 3-1 ③ 2-H 3-H 1B			B F F B S 2-3 ② K		3	0	1	2	0	2	1
Danny Klassen, R (1, 4) OBP: 0.321, SLG: 0.375	B C C 1 C SAFE 1-3 ① K			B X 1-0 ① G6-3		X 0-0 ① L5		S C B X 1-2 ③ F8		4	0	0	0	0	1	2
David Dellucci, L (1, 7) OBP: 0.337, SLG: 0.429	B 1 S F C SAFE 1-3 ② K			X 0-0 ② G3		X 0-0 ② F8			F B F B B X 3-2 ① P7	4	0	0	0	0	1	1
Devon White, S (1, 8) OBP: 0.325, SLG: 0.451	B S B X 2-1 ③ L7			B C C B B B 4-2 S BB		C B B X 2-1 ③ P8			S B X 1-1 ② G5-3	3	0	0	0	1	0	1
Jay Bell, R (1, 6) OBP: 0.347, SLG: 0.422		B B B B 4-0 FC4-6 BB		B C X 1-1 ③ G5-3 1-2			F B C B S 2-3 ① K		C F F B X 1-2 ③ G6-3	3	0	0	0	1	1	1
Karim Garcia, L (1, 9) OBP: 0.252, SLG: 0.375		F X 0-1 ① FC4-6 CS 1-2f			B B B B 4-0 SH5-4 1B 1B BB		F B B B F X 2-2 ② G4-3			2	1	0	0	1	0	1
Jorge Fabregas, L (1, 2) OBP: 0.262, SLG: 0.243 Clint Sodowsky, L (9, 1)	B F B 1 SAFE C X 2-2 ② P2				B B 1 SAFE C 1 SAFE B X 3-1 ① F8		C B B X 2-1 ③ G3-1			3	0	0	0	0	0	2
										0	0	0	0	0	0	0
Tony Batista, R (1, 5) OBP: 0.303, SLG: 0.432	B 1-0 ③ CS 1-2	C F X 0-2 ① P5			F 1 SAFE F B 1 SAFE X 1-2 SH5-4 1B 1-2 1B			B C B C F X 2-2 G4-3 1B		3	1	2	0	0	0	0
Willie Blair, R (1, 1) OBP: 0.102, SLG: 0.083										1	0	0	0	0	0	0
Damian Miller, R (8, 2) OBP: 0.375, SLG: 0.470			F C B X 1-2 ② G6-3		X 0-0 ② SH5-4 1-2 2-3			X 0-0 ① G4-3 1-2		1	0	0	0	0	0	1
Alan Embree, L (8, 1)										0	0	0	0	0	0	0
Inning Stats	R: 0 H: 0 E: 0 LOB: 1 K: 2 BB: 0 S: 10 P: 15	R: 0 H: 0 E: 0 LOB: 0 K: 0 BB: 1 S: 5 P: 12	R: 0 H: 0 E: 0 LOB: 0 K: 1 BB: 0 S: 10 P: 13	R: 0 H: 0 E: 0 LOB: 1 K: 0 BB: 1 S: 6 P: 12	R: 2 H: 2 E: 0 LOB: 1 K: 0 BB: 1 S: 8 P: 19	R: 0 H: 0 E: 0 LOB: 0 K: 0 BB: 0 S: 4 P: 6	R: 0 H: 0 E: 0 LOB: 0 K: 1 BB: 0 S: 8 P: 14	R: 0 H: 1 E: 0 LOB: 1 K: 1 BB: 0 S: 11 P: 16	R: 0 H: 0 E: 0 LOB: 0 K: 0 BB: 0 S: 9 P: 14	1B: 3 SF: 0 2B: 0 SAC: 1 3B: 0 DP: 0 HR: 0 HBP: 1						

	AB	27
	R	2
	H	3
	RBI	2
	BB	3
	SO	5
	LOB	10

		WP: 0	PA: 33
		PB: 0	
		SB: 1	
		CS: 1	

PITCHER		IP	WLS	BF	H	R	ER	SO	BB	IBB	HBP	BLK	WP	HR	S	P	ERA	WHIP
Steve Trachsel, R ERA: 3.93	(1, 1)	8.0	W	29	3	2	2	5	3	0	1	0	0	0	62	107	2.25	0.750
Terry Mulholland, L ERA: 2.86	(9, 1)	1.0		3	0	0	0	0	0	0	0	0	0	0	9	14	0.00	0.000

PITCHER	IP	WLS	BF	H	R	ER	SO	BB	IBB	HBP	BLK	WP	HR	S	P	ERA	WHIP

Chicago Cubs @ Arizona Diamondbacks

Bank One Ballpark, Phoenix, AZ

Tue Jul 28 1998, 10:05 PM EDT

Att. 47,190 - Dome - 72 F

TOP

livebaseballscorecards.com

Batter	1	2	3	4	5	6	7	8	9	AB	R	H	RBI	BB	SO	LOB
Brant Brown, L (1, 8) OBP: 0.358, SLG: 0.531	B F X 1-1 F8 ①		S B X 1-1 HR		C X 0-1 1B 1-2 HR 1B		C B C X 1-2 F8 ①		F B F S 1-3 K ①	5	2	2	1	0	1	0
Mickey Morandini, L (1, 4) OBP: 0.417, SLG: 0.444	B C C X 1-2 F8 ②		X 0-0 F8 ②		B X 1-0 1-2 2-3 HR 1B		B B C F X 2-2 1B 1B		B X 1-0 G5-3 ②	5	1	2	0	0	0	0
Sammy Sosa, R (1, 9) OBP: 0.375, SLG: 0.651	B B S B X 3-1 F8 ③		C S X 0-2 E5		B B B S X 3-1 1-H 2-H 3-H HR		C B B X 2-1 L7 ②		F B C B X 2-2 G4-3 1B	5	1	2	4	0	0	1
Mark Grace, L (1, 3) OBP: 0.404, SLG: 0.473		C B B C X 2-2 G3-1 ①	1 SAFE B C X 1-1 G4-3 ③		X 0-0 1B		B B B C 1 SAFE X 3-1 1-2 1B		B B C X 2-1 1-2 G4-3 ③	5	0	2	0	0	0	2
Henry Rodriguez, L (1, 7) OBP: 0.328, SLG: 0.515		X 0-0 P7 ②		B F X 1-1 P6 ①	1 SAFE B B X 2-0 P5 ②		C S C 0-3 K ③			4	0	0	0	0	1	3
José Hernández, R (1, 5) OBP: 0.325, SLG: 0.517		C B B X 2-1 E S 1B		C B F S 1-3 K ②	S B S 1 C SAFE 1-3 K ③			B C X 1-1 G5-3 ①		4	0	1	0	0	2	1
Jeff Blauser, R (1, 6) OBP: 0.351, SLG: 0.298		B B B B 4-0 1-3 BB		C S F F S 0-3 K ③		B C C B X 2-2 F9 ①		B F C B C 2-3 K ②		3	0	0	0	1	2	0
Scott Servais, R (1, 2) OBP: 0.286, SLG: 0.318 Tyler Houston, L (8, PH) (8, 2) OBP: 0.297, SLG: 0.409		B F 1 SAFE F X 1-2 F9 ③			C X 0-1 P7 ①		S X 0-1 G5-3 ②	B S X 1-1 1B		3 1	0 0	0 1	0 0	0 0	0 0	2 0
Mark Clark, R (1, 1) OBP: 0.095, SLG: 0.026 Tony Fossas, L (5, 1) Kevin Orie, R (6, PH) OBP: 0.258, SLG: 0.285 Rodney Myers, R (6, 1) Lance Johnson, L (8, PH) OBP: 0.227, SLG: 0.214 Dave Stevens, R (8, 1)			B C X 1-1 P3 ①		B B B B 4-0 1B 1B HR BB		B B C F B F S 3-3 K ③	B X 1-0 F9 ③		1 0 1 0 1 0	1 0 0 0 0 0	0 0 0 0 0 0	0 0 0 0 0 0	1 0 1 0 0 0	0 0 0 0 0 0	0 0 0 0 1 0

	AB	38
	R	5
	H	10
	RBI	5
	BB	2
	SO	7
	LOB	10

Inning Stats	1	2	3	4	5	6	7	8	9	1B: 8	SF: 0	WP: 0	PA: 40
	R: 0 E: 0 K: 0 S: 7 H: 0 LOB: 0 BB: 0 P: 12	R: 0 E: 0 K: 0 S: 9 H: 1 LOB: 2 BB: 1 P: 18	R: 1 E: 1 K: 0 S: 10 H: 1 LOB: 1 BB: 0 P: 13	R: 0 E: 0 K: 2 S: 10 H: 0 LOB: 0 BB: 0 P: 12	R: 4 E: 0 K: 1 S: 12 H: 4 LOB: 1 BB: 1 P: 23	R: 0 E: 0 K: 1 S: 9 H: 0 LOB: 0 BB: 0 P: 14	R: 0 E: 0 K: 1 S: 13 H: 2 LOB: 2 BB: 0 P: 21	R: 0 E: 0 K: 1 S: 8 H: 1 LOB: 1 BB: 0 P: 13	R: 0 E: 0 K: 1 S: 9 H: 1 LOB: 1 BB: 0 P: 15	2B: 0 3B: 0 HR: 2	SAC: 0 DP: 0 HBP: 0	PB: 0 SB: 1 CS: 0	

PITCHER	IP	WLS	BF	H	R	ER	SO	BB	IBB	HBP	BLK	WP	HR	S	P	ERA	WHIP
Bob Wolcott, R (1, 1) ERA: 6.0	6.1	W	29	7	5	5	4	2	0	0	0	0	2	63	101	7.11	1.421
Bobby Chouinard, R (7, 1) ERA: 3.65	1.2		7	2	0	0	2	0	0	0	0	0	0	15	25	0.00	1.200
Gregg Olson, R (9, 1) ERA: 3.77	1.0	S	4	1	0	0	1	0	0	0	0	0	0	9	15	0.00	1.000

PITCHER	IP	WLS	BF	H	R	ER	SO	BB	IBB	HBP	BLK	WP	HR	S	P	ERA	WHIP

Batter	1	2	3	4	5	6	7	8	9	AB	R	H	RBI	BB	SO	LOB
Andy Fox, L (1, 3) OBP: 0.357, SLG: 0.414	C B F F B B X 3-2 HR	F F B X 1-2 1B			B X 1-0 F9 1B 3B 1-2 1B	B X 1-0 1B				4	2	4	1	0	0	0
Danny Klassen, R (1, 4) OBP: 0.306, SLG: 0.355	C B B B F C 3-3 ① K	C F B X 1-2 ② ③ L4-6 2-3			B X 1-0 ① P2	B 1 SAFE F X 1-1 ③ P9				4	0	0	0	0	1	5
David Dellucci, L (1, 7) OBP: 0.342, SLG: 0.434	C F B X 1-2 2B 1B	X 0-0 ① F9			X 0-0 F9 3B 1-2 2-H 1B		C F B X 1-2 P5-3 1B			4	2	3	1	0	0	0
Devon White, S (1, 8) OBP: 0.324, SLG: 0.452	C 1 SAFE B X 1-1 1-H 1B 2B	C B B F X 2-2 ② G6-3			X 0-0 ② F9 1-2 2-3		S B B F X 2-2 ① ② P5-3 1-2f			4	1	1	1	0	0	3
Jay Bell, R (1, 6) OBP: 0.348, SLG: 0.421	X 0-0 3-H 1B	B C F F B F B X 3-2 ③ G6-3			B C B B C F B 4-2 3B BB		C C B C 1-3 ③ K			3	1	1	1	1	1	0
Karim Garcia, L (1, 9) OBP: 0.257, SLG: 0.388	X 0-0 ② F7	C S X 0-2 G6-4-3 1B			B C F X 1-2 1-H 2-H 3-H 3B			S B B F B S 3-3 ① K		4	0	2	3	0	1	1
Tony Batista, R (1, 5) OBP: 0.294, SLG: 0.417	C B 1 SAFE F B S 2-3 ③ K				C 1 SAFE X 0-1 ① ② G6-4-3 1-2f	B B F X 2-1 ③ P5		X 0-0 ② F9		4	0	0	0	0	1	3
Damian Miller, R (1, 2) OBP: 0.355, SLG: 0.443		C X 0-1 ① G5-3			B B F X 2-1 ③ G5-3		B F B X 2-1 ① L9	F B C F F B S 2-3 ③ K		4	0	0	0	0	1	0
Bob Wolcott, R (1, 1) OBP: 0.500, SLG: 0.500 Bobby Chouinard, R (7, 1) Gregg Olson, R (9, 1) OBP: 0.500, SLG: 2.000		X 0-0 L4-6 1B 1B			C C X 0-2 1B 1B 1B	X 0-0 ② G6-3				3 0 0	1 0 0	2 0 0	0 0 0	0 0 0	0 0 0	0 0 0
Inning Stats	R: 3 H: 4 E: 0 LOB: 1 K: 2 BB: 0 S: 17 P: 27	R: 0 H: 2 E: 0 LOB: 1 K: 0 BB: 0 S: 9 P: 11	R: 0 H: 0 E: 0 LOB: 0 K: 0 BB: 0 S: 9 P: 14	R: 0 H: 1 E: 0 LOB: 0 K: 0 BB: 0 S: 7 P: 9	R: 4 H: 4 E: 0 LOB: 1 K: 0 BB: 1 S: 15 P: 24	R: 0 H: 1 E: 0 LOB: 1 K: 0 BB: 0 S: 6 P: 10	R: 0 H: 1 E: 0 LOB: 0 K: 1 BB: 0 S: 9 P: 13	R: 0 H: 0 E: 0 LOB: 0 K: 2 BB: 0 S: 9 P: 14		1B: 10 SF: 0 2B: 3 SAC: 0 3B: 1 DP: 3 HR: 1 HBP: 0						

PITCHER		IP	WLS	BF	H	R	ER	SO	BB	IBB	HBP	BLK	WP	HR	S	P	ERA	WHIP
Mark Clark, R ERA: 4.59	(1, 1)	4.2	L	23	10	7	7	2	1	0	0	0	0	1	52	77	13.50	2.357
Tony Fossas, L ERA: 8.16	(5, 1)	0.1		2	1	0	0	0	0	0	0	0	0	0	5	8	0.00	3.000
Rodney Myers, R ERA: 6.23	(6, 1)	2.0		7	2	0	0	1	0	0	0	0	0	0	15	23	0.00	1.000
Dave Stevens, R ERA: 2.7	(8, 1)	1.0		3	0	0	0	2	0	0	0	0	0	0	9	14	0.00	0.000

PITCHER	IP	WLS	BF	H	R	ER	SO	BB	IBB	HBP	BLK	WP	HR	S	P	ERA	WHIP

BOTTOM

Chicago Cubs @ Arizona Diamondbacks

Bank One Ballpark, Phoenix, AZ

Tue Jul 28 1998, 10:05 PM EDT

Att. 47,190 - Dome - 72 F

livebaseballscorecards.com

AB	34
R	7
H	13
RBI	7
BB	1
SO	5
LOB	12

TOP

Chicago Cubs @ Arizona Diamondbacks

Bank One Ballpark, Phoenix, AZ

Wed Jul 29 1998, 10:05 PM EDT

Att. 46,738 - Dome - 72 F

livebaseballscorecards.com

Batter	1	2	3	4	5	6	7	8	9	AB	R	H	RBI	BB	SO	LOB
Lance Johnson, L (1, 8) OBP: 0.226, SLG: 0.213	C B X 1-1 F9 ①		B X 1-0 1B 1B 1B	S X 0-1 G6-3 ①		1 SAFE B 1 B X 2-0 P5 ②		C F F X 0-2 F7 ③		5	1	1	0	0	0	2
Mickey Morandini, L (1, 4) OBP: 0.414, SLG: 0.441	S B F B X 2-2 P5 ②		B 1 SAFE B X 2-0 1B 1-3 2B 1B	B C B F F F X 2-2 L1 ②		1 SAFE X 0-0 F7 ③			F F C 0-3 K ①	5	1	1	0	0	1	1
Sammy Sosa, R (1, 9) OBP: 0.373, SLG: 0.646	C X 0-1 G5-3 ③		B X 1-0 2B 1-2 3-H E 1B	B S B S F C 2-3 K ③			B C B S S 2-3 K ①		C B B B X 3-1 L9 ②	5	1	1	1	0	2	0
Mark Grace, L (1, 3) OBP: 0.404, SLG: 0.482		B B X 2-0 HR	B C X 1-1 E 1-3 2-H 1B 2B		B S B B C F X 3-2 F8 ①		S F B S 1-3 K ②		B C C F T 1-2 K ③	5	2	2	2	0	2	0
Henry Rodriguez, L (1, 7) OBP: 0.327, SLG: 0.521 Terry Adams, R (7, 1)		F C F B B F B X 3-2 HR	X 0-0 E3 1B 2-3 3-H		B X 1-0 F7 ②		B X 1-0 F8 ③			4 0	1 0	1 0	2 0	0 0	0 0	1 0
Tyler Houston, L (1, 2) OBP: 0.302, SLG: 0.411		L X 0-1 P5 ①	X 0-0 1-2 3-H 1B		X 0-0 1B			C B B F S 2-3 K ①		4	0	2	1	0	1	0
José Hernández, R (1, 5) OBP: 0.327, SLG: 0.515		B S B B S F F X 3-2 G5-3 1B	B B C F B F S 3-3 K ①		C B F B S 2-3 K ③			C B B B B 4-1 3B BB		3	1	1	0	1	2	3
Manny Alexander, R (1, 6) OBP: 0.284, SLG: 0.343		F F X 0-2 G5-3 ② 1-2	S C B S 1-3 K ②			B B B B 4-0 BB		1 SAFE B 1 F B 1 X 2-1 P9 ②		3	0	0	0	1	1	4
Don Wengert, R (1, 1) Tony Fossas, L (6, 1) Brant Brown, L (7, 7) OBP: 0.361, SLG: 0.541		B S X 1-1 L8 ③	X 0-0 G4-3 ③			L L M 0-3 K ①		X 0-0 1-H 3B		3 0 1	0 0 0	0 0 1	0 0 1	0 0 0	1 0 0	4 0 0
Inning Stats	R: 0 E: 0 K: 0 S: 7 H: 0 LOB: 0 BB: 0 P: 10	R: 2 E: 0 K: 0 S: 18 H: 3 LOB: 1 BB: 0 P: 27	R: 4 E: 1 K: 2 S: 16 H: 5 LOB: 2 BB: 0 P: 25	R: 0 E: 0 K: 1 S: 12 H: 0 LOB: 0 BB: 0 P: 16	R: 0 E: 0 K: 1 S: 9 H: 1 LOB: 1 BB: 0 P: 15	R: 0 E: 0 K: 1 S: 5 H: 0 LOB: 1 BB: 1 P: 11	R: 0 E: 0 K: 2 S: 7 H: 0 LOB: 0 BB: 0 P: 11	R: 1 E: 0 K: 1 S: 11 H: 1 LOB: 1 BB: 1 P: 19	R: 0 E: 0 K: 2 S: 9 H: 0 LOB: 0 BB: 0 P: 13	1B: 6 2B: 1 3B: 1 HR: 2	SF: 0 SAC: 0 DP: 0 HBP: 0					

	AB	38
	R	7
	H	10
	RBI	7
	BB	2
	SO	10
	LOB	15

WP: 0 PB: 0 SB: 0 CS: 0 PA: 40

PITCHER		IP	WLS	BF	H	R	ER	SO	BB	IBB	HBP	BLK	WP	HR	S	P	ERA	WHIP
Amaury Telemaco, R ERA: 3.81	(1, 1)	2.0	L	15	8	6	6	0	0	0	0	0	0	2	32	49	27.00	4.000
Willie Banks, R ERA: 6.03	(3, 1)	3.0		10	1	0	0	4	0	0	0	0	0	0	30	44	0.00	0.333
Aaron Small, R ERA: 5.84	(6, 1)	2.0		7	0	0	0	3	1	0	0	0	0	0	12	22	0.00	0.500
Bobby Chouinard, R ERA: 3.71	(8, 1)	2.0		8	1	1	1	3	1	0	0	0	0	0	20	32	4.50	1.000

PITCHER	IP	WLS	BF	H	R	ER	SO	BB	IBB	HBP	BLK	WP	HR	S	P	ERA	WHIP

Batter	1	2	3	4	5	6	7	8	9	AB	R	H	RBI	BB	SO	LOB
Andy Fox, L (1, 5) OBP: 0.357, SLG: 0.412	B C B X 2-1 F8 ①		C F F B X 1-2 G1-3 ③		X 0-0 1B		B S S B B F B 4-2 1-2 BB		F B F F B X 2-2 G4-3 ③	4	0	1	0	1	0	0
Danny Klassen, R (1, 4) OBP: 0.295, SLG: 0.342 Aaron Small, R (6, 1) Yamil Benitez, R (7, PH) OBP: 0.293, SLG: 0.409 Bobby Chouinard, R (8, 1)	B F S S 1-3 K ②			X 0-0 F7 ①	C 1 SAFE X 0-1 G5-3 ③		B X 1-0 P9 ③			3 0 1 0	0 0 0 0	0 0 0 0	0 0 0 0	0 0 0 0	1 0 0 0	1 0 2 0
David Dellucci, L (1, 7) OBP: 0.341, SLG: 0.434	C S S 0-3 K ③			C B X 1-1 G4-3 ②		S B B S F F B X 3-2 G4-3 2B		S B X 1-1 G3 ①		4	0	1	0	0	1	0
Devon White, S (1, 8) OBP: 0.324, SLG: 0.450		B F B B F X 3-2 F7 ①		B F B X 2-1 G5-3 ③		C B B X 2-1 2-3 G4-3 ①		F B X 1-1 S 1B		4	0	1	0	0	0	1
Jay Bell, R (1, 6) OBP: 0.347, SLG: 0.418		C X 0-1 L6 ②			B B B B 4-0 1B 2B BB	C B S F F X 1-2 L1-3 ②		1 SAFE 1 SAFE B B C F X 2-2 1-2 P1-3 ②		3	1	0	0	1	0	2
Karim Garcia, L (1, 9) OBP: 0.266, SLG: 0.392		B C B S X 2-2 FC6-4 1B			C C B X 1-2 2B 1-3 G3 1B	S S B F X 1-2 F7 ③		B B S B S B 4-2 BB		3	1	2	0	1	0	1
Kelly Stinnett, R (1, 2) OBP: 0.327, SLG: 0.438		B X 1-0 FC6-4 ③ 1-2f			X 0-0 G3 1-3 G4-3 2B 3-H		B B X 2-0 F9 ①	S F B B B F S 3-3 K ③		4	1	1	1	0	1	3
Brent Brede, L (1, 3) OBP: 0.296, SLG: 0.320			X 0-0 P5 ①		B S X 1-1 2-3 3-H G3 ①		F B C S 1-3 K ②		B F X 1-1 G4-3 ①	4	0	0	1	0	1	1
Amaury Telemaco, R (1, 1) OBP: 0.118, SLG: 0.067 Willie Banks, R (3, 1) Andy Stankiewicz, R (5, PH) OBP: 0.262, SLG: 0.248 (6, 4)			C C S 0-3 K ②		B B C X 2-1 3-H G4-3 ②		B C X 1-1 S 1B		C B B X 2-1 P2 ②	0 1 3	0 0 0	0 0 1	0 0 1	0 1 0	0 0 0	0 0 0
Inning Stats	R: 0 E: 0 K: 2 S: 8 H: 0 LOB: 0 BB: 0 P: 11	R: 0 E: 0 K: 0 S: 9 H: 1 LOB: 1 BB: 0 P: 15	R: 0 E: 0 K: 1 S: 8 H: 0 LOB: 0 BB: 0 P: 9	R: 0 E: 0 K: 0 S: 5 H: 0 LOB: 0 BB: 0 P: 8	R: 3 E: 0 K: 0 S: 11 H: 3 LOB: 1 BB: 1 P: 19	R: 0 E: 0 K: 0 S: 16 H: 1 LOB: 1 BB: 0 P: 23	R: 0 E: 0 K: 1 S: 10 H: 1 LOB: 2 BB: 1 P: 19	R: 0 E: 0 K: 1 S: 13 H: 1 LOB: 2 BB: 1 P: 24	R: 0 E: 0 K: 0 S: 8 H: 0 LOB: 0 BB: 0 P: 13	1B: 5 2B: 2 3B: 0 HR: 0	SF: 0 SAC: 0 DP: 0 HBP: 0						

PITCHER		IP	WLS	BF	H	R	ER	SO	BB	IBB	HBP	BLK	WP	HR	S	P	ERA	WHIP
Don Wengert, R ERA: 5.0	(1, 1)	5.2	W	23	5	3	3	3	1	0	0	0	0	0	53	80	4.76	1.059
Tony Fossas, L ERA: 7.63	(6, 1)	1.0		5	1	0	0	1	1	0	0	0	0	0	13	22	0.00	2.000
Terry Adams, R ERA: 3.63	(7, 1)	2.1	S	9	1	0	0	1	1	0	0	0	0	0	22	39	0.00	0.857

PITCHER	IP	WLS	BF	H	R	ER	SO	BB	IBB	HBP	BLK	WP	HR	S	P	ERA	WHIP

BOTTOM

Chicago Cubs @ Arizona Diamondbacks

Bank One Ballpark, Phoenix, AZ

Wed Jul 29 1998, 10:05 PM EDT

Att. 46,738 - Dome - 72 F

livebaseballscorecards.com

AB	34
R	3
H	7
RBI	3
BB	3
SO	5
LOB	11

1B: 5	SF: 0	WP: 0	PA: 37
2B: 2	SAC: 0	PB: 0	
3B: 0	DP: 0	SB: 2	
HR: 0	HBP: 0	CS: 0	

Batter	1	2	3	4	5	6	7	8	9	AB	R	H	RBI	BB	SO	LOB
Lance Johnson, L (1, 8) OBP: 0.227, SLG: 0.207	X 0-0 ① G3		B B B B 4-0 CS BB			C B B X 2-1 ② G3		B C B X 2-1 ② L4		3	0	0	0	1	0	0
Jeff Blauser, R (1, 6) OBP: 0.351, SLG: 0.296	C X 0-1 ② F9		C B 1 SAFE 1 SAFE B C X 2-2 ②③ G3 1-2			B B B B 4-0 1B 1B BB		B F F X 1-2 1B		2	0	0	0	1	0	1
Dave Stevens, R (6, 1)										0	0	0	0	0	0	0
Brant Brown, L (8, PH) OBP: 0.363, SLG: 0.543										1	0	1	0	0	0	0
Rod Beck, R (8, 1)										0	0	0	0	0	0	0
Mark Grace, L (1, 3) OBP: 0.403, SLG: 0.480	C B B F C 2-3 ③ K			C B B B X 3-1 ① G4-3		B B B B C X 3-1 1B 1-2 1B		C X 0-1 ③ G1-3		4	0	1	0	0	1	1
Sammy Sosa, R (1, 9) OBP: 0.374, SLG: 0.644		B B S S B F F B 4-2 FC1-6-5 G3-1 BB		B B F B S C 3-3 ② K		C C B X 1-2 1B 1-2 2-3			B S F X 1-2 ① F9	3	0	1	0	1	1	0
Glenallen Hill, R (1, 7) OBP: 0.331, SLG: 0.522		X 0-0 ① G3-1 1-2		B S S F S 1-3 ③ K		S S S 0-3 ③ K			C B F F C 1-3 ② K	4	0	0	0	0	3	4
Kevin Orie, R (1, 5) OBP: 0.253, SLG: 0.279		X 0-0 ② FC1-6-5 1B 2-3	C X 0-1 ① G5-3				X 0-0 ① P4		C C C 0-3 ③ K	4	0	0	0	0	1	1
Mickey Morandini, L (1, 4) OBP: 0.414, SLG: 0.440		B C F X 1-2 1-3 1B	C B C X 1-2 ② G5-3				F B B B C X 3-2 ② G4-3			3	0	1	0	0	0	0
Scott Servais, R (1, 2) OBP: 0.283, SLG: 0.314		B S B B X 3-1 ③ F9	C B F B X 2-2 ③ G5-3				C S X 0-2 ③ G5-3			3	0	0	0	0	0	2
Kevin Tapani, R (1, 1) OBP: 0.236, SLG: 0.280			C B S S 1-3 ① K2-3			B F C X 1-2 ① F9		B C X 1-1 ① P3		1	0	0	0	0	1	0
Manny Alexander, R (6, PH) OBP: 0.281, SLG: 0.339										2	0	0	0	0	0	0
(6, 6)																
Inning Stats	R: 0 E: 0 K: 1 S: 6 H: 0 LOB: 0 BB: 0 P: 8	R: 0 E: 0 K: 0 S: 11 H: 1 LOB: 2 BB: 1 P: 19	R: 0 E: 0 K: 1 S: 6 H: 0 LOB: 0 BB: 1 P: 13	R: 0 E: 0 K: 2 S: 8 H: 0 LOB: 0 BB: 0 P: 15	R: 0 E: 0 K: 0 S: 8 H: 0 LOB: 0 BB: 0 P: 11	R: 0 E: 0 K: 1 S: 13 H: 2 LOB: 3 BB: 1 P: 24	R: 0 E: 0 K: 0 S: 7 H: 0 LOB: 0 BB: 0 P: 10	R: 0 E: 0 K: 0 S: 9 H: 1 LOB: 1 BB: 0 P: 13	R: 0 E: 0 K: 2 S: 10 H: 0 LOB: 0 BB: 0 P: 12	1B: 4 2B: 0 3B: 0 HR: 0	SF: 0 SAC: 0 DP: 0 HBP: 0						

PITCHER		IP	WLS	BF	H	R	ER	SO	BB	IBB	HBP	BLK	WP	HR	S	P	ERA	WHIP
Omar Daal, L ERA: 2.84	(1, 1)	9.0	W	33	4	0	0	7	3	0	0	0	0	0	78	125	0.00	0.778

PITCHER	IP	WLS	BF	H	R	ER	SO	BB	IBB	HBP	BLK	WP	HR	S	P	ERA	WHIP

TOP

Chicago Cubs @ Arizona Diamondbacks

Bank One Ballpark, Phoenix, AZ

Thu Jul 30 1998, 6:33 AM EDT

Att. 46,728 - Dome - 72 F

livebaseballscorecards.com

AB	30
R	0
H	4
RBI	0
BB	3
SO	7
LOB	9

1B: 4	SF: 0	WP: 0	PA: 33
2B: 0	SAC: 0	PB: 0	
3B: 0	DP: 0	SB: 0	
HR: 0	HBP: 0	CS: 1	

Batter	1	2	3	4	5	6	7	8	9	AB	R	H	RBI	BB	SO	LOB
Andy Fox, L (1, 3) OBP: 0.356, SLG: 0.410	F F B B S 2-3 K ①		B X 1-0 P7 ①		B F S X 1-2 FC4-6 1-2 1B		C X 0-1 F9 ①			4	0	1	0	0	1	0
Tony Batista, R (1, 5) OBP: 0.292, SLG: 0.412	B F C F X 1-2 F9 ②		C B F F B X 2-2 G4-3 ②		F B B F C 2-3 K ①		B X 1-0 CS 1B			4	0	1	0	0	1	2
David Dellucci, L (1, 7) OBP: 0.340, SLG: 0.432	C X 0-1 L9 ③		C B F F B F F X 2-2 G1-3 ③		B F C B X 2-2 FC4-6 1B 1-2f 2-3 1B ②		F 1 SAFE B B B X 3-1 CS 1-2 1B ②			4	0	1	0	0	0	2
Devon White, S (1, 8) OBP: 0.327, SLG: 0.460		X 0-0 F7 1B 1B		B X 1-0 HR	C B F B F F B X 3-2 1-H 3-H 1B ③		B C 1-1 CS 1-2 ③	B C B F B F X 3-2 F9 ①		4	2	3	2	0	0	0
Jay Bell, R (1, 6) OBP: 0.349, SLG: 0.417		C 1 SAFE F B X 1-2 F7 1-2 ①		B B B F F C B 4-2 BB		B B B F F B X 3-2 FC6 1B		B X 1-0 F8 ②		3	0	1	0	1	0	1
Karim Garcia, L (1, 9) OBP: 0.261, SLG: 0.384		X 0-0 G1-3 ②		C 1 SAFE S C 0-3 K ①		B B F X 2-1 FC6 1B 1-2f ①		B F X 1-1 G4-3 ③		4	0	0	0	0	1	3
Jorge Fabregas, L (1, 2) OBP: 0.263, SLG: 0.245		X 0-0 2B 2-H 1B		1 SAFE B B X 2-0 P5 ②		1 SAFE B X 1-0 P8 ②				3	1	1	1	0	0	2
Danny Klassen, R (1, 4) OBP: 0.308, SLG: 0.366		B X 1-0 1-H 2B		X 0-0 P4 ③		1 SAFE C X 0-1 1-3 1B				3	0	2	1	0	0	1
Omar Daal, L (1, 1) OBP: 0.214, SLG: 0.083		F S B B B X 2-2 P4 ③			B S B B B C B 4-2 FC4-6 1B 1B BB	X 0-0 G5-3 ③				2	1	0	0	1	0	3
Inning Stats	R: 0 E: 0 K: 1 S: 9 H: 0 LOB: 0 BB: 0 P: 12	R: 2 E: 0 K: 0 S: 10 H: 3 LOB: 1 BB: 0 P: 14	R: 0 E: 0 K: 0 S: 12 H: 0 LOB: 0 BB: 0 P: 17	R: 1 E: 0 K: 1 S: 8 H: 1 LOB: 1 BB: 1 P: 15	R: 1 E: 0 K: 1 S: 16 H: 2 LOB: 2 BB: 1 P: 28	R: 0 E: 0 K: 0 S: 9 H: 2 LOB: 2 BB: 0 P: 15	R: 0 E: 0 K: 0 S: 6 H: 2 LOB: 0 BB: 0 P: 11	R: 0 E: 0 K: 0 S: 7 H: 0 LOB: 0 BB: 0 P: 12		1B: 8 2B: 1 3B: 0 HR: 1 SF: 0 SAC: 0 DP: 0 HBP: 0						

PITCHER		IP	WLS	BF	H	R	ER	SO	BB	IBB	HBP	BLK	WP	HR	S	P	ERA	WHIP
Kevin Tapani, R ERA: 4.73	(1, 1)	5.0	L	22	6	4	4	3	2	0	0	0	0	1	55	86	7.20	1.600
Dave Stevens, R ERA: 2.35	(6, 1)	2.0		8	4	0	0	0	0	0	0	0	0	0	15	26	0.00	2.000
Rod Beck, R ERA: 3.63	(8, 1)	1.0		3	0	0	0	0	0	0	0	0	0	0	7	12	0.00	0.000

PITCHER	IP	WLS	BF	H	R	ER	SO	BB	IBB	HBP	BLK	WP	HR	S	P	ERA	WHIP

BOTTOM

Chicago Cubs @ Arizona Diamondbacks

Bank One Ballpark, Phoenix, AZ

Thu Jul 30 1998, 6:33 AM EDT

Att. 46,728 - Dome - 72 F

livebaseballscorecards.com

AB	31
R	4
H	10
RBI	4
BB	2
SO	3
LOB	14

Batter	1	2	3	4	5	6	7	8	9	AB	R	H	RBI	BB	SO	LOB
Neifi Perez, S (1, 6) OBP: 0.328, SLG: 0.417	FC6-4 1B		P8			F8		SF8 1 BB 1-2 BB		3	0	1	0	1	0	1
Ellis Burks, R (1, 8) OBP: 0.355, SLG: 0.510	FC6-4 P6-4 1B 1-2f		G6-3			K		1-2 2-3 BB		3	0	0	0	0	1	2
1 Curtis Goodwin, L (7, 8) OBP: 0.338, SLG: 0.333										0	0	0	0	1	0	0
Larry Walker, L (1, 9) OBP: 0.421, SLG: 0.608	1-2 1B			G4-6-3 HBP		FC6-4 1-2 BB		1-2 2-3 3-H SF8		1	0	1	1	1	0	0
Dante Bichette, R (1, 7) OBP: 0.347, SLG: 0.520	P6-4 2-3f			G4-6-3 1-2f		FC6-4 1-2f		L9		4	0	0	0	0	0	7
Vinny Castilla, R (1, 5) OBP: 0.363, SLG: 0.618		F7		G6-3			K		G3-1 3 1B BB	3	0	0	0	1	1	0
17 Todd Helton, L (1, 3) OBP: 0.350, SLG: 0.506		F7			F9		K		F9	4	0	0	0	0	1	1
3 Mike Lansing, R (1, 4) OBP: 0.305, SLG: 0.361		1B			F3		2-4 1B		G3-1 1-2 1B	4	0	3	0	0	0	0
Jeff Reed, L (1, 2) OBP: 0.361, SLG: 0.440		G4-3			K		2-4 1-2		G3-1 1-2 2-3	3	1	0	0	1	1	3
Jamey Wright, R (1, 1) OBP: 0.216, SLG: 0.222			K			BB 1B		1-3 K	F9	2	0	1	0	0	1	0
John Vander Wal, L (8, PH) OBP: 0.373, SLG: 0.515										1	0	0	0	0	1	1
Mike DeJean, R (8, 1)										0	0	0	0	0	0	0
Dave Veres, R (8, 1) OBP: 0.500, SLG: 0.500										0	0	0	0	0	0	0
Terry Shumpert, R (9, PH)										1	0	0	0	0	0	2
Inning Stats	R: 0 E: 0 K: 0 S: 7 H: 2 LOB: 1 BB: 0 P: 11	R: 0 E: 0 K: 0 S: 8 H: 1 LOB: 1 BB: 0 P: 11	R: 0 E: 0 K: 1 S: 9 H: 0 LOB: 0 BB: 0 P: 12	R: 0 E: 0 K: 0 S: 6 H: 0 LOB: 0 BB: 0 P: 10	R: 0 E: 0 K: 1 S: 5 H: 0 LOB: 0 BB: 0 P: 8	R: 0 E: 0 K: 1 S: 13 H: 1 LOB: 2 BB: 1 P: 18	R: 0 E: 0 K: 2 S: 8 H: 1 LOB: 1 BB: 0 P: 11	R: 1 E: 0 K: 1 S: 13 H: 0 LOB: 2 BB: 3 P: 27	R: 0 E: 0 K: 0 S: 11 H: 1 LOB: 2 BB: 1 P: 21	1B: 6 2B: 1 3B: 0 HR: 0 SF: 1 SAC: 0 DP: 2 HBP: 1						

PITCHER	IP	WLS	BF	H	R	ER	SO	BB	IBB	HBP	BLK	WP	HR	S	P	ERA	WHIP
34 Kerry Wood, R (1, 1) ERA: 3.01	7.1	W	30	5	1	1	6	4	0	1	0	0	0	66	104	1.23	1.227
Terry Mulholland, L (8, 1) ERA: 2.78	1.2	S	7	1	0	0	0	1	0	0	0	0	0	14	25	0.00	1.200

PITCHER IP WLS BF H R ER SO BB IBB HBP BLK WP HR S P ERA WHIP

TOP

Colorado Rockies @ Chicago Cubs

Wrigley Field, Chicago, IL

Fri Jul 31 1998, 3:33 AM CDT

Att. 40,490 - Sunny - 80 F

livebaseballscorecards.com

AB	29
R	1
H	6
RBI	1
BB	5
SO	6
LOB	17

WP: 0 PB: 0 SB: 0 CS: 0 PA: 36

Batter	1	2	3	4	5	6	7	8	9	AB	R	H	RBI	BB	SO	LOB
Brant Brown, L (1, 8) (9, 7) OBP: 0.364, SLG: 0.538	C C F S 0-3 ① K		F B F B X 2-2 ② 1B G5-4-3 1B		X 0-0 ③ G6-3		B S B F B X 3-2 ② G1-3	B B S B B 4-1 1B 1-2 2-3 BB		4	1	1	0	1	1	0
Mickey Morandini, L (1, 4) OBP: 0.413, SLG: 0.439	C B X 1-1 ② G6-3		C F B F X 1-2 G5-4-3 1-3 1B			B X 1-0 ① G5-3	C B X 1-1 ③ F7	C S X 0-2 ③ 1-2 2-H 3-H 1B		5	0	2	1	0	0	0
Sammy Sosa, R (1, 9) OBP: 0.373, SLG: 0.647	B S F B B X 3-2 HR		1 SAFE B X 1-0 ① ② G5-4-3 1-2f 3-H			C F X 0-2 ② G3		B F X 1-1 ① P6		4	1	1	1	0	0	1
Mark Grace, L (1, 3) OBP: 0.406, SLG: 0.478	B B C B C F B 4-2 HR BB		X 0-0 ③ 3-1			C B C B B B 4-2 HBP BB BB		B F B B B 4-1 HR BB		1	2	0	0	3	0	0
Henry Rodriguez, L (1, 7) OBP: 0.334, SLG: 0.541 Lance Johnson, L (9, 8) OBP: 0.227, SLG: 0.207	B 1 SAFE S B B X 2-1 1-H HR			B F B B B 4-1 CS BB		B 1 SAFE F S B B B 4-2 HBP 1-2 BB		C X 0-1 1-H HR		2 2 2 4 2 0 0 0 0 0 0 0 0 0						
Jeff Blauser, R (1, 6) OBP: 0.353, SLG: 0.294	F C X 0-2 ③ L8			S C X 0-2 ① ② G4-3 1-2		H 1-0 1-2 2-3 HBP		C B F B B B 4-2 BB 1B BB		2	1	0	0	1	0	1
Tyler Houston, L (1, 2) OBP: 0.294, SLG: 0.400		X 0-0 ① G4-3		B X 1-0 ③ P5		B F C C 1-3 ③		S B X 1-1 ② F8		4	0	0	0	0	1	4
Manny Alexander, R (1, 5) OBP: 0.285, SLG: 0.355		B X 1-0 ② L7			B C B B X 3-1 ① G4-3		B B C F X 2-2 HR	B B B C F F B 4-2 BB 1B 1-2 1B BB		3	2	1	1	1	0	0
34 Kerry Wood, R (1, 1) OBP: 0.140, SLG: 0.209 Terry Mulholland, R (8, 1) OBP: 0.375, SLG: 0.286		C F B B B X 2-2 ③ G4-3			X 0-0 ② F8		X 0-0 ① G4-3	X 0-0 BB 1-2 2-H 1B 1B		3 0 0 0 0 0 0 1 0 1 1 0 0 0						
Inning Stats	R: 3 H: 2 E: 0 LOB: 0 K: 1 BB: 1 S: 17 P: 27	R: 0 H: 0 E: 0 LOB: 0 K: 0 BB: 0 S: 5 P: 8	R: 1 H: 2 E: 0 LOB: 0 K: 0 BB: 0 S: 9 P: 13	R: 0 H: 0 E: 0 LOB: 0 K: 0 BB: 0 S: 5 P: 10	R: 0 H: 0 E: 0 LOB: 0 K: 0 BB: 0 S: 4 P: 7	R: 0 H: 0 E: 0 LOB: 3 K: 1 BB: 2 S: 11 P: 22	R: 1 H: 1 E: 0 LOB: 0 K: 0 BB: 0 S: 9 P: 15	R: 4 H: 3 E: 0 LOB: 2 K: 0 BB: 4 S: 17 P: 35		1B: 4 SF: 0 2B: 0 SAC: 0 3B: 0 DP: 1 HR: 4 HBP: 1				WP: 0 PA: 38 PB: 0 SB: 0 CS: 1		

PITCHER		IP	WLS	BF	H	R	ER	SO	BB	IBB	HBP	BLK	WP	HR	S	P	ERA	WHIP
Jamey Wright, R ERA: 6.29	(1, 1)	7.0	L	29	5	5	5	2	4	0	1	0	0	3	60	102	6.43	1.286
Mike DeJean, R ERA: 2.39	(8, 1)	0.2		7	2	4	4	0	3	0	0	0	0	1	13	27	54.00	7.500
Dave Veres, R ERA: 3.4	(8, 1)	0.1		2	1	0	0	0	1	0	0	0	0	0	4	8	0.00	6.000

PITCHER	IP	WLS	BF	H	R	ER	SO	BB	IBB	HBP	BLK	WP	HR	S	P	ERA	WHIP

BOTTOM

Colorado Rockies @ Chicago Cubs

Wrigley Field, Chicago, IL

Fri Jul 31 1998, 3:33 AM CDT

Att. 40,490 - Sunny - 80 F

livebaseballscorecards.com

AB	29
R	9
H	8
RBI	8
BB	8
SO	2
LOB	6

Batter	1	2	3	4	5	6	7	8	9	AB	R	H	RBI	BB	SO	LOB
Darryl Hamilton, L (1, 8) OBP: 0.389, SLG: 0.360	C B B F F S 2-3 ① K	B X 1-0 ① L3		X 0-0 ③ FC6 1-2f			B B C X 2-1 ① P5		C F B B S 2-3 ① K	5	0	0	0	0	2	4
Neifi Perez, S (1, 6) OBP: 0.327, SLG: 0.414	F S X 0-2 1B 1B	S X 0-1 ②③ G4-6-3 1-2f			C B X 1-1 ① P8		B C B C B X 3-2 ② G3		F L S 0-3 ② K	5	0	1	0	0	1	3
Larry Walker, L (1, 9) OBP: 0.427, SLG: 0.614	B C X 1-1 G5-4-3 1-2 1B	X 0-0 F8 2B			B S X 1-1 ② G3		X 0-0 1B 1B		X 0-0 2B 1B	5	0	4	0	0	0	0
Dante Bichette, R (1, 7) OBP: 0.350, SLG: 0.523	C X 0-1 ②③ G5-4-3 1-2f	X 0-0 ① F7			B F X 1-1 1B 1B		B 1 SAFE X 1-0 1-2 1B		S F F F F X 0-2 1-3 2B	5	0	3	0	0	0	3
Vinny Castilla, R (1, 5) OBP: 0.361, SLG: 0.612		B B B B C B 4-1 17 HR BB	C S X 0-2 ② F8 2-3		X 0-0 ③ G3		F B X 1-1 ③ G3		B F B F X 2-2 ③ L9	4	1	0	0	1	0	6
17 Todd Helton, L (1, 3) OBP: 0.352, SLG: 0.517		B F X 1-1 1-H HR	B B F X 2-1 ③ G4-3			B C F B F F X 2-2 3 SH1-3 FC6-2-5 2B		C B X 1-1 ① F9		4	1	2	2	0	0	1
3 Mike Lansing, R (1, 4) OBP: 0.308, SLG: 0.366		C B B X 2-1 S 2B		X 0-0 ① F9		X 0-0 ① SH1-3 2-3		B S X 1-1 1B		3	0	2	0	0	0	0
Kirt Manwaring, R (1, 2) OBP: 0.355, SLG: 0.346 Jeff Reed, L (8, PH) OBP: 0.359, SLG: 0.437 (8, 2)		B C F F F B B B 4-2 E 2-3 BB		B C B B B 4-1 FC6 BB		C X 0-1 ② FC6-2-5 3-H		F B F F F S 1-3 ② K		1 1	0 0	0 0	0 0	2 0	0 1	1 1
John Thomson, R (1, 1) OBP: 0.188, SLG: 0.138 Curt Leskanic, R (5, 1) John Vander Wal, L (6, PH) OBP: 0.369, SLG: 0.507 Jerry Dipoto, R (6, 1) 7 Kurt Abbott, R (8, PH) OBP: 0.284, SLG: 0.348 Chuck McElroy, L (8, 1) OBP: 0.250, SLG: 0.250		X 0-0 SH G4-6-3 1-2		C C M 0-3 ② K		F S B X 1-2 ③ G3-1		B F C C 1-3 ③ K		1 0 1 0 1 0	0 0 0 0 0 0	0 0 0 0 1 0	0 0 0 0 0 0	1 0 0 0 1 0	1 0 0 0 1 0	1 0 1 0 1 0
Inning Stats	R: 0 E: 0 K: 1 S: 11 H: 2 LOB: 1 BB: 0 P: 14	R: 2 E: 1 K: 0 S: 13 H: 2 LOB: 2 BB: 2 P: 25	R: 0 E: 0 K: 0 S: 7 H: 1 LOB: 1 BB: 0 P: 9	R: 0 E: 0 K: 1 S: 6 H: 0 LOB: 1 BB: 1 P: 10	R: 0 E: 0 K: 0 S: 7 H: 1 LOB: 1 BB: 0 P: 10	R: 0 E: 0 K: 0 S: 11 H: 1 LOB: 1 BB: 0 P: 14	R: 0 E: 0 K: 0 S: 9 H: 2 LOB: 2 BB: 0 P: 16	R: 0 E: 0 K: 2 S: 11 H: 1 LOB: 1 BB: 0 P: 15	R: 0 E: 0 K: 2 S: 17 H: 2 LOB: 2 BB: 0 P: 21	1B: 7 2B: 4 3B: 0 HR: 1	SF: 0 SAC: 2 DP: 2 HBP: 0			WP: 0 PB: 0 SB: 1 CS: 0	PA: 41		

PITCHER		IP	WLS	BF	H	R	ER	SO	BB	IBB	HBP	BLK	WP	HR	S	P	ERA	WHIP
Steve Trachsel, R ERA: 3.87	(1, 1)	7.0	W	32	9	2	2	2	3	0	0	0	0	1	64	98	2.57	1.714
Felix Heredia, L ERA: 5.44	(8, 1)	0.1		1	0	0	0	0	0	0	0	0	0	0	2	3	0.00	0.000
Matt Karchner, R ERA: 5.06	(8, 1)	0.2		3	1	0	0	2	0	0	0	0	0	0	9	12	0.00	1.500
Rod Beck, R ERA: 3.57	(9, 1)	1.0	S	5	2	0	0	2	0	0	0	0	0	0	17	21	0.00	2.000

PITCHER	IP	WLS	BF	H	R	ER	SO	BB	IBB	HBP	BLK	WP	HR	S	P	ERA	WHIP

TOP

Colorado Rockies @ Chicago Cubs

Wrigley Field, Chicago, IL

Sat Aug 01 1998, 3:33 AM CDT

Att. 40,198 - Sunny - 76 F

livebaseballscorecards.com

AB	36
R	2
H	12
RBI	2
BB	3
SO	6
LOB	22

Colorado Rockies @ Chicago Cubs

Wrigley Field, Chicago, IL

Sat Aug 01 1998, 3:33 AM CDT

Att. 40,198 - Sunny - 76 F

livebaseballscorecards.com

BOTTOM

Batter	1	2	3	4	5	6	7	8	9	AB	R	H	RBI	BB	SO	LOB
Brant Brown, L (1, 8) (9, 7) OBP: 0.366, SLG: 0.537	E4 F7-3		F8 BB SF7 1B	F7			G3-6 1B			4	1	2	0	0	0	1
Mickey Morandini, L (1, 4) OBP: 0.412, SLG: 0.436	F7-3		BB		L7		G3-6			3	0	0	0	1	0	3
Sammy Sosa, R (1, 9) OBP: 0.370, SLG: 0.641	P4		F8		F8		G6-3			4	0	0	0	0	0	3
Mark Grace, L (1, 3) OBP: 0.409, SLG: 0.478		BB	SF7		BB			G4-6-3 BB		0	1	0	1	3	0	0
Henry Rodriguez, L (1, 7) OBP: 0.331, SLG: 0.535		F8	F8		G4-3			G4-6-3		4	0	0	0	0	0	4
Rod Beck, R (9, 1)										0	0	0	0	0	0	0
José Hernández, R (1, 5) OBP: 0.329, SLG: 0.513		BB		FC6-4 1B		G6-3		K		3	1	1	0	1	1	0
Tyler Houston, L (1, 2) OBP: 0.295, SLG: 0.399		K		FC6-4		G4-3				3	0	1	0	0	1	2
Manny Alexander, R (1, 6) OBP: 0.286, SLG: 0.354		1B		FC6-4 1B		K				3	0	1	2	0	1	1
Steve Trachsel, R (1, 1) OBP: 0.348, SLG: 0.317		K		1B						2	0	1	0	0	1	2
Sandy Martinez, L (7, PH) OBP: 0.341, SLG: 0.392										1	0	1	0	0	0	0
Felix Heredia, L (8, 1)										0	0	0	0	0	0	0
Matt Karchner, R (8, 1)										0	0	0	0	0	0	0
Lance Johnson, L (9, 8) OBP: 0.227, SLG: 0.207							1B			0	0	0	0	0	0	0

Inning Stats	1	2	3	4	5	6	7	8	9
	R: 0 E: 1 K: 0 S: 12 H: 0 LOB: 0 BB: 0 P: 18	R: 1 E: 0 K: 2 S: 16 H: 1 LOB: 2 BB: 2 P: 26	R: 1 E: 0 K: 0 S: 10 H: 1 LOB: 1 BB: 1 P: 18	R: 1 E: 0 K: 0 S: 11 H: 3 LOB: 1 BB: 0 P: 15	R: 0 E: 0 K: 0 S: 7 H: 0 LOB: 1 BB: 1 P: 16	R: 0 E: 0 K: 1 S: 7 H: 0 LOB: 0 BB: 0 P: 10	R: 0 E: 0 K: 0 S: 7 H: 2 LOB: 1 BB: 0 P: 12	R: 0 E: 0 K: 1 S: 6 H: 0 LOB: 0 BB: 1 P: 14	

	AB	27
	R	3
	H	7
	RBI	3
	BB	5
	SO	4
	LOB	16

1B: 7 SF: 1
2B: 1 SAC: 0
3B: 0 DP: 3
HR: 0 HBP: 0

WP: 0 PA: 33
PB: 0
SB: 0
CS: 0

PITCHER		IP	WLS	BF	H	R	ER	SO	BB	IBB	HBP	BLK	WP	HR	S	P	ERA	WHIP
John Thomson, R ERA: 4.93	(1, 1)	4.0	L	19	5	3	3	2	3	0	0	0	0	0	49	77	6.75	2.000
Curt Leskanic, R ERA: 3.75	(5, 1)	1.0		4	0	0	0	0	1	0	0	0	0	0	7	16	0.00	1.000
Jerry Dipoto, R ERA: 3.91	(6, 1)	2.0		7	2	0	0	1	0	0	0	0	0	0	14	22	0.00	1.000
Chuck McElroy, L ERA: 1.59	(8, 1)	1.0		3	0	0	0	1	1	0	0	0	0	0	6	14	0.00	1.000

PITCHER	IP	WLS	BF	H	R	ER	SO	BB	IBB	HBP	BLK	WP	HR	S	P	ERA	WHIP

Batter	1	2	3	4	5	6	7	8	9	AB	R	H	RBI	BB	SO	LOB
Darryl Hamilton, L (1, 8) OBP: 0.392, SLG: 0.363	F C B B X 2-2 ① G3-1		C X 0-1 SH1-3 1B 1B		L X 0-1 ① SH5-3 2-3		B B S B B 4-1 1B 1B BB		C C X 0-2 G5-3 1B	3	1	2	0	1	0	0
Neifi Perez, S (1, 6) OBP: 0.328, SLG: 0.416	X 0-0 G4-3 1B		L X 0-1 ① SH1-3 1-2		B F X 1-1 ② SF9 3-H		X 0-0 1B SF7 1-2 3-H 1B		X 0-0 ② G5-3 1-2	3	1	2	2	0	0	1
Larry Walker, L (1, 9) OBP: 0.424, SLG: 0.607	B C B 1 SAFE X 2-1 ② G4-3 1-2		C X 0-1 ② P7		C S F B B F F B S 3-3 ③ K		B B F F X 2-2 1-3 2-H 1B		B C X 1-1 ③ G5-3	5	0	1	1	0	1	3
Dante Bichette, R (1, 7) OBP: 0.351, SLG: 0.524	B X 1-0 ③ F7		F B B X 2-1 ③ 2-H 1B			B X 1-0 G5-3 17 SF6 S 1B	F 1 SAFE X 0-1 ② SF7 3-H			3	1	2	1	0	0	1
Vinny Castilla, R (1, 5) OBP: 0.358, SLG: 0.607		C X 0-1 ① G5-3		B X 1-0 ① G6-3		B S 1 SAFE B 1 SAFE F B X 3-2 ① G5-3 1-3	S 1 SAFE B X 1-1 ③ G5-3			4	0	0	0	0	0	2
17 Todd Helton, L (1, 3) OBP: 0.351, SLG: 0.519		B B C C T F B X 3-2 2B		B B B C X 3-1 ② L5		B C X 1-1 ② SF6 3-H		B C B B C X 3-2 ① G6-3		3	0	1	1	0	0	0
3 Mike Lansing, R (1, 4) OBP: 0.305, SLG: 0.363		B C B C T F X 2-2 ② F9		F C B S 1-3 ③ K		B C X 1-1 ③ G1-3		B B X 2-0 ② G6-3		4	0	0	0	0	1	1
Jeff Reed, L (1, 2) OBP: 0.367, SLG: 0.453		S B B B B 4-1 BB			C B X 1-1 2B 2B		X 0-0 SH1-4 1B 2B	B X 1-0 ③ P5		3	2	2	0	1	0	0
Pedro Astacio, R (1, 1) OBP: 0.186, SLG: 0.195 Chuck McElroy, L (8, 1) OBP: 0.200, SLG: 0.200		S B X 1-1 ③ G5-3			L X 0-1 SH5-3 SF9 2-H 2B		C B X 1-1 ① SH1-4 2-3		B S S S 1-3 ① K	2 1	1 0	1 0	1 0	0 0	0 1	2 0
Inning Stats	R: 0 H: 1 E: 0 LOB: 1 K: 0 BB: 0 S: 7 P: 12	R: 0 H: 1 E: 0 LOB: 2 K: 0 BB: 1 S: 14 P: 24	R: 0 H: 2 E: 0 LOB: 2 K: 0 BB: 0 S: 8 P: 10	R: 0 H: 0 E: 0 LOB: 0 K: 1 BB: 0 S: 6 P: 11	R: 2 H: 2 E: 0 LOB: 0 K: 1 BB: 0 S: 14 P: 19	R: 1 H: 1 E: 0 LOB: 0 K: 0 BB: 0 S: 8 P: 14	R: 3 H: 3 E: 0 LOB: 1 K: 0 BB: 1 S: 12 P: 20	R: 0 H: 0 E: 0 LOB: 0 K: 0 BB: 0 S: 5 P: 11	R: 0 H: 1 E: 0 LOB: 1 K: 1 BB: 0 S: 9 P: 11	1B: 7 SF: 3 2B: 4 SAC: 3 3B: 0 DP: 0 HR: 0 HBP: 0						WP: 0 PA: 39 PB: 0 SB: 1 CS: 0

PITCHER		IP	WLS	BF	H	R	ER	SO	BB	IBB	HBP	BLK	WP	HR	S	P	ERA	WHIP
Mark Clark, R ERA: 4.64	(1, 1)	6.1	L	27	8	4	4	2	1	0	0	0	0	0	60	94	5.68	1.421
Tony Fossas, L ERA: 8.8	(7, 1)	0.0		3	2	1	1	0	1	0	0	0	0	0	5	11	∞	∞
Dave Stevens, R ERA: 2.25	(7, 1)	0.2		2	0	1	1	0	0	0	0	0	0	0	4	5	13.50	0.000
Terry Mulholland, L ERA: 2.69	(8, 1)	2.0		7	1	0	0	1	0	0	0	0	0	0	14	22	0.00	0.500

PITCHER	IP	WLS	BF	H	R	ER	SO	BB	IBB	HBP	BLK	WP	HR	S	P	ERA	WHIP

TOP

Colorado Rockies @ Chicago Cubs

Wrigley Field, Chicago, IL

Sun Aug 02 1998, 3:33 AM CDT

Att. 39,427 - Sunny - 82 F

livebaseballscorecards.com

AB	31
R	6
H	11
RBI	6
BB	2
SO	3
LOB	10

BOTTOM

Colorado Rockies @ Chicago Cubs

Wrigley Field, Chicago, IL

Sun Aug 02 1998, 3:33 AM CDT

Att. 39,427 - Sunny - 82 F

livebaseballscorecards.com

Batter	1	2	3	4	5	6	7	8	9	AB	R	H	RBI	BB	SO	LOB
Brant Brown, L (1, 8) OBP: 0.367, SLG: 0.548	HR		1B		G3-1			K		4	2	2	1	0	1	0
Mickey Morandini, L (1, 4) OBP: 0.411, SLG: 0.433	L7		F8 1-H		BB			G6-3		3	0	0	0	1	0	0
Sammy Sosa, R (1, 9) OBP: 0.371, SLG: 0.638	G4-6-3 BB		L7		F9			BB		2	0	0	0	2	0	1
Mark Grace, L (1, 3) OBP: 0.410, SLG: 0.480	G4-6-3 1-2f		BB			FC3-5 2B		L9		3	0	1	0	1	0	2
Henry Rodriguez, L (1, 7) OBP: 0.332, SLG: 0.533		BB 3B	G3			FC3-5 G6-4-3 2-3			FC4 1B	3	1	1	0	1	0	2
José Hernández, R (1, 5) OBP: 0.328, SLG: 0.510 (6, 6)	K			G4-6-3 1B		G6-4-3 1-2f			K	4	0	1	0	0	2	3
Manny Alexander, R (1, 6) OBP: 0.288, SLG: 0.366 Tyler Houston, L (6, 5) OBP: 0.291, SLG: 0.393	1-H 3B		F9				K		P7	2 0 1 1 0 0 1 2 0 0 0 0 1 1						
Scott Servais, R (1, 2) OBP: 0.278, SLG: 0.309		FC5-2-5 3-H	G4-6-3 1-2f				K		FC4 1-2f	4	0	0	0	0	1	3
Mark Clark, R (1, 1) OBP: 0.091, SLG: 0.024 Tony Fossas, L (7, 1) Dave Stevens, R (7, 1) Sandy Martinez, L (7, PH) OBP: 0.337, SLG: 0.387 Terry Mulholland, R (8, 1) OBP: 0.375, SLG: 0.286		K			K		F7			2 0 0 0 0 2 1 0 0 0 0 0 0 0 0 0 0 0 0 0 0 1 0 0 0 0 0 0 0 0 0 0 0 0 0							
Inning Stats	R: 1 H: 1 E: 0 LOB: 0 K: 0 BB: 1 S: 10 P: 21	R: 1 H: 1 E: 0 LOB: 1 K: 2 BB: 1 S: 10 P: 22	R: 1 H: 1 E: 1 LOB: 1 K: 0 BB: 1 S: 10 P: 18	R: 0 H: 1 E: 0 LOB: 0 K: 0 BB: 0 S: 6 P: 7	R: 0 H: 0 E: 0 LOB: 1 K: 1 BB: 1 S: 7 P: 15	R: 0 H: 1 E: 0 LOB: 0 K: 0 BB: 0 S: 5 P: 9	R: 0 H: 0 E: 0 LOB: 0 K: 2 BB: 0 S: 9 P: 14	R: 0 H: 0 E: 0 LOB: 1 K: 1 BB: 1 S: 7 P: 15	R: 0 H: 1 E: 0 LOB: 1 K: 1 BB: 0 S: 9 P: 14	1B: 3 SF: 0 2B: 1 SAC: 0 3B: 1 DP: 3 HR: 1 HBP: 0							

	AB	30
	R	3
	H	6
	RBI	2
	BB	5
	SO	7
	LOB	14

PITCHER		IP	WLS	BF	H	R	ER	SO	BB	IBB	HBP	BLK	WP	HR	S	P	ERA	WHIP
Pedro Astacio, R ERA: 6.0	(1, 1)	7.0	W	27	5	3	3	5	4	0	0	0	0	1	57	106	3.86	1.286
Chuck McElroy, L ERA: 1.53	(8, 1)	2.0	S	8	1	0	0	2	1	0	0	0	0	0	16	29	0.00	1.000

PITCHER	IP	WLS	BF	H	R	ER	SO	BB	IBB	HBP	BLK	WP	HR	S	P	ERA	WHIP

Batter	1	2	3	4	5	6	7	8	9	AB	R	H	RBI	BB	SO	LOB
Andy Fox, L (1, 3) OBP: 0.359, SLG: 0.415	C B F F F B X 2-2 G6-3 3B		X 0-0 ① G1-3		B F C C 1-3 ① K		B X 1-0 ② F7		S F S 0-3 ② K	5	1	1	0	0	2	0
Bernard Gilkey, R (1, 7) OBP: 0.307, SLG: 0.318	C B F X 1-2 ① G6-3 3-H		C B B X 2-1 ② G5-3		C C X 0-2 ② G6-3		B C F B S 2-3 ③ K		C S B B B X 3-2 S 1B	5	0	1	1	0	1	0
Devon White, S (1, 8) OBP: 0.329, SLG: 0.460	L B B B C F S 3-3 ② K		C B B B B 4-1 1B BB		C X 0-1 HR 1B			S B C S 1-3 ① K	B B I 4-0 1-2 IBB	3	2	1	0	2	2	0
Matt Williams, R (1, 5) OBP: 0.326, SLG: 0.449	B X 1-0 3B 1B		H 1-0 1B HBP		1 SAFE C B 1 X SAFE 1-1 1-H HR			B B F C X 2-2 ② G6-3	B F X 1-1 ③ G1-3	1	1	1	0	0	0	0
Tony Batista, R (5, PH) OBP: 0.291, SLG: 0.423 (5, 5)										3	1	1	2	0	0	2
Karim Garcia, L (1, 9) OBP: 0.273, SLG: 0.406	X 0-0 ③ 1-H 3B		B X 1-0 1-3 2-H 1B		B S S S 1-3 ③ K			B B B X 3-0 S 1B 1B		4	1	3	2	0	1	0
Gregg Olson, R (8, 1) OBP: 0.500, SLG: 2.000										0	0	0	0	0	0	0
Jay Bell, R (1, 6) OBP: 0.346, SLG: 0.413		C B F S 1-3 ① K	F F X 0-2 ③ F8			B B X 2-0 ① G5-3		B 1 SAFE B B B 4-0 1-2 BB		3	0	0	0	1	1	2
Kelly Stinnett, R (1, 2) OBP: 0.338, SLG: 0.440		B C B S B B 4-2 BB	C B C B X 2-2 G3-6 1B			S S S 0-3 ② K		B B X 2-0 1-3 2-H 1B		3	0	2	1	1	1	0
Danny Klassen, R (1, 4) OBP: 0.283, SLG: 0.351		B C X 1-1 ② F9	B X 1-0 ① ② G3-6 1-2f			B B C C S 2-3 ③ K		X 0-0 ③ G4-3		4	0	0	0	0	1	4
Amaury Telemaco, R (1, 1) OBP: 0.105, SLG: 0.059		B C S S 1-3 ③ K	B C B C X 2-2 ③ G6-3				F B F B X 2-2 ① G4-3		C F S 0-3 ① K	2	0	0	0	0	1	1
Andy Stankiewicz, R (7, PH) OBP: 0.273, SLG: 0.283										1	0	0	0	0	0	0
Alan Embree, L (7, 1)										0	0	0	0	0	0	0
Bobby Chouinard, R (7, 1)										0	0	0	0	0	0	0
David Dellucci, L (8, 9) OBP: 0.338, SLG: 0.429										1	0	0	0	0	1	0
Inning Stats	R: 2 E: 0 K: 1 S: 14 H: 3 LOB: 1 BB: 0 P: 21	R: 0 E: 0 K: 2 S: 10 H: 0 LOB: 1 BB: 1 P: 17	R: 1 E: 0 K: 0 S: 8 H: 1 LOB: 2 BB: 1 P: 16	R: 0 E: 0 K: 0 S: 7 H: 1 LOB: 0 BB: 0 P: 12	R: 2 E: 0 K: 2 S: 13 H: 2 LOB: 0 BB: 0 P: 16	R: 0 E: 0 K: 2 S: 7 H: 0 LOB: 0 BB: 0 P: 11	R: 0 E: 0 K: 1 S: 7 H: 0 LOB: 0 BB: 0 P: 12	R: 1 E: 0 K: 1 S: 9 H: 2 LOB: 2 BB: 1 P: 21	R: 0 E: 0 K: 2 S: 11 H: 1 LOB: 2 BB: 1 P: 19	1B: 7 2B: 0 3B: 2 HR: 1	SF: 0 SAC: 0 DP: 1 HBP: 1						

TOP

Arizona Diamondbacks @ Chicago Cubs

Wrigley Field, Chicago, IL

Mon Aug 03 1998, 7:05 PM CDT

Att. 38,551 - Overcast - 77 F

livebaseballscorecards.com

AB	35
R	6
H	10
RBI	6
BB	4
SO	11
LOB	9

WP: 0 PB: 0 SB: 2 CS: 0 PA: 40

PITCHER		IP	WLS	BF	H	R	ER	SO	BB	IBB	HBP	BLK	WP	HR	S	P	ERA	WHIP
Don Wengert, R ERA: 5.49	(1, 1)	5.0	L	23	7	5	5	5	2	0	1	0	0	1	52	82	9.00	1.800
Dave Stevens, R ERA: 2.12	(6, 1)	1.0		3	0	0	0	2	0	0	0	0	0	0	7	11	0.00	0.000
Terry Adams, R ERA: 3.66	(7, 1)	2.0		9	2	1	1	2	1	0	0	0	0	0	16	33	4.50	1.500
Felix Heredia, L ERA: 5.36	(9, 1)	0.2		2	0	0	0	2	0	0	0	0	0	0	6	6	0.00	0.000
Matt Karchner, R ERA: 5.02	(9, 1)	0.1		3	1	0	0	0	0	1	0	0	0	0	5	13	0.00	3.000

PITCHER		IP	WLS	BF	H	R	ER	SO	BB	IBB	HBP	BLK	WP	HR	S	P	ERA	WHIP

Batter	1	2	3	4	5	6	7	8	9	AB	R	H	RBI	BB	SO	LOB
Brant Brown, L (1, 8) OBP: 0.365, SLG: 0.542	F F B B F B X 3-2 ① P5	S B F S 1-3 ③ K			F B B X 2-1 1-2 1B	F F S 0-3 ③ K		B F F B F C 2-3 ① K		5	0	1	0	0	3	4
Mickey Morandini, L (1, 4) OBP: 0.410, SLG: 0.431	F C X 0-2 ② L3	X 0-0 ① L7			B F X 1-1 ① F8 2-3		C B B B B 4-1 1B HR BB	C B X 1-1 2-H 1B		4	1	1	1	1	0	2
Sammy Sosa, R (1, 9) OBP: 0.374, SLG: 0.638	C X 0-1 2B 1B	B S X 1-1 1B			S B B B X 3-1 ② P3		B X 1-0 1-2 HR 1B	C X 0-1 ② F7		5	1	3	0	0	0	3
Mark Grace, L (1, 3) OBP: 0.410, SLG: 0.489	B S B B X 3-1 1-3 2B	B C B X 2-1 ② L9			X 0-0 ③ G3-1		B C F B X 2-2 1-H 2-H HR	C F B F 1 B F F 1 SAFE 1 SAFE 2-2 X ③ G6-3		5	1	2	3	0	0	4
Henry Rodriguez, L (1, 7) OBP: 0.333, SLG: 0.530	B B B C B C F B 4-2 FC5-4 BB	S F S 0-3 ③ K			F S F B B B S 3-3 ① K	X 0-0 FC3-6 1B			C C S 0-3 ① K	4	0	1	0	1	3	1
José Hernández, R (1, 5) OBP: 0.329, SLG: 0.506	B X 1-0 ③ FC5-4 1-2f			F B S F F F F B S 2-3 ① K	B B B C C C B 4-2 1B 1B BB	1 SAFE B 1 SAFE C 1 SAFE X 1-1 ① B3			C S B F B X 2-2 1B	4	1	1	0	1	1	4
Tyler Houston, L (1, 2) OBP: 0.294, SLG: 0.394		C X 0-1 ① G6-3		X 0-0 G6-3 1B	X 0-0 1-2 1B	F C B B X 2-2 ② FC3-6 E S 1-2f			F F C 0-3 ② K	5	0	2	0	0	1	2
Manny Alexander, R (1, 6) OBP: 0.286, SLG: 0.367		X 0-0 2B		F X 0-1 ② ③ G6-3 1-2f	B F F F F X 1-2 ② P2	C C B B B 1 SAFE B F X 3-2 ③ F8 1-3			1 SAFE C B C B S 2-3 ③ K	5	0	1	0	0	1	5
Don Wengert, R (1, 1) Jeff Blauser, R (5, PH) OBP: 0.455, SLG: 0.297 Dave Stevens, R (5, PR) Lance Johnson, L (6, PH) OBP: 0.222, SLG: 0.214 Terry Adams, R (7, 1) Sandy Martinez, L (8, PH) OBP: 0.182, SLG: 0.400 Felix Heredia, L (8, 1) Matt Karchner, R (9, 1)	B X 1-0 ② F7			X 0-0 F8 1B 1B	C F B B F B F X 2-2 1-3 2-H 1B			B B S F X 2-2 1B 2B		1 0 0 0 0 0 1 1 0 1 0 0 0 0 0 0 0 0 0 0 0 1 0 1 1 0 0 0 0 0 0 0 0 0 0 1 1 1 0 0 0 0 0 0 0 0 0 0 0 0 0 0 0 0 0 0						
Inning Stats	R: 0 E: 0 K: 0 S: 15 H: 2 LOB: 3 BB: 1 P: 26	R: 0 E: 0 K: 1 S: 7 H: 1 LOB: 1 BB: 0 P: 9	R: 0 E: 0 K: 1 S: 8 H: 1 LOB: 1 BB: 0 P: 11	R: 0 E: 0 K: 1 S: 9 H: 1 LOB: 0 BB: 0 P: 11	R: 0 E: 0 K: 0 S: 8 H: 2 LOB: 2 BB: 0 P: 14	R: 1 E: 0 K: 2 S: 19 H: 2 LOB: 2 BB: 1 P: 29	R: 3 E: 0 K: 0 S: 15 H: 3 LOB: 1 BB: 1 P: 28	R: 1 E: 0 K: 1 S: 17 H: 2 LOB: 1 BB: 0 P: 24	R: 0 E: 0 K: 3 S: 13 H: 1 LOB: 1 BB: 0 P: 17	1B: 11 2B: 3 3B: 0 HR: 1		SF: 0 SAC: 0 DP: 1 HBP: 0			WP: 0 PB: 0 SB: 1 CS: 0		PA: 44

PITCHER		IP	WLS	BF	H	R	ER	SO	BB	IBB	HBP	BLK	WP	HR	S	P	ERA	WHIP
Amaury Telemaco, R ERA: 3.65	(1, 1)	6.0	W	28	9	1	1	5	2	0	0	0	0	0	66	100	1.50	1.833
Alan Embree, L ERA: 4.93	(7, 1)	0.0		4	3	3	3	0	1	0	0	0	0	1	6	13	∞	∞
Bobby Chouinard, R ERA: 3.72	(7, 1)	1.1		6	2	1	1	1	0	0	0	0	0	0	18	29	6.75	1.500
Gregg Olson, R ERA: 3.55	(8, 1)	1.2	S	6	1	0	0	3	0	0	0	0	0	0	21	27	0.00	0.600

PITCHER	IP	WLS	BF	H	R	ER	SO	BB	IBB	HBP	BLK	WP	HR	S	P	ERA	WHIP

BOTTOM

Arizona Diamondbacks @ Chicago Cubs

Wrigley Field, Chicago, IL

Mon Aug 03 1998, 7:05 PM CDT

Att. 38,551 - Overcast - 77 F

livebaseballscorecards.com

AB	41
R	5
H	15
RBI	5
BB	3
SO	9
LOB	26

Batter	1	2	3	4	5	6	7	8	9	AB	R	H	RBI	BB	SO	LOB
Andy Fox, L (1, 3) OBP: 0.355, SLG: 0.410	F7	F7			K			P3		4	0	0	0	0	1	1
Bernard Gilkey, R (1, 7) OBP: 0.306, SLG: 0.317	G6-3		G6-3		G4-3			1B		4	0	1	0	0	0	0
Jay Bell, R (1, 6) OBP: 0.346, SLG: 0.410	E9 1B WP		BB		F8			SAFE F9		3	0	0	0	1	0	1
Devon White, S (1, 8) OBP: 0.328, SLG: 0.458	BB 1-3 1B		F8			K		G1-3		4	0	1	0	0	1	2
Karim Garcia, L (1, 9) OBP: 0.273, SLG: 0.400	1-2 BB		F7			F8			K	3	0	0	0	1	1	1
Tony Batista, R (1, 5) OBP: 0.290, SLG: 0.418	K			G6-3		L8			1B	4	0	1	0	0	1	3
Damian Miller, R (1, 2) OBP: 0.375, SLG: 0.506		K		2B			L9		K	4	0	1	0	0	2	1
Danny Klassen, R (1, 4) OBP: 0.273, SLG: 0.337		G6-3		G1-3			K		F8	4	0	0	0	0	1	2
Omar Daal, L (1, 1) OBP: 0.226, SLG: 0.111		1B		K			K			3	0	1	0	0	2	1
Inning Stats	R: 0 E: 1 K: 1 S: 15 H: 1 LOB: 3 BB: 1 P: 27	R: 0 E: 0 K: 1 S: 8 H: 1 LOB: 1 BB: 0 P: 9	R: 0 E: 0 K: 0 S: 5 H: 0 LOB: 1 BB: 1 P: 10	R: 0 E: 0 K: 1 S: 9 H: 1 LOB: 1 BB: 0 P: 14	R: 0 E: 0 K: 1 S: 7 H: 0 LOB: 0 BB: 0 P: 11	R: 0 E: 0 K: 1 S: 8 H: 0 LOB: 0 BB: 0 P: 9	R: 0 E: 0 K: 2 S: 10 H: 0 LOB: 0 BB: 0 P: 15	R: 0 E: 0 K: 0 S: 10 H: 1 LOB: 1 BB: 0 P: 16	R: 0 E: 0 K: 2 S: 11 H: 1 LOB: 1 BB: 0 P: 13	1B: 4 2B: 1 3B: 0 HR: 0	SF: 0 SAC: 0 DP: 0 HBP: 0						

TOP

Arizona Diamondbacks @ Chicago Cubs

Wrigley Field, Chicago, IL

Tue Aug 04 1998, 7:05 PM CDT

Att. 37,539 - Cloudy - 70 F

livebaseballscorecards.com

AB	33
R	0
H	5
RBI	0
BB	2
SO	9
LOB	12

PITCHER		IP	WLS	BF	H	R	ER	SO	BB	IBB	HBP	BLK	WP	HR	S	P	ERA	WHIP
Kevin Tapani, R ERA: 4.49	(1, 1)	8.0	W	31	4	0	0	7	2	0	0	0	1	0	72	111	0.00	0.750
Rod Beck, R ERA: 3.5	(9, 1)	1.0	S	4	1	0	0	2	0	0	0	0	0	0	11	13	0.00	1.000

PITCHER	IP	WLS	BF	H	R	ER	SO	BB	IBB	HBP	BLK	WP	HR	S	P	ERA	WHIP

Batter	1	2	3	4	5	6	7	8	9	AB	R	H	RBI	BB	SO	LOB
Lance Johnson, L (1, 8) OBP: 0.234, SLG: 0.209	C X 0-1 G6-3 ①		B C B X 2-1 G4-3 ② 2-3			C X 0-1 G4-3 ②		B B 1 SAFE B B 4-0 1B 1B 1-2 BB		3	1	0	0	1	0	1
Mickey Morandini, L (1, 4) OBP: 0.411, SLG: 0.430	X 0-0 G6-3 ②		B B C X 2-1 P4 ③			B B B B 4-0 FC6-4 BB		C C F F X 0-2 1B 1-3 2-H 1B		3	0	1	1	1	0	1
Sammy Sosa, R (1, 9) OBP: 0.375, SLG: 0.636	C S X 0-2 1B			B F B S B S 3-3 K ①		B 1 SAFE F B 1 SAFE X 2-1 FC6-4 ③ 1-2f		I I I I 4-0 1B IBB		3	0	1	0	1	1	1
Glenallen Hill, R (1, 7) OBP: 0.330, SLG: 0.518 Rod Beck, R (9, 1)	B C X 1-1 P9 ③			B F F F X 1-2 G6-3 ②			C F S 0-3 K ①	X 0-0 1B 1-2 2-H 3-H		4 0	0 0	1 0	1 0	0 0	1 0	1 0
José Hernández, R (1, 5) OBP: 0.326, SLG: 0.502		C C B F X 1-2 G5-3 ①		F B B C B X 3-2 L1 ③			B C X 1-1 G5-3 ②			3	0	0	0	0	0	0
Brant Brown, L (1, 3) OBP: 0.361, SLG: 0.536 (9, 7)		B C B C F C 2-3 K ②			F C C 0-3 K ①		C F S 0-3 K ③			3	0	0	0	0	3	0
Manny Alexander, R (1, 6) OBP: 0.282, SLG: 0.362		F B F B B F F B C 3-3 K ③			S B B S F B B X 3-2 P9 ②			F B B B C S 3-3 K ①		3	0	0	0	0	2	0
Scott Servais, R (1, 2) OBP: 0.279, SLG: 0.309			C B F X 1-2 G4-3 SH1-4 1B		C X 0-1 F9 ③			F C B S 1-3 K ②		3	0	1	0	0	1	0
Kevin Tapani, R (1, 1) OBP: 0.232, SLG: 0.275 Jeff Blauser, R (8, PH) OBP: 0.356, SLG: 0.299 Don Wengert, R (8, PR) Tyler Houston, L (8, PR) OBP: 0.294, SLG: 0.394 (9, 3)			X 0-0 SH1-4 ① 1-2			C C S 0-3 K2-3 ①		B B F X 2-1 BB 1B 1B		1 1 0 0	0 0 0 1	0 1 0 0	0 0 0 0	0 0 0 0	1 0 0 0	0 0 0 0
Inning Stats	R: 0 E: 0 K: 0 S: 8 H: 1 LOB: 1 BB: 0 P: 9	R: 0 E: 0 K: 2 S: 13 H: 0 LOB: 0 BB: 0 P: 19	R: 0 E: 0 K: 0 S: 8 H: 1 LOB: 1 BB: 0 P: 13	R: 0 E: 0 K: 1 S: 10 H: 0 LOB: 0 BB: 0 P: 17	R: 0 E: 0 K: 1 S: 9 H: 0 LOB: 0 BB: 0 P: 12	R: 0 E: 0 K: 1 S: 7 H: 0 LOB: 1 BB: 1 P: 13	R: 0 E: 0 K: 2 S: 8 H: 0 LOB: 0 BB: 0 P: 9	R: 2 E: 0 K: 2 S: 15 H: 3 LOB: 3 BB: 2 P: 29		1B: 5 2B: 0 3B: 0 HR: 0 SF: 0 SAC: 1 DP: 0 HBP: 0						

PITCHER		IP	WLS	BF	H	R	ER	SO	BB	IBB	HBP	BLK	WP	HR	S	P	ERA	WHIP
Omar Daal, L ERA: 2.79	(1, 1)	8.0	L	31	5	2	2	9	2	1	0	0	0	0	78	121	2.25	0.875

PITCHER	IP	WLS	BF	H	R	ER	SO	BB	IBB	HBP	BLK	WP	HR	S	P	ERA	WHIP

BOTTOM

Arizona Diamondbacks @ Chicago Cubs

Wrigley Field, Chicago, IL

Tue Aug 04 1998, 7:05 PM CDT

Att. 37,539 - Cloudy - 70 F

livebaseballscorecards.com

AB	27
R	2
H	5
RBI	2
BB	3
SO	9
LOB	4

WP: 0 PA: 31
PB: 0
SB: 0
CS: 0

Batter	1	2	3	4	5	6	7	8	9	AB	R	H	RBI	BB	SO	LOB
Andy Fox, L (1, 3) OBP: 0.358, SLG: 0.422	C X 0-1 BB 1B 1B	B X 1-0 HR		B B C C X 2-2 ② P4		C B X 1-1 ③ G5-3		X 0-0 G6-4-3 1-3 2-H 3-H 1B		5	2	3	3	0	0	0
Jay Bell, R (1, 6) OBP: 0.346, SLG: 0.409	C B B B B 4-1 1B 1-2 3B BB	C C X 0-2 1B 1B		B B B C C F C 3-3 ③			C F C 0-3 ① K	B C C X 1-2 ② ③ G6-4-3 1-2f		4	2	1	0	1	2	2
David Dellucci, L (1, 7) OBP: 0.336, SLG: 0.425	X 0-0 ① L7	B C B X 2-1 1B CS 1-3 1B			X 0-0 ① F8		F C B F X 1-2 ② G4-3		B S T F B S 2-3 ① K	5	0	1	0	0	1	2
Devon White, S (1, 8) OBP: 0.331, SLG: 0.462	B F C X 1-2 1-3 2-H 3B 1B	X 0-0 1-3 3-H 1B			B C F B B S 3-3 ② K		F B F X 1-2 G4-3 ③		S B B B F F F F B X 3-2 2B	5	1	3	2	0	1	0
Karim Garcia, L (1, 9) OBP: 0.275, SLG: 0.409	X 0-0 1-H 3-H 3B	F S 0-2 ③ CS 3-H	C X 0-1 ① G4-3		X 0-0 ③ G4-3			X 0-0 S 1B 1B	X 0-0 ② P6	5	1	2	2	0	0	1
Kelly Stinnett, R (1, 2) OBP: 0.344, SLG: 0.438	B B F C F S 2-3 ② K		S F B C 1-3 ② K			B F B B B 4-1 HR BB		C B X 1-1 BB 1B 1-H 1B 1B	S C B B B B 4-2 BB	3	2	1	1	2	2	1
Tony Batista, R (1, 5) OBP: 0.300, SLG: 0.453 Gregg Olson, R (9, 1) OBP: 0.500, SLG: 2.000	X 0-0 ③ G5-3		B B F X 2-1 2B			B F B B B X 3-1 1-H HR		C B B B X 3-1 BB 1-2 1B 1B	C S B X 1-2 ③ G5-3	5 0	2 0	3 0	2 0	0 0	0 0	3 0
Andy Stankiewicz, R (1, 4) OBP: 0.265, SLG: 0.254		X 0-0 ① L8	B F F B S 2-3 ③ K			C B B X 2-1 ① G1-3		C L F S 0-3 ① K		4	0	0	0	0	2	3
Andy Benes, R (1, 1) OBP: 0.229, SLG: 0.233 Willie Banks, R (7, 1) Bernard Gilkey, R (8, PH) OBP: 0.308, SLG: 0.317 Alan Embree, L (8, 1) Bobby Chouinard, R (8, 1) Matt Williams, R (9, 5) OBP: 0.326, SLG: 0.449		C C F X 0-2 ② P4		B B C F B S 3-3 ① K		X 0-0 ② F9		B F S B B B B 4-2 1B 1-2 2-3 BB		3 0 0 0 0 0 0	0 0 0 0 0 0 0	0 0 0 0 0 0 0	0 0 0 1 0 0 0	1 0 0 0 0 0 0	0 0 0 0 0 0 0	0 0 0 0 0 0 0
Inning Stats	R: 3 H: 3 E: 0 LOB: 1 K: 1 BB: 1 S: 13 P: 20	R: 2 H: 4 E: 0 LOB: 1 K: 0 BB: 0 S: 14 P: 17	R: 0 H: 1 E: 0 LOB: 1 K: 2 BB: 0 S: 10 P: 15	R: 0 H: 0 E: 0 LOB: 0 K: 2 BB: 0 S: 10 P: 18	R: 0 H: 0 E: 0 LOB: 0 K: 1 BB: 0 S: 5 P: 8	R: 2 H: 1 E: 0 LOB: 0 K: 0 BB: 1 S: 8 P: 18	R: 0 H: 0 E: 0 LOB: 0 K: 1 BB: 0 S: 10 P: 12	R: 3 H: 4 E: 0 LOB: 1 K: 1 BB: 1 S: 15 P: 24	R: 0 H: 1 E: 0 LOB: 2 K: 1 BB: 1 S: 16 P: 26	1B: 9 SF: 0 2B: 2 SAC: 0 3B: 1 DP: 1 HR: 2 HBP: 0						

PITCHER		IP	WLS	BF	H	R	ER	SO	BB	IBB	HBP	BLK	WP	HR	S	P	ERA	WHIP
34 Kerry Wood, R ERA: 3.34	(1, 1)	6.0	L	28	9	7	7	6	2	0	0	0	0	2	60	96	10.50	1.833
Terry Mulholland, L ERA: 2.64	(7, 1)	1.0		3	0	0	0	1	0	0	0	0	0	0	10	12	0.00	0.000
Matt Karchner, R ERA: 5.68	(8, 1)	0.1		5	3	3	3	1	1	0	0	0	0	0	11	19	81.00	12.000
Felix Heredia, L ERA: 5.27	(8, 1)	0.2		2	1	0	0	0	0	0	0	0	0	0	4	5	0.00	1.500
Dave Stevens, R ERA: 2.0	(9, 1)	1.0		5	1	0	0	1	1	0	0	0	0	0	16	26	0.00	2.000

PITCHER	IP	WLS	BF	H	R	ER	SO	BB	IBB	HBP	BLK	WP	HR	S	P	ERA	WHIP

TOP

Arizona Diamondbacks @ Chicago Cubs

Wrigley Field, Chicago, IL

Wed Aug 05 1998, 3:33 AM CDT

Att. 39,664 - Overcast - 76 F

livebaseballscorecards.com

AB	39
R	10
H	14
RBI	10
BB	4
SO	9
LOB	12

Batter	1	2	3	4	5	6	7	8	9	AB	R	H	RBI	BB	SO	LOB
Lance Johnson, L (1, 8) OBP: 0.233, SLG: 0.208	C C X 0-2 1B SF8 1B		C S X 0-2 ② G1-3		C F B B X 2-2 ② F7		X 0-0 ① FC6-4 G5-3 1-2f	B C F B B F X 3-2 ③ F8		5	1	1	0	0	0	2
Mickey Morandini, L (1, 4) OBP: 0.415, SLG: 0.433	1 SAFE 1 SAFE B F B 1 SAFE X 2-1 SF8 1-3 1B		B B C C X 2-2 HR 1B		C B B B C F B 4-2 BB		B F C X 1-2 ② G5-3 1-2		C B S F X 1-2 G6-4-3 1B	4	1	3	0	1	0	1
Sammy Sosa, R (1, 9) OBP: 0.373, SLG: 0.639	X 0-0 ① SF8 2-3 3-H		C B B S 1 SAFE 1 SAFE B X 3-2 1-H HR		B F B S 1 SAFE F B S 3-3 ③ K		B X 1-0 ③ L5		S F F B X 1-2 ① ② G6-4-3 1-2f	4	1	1	3	0	1	4
Henry Rodriguez, L (1, 7) OBP: 0.334, SLG: 0.527	B F B S S 2-3 ② K		B S X 1-1 1B			B S B F T 2-2 ① K		B B B C F F B 4-2 BB BB G4-3 BB	X 0-0 ③ G4-3	4	1	1	0	1	2	1
Brant Brown, L (1, 3) OBP: 0.356, SLG: 0.528	B F S X 1-2 ③ P6		B F B F 1 SAFE B X 3-2 ③ F8			C C S 1-3 ② K		B F B F S 2-3 ① K		4	0	0	0	0	2	3
José Hernández, R (1, 5) OBP: 0.328, SLG: 0.498		C B C B X 2-2 ① L6		S C S 0-3 ① K		B B B B 4-0 3B BB		F B B B F B 4-2 G4-3 BB E 1-2 BB		2	2	0	0	2	1	0
Tyler Houston, L (1, 2) OBP: 0.295, SLG: 0.405 Scott Servais, R (8, PH) OBP: 0.279, SLG: 0.309 Sandy Martinez, L (8, PH) OBP: 0.352, SLG: 0.408 (9, 2)		B C B B B F C 3-3 ② K		B B F B X 3-1 ② F9		B B F B X 3-1 1-H 3B		F B B B F F B 4-2 G4-3 1-2 2-3 E BB		3 0 0	0 0 1	1 0 0	1 0 0	0 0 1	1 0 0	0 0 0
Manny Alexander, R (1, 6) OBP: 0.276, SLG: 0.355		C C B B S 2-3 ③ K		B C C S 1-3 ③ K		B B F X 2-1 ③ G4-3		F X 0-1 ② G4-3 1-2 2-3 3-H		4	0	0	1	0	2	3
34 Kerry Wood, R (1, 1) OBP: 0.133, SLG: 0.200 Terry Mulholland, R (7, 1) OBP: 0.375, SLG: 0.286 Jeff Blauser, R (7, PH) OBP: 0.358, SLG: 0.299 Don Wengert, R (7, PR) Matt Karchner, R (8, 1) Felix Heredia, L (8, 1) Glenallen Hill, R (8, PH) OBP: 0.329, SLG: 0.517 Dave Stevens, R (9, 1)			C B X 1-1 ① L7		C F B B B F S 3-3 ① K		B C B B B F B 4-2 FC6-4 BB	X 0-0 E6 2-H 3-H		2 0 0 0 0 0 1 0	0 0 0 0 0 0 0 0	0 0 0 0 0 0 0 0	0 0 0 0 0 0 0 0	0 0 1 0 0 0 0 0	1 0 0 0 0 0 0 0	0 0 0 0 0 0 0 0
Inning Stats	R: 1 H: 2 E: 0 LOB: 1 K: 1 BB: 0 S: 12 P: 17	R: 0 H: 0 E: 0 LOB: 0 K: 2 BB: 0 S: 9 P: 16	R: 2 H: 3 E: 0 LOB: 1 K: 0 BB: 0 S: 16 P: 26	R: 0 H: 0 E: 0 LOB: 0 K: 2 BB: 0 S: 8 P: 12	R: 0 H: 0 E: 0 LOB: 1 K: 2 BB: 1 S: 14 P: 26	R: 1 H: 1 E: 0 LOB: 1 K: 2 BB: 1 S: 10 P: 22	R: 0 H: 0 E: 0 LOB: 2 K: 0 BB: 1 S: 7 P: 13	R: 3 H: 0 E: 1 LOB: 1 K: 1 BB: 3 S: 17 P: 34	R: 0 H: 1 E: 0 LOB: 0 K: 0 BB: 0 S: 9 P: 11	1B: 5 SF: 1 2B: 0 SAC: 0 3B: 1 DP: 1 HR: 1 HBP: 0						WP: 0 PA: 40 PB: 0 SB: 0 CS: 0

BOTTOM

Arizona Diamondbacks @ Chicago Cubs

Wrigley Field, Chicago, IL

Wed Aug 05 1998, 3:33 AM CDT

Att. 39,664 - Overcast - 76 F

livebaseballscorecards.com

AB	33
R	7
H	7
RBI	5
BB	6
SO	10
LOB	14

PITCHER		IP	WLS	BF	H	R	ER	SO	BB	IBB	HBP	BLK	WP	HR	S	P	ERA	WHIP
Andy Benes, R ERA: 4.71	(1, 1)	6.0	W	26	6	4	4	9	2	0	0	0	0	1	69	119	6.00	1.333
Willie Banks, R ERA: 5.54	(7, 1)	1.0		4	0	0	0	0	1	0	0	0	0	0	7	13	0.00	1.000
Alan Embree, L ERA: 5.14	(8, 1)	0.1		3	0	2	1	1	2	0	0	0	0	0	8	18	27.00	6.000
Bobby Chouinard, R ERA: 3.64	(8, 1)	0.2		4	0	1	0	0	1	0	0	0	0	0	9	16	0.00	1.500
Gregg Olson, R ERA: 3.47	(9, 1)	1.0	S	3	1	0	0	0	0	0	0	0	0	0	9	11	0.00	1.000

PITCHER	IP	WLS	BF	H	R	ER	SO	BB	IBB	HBP	BLK	WP	HR	S	P	ERA	WHIP

Batter	1	2	3	4	5	6	7	8	9	AB	R	H	RBI	BB	SO	LOB
Brant Brown, L (1, 8) OBP: 0.358, SLG: 0.526	S B C B B S 3-3 ① K	F B B B F B 4-2 BB	S B X 1-1 ② F9	B X 1-0 1-2 1B						3	0	1	0	1	1	1
Mickey Morandini, L (1, 4) OBP: 0.414, SLG: 0.431 Matt Karchner, R (7, 1) Terry Mulholland, R (8, 1) OBP: 0.375, SLG: 0.286	C B C X 1-2 BB 1B 1B	B X 1-0 ① F7	X 0-0 ③ F8				B C B X 2-1 ③ F7			4	1	1	0	0	0	4
										0	0	0	0	0	0	0
										0	0	0	0	0	0	0
Sammy Sosa, R (1, 9) OBP: 0.372, SLG: 0.635	B B B F 1 B SAFE 4-1 E 1B E 1-2 BB	B B C S S S 2-3 ② K				B X 1-0 ① L8		B X 1-0 ① P3		3	1	0	0	1	1	1
Mark Grace, L (1, 3) OBP: 0.411, SLG: 0.493 Jose Nieves, R (7, 6)	B C C F B X 2-2 E7 E 1-3 2-H 1B	C B C B S 2-3 ③ K				B C X 1-1 F8 2B		X 0-0 ② G6-3		3	1	2	1	0	1	1
										1	0	0	0	0	0	0
Henry Rodriguez, L (1, 7) OBP: 0.333, SLG: 0.522	B S B C X 2-2 E3 L3 2-H 3-H			B C B S B F X 3-2 ① F8		X 0-0 ② F8 2-3		B B B B 4-0 BB		3	0	0	1	1	0	1
José Hernández, R (1, 5) OBP: 0.325, SLG: 0.492	B C B C F X 2-2 ② ③ L3 1-2			F B F S 1-3 ② K		F F X 0-2 ③ F9		C B B F X 2-2 ③ L4		4	0	0	0	0	1	3
Tyler Houston, L (1, 2) OBP: 0.288, SLG: 0.395 (7, 3)		C B X 1-1 ① G6-3	B X 1-0 ③ G3				B B X 2-0 ① G4-3		B C S X 1-2 ① F8	4	0	0	0	0	0	0
Manny Alexander, R (1, 6) OBP: 0.276, SLG: 0.353 (7, 4)		F C B X 1-2 ② L9			F B X 1-1 1B		F B F F X 1-2 ② G6-3		F B X 1-1 ② G1-3	4	0	1	0	0	0	0
Steve Trachsel, R (1, 1) OBP: 0.348, SLG: 0.317 Dave Stevens, R (1, 1) Jeff Blauser, R (5, PH) OBP: 0.357, SLG: 0.298 Terry Adams, R (5, 1) Felix Heredia, L (6, 1) Sandy Martinez, L (7, PH) OBP: 0.356, SLG: 0.403 (7, 2)		C F S 0-3 ③ K			C F X 0-2 ① F9		C S F B B B B 4-2 1B BB		S B B B X 2-1 ③ P6	0	0	0	0	0	0	0
										1	0	0	0	0	1	0
										1	0	0	0	0	1	1
										0	0	0	0	0	0	0
										0	0	0	0	0	0	0
										1	0	0	0	1	0	0
Inning Stats	R: 3 H: 2 E: 2 LOB: 0 K: 1 BB: 1 S: 18 P: 32	R: 0 H: 0 E: 0 LOB: 0 K: 1 BB: 0 S: 8 P: 10	R: 0 H: 0 E: 0 LOB: 1 K: 2 BB: 1 S: 9 P: 18	R: 0 H: 0 E: 0 LOB: 0 K: 1 BB: 0 S: 8 P: 13	R: 0 H: 1 E: 0 LOB: 1 K: 0 BB: 0 S: 8 P: 10	R: 0 H: 1 E: 0 LOB: 1 K: 0 BB: 0 S: 7 P: 9	R: 0 H: 1 E: 0 LOB: 2 K: 0 BB: 1 S: 11 P: 21	R: 0 H: 0 E: 0 LOB: 1 K: 0 BB: 1 S: 5 P: 12	R: 0 H: 0 E: 0 LOB: 0 K: 0 BB: 0 S: 7 P: 11	1B: 4 SF: 0 2B: 2 SAC: 0 3B: 0 DP: 1 HR: 0 HBP: 0						

TOP

Chicago Cubs @ St. Louis Cardinals

Busch Stadium, St. Louis, MO

Fri Aug 07 1998, 7:05 PM CDT

Att. 47,911 - Cloudy - 83 F

livebaseballscorecards.com

AB	32
R	3
H	5
RBI	2
BB	4
SO	5
LOB	12

WP: 0 PA: 36
PB: 0
SB: 0
CS: 0

PITCHER		IP	WLS	BF	H	R	ER	SO	BB	IBB	HBP	BLK	WP	HR	S	P	ERA	WHIP
Kent Bottenfield, R ERA: 4.17	(1, 1)	7.0	W	29	5	3	1	5	3	0	0	0	0	0	69	113	1.29	1.143
Curtis King, R ERA: 3.48	(8, 1)	1.0		4	0	0	0	0	1	0	0	0	0	0	5	12	0.00	1.000
Rick Croushore, R ERA: 4.38	(9, 1)	1.0		3	0	0	0	0	0	0	0	0	0	0	7	11	0.00	0.000

PITCHER	IP	WLS	BF	H	R	ER	SO	BB	IBB	HBP	BLK	WP	HR	S	P	ERA	WHIP

Batter	1	2	3	4	5	6	7	8	9	AB	R	H	RBI	BB	SO	LOB
12 Pat Kelly, R (1, 4) OBP: 0.346, SLG: 0.366 Placido Polanco, R (7, 4) OBP: 0.273, SLG: 0.326	BB HR 2B	K	G1-3		FC5-2 2B 1-2 2-3 3-Hf	G5-3			4 1	2 0	1 0	2 0	1 0	1 0	4 0
Brian Jordan, R (1, 9) OBP: 0.375, SLG: 0.555 John Mabry, L (8, 9) OBP: 0.313, SLG: 0.379	2B HR BB		1B 2B	L8		L6-4 2B 1-3 2-H 3-H		G4-3		4 1	3 0	3 0	2 0	1 0	0 0	0 0
Mark McGwire, R (1, 3) OBP: 0.463, SLG: 0.707 Gary Gaetti, R (8, 3) OBP: 0.339, SLG: 0.454	BB 2B 1B 2-H 3-H K		P8	K		BB				4 0	1 0	1 0	2 0	1 0	2 0	3 0
Ray Lankford, L (1, 8) OBP: 0.393, SLG: 0.512 Willie McGee, S (6, PH) OBP: 0.298, SLG: 0.349 (7, 8)	BB 2B SH 1-2 HR		HR 1B 2-H	G3		L6-4 2-3				3 1	3 0	2 0	4 0	1 0	0 0	0 3
Ron Gant, R (1, 7) OBP: 0.306, SLG: 0.490	L7 E5		2-2 1-H HR	F8		K				5	1	1	2	0	1	2
Fernando Tatis, R (1, 5) OBP: 0.302, SLG: 0.357	2B K		2B 1B	F8		F9 2B				5	1	3	1	0	1	1
Eli Marrero, R (1, 2) OBP: 0.305, SLG: 0.372 Curtis King, R (8, 1) Rick Croushore, R (9, 1)	SH 1B IBB	SH5-4 2B	1-3 2B			1B 12 FC5-2 1B	F9 2-3			4 0 0	1 0 0	3 0 0	0 0 0	1 0 0	0 0 0	1 0 0
Kent Bottenfield, R (1, 1) OBP: 0.091, SLG: 0.091 Tom Lampkin, L (7, PH) OBP: 0.332, SLG: 0.371 (8, 2)	SH 1B 12 2B 1-3 2-H 3-H	SH5-4 2-3	K			12 FC5-2 1B 2B 1-2	G4-3			2 1	2 0	1 0	1 0	0 0	1 0	2 1
Luis Ordaz, R (1, 6) OBP: 0.200, SLG: 0.158	1B 12 2B 1-2 3-H	P4	G3			12 FC5-2 2B 1B 1-2 2-3		G5-3		5	2	2	1	0	0	3
Inning Stats	R: 11 E: 2 K: 2 S: 29 H: 6 LOB: 1 BB: 4 P: 58	R: 0 E: 0 K: 1 S: 7 H: 1 LOB: 1 BB: 0 P: 10	R: 3 E: 0 K: 1 S: 25 H: 5 LOB: 2 BB: 0 P: 35	R: 0 E: 0 K: 1 S: 7 H: 0 LOB: 0 BB: 0 P: 11	R: 0 E: 0 K: 0 S: 5 H: 0 LOB: 0 BB: 0 P: 10	R: 2 E: 0 K: 0 S: 12 H: 4 LOB: 2 BB: 1 P: 25	R: 0 E: 0 K: 1 S: 8 H: 1 LOB: 1 BB: 0 P: 14	R: 0 E: 0 K: 0 S: 6 H: 0 LOB: 0 BB: 0 P: 9		1B: 7 2B: 9 3B: 0 HR: 2 SF: 0 SAC: 2 DP: 1 HBP: 0				WP: 0 PB: 0 SB: 0 CS: 0 PA: 47		

BOTTOM

Chicago Cubs @ St. Louis Cardinals

Busch Stadium, St. Louis, MO

Fri Aug 07 1998, 7:05 PM CDT

Att. 47,911 - Cloudy - 83 F

livebaseballscorecards.com

AB	40
R	16
H	17
RBI	15
BB	5
SO	6
LOB	20

PITCHER		IP	WLS	BF	H	R	ER	SO	BB	IBB	HBP	BLK	WP	HR	S	P	ERA	WHIP
Steve Trachsel, R ERA: 4.29	(1, 1)	0.1	L	10	5	9	7	0	2	1	0	0	0	0	17	37	189.00	21.000
Dave Stevens, R ERA: 3.74	(1, 1)	3.2		20	7	5	5	5	1	0	0	0	0	2	51	77	12.27	2.182
Terry Adams, R ERA: 3.6	(5, 1)	1.0		3	0	0	0	0	0	0	0	0	0	0	5	10	0.00	0.000
Felix Heredia, L ERA: 5.56	(6, 1)	1.0		7	4	2	2	0	1	0	0	0	0	0	12	25	18.00	5.000
Matt Karchner, R ERA: 5.54	(7, 1)	1.0		4	1	0	0	1	0	0	0	0	0	0	8	14	0.00	1.000

PITCHER		IP	WLS	BF	H	R	ER	SO	BB	IBB	HBP	BLK	WP	HR	S	P	ERA	WHIP
Terry Mulholland, L ERA: 2.6	(8, 1)	1.0		3	0	0	0	0	0	0	0	0	0	0	6	9	0.00	0.000

Batter	1	2	3	4	5	6	7	8	9	10	11	12	13	AB	R	H	RBI	BB	SO	LOB
Jeff Blauser, R (1, 6) OBP: 0.353, SLG: 0.295	C C C 0-3 K		B S X 1-1 G6-3		C C B B B X 3-2 G3			C B X 1-1 G4-3		F B X 1-1 1B 1B		X 0-0 G5-3	1 SAFE P 1 SAFE B F F B F X 3-2 G1-3 1-2	7	0	1	0	0	1	1
Mickey Morandini, L (1, 4) OBP: 0.418, SLG: 0.433	B C B B F X 2-2 1B		B B F X 2-1 F7			C B B B B B 4-1 BB BB		B F B B B C X 3-2 F8		X 0-0 G6-3 1-2 1B		B B B B C X 3-1 1B 1B 1B	B B B B 4-0 BB	5	1	3	0	2	0	0
Mark Grace, L (1, 3) OBP: 0.412, SLG: 0.489	F B B 1 SAFE X 2-1 F8			C B X 1-1 F8 B B B B S B 4-1 HR BB		B B B B 4-0 G6-4-3 1-2 BB			B B B B 4-0 HR BB	B B B X 3-0 G6-3 1-2f		X 0-0 F9 1B 1-3 1B	X 0-0 G3	5	1	1	0	2	0	5
Sammy Sosa, R (1, 8) OBP: 0.374, SLG: 0.639 (7, 9)	B S B X 2-1 F9					B C X 1-1 P4			B X 1-0 1-H HR		B C T C X 1-2 G5-3	F B F X 1-2 IBB 1-2 3-H 1B		5	2	2	3	1	0	3
Glenallen Hill, R (1, 9) OBP: 0.329, SLG: 0.513 Lance Johnson, L (7, 8) OBP: 0.242, SLG: 0.213		B F F F B B B 4-2 1B SF9-1-3 BB	F F S 0-3 K			B S X 1-1 G6-4-3 1-2f			F B B B B C B 4-2 SH3 BB		B C X 1-1 HR 1B	F B X 1-1 F9 2-3		2	1	0	0	1	1	3
José Hernández, R (1, 5) OBP: 0.328, SLG: 0.503 Terry Adams, R (7, 1) Jose Nieves, R (9, PH) Matt Karchner, R (9, 1) Terry Mulholland, R (9, 1) OBP: 0.375, SLG: 0.286 Tyler Houston, L (11, PH) OBP: 0.292, SLG: 0.417 Brant Brown, L (11, 7) OBP: 0.360, SLG: 0.526	F B B B S 1 SAFE X 2-2 SF9-1-3 1-3 1B		1 SAFE 1 SAFE B B B X 2-0 1-H HR		C F B X 2-2 G4-3			B B 1 SAFE X 2-0 SH3 1-2		1 SAFE B 1 SAFE X X X 1-1 1-H HR		4-0 1-2 IBB		2	1	2	2	0	0	0 0 0 0 0 0 0
Henry Rodriguez, L (1, 7) OBP: 0.329, SLG: 0.515 Rod Beck, R (11, 1) Dave Stevens, R (13, 1)	F B B X 2-1 F9		B X 1-0 F8				B B X 2-0 G6-3		X 0-0 P6		B X 1-0 G4-3	C X 0-1 F9		5	0	0	0	0	0	3 3 0
Scott Servais, R (1, 2) OBP: 0.277, SLG: 0.307	X 0-0 SF9-1-3 1-2 3-H			F F S 0-3 K			B C B B B X 3-1 G5-3		B X 1-0 G4-3		C B C G X 1-2 1B		B B X 2-0 G1-3	5	0	1	1	0	1	1
Mark Clark, R (1, 1) OBP: 0.087, SLG: 0.023 Felix Heredia, L (7, 1) Manny Alexander, R (7, 5) OBP: 0.276, SLG: 0.351		B C S 1-3 K		C C F F X 0-2 F8				C B B S S 1-3 K		C B F B X 2-2 P5	B B X 2-0 P3		F X 0-1 G1-3 1B	2	0	0	0	0	1	0
														0	0	0	0	0	0	0
														4	0	1	0	0	1	1
Inning Stats	R: 0 E: 0 K: 1 S: 10 / H: 1 LOB: 1 BB: 0 P: 16	R: 1 E: 0 K: 0 S: 8 / H: 1 LOB: 0 BB: 1 P: 16	R: 0 E: 0 K: 1 S: 7 / H: 0 LOB: 0 BB: 0 P: 11	R: 2 E: 0 K: 1 S: 9 / H: 1 LOB: 0 BB: 1 P: 17	R: 0 E: 0 K: 1 S: 11 / H: 0 LOB: 0 BB: 0 P: 14	R: 0 E: 0 K: 0 S: 5 / H: 0 LOB: 1 BB: 2 P: 15	R: 0 E: 0 K: 0 S: 6 / H: 0 LOB: 0 BB: 0 P: 13	R: 0 E: 0 K: 1 S: 8 / H: 0 LOB: 0 BB: 0 P: 13	R: 2 E: 0 K: 0 S: 6 / H: 1 LOB: 1 BB: 2 P: 18	R: 0 E: 0 K: 0 S: 7 / H: 2 LOB: 1 BB: 0 P: 13	R: 2 E: 0 K: 0 S: 12 / H: 3 LOB: 1 BB: 0 P: 19	R: 1 E: 0 K: 0 S: 11 / H: 3 LOB: 3 BB: 1 P: 20	R: 0 E: 0 K: 0 S: 8 / H: 1 LOB: 2 BB: 1 P: 16	1B: 10 2B: 1 3B: 0 HR: 3	SF: 1 SAC: 1 DP: 3 HBP: 0					

PITCHER		IP	WLS	BF	H	R	ER	SO	BB	IBB	HBP	BLK	WP	HR	S	P	ERA	WHIP
Donovan Osborne, L ERA: 3.03	(1, 1)	5.0		19	3	3	3	4	2	0	0	0	0	1	45	74	5.40	1.000
John Frascatore, R ERA: 4.19	(6, 1)	2.0		7	0	0	0	0	2	0	0	0	0	0	11	28	0.00	1.000
Jeff Brantley, R ERA: 4.95	(8, 1)	1.0		3	0	0	0	1	0	0	0	0	0	0	8	13	0.00	0.000
Rick Croushore, R ERA: 4.85	(9, 1)	0.0		2	1	2	2	0	1	0	0	0	0	1	1	6	∞	∞
Lance Painter, L ERA: 3.86	(9, 1)	1.0		4	0	0	0	0	1	0	0	0	0	0	5	12	0.00	1.000

PITCHER		IP	WLS	BF	H	R	ER	SO	BB	IBB	HBP	BLK	WP	HR	S	P	ERA	WHIP
Mark Petkovsek, R ERA: 5.23	(10, 1)	1.0		4	2	0	0	0	0	0	0	0	0	0	7	13	0.00	2.000
Curtis King, R ERA: 3.95	(11, 1)	2.0		13	6	3	3	0	0	1	0	0	0	1	23	39	13.50	3.000
Bobby Witt, R ERA: 6.43	(13, 1)	1.0	W	5	1	0	0	0	1	0	0	0	0	0	8	16	0.00	2.000

TOP

Chicago Cubs @ St. Louis Cardinals

Busch Stadium, St. Louis, MO

Sat Aug 08 1998, 3:33 AM CDT
Att. 48,064 - Cloudy - 79 F

livebaseballscorecards.com

AB	47
R	8
H	13
RBI	8
BB	8
SO	5
LOB	22

WP: 0 PB: 0 SB: 0 CS: 0 PA: 57

Chicago Cubs @ St. Louis Cardinals

Busch Stadium, St. Louis, MO

Sat Aug 08 1998, 3:33 AM CDT

Att. 48,064 - Cloudy - 79 F

livebaseballscorecards.com

Batter	1	2	3	4	5	6	7	8	9	10	11	12	13	AB	R	H	RBI	BB	SO	LOB
12 Pat Kelly, R (1, 4) OBP: 0.352, SLG: 0.364	F9		2-3 1B		K		E6 2B 1B 3-H	G1-3			P4		1B S 1B BB	6	2	2	1	1	1	1
Brian Jordan, R (1, 9) OBP: 0.374, SLG: 0.553	F9		F8		K		1B 2B 2-H		F8		E6 HR		1B IBB 1B 1-3	7	2	2	1	0	1	3
Mark McGwire, R (1, 3) OBP: 0.467, SLG: 0.712	F9			HR		1B BB	1B 1B IBB		FC5-4 BB		K		1B IBB 1-2	3	1	1	1	4	1	1
Ray Lankford, L (1, 8) OBP: 0.391, SLG: 0.516		K		K		K	K		K		HR 1-H		1B 1-2 2-3 3-H	7	1	2	3	0	5	4
Ron Gant, R (1, 7) OBP: 0.305, SLG: 0.486		P4		P3		K	1B 1-2 2-H		FC5-4 1-2f		G4-3			4	0	1	1	0	1	1
Jeff Brantley, R (8, 1)														0	0	0	0	0	0	0
Rick Croushore, R (9, 1)														0	0	0	0	0	0	0
Lance Painter, L (9, 1) OBP: 1.000, SLG: 1.000														0	0	0	0	0	0	0
Willie McGee, S (9, 7) OBP: 0.296, SLG: 0.346														2	0	0	0	0	0	1
Fernando Tatis, R (1, 5) OBP: 0.305, SLG: 0.362		G5-3		K		1-2	1B 1-2 2-3			G6-3		K		6	0	3	0	0	2	0
Eli Marrero, R (1, 2) OBP: 0.314, SLG: 0.409			12 1B 2B		1B BLK 1B		P6		K		L3		HR	6	2	3	1	0	1	6
Donovan Osborne, S (, 1) OBP: 0.000, SLG: 0.000			B1-4		P8		SH5-4 12 E 2B			G6-3	G6-3 2-3		G3							
Tom Lampkin, R (6, PH) OBP: 0.000, SLG: 0.000																				
John Frascatore, R (8, 1) OBP: 0.000, SLG: 0.000																				
John Mabry, L (7, PH) OBP: 0.214, SLG: 0.286																				
Mark Petkovsek, R (10, 1)																				
Tom Pagnozzi, R (2, PH) OBP: 0.000, SLG: 0.000																				
Curtis King, R (1, 1)																				
Darren Oliver, R (12, PH) Bobby Witt, R (11, 1) OBP: 1.000, SLG: 0.000																				
Luis Ordaz, R (1, 6) OBP: 0.200, SLG: 0.161		G5-3			1B 1-H		SH5-4 2-3	K2-3			F9		K	5	0	1	1	0	2	2

Inning Stats																								
	R: 0 E: 0 K: 0 S: 7	H: 0 LOB: 0 BB: 0 P: 13	R: 0 E: 0 K: 1 S: 9	H: 0 LOB: 0 BB: 0 P: 12	R: 0 E: 0 K: 0 S: 10	H: 2 LOB: 2 BB: 0 P: 15	R: 1 E: 0 K: 2 S: 10	H: 1 LOB: 0 BB: 0 P: 18	R: 1 E: 0 K: 2 S: 16	H: 2 LOB: 1 BB: 0 P: 20	R: 0 E: 0 K: 2 S: 12	H: 1 LOB: 2 BB: 1 P: 21	R: 3 E: 1 K: 2 S: 13	H: 5 LOB: 3 BB: 1 P: 22	R: 0 E: 0 K: 1 S: 5	H: 0 LOB: 0 BB: 0 P: 9	R: 0 E: 0 K: 1 S: 8	H: 0 LOB: 1 BB: 1 P: 15	R: 0 E: 0 K: 0 S: 10	H: 1 LOB: 1 BB: 0 P: 12	R: 2 E: 1 K: 1 S: 9	H: 1 LOB: 0 BB: 0 P: 12	R: 1 E: 0 K: 2 S: 10	H: 1 LOB: 0 BB: 0 P: 16	R: 1 E: 0 K: 0 S: 8	H: 2 LOB: 3 BB: 2 P: 19

PITCHER		IP	WLS	BF	H	R	ER	SO	BB	IBB	HBP	BLK	WP	HR	S	P	ERA	WHIP
Mark Clark, R ERA: 4.73	(1, 1)	6.1		30	9	5	5	7	1	1	0	1	0	1	68	109	7.11	1.579
Felix Heredia, L ERA: 5.52	(7, 1)	0.1		1	0	0	0	1	0	0	0	0	0	0	3	5	0.00	0.000
Terry Adams, R ERA: 3.52	(7, 1)	1.1		6	2	0	0	2	0	0	0	0	0	0	11	16	0.00	1.500
Matt Karchner, R ERA: 5.49	(9, 1)	0.1		2	0	0	0	0	1	0	0	0	0	0	3	8	0.00	3.000
Terry Mulholland, L ERA: 2.53	(9, 1)	1.2		6	1	0	0	1	0	0	0	0	0	0	15	19	0.00	0.600

PITCHER		IP	WLS	BF	H	R	ER	SO	BB	IBB	HBP	BLK	WP	HR	S	P	ERA	WHIP
Rod Beck, R ERA: 3.54	(11, 1)	2.0		9	2	3	1	3	0	0	0	0	0	0	19	28	4.50	1.000
Dave Stevens, R ERA: 4.15	(13, 1)	0.0	L	4	2	1	1	0	1	1	0	0	0	0	8	19	∞	∞

1B: 9	SF: 0	WP: 0	PA: 58
2B: 4	SAC: 1	PB: 0	
3B: 0	DP: 0	SB: 1	
HR: 3	HBP: 0	CS: 0	

AB	52
R	9
H	16
RBI	9
BB	5
SO	14
LOB	22

Batter	1	2	3	4	5	6	7	8	9	AB	R	H	RBI	BB	SO	LOB
Jeff Blauser, R (1, 6) OBP: 0.349, SLG: 0.290	C C X 0-2 ① G1-3	F B X 1-1 ③ P8		B C B B X 3-1 ③ G6-3		B X 1-0 ③ G5-3			B C S F B F F X 2-2 ① F8	5	0	0	0	0	0	5
Mickey Morandini, L (1, 4) OBP: 0.414, SLG: 0.428	B C C B F B F X 3-2 ② L8		B C C F F S 1-3 ① K		F X 0-1 ① G4-3		C S X 0-2 ① F9		C B S X 1-2 ② G4-3	5	0	0	0	0	1	0
Mark Grace, L (1, 3) OBP: 0.411, SLG: 0.486	C X 0-1 ③ G6-3		C B F F B X 2-2 ② G4-3		S S B B B B 4-2 1B BB BB		B X 1-0 ② G3-1		C B B F F B B 4-2 BB	3	0	0	0	2	0	0
Sammy Sosa, R (1, 9) OBP: 0.378, SLG: 0.638		B B F F F B F F B 4-2 L7 BB E BB	F B S B X 2-2 1B BLK 1B		F 1 SAFE B B F B F F B 4-2 1B 1-2 BB		B S B B B 4-1 PB 1B BB		C F F B B S 2-3 ③ K	2	1	1	0	3	1	1
Glenallen Hill, R (1, 7) OBP: 0.332, SLG: 0.515 Henry Rodriguez, L (7, PH) OBP: 0.331, SLG: 0.516 (7, 7)		F B 1 SAFE B F F E X 2-2 ① L8	1 SAFE S B F X 1-2 FC4-6 1-3 1B		B F F B F B F X 3-2 G6-4-3 1-2 2-3 1B		B X 1-0 PB 1-2 1B			3	0	2	0	0	0	1
										1	0	1	0	0	0	0
José Hernández, R (1, 5) OBP: 0.328, SLG: 0.500 Tyler Houston, L (7, PH) OBP: 0.291, SLG: 0.415 (7, 5)		B 1 SAFE B B B B 4-0 E 1-2 BB	X 0-0 ③ FC4-6 1-2f		B X 1-0 ②③ G6-4-3 1-2f		C B S S S 1-3 ③ K 1-2 2-3			2	0	0	0	1	0	5
										1	0	0	0	0	1	2
Lance Johnson, L (1, 8) OBP: 0.235, SLG: 0.206		X 0-0 ② L7 2-3		C B B X 2-1 ① L7		C B X 1-1 ① G4-3		C B X 1-1 ① F9		4	0	0	0	0	0	2
Scott Servais, R (1, 2) OBP: 0.277, SLG: 0.311 Brant Brown, L (8, PH) OBP: 0.359, SLG: 0.524 Felix Heredia, L (8, 1)		C 1 SAFE F 1 SAFE X 0-2 E4 BB 1-3 3-H		X 0-0 2B		C B S X 1-2 ② L7		X 0-0 ② F7		3	0	1	0	0	0	1
										1	0	0	0	0	0	0
										0	0	0	0	0	0	0
Don Wengert, R (1, 1) Matt Karchner, R (6, 1) Sandy Martinez, L (8, PH) OBP: 0.352, SLG: 0.397 (8, 2)		B B C B B 4-1 1-2 BB		C F X 0-2 ② G1-3		C X 0-1 E4		S B X 1-1 ③ P8		2	0	0	0	1	0	1
										0	0	0	0	0	0	0
										1	0	0	0	0	0	0
Inning Stats	R: 0 E: 0 K: 0 S: 10 H: 0 LOB: 0 BB: 0 P: 13	R: 1 E: 1 K: 0 S: 15 H: 0 LOB: 3 BB: 3 P: 30	R: 0 E: 0 K: 1 S: 16 H: 2 LOB: 2 BB: 0 P: 22	R: 0 E: 0 K: 0 S: 8 H: 1 LOB: 1 BB: 0 P: 13	R: 0 E: 0 K: 0 S: 14 H: 1 LOB: 2 BB: 2 P: 26	R: 0 E: 1 K: 0 S: 8 H: 0 LOB: 1 BB: 0 P: 11	R: 0 E: 0 K: 1 S: 9 H: 1 LOB: 2 BB: 1 P: 16	R: 0 E: 0 K: 0 S: 5 H: 0 LOB: 0 BB: 0 P: 7	R: 0 E: 0 K: 1 S: 17 H: 0 LOB: 1 BB: 1 P: 26	1B: 4 2B: 1 3B: 0 HR: 0	SF: 0 SAC: 0 DP: 1 HBP: 0					

PITCHER		IP	WLS	BF	H	R	ER	SO	BB	IBB	HBP	BLK	WP	HR	S	P	ERA	WHIP
Darren Oliver, L ERA: 6.1	(1, 1)	6.0	W	28	4	1	0	1	5	0	0	1	0	0	71	115	0.00	1.500
John Frascatore, R ERA: 4.08	(7, 1)	2.0		8	1	0	0	1	1	0	0	0	0	0	14	23	0.00	1.000
Jeff Brantley, R ERA: 4.82	(9, 1)	1.0	S	4	0	0	0	1	1	0	0	0	0	0	17	26	0.00	1.000

PITCHER	IP	WLS	BF	H	R	ER	SO	BB	IBB	HBP	BLK	WP	HR	S	P	ERA	WHIP

TOP

Chicago Cubs @ St. Louis Cardinals

Busch Stadium, St. Louis, MO

Sun Aug 09 1998, 3:33 AM CDT
Att. 47,798 - Cloudy - 86 F

livebaseballscorecards.com

AB	33
R	1
H	5
RBI	0
BB	7
SO	3
LOB	18

1B: 4	SF: 0	WP: 0	PA: 40
2B: 1	SAC: 0	PB: 1	
3B: 0	DP: 1	SB: 0	
HR: 0	HBP: 0	CS: 0	

BOTTOM

Chicago Cubs @ St. Louis Cardinals

Busch Stadium, St. Louis, MO

Sun Aug 09 1998, 3:33 AM CDT

Att. 47,798 - Cloudy - 86 F

livebaseballscorecards.com

Batter	1	2	3	4	5	6	7	8	9	AB	R	H	RBI	BB	SO	LOB
12 Pat Kelly, R (1, 4) OBP: 0.348, SLG: 0.350	B X 1-0 ① F8		F B B C C 2-3 ② K	B S B F F C 2-3 ③ K		B S B F B 1 SAFE F B 4-2 FC6-4 1-2 BB				3	0	0	0	1	2	1
Brian Jordan, R (1, 9) OBP: 0.373, SLG: 0.553	C B B F F X 2-2 ② F7		X 0-0 2B 2B		X 0-0 ① G4-3	B C B F X 2-2 ③ FC6-4 1-2f				4	1	1	0	0	0	2
Mark McGwire, R (1, 3) OBP: 0.467, SLG: 0.708	B S B B C F S 3-3 ③ K		B B C B B 4-1 2B BB		B B B B 4-0 FC4-6 BB		B B B C F C 3-3 ① K			2	0	0	0	2	2	0
Ray Lankford, L (1, 8) OBP: 0.392, SLG: 0.519		C B F X 1-2 E 1B	S F B X 1-2 1-3 2-H 2B		S B B X 2-1 ② P8		X 0-0 ② P6			4	0	2	1	0	0	1
Ron Gant, R (1, 7) OBP: 0.304, SLG: 0.480		1 SAFE B B S 1 SAFE P X 2-1 E6 1-2	B B B B 4-0 BB		B C B B F X 2-2 ③ FC4-6 1-2f		C C B B B S 3-3 ③ K			3	0	0	0	1	1	2
Fernando Tatis, R (1, 5) OBP: 0.302, SLG: 0.358		B F B B C S 2-3 ① K	B C X 1-1 ③ F9		S B X 1-1 ① F8			B S B F X 2-2 ① P3		4	0	0	0	0	1	5
Tom Lampkin, L (1, 2) OBP: 0.328, SLG: 0.362	C X 0-1 ② P8			B C B B B 4-1 BB		B F F X 1-2 ② G6-3		B F B X 2-1 ② G6-3		3	0	0	0	1	0	2
Darren Oliver, R (1, 1) OBP: 0.091, SLG: 0.182 John Mabry, L (6, PH) OBP: 0.317, SLG: 0.396 John Frascatore, R (7, 1) OBP: 0.200, SLG: 0.200 Eli Marrero, R (8, PH) OBP: 0.312, SLG: 0.406 Jeff Brantley, R (9, 1)	B S S F S 1-3 ③ K			B 1 SAFE C L L 1-3 ① K		F B C F B X 2-2 HR		F B S C 1-3 ③ K		2 1 0 1 0	0 1 0 0 0	0 1 0 0 0	0 1 0 0 0	2 0 0 1 0	3 0 0 0 0
Luis Ordaz, R (1, 6) OBP: 0.206, SLG: 0.169			C B B X 2-1 ① G6-3	1 SAFE B F 1 SAFE X 1-1 ② L7		B F X 1-1 12 BB 1B				3	0	1	0	0	0	1
Inning Stats	R: 0 E: 0 K: 1 S: 9 H: 0 LOB: 0 BB: 0 P: 15	R: 0 E: 1 K: 2 S: 14 H: 1 LOB: 2 BB: 0 P: 19	R: 1 E: 0 K: 1 S: 12 H: 2 LOB: 3 BB: 2 P: 26	R: 0 E: 0 K: 2 S: 10 H: 0 LOB: 1 BB: 1 P: 18	R: 0 E: 0 K: 0 S: 7 H: 0 LOB: 1 BB: 1 P: 15	R: 1 E: 0 K: 0 S: 17 H: 2 LOB: 2 BB: 1 P: 28	R: 0 E: 0 K: 2 S: 7 H: 0 LOB: 0 BB: 0 P: 13	R: 0 E: 0 K: 1 S: 8 H: 0 LOB: 0 BB: 0 P: 13		1B: 2 2B: 2 3B: 0 HR: 1 SF: 0 SAC: 0 DP: 0 HBP: 0				WP: 0 PB: 0 SB: 0 CS: 0 PA: 35		

	AB	30
	R	2
	H	5
	RBI	2
	BB	5
	SO	9
	LOB	17

PITCHER		IP	WLS	BF	H	R	ER	SO	BB	IBB	HBP	BLK	WP	HR	S	P	ERA	WHIP
Don Wengert, R ERA: 5.21	(1, 1)	5.2	L	28	5	2	2	6	5	0	0	0	0	1	66	116	3.18	1.765
Matt Karchner, R ERA: 5.31	(6, 1)	1.1		4	0	0	0	2	0	0	0	0	0	0	10	18	0.00	0.000
Felix Heredia, L ERA: 5.4	(8, 1)	1.0		3	0	0	0	1	0	0	0	0	0	0	8	13	0.00	0.000

PITCHER		IP	WLS	BF	H	R	ER	SO	BB	IBB	HBP	BLK	WP	HR	S	P	ERA	WHIP

Chicago Cubs @ San Francisco Giants

3Com Park at Candlestick Point, San Francisco, CA

Mon Aug 10 1998, 10:05 PM EDT

Att. 28,866 - Unknown - 64 F

TOP

livebaseballscorecards.com

Batter	1	2	3	4	5	6	7	8	9	AB	R	H	RBI	BB	SO	LOB
Brant Brown, L (1, 8) (8, 7) OBP: 0.359, SLG: 0.525	C F B C 1-3 ① K		B B B C X 3-1 FC6-5 WP 1-3 1B		F F B S 1-3 ① K		B C C F F B X 2-2 ① P6		B B B X 3-0 2-H 2B	5	0	2	1	0	2	0
Mickey Morandini, L (1, 4) OBP: 0.410, SLG: 0.423	B C B C X 2-2 ② G1-3		C B X 1-1 ② FC6-5 S 1-3 3-H		X 0-0 ② G3-1		F X 0-1 ② G5-3		F B B B S F B X 3-2 ② L9	5	0	0	1	0	0	2
Sammy Sosa, R (1, 9) OBP: 0.378, SLG: 0.648	C C S 0-3 ③ K		S B F F C 1-3 ③ K 1-2		B B B F X 3-1 HR		B F B X 2-1 HR		B S B S F X 2-2 ③ P4	5	2	2	2	0	2	2
Mark Grace, L (1, 3) OBP: 0.412, SLG: 0.492		C B B X 2-1 ① G4-3		B B B C B 4-1 HR BB	B B F X 2-1 HR		C X 0-1 ③ G4-3			3	2	1	1	1	0	0
Henry Rodriguez, L (1, 7) OBP: 0.335, SLG: 0.526 Lance Johnson, L (8, PR) (8, 8) OBP: 0.235, SLG: 0.206		B B S B F B 4-2 BB		S B 1 SAFE B X 2-1 ① P7	B S X 1-1 HR			B F B S X 2-2 G4-6-3 1B		3	1	2	1	1	0	1
										0	0	0	0	0	0	0
Tyler Houston, L (1, 5) OBP: 0.290, SLG: 0.429 Manny Alexander, R (8, 6) OBP: 0.276, SLG: 0.351		F C F S 0-3 ② K		B B B C X 3-1 1-H HR	B F X 1-1 ③ G6-3			1 SAFE P X 1-0 ① ② G4-6-3 1-2f		4	1	1	2	0	1	2
										0	0	0	0	0	0	0
José Hernández, R (1, 6) OBP: 0.324, SLG: 0.494 (8, 5)		B B C S B X 3-2 ③ F9		C B C X 1-2 ② L9		B B C F S 2-3 ① K		X 0-0 ③ G6-3		4	0	0	0	0	1	2
Sandy Martinez, L (1, 2) OBP: 0.347, SLG: 0.390			C F S 0-3 ① K	C C X 0-2 1B	F F X 0-2 ② F7				B C B B F X 3-2 ① G6-3	4	0	1	0	0	1	0
Kevin Tapani, R (1, 1) OBP: 0.237, SLG: 0.264 Felix Heredia, L (6, 1) Matt Karchner, R (7, 1) Glenallen Hill, R (9, PH) OBP: 0.331, SLG: 0.513 Rod Beck, R (9, 1)			B C B S B B 4-2 1B FC6-5 BB	C S C 0-3 ③ K	X 0-0 ③ G6-3				F B C C X 1-2 E8 2B	2	1	0	0	1	1	1
										0	0	0	0	0	0	0
										0	0	0	0	0	0	0
										1	1	0	0	0	0	0
										0	0	0	0	0	0	0

	AB	36
	R	8
	H	9
	RBI	8
	BB	3
	SO	8
	LOB	10

Inning Stats	1	2	3	4	5	6	7	8	9
	R: 0	R: 0	R: 1	R: 2	R: 3	R: 0	R: 1	R: 0	R: 1
	E: 0	E: 0	E: 0	E: 0	E: 0	E: 0	E: 0	E: 0	E: 1
	K: 2	K: 1	K: 2	K: 1	K: 1	K: 1	K: 0	K: 0	K: 0
	S: 9	S: 11	S: 13	S: 14	S: 12	S: 7	S: 11	S: 6	S: 15
	H: 0	H: 0	H: 1	H: 2	H: 3	H: 0	H: 1	H: 1	H: 1
	LOB: 0	LOB: 1	LOB: 1	LOB: 1	LOB: 0	LOB: 0	LOB: 0	LOB: 1	LOB: 1
	BB: 0	BB: 1	BB: 1	BB: 1	BB: 0	BB: 0	BB: 0	BB: 0	BB: 0
	P: 12	P: 20	P: 22	P: 24	P: 20	P: 9	P: 15	P: 8	P: 27

| | | | | | | | | | |

BOTTOM

Batter	1	2	3	4	5	6	7	8	9	AB	R	H	RBI	BB	SO	LOB
Marvin Benard, L (1, 9) OBP: 0.386, SLG: 0.392	B X 1-0 G6-4-3 E 1B		C X 0-1 1B HR 1B	C B B B X 3-1 L7 ③		C X 0-1 P6 ③			B C B B C F F X 3-2 G3 ① 1-2	5	1	2	0	0	0	3
Bill Mueller, S (1, 5) OBP: 0.381, SLG: 0.396	F X 0-1 E5 G6-4-3 1-2		1 SAFE X 0-0 P7 ①		C B X 1-1 G5-3 ①		C X 0-1 G5-3 ①		B S B F X 2-2 G3 ② 2-3	5	0	0	0	0	0	3
Ellis Burks, R (1, 8) OBP: 0.366, SLG: 0.510	C S F B B X 2-2 G6-4-3 ① ② 1-2f 2-3		X 0-0 HR 1-2 1B		C S B B F F F X 2-2 G1-3 ②		B F F B B X 3-2 1B		B B B B 4-0 BB	4	1	2	0	1	0	2
Barry Bonds, L (1, 7) OBP: 0.423, SLG: 0.557	S B S S 1-3 K ③		B C B X 2-1 1-H 2-H HR		B C X 1-1 1B		B X 1-0 F7 ②		C X 0-1 F9 ③	5	1	2	3	0	1	4
Jeff Kent, R (1, 4) OBP: 0.325, SLG: 0.496		C B F X 1-2 F9 ①	B X 1-0 HR		B B B X 3-0 F7 ③		C 1 SAFE F B S 1-3 K ③			4	1	1	1	0	1	2
J.T. Snow, L (1, 3) OBP: 0.332, SLG: 0.415		B B F B F F F S 3-3 K ②	F B C B B F F B 4-2 G6-4-3 BB			C S X 0-2 F9 ①		B S F X 1-2 G4-3 ①		3	0	0	0	1	1	0
Rey Sanchez, R (1, 6) OBP: 0.335, SLG: 0.372		C C B X 1-2 2B 1B	F X 0-1 G6-4-3 ② ③ 1-2f			C X 0-1 1B 1B		B B B C F X 3-2 G6-3 ②		4	1	2	0	0	0	1
Brian Johnson, R (1, 2) OBP: 0.289, SLG: 0.387		S X 0-1 1-H 2B	X 0-0 G6-3 ①			B X 1-0 F9 ②		S B C F S 1-3 K ③		4	0	1	1	0	1	1
Russ Ortiz, R (1, 1) OBP: 0.214, SLG: 0.154 Chris Brock, R (6, 1) OBP: 0.500, SLG: 0.500 Stan Javier, S (9, PH) OBP: 0.371, SLG: 0.359		C F B B F F C 2-3 K ③	X 0-0 P3 ②			X 0-0 1-2 1B			S B B C F B B 4-2 G3 G3 BB	2 1 0	0 0 0	0 1 0	0 0 0	0 0 1	1 0 0	1 0 0
Inning Stats	R: 0 E: 1 K: 1 S: 10 H: 1 LOB: 1 BB: 0 P: 14	R: 1 E: 0 K: 2 S: 18 H: 2 LOB: 1 BB: 0 P: 25	R: 4 E: 0 K: 0 S: 13 H: 4 LOB: 0 BB: 1 P: 20	R: 0 E: 0 K: 0 S: 4 H: 0 LOB: 0 BB: 0 P: 7	R: 0 E: 0 K: 0 S: 11 H: 1 LOB: 1 BB: 0 P: 18	R: 0 E: 0 K: 0 S: 9 H: 2 LOB: 2 BB: 0 P: 10	R: 0 E: 0 K: 1 S: 9 H: 1 LOB: 1 BB: 0 P: 14	R: 0 E: 0 K: 1 S: 10 H: 0 LOB: 0 BB: 0 P: 15	R: 0 E: 0 K: 0 S: 12 H: 0 LOB: 2 BB: 2 P: 25	1B: 8 2B: 1 3B: 0 HR: 2	SF: 0 SAC: 0 DP: 2 HBP: 0						

PITCHER		IP	WLS	BF	H	R	ER	SO	BB	IBB	HBP	BLK	WP	HR	S	P	ERA	WHIP
Kevin Tapani, R ERA: 4.61	(1, 1)	5.2	W	27	10	5	5	3	1	0	0	0	0	2	63	92	7.94	1.941
Felix Heredia, L ERA: 5.28	(6, 1)	1.0		4	1	0	0	0	0	0	0	0	0	0	8	12	0.00	1.000
Matt Karchner, R ERA: 5.14	(7, 1)	1.1		4	0	0	0	2	0	0	0	0	0	0	13	19	0.00	0.000
Rod Beck, R ERA: 3.47	(9, 1)	1.0	S	5	0	0	0	0	2	0	0	0	0	0	12	25	0.00	2.000

PITCHER	IP	WLS	BF	H	R	ER	SO	BB	IBB	HBP	BLK	WP	HR	S	P	ERA	WHIP

Chicago Cubs @ San Francisco Giants

3Com Park at Candlestick Point, San Francisco, CA

Mon Aug 10 1998, 10:05 PM EDT

Att. 28,866 - Unknown - 64 F

livebaseballscorecards.com

AB	37
R	5
H	11
RBI	5
BB	3
SO	5
LOB	17

1B: 8	SF: 0	WP: 0	PA: 40
2B: 1	SAC: 0	PB: 0	
3B: 0	DP: 2	SB: 0	
HR: 2	HBP: 0	CS: 0	

Chicago Cubs @ San Francisco Giants

3Com Park at Candlestick Point, San Francisco, CA

Tue Aug 11 1998, 6:33 AM EDT
Att. 25,065 - Sunny - 77 F

livebaseballscorecards.com

TOP

Batter	1	2	3	4	5	6	7	8	9	AB	R	H	RBI	BB	SO	LOB
Brant Brown, L (1, 8) (7, 7) OBP: 0.357, SLG: 0.518	K		F7		F7		K	FC6 SH5-4 BB 1-2		4	0	0	0	1	2	3
Manny Alexander, R (1, 4) (7, 6) OBP: 0.284, SLG: 0.367	G6-4-3 1B		K		2B 2-H		BB 1B 2B 1-H	SH5-4 1-2 2-3		4	1	3	2	0	1	1
Sammy Sosa, R (1, 9) OBP: 0.382, SLG: 0.648	G6-4-3 1-2f			1B SF8 HBP		BB E BB 1B	1B BB BB IBB	FC6 IBB		2	3	1	0	2	0	1
Mark Grace, L (1, 3) OBP: 0.414, SLG: 0.490		G3		1-3 1B		E BB FC5-2 BB 1-2	BB 1B FC4-2 BB 1-2 2-3	FC6 1-2f 2-3 3-H		3	0	1	1	2	0	2
Henry Rodriguez, L (1, 7) OBP: 0.335, SLG: 0.524 Glenallen Hill, R (7, PH) OBP: 0.333, SLG: 0.515 Terry Adams, R (7, 1) Jeff Blauser, R (8, PH) OBP: 0.348, SLG: 0.289 Dave Stevens, R (8, 1)	G3		SF8 3-H		FC5-2 E 1-2 2-3	FC4-2 BB 1-2 2-3 3-H	F7		1 1 0 1 0	0 1 0 0 0	0 0 0 0 0	1 1 0 0 0	1 0 0 0 0	0 0 0 0 0	0 0 0 2 0
Tyler Houston, L (1, 5) OBP: 0.293, SLG: 0.424	1B		F7		E1 FC5-2 1-2 2-3 3-H	FC4-2 BB 1-2 2-3 3-H	K		4	0	1	1	1	1	3
José Hernández, R (1, 6) OBP: 0.321, SLG: 0.489 Mickey Morandini, L (7, PH) OBP: 0.408, SLG: 0.421 (7, 4)	G1-3		K		FC5-2 G6-4-3 1-2 2-3 3-Hf	FC4-2 1-2 2-3 3-Hf	L6		3 2	0 0	0 0	0 0	0 0	1 0	5 3
Sandy Martinez, L (1, 2) OBP: 0.360, SLG: 0.395		34 SH3-4 1B		34 SH2-4 2B BB		G6-4-3 1-2f	G4-3		1B	4	1	2	0	1	0	6
34 Kerry Wood, R (1, 1) OBP: 0.133, SLG: 0.200 Terry Mulholland, R (5, 1) OBP: 0.375, SLG: 0.286 Lance Johnson, L (7, PH) OBP: 0.245, SLG: 0.217 (7, 8)		SH3-4 1-2		SH2-4 1-2		2B 1B	SH5-4 BB FC6 1B	G1-3		0 0 3	0 0 2	0 0 2	0 0 0	0 0 0	0 0 0	0 0 1
Inning Stats	R: 0 H: 1 E: 0 LOB: 0 K: 1 BB: 0 S: 5 P: 5	R: 0 H: 1 E: 0 LOB: 1 K: 0 BB: 0 S: 4 P: 4	R: 0 H: 1 E: 0 LOB: 1 K: 1 BB: 0 S: 6 P: 6	R: 1 H: 1 E: 0 LOB: 1 K: 1 BB: 0 S: 6 P: 7	R: 1 H: 1 E: 0 LOB: 1 K: 0 BB: 1 S: 3 P: 7	R: 1 H: 1 E: 1 LOB: 2 K: 0 BB: 2 S: 4 P: 12	R: 3 H: 3 E: 0 LOB: 3 K: 1 BB: 3 S: 8 P: 20	R: 1 H: 1 E: 0 LOB: 2 K: 0 BB: 2 S: 4 P: 12	R: 0 H: 1 E: 0 LOB: 1 K: 1 BB: 0 S: 6 P: 6	1B: 9 SF: 1 2B: 2 SAC: 3 3B: 0 DP: 2 HR: 0 HBP: 1						

	AB	32
	R	7
	H	11
	RBI	6
	BB	8
	SO	5
	LOB	27

WP: 0 PA: 45
PB: 0
SB: 0
CS: 0

PITCHER		IP	WLS	BF	H	R	ER	SO	BB	IBB	HBP	BLK	WP	HR	S	P	ERA	WHIP
Orel Hershiser, R ERA: 4.13	(1, 1)	5.0		23	6	3	2	3	3	0	1	0	0	0	25	38	3.60	1.800
Julian Tavarez, R ERA: 3.14	(6, 1)	1.1		7	2	3	3	1	0	1	0	0	0	0	8	12	20.25	1.500
Rich Rodriguez, L ERA: 4.75	(7, 1)	0.0		1	0	0	0	0	1	0	0	0	0	0	0	4	∞	∞
Jose Mesa, R ERA: 5.4	(7, 1)	0.2	W	6	2	1	1	0	2	0	0	0	0	0	4	12	13.50	6.000
John Johnstone, R ERA: 3.58	(8, 1)	1.0		4	0	0	0	0	0	1	0	0	0	0	3	7	0.00	0.000

PITCHER		IP	WLS	BF	H	R	ER	SO	BB	IBB	HBP	BLK	WP	HR	S	P	ERA	WHIP
Robb Nen, R ERA: 1.32	(9, 1)	1.0	S	4	1	0	0	1	0	0	0	0	0	0	6	6	0.00	1.000

Batter	1	2	3	4	5	6	7	8	9	AB	R	H	RBI	BB	SO	LOB
Marvin Benard, L (1, 9) OBP: 0.386, SLG: 0.395	BBBB 4-0 FC5-4 BB		x 0-0 1-H 3B 2B	SSS 0-3 ③ K		SSS 0-3 ③ K		x 0-0 ② G4-3 2-3		4	1	1	1	1	2	3
Stan Javier, S (1, 8) OBP: 0.374, SLG: 0.358	x 0-0 ① FC5-4 BB 1-2f		BBBB 4-0 3B BB		x 0-0 G4-3 BB 1B		BBBB 4-0 S 1B BB	x 0-0 ③ F9		3	2	1	0	2	0	2
Barry Bonds, L (1, 7) OBP: 0.427, SLG: 0.564	BBBB 4-0 1-2 BB		x 0-0 1-H HR 3B 3-H		BBBB 4-0 G4-3 1-2 BB		x 0-0 1-H HR 1B			2	2	2	3	2	0	0
Jeff Kent, R (1, 4) OBP: 0.327, SLG: 0.512	SSS 0-3 ② K		x 0-0 HR 3-H		x 0-0 ①② G4-3 1-2f 2-3		x 0-0 HR 1-H			4	2	2	4	0	1	4
J.T. Snow, L (1, 3) OBP: 0.328, SLG: 0.410	x 0-0 ③ F9		SSS 0-3 ① K		x 0-0 ③ G5-3		x 0-0 ① F7			4	0	0	0	0	1	3
Charlie Hayes, R (1, 5) OBP: 0.364, SLG: 0.426		x 0-0 ① L4	SSS 0-3 ② K			x 0-0 1B 1B	x 0-0 ② P2			4	0	1	0	0	1	0
Brent Mayne, L (1, 2) OBP: 0.369, SLG: 0.377 Robb Nen, R (9, 1)	SSS 0-3 ② K		SSS 0-3 ③ K			x 0-0 ① F7	x 0-0 ③ G4-3			4 0	0 0	0 0	0 0	0 0	2 0	1 0
Rich Aurilia, R (1, 6) OBP: 0.341, SLG: 0.445	SSS 0-3 ③ K			x 0-0 ① G4-3		SSS 0-3 ② K		x 0-0 G4-3 SH3-4 1B		4	0	1	0	0	2	1
Orel Hershiser, R (1, 1) OBP: 0.204, SLG: 0.192 Julian Tavarez, L (6, 1) OBP: 0.111, SLG: 0.111 Rich Rodriguez, L (7, 1) OBP: 0.333, SLG: 0.333 Jose Mesa, R (7, 1) Brian Johnson, R (8, 2) OBP: 0.289, SLG: 0.387 John Johnstone, R (8, 1)			x 0-0 2B 1B	SSS 0-3 ② K		x 0-0 1-2 1B		x 0-0 SH3-4 1-2		2 1 0 0 0 0	1 0 0 0 0 0	1 1 0 0 0 0	0 0 0 0 0 0	0 0 0 0 0 0	1 0 0 0 0 0	0 0 0 0 0 0
Inning Stats	R: 0 E: 0 K: 1 S: 5 H: 0 LOB: 2 BB: 2 P: 13	R: 0 E: 0 K: 2 S: 7 H: 0 LOB: 0 BB: 0 P: 7	R: 5 E: 0 K: 3 S: 13 H: 4 LOB: 0 BB: 1 P: 17	R: 0 E: 0 K: 2 S: 7 H: 0 LOB: 0 BB: 0 P: 7	R: 0 E: 0 K: 0 S: 3 H: 1 LOB: 1 BB: 1 P: 7	R: 0 E: 0 K: 2 S: 9 H: 2 LOB: 2 BB: 0 P: 9	R: 3 E: 0 K: 0 S: 5 H: 2 LOB: 0 BB: 1 P: 9	R: 0 E: 0 K: 0 S: 4 H: 1 LOB: 1 BB: 0 P: 4		1B: 6 2B: 1 3B: 1 HR: 2	SF: 0 SAC: 1 DP: 1 HBP: 0			WP: 0 PB: 0 SB: 1 CS: 0	PA: 38	

PITCHER		IP	WLS	BF	H	R	ER	SO	BB	IBB	HBP	BLK	WP	HR	S	P	ERA	WHIP
34 Kerry Wood, R ERA: 3.57	(1, 1)	4.0		20	5	5	5	8	3	0	0	0	0	1	33	45	11.25	2.000
Terry Mulholland, L ERA: 2.45	(5, 1)	2.0		8	2	0	0	2	1	0	0	0	0	0	11	15	0.00	1.500
Terry Adams, R ERA: 3.9	(7, 1)	1.0	L	6	2	3	3	0	1	0	0	0	0	1	5	9	27.00	3.000
Dave Stevens, R ERA: 3.97	(8, 1)	1.0		4	1	0	0	0	0	0	0	0	0	0	4	4	0.00	1.000

PITCHER	IP	WLS	BF	H	R	ER	SO	BB	IBB	HBP	BLK	WP	HR	S	P	ERA	WHIP

BOTTOM

Chicago Cubs @ San Francisco Giants

3Com Park at Candlestick Point, San Francisco, CA

Tue Aug 11 1998, 6:33 AM EDT
Att. 25,065 - Sunny - 77 F

livebaseballscorecards.com

AB	32
R	8
H	10
RBI	8
BB	5
SO	10
LOB	14

Batter	1	2	3	4	5	6	7	8	9	AB	R	H	RBI	BB	SO	LOB
Jeff Blauser, R (1, 6) OBP: 0.348, SLG: 0.298	P4		FC1-6 BB	HR		F9		G5-3		4	1	1	1	1	0	2
Mickey Morandini, L (1, 4) OBP: 0.406, SLG: 0.419	G1-3		FC1-6 1-2f	G5-3			1B BB E 1B	G3		5	1	1	0	0	0	1
Mark Grace, L (1, 3) OBP: 0.414, SLG: 0.488	G4-3		F7		F9		E 1-2 1B BB	1B		4	1	1	0	1	0	1
Sammy Sosa, R (1, 8) OBP: 0.384, SLG: 0.646 (6, 9)		S BB		FC4-6 BB	G4-3		E5 1B 1-3 HR 2-H 1B	K		3	1	1	0	2	1	1
Glenallen Hill, R (1, 9) OBP: 0.330, SLG: 0.510 Lance Johnson, L (6, 8) OBP: 0.248, SLG: 0.221		K		FC4-6 1-2f HR	K		1-3 HR 1B 3-H		K	3 2	1 1	0 1	0 1	0 0	2 1	2 0
Henry Rodriguez, L (1, 7) OBP: 0.339, SLG: 0.546 Brant Brown, L (7, 7) OBP: 0.356, SLG: 0.516		K 1-2		1-H HR		1B FC1-2 2B	1-H HR 3-H		F7	4 1	2 0	3 0	5 0	0 0	1 0	1 0
Manny Alexander, R (1, 5) OBP: 0.295, SLG: 0.374		BB		HR 1B		SH1-4 FC1-2 2-3 1B	G5-4-3 1B		P4	4	1	3	0	1	0	0
Scott Servais, R (1, 2) OBP: 0.277, SLG: 0.322		G4-3		1-H HR		FC1-2 1-2 SH1-4 3-H	G5-4-3 1-2f			4	1	1	2	0	0	5
Steve Trachsel, R (1, 1) OBP: 0.327, SLG: 0.295 Felix Heredia, L (8, 1) Dave Stevens, R (9, 1)			K	G1-3		SH1-4 1-2 2-3	G6-3			3 0 0	0 0 0	0 0 0	0 0 0	0 0 0	1 0 0	0 0 0
Inning Stats	R: 0 E: 0 K: 0 S: 3 H: 0 LOB: 0 BB: 0 P: 3	R: 0 E: 0 K: 2 S: 7 H: 0 LOB: 2 BB: 2 P: 15	R: 0 E: 0 K: 1 S: 5 H: 0 LOB: 1 BB: 1 P: 9	R: 5 E: 0 K: 0 S: 7 H: 4 LOB: 0 BB: 1 P: 11	R: 0 E: 0 K: 1 S: 5 H: 0 LOB: 0 BB: 0 P: 5	R: 0 E: 0 K: 0 S: 5 H: 2 LOB: 2 BB: 0 P: 5	R: 5 E: 1 K: 0 S: 7 H: 5 LOB: 0 BB: 1 P: 11	R: 0 E: 0 K: 1 S: 6 H: 1 LOB: 1 BB: 0 P: 6	R: 0 E: 0 K: 1 S: 5 H: 0 LOB: 0 BB: 0 P: 5	1B: 7 2B: 1 3B: 0 HR: 4	SF: 0 SAC: 1 DP: 1 HBP: 0						

PITCHER		IP	WLS	BF	H	R	ER	SO	BB	IBB	HBP	BLK	WP	HR	S	P	ERA	WHIP
Kirk Rueter, L ERA: 4.44	(1, 1)	4.0	L	20	4	5	5	3	4	0	0	0	0	3	22	38	11.25	2.000
Danny Darwin, R ERA: 5.25	(5, 1)	2.0		11	4	3	3	1	1	0	0	0	0	0	12	16	13.50	2.500
Rich Rodriguez, L ERA: 4.84	(7, 1)	3.0		12	4	2	2	2	0	0	0	0	0	1	16	16	6.00	1.333

PITCHER	IP	WLS	BF	H	R	ER	SO	BB	IBB	HBP	BLK	WP	HR	S	P	ERA	WHIP

TOP

Chicago Cubs @ San Francisco Giants

3Com Park at Candlestick Point, San Francisco, CA

Wed Aug 12 1998, 6:33 AM EDT
Att. 25,109 - Sunny - 77 F

livebaseballscorecards.com

AB	37
R	10
H	12
RBI	9
BB	5
SO	6
LOB	13

WP: 0 PB: 0 SB: 1 CS: 0 PA: 43

Batter	1	2	3	4	5	6	7	8	9	AB	R	H	RBI	BB	SO	LOB
Marvin Benard, L (1, 9) OBP: 0.385, SLG: 0.394	0-0 1B	0-3 K		0-0 PO 1-2	0-0 G3			0-3 K		3	0	1	0	0	1	1
Joe Carter, R (8, PH) OBP: 0.287, SLG: 0.405 (9, 9)										1	0	0	0	0	1	0
Bill Mueller, S (1, 5) OBP: 0.378, SLG: 0.392	0-0 F8		0-0 G3-1		0-3 K			0-0 F8		4	0	0	0	0	1	1
Barry Bonds, L (1, 7) OBP: 0.428, SLG: 0.562	0-0 1B 1-2		0-3 K		0-0 P4			4-0 BB		3	0	1	0	1	1	0
Jeff Kent, R (1, 4) OBP: 0.326, SLG: 0.512	0-3 K		0-0 2B			0-0 G6-3		0-0 G2-3		4	0	1	0	0	1	3
Ellis Burks, R (1, 8) OBP: 0.363, SLG: 0.505	0-0 P2		0-0 G6-3			0-0 G4-3			0-0 G4-3	4	0	0	0	0	0	3
Charlie Hayes, R (1, 3) OBP: 0.364, SLG: 0.437		0-0 HR		0-0 G6-3		0-0 F8			0-0 G4-3	3	1	1	1	0	0	0
Rich Aurilia, R (1, 6) OBP: 0.340, SLG: 0.453		0-0 P6		0-0 HR			0-0 P5		0-0 G4-3	4	1	1	1	0	0	0
Brian Johnson, R (1, 2) OBP: 0.290, SLG: 0.387		0-0 F8		0-0 FC5-4 1B			0-0 G1-3			3	0	1	0	0	0	0
Kirk Rueter, L (1, 1) OBP: 0.217, SLG: 0.239 Shawon Dunston, R (4, PH) OBP: 0.254, SLG: 0.393 Danny Darwin, R (5, 1) OBP: 0.095, SLG: 0.075 J.T. Snow, L (7, 3) OBP: 0.327, SLG: 0.409 Rich Rodriguez, L (7, 1) OBP: 0.333, SLG: 0.333 Stan Javier, S (9, PH) OBP: 0.373, SLG: 0.357		0-0 1B		0-0 FC5-4 PO 1-2f			0-0 F8			1	0	1	0	0	0	0
										1	0	0	0	0	0	1
										0	0	0	0	0	0	0
										1	0	0	0	0	0	0
										0	0	0	0	0	0	0
										1	0	0	0	0	0	0
Inning Stats	R: 0 E: 0 K: 1 S: 7 H: 2 LOB: 2 BB: 0 P: 7	R: 1 E: 0 K: 1 S: 7 H: 2 LOB: 1 BB: 0 P: 7	R: 0 E: 0 K: 1 S: 6 H: 1 LOB: 1 BB: 0 P: 6	R: 1 E: 0 K: 0 S: 4 H: 2 LOB: 0 BB: 0 P: 4	R: 0 E: 0 K: 1 S: 5 H: 0 LOB: 0 BB: 0 P: 5	R: 0 E: 0 K: 0 S: 3 H: 0 LOB: 0 BB: 0 P: 3	R: 0 E: 0 K: 0 S: 3 H: 0 LOB: 0 BB: 0 P: 3	R: 0 E: 0 K: 1 S: 5 H: 0 LOB: 1 BB: 1 P: 9	R: 0 E: 0 K: 0 S: 3 H: 0 LOB: 0 BB: 0 P: 3	1B: 4 2B: 1 3B: 0 HR: 2	SF: 0 SAC: 0 DP: 0 HBP: 0						

PITCHER		IP	WLS	BF	H	R	ER	SO	BB	IBB	HBP	BLK	WP	HR	S	P	ERA	WHIP
Steve Trachsel, R ERA: 4.21	(1, 1)	7.0	W	27	7	2	2	4	0	0	0	0	0	2	35	35	2.57	1.000
Felix Heredia, L ERA: 5.17	(8, 1)	1.0		4	0	0	0	1	1	0	0	0	0	0	5	9	0.00	1.000
Dave Stevens, R ERA: 3.8	(9, 1)	1.0		3	0	0	0	0	0	0	0	0	0	0	3	3	0.00	0.000

PITCHER	IP	WLS	BF	H	R	ER	SO	BB	IBB	HBP	BLK	WP	HR	S	P	ERA	WHIP

BOTTOM

Chicago Cubs @ San Francisco Giants

3Com Park at Candlestick Point, San Francisco, CA

Wed Aug 12 1998, 6:33 AM EDT
Att. 25,109 - Sunny - 77 F

livebaseballscorecards.com

AB	33
R	2
H	7
RBI	2
BB	1
SO	5
LOB	9

1B: 4	SF: 0	WP: 0	PA: 35
2B: 1	SAC: 0	PB: 0	
3B: 0	DP: 0	SB: 0	
HR: 2	HBP: 0	CS: 0	

Batter	1	2	3	4	5	6	7	8	9	AB	R	H	RBI	BB	SO	LOB
Brant Brown, L (1, 8) (7, 7) OBP: 0.353, SLG: 0.510	F7		1-2 1B		K	F7		G5-3		5	0	1	0	0	1	3
Mickey Morandini, L (1, 4) OBP: 0.404, SLG: 0.416	G3		K			2B 1B	G6-3		G5-3	5	1	1	0	0	1	2
Sammy Sosa, R (1, 9) OBP: 0.386, SLG: 0.647	1B		K			1B 1-H 2B	1B S 1B		G6-3	5	2	3	1	0	1	2
Mark Grace, L (1, 3) OBP: 0.414, SLG: 0.487	K			G3-1		1B G3 1B 2-3 1B	SAFE 1-H 1B		L8	5	1	2	1	0	1	1
Henry Rodriguez, L (1, 7) OBP: 0.336, SLG: 0.540		P6		K		G3 1-2	L8			4	0	0	0	0	1	3
Lance Johnson, L (7, 8) OBP: 0.248, SLG: 0.221										0	0	0	0	0	0	0
José Hernández, R (1, 5) OBP: 0.321, SLG: 0.486		G4-3		K		IBB 1B 2-3 3-H 1B		F9		4	1	1	1	0	1	1
Tyler Houston, L (1, 2) OBP: 0.288, SLG: 0.417		G6-3			K	K		G6-3		3	0	0	0	0	2	2
Scott Servais, R (8, PH) (8, 2) OBP: 0.276, SLG: 0.321										1	0	0	0	0	0	0
Jeff Blauser, R (1, 6) OBP: 0.355, SLG: 0.311			1B HBP		HR	1B 1-2 IBB		SH1-4 1B		2	1	2	1	1	0	0
Mark Clark, R (1, 1) OBP: 0.102, SLG: 0.043			K		G5-3			SH1-4 1-2		3	0	1	2	0	1	1
Terry Mulholland, R (8, 1) OBP: 0.375, SLG: 0.286						1-3 2-H 3-H 1B				0	0	0	0	0	0	0
Rod Beck, R (9, 1)										0	0	0	0	0	0	0
Inning Stats	R: 0 E: 0 K: 1 S: 9 H: 1 LOB: 1 BB: 0 P: 12	R: 0 E: 0 K: 0 S: 9 H: 0 LOB: 0 BB: 0 P: 11	R: 0 E: 0 K: 3 S: 14 H: 1 LOB: 2 BB: 0 P: 22	R: 0 E: 0 K: 2 S: 10 H: 0 LOB: 0 BB: 0 P: 15	R: 1 E: 0 K: 2 S: 13 H: 1 LOB: 0 BB: 0 P: 20	R: 4 E: 0 K: 1 S: 17 H: 5 LOB: 2 BB: 1 P: 29	R: 1 E: 0 K: 0 S: 16 H: 2 LOB: 1 BB: 0 P: 26	R: 0 E: 0 K: 0 S: 6 H: 1 LOB: 1 BB: 0 P: 10	R: 0 E: 0 K: 0 S: 7 H: 0 LOB: 0 BB: 0 P: 11	1B: 9 2B: 1 3B: 0 HR: 1 SF: 0 SAC: 1 DP: 0 HBP: 1							

TOP

Chicago Cubs @ Houston Astros

Astrodome, Houston, TX

Fri Aug 14 1998, 8:05 PM EDT

Att. 45,040 - Dome - 72 F

livebaseballscorecards.com

AB	37
R	6
H	11
RBI	6
BB	1
SO	9
LOB	15

PITCHER		IP	WLS	BF	H	R	ER	SO	BB	IBB	HBP	BLK	WP	HR	S	P	ERA	WHIP
Shane Reynolds, R ERA: 3.74	(1, 1)	5.2	L	27	8	5	5	9	0	1	1	0	0	1	69	103	7.94	1.412
Trever Miller, L ERA: 3.09	(6, 1)	1.0		5	2	1	1	0	0	0	0	0	0	0	15	28	9.00	2.000
Scott Elarton, R ERA: 3.21	(7, 1)	0.1		1	0	0	0	0	0	0	0	0	0	0	4	4	0.00	0.000
Mike Magnante, L ERA: 4.78	(8, 1)	2.0		7	1	0	0	0	0	0	0	0	0	0	13	21	0.00	0.500

PITCHER	IP	WLS	BF	H	R	ER	SO	BB	IBB	HBP	BLK	WP	HR	S	P	ERA	WHIP

Batter	1	2	3	4	5	6	7	8	9	AB	R	H	RBI	BB	SO	LOB
Craig Biggio, R (1, 4) OBP: 0.399, SLG: 0.488	C B X 1-1 ① G5-3		F X 0-1 G1-3 1-2 1B		C B X 1-1 ③ F8		B X 1-0 ③ F8		B B B 4-0 FC5-4 1-2 BB	4	0	1	0	1	0	1
Ricky Gutierrez, R (1, 6) OBP: 0.355, SLG: 0.343	C B S S 1-3 ② K		C B F F X 1-2 ② G1-3 1-2 2-3			B X 1-0 ① G5-3		B B C F F C 2-3 ① K	B C X 1-1 ③ FC5-4 1-2f 2-3	5	0	0	0	0	2	4
Derek Bell, R (1, 9) OBP: 0.363, SLG: 0.501	B X 1-0 ③ F9		C B S F S 1-3 ③ K			B X 1-0 HR		B B F B F F X 3-2 5 G1-3 HR 1B		4	2	2	1	0	1	2
5 Jeff Bagwell, R (1, 3) OBP: 0.411, SLG: 0.544		B X 1-0 ① L8		F B S X 1-2 ① L8		C F B B B F H 4-2 HBP		S X 0-1 ② G1-3 1-2		3	0	0	0	0	0	1
Moises Alou, R (1, 7) OBP: 0.392, SLG: 0.614		B S B F C 2-3 ② K		X 0-0 ② L7		C S S 0-3 ② K		B F B B F X 3-2 2-H HR		4	1	1	2	0	2	1
Carl Everett, S (1, 8) OBP: 0.383, SLG: 0.510		B B F X 2-1 ③ G6-3		B X 1-0 1B		1 SAFE B B B F F X 2-2 ③ P5		X 0-0 ③ G3		4	0	1	0	0	0	1
Sean Berry, R (1, 5) OBP: 0.390, SLG: 0.514			X 0-0 HR	1 SAFE X 0-0 ③ G3			B B S F B X 3-2 E5 G4-3		B S F X 1-2 FC3-6 1B	4	1	2	1	0	0	1
Tony Eusebio, R (1, 2) OBP: 0.342, SLG: 0.343 Brad Ausmus, R (9, PR) OBP: 0.361, SLG: 0.344			X 0-0 G1-3 1B 1B		C X 0-1 ① G5-3		B X 1-0 ① G4-3 1-2		F B C F B X 2-2 ① FC3-6 FC5-4 BB 1-2f	4	0	1	0	0	0	2
										0	0	0	0	0	0	0
Shane Reynolds, R (1, 1) OBP: 0.152, SLG: 0.197 Trever Miller, R (6, 1) OBP: 0.500, SLG: 1.000 Scott Elarton, R (7, 1) Pete Incaviglia, R (7, PH) OBP: 0.176, SLG: 0.188 Mike Magnante, L (8, 1) OBP: 1.000, SLG: 1.000 35 Dave Clark, L (9, PH) OBP: 0.274, SLG: 0.231			L C L 0-3 ① K		B C S S 1-3 ② K		C S B S 1-3 ② K		B X 1-0 ② F8	2	0	0	0	0	2	1
										0	0	0	0	0	0	0
										0	0	0	0	0	0	0
										1	0	0	0	0	1	1
										0	0	0	0	0	0	0
										1	0	0	0	0	0	1
Inning Stats	R: 0 E: 0 K: 1 S: 6 H: 0 LOB: 0 BB: 0 P: 9	R: 0 E: 0 K: 1 S: 6 H: 0 LOB: 0 BB: 0 P: 11	R: 1 E: 0 K: 2 S: 15 H: 3 LOB: 2 BB: 0 P: 17	R: 0 E: 0 K: 0 S: 6 H: 1 LOB: 1 BB: 0 P: 8	R: 0 E: 0 K: 1 S: 7 H: 0 LOB: 0 BB: 0 P: 9	R: 1 E: 0 K: 1 S: 11 H: 1 LOB: 1 BB: 0 P: 19	R: 0 E: 1 K: 1 S: 8 H: 0 LOB: 1 BB: 0 P: 14	R: 2 E: 0 K: 1 S: 14 H: 2 LOB: 0 BB: 0 P: 22	R: 0 E: 0 K: 0 S: 10 H: 1 LOB: 2 BB: 1 P: 19	1B: 5 2B: 0 3B: 0 HR: 3	SF: 0 SAC: 0 DP: 0 HBP: 1					

PITCHER		IP	WLS	BF	H	R	ER	SO	BB	IBB	HBP	BLK	WP	HR	S	P	ERA	WHIP
Mark Clark, R ERA: 4.73	(1, 1)	7.2	W	32	7	4	4	8	0	0	1	0	0	3	72	108	4.70	0.913
Terry Mulholland, L ERA: 2.44	(8, 1)	0.1		1	0	0	0	0	0	0	0	0	0	0	1	1	0.00	0.000
Rod Beck, R ERA: 3.41	(9, 1)	1.0	S	5	1	0	0	0	1	0	0	0	0	0	10	19	0.00	2.000

PITCHER	IP	WLS	BF	H	R	ER	SO	BB	IBB	HBP	BLK	WP	HR	S	P	ERA	WHIP

BOTTOM

Chicago Cubs @ Houston Astros

Astrodome, Houston, TX

Fri Aug 14 1998, 8:05 PM EDT

Att. 45,040 - Dome - 72 F

livebaseballscorecards.com

AB	36
R	4
H	8
RBI	4
BB	1
SO	8
LOB	16

1B: 5	SF: 0																	
2B: 0	SAC: 0																	
3B: 0	DP: 0																	
HR: 3	HBP: 1																	

WP: 0	PA: 38																	
PB: 0																		
SB: 0																		
CS: 0																		

Batter	1	2	3	4	5	6	7	8	9	10	11	AB	R	H	RBI	BB	SO	LOB
Lance Johnson, L (1, 8) OBP: 0.253, SLG: 0.228	G4-3		1B BB 1B	G4-3 S 1B		G1-3			G3-1			5	1	2	0	0	0	0
Jeff Blauser, R (1, 6) OBP: 0.353, SLG: 0.307	G5-3		1B 1B 1B BB 1-2	F7 1-2			K		G6-3			4	1	0	0	1	1	1
Mark Grace, L (1, 3) OBP: 0.414, SLG: 0.485	BB		1B 1B 1-2 2-3	G4-3 2-3			K			K		4	1	1	0	1	2	1
Sammy Sosa, R (1, 9) OBP: 0.386, SLG: 0.645	K		1B 2B 1B 1-2 2-3 3-H	F9			1B			K		5	1	2	1	0	2	2
Glenallen Hill, R (1, 7) OBP: 0.332, SLG: 0.510 Brant Brown, L (7, 7) OBP: 0.352, SLG: 0.509		G1-6-3 1B	2B 1B 1-3 2-H 3-H		P3		G5-3			K		4 1	0 0	2 0	2 0	0 0	0 1	1 0
José Hernández, R (1, 5) OBP: 0.319, SLG: 0.485		G1-6-3 1-2f	2B 1-3 3-H		G6-3			P3			K	5	0	1	1	0	1	1
Manny Alexander, R (1, 4) OBP: 0.293, SLG: 0.368		HBP	L8		K			K			K	4	0	0	0	0	3	2
Scott Servais, R (1, 2) OBP: 0.274, SLG: 0.316		L9	IBB			L6		P4			P6	4	0	0	0	1	0	1
Kevin Tapani, R (1, 1) OBP: 0.226, SLG: 0.250 Felix Heredia, L (7, 1) Matt Karchner, R (8, 1) Mickey Morandini, L (9, PH) OBP: 0.403, SLG: 0.415 Rod Beck, R (9, 1) Terry Adams, R (10, 1) Terry Mulholland, R (10, 1) OBP: 0.375, SLG: 0.286			K K			K			L9			3 0 0 1 0 0 0 0	0 0 0 0 0 0 0 0	0 0 0 0 0 0 0 0	0 0 0 0 0 0 0 0	0 0 0 0 0 0 0 0	3 0 0 0 0 0 0 0	3 0 0 0 0 0 0 0
Inning Stats	R: 0 E: 0 K: 1 S: 9 H: 0 LOB: 1 BB: 1 P: 14	R: 0 E: 0 K: 0 S: 8 H: 1 LOB: 1 BB: 0 P: 13	R: 4 E: 0 K: 2 S: 22 H: 5 LOB: 3 BB: 2 P: 37	R: 0 E: 0 K: 0 S: 7 H: 1 LOB: 1 BB: 0 P: 9	R: 0 E: 0 K: 1 S: 7 H: 0 LOB: 0 BB: 0 P: 9	R: 0 E: 0 K: 1 S: 7 H: 0 LOB: 0 BB: 0 P: 12	R: 0 E: 0 K: 2 S: 10 H: 1 LOB: 1 BB: 0 P: 16	R: 0 E: 0 K: 1 S: 10 H: 0 LOB: 0 BB: 0 P: 14	R: 0 E: 0 K: 0 S: 7 H: 0 LOB: 0 BB: 0 P: 9	R: 0 E: 0 K: 3 S: 11 H: 0 LOB: 0 BB: 0 P: 18	R: 0 E: 0 K: 2 S: 10 H: 0 LOB: 0 BB: 0 P: 13	1B: 7 2B: 1 3B: 0 HR: 0	SF: 0 SAC: 0 DP: 1 HBP: 1		WP: 0 PB: 0 SB: 1 CS: 0		PA: 44	

PITCHER		IP	WLS	BF	H	R	ER	SO	BB	IBB	HBP	BLK	WP	HR	S	P	ERA	WHIP
Mike Hampton, L ERA: 3.84	(1, 1)	7.0		32	8	4	4	7	2	1	1	0	0	0	70	110	5.14	1.429
Scott Elarton, R ERA: 3.03	(8, 1)	2.0		6	0	0	0	1	0	0	0	0	0	0	17	23	0.00	0.000
Billy Wagner, L ERA: 2.53	(10, 1)	2.0	W	6	0	0	0	5	0	0	0	0	0	0	21	31	0.00	0.000

PITCHER	IP	WLS	BF	H	R	ER	SO	BB	IBB	HBP	BLK	WP	HR	S	P	ERA	WHIP

TOP

Chicago Cubs @ Houston Astros

Astrodome, Houston, TX

Sat Aug 15 1998, 8:05 PM EDT

Att. 52,003 - Dome - 72 F

livebaseballscorecards.com

AB	40
R	4
H	8
RBI	4
BB	3
SO	13
LOB	12

Chicago Cubs @ Houston Astros

Astrodome, Houston, TX

Sat Aug 15 1998, 8:05 PM EDT

Att. 52,003 - Dome - 72 F

livebaseballscorecards.com

BOTTOM

Batter	1	2	3	4	5	6	7	8	9	10	11	AB	R	H	RBI	BB	SO	LOB
Craig Biggio, R (1, 4) OBP: 0.402, SLG: 0.487	K		G5-3			1B SF8 1B		G6-4-3 1B BB		L9 SH1 BB	E BB IBB	3	1	1	0	3	1	0
Ricky Gutierrez, R (1, 6) OBP: 0.358, SLG: 0.344	G6-3		G3			5 L9-3 1B		G6-4-3 1B		SH1 BB	E BB	4	0	2	0	1	0	0
Derek Bell, R (1, 9) OBP: 0.359, SLG: 0.496	G5-3			P6		SF8		G6-4-3		L9	E1	5	0	0	1	0	0	5
5 Jeff Bagwell, R (1, 3) OBP: 0.409, SLG: 0.538		K		L9		L9-3		L6		IBB IBB		4	0	0	0	1	1	2
Moises Alou, R (1, 7) OBP: 0.396, SLG: 0.628		F9		HR			2B SF8 1B		HR	IBB		4	3	3	2	1	0	0
Carl Everett, S (1, 8) OBP: 0.383, SLG: 0.510		1B BB		G1-3			SF8 FC4-2 2B		L8	G5-3		4	0	1	0	1	0	3
Sean Berry, R (1, 5) OBP: 0.390, SLG: 0.511			L7				SF8		P3		BB SH5-3 E BB	3	0	1	1	1	0	0
Tim Bogar, R (11, PR) OBP: 0.239, SLG: 0.230		1B										0	1	0	0	0	0	0
Brad Ausmus, R (1, 2) OBP: 0.359, SLG: 0.343		L8		F8			FC4-2 FC6-4		1B		SH5-3	4	0	1	0	0	0	3
Mike Hampton, R (1, 1) OBP: 0.127, SLG: 0.341			P4									2	0	0	0	0	1	0
35 Dave Clark, L (7, PH) OBP: 0.274, SLG: 0.231												0	0	0	0	0	0	0
Pete Incaviglia, R (7, PH) OBP: 0.167, SLG: 0.176												1	0	0	0	0	0	1
Scott Elarton, R (8, 1)												0	0	0	0	0	0	0
Bill Spiers, L (9, PH) OBP: 0.362, SLG: 0.394												1	0	0	0	0	0	1
Billy Wagner, L (10, 1) OBP: 0.500, SLG: 0.500												0	0	0	0	0	0	0
Tony Eusebio, R (11, PH) OBP: 0.340, SLG: 0.341			P4		L7	F8	FC6-4		G4-3		K	1	0	0	0	0	1	1
Inning Stats	R: 0 E: 0 K: 1 S: 8 H: 0 LOB: 0 BB: 0 P: 11	R: 0 E: 0 K: 1 S: 15 H: 1 LOB: 2 BB: 1 P: 23	R: 0 E: 0 K: 0 S: 10 H: 0 LOB: 0 BB: 0 P: 14	R: 1 E: 0 K: 0 S: 8 H: 1 LOB: 0 BB: 0 P: 14	R: 0 E: 0 K: 1 S: 6 H: 0 LOB: 0 BB: 0 P: 8	R: 1 E: 0 K: 0 S: 9 H: 2 LOB: 0 BB: 0 P: 12	R: 1 E: 0 K: 0 S: 13 H: 2 LOB: 1 BB: 0 P: 18	R: 0 E: 0 K: 0 S: 7 H: 1 LOB: 1 BB: 1 P: 12	R: 1 E: 0 K: 0 S: 14 H: 2 LOB: 1 BB: 0 P: 22	R: 0 E: 0 K: 0 S: 5 H: 0 LOB: 3 BB: 3 P: 20	R: 1 E: 1 K: 1 S: 9 H: 0 LOB: 3 BB: 3 P: 22	1B: 6 2B: 2 3B: 0 HR: 2	SF: 2 SAC: 2 DP: 2 HBP: 0						

AB	36
R	5
H	9
RBI	4
BB	8
SO	4
LOB	16

WP: 0 PB: 0 SB: 0 CS: 0 PA: 48

PITCHER		IP	WLS	BF	H	R	ER	SO	BB	IBB	HBP	BLK	WP	HR	S	P	ERA	WHIP
Kevin Tapani, R ERA: 4.59	(1, 1)	6.2		26	6	3	3	3	1	0	0	0	0	1	68	99	4.05	1.050
Felix Heredia, L ERA: 5.13	(7, 1)	0.1		1	0	0	0	0	0	0	0	0	0	0	1	1	0.00	0.000
Matt Karchner, R ERA: 5.02	(8, 1)	1.0		4	1	0	0	0	1	0	0	0	0	0	7	12	0.00	2.000
Rod Beck, R ERA: 3.51	(9, 1)	1.0		5	2	1	1	0	0	0	0	0	0	1	14	22	9.00	2.000
Terry Adams, R ERA: 3.9	(10, 1)	0.0		1	0	0	0	0	1	0	0	0	0	0	0	4	∞	∞

PITCHER		IP	WLS	BF	H	R	ER	SO	BB	IBB	HBP	BLK	WP	HR	S	P	ERA	WHIP
Terry Mulholland, L ERA: 2.38	(10, 1)	1.2	L	11	0	1	0	1	2	3	0	0	0	0	14	38	0.00	1.200

Batter	1	2	3	4	5	6	7	8	9	10	11	AB	R	H	RBI	BB	SO	LOB
Mickey Morandini, L (1, 4) OBP: 0.401, SLG: 0.413	F8		L8			WP G3 1B			K		FC3-5-6-3-6 G6-3 1B 2-3	5	1	1	0	0	1	1
Mark Grace, L (1, 3) OBP: 0.415, SLG: 0.486	2B			G3-1		G3 1-2			BB		BB G6-3 1B	3	0	1	0	2	0	1
Sammy Sosa, R (1, 9) OBP: 0.384, SLG: 0.646	K			HR		SAFE K 2-3			P5		G6-3 1-2 2-3	5	1	1	1	0	2	5
Henry Rodriguez, L (1, 7) OBP: 0.333, SLG: 0.534 Glenallen Hill, R (11, PH) OBP: 0.334, SLG: 0.510 Rod Beck, R (11, 1)	G3-1			K			F9		K		IBB	4 0 0	0 0 0	0 0 0	0 1 0	0 0 0	2 0 0	2 0 0
Lance Johnson, L (1, 8) OBP: 0.253, SLG: 0.229 Manny Alexander, R (11, PH) OBP: 0.296, SLG: 0.371 (11, 5)		G6-4-3 1B		G3			G4-3			G6-3	1B 1-2 2-H 3-H	4 1	0 0	1 1	0 1	0 0	0 0	0 0
José Hernández, R (1, 5) OBP: 0.316, SLG: 0.480 (11, 8)		SAFE K			K		K			K		4	0	0	0	0	4	1
Tyler Houston, L (1, 2) OBP: 0.287, SLG: 0.413		G6-4-3 1-2f			G4-3			K		1B		4	0	1	0	0	1	1
Jeff Blauser, R (1, 6) OBP: 0.350, SLG: 0.304			P5		K			F8		K		4	0	0	0	0	2	1
34 Kerry Wood, R (1, 1) OBP: 0.125, SLG: 0.188 Matt Karchner, R (9, 1) Brant Brown, L (11, PH) OBP: 0.354, SLG: 0.514 (11, 7)			K			G6-3		G1-5-3			P-3-5-6-3-6 2B	3 0 1	0 0 0	0 0 1	0 0 0	0 0 0	1 0 0	0 0 0
Inning Stats	R: 0 E: 0 K: 1 S: 9 / H: 1 LOB: 1 BB: 0 P: 15	R: 0 E: 0 K: 1 S: 8 / H: 1 LOB: 0 BB: 0 P: 10	R: 0 E: 0 K: 1 S: 7 / H: 0 LOB: 0 BB: 0 P: 11	R: 1 E: 0 K: 1 S: 9 / H: 1 LOB: 0 BB: 0 P: 11	R: 0 E: 0 K: 2 S: 7 / H: 0 LOB: 0 BB: 0 P: 11	R: 0 E: 0 K: 1 S: 6 / H: 1 LOB: 1 BB: 0 P: 10	R: 0 E: 0 K: 1 S: 6 / H: 0 LOB: 0 BB: 0 P: 10	R: 0 E: 0 K: 1 S: 8 / H: 0 LOB: 0 BB: 0 P: 12	R: 0 E: 0 K: 2 S: 8 / H: 0 LOB: 1 BB: 1 P: 17	R: 0 E: 0 K: 2 S: 10 / H: 1 LOB: 1 BB: 0 P: 15	R: 1 E: 0 K: 0 S: 9 / H: 2 LOB: 2 BB: 2 P: 22	1B: 4 2B: 2 3B: 0 HR: 1	SF: 0 SAC: 0 DP: 1 HBP: 0					

PITCHER		IP	WLS	BF	H	R	ER	SO	BB	IBB	HBP	BLK	WP	HR	S	P	ERA	WHIP
Sean Bergman, R ERA: 3.47	(1, 1)	8.0		27	4	1	1	9	0	0	0	0	1	1	60	90	1.12	0.500
Mike Magnante, L ERA: 4.74	(9, 1)	0.1		2	0	0	0	1	1	0	0	0	0	0	4	9	0.00	3.000
Doug Henry, R ERA: 2.78	(9, 1)	1.2		6	1	0	0	3	0	0	0	0	0	0	14	23	0.00	0.600
Jay Powell, R ERA: 3.62	(11, 1)	0.2	L	4	1	1	1	0	1	0	0	0	0	0	7	15	13.50	3.000
Trever Miller, L ERA: 3.07	(11, 1)	0.1		2	1	0	0	0	0	1	0	0	0	0	2	7	0.00	3.000

PITCHER	IP	WLS	BF	H	R	ER	SO	BB	IBB	HBP	BLK	WP	HR	S	P	ERA	WHIP

TOP

Chicago Cubs @ Houston Astros

Astrodome, Houston, TX

Sun Aug 16 1998, 4:33 AM EDT

Att. 52,199 - Dome - 72 F

livebaseballscorecards.com

AB	38
R	2
H	7
RBI	2
BB	3
SO	13
LOB	12

WP: 1	PA: 41		
PB: 0			
SB: 0			
CS: 0			

Chicago Cubs @ Houston Astros

Astrodome, Houston, TX

Sun Aug 16 1998, 4:33 AM EDT

Att. 52,199 - Dome - 72 F

livebaseballscorecards.com

Batter	1	2	3	4	5	6	7	8	9	10	11	AB	R	H	RBI	BB	SO	LOB
Craig Biggio, R (1, 4) OBP: 0.400, SLG: 0.486	C F X 0-2 G4-3 2B		B C B B C X 3-2 ② L9		S B F S 1-3 ③ K			B C X 1-1 E6 S S			C F X 0-2 ① G5-3	5	0	1	0	0	1	1
Bill Spiers, L (1, 5) OBP: 0.360, SLG: 0.389	F F S 0-3 ① K		B F F B S 2-3 ③ K			B X 1-0 ① F7		B F 1 SAFE F 1 SAFE B B F F 3-3 F F C ② K 1-2			F B C H 2-2 5 F9 BB HBP	4	0	0	0	0	3	2
Derek Bell, R (1, 9) OBP: 0.358, SLG: 0.492	C S X 0-2 ② G4-3 2-3			C S B X 1-2 ① F8		S S B B C 2-3 ② K		C B S B X 2-2 ③ G6-3 2-3			B B B C C F B 4-2 FC6-4 1-2 BB	4	0	0	0	1	1	2
5 Jeff Bagwell, R (1, 3) OBP: 0.405, SLG: 0.531	S B X 1-1 ③ P6			B B F S B C 3-3 ② K		F C S 0-3 ③ K			X 0-0 ① F8		C X 0-1 ② F9 2-3	5	0	0	0	0	2	3
Moises Alou, R (1, 7) OBP: 0.392, SLG: 0.621		B C B S B C 3-3 ① K		S B F S 1-3 ③ K			B X 1-0 ① G6-3		X 0-0 ② L5		X 0-0 ③ FC6-4 1-2f	5	0	0	0	0	2	2
Carl Everett, S (1, 8) OBP: 0.387, SLG: 0.514	B F B F B X 3-2 F9 BLK 1B				B X 1-0 WP SF8 2B		B B B B 4-0 G6-3 BB		X 0-0 ③ L9			3	1	2	0	1	0	0
Tony Eusebio, R (1, 2) OBP: 0.338, SLG: 0.333	S B B B C X 2-2 ② F9 1-3				B B B C B 4-1 SH1-4 2-3 BB		B X 1-0 ② G6-3 1-2			B X 1-0 ① G1-3		3	0	0	0	1	0	2
Ricky Gutierrez, R (1, 6) OBP: 0.355, SLG: 0.342	B F X 1-1 ③ G3				F X 0-1 ① SF8 3-H		B S C X 1-2 ③ G3-1			X 0-0 ② F8		3	0	0	1	0	0	2
Sean Bergman, R (1, 1) OBP: 0.095, SLG: 0.128 35 Dave Clark, L (8, PH) OBP: 0.271, SLG: 0.229 Mike Magnante, L (9, 1) OBP: 1.000, SLG: 1.000 Doug Henry, R (9, 1) Pete Incaviglia, R (10, PH) OBP: 0.158, SLG: 0.167 Jay Powell, R (11, 1) Trever Miller, R (11, 1) OBP: 0.500, SLG: 1.000			S S S 0-3 ① K		X 0-0 ② SH1-4 1-2			B S F S 1-3 ① K		S B F S 1-3 ③ K		1 1 0 0 1 0 0	0 0 0 0 0 0 0	0 0 0 0 0 0 0	0 0 0 0 0 0 0	1 1 0 0 1 0 0	0 0 0 0 0 0 0	0 0 0 0 0 0 0
Inning Stats	R: 0 H: 1 E: 0 LOB: 1 K: 1 BB: 0 S: 11 P: 12	R: 0 H: 1 E: 0 LOB: 1 K: 1 BB: 0 S: 11 P: 20	R: 0 H: 0 E: 0 LOB: 0 K: 2 BB: 0 S: 9 P: 14	R: 0 H: 0 E: 0 LOB: 0 K: 2 BB: 0 S: 9 P: 14	R: 1 H: 1 E: 0 LOB: 1 K: 1 BB: 1 S: 8 P: 14	R: 0 H: 0 E: 0 LOB: 0 K: 2 BB: 0 S: 7 P: 10	R: 0 H: 0 E: 0 LOB: 1 K: 0 BB: 1 S: 5 P: 12	R: 0 H: 0 E: 1 LOB: 1 K: 2 BB: 0 S: 15 P: 22	R: 0 H: 0 E: 0 LOB: 0 K: 0 BB: 0 S: 3 P: 3	R: 0 H: 0 E: 0 LOB: 0 K: 1 BB: 0 S: 5 P: 7	R: 0 H: 0 E: 0 LOB: 2 K: 0 BB: 1 S: 12 P: 18	1B: 1 2B: 2 3B: 0 HR: 0	SF: 1 SAC: 1 DP: 0 HBP: 1	WP: 1 PB: 0 SB: 2 CS: 0	PA: 41			

PITCHER		IP	WLS	BF	H	R	ER	SO	BB	IBB	HBP	BLK	WP	HR	S	P	ERA	WHIP
34 Kerry Wood, R ERA: 3.44	(1, 1)	8.0		30	3	1	1	11	2	0	0	1	1	0	75	118	1.12	0.625
Matt Karchner, R ERA: 4.8	(9, 1)	2.0	W	6	0	0	0	1	0	0	0	0	0	0	8	10	0.00	0.000
Rod Beck, R ERA: 3.45	(11, 1)	1.0	S	5	0	0	0	0	1	0	1	0	0	0	12	18	0.00	1.000

PITCHER	IP	WLS	BF	H	R	ER	SO	BB	IBB	HBP	BLK	WP	HR	S	P	ERA	WHIP

AB	35
R	1
H	3
RBI	1
BB	3
SO	12
LOB	14

Batter	1	2	3	4	5	6	7	8	9	AB	R	H	RBI	BB	SO	LOB
Delino DeShields, L (1, 4) OBP: 0.403, SLG: 0.454	C X 0-1 F9 K3-2-3-2 2B		C B F X 1-2 ② F9			X 0-0 ① F8			C B B B B 4-1 1B S BB	3	0	1	0	1	0	1
Brian Jordan, R (1, 9) OBP: 0.366, SLG: 0.548	C X 0-1 ① F9 2-3		X 0-0 ③ G6-3			C X 0-1 ②③ G6-4-3 1-2f			C 1 SAFE F B F X 1-2 1-3 1B	4	0	1	0	0	0	2
Mark McGwire, R (1, 3) OBP: 0.467, SLG: 0.692	B B S S S 2-3 ②③ K3-2-3-2 3-Hf			B C B C S 2-3 ① K			B C X 1-1 ① F8		B F F B F S 2-3 ② K	4	0	0	0	0	3	3
Ray Lankford, L (1, 8) OBP: 0.387, SLG: 0.517		B B F C F X 2-2 G6-3 1B 2B		X 0-0 ② F8			C B X 1-1 ② F9		C S F S S 0-3 ③ K	4	1	1	0	0	1	2
Ron Gant, R (1, 7) OBP: 0.297, SLG: 0.472		B C F B X 2-2 ① G6-3 2-3		S B C S 1-3 ③ K			B C B S X 2-2 ③ G6-3			3	0	0	0	0	1	1
Fernando Tatis, R (1, 5) OBP: 0.311, SLG: 0.370		B F B F X 2-2 3-H 1B			X 0-0 CS 1B			B B C B X 3-1 ① L5		3	0	2	1	0	0	0
Eli Marrero, R (1, 2) OBP: 0.299, SLG: 0.384	C B 1 SAFE B B 1 SAFE X 3-1 ② F9				F 1 SAFE C 1 SAFE F S 0-3 ① K			X 0-0 ② G5-3		3	0	0	0	0	1	2
Kent Mercker, L (1, 1) OBP: 0.200, SLG: 0.209 Mark Petkovsek, R (6, 1) OBP: 0.348, SLG: 0.364 John Mabry, L (8, PH) OBP: 0.316, SLG: 0.396 Bobby Witt, R (8, 1) OBP: 0.300, SLG: 0.333		F C B C 1-3 ③ K			S C B B F X 2-2 ②③ G1-3 1-2			S B B S S 2-3 ③ K		2 0 1 0	0 0 0 0	0 0 0 0	0 0 0 0	0 0 1 0	1 0 0 0	2 0 0 0
Placido Polanco, R (1, 6) OBP: 0.269, SLG: 0.314 Willie McGee, S (9, PH) OBP: 0.294, SLG: 0.340			X 0-0 ① F8			B X 1-0 G6-4-3 1B			S S S 0-3 ① K	2 1	0 0	1 0	0 0	0 0	0 1	0 0
Inning Stats	R: 0 E: 0 K: 1 S: 7 H: 1 LOB: 1 BB: 0 P: 9	R: 1 E: 0 K: 1 S: 15 H: 2 LOB: 1 BB: 0 P: 25	R: 0 E: 0 K: 0 S: 5 H: 0 LOB: 0 BB: 0 P: 6	R: 0 E: 0 K: 2 S: 7 H: 0 LOB: 0 BB: 0 P: 10	R: 0 E: 0 K: 1 S: 9 H: 1 LOB: 0 BB: 0 P: 11	R: 0 E: 0 K: 0 S: 4 H: 1 LOB: 0 BB: 0 P: 5	R: 0 E: 0 K: 0 S: 7 H: 0 LOB: 0 BB: 0 P: 11	R: 0 E: 0 K: 1 S: 6 H: 0 LOB: 0 BB: 0 P: 11	R: 0 E: 0 K: 3 S: 16 H: 1 LOB: 2 BB: 1 P: 23	1B: 4 2B: 3 3B: 0 HR: 0 SF: 0 SAC: 0 DP: 2 HBP: 0						

PITCHER		IP	WLS	BF	H	R	ER	SO	BB	IBB	HBP	BLK	WP	HR	S	P	ERA	WHIP
Steve Trachsel, R ERA: 4.05	(1, 1)	8.1	W	29	6	1	1	7	1	0	0	0	0	0	68	101	1.08	0.840
Rod Beck, R ERA: 3.41	(9, 1)	0.2	S	2	0	0	0	2	0	0	0	0	0	0	8	10	0.00	0.000

PITCHER	IP	WLS	BF	H	R	ER	SO	BB	IBB	HBP	BLK	WP	HR	S	P	ERA	WHIP

TOP

St. Louis Cardinals @ Chicago Cubs

Wrigley Field, Chicago, IL

Tue Aug 18 1998, 7:05 PM CDT

Att. 40,249 - Unknown - 72 F

livebaseballscorecards.com

AB	30
R	1
H	6
RBI	1
BB	1
SO	9
LOB	13

Batter	1	2	3	4	5	6	7	8	9	AB	R	H	RBI	BB	SO	LOB
Mickey Morandini, L (1, 4) OBP: 0.403, SLG: 0.412	C C B F X 1-2 ① G6-3		B B C X 2-1 G4-6-3 1B		B F F S 1-3 ① K	H 1-0 HBP		S F B F B F F 4-2 BB BB		3	0	1	0	1	1	0
Manny Alexander, R (1, 6) OBP: 0.294, SLG: 0.364	B B B C B 4-1 G4-6-3 BB		B 1 SAFE F X 1-1 ① ② G4-6-3 1-2f		C C B F B B S 3-3 ② K	F S B B S 2-3 ③ K		S B F C 1-3 ② K		4	0	0	0	1	3	6
Mark Grace, L (1, 3) OBP: 0.417, SLG: 0.489	B 1 SAFE B C F X 2-2 ② ③ G4-6-3 1-2f		X 0-0 1B		X 0-0 ③ G3		B X 1-0 1B 2B	B B B B 4-0 1-2 2-3 BB		4	0	2	0	1	0	1
Sammy Sosa, R (1, 9) OBP: 0.381, SLG: 0.640		B S S B B F X 3-2 ① P6	C S B S 1-3 ③ K			X 0-0 ① L5	C B C B B S 3-3 ① K	B S B S S 2-3 ③ K		5	0	0	0	0	3	5
Glenallen Hill, R (1, 7) OBP: 0.337, SLG: 0.511 Brant Brown, L (6, PR) OBP: 0.353, SLG: 0.512 (7, 7)		C F F X 0-2 2B G3 1B		X 0-0 ① F9		C B X 1-1 1B 1B 1B	F S S 0-3 ② K			3 1	1 1	2 0	0 0	0 0	0 1	0 1
José Hernández, R (1, 5) OBP: 0.323, SLG: 0.491	C B F F B X 3-2 G3 1-3 2B		C B X 1-1 E G6-3 2B		C S B B 1 SAFE X 2-2 1B 1-2 G5-3 1B	B S B S X 2-2 FC4 2-3 1B				4	2	4	0	0	0	0
Lance Johnson, L (1, 8) OBP: 0.266, SLG: 0.238	I I I I 4-0 G3 IBB		X 0-0 E9 G6-3 2-3 1B		C B B X 2-1 1B G5-3 1-3 2-H 1B	F X 0-1 ③ FC4 1-2f				3	0	2	1	1	0	2
Scott Servais, R (1, 2) OBP: 0.274, SLG: 0.315		F B X 1-1 ② G3 1-2 2-3 3-H		B X 1-0 ② G6-3 2-3 3-H		C X 0-1 ② G5-3 1-2 3-H		C B S X 1-2 BB SH1 1B		4	0	1	3	0	0	5
Steve Trachsel, R (1, 1) OBP: 0.327, SLG: 0.298 Rod Beck, R (9, 1)		B C X 1-1 ③ F9		C S B B S 2-3 ③ K		B F B C F X 2-2 1B 2-3		B B X 2-0 ① SH1 1-2		3 0	0 0	1 0	0 0	0 0	1 0	3 0
Inning Stats	R: 0 H: 0 E: 0 LOB: 0 K: 0 BB: 1 S: 8 P: 15	R: 1 H: 2 E: 0 LOB: 2 K: 0 BB: 1 S: 17 P: 29	R: 0 H: 2 E: 0 LOB: 1 K: 1 BB: 0 S: 8 P: 12	R: 1 H: 2 E: 1 LOB: 1 K: 1 BB: 0 S: 8 P: 12	R: 0 H: 0 E: 0 LOB: 0 K: 2 BB: 0 S: 8 P: 12	R: 2 H: 4 E: 0 LOB: 3 K: 1 BB: 0 S: 17 P: 27	R: 0 H: 2 E: 0 LOB: 2 K: 2 BB: 0 S: 12 P: 18	R: 0 H: 1 E: 0 LOB: 3 K: 2 BB: 2 S: 16 P: 30		1B: 10 SF: 0 2B: 3 SAC: 1 3B: 0 DP: 2 HR: 0 HBP: 1						

PITCHER		IP	WLS	BF	H	R	ER	SO	BB	IBB	HBP	BLK	WP	HR	S	P	ERA	WHIP
Kent Mercker, L ERA: 5.54	(1, 1)	5.2	L	27	10	4	4	4	1	1	0	0	0	0	63	101	6.35	1.941
Mark Petkovsek, R ERA: 4.93	(6, 1)	1.1		7	2	0	0	3	0	0	1	0	0	0	15	24	0.00	1.500
Bobby Witt, R ERA: 6.46	(8, 1)	1.0		6	1	0	0	2	2	0	0	0	0	0	16	30	0.00	3.000

PITCHER	IP	WLS	BF	H	R	ER	SO	BB	IBB	HBP	BLK	WP	HR	S	P	ERA	WHIP

BOTTOM

St. Louis Cardinals @ Chicago Cubs

Wrigley Field, Chicago, IL

Tue Aug 18 1998, 7:05 PM CDT

Att. 40,249 - Unknown - 72 F

livebaseballscorecards.com

AB	34
R	4
H	13
RBI	4
BB	4
SO	9
LOB	23

Batter	1	2	3	4	5	6	7	8	9	10	AB	R	H	RBI	BB	SO	LOB
12 Pat Kelly, R (1, 4) OBP: 0.327, SLG: 0.367 Rick Croushore, R (7, 1) Lance Painter, L (7, 1) OBP: 1.000, SLG: 1.000 Jeff Brantley, R (8, 1) Placido Polanco, R (9, PH) OBP: 0.264, SLG: 0.308 (9, 6)	X 0-0 B2 ①	F X 0-1 G4-3 ③		B C S F C 1-3 K ③		C X 0-1 PB 1B 1-2 1B	C F S 0-3 K ③		F F X 0-2 G5-3 ③		5 0 1 0 0 2 2 0 0 0 0 0 0 0 0 0 0 0 0 0 0 0 0 0 0 0 0 0 1 0 0 0 0 0 1						
Brian Jordan, R (1, 9) OBP: 0.368, SLG: 0.550	X 0-0 1B 2B		F X 0-1 1B 1B		C C B F F B S 2-3 K ①	C X 0-1 PB 1B 1-2 2-3		B B X 2-0 G1-3 ①		S C S 0-3 K ①	6 1 3 0 0 2 0						
Mark McGwire, R (1, 3) OBP: 0.470, SLG: 0.705	X 0-0 F7 ②		X 0-0 P5 ①		B B F F B B 4-2 2B FC5-2 BB	B C F B B B 4-2 BB 1-2 2-3 3-H		B B C B X 3-1 HR		B B X 2-0 HR	4 2 2 2 2 0 2						
Ray Lankford, L (1, 8) OBP: 0.388, SLG: 0.527	C F B B B X 3-2 1B 1B 1B 2-H		X 0-0 P5 ②		C C B B B X 3-2 2B 1-3	F X 0-1 G4-3 ③		B S F F B B X 3-2 G4-3 ②		X 0-0 HR	6 2 3 2 0 0 4						
John Mabry, L (1, 7) OBP: 0.320, SLG: 0.396	C 1 SAFE F 1 SAFE F 1 SAFE P X 1-2 1B		1 SAFE 1 SAFE C 1 SAFE 1 SAFE X 0-1 1B 1-3		F B X 1-1 FC5-2 ② 3-H		X 0-0 E1 FC5-4	B B F B F B 4-2 BB		C B X 1-1 F7 ②	5 0 2 0 1 0 2						
Fernando Tatis, R (1, 5) OBP: 0.312, SLG: 0.372	B B X 2-0 1B 1-2 2-H		B F S X 1-2 G5-3 ③		C B C X 1-2 G4-3 ③		X 0-0 F7 ①	C F B F 1 SAFE C 1-3 K ③		S X 0-1 2B	6 0 2 1 0 1 6						
Eli Marrero, R (1, 2) OBP: 0.294, SLG: 0.375	F C B F X 1-2 F7 ③			B C F B F F X 2-2 S E5 1B		C F B S 1-3 K ① B S B S B X	3-2 FC5-4 S HR ② 1-2f		C B F X 1-2 P3 ①	X 0-0 G6-3 ③	6 1 1 0 0 1 4						
Kent Bottenfield, R (1, 1) OBP: 0.074, SLG: 0.074 Ron Gant, R (6, PH) OBP: 0.299, SLG: 0.474 John Frascatore, R (6, 1) OBP: 0.200, SLG: 0.200 Delino DeShields, L (7, PH) OBP: 0.406, SLG: 0.470 (7, 4)		C C B C 1-3 K ①		M L B B L 2-3 K ① 1-2		B C B F F X 2-2 1B 12 1B PB 1B	F S B B B X 2-2 1-H HR		C B B F F X 2-2 2B		2 0 0 0 0 2 1 1 1 1 0 0 0 0 0 0 0 0 0 0 0 2 1 2 2 0 0 0						
Luis Ordaz, R (1, 6) OBP: 0.200, SLG: 0.160 Willie McGee, S (9, PH) OBP: 0.293, SLG: 0.339 Juan Acevedo, R (9, 1) OBP: 0.250, SLG: 0.267		F X 0-1 G5-3 ②		B C X 1-1 E5 ② 2-H		X 0-0 P3 ②	F C X 0-2 1B		C S S 0-3 K2-3 ②		4 0 1 0 0 0 2 1 0 0 0 0 1 1 0 0 0 0 0 0 0						
Inning Stats	R: 2 H: 4 E: 0 LOB: 2 K: 0 BB: 0 S: 16 P: 22	R: 0 H: 0 E: 0 LOB: 0 K: 1 BB: 0 S: 7 P: 8	R: 0 H: 2 E: 0 LOB: 2 K: 0 BB: 0 S: 9 P: 10	R: 0 H: 1 E: 1 LOB: 1 K: 2 BB: 0 S: 14 P: 20	R: 0 H: 1 E: 0 LOB: 2 K: 1 BB: 1 S: 15 P: 26	R: 1 H: 3 E: 0 LOB: 3 K: 1 BB: 1 S: 16 P: 23	R: 2 H: 2 E: 1 LOB: 1 K: 1 BB: 0 S: 14 P: 19	R: 1 H: 1 E: 0 LOB: 1 K: 1 BB: 1 S: 13 P: 26	R: 0 H: 1 E: 0 LOB: 1 K: 1 BB: 0 S: 13 P: 16	R: 2 H: 3 E: 0 LOB: 1 K: 1 BB: 0 S: 10 P: 13	1B: 10 SF: 0 2B: 4 SAC: 0 3B: 0 DP: 0 HR: 4 HBP: 0						

TOP

St. Louis Cardinals @ Chicago Cubs

Wrigley Field, Chicago, IL

Wed Aug 19 1998, 3:33 AM CDT

Att. 39,689 - Cloudy - 70 F

livebaseballscorecards.com

AB	49
R	8
H	18
RBI	7
BB	3
SO	9
LOB	25

WP: 0 PA: 52
PB: 1
SB: 2
CS: 0

PITCHER		IP	WLS	BF	H	R	ER	SO	BB	IBB	HBP	BLK	WP	HR	S	P	ERA	WHIP
Mark Clark, R ERA: 4.73	(1, 1)	5.2		29	11	3	3	5	1	0	0	0	0	0	73	101	4.76	2.118
Terry Adams, R ERA: 3.9	(6, 1)	0.0		1	0	0	0	0	1	0	0	0	0	0	2	6	∞	∞
Felix Heredia, L ERA: 5.1	(6, 1)	0.1		2	0	1	1	0	0	0	0	0	0	0	3	3	27.00	0.000
Matt Karchner, R ERA: 5.05	(7, 1)	1.1		7	3	2	1	1	0	0	0	0	0	2	16	26	6.75	2.250
Terry Mulholland, L ERA: 2.56	(8, 1)	2.1	L	11	3	2	2	3	1	0	0	0	0	2	30	44	7.71	1.714

PITCHER		IP	WLS	BF	H	R	ER	SO	BB	IBB	HBP	BLK	WP	HR	S	P	ERA	WHIP
Don Wengert, R ERA: 5.17	(10, 1)	0.1		2	1	0	0	0	0	0	0	0	0	0	3	3	0.00	3.000

Batter	1	2	3	4	5	6	7	8	9	10	AB	R	H	RBI	BB	SO	LOB
Lance Johnson, L (1, 8) OBP: 0.264, SLG: 0.231	CBBBCFFB 4-2 CS BB		X 0-0 ① G3		BBCCFFFBF 3-2 X ② L8		BBCCCX 2-2 ① F8		CBBX 2-1 ③ G3-1		4	0	0	0	1	0	1
Mickey Morandini, L (1, 4) OBP: 0.404, SLG: 0.412 Terry Mulholland, R (8, 1) OBP: 0.375, SLG: 0.286 Don Wengert, R (10, 1) Brant Brown, L (10, PH) OBP: 0.352, SLG: 0.510	BBBBCFB 4-2 ① 1-2 BB		CBBBCX 3-2 ② F7		FX 0-1 HR 1B		BX 1-0 ② F9			SBX 1-1 ① F8	3 0 0 1	1 0 0 0	1 0 0 0	0 0 0 0	1 0 0 0	0 0 0 0	1 0 0 0
Sammy Sosa, R (1, 9) OBP: 0.383, SLG: 0.645	BCFC 1-3 ② K		BBX 2-0 ③ 1B		X 0-0 1-H HR		BBBFB 4-1 1-2 BB			SSSX 1-2 ② G1-3	4	1	2	2	1	1	1
Mark Grace, L (1, 3) OBP: 0.417, SLG: 0.488	BCFX 1-2 ③ P5			BFX 1-1 HR 1B	BCBFX 2-2 ③ F9		BBCFBFX 3-2 ③ F8			BCBFFFX 2-2 2B 1B	5	1	2	0	0	0	3
Henry Rodriguez, L (1, 7) OBP: 0.336, SLG: 0.544		BFBBB 4-1 HR BB		BSX 1-1 1-H HR		X 0-0 ① F7		SBBSS 2-3 ① K		BBCX 2-1 1-3 2B	4	2	2	2	1	1	0
José Hernández, R (1, 5) OBP: 0.324, SLG: 0.497	CBX 1-1 1-H HR			BCBCBS 3-3 ① K	CCX 0-2 E6		FSFBBBX 2-2 ② G6-3			IIII 4-0 IBB	4	1	1	2	1	1	0
Tyler Houston, L (1, 2) OBP: 0.283, SLG: 0.407 Manny Alexander, R (8, 4) OBP: 0.291, SLG: 0.361	BBFFBFFX 3-2 ① G6-3			BCSX 1-2 ② G4-3		BX 1-0 ② F9		BBSSSS 2-3 ③ K		BBBCCCEX 3-2 ③ P3	3 2	0 0	0 0	0 0	0 1	0 1	1 3
Jeff Blauser, R (1, 6) OBP: 0.346, SLG: 0.300	CFBC 1-3 ② K			BCFBX 2-2 ③ F7		B 1 SAFE S 1 SAFE X 1-1 ③ L4			X 0-0 ① P2		4	0	0	0	0	1	1
Mark Clark, R (1, 1) OBP: 0.098, SLG: 0.042 Terry Adams, R (6, 1) Felix Heredia, L (6, 1) Scott Servais, R (7, 2) OBP: 0.276, SLG: 0.316 Matt Karchner, R (7, 1)	CX 0-1 ③ L4				X 0-0 ① F7		BSX 1-1 BB 1B			BFX 1-1 ② F8	2 0 0 2 0	0 0 0 0 0	0 0 0 1 0	0 0 0 0 0	0 0 0 0 0	0 0 0 0 0	0 0 0 0 0
Inning Stats	R: 0 E: 0 K: 1 S: 12 H: 0 LOB: 1 BB: 2 P: 22	R: 2 E: 0 K: 1 S: 13 H: 1 LOB: 0 BB: 1 P: 22	R: 0 E: 0 K: 0 S: 5 H: 1 LOB: 1 BB: 0 P: 10	R: 2 E: 0 K: 1 S: 13 H: 2 LOB: 0 BB: 0 P: 21	R: 2 E: 0 K: 0 S: 14 H: 2 LOB: 0 BB: 0 P: 19	R: 0 E: 1 K: 0 S: 7 H: 0 LOB: 1 BB: 0 P: 9	R: 0 E: 0 K: 0 S: 11 H: 1 LOB: 2 BB: 1 P: 22	R: 0 E: 0 K: 2 S: 10 H: 0 LOB: 0 BB: 0 P: 16	R: 0 E: 0 K: 0 S: 5 H: 0 LOB: 0 BB: 0 P: 8	R: 0 E: 0 K: 0 S: 16 H: 2 LOB: 3 BB: 1 P: 29	1B: 5 2B: 1 3B: 0 HR: 3	SF: 0 SAC: 0 DP: 0 HBP: 0					

PITCHER		IP	WLS	BF	H	R	ER	SO	BB	IBB	HBP	BLK	WP	HR	S	P	ERA	WHIP
Kent Bottenfield, R ERA: 4.32	(1, 1)	5.0		22	6	6	6	3	3	0	0	0	0	3	57	94	10.80	1.800
John Frascatore, R ERA: 4.1	(6, 1)	1.0		4	0	0	0	0	0	0	0	0	0	0	7	9	0.00	0.000
Rick Croushore, R ERA: 4.63	(7, 1)	0.2		4	1	0	0	0	1	0	0	0	0	0	7	15	0.00	3.000
Lance Painter, L ERA: 3.49	(7, 1)	0.2		2	0	0	0	1	0	0	0	0	0	0	7	12	0.00	0.000
Jeff Brantley, R ERA: 5.13	(8, 1)	0.2		2	0	0	0	1	0	0	0	0	0	0	7	11	0.00	0.000

PITCHER		IP	WLS	BF	H	R	ER	SO	BB	IBB	HBP	BLK	WP	HR	S	P	ERA	WHIP
Juan Acevedo, R ERA: 3.26	(9, 1)	2.0	W	9	2	0	0	0	0	1	0	0	0	0	21	37	0.00	1.000

St. Louis Cardinals @ Chicago Cubs

Wrigley Field, Chicago, IL

Wed Aug 19 1998, 3:33 AM CDT

Att. 39,689 - Cloudy - 70 F

BOTTOM

livebaseballscorecards.com

AB	38
R	6
H	9
RBI	6
BB	5
SO	5
LOB	11

WP: 0 PB: 0 SB: 0 CS: 1 PA: 43

Batter	1	2	3	4	5	6	7	8	9	AB	R	H	RBI	BB	SO	LOB
Stan Javier, S (1, 9) OBP: 0.379, SLG: 0.362	F X 0-1 ① F7		B C F B S 2-3 ③ K		F B F X 1-2 ② G6-3 3-H		B B B B 4-0 BB BB		L C C 0-3 ② K	4	0	0	1	1	2	0
Bill Mueller, S (1, 5) OBP: 0.380, SLG: 0.395	B C F F X 1-2 ② G4-3			S B C F B B C 3-3 ① K	B F B B X 3-1 HR		B F C B B X 3-2 ② F9		X 0-0 1B	5	1	2	1	0	1	1
Barry Bonds, L (1, 7) OBP: 0.431, SLG: 0.565	B C B F S 2-3 ③ K			C B C F B B X 3-2 BB 2B	X 0-0 HR		B B B B 4-0 1-2 BB		C X 0-1 ③ P3	4	1	2	1	1	1	1
Jeff Kent, R (1, 4) OBP: 0.338, SLG: 0.518		B X 1-0 ① F9		B B C B B 4-1 BB BB	C X 0-1 ③ F9		B X 1-0 ③ L7			3	0	0	0	1	0	2
Ellis Burks, R (1, 8) OBP: 0.371, SLG: 0.504		B B F F B B 4-2 G4-3 BB		B C B F S 2-3 ② K		X 0-0 BB 1B		X 0-0 FC4-6 1B		3	0	2	0	1	1	2
J.T. Snow, L (1, 3) OBP: 0.329, SLG: 0.411		B S S 1 SAFE B X 2-2 ② G4-3 1-2		F B C B B B 4-2 FC6-4 1-2 2-3 BB	B 1 SAFE B 1 SAFE B B 4-0 G4-6-3 1-2 BB			B F C B X 2-2 ① FC4-6 1-2f		2	0	0	0	2	0	2
Rey Sanchez, R (1, 6) OBP: 0.326, SLG: 0.362 Marvin Benard, L (8, PH) OBP: 0.383, SLG: 0.416 Chris Brock, R (8, 1) OBP: 0.500, SLG: 0.500		B X 1-0 ③ G6-3		B X 1-0 ③ FC6-4 1-2f		X 0-0 ① B2		F F B B B X 3-2 ② F8		3 1 0	0 0 0	0 0 0	0 0 0	0 0 0	0 0 0	6 1 0
Brent Mayne, L (1, 2) OBP: 0.359, SLG: 0.367			B X 1-0 ① G6-3		S S B B X 2-2 G4-3 G6-3 2B	C X 0-1 ② ③ G4-6-3 1-2f		S S B F X 1-2 ③ G1-3		4	1	1	0	0	0	3
Russ Ortiz, R (1, 1) OBP: 0.222, SLG: 0.125 Julian Tavarez, L (5, 1) OBP: 0.111, SLG: 0.111 Shawon Dunston, R (7, PH) OBP: 0.255, SLG: 0.389 John Johnstone, R (7, 1) Rich Aurilia, R (8, 6) OBP: 0.340, SLG: 0.458			F C S 0-3 ② K		L L F X 0-2 ① G4-3 2-3		C S S 0-3 ① K		C A U X 0-2 ① F9	2 0 1 0 1	0 0 0 0 0	0 0 0 0 0	0 0 0 0 0	0 0 1 0 0	1 0 0 0 0	1 0 0 0 0
Inning Stats	R: 0 E: 0 K: 1 S: 9 H: 0 LOB: 0 BB: 0 P: 12	R: 0 E: 0 K: 0 S: 7 H: 0 LOB: 1 BB: 1 P: 15	R: 0 E: 0 K: 2 S: 7 H: 0 LOB: 0 BB: 0 P: 10	R: 0 E: 0 K: 2 S: 15 H: 1 LOB: 3 BB: 2 P: 32	R: 3 E: 0 K: 0 S: 15 H: 3 LOB: 0 BB: 0 P: 21	R: 0 E: 0 K: 0 S: 4 H: 1 LOB: 1 BB: 1 P: 8	R: 0 E: 0 K: 1 S: 7 H: 0 LOB: 2 BB: 2 P: 19	R: 0 E: 0 K: 0 S: 11 H: 1 LOB: 1 BB: 0 P: 17	R: 0 E: 0 K: 1 S: 11 H: 1 LOB: 1 BB: 0 P: 11	1B: 3 2B: 2 3B: 0 HR: 2	SF: 0 SAC: 0 DP: 1 HBP: 0					

TOP

San Francisco Giants @ Chicago Cubs

Wrigley Field, Chicago, IL

Thu Aug 20 1998, 3:33 AM CDT

Att. 37,803 - Sunny - 84 F

livebaseballscorecards.com

AB	33
R	3
H	7
RBI	3
BB	6
SO	7
LOB	19

WP: 0 PA: 39
PB: 0
SB: 0
CS: 0

PITCHER		IP	WLS	BF	H	R	ER	SO	BB	IBB	HBP	BLK	WP	HR	S	P	ERA	WHIP
Kevin Tapani, R ERA: 4.61	(1, 1)	5.0	W	22	4	3	3	5	3	0	0	0	0	2	53	90	5.40	1.400
Terry Adams, R ERA: 3.82	(6, 1)	1.1		6	1	0	0	1	2	0	0	0	0	0	7	15	0.00	2.250
Felix Heredia, L ERA: 5.06	(7, 1)	0.1		2	0	0	0	0	1	0	0	0	0	0	3	10	0.00	3.000
Matt Karchner, R ERA: 4.91	(7, 1)	1.1		5	1	0	0	0	0	0	0	0	0	0	12	19	0.00	0.750
Rod Beck, R ERA: 3.36	(9, 1)	1.0		4	1	0	0	1	0	0	0	0	0	0	11	11	0.00	1.000

PITCHER	IP	WLS	BF	H	R	ER	SO	BB	IBB	HBP	BLK	WP	HR	S	P	ERA	WHIP

BOTTOM

San Francisco Giants @ Chicago Cubs

Wrigley Field, Chicago, IL

Thu Aug 20 1998, 3:33 AM CDT

Att. 37,803 - Sunny - 84 F

livebaseballscorecards.com

Batter	1	2	3	4	5	6	7	8	9	AB	R	H	RBI	BB	SO	LOB
Lance Johnson, L (1, 8) OBP: 0.274, SLG: 0.238	B C B C X 2-2 F9 ①		B B B S X 3-1 F8 ①	C B F X 1-2 FC5-4 1B 3-H	B F F B X 2-2 1B			C F F B B B F B 4-2 1B 1B BB		4	1	2	1	1	0	0
Mickey Morandini, L (1, 4) OBP: 0.406, SLG: 0.411	F B C F B B B 4-2 S BB		B B B B 4-0 1B BB	X 0-0 F9 ②	1 SAFE B 1 SAFE X 1-0 L8 ③			C B B 1 SAFE 1 SAFE B X 3-1 1B 1-3 1B		3	0	1	0	2	0	3
Sammy Sosa, R (1, 9) OBP: 0.379, SLG: 0.638	X 0-0 P8 ②		B S 1 SAFE B F 1 SAFE F C 2-3 K ②	X 0-0 FC5-4 ③ 1-2f		B F C B S 2-3 K ①		B C F F 1 SAFE 1 SAFE S 1-3 K ②		5	0	0	0	0	3	6
Mark Grace, L (1, 3) OBP: 0.417, SLG: 0.487	C C T 0-2 K ③ 1-2		1 SAFE P F B F X 2-2 1B 1-3		B B C F C 2-3 K ① X	0-0 F8 ②		C X 0-1 1B 1-3 3-H		5	0	2	1	0	2	1
Henry Rodriguez, L (1, 7) OBP: 0.338, SLG: 0.545 Terry Adams, R (6, 1) Felix Heredia, L (7, 1) Matt Karchner, R (7, 1) Gary Gaetti, R (8, PH) OBP: 0.338, SLG: 0.453 Rod Beck, R (9, 1)		C B X 1-1 FC6-4 BB 1B	B C F S 2-3 K ③		C B X 1-1 FC4 1B HR 1B	C C B B C 2-3 K ③		S B B S F S 2-3 K ③		3 1 0 0 1 0	1 0 0 0 0 0	2 0 0 0 0 0	0 0 0 0 0 0	1 1 0 0 0 1	2 0 0 0 0 2	2 0 0 0 0 0
José Hernández, R (1, 5) OBP: 0.331, SLG: 0.503		C B C B B B 4-2 FC6-4 1-2 BB	B C B B B 4-1 1B 1B BB	S X 0-1 FC4 1-2 1B		B B C X 2-1 F8 CS 2B				2	1	2	0	2	0	0
Tyler Houston, L (1, 2) OBP: 0.282, SLG: 0.403	C X 0-1 FC6-4 ① 1-2f 2-3		X 0-0 1B 1B 1-2	S B X 1-1 FC4 ② 1-2f 2-3 HR		F F B B X 2-2 F8 ① 2-3				4	2	1	0	0	0	5
Jeff Blauser, R (1, 6) OBP: 0.348, SLG: 0.301	F 1 SAFE B F F B F 1 SAFE B 3-2 P4 ② X		F B B B X 2-1 FC3-6 1-3 2-H 1B	H 1-0 HR HBP		M C S 0-3 K ② ③ 3-H				3	1	1	1	0	1	3
Kevin Tapani, R (1, 1) OBP: 0.219, SLG: 0.241 Glenallen Hill, R (5, PH) OBP: 0.338, SLG: 0.520 (6, 7) Brant Brown, L (9, 7) OBP: 0.352, SLG: 0.510	F B C B C 2-3 K ③		B L C X 1-2 FC3-6 ① 1-2f 1B	F B F F B B X 3-2 HR 1-H 2-H 3-H				B X 1-0 G6-3 ①		2 2 0	0 1 0	0 1 0	0 4 0	0 0 0	1 0 0	4 0 0
Inning Stats	R: 0 E: 0 K: 1 S: 10 H: 0 LOB: 1 BB: 1 P: 16	R: 0 E: 0 K: 1 S: 14 H: 1 LOB: 2 BB: 1 P: 24	R: 0 E: 0 K: 2 S: 13 H: 1 LOB: 2 BB: 1 P: 25	R: 2 E: 0 K: 0 S: 12 H: 3 LOB: 2 BB: 1 P: 20	R: 4 E: 0 K: 1 S: 16 H: 4 LOB: 1 BB: 0 P: 27	R: 0 E: 0 K: 2 S: 7 H: 0 LOB: 0 BB: 0 P: 11	R: 0 E: 0 K: 1 S: 8 H: 1 LOB: 0 BB: 0 P: 12	R: 1 E: 0 K: 2 S: 17 H: 2 LOB: 2 BB: 1 P: 28		1B: 10 2B: 1 3B: 0 HR: 1	SF: 0 SAC: 0 DP: 0 HBP: 1		WP: 0 PB: 0 SB: 1 CS: 1	PA: 41		

	AB	35
	R	7
	H	12
	RBI	7
	BB	5
	SO	10
	LOB	26

PITCHER		IP	WLS	BF	H	R	ER	SO	BB	IBB	HBP	BLK	WP	HR	S	P	ERA	WHIP
Russ Ortiz, R ERA: 5.57	(1, 1)	4.2	L	26	7	5	5	5	4	0	1	0	0	0	58	99	9.64	2.357
Julian Tavarez, R ERA: 3.5	(5, 1)	1.1		6	2	1	1	2	0	0	0	0	0	1	14	24	6.75	1.500
John Johnstone, R ERA: 3.48	(7, 1)	1.0		3	1	0	0	1	0	0	0	0	0	0	8	12	0.00	1.000
Chris Brock, R ERA: 2.76	(8, 1)	1.0		6	2	1	1	2	1	0	0	0	0	0	17	28	9.00	3.000

PITCHER	IP	WLS	BF	H	R	ER	SO	BB	IBB	HBP	BLK	WP	HR	S	P	ERA	WHIP

Batter	1	2	3	4	5	6	7	8	9	AB	R	H	RBI	BB	SO	LOB
Marvin Benard, L (1, 9) OBP: 0.384, SLG: 0.416	P4		F8		1B	F7			1B	5	0	2	0	0	0	1
Rich Aurilia, R (1, 6) OBP: 0.341, SLG: 0.457	G6-3		2-H 1B		F9	K			1-2 G3 1B	5	0	2	1	0	1	2
Barry Bonds, L (1, 7) OBP: 0.431, SLG: 0.562	G4-3		F8			HR 1B		SH1-3 1B 2B BB	1-2 2-3 G3	4	2	1	0	1	0	3
Jeff Kent, R (1, 4) OBP: 0.341, SLG: 0.526		FC6-4 BB		P3	1-H HR			1-2 SH1-3 2B 1B	F9	4	2	2	2	1	0	2
Ellis Burks, R (1, 8) OBP: 0.368, SLG: 0.500		FC6-4 1-2f		L7		G5-3		1-2 2-3 SH1-3		3	0	0	0	0	0	1
Charlie Hayes, R (1, 3) OBP: 0.365, SLG: 0.436		L9		K		G4-3		2-H 3-H F8 2B		4	0	1	2	0	1	1
J.T. Snow, L (9, 3) OBP: 0.329, SLG: 0.411										0	0	0	0	0	0	0
Bill Mueller, S (1, 5) OBP: 0.379, SLG: 0.392		P6			L6	BB		2-3 F8		3	0	0	0	1	0	2
Brian Johnson, R (1, 2) OBP: 0.291, SLG: 0.384			1B 2B		P3	K		K		4	1	1	0	0	2	2
Orel Hershiser, R (1, 1) OBP: 0.211, SLG: 0.185			K		BB		K		F9	1	0	0	0	1	1	1
John Johnstone, R (5, 1)										0	0	0	0	0	0	0
Stan Javier, S (7, PH) OBP: 0.378, SLG: 0.361										1	0	0	0	0	1	0
Rich Rodriguez, L (7, 1) OBP: 0.333, SLG: 0.333										0	0	0	0	0	0	0
Jose Mesa, R (8, 1)										0	0	0	0	0	0	0
Shawon Dunston, R (9, PH) OBP: 0.254, SLG: 0.387										1	0	0	0	0	0	0
Robb Nen, R (9, 1)										0	0	0	0	0	0	0
Inning Stats	R: 0 E: 0 K: 0 S: 7 H: 0 LOB: 0 BB: 0 P: 9	R: 0 E: 0 K: 0 S: 6 H: 0 LOB: 1 BB: 1 P: 12	R: 1 E: 0 K: 1 S: 8 H: 2 LOB: 1 BB: 0 P: 9	R: 0 E: 0 K: 1 S: 5 H: 0 LOB: 0 BB: 0 P: 10	R: 0 E: 0 K: 0 S: 7 H: 1 LOB: 2 BB: 1 P: 17	R: 2 E: 0 K: 1 S: 15 H: 2 LOB: 1 BB: 1 P: 25	R: 0 E: 0 K: 2 S: 8 H: 0 LOB: 0 BB: 0 P: 11	R: 2 E: 0 K: 1 S: 10 H: 2 LOB: 1 BB: 1 P: 18	R: 0 E: 0 K: 0 S: 8 H: 2 LOB: 2 BB: 0 P: 11	1B: 6 2B: 2 3B: 0 HR: 1 SF: 0 SAC: 1 DP: 0 HBP: 0						

PITCHER		IP	WLS	BF	H	R	ER	SO	BB	IBB	HBP	BLK	WP	HR	S	P	ERA	WHIP
34 Kerry Wood, R ERA: 3.48	(1, 1)	6.0		26	5	3	3	3	3	0	0	0	0	1	48	82	4.50	1.333
Terry Mulholland, L ERA: 2.78	(7, 1)	1.0		5	1	2	2	2	1	0	0	0	0	0	10	18	18.00	2.000
Matt Karchner, R ERA: 4.81	(8, 1)	1.0		4	1	0	0	1	0	0	0	0	0	0	8	11	0.00	1.000
Dave Stevens, R ERA: 3.75	(9, 1)	0.1		3	2	0	0	0	0	0	0	0	0	0	5	6	0.00	6.000
Felix Heredia, L ERA: 4.99	(9, 1)	0.2	W	2	0	0	0	0	0	0	0	0	0	0	3	5	0.00	0.000

PITCHER	IP	WLS	BF	H	R	ER	SO	BB	IBB	HBP	BLK	WP	HR	S	P	ERA	WHIP

TOP

San Francisco Giants @ Chicago Cubs

Wrigley Field, Chicago, IL

Fri Aug 21 1998, 3:33 AM CDT

Att. 39,059 - Sunny - 83 F

livebaseballscorecards.com

AB	35
R	5
H	9
RBI	5
BB	4
SO	6
LOB	15

WP: 0 PA: 40
PB: 0
SB: 0
CS: 0

Batter	1	2	3	4	5	6	7	8	9	AB	R	H	RBI	BB	SO	LOB
Lance Johnson, L (1, 8) OBP: 0.284, SLG: 0.256	G4-3		BB, 1B 2-H: 1B		FC3-6 1B	1-3: 2B		G5-3 1-3		5	1	3	1	0	0	1
Mickey Morandini, L (1, 4) OBP: 0.404, SLG: 0.407	F8		1B 1-2: BB		FC3-6 1-2f: HR	L5 3-H			G4-3	4	1	0	0	1	0	4
Sammy Sosa, R (1, 9) OBP: 0.381, SLG: 0.644	F9		S 1-3 2-H: 1B		1-H: HR	K			BB 1B	5	2	3	3	0	1	0
Mark Grace, L (1, 3) OBP: 0.415, SLG: 0.482		G6-3	G3 1-2		G4-3	F7			1B 1-2: BB	4	1	0	0	1	0	2
Henry Rodriguez, L (1, 7) OBP: 0.339, SLG: 0.543		G4-3		K	E4 1B	1B			1B 1-3 2-H: 1B	5	0	2	1	0	1	0
José Hernández, R (1, 6) OBP: 0.334, SLG: 0.504 (7, 5)		F8		F8 1B	1-2: 1B	F7			1-2 3-H: 1B	5	0	3	1	0	0	1
Tyler Houston, L (1, 2) OBP: 0.278, SLG: 0.397 Glenallen Hill, R (8, PH) OBP: 0.337, SLG: 0.519 Scott Servais, R (9, 2) OBP: 0.276, SLG: 0.316		G6-3		F8 1-2	F7			K		3 1 0	0 0 0	0 0 0	0 0 0	0 1 0	0 0 0	3 0 0
Gary Gaetti, R (1, 5) OBP: 0.344, SLG: 0.455 Manny Alexander, R (6, PR) OBP: 0.290, SLG: 0.359 (7, 6)			34 SH1-3 1B BB	34 FC6-4 HBP		2B L5 1B		F7		1 1	1 0	1 0	0 0	1 0	0 0	0 0
34 Kerry Wood, R (1, 1) OBP: 0.120, SLG: 0.180 Terry Mulholland, R (7, 1) OBP: 0.375, SLG: 0.286 Matt Karchner, R (8, 1) Brant Brown, L (8, PH) OBP: 0.354, SLG: 0.510 Dave Stevens, R (9, 1) Felix Heredia, L (9, 1)			SH1-3 1-2	FC6-4 1-2f		B2		WP BB		2 0 0 0 0 0	0 0 0 0 0 0	0 0 0 0 0 0	0 0 0 0 0 0	0 0 0 1 0 0	0 0 0 0 0 0	3 0 0 0 0 0
Inning Stats	R: 0 E: 0 K: 0 S: 6 H: 0 LOB: 0 BB: 0 P: 10	R: 0 E: 0 K: 0 S: 6 H: 0 LOB: 0 BB: 0 P: 6	R: 2 E: 0 K: 0 S: 9 H: 2 LOB: 2 BB: 2 P: 25	R: 0 E: 0 K: 1 S: 7 H: 1 LOB: 2 BB: 0 P: 10	R: 2 E: 1 K: 0 S: 14 H: 3 LOB: 2 BB: 0 P: 23	R: 0 E: 0 K: 0 S: 9 H: 2 LOB: 2 BB: 0 P: 15	R: 0 E: 0 K: 1 S: 11 H: 1 LOB: 1 BB: 0 P: 19	R: 0 E: 0 K: 1 S: 8 H: 0 LOB: 1 BB: 1 P: 20	R: 2 E: 0 K: 0 S: 10 H: 3 LOB: 2 BB: 1 P: 15	1B: 10 2B: 2 3B: 0 HR: 1 SF: 0 SAC: 1 DP: 1 HBP: 1						

PITCHER		IP	WLS	BF	H	R	ER	SO	BB	IBB	HBP	BLK	WP	HR	S	P	ERA	WHIP
Orel Hershiser, R ERA: 4.19	(1, 1)	4.2		24	6	4	4	1	2	0	1	0	0	1	40	72	7.71	1.714
John Johnstone, R ERA: 3.41	(5, 1)	1.1		5	2	0	0	0	0	0	0	0	0	0	11	17	0.00	1.500
Rich Rodriguez, L ERA: 4.32	(7, 1)	1.0		4	1	0	0	1	0	0	0	0	0	0	11	19	0.00	1.000
Jose Mesa, R ERA: 5.16	(8, 1)	1.0		4	0	0	0	1	1	0	0	0	1	0	8	20	0.00	1.000
Robb Nen, R ERA: 1.52	(9, 1)	0.1	L	5	3	2	2	0	1	0	0	0	0	0	10	15	54.00	12.000

PITCHER	IP	WLS	BF	H	R	ER	SO	BB	IBB	HBP	BLK	WP	HR	S	P	ERA	WHIP

BOTTOM

San Francisco Giants @ Chicago Cubs

Wrigley Field, Chicago, IL

Fri Aug 21 1998, 3:33 AM CDT

Att. 39,059 - Sunny - 83 F

livebaseballscorecards.com

AB	36
R	6
H	12
RBI	6
BB	4
SO	3
LOB	14

1B: 10	SF: 0	WP: 2	PA: 42
2B: 2	SAC: 1	PB: 0	
3B: 0	DP: 1	SB: 1	
HR: 1	HBP: 1	CS: 0	

Batter	1	2	3	4	5	6	7	8	9	AB	R	H	RBI	BB	SO	LOB
Craig Biggio, R (1, 4) OBP: 0.402, SLG: 0.489	B C X 1-1 HR		B C C F B S 2-3 K2-3 ①		X 0-0 E S G6-3 1B	C F B X 1-2 G6-3 ③		C F B S 1-3 K ②		5	2	2	1	0	2	1
Brad Ausmus, R (1, 2) OBP: 0.347, SLG: 0.330	X 0-0 L6 ①		X 0-0 P3 ②		B B C X 2-1 G6-3 ① 1-3		B S B B X 3-1 G3 ①	B F X 1-1 FC6-4 1-2 1B		5	0	1	0	0	0	1
Derek Bell, R (1, 9) OBP: 0.358, SLG: 0.482 Mike Magnante, L (8, 1) OBP: 1.000, SLG: 1.000 Doug Henry, R (8, 1) Trever Miller, R (9, 1) OBP: 0.500, SLG: 1.000	X 0-0 G4-3 ②		B B X 2-0 1B		C C X 0-2 G6-3 ② 3-H		B S B B C X 3-2 5 BB 1B 1B	B B F X 2-1 FC6-4 ③ 1-2f		5 0 0 0	1 0 0 0	2 0 0 0	1 0 0 0	0 0 0 0	0 0 0 0	2 0 0 0
5 Jeff Bagwell, R (1, 3) OBP: 0.410, SLG: 0.533	B C X 1-1 G1 ③		B X 1-0 P6 ③		B B X 2-0 P5 ③		C B B B B 4-1 1B 1-2 BB		X 0-0 F7 ①	4	0	0	0	1	0	1
Moises Alou, R (1, 7) OBP: 0.391, SLG: 0.618		B B F X 2-1 1B G6-3 1B		X 0-0 HR		C S B B B B F X 3-2 1B HR 1B	C B X 1-1 1-2 2-H 1B		C X 0-1 G6-3 ②	5	3	4	2	0	0	0
Carl Everett, S (1, 8) OBP: 0.379, SLG: 0.500		F X 0-1 P2 ①		B B F S B F F X 3-2 G4-3 ①		1 SAFE B C F X 1-2 1-3 HR 1B	X 0-0 F7 ②		B X 1-0 P3 ③	5	1	1	0	0	0	3
Bill Spiers, L (1, 5) OBP: 0.366, SLG: 0.400		B X 1-0 G6-3 1-3 1B		C C F B X 1-2 FC6-4 1B		1 SAFE X 0-0 1-H 3-H HR	B C B S X 2-2 G4-3 ③			4	1	3	3	0	0	2
Ricky Gutierrez, R (1, 6) OBP: 0.350, SLG: 0.337		X 0-0 G6-3 ② 1-2 3-H		C 1 SAFE F B X 1-2 FC6-4 ② 1-2f		B X 1-0 L4-3 1B		B X 1-0 1B 1B		4	0	2	1	0	0	2
Randy Johnson, R (1, 1) OBP: 0.087, SLG: 0.087 Pete Incaviglia, R (8, PH) OBP: 0.143, SLG: 0.150 Richard Hidalgo, R (8, 9) OBP: 0.331, SLG: 0.395		S S X 0-2 G1-3 ③		B C C S 1-3 K ③		X 0-0 ① ② L4-3 1-2		B F B C 2-3 K ①		3 1 0	0 0 0	0 0 0	0 0 0	1 1 0	3 1 0	3 1 0
Inning Stats	R: 1 E: 0 K: 0 S: 6 H: 1 LOB: 0 BB: 0 P: 8	R: 1 E: 0 K: 0 S: 9 H: 2 LOB: 1 BB: 0 P: 12	R: 0 E: 0 K: 1 S: 7 H: 1 LOB: 1 BB: 0 P: 12	R: 1 E: 0 K: 1 S: 16 H: 2 LOB: 1 BB: 0 P: 22	R: 1 E: 0 K: 0 S: 7 H: 1 LOB: 0 BB: 0 P: 11	R: 3 E: 0 K: 0 S: 13 H: 4 LOB: 0 BB: 0 P: 19	R: 1 E: 0 K: 0 S: 12 H: 2 LOB: 2 BB: 1 P: 25	R: 0 E: 0 K: 2 S: 11 H: 2 LOB: 2 BB: 0 P: 18	R: 0 E: 0 K: 0 S: 4 H: 0 LOB: 0 BB: 0 P: 5	1B: 12 2B: 1 3B: 0 HR: 3	SF: 0 SAC: 0 DP: 1 HBP: 0					

TOP

Houston Astros @ Chicago Cubs

Wrigley Field, Chicago, IL

Sat Aug 22 1998, 3:33 AM CDT

Att. 39,886 - Sunny - 82 F

livebaseballscorecards.com

AB	41
R	8
H	15
RBI	8
BB	1
SO	4
LOB	16

WP: 0 PB: 0 SB: 1 CS: 0 PA: 42

PITCHER		IP	WLS	BF	H	R	ER	SO	BB	IBB	HBP	BLK	WP	HR	S	P	ERA	WHIP
Don Wengert, R ERA: 5.29	(1, 1)	4.0	L	19	7	4	3	2	0	0	0	0	0	2	39	55	6.75	1.750
Terry Adams, R ERA: 4.23	(5, 1)	2.1		13	6	4	4	0	1	0	0	0	0	1	27	48	15.43	3.000
Terry Mulholland, L ERA: 2.71	(7, 1)	1.2		7	2	0	0	2	0	0	0	0	0	0	15	24	0.00	1.200
Dave Stevens, R ERA: 3.6	(9, 1)	1.0		3	0	0	0	0	0	0	0	0	0	0	4	5	0.00	0.000

PITCHER		IP	WLS	BF	H	R	ER	SO	BB	IBB	HBP	BLK	WP	HR	S	P	ERA	WHIP

Houston Astros @ Chicago Cubs

Wrigley Field, Chicago, IL

Sat Aug 22 1998, 3:33 AM CDT

Att. 39,886 - Sunny - 82 F

BOTTOM

livebaseballscorecards.com

Batter	1	2	3	4	5	6	7	8	9	AB	R	H	RBI	BB	SO	LOB
Lance Johnson, L (1, 8) OBP: 0.282, SLG: 0.250	C F B F B C 2-3 ① K	B B F C C C 2-3 ③ K			F X 0-1 ① F7			C F F B B F B B 4-2 ② FC5 BB BB	X 0-0 ① F7	4	0	0	0	1	2	3
Manny Alexander, R (1, 4) OBP: 0.292, SLG: 0.355	C C B F B B F S 3-3 ② K		B C S B F B 4-2 G4-3 BB		B F B S F B X 3-2 ② G4-3			B S B B B 4-1 BB FC5 1-2 BB	B B X 2-0 1-2f ② FC4-6 BB	3	0	0	0	2	1	1
Mark Grace, L (1, 3) OBP: 0.415, SLG: 0.479	B S B B F F F B 4-2 BB		B X 1-0 ① G4-3 1-2		B C S B S 2-3 ③ K			C X 0-1 ① L3	B B B C B 4-1 1-2 BB	3	0	0	0	2	1	3
Sammy Sosa, R (1, 9) OBP: 0.378, SLG: 0.637	B X 1-0 ③ P4		S B S F S 1-3 ② K			B S S F F B X 2-2 ① G6-3		C S B B B X 3-2 ② FC5 BB 1-2 2-3f	C F B S 1-3 ③ K	5	0	0	0	0	2	6
Glenallen Hill, R (1, 7) OBP: 0.339, SLG: 0.526		F E B F X 1-2 HR	S F B F B B X 3-2 ③ P2			C B F C 1-3 ② K		S B S F B F B B 4-2 1-2 2-3 BB		3	1	1	1	1	1	1
José Hernández, R (1, 6) OBP: 0.332, SLG: 0.500 Terry Mulholland, R (7, 1) OBP: 0.375, SLG: 0.286 Henry Rodriguez, L (8, PH) OBP: 0.338, SLG: 0.542 Dave Stevens, R (9, 1)	B C B X 2-1 ① P4	B C B F C 2-3 ① K				C S B S 1-3 ③ K		B B C C S 2-3 ③ K		3 0 1 0	0 0 0 0	0 0 0 0	0 0 0 0	2 0 1 0	0 0 3 0	0 0 0 0
Gary Gaetti, R (1, 5) OBP: 0.348, SLG: 0.455	S B B C B B 4-2 FC1-5 1B BB		F F H 1-2 FC6 HBP			X 0-0 ① G6-3			B X 1-0 2B 1B	2	1	1	0	1	0	0
Scott Servais, R (1, 2) OBP: 0.279, SLG: 0.323	F 1 SAFE B S X 1-2 FC1-5 1-2 1B		B F 1 SAFE B F X 2-2 ② P4			B F S S B F S 2-3 ② K			X 0-0 1-3 1B 2B	4	1	2	0	0	1	1
Don Wengert, R (1, 1) Terry Adams, R (5, 1) Jeff Blauser, R (7, 6) OBP: 0.347, SLG: 0.300 Brant Brown, L (9, PH) OBP: 0.356, SLG: 0.512	L L X 0-2 ② FC1-5 1-2 2-3f		X 0-0 ③ FC6 1-2f			X 0-0 ③ F9			S X 0-1 FC4-6 2-H 3-H 1B	2 0 1 1	0 0 0 0	0 0 0 1	0 0 0 2	0 0 0 0	0 0 0 0	3 0 0 0
Inning Stats	R: 0 H: 0 E: 0 LOB: 1 K: 2 BB: 1 S: 13 P: 23	R: 1 H: 2 E: 0 LOB: 2 K: 1 BB: 1 S: 17 P: 27	R: 0 H: 0 E: 0 LOB: 1 K: 1 BB: 0 S: 12 P: 21	R: 0 H: 0 E: 0 LOB: 1 K: 1 BB: 0 S: 9 P: 14	R: 0 H: 0 E: 0 LOB: 0 K: 1 BB: 0 S: 9 P: 14	R: 0 H: 0 E: 0 LOB: 0 K: 2 BB: 0 S: 11 P: 15	R: 0 H: 0 E: 0 LOB: 0 K: 1 BB: 0 S: 6 P: 8	R: 0 H: 0 E: 0 LOB: 3 K: 1 BB: 3 S: 18 P: 35	R: 2 H: 3 E: 0 LOB: 2 K: 1 BB: 1 S: 10 P: 18	1B: 3 SF: 0 2B: 1 SAC: 0 3B: 0 DP: 0 HR: 1 HBP: 1						

	AB	32
	R	3
	H	5
	RBI	3
	BB	7
	SO	11
	LOB	21

WP: 0 PA: 40
PB: 0
SB: 0
CS: 0

PITCHER		IP	WLS	BF	H	R	ER	SO	BB	IBB	HBP	BLK	WP	HR	S	P	ERA	WHIP
Randy Johnson, L ERA: 3.79	(1, 1)	7.0	W	27	2	1	1	9	3	0	1	0	0	1	77	122	1.29	0.714
Mike Magnante, L ERA: 4.91	(8, 1)	0.0		2	0	0	0	0	2	0	0	0	0	0	5	13	∞	∞
Doug Henry, R ERA: 2.97	(8, 1)	1.0		7	3	2	2	1	1	0	0	0	0	0	17	27	18.00	4.000
Trever Miller, L ERA: 2.93	(9, 1)	1.0		4	0	0	0	1	1	0	0	0	0	0	6	13	0.00	1.000

PITCHER	IP	WLS	BF	H	R	ER	SO	BB	IBB	HBP	BLK	WP	HR	S	P	ERA	WHIP

Batter	1	2	3	4	5	6	7	8	9	AB	R	H	RBI	BB	SO	LOB
Craig Biggio, R (1, 4) OBP: 0.403, SLG: 0.503	B B C S X 2-2 G4-3 SF8 2B		B F F B B C 3-3 ① K	B C X 1-1 ③ G4-3		S F B X 1-2 1-H 2-H HR	X 0-0 1-H 2-H HR		B F C F X 1-2 ② F7	6	3	3	6	0	1	1
Bill Spiers, L (1, 5) OBP: 0.366, SLG: 0.397	C X 0-1 ① G4-3 2-3		B B B C X 3-1 ② P3		C F B B X 2-2 ① G4-3	B B B 4-0 BB	X 0-0 ② P6		X 0-0 1-2 1B	5	0	1	0	1	0	1
Derek Bell, R (1, 9) OBP: 0.356, SLG: 0.480 Richard Hidalgo, R (7, 9) OBP: 0.330, SLG: 0.393	B B F X 2-1 ② SF8 3-H		B B B C F B 4-2 BB		X 0-0 ② G1-3	S B C F X 1-2 ② F8	F X 0-1 ③ G6-3		S S B B F S 2-3 ③ K	3 1	0 0	0 0	1 0	1 0	0 1	1 2
5 Jeff Bagwell, R (1, 3) OBP: 0.410, SLG: 0.531	B B B B 4-0 BB		F 1 SAFE C F 1 SAFE B X 1-2 ③ P3		F B F B B F X 3-2 1B	C C F C 0-3 ③ K		C B B X 2-1 ① G3		4	0	1	0	1	1	2
Moises Alou, R (1, 7) OBP: 0.389, SLG: 0.614	C B B X 2-1 ③ P3			X 0-0 1B HR 1B	C B S S F B F F X 2-2 ③ F7	C F B X 1-2 ① G5-3	S B X 1-1 ② F8			5	1	1	0	0	0	2
Carl Everett, S (1, 8)		F C B F X 1-2 ① P6		S B 1 SAFE F 1 SAFE F 1 SAFE B X 2-2 ① P6		B S B F B F B 4-2 BB 1B BB	X 0-0 1B 1B 1B	C X 0-1 1B		4	2	2	0	1	0	1
Ricky Gutierrez, R (1, 6) OBP: 0.353, SLG: 0.339		X 0-0 ② F7		C B B 1 SAFE X 2-1 1-2 HR 1B		1 SAFE B 1 SAFE B F F B B 4-2 FC3-6 1B 1-2 BB	X 0-0 1B 1-2 1B	X 0-0 ③ F8		4	2	2	0	1	0	1
Brad Ausmus, R (1, 2) OBP: 0.356, SLG: 0.347		C B C X 1-2 1B		B X 1-0 1-H 2-H HR		C B X 1-1 FC3-6 HR 1-2 2-H 1B	X 0-0 1B HR 1-3 2-H 1B		B C F B F B B 4-2 1B BB	4	3	4	5	1	0	0
Jose Lima, R (1, 1) OBP: 0.164, SLG: 0.154 Pete Incaviglia, R (9, PH) OBP: 0.136, SLG: 0.143 Mike Magnante, L (9, 1) OBP: 1.000, SLG: 1.000		F B C X 1-2 ③ G3		B X 1-0 ② F9		X 0-0 ① FC3-6 HR 1-2 2-3f	X 0-0 1B HR 1-2 3-H 1B		C S B B X 2-2 ① L6	4 1 0	2 0 0	1 0 0	1 0 0	0 0 0	0 0 0	3 1 0
Inning Stats	R: 1 H: 1 E: 0 LOB: 1 K: 0 BB: 1 S: 9 P: 19	R: 0 H: 1 E: 0 LOB: 1 K: 0 BB: 0 S: 11 P: 14	R: 0 H: 0 E: 0 LOB: 1 K: 1 BB: 1 S: 11 P: 22	R: 3 H: 3 E: 0 LOB: 0 K: 0 BB: 0 S: 11 P: 18	R: 0 H: 1 E: 0 LOB: 1 K: 0 BB: 0 S: 14 P: 21	R: 4 H: 2 E: 0 LOB: 1 K: 1 BB: 3 S: 19 P: 34	R: 5 H: 5 E: 0 LOB: 0 K: 0 BB: 0 S: 11 P: 12	R: 0 H: 1 E: 0 LOB: 1 K: 0 BB: 0 S: 7 P: 10	R: 0 H: 1 E: 0 LOB: 2 K: 1 BB: 1 S: 15 P: 24	1B: 11 SF: 1 2B: 1 SAC: 0 3B: 0 DP: 0 HR: 3 HBP: 0						WP: 0 PA: 48 PB: 0 SB: 0 CS: 0

TOP

Houston Astros @ Chicago Cubs

Wrigley Field, Chicago, IL

Sun Aug 23 1998, 3:33 AM CDT

Att. 38,714 - Overcast - 87 F

livebaseballscorecards.com

AB	41
R	13
H	15
RBI	13
BB	6
SO	3
LOB	15

PITCHER		IP	WLS	BF	H	R	ER	SO	BB	IBB	HBP	BLK	WP	HR	S	P	ERA	WHIP
Steve Trachsel, R ERA: 4.3	(1, 1)	5.0	L	26	7	7	7	1	4	0	0	0	0	1	63	110	12.60	2.200
Rodney Myers, R ERA: 12.71	(6, 1)	1.1		10	5	5	5	1	1	0	0	0	0	1	19	26	33.75	4.500
Dave Stevens, R ERA: 3.58	(7, 1)	2.2		12	3	1	1	1	1	0	0	0	0	1	26	38	3.38	1.500

PITCHER	IP	WLS	BF	H	R	ER	SO	BB	IBB	HBP	BLK	WP	HR	S	P	ERA	WHIP

BOTTOM

Batter	1	2	3	4	5	6	7	8	9	AB	R	H	RBI	BB	SO	LOB
Lance Johnson, L (1, 8) OBP: 0.285, SLG: 0.255	S B X 1-1 1B 1B		X 0-0 1B		C F B B X 2-2 ① G3-1		X 0-0 ② F9		B F C B X 2-2 ② ③ G6-4-3 1-2f	5	0	2	0	0	0	2
Mickey Morandini, L (1, 4) OBP: 0.403, SLG: 0.406	1 SAFE B B C 1 SAFE X 2-1 G3-6-1 1-2 1B		C C F X 0-2 ① L9		F F S 0-3 ② K		X 0-0 ③ G6-3			4	0	1	0	0	1	1
Sammy Sosa, R (1, 9) OBP: 0.379, SLG: 0.648 Manny Alexander, R (9, 5) OBP: 0.292, SLG: 0.355	B F X 1-1 ① P6		X 0-0 ② P9		S B B B C X 3-2 HR			B X 1-0 HR		4 0	2 0	2 0	2 0	0 0	0 0	3 0
Mark Grace, L (1, 3) OBP: 0.412, SLG: 0.475 Glenallen Hill, R (9, 7) OBP: 0.339, SLG: 0.526	C X 0-1 ② ③ G3-6-1 1-2f		1 SAFE C 1 SAFE B S X 1-2 ③ P8		X 0-0 ③ F7			C X 0-1 ① G3-1		4 0	0 0	0 0	0 0	0 0	0 0	3 0
Henry Rodriguez, L (1, 7) OBP: 0.337, SLG: 0.541 Brant Brown, L (3, 7) OBP: 0.356, SLG: 0.510 (9, 3)		F X 0-1 E5 FC5-4		X 0-0 1B FC3-6 1B		F B X 1-1 ① P6		C F X 0-2 ② F7		1 3	0 1	0 1	0 0	0 0	0 0	0 0
José Hernández, R (1, 6) OBP: 0.331, SLG: 0.497 (7, 5) (9, 9)		C B F X 1-2 ① FC5-4 1B 1-2f		C S C 0-3 ① K		B B X 2-0 FC5-4 1B		X 0-0 ③ F8		4	0	1	0	0	1	2
Tyler Houston, L (1, 2) OBP: 0.282, SLG: 0.399		F 1 SAFE F B 1 SAFE 1 SAFE B S 2-3 ② K		B 1 SAFE X 1-0 FC3-6 1-3 1B		B F S X 1-2 ② P7			B B X 2-0 1B 1B	4	0	2	0	0	1	2
Gary Gaetti, R (1, 5) OBP: 0.348, SLG: 0.454 Dave Stevens, R (7, 1) Scott Servais, R (9, PH) OBP: 0.278, SLG: 0.322		X 0-0 1-2 1B		F X 0-1 ② FC3-6 1-2f 3-H		B B X 2-0 ③ FC5-4 1-2f			C S X 0-2 ① F8	3 0 1	0 0 0	1 0 0	1 0 0	0 0 0	0 0 0	2 0 1
Steve Trachsel, R (1, 1) OBP: 0.315, SLG: 0.286 Rodney Myers, R (6, 1) Jeff Blauser, R (7, 6) OBP: 0.348, SLG: 0.301		B F X 1-1 ③ F9		F S B B B F X 3-2 ③ G4-3			B B C S B X 3-2 ① G6-3		X 0-0 G6-4-3 1-2 1B	2 0 2	0 0 0	0 0 1	0 0 0	0 0 0	0 0 0	3 0 0
Inning Stats	R: 0 E: 0 K: 0 S: 8 H: 2 LOB: 1 BB: 0 P: 12	R: 0 E: 1 K: 1 S: 11 H: 1 LOB: 2 BB: 0 P: 15	R: 0 E: 0 K: 0 S: 9 H: 1 LOB: 1 BB: 0 P: 10	R: 1 E: 0 K: 1 S: 11 H: 2 LOB: 1 BB: 0 P: 15	R: 1 E: 0 K: 1 S: 10 H: 1 LOB: 0 BB: 0 P: 15	R: 0 E: 0 K: 0 S: 7 H: 1 LOB: 1 BB: 0 P: 13	R: 0 E: 0 K: 0 S: 5 H: 0 LOB: 0 BB: 0 P: 8	R: 1 E: 0 K: 0 S: 7 H: 1 LOB: 0 BB: 0 P: 8	R: 0 E: 0 K: 0 S: 8 H: 2 LOB: 1 BB: 0 P: 12	1B: 9 2B: 0 3B: 0 HR: 2	SF: 0 SAC: 0 DP: 2 HBP: 0			WP: 0 PB: 0 SB: 0 CS: 0	PA: 37	

PITCHER	IP	WLS	BF	H	R	ER	SO	BB	IBB	HBP	BLK	WP	HR	S	P	ERA	WHIP
Jose Lima, R (1, 1) ERA: 3.63	8.0	W	33	9	3	3	3	0	0	0	0	0	2	68	96	3.38	1.125
Mike Magnante, L (9, 1) ERA: 4.8	1.0		4	2	0	0	0	0	0	0	0	0	0	8	12	0.00	2.000

PITCHER	IP	WLS	BF	H	R	ER	SO	BB	IBB	HBP	BLK	WP	HR	S	P	ERA	WHIP

Houston Astros @ Chicago Cubs

Wrigley Field, Chicago, IL

Sun Aug 23 1998, 3:33 AM CDT

Att. 38,714 - Overcast - 87 F

livebaseballscorecards.com

AB	37
R	3
H	11
RBI	3
BB	0
SO	3
LOB	19

Batter	1	2	3	4	5	6	7	8	9	AB	R	H	RBI	BB	SO	LOB
Craig Biggio, R (1, 4) OBP: 0.406, SLG: 0.511	B B C X 2-1 2B 2B	X 0-0 ③ F8			B B B B 4-0 1-2 BB		C H 1-1 1B WP HBP	F B X 1-1 3-H HR		3	3	2	2	1	0	1
Sean Berry, R (1, 5) OBP: 0.395, SLG: 0.530 Bill Spiers, L (8, 5) OBP: 0.366, SLG: 0.397	B X 1-0 2-H 1B 2B	B B F X 2-1 ① G4-3	X 0-0 ② F9		B X 1-0 BB WP 1-3 1B 1B	C B B X 2-1 ② G3			5 0	2 0	2 0	1 0	0 0	0 0	2 0
Derek Bell, R (1, 9) OBP: 0.355, SLG: 0.476	F B S S 1-3 ① K	X 0-0 ② G4-3			B X 1-0 ③ L8		B B B C C B 4-2 BB 1-2 3-H 1B BB	F B S B S 2-3 ③ K		4	1	0	0	1	2	3
5 Jeff Bagwell, R (1, 3) OBP: 0.408, SLG: 0.526	C B F B B C 3-3 ② K		F B F B B F X 3-2 ③ L9			S B C B F X 2-2 E5 HR	C F B X 1-2 ② F8		F B F B B B 4-2 WP BB HR BB	4	2	0	0	1	1	3
Moises Alou, R (1, 7) OBP: 0.395, SLG: 0.622	F X 0-1 2-H 1B			X 0-0 L9-3 1B		B C B X 2-1 2-H HR	B F B B B C B 4-2 1B 1-2 2-3 BB		B B B B C B 4-1 WP 1-2 HR BB	3	2	3	3	2	0	0
Carl Everett, S (1, 8) OBP: 0.382, SLG: 0.507	1 SAFE X 0-0 ③ P3			F B S B X 2-2 ① F7		F X 0-1 E6 CS	B X 1-0 1-3 2-H 3-H 1B		B B X 2-0 1-H 2-H HR	5	1	2	5	0	0	2
Tony Eusebio, R (1, 2) OBP: 0.335, SLG: 0.333		F C B B S 2-3 ① K		B 1 SAFE B 1 SAFE F 1 SAFE X 2-1 ②③ L9-3 1-2		B S B F X 2-2 ①② G4-3 1-2	C S B F S 1-3 ③ K		X 0-0 ① G4-1	5	0	0	0	0	2	4
Ricky Gutierrez, R (1, 6) OBP: 0.353, SLG: 0.342		F X 0-1 1B			S C B S 1-3 ① K	S B B X 2-1 ③ P4		B C F X 1-2 SH2-3 HR 2B	C B B F F F B X 3-2 ② F8	5	1	2	0	0	1	0
Shane Reynolds, R (1, 1) OBP: 0.155, SLG: 0.186 35 Dave Clark, L (7, PH) OBP: 0.279, SLG: 0.239 Scott Elarton, R (7, 1) Pete Incaviglia, R (9, PH) OBP: 0.130, SLG: 0.136 Jay Powell, R (9, 1)		M M 1 SAFE 1 SAFE L 0-3 ② K			B B B 3-0 BB BB		C F S 0-3 ① K	C X 0-1 ① SH2-3 2-3	C B B B F F S 3-3 ③ K	1 1 0 1 0	0 0 0 0 0	0 0 0 0 0	0 0 0 0 0	1 0 0 1 0	1 1 0 0 0	1 0 0 0 0
Inning Stats	R: 2 E: 0 K: 2 S: 12 H: 3 LOB: 1 BB: 0 P: 19	R: 0 E: 0 K: 2 S: 9 H: 1 LOB: 1 BB: 0 P: 11	R: 0 E: 0 K: 0 S: 7 H: 0 LOB: 0 BB: 0 P: 12	R: 0 E: 0 K: 0 S: 6 H: 1 LOB: 0 BB: 0 P: 10	R: 0 E: 0 K: 1 S: 5 H: 0 LOB: 2 BB: 2 P: 14	R: 2 E: 2 K: 0 S: 13 H: 1 LOB: 0 BB: 0 P: 21	R: 3 E: 0 K: 2 S: 17 H: 2 LOB: 2 BB: 2 P: 30	R: 2 E: 0 K: 1 S: 12 H: 2 LOB: 0 BB: 0 P: 18	R: 3 E: 0 K: 1 S: 14 H: 1 LOB: 0 BB: 2 P: 30	1B: 5 2B: 4 3B: 0 HR: 3 SF: 0 SAC: 1 DP: 1 HBP: 1						

PITCHER	IP	WLS	BF	H	R	ER	SO	BB	IBB	HBP	BLK	WP	HR	S	P	ERA	WHIP
Mark Clark, R (1, 1) ERA: 4.78	2.0	L	10	4	2	2	4	0	0	0	0	0	0	21	30	9.00	2.000
Rodney Myers, R (3, 1) ERA: 8.31	3.0		11	1	0	0	1	2	0	0	0	0	0	18	36	0.00	1.000
Matt Karchner, R (6, 1) ERA: 5.36	1.2		12	3	5	4	1	2	0	1	0	1	1	26	46	21.60	3.000
Dave Stevens, R (7, 1) ERA: 4.03	1.1		6	2	2	2	2	0	0	0	0	0	1	16	23	13.50	1.500
Felix Heredia, L (9, 1) ERA: 5.44	1.0		6	1	3	3	1	2	0	0	0	1	1	14	30	27.00	3.000

PITCHER	IP	WLS	BF	H	R	ER	SO	BB	IBB	HBP	BLK	WP	HR	S	P	ERA	WHIP

Houston Astros @ Chicago Cubs

Wrigley Field, Chicago, IL

Mon Aug 24 1998, 3:33 AM CDT

Att. 34,711 - Overcast - 84 F

TOP

livebaseballscorecards.com

AB	37
R	12
H	11
RBI	11
BB	6
SO	9
LOB	16

WP: 2 PB: 0 SB: 0 CS: 1 PA: 45

BOTTOM

Houston Astros @ Chicago Cubs

Wrigley Field, Chicago, IL

Mon Aug 24 1998, 3:33 AM CDT

Att. 34,711 - Overcast - 84 F

Batter	1	2	3	4	5	6	7	8	9	AB	R	H	RBI	BB	SO	LOB
Lance Johnson, L (1, 8) OBP: 0.279, SLG: 0.249	K		G4-3			P4		P2		4	0	0	0	0	1	1
Mickey Morandini, L (1, 4) OBP: 0.403, SLG: 0.413 Felix Heredia, L (9, 1)	S 1B		G1-4-3			F7		1-H HR		4 0	1 0	2 0	2 0	0 0	0 0	0 0
Sammy Sosa, R (1, 9) OBP: 0.380, SLG: 0.647	K 1-2		G6-3			1B		2B 1B		4	0	2	0	0	1	1
Mark Grace, L (1, 3) OBP: 0.410, SLG: 0.475	G3-1			G4-3		L7		1-H 2B		4	0	1	0	0	0	2
Brant Brown, L (1, 7) OBP: 0.358, SLG: 0.520		E 2B		K			F8		FC5-2/6 3B	4	1	2	0	0	1	0
José Hernández, R (1, 5) OBP: 0.328, SLG: 0.492 (9, 4)		L9		K			K		FC5-2-6 F8 3-H	4	0	0	0	0	2	2
Jeff Blauser, R (1, 6) OBP: 0.344, SLG: 0.297		K			G5-3		K		F8 2-3	4	0	0	0	0	2	2
Scott Servais, R (1, 2) OBP: 0.281, SLG: 0.325		E6 2-H 1B			G5-3			FC5-4 1B	G3	4	0	2	0	0	0	1
Mark Clark, R (1, 1) OBP: 0.095, SLG: 0.041 Rodney Myers, R (3, 1) Sandy Martinez, L (5, PH) OBP: 0.356, SLG: 0.391 Matt Karchner, R (6, 1) Dave Stevens, R (7, 1) Gary Gaetti, R (8, PH) OBP: 0.347, SLG: 0.452 (9, 5)		K			K			FC5-4 1-2f HR		1 0 1 0 0 1	0 0 0 0 0 1	0 0 0 0 0 1	0 0 0 0 0 1	0 0 0 0 0 1	1 0 1 0 0 1	1 0 0 0 0 1
Inning Stats	R: 0 E: 0 K: 2 S: 13 H: 1 LOB: 1 BB: 0 P: 19	R: 1 E: 1 K: 2 S: 11 H: 2 LOB: 1 BB: 0 P: 15	R: 0 E: 0 K: 0 S: 5 H: 0 LOB: 0 BB: 0 P: 10	R: 0 E: 0 K: 2 S: 9 H: 0 LOB: 0 BB: 0 P: 11	R: 0 E: 0 K: 1 S: 9 H: 0 LOB: 0 BB: 0 P: 13	R: 0 E: 0 K: 0 S: 9 H: 1 LOB: 1 BB: 0 P: 13	R: 0 E: 0 K: 2 S: 9 H: 0 LOB: 0 BB: 0 P: 15	R: 2 E: 0 K: 0 S: 13 H: 4 LOB: 2 BB: 0 P: 18	R: 0 E: 0 K: 0 S: 8 H: 1 LOB: 1 BB: 0 P: 13	1B: 5 2B: 2 3B: 1 HR: 1	SF: 0 SAC: 0 DP: 0 HBP: 0					

livebaseballscorecards.com

AB	35
R	3
H	9
RBI	2
BB	0
SO	9
LOB	11

PITCHER		IP	WLS	BF	H	R	ER	SO	BB	IBB	HBP	BLK	WP	HR	S	P	ERA	WHIP
Shane Reynolds, R ERA: 3.61	(1, 1)	6.0	W	22	4	1	0	7	0	0	0	0	0	0	56	81	0.00	0.667
Scott Elarton, R ERA: 3.29	(7, 1)	2.0		9	4	2	2	2	0	0	0	0	0	1	22	33	9.00	2.000
Jay Powell, R ERA: 3.36	(9, 1)	1.0		4	1	0	0	0	0	0	0	0	0	0	8	13	0.00	1.000

PITCHER	IP	WLS	BF	H	R	ER	SO	BB	IBB	HBP	BLK	WP	HR	S	P	ERA	WHIP

WP: 0 PB: 0 SB: 1 CS: 0 PA: 35

Chicago Cubs @ Cincinnati Reds

Cinergy Field, Cincinnati, OH

Tue Aug 25 1998, 7:05 PM EDT

Att. 20,828 - Cloudy - 87 F

livebaseballscorecards.com

Batter	1	2	3	4	5	6	7	8	9	AB	R	H	RBI	BB	SO	LOB
Lance Johnson, L (1, 8) OBP: 0.298, SLG: 0.272	C B F B B X 3-2 S 1B 2B		B S B B X 3-1 1B 2B 1B		B C B B B 4-1 FC4-5 S BB	B B B C C X 3-2 1B 1-3 2-H 1B		B C X 1-1 1B		4	2	4	1	1	0	0
José Hernández, R (1, 6) OBP: 0.326, SLG: 0.488	C X 0-1 G5-3		S 1 SAFE 1 SAFE S B B F F S 2-3 K		B F B X 2-1 FC4-5 FC6-4 1-3	B 1 SAFE C X 1-1 1-3 3-H 1B		1 SAFE F F 1 SAFE S 0-3 K		5	0	1	1	0	2	4
Mark Grace, L (1, 3) OBP: 0.409, SLG: 0.472	C S B S 1-3 K 2-3		1 SAFE B S C 1 SAFE 1 SAFE B B X 3-2 1-3 2B 1B		C C X 0-2 FC6-4 1-2f	C C B F X 1-2 L4		X 0-0 P4		5	1	1	0	0	1	5
Sammy Sosa, R (1, 9) OBP: 0.382, SLG: 0.649	B B S X 2-1 PO 3-H 1B		B F B F X 2-2 1-H 3-H 2B			B S X 1-1 HBP 1B 1B	S C F B T 1-2 K		C B F B B F S 3-3 K	5	1	3	3	0	2	0
Glenallen Hill, R (1, 7) OBP: 0.340, SLG: 0.521	B F B 1 SAFE 2-1 PO 1-2	B B B B 4-0 G6-4-3 BB BB	F B X 1-1 F8			X 0-0 P7	B F B F F F B B 4-2 HR BB		X 0-0 G3	3	1	0	0	2	0	2
Gary Gaetti, R (1, 5) OBP: 0.351, SLG: 0.461		B B B B 4-0 G6-4-3 1-2 BB		C F B B S 2-3 K		B B H 3-0 1B WP 1-2 HBP	B X 1-0 1-H HR		B F B X 2-1 G5-3	3	2	1	2	1	1	0
Mickey Morandini, L (1, 4) OBP: 0.400, SLG: 0.410		C B B S B X 3-2 G6-4-3 1-2f 2-3		C F B B F F F T 2-2 K		B F X 1-1 P1	B B X 2-0 G3			4	0	0	0	0	1	4
Scott Servais, R (1, 2) OBP: 0.280, SLG: 0.323		B S B B F X 3-2 G4-3		X 0-0 G6-3		B F B X 2-1 WP 1B 1-3 2-H 1B	B F F B F F B S 3-3 K			4	1	1	1	0	1	1
Kevin Tapani, R (1, 1) OBP: 0.215, SLG: 0.237 Don Wengert, R (4, 1) Tyler Houston, L (6, PH) OBP: 0.286, SLG: 0.399 Terry Mulholland, R (6, 1) OBP: 0.375, SLG: 0.286 Manny Alexander, R (8, PH) OBP: 0.291, SLG: 0.353 Felix Heredia, L (8, 1)			B B C X 2-1 F9		B C S B X 2-2 F8	S B F B B B 4-2 1B 1B 1-2 3-H BB		F S S 0-3 K		1 1 0 0 1 0	0 0 1 0 0 0	0 0 0 0 0 0	0 0 0 0 0 0	0 0 1 0 0 1	0 0 0 0 0 0	0 0 0 0 0 0

TOP	
AB	36
R	9
H	11
RBI	8
BB	5
SO	9
LOB	16

Inning Stats	1	2	3	4	5	6	7	8	9
	R: 1 E: 0 K: 1 S: 11	H: 2 LOB: 0 BB: 0 P: 19	R: 0 E: 0 K: 0 S: 6	H: 0 LOB: 1 BB: 2 P: 20	R: 2 E: 0 K: 1 S: 17	H: 3 LOB: 1 BB: 0 P: 30	R: 0 E: 0 K: 2 S: 10	H: 0 LOB: 0 BB: 0 P: 14	R: 0 E: 0 K: 0 S: 9	H: 0 LOB: 1 BB: 1 P: 17	R: 4 E: 0 K: 0 S: 18	H: 4 LOB: 2 BB: 1 P: 34	R: 2 E: 0 K: 2 S: 15	H: 1 LOB: 0 BB: 1 P: 26	R: 0 E: 0 K: 2 S: 9	H: 1 LOB: 1 BB: 0 P: 10	R: 0 E: 0 K: 1 S: 7	H: 0 LOB: 0 BB: 0 P: 12

| | | |

Batter	1	2	3	4	5	6	7	8	9	AB	R	H	RBI	BB	SO	LOB
Reggie Sanders, R (1, 9) OBP: 0.348, SLG: 0.450	C S F B B B X 3-2 F9 SH5-3 1B 1B	B X 1-0 S 1B 1B	B F B B X 3-1 ③ F8		B F B B X 2-1 S 1B		F X 0-1 FC1 BB 1B BB 1-2			5	3	3	0	0	0	2
Barry Larkin, R (1, 6) OBP: 0.379, SLG: 0.475	X 0-0 ① SH5-3 1-2	F C 1 B F X SAFE 1-2 1-H 1B		B B F B X 3-1 1B 2B	B X 1-0 ① P6		C C B F X 1-2 BB BB 1-2 2-H 1B			4	1	3	2	0	0	1
Sean Casey, L (1, 3) OBP: 0.366, SLG: 0.391 Eduardo Perez, R (7, PH) OBP: 0.316, SLG: 0.315 (8, 3)	C S B B F B F F B 4-2 BB 1B BB	B F S B X 2-2 ③ P3		X 0-0 2-H 2B 1B	C B B F B B S 3-3 ② K 1-2		B S F B S 2-3 ② K			3 1	1 0	1 0	1 0	1 0	1 1	2 2
Dmitri Young, S (1, 7) OBP: 0.353, SLG: 0.475 Gabe White, L (8, 1) OBP: 0.250, SLG: 0.250	B C X 1-1 ② F9 2-3		F F S 0-3 K 2B 2B	B B X 2-0 G4-3 1B 2B 2-H	B F B B F C 3-3 ③ K		B B B C B 4-1 BB 1-2 2-3 BB			4 0	2 0	1 0	1 0	1 0	2 0	3 0
Jeffrey Hammonds, R (1, 8) OBP: 0.373, SLG: 0.436	B C X 1-1 BB 1-2 3-H 1B	X 0-0 ① C S B F B X L4		B B X 2-2 ① G4-3 2-3		B B F B X 3-1 ① L6	C B F B B B 4-2 BB 1-2 2-3 3-H			4	0	1	2	1	0	2
Bret Boone, R (1, 4) OBP: 0.334, SLG: 0.437	B B B C B 4-1 BB 1-2 2-3	B B X 2-0 2B 2B 1-3	B C F B B X 3-2 ② P3			C X 0-1 ② F7	C B C B B F X 3-2 ③ G4-3			4	1	1	0	1	0	4
Eddie Taubensee, L (1, 2) OBP: 0.363, SLG: 0.430	B X 1-0 ③ G3-1	B B B I 4-0 IBB 2B	B B B B 4-0 1B BB			B X 1-0 ③ G6-3		X 0-0 ① G4-3		3	1	0	0	2	0	3
Aaron Boone, R (1, 5) OBP: 0.330, SLG: 0.368		B X 1-0 ① F9	F B F B X 2-2 S 1-H 2-H 3-H 2B	C C B F B 1 SAFE X 2-2 1-2 3-H 1B			B B B B 4-0 E 1B BB	C S B X 1-2 ② F9		4	1	2	4	1	0	0
Dennys Reyes, R (1, 1) Scott Sullivan, R (3, 1) OBP: 0.100, SLG: 0.100 Mike Remlinger, L (6, 1) OBP: 0.156, SLG: 0.140 26 John Hudek, S (6, 1) Pat Watkins, R (7, PH) OBP: 0.292, SLG: 0.365 (8, 7)		C B F C 1-3 ② K	S B S F S 1-3 ② K 2-3	B S F B F F B S 3-3 ③ K			L 1 SAFE C X 0-2 ① L9	C S B S 1-3 ③ K		1 2 0 0 2	0 0 0 0 0	0 0 0 0 0	0 0 0 0 0	0 2 0 0 1	1 3 0 0 1	0 3 0 0 1
Inning Stats	R: 1 H: 2 E: 0 LOB: 3 K: 0 BB: 2 S: 16 P: 30	R: 1 H: 2 E: 0 LOB: 1 K: 1 BB: 0 S: 12 P: 18	R: 3 H: 2 E: 0 LOB: 1 K: 2 BB: 1 S: 14 P: 26	R: 3 H: 4 E: 0 LOB: 2 K: 1 BB: 1 S: 20 P: 39	R: 0 H: 1 E: 0 LOB: 1 K: 2 BB: 0 S: 9 P: 18	R: 0 H: 0 E: 0 LOB: 0 K: 0 BB: 0 S: 5 P: 9	R: 2 H: 1 E: 1 LOB: 3 K: 1 BB: 3 S: 19 P: 37	R: 0 H: 0 E: 0 LOB: 0 K: 1 BB: 0 S: 7 P: 9		1B: 8 2B: 4 3B: 0 HR: 0	SF: 0 SAC: 1 DP: 0 HBP: 0			WP: 1 PB: 0 SB: 3 CS: 0	PA: 45	

PITCHER		IP	WLS	BF	H	R	ER	SO	BB	IBB	HBP	BLK	WP	HR	S	P	ERA	WHIP
Kevin Tapani, R ERA: 4.94	(1, 1)	3.0		22	9	8	8	3	2	1	0	0	1	0	46	83	24.00	3.667
Don Wengert, R ERA: 5.09	(4, 1)	2.0		9	2	0	0	3	1	0	0	0	0	0	25	48	0.00	1.500
Terry Mulholland, L ERA: 2.64	(6, 1)	2.0	L	11	1	2	0	1	3	0	0	0	0	0	24	46	0.00	2.000
Felix Heredia, L ERA: 5.33	(8, 1)	1.0		3	0	0	0	1	0	0	0	0	0	0	7	9	0.00	0.000

PITCHER	IP	WLS	BF	H	R	ER	SO	BB	IBB	HBP	BLK	WP	HR	S	P	ERA	WHIP

BOTTOM

Chicago Cubs @ Cincinnati Reds

Cinergy Field, Cincinnati, OH

Tue Aug 25 1998, 7:05 PM EDT

Att. 20,828 - Cloudy - 87 F

livebaseballscorecards.com

AB	37
R	10
H	12
RBI	10
BB	7
SO	8
LOB	23

Batter	1	2	3	4	5	6	7	8	9	AB	R	H	RBI	BB	SO	LOB
Lance Johnson, L (1, 8) OBP: 0.301, SLG: 0.271	G6-3		F7		E 1B		FC4-6		E 1B BB	4	1	1	0	1	0	1
Mickey Morandini, L (1, 4) OBP: 0.399, SLG: 0.406	K		F7		1-2 HBP		K		F7	4	0	0	0	0	2	3
Sammy Sosa, R (1, 9) OBP: 0.380, SLG: 0.650	K		HR		K		K		L5	5	1	1	1	0	3	5
Mark Grace, L (1, 3) OBP: 0.410, SLG: 0.476		1B 2B 1B	L6			SF9 2B		F8	E2 1B	5	3	3	1	0	0	0
Brant Brown, L (1, 7) OBP: 0.361, SLG: 0.518		1-3 2B 1B		P5		G3-1		1B BB	1B 2B BB	3	2	1	0	2	0	1
Gary Gaetti, R (1, 5) OBP: 0.351, SLG: 0.464		G4-3 SH1-3 2B		K		SF9 2-H		F9	2B 1B	4	1	2	4	0	1	1
Rod Beck, R (9, 1)										0	0	0	0	0	0	0
Tyler Houston, L (1, 2) OBP: 0.293, SLG: 0.406		G4-3 2-3		F9		S BB		1-2 1B	1-3 2B	4	0	2	1	1	0	1
Manny Alexander, R (1, 6) OBP: 0.287, SLG: 0.347		SH1-3			K	P3 1-2		L5	F8	4	0	0	1	0	1	5
34 Kerry Wood, R (1, 1) OBP: 0.132, SLG: 0.173		K			K	FC4-6 BB			1B 2B	2	0	0	0	1	2	0
José Hernández, R (9, PH) OBP: 0.328, SLG: 0.492										1	1	1	0	0	0	0
(9, 5)																
Inning Stats	R: 0 E: 0 K: 2 S: 8 H: 0 LOB: 0 BB: 0 P: 10	R: 3 E: 0 K: 1 S: 10 H: 3 LOB: 0 BB: 0 P: 15	R: 1 E: 0 K: 0 S: 11 H: 1 LOB: 0 BB: 0 P: 18	R: 0 E: 0 K: 1 S: 5 H: 0 LOB: 0 BB: 0 P: 6	R: 0 E: 1 K: 3 S: 16 H: 1 LOB: 2 BB: 0 P: 28	R: 1 E: 0 K: 0 S: 11 H: 1 LOB: 1 BB: 1 P: 19	R: 0 E: 0 K: 2 S: 8 H: 0 LOB: 1 BB: 1 P: 18	R: 0 E: 0 K: 0 S: 7 H: 1 LOB: 2 BB: 1 P: 14	R: 4 E: 1 K: 0 S: 16 H: 4 LOB: 2 BB: 2 P: 34	1B: 6 2B: 4 3B: 0 HR: 1 SF: 1 SAC: 1 DP: 0 HBP: 1							

TOP

Chicago Cubs @ Cincinnati Reds

Cinergy Field, Cincinnati, OH

Wed Aug 26 1998, 3:33 AM EDT

Att. 20,315 - Sunny - 80 F

livebaseballscorecards.com

AB	36
R	9
H	11
RBI	8
BB	5
SO	9
LOB	17

PITCHER		IP	WLS	BF	H	R	ER	SO	BB	IBB	HBP	BLK	WP	HR	S	P	ERA	WHIP
Brett Tomko, R ERA: 4.79	(1, 1)	5.0	L	21	5	4	4	7	0	0	1	0	0	1	50	77	7.20	1.000
Mike Remlinger, L ERA: 4.66	(6, 1)	2.2		13	2	1	1	2	3	0	0	0	0	0	25	49	3.38	1.875
Danny Graves, R ERA: 3.8	(8, 1)	1.1		10	4	4	4	0	2	0	0	0	0	0	17	36	27.00	4.500

PITCHER	IP	WLS	BF	H	R	ER	SO	BB	IBB	HBP	BLK	WP	HR	S	P	ERA	WHIP

WP: 0 PB: 0 SB: 1 CS: 0 PA: 44

Batter	1	2	3	4	5	6	7	8	9	AB	R	H	RBI	BB	SO	LOB
Reggie Sanders, R (1, 8) OBP: 0.347, SLG: 0.447	BBBB 4-0 1B BB		SFBBBFFS 3-3 ① K		CCS 0-3 ② K			BCFFFC 1-3 ② K		3	0	0	0	1	3	1
Barry Larkin, R (1, 6) OBP: 0.380, SLG: 0.474	BCC1SAFFF1SAFX 1-2 1B		BBCCSX 2-2 ② L8		CBCFS 1-3 ③ K			BBBB 4-0 BB		3	0	1	0	1	1	1
Sean Casey, L (1, 3) OBP: 0.360, SLG: 0.384	BX 1-0 ① P5		BBX 2-0 ③ G4-3			CBFS 1-3 ① K		BBSBCS 3-3 ③ K		4	0	0	0	0	2	3
Dmitri Young, S (1, 7) OBP: 0.350, SLG: 0.471	CCBBFFS 2-3 ② K			FX 0-1 ① F8		FBSX 1-2 ② F8			CFC 0-3 ① K	4	0	0	0	0	2	2
Eddie Taubensee, L (1, 2) OBP: 0.362, SLG: 0.426	CBBSBS 3-3 ③ K			BBSCFFC 2-3 ② K		X 0-0 ③ F7			BBCSBB 4-2 2B BB	3	0	0	0	1	2	2
Bret Boone, R (1, 4) OBP: 0.333, SLG: 0.438		CCC 0-3 ① K		BSCBS 2-3 ③ K			CBSC 1-3 ① K		CSBX 1-2 1-3 2B	4	0	1	0	0	3	0
Roberto Petagine, L (1, 9) OBP: 0.389, SLG: 0.231		BCSS 1-3 ② K			CCBFBBB 4-2 1B E BB		SSBS 1-3 ② K		BBCFX 2-2 ② P5	3	1	0	0	1	2	2
Aaron Boone, R (1, 5) OBP: 0.330, SLG: 0.400 Danny Graves, R (8, 1) Eduardo Perez, R (9, PH) OBP: 0.314, SLG: 0.313		X 0-0 HR			CSS 0-3 ① K		CBBBSS 3-3 ③ K		CBFFFS 1-3 ③ K	3	1	1	1	0	2	1
										0	0	0	0	0	0	0
										1	0	0	0	0	1	2
Brett Tomko, R (1, 1) OBP: 0.161, SLG: 0.151 Melvin Nieves, S (5, PH) OBP: 0.400, SLG: 0.367 Mike Remlinger, L (6, 1) OBP: 0.156, SLG: 0.140 Chris Stynes, R (8, 5) OBP: 0.328, SLG: 0.356		BFBX 2-1 ③ P4			BBSSSBX 3-2 1-H E8 1B			CCX 0-2 ① P5		1	0	0	0	0	0	0
										1	0	1	0	0	0	0
										0	0	0	0	0	0	0
										1	0	0	0	0	0	0

Inning Stats									
	R: 0 H: 1 E: 0 LOB: 2 K: 2 BB: 1 S: 14 P: 25	R: 1 H: 1 E: 0 LOB: 0 K: 2 BB: 0 S: 9 P: 12	R: 0 H: 0 E: 0 LOB: 0 K: 1 BB: 0 S: 9 P: 16	R: 0 H: 0 E: 0 LOB: 0 K: 2 BB: 0 S: 10 P: 14	R: 1 H: 1 E: 1 LOB: 1 K: 3 BB: 1 S: 16 P: 24	R: 0 H: 0 E: 0 LOB: 0 K: 1 BB: 0 S: 7 P: 9	R: 0 H: 0 E: 0 LOB: 0 K: 3 BB: 0 S: 9 P: 14	R: 0 H: 0 E: 0 LOB: 1 K: 2 BB: 1 S: 11 P: 19	R: 0 H: 1 E: 0 LOB: 2 K: 2 BB: 1 S: 16 P: 24

PITCHER		IP	WLS	BF	H	R	ER	SO	BB	IBB	HBP	BLK	WP	HR	S	P	ERA	WHIP
34 Kerry Wood, R ERA: 3.36	(1, 1)	8.0	W	30	3	2	1	16	3	0	0	0	0	1	85	133	1.12	0.750
Rod Beck, R ERA: 3.3	(9, 1)	1.0		5	1	0	0	2	1	0	0	0	0	0	16	24	0.00	2.000

PITCHER	IP	WLS	BF	H	R	ER	SO	BB	IBB	HBP	BLK	WP	HR	S	P	ERA	WHIP

BOTTOM

Chicago Cubs @ Cincinnati Reds

Cinergy Field, Cincinnati, OH

Wed Aug 26 1998, 3:33 AM EDT
Att. 20,315 - Sunny - 80 F

livebaseballscorecards.com

AB	31
R	2
H	4
RBI	1
BB	4
SO	18
LOB	14

1B: 2	SF: 0	WP: 0	PA: 35
2B: 1	SAC: 0	PB: 0	
3B: 0	DP: 0	SB: 0	
HR: 1	HBP: 0	CS: 0	

Batter	1	2	3	4	5	6	7	8	9	10	AB	R	H	RBI	BB	SO	LOB
Lance Johnson, L (1, 8) OBP: 0.307, SLG: 0.280	X 0-0 G6-4-3 1B		X 0-0 SF9 ② 3-H		B X 1-0 FC5-4 ② 1-2f 1B		C S X 0-2 1B 1B	F X 0-1 F7-2 1B 1-2 2B 1B		X 0-0 FC5-6 ① 1-2f S 1B	5	4	3	1	0	0	2
Mickey Morandini, L (1, 4) OBP: 0.400, SLG: 0.408	F B B 1 SAFE F X 2-2 G6-4-3 ①② 1-2f		B C F X 1-2 F7 ③		1 SAFE X 0-0 1B 1-2 1B		F F C 0-3 K ①	M M B B X 2-2 1-2 2-3 2B 1B		B B X 2-0 1-H 1B	6	2	3	1	0	1	3
Sammy Sosa, R (1, 9) OBP: 0.381, SLG: 0.648	B C S B S 2-3 K ③			B B X 2-0 G1-3 ①	B S B X 2-1 1B 1-3 2-H 1B		S X 0-1 1B HR 1-2 1B	B C B S B X 3-2 F7-2 ①② 2-3 3-H		B I I 4-0 G1-6-3 IBB	5	1	2	1	1	1	3
Mark Grace, L (1, 3) OBP: 0.411, SLG: 0.478		C F B S 1-3 K ①		B B X 2-0 F7 ②	B C F 1 SAFE F B F X 2-2 1-3 3-H 1B		C F X 0-2 HR 1-2 2-H 1B	B X 1-0 1-H 3-H 2B		B C B X 2-1 G1-6-3 ②③ 1-2f	6	1	3	4	0	1	2
Brant Brown, L (1, 7) OBP: 0.362, SLG: 0.526 Matt Karchner, R (8, 1) Terry Mulholland, R (8, 1) OBP: 0.375, SLG: 0.286 Rod Beck, R (10, 1)		B X 1-0 L6 ②		X 0-0 1B 1B	S X 0-1 P6 ③		B B F X 2-1 1-H 2-H HR	B C X 1-1 G1-3 ③			5 0 0 0	1 0 0 0	2 0 0 0	3 0 0 0	0 0 0 0	0 0 0 0	3 0 0 0
Gary Gaetti, R (1, 5) OBP: 0.349, SLG: 0.460		F F B B S 2-3 K ③		X 0-0 FC5-4 1-2 1B		X 0-0 G5-3 ①	S F B S 1-3 K ②		B B F F F X 2-2 F8 ①		5	0	1	0	0	2	0
José Hernández, R (1, 6) OBP: 0.329, SLG: 0.499 (8, 7)			B X 1-0 1B SF9 1B	C B X 1-1 FC5-4 ③ 1-2f		C B X 1-1 G5-3 ②	B X 1-0 HR		B B C C S 2-3 K ②		5	2	2	1	0	1	2
Scott Servais, R (1, 2) OBP: 0.282, SLG: 0.322			F B X 1-1 SH2-4 1-3 1B		F C B F F X 1-2 G6-3 ①	H 1-0 HBP	X 0-0 G5-3 ③		B C S B T 2-2 K ③		4	0	1	0	0	1	0
Mike Morgan, R (1, 1) OBP: 0.667, SLG: 0.667 Rodney Myers, R (5, 1) Tyler Houston, L (6, PH) OBP: 0.292, SLG: 0.404 Felix Heredia, L (6, 1) Don Wengert, R (6, 1) Manny Alexander, R (8, PH) OBP: 0.292, SLG: 0.350 (8, 6)			L C B X 1-2 SH2-4 ① 1-2		X 0-0 FC5-4 1B	B B F F B F X 3-2 G4-3 ③		B C S X 1-2 1B 1B F7-2 1B		B B B B 4-0 FC5-6 BB	1 0 1 0 0 1	0 0 0 0 0 0	1 0 0 0 0 1	0 0 0 0 0 0	0 0 0 0 0 1	0 0 0 0 0 0	0 0 1 0 0 0
Inning Stats	R: 0 E: 0 K: 1 S: 7 H: 1 LOB: 0 BB: 0 P: 11	R: 0 E: 0 K: 2 S: 7 H: 0 LOB: 0 BB: 0 P: 11	R: 1 E: 0 K: 0 S: 10 H: 2 LOB: 1 BB: 0 P: 14	R: 0 E: 0 K: 0 S: 6 H: 2 LOB: 2 BB: 0 P: 11	R: 2 E: 0 K: 0 S: 17 H: 4 LOB: 2 BB: 0 P: 23	R: 0 E: 0 K: 0 S: 7 H: 0 LOB: 1 BB: 0 P: 12	R: 5 E: 0 K: 2 S: 18 H: 5 LOB: 0 BB: 0 P: 22	R: 2 E: 0 K: 0 S: 14 H: 4 LOB: 1 BB: 0 P: 22	R: 0 E: 0 K: 2 S: 10 H: 0 LOB: 0 BB: 0 P: 16	R: 1 E: 0 K: 0 S: 4 H: 1 LOB: 1 BB: 2 P: 16	1B: 16 2B: 2 3B: 0 HR: 2	SF: 1 SAC: 1 DP: 3 HBP: 1					

PITCHER		IP	WLS	BF	H	R	ER	SO	BB	IBB	HBP	BLK	WP	HR	S	P	ERA	WHIP
Pedro Astacio, R ERA: 6.21	(1, 1)	6.1		32	13	7	7	4	0	0	1	0	0	1	67	97	9.95	2.053
Curt Leskanic, R ERA: 3.23	(7, 1)	0.2		3	1	1	1	1	0	0	0	0	0	1	5	7	13.50	1.500
Chuck McElroy, L ERA: 1.93	(8, 1)	0.0		3	3	2	2	0	0	0	0	0	0	0	8	11	∞	∞
Jerry Dipoto, R ERA: 3.69	(8, 1)	2.0		6	1	0	0	2	0	0	0	0	0	0	16	27	0.00	0.500
Mike Munoz, L ERA: 6.62	(10, 1)	1.0	L	5	1	1	1	0	1	1	0	0	0	0	4	16	9.00	2.000

PITCHER	IP	WLS	BF	H	R	ER	SO	BB	IBB	HBP	BLK	WP	HR	S	P	ERA	WHIP

TOP

Chicago Cubs @ Colorado Rockies

Coors Field, Denver, CO

Thu Aug 27 1998, 7:05 PM MDT

Att. 50,093 - Unknown - 81 F

livebaseballscorecards.com

AB	44
R	11
H	19
RBI	11
BB	2
SO	7
LOB	16

1B: 16 2B: 2 3B: 0 HR: 2	SF: 1 SAC: 1 DP: 3 HBP: 1	WP: 0 PB: 0 SB: 1 CS: 0	PA: 49

Batter	1	2	3	4	5	6	7	8	9	10	AB	R	H	RBI	BB	SO	LOB
Darryl Hamilton, L (1, 8) OBP: 0.382, SLG: 0.375	X 0-0 ① G3	B S C S 1-3 ② K		B C F X 1-2 ② G1-3		C X 0-1 1B 2B	B C B F X 2-2 ② G4-3		B X 1-0 ① SH5-4 1-2		5	1	1	0	0	1	4
Neifi Perez, S (1, 6) OBP: 0.322, SLG: 0.391	B C B X 2-1 ② G3	B F X 1-1 ③ G4-3		X 0-0 ③ G3		S L B F X 1-2 ② P6	B F X 1-1 ③ B1-3		S F B S 1-3 ② K		6	0	0	0	0	1	7
Dante Bichette, R (1, 7) OBP: 0.362, SLG: 0.531	B C X 1-1 ③ L8		B X 1-0 ① L9		X 0-0 HR	4-0 1B 17 1B IBB		B B B C F F F B 4-2 1B 17 1B BB	4-0 FC6-4 IBB		3	3	1	1	3	0	0
Larry Walker, L (1, 9) OBP: 0.415, SLG: 0.591		C B B B B 4-1 HR BB	B X 1-0 G1-3 1B		B B X 2-0 17 2B 2B	S X 0-1 S 17 1B 1-3 2-H 1B		F S B S 1-3 ① K	T C X 0-2 ③ FC6-4 1-2f		5	3	3	1	1	1	3
Vinny Castilla, R (1, 5) OBP: 0.374, SLG: 0.596		F F F B X 1-2 1-H HR	B 1 SAFE B X 2-0 ② G1-3 1-2		B F F S 1-3 ① K	B B B B 4-0 17 1B 3 1B 1-2 BB		C B S X 1-2 17 1B 1-2 1B		X 0-0 ① G6-3	5	2	2	2	1	1	2
17 Todd Helton, L (1, 3) OBP: 0.367, SLG: 0.534	B B X 2-0 E7 BB 1B	B B X 2-0 ③ G6-3			B F S F B B X 3-2 3 G4-3 2-H 2B	X 0-0 3 E 3 1B 1-3 2-H 3-H 1B		X 0-0 1-2 2-H 1B		C C B B F B X 3-2 ② P6	6	0	4	4	0	0	1
3 Mike Lansing, R (1, 4) OBP: 0.314, SLG: 0.383	F B B B B C F F F B 4-2 BB BB			X 0-0 2B 3B	B F X 1-1 ② G4-3 2-3	B C F B B X 3-2 E9 1-3 3-H 1B		X 0-0 ② L6		F B C S 1-3 ③ K	5	1	2	1	1	1	3
Jeff Reed, L (1, 2) OBP: 0.382, SLG: 0.481	B B B B 4-0 1-2 2-3 BB			B C X 1-1 SH3-4 3-H 2B	C B C B B F C 3-3 ③ K	B X 1-0 ③ L3		S X 0-1 ③ G5-3			1	0	1	1	1	0	0
Kirt Manwaring, R (5, PH) OBP: 0.336, SLG: 0.319 (6, 2)											3	0	0	0	0	1	5
Pedro Astacio, R (1, 1) OBP: 0.154, SLG: 0.160	C B S 1-3 ① K			X 0-0 ① SH3-4 2-3		B C F S 1-3 ① K	1-3 ① K		X 0-0 SH5-4 1B		2	0	0	0	0	2	3
Curt Leskanic, R (7, 1)											0	0	0	0	0	0	0
Terry Shumpert, R (7, PH)											1	0	0	0	0	1	0
Chuck McElroy, L (8, 1) OBP: 0.200, SLG: 0.200											0	0	0	0	0	0	0
Jerry Dipoto, R (8, 1)											0	0	0	0	0	0	0
Angel Echevarria, R (9, PH) OBP: 0.375, SLG: 0.875											1	0	1	0	0	0	0
1 Curtis Goodwin, L (9, PR) OBP: 0.321, SLG: 0.310											0	0	0	0	0	0	0
Mike Munoz, L (10, 1)											0	0	0	0	0	0	0
Inning Stats	R: 0 H: 0 E: 0 LOB: 0 K: 0 BB: 0 S: 5 P: 8	R: 2 H: 2 E: 1 LOB: 3 K: 2 BB: 3 S: 19 P: 37	R: 0 H: 1 E: 0 LOB: 1 K: 0 BB: 0 S: 4 P: 10	R: 1 H: 2 E: 0 LOB: 1 K: 0 BB: 0 S: 8 P: 10	R: 2 H: 3 E: 0 LOB: 1 K: 2 BB: 0 S: 15 P: 25	R: 4 H: 4 E: 1 LOB: 2 K: 1 BB: 2 S: 16 P: 30	R: 0 H: 0 E: 0 LOB: 0 K: 1 BB: 0 S: 9 P: 13	R: 1 H: 2 E: 0 LOB: 2 K: 1 BB: 1 S: 14 P: 20	R: 0 H: 1 E: 0 LOB: 2 K: 1 BB: 1 S: 8 P: 14	R: 0 H: 0 E: 0 LOB: 0 K: 1 BB: 0 S: 8 P: 12	1B: 8 2B: 4 3B: 1 HR: 2	SF: 0 SAC: 2 DP: 0 HBP: 0					

PITCHER		IP	WLS	BF	H	R	ER	SO	BB	IBB	HBP	BLK	WP	HR	S	P	ERA	WHIP
Mike Morgan, R ERA: 3.79	(1, 1)	4.0		22	7	5	5	2	3	0	0	0	0	2	38	69	11.25	2.500
Rodney Myers, R ERA: 7.45	(5, 1)	1.0		4	1	0	0	2	0	0	0	0	0	0	13	21	0.00	1.000
Felix Heredia, L ERA: 5.79	(6, 1)	0.2		5	2	3	3	1	0	1	0	0	0	0	11	17	40.50	3.000
Don Wengert, R ERA: 5.13	(6, 1)	1.1		7	2	1	1	1	1	0	0	0	0	0	14	26	6.75	2.250
Matt Karchner, R ERA: 5.54	(8, 1)	0.0		1	0	1	1	0	1	0	0	0	0	0	4	8	∞	∞

PITCHER		IP	WLS	BF	H	R	ER	SO	BB	IBB	HBP	BLK	WP	HR	S	P	ERA	WHIP
Terry Mulholland, L ERA: 2.57	(8, 1)	2.0	W	10	3	0	0	2	0	1	0	0	0	0	18	26	0.00	1.500
Rod Beck, R ERA: 3.25	(10, 1)	1.0	S	3	0	0	0	1	0	0	0	0	0	0	8	12	0.00	0.000

BOTTOM

Chicago Cubs @ Colorado Rockies

Coors Field, Denver, CO

Thu Aug 27 1998, 7:05 PM MDT

Att. 50,093 - Unknown - 81 F

livebaseballscorecards.com

AB	43
R	10
H	15
RBI	10
BB	7
SO	9
LOB	28

WP: 0 PA: 52
PB: 0
SB: 1
CS: 0

Chicago Cubs @ Colorado Rockies

Coors Field, Denver, CO

Fri Aug 28 1998, 7:05 PM MDT

Att. 48,223 - Unknown - 81 F

TOP

livebaseballscorecards.com

Batter	1	2	3	4	5	6	7	8	9	AB	R	H	RBI	BB	SO	LOB
Lance Johnson, L (1, 8) OBP: 0.304, SLG: 0.278	2-1 G3		0-0 F8		0-1 F9	2-1 F8		3-1 WP SH3 1B 2-3 1B		5	1	1	0	0	0	1
Mickey Morandini, L (1, 4) OBP: 0.402, SLG: 0.409	0-2 L6		1-0 G5-4-3 1B		4-1 BB		1-0 E S WP 1B	0-0 SH3 1-2 3-H		3	1	2	1	1	0	0
Sammy Sosa, R (1, 9) OBP: 0.382, SLG: 0.650	1-2 HR		0-2 G5-4-3 1-2f		2-3 K		3-2 F7 1-H	4-0 1B IBB 2-3		4	1	1	1	1	1	2
Mark Grace, L (1, 3) OBP: 0.413, SLG: 0.481	0-1 3B 2B			1-0 G3-1		1-2 HR BB 1B	2-1 F8	1-1 1-2 3-H 1B		5	2	3	1	0	0	0
Brant Brown, L (1, 7) OBP: 0.365, SLG: 0.532	1-1 2-H 3B			1-0 G4-3		4-2 HR 1-2 BB	0-0 1B 1B	1-3 K		4	1	2	1	1	1	2
José Hernández, R (1, 6) OBP: 0.332, SLG: 0.508	1-3 K			2-3 K		2-0 HR 1-H 2-H	1-1 SAFE 1-2 1B		3-2 G5-3 1B	5	1	3	3	0	2	1
Tyler Houston, L (1, 2) OBP: 0.286, SLG: 0.396 Matt Karchner, R (7, 1) Rodney Myers, R (8, 1)		0-0 G4-3			0-1 F7	0-0 G4-3	0-0 F7	SAFE	1-3 K	4 0 1	0 0 0	0 0 0	0 0 0	0 0 1	0 0 1	2 0 1
Gary Gaetti, R (1, 5) OBP: 0.347, SLG: 0.459		3-1 F7			1-0 HR 2B	2-2 P6		0-0 G6-3	SAFE 3-1 G5-3 1-2	5	1	1	0	0	0	1
Steve Trachsel, R (1, 1) OBP: 0.333, SLG: 0.353 Felix Heredia, L (6, 1) Scott Servais, R (7, 2) OBP: 0.284, SLG: 0.327		2-2 F9			1-0 2-H HR	4-1 BB		3-2 1B SH3 2B	1-3 K	2 0 2	1 0 1	1 0 1	2 0 1	1 0 1	0 0 1	0 0 1
Inning Stats	R: 2 E: 0 K: 1 S: 19 H: 3 LOB: 1 BB: 0 P: 24	R: 0 E: 0 K: 0 S: 7 H: 0 LOB: 0 BB: 0 P: 12	R: 0 E: 0 K: 0 S: 6 H: 1 LOB: 0 BB: 0 P: 7	R: 0 E: 0 K: 1 S: 5 H: 0 LOB: 0 BB: 0 P: 9	R: 2 E: 0 K: 1 S: 10 H: 2 LOB: 1 BB: 1 P: 18	R: 3 E: 0 K: 0 S: 14 H: 2 LOB: 1 BB: 2 P: 29	R: 1 E: 0 K: 0 S: 12 H: 3 LOB: 2 BB: 0 P: 19	R: 2 E: 0 K: 1 S: 13 H: 3 LOB: 2 BB: 1 P: 25	R: 0 E: 0 K: 2 S: 14 H: 1 LOB: 1 BB: 0 P: 22	1B: 8 2B: 3 3B: 1 HR: 3	SF: 0 SAC: 1 DP: 1 HBP: 0						

	AB	40
	R	10
	H	15
	RBI	9
	BB	4
	SO	6
	LOB	11

WP: 2 PB: 0 SB: 1 CS: 0 PA: 45

PITCHER		IP	WLS	BF	H	R	ER	SO	BB	IBB	HBP	BLK	WP	HR	S	P	ERA	WHIP
John Thomson, R ERA: 4.58	(1, 1)	6.0	L	28	8	7	7	3	3	0	0	0	0	3	61	99	10.50	1.833
Mike DeJean, R ERA: 2.95	(7, 1)	1.1		9	5	3	3	0	0	0	0	0	1	0	18	31	20.25	3.750
Mike Munoz, L ERA: 6.5	(8, 1)	0.2		4	1	0	0	1	0	1	0	0	1	0	7	13	0.00	1.500
Dave Veres, R ERA: 3.2	(9, 1)	1.0		4	1	0	0	2	0	0	0	0	0	0	14	22	0.00	1.000

PITCHER	IP	WLS	BF	H	R	ER	SO	BB	IBB	HBP	BLK	WP	HR	S	P	ERA	WHIP

Batter	1	2	3	4	5	6	7	8	9	AB	R	H	RBI	BB	SO	LOB
Darryl Hamilton, L (1, 8) OBP: 0.384, SLG: 0.378	C X 0-1 ① F7	B X 1-0 1-3 1B			C F X 0-2 ① P6	X 0-0 3 E 3 1B 1B		B B C F X 2-2 1-2 G6-4-3 1B		5	0	3	0	0	0	0
3 Mike Lansing, R (1, 4) OBP: 0.315, SLG: 0.385	L C S 0-3 ② K2-3	B B F 1 SAFE X 2-1 ③ G5-3			B S C B X 2-2 2B 2B	X 0-0 E9 1-3 1B		X 0-0 ① L9		5	1	2	0	0	1	4
Larry Walker, L (1, 9) OBP: 0.416, SLG: 0.601 Mike DeJean, R (7, 1) Mike Munoz, L (8, 1) Angel Echevarria, R (8, PH) OBP: 0.333, SLG: 0.778 Dave Veres, R (9, 1) OBP: 0.333, SLG: 0.333	B S X 1-1 HR	X 0-0 ① G1-3			S B F X 1-2 2-H 2B 2B	C B B B C C 3-3 ③ K		X 0-0 ② ③ G6-4-3 1-2f		4 0 0 1 0	2 0 0 0 0	2 0 0 0 0	2 0 0 0 0	0 0 0 0 0	1 0 0 0 0	2 0 0 2 0
Dante Bichette, R (1, 7) OBP: 0.362, SLG: 0.528	B B B B 4-0 BB	C B B B B 4-1 G5-3 BB			B F F S 1-3 ② K		F F S 0-3 ① K		B B C B C F X 3-2 ① P4	3	0	0	0	2	2	1
Vinny Castilla, R (1, 5) OBP: 0.374, SLG: 0.598	B 1 SAFE X 1-0 ③ F9	C C X SAFE 0-2 ② ③ G5-3 1-2			X 0-0 2-H 2B		F X 0-1 17 1B 2B		F F B X 1-2 ② G4-3	5	1	2	1	0	0	2
17 Todd Helton, L (1, 3) OBP: 0.373, SLG: 0.538	B X 1-0 FC1-6 1B	S C B X 1-2 G5-3 1B			I I I I 4-0 IBB		B B C B X 3-1 2-H 1B		F C B F X 1-2 1B	4	0	4	1	1	0	0
Neifi Perez, S (1, 6) OBP: 0.320, SLG: 0.387	B 1 SAFE X 1-0 ① FC1-6 WP 1-2f 1B	X 0-0 ① G5-3 1-2			B F B S X 2-2 ③ G3-1		X 0-0 ② P3		X 0-0 ③ P3	5	1	0	0	0	0	6
Kirt Manwaring, R (1, 2) OBP: 0.334, SLG: 0.317	C 1 SAFE B F B X 2-2 1-H FC2-6 1B	B C X 1-1 ② F7			F B F C 1-3 ① K	S B X 1-1 ③ F8				4	0	1	1	0	1	2
John Thomson, R (1, 1) OBP: 0.149, SLG: 0.116 Terry Shumpert, R (6, PH) OBP: 0.263, SLG: 0.444 John Vander Wal, L (7, 9) OBP: 0.381, SLG: 0.545	M S X 0-2 ② FC2-6 1B 1-2f	B F S B C 2-3 ③ K			C F B B F S 2-3 ② K			B F B X 2-1 1B 1B		2 1 1	0 0 0	0 0 1	0 0 0	0 0 0	1 1 0	2 0 0
Inning Stats	R: 1 H: 1 E: 0 LOB: 1 K: 1 BB: 1 S: 8 P: 14	R: 1 H: 3 E: 0 LOB: 2 K: 0 BB: 0 S: 11 P: 18	R: 0 H: 0 E: 0 LOB: 0 K: 0 BB: 1 S: 5 P: 9	R: 0 H: 1 E: 0 LOB: 1 K: 1 BB: 0 S: 9 P: 13	R: 2 H: 3 E: 0 LOB: 2 K: 1 BB: 1 S: 16 P: 26	R: 0 H: 2 E: 1 LOB: 2 K: 3 BB: 0 S: 12 P: 18	R: 1 H: 2 E: 0 LOB: 1 K: 1 BB: 0 S: 10 P: 14	R: 0 H: 2 E: 0 LOB: 1 K: 0 BB: 0 S: 7 P: 11	R: 0 H: 1 E: 0 LOB: 1 K: 0 BB: 0 S: 12 P: 17	1B: 10 SF: 0 2B: 4 SAC: 0 3B: 0 DP: 1 HR: 1 HBP: 0						

BOTTOM

Chicago Cubs @ Colorado Rockies

Coors Field, Denver, CO

Fri Aug 28 1998, 7:05 PM MDT

Att. 48,223 - Unknown - 81 F

livebaseballscorecards.com

AB	40
R	5
H	15
RBI	5
BB	3
SO	7
LOB	21

PITCHER		IP	WLS	BF	H	R	ER	SO	BB	IBB	HBP	BLK	WP	HR	S	P	ERA	WHIP
Steve Trachsel, R ERA: 4.37	(1, 1)	5.2	W	29	10	4	4	5	2	1	0	0	1	1	58	92	6.35	2.118
Felix Heredia, L ERA: 5.75	(6, 1)	0.1		1	0	0	0	1	0	0	0	0	0	0	3	6	0.00	0.000
Matt Karchner, R ERA: 5.61	(7, 1)	1.0		7	4	1	1	1	0	0	0	0	0	0	15	23	9.00	4.000
Rodney Myers, R ERA: 6.17	(8, 1)	2.0		6	1	0	0	0	0	0	0	0	0	0	14	19	0.00	0.500

PITCHER	IP	WLS	BF	H	R	ER	SO	BB	IBB	HBP	BLK	WP	HR	S	P	ERA	WHIP

WP: 1 PA: 43
PB: 0
SB: 0
CS: 0

Batter	1	2	3	4	5	6	7	8	9	AB	R	H	RBI	BB	SO	LOB
Lance Johnson, L (1, 8) OBP: 0.298, SLG: 0.272	B X 1-0 ① P9		X 0-0 ③ G4-3			B C X 1-1 ① F9		B X 1-0 ① G4-3		4	0	0	0	0	0	0
José Hernández, R (1, 6) OBP: 0.331, SLG: 0.510	C S B B X 2-2 ② G5-3			B C B X 2-1 ① L8		C C B X 1-2 ② G3 3B		C B B S S 2-3 ② K		4	1	1	0	0	1	0
Mark Grace, L (1, 3) OBP: 0.410, SLG: 0.478	C F B B X 2-2 ③ F8			C X 0-1 E7 1B		C B F X 1-2 ② G3 3-H		B C X 1-1 ③ G5-3		4	0	0	1	0	0	0
Sammy Sosa, R (1, 9) OBP: 0.381, SLG: 0.647		B B S F B S 3-3 ① K		B B F S B S 3-3 ② K		B X 1-0 ③ F9			S S S X 1-2 HR 1B	4	1	1	0	0	2	1
Glenallen Hill, R (1, 7) OBP: 0.347, SLG: 0.535		B F B B B X 3-1 1B		B B B B C X 3-1 **1-3** 1B			B B F B B 4-1 FC6-4 BB BB		F F B B X 1-2 **1-H** HR	3	1	3	2	1	0	0
Gary Gaetti, R (1, 5) OBP: 0.346, SLG: 0.455		F B C S 1-3 ② K		B B B S S S 3-3 ③ K			B B B B C B 4-1 **1-2** FC6-4 BB		C B F F S 1-3 ① K	3	0	0	0	1	3	3
Mickey Morandini, L (1, 4) OBP: 0.399, SLG: 0.406		C B S S C 1-3 ③ K			X 0-0 ① G6-3		F C B B B C 2-3 ① K		B C S S X 1-2 ② P7	4	0	0	0	0	2	3
Scott Servais, R (1, 2) OBP: 0.281, SLG: 0.324 Tyler Houston, L (9, PH) OBP: 0.285, SLG: 0.394			C B F B B X 3-2 ① F7		B C B S S 2-3 ② K2-3		C B X 1-1 ② FC6-4 **1-2f** **2-3**		F S X 0-2 ③ G1-3	3 1	0 0	0 0	0 0	0 0	1 0	2 0
Mark Clark, R (1, 1) OBP: 0.094, SLG: 0.040 Dave Stevens, R (4, 1) Brant Brown, L (7, PH) OBP: 0.364, SLG: 0.530 Don Wengert, R (7, 1)			X 0-0 ② L1		X 0-0 ③ G4-3		S B F E F T 1-2 ③ K			1 1 1 0	0 0 0 0	0 0 0 0	0 0 0 0	0 0 0 0	0 0 1 0	0 0 2 0

TOP

Chicago Cubs @ Colorado Rockies

Coors Field, Denver, CO

Sat Aug 29 1998, 7:05 PM MDT
Att. 48,269 - Cloudy - 91 F

livebaseballscorecards.com

AB	33
R	3
H	5
RBI	3
BB	2
SO	10
LOB	11

Inning Stats	1	2	3	4	5	6	7	8	9
	R: 0 E: 0 K: 0 S: 7	H: 0 LOB: 0 BB: 0 P: 12	R: 0 E: 0 K: 3 S: 11	H: 1 LOB: 1 BB: 0 P: 19	R: 0 E: 0 K: 0 S: 5	H: 0 LOB: 0 BB: 0 P: 8	R: 0 E: 1 K: 2 S: 12	H: 1 LOB: 2 BB: 0 P: 23	R: 0 E: 0 K: 1 S: 5	H: 0 LOB: 0 BB: 0 P: 7	R: 1 E: 0 K: 0 S: 9	H: 1 LOB: 0 BB: 0 P: 13	R: 0 E: 0 K: 2 S: 12	H: 0 LOB: 2 BB: 2 P: 24	R: 0 E: 0 K: 1 S: 6	H: 0 LOB: 0 BB: 0 P: 10	R: 2 E: 0 K: 1 S: 16	H: 2 LOB: 0 BB: 0 P: 20

| | | |

BOTTOM

Chicago Cubs @ Colorado Rockies

Coors Field, Denver, CO

Sat Aug 29 1998, 7:05 PM MDT

Att. 48,269 - Cloudy - 91 F

livebaseballscorecards.com

Batter	1	2	3	4	5	6	7	8	9	AB	R	H	RBI	BB	SO	LOB
Darryl Hamilton, L (1, 8) OBP: 0.384, SLG: 0.377	C F C 0-3 ① K	F C B F B B F X 3-2 3 E 3 S 1B 3-H		B B F B B 4-1 1B 1B BB	C F B F F F X 1-2 ③ L9			C C B B F B X 3-2 ① G4-3		4	1	1	1	1	1	0
3 Mike Lansing, R (1, 4) OBP: 0.313, SLG: 0.383	B F B F X 2-2 ② P9	F 1 SAFE B F 1 SAFE P X 2-2 ③ F7 1-3		F 1 B F B X 2-2 ① L9		B B X 2-0 1B G6-3 1B		X 0-0 ② G4-3		5	0	1	0	0	0	2
Larry Walker, L (1, 9) OBP: 0.418, SLG: 0.607	B X 1-0 HR	F X 0-1 ① G3	C 1 SAFE S F X 0-2 1B 1B 1-2 1B	B C B B X 3-1 ① G6-3 1-2		B B B B 4-0 BB			4	2	2	1	1	0	1	
Dante Bichette, R (1, 7) OBP: 0.366, SLG: 0.532 1 Curtis Goodwin, L (9, 7) OBP: 0.321, SLG: 0.310	B F B B B X 3-1 2B 1B	C X 0-1 7 HR 2B	X 0-0 1B 1-3 2-H 1B	B X 1-0 G6-4-3 2-3 1B		X 0-0 ② L9		5 0	1 0	4 0	1 0	0 0	0 0	1 0		
Vinny Castilla, R (1, 5) OBP: 0.375, SLG: 0.599	X 0-0 2B 1-3	F B S T F X 1-2 ② F7	B X 1-0 1B 1-2 3-H 1B	B S F X 1-2 ② ③ G6-4-3 1-2f				4	0	2	1	0	0	3		
17 Todd Helton, L (1, 3) OBP: 0.374, SLG: 0.539	B B C X 2-1 ③ G3-1	B B I I 4-0 7 HR IBB	B X 1-0 ② P5				X 0-0 7 G6-3 2B			3	1	1	0	1	0	4
7 Kurt Abbott, R (1, 6) OBP: 0.298, SLG: 0.379 Neifi Perez, S (8, 6) OBP: 0.320, SLG: 0.387		X 0-0 G4-3 G6-3 1B 1B B S B B F X 3-2 1-H 2-H HR	B S S S 1-3 ③ K				S B X 1-1 ① G6-3 2-3			4 0	2 0	2 0	3 0	0 0	1 0	3 0
Kirt Manwaring, R (1, 2) OBP: 0.330, SLG: 0.313		1 SAFE B B B C 1 SAFE F F X 2-2 ① G6-3 1-2	B X 1-0 E5 FC5-4		B X 1-0 ① G6-3		C X 0-1 ② P3			4	0	0	0	0	0	2
Bobby Jones, R (1, 1) OBP: 0.179, SLG: 0.205 John Vander Wal, L (7, PH) OBP: 0.378, SLG: 0.539 Curt Leskanic, R (8, 1)		F B B X 2-1 ② G4-3 2-3	B C X 1-1 ③ FC5-4 1-2f		C S S 0-3 ② K		F C C 0-3 ③ K			3 1 0	0 0 0	0 0 0	0 0 0	0 0 0	1 1 0	2 1 0
Inning Stats	R: 1 E: 0 K: 1 S: 12 H: 3 LOB: 2 BB: 0 P: 20	R: 1 E: 0 K: 0 S: 16 H: 2 LOB: 1 BB: 0 P: 24	R: 3 E: 1 K: 0 S: 15 H: 2 LOB: 1 BB: 1 P: 25	R: 2 E: 0 K: 1 S: 14 H: 3 LOB: 2 BB: 1 P: 23	R: 0 E: 0 K: 1 S: 10 H: 0 LOB: 0 BB: 0 P: 12	R: 0 E: 0 K: 0 S: 7 H: 2 LOB: 1 BB: 0 P: 14	R: 0 E: 0 K: 1 S: 8 H: 1 LOB: 1 BB: 0 P: 9	R: 0 E: 0 K: 0 S: 6 H: 0 LOB: 1 BB: 1 P: 13		1B: 8 2B: 3 3B: 0 HR: 2 SF: 0 SAC: 0 DP: 1 HBP: 0						WP: 0 PB: 0 SB: 1 CS: 0 PA: 40	

	AB	37
	R	7
	H	13
	RBI	7
	BB	3
	SO	4
	LOB	19

PITCHER		IP	WLS	BF	H	R	ER	SO	BB	IBB	HBP	BLK	WP	HR	S	P	ERA	WHIP
Mark Clark, R ERA: 5.04	(1, 1)	3.1	L	23	10	7	7	1	1	1	0	0	0	2	53	86	18.90	3.300
Dave Stevens, R ERA: 3.69	(4, 1)	2.2		9	2	0	0	2	0	0	0	0	0	0	21	32	0.00	0.750
Don Wengert, R ERA: 4.95	(7, 1)	2.0		8	1	0	0	1	1	0	0	0	0	0	14	22	0.00	1.000

PITCHER	IP	WLS	BF	H	R	ER	SO	BB	IBB	HBP	BLK	WP	HR	S	P	ERA	WHIP

Batter	1	2	3	4	5	6	7	8	9	AB	R	H	RBI	BB	SO	LOB
Brant Brown, L (1, 8) (8, 7) OBP: 0.363, SLG: 0.527	B C X 1-1 G4-3 HR 1B	F B F F C 1-3 K ②		B C C X 1-2 F8 ③			C B F B S 2-3 K ②			4	1	1	0	0	2	1
Mickey Morandini, L (1, 4) OBP: 0.398, SLG: 0.405	B F 1 SAFE B F X 2-2 G4-3 ① 1-2	B B X 2-0 1-2 1B			C X 0-1 G4-1 ①		F F B B B F X 3-2 G1-3 ③			4	0	1	0	0	0	1
Sammy Sosa, R (1, 9) OBP: 0.381, SLG: 0.651	C B F X 1-2 2-H HR	F X 0-1 P2 ③			B B C F F B S 3-3 K ②			B T F B B B 4-2 CS BB		3	1	1	2	1	1	2
Mark Grace, L (1, 3) OBP: 0.409, SLG: 0.476	B B F F S 2-3 K ②		X 0-0 F7 ①		B B F B X 3-1 1B			C 1 SAFE F S 0-3 K ①		4	0	1	0	0	2	1
Glenallen Hill, R (1, 7) OBP: 0.346, SLG: 0.532 Lance Johnson, L (8, 8) OBP: 0.298, SLG: 0.272	C B X 1-1 1B		C C B X 2-2 G5-3 ②		S S C 0-3 K ③			B 1 SAFE F 1 SAFE S S 1-3 K ② ③ 1-2		4 0	0 0	1 0	0 0	0 0	2 0	2 0
Tyler Houston, L (1, 2) OBP: 0.284, SLG: 0.391	B S B C S 2-3 K ③		B B X 2-0 F8 ③			C X 0-1 L7-4 PB 1B			C B F F X 1-2 F9 ①	4	0	1	0	0	1	1
José Hernández, R (1, 6) (9, 5) OBP: 0.333, SLG: 0.518		B B C F X 2-2 HR		B C B F C 2-3 K ①		B S B T S 2-3 K ① 1-2			C S B F X 1-2 CS 1B	4	1	2	1	0	2	1
Gary Gaetti, R (1, 5) OBP: 0.348, SLG: 0.464 Felix Heredia, L (9, 1) Rod Beck, R (9, 1)		F T B X 1-2 1B 1B		X 0-0 HR		B B C X 2-1 L7-4 ② ③ 2-3			S 1 SAFE C B 1 SAFE 1 SAFE B S 2-3 K ② ③ 1-2	4 0 0	1 0 0	2 0 0	1 0 0	0 0 0	1 0 0	2 0 0
Kevin Tapani, R (1, 1) OBP: 0.206, SLG: 0.226 Terry Mulholland, R (8, 1) OBP: 0.375, SLG: 0.286 Matt Karchner, R (8, 1) Manny Alexander, R (9, 6) OBP: 0.292, SLG: 0.350		L L B B L 2-3 K ①		C B F C 1-3 K ②			C S B X 1-2 P6 ①			3 0 0 0	0 0 0 0	0 0 0 0	0 0 0 0	0 0 0 0	2 0 0 0	1 0 0 0
Inning Stats	R: 2 E: 0 K: 2 S: 16 H: 3 LOB: 1 BB: 0 P: 25	R: 1 E: 0 K: 2 S: 16 H: 3 LOB: 2 BB: 0 P: 24	R: 0 E: 0 K: 0 S: 5 H: 0 LOB: 0 BB: 0 P: 9	R: 1 E: 0 K: 2 S: 10 H: 1 LOB: 0 BB: 0 P: 14	R: 0 E: 0 K: 2 S: 11 H: 1 LOB: 1 BB: 0 P: 17	R: 0 E: 0 K: 1 S: 7 H: 1 LOB: 0 BB: 0 P: 11	R: 0 E: 0 K: 1 S: 10 H: 0 LOB: 0 BB: 0 P: 16	R: 0 E: 0 K: 2 S: 8 H: 0 LOB: 0 BB: 1 P: 13	R: 0 E: 0 K: 1 S: 11 H: 1 LOB: 0 BB: 0 P: 15	1B: 7 2B: 2 3B: 0 HR: 3 SF: 0 SAC: 0 DP: 2 HBP: 0						

PITCHER		IP	WLS	BF	H	R	ER	SO	BB	IBB	HBP	BLK	WP	HR	S	P	ERA	WHIP
Darryl Kile, R ERA: 5.69	(1, 1)	8.0	L	32	9	4	4	12	1	0	0	0	0	3	83	129	4.50	1.250
Dave Veres, R ERA: 3.15	(9, 1)	1.0		3	1	0	0	1	0	0	0	0	0	0	11	15	0.00	1.000

PITCHER	IP	WLS	BF	H	R	ER	SO	BB	IBB	HBP	BLK	WP	HR	S	P	ERA	WHIP

TOP

Chicago Cubs @ Colorado Rockies

Coors Field, Denver, CO

Sun Aug 30 1998, 3:33 AM MDT

Att. 48,255 - Sunny - 89 F

livebaseballscorecards.com

AB	34
R	4
H	10
RBI	4
BB	1
SO	13
LOB	12

1B: 7	SF: 0	WP: 0	PA: 35
2B: 2	SAC: 0	PB: 1	
3B: 0	DP: 2	SB: 0	
HR: 3	HBP: 0	CS: 2	

Batter	1	2	3	4	5	6	7	8	9	AB	R	H	RBI	BB	SO	LOB
1 Curtis Goodwin, L (1, 8) OBP: 0.315, SLG: 0.303	F C C 0-3 ① K		F C B X 1-2 ③ G4-3		B S B X 2-1 ③ P5			C F F B X 1-2 ① G1-3 1B 2-H 1B	C C F F B B F X 2-2 ③ P7	3	0	0	0	0	1	2
Terry Shumpert, R (8, PH) OBP: 0.300, SLG: 0.474										1	1	1	1	0	0	0
Dave Veres, R (9, 1) OBP: 0.333, SLG: 0.333										0	0	0	0	0	0	0
Jeff Reed, L (9, PH) OBP: 0.381, SLG: 0.479										1	0	0	0	0	0	2
Neifi Perez, S (1, 6) OBP: 0.319, SLG: 0.386	B X 1-0 ② G3			B B B C C F X 3-2 ① F9		B B C B X 3-1 L3 1B		F X 0-1 ① F7		4	0	1	0	0	0	1
Larry Walker, L (1, 9) OBP: 0.417, SLG: 0.611 (9, 8)	B S B X 2-1 ③ G3			F B B X 2-1 HR		S B F B B F F X 3-2 ①② L3 1-1		C S B F X 1-2 ② G1-3 1-2		4	1	1	1	0	0	2
Dante Bichette, R (1, 7) OBP: 0.365, SLG: 0.530		F B X 1-1 ① P3		C F X 0-2 ② F7		X 0-0 ③ L5		X 0-0 2-H 1B		4	0	1	1	0	0	0
Vinny Castilla, R (1, 5) OBP: 0.374, SLG: 0.597		B B F B X 3-1 ② G5-3		F B X 1-1 1B			S B B F X 2-2 ① G5-3	S X 0-1 ③ G5-3		4	0	1	0	0	0	1
17 Todd Helton, L (1, 3) OBP: 0.371, SLG: 0.534		X 0-0 ③ G6-3		B X 1-0 ③ G1-3			C B B C F X 2-2 ② F7		B C C F B X 2-2 ① L8	4	0	0	0	0	0	1
3 Mike Lansing, R (1, 4) OBP: 0.315, SLG: 0.383			B F B B X 3-1 ① G6-3		C F B B X 2-2 ① G5-3		F C B X 1-2 1B		B B F B B 4-1 S BB	3	0	1	0	1	0	0
Kirt Manwaring, R (1, 2) OBP: 0.333, SLG: 0.317			F B X 1-1 SH1-4 1B		X 0-0 SH1-4 1B		B B 1 SAFE C B F X 3-2 ③ F8		C B B C F F F B B 4-2 1-2 BB	3	0	2	0	0	0	1
Darryl Hamilton, L (9, PH) OBP: 0.385, SLG: 0.377										0	0	0	0	1	0	0
Darryl Kile, R (1, 1) OBP: 0.286, SLG: 0.344			B C X 1-1 ② SH1-4 1-2		C F B B X 2-2 ② SH1-4 1-2			X 0-0 1B 2B	F F B T 1-2 ② K	0	0	0	0	0	0	0
John Vander Wal, L (8, PH) OBP: 0.380, SLG: 0.548 (9, 9)										2	1	1	0	0	1	2
Inning Stats	R: 0 H: 0 E: 0 LOB: 0 K: 1 BB: 0 S: 6 P: 9	R: 0 H: 0 E: 0 LOB: 0 K: 0 BB: 0 S: 5 P: 9	R: 0 H: 1 E: 0 LOB: 1 K: 0 BB: 0 S: 9 P: 15	R: 1 H: 2 E: 0 LOB: 1 K: 0 BB: 0 S: 12 P: 19	R: 0 H: 1 E: 0 LOB: 1 K: 0 BB: 0 S: 9 P: 15	R: 0 H: 1 E: 0 LOB: 0 K: 0 BB: 0 S: 8 P: 14	R: 0 H: 1 E: 0 LOB: 1 K: 0 BB: 0 S: 13 P: 21	R: 2 H: 3 E: 0 LOB: 1 K: 0 BB: 0 S: 14 P: 16	R: 0 H: 0 E: 0 LOB: 2 K: 1 BB: 2 S: 20 P: 33	1B: 7 SF: 0 2B: 2 SAC: 2 3B: 0 DP: 1 HR: 1 HBP: 0						WP: 0 PA: 37 PB: 0 SB: 1 CS: 0

PITCHER		IP	WLS	BF	H	R	ER	SO	BB	IBB	HBP	BLK	WP	HR	S	P	ERA	WHIP
Kevin Tapani, R ERA: 4.85	(1, 1)	7.0	W	27	7	2	2	1	0	0	0	0	0	1	63	103	2.57	1.000
Terry Mulholland, L ERA: 2.67	(8, 1)	0.2		3	1	0	0	0	0	0	0	0	0	0	10	12	0.00	1.500
Matt Karchner, R ERA: 5.57	(8, 1)	0.1		2	1	1	1	0	0	0	0	0	0	0	3	3	27.00	3.000
Felix Heredia, L ERA: 5.71	(9, 1)	0.1		1	0	0	0	0	0	0	0	0	0	0	4	6	0.00	0.000
Rod Beck, R ERA: 3.22	(9, 1)	0.2	S	4	0	0	0	1	2	0	0	0	0	0	16	27	0.00	3.000

PITCHER	IP	WLS	BF	H	R	ER	SO	BB	IBB	HBP	BLK	WP	HR	S	P	ERA	WHIP

BOTTOM

Chicago Cubs @ Colorado Rockies

Coors Field, Denver, CO

Sun Aug 30 1998, 3:33 AM MDT
Att. 48,255 - Sunny - 89 F

livebaseballscorecards.com

AB	33
R	3
H	9
RBI	3
BB	2
SO	2
LOB	12

Batter	1	2	3	4	5	6	7	8	9	AB	R	H	RBI	BB	SO	LOB
Reggie Sanders, R (1, 9) OBP: 0.347, SLG: 0.437	C B S B S 2-3 ① K		S X 0-1 ① G6-3		B S F F B B F F F 3-3 S ① K		X 0-0 ② G6-3		B S B T S 2-3 ③ K	5	0	0	0	0	3	0
Barry Larkin, R (1, 6) OBP: 0.386, SLG: 0.492	S X 0-1 E 1B 1B		B B X 2-0 BB HR 1B		B B C T B F X 3-2 ② L8		C X 0-1 E6			4	2	2	0	0	0	0
Roberto Petagine, L (1, 3) OBP: 0.481, SLG: 0.350	F 1 B B B B F X SAFE 3-2 E8 1-3		1 SAFE B C 1 P S B F B 4-2 HR 1-2 BB		B X 1-0 1B		2 SAFE 2 SAFE X 0-0 ③ F7			3	1	1	0	1	0	2
Dmitri Young, S (1, 7) OBP: 0.359, SLG: 0.477	X 0-0 FC5-4 3-H 1B		F F B B X 2-2 1-H 2-H HR		C S F B S 1-3 ③ K			C B C X 1-2 ① G5-3		4	1	2	4	0	1	1
Jeffrey Hammonds, R (1, 8) OBP: 0.379, SLG: 0.443	B X 1-0 ② F9		F F B B B S 3-3 ② K			B S F B X 2-2 G4-3 WP 1B		B B C F B S 3-3 ② K		4	0	1	0	0	2	2
Bret Boone, R (1, 4) OBP: 0.338, SLG: 0.464	B F S X 1-2 ③ FC5-4 1-2f		C C B B X 2-2 ③ G5-3			B B B C S F S 3-3 ① K 1-2		B B B B 4-0 FC4-6 BB		3	0	0	0	1	1	3
Eddie Taubensee, L (1, 2) OBP: 0.360, SLG: 0.428		F T S 0-3 ① K		B F C X 1-2 ① F7		F C X 0-2 ② G4-3 2-3		C B 1 SAFE B X 2-1 ③ FC4-6 1-2f		4	0	0	0	0	1	2
Aaron Boone, R (1, 5) OBP: 0.331, SLG: 0.394 Mike Remlinger, L (6, 1) OBP: 0.156, SLG: 0.140 26 John Hudek, S (8, 1) Melvin Nieves, S (9, PH) OBP: 0.388, SLG: 0.354		B B F F X 2-2 ② G2-3		B B C F B C 3-3 ② K		C S C 0-3 ③ K			S B B X 2-1 ① G3	3 0 0 1	0 0 0 0	0 0 0 0	0 0 0 0	2 0 0 0	0 0 0 0	1 0 0 0
Brett Tomko, R (1, 1) OBP: 0.155, SLG: 0.145 Chris Stynes, R (6, 5) OBP: 0.326, SLG: 0.353		C B F B S 2-3 ③ K		C C C 0-3 ③ K			F X 0-1 ① L9		C X 0-1 ② G5-3	2 2	0 0	0 0	0 0	0 0	2 0	0 0
Inning Stats	R: 1 E: 1 K: 1 S: 13 H: 2 LOB: 2 BB: 0 P: 20	R: 0 E: 0 K: 2 S: 9 H: 0 LOB: 0 BB: 0 P: 13	R: 3 E: 0 K: 1 S: 16 H: 2 LOB: 0 BB: 1 P: 28	R: 0 E: 0 K: 2 S: 9 H: 0 LOB: 0 BB: 0 P: 13	R: 0 E: 0 K: 2 S: 16 H: 1 LOB: 1 BB: 0 P: 24	R: 0 E: 0 K: 2 S: 13 H: 1 LOB: 1 BB: 0 P: 18	R: 0 E: 1 K: 0 S: 6 H: 0 LOB: 1 BB: 0 P: 6	R: 0 E: 0 K: 1 S: 8 H: 0 LOB: 1 BB: 1 P: 18	R: 0 E: 0 K: 1 S: 7 H: 0 LOB: 0 BB: 0 P: 11	1B: 5 2B: 0 3B: 0 HR: 1 SF: 0 SAC: 0 DP: 0 HBP: 0						

PITCHER		IP	WLS	BF	H	R	ER	SO	BB	IBB	HBP	BLK	WP	HR	S	P	ERA	WHIP
34 Kerry Wood, R ERA: 3.4	(1, 1)	6.0	W	26	6	4	3	10	1	0	0	0	1	1	76	116	4.50	1.167
Matt Karchner, R ERA: 5.4	(7, 1)	1.2		7	0	0	0	1	1	0	0	0	0	0	12	20	0.00	0.600
Terry Mulholland, L ERA: 2.65	(8, 1)	0.1		1	0	0	0	0	0	0	0	0	0	0	2	4	0.00	0.000
Rod Beck, R ERA: 3.17	(9, 1)	1.0	S	3	0	0	0	1	0	0	0	0	0	0	7	11	0.00	0.000

PITCHER	IP	WLS	BF	H	R	ER	SO	BB	IBB	HBP	BLK	WP	HR	S	P	ERA	WHIP

Cincinnati Reds @ Chicago Cubs

Wrigley Field, Chicago, IL

Mon Aug 31 1998, 7:05 PM CDT

Att. 36,700 - Unknown - 73 F

livebaseballscorecards.com

AB	35
R	4
H	6
RBI	4
BB	2
SO	12
LOB	11

1B: 5 SF: 0
2B: 0 SAC: 0
3B: 0 DP: 0
HR: 1 HBP: 0

WP: 1 PA: 37
PB: 0
SB: 0
CS: 0

Batter	1	2	3	4	5	6	7	8	9	AB	R	H	RBI	BB	SO	LOB
Lance Johnson, L (1, 8) OBP: 0.302, SLG: 0.273	C B B B B 4-1 S BB BB		F F B X 1-2 HR 1B	B F F S 1-3 ③ K		B F B X 2-1 ③ G4-3				3	1	1	0	1	1	2
Mickey Morandini, L (1, 4) OBP: 0.395, SLG: 0.401	F 1 SAFE 1 SAFE 1 SAFE B S 1 SAFE F 1 SAFE 1-3 S ① K		B C C 1 SAFE B F F B F 3-2 X ② F7		B B X 2-0 ① F7		X 0-0 ① G6-3			4	0	0	0	0	1	2
Sammy Sosa, R (1, 9) OBP: 0.381, SLG: 0.654	B F S X 1-2 ② F9		S X 0-1 1-H HR		C B B C S 2-3 ② K		C B F B F B S 3-3 ② K			4	1	1	2	0	2	1
Mark Grace, L (1, 3) OBP: 0.410, SLG: 0.477	1 SAFE 1 SAFE B C 1 SAFE B F F F 4-2 B B 1-2 BB		C F X 0-2 ③ G4-3		C B X 1-1 2B		X 0-0 ③ F9			3	0	1	0	1	0	0
Brant Brown, L (1, 7) OBP: 0.359, SLG: 0.520	C S B B F B C 3-3 ③ K 2-3			C F X 0-2 ① G1-3	B S B S B S 3-3 ③ K			B X 1-0 ① F8		4	0	0	0	0	2	3
José Hernández, R (1, 6) OBP: 0.332, SLG: 0.518		B B X 2-0 ① F9		B C X 1-1 G6-3 E 2B		C B S S 1-3 ① K		B C B B T C 3-3 ② K		4	1	1	0	0	2	0
Tyler Houston, L (1, 2) OBP: 0.284, SLG: 0.386		C F B B B X 3-2 ② L1-3		C B F F X 1-2 ② G6-3 2-3		S C S 0-3 ② K		B B B B 4-0 BB		3	0	0	0	1	1	1
Gary Gaetti, R (1, 5) OBP: 0.347, SLG: 0.465		B F B X 2-1 ③ F7		B X 1-0 E7 34 HR 3-H		B X 1-0 2B		B X 1-0 ③ L7		4	1	1	0	0	0	1
34 Kerry Wood, R (1, 1) OBP: 0.145, SLG: 0.241 Sandy Martinez, L (6, PH) OBP: 0.363, SLG: 0.391 Matt Karchner, R (7, 1) Terry Mulholland, R (8, 1) OBP: 0.375, SLG: 0.286 Rod Beck, R (9, 1)			C S B S 1-3 ① K	F B X 1-1 2-H HR		S B B B S B 4-2 BB				2 0 0 0 0	1 0 0 0 0	1 0 0 0 0	2 0 0 0 0	0 1 0 0 0	1 0 0 0 0	0 0 0 0 0
Inning Stats	R: 0 H: 0 E: 0 LOB: 2 K: 2 BB: 2 S: 16 P: 29	R: 0 H: 0 E: 0 LOB: 0 K: 0 BB: 0 S: 6 P: 13	R: 2 H: 2 E: 0 LOB: 0 K: 1 BB: 0 S: 17 P: 22	R: 3 H: 2 E: 1 LOB: 0 K: 1 BB: 0 S: 15 P: 20	R: 0 H: 1 E: 0 LOB: 1 K: 2 BB: 0 S: 9 P: 17	R: 0 H: 1 E: 0 LOB: 2 K: 2 BB: 1 S: 11 P: 19	R: 0 H: 0 E: 0 LOB: 0 K: 1 BB: 0 S: 6 P: 9	R: 0 H: 0 E: 0 LOB: 1 K: 1 BB: 1 S: 5 P: 14		1B: 1 SF: 0 2B: 3 SAC: 0 3B: 0 DP: 0 HR: 2 HBP: 0						

PITCHER	IP	WLS	BF	H	R	ER	SO	BB	IBB	HBP	BLK	WP	HR	S	P	ERA	WHIP
Brett Tomko, R (1, 1) ERA: 4.74	5.2	L	27	6	5	2	8	3	0	0	0	0	2	72	116	3.18	1.588
Mike Remlinger, L (6, 1) ERA: 4.57	2.0		7	0	0	0	2	1	0	0	0	0	0	12	25	0.00	0.500
26 John Hudek, R (8, 1) ERA: 2.26	0.1		1	0	0	0	0	0	0	0	0	0	0	1	2	0.00	0.000

PITCHER	IP	WLS	BF	H	R	ER	SO	BB	IBB	HBP	BLK	WP	HR	S	P	ERA	WHIP

BOTTOM

Cincinnati Reds @ Chicago Cubs

Wrigley Field, Chicago, IL

Mon Aug 31 1998, 7:05 PM CDT

Att. 36,700 - Unknown - 73 F

livebaseballscorecards.com

AB	31
R	5
H	6
RBI	4
BB	4
SO	10
LOB	10

Batter	1	2	3	4	5	6	7	8	9	AB	R	H	RBI	BB	SO	LOB
Reggie Sanders, R (1, 9) (8, 8) OBP: 0.346, SLG: 0.435	L6	FC5-4 1-2f		G5-3			K		1B	5	0	1	0	0	1	3
Barry Larkin, R (1, 6) OBP: 0.388, SLG: 0.499	G1-4-6-3 1B	HR			G4-3 S 1B 1B		K		K	5	2	3	1	0	2	1
Sean Casey, L (1, 3) OBP: 0.361, SLG: 0.388	G1-4-6-3 1-2f	G4-3			K 1-2		K			4	0	0	0	0	2	2
Dmitri Young, S (1, 7) OBP: 0.358, SLG: 0.475		P2	FC6-4 1B		G4-3 2-3			G3-1		4	0	1	0	0	0	1
Jeffrey Hammonds, R (1, 8) OBP: 0.380, SLG: 0.442 Danny Graves, R (8, 1)		G5-3 2B BB	FC6-4 FC6-4 1-2f		S 1B 3-H			F9		3 0	1 0	1 0	1 0	1 0	0 0	1 0
Bret Boone, R (1, 4) OBP: 0.336, SLG: 0.460		G5-3 1-2	FC6-4 1-2f		G4-3 1-2			K		4	0	0	0	0	1	3
Eddie Taubensee, L (1, 2) OBP: 0.359, SLG: 0.429		1B 2B 2-H		K		F7			G4-3	4	1	1	1	0	1	0
Aaron Boone, R (1, 5) OBP: 0.339, SLG: 0.405 Melvin Nieves, S (9, PH) OBP: 0.386, SLG: 0.351		E 1B IBB		2B		P4			K	2 1	0 0	1 0	0 0	1 0	0 1	0 0
Steve Parris, R (1, 1) OBP: 0.182, SLG: 0.182 Gabe White, L (7, 1) OBP: 0.250, SLG: 0.250 Roberto Petagine, L (8, 9) OBP: 0.500, SLG: 0.524		E7 FC5-4 1-3 2-H 1B		P7		K			HR	3 0 1	0 0 1	1 0 1	1 0 1	0 0 0	1 0 0	1 0 0
Inning Stats	R: 0 E: 0 K: 0 S: 7 H: 1 LOB: 0 BB: 0 P: 10	R: 2 E: 1 K: 0 S: 14 H: 2 LOB: 2 BB: 2 P: 30	R: 1 E: 0 K: 0 S: 9 H: 2 LOB: 1 BB: 0 P: 13	R: 0 E: 0 K: 1 S: 7 H: 1 LOB: 1 BB: 0 P: 11	R: 1 E: 0 K: 1 S: 8 H: 2 LOB: 1 BB: 0 P: 13	R: 0 E: 0 K: 1 S: 9 H: 0 LOB: 0 BB: 0 P: 11	R: 0 E: 0 K: 3 S: 10 H: 0 LOB: 0 BB: 0 P: 12	R: 0 E: 0 K: 1 S: 9 H: 0 LOB: 0 BB: 0 P: 14	R: 1 E: 0 K: 2 S: 14 H: 2 LOB: 1 BB: 0 P: 20	1B: 6 2B: 2 3B: 0 HR: 2 SF: 0 SAC: 0 DP: 1 HBP: 0						

PITCHER	IP	WLS	BF	H	R	ER	SO	BB	IBB	HBP	BLK	WP	HR	S	P	ERA	WHIP
Mike Morgan, R (1, 1) ERA: 3.97	4.2		23	8	4	4	2	1	1	0	0	0	1	44	75	7.71	1.929
Dave Stevens, R (5, 1) ERA: 3.66	0.1		1	0	0	0	0	0	0	0	0	0	0	1	2	0.00	0.000
Terry Adams, R (6, 1) ERA: 4.1	2.0		6	0	0	0	4	0	0	0	0	0	0	19	23	0.00	0.000
Matt Karchner, R (8, 1) ERA: 5.3	1.0	W	3	0	0	0	1	0	0	0	0	0	0	9	14	0.00	0.000
Rod Beck, R (9, 1) ERA: 3.26	1.0	S	5	2	1	1	2	0	0	0	0	0	1	14	20	9.00	2.000

PITCHER	IP	WLS	BF	H	R	ER	SO	BB	IBB	HBP	BLK	WP	HR	S	P	ERA	WHIP

Cincinnati Reds @ Chicago Cubs

Wrigley Field, Chicago, IL

Tue Sep 01 1998, 7:05 PM CDT

Att. 38,223 - Unknown - 74 F

TOP

livebaseballscorecards.com

AB	36
R	5
H	10
RBI	5
BB	2
SO	9
LOB	12

WP: 0 PB: 0 SB: 2 CS: 0 PA: 38

Batter	1	2	3	4	5	6	7	8	9	AB	R	H	RBI	BB	SO	LOB
Lance Johnson, L (1, 8) OBP: 0.310, SLG: 0.279	X 0-0 CS 1B		B B C F X 2-2 ②③ G6-4-3 1-2f			B B B B 4-0 G3 1B 1B BB	S B X 1-1 3-H 1B			3	1	2	1	1	0	1
Mickey Morandini, L (1, 4) OBP: 0.396, SLG: 0.404	1 SAFE B 1 SAFE F X 1-1 ① F8			B B C B F X 3-2 F8 FC6-4 2B		B C X 1-1 G3 1-2 1B 1B	1 SAFE B C F 1 SAFE C 1-3 ③ K			4	2	2	0	0	1	2
Sammy Sosa, R (1, 9) OBP: 0.378, SLG: 0.649	B C S B F B S 3-3 ②③ K 1-2			B C S B X 2-2 ① F8 2-3		B C S S 1-3 ① K		F S F B B S 2-3 ① K		4	0	0	0	0	3	4
Mark Grace, L (1, 3) OBP: 0.412, SLG: 0.484		C B F B X 2-2 1B		B B B C B 4-1 FC6-4 BB		B X 1-0 ② G3 1-2 2-3		X 0-0 HR		3	1	2	1	1	0	2
Brant Brown, L (1, 7) OBP: 0.360, SLG: 0.520		B F B F X 2-2 ① P6		B X 1-0 ② FC6-4 WP 1-2f 3-H		C X 0-1 2-H 3-H 1B		C B X 1-1 BB 1B 1B		4	1	2	3	0	0	2
José Hernández, R (1, 6) OBP: 0.329, SLG: 0.513		B B S F X 2-2 ② F9		1 SAFE C B B F F S 2-3 ③ K 1-2		C S S 0-3 ③ K		B F C X 1-2 ② F7		4	0	0	0	0	2	4
Tyler Houston, L (1, 2) OBP: 0.281, SLG: 0.382 Manny Alexander, R (7, PH) OBP: 0.291, SLG: 0.349 Matt Karchner, R (8, 1) Glenallen Hill, R (8, PH) OBP: 0.348, SLG: 0.532 Rod Beck, R (9, 1)		L B S C 1-3 ③ K			C B F C 1-3 ① K		B C B S S 2-3 ① K	B C S 1 SAFE B F B B 4-2 1B 1-2 BB		2 1 0 0 0	0 0 0 0 0	0 0 0 0 0	0 0 0 1 0	0 1 0 0 0	2 0 0 0 0	1 0 0 0 0
Gary Gaetti, R (1, 5) OBP: 0.349, SLG: 0.468			F X 0-1 ① G5-3		C B F X 1-2 ② L7		C B B F X 2-2 G6-3 1B 2B	S F B B B X 3-2 1-3 2-H 1B		4	1	2	1	0	0	0
Mike Morgan, R (1, 1) OBP: 0.750, SLG: 0.750 Dave Stevens, R (5, 1) Jason Maxwell, R (5, PH) Terry Adams, R (6, 1) Scott Servais, R (7, PH) OBP: 0.279, SLG: 0.321 (8, 2)			C B B C F X 2-2 G6-4-3 1B		S S S 0-3 ③ K		F C X 0-2 ② G6-3 2-3	C F S 0-3 ③ K		1 0 1 0 2	0 0 0 0 0	1 0 0 0 0	0 0 0 0 1	0 0 1 0 0	0 0 0 1 3	0 0 0 0 0
Inning Stats	R: 0 H: 1 E: 0 LOB: 1 K: 1 BB: 0 S: 7 P: 11	R: 0 H: 1 E: 0 LOB: 1 K: 1 BB: 0 S: 12 P: 19	R: 0 H: 1 E: 0 LOB: 0 K: 0 BB: 0 S: 9 P: 13	R: 1 H: 1 E: 0 LOB: 1 K: 1 BB: 1 S: 12 P: 24	R: 0 H: 0 E: 0 LOB: 0 K: 2 BB: 0 S: 9 P: 11	R: 2 H: 2 E: 0 LOB: 1 K: 2 BB: 1 S: 11 P: 18	R: 1 H: 2 E: 0 LOB: 1 K: 2 BB: 0 S: 14 P: 20	R: 2 H: 3 E: 0 LOB: 2 K: 2 BB: 1 S: 19 P: 30		1B: 8 SF: 0 2B: 3 SAC: 0 3B: 0 DP: 2 HR: 1 HBP: 0					WP: 1 PA: 36 PB: 0 SB: 0 CS: 1	

PITCHER		IP	WLS	BF	H	R	ER	SO	BB	IBB	HBP	BLK	WP	HR	S	P	ERA	WHIP
Steve Parris, R ERA: 4.11	(1, 1)	6.0		24	6	3	3	7	2	0	0	0	1	0	60	96	4.50	1.333
Gabe White, L ERA: 4.25	(7, 1)	1.2	L	10	4	3	3	3	1	0	0	0	0	1	27	41	16.20	3.000
Danny Graves, R ERA: 3.69	(8, 1)	0.1		2	1	0	0	1	0	0	0	0	0	0	6	9	0.00	3.000

PITCHER	IP	WLS	BF	H	R	ER	SO	BB	IBB	HBP	BLK	WP	HR	S	P	ERA	WHIP

Cincinnati Reds @ Chicago Cubs

Wrigley Field, Chicago, IL

Tue Sep 01 1998, 7:05 PM CDT

Att. 38,223 - Unknown - 74 F

BOTTOM

livebaseballscorecards.com

AB	33
R	6
H	11
RBI	6
BB	3
SO	11
LOB	19

Batter	1	2	3	4	5	6	7	8	9	AB	R	H	RBI	BB	SO	LOB
Chris Stynes, R (1, 5) OBP: 0.322, SLG: 0.348	C B X 1-1 L8		1 SAFE X 0-0 FC4-6 1B 1-2f	B X 1-0 F8				B B L X 2-1 B2		4	0	0	0	0	0	2
Sean Casey, L (1, 3) OBP: 0.364, SLG: 0.392 Reggie Sanders, R (8, PH) OBP: 0.345, SLG: 0.434 (8, 9)	B S S X 1-2 F7		B X 1-0 G6-4-3 1-3 1B			C X 0-1 G5-3 1B		B F S B S 2-3 K		3 1	0 0	2 0	0 0	0 0	0 1	0 1
Barry Larkin, R (1, 6) OBP: 0.389, SLG: 0.498	C C B B F B F F X 3-2 1B		C B X 1-1 G6-4-3 1-2f			L B C X 1-2 G5-3 1-2		C B B C B B 4-2 2B BB		3	1	1	0	1	0	3
Dmitri Young, S (1, 7) OBP: 0.357, SLG: 0.475 Gabe White, L (8, 1) OBP: 0.250, SLG: 0.250	F X 0-1 G3			X 0-0 G3-1		C F B C 1-3 K		B B C B X 3-1 2B 1-H 2-H		4 0	0 0	1 0	2 0	0 0	1 0	2 0
Roberto Petagine, L (1, 9) OBP: 0.438, SLG: 0.440 (8, 3)		C B X 1-1 G4-3		B C B X 3-1 F9		X 0-0 L9		F C C 0-3 K		4	0	0	0	0	1	2
Jeffrey Hammonds, R (1, 8) OBP: 0.386, SLG: 0.445		B S B C B B 4-2 BB		F B X 1-1 1B			F F B B B C 3-3 K		X 0-0 1B	3	0	2	0	1	1	0
Bret Boone, R (1, 4) OBP: 0.333, SLG: 0.457		B 1 SAFE B C F 1 SAFE F 1 SAFE F 3-2 P9		C C 1 SAFE B B B X 3-2 F8			B B C S C 2-3 K		F F S 0-3 K	4	0	0	0	0	2	3
Brook Fordyce, R (1, 2) OBP: 0.293, SLG: 0.339 26 John Hudek, S (7, 1) Pat Watkins, R (8, 7) OBP: 0.294, SLG: 0.364 Melvin Nieves, S (9, PH) OBP: 0.383, SLG: 0.348		C 1 SAFE B S 1 SAFE P S 2-3 K			C B F F B F F X 2-2 G4-3		F B B F F B X 3-2 F8		F B S C 1-3 K	3 0 0 1	0 0 0 0	0 0 0 0	0 0 0 0	1 0 0 1	1 0 0 1	1 0 0 1
Jason Bere, R (1, 1) Eddie Taubensee, L (7, 2) OBP: 0.360, SLG: 0.432			C B B B B 4-1 FC4-6 BB		C F B C 1-3 K			X 0-0 2B 2B	C B X 1-1 L8	1 2	0 1	0 1	0 0	1 0	1 0	0 1
Inning Stats	R: 0 E: 0 K: 0 S: 13 H: 1 LOB: 1 BB: 0 P: 18	R: 0 E: 0 K: 1 S: 14 H: 0 LOB: 1 BB: 1 P: 23	R: 0 E: 0 K: 0 S: 5 H: 1 LOB: 1 BB: 1 P: 11	R: 0 E: 0 K: 0 S: 8 H: 1 LOB: 1 BB: 0 P: 15	R: 0 E: 0 K: 1 S: 10 H: 0 LOB: 0 BB: 0 P: 14	R: 0 E: 0 K: 1 S: 9 H: 1 LOB: 1 BB: 0 P: 11	R: 0 E: 0 K: 2 S: 10 H: 0 LOB: 0 BB: 0 P: 18	R: 2 E: 0 K: 2 S: 13 H: 2 LOB: 1 BB: 1 P: 24	R: 0 E: 0 K: 2 S: 9 H: 1 LOB: 1 BB: 0 P: 11	1B: 5 2B: 2 3B: 0 HR: 0	SF: 0 SAC: 0 DP: 1 HBP: 0						

TOP

Cincinnati Reds @ Chicago Cubs

Wrigley Field, Chicago, IL

Wed Sep 02 1998, 3:33 AM CDT

Att. 36,761 - Sunny - 74 F

livebaseballscorecards.com

AB	33
R	2
H	7
RBI	2
BB	3
SO	9
LOB	16

WP: 0 PB: 0 SB: 0 CS: 0 PA: 36

PITCHER		IP	WLS	BF	H	R	ER	SO	BB	IBB	HBP	BLK	WP	HR	S	P	ERA	WHIP
Steve Trachsel, R ERA: 4.2	(1, 1)	7.0		26	4	0	0	5	2	0	0	0	0	0	69	110	0.00	0.857
Terry Mulholland, L ERA: 2.76	(8, 1)	0.1		2	1	1	1	0	0	0	0	0	0	0	3	5	27.00	3.000
Matt Karchner, R ERA: 5.43	(8, 1)	0.1		2	0	0	0	1	1	0	0	0	0	0	5	11	0.00	3.000
Felix Heredia, L ERA: 5.68	(8, 1)	0.1	W	2	1	1	1	1	0	0	0	0	0	0	5	8	27.00	3.000
Rod Beck, R ERA: 3.21	(9, 1)	1.0	S	4	1	0	0	2	0	0	0	0	0	0	9	11	0.00	1.000

PITCHER	IP	WLS	BF	H	R	ER	SO	BB	IBB	HBP	BLK	WP	HR	S	P	ERA	WHIP

Batter	1	2	3	4	5	6	7	8	9	AB	R	H	RBI	BB	SO	LOB
Lance Johnson, L (1, 8) OBP: 0.317, SLG: 0.294	B B C F F B F X 3-2 F7 ①		B B C B X 3-1 3B		C X 0-1 1B		B B B 4-0 BB	X 0-0 P5 ③		4	0	2	0	1	0	1
Mickey Morandini, L (1, 4) OBP: 0.393, SLG: 0.401	F B F S 1-3 K ②		B X 1-0 F9 ③		F 1 SAFE 1 SAFE C S 0-3 K ③		C B F S 1-3 K ②			4	0	0	0	0	3	4
Sammy Sosa, R (1, 9) OBP: 0.379, SLG: 0.653	B X 1-0 G5-3 ③			C F B B F X 2-2 BB 1B		S X 0-1 HR	B B B X 3-0 F7 ③			4	1	2	1	0	0	2
Mark Grace, L (1, 3) OBP: 0.412, SLG: 0.482		B B B C X 3-1 G6-3 ①		B 1 SAFE B B 4-0 FC6-4 BB 1-2		B B B B 4-0 CS BB		B X 1-0 F8 ①		2	0	0	0	2	0	0
Brant Brown, L (1, 7) OBP: 0.360, SLG: 0.521 Glenallen Hill, R (8, PH) OBP: 0.350, SLG: 0.533 Rod Beck, R (9, 1)		L B X 1-1 2B		X 0-0 P4 ①		F B S B F X 3-2 F8 ① ② 1-2		B B X 2-0 HR 1B		3 1 0	0 1 0	1 1 0	0 0 0	0 0 0	0 0 0	3 0 0
Gary Gaetti, R (1, 5) OBP: 0.350, SLG: 0.476		X 0-0 F7 ②		B F S C 1-3 K ②		B B B 4-0 BB		B 1 SAFE B B X 3-0 1-H HR		3	1	1	2	1	1	3
Manny Alexander, R (1, 6) OBP: 0.287, SLG: 0.343		B X 1-0 G1-3 ③		B F B X 2-1 FC6-4 ③ 1-2f		X 0-0 P4 ③		F B C S 1-3 K ②		4	0	0	0	0	1	4
Scott Servais, R (1, 2) OBP: 0.282, SLG: 0.332			X 0-0 F8 ①		C B B X 2-1 F9 ①		F B C H 2-2 SH1-3 HBP	X 0-0 HR		3	1	1	1	0	0	0
Steve Trachsel, R (1, 1) OBP: 0.322, SLG: 0.340 Jason Maxwell, R (7, PH) Terry Mulholland, R (8, 1) OBP: 0.375, SLG: 0.286 Matt Karchner, R (8, 1) Felix Heredia, L (8, 1) José Hernández, R (8, PH) OBP: 0.330, SLG: 0.516 (9, 7)			C S S 0-3 K ②		C B C S 1-3 K ②		X 0-0 SH1-3 ① 1-2	B X 1-0 2B		2 0 0 0 0 0 1	0 0 0 0 0 0 0	0 0 0 0 0 0 1	0 0 0 0 0 0 0	2 0 0 0 0 0 0	0 0 0 0 0 0 0	0 0 0 0 0 0 0
Inning Stats	R: 0 H: 0 E: 0 LOB: 0 K: 1 BB: 0 S: 9 P: 14	R: 0 H: 1 E: 0 LOB: 1 K: 0 BB: 0 S: 6 P: 11	R: 0 H: 1 E: 0 LOB: 1 K: 1 BB: 0 S: 7 P: 11	R: 0 H: 1 E: 0 LOB: 2 K: 1 BB: 1 S: 10 P: 19	R: 0 H: 1 E: 0 LOB: 1 K: 2 BB: 0 S: 10 P: 13	R: 1 H: 1 E: 0 LOB: 1 K: 0 BB: 2 S: 7 P: 17	R: 0 H: 0 E: 0 LOB: 2 K: 1 BB: 1 S: 7 P: 17	R: 3 H: 4 E: 0 LOB: 1 K: 1 BB: 0 S: 9 P: 17		1B: 3 SF: 0 2B: 2 SAC: 1 3B: 1 DP: 0 HR: 3 HBP: 1				WP: 0 PA: 37 PB: 0 SB: 0 CS: 1		

PITCHER		IP	WLS	BF	H	R	ER	SO	BB	IBB	HBP	BLK	WP	HR	S	P	ERA	WHIP
Jason Bere, R ERA: 6.02	(1, 1)	6.0		25	5	1	1	5	3	0	0	0	0	1	49	85	1.50	1.333
26 John Hudek, R ERA: 2.22	(7, 1)	1.0		5	0	0	0	1	1	0	1	0	0	0	7	17	0.00	1.000
Gabe White, L ERA: 4.54	(8, 1)	1.0	L	7	4	3	3	1	0	0	0	0	0	2	9	17	27.00	4.000

PITCHER	IP	WLS	BF	H	R	ER	SO	BB	IBB	HBP	BLK	WP	HR	S	P	ERA	WHIP

BOTTOM

Cincinnati Reds @ Chicago Cubs

Wrigley Field, Chicago, IL

Wed Sep 02 1998, 3:33 AM CDT

Att. 36,761 - Sunny - 74 F

livebaseballscorecards.com

AB	31
R	4
H	9
RBI	4
BB	4
SO	7
LOB	17

Batter	1	2	3	4	5	6	7	8	9	AB	R	H	RBI	BB	SO	LOB
Lance Johnson, L (1, 8) OBP: 0.319, SLG: 0.293	C S B B F F X 2-2 ① P5		B B C S B X 3-2 ② FC4-6 1-2f		B X 1-0 1B		B X 1-0 ② G1-3		C B B B S B 4-2 E BB 1B 1-2 BB	4	1	1	0	1	0	3
Mickey Morandini, L (1, 4) OBP: 0.392, SLG: 0.398	B X 1-0 ② G6-3		B B F F B X 3-2 ③ G4-3		B X 1-0 ③ G4-3		C X 0-1 ③ G5-3		F B S B F B F B 4-2 E 1B BB 1-2 2-3	4	1	0	0	1	0	4
Sammy Sosa, R (1, 9) OBP: 0.379, SLG: 0.656	B B X 2-0 HR			B X 1-0 1B G6-3 1B		B F B S B T 3-2 ① K		C F B B F F B X 3-2 E6 F9	C X 0-1 E5 1B 1-2 2-3 3-H	5	2	2	2	0	1	2
Mark Grace, L (1, 3) OBP: 0.416, SLG: 0.484	B F X 1-1 ③ G4-3			X 0-0 G6-3 WP 1B 1-3	B X 1-0 G1-3 1B			I I I I 4-0 IBB	B F F B X 2-2 1B 1-2 2-H 3-H	4	0	3	2	1	0	0
Brant Brown, L (1, 7) OBP: 0.356, SLG: 0.515		F F C 0-3 ① K		S B B B X 2-1 ① P6	F X 0-1 ② G1-3 1-2			L M B B F B X 3-2 ① F7	C B B B S 2-3 ② K	4	0	0	0	0	1	5
Glenallen Hill, R (9, PH) OBP: 0.349, SLG: 0.531										1	0	0	0	0	1	2
Rod Beck, R (9, 1)										0	0	0	0	0	0	0
José Hernández, R (1, 6) OBP: 0.327, SLG: 0.510		C B X 1-1 ② G6-3		S B F F F B F X 2-2 ② G6-3 1-3 3-H		C C X 0-2 ③ G4-3		X 0-0 ② F9 2-3	C C F B B X 2-2 ③ G4-3	5	0	0	1	0	0	6
(9, 7)																
Tyler Houston, L (1, 2) OBP: 0.281, SLG: 0.380		B S S C 1-3 ③ K		S B S C 1-3 ③ K			B B B C C X 3-2 WP 1B	B S B B S S 3-3 ③ K		4	0	1	0	0	3	3
Gary Gaetti, R (1, 5) OBP: 0.354, SLG: 0.479			B B S X 2-1 FC4-6 1B		B X 1-0 B5-6-4 1B		F L B X 1-2 WP 1B 1-2		C S B C 1-3 ① K	4	0	3	0	0	1	0
Mark Clark, R (1, 1) OBP: 0.091, SLG: 0.038		M L F L 0-3 ① K			F X 0-1 ① ② B5-6-4 1-2f		B B B F F X 3-1 ① P3 1-2 2-3		B S X 1-1 BB E BB 1B	2	0	0	0	0	1	2
Jason Maxwell, R (7, PH)										0	0	0	0	0	0	0
Pedro Valdes, L (7, PH) OBP: 0.227, SLG: 0.238										1	0	0	0	0	0	2
Matt Karchner, R (7, 1)										0	0	0	0	0	0	0
Manny Alexander, R (9, PH) OBP: 0.289, SLG: 0.346										1	1	1	0	0	0	0
(9, 6)																
Inning Stats	R: 1 E: 0 K: 0 S: 9 H: 1 LOB: 0 BB: 0 P: 15	R: 0 E: 0 K: 2 S: 8 H: 0 LOB: 0 BB: 0 P: 10	R: 0 E: 0 K: 1 S: 12 H: 1 LOB: 1 BB: 0 P: 20	R: 1 E: 0 K: 1 S: 13 H: 2 LOB: 1 BB: 0 P: 19	R: 0 E: 0 K: 0 S: 5 H: 2 LOB: 1 BB: 0 P: 8	R: 0 E: 0 K: 1 S: 9 H: 1 LOB: 1 BB: 0 P: 13	R: 0 E: 0 K: 0 S: 11 H: 2 LOB: 2 BB: 0 P: 19	R: 0 E: 1 K: 1 S: 13 H: 0 LOB: 2 BB: 1 P: 26	R: 3 E: 1 K: 2 S: 23 H: 2 LOB: 2 BB: 2 P: 39	1B: 10 2B: 0 3B: 0 HR: 1 SF: 0 SAC: 0 DP: 1 HBP: 0						

PITCHER		IP	WLS	BF	H	R	ER	SO	BB	IBB	HBP	BLK	WP	HR	S	P	ERA	WHIP
Jason Schmidt, R ERA: 3.87	(1, 1)	8.0		34	9	2	2	6	0	1	0	0	2	1	80	130	2.25	1.125
Mike Williams, R ERA: 2.32	(9, 1)	0.1	L	2	1	1	1	1	0	0	0	0	0	0	5	7	27.00	3.000
Jason Christiansen, L ERA: 2.28	(9, 1)	0.0		4	1	2	1	0	2	0	0	0	0	0	11	21	∞	∞
Todd Van Poppel, R ERA: 6.83	(9, 1)	0.2		2	0	0	0	1	0	0	0	0	0	0	7	11	0.00	0.000

PITCHER	IP	WLS	BF	H	R	ER	SO	BB	IBB	HBP	BLK	WP	HR	S	P	ERA	WHIP

TOP

Chicago Cubs @ Pittsburgh Pirates

Three Rivers Stadium, Pittsburgh, PA

Fri Sep 04 1998, 7:05 PM EDT

Att. 36,510 - Unknown - 77 F

livebaseballscorecards.com

AB	39
R	5
H	11
RBI	5
BB	3
SO	8
LOB	29

WP: 2	PA: 42																	
PB: 0																		
SB: 0																		
CS: 0																		

BOTTOM

Chicago Cubs @ Pittsburgh Pirates

Three Rivers Stadium, Pittsburgh, PA

Fri Sep 04 1998, 7:05 PM EDT

Att. 36,510 - Unknown - 77 F

livebaseballscorecards.com

Batter	1	2	3	4	5	6	7	8	9	AB	R	H	RBI	BB	SO	LOB
Tony Womack, L (1, 4) OBP: 0.322, SLG: 0.363	C F F S 0-3 ① K		B F F S 1-3 ① K2-3		C C X 0-2 ② G6-3		S C F X 0-2 ① G4-3		B B C S X 2-2 ③ G3-1	5	0	0	0	0	2	1
Adrian Brown, S (1, 8) OBP: 0.391, SLG: 0.391	B B C F B X 3-2 ② G6-3		C X 0-1 18 G6-3 18 S 1B		F B F B B X 3-2 ③ G3		L F B B S 2-3 ② K			4	0	1	0	0	1	0
18 Jason Kendall, R (1, 2) OBP: 0.404, SLG: 0.473	B B X 2-0 E6 S		C B C B F X 2-2 ② G6-3 1-3			C H 1-1 SH S SF7 HBP	C C B S 1-3 ③ K			3	1	0	0	0	1	1
Kevin Young, R (1, 3) OBP: 0.343, SLG: 0.502	B C X 1-1 ③ G1-3 1-2		B S F B B B 4-2 BB			B C B B S F B 4-2 SF7 SH 1B 1-2 BB		S T B S 1-3 ① K		2	1	0	0	2	1	1
Jose Guillen, R (1, 9) OBP: 0.299, SLG: 0.412		B X 1-0 G4-3 1B	C X 0-1 ③ G1-3			X 0-0 SH 1B SF7 1-2 2-3		B F X 1-1 ② G5-3		3	0	1	0	0	0	2
Turner Ward, S (1, 7) OBP: 0.336, SLG: 0.426 Mike Williams, R (9, 1) Jason Christiansen, R (9, 1) OBP: 0.250, SLG: 0.250 Todd Van Poppel, R (9, 1) OBP: 0.267, SLG: 0.286		B C X 1-1 ① G4-3 1-2		C C X 0-2 ① G3		B X 1-0 ① SF7 1-2 2-3 3-H		F B B X 2-1 ③ F8		3 0 0 0	0 0 0 0	0 0 0 0	1 0 0 0	0 0 0 0	0 0 0 0	1 0 0 0
Freddy Garcia, R (1, 5) OBP: 0.354, SLG: 0.586		C B F F B B B 4-2 BB		B F T X 1-2 ② F8		B B F C X 2-2 2-3 3-H 1B			C C X 0-2 1B	3	0	2	1	1	0	0
Lou Collier, R (1, 6) OBP: 0.315, SLG: 0.336		C X 0-1 ② F8		C B S F F X 1-2 ③ G5-3		S F B C 1-3 ② K			B B B C X 3-1 ① F9	4	0	0	0	0	1	5
Jason Schmidt, R (1, 1) OBP: 0.088, SLG: 0.109 Manny Martinez, R (9, 7) OBP: 0.294, SLG: 0.440		C B B F F X 2-2 ③ G5-3			B S F F F B C 2-3 ① K	B X 1-0 ③ F8			C X 0-1 ② L4	3 1	0 0	0 0	0 0	0 0	1 0	4 1
Inning Stats	R: 0 H: 0 E: 1 LOB: 1 K: 1 BB: 0 S: 11 P: 17	R: 0 H: 1 E: 0 LOB: 2 K: 0 BB: 1 S: 12 P: 20	R: 0 H: 1 E: 0 LOB: 2 K: 1 BB: 1 S: 13 P: 20	R: 0 H: 0 E: 0 LOB: 0 K: 0 BB: 0 S: 11 P: 13	R: 0 H: 0 E: 0 LOB: 0 K: 1 BB: 0 S: 12 P: 17	R: 2 H: 1 E: 0 LOB: 2 K: 1 BB: 1 S: 13 P: 23	R: 0 H: 0 E: 0 LOB: 0 K: 2 BB: 0 S: 10 P: 13	R: 0 H: 0 E: 0 LOB: 0 K: 1 BB: 0 S: 7 P: 11	R: 0 H: 1 E: 0 LOB: 1 K: 0 BB: 0 S: 10 P: 15	1B: 4 SF: 1 2B: 0 SAC: 1 3B: 0 DP: 0 HR: 0 HBP: 1						

	AB	31
	R	2
	H	4
	RBI	2
	BB	3
	SO	7
	LOB	16

WP: 0 PA: 37
PB: 0
SB: 3
CS: 0

PITCHER		IP	WLS	BF	H	R	ER	SO	BB	IBB	HBP	BLK	WP	HR	S	P	ERA	WHIP
Mark Clark, R ERA: 4.97	(1, 1)	6.0		27	3	2	2	4	3	0	1	0	0	0	72	110	3.00	1.000
Matt Karchner, R ERA: 5.24	(7, 1)	2.0	W	6	0	0	0	3	0	0	0	0	0	0	17	24	0.00	0.000
Rod Beck, R ERA: 3.16	(9, 1)	1.0	S	4	1	0	0	0	0	0	0	0	0	0	10	15	0.00	1.000

PITCHER	IP	WLS	BF	H	R	ER	SO	BB	IBB	HBP	BLK	WP	HR	S	P	ERA	WHIP

Chicago Cubs @ Pittsburgh Pirates

Three Rivers Stadium, Pittsburgh, PA

Sat Sep 05 1998, 7:05 PM EDT

Att. 37,711 - Unknown - 78 F

TOP

livebaseballscorecards.com

Batter	1	2	3	4	5	6	7	8	9	AB	R	H	RBI	BB	SO	LOB
Lance Johnson, L (1, 8) OBP: 0.320, SLG: 0.305	C F B S 1-3 K ①		C C C 0-3 K ①		C X 0-1 SF9 1-3 2B	F B F B X 2-2 F7 ②		C F F X 0-2 E 1-3 3-H 2B		5	1	2	1	0	2	3
José Hernández, R (1, 6) (9, 7) OBP: 0.323, SLG: 0.505	C T F S 0-3 K ②		C X 0-1 G6-3 ②		B B B X 3-0 SF9 ② 2-3 3-H	S S B F B X 2-2 FC6 ③ 1-2f		B F X 1-1 E6 2-H 3-H		4	0	0	1	0	1	3
Mark Grace, L (1, 3) OBP: 0.414, SLG: 0.480	C B X 1-1 G1-3 ③		B B C B B 4-2 FC6-4 BB		X 0-0 F9 ③		B B C X 2-1 G6-3 ①	C C S 0-3 K ③		4	0	0	0	1	1	2
Sammy Sosa, R (1, 9) OBP: 0.379, SLG: 0.659		F B B B S X 3-2 2B 2B 1B	B B X 2-0 FC6-4 ③ 1-2f			C B B B X 3-1 HR	C B S S 1-3 K ②		S B F F C 1-3 K ①	5	2	2	1	0	2	1
Glenallen Hill, R (1, 7) OBP: 0.351, SLG: 0.534 Brant Brown, L (7, 7) OBP: 0.356, SLG: 0.515 Manny Alexander, R (9, PH) (9, 6) OBP: 0.288, SLG: 0.344		B X 1-0 2B 1-3 2B		F C X 0-2 G4-3 ①		F X 0-1 BB 1B BB 1B	C C B B T 2-2 K ③		C B B B T 2-3 K ②	4 0 1	2 0 0	2 0 0	0 0 0	0 0 0	1 0 1	0 0 0
Gary Gaetti, R (1, 5) OBP: 0.355, SLG: 0.480		X 0-0 2-H 3-H 2B		B B S B X 3-1 F9 ②		X 0-0 BB BB 1-2 1B		X 0-0 F8 ①	X 0-0 F7 ③	5	0	2	2	0	0	0
Mickey Morandini, L (1, 4) OBP: 0.392, SLG: 0.396		C B F B T 2-2 K ①		B C F C 1-3 K ③		B B B C B 4-1 BB 1-2 2-3 BB		B B S F B B 4-2 E FC6-2 BB		2	0	0	0	2	2	1
Scott Servais, R (1, 2) OBP: 0.278, SLG: 0.328		B X 1-0 P4 ②			X 0-0 P3 ①	B C S S 1-3 K ①		1 SAFE C S 1 SAFE X 0-2 E6 FC6-2 1-3 2B		4	1	0	0	0	1	5
Kevin Tapani, R (1, 1) OBP: 0.222, SLG: 0.219 Terry Adams, R (8, 1) Rod Beck, R (9, 1)		S B F B S 2-3 K ③			B C B B B 4-1 2B SF9 BB	B B B C S B 4-2 FC6 1-2 2-3 3-H BB		X 0-0 FC6-2 2B 2-3 3-H E	②	2 0 0	2 0 0	0 0 0	1 0 0	2 0 0	1 0 0	3 0 0
Inning Stats	R: 0 H: 0 E: 0 LOB: 0 K: 2 BB: 0 S: 9 P: 11	R: 2 H: 3 E: 0 LOB: 1 K: 2 BB: 0 S: 12 P: 21	R: 0 H: 0 E: 0 LOB: 1 K: 1 BB: 1 S: 8 P: 14	R: 0 H: 0 E: 0 LOB: 0 K: 1 BB: 0 S: 8 P: 12	R: 1 H: 1 E: 0 LOB: 1 K: 0 BB: 1 S: 6 P: 13	R: 2 H: 3 E: 0 LOB: 3 K: 1 BB: 2 S: 18 P: 34	R: 0 H: 0 E: 0 LOB: 0 K: 2 BB: 0 S: 8 P: 13	R: 3 H: 1 E: 2 LOB: 1 K: 1 BB: 1 S: 16 P: 21	R: 0 H: 0 E: 0 LOB: 0 K: 2 BB: 0 S: 10 P: 13	1B: 3 SF: 1 2B: 4 SAC: 0 3B: 0 DP: 0 HR: 1 HBP: 0						WP: 0 PA: 42 PB: 0 SB: 0 CS: 0

	AB	36
	R	8
	H	8
	RBI	6
	BB	5
	SO	12
	LOB	18

PITCHER		IP	WLS	BF	H	R	ER	SO	BB	IBB	HBP	BLK	WP	HR	S	P	ERA	WHIP
Sean Lawrence, L ERA: 7.43	(1, 1)	5.0	L	25	7	5	5	6	3	0	0	0	0	1	49	84	9.00	2.000
Javier Martinez, R ERA: 5.28	(6, 1)	0.1		2	0	0	0	1	1	0	0	0	0	0	5	10	0.00	3.000
Jeff Tabaka, L ERA: 2.45	(6, 1)	1.2		5	0	0	0	2	0	0	0	0	0	0	15	24	0.00	0.000
Todd Van Poppel, R ERA: 6.71	(8, 1)	1.0		7	1	3	0	1	1	0	0	0	0	0	16	21	0.00	2.000
Ricardo Rincon, L ERA: 2.59	(9, 1)	1.0		3	0	0	0	2	0	0	0	0	0	0	10	13	0.00	0.000

PITCHER	IP	WLS	BF	H	R	ER	SO	BB	IBB	HBP	BLK	WP	HR	S	P	ERA	WHIP

BOTTOM

Batter	1	2	3	4	5	6	7	8	9	AB	R	H	RBI	BB	SO	LOB
Tony Womack, L (1, 4) OBP: 0.323, SLG: 0.363	L8		1B		G6-3			P5	DI 1B	5	0	2	0	0	0	0
Adrian Brown, S (1, 8) OBP: 0.392, SLG: 0.373	G4-3		F9			18 P4-3 BB		FC4 18 1B BB	K	3	1	0	0	2	1	4
18 Jason Kendall, R (1, 2) OBP: 0.403, SLG: 0.471	G6-3			G6-3		P4-3		FC4 1B		4	0	1	0	0	0	1
Kevin Young, R (1, 3) OBP: 0.342, SLG: 0.499		F9		HR G4-3 BB		G4-3		FC4 1B PB		3	2	0	0	1	0	2
Jose Guillen, R (1, 9) OBP: 0.298, SLG: 0.411		K		1 SAFE 1 SAFE G4-3			G6-3	PB 1B		4	0	1	1	0	1	1
Turner Ward, S (1, 7) OBP: 0.335, SLG: 0.436		F8		2-H HR			P5	K2-3		4	1	1	2	0	1	1
Freddy Garcia, R (1, 5) OBP: 0.358, SLG: 0.583			FC3-6 1B	F8			1B		G6-3	4	0	2	0	0	0	0
Abraham Nunez, S (1, 6) OBP: 0.231, SLG: 0.091			FC3-6 FC1-6		F7		1B		1B S BB	3	0	1	0	1	0	1
Sean Lawrence, L (1, 1)			FC1-6 1B		G6-3		G3-1		K	2	0	0	0	0	0	1
Javier Martinez, R (6, 1)										0	0	0	0	0	0	0
Jeff Tabaka, R (6, 1)										0	0	0	0	0	0	0
Doug Strange, S (7, PH) OBP: 0.228, SLG: 0.224										1	0	0	0	0	0	2
Todd Van Poppel, R (8, 1) OBP: 0.267, SLG: 0.286										0	0	0	0	0	0	0
Ricardo Rincon, L (9, 1)										0	0	0	0	0	0	0
Aramis Ramirez, R (9, PH) OBP: 0.306, SLG: 0.371										1	0	0	0	0	1	1
Inning Stats	R: 0 E: 0 K: 0 S: 8 H: 0 LOB: 0 BB: 0 P: 12	R: 0 E: 0 K: 1 S: 9 H: 0 LOB: 0 BB: 0 P: 13	R: 0 E: 0 K: 0 S: 9 H: 2 LOB: 2 BB: 0 P: 12	R: 2 E: 0 K: 0 S: 17 H: 1 LOB: 0 BB: 1 P: 27	R: 0 E: 0 K: 0 S: 6 H: 0 LOB: 0 BB: 0 P: 10	R: 0 E: 0 K: 0 S: 6 H: 0 LOB: 0 BB: 1 P: 14	R: 0 E: 0 K: 0 S: 10 H: 2 LOB: 2 BB: 0 P: 16	R: 2 E: 0 K: 1 S: 15 H: 2 LOB: 1 BB: 1 P: 25	R: 0 E: 0 K: 2 S: 9 H: 1 LOB: 2 BB: 1 P: 17	1B: 7 2B: 1 3B: 0 HR: 1 SF: 0 SAC: 0 DP: 1 HBP: 0	WP: 0 PB: 1 SB: 1 CS: 0 PA: 38					

PITCHER		IP	WLS	BF	H	R	ER	SO	BB	IBB	HBP	BLK	WP	HR	S	P	ERA	WHIP
Kevin Tapani, R ERA: 4.81	(1, 1)	7.1	W	30	6	4	3	1	3	0	0	0	0	1	71	115	3.68	1.227
Terry Adams, R ERA: 4.02	(8, 1)	1.1		7	2	0	0	2	1	0	0	0	0	0	14	25	0.00	2.250
Rod Beck, R ERA: 3.15	(9, 1)	0.1	S	1	0	0	0	1	0	0	0	0	0	0	4	6	0.00	0.000

PITCHER	IP	WLS	BF	H	R	ER	SO	BB	IBB	HBP	BLK	WP	HR	S	P	ERA	WHIP

Chicago Cubs @ Pittsburgh Pirates

Three Rivers Stadium, Pittsburgh, PA

Sat Sep 05 1998, 7:05 PM EDT

Att. 37,711 - Unknown - 78 F

livebaseballscorecards.com

AB	34
R	4
H	8
RBI	3
BB	4
SO	4
LOB	14

Batter	1	2	3	4	5	6	7	8	9	10	AB	R	H	RBI	BB	SO	LOB
Lance Johnson, L (1, 8) OBP: 0.318, SLG: 0.307	F B X 1-1 F7 ①		X 0-0 G6-3 ③		C X 0-1 2-H 2B ②		X 0-0 P6 ①		B X 1-0 P6 ②		5	0	1	1	0	0	0
José Hernández, R (1, 6) OBP: 0.322, SLG: 0.501	C C S 0-3 K ②			X 0-0 E 1B	C B X 1-1 F9 ③		B F B C X 2-2 G5-3 ②		X 0-0 F7 ③		5	0	1	0	0	1	0
Mark Grace, L (1, 3) OBP: 0.414, SLG: 0.479	B X 1-0 F8 ③			B B X 2-0 F8 ①		B C F F B B X 3-2 P6 ①	F S X 0-2 1B 1B			B B B B 4-0 CS BB	4	0	1	0	1	0	1
Sammy Sosa, R (1, 9) OBP: 0.379, SLG: 0.657		S F F B B F B S 3-3 K ①		C B B S S X 2-2 E 1-2 E6		X 0-0 FC6-4 1B	B S S B X 2-2 1-3 1B			B B S B F S 3-3 1-2 K ①②	5	0	2	0	0	2	2
Glenallen Hill, R (1, 7) OBP: 0.349, SLG: 0.529		X 0-0 G3 ②		X 0-0 1-2 2-3 E4		X 0-0 E' 1-2f FC6-4 ② 1B	B S S B X 2-1 F9 ③			X 0-0 1B 1B	5	1	1	0	0	0	5
Gary Gaetti, R (1, 5) OBP: 0.355, SLG: 0.482		C F B B B F X 3-2 2B		B C S S 1-3 K ②		X 0-0 1B 1-3 E6 2B		X 0-0 F9 ①		X 0-0 1-2 1B	5	1	2	0	0	1	4
Manny Alexander, R (1, 4) OBP: 0.288, SLG: 0.343		X 0-0 F7 ③		C S X 0-2 G5-3 ③		S B X 1-1 2B 1-3 3-H 1B		B F B F S 2-3 K ②		S C S 0-3 K ③	4	0	1	1	0	1	4
Terry Adams, R (8, 1)											0	0	0	0	0	0	0
Brant Brown, L (10, PH) OBP: 0.355, SLG: 0.513											1	0	0	0	0	1	2
Dave Stevens, R (10, 1)											0	0	0	0	0	0	0
Scott Servais, R (1, 2) OBP: 0.281, SLG: 0.337			B B F X 2-1 G6-3 ①		C X 0-1 2B 2B	B F B X 2-1 1-3 3-H 2B		B B C B C S 3-3 K ③			4	1	2	1	0	1	0
Sandy Martinez, L (8, 2) OBP: 0.363, SLG: 0.391											0	0	0	0	0	0	0
Terry Mulholland, R (1, 1) OBP: 0.300, SLG: 0.222			C B B S S 2-3 K ②		B M L M 1-3 K ①	C F S 0-3 K ③			B X 1-0 F9 ①		2	0	0	0	0	2	1
Don Wengert, R (5, 1)											0	0	0	0	0	0	0
Jason Maxwell, R (6, PH)											1	0	0	0	0	1	2
Rodney Myers, R (6, 1)											0	0	0	0	0	0	0
Felix Heredia, L (7, 1)											0	0	0	0	0	0	0
Mickey Morandini, L (8, 4) OBP: 0.392, SLG: 0.395											1	0	0	0	0	0	0
Inning Stats	R: 0 E: 0 K: 1 S: 6 H: 0 LOB: 0 BB: 0 P: 8	R: 0 E: 0 K: 1 S: 11 H: 1 LOB: 1 BB: 0 P: 17	R: 0 E: 0 K: 1 S: 6 H: 0 LOB: 0 BB: 0 P: 10	R: 0 E: 2 K: 1 S: 12 H: 1 LOB: 3 BB: 0 P: 17	R: 1 E: 0 K: 1 S: 9 H: 2 LOB: 0 BB: 0 P: 11	R: 2 E: 1 K: 1 S: 14 H: 3 LOB: 2 BB: 0 P: 20	R: 0 E: 0 K: 0 S: 12 H: 2 LOB: 2 BB: 0 P: 18	R: 0 E: 0 K: 2 S: 7 H: 0 LOB: 0 BB: 0 P: 12	R: 0 E: 0 K: 0 S: 3 H: 0 LOB: 0 BB: 0 P: 5	R: 0 E: 0 K: 2 S: 8 H: 2 LOB: 2 BB: 1 P: 15	1B: 7 2B: 5 3B: 0 HR: 0	SF: 0 SAC: 0 DP: 1 HBP: 0						

PITCHER	IP	WLS	BF	H	R	ER	SO	BB	IBB	HBP	BLK	WP	HR	S	P	ERA	WHIP
Chris Peters, L (1, 1) ERA: 3.64	6.2		30	8	3	1	6	0	0	0	0	0	0	65	92	1.35	1.200
Mike Williams, R (7, 1) ERA: 2.25	1.1		5	1	0	0	2	0	0	0	0	0	0	12	21	0.00	0.750
Jason Christiansen, L (9, 1) ERA: 2.24	1.0		4	0	0	0	0	1	0	0	0	0	0	3	9	0.00	1.000
Rich Loiselle, R (10, 1) ERA: 3.51	1.0	W	4	2	0	0	2	0	0	0	0	0	0	8	11	0.00	2.000

PITCHER	IP	WLS	BF	H	R	ER	SO	BB	IBB	HBP	BLK	WP	HR	S	P	ERA	WHIP

TOP

Chicago Cubs @ Pittsburgh Pirates

Three Rivers Stadium, Pittsburgh, PA

Sun Sep 06 1998, 3:33 AM EDT
Att. 22,209 - Sunny - 87 F

livebaseballscorecards.com

AB	42
R	3
H	11
RBI	3
BB	1
SO	10
LOB	21

WP: 0	PA: 43	1B: 7	SF: 0	R: 0	H: 0	RBI: 0	BB: 0	SO: 0	LOB: 0
PB: 0		2B: 5	SAC: 0	E: 0	LOB: 0				
SB: 0		3B: 0	DP: 1	K: 0	BB: 0				
CS: 1		HR: 0	HBP: 0	S: 3	P: 5				

Chicago Cubs @ Pittsburgh Pirates

Three Rivers Stadium, Pittsburgh, PA

Sun Sep 06 1998, 3:33 AM EDT

Att. 22,209 - Sunny - 87 F

livebaseballscorecards.com

BOTTOM

Batter	1	2	3	4	5	6	7	8	9	10	AB	R	H	RBI	BB	SO	LOB
Tony Womack, L (1, 4) OBP: 0.322, SLG: 0.362	F8		G1-3		G4-6-3		K		G4-6-3		5	0	1	1	0	1	2
Manny Martinez, R (1, 8) OBP: 0.291, SLG: 0.435	F7		G5-3		G4-6-3		G6-3			18 CS	2	0	0	0	0	0	1
Turner Ward, S (5, PH) OBP: 0.335, SLG: 0.434 (6, 8) (7, 7)											3	0	1	0	0	0	3
18 Jason Kendall, R (1, 2) OBP: 0.403, SLG: 0.475	G4-3			G6-3	G5-3			FC5-6 BB		HR	4	1	1	1	1	0	0
Kevin Young, R (1, 3) OBP: 0.343, SLG: 0.497		F8		K	HR			S FC5-6			2	1	0	0	2	1	0
Jose Guillen, R (1, 9) OBP: 0.298, SLG: 0.415		G6-3		P3	HR			FC5-6			4	1	1	2	0	0	2
Emil Brown, R (1, 7) OBP: 0.300, SLG: 0.222 Mike Williams, R (7, 1) Doug Strange, S (8, PH) OBP: 0.226, SLG: 0.223 Jason Christiansen, R (9, 1) OBP: 0.250, SLG: 0.250 Kevin Polcovich, R (10, 4) OBP: 0.262, SLG: 0.246 Rich Loiselle, R (10, 1)		FC5-4	1B FC3-2 BB	G5-3			K				2 0 1 0 0 0	0 0 0 0 0 0	1 0 0 0 0 0	0 0 0 0 0 0	1 0 0 0 0 0	0 0 0 0 0 0	0 0 1 0 0 0
Aramis Ramirez, R (1, 5) OBP: 0.310, SLG: 0.374		FC5-4	FC3-2 BB 1B			WP					4	1	2	0	0	1	3
Lou Collier, R (1, 6) OBP: 0.315, SLG: 0.334 Freddy Garcia, R (9, PH) OBP: 0.362, SLG: 0.586 Abraham Nunez, S (9, PR) OBP: 0.231, SLG: 0.091 (10, 6)			G5-3		1B FC3-2 BB	P9				FC1-6	2 1 0	0 0 0	0 1 0	0 0 0	1 0 0	0 0 0	1 0 0
Chris Peters, L (1, 1) OBP: 0.273, SLG: 0.273 Adrian Brown, S (7, 8) OBP: 0.382, SLG: 0.362			G1-3		FC3-2		G6-3			FC1-6 G4-6-3	2 2	0 0	1 0	0 0	0 0	0 0	3 1

	AB	34
	R	4
	H	9
	RBI	4
	BB	5
	SO	4
	LOB	18

Inning Stats																						
	R: 0	H: 0	R: 0	H: 1	R: 0	H: 1	R: 0	H: 0	R: 1	H: 2	R: 2	H: 2	R: 0	H: 0	R: 0	H: 0	R: 0	H: 1	R: 1	H: 2	1B: 7	SF: 0	WP: 1	PA: 39
	E: 0	LOB: 0	E: 0	LOB: 1	E: 0	LOB: 1	E: 0	LOB: 0	E: 0	LOB: 2	E: 0	LOB: 1	E: 0	LOB: 0	E: 0	LOB: 2	E: 0	LOB: 0	E: 0	LOB: 0	2B: 0	SAC: 0	PB: 0	
	K: 0	BB: 0	K: 0	BB: 0	K: 0	BB: 1	K: 1	BB: 0	K: 0	BB: 2	K: 0	BB: 1	K: 1	BB: 0	K: 2	BB: 2	K: 0	BB: 0	K: 0	BB: 0	3B: 0	DP: 2	SB: 1	
	S: 8	P: 14	S: 7	P: 12	S: 9	P: 14	S: 8	P: 11	S: 12	P: 28	S: 13	P: 22	S: 6	P: 7	S: 11	P: 20	S: 5	P: 10	S: 2	P: 3	HR: 2	HBP: 0	CS: 1	

PITCHER		IP	WLS	BF	H	R	ER	SO	BB	IBB	HBP	BLK	WP	HR	S	P	ERA	WHIP
Terry Mulholland, L ERA: 2.72	(1, 1)	4.1		19	4	1	1	1	2	0	0	0	0	0	42	74	2.08	1.385
Don Wengert, R ERA: 4.89	(5, 1)	0.2		1	0	0	0	0	0	0	0	0	0	0	2	5	0.00	0.000
Rodney Myers, R ERA: 6.92	(6, 1)	1.1		7	2	2	2	0	1	0	0	0	1	1	15	24	13.50	2.250
Felix Heredia, L ERA: 5.6	(7, 1)	0.2		2	0	0	0	1	0	0	0	0	0	0	4	5	0.00	0.000
Terry Adams, R ERA: 3.91	(8, 1)	2.0		8	1	0	0	2	2	0	0	0	0	0	16	30	0.00	1.500

PITCHER		IP	WLS	BF	H	R	ER	SO	BB	IBB	HBP	BLK	WP	HR	S	P	ERA	WHIP
Dave Stevens, R ERA: 3.9	(10, 1)	0.1	L	2	2	1	1	0	0	0	0	0	0	1	2	3	27.00	6.000

Batter	1	2	3	4	5	6	7	8	9	AB	R	H	RBI	BB	SO	LOB
Lance Johnson, L (1, 8) OBP: 0.320, SLG: 0.306	X 0-0 ① L7		C X 0-1 ① P8		B B B C C F B 4-2 CS BB		C B C B F X 2-2 ② F8		B C X 1-1 G1-3 SH3-4 1B	4	0	1	0	1	0	3
José Hernández, R (1, 6) OBP: 0.321, SLG: 0.499	C X 0-1 1B		C X 0-1 E6 G3		1 SAFE 1 SAFE 1 SAFE B B 1 SAFE F F 1 SAFE 2-2 F F X ② L6		C X 0-1 ③ F9		0-1 ① SH3-4 **1-2**	4	0	1	0	0	0	4
Mark Grace, L (1, 3) OBP: 0.410, SLG: 0.474	B B F 1 SAFE X 2-1 ② L7		B B X 2-0 ② G3 **1-2** **2-3**		C B 1 SAFE 1-1 ③ CS **1-2**	B B C B C X 3-2 ① F7		S B C C 1-3 ① K	B F X 1-1 ② G1-3 **2-3**	5	0	0	0	0	1	4
Sammy Sosa, R (1, 9) OBP: 0.378, SLG: 0.653	C B X 1-1 ③ P3		B C B F C 2-3 ③ K			B B S F B T 3-2 ② K		C B F B X 2-2 1B FC4-6 1B	B F S T S 1-3 ③ K	5	1	1	0	0	3	4
Glenallen Hill, R (1, 7) OBP: 0.350, SLG: 0.529 Brant Brown, L (8, PR) OBP: 0.355, SLG: 0.513 (8, 7)		C B X 1-1 G4-3 1B		B F X 2-1 ① G6-3		X 0-0 ③ G4-3		F X 0-1 FC4-6 **1-3** 1B		4 0	0 0	2 0	0 0	0 0	0 0	0 0
Gary Gaetti, R (1, 5) OBP: 0.359, SLG: 0.495		B X 1-0 ① F7		B X 1-0 2B			X 0-0 HR	H 1-0 FC4-6 HBP		3	1	2	1	0	0	1
Mickey Morandini, L (1, 4) OBP: 0.391, SLG: 0.394		C C F 1 SAFE X 0-2 ② G4-3 **1-2**		B B B X 3-0 ② G3			S X 0-1 SH3-4 1B	B B C X 2-1 ② FC4-6 HBP **1-2f** **2-3** **3-H**		4	0	1	1	0	0	4
Scott Servais, R (1, 2) OBP: 0.282, SLG: 0.334		B B C B F X 3-2 ③ L7		B X 1-0 ③ L9			X 0-0 ① SH3-4 **1-2**	B B F C H 3-2 **1-2** HBP		2	0	0	0	0	0	2
Mike Morgan, R (1, 1) OBP: 0.667, SLG: 0.833 Matt Mieske, R (7, PH) OBP: 0.373, SLG: 0.418 Matt Karchner, R (7, 1) Manny Alexander, R (8, PH) OBP: 0.287, SLG: 0.341 Rodney Myers, R (8, 1)			X 0-0 G3 2B		C C B B T 2-2 ① K		B B B B 4-0 BB	B B C S B F S 3-3 ③ K		2 0 0 1 0	0 0 0 0 0	1 0 0 0 0	0 1 0 0 0	0 0 0 0 0	1 0 0 1 0	0 0 0 3 0
Inning Stats	R: 0 E: 0 K: 0 S: 7 H: 1 LOB: 1 BB: 0 P: 10	R: 0 E: 0 K: 0 S: 10 H: 1 LOB: 1 BB: 0 P: 15	R: 0 E: 1 K: 1 S: 9 H: 1 LOB: 2 BB: 0 P: 13	R: 0 E: 0 K: 0 S: 5 H: 1 LOB: 1 BB: 0 P: 12	R: 0 E: 0 K: 1 S: 12 H: 0 LOB: 0 BB: 1 P: 21	R: 0 E: 0 K: 1 S: 7 H: 0 LOB: 0 BB: 0 P: 13	R: 1 E: 0 K: 0 S: 10 H: 2 LOB: 2 BB: 1 P: 16	R: 1 E: 0 K: 2 S: 16 H: 2 LOB: 3 BB: 0 P: 28	R: 0 E: 0 K: 1 S: 10 H: 1 LOB: 1 BB: 0 P: 13	1B: 6 2B: 2 3B: 0 HR: 1	SF: 0 SAC: 2 DP: 0 HBP: 2						

TOP

Chicago Cubs @ St. Louis Cardinals

Busch Stadium, St. Louis, MO

Mon Sep 07 1998, 3:33 AM CDT

Att. 42,877 - Cloudy - 92 F

livebaseballscorecards.com

AB	34
R	2
H	9
RBI	2
BB	2
SO	6
LOB	25

WP: 0 PB: 0 SB: 0 CS: 1 PA: 41

PITCHER		IP	WLS	BF	H	R	ER	SO	BB	IBB	HBP	BLK	WP	HR	S	P	ERA	WHIP
Darren Oliver, L ERA: 5.61	(1, 1)	6.1	W	26	6	1	1	3	1	0	0	0	0	1	54	88	1.42	1.105
Lance Painter, L ERA: 4.25	(7, 1)	0.1		2	0	0	0	0	1	0	0	0	0	0	4	10	0.00	3.000
Mike Busby, R ERA: 5.12	(7, 1)	0.2		5	2	1	1	1	0	0	1	0	0	0	10	14	13.50	3.000
21 Bryan Eversgerd, L ERA: 10.8	(8, 1)	0.2		3	0	0	0	1	0	0	1	0	0	0	8	16	0.00	0.000
Juan Acevedo, R ERA: 2.9	(9, 1)	1.0	S	4	1	0	0	1	0	0	0	0	0	0	10	13	0.00	1.000

PITCHER	IP	WLS	BF	H	R	ER	SO	BB	IBB	HBP	BLK	WP	HR	S	P	ERA	WHIP

Batter	1	2	3	4	5	6	7	8	9	AB	R	H	RBI	BB	SO	LOB
Delino DeShields, L (1, 4) OBP: 0.378, SLG: 0.441	C B B X 2-1 L8 ①	X 0-0 G6-3 ③		1 SAFE X 0-0 F9 ②			C P B B F X 3-2 HR			4	1	1	1	0	0	1
Brian Jordan, R (1, 9) OBP: 0.365, SLG: 0.541 John Mabry, L (8, 9) OBP: 0.316, SLG: 0.395	C F B X 2-2 L7 ②		B F S S 2-3 K ①	1 S X SAFE 0-1 G4-3 ③			X 0-0 G5-3 ①			4 0 0 0 0 1 1 0 0 0 0 0 0 0						
Mark McGwire, R (1, 3) OBP: 0.471, SLG: 0.746	S B X 1-1 HR		B B X 2-0 BB G4-3 1B		X 0-0 P8 ①		B F B X 2-1 L8 ②			4	1	2	1	0	0	0
Ray Lankford, L (1, 8) OBP: 0.389, SLG: 0.521	B B B C F F F F B 4-2 S BB		B B X 2-0 G4-3 ② 1-2		B B B C T B 4-2 S BB		B B F X 2-1 S 1B			2	0	1	0	2	0	1
Ron Gant, R (1, 7) OBP: 0.325, SLG: 0.483	B B B B 4-0 1-2 BB		H 1-0 BB HBP		1 SAFE C 1 B S B B B 4-2 G1-4-3 1-2 BB		B B 1 SAFE B S B 4-1 1-2 BB			0	0	0	0	3	0	0
Fernando Tatis, R (1, 5) OBP: 0.326, SLG: 0.399	X 0-0 G3 ③		B B B B 4-0 1-2 2-3 BB		B B S C 1 B F X SAFE 3-2 G1-4-3 ② ③ 1-2f		B C B F F S 2-3 K ③			3	0	0	0	1	1	6
Placido Polanco, R (1, 6) OBP: 0.308, SLG: 0.373 Juan Acevedo, R (9, 1) OBP: 0.235, SLG: 0.250		B X 1-0 G6-3 ①	C B F B F B X 3-2 G5-3 ③			B C X 1-1 F9 ①		X 0-0 G3-1-3 ①		4 0 0 0 0 0 3 0 0 0 0 0 0 0						
Darren Oliver, R (1, 1) OBP: 0.083, SLG: 0.167 Lance Painter, L (7, 1) OBP: 1.000, SLG: 1.000 Mike Busby, R (7, 1) 21 Bryan Eversgerd, R (8, 1) Luis Ordaz, R (8, PH) OBP: 0.204, SLG: 0.167 (9, 6)		B X 1-0 G3 ②		B F C S 1-3 K ①		F F S 0-3 K ②		B B C T B X 3-2 P7 ②		3 0 0 0 0 2 0 0 0 0 0 0 0 0 0 0 0 0 0 0 0 0 0 0 0 0 0 0 1 0 0 0 0 0 0						
Eli Marrero, R (1, 2) OBP: 0.335, SLG: 0.410		C X 0-1 HR		B C B F B F B 4-2 BB		B B C B C F X 3-2 F8 ③		C B S B B C 3-3 K ③		3	1	1	1	1	1	0
Inning Stats	R: 1 E: 0 K: 0 S: 13 H: 1 LOB: 2 BB: 2 P: 26	R: 1 E: 0 K: 0 S: 5 H: 1 LOB: 0 BB: 0 P: 7	R: 0 E: 0 K: 1 S: 9 H: 1 LOB: 3 BB: 1 P: 23	R: 0 E: 0 K: 1 S: 9 H: 0 LOB: 1 BB: 1 P: 14	R: 0 E: 0 K: 0 S: 9 H: 0 LOB: 1 BB: 2 P: 20	R: 0 E: 0 K: 1 S: 9 H: 0 LOB: 0 BB: 0 P: 13	R: 1 E: 0 K: 1 S: 14 H: 2 LOB: 2 BB: 1 P: 26	R: 0 E: 0 K: 1 S: 7 H: 0 LOB: 0 BB: 0 P: 13		1B: 2 2B: 0 3B: 0 HR: 3	SF: 0 SAC: 0 DP: 1 HBP: 1					

BOTTOM

Chicago Cubs @ St. Louis Cardinals

Busch Stadium, St. Louis, MO

Mon Sep 07 1998, 3:33 AM CDT

Att. 42,877 - Cloudy - 92 F

livebaseballscorecards.com

AB	28
R	3
H	5
RBI	3
BB	7
SO	5
LOB	12

PITCHER		IP	WLS	BF	H	R	ER	SO	BB	IBB	HBP	BLK	WP	HR	S	P	ERA	WHIP
Mike Morgan, R ERA: 3.91	(1, 1)	6.0	L	27	3	2	2	3	6	0	1	0	0	2	54	103	3.00	1.500
Matt Karchner, R ERA: 5.31	(7, 1)	1.0		6	2	1	1	1	1	0	0	0	0	1	14	26	9.00	3.000
Rodney Myers, R ERA: 6.43	(8, 1)	1.0		3	0	0	0	1	0	0	0	0	0	0	7	13	0.00	0.000

PITCHER	IP	WLS	BF	H	R	ER	SO	BB	IBB	HBP	BLK	WP	HR	S	P	ERA	WHIP

Batter	1	2	3	4	5	6	7	8	9	AB	R	H	RBI	BB	SO	LOB
Lance Johnson, L (1, 8) OBP: 0.313, SLG: 0.299	F B F F X 1-2 ① F8	X 0-0 ③ L7		B B C X 2-1 ③ F9		C X 0-1 ③ G4-3		B C B C B X 3-2 ① G3-1 1-2 2-3		5	0	0	0	0	0	7
José Hernández, R (1, 6) OBP: 0.320, SLG: 0.494	B B B B 4-0 WP 1B BB	B X 1-0 ① P3	X 0-0 ① F9		B C X 1-1 ① F9	B X 1-0 ② G6-3 2-3 3-H			4	1	0	1	1	0	1
Mark Grace, L (1, 3) OBP: 0.412, SLG: 0.474	B C B C B X 3-2 FC6-4 1B 1-H 1B	B C X 1-1 G5-4-3 1B	X 0-0 ② G6-3		B C C B F B B 4-2 BB 1B BB	C B X 1-1 ③ F7			4	1	2	1	1	0	1
Sammy Sosa, R (1, 9) OBP: 0.378, SLG: 0.650	B F C B X 2-2 FC6-4 1-2 1B	C X 0-1 ② ③ G5-4-3 1-2f		F B B C B B 4-2 BB			B X 1-0 ② F7		F B F F B S 2-3 ① K	4	0	1	0	1	1	2
Glenallen Hill, R (1, 7) OBP: 0.351, SLG: 0.530	B B X 2-0 ② FC6-4 1B 1-2f 2-3		B X 1-0 ① F9	F C F X 0-2 ③ P6			X 0-0 BB 1-2 1B		X 0-0 2B	5	0	2	0	0	0	3
Gary Gaetti, R (1, 5) OBP: 0.362, SLG: 0.495	C X 0-1 1-3 3-H 1B		P B B C C X 3-2 1B BLK 1B			B B S F F S 2-3 ① K	B B C B F B 4-2 1-2 2-3 BB		X 0-0 ② F7	4	0	2	1	1	1	1
Mickey Morandini, L (1, 4) OBP: 0.390, SLG: 0.393 Matt Mieske, R (7, PH) OBP: 0.369, SLG: 0.413 Jason Maxwell, R (7, 4) Don Wengert, R (8, 1) Felix Heredia, L (8, 1) Orlando Merced, S (9, PH) OBP: 0.335, SLG: 0.402	B X 1-0 ③ F7		B B C B B 4-1 1B 1-2 BB			S T F X 0-2 ② G4-3	B B B T F X 2-1 ③ F8		F B B T F X 3-2 ③ G5-3	2 1 0 0 0 1	0 0 0 0 0 0	0 0 0 0 0 0	0 3 0 0 0 1	1 0 0 0 0 0	0 0 0 0 0 0	2 0 0 0 0 1
Scott Servais, R (1, 2) OBP: 0.287, SLG: 0.340		F B X 1-1 ① F8	X 0-0 1-2 2-3 1B		B X 1-0 1B 1B			X 0-0 G3-1 1B G6-3 1B		4	1	3	0	0	0	0
Steve Trachsel, R (1, 1) OBP: 0.323, SLG: 0.339 Terry Mulholland, R (6, 1) OBP: 0.300, SLG: 0.222 Manny Alexander, R (8, PH) OBP: 0.289, SLG: 0.344 (8, 4)		B B B C C F X 3-2 ② F8	S C F F F B F S 1-3 ② K		X 0-0 1-2 1B			C B X 1-1 G6-3 G3-1 1-2 1B		3 0 1	0 0 0	1 0 1	0 0 0	0 0 0	1 0 0	3 0 0
Inning Stats	R: 2 H: 3 E: 0 LOB: 2 K: 0 BB: 1 S: 14 P: 27	R: 0 H: 0 E: 0 LOB: 0 K: 0 BB: 0 S: 7 P: 11	R: 0 H: 1 E: 0 LOB: 0 K: 0 BB: 0 S: 5 P: 7	R: 0 H: 2 E: 0 LOB: 3 K: 1 BB: 1 S: 16 P: 26	R: 0 H: 0 E: 0 LOB: 1 K: 0 BB: 1 S: 8 P: 12	R: 0 H: 2 E: 0 LOB: 2 K: 1 BB: 0 S: 12 P: 15	R: 0 H: 1 E: 0 LOB: 3 K: 0 BB: 2 S: 11 P: 23	R: 1 H: 2 E: 0 LOB: 1 K: 0 BB: 0 S: 9 P: 15	R: 0 H: 1 E: 0 LOB: 1 K: 1 BB: 0 S: 10 P: 15	1B: 11 SF: 0 2B: 1 SAC: 0 3B: 0 DP: 1 HR: 0 HBP: 0						WP: 1 PA: 43 PB: 0 SB: 0 CS: 0

PITCHER		IP	WLS	BF	H	R	ER	SO	BB	IBB	HBP	BLK	WP	HR	S	P	ERA	WHIP
Kent Mercker, L ERA: 5.18	(1, 1)	6.0	W	28	8	2	2	2	3	0	0	1	1	0	62	98	3.00	1.833
Rick Croushore, R ERA: 4.47	(7, 1)	0.2		5	1	0	0	0	2	0	0	0	0	0	9	19	0.00	4.500
Lance Painter, L ERA: 4.4	(7, 1)	0.2		4	2	1	1	0	0	0	0	0	0	0	8	14	13.50	3.000
John Frascatore, R ERA: 4.25	(8, 1)	0.2		2	0	0	0	0	0	0	0	0	0	0	3	5	0.00	0.000
Juan Acevedo, R ERA: 2.86	(9, 1)	1.0	S	4	1	0	0	1	0	0	0	0	0	0	10	15	0.00	1.000

PITCHER	IP	WLS	BF	H	R	ER	SO	BB	IBB	HBP	BLK	WP	HR	S	P	ERA	WHIP

TOP

Chicago Cubs @ St. Louis Cardinals

Busch Stadium, St. Louis, MO

Tue Sep 08 1998, 7:05 PM CDT

Att. 43,688 - Unknown - 76 F

livebaseballscorecards.com

AB	38
R	3
H	12
RBI	3
BB	5
SO	3
LOB	24

Batter	1	2	3	4	5	6	7	8	9	AB	R	H	RBI	BB	SO	LOB
Delino DeShields, L (1, 4) OBP: 0.379, SLG: 0.442	X 0-0 K 1B			C B F X 1-2 G5-3 ①		1 SAFE F C B X 1-2 E7 1-H HR 1B		X 0-0 G3 ①		4	1	2	1	0	0	0
Fernando Tatis, R (1, 5) OBP: 0.323, SLG: 0.396	F B F 1 SAFE S 1-3 ①② K 1-2			C B C S 1-3 K ②		X 0-0 F7 ②		C C B B C 2-3 K ②		4	0	0	0	0	3	2
Mark McGwire, R (1, 3) OBP: 0.473, SLG: 0.752	B B B X 3-0 G6-3 ③			X 0-0 HR		I I I I 4-0 HR IBB		S B B S B B 4-2 BB ②		2	2	1	1	2	0	0
Ray Lankford, L (1, 8) OBP: 0.388, SLG: 0.525		B F C B S 2-3 K ①		C B S S 1-3 K ③		C B F B B X 3-2 1-H 2-H HR		C B S B X 2-2 P8 ③		4	1	1	3	0	2	1
Ron Gant, R (1, 7) OBP: 0.325, SLG: 0.491		F C F B F X 1-2 L9 ②			C X 0-1 L9 ①	B S S F F B X 2-2 HR				3	1	1	1	0	0	0
Rick Croushore, R (7, 1)										0	0	0	0	0	0	0
Lance Painter, L (7, 1) OBP: 1.000, SLG: 1.000										0	0	0	0	0	0	0
John Frascatore, R (8, 1) OBP: 0.167, SLG: 0.167										0	0	0	0	0	0	0
Tom Lampkin, L (9, 2) OBP: 0.328, SLG: 0.394										0	0	0	0	0	0	0
John Mabry, L (1, 9) OBP: 0.313, SLG: 0.392		B B F F X 2-2 F8 ③			B B X 2-0 G4-3 ②	B C B X 2-1 F7 ③				3	0	0	0	0	0	0
Luis Ordaz, R (1, 6) OBP: 0.198, SLG: 0.162			B B C B F X 3-2 P4 ①		C B B X 2-1 F8 ③		F B F B F X 2-2 G4-3 ①			3	0	0	0	0	0	0
Kent Mercker, L (1, 1) OBP: 0.185, SLG: 0.250			S M B B C 2-3 K ②			S B S B B F C 3-3 K ①	X 0-0 F8 ②			1	0	0	0	0	1	0
J.D. Drew, L (6, PH) (7, 7)										2	0	0	0	0	1	0
Eli Marrero, R (1, 2) OBP: 0.335, SLG: 0.406			C B X 1-1 L7 ③			B C B B C B 4-2 BLK E BB	F F C 0-3 K ③			2	1	0	0	1	1	0
Juan Acevedo, R (9, 1) OBP: 0.235, SLG: 0.250										0	0	0	0	0	0	0
Inning Stats	R: 0 E: 0 K: 1 S: 5 H: 1 LOB: 0 BB: 0 P: 9	R: 0 E: 0 K: 1 S: 11 H: 0 LOB: 0 BB: 0 P: 16	R: 0 E: 0 K: 1 S: 8 H: 0 LOB: 0 BB: 0 P: 14	R: 1 E: 0 K: 2 S: 10 H: 1 LOB: 0 BB: 0 P: 13	R: 0 E: 0 K: 0 S: 5 H: 0 LOB: 0 BB: 0 P: 9	R: 5 E: 1 K: 1 S: 20 H: 3 LOB: 0 BB: 2 P: 39	R: 0 E: 0 K: 1 S: 8 H: 0 LOB: 0 BB: 0 P: 10	R: 0 E: 0 K: 1 S: 9 H: 0 LOB: 1 BB: 1 P: 17		1B: 2 2B: 0 3B: 0 HR: 3	SF: 0 SAC: 0 DP: 0 HBP: 0					

PITCHER		IP	WLS	BF	H	R	ER	SO	BB	IBB	HBP	BLK	WP	HR	S	P	ERA	WHIP
Steve Trachsel, R ERA: 4.36	(1, 1)	5.2	L	23	5	6	6	6	1	1	0	1	0	0	57	96	9.53	1.059
Terry Mulholland, L ERA: 2.68	(6, 1)	1.1		4	0	0	0	1	0	0	0	0	0	0	10	14	0.00	0.000
Don Wengert, R ERA: 4.84	(8, 1)	0.2		3	0	0	0	1	1	0	0	0	0	0	6	12	0.00	1.500
Felix Heredia, L ERA: 5.57	(8, 1)	0.1		1	0	0	0	0	0	0	0	0	0	0	3	5	0.00	0.000

PITCHER	IP	WLS	BF	H	R	ER	SO	BB	IBB	HBP	BLK	WP	HR	S	P	ERA	WHIP

BOTTOM

Chicago Cubs @ St. Louis Cardinals

Busch Stadium, St. Louis, MO

Tue Sep 08 1998, 7:05 PM CDT

Att. 43,688 - Unknown - 76 F

livebaseballscorecards.com

AB	28
R	6
H	5
RBI	6
BB	3
SO	8
LOB	3

Batter	1	2	3	4	5	6	7	8	9	AB	R	H	RBI	BB	SO	LOB
Adrian Brown, S (1, 8) OBP: 0.378, SLG: 0.366	C F B X 1-2 CS 1B 2B	B X 1-0 ③ FC4-6 1-2f			1 SAFE 1 SAFE B C F F 1 SAFE B B 3-2 F X ② ③ G6-3 1-2			B C S 1 SAFE F B B X 3-2 ② G4-3 1-2		4	1	1	0	0	0	3
Doug Strange, S (1, 4) OBP: 0.220, SLG: 0.216	C F S 0-3 ① K	C C X 0-2 ① L9				X 0-0 ① G3-1		B X 1-0 ③ G6-3		4	0	0	0	0	1	3
18 Jason Kendall, R (1, 2) OBP: 0.407, SLG: 0.479	C B B F B B 4-2 CS BB	C B X 1-1 ② F9				C F B X 1-2 ② G5-3			C X 0-1 ① L9	3	0	0	0	1	0	0
Kevin Young, R (1, 3) OBP: 0.340, SLG: 0.492	C C F B F X 1-2 ② 1-2 2-H 1B	S B S F X 1-2 ③ P6				C S C 0-3 ③ K			F F F F B B F C 2-3 ② K	4	0	1	1	0	2	0
Jose Guillen, R (1, 9) OBP: 0.302, SLG: 0.421	C 1 SAFE B F X 1-2 ③ F8			B F F B B F C 3-3 ① K			X 0-0 ① G6-3		C B S S 1-3 ③ K	4	0	0	0	0	2	1
Turner Ward, S (1, 7) OBP: 0.332, SLG: 0.442		B C B B C X 3-2 HR		C B C S 1-3 ② K			C F B F B F F B S 3-3 ② K			3	1	1	1	0	2	0
Freddy Garcia, R (1, 5) OBP: 0.348, SLG: 0.549		B S B S F X 2-2 ① F8		F B B S S 2-3 ③ K			C B F B X 2-2 ③ P4			3	0	0	0	0	1	0
Kevin Polcovich, R (1, 6) OBP: 0.260, SLG: 0.250 Emil Brown, R (8, PH) OBP: 0.267, SLG: 0.286 Jason Christiansen, R (8, 1) OBP: 0.250, SLG: 0.250 Todd Van Poppel, R (8, 1) OBP: 0.267, SLG: 0.286		B C F S 1-3 ② K			C C B S 1-3 K CS			C B B S S 2-3 ① K		2 1 0 0	0 0 0 0	0 0 0 0	0 0 0 0	0 1 0 0	2 0 0 0	0 0 0 0
Jason Schmidt, R (1, 1) OBP: 0.102, SLG: 0.123 Tim Laker, R (8, PH) OBP: 0.500, SLG: 0.333 Abraham Nunez, S (8, PR) OBP: 0.222, SLG: 0.067 (8, 6)		C S B B X 2-2 FC4-6 1B			S S S 0-3 ① K			B X 1-0 G4-3 1B		2 1 0	0 0 0	1 1 0	0 0 0	0 0 0	1 0 0	1 0 0
Inning Stats	R: 1 H: 2 E: 0 LOB: 1 K: 1 BB: 1 S: 16 P: 23	R: 1 H: 2 E: 0 LOB: 1 K: 1 BB: 0 S: 14 P: 23	R: 0 H: 0 E: 0 LOB: 0 K: 0 BB: 0 S: 9 P: 11	R: 0 H: 0 E: 0 LOB: 0 K: 3 BB: 0 S: 10 P: 16	R: 0 H: 0 E: 0 LOB: 0 K: 2 BB: 0 S: 11 P: 15	R: 0 H: 0 E: 0 LOB: 0 K: 1 BB: 0 S: 7 P: 8	R: 0 H: 0 E: 0 LOB: 0 K: 1 BB: 0 S: 10 P: 15	R: 0 H: 1 E: 0 LOB: 2 K: 1 BB: 0 S: 9 P: 16	R: 0 H: 0 E: 0 LOB: 0 K: 2 BB: 0 S: 11 P: 14	1B: 3 SF: 0 2B: 1 SAC: 0 3B: 0 DP: 0 HR: 1 HBP: 0						

PITCHER		IP	WLS	BF	H	R	ER	SO	BB	IBB	HBP	BLK	WP	HR	S	P	ERA	WHIP
Mark Clark, R ERA: 4.87	(1, 1)	7.2	W	28	5	2	2	10	1	0	0	0	1	1	85	125	2.35	0.783
Terry Mulholland, L ERA: 2.67	(8, 1)	0.1		1	0	0	0	0	0	0	0	0	0	0	1	2	0.00	0.000
Rod Beck, R ERA: 3.1	(9, 1)	1.0	S	3	0	0	0	2	0	0	0	0	0	0	11	14	0.00	0.000

PITCHER	IP	WLS	BF	H	R	ER	SO	BB	IBB	HBP	BLK	WP	HR	S	P	ERA	WHIP

TOP

Pittsburgh Pirates @ Chicago Cubs

Wrigley Field, Chicago, IL

Wed Sep 09 1998, 3:33 AM CDT

Att. 34,857 - Sunny - 69 F

livebaseballscorecards.com

AB	31
R	2
H	5
RBI	2
BB	1
SO	12
LOB	8

WP: 1	PA: 32					
PB: 0						
SB: 0						
CS: 3						

Batter	1	2	3	4	5	6	7	8	9	AB	R	H	RBI	BB	SO	LOB
Lance Johnson, L (1, 8) OBP: 0.320, SLG: 0.307	BCX 1-1 HR BB 1B	BCCFX 1-2 1B 1B			MBFFFBFS 2-3 ① K			X 0-0 S 1B 1B		4	2	3	0	0	1	0
Mickey Morandini, L (1, 4) OBP: 0.390, SLG: 0.391	C 1 SAFE FX 0-2 ① L4	X 0-0 1-3 1B			X 0-0 ② G6-3			BBSX 2-1 ① F8		4	0	1	0	0	0	2
Sammy Sosa, R (1, 9) OBP: 0.377, SLG: 0.647	B 1 SAFE FFBFBB 4-2 1-2 HR BB	BX 1-0 ③ G5-3			BBSX 2-1 ③ G4-3			CFB 1 BBS SAFE 3-3 ② K 1-2		3	1	0	0	1	1	3
Mark Grace, L (1, 3) OBP: 0.413, SLG: 0.479	BBX 2-0 1-H 2-H HR		FBSBC 2-3 ① K			BX 1-0 ① G6-3		BBII 4-0 1B IBB		3	1	1	3	1	1	0
Henry Rodriguez, L (1, 7) OBP: 0.336, SLG: 0.539	BX 1-0 ② G5-3		BSBFFFS 2-3 ② K			X 0-0 ② P3		BBSBX 3-1 1-3 2-H 1B		1	0	0	0	0	0	0
Brant Brown, L (2, 7) OBP: 0.353, SLG: 0.510										2	0	0	0	0	1	0
Matt Mieske, R (8, PH) OBP: 0.369, SLG: 0.413										0	0	0	0	0	0	0
Orlando Merced, S (8, PH) OBP: 0.338, SLG: 0.405										1	0	1	1	0	0	0
Rod Beck, R (9, 1)										0	0	0	0	0	0	0
Gary Gaetti, R (1, 5) OBP: 0.358, SLG: 0.489	BCBX 2-1 E6		BCFX 1-2 ③ P3			BCFS 1-3 ③ K		X 0-0 ③ F9		4	0	0	0	0	1	2
Tyler Houston, L (1, 2) OBP: 0.277, SLG: 0.374	X 0-0 ③ G3			BBCFX 2-2 ① F8			SBCBBS 3-3 ① K			3	0	0	0	0	1	1
José Hernández, R (1, 6) (9, 7) OBP: 0.317, SLG: 0.491		CBFS 1-3 ① K		X 0-0 ② F9			BX 1-0 ② G6-3			3	0	0	0	0	1	0
Mark Clark, R (1, 1) OBP: 0.086, SLG: 0.036		CBSS 1-3 ② K		CCS 0-3 ③ K			SFS 0-3 ③ K			3	0	0	0	0	3	0
Terry Mulholland, R (8, 1) OBP: 0.300, SLG: 0.222										0	0	0	0	0	0	0
Manny Alexander, R (9, 6) OBP: 0.289, SLG: 0.344										0	0	0	0	0	0	0
Inning Stats	R: 3 H: 2 E: 1 LOB: 1 K: 0 BB: 1 S: 13 P: 23	R: 0 H: 2 E: 0 LOB: 2 K: 2 BB: 0 S: 12 P: 16	R: 0 H: 0 E: 0 LOB: 0 K: 2 BB: 0 S: 11 P: 16	R: 0 H: 0 E: 0 LOB: 0 K: 1 BB: 0 S: 7 P: 9	R: 0 H: 0 E: 0 LOB: 0 K: 1 BB: 0 S: 9 P: 13	R: 0 H: 0 E: 0 LOB: 0 K: 1 BB: 0 S: 5 P: 7	R: 0 H: 0 E: 0 LOB: 0 K: 2 BB: 0 S: 7 P: 11	R: 1 H: 2 E: 0 LOB: 2 K: 1 BB: 1 S: 9 P: 21		1B: 5 SF: 0 2B: 0 SAC: 0 3B: 0 DP: 0 HR: 1 HBP: 0						WP: 0 PA: 33 PB: 0 SB: 1 CS: 0

PITCHER		IP	WLS	BF	H	R	ER	SO	BB	IBB	HBP	BLK	WP	HR	S	P	ERA	WHIP
Jason Schmidt, R ERA: 3.87	(1, 1)	7.0	L	27	4	3	3	9	1	0	0	0	0	1	64	95	3.86	0.714
Jason Christiansen, L ERA: 2.34	(8, 1)	0.2		4	1	1	1	1	0	1	0	0	0	0	6	15	13.50	1.500
Todd Van Poppel, R ERA: 6.64	(8, 1)	0.1		2	1	0	0	0	0	0	0	0	0	0	3	6	0.00	3.000

PITCHER	IP	WLS	BF	H	R	ER	SO	BB	IBB	HBP	BLK	WP	HR	S	P	ERA	WHIP

BOTTOM

Pittsburgh Pirates @ Chicago Cubs

Wrigley Field, Chicago, IL

Wed Sep 09 1998, 3:33 AM CDT

Att. 34,857 - Sunny - 69 F

livebaseballscorecards.com

AB	31
R	4
H	6
RBI	4
BB	2
SO	10
LOB	8

Batter	1	2	3	4	5	6	7	8	9	AB	R	H	RBI	BB	SO	LOB
Tony Womack, L (1, 4) OBP: 0.320, SLG: 0.359	B C B S S 2-3 ① K		B X 1-0 ② B1		B X 1-0 ③ P5		C B X 1-1 ② G4-3		F F B X 1-2 ③ L5	5	0	0	0	0	1	3
Adrian Brown, S (1, 8) OBP: 0.372, SLG: 0.360	B F X 1-1 ② L6		C B S X 1-2 18 BB 2-3 1B			C B X 1-1 ① G3-1	B X 1-0 ③ F7			4	0	1	0	0	0	0
18 Jason Kendall, R (1, 2) OBP: 0.411, SLG: 0.481	S B F B B X 3-2 1B		C F S 1 SAFE F B B F B 4-2 1-2 BB			F F B F F X 1-2 1B 1B 1B		C B F F H 2-2 G5-4-3 HBP		2	1	2	0	1	0	0
Kevin Young, R (1, 3) OBP: 0.339, SLG: 0.490	X 0-0 ③ F7		C C S 0-3 ③ K			F F B B X 2-2 1B 1-2 1B 1B		B C B B X 3-1 ① ② G5-4-3 1-2f		4	1	1	0	0	1	5
Jose Guillen, R (1, 9) OBP: 0.304, SLG: 0.422		C X 0-1 ① F9		B C B F X 2-2 G6-4-3 1B		F X 0-1 1B 1-2 2-H 1B		C X 0-1 ③ G4-3		4	0	2	1	0	0	0
Turner Ward, S (1, 7) OBP: 0.331, SLG: 0.437		C B C B S 2-3 ② K		S X 0-1 ① ② G6-4-3 1-2f		F S S 0-3 ② K			B C H 2-1 E HBP	3	0	0	0	0	2	3
Freddy Garcia, R (1, 5) OBP: 0.345, SLG: 0.541		B B S B C F F X 3-2 ③ G5-3		S S X 0-2 ③ G6-3		C X 0-1 1-2 2-H 1B			B B C F C 2-3 ① K	4	0	1	1	0	1	1
Lou Collier, R (1, 6) OBP: 0.311, SLG: 0.330			C C B X 1-2 ① G1-3		B X 1-0 ① F9	B C F X 1-2 ③ L9			B C C X 1-2 ② F8	4	0	0	0	0	0	3
Jose Silva, R (1, 1) OBP: 0.074, SLG: 0.077			S C F B X 1-2 1B 2B		X 0-0 ② G1-3		X 0-0 ① G3-1		B C B F B F X 3-2 1-3 E4	1	0	1	0	0	0	0
Emil Brown, R (5, PH) OBP: 0.250, SLG: 0.267										1	0	0	0	0	0	0
Jeff Tabaka, R (5, 1)										0	0	0	0	0	0	0
Doug Strange, S (7, PH) OBP: 0.218, SLG: 0.215										1	0	0	0	0	0	0
Ricardo Rincon, L (7, 1)										0	0	0	0	0	0	0
Mike Williams, R (8, 1)										0	0	0	0	0	0	0
Tim Laker, R (9, PH) OBP: 0.444, SLG: 0.286										1	0	0	0	0	0	1
Abraham Nunez, S (9, PR) OBP: 0.222, SLG: 0.067										0	0	0	0	0	0	0
Inning Stats	R: 0 E: 0 K: 1 S: 9 H: 1 LOB: 1 BB: 0 P: 15	R: 0 E: 0 K: 1 S: 10 H: 0 LOB: 0 BB: 0 P: 15	R: 0 E: 0 K: 1 S: 19 H: 2 LOB: 3 BB: 1 P: 26	R: 0 E: 0 K: 0 S: 8 H: 1 LOB: 0 BB: 0 P: 10	R: 0 E: 0 K: 0 S: 3 H: 0 LOB: 0 BB: 0 P: 5	R: 2 E: 0 K: 1 S: 20 H: 4 LOB: 2 BB: 0 P: 25	R: 0 E: 0 K: 0 S: 4 H: 0 LOB: 0 BB: 0 P: 6	R: 0 E: 0 K: 0 S: 7 H: 0 LOB: 0 BB: 0 P: 12	R: 0 E: 1 K: 1 S: 14 H: 0 LOB: 2 BB: 0 P: 23	1B: 7 2B: 1 3B: 0 HR: 0 SF: 0 SAC: 0 DP: 2 HBP: 2						

PITCHER		IP	WLS	BF	H	R	ER	SO	BB	IBB	HBP	BLK	WP	HR	S	P	ERA	WHIP
Kevin Tapani, R ERA: 4.7	(1, 1)	8.0	W	32	8	2	2	4	1	0	1	0	0	0	80	114	2.25	1.125
Rod Beck, R ERA: 3.06	(9, 1)	1.0	S	5	0	0	0	1	0	0	1	0	0	0	14	23	0.00	0.000

PITCHER	IP	WLS	BF	H	R	ER	SO	BB	IBB	HBP	BLK	WP	HR	S	P	ERA	WHIP

TOP

Pittsburgh Pirates @ Chicago Cubs

Wrigley Field, Chicago, IL

Thu Sep 10 1998, 7:05 PM CDT

Att. 38,722 - Unknown - 74 F

livebaseballscorecards.com

AB	34
R	2
H	8
RBI	2
BB	1
SO	5
LOB	16

WP: 0 PA: 37
PB: 0
SB: 0
CS: 0

Batter	1	2	3	4	5	6	7	8	9	AB	R	H	RBI	BB	SO	LOB
Lance Johnson, L (1, 8) OBP: 0.323, SLG: 0.310	C C X 0-2 G4-3 1B		X 0-0 BB 1B 1B 2-H 1B	C X 0-1 ③ G3-1		C F C 0-3 ③ K				4	1	2	1	0	1	0
Mickey Morandini, L (1, 4) OBP: 0.390, SLG: 0.394	B 1 B B C X SAFE 3-1 ① G4-3 1-2		1 X SAFE 0-0 BB 1B 1-2 1B		F X 0-1 BB 2B		C B F F X 1-2 ① G6-3			4	1	2	0	0	0	1
Sammy Sosa, R (1, 9) OBP: 0.378, SLG: 0.645	X 0-0 ② F8		B F C B F B B 4-2 1B 2B 1-2 2-3 BB		B S B B B 4-1 BB BB		C B F B B S 3-3 ② K			2	1	0	0	2	1	1
Mark Grace, L (1, 3) OBP: 0.411, SLG: 0.477	C B B X 2-1 ③ F7		F B X 1-1 2B 1-3 2-H 3-H 1B		X 0-0 ① P6		C F B B B S 3-3 ③ K			4	1	1	2	0	1	3
Brant Brown, L (1, 7) OBP: 0.354, SLG: 0.513 Matt Mieske, R (5, PH) OBP: 0.375, SLG: 0.413 (6, 7) Orlando Merced, S (8, PH) OBP: 0.336, SLG: 0.403 Rod Beck, R (9, 1)		B B X 2-0 ① L7	F B B M B X 3-2 1-H 3-H 2B		C B B B F B 4-2 1-2 2-3 BB			B G X 2-0 ① G4-3		2 0 1 0	0 0 0 0	1 0 0 0	2 0 0 0	0 1 0 0	0 0 0 0	0 0 0 0
Gary Gaetti, R (1, 5) OBP: 0.355, SLG: 0.484	X 0-0 ② P5	C X 0-1 ② P6			F F C 0-3 ② K			B F B X 2-1 ② P9		4	0	0	0	0	1	4
Tyler Houston, L (1, 2) OBP: 0.275, SLG: 0.371 Scott Servais, R (5, PH) OBP: 0.286, SLG: 0.338 (6, 2)	B B X 2-0 ③ F7	B B X 2-0 ③ F7			F B X 1-1 ③ F9			B S B S C 2-3 ③ K		2 2	0 0	0 0	0 0	0 0	0 1	1 3
José Hernández, R (1, 6) OBP: 0.318, SLG: 0.488 (9, 7)			B C B S B B B 4-2 SH3-4 1B BB	S B S B X 2-2 ① G3-1		F B S X 1-2 ① G6-3				2	1	0	0	1	0	0
Kevin Tapani, R (1, 1) OBP: 0.216, SLG: 0.212 Manny Alexander, R (9, 6) OBP: 0.289, SLG: 0.344			B C X 1-1 ① SH3-4 1-2	B X 1-0 ② G5-3		C F F F B F B X 2-2 ② G3				2 0	0 0	0 0	0 0	0 0	0 0	0 0
Inning Stats	R: 0 E: 0 K: 0 S: 8 H: 1 LOB: 1 BB: 0 P: 13	R: 0 E: 0 K: 0 S: 3 H: 0 LOB: 0 BB: 0 P: 7	R: 5 E: 0 K: 0 S: 17 H: 4 LOB: 1 BB: 2 P: 32	R: 0 E: 0 K: 0 S: 6 H: 0 LOB: 0 BB: 0 P: 9	R: 0 E: 0 K: 1 S: 11 H: 1 LOB: 3 BB: 2 P: 20	R: 0 E: 0 K: 1 S: 12 H: 0 LOB: 0 BB: 0 P: 15	R: 0 E: 0 K: 2 S: 10 H: 0 LOB: 0 BB: 0 P: 17	R: 0 E: 0 K: 1 S: 6 H: 0 LOB: 0 BB: 0 P: 12		1B: 4 2B: 2 3B: 0 HR: 0 SF: 0 SAC: 1 DP: 0 HBP: 0						

PITCHER		IP	WLS	BF	H	R	ER	SO	BB	IBB	HBP	BLK	WP	HR	S	P	ERA	WHIP
Jose Silva, R ERA: 3.81	(1, 1)	4.0	L	19	5	5	5	0	2	0	0	0	0	0	34	61	11.25	1.750
Jeff Tabaka, L ERA: 2.53	(5, 1)	2.0		9	1	0	0	2	2	0	0	0	0	0	23	35	0.00	1.500
Ricardo Rincon, L ERA: 2.51	(7, 1)	1.0		3	0	0	0	2	0	0	0	0	0	0	10	17	0.00	0.000
Mike Williams, R ERA: 2.15	(8, 1)	1.0		3	0	0	0	1	0	0	0	0	0	0	6	12	0.00	0.000

PITCHER	IP	WLS	BF	H	R	ER	SO	BB	IBB	HBP	BLK	WP	HR	S	P	ERA	WHIP

BOTTOM

Pittsburgh Pirates @ Chicago Cubs

Wrigley Field, Chicago, IL

Thu Sep 10 1998, 7:05 PM CDT

Att. 38,722 - Unknown - 74 F

livebaseballscorecards.com

AB	29
R	5
H	6
RBI	5
BB	4
SO	5
LOB	13

Batter	1	2	3	4	5	6	7	8	9	AB	R	H	RBI	BB	SO	LOB
Fernando Vina, L (1, 4) OBP: 0.390, SLG: 0.430	G6-3		2B HBP	1B 2B	P2	WP 2B			G6-3 SH5-3 1B	5	3	3	1	0	0	1
Mark Loretta, R (1, 3) OBP: 0.392, SLG: 0.428	1B		1-H 2B 2B	K	F8	K WP			SH5-3 1-2	5	1	2	1	0	2	2
Dave Nilsson, L (1, 2) OBP: 0.339, SLG: 0.443	P6		2B HR BB	2-H 1B 1B	1-H 2B	G5-3 1-2			G6-3 2-3	5	2	2	2	1	0	3
Jeff Cirillo, R (1, 5) OBP: 0.413, SLG: 0.446	L7		1-3 2-H HR 2B	1-2 1B 1B	BB	F8	F8		G5-3	5	2	2	1	1	0	2
Jeromy Burnitz, L (1, 9) OBP: 0.341, SLG: 0.497		F9	2-H 3-H HR	K	G1	F9				5	1	1	3	0	1	4
Marquis Grissom, R (1, 8) OBP: 0.302, SLG: 0.374		G6-3	2B BB	1-3 2-H 1B 1B		WP E 2B 1B	K			4	2	2	1	1	1	0
Jose Valentin, S (1, 6) OBP: 0.315, SLG: 0.380		BB	1-H K	1-2 3-H 1B		L4		K		4	0	1	1	1	2	2
Geoff Jenkins, L (1, 7) OBP: 0.273, SLG: 0.396		L3	1-H 2B	K		K		K		5	0	1	1	0	3	4
Bill Pulsipher, L (1, 1) OBP: 0.214, SLG: 0.214			K	2B 1B		2B WP BB		G5-3		3	1	1	0	0	2	1
Eric Plunk, R (5, 1)										0	1	0	0	1	0	0
Marc Newfield, R (8, PH) OBP: 0.304, SLG: 0.324										1	0	0	0	0	0	0
Mike Myers, L (8, 1)										0	0	0	0	0	0	0
Bob Wickman, R (8, 1)										0	0	0	0	0	0	0
Inning Stats	R: 0 E: 0 K: 0 S: 8 H: 1 LOB: 1 BB: 0 P: 11	R: 0 E: 0 K: 0 S: 14 H: 0 LOB: 1 BB: 1 P: 21	R: 6 E: 0 K: 3 S: 18 H: 4 LOB: 1 BB: 2 P: 33	R: 3 E: 0 K: 3 S: 20 H: 5 LOB: 2 BB: 0 P: 30	R: 1 E: 0 K: 0 S: 13 H: 2 LOB: 2 BB: 1 P: 23	R: 3 E: 1 K: 2 S: 21 H: 2 LOB: 1 BB: 1 P: 33	R: 0 E: 0 K: 1 S: 13 H: 0 LOB: 0 BB: 0 P: 16	R: 0 E: 0 K: 2 S: 8 H: 0 LOB: 0 BB: 0 P: 11	R: 0 E: 0 K: 0 S: 8 H: 1 LOB: 1 BB: 0 P: 10	1B: 8 2B: 6 3B: 0 HR: 1 SF: 0 SAC: 1 DP: 0 HBP: 1						

PITCHER		IP	WLS	BF	H	R	ER	SO	BB	IBB	HBP	BLK	WP	HR	S	P	ERA	WHIP
Don Wengert, R ERA: 5.4	(1, 1)	2.1	L	14	4	5	5	1	2	0	1	0	0	1	32	49	19.29	2.571
Rodney Myers, R ERA: 8.4	(3, 1)	1.0		8	4	4	4	3	1	0	0	0	0	0	18	32	36.00	5.000
Felix Heredia, L ERA: 5.5	(4, 1)	0.2		4	2	0	0	2	0	0	0	0	0	0	10	14	0.00	3.000
Dave Stevens, R ERA: 4.05	(5, 1)	1.0		6	2	1	1	0	1	0	0	0	0	0	13	23	9.00	3.000
Terry Adams, R ERA: 4.25	(6, 1)	0.2		6	2	3	3	2	1	0	0	0	2	0	18	29	40.50	4.500

PITCHER		IP	WLS	BF	H	R	ER	SO	BB	IBB	HBP	BLK	WP	HR	S	P	ERA	WHIP
Terry Mulholland, L ERA: 2.6	(6, 1)	2.1		7	0	0	0	3	0	0	0	0	1	0	24	31	0.00	0.000
Matt Karchner, R ERA: 5.22	(9, 1)	1.0		4	1	0	0	0	0	0	0	0	0	0	8	10	0.00	1.000

TOP

Milwaukee Brewers @ Chicago Cubs

Wrigley Field, Chicago, IL

Fri Sep 11 1998, 3:33 AM CDT

Att. 37,410 - Sunny - 80 F

livebaseballscorecards.com

AB	42
R	13
H	15
RBI	11
BB	5
SO	11
LOB	19

1B: 8	SF: 0	WP: 4	PA: 49
2B: 6	SAC: 1	PB: 0	
3B: 0	DP: 0	SB: 0	
HR: 1	HBP: 1	CS: 0	

Batter	1	2	3	4	5	6	7	8	9	AB	R	H	RBI	BB	SO	LOB
Lance Johnson, L (1, 8) OBP: 0.322, SLG: 0.309	F B F B B F X 3-2 3B 1B	F B B X 2-1 ② SH1-3 3-H		X 0-0 ② G6-3	C F F X 0-2 ③ F8			B C C F X 1-2 E1 G6-3 1B		4	2	1	1	0	0	1
José Hernández, R (1, 6) OBP: 0.316, SLG: 0.490 Matt Karchner, R (9, 1)	C F X 0-2 1-H 1B 3B	C B X 1-1 ③ F9		X 0-0 ③ F9		B X 1-0 ① L6		C C B X 1-2 G6-3 1-2 ②		5 0	1 0	1 0	1 0	0 0	0 0	1 0
Mark Grace, L (1, 3) OBP: 0.411, SLG: 0.477	B X 1-0 ① P3	C F B X 1-2 ① G3		B X 1-0 ① F8	F B F X 1-2 1B			C X 0-1 2-H 1B		5	0	2	1	0	0	1
Sammy Sosa, R (1, 9) OBP: 0.378, SLG: 0.648	C F F B B X 2-2 E S 3-H 1B	X 0-0 ② L9		C X 0-1 HR	C S B S 1-3 ② K			B S S B F B X 3-2 ③ G6-3		5	1	2	2	0	1	2
Glenallen Hill, R (1, 7) OBP: 0.354, SLG: 0.532	B C B 1 SAFE X 2-1 ② F7	X 0-0 2B		B X 1-0 HR 1B	B S S B 1 B F F F X 3-2 ③ F8 SAFE				B B C B F B 4-2 G6-4-3 1B 1B BB	4	2	2	0	1	0	2
Gary Gaetti, R (1, 5) OBP: 0.358, SLG: 0.492	B C B S B B B 4-2 1-3 BB	S X 0-1 ③ G3		C B B S F X 2-2 1-H HR			F X 0-1 ① F8		B S X 1-1 1-2 G6-4-3 1B	4	1	2	2	1	0	1
Manny Alexander, R (1, 4) (9, 6) Orlando Merced, S (9, PH) OBP: 0.285, SLG: 0.339	C C B 1 SAFE 1 SAFE F B B F B 3-2 ③ G6-3			C B X 1-1 ① P3	B B C C C 2-3 ② K		B S C F B F S 2-3 ② K		B C X 1-1 ① ② G6-4-3 1-2f 2-3	4 1	0 0	0 0	0 0	0 0	2 0	2 2
Scott Servais, R (1, 2) OBP: 0.292, SLG: 0.349 Brant Brown, L (7, PH) OBP: 0.353, SLG: 0.512 Tyler Houston, L (8, 2) OBP: 0.278, SLG: 0.374		B F B F X 2-2 SH1-4 SH1-3 2B		C F B F F X 1-2 HR 2B	F B F B B B 4-2 3B BB		S S B F C 1-3 ③ K		S C B F B F B F 3-2 F X 3-H 1B	2 1 1	3 0 0	2 0 1	0 0 1	1 0 0	0 1 0	0 0 0
Don Wengert, R (1, 1) Rodney Myers, R (3, 1) Felix Heredia, L (4, 1) Jason Maxwell, R (4, PH) OBP: 0.333, SLG: 0.333 Dave Stevens, R (5, 1) Jeff Blauser, R (5, PH) OBP: 0.346, SLG: 0.305 Terry Adams, R (6, 1) Terry Mulholland, R (6, 1) OBP: 0.364, SLG: 0.429 Matt Mieske, R (6, PH) OBP: 0.370, SLG: 0.409 Mickey Morandini, L (8, 4) OBP: 0.389, SLG: 0.500		X 0-0 ① SH1-4 2-3		X 0-0 2-H HR	B S S B X 2-2 1-H 3B			B B C X 2-1 ① G6-3	F B X 1-1 ③ G4-3	0 0 0 1 0 0 0 0 0 1	0 0 0 1 0 0 0 0 0 0	0 0 0 1 0 0 0 0 0 1	0 0 0 2 0 0 0 0 0 0	0 0 0 0 0 0 0 0 0 0	0 0 0 0 0 0 0 0 0 1	0 0 0 0 0 0 0 0 0 1
Inning Stats	R: 2 H: 3 E: 0 LOB: 2 K: 0 BB: 1 S: 22 P: 37	R: 1 H: 1 E: 0 LOB: 0 K: 0 BB: 0 S: 8 P: 13	R: 0 H: 1 E: 0 LOB: 1 K: 0 BB: 0 S: 7 P: 8	R: 2 H: 2 E: 0 LOB: 0 K: 0 BB: 0 S: 10 P: 12	R: 4 H: 4 E: 0 LOB: 1 K: 1 BB: 1 S: 20 P: 32	R: 0 H: 1 E: 0 LOB: 1 K: 1 BB: 0 S: 12 P: 18	R: 0 H: 0 E: 0 LOB: 0 K: 2 BB: 0 S: 11 P: 14	R: 1 H: 1 E: 1 LOB: 1 K: 0 BB: 0 S: 15 P: 22	R: 1 H: 2 E: 0 LOB: 1 K: 0 BB: 1 S: 16 P: 26	1B: 7 2B: 3 3B: 2 HR: 3		SF: 0 SAC: 2 DP: 1 HBP: 0		WP: 0 PB: 0 SB: 1 CS: 0		PA: 45

PITCHER		IP	WLS	BF	H	R	ER	SO	BB	IBB	HBP	BLK	WP	HR	S	P	ERA	WHIP
Bill Pulsipher, L ERA: 5.4	(1, 1)	4.2		27	11	9	9	1	2	0	0	0	0	3	63	98	17.36	2.786
Eric Plunk, R ERA: 4.39	(5, 1)	2.1	W	8	1	0	0	3	0	0	0	0	0	0	27	36	0.00	0.429
Mike Myers, L ERA: 2.79	(8, 1)	0.2		4	1	1	0	0	0	0	0	0	0	0	11	15	0.00	1.500
Bob Wickman, R ERA: 3.19	(8, 1)	1.1	S	6	2	1	1	0	1	0	0	0	0	0	20	33	6.75	2.250

PITCHER	IP	WLS	BF	H	R	ER	SO	BB	IBB	HBP	BLK	WP	HR	S	P	ERA	WHIP

BOTTOM

Milwaukee Brewers @ Chicago Cubs

Wrigley Field, Chicago, IL

Fri Sep 11 1998, 3:33 AM CDT

Att. 37,410 - Sunny - 80 F

livebaseballscorecards.com

AB	40
R	11
H	15
RBI	11
BB	3
SO	4
LOB	13

Batter	1	2	3	4	5	6	7	8	9	AB	R	H	RBI	BB	SO	LOB
Fernando Vina, L (1, 4) OBP: 0.390, SLG: 0.429	C F B X 1-2 G3 ①		F X 0-1 E6 1B 3B	F B X 1-1 L7 ①	X 0-0 2-H 3-H 1B		C C B X 1-2 2-H 1B ③			5	1	2	3	0	0	1
Mark Loretta, R (1, 6) (8, 3) OBP: 0.394, SLG: 0.430	C B F B X 2-2 G6-3 ②		B X 1-0 1-2 2-3 3B 1B	B F B B F F X 3-2 1B 1B	B S S S 1-3 K ③			B C C B X 2-2 G6-4-3 1B		5	1	3	0	0	1	1
Dave Nilsson, L (1, 3) OBP: 0.336, SLG: 0.446 Chad Fox, R (8, 1) Mike Matheny, R (9, 2) OBP: 0.277, SLG: 0.336	C X 0-1 G4-3 ③		C B X 1-1 1-H 2-H 3-H 2B 3B	B B F B B F F X 3-2 P5 ②		B S B X 2-1 F8 ①		C F B C 1-3 K ①		5 0 0	1 0 0	1 0 0	3 0 0	0 0 0	1 0 0	2 0 0
Jeff Cirillo, R (1, 5) OBP: 0.413, SLG: 0.447		C F B S 1-3 K ①	B B X 2-0 3-H HR 2B	F X 0-1 1-2 1B		C X 0-1 G5-3 ②		B S X 1-1 1-2f G6-4-3 ② ③		5	1	2	1	0	1	1
Jeromy Burnitz, L (1, 9) OBP: 0.342, SLG: 0.504		B F F B X 2-2 2B	B F B X 2-1 2-H HR	B B C X 2-2 P6 ③		B X 1-0 F9 ③			C X 0-1 G3 ①	5	1	2	2	0	0	2
Marquis Grissom, R (1, 8) OBP: 0.301, SLG: 0.371		F B B B S B 4-2 G6-3 BB	F B C X 1-2 G6-3 ②		C X 0-1 F9 ①		F F B S 1-3 K ①		B X 1-0 L9 ②	4	0	0	0	1	1	0
Geoff Jenkins, L (1, 7) OBP: 0.281, SLG: 0.412 Marc Newfield, R (9, PH) OBP: 0.307, SLG: 0.328 Darrin Jackson, R (9, PR) OBP: 0.259, SLG: 0.367 (9, 7)		B B X 2-0 ② ③ G6-3 1-2f	C X 0-1 HR	B F B B X 3-1 52 SH5-4 BB 1B			C F B B B X 4-2 2B E BB		C X 0-1 1B	3 1 0	3 0 0	2 1 0	1 0 0	1 0 0	0 0 0	2 0 0
Bobby Hughes, R (1, 2) OBP: 0.298, SLG: 0.414 Bob Wickman, R (9, 1)			C B X 1-2 1B 52 SH5-4 3B 1B X 0-0 HR	B F B C B F B 4-2 1-2 52 SH5-4 1B BB			C S S 0-3 K ②		S C 1 B B S SAFE 2-3 K ③	4 0	3 0	2 0	1 0	1 0	2 0	2 0
52 Rafael Roque, L (1, 1) OBP: 0.091, SLG: 0.091 Bob Hamelin, L (7, PH) OBP: 0.301, SLG: 0.425 Ronnie Belliard, R (7, PR) Valerio De Los Santos, L (7, 1) Jose Valentin, S (8, 6) OBP: 0.315, SLG: 0.380			B B X 2-2 SH5-4 ① 1-2 1-2 G3 ③	L B B L X 2-2 SH5-4 ② 1-2 2-3			B S B X 2-1 E9 1-H 1B 2B			1 1 0 0 0	0 0 1 0 0	0 1 0 0 0	0 0 0 0 0	0 0 0 0 0	0 0 0 0 0	0 0 0 0 0
Inning Stats	R: 0 E: 0 K: 0 S: 8 H: 0 LOB: 0 BB: 0 P: 11	R: 0 E: 0 K: 1 S: 9 H: 1 LOB: 1 BB: 1 P: 18	R: 8 E: 1 K: 0 S: 24 H: 7 LOB: 0 BB: 0 P: 35	R: 0 E: 0 K: 0 S: 15 H: 2 LOB: 2 BB: 0 P: 24	R: 2 E: 0 K: 1 S: 14 H: 2 LOB: 1 BB: 1 P: 24	R: 0 E: 0 K: 0 S: 5 H: 0 LOB: 0 BB: 0 P: 8	R: 2 E: 1 K: 2 S: 13 H: 2 LOB: 2 BB: 1 P: 21	R: 0 E: 0 K: 1 S: 8 H: 1 LOB: 0 BB: 0 P: 12	R: 0 E: 0 K: 1 S: 8 H: 1 LOB: 1 BB: 0 P: 11	1B: 9 2B: 3 3B: 1 HR: 3	SF: 0 SAC: 2 DP: 2 HBP: 0					

PITCHER		IP	WLS	BF	H	R	ER	SO	BB	IBB	HBP	BLK	WP	HR	S	P	ERA	WHIP
Mike Morgan, R ERA: 4.2	(1, 1)	3.0		18	8	8	5	1	1	0	0	0	0	3	41	64	15.00	3.000
Dave Stevens, R ERA: 4.62	(4, 1)	3.2		18	5	4	4	3	2	0	0	0	0	0	44	73	9.82	1.909
Felix Heredia, L ERA: 5.37	(7, 1)	1.1		4	2	0	0	1	0	0	0	0	0	0	11	16	0.00	1.500
Terry Mulholland, L ERA: 2.58	(9, 1)	0.2		2	0	0	0	0	0	0	0	0	0	0	3	4	0.00	0.000
Rod Beck, R ERA: 3.04	(9, 1)	0.1	W	2	1	0	0	1	0	0	0	0	0	0	5	7	0.00	3.000

PITCHER	IP	WLS	BF	H	R	ER	SO	BB	IBB	HBP	BLK	WP	HR	S	P	ERA	WHIP

TOP

Milwaukee Brewers @ Chicago Cubs

Wrigley Field, Chicago, IL

Sat Sep 12 1998, 3:33 AM CDT

Att. 39,170 - Sunny - 80 F

livebaseballscorecards.com

AB	39
R	12
H	16
RBI	11
BB	3
SO	6
LOB	11

WP: 0 PB: 0 SB: 0 CS: 0 PA: 44

BOTTOM

Milwaukee Brewers @ Chicago Cubs

Wrigley Field, Chicago, IL

Sat Sep 12 1998, 3:33 AM CDT

Att. 39,170 - Sunny - 80 F

livebaseballscorecards.com

Batter	1	2	3	4	5	6	7	8	9	AB	R	H	RBI	BB	SO	LOB
Lance Johnson, L (1, 8) OBP: 0.319, SLG: 0.304	G4-3	G5-3			G3-6-1 1-2f		2B HR BB	F8		4	1	0	0	1	0	3
José Hernández, R (1, 6) OBP: 0.317, SLG: 0.495	K	L9			HR		K	1B		5	1	2	1	0	2	1
Rod Beck, R (9, 1)										0	0	0	0	0	0	0
Mark Grace, L (1, 3) OBP: 0.411, SLG: 0.478	G6-3	K			1B		1-3 HR 2B	1 SAFE 1 SAFE G1-3		5	1	2	0	0	1	1
Sammy Sosa, R (1, 9) OBP: 0.381, SLG: 0.653	1B BB	BB			L7		2-H 3-H HR	SH3-4 1B 1B		3	3	2	3	2	0	1
Glenallen Hill, R (1, 7) OBP: 0.360, SLG: 0.544	P6 1-3 1B	F9				HR 1B	HR	SH3-4 1-2 1B		5	4	4	1	0	0	1
Gary Gaetti, R (1, 5) OBP: 0.359, SLG: 0.500	P6 1-2	G6-4-3				1-H HR	K	SH3-4 1-2 2-3		4	1	2	2	0	1	2
Mickey Morandini, L (1, 4) OBP: 0.390, SLG: 0.392	2-H 3-H 1B	G6-4-3 1-2f				G6-3	G6-3		1B HR BB	4	1	1	2	1	0	1
Scott Servais, R (1, 2) OBP: 0.290, SLG: 0.345	F7	P4				P7		HR	1-3 2-H 3-H HR	3	0	0	0	0	0	1
Tyler Houston, L (8, PH) OBP: 0.284, SLG: 0.393										2	2	2	3	0	0	0
(9, 2)																
Mike Morgan, R (1, 1) OBP: 0.714, SLG: 0.857										1	0	1	0	0	0	0
Dave Stevens, R (4, 1) OBP: 0.250, SLG: 0.250										2	0	1	0	0	1	0
Felix Heredia, L (7, 1)										0	0	0	0	0	0	0
Brant Brown, L (8, PH) OBP: 0.352, SLG: 0.510										1	0	0	0	0	0	0
Terry Mulholland, R (9, 1) OBP: 0.300, SLG: 0.222										0	0	0	0	0	0	0
Manny Alexander, R (9, 6) OBP: 0.285, SLG: 0.339										0	0	0	0	0	0	0
Orlando Merced, S (9, PH) OBP: 0.338, SLG: 0.417	1-3 1B				G3-6-1 1B		K	G6-3	1-H 3-H HR	1	1	1	3	0	0	0

Inning Stats	1	2	3	4	5	6	7	8	9
	R: 0 E: 0 K: 1 S: 10	H: 0 LOB: 0 BB: 0 P: 14	R: 2 E: 0 K: 0 S: 16	H: 3 LOB: 2 BB: 1 P: 22	R: 0 E: 0 K: 1 S: 7	H: 0 LOB: 1 BB: 1 P: 13	R: 0 E: 0 K: 0 S: 5	H: 1 LOB: 0 BB: 0 P: 8	R: 1 E: 0 K: 0 S: 8	H: 3 LOB: 1 BB: 0 P: 13	R: 2 E: 0 K: 1 S: 13	H: 2 LOB: 0 BB: 0 P: 22	R: 4 E: 0 K: 2 S: 19	H: 3 LOB: 0 BB: 1 P: 32	R: 1 E: 0 K: 0 S: 15	H: 2 LOB: 1 BB: 0 P: 24	R: 5 E: 0 K: 0 S: 8	H: 4 LOB: 0 BB: 1 P: 15

1B: 11	SF: 0
2B: 1	SAC: 1
3B: 0	DP: 2
HR: 6	HBP: 0

WP: 0	PA: 45
PB: 0	
SB: 0	
CS: 0	

AB	40
R	15
H	18
RBI	15
BB	4
SO	5
LOB	11

PITCHER		IP	WLS	BF	H	R	ER	SO	BB	IBB	HBP	BLK	WP	HR	S	P	ERA	WHIP
52 Rafael Roque, L ERA: 4.12	(1, 1)	6.0		27	9	5	5	3	2	0	0	0	0	2	59	92	7.50	1.833
Valerio De Los Santos, L ERA: 3.5	(7, 1)	1.0		7	3	4	4	2	1	0	0	0	0	2	19	32	36.00	4.000
Chad Fox, R ERA: 3.96	(8, 1)	1.0		5	2	1	1	0	0	0	0	0	0	1	15	24	9.00	2.000
Bob Wickman, R ERA: 3.74	(9, 1)	0.1	L	6	4	5	5	0	1	0	0	0	0	1	8	15	135.00	15.000

PITCHER	IP	WLS	BF	H	R	ER	SO	BB	IBB	HBP	BLK	WP	HR	S	P	ERA	WHIP

Batter	1	2	3	4	5	6	7	8	9	10	AB	R	H	RBI	BB	SO	LOB
Fernando Vina, L (1, 4) OBP: 0.390, SLG: 0.431	P6		SF9 2B		B1-3		K	1B			5	0	2	0	0	1	0
Mark Loretta, R (1, 6) OBP: 0.392, SLG: 0.436	HR		SF9		F9		G4-3	P2			4	1	1	2	0	0	2
Dave Nilsson, L (1, 3) OBP: 0.331, SLG: 0.438	P5		G4-3			F8		K	F9		5	0	0	0	0	1	1
Jeff Cirillo, R (1, 5) OBP: 0.414, SLG: 0.459	F9			P3		HR		1B	HR		5	3	3	2	0	0	0
Jeromy Burnitz, L (1, 9) OBP: 0.344, SLG: 0.511		F9		HR		HBP		2B	K		4	2	2	2	0	1	0
Marquis Grissom, R (1, 8) OBP: 0.302, SLG: 0.371		G5-3		G3 1B		FC5-4		BB BB 1B 1B	F7		5	1	2	1	0	0	1
Geoff Jenkins, L (1, 7) OBP: 0.277, SLG: 0.407		G3-1		G3		K		BB 1B BB	G3		3	0	0	0	0	1	2
Marc Newfield, R (8, PH)											0	0	0	0	1	0	0
Greg Martinez, S (8, PR)											1	1	0	0	0	0	0
(8, 7)																	
Bobby Hughes, R (1, 2) OBP: 0.303, SLG: 0.433			2B 48 SH3-4 SF9 1B	K			HR	1B BB		K	3	2	2	1	0	1	1
Bob Hamelin, L (8, PH) OBP: 0.305, SLG: 0.425											0	0	0	0	1	0	0
Ronnie Belliard, R (8, PR)											0	0	0	0	0	0	0
Mike Matheny, R (8, 2) OBP: 0.276, SLG: 0.334											1	0	0	0	0	1	0
48 Brad Woodall, S (1, 1) OBP: 0.294, SLG: 0.353			SH3-4		L4		K	1B		K	0	0	0	0	0	0	0
Bronswell Patrick, R (3, 1) OBP: 0.286, SLG: 0.400											1	0	0	0	0	0	0
Valerio De Los Santos, L (6, 1) OBP: 0.000, SLG: 0.000											0	0	0	0	0	0	0
Brian Banks, S (7, PH) OBP: 0.214, SLG: 0.429											1	0	0	0	0	1	0
David Weathers, R (7, 1) OBP: 0.000, SLG: 0.000											0	0	0	0	0	0	0
Jose Valentin, S (8, PH) OBP: 0.333, SLG: 0.389											0	0	0	0	0	0	0
Darrin Jackson, R (8, PH) OBP: 0.286, SLG: 0.571											1	0	1	2	0	0	0
Eric Plunk, R (8, 1)											0	0	0	0	0	0	0
Mike Myers, L (8, 1)											0	0	0	0	0	0	0
Al Reyes, R (8, 1) OBP: 0.000, SLG: 0.000											1	0	0	0	0	1	0
Inning Stats	R: 1 E: 0 K: 0 S: 9 H: 1 LOB: 0 BB: 0 P: 12	R: 0 E: 0 K: 0 S: 10 H: 0 LOB: 0 BB: 0 P: 17	R: 1 E: 0 K: 0 S: 12 H: 2 LOB: 1 BB: 0 P: 18	R: 1 E: 0 K: 1 S: 13 H: 2 LOB: 1 BB: 0 P: 22	R: 0 E: 0 K: 0 S: 5 H: 0 LOB: 0 BB: 0 P: 7	R: 1 E: 0 K: 1 S: 13 H: 1 LOB: 1 BB: 0 P: 19	R: 1 E: 0 K: 2 S: 13 H: 1 LOB: 0 BB: 0 P: 18	R: 4 E: 0 K: 1 S: 30 H: 5 LOB: 2 BB: 2 P: 46	R: 1 E: 0 K: 1 S: 8 H: 1 LOB: 0 BB: 0 P: 13	R: 0 E: 0 K: 2 S: 7 H: 0 LOB: 0 BB: 0 P: 9	1B: 6 2B: 2 3B: 0 HR: 5 SF: 1 SAC: 1 DP: 0 HBP: 1	WP: 0 PB: 0 SB: 0 CS: 0 PA: 45					

TOP

Milwaukee Brewers @ Chicago Cubs

Wrigley Field, Chicago, IL

Sun Sep 13 1998, 3:33 AM CDT

Att. 40,846 - Sunny - 86 F

livebaseballscorecards.com

AB	40
R	10
H	13
RBI	10
BB	2
SO	8
LOB	7

PITCHER		IP	WLS	BF	H	R	ER	SO	BB	IBB	HBP	BLK	WP	HR	S	P	ERA	WHIP
Steve Trachsel, R ERA: 4.46	(1, 1)	6.0		26	7	5	5	2	0	0	1	0	0	4	64	97	7.50	1.167
Terry Mulholland, L ERA: 2.94	(7, 1)	1.1		8	3	4	4	3	1	0	0	0	0	0	32	47	27.00	3.000
Matt Karchner, R ERA: 5.22	(8, 1)	0.0		1	0	0	0	0	1	0	0	0	0	0	3	7	∞	∞
Felix Heredia, L ERA: 5.34	(8, 1)	0.1		2	2	0	0	0	0	0	0	0	0	0	2	2	0.00	6.000
Don Wengert, R ERA: 5.37	(8, 1)	0.1		1	0	0	0	0	0	0	0	0	0	0	4	6	0.00	0.000

PITCHER		IP	WLS	BF	H	R	ER	SO	BB	IBB	HBP	BLK	WP	HR	S	P	ERA	WHIP
Chris Haney, L ERA: 7.05	(9, 1)	1.0		4	1	1	1	1	0	0	0	0	0	1	8	13	9.00	1.000
Rod Beck, R ERA: 3.0	(10, 1)	1.0	W	3	0	0	0	2	0	0	0	0	0	0	7	9	0.00	0.000

Batter	1	2	3	4	5	6	7	8	9	10	AB	R	H	RBI	BB	SO	LOB
Lance Johnson, L (1, 8) OBP: 0.320, SLG: 0.313	G5-4-3 1B		F9	G3		3B		G3 1-2		G4-3	6	0	2	0	0	0	3
José Hernández, R (1, 6) OBP: 0.315, SLG: 0.491	G5-4-3 1-2f		2B 1B 2-3 3-H 1B	K		G6-3		K		L9	6	1	1	1	0	2	3
Mark Grace, L (1, 3) OBP: 0.412, SLG: 0.485	F8		1B 1B 1-3 3-H 2B		HR 1B	G3			G4-3	HR	6	3	3	2	0	0	1
Sammy Sosa, R (1, 9) OBP: 0.383, SLG: 0.662		F9	1B 1B IBB		1-H HR		K		HR		4	3	2	3	1	1	0
Glenallen Hill, R (1, 7) OBP: 0.364, SLG: 0.545 Brant Brown, L (7, PR) OBP: 0.362, SLG: 0.610 Matt Karchner, R (8, 7) Felix Heredia, L (8, 7) Don Wengert, R (8, 7) Chris Haney, L (8, 7) Henry Rodriguez, L (9, PH) OBP: 0.338, SLG: 0.500 Jason Maxwell, R (9, PR) OBP: 0.333, SLG: 1.000 Sandy Martinez, L (10, 2) OBP: 0.363, SLG: 0.500		F9	1B 1-2 2-3 3-H 1B		FC6-4 1B		BB		1B 2B		3 0 0 0 0 0 1 0 0	0 0 0 0 0 0 0 1 0	2 0 0 0 0 0 1 0 0	1 0 0 0 0 0 0 0 0	1 0 0 0 0 0 0 1 0	0 0 0 0 0 0 0 0 0	0 0 0 0 0 0 0 0 0
Gary Gaetti, R (1, 5) OBP: 0.360, SLG: 0.499	G5-3		1B 1-2 2-H 3-H 1B		K	F9			BB 2-H 1B		5	0	2	3	0	1	2
Mickey Morandini, L (1, 4) OBP: 0.388, SLG: 0.391			1B 1B L7		FC6-4 1-2f		F7		K		5	1	1	0	0	1	6
Scott Servais, R (1, 2) OBP: 0.290, SLG: 0.345 Tyler Houston, L (8, PH) OBP: 0.287, SLG: 0.396 (9, 2) Matt Mieske, R (9, PH) OBP: 0.377, SLG: 0.409 (10, 7)			1B 1B 1-3 1B F8		K			G3 1B	BB 1-2		3 1 0	1 0 0	1 1 0	0 0 0	0 0 1	1 0 0	3 0 0
Steve Trachsel, R (1, 1) OBP: 0.323, SLG: 0.356 Terry Mulholland, R (7, 1) OBP: 0.300, SLG: 0.222 Orlando Merced, S (8, 7) OBP: 0.336, SLG: 0.416 Manny Alexander, R (9, PH) OBP: 0.284, SLG: 0.337 Rod Beck, R (10, 1)			1B 2B 1-3 3-H 2B	G3		G5-3		K	P3		3 0 1 1 0	1 0 0 0 0	1 0 0 0 0	1 0 0 0 0	0 0 1 0 0	0 0 1 0 0	0 0 1 2 0
Inning Stats	R: 0 E: 0 K: 0 S: 6 H: 1 LOB: 0 BB: 0 P: 7	R: 0 E: 0 K: 0 S: 7 H: 0 LOB: 0 BB: 0 P: 11	R: 6 E: 0 K: 0 S: 20 H: 7 LOB: 2 BB: 1 P: 32	R: 0 E: 0 K: 1 S: 7 H: 0 LOB: 0 BB: 0 P: 8	R: 2 E: 0 K: 2 S: 18 H: 3 LOB: 1 BB: 0 P: 22	R: 0 E: 0 K: 0 S: 9 H: 1 LOB: 1 BB: 0 P: 13	R: 0 E: 0 K: 1 S: 11 H: 0 LOB: 1 BB: 1 P: 21	R: 0 E: 0 K: 2 S: 12 H: 1 LOB: 1 BB: 0 P: 18	R: 2 E: 0 K: 1 S: 15 H: 3 LOB: 2 BB: 1 P: 27	R: 1 E: 0 K: 0 S: 4 H: 1 LOB: 0 BB: 0 P: 5	1B: 10 2B: 3 3B: 1 HR: 3 SF: 0 SAC: 0 DP: 1 HBP: 0						

PITCHER	IP	WLS	BF	H	R	ER	SO	BB	IBB	HBP	BLK	WP	HR	S	P	ERA	WHIP
48 Brad Woodall, L (1, 1) ERA: 5.14	2.1		13	6	6	6	0	0	1	0	0	0	0	27	40	23.14	2.571
Bronswell Patrick, R (3, 1) ERA: 4.83	3.1		16	6	2	2	3	0	0	0	0	0	1	37	49	5.40	1.800
Valerio De Los Santos, L (6, 1) ERA: 3.44	0.1		1	0	0	0	0	0	0	0	0	0	0	3	4	0.00	0.000
David Weathers, R (7, 1) ERA: 5.07	1.0		4	0	0	0	1	1	0	0	0	0	0	11	21	0.00	1.000
Eric Plunk, R (8, 1) ERA: 4.54	1.2		9	4	2	2	3	0	0	0	0	0	1	23	34	10.80	2.400

PITCHER	IP	WLS	BF	H	R	ER	SO	BB	IBB	HBP	BLK	WP	HR	S	P	ERA	WHIP
Mike Myers, L (9, 1) ERA: 2.79	0.0		1	0	0	0	0	1	0	0	0	0	0	2	6	∞	∞
Al Reyes, R (9, 1) ERA: 4.26	1.0	L	4	1	1	1	0	0	0	0	0	0	1	6	10	9.00	1.000

BOTTOM

Milwaukee Brewers @ Chicago Cubs

Wrigley Field, Chicago, IL

Sun Sep 13 1998, 3:33 AM CDT

Att. 40,846 - Sunny - 86 F

livebaseballscorecards.com

AB	45
R	11
H	17
RBI	11
BB	3
SO	7
LOB	21

WP: 0 PB: 0 SB: 0 CS: 0 PA: 48

Batter	1	2	3	4	5	6	7	8	9	AB	R	H	RBI	BB	SO	LOB
Lance Johnson, L (1, 8) OBP: 0.315, SLG: 0.308	B X 1-0 P6 ①		B C X 1-1 G3-1 ③			X 0-0 L7 ①		B C C X 1-2 G1-3 ①		4	0	0	0	0	0	0
José Hernández, R (1, 6) OBP: 0.317, SLG: 0.498	C B S X 1-2 G6-3 ②			B F B X 2-1 L4-3 1B		C B C B X 2-2 G6-3 ②		B B X 2-0 HR		4	1	2	1	0	0	0
Mark Grace, L (1, 3) OBP: 0.410, SLG: 0.482	B C X 1-1 G1-3 ③			X 0-0 L4-3 ① ② 1-2		B F B X 2-1 G3 ③		B C X 1-1 E3		4	0	0	0	0	0	1
Sammy Sosa, R (1, 9) OBP: 0.381, SLG: 0.658		C B B B S C 3-3 K ①		B C B S S 2-3 K ③			F B B C S 2-3 K ①	S F B S 1-3 K ②		4	0	0	0	0	4	1
Glenallen Hill, R (1, 7) OBP: 0.368, SLG: 0.553		B X 1-0 HR			B C B B B 4-1 1B G1-3 BB		B B B B 4-0 BB 1B BB	C T F F S 0-3 K ③		2	2	1	1	2	1	1
Gary Gaetti, R (1, 5) OBP: 0.357, SLG: 0.494		B F S S 1-3 K ②			S 1 SAFE B X 1-1 G1-3 ① 1-2		S F B B B X 3-2 P3 ②		B X 1-0 G5-3 ①	4	0	0	0	0	1	2
Mickey Morandini, L (1, 4) OBP: 0.389, SLG: 0.390		X 0-0 F7 ③			X 0-0 S 2-3 1B		B 1 SAFE B B B 4-0 1B 1-2 BB		X 0-0 L7 ②	3	0	1	0	1	0	0
Scott Servais, R (1, 2) OBP: 0.290, SLG: 0.345 Henry Rodriguez, L (9, PH) OBP: 0.337, SLG: 0.542			X 0-0 F4 ①		C B 1 SAFE B B B 1 SAFE F F F 3-3 S K ② 1-2		S B X 1-1 FC6-4 1-2 2-H 1B		B C S S 1-3 K ③	3 1	0 0	1 0	1 0	0 0	1 1	2 0
Mark Clark, R (1, 1) OBP: 0.082, SLG: 0.034 Felix Heredia, L (7, 1) Matt Karchner, R (7, 1)			B C F S 1-3 K ②		F C B S 1-3 K ③		B X 1-0 FC6-4 ③ 1-2f			3 0 0	0 0 0	0 0 0	0 0 0	0 0 0	2 0 0	4 0 0
Inning Stats	R: 0 E: 0 K: 0 S: 6 H: 0 LOB: 0 BB: 0 P: 9	R: 1 E: 0 K: 2 S: 8 H: 1 LOB: 0 BB: 0 P: 13	R: 0 E: 0 K: 2 S: 6 H: 0 LOB: 0 BB: 0 P: 8	R: 0 E: 0 K: 1 S: 6 H: 1 LOB: 0 BB: 0 P: 10	R: 0 E: 0 K: 2 S: 12 H: 1 LOB: 2 BB: 1 P: 21	R: 0 E: 0 K: 0 S: 6 H: 0 LOB: 0 BB: 0 P: 10	R: 1 E: 0 K: 1 S: 9 H: 1 LOB: 2 BB: 2 P: 24	R: 1 E: 1 K: 2 S: 14 H: 1 LOB: 1 BB: 0 P: 19	R: 0 E: 0 K: 1 S: 5 H: 0 LOB: 0 BB: 0 P: 7	1B: 3 2B: 1 3B: 0 HR: 2	SF: 0 SAC: 0 DP: 1 HBP: 0					

PITCHER		IP	WLS	BF	H	R	ER	SO	BB	IBB	HBP	BLK	WP	HR	S	P	ERA	WHIP
Sterling Hitchcock, L ERA: 3.89	(1, 1)	7.0		27	4	2	2	7	3	0	0	0	0	1	53	95	2.57	1.000
24 Mark Langston, L ERA: 5.92	(8, 1)	0.1		3	1	1	1	0	0	0	0	0	0	1	6	10	27.00	3.000
Dan Miceli, R ERA: 3.22	(8, 1)	0.2	W	2	0	0	0	2	0	0	0	0	0	0	8	9	0.00	0.000
Trevor Hoffman, R ERA: 1.44	(9, 1)	1.0	S	3	0	0	0	1	0	0	0	0	0	0	5	7	0.00	0.000

PITCHER	IP	WLS	BF	H	R	ER	SO	BB	IBB	HBP	BLK	WP	HR	S	P	ERA	WHIP

TOP

Chicago Cubs @ San Diego Padres

Qualcomm Stadium, San Diego, CA

Mon Sep 14 1998, 10:05 PM EDT

Att. 23,948 - Unknown - 73 F

livebaseballscorecards.com

AB	32
R	3
H	5
RBI	3
BB	3
SO	10
LOB	11

1B: 3	SF: 0	WP: 0	PA: 35
2B: 1	SAC: 0	PB: 0	
3B: 0	DP: 1	SB: 1	
HR: 2	HBP: 0	CS: 0	

Batter	1	2	3	4	5	6	7	8	9	AB	R	H	RBI	BB	SO	LOB
Quilvio Veras, S (1, 4) OBP: 0.384, SLG: 0.359	C B X 1-1 L5 ①		C B B C X 2-2 G1-3 ②		B X 1-0 1B		F B B B X 3-1 G4-3 ② 3-H			4	0	1	1	0	0	1
Tony Gwynn, L (1, 9) OBP: 0.369, SLG: 0.493 Ruben Rivera, R (8, 9) OBP: 0.330, SLG: 0.386	C X 0-1 G4-3 ②		X 0-0 L3 ③		B 1 SAFE 1 SAFE B X 2-0 L8 ③		B B X 2-0 2B 2-H			4 0	0 0	1 0	1 0	0 0	0 0	1 0
Greg Vaughn, R (1, 7) OBP: 0.373, SLG: 0.624	B B S F B B 4-2 S BB			F B X 1-1 HR		B C B S B X 3-2 L7 ①	S B F B F S 2-3 K ③			3	1	1	1	1	1	1
Ken Caminiti, S (1, 5) OBP: 0.357, SLG: 0.519	B C B C 1 SAFE B X 3-2 G3 ③ 1-2			C B X 1-1 F7 ①		X 0-0 F7 ②		X 0-0 HR		4	1	1	1	0	0	1
Wally Joyner, L (1, 3) OBP: 0.373, SLG: 0.459		B C X 1-1 G3-1 ①		B C B F X 2-2 G4-3 ②		F C F B X 1-2 1B		B F X 1-1 F7 ①		4	0	1	0	0	0	0
Steve Finley, L (1, 8) OBP: 0.302, SLG: 0.403		C F F F B B B X 3-2 S 1B 1B		X 0-0 S 1B		B B C B X 3-1 F8 ③		C B B B F X 3-2 G4-3 ②		4	0	2	0	0	0	1
Jim Leyritz, R (1, 2) OBP: 0.388, SLG: 0.471 James Mouton, R (7, PR) OBP: 0.268, SLG: 0.254 Greg Myers, L (8, 2) OBP: 0.303, SLG: 0.374		S B S F S 1-3 K ② 1-2		1 SAFE B 1 SAFE B B S C X 3-2 P6 ③ 1-2			B B X 2-0 SH1-3 G4-3 2B	X 0-0 F7 ③		3 0 1	0 1 0	1 0 0	0 0 0	0 0 0	1 0 0	2 0 0
Chris Gomez, R (1, 6) OBP: 0.349, SLG: 0.379		C C B B X 2-2 2-H 1B ③			C X 0-1 G6-3 ①		S B L F B B B 4-2 SH1-3 2B BB			2	1	1	0	1	0	0
Sterling Hitchcock, L (1, 1) OBP: 0.163, SLG: 0.146 Ed Giovanola, L (7, PH) OBP: 0.338, SLG: 0.319 24 Mark Langston, R (8, 1) OBP: 0.154, SLG: 0.125 Dan Miceli, R (8, 1) OBP: 1.000, SLG: 1.000 Trevor Hoffman, R (9, 1)			C B X 1-1 G4-3 ①		B B C C X 2-2 G1-3 ②		X 0-0 SH1-3 ① 1-2 2-3			2 0 0 0 0	0 0 0 0 0	0 0 0 0 0	0 0 0 0 0	0 0 0 0 0	0 0 0 0 0	0 0 0 0 0
Inning Stats	R: 0 E: 0 K: 0 S: 9 H: 0 LOB: 1 BB: 1 P: 17	R: 0 E: 0 K: 1 S: 14 H: 2 LOB: 2 BB: 0 P: 21	R: 0 E: 0 K: 0 S: 6 H: 0 LOB: 0 BB: 0 P: 9	R: 1 E: 0 K: 0 S: 11 H: 2 LOB: 1 BB: 0 P: 18	R: 0 E: 0 K: 0 S: 7 H: 1 LOB: 1 BB: 0 P: 12	R: 0 E: 0 K: 0 S: 10 H: 1 LOB: 1 BB: 0 P: 17	R: 2 E: 0 K: 1 S: 12 H: 2 LOB: 1 BB: 1 P: 25	R: 1 E: 0 K: 0 S: 7 H: 1 LOB: 0 BB: 0 P: 11		1B: 5 2B: 2 3B: 0 HR: 2	SF: 0 SAC: 1 DP: 0 HBP: 0					

PITCHER		IP	WLS	BF	H	R	ER	SO	BB	IBB	HBP	BLK	WP	HR	S	P	ERA	WHIP
Mark Clark, R ERA: 4.84	(1, 1)	6.2		28	7	3	3	1	2	0	0	0	0	1	64	110	4.05	1.350
Felix Heredia, L ERA: 5.34	(7, 1)	0.0		1	1	0	0	0	0	0	0	0	0	0	1	3	∞	∞
Matt Karchner, R ERA: 5.25	(7, 1)	1.1	L	5	1	1	1	1	0	0	0	0	0	1	11	17	6.75	0.750

PITCHER	IP	WLS	BF	H	R	ER	SO	BB	IBB	HBP	BLK	WP	HR	S	P	ERA	WHIP

BOTTOM

Chicago Cubs @ San Diego Padres

Qualcomm Stadium, San Diego, CA

Mon Sep 14 1998, 10:05 PM EDT

Att. 23,948 - Unknown - 73 F

livebaseballscorecards.com

AB	31
R	4
H	9
RBI	4
BB	2
SO	2
LOB	7

WP: 0 PB: 0 SB: 3 CS: 0 PA: 34

Batter	1	2	3	4	5	6	7	8	9	AB	R	H	RBI	BB	SO	LOB
Lance Johnson, L (1, 8) OBP: 0.324, SLG: 0.318	S F B B X 2-2 G6-3 1B			X 0-0 CS 1B		F 1 SAFE 1 B B C T 2-2 ② K	C B 1 SAFE X 1-1 1-2 3-H 1B		C X 0-1 BB 1B	5	0	4	1	0	1	1
Mickey Morandini, L (1, 4) OBP: 0.387, SLG: 0.387 Rod Beck, R (9, 1)	X 0-0 ① ② G6-3 1-2f			C C X 0-2 ① ② G4-3 1-2		S 1 SAFE S 1 B T 1-2 ③ K	B S X 1-1 ③ G3		F T P 1 SAFE F B B B 4-2 1-2 BB	4 0	0 0	0 0	0 0	1 0	1 0	5 0
Sammy Sosa, R (1, 9) OBP: 0.379, SLG: 0.654	B C X 1-1 ③ G1-3			B B S B X 3-1 ③ G4-3			C X 0-1 WP HR 1B	B S B B F T 3-2 ① K	F S C 0-3 ③ K	5	1	1	0	0	2	2
Mark Grace, L (1, 3) OBP: 0.410, SLG: 0.486		B C S T S 1-3 ① K			X 0-0 ① G6-3		C B B B X 3-1 1-H HR	B F B F B B 4-2 BB		3	1	1	2	1	1	0
Henry Rodriguez, L (1, 7) OBP: 0.337, SLG: 0.540 Brant Brown, L (7, 7) OBP: 0.354, SLG: 0.510	S B F S 1-3 ② K				B C C F X 1-2 FC5-4 1B		F B X 1-1 ① G3	F 1 SAFE B B B F B 4-2 1-2 BB		3 0	0 0	1 0	0 0	0 1	1 0	0 0
Gary Gaetti, R (1, 5) OBP: 0.356, SLG: 0.494	C B F B S 2-3 ③ K				B S S S F B X 2-2 ② FC5-4 1-2f		S B X 1-1 E8 1B 2B	C F B B S 2-3 ② K		4	1	1	0	0	2	3
Tyler Houston, L (1, 2) OBP: 0.282, SLG: 0.389			C C B C 1-3 ① K		S B S B X 2-2 ③ F7		X 0-0 ② G3	C S S S 0-3 ③ K		4	0	0	0	0	2	4
José Hernández, R (1, 6) OBP: 0.318, SLG: 0.497			C S B B C 2-3 ② K			F B B X 2-1 1B	B I I I 4-0 1B 1B IBB		X 0-0 ① F8	3	1	1	0	1	1	0
Kevin Tapani, R (1, 1) OBP: 0.218, SLG: 0.214 Manny Alexander, R (9, 4) OBP: 0.284, SLG: 0.337			F S C 0-3 ③ K			M B L M 1-3 ① K	B F X 1-1 1-3 3-H 1B 1B		B C F B F F B X 3-2 ② P2	4 0	0 0	1 0	1 0	0 0	2 0	1 0
Inning Stats	R: 0 H: 1 E: 0 LOB: 0 K: 0 BB: 0 S: 6 P: 9	R: 0 H: 0 E: 0 LOB: 0 K: 3 BB: 0 S: 10 P: 14	R: 0 H: 0 E: 0 LOB: 0 K: 3 BB: 0 S: 9 P: 12	R: 0 H: 1 E: 0 LOB: 0 K: 0 BB: 0 S: 6 P: 9	R: 0 H: 1 E: 0 LOB: 1 K: 0 BB: 0 S: 12 P: 17	R: 0 H: 1 E: 0 LOB: 1 K: 3 BB: 0 S: 11 P: 17	R: 4 H: 5 E: 1 LOB: 2 K: 0 BB: 1 S: 15 P: 27	R: 0 H: 0 E: 0 LOB: 2 K: 3 BB: 2 S: 13 P: 26	R: 0 H: 1 E: 0 LOB: 2 K: 1 BB: 1 S: 15 P: 21	1B: 8 SF: 0 2B: 1 SAC: 0 3B: 0 DP: 1 HR: 1 HBP: 0						

PITCHER		IP	WLS	BF	H	R	ER	SO	BB	IBB	HBP	BLK	WP	HR	S	P	ERA	WHIP
Kevin Brown, R ERA: 2.44	(1, 1)	7.0	L	29	9	4	4	9	0	1	0	0	1	1	69	105	5.14	1.286
Brian Boehringer, R ERA: 4.25	(8, 1)	0.2		4	0	0	0	2	2	0	0	0	0	0	10	23	0.00	3.000
Roberto Ramirez, L ERA: 6.92	(8, 1)	1.0		5	1	0	0	1	1	0	0	0	0	0	15	21	0.00	2.000
Scott Sanders, R ERA: 7.65	(9, 1)	0.1		1	0	0	0	1	0	0	0	0	0	0	3	3	0.00	0.000

PITCHER	IP	WLS	BF	H	R	ER	SO	BB	IBB	HBP	BLK	WP	HR	S	P	ERA	WHIP

TOP

Chicago Cubs @ San Diego Padres

Qualcomm Stadium, San Diego, CA

Tue Sep 15 1998, 10:05 PM EDT

Att. 37,995 - Unknown - 74 F

livebaseballscorecards.com

AB	35
R	4
H	10
RBI	4
BB	4
SO	13
LOB	16

WP: 1 PA: 39
PB: 0
SB: 0
CS: 1

Chicago Cubs @ San Diego Padres

Qualcomm Stadium, San Diego, CA

Tue Sep 15 1998, 10:05 PM EDT

Att. 37,995 - Unknown - 74 F

BOTTOM

Batter	1	2	3	4	5	6	7	8	9	AB	R	H	RBI	BB	SO	LOB
Quilvio Veras, S (1, 4) OBP: 0.383, SLG: 0.364	G6-3		G4-3			HR		G6-3		4	1	1	1	0	0	1
Tony Gwynn, L (1, 9) OBP: 0.366, SLG: 0.488	K			K		G4-3		G4-3		4	0	0	0	0	2	0
Greg Vaughn, R (1, 7) OBP: 0.374, SLG: 0.623	F8			G5-3		BB			2B 1B	3	1	1	0	1	0	0
Ken Caminiti, S (1, 5) OBP: 0.356, SLG: 0.516		F8		1B		P5			K	4	0	1	0	0	1	2
Wally Joyner, L (1, 3) OBP: 0.372, SLG: 0.459		K		G1-3		F7			1-H 2B	4	0	1	1	0	1	2
Steve Finley, L (1, 8) OBP: 0.300, SLG: 0.400		G6-3			G4-3		F6		G6-3	4	0	0	0	0	0	1
Carlos Hernandez, R (1, 2) OBP: 0.308, SLG: 0.369			SH3 1B		L5		G4-3		K	3	0	1	0	0	0	0
Roberto Ramirez, L (8, 1)										0	0	0	0	0	0	0
Scott Sanders, R (9, 1)										0	0	0	0	0	0	0
Mark Sweeney, L (9, PH) OBP: 0.332, SLG: 0.348										1	0	0	0	0	1	1
Chris Gomez, R (1, 6) OBP: 0.349, SLG: 0.379			F8		1B		G6-3			3	0	1	0	0	0	1
Kevin Brown, R (1, 1) OBP: 0.232, SLG: 0.231			SH3 1-2		K			G4-3		1	0	0	0	0	1	1
Brian Boehringer, S (8, 1)										0	0	0	0	0	0	0
Greg Myers, L (8, 2) OBP: 0.302, SLG: 0.372										1	0	0	0	0	0	0
Inning Stats	R: 0 H: 0 E: 0 LOB: 0 K: 1 BB: 0 S: 8 P: 11	R: 0 H: 0 E: 0 LOB: 0 K: 1 BB: 0 S: 8 P: 15	R: 0 H: 1 E: 0 LOB: 1 K: 0 BB: 0 S: 5 P: 7	R: 0 H: 1 E: 0 LOB: 1 K: 1 BB: 0 S: 12 P: 18	R: 0 H: 1 E: 0 LOB: 1 K: 1 BB: 0 S: 10 P: 14	R: 1 H: 1 E: 0 LOB: 1 K: 0 BB: 1 S: 10 P: 18	R: 0 H: 0 E: 0 LOB: 0 K: 0 BB: 0 S: 6 P: 9	R: 0 H: 0 E: 0 LOB: 0 K: 0 BB: 0 S: 6 P: 8	R: 1 H: 2 E: 0 LOB: 1 K: 2 BB: 0 S: 15 P: 21	1B: 4 SF: 0 2B: 1 SAC: 1 3B: 0 DP: 0 HR: 1 HBP: 0							

livebaseballscorecards.com

AB	32
R	2
H	6
RBI	2
BB	1
SO	6
LOB	9

WP: 0 PA: 34
PB: 0
SB: 0
CS: 0

PITCHER		IP	WLS	BF	H	R	ER	SO	BB	IBB	HBP	BLK	WP	HR	S	P	ERA	WHIP
Kevin Tapani, R ERA: 4.6	(1, 1)	8.1	W	32	6	2	2	5	1	0	0	0	0	1	75	114	2.16	0.840
Rod Beck, R ERA: 2.97	(9, 1)	0.2	S	2	0	0	0	1	0	0	0	0	0	0	5	7	0.00	0.000

PITCHER	IP	WLS	BF	H	R	ER	SO	BB	IBB	HBP	BLK	WP	HR	S	P	ERA	WHIP

Batter	1	2	3	4	5	6	7	8	9	AB	R	H	RBI	BB	SO	LOB
Lance Johnson, L (1, 8) OBP: 0.329, SLG: 0.320	X 0-0 G3 1B 1B		C F B S 1-3 ① K		X 0-0 ① G1-3		C F B X 1-2 1B 2B 1B 1-2	B F B B B 4-1 FC6-2 HR BB 1-2 2-3		4	2	2	0	1	1	0
Mickey Morandini, L (1, 4) OBP: 0.386, SLG: 0.386	C B 1 X SAFE 1-1 ① F7		B S B S F F X 2-2 ② L3		C S B B B F X 2-2 ② G3-1		B B X 2-0 2B FC1-2 1B 1-2 2-3	B X 1-0 ② FC6-2 HR 1-2 2-3 3-H[r]		5	1	1	0	0	0	4
Sammy Sosa, R (1, 9) OBP: 0.381, SLG: 0.660	X 0-0 G3 1B 1-2		X 0-0 ③ F9		S F B B S 2-3 ③ K		B B X 2-0 BB 2B 1-3 2-H 3-H	B X 1-0 HR 1-H 2-H 3-H		5	1	3	6	0	1	0
Mark Grace, L (1, 3) OBP: 0.407, SLG: 0.482	C B B B X 3-1 ② G3 1-2 2-3			B B B C X 3-1 ① F8		C B F F F B X 2-2 ① F8	F C X 0-2 ② FC1-2 BB 3-H	B B C C X 2-2 ③ P6		5	0	0	0	0	0	4
Henry Rodriguez, L (1, 7) OBP: 0.337, SLG: 0.538 Glenallen Hill, R (7, PH) OBP: 0.369, SLG: 0.553 Manny Alexander, R (7, PR) OBP: 0.283, SLG: 0.336 (7, 6)	S S B B B F S 3-3 ③ K			C F F X 0-2 E 1B		F B B X 2-1 ② G4-3	C B F F B B B 4-2 1-2 2-3 BB		B C C S 1-3 ① K	3 0 1	0 0 0	1 0 0	0 0 0	0 1 0	1 0 1	2 0 0
Gary Gaetti, R (1, 5) OBP: 0.356, SLG: 0.490		B B B C B 4-1 G6-3 1B BB		X 0-0 E3 G3 1-3		C S H 1-2 HBP	S B F S 1-3 ③ K		B B F B C X 3-2 ② F7	3	0	0	0	1	1	4
Tyler Houston, L (1, 2) OBP: 0.285, SLG: 0.389 Rod Beck, R (9, 1)		C B B X 2-1 G6-3 1-2 1B		X 0-0 ② G3 1-2		X 0-0 ③ F7		C F B B B X 2-2 BB 1B FC6-2 1B	F X 0-1 ③ F7	5 0	0 0	2 0	0 0	0 0	0 0	3 0
José Hernández, R (1, 6) OBP: 0.318, SLG: 0.493 (7, 7)		B C B X 2-1 ① ② G6-3 1-2f 2-3		I I I 4-0 IBB			B B S T S 2-3 ① K	B L 1 S L SAFE 1-3 ① K		3	0	0	0	1	2	3
Terry Mulholland, R (1, 1) OBP: 0.308, SLG: 0.250 Orlando Merced, S (8, PH) OBP: 0.339, SLG: 0.418 Matt Karchner, R (8, 1) Felix Heredia, L (9, 1) Scott Servais, R (9, 2) OBP: 0.290, SLG: 0.345		X 0-0 ③ P6		S C F B S 1-3 ③ K			X 0-0 1B 1B 2B 1B	B X 1-0 FC6-2 BB HR 1B 1-2		3 1 0 0 0	1 1 0 0 0	1 1 0 0 0	0 0 0 0 0	0 0 0 0 0	1 0 0 0 0	4 0 0 0 0
Inning Stats	R: 0 H: 2 E: 0 LOB: 2 K: 1 BB: 0 S: 10 P: 17	R: 0 H: 1 E: 0 LOB: 1 K: 0 BB: 1 S: 6 P: 14	R: 0 H: 0 E: 0 LOB: 0 K: 1 BB: 0 S: 9 P: 12	R: 0 H: 1 E: 1 LOB: 3 K: 1 BB: 1 S: 12 P: 20	R: 0 H: 0 E: 0 LOB: 0 K: 1 BB: 0 S: 8 P: 12	R: 0 H: 0 E: 0 LOB: 1 K: 0 BB: 0 S: 9 P: 14	R: 2 H: 4 E: 0 LOB: 3 K: 2 BB: 1 S: 18 P: 30	R: 4 H: 3 E: 0 LOB: 0 K: 1 BB: 1 S: 13 P: 25	R: 0 H: 0 E: 0 LOB: 0 K: 1 BB: 0 S: 8 P: 12	1B: 9 2B: 1 3B: 0 HR: 1	SF: 0 SAC: 0 DP: 1 HBP: 1						

PITCHER		IP	WLS	BF	H	R	ER	SO	BB	IBB	HBP	BLK	WP	HR	S	P	ERA	WHIP
Joey Hamilton, R ERA: 4.32	(1, 1)	6.1		30	8	2	2	5	1	1	1	0	0	0	63	105	2.84	1.421
Randy Myers, L ERA: 4.25	(7, 1)	0.2		3	0	0	0	1	1	0	0	0	0	0	9	14	0.00	1.500
Dan Miceli, R ERA: 3.48	(8, 1)	0.1	L	3	2	2	2	1	0	0	0	0	0	0	7	11	54.00	6.000
24 Mark Langston, L ERA: 6.01	(8, 1)	0.1		2	0	0	0	0	1	0	0	0	0	0	2	7	0.00	3.000
Brian Boehringer, R ERA: 4.3	(8, 1)	1.1		5	1	2	2	1	0	0	0	0	0	1	12	19	13.50	0.750

PITCHER	IP	WLS	BF	H	R	ER	SO	BB	IBB	HBP	BLK	WP	HR	S	P	ERA	WHIP

TOP

Chicago Cubs @ San Diego Padres

Qualcomm Stadium, San Diego, CA

Wed Sep 16 1998, 10:05 PM EDT

Att. 49,981 - Unknown - 72 F

livebaseballscorecards.com

AB	38
R	6
H	11
RBI	6
BB	4
SO	8
LOB	24

WP: 0 PA: 43
PB: 0
SB: 0
CS: 0

BOTTOM

Chicago Cubs @ San Diego Padres

Qualcomm Stadium, San Diego, CA

Wed Sep 16 1998, 10:05 PM EDT

Att. 49,981 - Unknown - 72 F

livebaseballscorecards.com

Batter	1	2	3	4	5	6	7	8	9	AB	R	H	RBI	BB	SO	LOB
Quilvio Veras, S (1, 4) OBP: 0.382, SLG: 0.363	0-1 1B		0-1 G6-3 ②			1-0 F7 ①		2-2 G4-3 ①		4	0	1	0	0	0	0
Tony Gwynn, L (1, 9) OBP: 0.365, SLG: 0.488	1-1 F7 ①		1-0 2B			0-0 G3 ②		0-1 F9 ②		4	0	1	0	0	0	1
Greg Vaughn, R (1, 7) OBP: 0.372, SLG: 0.618	2-2 F8 ②		0-3 K ③			0-1 G6-3 ③		2-2 F8 ③		4	0	0	0	0	1	2
Ken Caminiti, S (1, 5) OBP: 0.356, SLG: 0.517	0-3 K ③			1-3 K ①			2-2 G6-3 G4-3 2B		0-1 CI G3 1B	3	2	1	0	0	2	1
Jim Leyritz, R (1, 3) OBP: 0.388, SLG: 0.473		0-0 WP 2B		2-0 G5-3			2-2 G6-3 ① 2-3		0-0 G3 ① 1-2	3	0	1	0	0	0	1
Dan Miceli, R (8, 1) OBP: 1.000, SLG: 1.000										0	0	0	0	0	0	0
24 Mark Langston, R (8, 1) OBP: 0.154, SLG: 0.125										0	0	0	0	0	0	0
Wally Joyner, L (8, 3) OBP: 0.371, SLG: 0.458										1	0	0	0	0	0	1
Steve Finley, L (1, 8) OBP: 0.300, SLG: 0.399		0-0 P2 ①		0-0 G4-3 ③			1-0 G4-3 ② 3-H		2-1 FC6-5 1B 2-H 1B	4	0	1	2	0	0	1
Carlos Hernandez, R (1, 2) OBP: 0.310, SLG: 0.379		0-0 G1-3 ②			1-1 F8 ①		2-2 HR		1-1 FC6-5 1-2 1B	4	1	2	1	0	0	1
James Mouton, R (9, PR) OBP: 0.268, SLG: 0.254										0	0	0	0	0	0	0
Chris Gomez, R (1, 6) OBP: 0.349, SLG: 0.379		2-1 G6-3 ③ 2-3			2-2 L5 ②		1-0 1B		2-2 FC6-5 ② 1-2 2-3f	3	0	1	0	0	0	1
John Vander Wal, L (9, PH) OBP: 0.385, SLG: 0.525										1	0	0	0	0	0	2
Joey Hamilton, R (1, 1) OBP: 0.159, SLG: 0.221			1-3 K ①		0-3 K ③		2-3 K ③		1-1 F7 ③	2	0	0	0	0	2	0
Randy Myers, L (7, 1)										0	0	0	0	0	0	0
Archi Cianfrocco, R (7, PH) OBP: 0.192, SLG: 0.208										1	0	0	0	0	1	1
(8, 3)										0	0	0	0	0	0	0
Brian Boehringer, S (8, 1)										1	0	0	0	0	0	2
Mark Sweeney, L (9, PH) OBP: 0.330, SLG: 0.346																
Inning Stats	R: 0 E: 0 K: 1 S: 12 H: 1 LOB: 1 BB: 0 P: 15	R: 0 E: 0 K: 0 S: 5 H: 1 LOB: 1 BB: 0 P: 7	R: 0 E: 0 K: 2 S: 9 H: 1 LOB: 1 BB: 0 P: 11	R: 0 E: 0 K: 1 S: 5 H: 0 LOB: 0 BB: 0 P: 8	R: 0 E: 0 K: 1 S: 8 H: 0 LOB: 0 BB: 0 P: 11	R: 0 E: 0 K: 0 S: 4 H: 0 LOB: 0 BB: 0 P: 5	R: 2 E: 0 K: 1 S: 15 H: 3 LOB: 1 BB: 0 P: 25	R: 0 E: 0 K: 0 S: 8 H: 0 LOB: 0 BB: 0 P: 12	R: 1 E: 1 K: 0 S: 11 H: 2 LOB: 2 BB: 0 P: 17	1B: 4 2B: 3 3B: 0 HR: 1	SF: 0 SAC: 0 DP: 0 HBP: 0						

	AB	35
	R	3
	H	8
	RBI	3
	BB	0
	SO	6
	LOB	14

WP: 1 PB: 0 SB: 0 CS: 0 PA: 36

PITCHER		IP	WLS	BF	H	R	ER	SO	BB	IBB	HBP	BLK	WP	HR	S	P	ERA	WHIP
Terry Mulholland, L ERA: 2.92	(1, 1)	7.0	W	27	6	2	2	6	0	0	0	0	1	1	58	82	2.57	0.857
Matt Karchner, R ERA: 5.16	(8, 1)	1.0		4	0	1	0	0	0	0	0	0	0	0	9	13	0.00	0.000
Felix Heredia, L ERA: 5.3	(9, 1)	0.1		2	1	0	0	0	0	0	0	0	0	0	3	5	0.00	3.000
Rod Beck, R ERA: 2.95	(9, 1)	0.2	S	3	1	0	0	0	0	0	0	0	0	0	7	11	0.00	1.500

PITCHER		IP	WLS	BF	H	R	ER	SO	BB	IBB	HBP	BLK	WP	HR	S	P	ERA	WHIP

Batter	1	2	3	4	5	6	7	8	9	10	AB	R	H	RBI	BB	SO	LOB
Lance Johnson, L (1, 8) OBP: 0.330, SLG: 0.322	X 0-0 G5-3 ①		B S C 1-3 K ③			B X 1-0 1B 1B ①		S X 0-1 BB 1B 1B		F B X 1-1 G4-3 ①	5	2	2	0	0	1	0
Mickey Morandini, L (1, 4) OBP: 0.386, SLG: 0.391	B F S B B X 3-2 HR			C C X 0-2 F8 ①		B 1 SAFE C B 1 SAFE X 2-1 1B 1-2 1B		B L 1 SAFE B C 1 SAFE X 2-2 P5 ①		B C B C X 2-2 F9 ②	5	1	2	1	0	0	1
Sammy Sosa, R (1, 9) OBP: 0.380, SLG: 0.656	B F X 1-1 F8 ②			B C S X 1-2 G6-3 ②		B B X 2-0 F7 ②		B B B B 4-0 L6-4 1B 1-2 BB		B B X 2-0 F8 ③	4	0	0	0	1	0	2
Mark Grace, L (1, 3) OBP: 0.408, SLG: 0.482	C X 0-1 F7 ③			B C X 1-1 F9 ③		B S B X 2-1 1-3 2-H 1B		F X 0-1 1-2 2-H 1B			4	0	2	2	0	0	0
Henry Rodriguez, L (1, 7) OBP: 0.335, SLG: 0.534 Chris Haney, L (6, 1) Glenallen Hill, R (8, PH) OBP: 0.368, SLG: 0.552 Matt Karchner, R (8, 1) Felix Heredia, L (9, 1) Rod Beck, R (10, 1)		B C X 1-1 G3 ①			S X 0-1 G3 ①	B B S S C 2-3 K ③		C X 0-1 L6-4 ② ③ 2-3			3 0 1 0 0 0	0 0 0 0 0 0	0 0 0 0 0 0	0 0 0 0 0 0	0 0 0 0 0 0	1 0 0 0 0 0	2 0 2 0 0 0
José Hernández, R (1, 5) (7, 7) (9, 5) (10, 6) OBP: 0.315, SLG: 0.489		C C B S 2-3 K ②			F B B F F S 2-3 K ②		B F S S 1-3 K ①		X 0-0 G5-3 ①		4	0	0	0	0	3	0
Tyler Houston, L (1, 2) OBP: 0.292, SLG: 0.397		S S S 0-3 K ③			B B X 2-0 2B		C B C F F B B F F 4-2 B BLK BB		X 0-0 G4-6-3 1B		3	0	2	0	1	1	0
Manny Alexander, R (1, 6) (7, 5) Orlando Merced, S (9, PH) (9, 7) OBP: 0.280, SLG: 0.332 OBP: 0.337, SLG: 0.416			B B F F B S 3-3 K ①		B S B B F S 3-3 K ③		B F S S 1-3 K ② 1-2		C S X 0-2 G4-6-3 ② ③ 1-2f		3 1	0 0	0 0	0 0	0 0	3 0	2 1
Mike Morgan, R (1, 1) OBP: 0.625, SLG: 0.750 Brant Brown, L (6, PH) OBP: 0.353, SLG: 0.509 (6, 7) Jeff Blauser, R (7, PH) OBP: 0.345, SLG: 0.304 (7, 6) Gary Gaetti, R (10, PH) OBP: 0.357, SLG: 0.499 (10, 5)			C C S 0-3 K ②			S S B X 1-2 G4-3 ①	S X 0-1 G5-3 ③			B X 1-0 HR	1 1 1 1	0 0 0 1	0 0 0 1	0 0 0 1	1 0 0 0	0 0 0 0	0 0 1 0
Inning Stats	R: 1 E: 0 K: 0 S: 8 H: 1 LOB: 0 BB: 0 P: 12	R: 0 E: 0 K: 2 S: 8 H: 0 LOB: 0 BB: 0 P: 11	R: 0 E: 0 K: 3 S: 9 H: 0 LOB: 0 BB: 0 P: 13	R: 0 E: 0 K: 0 S: 8 H: 0 LOB: 0 BB: 0 P: 10	R: 0 E: 0 K: 2 S: 10 H: 1 LOB: 1 BB: 0 P: 17	R: 1 E: 0 K: 1 S: 12 H: 3 LOB: 2 BB: 0 P: 22	R: 0 E: 0 K: 2 S: 14 H: 0 LOB: 1 BB: 1 P: 20	R: 1 E: 0 K: 0 S: 9 H: 2 LOB: 1 BB: 1 P: 15	R: 0 E: 0 K: 0 S: 5 H: 1 LOB: 0 BB: 0 P: 5	R: 1 E: 0 K: 0 S: 7 H: 1 LOB: 0 BB: 0 P: 13	1B: 6 2B: 2 3B: 0 HR: 2	SF: 0 SAC: 0 DP: 2 HBP: 0					

PITCHER		IP	WLS	BF	H	R	ER	SO	BB	IBB	HBP	BLK	WP	HR	S	P	ERA	WHIP
58 Stan Spencer, R ERA: 5.02	(1, 1)	5.2		22	5	2	2	7	0	0	0	0	0	1	52	80	3.18	0.882
Roberto Ramirez, L ERA: 6.28	(6, 1)	1.1		5	0	0	0	3	1	0	0	1	0	0	17	25	0.00	0.750
Randy Myers, L ERA: 4.39	(8, 1)	0.1		4	2	1	1	0	1	0	0	0	0	0	7	13	27.00	9.000
Dan Miceli, R ERA: 3.39	(8, 1)	1.2		4	1	0	0	0	0	0	0	0	0	0	7	7	0.00	0.600
Trevor Hoffman, R ERA: 1.55	(10, 1)	1.0	L	4	1	1	1	0	0	0	0	0	0	1	7	13	9.00	1.000

PITCHER	IP	WLS	BF	H	R	ER	SO	BB	IBB	HBP	BLK	WP	HR	S	P	ERA	WHIP

TOP

Chicago Cubs @ San Diego Padres

Qualcomm Stadium, San Diego, CA

Thu Sep 17 1998, 6:33 AM EDT
Att. 32,047 - Sunny - 78 F

livebaseballscorecards.com

AB	37
R	4
H	9
RBI	4
BB	2
SO	10
LOB	11

1B: 6	SF: 0	WP: 0	PA: 39
2B: 2	SAC: 0	PB: 0	
3B: 0	DP: 2	SB: 0	
HR: 2	HBP: 0	CS: 0	

Batter	1	2	3	4	5	6	7	8	9	10	AB	R	H	RBI	BB	SO	LOB
Steve Finley, L (1, 8) OBP: 0.299, SLG: 0.399	B C B X 2-1 G4-3 2B 2B	B F X 1-1 ② G3-1		B B C S B X 3-2 ③ G3			C F B X 1-2 ③ G4-3		F S B B B X 3-2 ③ G3		5	1	1	0	0	0	1
Tony Gwynn, L (1, 9) OBP: 0.367, SLG: 0.495 James Mouton, R (10, PR) OBP: 0.268, SLG: 0.254	B S S X 1-2 ① G4-3 2-3	B S B B B 4-1 BB			X 0-0 ① F7			C B B X 2-1 HR		C F B F F B B X 3-2 FC6-4 S 1B	4 0	1 0	2 0	1 0	1 0	0 0	1 0
Greg Vaughn, R (1, 7) OBP: 0.369, SLG: 0.612	X 0-0 ② P6	B X 1-0 ③ F8			C S B S 1-3 ② K			S B S C 1-3 ① K		C S S 0-3 ① K	5	0	0	0	0	3	3
Ken Caminiti, S (1, 5) OBP: 0.358, SLG: 0.518	B B C F B B 4-2 2B 1B BB	S X 0-1 ① G4-3			X 0-0 ③ F8			X 0-0 2B		1 SAFE 1 SAFE C B B B B 4-1 FC6-4 1-2 BB	3	1	1	0	2	0	0
Wally Joyner, L (1, 3) OBP: 0.371, SLG: 0.458	B B X 2-0 1B 1-3 3-H 2B	B B C X 2-1 ② G4-3				B C B X 2-1 ① F7		I I I I 4-0 IBB		B B C B X 3-1 ② FC6-4 1-2f 2-3	4	0	1	1	1	0	2
Greg Myers, L (1, 2) OBP: 0.302, SLG: 0.367 Carlos Hernandez, R (8, 2) OBP: 0.308, SLG: 0.377	B C C F B B B 4-2 1B BB	B B C X 2-1 ③ G6-3				B B B C S S 3-3 ② K		B X 1-0 ② F9		F S B X 1-2 ③ G1-6-3	2 2	0 0	0 0	0 0	1 0	1 0	0 4
Andy Sheets, R (1, 4) OBP: 0.320, SLG: 0.393 John Vander Wal, L (8, PH) OBP: 0.382, SLG: 0.520 Ed Giovanola, L (9, 4) OBP: 0.338, SLG: 0.319	X 0-0 1-2 2-3 3-H 1B			B C C S C 1-3 ① K			B S X 1-1 ③ G6-3	X 0-0 ③ F7			3 1 0	0 0 0	1 0 0	1 0 0	0 0 0	1 0 0	0 2 0
Chris Gomez, R (1, 6) OBP: 0.348, SLG: 0.378	B B C X 2-1 ③ G5-3			X 0-0 58 SH3-4 1B			S B X 1-1 ① G1-3		F X 0-1 ① G6-3		4	0	1	0	0	0	3
58 Stan Spencer, R (1, 1) OBP: 0.111, SLG: 0.222 Roberto Ramirez, L (6, 1) Jim Leyritz, R (7, PH) OBP: 0.387, SLG: 0.471 Randy Myers, L (8, 1) Dan Miceli, R (8, 1) OBP: 1.000, SLG: 1.000 Mark Sweeney, L (9, PH) OBP: 0.330, SLG: 0.346 George Arias, R (9, PH) OBP: 0.357, SLG: 0.500 Trevor Hoffman, R (10, 1)		B C X 1-1 ① G1-3		S X 0-1 ② SH3-4 1-2			B B B C F S 3-3 ② K		C S X 0-2 ② G3		1 0 1 0 0 0 0 0 1 0	0 0 0 0 0 0 0 0 0 0	0 0 0 0 0 0 0 0 0 0	0 0 1 0 0 0 0 0 0 0	0 0 0 0 0 0 0 0 0 0	0 0 0 0 0 0 0 0 0 0	0 0 0 0 0 0 0 0 0 0
Inning Stats	R: 2 H: 3 E: 0 LOB: 3 K: 0 BB: 2 S: 15 P: 30	R: 0 H: 0 E: 0 LOB: 1 K: 0 BB: 1 S: 6 P: 13	R: 0 H: 0 E: 0 LOB: 0 K: 0 BB: 0 S: 6 P: 10	R: 0 H: 1 E: 0 LOB: 1 K: 1 BB: 0 S: 9 P: 13	R: 0 H: 0 E: 0 LOB: 0 K: 1 BB: 0 S: 5 P: 6	R: 0 H: 0 E: 0 LOB: 0 K: 1 BB: 0 S: 7 P: 13	R: 0 H: 0 E: 0 LOB: 0 K: 1 BB: 0 S: 8 P: 13	R: 1 H: 2 E: 0 LOB: 2 K: 1 BB: 1 S: 8 P: 16	R: 0 H: 0 E: 0 LOB: 0 K: 0 BB: 0 S: 8 P: 11	R: 0 H: 1 E: 0 LOB: 2 K: 1 BB: 1 S: 14 P: 25	1B: 3 SF: 0 2B: 3 SAC: 1 3B: 0 DP: 0 HR: 1 HBP: 0						

PITCHER		IP	WLS	BF	H	R	ER	SO	BB	IBB	HBP	BLK	WP	HR	S	P	ERA	WHIP
Mike Morgan, R ERA: 4.18	(1, 1)	5.0		22	4	2	2	2	3	0	0	0	0	0	41	72	3.60	1.400
Chris Haney, L ERA: 6.91	(6, 1)	2.0		6	0	0	0	2	0	0	0	0	0	0	15	26	0.00	0.000
Matt Karchner, R ERA: 5.2	(8, 1)	1.1		7	2	1	1	1	0	1	0	0	0	1	10	18	6.75	1.500
Felix Heredia, L ERA: 5.24	(9, 1)	0.2	W	2	0	0	0	0	0	0	0	0	0	0	6	9	0.00	0.000
Rod Beck, R ERA: 2.91	(10, 1)	1.0	S	5	1	0	0	1	1	0	0	0	0	0	14	25	0.00	2.000

PITCHER	IP	WLS	BF	H	R	ER	SO	BB	IBB	HBP	BLK	WP	HR	S	P	ERA	WHIP

BOTTOM

Chicago Cubs @ San Diego Padres

Qualcomm Stadium, San Diego, CA

Thu Sep 17 1998, 6:33 AM EDT

Att. 32,047 - Sunny - 78 F

livebaseballscorecards.com

AB	36
R	3
H	7
RBI	3
BB	5
SO	6
LOB	16

WP: 0 PA: 42
PB: 0
SB: 1
CS: 0

Batter	1	2	3	4	5	6	7	8	9	AB	R	H	RBI	BB	SO	LOB
Reggie Sanders, R (1, 8) OBP: 0.350, SLG: 0.427	F B X 1-1 1B 2B 2B	B X 1-0 HR		C C B B B F B F B 4-2 2B 2-3 BB		X 0-0 ② F9		C B F B B X 3-2 ② G4-3		4	2	2	1	1	0	0
Barry Larkin, R (1, 6) OBP: 0.397, SLG: 0.509	C F F B B B X 3-2 2-3 2B 1B	C F B S 1-3 ③ K		C 1 SAFE X 0-1 1-3 3-H 2B		B X 1-0 HR		B X 1-0 1B		5	2	4	2	0	1	0
Sean Casey, L (1, 3) OBP: 0.358, SLG: 0.408	C B S B F S 2-3 ① K		B C S B X 2-2 ① F8	B B B C S X 3-2 ③ P7		B B F B C F X 3-2 ③ G3		X 0-0 ③ G5-3		4	0	0	0	0	1	4
Gabe White, L (6, 1) OBP: 0.200, SLG: 0.200										1	0	0	0	0	0	1
Dmitri Young, S (1, 7) OBP: 0.364, SLG: 0.489	X 0-0 2-H 3-H 2B		X 0-0 1B		B X 1-0 G4-3 2B		X 0-0 WP 1B 1B		X 0-0 ① G4-3	5	1	4	2	0	0	0
Bret Boone, R (1, 4) OBP: 0.326, SLG: 0.447	B F B B B C F B 4-2 BB		B B X 2-0 ② F8		M X 0-1 ① G4-3 2-3		C X 0-1 ① P6		F C B X 1-2 ② P8	4	0	0	0	1	0	3
Roberto Petagine, L (1, 9) OBP: 0.397, SLG: 0.449 (6, 3)	C F B B B F B X 3-2 ② P6		C B B F S 2-3 ③ K		B X 1-0 ② G3		B C B 1 SAFE X 3-1 1-H 1B		F B S F X 1-2 ③ F9	5	0	1	1	0	1	4
Aaron Boone, R (1, 5) OBP: 0.329, SLG: 0.368	C B B X 2-1 ③ L7			B B C X 2-1 S G4-1 2B 1B	B B S F B F B 4-2 BB		C S C 0-3 ② K			3	1	1	0	1	1	3
Eddie Taubensee, L (1, 2) OBP: 0.345, SLG: 0.410		X 0-0 ① P5		C B B B 1 SAFE X 2-1 ① G4-1 1-2	C C S 0-3 ③ K		F C B X 1-2 ③ F8			4	0	0	0	0	1	4
Steve Parris, R (1, 1) OBP: 0.138, SLG: 0.138		C F B F B X 2-2 ② G6-3		C B B S C 2-3 ② K		C C S 0-3 ① K		C X 0-1 ① B5-3		2	0	0	0	0	1	1
Tony Tarasco, L (6, PH) OBP: 0.300, SLG: 0.333										1	0	0	0	0	1	0
26 John Hudek, S (6, 1)										0	0	0	0	0	0	0
Jon Nunnally, L (6, 9) OBP: 0.342, SLG: 0.369										1	0	0	0	0	0	0
Inning Stats	R: 2 E: 0 K: 1 S: 20 H: 3 LOB: 2 BB: 1 P: 35	R: 1 E: 0 K: 1 S: 9 H: 1 LOB: 0 BB: 0 P: 13	R: 0 E: 0 K: 1 S: 8 H: 1 LOB: 1 BB: 0 P: 14	R: 1 E: 0 K: 1 S: 16 H: 2 LOB: 2 BB: 1 P: 29	R: 0 E: 0 K: 1 S: 10 H: 1 LOB: 2 BB: 1 P: 16	R: 1 E: 0 K: 1 S: 9 H: 1 LOB: 0 BB: 0 P: 13	R: 1 E: 0 K: 1 S: 11 H: 2 LOB: 1 BB: 0 P: 15	R: 0 E: 0 K: 0 S: 7 H: 1 LOB: 1 BB: 0 P: 11	R: 0 E: 0 K: 0 S: 8 H: 0 LOB: 0 BB: 0 P: 10	1B: 6 2B: 4 3B: 0 HR: 2	SF: 0 SAC: 0 DP: 0 HBP: 0					

TOP

Cincinnati Reds @ Chicago Cubs

Wrigley Field, Chicago, IL

Fri Sep 18 1998, 3:33 AM CDT

Att. 40,105 - Sunny - 77 F

livebaseballscorecards.com

AB	39
R	6
H	12
RBI	6
BB	3
SO	7
LOB	20

WP: 1 PB: 0 SB: 1 CS: 0 PA: 42

PITCHER		IP	WLS	BF	H	R	ER	SO	BB	IBB	HBP	BLK	WP	HR	S	P	ERA	WHIP
Steve Trachsel, R ERA: 4.56	(1, 1)	3.2		20	7	4	4	4	2	0	0	0	0	1	50	85	9.82	2.455
Chris Haney, L ERA: 6.88	(4, 1)	0.1		1	0	0	0	0	0	0	0	0	0	0	3	6	0.00	0.000
Don Wengert, R ERA: 5.34	(5, 1)	2.0	L	9	2	1	1	2	1	0	0	0	0	1	19	29	4.50	1.500
Terry Adams, R ERA: 4.33	(7, 1)	0.2		4	2	1	1	1	0	0	0	0	1	0	8	11	13.50	3.000
Felix Heredia, L ERA: 5.18	(7, 1)	0.2		2	0	0	0	0	0	0	0	0	0	0	5	6	0.00	0.000

PITCHER		IP	WLS	BF	H	R	ER	SO	BB	IBB	HBP	BLK	WP	HR	S	P	ERA	WHIP
Rodney Myers, R ERA: 7.56	(8, 1)	1.2		6	1	0	0	0	0	0	0	0	0	0	13	19	0.00	0.600

Batter	1	2	3	4	5	6	7	8	9	AB	R	H	RBI	BB	SO	LOB
Lance Johnson, L (1, 8) OBP: 0.331, SLG: 0.323	1-0 E 2B BLK 1B	F7 ②		G6-3 ③		3-2 1-3 1B			1-1 G3-1 ②	5	1	2	0	0	0	1
Mickey Morandini, L (1, 4) OBP: 0.385, SLG: 0.392 Glenallen Hill, R (9, PH) OBP: 0.368, SLG: 0.550	2-3 K ①	0-0 E8 1-H			2-2 2B 2B	1-2 P7 ③			1-3 K ③	4 1	1 0	1 0	0 0	0 0	1 1	3 0
Sammy Sosa, R (1, 9) OBP: 0.378, SLG: 0.651	2-1 E4 1-3 2B	G5-3 ③			3-3 K ①		P4 ①			4	1	0	0	0	1	3
Mark Grace, L (1, 3) OBP: 0.407, SLG: 0.482	2-1 1-H 3-H 2B		E4		1-3 K ②		P6 ②			4	0	1	2	0	1	1
Henry Rodriguez, L (1, 7) OBP: 0.335, SLG: 0.535 Matt Mieske, R (7, PH) OBP: 0.374, SLG: 0.404 (8, 7)	3-3 K ②		F7 ①		0-0 2-H 2B		2-3 K ③			3 1	0 0	1 0	1 0	0 0	1 1	2 0
Gary Gaetti, R (1, 5) OBP: 0.357, SLG: 0.495	4-2 BB		1 SAFE L8 ②		0-0 F7 ③			0-1 P2 ①		3	0	0	0	1	0	2
Tyler Houston, L (1, 2) OBP: 0.292, SLG: 0.393 Scott Servais, R (8, PH) OBP: 0.289, SLG: 0.344 (9, 2)	2-3 K ③		B1-3 ③			4-1 1B BB		0-0 L9 ②		2 1	0 0	0 0	0 0	1 0	1 0	3 0
José Hernández, R (1, 6) OBP: 0.313, SLG: 0.485		F7 ①		K ①		B1 ①		G5-3 ③		4	0	0	0	0	1	1
Steve Trachsel, R (1, 1) Chris Haney, L (4, 1) Pedro Valdes, L (4, PH) OBP: 0.017, SLG: 0.227 Don Wengert, R (6, 1) Brant Brown, L (8, PH) OBP: 0.111, SLG: 0.667 Terry Adams, R (7, 1) Felix Heredia, L (7, 1) Rodney Myers, R (8, 1) Jeff Blauser, R (9, PH) OBP: 0.364, SLG: 0.303		2-1 E 1B		P4 ②		1-3 K ②			G5-3 ①	1 0 1 0 1 0 0 0 0 1	1 0 0 0 0 0 1 0 0 0	1 0 0 0 0 0 1 0 0 0	0 0 0 0 0 0 0 0 0 0	0 0 0 0 0 0 0 0 0 0	0 0 0 0 0 0 1 0 0 0	0 0 0 0 0 0 1 0 0 0
Inning Stats	R: 2 E: 1 K: 3 S: 21 H: 2 LOB: 2 BB: 1 P: 37	R: 1 E: 1 K: 0 S: 8 H: 1 LOB: 1 BB: 0 P: 14	R: 0 E: 1 K: 0 S: 9 H: 0 LOB: 1 BB: 0 P: 12	R: 0 E: 0 K: 1 S: 7 H: 0 LOB: 0 BB: 0 P: 13	R: 1 E: 0 K: 2 S: 11 H: 2 LOB: 1 BB: 0 P: 17	R: 0 E: 0 K: 1 S: 13 H: 1 LOB: 2 BB: 1 P: 22	R: 0 E: 0 K: 1 S: 10 H: 0 LOB: 0 BB: 0 P: 15	R: 0 E: 0 K: 0 S: 7 H: 0 LOB: 0 BB: 0 P: 8	R: 0 E: 0 K: 1 S: 8 H: 0 LOB: 0 BB: 0 P: 12	1B: 3 2B: 3 3B: 0 HR: 0	SF: 0 SAC: 0 DP: 0 HBP: 0				WP: 0 PB: 0 SB: 0 CS: 0	PA: 38	

PITCHER		IP	WLS	BF	H	R	ER	SO	BB	IBB	HBP	BLK	WP	HR	S	P	ERA	WHIP
Steve Parris, R ERA: 3.55	(1, 1)	5.0	W	24	5	4	2	6	1	0	0	1	0	0	56	93	3.60	1.200
26 John Hudek, R ERA: 2.9	(6, 1)	0.2		4	1	0	0	1	1	0	0	0	0	0	10	18	0.00	3.000
Gabe White, L ERA: 4.09	(6, 1)	3.1	S	10	0	0	0	2	0	0	0	0	0	0	28	39	0.00	0.000

PITCHER	IP	WLS	BF	H	R	ER	SO	BB	IBB	HBP	BLK	WP	HR	S	P	ERA	WHIP

BOTTOM

Cincinnati Reds @ Chicago Cubs

Wrigley Field, Chicago, IL

Fri Sep 18 1998, 3:33 AM CDT

Att. 40,105 - Sunny - 77 F

livebaseballscorecards.com

AB	36
R	4
H	6
RBI	3
BB	2
SO	9
LOB	17

Batter	1	2	3	4	5	6	7	8	9	AB	R	H	RBI	BB	SO	LOB
Reggie Sanders, R (1, 8) OBP: 0.350, SLG: 0.427	C F S 0-3 ① K		F C X 0-2 S 3B 1B		X 0-0 ② P2		B S F B F S 2-3 ① K		X 0-0 G1-6-3 1-2 1B	5	1	2	0	0	2	0
Barry Larkin, R (1, 6) OBP: 0.397, SLG: 0.507	B C F S 1-3 ② K		1 SAFE 1 SAFE B C B S F B F 4-2 F B 1-2 3B BB		C X 0-1 ③ L7		B F B F X 2-2 FC4-6 1B		B X 1-0 ②③ G1-6-3 1-2f	4	1	1	0	1	1	2
Sean Casey, L (1, 3) OBP: 0.363, SLG: 0.418	B B F B B 4-1 BB		B F X 1-1 1-H 2-H 3B			B S B C X 2-2 2B 1B	C F F X 0-2 ② FC4-6 1-2f			3	1	2	2	1	0	1
Dmitri Young, S (1, 7) OBP: 0.363, SLG: 0.489	C F B S 1-3 ③ K		X 0-0 ② G5-3			X 0-0 1B HR 1-H 2B	X 0-0 ③ F9			4	1	1	1	0	1	3
Bret Boone, R (1, 4) OBP: 0.325, SLG: 0.445		B C C S 1-3 ① K	F B B X 2-1 ③ G6-3			L X 1-1 HR 2-3 1B		C C C 0-3 ① K		4	1	1	0	0	2	1
Jon Nunnally, L (1, 9) OBP: 0.346, SLG: 0.412		B B F F F B X 3-2 HR		B B C S F X 2-2 ① P6		B F B X 2-1 1-H 3-H HR		B F B F S 2-3 ② K		4	2	2	4	0	1	0
Aaron Boone, R (1, 5) OBP: 0.328, SLG: 0.365		B C C B C 2-3 ② K		B C F B S 2-3 ② K		B S X 1-1 G3-6-4 1B		F X 0-1 ③ F8		4	0	1	0	0	2	0
Brook Fordyce, R (1, 2) OBP: 0.282, SLG: 0.343		C X 0-1 ③ G6-3		F C C 0-3 ③ K		F F S 0-3 ① K			X 0-0 ① G6-3	4	0	0	0	0	2	1
Jason Bere, R (1, 1) Roberto Petagine, L (9, PH) OBP: 0.406, SLG: 0.460 Danny Graves, R (9, 1)			S B X 1-1 ① G6-3		C S X 0-2 ① L7	X 0-0 ②③ G3-6-4 1-2f			B B X 2-0 1B 1B	3 1 0	0 0 0	0 1 0	0 0 0	0 0 0	0 0 0	1 0 0
Inning Stats	R: 0 H: 0 E: 0 LOB: 1 K: 3 BB: 1 S: 10 P: 16	R: 1 H: 1 E: 0 LOB: 0 K: 2 BB: 0 S: 12 P: 18	R: 2 H: 2 E: 0 LOB: 1 K: 0 BB: 1 S: 15 P: 23	R: 0 H: 0 E: 0 LOB: 0 K: 2 BB: 0 S: 10 P: 14	R: 0 H: 0 E: 0 LOB: 0 K: 0 BB: 0 S: 6 P: 6	R: 4 H: 5 E: 0 LOB: 0 K: 1 BB: 0 S: 14 P: 20	R: 0 H: 1 E: 0 LOB: 1 K: 1 BB: 0 S: 13 P: 17	R: 0 H: 0 E: 0 LOB: 0 K: 2 BB: 0 S: 9 P: 11	R: 0 H: 2 E: 0 LOB: 1 K: 0 BB: 0 S: 4 P: 7	1B: 7 SF: 0 2B: 1 SAC: 0 3B: 1 DP: 2 HR: 2 HBP: 0					WP: 0 PA: 38 PB: 0 SB: 1 CS: 0	

TOP

Cincinnati Reds @ Chicago Cubs

Wrigley Field, Chicago, IL

Sat Sep 19 1998, 3:33 AM CDT

Att. 40,357 - Sunny - 78 F

livebaseballscorecards.com

AB	36
R	7
H	11
RBI	7
BB	2
SO	11
LOB	9

PITCHER		IP	WLS	BF	H	R	ER	SO	BB	IBB	HBP	BLK	WP	HR	S	P	ERA	WHIP
Mark Clark, R ERA: 4.99	(1, 1)	5.0	L	23	6	6	6	7	2	0	0	0	0	1	59	86	10.80	1.600
Dave Stevens, R ERA: 4.74	(6, 1)	1.0		4	2	1	1	1	0	0	0	0	0	1	8	11	9.00	2.000
Kurt Miller, R ERA:	(7, 1)	2.0		7	1	0	0	3	0	0	0	0	0	0	22	28	0.00	0.500
Don Wengert, R ERA: 5.26	(9, 1)	1.0		4	2	0	0	0	0	0	0	0	0	0	4	7	0.00	2.000

PITCHER	IP	WLS	BF	H	R	ER	SO	BB	IBB	HBP	BLK	WP	HR	S	P	ERA	WHIP

Batter	1	2	3	4	5	6	7	8	9	AB	R	H	RBI	BB	SO	LOB
Lance Johnson, L (1, 8) OBP: 0.330, SLG: 0.322	C B X 1-1 CS 1B			F F S 0-3 ① K		F X 0-1 ② G3 3-H			L F X 0-2 ① L8	4	0	1	1	0	1	0
Mickey Morandini, L (1, 4) OBP: 0.384, SLG: 0.391	1 SAFE B B C B X 3-1 ① ② F7 1-2			X 0-0 ② G4-3		B X 1-0 ③ F7			X 0-0 G5-4-3 1B	4	0	1	0	0	0	1
Sammy Sosa, R (1, 9) OBP: 0.375, SLG: 0.647	S B B F S 2-3 ③ K			C B C B C 2-3 ③ K			B S C B F S 2-3 ① K		X 0-0 ② ③ G5-4-3 1-2f	4	0	0	0	0	3	1
Mark Grace, L (1, 3) OBP: 0.408, SLG: 0.481		X 0-0 ① F7			B B B C B 4-1 G4-6-3 BB		C B B B C B 4-2 BB			1	0	0	0	2	0	0
Henry Rodriguez, L (1, 7) OBP: 0.335, SLG: 0.533		B B S B S F F F B 4-2 G1-3 BB			C 1 SAFE S B F X 1-2 ① ② G4-6-3 1-2f		X 0-0 ② L9			2	0	0	0	1	0	2
Gary Gaetti, R (1, 5) OBP: 0.354, SLG: 0.491		B 1 SAFE F F F B X 2-2 ② ③ G1-3 1-2			X 0-0 ③ L5		C B X 1-1 ③ G5-3			3	0	0	0	0	0	2
Tyler Houston, L (1, 2) OBP: 0.289, SLG: 0.388			F B X 1-1 ① P6			B C X 1-1 ① F7		B X 1-0 ① F9		3	0	0	0	0	0	0
José Hernández, R (1, 6) OBP: 0.313, SLG: 0.483			C F F F F X 0-2 ② F8			B B B C F B 4-2 3B BB		B B X 2-0 ② G5-3		2	1	0	0	1	0	0
Mark Clark, R (1, 1) OBP: 0.081, SLG: 0.034 Dave Stevens, R (6, 1) OBP: 0.250, SLG: 0.250 Pedro Valdes, L (6, PH) OBP: 0.259, SLG: 0.348 Kurt Miller, R (7, 1) Brant Brown, L (8, PH) OBP: 0.351, SLG: 0.506 Don Wengert, R (9, 1)			F X 0-1 ③ G5-3			B 1 SAFE F X 1-1 1-H G3 3B		B F X 1-1 ③ F7		1 0 1 0 1 0	0 0 1 0 0 0	0 0 1 0 0 0	0 0 1 0 0 0	0 0 0 0 0 0	0 0 0 0 0 0	0 0 0 0 0 0
Inning Stats	R: 0 E: 0 K: 1 S: 7 H: 1 LOB: 0 BB: 0 P: 13	R: 0 E: 0 K: 0 S: 10 H: 0 LOB: 0 BB: 1 P: 16	R: 0 E: 0 K: 0 S: 10 H: 0 LOB: 0 BB: 0 P: 11	R: 0 E: 0 K: 2 S: 7 H: 0 LOB: 0 BB: 0 P: 9	R: 0 E: 0 K: 0 S: 6 H: 0 LOB: 0 BB: 1 P: 11	R: 2 E: 0 K: 0 S: 9 H: 1 LOB: 0 BB: 1 P: 16	R: 0 E: 0 K: 1 S: 9 H: 0 LOB: 1 BB: 1 P: 16	R: 0 E: 0 K: 0 S: 4 H: 0 LOB: 0 BB: 0 P: 8	R: 0 E: 0 K: 0 S: 5 H: 1 LOB: 0 BB: 0 P: 5	1B: 2 2B: 0 3B: 1 HR: 0 SF: 0 SAC: 0 DP: 2 HBP: 0						

PITCHER		IP	WLS	BF	H	R	ER	SO	BB	IBB	HBP	BLK	WP	HR	S	P	ERA	WHIP
Jason Bere, R ERA: 6.0	(1, 1)	8.0	W	27	2	2	2	4	4	0	0	0	0	0	62	100	2.25	0.750
Danny Graves, R ERA: 3.27	(9, 1)	1.0		3	1	0	0	0	0	0	0	0	0	0	5	5	0.00	1.000

PITCHER	IP	WLS	BF	H	R	ER	SO	BB	IBB	HBP	BLK	WP	HR	S	P	ERA	WHIP

BOTTOM

Cincinnati Reds @ Chicago Cubs

Wrigley Field, Chicago, IL

Sat Sep 19 1998, 3:33 AM CDT

Att. 40,357 - Sunny - 78 F

livebaseballscorecards.com

AB	26
R	2
H	3
RBI	2
BB	4
SO	4
LOB	6

WP: 0 PA: 30
PB: 0
SB: 0
CS: 1

Batter	1	2	3	4	5	6	7	8	9	AB	R	H	RBI	BB	SO	LOB
Reggie Sanders, R (1, 8) OBP: 0.350, SLG: 0.426	C X 0-1 FC4-6 1B		C B B X 2-1 ① F7		F B F F B S 2-3 ① K		C B F F S 1-3 ① K	B X 1-0 ③ F7		4	0	1	0	0	2	0
Pat Watkins, R (8, PH) OBP: 0.291, SLG: 0.360 (8, 8)										1	0	0	0	0	0	2
Jon Nunnally, L (1, 9) OBP: 0.342, SLG: 0.401	B 1 SAFE X 1-0 ① FC4-6 CS 1-2f		S C F B B B S 3-3 ② K		B B B B 4-0 1B HR BB		B C B S F F X 2-2 ② G4-3		C B C S 1-3 ① K	4	1	0	0	1	2	1
Sean Casey, L (1, 3) OBP: 0.365, SLG: 0.426	B S F F B B X 3-2 ② PB 1-2 2B		C X 0-1 1B 2B		B C B C S 2-3 ② K		F X 0-1 ③ F7		C C F S 0-3 ② K	4	0	2	0	0	1	1
Gabe White, L (7, 1) OBP: 0.167, SLG: 0.167										1	0	0	0	0	1	0
Dmitri Young, S (1, 7) OBP: 0.367, SLG: 0.490	B B B C C B 4-2 FC5-4 2-3 BB		X 0-0 ③ 2-H 1B		B B X 2-0 HR 1-2 1B			F B C F B F B F F 4-2 F B HR BB	X 0-0 ③ G4-3	3	2	2	0	2	0	0
Bret Boone, R (1, 4) OBP: 0.328, SLG: 0.463	S B X 1-1 ③ FC5-4 1-2f			C X 0-1 HR	B B S X 2-1 1-H 2-H HR			B B 1 SAFE C X 2-1 1-H HR		4	3	3	6	0	0	2
Aaron Boone, R (1, 5) OBP: 0.331, SLG: 0.381		B B C X 2-1 1B		B C S X 1-2 SF7 3B	F B S B S 2-3 ③ K			X 0-0 ① G5-3		4	1	2	0	0	1	0
Damian Jackson, R (1, 6) OBP: 0.346, SLG: 0.500		X 0-0 ① L9	X 0-0 ① SF7 3-H			C B B F B F X 3-2 G5-3 1B		C F S 0-3 ② K		3	0	1	1	0	1	1
Brook Fordyce, R (1, 2) OBP: 0.281, SLG: 0.341		X 0-0 ② L7	F F C 0-3 ② K			S 1 SAFE B X 1-1 ① ② G5-3 1-2		B B S T F X 2-2 1B 1B		4	0	1	0	0	1	2
Pete Harnisch, S (1, 1) OBP: 0.121, SLG: 0.108		C F B X 1-2 ③ G4-3	X 0-0 ③ G4-3			B F S S 1-3 ③ K		F B B T F F X 2-2 1-2 1B		3	0	0	0	0	1	1
Roberto Petagine, L (7, 3) OBP: 0.415, SLG: 0.471										1	0	1	0	0	0	0
Inning Stats	R: 0 H: 2 E: 0 LOB: 2 K: 0 BB: 1 S: 12 P: 21	R: 0 H: 1 E: 0 LOB: 1 K: 0 BB: 0 S: 7 P: 10	R: 0 H: 2 E: 0 LOB: 2 K: 1 BB: 0 S: 9 P: 14	R: 2 H: 2 E: 0 LOB: 0 K: 1 BB: 0 S: 10 P: 11	R: 3 H: 2 E: 0 LOB: 0 K: 3 BB: 1 S: 13 P: 27	R: 0 H: 1 E: 0 LOB: 0 K: 1 BB: 0 S: 9 P: 14	R: 0 H: 0 E: 0 LOB: 0 K: 1 BB: 0 S: 11 P: 14	R: 2 H: 3 E: 0 LOB: 2 K: 1 BB: 1 S: 21 P: 32	R: 0 H: 0 E: 0 LOB: 0 K: 2 BB: 0 S: 8 P: 9	1B: 7 SF: 1 2B: 2 SAC: 0 3B: 1 DP: 0 HR: 3 HBP: 0						

Cincinnati Reds @ Chicago Cubs

Wrigley Field, Chicago, IL

Sun Sep 20 1998, 3:33 AM CDT

Att. 40,117 - Sunny - 84 F

TOP

livebaseballscorecards.com

AB	36
R	7
H	13
RBI	7
BB	3
SO	10
LOB	10

WP: 0 PA: 40
PB: 1
SB: 0
CS: 1

PITCHER		IP	WLS	BF	H	R	ER	SO	BB	IBB	HBP	BLK	WP	HR	S	P	ERA	WHIP
Kevin Tapani, R ERA: 4.71	(1, 1)	4.2	L	23	9	5	5	4	2	0	0	0	0	2	48	78	9.64	2.357
Rodney Myers, R ERA: 7.0	(5, 1)	1.1		4	1	0	0	2	0	0	0	0	0	0	12	19	0.00	0.750
Chris Haney, L ERA: 6.99	(7, 1)	1.0		5	1	2	2	1	1	0	0	0	0	1	20	29	18.00	2.000
Kurt Miller, R ERA:	(8, 1)	1.0		5	2	0	0	1	0	0	0	0	0	0	12	17	0.00	2.000
Felix Heredia, L ERA: 5.09	(9, 1)	1.0		3	0	0	0	2	0	0	0	0	0	0	8	9	0.00	0.000

PITCHER	IP	WLS	BF	H	R	ER	SO	BB	IBB	HBP	BLK	WP	HR	S	P	ERA	WHIP

Cincinnati Reds @ Chicago Cubs

Wrigley Field, Chicago, IL

Sun Sep 20 1998, 3:33 AM CDT

Att. 40,117 - Sunny - 84 F

livebaseballscorecards.com

BOTTOM

Batter	1	2	3	4	5	6	7	8	9	AB	R	H	RBI	BB	SO	LOB
Lance Johnson, L (1, 8) OBP: 0.331, SLG: 0.335	F8		1B		G3		HR		P6	5	2	2	1	0	0	0
Mickey Morandini, L (1, 4) OBP: 0.387, SLG: 0.394 Jeff Blauser, R (9, PH) OBP: 0.343, SLG: 0.303	E8		BB E 1-2 1B		E 1B		G5-3		G5-3	4 1	0 0	3 0	0 0	0 0	0 0	0 0
Sammy Sosa, R (1, 9) OBP: 0.373, SLG: 0.642	P3		K		E5 1-2		K		P4	5	0	0	0	0	2	4
Mark Grace, L (1, 3) OBP: 0.405, SLG: 0.478	K		E3 BB 1-2 2-H		P6		F8			4	0	0	0	0	1	4
Glenallen Hill, R (1, 7) OBP: 0.369, SLG: 0.556		K	BB 1-2 2-3		K			HR		3	1	1	1	1	2	2
Gary Gaetti, R (1, 5) OBP: 0.353, SLG: 0.489		P4	K			G5-4-3 1B		G5-3		4	0	1	0	0	1	3
Tyler Houston, L (1, 2) OBP: 0.293, SLG: 0.392 Scott Servais, R (8, PH) OBP: 0.289, SLG: 0.343 (9, 2)	1B		K		G5-4-3 1-2 1B		P4			3 1	0 0	2 0	0 0	0 0	1 0	0 0
José Hernández, R (1, 6) OBP: 0.312, SLG: 0.483		F9	F9		G5-4-3 1-2f 2-3			2B		4	0	1	0	0	0	3
Kevin Tapani, R (1, 1) OBP: 0.213, SLG: 0.208 Rodney Myers, R (5, 1) Henry Rodriguez, L (6, PH) OBP: 0.334, SLG: 0.532 Chris Haney, L (7, 1) Kurt Miller, R (8, 1) Matt Mieske, R (8, PH) OBP: 0.370, SLG: 0.400 Felix Heredia, L (9, 1)			F7	G5-3	F7			F8		2 0 1 0 0 1 0	0 0 0 0 0 0 0	0 0 0 0 0 0 0	0 0 0 0 0 0 0	0 0 0 0 0 0 0	0 0 0 0 0 0 0	0 0 1 0 0 1 0
Inning Stats	R: 0 E: 1 K: 1 S: 8 H: 1 LOB: 1 BB: 0 P: 11	R: 0 E: 0 K: 1 S: 12 H: 1 LOB: 1 BB: 0 P: 16	R: 1 E: 1 K: 2 S: 18 H: 2 LOB: 3 BB: 1 P: 30	R: 0 E: 0 K: 1 S: 8 H: 0 LOB: 0 BB: 0 P: 9	R: 0 E: 1 K: 1 S: 15 H: 1 LOB: 2 BB: 0 P: 26	R: 0 E: 0 K: 0 S: 8 H: 2 LOB: 1 BB: 0 P: 14	R: 1 E: 0 K: 1 S: 12 H: 1 LOB: 0 BB: 0 P: 13	R: 1 E: 0 K: 0 S: 9 H: 2 LOB: 1 BB: 0 P: 11	R: 0 E: 0 K: 0 S: 6 H: 0 LOB: 0 BB: 0 P: 7	1B: 7 2B: 1 3B: 0 HR: 2 SF: 0 SAC: 0 DP: 1 HBP: 0						

	AB	38
	R	3
	H	10
	RBI	2
	BB	1
	SO	7
	LOB	18

PITCHER		IP	WLS	BF	H	R	ER	SO	BB	IBB	HBP	BLK	WP	HR	S	P	ERA	WHIP
Pete Harnisch, R ERA: 3.16	(1, 1)	6.0	W	27	7	1	0	6	1	0	0	0	0	0	69	106	0.00	1.333
Gabe White, L ERA: 4.15	(7, 1)	3.0	S	12	3	2	2	1	0	0	0	0	0	2	27	31	6.00	1.000

PITCHER	IP	WLS	BF	H	R	ER	SO	BB	IBB	HBP	BLK	WP	HR	S	P	ERA	WHIP

Chicago Cubs @ Milwaukee Brewers

Milwaukee County Stadium, Milwaukee, WI

Tue Sep 22 1998, 8:05 PM EDT

Att. 52,287 - Unknown - 62 F

TOP

livebaseballscorecards.com

Batter	1	2	3	4	5	6	7	8	9	AB	R	H	RBI	BB	SO	LOB
Lance Johnson, L (1, 8) OBP: 0.332, SLG: 0.346	X 0-0 P6 ①		B B B C F F X 3-2 1B E 1B ①	X 0-0 HR		B X 1-0 G4-3 ② 2-3			C B B B C X 3-2 F9 ②	5	2	2	1	0	0	1
José Hernández, R (1, 6) OBP: 0.313, SLG: 0.482	B X 1-0 G5-3 ②		B 1 SAFE C B X 2-1 E 1B 1-2 1B ①	B C X 1-1 G5-3 ②		C F B X 1-2 G5-3 ③			C B B F X 2-2 HBP 1B	5	1	2	0	0	0	1
Mark Grace, L (1, 3) OBP: 0.405, SLG: 0.476	B C B B X 3-1 F9 ③		C S B F X 1-2 L5 ①	C B F F B F B B 4-2 FC6-4 BB ①			B C C X 1-2 F9 ①		C B 1 SAFE 1 SAFE B 1 SAFE 1 SAFE H 3-1 HBP 1-2	3	0	0	0	1	0	2
Sammy Sosa, R (1, 9) OBP: 0.371, SLG: 0.638		B C B B S B 4-2 2B SF8 BB ①	B F F C 1-3 K ②	B F X 1-1 FC6-4 1-2f ③			F C S 0-3 K ②		F X 0-1 F9 ③	4	1	0	0	1	2	5
Glenallen Hill, R (1, 7) OBP: 0.368, SLG: 0.553 Brant Brown, L (8, 7) OBP: 0.351, SLG: 0.506		B F C 1 SAFE 1 SAFE F C 1-3 K ①	S F F F B F X 1-2 E7 1B 1-3 2-H 1B ①		F S B X 1-2 G4-3 ①		X 0-0 G4-3 ③			4 0	0 0	1 0	1 0	0 0	1 0	1 0
Gary Gaetti, R (1, 5) OBP: 0.357, SLG: 0.492		B F B X 2-1 1B 1-3 2B ①	I I I I 4-0 1B IBB		B B C B B 4-1 G6-3 BB ①			B C B B X 3-1 G5-3 ①		2	1	1	0	2	0	0
Mickey Morandini, L (1, 4) OBP: 0.386, SLG: 0.393		C B B B F X 3-2 SF8 3-H ②	X 0-0 1-2 2-3 3-H 1B		1 SAFE B X 1-0 G6-3 1-2f ② ③			B F X 1-1 L4 ②		3	0	1	2	0	0	1
Scott Servais, R (1, 2) OBP: 0.288, SLG: 0.342		X 0-0 2-H 1B	B B F X 2-1 P4 ③			B S S S 1-3 K ①		B S C C 1-3 K ③		4	0	1	1	0	2	3
Terry Mulholland, R (1, 1) OBP: 0.313, SLG: 0.333 Jeff Blauser, R (9, PH) OBP: 0.343, SLG: 0.302 Rod Beck, R (9, 1)		F C S 0-3 K ③		C B F S 1-3 K ①		X 0-0 G4-3 2B			S C B X 1-2 F8 ①	3 1 0	0 0 0	1 0 0	0 0 0	0 0 0	2 0 0	1 0 0

	AB	34
	R	5
	H	9
	RBI	5
	BB	4
	SO	7
	LOB	15

Inning Stats	1	2	3	4	5	6	7	8	9
	R: 0 E: 0 K: 0 S: 4 H: 0 LOB: 0 BB: 0 P: 8	R: 2 E: 0 K: 2 S: 15 H: 2 LOB: 1 BB: 1 P: 25	R: 2 E: 1 K: 1 S: 22 H: 4 LOB: 3 BB: 1 P: 36	R: 1 E: 0 K: 1 S: 13 H: 1 LOB: 1 BB: 1 P: 20	R: 0 E: 0 K: 0 S: 5 H: 0 LOB: 0 BB: 1 P: 11	R: 0 E: 0 K: 1 S: 8 H: 1 LOB: 1 BB: 0 P: 11	R: 0 E: 0 K: 1 S: 7 H: 0 LOB: 0 BB: 0 P: 8	R: 0 E: 0 K: 1 S: 7 H: 0 LOB: 0 BB: 0 P: 12	R: 0 E: 0 K: 0 S: 12 H: 1 LOB: 2 BB: 0 P: 21

1B: 6	SF: 1	WP: 0	PA: 40
2B: 2	SAC: 0	PB: 0	
3B: 0	DP: 1	SB: 0	
HR: 1	HBP: 1	CS: 0	

PITCHER		IP	WLS	BF	H	R	ER	SO	BB	IBB	HBP	BLK	WP	HR	S	P	ERA	WHIP
Bill Pulsipher, L ERA: 5.29	(1, 1)	3.2	L	21	7	5	5	4	2	1	0	0	0	1	52	86	12.27	2.455
Bronswell Patrick, R ERA: 4.69	(4, 1)	1.1		4	0	0	0	0	1	0	0	0	0	0	7	14	0.00	0.750
48 Brad Woodall, L ERA: 5.08	(6, 1)	1.1		5	1	0	0	1	0	0	0	0	0	0	11	15	0.00	0.750
Al Reyes, R ERA: 3.95	(7, 1)	1.2		5	0	0	0	2	0	0	0	0	0	0	11	16	0.00	0.000
Greg Mullins, L ERA:	(9, 1)	0.2		4	1	0	0	0	0	0	1	0	0	0	10	19	0.00	1.500

PITCHER		IP	WLS	BF	H	R	ER	SO	BB	IBB	HBP	BLK	WP	HR	S	P	ERA	WHIP
David Weathers, R ERA: 4.92	(9, 1)	0.1		1	0	0	0	0	0	0	0	0	0	0	2	2	0.00	0.000

BOTTOM

Chicago Cubs @ Milwaukee Brewers

Milwaukee County Stadium, Milwaukee, WI

Tue Sep 22 1998, 8:05 PM EDT

Att. 52,287 - Unknown - 62 F

livebaseballscorecards.com

Batter	1	2	3	4	5	6	7	8	9	AB	R	H	RBI	BB	SO	LOB
Fernando Vina, L (1, 4) OBP: 0.383, SLG: 0.424	1-2 G3-1		0-1 G4-3		1-0 G4-3			0-1 L7		4	0	0	0	0	0	1
Mark Loretta, R (1, 3) OBP: 0.387, SLG: 0.433	2-2 FC4-6 1B		1-0 G6-3			3-2 G6-4-3 1B		2-2 FC6-4 1B 2-H		4	0	3	1	0	0	0
Jeff Cirillo, R (1, 5) OBP: 0.408, SLG: 0.454	1-0 P2			1-2 G5-3		0-0 G6-4-3 1-2f		2-2 FC6-4 1-2f		4	0	0	0	0	0	3
Jeromy Burnitz, L (1, 9) OBP: 0.337, SLG: 0.507	1-1 FC4-6 1-2f			2-0 FC6-4 1B		3-3 K			1-2 HR	4	1	2	1	0	1	1
Marquis Grissom, R (1, 8) OBP: 0.303, SLG: 0.370		0-2 G1-3		1-2 FC6-4 1-2 1B			2-1 P4		1-1 1B	4	0	2	0	0	0	0
Darrin Jackson, R (1, 7) OBP: 0.275, SLG: 0.379		4-1 G4-3 BB		1-0 FC6-4 1-2f 2-3			1-1 G5-3		2-2 F8	3	0	0	0	1	0	3
Bobby Hughes, R (1, 2) OBP: 0.296, SLG: 0.421 Brian Banks, S (9, PH) OBP: 0.360, SLG: 0.500	1-2 G4-3 1-2			3-2 G4-3			0-0 F8		0-0 1-3 1B	3 1	0 0	0 1	0 0	0 0	0 0	3 0
Jose Valentin, S (1, 6) OBP: 0.320, SLG: 0.387	1-3 K				0-2 F8			3-2 WP G5-3 1B	1-3 K	4	1	1	0	0	2	3
Bill Pulsipher, L (1, 1) Bronswell Patrick, R (4, 1) Greg Martinez, S (5, PH) 48 Brad Woodall, S (6, 1) Al Reyes, R (7, 1) Ronnie Belliard, R (8, PH) Greg Mullins, L (9, 1) David Weathers, R (9, 1) Bob Hamelin, L (9, PH)			1-3 K		1-3 K			0-2 G5-3 1-2	3-3 K	1 0 0 0 0 1 0 0 1	0 0 0 0 0 0 0 0 0	0 0 0 0 0 0 0 0 0	0 0 0 0 0 0 0 0 0	0 1 0 0 0 0 0 0 0	1 0 0 0 0 0 0 0 0	0 0 0 0 0 1 0 0 2
Inning Stats	R: 0 E: 0 K: 0 S: 9 H: 1 LOB: 1 BB: 0 P: 14	R: 0 E: 0 K: 1 S: 14 H: 0 LOB: 1 BB: 1 P: 20	R: 0 E: 0 K: 1 S: 6 H: 0 LOB: 0 BB: 0 P: 8	R: 0 E: 0 K: 0 S: 12 H: 2 LOB: 2 BB: 0 P: 20	R: 0 E: 0 K: 1 S: 9 H: 0 LOB: 0 BB: 0 P: 11	R: 0 E: 0 K: 1 S: 9 H: 1 LOB: 0 BB: 0 P: 15	R: 0 E: 0 K: 0 S: 5 H: 0 LOB: 0 BB: 0 P: 8	R: 1 E: 0 K: 0 S: 17 H: 2 LOB: 1 BB: 0 P: 24	R: 1 E: 0 K: 2 S: 16 H: 3 LOB: 2 BB: 0 P: 24	1B: 8 2B: 0 3B: 0 HR: 1	SF: 0 SAC: 0 DP: 1 HBP: 0						

	AB	35
	R	2
	H	9
	RBI	2
	BB	1
	SO	6
	LOB	17

WP: 1 PB: 0 SB: 0 CS: 0 PA: 36

PITCHER		IP	WLS	BF	H	R	ER	SO	BB	IBB	HBP	BLK	WP	HR	S	P	ERA	WHIP
Terry Mulholland, L ERA: 2.78	(1, 1)	8.0	W	30	6	1	1	4	1	0	0	0	1	0	81	120	1.12	0.875
Rod Beck, R ERA: 2.99	(9, 1)	1.0		6	3	1	1	2	0	0	0	0	0	1	16	24	9.00	3.000

PITCHER	IP	WLS	BF	H	R	ER	SO	BB	IBB	HBP	BLK	WP	HR	S	P	ERA	WHIP

TOP

Chicago Cubs @ Milwaukee Brewers

Milwaukee County Stadium, Milwaukee, WI

Wed Sep 23 1998, 4:33 AM EDT

Att. 45,338 - Sunny - 63 F

livebaseballscorecards.com

Batter	1	2	3	4	5	6	7	8	9	AB	R	H	RBI	BB	SO	LOB
Lance Johnson, L (1, 8) OBP: 0.333, SLG: 0.348	1-0 1B 2B	4-0 BLK BB 1-2 2-3 BB		3-1 L1	1-1 F8		3-2 F8			4	0	1	0	1	0	4
José Hernández, R (1, 6) (7, 5) OBP: 0.312, SLG: 0.478	1-0 B2-3	4-2 BLK 1-2 2-3 3-H BB		1-0 G5-3		2-0 G6-3		0-0 F8		4	0	0	1	1	0	1
Mark Grace, L (1, 3) OBP: 0.404, SLG: 0.473	0-1 BB 2-3 1B	0-3 K 1-2 2-3 3-H			2-0 F8	2-1 F7		1-0 F9		5	0	1	0	0	1	2
Sammy Sosa, R (1, 9) OBP: 0.376, SLG: 0.649	4-2 G5-4-3 1-2 BB		4-1 1B E BB		1-0 HR	2-2 HR		4-2 FC6-4 BB		2	3	2	2	3	0	0
Glenallen Hill, R (1, 7) OBP: 0.363, SLG: 0.546 Brant Brown, L (8, 7) OBP: 0.351, SLG: 0.506	1-1 G5-4-3 1-2f		0-0 P4		1-3 K FC6-4	0-0 L5		0-2 FC6-4 1-2f		5 0	0 0	0 0	0 0	0 0	1 0	5 0
Gary Gaetti, R (1, 5) OBP: 0.360, SLG: 0.493 Manny Alexander, R (7, PR) OBP: 0.279, SLG: 0.331 (7, 6)		4-2 FC3-6 BB	2-1 E7 G4-3 1-H 1B		0-1 FC6-4 1B 1B 1-2f		2-1 FC5-4 F9 1B		1-2 G3-1	3 1	1 0	2 0	0 0	1 0	0 0	1 0
Mickey Morandini, L (1, 4) OBP: 0.384, SLG: 0.392	1-0 FC3-6 BB G3 1-2f BB	1-0 G4-3 2-3		0-0 1B 1-3 1B 1B			2-1 F9 1-2		2-3 K	5	2	1	0	0	1	3
Scott Servais, R (1, 2) OBP: 0.293, SLG: 0.344	3-2 G3 1-2	1-1 P3			0-1 1B 1-2 3-H 1B		1-0 FC5-4 HBP		2-0 1B	4	0	2	1	0	0	2
Steve Trachsel, R (1, 1) OBP: 0.343, SLG: 0.365 Felix Heredia, L (7, 1) Matt Karchner, R (7, 1) Orlando Merced, S (9, PH) OBP: 0.336, SLG: 0.414 Rod Beck, R (9, 1)	4-1 BB BB BLK BB			3-2 F9	1-1 1-3 2-H 1B		1-1 FC5-4 1-2f 2-3		1-3 K	3 0 0 1 0	1 0 0 0 0	1 0 0 0 0	1 0 0 0 0	1 0 0 1 0	0 0 0 1 0	2 0 0 1 0
Inning Stats	R: 0 E: 0 K: 0 S: 8 H: 2 LOB: 2 BB: 1 P: 15	R: 2 E: 0 K: 1 S: 18 H: 0 LOB: 2 BB: 4 P: 37	R: 1 E: 1 K: 0 S: 7 H: 1 LOB: 1 BB: 1 P: 15	R: 0 E: 0 K: 0 S: 7 H: 0 LOB: 0 BB: 0 P: 14	R: 3 E: 0 K: 1 S: 14 H: 4 LOB: 2 BB: 0 P: 20	R: 1 E: 0 K: 0 S: 9 H: 1 LOB: 0 BB: 0 P: 15	R: 0 E: 0 K: 0 S: 10 H: 1 LOB: 2 BB: 0 P: 19	R: 0 E: 0 K: 0 S: 7 H: 0 LOB: 1 BB: 1 P: 12	R: 0 E: 0 K: 2 S: 10 H: 1 LOB: 1 BB: 0 P: 16	1B: 7 2B: 1 3B: 0 HR: 2 SF: 0 SAC: 0 DP: 1 HBP: 1							

	AB	37
	R	7
	H	10
	RBI	5
	BB	7
	SO	4
	LOB	21

WP: 1 PB: 0 SB: 0 CS: 0 PA: 45

PITCHER		IP	WLS	BF	H	R	ER	SO	BB	IBB	HBP	BLK	WP	HR	S	P	ERA	WHIP
52 Rafael Roque, L ERA: 4.88	(1, 1)	4.2		25	5	6	5	2	6	0	0	1	1	1	48	93	9.64	2.357
Al Reyes, R ERA: 3.93	(5, 1)	0.1		3	2	0	0	0	0	0	0	0	0	0	6	8	0.00	6.000
53 Rod Henderson, R ERA: 9.82	(6, 1)	1.2		8	2	1	1	0	0	0	1	0	0	1	15	27	5.40	1.200
Valerio De Los Santos, L ERA: 2.91	(7, 1)	0.1		1	0	0	0	0	0	0	0	0	0	0	4	7	0.00	0.000
Eric Plunk, R ERA: 4.4	(8, 1)	1.0		4	0	0	0	0	1	0	0	0	0	0	7	12	0.00	1.000

PITCHER		IP	WLS	BF	H	R	ER	SO	BB	IBB	HBP	BLK	WP	HR	S	P	ERA	WHIP
Chad Fox, R ERA: 3.72	(9, 1)	1.0	W	4	1	0	0	2	0	0	0	0	0	0	10	16	0.00	1.000

BOTTOM

Chicago Cubs @ Milwaukee Brewers

Milwaukee County Stadium, Milwaukee, WI

Wed Sep 23 1998, 4:33 AM EDT

Att. 45,338 - Sunny - 63 F

livebaseballscorecards.com

Batter	1	2	3	4	5	6	7	8	9	AB	R	H	RBI	BB	SO	LOB
Fernando Vina, L (1, 4) OBP: 0.383, SLG: 0.423	F9		BB			G4-3	1-2 1B		G4-3	4	0	1	0	1	0	0
Mark Loretta, R (1, 3) OBP: 0.387, SLG: 0.432	L8		1-3 1B			G6-3	L9 2-3		2B E 1B	5	1	2	0	0	0	2
Jeff Cirillo, R (1, 5) OBP: 0.406, SLG: 0.453	K		G5-3			F8	F8		1-3 E 2B	5	1	1	0	0	1	4
Jeromy Burnitz, L (1, 9) OBP: 0.339, SLG: 0.506		K		K			BB 1B 2B 1B	FC4-6 HBP 1B BB	E IBB	3	3	1	0	2	2	0
Marquis Grissom, R (1, 8) OBP: 0.303, SLG: 0.372		L9 2B		G6-3			BB 1-2 2B 1B	F8	P5	5	1	2	0	0	0	4
Geoff Jenkins, L (1, 7) OBP: 0.282, SLG: 0.391		L9 2-3		F7			2B SF7 1-2 2-3 BB	FC4-6 1-2 HBP	E7 1-H 2-H 3-H	3	1	0	0	1	0	1
Jose Valentin, S (1, 6) OBP: 0.319, SLG: 0.388		G3			P6		1B 1-3 2-H 3-H 2B	FC4-6 1-2f 2-3 1B		4	1	1	2	0	0	3
Bobby Hughes, R (1, 2) OBP: 0.293, SLG: 0.417			G4-3		P3		SF7 3-H	1-2 3-H 1B		2	0	0	1	0	0	0
Bob Hamelin, L (8, PH) OBP: 0.300, SLG: 0.414										1	0	1	1	0	0	0
Greg Martinez, S (8, PR)										0	0	0	0	0	0	0
Mike Matheny, R (9, 2) OBP: 0.275, SLG: 0.334										0	0	0	0	0	0	0
52 Rafael Roque, L (1, 1) OBP: 0.167, SLG: 0.571 Al Reyes, R (6, 1) OBP: 0.429, SLG: 0.200 Marcus Jensen, S (5, PH) 53 Rod Henderson, R (6, 1) Valerio De Los Santos, L (7, 1) Dave Nilsson, L (7, PH) OBP: 0.308, SLG: 0.437 Brian Banks, S (7, PH) OBP: 0.364, SLG: 0.522 Eric Plunk, R (8, 1) Darrin Jackson, R (8, PH) OBP: 0.273, SLG: 0.378 Chad Fox, R (9, 1)			K		K					1 0 0 0 0 1 0 0 0 0 0 0 0 0 1 0 0 0 0 1 0 0 0 0 0 0 0 0 0 0 0 0 0 0 0 0 0 0 0 0 0 0 1 0 1 1 0 0 0 0 0 0 0 0 0 0 1 0 0 0 0 0 2 0 0 0 0 0 0 0						
Inning Stats	R: 0 E: 0 K: 1 S: 8 H: 0 LOB: 0 BB: 0 P: 11	R: 0 E: 0 K: 1 S: 8 H: 1 LOB: 1 BB: 0 P: 11	R: 0 E: 0 K: 1 S: 8 H: 1 LOB: 2 BB: 1 P: 18	R: 0 E: 0 K: 1 S: 8 H: 0 LOB: 0 BB: 0 P: 12	R: 0 E: 0 K: 1 S: 7 H: 0 LOB: 0 BB: 0 P: 13	R: 0 E: 0 K: 0 S: 6 H: 0 LOB: 0 BB: 0 P: 7	R: 4 E: 0 K: 0 S: 21 H: 5 LOB: 2 BB: 1 P: 40	R: 1 E: 0 K: 0 S: 12 H: 1 LOB: 2 BB: 1 P: 20	R: 3 E: 1 K: 0 S: 12 H: 2 LOB: 1 BB: 1 P: 25	1B: 7 2B: 3 3B: 0 HR: 0 SF: 1 SAC: 0 DP: 0 HBP: 1	WP: 0 PB: 0 SB: 0 CS: 0 PA: 42					

	AB	36
	R	8
	H	10
	RBI	5
	BB	4
	SO	5
	LOB	16

PITCHER		IP	WLS	BF	H	R	ER	SO	BB	IBB	HBP	BLK	WP	HR	S	P	ERA	WHIP
Steve Trachsel, R ERA: 4.6	(1, 1)	6.1		27	6	4	4	5	2	0	0	0	0	0	60	101	5.68	1.263
Felix Heredia, L ERA: 5.09	(7, 1)	0.0		1	1	0	0	0	0	0	0	0	0	0	2	4	∞	∞
Matt Karchner, R ERA: 5.2	(7, 1)	1.2		8	1	1	1	0	1	0	1	0	0	0	16	27	5.40	1.200
Rod Beck, R ERA: 2.96	(9, 1)	0.2	L	6	2	3	0	0	0	1	0	0	0	0	12	25	0.00	3.000

PITCHER	IP	WLS	BF	H	R	ER	SO	BB	IBB	HBP	BLK	WP	HR	S	P	ERA	WHIP

Batter	1	2	3	4	5	6	7	8	9	AB	R	H	RBI	BB	SO	LOB
Lance Johnson, L (1, 8) OBP: 0.339, SLG: 0.359	B F B S B X 3-2 SH1-4 2B		C C B F B B X 3-2 ② F9			B C B X 2-1 2B		F B B B B 4-1 L6-3-6 BB		3	0	2	0	1	0	0
Mickey Morandini, L (1, 4) OBP: 0.382, SLG: 0.389	X 0-0 ① SH1-4 2-3		B X 1-0 ③ F9			B S B B F X 3-2 ① L9		X 0-0 ② ③ L6-3-6 1-2		3	0	0	0	0	0	2
Sammy Sosa, R (1, 9) OBP: 0.375, SLG: 0.651	F B X 1-1 ② P4			C X 0-1 HR		C B X 1-1 ② G6-3			B B S S C 2-3 ① K	4	1	1	1	0	1	2
Mark Grace, L (1, 3) OBP: 0.401, SLG: 0.470	B B C X 2-1 ③ L8			C B F B B X 3-2 ① F8		X 0-0 ③ G1-3			B B B C C T F F X 3-2 ② P6	4	0	0	0	0	0	2
Brant Brown, L (1, 7) OBP: 0.348, SLG: 0.501 Glenallen Hill, R (9, PH) OBP: 0.362, SLG: 0.545		C F B S 1-3 ① K		B X 1-0 ② G3			F B C F F X 1-2 ① F8		S F F X 0-2 ③ P2	3 1	0 0	0 0	0 0	0 0	1 0	0 0
Gary Gaetti, R (1, 5) OBP: 0.358, SLG: 0.489		C B B X 2-1 ② F8		B X 1-0 ③ F8			B F X 1-1 ② F5-3			3	0	0	0	0	0	0
Tyler Houston, L (1, 2) OBP: 0.298, SLG: 0.407		B B F B X 3-1 HR			S C B S 1-3 ① K		C B X 1-1 WP 1B			3	1	2	1	0	1	0
José Hernández, R (1, 6) OBP: 0.310, SLG: 0.475 Matt Karchner, R (7, 1) Kurt Miller, R (8, 1)		B C B F S 2-3 ③ K			F S B F X 1-2 ② P4		F B F S 1-3 ③ K 1-2			3 0 0	0 0 0	0 0 0	0 0 0	0 0 0	2 0 0	1 0 0
Kevin Tapani, R (1, 1) OBP: 0.207, SLG: 0.203 Chris Haney, L (7, 1) Manny Alexander, R (7, 6) OBP: 0.279, SLG: 0.331 Henry Rodriguez, L (8, PH) OBP: 0.333, SLG: 0.530 Jeff Blauser, R (8, 6) OBP: 0.343, SLG: 0.302			C F B S 1-3 ① K		B X 1-0 ③ G1-3			C F S 0-3 ① K		2 0 0 1 0	0 0 0 0 0	0 0 0 0 0	0 0 0 0 0	1 0 0 1 0	0 0 0 0 0	0 0 0 0 0

TOP

Chicago Cubs @ Houston Astros

Astrodome, Houston, TX

Fri Sep 25 1998, 8:05 PM EDT

Att. 51,831 - Dome - 72 F

livebaseballscorecards.com

AB	30
R	2
H	5
RBI	2
BB	1
SO	7
LOB	7

Inning Stats	1	2	3	4	5	6	7	8	9
	R: 0 E: 0 K: 0 S: 8	R: 1 E: 0 K: 2 S: 10	R: 0 E: 0 K: 1 S: 8	R: 1 E: 0 K: 0 S: 7	R: 0 E: 0 K: 1 S: 8	R: 0 E: 0 K: 0 S: 8	R: 0 E: 0 K: 1 S: 12	R: 0 E: 0 K: 1 S: 5	R: 0 E: 0 K: 1 S: 12
	H: 1 LOB: 1 BB: 0 P: 14	H: 1 LOB: 0 BB: 0 P: 18	H: 0 LOB: 0 BB: 0 P: 13	H: 1 LOB: 0 BB: 0 P: 12	H: 0 LOB: 0 BB: 0 P: 11	H: 1 LOB: 1 BB: 0 P: 14	H: 1 LOB: 1 BB: 0 P: 16	H: 0 LOB: 0 BB: 1 P: 9	H: 0 LOB: 0 BB: 0 P: 17

1B: 1 SF: 0 WP: 1 PA: 32
2B: 3 SAC: 1 PB: 0
3B: 0 DP: 1 SB: 0
HR: 2 HBP: 0 CS: 0

PITCHER		IP	WLS	BF	H	R	ER	SO	BB	IBB	HBP	BLK	WP	HR	S	P	ERA	WHIP
Jose Lima, R ERA: 3.7	(1, 1)	7.0	W	26	5	2	2	5	0	0	0	0	1	2	61	98	2.57	0.714
Scott Elarton, R ERA: 3.44	(8, 1)	1.0		3	0	0	0	1	1	0	0	0	0	0	5	9	0.00	1.000
Billy Wagner, L ERA: 2.75	(9, 1)	1.0		3	0	0	0	1	0	0	0	0	0	0	12	17	0.00	0.000

PITCHER	IP	WLS	BF	H	R	ER	SO	BB	IBB	HBP	BLK	WP	HR	S	P	ERA	WHIP

Batter	1	2	3	4	5	6	7	8	9	AB	R	H	RBI	BB	SO	LOB
Craig Biggio, R (1, 4) OBP: 0.407, SLG: 0.510	C F X 0-2 G6-3 ①		X 0-0 CS 1B		B F B F B 4-2 BB		B S X 1-1 P4 ②			3	0	1	0	1	0	0
Bill Spiers, L (1, 5) OBP: 0.357, SLG: 0.398	C F B F B B X 3-2 HR 1B		B C S T X 1-2 1-2 G4-3 ②③		B X 1-0 F7 ②		C B S B F X 2-2 1B 5 1B 1B			4	2	2	0	0	0	2
Derek Bell, R (1, 9) OBP: 0.366, SLG: 0.494	X 0-0 1-H HR			B C S B X 2-2 5 1B 1B 1B	F 1 B S B T SAFE 2-2 K ③		S B X 1-1 1-3 BB 5 1B 1B			4	2	3	2	0	1	1
5 Jeff Bagwell, R (1, 3) OBP: 0.419, SLG: 0.550	B X 1-0 P3 ②			B C F B F X 2-2 1-2 1B 1B		B X 1-0 S SF7 2B	F X 0-1 1-2 3-H BB 1B			4	1	3	1	0	0	0
Moises Alou, R (1, 7) OBP: 0.400, SLG: 0.585	B F F B X 2-2 P3 ③			F F B X 1-2 2-H G5-4-3 1B		C B B I I 4-1 2-3 IBB	B B B B 4-0 1-2 2-3 BB			2	0	1	1	2	0	0
Carl Everett, S (1, 8) OBP: 0.358, SLG: 0.479		B B S B B 4-1 G6-4-3 BB		B C S B S 2-3 K ①		F B S B X 2-2 3-H SF7 ①	S X 0-1 F7 ③			2	0	0	1	1	1	5
Ricky Gutierrez, R (1, 6) OBP: 0.338, SLG: 0.335	C X 0-1 1-2f G6-4-3 ①②			X 0-0 1-2f G5-4-3 ②③		X 0-0 F9 ②		S B F B S 2-3 K ①		4	0	0	0	0	1	4
Brad Ausmus, R (1, 2) OBP: 0.353, SLG: 0.351		X 0-0 G6-3 ③			B B C X 2-1 SF7 3B	B S C 1 SAFE 1 SAFE 1 SAFE B X 2-2 G5-3 ③		X 0-0 G5-3 ②		4	1	1	0	0	0	1
Jose Lima, R (1, 1) OBP: 0.159, SLG: 0.165 35 Dave Clark, L (7, PH) OBP: 0.292, SLG: 0.264 Russ Johnson, R (7, PH) OBP: 0.333, SLG: 0.308 Scott Elarton, R (8, 1) Mitch Meluskey, S (8, PH) OBP: 0.375, SLG: 0.429 Billy Wagner, L (9, 1) OBP: 0.333, SLG: 0.333			B F B X 2-1 G5-3 ①		X 0-0 3-H SF7 ①		F F B B B F F F F 3-2 X L9 ①	C B C S 1-3 K ③		1 0 1 0 1 0	0 0 0 0 0 0	0 0 0 0 0 0	1 0 0 0 0 0	0 0 0 0 0 1	0 0 0 0 0 0	0 0 0 0 0 0
Inning Stats	R: 2 H: 2 E: 0 LOB: 0 K: 0 BB: 0 S: 12 P: 18	R: 0 H: 0 E: 0 LOB: 0 K: 0 BB: 1 S: 4 P: 8	R: 0 H: 1 E: 0 LOB: 0 K: 0 BB: 0 S: 7 P: 10	R: 1 H: 3 E: 0 LOB: 1 K: 1 BB: 0 S: 14 P: 21	R: 1 H: 1 E: 0 LOB: 1 K: 1 BB: 1 S: 9 P: 18	R: 1 H: 1 E: 0 LOB: 1 K: 0 BB: 1 S: 9 P: 18	R: 1 H: 3 E: 0 LOB: 3 K: 0 BB: 1 S: 19 P: 30	R: 0 H: 0 E: 0 LOB: 0 K: 2 BB: 0 S: 7 P: 10		1B: 8 SF: 2 2B: 1 SAC: 0 3B: 1 DP: 2 HR: 1 HBP: 0				WP: 0 PA: 36 PB: 0 SB: 1 CS: 1		

PITCHER		IP	WLS	BF	H	R	ER	SO	BB	IBB	HBP	BLK	WP	HR	S	P	ERA	WHIP
Kevin Tapani, R ERA: 4.79	(1, 1)	6.0	L	26	8	5	5	2	2	1	0	0	0	1	55	93	7.50	1.667
Chris Haney, L ERA: 7.04	(7, 1)	0.2		3	1	1	1	0	0	0	0	0	0	0	13	19	13.50	1.500
Matt Karchner, R ERA: 5.18	(7, 1)	0.1		4	2	0	0	0	1	0	0	0	0	0	6	11	0.00	9.000
Kurt Miller, R ERA:	(8, 1)	1.0		3	0	0	0	2	0	0	0	0	0	0	7	10	0.00	0.000

PITCHER	IP	WLS	BF	H	R	ER	SO	BB	IBB	HBP	BLK	WP	HR	S	P	ERA	WHIP

BOTTOM

Chicago Cubs @ Houston Astros

Astrodome, Houston, TX

Fri Sep 25 1998, 8:05 PM EDT

Att. 51,831 - Dome - 72 F

livebaseballscorecards.com

AB	30
R	6
H	11
RBI	6
BB	4
SO	4
LOB	13

Batter	1	2	3	4	5	6	7	8	9	AB	R	H	RBI	BB	SO	LOB
Lance Johnson, L (1, 8) OBP: 0.340, SLG: 0.359	C B B S S 2-3 ① K		C B X 1-1 1B		C B B C X 2-2 ② G6-3		B F F X 1-2 ③ F8		B B C F B X 3-2 1B	5	0	2	0	0	1	2
Mickey Morandini, L (1, 4) OBP: 0.381, SLG: 0.388	F B X 1-1 1B		C F B C 1-3 ② K		S C S 0-3 ③ K			X 0-0 ① G1-3	B B S F X 2-2 ③ G1-3	5	0	1	0	0	2	3
Sammy Sosa, R (1, 9) OBP: 0.376, SLG: 0.650	B X 1-0 ② P3		F B X 1-1 1-2 1B			C B B B S B S 3-3 ① K		S S F B F X 1-2 1B 2B		4	1	2	0	0	1	1
Mark Grace, L (1, 3) OBP: 0.401, SLG: 0.468	B B C F B S 3-3 ③ K		F X 0-1 ③ G6-3			F C S 0-3 ② K		X 0-0 1-2 1B 2B		4	1	1	0	0	2	3
Glenallen Hill, R (1, 7) OBP: 0.361, SLG: 0.541 Rod Beck, R (9, 1)		B B C F X 2-2 FC6-4 1B		F C X 0-2 ① G4-3		F C B F F S 1-3 ③ K		C F C 0-3 ② K		4 0	0 0	1 0	0 0	0 0	2 0	2 0
Gary Gaetti, R (1, 5) OBP: 0.359, SLG: 0.494		C S S 0-3 ① K		B X 1-0 ② G6-3			X 0-0 WP SF8 2B	B X 1-0 1-H 2-H 2B		4	1	2	2	0	1	1
Tyler Houston, L (1, 2) OBP: 0.294, SLG: 0.402 Scott Servais, R (8, PH) OBP: 0.292, SLG: 0.343 (8, 2)		C S S 0-3 ② K		B C S S 1-3 ③ K			F B X 1-1 ① G1-3 2-3	B B B X 3-0 ③ F5-3		3 1	0 0	0 0	0 0	0 0	2 0	2 1
Jeff Blauser, R (1, 6) OBP: 0.341, SLG: 0.300 Orlando Merced, S (7, PH) OBP: 0.335, SLG: 0.414 José Hernández, R (7, 6) OBP: 0.310, SLG: 0.474 (9, 7)		X 0-0 ③ FC6-4 1-2f			B C S B B F X 3-2 ① F9		C B B B F F X 3-2 ② SF8 3-H		B F B X 2-1 ① F9	2 0 1	0 0 0	0 0 0	0 1 0	0 0 0	0 0 0	1 0 0
Mark Clark, R (1, 1) OBP: 0.108, SLG: 0.097 Manny Alexander, R (9, PH) OBP: 0.278, SLG: 0.330 (9, 6)			C C S 0-3 ① K		X 0-0 2B		B X 1-0 2B		B B B X 3-0 ② F7	3 1	0 0	2 0	0 0	0 0	1 0	0 0
Inning Stats	R: 0 E: 0 K: 2 S: 9 H: 1 LOB: 1 BB: 0 P: 16	R: 0 E: 0 K: 2 S: 10 H: 1 LOB: 1 BB: 0 P: 12	R: 0 E: 0 K: 2 S: 12 H: 2 LOB: 2 BB: 0 P: 15	R: 0 E: 0 K: 1 S: 7 H: 0 LOB: 0 BB: 0 P: 9	R: 0 E: 0 K: 1 S: 11 H: 1 LOB: 1 BB: 0 P: 16	R: 0 E: 0 K: 3 S: 11 H: 0 LOB: 0 BB: 0 P: 15	R: 1 E: 0 K: 0 S: 11 H: 2 LOB: 1 BB: 0 P: 17	R: 2 E: 0 K: 1 S: 12 H: 3 LOB: 1 BB: 0 P: 17	R: 0 E: 0 K: 0 S: 9 H: 1 LOB: 1 BB: 0 P: 19	1B: 7 2B: 4 3B: 0 HR: 0 SF: 1 SAC: 0 DP: 0 HBP: 0						

TOP

Chicago Cubs @ Houston Astros

Astrodome, Houston, TX

Sat Sep 26 1998, 8:05 PM EDT

Att. 51,950 - Dome - 72 F

livebaseballscorecards.com

AB	37
R	3
H	11
RBI	3
BB	0
SO	12
LOB	16

WP: 1 PA: 38
PB: 0
SB: 0
CS: 0

PITCHER		IP	WLS	BF	H	R	ER	SO	BB	IBB	HBP	BLK	WP	HR	S	P	ERA	WHIP
Shane Reynolds, R ERA: 3.51	(1, 1)	7.0		28	7	1	1	11	0	0	0	0	1	0	71	100	1.29	1.000
Mike Magnante, L ERA: 4.88	(8, 1)	0.1		1	0	0	0	0	0	0	0	0	0	0	1	1	0.00	0.000
Jay Powell, R ERA: 3.33	(8, 1)	0.1	L	4	3	2	2	1	0	0	0	0	0	0	10	12	54.00	9.000
Trever Miller, L ERA: 3.04	(8, 1)	1.1		5	1	0	0	0	0	0	0	0	0	0	10	23	0.00	0.750

PITCHER	IP	WLS	BF	H	R	ER	SO	BB	IBB	HBP	BLK	WP	HR	S	P	ERA	WHIP

Chicago Cubs @ Houston Astros

Astrodome, Houston, TX

Sat Sep 26 1998, 8:05 PM EDT

Att. 51,950 - Dome - 72 F

BOTTOM

Batter	1	2	3	4	5	6	7	8	9	AB	R	H	RBI	BB	SO	LOB
Craig Biggio, R (1, 4) OBP: 0.405, SLG: 0.507	F7	G5-3			K			P4		4	0	0	0	0	1	1
Bill Spiers, L (1, 5) OBP: 0.356, SLG: 0.397	5 1B 1B		K		G3-1 2-3			F7		4	1	1	0	0	1	1
Derek Bell, R (1, 9) OBP: 0.365, SLG: 0.493	5 1B 1-2 FC5-2-5		G6-3		K			F5		4	0	1	0	0	1	1
5 Jeff Bagwell, R (1, 3) OBP: 0.421, SLG: 0.557	FC5-2-5 1-3 2-H		E5			F7			HR	4	1	3	2	0	0	0
Moises Alou, R (1, 7) OBP: 0.399, SLG: 0.584	FC5-2-5 BB 1-3 3-H		K			P6			G4-3 2B	4	0	1	0	0	1	3
Carl Everett, S (1, 8) OBP: 0.357, SLG: 0.476	1-2 BB			G4-3		F8			G4-3 2-3	3	0	0	0	1	0	1
Tony Eusebio, R (1, 2) OBP: 0.320, SLG: 0.313	G5			G5-3			L5		K	4	0	0	0	0	1	4
Tim Bogar, R (1, 6) OBP: 0.208, SLG: 0.212		G5-3		F8			F8		G1	3	0	0	0	0	0	0
35 Dave Clark, L (9, PH) OBP: 0.290, SLG: 0.262										1	0	0	0	0	0	1
Shane Reynolds, R (1, 1) OBP: 0.188, SLG: 0.207										2	0	1	0	0	0	0
Mitch Meluskey, S (7, PH) OBP: 0.333, SLG: 0.375										1	0	0	0	0	1	0
Mike Magnante, L (8, 1) OBP: 1.000, SLG: 1.000										0	0	0	0	0	0	0
Jay Powell, R (8, 1)										0	0	0	0	0	0	0
Trever Miller, R (8, 1) OBP: 0.333, SLG: 0.667		F9			G3-1 2B		K			0	0	0	0	0	0	0
Inning Stats	R: 1 E: 0 K: 0 S: 13 H: 3 LOB: 3 BB: 1 P: 21	R: 0 E: 0 K: 0 S: 7 H: 0 LOB: 0 BB: 0 P: 10	R: 0 E: 1 K: 2 S: 8 H: 1 LOB: 1 BB: 0 P: 13	R: 0 E: 0 K: 0 S: 9 H: 0 LOB: 0 BB: 0 P: 14	R: 0 E: 0 K: 2 S: 10 H: 1 LOB: 1 BB: 0 P: 15	R: 0 E: 0 K: 0 S: 5 H: 0 LOB: 0 BB: 0 P: 9	R: 0 E: 0 K: 1 S: 12 H: 0 LOB: 0 BB: 0 P: 16	R: 0 E: 0 K: 0 S: 6 H: 0 LOB: 0 BB: 0 P: 6	R: 1 E: 0 K: 1 S: 10 H: 2 LOB: 1 BB: 0 P: 13	1B: 4 2B: 2 3B: 0 HR: 1 SF: 0 SAC: 0 DP: 0 HBP: 0						

livebaseballscorecards.com

AB	34
R	2
H	7
RBI	2
BB	1
SO	6
LOB	12

WP: 0 PA: 35
PB: 0
SB: 0
CS: 0

PITCHER		IP	WLS	BF	H	R	ER	SO	BB	IBB	HBP	BLK	WP	HR	S	P	ERA	WHIP
Mark Clark, R ERA: 4.84	(1, 1)	8.0	W	30	5	1	1	5	1	0	0	0	0	0	70	104	1.12	0.750
Rod Beck, R ERA: 3.04	(9, 1)	1.0	S	5	2	1	1	1	0	0	0	0	0	1	10	13	9.00	2.000

PITCHER	IP	WLS	BF	H	R	ER	SO	BB	IBB	HBP	BLK	WP	HR	S	P	ERA	WHIP

Batter	1	2	3	4	5	6	7	8	9	10	11	AB	R	H	RBI	BB	SO	LOB
Lance Johnson, L (1, 8) OBP: 0.336, SLG: 0.353	B C B C X 2-2 ① P5	C F C 0-3 ③ K		C B B B X 3-1 ③ G3			B B C F B X 3-2 ② G6-3		C B B F B F F B 4-2 S BB		C X 0-1 ③ F8	5	0	0	0	1	1	4
José Hernández, R (1, 6) OBP: 0.309, SLG: 0.471 (8, 7) Rod Beck, R (9, 1)	F C B F B X 2-2 E6 2B 1B	X 0-0 ① G6-3	C B X 1-1 ① G1				F B X 1-1 1B		S B S 1 SAFE S 1-3 ② K 1-2			5	1	1	0	0	1	1
												0	0	0	0	0	0	0
Mark Grace, L (1, 3) OBP: 0.399, SLG: 0.468	C B B B X 3-1 1B 2B 1-3	B C B F C 2-3 ② K	X 0-0 ② P7				X 0-0 ③ G3		B F X 1-1 ③ G3			5	0	1	0	0	1	2
Sammy Sosa, R (1, 9) OBP: 0.376, SLG: 0.648	B X 1-0 G1-6-3 1B 2-3 3-H	C B B F B S 3-3 K	X 0-0 ③ F8					X 0-0 S 1B		B X 1-0 F8 ①		5	0	2	1	0	1	0
Glenallen Hill, R (1, 7) OBP: 0.360, SLG: 0.538 Jeff Blauser, R (8, 6) OBP: 0.340, SLG: 0.299	B X 1-0 ② G1-6-3 ③ 1-2f	S B S F S 1-3 ① K	S X 0-1 FC4-6 1B					C S B 1 SAFE B F 1 SAFE C 2-3 ① K		F B B C F C 2-3 ② K		4	0	1	0	0	2	3
												1	0	0	0	0	1	0
Gary Gaetti, R (1, 5) OBP: 0.357, SLG: 0.491		X 0-0 BB 1B		B B X 2-0 ② G5-3		X 0-0 ① F8		1 SAFE F F B X 1-2 ② P4		X 0-0 ③ F8		5	0	1	0	0	0	2
Mickey Morandini, L (1, 4) OBP: 0.381, SLG: 0.386	B B X 2-0 ① F8	B B F B B 4-1 E 2B BB	1 SAFE F X 0-1 ② P9					B B B I 4-0 FC6-4 IBBN 1-2			B C F F C 1-3 ① K	3	1	0	0	2	1	2
Scott Servais, R (1, 2) OBP: 0.289, SLG: 0.338 Tyler Houston, L (11, PH) OBP: 0.293, SLG: 0.401 (11, 2)	B C 1 SAFE X 1-1 ② L9	X 0-0 E4 2B 1-2	C F B F F X 1-2 ③ FC4-6 1-2f					S B C B X 2-2 ③ FC6-4 1-2f			F B S B S 2-3 ② K	4	1	0	0	0	0	5
												1	0	0	0	0	1	0
Terry Mulholland, R (1, 1) OBP: 0.368, SLG: 0.412 Brant Brown, L (9, PH) OBP: 0.348, SLG: 0.501 Matt Mieske, R (9, PH) OBP: 0.367, SLG: 0.396 (9, 7) Orlando Merced, S (11, PH) OBP: 0.337, SLG: 0.414 (11, 7)	C S B B B B B 4-2 BB 1-2	S S B B F B X 2-2 2B 1-H 2-H					F F B B B X 3-2 ① G6-3		B F C X 1-2 ① G6-3		B B B C F F B 4-2 BB	2	0	1	2	1	0	0
												0	0	0	0	0	0	0
												1	0	0	0	0	0	0
												0	0	0	0	1	0	0
Inning Stats	R: 1 E: 1 K: 0 S: 11 H: 2 LOB: 1 BB: 0 P: 20	R: 0 E: 0 K: 1 S: 9 H: 1 LOB: 2 BB: 1 P: 16	R: 0 E: 0 K: 2 S: 7 H: 0 LOB: 0 BB: 0 P: 12	R: 2 E: 1 K: 1 S: 13 H: 1 LOB: 1 BB: 1 P: 25	R: 0 E: 0 K: 0 S: 4 H: 0 LOB: 0 BB: 0 P: 5	R: 0 E: 0 K: 0 S: 10 H: 1 LOB: 1 BB: 0 P: 11	R: 0 E: 0 K: 0 S: 10 H: 1 LOB: 1 BB: 0 P: 17	R: 0 E: 0 K: 1 S: 11 H: 1 LOB: 2 BB: 1 P: 20	R: 0 E: 0 K: 1 S: 12 H: 0 LOB: 1 BB: 1 P: 19	R: 0 E: 0 K: 1 S: 6 H: 0 LOB: 0 BB: 0 P: 9	R: 0 E: 0 K: 2 S: 13 H: 0 LOB: 1 BB: 1 P: 20	1B: 5 2B: 2 3B: 0 HR: 0	SF: 0 SAC: 0 DP: 1 HBP: 0			WP: 0 PB: 0 SB: 2 CS: 0	PA: 46	

PITCHER		IP	WLS	BF	H	R	ER	SO	BB	IBB	HBP	BLK	WP	HR	S	P	ERA	WHIP
Mike Hampton, L ERA: 3.36	(1, 1)	6.0		26	5	3	0	4	2	0	0	0	0	0	54	89	0.00	1.167
Doug Henry, R ERA: 3.04	(7, 1)	1.0		4	1	0	0	0	0	0	0	0	0	0	10	17	0.00	1.000
Sean Bergman, R ERA: 3.72	(8, 1)	1.0		5	1	0	0	1	0	1	0	0	0	0	11	20	0.00	1.000
Billy Wagner, L ERA: 2.7	(9, 1)	1.0		4	0	0	0	1	1	0	0	0	0	0	12	19	0.00	1.000
Scott Elarton, R ERA: 3.32	(10, 1)	2.0	W	7	0	0	0	3	1	0	0	0	0	0	19	29	0.00	0.500

PITCHER	IP	WLS	BF	H	R	ER	SO	BB	IBB	HBP	BLK	WP	HR	S	P	ERA	WHIP

TOP

Chicago Cubs @ Houston Astros

Astrodome, Houston, TX

Sun Sep 27 1998, 4:33 AM EDT

Att. 51,916 - Dome - 72 F

livebaseballscorecards.com

AB	41
R	3
H	7
RBI	3
BB	5
SO	9
LOB	19

Batter	1	2	3	4	5	6	7	8	9	10	11	AB	R	H	RBI	BB	SO	LOB
Craig Biggio, R (1, 4) OBP: 0.403, SLG: 0.503	C S S 0-3 K ①		B S B F B S 3-3 K ②		B F X 1-1 L7 ②		X 0-0 G4-3 ③		C F B B B S 2-3 K ③		I I I I 4-0 IBB	5	0	0	0	1	3	4
Richard Hidalgo, R (1, 8) OBP: 0.355, SLG: 0.474	C B S B B S 3-3 K ②		X 0-0 1-3 3-H 1B		C B B B F F B 4-2 BB			C F B X 1-2 G4-3 5 1B 2B		X 0-0 ① G3	S X 0-1 ② SF8 3-H	4	1	2	2	1	1	0
Derek Bell, R (1, 9) OBP: 0.364, SLG: 0.490	B C F S 1-3 K ③		C S S 0-3 K ③		B F X 1-1 F9 ③			S B X 1-1 ① G4-3 2-3		C F B X 1-2 5 1B 1B		5	0	1	0	0	2	5
5 Jeff Bagwell, R (1, 3) OBP: 0.424, SLG: 0.557		B X 1-0 ① F7		B S B B B 4-1 1B BB		C F B B F B B 4-2 G6-4-3 BB		B B F S X 2-2 1B 1B 3-H 1B		C B S F 1 SAFE 1 SAFE X 1-2 IBB 1-3 1B		3	1	2	1	2	0	0
Moises Alou, R (1, 7) OBP: 0.399, SLG: 0.582		B B F C B X 3-2 ② G5-3		B F X 1-1 G6-4-3 1-2 1B		X 0-0 ① ② G6-4-3 1-2f		S F F S 0-3 ② K		I I I I 4-0 1-2 IBB		4	0	1	0	1	1	2
Sean Berry, R (1, 5) OBP: 0.387, SLG: 0.508 Tim Bogar, R (9, 5) OBP: 0.208, SLG: 0.212 Bill Spiers, L (10, PH) OBP: 0.356, SLG: 0.396 (11, 5)		B S B F S 2-3 ③ K		C C X 0-2 ① F8		X 0-0 ③ G5-3		C B X 1-1 1-H 1B		B F X 1-1 ② P5		4 0 1	0 0 0	1 0 0	1 0 0	0 0 0	1 0 0	2 0 3
Ricky Gutierrez, R (1, 6) OBP: 0.337, SLG: 0.334			F X 0-1 1B 1B 1B	F C B F X 1-2 ③ G6-4-3 1-2f			B X 1-0 ① G6-3	B C S S B S 2-3 ③ K		B F C X 1-2 ③ L8		5	1	1	0	0	1	6
Brad Ausmus, R (1, 2) OBP: 0.356, SLG: 0.357			C B F 1 SAFE F B X 2-2 1B 1-3 1B		B B X 2-0 SH3-4 1B		X 0-0 F8 2B		C X 0-1 ① L9		X 0-0 ① F7	5	0	3	0	0	0	0
Mike Hampton, R (1, 1) OBP: 0.348, SLG: 0.328 Doug Henry, R (7, 1) Pete Incaviglia, R (7, PH) OBP: 0.156, SLG: 0.133 Sean Bergman, R (8, 1) OBP: 0.583, SLG: 0.117 Billy Wagner, L (9, 1) OBP: 0.333, SLG: 0.333 35 Dave Clark, L (9, PH) OBP: 0.288, SLG: 0.260 Scott Elarton, R (10, 1) Carl Everett, S (11, PH) OBP: 0.359, SLG: 0.482			F S S 0-3 ① K		B X 1-0 ① SH3-4 1-2		B B X 2-0 ② F8 2-3		B C B B X 3-1 ② G4-3		C B F X 1-2 SF8 3B	1 0 0 1 0 0 1 0 1 0	0 0 0 0 0 0 0 0 0 1	0 0 0 0 0 0 0 0 0 1	0 0 0 0 0 0 0 0 0 1	0 0 1 0 0 0 0 0 0 0	1 0 0 0 0 0 0 0 0 0	2 0 1 0 0 0 0 0 0 0
Inning Stats	R: 0 H: 0 E: 0 LOB: 0 K: 3 BB: 0 S: 9 P: 13	R: 0 H: 0 E: 0 LOB: 0 K: 1 BB: 0 S: 7 P: 13	R: 1 H: 3 E: 0 LOB: 2 K: 3 BB: 0 S: 16 P: 21	R: 0 H: 1 E: 0 LOB: 1 K: 0 BB: 1 S: 10 P: 16	R: 0 H: 1 E: 0 LOB: 2 K: 0 BB: 1 S: 9 P: 18	R: 0 H: 0 E: 0 LOB: 0 K: 0 BB: 1 S: 5 P: 9	R: 0 H: 1 E: 0 LOB: 1 K: 0 BB: 0 S: 4 P: 7	R: 2 H: 3 E: 0 LOB: 1 K: 2 BB: 0 S: 17 P: 24	R: 0 H: 0 E: 0 LOB: 0 K: 1 BB: 0 S: 7 P: 12	R: 0 H: 2 E: 0 LOB: 3 K: 0 BB: 1 S: 13 P: 21	R: 1 H: 1 E: 0 LOB: 1 K: 0 BB: 1 S: 6 P: 11	1B: 9 SF: 1 2B: 2 SAC: 1 3B: 1 DP: 2 HR: 0 HBP: 0						

PITCHER	IP	WLS	BF	H	R	ER	SO	BB	IBB	HBP	BLK	WP	HR	S	P	ERA	WHIP
Terry Mulholland, L (1, 1) ERA: 2.82	8.0		34	9	3	3	9	3	0	0	0	0	0	77	121	3.38	1.500
Rod Beck, R (9, 1) ERA: 3.05	2.2	L	13	3	1	1	1	0	2	0	0	0	0	26	44	3.38	1.125

PITCHER	IP	WLS	BF	H	R	ER	SO	BB	IBB	HBP	BLK	WP	HR	S	P	ERA	WHIP

BOTTOM

Chicago Cubs @ Houston Astros

Astrodome, Houston, TX

Sun Sep 27 1998, 4:33 AM EDT

Att. 51,916 - Dome - 72 F

livebaseballscorecards.com

AB	40
R	4
H	12
RBI	4
BB	5
SO	10
LOB	25

WP: 0	PA: 47		
PB: 0			
SB: 0			
CS: 0			

Batter	1	2	3	4	5	6	7	8	9	AB	R	H	RBI	BB	SO	LOB
Stan Javier, S (1, 8) OBP: 0.385, SLG: 0.374	C B X 1-1 ① P8		F B B B B 4-1 BB		B B B C B 4-1 BB		C B B X 2-1 ② P7		X 0-0 SF9 BB FC6-4 1-2 3-H 1B	3	1	1	1	2	0	2
Rich Aurilia, R (1, 6) OBP: 0.319, SLG: 0.407 Shawon Dunston, R (7, PH) OBP: 0.255, SLG: 0.401 (7, 6) Ellis Burks, R (9, PH) OBP: 0.365, SLG: 0.496 Rey Sanchez, R (9, PR) OBP: 0.325, SLG: 0.361	B B X 2-0 ② G5-3		B C B B 1 SAFE F C 2-3 ③ K		B 1 SAFE F 1 SAFE F B 1 SAFE X 2-2 ② F9		F B B X 2-2 1-2 2-3 1B		C S B F B F F B 4-2 B FC6-4 1-2 2-3 BB	3	0	0	0	0	1	2
										1	0	1	0	0	0	0
										0	0	0	0	1	0	0
										0	0	0	0	0	0	0
Barry Bonds, L (1, 7) OBP: 0.438, SLG: 0.609	C C F B B S 2-3 ③ K			F F B B X 2-2 ① G5-3	F C X 0-2 ③ P5		B C X 1-1 ③ G3		C B X 1-1 ① SF9 2-3 3-H	4	0	0	1	0	1	4
Jeff Kent, R (1, 4) OBP: 0.359, SLG: 0.555		C X 0-1 ① G1-3		F S B H 2-2 G3 BB HBP		C B F B X 2-2 ① L4		X 0-0 ① G6-3	B B F X 2-1 ② FC6-4 1-2f 3-H	4	0	0	1	0	0	1
Joe Carter, R (1, 9) OBP: 0.304, SLG: 0.461		B B C B X 3-1 ② L9		C 1 SAFE B B 1 SAFE F F B B B 4-2 G3 1-2 BB		F C B F F S 1-3 ② K		B B C F X 2-2 ② G6-3	C B F X 2-2 ③ P3	4	0	0	0	1	1	1
J.T. Snow, L (1, 3) OBP: 0.332, SLG: 0.423		B B B B 4-0 BB		C X 0-1 ② G3 1-2 2-3		X 0-0 ③ F7		X 0-0 3B		3	0	1	0	1	0	2
Charlie Hayes, R (1, 5) OBP: 0.351, SLG: 0.419 Jose Mesa, R (8, 1)		B B C S B 1 SAFE X 3-2 ③ F9		F B B B S B 4-2 BB			F B B X 2-1 ① L4	C X 0-1 ③ G4-3		3	0	0	0	1	0	2
										0	0	0	0	0	0	0
Brian Johnson, R (1, 2) OBP: 0.310, SLG: 0.396 Brent Mayne, L (7, PH) OBP: 0.359, SLG: 0.360 (7, 2)			F F F B X 1-2 ① F9	C B B F C 2-3 ③ K			X 0-0 1B BB 1B		X 0-0 1B 1B 1B	2	0	0	0	0	1	3
										2	1	2	0	0	0	0
Mark Gardner, R (1, 1) OBP: 0.228, SLG: 0.178 Rich Rodriguez, L (6, 1) OBP: 0.167, SLG: 0.167 John Johnstone, R (6, 1) Armando Rios, L (7, PH) OBP: 0.700, SLG: 1.429 Russ Ortiz, R (7, 1) OBP: 0.333, SLG: 0.400 Alvin Morman, L (7, 1) Bill Mueller, S (8, 5) OBP: 0.383, SLG: 0.395			C F B B S 2-3 ② K		B C F B C 2-3 ① K		B C S B F F B B 4-2 1B 1-2 BB		B C X 1-1 BB 1B 1-3 SF9 1B	2	0	0	0	0	2	0
										0	0	0	0	0	0	0
										0	0	0	0	0	0	0
										0	0	0	0	1	0	0
										0	0	0	0	0	0	0
										0	0	0	0	0	0	0
										1	1	1	0	0	0	0
Inning Stats	R: 0 E: 0 K: 1 S: 7 H: 0 LOB: 0 BB: 0 P: 12	R: 0 E: 0 K: 0 S: 7 H: 0 LOB: 1 BB: 1 P: 17	R: 0 E: 0 K: 2 S: 11 H: 0 LOB: 1 BB: 1 P: 20	R: 0 E: 0 K: 1 S: 15 H: 0 LOB: 3 BB: 2 P: 29	R: 0 E: 0 K: 1 S: 10 H: 0 LOB: 1 BB: 1 P: 18	R: 0 E: 0 K: 1 S: 9 H: 0 LOB: 0 BB: 0 P: 12	R: 0 E: 0 K: 0 S: 14 H: 2 LOB: 3 BB: 1 P: 25	R: 0 E: 0 K: 0 S: 7 H: 1 LOB: 1 BB: 0 P: 9	R: 3 E: 0 K: 0 S: 17 H: 3 LOB: 1 BB: 1 P: 27	1B: 5 2B: 0 3B: 1 HR: 0 SF: 1 SAC: 0 DP: 0 HBP: 1						

TOP

San Francisco Giants @ Chicago Cubs

Wrigley Field, Chicago, IL

Mon Sep 28 1998, 7:05 PM CDT

Att. 39,556 - Overcast - 70 F

livebaseballscorecards.com

AB	32
R	3
H	6
RBI	3
BB	7
SO	6
LOB	17

WP: 0 PB: 0 SB: 0 CS: 0 PA: 41

PITCHER		IP	WLS	BF	H	R	ER	SO	BB	IBB	HBP	BLK	WP	HR	S	P	ERA	WHIP
Steve Trachsel, R ERA: 4.46	(1, 1)	6.1	W	27	1	0	0	6	6	0	1	0	0	0	66	121	0.00	1.105
Matt Karchner, R ERA: 5.15	(7, 1)	0.1		2	1	0	0	0	0	0	0	0	0	0	5	9	0.00	3.000
Felix Heredia, L ERA: 5.06	(7, 1)	0.1		1	0	0	0	0	0	0	0	0	0	0	2	3	0.00	0.000
Kevin Tapani, R ERA: 4.85	(8, 1)	1.0		6	3	2	2	0	0	0	0	0	0	0	10	13	18.00	3.000
Terry Mulholland, L ERA: 2.89	(9, 1)	0.1		3	1	0	0	0	1	0	0	0	0	0	9	14	0.00	6.000

PITCHER		IP	WLS	BF	H	R	ER	SO	BB	IBB	HBP	BLK	WP	HR	S	P	ERA	WHIP
Rod Beck, R ERA: 3.02	(9, 1)	0.2	S	2	0	1	1	0	0	0	0	0	0	0	5	9	13.50	0.000

Batter	1	2	3	4	5	6	7	8	9	AB	R	H	RBI	BB	SO	LOB
Lance Johnson, L (1, 8) OBP: 0.335, SLG: 0.352	C S B X 1-2 G6-3 ①		C C X 0-2 G6-3 ③			C B X 1-1 1B 1B 1B	C X 0-1 P9 ③			4	1	1	0	0	0	2
Mickey Morandini, L (1, 4) OBP: 0.380, SLG: 0.385	C B F X 1-2 G1-6-3 1B			C C B B B F X 3-2 F7 ①		1 SAFE X 0-0 F7 ①		B C F F B S 2-3 K ①		4	0	1	0	0	1	1
Sammy Sosa, R (1, 9) OBP: 0.377, SLG: 0.647	X 0-0 G1-6-3 1-2f ② ③			B B S S S 2-3 K ②		1 SAFE S 1 SAFE X 0-1 BB 1-3 1B 1B		B F S B B F X 3-2 2B WP 1B		4	2	2	0	0	1	1
Mark Grace, L (1, 3) OBP: 0.401, SLG: 0.471		C B B X 2-1 G6-4-3 1B		C B X 1-1 P5 ③		B 1 SAFE B B C B 4-1 1B 1-2 BB		X 0-0 WP 1-3 2B		3	0	2	0	1	0	0
Henry Rodriguez, L (1, 7) OBP: 0.334, SLG: 0.530 Matt Mieske, R (6, PH) OBP: 0.373, SLG: 0.402 (7, 7) Matt Karchner, R (7, 1) Felix Heredia, L (7, 1) Kevin Tapani, R (8, 1) OBP: 0.205, SLG: 0.200 Terry Mulholland, R (9, 1) OBP: 0.368, SLG: 0.412 Rod Beck, R (9, 1)		B C B F 1 SAFE X 2-2 F9 ①	B B B C C X 3-1 HR 1B		C X 0-1 G6-4-3 1-3 2-H 3-H 1B		P X 1-0 G4-3 ②		2 1 0 0 0 1 0	1 0 0 0 0 0 0	0 1 0 0 0 0 0	1 0 2 0 0 0 0	0 0 0 0 0 0 0	0 0 0 0 0 0 0	0 0 0 0 0 0 0	0 0 2 0 0 0 0
Gary Gaetti, R (1, 5) OBP: 0.356, SLG: 0.495		X 0-0 G6-4-3 1-2f ② ③			C C X 0-2 1-H HR	1 SAFE B F S X 1-2 G6-4-3 1-2f ② ③		C C B F F F B X 2-2 F7 ③ 2-3 3-H		4	1	1	2	0	0	4
Tyler Houston, L (1, 2) OBP: 0.290, SLG: 0.396			C C B B X 2-2 F8 ①		X 0-0 F8 ①		B B B C X 3-1 G4-3 ①			3	0	0	0	0	0	0
José Hernández, R (1, 6) OBP: 0.311, SLG: 0.471			B C B B B 4-1 SH3-4 BB		B C B S B C 3-3 K ②		S B B X 2-1 G3-1 S 1B			2	0	1	0	1	1	0
Steve Trachsel, R (1, 1) OBP: 0.338, SLG: 0.359 Orlando Merced, S (7, 7) OBP: 0.336, SLG: 0.413			X 0-0 SH3-4 1-2 ②		C B B X 2-1 F8 ③		C 1 SAFE S F B F F 1 SAFE F 2-2 B X G3-1 1-3 ②			1 1	0 0	0 0	0 0	0 0	0 0	0 1
Inning Stats	R: 0 E: 0 K: 0 S: 7 H: 1 LOB: 0 BB: 0 P: 9	R: 0 E: 0 K: 0 S: 6 H: 1 LOB: 0 BB: 0 P: 10	R: 0 E: 0 K: 0 S: 8 H: 0 LOB: 1 BB: 1 P: 14	R: 0 E: 0 K: 1 S: 9 H: 0 LOB: 0 BB: 0 P: 15	R: 2 E: 0 K: 1 S: 11 H: 2 LOB: 0 BB: 0 P: 19	R: 2 E: 0 K: 0 S: 11 H: 3 LOB: 1 BB: 1 P: 17	R: 0 E: 0 K: 0 S: 13 H: 1 LOB: 1 BB: 0 P: 20	R: 1 E: 0 K: 1 S: 17 H: 2 LOB: 1 BB: 0 P: 24		1B: 8 2B: 1 3B: 0 HR: 1 SF: 0 SAC: 1 DP: 3 HBP: 0				WP: 1 PB: 0 SB: 1 CS: 0 PA: 33		

PITCHER		IP	WLS	BF	H	R	ER	SO	BB	IBB	HBP	BLK	WP	HR	S	P	ERA	WHIP
Mark Gardner, R ERA: 4.33	(1, 1)	5.1	L	21	6	4	4	2	1	0	0	0	0	1	46	73	6.75	1.312
Rich Rodriguez, L ERA: 3.7	(6, 1)	0.0		2	1	0	0	0	1	0	0	0	0	0	3	7	∞	∞
John Johnstone, R ERA: 3.07	(6, 1)	0.2		1	0	0	0	0	0	0	0	0	0	0	3	4	0.00	0.000
Russ Ortiz, R ERA: 4.99	(7, 1)	0.2		3	1	0	0	0	0	0	0	0	0	0	11	18	0.00	1.500
Alvin Morman, L ERA: 5.28	(7, 1)	0.2		2	0	0	0	1	0	0	0	0	0	0	6	8	0.00	0.000

PITCHER		IP	WLS	BF	H	R	ER	SO	BB	IBB	HBP	BLK	WP	HR	S	P	ERA	WHIP
Jose Mesa, R ERA: 4.57	(8, 1)	0.2		4	2	1	1	0	0	0	0	0	1	0	13	18	13.50	3.000

BOTTOM

San Francisco Giants @ Chicago Cubs

Wrigley Field, Chicago, IL

Mon Sep 28 1998, 7:05 PM CDT

Att. 39,556 - Overcast - 70 F

livebaseballscorecards.com

AB	30
R	5
H	10
RBI	4
BB	2
SO	3
LOB	12

Chicago Cubs @ Atlanta Braves

Turner Field, Atlanta, GA

Wed Sep 30 1998, 3:33 AM EDT

Att. 45,598 - Overcast - 72 F

TOP

livebaseballscorecards.com

Batter	1	2	3	4	5	6	7	8	9	AB	R	H	RBI	BB	SO	LOB
Lance Johnson, L (1, 8) OBP: 0.250, SLG: 0.250	B B B C X 3-1 F7		C X 0-1 G5-3			B F C X 1-2 1B		B X 1-0 G4-3		4	0	1	0	0	0	1
Mickey Morandini, L (1, 4)	C B B B F X 2-2 F9			B F C C 1-3 K		X 0-0 L4			C B B B B 4-1 BB	3	0	0	0	1	1	1
Sammy Sosa, R (1, 9) OBP: 0.500, SLG: 0.750	C F B X 1-2 CS 1B			B B C C X 2-2 G6-3			B X 1-0 2B		C B B F F S 2-3 K	4	0	2	0	0	1	1
Mark Grace, L (1, 3)	S C 1 SAFE B 1 SAFE B 2-2 CS 1-2	C B F X 1-2 F7		B C X 1-1 L5			X 0-0 P8		C F B B S 2-3 K	4	0	0	0	0	1	2
Henry Rodriguez, L (1, 7)		X 0-0 P8			B S S S S 2-3 K		B S B B F B F S 3-3 K		B B B B 4-0 1-2 BB	3	0	0	0	1	2	1
Gary Gaetti, R (1, 5)		C B C B F F F F S 2-3 K			C F X 0-2 G5-3		C S B F X 1-2 G4-3		B F B C X 2-2 L7	4	0	0	0	0	1	3
Tyler Houston, L (1, 2) OBP: 0.333, SLG: 1.333			B C B F X 2-2 F9		B C B F F B F F S 3-3 K			X 0-0 HR		3	1	1	1	0	1	0
José Hernández, R (1, 6)			C S F F S 0-3 K			C F B B X 2-2 G4-3		B C X 1-1 P9		3	0	0	0	0	1	0
Mark Clark, R (1, 1) OBP: 0.500, SLG: 0.500			B C B S X 2-2 1B			C S X 0-2 F8		S B F B B X 3-2 P7		2	0	1	0	0	0	0
Felix Heredia, L (7, 1)										0	0	0	0	0	0	0
Matt Karchner, R (7, 1)										0	0	0	0	0	0	0
Jeff Blauser, R (8, PH)										1	0	0	0	0	0	0
Mike Morgan, R (8, 1)										0	0	0	0	0	0	0

	AB	31
	R	1
	H	5
	RBI	1
	BB	2
	SO	8
	LOB	9

Inning Stats	1	2	3	4	5	6	7	8	9
	R: 0 E: 0 K: 0 S: 10 H: 1 LOB: 0 BB: 0 P: 18	R: 0 E: 0 K: 1 S: 11 H: 0 LOB: 0 BB: 0 P: 14	R: 0 E: 0 K: 1 S: 13 H: 1 LOB: 1 BB: 0 P: 17	R: 0 E: 0 K: 1 S: 8 H: 0 LOB: 0 BB: 0 P: 12	R: 0 E: 0 K: 2 S: 12 H: 0 LOB: 0 BB: 0 P: 17	R: 0 E: 0 K: 0 S: 10 H: 1 LOB: 1 BB: 0 P: 13	R: 0 E: 0 K: 1 S: 10 H: 1 LOB: 1 BB: 0 P: 15	R: 1 E: 0 K: 0 S: 7 H: 1 LOB: 0 BB: 0 P: 12	R: 0 E: 0 K: 2 S: 11 H: 0 LOB: 2 BB: 2 P: 25

1B: 3	SF: 0	WP: 0	PA: 34		
2B: 1	SAC: 0	PB: 0			
3B: 0	DP: 0	SB: 0			
HR: 1	HBP: 0	CS: 1			

PITCHER		IP	WLS	BF	H	R	ER	SO	BB	IBB	HBP	BLK	WP	HR	S	P	ERA	WHIP
29 John Smoltz, R ERA: 1.17	(1, 1)	7.2	W	27	5	1	1	6	0	0	0	0	0	1	80	116	1.17	0.652
John Rocker, L ERA:	(8, 1)	0.1		1	0	0	0	0	0	0	0	0	0	0	1	2	0.00	0.000
Kerry Ligtenberg, R ERA:	(9, 1)	1.0		5	0	0	0	2	2	0	0	0	0	0	11	25	0.00	2.000

PITCHER	IP	WLS	BF	H	R	ER	SO	BB	IBB	HBP	BLK	WP	HR	S	P	ERA	WHIP

Batter	1	2	3	4	5	6	7	8	9	AB	R	H	RBI	BB	SO	LOB
Walt Weiss, S (1, 6) OBP: 0.250, SLG: 0.250	L3	P6			1B		FC1-6 10 BB BB HR 1-2f			4	1	1	0	0	0	2
Keith Lockhart, L (1, 4) OBP: 0.500, SLG: 0.333	1B		P6		L8		10 BB HR 1-2 BB			3	1	1	0	1	0	1
10 Chipper Jones, S (1, 5)	F7		G3-1		F9		HR 1-2 2-3 BB			3	1	0	0	1	0	2
Andres Galarraga, R (1, 3) OBP: 0.250, SLG: 0.250	K		K			1B SF9 1B	P3			4	1	1	0	0	2	4
Ryan Klesko, L (1, 7) OBP: 0.500, SLG: 1.250 Danny Bautista, R (8, 7)		P6		G3		1-3 1B	1-H 2-H 3-H HR			4 0	1 0	2 0	4 0	0 0	0 0	0 0
Javy Lopez, R (1, 2) OBP: 0.250, SLG: 0.250		P3		1B		L6	K			4	0	1	0	0	1	2
Andruw Jones, R (1, 8)		E6 S HR		K		SF9 3-H		K		3	1	0	1	0	2	1
Michael Tucker, L (1, 9) OBP: 0.250, SLG: 1.000 Kerry Ligtenberg, R (9, 1)	1 SAFE 1 SAFE 1 SAFE 1-H HR		F8			G4-3		G4-3		4 0	1 0	1 0	2 0	0 0	0 0	2 0
29 John Smoltz, R (1, 1) OBP: 0.667, SLG: 0.500 John Rocker, R (8, 1) Greg Colbrunn, R (8, PH) Gerald Williams, R (9, 9)	1B				K		FC1-6 BB	G5-3		2 0 1 0	0 0 0 0	1 0 0 0	0 0 0 0	1 0 0 0	1 0 0 0	0 0 0 0
Inning Stats	R: 0 E: 0 K: 1 S: 8 H: 1 LOB: 1 BB: 0 P: 12	R: 2 E: 1 K: 0 S: 14 H: 2 LOB: 1 BB: 0 P: 23	R: 0 E: 0 K: 1 S: 7 H: 0 LOB: 0 BB: 0 P: 7	R: 0 E: 0 K: 1 S: 8 H: 1 LOB: 1 BB: 0 P: 12	R: 0 E: 0 K: 1 S: 8 H: 1 LOB: 1 BB: 0 P: 13	R: 1 E: 0 K: 0 S: 7 H: 2 LOB: 1 BB: 0 P: 12	R: 4 E: 0 K: 1 S: 12 H: 1 LOB: 0 BB: 3 P: 31	R: 0 E: 0 K: 1 S: 10 H: 0 LOB: 0 BB: 0 P: 13		1B: 6 2B: 0 3B: 0 HR: 2	SF: 1 SAC: 0 DP: 0 HBP: 0			WP: 0 PB: 0 SB: 1 CS: 0	PA: 36	

PITCHER		IP	WLS	BF	H	R	ER	SO	BB	IBB	HBP	BLK	WP	HR	S	P	ERA	WHIP
Mark Clark, R	(1, 1)	6.0	L	27	7	4	2	4	1	0	0	0	0	1	53	84	3.00	1.333
ERA: 3.0																		
Felix Heredia, L	(7, 1)	0.1		3	0	0	0	0	2	0	0	0	0	0	3	11	0.00	6.000
ERA: 54.0																		
Matt Karchner, R	(7, 1)	0.2		3	1	3	3	1	0	0	0	0	0	1	8	15	40.50	1.500
ERA: 13.5																		
Mike Morgan, R	(8, 1)	1.0		3	0	0	0	1	0	0	0	0	0	0	10	13	0.00	0.000
ERA:																		

PITCHER	IP	WLS	BF	H	R	ER	SO	BB	IBB	HBP	BLK	WP	HR	S	P	ERA	WHIP

BOTTOM

Chicago Cubs @ Atlanta Braves

Turner Field, Atlanta, GA

Wed Sep 30 1998, 3:33 AM EDT
Att. 45,598 - Overcast - 72 F

livebaseballscorecards.com

AB	32
R	7
H	8
RBI	7
BB	3
SO	6
LOB	14

TOP

Chicago Cubs @ Atlanta Braves

Turner Field, Atlanta, GA

Thu Oct 01 1998, 7:05 PM EDT

Att. 51,713 - Unknown - 82 F

livebaseballscorecards.com

Batter	1	2	3	4	5	6	7	8	9	10	AB	R	H	RBI	BB	SO	LOB
Lance Johnson, L (1, 8) OBP: 0.125, SLG: 0.125	C S B B F X 2-2 G4-3 ①			B F X 1-1 L6 ①		X 0-0 G4-3 ② 2-3 3-H		F C S 0-3 K ③			4	0	0	1	0	1	2
Manny Alexander, R (1, 6)	F B B X 2-1 G4-3 ②			C B B X 2-1 P4 ②		C B C F C 1-3 K ③			X 0-0 P6 ①		4	0	0	0	0	1	1
Mark Grace, L (1, 3)	C B F C 1-3 K ③			B B C F B X 3-2 P5 ③			B C C X 1-2 F7 ①		C C B B X 2-2 L8 ②		4	0	0	0	0	1	0
Sammy Sosa, R (1, 9) OBP: 0.375, SLG: 0.429		B C S B B B B 4-2 CS BB			B S C B F F B X 3-2 P4 ①		S B S B C 2-3 K ②		F X 0-1 F9 ③		3	0	0	0	1	1	0
Glenallen Hill, R (1, 7) OBP: 0.500, SLG: 0.333		C S B B F S 2-3 K ①			B F B S C 2-3 K ②		X 0-0 1B			S B B F F F B 4-2 S SH3-4 BB	3	0	1	0	1	2	1
Gary Gaetti, R (1, 5)		S B B 1 SAFE S B 1 SAFE S 3-3 K ② ③ 1-2			B B S F S 2-3 K ③		B C S S 1-3 K ③			1 SAFE X 0-0 SH3-4 ① 1-2	3	0	0	0	0	3	2
Mickey Morandini, L (1, 4) OBP: 0.375, SLG: 0.167			C F B F B B X 3-2 F7 ①	F B B X 2-1 SH1-4 1B G4-3 1B				F S S 0-3 K ①		B I I 4-0 CS IBB	3	1	1	0	1	1	0
Scott Servais, R (1, 2) OBP: 0.667, SLG: 0.667 Henry Rodriguez, L (10, PH) Jeff Blauser, R (10, PH) Terry Mulholland, R (10, 1)			C F B F B B X 3-2 P2 ②	C C F X 0-2 G4-3 SH1-4 1-2 1B				C X 0-1 SH3-4 1B		S B C F B B S 3-3 K ② ③ 1-2 2-3	3 0 1 0	0 0 0 0	2 0 0 0	0 0 0 0	0 0 1 0	0 0 2 0	0 0 1 0
Kevin Tapani, R (1, 1) Tyler Houston, L (10, 2) OBP: 0.333, SLG: 1.333			B B C X 2-1 P6 ③			B L X 1-1 SH1-4 ① 1-2 2-3		B L L B X 2-2 SH3-4 ② 1-2			1 0	0 0	0 0	0 0	0 0	0 0	0 0
Inning Stats	R: 0 E: 0 K: 1 S: 9 H: 0 LOB: 0 BB: 0 P: 14	R: 0 E: 0 K: 2 S: 9 H: 0 LOB: 1 BB: 1 P: 18	R: 0 E: 0 K: 0 S: 10 H: 0 LOB: 0 BB: 0 P: 18	R: 0 E: 0 K: 0 S: 7 H: 0 LOB: 0 BB: 0 P: 13	R: 0 E: 0 K: 2 S: 11 H: 0 LOB: 0 BB: 0 P: 18	R: 1 E: 0 K: 1 S: 13 H: 2 LOB: 1 BB: 0 P: 17	R: 0 E: 0 K: 2 S: 10 H: 1 LOB: 1 BB: 0 P: 14	R: 0 E: 0 K: 2 S: 11 H: 1 LOB: 1 BB: 0 P: 13	R: 0 E: 0 K: 0 S: 6 H: 0 LOB: 0 BB: 0 P: 8	R: 0 E: 0 K: 1 S: 9 H: 0 LOB: 2 BB: 2 P: 20	1B: 4 2B: 2 3B: 0 HR: 0	SF: 0 SAC: 3 DP: 2 HBP: 0						

PITCHER		IP	WLS	BF	H	R	ER	SO	BB	IBB	HBP	BLK	WP	HR	S	P	ERA	WHIP
Tom Glavine, L ERA: 1.29	(1, 1)	7.0		24	3	1	1	8	1	0	0	0	0	0	69	112	1.29	0.571
John Rocker, L ERA:	(8, 1)	1.0		4	1	0	0	2	0	0	0	0	0	0	11	13	0.00	1.000
Rudy Seanez, R ERA:	(9, 1)	1.0		3	0	0	0	0	0	0	0	0	0	0	6	8	0.00	0.000
Kerry Ligtenberg, R ERA:	(10, 1)	0.1		3	0	0	0	0	1	1	0	0	0	0	5	13	0.00	3.000
Odalis Perez, L ERA:	(10, 1)	0.2	W	1	0	0	0	1	0	0	0	0	0	0	4	7	0.00	0.000

PITCHER	IP	WLS	BF	H	R	ER	SO	BB	IBB	HBP	BLK	WP	HR	S	P	ERA	WHIP

AB	29
R	1
H	4
RBI	1
BB	3
SO	11
LOB	8

WP: 0 PA: 35
PB: 0
SB: 1
CS: 2

Batter	1	2	3	4	5	6	7	8	9	10	AB	R	H	RBI	BB	SO	LOB
Walt Weiss, S (1, 6) OBP: 0.222, SLG: 0.125	C F B X 1-2 L9 ①		C F B B B C 3-3 K ①		C B C S 1-3 K ② 2-3			B C X 1-1 F7 ①		B C B F B B 4-2 SH 10 1B BB	4	1	0	0	1	2	1
Keith Lockhart, L (1, 4) OBP: 0.375, SLG: 0.286 Tony Graffanino, R (10, PH)	C X 0-1 1B 1B		B X 1-0 F8 ②		X 0-0 F7 ③			C X 0-1 G5-3 ②		1 SAFE X 0-0 SH 10 1B 1-2	4 0	0 0	1 0	0 0	0 0	0 0	1 0
10 Chipper Jones, S (1, 5) OBP: 0.333, SLG: 0.143	B B C F C 2-3 K ②		B F F S 1-3 K ③			F F B S 1-3 K ①		B B B B 4-0 BB		X 0-0 1B 1-2 2-H	4	0	1	1	1	3	1
Andres Galarraga, R (1, 3) OBP: 0.250, SLG: 0.250	X 0-0 1B 1-3			S B X 1-1 G6-3 ①		B X 1-0 L7 ②		X 0-0 P6 ③			4	0	1	0	0	0	1
Ryan Klesko, L (1, 7) OBP: 0.375, SLG: 0.750	C B S S 1-3 K ③			X 0-0 1B		X 0-0 P5 ③			C S B X 1-2 F8 ①		4	0	1	0	0	1	2
Javy Lopez, R (1, 2) OBP: 0.375, SLG: 0.714		B B B B 4-0 FC5-4 BB		S B C B X 2-2 F8 ②			F F X 0-2 G6-3 ①		B X 1-0 HR		3	1	1	1	1	0	1
Andruw Jones, R (1, 8)		X 0-0 P8 ①		F B B S F X 2-2 P4 ③			F F B X 1-2 G5-3 ②		F B B C X 2-2 F9 ②		4	0	0	0	0	0	2
Michael Tucker, L (1, 9) OBP: 0.375, SLG: 0.714		B F X 1-1 FC5-4 FC4-6 ② 1-2f			B B B B 4-0 BLK SH2-4 BB		B F C B X 2-2 S 1B		X 0-0 G3 ③		3	0	1	0	1	0	1
Tom Glavine, L (1, 1) Ozzie Guillen, L (7, PH) John Rocker, R (8, 1) Rudy Seanez, R (9, 1) Kerry Ligtenberg, R (10, 1) Odalis Perez, L (10, 1) Greg Colbrunn, R (10, PH)		B C B F X 2-2 FC4-6 ③ 1-2f			L X 0-1 SH2-4 ① 1-2		F B X 1-1 G1-3 ③ 1-2			S B X 1-1 L9 ①	1 1 0 0 0 0 1	0 0 0 0 0 0 0	0 0 0 0 0 0 0	0 0 0 0 0 0 0	0 0 0 0 0 0 0	0 0 0 0 0 0 0	1 1 0 0 0 0 0
Inning Stats	R: 0 H: 2 E: 0 LOB: 2 K: 2 BB: 0 S: 12 P: 16	R: 0 H: 0 E: 0 LOB: 1 K: 0 BB: 1 S: 6 P: 13	R: 0 H: 0 E: 0 LOB: 0 K: 2 BB: 0 S: 7 P: 12	R: 0 H: 1 E: 0 LOB: 1 K: 0 BB: 0 S: 10 P: 15	R: 0 H: 0 E: 0 LOB: 1 K: 1 BB: 1 S: 6 P: 11	R: 0 H: 0 E: 0 LOB: 0 K: 1 BB: 0 S: 5 P: 7	R: 0 H: 1 E: 0 LOB: 1 K: 0 BB: 0 S: 11 P: 15	R: 0 H: 0 E: 0 LOB: 1 K: 0 BB: 1 S: 5 P: 10	R: 1 H: 1 E: 0 LOB: 0 K: 0 BB: 0 S: 8 P: 12	R: 1 H: 1 E: 1 LOB: 2 K: 0 BB: 1 S: 6 P: 11	1B: 5 SF: 0 2B: 0 SAC: 2 3B: 0 DP: 0 HR: 1 HBP: 0						

PITCHER	IP	WLS	BF	H	R	ER	SO	BB	IBB	HBP	BLK	WP	HR	S	P	ERA	WHIP
Kevin Tapani, R (1, 1) ERA: 1.0	9.0		35	5	1	1	6	3	0	0	1	0	1	70	111	1.00	0.889
Terry Mulholland, L (10, 1) ERA: 27.0	0.1	L	4	1	1	1	0	1	0	0	0	0	0	6	11	27.00	6.000

PITCHER	IP	WLS	BF	H	R	ER	SO	BB	IBB	HBP	BLK	WP	HR	S	P	ERA	WHIP

BOTTOM

Chicago Cubs @ Atlanta Braves

Turner Field, Atlanta, GA

Thu Oct 01 1998, 7:05 PM EDT

Att. 51,713 - Unknown - 82 F

livebaseballscorecards.com

AB	33
R	2
H	6
RBI	2
BB	4
SO	6
LOB	12

1B: 5	SF: 0	WP: 0	PA: 39
2B: 0	SAC: 2	PB: 0	
3B: 0	DP: 0	SB: 1	
HR: 1	HBP: 0	CS: 0	

Atlanta Braves @ Chicago Cubs

Wrigley Field, Chicago, IL

Sat Oct 03 1998, 7:05 PM CDT

Att. 39,597 - Overcast - 51 F

TOP

livebaseballscorecards.com

Batter	1	2	3	4	5	6	7	8	9	AB	R	H	RBI	BB	SO	LOB
Walt Weiss, S (1, 6) OBP: 0.214, SLG: 0.154	C F X 0-2 BB 1B		L C X 0-2 ① L1		C B C B F B X 3-2 ① G3		C S F C 0-3 ③ K	B C B F X 2-2 ③ P3		5	0	1	0	0	1	2
Keith Lockhart, L (1, 4) OBP: 0.385, SLG: 0.333	B B C F B F X 3-2 ① P5		C X 0-1 ② G3 2-3		B C B B B X 3-1 ② F7			X 0-0 10 BB E 1B	B X 1-0 BB 1B 1B	5	1	2	0	0	0	2
10 Chipper Jones, S (1, 5) OBP: 0.429, SLG: 0.200	C S B X 1-2 ② F8		B F C B X 3-2 3-H 1B		B B B B 4-0 BB			B B B B 4-0 E 1-2 HR BB	B C B B X 2-2 ① F7	3	1	1	0	2	0	2
Andres Galarraga, R (1, 3) OBP: 0.308, SLG: 0.250	B B B B 4-0 1-2 BB		B F F 1 SAFE B B S 3-3 ③ K		1 SAFE B X 1-0 ③ P8			F B B X 2-1 ① F8	B X 1-0 BB 1-2 1B	4	0	1	0	1	1	4
Ryan Klesko, L (1, 7) OBP: 0.273, SLG: 0.545 Gerald Williams, R (6, 9) OBP: 0.500, SLG: 0.500	C S S 0-3 ③ K			B B B C T X 3-2 ① F7		B B F F B T 3-2 ① K		C B X 1-1 E6 1-3 2-H HR 1B	B C B S F C 2-3 ② K	3 2	0 1	0 1	0 1	0 0	2 1	2 2
Andruw Jones, R (1, 8)		B B B C B 4-1 L7-6-4 BB		X 0-0 E5 S		B X 1-0 ② F8		I I I I 4-0 HR IBB	C B B B S B 4-2 1-2 2-3 FC5-4 BB	2	1	0	0	3	0	0
Eddie Pérez, R (1, 2) OBP: 0.200, SLG: 0.800	B C B 1 SAFE C F 1 SAFE F S 2-3 ① K		1 SAFE B 1 SAFE B B C F S 3-3 ② K 1-2		C X 0-1 ③ G5-3			X 0-0 1-H 2-H 3-H HR	B B X 2-0 ③ FC5-4 1-2f	5	1	1	4	0	2	5
Michael Tucker, L (1, 9) OBP: 0.400, SLG: 0.625 Danny Bautista, R (6, 7) OBP: 0.500, SLG: 1.000	S B B X 2-1 ②③ L7-6-4 1-2			I I I I 4-0 IBB			X 0-0 ① G1-3	B B S B X 3-1 G3 2B		1 2	0 0	0 1	0 0	1 0	0 0	1 0
Greg Maddux, R (1, 1) OBP: 0.250, SLG: 0.500 Kerry Ligtenberg, R (8, 1)			C B B C X 2-2 G3 10 PB 2B	C C S 0-3 ③ K			C S B X 1-2 ② G3	F B C X 1-2 ② G3 2-3		4 0	1 0	1 0	0 0	0 0	1 0	3 0

| Inning Stats | | |

Batter	1	2	3	4	5	6	7	8	9	AB	R	H	RBI	BB	SO	LOB
Lance Johnson, L (1, 8) OBP: 0.167, SLG: 0.167	F8		B3		F9			1B 1-2 2-3 1B		4	0	1	0	0	0	2
Mickey Morandini, L (1, 4) OBP: 0.333, SLG: 0.222	FC3-6 1B		G3			G1-3		SF9 2-3 3-H		3	0	1	1	0	0	0
Sammy Sosa, R (1, 9) OBP: 0.250, SLG: 0.273	L9			K		G6-3		K		4	0	0	0	0	2	3
Mark Grace, L (1, 3) OBP: 0.083, SLG: 0.083	FC3-6 1-2f			L8		F9		1B 1-2 3-H		4	0	1	1	0	0	1
Henry Rodriguez, L (1, 7) OBP: 0.250, SLG: 0.286		G4-3 2B		P7			G3-1	L8		4	0	1	0	0	0	2
Gary Gaetti, R (1, 5) OBP: 0.091, SLG: 0.091		G4-3 2-3			FC6-4 1B		P2		F3	4	0	1	0	0	0	1
Tyler Houston, L (1, 2) OBP: 0.167, SLG: 0.667		G3-1			K		K		G4-3	3	0	0	0	0	2	2
Mike Morgan, R (9, 1)										0	0	0	0	0	0	0
Manny Alexander, R (9, PH)										1	0	0	0	0	0	0
José Hernández, R (1, 6) OBP: 0.286, SLG: 0.286		K			FC6-4 1-2 1B			1B SF9 1B	F8	4	1	2	0	0	1	1
34 Kerry Wood, R (1, 1)			G4-3		FC6-4 1-2f 2-3			SF9 1B 1-2 1B		1	0	0	0	0	0	0
Brant Brown, L (5, PH)										1	0	0	0	0	0	2
Terry Mulholland, R (6, 1)										0	0	0	0	0	0	0
Rod Beck, R (8, 1)										0	0	0	0	0	0	0
Sandy Martinez, L (8, 2) OBP: 1.000, SLG: 1.000										1	1	1	0	0	0	0
Inning Stats	R: 0 E: 0 K: 0 S: 5 H: 1 LOB: 1 BB: 0 P: 9	R: 0 E: 0 K: 1 S: 9 H: 1 LOB: 1 BB: 0 P: 11	R: 0 E: 0 K: 0 S: 4 H: 0 LOB: 0 BB: 0 P: 5	R: 0 E: 0 K: 1 S: 8 H: 0 LOB: 0 BB: 0 P: 13	R: 0 E: 0 K: 1 S: 17 H: 2 LOB: 2 BB: 0 P: 26	R: 0 E: 0 K: 0 S: 5 H: 0 LOB: 0 BB: 0 P: 7	R: 0 E: 0 K: 1 S: 7 H: 0 LOB: 0 BB: 0 P: 11	R: 2 E: 0 K: 1 S: 17 H: 4 LOB: 2 BB: 0 P: 28	R: 0 E: 0 K: 0 S: 6 H: 0 LOB: 0 BB: 0 P: 7	1B: 7 2B: 1 3B: 0 HR: 0	SF: 1 SAC: 0 DP: 0 HBP: 0					

PITCHER	IP	WLS	BF	H	R	ER	SO	BB	IBB	HBP	BLK	WP	HR	S	P	ERA	WHIP
Greg Maddux, R (1, 1) ERA: 2.57	7.0	W	28	7	2	2	4	0	0	0	0	0	0	60	91	2.57	1.000
Kerry Ligtenberg, R (8, 1) ERA:	2.0		7	1	0	0	1	0	0	0	0	0	0	18	26	0.00	0.500

PITCHER	IP	WLS	BF	H	R	ER	SO	BB	IBB	HBP	BLK	WP	HR	S	P	ERA	WHIP

BOTTOM

Atlanta Braves @ Chicago Cubs

Wrigley Field, Chicago, IL

Sat Oct 03 1998, 7:05 PM CDT

Att. 39,597 - Overcast - 51 F

livebaseballscorecards.com

AB	34
R	2
H	8
RBI	2
BB	0
SO	5
LOB	14

1B: 7	SF: 1	WP: 0	PA: 35
2B: 1	SAC: 0	PB: 0	
3B: 0	DP: 0	SB: 0	
HR: 0	HBP: 0	CS: 0	