


Chicago Cubs - 1998

Batter	1	2	3	4	5	6	7	8	9	AB	R	H	RBI	BB	SO	LOB	TOP			
Lance Johnson, L (1.8) OBP: 0.300, SLG: 0.444	G6-3		F7			G4-3		F7		5	0	1	0	0	0	2				
Jeff Blauer, R (1.6) OBP: 0.500, SLG: 0.286	G6-3 2B		E5 2B							3	3	1	0	2	1	2				
Mark Grace, L (1.3) OBP: 0.400, SLG: 0.375	G6-3					G4-3				4	2	1	0	1	0	5				
Sammy Sosa, R (1.9) OBP: 0.500, SLG: 0.556										4	2	2	2	1	1	0				
Kevin Orie, R (1.5) OBP: 0.444, SLG: 1.125										4	1	3	4	0	0	0				
Henry Rodriguez, L (1.7) OBP: 0.333, SLG: 0.571 Matt Mieske, R (7.7)	G4-3		G4-2-5			P5		G3		4	0	0	0	0	0	3				
Scott Servais, R (1.2) OBP: 0.333, SLG: 0.286			F9			F9				4	1	1	2	1	0	2				
Mickey Morandini, L (1.4) OBP: 0.400, SLG: 0.333	G6-3									4	0	1	2	1	2	1				
Mark Clark, R (1.1) José Hernández, R (8, PH) Terry Adams, R (8, 1) Manny Alexander, R (9, PH) Rod Beck, R (9, 1)										2	0	0	0	0	1	0				
Inning Stats	R: 2 E: 0 K: 0 S: 6	H: 3 LOB: 1 BB: 0 P: 6	R: 0 E: 0 K: 1 S: 5	H: 0 LOB: 0 BB: 0 P: 5	R: 2 E: 1 K: 0 S: 7	H: 3 LOB: 2 BB: 0 P: 7	R: 0 E: 1 K: 2 S: 9	H: 1 LOB: 2 BB: 0 P: 9	R: 1 E: 0 K: 1 S: 6	H: 1 LOB: 0 BB: 0 P: 6	R: 0 E: 0 K: 0 S: 3	H: 0 LOB: 2 BB: 2 P: 11	R: 0 E: 0 K: 0 S: 3	H: 0 LOB: 1 BB: 1 P: 9	R: 5 E: 0 K: 0 S: 4	H: 2 LOB: 0 BB: 4 P: 20	1B: 5 2B: 5 3B: 0 HR: 1	SF: 1 SAC: 1 DP: 1 HBP: 0	WP: 1 PB: 0 SB: 0 CS: 0	PA: 45
PITCHER	IP WLS BF H R ER SO BB IBB HBP BLK WP HR S P ERA WHIP																			
Felix Heredia, L (1.1) ERA: 7.2	5.0 L 25 8 5 4 4 0 0 0 0 0 1 33 33 7.20 1.600																			
Kirt Ojala, L (6.1) ERA:	2.0 8 0 0 0 0 2 0 0 0 0 0 0 6 14 0.00 1.000																			
Vic Darenbourg, L (8.1) ERA:	1.0 4 0 0 0 1 1 0 0 0 0 1 0 5 9 0.00 1.000																			
Oscar Henriquez, R (9.1) ERA: 135.0	0.1 6 1 5 5 0 4 0 0 0 0 0 0 2 18 135.00 15.000																			
Gabe Gonzalez, L (9.1) ERA:	0.2 2 1 0 0 0 0 0 0 0 0 0 0 2 2 0.00 1.500																			
Batter	1	2	3	4	5	6	7	8	9	AB	R	H	RBI	BB	SO	LOB	BOTTOM			
Cliff Floyd, L (1.7) OBP: 0.400, SLG: 0.778	K					G6-3				5	1	1	1	0	2	2				
Edgar Renteria, R (1.6) OBP: 0.556, SLG: 0.625						G6-3				4	0	2	0	0	0	0				
Jim Eisenreich, L (1.3) OBP: 0.250, SLG: 0.250										4	1	1	0	0	1	2				
Gary Sheffield, R (1.9) OBP: 0.889, SLG: 1.500										2	0	1	0	2	0	0				
Mark Kotsay, L (1.8) OBP: 0.333, SLG: 0.375										4	0	1	1	0	0	3				
Charles Johnson, R (1.2) OBP: 0.111, SLG: 0.444										4	0	0	0	0	2	4				
Craig Counsell, L (1.4) OBP: 0.444, SLG: 0.889										4	1	1	0	0	2	0				
Josh Booty, R (1.5)										3	0	0	0	1	3	1				
Felix Heredia, L (1.1) Derrek Lee, R (5, PH) Kirt Ojala, L (6.1) John Cangelosi, S (7, PH) Vic Darenbourg, L (8.1) Oscar Henriquez, R (9.1) Gabe Gonzalez, S (9.1) Gregg Zaun, S (9, PH)										1	0	0	0	0	0	0				
Inning Stats	R: 0 E: 0 K: 2 S: 7	H: 1 LOB: 1 BB: 0 P: 7	R: 0 E: 0 K: 1 S: 5	H: 0 LOB: 0 BB: 0 P: 5	R: 0 E: 0 K: 2 S: 7	H: 0 LOB: 0 BB: 0 P: 7	R: 1 E: 0 K: 1 S: 7	H: 2 LOB: 2 BB: 1 P: 11	R: 0 E: 0 K: 0 S: 4	H: 1 LOB: 2 BB: 1 P: 8	R: 0 E: 0 K: 2 S: 7	H: 0 LOB: 0 BB: 0 P: 7	R: 1 E: 0 K: 0 S: 5	H: 2 LOB: 1 BB: 0 P: 5	R: 1 E: 0 K: 1 S: 7	H: 2 LOB: 1 BB: 0 P: 7	1B: 6 2B: 1 3B: 1 HR: 1	SF: 0 SAC: 0 DP: 1 HBP: 0	WP: 0 PB: 0 SB: 0 CS: 1	PA: 37
PITCHER	IP WLS BF H R ER SO BB IBB HBP BLK WP HR S P ERA WHIP																			
Mark Clark, R (1.1) ERA: 1.29	7.0 W 27 4 1 1 1 11 3 0 0 0 0 0 1 5 5 9.00 2.000																			
Terry Adams, R (8.1) ERA: 4.5	1.0 5 2 1 1 0 0 0 0 0 0 0 1 5 5 9.00 2.000																			
Rod Beck, R (9.1) ERA: 9.0	1.0 5 2 1 1 1 0 0 0 0 0 0 0 7 7 9.00 2.000																			


Chicago Cubs @ Florida Marlins
Pro Player Stadium, Miami, FL
Wed Apr 01 1998, 7:05 PM EST
Att: 16,877 - Unknown - 76 F

AB 36
R 10
H 10
RBI 10
BB 7
SO 5
LOB 17



Chicago Cubs @ Florida Marlins
Pro Player Stadium, Miami, FL
Wed Apr 01 1998, 7:05 PM EST
Att: 16,877 - Unknown - 76 F

AB 34
R 3
H 8
RBI 3
BB 3
SO 12
LOB 13



Batter	1	2	3	4	5	6	7	8	9	AB	R	H	RBI	BB	SO	LOB	TOP								
Lance Johnson, L OBP: 0.267, SLG: 0.500	F8	K		E 3B		G6-3		G4-3		5	1	1	0	0	1	1									
Mickey Morandini, L OBP: 0.467, SLG: 0.333	BB BB		G3-1	E3 1B			BLK BB		K	3	0	1	1	2	1	0									
Sammy Sosa, R OBP: 0.333, SLG: 0.357	K		G5-3	P3			K		K	5	0	0	0	0	3	3									
Mark Grace, L OBP: 0.400, SLG: 0.273	1-2 BB		G4-3			G6-3	G5-3		1B 1B HBP	3	1	0	0	1	0	1									
Henry Rodriguez, L OBP: 0.385, SLG: 0.545				F8						4	0	2	0	0	1	2									
Marc Pisciotto, R (7, 1)										0	0	0	0	0	0	0									
Bob Patterson, R (7, 1)										0	0	0	0	0	0	0									
José Hernández, R OBP: 0.500, SLG: 0.500										1	0	1	0	0	0	0									
Rod Beck, R (9, 1)										0	0	0	0	0	0	0									
Jeff Blausen, R OBP: 0.533, SLG: 0.364		2B G6-3 1B		1B HR BB		P6		K		4	2	2	1	1	1	2									
Kevin Orte, R OBP: 0.429, SLG: 0.923		G6-3 2B		HR 1B		F8		G5-4-3		5	1	2	0	0	0	4									
Tyler Houston, L OBP: 0.500, SLG: 1.250		G6-3		HR 1B				K		4	2	2	4	0	1	1									
Geremi Gonzalez, R Amaury Telemaco, R Manny Alexander, R Ben Van Ryn, L Brant Brown, L Matt Mieske, R		K		F8				K		0	0	0	0	0	0	0									
										2	0	0	0	0	1	1									
										1	1	1	2	0	0	0									
										0	0	0	0	0	0	0									
										1	0	0	0	0	1	0									
Inning Stats	R: 0 E: 0 K: 2 S: 7	H: 0 LOB: 2 BB: 2 P: 15	R: 1 E: 0 K: 2 S: 9	H: 2 LOB: 1 BB: 0 P: 9	R: 0 E: 0 K: 0 S: 3	H: 0 LOB: 0 BB: 0 P: 3	R: 4 E: 1 K: 0 S: 7	H: 4 LOB: 1 BB: 1 P: 11	R: 0 E: 0 K: 1 S: 4	H: 1 LOB: 1 BB: 0 P: 4	R: 2 E: 0 K: 1 S: 7	H: 2 LOB: 1 BB: 1 P: 11	R: 0 E: 0 K: 1 S: 5	H: 1 LOB: 0 BB: 0 P: 5	R: 0 E: 0 K: 2 S: 7	H: 0 LOB: 2 BB: 0 P: 7	R: 1 E: 0 K: 2 S: 9	H: 2 LOB: 2 BB: 0 P: 10	1B: 8 2B: 1 3B: 1 HR: 2	SF: 0 SAC: 0 DP: 1 HBP: 1	WP: 0 PB: 0 SB: 0 CS: 0	PA: 43			
PITCHER	IP	WLS	BF	H	R	ER	SO	BB	IBB	HBP	BLK	WP	HR	S	P	ERA	WHIP								
Rafael Medina, R ERA: 9.0	5.0		25	7	5	5	4	3	0	0	0	0	1	30	42	9.00	2.000								
Jesus Sanchez, L ERA: 9.0	1.0		6	2	2	2	1	1	0	0	1	0	1	7	11	18.00	3.000								
Antonio Alfonseca, R ERA: 9.0	1.0		3	1	0	0	1	0	0	0	0	0	0	5	5	0.00	1.000								
Vic Darenbourg, L ERA: 9.0	1.0		3	0	0	0	2	0	0	0	0	0	0	7	7	0.00	0.000								
Jay Powell, R ERA: 9.0	1.0	L	6	2	1	1	2	0	0	1	0	0	0	9	10	9.00	2.000								

Chicago Cubs @ Florida Marlins
Pro Player Stadium, Miami, FL
Thu Apr 02 1998, 3:33 AM EST
Att: 17,209 - Sunny - 81 F

AB 38
R 8
H 12
RBI 8
BB 4
SO 10
LOB 15



Batter	1	2	3	4	5	6	7	8	9	AB	R	H	RBI	BB	SO	LOB	BOTTOM								
Cliff Floyd, L OBP: 0.467, SLG: 0.917				HR		F8		F8		3	2	1	2	2	0	1									
Edgar Renteria, R OBP: 0.500, SLG: 0.455				K			S HBP	F9		3	1	0	0	1	1	4									
Ryan Jackson, L OBP: 0.400, SLG: 0.400		G3-1		G4-3		F8			SH1-4 BB 1B	5	1	2	1	0	0	1									
Gary Sheffield, R OBP: 0.786, SLG: 1.500				F9						4	1	2	3	1	0	0									
Dave Berg, R (9, PR)										0	0	0	0	0	0	0									
Mark Kotsay, L OBP: 0.385, SLG: 0.500		G5-3							SH1-4 BB	4	1	2	0	0	0	0									
Charles Johnson, R OBP: 0.143, SLG: 0.308		1B BB BB		G3-1		K		P6		4	1	0	0	1	2	5									
Craig Counsell, L OBP: 0.429, SLG: 0.667		BB 1B BB		F7				FC8-2		3	0	0	0	2	1	5									
Josh Booty, R OBP: 0.250, SLG: 0.100						F7				3	0	1	1	1	0	1									
Rafael Medina, R Jesus Sanchez, L John Cangelosi, S Antonio Alfonseca, R Vic Darenbourg, L Derrek Lee, R Jay Powell, R		K		K						2	0	0	0	0	2	4									
										0	0	0	0	0	0	0									
										1	0	0	0	0	0	0									
										0	0	0	0	0	0	0									
										0	0	0	0	0	0	0									
										0	0	0	0	1	0	0									
										0	0	0	0	0	0	0									
Inning Stats	R: 6 E: 0 K: 1 S: 8	H: 4 LOB: 5 BB: 5 P: 28	R: 0 E: 0 K: 0 S: 3	H: 0 LOB: 0 BB: 0 P: 3	R: 0 E: 0 K: 1 S: 5	H: 0 LOB: 1 BB: 1 P: 9	R: 1 E: 0 K: 1 S: 6	H: 1 LOB: 0 BB: 0 P: 6	R: 0 E: 0 K: 0 S: 3	H: 0 LOB: 1 BB: 0 P: 4	R: 0 E: 0 K: 0 S: 4	H: 2 LOB: 1 BB: 0 P: 4	R: 0 E: 0 K: 0 S: 3	H: 0 LOB: 1 BB: 1 P: 7	R: 0 E: 0 K: 2 S: 8	H: 1 LOB: 3 BB: 1 P: 12	1B: 4 2B: 3 3B: 0 HR: 2	SF: 0 SAC: 1 DP: 2 HBP: 1	WP: 0 PB: 0 SB: 1 CS: 0	PA: 43					
PITCHER	IP	WLS	BF	H	R	ER	SO	BB	IBB	HBP	BLK	WP	HR	S	P	ERA	WHIP								
Geremi Gonzalez, R ERA: 1.29	5.0		19	2	1	1	4	3	0	0	0	0	1	24	36	1.80	1.000								
Ben Van Ryn, L ERA: 1.29	1.0		4	0	0	0	0	0	0	1	0	0	0	3	4	0.00	0.000								
Marc Pisciotto, R ERA: 10.8	0.1	W	3	2	0	0	0	0	0	0	0	0	0	3	3	0.00	6.000								
Bob Patterson, L ERA: 10.8	1.2		5	0	0	0	0	1	0	0	0	0	0	4	8	0.00	0.600								

Chicago Cubs @ Florida Marlins
Pro Player Stadium, Miami, FL
Thu Apr 02 1998, 3:33 AM EST
Att: 17,209 - Sunny - 81 F


AB 32
R 7
H 8
RBI 7
BB 9
SO 6
LOB 21



Batter	1	2	3	4	5	6	7	8	9	AB	R	H	RBI	BB	SO	LOB	TOP								
Mark Grudzielanek, R OBP: 0.231, SLG: 0.308 (1, 6)										5	0	2	0	0	0	4									
Jose Vidro, S (1, 4)										4	0	0	0	0	1	2									
Vladimir Guerrero, R OBP: 0.500, SLG: 1.222 Da Rond Stovall, S (8, PR) (8, 9)										3	1	1	0	0	1	2									
Brad Fullmer, L OBP: 0.500, SLG: 0.636 (1, 3)										3	0	2	1	1	0	0									
Rondell White, R OBP: 0.417, SLG: 0.455 Derrick May, L (1, 7) (8, 7)										4	0	0	1	0	2	5									
Scott Livingstone, L (1, 5)										4	0	0	0	0	1	2									
F.P. Santangelo, S OBP: 0.154, SLG: 0.167 (1, 8)										3	0	0	0	1	0	0									
Chris Widger, R OBP: 0.182, SLG: 0.100 (1, 2)										4	0	1	0	0	0	0									
Javier Vazquez, R (1, 1)										2	0	0	0	0	2	0									
Miguel Batista, R (6, 1)										0	0	0	0	0	0	0									
Ryan McGuire, L (7, PH)										0	0	0	0	1	0	0									
Shayne Bennett, R (7, 1)										0	0	0	0	0	0	0									
Shane Andrews, R OBP: 0.125, SLG: 0.125 (9, PH)										1	0	0	0	0	2										
Inning Stats	R: 1 E: 0 K: 1 S: 7	H: 2 LOB: 1 BB: 0 P: 7	R: 0 E: 0 K: 0 S: 3	H: 0 LOB: 0 BB: 0 P: 3	R: 0 E: 0 K: 1 S: 6	H: 1 LOB: 1 BB: 0 P: 6	R: 0 E: 0 K: 1 S: 5	H: 0 LOB: 0 BB: 0 P: 5	R: 0 E: 0 K: 1 S: 5	H: 0 LOB: 0 BB: 0 P: 5	R: 0 E: 0 K: 1 S: 6	H: 1 LOB: 2 BB: 1 P: 10	R: 0 E: 1 K: 1 S: 6	H: 0 LOB: 2 BB: 1 P: 10	R: 1 E: 0 K: 1 S: 6	H: 1 LOB: 2 BB: 0 P: 7	R: 0 E: 0 K: 0 S: 3	H: 1 LOB: 1 BB: 1 P: 7	1B: 3 2B: 2 3B: 1 HR: 0	SF: 0 SAC: 0 DP: 1 HBP: 1	WP: 0 PB: 0 SB: 0 CS: 0	PA: 37			
PITCHER	IP	WLS	BF	H	R	ER	SO	BB	IBB	HBP	BLK	WP	HR	S	P	ERA	WHIP								
Steve Trachsel, R ERA: 2.45 (1, 1)	7.1	W	30	4	2	2	7	2	0	1	0	0	0	41	50	2.46	0.818								
Marc Pisciotta, R ERA: (8, 1)	0.2		5	2	0	0	0	1	0	0	0	0	0	4	8	0.00	4.500								
Rod Beck, R ERA: 3.0 (9, 1)	1.0	S	2	0	0	0	0	0	0	0	0	0	0	2	2	0.00	0.000								

Montreal Expos @ Chicago Cubs
Wrigley Field, Chicago, IL
Fri Apr 03 1998, 3:33 AM CST
Att: 39,102 - Overcast - 42 F


AB 33
R 2
H 6
RBI 2
BB 3
SO 7
LOB 17



Batter	1	2	3	4	5	6	7	8	9	AB	R	H	RBI	BB	SO	LOB	BOTTOM								
Lance Johnson, L OBP: 0.250, SLG: 0.389 (1, 8)										4	0	0	0	1	0	2									
Mickey Morandini, L OBP: 0.350, SLG: 0.235 (1, 4)										5	0	0	0	0	1	3									
Sammy Sosa, R OBP: 0.316, SLG: 0.333 (1, 9)										4	0	1	0	0	1	0									
Mark Grace, L OBP: 0.474, SLG: 0.308 (1, 3)										2	2	1	0	2	0	1									
Henry Rodriguez, L OBP: 0.412, SLG: 0.500 Matt Mieske, R (7, PR) (8, 7)										3	0	1	0	1	0	2									
Jeff Blauser, R OBP: 0.526, SLG: 0.385 (1, 6)										2	1	1	1	1	0	1									
Kevin Orie, R OBP: 0.444, SLG: 0.813 (1, 5)										3	2	1	0	0	0	3									
Scott Servais, R OBP: 0.385, SLG: 0.400 (1, 2)										3	1	1	1	1	0	3									
Steve Trachsel, R OBP: 0.667, SLG: 0.667 Marc Pisciotta, R OBP: 1.000, SLG: 1.000 Rod Beck, R (8, 1) (9, 1)										3	0	2	3	0	0	3									
Inning Stats	R: 0 E: 0 K: 1 S: 5	H: 0 LOB: 0 BB: 0 P: 5	R: 0 E: 0 K: 0 S: 4	H: 1 LOB: 3 BB: 2 P: 12	R: 0 E: 0 K: 0 S: 3	H: 0 LOB: 0 BB: 0 P: 3	R: 3 E: 1 K: 0 S: 7	H: 4 LOB: 1 BB: 0 P: 7	R: 0 E: 0 K: 0 S: 3	H: 1 LOB: 0 BB: 0 P: 3	R: 2 E: 0 K: 1 S: 5	H: 1 LOB: 1 BB: 3 P: 18	R: 1 E: 0 K: 0 S: 4	H: 1 LOB: 1 BB: 1 P: 8	R: 0 E: 0 K: 0 S: 4	H: 1 LOB: 1 BB: 0 P: 4	1B: 8 2B: 1 3B: 0 HR: 0	SF: 1 SAC: 0 DP: 1 HBP: 1	WP: 0 PB: 0 SB: 1 CS: 1	PA: 39					
PITCHER	IP	WLS	BF	H	R	ER	SO	BB	IBB	HBP	BLK	WP	HR	S	P	ERA	WHIP								
Javier Vazquez, R ERA: 5.4 (1, 1)	5.0	L	22	6	3	3	1	2	0	0	0	0	0	22	30	5.40	1.600								
Miguel Batista, R ERA: 18.0 (6, 1)	1.0		7	1	2	2	1	3	0	1	0	0	0	5	18	18.00	4.000								
Shayne Bennett, R ERA: 7.71 (7, 1)	2.0		9	2	1	1	0	1	0	0	0	0	0	8	12	4.50	1.500								

Montreal Expos @ Chicago Cubs
Wrigley Field, Chicago, IL
Fri Apr 03 1998, 3:33 AM CST
Att: 39,102 - Overcast - 42 F

AB 30
R 6
H 9
RBI 5
BB 6
SO 2
LOB 18



Batter	1	2	3	4	5	6	7	8	9	AB	R	H	RBI	BB	SO	LOB	TOP										
Edgardo Alfonso, R OBP: 0.273, SLG: 0.300	F8		L8	G5-3			G4-6-3 BB			3	0	0	0	1	0	1											
Carlos Baerga, S OBP: 0.192, SLG: 0.192	K		1B		G4-3		L9			4	0	1	0	0	1	1											
Bernard Gilkey, R OBP: 0.444, SLG: 0.435	1B		1B		P4		G4-6-3			4	0	2	0	0	0	1											
John Olerud, L OBP: 0.387, SLG: 0.481	G3		K		2B			F8		4	0	1	0	0	1	3											
Butch Huskey, R OBP: 0.321, SLG: 0.273		HR			F8	G1-3		F8		4	1	1	1	0	0	1											
Brian McRae, S OBP: 0.370, SLG: 0.458	G4-3				L8		F9	G3		4	0	0	0	0	0	0											
Alberto Castillo, R OBP: 0.182, SLG: 0.100	B5-3				1B 2B BB		P3		G1-3	3	1	0	0	1	0	0											
Rey Ordóñez, R OBP: 0.259, SLG: 0.296	G6-3				1-2 2B 1B		2B		K	4	1	2	0	0	1	0											
Al Leiter, L OBP: 0.200, SLG: 0.400			K		1-1 2B		K		K	3	0	1	2	0	2	1											
Greg McMichael, R										0	0	0	0	0	0	0											
Dennis Cook, L										0	0	0	0	0	0	0											
Rich Becker, L (9, PH)					1-H 2-H					1	0	0	0	0	1	0											
John Franco, L (9, 1)										0	0	0	0	0	0	0											
Inning Stats	R: 0 E: 0 K: 1 S: 10	H: 1 LOB: 1 BB: 0 P: 12	R: 1 E: 0 K: 0 S: 4	H: 1 LOB: 0 BB: 0 P: 7	R: 0 E: 0 K: 2 S: 12	H: 2 LOB: 2 BB: 0 P: 17	R: 2 E: 0 K: 0 S: 14	H: 2 LOB: 1 BB: 1 P: 25	R: 0 E: 0 K: 1 S: 10	H: 1 LOB: 1 BB: 0 P: 13	R: 0 E: 0 K: 0 S: 5	H: 0 LOB: 0 BB: 1 P: 10	R: 0 E: 0 K: 0 S: 9	H: 0 LOB: 0 BB: 0 P: 12	R: 0 E: 0 K: 2 S: 12	H: 0 LOB: 0 BB: 0 P: 19	1B: 4 2B: 3 3B: 0 HR: 1	SF: 0 SAC: 0 DP: 1 HBP: 0	WP: 0 PB: 0 SB: 0 CS: 0	PA: 36							
PITCHER	IP	WLS	BF	H	R	ER	SO	BB	IBB	HBP	BLK	WP	HR	S	P	ERA	WHIP										
Geremi Gonzalez, R ERA: 13.5	6.0	L	27	8	3	3	4	1	0	0	0	0	1	62	91	4.50	1.500										
Marc Pisciotta, R ERA	2.0		6	0	0	0	0	1	0	0	0	0	0	14	22	0.00	0.500										
Terry Adams, R ERA: 2.25	1.0	S	3	0	0	0	2	0	0	0	0	0	0	12	19	0.00	0.000										

New York Mets @ Chicago Cubs
Wrigley Field, Chicago, IL
Tue Apr 07 1998, 3:33 AM CDT
Att: 16,293 - Overcast - 51 F

AB 34
R 3
H 8
RBI 3
BB 2
SO 6
LOB 8



Batter	1	2	3	4	5	6	7	8	9	AB	R	H	RBI	BB	SO	LOB	BOTTOM										
José Hernández, R OBP: 0.200, SLG: 0.143	G6-3		F9	K		K			G5-3	5	0	0	0	0	2	3											
Jeff Blauser, R OBP: 0.514, SLG: 0.375	1B BB		BB		1B FC6-4 BB	K		FC6 1B		2	1	1	0	3	1	1											
Mark Grace, L OBP: 0.514, SLG: 0.483	K		L8		FC6-4 1B		F7	FC6		5	0	1	0	0	1	3											
Sammy Sosa, R OBP: 0.333, SLG: 0.429	1B		G5-3		FC6-4 1B		P5			4	0	2	0	0	0	1											
Kevin Orte, R OBP: 0.353, SLG: 0.500	K			1B E FC6 1B	K		G5-3			4	1	1	0	0	2	5											
Matt Mieske, R OBP: 0.429, SLG: 0.200		BLK 1B		FC5 FC6 1B	FC6-4			G6-4-3 BB		3	0	1	1	1	0	3											
Scott Servais, R OBP: 0.320, SLG: 0.429	F8			FC6 1B	G5-3			G6-4-3		4	0	1	0	0	0	4											
Mickey Morandini, L OBP: 0.344, SLG: 0.222	G6-3			K		K		G5-3		4	0	0	0	0	2	4											
Geremi Gonzalez, R										2	0	0	0	0	1	3											
Brant Brown, L (6, PH)				FC6						1	0	1	0	0	0	0											
Marc Pisciotta, R										0	0	0	0	0	0	0											
Terry Adams, R										0	0	0	0	0	0	0											
Manny Alexander, R (9, PH)					1-2 2-3 3-H				G4-3	1	0	0	0	0	0	0											
Inning Stats	R: 0 E: 0 K: 2 S: 10	H: 1 LOB: 1 BB: 1 P: 20	R: 0 E: 0 K: 1 S: 10	H: 1 LOB: 0 BB: 0 P: 14	R: 0 E: 0 K: 0 S: 8	H: 0 LOB: 1 BB: 1 P: 14	R: 1 E: 2 K: 2 S: 16	H: 2 LOB: 2 BB: 0 P: 24	R: 1 E: 0 K: 1 S: 14	H: 2 LOB: 2 BB: 1 P: 26	R: 0 E: 0 K: 3 S: 10	H: 1 LOB: 0 BB: 0 P: 13	R: 0 E: 0 K: 0 S: 8	H: 0 LOB: 0 BB: 0 P: 13	R: 0 E: 0 K: 0 S: 8	H: 0 LOB: 0 BB: 1 P: 14	R: 0 E: 0 K: 0 S: 13	H: 1 LOB: 1 BB: 0 P: 17	1B: 8 2B: 0 3B: 0 HR: 0	SF: 0 SAC: 0 DP: 1 HBP: 0	WP: 0 PB: 0 SB: 1 CS: 0	PA: 39					
PITCHER	IP	WLS	BF	H	R	ER	SO	BB	IBB	HBP	BLK	WP	HR	S	P	ERA	WHIP										
Al Leiter, L ERA: 3.27	5.0	W	25	6	2	1	6	3	0	0	1	0	0	22	34	0.00	0.750										
Greg McMichael, R ERA	2.2		9	1	0	0	3	1	0	0	0	0	0	4	6	0.00	0.000										
Dennis Cook, L ERA	0.1		1	0	0	0	0	0	0	0	0	0	0	4	6	0.00	0.000										
John Franco, L ERA	1.0	S	4	1	0	0	0	0	0	0	0	0	0	13	17	0.00	1.000										

New York Mets @ Chicago Cubs
Wrigley Field, Chicago, IL
Tue Apr 07 1998, 3:33 AM CDT
Att: 16,293 - Overcast - 51 F

AB 35
R 2
H 8
RBI 1
BB 4
SO 9
LOB 27



Batter	1	2	3	4	5	6	7	8	9	AB	R	H	RBI	BB	SO	LOB	TOP								
Edgardo Alfonzo, R OBP: 0.289, SLG: 0.324	0-1 SH1-3 BB 1B		1-1 1B			1-0 SF9		0-1 G5-3		4	0	2	1	0	0	5	New York Mets @ Chicago Cubs Wrigley Field, Chicago, IL Thu Apr 09 1998, 3:33 AM CDT Att: 17,313 - Overcast - 42 F								
Rich Becker, L OBP: 0.346, SLG: 0.500 Mel Rojas, R	4-2 SH1-3 BB		0-3 K			1-2 G1-3		0-0 B1-3		4	0	0	0	1	2	4									
Bernard Gilkey, R OBP: 0.419, SLG: 0.385	0-0 SH1-3		2-3 K				4-2 1B SF8 BB		2-2 F8	3	1	0	0	1	1	1									
Matt Franco, L OBP: 0.455, SLG: 0.333	1-3 K				0-0 F8		0-1 G3 2B 1B		1-0 PB 2B 1B	4	2	2	0	1	1	2									
Carlos Baerga, S OBP: 0.194, SLG: 0.172	3-2 K				2-1 F5		0-0 SF8		4-0 2B G4-3 BB	3	1	0	1	1	1	3									
Brian McRae, S OBP: 0.375, SLG: 0.464		2-2 P4			1-2 F8		0-0 G3		4-1 G1-3 BB	4	1	1	1	1	0	1									
Jim Tatum, R OBP: 0.280, SLG: 0.429 Alberto Castillo, R	1-1 G6-3				0-0 L9		1-1 E 2B		0-1 G1-3	3	0	1	1	0	0	0									
Butch Huskey, R OBP: 0.310, SLG: 0.261							2-H E 2B		1-2 G4-3	1	0	0	1	0	0	1									
Rey Ordóñez, R OBP: 0.281, SLG: 0.290	1-1 G5-3				4-1 1B SF9 BB		0-0 E7		1-0 G5-3 1B	4	1	1	1	1	0	1									
Rick Reed, R Brian Bohanon, L Luis Lopez, S John Hudek, S John Olerud, L			0-3 K		1-1 1B		1-0 1B		3-2 G5-3 1B	1	0	0	0	0	1	0									
Inning Stats	R: 0 E: 0 K: 2 S: 11	H: 1 LOB: 2 BB: 1 P: 19	R: 0 E: 0 K: 0 S: 7	H: 0 LOB: 0 BB: 0 P: 11	R: 0 E: 0 K: 3 S: 12	H: 1 LOB: 1 BB: 0 P: 15	R: 0 E: 0 K: 0 S: 6	H: 0 LOB: 0 BB: 0 P: 9	R: 1 E: 0 K: 0 S: 8	H: 1 LOB: 1 BB: 1 P: 15	R: 3 E: 1 K: 0 S: 13	H: 3 LOB: 3 BB: 1 P: 22	R: 0 E: 0 K: 1 S: 7	H: 0 LOB: 1 BB: 1 P: 12	R: 1 E: 0 K: 0 S: 11	H: 2 LOB: 2 BB: 1 P: 19	R: 2 E: 0 K: 0 S: 16	H: 2 LOB: 1 BB: 1 P: 27	1B: 8 2B: 2 3B: 0 HR: 0	SF: 2 SAC: 1 DP: 0 HBP: 0	WP: 0 PB: 1 SB: 1 CS: 0	PA: 44			
PITCHER	IP	WLS	BF	H	R	ER	SO	BB	IBB	HBP	BLK	WP	HR	S	P	ERA	WHIP								
Steve Trachsel, R ERA: 3.46	5.2	W	27	6	4	3	5	3	0	0	0	0	0	54	85	4.76	1.588								
Marc Pisciotta, R ERA: 1.23	1.2		8	1	1	1	1	2	0	0	0	0	0	14	27	5.40	1.800								
Bob Patterson, L ERA: 10.8	0.0		1	1	0	0	0	0	0	0	0	0	0	4	7	∞	∞								
Terry Adams, R ERA: 1.93	0.2		2	0	0	0	0	0	0	0	0	0	0	3	3	0.00	0.000								
Rod Beck, R ERA: 4.5	1.0	S	6	2	2	2	0	1	0	0	0	0	0	16	27	18.00	3.000								

Batter	1	2	3	4	5	6	7	8	9	AB	R	H	RBI	BB	SO	LOB	BOTTOM								
Brant Brown, L OBP: 0.429, SLG: 0.429	1-3 K	1-2 3B 1B		1-2 2B 1B		0-1 L7		0-0 F8		5	2	2	1	0	1	0	New York Mets @ Chicago Cubs Wrigley Field, Chicago, IL Thu Apr 09 1998, 3:33 AM CDT Att: 17,313 - Overcast - 42 F								
Mickey Morandini, L OBP: 0.378, SLG: 0.344	2-2 1B	0-0 1H 2H 3B		2-2 F9		0-2 BB BB 1B		2-0 G4-3		5	1	3	2	0	0	2									
Sammy Sosa, R OBP: 0.341, SLG: 0.450	3-2 F9	2-3 K		1-0 1H 3H 2B		0-0 P8		0-0 1B F7-2 1B		5	1	2	2	0	1	3									
Mark Grace, L OBP: 0.548, SLG: 0.515	0-3 K		1-1 CS 1B	0-0 HBP BB 2H 1B		1 SAFE 1 SAFE 1 SAFE BB BB 1B		0-1 1B 1B		4	0	3	1	1	1	1									
Henry Rodriguez, L OBP: 0.471, SLG: 0.692 Rod Beck, R		3-2 HR	0-0 L8	4-2 HBP BB		4-1 BB BB		4-0 FC6-4 BB		2	1	1	1	3	0	1									
Jeff Blausler, R OBP: 0.500, SLG: 0.357	0-1 G6-3		1-2 FC5-4 1B	1-2 HBP		0-3 K		2-2 F7-2		4	0	1	0	0	1	6									
Kevin Orie, R OBP: 0.359, SLG: 0.471	3-0 1B 1B		1-2 FC5-4	1-1 F4		4-1 BB		3-H FC6-4		4	1	1	1	1	0	6									
Tyler Houston, L OBP: 0.364, SLG: 0.600 Scott Servais, R	2-3 K		0-0 L9	2-2 L9		2-2 G4-3		0-0 F9		4	0	0	0	0	1	4									
Steve Trachsel, R OBP: 0.667, SLG: 0.600 Marc Pisciotta, R Bob Patterson, R	3-2 1B		4-1 F9 2B BB		2-1 G4-3		2-2 G6-3			2	2	1	0	1	0	0									
Terry Adams, R Matt Mieske, R	1-3 3B 1B									1	0	0	0	0	0	0									
Inning Stats	R: 0 E: 0 K: 2 S: 15	H: 1 LOB: 1 BB: 0 P: 21	R: 4 E: 0 K: 2 S: 20	H: 5 LOB: 1 BB: 0 P: 34	R: 0 E: 0 K: 0 S: 9	H: 2 LOB: 1 BB: 0 P: 13	R: 3 E: 0 K: 0 S: 17	H: 3 LOB: 3 BB: 2 P: 32	R: 0 E: 0 K: 0 S: 8	H: 0 LOB: 0 BB: 0 P: 12	R: 1 E: 0 K: 1 S: 12	H: 1 LOB: 3 BB: 3 P: 24	R: 0 E: 0 K: 0 S: 5	H: 0 LOB: 0 BB: 0 P: 9	R: 0 E: 0 K: 0 S: 9	H: 2 LOB: 2 BB: 1 P: 17	1B: 11 2B: 2 3B: 1 HR: 1	SF: 0 SAC: 0 DP: 1 HBP: 1	WP: 0 PB: 0 SB: 0 CS: 1	PA: 43					
PITCHER	IP	WLS	BF	H	R	ER	SO	BB	IBB	HBP	BLK	WP	HR	S	P	ERA	WHIP								
Rick Reed, R ERA: 6.75	3.2	L	21	10	7	7	4	1	0	1	0	0	0	16	27	0.00	1.500								
Brian Bohanon, L ERA: 6.75	1.1		7	1	0	0	0	1	0	1	0	0	0	17	33	4.50	2.000								
John Hudek, R ERA: 6.75	2.0		10	1	1	1	1	3	0	0	0	0	0	17	33	4.50	2.000								
Mel Rojas, R ERA:	1.0		5	2	0	0	0	1	0	0	0	0	0	9	17	0.00	3.000								

AB	35
R	7
H	10
RBI	6
BB	6
SO	6
LOB	19



Batter	1	2	3	4	5	6	7	8	9	AB	R	H	RBI	BB	SO	LOB	TOP								
Brant Brown, L (1, 8) OBP: 0.500, SLG: 0.750																									
Sandy Martinez, L (8, PH) (8, 2)																									
Mickey Morandini, L (1, 4) OBP: 0.372, SLG: 0.324																									
Sammy Sosa, R (1, 9) OBP: 0.348, SLG: 0.432																									
Matt Mieske, R (7, PR) (7, 9)																									
Mark Grace, L (1, 3) OBP: 0.511, SLG: 0.459																									
José Hernández, R (7, 8) OBP: 0.198, SLG: 0.133																									
Henry Rodríguez, L (1, 7) OBP: 0.550, SLG: 0.839																									
Jeff Blausler, R (1, 6) OBP: 0.522, SLG: 0.419																									
Manny Alexander, R (7, PH) (7, 6)																									
Kevin Orte, R (1, 5) OBP: 0.364, SLG: 0.487																									
Scott Servais, R (1, 2) OBP: 0.333, SLG: 0.375																									
Kevin Tapani, R (1, 1) OBP: 0.222, SLG: 0.143																									
Inning Stats	R: 6 E: 0 K: 1 S: 17	H: 5 LOB: 2 BB: 3 P: 35	R: 0 E: 0 K: 1 S: 11	H: 1 LOB: 1 BB: 0 P: 17	R: 0 E: 0 K: 0 S: 8	H: 0 LOB: 0 BB: 0 P: 11	R: 0 E: 0 K: 3 S: 10	H: 0 LOB: 0 BB: 0 P: 12	R: 0 E: 0 K: 3 S: 13	H: 3 LOB: 2 BB: 2 P: 29	R: 1 E: 0 K: 0 S: 9	H: 2 LOB: 3 BB: 2 P: 18	R: 3 E: 0 K: 0 S: 15	H: 4 LOB: 3 BB: 1 P: 25	R: 0 E: 0 K: 0 S: 6	H: 0 LOB: 0 BB: 0 P: 9	R: 0 E: 0 K: 0 S: 13	H: 1 LOB: 1 BB: 0 P: 22	1B: 12 2B: 2 3B: 0 HR: 2	SF: 0 SAC: 0 DP: 0 HBP: 0	WP: 1 PB: 0 SB: 0 CS: 0	PA: 51			
PITCHER	IP	WLS	BF	H	R	ER	SO	BB	IBB	HBP	BLK	WP	HR	S	P	ERA	WHIP								
Marc Valdes, R (1, 1) ERA: 9.95	0.1	L	6	3	5	5	0	2	0	0	0	1	2	10	22	135.00	15.000								
Trey Moore, L (1, 1) ERA: 7.99	4.1		22	6	4	4	5	1	2	0	0	0	0	48	81	8.31	1.615								
Miguel Batista, R (5, 1) ERA: 13.5	1.1		11	5	4	4	0	2	0	0	0	0	0	15	26	27.00	5.250								
Shayne Bennett, R (7, 1) ERA: 6.0	2.0		8	1	0	0	0	1	0	0	0	0	0	16	27	0.00	1.000								
Rick DeHart, L (9, 1) ERA: 2.7	1.0		4	1	0	0	0	0	0	0	0	0	0	13	22	0.00	1.000								

Chicago Cubs @ Montreal Expos
Olympic Stadium, Montreal, QB
Fri Apr 10 1998, 7:05 PM EDT
Att. 9,982 - Dome - 72 F

AB	43
R	13
H	16
RBI	13
BB	8
SO	5
LOB	25



Batter	1	2	3	4	5	6	7	8	9	AB	R	H	RBI	BB	SO	LOB	BOTTOM								
Mark Grudzielanek, R (1, 6) OBP: 0.216, SLG: 0.324																									
Mike Mordecai, R (7, 6)																									
F.P. Santangelo, S (1, 7) OBP: 0.194, SLG: 0.235																									
Ryan McGuire, L (7, 7) OBP: 0.364, SLG: 0.400																									
Vladimir Guerrero, R (1, 9) OBP: 0.289, SLG: 0.486																									
Brad Fullmer, L (1, 3) OBP: 0.389, SLG: 0.438																									
Rondell White, R (1, 8) OBP: 0.417, SLG: 0.516																									
Da Rond Stovall, S (8, 8) OBP: 0.500, SLG: 0.500																									
Jose Vidro, S (1, 4) OBP: 0.208, SLG: 0.100																									
Scott Livingstone, L (1, 5) OBP: 0.238, SLG: 0.250																									
Chris Widger, R (1, 2) OBP: 0.185, SLG: 0.120																									
Mike Hubbard, R (8, 2) OBP: 0.200, SLG: 0.200																									
Marc Valdes, R (1, 1) ERA: 9.95																									
Trey Moore, L (1, 1) ERA: 7.99																									
Miguel Batista, R (5, 1) ERA: 13.5																									
Shayne Bennett, R (7, 1) ERA: 6.0																									
Derrick May, L (8, PH) OBP: 0.500																									
Rick DeHart, L (9, 1) ERA: 2.7																									
Inning Stats	R: 0 E: 0 K: 1 S: 12	H: 0 LOB: 1 BB: 1 P: 19	R: 0 E: 0 K: 0 S: 8	H: 1 LOB: 0 BB: 0 P: 15	R: 0 E: 0 K: 0 S: 10	H: 0 LOB: 0 BB: 0 P: 13	R: 0 E: 0 K: 0 S: 4	H: 0 LOB: 0 BB: 0 P: 6	R: 0 E: 0 K: 1 S: 11	H: 1 LOB: 1 BB: 0 P: 13	R: 0 E: 0 K: 0 S: 9	H: 0 LOB: 0 BB: 0 P: 11	R: 0 E: 0 K: 0 S: 6	H: 0 LOB: 0 BB: 0 P: 7	R: 0 E: 0 K: 1 S: 8	H: 1 LOB: 1 BB: 0 P: 14	R: 0 E: 0 K: 0 S: 3	H: 0 LOB: 0 BB: 0 P: 3	1B: 3 2B: 0 3B: 0 HR: 0	SF: 0 SAC: 0 DP: 0 HBP: 0	WP: 0 PB: 0 SB: 0 CS: 0	PA: 31			
PITCHER	IP	WLS	BF	H	R	ER	SO	BB	IBB	HBP	BLK	WP	HR	S	P	ERA	WHIP								
Kevin Tapani, R (1, 1) ERA: 5.4	9.0	W	31	3	0	0	3	1	0	0	0	0	0	71	101	0.00	0.444								

Chicago Cubs @ Montreal Expos
Olympic Stadium, Montreal, QB
Fri Apr 10 1998, 7:05 PM EDT
Att. 9,982 - Dome - 72 F

AB	30
R	0
H	3
RBI	0
BB	1
SO	3
LOB	5



Batter	1	2	3	4	5	6	7	8	9	10	AB	R	H	RBI	BB	SO	LOB	TOP						
José Hernández, R OBP: 0.200, SLG: 0.211 Brant Brown, L OBP: 0.538, SLG: 0.769 (9, PH)	1-2 1B 1B 2B	2-2 G6-3		0-1 G5-3		2-3 K			1-1 1B 1B		4	1	1	0	0	1	3	1 0 1 0 0 0 0						
Jeff Blausler, R OBP: 0.490, SLG: 0.389	3-2 1B 1B SF9		3-2 G5-3		1-1 P3	3-2 F9			2-3 K		5	1	1	0	0	1	3	5 1 1 0 0 1 3						
Mark Grace, L OBP: 0.519, SLG: 0.476	1-1 SF9 1B		1-1 F8		2-2 G6-3 BB 1B		1-0 F9		2-1 1B		5	0	3	1	0	0	0	5 0 3 1 0 0 0						
Sammy Sosa, R OBP: 0.392, SLG: 0.542	1-2 1B E 1B		2-0 1B		4-1 G6-3 BB 1B		1-2 HR		2-3 K		4	1	3	1	1	1	2	4 1 3 1 1 1 2						
Kevin Orie, R OBP: 0.327, SLG: 0.442	2-1 SF9		2-1 G5-3		1-0 G6-3 BB		2-1 G5-3		3-2 P5		4	0	0	1	0	0	5	4 0 0 1 0 0 5						
Henry Rodriguez, L OBP: 0.511, SLG: 0.778	3-1 F7		1-1 1B 2B		1-1 F7		0-2 K		3-3 K		5	1	1	0	0	2	4	5 1 1 0 0 2 4						
Scott Servais, R OBP: 0.371, SLG: 0.370	1-3 K		3-2 SH2-4 1B		4-1 1B S BB		4-1 G6-4-3 BB		2-1 G6-3		3	0	1	1	2	1	2	3 0 1 1 2 1 2						
Mickey Morandini, L OBP: 0.354, SLG: 0.310		2-2 F8		1-0 F9		1-2 G6-4-3 BB		1-2 G6-4-3 BB		0-2 G4-3		5	0	1	0	0	2	5 0 1 0 0 0 2						
Mark Clark, R OBP: 0.167, SLG: 0.167 Lance Johnson, L OBP: 0.155, SLG: 0.280 Terry Adams, R (8, 1)		2-2 G5-3		0-0 SH2-4 1B		0-0 SH1-4 1B		3-2 G5-3				1	0	0	0	0	0	1 0 0 0 0 0 0						
											1	0	0	0	0	0	0	1 0 0 0 0 0 0						
											0	0	0	0	0	0	0	0 0 0 0 0 0 0						
Inning Stats	R: 2 E: 1 K: 1 S: 18	H: 4 LOB: 2 BB: 0 P: 30	R: 0 E: 0 K: 0 S: 11	H: 0 LOB: 0 BB: 0 P: 17	R: 0 E: 0 K: 0 S: 11	H: 1 LOB: 1 BB: 0 P: 19	R: 1 E: 0 K: 1 S: 10	H: 2 LOB: 1 BB: 0 P: 15	R: 0 E: 0 K: 1 S: 11	H: 1 LOB: 2 BB: 1 P: 22	R: 1 E: 0 K: 1 S: 10	H: 1 LOB: 0 BB: 0 P: 14	R: 0 E: 0 K: 2 S: 17	H: 0 LOB: 0 BB: 1 P: 18	R: 0 E: 0 K: 2 S: 17	H: 2 LOB: 2 BB: 0 P: 27	R: 0 E: 0 K: 1 S: 9	H: 0 LOB: 0 BB: 0 P: 14	1B: 8 2B: 3 3B: 0 HR: 1	SF: 1 SAC: 2 DP: 1 HBP: 0	WP: 0 PB: 0 SB: 1 CS: 0	PA: 44		
PITCHER	IP WLS BF H R ER SO BB IBB HBP BLK WP HR S P ERA WHIP	IP WLS BF H R ER SO BB IBB HBP BLK WP HR S P ERA WHIP	IP WLS BF H R ER SO BB IBB HBP BLK WP HR S P ERA WHIP	IP WLS BF H R ER SO BB IBB HBP BLK WP HR S P ERA WHIP	IP WLS BF H R ER SO BB IBB HBP BLK WP HR S P ERA WHIP	IP WLS BF H R ER SO BB IBB HBP BLK WP HR S P ERA WHIP	IP WLS BF H R ER SO BB IBB HBP BLK WP HR S P ERA WHIP	IP WLS BF H R ER SO BB IBB HBP BLK WP HR S P ERA WHIP	IP WLS BF H R ER SO BB IBB HBP BLK WP HR S P ERA WHIP	IP WLS BF H R ER SO BB IBB HBP BLK WP HR S P ERA WHIP	IP WLS BF H R ER SO BB IBB HBP BLK WP HR S P ERA WHIP	IP WLS BF H R ER SO BB IBB HBP BLK WP HR S P ERA WHIP	IP WLS BF H R ER SO BB IBB HBP BLK WP HR S P ERA WHIP	IP WLS BF H R ER SO BB IBB HBP BLK WP HR S P ERA WHIP	IP WLS BF H R ER SO BB IBB HBP BLK WP HR S P ERA WHIP	IP WLS BF H R ER SO BB IBB HBP BLK WP HR S P ERA WHIP	IP WLS BF H R ER SO BB IBB HBP BLK WP HR S P ERA WHIP	IP WLS BF H R ER SO BB IBB HBP BLK WP HR S P ERA WHIP	IP WLS BF H R ER SO BB IBB HBP BLK WP HR S P ERA WHIP	IP WLS BF H R ER SO BB IBB HBP BLK WP HR S P ERA WHIP	IP WLS BF H R ER SO BB IBB HBP BLK WP HR S P ERA WHIP	IP WLS BF H R ER SO BB IBB HBP BLK WP HR S P ERA WHIP	IP WLS BF H R ER SO BB IBB HBP BLK WP HR S P ERA WHIP	IP WLS BF H R ER SO BB IBB HBP BLK WP HR S P ERA WHIP

Chicago Cubs @ Montreal Expos
Olympic Stadium, Montreal, QB
Sat Apr 11 1998, 3:33 AM EDT
Att. 20,218 - Dome - 72 F

AB	38
R	4
H	12
RBI	4
BB	3
SO	6
LOB	21



Batter	1	2	3	4	5	6	7	8	9	10	AB	R	H	RBI	BB	SO	LOB	BOTTOM						
Mark Grudzielanek, R OBP: 0.262, SLG: 0.341	1-1 1B 1B		1-3 K		1-0 HBP		0-0 L9		1-0 1B 2B		4	2	2	0	0	1	1	4 2 2 0 0 1 1						
Da Rond Stovall, S OBP: 0.400, SLG: 0.333 F.P. Santangelo, S OBP: 0.216, SLG: 0.257 (10, PH)	2-3 K		0-1 F8		0-0 F8		4-2 FC6-4 BB		0-1 2B 1B		3	0	0	0	1	1	3	3 0 0 0 1 1 3						
Vladimir Guerrero, R OBP: 0.302, SLG: 0.500	0-2 1B G6-3 1B		2-3 K		1-0 F8		0-0 FC6-4		1-0 1B 2B		5	1	2	1	0	1	2	5 1 2 1 0 1 2						
Brad Fullmer, L OBP: 0.400, SLG: 0.472	0-0 1B 1B		1-0 G3-1		2-1 2B 2B		2-0 L7		1-3 K		4	1	2	1	0	0	0	4 1 2 1 0 0 0						
Rondell White, R OBP: 0.400, SLG: 0.514	2-2 G6-3		1-1 F9		1-0 1B 2B		1-3 K		3-3 K		4	1	1	2	0	1	1	4 1 1 2 0 1 1						
Jose Vidro, S OBP: 0.222, SLG: 0.130 Anthony Telford, R (7, 1)	0-0 P5		2-0 L8		1-1 1B 2B		1-1 K				3	0	1	1	0	0	1	3 0 1 1 0 0 1						
Derrick May, L OBP: 0.400, SLG: 0.400 Ugueth Urbina, R (9, 1) Steve Kline, S (10, 1)											0	0	0	0	0	0	0	0 0 0 0 0 0 0						
Shane Andrews, R OBP: 0.125, SLG: 0.067		3-1 G5-3		1-3 K		1-1 G5-3		1-2 P4			4	0	0	0	0	1	0	4 0 0 0 0 1 0						
Chris Widger, R OBP: 0.194, SLG: 0.138		2-1 F9		0-0 SH2-4 1B		3-3 K		2-2 G1-3			4	0	1	0	0	1	0	4 0 1 0 0 1 0						
Carlos Perez, L OBP: 0.200, SLG: 0.200 Mike Mordecai, R OBP: 0.222, SLG: 0.125		1-2 G6-3		0-0 SH2-4		0-0 S 1B		1-1 G1-3			1	0	0	0	0	0	0	1 0 0 0 0 0 0						
											2	0	1	0	0	0	0	2 0 1 0 0 0 0						
Inning Stats	R: 2 E: 0 K: 1 S: 14	H: 3 LOB: 1 BB: 0 P: 19	R: 0 E: 0 K: 0 S: 7	H: 0 LOB: 0 BB: 0 P: 13	R: 0 E: 0 K: 2 S: 8	H: 0 LOB: 0 BB: 0 P: 11	R: 0 E: 0 K: 0 S: 4	H: 0 LOB: 0 BB: 0 P: 8	R: 2 E: 0 K: 1 S: 8	H: 3 LOB: 0 BB: 0 P: 14	R: 0 E: 0 K: 1 S: 7	H: 1 LOB: 2 BB: 1 P: 15	R: 0 E: 0 K: 2 S: 7	H: 0 LOB: 0 BB: 0 P: 13	R: 0 E: 0 K: 0 S: 9	H: 0 LOB: 0 BB: 0 P: 13	R: 1 E: 0 K: 0 S: 4	H: 3 LOB: 2 BB: 0 P: 6	1B: 8 2B: 3 3B: 0 HR: 0	SF: 0 SAC: 1 DP: 0 HBP: 1	WP: 0 PB: 0 SB: 1 CS: 0	PA: 39		
PITCHER	IP WLS BF H R ER SO BB IBB HBP BLK WP HR S P ERA WHIP	IP WLS BF H R ER SO BB IBB HBP BLK WP HR S P ERA WHIP	IP WLS BF H R ER SO BB IBB HBP BLK WP HR S P ERA WHIP	IP WLS BF H R ER SO BB IBB HBP BLK WP HR S P ERA WHIP	IP WLS BF H R ER SO BB IBB HBP BLK WP HR S P ERA WHIP	IP WLS BF H R ER SO BB IBB HBP BLK WP HR S P ERA WHIP	IP WLS BF H R ER SO BB IBB HBP BLK WP HR S P ERA WHIP	IP WLS BF H R ER SO BB IBB HBP BLK WP HR S P ERA WHIP	IP WLS BF H R ER SO BB IBB HBP BLK WP HR S P ERA WHIP	IP WLS BF H R ER SO BB IBB HBP BLK WP HR S P ERA WHIP	IP WLS BF H R ER SO BB IBB HBP BLK WP HR S P ERA WHIP	IP WLS BF H R ER SO BB IBB HBP BLK WP HR S P ERA WHIP	IP WLS BF H R ER SO BB IBB HBP BLK WP HR S P ERA WHIP	IP WLS BF H R ER SO BB IBB HBP BLK WP HR S P ERA WHIP	IP WLS BF H R ER SO BB IBB HBP BLK WP HR S P ERA WHIP	IP WLS BF H R ER SO BB IBB HBP BLK WP HR S P ERA WHIP	IP WLS BF H R ER SO BB IBB HBP BLK WP HR S P ERA WHIP	IP WLS BF H R ER SO BB IBB HBP BLK WP HR S P ERA WHIP	IP WLS BF H R ER SO BB IBB HBP BLK WP HR S P ERA WHIP	IP WLS BF H R ER SO BB IBB HBP BLK WP HR S P ERA WHIP	IP WLS BF H R ER SO BB IBB HBP BLK WP HR S P ERA WHIP	IP WLS BF H R ER SO BB IBB HBP BLK WP HR S P ERA WHIP	IP WLS BF H R ER SO BB IBB HBP BLK WP HR S P ERA WHIP	IP WLS BF H R ER SO BB IBB HBP BLK WP HR S P ERA WHIP

Chicago Cubs @ Montreal Expos
Olympic Stadium, Montreal, QB
Sat Apr 11 1998, 3:33 AM EDT
Att. 20,218 - Dome - 72 F

AB	36
R	5
H	11
RBI	5
BB	1
SO	7
LOB	8



Batter	1	2	3	4	5	6	7	8	9	AB	R	H	RBI	BB	SO	LOB	TOP										
Brant Brown, L (1, 8) OBP: 0.500, SLG: 0.688 José Hernández, R (8, FH) OBP: 0.190, SLG: 0.200										3	0	1	0	0	1	0	Chicago Cubs @ Montreal Expos Olympic Stadium, Montreal, QB Sun Apr 12 1998, 3:33 AM EDT Att: 18,506 - Dome - 72 F										
Mickey Morandini, L (1, 4) OBP: 0.346, SLG: 0.289										3	0	0	0	1	1												
Sammy Sosa, R (1, 9) OBP: 0.364, SLG: 0.500										4	0	0	0	0	2	1											
Mark Grace, L (1, 3) OBP: 0.500, SLG: 0.457										4	0	1	0	0	1	1											
Henry Rodríguez, L (1, 7) OBP: 0.490, SLG: 0.800										4	1	1	1	0	2	1											
Jeff Blauser, R (1, 6) OBP: 0.455, SLG: 0.350										4	0	0	0	0	2	1											
Kevin Orte, R (1, 5) OBP: 0.308, SLG: 0.413										3	0	0	0	0	0	1											
Scott Servais, R (1, 2) OBP: 0.395, SLG: 0.400										3	0	2	0	0	0	0											
34 Kerry Wood, R (1, 1) Ben Van Ryn, L (5, 1) Marc Pisciotta, R (7, PH) Tyler Houston, L (7, PH) Matt Mieske, R (7, PH) Amaury Telemaco, R (7, 1) Terry Mulholland, R (7, 1)										2	0	0	0	0	0	1											
Inning Stats	R: 0 E: 0 K: 3 S: 11	H: 0 LOB: 0 BB: 0 P: 15	R: 0 E: 0 K: 1 S: 11	H: 1 LOB: 1 BB: 0 P: 15	R: 0 E: 0 K: 0 S: 9	H: 1 LOB: 1 BB: 0 P: 13	R: 0 E: 0 K: 2 S: 9	H: 0 LOB: 0 BB: 0 P: 16	R: 0 E: 0 K: 1 S: 9	H: 1 LOB: 1 BB: 0 P: 11	R: 0 E: 0 K: 1 S: 9	H: 0 LOB: 1 BB: 1 P: 17	R: 1 E: 0 K: 0 S: 10	H: 2 LOB: 1 BB: 0 P: 14	R: 0 E: 0 K: 0 S: 11	H: 0 LOB: 0 BB: 0 P: 18		R: 0 E: 0 K: 1 S: 6	H: 0 LOB: 0 BB: 0 P: 8	1B: 4 2B: 0 3B: 0 HR: 1	SF: 0 SAC: 0 DP: 0 HBP: 0	WP: 0 PB: 0 SB: 0 CS: 0	PA: 33				
PITCHER	IP	WLS	BF	H	R	ER	SO	BB	IBB	HBP	BLK	WP	HR	S	P	ERA	WHIP										
Dustin Hermanson, R (1, 1) ERA: 3.24	6.2	W	26	5	1	1	8	1	0	0	0	0	1	65	97	1.35	0.900										
Rick DeHart, L (7, 1) ERA: 2.25	1.1		4	0	0	0	0	0	0	0	0	0	0	14	22	0.00	0.000										
Ugueth Urbina, R (9, 1) ERA:	1.0	S	3	0	0	0	1	0	0	0	0	0	0	6	8	0.00	0.000										

Chicago Cubs @ Montreal Expos
Olympic Stadium, Montreal, QB
Sun Apr 12 1998, 3:33 AM EDT
Att: 18,506 - Dome - 72 F

AB	32
R	1
H	5
RBI	1
BB	1
SO	9
LOB	8



Batter	1	2	3	4	5	6	7	8	9	AB	R	H	RBI	BB	SO	LOB	BOTTOM										
Mark Grudzielanek, R (1, 6) OBP: 0.234, SLG: 0.304										5	0	0	0	0	2	3	Chicago Cubs @ Montreal Expos Olympic Stadium, Montreal, QB Sun Apr 12 1998, 3:33 AM EDT Att: 18,506 - Dome - 72 F										
F.P. Santangelo, S (1, 8) OBP: 0.293, SLG: 0.278										1	2	1	0	2	0	0											
Vladimir Guerrero, R (1, 9) OBP: 0.319, SLG: 0.590										4	2	2	0	0	2	2											
Brad Fullmer, L (1, 3) OBP: 0.455, SLG: 0.575										4	0	4	4	0	0	0											
Rondell White, R (1, 7) OBP: 0.364, SLG: 0.462										4	0	0	0	0	0	6											
Jose Vidro, S (1, 4) OBP: 0.200, SLG: 0.115										3	0	0	0	0	2	0											
Mike Mordecai, R (7, 4) OBP: 0.200, SLG: 0.111										1	0	0	0	0	0	0											
Chris Widger, R (1, 2) OBP: 0.171, SLG: 0.121										4	0	0	0	0	1	0											
Shane Andrews, R (1, 5) OBP: 0.150, SLG: 0.105										4	0	1	0	0	2	1											
Dustin Hermanson, R (1, 1) Rick DeHart, L (7, 1) Derrick May, L (8, PH) Ugueth Urbina, R (9, 1)										2	0	0	0	1	1	1											
Inning Stats	R: 0 E: 1 K: 2 S: 16	H: 1 LOB: 2 BB: 1 P: 29	R: 0 E: 0 K: 2 S: 8	H: 0 LOB: 0 BB: 0 P: 11	R: 2 E: 0 K: 0 S: 14	H: 2 LOB: 1 BB: 2 P: 27	R: 0 E: 0 K: 2 S: 13	H: 0 LOB: 0 BB: 0 P: 20	R: 2 E: 0 K: 1 S: 17	H: 2 LOB: 1 BB: 0 P: 25	R: 0 E: 0 K: 1 S: 13	H: 1 LOB: 1 BB: 0 P: 18	R: 0 E: 0 K: 1 S: 13	H: 2 LOB: 2 BB: 0 P: 18	R: 0 E: 1 K: 1 S: 15	H: 1 LOB: 2 BB: 0 P: 22	R: 0 E: 1 K: 1 S: 15	H: 1 LOB: 2 BB: 0 P: 22	1B: 7 2B: 2 3B: 0 HR: 0	SF: 0 SAC: 0 DP: 0 HBP: 1	WP: 0 PB: 0 SB: 0 CS: 0	PA: 37					
PITCHER	IP	WLS	BF	H	R	ER	SO	BB	IBB	HBP	BLK	WP	HR	S	P	ERA	WHIP										
34 Kerry Wood, R (1, 1) ERA: 7.71	4.2	L	21	4	4	4	7	3	0	1	0	0	0	62	102	7.71	1.500										
Ben Van Ryn, L (5, 1) ERA:	0.0		1	1	0	0	0	0	0	0	0	0	0	2	5	-	-										
Marc Pisciotta, R (5, 1) ERA: 1.06	1.1		5	1	0	0	1	0	0	0	0	0	0	17	23	0.00	0.750										
Amaury Telemaco, R (7, 1) ERA: 1.8	0.2		3	1	0	0	1	0	0	0	0	0	0	7	10	0.00	1.500										
Terry Mulholland, L (7, 1) ERA:	1.1		7	2	0	0	1	0	0	0	0	0	0	21	30	0.00	1.500										

Chicago Cubs @ Montreal Expos
Olympic Stadium, Montreal, QB
Sun Apr 12 1998, 3:33 AM EDT
Att: 18,506 - Dome - 72 F

AB	33
R	4
H	9
RBI	4
BB	3
SO	10
LOB	13



Batter	1	2	3	4	5	6	7	8	9	AB	R	H	RBI	BB	SO	LOB	TOP					
Manny Alexander, R (1,4) OBP: 0.286, SLG: 0.571	G5-3		P3			G6-3		FC5-4		4	0	0	0	0	0	1	Chicago Cubs @ New York Mets Shea Stadium, Flushing, NY Tue Apr 14 1998, 7:05 PM EDT Att: 15,965 - Cloudy - 55 F					
Jeff Blauer, R (1,6) OBP: 0.456, SLG: 0.364	K					G4-6-3 1B		G6-3		4	0	2	0	0	1							
Mark Grace, L (1,3) OBP: 0.483, SLG: 0.429	K					G4-6-3 1-2f		G4-6-3 1-2f		3	0	0	0	1	2							
Sammy Sosa, R (1,9) OBP: 0.373, SLG: 0.491																						
Kevin Orie, R (1,5) OBP: 0.304, SLG: 0.400																						
Henry Rodriguez, L (1,7) OBP: 0.491, SLG: 0.762																						
José Hernández, R (1,8) OBP: 0.167, SLG: 0.174																						
Scott Servais, R (1,2) OBP: 0.381, SLG: 0.382																						
Geremi Gonzalez, R (1,1) Lance Johnson, L (5,PH) Amayny Telemaco, R (5,1) Ben Van Ryn, L (7,1) Marc Pisciotta, R (7,1) Brant Brown, L (7,8) Mickey Morandini, L (9,PH)																						
Inning Stats	R: 0 E: 0 K: 2 S: 9	H: 0 LOB: 0 BB: 0 P: 16	R: 0 E: 0 K: 1 S: 10	H: 0 LOB: 1 BB: 2 P: 22	R: 0 E: 0 K: 0 S: 8	H: 0 LOB: 0 BB: 0 P: 14	R: 0 E: 0 K: 0 S: 10	H: 2 LOB: 1 BB: 0 P: 19	R: 0 E: 0 K: 1 S: 9	H: 1 LOB: 1 BB: 0 P: 17	R: 0 E: 0 K: 0 S: 8	H: 1 LOB: 0 BB: 0 P: 14	R: 0 E: 0 K: 1 S: 12	H: 1 LOB: 1 BB: 0 P: 20	R: 0 E: 1 K: 0 S: 9	H: 1 LOB: 3 BB: 0 P: 17		R: 0 E: 0 K: 2 S: 11	H: 0 LOB: 3 BB: 3 P: 29	1B: 6 2B: 0 3B: 0 HR: 0	SF: 0 SAC: 0 DP: 2 HBP: 0	WP: 0 PB: 0 SB: 1 CS: 1
PITCHER	IP	WLS	BF	H	R	ER	SO	BB	IBB	HBP	BLK	WP	HR	S	P	ERA	WHIP					
Al Leiter, L (1,1) ERA: 2.0	7.0	W	25	5	0	0	5	2	0	0	0	0	0	66	122	0.00	1.000					
Greg McMichael, R (8,1) ERA:	1.0		4	1	0	0	0	0	0	0	0	0	0	9	17	0.00	1.000					
John Hudek, R (9,1) ERA: 5.68	1.0		6	0	0	0	2	3	0	0	0	0	0	11	29	0.00	3.000					

AB	30
R	0
H	6
RBI	0
BB	5
SO	7
LOB	15




Batter	1	2	3	4	5	6	7	8	9	AB	R	H	RBI	BB	SO	LOB	BOTTOM				
Edgardo Alfonso, R (1,5) OBP: 0.316, SLG: 0.320	L4 1B		P4	E6			B1			5	0	2	1	0	4	Chicago Cubs @ New York Mets Shea Stadium, Flushing, NY Tue Apr 14 1998, 7:05 PM EDT Att: 15,965 - Cloudy - 55 F					
Luis Lopez, S (1,4) OBP: 0.444, SLG: 0.438	L4 1-2						B1 BB 1B			5	1	2	0	0	6						
Bernard Gilkey, R (1,7) OBP: 0.455, SLG: 0.405	G6-3						B1 BB 1B			3	1	2	2	1	0						
John Olerud, L (1,3) OBP: 0.449, SLG: 0.538							B1 BB 1B			2	1	1	0	2	0						
Butch Huskey, R (1,9) OBP: 0.304, SLG: 0.375							B1 BB 1B			4	0	0	0	0	0						
Greg McMichael, R (8,1) John Hudek, S (9,1)							B1 BB 1B			0	0	0	0	0	0						
Brian McRae, S (1,8) OBP: 0.386, SLG: 0.447							B1 BB 1B			4	1	1	1	0	2						
Tim Spehr, R (1,2) OBP: 0.320, SLG: 0.273							B1 BB 1B			3	0	1	0	1	0						
Rey Ordóñez, R (1,6) OBP: 0.277, SLG: 0.283							B1 BB 1B			4	1	1	0	0	1						
Al Leiter, L (1,1) Rich Becker, L (7,PH) OBP: 0.325, SLG: 0.441							B1 BB 1B			1	0	1	2	0	0						
Inning Stats	R: 0 E: 0 K: 0 S: 3	H: 1 LOB: 0 BB: 0 P: 7	R: 0 E: 0 K: 1 S: 5	H: 0 LOB: 1 BB: 1 P: 13	R: 0 E: 0 K: 0 S: 9	H: 1 LOB: 1 BB: 0 P: 15	R: 4 E: 1 K: 1 S: 18	H: 5 LOB: 3 BB: 1 P: 33	R: 0 E: 0 K: 0 S: 5	H: 0 LOB: 0 BB: 1 P: 10	R: 0 E: 0 K: 1 S: 9	H: 0 LOB: 0 BB: 0 P: 12	R: 1 E: 0 K: 0 S: 8	H: 3 LOB: 2 BB: 1 P: 16	R: 1 E: 0 K: 0 S: 10	H: 2 LOB: 2 BB: 1 P: 19	1B: 10 2B: 5 3B: 0 HR: 0	SF: 0 SAC: 1 DP: 4 HBP: 0	WP: 0 PB: 0 SB: 0 CS: 1	PA: 38	
PITCHER	IP	WLS	BF	H	R	ER	SO	BB	IBB	HBP	BLK	WP	HR	S	P	ERA	WHIP				
Geremi Gonzalez, R (1,1) ERA: 11.7	4.0	L	20	7	4	4	2	1	0	0	1	0	0	35	68	9.00	2.000				
Amayny Telemaco, R (5,1) ERA: 2.19	2.1		10	3	1	1	1	1	0	0	0	0	0	20	31	3.86	1.714				
Ben Van Ryn, L (7,1) ERA:	0.0		1	0	0	0	0	1	0	0	0	0	0	1	5	∞	∞				
Marc Pisciotta, R (7,1) ERA: 1.74	1.2		7	2	1	1	0	1	0	0	0	0	0	11	21	5.40	1.800				



Batter	1	2	3	4	5	6	7	8	9	AB	R	H	RBI	BB	SO	LOB	TOP									
Brant Brown, L OBP: 0.476, SLG: 0.600 (1, 8)										3	0	0	0	1	0	1										
Mickey Morandini, L OBP: 0.351, SLG: 0.271 (1, 4)										3	0	0	0	1	1	3										
Sammy Sosa, R OBP: 0.381, SLG: 0.542 (1, 9)										4	1	2	1	0	0	1										
Mark Grace, L OBP: 0.469, SLG: 0.415 (1, 3)										4	0	1	0	0	1	1										
Henry Rodriguez, L OBP: 0.456, SLG: 0.696 (1, 7)										4	0	0	0	0	2	2										
Jeff Blauser, R OBP: 0.444, SLG: 0.354 (1, 6)										4	0	1	0	0	0	1										
Kevin Orte, R OBP: 0.300, SLG: 0.389 (1, 5)										4	0	1	0	0	1	0										
Scott Servais, R OBP: 0.356, SLG: 0.351 (1, 2)										3	0	0	0	0	0	2										
Steve Trachsel, R OBP: 0.571, SLG: 0.500 Lance Johnson, L (7, PH) Terry Adams, R (7, 1)										1	0	0	0	0	0	2										
Inning Stats	R: 0 E: 0 K: 0 S: 2	H: 0 LOB: 0 BB: 1 P: 6	R: 0 E: 0 K: 1 S: 5	H: 0 LOB: 0 BB: 0 P: 5	R: 0 E: 1 K: 1 S: 6	H: 0 LOB: 1 BB: 0 P: 10	R: 0 E: 0 K: 0 S: 15	H: 1 LOB: 1 BB: 0 P: 21	R: 0 E: 0 K: 0 S: 11	H: 2 LOB: 3 BB: 1 P: 16	R: 0 E: 0 K: 0 S: 7	H: 1 LOB: 1 BB: 0 P: 12	R: 0 E: 0 K: 0 S: 5	H: 0 LOB: 0 BB: 0 P: 6	R: 1 E: 0 K: 2 S: 11	H: 1 LOB: 0 BB: 0 P: 19	R: 0 E: 0 K: 1 S: 8	H: 0 LOB: 0 BB: 0 P: 13	1B: 4 2B: 0 3B: 0 HR: 1	SF: 0 SAC: 1 DP: 1 HBP: 0	WP: 0 PB: 0 SB: 0 CS: 0	PA: 34				
PITCHER	IP	WLS	BF	H	R	ER	SO	BB	IBB	HBP	BLK	WP	HR	S	P	ERA	WHIP									
Rick Reed, R ERA: 4.08 Dennis Cook, L ERA: 1.59 John Franco, L ERA:	(1, 1)	7.0	W	27	4	0	0	2	2	0	0	0	0	0	51	76	0.00	0.857								
	(8, 1)	1.0		4	1	1	1	2	0	0	0	0	0	1	11	19	9.00	1.000								
	(9, 1)	1.0	S	3	0	0	0	1	0	0	0	0	0	0	8	13	0.00	0.000								

Chicago Cubs @ New York Mets
Shea Stadium, Flushing, NY
Wed Apr 15 1998, 7:05 PM EDT
Att: 16,012 - Cloudy - 63 F


AB	31
R	1
H	5
RBI	1
BB	2
SO	5
LOB	13



Batter	1	2	3	4	5	6	7	8	9	AB	R	H	RBI	BB	SO	LOB	BOTTOM									
Rey Ordonez, R OBP: 0.275, SLG: 0.280 (1, 6)										4	0	1	0	0	0	2										
Matt Franco, L OBP: 0.438, SLG: 0.308 Edgardo Alfonzo, R OBP: 0.310, SLG: 0.314 (1, 5)										3	0	1	0	0	0	1										
Bernard Gilkey, R OBP: 0.417, SLG: 0.366 (1, 7)										4	0	0	0	0	0	2										
John Olerud, L OBP: 0.434, SLG: 0.500 (1, 3)										3	0	0	0	1	1	1										
Butch Huskey, R OBP: 0.300, SLG: 0.364 (1, 9)										4	0	1	0	0	2	1										
Brian McRae, S OBP: 0.383, SLG: 0.425 (1, 8)										2	0	0	0	1	0	0										
Carlos Baerga, S OBP: 0.170, SLG: 0.200 (1, 4)										3	0	1	0	0	1	1										
Tim Spehr, R OBP: 0.321, SLG: 0.250 (1, 2)										2	1	0	0	0	0	2										
Rick Reed, R OBP: 0.400, SLG: 1.000 Rich Becker, L (7, PH) Dennis Cook, L (8, 1) John Franco, L (9, 1)										1	1	1	2	1	0	0										
Inning Stats	R: 0 E: 0 K: 0 S: 4	H: 2 LOB: 2 BB: 1 P: 8	R: 2 E: 0 K: 1 S: 6	H: 1 LOB: 0 BB: 0 P: 7	R: 0 E: 0 K: 0 S: 11	H: 1 LOB: 1 BB: 0 P: 16	R: 0 E: 0 K: 0 S: 16	H: 1 LOB: 2 BB: 1 P: 27	R: 0 E: 0 K: 1 S: 8	H: 0 LOB: 1 BB: 1 P: 17	R: 0 E: 0 K: 0 S: 10	H: 0 LOB: 0 BB: 0 P: 18	R: 0 E: 0 K: 1 S: 6	H: 0 LOB: 0 BB: 0 P: 9	1B: 4 2B: 0 3B: 0 HR: 1	SF: 0 SAC: 0 DP: 0 HBP: 1	WP: 1 PB: 0 SB: 0 CS: 0	PA: 32								
PITCHER	IP	WLS	BF	H	R	ER	SO	BB	IBB	HBP	BLK	WP	HR	S	P	ERA	WHIP									
Steve Trachsel, R ERA: 3.32 Terry Adams, R ERA: 2.05	(1, 1)	6.0	L	26	5	2	2	3	3	0	0	0	0	0	51	82	3.00	1.333								
	(7, 1)	2.0		6	0	0	0	1	0	0	0	0	0	16	27	0.00	0.000									

Chicago Cubs @ New York Mets
Shea Stadium, Flushing, NY
Wed Apr 15 1998, 7:05 PM EDT
Att: 16,012 - Cloudy - 63 F

AB	28
R	2
H	5
RBI	2
BB	3
SO	4
LOB	10



Batter	1	2	3	4	5	6	7	8	9	AB	R	H	RBI	BB	SO	LOB	TOP
Brant Brown, L OBP: 0.538, SLG: 0.750	4-0 G6-3 BB	0-0 1B		0-0 1-3 1B 2B		0-0 3B		0-3 K		4	1	3	2	1	1	0	Chicago Cubs @ New York Mets Shea Stadium, Flushing, NY Thu Apr 16 1998, 3:33 AM EDT Att: 50,814 - Cloudy - 53 F
Mickey Morandini, L OBP: 0.356, SLG: 0.233	0-0 G3	0-0 F7		0-0 1B		0-0 F7		0-0 1B		5	0	2	2	0	0	3	
Sammy Sosa, R OBP: 0.382, SLG: 0.531	0-0 G6-3		0-0 G4-3 1B		0-0 F8		0-0 HR 1B	0-0 FC8-6-4 FC4-6		5	1	2	0	0	0	3	
Mark Grace, L OBP: 0.449, SLG: 0.386	0-0 F8		0-3 K		0-0 F8		4-0 HR BB	0-0 FC4-6		4	1	0	0	1	1	3	
Henry Rodriguez, L OBP: 0.452, SLG: 0.745		0-0 G3	0-0 G4-3		0-0 G3-1		0-0 HR	0-0 2B		5	1	2	3	0	0	1	
Matt Mieske, R OBP: 0.333, SLG: 0.143			1-3				1-1 2-H HR			0	0	0	0	0	0	0	
Jeff Blauser, R OBP: 0.441, SLG: 0.404		0-0 HR	0-0 G6-3		0-0 HBP		0-3 K	0-3 K		4	1	1	1	0	2	2	
Kevin Orte, R OBP: 0.292, SLG: 0.373		0-0 2B 1B		0-0 G5-3		0-0 F8		0-0 F8		5	1	1	0	0	0	2	
Sandy Martinez, L OBP: 0.571, SLG: 1.000		0-0 1B 2B		4-0 FC2-6 BB		0-0 G1-4-3		4-0 BB		3	1	2	0	2	0	0	
Scott Servais, R OBP: 0.356, SLG: 0.351		1-3 1B 2B		0-0 FC2-6 BB		0-0 K		0-0 G4-3		0	0	0	0	0	0	0	
Kevin Tapani, R OBP: 0.167, SLG: 0.100		0-3 K		0-0 FC2-6 2B 1B		0-3 K		0-0 G3		3	1	0	0	0	2	3	
Inning Stats	R: 0 E: 0 K: 0 S: 3	H: 0 LOB: 1 BB: 1 P: 7	R: 3 E: 0 K: 1 S: 9	H: 4 LOB: 1 BB: 0 P: 9	R: 0 E: 0 K: 1 S: 6	H: 1 LOB: 1 BB: 0 P: 6	R: 2 E: 0 K: 0 S: 5	H: 2 LOB: 1 BB: 1 P: 9	R: 0 E: 0 K: 1 S: 6	H: 1 LOB: 1 BB: 0 P: 6	R: 3 E: 0 K: 1 S: 8	H: 3 LOB: 1 BB: 1 P: 12	R: 0 E: 0 K: 1 S: 6	H: 1 LOB: 2 BB: 1 P: 10	1B: 6 2B: 3 3B: 2 HR: 2	SF: 0 SAC: 0 DP: 0 HBP: 1	WP: 0 PA: 45 PB: 0 SB: 1 CS: 0
PITCHER	IP WLS BF H R ER SO BB IBB HBP BLK WP HR S P ERA WHIP	IP WLS BF H R ER SO BB IBB HBP BLK WP HR S P ERA WHIP	IP WLS BF H R ER SO BB IBB HBP BLK WP HR S P ERA WHIP	IP WLS BF H R ER SO BB IBB HBP BLK WP HR S P ERA WHIP	IP WLS BF H R ER SO BB IBB HBP BLK WP HR S P ERA WHIP	IP WLS BF H R ER SO BB IBB HBP BLK WP HR S P ERA WHIP	IP WLS BF H R ER SO BB IBB HBP BLK WP HR S P ERA WHIP	IP WLS BF H R ER SO BB IBB HBP BLK WP HR S P ERA WHIP	IP WLS BF H R ER SO BB IBB HBP BLK WP HR S P ERA WHIP	IP WLS BF H R ER SO BB IBB HBP BLK WP HR S P ERA WHIP	IP WLS BF H R ER SO BB IBB HBP BLK WP HR S P ERA WHIP	IP WLS BF H R ER SO BB IBB HBP BLK WP HR S P ERA WHIP	IP WLS BF H R ER SO BB IBB HBP BLK WP HR S P ERA WHIP	IP WLS BF H R ER SO BB IBB HBP BLK WP HR S P ERA WHIP	IP WLS BF H R ER SO BB IBB HBP BLK WP HR S P ERA WHIP	IP WLS BF H R ER SO BB IBB HBP BLK WP HR S P ERA WHIP	IP WLS BF H R ER SO BB IBB HBP BLK WP HR S P ERA WHIP

Chicago Cubs @ New York Mets
 Shea Stadium, Flushing, NY
 Thu Apr 16 1998, 3:33 AM EDT
 Att: 50,814 - Cloudy - 53 F

AB	40
R	8
H	13
RBI	8
BB	4
SO	6
LOB	20



Batter	1	2	3	4	5	6	7	8	9	AB	R	H	RBI	BB	SO	LOB	BOTTOM		
Edgardo Alfonzo, R OBP: 0.317, SLG: 0.393	0-0 HR	0-3 K		0-3 K		0-0 1-1 1B 2B		0-3 K		5	2	2	2	0	3	2	Chicago Cubs @ New York Mets Shea Stadium, Flushing, NY Thu Apr 16 1998, 3:33 AM EDT Att: 50,814 - Cloudy - 53 F		
Rich Becker, L OBP: 0.285, SLG: 0.385	0-3 K	0-0 G4-3		0-3 K		0-3 K		0-3 K		4	0	0	0	0	3	3			
Turk Wendell, L ERA: 0.73										0	0	0	0	0	0	0			
John Hudek, S ERA: 8.31										0	0	0	0	0	0	0			
Jim Tatum, R OBP: 0.250, SLG: 0.375										1	0	0	0	0	1	0			
Mel Rojas, R ERA: 4.91										0	0	0	0	0	0	0			
Bernard Gilkey, R OBP: 0.434, SLG: 0.378	0-3 K		0-0 WP G4-3 1B		4-0 FC1-6 BB	0-0 2-H 1B		0-0 F8		4	1	2	1	1	1	0			
John Olerud, L OBP: 0.448, SLG: 0.511	0-0 2B 1B		0-0 G4-3		0-0 FC1-6 1B	0-0 F7		0-0 1B G1-3		5	0	3	0	0	0	2			
Carlos Baerga, S OBP: 0.173, SLG: 0.220	0-0 1-3 2B		0-0 P6		0-0 P5		0-3 K		0-0 G1-3	5	0	1	0	0	1	4			
Brian McRae, S OBP: 0.385, SLG: 0.409	0-0 F8		4-0 FC1-6 BB		0-0 FC1-6 S		0-0 F9		0-0 1B	4	0	1	0	1	0	4			
Alberto Castillo, R OBP: 0.238, SLG: 0.211		0-0 SH5-4 2B	0-0 FC6-4 1B		0-3 K		4-0 BB		0-3 K	3	0	2	1	1	1	2			
Matt Franco, L OBP: 0.412, SLG: 0.286			1-2 3-H 1B		1-2 K					1	0	0	0	0	1	2			
Rey Ordenez, R OBP: 0.273, SLG: 0.264		4-0 SH5-4 BB	0-0 FC6-4		0-0 G6-3		0-0 G3			3	0	0	0	1	0	3			
Dave Milicki, R OBP: 0.400, SLG: 0.250		0-0 SH5-4		0-0 F9		0-0 2B 1B		0-3 K		1	0	0	0	0	0	0			
Brian Bohanon, L OBP: 0.667, SLG: 0.667										0	0	0	0	0	0	0			
Luis Lopez, S OBP: 0.474, SLG: 0.471										1	1	1	0	0	0	0			
Butch Huskey, R OBP: 0.294, SLG: 0.356		1-2 2-3								1	0	0	0	0	1	0			
Inning Stats	R: 1 E: 0 K: 2 S: 10	H: 3 LOB: 2 BB: 0 P: 10	R: 0 E: 0 K: 1 S: 6	H: 1 LOB: 1 BB: 1 P: 10	R: 1 E: 0 K: 0 S: 5	H: 2 LOB: 2 BB: 1 P: 9	R: 0 E: 0 K: 2 S: 7	H: 0 LOB: 0 BB: 0 P: 7	R: 0 E: 0 K: 1 S: 6	H: 1 LOB: 1 BB: 1 P: 10	R: 2 E: 0 K: 1 S: 8	H: 3 LOB: 1 BB: 0 P: 8	R: 0 E: 0 K: 1 S: 5	H: 0 LOB: 1 BB: 1 P: 9	R: 0 E: 0 K: 3 S: 9	H: 2 LOB: 2 BB: 0 P: 7	1B: 8 2B: 3 3B: 0 HR: 1	SF: 0 SAC: 1 DP: 0 HBP: 0	WP: 1 PA: 43 PB: 0 SB: 1 CS: 0
PITCHER	IP WLS BF H R ER SO BB IBB HBP BLK WP HR S P ERA WHIP	IP WLS BF H R ER SO BB IBB HBP BLK WP HR S P ERA WHIP	IP WLS BF H R ER SO BB IBB HBP BLK WP HR S P ERA WHIP	IP WLS BF H R ER SO BB IBB HBP BLK WP HR S P ERA WHIP	IP WLS BF H R ER SO BB IBB HBP BLK WP HR S P ERA WHIP	IP WLS BF H R ER SO BB IBB HBP BLK WP HR S P ERA WHIP	IP WLS BF H R ER SO BB IBB HBP BLK WP HR S P ERA WHIP	IP WLS BF H R ER SO BB IBB HBP BLK WP HR S P ERA WHIP	IP WLS BF H R ER SO BB IBB HBP BLK WP HR S P ERA WHIP	IP WLS BF H R ER SO BB IBB HBP BLK WP HR S P ERA WHIP	IP WLS BF H R ER SO BB IBB HBP BLK WP HR S P ERA WHIP	IP WLS BF H R ER SO BB IBB HBP BLK WP HR S P ERA WHIP	IP WLS BF H R ER SO BB IBB HBP BLK WP HR S P ERA WHIP	IP WLS BF H R ER SO BB IBB HBP BLK WP HR S P ERA WHIP	IP WLS BF H R ER SO BB IBB HBP BLK WP HR S P ERA WHIP	IP WLS BF H R ER SO BB IBB HBP BLK WP HR S P ERA WHIP			

Chicago Cubs @ New York Mets
 Shea Stadium, Flushing, NY
 Thu Apr 16 1998, 3:33 AM EDT
 Att: 50,814 - Cloudy - 53 F

AB	38
R	4
H	12
RBI	4
BB	4
SO	12
LOB	22



Batter	1	2	3	4	5	6	7	8	9	AB	R	H	RBI	BB	SO	LOB	TOP										
Eric Young Sr. R OBP: 0.388, SLG: 0.373 (1, 4)	1-2 G4-3 1B		3-2 F7		0-0 1-2 1B			2-1 G6-3		4	0	2	0	0	0	0	Los Angeles Dodgers @ Chicago Cubs Wrigley Field, Chicago, IL Sat Apr 18 1998, 3:33 AM CDT Att: 34,652 - Cloudy - 50 F										
Todd Hollandsworth L OBP: 0.317, SLG: 0.482 Matt Luke L OBP: 0.291, SLG: 0.167 (1, 8) (7, 9)	3-2 G4-3		3-2 K		2-0 F7			2-2 G6-3		3	0	0	0	0	1	3											
Mike Piazza R OBP: 0.364, SLG: 0.550 Tom Prince R OBP: 0.200, SLG: 0.600 (1, 2) (7, 2)	1-3 K		2-1 1B		0-3 K			2-1 F9		3	0	1	0	0	2	2											
Todd Zeile R OBP: 0.319, SLG: 0.422 (1, 5)		4-2 FC6-4 1B BB	0-3 K		2-3 K			2-1 G6-3		3	0	0	0	1	2	1											
Raul Mondesi R OBP: 0.246, SLG: 0.344 Trenidad Hubbard R OBP: 0.320, SLG: 0.625 (1, 9) (7, 8)		3-2 P7		1-3 K		0-3 K		0-1 HR		3	0	0	0	0	2	1											
Paul Konerko R OBP: 0.286, SLG: 0.220 (1, 3)		1-1 FC6-4 1B		2-1 G5-3		3-2 F8		1-3 K		4	0	1	0	0	1	0											
Wilton Guerrero S OBP: 0.333, SLG: 0.480 (1, 7)		2-2 FC6-4 BB		3-2 G6-3		0-3 K		2-3 K2-3		4	0	0	0	0	2	2											
Jose Vizcaino S OBP: 0.351, SLG: 0.267 Juan Castro R OBP: 0.063, SLG: 0.063 (7, PR) (7, 6)		4-2 1B BB		4-2 1B BB		4-2 G6-4-3 BB				0	0	0	0	3	0	0											
Hideo Nomo R 37 Darren Dreifort R Thomas Howard S OBP: 0.103, SLG: 0.286 Jim Bruske R Antonio Osuna R (1, 1) (1, 1) (7, PH) (7, 1) (8, 1)		2-3 K		0-3 K		0-1 G6-4-3				0	0	0	0	0	0	0											
Inning Stats	R: 0 E: 0 K: 1 S: 12	H: 1 LOB: 0 BB: 0 P: 17	R: 0 E: 0 K: 1 S: 16	H: 1 LOB: 3 BB: 2 P: 32	R: 0 E: 0 K: 2 S: 13	H: 1 LOB: 1 BB: 0 P: 21	R: 0 E: 0 K: 1 S: 8	H: 0 LOB: 0 BB: 0 P: 14	R: 0 E: 0 K: 2 S: 12	H: 1 LOB: 2 BB: 1 P: 18	R: 0 E: 0 K: 1 S: 11	H: 0 LOB: 1 BB: 0 P: 16	R: 0 E: 0 K: 1 S: 8	H: 0 LOB: 1 BB: 1 P: 12	R: 0 E: 0 K: 0 S: 7	H: 0 LOB: 0 BB: 0 P: 13		R: 1 E: 0 K: 2 S: 10	H: 1 LOB: 0 BB: 0 P: 15	1B: 4 2B: 0 3B: 0 HR: 1	SF: 0 SAC: 0 DP: 1 HBP: 0	WP: 0 PB: 0 SB: 0 CS: 0	PA: 34				
PITCHER	IP	WLS	BF	H	R	ER	SO	BB	IBB	HBP	BLK	WP	HR	S	P	ERA	WHIP										
34 Kerry Wood R ERA: 3.72	5.0	W	21	4	0	0	7	3	0	0	0	0	0	61	102	0.00	1.400										
Marc Pisciotta R ERA: 1.32	3.0		9	0	0	0	3	1	0	0	0	0	0	26	41	0.00	0.333										
Terry Adams R ERA: 2.53	1.0		4	1	1	1	2	0	0	0	0	0	1	10	15	9.00	1.000										

Batter	1	2	3	4	5	6	7	8	9	AB	R	H	RBI	BB	SO	LOB	BOTTOM										
Brant Brown L OBP: 0.500, SLG: 0.677 (1, 8)	1B BB		2-3 K			1-0 G4-3				3	2	1	2	1	1	0	Los Angeles Dodgers @ Chicago Cubs Wrigley Field, Chicago, IL Sat Apr 18 1998, 3:33 AM CDT Att: 34,652 - Cloudy - 50 F										
Mickey Morandini L OBP: 0.371, SLG: 0.350 (1, 4)	1B BB		2-2 G3			2-2 G3				4	1	2	1	0	0	0											
Sammy Sosa R OBP: 0.368, SLG: 0.486 Matt Mieske R OBP: 0.300, SLG: 0.125 (1, 9) (8, 9)	1B BB				1-0 P8		1-1 P4			3	1	0	0	1	0	1											
Mark Grace L OBP: 0.416, SLG: 0.344 (1, 3)	1B BB				0-0 G6-3		2-1 G5-3			3	1	0	1	1	0	2											
Henry Rodriguez L OBP: 0.471, SLG: 0.732 (1, 7)	34 1B BB		4-2 F8		1-0 G3		1-1 WP			3	1	1	1	1	0	0											
Jeff Blauser R OBP: 0.421, SLG: 0.373 (1, 6)	34 1B BB		4-2 FC4-6 1B			1-1 G1-3		3-2 L4		3	1	1	1	1	0	1											
Tyler Houston L OBP: 0.500, SLG: 0.429 Marc Pisciotta R OBP: 0.500, SLG: 0.500 Manny Alexander R OBP: 0.267, SLG: 0.533 Terry Adams R (1, 5) (6, 1) (8, PH) (9, 1)	P2		0-1 FC4-6			0-0 G4-3		2-3 K		3	0	0	0	0	0	4											
Scott Servais R OBP: 0.302, SLG: 0.289 (1, 2)	F9		3-2 F8			1-0 G6-3		2-0 G4-3		4	0	0	0	0	0	4											
34 Kerry Wood R OBP: 0.250, SLG: 0.250 José Hernández R OBP: 0.154, SLG: 0.160 (1, 1) (6, 5)	1B BB		1-3 K			0-3 K		0-3 K		2	1	1	1	0	1	0											
Inning Stats	R: 3 E: 1 K: 0 S: 28	H: 4 LOB: 2 BB: 5 P: 52	R: 0 E: 0 K: 0 S: 9	H: 1 LOB: 1 BB: 0 P: 15	R: 0 E: 0 K: 2 S: 13	H: 0 LOB: 0 BB: 0 P: 18	R: 0 E: 0 K: 0 S: 3	H: 0 LOB: 0 BB: 0 P: 5	R: 0 E: 0 K: 1 S: 9	H: 0 LOB: 0 BB: 0 P: 12	R: 0 E: 0 K: 0 S: 9	H: 1 LOB: 1 BB: 0 P: 16	R: 0 E: 0 K: 2 S: 9	H: 0 LOB: 0 BB: 0 P: 13	R: 0 E: 0 K: 0 S: 9	H: 0 LOB: 0 BB: 0 P: 13		1B: 5 2B: 1 3B: 0 HR: 0	SF: 0 SAC: 0 DP: 0 HBP: 0	WP: 1 PB: 0 SB: 1 CS: 0	PA: 36						
PITCHER	IP	WLS	BF	H	R	ER	SO	BB	IBB	HBP	BLK	WP	HR	S	P	ERA	WHIP										
Hideo Nomo R ERA: 7.02	0.2	L	10	3	0	0	7	0	0	0	0	0	0	23	45	94.50	12.000										
37 Darren Dreifort R ERA: 2.5	5.1		19	2	0	0	3	0	0	0	0	0	0	43	63	0.00	0.375										
Jim Bruske R ERA: 1.64	1.0		4	1	0	0	0	0	0	0	0	1	0	9	16	0.00	1.000										
Antonio Osuna R ERA: 3.38	1.0		3	0	0	0	2	0	0	0	0	0	0	9	13	0.00	0.000										



Batter	1	2	3	4	5	6	7	8	9	AB	R	H	RBI	BB	SO	LOB	TOP			
Eric Young Sr. R OBP: 0.366, SLG: 0.349	F9		F8			K		G6-3		4	0	0	0	0	1	1				
Trenidad Hubbard R OBP: 0.345, SLG: 0.577	G1-3			F8			BB	BB		2	0	0	0	2	0	0				
Mike Piazza R OBP: 0.343, SLG: 0.516	G5-3			G1-3		F9		F8		4	0	0	0	0	0	3				
Todd Zeile R OBP: 0.301, SLG: 0.397		G3		G4-3			P4		L9	4	0	0	0	0	0	0				
Todd Hollandsworth L OBP: 0.328, SLG: 0.517		K			F9		2B	3B	2B	4	1	2	0	0	1	0				
Wilton Guerrero S OBP: 0.333, SLG: 0.464				G4-3			K			3	0	1	0	0	1	1				
Mark Guthrie R										0	0	0	0	0	0	0				
Brad Clontz R										0	0	0	0	0	0	0				
Thomas Howard S OBP: 0.133, SLG: 0.345		1B							2B	1	0	1	0	0	0	0				
Matt Luke L OBP: 0.235, SLG: 0.250					K			2B		4	0	1	1	0	2	3				
Jose Vizcaino S OBP: 0.317, SLG: 0.235			G1-3			G3	G4-3			4	0	0	0	0	1	3				
Ismael Valdez R OBP: 0.500, SLG: 0.500			G1-3							2	0	1	0	0	0	0				
Raul Mondesi R OBP: 0.242, SLG: 0.339						BB		G5-3		1	0	0	0	0	0	0				
Inning Stats	R: 0 E: 0 K: 0 S: 8	H: 0 LOB: 0 BB: 0 P: 12	R: 0 E: 0 K: 1 S: 10	H: 1 LOB: 1 BB: 0 P: 13	R: 0 E: 0 K: 0 S: 4	H: 0 LOB: 0 BB: 0 P: 6	R: 0 E: 0 K: 0 S: 4	H: 0 LOB: 0 BB: 0 P: 6	R: 0 E: 0 K: 1 S: 6	H: 1 LOB: 2 BB: 1 P: 13	R: 1 E: 0 K: 1 S: 11	H: 2 LOB: 1 BB: 0 P: 15	R: 0 E: 0 K: 2 S: 9	H: 0 LOB: 1 BB: 1 P: 16	R: 0 E: 0 K: 2 S: 14	H: 2 LOB: 2 BB: 0 P: 18	1B: 3 2B: 2 3B: 1 HR: 0	SF: 0 SAC: 0 DP: 0 HBP: 0	WP: 0 PB: 0 SB: 0 CS: 0	PA: 35
PITCHER	IP	WLS	BF	H	R	ER	SO	BB	IBB	HBP	BLK	WP	HR	S	P	ERA	WHIP			
Geremi Gonzalez R ERA: 7.0	8.0	W	30	4	1	1	4	2	0	0	0	0	0	60	89	1.12	0.750			
Rod Beck R ERA: 3.38	1.0	S	5	2	0	0	2	0	0	0	0	0	0	14	18	0.00	2.000			

Los Angeles Dodgers @ Chicago Cubs
Wrigley Field, Chicago, IL
Sun Apr 19 1998, 3:33 AM CDT
Att: 26,795 - Sunny - 56 F

AB 33
R 1
H 6
RBI 1
BB 2
SO 6
LOB 11



Batter	1	2	3	4	5	6	7	8	9	AB	R	H	RBI	BB	SO	LOB	BOTTOM			
Brant Brown L OBP: 0.447, SLG: 0.600	K		F7		F8		K			4	0	0	0	0	2	1				
Mickey Morandini L OBP: 0.378, SLG: 0.359	S					F9		K		4	1	2	0	0	1	0				
Sammy Sosa R OBP: 0.363, SLG: 0.473	1B				G6-3		K			4	0	1	0	0	2	2				
Mark Grace L OBP: 0.432, SLG: 0.397	1B				G3-1					4	0	3	1	0	0	0				
Henry Rodriguez L OBP: 0.473, SLG: 0.763										3	1	1	1	1	1	3				
Rod Beck R										0	0	0	0	0	0	0				
Kevin Orie R OBP: 0.276, SLG: 0.364			L8		F7		F8		F7	4	0	0	0	0	4					
Scott Servais R OBP: 0.286, SLG: 0.271		K			G4-3				G5-3	3	0	0	0	0	1	0				
Manny Alexander R OBP: 0.333, SLG: 0.556										3	0	2	0	0	1	0				
Geremi Gonzalez R										2	0	0	0	0	1	1				
Matt Mieske R OBP: 0.300, SLG: 0.125										0	0	0	0	0	0	0				
Inning Stats	R: 1 E: 0 K: 2 S: 13	H: 2 LOB: 1 BB: 0 P: 19	R: 0 E: 0 K: 2 S: 7	H: 0 LOB: 0 BB: 0 P: 11	R: 0 E: 0 K: 1 S: 9	H: 1 LOB: 1 BB: 0 P: 10	R: 1 E: 0 K: 0 S: 8	H: 1 LOB: 0 BB: 0 P: 12	R: 0 E: 0 K: 1 S: 5	H: 1 LOB: 2 BB: 1 P: 22	R: 0 E: 0 K: 1 S: 9	H: 1 LOB: 1 BB: 0 P: 13	R: 0 E: 0 K: 2 S: 12	H: 2 LOB: 2 BB: 0 P: 19	1B: 7 2B: 1 3B: 1 HR: 1	SF: 0 SAC: 1 DP: 1 HBP: 0	WP: 0 PB: 0 SB: 3 CS: 0	PA: 33		
PITCHER	IP	WLS	BF	H	R	ER	SO	BB	IBB	HBP	BLK	WP	HR	S	P	ERA	WHIP			
Ismael Valdez R ERA: 4.44	6.2	L	27	7	2	2	6	2	0	0	0	0	0	14	21	0.00	2.000			
Mark Guthrie L ERA:	1.0		5	2	0	0	3	0	0	0	0	0	0	2	4	0.00	0.000			
Brad Clontz R ERA:	0.1		1	0	0	0	0	0	0	0	0	0	0	2	4	0.00	0.000			

Los Angeles Dodgers @ Chicago Cubs
Wrigley Field, Chicago, IL
Sun Apr 19 1998, 3:33 AM CDT
Att: 26,795 - Sunny - 56 F

AB 31
R 2
H 9
RBI 2
BB 1
SO 9
LOB 11



Batter	1	2	3	4	5	6	7	8	9	AB	R	H	RBI	BB	SO	LOB	TOP											
Quilvio Veras, S OBP: 0.405, SLG: 0.338 (1, 4)	4-1 1B BB	2-2 F9		1-0 G4-3		4-0 BB		0-0 FC5-2		3	1	0	0	2	0	5												
Steve Finley, L OBP: 0.250, SLG: 0.360 (1, 8)	2-2 F7	2-1 G4-3			4-1 G3 BB G4-3	3-2 F7		0-0 G4-3		4	1	0	0	1	0	7												
Tony Gwynn, L OBP: 0.347, SLG: 0.426 (1, 9)	2-2 1B		0-2 1B		4-0 G4-3 G3 BB		3-2 P5		2-3 K	4	0	2	0	1	1	0												
Ken Caminiti, S OBP: 0.296, SLG: 0.578 (1, 5)	2-3 K		3-0 F8		1-2 G3		0-1 F9		1-0 F8	5	0	0	0	0	1	5												
Wally Joyner, L OBP: 0.415, SLG: 0.596 (1, 3)	2-2 1B		2-3 K		1-0 G4-3		1-0 F7		1-2 G3-1	5	0	1	2	0	1	2												
Greg Vaughn, R OBP: 0.384, SLG: 0.545 (1, 7)	3-3 K		3-3 K		2-3 3-H L5			4-1 2B BB		3	1	0	0	1	2	4												
Carlos Hernandez, R OBP: 0.307, SLG: 0.478 (1, 2)		2-1 F9 BB 1B		2-0 F8		3-2 BB 1B		2-1 1B FC5-2 2B		4	0	3	0	0	0	0												
Chris Gomez, R OBP: 0.339, SLG: 0.358 (1, 6)		4-2 BB		0-0 P3		0-0 F8		2-1 FC5-2 1B		3	0	1	1	1	0	1												
Kevin Brown, R Ed Giovinetto, L Don Wengert, R Mark Sweeney, L Brian Boehringer, S Sterling Hitchcock, L Andy Sheets, R Carlos Reyes, S (1, 1) (4, PH) (4, 1) (6, PH) (6, 1) (6, 1) (8, PH) (8, 1)	0-3 K		4-2 BB		1-0 L8			0-3 K		1	0	0	0	0	1	2												
Inning Stats	R: 1 E: 0 K: 2 S: 20	H: 2 LOB: 2 BB: 1 P: 35	R: 0 E: 0 K: 1 S: 13	H: 1 LOB: 2 BB: 1 P: 23	R: 0 E: 0 K: 2 S: 10	H: 1 LOB: 1 BB: 0 P: 18	R: 0 E: 0 K: 0 S: 7	H: 0 LOB: 1 BB: 2 P: 14	R: 1 E: 0 K: 0 S: 11	H: 0 LOB: 1 BB: 2 P: 20	R: 0 E: 0 K: 0 S: 8	H: 0 LOB: 0 BB: 0 P: 12	R: 1 E: 0 K: 1 S: 10	H: 2 LOB: 2 BB: 1 P: 18	R: 0 E: 0 K: 1 S: 10	H: 0 LOB: 0 BB: 0 P: 14	1B: 6 2B: 1 3B: 0 HR: 0	SF: 0 SAC: 0 DP: 0 HBP: 0	WP: 0 PB: 0 SB: 0 CS: 0	PA: 41								
PITCHER	IP	WLS	BF	H	R	ER	SO	BB	IBB	HBP	BLK	WP	HR	S	P	ERA	WHIP											
Steve Trachsel, R ERA: 3.38	(1, 1)	5.0	W	24	4	2	2	5	5	0	0	0	0	0	57	110	3.60	1.800										
Marc Pisciotta, R ERA: 1.26	(6, 1)	0.2		4	1	0	0	0	1	0	0	0	0	0	7	15	0.00	3.000										
Terry Mulholland, L ERA: 1.74	(6, 1)	1.1		4	0	0	0	0	0	0	0	0	0	12	19	0.00	0.000											
Terry Adams, R ERA: 3.09	(8, 1)	1.0		6	2	1	1	1	1	0	0	0	0	10	18	9.00	3.000											
Rod Beck, R ERA: 3.0	(9, 1)	1.0	S	3	0	0	0	1	0	0	0	0	0	10	14	0.00	0.000											

San Diego Padres @ Chicago Cubs
Wrigley Field, Chicago, IL
Tue Apr 21 1998, 7:05 PM CDT
Att: 20,363 - Overcast - 49 F

AB 34
R 3
H 7
RBI 3
BB 7
SO 7
LOB 29



Batter	1	2	3	4	5	6	7	8	9	AB	R	H	RBI	BB	SO	LOB	BOTTOM											
Brant Brown, L OBP: 0.442, SLG: 0.641 (1, 8)	1-3 K	0-1 G4-3		4-2 BB BB		1-1 HR		0-3 K		4	1	1	1	1	2	1												
Mickey Morandini, L OBP: 0.302, SLG: 0.403 (1, 4)	0-0 HR		4-0 G3-6-1 BB 1B	2-2 L7		4-2 BB BB		0-0 G4-3		3	2	1	1	2	0	2												
Sammy Sosa, R OBP: 0.389, SLG: 0.461 (1, 9)	1-0 G4-3		4-0 G3-6-1 BB	4-1 BB BB		3-1 F8				2	0	0	0	2	0	1												
Mark Grace, L OBP: 0.447, SLG: 0.391 (1, 3)	4-2 BB		2-2 G3-6-1	4-1 BB BB		4-0 BB		1-2 BB		1	0	0	1	3	0	2												
Henry Rodriguez, L OBP: 0.462, SLG: 0.730 Terry Adams, R Rod Beck, R (1, 7) (8, 1) (9, 1)	3-3 K		1-1 1B	2-3 K		2-2 G4-3				4	0	1	1	0	2	6												
Jeff Blauser, R OBP: 0.425, SLG: 0.381 (1, 6)		1-1 G6-3 WP G3-4 1B	1-2 E5		2-2 G4-6-3 1B		2-2 G6-3			4	1	2	0	0	0	1												
Kevin Orie, R OBP: 0.267, SLG: 0.348 Marc Pisciotta, R Terry Mulholland, R Matt Mieske, R (1, 5) (6, 1) (6, 1) (7, PH) (8, 7)	1-2 G6-3	3-2 G6-3	3-2 G6-3		0-0 G4-6-3		1-2 G3-1			3	0	0	0	0	0	4												
Tyler Houston, L OBP: 0.211, SLG: 0.333 (1, 2)	0-0 G3-4		0-1 G3	2-0 G3		1-3 K				4	0	0	1	0	1	0												
Steve Trachsel, R OBP: 0.667, SLG: 0.750 José Hernández, R (1, 1) (6, 5)	3-2 2B		0-1 BB BB 1B		1-2 G1-3		1-2 G1-3			2	1	2	0	0	0	0												
Inning Stats	R: 1 E: 0 K: 2 S: 10	H: 1 LOB: 1 BB: 1 P: 19	R: 1 E: 0 K: 0 S: 14	H: 2 LOB: 0 BB: 0 P: 19	R: 1 E: 1 K: 0 S: 12	H: 1 LOB: 2 BB: 2 P: 27	R: 1 E: 0 K: 1 S: 17	H: 1 LOB: 3 BB: 3 P: 33	R: 0 E: 0 K: 0 S: 5	H: 1 LOB: 0 BB: 0 P: 9	R: 1 E: 0 K: 0 S: 13	H: 1 LOB: 2 BB: 2 P: 28	R: 0 E: 0 K: 1 S: 10	H: 0 LOB: 0 BB: 0 P: 14	R: 0 E: 0 K: 1 S: 8	H: 0 LOB: 0 BB: 0 P: 9	1B: 4 2B: 1 3B: 0 HR: 2	SF: 0 SAC: 0 DP: 2 HBP: 0	WP: 1 PB: 0 SB: 0 CS: 0	PA: 38								
PITCHER	IP	WLS	BF	H	R	ER	SO	BB	IBB	HBP	BLK	WP	HR	S	P	ERA	WHIP											
Kevin Brown, R ERA: 2.23	(1, 1)	3.0	L	16	4	3	3	2	3	0	0	0	0	1	36	65	9.00	2.333										
Don Wengert, R ERA: 8.1	(4, 1)	2.0		10	2	1	1	1	3	0	0	0	0	22	42	4.50	2.500											
Brian Boehringer, R ERA: 7.84	(6, 1)	0.2		5	1	1	1	1	2	0	0	0	0	1	10	23	13.50	4.500										
Sterling Hitchcock, L ERA: 7.11	(6, 1)	1.1		4	0	0	0	1	0	0	0	0	0	13	19	0.00	0.000											
Carlos Reyes, R ERA:	(8, 1)	1.0		3	0	0	0	1	0	0	0	0	0	8	9	0.00	0.000											

San Diego Padres @ Chicago Cubs
Wrigley Field, Chicago, IL
Tue Apr 21 1998, 7:05 PM CDT
Att: 20,363 - Overcast - 49 F

AB 30
R 5
H 7
RBI 5
BB 8
SO 5
LOB 17



Batter	1	2	3	4	5	6	7	8	9	10	11	12	13	14	AB	R	H	RBI	BB	SO	LOB	TOP				
Quilvo Veras, S OBP: 0.400, SLG: 0.319															4	1	0	0	2	2	0					
Steve Finley, L OBP: 0.244, SLG: 0.346															6	1	1	0	0	1	1					
Tony Gwynn, L OBP: 0.363, SLG: 0.438															5	1	3	0	0	0	0					
James Mouton, R OBP: 0.222, SLG: 0.353															1	0	0	0	0	0	2					
Ken Caminiti, S OBP: 0.290, SLG: 0.557															6	0	2	2	0	1	2					
Wally Joyner, L OBP: 0.423, SLG: 0.574															4	0	1	1	2	0	1					
Greg Vaughn, R OBP: 0.347, SLG: 0.508															6	0	1	0	0	1	6					
Greg Myers, L OBP: 0.343, SLG: 0.375															5	0	1	0	0	1	1					
Ed Giovinola, L															0	0	0	0	0	0	0					
Brian Boehringer, S															0	0	0	0	0	0	0					
Archi Cianfranco, R OBP: 0.300, SLG: 0.526															1	0	0	0	0	0	3					
Carlos Reyes, S															0	0	0	0	0	0	0					
Andy Sheets, R OBP: 0.364, SLG: 0.650															5	0	0	0	0	2	1					
Joey Hamilton, R OBP: 0.350, SLG: 0.512															3	0	0	0	0	1	0					
Sterling Hitchcock, L															0	0	0	0	0	0	0					
Dan Miceli, R															1	0	0	0	0	0	1					
Mark Sweezy, L															0	0	0	0	0	0	0					
Trevor Hoffman, R															0	0	0	0	0	0	0					
Carlos Hernandez, R															1	0	0	0	0	0	1					
Inning Stats	R: 2 E: 0 K: 0 S: 14	H: 3 LOB: 1 BB: 1 P: 23	R: 0 E: 0 K: 0 S: 8	H: 0 LOB: 0 BB: 0 P: 13	R: 0 E: 0 K: 1 S: 9	H: 0 LOB: 0 BB: 0 P: 13	R: 0 E: 0 K: 1 S: 9	H: 0 LOB: 0 BB: 0 P: 12	R: 0 E: 0 K: 2 S: 7	H: 1 LOB: 1 BB: 0 P: 10	R: 0 E: 0 K: 2 S: 8	H: 0 LOB: 0 BB: 0 P: 10	R: 0 E: 0 K: 0 S: 9	H: 1 LOB: 1 BB: 0 P: 12	R: 0 E: 0 K: 2 S: 10	H: 0 LOB: 0 BB: 0 P: 16	R: 0 E: 0 K: 0 S: 14	H: 1 LOB: 2 BB: 1 P: 22	R: 0 E: 0 K: 2 S: 9	H: 1 LOB: 1 BB: 0 P: 15	R: 1 E: 0 K: 0 S: 16	H: 2 LOB: 3 BB: 2 P: 35	1B: 9 2B: 0 3B: 0 HR: 0	SF: 0 SAC: 0 DP: 2 HBP: 0	WP: 0 PB: 0 SB: 0 CS: 1	PA: 52
PITCHER	IP WLS BF	H R ER SO	BB IBB HBP BLK	WP HR S P	ERA WHIP	PITCHER	IP WLS BF	H R ER SO	BB IBB HBP BLK	WP HR S P	ERA WHIP	PITCHER	IP WLS BF	H R ER SO	BB IBB HBP BLK	WP HR S P	ERA WHIP									
Kevin Tapani, R ERA: 4.97	(1, 1) 7.0 25	4 2 2 5	1 0 0 5	0 0 0 0	0 0 8 10	2.57 0.714	Amaury Telemaco, R ERA: 3.18	(14, 1) 0.1 4	0 0 0 0	1 0 0 0	27.00 9.000	Ben Van Ryn, L ERA:	(14, 1) 0.2 3	0 0 0 0	0 0 0 0	0 0 8 18	0.00 1.500									
Marc Pisciotta, R ERA: 1.17	(8, 1) 1.0 3	0 0 0 2	0 0 0 0	0 0 0 0	0 0 8 10	0.00 0.000																				
Terry Mulholland, L ERA: 1.59	(9, 1) 1.0 4	1 0 0 0	0 0 0 0	0 0 0 0	0 0 9 12	0.00 1.000																				
Rod Beck, R ERA: 2.17	(10, 1) 1.0 3	0 0 0 0	0 0 0 0	0 0 0 0	0 0 6 11	0.00 0.000																				
Terry Adams, R ERA: 2.45	(11, 1) 3.0 10	2 0 0 4	1 0 0 1	0 0 0 1	0 0 33 53	0.00 1.000																				

San Diego Padres @ Chicago Cubs
Wrigley Field, Chicago, IL
Wed Apr 22 1998, 3:33 AM CDT
Att: 15,852 - Overcast - 62 F

AB: 48
R: 3
H: 9
RBI: 3
BB: 4
SO: 11
LOB: 18

Batter	1	2	3	4	5	6	7	8	9	10	11	12	13	14	AB	R	H	RBI	BB	SO	LOB	BOTTOM								
Lance Johnson, L OBP: 0.194, SLG: 0.242															5	1	1	0	1	0	3									
Mickey Morandini, L OBP: 0.410, SLG: 0.414															3	1	2	0	1	0	0									
Terry Adams, R															0	0	0	0	0	0	0									
Matt Mieske, R OBP: 0.290, SLG: 0.100															6	0	3	1	0	1	3									
Sammy Sosa, R OBP: 0.378, SLG: 0.476															6	0	3	1	0	1	3									
Mark Grace, L OBP: 0.418, SLG: 0.365															5	0	0	1	0	0	3									
Henry Rodriguez, L OBP: 0.440, SLG: 0.676															5	0	0	1	2	2										
Amaury Telemaco, R OBP: 0.280, SLG: 0.250															0	0	0	0	0	0										
Ben Van Ryn, L															0	0	0	0	0	0										
Jeff Blauser, R OBP: 0.395, SLG: 0.348															6	0	0	0	0	1	1									
Kevin Orie, R OBP: 0.259, SLG: 0.324															5	0	0	0	1	1	1									
Scott Servais, R OBP: 0.311, SLG: 0.288															4	0	2	0	1	1	1									
José Hernández, R OBP: 0.143, SLG: 0.148															1	0	0	0	0	1	0									
Sandy Martínez, L OBP: 0.260, SLG: 0.833															1	0	0	0	0	1	0									
Kevin Tapani, R ERA: 4.98	(1, 1) 7.0 26	5 2 2 0	5 0 0 0	0 0 0 0	0 0 8 13	2.57 1.428	Carlos Reyes, R ERA:	(14, 1) 1.0 5	0 0 0 2	0 0 0 0	0.00 0.000																			
Sterling Hitchcock, L ERA: 6.14	(8, 1) 1.0 4	1 0 0 1	0 0 0 3	0 0 0 0	0 0 19 34	0.00 0.500																								
Dan Miceli, R ERA: 1.59	(9, 1) 2.0 7	1 0 0 1	0 0 0 1	0 0 0 0	0 0 18 31	0.00 1.000																								
Trevor Hoffman, R ERA: 2.17	(11, 1) 1.0 W	4 1	0 0	0 0	0 0	8 15	0.00 1.000																							
Brian Boehringer, R ERA: 7.15	(13, 1) 1.0 W	4 1	0 0	0 0	0 0	8 15	0.00 1.000																							
Inning Stats	R: 0 E: 0 K: 0 S: 6	H: 1 LOB: 1 BB: 1 P: 13	R: 0 E: 0 K: 0 S: 11	H: 0 LOB: 1 BB: 1 P: 22	R: 0 E: 0 K: 0 S: 4	H: 0 LOB: 0 BB: 1 P: 9	R: 0 E: 0 K: 0 S: 8	H: 1 LOB: 1 BB: 0 P: 12	R: 1 E: 0 K: 0 S: 7	H: 2 LOB: 2 BB: 1 P: 11	R: 0 E: 0 K: 0 S: 13	H: 1 LOB: 2 BB: 1 P: 24	R: 0 E: 0 K: 0 S: 13	H: 1 LOB: 1 BB: 1 P: 18	R: 0 E: 0 K: 2 S: 8	H: 0 LOB: 0 BB: 0 P: 14	R: 0 E: 0 K: 0 S: 11	H: 1 LOB: 1 BB: 0 P: 20	R: 0 E: 0 K: 1 S: 9	H: 0 LOB: 0 BB: 0 P: 16	R: 0 E: 0 K: 0 S: 9	H: 1 LOB: 2 BB: 0 P: 15	R: 0 E: 0 K: 0 S: 8	H: 1 LOB: 1 BB: 0 P: 15	R: 0 E: 0 K: 2 S: 7	H: 0 LOB: 0 BB: 0 P: 10	1B: 8 2B: 2 3B: 0 HR: 0	SF: 1 SAC: 1 DP: 4 HBP: 0	WP: 0 PB: 0 SB: 0 CS: 0	PA: 53
PITCHER	IP WLS BF	H R ER SO	BB IBB HBP BLK	WP HR S P	ERA WHIP	PITCHER	IP WLS BF	H R ER SO	BB IBB HBP BLK	WP HR S P	ERA WHIP	PITCHER	IP WLS BF	H R ER SO	BB IBB HBP BLK	WP HR S P	ERA WHIP													
Joey Hamilton, R ERA: 4.98	(1, 1) 7.0 26	5 2 2 0	5 0 0 0	0 0 0 0	0 0 8 13	2.57 1.428	Carlos Reyes, R ERA:	(14, 1) 1.0 5	0 0 0 2	0 0 0 0	0.00 0.000																			
Sterling Hitchcock, L ERA: 6.14	(8, 1) 1.0 4	1 0 0 1	0 0 0 3	0 0 0 0	0 0 19 34	0.00 0.500																								
Dan Miceli, R ERA: 1.59	(9, 1) 2.0 7	1 0 0 1	0 0 0 1	0 0 0 0	0 0 18 31	0.00 1.000																								
Trevor Hoffman, R ERA: 2.17	(11, 1) 1.0 W	4 1	0 0	0 0	0 0	8 15	0.00 1.000																							
Brian Boehringer, R ERA: 7.15	(13, 1) 1.0 W	4 1	0 0	0 0	0 0	8 15	0.00 1.000																							

San Diego Padres @ Chicago Cubs
Wrigley Field, Chicago, IL
Wed Apr 22 1998, 3:33 AM CDT
Att: 15,852 - Overcast - 62 F

AB: 45
R: 2
H: 9
RBI: 2
BB: 6
SO: 7
LOB: 17

Batter	1	2	3	4	5	6	7	8	9	AB	R	H	RBI	BB	SO	LOB	TOP			
Quilvio Veras, S OBP: 0.400, SLG: 0.338	L8		F8 2B		L8		1B BB		G4-3	5	1	2	0	0	0	1				
Steve Finley, L OBP: 0.242, SLG: 0.337	G4-3		P2		F8		1B BB HBP		P4	5	0	1	1	0	0	2				
Tony Gwynn, L OBP: 0.357, SLG: 0.421 James Mouton, R OBP: 0.263, SLG: 0.389	G6-3		F8			L3	1B BB HBP		1B	3	0	0	0	0	0	1				
Ken Caminiti, S OBP: 0.317, SLG: 0.595		HR	G4-3			FC3-6 1B	FC5-4 BB		F8	4	1	2	2	1	0	2				
Wally Joyner, L OBP: 0.425, SLG: 0.571 Archi Cianfrocco, R OBP: 0.273, SLG: 0.476		2B 1B			F7	FC3-6 1-2f	FC5-4 1-2f			2	1	1	0	0	0	0				
Greg Vaughn, R OBP: 0.355, SLG: 0.500	P4				L4-3 1B			G6-3		3	0	1	0	1	0	1				
Carlos Hernandez, R OBP: 0.333, SLG: 0.431	F9				L4-3 1-2		K		P3	4	0	0	0	0	1	4				
Chris Gomez, R OBP: 0.348, SLG: 0.404					L8 2B		G6-3		K	4	0	2	1	0	1	0				
Andy Ashby, R OBP: 0.167, SLG: 0.167 Mark Sweeney, L OBP: 0.200, SLG: 0.278 Dan Miceli, R OBP: 0.251, SLG: 0.235 Trevor Hoffman, R OBP: 0.172, SLG: 0.179	F7				L7		F8		HR	3	0	0	0	0	0	2				
Inning Stats	R: 0 E: 0 K: 0 S: 6	H: 0 LOB: 0 BB: 0 P: 10	R: 2 E: 0 K: 0 S: 10	H: 3 LOB: 1 BB: 0 P: 17	R: 0 E: 0 K: 0 S: 8	H: 1 LOB: 1 BB: 0 P: 16	R: 0 E: 0 K: 0 S: 6	H: 1 LOB: 0 BB: 0 P: 10	R: 0 E: 0 K: 0 S: 9	H: 1 LOB: 2 BB: 1 P: 22	R: 1 E: 0 K: 0 S: 10	H: 2 LOB: 3 BB: 1 P: 20	R: 0 E: 0 K: 1 S: 5	H: 0 LOB: 0 BB: 0 P: 9	R: 1 E: 0 K: 0 S: 9	H: 2 LOB: 1 BB: 0 P: 13	1B: 6 2B: 4 3B: 0 HR: 2	SF: 0 SAC: 0 DP: 1 HBP: 1	WP: 0 PB: 0 SB: 1 CS: 0	PA: 40
PITCHER	IP	WLS	BF	H	R	ER	SO	BB	IBB	HBP	BLK	WP	HR	S	P	ERA	WHIP			
Mark Clark, R ERA: 4.31 Amaury Telemaco, R ERA: 3.32	7.0	L	32	9	3	3	1	2	0	1	0	0	1	60	108	3.86	1.571			
PITCHER	IP	WLS	BF	H	R	ER	SO	BB	IBB	HBP	BLK	WP	HR	S	P	ERA	WHIP			

San Diego Padres @ Chicago Cubs
Wrigley Field, Chicago, IL
Thu Apr 23 1998, 3:33 AM CDT
Att: 20,276 - Sunny - 66 F

AB	37
R	4
H	11
RBI	4
BB	2
SO	2
LOB	17



Batter	1	2	3	4	5	6	7	8	9	AB	R	H	RBI	BB	SO	LOB	BOTTOM			
Brant Brown, L OBP: 0.417, SLG: 0.591	F7			F8		F8		1B		4	0	1	0	0	0	1				
Mickey Morandini, L OBP: 0.414, SLG: 0.411	G4-3			G5-4-3 1B			1B BB	G4-3		3	0	1	0	1	0	2				
Sammy Sosa, R OBP: 0.394, SLG: 0.523				G5-4-3 1-2f			1B		HR	4	1	3	1	0	0	1				
Mark Grace, L OBP: 0.411, SLG: 0.359	CS	G4-3			G3		F7		FC3-6 1B	4	0	1	0	0	0	2				
Henry Rodriguez, L OBP: 0.420, SLG: 0.639					G6-3		L7		FC3-6 1-2f	4	0	0	0	0	1	3				
Jeff Blauser, R OBP: 0.382, SLG: 0.333 Amaury Telemaco, R OBP: 0.250, SLG: 0.250 Lance Johnson, L OBP: 0.189, SLG: 0.235					F9		K		L9	3	0	0	0	0	2	2				
Kevin Orie, R OBP: 0.271, SLG: 0.333									K	4	0	2	0	0	1	1				
Scott Servais, R OBP: 0.297, SLG: 0.273					G6-4-3 1-2f		P3		G6-3	3	0	0	0	0	0	2				
Mark Clark, R OBP: 0.125, SLG: 0.125 José Hernández, R OBP: 0.172, SLG: 0.179							SH1-4		1B	1	0	0	0	0	1	0				
Inning Stats	R: 0 E: 0 K: 0 S: 7	H: 1 LOB: 0 BB: 0 P: 14	R: 0 E: 0 K: 2 S: 11	H: 0 LOB: 0 BB: 0 P: 17	R: 0 E: 0 K: 1 S: 6	H: 1 LOB: 0 BB: 0 P: 8	R: 0 E: 0 K: 0 S: 7	H: 1 LOB: 0 BB: 0 P: 10	R: 0 E: 0 K: 0 S: 6	H: 1 LOB: 1 BB: 0 P: 7	R: 0 E: 0 K: 1 S: 11	H: 1 LOB: 2 BB: 1 P: 19	R: 0 E: 0 K: 0 S: 13	H: 2 LOB: 2 BB: 0 P: 18	R: 1 E: 0 K: 1 S: 13	H: 2 LOB: 1 BB: 0 P: 17	1B: 8 2B: 0 3B: 0 HR: 1	SF: 0 SAC: 1 DP: 2 HBP: 0	WP: 0 PB: 0 SB: 0 CS: 1	PA: 35
PITCHER	IP	WLS	BF	H	R	ER	SO	BB	IBB	HBP	BLK	WP	HR	S	P	ERA	WHIP			
Andy Ashby, R ERA: 2.27 Dan Miceli, R ERA: 2.51 Trevor Hoffman, R ERA: 1.8	8.0	W	29	7	0	0	4	1	0	0	0	0	1	4	6	0.00	1.000			
PITCHER	IP	WLS	BF	H	R	ER	SO	BB	IBB	HBP	BLK	WP	HR	S	P	ERA	WHIP			

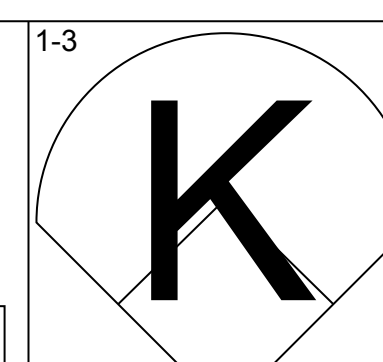
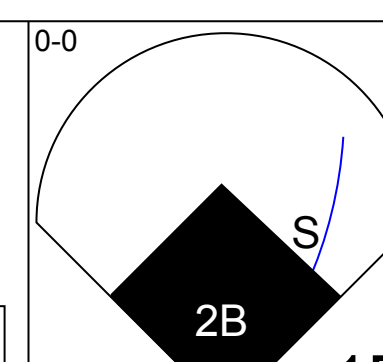
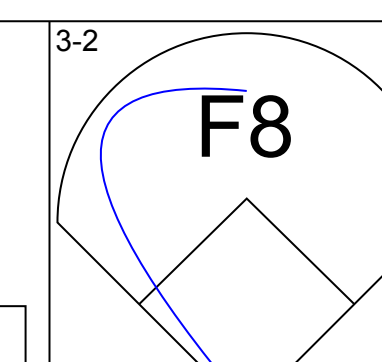
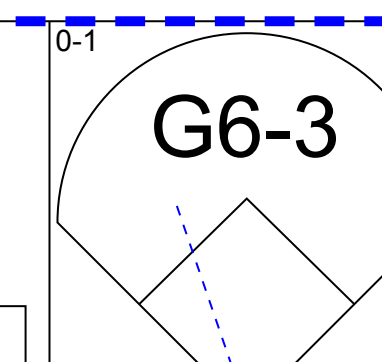
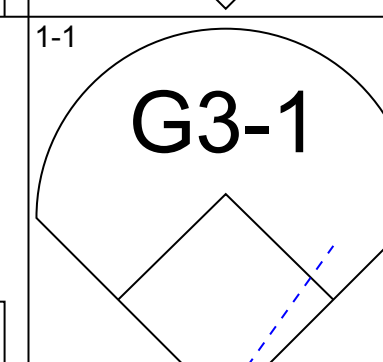
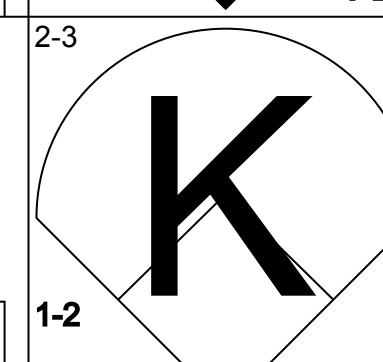
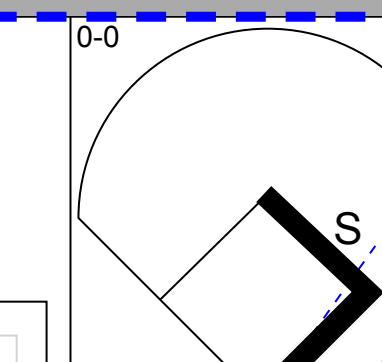
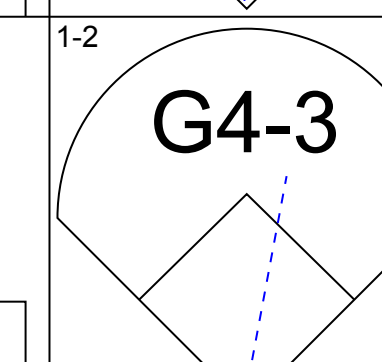
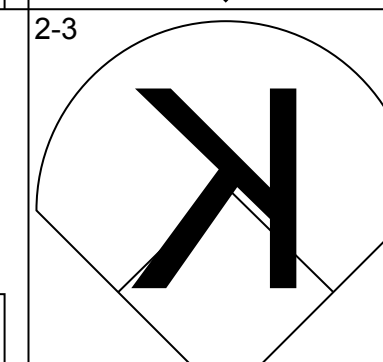
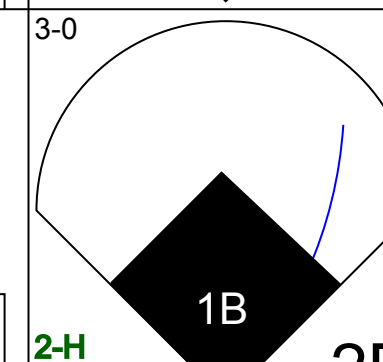
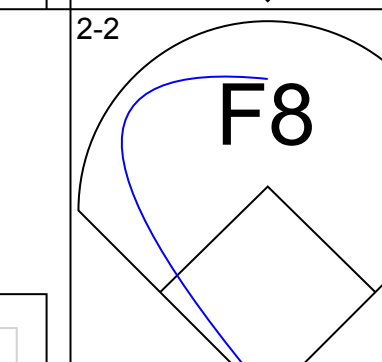
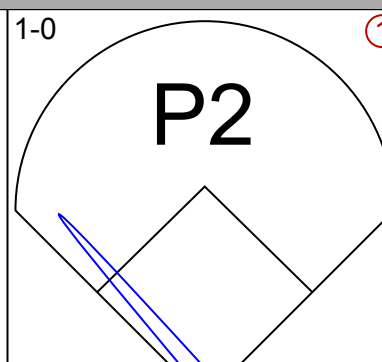
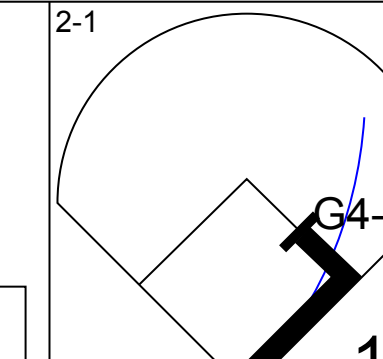
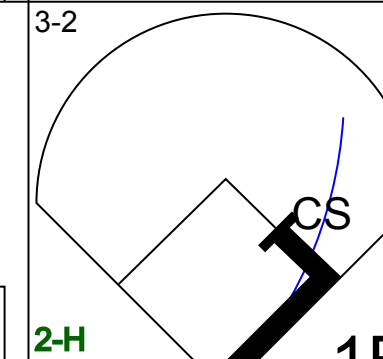
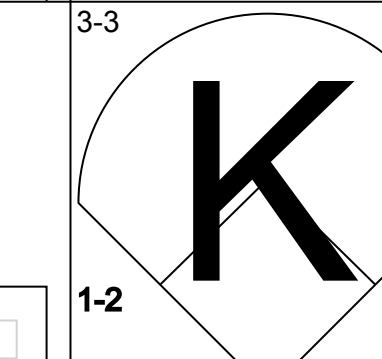
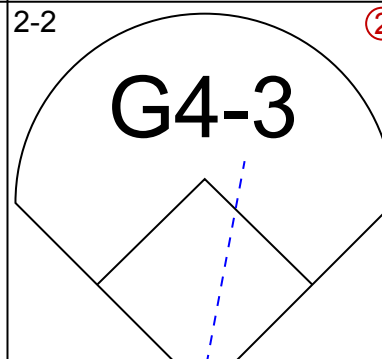
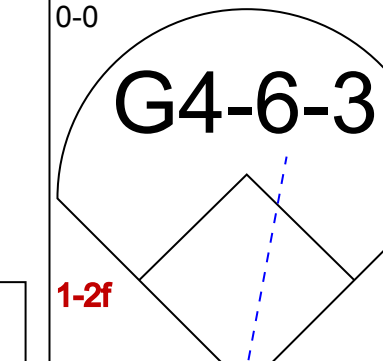
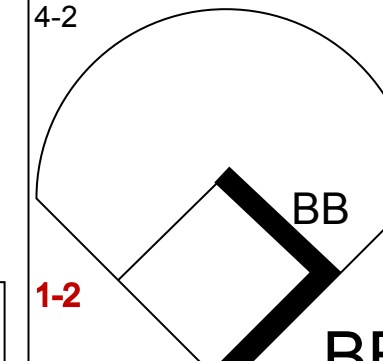
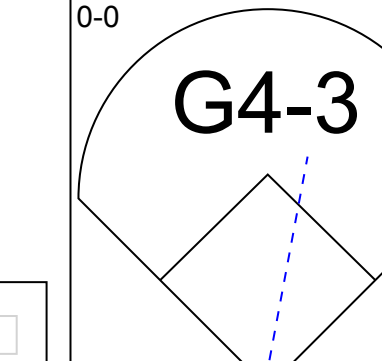
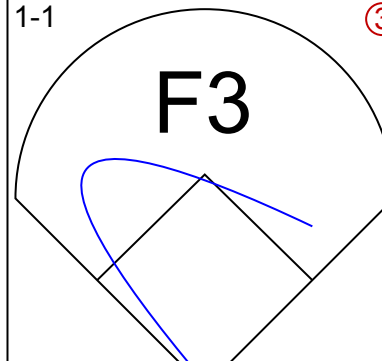
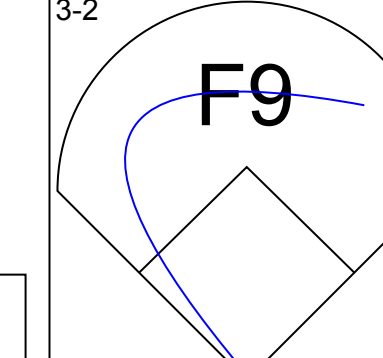
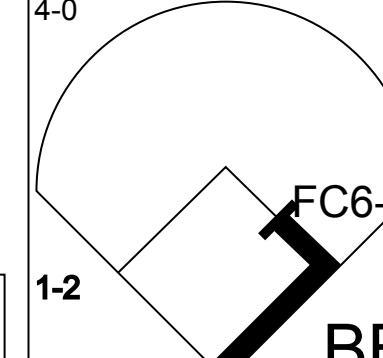
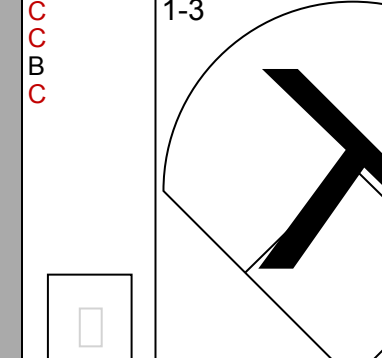
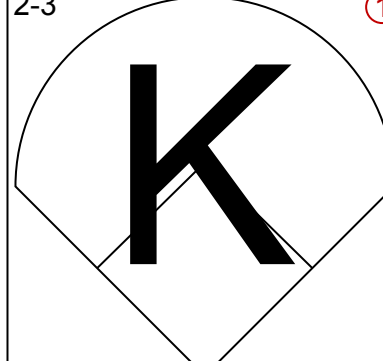
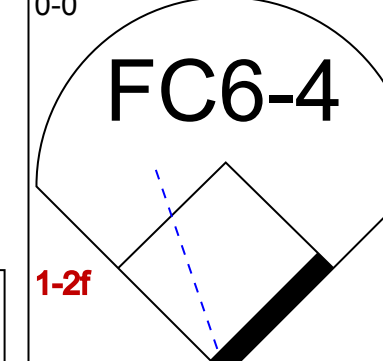
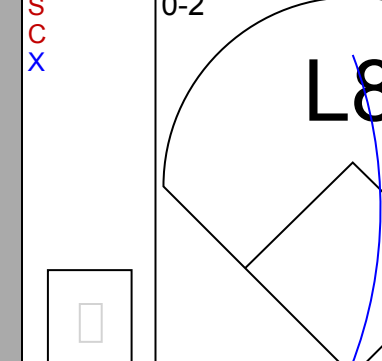
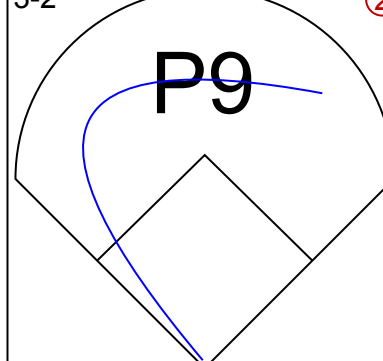
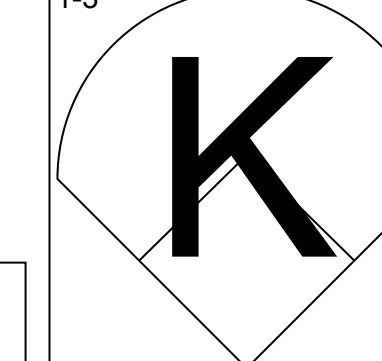
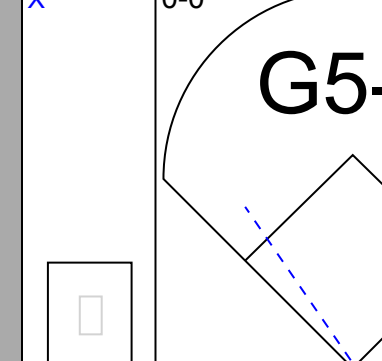
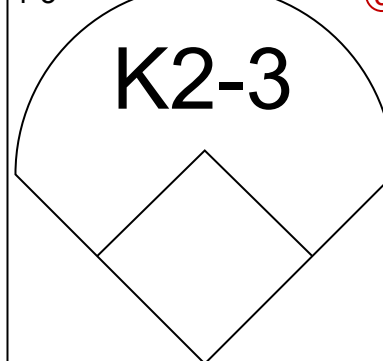
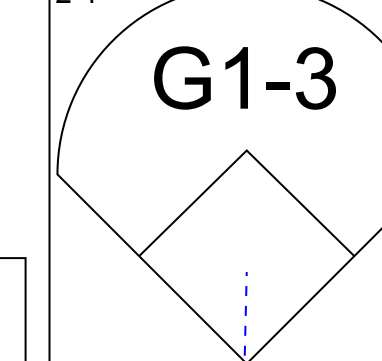
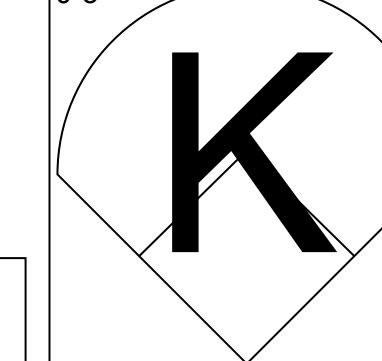
San Diego Padres @ Chicago Cubs
Wrigley Field, Chicago, IL
Thu Apr 23 1998, 3:33 AM CDT
Att: 20,276 - Sunny - 66 F

AB	32
R	1
H	9
RBI	1
BB	1
SO	5
LOB	15



Batter	1	2	3	4	5	6	7	8	9	AB	R	H	RBI	BB	SO	LOB	TOP			
Lance Johnson, L OBP: 0.171, SLG: 0.211	F8		K			G4-3	F8			4	0	0	0	0	1	1	Chicago Cubs @ Los Angeles Dodgers Dodger Stadium, Los Angeles, CA Fri Apr 24 1998, 7:05 PM PDT Att: 36,674 - Cloudy - 60 F			
Mickey Morandini, L OBP: 0.400, SLG: 0.395 Matt Mieske, R OBP: 0.231, SLG: 0.091	F8			G3-1		K		G4-3		3	0	0	0	0	1	0				
Sammy Sosa, R OBP: 0.472, SLG: 0.563 Ben Van Ryn, L OBP: 0.596, SLG: 0.833 Terry Mulholland, R OBP: 0.596, SLG: 0.833	HR			BB		BB		G4-6-3 HBP		1	1	1	1	2	0	0				
Mark Grace, L OBP: 0.394, SLG: 0.341	G1-3			L8		F4		G4-6-3		4	0	0	0	0	0	3				
Henry Rodriguez, L OBP: 0.402, SLG: 0.695		K		F7			F7		F8	4	0	0	0	0	1	1				
Kevin Orie, R OBP: 0.258, SLG: 0.317	G4-3				P3		G1-3		G1-3	4	0	0	0	0	0	0				
Manny Alexander, R OBP: 0.348, SLG: 0.522	G4-3				G4-3			1B 2B	G5-3	4	1	1	0	0	0	0				
Scott Servais, R OBP: 0.299, SLG: 0.276			F9		K		2B 1B			3	1	1	0	0	1	0				
34 Kerry Wood, R OBP: 0.250, SLG: 0.250 Amaury Telemaco, R OBP: 0.200, SLG: 0.200 José Hernández, R OBP: 0.226, SLG: 0.367			K			HR	1-H 2-H 2B			0	0	0	0	0	0	0				
										1	0	0	0	0	1	0				
										2	1	2	3	0	0	0				
Inning Stats	R: 1 E: 0 K: 0 S: 8	H: 1 LOB: 0 BB: 0 P: 18	R: 0 E: 0 K: 1 S: 10	H: 0 LOB: 0 BB: 0 P: 17	R: 0 E: 0 K: 2 S: 10	H: 0 LOB: 1 BB: 1 P: 11	R: 0 E: 0 K: 1 S: 8	H: 0 LOB: 1 BB: 1 P: 11	R: 1 E: 0 K: 1 S: 8	H: 1 LOB: 1 BB: 1 P: 12	R: 2 E: 0 K: 0 S: 17	H: 3 LOB: 1 BB: 0 P: 27	R: 0 E: 0 K: 0 S: 5	H: 0 LOB: 0 BB: 0 P: 9	R: 0 E: 0 K: 0 S: 5	H: 0 LOB: 0 BB: 0 P: 7	1B: 2 2B: 1 3B: 0 HR: 2	SF: 0 SAC: 0 DP: 1 HBP: 1	WP: 0 PB: 0 SB: 0 CS: 0	PA: 34
PITCHER	IP WLS BF H R ER SO BB IBB HBP BLK WP HR S P ERA WHIP																			
Ismael Valdez, R ERA: 4.6	(1, 1) 7.0 W 28 5 4 4 5 2 0 0 0 0 0 2 69 112 5.14 1.000																			
Frank Lankford, R ERA: 4.66	(8, 1) 2.0 6 0 0 0 0 0 0 0 1 0 0 0 10 16 0.00 0.000																			

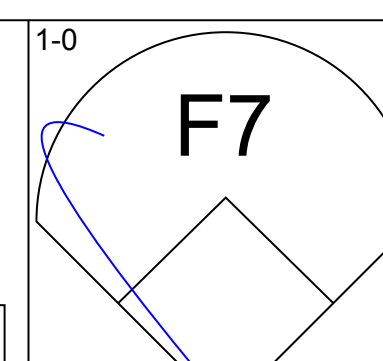
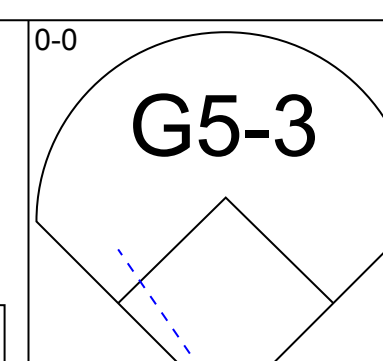
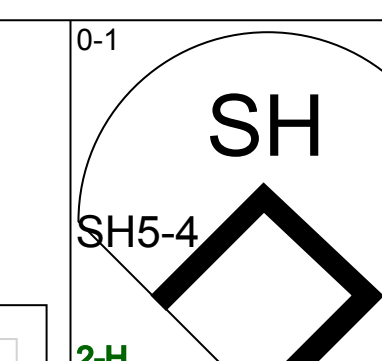
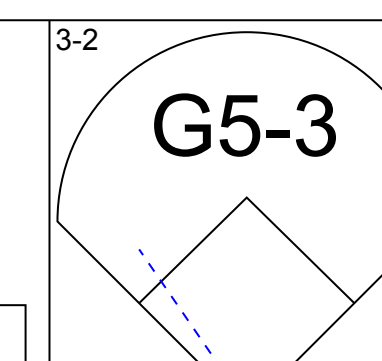
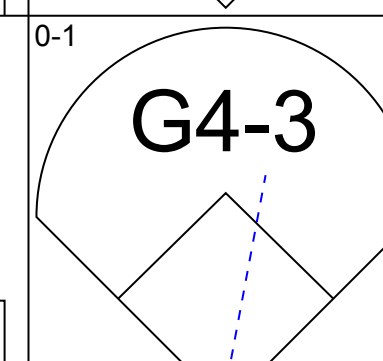
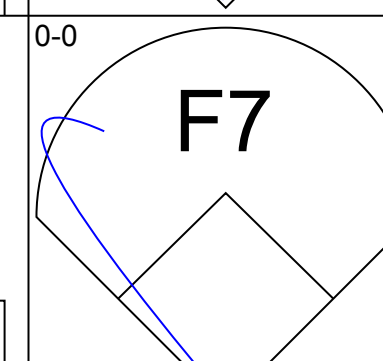
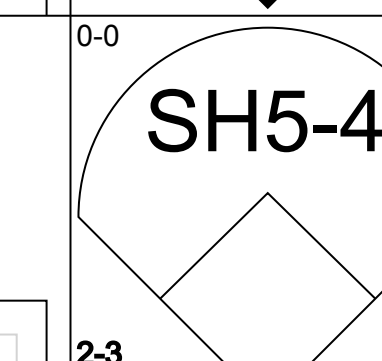
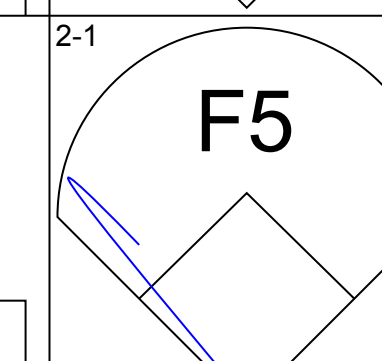
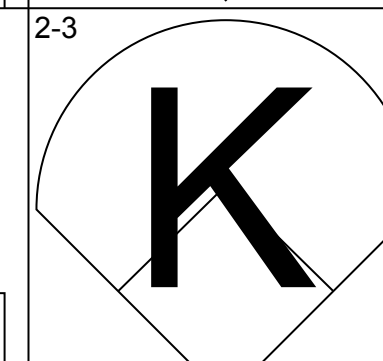
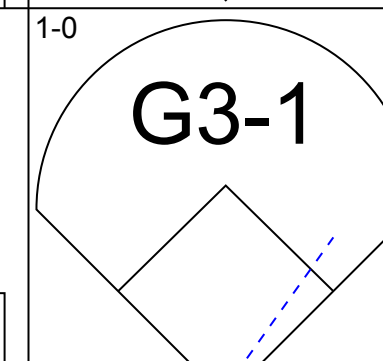
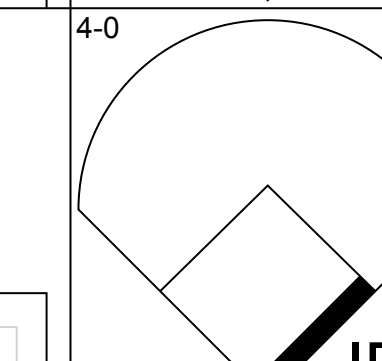
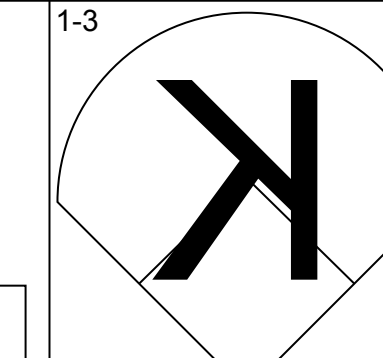
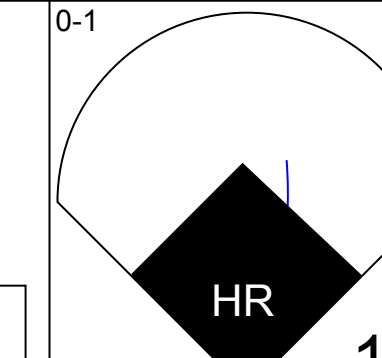
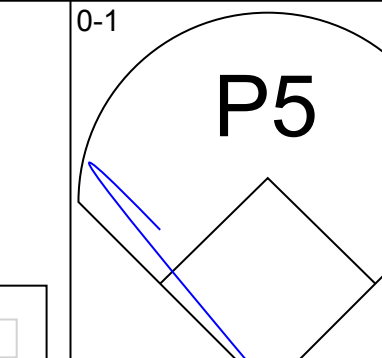
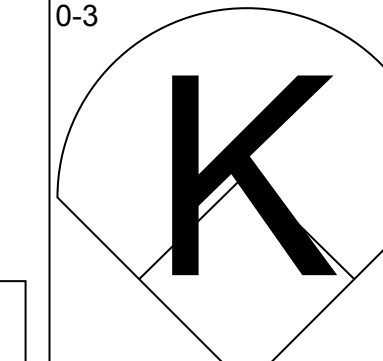
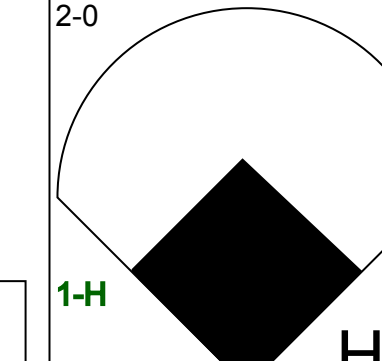
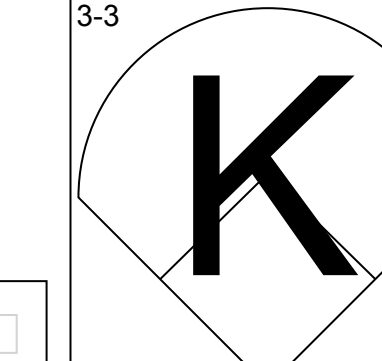
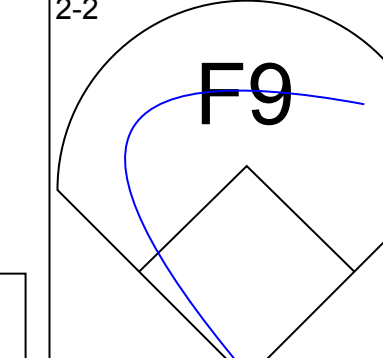
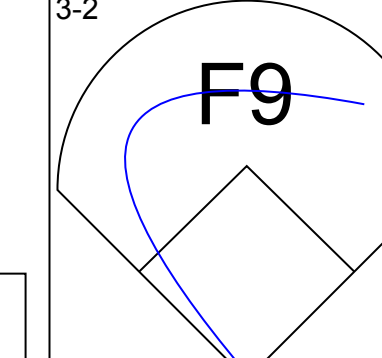
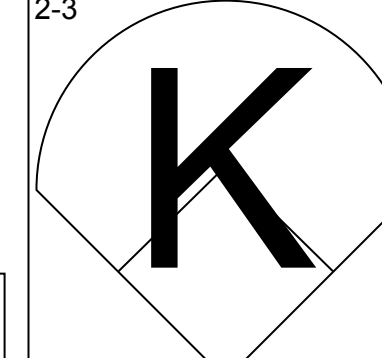
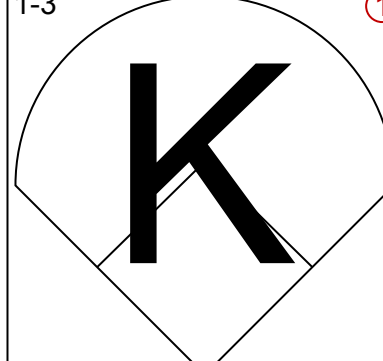
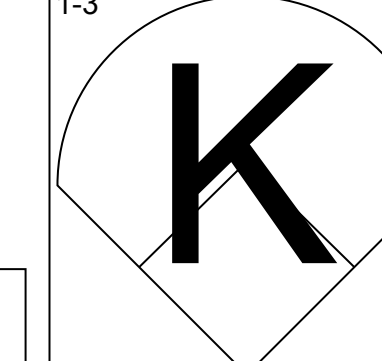
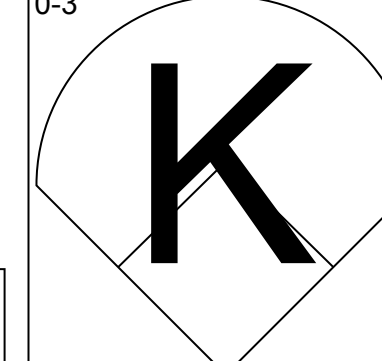
Batter	1	2	3	4	5	6	7	8	9	AB	R	H	RBI	BB	SO	LOB	BOTTOM			
Eric Young Sr., R OBP: 0.367, SLG: 0.342	G3	BB HR BB	E BB		FC6-4 BB		G6-3	G4-3		4	1	0	1	2	0	2	Chicago Cubs @ Los Angeles Dodgers Dodger Stadium, Los Angeles, CA Fri Apr 24 1998, 7:05 PM PDT Att: 36,674 - Cloudy - 60 F			
Roger Cedeno, S OBP: 0.800, SLG: 0.500	K	HR BB	E8 1B		BB		1B SF7 BB			2	2	1	1	3	1	0				
Mike Piazza, R OBP: 0.375, SLG: 0.667 Wilton Guerrero, S OBP: 0.303, SLG: 0.419	G1-3	HR	G1-3		G1-4-3		SF7 BB 1B			5	1	2	4	0	0	5				
Todd Zelle, R OBP: 0.311, SLG: 0.400 Trenidad Hubbard, R OBP: 0.353, SLG: 0.517		1B		P2		F9 2B	SF7 BB			4	3	3	0	0	0	0				
Raul Mondesi, R OBP: 0.265, SLG: 0.325 Juan Castro, R OBP: 0.059, SLG: 0.063			G4-3 HBP	L8		F9	SF7			2	2	0	0	1	0	1				
Todd Hollandsworth, L OBP: 0.313, SLG: 0.461 Tom Prince, R OBP: 0.333, SLG: 0.600		G4-3		F8		G6-3	BB			4	0	1	2	0	0	2				
Matt Luke, L OBP: 0.323, SLG: 0.393	K				FC6-4 2B	1B 2B	G3-1			5	1	2	1	0	1	5				
Jose Vizcaino, S OBP: 0.333, SLG: 0.250 Thomas Howard, S OBP: 0.121, SLG: 0.313		BB BB BB	G4-3		L8		G4-3			3	1	1	1	1	0	1				
Ismael Valdez, R OBP: 0.400, SLG: 0.333 Frank Lankford, R		BB BB HR BB	K		E6 FC6-4	K	F9			3	1	0	0	0	0	0				
										1	0	0	0	0	0	0				
Inning Stats	R: 0 E: 0 K: 1 S: 12	H: 0 LOB: 0 BB: 0 P: 15	R: 9 E: 0 K: 1 S: 20	H: 4 LOB: 1 BB: 5 P: 50	R: 0 E: 1 K: 1 S: 10	H: 1 LOB: 2 BB: 1 P: 18	R: 0 E: 0 K: 0 S: 9	H: 0 LOB: 0 BB: 0 P: 13	R: 0 E: 1 K: 0 S: 12	H: 1 LOB: 3 BB: 1 P: 18	R: 2 E: 0 K: 1 S: 12	H: 3 LOB: 1 BB: 0 P: 18	R: 1 E: 0 K: 0 S: 12	H: 1 LOB: 3 BB: 3 P: 30	R: 0 E: 0 K: 0 S: 7	H: 0 LOB: 0 BB: 0 P: 9	1B: 6 2B: 3 3B: 0 HR: 1	SF: 1 SAC: 0 DP: 0 HBP: 1	WP: 1 PB: 0 SB: 0 CS: 0	PA: 46
PITCHER	IP WLS BF H R ER SO BB IBB HBP BLK WP HR S P ERA WHIP																			
34 Kerry Wood, R ERA: 8.74	(1, 1) 1.2 L 12 2 7 7 2 4 0 1 1 1 0 1 26 53 37.80 3.600																			
Amaury Telemaco, R ERA: 3.63	(2, 1) 3.1 18 4 2 2 1 3 0 0 0 0 1 0 37 61 5.40 2.100																			
Ben Van Ryn, L ERA: 3.38	(6, 1) 2.0 13 4 3 3 1 3 0 0 0 0 0 0 24 48 13.50 3.500																			
Terry Mulholland, L ERA: 1.46	(8, 1) 1.0 3 0 0 0 0 0 0 0 0 0 0 0 7 9 0.00 0.000																			

Batter	1	2	3	4	5	6	7	8	9	AB	R	H	RBI	BB	SO	LOB	TOP			
Lance Johnson, L (1, 8) OBP: 0.178, SLG: 0.214										4	1	1	0	0	1	0				
Mickey Morandini, L (1, 4) OBP: 0.394, SLG: 0.388										4	0	1	0	0	1	1				
Sammy Sosa, R (1, 9) OBP: 0.406, SLG: 0.560										4	1	1	1	0	1	1				
Mark Grace, L (1, 3)										4	0	2	1	0	1	1				
Brant Brown, L (1, 7) OBP: 0.412, SLG: 0.565 Kevin Orte, R (9, PH) OBP: 0.256, SLG: 0.313										2	0	0	0	1	0	2				
Jeff Blausler, R (1, 6) OBP: 0.380, SLG: 0.324										2	0	0	0	1	1	0				
Tyler Houston, L (1, 2) OBP: 0.174, SLG: 0.273										3	0	0	0	0	1	2				
José Hernández, R (1, 5) OBP: 0.206, SLG: 0.333										3	0	0	0	0	1	0				
Geremi Gonzalez, R (1, 1) Manny Alexander, R (8, PH) OBP: 0.333, SLG: 0.500 Marc Pisciotta, R (8, 1) OBP: 0.500, SLG: 0.500										2	0	0	0	0	1	0				
										1	0	0	0	0	1	0				
										0	0	0	0	0	0	0				
Inning Stats	R: 0 H: 0 E: 0 K: 2 S: 8	H: 0 LOB: 0 BB: 0 P: 12	R: 0 H: 1 E: 0 K: 0 S: 6	H: 1 LOB: 0 BB: 0 P: 11	R: 0 H: 0 E: 0 K: 2 S: 10	H: 0 LOB: 0 BB: 0 P: 16	R: 2 H: 3 E: 0 K: 1 S: 16	H: 3 LOB: 2 BB: 2 P: 31	R: 0 H: 0 E: 0 K: 1 S: 8	H: 1 LOB: 1 BB: 0 P: 15	R: 0 H: 0 E: 0 K: 1 S: 7	H: 0 LOB: 0 BB: 0 P: 8	R: 0 H: 0 E: 0 K: 1 S: 8	H: 0 LOB: 0 BB: 0 P: 9	R: 0 H: 0 E: 0 K: 0 S: 6	H: 0 LOB: 0 BB: 0 P: 10	1B: 4 2B: 1 3B: 0 HR: 0	SF: 0 SAC: 0 DP: 1 HBP: 0	WP: 0 PB: 0 SB: 2 CS: 1	PA: 32
PITCHER	IP	WLS	BF	H	R	ER	SO	BB	IBB	HBP	BLK	WP	HR	S	P	ERA	WHIP			
37 Darren Dreifort, R (1, 1) ERA: 2.52	5.0		19	4	2	2	6	2	0	0	0	0	0	48	84	3.60	1.200			
Mark Guthrie, L (6, 1) ERA:	1.0	W	4	1	0	0	1	0	0	0	0	0	0	11	15	0.00	1.000			
Brad Clontz, R (7, 1) ERA:	1.1		4	0	0	0	2	0	0	0	0	0	0	10	11	0.00	0.000			
Scott Radinsky, L (8, 1) ERA: 1.0	1.2	S	5	0	0	0	0	0	0	0	0	0	0	11	16	0.00	0.000			

Chicago Cubs @ Los Angeles Dodgers
Dodger Stadium, Los Angeles, CA
Sat Apr 25 1998, 7:05 PM PDT
Att: 53,755 - Cloudy - 69 F

AB 30
R 2
H 5
RBI 2
BB 2
SO 9
LOB 7



Batter	1	2	3	4	5	6	7	8	9	AB	R	H	RBI	BB	SO	LOB	BOTTOM			
Eric Young Sr., R (1, 4) OBP: 0.355, SLG: 0.329										3	0	0	0	0	0	0				
Roger Cedeno, S (1, 8) OBP: 0.500, SLG: 0.200										3	0	0	0	0	0	0				
Mike Piazza, R (1, 2) OBP: 0.374, SLG: 0.651										2	0	0	0	1	1	0				
Todd Zeile, R (1, 5) OBP: 0.312, SLG: 0.398										3	1	1	0	0	1	2				
Raul Mondesi, R (1, 9) OBP: 0.267, SLG: 0.363										3	1	1	2	0	2	2				
Eric Karros, R (1, 3)										3	0	0	0	0	1	0				
Todd Hollandsworth, L (1, 7) OBP: 0.301, SLG: 0.443 Scott Radinsky, L (8, 1)										3	0	0	0	0	3	0				
										0	0	0	0	0	0	0				
Inning Stats	R: 0 H: 0 E: 0 K: 1 S: 6	H: 0 LOB: 0 BB: 0 P: 9	R: 0 H: 0 E: 0 K: 2 S: 11	H: 0 LOB: 0 BB: 0 P: 14	R: 0 H: 0 E: 0 K: 3 S: 12	H: 0 LOB: 0 BB: 0 P: 16	R: 0 H: 0 E: 0 K: 0 S: 3	H: 0 LOB: 0 BB: 0 P: 4	R: 2 H: 2 E: 0 K: 1 S: 14	H: 2 LOB: 0 BB: 0 P: 22	R: 1 H: 1 E: 1 K: 1 S: 11	H: 1 LOB: 2 BB: 1 P: 19	R: 0 H: 0 E: 0 K: 2 S: 10	H: 0 LOB: 0 BB: 0 P: 14	R: 0 H: 0 E: 0 K: 0 S: 8	H: 0 LOB: 0 BB: 0 P: 14	1B: 1 2B: 1 3B: 0 HR: 1	SF: 0 SAC: 2 DP: 0 HBP: 0	WP: 0 PB: 0 SB: 0 CS: 0	PA: 29
PITCHER	IP	WLS	BF	H	R	ER	SO	BB	IBB	HBP	BLK	WP	HR	S	P	ERA	WHIP			
Geremi Gonzalez, R (1, 1) ERA: 5.76	7.0	L	26	3	3	2	10	3	0	0	0	0	0	67	98	2.57	0.429			
Marc Pisciotta, R (8, 1) ERA: 1.1	1.0		3	0	0	0	0	0	0	0	0	0	0	8	14	0.00	0.000			

Chicago Cubs @ Los Angeles Dodgers
Dodger Stadium, Los Angeles, CA
Sat Apr 25 1998, 7:05 PM PDT
Att: 53,755 - Cloudy - 69 F

AB 26
R 3
H 3
RBI 2
BB 1
SO 10
LOB 4




Batter	1	2	3	4	5	6	7	8	9	10	11	12	AB	R	H	RBI	BB	SO	LOB						
Lance Johnson, L OBP: 0.197, SLG: 0.188	G6-3		G3-1		FC4-6 2B		P5			K		L5	6	1	0	0	0	1	2						
Mickey Morandini, L OBP: 0.384, SLG: 0.388	F7		G4-3				K			K		CS	5	0	1	1	1	0	2						
Sammy Sosa, R OBP: 0.398, SLG: 0.542	K				G6-3				G6-3		P3		5	0	1	0	0	1	1						
Mark Grace, L OBP: 0.417, SLG: 0.371										L9			3	2	2	0	2	0	0						
Henry Rodriguez, L OBP: 0.396, SLG: 0.582																									
José Hernández, R OBP: 0.200, SLG: 0.324																									
Jeff Blausen, R OBP: 0.381, SLG: 0.333																									
Kevin Orie, R OBP: 0.253, SLG: 0.307																									
Scott Servais, R OBP: 0.278, SLG: 0.254																									
Steve Trachsel, R OBP: 0.240, SLG: 0.160																									
Terry Adams, R OBP: 0.240, SLG: 0.160																									
Tyler Houston, L OBP: 0.240, SLG: 0.160																									
Rod Beck, R OBP: 0.240, SLG: 0.160																									
Terry Mulholland, R OBP: 0.240, SLG: 0.160																									
Manny Alexander, R OBP: 0.240, SLG: 0.160																									
Marc Pisciotta, R OBP: 0.240, SLG: 0.160																									
Inning Stats	R: 0 E: 0 K: 1 S: 7	H: 0 LOB: 0 BB: 0 P: 7	R: 1 E: 0 K: 1 S: 13	H: 1 LOB: 1 BB: 2 P: 23	R: 0 E: 0 K: 1 S: 7	H: 0 LOB: 0 BB: 0 P: 11	R: 0 E: 0 K: 2 S: 11	H: 2 LOB: 2 BB: 0 P: 17	R: 1 E: 1 K: 0 S: 11	H: 1 LOB: 1 BB: 0 P: 15	R: 0 E: 0 K: 2 S: 9	H: 0 LOB: 0 BB: 0 P: 14	R: 0 E: 0 K: 1 S: 7	H: 0 LOB: 0 BB: 0 P: 15	R: 0 E: 0 K: 2 S: 11	H: 0 LOB: 0 BB: 0 P: 17	R: 0 E: 0 K: 2 S: 11	H: 0 LOB: 2 BB: 2 P: 25	R: 0 E: 0 K: 1 S: 7	H: 0 LOB: 0 BB: 1 P: 14	1B: 3 2B: 3 3B: 0 HR: 0	SF: 0 SAC: 0 DP: 1 HBP: 0	WP: 1 PB: 0 SB: 0 CS: 1	PA: 47	
PITCHER	IP	WLS	BF	H	R	ER	SO	BB	IBB	HBP	BLK	WP	HR	S	P	103	ERA	WHIP							
Ramon Martinez, R ERA: 3.15	(1, 1)																2.57	1.143							
Jim Bruske, R ERA: 1.5	(8, 1)	0.1	1	0	0	0	0	0	0	0	0	0	0	3	6	0.00	0.000								
Mark Guthrie, L ERA: 2.0	(8, 1)	0.2	2	0	0	0	1	0	0	0	0	0	0	5	9	0.00	0.000								
Antonio Osuna, R ERA: 2.0	(9, 1)	2.1	8	0	0	0	3	1	0	0	0	0	0	25	39	0.00	0.429								
Scott Radinsky, L ERA: 0.53	(11, 1)	0.2	3	0	0	0	2	1	0	0	0	0	0	6	12	0.00	1.500								

Chicago Cubs @ Los Angeles Dodgers
Dodger Stadium, Los Angeles, CA

Sun Apr 26 1998, 3:33 AM PDT
Alt. 49,069 - Cloudy - 74 F

AB 41
R 3
H 6
RBI 3
BB 5
SO 15
LOB 20




Batter	1	2	3	4	5	6	7	8	9	10	11	12	AB	R	H	RBI	BB	SO	LOB							
Eric Young Sr., R OBP: 0.374, SLG: 0.379	G5-3																									
Roger Cedeno, S OBP: 0.462, SLG: 0.222																										
Raul Mondesi, R OBP: 0.261, SLG: 0.349																										
Todd Zeile, R OBP: 0.303, SLG: 0.383																										
Eric Karros, R OBP: 0.240, SLG: 0.160																										
Antonio Osuna, R OBP: 0.240, SLG: 0.160																										
Scott Radinsky, L OBP: 0.240, SLG: 0.160																										
Thomas Howard, S OBP: 0.240, SLG: 0.160																										
Trent Lincecum, R OBP: 0.240, SLG: 0.160																										
Matt Luke, L OBP: 0.361, SLG: 0.515																										
Tom Prince, R OBP: 0.384, SLG: 0.375																										
Jose Vizcaino, S OBP: 0.323, SLG: 0.250																										
Ramon Martinez, R ERA: 3.15	(1, 1)	6.0	26	8	3	3	1	1	0	1	0	0	0	2	53	88	4.50	1.500								
Terry Adams, R ERA: 2.04	(7, 1)	3.0	9	0	0	0	4	1	0	0	0	0	0	25	40	0.00	0.333									
Rod Beck, R ERA: 2.45	(10, 1)	1.0	5	2	0	0	2	0	0	0	0	0	0	12	19	0.00	2.000									
Terry Mulholland, L ERA: 1.35	(11, 1)	1.0	5	1	0	0	0	0	0	1	0	0	0	12	20	0.00	1.000									
Marc Pisciotta, R ERA: 1.59	(12, 1)	0.2	L	4	2	1	1	1	0	0	0	0	0	0	11	15	13.50	3.000								
Inning Stats	R: 0 E: 0 K: 0 S: 5	H: 0 LOB: 0 BB: 1 P: 10	R: 1 E: 0 K: 1 S: 12	H: 1 LOB: 0 BB: 0 P: 19	R: 0 E: 0 K: 0 S: 10	H: 2 LOB: 2 BB: 0 P: 17	R: 0 E: 0 K: 0 S: 9	H: 1 LOB: 2 BB: 0 P: 16	R: 1 E: 0 K: 0 S: 10	H: 3 LOB: 2 BB: 0 P: 9	R: 0 E: 0 K: 1 S: 8	H: 0 LOB: 0 BB: 1 P: 15	R: 0 E: 0 K: 2 S: 10	H: 0 LOB: 0 BB: 0 P: 15	R: 0 E: 0 K: 1 S: 7	H: 0 LOB: 0 BB: 0 P: 10	R: 0 E: 0 K: 2 S: 12	H: 2 LOB: 2 BB: 0 P: 19	R: 0 E: 0 K: 0 S: 12	H: 1 LOB: 2 BB: 0 P: 20	R: 1 E: 0 K: 1 S: 11	H: 2 LOB: 1 BB: 0 P: 15	1B: 11 2B: 0 3B: 0 HR: 2	SF: 0 SAC: 1 DP: 0 HBP: 2	WP: 0 PB: 0 SB: 0 CS: 1	PA: 50
PITCHER	IP	WLS	BF	H	R	ER	SO	BB	IBB	HBP	BLK	WP	HR	S	P	103	ERA	WHIP								
Stevens Trachsel, R ERA: 3.6	(1, 1)																4.50	1.500								
Terry Adams, R ERA: 2.04	(7, 1)	3.0	9	0	0	0	4	1	0	0	0	0	0	25	40	0.00	0.333									
Rod Beck, R ERA: 2.45	(10, 1)	1.0	5	2	0	0	2	0	0	0	0	0	0	12	19	0.00	2.000									
Terry Mulholland, L ERA: 1.35	(11, 1)	1.0	5	1	0	0	0	0	0	1	0	0	0	12	20	0.00	1.000									
Marc Pisciotta, R ERA: 1.59	(12, 1)	0.2	L	4	2	1	1	1	0	0	0	0	0	0	11	15	13.50	3.000								

Chicago Cubs @ Los Angeles Dodgers
Dodger Stadium, Los Angeles, CA

Sun Apr 26 1998, 3:33 AM PDT
Alt. 49,069 - Cloudy - 74 F

AB 44
R 4
H 13
RBI 4
BB 2
SO 8
LOB 15



Batter	1	2	3	4	5	6	7	8	9	AB	R	H	RBI	BB	SO	LOB	TOP		
Lance Johnson, L (1, 8) OBP: 0.164, SLG: 0.192	0-2 G4-3	2-2 G1-3					0-0 G4-3			4	1	1	0	0	0	1			
Mickey Morandini, L (1, 4) OBP: 0.398, SLG: 0.398	4-1 HR		1-2 G6-4-3			0-1 F7	0-0 F7			3	1	2	0	1	0	1			
Sammy Sosa, R (1, 9) OBP: 0.391, SLG: 0.560	0-1 HR		0-2 F8			0-3 K	2-2 L3			4	1	1	2	0	1	3			
Mark Grace, L (1, 3) OBP: 0.411, SLG: 0.376	3-2 G3-1		0-0 G6-4-3			2-0 2B		2-1 L4		4	0	1	1	0	0	1			
Henry Rodriguez, L (1, 7) OBP: 0.390, SLG: 0.578	2-2 2B			1-1 G4-3		0-2 F8		1-3 K		4	0	1	0	0	1	1			
José Hernández, R (8, 7) OBP: 0.200, SLG: 0.324										0	0	0	0	0	0	0			
Jeff Blauser, R (1, 6) OBP: 0.376, SLG: 0.321	0-3 K			4-1 BB				0-3 K		3	0	0	0	1	3	1			
Tyler Houston, L (1, 2) OBP: 0.214, SLG: 0.296		1-1 FC1-6		0-0 BB		2-3 K		1-3 K		4	0	2	0	0	2	0			
Kevin Orle, R (1, 5) OBP: 0.253, SLG: 0.297		0-0 P4		4-2 G4-3		1-1 G4-3		1-2 G6-3		3	0	0	0	1	0	1			
Kevin Tapani, R (1, 1) OBP: 0.176, SLG: 0.071		1-0 FC1-6		0-1 G4-3				3-2 G6-3		3	0	0	0	0	0	4			
Brant Brown, L (9, PH) OBP: 0.396, SLG: 0.542										1	0	0	0	0	0	0			
Rod Beck, R (9, 1)										0	0	0	0	0	0	0			
Inning Stats	R: 2 E: 0 K: 1 S: 15	H: 2 LOB: 1 BB: 1 P: 24	R: 0 E: 0 K: 0 S: 8	H: 1 LOB: 1 BB: 0 P: 12	R: 0 E: 0 K: 0 S: 7	H: 1 LOB: 2 BB: 2 P: 8	R: 0 E: 0 K: 0 S: 8	H: 0 LOB: 0 BB: 0 P: 17	R: 1 E: 0 K: 1 S: 12	H: 2 LOB: 1 BB: 0 P: 13	R: 0 E: 0 K: 2 S: 9	H: 1 LOB: 1 BB: 0 P: 13	R: 0 E: 0 K: 2 S: 9	H: 0 LOB: 0 BB: 0 P: 12	R: 0 E: 0 K: 1 S: 8	H: 0 LOB: 0 BB: 0 P: 11	1B: 5 2B: 2 3B: 0 HR: 1	SF: 0 SAC: 0 DP: 2 HBP: 0	WP: 0 PA: 36 PB: 0 SB: 1 CS: 0
PITCHER	IP WLS BF H R ER SO BB IBB HBP BLK WP HR S P ERA WHIP	IP WLS BF H R ER SO BB IBB HBP BLK WP HR S P ERA WHIP																	
Joey Hamilton, R (1, 1) ERA: 4.7	7.0 L 30 8 3 3 4	2.0 6 0 0 0 3																	
Donne Wall, R ERA:																			

Chicago Cubs @ San Diego Padres
Qualcomm Stadium, San Diego, CA
Mon Apr 27 1998, 10:05 PM EDT
Att: 20,106 - Unknown - 70 F

AB 33
R 3
H 8
RBI 3
BB 3
SO 7
LOB 13



Batter	1	2	3	4	5	6	7	8	9	AB	R	H	RBI	BB	SO	LOB	BOTTOM		
Quilvio Veras, S (1, 4) OBP: 0.425, SLG: 0.375	2-2 F9		1-0 FC6-4				1-1 G3			4	1	2	0	0	0	0			
Steve Finley, L (1, 8) OBP: 0.281, SLG: 0.398	4-2 S		0-0 FC6-4			1-2 2H	2-0 P5			3	0	1	1	1	0	1			
Tony Gwynn, L (1, 9) OBP: 0.366, SLG: 0.417	2-1 F7		0-2 1SAFE			4-0 HBP		0-1 F7		3	0	1	0	1	0	1			
Ken Caminiti, S (1, 5) OBP: 0.306, SLG: 0.523	3-2 F9		3-1 G4-3			2-1 FC6-4		1-2 G6-3		3	0	0	0	0	0	3			
Greg Vaughn, R (1, 7) OBP: 0.323, SLG: 0.469		0-0 P3		2-2 G5-3		2-2 FC6-4		0-1 E5		4	0	0	0	0	0	3			
Greg Myers, L (1, 2) OBP: 0.356, SLG: 0.405		3-2 FC4-6		0-1 G4-3		1-1 G4-3		2-1 G3		4	0	1	0	0	0	1			
Archi Cianfrocco, R (1, 3) OBP: 0.182, SLG: 0.313		0-1 FC4-6		0-1 G1-3		1-3 K				3	0	0	0	0	1	1			
Mark Sweeney, L (9, PH) OBP: 0.250, SLG: 0.276										1	0	0	0	0	0	0			
Chris Gomez, R (1, 6) OBP: 0.305, SLG: 0.347		2-0 FC6-4				1-0 F9		1-3 K		4	0	0	0	0	2	1			
Joey Hamilton, R (1, 1) OBP: 0.143, SLG: 0.143				0-3 K2-3						2	0	0	0	0	1	0			
Ed Giovannola, L (7, PH)										1	0	0	0	0	0	0			
Donne Wall, R (8, 1)										0	0	0	0	0	0	0			
James Mouton, R (9, PH) OBP: 0.226, SLG: 0.276										1	0	0	0	0	0	0			
Inning Stats	R: 0 E: 0 K: 0 S: 12	H: 0 LOB: 1 BB: 1 P: 23	R: 0 E: 0 K: 0 S: 8	H: 1 LOB: 1 BB: 0 P: 13	R: 0 E: 0 K: 0 S: 10	H: 2 LOB: 2 BB: 0 P: 14	R: 0 E: 0 K: 0 S: 7	H: 0 LOB: 0 BB: 0 P: 9	R: 1 E: 0 K: 0 S: 11	H: 2 LOB: 3 BB: 1 P: 22	R: 0 E: 0 K: 2 S: 9	H: 0 LOB: 0 BB: 0 P: 12	R: 0 E: 1 K: 0 S: 9	H: 0 LOB: 1 BB: 0 P: 12	R: 0 E: 0 K: 1 S: 7	H: 0 LOB: 0 BB: 0 P: 10	1B: 3 2B: 1 3B: 1 HR: 0	SF: 0 SAC: 0 DP: 0 HBP: 1	WP: 0 PA: 36 PB: 0 SB: 1 CS: 0
PITCHER	IP WLS BF H R ER SO BB IBB HBP BLK WP HR S P ERA WHIP	IP WLS BF H R ER SO BB IBB HBP BLK WP HR S P ERA WHIP																	
Kevin Tapani, R (1, 1) ERA: 4.14	8.0 W 33 5 1 1 3	1.0 S 3 0 0 0 1																	
Rod Beck, R (9, 1) ERA: 2.25																			

Chicago Cubs @ San Diego Padres
Qualcomm Stadium, San Diego, CA
Mon Apr 27 1998, 10:05 PM EDT
Att: 20,106 - Unknown - 70 F

AB 33
R 1
H 5
RBI 1
BB 2
SO 4
LOB 11



Batter	1	2	3	4	5	6	7	8	9	AB R H RBI BB SO LOB	TOP											
Royce Clayton, R OBP: 0.352, SLG: 0.315	4-2 S 1B BB		1-3 K		2-2 L4			0-0 B1-3	2-2 FC5-4 DI	4 1 0 0 1 1 3	St. Louis Cardinals @ Chicago Cubs Wrigley Field, Chicago, IL Thu Apr 30 1998, 7:05 PM CDT Att: 24,210 - Overcast - 56 F											
Delino DeShields, L OBP: 0.461, SLG: 0.578	2-2 CS 1B		0-0 F7			1-2 L5		4-0 HR BB	1-3 K	4 1 1 1 1 1 2												
Mark McGwire, R OBP: 0.470, SLG: 0.773	0-3 K			2-3 K		0-2 F9		2-1 HR		4 1 1 2 0 2 1												
Ray Lankford, L OBP: 0.488, SLG: 0.508	4-2 BB			1-1 P5		3-1 2B		3-1 L9		3 0 1 0 1 0 0												
Juan Acevedo, R OBP: 1.000, SLG: 1.000										0 0 0 0 0 0 0												
Brian Jordan, R OBP: 0.379, SLG: 0.540	0-3 K			0-2 E4 1B		0-2 G5-3		0-1 1B		3 0 1 0 0 1 2												
John Mabry, L OBP: 0.321, SLG: 0.426										1 0 1 0 0 0 0												
Ron Gant, R OBP: 0.286, SLG: 0.508		2-0 G6-3		2-2 F7			3-3 K	2-3 K		4 0 0 0 0 2 2												
Gary Gaetti, R OBP: 0.421, SLG: 0.513		1-3 K			0-0 2B		0-0 2B		4-1 FC5-4 1B BB	3 0 2 0 1 1 0												
Tom Pagnozzi, R OBP: 0.222, SLG: 0.125		1-0 G6-3			2-3 K		3-3 K		1-1 FC5-4 1B	4 0 1 0 0 2 2												
Mark Petkovsek, R OBP: 0.667, SLG: 1.000			1-3 K		3-2 P2		0-0 G6-3		2-3 K	0 0 0 0 0 0 0												
John Frascatore, R										1 0 0 0 0 1 0												
Tom Lampkin, L OBP: 0.265, SLG: 0.507										1 0 0 0 0 0 0												
Lance Painter, L										0 0 0 0 0 0 0												
Willie McGee, S OBP: 0.333, SLG: 0.270										1 0 0 0 0 0 1												
Kent Bottenfield, R										0 0 0 0 0 0 0												
David Howard, S OBP: 0.333, SLG: 0.333										1 0 0 0 0 1 2												
Inning Stats	R: 1 E: 0 K: 2 S: 14	H: 1 LOB: 1 BB: 2 P: 24	R: 0 E: 0 K: 1 S: 5	H: 0 LOB: 0 BB: 0 P: 9	R: 0 E: 0 K: 2 S: 8	H: 0 LOB: 0 BB: 0 P: 10	R: 0 E: 1 K: 1 S: 12	H: 1 LOB: 1 BB: 0 P: 17	R: 0 E: 0 K: 1 S: 11	H: 1 LOB: 1 BB: 0 P: 18	R: 0 E: 0 K: 2 S: 11	H: 1 LOB: 1 BB: 0 P: 15	R: 0 E: 0 K: 2 S: 8	H: 1 LOB: 1 BB: 0 P: 14	R: 2 E: 0 K: 1 S: 10	H: 2 LOB: 1 BB: 1 P: 21	R: 0 E: 0 K: 2 S: 13	H: 1 LOB: 2 BB: 1 P: 23	1B: 4 2B: 4 3B: 0 HR: 1	SF: 0 SAC: 0 DP: 1 HBP: 0	WP: 0 PB: 0 SB: 1 CS: 1	PA: 38
PITCHER	IP WLS BF H R ER SO BB IBB HBP BLK WP HR S P ERA WHIP																					
34 Kerry Wood, R ERA: 5.89	(1, 1) 7.0 W 27 5 1 1 9 2 0 0 0 0 0 0 69 107 1.29 1.000																					
Marc Pisciotta, R ERA: 2.5	(8, 1) 0.1 3 1 2 2 0 1 0 0 0 0 0 1 3 9 54.00 6.000																					
Bob Patterson, L ERA: 6.75	(8, 1) 0.1 2 1 0 0 0 0 0 0 0 0 0 0 4 7 0.00 3.000																					
Terry Adams, R ERA: 1.89	(8, 1) 1.1 6 1 0 0 3 1 0 0 0 0 0 0 16 28 0.00 1.500																					

AB 34
R 3
H 8
RBI 3
BB 4
SO 12
LOB 16



Batter	1	2	3	4	5	6	7	8	9	AB R H RBI BB SO LOB	BOTTOM									
Brant Brown, L OBP: 0.419, SLG: 0.607	1-2 1B 2B	0-0 F8		2-0 1B 1B		0-1 G6-3 2B	4-2 2B BB			4 2 3 0 1 0 0	St. Louis Cardinals @ Chicago Cubs Wrigley Field, Chicago, IL Thu Apr 30 1998, 7:05 PM CDT Att: 24,210 - Overcast - 56 F									
Mickey Morandini, L OBP: 0.393, SLG: 0.406	1-0 BB 1B G4-3	2-3 K		1-0 1B 1B		1-2 G6-3	1-0 1B			5 1 3 4 0 1 1										
Sammy Sosa, R OBP: 0.403, SLG: 0.556	2-1 G4-3 WP 1B	1-0 S 1B		0-3 K		2-0 FC6-5-2 1B	L4			5 1 2 0 0 1 4										
Mark Grace, L OBP: 0.413, SLG: 0.376	4-1 WP G3-1 G4-3 BB	2-1 G1-3		2-2 G3		1-2 SAFE 1B		0-1 G6-3		4 1 1 0 1 0 3										
Henry Rodriguez, L OBP: 0.380, SLG: 0.544	3-0 G4-3		2-0 G4-3		4-2 1B BB	3-3 K		1-3 K		3 0 0 1 1 1 4										
José Hernández, R OBP: 0.189, SLG: 0.306	1-2 2-3 3-H									1 0 0 0 0 1 0										
Jeff Blauser, R OBP: 0.376, SLG: 0.341	4-0 G3-1 2B BB		1-0 FC5-2 3B		1-1 F9		2-3 K	1-0 1B 1B		4 1 2 0 1 1 1										
Kevin Orie, R OBP: 0.250, SLG: 0.283	3-2 G3-1		0-1 FC5-2		2-3 K		4-0 BB 1B 2B BB	0-2 1B		4 1 1 1 1 1 3										
Scott Servais, R OBP: 0.282, SLG: 0.275	0-0 2H		3-H F8		0-1 1B		1-3 K	1-0 G6-3		5 0 2 1 0 1 4										
34 Kerry Wood, R OBP: 0.143, SLG: 0.143	0-0 G6-3		1-3 K		0-3 K		2-2 BB 1B			3 0 0 0 0 2 3										
Tyler Houston, L OBP: 0.250, SLG: 0.323										1 1 1 0 0 0 0										
Marc Pisciotta, R OBP: 0.500, SLG: 0.500										0 0 0 0 0 0 0										
Bob Patterson, R										0 0 0 0 0 0 0										
Terry Adams, R										0 0 0 0 0 0 0										
Inning Stats	R: 5 E: 0 K: 0 S: 14	H: 4 LOB: 1 BB: 2 P: 32	R: 0 E: 0 K: 1 S: 7	H: 1 LOB: 0 BB: 0 P: 12	R: 0 E: 0 K: 0 S: 6	H: 2 LOB: 2 BB: 0 P: 10	R: 0 E: 0 K: 2 S: 13	H: 1 LOB: 2 BB: 1 P: 20	R: 0 E: 0 K: 1 S: 12	H: 2 LOB: 2 BB: 0 P: 19	R: 3 E: 0 K: 2 S: 18	H: 2 LOB: 1 BB: 2 P: 34	R: 0 E: 0 K: 1 S: 10	H: 2 LOB: 2 BB: 0 P: 13	1B: 10 2B: 4 3B: 1 HR: 0	SF: 0 SAC: 0 DP: 0 HBP: 0	WP: 1 PB: 0 SB: 1 CS: 0	PA: 44		
PITCHER	IP WLS BF H R ER SO BB IBB HBP BLK WP HR S P ERA WHIP																			
Mark Petkovsek, R ERA: 9.0	(1, 1) 0.2 L 8 4 5 5 0 2 0 0 0 0 0 0 0 13 31 67.50 9.000																			
John Frascatore, R ERA: 8.4	(1, 1) 3.1 14 4 0 0 3 0 0 0 0 0 0 0 27 42 0.00 1.200																			
Lance Painter, L ERA: 7.06	(5, 1) 2.0 10 3 0 0 3 1 0 0 0 0 0 0 25 39 0.00 2.000																			
Kent Bottenfield, R ERA: 5.4	(7, 1) 1.0 7 2 3 3 2 2 0 0 0 0 0 0 18 34 27.00 4.000																			
Juan Acevedo, R ERA: 5.4	(8, 1) 1.0 5 2 0 0 1 0 0 0 0 0 0 0 10 13 0.00 2.000																			

AB 39
R 8
H 15
RBI 7
BB 5
SO 9
LOB 23



Batter	1	2	3	4	5	6	7	8	9	AB	R	H	RBI	BB	SO	LOB	TOP			
Royce Clayton, R (1, 6) OBP: 0.345, SLG: 0.309	F9		F8		F9		G1-3		G6-3 HR	5	1	1	0	0	0	0				
Delino DeShields, L (1, 4) OBP: 0.449, SLG: 0.553	L4		K		G6-3		BB		G6-3	4	0	0	0	1	1	1				
Mark McGwire, R (1, 3) OBP: 0.484, SLG: 0.800	G5-3			2B BB			BB		HR	2	2	1	2	3	0	0				
Ray Lankford, L (1, 8) OBP: 0.494, SLG: 0.522		CS BB		2B	K		P5		HR	4	1	2	1	1	1	3				
Willie McGee, S (1, 7) OBP: 0.338, SLG: 0.394	K		2B			G5-3		S BB	F8	5	1	2	1	0	1	2				
Gary Gaetti, R (1, 5) OBP: 0.424, SLG: 0.512	1B		L9		L9		1B		K	4	0	2	0	0	1	2				
John Mabry, L (1, 9) OBP: 0.327, SLG: 0.429			L9		L9		L8		P5	2	0	1	0	0	0	1	AB 36			
Brian Hunter, R (6, PH) OBP: 0.310, SLG: 0.474										1	0	0	0	0	0	1	R 5			
Eli Marrero, R (6, 2) OBP: 0.240, SLG: 0.480										1	0	0	0	0	0	1	H 10			
Tom Lampkin, L (1, 2) OBP: 0.356, SLG: 0.507										2	0	1	1	0	0	2	RBI 5			
Ron Gant, R (6, PH) OBP: 0.275, SLG: 0.492										2	0	0	0	0	1	2	BB 5			
Juan Acevedo, R (8, 1) OBP: 1.000, SLG: 1.000										0	0	0	0	0	0	0	SO 6			
Todd Stottlemyre, L (1, 1) OBP: 0.150, SLG: 0.150			G1-4-3		K		G4-3		F9	3	0	0	0	0	1	1	LOB 16			
Brian Jordan, R (8, 9) OBP: 0.375, SLG: 0.534										1	0	0	0	0	0	0				
Inning Stats	R: 0 E: 0 K: 0 S: 8	H: 0 LOB: 0 BB: 0 P: 14	R: 0 E: 0 K: 1 S: 11	H: 2 LOB: 2 BB: 1 P: 21	R: 0 E: 0 K: 1 S: 7	H: 0 LOB: 0 BB: 0 P: 14	R: 3 E: 0 K: 1 S: 11	H: 3 LOB: 1 BB: 1 P: 23	R: 0 E: 0 K: 0 S: 12	H: 1 LOB: 1 BB: 0 P: 18	R: 0 E: 0 K: 0 S: 11	H: 0 LOB: 2 BB: 2 P: 23	R: 0 E: 0 K: 2 S: 11	H: 1 LOB: 1 BB: 0 P: 19	R: 2 E: 0 K: 0 S: 12	H: 3 LOB: 1 BB: 0 P: 19	1B: 7 2B: 2 3B: 0 HR: 1	SF: 0 SAC: 0 DP: 0 HBP: 0	WP: 0 PB: 0 SB: 3 CS: 1	PA: 41
PITCHER	IP WLS BF H R ER SO BB IBB HBP BLK WP HR S P ERA WHIP																			
Geremi Gonzalez, R (1, 1) ERA: 5.7	5.0 W 22 5 3 3 4 3 0 0 0 0 0 0 46 90 5.40 1.600																			
Terry Mulholland, L (6, 1) ERA: 1.72	0.2 3 1 0 0 0 0 0 0 0 0 0 0 9 13 0.00 1.500																			
Amaury Telemaco, R (6, 1) ERA: 3.47	1.0 4 0 0 0 0 1 0 0 0 0 0 0 9 15 0.00 1.000																			
Terry Adams, R (7, 1) ERA: 1.89	0.0 1 0 0 0 0 1 0 0 0 0 0 0 1 5 = =																			
Bob Patterson, L (7, 1) ERA: 5.4	0.2 3 1 0 0 0 1 0 0 0 0 0 0 11 18 0.00 1.500																			
PITCHER	IP WLS BF H R ER SO BB IBB HBP BLK WP HR S P ERA WHIP																			
Rod Beck, R (8, 1) ERA: 3.29	1.2 S 8 3 2 2 1 0 0 0 0 0 0 1 17 28 10.80 1.800																			

St. Louis Cardinals @ Chicago Cubs
Wrigley Field, Chicago, IL
Fri May 01 1998, 3:33 AM CDT
Att: 25,598 - Cloudy - 55 F

AB	36
R	5
H	10
RBI	5
BB	5
SO	6
LOB	16



Batter	1	2	3	4	5	6	7	8	9	AB	R	H	RBI	BB	SO	LOB	BOTTOM			
Brant Brown, L (1, 8) OBP: 0.439, SLG: 0.603	BB 1B 2B	G3 1B		G3-1		FC4 BB				2	1	1	0	2	0	1				
Mickey Morandini, L (1, 4) OBP: 0.397, SLG: 0.420	BB 1B	G3		1B 2B		FC4				4	2	2	1	0	0	2				
Sammy Sosa, R (1, 9) OBP: 0.407, SLG: 0.550	2B CI	F9		1B		G6-3				3	1	1	1	1	0	1				
Mark Grace, L (1, 3) OBP: 0.408, SLG: 0.381	CI 2B	F7		F8		F8				4	0	1	2	0	0	2				
Henry Rodriguez, L (1, 7) OBP: 0.384, SLG: 0.570										3	1	1	1	1	2	0				
José Hernández, R (8, 7) OBP: 0.189, SLG: 0.306										0	0	0	0	0	0	0				
Rod Beck, R (8, 1) OBP: 0.189, SLG: 0.306										0	0	0	0	0	0	0				
Jeff Blausen, R (1, 6) OBP: 0.363, SLG: 0.326	K		G5-3		L9		F9			4	0	0	0	0	1	3				
Tyler Houston, L (1, 2) OBP: 0.229, SLG: 0.294	CI		G6-3		G1-6-3		G4-3			3	0	0	1	0	0	0	AB 29			
Kevin Orle, R (1, 5) OBP: 0.250, SLG: 0.275	K			G3-1 SH1-4 2B BB		G6-3		L3		3	1	0	0	1	1	3	R 6			
Geremi Gonzalez, R (1, 1) ERA: 5.7										1	0	0	0	0	0	3	H 6			
Terry Mulholland, R (6, 1) ERA: 1.72										0	0	0	0	0	0	0	RBI 6			
Amaury Telemaco, R (6, 1) ERA: 3.47										0	0	0	0	0	0	0	BB 5			
Terry Adams, R (7, 1) ERA: 1.89										0	0	0	0	0	0	0	SO 5			
Bob Patterson, R (7, 1) ERA: 5.4										0	0	0	0	0	0	0	LOB 15			
Matt Mieseke, R (8, 7) OBP: 0.214, SLG: 0.283										1	0	0	0	0	0	0				
Inning Stats	R: 3 E: 1 K: 2 S: 20	H: 2 LOB: 3 BB: 3 P: 37	R: 0 E: 0 K: 0 S: 7	H: 1 LOB: 1 BB: 0 P: 14	R: 0 E: 0 K: 1 S: 6	H: 0 LOB: 0 BB: 0 P: 8	R: 2 E: 0 K: 0 S: 15	H: 2 LOB: 1 BB: 1 P: 28	R: 0 E: 0 K: 1 S: 7	H: 0 LOB: 0 BB: 0 P: 9	R: 0 E: 0 K: 1 S: 8	H: 0 LOB: 1 BB: 1 P: 15	R: 1 E: 0 K: 0 S: 7	H: 1 LOB: 0 BB: 0 P: 10	R: 0 E: 0 K: 0 S: 8	H: 0 LOB: 0 BB: 0 P: 10	1B: 3 2B: 2 3B: 0 HR: 1	SF: 0 SAC: 1 DP: 0 HBP: 0	WP: 0 PB: 0 SB: 0 CS: 0	PA: 36
PITCHER	IP WLS BF H R ER SO BB IBB HBP BLK WP HR S P ERA WHIP																			
Todd Stottlemyre, R (1, 1) ERA: 3.7	7.0 L 33 6 6 5 5 5 0 0 0 0 0 0 1 70 121 6.43 1.571																			
Juan Acevedo, R (8, 1) ERA: 5.4	1.0 3 0 0 0 0 0 0 0 0 0 0 0 8 10 0.00 0.000																			

St. Louis Cardinals @ Chicago Cubs
Wrigley Field, Chicago, IL
Fri May 01 1998, 3:33 AM CDT
Att: 25,598 - Cloudy - 55 F

AB	29
R	6
H	6
RBI	6
BB	5
SO	5
LOB	15



Batter	1	2	3	4	5	6	7	8	9	10	11	AB	R	H	RBI	BB	SO	LOB	TOP								
Royce Clayton, R OBP: 0.345, SLG: 0.311	1-0 CS 1B	1-3		E1		G4-3			1-0 F7 1B		K	6	0	2	1	0	2	4									
Delino DeShields, L OBP: 0.425, SLG: 0.325	1-1 G6-3		G6-3	SF7		G3			1-0 F7		G3	5	0	0	1	0	0	3									
Mark McGwire, R OBP: 0.496, SLG: 0.791	4-2 BB		G6-3	1-2 IBB					4-0 IBB			1	0	0	0	4	0	0									
Ray Lankford, L OBP: 0.489, SLG: 0.507	3-3 K		1-2 1B	G6-3					1-3 K			4	0	1	0	1	2	5									
Brian Jordan, R OBP: 0.386, SLG: 0.548		1-1 2B	2-1 1B			G5-4-3 1B			1-0 F7			5	1	3	0	0	0	4									
Gary Gaetti, R OBP: 0.424, SLG: 0.483	2-0 F9	0-0 P5				G5-4-3			0-0 G5-4-3		G1-3	5	0	0	0	0	0	6									
Ron Gant, R OBP: 0.286, SLG: 0.493	0-1 SH1-4			G1-3 1B		G6-3			1-0 P8		K	4	1	1	1	1	1	0									
Juan Acevedo, R OBP: 1.000, SLG: 1.000				E								0	0	0	0	0	0	0									
Lance Painter, L				BB								0	0	0	0	0	0	0									
Kent Bottenfield, R												0	0	0	0	0	0	0									
Eli Marrero, R OBP: 0.300, SLG: 0.483	4-2 SH1-4			E		G1-3			2-1 F8		G6-3	4	1	2	0	1	0	0									
Donovan Osborne, S OBP: 0.143, SLG: 0.143	0-0 SH1-4			SF7		G1-3						2	0	0	0	0	0	3									
Willie McGee, S OBP: 0.333, SLG: 0.389				G1-3		G1-3						1	0	0	0	0	1	0									
Mike Busby, R												0	0	0	0	0	0	0									
John Mabry, L OBP: 0.321, SLG: 0.420	1-2 2-3										K	1	0	0	0	0	1	0									
Inning Stats	R: 0 E: 0 K: 1 S: 8	H: 1 LOB: 1 BB: 1 P: 17	R: 1 E: 0 K: 1 S: 13	H: 2 LOB: 2 BB: 1 P: 21	R: 0 E: 0 K: 0 S: 13	H: 2 LOB: 0 BB: 0 P: 21	R: 2 E: 1 K: 0 S: 18	H: 1 LOB: 2 BB: 2 P: 31	R: 0 E: 0 K: 0 S: 9	H: 1 LOB: 0 BB: 0 P: 16	R: 0 E: 0 K: 0 S: 5	H: 0 LOB: 1 BB: 0 P: 14	R: 0 E: 0 K: 1 S: 6	H: 0 LOB: 0 BB: 0 P: 9	R: 0 E: 0 K: 1 S: 6	H: 1 LOB: 2 BB: 1 P: 13	R: 0 E: 0 K: 1 S: 11	H: 0 LOB: 0 BB: 0 P: 16	R: 0 E: 0 K: 2 S: 12	H: 0 LOB: 0 BB: 0 P: 16	1B: 7 2B: 2 3B: 0 HR: 0	SF: 1 SAC: 1 DP: 2 HBP: 0	WP: 0 PB: 0 SB: 1 CS: 1	PA: 47			
PITCHER	IP ERA WLS BF H R ER SO BB IBB HBP BLK WP HR S P ERA WHIP	Steve Trachsel, R ERA: 3.57	Marc Pisciotta, R ERA: 2.14	Bob Patterson, L ERA: 4.91	Rod Beck, R ERA: 3.21	Terry Adams, R ERA: 1.71	PITCHER	IP ERA WLS BF H R ER SO BB IBB HBP BLK WP HR S P ERA WHIP																			

St. Louis Cardinals @ Chicago Cubs
Wrigley Field, Chicago, IL
Sat May 02 1998, 3:33 AM CDT
Att: 38,430 - Cloudy - 51 F

AB	38
R	3
H	9
RBI	3
BB	7
SO	7
LOB	25



Batter	1	2	3	4	5	6	7	8	9	10	11	AB	R	H	RBI	BB	SO	LOB	BOTTOM						
Manny Alexander, R OBP: 0.367, SLG: 0.483	1-3 K	3-1 P6			1-2 HR		K		1-3 K		L4	4	1	1	0	0	2	1							
Brant Brown, L OBP: 0.426, SLG: 0.583					2-3 HR							2	0	0	0	0	1	1							
José Hernández, R OBP: 0.262, SLG: 0.425	2-2 1B				1-1 HR		G6-3		4-0 BB		G1-6-3	4	1	3	3	1	0	0							
Terry Adams, R												0	0	0	0	0	0	0							
Matt Mieske, R OBP: 0.077	1B			G3-6-3								1	0	0	0	0	0	0							
Mark Grace, L OBP: 0.412, SLG: 0.387	0-0 F8			1B					2-2 FC6-4			6	1	3	0	0	0	4							
Sammy Sosa, R OBP: 0.419, SLG: 0.560	4-2 1B			G4-3					2-0 FC6-4			5	0	3	1	1	0	1							
Jeff Blauser, R OBP: 0.359, SLG: 0.323	2-2 1B											4	0	1	0	0	1	2							
Henry Rodriguez, L OBP: 0.376, SLG: 0.546	3-3 K											4	0	0	0	1	1	5							
Kevin Orie, R OBP: 0.239, SLG: 0.262												5	0	0	0	0	1	2							
Scott Servais, R OBP: 0.288, SLG: 0.278												3	1	1	0	0	0	0							
Mickey Morandini, L OBP: 0.407, SLG: 0.420												0	0	0	0	2	0	0							
Steve Trachsel, R ERA: 3.28												1	0	1	0	0	0	0							
Mike Busby, R ERA: 2.7												1	0	0	0	0	1	0							
Juan Acevedo, R ERA: 5.14												0	0	0	0	0	0	0							
Lance Painter, L ERA: 6.48												0	0	0	0	0	0	0							
Tyler Houston, L ERA: 2.86												1	0	0	0	0	0	3							
Inning Stats	R: 0 E: 0 K: 2 S: 15	H: 2 LOB: 3 BB: 1 P: 27	R: 0 E: 0 K: 0 S: 11	H: 1 LOB: 1 BB: 0 P: 22	R: 0 E: 0 K: 0 S: 5	H: 1 LOB: 0 BB: 0 P: 8	R: 0 E: 0 K: 0 S: 9	H: 0 LOB: 0 BB: 0 P: 14	R: 0 E: 0 K: 1 S: 7	H: 1 LOB: 1 BB: 0 P: 17	R: 0 E: 0 K: 2 S: 9	H: 0 LOB: 0 BB: 0 P: 14	R: 0 E: 0 K: 1 S: 8	H: 0 LOB: 2 BB: 2 P: 20	R: 0 E: 0 K: 0 S: 10	H: 1 LOB: 3 BB: 2 P: 21	R: 1 E: 0 K: 0 S: 10	H: 2 LOB: 1 BB: 0 P: 11	1B: 10 2B: 2 3B: 0 HR: 1	SF: 0 SAC: 3 DP: 1 HBP: 0	WP: 0 PB: 0 SB: 0 CS: 0	PA: 49			
PITCHER	IP ERA WLS BF H R ER SO BB IBB HBP BLK WP HR S P ERA WHIP	Donovan Osborne, L ERA: 3.28	Mike Busby, R ERA: 2.7	Juan Acevedo, R ERA: 5.14	Lance Painter, L ERA: 6.48	Kent Bottenfield, R ERA: 5.92	PITCHER	IP ERA WLS BF H R ER SO BB IBB HBP BLK WP HR S P ERA WHIP																	

St. Louis Cardinals @ Chicago Cubs
Wrigley Field, Chicago, IL
Sat May 02 1998, 3:33 AM CDT
Att: 38,430 - Cloudy - 51 F

AB	41
R	4
H	13
RBI	4
BB	5
SO	7
LOB	19



Batter	1	2	3	4	5	6	7	8	9	AB	R	H	RBI	BB	SO	LOB	TOP				
Craig Biggio, R OBP: 0.380, SLG: 0.492 (1.4)										5	1	1	1	0	0	1	Houston Astros @ Chicago Cubs Wrigley Field, Chicago, IL Tue May 05 1998, 7:05 PM CDT Att: 21,431 - Unknown - 66 F				
Derek Bell, R OBP: 0.442, SLG: 0.653 (1.9)										5	1	1	1	0	2	0					
5 Jeff Bagwell, R OBP: 0.418, SLG: 0.413 (1.3)										4	1	1	0	1	1	1					
Bill Spiers, L OBP: 0.351, SLG: 0.355 (1.5)										5	1	1	1	0	1	2					
Moises Alou, R OBP: 0.398, SLG: 0.600 (1.7)										4	2	0	0	1	0	1					
Carl Everett, S OBP: 0.427, SLG: 0.569 (1.8)										4	2	3	3	1	0	0					
Ricky Gutierrez, R OBP: 0.417, SLG: 0.440 (7.1)										4	0	2	2	0	0	2					
Brad Ausmus, R OBP: 0.284, SLG: 0.299 (1.2)										3	2	2	1	1	1	1					
Jose Lima, R OBP: 0.250, SLG: 0.125 (7, PH)										2	0	0	0	0	0	2					
Tim Bogar, R OBP: 0.273, SLG: 0.250 (7.6)										1	0	0	0	0	1	1					
Inning Stats	R: 0 E: 0 K: 2 S: 9	H: 0 LOB: 0 BB: 0 P: 10	R: 1 E: 0 K: 0 S: 9	H: 1 LOB: 1 BB: 1 P: 18	R: 0 E: 0 K: 1 S: 7	H: 0 LOB: 0 BB: 0 P: 9	R: 2 E: 0 K: 1 S: 13	H: 3 LOB: 2 BB: 1 P: 19	R: 0 E: 0 K: 0 S: 8	H: 1 LOB: 1 BB: 0 P: 11	R: 0 E: 0 K: 0 S: 10	H: 1 LOB: 1 BB: 0 P: 14	R: 5 E: 1 K: 1 S: 23	H: 4 LOB: 1 BB: 2 P: 38	R: 2 E: 1 K: 0 S: 13	H: 2 LOB: 1 BB: 0 P: 20	R: 0 E: 0 K: 0 S: 7	H: 0 LOB: 0 BB: 0 P: 12	1B: 6 2B: 3 3B: 0 HR: 2	SF: 0 SAC: 0 DP: 0 HBP: 0	WP: 0 PA: 43 PB: 0 SB: 3 CS: 0
PITCHER	IP WLS BF H R ER SO BB IBB HBP BLK WP HR S P ERA WHIP	IP WLS BF H R ER SO BB IBB HBP BLK WP HR S P ERA WHIP	IP WLS BF H R ER SO BB IBB HBP BLK WP HR S P ERA WHIP	IP WLS BF H R ER SO BB IBB HBP BLK WP HR S P ERA WHIP	IP WLS BF H R ER SO BB IBB HBP BLK WP HR S P ERA WHIP	IP WLS BF H R ER SO BB IBB HBP BLK WP HR S P ERA WHIP	IP WLS BF H R ER SO BB IBB HBP BLK WP HR S P ERA WHIP	IP WLS BF H R ER SO BB IBB HBP BLK WP HR S P ERA WHIP	IP WLS BF H R ER SO BB IBB HBP BLK WP HR S P ERA WHIP	IP WLS BF H R ER SO BB IBB HBP BLK WP HR S P ERA WHIP	IP WLS BF H R ER SO BB IBB HBP BLK WP HR S P ERA WHIP	IP WLS BF H R ER SO BB IBB HBP BLK WP HR S P ERA WHIP	IP WLS BF H R ER SO BB IBB HBP BLK WP HR S P ERA WHIP	IP WLS BF H R ER SO BB IBB HBP BLK WP HR S P ERA WHIP	IP WLS BF H R ER SO BB IBB HBP BLK WP HR S P ERA WHIP	IP WLS BF H R ER SO BB IBB HBP BLK WP HR S P ERA WHIP	IP WLS BF H R ER SO BB IBB HBP BLK WP HR S P ERA WHIP	IP WLS BF H R ER SO BB IBB HBP BLK WP HR S P ERA WHIP	IP WLS BF H R ER SO BB IBB HBP BLK WP HR S P ERA WHIP	IP WLS BF H R ER SO BB IBB HBP BLK WP HR S P ERA WHIP	IP WLS BF H R ER SO BB IBB HBP BLK WP HR S P ERA WHIP

AB	39
R	10
H	11
RBI	9
BB	4
SO	6
LOB	11



Batter	1	2	3	4	5	6	7	8	9	AB	R	H	RBI	BB	SO	LOB	BOTTOM			
Brant Brown, L OBP: 0.408, SLG: 0.588 (1.8)										4	1	1	3	0	2	0	Houston Astros @ Chicago Cubs Wrigley Field, Chicago, IL Tue May 05 1998, 7:05 PM CDT Att: 21,431 - Unknown - 66 F			
Amaury Telemaco, R OBP: 0.167, SLG: 0.167 (8.1)										0	0	0	0	0	0	0				
Mickey Morandini, L OBP: 0.389, SLG: 0.417 (1.4)										4	0	0	0	0	1	0				
Sammy Sosa, R OBP: 0.423, SLG: 0.574 (1.9)										3	0	1	0	1	1	0				
Mark Grace, L OBP: 0.410, SLG: 0.385 (1.3)										3	0	1	0	1	0	1				
Henry Rodriguez, L OBP: 0.363, SLG: 0.519 (1.7)										3	0	0	0	0	2	3				
Terry Adams, R OBP: 0.237, SLG: 0.259 (7.1)										0	0	0	0	0	0	0				
Kevin Orie, R OBP: 0.237, SLG: 0.259 (8.5)										1	0	0	0	0	0	1				
Jeff Blausen, R OBP: 0.355, SLG: 0.314 (1.6)										4	1	1	0	0	1	1				
José Hernández, R OBP: 0.260, SLG: 0.458 (8.8)										4	1	1	1	0	2	1				
Scott Servais, R OBP: 0.284, SLG: 0.316 (1.2)										4	2	1	1	0	0	1				
Mark Clark, R OBP: 0.091, SLG: 0.091 (1.1)										1	0	0	0	0	0	0				
Matt Mieske, R OBP: 0.167, SLG: 0.063 (7.7)										2	0	0	0	0	0	0				
Inning Stats	R: 0 E: 0 K: 2 S: 11	H: 0 LOB: 2 BB: 2 P: 21	R: 3 E: 0 K: 0 S: 15	H: 2 LOB: 0 BB: 0 P: 26	R: 0 E: 0 K: 0 S: 13	H: 1 LOB: 1 BB: 0 P: 23	R: 1 E: 0 K: 1 S: 7	H: 1 LOB: 0 BB: 0 P: 10	R: 0 E: 0 K: 3 S: 9	H: 0 LOB: 0 BB: 0 P: 10	R: 0 E: 0 K: 1 S: 9	H: 0 LOB: 0 BB: 0 P: 14	R: 0 E: 0 K: 0 S: 8	H: 1 LOB: 1 BB: 0 P: 14	R: 1 E: 0 K: 1 S: 13	H: 1 LOB: 0 BB: 0 P: 20	1B: 3 2B: 0 3B: 0 HR: 3	SF: 0 SAC: 1 DP: 0 HBP: 0	WP: 0 PA: 36 PB: 0 SB: 1 CS: 0	
PITCHER	IP WLS BF H R ER SO BB IBB HBP BLK WP HR S P ERA WHIP	IP WLS BF H R ER SO BB IBB HBP BLK WP HR S P ERA WHIP	IP WLS BF H R ER SO BB IBB HBP BLK WP HR S P ERA WHIP	IP WLS BF H R ER SO BB IBB HBP BLK WP HR S P ERA WHIP	IP WLS BF H R ER SO BB IBB HBP BLK WP HR S P ERA WHIP	IP WLS BF H R ER SO BB IBB HBP BLK WP HR S P ERA WHIP	IP WLS BF H R ER SO BB IBB HBP BLK WP HR S P ERA WHIP	IP WLS BF H R ER SO BB IBB HBP BLK WP HR S P ERA WHIP	IP WLS BF H R ER SO BB IBB HBP BLK WP HR S P ERA WHIP	IP WLS BF H R ER SO BB IBB HBP BLK WP HR S P ERA WHIP	IP WLS BF H R ER SO BB IBB HBP BLK WP HR S P ERA WHIP	IP WLS BF H R ER SO BB IBB HBP BLK WP HR S P ERA WHIP	IP WLS BF H R ER SO BB IBB HBP BLK WP HR S P ERA WHIP	IP WLS BF H R ER SO BB IBB HBP BLK WP HR S P ERA WHIP	IP WLS BF H R ER SO BB IBB HBP BLK WP HR S P ERA WHIP	IP WLS BF H R ER SO BB IBB HBP BLK WP HR S P ERA WHIP	IP WLS BF H R ER SO BB IBB HBP BLK WP HR S P ERA WHIP	IP WLS BF H R ER SO BB IBB HBP BLK WP HR S P ERA WHIP	IP WLS BF H R ER SO BB IBB HBP BLK WP HR S P ERA WHIP	IP WLS BF H R ER SO BB IBB HBP BLK WP HR S P ERA WHIP

AB	33
R	5
H	6
RBI	5
BB	2
SO	9
LOB	8



Batter	1	2	3	4	5	6	7	8	9	AB	R	H	RBI	BB	SO	LOB	TOP			
Craig Biggio, R OBP: 0.376, SLG: 0.480 (1, 4)										3	0	0	0	0	1	1				
Derek Bell, R OBP: 0.430, SLG: 0.633 (1, 9)										4	0	0	0	0	2	1				
5 Jeff Bagwell, R OBP: 0.410, SLG: 0.402 (1, 3)										3	0	0	0	0	3	0				
Jack Howell, L OBP: 0.286, SLG: 0.263 (1, 5)										3	0	0	0	0	3	0				
Moises Alou, R OBP: 0.389, SLG: 0.583 (1, 8)										3	0	0	0	0	3	0				
35 Dave Clark, L OBP: 0.226, SLG: 0.111 (1, 7)										3	0	0	0	0	2	0				
Ricky Gutierrez, R OBP: 0.415, SLG: 0.436 (1, 6)										3	0	1	0	0	2	0				
Brad Ausmus, R OBP: 0.276, SLG: 0.289 (1, 2)										3	0	0	0	0	2	1				
Shane Reynolds, R OBP: 0.125, SLG: 0.188 (1, 1)										1	0	0	0	0	1	0				
Bill Spiers, L OBP: 0.347, SLG: 0.349 (9, PH)										1	0	0	0	0	1	0				
Inning Stats	R: 0 H: 0 E: 0 K: 3 S: 10	H: 0 LOB: 0 BB: 0 P: 14	R: 0 H: 0 E: 0 K: 2 S: 7	H: 0 LOB: 0 BB: 0 P: 10	R: 0 H: 1 E: 0 K: 1 S: 11	LOB: 1 BB: 0 P: 16	R: 0 H: 0 E: 0 K: 3 S: 9	H: 0 LOB: 0 BB: 0 P: 16	R: 0 H: 0 E: 0 K: 3 S: 10	H: 0 LOB: 1 BB: 0 P: 12	R: 0 H: 0 E: 0 K: 3 S: 9	H: 0 LOB: 0 BB: 0 P: 16	R: 0 H: 0 E: 0 K: 3 S: 10	H: 0 LOB: 0 BB: 0 P: 13	R: 0 H: 0 E: 0 K: 2 S: 9	H: 0 LOB: 0 BB: 0 P: 12	1B: 1 2B: 0 3B: 0 HR: 0	SF: 0 SAC: 1 DP: 0 HBP: 1	WP: 0 PB: 0 SB: 0 CS: 0	PA: 29
PITCHER 34 Kerry Wood, R ERA: 3.95 (1, 1)	IP: 9.0 WLS: W BF: 29 H: 1 R: 0 ER: 0 SO: 20 BB: 0 IBB: 0 HBP: 1 BLK: 1 WP: 0 HR: 0 S: 84 P: 122 ERA: 0.00 WHIP: 0.111																			

Houston Astros @ Chicago Cubs
Wrigley Field, Chicago, IL
Wed May 06 1998, 3:33 AM CDT
Att: 15,758 - Cloudy - 71 F

AB	27
R	0
H	1
RBI	0
BB	0
SO	20
LOB	3



Batter	1	2	3	4	5	6	7	8	9	AB	R	H	RBI	BB	SO	LOB	BOTTOM	
Brant Brown, L OBP: 0.413, SLG: 0.583 (1, 8)										4	0	2	0	0	1	0		
Mickey Morandini, L OBP: 0.366, SLG: 0.411 (1, 4)										4	1	1	0	0	2	2		
Sammy Sosa, R OBP: 0.418, SLG: 0.563 (1, 9)										4	0	1	0	0	2	1		
Mark Grace, L OBP: 0.420, SLG: 0.400 (1, 3)										3	1	2	0	1	0	0		
Henry Rodriguez, L OBP: 0.354, SLG: 0.509 (1, 7)										2	0	0	1	0	2	3		
José Hernández, R OBP: 0.255, SLG: 0.449 (8, 7)										1	0	0	1	0	0	1		
Jeff Blauser, R OBP: 0.362, SLG: 0.333 (1, 6)										3	0	2	0	0	0	0		
Sandy Martínez, L OBP: 0.500, SLG: 0.625 (1, 2)										2	0	0	0	1	0	2		
Kevin Orie, R OBP: 0.231, SLG: 0.252 (1, 5)										3	0	0	0	0	2	2		
34 Kerry Wood, R OBP: 0.100, SLG: 0.100 (1, 1)										3	0	0	0	0	1	1		
Inning Stats	R: 0 H: 0 E: 0 K: 3 S: 9	H: 0 LOB: 0 BB: 0 P: 13	R: 1 H: 1 E: 1 K: 1 S: 8	H: 1 LOB: 1 BB: 1 P: 18	R: 0 H: 2 E: 0 K: 3 S: 13	LOB: 3 BB: 1 P: 22	R: 0 H: 1 E: 0 K: 1 S: 7	H: 1 LOB: 0 BB: 0 P: 11	R: 0 H: 1 E: 0 K: 1 S: 8	H: 1 LOB: 0 BB: 0 P: 13	R: 0 H: 0 E: 0 K: 0 S: 7	H: 0 LOB: 0 BB: 0 P: 9	R: 1 H: 2 E: 0 K: 0 S: 11	H: 2 LOB: 0 BB: 0 P: 17	1B: 6 2B: 2 3B: 0 HR: 0	SF: 1 SAC: 0 DP: 1 HBP: 0	WP: 0 PB: 0 SB: 0 CS: 1	PA: 33
PITCHER Shane Reynolds, R ERA: 3.83 (1, 1)	IP: 8.0 WLS: L BF: 32 H: 8 R: 2 ER: 1 SO: 10 BB: 2 IBB: 0 HBP: 0 BLK: 0 WP: 0 HR: 0 S: 72 P: 116 ERA: 1.12 WHIP: 1.250																	

Houston Astros @ Chicago Cubs
Wrigley Field, Chicago, IL
Wed May 06 1998, 3:33 AM CDT
Att: 15,758 - Cloudy - 71 F

AB	29
R	2
H	8
RBI	2
BB	2
SO	10
LOB	12




Batter	1	2	3	4	5	6	7	8	9	AB	R	H	RBI	BB	SO	LOB	TOP			
Darryl Hamilton, L (1, 8) OBP: 0.360, SLG: 0.316										4	1	1	0	0	0	1	San Francisco Giants @ Chicago Cubs Wrigley Field, Chicago, IL Sat May 09 1998, 3:33 AM CDT Sunny - 62 F			
Rey Sanchez, R (1, 6) OBP: 0.400, SLG: 0.406										4	1	2	0	0	1	1				
Barry Bonds, L (1, 7) OBP: 0.420, SLG: 0.585										3	1	3	1	1	0	0				
Jeff Kent, R (1, 4) OBP: 0.314, SLG: 0.429										4	0	1	0	0	1	5				
Charlie Hayes, R (1, 3) OBP: 0.356, SLG: 0.472										4	0	0	1	0	2	3				
Bill Mueller, S (1, 5) OBP: 0.426, SLG: 0.488										3	1	1	1	0	1	1				
Chris Jones, R (1, 9) OBP: 0.286, SLG: 0.250										3	1	0	0	1	1	1				
Steve Reed, R (9, 1) OBP: 0.500, SLG: 0.500										0	0	0	0	0	0	0				
Doug Mirabelli, R (1, 2) OBP: 0.333, SLG: 0.339										2	0	0	0	1	1	0				
Stan Javier, S (9, PH) OBP: 0.333, SLG: 0.339										1	0	0	0	0	0	2				
Danny Darwin, R (1, 1) OBP: 0.143, SLG: 0.077										2	0	0	0	0	1	0				
Rich Rodriguez, L (7, 1) OBP: 0.236, SLG: 0.462										0	0	0	0	0	0	0				
Brent Mayne, L (9, PH) OBP: 0.333, SLG: 0.462										1	0	1	2	0	0	0				
Inning Stats	R: 2 E: 0 K: 2 S: 14	H: 3 LOB: 1 BB: 0 P: 19	R: 0 E: 0 K: 2 S: 10	H: 0 LOB: 0 BB: 0 P: 15	R: 0 E: 1 K: 0 S: 6	H: 2 LOB: 1 BB: 0 P: 10	R: 0 E: 0 K: 2 S: 9	H: 0 LOB: 0 BB: 0 P: 13	R: 0 E: 0 K: 0 S: 9	H: 2 LOB: 1 BB: 1 P: 14	R: 0 E: 0 K: 0 S: 4	H: 0 LOB: 0 BB: 0 P: 6	R: 0 E: 0 K: 1 S: 5	H: 0 LOB: 0 BB: 1 P: 9	R: 2 E: 0 K: 1 S: 12	H: 2 LOB: 1 BB: 1 P: 24	1B: 7 2B: 2 3B: 0 HR: 0	SF: 1 SAC: 1 DP: 2 HBP: 0	WP: 1 PB: 0 SB: 0 CS: 0	PA: 36
PITCHER	IP WLS BF H R ER SO BB IBB HBP BLK WP HR S P ERA WHIP	7.0 L 28 7 3 3 6 1 0 0 0 0 0 62 91 3.86 1.143	2.0 8 2 2 2 2 2 0 0 0 1 0 17 33 9.00 2.000																	

AB	31
R	5
H	9
RBI	5
BB	3
SO	8
LOB	14



Batter	1	2	3	4	5	6	7	8	9	AB	R	H	RBI	BB	SO	LOB	BOTTOM					
Brant Brown, L (1, 8) OBP: 0.422, SLG: 0.563										3	0	1	0	0	1	1	San Francisco Giants @ Chicago Cubs Wrigley Field, Chicago, IL Sat May 09 1998, 3:33 AM CDT Sunny - 62 F					
Jeff Blausler, R (7, PH) OBP: 0.351, SLG: 0.321										1	0	0	0	0	0	2						
Don Wengert, R (8, 1) OBP: 0.236, SLG: 0.415										0	0	0	0	0	0	0						
Mickey Morandini, L (1, 4) OBP: 0.384, SLG: 0.398										4	0	1	0	0	0	2						
Sammy Sosa, R (1, 9) OBP: 0.408, SLG: 0.541										3	0	0	0	1	0	1						
Mark Grace, L (1, 3) OBP: 0.429, SLG: 0.394										4	0	0	0	0	1	2						
Henry Rodriguez, L (1, 7) OBP: 0.366, SLG: 0.514										3	1	1	0	1	0	2						
Tyler Houston, L (1, 5) OBP: 0.214, SLG: 0.268										4	0	1	0	0	0	1						
Manny Alexander, R (1, 6) OBP: 0.350, SLG: 0.436										4	0	1	0	0	2	1						
Sandy Martinez, L (1, 2) OBP: 0.471, SLG: 0.692										4	0	2	0	0	0	2						
Kevin Tapani, R (1, 1) OBP: 0.238, SLG: 0.118										1	0	1	0	1	0	0						
Matt Mieske, R (7, PH) OBP: 0.227, SLG: 0.105										1	0	1	0	0	0	0						
Inning Stats	R: 0 E: 0 K: 0 S: 5	H: 1 LOB: 0 BB: 0 P: 8	R: 0 E: 0 K: 1 S: 10	H: 1 LOB: 0 BB: 0 P: 18	R: 0 E: 0 K: 1 S: 7	H: 0 LOB: 1 BB: 1 P: 12	R: 0 E: 0 K: 1 S: 10	H: 0 LOB: 0 BB: 0 P: 17	R: 0 E: 0 K: 0 S: 8	H: 2 LOB: 2 BB: 0 P: 9	R: 0 E: 0 K: 0 S: 8	H: 1 LOB: 2 BB: 1 P: 15	R: 0 E: 0 K: 1 S: 12	H: 2 LOB: 2 BB: 0 P: 20	R: 0 E: 0 K: 0 S: 5	H: 0 LOB: 0 BB: 0 P: 8	R: 1 E: 0 K: 1 S: 19	H: 2 LOB: 2 BB: 1 P: 32	1B: 6 2B: 3 3B: 0 HR: 0	SF: 0 SAC: 0 DP: 1 HBP: 1	WP: 1 PB: 0 SB: 0 CS: 1	PA: 38
PITCHER	IP WLS BF H R ER SO BB IBB HBP BLK WP HR S P ERA WHIP	6.2 W 27 7 0 0 4 2 0 0 0 0 0 7 94 0.00 1.350	1.1 4 0 0 0 0 0 0 0 0 0 0 7 13 0.00 0.000	1.0 6 2 1 1 1 1 0 1 0 0 0 19 32 9.00 3.000																		

AB	33
R	1
H	9
RBI	0
BB	3
SO	5
LOB	16



Batter	1	2	3	4	5	6	7	8	9	AB	R	H	RBI	BB	SO	LOB	TOP			
Marvin Benard, L OBP: 0.396, SLG: 0.385 (1, 7)										4	0	1	0	1	2	1	San Francisco Giants @ Chicago Cubs Wrigley Field, Chicago, IL Sat May 09 1998, 3:38 AM CDT Att: 35,970 - Sunny - 56 F			
Bill Mueller, S OBP: 0.428, SLG: 0.488 (1, 5)										4	0	2	0	0	0	2				
Stan Javier, S OBP: 0.331, SLG: 0.336 Jim Poole, L (7, 1)										4	0	1	0	0	0	3				
Jeff Kent, R OBP: 0.306, SLG: 0.417 (1, 4)										4	0	0	0	0	1	5				
Charlie Hayes, R OBP: 0.349, SLG: 0.456 (1, 3)										4	0	1	0	0	1	2				
Brent Mayne, L OBP: 0.345, SLG: 0.444 (1, 2)										2	0	0	0	2	1	1				
Rich Aurilia, R OBP: 0.412, SLG: 0.553 (1, 6)										4	0	1	0	0	0	2				
Alex Diaz, S OBP: 0.152, SLG: 0.196 John Johnstone, R (6, 1)										3	0	0	0	0	0	4				
Chris Jones, R OBP: 0.300, SLG: 0.250 (7, 9)										0	0	0	0	0	0	0				
Shawn Estes, R OBP: 0.375, SLG: 0.400 Darryl Hamilton, L OBP: 0.354, SLG: 0.309 (1, 1)										2	0	0	0	0	0	2				
Inning Stats	R: 0 E: 1 K: 2 S: 14	H: 1 LOB: 2 BB: 0 P: 22	R: 0 E: 0 K: 0 S: 10	H: 1 LOB: 1 BB: 1 P: 19	R: 0 E: 0 K: 0 S: 8	H: 1 LOB: 1 BB: 0 P: 16	R: 0 E: 0 K: 0 S: 6	H: 2 LOB: 2 BB: 0 P: 20	R: 0 E: 0 K: 1 S: 9	H: 0 LOB: 1 BB: 1 P: 15	R: 0 E: 0 K: 1 S: 6	H: 0 LOB: 1 BB: 1 P: 12	R: 0 E: 0 K: 2 S: 7	H: 0 LOB: 0 BB: 0 P: 11	R: 0 E: 0 K: 2 S: 7	H: 0 LOB: 1 BB: 1 P: 12	1B: 6 2B: 0 3B: 0 HR: 0	SF: 0 SAC: 0 DP: 0 HBP: 0	WP: 1 PB: 0 SB: 0 CS: 1	PA: 37
PITCHER Geremi Gonzalez, R ERA: 4.38 (1, 1)	IP: 9.0 WLS: W BF: 37	H: 6 R: 0 ER: 0 SO: 7	BB: 4 IBB: 0 HBP: 0 BLK: 1	WP: 1 HR: 0 S: 80 P: 136	ERA: 0.00 WHIP: 1.111											PITCHER IP: WLS: BF: H: R: ER: SO: BB: IBB: HBP: BLK: WP: HR: S: P: ERA: WHIP				

Batter	1	2	3	4	5	6	7	8	9	AB	R	H	RBI	BB	SO	LOB	BOTTOM			
Manny Alexander, R OBP: 0.333, SLG: 0.409 (1, 4)										5	1	1	0	0	1	2	San Francisco Giants @ Chicago Cubs Wrigley Field, Chicago, IL Sat May 09 1998, 3:38 AM CDT Att: 35,970 - Sunny - 56 F			
José Hernández, R OBP: 0.241, SLG: 0.400 Mark Grace, L OBP: 0.429, SLG: 0.403 (6, FH) (7, 3)										2	1	0	0	1	1	0				
Sammy Sosa, R OBP: 0.404, SLG: 0.529 (1, 9)										3	1	0	0	1	3	1				
Jeff Blauser, R OBP: 0.348, SLG: 0.319 (1, 6)										4	0	1	0	0	0	1				
Matt Mieske, R OBP: 0.308, SLG: 0.227 (1, 7)										3	1	3	1	0	0	0				
Kevin Orie, R OBP: 0.237, SLG: 0.286 (1, 5)										3	1	2	3	0	0	1				
Brant Brown, L OBP: 0.426, SLG: 0.554 (7, 8)										3	0	1	0	0	1	3				
Scott Servais, R OBP: 0.286, SLG: 0.337 (1, 2)										4	1	2	0	0	1	3				
Geremi Gonzalez, R (1, 1)										2	0	0	0	0	1	0				
Inning Stats	R: 0 E: 0 K: 2 S: 9	H: 0 LOB: 0 BB: 0 P: 14	R: 2 E: 0 K: 0 S: 9	H: 3 LOB: 2 BB: 0 P: 14	R: 2 E: 0 K: 1 S: 12	H: 2 LOB: 2 BB: 2 P: 28	R: 0 E: 0 K: 2 S: 7	H: 0 LOB: 0 BB: 0 P: 11	R: 0 E: 0 K: 1 S: 14	H: 2 LOB: 2 BB: 0 P: 22	R: 2 E: 0 K: 1 S: 17	H: 3 LOB: 1 BB: 0 P: 25	R: 0 E: 0 K: 0 S: 5	H: 1 LOB: 0 BB: 0 P: 9	R: 0 E: 0 K: 0 S: 5	H: 0 LOB: 0 BB: 0 P: 9		1B: 8 2B: 2 3B: 0 HR: 1	SF: 2 SAC: 2 DP: 0 HBP: 1	WP: 0 PB: 0 SB: 0 CS: 0
PITCHER Shawn Estes, L ERA: 4.93 (1, 1)	IP: 5.1 WLS: L	BF: 28	H: 9 R: 6 ER: 6 SO: 7	BB: 2 IBB: 0 HBP: 1 BLK: 0	WP: 0 HR: 1 S: 57 P: 98	ERA: 0.00 WHIP: 1.500											PITCHER IP: WLS: BF: H: R: ER: SO: BB: IBB: HBP: BLK: WP: HR: S: P: ERA: WHIP			
John Johnstone, R ERA: 1.27 (6, 1)	0.2	3	1	0	0	1	0	0	0	0	0	11	16	0.00	1.500					
Jim Poole, L ERA: 0.93 (7, 1)	2.0	7	1	0	0	0	0	0	0	0	0	10	18	0.00	0.500					



Batter	1	2	3	4	5	6	7	8	9	AB R H RBI BB SO LOB	TOP									
Darryl Hamilton, L (1, 8) OBP: 0.359, SLG: 0.310	1-1 1B		0-3 K			2-2 L1			4-2 1B E BB	3 1 1 0 1 1 0	San Francisco Giants @ Chicago Cubs Wrigley Field, Chicago, IL Sun May 10 1998, 3:33 AM CDT Att: 26,710 - Sunny - 54 F									
Bill Mueller, S (1, 5) OBP: 0.423, SLG: 0.481	2-0 F8			0-0 F8		2-1 G4-3			0-0 E6 2B 1B	4 1 1 0 0 0 1										
Barry Bonds, L (1, 7) OBP: 0.416, SLG: 0.571	0-1 P9			3-0 F9			3-1 F7		4-2 2B IBB	3 1 0 0 1 0 1										
Jeff Kent, R (1, 4) OBP: 0.311, SLG: 0.432	1-3 K			0-0 2B			2-3 K		0-1 FC3-6 2B	4 0 2 2 0 2 1										
Stan Javier, S (1, 9)		2-3 K		3-2 P6			3-3 K		4-2 FC3-6 BB	3 0 0 0 1 2 1										
Charlie Hayes, R (1, 3) OBP: 0.326, SLG: 0.426		0-1 F9			0-2 P9			3-2 G5-3	0-1 FC3-6	4 0 0 0 0 0 2										
Brent Mayne, L (1, 2) OBP: 0.339, SLG: 0.431		0-1 F7			1-3 K			3-1 G5-4-3 1B	1-2 G4-3	4 0 1 0 0 1 2										
Rey Sanchez, R (1, 6) OBP: 0.384, SLG: 0.388			1-0 G6-3		1-3 K2-3			0-1 G5-4-3		3 0 0 0 0 1 1										
Orel Hershiser, R (1, 1) OBP: 0.125, SLG: 0.067			0-3 K			2-2 G5-3			3-2 G1-3	2 0 0 0 0 1 0										
Manvin Benard, L (9, PH) OBP: 0.388, SLG: 0.375										1 0 0 0 0 0 0										
Robb Nen, R (9, 1)										0 0 0 0 0 0 0										
Inning Stats	R: 0 E: 0 K: 1 S: 8	H: 1 LOB: 1 BB: 0 P: 12	R: 0 E: 0 K: 1 S: 7	H: 0 LOB: 0 BB: 0 P: 9	R: 0 E: 0 K: 2 S: 7	H: 0 LOB: 0 BB: 0 P: 8	R: 0 E: 0 K: 0 S: 6	H: 1 LOB: 1 BB: 0 P: 12	R: 0 E: 0 K: 0 S: 10	H: 0 LOB: 0 BB: 0 P: 12	R: 0 E: 0 K: 2 S: 8	H: 0 LOB: 0 BB: 0 P: 16	R: 0 E: 0 K: 0 S: 8	H: 1 LOB: 0 BB: 0 P: 14	R: 3 E: 1 K: 0 S: 23	H: 2 LOB: 2 BB: 3 P: 39	1B: 3 2B: 2 3B: 0 HR: 0	SF: 0 SAC: 0 DP: 1 HBP: 0	WP: 0 PB: 0 SB: 1 CS: 0	PA: 34
PITCHER	IP WLS BF H R ER SO BB IBB HBP BLK WP HR S P ERA WHIP																			
Mark Clark, R (1, 1) ERA: 4.91	8.1 L 29 4 2 2 8 1 0 0 0 0 0 69 111 2.16 0.600																			
Bob Patterson, L (9, 1) ERA: 3.68	0.0 1 0 0 0 0 0 1 0 0 0 0 3 7 ∞ ∞																			
Rod Beck, R (9, 1) ERA: 3.18	0.2 4 1 1 1 0 1 0 0 0 0 0 13 18 13.50 3.000																			

AB	31
R	3
H	5
RBI	2
BB	3
SO	8
LOB	9



Batter	1	2	3	4	5	6	7	8	9	AB R H RBI BB SO LOB	BOTTOM											
Brant Brown, L (1, 8) OBP: 0.418, SLG: 0.540	0-0 G4-3		0-1 1-2 1B			1-3 K			0-3 K	4 0 1 0 0 2 0	San Francisco Giants @ Chicago Cubs Wrigley Field, Chicago, IL Sun May 10 1998, 3:33 AM CDT Att: 26,710 - Sunny - 54 F											
Mickey Morandini, L (1, 4) OBP: 0.373, SLG: 0.385	3-2 P5		3-3 K			1-0 G4-3			1-3 K	4 0 0 0 0 2 2												
Sammy Sosa, R (1, 9) OBP: 0.406, SLG: 0.528	2-1 F9			1-3 K			2-2 FC3-6 1B		1-2 1B	4 0 2 0 0 1 0												
Mark Grace, L (1, 3) OBP: 0.419, SLG: 0.391		1-1 F7		0-1 F7			1-1 FC3-6 FC4-6		0-1 G4-3	4 0 0 0 0 0 2												
Henry Rodriguez, L (1, 7) OBP: 0.358, SLG: 0.500		1-0 G1-3		3-2 G4-3			0-0 FC4-6			3 0 0 0 0 0 1												
Jeff Blauser, R (1, 6) OBP: 0.341, SLG: 0.310		0-3 K			0-2 G6-3		1-0 L6			3 0 0 0 0 1 1												
Kevin Orie, R (1, 5) OBP: 0.239, SLG: 0.281			4-1 G6-4-3 BB		1-1 G3-1			1-0 P2		2 0 0 0 1 0 0												
Scott Servais, R (1, 2) OBP: 0.277, SLG: 0.326			0-0 G6-4-3		3-3 K			3-2 G4-3		3 0 0 0 0 1 1												
Mark Clark, R (1, 1) OBP: 0.143, SLG: 0.077			4-2 1B BB			2-1 G5-3			1-3 K	2 0 0 0 1 1 0												
Bob Patterson, R (9, 1)										0 0 0 0 0 0 0												
Rod Beck, R (9, 1)										0 0 0 0 0 0 0												
Inning Stats	R: 0 E: 0 K: 0 S: 6	H: 0 LOB: 0 BB: 0 P: 11	R: 0 E: 0 K: 1 S: 7	H: 0 LOB: 0 BB: 0 P: 9	R: 0 E: 0 K: 1 S: 12	H: 1 LOB: 2 BB: 2 P: 23	R: 0 E: 0 K: 1 S: 8	H: 0 LOB: 0 BB: 0 P: 12	R: 0 E: 0 K: 1 S: 9	H: 0 LOB: 0 BB: 0 P: 13	R: 0 E: 0 K: 1 S: 6	H: 0 LOB: 0 BB: 0 P: 10	R: 0 E: 0 K: 0 S: 7	H: 1 LOB: 1 BB: 0 P: 11	R: 0 E: 0 K: 1 S: 8	H: 0 LOB: 0 BB: 0 P: 13	R: 0 E: 0 K: 2 S: 12	H: 1 LOB: 1 BB: 0 P: 14	1B: 3 2B: 0 3B: 0 HR: 0	SF: 0 SAC: 0 DP: 1 HBP: 0	WP: 0 PB: 0 SB: 0 CS: 0	PA: 31
PITCHER	IP WLS BF H R ER SO BB IBB HBP BLK WP HR S P ERA WHIP																					
Orel Hershiser, R (1, 1) ERA: 3.83	8.0 W 27 2 0 0 6 2 0 0 0 0 0 63 102 0.00 0.500																					
Robb Nen, R (9, 1) ERA: 1.21	1.0 S 4 1 0 0 2 0 0 0 0 0 0 12 14 0.00 1.000																					

AB	29
R	0
H	3
RBI	0
BB	2
SO	8
LOB	7



Batter	1	2	3	4	5	6	7	8	9	AB	R	H	RBI	BB	SO	LOB	TOP				
Manny Alexander, R OBP: 0.300, SLG: 0.367 (1,4) (9,6)	F8		P6			K	L9		FC6 G1-3	5	0	0	0	0	1	2					
Matt Mieske, R OBP: 0.323, SLG: 0.296 Rod Beck, R (1,7) (9,1)	F7		P4			BB 2B	1B		G1-3	5	0	2	0	0	0	2					
Mark Grace, L OBP: 0.412, SLG: 0.406 (1,3) (9,3)	HR		K			G1-3	P7		G6-3	5	1	1	1	0	1	4					
Sammy Sosa, R OBP: 0.409, SLG: 0.524 (1,9) (9,3)	P9					BB IBB			2B 1B	3	0	1	0	1	0	0					
José Hernández, R OBP: 0.274, SLG: 0.466 (1,6) (9,7)		2B 3B	K			1-2 2-3 BB			G6-3 2B	3	1	2	0	1	1	0					
Kevin Orte, R OBP: 0.239, SLG: 0.288 (1,5) (9,3)	34 1B		P3			1-2 2-3 BB	P8		G6-3	4	1	1	1	0	0	4					
Brant Brown, L OBP: 0.422, SLG: 0.544 (1,8) (9,3)	L3					K			34 1B 2B IBB	3	1	1	0	1	1	1					
Scott Servais, R OBP: 0.267, SLG: 0.313 (1,2) (9,3)	F8					G6-3	P2		P5	4	0	0	0	0	0	4					
34 Kerry Wood, R OBP: 0.231, SLG: 0.231 Terry Adams, R (1,1) (8,1) Mickey Morandini, L OBP: 0.379, SLG: 0.385 (9,4) (9,4)	2H 1B					G4-3			G1-3 E BB	3	0	2	2	0	0	0					
Inning Stats	R: 1 E: 0 K: 0 S: 6	H: 1 LOB: 0 BB: 0 P: 10	R: 2 E: 0 K: 0 S: 9	H: 3 LOB: 1 BB: 0 P: 17	R: 0 E: 0 K: 1 S: 8	H: 0 LOB: 0 BB: 0 P: 15	R: 0 E: 0 K: 1 S: 10	H: 0 LOB: 0 BB: 0 P: 14	R: 0 E: 0 K: 1 S: 11	H: 1 LOB: 3 BB: 2 P: 21	R: 1 E: 0 K: 0 S: 12	H: 3 LOB: 2 BB: 0 P: 17	R: 0 E: 0 K: 0 S: 8	H: 2 LOB: 2 BB: 1 P: 15	R: 0 E: 1 K: 0 S: 6	H: 0 LOB: 1 BB: 1 P: 15	1B: 4 2B: 4 3B: 1 HR: 1	SF: 0 SAC: 0 DP: 0 HBP: 0	WP: 0 PB: 0 SB: 0 CS: 0	PA: 39	
PITCHER	IP WLS BF H R ER SO BB IBB HBP BLK WP HR S P ERA WHIP	7.0 L 30 8 4 4 4 1 1 0 0 0 1 62 102 5.14 1.286	2.0 L 9 2 0 0 0 1 1 0 0 0 0 14 30 0.00 1.500																		

Chicago Cubs @ Arizona Diamondbacks
Bank One Ballpark, Phoenix, AZ
Mon May 11 1998, 10:05 PM EDT
Att: 47,129 - Cloudy - 84 F

livebaseballscorecards.com

AB 35
R 4
H 10
RBI 4
BB 4
SO 4
LOB 17



Batter	1	2	3	4	5	6	7	8	9	AB	R	H	RBI	BB	SO	LOB	BOTTOM			
Devon White, S OBP: 0.333, SLG: 0.429 (1,8) (9,3)	K		K			G4-3			F8	4	0	0	0	0	2	0				
David Dellucci, L OBP: 0.381, SLG: 0.500 (1,7) (9,3)	2B		L7			K			K	4	0	1	0	0	2	0				
Jay Bell, R OBP: 0.321, SLG: 0.381 (1,6) (9,3)	L9		K			K			BB	3	0	0	0	1	2	1				
Travis Lee, L OBP: 0.344, SLG: 0.476 (1,3) (9,3)	G4-3					K			K	4	0	0	0	0	3	2				
Jorge Fabregas, L OBP: 0.321, SLG: 0.305 Kelly Stinnett, R OBP: 0.311, SLG: 0.439 (1,2) (5,2)		1B				G6-3			L5	2	0	1	0	0	0	0				
Brent Bréde, L OBP: 0.321, SLG: 0.355 (1,9) (9,3)	F7					K			2B SF9 1B	3	1	1	0	1	1	1				
Andy Fox, L OBP: 0.303, SLG: 0.371 (1,5) (9,3)	1B					K			SF9 2B	4	0	2	0	0	1	1				
Tony Batista, R OBP: 0.308, SLG: 0.353 (1,4) (9,3)	L5					K			SF9	3	0	1	1	0	1	2				
Brian Anderson, R OBP: 0.063, SLG: 0.063 Yaniji Benitez, R OBP: 0.229, SLG: 0.318 Clint Sodowsky, L ERA: 1.93 Damian Miller, R (8,1) (9,PH)	K					K			K	2	0	0	0	0	2	2				
Inning Stats	R: 0 E: 0 K: 1 S: 10	H: 1 LOB: 1 BB: 0 P: 14	R: 0 E: 0 K: 1 S: 14	H: 2 LOB: 2 BB: 0 P: 18	R: 0 E: 0 K: 2 S: 8	H: 0 LOB: 0 BB: 0 P: 11	R: 0 E: 0 K: 2 S: 7	H: 0 LOB: 0 BB: 0 P: 11	R: 0 E: 0 K: 3 S: 10	H: 0 LOB: 0 BB: 0 P: 14	R: 1 E: 0 K: 2 S: 20	H: 2 LOB: 2 BB: 1 P: 29	R: 0 E: 0 K: 2 S: 10	H: 0 LOB: 1 BB: 1 P: 15	R: 1 E: 0 K: 1 S: 12	H: 2 LOB: 1 BB: 0 P: 17	1B: 4 2B: 2 3B: 0 HR: 1	SF: 1 SAC: 0 DP: 0 HBP: 0	WP: 0 PB: 0 SB: 0 CS: 0	PA: 36
PITCHER	IP WLS BF H R ER SO BB IBB HBP BLK WP HR S P ERA WHIP	7.0 W 27 5 1 1 13 1 0 0 0 0 0 10 15 0.00 1.000	1.0 S 5 2 1 1 1 0 0 0 0 0 0 12 17 9.00 2.000																	

Chicago Cubs @ Arizona Diamondbacks
Bank One Ballpark, Phoenix, AZ
Mon May 11 1998, 10:05 PM EDT
Att: 47,129 - Cloudy - 84 F

livebaseballscorecards.com

AB 33
R 2
H 7
RBI 2
BB 2
SO 16
LOB 12



Batter	1	2	3	4	5	6	7	8	9	AB	R	H	RBI	BB	SO	LOB	TOP								
Brant Brown, L OBP: 0.430, SLG: 0.553 (1, 8)										4	2	2	3	1	1	0									
Mickey Morandini, L OBP: 0.378, SLG: 0.381 (1, 4)										4	0	1	1	1	0	1									
Sammy Sosa, R OBP: 0.402, SLG: 0.510 (1, 9)										4	0	0	0	1	1	1									
Mark Grace, L OBP: 0.418, SLG: 0.430 (1, 3)										4	2	2	2	1	0	0									
Henry Rodriguez, L OBP: 0.355, SLG: 0.508 José Hernández, R OBP: 0.270, SLG: 0.458 (8, 7) (8, 5)										4	0	1	1	0	1	0									
Kevin Oris, R OBP: 0.239, SLG: 0.281 Terry Adams, R Rod Beck, R (1, 5) (8, 1) (9, 1)										3	0	0	0	0	0	1									
Sandy Martinez, L OBP: 0.381, SLG: 0.529 (1, 2)										4	0	0	0	0	2	2									
Manny Alexander, R OBP: 0.296, SLG: 0.358 (1, 6)										4	2	1	0	0	2	1									
Terry Mulholland, R Marc Pisciotta, R OBP: 0.333, SLG: 0.333 Bob Patterson, R Matt Mieske, R OBP: 0.313, SLG: 0.286 (1, 1) (7, 1) (8, 1) (8, 7)										1	1	0	0	1	1	0									
Inning Stats	R: 0 E: 0 K: 1 S: 8	H: 0 LOB: 0 BB: 0 P: 15	R: 1 E: 0 K: 1 S: 11	H: 2 LOB: 1 BB: 0 P: 19	R: 0 E: 0 K: 1 S: 7	H: 0 LOB: 0 BB: 0 P: 10	R: 0 E: 0 K: 0 S: 8	H: 0 LOB: 0 BB: 0 P: 12	R: 2 E: 0 K: 1 S: 14	H: 2 LOB: 1 BB: 1 P: 26	R: 1 E: 0 K: 1 S: 6	H: 1 LOB: 0 BB: 0 P: 9	R: 2 E: 2 K: 1 S: 12	H: 2 LOB: 1 BB: 0 P: 22	R: 0 E: 0 K: 1 S: 11	H: 0 LOB: 1 BB: 0 P: 18	R: 1 E: 0 K: 2 S: 29	H: 0 LOB: 3 BB: 4 P: 50	1B: 4 2B: 1 3B: 1 HR: 1	SF: 0 SAC: 1 DP: 0 HBP: 1	WP: 0 PB: 0 SB: 0 CS: 0	PA: 41			
PITCHER	IP	WLS	BF	H	R	ER	SO	BB	IBB	HBP	BLK	WP	HR	S	P	ERA	WHIP								
Andy Benes, R ERA: 4.25 Gregg Olson, R ERA: 4.32 Felix Rodriguez, R ERA: 7.11 Scott Brow, R ERA: 6.89 (1, 1) (7, 1) (9, 1) (9, 1)	6.2		29	7	6	4	6	1	0	0	0	0	1	64	109	5.40	1.200								

Chicago Cubs @ Arizona Diamondbacks
Bank One Ballpark, Phoenix, AZ
Tue May 12 1998, 10:05 PM EDT
Att: 45,240 - Cloudy - 79 F

AB 34
R 7
H 7
RBI 7
BB 5
SO 9
LOB 9

Batter	1	2	3	4	5	6	7	8	9	AB	R	H	RBI	BB	SO	LOB	BOTTOM								
Devon White, S OBP: 0.335, SLG: 0.428 (1, 8)										5	0	2	1	0	1	0									
Tony Batista, R OBP: 0.328, SLG: 0.351 (1, 5)										3	1	1	0	1	0	2									
Jay Bell, R OBP: 0.325, SLG: 0.380 (1, 6)										3	1	1	0	1	0	1									
Travis Lee, L OBP: 0.335, SLG: 0.463 (1, 3)										4	0	0	0	0	1	5									
Kelly Stinnett, R OBP: 0.327, SLG: 0.511 (1, 2)										4	2	2	3	0	1	0									
Yamil Benitez, R OBP: 0.233, SLG: 0.333 David Dellucci, L OBP: 0.372, SLG: 0.487 (1, 7) (8, FH) (9, 7)										3	1	1	0	0	1	1									
Hensley Meulens, R OBP: 0.071, SLG: 0.286 Gregg Olson, R OBP: 0.500, SLG: 2.000 Andy Fox, L OBP: 0.299, SLG: 0.365 Felix Rodriguez, R Scott Brow, R (1, 9) (7, 1) (8, FH) (9, 1) (9, 1)										3	0	0	0	0	0	3									
Andy Stankiewicz, R OBP: 0.247, SLG: 0.244 (1, 4)										4	1	1	2	0	1	1									
Andy Benes, R OBP: 0.158, SLG: 0.368 Brent Brede, L OBP: 0.315, SLG: 0.347 (1, 1) (7, 9)										2	0	0	0	0	1	2									
Inning Stats	R: 0 E: 0 K: 0 S: 4	H: 0 LOB: 1 BB: 1 P: 12	R: 3 E: 1 K: 1 S: 13	H: 3 LOB: 1 BB: 0 P: 23	R: 0 E: 0 K: 0 S: 7	H: 0 LOB: 0 BB: 0 P: 10	R: 0 E: 0 K: 0 S: 11	H: 1 LOB: 1 BB: 0 P: 17	R: 0 E: 0 K: 2 S: 9	H: 0 LOB: 0 BB: 0 P: 12	R: 0 E: 0 K: 0 S: 7	H: 0 LOB: 0 BB: 0 P: 12	R: 3 E: 0 K: 2 S: 14	H: 2 LOB: 1 BB: 1 P: 21	R: 0 E: 0 K: 2 S: 7	H: 0 LOB: 0 BB: 0 P: 9	1B: 5 2B: 3 3B: 0 HR: 1	SF: 0 SAC: 0 DP: 1 HBP: 0	WP: 0 PB: 0 SB: 0 CS: 0	PA: 37					
PITCHER	IP	WLS	BF	H	R	ER	SO	BB	IBB	HBP	BLK	WP	HR	S	P	ERA	WHIP								
Terry Mulholland, L ERA: 3.04 Marc Pisciotta, R ERA: 2.91 Bob Patterson, L ERA: 3.52 Terry Adams, R ERA: 2.25 Rod Beck, R ERA: 3.32 (1, 1) (7, 1) (8, 1) (8, 1) (9, 1)	6.2		27	6	3	1	3	1	0	0	0	0	0	8	14	54.00	6.000								

Chicago Cubs @ Arizona Diamondbacks
Bank One Ballpark, Phoenix, AZ
Tue May 12 1998, 10:05 PM EDT
Att: 45,240 - Cloudy - 79 F

AB 35
R 6
H 8
RBI 6
BB 2
SO 7
LOB 15

Batter	1	2	3	4	5	6	7	8	9	AB	R	H	RBI	BB	SO	LOB	TOP							
Brant Brown, L OBP: 0.434, SLG: 0.550	G4-3		2B		2B		G3		1-2	6	2	3	0	0	0	2	Chicago Cubs @ Colorado Rockies Coors Field, Denver, CO Wed May 13 1998, 7:05 PM MDT Att: 48,038 - Unknown - 72 F							
Mickey Morandini, L OBP: 0.377, SLG: 0.394	K		F7		F8		FC4-6		1-2	6	2	2	1	0	1	3								
Sammy Sosa, R OBP: 0.402, SLG: 0.513	G5-3				F8					5	1	2	2	0	0	1								
Mark Grace, L OBP: 0.423, SLG: 0.438		G4-3			G6-3					4	1	2	1	1	0	1								
Henry Rodriguez, L OBP: 0.363, SLG: 0.520										5	1	3	2	0	0	2								
Matt Mieske, R OBP: 0.313, SLG: 0.286		4-3								0	0	0	0	0	0	0								
José Hernández, R OBP: 0.279, SLG: 0.531										5	2	2	2	0	2	5								
Kevin Orte, R OBP: 0.238, SLG: 0.280					G5-3					4	0	1	1	0	0	0								
Scott Servais, R OBP: 0.282, SLG: 0.327					F8					5	0	3	0	0	0	0								
Steve Trachsel, R OBP: 0.444, SLG: 0.529										4	0	1	0	0	1	3								
Tyler Houston, L OBP: 0.209, SLG: 0.262	L6									1	0	0	0	0	0	0								
Don Wengert, R OBP: 0.333, SLG: 0.333										0	0	0	0	0	0	0								
Marc Pisciotta, R OBP: 0.333, SLG: 0.333										0	0	0	0	0	0	0								
Inning Stats	R: 0 E: 0 K: 1 S: 6	H: 0 LOB: 0 BB: 0 P: 10	R: 1 E: 0 K: 0 S: 12	H: 3 LOB: 2 BB: 0 P: 17	R: 1 E: 0 K: 1 S: 9	H: 2 LOB: 2 BB: 1 P: 20	R: 0 E: 0 K: 1 S: 8	H: 0 LOB: 0 BB: 0 P: 10	R: 2 E: 0 K: 1 S: 11	H: 3 LOB: 1 BB: 0 P: 20	R: 0 E: 0 K: 0 S: 4	H: 1 LOB: 0 BB: 0 P: 6	R: 5 E: 0 K: 0 S: 20	H: 7 LOB: 2 BB: 0 P: 34	R: 0 E: 0 K: 0 S: 9	H: 2 LOB: 2 BB: 0 P: 15	R: 0 E: 1 K: 0 S: 13	H: 1 LOB: 2 BB: 0 P: 20	1B: 12 2B: 5 3B: 1 HR: 1	SF: 1 SAC: 0 DP: 1 HBP: 0	WP: 0 PB: 0 SB: 0 CS: 0	PA: 47		
PITCHER	IP	WLS	BF	H	R	ER	SO	BB	IBB	HBP	BLK	WP	HR	S	P	ERA	WHIP							
Pedro Astacio, R ERA: 7.47	6.1	L	30	11	6	6	4	1	0	0	0	0	1	55	94	8.53	1.895							
Chuck McElroy, L ERA: 2.25	0.2		7	5	3	3	0	0	0	0	0	0	0	15	23	40.50	7.500							
Mike Munoz, L ERA: 16.43	0.2		4	2	0	0	0	0	0	0	0	0	0	7	12	0.00	3.000							
Dave Veres, R ERA: 5.12	1.1		6	1	0	0	0	0	0	0	0	0	0	15	23	0.00	0.750							



Batter	1	2	3	4	5	6	7	8	9	AB	R	H	RBI	BB	SO	LOB	BOTTOM							
3 Mike Lansing, R OBP: 0.307, SLG: 0.354	L9				G5-3					4	0	0	0	0	1	1	Chicago Cubs @ Colorado Rockies Coors Field, Denver, CO Wed May 13 1998, 7:05 PM MDT Att: 48,038 - Unknown - 72 F							
Ellis Burks, R OBP: 0.344, SLG: 0.610	P4				G5-3					4	0	0	0	0	0	0								
Larry Walker, L OBP: 0.437, SLG: 0.550										2	0	1	0	0	1	0								
John Vander Wal, L OBP: 0.452, SLG: 0.542	K									1	0	0	0	1	0	0								
Dante Bichette, R OBP: 0.367, SLG: 0.509										4	1	1	1	0	1	2								
Vinny Castilla, R OBP: 0.335, SLG: 0.611										4	1	2	1	0	1	1								
17 Todd Helton, L OBP: 0.352, SLG: 0.476										4	1	2	1	0	0	0								
Jeff Reed, L OBP: 0.351, SLG: 0.397										4	0	0	0	0	1	2								
Nelfi Perez, S OBP: 0.280, SLG: 0.365										4	0	1	0	0	0	2								
Pedro Astacio, R ERA: 7.47										2	0	1	0	0	1	0								
Chuck McElroy, L ERA: 2.25										1	0	0	0	0	0	1								
Nelson Liriano, S ERA: 6.59										0	0	0	0	0	0	0								
Mike Munoz, L ERA: 16.43										0	0	0	0	0	0	0								
Dave Veres, R ERA: 5.12										0	0	0	0	0	0	0								
Greg Colbrunn, R ERA: 10.00										1	0	0	0	0	0	2								
Inning Stats	R: 0 E: 0 K: 1 S: 6	H: 0 LOB: 0 BB: 0 P: 9	R: 0 E: 0 K: 1 S: 10	H: 0 LOB: 0 BB: 0 P: 17	R: 0 E: 0 K: 2 S: 9	H: 0 LOB: 0 BB: 0 P: 16	R: 0 E: 0 K: 2 S: 13	H: 1 LOB: 1 BB: 0 P: 20	R: 2 E: 0 K: 0 S: 9	H: 3 LOB: 1 BB: 0 P: 11	R: 0 E: 0 K: 0 S: 5	H: 0 LOB: 1 BB: 1 P: 12	R: 0 E: 0 K: 0 S: 8	H: 1 LOB: 1 BB: 0 P: 10	R: 0 E: 0 K: 0 S: 7	H: 0 LOB: 0 BB: 0 P: 14	R: 0 E: 0 K: 0 S: 12	H: 3 LOB: 2 BB: 0 P: 19	1B: 5 2B: 0 3B: 0 HR: 3	SF: 0 SAC: 0 DP: 0 HBP: 0	WP: 0 PB: 0 SB: 0 CS: 0	PA: 36		
PITCHER	IP	WLS	BF	H	R	ER	SO	BB	IBB	HBP	BLK	WP	HR	S	P	ERA	WHIP							
Steve Trachsel, R ERA: 3.28	8.0	W	30	5	2	2	6	1	0	0	0	0	2	67	109	2.25	0.750							
Don Wengert, R ERA: 6.59	0.0		3	3	1	1	0	0	0	0	0	0	1	8	12	∞	∞							
Marc Pisciotta, R ERA: 2.78	1.0		3	0	0	0	0	0	0	0	0	0	0	4	7	0.00	0.000							



Batter	1	2	3	4	5	6	7	8	9	AB	R	H	RBI	BB	SO	LOB	TOP				
Brant Brown, L (1, 8) OBP: 0.434, SLG: 0.537 Kevin Orle, R (8, FR) OBP: 0.238, SLG: 0.279	0-0 FC4 1B		1-2 K		0-1 F9			1-0 FC4-6 1B		4	0	2	0	0	1	0					
Mickey Morandini, L (1, 4) OBP: 0.397, SLG: 0.411	1-2 FC4 1-2		2-2 1B			1-2 1B 2B		2-2 L8		4	1	2	0	0	0	2					
Sammy Sosa, R (1, 9) OBP: 0.412, SLG: 0.516 Jason Hardtke, S (6, 5) (8, 9)	2-3 K		2-3 K			2-1 G3-6 1B 2-H		1-0 FC4-6 2B 1-2		3	0	1	1	0	2	2					
Mark Grace, L (1, 3) OBP: 0.426, SLG: 0.481 Matt Mieske, R (6, 9) OBP: 0.314, SLG: 0.323	2-2 G3-1		3-2 F8			3-1 P6		3-1 1-H 2B		3	0	0	0	0	0	3					
Henry Rodriguez, L (1, 7) OBP: 0.353, SLG: 0.523		2-2 G4-3		1-0 F8		0-0 G3-6-1 1-2		2-1 G3-1		4	0	0	0	0	0	3					
Jeff Blauser, R (1, 6) OBP: 0.345, SLG: 0.333		0-1 G3 1B		0-1 F8			1-1 G4-3 3B		1-2 F9		4	1	2	0	0	0					
Tyler Houston, L (1, 5) OBP: 0.191, SLG: 0.239		3-2 G3 1-2		0-0 F8		1-1 G4-3 3-H		0-0 G4-3		4	0	0	1	0	0	1					
Scott Servais, R (1, 2) OBP: 0.276, SLG: 0.311 Sandy Martinez, L (5, 2) OBP: 0.346, SLG: 0.474		4-0 IBB		0-3 K		1-1 F8		0-3 K2-3		1	0	0	0	1	1	0					
Geremi Gonzalez, R (1, 1) Don Wengert, R (2, 1) Marc Pisciotta, R (6, 1) OBP: 0.333, SLG: 0.333		1-3 K		0-1 G4-3		2-2 P4				1	0	0	0	0	1	2					
Inning Stats	R: 0 E: 0 K: 1 S: 10	H: 1 LOB: 1 BB: 0 P: 15	R: 0 E: 0 K: 1 S: 12	H: 1 LOB: 2 BB: 1 P: 22	R: 0 E: 0 K: 2 S: 20	H: 1 LOB: 1 BB: 0 P: 28	R: 0 E: 0 K: 0 S: 4	H: 0 LOB: 0 BB: 0 P: 5	R: 0 E: 0 K: 1 S: 7	H: 0 LOB: 0 BB: 0 P: 7	R: 1 E: 0 K: 0 S: 9	H: 2 LOB: 0 BB: 0 P: 15	R: 1 E: 0 K: 0 S: 10	H: 1 LOB: 0 BB: 0 P: 15	R: 1 E: 0 K: 0 S: 9	H: 2 LOB: 2 BB: 0 P: 18	R: 0 E: 0 K: 1 S: 8	H: 0 LOB: 0 BB: 0 P: 9	1B: 5 2B: 2 3B: 1 HR: 0	SF: 0 SAC: 0 DP: 1 HBP: 0	WP: 0 PA: 35 PB: 0 SB: 0 CS: 0
PITCHER	IP	WLS	BF	H	R	ER	SO	BB	IBB	HBP	BLK	WP	HR	S	P	ERA	WHIP				
Pete Harnisch, R (1, 1) ERA: 3.03 Danny Graves, R (8, 1) ERA: 10.13	7.0	W	27	6	2	2	5	0	1	0	0	0	0	72	107	2.57	0.857				

Chicago Cubs @ Cincinnati Reds
Cinergy Field, Cincinnati, OH
Fri May 15 1998, 7:05 PM EDT
Att: 21,408 - Cloudy - 83 F

AB	34
R	3
H	8
RBI	3
BB	1
SO	6
LOB	14



Batter	1	2	3	4	5	6	7	8	9	AB	R	H	RBI	BB	SO	LOB	BOTTOM				
Chris Stynes, R (1, 9) OBP: 0.343, SLG: 0.383 Jon Nunnally, L (7, FH) OBP: 0.358, SLG: 0.376	2-2 P4	0-0 FC6-4 1B 1B	0-2 K		1-2 G3		0-3 K			4	1	0	0	0	1	1					
Barry Larkin, R (1, 6) OBP: 0.348, SLG: 0.328 Pokey Reese, R (6, 6) OBP: 0.214, SLG: 0.231	0-1 E S 1B	1-1 1B 1B	1-1 P4		1-2 1B 3B		1-2 1B			4	2	3	0	0	0	0					
Dmitri Young, S (1, 7) OBP: 0.377, SLG: 0.558	1-0 F8	1-0 1B BB 1B	4-2 1B BB		1-1 G3		3-3 K			4	1	1	0	1	1	3					
Eddie Taubensee, L (1, 2) OBP: 0.442, SLG: 0.557	2-3 K	0-1 BB BB 1B	0-2 FC6-4 1B		2-2 FC6-4 1B		1-1 G6-3			5	1	3	3	0	1	2					
Bret Boone, R (1, 4) OBP: 0.360, SLG: 0.510		1-2 1B BB 1B	1-2 FC6-4 1B		2-0 FC6-4 1-2			3-0 FC4-6 HBP		3	2	1	0	1	0	3					
Willie Greene, L (1, 5) OBP: 0.394, SLG: 0.476		1-2 1B BB 1B		1-0 F7		3-1 HR		2-2 FC4-6 1-2		4	3	2	2	1	0	1					
Reggie Sanders, R (1, 8) OBP: 0.342, SLG: 0.337		1-2 HR 1B		1-0 1B		0-2 F8		1-0 P3		4	1	2	4	1	0	1					
Eduardo Perez, R (1, 3) OBP: 0.275, SLG: 0.275 Sean Casey, L (8, FH) OBP: 0.306, SLG: 0.200		1-3 HR 1B		1-2 F7		3-1 G6-3		0-0 G4-3		3	0	1	2	0	0	1					
Pete Harnisch, S (1, 1) OBP: 0.083, SLG: 0.043 Danny Graves, R (8, 1) ERA: 3.04		FC3-6 G1-3		1-1 G3		1-3 K				4	0	0	0	0	1	4					
Inning Stats	R: 0 E: 0 K: 1 S: 12	H: 7 LOB: 3 BB: 3 P: 44	R: 0 E: 0 K: 0 S: 24	H: 1 LOB: 1 BB: 1 P: 22	R: 0 E: 0 K: 0 S: 7	H: 1 LOB: 1 BB: 0 P: 11	R: 1 E: 0 K: 0 S: 15	H: 2 LOB: 1 BB: 0 P: 22	R: 1 E: 0 K: 1 S: 10	H: 1 LOB: 0 BB: 0 P: 17	R: 0 E: 0 K: 2 S: 13	H: 1 LOB: 1 BB: 0 P: 18	R: 0 E: 0 K: 0 S: 5	H: 0 LOB: 1 BB: 0 P: 11	R: 0 E: 0 K: 0 S: 5	H: 0 LOB: 1 BB: 0 P: 11	1B: 11 2B: 0 3B: 1 HR: 2	SF: 0 SAC: 0 DP: 0 HBP: 2	WP: 0 PA: 44 PB: 0 SB: 1 CS: 0		
PITCHER	IP	WLS	BF	H	R	ER	SO	BB	IBB	HBP	BLK	WP	HR	S	P	ERA	WHIP				
Geremi Gonzalez, R (1, 1) ERA: 5.98 Don Wengert, R (2, 1) ERA: 6.43 Marc Pisciotta, R (8, 1) ERA: 3.04	5.1	L	26	7	3	3	4	3	0	0	0	0	0	69	106	5.06	1.875				

Chicago Cubs @ Cincinnati Reds
Cinergy Field, Cincinnati, OH
Fri May 15 1998, 7:05 PM EDT
Att: 21,408 - Cloudy - 83 F


AB	38
R	11
H	14
RBI	11
BB	4
SO	5
LOB	17



Batter	1	2	3	4	5	6	7	8	9	AB	R	H	RBI	BB	SO	LOB	TOP					
Mickey Morandini, L (1.4) OBP: 0.387, SLG: 0.403	P6		1B BB			K	G5-3	BB		3	0	0	0	2	1	0	Chicago Cubs @ Cincinnati Reds Cinergy Field, Cincinnati, OH Sun May 17 1998, 3:33 AM EDT Att: 33,480 - Sunny - 77 F					
Tyler Houston, L (1.5) OBP: 0.216, SLG: 0.260 Kevin Orle, R (7.5) OBP: 0.244, SLG: 0.286	1B SF8 1B		1-2 1B			L7	G1-3	BB		4	1	2	0	0	0	0						
Sammy Sosa, R (1.9) OBP: 0.417, SLG: 0.530	1-1 CS 1-3 1B		P3			BB 1B HBP 1B	2-0 HR 1B	BB		5	2	3	0	0	0	4						
Mark Grace, L (1.3) OBP: 0.425, SLG: 0.497	1-2 SF8					SAFE SAFE X	0-0 HBP BB 1B 1B	0-2 HR 1B		4	2	2	3	0	1	0						
Henry Rodriguez, L (1.7) OBP: 0.352, SLG: 0.511 Terry Mulholland, R (7.1)	SAFE SAFE S	0-1 CS	2-3 K			BB BB BB	4-0 HBP 1B BB	1-3 K	0-3 K	3	1	0	0	1	3	0						
Jeff Blausler, R (1.6) OBP: 0.342, SLG: 0.320			1-3 K			3-3 K	1-0 1B 1-2 2-3 3-H	4-2 HR BB	2-1 L8	3	2	0	1	1	2	0						
José Hernández, R (1.8) OBP: 0.293, SLG: 0.532		1-1 G4-3				0-0 F8	0-2 2B 1B	1-0 HR		4	2	2	4	0	0	0						
Sandy Martinez, L (1.2) OBP: 0.370, SLG: 0.522			0-0 F7			3-2 G4-3	0-0 1-H 3-H	1-2 HR BB		4	0	2	2	0	0	0						
34 Kerry Wood, R (1.1) OBP: 0.188, SLG: 0.188 Matt Mieske, R (7.7) OBP: 0.342, SLG: 0.382			0-1 G6-3			0-3 K	0-0 G5-6-3	1-1 P2		3	0	0	0	0	1	1						
Inning Stats	R: 1 E: 0 K: 0 S: 15	H: 2 LOB: 0 BB: 0 P: 23	R: 0 E: 0 K: 2 S: 10	H: 0 LOB: 0 BB: 0 P: 14	R: 0 E: 0 K: 0 S: 6	H: 1 LOB: 2 BB: 1 P: 11	R: 0 E: 0 K: 2 S: 11	H: 0 LOB: 0 BB: 0 P: 19	R: 0 E: 0 K: 1 S: 7	H: 0 LOB: 0 BB: 0 P: 10	R: 5 E: 0 K: 1 S: 11	H: 4 LOB: 1 BB: 1 P: 17	R: 2 E: 0 K: 1 S: 9	H: 2 LOB: 0 BB: 0 P: 13	R: 2 E: 0 K: 1 S: 17	H: 2 LOB: 2 BB: 2 P: 31	R: 0 E: 0 K: 2 S: 8	H: 0 LOB: 0 BB: 0 P: 11	1B: 8 2B: 1 3B: 0 HR: 2	SF: 1 SAC: 0 DP: 0 HBP: 1	WP: 0 PB: 0 SB: 0 CS: 1	PA: 43
PITCHER	IP WLS BF H R ER SO BB IBB HBP BLK WP HR S P ERA WHIP	IP WLS BF H R ER SO BB IBB HBP BLK WP HR S P ERA WHIP	IP WLS BF H R ER SO BB IBB HBP BLK WP HR S P ERA WHIP	IP WLS BF H R ER SO BB IBB HBP BLK WP HR S P ERA WHIP	IP WLS BF H R ER SO BB IBB HBP BLK WP HR S P ERA WHIP	IP WLS BF H R ER SO BB IBB HBP BLK WP HR S P ERA WHIP	IP WLS BF H R ER SO BB IBB HBP BLK WP HR S P ERA WHIP	IP WLS BF H R ER SO BB IBB HBP BLK WP HR S P ERA WHIP	IP WLS BF H R ER SO BB IBB HBP BLK WP HR S P ERA WHIP	IP WLS BF H R ER SO BB IBB HBP BLK WP HR S P ERA WHIP	IP WLS BF H R ER SO BB IBB HBP BLK WP HR S P ERA WHIP	IP WLS BF H R ER SO BB IBB HBP BLK WP HR S P ERA WHIP	IP WLS BF H R ER SO BB IBB HBP BLK WP HR S P ERA WHIP	IP WLS BF H R ER SO BB IBB HBP BLK WP HR S P ERA WHIP	IP WLS BF H R ER SO BB IBB HBP BLK WP HR S P ERA WHIP	IP WLS BF H R ER SO BB IBB HBP BLK WP HR S P ERA WHIP						
David Weathers, R (1.1) ERA: 6.2	6.0	L	27	7	6	6	6	2	0	0	0	0	0	0	0	0	9.00	1.500				
Danny Graves, R (7.1) ERA: 12.27	1.0	5	2	2	2	1	0	0	0	0	0	0	0	1	9	13	18.00	2.000				
Gabe White, L (8.1) ERA: 5.76	1.0	7	2	2	1	1	2	0	0	0	0	0	1	17	31	9.00	4.000					
Jeff Shaw, R (9.1) ERA: 1.42	1.0	3	0	0	0	2	0	0	0	0	0	0	0	8	11	0.00	0.000					

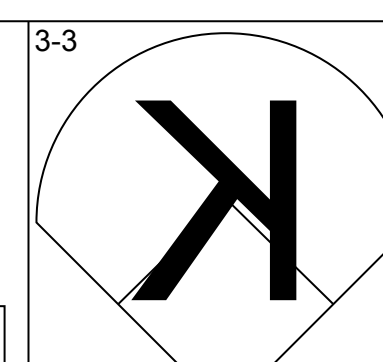
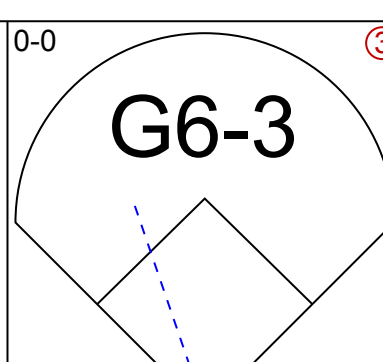
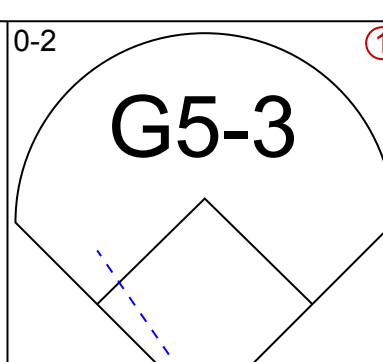
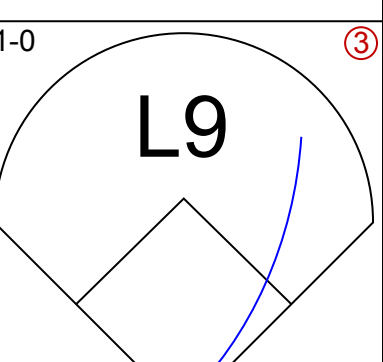
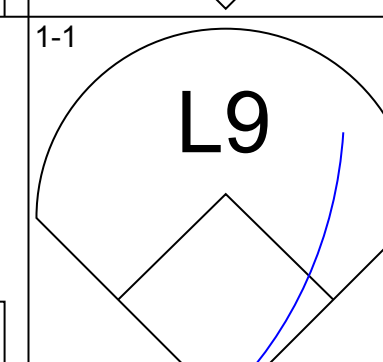
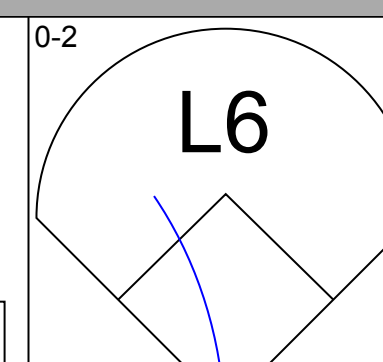
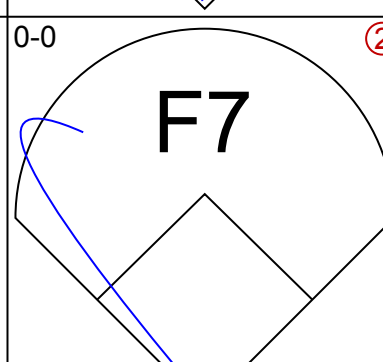
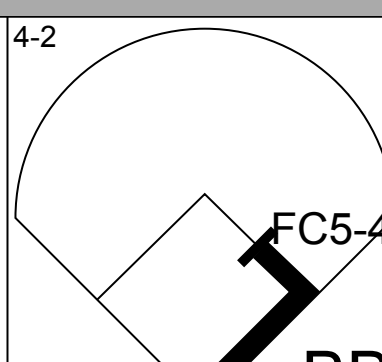
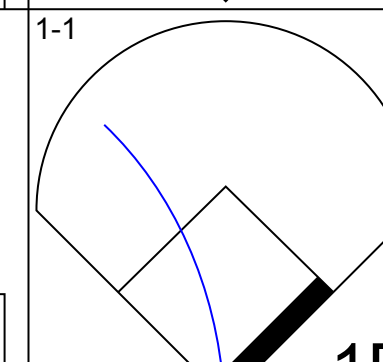
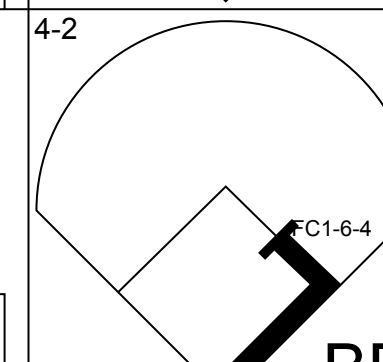
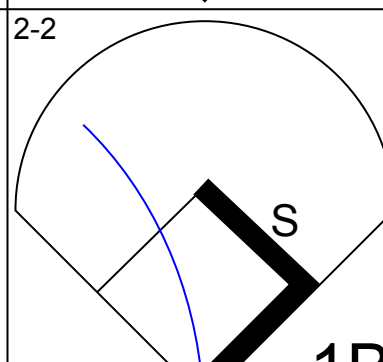
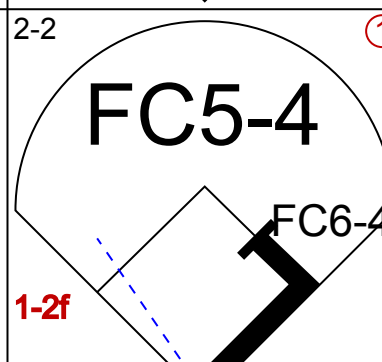
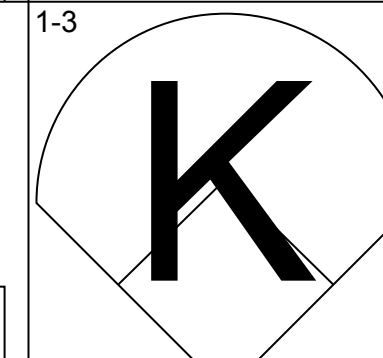
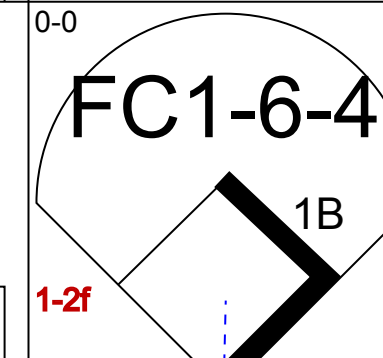
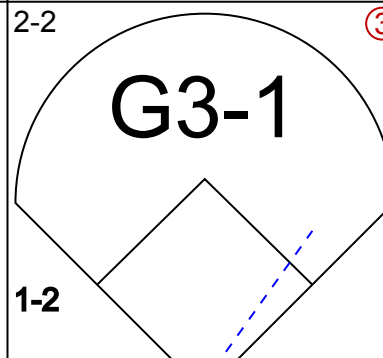
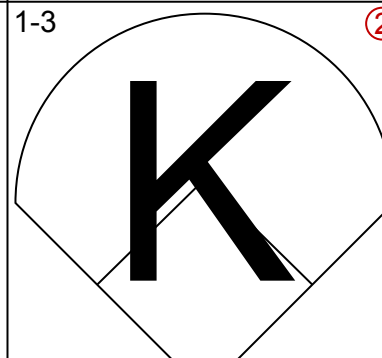
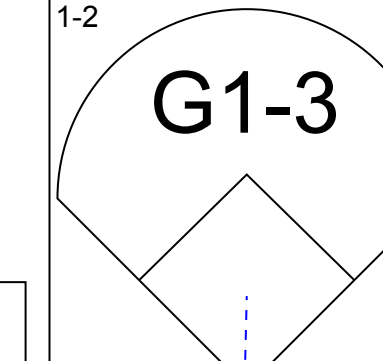
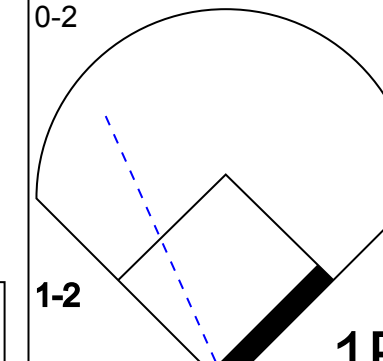
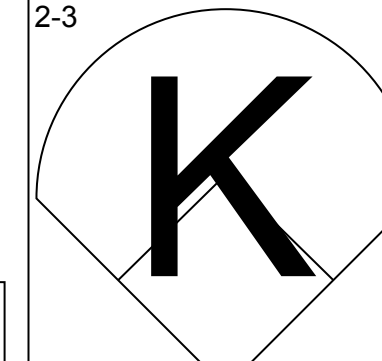
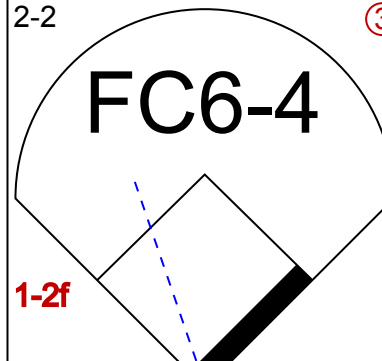

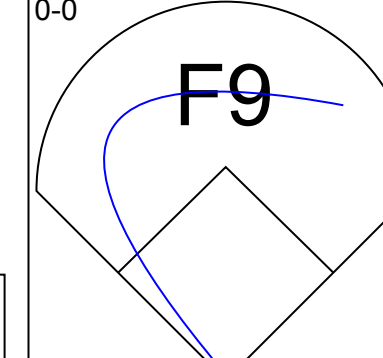
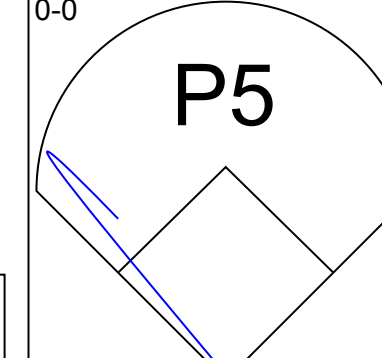

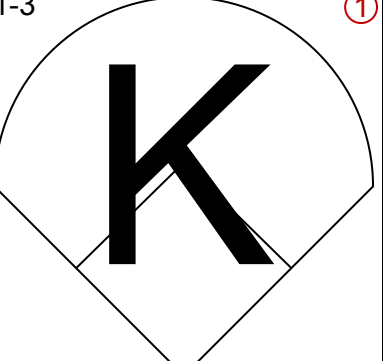
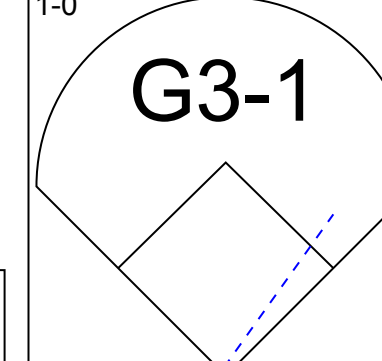
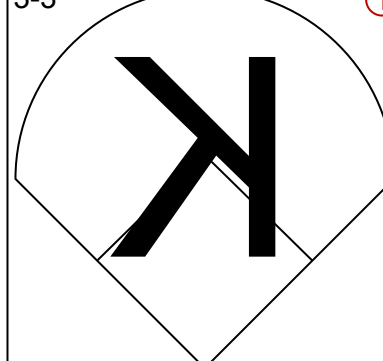
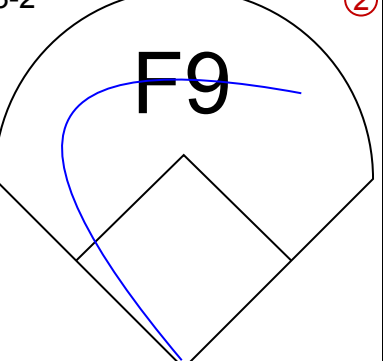
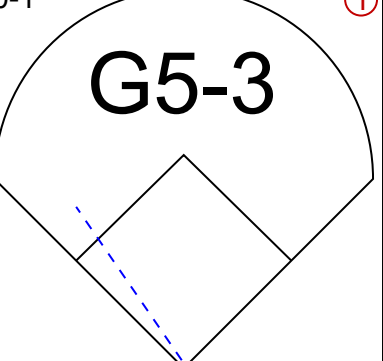
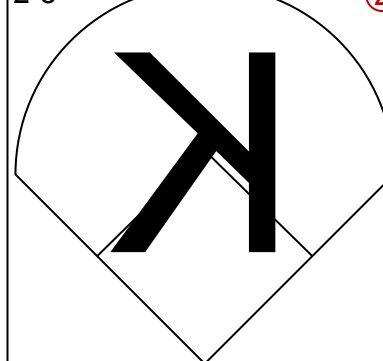
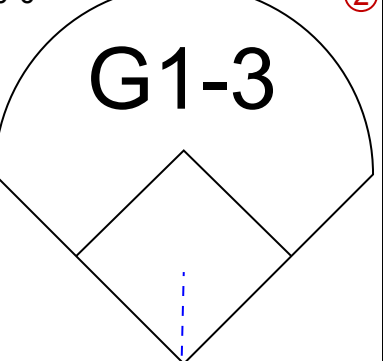
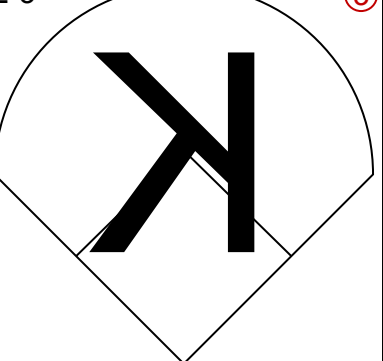
Batter	1	2	3	4	5	6	7	8	9	AB	R	H	RBI	BB	SO	LOB	BOTTOM					
Chris Stynes, R (1.9) OBP: 0.339, SLG: 0.373	K		1-2 PB BB			F8		E7 2B		3	1	0	0	1	1	0	Chicago Cubs @ Cincinnati Reds Cinergy Field, Cincinnati, OH Sun May 17 1998, 3:33 AM EDT Att: 33,480 - Sunny - 77 F					
Barry Larkin, R (1.6) OBP: 0.369, SLG: 0.389	1-2 1B		1-0 F7			4-1 1B BB		0-1 G4-3 2B		3	0	2	1	1	0	2						
Dmitri Young, S (1.7) OBP: 0.364, SLG: 0.534	0-0 F8		2-3 K			1-0 P4		0-0 G4-3		4	0	0	0	0	1	5						
Eddie Taubensee, L (1.2) OBP: 0.434, SLG: 0.544	3-3 K		1-2 2-3			1-2 F8		2-3 K		4	0	1	0	0	2	2						
Bret Boone, R (1.4) OBP: 0.350, SLG: 0.509		1-1 G6-3				0-0 P6		3-3 K		4	0	0	0	0	1	3						
Willie Greene, L (1.5) OBP: 0.393, SLG: 0.462		0-0 G3-1				2-3 K		2-3 K		4	0	0	0	0	2	0						
Reggie Sanders, R (1.8) OBP: 0.336, SLG: 0.343		2-3 K				3-2 F8		1-0 HBP		3	0	0	0	0	1	0						
Sean Casey, L (1.3) OBP: 0.282, SLG: 0.182 Eduardo Perez, R (7. PH) (8.3)			2-2 G3			2-3 K		2-2 E5		2	0	0	0	0	1	0						
David Weathers, R (1.1) OBP: 0.143, SLG: 0.308 Danny Graves, R (7.1) Melvin Nieves, S (7. PH) Gabe White, L (8.1) Jeff Shaw, R (9.1) Pokey Reese, R (9. PH) OBP: 0.206, SLG: 0.225			4-2 PB WP BB			2-3 K		0-3 P4		1	0	0	0	1	1	0						
Inning Stats	R: 0 E: 0 K: 2 S: 12	H: 1 LOB: 1 BB: 0 P: 18	R: 0 E: 0 K: 1 S: 6	H: 0 LOB: 0 BB: 0 P: 9	R: 0 E: 0 K: 1 S: 12	H: 0 LOB: 2 BB: 2 P: 25	R: 0 E: 0 K: 1 S: 5	H: 0 LOB: 0 BB: 0 P: 8	R: 0 E: 0 K: 2 S: 12	H: 0 LOB: 0 BB: 0 P: 19	R: 0 E: 0 K: 1 S: 11	H: 1 LOB: 2 BB: 1 P: 22	R: 0 E: 0 K: 2 S: 7	H: 0 LOB: 1 BB: 0 P: 10	R: 1 E: 1 K: 1 S: 12	H: 1 LOB: 1 BB: 0 P: 15	R: 0 E: 1 K: 0 S: 11	H: 0 LOB: 1 BB: 0 P: 17	1B: 2 2B: 1 3B: 0 HR: 0	SF: 0 SAC: 0 DP: 0 HBP: 1	WP: 1 PB: 1 SB: 0 CS: 0	PA: 36
PITCHER	IP WLS BF H R ER SO BB IBB HBP BLK WP HR S P ERA WHIP	IP WLS BF H R ER SO BB IBB HBP BLK WP HR S P ERA WHIP	IP WLS BF H R ER SO BB IBB HBP BLK WP HR S P ERA WHIP	IP WLS BF H R ER SO BB IBB HBP BLK WP HR S P ERA WHIP	IP WLS BF H R ER SO BB IBB HBP BLK WP HR S P ERA WHIP	IP WLS BF H R ER SO BB IBB HBP BLK WP HR S P ERA WHIP	IP WLS BF H R ER SO BB IBB HBP BLK WP HR S P ERA WHIP	IP WLS BF H R ER SO BB IBB HBP BLK WP HR S P ERA WHIP	IP WLS BF H R ER SO BB IBB HBP BLK WP HR S P ERA WHIP	IP WLS BF H R ER SO BB IBB HBP BLK WP HR S P ERA WHIP	IP WLS BF H R ER SO BB IBB HBP BLK WP HR S P ERA WHIP	IP WLS BF H R ER SO BB IBB HBP BLK WP HR S P ERA WHIP	IP WLS BF H R ER SO BB IBB HBP BLK WP HR S P ERA WHIP	IP WLS BF H R ER SO BB IBB HBP BLK WP HR S P ERA WHIP	IP WLS BF H R ER SO BB IBB HBP BLK WP HR S P ERA WHIP	IP WLS BF H R ER SO BB IBB HBP BLK WP HR S P ERA WHIP						
34 Kerry Wood, R (1.1) ERA: 2.9	6.0	W	23	2	0	0	8	3	0	0	0	0	0	0	0	0	0.00	0.833				
Terry Mulholland, L (7.1) ERA: 2.7	3.0	S	13	1	1	0	3	0	0	0	0	0	0	0	0	0	0.00	0.333				



Batter	1	2	3	4	5	6	7	8	9	AB	R	H	RBI	BB	SO	LOB	TOP											
Eric Young Sr. R OBP: 0.352, SLG: 0.350	G1-3	F9		L8			G6-3			4	0	0	0	0	0	2	Los Angeles Dodgers @ Chicago Cubs Wrigley Field, Chicago, IL Tue May 19 1998, 7:05 PM CDT Att: 30,607 - Cloudy - 71 F											
Jose Vizcaino, S OBP: 0.316, SLG: 0.297	1B	2B	K		G6-4-3	1B	G4-3		4	0	2	0	0	1	0													
Gary Sheffield, R OBP: 0.406, SLG: 0.497	1B		G1-3		G6-4-3		G4-3		4	0	1	0	0	0	1													
Bobby Bonilla, S OBP: 0.341, SLG: 0.463	FC3-2-5-3		F8		K			BB	3	0	0	0	1	1	2													
Raul Mondesi, R OBP: 0.322, SLG: 0.518	G6-3			HR		G5-3		K	4	1	1	1	0	1	3													
Eric Karros, R OBP: 0.388, SLG: 0.368		HR		WP	1B			K	4	2	2	1	0	2	0													
Todd Hollandsworth, L OBP: 0.289, SLG: 0.411	G1-3		E8	1B		G3-1		DI	4	0	2	0	0	0	0													
Charles Johnson, R OBP: 0.303, SLG: 0.419		K		K			P5		4	0	0	0	0	3	3													
Chan Ho Park, R Mark Guthrie, R Thomas Howard, S Jim Bruske, R Dennys Reyes, R Jim Eisenreich, L	1B			K			G4-3		2	0	1	0	0	0	1													
Inning Stats	R: 0 E: 0 K: 0 S: 7	H: 2 LOB: 2 BB: 0 P: 12	R: 1 E: 0 K: 1 S: 11	H: 2 LOB: 1 BB: 0 P: 20	R: 0 E: 0 K: 1 S: 6	H: 0 LOB: 0 BB: 0 P: 11	R: 2 E: 1 K: 2 S: 17	H: 3 LOB: 1 BB: 0 P: 25	R: 0 E: 0 K: 1 S: 9	H: 1 LOB: 0 BB: 0 P: 15	R: 0 E: 0 K: 1 S: 10	H: 0 LOB: 0 BB: 0 P: 13	R: 0 E: 0 K: 1 S: 10	H: 0 LOB: 1 BB: 1 P: 16	R: 0 E: 0 K: 3 S: 19	H: 1 LOB: 1 BB: 0 P: 30	1B: 6 2B: 1 3B: 0 HR: 2	SF: 0 SAC: 0 DP: 1 HBP: 0	WP: 1 PB: 0 SB: 0 CS: 0	PA: 36								
PITCHER	IP	WLS	BF	H	R	ER	SO	BB	IBB	HBP	BLK	WP	HR	S	P	ERA	WHIP											
Steve Trachsel, R ERA: 3.36	(1, 1)	7.0	W	28	8	3	3	6	0	0	0	0	1	2	66	106	3.86	1.143										
Terry Adams, R ERA: 2.3	(8, 1)	1.0		4	0	0	0	1	1	0	0	0	0	0	10	16	0.00	1.000										
Rod Beck, R ERA: 3.27	(9, 1)	1.0	S	4	1	0	0	3	0	0	0	0	0	0	19	30	0.00	1.000										

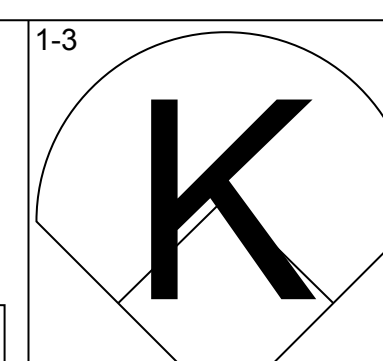
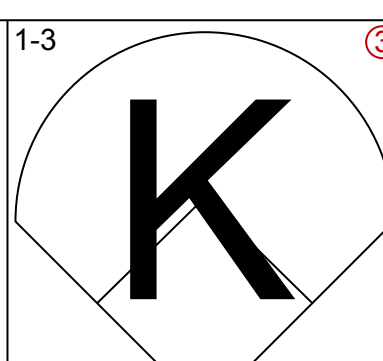
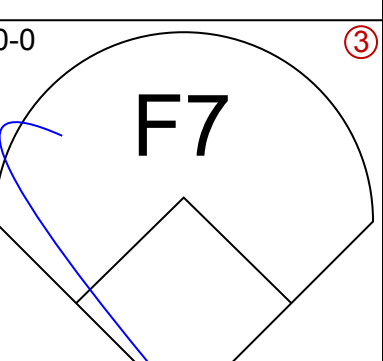
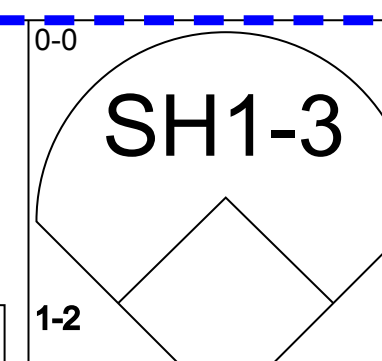
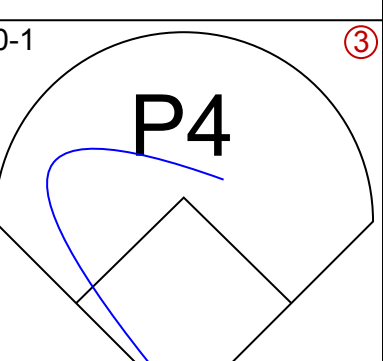
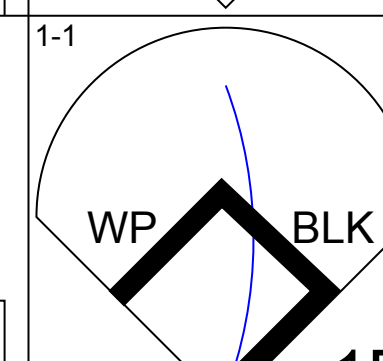
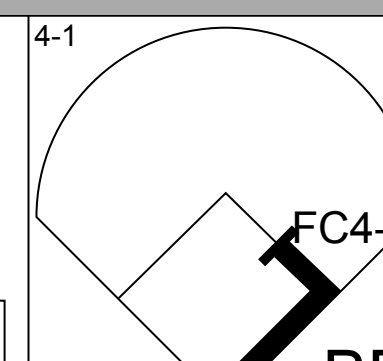
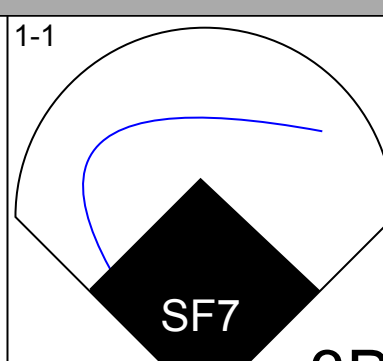
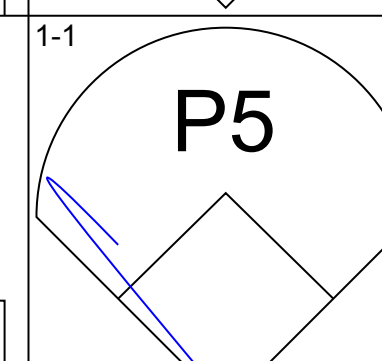
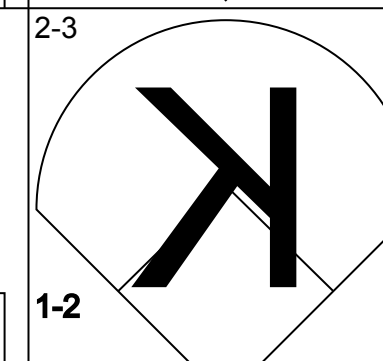
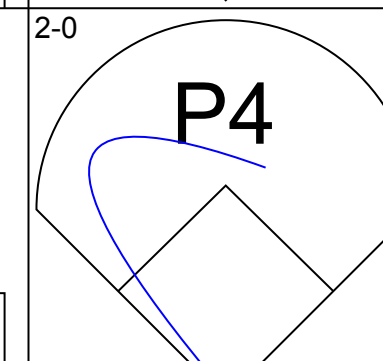
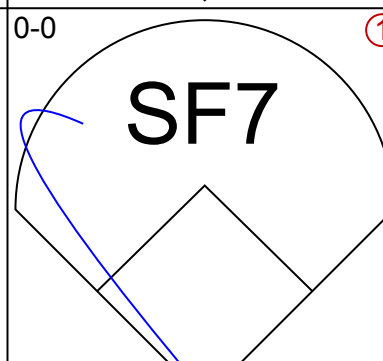
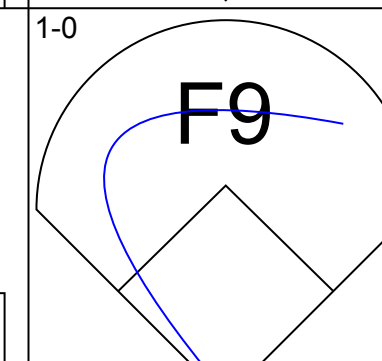
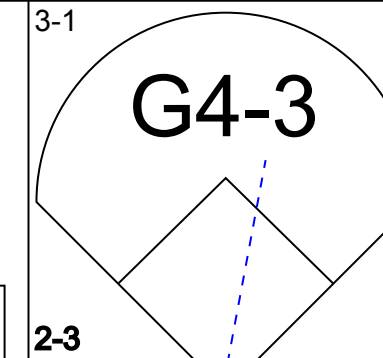
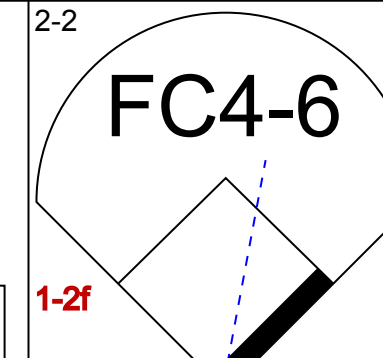
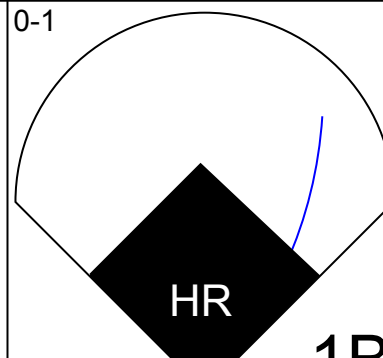
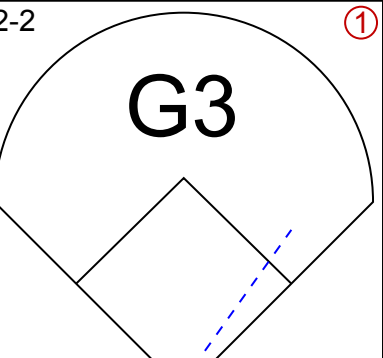
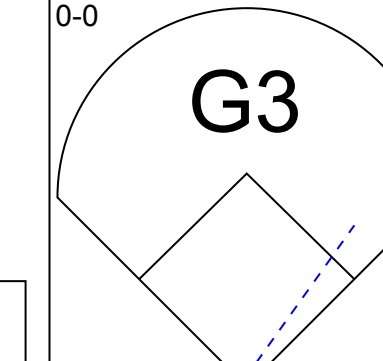
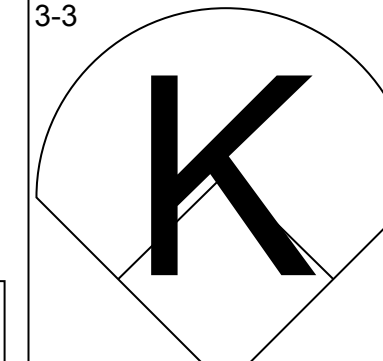
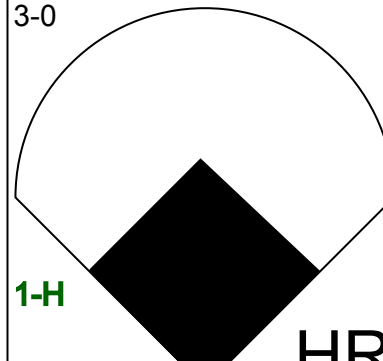
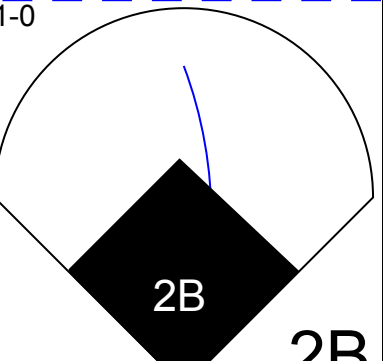

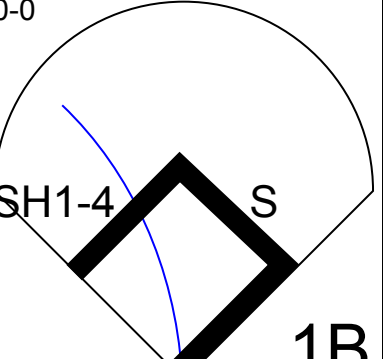
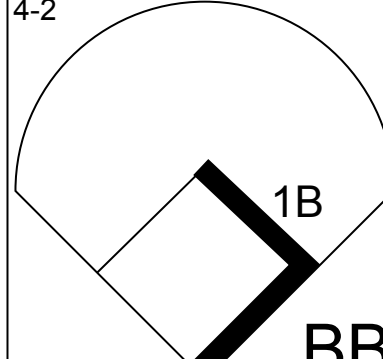
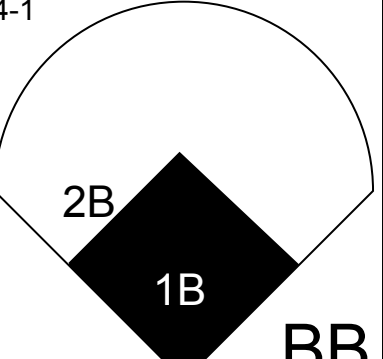
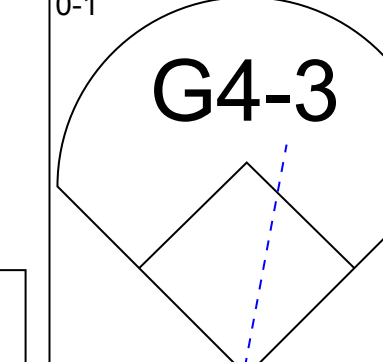
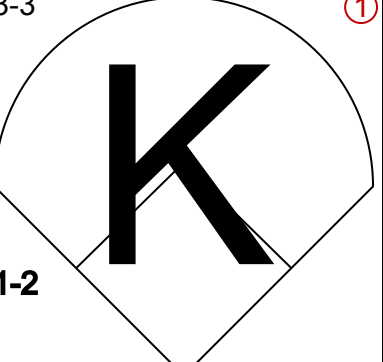
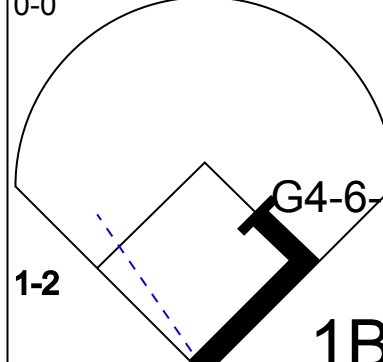
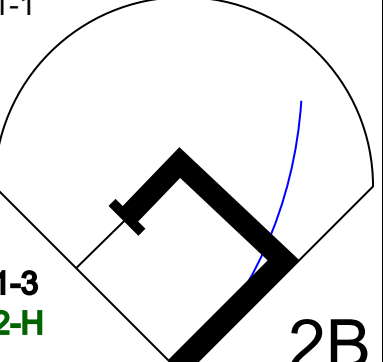
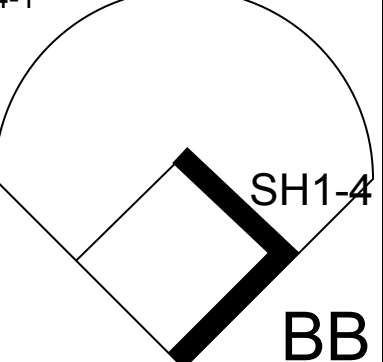
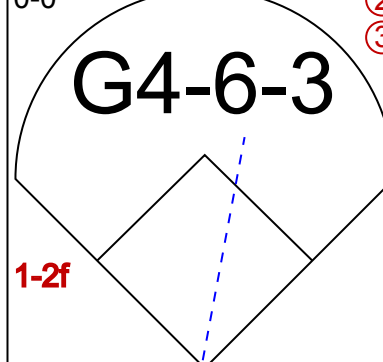
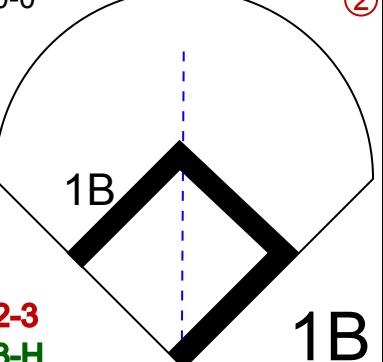
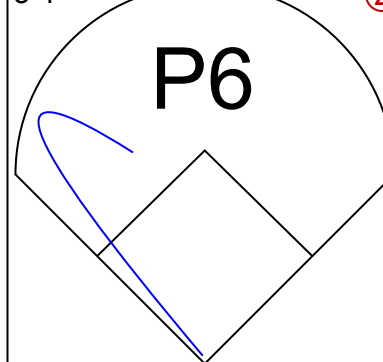
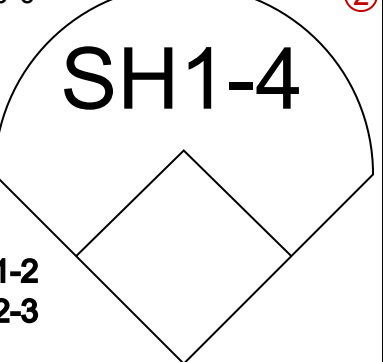
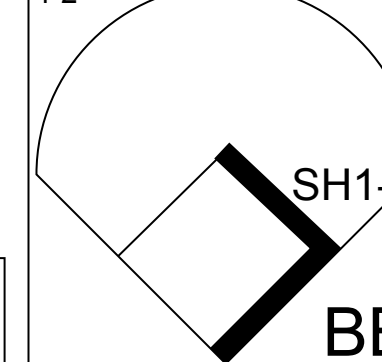
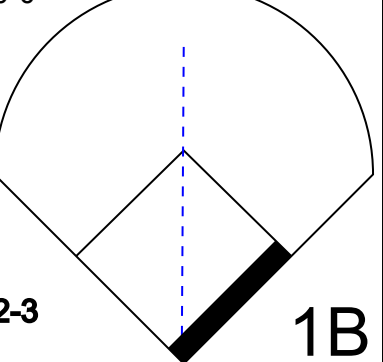
Batter	1	2	3	4	5	6	7	8	9	AB	R	H	RBI	BB	SO	LOB	BOTTOM											
Brant Brown, L OBP: 0.430, SLG: 0.535	B1-3		G6-3	P6	G4-3			BB		5	0	1	0	0	0	4	Los Angeles Dodgers @ Chicago Cubs Wrigley Field, Chicago, IL Tue May 19 1998, 7:05 PM CDT Att: 30,607 - Cloudy - 71 F											
Mickey Morandini, L OBP: 0.390, SLG: 0.405	1B	SF7	1B		2B	BB	P3	K	4	2	2	0	1	1	1													
Sammy Sosa, R OBP: 0.421, SLG: 0.535	SF7	1B	K		2B		K	BB	4	1	2	0	1	2	1													
Mark Grace, L OBP: 0.424, SLG: 0.500	SF7		F8		1B	BB	G4-3		3	1	1	3	1	0	1													
Henry Rodriguez, L OBP: 0.356, SLG: 0.514	K			HR	K		FC1-5	K	3	1	1	0	1	2	2													
Matt Mieske, R OBP: 0.333, SLG: 0.371				BB					1	0	0	0	0	1	3													
Jeff Blauser, R OBP: 0.346, SLG: 0.315	G6-3		K	BB	BB	1B	FC1-5	HBP	2	0	0	0	1	1	1													
Tyler Houston, L OBP: 0.226, SLG: 0.327		F7		HR			FC1-5	G5-4-3	2	1	1	2	0	0	0													
José Hernández, R OBP: 0.298, SLG: 0.532				HR	1B		FC1-5	BB	2	0	1	0	0	0	2													
Scott Servais, R OBP: 0.282, SLG: 0.325			G6-3		K		G5-4-3		4	0	1	0	0	1	5													
Steve Trachsel, R OBP: 0.476, SLG: 0.526								K	2	0	1	1	1	1	1													
Terry Adams, R ERA: 2.66									0	0	0	0	0	0	0													
Manny Alexander, R OBP: 0.311, SLG: 0.333									1	0	0	0	0	1	0													
Rod Beck, R ERA: 3.27									0	0	0	0	0	0	0													
Inning Stats	R: 1 E: 0 K: 1 S: 14	H: 2 LOB: 1 BB: 0 P: 22	R: 0 E: 0 K: 1 S: 8	H: 1 LOB: 1 BB: 0 P: 14	R: 0 E: 0 K: 1 S: 9	H: 1 LOB: 1 BB: 0 P: 15	R: 2 E: 0 K: 1 S: 11	H: 2 LOB: 1 BB: 1 P: 24	R: 3 E: 0 K: 2 S: 19	H: 3 LOB: 3 BB: 3 P: 38	R: 0 E: 0 K: 1 S: 8	H: 0 LOB: 0 BB: 0 P: 13	R: 0 E: 0 K: 0 S: 7	H: 1 LOB: 1 BB: 0 P: 13	R: 0 E: 0 K: 3 S: 13	H: 1 LOB: 2 BB: 2 P: 27	1B: 5 2B: 5 3B: 0 HR: 1	SF: 1 SAC: 0 DP: 1 HBP: 1	WP: 0 PB: 0 SB: 0 CS: 0	PA: 41								
PITCHER	IP	WLS	BF	H	R	ER	SO	BB	IBB	HBP	BLK	WP	HR	S	P	ERA	WHIP											
Chan Ho Park, R ERA: 5.33	(1, 1)	4.1	L	24	8	6	6	5	3	0	0	0	0	0	50	94	12.46	2.538										
Mark Guthrie, L ERA: 1.2	(5, 1)	1.2		7	1	0	0	2	1	0	0	0	0	0	19	32	0.00	1.200										
Jim Bruske, R ERA: 2.66	(7, 1)	1.0		4	1	0	0	0	0	0	1	0	0	0	7	13	0.00	1.000										
Dennys Reyes, L ERA: 2.66	(8, 1)	1.0		6	1	0	0	3	1	1	0	0	0	0	13	27	0.00	2.000										




Batter	1	2	3	4	5	6	7	8	9	AB	R	H	RBI	BB	SO	LOB	TOP					
Eric Young Sr. R OBP: 0.344, SLG: 0.341 (1, 4)										4	0	0	0	0	1	0	Los Angeles Dodgers @ Chicago Cubs Wrigley Field, Chicago, IL Wed May 20 1998, 3:33 AM CDT Att: 24,245 - Overcast - 67 F					
Jose Vizcaino S OBP: 0.316, SLG: 0.289 (1, 6)										3	0	0	0	1	0	0						
Gary Sheffield R OBP: 0.413, SLG: 0.500 (1, 9)										3	0	2	0	1	0	1						
Bobby Bonilla S OBP: 0.331, SLG: 0.446 (1, 5)										4	0	0	0	0	2	4						
Raul Mondesi R OBP: 0.274, SLG: 0.512 (1, 8)											4	0	1	0	0	1		1				
Eric Karros R OBP: 0.356, SLG: 0.354 (1, 3)											3	0	0	0	0	1		2				
Jim Eisenreich L OBP: 0.290, SLG: 0.290 Brad Clontz R (8, 1)										3	0	0	0	0	1	0		0				
Charles Johnson R OBP: 0.297, SLG: 0.409 (1, 2)										3	0	0	0	0	1	0						
Hideo Nomo R OBP: 0.059, SLG: 0.235 Mark Guthrie R (7, 1)										2	0	0	0	0	2	0						
Todd Hollandsworth L OBP: 0.286, SLG: 0.408 (7, 7)										0	0	0	0	0	0	0						
Inning Stats	R: 0 E: 0 K: 2 S: 11	H: 1 LOB: 1 BB: 0 P: 17	R: 0 E: 0 K: 1 S: 10	H: 0 LOB: 0 BB: 0 P: 14	R: 0 E: 0 K: 2 S: 7	H: 0 LOB: 0 BB: 1 P: 12	R: 0 E: 0 K: 0 S: 10	H: 1 LOB: 2 BB: 1 P: 14	R: 0 E: 0 K: 0 S: 10	H: 0 LOB: 0 BB: 0 P: 16	R: 0 E: 0 K: 0 S: 11	H: 1 LOB: 1 BB: 0 P: 15	R: 0 E: 0 K: 1 S: 5	H: 0 LOB: 0 BB: 0 P: 8	R: 0 E: 0 K: 0 S: 4	H: 0 LOB: 0 BB: 0 P: 5	R: 0 E: 0 K: 1 S: 11	H: 0 LOB: 1 BB: 1 P: 20	1B: 3 2B: 0 3B: 0 HR: 0	SF: 0 SAC: 0 DP: 0 HBP: 0	WP: 0 PB: 0 SB: 1 CS: 0	PA: 32
PITCHER Kevin Tapani R ERA: 3.76 (1, 1)	IP: 9.0 WLS: W BF: 32 H: 3 R: 0 ER: 0 SO: 9 BB: 2 IBB: 0 HBP: 0 BLK: 0 WP: 0 HR: 0 S: 79 P: 121 ERA: 0.00 WHIP: 0.556											PITCHER IP: WLS: BF: H: R: ER: SO: BB: IBB: HBP: BLK: WP: HR: S: P: ERA: WHIP										


AB	30
R	0
H	3
RBI	0
BB	2
SO	9
LOB	8



Batter	1	2	3	4	5	6	7	8	9	AB	R	H	RBI	BB	SO	LOB	BOTTOM					
Brant Brown L OBP: 0.417, SLG: 0.517 (1, 8)										4	0	0	0	0	2	4	Los Angeles Dodgers @ Chicago Cubs Wrigley Field, Chicago, IL Wed May 20 1998, 3:33 AM CDT Att: 24,245 - Overcast - 67 F					
Mickey Morandini L OBP: 0.401, SLG: 0.424 (1, 4)										3	1	2	0	1	0	1						
Sammy Sosa R OBP: 0.413, SLG: 0.526 (1, 9)										3	0	0	1	0	1	3						
Mark Grace L OBP: 0.421, SLG: 0.494 (1, 3)										4	1	1	0	0	0	2						
Henry Rodriguez L OBP: 0.355, SLG: 0.532 Matt Mieske R OBP: 0.350, SLG: 0.417 (1, 7) (7, 7)										3	1	1	2	0	1	1						
Jeff Blauser R OBP: 0.356, SLG: 0.318 (1, 6)										2	1	1	0	2	1	0						
Tyler Houston L OBP: 0.327, SLG: 0.327 José Hernández R OBP: 0.306, SLG: 0.550 (1, 5) (7, 5)										3	0	1	0	0	1	1						
Sandy Martínez L OBP: 0.387, SLG: 0.500 (1, 2)										3	0	1	1	1	0	2						
Kevin Tapani R OBP: 0.296, SLG: 0.182 (1, 1)										2	0	1	0	1	0	0						
Inning Stats	R: 0 E: 0 K: 2 S: 11	H: 1 LOB: 1 BB: 0 P: 18	R: 0 E: 0 K: 1 S: 6	H: 0 LOB: 0 BB: 0 P: 7	R: 0 E: 0 K: 1 S: 6	H: 0 LOB: 0 BB: 0 P: 10	R: 0 E: 0 K: 1 S: 10	H: 1 LOB: 1 BB: 1 P: 21	R: 0 E: 0 K: 0 S: 7	H: 1 LOB: 2 BB: 1 P: 14	R: 3 E: 0 K: 0 S: 11	H: 4 LOB: 1 BB: 1 P: 19	R: 0 E: 0 K: 0 S: 6	H: 0 LOB: 1 BB: 1 P: 12	R: 2 E: 0 K: 0 S: 11	H: 4 LOB: 2 BB: 1 P: 19		R: 0 E: 0 K: 0 S: 11	H: 4 LOB: 2 BB: 1 P: 19	1B: 6 2B: 2 3B: 1 HR: 1	SF: 1 SAC: 2 DP: 1 HBP: 0	WP: 1 PB: 0 SB: 1 CS: 0
PITCHER Hideo Nomo R ERA: 4.55 (1, 1)	IP: 6.0 WLS: L BF: 27 H: 6 R: 3 ER: 3 SO: 6 BB: 4 IBB: 0 HBP: 0 BLK: 0 WP: 1 HR: 1 S: 53 P: 95 ERA: 4.50 WHIP: 1.667											PITCHER IP: WLS: BF: H: R: ER: SO: BB: IBB: HBP: BLK: WP: HR: S: P: ERA: WHIP										
Mark Guthrie L ERA: 1.1 (7, 1)	1.1	4	0	0	0	0	0	0	0	0	0	7	11	0.00	0.000							
Brad Clontz R ERA: 5.66 (8, 1)	0.2	6	4	2	2	0	1	0	0	0	0	8	14	27.00	7.500							



Batter	1	2	3	4	5	6	7	8	9	AB	R	H	RBI	BB	SO	LOB	TOP																
Eric Young Sr. R (1,4) OBP: 0.342, SLG: 0.335	F7		FC6-4 1B			G6-3		HR		3	1	0	0	1	0	2	Los Angeles Dodgers @ Chicago Cubs Wrigley Field, Chicago, IL Thu May 21 1998, 3:33 AM CDT Att: 22,616 - Cloudy - 62 F																
Juan Castro, R (7,4) OBP: 0.207, SLG: 0.296			1B	BB					BB	1	1	1	1	1	0	0																	
Jose Vizcaino, S (1,6) OBP: 0.324, SLG: 0.307	E8		1B				BB	1B	F8	6	1	3	0	0	0	5																	
Gary Sheffield, R (1,9) OBP: 0.423, SLG: 0.503			1B				FC5-2 1B	1B		3	1	2	1	2	0	1																	
Bobby Bonilla, S (1,5) OBP: 0.333, SLG: 0.440	F8		F7				BB	FC5-2 1B	WP	4	1	1	1	1	0	5																	
Raul Mondesi, R (1,8) OBP: 0.312, SLG: 0.497	PO	F8		F9	G6-4-3		FC5-2 1B	BB	K	5	0	0	0	0	1	5																	
Eric Karros, R (1,3) OBP: 0.383, SLG: 0.354										0	0	0	0	1	0	0																	
Matt Luke, L (2,3) OBP: 0.321, SLG: 0.507				K					G5-3	2	1	1	1	0	1	0																	
Roger Cedeno, S (7,PH) OBP: 0.417, SLG: 0.350							1B			0	0	0	1	1	0	0																	
Mark Guthrie, R (7,1)							HR	BB		0	0	0	0	0	0	0																	
Antonio Osuna, R (7,1)										1	0	0	0	0	0	1																	
Todd Hollandsworth, L (1,7) OBP: 0.297, SLG: 0.411		P3			S				K	4	1	2	1	0	1	1	AB 37 R 7 H 12 RBI 7 BB 9 SO 4 LOB 25																
Charles Johnson, R (1,2) OBP: 0.300, SLG: 0.400			F7	1B			P4		F7	3	0	0	0	2	0	1																	
Ismael Valdez, R (1,1) OBP: 0.318, SLG: 0.300			E5							3	0	1	1	0	0	1																	
Jim Eisenreich, L (7,PH) OBP: 0.280, SLG: 0.296			FC6-4		1B		F9		S	2	0	1	0	0	1	3																	
Inning Stats	R: 0 E: 1 K: 0 S: 6	H: 0 LOB: 1 BB: 1 P: 15	R: 0 E: 0 K: 0 S: 9	H: 0 LOB: 0 BB: 1 P: 14	R: 1 E: 1 K: 0 S: 11	H: 2 LOB: 2 BB: 0 P: 18	R: 1 E: 0 K: 1 S: 13	H: 1 LOB: 3 BB: 2 P: 25	R: 0 E: 0 K: 0 S: 6	H: 0 LOB: 0 BB: 1 P: 13	R: 1 E: 0 K: 0 S: 12	H: 2 LOB: 1 BB: 0 P: 21	R: 2 E: 0 K: 1 S: 19	H: 3 LOB: 3 BB: 3 P: 37	R: 2 E: 0 K: 1 S: 16	H: 3 LOB: 1 BB: 0 P: 22	R: 0 E: 0 K: 1 S: 13	H: 1 LOB: 2 BB: 1 P: 21	1B: 9 2B: 1 3B: 0 HR: 2	SF: 0 SAC: 0 DP: 1 HBP: 1	WP: 1 PB: 0 SB: 3 CS: 1	PA: 48											
PITCHER	IP WLS BF H R ER SO BB IBB HBP BLK WP HR S P ERA WHIP																																
Geremi Gonzalez, R (1,1) ERA: 5.99	6.0	28	5	3	2	1	5	0	1	0	0	0	1	57	106	3.00	1.667																
Terry Adams, R (7,1) ERA: 2.93	0.1	L	4	2	2	0	1	0	0	0	0	0	0	12	20	54.00	9.000																
Terry Mulholland, L (7,1) ERA: 2.61	0.1		2	1	0	0	1	0	0	0	0	0	0	3	8	0.00	6.000																
Marc Pisciotta, R (7,1) ERA: 3.6	1.1		8	3	2	2	1	0	0	0	1	1	1	20	31	13.50	3.000																
Kennie Stenstra, R (9,1) ERA:	1.0		5	1	0	0	1	0	0	0	0	0	0	13	21	0.00	2.000																

Batter	1	2	3	4	5	6	7	8	9	AB	R	H	RBI	BB	SO	LOB	BOTTOM																	
Brant Brown, L (1,8) OBP: 0.409, SLG: 0.504	K		F8				K		F7	5	0	1	0	0	2	2	Los Angeles Dodgers @ Chicago Cubs Wrigley Field, Chicago, IL Thu May 21 1998, 3:33 AM CDT Att: 22,616 - Cloudy - 62 F																	
Mickey Morandini, L (1,4) OBP: 0.401, SLG: 0.423			G6-3		L8		F8		1B	5	0	2	0	0	0	2																		
Sammy Sosa, R (1,9) OBP: 0.413, SLG: 0.517		G5-4-3				HR			P6	3	2	0	0	2	1	4																		
Mark Grace, L (1,3) OBP: 0.432, SLG: 0.520		F8	1B			HR				3	1	3	2	1	0	0																		
Henry Rodriguez, L (1,7) OBP: 0.353, SLG: 0.521				FC3-6		HR				3	0	0	0	1	2	2																		
Jeff Blausler, R (1,6) OBP: 0.348, SLG: 0.309			L8		G6-3		K		P2	4	0	0	0	0	1	4																		
Tyler Houston, L (1,9) OBP: 0.297, SLG: 0.345										3	0	1	0	0	0	3																		
Terry Adams, R (7,1) OBP: 0.333, SLG: 0.333			F8		G4-3					0	0	0	0	0	0	0																		
Marc Pisciotta, R (7,1) OBP: 0.233, SLG: 0.333										0	0	0	0	0	0	0																		
Jason Hardin, S (8,PH) ERA: 1.09										0	0	0	0	0	0	0																		
Kennie Stenstra, R (9,1) ERA:										0	0	0	0	0	0	0																		
Scott Servais, R (1,2) OBP: 0.281, SLG: 0.322		P3					F8		F8	4	0	1	0	0	0	3																		
Geremi Gonzalez, R (1,1) ERA: 4.6										2	0	0	0	0	1	0																		
José Hernández, R (7,5) OBP: 0.310, SLG: 0.543			G5-3							1	0	0	0	1	1	1																		
Inning Stats	R: 0 E: 0 K: 1 S: 8	H: 1 LOB: 0 BB: 0 P: 10	R: 0 E: 0 K: 0 S: 9	H: 1 LOB: 2 BB: 1 P: 18	R: 0 E: 0 K: 0 S: 6	H: 0 LOB: 0 BB: 0 P: 11	R: 1 E: 1 K: 0 S: 6	H: 0 LOB: 1 BB: 2 P: 15	R: 0 E: 0 K: 2 S: 10	H: 1 LOB: 1 BB: 0 P: 12	R: 2 E: 0 K: 2 S: 13	H: 2 LOB: 1 BB: 1 P: 23	R: 0 E: 0 K: 2 S: 14	H: 0 LOB: 1 BB: 1 P: 24	R: 0 E: 0 K: 2 S: 11	H: 1 LOB: 1 BB: 0 P: 18	R: 0 E: 0 K: 1 S: 12	H: 2 LOB: 2 BB: 0 P: 15	1B: 6 2B: 1 3B: 0 HR: 1	SF: 0 SAC: 0 DP: 1 HBP: 0	WP: 0 PB: 0 SB: 1 CS: 0	PA: 39												
PITCHER	IP WLS BF H R ER SO BB IBB HBP BLK WP HR S P ERA WHIP																																	
Ismael Valdez, R (1,1) ERA: 4.6	6.0	W	26	5	3	2	4	0	0	0	0	0	0	1	52	89	3.00	1.500																
Mark Guthrie, L (7,1) ERA: 1.09	0.2		3	0	0	0	1	0	0	0	0	0	0	9	16	0.00	1.500																	
Antonio Osuna, R (7,1) ERA: 1.86	2.1	S	10	3	0	0	4	0	0	0	0	0	0	28	41	0.00	1.286																	

Batter	1	2	3	4	5	6	7	8	9	AB	R	H	RBI	BB	SO	LOB	TOP										
Brant Brown, L OBP: 0.404, SLG: 0.496 (1, 8)	F8		G4-3			2B 1B		K		4	1	1	0	0	1	0	Chicago Cubs @ Atlanta Braves Turner Field, Atlanta, GA Fri May 22 1998, 7:05 PM EDT Att: 43,576 - Cloudy - 85 F										
Mickey Morandini, L OBP: 0.398, SLG: 0.425 (1, 4)	G4-3		F8			1-H 2B		K		4	0	1	1	0	1	0											
Sammy Sosa, R OBP: 0.414, SLG: 0.533 (1, 9)	HR			G6-3		G6-3			G4-6-3 1B	4	1	2	1	0	0	1											
Mark Grace, L OBP: 0.424, SLG: 0.508 (1, 3)	K			F7		P4			G4-6-3 1-2	4	0	0	0	0	1	2											
Henry Rodriguez, L OBP: 0.345, SLG: 0.507 (1, 7)		G3		K			G4-3		K	4	0	0	0	0	2	0											
Jeff Blauser, R OBP: 0.347, SLG: 0.317 (1, 6)		G5-3			G6-3		2B			3	0	1	0	0	0	0											
José Hernández, R OBP: 0.311, SLG: 0.536 (1, 5)					K		K			3	0	1	0	0	2	1											
Scott Servais, R OBP: 0.275, SLG: 0.314 Bob Patterson, R (7, 1)						F9				3	0	0	0	0	0	2											
Marc Pisciotta, R OBP: 0.333, SLG: 0.333 (8, 1)		L9					P1			0	0	0	0	0	0	0											
Mark Clark, R OBP: 0.100, SLG: 0.053 Sandy Martinez, L OBP: 0.375, SLG: 0.481 (7, 2)					G5-3		G6-3		K	2	0	0	0	0	0	0											
Inning Stats	R: 1 E: 0 K: 1 S: 13	H: 1 LOB: 0 BB: 0 P: 23	R: 0 E: 0 K: 0 S: 11	H: 1 LOB: 1 BB: 0 P: 11	R: 0 E: 0 K: 0 S: 9	H: 0 LOB: 0 BB: 0 P: 10	R: 0 E: 0 K: 1 S: 7	H: 0 LOB: 0 BB: 0 P: 10	R: 0 E: 0 K: 1 S: 7	H: 0 LOB: 0 BB: 0 P: 12	R: 1 E: 0 K: 0 S: 8	H: 2 LOB: 1 BB: 0 P: 13	R: 0 E: 0 K: 1 S: 9	H: 1 LOB: 1 BB: 0 P: 17	R: 0 E: 0 K: 3 S: 10	H: 0 LOB: 0 BB: 0 P: 11	R: 0 E: 0 K: 1 S: 9	H: 1 LOB: 0 BB: 0 P: 12	1B: 3 2B: 2 3B: 0 HR: 1	SF: 0 SAC: 0 DP: 1 HBP: 0	WP: 0 PB: 0 SB: 0 CS: 0	PA: 32					
PITCHER	IP	WLS	BF	H	R	ER	SO	BB	IBB	HBP	BLK	WP	HR	S	P	ERA	WHIP										
Greg Maddux, R ERA: 2.03 Mike Cather, R ERA: 2.88	(1, 1)	8.0	W	29	5	2	2	7	0	0	0	0	1	74	107	2.25	0.625										
(9, 1)	1.0	3	1	0	0	1	0	0	0	0	0	0	0	9	12	0.00	1.000										

AB	32
R	2
H	6
RBI	2
BB	0
SO	8
LOB	6



Batter	1	2	3	4	5	6	7	8	9	AB	R	H	RBI	BB	SO	LOB	BOTTOM										
Ozzie Guillen, L OBP: 0.167, SLG: 0.118 (1, 6)	HR 1B		F9			FC5-4 1B	L8			4	1	2	0	0	0	0	Chicago Cubs @ Atlanta Braves Turner Field, Atlanta, GA Fri May 22 1998, 7:05 PM EDT Att: 43,576 - Cloudy - 85 F										
Keith Lockhart, L OBP: 0.336, SLG: 0.451 (1, 4)	P5		F9			F9		10 2B		4	1	1	0	0	0	2											
10 Chipper Jones, S OBP: 0.428, SLG: 0.625 (1, 5)	L8		F8			F8		3B 2B		4	1	1	1	0	0	2											
Andres Galarraga, R OBP: 0.413, SLG: 0.635 (1, 3)	HR			K		FC5-4		3B IBB		3	2	1	2	1	1	1											
Ryan Klesko, L OBP: 0.314, SLG: 0.447 Mike Cather, R (9, 1)	L3		F8			SH5-4 HR 1B		K		4	1	1	0	0	1	2											
Michael Tucker, L OBP: 0.386, SLG: 0.607 (1, 9)		K		K		SH5-4 HR 1B				4	1	2	2	0	2	0											
Eddie Pérez, R OBP: 0.367, SLG: 0.563 (1, 2)					K		SH5-4 1B		P4	3	0	1	0	0	1	1											
Andruw Jones, R OBP: 0.274, SLG: 0.424 Curtis Priddy, L OBP: 0.250, SLG: 0.267 Gerald Williams, R OBP: 0.308, SLG: 0.410 (7, PH) (7, PH) (8, 8)									F7	2	0	0	0	0	2	1											
Greg Maddux, R OBP: 0.276, SLG: 0.286 Danny Bautista, R OBP: 0.333, SLG: 0.348 (9, 7)		G6-3								0	0	0	0	0	0	0											
Inning Stats	R: 2 E: 0 K: 0 S: 8	H: 2 LOB: 0 BB: 0 P: 14	R: 0 E: 0 K: 2 S: 13	H: 1 LOB: 0 BB: 0 P: 17	R: 0 E: 0 K: 0 S: 9	H: 0 LOB: 0 BB: 0 P: 11	R: 0 E: 0 K: 2 S: 9	H: 0 LOB: 0 BB: 0 P: 13	R: 0 E: 0 K: 3 S: 10	H: 0 LOB: 0 BB: 0 P: 15	R: 0 E: 0 K: 0 S: 5	H: 1 LOB: 1 BB: 0 P: 13	R: 3 E: 0 K: 0 S: 16	H: 3 LOB: 0 BB: 0 P: 21	R: 3 E: 0 K: 1 S: 18	H: 3 LOB: 1 BB: 1 P: 34		R: 3 E: 0 K: 1 S: 18	H: 3 LOB: 1 BB: 1 P: 34	1B: 5 2B: 2 3B: 1 HR: 2	SF: 0 SAC: 1 DP: 0 HBP: 0	WP: 0 PB: 0 SB: 0 CS: 0	PA: 35				
PITCHER	IP	WLS	BF	H	R	ER	SO	BB	IBB	HBP	BLK	WP	HR	S	P	ERA	WHIP										
Mark Clark, R ERA: 5.01 Bob Patterson, L ERA: 6.52 Marc Pisciotta, R ERA: 3.51	(1, 1)	6.1	L	25	6	4	4	7	0	0	0	0	1	61	93	5.68	0.947										
(7, 1)	1.0	8	4	4	4	4	1	0	1	0	0	0	1	23	38	36.00	4.000										
(8, 1)	0.2	2	0	0	0	0	0	0	0	0	0	0	0	4	7	0.00	0.000										



Batter	1	2	3	4	5	6	7	8	9	10	11	AB	R	H	RBI	BB	SO	LOB	TOP					
Brant Brown, L OBP: 0.392, SLG: 0.485 (1, 8)	F7	F8		K		G3			1B 2B	F8	FC1-6	7	1	1	1	0	1	6						
Mickey Morandini, L OBP: 0.400, SLG: 0.423 Kennie Stenstrom, R Jason Hardtke, S OBP: 0.333, SLG: 0.333 Jose Hernandez, R OBP: 0.304, SLG: 0.323 (8, 1)	F9		F8 1B		BB		P2		2B 1B	G6-3	F9	3	0	1	0	1	0	0	0					
Sammy Sosa, R OBP: 0.417, SLG: 0.532 (1, 9)	2B 1B		1-2 1B		G4-1		K		K		PB BB E	6	2	3	0	0	2	5						
Mark Grace, L OBP: 0.426, SLG: 0.516 (1, 3)	1-1 2B		F8		G6-3		G4-3		1-1 2B		WP E BB	5	1	2	3	1	0	2						
Henry Rodriguez, L OBP: 0.344, SLG: 0.493 Matt Mieske, R OBP: 0.350, SLG: 0.417 (1, 7)	L8		K		G3		L7		FC4-6 1B		E 1B 1B	4	1	0	0	2	1	3						
Kevin Oris, R OBP: 0.248, SLG: 0.292 Rod Beck, R (9, 1)		1-0 F8		F8				G5-3	K		E3 1B	4	1	1	0	0	1	4						
Tyler Houston, L OBP: 0.233, SLG: 0.339 Marc Pisciotto, R OBP: 0.333, SLG: 0.333 (11, 1)	L9 34 1B 2B				HBP						1-3 2-H 3-H	0	0	0	0	0	0	0	0					
Manny Alexander, R OBP: 0.328, SLG: 0.397 (7, 4)	P3			SH3-4 1B	G1-4-3				FC4-6 HR		FC1-6 S 1B	6	1	3	3	0	0	4						
Sandy Martinez, L OBP: 0.342, SLG: 0.424 (1, 2)	L9			SH3-4 1B		K		G4-3			F9	6	0	1	0	0	1	2						
34 Kerry Wood, R OBP: 0.222, SLG: 0.222 Terry Mulholland, R Terry Adams, R Jeff Blausler, R OBP: 0.359, SLG: 0.317 (7, 1)		0-1 1B		SH3-4 1-2 2-3		K		K		WP 2B BB	FC1-6 1-2 BB	2	0	1	1	0	1	0	0					
Inning Stats	R: 1 E: 0 K: 0 S: 14	H: 2 LOB: 1 BB: 0 P: 24	R: 1 E: 0 K: 0 S: 9	H: 2 LOB: 1 BB: 0 P: 13	R: 0 E: 0 K: 1 S: 10	H: 2 LOB: 3 BB: 1 P: 14	R: 0 E: 0 K: 1 S: 17	H: 0 LOB: 3 BB: 1 P: 24	R: 0 E: 0 K: 2 S: 11	H: 0 LOB: 0 BB: 0 P: 15	R: 0 E: 0 K: 1 S: 7	H: 0 LOB: 0 BB: 0 P: 9	R: 1 E: 0 K: 0 S: 6	H: 1 LOB: 0 BB: 0 P: 9	R: 3 E: 0 K: 2 S: 19	H: 3 LOB: 2 BB: 2 P: 34	R: 0 E: 0 K: 0 S: 5	H: 0 LOB: 1 BB: 1 P: 13	R: 4 E: 1 K: 0 S: 15	H: 2 LOB: 2 BB: 3 P: 37	1B: 9 2B: 4 3B: 0 HR: 1	SF: 0 SAC: 1 DP: 0 HBP: 1	WP: 2 PB: 1 CS: 0	PA: 56
PITCHER	29 John Smoltz, R ERA: 3.94	IP: 6.0 WLS: 2.0 BF: 12	H: 6 R: 2 ER: 0 SO: 0	BB: 0 IBB: 0 HBP: 0 BLK: 0	WP: 0 HR: 0 S: 26 P: 41	ERA: 9.00 WHIP: 3.000		PITCHER	Kerry Ligtenberg, R ERA: 4.13	IP: 1.0 WLS: 0 BF: 8	H: 3 R: 3 ER: 3 SO: 2	BB: 1 IBB: 0 HBP: 0 BLK: 0	WP: 0 HR: 0 S: 19 P: 34	ERA: 27.00 WHIP: 4.000		Brian Edmondson, R ERA: 4.41	IP: 2.0 WLS: 1 BF: 13	H: 2 R: 4 ER: 3 SO: 0	BB: 3 IBB: 1 HBP: 0 BLK: 0	WP: 1 HR: 0 S: 20 P: 50	ERA: 13.50 WHIP: 2.500			

Chicago Cubs @ Atlanta Braves
Turner Field, Atlanta, GA
Sat May 23 1998, 7:05 PM EDT
Att: 50,189 - Cloudy - 87 F

AB 47
R 10
H 14
RBI 9
BB 7
SO 7
LOB 30



Batter	1	2	3	4	5	6	7	8	9	10	11	AB	R	H	RBI	BB	SO	LOB	BOTTOM					
Ozzie Guillen, L OBP: 0.214, SLG: 0.132 (1, 6)	G3		K		FC3-6 BB	1-3 2-H 1B	K			10 1B BB		4	0	1	1	2	2	2						
Keith Lockhart, L OBP: 0.329, SLG: 0.435 (1, 4)	P5		10 1B BB		FC3-6 BB	P3		P6		F8		5	0	0	0	1	0	4						
10 Chipper Jones, S OBP: 0.439, SLG: 0.646 (1, 5)			G1-6-3 1B		BB		1B 1B	F7		1B		5	2	4	1	1	0	0						
Andres Galarraga, R OBP: 0.420, SLG: 0.650 (1, 3)	HR		G1-6-3 1-2f		BB		G1-3 1B 1B	F9		F9		5	2	3	1	1	0	4						
Ryan Klesko, L OBP: 0.310, SLG: 0.439 Kerry Ligtenberg, R Brian Edmondson, R (10, 1)	F9		F8		K		G1-3 1B 1B	L7		G5-3		5	1	1	1	0	1	4						
Javy Lopez, R OBP: 0.344, SLG: 0.547 (1, 2)		G4-3		P2		G6-3	G1-3		FC6-4 1B		FC5-4 1B	6	0	2	0	0	0	2						
Michael Tucker, L OBP: 0.371, SLG: 0.597 (1, 9)		K		1B		FC5-4 BB	1B 1B	P2		F7		4	0	1	0	2	1	2						
Andrew Jones, R OBP: 0.276, SLG: 0.421 (1, 8)			K		FC5-4 HBP 1B		1-3 2-H 3-H 1B	P6		L8		6	1	2	2	0	1	4						
29 John Smoltz, R ERA: 3.11 John Rucker, R Dennis Martinez, R Curtis Priddy, L Alan Embree, L Gerald Williams, R Mike Cather, R Danny Bautista, R (8, 1)		K			K		1B HBP	FC6-4 1-2f		FC5-4 1-2f		1	0	0	0	0	0	1	1					
Inning Stats	R: 2 E: 0 K: 0 S: 9	H: 2 LOB: 0 BB: 0 P: 12	R: 0 E: 0 K: 2 S: 13	H: 1 LOB: 1 BB: 0 P: 20	R: 0 E: 0 K: 1 S: 9	H: 1 LOB: 1 BB: 1 P: 17	R: 0 E: 0 K: 2 S: 14	H: 0 LOB: 3 BB: 3 P: 30	R: 1 E: 0 K: 0 S: 13	H: 1 LOB: 2 BB: 1 P: 20	R: 3 E: 0 K: 2 S: 19	H: 4 LOB: 2 BB: 1 P: 35	R: 0 E: 0 K: 0 S: 9	H: 1 LOB: 1 BB: 0 P: 15	R: 0 E: 0 K: 0 S: 10	H: 1 LOB: 1 BB: 1 P: 13	R: 0 E: 0 K: 0 S: 13	H: 1 LOB: 2 BB: 1 P: 24	R: 0 E: 0 K: 0 S: 7	H: 1 LOB: 1 BB: 0 P: 11	1B: 12 2B: 0 3B: 0 HR: 2	SF: 0 SAC: 0 DP: 1 HBP: 1	WP: 0 PB: 0 SB: 0 CS: 0	PA: 54
PITCHER	34 Kerry Wood, R ERA: 3.11	IP: 6.0 WLS: 3 BF: 29	H: 3 R: 3 ER: 3 SO: 6	BB: 5 IBB: 0 HBP: 1 BLK: 0	WP: 0 HR: 2 S: 71 P: 115	ERA: 4.50 WHIP: 1.833		PITCHER	Marc Pisciotto, R ERA: 3.38	IP: 1.0 WLS: 0 BF: 4	H: 1 R: 0 ER: 0 SO: 0	BB: 0 IBB: 0 HBP: 0 BLK: 0	WP: 0 HR: 0 S: 7 P: 11	ERA: 0.00 WHIP: 1.000			IP: 1.0 WLS: 0 BF: 4	H: 1 R: 0 ER: 0 SO: 0	BB: 0 IBB: 0 HBP: 0 BLK: 0	WP: 0 HR: 0 S: 7 P: 11	ERA: 0.00 WHIP: 1.000			

Chicago Cubs @ Atlanta Braves
Turner Field, Atlanta, GA
Sat May 23 1998, 7:05 PM EDT
Att: 50,189 - Cloudy - 87 F


AB 46
R 6
H 14
RBI 6
BB 7
SO 8
LOB 29



Batter	1	2	3	4	5	6	7	8	9	AB	R	H	RBI	BB	SO	LOB	TOP			
Manny Alexander, R (1, 4) OBP: 0.324, SLG: 0.433	2-1 HR		2-2 L9			0-2 P6		2-3 K		4	1	1	1	0	1	0				
José Hernández, R (1, 8) OBP: 0.292, SLG: 0.500	1-1 L6			1-1 G5-3		0-0 F8		2-3 K		4	0	0	0	0	1	0				
Mark Grace, L (1, 3) OBP: 0.423, SLG: 0.511	1-1 F8			1-2 1B		2-1 G4-3		0-0 L9		4	0	1	0	0	0	0				
Sammy Sosa, R (1, 9) OBP: 0.409, SLG: 0.521	1-3 K			3-3 K			3-3 K	1-0 F8		4	0	0	0	0	3	1				
Jeff Blauser, R (1, 6) OBP: 0.353, SLG: 0.310		0-1 F7		0-0 G5-3		1-0 G6-3				3	0	0	0	0	0	1				
Matt Mieske, R (1, 7) OBP: 0.372, SLG: 0.421		2-2 F7			4-2 BB	3-2 1B				2	0	1	0	1	0	0				
Kevin Orte, R (1, 5) OBP: 0.244, SLG: 0.286		3-2 G4-3			0-0 F7	1-1 P6				3	0	0	0	0	0	2				
Scott Servais, R (1, 2) OBP: 0.269, SLG: 0.306			1-3 K		0-3 K			0-1 G4-3		3	0	0	0	0	2	1				
Steve Trachsel, R (1, 1) OBP: 0.435, SLG: 0.476			2-3 K		3-3 K			3-3 K		2	0	0	0	0	2	1				
Henry Rodríguez, L (8, PH) OBP: 0.343, SLG: 0.490										1	0	0	0	0	1	0				
Terry Adams, R (8, 1)										0	0	0	0	0	0	0				
Inning Stats	R: 1 E: 0 K: 1 S: 9	H: 1 LOB: 0 BB: 0 P: 14	R: 0 E: 0 K: 0 S: 8	H: 0 LOB: 0 BB: 0 P: 13	R: 0 E: 0 K: 2 S: 9	H: 0 LOB: 0 BB: 0 P: 14	R: 0 E: 0 K: 1 S: 11	H: 1 LOB: 1 BB: 0 P: 16	R: 0 E: 0 K: 2 S: 10	H: 0 LOB: 1 BB: 1 P: 17	R: 0 E: 0 K: 1 S: 10	H: 1 LOB: 1 BB: 0 P: 18	R: 0 E: 0 K: 2 S: 9	H: 0 LOB: 0 BB: 0 P: 14	R: 0 E: 0 K: 1 S: 5	H: 0 LOB: 0 BB: 0 P: 8	1B: 2 2B: 0 3B: 0 HR: 1	SF: 0 SAC: 0 DP: 0 HBP: 0	WP: 0 PB: 0 CS: 0	PA: 31
PITCHER Tom Glavine, L (1, 1) ERA: 2.01	IP: 9.0 WLS: W BF: 31 H: 3 R: 1 ER: 1 SO: 10 BB: 1 IBB: 0 HBP: 0 BLK: 0 WP: 0 HR: 1 S: 77 P: 122 ERA: 1.00 WHIP: 0.444																			

Chicago Cubs @ Atlanta Braves
Turner Field, Atlanta, GA
Sun May 24, 1998, 3:33 AM EDT
Att: 48,560 - Cloudy - 85 F


AB	30
R	1
H	3
RBI	1
BB	1
SO	10
LOB	6

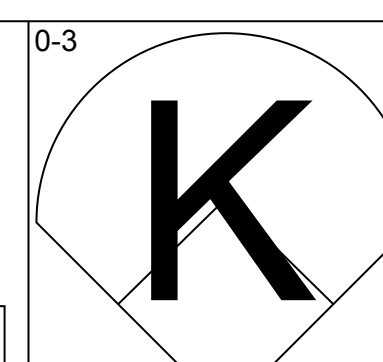
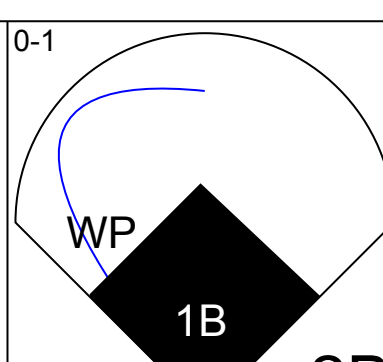
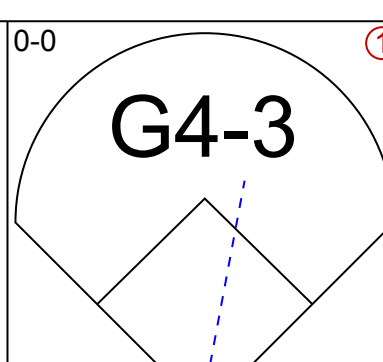
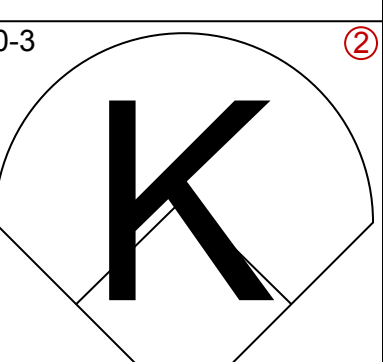
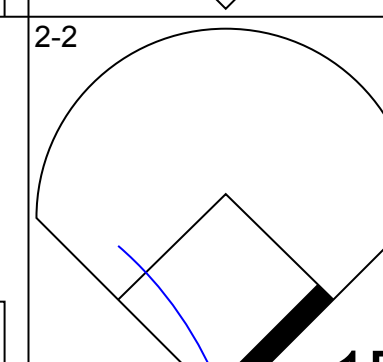
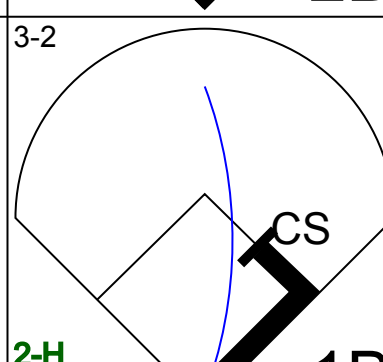
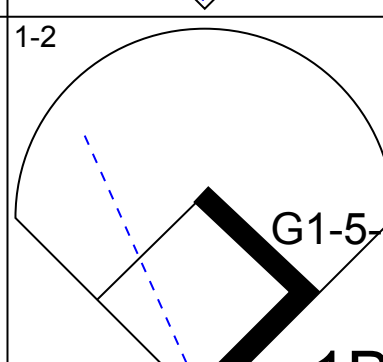
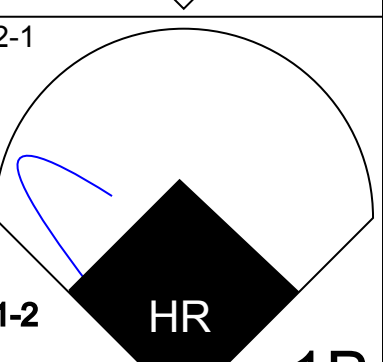
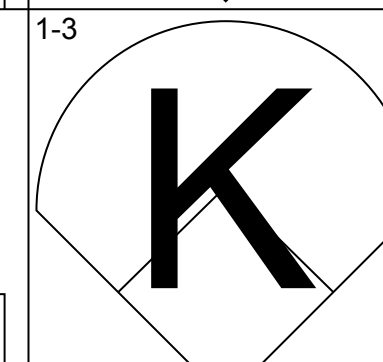
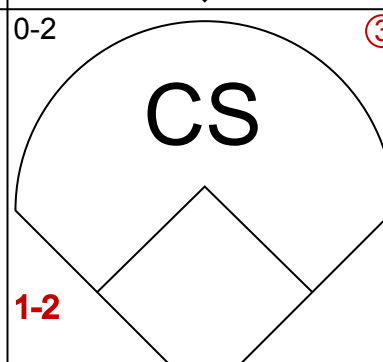
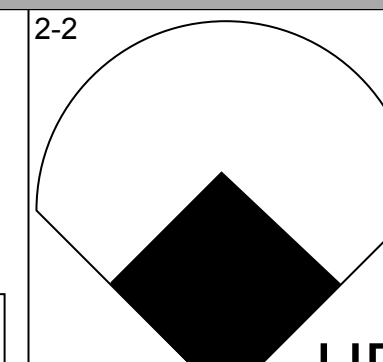
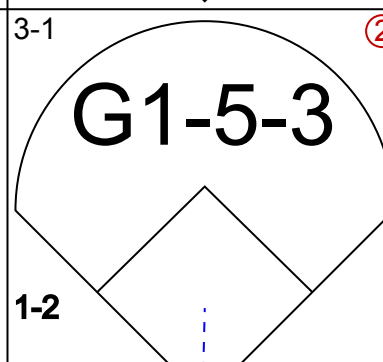
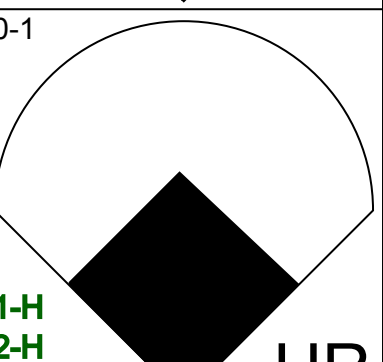
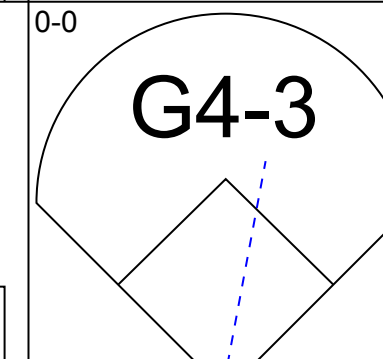
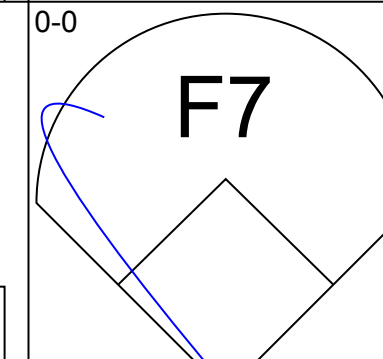
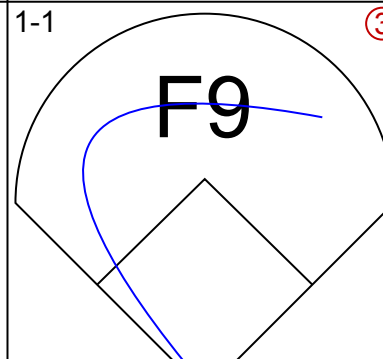
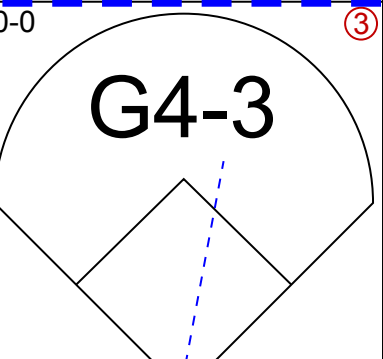
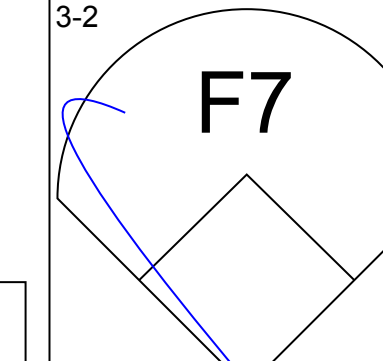
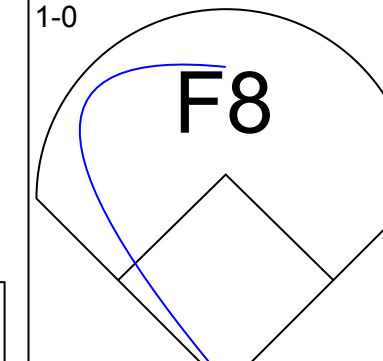
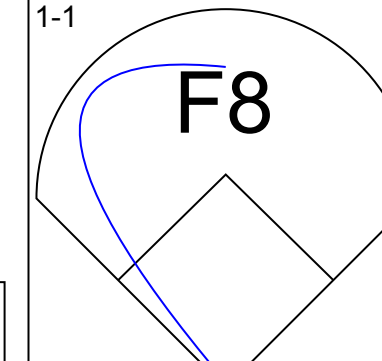
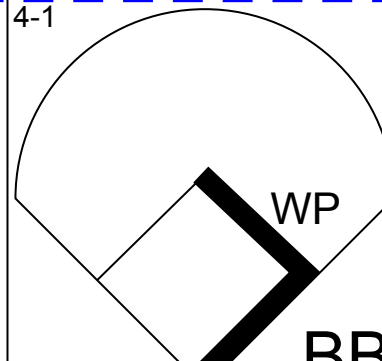
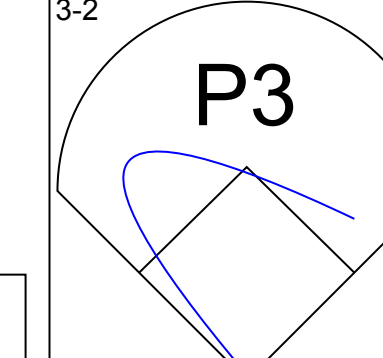
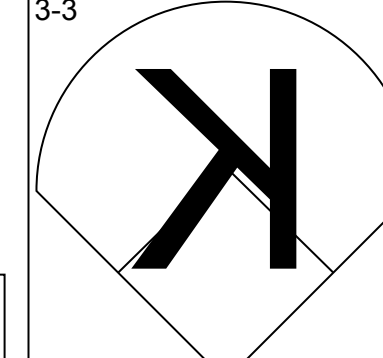
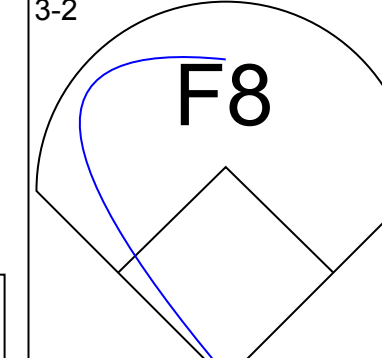
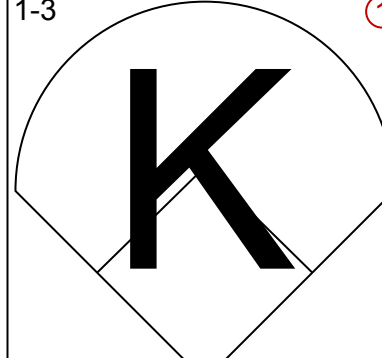
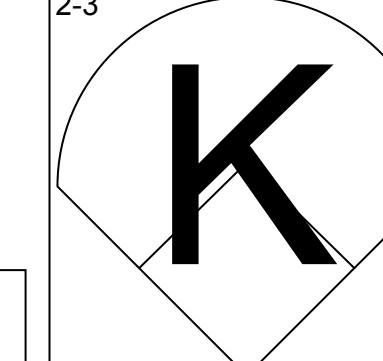
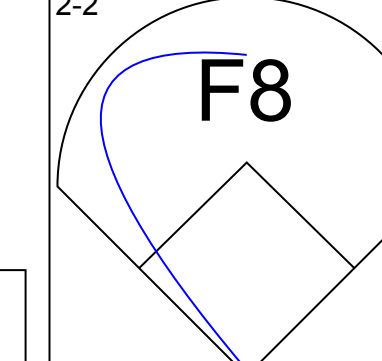
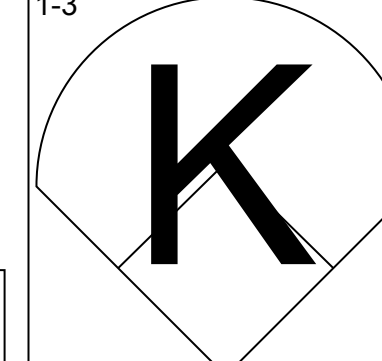
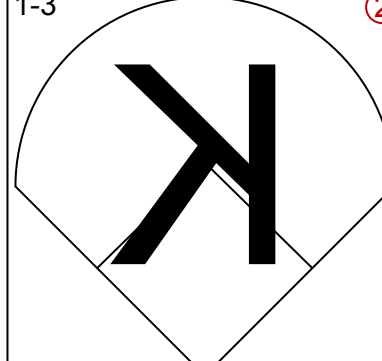
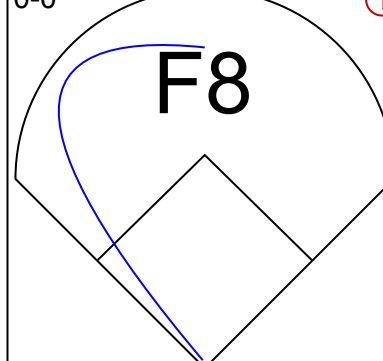
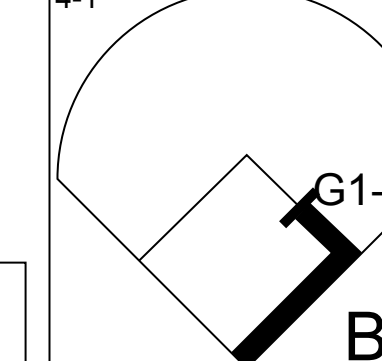
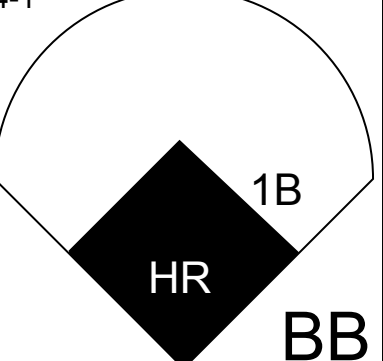
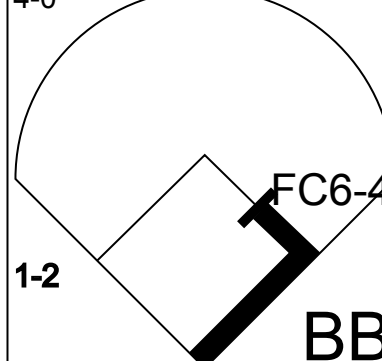
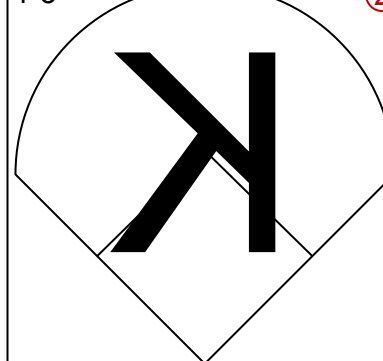
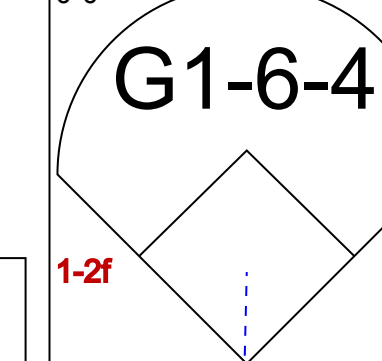
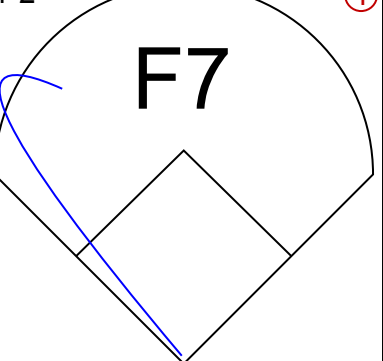
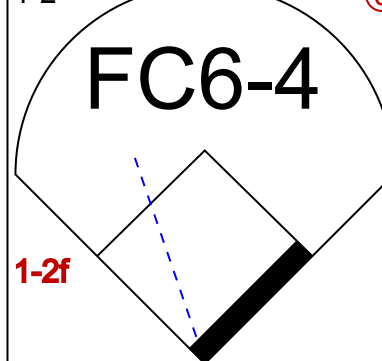


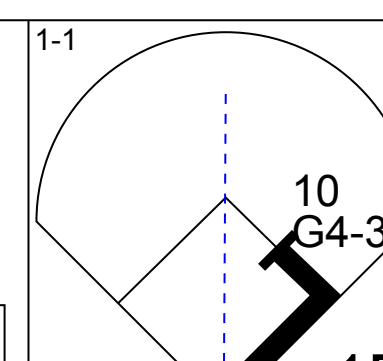
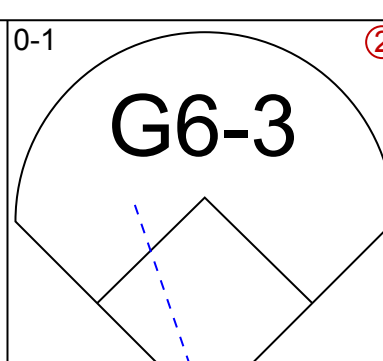
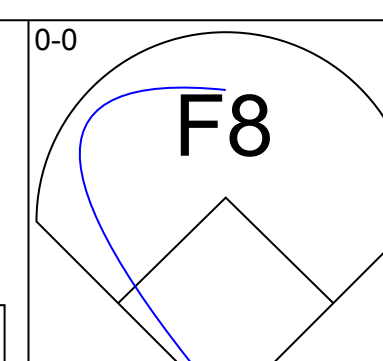
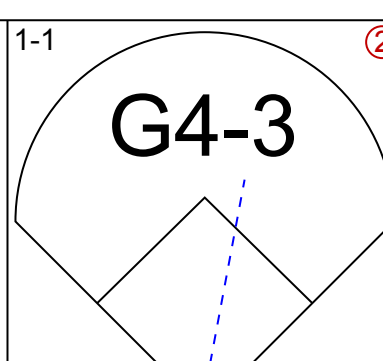
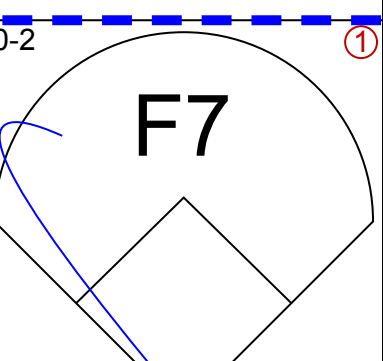
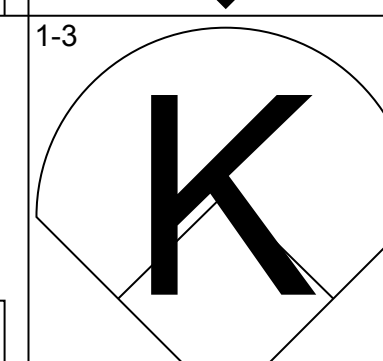
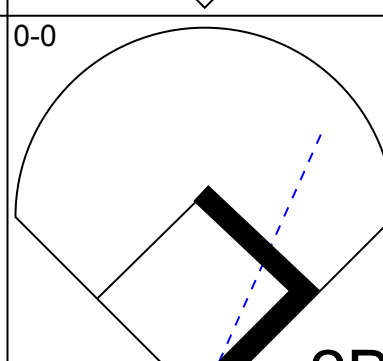
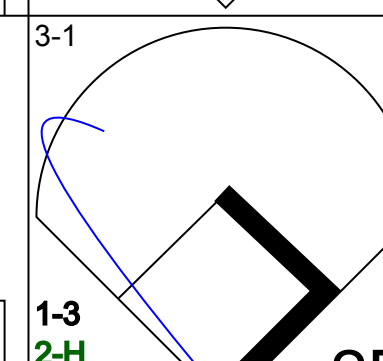
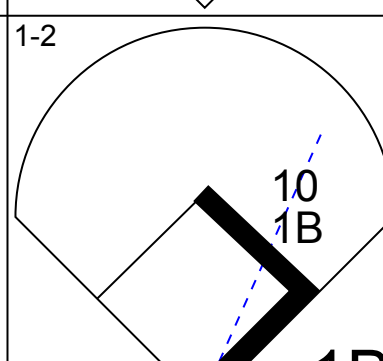
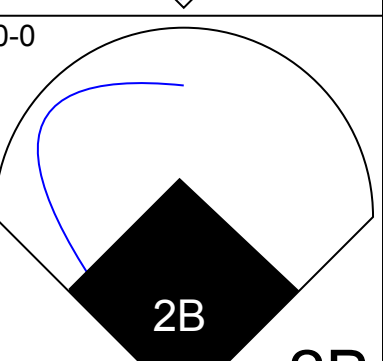
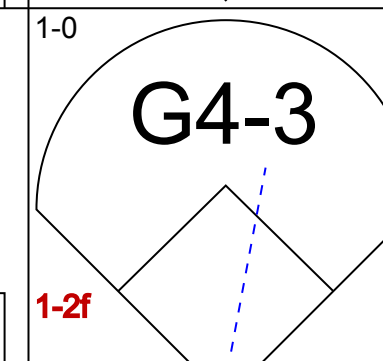
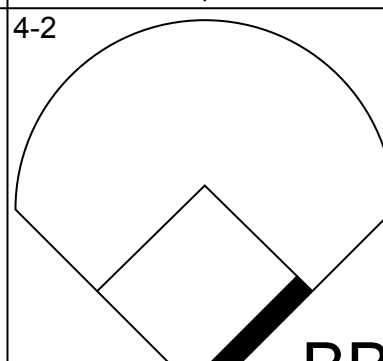
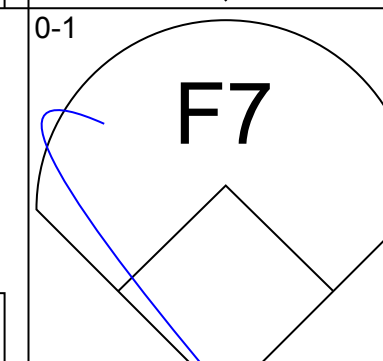
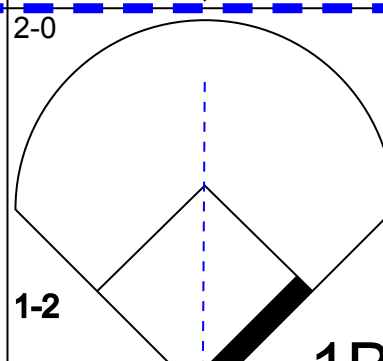
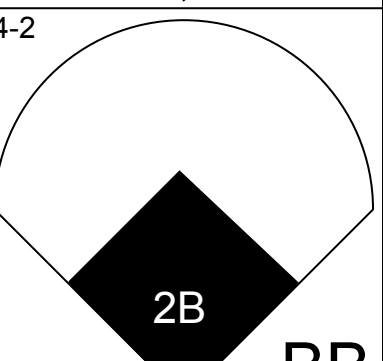
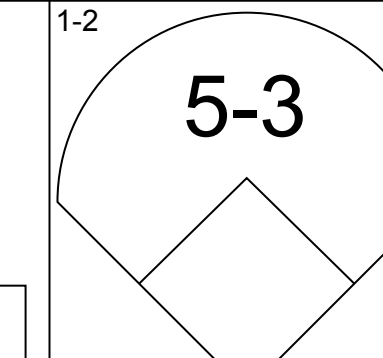
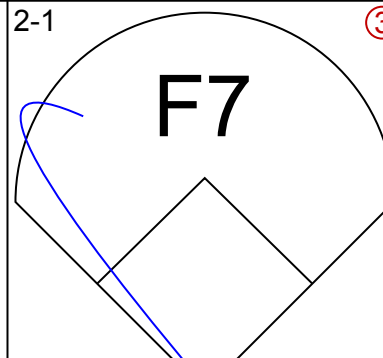
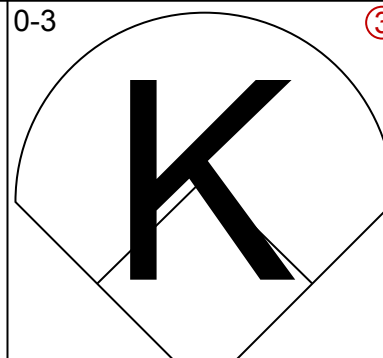
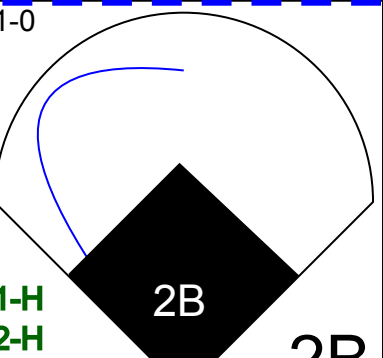
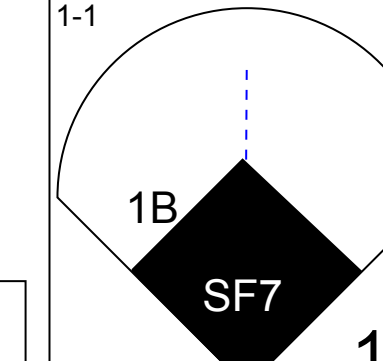
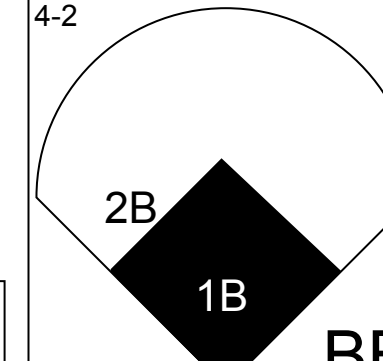
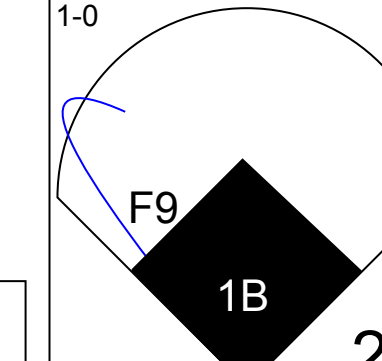

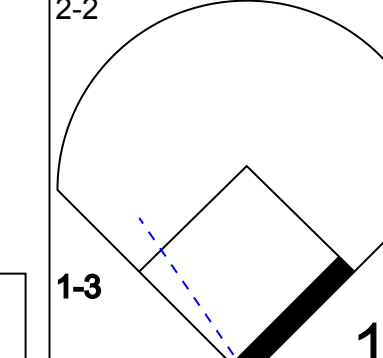
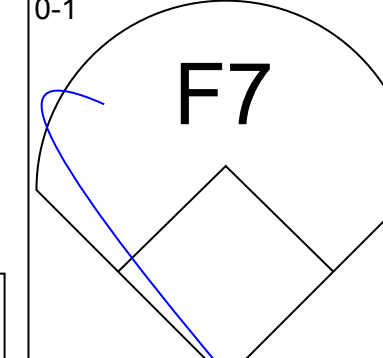
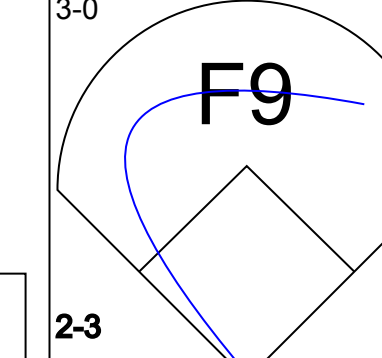
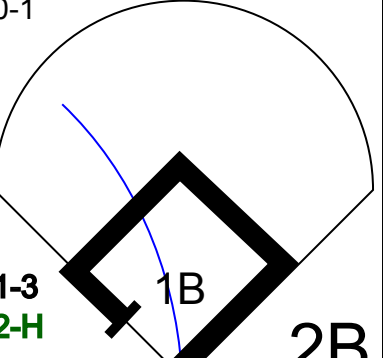
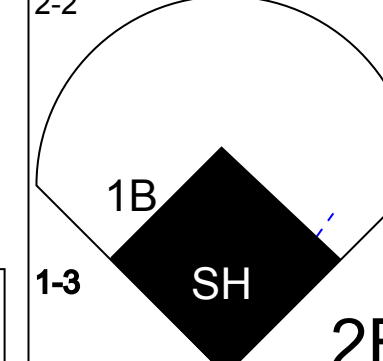
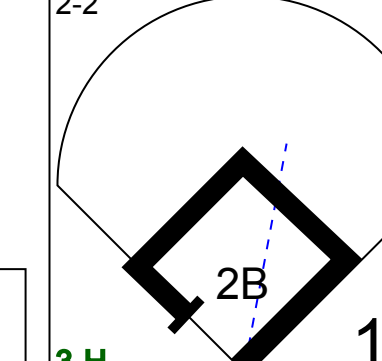
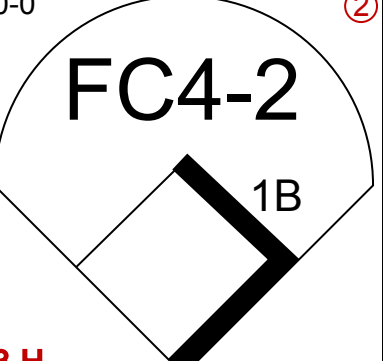
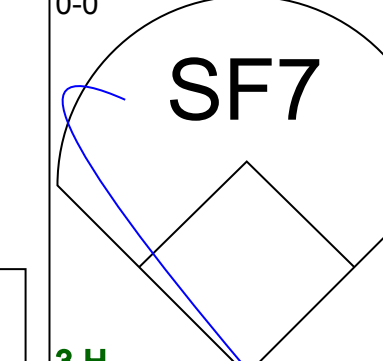
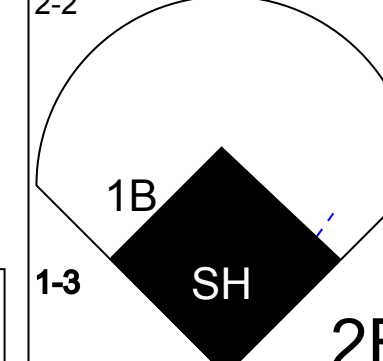
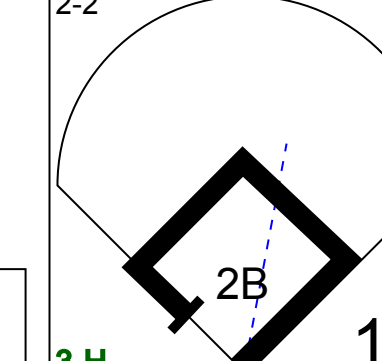

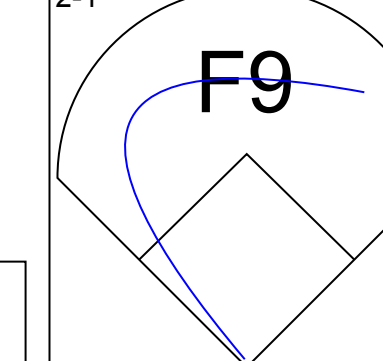
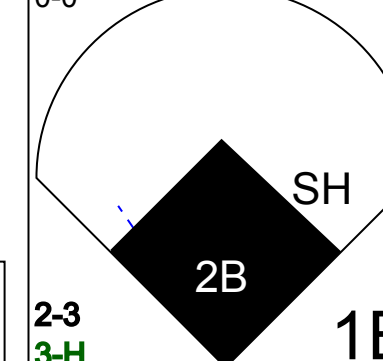
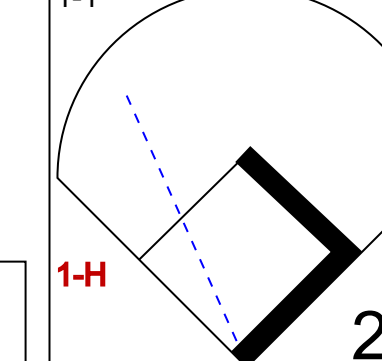
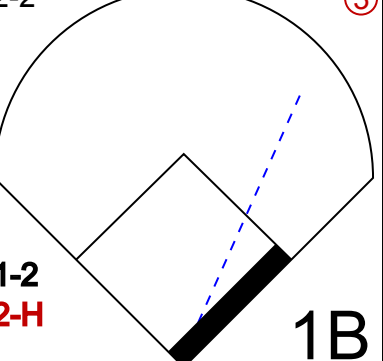
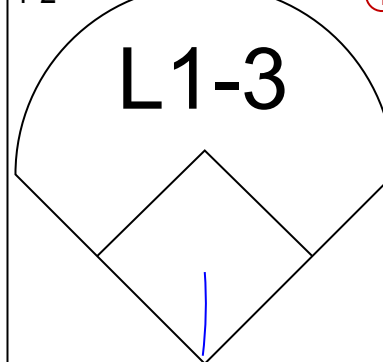
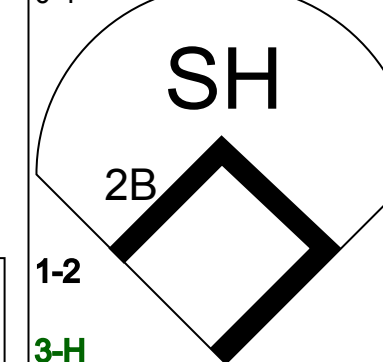
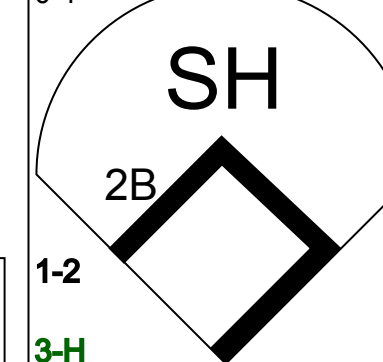
Batter	1	2	3	4	5	6	7	8	9	AB	R	H	RBI	BB	SO	LOB	BOTTOM			
Ozzie Guillen, L (1, 6) OBP: 0.261, SLG: 0.171	4-0 G6-4-3 BB		1-1 FC4-6 1B		1-0 G4-3		2-1 2H 1B			3	0	2	1	1	0	0				
Keith Lockhart, L (1, 4) OBP: 0.327, SLG: 0.426	4-2 G6-4-3 BB		0-0 FC4-6 1-2 1-2		2-3 K			1-3 K		3	0	0	0	1	2	1				
10 Chipper Jones, S (1, 5) OBP: 0.431, SLG: 0.632	0-0 G6-4-3 1-2 2-3		1-3 K		0-0 G1-3			3-2 F8		4	0	0	0	0	1	3				
Andres Galarraga, R (1, 3) OBP: 0.412, SLG: 0.636	3-3 K		2-3 K			2-2 G6-3		3-2 F8		4	0	0	0	0	2	2				
Ryan Klesko, L (1, 7) OBP: 0.315, SLG: 0.444		0-0 P8		4-2 G3-1 1B BB		2-0 F9		3-0 1B 2B		3	0	1	0	1	0	0				
Danny Bautista, R (9, PR) OBP: 0.310, SLG: 0.320										0	1	0	0	0	0	0				
Javy Lopez, R (1, 2) OBP: 0.348, SLG: 0.545		1-0 F8		0-0 G3-1 1-2 1B		2-3 K		0-2 1B		4	0	2	0	0	1	0				
Michael Tucker, L (1, 9) OBP: 0.374, SLG: 0.601		0-0 2B		3-2 G3-1 1-2 2-3			0-0 F8	1-0 1B		4	0	2	1	0	0	2				
Andrew Jones, R (1, 8) OBP: 0.283, SLG: 0.419		4-1 1B		1-3 K			4-1 SH3-4 1B BB			1	1	0	0	2	1	2				
Tom Glavine, L (1, 1) OBP: 0.136, SLG: 0.182		3-2 L7		1-1 G4-3			0-0 SH3-4 1-2			2	0	0	0	0	0	4				
Inning Stats	R: 0 E: 0 K: 1 S: 7	H: 0 LOB: 1 BB: 2 P: 18	R: 0 E: 0 K: 0 S: 7	H: 1 LOB: 2 BB: 1 P: 15	R: 0 E: 0 K: 2 S: 10	H: 1 LOB: 1 BB: 0 P: 14	R: 0 E: 0 K: 1 S: 12	H: 1 LOB: 2 BB: 1 P: 21	R: 0 E: 0 K: 1 S: 8	H: 0 LOB: 0 BB: 0 P: 8	R: 1 E: 0 K: 0 S: 5	H: 1 LOB: 1 BB: 1 P: 11	R: 0 E: 0 K: 1 S: 12	H: 0 LOB: 0 BB: 0 P: 19	R: 1 E: 0 K: 0 S: 5	H: 3 LOB: 2 BB: 0 P: 9	1B: 5 2B: 2 3B: 0 HR: 0	SF: 0 SAC: 1 DP: 1 HBP: 0	WP: 0 PB: 0 CS: 0	PA: 34
PITCHER Steve Trachsel, R (1, 1) ERA: 3.13	IP: 7.0 WLS: L BF: 28 H: 4 R: 1 ER: 1 SO: 6 BB: 4 IBB: 1 HBP: 0 BLK: 0 WP: 0 HR: 0 S: 54 P: 101 ERA: 1.29 WHIP: 1.143																			
Terry Adams, R (8, 1) ERA: 3.03	1.0 L 6 3 1 1 1 0 0 0 0 0 0 0 0 17 28 9.00 3.000																			

Chicago Cubs @ Atlanta Braves
Turner Field, Atlanta, GA
Sun May 24, 1998, 3:33 AM EDT
Att: 48,560 - Cloudy - 85 F

AB	28
R	2
H	7
RBI	2
BB	5
SO	7
LOB	14



Batter	1	2	3	4	5	6	7	8	9	AB	R	H	RBI	BB	SO	LOB	TOP									
Brant Brown, L OBP: 0.388, SLG: 0.486 (1, 8)										4	1	1	0	0	2	1	Chicago Cubs @ Atlanta Braves Turner Field, Atlanta, GA Mon May 25 1998, 7:05 PM EDT Att: 33,704 - Unknown - 85 F									
Mickey Morandini, L OBP: 0.412, SLG: 0.437 (1, 4)										4	1	4	1	0	0	0										
Sammy Sosa, R OBP: 0.411, SLG: 0.551 (1, 9)										4	2	2	4	0	1	2										
Mark Grace, L OBP: 0.415, SLG: 0.500 (1, 3)										4	0	0	0	0	0	2										
Henry Rodriguez, L OBP: 0.371, SLG: 0.414 (1, 7)										3	0	0	0	1	0	0										
Jeff Blausler, R OBP: 0.345, SLG: 0.301 (1, 6)										4	0	0	0	0	2	1										
Manny Alexander, R OBP: 0.331, SLG: 0.414 (7, 1)										3	0	0	0	0	0	0										
Bob Patterson, R (8, 1)										0	0	0	0	0	0	0										
Marc Pisciotta, R OBP: 0.333, SLG: 0.333 (8, PH)										0	0	0	0	0	0	0										
Tyler Houston, L OBP: 0.230, SLG: 0.333 (9, PH)										1	0	0	0	0	1	1										
Sandy Martinez, L OBP: 0.350, SLG: 0.412 (1, 2)										1	0	0	0	1	0	0										
Scott Servais, R OBP: 0.279, SLG: 0.306 (6, 2)										0	1	0	0	2	0	0										
Kevin Tapani, R OBP: 0.276, SLG: 0.167 (1, 1)										2	0	0	0	0	1	1										
Terry Mulholland, R (6, 1)										0	0	0	0	0	0	0										
Jason Hardtke, S OBP: 0.200, SLG: 0.200 (7, 5)										2	0	0	0	0	0	3										
Inning Stats	R: 0 E: 0 K: 2 S: 10	H: 1 LOB: 1 BB: 0 P: 13	R: 0 E: 0 K: 1 S: 12	H: 0 LOB: 0 BB: 0 P: 20	R: 1 E: 0 K: 1 S: 11	H: 2 LOB: 0 BB: 0 P: 15	R: 1 E: 0 K: 1 S: 8	H: 1 LOB: 0 BB: 0 P: 14	R: 0 E: 0 K: 0 S: 5	H: 0 LOB: 0 BB: 0 P: 11	R: 0 E: 0 K: 0 S: 10	H: 1 LOB: 1 BB: 0 P: 15	R: 0 E: 0 K: 1 S: 10	H: 0 LOB: 0 BB: 0 P: 15	R: 3 E: 0 K: 1 S: 14	H: 2 LOB: 0 BB: 1 P: 21	R: 0 E: 0 K: 2 S: 10	H: 0 LOB: 2 BB: 2 P: 21	1B: 4 2B: 1 3B: 0 HR: 2	SF: 0 SAC: 0 DP: 1 HBP: 0	WP: 2 PB: 0 SB: 0 CS: 1	PA: 37				
PITCHER	IP	WLS	BF	H	R	ER	SO	BB	IBB	HBP	BLK	WP	HR	S	P	ERA	WHIP									
Kevin Millwood, R ERA: 3.27 (1, 1)	7.0	W	25	5	2	2	6	1	0	0	0	1	1	66	103	2.57	0.857									
Mike Cather, R ERA: 4.05 (8, 1)	0.2		5	2	3	3	1	1	0	0	0	0	0	1	13	20	40.50	4.500								
Alan Embree, L ERA: 2.45 (8, 1)	0.1		1	0	0	0	1	0	0	0	0	0	0	1	1	0.00	0.000									
Mark Wohlers, R ERA: 1.74 (9, 1)	1.0		5	0	0	0	2	2	0	0	0	1	0	10	21	0.00	2.000									

Batter	1	2	3	4	5	6	7	8	9	AB	R	H	RBI	BB	SO	LOB	BOTTOM									
Ozzie Guillen, L OBP: 0.255, SLG: 0.174 (1, 6)										5	0	1	0	0	0	2	Chicago Cubs @ Atlanta Braves Turner Field, Atlanta, GA Mon May 25 1998, 7:05 PM EDT Att: 33,704 - Unknown - 85 F									
Keith Lockhart, L OBP: 0.342, SLG: 0.459 (1, 4)										5	1	4	1	0	1	1										
10 Chipper Jones, S OBP: 0.435, SLG: 0.628 (1, 5)										3	1	1	0	2	0	3										
Andres Galarraga, R OBP: 0.407, SLG: 0.630 (1, 3)										5	1	1	2	0	2	4										
Michael Tucker, L OBP: 0.387, SLG: 0.610 (1, 9)										3	3	2	0	2	1	0										
Javy Lopez, R OBP: 0.355, SLG: 0.574 (1, 2)										5	1	3	2	0	0	2										
Curtis Pride, L OBP: 0.289, SLG: 0.319 (1, 7)										2	1	2	2	0	0	0										
Gerald Williams, R OBP: 0.294, SLG: 0.391 (6, 7)										2	0	0	0	0	1	2										
Andruw Jones, R OBP: 0.296, SLG: 0.446 (1, 8)										5	1	4	1	0	0	1										
Kevin Millwood, R OBP: 0.211, SLG: 0.063 (1, 1)										2	0	0	1	0	0	0										
Danny Bautista, R OBP: 0.300, SLG: 0.308 (7, PH)										1	0	0	0	0	1	1										
Mike Cather, R (8, 1)										0	0	0	0	0	0	0										
Alan Embree, L (8, 1)										0	0	0	0	0	0	0										
Mark Wohlers, R (9, 1)										0	0	0	0	0	0	0										
Inning Stats	R: 0 E: 0 K: 1 S: 6	H: 1 LOB: 0 BB: 0 P: 9	R: 1 E: 0 K: 0 S: 11	H: 2 LOB: 1 BB: 0 P: 17	R: 0 E: 0 K: 0 S: 10	H: 1 LOB: 2 BB: 1 P: 17	R: 3 E: 0 K: 0 S: 15	H: 3 LOB: 2 BB: 1 P: 24	R: 1 E: 0 K: 1 S: 12	H: 3 LOB: 2 BB: 0 P: 22	R: 0 E: 0 K: 1 S: 12	H: 2 LOB: 1 BB: 0 P: 17	R: 1 E: 0 K: 3 S: 16	H: 2 LOB: 1 BB: 0 P: 24	R: 3 E: 0 K: 0 S: 16	H: 4 LOB: 2 BB: 2 P: 27	1B: 8 2B: 8 3B: 1 HR: 1	SF: 1 SAC: 1 DP: 1 HBP: 0	WP: 0 PB: 0 SB: 0 CS: 0	PA: 44						
PITCHER	IP	WLS	BF	H	R	ER	SO	BB	IBB	HBP	BLK	WP	HR	S	P	ERA	WHIP									
Kevin Tapani, R ERA: 4.08 (1, 1)	5.2	L	29	11	5	5	2	2	0	0	0	0	0	4	6	0.00	3.000									
Terry Mulholland, L ERA: 3.62 (6, 1)	0.1		2	1	0	0	1	0	0	0	0	0	0	1	6	24	9.00	2.000								
Kennie Stenstra, R ERA: 3.0 (7, 1)	1.0		5	2	1	1	3	0	0	0	0	0	1	16	24	9.00	2.000									
Bob Patterson, L ERA: 8.1 (8, 1)	0.1		3	1	2	2	0	1	0	0	0	0	0	8	12	54.00	6.000									
Marc Pisciotta, R ERA: 3.62 (8, 1)	0.2		5	3	1	1	0	1	0	0	0	0	0	8	15	13.50	6.000									

AB 32
R 5
H 7
RBI 5
BB 4
SO 9
LOB 11



AB 38
R 9
H 18
RBI 9
BB 4
SO 6
LOB 16



Batter	1	2	3	4	5	6	7	8	9	10	11	AB	R	H	RBI	BB	SO	LOB	TOP							
Walt Weiss, S OBP: 0.439, SLG: 0.421 Ozzie Guillen, L OBP: 0.290, SLG: 0.176	G4-3		1B 10 FC4-6 BB	K			10 BB 1B		F9		G4-3	1	1	0	0	1	0	0								
Keith Lockhart, L OBP: 0.360, SLG: 0.457	10 BB		10 FC4-6 1B		P6		L8		G1			4	0	1	0	2	0	1								
10 Chipper Jones, S OBP: 0.446, SLG: 0.617	BB		FC4-6		K		BB		1B		K	4	0	1	1	2	2	3								
Andres Galarraga, R OBP: 0.399, SLG: 0.625	K		K		K		F9		K			5	0	0	0	0	4	6								
Ryan Klesko, L OBP: 0.307, SLG: 0.456 Gerald Williams, R OBP: 0.297, SLG: 0.377	K		K			2B	K				K	4	0	1	0	0	3	5								
Javy Lopez, R OBP: 0.341, SLG: 0.559		P4		K		P4		P1		L9		5	0	0	0	0	1	1								
Michael Tucker, L OBP: 0.373, SLG: 0.565 John Rocker, R OBP: 0.297, SLG: 0.377				2B BB			F7		F7			3	1	1	0	2	0	0								
Andrew Jones, R OBP: 0.307, SLG: 0.450					2B		K		K		G4-3 SH3-4 BB	4	0	1	1	1	3	3								
Tom Glavine, L OBP: 0.320, SLG: 0.160 Curtis Pride, L OBP: 0.296, SLG: 0.388 Kerry Ligtenberg, R OBP: 0.300, SLG: 0.308					L5				HR		SH3-4	3	0	0	0	0	2	4								
Inning Stats	R: 0 E: 0 K: 2 S: 10	H: 0 LOB: 2 BB: 2 P: 19	R: 0 E: 0 K: 2 S: 9	H: 1 LOB: 1 BB: 0 P: 13	R: 1 E: 0 K: 2 S: 12	H: 1 LOB: 1 BB: 1 P: 23	R: 1 E: 0 K: 2 S: 8	H: 1 LOB: 1 BB: 1 P: 15	R: 0 E: 0 K: 2 S: 9	H: 0 LOB: 0 BB: 0 P: 15	R: 0 E: 0 K: 1 S: 11	H: 1 LOB: 2 BB: 1 P: 21	R: 0 E: 0 K: 1 S: 10	H: 0 LOB: 0 BB: 0 P: 13	R: 1 E: 0 K: 1 S: 10	H: 2 LOB: 1 BB: 0 P: 16	R: 0 E: 0 K: 1 S: 6	H: 0 LOB: 2 BB: 2 P: 7	R: 0 E: 0 K: 1 S: 6	H: 0 LOB: 2 BB: 2 P: 15	1B: 4 2B: 2 3B: 0 HR: 1	SF: 0 SAC: 1 DP: 0 HBP: 0	WP: 0 PB: 0 SB: 1 CS: 0	PA: 48		
PITCHER	IP 7.0	WLS 3	BF 32	H 5	R 2	ER 0	SO 13	BB 5	IBB 1	HBP 0	BLK 0	WP 0	HR 0	S 71	P 129	ERA 2.57	WHIP 1.429									
34 Kerry Wood, R ERA: 3.04																										
Marc Pisciotto, R ERA: 4.34																										
Rod Beck, R ERA: 3.33																										
Terry Adams, R ERA: 2.7																										

Atlanta Braves @ Chicago Cubs
Wrigley Field, Chicago, IL
Fri May 29 1998, 3:33 AM CDT
Att. 38,010 - Overcast - 81 F

AB 39
R 3
H 7
RBI 3
BB 8
SO 17
LOB 25



Batter	1	2	3	4	5	6	7	8	9	10	11	AB	R	H	RBI	BB	SO	LOB	BOTTOM							
Manny Alexander, R OBP: 0.321, SLG: 0.419 Terry Adams, R OBP: 0.297, SLG: 0.377	G6-4-3 1B		2H 1B			L6		SH CS E	P5			4	1	2	1	0	0	1								
Mickey Morandini, L OBP: 0.416, SLG: 0.433	G6-4-3 1-2F			1B		F7		E4 1B			K	5	0	1	0	0	1	2								
Mark Grace, L OBP: 0.418, SLG: 0.520	G4-3					F9		1B 1B			G1-3 1B	5	0	3	0	0	0	1								
Jeff Blauser, R OBP: 0.349, SLG: 0.301		G6-3					F9		K		G1-3	5	0	1	0	0	1	4								
Matt Mieske, R OBP: 0.396, SLG: 0.415		G3				L1-3						3	0	1	0	2	0	2								
Henry Rodriguez, L OBP: 0.340, SLG: 0.482 Derrick White, R OBP: 0.333, SLG: 0.333								K			K	4	0	1	0	0	2	5								
José Hernández, R OBP: 0.274, SLG: 0.475 Marc Pisciotto, R OBP: 0.333, SLG: 0.333 Rod Beck, R OBP: 0.300, SLG: 0.308								G4-3 1B				3	0	0	0	0	0	3								
Jason Hardtke, S OBP: 0.222, SLG: 0.125								G4-3-1				0	0	0	0	0	0	0								
Scott Servais, R OBP: 0.291, SLG: 0.336											SH1-4 BB	1	1	0	0	1	1	0								
34 Kerry Wood, R ERA: 2.16 Brant Brown, L OBP: 0.382, SLG: 0.487											SH1-4	3	2	2	1	1	0	0								
												1	0	0	0	0	0	0								
												2	1	1	2	1	1	1								
Inning Stats	R: 0 E: 0 K: 0 S: 7	H: 1 LOB: 0 BB: 0 P: 12	R: 0 E: 0 K: 1 S: 7	H: 0 LOB: 0 BB: 0 P: 10	R: 1 E: 0 K: 0 S: 11	H: 2 LOB: 1 BB: 0 P: 17	R: 0 E: 0 K: 0 S: 7	H: 2 LOB: 1 BB: 0 P: 11	R: 0 E: 0 K: 0 S: 5	H: 0 LOB: 0 BB: 0 P: 6	R: 0 E: 0 K: 1 S: 10	H: 2 LOB: 2 BB: 0 P: 16	R: 2 E: 1 K: 1 S: 17	H: 2 LOB: 3 BB: 2 P: 32	R: 0 E: 0 K: 2 S: 10	H: 0 LOB: 1 BB: 1 P: 17	R: 0 E: 0 K: 2 S: 13	H: 1 LOB: 2 BB: 1 P: 24	R: 2 E: 0 K: 0 S: 3	H: 1 LOB: 0 BB: 1 P: 7	1B: 10 2B: 1 3B: 0 HR: 2	SF: 0 SAC: 3 DP: 3 HBP: 0	WP: 0 PB: 0 SB: 0 CS: 2	PA: 45		
PITCHER	IP 8.0	WLS 4	BF 33	H 10	R 3	ER 3	SO 3	BB 2	IBB 0	HBP 0	BLK 0	WP 0	HR 1	S 70	P 116	ERA 3.38	WHIP 1.500									
Tom Glavine, L ERA: 2.16																										
Kerry Ligtenberg, R ERA: 4.1																										
John Rocker, L ERA: 1.93																										

Atlanta Braves @ Chicago Cubs
Wrigley Field, Chicago, IL
Fri May 29 1998, 3:33 AM CDT
Att. 38,010 - Overcast - 81 F

AB 37
R 5
H 12
RBI 4
BB 5
SO 7
LOB 21



Batter	1	2	3	4	5	6	7	8	9	AB	R	H	RBI	BB	SO	LOB	TOP					
Ozzie Guillen, L (1,6) OBP: 0.262, SLG: 0.196	1-1 G4-3		0-2 10 G4-6-3 1B	1-0 P2			0-1 SAFE FC6-4		0-1 10 BB 1B SF8	5	1	2	0	0	0	2						
Keith Lockhart, L (1,4) OBP: 0.354, SLG: 0.448 Tony Graffanino, R (7,PH) OBP: 0.326, SLG: 0.363	1-2 G6-3		1-1 F7		2-3 K		3-2 P3		3-2 L6-4 10 BB 1B	3	0	0	0	0	1	1						
10 Chipper Jones, S (1,5) OBP: 0.441, SLG: 0.605	2-2 G5-3		1-0 G4-6-3		1-2 G4-3		0-0 P6		4-1 1-2 2-3 3-H 1B BB	4	0	0	1	1	0	2						
Andres Galarraga, R (1,3) OBP: 0.399, SLG: 0.621		4-2 BB 2B BB		2-2 1B 2B 1B		0-0 P3		3-3 K	3-2 SF8	3	2	1	1	1	1	0						
Ryan Klesko, L (1,7) OBP: 0.309, SLG: 0.451		3-2 F9		0-1 2B 1B 1B		4-2 FC6-4 BB		2-0 P5	3-H L6-4	4	1	1	0	1	0	3						
Javy Lopez, R (1,2) OBP: 0.333, SLG: 0.545 Mark Wohlers, R (8,1)		1-0 F7		2-3 K		2-1 F8		0-3 K		4	0	0	0	0	2	4						
Michael Tucker, L (1,9) OBP: 0.376, SLG: 0.567		4-1 2B 1-2 BB		2-3 K		1-2 F9			1-1 1B 2B	3	1	1	0	1	1	3						
Andruw Jones, R (1,8) OBP: 0.313, SLG: 0.464 Rudy Seanez, R (6,1) Eddie Pérez, R (8,2) OBP: 0.377, SLG: 0.608		2-0 1B 2B		0-1 1B 2B		2-2 FC6-4 1-2			4-2 1B 1B BB	3	1	2	2	0	0	1						
Kevin Millwood, R (1,1) OBP: 0.200, SLG: 0.059 Gerald Williams, R (4,PH) OBP: 0.307, SLG: 0.386 Alan Embree, L (4,1) Danny Bautista, R (6,8) OBP: 0.344, SLG: 0.357		1-3 2-H K		2-2 2-H 1B		2-1 FC6-4 1B			0-0 1B 10 BB 1B	1	0	0	0	0	1	2						
Inning Stats	R: 0 E: 0 K: 0 S: 9	H: 0 LOB: 0 BB: 0 P: 13	R: 1 E: 0 K: 1 S: 14	H: 1 LOB: 2 BB: 2 P: 29	R: 0 E: 0 K: 1 S: 6	H: 1 LOB: 0 BB: 0 P: 8	R: 3 E: 0 K: 2 S: 20	H: 4 LOB: 1 BB: 0 P: 29	R: 0 E: 0 K: 1 S: 8	H: 0 LOB: 1 BB: 0 P: 11	R: 0 E: 0 K: 0 S: 12	H: 1 LOB: 1 BB: 0 P: 21	R: 0 E: 0 K: 2 S: 13	H: 0 LOB: 0 BB: 0 P: 18	R: 4 E: 0 K: 0 S: 21	H: 4 LOB: 1 BB: 2 P: 36	1B: 8 2B: 4 3B: 0 HR: 0	SF: 1 SAC: 0 DP: 2 HBP: 0	WP: 0 PB: 0 SB: 0 CS: 0	PA: 41		
PITCHER	IP WLS BF H R ER SO BB IBB HBP BLK WP HR S P ERA WHIP	IP WLS BF H R ER SO BB IBB HBP BLK WP HR S P ERA WHIP	IP WLS BF H R ER SO BB IBB HBP BLK WP HR S P ERA WHIP	IP WLS BF H R ER SO BB IBB HBP BLK WP HR S P ERA WHIP	IP WLS BF H R ER SO BB IBB HBP BLK WP HR S P ERA WHIP	IP WLS BF H R ER SO BB IBB HBP BLK WP HR S P ERA WHIP	IP WLS BF H R ER SO BB IBB HBP BLK WP HR S P ERA WHIP	IP WLS BF H R ER SO BB IBB HBP BLK WP HR S P ERA WHIP	IP WLS BF H R ER SO BB IBB HBP BLK WP HR S P ERA WHIP	IP WLS BF H R ER SO BB IBB HBP BLK WP HR S P ERA WHIP	IP WLS BF H R ER SO BB IBB HBP BLK WP HR S P ERA WHIP	IP WLS BF H R ER SO BB IBB HBP BLK WP HR S P ERA WHIP	IP WLS BF H R ER SO BB IBB HBP BLK WP HR S P ERA WHIP	IP WLS BF H R ER SO BB IBB HBP BLK WP HR S P ERA WHIP	IP WLS BF H R ER SO BB IBB HBP BLK WP HR S P ERA WHIP	IP WLS BF H R ER SO BB IBB HBP BLK WP HR S P ERA WHIP	IP WLS BF H R ER SO BB IBB HBP BLK WP HR S P ERA WHIP	IP WLS BF H R ER SO BB IBB HBP BLK WP HR S P ERA WHIP	IP WLS BF H R ER SO BB IBB HBP BLK WP HR S P ERA WHIP	IP WLS BF H R ER SO BB IBB HBP BLK WP HR S P ERA WHIP	IP WLS BF H R ER SO BB IBB HBP BLK WP HR S P ERA WHIP	IP WLS BF H R ER SO BB IBB HBP BLK WP HR S P ERA WHIP

Atlanta Braves @ Chicago Cubs
Wrigley Field, Chicago, IL
Sat May 30 1998, 3:33 AM CDT
Att: 39,817 - Sunny - 66 F

AB 35
R 8
H 11
RBI 8
BB 5
SO 6
LOB 19



Batter	1	2	3	4	5	6	7	8	9	AB	R	H	RBI	BB	SO	LOB	BOTTOM					
Brant Brown, L (1,8) OBP: 0.376, SLG: 0.474	4-1 2B BB		2-3 K		0-3 K		3-2 F8			4	1	0	0	1	3	2						
Mickey Morandini, L (1,4) OBP: 0.425, SLG: 0.448	0-0 1-H HR 2B		2-0 G4-3		2-2 G5-3 1B		2-1 1B			5	2	4	1	0	0	1						
Matt Mieske, R (1,9) OBP: 0.396, SLG: 0.467	0-2 2-H HR		0-1 L9		4-0 1B FC5-2 BB		1-1 G5-3		0-3 K	4	1	1	2	1	1	4						
Mark Grace, L (1,3) OBP: 0.418, SLG: 0.519	3-2 L9		0-0 1B 2B		4-0 1B FC5-2 BB		3-2 G4-3		2-2 G3	4	2	1	2	1	0	2						
Henry Rodriguez, L (1,7) OBP: 0.347, SLG: 0.500 Terrell Lowery, R (9,8)	1-2 1B		4-0 1B IBB		1-3 K		0-1 HR		1-0 G4-3	4	1	2	1	1	1	2						
Jeff Blausler, R (1,6) OBP: 0.356, SLG: 0.311	1-3 K		1-0 1B		1-0 FC5-2 1B		2-1 1B		3-1 G1-3	5	1	3	1	0	1	1						
José Hernández, R (1,5) OBP: 0.270, SLG: 0.482	2-2 FC3-6 1B		3-2 P2		3-1 FC5-2 1B		1-3 K		2-3 K	5	0	1	0	0	2	5						
Sandy Martínez, L (1,2) OBP: 0.392, SLG: 0.442	1-2 FC3-6		1-1 SH3-4 1B		0-0 SH3-4 1B		1-3 K			4	0	2	1	0	1	3						
Steve Trachsel, R (1,1) OBP: 0.440, SLG: 0.478 Demick White, R (6,PH) Terry Mulholland, R (7,1) Rod Beck, R (9,1) Bob Patterson, R (9,1)		1-2 L9 1B 2B		0-0 SH3-4 P3		2-2 F8				2	1	1	0	0	0	2						
Inning Stats	R: 3 E: 0 K: 1 S: 29	H: 4 LOB: 2 BB: 1 P: 41	R: 3 E: 0 K: 1 S: 16	H: 4 LOB: 2 BB: 1 P: 29	R: 0 E: 0 K: 1 S: 8	H: 1 LOB: 1 BB: 0 P: 11	R: 2 E: 1 K: 1 S: 12	H: 2 LOB: 2 BB: 2 P: 27	R: 0 E: 0 K: 1 S: 16	H: 1 LOB: 1 BB: 0 P: 22	R: 1 E: 0 K: 2 S: 13	H: 2 LOB: 1 BB: 0 P: 19	R: 0 E: 0 K: 1 S: 12	H: 1 LOB: 1 BB: 0 P: 19	R: 0 E: 0 K: 1 S: 6	H: 0 LOB: 0 BB: 0 P: 12	1B: 11 2B: 2 3B: 0 HR: 2	SF: 0 SAC: 1 DP: 0 HBP: 0	WP: 0 PB: 0 SB: 0 CS: 0	PA: 43		
PITCHER	IP WLS BF H R ER SO BB IBB HBP BLK WP HR S P ERA WHIP	IP WLS BF H R ER SO BB IBB HBP BLK WP HR S P ERA WHIP	IP WLS BF H R ER SO BB IBB HBP BLK WP HR S P ERA WHIP	IP WLS BF H R ER SO BB IBB HBP BLK WP HR S P ERA WHIP	IP WLS BF H R ER SO BB IBB HBP BLK WP HR S P ERA WHIP	IP WLS BF H R ER SO BB IBB HBP BLK WP HR S P ERA WHIP	IP WLS BF H R ER SO BB IBB HBP BLK WP HR S P ERA WHIP	IP WLS BF H R ER SO BB IBB HBP BLK WP HR S P ERA WHIP	IP WLS BF H R ER SO BB IBB HBP BLK WP HR S P ERA WHIP	IP WLS BF H R ER SO BB IBB HBP BLK WP HR S P ERA WHIP	IP WLS BF H R ER SO BB IBB HBP BLK WP HR S P ERA WHIP	IP WLS BF H R ER SO BB IBB HBP BLK WP HR S P ERA WHIP	IP WLS BF H R ER SO BB IBB HBP BLK WP HR S P ERA WHIP	IP WLS BF H R ER SO BB IBB HBP BLK WP HR S P ERA WHIP	IP WLS BF H R ER SO BB IBB HBP BLK WP HR S P ERA WHIP	IP WLS BF H R ER SO BB IBB HBP BLK WP HR S P ERA WHIP	IP WLS BF H R ER SO BB IBB HBP BLK WP HR S P ERA WHIP	IP WLS BF H R ER SO BB IBB HBP BLK WP HR S P ERA WHIP	IP WLS BF H R ER SO BB IBB HBP BLK WP HR S P ERA WHIP	IP WLS BF H R ER SO BB IBB HBP BLK WP HR S P ERA WHIP	IP WLS BF H R ER SO BB IBB HBP BLK WP HR S P ERA WHIP	IP WLS BF H R ER SO BB IBB HBP BLK WP HR S P ERA WHIP

Atlanta Braves @ Chicago Cubs
Wrigley Field, Chicago, IL
Sat May 30 1998, 3:33 AM CDT
Att: 39,817 - Sunny - 66 F

AB 38
R 9
H 15
RBI 8
BB 4
SO 9
LOB 23



Batter	1	2	3	4	5	6	7	8	9	AB	R	H	RBI	BB	SO	LOB	TOP					
Ozzie Guillen, L OBP: 0.246, SLG: 0.183 (1, 6)										4	0	0	0	0	1	2						
Keith Lockhart, L OBP: 0.346, SLG: 0.438 (1, 4)										4	0	0	0	0	0	0						
10 Chipper Jones, S OBP: 0.442, SLG: 0.617 (1, 5)										4	1	2	1	0	2	0						
Andres Galarraga, R OBP: 0.397, SLG: 0.628 (1, 3)										4	1	1	1	0	0	1						
Ryan Klesko, L OBP: 0.308, SLG: 0.446 (1, 7)										4	0	1	0	0	0	1						
Javy Lopez, R OBP: 0.342, SLG: 0.548 (1, 2)										3	0	2	0	1	0	0						
Michael Tucker, L OBP: 0.370, SLG: 0.557 (1, 9)										3	0	0	0	0	0	3						
Andruw Jones, R OBP: 0.313, SLG: 0.462 (1, 8)										3	0	1	0	0	0	0						
Denny Neagle, L OBP: 0.125, SLG: 0.125 (1, 1)										1	0	0	0	0	0	0						
Danny Bautista, R OBP: 0.333, SLG: 0.345 (8, PH)										1	0	0	0	0	1	0						
Mike Cather, R (8, 1)										0	0	0	0	0	0	0						
Inning Stats	R: 0 E: 0 K: 2 S: 11	H: 0 LOB: 0 BB: 0 P: 16	R: 0 E: 0 K: 0 S: 12	H: 1 LOB: 1 BB: 0 P: 19	R: 0 E: 0 K: 0 S: 5	H: 0 LOB: 0 BB: 0 P: 8	R: 1 E: 0 K: 0 S: 10	H: 2 LOB: 1 BB: 0 P: 15	R: 0 E: 0 K: 0 S: 12	H: 1 LOB: 2 BB: 1 P: 20	R: 0 E: 0 K: 0 S: 9	H: 1 LOB: 1 BB: 0 P: 12	R: 0 E: 0 K: 0 S: 5	H: 1 LOB: 0 BB: 0 P: 9	R: 0 E: 0 K: 1 S: 10	H: 0 LOB: 0 BB: 0 P: 14	R: 1 E: 0 K: 1 S: 9	H: 1 LOB: 0 BB: 0 P: 15	1B: 5 2B: 0 3B: 0 HR: 2	SF: 0 SAC: 1 DP: 1 HBP: 0	WP: 0 PB: 0 SB: 1 CS: 0	PA: 33
PITCHER	IP	WLS	BF	H	R	ER	SO	BB	IBB	HBP	BLK	WP	HR	S	P	ERA	WHIP					
Kevin Tapani, R ERA: 3.82 (1, 1)	7.1	W	27	6	1	1	3	1	0	0	0	0	1	69	106	1.23	0.955					
Bob Patterson, L ERA: 7.15 (8, 1)	0.2		2	0	0	0	0	0	0	0	0	0	0	5	7	0.00	0.000					
Rod Beck, R ERA: 3.49 (9, 1)	1.0	S	4	1	1	1	1	0	0	0	0	0	1	9	15	9.00	1.000					

Atlanta Braves @ Chicago Cubs
Wrigley Field, Chicago, IL
Sun May 31 1998, 7:05 PM CDT
Att: 29,285 - Sunny - 62 F

AB 31
R 2
H 7
RBI 2
BB 1
SO 4
LOB 7



Batter	1	2	3	4	5	6	7	8	9	AB	R	H	RBI	BB	SO	LOB	BOTTOM				
Terrell Lowery, R (1, 8)										4	0	0	0	0	3	3					
Mickey Morandini, L OBP: 0.427, SLG: 0.446 (1, 4)										3	0	1	0	1	0	0					
Mark Grace, L OBP: 0.419, SLG: 0.519 (1, 3)										4	1	2	0	0	0	3					
Jeff Blauser, R OBP: 0.354, SLG: 0.309 (1, 6)										4	1	1	0	0	1	2					
Matt Mieske, R OBP: 0.421, SLG: 0.490 (1, 9)										4	1	3	1	0	0	0					
Henry Rodriguez, L OBP: 0.340, SLG: 0.489 (1, 7)										4	0	0	0	0	3	5					
Brant Brown, L OBP: 0.376, SLG: 0.474 (8, 7)										0	0	0	0	0	0	0					
Manny Alexander, R OBP: 0.321, SLG: 0.416 (1, 5)										3	1	1	1	0	0	1					
José Hernández, R OBP: 0.288, SLG: 0.457 (8, 5)										1	0	0	0	0	0	0					
Scott Servais, R OBP: 0.297, SLG: 0.341 (1, 2)										4	0	2	1	0	0	0					
Kevin Tapani, R OBP: 0.290, SLG: 0.192 (8, 1)										2	0	1	1	0	1	0					
Bob Patterson, R (8, 1)										0	0	0	0	0	0	0					
Derrick White, R (8, PH)										1	0	0	0	0	1	0					
Rod Beck, R (9, 1)										0	0	0	0	0	0	0					
Inning Stats	R: 0 E: 0 K: 1 S: 9	H: 1 LOB: 1 BB: 0 P: 13	R: 0 E: 0 K: 1 S: 8	H: 0 LOB: 0 BB: 0 P: 11	R: 0 E: 0 K: 1 S: 13	H: 1 LOB: 2 BB: 1 P: 22	R: 0 E: 0 K: 1 S: 9	H: 1 LOB: 1 BB: 0 P: 15	R: 0 E: 0 K: 2 S: 11	H: 0 LOB: 0 BB: 0 P: 16	R: 4 E: 0 K: 2 S: 19	H: 6 LOB: 2 BB: 0 P: 25	R: 0 E: 0 K: 0 S: 8	H: 2 LOB: 2 BB: 0 P: 10	R: 0 E: 0 K: 1 S: 6	H: 0 LOB: 0 BB: 0 P: 11	1B: 11 2B: 0 3B: 0 HR: 0	SF: 0 SAC: 1 DP: 0 HBP: 0	WP: 0 PB: 0 SB: 0 CS: 0	PA: 36	
PITCHER	IP	WLS	BF	H	R	ER	SO	BB	IBB	HBP	BLK	WP	HR	S	P	ERA	WHIP				
Denny Neagle, L ERA: 3.01 (1, 1)	7.0	L	33	11	4	4	8	1	0	0	0	0	0	6	11	0.00	0.000				
Mike Cather, R ERA: 4.09 (8, 1)	1.0		3	0	0	0	1	0	0	0	0	0	0	6	11	0.00	0.000				

Atlanta Braves @ Chicago Cubs
Wrigley Field, Chicago, IL
Sun May 31 1998, 7:05 PM CDT
Att: 29,285 - Sunny - 62 F

AB 34
R 4
H 11
RBI 4
BB 1
SO 9
LOB 14



Batter	1	2	3	4	5	6	7	8	9	AB	R	H	RBI	BB	SO	LOB	TOP										
Todd Dunwoody, L (1, 8) OBP: 0.316, SLG: 0.370	L6			G4-3 1B 2B	1-2 1B		4-2 BB		G3-1	4	1	2	0	1	0	1											
Edgar Renteria, R (1, 6) OBP: 0.350, SLG: 0.357	2-2 CS 1B			G4-3 2-3	1-3 K		G4-3			4	0	1	0	0	1	6											
Mark Kotsay, L (1, 9) OBP: 0.341, SLG: 0.396	G6-3 1-2			F7			F7		G6-3	4	0	0	0	0	0	2											
Todd Zeile, R (1, 5) OBP: 0.294, SLG: 0.397		F8		4-1 1B BB			G6-3		L9	3	0	0	0	1	0	0											
Cliff Floyd, L (1, 7) OBP: 0.367, SLG: 0.524		K		0-1 FC6-4 1B			P9		3-2 WP 1B	4	0	2	1	0	1	0											
Derrek Lee, R (1, 3) OBP: 0.308, SLG: 0.396	G5-3			1-0 FC6-4 1-1 1-2			P3		2-1 G5-3	4	0	0	0	0	0	3											
Gregg Zaun, S (1, 2) OBP: 0.265, SLG: 0.356			L5	2-1		G3	1-1 1B 1B		4-2 SH5-4 BB	3	0	1	0	1	0	0											
Craig Counsell, L (1, 4) OBP: 0.385, SLG: 0.362			F7	3-2		F7	1-1 BB 1B		0-0 SH5-4	3	0	1	0	0	0	0											
Brian Meadows, R (1, 1) OBP: 0.240, SLG: 0.174			L8	2-2			2-3 K		2-3 K	3	0	1	0	0	1	2											
Ryan Jackson, L (9, PH) OBP: 0.333, SLG: 0.465							1-1 1B			1	0	0	0	0	1	1											
Felix Heredia, L (9, 1)							1-1 1B			0	0	0	0	0	0	0											
Jay Powell, R (9, 1)							1-1 1B			0	0	0	0	0	0	0											
Inning Stats	R: 0 E: 0 K: 0 S: 9	H: 1 LOB: 0 BB: 0 P: 13	R: 0 E: 0 K: 1 S: 6	H: 0 LOB: 0 BB: 0 P: 11	R: 0 E: 0 K: 0 S: 10	H: 0 LOB: 0 BB: 0 P: 17	R: 1 E: 0 K: 0 S: 11	H: 2 LOB: 2 BB: 1 P: 19	R: 0 E: 0 K: 1 S: 12	H: 2 LOB: 2 BB: 0 P: 15	R: 0 E: 0 K: 0 S: 8	H: 0 LOB: 0 BB: 0 P: 12	R: 0 E: 0 K: 1 S: 16	H: 2 LOB: 3 BB: 1 P: 24	R: 0 E: 0 K: 0 S: 9	H: 1 LOB: 1 BB: 0 P: 15	R: 0 E: 0 K: 1 S: 10	H: 0 LOB: 1 BB: 1 P: 17	1B: 7 2B: 1 3B: 0 HR: 0	SF: 0 SAC: 1 DP: 0 HBP: 0	WP: 1 PB: 0 SB: 0 CS: 1	PA: 37					
PITCHER	IP	WLS	BF	H	R	ER	SO	BB	IBB	HBP	BLK	WP	HR	S	P	ERA	WHIP										
Mark Clark, R (1, 1) ERA: 4.9	8.0		33	8	1	1	3	2	0	0	0	1	0	81	126	1.12	1.250										
Terry Adams, R (9, 1) ERA: 2.62	1.0	W	4	0	0	0	1	1	0	0	0	0	0	10	17	0.00	1.000										

Florida Marlins @ Chicago Cubs
Wrigley Field, Chicago, IL
Tue Jun 02 1998, 3:33 AM CDT
Att: 16,875 - Sunny - 75 F

AB 33
R 1
H 8
RBI 1
BB 3
SO 4
LOB 15



Batter	1	2	3	4	5	6	7	8	9	AB	R	H	RBI	BB	SO	LOB	BOTTOM										
Brant Brown, L (1, 8) OBP: 0.374, SLG: 0.491	G3			P4		1-1 HR			2-3 K	4	1	1	1	0	1	0											
Mickey Morandini, L (1, 4) OBP: 0.436, SLG: 0.448	K			1-0 1B		0-1 F8			1-1 1B BLK 1B	4	1	2	0	0	1	0											
Sammy Sosa, R (1, 9) OBP: 0.412, SLG: 0.601	G5-3			1-3 K		0-0 L8			2-2 1B IBB 1B	4	0	1	0	0	1	1											
Mark Grace, L (1, 3) OBP: 0.420, SLG: 0.511		G3-1		3-2 F9		0-0 G4-3			4-0 1B IBB	3	0	0	0	1	0	1											
Henry Rodriguez, L (1, 7) OBP: 0.343, SLG: 0.505		G3-1		1-0 K		2-3 K			1-1 1B	2	0	0	0	1	1	0											
Terrell Lowery, R (9, PH) OBP: 0.200, SLG: 0.200		G3-1				4-0 FC6-4 BB			1-1 1B	0	0	0	0	0	0	0											
Jason Hardtke, S (9, PH) OBP: 0.300, SLG: 0.222		G3-1				0-0 FC6-4			1-2 2-3 3-H 1B	1	0	1	1	0	0	0											
Jeff Blauser, R (1, 6) OBP: 0.345, SLG: 0.297		G3-1		3-2 G5-3		0-0 FC6-4			1-2 2-3 3-H 1B	3	0	0	0	0	0	1											
José Hernández, R (1, 5) OBP: 0.269, SLG: 0.441			G4-3	1-2		1-2 P4			2-1 L8	3	0	0	0	0	0	0											
Scott Servais, R (1, 2) OBP: 0.291, SLG: 0.333			K	0-3		0-2 G6-3			0-1 F7	3	0	0	0	0	1	0											
Mark Clark, R (1, 1) OBP: 0.080, SLG: 0.042			F9	1-0		0-3 K			0-0 P8	2	0	0	0	0	1	0											
Derrick White, R (8, PH)										1	0	0	0	0	0	0											
Terry Adams, R (9, 1)										0	0	0	0	0	0	0											
Inning Stats	R: 0 E: 0 K: 1 S: 5	H: 0 LOB: 0 BB: 0 P: 9	R: 0 E: 0 K: 0 S: 7	H: 0 LOB: 0 BB: 0 P: 9	R: 0 E: 0 K: 1 S: 7	H: 0 LOB: 0 BB: 0 P: 9	R: 0 E: 0 K: 1 S: 9	H: 1 LOB: 1 BB: 0 P: 14	R: 0 E: 0 K: 1 S: 13	H: 0 LOB: 0 BB: 0 P: 19	R: 1 E: 0 K: 1 S: 10	H: 1 LOB: 0 BB: 0 P: 11	R: 0 E: 0 K: 0 S: 3	H: 0 LOB: 1 BB: 1 P: 7	R: 0 E: 0 K: 0 S: 5	H: 0 LOB: 0 BB: 0 P: 7	R: 1 E: 0 K: 1 S: 10	H: 3 LOB: 3 BB: 1 P: 20	1B: 4 2B: 0 3B: 0 HR: 1	SF: 0 SAC: 0 DP: 0 HBP: 0	WP: 0 PB: 0 SB: 0 CS: 0	PA: 32					
PITCHER	IP	WLS	BF	H	R	ER	SO	BB	IBB	HBP	BLK	WP	HR	S	P	ERA	WHIP										
Brian Meadows, R (1, 1) ERA: 4.12	8.0	L	27	2	1	1	5	1	0	0	0	0	0	8	17	27.00	6.000										
Felix Heredia, L (9, 1) ERA: 6.55	0.1		4	2	1	1	1	0	1	0	1	0	0	2	3												
Jay Powell, R (9, 1) ERA: 4.78	0.0		1	1	0	0	0	0	0	0	0	0	0	2	3												

Florida Marlins @ Chicago Cubs
Wrigley Field, Chicago, IL
Tue Jun 02 1998, 3:33 AM CDT
Att: 16,875 - Sunny - 75 F

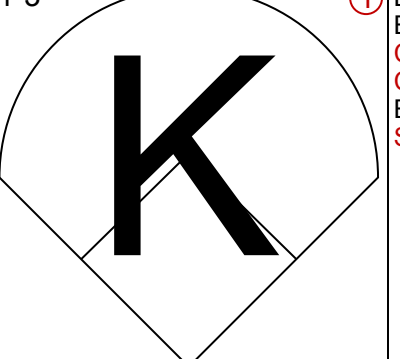
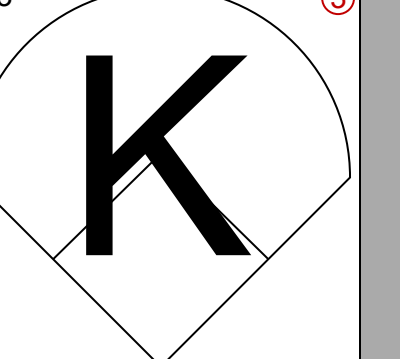
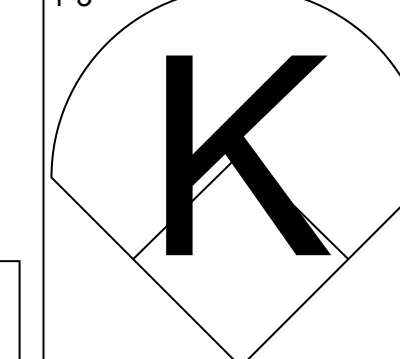
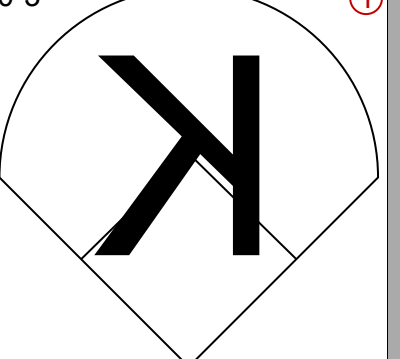
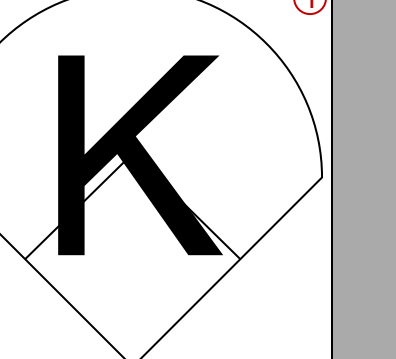
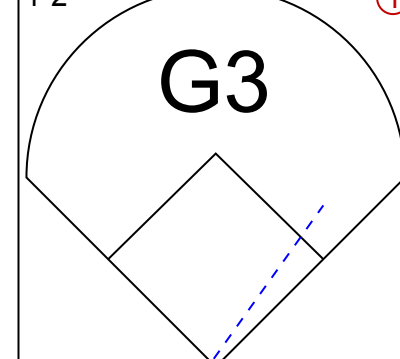
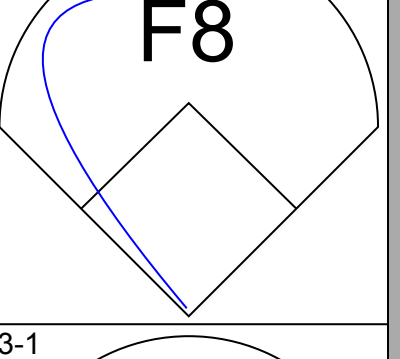
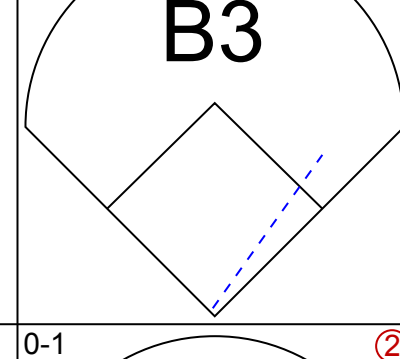
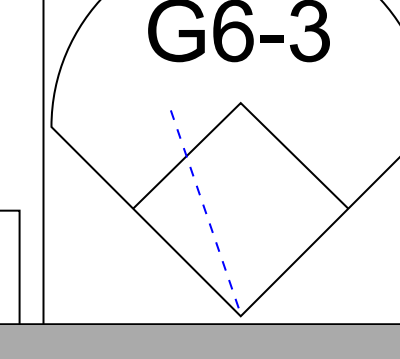
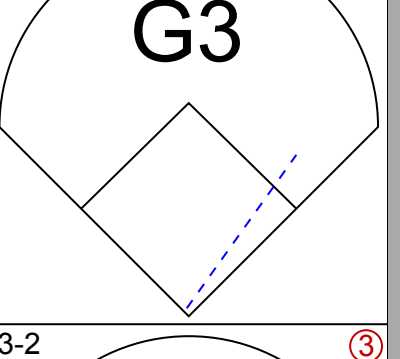
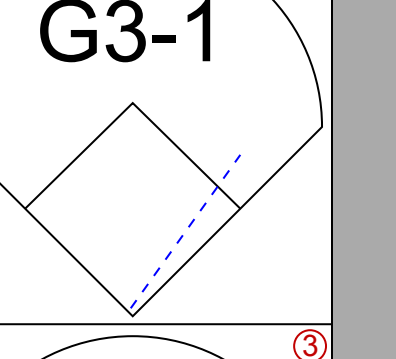
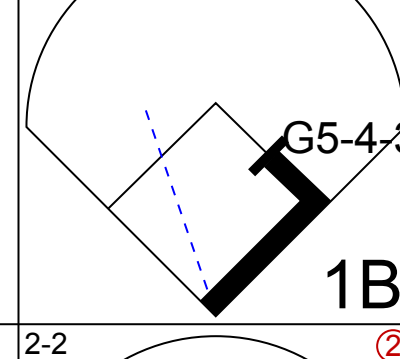
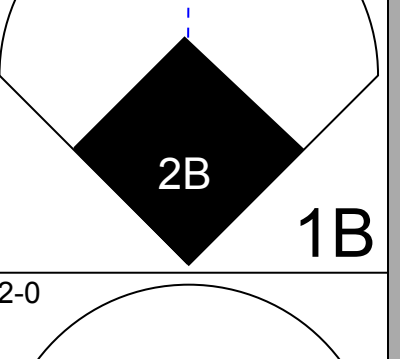
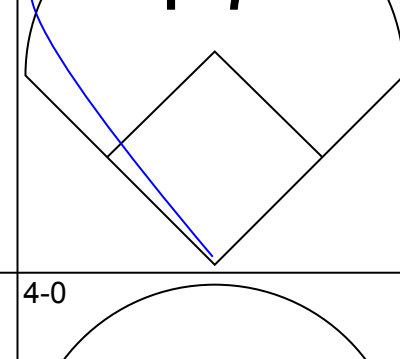
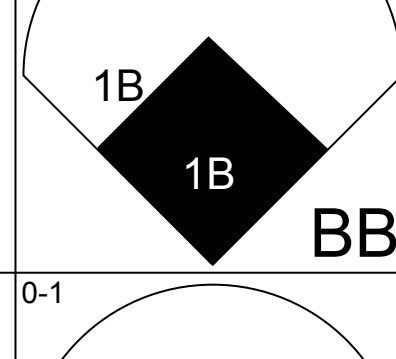
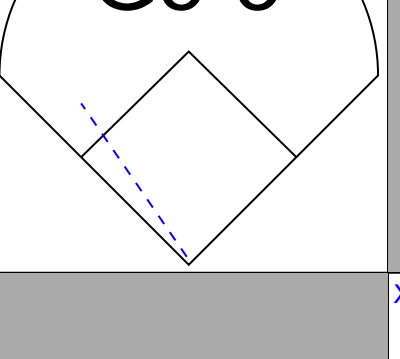
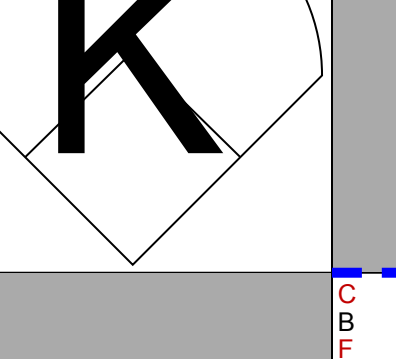
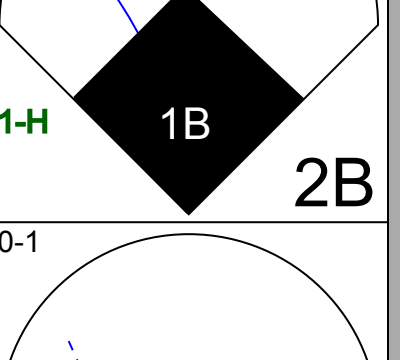
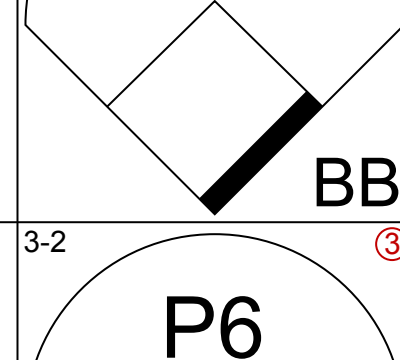
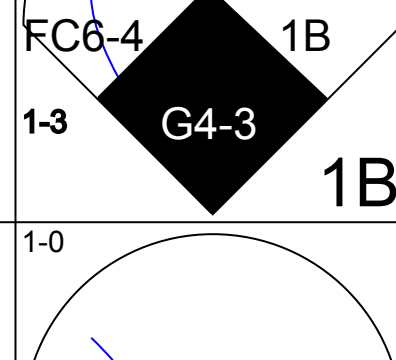
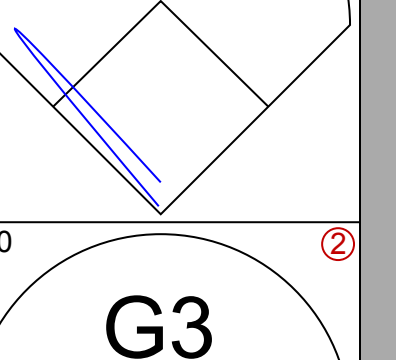
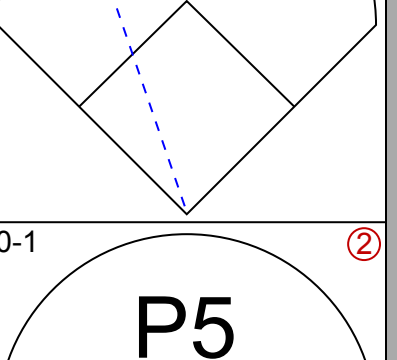
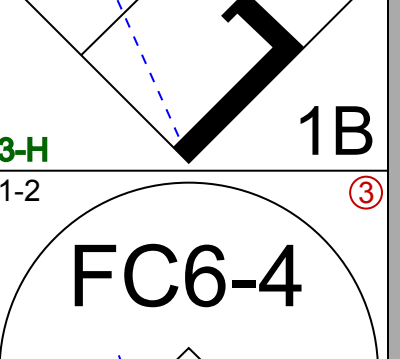
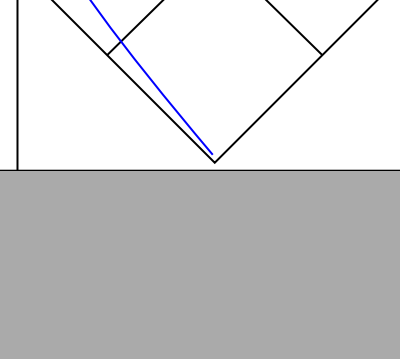
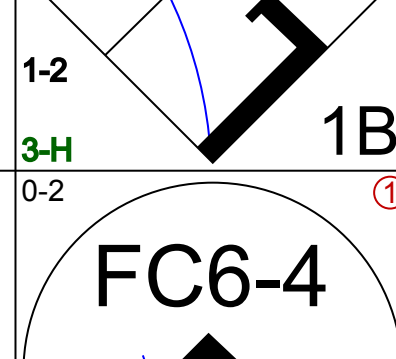
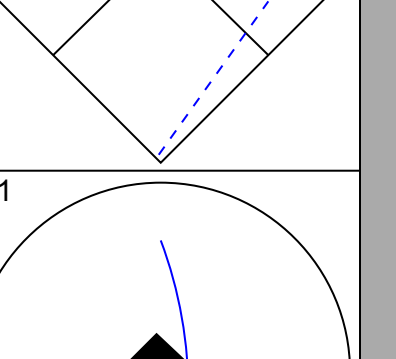
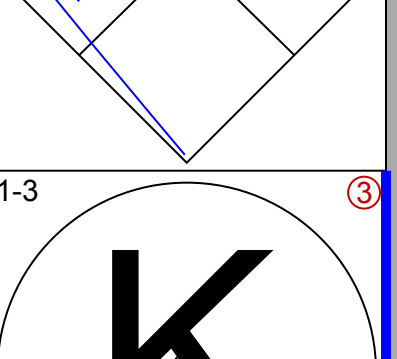
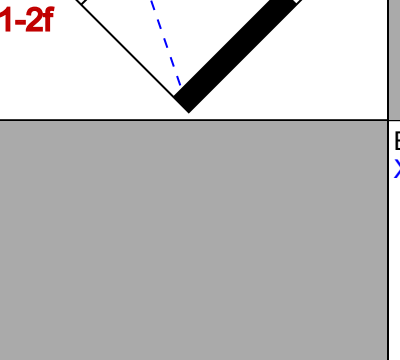
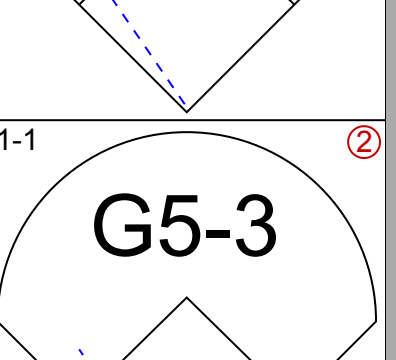
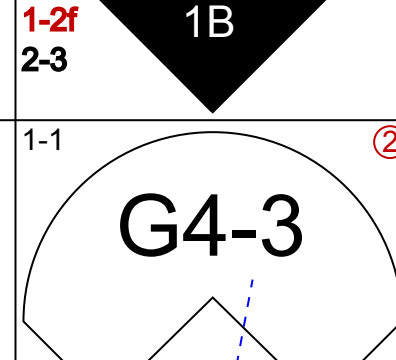
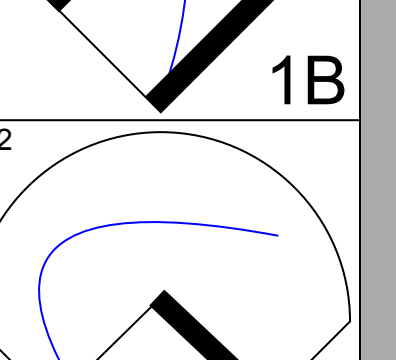
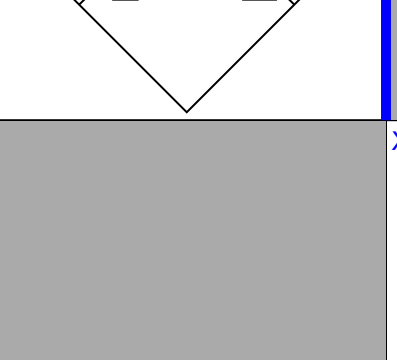
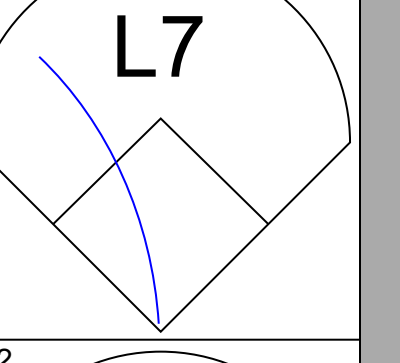
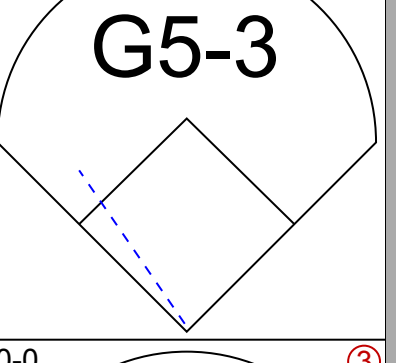
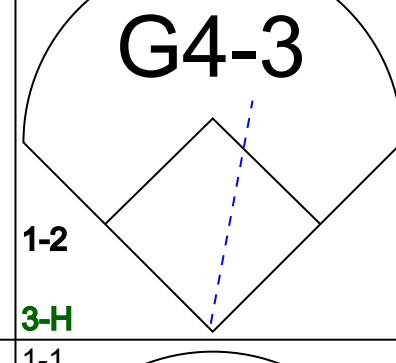
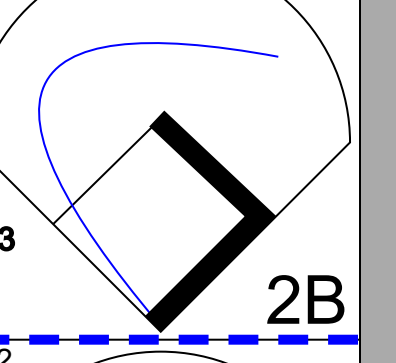
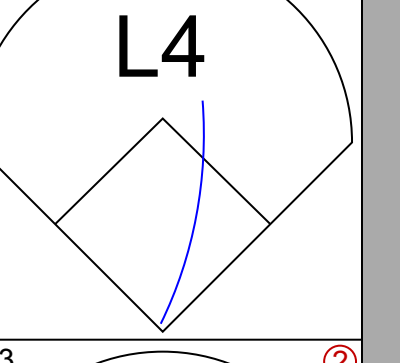
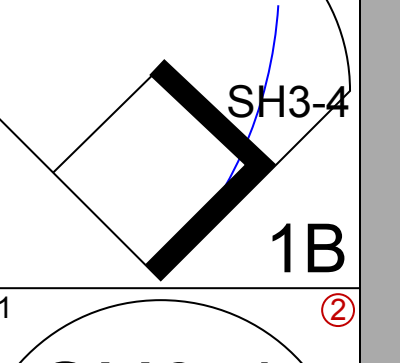
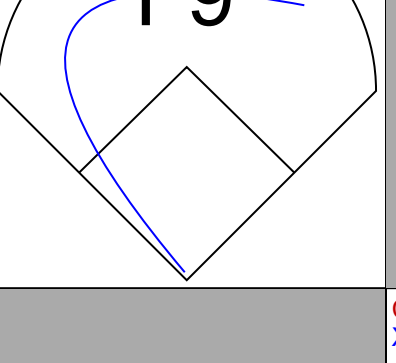
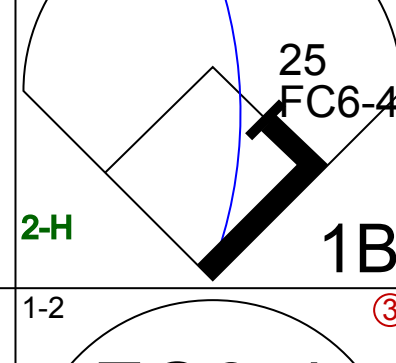
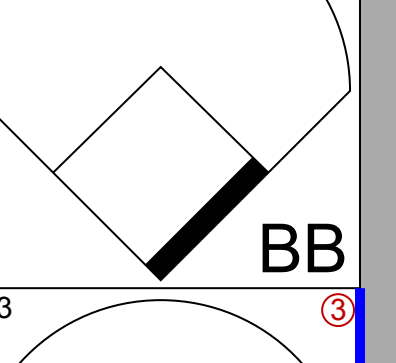
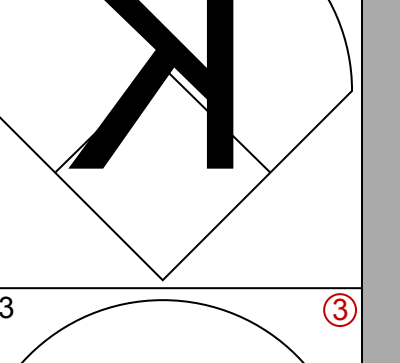
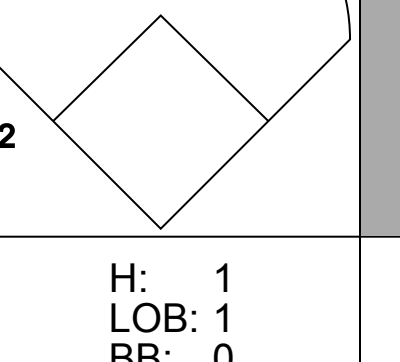
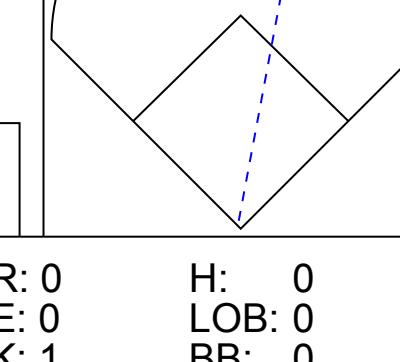
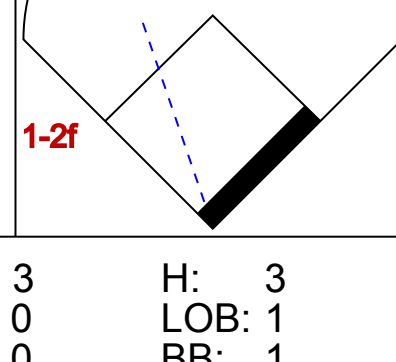
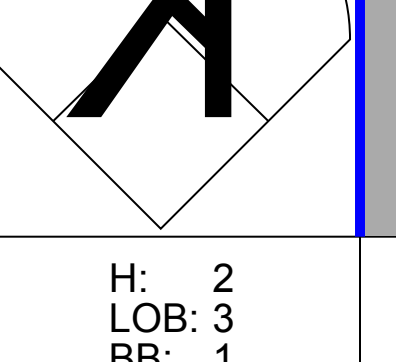
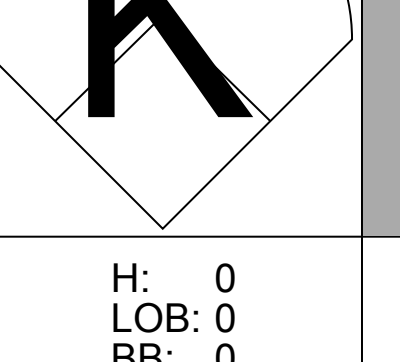
AB 30
R 2
H 5
RBI 2
BB 2
SO 6
LOB 3



Batter	1	2	3	4	5	6	7	8	9	AB	R	H	RBI	BB	SO	LOB	TOP										
Todd Dunwoody, L (1, 8) OBP: 0.295, SLG: 0.345										4	0	0	0	0	3	2	Florida Marlins @ Chicago Cubs Wrigley Field, Chicago, IL Wed Jun 03 1998, 3:33 AM CDT Att: 20,942 - Cloudy - 56 F										
Edgar Renteria, R (1, 6) OBP: 0.346, SLG: 0.360										4	0	1	0	0	0	0											
Mark Kotsay, L (1, 9) OBP: 0.344, SLG: 0.403										4	1	2	0	0	1	2											
Todd Zeile, R (1, 5) OBP: 0.297, SLG: 0.406										3	0	1	1	1	1	1											
Cliff Floyd, L (1, 7) OBP: 0.365, SLG: 0.516										3	0	0	0	1	1	4											
Ryan Jackson, L (1, 3) OBP: 0.330, SLG: 0.449										3	0	0	0	1	0	2											
Craig Counsell, L (1, 4) OBP: 0.382, SLG: 0.365										4	0	1	0	0	2	1											
Mike Redmond, R (1, 2) OBP: 0.571, SLG: 1.000										4	0	1	0	0	1	2											
Livan Hernandez, R (1, 1) OBP: 0.188, SLG: 0.219										2	0	0	0	0	0	1											
John Cangelosi, S (8, PH) OBP: 0.328, SLG: 0.283										0	0	0	0	1	0	0											
Vic Darenbourg, L (8, 1) OBP: 0.306, SLG: 0.393										0	0	0	0	0	0	0											
Derrek Lee, R (9, PH) OBP: 0.306, SLG: 0.393										1	0	0	0	0	1	1											
Inning Stats	R: 0 E: 0 K: 1 S: 8	H: 0 LOB: 0 BB: 0 P: 9	R: 0 E: 0 K: 0 S: 9	H: 1 LOB: 0 BB: 1 P: 15	R: 0 E: 0 K: 1 S: 10	H: 1 LOB: 1 BB: 0 P: 15	R: 1 E: 0 K: 1 S: 12	H: 2 LOB: 1 BB: 0 P: 16	R: 0 E: 0 K: 1 S: 7	H: 0 LOB: 0 BB: 0 P: 9	R: 0 E: 0 K: 1 S: 7	H: 1 LOB: 1 BB: 0 P: 12	R: 0 E: 0 K: 2 S: 12	H: 0 LOB: 1 BB: 1 P: 21	R: 0 E: 0 K: 2 S: 12	H: 1 LOB: 3 BB: 2 P: 26	R: 0 E: 0 K: 1 S: 13	H: 1 LOB: 1 BB: 0 P: 20	1B: 2 2B: 3 3B: 1 HR: 0	SF: 0 SAC: 0 DP: 0 HBP: 0	WP: 1 PB: 0 SB: 0 CS: 1	PA: 37					
PITCHER	IP	WLS	BF	H	R	ER	SO	BB	IBB	HBP	BLK	WP	HR	S	P	ERA	WHIP										
34 Kerry Wood, R (1, 1) ERA: 2.79	8.0	W	32	5	1	1	9	4	0	0	0	1	0	77	123	1.12	1.125										
Bob Patterson, L (9, 1) ERA: 8.75	0.2		3	1	0	0	0	0	0	0	0	0	0	10	16	0.00	1.500										
Rod Beck, R (9, 1) ERA: 3.45	0.1		1	0	0	0	1	0	0	0	0	0	0	3	4	0.00	0.000										

Batter	1	2	3	4	5	6	7	8	9	AB	R	H	RBI	BB	SO	LOB	BOTTOM										
Brant Brown, L (1, 8) OBP: 0.370, SLG: 0.479										4	0	0	0	1	1	3	Florida Marlins @ Chicago Cubs Wrigley Field, Chicago, IL Wed Jun 03 1998, 3:33 AM CDT Att: 20,942 - Cloudy - 56 F										
Mickey Morandini, L (1, 4) OBP: 0.436, SLG: 0.444										4	1	1	0	1	0	1											
Sammy Sosa, R (1, 9) OBP: 0.407, SLG: 0.606										5	1	1	2	0	3	2											
Mark Grace, L (1, 3) OBP: 0.427, SLG: 0.516										4	1	3	0	1	1	1											
Henry Rodriguez, L (1, 7) OBP: 0.336, SLG: 0.495										4	0	0	0	0	0	4											
Terrell Lowery, R (8, 8) OBP: 0.200, SLG: 0.200										0	0	0	0	0	0	0											
Jeff Blauser, R (1, 6) OBP: 0.348, SLG: 0.297										3	1	1	0	1	0	1											
José Hernández, R (1, 5) OBP: 0.285, SLG: 0.461										4	1	3	0	0	0	1											
Scott Servais, R (1, 2) OBP: 0.303, SLG: 0.343										2	0	1	2	2	0	2											
34 Kerry Wood, R (1, 1) OBP: 0.174, SLG: 0.174										4	0	0	0	0	1	8											
Bob Patterson, R (9, 1) ERA: 5.7										0	0	0	0	0	0	0											
Rod Beck, R (9, 1) ERA: 1.17										0	0	0	0	0	0	0											
Inning Stats	R: 0 E: 0 K: 1 S: 11	H: 0 LOB: 2 BB: 2 P: 26	R: 0 E: 0 K: 0 S: 11	H: 1 LOB: 2 BB: 1 P: 16	R: 0 E: 0 K: 1 S: 8	H: 1 LOB: 0 BB: 0 P: 12	R: 2 E: 1 K: 0 S: 15	H: 2 LOB: 1 BB: 0 P: 22	R: 3 E: 0 K: 1 S: 17	H: 4 LOB: 2 BB: 1 P: 32	R: 0 E: 0 K: 1 S: 6	H: 0 LOB: 0 BB: 0 P: 8	R: 0 E: 0 K: 0 S: 11	H: 2 LOB: 3 BB: 1 P: 19	R: 0 E: 0 K: 2 S: 13	H: 0 LOB: 1 BB: 1 P: 21	1B: 7 2B: 2 3B: 0 HR: 1	SF: 0 SAC: 0 DP: 0 HBP: 0	WP: 1 PB: 0 SB: 1 CS: 1	PA: 41							
PITCHER	IP	WLS	BF	H	R	ER	SO	BB	IBB	HBP	BLK	WP	HR	S	P	ERA	WHIP										
Livan Hernandez, R (1, 1) ERA: 4.71	7.0	L	36	10	5	4	4	4	1	0	0	1	1	79	135	5.14	2.000										
Vic Darenbourg, L (8, 1) ERA: 5.7	0.1		2	0	0	0	1	1	0	0	0	0	0	9	16	0.00	3.000										
Matt Mantei, R (8, 1) ERA: 1.17	0.2		2	0	0	0	1	0	0	0	0	0	0	4	5	0.00	0.000										

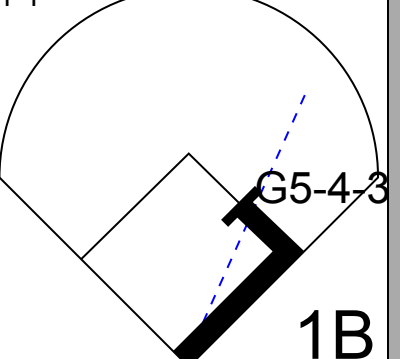
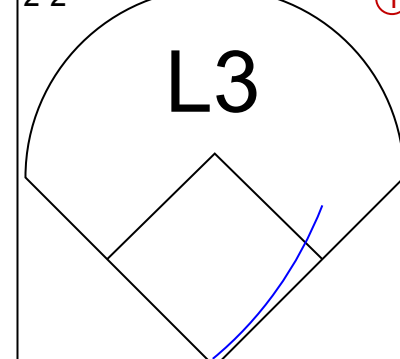
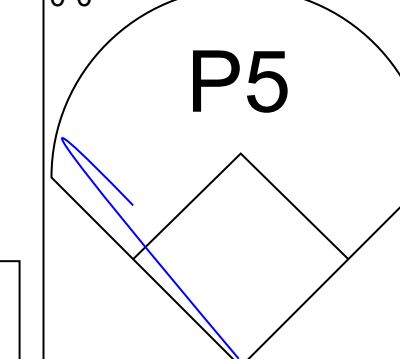
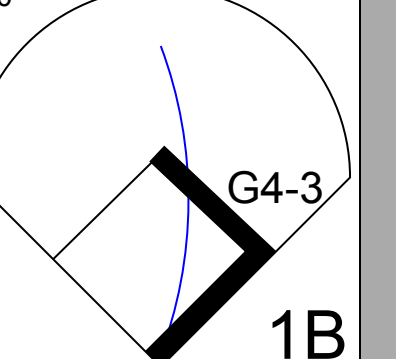
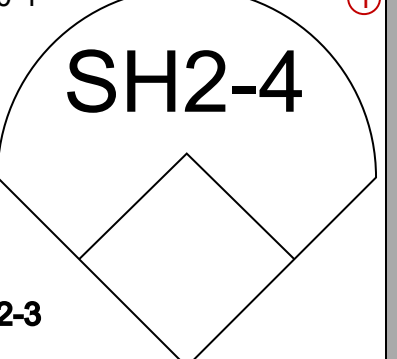
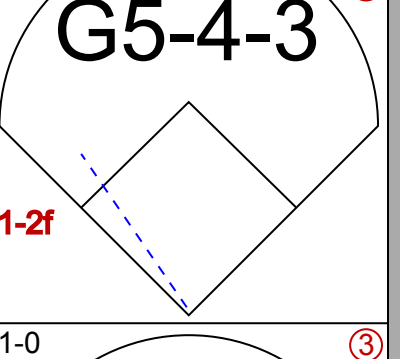
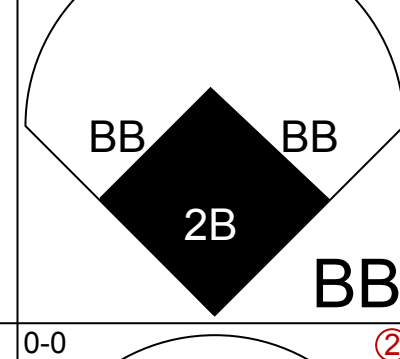
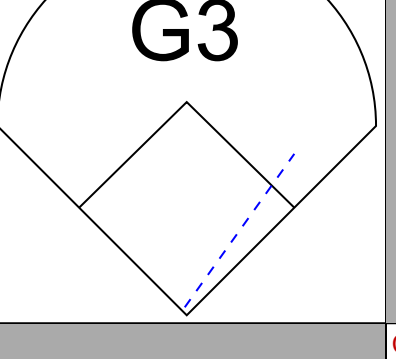
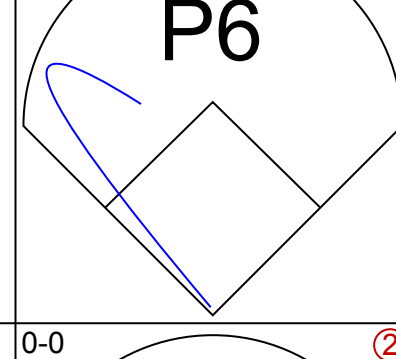
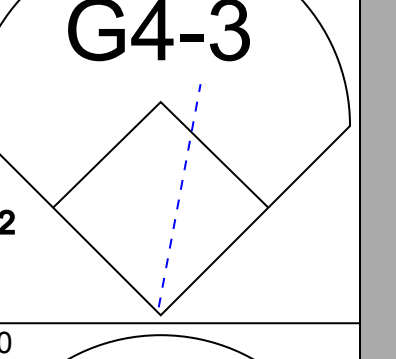
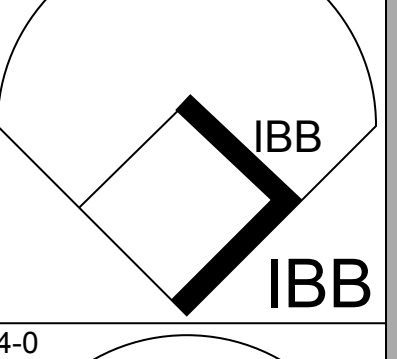
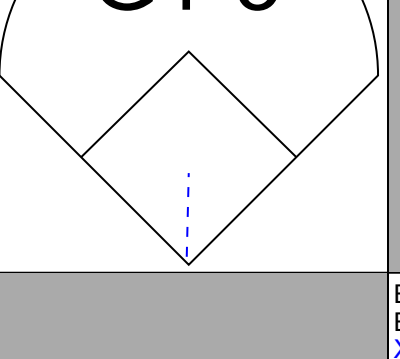
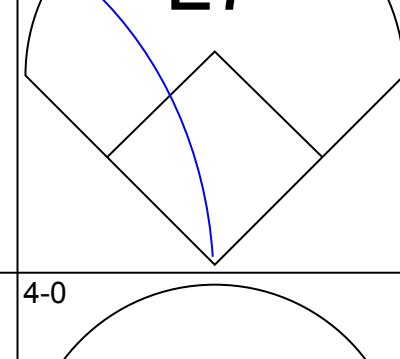
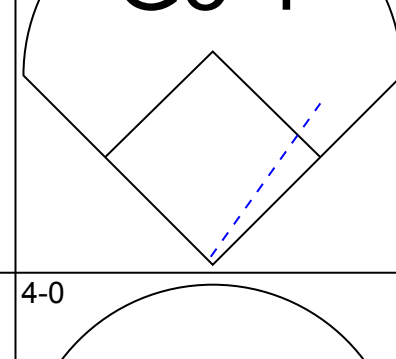



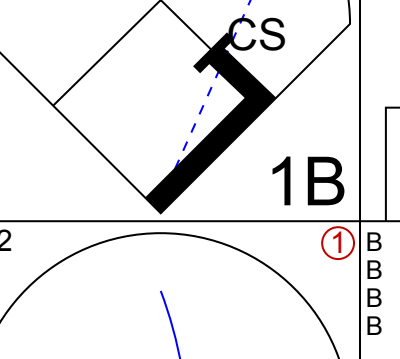
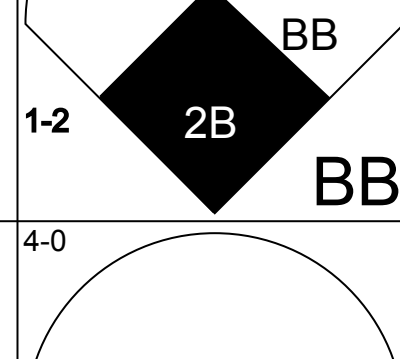

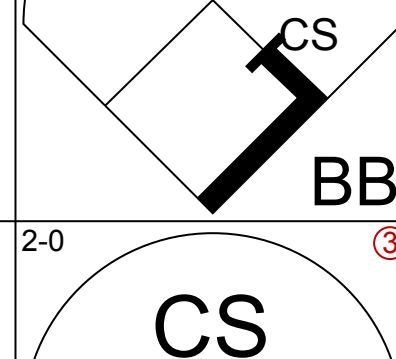
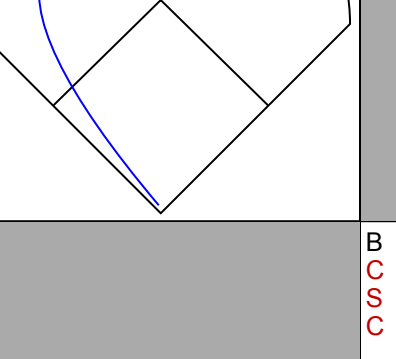
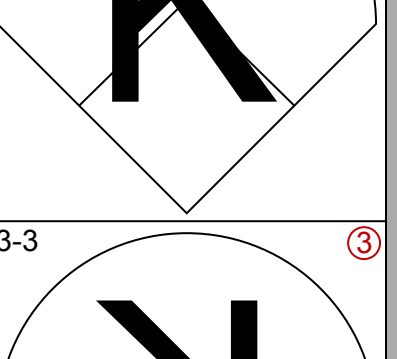
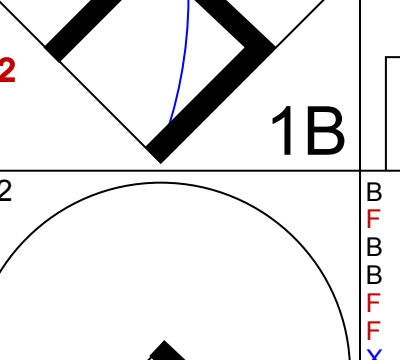
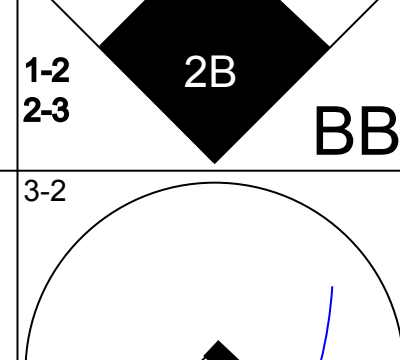

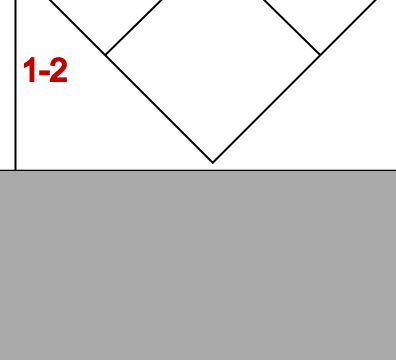

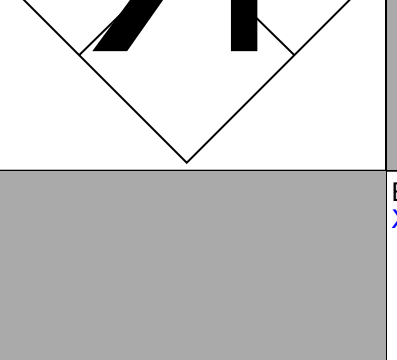
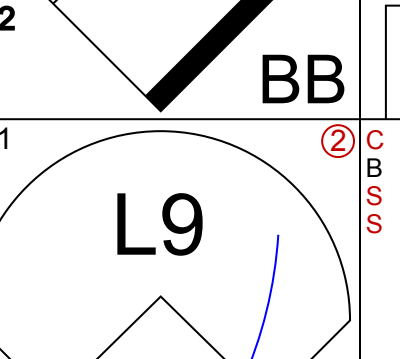
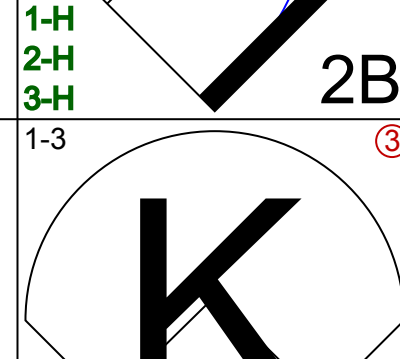




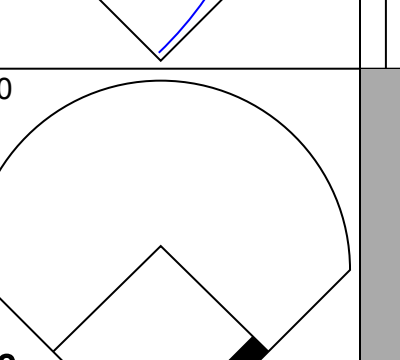
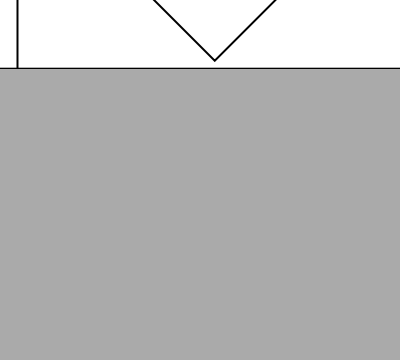
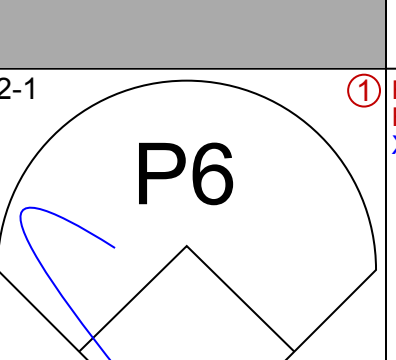




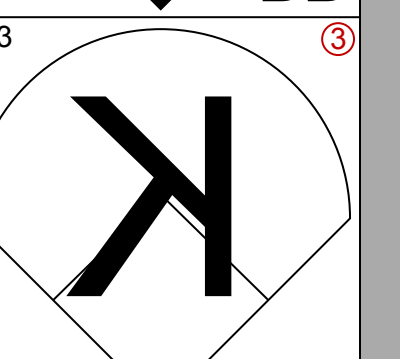

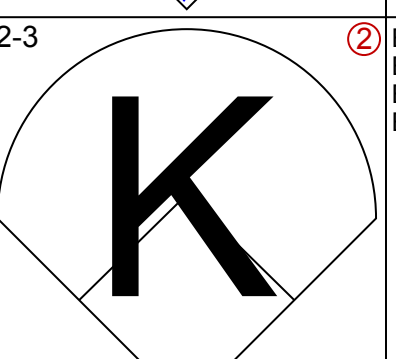

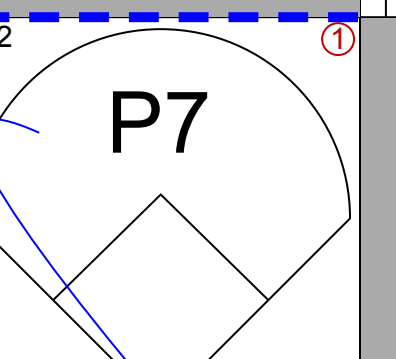
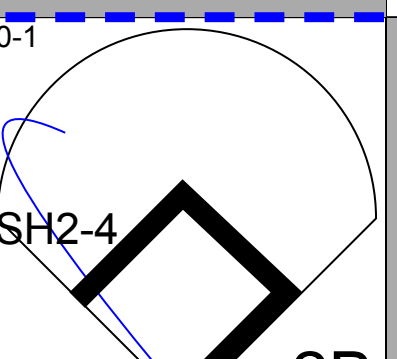
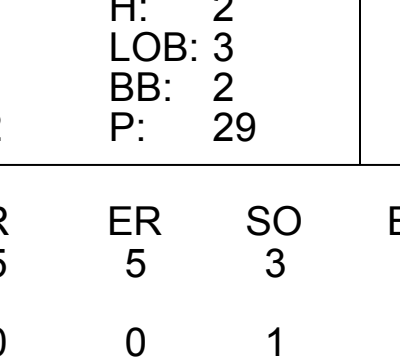
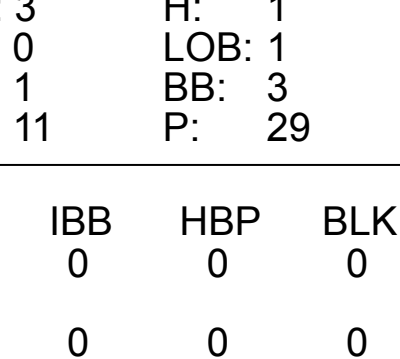
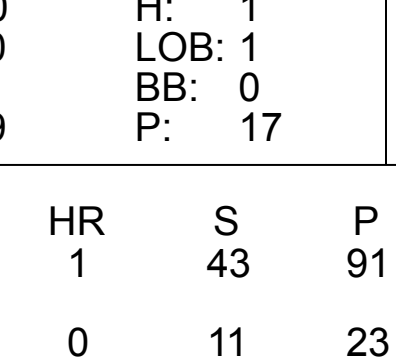
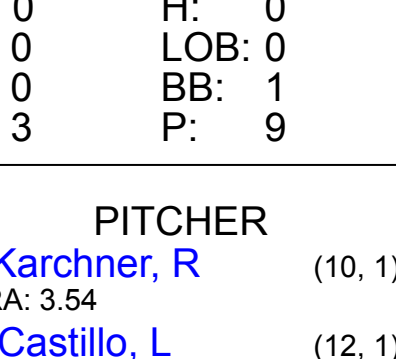
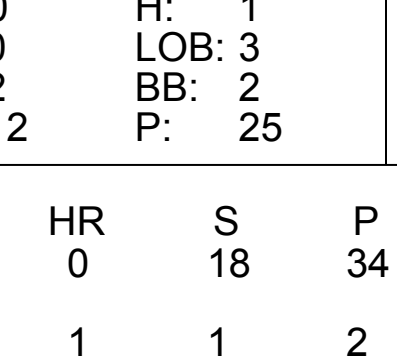



Batter	1	2	3	4	5	6	7	8	9	10	11	12	AB	R	H	RBI	BB	SO	LOB	TOP						
Ray Durham, S OBP: 0.368, SLG: 0.468													6	0	0	0	0	5	1							
Mike Caruso, S OBP: 0.314, SLG: 0.401 Tony Castillo, L (12, 1)													6	0	1	0	0	0	0							
Frank Thomas, R OBP: 0.379, SLG: 0.459													5	2	1	0	1	1	1							
Albert Belle, R OBP: 0.355, SLG: 0.550													4	2	2	1	1	0	0							
Robin Ventura, L OBP: 0.382, SLG: 0.456													5	0	2	2	0	0	1							
Wil Cordero, R OBP: 0.303, SLG: 0.486 Matt Karchner, R (10, 1) Chris Snopce, R OBP: 0.308, SLG: 0.268													5	1	1	0	0	1	3							
Magglio Ordonez, R OBP: 0.294, SLG: 0.402 (10, 9)													5	0	1	1	0	0	1							
Chad Kreuter, S OBP: 0.407, SLG: 0.318													4	0	2	1	1	1	0							
Jim Parque, L James Baldwin, R 25 Jeff Abbott, R Tom Fordham, L Keith Foulke, R Greg Norton, S 41 Bill Simas, L Mike Cameron, R OBP: 0.304, SLG: 0.306													1	0	0	0	0	0	0							
Inning Stats	R: 2 E: 0 K: 1 S: 14	H: 3 LOB: 1 BB: 0 P: 22	R: 0 E: 0 K: 1 S: 9	H: 1 LOB: 1 BB: 0 P: 14	R: 0 E: 0 K: 0 S: 6	H: 0 LOB: 1 BB: 1 P: 13	R: 0 E: 0 K: 0 S: 4	H: 0 LOB: 0 BB: 0 P: 6	R: 0 E: 0 K: 1 S: 8	H: 0 LOB: 0 BB: 0 P: 9	R: 3 E: 0 K: 0 S: 15	H: 3 LOB: 1 BB: 2 P: 23	R: 0 E: 0 K: 1 S: 9	H: 0 LOB: 0 BB: 0 P: 14	R: 0 E: 0 K: 1 S: 12	H: 2 LOB: 3 BB: 1 P: 19	R: 0 E: 0 K: 2 S: 11	H: 0 LOB: 0 BB: 0 P: 14	R: 0 E: 0 K: 2 S: 7	H: 0 LOB: 0 BB: 0 P: 11	R: 0 E: 0 K: 0 S: 8	H: 1 LOB: 0 BB: 0 P: 11	1B: 8 2B: 2 3B: 0 HR: 0	SF: 0 SAC: 1 DP: 1 HBP: 0	WP: 0 PB: 0 SB: 0 CS: 0	PA: 48
PITCHER	IP WLS BF H R ER SO BB IBB HBP BLK WP HR S P ERA WHIP	7.2 34 5 5 4 3 0 0 0 0 0 0 0 0 0 0 0 0 0 0 0	1.1 5 0 0 0 3 1 0 0 0 0 0 0 0 0 0 0 0 0 0 0	2.0 6 0 0 0 3 0 0 0 0 0 0 0 0 0 0 0 0 0 0 0	1.0 3 1 0 0 0 0 0 0 0 0 0 0 0 0 0 0 0 0 0 0	1.0 3 1 0 0 0 0 0 0 0 0 0 0 0 0 0 0 0 0 0 0	0.0 0	0.0 0	0.0 0	0.0 0	2.0 9 1 1 1 0 0 0 0 0 0 0 0 0 0 0 0 0 0 0 0	0.0 0	0.0 0	0.0 0	0.0 0	0.0 0	0.0 0	0.0 0	0.0 0	0.0 0	0.0 0	0.00 0.750 0.000 0.000 0.000 1.000	0.00 0.587 0.000 0.000 0.000 0.000 0.000 0.000 0.000 0.000 0.000 0.000 0.000 0.000 0.000 0.000 0.000 0.000 0.000 0.000 0.000			

Chicago White Sox @ Chicago Cubs
Wrigley Field, Chicago, IL
Fri Jun 05 1998, 3:33 AM CDT
Att. 38,097 - Sunny - 57 F

AB 44
R 5
H 10
RBI 5
BB 3
SO 10
LOB 11



Batter	1	2	3	4	5	6	7	8	9	10	11	12	AB	R	H	RBI	BB	SO	LOB	BOTTOM								
Manny Alexander, R OBP: 0.337, SLG: 0.427													5	0	3	0	0	0	3									
Mickey Morandini, L OBP: 0.433, SLG: 0.435													4	1	0	0	2	0	3									
Mark Grace, L OBP: 0.429, SLG: 0.511													4	1	1	0	2	0	1									
Sammy Sosa, R OBP: 0.413, SLG: 0.617													4	2	2	2	2	1	5									
Jeff Blauser, R OBP: 0.356, SLG: 0.311													5	1	3	0	1	2	3									
Henry Rodriguez, L OBP: 0.347, SLG: 0.500 Terrell Lowery, R OBP: 0.167, SLG: 0.167													2	0	1	3	3	0	1									
José Hernández, R ERA: 7.61 Terry Adams, R Jason Hargrove, S Roc Torres, R Matt Mieske, R Terry Mulholland, R														3	0	0	0	1	2	5								
Scott Servais, R OBP: 0.297, SLG: 0.331													5	0	0	0	1	0	5									
Steve Trachsel, R OBP: 0.428, SLG: 0.440 Brant Brown, L OBP: 0.374, SLG: 0.506													2	0	0	0	1	2	3									
Inning Stats	R: 0 E: 0 K: 0 S: 4	H: 1 LOB: 0 BB: 0 P: 22	R: 0 E: 0 K: 1 S: 12	H: 2 LOB: 3 BB: 2 P: 29	R: 3 E: 0 K: 1 S: 18	H: 1 LOB: 1 BB: 3 P: 29	R: 0 E: 0 K: 1 S: 9	H: 1 LOB: 1 BB: 0 P: 17	R: 2 E: 0 K: 0 S: 18	H: 3 LOB: 3 BB: 1 P: 32	R: 0 E: 0 K: 0 S: 3	H: 0 LOB: 0 BB: 1 P: 9	R: 0 E: 0 K: 0 S: 5	H: 1 LOB: 1 BB: 1 P: 12	R: 0 E: 0 K: 1 S: 12	H: 1 LOB: 2 BB: 1 P: 22	R: 0 E: 0 K: 2 S: 11	H: 0 LOB: 1 BB: 1 P: 19	R: 0 E: 0 K: 0 S: 8	H: 1 LOB: 3 BB: 2 P: 25	R: 0 E: 0 K: 0 S: 6	H: 0 LOB: 0 BB: 0 P: 9	R: 1 E: 0 K: 0 S: 1	H: 1 LOB: 0 BB: 0 P: 2	1B: 7 2B: 3 3B: 0 HR: 2	SF: 0 SAC: 1 DP: 2 HBP: 0	WP: 0 PB: 0 SB: 0 CS: 2	PA: 55
PITCHER	IP WLS BF H R ER SO BB IBB HBP BLK WP HR S P ERA WHIP	4.0 22 7 5 5 3 5 0 0 0 0 0 1 43 91 11.25 3.000	1.0 6 1 0 0 1 2 0 0 0 0 0 0 6 23 0.00 0.000	1.1 6 1 0 0 0 2 0 0 0 0 0 0 6 28 0.00 0.000	1.1 6 1 0 0 0 2 0 0 0 0 0 0 6 23 0.00 0.000	1.1 6 1 0 0 0 2 0 0 0 0 0 0 6 23 0.00 0.000	0.0 0	0.0 0	0.0 0	0.0 0	2.0 9 1 1 1 0 0 0 0 0 0 0 0 1 24 0.00 1.000	0.0 0	0.0 0	0.0 0	0.0 0	0.0 0	0.0 0	0.0 0	0.0 0	0.0 0	0.00 0.500	0.00 0.587 0.000 0.000 0.000 0.000 0.000 0.000 0.000 0.000 0.000 0.000 0.000 0.000 0.000 0.000 0.000 0.000 0.000 0.000						

Chicago White Sox @ Chicago Cubs
Wrigley Field, Chicago, IL
Fri Jun 05 1998, 3:33 AM CDT
Att. 38,097 - Sunny - 57 F

AB 40
R 6
H 12
RBI 6
BB 13
SO 7
LOB 30



Batter	1	2	3	4	5	6	7	8	9	AB	R	H	RBI	BB	SO	LOB	TOP				
Ray Durham, S OBP: 0.376, SLG: 0.477	0-0 BB 1B G3	1-0 F8		0-1 1-2 2-H G3 1B			4-1 2B BB K	0-3 K		4	2	2	1	1	1	1					
Mike Caruso, S OBP: 0.326, SLG: 0.450 Mike Carraway, R OBP: 0.303, SLG: 0.304 Tom Fordham, L OBP: 0.315, SLG: 0.481 41 Bill Simas, L	1-0 SAFE G3 1B	4-2 BB		1-0 G3			3-3 K	2-1 G6-3		2	0	1	0	1	0	2					
Frank Thomas, R OBP: 0.383, SLG: 0.460	4-1 G3 1B	2-3 K		3-2 P2			0-0 1B G4-3 2B	1-0 PB 1B		4	1	2	1	1	1	4					
Albert Belle, R OBP: 0.350, SLG: 0.535	1-0 P2		1-2 G6-3		2-1 G5-3		1-0 G4-3 1B	2-0 PB 1B		5	1	2	0	0	0	3					
Robin Ventura, L OBP: 0.376, SLG: 0.455	3-2 G3		3-1 L3		1-2 G4-3		2-2 G4-3	1-1 F8		5	0	0	2	0	0	5					
Wil Cordero, R OBP: 0.304, SLG: 0.469	4-1 BB		1-0 F8		2-2 P4		1-3 3-H 2-1 HR 1B	1-3 K		4	1	1	1	1	1	2					
Magglio Ordonez, R OBP: 0.296, SLG: 0.414	2-3 K		0-0 G4-3		1-3 K		3-1 1-H HR	3-1 F8		5	1	1	2	0	2	5					
Chad Kreuter, S OBP: 0.402, SLG: 0.315		3-1 G4-3		3-1 1B 1B		1-1 G3-1	0-1 P8			4	1	1	0	0	0	0					
Mike Sirota, L Tony Castillo, L Chris Snopce, R OBP: 0.309, SLG: 0.270	4-2 BB BB		1-2 G3 1B		0-1 G3-1		1-2 P3			0	0	0	0	1	0	0					
Inning Stats	R: 1 E: 0 K: 1 S: 12	H: 2 LOB: 3 BB: 2 P: 26	R: 0 E: 0 K: 1 S: 12	H: 0 LOB: 2 BB: 2 P: 26	R: 0 E: 0 K: 0 S: 6	H: 0 LOB: 0 BB: 0 P: 11	R: 1 E: 0 K: 0 S: 12	H: 3 LOB: 2 BB: 0 P: 20	R: 0 E: 0 K: 1 S: 8	H: 0 LOB: 0 BB: 0 P: 10	R: 5 E: 0 K: 1 S: 15	H: 4 LOB: 0 BB: 1 P: 30	R: 0 E: 0 K: 1 S: 9	H: 0 LOB: 0 BB: 0 P: 12	R: 0 E: 0 K: 1 S: 9	H: 2 LOB: 2 BB: 0 P: 17	1B: 9 2B: 1 3B: 0 HR: 1	SF: 0 SAC: 0 DP: 0 HBP: 0	WP: 0 PB: 1 SB: 1 CS: 0	PA: 43	
PITCHER	IP WLS BF H R ER SO BB IBB HBP BLK WP HR S P ERA WHIP	6.1 W 30 6 4 4 4 5 0 0 0 0 0 0 63 118 5.68 1.737	0.1 L 4 3 3 3 0 0 0 0 0 1 8 16 81.00 9.000	1.1 L 4 0 0 0 1 0 0 0 0 0 0 11 14 0.00 0.000	1.0 L 5 2 0 0 1 0 0 0 0 0 0 9 17 0.00 2.000																

Chicago White Sox @ Chicago Cubs
Wrigley Field, Chicago, IL
Sun Jun 07 1998, 3:33 AM CDT
Att: 39,320 - Sunny - 65 F

AB 38
R 7
H 11
RBI 7
BB 5
SO 6
LOB 23



Batter	1	2	3	4	5	6	7	8	9	AB	R	H	RBI	BB	SO	LOB	BOTTOM				
Manny Alexander, R OBP: 0.316, SLG: 0.396	2-1 P4	2-2 G6-3	1-1 1-2 1B		1-0 F7		1-2 F9			5	0	1	0	0	0	0					
Mickey Morandini, L OBP: 0.436, SLG: 0.444	2-2 1B 2B	0-0 2B	2-0 G6-3		3-2 1B HR 1B		2-2 G4-3			5	2	3	0	0	0	2					
Mark Grace, L OBP: 0.432, SLG: 0.517	1-1 2B 1B	0-3 K		2-1 FC1 2B 2B	2-2 HR 1B		0-1 G6-3			5	3	3	0	0	1	1					
Sammy Sosa, R OBP: 0.414, SLG: 0.639	1-0 F9 HR 2B		1-0 P3	2-1 FC1 2B BB	3-2 HR		2-1 F8			5	3	2	5	0	0	1					
Jeff Blauser, R OBP: 0.351, SLG: 0.303	2-0 F9		0-3 K	4-2 2B BB	1-1 P4		0-0 P4			4	0	0	0	1	1	1					
Matt Mieske, R OBP: 0.413, SLG: 0.481 Terrell Lowery, R OBP: 0.200, SLG: 0.200	4-1 HR BB		2-2 2B 2B	0-3 K	0-1 P3		1-2 G6-3			4	2	1	0	1	1	3					
José Hernández, R OBP: 0.304, SLG: 0.508	2-1 1-H 3-H HR		4-2 2B BB	0-2 2B		0-1 G5-3				3	2	2	5	1	0	0					
Scott Servais, R OBP: 0.295, SLG: 0.333	1-0 F8		1-0 1-H 2-H 1B 2B	1-3 2-H 3-H 2B		1-0 F8				4	1	1	2	0	1	2					
Geremi Gonzalez, R OBP: 0.095, SLG: 0.095 Kennie Steensma, R Terry Mulholland, R Marc Pisciotta, R OBP: 0.333, SLG: 0.333		2-3 K	2-2 1B 1B	0-0 G4-3		0-0 G6-3				4	0	1	1	0	1	2					
Inning Stats	R: 5 E: 0 K: 0 S: 15	H: 4 LOB: 1 BB: 1 P: 30	R: 0 E: 0 K: 2 S: 10	H: 1 LOB: 0 BB: 0 P: 14	R: 3 E: 0 K: 1 S: 19	H: 4 LOB: 2 BB: 1 P: 32	R: 2 E: 0 K: 2 S: 17	H: 2 LOB: 2 BB: 1 P: 28	R: 3 E: 0 K: 0 S: 17	H: 3 LOB: 0 BB: 0 P: 27	R: 0 E: 0 K: 0 S: 4	H: 0 LOB: 0 BB: 0 P: 5	R: 0 E: 0 K: 0 S: 8	H: 0 LOB: 0 BB: 0 P: 11	R: 0 E: 0 K: 0 S: 6	H: 0 LOB: 0 BB: 0 P: 9	1B: 6 2B: 6 3B: 0 HR: 2	SF: 0 SAC: 0 DP: 0 HBP: 0	WP: 0 PB: 0 SB: 0 CS: 0	PA: 42	
PITCHER	IP WLS BF H R ER SO BB IBB HBP BLK WP HR S P ERA WHIP	2.2 L 19 9 8 8 3 2 0 0 0 0 0 0 43 73 27.00 4.125	0.1 L 1 0 0 0 0 0 0 0 0 0 0 1 3 0.00 0.000	3.0 L 16 5 5 5 2 1 0 0 0 0 1 38 60 15.00 2.000	1.0 L 3 0 0 0 0 0 0 0 0 0 0 8 11 0.00 0.000	1.0 L 3 0 0 0 0 0 0 0 0 0 6 9 0.00 0.000															

Chicago White Sox @ Chicago Cubs
Wrigley Field, Chicago, IL
Sun Jun 07 1998, 3:33 AM CDT
Att: 39,320 - Sunny - 65 F

AB 39
R 13
H 14
RBI 13
BB 3
SO 5
LOB 12



Batter	1	2	3	4	5	6	7	8	9	AB	R	H	RBI	BB	SO	LOB	TOP										
Brant Brown, L OBP: 0.367, SLG: 0.500 (1, 8)	4-0 BB BB	0-3 K		0-1 G6-3		1-3 K			0-0 2B 3B	4	1	1	0	1	2	1											
Mickey Morandini, L OBP: 0.435, SLG: 0.448 (1, 4)	1-2 F7		0-2 G6-3	1-2 G1-3			2-2 BB 1B		0-1 1B 2B	5	1	2	1	0	0	1											
Sammy Sosa, R OBP: 0.418, SLG: 0.650 (1, 9)	0-3 K		0-2 HR		2-3 K		4-2 BB 1B		3-H 2-2 BB 1B	4	1	2	2	1	2	1											
Mark Grace, L OBP: 0.335, SLG: 0.521 (1, 3)	4-2 BB 1B		1-1 2B 2B		1-0 G4-3		0-3 K		0-0 BB 1B	4	1	2	0	1	1	2											
Henry Rodriguez, L OBP: 0.335, SLG: 0.480 Derrick White, R OBP: 0.143, SLG: 0.571 (9, PH)	1-3 K		1-3 K		2-3 K		2-3 K		1-0 F9	4	0	0	0	0	4	5											
Jeff Blausler, R OBP: 0.361, SLG: 0.314 (1, 6)		2-2 G4-3 2B	0-0 1B 2B			4-2 FC1-5 1B BB		0-0 L8	4-1 1-2 2-3 BB	3	2	2	1	2	0	2											
Matt Mieske, R OBP: 0.412, SLG: 0.475 (1, 7)		3-1 G6-3	1-0 WP 1B			0-0 FC1-5 HR 1B		3-3 K	3-3 K	5	1	2	1	0	2	4											
Sandy Martinez, L OBP: 0.367, SLG: 0.423 (1, 2)		2-0 G4-3	2-2 P6			1-0 FC1-5 HR		0-0 P6	0-1 F7	5	0	0	0	0	0	7											
José Hernández, R OBP: 0.309, SLG: 0.539 (1, 5)		1-0 2B		1-2 G4-3		3-2 HR		1-0 G6-3		4	1	2	3	0	0	0											
Inning Stats	R: 0 E: 0 K: 2 S: 17	H: 0 LOB: 2 BB: 2 P: 27	R: 1 E: 0 K: 1 S: 12	H: 2 LOB: 1 BB: 0 P: 20	R: 3 E: 0 K: 1 S: 19	H: 4 LOB: 1 BB: 0 P: 24	R: 0 E: 0 K: 0 S: 9	H: 0 LOB: 0 BB: 0 P: 11	R: 0 E: 0 K: 2 S: 9	H: 0 LOB: 0 BB: 0 P: 14	R: 2 E: 0 K: 1 S: 13	H: 2 LOB: 2 BB: 1 P: 22	R: 0 E: 0 K: 2 S: 14	H: 1 LOB: 2 BB: 1 P: 22	R: 0 E: 0 K: 1 S: 5	H: 0 LOB: 0 BB: 0 P: 9	R: 2 E: 0 K: 1 S: 17	H: 4 LOB: 3 BB: 1 P: 27	1B: 6 2B: 4 3B: 1 HR: 2	SF: 0 SAC: 0 DP: 0 HBP: 0	WP: 1 PA: 44 PB: 0 SB: 0 CS: 0						
PITCHER	IP	WLS	BF	H	R	ER	SO	BB	IBB	HBP	BLK	WP	HR	S	P	ERA	WHIP										
LaTroy Hawkins, R ERA: 5.24 (1, 1)	5.0	L	25	7	6	6	6	3	0	0	0	1	1	70	104	10.80	2.000										
Eddie Guardado, L ERA: 2.73 (6, 1)	1.2		7	2	0	0	3	1	0	0	0	0	1	22	35	0.00	1.800										
Dan Naulty, R ERA: 5.65 (7, 1)	1.1		7	3	2	2	1	0	0	0	0	0	0	15	21	13.50	2.250										
Dan Serafini, L ERA: 3.12 (9, 1)	1.0		5	1	0	0	1	1	0	0	0	0	0	8	16	0.00	2.000										

Chicago Cubs @ Minnesota Twins
Hubert H. Humphrey Metrodome, Minneapolis, MN
Mon Jun 08 1998, 8:05 PM EDT
Att: 18,077 - Dome - 72 F

AB 39
R 8
H 13
RBI 8
BB 5
SO 11
LOB 25



Batter	1	2	3	4	5	6	7	8	9	AB	R	H	RBI	BB	SO	LOB	BOTTOM										
Otis Nixon, S OBP: 0.313, SLG: 0.308 (1, 8)	2-2 G1-3		0-1 G4-3		1-1 F8		3-2 P5		1-3 K	5	0	0	0	0	1	6											
Brent Gates, S OBP: 0.288, SLG: 0.265 (1, 5)	0-1 G3			4-2 BB		1-2 FC6-4 1B		1-1 G6-4-3 1B	1-3 K	4	0	2	0	1	1	3											
Todd Walker, L OBP: 0.379, SLG: 0.516 (1, 4)	2-2 G4-3			0-0 F7		1-2 FC6-4 1B		2-2 G6-4-3		4	0	0	0	0	0	3											
Marty Cordova, R OBP: 0.345, SLG: 0.396 (1, 7)		1-1 F9		1-2 F9		2-3 K		0-0 1B		4	0	1	0	0	1	2											
Orlando Merced, S OBP: 0.314, SLG: 0.411 (1, 3)		1-3 K		3-3 K		1-0 FC6-4 1B		0-1 P6		4	0	1	0	0	2	2											
Ron Coomer, R OBP: 0.291, SLG: 0.427 (1, 10)			3-3 K		0-0 G6-3		1-2 FC6-4		2-1 BB 1B	4	0	1	0	0	1	2											
Matt Lawton, L OBP: 0.343, SLG: 0.374 (1, 9)			1-1 P2		3-1 2B 1B		1-2 G5-3		0-2 BB 1B	4	1	2	0	0	0	0											
Terry Steinbach, R OBP: 0.368, SLG: 0.415 (1, 2)			0-1 L8		1-3 K		0-0 2B		0-2 P4	4	0	1	0	0	1	3											
Pat Meares, R OBP: 0.309, SLG: 0.406 (1, 6)			1-1 1B		1-0 2B		0-0 G5-3		4-0 BB	3	0	2	1	1	0	1											
Inning Stats	R: 0 E: 0 K: 0 S: 9	H: 0 LOB: 0 BB: 0 P: 13	R: 0 E: 0 K: 2 S: 8	H: 0 LOB: 0 BB: 0 P: 13	R: 0 E: 0 K: 0 S: 8	H: 1 LOB: 1 BB: 0 P: 10	R: 0 E: 0 K: 1 S: 10	H: 0 LOB: 1 BB: 1 P: 18	R: 1 E: 0 K: 1 S: 9	H: 2 LOB: 1 BB: 0 P: 15	R: 0 E: 0 K: 1 S: 13	H: 2 LOB: 1 BB: 0 P: 13	R: 0 E: 0 K: 0 S: 8	H: 2 LOB: 1 BB: 0 P: 11	R: 0 E: 0 K: 2 S: 13	H: 2 LOB: 3 BB: 1 P: 23	1B: 8 2B: 2 3B: 0 HR: 0	SF: 0 SAC: 0 DP: 1 HBP: 0	WP: 0 PA: 38 PB: 0 SB: 0 CS: 0								
PITCHER	IP	WLS	BF	H	R	ER	SO	BB	IBB	HBP	BLK	WP	HR	S	P	ERA	WHIP										
Mark Clark, R ERA: 4.55 (1, 1)	8.0	W	34	10	1	1	5	1	0	0	0	0	0	79	119	1.12	1.375										
Marc Pisciotta, R ERA: 4.06 (9, 1)	1.0		4	0	0	0	2	1	0	0	0	0	0	8	16	0.00	1.000										

Chicago Cubs @ Minnesota Twins
Hubert H. Humphrey Metrodome, Minneapolis, MN
Mon Jun 08 1998, 8:05 PM EDT
Att: 18,077 - Dome - 72 F

AB 36
R 1
H 10
RBI 1
BB 2
SO 7
LOB 22



Batter	1	2	3	4	5	6	7	8	9	AB	R	H	RBI	BB	SO	LOB	TOP					
Brant Brown, L OBP: 0.365, SLG: 0.495 (1, 8)	1-3 K		2-2 1B			0-0 F9			0-3 K	4	0	1	0	0	2	0	Chicago Cubs @ Minnesota Twins Hubert H. Humphrey Metrodome, Minneapolis, MN Tue Jun 09 1998, 8:05 PM EDT Att: 25,806 - Dome - 72 F livebaseballscorecards.com					
Mickey Morandini, L OBP: 0.433, SLG: 0.444 (1, 4)	0-0 F8		1-1 1B			0-0 F8			1-3 K	4	0	1	0	0	1	0						
Sammy Sosa, R OBP: 0.412, SLG: 0.639 (1, 9)	2-2 L5		1-3 K			0-0 G5-3			2-1 G5-3	4	0	0	0	0	1	1						
Mark Grace, L OBP: 0.434, SLG: 0.527 (1, 3)		1-1 3B		2-1 F8			3-2 F7			3	0	1	0	0	0	0						
Henry Rodriguez, L OBP: 0.330, SLG: 0.472 (1, 7)		1-3 K		0-1 F7			0-3 K			3	0	0	0	0	2	1						
Jeff Blausen, R OBP: 0.356, SLG: 0.309 (1, 6)		1-3 K		3-3 K			3-2 F9			3	0	0	0	0	2	1						
Jason Hardtke, S OBP: 0.357, SLG: 0.250 (1, 10)		4-2 FC6-4 BB		1-2 G6-4-3 1B			0-0 G6-3			2	0	1	0	1	0	0						
Scott Servais, R OBP: 0.290, SLG: 0.327 (1, 2)		1-1 FC6-4		0-2 G6-4-3			2-1 G3-1			3	0	0	0	0	0	3						
José Hernández, R OBP: 0.303, SLG: 0.527 (1, 5)			1-0 F9		3-1 G6-3		1-2 F7			3	0	0	0	0	0	0						
Inning Stats	R: 0 E: 0 K: 1 S: 10	H: 0 LOB: 0 BB: 0 P: 13	R: 0 E: 0 K: 2 S: 15	H: 1 LOB: 2 BB: 1 P: 23	R: 0 E: 0 K: 1 S: 9	H: 2 LOB: 1 BB: 0 P: 14	R: 0 E: 0 K: 1 S: 9	H: 0 LOB: 0 BB: 0 P: 14	R: 0 E: 0 K: 0 S: 8	H: 1 LOB: 0 BB: 0 P: 12	R: 0 E: 0 K: 0 S: 3	H: 0 LOB: 0 BB: 0 P: 3	R: 0 E: 0 K: 1 S: 9	H: 0 LOB: 0 BB: 0 P: 15	R: 0 E: 0 K: 0 S: 8	H: 0 LOB: 0 BB: 0 P: 11		R: 0 E: 0 K: 2 S: 9	H: 0 LOB: 0 BB: 0 P: 12	1B: 3 2B: 0 3B: 1 HR: 0	SF: 0 SAC: 0 DP: 1 HBP: 0	WP: 0 PB: 0 SB: 0 CS: 0
PITCHER Brad Radke, R ERA: 2.62 (1, 1)	IP: 9.0 WLS: W BF: 30 H: 4 R: 0 ER: 0 SO: 8 BB: 1 IBB: 0 HBP: 0 BLK: 0 WP: 0 HR: 0 S: 80 P: 117 ERA: 0.00 WHIP: 0.556															PITCHER						

Batter	1	2	3	4	5	6	7	8	9	AB	R	H	RBI	BB	SO	LOB	BOTTOM					
Otis Nixon, S OBP: 0.322, SLG: 0.314 (1, 8)	1-1 E6 1B SF8		3-1 1B SF4	4-0 S BB 1B BB		0-3 K		3-2 2B SF9 1B		4	4	2	0	1	1	0	Chicago Cubs @ Minnesota Twins Hubert H. Humphrey Metrodome, Minneapolis, MN Tue Jun 09 1998, 8:05 PM EDT Att: 25,806 - Dome - 72 F livebaseballscorecards.com					
Brent Gates, S OBP: 0.291, SLG: 0.265 (1, 5)	1-1 CS 1B		2-3 K	4-1 1B BB		3-1 F9		0-2 F7		4	0	1	1	1	1	3						
Matt Lawton, L OBP: 0.344, SLG: 0.383 (1, 9)	0-1 SF8		3-0 SF4	3-2 SF8		2-2 F8		0-0 2B		3	0	2	3	0	0	0						
Marty Cordova, R OBP: 0.347, SLG: 0.397 (1, 7)	4-2 BB		0-0 SF4	2-2 1B		2-3 K		1-2 SF9		2	0	1	3	1	1	0						
Orlando Merced, S OBP: 0.310, SLG: 0.410 (1, 3)	3-2 F7		1-3 K	1-0 L9		1-0 2B		2-1 L3		5	0	1	0	0	1	5						
Todd Walker, L OBP: 0.371, SLG: 0.505 (1, 10)		2-3 K		1-0 F7	2-2 L6		1-2 F8			4	0	0	0	0	1	1						
Pat Meares, R OBP: 0.316, SLG: 0.406 (1, 6)		1-3 K		4-2 2B BB	0-0 1B		4-0 FC6-4 BB			2	1	1	0	2	1	0						
Terry Steinbach, R OBP: 0.371, SLG: 0.424 (1, 2)		0-1 FC6-4 1B		2-2 BB BB 2B	2-1 F8		0-0 FC6-4			4	1	2	1	0	0	3						
Denny Hocking, S OBP: 0.231, SLG: 0.152 (1, 4)		2-2 FC6-4		2-2 E6 BB SF8	1-3 K		4-0 1B BB			3	2	0	0	1	1	3						
Inning Stats	R: 1 E: 1 K: 0 S: 11	H: 1 LOB: 1 BB: 1 P: 20	R: 0 E: 0 K: 2 S: 12	H: 1 LOB: 0 BB: 0 P: 17	R: 1 E: 0 K: 2 S: 11	H: 2 LOB: 1 BB: 0 P: 20	R: 4 E: 1 K: 0 S: 22	H: 2 LOB: 2 BB: 3 P: 45	R: 0 E: 0 K: 1 S: 11	H: 1 LOB: 1 BB: 0 P: 16	R: 0 E: 0 K: 1 S: 8	H: 0 LOB: 0 BB: 0 P: 13	R: 0 E: 0 K: 1 S: 9	H: 1 LOB: 2 BB: 1 P: 17	R: 2 E: 0 K: 0 S: 16	H: 2 LOB: 1 BB: 1 P: 26		R: 0 E: 0 K: 2 S: 9	H: 0 LOB: 0 BB: 0 P: 12	1B: 7 2B: 3 3B: 0 HR: 0	SF: 4 SAC: 0 DP: 0 HBP: 0	WP: 0 PB: 0 SB: 3 CS: 1
PITCHER 34 Kerry Wood, R ERA: 2.92 (1, 1)	IP: 3.1 WLS: L BF: 20 H: 5 R: 3 ER: 2 SO: 4 BB: 4 IBB: 0 HBP: 0 BLK: 0 WP: 0 HR: 0 S: 47 P: 87 ERA: 5.40 WHIP: 2.700															PITCHER						
Bob Patterson, L ERA: 5.52 (4, 1)	2.2 10 2 0 0 2																					
Kevin Foster, R ERA: 9.0 (7, 1)	2.0 11 3 2 2 1																					

Batter	1	2	3	4	5	6	7	8	9	AB	R	H	RBI	BB	SO	LOB	TOP				
Brant Brown, L OBP: 0.367, SLG: 0.487 (1, 8)										3	0	1	0	1	1	0	Chicago Cubs @ Philadelphia Phillies Veterans Stadium, Philadelphia, PA Fri Jun 12 1998, 7:05 PM EDT Att: 15,489 - Overcast - 70 F				
Mickey Morandini, L OBP: 0.419, SLG: 0.428 (1, 4)										4	0	0	0	0	2	3					
Sammy Sosa, R OBP: 0.404, SLG: 0.620 (1, 9)										3	0	0	0	1	1	0					
Mark Grace, L OBP: 0.433, SLG: 0.522 (1, 3)									4	0	1	0	0	0	0	1					
Henry Rodriguez, L OBP: 0.333, SLG: 0.473 (1, 7)										3	0	0	0	1	3	1					
Jeff Blauser, R OBP: 0.354, SLG: 0.308 (1, 6)										3	0	1	0	0	2	1					
José Hernández, R OBP: 0.302, SLG: 0.522 (1, 5)										3	0	2	0	0	1	0					
Scott Servais, R OBP: 0.284, SLG: 0.314 (1, 2)										3	0	0	0	0	2	3					
Kevin Tapani, R OBP: 0.294, SLG: 0.241 Manny Alexander, R (8, PH) Terry Adams, R (8, 1)										2	0	0	0	0	2	1					
Inning Stats	R: 0 H: 0 E: 0 K: 2 S: 11	H: 3 LOB: 2 BB: 0 P: 16	R: 0 H: 0 E: 0 K: 2 S: 14	H: 3 LOB: 2 BB: 0 P: 22	R: 0 H: 0 E: 0 K: 1 S: 11	H: 0 LOB: 0 BB: 0 P: 17	R: 0 H: 0 E: 0 K: 1 S: 13	H: 1 LOB: 1 BB: 1 P: 25	R: 0 H: 0 E: 0 K: 2 S: 8	H: 0 LOB: 0 BB: 0 P: 12	R: 0 H: 0 E: 0 K: 2 S: 8	H: 0 LOB: 0 BB: 0 P: 11	R: 0 H: 1 E: 0 K: 1 S: 8	H: 1 LOB: 0 BB: 1 P: 10	R: 0 H: 0 E: 0 K: 1 S: 7	H: 0 LOB: 0 BB: 1 P: 15	1B: 3 2B: 2 3B: 0 HR: 0	SF: 0 SAC: 0 DP: 2 HBP: 0	WP: 0 PB: 0 SB: 0 CS: 0	PA: 32	
PITCHER	IP	WLS	BF	H	R	ER	SO	BB	IBB	HBP	BLK	WP	HR	S	P	ERA	WHIP				
Curt Schilling, R ERA: 2.59	(1, 1)	7.0	W	26	4	0	13	2	0	0	0	0	0	78	122	0.00	0.857				
Mark Leiter, R ERA: 2.61	(8, 1)	2.0		6	1	0	2	1	0	0	0	0	0	15	25	0.00	1.000				

AB	29
R	0
H	5
RBI	0
BB	3
SO	15
LOB	10



Batter	1	2	3	4	5	6	7	8	9	AB	R	H	RBI	BB	SO	LOB	BOTTOM				
Doug Glanville, R OBP: 0.356, SLG: 0.464 (1, 8)										4	0	1	1	0	0	1	Chicago Cubs @ Philadelphia Phillies Veterans Stadium, Philadelphia, PA Fri Jun 12 1998, 7:05 PM EDT Att: 15,489 - Overcast - 70 F				
Gregg Jefferies, S OBP: 0.361, SLG: 0.437 Mark Leiter, R (8, 1)										4	0	1	0	0	0	2					
Scott Rolen, R OBP: 0.391, SLG: 0.533 (1, 5)										3	1	1	0	1	0	1					
Rico Brogna, L OBP: 0.331, SLG: 0.504 23 Kevin Jordan, R (6, PH) (7, 3)										2	1	1	2	0	1	0					
Mike Lieberthal, R OBP: 0.291, SLG: 0.390 (1, 2)										4	0	1	0	0	0	3					
Bobby Abreu, L OBP: 0.406, SLG: 0.485 (1, 9)										3	0	0	0	1	1	1					
Mark Lewis, R OBP: 0.290, SLG: 0.315 (1, 4)									4	1	2	0	0	0	2						
Alex Arias, R OBP: 0.333, SLG: 0.333 (1, 6)									4	0	0	0	0	2	4						
Curt Schilling, R OBP: 0.094, SLG: 0.065 Ruben Amaro Jr, S (7, PH) (8, 7)									2	0	0	0	0	0	1						
Inning Stats	R: 2 H: 3 E: 0 K: 1 S: 13	H: 3 LOB: 1 BB: 0 P: 20	R: 1 H: 2 E: 0 K: 0 S: 10	H: 2 LOB: 1 BB: 0 P: 13	R: 0 H: 0 E: 0 K: 1 S: 7	H: 0 LOB: 0 BB: 0 P: 9	R: 0 H: 0 E: 0 K: 0 S: 5	H: 0 LOB: 0 BB: 0 P: 7	R: 0 H: 1 E: 0 K: 0 S: 11	H: 1 LOB: 2 BB: 1 P: 24	R: 1 H: 2 E: 0 K: 0 S: 11	H: 2 LOB: 2 BB: 1 P: 18	R: 0 H: 1 E: 0 K: 1 S: 11	H: 1 LOB: 1 BB: 0 P: 14	1B: 7 2B: 2 3B: 0 HR: 1	SF: 0 SAC: 0 DP: 0 HBP: 0	WP: 2 PB: 0 SB: 0 CS: 0	PA: 36			
PITCHER	IP	WLS	BF	H	R	ER	SO	BB	IBB	HBP	BLK	WP	HR	S	P	ERA	WHIP				
Kevin Tapani, R ERA: 4.17	(1, 1)	7.0	L	32	9	4	4	3	0	0	0	0	0	70	106	5.14	1.286				
Terry Adams, R ERA: 2.35	(8, 1)	1.0		4	1	0	1	0	0	0	0	0	0	11	14	0.00	1.000				

AB	34
R	4
H	10
RBI	4
BB	2
SO	4
LOB	16



Batter	1	2	3	4	5	6	7	8	9	AB	R	H	RBI	BB	SO	LOB	TOP				
Brant Brown, L OBP: 0.366, SLG: 0.495 (1, 8)	G4-3 ①		L3 ③			F7 ③			G5-4-3 1B ①	4	0	1	0	0	0	0					
Mickey Morandini, L OBP: 0.424, SLG: 0.442 (1, 4)	L7 ②			L9 ①			FC6-4 1B ①		K ①	4	0	1	0	0	0	1					
Sammy Sosa, R OBP: 0.398, SLG: 0.621 (1, 9)	K ③			G4-3 ②			FC6-4 1-2 ①		G5-4-3 ③	4	0	0	0	0	0	1					
Mark Grace, L OBP: 0.434, SLG: 0.530 (1, 3)		3-1 1B 3B ①		G4-3 ③			F8 ②			3	1	1	0	0	0	1					
Henry Rodriguez, L OBP: 0.328, SLG: 0.462 (1, 7)		1-1 G5-4-3 1B ①			2-3 K ①		F7 ③			3	0	1	1	0	1	1					
Jeff Blauser, R OBP: 0.346, SLG: 0.300 (1, 6)		1 SAFE 2-3 K ①			1-3 K ②			0-1 G6-3 ①		3	0	0	0	0	2	1					
José Hernández, R OBP: 0.299, SLG: 0.527 (1, 5)		0-1 G5-4-3 1-2 ②			0-0 F8 ③			2-2 G6-3 3B ②		3	1	1	0	0	0	1					
Scott Servais, R OBP: 0.279, SLG: 0.309 (1, 2)			1-3 K ①			3-2 F7 ①		0-1 G6-3 ②		3	0	0	1	0	1	0					
Mark Clark, R OBP: 0.074, SLG: 0.038 (1, 1)			3-3 K ②			0-3 K ②		3-H 3-2 F8 ③		2	0	0	0	0	2	0					
Terry Mulholland, R OBP: 0.304, SLG: 0.378 (8, PH)										0	0	0	0	0	0	0					
Manny Alexander, R OBP: 0.304, SLG: 0.378 (8, PH)										1	0	0	0	0	0	0					
Bob Patterson, R (8, 1)										0	0	0	0	0	0	0					
Inning Stats	R: 0 E: 0 K: 1 S: 9	H: 0 LOB: 0 BB: 0 P: 13	R: 1 E: 0 K: 1 S: 9	H: 2 LOB: 0 BB: 0 P: 15	R: 0 E: 0 K: 2 S: 8	H: 0 LOB: 0 BB: 0 P: 13	R: 0 E: 0 K: 0 S: 5	H: 0 LOB: 0 BB: 0 P: 7	R: 0 E: 0 K: 2 S: 7	H: 0 LOB: 0 BB: 0 P: 10	R: 0 E: 0 K: 1 S: 8	H: 0 LOB: 0 BB: 0 P: 12	R: 0 E: 0 K: 0 S: 11	H: 1 LOB: 1 BB: 0 P: 14	R: 1 E: 0 K: 0 S: 12	H: 1 LOB: 0 BB: 0 P: 17	R: 0 E: 0 K: 1 S: 8	H: 1 LOB: 0 BB: 0 P: 14	1B: 3 2B: 0 3B: 2 HR: 0	SF: 0 SAC: 0 DP: 2 HBP: 0	WP: 0 PA: 30 PB: 0 SB: 0 CS: 0
PITCHER Carlton Loewer, R ERA: 2.0 (1, 1)	IP	WLS	BF	H	R	ER	SO	BB	IBB	HBP	BLK	WP	HR	S	P	ERA	WHIP				
	9.0	W	30	5	2	2	8	0	0	0	0	0	0	77	115	2.00	0.556				

Chicago Cubs @ Philadelphia Phillies
Veterans Stadium, Philadelphia, PA
Sun Jun 14 1998, 3:33 AM EDT
Att: 25,543 - Cloudy - 75 F

AB 30
R 2
H 5
RBI 2
BB 0
SO 8
LOB 7



Batter	1	2	3	4	5	6	7	8	9	AB	R	H	RBI	BB	SO	LOB	BOTTOM				
Doug Glanville, R OBP: 0.364, SLG: 0.470 (1, 8)	S 1B ①	L7 ③			1-2 2B ①	4-2 BB ①				3	2	2	0	1	0	2					
Gregg Jefferies, S OBP: 0.358, SLG: 0.435 (1, 7)	F8 ①		1-3 K ①		0-2 2B ②	G4-3 ③				4	0	1	1	0	1	4					
Scott Rolen, R OBP: 0.385, SLG: 0.520 (1, 5)	1 SAFE 1 SAFE K 1-2 ②		2-3 K ②		3-2 F6 ③		1-3 K ①			4	0	0	0	0	3	2					
Rico Brogna, L OBP: 0.333, SLG: 0.509 (1, 3)	1-2 2H 1B ③		2-2 P3 ③			2-2 2B ②	1-3 K ②			4	1	2	1	0	1	0					
Mike Lieberthal, R OBP: 0.292, SLG: 0.403 (1, 2)	1-2 P4 ③			1-0 F7 ①		1-2 1B 2B ②	3-1 G5-3 ③			4	1	1	1	0	0	1					
Bobby Abreu, L OBP: 0.420, SLG: 0.512 (1, 9)		2-1 2B ①		0-3 K ②		2-1 FC5-6 1B ①		0-1 F7 ①		4	0	2	0	0	1	0					
Mark Lewis, R OBP: 0.291, SLG: 0.317 (1, 4)		3-3 K ①		3-2 L9 ③		1-2 BB FC5-6 1B ①		1-3 K ②		4	0	1	1	0	2	1					
Desi Relaford, S OBP: 0.318, SLG: 0.399 (1, 6)			0-3 K ②		0-2 F9 ①		0-1 P4 ①			4	0	1	0	0	1	3					
Carlton Loewer, R (1, 1)		4-2 BB ①			1-2 F8 ②	0-0 FC5-6 BB ②		0-1 G4-3 ③		3	0	0	0	1	0	3					
Inning Stats	R: 1 E: 0 K: 1 S: 12	H: 2 LOB: 1 BB: 0 P: 18	R: 0 E: 0 K: 2 S: 14	H: 1 LOB: 2 BB: 1 P: 25	R: 0 E: 0 K: 2 S: 11	H: 0 LOB: 0 BB: 0 P: 16	R: 0 E: 0 K: 1 S: 7	H: 0 LOB: 0 BB: 0 P: 11	R: 1 E: 0 K: 0 S: 17	H: 2 LOB: 1 BB: 0 P: 22	R: 2 E: 0 K: 0 S: 17	H: 4 LOB: 3 BB: 1 P: 28	R: 0 E: 0 K: 2 S: 10	H: 0 LOB: 0 BB: 0 P: 15	R: 0 E: 0 K: 1 S: 9	H: 1 LOB: 1 BB: 0 P: 10	1B: 4 2B: 6 3B: 0 HR: 0	SF: 0 SAC: 0 DP: 0 HBP: 0	WP: 0 PA: 36 PB: 0 SB: 1 CS: 0		
PITCHER Mark Clark, R ERA: 4.7 (1, 1)	IP	WLS	BF	H	R	ER	SO	BB	IBB	HBP	BLK	WP	HR	S	P	ERA	WHIP				
	5.0	L	25	9	4	4	6	1	0	0	0	0	0	73	110	7.20	2.000				
Terry Mulholland, L ERA: 3.82 (8, 1)	IP	WLS	BF	H	R	ER	SO	BB	IBB	HBP	BLK	WP	HR	S	P	ERA	WHIP				
	2.0		7	0	0	0	2	1	0	0	0	0	0	15	25	0.00	0.500				
Bob Patterson, L ERA: 5.17 (8, 1)	IP	WLS	BF	H	R	ER	SO	BB	IBB	HBP	BLK	WP	HR	S	P	ERA	WHIP				
	1.0		4	1	0	0	1	0	0	0	0	0	0	9	10	0.00	1.000				

Chicago Cubs @ Philadelphia Phillies
Veterans Stadium, Philadelphia, PA
Sun Jun 14 1998, 3:33 AM EDT
Att: 25,543 - Cloudy - 75 F

AB 34
R 4
H 10
RBI 4
BB 2
SO 9
LOB 16



Batter	1	2	3	4	5	6	7	8	9	AB	R	H	RBI	BB	SO	LOB	TOP				
Fernando Vina, L (1,4) OBP: 0.370, SLG: 0.420	F7		HBP		F8			K		3	0	0	0	0	1	2	Milwaukee Brewers @ Chicago Cubs Wrigley Field, Chicago, IL Mon Jun 15 1998, 7:05 PM CDT Att: 37,903 - Unknown - 69 F				
Jeff Cirillo, R (1,5) OBP: 0.411, SLG: 0.436			F7			G6-3		BB BB FC4-6	1B	3	1	1	0	1	0	1					
Jeremy Burnitz, L (1,9) OBP: 0.361, SLG: 0.482	K				F7		F8	FC4-6 BB BB		3	0	0	1	1	1	1					
John Jaha, R (1,3) OBP: 0.391, SLG: 0.403 Darin Jackson, R (8, PR) OBP: 0.218, SLG: 0.247 Doug Jones, R (8, 1)		K		L8			K	FC4-6 BB		3	0	0	1	1	2	0					
Dave Nilsson, L (1,7) OBP: 0.341, SLG: 0.395		HR BB						FC4-6 BB		2	1	0	1	2	0	2					
Marquis Grissom, R (1,8) OBP: 0.333, SLG: 0.443							P9	G1-3		4	0	1	0	0	0	3					
Jose Valentin, S (1,6) OBP: 0.329, SLG: 0.401							K			4	1	1	2	0	3	2					
Bobby Hughes, R (1,2) OBP: 0.333, SLG: 0.452		HR						1B BB BB		3	1	0	0	1	2	0					
21 Cal Eldred, R (1,1) OBP: 0.120, SLG: 0.125 Bob Hamelin, L (8, PH) OBP: 0.257, SLG: 0.323				G6-3			K	BB BB BB		2	0	0	0	0	1	0					
								BB BB BB		1	1	0	0	1	0	0					
Inning Stats	R: 0 E: 0 K: 1 S: 6	H: 0 LOB: 1 BB: 1 P: 15	R: 2 E: 0 K: 2 S: 12	H: 1 LOB: 0 BB: 23	R: 0 E: 0 K: 0 S: 3	H: 0 LOB: 0 BB: 6	R: 0 E: 0 K: 1 S: 9	H: 1 LOB: 2 BB: 1 P: 16	R: 0 E: 0 K: 2 S: 10	H: 0 LOB: 0 BB: 0 P: 12	R: 0 E: 0 K: 1 S: 8	H: 0 LOB: 0 BB: 0 P: 13	R: 3 E: 0 K: 1 S: 13	H: 1 LOB: 2 BB: 4 P: 33	R: 0 E: 0 K: 1 S: 6	H: 0 LOB: 0 BB: 6	1B: 2 2B: 1 3B: 0 HR: 1	SF: 0 SAC: 0 DP: 1 HBP: 1	WP: 0 PB: 0 SB: 0 CS: 2	PA: 36	
PITCHER	IP	WLS	BF	H	R	ER	SO	BB	IBB	HBP	BLK	WP	HR	S	P	ERA	WHIP				
34 Kerry Wood, R (1,1) ERA: 3.25	7.1		30	3	5	5	9	6	0	1	0	0	1	63	117	6.14	1.227				
Terry Adams, R (8, 1) ERA: 2.2	0.2	W	3	0	0	0	0	1	0	0	0	0	0	5	13	0.00	1.500				
Rod Beck, R (9, 1) ERA: 3.63	1.0	S	3	0	0	0	1	0	0	0	0	0	0	6	6	0.00	0.000				

Batter	1	2	3	4	5	6	7	8	9	AB	R	H	RBI	BB	SO	LOB	BOTTOM				
Brant Brown, L (1,8) OBP: 0.359, SLG: 0.485	G4-3	F8		G4-3			G3-1			4	0	0	0	0	0	2	Milwaukee Brewers @ Chicago Cubs Wrigley Field, Chicago, IL Mon Jun 15 1998, 7:05 PM CDT Att: 37,903 - Unknown - 69 F				
Mickey Morandini, L (1,4) OBP: 0.418, SLG: 0.434	G5-3		K		K		F9			4	0	0	0	0	2	0					
Sammy Sosa, R (1,9) OBP: 0.403, SLG: 0.658			HR		HR		HR			4	3	3	3	0	1	0					
Mark Grace, L (1,3) OBP: 0.435, SLG: 0.529	G3		WP		1B		G4-3			4	0	2	0	0	0	0					
Henry Rodriguez, L (1,7) OBP: 0.323, SLG: 0.454 Rod Beck, R (9, 1)		F8	F7		K		F8			4	0	0	0	0	1	2					
José Hernández, R (1,5) OBP: 0.304, SLG: 0.540		K	F8				3B	1B SF7	1B	4	1	2	0	0	1	1					
Sandy Martínez, L (1,2) OBP: 0.353, SLG: 0.417 Scott Servais, R (8, 2) OBP: 0.283, SLG: 0.313		S		G4-3		L4		1B		3	1	2	0	0	0	1					
Manny Alexander, R (1,6) OBP: 0.302, SLG: 0.386		1B		K		FC6-2-5		SF7		3	1	1	2	0	1	2					
34 Kerry Wood, R (1,1) OBP: 0.192, SLG: 0.192 Terry Adams, R (8, 1) Terrell Lowery, R (8, PH) OBP: 0.308, SLG: 0.182		2B		G4-3		F8		K		3	0	1	1	0	0	2					
										1	0	0	0	0	0	0					
										1	0	0	0	0	1	1					
Inning Stats	R: 1 E: 0 K: 0 S: 7	H: 1 LOB: 0 BB: 0 P: 11	R: 2 E: 0 K: 1 S: 13	H: 3 LOB: 1 BB: 0	R: 1 E: 0 K: 1 S: 13	H: 2 LOB: 1 BB: 0 P: 21	R: 0 E: 0 K: 1 S: 12	H: 1 LOB: 1 BB: 0 P: 19	R: 0 E: 0 K: 3 S: 15	H: 1 LOB: 1 BB: 0 P: 23	R: 0 E: 0 K: 0 S: 6	H: 1 LOB: 1 BB: 0 P: 6	R: 1 E: 0 K: 0 S: 8	H: 1 LOB: 0 BB: 0 P: 11	R: 1 E: 0 K: 1 S: 14	H: 2 LOB: 1 BB: 0 P: 19	1B: 6 2B: 2 3B: 1 HR: 3	SF: 1 SAC: 0 DP: 0 HBP: 0	WP: 1 PB: 0 SB: 1 CS: 0	PA: 36	
PITCHER	IP	WLS	BF	H	R	ER	SO	BB	IBB	HBP	BLK	WP	HR	S	P	ERA	WHIP				
21 Cal Eldred, R (1,1) ERA: 4.52	7.0		31	10	5	5	6	0	0	0	0	0	0	14	19	9.00	2.000				
Doug Jones, R (8, 1) ERA: 4.39	1.0	L	5	2	1	1	1	0	0	0	0	0	0	14	19	9.00	2.000				



Batter	1	2	3	4	5	6	7	8	9	AB	R	H	RBI	BB	SO	LOB	TOP				
Fernando Vina, L OBP: 0.376, SLG: 0.423 (1, 4)	F7		G3-6-1 1B		F9 1B		FC5-6 HR		G6-4-3 1B	5	1	3	0	0	0	1					
Mark Loretta, R OBP: 0.379, SLG: 0.405 (1, 5)	F9		F8		F9		K		G6-4-3	5	0	0	0	0	1	6					
Jeromy Burnitz, L OBP: 0.360, SLG: 0.490 (1, 9)	P3		G3-6-1		P6		HR			3	1	0	0	1	0	4					
John Jaha, R OBP: 0.410, SLG: 0.506 (1, 3)		G4-3		G3 1B	G5-3		HR			4	2	2	3	0	0	2					
Dave Nilsson, L OBP: 0.343, SLG: 0.387 (1, 7)				G3		G4-3				4	0	1	0	0	0	1					
Al Reyes, R OBP: 0.250, SLG: 0.250 (7, 1)										0	0	0	0	0	0	0					
Mike Myers, L (7, 1)										0	0	0	0	0	0	0					
Bob Wickman, R (8, 1)										0	0	0	0	0	0	0					
Marquis Grissom, R OBP: 0.324, SLG: 0.433 (1, 8)				G5-3		G6-3		G4-3		4	0	0	0	0	1	2					
Jose Valentin, S OBP: 0.341, SLG: 0.423 (1, 6)										2	1	2	1	1	0	0					
Bobby Hughes, R OBP: 0.316, SLG: 0.471 (1, 2)										4	1	1	2	0	1	3					
Scott Karl, L OBP: 0.222, SLG: 0.087 (1, 1)										0	0	0	0	0	0	0					
Bronswell Patrick, R OBP: 0.067, SLG: 0.500 (7, PH)										1	0	1	0	1	0	0					
Geoff Jenkins, L OBP: 0.294, SLG: 0.453 (7, 7)										2	0	1	0	0	1	0					
Inning Stats	R: 0 E: 0 K: 0 S: 6	H: 0 LOB: 0 BB: 0 P: 9	R: 0 E: 0 K: 1 S: 9	H: 1 LOB: 0 BB: 13 P: 13	R: 2 E: 0 K: 0 S: 11	H: 3 LOB: 1 BB: 1 P: 19	R: 1 E: 0 K: 0 S: 9	H: 2 LOB: 1 BB: 0 P: 13	R: 0 E: 0 K: 1 S: 12	H: 1 LOB: 1 BB: 0 P: 18	R: 3 E: 0 K: 1 S: 17	H: 2 LOB: 0 BB: 1 P: 28	R: 0 E: 0 K: 0 S: 8	H: 0 LOB: 0 BB: 0 P: 13	R: 0 E: 0 K: 1 S: 9	H: 1 LOB: 0 BB: 0 P: 14	1B: 7 2B: 2 3B: 0 HR: 2	SF: 0 SAC: 0 DP: 3 HBP: 1	WP: 0 PB: 0 SB: 1 CS: 1	PA: 39	
PITCHER	IP	WLS	BF	H	R	ER	SO	BB	IBB	HBP	BLK	WP	HR	S	P	ERA	WHIP				
Kevin Tapani, R ERA: 4.42 (1, 1)	7.0	L	32	10	6	6	3	3	0	0	0	0	2	72	113	7.71	1.857				
Marc Pisciotta, R ERA: 3.67 (8, 1)	1.0		3	0	0	0	0	0	0	1	0	0	0	8	13	0.00	0.000				
Bob Patterson, L ERA: 5.09 (9, 1)	1.0		3	1	0	0	1	0	0	0	0	0	0	9	14	0.00	1.000				

Milwaukee Brewers @ Chicago Cubs
Wrigley Field, Chicago, IL
Wed Jun 17 1998, 3:33 AM CDT
Att: 28,673 - Sunny - 75 F

AB 34
R 6
H 11
RBI 6
BB 3
SO 4
LOB 19



Batter	1	2	3	4	5	6	7	8	9	AB	R	H	RBI	BB	SO	LOB	BOTTOM				
Manny Alexander, R OBP: 0.287, SLG: 0.364 (1, 5)	F7		K		G5-3			G4-3 1B	G4-3	5	0	1	0	0	1	1					
Mickey Morandini, L OBP: 0.408, SLG: 0.426 (1, 4)	G4-3		G3			F8		P4	L4	5	0	0	0	0	0	3					
Mark Grace, L OBP: 0.427, SLG: 0.517 (1, 3)			G4-3			G1-3		K		4	0	1	0	0	1	1					
Sammy Sosa, R OBP: 0.400, SLG: 0.659 (1, 9)						G6-3		G6-3		4	1	2	1	0	0	1					
Matt Mieske, R OBP: 0.392, SLG: 0.446 (1, 7)										2	0	0	0	0	1	0					
Brant Brown, L OBP: 0.359, SLG: 0.483 (7, PH) (8, 7)						G6-3		K	G3-1	2	0	0	0	0	1	2					
Jeff Blauser, R OBP: 0.350, SLG: 0.305 (1, 6)										2	2	1	0	2	1	0					
José Hernández, R OBP: 0.314, SLG: 0.576 (1, 8)										4	2	3	4	0	0	0					
Scott Servais, R OBP: 0.281, SLG: 0.305 (1, 2)										2	0	0	0	0	1	0					
Sandy Martinez, L OBP: 0.343, SLG: 0.403 (7, PH) (8, 2)										2	0	0	0	0	2	2					
Kevin Tapani, R ERA: 4.26 (7, PH)										1	0	0	0	0	1	2					
Derrick White, R OBP: 0.111, SLG: 0.444 (8, 1)										0	0	0	0	0	0	0					
Marc Pisciotta, R OBP: 0.333, SLG: 0.333 (9, 1)										0	0	0	0	0	0	0					
Bob Patterson, R (9, 1)										0	0	0	0	0	0	0					
Henry Rodriguez, L OBP: 0.325, SLG: 0.454 (9, PH)										0	0	0	0	1	0	0					
Terrell Lowery, R OBP: 0.206, SLG: 0.167 (9, PH)										0	0	0	0	0	0	0					
Inning Stats	R: 0 E: 0 K: 0 S: 7	H: 1 LOB: 1 BB: 0 P: 10	R: 2 E: 0 K: 2 S: 14	H: 1 LOB: 0 BB: 1 P: 23	R: 0 E: 0 K: 1 S: 10	H: 0 LOB: 0 BB: 0 P: 13	R: 1 E: 0 K: 1 S: 9	H: 1 LOB: 0 BB: 0 P: 13	R: 0 E: 0 K: 1 S: 9	H: 0 LOB: 0 BB: 0 P: 13	R: 0 E: 0 K: 3 S: 16	H: 1 LOB: 2 BB: 1 P: 24	R: 0 E: 0 K: 1 S: 13	H: 2 LOB: 2 BB: 0 P: 23	R: 2 E: 0 K: 1 S: 11	H: 2 LOB: 2 BB: 1 P: 19	1B: 5 2B: 0 3B: 0 HR: 3	SF: 0 SAC: 0 DP: 0 HBP: 0	WP: 0 PB: 0 SB: 0 CS: 0	PA: 38	
PITCHER	IP	WLS	BF	H	R	ER	SO	BB	IBB	HBP	BLK	WP	HR	S	P	ERA	WHIP				
Scott Karl, L ERA: 4.26 (1, 1)	1.1		5	1	0	0	1	0	0	0	0	0	0	12	18	0.00	0.750				
Bronswell Patrick, R ERA: 2.18 (2, 1)	4.2	W	17	2	3	3	4	1	0	0	0	0	2	43	62	5.79	0.643				
Al Reyes, R ERA: 5.23 (7, 1)	0.1		3	1	0	0	1	1	0	0	0	0	0	10	16	0.00	6.000				
Mike Myers, L ERA: 0.74 (7, 1)	1.1		5	1	0	0	3	0	0	0	0	0	0	16	25	0.00	0.750				
Bob Wickman, R ERA: 1.93 (8, 1)	1.1	S	8	3	2	2	1	1	0	0	0	0	1	14	25	13.50	3.000				

Milwaukee Brewers @ Chicago Cubs
Wrigley Field, Chicago, IL
Wed Jun 17 1998, 3:33 AM CDT
Att: 28,673 - Sunny - 75 F

AB 35
R 5
H 8
RBI 5
BB 3
SO 10
LOB 12



Batter	1	2	3	4	5	6	7	8	9	AB	R	H	RBI	BB	SO	LOB	TOP					
Kenny Lofton, L OBP: 0.372, SLG: 0.430 (1, 8)										3	1	1	0	2	1	0	Cleveland Indians @ Chicago Cubs Wrigley Field, Chicago, IL Mon Jun 22 1998, 7:05 PM CDT Att: 39,556 - Cloudy - 68 F					
Omar Vizquel, S OBP: 0.397, SLG: 0.382 (1, 6)										5	1	2	1	0	0	3						
David Justice, L OBP: 0.362, SLG: 0.485 Mark Whiten, S OBP: 0.392, SLG: 0.463 (9, PR) (9, 7)										5	0	2	1	0	1	1						
Jim Thome, L OBP: 0.428, SLG: 0.648 (1, 3)										4	0	1	0	1	0	2						
Manny Ramirez, R OBP: 0.371, SLG: 0.546 (1, 9)										4	0	2	0	1	1	3						
Sandy Alomar Jr., R OBP: 0.309, SLG: 0.405 (1, 2)										4	0	0	0	1	0	5						
Travis Fryman, R OBP: 0.314, SLG: 0.446 (1, 5)										4	0	0	0	0	1	4						
David Bell, R OBP: 0.320, SLG: 0.435 (1, 4)										3	1	2	1	1	0	0						
Dwight Gooden, R (1, 1) Jeff Branson, L (7, PH) Alvin Morman, L (7, 1) Paul Shuey, R (7, 1) Paul Assenmacher, L (8, 1) Michael Jackson, R (9, 1)										2	0	0	0	0	1	1						
Inning Stats	R: 0 E: 0 K: 2 S: 10	H: 0 LOB: 0 BB: 0 P: 15	R: 0 E: 0 K: 0 S: 11	H: 1 LOB: 1 BB: 0 P: 16	R: 1 E: 0 K: 0 S: 4	H: 1 LOB: 1 BB: 1 P: 10	R: 0 E: 0 K: 1 S: 7	H: 0 LOB: 0 BB: 1 P: 14	R: 0 E: 0 K: 0 S: 15	H: 2 LOB: 2 BB: 0 P: 19	R: 0 E: 0 K: 0 S: 12	H: 1 LOB: 2 BB: 1 P: 23	R: 1 E: 1 K: 0 S: 13	H: 2 LOB: 2 BB: 1 P: 25	R: 0 E: 0 K: 0 S: 9	H: 0 LOB: 2 BB: 2 P: 20		R: 1 E: 0 K: 0 S: 14	H: 3 LOB: 2 BB: 0 P: 19	1B: 8 2B: 1 3B: 0 HR: 1	SF: 0 SAC: 0 DP: 1 HBP: 0	WP: 0 PA: 42 PB: 0 SB: 4 CS: 0
PITCHER	IP	WLS	BF	H	R	ER	SO	BB	IBB	HBP	BLK	WP	HR	S	P	ERA	WHIP					
Kevin Tapani, R ERA: 4.31 Terry Mulholland, L ERA: 3.61 Terry Adams, R ERA: 2.17 Dave Stevens, R ERA:	(1, 1)	6.2	L	29	6	2	5	4	0	0	0	0	0	1	68	112	2.70	1.500				

AB 36
R 3
H 10
RBI 3
BB 6
SO 5
LOB 21



Batter	1	2	3	4	5	6	7	8	9	AB	R	H	RBI	BB	SO	LOB	BOTTOM					
Brant Brown, L OBP: 0.374, SLG: 0.547 (1, 8)										4	0	0	0	0	1	2	Cleveland Indians @ Chicago Cubs Wrigley Field, Chicago, IL Mon Jun 22 1998, 7:05 PM CDT Att: 39,556 - Cloudy - 68 F					
Mickey Morandini, L OBP: 0.400, SLG: 0.423 (1, 4)										3	0	1	0	1	0	0						
Sammy Sosa, R OBP: 0.398, SLG: 0.686 (1, 9)										4	0	0	0	0	2	3						
Mark Grace, L OBP: 0.420, SLG: 0.500 (1, 3)										4	0	1	0	0	0	0						
Henry Rodriguez, L OBP: 0.320, SLG: 0.467 Jeff Blauser, R OBP: 0.356, SLG: 0.316 Terry Adams, R (8, 1) Dave Stevens, R (9, 1)										2	1	2	1	0	0	0						
Jason Handke, S OBP: 0.350, SLG: 0.278 (9, PH) José Hernández, R OBP: 0.306, SLG: 0.560 (1, 5)										4	0	0	0	0	1	4						
Manny Alexander, R OBP: 0.285, SLG: 0.344 (1, 6)										3	0	0	0	0	1	2						
Scott Servais, R OBP: 0.276, SLG: 0.298 Sandy Martínez, L OBP: 0.355, SLG: 0.394 (9, 2)										2	0	0	0	0	0	0						
Kevin Tapani, R OBP: 0.289, SLG: 0.242 Terry Mulholland, R OBP: 0.256, SLG: 0.167 Pedro Valdes, L (8, 7)										2	0	1	0	0	0	0						
Inning Stats	R: 0 E: 0 K: 1 S: 7	H: 0 LOB: 0 BB: 0 P: 12	R: 0 E: 0 K: 0 S: 6	H: 1 LOB: 1 BB: 0 P: 10	R: 0 E: 0 K: 0 S: 7	H: 0 LOB: 0 BB: 0 P: 10	R: 0 E: 0 K: 1 S: 8	H: 0 LOB: 0 BB: 0 P: 12	R: 1 E: 0 K: 0 S: 8	H: 1 LOB: 1 BB: 0 P: 13	R: 0 E: 0 K: 0 S: 6	H: 2 LOB: 1 BB: 0 P: 12	R: 0 E: 0 K: 2 S: 9	H: 1 LOB: 1 BB: 0 P: 12	R: 0 E: 0 K: 1 S: 7	H: 1 LOB: 1 BB: 0 P: 9		R: 0 E: 0 K: 0 S: 11	H: 1 LOB: 2 BB: 1 P: 20	1B: 6 2B: 0 3B: 0 HR: 1	SF: 0 SAC: 0 DP: 1 HBP: 0	WP: 0 PA: 33 PB: 0 SB: 0 CS: 0
PITCHER	IP	WLS	BF	H	R	ER	SO	BB	IBB	HBP	BLK	WP	HR	S	P	ERA	WHIP					
Dwight Gooden, R ERA: 4.22 Alvin Morman, L ERA: 3.18 Paul Shuey, R (7, 1) Paul Assenmacher, L ERA: 3.6 Michael Jackson, R ERA: 2.2	(1, 1)	6.0	W	21	4	1	2	0	0	0	0	0	0	1	42	69	1.50	0.667				

AB 32
R 1
H 7
RBI 1
BB 1
SO 5
LOB 14



Batter	1	2	3	4	5	6	7	8	9	AB	R	H	RBI	BB	SO	LOB	TOP											
Kenny Lofton, L OBP: 0.369, SLG: 0.426 (1, 8)	G4-3		F8		K		BB 1B	L7		5	0	1	0	0	1	1	Cleveland Indians @ Chicago Cubs Wrigley Field, Chicago, IL Tue Jun 23 1998, 3:33 AM CDT Att: 39,006 - Sunny - 79 F											
Shawon Dunston, R OBP: 0.246, SLG: 0.358 Paul Shuey, R (8, 1) Paul Assenmacher, L (9, 1) Michael Jackson, R (9, 1)	F8			F9	B1-3		BB	K		5	0	1	0	0	1	1												
David Justice, L OBP: 0.363, SLG: 0.486 (1, 7)	BB			1B 2B	L9		F8		P7	4	1	1	0	1	0	2												
Jim Thome, L OBP: 0.433, SLG: 0.653 (1, 3)	3-1			1B 2B						4	1	3	0	1	0	1												
Manny Ramirez, R OBP: 0.368, SLG: 0.539 (1, 9)		K		2B SF9	1B		G6-3	G4-3		5	1	1	1	0	1	5												
Travis Fryman, R OBP: 0.315, SLG: 0.460 (1, 5)	L5			SF9	2B		K			5	1	2	2	0	2	2												
David Bell, R OBP: 0.325, SLG: 0.433 Eric Plunk, R (6, 1) Mark Whiten, S OBP: 0.400, SLG: 0.485 Omar Vizquel, S OBP: 0.367, SLG: 0.382 (8, 6)	F7								HR	1	0	0	0	2	0	0												
Pat Borders, R OBP: 0.295, SLG: 0.295 (1, 2)			F8	SF9		F8			SH1-4	3	0	1	2	0	0	2												
Charles Nagy, L (1, 1) Alvin Morman, L (6, 1) Jeff Branson, L OBP: 0.211, SLG: 0.243 (6, 4)			K	K			G6-3	SH1-4		2	0	0	0	0	2	2												
Inning Stats	R: 0 E: 0 K: 0 S: 7	H: 0 LOB: 1 BB: 1 P: 11	R: 0 E: 0 K: 1 S: 10	H: 0 LOB: 0 BB: 0 P: 17	R: 0 E: 0 K: 1 S: 5	H: 0 LOB: 0 BB: 0 P: 11	R: 3 E: 0 K: 1 S: 14	H: 4 LOB: 2 BB: 1 P: 30	R: 0 E: 0 K: 1 S: 9	H: 1 LOB: 2 BB: 1 P: 18	R: 0 E: 0 K: 0 S: 13	H: 2 LOB: 3 BB: 1 P: 23	R: 2 E: 0 K: 1 S: 10	H: 3 LOB: 1 BB: 0 P: 13	R: 0 E: 0 K: 1 S: 11	H: 1 LOB: 1 BB: 0 P: 18		1B: 6 2B: 4 3B: 0 HR: 1	SF: 1 SAC: 1 DP: 0 HBP: 0	WP: 0 PB: 0 SB: 0 CS: 0	PA: 42							
PITCHER	IP	WLS	BF	H	R	ER	SO	BB	IBB	HBP	BLK	WP	HR	S	P	ERA	WHIP											
Geremi Gonzalez, R ERA: 5.64 (1, 1)	6.0		26	5	3	3	5	1	2	0	0	0	0	0	53	99	4.50	1.000										
Terry Mulholland, L ERA: 3.56 (7, 1)	0.2		5	2	0	0	0	1	0	0	0	0	0	12	22	0.00	4.500											
Terry Adams, R ERA: 2.54 (7, 1)	0.1	L	4	3	2	2	0	0	0	0	0	0	1	6	8	54.00	9.000											
Bob Patterson, L ERA: 5.68 (8, 1)	0.2		2	0	0	0	0	0	0	0	0	0	0	2	2	0.00	0.000											
Marc Pisciotta, R ERA: 3.69 (8, 1)	1.1		5	1	0	0	2	0	0	0	0	0	0	14	22	0.00	0.750											
Brant Brown, L OBP: 0.367, SLG: 0.535 (1, 8)	F7			K						P6		K					5	0	0	0	0	3	4	Cleveland Indians @ Chicago Cubs Wrigley Field, Chicago, IL Tue Jun 23 1998, 3:33 AM CDT Att: 39,006 - Sunny - 79 F				
Mickey Morandini, L OBP: 0.466, SLG: 0.418 (1, 4)	F8			F8						FC6-4		BB					3	0	0	1	1	0	0					
Sammy Sosa, R OBP: 0.392, SLG: 0.675 (1, 9)	F7			G5-3						P4		FC6-4					5	0	0	0	0	0	5					
Mark Grace, L OBP: 0.418, SLG: 0.500 (1, 3)		G6-3				F9						HR		G1-3			4	1	1	0	0	0	0					
Henry Rodriguez, L OBP: 0.322, SLG: 0.481 (1, 7)						G4-3								F8			4	2	2	2	0	0	0					
Terrell Lowery, R OBP: 0.313, SLG: 0.286 Bob Patterson, R (8, 1) Marc Pisciotta, R OBP: 0.333, SLG: 0.333 (8, 1)		BB										HR					0	0	0	0	0	0	0		0			
José Hernández, R OBP: 0.320, SLG: 0.563 (1, 5)										WP		BB		CS			1	1	1	0	3	0	0					
Jeff Blauser, R OBP: 0.356, SLG: 0.316 (1, 6)						FC6-4						BB		CS			3	0	1	0	1	1	1					
Sandy Martinez, L OBP: 0.359, SLG: 0.418 Scott Servais, R OBP: 0.274, SLG: 0.295 (6, PH) (7, 2)						SF8								K2-3			1	0	1	1	0	0	0					
Geremi Gonzalez, R OBP: 0.185, SLG: 0.222 Manny Alexander, R ERA: 3.06 Terry Mulholland, R OBP: 0.298, SLG: 0.167 Terry Adams, R (7, 1) Matt Mieske, R OBP: 0.378, SLG: 0.425 (8, 7)						FC5-4						BB		F9			1	0	0	0	0	0	2					
Inning Stats	R: 0 E: 0 K: 0 S: 9	H: 0 LOB: 0 BB: 0 P: 15	R: 1 E: 0 K: 0 S: 11	H: 1 LOB: 2 BB: 2 P: 24	R: 0 E: 0 K: 1 S: 8	H: 0 LOB: 0 BB: 0 P: 13	R: 0 E: 0 K: 0 S: 6	H: 1 LOB: 1 BB: 0 P: 11	R: 0 E: 0 K: 0 S: 8	H: 1 LOB: 2 BB: 0 P: 11	R: 3 E: 0 K: 1 S: 18	H: 3 LOB: 3 BB: 3 P: 37	R: 0 E: 0 K: 0 S: 8	H: 0 LOB: 0 BB: 1 P: 18	R: 0 E: 0 K: 2 S: 7	H: 0 LOB: 0 BB: 0 P: 10	R: 0 E: 0 K: 1 S: 7	H: 0 LOB: 0 BB: 0 P: 9	1B: 3 2B: 2 3B: 0 HR: 1	SF: 1 SAC: 1 DP: 0 HBP: 1	WP: 1 PB: 0 SB: 0 CS: 1	PA: 40						
PITCHER	IP	WLS	BF	H	R	ER	SO	BB	IBB	HBP	BLK	WP	HR	S	P	ERA	WHIP											
Charles Nagy, R ERA: 5.07 (1, 1)	5.0		25	6	4	4	1	3	0	1	0	0	1	51	92	7.20	1.800											
Alvin Morman, L ERA: 3.06 (6, 1)	0.2		4	0	0	0	1	1	1	0	0	0	0	6	16	0.00	1.500											
Eric Plunk, R ERA: 3.77 (6, 1)	1.1	W	4	0	0	0	0	1	0	0	0	0	0	11	21	0.00	0.750											
Paul Shuey, R (8, 1)	1.0		3	0	0	0	2	0	0	0	0	0	0	7	10	0.00	0.000											
Paul Assenmacher, L ERA: 3.51 (9, 1)	0.2		2	0	0	0	1	0	0	0	0	0	0	5	7	0.00	0.000											
Michael Jackson, R ERA: 2.17 (9, 1)	0.1		1	0	0	0	0	0	0	0	0	0	0	0	0	0.00	0.000											

AB	36
R	5
H	11
RBI	5
BB	4
SO	7
LOB	16



Batter	1	2	3	4	5	6	7	8	9	10	11	AB	R	H	RBI	BB	SO	LOB	TOP									
Brant Brown, L OBP: 0.363, SLG: 0.528 (1, 8)	3-3 K		0-3 K		1-2 G3		1-3 K		0-0 CS 1B			5	0	1	0	0	3	0										
Mickey Morandini, L OBP: 0.411, SLG: 0.638 (1, 4)	2-2 HR		2-2 HR		0-0 F8		4-0 BB		3-2 CS	2-2 WP 1B		4	2	3	1	1	0	0										
Sammy Sosa, R OBP: 0.392, SLG: 0.680 (1, 9)	0-2 HR		1-3 K		0-1 1B		1-0 F8		1-3 K			5	1	2	1	0	2	3										
Mark Grace, L OBP: 0.418, SLG: 0.497 (1, 3)	2-1 1B 1B		4-1 HR BB		0-0 F7		1-3 K		0-1 F9			4	1	1	0	1	1	3										
Henry Rodriguez, L OBP: 0.327, SLG: 0.494 (1, 10)	3-1 1B G4-6-3		2-2 HR		1-1 G4-3		3-3 K		4-1 1B IBB			4	1	2	3	1	1	0										
Pedro Valdes, L OBP: 0.253, SLG: 0.288 (1, 7)	2-1 G4-6-3		2-0 G4-3		0-0 G4-3		4-1 G4-3 BB		1-3 K			3	0	0	0	0	0	2										
Matt Mieske, R OBP: 0.373, SLG: 0.419 (10, PR)												1	0	0	0	0	1	2										
Manny Alexander, R OBP: 0.208, SLG: 0.344 (11, 5)												0	0	0	0	0	0	0										
Jeff Blauser, R OBP: 0.355, SLG: 0.310 (1, 6)												4	1	0	0	1	0	1										
Tyler Houston, L OBP: 0.266, SLG: 0.365 (1, 2)												3	0	3	0	0	0	0										
Scott Servais, R OBP: 0.271, SLG: 0.292 (6, 2)												2	0	0	0	0	1	0										
José Hernández, R OBP: 0.317, SLG: 0.559 (11, 7)												5	0	1	1	0	3	2										
Inning Stats	R: 2 E: 0 K: 1 S: 17	H: 4 LOB: 1 BB: 0 P: 29	R: 0 E: 0 K: 1 S: 9	H: 1 LOB: 0 BB: 0 P: 13	R: 3 E: 0 K: 2 S: 14	H: 2 LOB: 0 BB: 1 P: 25	R: 0 E: 0 K: 0 S: 5	H: 1 LOB: 0 BB: 0 P: 7	R: 0 E: 0 K: 0 S: 7	H: 0 LOB: 2 BB: 1 P: 17	R: 0 E: 0 K: 1 S: 8	H: 0 LOB: 0 BB: 1 P: 17	R: 0 E: 0 K: 1 S: 9	H: 1 LOB: 0 BB: 0 P: 13	R: 0 E: 0 K: 2 S: 12	H: 1 LOB: 2 BB: 1 P: 20	R: 0 E: 0 K: 2 S: 11	H: 0 LOB: 0 BB: 0 P: 17	1B: 8 2B: 2 3B: 0 HR: 3	SF: 0 SAC: 0 DP: 3 HBP: 0	WP: 1 PB: 0 SB: 0 CS: 2	PA: 46						
PITCHER																												
Seth Greisinger, R ERA: 6.67 (1, 1)	IP: 6.0	WLS: 1.1	BF: 27	H: 11	R: 6	ER: 6	SO: 4	BB: 2	IBB: 0	HBP: 0	BLK: 0	WP: 0	HR: 0	S: 12	P: 26	ERA: 0.00	WHIP: 1.500											
44 Sean Runyan, L ERA: 3.46 (7, 1)	1.1	6	0	0	0	3	2	0	0	0	0	0	0	12	26	0.00	1.500											
Dean Crow, R ERA: 2.45 (8, 1)	1.2	4	1	0	0	1	0	0	0	0	0	0	0	12	18	0.00	0.600											
Doug Brocail, R ERA: 3.69 (10, 1)	2.0	W	8	1	0	0	4	0	1	0	0	1	0	23	37	0.00	0.500											

Chicago Cubs @ Detroit Tigers
Tiger Stadium, Detroit, MI
Wed Jun 24 1998, 7:05 PM EDT
Att: 23,810 - Cloudy - 90 F

AB 40
R 6
H 13
RBI 6
BB 5
SO 12
LOB 13



Batter	1	2	3	4	5	6	7	8	9	10	11	AB	R	H	RBI	BB	SO	LOB	BOTTOM									
Brian Hunter, R OBP: 0.325, SLG: 0.370 (1, 8)	1-1 B5		0-1 CS 1B	1-1 FC5-4		1-0 G1-3			1-2 G1-3		1-1 L8	6	0	1	0	0	0	2										
Damion Easley, R OBP: 0.345, SLG: 0.528 (1, 4)	2-0 WP 1B		1 SAFE 2-1 HR 1B	2-2 P8		3-1 G5-3			3-3 K		2-0 1B 1B	6	2	3	1	0	1	2										
Bobby Higginson, L OBP: 0.402, SLG: 0.560 (1, 9)	2-3 K		0-0 P7		0-1 BB 1B		0-1 L7		1-1 HR		3-2 1B 1B 1B	6	1	3	2	0	1	2										
Tony Clark, S OBP: 0.354, SLG: 0.519 (1, 3)	0-1 G6-3		4-1 HR BB		1-3 K		1-0 G4-3		2-2 G4-3		4-0 1B IBB	4	1	0	0	2	1	2										
Luis Gonzalez, L OBP: 0.382, SLG: 0.508 (1, 7)			1-0 BB		4-1 FC6-4 BB			3-0 F8			0-1 P7	2	1	1	3	3	0	0										
Kimera Barteaux, R OBP: 0.266, SLG: 0.450 (10, PR)			1-H 2-H HR		1-2 BB			0-0 F8			FC3-5 S BB	1	0	0	0	0	0	3										
Gabe Alvarez, R OBP: 0.429, SLG: 0.929 (1, 10)			1-3 K		2-2 E6			1-2 P5			1-2 1B	6	0	2	1	0	1	4										
Joe Randa, R OBP: 0.318, SLG: 0.336 (1, 5)			0-1 F9		1-1 P8		2-1 FC6-4		2-1 F8		1 SAFE 2-3 K	5	0	0	0	0	1	6										
Paul Bako, L OBP: 0.312, SLG: 0.357 (1, 2)			3-3 K		0-0 F7		1-1 P5		2-3 K		4-1 1B IBB	4	0	0	0	1	2	2										
Deivi Cruz, R OBP: 0.304, SLG: 0.329 (1, 6)			0-2 1B 1B		1-0 FC5-4 1B		2-1 F8		0-2 HR 1B		3-1 P3	5	2	3	0	0	0	2										
Inning Stats	R: 0 E: 0 K: 1 S: 9	H: 1 LOB: 1 BB: 0 P: 14	R: 0 E: 0 K: 2 S: 9	H: 0 LOB: 1 BB: 1 P: 17	R: 4 E: 1 K: 0 S: 15	H: 4 LOB: 1 BB: 1 P: 25	R: 0 E: 0 K: 0 S: 7	H: 1 LOB: 1 BB: 0 P: 11	R: 0 E: 0 K: 0 S: 5	H: 0 LOB: 0 BB: 0 P: 9	R: 0 E: 0 K: 1 S: 8	H: 1 LOB: 1 BB: 0 P: 15	R: 2 E: 0 K: 1 S: 14	H: 2 LOB: 0 BB: 0 P: 21	R: 0 E: 0 K: 1 S: 7	H: 0 LOB: 2 BB: 2 P: 22	R: 1 E: 0 K: 0 S: 11	H: 3 LOB: 3 BB: 1 P: 22	1B: 10 2B: 1 3B: 0 HR: 2	SF: 0 SAC: 0 DP: 0 HBP: 0	WP: 2 PB: 0 SB: 3 CS: 1	PA: 51						
PITCHER																												
Mark Clark, R ERA: 4.75 (9, 1)	IP: 8.0	WLS: 1.0	BF: 35	H: 8	R: 4	ER: 4	SO: 5	BB: 3	IBB: 0	HBP: 0	BLK: 0	WP: 1	HR: 1	S: 69	P: 119	ERA: 4.50	WHIP: 1.375											
Rod Beck, R ERA: 3.86 (9, 1)	1.0	5	2	2	2	1	0	0	0	0	0	0	1	14	21	18.00	2.000											
Marc Pisciotta, R ERA: 3.75 (10, 1)	1.1	L	7	1	1	1	1	1	1	0	0	1	0	10	28	6.75	1.500											
Bob Patterson, L ERA: 5.68 (11, 1)	0.0	2	1	0	0	0	0	0	1	0	0	0	0	3	10	∞	∞											
Dave Stevens, R ERA: (11, 1)	0.1	2	1	0	0	0	0	0	0	0	0	0	0	5	6	0.00	3.000											

Chicago Cubs @ Detroit Tigers
Tiger Stadium, Detroit, MI
Wed Jun 24 1998, 7:05 PM EDT
Att: 23,810 - Cloudy - 90 F

AB 45
R 7
H 13
RBI 7
BB 6
SO 7
LOB 25



Batter	1	2	3	4	5	6	7	8	9	AB	R	H	RBI	BB	SO	LOB	TOP								
Brant Brown, L OBP: 0.359, SLG: 0.521 Matt Mieske, R OBP: 0.369, SLG: 0.413	L8		G4-3			G4-3		P3		3	0	0	0	0	0	0	Chicago Cubs @ Detroit Tigers Tiger Stadium, Detroit, MI Thu Jun 25 1998, 7:05 PM EDT Att: 30,688 - Cloudy - 94 F								
Mickey Morandini, L OBP: 0.409, SLG: 0.446	L7			F7		K		HR		4	1	1	1	0	1	0									
Sammy Sosa, R OBP: 0.391, SLG: 0.684	G4-3			F8				P6		4	1	1	1	0	0	0									
Mark Grace, L OBP: 0.419, SLG: 0.500		K			1B			HR		4	1	2	0	0	2	0									
Henry Rodriguez, L OBP: 0.330, SLG: 0.504		HR		P5						3	1	1	1	1	0	1									
Pedro Valdes, L José Hernández, R OBP: 0.320, SLG: 0.561		HR								1	0	0	0	1	0	0									
Jeff Blauser, R OBP: 0.350, SLG: 0.306		CS								1	0	1	0	0	0	0									
Tyler Houston, L Scott Servais, R OBP: 0.271, SLG: 0.292		BB								3	0	0	1	0	1	2									
Sandy Martínez, L OBP: 0.354, SLG: 0.412										1	0	0	0	0	1	1									
Manny Alexander, R OBP: 0.284, SLG: 0.336										3	0	0	0	0	2	0									
Inning Stats	R: 0 E: 0 K: 0 S: 3	H: 0 LOB: 0 BB: 0 P: 10	R: 1 E: 0 K: 2 S: 11	H: 1 LOB: 0 BB: 1 P: 18	R: 0 E: 0 K: 0 S: 7	H: 0 LOB: 0 BB: 0 P: 9	R: 0 E: 0 K: 0 S: 10	H: 1 LOB: 1 BB: 0 P: 17	R: 0 E: 0 K: 1 S: 9	H: 0 LOB: 0 BB: 0 P: 14	R: 2 E: 0 K: 0 S: 11	H: 3 LOB: 2 BB: 1 P: 24	R: 1 E: 0 K: 1 S: 11	H: 1 LOB: 0 BB: 0 P: 17	R: 0 E: 0 K: 1 S: 14	H: 1 LOB: 1 BB: 0 P: 23	1B: 3 2B: 1 3B: 0 HR: 3	SF: 1 SAC: 1 DP: 0 HBP: 0	WP: 1 PB: 0 SB: 0 CS: 1	PA: 35					
PITCHER	IP	WLS	BF	H	R	ER	SO	BB	IBB	HBP	BLK	WP	HR	S	P	ERA	WHIP								
Brian Moehler, R ERA: 3.89	6.0		22	4	3	3	3	1	0	0	0	0	2	49	82	4.50	0.833								
44 Sean Runyan, L ERA: 3.46	0.0	L	1	0	0	0	0	1	0	0	0	0	0	0	4	∞	∞								
Matt Anderson, R ERA:	1.0	W	4	1	0	0	0	0	0	0	0	0	0	8	15	0.00	1.000								
Doug Bochtler, R ERA: 3.73	1.0		4	1	1	1	1	0	0	0	0	0	1	11	17	9.00	1.000								
Todd Jones, R ERA: 5.74	1.0	S	4	1	0	0	1	0	0	0	0	1	0	14	23	0.00	1.000								

AB	31
R	4
H	7
RBI	4
BB	2
SO	5
LOB	6



Batter	1	2	3	4	5	6	7	8	9	AB	R	H	RBI	BB	SO	LOB	BOTTOM								
Brian Hunter, R OBP: 0.324, SLG: 0.366	CS		G4-3		F7		G6-3			3	0	0	0	1	0	2	Chicago Cubs @ Detroit Tigers Tiger Stadium, Detroit, MI Thu Jun 25 1998, 7:05 PM EDT Att: 30,688 - Cloudy - 94 F								
Damion Easley, R OBP: 0.347, SLG: 0.537	G5-3			HR		G6-3		FC4-6		3	1	1	1	1	0	1									
Bobby Higginson, L OBP: 0.304, SLG: 0.561	K			WP		G3		FC4-6		3	2	1	0	1	1	2									
Tony Clark, S OBP: 0.356, SLG: 0.529				K		G3		HR		4	1	2	3	0	1	2									
Luis Gonzalez, L OBP: 0.380, SLG: 0.502	F8			G6-3				G4-3		3	1	0	0	1	0	2									
Gerónimo Berroa, R OBP: 0.289, SLG: 0.304 Kimera Barteo, R OBP: 0.266, SLG: 0.450				K						4	0	2	2	0	2	2									
Gabe Alvarez, R OBP: 0.444, SLG: 0.813				K						0	0	0	0	0	0	0									
Joe Oliver, R OBP: 0.264, SLG: 0.374				K						2	0	0	0	2	2	2									
Deivi Cruz, R OBP: 0.304, SLG: 0.326				K						4	0	0	0	0	4	4									
				G4-3						2	1	0	0	1	0	1									
Inning Stats	R: 0 E: 0 K: 1 S: 7	H: 0 LOB: 1 BB: 1 P: 15	R: 0 E: 0 K: 2 S: 10	H: 1 LOB: 0 BB: 0 P: 18	R: 0 E: 0 K: 1 S: 8	H: 0 LOB: 0 BB: 0 P: 11	R: 1 E: 0 K: 2 S: 10	H: 1 LOB: 1 BB: 1 P: 20	R: 0 E: 0 K: 1 S: 6	H: 0 LOB: 1 BB: 1 P: 10	R: 2 E: 0 K: 1 S: 16	H: 2 LOB: 2 BB: 2 P: 30	R: 3 E: 0 K: 0 S: 15	H: 1 LOB: 0 BB: 2 P: 31	R: 0 E: 0 K: 2 S: 12	H: 1 LOB: 1 BB: 0 P: 19	1B: 2 2B: 2 3B: 0 HR: 2	SF: 0 SAC: 0 DP: 0 HBP: 0	WP: 1 PB: 0 SB: 0 CS: 2	PA: 35					
PITCHER	IP	WLS	BF	H	R	ER	SO	BB	IBB	HBP	BLK	WP	HR	S	P	ERA	WHIP								
34 Kerry Wood, R ERA: 3.48	6.0		26	4	3	3	8	5	0	0	0	0	1	57	104	4.50	1.500								
Terry Adams, R ERA: 2.91	0.1	L	3	0	2	2	0	2	0	0	0	0	0	7	16	54.00	6.000								
Terry Mulholland, L ERA: 3.71	0.2		3	1	1	1	0	0	0	0	0	0	1	8	15	13.50	1.500								
Dave Stevens, R ERA:	1.0		3	1	0	0	2	0	0	0	0	0	0	12	19	0.00	1.000								

AB	28
R	6
H	6
RBI	6
BB	7
SO	10
LOB	18



Batter	1	2	3	4	5	6	7	8	9	AB	R	H	RBI	BB	SO	LOB	TOP			
Jeff Blausler, R (1, 6) OBP: 0.391, SLG: 0.305	4-2 1B BB	1-2 L6			0-0 G4-6-3 1B		3-2 G6-3		2-3 K	4	1	1	0	1	1	4				
Mickey Morandini, L (1, 4) OBP: 0.404, SLG: 0.440	0-1 F8	1-2 F8			1-2 G4-6-3 1-2f		0-0 G4-3			4	0	0	0	0	0	5				
Sammy Sosa, R (1, 9) OBP: 0.389, SLG: 0.679	2-1 1B 1-3 1B			3-2 G6-3	1-0 G6-3			2-2 F9		4	0	1	0	0	0	0				
Mark Grace, L (1, 3) OBP: 0.423, SLG: 0.502	1-0 G4-6-3 1B 3-H			2-2 G1-3		4-1 G6-4-3 BB		3-2 1B		3	0	2	1	1	0	0				
Henry Rodriguez, L (1, 10) OBP: 0.325, SLG: 0.496	0-1 G4-6-3 1-2f			1-2 G3-1		0-1 G6-4-3 1-2f		1-3 K		4	0	0	0	0	1	4				
Tyler Houston, L (1, 2) OBP: 0.271, SLG: 0.406		1-1 G1-3			0-1 G4-3			1-3 K		3	1	1	1	0	0	0				
Manny Alexander, R (8, PH) OBP: 0.281, SLG: 0.333										1	0	0	0	0	1	1				
Scott Servais, R (8, 2) OBP: 0.271, SLG: 0.292										0	0	0	0	0	0	0				
Kevin Orte, R (1, 5) OBP: 0.241, SLG: 0.276		4-1 2B BB			3-2 P5		0-0 G6-3		3-2 F4	3	1	0	0	1	0	0				
Pedro Valdes, L (1, 7) OBP: 0.308, SLG: 0.333	1-0 1-H 2B				1-0 1B		1-1 G6-3 WP 1B		1-2 E4	4	0	3	1	0	0	0				
José Hernández, R (1, 8) OBP: 0.319, SLG: 0.552		4-0 BB			3-2 G4-3		1-0 F9		2-3 K	3	0	0	0	1	1	3				
Inning Stats	R: 1 E: 0 K: 0 S: 12	H: 2 LOB: 1 BB: 1 P: 19	R: 1 E: 0 K: 0 S: 12	H: 1 LOB: 2 BB: 2 P: 24	R: 0 E: 0 K: 0 S: 12	H: 0 LOB: 0 BB: 0 P: 18	R: 0 E: 0 K: 0 S: 11	H: 1 LOB: 1 BB: 0 P: 18	R: 0 E: 0 K: 0 S: 5	H: 1 LOB: 0 BB: 1 P: 9	R: 0 E: 0 K: 0 S: 7	H: 1 LOB: 1 BB: 0 P: 12	R: 0 E: 0 K: 2 S: 14	H: 1 LOB: 1 BB: 0 P: 21	R: 0 E: 1 K: 2 S: 13	H: 0 LOB: 1 BB: 0 P: 21	1B: 6 2B: 1 3B: 0 HR: 1	SF: 0 SAC: 0 DP: 3 HBP: 0	WP: 1 PB: 0 SB: 0 CS: 0	PA: 37
PITCHER	IP WLS BF H R ER SO	IP WLS BF H R ER SO	IP WLS BF H R ER SO	IP WLS BF H R ER SO	IP WLS BF H R ER SO	IP WLS BF H R ER SO	IP WLS BF H R ER SO	IP WLS BF H R ER SO	IP WLS BF H R ER SO	IP WLS BF H R ER SO	IP WLS BF H R ER SO	IP WLS BF H R ER SO	IP WLS BF H R ER SO	IP WLS BF H R ER SO	IP WLS BF H R ER SO	IP WLS BF H R ER SO	ERA WHIP	ERA WHIP	ERA WHIP	
Hipolito Pichardo, R (1, 1) ERA: 5.82	6.0 W 25 6 3 3 0	6.0 W 25 6 3 3 0	6.0 W 25 6 3 3 0	6.0 W 25 6 3 3 0	6.0 W 25 6 3 3 0	6.0 W 25 6 3 3 0	6.0 W 25 6 3 3 0	6.0 W 25 6 3 3 0	6.0 W 25 6 3 3 0	6.0 W 25 6 3 3 0	6.0 W 25 6 3 3 0	6.0 W 25 6 3 3 0	6.0 W 25 6 3 3 0	6.0 W 25 6 3 3 0	6.0 W 25 6 3 3 0	6.0 W 25 6 3 3 0	4.50 1.667	4.50 1.667	4.50 1.667	
Jim Pittsley, R (7, 1) ERA: 5.89	1.0 L 4 1 0 0 0	1.0 L 4 1 0 0 0	1.0 L 4 1 0 0 0	1.0 L 4 1 0 0 0	1.0 L 4 1 0 0 0	1.0 L 4 1 0 0 0	1.0 L 4 1 0 0 0	1.0 L 4 1 0 0 0	1.0 L 4 1 0 0 0	1.0 L 4 1 0 0 0	1.0 L 4 1 0 0 0	1.0 L 4 1 0 0 0	1.0 L 4 1 0 0 0	1.0 L 4 1 0 0 0	1.0 L 4 1 0 0 0	1.0 L 4 1 0 0 0	0.00 1.000	0.00 1.000	0.00 1.000	
Matt Whisenant, L (8, 1) ERA: 5.14	1.0 S 4 0 0 0 2	1.0 S 4 0 0 0 2	1.0 S 4 0 0 0 2	1.0 S 4 0 0 0 2	1.0 S 4 0 0 0 2	1.0 S 4 0 0 0 2	1.0 S 4 0 0 0 2	1.0 S 4 0 0 0 2	1.0 S 4 0 0 0 2	1.0 S 4 0 0 0 2	1.0 S 4 0 0 0 2	1.0 S 4 0 0 0 2	1.0 S 4 0 0 0 2	1.0 S 4 0 0 0 2	1.0 S 4 0 0 0 2	1.0 S 4 0 0 0 2	0.00 0.000	0.00 0.000	0.00 0.000	
Jeff Montgomery, R (9, 1) ERA: 6.67	1.0 S 4 0 0 0 2	1.0 S 4 0 0 0 2	1.0 S 4 0 0 0 2	1.0 S 4 0 0 0 2	1.0 S 4 0 0 0 2	1.0 S 4 0 0 0 2	1.0 S 4 0 0 0 2	1.0 S 4 0 0 0 2	1.0 S 4 0 0 0 2	1.0 S 4 0 0 0 2	1.0 S 4 0 0 0 2	1.0 S 4 0 0 0 2	1.0 S 4 0 0 0 2	1.0 S 4 0 0 0 2	1.0 S 4 0 0 0 2	1.0 S 4 0 0 0 2	0.00 0.000	0.00 0.000	0.00 0.000	

Chicago Cubs @ Kansas City Royals
Kauffman Stadium, Kansas City, MO

AB 33
R 3
H 8
RBI 3
BB 4
SO 4
LOB 17



WP: 1 PA: 37
PB: 0
SB: 0
CS: 0

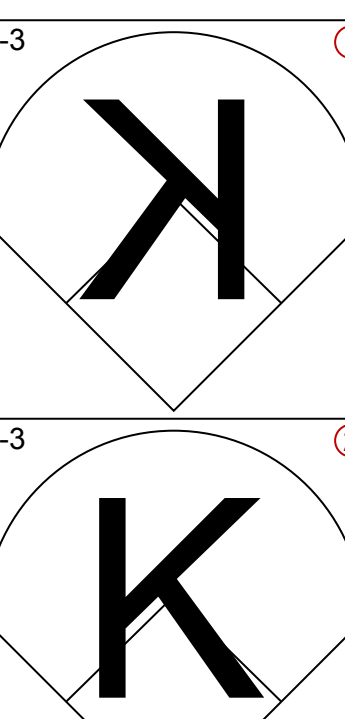
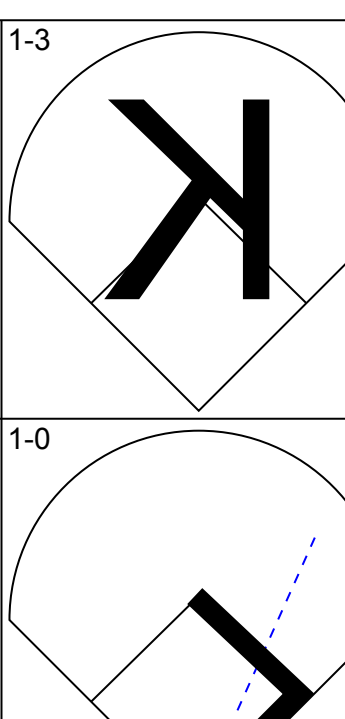
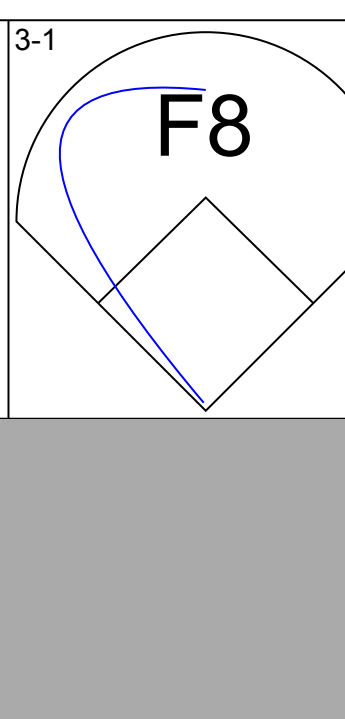
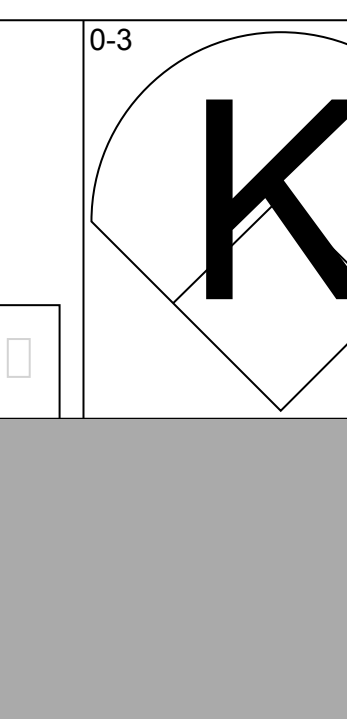
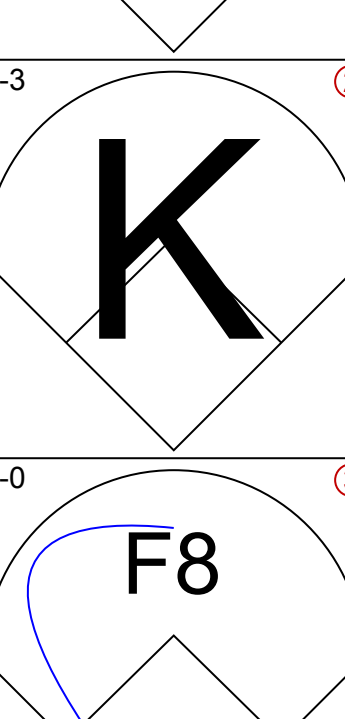
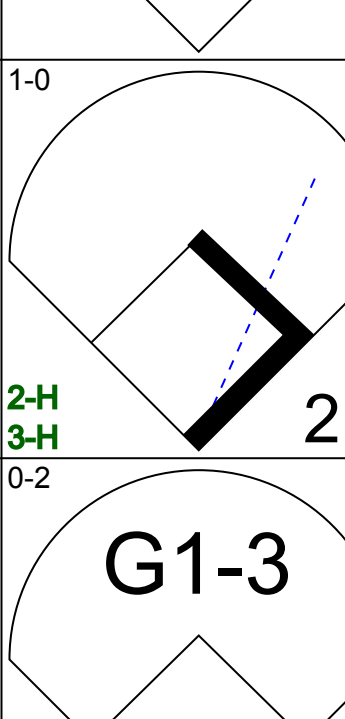
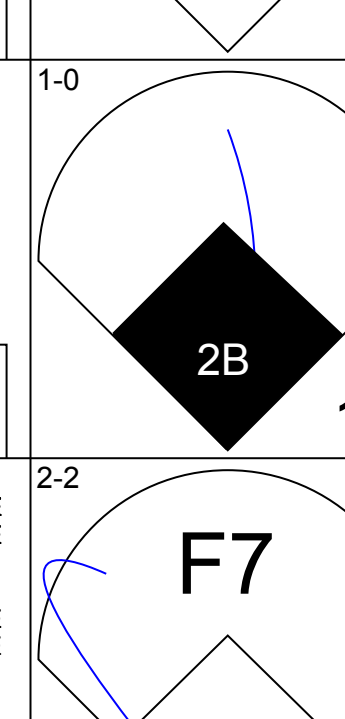
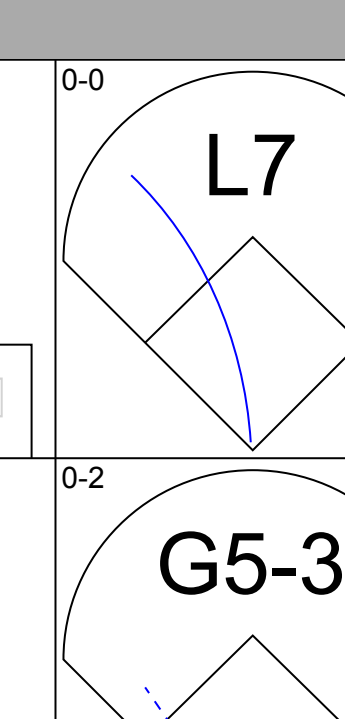
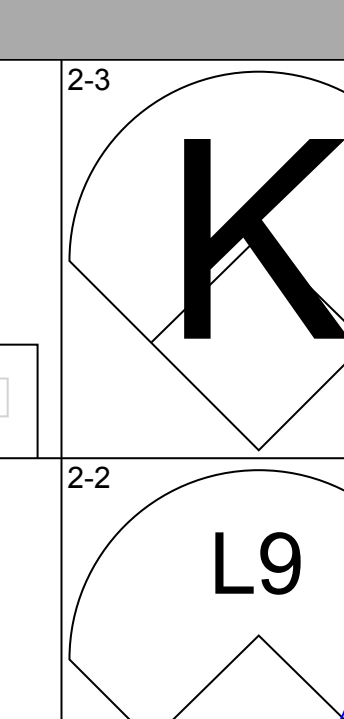
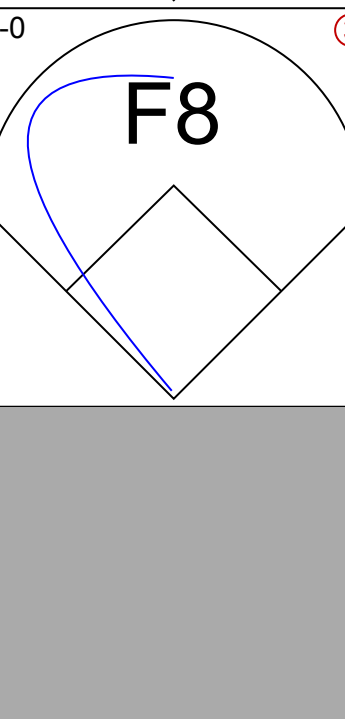
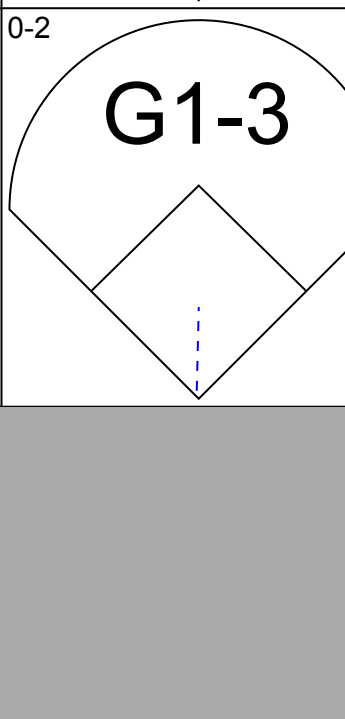
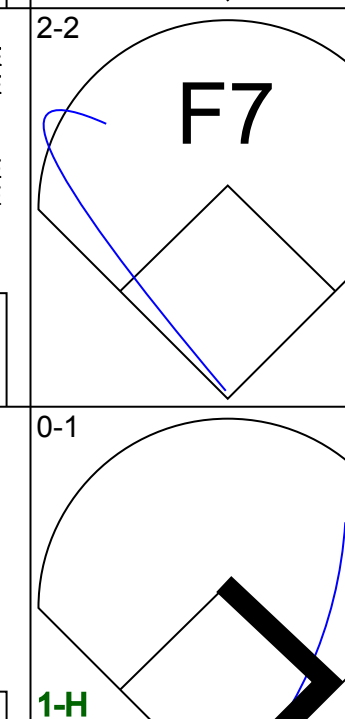
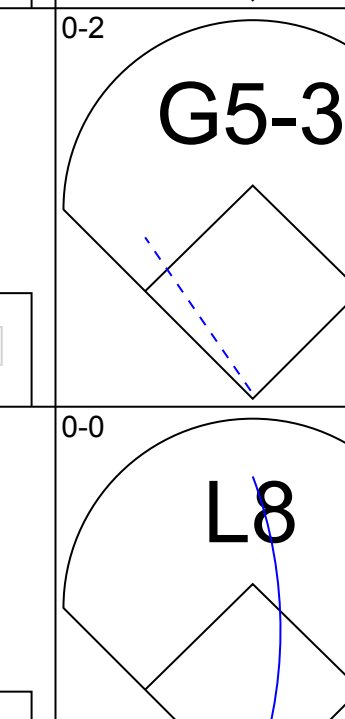
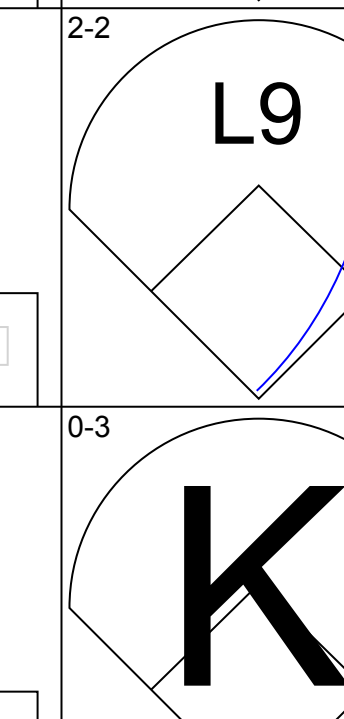
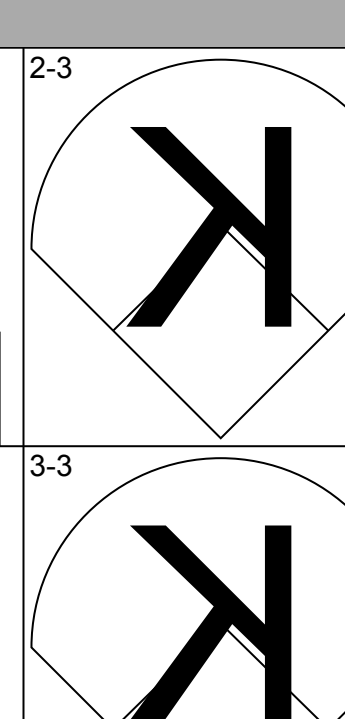
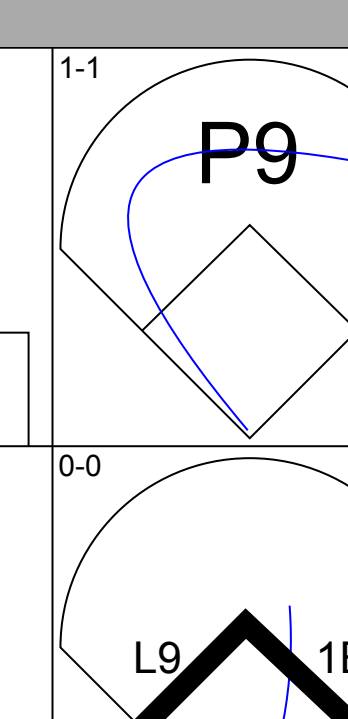

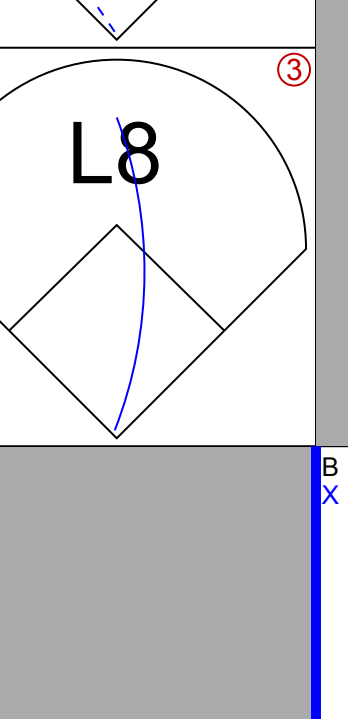
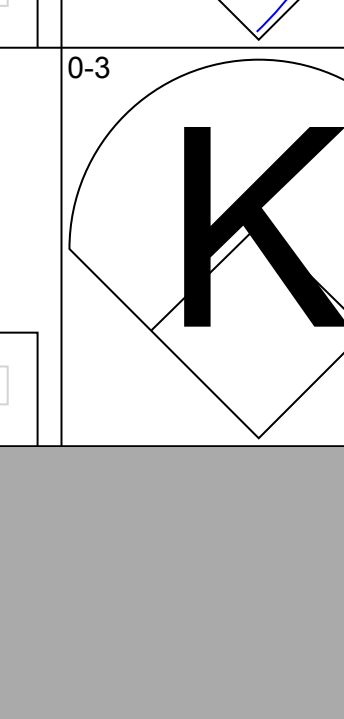
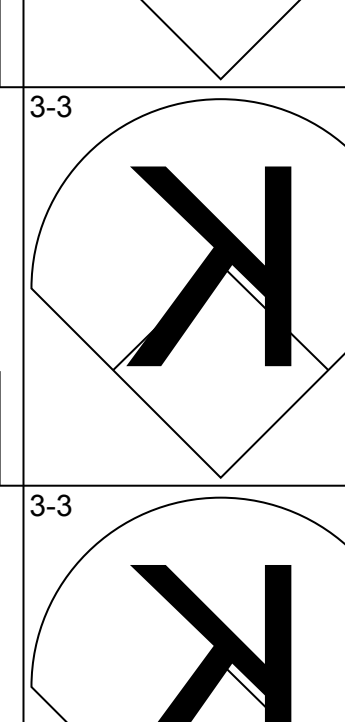
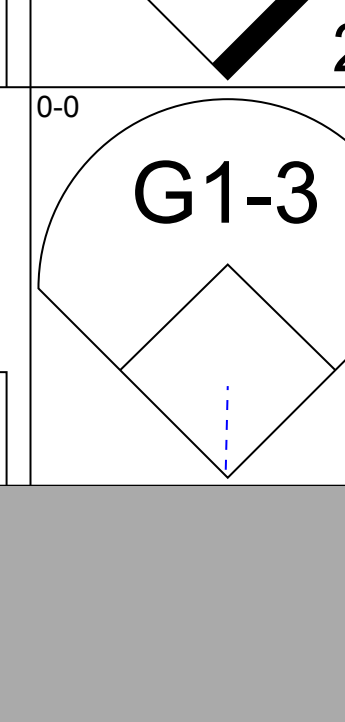
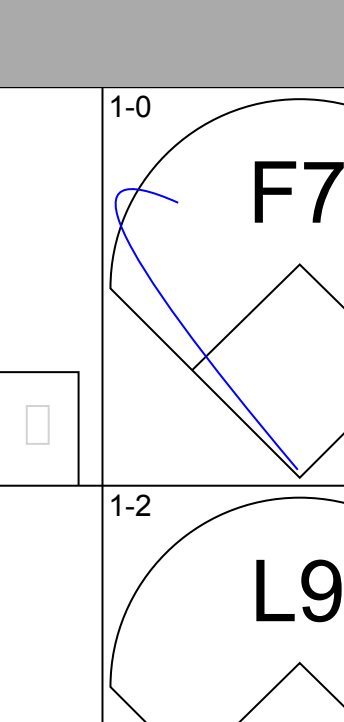
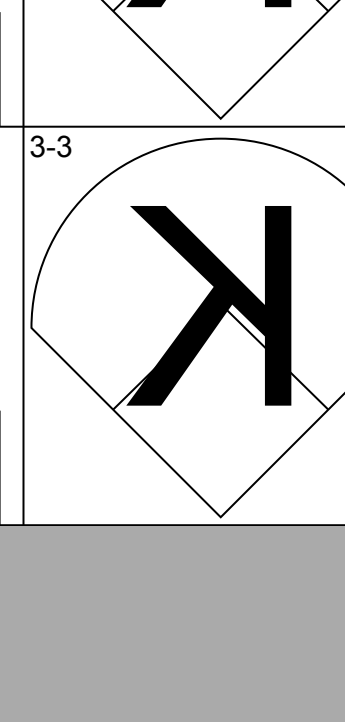
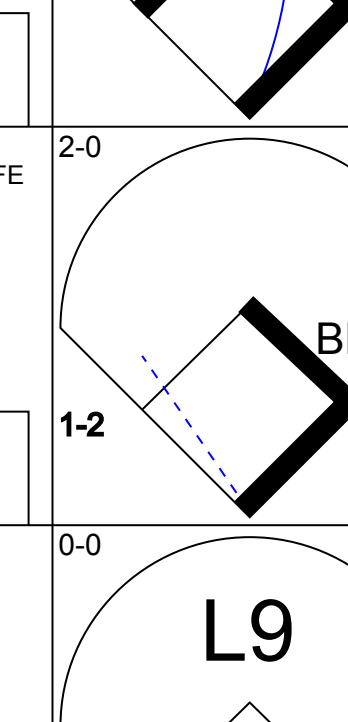
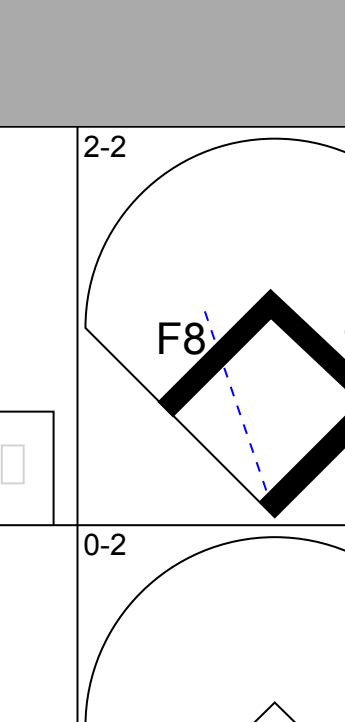

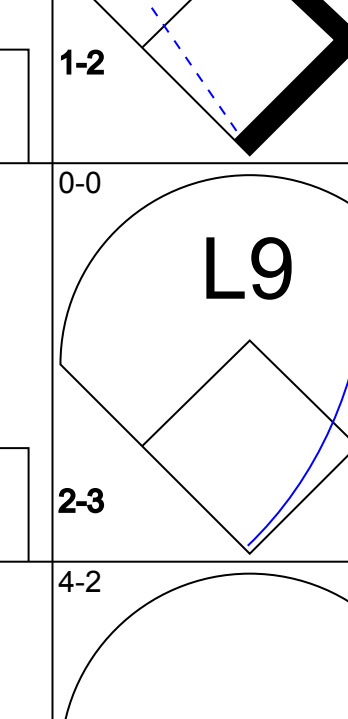
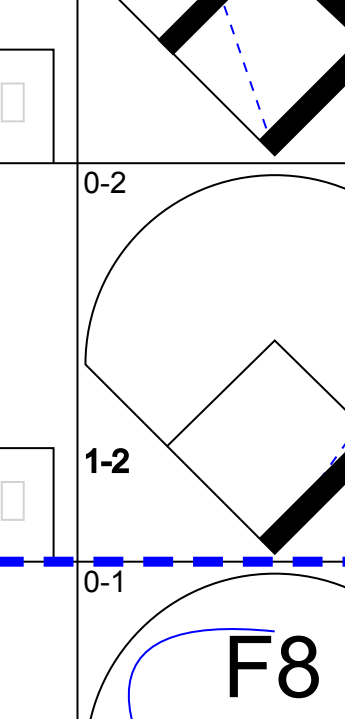

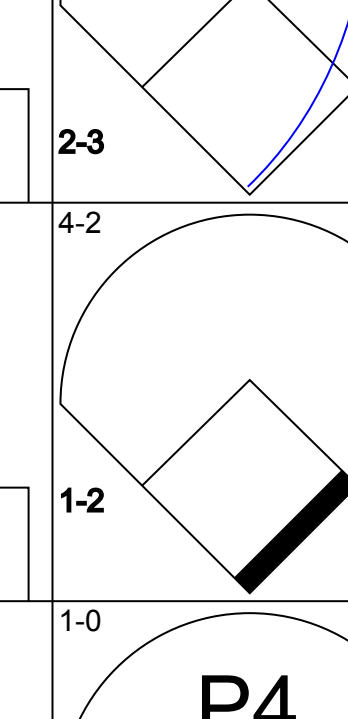
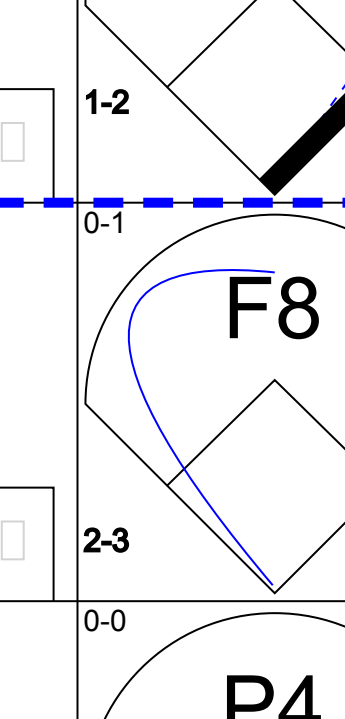


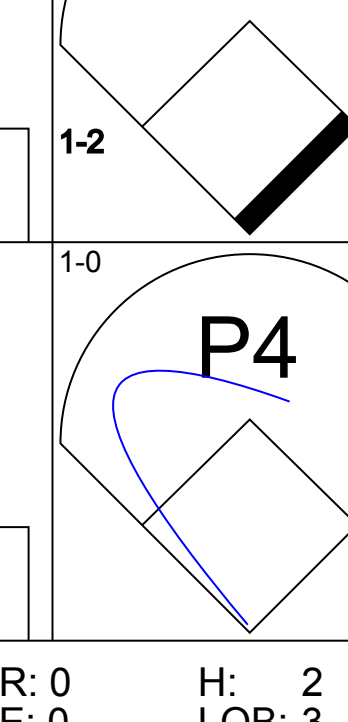
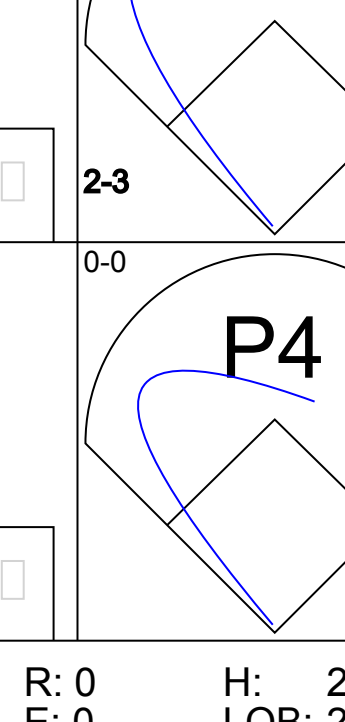

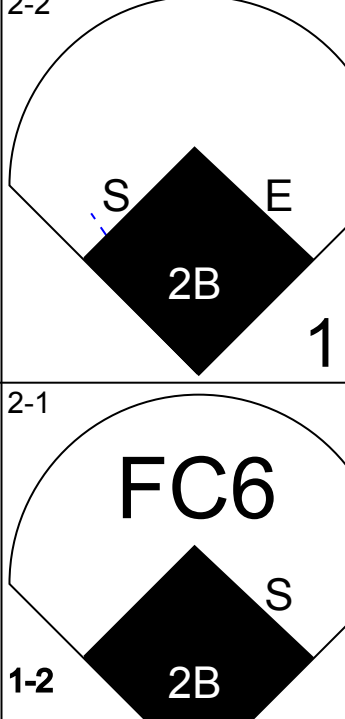
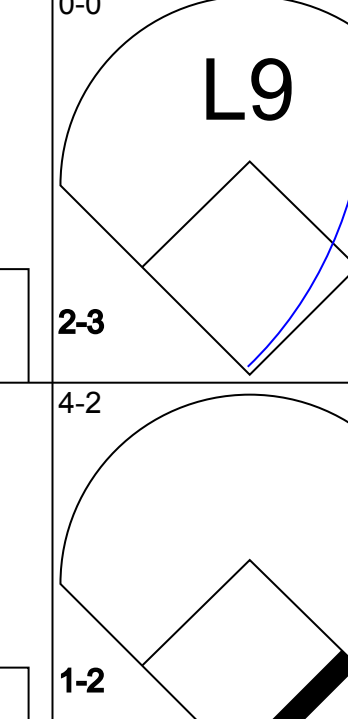
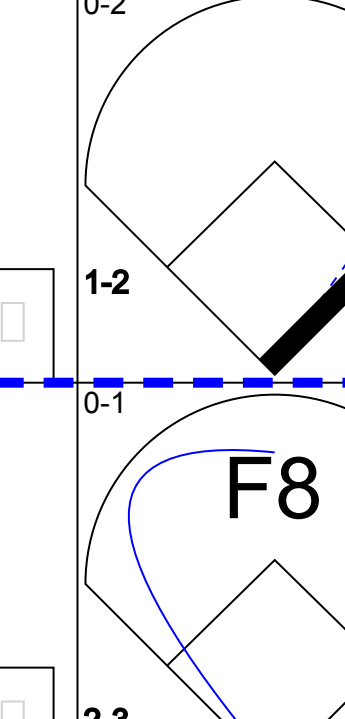

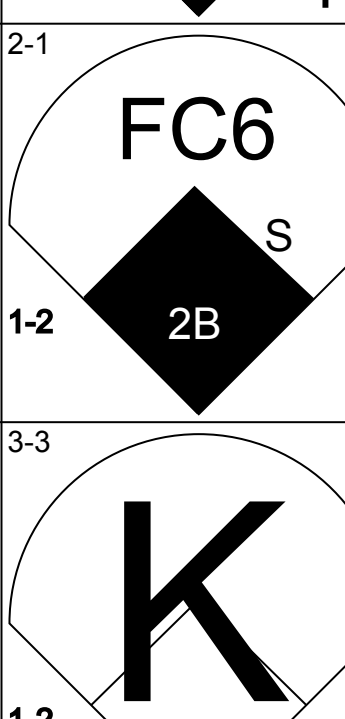
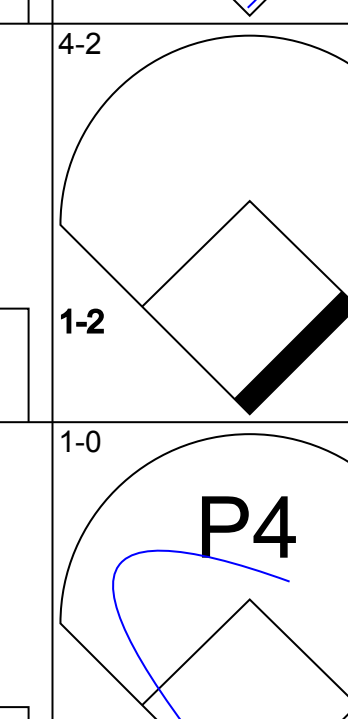
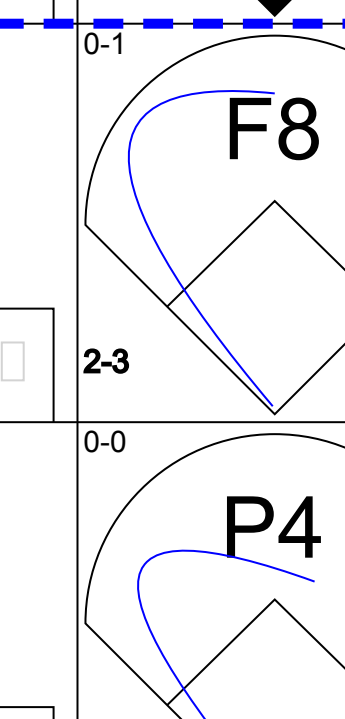

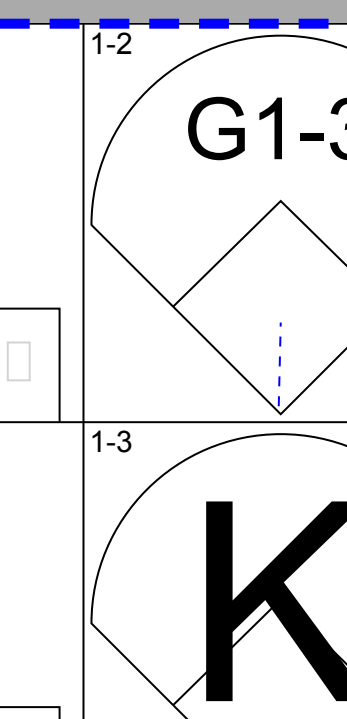
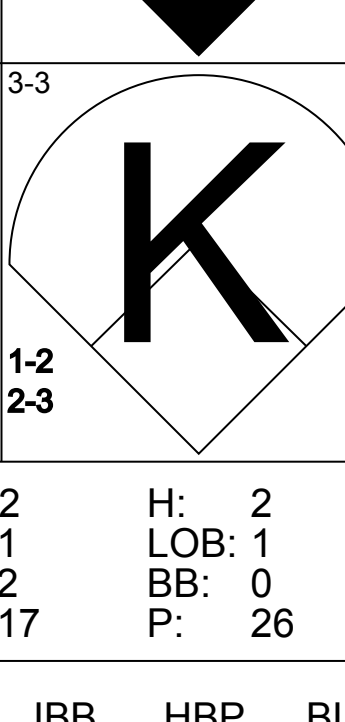
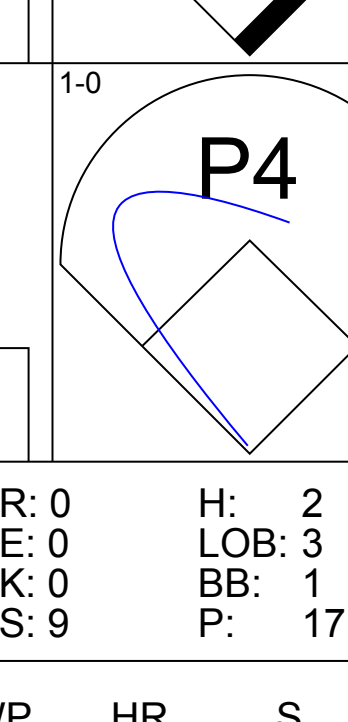
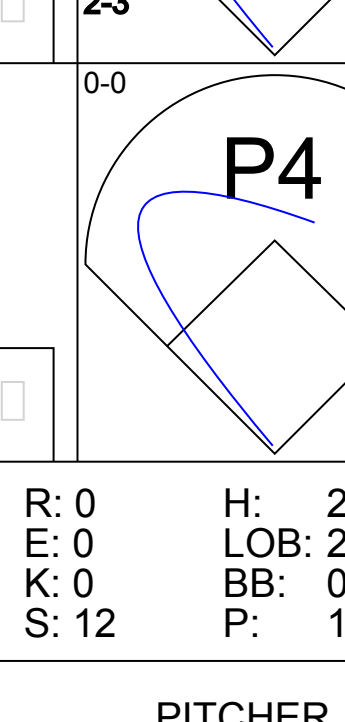
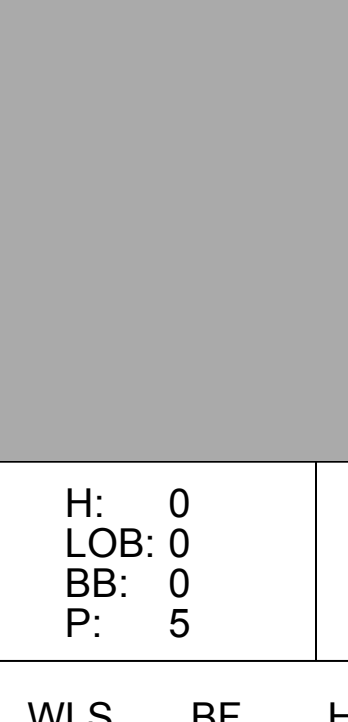
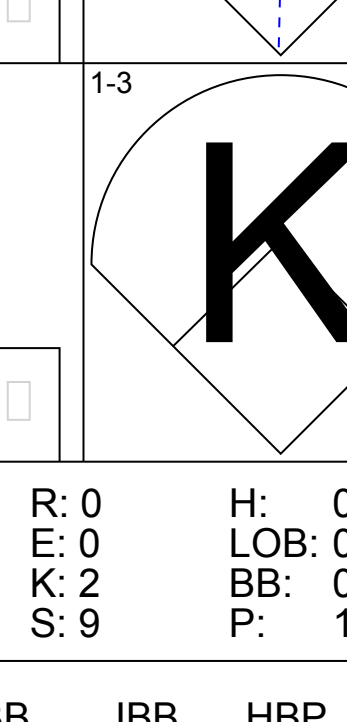
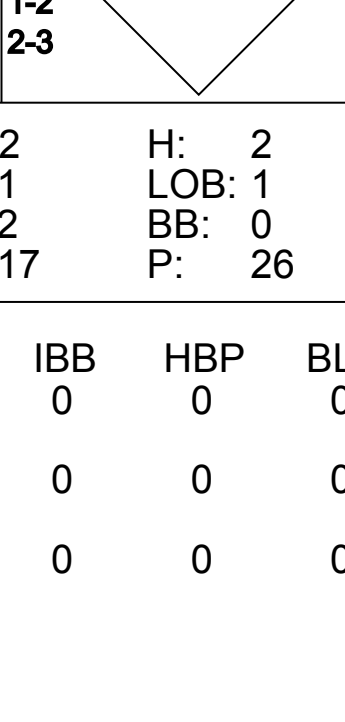
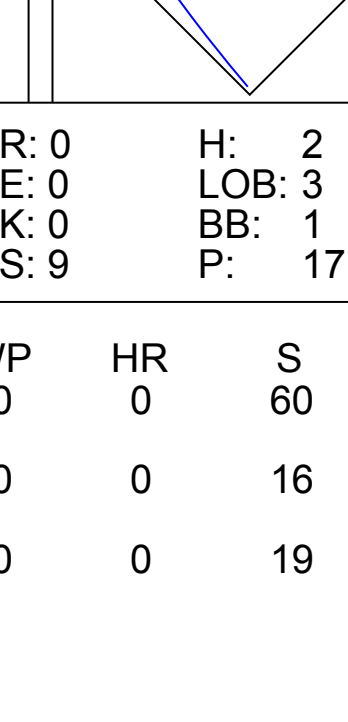
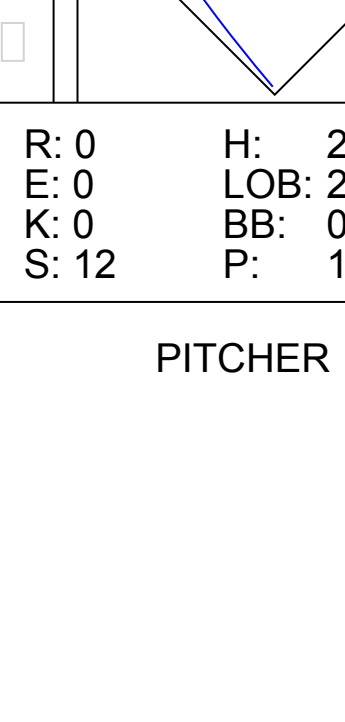
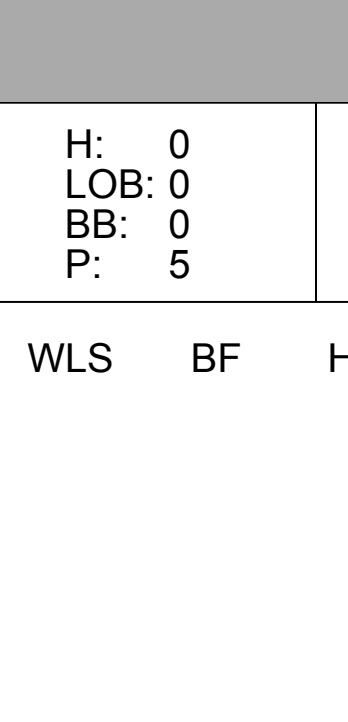
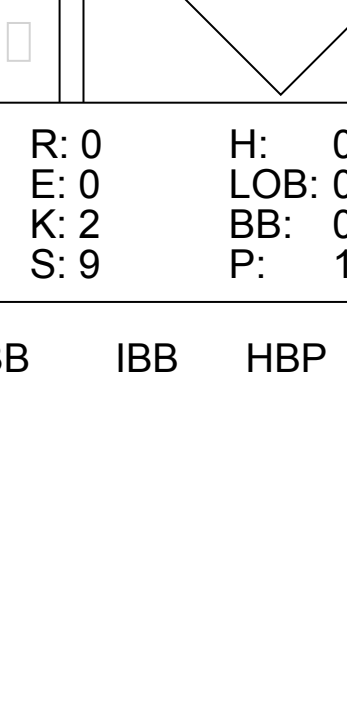





Batter	1	2	3	4	5	6	7	8	9	AB	R	H	RBI	BB	SO	LOB	BOTTOM			
Johnny Damon, L (1, 8) OBP: 0.339, SLG: 0.432	2-2 P2		4-2 HR BB	0-3 K			0-0 L3			3	1	0	0	1	1	0				
Jose Offerman, S (1, 4) OBP: 0.374, SLG: 0.425	1-0 F8		2-0 1-H HR		0-1 G3		2-2 F9			4	1	1	2	0	0	0				
Hal Morris, L (1, 10) OBP: 0.382, SLG: 0.443	2-0 F7		0-1 FC6-4 1B SF7		0-0 F7		1-0 G3-1			4	1	1	0	0	0	0				
Jeff King, R (1, 3) OBP: 0.331, SLG: 0.476		3-3 K	2-2 FC6-4 1B		4-1 BB			1-2 HR		3	1	2	1	1	1	0				
Dean Palmer, R (1, 5) OBP: 0.333, SLG: 0.522		0-0 1B 3B	0-0 FC6-4 1B		3-3 K			1-2 F9		4	1	1	0	0	1	3				
Larry Sutton, L (1, 9) OBP: 0.337, SLG: 0.397	1-1 3B 1B		1-2 SF7		0-0 G4-3 1B			2-1 1B		3	1	3	2	0	0	0				
Jeff Conine, R (1, 7) OBP: 0.293, SLG: 0.411	1-1 F8		1-1 K		2-1 G4-3 1B			1-2 P9		4	0	1	0	0	1	3				
Mendy López, R (1, 6) OBP: 0.400, SLG: 0.600	1-H 3B				2-3 K		1-0 G4-3		0-1 F9	4	0	1	1	0	1	3				
Sal Fasano, R (1, 2) OBP: 0.258, SLG: 0.250	0-0 G5-3				3-2 F9		1-3 K			3	0	0	0	0	1	2				
Inning Stats	R: 0 E: 0 K: 0 S: 7	H: 0 LOB: 0 BB: 0 P: 12	R: 2 E: 0 K: 1 S: 11	H: 3 LOB: 1 BB: 0 P: 19	R: 3 E: 0 K: 1 S: 16	H: 3 LOB: 1 BB: 1 P: 26	R: 0 E: 0 K: 2 S: 13	H: 0 LOB: 0 BB: 0 P: 18	R: 0 E: 0 K: 1 S: 8	H: 2 LOB: 1 BB: 0 P: 11	R: 0 E: 0 K: 0 S: 5	H: 0 LOB: 0 BB: 0 P: 8	R: 1 E: 0 K: 0 S: 14	H: 2 LOB: 1 BB: 0 P: 19	R: 0 E: 1 K: 0 S: 13	H: 0 LOB: 1 BB: 0 P: 21	1B: 6 2B: 0 3B: 2 HR: 2	SF: 1 SAC: 0 DP: 1 HBP: 0	WP: 0 PB: 0 SB: 0 CS: 0	PA: 35
PITCHER	IP WLS BF H R ER SO	IP WLS BF H R ER SO	IP WLS BF H R ER SO	IP WLS BF H R ER SO	IP WLS BF H R ER SO	IP WLS BF H R ER SO	IP WLS BF H R ER SO	IP WLS BF H R ER SO	IP WLS BF H R ER SO	IP WLS BF H R ER SO	IP WLS BF H R ER SO	IP WLS BF H R ER SO	IP WLS BF H R ER SO	IP WLS BF H R ER SO	IP WLS BF H R ER SO	IP WLS BF H R ER SO	ERA WHIP	ERA WHIP	ERA WHIP	
Steve Trachsel, R (1, 1) ERA: 4.46	7.1 L 33 10 6 6 0	7.1 L 33 10 6 6 0	7.1 L 33 10 6 6 0	7.1 L 33 10 6 6 0	7.1 L 33 10 6 6 0	7.1 L 33 10 6 6 0	7.1 L 33 10 6 6 0	7.1 L 33 10 6 6 0	7.1 L 33 10 6 6 0	7.1 L 33 10 6 6 0	7.1 L 33 10 6 6 0	7.1 L 33 10 6 6 0	7.1 L 33 10 6 6 0	7.1 L 33 10 6 6 0	7.1 L 33 10 6 6 0	7.1 L 33 10 6 6 0	7.36 1.636	7.36 1.636	7.36 1.636	
Dave Stevens, R (8, 1) ERA:	0.2 L 2 0 0 0 0	0.2 L 2 0 0 0 0	0.2 L 2 0 0 0 0	0.2 L 2 0 0 0 0	0.2 L 2 0 0 0 0	0.2 L 2 0 0 0 0	0.2 L 2 0 0 0 0	0.2 L 2 0 0 0 0	0.2 L 2 0 0 0 0	0.2 L 2 0 0 0 0	0.2 L 2 0 0 0 0	0.2 L 2 0 0 0 0	0.2 L 2 0 0 0 0	0.2 L 2 0 0 0 0	0.2 L 2 0 0 0 0	0.2 L 2 0 0 0 0	0.00 0.000	0.00 0.000	0.00 0.000	

Chicago Cubs @ Kansas City Royals
Kauffman Stadium, Kansas City, MO

AB 32
R 6
H 10
RBI 6
BB 2
SO 6
LOB 11



WP: 0 PA: 35
PB: 0
SB: 0
CS: 0

Batter	1	2	3	4	5	6	7	8	9	10	AB	R	H	RBI	BB	SO	LOB										
Jeff Blausler, R OBP: 0.345, SLG: 0.299 (1, 6)											5	0	0	0	0	4	4										
Manny Alexander, R OBP: 0.286, SLG: 0.344 (1, 10)											5	1	2	2	0	2	0										
Mark Grace, L OBP: 0.417, SLG: 0.493 (1, 3)											5	0	0	0	0	0	2										
Sammy Sosa, R OBP: 0.388, SLG: 0.674 (1, 9)											5	0	1	1	0	2	0										
Matt Mieske, R OBP: 0.368, SLG: 0.410 (1, 7)											3	0	1	0	0	1	1										
Pedro Valdes, L OBP: 0.286, SLG: 0.308 (8, PH)											1	0	0	0	0	0	0										
Terrell Lowery, R OBP: 0.353, SLG: 0.286 (8, 8)											0	0	0	0	0	0	0										
José Hernández, R OBP: 0.322, SLG: 0.551 (1, 8)											4	0	2	0	0	1	0										
José Hernández, R OBP: 0.322, SLG: 0.551 (8, 7)											4	1	2	0	0	0	2										
Mickey Morandini, L OBP: 0.405, SLG: 0.441 (1, 4)											3	1	0	0	1	0	3										
Kevin Orie, R OBP: 0.241, SLG: 0.271 (1, 5)											3	1	0	0	1	0	3										
Scott Servais, R OBP: 0.267, SLG: 0.287 (1, 2)											3	0	0	0	0	1	7										
Tyler Houston, L OBP: 0.268, SLG: 0.400 (9, PH)											1	0	0	0	0	1	0										
Tyler Houston, L OBP: 0.268, SLG: 0.400 (9, 2)											1	0	0	0	0	1	0										
Inning Stats	R: 0 E: 0 K: 2 S: 8	H: 0 LOB: 0 BB: 0 P: 11	R: 0 E: 0 K: 3 S: 9	H: 0 LOB: 0 BB: 0 P: 17	R: 2 E: 1 K: 2 S: 17	H: 2 LOB: 1 BB: 1 P: 26	R: 0 E: 0 K: 2 S: 9	H: 2 LOB: 3 BB: 1 P: 17	R: 1 E: 0 K: 1 S: 10	H: 2 LOB: 1 BB: 0 P: 16	R: 0 E: 0 K: 0 S: 12	H: 2 LOB: 2 BB: 0 P: 17	R: 0 E: 0 K: 0 S: 5	H: 0 LOB: 0 BB: 0 P: 5	R: 0 E: 0 K: 0 S: 6	H: 0 LOB: 0 BB: 0 P: 9	R: 0 E: 0 K: 2 S: 9	H: 0 LOB: 0 BB: 0 P: 11	R: 0 E: 0 K: 2 S: 10	H: 0 LOB: 0 BB: 0 P: 14	1B: 6 2B: 2 3B: 0 HR: 0	SF: 0 SAC: 0 DP: 0 HBP: 0	WP: 0 PB: 0 SB: 2 CS: 0	PA: 40			
PITCHER	IP 5.0	WLS 25	BF 8	H 3	R 1	ER 1	SO 8	BB 1	IBB 0	HBP 0	BLK 0	WP 0	HR 0	S 60	P 96	ERA 1.80	WHIP 1.800										
50 José Rosado, L ERA: 4.18 (1, 1)	3.0	9	0	0	0	0	0	0	0	0	0	0	0	16	22	0.00	0.000										
Ricky Bones, R ERA: 1.64 (6, 1)	2.0	6	0	0	0	0	4	0	0	0	0	0	0	19	25	0.00	0.000										
Scott Service, R ERA: 3.32 (9, 1)																											

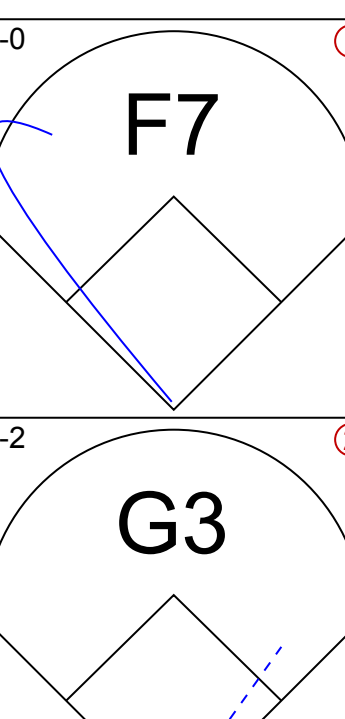
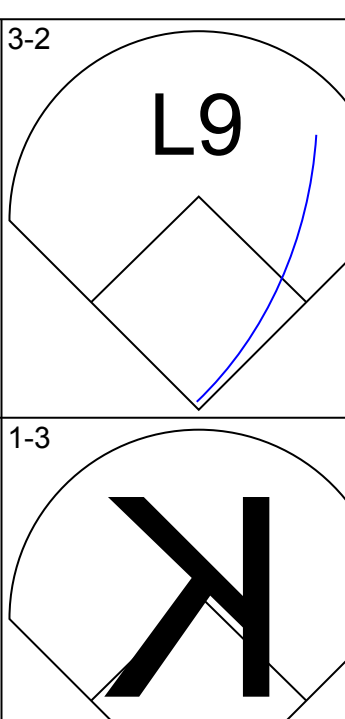
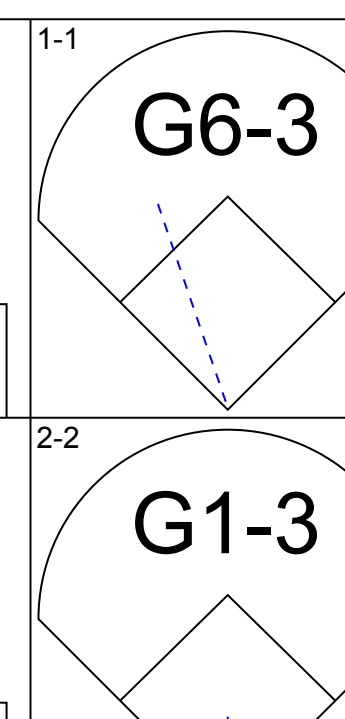
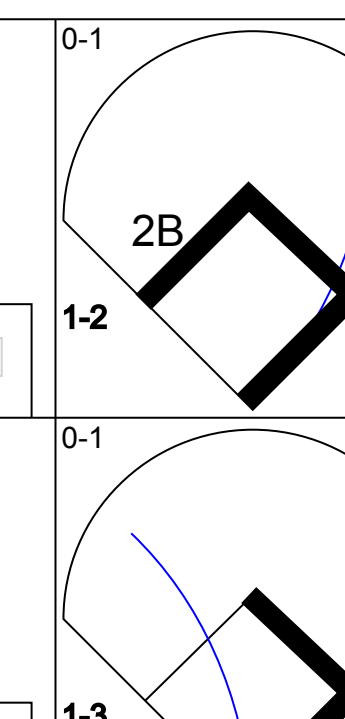
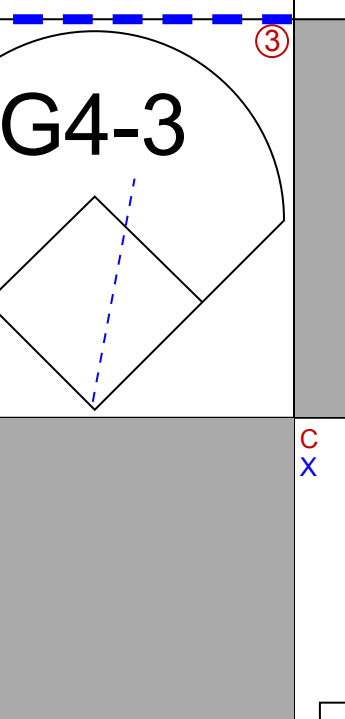
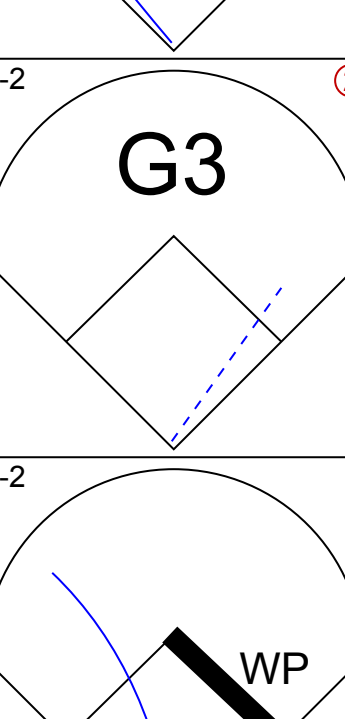
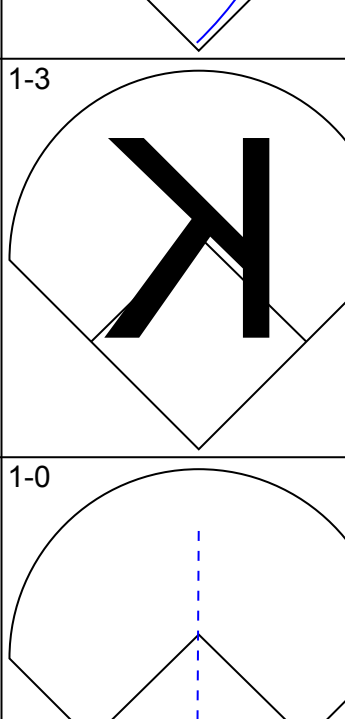
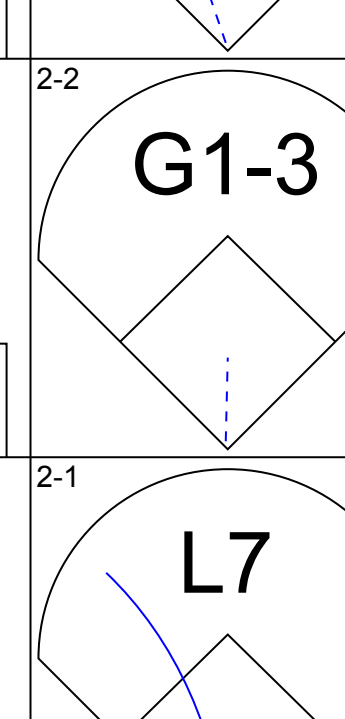
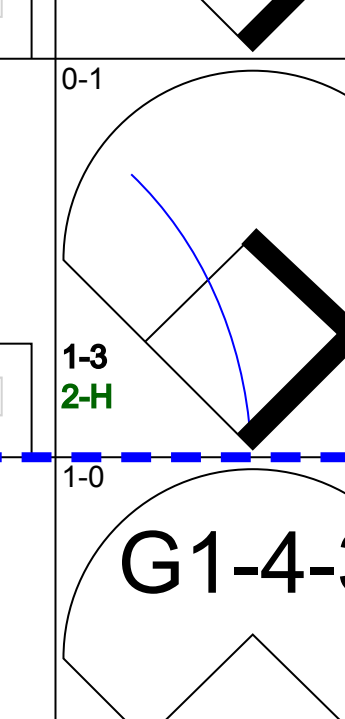

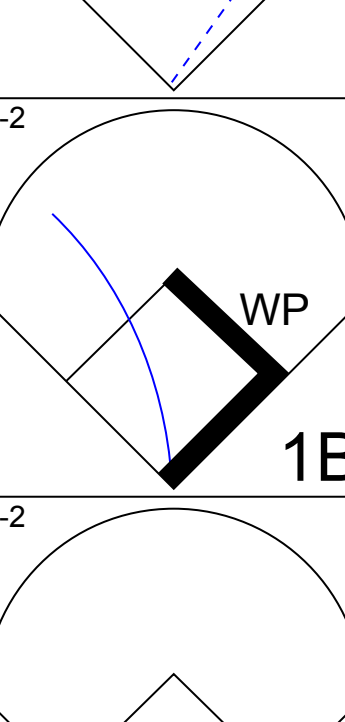
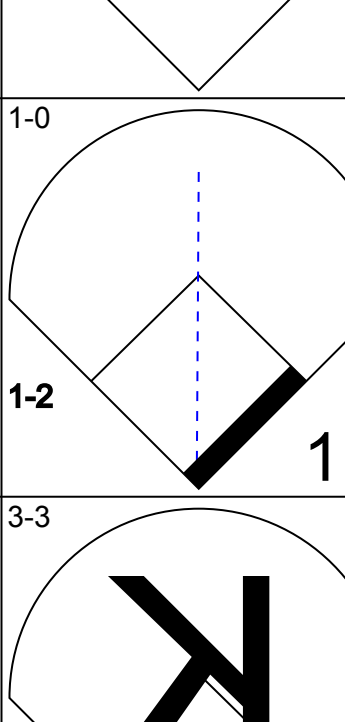
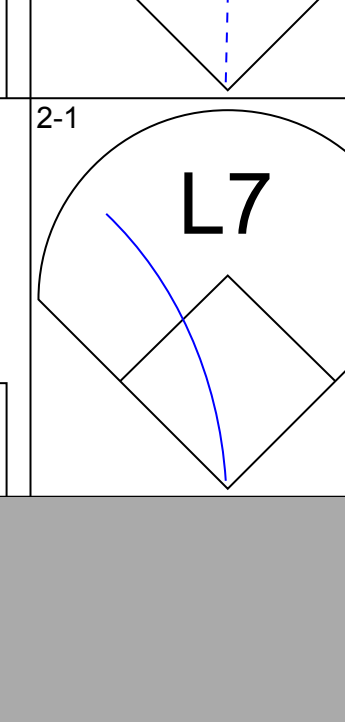
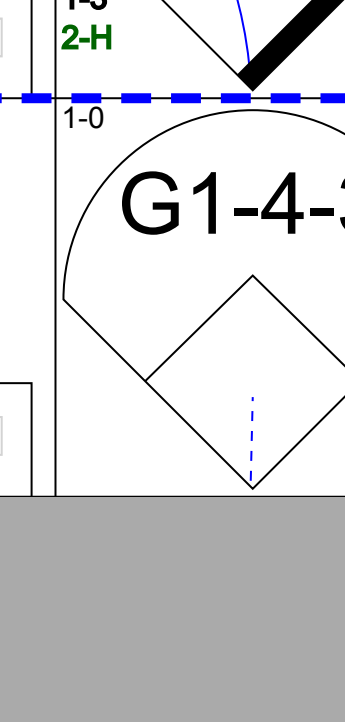

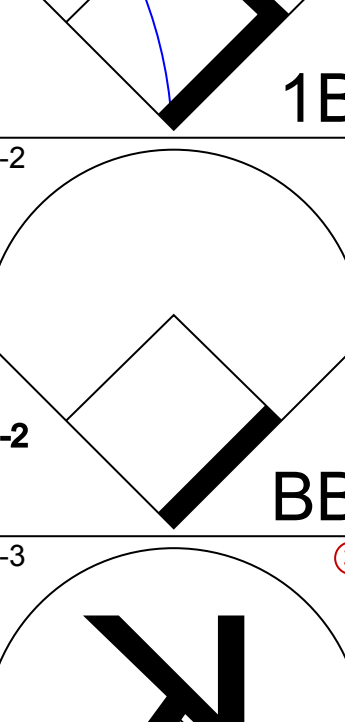



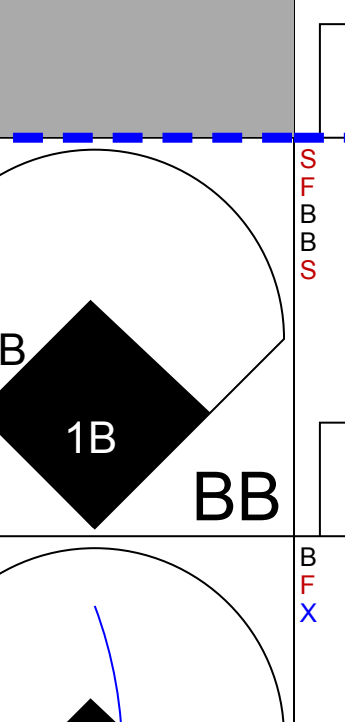

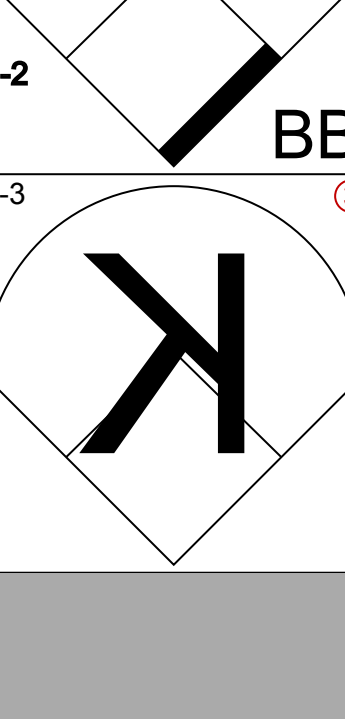



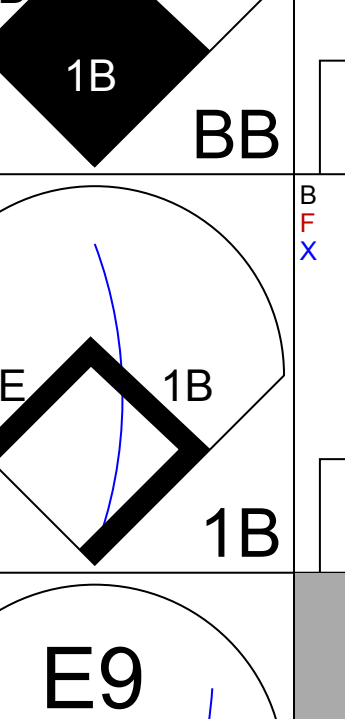

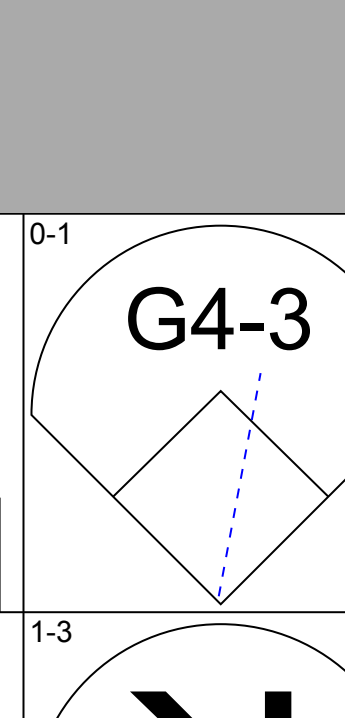
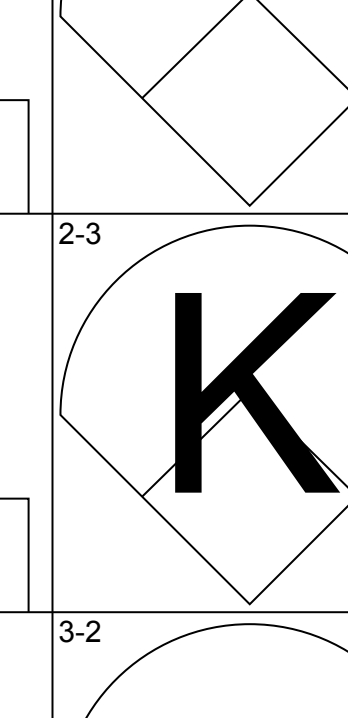
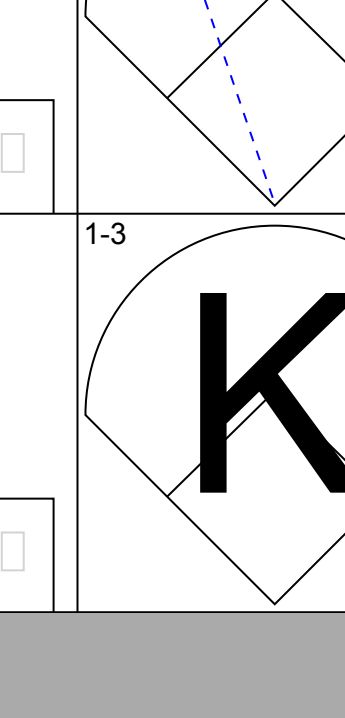
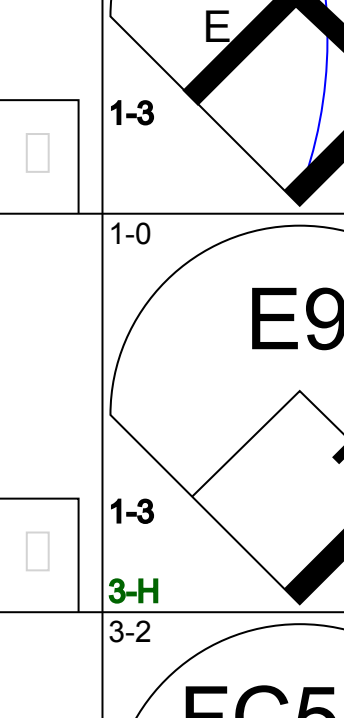
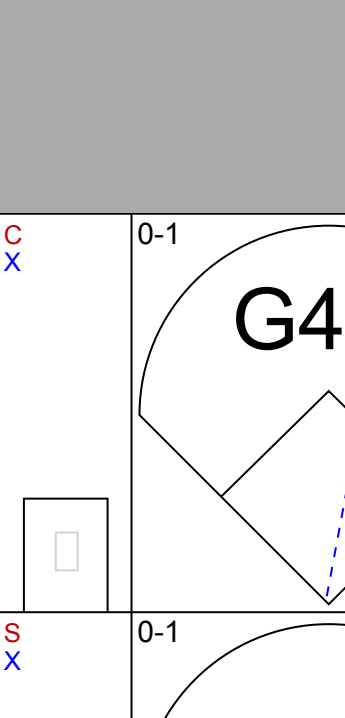
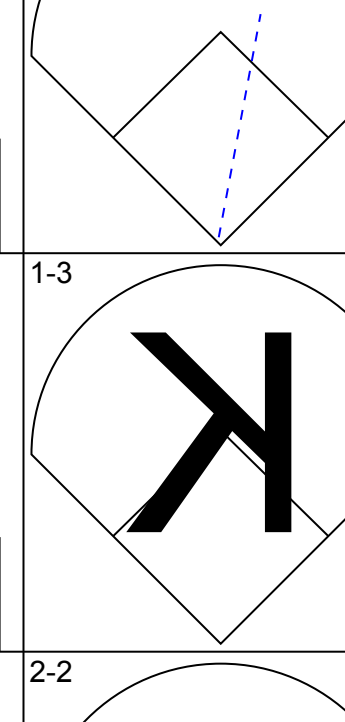
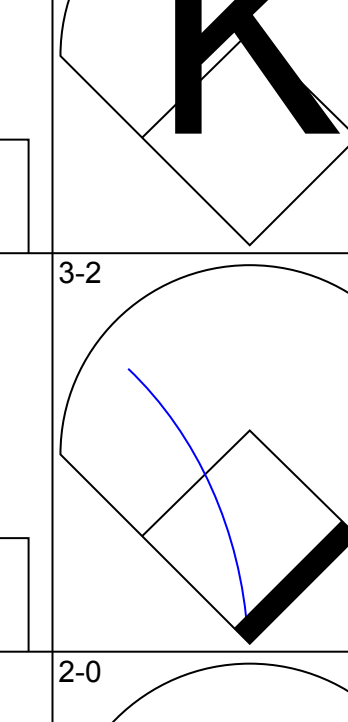
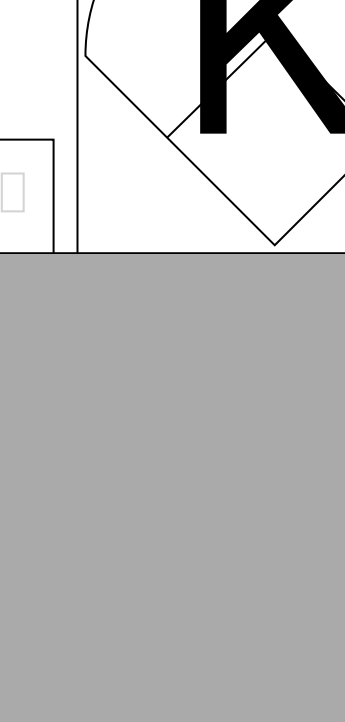
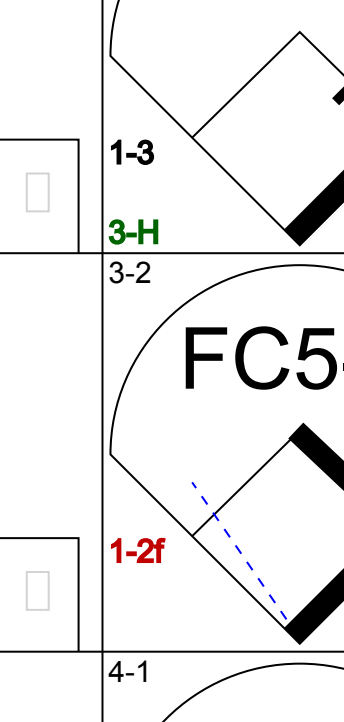
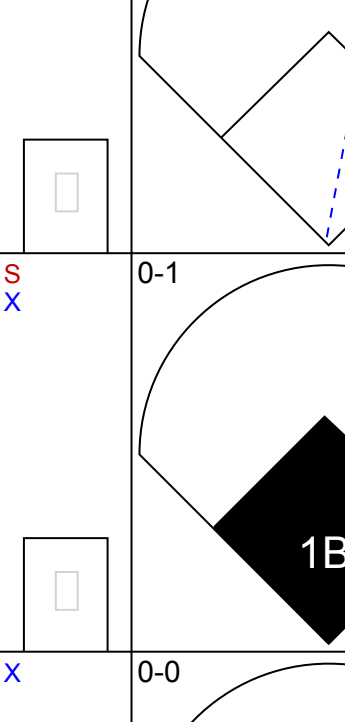
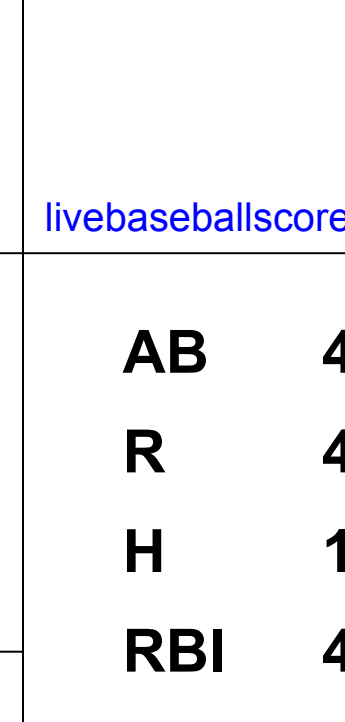
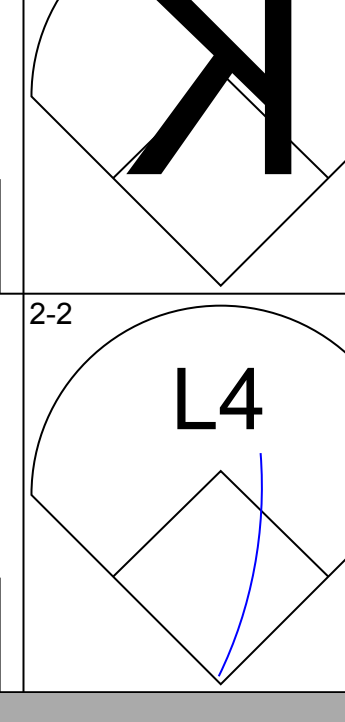
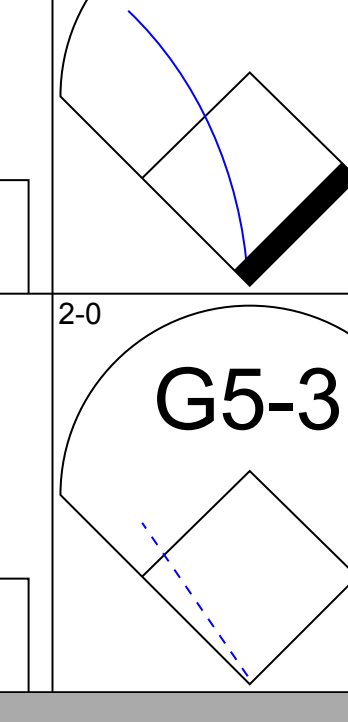
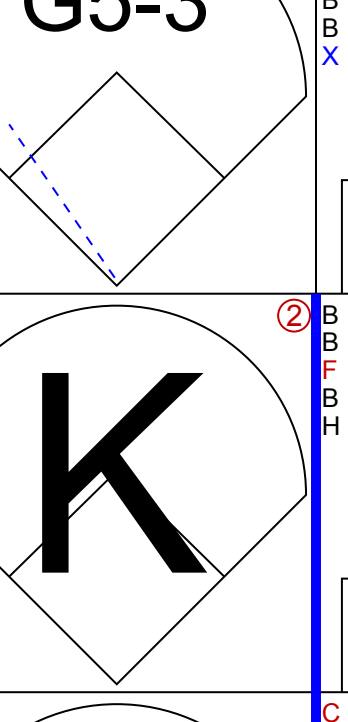

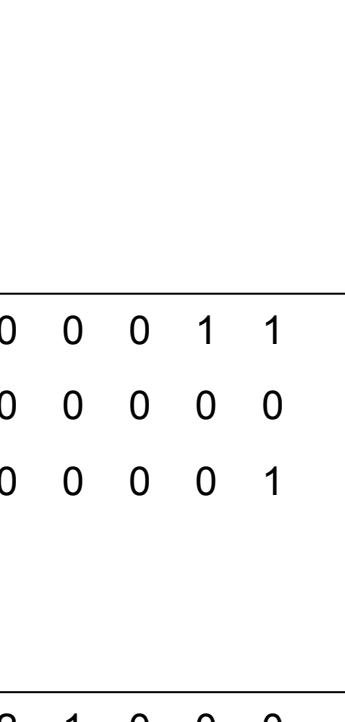
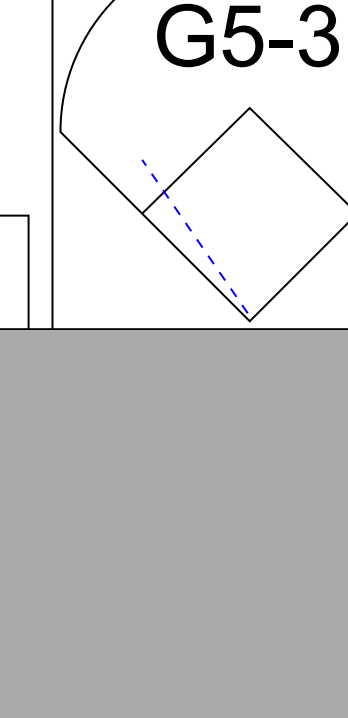
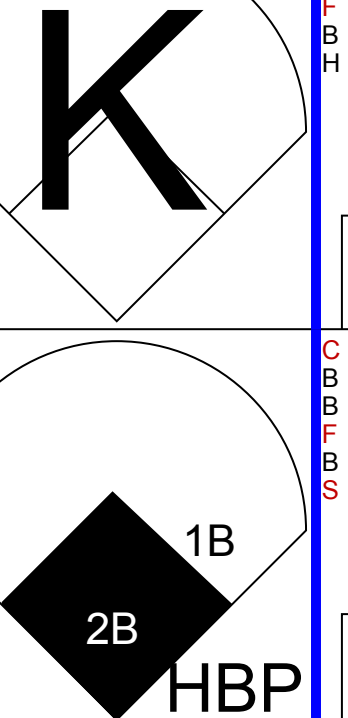


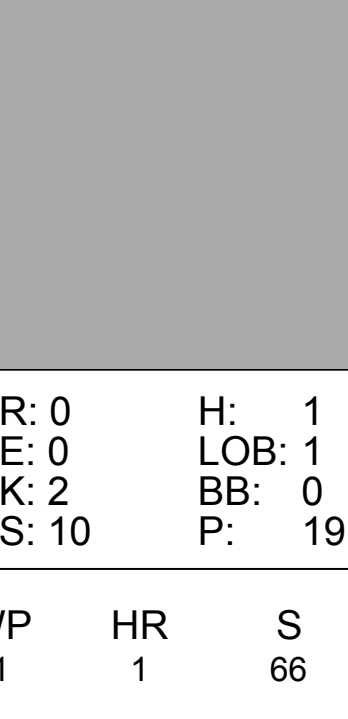
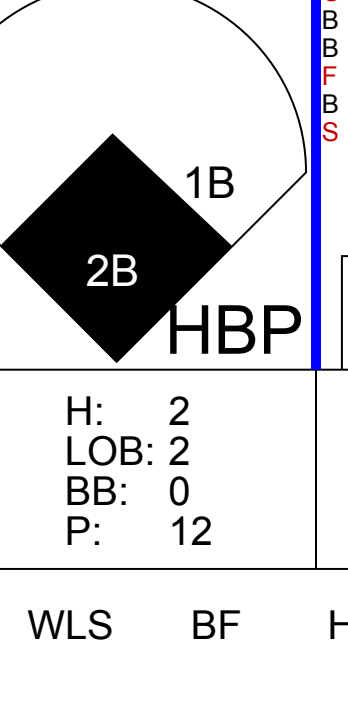
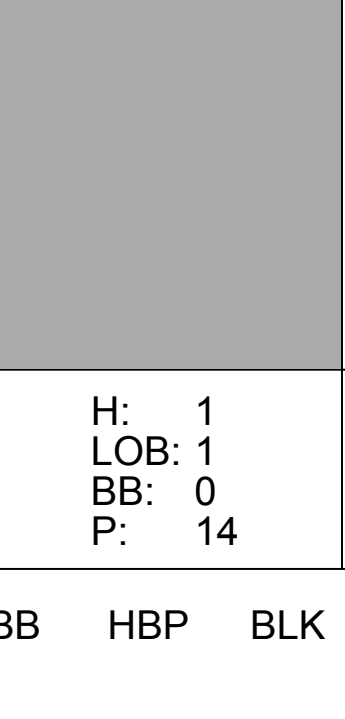
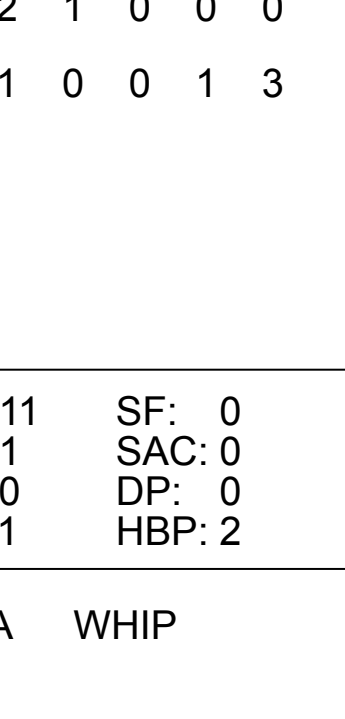
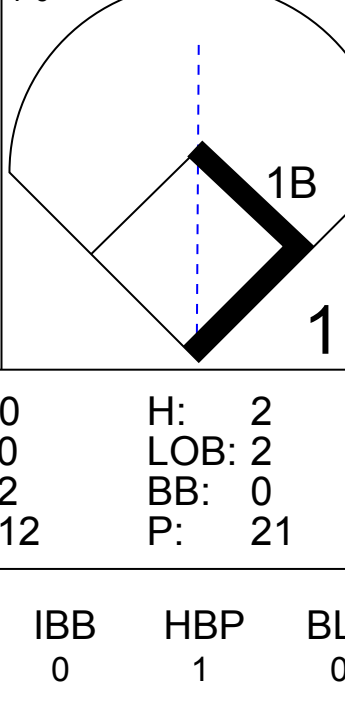
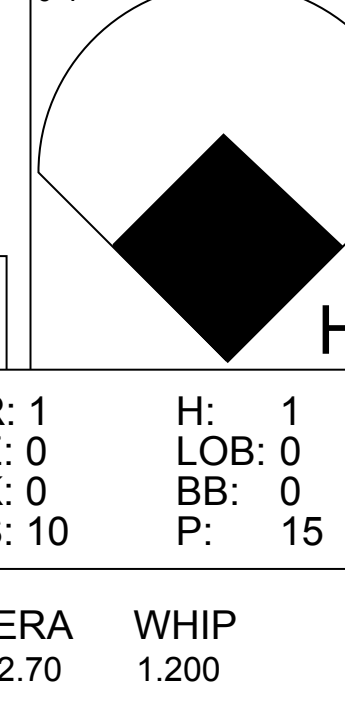
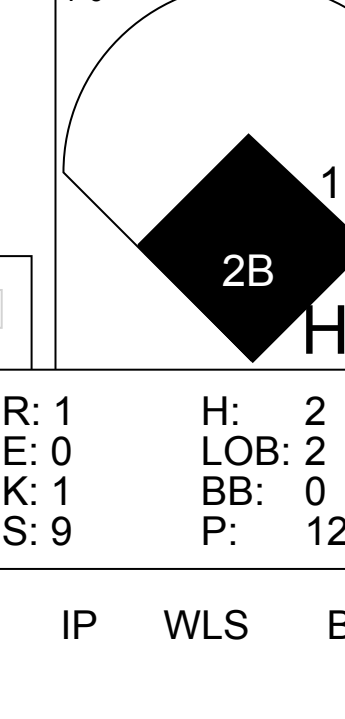
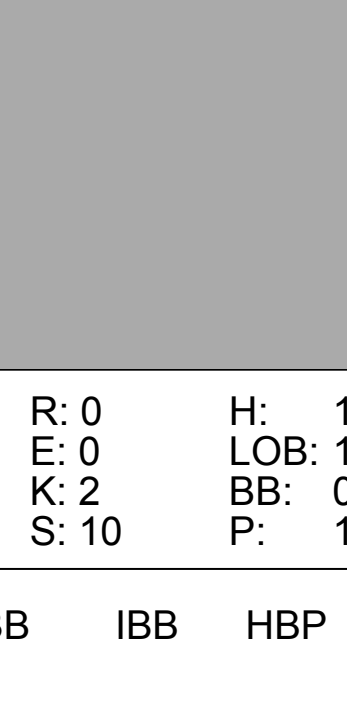
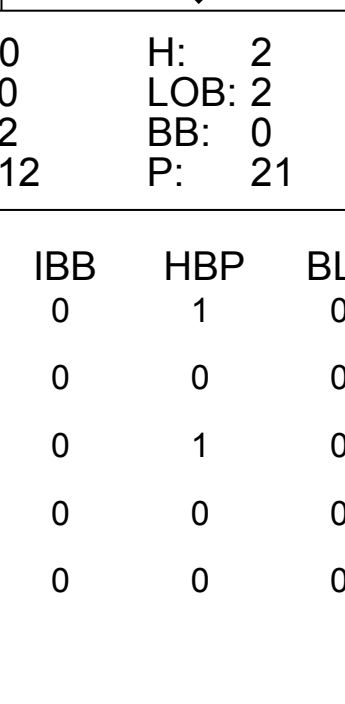
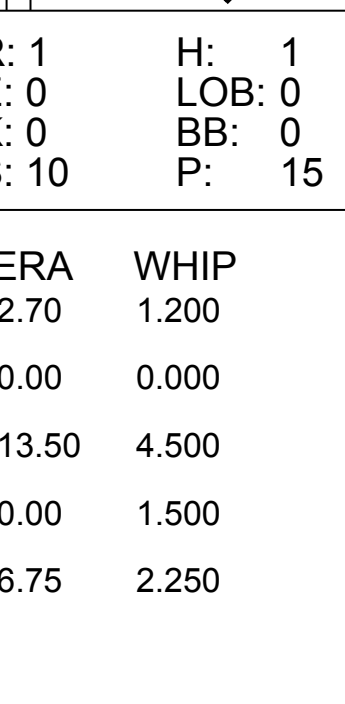
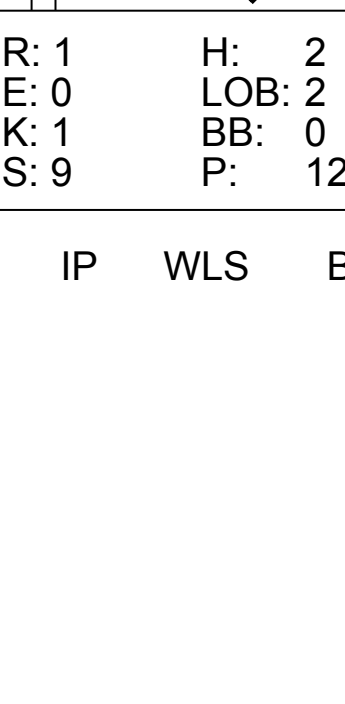

Chicago Cubs @ Kansas City Royals
Kauffman Stadium, Kansas City, MO
 Sat Jun 27 1998, 7:05 PM CDT
 Att: 39,295 - Unknown - 91 F

livebaseballscores.com

AB 39
 R 3
 H 8
 RBI 3
 BB 1
 SO 12
 LOB 19




WP: 0 PA: 40
 PB: 0
 SB: 2
 CS: 0

Batter	1	2	3	4	5	6	7	8	9	10	AB	R	H	RBI	BB	SO	LOB										
Johnny Damon, L OBP: 0.339, SLG: 0.430 (1, 8)											6	0	2	1	0	0	4										
Jose Offerman, S OBP: 0.374, SLG: 0.428 (1, 4)											5	0	2	1	0	1	1										
Hal Morris, L OBP: 0.362, SLG: 0.442 (1, 10)											5	0	2	0	0	1	3										
Jeff King, R OBP: 0.332, SLG: 0.471 (1, 3)											3	1	0	0	2	2	3										
Dean Palmer, R OBP: 0.331, SLG: 0.516 (1, 5)											5	0	1	0	0	2	3										
Larry Sutton, L OBP: 0.333, SLG: 0.391 (1, 9)											5	0	1	1	0	2	0										
Jeff Conine, R OBP: 0.298, SLG: 0.411 (1, 7)											5	1	2	0	0	1	2										
Mendy López, R OBP: 0.308, SLG: 0.462 (1, 6)											3	0	0	0	0	1	1										
Shane Mack, R OBP: 0.354, SLG: 0.477 (8, PH)											0	0	0	0	0	0	0										
Shane Halter, R OBP: 0.290, SLG: 0.346 (9, 6)											1	0	0	0	0	0	1										
Sal Fasano, R OBP: 0.276, SLG: 0.291 (1, 2)											2	1	2	1	0	0	0										
29 Mike Sweeney, R OBP: 0.307, SLG: 0.345 (8, 2)											2	1	1	0	0	1	3										
Inning Stats	R: 0 E: 0 K: 1 S: 13	H: 1 LOB: 2 BB: 1 P: 19	R: 0 E: 0 K: 1 S: 8	H: 0 LOB: 0 BB: 0 P: 11	R: 0 E: 0 K: 2 S: 12	H: 2 LOB: 2 BB: 0 P: 21	R: 0 E: 0 K: 2 S: 10	H: 1 LOB: 1 BB: 0 P: 19	R: 1 E: 0 K: 0 S: 10	H: 1 LOB: 0 BB: 0 P: 15	R: 0 E: 0 K: 1 S: 5	H: 2 LOB: 2 BB: 0 P: 7	R: 1 E: 0 K: 1 S: 9	H: 2 LOB: 2 BB: 0 P: 12	R: 1 E: 1 K: 1 S: 14	H: 2 LOB: 3 BB: 1 P: 30	R: 0 E: 0 K: 2 S: 10	H: 1 LOB: 1 BB: 0 P: 14	R: 1 E: 0 K: 0 S: 11	H: 3 LOB: 2 BB: 0 P: 15	1B: 11 2B: 1 3B: 0 HR: 1	SF: 0 SAC: 0 DP: 0 HBP: 2	WP: 1 PB: 0 SB: 1 CS: 0	PA: 46			
PITCHER	IP 6.2	WLS 29	BF 7	H 2	R 2	ER 2	SO 8	BB 1	IBB 0	HBP 1	BLK 0	WP 0	HR 1	S 66	P 102	ERA 2.70	WHIP 1.200										
Kevin Tapani, R ERA: 4.22 (1, 1)	0.1	1	0	0	0	0	0	0	0	0	0	0	0	1	2	0.00	0.000										
Terry Mulholland, L ERA: 3.68 (7, 1)	0.2	6	2	1	1	1	1	0	0	1	0	0	0	13	29	13.50	4.500										
Terry Adams, R ERA: 3.06 (8, 1)	0.2	3	1	0	0	1	0	0	0	0	0	0	0	6	7	0.00	1.500										
Bob Patterson, L ERA: 5.49 (8, 1)	1.1	L	7	3	1	1	1	0	0	0	0	0	0	16	23	6.75	2.250										
Rod Beck, R ERA: 3.98 (8, 1)																											

Chicago Cubs @ Kansas City Royals
Kauffman Stadium, Kansas City, MO
 Sat Jun 27 1998, 7:05 PM CDT
 Att: 39,295 - Unknown - 91 F

livebaseballscores.com

AB 42
 R 4
 H 13
 RBI 4
 BB 2
 SO 11
 LOB 21



WP: 1 PA: 46
 PB: 0
 SB: 1
 CS: 0

Batter	1	2	3	4	5	6	7	8	9	AB	R	H	RBI	BB	SO	LOB	TOP				
Andy Fox, L OBP: 0.335, SLG: 0.395 Tony Batista, R OBP: 0.298, SLG: 0.353	1-1 F7	3-3 K			3-2 G3-1		0-0 HR	2-1 L9		4	1	1	1	0	1	0					
Devon White, S OBP: 0.333, SLG: 0.469	2-0 1B HR		4-2 1B SF8 BB		1-0 G4-3		0-0 1B	2-0 G6-3		4	2	2	0	1	0	0					
Travis Lee, L OBP: 0.354, SLG: 0.492	0-1 1B HR		0-0 1B		2-0 P6		2-1 F7	2-3 K		5	1	2	0	0	1	1					
Matt Williams, R OBP: 0.326, SLG: 0.472	0-1 1B HR		2-1 SF8		1-2 L8 2B		3-3 K	2-0 G5-3		4	1	2	4	0	1	1					
David Dellucci, L OBP: 0.351, SLG: 0.476	1-3 K		0-2 K		1-3 K		4-2 PB S BB			3	0	0	0	1	3	2					
Jay Bell, R OBP: 0.332, SLG: 0.413	1-1 2B		1-0 F7		1-2 1B		2-3 K	1-2 K		4	0	2	0	0	1	2					
Jorge Fabregas, L OBP: 0.289, SLG: 0.265	2-3 K				0-0 F8		1-1 L8	1-1 P4		4	0	0	0	0	1	4					
Yamil Benitez, R OBP: 0.302, SLG: 0.441			1-3 K		2-3 K		0-0 P6	4-0 PB IBB		3	0	0	0	1	2	2					
Willie Blair, R OBP: 0.077, SLG: 0.077 Alan Embree, L Gregg Olson, R OBP: 0.500, SLG: 2.000	0-3 K		1-3 K		0-3 K		0-3 K	4-2 1B 2B BB		3	0	0	0	0	3	0					
Inning Stats	R: 3 E: 0 K: 2 S: 15	H: 4 LOB: 1 BB: 0 P: 22	R: 0 E: 0 K: 3 S: 10	H: 0 LOB: 0 BB: 0 P: 14	R: 1 E: 0 K: 1 S: 10	H: 1 LOB: 1 BB: 1 P: 17	R: 0 E: 0 K: 2 S: 7	H: 0 LOB: 0 BB: 0 P: 10	R: 0 E: 0 K: 1 S: 13	H: 2 LOB: 1 BB: 0 P: 17	R: 1 E: 0 K: 2 S: 10	H: 2 LOB: 1 BB: 0 P: 15	R: 0 E: 0 K: 1 S: 12	H: 0 LOB: 3 BB: 3 P: 29	R: 0 E: 0 K: 1 S: 5	H: 0 LOB: 0 BB: 0 P: 11	1B: 5 2B: 2 3B: 0 HR: 2	SF: 1 SAC: 0 DP: 0 HBP: 0	WP: 0 PB: 1 SB: 2 CS: 0	PA: 40	
PITCHER	IP WLS BF H R ER SO BB IBB HBP BLK WP HR S P ERA WHIP	IP WLS BF H R ER SO BB IBB HBP BLK WP HR S P ERA WHIP	IP WLS BF H R ER SO BB IBB HBP BLK WP HR S P ERA WHIP	IP WLS BF H R ER SO BB IBB HBP BLK WP HR S P ERA WHIP	IP WLS BF H R ER SO BB IBB HBP BLK WP HR S P ERA WHIP	IP WLS BF H R ER SO BB IBB HBP BLK WP HR S P ERA WHIP	IP WLS BF H R ER SO BB IBB HBP BLK WP HR S P ERA WHIP	IP WLS BF H R ER SO BB IBB HBP BLK WP HR S P ERA WHIP	IP WLS BF H R ER SO BB IBB HBP BLK WP HR S P ERA WHIP	IP WLS BF H R ER SO BB IBB HBP BLK WP HR S P ERA WHIP	IP WLS BF H R ER SO BB IBB HBP BLK WP HR S P ERA WHIP	IP WLS BF H R ER SO BB IBB HBP BLK WP HR S P ERA WHIP	IP WLS BF H R ER SO BB IBB HBP BLK WP HR S P ERA WHIP	IP WLS BF H R ER SO BB IBB HBP BLK WP HR S P ERA WHIP	IP WLS BF H R ER SO BB IBB HBP BLK WP HR S P ERA WHIP	IP WLS BF H R ER SO BB IBB HBP BLK WP HR S P ERA WHIP	IP WLS BF H R ER SO BB IBB HBP BLK WP HR S P ERA WHIP	IP WLS BF H R ER SO BB IBB HBP BLK WP HR S P ERA WHIP	IP WLS BF H R ER SO BB IBB HBP BLK WP HR S P ERA WHIP	IP WLS BF H R ER SO BB IBB HBP BLK WP HR S P ERA WHIP	IP WLS BF H R ER SO BB IBB HBP BLK WP HR S P ERA WHIP

Arizona Diamondbacks @ Chicago Cubs
Wrigley Field, Chicago, IL
Tue Jun 30 1998, 7:05 PM CDT
Att: 39,307 - Cloudy - 74 F

AB	35
R	5
H	9
RBI	5
BB	4
SO	13
LOB	15



Batter	1	2	3	4	5	6	7	8	9	AB	R	H	RBI	BB	SO	LOB	BOTTOM					
José Hernández, R OBP: 0.333, SLG: 0.547	3-1 CS 1B		2-2 P4		0-2 L8		2-2 L8			4	0	1	0	0	0	2						
Mickey Morandini, L OBP: 0.403, SLG: 0.436	2-0 1B		4-0 BB		2-1 L7		1-2 K	1-2 K		3	0	1	0	1	1	0						
Sammy Sosa, R OBP: 0.386, SLG: 0.676	2-3 K		0-1 F9		1-3 K		3-2 HR	3-2 K		4	1	1	1	0	2	3						
Mark Grace, L OBP: 0.416, SLG: 0.497	3-2 F9				3-2 F7		3-2 HR	2-3 K		4	1	1	1	0	1	1						
Henry Rodríguez, L OBP: 0.326, SLG: 0.508 Terrell Lowery, R OBP: 0.353, SLG: 0.286			3-2 G3		2-1 HR		0-1 F7	1-2 2B		4	1	2	1	0	0	0						
Kevin Orie, R OBP: 0.242, SLG: 0.272			1-3 K		4-2 G4-6-3 BB		0-0 F7	0-1 L7		3	0	0	0	1	1	1						
Tyler Houston, L OBP: 0.269, SLG: 0.382			0-0 G4-3		1-0 G4-6-3		1-0 G5-3	3-3 K		4	0	0	0	0	1	1						
Manny Alexander, R OBP: 0.291, SLG: 0.367			1-2 SH3-4 1B		1-1 L7		1-2 2B 1B	2-1 P3		4	1	2	0	0	0	0						
Mark Clark, R Bob Patterson, R Dave Stevens, R Pedro Valdes, L Matt Mieske, R Marc Pisciotta, R Terry Mulholland, R Jeff Blauser, R	0-0 SH3-4 1B		0-0 SH3-4		2-3 K		2-2 2B	1-1 G5-3		1	0	0	0	0	1	0						
Inning Stats	R: 0 E: 0 K: 1 S: 10	H: 2 LOB: 1 BB: 0 P: 20	R: 0 E: 0 K: 1 S: 8	H: 0 LOB: 0 BB: 0 P: 12	R: 0 E: 0 K: 0 S: 9	H: 1 LOB: 2 BB: 1 P: 16	R: 1 E: 0 K: 0 S: 8	H: 1 LOB: 0 BB: 1 P: 18	R: 0 E: 0 K: 1 S: 10	H: 0 LOB: 0 BB: 0 P: 13	R: 1 E: 0 K: 1 S: 10	H: 1 LOB: 1 BB: 0 P: 16	R: 1 E: 0 K: 2 S: 12	H: 2 LOB: 1 BB: 0 P: 18	R: 1 E: 0 K: 2 S: 14	H: 2 LOB: 1 BB: 0 P: 21	R: 0 E: 0 K: 1 S: 7	H: 0 LOB: 0 BB: 0 P: 13	1B: 4 2B: 2 3B: 0 HR: 3	SF: 0 SAC: 1 DP: 1 HBP: 0	WP: 0 PB: 0 SB: 1 CS: 1	PA: 36
PITCHER	IP WLS BF H R ER SO BB IBB HBP BLK WP HR S P ERA WHIP	IP WLS BF H R ER SO BB IBB HBP BLK WP HR S P ERA WHIP	IP WLS BF H R ER SO BB IBB HBP BLK WP HR S P ERA WHIP	IP WLS BF H R ER SO BB IBB HBP BLK WP HR S P ERA WHIP	IP WLS BF H R ER SO BB IBB HBP BLK WP HR S P ERA WHIP	IP WLS BF H R ER SO BB IBB HBP BLK WP HR S P ERA WHIP	IP WLS BF H R ER SO BB IBB HBP BLK WP HR S P ERA WHIP	IP WLS BF H R ER SO BB IBB HBP BLK WP HR S P ERA WHIP	IP WLS BF H R ER SO BB IBB HBP BLK WP HR S P ERA WHIP	IP WLS BF H R ER SO BB IBB HBP BLK WP HR S P ERA WHIP	IP WLS BF H R ER SO BB IBB HBP BLK WP HR S P ERA WHIP	IP WLS BF H R ER SO BB IBB HBP BLK WP HR S P ERA WHIP	IP WLS BF H R ER SO BB IBB HBP BLK WP HR S P ERA WHIP	IP WLS BF H R ER SO BB IBB HBP BLK WP HR S P ERA WHIP	IP WLS BF H R ER SO BB IBB HBP BLK WP HR S P ERA WHIP	IP WLS BF H R ER SO BB IBB HBP BLK WP HR S P ERA WHIP	IP WLS BF H R ER SO BB IBB HBP BLK WP HR S P ERA WHIP	IP WLS BF H R ER SO BB IBB HBP BLK WP HR S P ERA WHIP	IP WLS BF H R ER SO BB IBB HBP BLK WP HR S P ERA WHIP	IP WLS BF H R ER SO BB IBB HBP BLK WP HR S P ERA WHIP	IP WLS BF H R ER SO BB IBB HBP BLK WP HR S P ERA WHIP	

Arizona Diamondbacks @ Chicago Cubs
Wrigley Field, Chicago, IL
Tue Jun 30 1998, 7:05 PM CDT
Att: 39,307 - Cloudy - 74 F

AB	33
R	4
H	9
RBI	4
BB	2
SO	7
LOB	8



Batter	1	2	3	4	5	6	7	8	9	AB	R	H	RBI	BB	SO	LOB	TOP					
Andy Fox, L OBP: 0.336, SLG: 0.393 (1, 4)	P5		E		G6-3			K	K	4	0	1	0	1	1	3	Arizona Diamondbacks @ Chicago Cubs Wrigley Field, Chicago, IL Wed Jul 01 1998, 3:33 AM CDT Att: 31,002 - Sunny - 86 F					
Tony Batista, R OBP: 0.286, SLG: 0.337 Devon White, S OBP: 0.335, SLG: 0.470 (1, 6)	K		E5			B1-3		K	K	4	0	0	1	0	2	3						
Travis Lee, L OBP: 0.352, SLG: 0.486 (1, 3)			K					K	FC3-6	4	0	0	0	1	3	7						
Matt Williams, R OBP: 0.322, SLG: 0.466 (1, 5)			FC5-4					K		4	0	0	0	0	2	5						
David Dellucci, L OBP: 0.358, SLG: 0.488 (1, 8)									G4-3	3	1	2	0	1	0	0						
Yamil Benitez, R OBP: 0.301, SLG: 0.430 (1, 7)										3	1	0	0	1	2	3						
Karim Garcia, L Clint Sodowsky, L Aaron Small, R Jorge Fabregas, L Brian Anderson, R Kelly Stinnett, R (1, 9)										2	0	0	1	0	1	1						
Amaury Telemaco, R Brent Brede, L (1, 1)										2	0	0	0	1	2	0						
Inning Stats	R: 0 E: 0 K: 2 S: 9	H: 0 LOB: 1 BB: 1 P: 17	R: 0 E: 0 K: 1 S: 5	H: 0 LOB: 0 BB: 1 P: 12	R: 1 E: 1 K: 1 S: 14	H: 1 LOB: 2 BB: 0 P: 20	R: 0 E: 0 K: 1 S: 8	H: 1 LOB: 0 BB: 0 P: 11	R: 0 E: 0 K: 2 S: 7	H: 0 LOB: 0 BB: 0 P: 8	R: 1 E: 0 K: 2 S: 9	H: 1 LOB: 0 BB: 0 P: 11	R: 0 E: 0 K: 3 S: 15	H: 0 LOB: 2 BB: 2 P: 28	R: 2 E: 2 K: 1 S: 20	H: 1 LOB: 3 BB: 2 P: 32		1B: 3 2B: 1 3B: 1 HR: 0	SF: 1 SAC: 0 DP: 1 HBP: 1	WP: 0 PB: 0 SB: 1 CS: 2	PA: 40	
PITCHER	IP	WLS	BF	H	R	ER	SO	BB	IBB	HBP	BLK	WP	HR	S	P	ERA		WHIP				
34 Kerry Wood, R ERA: 3.38 Terry Adams, R ERA: 3.04 Rod Beck, R ERA: 3.86	(1, 1)	8.0	W	31	3	2	2	13	4	0	1	0	0	0	75	117	2.25	0.875				
(9, 1)	0.1		3	0	2	0	0	1	0	0	0	0	0	5	11	0.00	3.000					
(9, 1)	0.2	S	5	1	0	0	1	1	0	0	0	0	0	15	21	0.00	3.000					

Batter	1	2	3	4	5	6	7	8	9	AB	R	H	RBI	BB	SO	LOB	BOTTOM				
José Hernández, R OBP: 0.335, SLG: 0.544 (8, 7)	G6-3		F8				F8			5	1	2	0	0	0	0	Arizona Diamondbacks @ Chicago Cubs Wrigley Field, Chicago, IL Wed Jul 01 1998, 3:33 AM CDT Att: 31,002 - Sunny - 86 F				
Mickey Morandini, L OBP: 0.409, SLG: 0.440 (1, 4)										4	3	3	0	0	0	2					
Sammy Sosa, R OBP: 0.387, SLG: 0.680 (1, 9)										4	1	2	2	0	0	3					
Mark Grace, L OBP: 0.420, SLG: 0.498 (1, 3)										3	0	2	2	1	0	1					
Henry Rodríguez, L OBP: 0.329, SLG: 0.510 Terrell Lowery, R OBP: 0.353, SLG: 0.286 (1, 7)										3	1	1	0	1	2	3					
(8, 8)										0	0	0	0	0	0	0					
Manny Alexander, R OBP: 0.283, SLG: 0.357 (1, 5)										4	0	0	0	0	0	4					
Tyler Houston, L OBP: 0.280, SLG: 0.385 (1, 2)										2	0	1	1	1	0	0					
Jeff Blausler, R OBP: 0.339, SLG: 0.293 (1, 6)										4	0	0	0	0	0	2					
34 Kerry Wood, R OBP: 0.194, SLG: 0.290 Pedro Valdes, L OBP: 0.222, SLG: 0.235 Terry Adams, R Rod Beck, R (1, 1)										3	0	0	0	0	1	1					
(8, PH)										1	0	0	0	0	0	1					
(9, 1)										0	0	0	0	0	0	0					
(9, 1)										0	0	0	0	0	0	0					
Inning Stats	R: 0 E: 0 K: 0 S: 6	H: 1 LOB: 1 BB: 0 P: 9	R: 1 E: 0 K: 0 S: 9	H: 1 LOB: 0 BB: 0 P: 11	R: 1 E: 0 K: 1 S: 18	H: 1 LOB: 2 BB: 1 P: 29	R: 0 E: 0 K: 0 S: 11	H: 1 LOB: 1 BB: 0 P: 14	R: 2 E: 1 K: 0 S: 14	H: 3 LOB: 1 BB: 1 P: 28	R: 0 E: 0 K: 1 S: 10	H: 0 LOB: 0 BB: 0 P: 14	R: 2 E: 0 K: 1 S: 12	H: 3 LOB: 1 BB: 0 P: 21	R: 0 E: 0 K: 0 S: 13	H: 1 LOB: 2 BB: 1 P: 22	1B: 8 2B: 3 3B: 0 HR: 0	SF: 1 SAC: 0 DP: 1 HBP: 1	WP: 0 PB: 0 SB: 0 CS: 0	PA: 38	
PITCHER	IP	WLS	BF	H	R	ER	SO	BB	IBB	HBP	BLK	WP	HR	S	P	ERA	WHIP				
Amaury Telemaco, R ERA: 3.03 Clint Sodowsky, R ERA: 5.63 Aaron Small, R ERA: 7.05	(1, 1)	6.0	L	27	7	4	3	2	1	0	0	0	0	12	21	18.00	3.000				
(7, 1)	1.0		6	3	2	2	1	0	0	0	0	0	0	13	22	0.00	2.000				
(8, 1)	1.0		5	1	0	0	0	1	0	0	0	0	0	13	22	0.00	2.000				



Batter	1	2	3	4	5	6	7	8	9	AB	R	H	RBI	BB	SO	LOB	TOP										
Andy Fox, L OBP: 0.335, SLG: 0.395 (1, 4)	G4-3		K		K			K		4	0	1	0	0	2	2	Arizona Diamondbacks @ Chicago Cubs Wrigley Field, Chicago, IL Thu Jul 02 1998, 3:33 AM CDT Att: 29,268 - Sunny - 80 F										
Jay Bell, R OBP: 0.331, SLG: 0.409 (1, 6)	K		K		G3-1			K		3	0	0	0	1	2	3											
Travis Lee, L OBP: 0.351, SLG: 0.481 (1, 3)	K							G4-3		3	1	0	0	1	1	2											
Matt Williams, R OBP: 0.322, SLG: 0.463 (1, 5)	CS	G3						G5-3		4	0	1	0	0	0	0											
Devon White, S OBP: 0.337, SLG: 0.480 (1, 8)								HR		4	1	2	1	0	0	2											
Jorge Fabregas, L OBP: 0.278, SLG: 0.254 (1, 2)								F7		4	0	0	0	0	1	3											
Yamil Benitez, R OBP: 0.307, SLG: 0.432 (1, 7)								K		4	0	2	1	0	2	1											
Karim Garcia, L OBP: 0.252, SLG: 0.374 Bobby Chounard, R (7, 1)								G4-3		3	0	1	0	0	1	1											
Jeff Suppan, R OBP: 0.304, SLG: 0.273 Efrain Valdez, L (6, 1)								G3-1		2	0	1	0	0	1	1											
Brent Brede, L OBP: 0.314, SLG: 0.347 (7, 9)										1	0	0	0	0	0	0											
Inning Stats	R: 0 E: 0 K: 1 S: 9	H: 0 LOB: 0 BB: 1 P: 15	R: 0 E: 0 K: 2 S: 10	H: 1 LOB: 1 BB: 0 P: 15	R: 0 E: 0 K: 3 S: 13	H: 1 LOB: 1 BB: 0 P: 18	R: 1 E: 0 K: 0 S: 8	H: 2 LOB: 2 BB: 1 P: 14	R: 0 E: 0 K: 2 S: 11	H: 1 LOB: 0 BB: 0 P: 15	R: 0 E: 0 K: 0 S: 6	H: 0 LOB: 0 BB: 0 P: 7	R: 0 E: 0 K: 0 S: 6	H: 1 LOB: 0 BB: 0 P: 9	R: 0 E: 0 K: 1 S: 10	H: 1 LOB: 1 BB: 0 P: 16	R: 1 E: 0 K: 1 S: 7	H: 1 LOB: 0 BB: 0 P: 11	1B: 6 2B: 1 3B: 0 HR: 1	SF: 0 SAC: 0 DP: 0 HBP: 0	WP: 0 PB: 0 SB: 2 CS: 2	PA: 35					
PITCHER	IP	WLS	BF	H	R	ER	SO	BB	IBB	HBP	BLK	WP	HR	S	P	ERA	WHIP										
Steve Trachsel, R ERA: 4.22 (1, 1)	7.2	W	29	7	1	1	9	2	0	0	0	0	0	71	105	1.17	1.174										
Terry Mulholland, L ERA: 3.33 (8, 1)	0.1		1	0	0	0	0	0	0	0	0	0	0	2	4	0.00	0.000										
Rod Beck, R ERA: 3.98 (9, 1)	1.0	S	4	1	1	1	1	0	0	0	0	0	1	7	11	9.00	1.000										

Batter	1	2	3	4	5	6	7	8	9	AB	R	H	RBI	BB	SO	LOB	BOTTOM										
José Hernández, R OBP: 0.338, SLG: 0.543 (1, 8)	K		G5-3							4	1	2	2	0	1	0	Arizona Diamondbacks @ Chicago Cubs Wrigley Field, Chicago, IL Thu Jul 02 1998, 3:33 AM CDT Att: 29,268 - Sunny - 80 F										
Mickey Morandini, L OBP: 0.410, SLG: 0.437 (1, 4)	G5-3		E9					F7		2	0	0	0	2	0	1											
Sammy Sosa, R OBP: 0.386, SLG: 0.674 (1, 9)	G5-3							G1-3		3	0	0	0	1	0	3											
Mark Grace, L OBP: 0.418, SLG: 0.495 (1, 3)	F9		G4-3					P6		4	0	1	1	0	0	3											
Henry Rodríguez, L OBP: 0.331, SLG: 0.510 Rod Beck, R (9, 1)								K		4	0	2	0	0	1	2											
Jeff Blauser, R OBP: 0.341, SLG: 0.293 Manny Alexander, R (4, 6)								P4		0	0	0	0	1	0	0											
Kevin Orte, R OBP: 0.238, SLG: 0.267 (1, 5)								K		3	0	0	0	0	2	3											
Scott Servais, R OBP: 0.267, SLG: 0.283 (1, 2)								F8		3	1	0	0	0	0	3											
Steve Trachsel, R OBP: 0.375, SLG: 0.379 Terry Mulholland, R OBP: 0.236, SLG: 0.167 Terrell Lowery, R OBP: 0.333, SLG: 0.267 (8, PH)								K		2	0	0	0	0	0	0											
										1	0	0	0	0	1	0											
Inning Stats	R: 0 E: 0 K: 1 S: 13	H: 0 LOB: 1 BB: 1 P: 23	R: 0 E: 0 K: 0 S: 7	H: 1 LOB: 1 BB: 1 P: 13	R: 0 E: 1 K: 0 S: 10	H: 0 LOB: 2 BB: 1 P: 20	R: 0 E: 0 K: 0 S: 9	H: 0 LOB: 1 BB: 1 P: 15	R: 1 E: 0 K: 1 S: 12	H: 2 LOB: 2 BB: 1 P: 23	R: 2 E: 0 K: 1 S: 15	H: 2 LOB: 1 BB: 0 P: 23	R: 0 E: 0 K: 0 S: 11	H: 1 LOB: 1 BB: 0 P: 20	R: 0 E: 0 K: 2 S: 7	H: 0 LOB: 0 BB: 0 P: 11	1B: 5 2B: 1 3B: 0 HR: 0	SF: 0 SAC: 2 DP: 1 HBP: 1	WP: 0 PB: 0 SB: 1 CS: 0	PA: 36							
PITCHER	IP	WLS	BF	H	R	ER	SO	BB	IBB	HBP	BLK	WP	HR	S	P	ERA	WHIP										
Jeff Suppan, R ERA: 6.88 (1, 1)	5.2	L	28	5	3	3	3	5	0	1	0	0	0	65	115	4.76	1.765										
Efrain Valdez, L ERA: 4.5 (6, 1)	0.1		1	0	0	0	0	0	0	0	0	0	0	1	2	0.00	0.000										
Bobby Chounard, R ERA: 4.5 (7, 1)	2.0		7	1	0	0	2	0	0	0	0	0	0	18	31	0.00	0.500										

AB	32
R	2
H	8
RBI	2
BB	2
SO	10
LOB	15



Batter	1	2	3	4	5	6	7	8	9	AB	R	H	RBI	BB	SO	LOB	TOP								
Tony Womack, L (1,4) OBP: 0.288, SLG: 0.308	K		18 2B	P5			F8		SF8 1B	5	2	2	1	0	1	0									
Turner Ward, S (1,8) OBP: 0.311, SLG: 0.354	G5-3		18 2B SF7				K		1B	4	2	1	0	1	2	0									
18 Jason Kendall, R (1,2) OBP: 0.410, SLG: 0.450 Keith Osik, R (8,2) OBP: 0.310, SLG: 0.229	K		1B	E6				G5-3	SF8	4	1	1	1	0	1	0									
Kevin Young, R (1,3) OBP: 0.330, SLG: 0.483		1B WP	SF7	P4				G6-3	E1	4	1	2	2	0	0	1									
Jose Guillen, R (1,9) OBP: 0.328, SLG: 0.469	K		2B	F9					E8	5	0	3	2	0	1	2									
Al Martin, L (1,7) OBP: 0.291, SLG: 0.356			1B				F9		K	5	0	2	0	0	1	3									
Aramis Ramirez, R (1,5) OBP: 0.310, SLG: 0.386		P5	K						E6	5	1	1	0	0	2	5									
Lou Collier, R (1,6) OBP: 0.299, SLG: 0.361 Jeff Tabaka, R (6,1) Elmer Dessens, R (8,1) Mark Smith, R (9,PH) OBP: 0.267, SLG: 0.316	K			G6-3			G6-4-3		1B	3	0	0	0	0	1	2									
67 Francisco Cordova, R (1,1) OBP: 0.150, SLG: 0.128 Manny Martinez, R (4,PH) OBP: 0.349, SLG: 0.525 Javier Martinez, R (4,1) Kevin Polcovich, R (6,6) OBP: 0.260, SLG: 0.281	K		K	G5-3			L1		SF8 1B	1	0	0	0	0	1	0									
Inning Stats	R: 0 E: 0 K: 2 S: 10	H: 0 LOB: 0 BB: 0 P: 12	R: 1 E: 0 K: 2 S: 13	H: 2 LOB: 1 BB: 0 P: 21	R: 3 E: 0 K: 2 S: 17	H: 4 LOB: 2 BB: 1 P: 26	R: 0 E: 0 K: 0 S: 5	H: 0 LOB: 0 BB: 0 P: 5	R: 0 E: 1 K: 1 S: 10	H: 0 LOB: 1 BB: 0 P: 12	R: 0 E: 0 K: 0 S: 4	H: 1 LOB: 0 BB: 0 P: 6	R: 0 E: 0 K: 1 S: 10	H: 0 LOB: 0 BB: 0 P: 12	R: 0 E: 0 K: 0 S: 7	H: 1 LOB: 1 BB: 0 P: 9	R: 5 E: 3 K: 2 S: 27	H: 6 LOB: 2 BB: 0 P: 38	1B: 10 2B: 4 3B: 0 HR: 0	SF: 2 SAC: 0 DP: 1 HBP: 0	WP: 1 PB: 0 SB: 0 CS: 0	PA: 43			
PITCHER	IP	WLS	BF	H	R	ER	SO	BB	IBB	HBP	BLK	WP	HR	S	P	ERA	WHIP								
Kevin Tapani, R (1,1) ERA: 4.39	8.0	W	36	10	7	6	8	1	0	0	0	1	0	82	114	6.75	1.375								
Bob Patterson, L (9,1) ERA: 6.3	0.0		2	2	0	0	0	0	0	0	0	0	0	5	7										
Terry Adams, R (9,1) ERA: 3.02	0.1		3	2	2	2	0	0	0	0	0	0	0	7	9	54.00	6.000								
Terry Mulholland, L (9,1) ERA: 3.31	0.1		1	0	0	0	1	0	0	0	0	0	0	4	5	0.00	0.000								
Rod Beck, R (9,1) ERA: 3.95	0.1	S	1	0	0	0	1	0	0	0	0	0	0	5	6	0.00	0.000								

Pittsburgh Pirates @ Chicago Cubs
Wrigley Field, Chicago, IL

AB 40
R 9
H 14
RBI 8
BB 1
SO 10
LOB 13



Fri Jul 03 1998, 3:33 AM CDT
Att: 40,420 - Cloudy - 81 F

Batter	1	2	3	4	5	6	7	8	9	AB	R	H	RBI	BB	SO	LOB	BOTTOM									
José Hernández, R (1,8) OBP: 0.335, SLG: 0.549	F9	K		K			HR	K		5	1	1	1	0	3	2										
Mickey Morandini, L (1,4) OBP: 0.416, SLG: 0.439	2B		FC4-6 HBP	G4-3			FC4-6 HBP	FC4-6	1B	3	0	2	1	0	0	0										
Sammy Sosa, R (1,9) OBP: 0.367, SLG: 0.420	1B		FC4-6	K			K	L8		5	1	1	0	0	2	4										
Mark Grace, L (1,3) OBP: 0.415, SLG: 0.491	F7		E	L8			FC4-6	FC4-6		5	1	1	0	0	0	4										
Henry Rodríguez, L (1,7) OBP: 0.333, SLG: 0.521 Terrell Lowery, R (8,8) OBP: 0.333, SLG: 0.267		HR	E8	F9			L9			4	2	2	3	0	0	1										
Manny Alexander, R (1,6) OBP: 0.296, SLG: 0.376	HR	2B	E5	K				BB	1B	4	3	2	0	0	1	1										
Tyler Houston, L (1,2) OBP: 0.302, SLG: 0.469		HR	E	P5				1B	FC1	3	3	2	5	1	0	0										
Kevin Orle, R (1,5) OBP: 0.238, SLG: 0.266	K		P4	P3				FC1	1B	4	1	1	1	0	1	0										
Kevin Tapani, R (1,1) OBP: 0.262, SLG: 0.216 Bob Patterson, R (9,1) Terry Adams, R (9,1) Terry Mulholland, R (9,1) OBP: 0.286, SLG: 0.167 Rod Beck, R (9,1)	K		L8	K				FC1		4	0	0	1	0	2	1										
Inning Stats	R: 0 E: 0 K: 0 S: 8	H: 2 LOB: 1 BB: 0 P: 11	R: 3 E: 0 K: 3 S: 15	H: 3 LOB: 0 BB: 0 P: 19	R: 5 E: 2 K: 0 S: 13	H: 3 LOB: 0 BB: 0 P: 21	R: 0 E: 0 K: 2 S: 10	H: 0 LOB: 0 BB: 0 P: 13	R: 0 E: 0 K: 1 S: 7	H: 0 LOB: 0 BB: 0 P: 10	R: 0 E: 0 K: 1 S: 8	H: 0 LOB: 0 BB: 0 P: 15	R: 1 E: 0 K: 1 S: 9	H: 1 LOB: 1 BB: 0 P: 17	R: 3 E: 1 K: 1 S: 17	H: 3 LOB: 2 BB: 1 P: 25	1B: 6 2B: 2 3B: 0 HR: 4	SF: 0 SAC: 0 DP: 0 HBP: 2	WP: 0 PB: 0 SB: 0 CS: 0	PA: 40						
PITCHER	IP	WLS	BF	H	R	ER	SO	BB	IBB	HBP	BLK	WP	HR	S	P	ERA	WHIP									
67 Francisco Cordova, R (1,1) ERA: 3.19	3.0	L	18	8	7	3	0	0	0	1	0	0	0	3	36	51	21.00	2.667								
Javier Martínez, R (4,1) ERA: 5.24	2.0		6	0	0	0	3	0	0	0	0	0	0	17	23	0.00	0.000									
Jeff Tabaka, L (6,1) ERA: 3.22	2.0		8	1	1	1	2	0	0	1	0	0	1	17	32	4.50	0.500									
Elmer Dessens, R (8,1) ERA: 3.31	1.0		8	3	3	2	1	1	0	0	0	0	0	17	25	18.00	4.000									

Pittsburgh Pirates @ Chicago Cubs
Wrigley Field, Chicago, IL

AB 37
R 12
H 12
RBI 12
BB 1
SO 9
LOB 13



Fri Jul 03 1998, 3:33 AM CDT
Att: 40,420 - Cloudy - 81 F

Batter	1	2	3	4	5	6	7	8	9	AB	R	H	RBI	BB	SO	LOB	TOP								
Tony Womack, L (1,4) OBP: 0.288, SLG: 0.307	1-3 K		3-2 F7			1-0 F8		0-1 E BB		4	1	1	0	0	1	0									
Manny Martinez, R (1,8) OBP: 0.358, SLG: 0.532	1-2 G6-3		1-3 K			0-1 18 3B		1-2 BB E		3	1	1	0	1	1	0									
18 Jason Kendall, R (1,2) OBP: 0.408, SLG: 0.454	0-2 G5-3			0-1 F7		0-2 2-H		0-3 K		4	0	1	1	0	1	2									
Kevin Young, R (1,3) OBP: 0.329, SLG: 0.480		0-0 HBP 1B		0-0 F9		2-2 F9		1-2 E6		4	1	1	0	0	0	3									
Jose Guillen, R (1,9) OBP: 0.330, SLG: 0.466		1-1 1B		1-0 G6-3			1-1 F9	4-0 BB		2	0	0	1	1	0	0									
Al Martin, L (1,7) OBP: 0.293, SLG: 0.369		3-2 FC7-2			0-1 G3-1		0-0 HR	0-0 G6-3		4	1	2	2	0	0	3									
Mike Williams, R (8,1)		1-3 2-H 1B						1-2 2-3 3-H		0	0	0	0	0	0	0									
Aramis Ramirez, R (1,5) OBP: 0.300, SLG: 0.373		2-1 FC7-2		1-3 K		1-2 G6-3			2-3 K	4	0	0	0	0	2	2									
Kevin Polcovich, R (1,6) OBP: 0.261, SLG: 0.289		1-2 3-H		2-2 G4-3		1-0 G4-3		0-2 G3		3	0	1	0	0	0	1									
Steve Bieser, L (9,PH) OBP: 0.500, SLG: 1.000		1-0 G6-3								1	0	0	0	0	0	0									
Jason Schmidt, R (1,1) OBP: 0.061, SLG: 0.031			1-2 G6-3			3-2 G4-3		0-0 F7		3	0	0	0	0	0	1									
Jason Christiansen, R (7,1)										0	0	0	0	0	0	0									
Turner Ward, S (8,7) OBP: 0.310, SLG: 0.352										1	0	0	0	0	0	0									
Inning Stats	R: 0 E: 0 K: 1 S: 11	H: 0 LOB: 0 BB: 0 P: 13	R: 1 E: 0 K: 0 S: 10	H: 2 LOB: 1 BB: 0 P: 17	R: 0 E: 0 K: 1 S: 10	H: 0 LOB: 0 BB: 0 P: 15	R: 0 E: 0 K: 0 S: 4	H: 0 LOB: 0 BB: 0 P: 5	R: 0 E: 0 K: 1 S: 8	H: 0 LOB: 0 BB: 0 P: 11	R: 1 E: 0 K: 0 S: 13	H: 2 LOB: 1 BB: 0 P: 19	R: 1 E: 0 K: 0 S: 9	H: 2 LOB: 1 BB: 0 P: 13	R: 1 E: 1 K: 1 S: 9	H: 1 LOB: 2 BB: 2 P: 18	R: 0 E: 0 K: 1 S: 7	H: 0 LOB: 0 BB: 0 P: 9	1B: 3 2B: 3 HR: 1	SF: 0 SAC: 0 DP: 2 HBP: 1	WP: 0 PB: 0 SB: 0 CS: 0	PA: 36			
PITCHER	IP	WLS	BF	H	R	ER	SO	BB	IBB	HBP	BLK	WP	HR	S	P	ERA	WHIP								
Geremi Gonzalez, R (1,1) ERA: 5.44	6.0		22	4	2	2	3	0	0	1	0	0	0	56	80	3.00	0.667								
Marc Pisciotta, R (7,1) ERA: 3.83	1.0	W	5	2	1	1	0	0	0	0	0	0	1	9	13	9.00	2.000								
Terry Adams, R (8,1) ERA: 3.0	0.1		5	1	1	0	1	2	0	0	0	0	0	8	17	0.00	9.000								
Terry Mulholland, L (8,1) ERA: 3.26	0.2		1	0	0	0	0	0	0	0	0	0	0	1	1	0.00	0.000								
Rod Beck, R (9,1) ERA: 3.98	1.0	S	3	0	0	0	1	0	0	0	0	0	0	7	9	0.00	0.000								

Pittsburgh Pirates @ Chicago Cubs
Wrigley Field, Chicago, IL
Sat Jul 04 1998, 3:33 AM CDT
Att: 37,780 - Cloudy - 69 F

AB 33
R 4
H 7
RBI 4
BB 2
SO 5
LOB 12



Batter	1	2	3	4	5	6	7	8	9	AB	R	H	RBI	BB	SO	LOB	BOTTOM								
José Hernández, R (1,8) OBP: 0.332, SLG: 0.550	1-2 G6-3		2-3 K		0-3 K		2-0 HR	2-3 K		5	1	1	0	0	3	1									
Mickey Morandini, L (1,4) OBP: 0.422, SLG: 0.455	0-0 1B		3-1 1B		4-1 BB		3-2 HR			3	1	3	3	1	0	0									
Sammy Sosa, R (1,9) OBP: 0.384, SLG: 0.667	1-3 K		1-1 1B		3-3 K		4-1 E 1B			3	1	1	0	1	2	2									
Mark Grace, L (1,3) OBP: 0.413, SLG: 0.488	2-2 F8		2-3 K			0-0 F9	1-0 E4	1-3 1B		4	1	1	0	0	1	3									
Henry Rodriguez, L (1,7) OBP: 0.336, SLG: 0.521		2-0 CS 1B		0-0 F7		2-2 E6	3-2 1B 1B	1-3 G4-6-3		4	0	2	2	0	0	0									
Terry Adams, R (8,1)										0	0	0	0	0	0	0									
Terry Mulholland, R (8,1) OBP: 0.286, SLG: 0.167										0	0	0	0	0	0	0									
Rod Beck, R (9,1) ERA: 3.98										0	0	0	0	0	0	0									
Manny Alexander, R (1,6) OBP: 0.294, SLG: 0.373	2-2 F8		2-2 F9		2-2 F9		1-0 1B	1-0 G4-6-3		4	0	1	0	0	0	2									
Tyler Houston, L (1,2) OBP: 0.311, SLG: 0.471	2-3 K		1-0 1B		1-0 1B		2-2 1B	3-2 G3		4	0	2	0	0	1	0									
Kevin Orle, R (1,5) OBP: 0.238, SLG: 0.272			0-0 SH3-4 1B		1-2 G5-3		2-1 P3	0-0 G5-3		4	1	1	0	0	0	4									
Geremi Gonzalez, R (1,1) OBP: 0.179, SLG: 0.214			0-0 SH3-4			1-3 K	0-0 G4-3	1-3 K		1	0	0	0	0	1	0									
Pedro Valdes, L (6,PH) OBP: 0.211, SLG: 0.222										1	0	0	0	0	0	3									
Marc Pisciotta, R (7,1) OBP: 0.333, SLG: 0.333										0	0	0	0	0	0	0									
Terrell Lowery, R (8,8) OBP: 0.333, SLG: 0.267										0	0	0	0	0	0	0									
Matt Mieske, R (8,7) OBP: 0.363, SLG: 0.415			2-3							1	0	0	0	0	1	0									
Inning Stats	R: 0 E: 0 K: 1 S: 11	H: 1 LOB: 1 BB: 0 P: 15	R: 0 E: 0 K: 1 S: 7	H: 1 LOB: 0 BB: 0 P: 13	R: 1 E: 0 K: 2 S: 13	H: 3 LOB: 2 BB: 0 P: 21	R: 0 E: 0 K: 0 S: 9	H: 1 LOB: 1 BB: 0 P: 13	R: 0 E: 0 K: 3 S: 10	H: 0 LOB: 1 BB: 1 P: 18	R: 0 E: 1 K: 0 S: 12	H: 2 LOB: 3 BB: 0 P: 19	R: 4 E: 1 K: 0 S: 15	H: 4 LOB: 0 BB: 1 P: 32	R: 0 E: 0 K: 2 S: 7	H: 0 LOB: 0 BB: 0 P: 10	1B: 9 2B: 1 3B: 1 HR: 1	SF: 0 SAC: 1 DP: 1 HBP: 0	WP: 0 PB: 0 SB: 0 CS: 1	PA: 37					
PITCHER	IP	WLS	BF	H	R	ER	SO	BB	IBB	HBP	BLK	WP	HR	S	P	ERA	WHIP								
Jason Schmidt, R (1,1) ERA: 4.12	6.0	L	30	10	4	4	7	2	0	0	0	0	0	69	115	6.00	2.000								
Jason Christiansen, L (7,1) ERA: 1.7	1.0		4	2	1	1	0	0	0	0	0	0	0	8	16	9.00	2.000								
Mike Williams, R (8,1) ERA: 2.51	1.0		3	0	0	0	2	0	0	0	0	0	0	7	10	0.00	0.000								

Pittsburgh Pirates @ Chicago Cubs
Wrigley Field, Chicago, IL
Sat Jul 04 1998, 3:33 AM CDT
Att: 37,780 - Cloudy - 69 F

AB 34
R 5
H 12
RBI 5
BB 2
SO 9
LOB 15




Batter	1	2	3	4	5	6	7	8	9	AB	R	H	RBI	BB	SO	LOB	TOP								
José Hernández, R OBP: 0.332, SLG: 0.547 (1, 8)	2-3 K		3-3 K		0-1 L6		3-3 K		3-1 HR	5	1	1	3	0	3	1	Chicago Cubs @ Milwaukee Brewers Milwaukee County Stadium, Milwaukee, WI Fri Jul 10 1998, 8:05 PM EDT Att: 43,575 - Unknown - 70 F								
Mickey Morandini, L OBP: 0.416, SLG: 0.447 (1, 4)	1-0 G4-3		2-2 G3-1		3-2 L3		2-2 F9		2-3 K	5	0	0	0	0	1	1									
Mark Grace, L OBP: 0.412, SLG: 0.484 (1, 3)	2-3 K			4-0 WP 1B BB	0-1 L9			4-1 G6-4-3 BB		2	1	0	0	2	1	0									
Sammy Sosa, R OBP: 0.386, SLG: 0.677 (1, 9)		1-0 HR		3-3 K		1-1 S 1B		0-2 G6-4-3 BB		4	1	2	1	0	1	2									
Glenallen Hill, R OBP: 0.332, SLG: 0.519 (1, 7)		1-0 HR		2-3 K		3-3 SAFE SAFE SAFE 1B		2-3 K		3	0	1	0	0	2	2									
Henry Rodriguez, L OBP: 0.333, SLG: 0.524 (8, PH)		1-0 G6-4-3 1B		1-2 SAFE SAFE SAFE BB		1-2 K		2-3 K		0	0	0	0	0	0	0									
Matt Mieske, R OBP: 0.358, SLG: 0.407 (8, 7)		1-1 G6-4-3 1B		1-1 SAFE BB		4-1 BB		1-1 DI HR 1B		2	1	1	0	2	0	1									
Jeff Blausen, R OBP: 0.351, SLG: 0.306 (1, 6)		1-1 G6-4-3 1B		3-2 BB		1-2 BB		2-3 K		3	0	1	1	0	1	2									
Kevin Orte, R OBP: 0.277, SLG: 0.277 (1, 5)		1-3 K		1-3 2-H 1B		1-2 P3		1-2 K		1	0	0	0	0	1	1									
Jason Hardtke, S OBP: 0.318, SLG: 0.250 (9, PH)				1-2 2B	4-0 BB		1-0 L4		1-2 HR 1B	2	0	1	0	1	0	2									
Scott Servais, R OBP: 0.276, SLG: 0.290 (1, 2)				1-2 BB	1-2 BB			1-2 K		2	0	1	0	1	0	2									
Tyler Houston, L OBP: 0.337, SLG: 0.495 (9, PH)				1-2 F7	2-1 G6-3			1-3 K		1	1	1	0	0	0	0									
34 Kerry Wood, R OBP: 0.176, SLG: 0.265 (1, 1)				1-2 F7	2-1 G6-3			1-3 K		3	0	0	0	0	0	4									
Terry Adams, R OBP: 0.341, SLG: 0.394 (9, PH)							1-1 G5-3			0	0	0	0	0	0	0									
Sandy Martinez, L OBP: 0.341, SLG: 0.394 (9, PH)										1	0	0	0	0	1	2									
Inning Stats	R: 0 E: 0 K: 2 S: 8	H: 0 LOB: 0 BB: 0 P: 13	R: 1 E: 0 K: 1 S: 7	H: 2 LOB: 0 BB: 0 P: 11	R: 0 E: 0 K: 1 S: 13	H: 1 LOB: 0 BB: 0 P: 20	R: 1 E: 0 K: 2 S: 18	H: 1 LOB: 3 BB: 3 P: 40	R: 0 E: 0 K: 1 S: 10	H: 0 LOB: 0 BB: 0 P: 13	R: 0 E: 0 K: 1 S: 13	H: 1 LOB: 2 BB: 1 P: 23	R: 0 E: 0 K: 1 S: 14	H: 0 LOB: 0 BB: 0 P: 20	R: 0 E: 0 K: 1 S: 9	H: 0 LOB: 0 BB: 1 P: 15	R: 3 E: 0 K: 3 S: 16	H: 3 LOB: 0 BB: 0 P: 26	1B: 5 2B: 1 3B: 0 HR: 2	SF: 0 SAC: 0 DP: 2 HBP: 0	WP: 1 PB: 0 SB: 1 CS: 0	PA: 38			
PITCHER	IP	WLS	BF	H	R	ER	SO	BB	IBB	HBP	BLK	WP	HR	S	P	ERA	WHIP								
Scott Karl, L ERA: 4.48 (1, 1)	5.1		23	5	2	2	7	3	0	0	0	1	1	63	108	3.38	1.500								
Bronswell Patrick, R ERA: 2.67 (8, 1)	1.2	W	6	0	0	0	1	1	0	0	0	0	0	20	32	0.00	0.600								
Al Reyes, R ERA: 4.48 (8, 1)	0.2		2	0	0	0	0	1	0	0	0	0	0	4	8	0.00	1.500								
Mike Myers, L ERA: 0.57 (8, 1)	0.1		1	0	0	0	1	0	0	0	0	0	0	5	7	0.00	0.000								
Bob Wickman, R ERA: 2.25 (9, 1)	1.0		6	3	3	3	3	0	0	0	0	0	1	16	26	27.00	3.000								

AB	33
R	5
H	8
RBI	5
BB	5
SO	12
LOB	18



Batter	1	2	3	4	5	6	7	8	9	AB	R	H	RBI	BB	SO	LOB	BOTTOM								
Fernando Vina, L OBP: 0.383, SLG: 0.428 (1, 4)	1-0 1B G3 HBP		1-1 L5-4 2B		3-2 L8		4-1 HBP BB			2	1	1	0	1	0	0	Chicago Cubs @ Milwaukee Brewers Milwaukee County Stadium, Milwaukee, WI Fri Jul 10 1998, 8:05 PM EDT Att: 43,575 - Unknown - 70 F								
Mark Loretta, R OBP: 0.395, SLG: 0.415 (1, 3)	3-1 G3 1B		3-2 L5-4		1-3 K		3-2 HBP BB		1-2 2-3 HBP	3	0	1	1	0	1	1									
Jeff Cirillo, R OBP: 0.406, SLG: 0.422 (1, 5)	0-0 G5-3		2-3	4-1 2B BB		0-0 G6-3		2-3 HBP BB		3	1	0	0	1	1	5									
Jeromy Burnitz, L OBP: 0.352, SLG: 0.497 (1, 9)	1-2 G3		1-0 P8		1-2 G6-3		1-3 K			4	0	0	1	0	1	2									
Bob Wickman, R (9, 1)	2-3 3-H		1-1 F4		2-3 K		2-3 HBP		1-3 K	0	0	0	0	0	0	0									
Marquis Grissom, R OBP: 0.310, SLG: 0.415 (1, 8)	1-1 L9		1-2 F4		1-2 G6-3		0-1 G6-3			4	0	0	0	0	1	2									
Dave Nilsson, L OBP: 0.333, SLG: 0.366 (1, 7)		1-1 F7		1-1 SAFE SAFE 2B		2-0 BB HBP 1B		1-0 1B 3B		3	0	2	1	0	0	0									
Darrin Jackson, R OBP: 0.224, SLG: 0.282 (7, PR) (8, 7) (9, 9)				1-1 SAFE SAFE 2B		1-1 HBP 1B		1-0 1B 3B		1	2	1	0	0	0	0									
Jose Valentin, S OBP: 0.332, SLG: 0.425 (1, 6)		1-3 K		4-2 BB		3-3 K		4-1 S 1B IBB		2	1	0	0	2	2	1									
Bobby Hughes, R OBP: 0.303, SLG: 0.416 (1, 2)		0-3 K		2-2 F9		1-0 HBP BB		1-2 HBP BB		3	1	1	2	0	1	2									
Scott Karl, L OBP: 0.226, SLG: 0.111 (8, 1)			2-3 K		3-3 K		0-3 K		0-0 1-H	2	0	0	0	0	2	0									
Bronswell Patrick, R OBP: 0.286, SLG: 0.167 (7, PH)										0	0	0	0	0	0	0									
Bob Hamilton, L OBP: 0.286, SLG: 0.167 (7, PH)										0	0	0	0	0	0	0									
Al Reyes, R OBP: 0.226, SLG: 0.351 (8, 1)										0	0	0	0	0	0	0									
Mike Myers, L OBP: 0.226, SLG: 0.290 (8, 1)										0	0	0	0	0	0	0									
Marc Newfield, R OBP: 0.302, SLG: 0.297 (8, PH) (9, 7)										1	0	1	1	0	0	0									
Inning Stats	R: 1 E: 0 K: 0 S: 9	H: 1 LOB: 1 BB: 0 P: 15	R: 0 E: 0 K: 2 S: 8	H: 0 LOB: 0 BB: 0 P: 10	R: 0 E: 0 K: 1 S: 10	H: 1 LOB: 0 BB: 0 P: 16	R: 1 E: 0 K: 0 S: 13	H: 1 LOB: 2 BB: 2 P: 26	R: 0 E: 0 K: 2 S: 9	H: 0 LOB: 0 BB: 0 P: 16	R: 0 E: 0 K: 1 S: 7	H: 0 LOB: 0 BB: 0 P: 10	R: 1 E: 0 K: 3 S: 14	H: 1 LOB: 3 BB: 1 P: 29	R: 3 E: 0 K: 1 S: 11	H: 3 LOB: 1 BB: 1 P: 18	1B: 3 2B: 4 3B: 1 HR: 0	SF: 0 SAC: 0 DP: 1 HBP: 3	WP: 0 PB: 0 SB: 1 CS: 0	PA: 36					
PITCHER	IP	WLS	BF	H	R	ER	SO	BB	IBB	HBP	BLK	WP	HR	S	P	ERA	WHIP								
34 Kerry Wood, R ERA: 3.41 (1, 1)	7.0	L	30	4	3	3	9	3	0	3	0	0	0	70	122	3.86	1.000								
Terry Adams, R ERA: 3.49 (8, 1)	1.0		6	3	3	3	1	0	1	0	0	0	0	11	18	27.00	3.000								

AB	29
R	6
H	7
RBI	6
BB	4
SO	10
LOB	15



Batter	1	2	3	4	5	6	7	8	9	AB	R	H	RBI	BB	SO	LOB	TOP					
José Hernández, R (1, 6) OBP: 0.328, SLG: 0.545										4	0	0	0	0	2	1	Chicago Cubs @ Milwaukee Brewers Milwaukee County Stadium, Milwaukee, WI Sun Jul 12 1998, 4:33 AM EDT Att: 50,735 - Sunny - 80 F					
Mickey Morandini, L (1, 4) OBP: 0.414, SLG: 0.442										3	0	1	0	1	0	0						
Mark Grace, L (1, 3) OBP: 0.405, SLG: 0.483										4	0	0	0	0	0	3						
Sammy Sosa, R (1, 8) OBP: 0.382, SLG: 0.665										3	0	0	0	1	1	0						
Glenallen Hill, R (1, 9) OBP: 0.329, SLG: 0.509										4	0	0	0	0	1	3						
Henry Rodriguez, L (1, 7) OBP: 0.341, SLG: 0.546										4	1	2	0	0	2	0						
Kevin Orte, R (1, 5) OBP: 0.252, SLG: 0.278										3	1	1	0	1	0	1						
Scott Servais, R (1, 2) OBP: 0.283, SLG: 0.310										3	1	2	3	1	0	0						
Mark Clark, R (1, 1) OBP: 0.083, SLG: 0.029										3	0	0	0	1	0	3						
Inning Stats	R: 0 E: 0 K: 1 S: 12	H: 0 LOB: 0 BB: 0 P: 17	R: 0 E: 0 K: 1 S: 10	H: 0 LOB: 0 BB: 0 P: 16	R: 2 E: 0 K: 0 S: 15	H: 1 LOB: 3 BB: 4 P: 32	R: 0 E: 0 K: 0 S: 7	H: 1 LOB: 1 BB: 1 P: 13	R: 0 E: 0 K: 1 S: 8	H: 1 LOB: 0 BB: 0 P: 13	R: 1 E: 0 K: 1 S: 9	H: 3 LOB: 2 BB: 0 P: 12	R: 0 E: 0 K: 0 S: 7	H: 0 LOB: 0 BB: 0 P: 11	R: 0 E: 0 K: 2 S: 7	H: 0 LOB: 0 BB: 0 P: 9	R: 0 E: 0 K: 0 S: 5	H: 0 LOB: 0 BB: 0 P: 6	1B: 5 2B: 1 3B: 0 HR: 1	SF: 0 SAC: 0 DP: 1 HBP: 0	WP: 0 PB: 0 SB: 0 CS: 1	PA: 36
PITCHER	IP	WLS	BF	H	R	ER	SO	BB	IBB	HBP	BLK	WP	HR	S	P	ERA	WHIP					
48 Brad Woodall, L (1, 1) ERA: 3.61	7.0	L	30	6	3	3	4	4	1	0	0	0	1	68	114	3.86	1.429					
Al Reyes, R (8, 1) ERA: 4.36	1.0		3	0	0	0	2	0	0	0	0	0	0	7	9	0.00	0.000					
Chad Fox, R (9, 1) ERA: 2.51	1.0		3	0	0	0	0	0	0	0	0	0	0	5	6	0.00	0.000					

AB	31
R	3
H	6
RBI	3
BB	5
SO	6
LOB	11



Batter	1	2	3	4	5	6	7	8	9	AB	R	H	RBI	BB	SO	LOB	BOTTOM					
Fernando Vina, L (1, 4) OBP: 0.384, SLG: 0.423										4	0	0	0	0	0	0	Chicago Cubs @ Milwaukee Brewers Milwaukee County Stadium, Milwaukee, WI Sun Jul 12 1998, 4:33 AM EDT Att: 50,735 - Sunny - 80 F					
Mark Loretta, R (1, 3) OBP: 0.392, SLG: 0.416										4	0	1	0	0	1	0						
Jeff Cirillo, R (1, 5) OBP: 0.410, SLG: 0.430										3	0	0	0	1	0	1						
Jeromy Burnitz, L (1, 9) OBP: 0.351, SLG: 0.488										3	0	0	0	1	0	1						
Marquis Grissom, R (1, 8) OBP: 0.308, SLG: 0.414										3	0	1	0	0	0	2						
Dave Nilsson, L (1, 7) OBP: 0.325, SLG: 0.358										3	0	1	0	0	2	1						
Bobby Hughes, R (1, 2) OBP: 0.295, SLG: 0.395										3	0	0	0	0	1	1						
Jose Valentin, S (1, 6) OBP: 0.328, SLG: 0.429										3	0	0	0	0	0	1						
48 Brad Woodall, S (1, 1) OBP: 0.500, SLG: 0.462										2	0	0	0	0	0	0						
Al Reyes, R (8, 1) OBP: 0.250, SLG: 0.250										0	0	0	0	0	0	0						
Bob Hamelin, L (6, PH) OBP: 0.264, SLG: 0.346										1	0	0	0	0	1	1						
Chad Fox, R (9, 1)										0	0	0	0	0	0	0						
Inning Stats	R: 0 E: 0 K: 0 S: 6	H: 0 LOB: 0 BB: 0 P: 11	R: 0 E: 0 K: 1 S: 7	H: 1 LOB: 1 BB: 0 P: 13	R: 0 E: 0 K: 0 S: 9	H: 0 LOB: 0 BB: 0 P: 12	R: 0 E: 0 K: 0 S: 9	H: 1 LOB: 2 BB: 1 P: 17	R: 0 E: 0 K: 2 S: 10	H: 0 LOB: 0 BB: 0 P: 11	R: 0 E: 0 K: 1 S: 7	H: 0 LOB: 0 BB: 0 P: 8	R: 0 E: 0 K: 0 S: 12	H: 0 LOB: 0 BB: 0 P: 16	R: 0 E: 0 K: 1 S: 9	H: 1 LOB: 1 BB: 0 P: 14	R: 0 E: 0 K: 0 S: 6	H: 0 LOB: 1 BB: 1 P: 13	1B: 3 2B: 1 3B: 0 HR: 0	SF: 0 SAC: 0 DP: 1 HBP: 0	WP: 0 PB: 0 SB: 0 CS: 1	PA: 31
PITCHER	IP	WLS	BF	H	R	ER	SO	BB	IBB	HBP	BLK	WP	HR	S	P	ERA	WHIP					
Mark Clark, R (1, 1) ERA: 4.63	9.0	W	31	3	0	0	5	2	0	0	0	0	0	75	115	0.00	0.556					



Batter	1	2	3	4	5	6	7	8	9	AB	R	H	RBI	BB	SO	LOB	TOP								
Jeff Blausler, R OBP: 0.353, SLG: 0.307	0-1 1B		1-3 K		0-2 F9			4-1 BB BB		3	0	1	0	1	1	1	Chicago Cubs @ Pittsburgh Pirates Three Rivers Stadium, Pittsburgh, PA Mon Jul 13 1998, 7:05 PM EDT Att: 11,772 - Unknown - 88 F								
Mickey Morandini, L OBP: 0.415, SLG: 0.451	1-3 K		1-2 HR		0-0 G5-3			4-2 BB G5-4-3		3	1	1	1	1	2										
Sammy Sosa, R OBP: 0.381, SLG: 0.660	1-3 K		3-2 1B		2-2 G6-3			0-1 G5-4-3 1-2		4	0	1	0	0	1										
Mark Grace, L OBP: 0.404, SLG: 0.479	0-1 F7		0-0 G4-3		0-0 G3			4-1 1B 1B BB		3	1	0	0	1	0										
Henry Rodriguez, L OBP: 0.336, SLG: 0.538		0-3 K		1-0 F8		1-1 P8		0-3 K		4	0	0	0	0	2										
Glenallen Hill, R OBP: 0.328, SLG: 0.505		3-2 1B		0-1 G6-3		3-2 G6-3		2-3 K		4	0	1	0	0	1										
Tyler Houston, L OBP: 0.333, SLG: 0.490 Matt Mieske, R OBP: 0.371, SLG: 0.432	3-2 F7		0-0 L4		0-0 F7			1-2 FC6-4 1B		3	0	0	0	0	0										
Kevin Orle, R OBP: 0.249, SLG: 0.273 Don Wengert, R OBP: 0.371, SLG: 0.432	3-3 K			0-0 F9		2-3 K		2-1 FC6-4 1-2		3	0	0	0	0	2										
Geremi Gonzalez, R OBP: 0.200, SLG: 0.233 Tony Fossas, L Terry Adams, R Jason Hardtke, S		2-3 K		0-2 1B		2-2 G6-3				2	0	1	0	0	1										
										0	0	0	0	0	0										
										0	0	0	0	0	0										
										1	0	0	0	0	0										
Inning Stats	R: 0 E: 0 K: 2 S: 12	H: 1 LOB: 1 BB: 0 P: 14	R: 0 E: 0 K: 2 S: 15	H: 1 LOB: 1 BB: 0 P: 24	R: 1 E: 0 K: 2 S: 15	H: 2 LOB: 1 BB: 0 P: 22	R: 0 E: 0 K: 0 S: 4	H: 0 LOB: 0 BB: 0 P: 5	R: 0 E: 0 K: 0 S: 8	H: 1 LOB: 1 BB: 0 P: 8	R: 0 E: 0 K: 0 S: 6	H: 0 LOB: 0 BB: 0 P: 9	R: 0 E: 0 K: 1 S: 8	H: 0 LOB: 0 BB: 0 P: 13	R: 0 E: 0 K: 0 S: 8	H: 0 LOB: 1 BB: 2 P: 18	R: 1 E: 0 K: 2 S: 13	H: 1 LOB: 1 BB: 1 P: 22	1B: 5 2B: 0 3B: 0 HR: 1	SF: 0 SAC: 0 DP: 1 HBP: 0	WP: 0 PB: 0 SB: 0 CS: 0	PA: 35			
PITCHER	IP WLS BF H R ER SO BB IBB HBP BLK WP HR S P ERA WHIP	7.1 W 28 5 1 1 7 1 0 0 0 0 1 72 105 1.23 0.818	1.2 L 7 1 1 1 2 2 0 0 0 0 0 17 30 5.40 1.800																						

AB	32
R	2
H	6
RBI	2
BB	3
SO	9
LOB	13



Batter	1	2	3	4	5	6	7	8	9	AB	R	H	RBI	BB	SO	LOB	BOTTOM								
Tony Womack, L OBP: 0.302, SLG: 0.331	2-1 G6-3		1-2 IHR		0-1 SH5-3		1-2 18 BLK 18 E 1B			3	2	2	2	0	0	0	Chicago Cubs @ Pittsburgh Pirates Three Rivers Stadium, Pittsburgh, PA Mon Jul 13 1998, 7:05 PM EDT Att: 11,772 - Unknown - 88 F								
18 Jason Kendall, R OBP: 0.406, SLG: 0.455	2-2 G6-3		1-2 G6-3		3-3 K		0-1 E3 1B			4	1	1	1	0	1	1									
Jose Guillen, R OBP: 0.318, SLG: 0.447	2-3 K		1-0 F9		1-1 P6		2-2 BLK 2B 1B			4	1	1	1	0	1	1									
Kevin Young, R OBP: 0.329, SLG: 0.487		1-1 G4-3 BLK 1B		1-3 K		1-1 F9		3-2 G4-3 1B 2B		4	0	2	1	0	1	0									
Turner Ward, S OBP: 0.316, SLG: 0.370		1-0 F7		3-1 FC5-4 1B		1-1 G6-3 3B		0-0 G4-3		4	1	2	0	0	0	2									
Al Martin, L OBP: 0.291, SLG: 0.375 Jason Christiansen, R	3-2 G4-3		1-1 FC5-4 1B		1-1 FC5-4 1B		0-1 G6-3		2-3 K		4	0	0	1	0	1									
Aramis Ramirez, R OBP: 0.307, SLG: 0.360	4-0 BB		1-1 1B		1-1 L7		3-1 L7		2-3 K		3	0	1	0	1	0									
Lou Collier, R OBP: 0.306, SLG: 0.372	2-2 F8		0-3 K				0-2 SH3-4 1B		0-2 G3-1		4	1	1	0	0	1									
Jon Lieber, L OBP: 0.286, SLG: 0.250 Manny Martinez, R OBP: 0.333, SLG: 0.520			1-3 K		4-1 SH5-3 BB		0-0 SH3-4 1B		1-1 G4-3		1	0	0	0	1	0									
										1	0	0	0	0	0	0									
Inning Stats	R: 0 E: 0 K: 1 S: 10	H: 0 LOB: 0 BB: 0 P: 16	R: 0 E: 0 K: 0 S: 9	H: 1 LOB: 2 BB: 1 P: 20	R: 1 E: 0 K: 1 S: 13	H: 1 LOB: 0 BB: 0 P: 17	R: 0 E: 0 K: 2 S: 12	H: 2 LOB: 2 BB: 0 P: 18	R: 0 E: 0 K: 1 S: 10	H: 0 LOB: 1 BB: 1 P: 18	R: 1 E: 0 K: 0 S: 8	H: 1 LOB: 0 BB: 0 P: 11	R: 4 E: 1 K: 1 S: 20	H: 5 LOB: 1 BB: 0 P: 28	R: 0 E: 0 K: 1 S: 8	H: 0 LOB: 0 BB: 0 P: 11	R: 0 E: 0 K: 1 S: 8	H: 0 LOB: 0 BB: 0 P: 11	1B: 7 2B: 1 3B: 1 HR: 1	SF: 0 SAC: 2 DP: 0 HBP: 0	WP: 0 PB: 0 SB: 1 CS: 0	PA: 36			
PITCHER	IP WLS BF H R ER SO BB IBB HBP BLK WP HR S P ERA WHIP	6.1 L 27 6 3 3 3 2 0 0 0 0 0 3 4 ∞ ∞	0.0 L 1 1 0 0 0 0 0 0 0 0 0 0 3 4 ∞ ∞	0.2 L 5 3 3 3 1 0 0 0 0 2 0 0 12 19 40.50 4.500	1.0 L 3 0 0 0 0 1 0 0 0 0 0 0 8 11 0.00 0.000																				



Batter	1	2	3	4	5	6	7	8	9	AB	R	H	RBI	BB	SO	LOB	TOP										
Jeff Blausler, R OBP: 0.356, SLG: 0.307	0-1 1B		3-3 K	2-2 F8		4-0 1B BB	4-1 BB			3	1	1	0	2	1	2											
Manny Alexander, R OBP: 0.232, SLG: 0.351 Mickey Morandini, L OBP: 0.415, SLG: 0.451	1-3 K		4-0 BB 1B		0-0 G5-3	3-2 1B BB	0-0 G4-3			2	1	0	0	1	1	1											
Sammy Sosa, R OBP: 0.381, SLG: 0.655	2-3 K		4-1 1B BB		1-1 F9	3-H 1B BB		0-0 G6-3		4	1	1	1	1	1	1											
Glenallen Hill, R OBP: 0.333, SLG: 0.509 Lance Johnson, L OBP: 0.161, SLG: 0.189	0-0 1B		1-2 BB		1-1 F9	1-0 1B BB		1-2 G5-3		4	0	3	2	0	0	0											
Henry Rodriguez, L OBP: 0.334, SLG: 0.533 Mark Grace, L OBP: 0.404, SLG: 0.479	1-0 F8		0-3 K			1-2 1B BB		3-3 K		5	0	1	1	0	3	4											
Jose Hernández, R OBP: 0.328, SLG: 0.538		1-0 G6-3		2-2 1B					3-1 F9	4	1	1	0	1	0	2											
Kevin Orte, R OBP: 0.254, SLG: 0.280 Matt Mieske, R OBP: 0.367, SLG: 0.427		0-0 F9		0-0 F8		4-2 1B BB	0-1 F7 2B		3-1 G6-3	3	1	1	0	1	0	1											
Scott Servais, R OBP: 0.286, SLG: 0.312		2-1 G5-3		0-1 1B		0-0 E9 1B BB	1-0 F7		1-3 K	5	1	2	1	0	1	1											
Kevin Tapani, R OBP: 0.250, SLG: 0.233 Terry Mulholland, R OBP: 0.236, SLG: 0.167 Rod Beck, R			0-3 K	0-3 K		1-2 G5-3	2-3 K			4	0	0	0	0	3	4											
Inning Stats	R: 0 E: 0 K: 2 S: 10	H: 2 LOB: 0 BB: 0 P: 14	R: 0 E: 0 K: 0 S: 4	H: 0 LOB: 0 BB: 0 P: 7	R: 1 E: 0 K: 3 S: 13	H: 1 LOB: 2 BB: 2 P: 25	R: 0 E: 0 K: 1 S: 15	H: 2 LOB: 2 BB: 0 P: 19	R: 0 E: 0 K: 0 S: 5	H: 0 LOB: 0 BB: 0 P: 7	R: 6 E: 1 K: 1 S: 22	H: 5 LOB: 2 BB: 3 P: 43	R: 0 E: 0 K: 1 S: 8	H: 1 LOB: 1 BB: 1 P: 15	R: 0 E: 0 K: 1 S: 7	H: 0 LOB: 0 BB: 0 P: 11	R: 0 E: 0 K: 1 S: 7	H: 0 LOB: 0 BB: 0 P: 14	1B: 10 2B: 1 3B: 0 HR: 0	SF: 0 SAC: 0 DP: 0 HBP: 0	WP: 0 PB: 0 SB: 0 CS: 0	PA: 44					
PITCHER	IP	WLS	BF	H	R	ER	SO	BB	IBB	HBP	BLK	WP	HR	S	P	ERA	WHIP										
Chris Peters, L ERA: 4.26	5.1	L	26	6	4	4	7	4	0	0	0	0	0	55	90	6.75	1.875										
Elmer Dessens, R ERA: 4.0	0.1		5	3	2	2	0	1	0	0	0	0	0	11	20	54.00	12.000										
Jeff Tabaka, L ERA: 3.28	1.1		7	2	1	1	1	1	0	0	0	0	0	11	20	6.75	2.250										
Ricardo Rincon, L ERA: 2.09	1.0		3	0	0	0	1	0	0	0	0	0	0	7	11	0.00	0.000										
Rich Loiselle, R ERA: 3.58	1.0		3	0	0	0	1	0	0	0	0	0	0	7	14	0.00	0.000										

Chicago Cubs @ Pittsburgh Pirates
Three Rivers Stadium, Pittsburgh, PA
Tue Jul 14 1998, 7:05 PM EDT
Att: 13,405 - Unknown - 86 F

AB 38
R 7
H 11
RBI 6
BB 6
SO 10
LOB 18



Batter	1	2	3	4	5	6	7	8	9	AB	R	H	RBI	BB	SO	LOB	BOTTOM										
Tony Womack, L OBP: 0.303, SLG: 0.334	2-3 K		0-1 2B		0-0 1B		1-0 F8-3		1-2 G5-3	5	1	2	0	0	1	2											
18 Jason Kendall, R OBP: 0.408, SLG: 0.454	2-2 G6-3		4-2 2B BB		1-0 FC5-4		1-0 1B		4-1 BB	3	1	1	0	2	0	1											
Jose Guillen, R OBP: 0.319, SLG: 0.450	0-0 F7		0-2 1B 2B		0-0 G5-3		0-1 1B		2-3 K	5	0	2	2	0	1	3											
Kevin Young, R OBP: 0.325, SLG: 0.481		2-3 K	2-1 F8			2-2 F9	3-1 G1-3			4	0	0	0	0	1	3											
Turner Ward, S OBP: 0.326, SLG: 0.395		0-3 K		1-2 HR		1-2 FC3-6 1B		4-2 G6-4-3 BB		3	1	2	1	1	1	0											
Al Martin, L OBP: 0.290, SLG: 0.373 Rich Loiselle, R		1-2 1B		0-0 G3		1-0 FC3-6 1B		0-1 G6-4-3		4	1	1	0	0	0	2											
Aramis Ramirez, R OBP: 0.305, SLG: 0.357		0-1 F7		3-1 F9		0-2 1B		1-0 L7		4	0	1	1	0	0	1											
Lou Collier, R OBP: 0.300, SLG: 0.365			1-2 G4-3		1-1 P3		0-0 L5		1-1 F9	4	0	0	0	0	0	1											
Chris Peters, L ERA: 4.84 Elmer Dessens, R Jeff Tabaka, R Steve Bieser, L Ricardo Rincon, L Mark Smith, R OBP: 0.250, SLG: 0.318			1-3 K		0-3 K		4-2 F8-3 BB		3-1 1B 2B	2	0	0	0	0	2	0											
Inning Stats	R: 0 E: 0 K: 1 S: 7	H: 0 LOB: 0 BB: 0 P: 11	R: 0 E: 0 K: 2 S: 12	H: 1 LOB: 1 BB: 0 P: 15	R: 2 E: 0 K: 1 S: 16	H: 2 LOB: 1 BB: 1 P: 24	R: 1 E: 0 K: 0 S: 8	H: 1 LOB: 0 BB: 0 P: 13	R: 0 E: 0 K: 1 S: 6	H: 1 LOB: 1 BB: 0 P: 7	R: 1 E: 0 K: 0 S: 14	H: 2 LOB: 1 BB: 0 P: 18	R: 0 E: 0 K: 0 S: 9	H: 2 LOB: 2 BB: 1 P: 18	R: 0 E: 0 K: 0 S: 5	H: 0 LOB: 0 BB: 1 P: 10	R: 0 E: 0 K: 1 S: 11	H: 1 LOB: 2 BB: 1 P: 22	1B: 6 2B: 4 3B: 0 HR: 1	SF: 0 SAC: 0 DP: 2 HBP: 0	WP: 1 PB: 0 SB: 0 CS: 0	PA: 39					
PITCHER	IP	WLS	BF	H	R	ER	SO	BB	IBB	HBP	BLK	WP	HR	S	P	ERA	WHIP										
Kevin Tapani, R ERA: 4.84	7.0	W	31	9	4	4	5	2	0	0	0	0	0	72	106	5.14	1.571										
Terry Mulholland, L ERA: 3.1	1.0		3	0	0	0	0	1	0	0	0	0	0	5	10	0.00	1.000										
Rod Beck, R ERA: 3.77	1.0	S	5	1	0	0	1	1	0	0	0	1	0	11	22	0.00	2.000										

Chicago Cubs @ Pittsburgh Pirates
Three Rivers Stadium, Pittsburgh, PA
Tue Jul 14 1998, 7:05 PM EDT
Att: 13,405 - Unknown - 86 F

AB 35
R 4
H 10
RBI 4
BB 4
SO 6
LOB 13



Batter	1	2	3	4	5	6	7	8	9	AB	R	H	RBI	BB	SO	LOB	TOP								
Lance Johnson, L (1, 8) OBP: 0.153, SLG: 0.179 Matt Mieske, R (9, PH) OBP: 0.364, SLG: 0.422	G4-3			F8		G5-3			F9	3	0	0	0	0	0	1									
Mickey Morandini, L (1, 4) OBP: 0.414, SLG: 0.448	G5-4-3 1B			G3			L9		P5	4	0	1	1	0	0	0									
Sammy Sosa, R (1, 9) OBP: 0.377, SLG: 0.648	G5-4-3 1-2			K			K		K	4	0	0	0	0	3	1									
Mark Grace, L (1, 3) OBP: 0.403, SLG: 0.477		G3-1			L7					3	0	1	0	0	0	0									
Henry Rodriguez, L (1, 7) OBP: 0.331, SLG: 0.527		G3			P6					3	0	0	0	0	1	1									
Jeff Blausner, R (1, 6) OBP: 0.356, SLG: 0.307					K					3	0	1	0	0	2	0									
Tyler Houston, L (1, 2) OBP: 0.333, SLG: 0.495									F8	3	0	1	0	0	1	1									
José Hernández, R (1, 5) OBP: 0.325, SLG: 0.532										3	0	0	0	0	1	2									
34 Kerry Wood, R (1, 1) OBP: 0.167, SLG: 0.250 Dave Stevens, R (7, 1) Sandy Martinez, L (8, PH) OBP: 0.337, SLG: 0.389 Don Wengert, R (8, 1)										2	0	0	0	0	1	1									
										0	0	0	0	0	0	0									
										1	0	0	0	0	0	1									
										0	0	0	0	0	0	0									
Inning Stats	R: 0 E: 0 K: 0 S: 5	H: 1 LOB: 0 BB: 0 P: 8	R: 0 E: 0 K: 1 S: 10	H: 0 LOB: 0 BB: 0 P: 15	R: 0 E: 0 K: 3 S: 9	H: 0 LOB: 0 BB: 0 P: 11	R: 0 E: 0 K: 1 S: 7	H: 0 LOB: 0 BB: 0 P: 10	R: 0 E: 0 K: 1 S: 8	H: 0 LOB: 0 BB: 0 P: 12	R: 0 E: 0 K: 0 S: 5	H: 1 LOB: 1 BB: 0 P: 5	R: 0 E: 0 K: 2 S: 10	H: 1 LOB: 1 BB: 0 P: 15	R: 0 E: 0 K: 0 S: 6	H: 1 LOB: 1 BB: 0 P: 10	R: 0 E: 0 K: 1 S: 6	H: 0 LOB: 0 BB: 0 P: 7	1B: 3 2B: 1 3B: 0 HR: 0	SF: 0 SAC: 0 DP: 1 HBP: 0	WP: 0 PB: 0 SB: 0 CS: 0	PA: 30			
PITCHER	IP	WLS	BF	H	R	ER	SO	BB	IBB	HBP	BLK	WP	HR	S	P	ERA	WHIP								
67 Francisco Cordova, R (1, 1) ERA: 3.23 Ricardo Rincon, L (9, 1) ERA: 2.04	8.0	W	27	4	0	0	8	0	0	0	0	0	0	60	86	0.00	0.500								
	1.0	S	3	0	0	0	1	0	0	0	0	0	0	6	7	0.00	0.000								

Chicago Cubs @ Pittsburgh Pirates
Three Rivers Stadium, Pittsburgh, PA
Wed Jul 15 1998, 7:05 PM EDT
Att: 28,655 - Overcast - 82 F

AB 30
R 0
H 4
RBI 0
BB 0
SO 9
LOB 8



Batter	1	2	3	4	5	6	7	8	9	AB	R	H	RBI	BB	SO	LOB	BOTTOM							
Tony Womack, L (1, 4) OBP: 0.305, SLG: 0.336	S 1B	F9			K					4	0	2	0	0	1	3								
18 Jason Kendall, R (1, 2) OBP: 0.409, SLG: 0.451	F8									2	1	0	0	2	0	1								
Jose Guillen, R (1, 9) OBP: 0.316, SLG: 0.444	K 1-2									4	0	0	0	0	2	5								
Kevin Young, R (1, 3) OBP: 0.327, SLG: 0.489	G4-3									3	1	1	3	0	1	1								
Turner Ward, S (1, 8) OBP: 0.330, SLG: 0.394 (7, 7)										3	0	1	0	1	0	3								
Al Martin, L (1, 7) OBP: 0.294, SLG: 0.372 Manny Martinez, R (7, 8) OBP: 0.329, SLG: 0.513										1	0	0	0	2	0	1								
										1	0	0	0	0	0	0								
Aramis Ramirez, R (1, 5) OBP: 0.297, SLG: 0.347										4	0	0	0	0	3	4								
Kevin Polcovich, R (1, 6) OBP: 0.273, SLG: 0.291										2	0	1	0	1	0	0								
67 Francisco Cordova, R (1, 1) OBP: 0.136, SLG: 0.116 Steve Bieser, L (8, PH) OBP: 0.500, SLG: 0.500 Ricardo Rincon, L (9, 1)										3	1	0	0	0	2	4								
										1	0	0	0	0	0	1								
										0	0	0	0	0	0	0								
Inning Stats	R: 0 E: 0 K: 1 S: 9	H: 1 LOB: 1 BB: 0 P: 13	R: 0 E: 0 K: 1 S: 14	H: 1 LOB: 3 BB: 2 P: 25	R: 0 E: 0 K: 1 S: 10	H: 0 LOB: 0 BB: 0 P: 16	R: 0 E: 0 K: 1 S: 8	H: 0 LOB: 0 BB: 1 P: 17	R: 0 E: 0 K: 2 S: 9	H: 0 LOB: 0 BB: 0 P: 13	R: 2 E: 0 K: 0 S: 10	H: 1 LOB: 1 BB: 2 P: 23	R: 1 E: 0 K: 0 S: 23	H: 2 LOB: 3 BB: 1 P: 37	R: 0 E: 0 K: 1 S: 8	H: 0 LOB: 1 BB: 0 P: 11	1B: 4 2B: 0 3B: 0 HR: 1	SF: 0 SAC: 0 DP: 0 HBP: 2	WP: 0 PB: 0 SB: 4 CS: 1	PA: 36				
PITCHER	IP	WLS	BF	H	R	ER	SO	BB	IBB	HBP	BLK	WP	HR	S	P	ERA	WHIP							
34 Kerry Wood, R (1, 1) ERA: 3.46 Dave Stevens, R (7, 1) ERA: 1.04 Don Wengert, R (8, 1) ERA: 5.87	6.1	L	28	5	3	3	8	5	0	0	0	0	0	75	128	4.26	1.579							
	0.2		4	0	0	0	0	0	1	1	0	0	0	8	16	0.00	0.000							
	1.0		4	0	0	0	1	0	0	1	0	0	0	8	11	0.00	0.000							

Chicago Cubs @ Pittsburgh Pirates
Three Rivers Stadium, Pittsburgh, PA
Wed Jul 15 1998, 7:05 PM EDT
Att: 28,655 - Overcast - 82 F

AB 28
R 3
H 5
RBI 3
BB 6
SO 9
LOB 23



Batter	1	2	3	4	5	6	7	8	9	AB	R	H	RBI	BB	SO	LOB	TOP										
Lance Johnson, L (1, 8) OBP: 0.164, SLG: 0.188 Matt Mieske, R (8, FH) OBP: 0.360, SLG: 0.418 (8, 8)	G4-3		G6-3			G4-3		K		3	0	0	0	0	0	0	1 0 0 0 0 0 1 0										
Mickey Morandini, L (1, 4) OBP: 0.412, SLG: 0.445	K		F7			K		K		4	0	0	0	0	0	3 0											
Sammy Sosa, R (1, 9) OBP: 0.379, SLG: 0.654	1B					1B		K		4	0	2	0	0	1	0											
Mark Grace, L (1, 3) OBP: 0.407, SLG: 0.478	F7					1B		1B		4	0	3	0	0	0	1											
Henry Rodriguez, L (1, 7) OBP: 0.334, SLG: 0.532						1B		K		3	1	1	1	1	1	2											
José Hernández, R (1, 5) OBP: 0.323, SLG: 0.521	P4					BB		K		3	0	0	0	1	1	4											
Manny Alexander, R (1, 6) Tyler Houston, L (9, FH) OBP: 0.327, SLG: 0.481	K					BB		K		3	0	0	0	0	1	1											
Scott Servais, R (1, 2) OBP: 0.286, SLG: 0.312	F9					1B				3	0	1	0	0	0	0											
Mark Clark, R (1, 1) OBP: 0.077, SLG: 0.027			G4-3			K		G5-3		3	0	0	0	0	1	1											
Inning Stats	R: 0 H: 1 E: 0 K: 1 S: 9	WLS: 1 BF: 16 LOB: 1 BB: 0 P: 16	R: 1 H: 1 E: 0 K: 1 S: 9	WLS: 1 BF: 14 LOB: 0 BB: 0 P: 14	R: 0 H: 0 E: 0 K: 0 S: 5	WLS: 0 BF: 7 LOB: 0 BB: 0 P: 7	R: 0 H: 1 E: 0 K: 1 S: 7	WLS: 1 BF: 8 LOB: 0 BB: 0 P: 8	R: 0 H: 2 E: 0 K: 1 S: 15	WLS: 2 BF: 24 LOB: 3 BB: 1 P: 24	R: 0 H: 0 E: 0 K: 0 S: 8	WLS: 0 BF: 12 LOB: 0 BB: 0 P: 12	R: 0 H: 0 E: 0 K: 3 S: 11	WLS: 0 BF: 14 LOB: 1 BB: 0 P: 14	R: 0 H: 1 E: 0 K: 3 S: 11	WLS: 1 BF: 16 LOB: 1 BB: 0 P: 16	1B: 6 2B: 1 3B: 0 HR: 1	SF: 0 SAC: 0 DP: 2 HBP: 0	WP: 0 PB: 0 SB: 1 CS: 0	PA: 34							
PITCHER	IP	WLS	BF	H	R	ER	SO	BB	IBB	HBP	BLK	WP	HR	S	P	ERA	WHIP										
Brian Meadows, R (1, 1) ERA: 4.09	7.0	W	27	6	1	1	4	2	0	0	0	0	1	58	93	1.29	1.143										
Vic Darensbourg, L (8, 1) ERA: 4.36	0.2		2	0	0	0	2	0	0	0	0	0	0	8	10	0.00	0.000										
Matt Mantei, R (8, 1) ERA: 1.99	1.1	S	5	1	0	0	4	0	0	0	0	0	0	14	20	0.00	0.750										

Chicago Cubs @ Florida Marlins
Pro Player Stadium, Miami, FL
Sat Jul 18 1998, 7:05 PM EDT
Att: 32,062 - Cloudy - 87 F

AB 32
R 1
H 7
RBI 1
BB 2
SO 10
LOB 10



Batter	1	2	3	4	5	6	7	8	9	AB	R	H	RBI	BB	SO	LOB	BOTTOM										
Todd Dunwoody, L (1, 8) OBP: 0.288, SLG: 0.355	SH5-3 G4-3 2B		1B			F7		K		4	1	2	0	0	1	1											
Edgar Renteria, R (1, 6) OBP: 0.365, SLG: 0.356	SH5-3		K			G4-3		F9		3	0	0	0	0	1	1											
Mark Kotsay, L (1, 9) OBP: 0.323, SLG: 0.398	G4-3					L6		B2-3		3	0	0	1	0	0	0											
Todd Zeile, R (1, 5) OBP: 0.338, SLG: 0.423	F9					1B		HR		3	1	2	1	0	0	0											
Cliff Floyd, L (1, 7) OBP: 0.342, SLG: 0.475			K			F9		F8		3	0	0	0	0	1	1											
Ryan Jackson, L (1, 3) OBP: 0.276, SLG: 0.338 Vic Darensbourg, L (8, 1) Matt Mantei, R (8, 1)			G3			P5		K2-3		3	0	0	0	0	1	1											
Gregg Zaun, S (1, 2) OBP: 0.259, SLG: 0.288			K					P3		3	0	0	0	0	1	0											
Craig Counsell, L (1, 4) OBP: 0.352, SLG: 0.344			G6-3					G4-3		3	0	1	0	0	0	0											
Brian Meadows, R (1, 1) Derrek Lee, R (8, 3) OBP: 0.205, SLG: 0.143 OBP: 0.306, SLG: 0.390			K					F9		2	0	0	0	0	2	1											
Inning Stats	R: 1 H: 1 E: 0 K: 0 S: 12	WLS: 1 BF: 16 LOB: 0 BB: 0 P: 16	R: 0 H: 0 E: 0 K: 2 S: 10	WLS: 0 BF: 13 LOB: 0 BB: 0 P: 13	R: 0 H: 1 E: 0 K: 2 S: 8	WLS: 1 BF: 11 LOB: 1 BB: 0 P: 11	R: 0 H: 1 E: 0 K: 0 S: 8	WLS: 1 BF: 13 LOB: 1 BB: 0 P: 13	R: 0 H: 1 E: 0 K: 1 S: 9	WLS: 1 BF: 7 LOB: 0 BB: 0 P: 7	R: 0 H: 0 E: 0 K: 1 S: 6	WLS: 0 BF: 9 LOB: 0 BB: 0 P: 9	R: 0 H: 0 E: 0 K: 1 S: 7	WLS: 0 BF: 12 LOB: 0 BB: 0 P: 12	R: 0 H: 0 E: 0 K: 3 S: 11	WLS: 0 BF: 14 LOB: 1 BB: 0 P: 14	1B: 2 2B: 2 3B: 0 HR: 1	SF: 0 SAC: 1 DP: 0 HBP: 0	WP: 0 PB: 0 SB: 0 CS: 0	PA: 29							
PITCHER	IP	WLS	BF	H	R	ER	SO	BB	IBB	HBP	BLK	WP	HR	S	P	ERA	WHIP										
Mark Clark, R (1, 1) ERA: 4.49	8.0	L	29	5	2	2	7	0	0	0	0	0	1	65	95	2.25	0.625										

Chicago Cubs @ Florida Marlins
Pro Player Stadium, Miami, FL
Sat Jul 18 1998, 7:05 PM EDT
Att: 32,062 - Cloudy - 87 F

AB 28
R 2
H 5
RBI 2
BB 0
SO 7
LOB 5



Batter	1	2	3	4	5	6	7	8	9	10	11	12	AB	R	H	RBI	BB	SO	LOB	TOP		
Lance Johnson, L OBP: 0.192, SLG: 0.203	4-2 BB SF7 1B BB		0-0 G1-4-3 1B		1-0 1B		0-0 L4			1-1 F7		0-0 FC1 SF8	5	2	2	0	1	0	1			
Mickey Morandini, L OBP: 0.413, SLG: 0.445	3-2 1B BB F8-2 1B		2-2 G1-4-3		3-1 L4		3-2 F8			0-0 1B		4-0 SF8 G5-3 BB	5	0	2	0	1	0	3			
Sammy Sosa, R OBP: 0.378, SLG: 0.645	4-0 1B BB 1-2 2-3		1-1 F8			1-2 G1-3		2-1 P3		2-3 K		1-1 G5-3	5	0	0	0	1	1	3			
Mark Grace, L OBP: 0.408, SLG: 0.489	1-0 SF7			3-2 HR		3-1 G4-3		3-2 2B		2-1 P5		4-0 BB	4	1	2	2	1	0	1			
Henry Rodriguez, L OBP: 0.334, SLG: 0.528 Rod Beck, R (12, 1)	3-2 1B 1-2 2-3		3-2 G5-4-3 BB			0-0 G4-3		2-3 K		2-3 K		1-1 SF8	4	0	1	1	1	2	1			
Jeff Blausler, R OBP: 0.383, SLG: 0.301	2-2 F8-2		0-0 G5-4-3		1-2 G4-3		0-0 FC4-6 1B		2-1 G4-3		1-3 K	2-3 G4-3	6	0	1	0	0	1	7			
Tyler Houston, L OBP: 0.314, SLG: 0.480		0-3 K		2-2 G6-3			1-2 FC4-6 HR		1-2 G4-3		2-0 P3		5	1	0	0	0	1	1			
José Hernández, R OBP: 0.324, SLG: 0.529		0-0 F8			2-2 G5-3		1-0 HR		0-3 K			4-0 FC1 BB BB	4	2	1	2	1	1	0			
Genaro Gonzalez, R Wally Pfister, L Tony Fossas, L Terry Adams, R Orenski, L Don Wengert, R Felix Heredia, L Terry Mulholland, L		0-1 G5-3			1-1 G4-3		1-1 1B		3-3 K			4-1 E BB	2	0	0	0	0	0	0			
Inning Stats	R: 1 E: 0 K: 0 S: 19	H: 2 LOB: 2 BB: 2 P: 36	R: 0 E: 0 K: 1 S: 6	H: 0 LOB: 0 BB: 0 P: 6	R: 0 E: 0 K: 0 S: 6	H: 1 LOB: 0 BB: 1 P: 9	R: 1 E: 0 K: 0 S: 8	H: 1 LOB: 1 BB: 1 P: 15	R: 0 E: 0 K: 0 S: 6	H: 0 LOB: 0 BB: 0 P: 10	R: 2 E: 0 K: 0 S: 13	H: 3 LOB: 1 BB: 0 P: 19	R: 0 E: 0 K: 2 S: 14	H: 1 LOB: 0 BB: 0 P: 18	R: 0 E: 0 K: 1 S: 7	H: 0 LOB: 0 BB: 0 P: 12	R: 3 E: 1 K: 0 S: 7	H: 0 LOB: 2 BB: 4 P: 26	1B: 7 2B: 2 3B: 0 HR: 2	SF: 2 SAC: 0 DP: 3 HBP: 0	WP: 0 PB: 0 SB: 0 CS: 0	PA: 51
PITCHER	IP WLS BF H R ER SO BB IBB HBP BLK WP HR S P ERA WHIP	IP WLS BF H R ER SO BB IBB HBP BLK WP HR S P ERA WHIP	IP WLS BF H R ER SO BB IBB HBP BLK WP HR S P ERA WHIP	IP WLS BF H R ER SO BB IBB HBP BLK WP HR S P ERA WHIP	IP WLS BF H R ER SO BB IBB HBP BLK WP HR S P ERA WHIP	IP WLS BF H R ER SO BB IBB HBP BLK WP HR S P ERA WHIP	IP WLS BF H R ER SO BB IBB HBP BLK WP HR S P ERA WHIP	IP WLS BF H R ER SO BB IBB HBP BLK WP HR S P ERA WHIP	IP WLS BF H R ER SO BB IBB HBP BLK WP HR S P ERA WHIP	IP WLS BF H R ER SO BB IBB HBP BLK WP HR S P ERA WHIP	IP WLS BF H R ER SO BB IBB HBP BLK WP HR S P ERA WHIP	IP WLS BF H R ER SO BB IBB HBP BLK WP HR S P ERA WHIP	IP WLS BF H R ER SO BB IBB HBP BLK WP HR S P ERA WHIP	IP WLS BF H R ER SO BB IBB HBP BLK WP HR S P ERA WHIP	IP WLS BF H R ER SO BB IBB HBP BLK WP HR S P ERA WHIP	IP WLS BF H R ER SO BB IBB HBP BLK WP HR S P ERA WHIP	IP WLS BF H R ER SO BB IBB HBP BLK WP HR S P ERA WHIP	IP WLS BF H R ER SO BB IBB HBP BLK WP HR S P ERA WHIP	IP WLS BF H R ER SO BB IBB HBP BLK WP HR S P ERA WHIP	IP WLS BF H R ER SO BB IBB HBP BLK WP HR S P ERA WHIP		

Chicago Cubs @ Florida Marlins
Pro Player Stadium, Miami, FL
Sun Jul 19 1998, 3:33 AM EDT
Att. 20,866 - Sunny - 90 F

AB	42
R	7
H	10
RBI	5
BB	7
SO	7
LOB	17



Batter	1	2	3	4	5	6	7	8	9	10	11	12	AB	R	H	RBI	BB	SO	LOB	BOTTOM		
Todd Durwood, L OBP: 0.286, SLG: 0.351 Vic Darenbourg, L (10, 1)	0-1 G6-3 2B 1B		0-0 B1-3	1-1 G6-3			2-3 K		0-3 K		0-0 G4-3		5	1	1	0	0	2	0			
Edgar Renteria, R OBP: 0.367, SLG: 0.366	1-2 F9		0-0 HR	1-2 G4-3		3-3 K		2-2 F9		2-2 F9		0-1 1B 2B	6	2	2	1	0	1	1			
Mark Kotsay, L OBP: 0.328, SLG: 0.397	3-1 G6-3		4-0 2B BB		1-1 G4-3		4-1 BB		1-0 G4-3		1-0 G4-3		0-0 1B 1B	4	2	1	0	2	0			
Todd Zeile, R OBP: 0.337, SLG: 0.424 Antonio Alfonseca, R John Cangelosi, S OBP: 0.362, SLG: 0.289	2-0 1B 2B		0-1 E4 2B		0-1 P4		0-0 P4		2-1 1B 1B		2-1 1B 1B		2-1 1B 1B	4	1	1	1	0	0			
Cliff Floyd, L OBP: 0.344, SLG: 0.475	1-0 S 1B		0-0 P6		2-3 K		0-3 K		1-1 K		1-2 K		1-2 K	6	0	3	2	0	2			
Ryan Jackson, L OBP: 0.283, SLG: 0.346 Derrek Lee, R OBP: 0.303, SLG: 0.385	1-1 G4-3		1-0 2B		1-1 2B		4-0 1B BB		2-2 G5-3		3-3 K		3-3 F9	2	0	1	1	1	0			
Craig Counsell, L OBP: 0.349, SLG: 0.338		1-3 K		4-0 IBB		0-1 L3		3-1 F7		2-3 K		2-3 K	5	0	0	0	1	3	3			
Mike Redmond, R OBP: 0.429, SLG: 0.563 Gregg Zaun, S OBP: 0.296, SLG: 0.283		0-1 F9		3-2 G4-3		2-1 1B			0-0 G3		0-0 G3-1		2-3 K	3	0	1	0	0	3			
Eric Ludwick, R Kirt Ojala, L Brian Edmondson, R Felix Heredia, L Dave Berg, R OBP: 0.368, SLG: 0.363		3-3 K		0-3 K		2-2 P9			2-3 K		4-2 BB		0	0	0	0	0	0	0			
Inning Stats	R: 2 E: 0 K: 0 S: 13	H: 3 LOB: 1 BB: 0 P: 21	R: 0 E: 0 K: 2 S: 8	H: 0 LOB: 0 BB: 0 P: 12	R: 2 E: 0 K: 0 S: 8	H: 2 LOB: 3 BB: 2 P: 21	R: 0 E: 0 K: 1 S: 8	H: 0 LOB: 0 BB: 0 P: 10	R: 0 E: 0 K: 0 S: 7	H: 0 LOB: 0 BB: 0 P: 10	R: 0 E: 0 K: 1 S: 8	H: 1 LOB: 1 BB: 1 P: 16	R: 0 E: 0 K: 2 S: 14	H: 0 LOB: 0 BB: 0 P: 13	R: 0 E: 0 K: 1 S: 7	H: 0 LOB: 0 BB: 0 P: 14	R: 0 E: 0 K: 2 S: 16	H: 0 LOB: 1 BB: 1 P: 23	1B: 8 2B: 4 3B: 0 HR: 1	SF: 0 SAC: 0 DP: 1 HBP: 0	WP: 0 PB: 0 SB: 1 CS: 0	PA: 53
PITCHER	IP WLS BF H R ER SO BB IBB HBP BLK WP HR S P ERA WHIP	IP WLS BF H R ER SO BB IBB HBP BLK WP HR S P ERA WHIP	IP WLS BF H R ER SO BB IBB HBP BLK WP HR S P ERA WHIP	IP WLS BF H R ER SO BB IBB HBP BLK WP HR S P ERA WHIP	IP WLS BF H R ER SO BB IBB HBP BLK WP HR S P ERA WHIP	IP WLS BF H R ER SO BB IBB HBP BLK WP HR S P ERA WHIP	IP WLS BF H R ER SO BB IBB HBP BLK WP HR S P ERA WHIP	IP WLS BF H R ER SO BB IBB HBP BLK WP HR S P ERA WHIP	IP WLS BF H R ER SO BB IBB HBP BLK WP HR S P ERA WHIP	IP WLS BF H R ER SO BB IBB HBP BLK WP HR S P ERA WHIP	IP WLS BF H R ER SO BB IBB HBP BLK WP HR S P ERA WHIP	IP WLS BF H R ER SO BB IBB HBP BLK WP HR S P ERA WHIP	IP WLS BF H R ER SO BB IBB HBP BLK WP HR S P ERA WHIP	IP WLS BF H R ER SO BB IBB HBP BLK WP HR S P ERA WHIP	IP WLS BF H R ER SO BB IBB HBP BLK WP HR S P ERA WHIP	IP WLS BF H R ER SO BB IBB HBP BLK WP HR S P ERA WHIP	IP WLS BF H R ER SO BB IBB HBP BLK WP HR S P ERA WHIP	IP WLS BF H R ER SO BB IBB HBP BLK WP HR S P ERA WHIP	IP WLS BF H R ER SO BB IBB HBP BLK WP HR S P ERA WHIP	IP WLS BF H R ER SO BB IBB HBP BLK WP HR S P ERA WHIP		

Chicago Cubs @ Florida Marlins
Pro Player Stadium, Miami, FL
Sun Jul 19 1998, 3:33 AM EDT
Att. 20,866 - Sunny - 90 F

AB	48
R	6
H	12
RBI	6
BB	5
SO	13
LOB	21



Batter	1	2	3	4	5	6	7	8	9	AB	R	H	RBI	BB	SO	LOB	TOP		
Lance Johnson, L (1.8) OBP: 0.215, SLG: 0.205	0-0 G4-3 1B	4-1 BB BB	0-2 L1-3		3-1 F8		0-0 F9	4-0 FC5-4 BB		4	0	1	1	2	0	0			
Mickey Morandini, L (1.4) OBP: 0.417, SLG: 0.448	1-2 G4-3	4-2 BB BB		0-0 1B 2B	1-1 FC6-4 1B		3-2 HBP	0-0 FC5-4 1-2 2-3 3-4		4	1	2	0	1	0	4			
Sammy Sosa, R (1.9) OBP: 0.336, SLG: 0.637	4-0 IBB	0-0 F8		2-3 1B 2B	0-0 FC6-4 1-2		0-1 F9		2-0 G5-3	5	0	0	0	1	1	6			
Tyler Houston, L (9.3) OBP: 0.314, SLG: 0.460										0	0	0	0	0	0	0			
Glenallen Hill, R (1.7) OBP: 0.336, SLG: 0.512			1-2 BB HR	4-1 1B HR		2-3 K		2-2 G5-3 BB 2B	1-2 G6-3	5	3	2	0	1	2	2			
Matt Mieske, R (9.9) OBP: 0.356, SLG: 0.418										0	0	0	0	0	0	0			
José Hernández, R (1.3) OBP: 0.321, SLG: 0.521			0-3 K	0-0 HR 1B		0-3 K		0-0 G5-3 2B	1-0 F8	6	1	1	1	0	3	4			
Jeff Blauser, R (1.6) OBP: 0.357, SLG: 0.312		2-2 K	0-3 K	1-1 HR		4-1 1B BB		4-0 BB BB BB		3	2	1	3	2	2	1			
Kevin Orte, R (1.5) OBP: 0.262, SLG: 0.289		1-1 2B	4-1 HR BB	3-2 F8		1-1 1B BB		1-0 F8		4	2	2	0	1	0	2			
Scott Servais, R (1.2) OBP: 0.293, SLG: 0.317		1-2 2B	4-2 HR BB	1-1 P3		1-1 G5-3		4-0 BB BB		3	1	1	1	2	0	2			
Kevin Tapani, R (1.1) OBP: 0.250, SLG: 0.298		2-1 G6-3	1-1 HR			2-1 G4-3		1-2 L1		4	1	1	4	0	0	1			
Henry Rodriguez, L (8. PH) OBP: 0.336, SLG: 0.528										0	0	0	1	1	0	0			
Tony Fossas, L (8.1) OBP: 0.314, SLG: 0.460										0	0	0	0	0	0	0			
Dave Stevens, R (8.1) OBP: 0.314, SLG: 0.460										0	0	0	0	0	0	0			
Inning Stats	R: 0 E: 0 K: 2 S: 11	H: 1 LOB: 2 BB: 1 P: 16	R: 1 E: 0 K: 1 S: 17	H: 2 LOB: 3 BB: 2 P: 31	R: 4 E: 0 K: 2 S: 19	H: 2 LOB: 0 BB: 2 P: 29	R: 4 E: 0 K: 1 S: 16	H: 3 LOB: 0 BB: 1 P: 27	R: 0 E: 0 K: 2 S: 12	H: 1 LOB: 1 BB: 0 P: 20	R: 0 E: 0 K: 0 S: 9	H: 0 LOB: 1 BB: 0 P: 13	R: 2 E: 0 K: 0 S: 6	H: 1 LOB: 3 BB: 4 P: 25	R: 0 E: 0 K: 0 S: 5	H: 0 LOB: 0 BB: 0 P: 9	1B: 4 2B: 5 3B: 0 HR: 2	SF: 0 SAC: 0 DP: 0 HBP: 1	WP: 0 PA: 50 PB: 0 SB: 0 CS: 0
PITCHER	IP WLS BF H R ER SO BB IBB HBP BLK WP HR S P ERA WHIP	IP WLS BF H R ER SO BB IBB HBP BLK WP HR S P ERA WHIP	IP WLS BF H R ER SO BB IBB HBP BLK WP HR S P ERA WHIP	IP WLS BF H R ER SO BB IBB HBP BLK WP HR S P ERA WHIP	IP WLS BF H R ER SO BB IBB HBP BLK WP HR S P ERA WHIP	IP WLS BF H R ER SO BB IBB HBP BLK WP HR S P ERA WHIP	IP WLS BF H R ER SO BB IBB HBP BLK WP HR S P ERA WHIP	IP WLS BF H R ER SO BB IBB HBP BLK WP HR S P ERA WHIP	IP WLS BF H R ER SO BB IBB HBP BLK WP HR S P ERA WHIP	IP WLS BF H R ER SO BB IBB HBP BLK WP HR S P ERA WHIP	IP WLS BF H R ER SO BB IBB HBP BLK WP HR S P ERA WHIP	IP WLS BF H R ER SO BB IBB HBP BLK WP HR S P ERA WHIP	IP WLS BF H R ER SO BB IBB HBP BLK WP HR S P ERA WHIP	IP WLS BF H R ER SO BB IBB HBP BLK WP HR S P ERA WHIP	IP WLS BF H R ER SO BB IBB HBP BLK WP HR S P ERA WHIP	IP WLS BF H R ER SO BB IBB HBP BLK WP HR S P ERA WHIP	IP WLS BF H R ER SO BB IBB HBP BLK WP HR S P ERA WHIP	IP WLS BF H R ER SO BB IBB HBP BLK WP HR S P ERA WHIP	
Denny Neagle, L (1.1) ERA: 3.62	4.0 L	26 8	9 9	6 6	5 5	1 1	0 0	0 0	0 0	0 0	0 0	0 0	0 0	0 0	0 0	0 0	20.25 3.250		
Rudy Seanez, R (5.1) ERA: 2.45	1.0 4	1 1	0 0	0 0	0 0	0 0	0 0	0 0	0 0	0 0	0 0	0 0	0 0	0 0	0 0	0 0	0.00 1.000		
Russ Springer, R (6.1) ERA: 3.8	1.0 5	1 1	0 0	0 0	2 1	0 0	0 0	0 0	0 0	0 0	0 0	0 0	0 0	0 0	0 0	0 0	0.00 2.000		
Dennis Martinez, R (7.1) ERA: 4.55	1.0 4	0 0	0 0	0 0	0 0	0 0	1 0	0 0	0 0	0 0	0 0	0 0	0 0	0 0	0 0	0 0	0.00 0.000		
Mark Wohlers, R (8.1) ERA: 7.64	0.2 7	1 2	2 2	0 0	4 0	0 0	0 0	0 0	0 0	0 0	0 0	0 0	0 0	0 0	0 0	0 0	27.00 7.500		

Chicago Cubs @ Atlanta Braves
Turner Field, Atlanta, GA
Mon Jul 20 1998, 7:05 PM EDT
Att. 47,475 - Overcast - 75 F

AB 38
R 11
H 11
RBI 11
BB 11
SO 8
LOB 22



Batter	1	2	3	4	5	6	7	8	9	AB	R	H	RBI	BB	SO	LOB	BOTTOM				
Ozzie Guillen, L (1.6) OBP: 0.295, SLG: 0.304	1-2 G6-3		0-2 G4-3		0-0 G4-3		1-1 P9		0-0 10 BB 1B	5	0	1	0	0	0	3					
Curtis Pride, L (1.9) OBP: 0.326, SLG: 0.402	1-3 K			1-2 10 HR 1B		1-2 S 1B		2-3 K	0-0 P4	5	1	2	0	0	2	2					
10 Chipper Jones, S (1.5) OBP: 0.411, SLG: 0.597	2-3 K			0-1 1H HR		0-0 F9		4-2 BB 1B BB	4-1 1-2 2-3 BB	3	2	1	2	2	1	1					
Andres Galarraga, R (1.3) OBP: 0.394, SLG: 0.606		2-1 G6-3		2-1 F9		1-1 G5-3		1-0 F8	2-3 K	5	0	0	0	0	1	5					
Ryan Klesko, L (1.7) OBP: 0.344, SLG: 0.509		2-2 G6-4-3 1B		1-3 K		3-0 G4-3		4-2 1B BB		3	0	1	0	1	1	1					
Javy Lopez, R (1.2) OBP: 0.340, SLG: 0.556		1-2 G6-4-3 1-2		2-1 P3				0-0 1B	1-2 2H 1B	4	0	2	1	0	0	1					
Andruw Jones, R (1.8) OBP: 0.314, SLG: 0.491			3-1 E5 1B		3-2 HR		3-2 F7	3-2 P9		4	1	2	1	0	0	3					
Tony Graffanino, R (1.4) OBP: 0.319, SLG: 0.369			0-0 L4		1-0 P3		1-1 1B	4-0 10 BB 1B BB		3	0	1	0	1	0	1					
Denny Neagle, L (1.1) ERA: 3.62	7.0 W	28 8	3 3	3 3	0 0	0 0	0 0	0 0	0 0	0	0	0	0	0	0	0	3.86 1.143				
Rudy Seanez, R (5.1) ERA: 2.45	0.2 5	1 1	1 1	1 1	2 0	0 0	0 0	0 0	0 0	0	0	0	0	0	0	0	13.50 4.500				
Dennis Martinez, R (7.1) ERA: 4.55	1.1 7	1 1	0 0	0 0	2 0	0 0	0 0	0 0	0 0	0	0	0	0	0	0	0	0.00 2.250				
Mark Wohlers, R (8.1) ERA: 7.64																					
Inning Stats	R: 0 E: 0 K: 2 S: 9	H: 0 LOB: 0 BB: 0 P: 13	R: 0 E: 0 K: 0 S: 9	H: 1 LOB: 0 BB: 0 P: 14	R: 0 E: 1 K: 0 S: 7	H: 1 LOB: 1 BB: 0 P: 10	R: 2 E: 0 K: 1 S: 14	H: 2 LOB: 0 BB: 0 P: 20	R: 1 E: 0 K: 0 S: 7	H: 1 LOB: 0 BB: 0 P: 11	R: 0 E: 0 K: 0 S: 7	H: 1 LOB: 1 BB: 0 P: 12	R: 0 E: 0 K: 0 S: 11	H: 2 LOB: 2 BB: 0 P: 16	R: 1 E: 0 K: 1 S: 16	H: 1 LOB: 2 BB: 2 P: 30	R: 0 E: 0 K: 1 S: 9	H: 1 LOB: 3 BB: 2 P: 19	1B: 8 2B: 0 3B: 0 HR: 2	SF: 0 SAC: 0 DP: 1 HBP: 0	WP: 0 PA: 40 PB: 0 SB: 1 CS: 0
PITCHER	IP WLS BF H R ER SO BB IBB HBP BLK WP HR S P ERA WHIP	IP WLS BF H R ER SO BB IBB HBP BLK WP HR S P ERA WHIP	IP WLS BF H R ER SO BB IBB HBP BLK WP HR S P ERA WHIP	IP WLS BF H R ER SO BB IBB HBP BLK WP HR S P ERA WHIP	IP WLS BF H R ER SO BB IBB HBP BLK WP HR S P ERA WHIP	IP WLS BF H R ER SO BB IBB HBP BLK WP HR S P ERA WHIP	IP WLS BF H R ER SO BB IBB HBP BLK WP HR S P ERA WHIP	IP WLS BF H R ER SO BB IBB HBP BLK WP HR S P ERA WHIP	IP WLS BF H R ER SO BB IBB HBP BLK WP HR S P ERA WHIP	IP WLS BF H R ER SO BB IBB HBP BLK WP HR S P ERA WHIP	IP WLS BF H R ER SO BB IBB HBP BLK WP HR S P ERA WHIP	IP WLS BF H R ER SO BB IBB HBP BLK WP HR S P ERA WHIP	IP WLS BF H R ER SO BB IBB HBP BLK WP HR S P ERA WHIP	IP WLS BF H R ER SO BB IBB HBP BLK WP HR S P ERA WHIP	IP WLS BF H R ER SO BB IBB HBP BLK WP HR S P ERA WHIP	IP WLS BF H R ER SO BB IBB HBP BLK WP HR S P ERA WHIP	IP WLS BF H R ER SO BB IBB HBP BLK WP HR S P ERA WHIP	IP WLS BF H R ER SO BB IBB HBP BLK WP HR S P ERA WHIP			
Kevin Tapani, R (1.1) ERA: 4.79	0.2 5	1 1	1 1	1 1	2 0	0 0	0 0	0 0	0 0	0	0	0	0	0	0	0	13.50 4.500				
Tony Fossas, L (8.1) ERA: 9.04	1.1 7	1 1	0 0	0 0	2 0	0 0	0 0	0 0	0 0	0	0	0	0	0	0	0	0.00 2.250				
Dave Stevens, R (8.1) ERA: 0.9																					

Chicago Cubs @ Atlanta Braves
Turner Field, Atlanta, GA
Mon Jul 20 1998, 7:05 PM EDT
Att. 47,475 - Overcast - 75 F

AB 36
R 4
H 10
RBI 4
BB 4
SO 5
LOB 21



Batter	1	2	3	4	5	6	7	8	9	AB	R	H	RBI	BB	SO	LOB	TOP								
Terry Jones, S OBP: 0.125, SLG: 0.125	G1-3		2B		F7		B3		FC5	5	1	1	0	0	0	3									
Orlando Cabrera, R OBP: 0.364, SLG: 0.473	G4-3		2B		G6-3			G5-3	K	5	1	1	1	0	1	2									
Vladimir Guerrero, R OBP: 0.356, SLG: 0.545	1B		G4-3					G5-3		3	1	2	1	1	0	0									
Derrick May, L OBP: 0.224, SLG: 0.247	FC4		G4-3				G3		K	4	0	1	1	0	1	1									
Miguel Batista, R (8, 1)	1B		2-3							0	0	0	0	0	0	0									
Mark Grudzielanek, R OBP: 0.312, SLG: 0.358	FC4		F9				F8		HR	4	1	1	0	0	0	3									
Chris Widger, R OBP: 0.278, SLG: 0.377		K			G5-3		L8		1B	4	1	1	2	0	1	0									
Ryan McGuire, L OBP: 0.331, SLG: 0.307	G4-3				F7				HR	3	0	1	0	1	0	0									
Shane Andrews, R OBP: 0.305, SLG: 0.425	G6-3				F9				1B	4	0	0	0	0	1	2									
Javier Vazquez, R OBP: 0.297, SLG: 0.294			L6							2	0	0	0	0	0	0									
Shayne Bennett, R OBP: 0.148, SLG: 0.149					F8					0	0	0	0	0	0	0									
Scott Livingstone, L OBP: 0.274, SLG: 0.274										1	0	0	0	0	0	0									
Steve Kline, S (7, 1)										0	0	0	0	0	0	0									
Da Rond Stovall, S OBP: 0.302, SLG: 0.333										0	0	0	0	0	0	0									
Bob Hentley, R OBP: 0.050, SLG: 0.050										1	0	1	0	0	0	0									
Inning Stats	R: 0 E: 0 K: 0 S: 10	H: 1 LOB: 2 BB: 1 P: 21	R: 0 E: 0 K: 1 S: 11	H: 0 LOB: 0 BB: 0 P: 17	R: 2 E: 0 K: 0 S: 18	H: 3 LOB: 1 BB: 0 P: 26	R: 0 E: 0 K: 0 S: 10	H: 0 LOB: 0 BB: 0 P: 15	R: 0 E: 0 K: 0 S: 7	H: 0 LOB: 0 BB: 0 P: 7	R: 1 E: 0 K: 0 S: 6	H: 1 LOB: 0 BB: 0 P: 7	R: 0 E: 0 K: 0 S: 6	H: 1 LOB: 1 BB: 0 P: 11	R: 0 E: 0 K: 1 S: 7	H: 0 LOB: 0 BB: 0 P: 11	R: 2 E: 0 K: 2 S: 21	H: 3 LOB: 2 BB: 1 P: 30	1B: 4 2B: 3 3B: 0 HR: 2	SF: 0 SAC: 0 DP: 0 HBP: 0	WP: 0 PB: 0 SB: 0 CS: 0	PA: 38			
PITCHER	IP	WLS	BF	H	R	ER	SO	BB	IBB	HBP	BLK	WP	HR	S	P	ERA	WHIP								
Steve Trachsel, R ERA: 4.03	(1, 1)	7.0	28	6	3	3	1	1	0	0	0	0	1	68	104	3.86	1.000								
Terry Adams, R ERA: 3.53	(8, 1)	1.0	W	3	0	0	1	0	0	0	0	0	0	7	11	0.00	0.000								
Rodney Myers, R ERA: 54.0	(9, 1)	0.1	S	5	3	2	2	1	0	0	0	0	1	16	23	54.00	12.000								
Rod Beck, R ERA: 3.94	(9, 1)	0.2	S	2	0	0	1	0	0	0	0	0	0	5	7	0.00	0.000								

Montreal Expos @ Chicago Cubs
Wrigley Field, Chicago, IL
Wed Jul 22 1998, 7:05 PM CDT
Att: 39,179 - Unknown - 85 F

AB 36
R 5
H 9
RBI 5
BB 2
SO 4
LOB 12



Batter	1	2	3	4	5	6	7	8	9	AB	R	H	RBI	BB	SO	LOB	BOTTOM								
Lance Johnson, L OBP: 0.227, SLG: 0.220	K	F7			BB		L9	FC4-6		5	1	2	2	0	1	3									
Mickey Morandini, L OBP: 0.413, SLG: 0.441	F7		G4-3		1B		K	FC4-6	HR	4	2	0	0	1	1	2									
Sammy Sosa, R OBP: 0.376, SLG: 0.641	K		G5-3		1B		BB	HR		4	1	2	4	1	1	0									
Henry Rodriguez, L OBP: 0.342, SLG: 0.540		K	K		G3		BB	HR		4	1	2	2	1	2	0									
Rodney Myers, R (9, 1)					1B			HR		0	0	0	0	0	0	0									
Rod Beck, R (9, 1)					1B		BB	HR		0	0	0	0	0	0	0									
Tyler Houston, L OBP: 0.315, SLG: 0.450	1B	BB		P8	G3		K		BB	3	1	0	0	2	1	4									
Jeff Blauser, R OBP: 0.360, SLG: 0.315	BB	1B			P4			1B	F9	5	1	3	0	0	0	4									
José Hernández, R OBP: 0.322, SLG: 0.516	BB	1B		P3		G5-3		SH1-4	1B	4	1	2	1	0	0	1									
Scott Servais, R OBP: 0.289, SLG: 0.308	F7			L9		F8		SH1-4		3	0	0	0	0	0	3									
Steve Trachsel, R OBP: 0.333, SLG: 0.297										2	0	0	0	1	1	0									
Terry Adams, R OBP: 0.148, SLG: 0.149										0	0	0	0	0	0	0									
Mark Grace, L OBP: 0.348, SLG: 0.499										0	0	0	0	1	0	0									
Geremi Gonzalez, R OBP: 0.186, SLG: 0.186										0	0	0	0	0	0	0									
Manny Alexander, R OBP: 0.291, SLG: 0.338										0	1	0	0	0	0	0									
Inning Stats	R: 0 E: 0 K: 2 S: 8	H: 0 LOB: 0 BB: 0 P: 11	R: 1 E: 0 K: 1 S: 19	H: 2 LOB: 2 BB: 2 P: 36	R: 0 E: 0 K: 1 S: 7	H: 0 LOB: 0 BB: 0 P: 13	R: 0 E: 0 K: 0 S: 8	H: 1 LOB: 1 BB: 0 P: 15	R: 2 E: 0 K: 1 S: 15	H: 3 LOB: 2 BB: 1 P: 24	R: 0 E: 0 K: 0 S: 6	H: 0 LOB: 0 BB: 0 P: 8	R: 0 E: 0 K: 2 S: 11	H: 0 LOB: 2 BB: 2 P: 20	R: 6 E: 0 K: 0 S: 19	H: 5 LOB: 2 BB: 2 P: 34	1B: 9 2B: 0 3B: 0 HR: 2	SF: 0 SAC: 1 DP: 0 HBP: 0	WP: 0 PB: 0 SB: 0 CS: 0	PA: 42					
PITCHER	IP	WLS	BF	H	R	ER	SO	BB	IBB	HBP	BLK	WP	HR	S	P	ERA	WHIP								
Javier Vazquez, R ERA: 5.7	(1, 1)	4.1	22	6	3	3	5	3	0	0	0	0	0	9	12	0.00	0.000								
Shayne Bennett, R ERA: 4.62	(5, 1)	1.2	5	0	0	0	0	0	0	0	0	0	0	9	12	0.00	0.000								
Steve Kline, L ERA: 2.53	(7, 1)	1.0	5	0	0	0	2	2	0	0	0	0	0	11	20	0.00	2.000								
Miguel Batista, R ERA: 4.24	(8, 1)	1.0	L	10	5	6	6	1	1	0	0	0	2	19	34	54.00	6.000								

Montreal Expos @ Chicago Cubs
Wrigley Field, Chicago, IL
Wed Jul 22 1998, 7:05 PM CDT
Att: 39,179 - Unknown - 85 F

AB 34
R 9
H 11
RBI 9
BB 7
SO 7
LOB 17



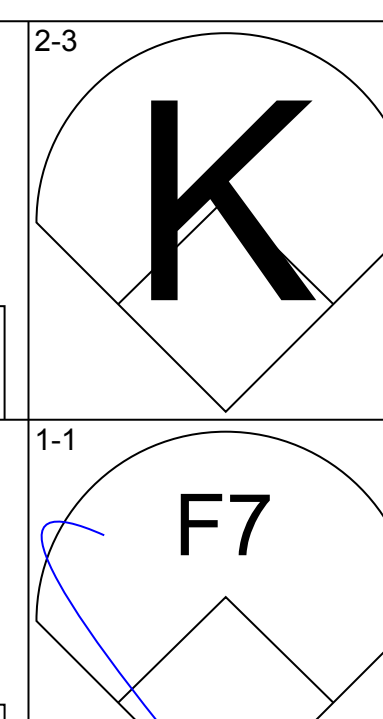
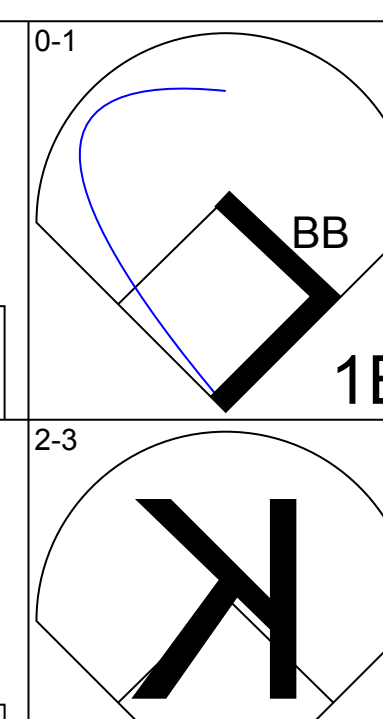
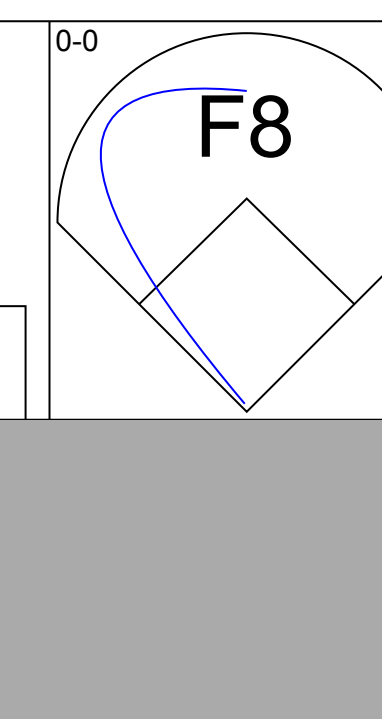
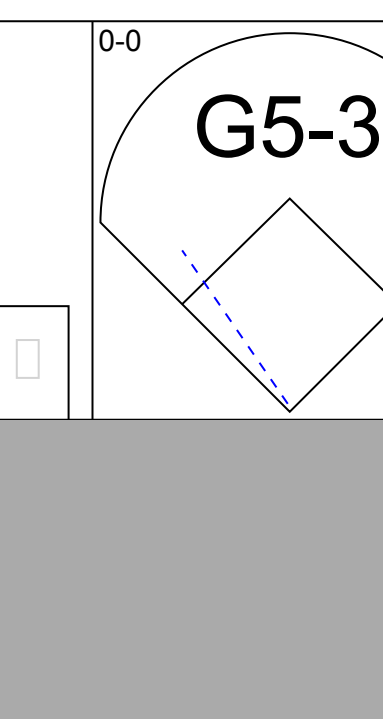
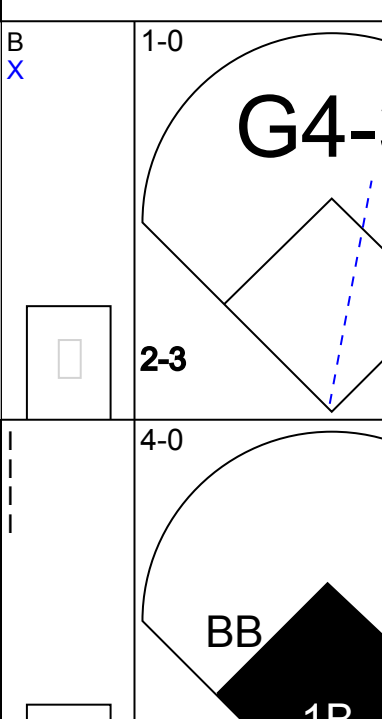
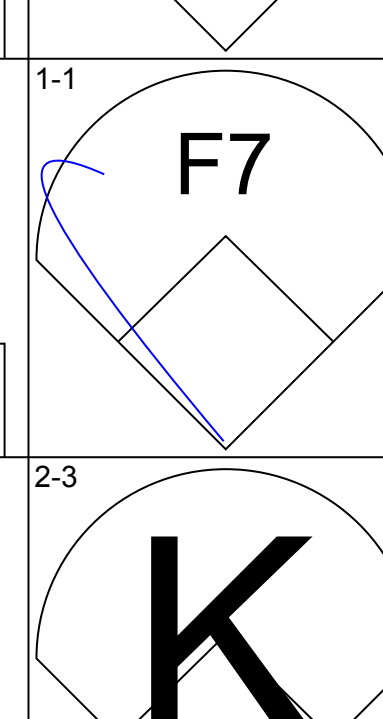
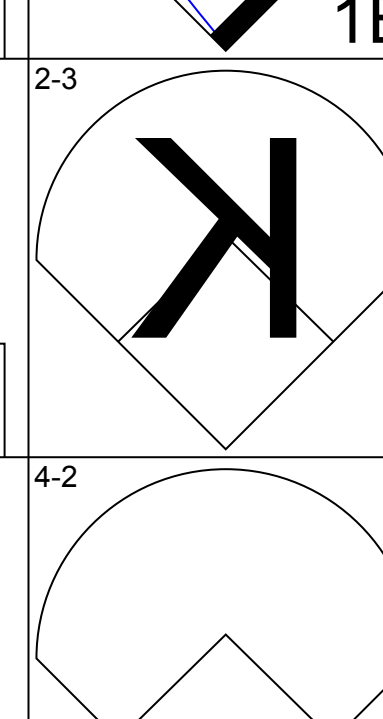
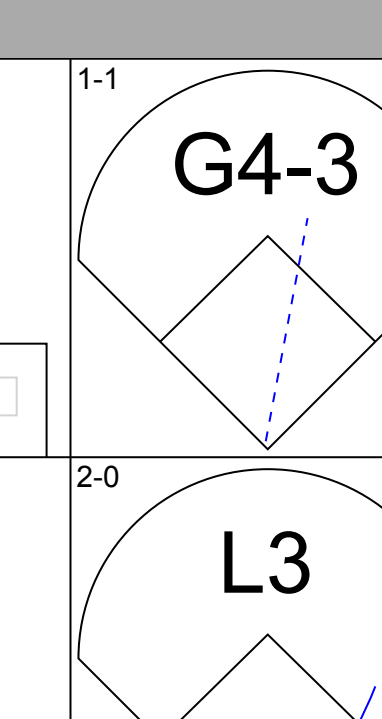
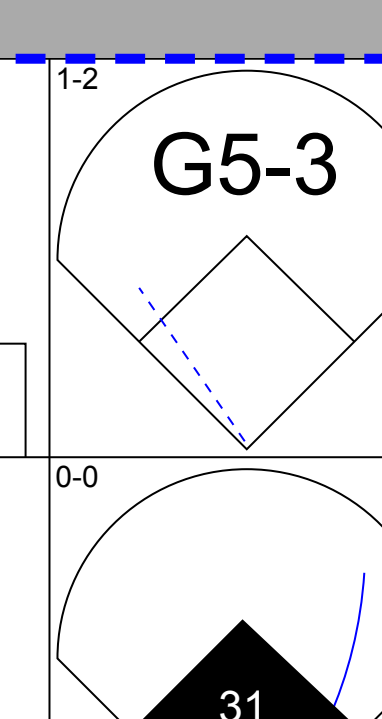
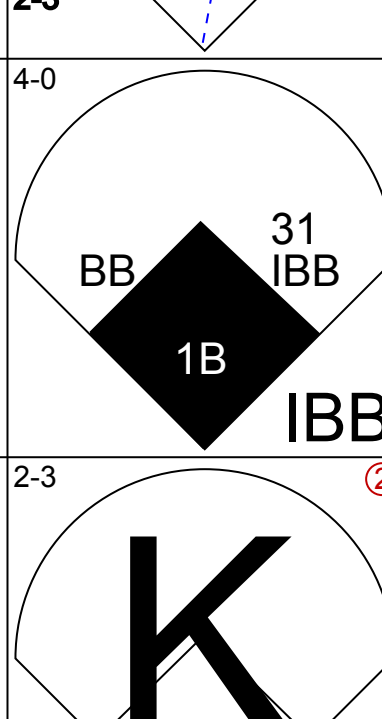
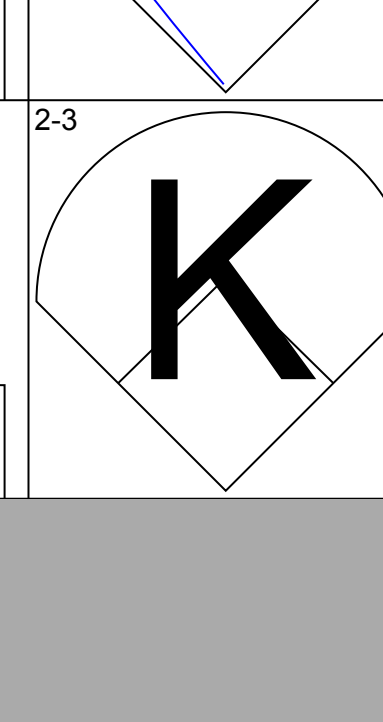
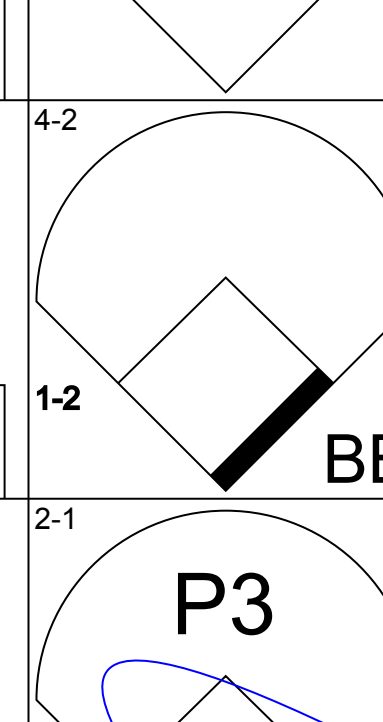
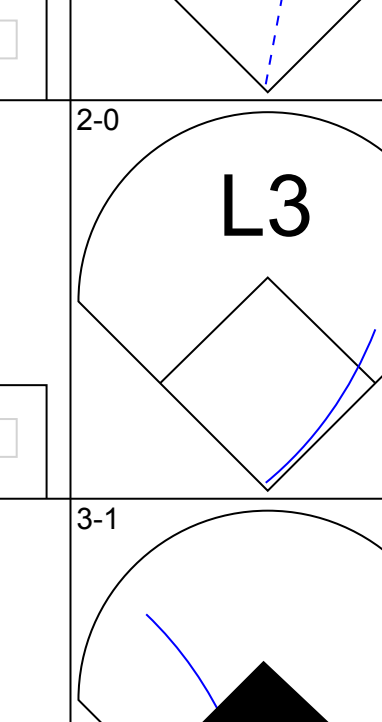
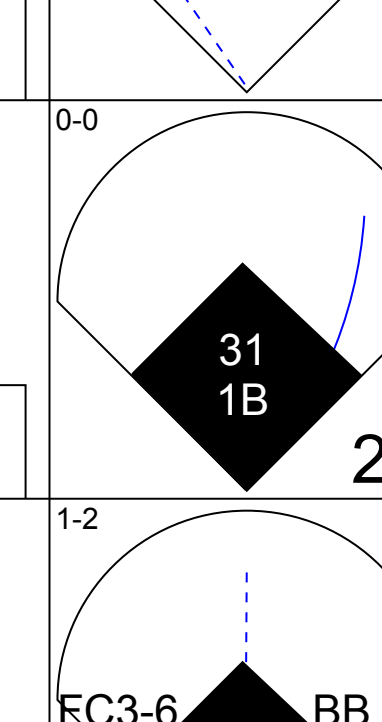
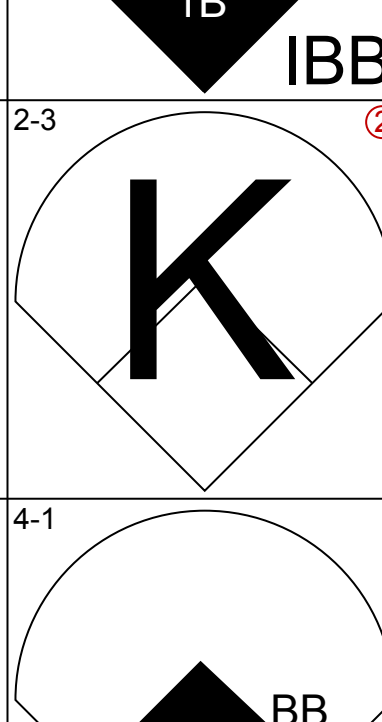
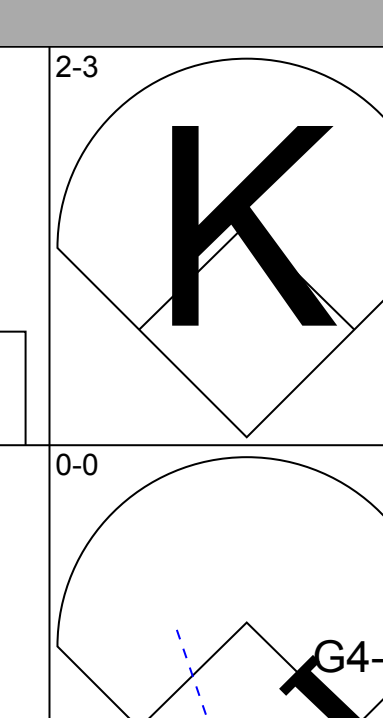
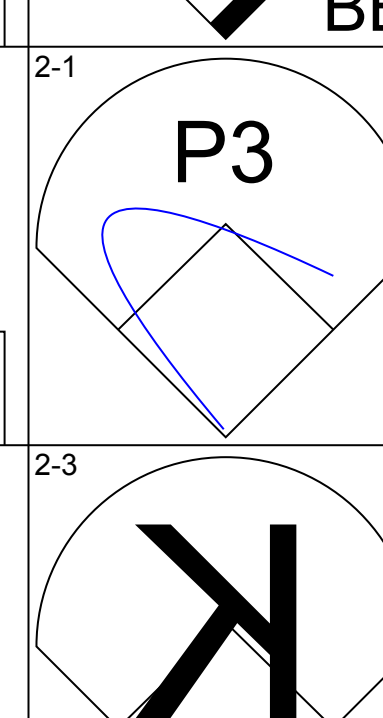
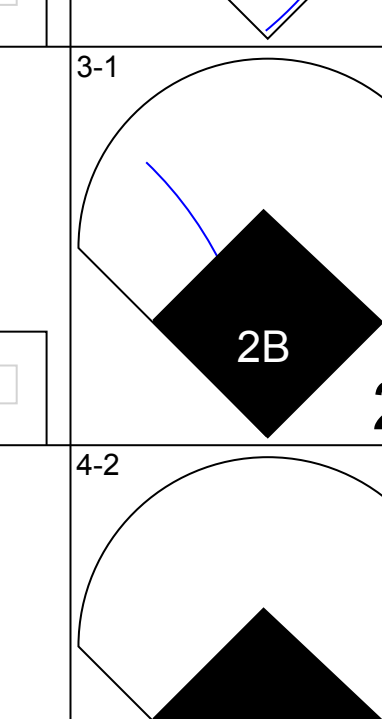
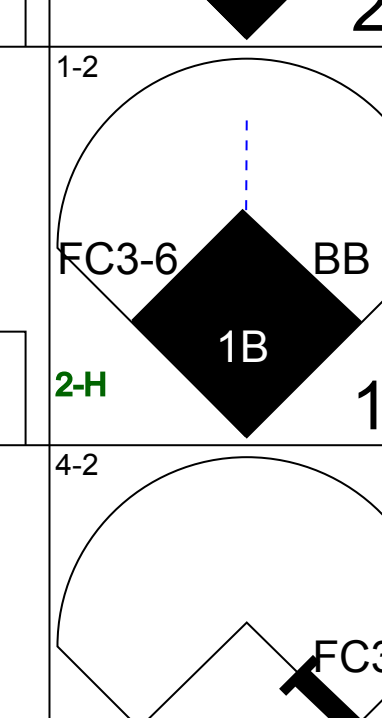
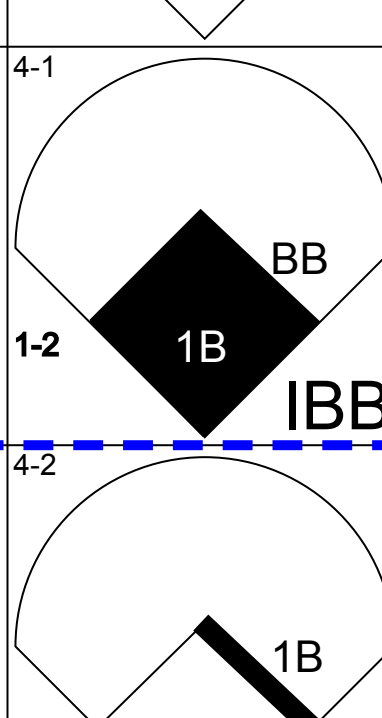

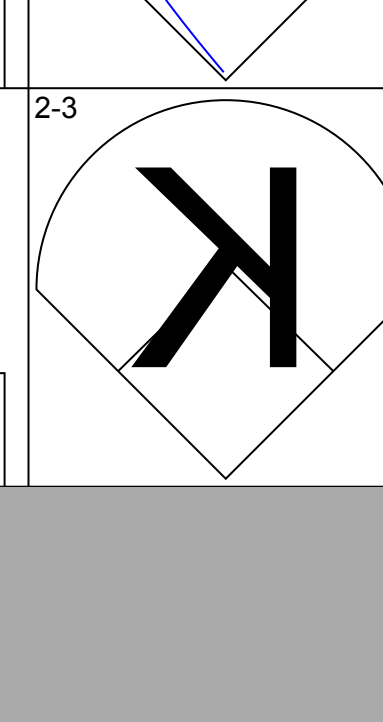
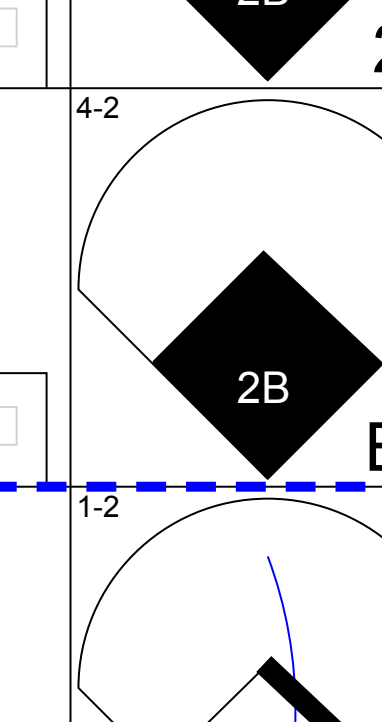
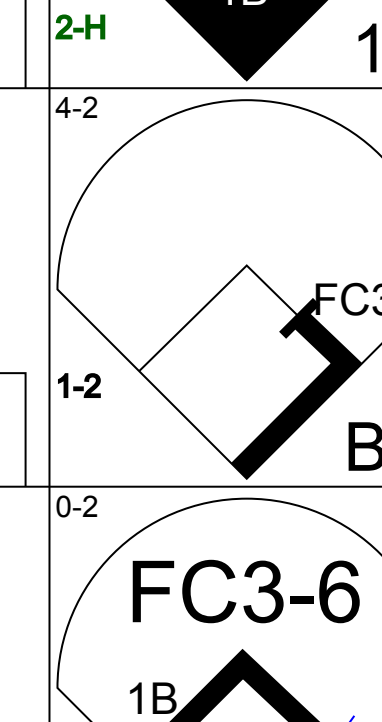
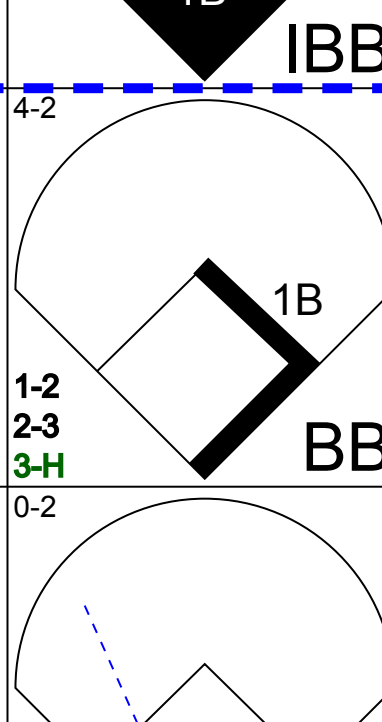

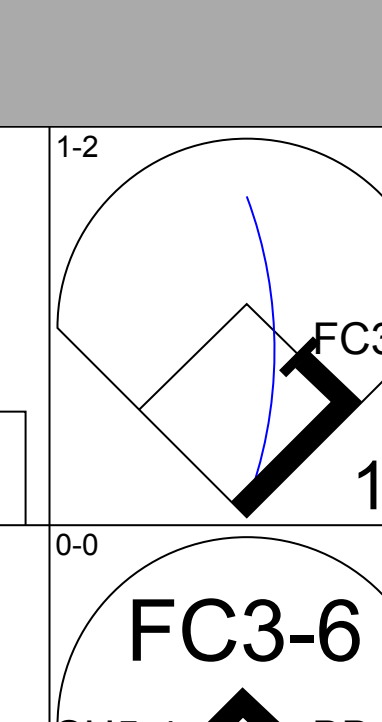
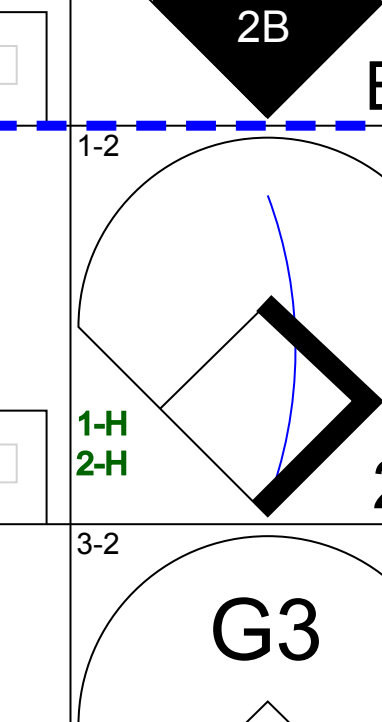
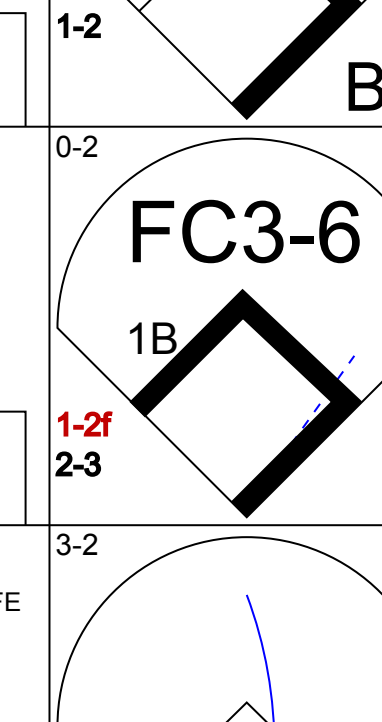
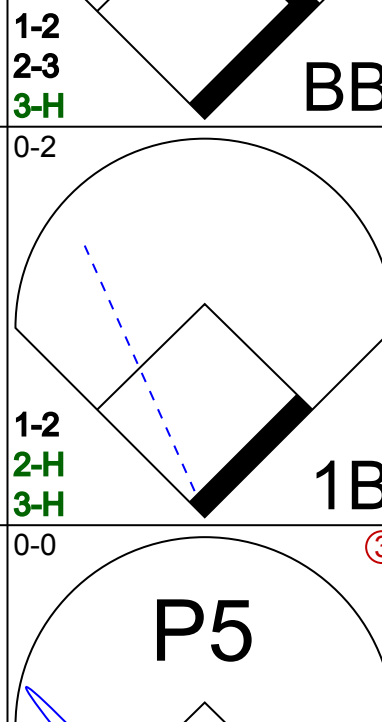
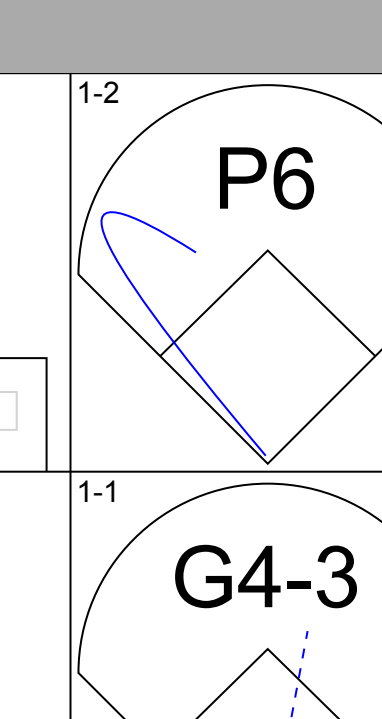
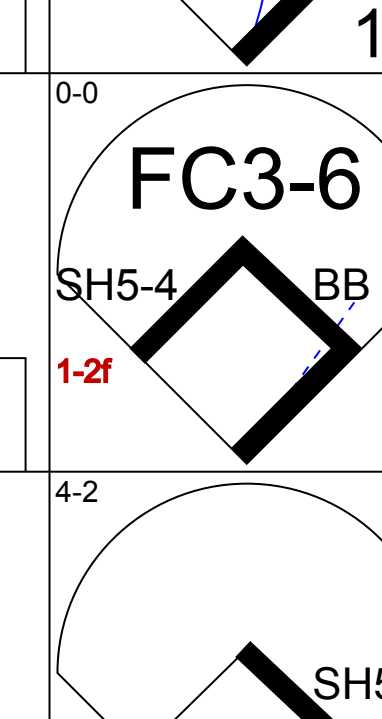
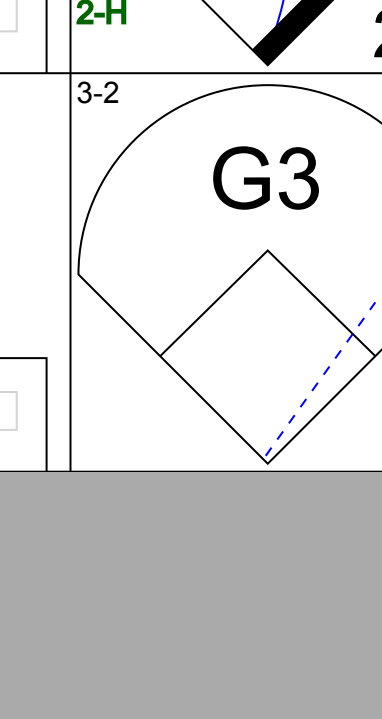
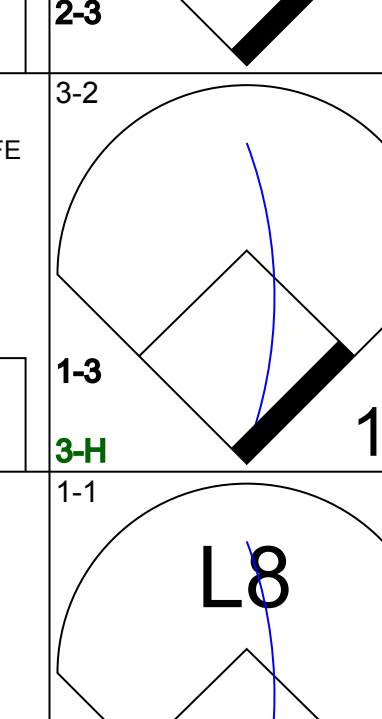
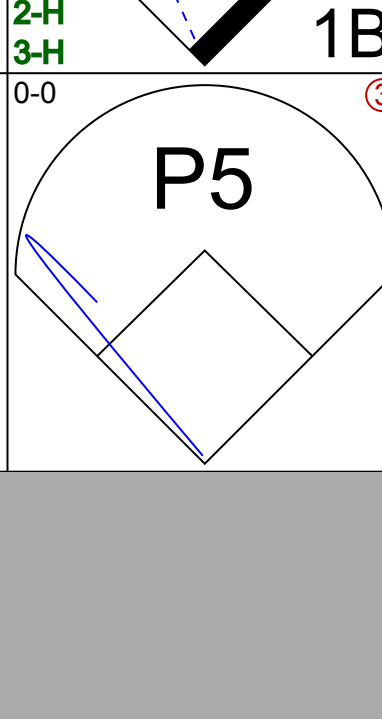
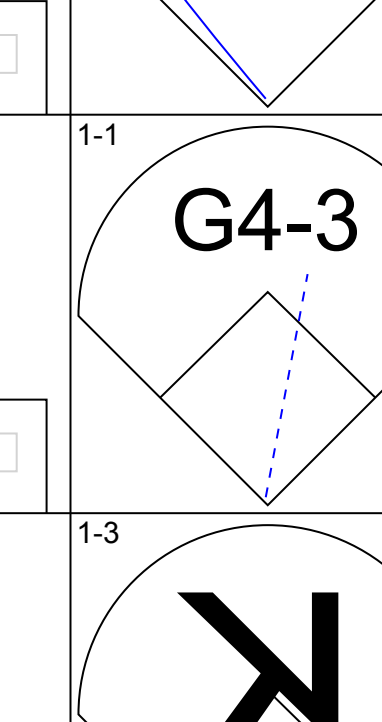
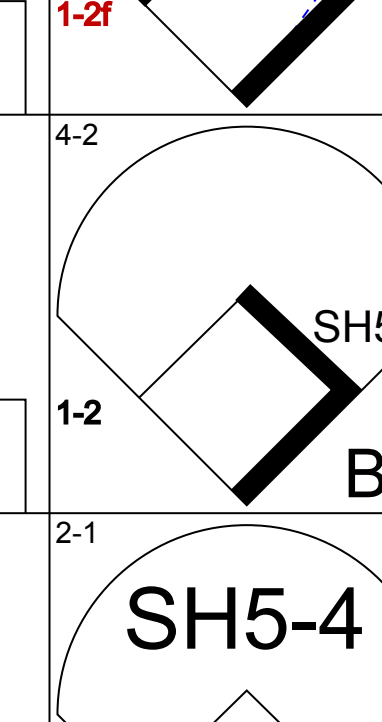
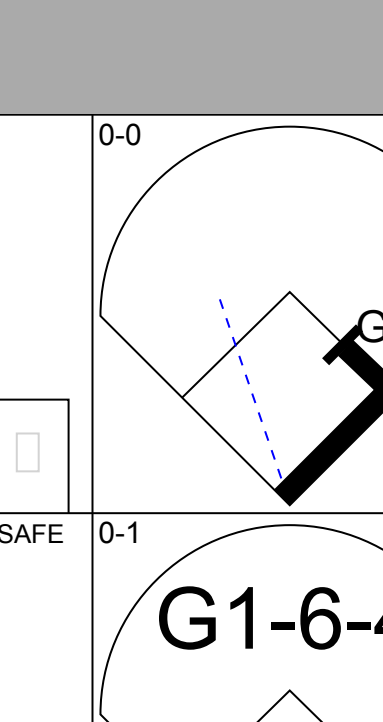
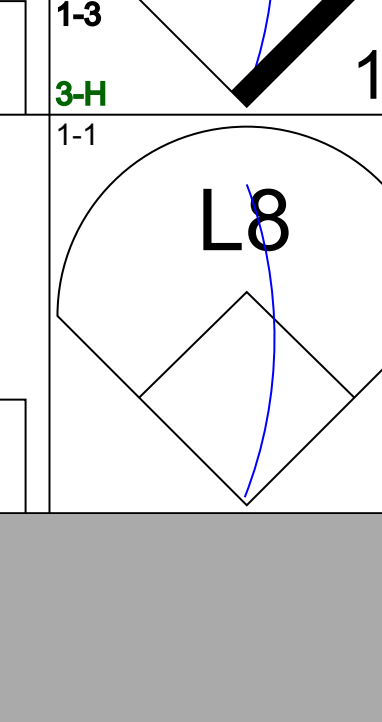
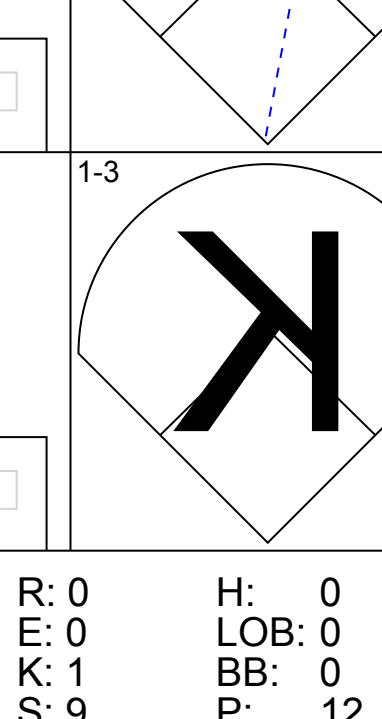
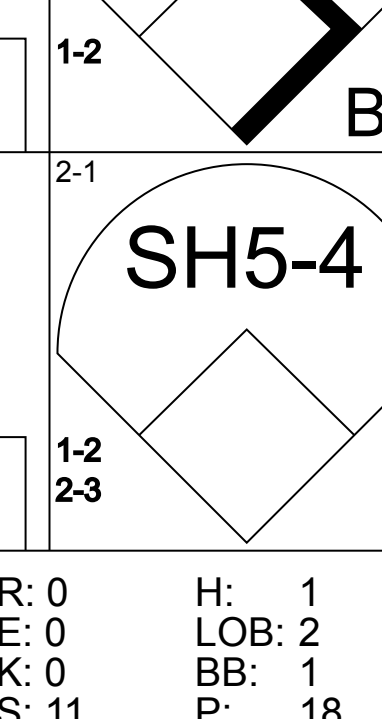
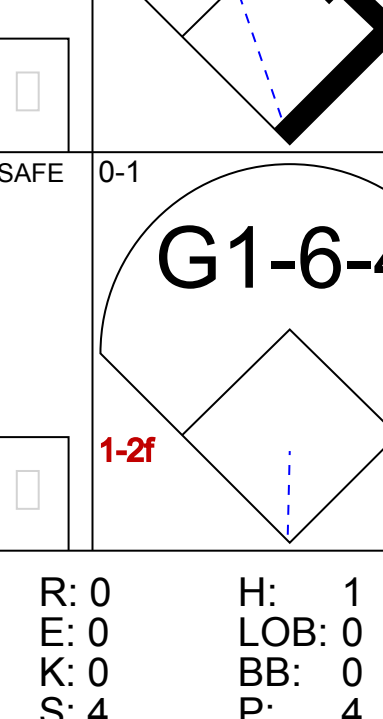
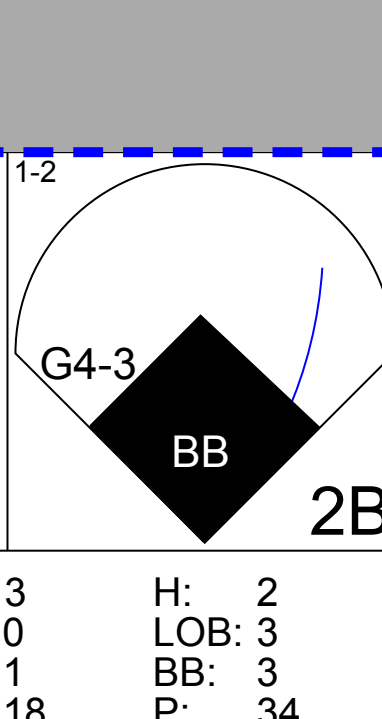
Batter	1	2	3	4	5	6	7	8	9	AB	R	H	RBI	BB	SO	LOB	TOP							
Brian McRae, S OBP: 0.359, SLG: 0.479										5	1	3	1	0	0	1	New York Mets @ Chicago Cubs Wrigley Field, Chicago, IL Fri Jul 24, 1998, 3:33 AM CDT Sunny - 75 F							
Lenny Harris, L OBP: 0.324, SLG: 0.342										2	0	1	1	1	0	0								
John Olerud, L OBP: 0.431, SLG: 0.504										5	1	1	1	0	1	6								
Todd Hundley, S OBP: 0.293, SLG: 0.270										4	1	1	0	0	2	4								
Edgardo Alfonzo, R OBP: 0.357, SLG: 0.390										1	0	1	1	0	0	0								
Todd Pratt, R OBP: 0.333, SLG: 0.638										5	0	1	0	0	1	2								
Butch Huskey, R OBP: 0.316, SLG: 0.416										3	1	2	0	2	1	2								
Luis Lopez, S OBP: 0.324, SLG: 0.344										5	1	1	1	0	1	3								
Rey Ordóñez, R OBP: 0.285, SLG: 0.301										2	0	1	0	1	1	1								
Carlos Baerga, S OBP: 0.299, SLG: 0.380										2	0	0	0	0	0	2								
Armando Reynoso, R OBP: 0.250, SLG: 0.250										4	0	1	0	0	2	7								
Matt Franco, L OBP: 0.375, SLG: 0.359										1	0	0	0	0	1	0								
Dennis Cook, L OBP: 0.357, SLG: 0.390										0	0	0	0	0	0	0								
Inning Stats	R: 1 E: 0 K: 0 S: 13	H: 2 LOB: 1 BB: 0 P: 20	R: 2 E: 1 K: 0 S: 17	H: 3 LOB: 2 BB: 0 P: 24	R: 1 E: 0 K: 1 S: 9	H: 1 LOB: 1 BB: 1 P: 15	R: 0 E: 0 K: 1 S: 12	H: 1 LOB: 2 BB: 1 P: 23	R: 0 E: 0 K: 2 S: 8	H: 0 LOB: 2 BB: 2 P: 19	R: 0 E: 0 K: 2 S: 9	H: 1 LOB: 1 BB: 0 P: 14	R: 0 E: 0 K: 2 S: 19	H: 2 LOB: 2 BB: 0 P: 22	R: 1 E: 0 K: 1 S: 14	H: 3 LOB: 0 BB: 0 P: 20	R: 0 E: 0 K: 1 S: 6	H: 0 LOB: 0 BB: 0 P: 10	1B: 10 2B: 3 3B: 0 HR: 0	SF: 1 SAC: 1 DP: 0 HBP: 0	WP: 1 PB: 0 SB: 1 CS: 0	PA: 45		
PITCHER	IP WLS BF H R ER SO BB IBB HBP BLK WP HR S P ERA WHIP	IP WLS BF H R ER SO BB IBB HBP BLK WP HR S P ERA WHIP	IP WLS BF H R ER SO BB IBB HBP BLK WP HR S P ERA WHIP	IP WLS BF H R ER SO BB IBB HBP BLK WP HR S P ERA WHIP	IP WLS BF H R ER SO BB IBB HBP BLK WP HR S P ERA WHIP	IP WLS BF H R ER SO BB IBB HBP BLK WP HR S P ERA WHIP	IP WLS BF H R ER SO BB IBB HBP BLK WP HR S P ERA WHIP	IP WLS BF H R ER SO BB IBB HBP BLK WP HR S P ERA WHIP	IP WLS BF H R ER SO BB IBB HBP BLK WP HR S P ERA WHIP	IP WLS BF H R ER SO BB IBB HBP BLK WP HR S P ERA WHIP	IP WLS BF H R ER SO BB IBB HBP BLK WP HR S P ERA WHIP	IP WLS BF H R ER SO BB IBB HBP BLK WP HR S P ERA WHIP	IP WLS BF H R ER SO BB IBB HBP BLK WP HR S P ERA WHIP	IP WLS BF H R ER SO BB IBB HBP BLK WP HR S P ERA WHIP	IP WLS BF H R ER SO BB IBB HBP BLK WP HR S P ERA WHIP	IP WLS BF H R ER SO BB IBB HBP BLK WP HR S P ERA WHIP	IP WLS BF H R ER SO BB IBB HBP BLK WP HR S P ERA WHIP	IP WLS BF H R ER SO BB IBB HBP BLK WP HR S P ERA WHIP	IP WLS BF H R ER SO BB IBB HBP BLK WP HR S P ERA WHIP	IP WLS BF H R ER SO BB IBB HBP BLK WP HR S P ERA WHIP	IP WLS BF H R ER SO BB IBB HBP BLK WP HR S P ERA WHIP	IP WLS BF H R ER SO BB IBB HBP BLK WP HR S P ERA WHIP	IP WLS BF H R ER SO BB IBB HBP BLK WP HR S P ERA WHIP	IP WLS BF H R ER SO BB IBB HBP BLK WP HR S P ERA WHIP

AB	39
R	5
H	13
RBI	5
BB	4
SO	10
LOB	28



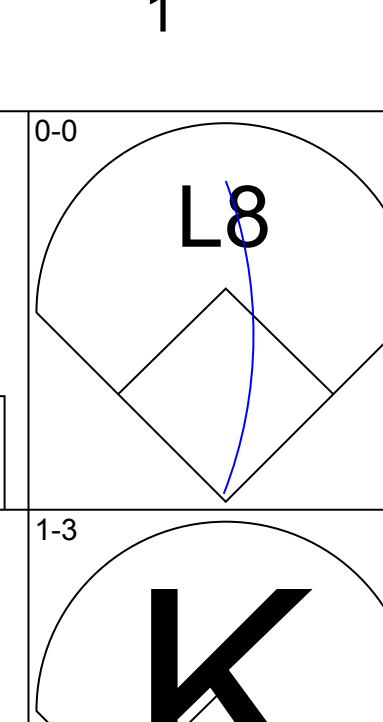
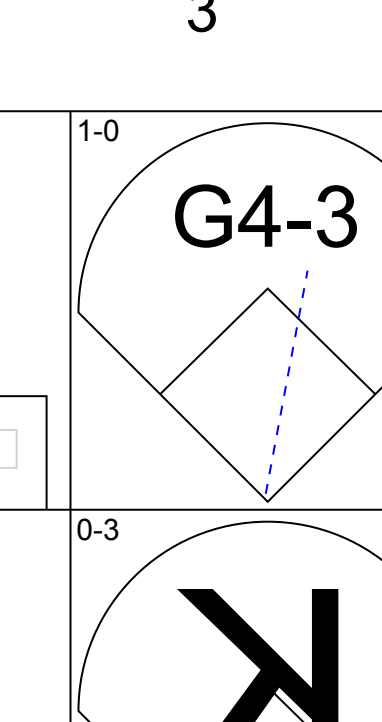
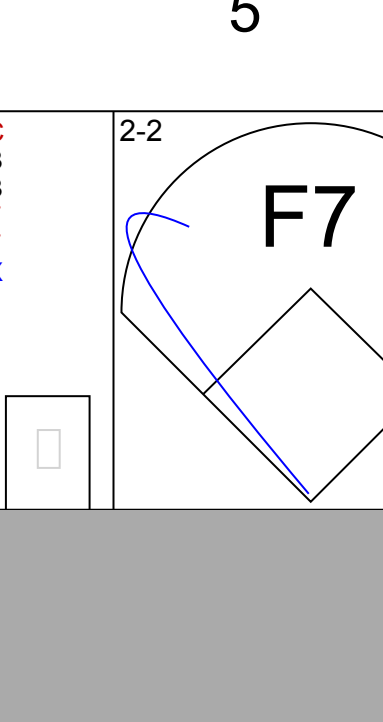
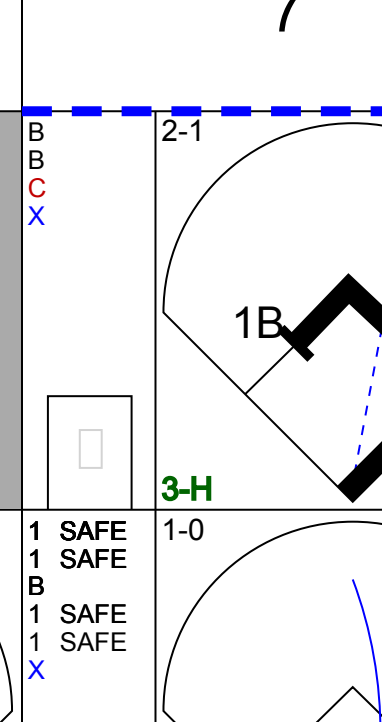
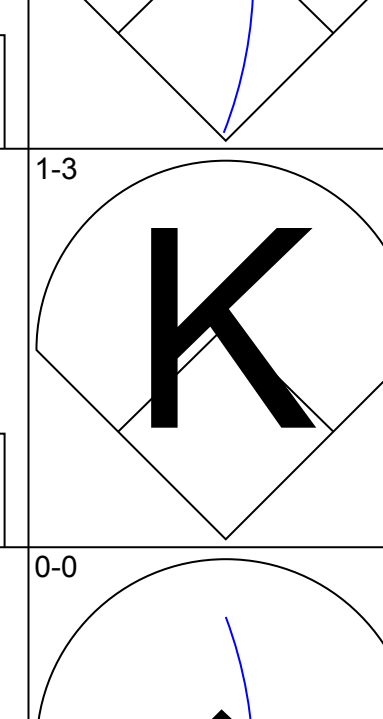
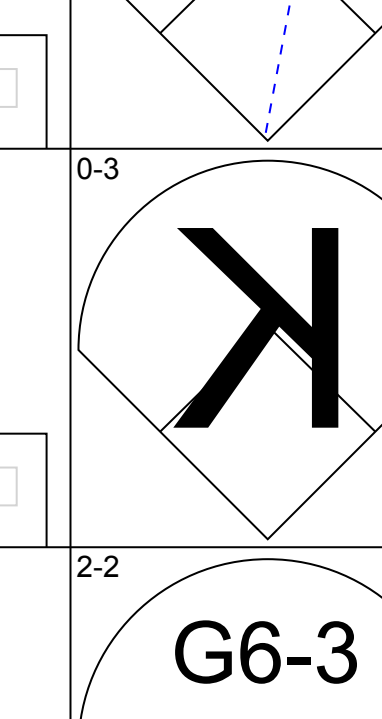
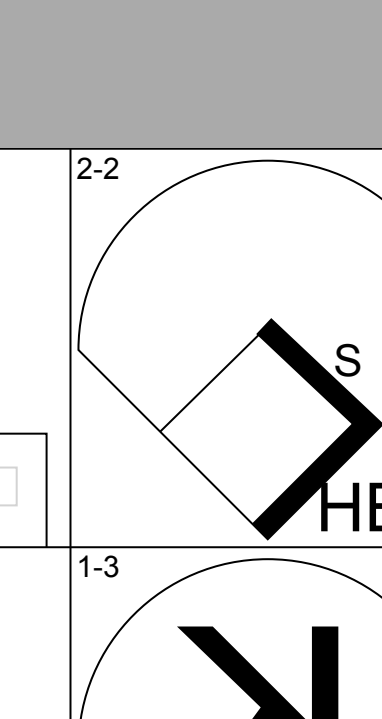
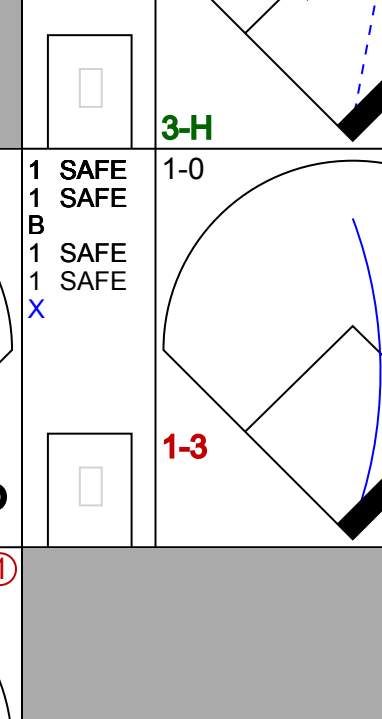
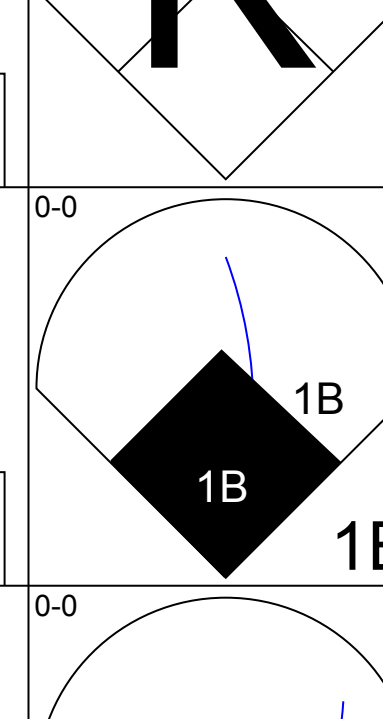
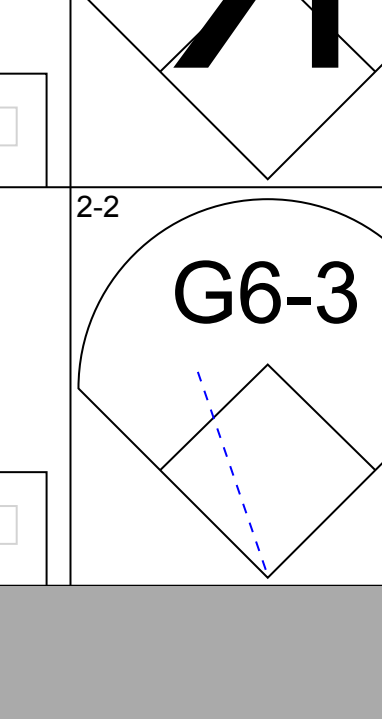
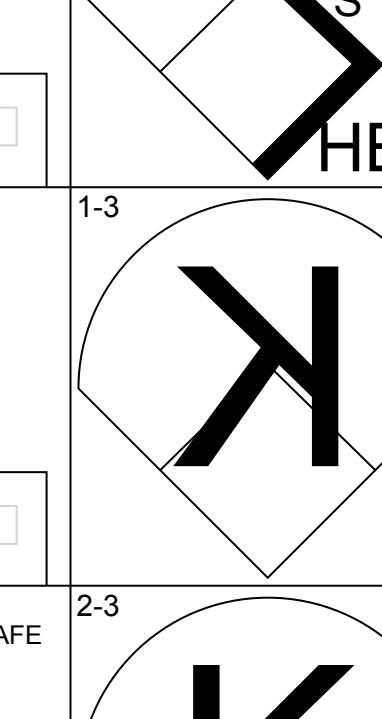
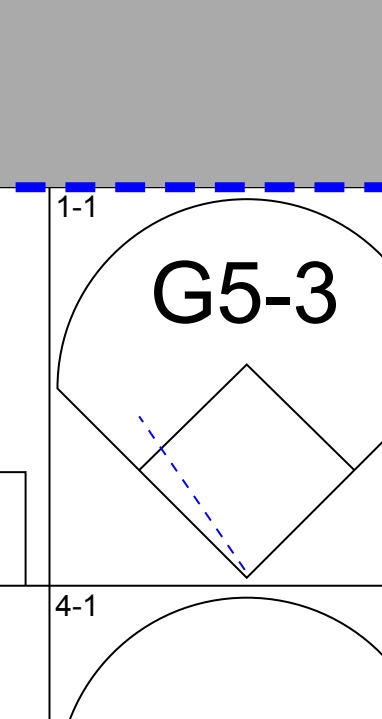
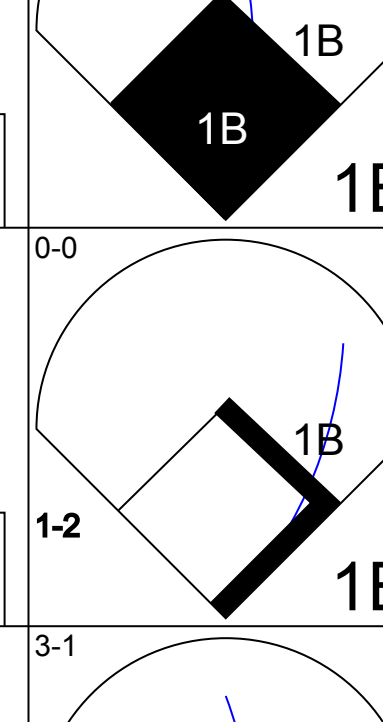
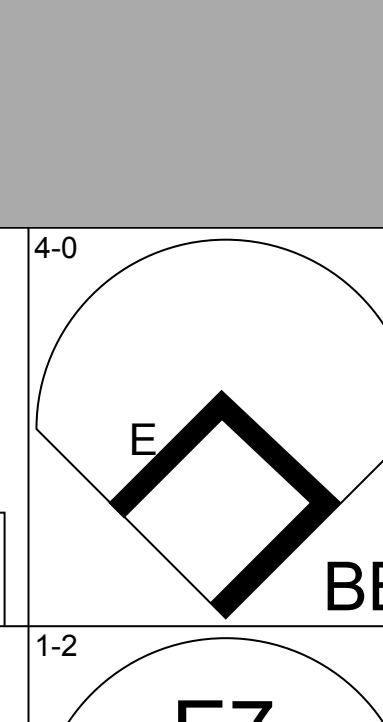
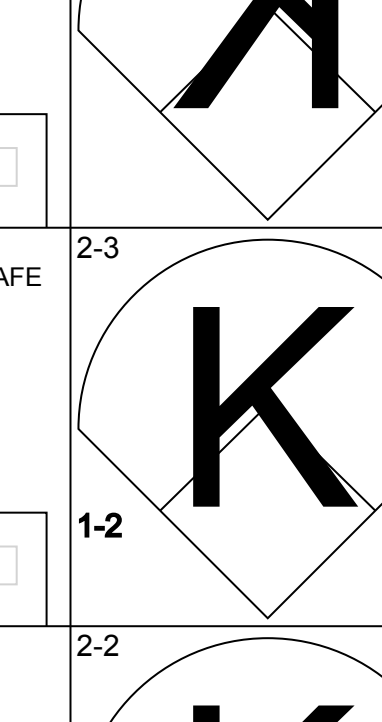
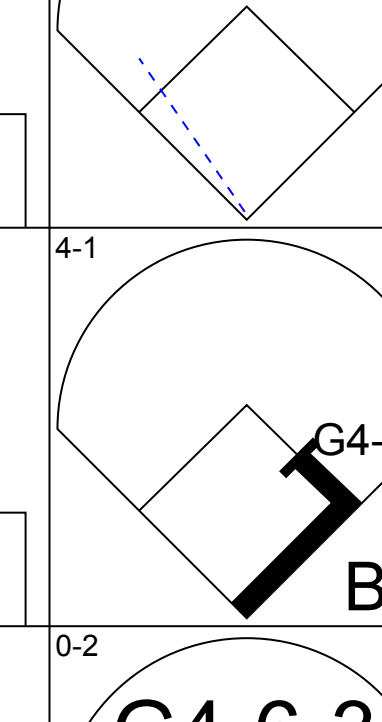
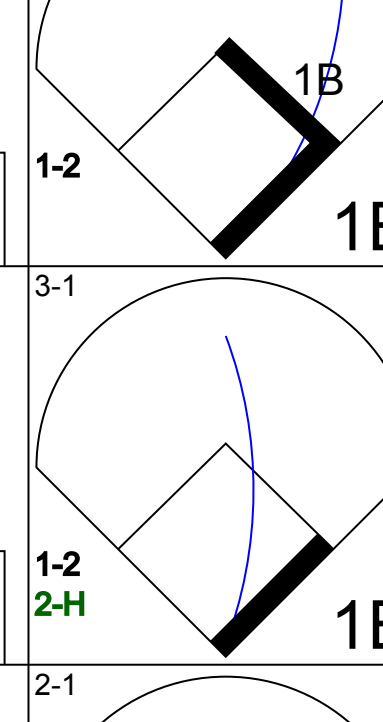
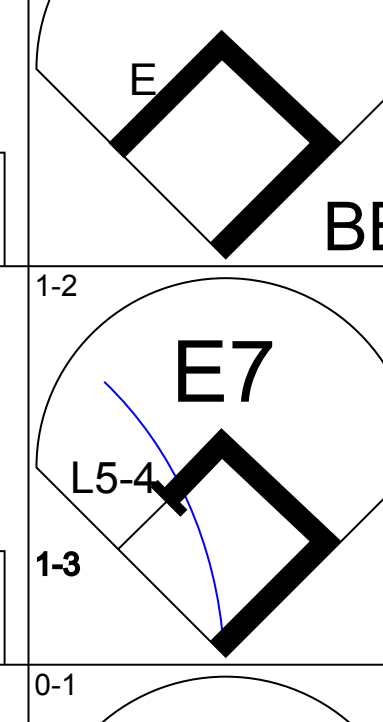
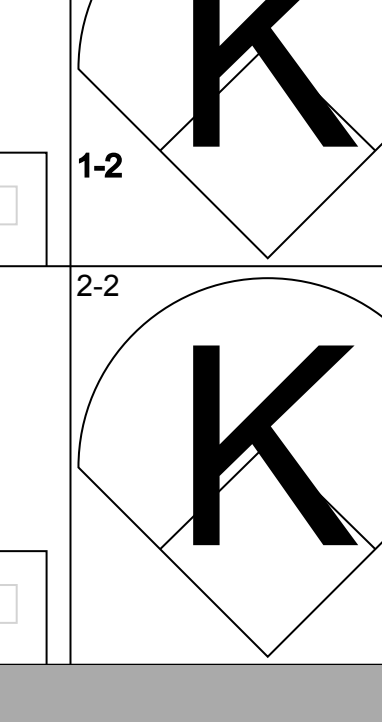
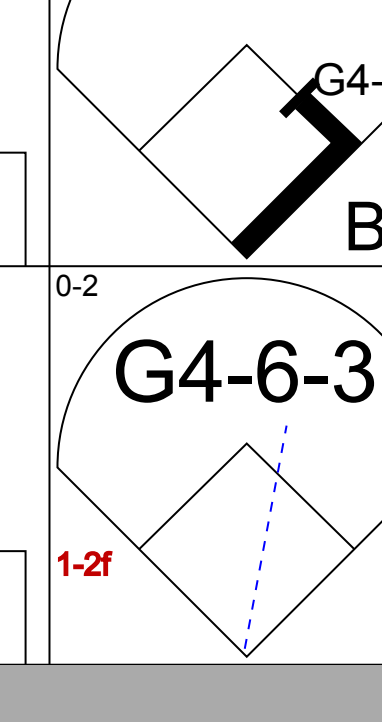
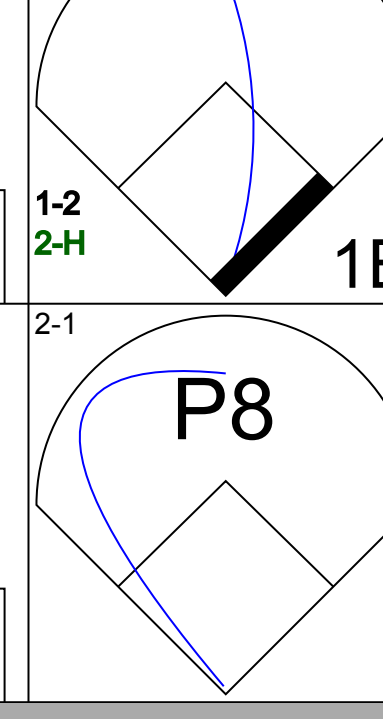
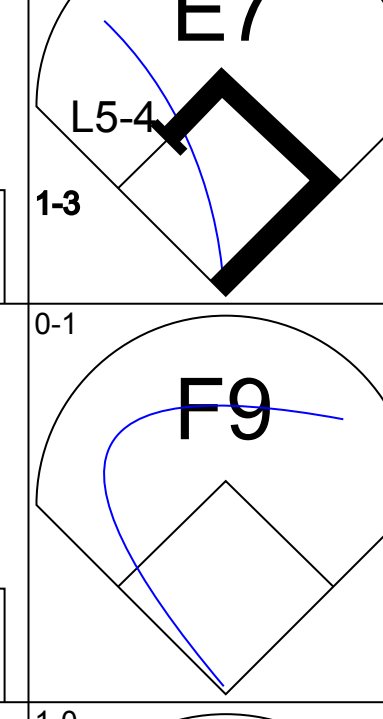
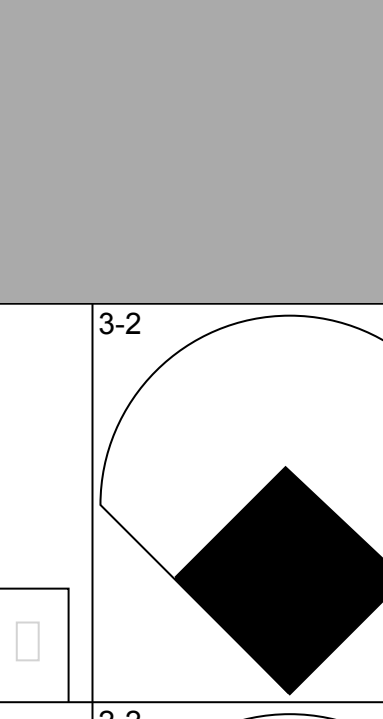
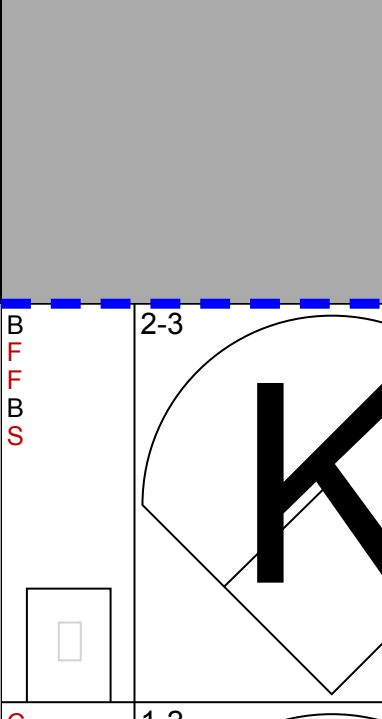
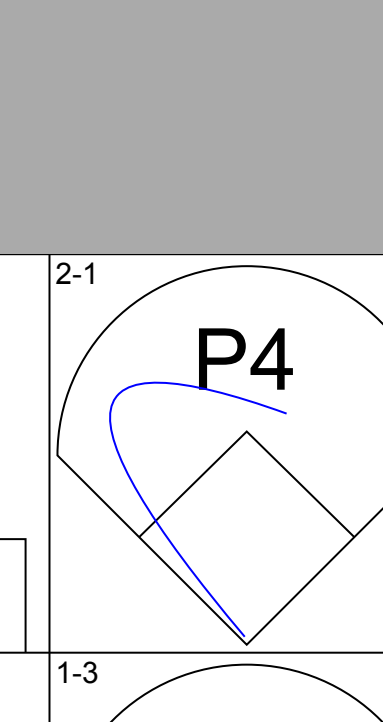
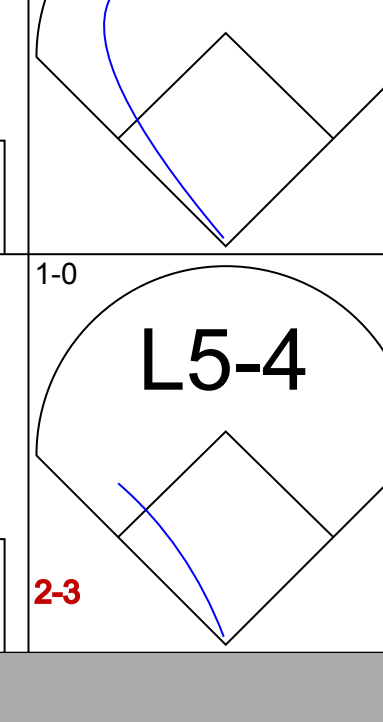
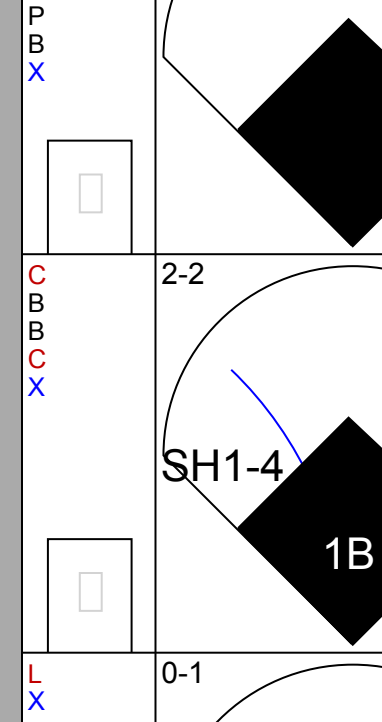
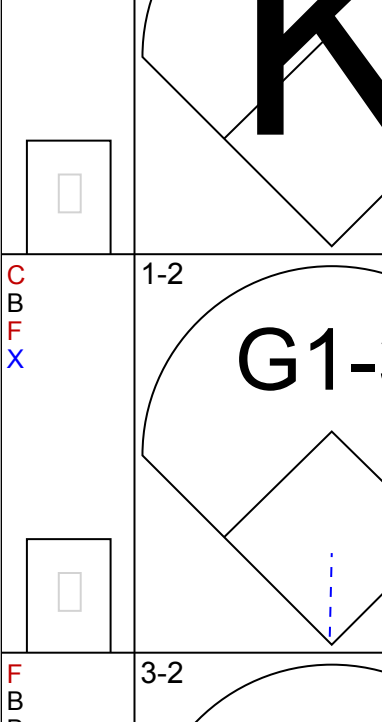


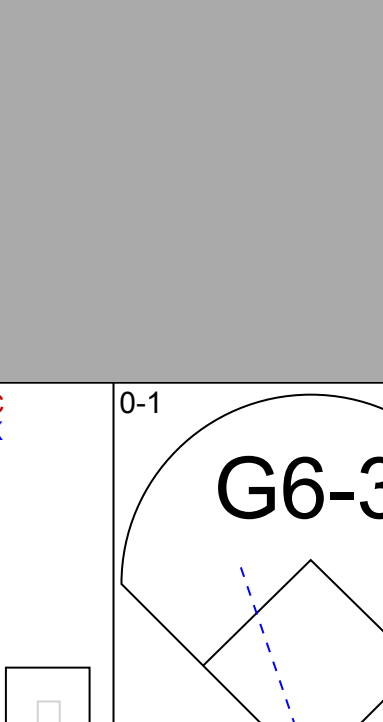
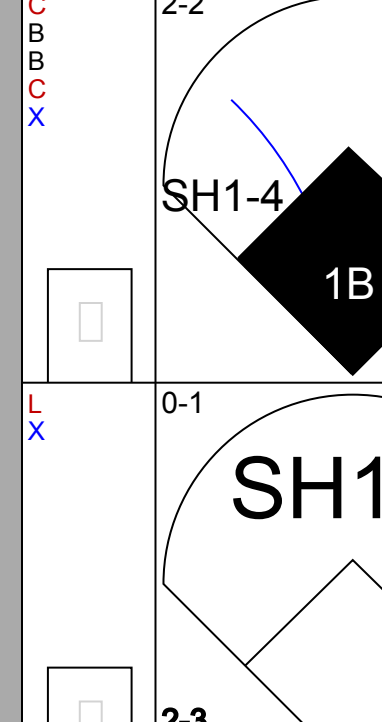
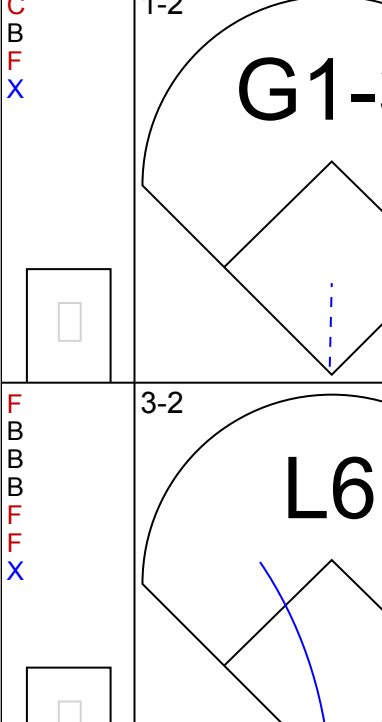


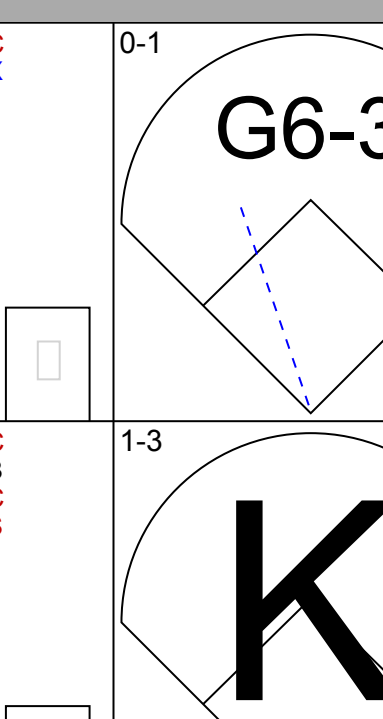
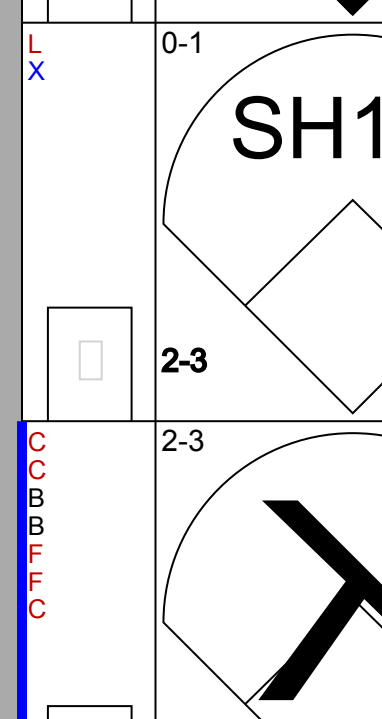
Batter	1	2	3	4	5	6	7	8	9	AB	R	H	RBI	BB	SO	LOB	BOTTOM							
Lance Johnson, L OBP: 0.240, SLG: 0.225										3	0	1	0	1	0	0	New York Mets @ Chicago Cubs Wrigley Field, Chicago, IL Fri Jul 24, 1998, 3:33 AM CDT Sunny - 75 F							
Mickey Morandini, L OBP: 0.413, SLG: 0.444										3	0	1	0	0	0	0								
Rodney Myers, R										0	0	0	0	0	0	0								
Glenallen Hill, R OBP: 0.334, SLG: 0.510										1	0	0	0	0	1	1								
Sammy Sosa, R OBP: 0.372, SLG: 0.630									4	0	1	0	0	1	3									
Mark Grace, L OBP: 0.409, SLG: 0.486										3	0	1	0	1	0	0								
Henry Rodríguez, L OBP: 0.336, SLG: 0.530										3	0	0	0	0	0	1								
Terry Adams, R										0	0	0	0	0	0	0								
Kevin Orie, R OBP: 0.260, SLG: 0.288										1	0	0	0	0	1	1								
Jeff Blauser, R OBP: 0.362, SLG: 0.310									3	0	0	0	1	1	1									
José Hernández, R OBP: 0.319, SLG: 0.507										3	0	0	0	0	0	1								
Scott Servais, R OBP: 0.290, SLG: 0.323									3	0	1	0	0	1	0									
Geremi González, R OBP: 0.188, SLG: 0.219									0	0	0	0	0	0	0									
Dave Stevens, R									0	0	0	0	0	0	0									
Sandy Martínez, L OBP: 0.333, SLG: 0.384									1	0	0	0	0	0	0									
Tony Fossas, L									0	0	0	0	0	0	0									
Manny Alexander, R OBP: 0.288, SLG: 0.355									1	0	0	0	0	1	0									
Inning Stats	R: 0 E: 0 K: 0 S: 8	H: 1 LOB: 0 BB: 0 P: 12	R: 0 E: 0 K: 0 S: 7	H: 0 LOB: 0 BB: 0 P: 12	R: 0 E: 0 K: 0 S: 9	H: 2 LOB: 3 BB: 1 P: 15	R: 0 E: 0 K: 0 S: 8	H: 1 LOB: 1 BB: 1 P: 15	R: 0 E: 0 K: 0 S: 5	H: 0 LOB: 0 BB: 0 P: 8	R: 0 E: 0 K: 0 S: 7	H: 0 LOB: 0 BB: 0 P: 11	R: 0 E: 0 K: 0 S: 8	H: 0 LOB: 0 BB: 0 P: 14	R: 0 E: 0 K: 3 S: 12	H: 1 LOB: 1 BB: 0 P: 19	R: 0 E: 0 K: 3 S: 13	H: 0 LOB: 1 BB: 1 P: 23	1B: 5 2B: 0 3B: 0 HR: 0	SF: 0 SAC: 1 DP: 1 HBP: 0	WP: 0 PB: 0 SB: 0 CS: 1	PA: 34		
PITCHER	IP WLS BF H R ER SO BB IBB HBP BLK WP HR S P ERA WHIP	IP WLS BF H R ER SO BB IBB HBP BLK WP HR S P ERA WHIP	IP WLS BF H R ER SO BB IBB HBP BLK WP HR S P ERA WHIP	IP WLS BF H R ER SO BB IBB HBP BLK WP HR S P ERA WHIP	IP WLS BF H R ER SO BB IBB HBP BLK WP HR S P ERA WHIP	IP WLS BF H R ER SO BB IBB HBP BLK WP HR S P ERA WHIP	IP WLS BF H R ER SO BB IBB HBP BLK WP HR S P ERA WHIP	IP WLS BF H R ER SO BB IBB HBP BLK WP HR S P ERA WHIP	IP WLS BF H R ER SO BB IBB HBP BLK WP HR S P ERA WHIP	IP WLS BF H R ER SO BB IBB HBP BLK WP HR S P ERA WHIP	IP WLS BF H R ER SO BB IBB HBP BLK WP HR S P ERA WHIP	IP WLS BF H R ER SO BB IBB HBP BLK WP HR S P ERA WHIP	IP WLS BF H R ER SO BB IBB HBP BLK WP HR S P ERA WHIP	IP WLS BF H R ER SO BB IBB HBP BLK WP HR S P ERA WHIP	IP WLS BF H R ER SO BB IBB HBP BLK WP HR S P ERA WHIP	IP WLS BF H R ER SO BB IBB HBP BLK WP HR S P ERA WHIP	IP WLS BF H R ER SO BB IBB HBP BLK WP HR S P ERA WHIP	IP WLS BF H R ER SO BB IBB HBP BLK WP HR S P ERA WHIP	IP WLS BF H R ER SO BB IBB HBP BLK WP HR S P ERA WHIP	IP WLS BF H R ER SO BB IBB HBP BLK WP HR S P ERA WHIP	IP WLS BF H R ER SO BB IBB HBP BLK WP HR S P ERA WHIP	IP WLS BF H R ER SO BB IBB HBP BLK WP HR S P ERA WHIP	IP WLS BF H R ER SO BB IBB HBP BLK WP HR S P ERA WHIP	IP WLS BF H R ER SO BB IBB HBP BLK WP HR S P ERA WHIP



Batter	1	2	3	4	5	6	7	8	9	AB	R	H	RBI	BB	SO	LOB	TOP				
Brian McRae, S OBP: 0.397, SLG: 0.474 (1, 8)										5	0	1	0	0	1	3	New York Mets @ Chicago Cubs Wrigley Field, Chicago, IL Fri Jul 24, 1998, 3:38 AM CDT Att: 40,684 - Sunny - 75 F				
Edgardo Alfonzo, R OBP: 0.355, SLG: 0.385 (1, 5)										4	1	0	0	1	1						
Todd Hundley, S OBP: 0.299, SLG: 0.256 Butch Huskey, R OBP: 0.317, SLG: 0.420 (1, 7) (7, 9)										2	0	0	0	1	1	0					
31 Mike Piazza, R OBP: 0.370, SLG: 0.511 (1, 2)										4	3	2	1	1	1	2					
Matt Franco, L OBP: 0.397, SLG: 0.362 Todd Pratt, R OBP: 0.347, SLG: 0.638 Greg McMichael, R (9, 1) (9, 1)										2	1	1	0	2	1	2					
Carlos Baerga, S OBP: 0.303, SLG: 0.386 (1, 4)										5	0	3	4	0	0	3					
Lenny Harris, L OBP: 0.320, SLG: 0.338 (7, 7) (9, 3)										5	0	1	1	0	0	5					
Luis Lopez, S OBP: 0.328, SLG: 0.344 (1, 6)										3	0	1	0	1	0	2					
Bobby Jones, R Dennis Cook, L Mel Rojas, R John Olerud, L Bernard Gilkey, R (1, 1) (7, 1) (8, 1) (9, PH) (9, PH) (9, 7)										2	0	0	0	0	0	1					
Inning Stats	R: 0 E: 0 K: 2 S: 8	H: 0 LOB: 0 BB: 0 P: 13	R: 0 E: 0 K: 1 S: 11	H: 1 LOB: 0 BB: 0 P: 15	R: 0 E: 0 K: 1 S: 9	H: 0 LOB: 0 BB: 0 P: 12	R: 0 E: 0 K: 2 S: 13	H: 1 LOB: 2 BB: 1 P: 23	R: 0 E: 0 K: 0 S: 17	H: 2 LOB: 1 BB: 1 P: 31	R: 0 E: 0 K: 0 S: 4	H: 1 LOB: 0 BB: 0 P: 4	R: 2 E: 0 K: 0 S: 19	H: 3 LOB: 2 BB: 1 P: 29	R: 3 E: 0 K: 1 S: 18	H: 2 LOB: 3 BB: 3 P: 34		1B: 7 2B: 4 3B: 0 HR: 0	SF: 0 SAC: 1 DP: 2 HBP: 0	WP: 0 PB: 0 SB: 0 CS: 0	PA: 43
PITCHER	IP WLS BF H R ER SO BB IBB HBP BLK WP HR S P ERA WHIP	5.2 23 4 2 2 6 3 0 0 0 0 0 0 60 99 3.18 1.235	1.1 5 2 0 0 0 0 0 0 0 0 0 0 13 17 0.00 1.500	1.0 L 7 3 2 2 0 1 0 0 0 0 0 0 19 29 18.00 4.000	0.2 5 1 3 3 1 0 2 0 0 0 0 0 10 22 40.50 1.500	0.1 3 1 0 0 0 1 0 0 0 0 0 0 8 12 0.00 6.000															

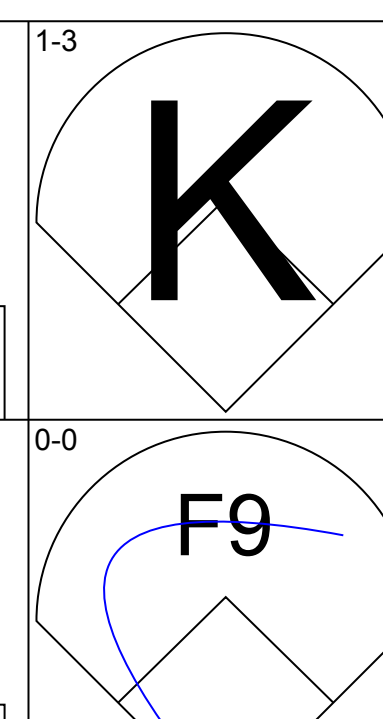
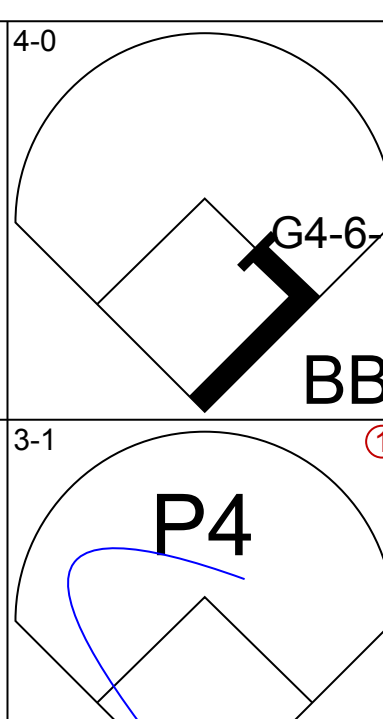
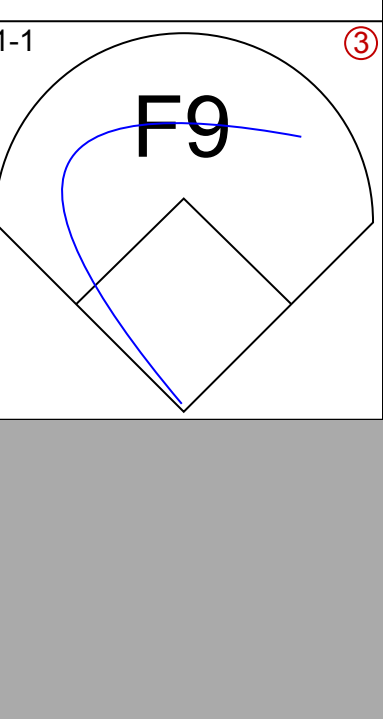
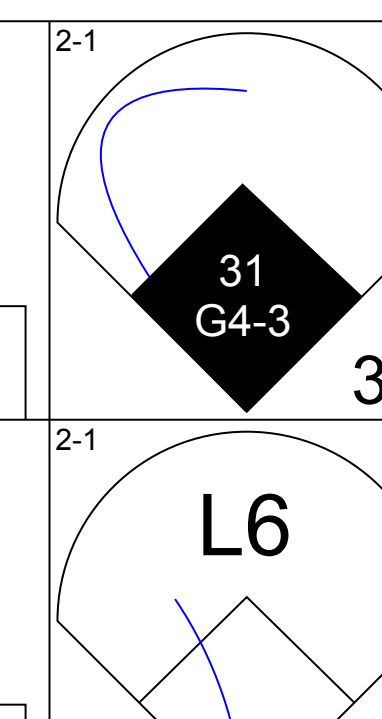
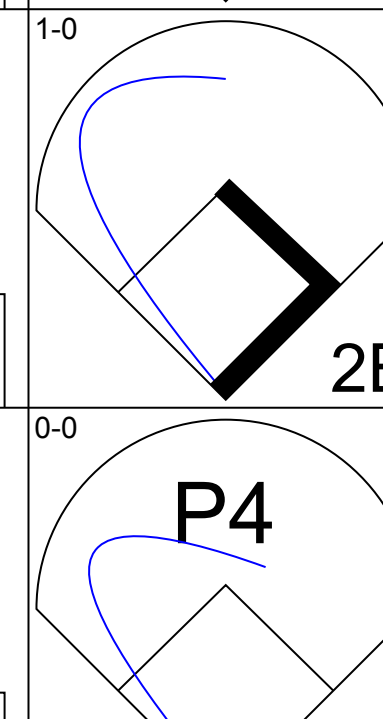
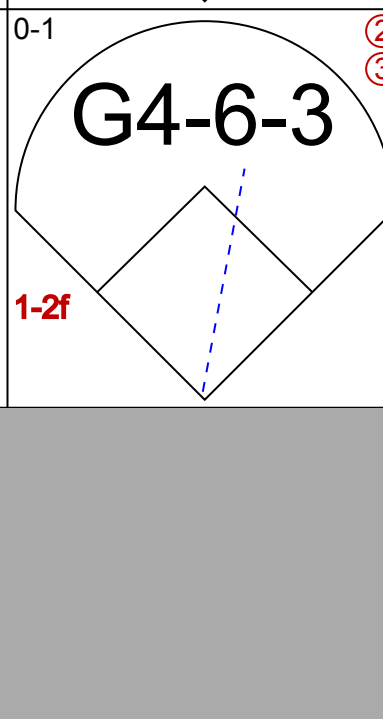
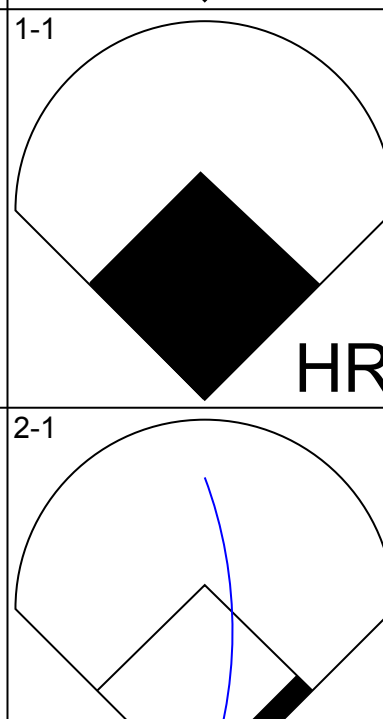
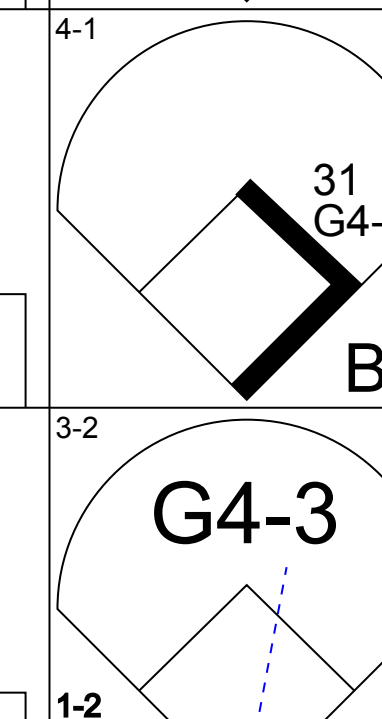


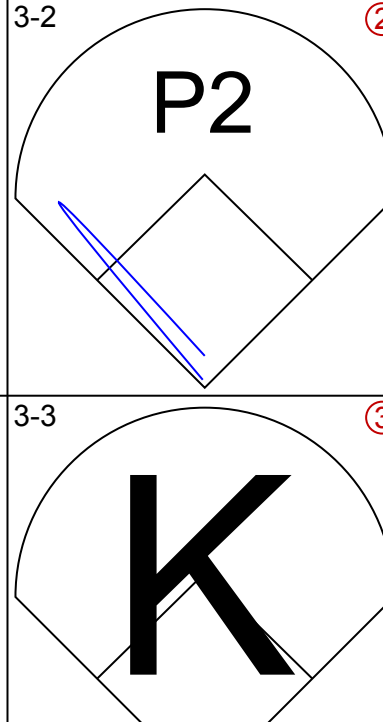
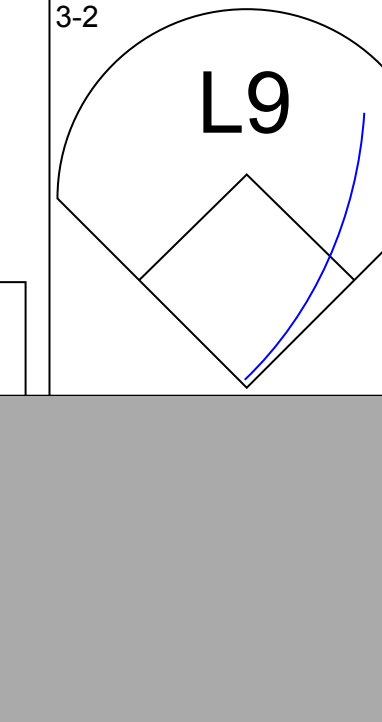




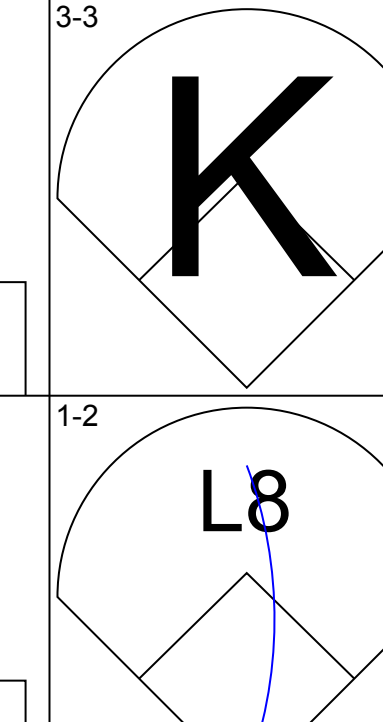
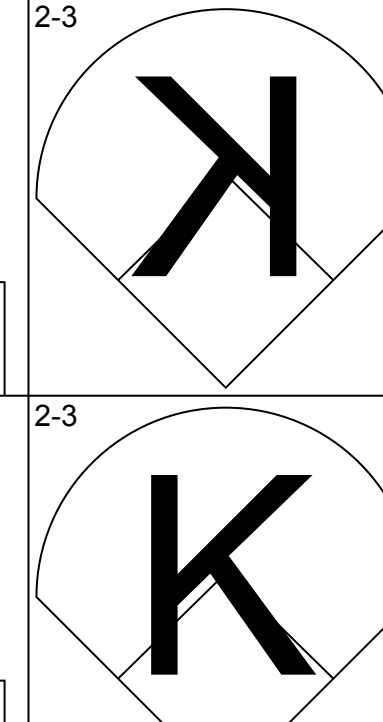
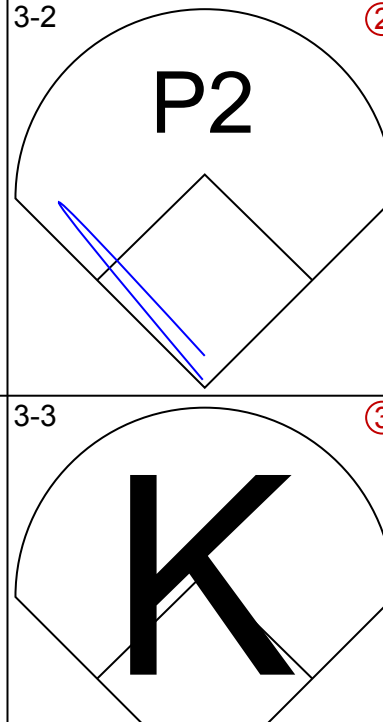
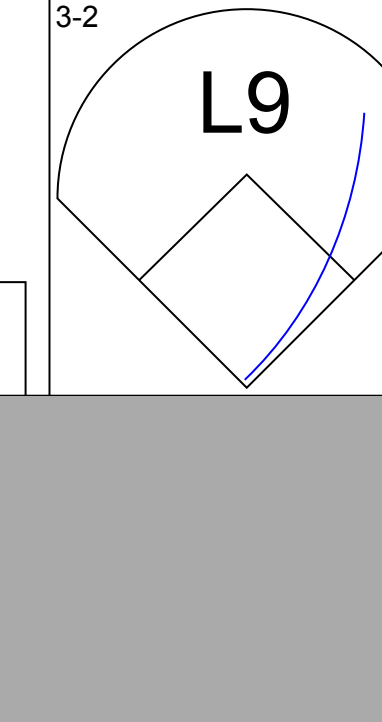
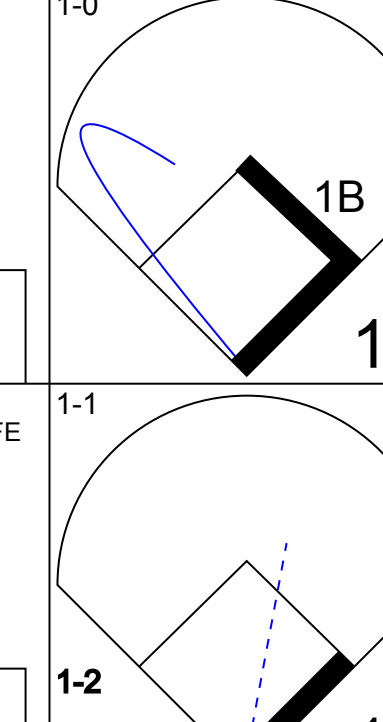


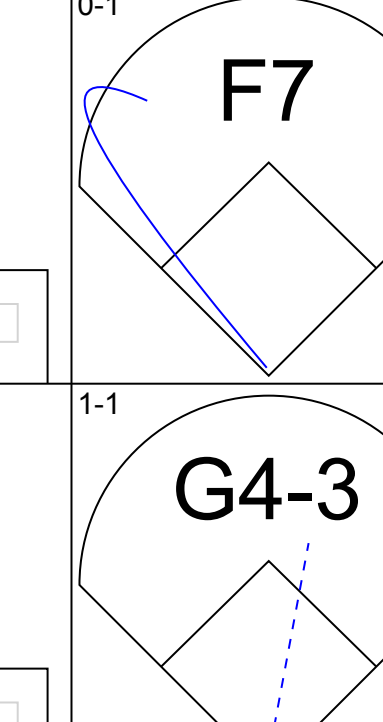
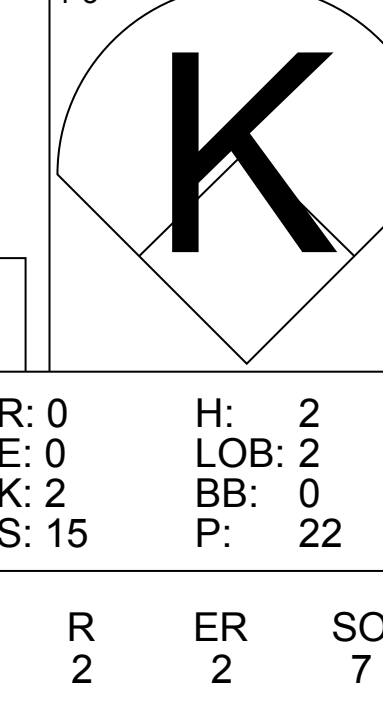
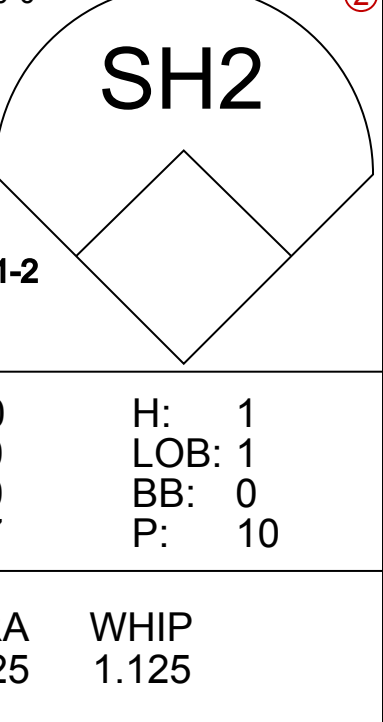
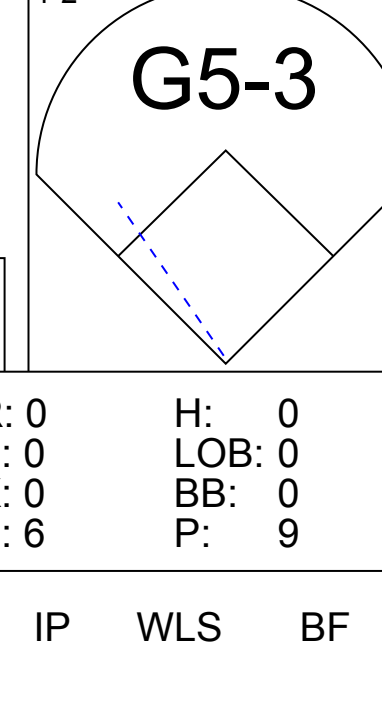
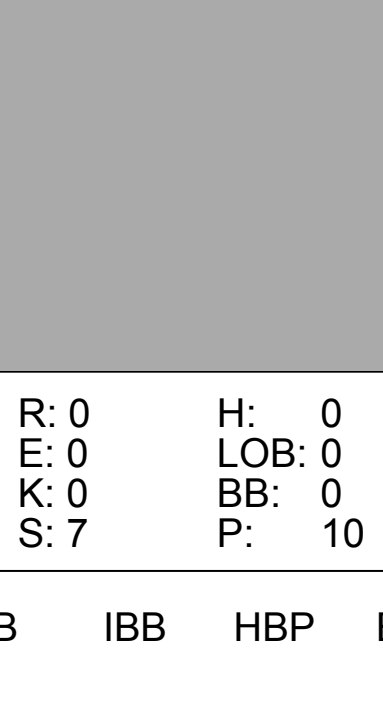
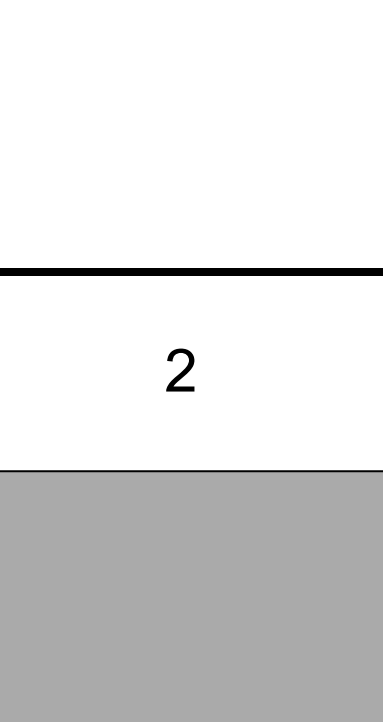
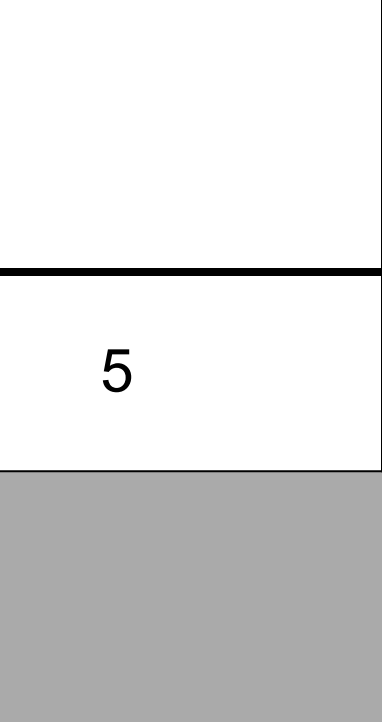
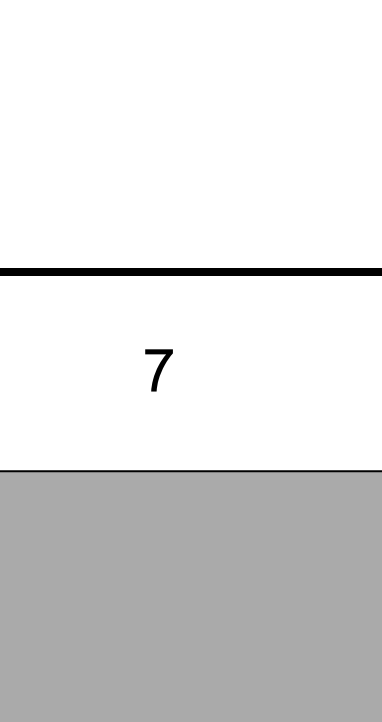
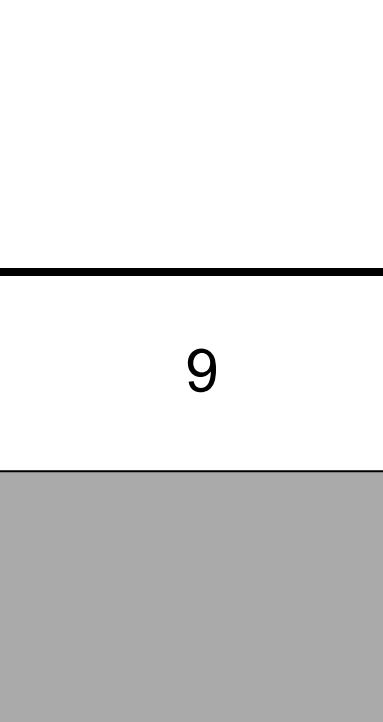



AB	35
R	7
H	11
RBI	7
BB	7
SO	7
LOB	21



Batter	1	2	3	4	5	6	7	8	9	AB	R	H	RBI	BB	SO	LOB	BOTTOM			
Lance Johnson, L OBP: 0.240, SLG: 0.226 (1, 8)										4	0	1	1	0	0	0	New York Mets @ Chicago Cubs Wrigley Field, Chicago, IL Fri Jul 24, 1998, 3:38 AM CDT Att: 40,684 - Sunny - 75 F			
Mickey Morandini, L OBP: 0.414, SLG: 0.443 (1, 4)										3	0	1	0	0	2	0				
Sammy Sosa, R OBP: 0.371, SLG: 0.627 (1, 9)										4	1	1	0	0	1	1				
Mark Grace, L OBP: 0.412, SLG: 0.486 (1, 3)										2	0	1	0	2	1	1				
Tyler Houston, L OBP: 0.306, SLG: 0.433 (1, 2)										4	0	1	1	0	1	3				
Glenallen Hill, R OBP: 0.333, SLG: 0.517 (1, 7)										4	1	1	1	0	1	4				
Kevin Orte, R OBP: 0.260, SLG: 0.292 (1, 5)										4	1	1	0	0	0	2				
Manny Alexander, R OBP: 0.283, SLG: 0.349 (1, 6)										3	0	0	0	0	1	0				
Don Wengert, R Terry Mulholland, R Jeff Blashoff, R Terry Adams, R Dave Stevens, R Tony Fossas, L (1, 1) (8, 1) (7, PH) (8, 1) (9, 1) (9, 1)										2	0	0	0	0	1	0				
Inning Stats	R: 1 E: 0 K: 1 S: 10	H: 3 LOB: 2 BB: 0 P: 16	R: 0 E: 0 K: 1 S: 6	H: 0 LOB: 0 BB: 0 P: 10	R: 0 E: 1 K: 0 S: 6	H: 0 LOB: 1 BB: 1 P: 12	R: 0 E: 0 K: 3 S: 12	H: 0 LOB: 1 BB: 0 P: 19	R: 2 E: 0 K: 1 S: 19	H: 4 LOB: 2 BB: 0 P: 28	R: 0 E: 0 K: 0 S: 6	H: 0 LOB: 1 BB: 1 P: 11	R: 0 E: 0 K: 1 S: 10	H: 0 LOB: 0 BB: 0 P: 16	1B: 5 2B: 2 3B: 0 HR: 1	SF: 0 SAC: 1 DP: 2 HBP: 1		WP: 0 PB: 0 SB: 1 CS: 0	PA: 35	
PITCHER	IP WLS BF H R ER SO BB IBB HBP BLK WP HR S P ERA WHIP	6.2 27 2 2 0 0 0 0 0 0 0 0 0 3 6 0.00 6.000	0.1 W 2 2 0 0 0 0 0 0 0 0 0 0 6 11 0.00 1.000	1.0 3 0 0 0 0 1 0 0 0 0 0 0 10 16 0.00 0.000																

AB	31
R	3
H	7
RBI	3
BB	2
SO	9
LOB	12

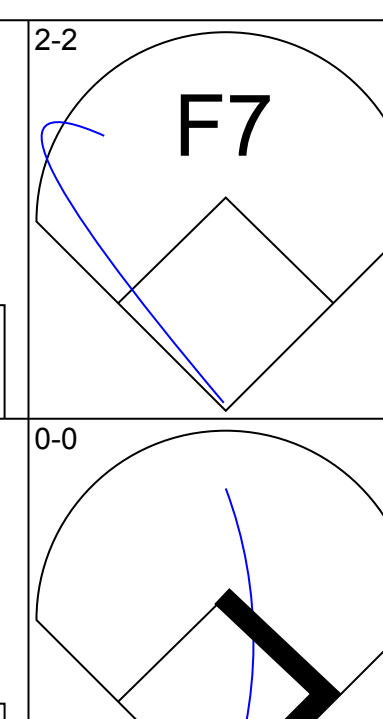
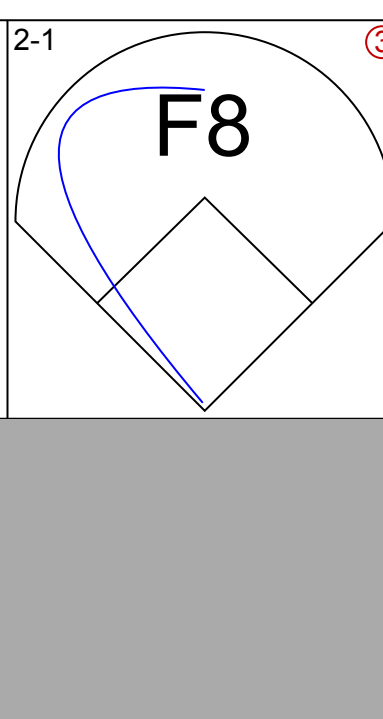
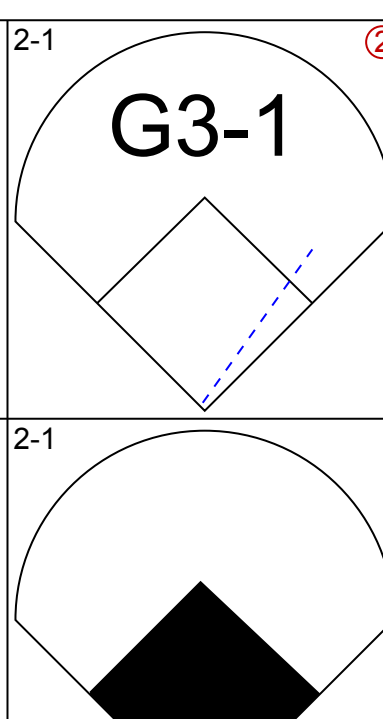
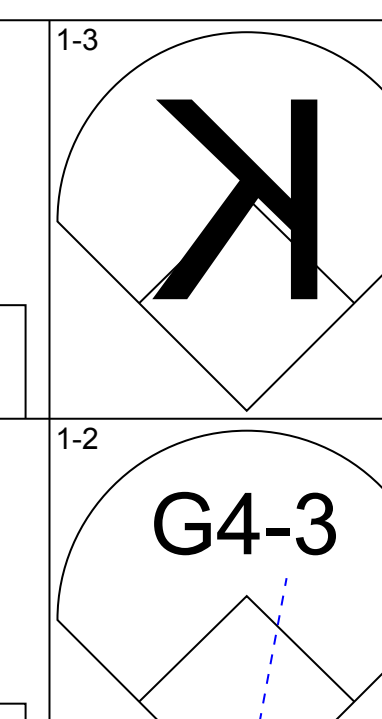
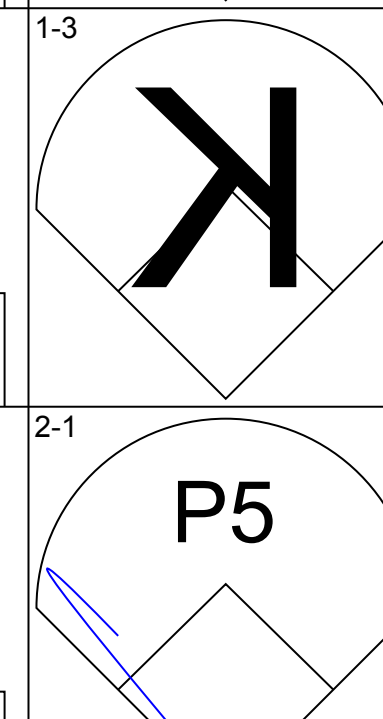
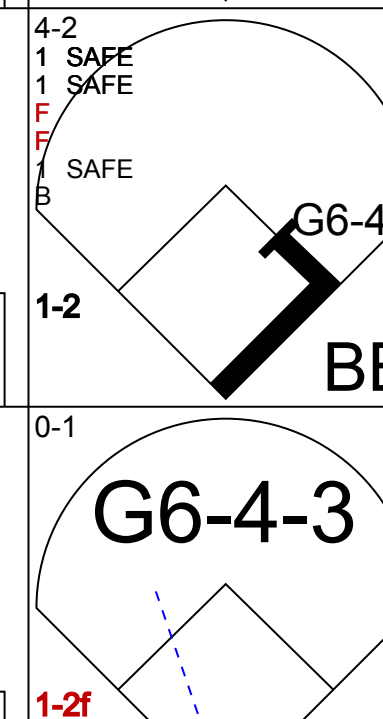



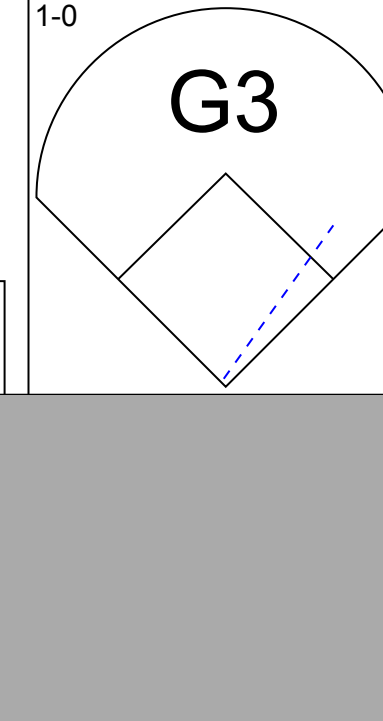




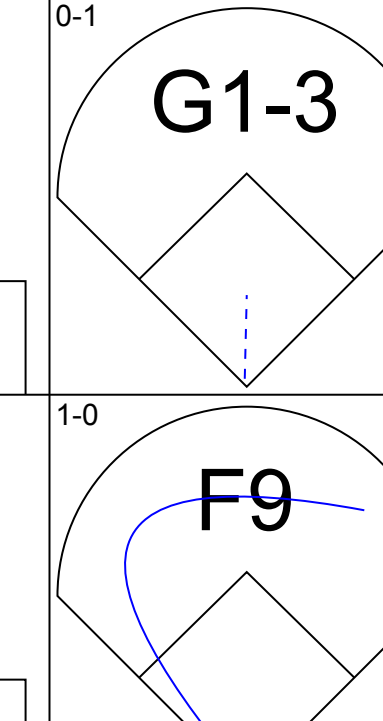
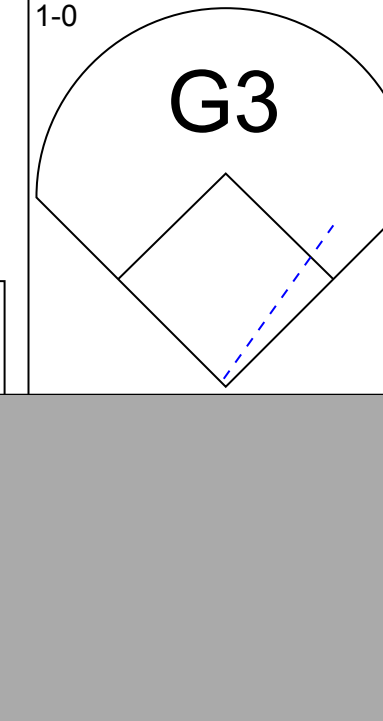
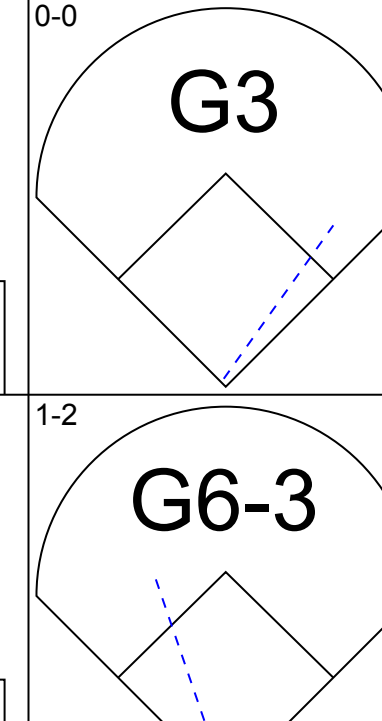
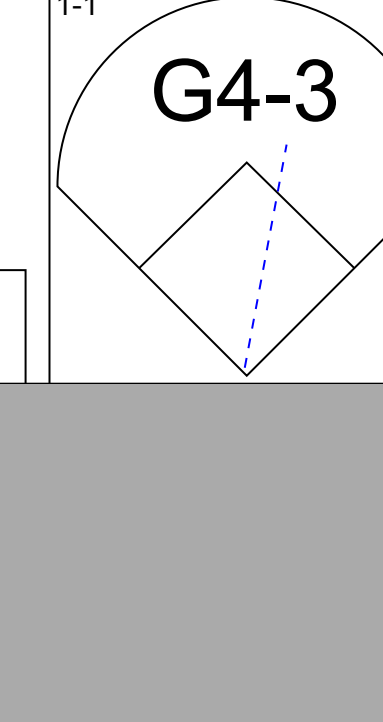
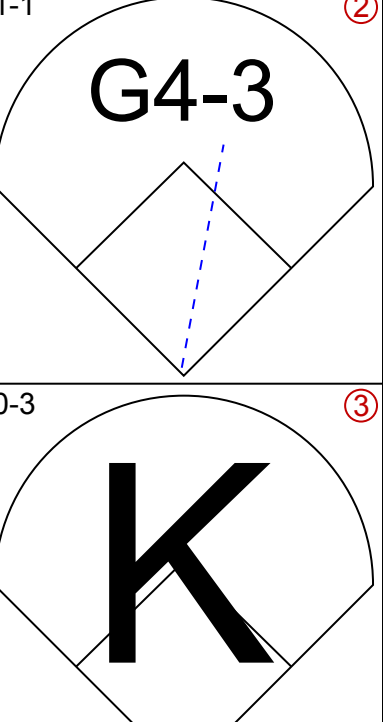


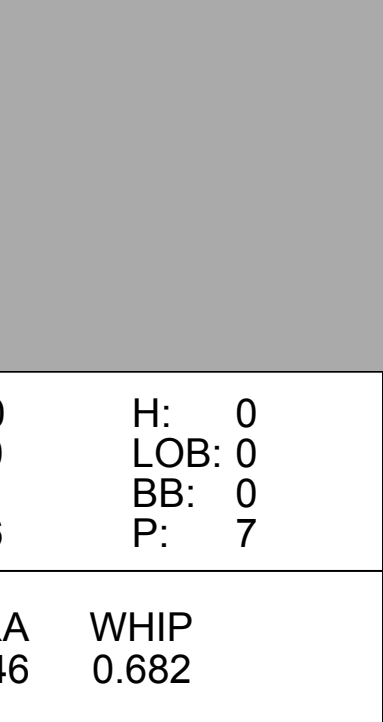
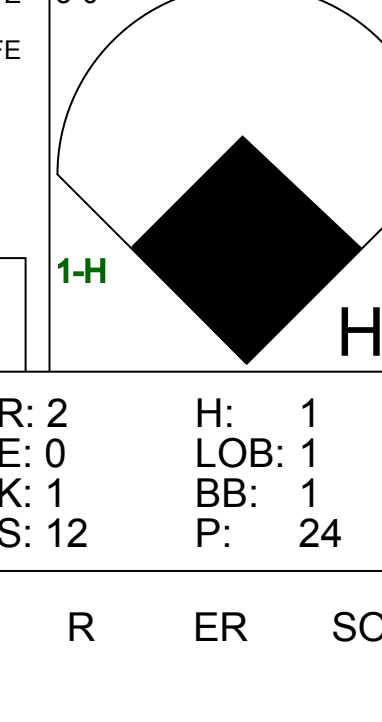
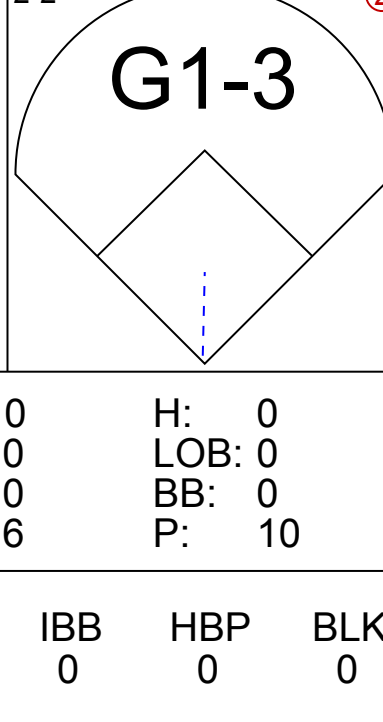
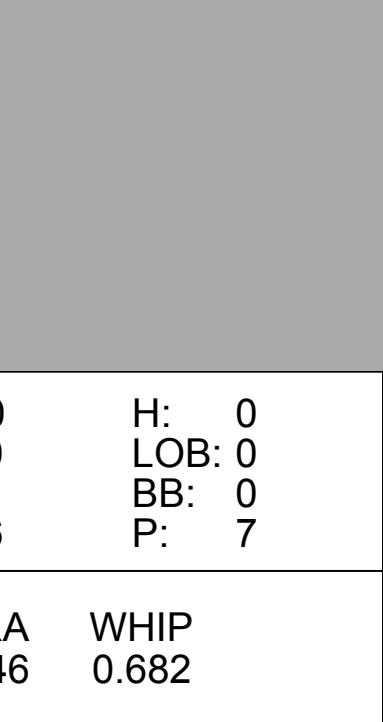
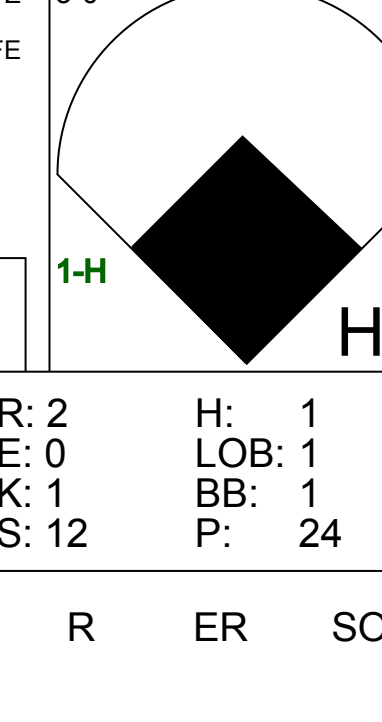





Batter	1	2	3	4	5	6	7	8	9	AB	R	H	RBI	BB	SO	LOB	TOP					
Brian McRae, S OBP: 0.359, SLG: 0.479 (1, 8)										3	1	1	0	1	1	1						
Eduardo Alfonzo, R OBP: 0.351, SLG: 0.380 (1, 5)										4	0	0	0	0	0	2						
John Olerud, L OBP: 0.436, SLG: 0.522 (1, 3)										3	1	2	1	1	0	1						
31 Mike Piazza, R OBP: 0.369, SLG: 0.508 (1, 2)										4	0	1	1	0	1	2						
Todd Hundley, S OBP: 0.277, SLG: 0.238 Bernard Gilkey, R OBP: 0.318, SLG: 0.335 John Franco, L (8, 1)										3	0	0	0	0	2	1						
Butch Huskey, R OBP: 0.313, SLG: 0.414 (1, 9)										4	0	0	0	0	2	1						
Carlos Baerga, S OBP: 0.302, SLG: 0.385 (1, 4)										4	0	1	0	0	0	0						
Luis Lopez, S OBP: 0.332, SLG: 0.347 (1, 6)										4	0	2	0	0	0	0						
Masato Yoshii, R OBP: 0.125, SLG: 0.100 Lenny Harris, L OBP: 0.320, SLG: 0.338 (8, 7)										2	0	0	0	0	1	2						
										0	0	0	0	0	0	0						
Inning Stats	R: 0 E: 0 K: 1 S: 6	H: 1 LOB: 1 BB: 0 P: 8	R: 0 E: 0 K: 2 S: 15	H: 2 LOB: 2 BB: 0 P: 22	R: 0 E: 0 K: 0 S: 4	H: 0 LOB: 0 BB: 1 P: 11	R: 0 E: 0 K: 3 S: 10	H: 0 LOB: 0 BB: 0 P: 15	R: 0 E: 0 K: 0 S: 7	H: 1 LOB: 1 BB: 0 P: 10	R: 1 E: 0 K: 1 S: 12	H: 2 LOB: 1 BB: 0 P: 21	R: 0 E: 0 K: 0 S: 6	H: 0 LOB: 0 BB: 0 P: 9	R: 1 E: 0 K: 0 S: 12	H: 1 LOB: 1 BB: 0 P: 26	R: 0 E: 0 K: 0 S: 7	H: 0 LOB: 0 BB: 0 P: 10	1B: 4 2B: 1 3B: 1 HR: 1	SF: 0 SAC: 1 DP: 1 HBP: 0	WP: 0 PB: 0 SB: 0 CS: 0	PA: 35
PITCHER	IP	WLS	BF	H	R	ER	SO	BB	IBB	HBP	BLK	WP	HR	S	P	ERA	WHIP					
Kevin Tapani, R ERA: 4.65 Rod Beck, R ERA: 3.78	(1, 1)	8.0	W	32	7	2	2	7	2	0	0	0	0	1	72	122	2.25	1.125				
(9, 1)	1.0	S	3	0	0	0	0	0	0	0	0	0	0	7	10	0.00	0.000					

New York Mets @ Chicago Cubs
Wrigley Field, Chicago, IL
Sat Jul 25 1998, 3:33 AM CDT
Att: 40,436 - Sunny - 73 F

AB 32
R 2
H 7
RBI 2
BB 2
SO 7
LOB 11



Batter	1	2	3	4	5	6	7	8	9	AB	R	H	RBI	BB	SO	LOB	BOTTOM					
Lance Johnson, L OBP: 0.231, SLG: 0.216 (1, 8)										4	0	0	0	0	1	1						
José Hernández, R OBP: 0.325, SLG: 0.525 (9, 5)										4	1	3	1	0	0	1						
Sammy Sosa, R OBP: 0.371, SLG: 0.623 (1, 9)										2	0	0	0	1	2	1						
Mark Grace, L OBP: 0.410, SLG: 0.483 (1, 3)										3	0	0	0	0	0	3						
Henry Rodríguez, L OBP: 0.333, SLG: 0.525 (1, 7)										3	0	0	0	0	0	1						
Jeff Blauser, R OBP: 0.356, SLG: 0.306 (1, 6)										3	0	0	0	0	0	0						
Tyler Houston, L OBP: 0.299, SLG: 0.423 (1, 2)										3	0	0	0	0	0	0						
Kevin Orle, R OBP: 0.261, SLG: 0.289 Manny Alexander, R OBP: 0.283, SLG: 0.349 (8, PR) (9, 4)										2	0	0	0	1	1	0						
Kevin Tapani, R OBP: 0.241, SLG: 0.286 Brant Brown, L OBP: 0.359, SLG: 0.521 Glenallen Hill, R OBP: 0.335, SLG: 0.529 Rod Beck, R (9, 1)										2	0	0	0	0	1	0						
										0	0	0	0	0	0	0						
										1	1	1	2	0	0	0						
										0	0	0	0	0	0	0						
Inning Stats	R: 0 E: 0 K: 1 S: 13	H: 1 LOB: 1 BB: 0 P: 18	R: 0 E: 0 K: 0 S: 5	H: 0 LOB: 0 BB: 0 P: 7	R: 0 E: 0 K: 0 S: 6	H: 0 LOB: 0 BB: 0 P: 10	R: 0 E: 0 K: 0 S: 13	H: 1 LOB: 1 BB: 1 P: 21	R: 0 E: 0 K: 1 S: 6	H: 0 LOB: 0 BB: 0 P: 7	R: 1 E: 0 K: 2 S: 10	H: 1 LOB: 0 BB: 0 P: 16	R: 0 E: 0 K: 0 S: 7	H: 0 LOB: 0 BB: 0 P: 9	R: 2 E: 0 K: 1 S: 12	H: 1 LOB: 1 BB: 1 P: 24	R: 0 E: 0 K: 0 S: 7	H: 0 LOB: 0 BB: 0 P: 10	1B: 1 2B: 1 3B: 0 HR: 2	SF: 0 SAC: 0 DP: 1 HBP: 0	WP: 0 PB: 0 SB: 0 CS: 0	PA: 29
PITCHER	IP	WLS	BF	H	R	ER	SO	BB	IBB	HBP	BLK	WP	HR	S	P	ERA	WHIP					
Masato Yoshii, R ERA: 3.93 John Franco, L ERA: 3.89	(1, 1)	7.1	L	26	3	2	2	4	2	0	0	0	0	1	64	99	2.46	0.682				
(8, 1)	0.2	L	3	1	1	1	1	0	0	0	0	0	0	1	8	13	13.50	1.500				

New York Mets @ Chicago Cubs
Wrigley Field, Chicago, IL
Sat Jul 25 1998, 3:33 AM CDT
Att: 40,436 - Sunny - 73 F

AB 27
R 3
H 4
RBI 3
BB 2
SO 5
LOB 7



Batter	1	2	3	4	5	6	7	8	9	AB	R	H	RBI	BB	SO	LOB	TOP					
Brian McRae, S OBP: 0.359, SLG: 0.485	4-2 BB		3-1 HR			3-2 F7		1-1 F7		2-0 G3	4	1	1	1	1	0	2					
Lenny Harris, L OBP: 0.315, SLG: 0.331	3-2 F7		3-1 F7			2-1 P6			3-2 K	1-2 2-3 K	3	0	0	0	0	0	1					
Bernard Gilkey, R OBP: 0.316, SLG: 0.332											2	0	0	0	0	2	2					
John Olerud, L OBP: 0.439, SLG: 0.522	1 SAFE F8		3-1 1B			4-1 31 1B			4-2 G4-3 31 BB		2	0	1	0	2	0	1					
31 Mike Piazza, R OBP: 0.370, SLG: 0.507	0-1 G4-3		0-1 FC6-4			3-1 1B			4-1 G4-3 BB		3	0	1	0	1	0	2					
Todd Hundley, S OBP: 0.260, SLG: 0.222		1-3 K		0-3 K		0-1 F7			3-2 G4-3		3	0	0	0	0	2	2					
Edgardo Alfonzo, R OBP: 0.350, SLG: 0.379									1-2 2-3 G4-3		1	0	0	0	0	0	2					
Carlos Baerga, S OBP: 0.304, SLG: 0.384		1-2 1B		4-1 FC6-4 BB		0-0 F7			2-1 G4-3		3	0	1	0	1	0	4					
Butch Huskey, R OBP: 0.310, SLG: 0.409		2-1 P8		0-0 FC6-4		0-3 K			0-1 G4-3		4	0	0	0	0	1	4					
Luis Lopez, S OBP: 0.330, SLG: 0.345		1-3 K		0-0 G4-3				3-2 K	0-2 G3 1B		4	0	1	0	0	2	2					
Rick Reed, R OBP: 0.196, SLG: 0.209			2-1 G5-3			1-2 G1-3			2-1 G3 1B		2	0	0	0	0	0	0					
Todd Friel, R OBP: 0.342, SLG: 0.625								1-3 K2-3		1-2 1B	0	0	0	0	0	0	0					
Mel Rojas, R OBP: 0.341, SLG: 0.625											1	0	0	0	0	0	0					
Greg McMichael, R OBP: 0.379, SLG: 0.398											0	0	0	0	0	0	0					
Dennis Cook, L OBP: 0.302, SLG: 0.308											1	0	0	0	0	0	0					
Matt Franco, L OBP: 0.302, SLG: 0.308											0	0	0	0	0	0	0					
Bill Pulsipher, L OBP: 0.302, SLG: 0.308											0	0	0	0	0	0	0					
Inning Stats	R: 0 E: 0 K: 0 S: 8	H: 0 LOB: 1 BB: 1 P: 17	R: 0 E: 0 K: 2 S: 12	H: 1 LOB: 1 BB: 0 P: 17	R: 1 E: 0 K: 0 S: 10	H: 2 LOB: 1 BB: 0 P: 21	R: 0 E: 0 K: 1 S: 7	H: 0 LOB: 1 BB: 1 P: 11	R: 0 E: 0 K: 0 S: 8	H: 0 LOB: 0 BB: 0 P: 14	R: 0 E: 0 K: 1 S: 9	H: 1 LOB: 2 BB: 1 P: 16	R: 0 E: 0 K: 2 S: 9	H: 0 LOB: 0 BB: 0 P: 14	R: 0 E: 0 K: 1 S: 12	H: 0 LOB: 2 BB: 2 P: 28	R: 0 E: 0 K: 1 S: 12	H: 2 LOB: 2 BB: 0 P: 16	1B: 5 2B: 0 3B: 0 HR: 1	SF: 0 SAC: 0 DP: 0 HBP: 0	WP: 0 PB: 0 SB: 0 CS: 0	PA: 38
PITCHER	IP WLS BF H R ER SO BB IBB HBP BLK WP HR S P ERA WHIP	IP WLS BF H R ER SO BB IBB HBP BLK WP HR S P ERA WHIP	IP WLS BF H R ER SO BB IBB HBP BLK WP HR S P ERA WHIP	IP WLS BF H R ER SO BB IBB HBP BLK WP HR S P ERA WHIP	IP WLS BF H R ER SO BB IBB HBP BLK WP HR S P ERA WHIP	IP WLS BF H R ER SO BB IBB HBP BLK WP HR S P ERA WHIP	IP WLS BF H R ER SO BB IBB HBP BLK WP HR S P ERA WHIP	IP WLS BF H R ER SO BB IBB HBP BLK WP HR S P ERA WHIP	IP WLS BF H R ER SO BB IBB HBP BLK WP HR S P ERA WHIP	IP WLS BF H R ER SO BB IBB HBP BLK WP HR S P ERA WHIP	IP WLS BF H R ER SO BB IBB HBP BLK WP HR S P ERA WHIP	IP WLS BF H R ER SO BB IBB HBP BLK WP HR S P ERA WHIP	IP WLS BF H R ER SO BB IBB HBP BLK WP HR S P ERA WHIP	IP WLS BF H R ER SO BB IBB HBP BLK WP HR S P ERA WHIP	IP WLS BF H R ER SO BB IBB HBP BLK WP HR S P ERA WHIP	IP WLS BF H R ER SO BB IBB HBP BLK WP HR S P ERA WHIP	IP WLS BF H R ER SO BB IBB HBP BLK WP HR S P ERA WHIP	IP WLS BF H R ER SO BB IBB HBP BLK WP HR S P ERA WHIP				
34 Kerry Wood, R ERA: 3.12	7.0 W 28 4 1 1 6 3 0 0 0 0 1 63 110 1.29 1.000	0.1 L 2 0 0 0 1 1 0 0 0 0 0 5 12 0.00 3.000	0.2 S 3 0 0 0 0 1 0 0 0 0 7 16 0.00 1.500	1.0 S 5 2 0 0 1 0 0 0 0 0 12 16 0.00 2.000																		

New York Mets @ Chicago Cubs
Wrigley Field, Chicago, IL
Sun Jul 26 1998, 3:33 AM CDT
Att: 40,329 - Sunny - 75 F

AB	33
R	1
H	6
RBI	1
BB	5
SO	8
LOB	22



Batter	1	2	3	4	5	6	7	8	9	AB	R	H	RBI	BB	SO	LOB	BOTTOM				
Brant Brown, L OBP: 0.357, SLG: 0.521	0-2 2B		2-2 P7			2-3 K		0-2 P6		4	0	1	0	0	1	0					
José Hernández, R OBP: 0.327, SLG: 0.526	1-1 F7			2-3 K		4-2 HR BB		1-0 F9 1B		3	2	1	0	1	1	1					
Sammy Sosa, R OBP: 0.374, SLG: 0.634	1-2 G5-3			1-1 2B		2-2 HR		4-0 1B IBB		3	1	2	2	1	0	1					
Mark Grace, L OBP: 0.406, SLG: 0.477	1-0 G2-3			1-0 G4-3		1-0 P5		0-0 F9		4	0	0	0	0	0	4					
Henry Rodríguez, L OBP: 0.335, SLG: 0.528		0-1 G6-3		2-0 F7		0-0 2B		1-0 1B		4	0	2	1	0	0	1					
Rod Beck, R OBP: 0.354, SLG: 0.302			2-2 P9			1-2 F9		3-H 1B		0	0	0	0	0	0	0					
Jeff Blauser, R OBP: 0.354, SLG: 0.302					2-3 K	1-2 F9		0-0 G6-3		4	0	0	0	0	1	3					
Tyler Houston, L OBP: 0.300, SLG: 0.417		4-0 PO BB			0-0 F7			0-1 P6		2	0	0	0	1	0	0					
Manny Alexander, R OBP: 0.284, SLG: 0.348		0-1 PO		0-1 G1-3		1-1 1B		1-1 F9		3	0	1	0	0	0	0					
34 Kerry Wood, R OBP: 0.150, SLG: 0.225			0-1 G5-3			1-2 G1-3		0-0 P8		2	0	0	0	0	0	1					
Kevin Orie, R OBP: 0.250, SLG: 0.288										1	0	0	0	0	0	0					
Terry Mulholland, R OBP: 0.250, SLG: 0.167										0	0	0	0	0	0	0					
Terry Adams, R OBP: 0.231, SLG: 0.216										0	0	0	0	0	0	0					
Inning Stats	R: 0 E: 0 K: 0 S: 10	H: 1 LOB: 0 BB: 1 P: 13	R: 0 E: 0 K: 0 S: 7	H: 0 LOB: 0 BB: 1 P: 13	R: 0 E: 0 K: 0 S: 8	H: 0 LOB: 0 BB: 0 P: 10	R: 0 E: 0 K: 1 S: 8	H: 1 LOB: 1 BB: 0 P: 14	R: 0 E: 0 K: 1 S: 10	H: 1 LOB: 1 BB: 0 P: 14	R: 2 E: 0 K: 1 S: 14	H: 2 LOB: 1 BB: 1 P: 24	R: 0 E: 0 K: 0 S: 5	H: 0 LOB: 0 BB: 0 P: 6	R: 1 E: 0 K: 0 S: 7	H: 2 LOB: 2 BB: 1 P: 13	1B: 2 2B: 4 3B: 0 HR: 1	SF: 0 SAC: 0 DP: 0 HBP: 0	WP: 0 PB: 0 SB: 0 CS: 0	PA: 34	
PITCHER	IP WLS BF H R ER SO BB IBB HBP BLK WP HR S P ERA WHIP	IP WLS BF H R ER SO BB IBB HBP BLK WP HR S P ERA WHIP	IP WLS BF H R ER SO BB IBB HBP BLK WP HR S P ERA WHIP	IP WLS BF H R ER SO BB IBB HBP BLK WP HR S P ERA WHIP	IP WLS BF H R ER SO BB IBB HBP BLK WP HR S P ERA WHIP	IP WLS BF H R ER SO BB IBB HBP BLK WP HR S P ERA WHIP	IP WLS BF H R ER SO BB IBB HBP BLK WP HR S P ERA WHIP	IP WLS BF H R ER SO BB IBB HBP BLK WP HR S P ERA WHIP	IP WLS BF H R ER SO BB IBB HBP BLK WP HR S P ERA WHIP	IP WLS BF H R ER SO BB IBB HBP BLK WP HR S P ERA WHIP	IP WLS BF H R ER SO BB IBB HBP BLK WP HR S P ERA WHIP	IP WLS BF H R ER SO BB IBB HBP BLK WP HR S P ERA WHIP	IP WLS BF H R ER SO BB IBB HBP BLK WP HR S P ERA WHIP	IP WLS BF H R ER SO BB IBB HBP BLK WP HR S P ERA WHIP	IP WLS BF H R ER SO BB IBB HBP BLK WP HR S P ERA WHIP	IP WLS BF H R ER SO BB IBB HBP BLK WP HR S P ERA WHIP	IP WLS BF H R ER SO BB IBB HBP BLK WP HR S P ERA WHIP	IP WLS BF H R ER SO BB IBB HBP BLK WP HR S P ERA WHIP			
Rick Reed, R ERA: 2.75	6.0 L 24 5 2 2 3 2 0 0 0 0 1 57 88 3.00 1.167	1.0 3 0 0 0 0 0 0 0 0 0 0 5 6 0.00 0.000	0.1 3 1 1 1 0 0 1 0 0 0 0 4 9 27.00 3.000	0.2 3 1 0 0 0 0 0 0 0 0 0 3 4 0.00 1.500																	

New York Mets @ Chicago Cubs
Wrigley Field, Chicago, IL
Sun Jul 26 1998, 3:33 AM CDT
Att: 40,329 - Sunny - 75 F

AB	30
R	3
H	7
RBI	3
BB	3
SO	3
LOB	11



Batter	1	2	3	4	5	6	7	8	9	AB	R	H	RBI	BB	SO	LOB	TOP							
Lance Johnson, L (1, 8) OBP: 0.229, SLG: 0.216	G6-3		F9			G4-3		1B HR	G3	5	1	1	0	0	0	1								
Mickey Morandini, L (1, 4) OBP: 0.417, SLG: 0.444	G5-3 BB		P7			1B HR WP		1B HR		3	2	2	0	1	0	1								
Sammy Sosa, R (1, 9) OBP: 0.375, SLG: 0.647	G5-3			G1-3		1B HR		1B HR		4	2	2	6	0	0	1								
Mark Grace, L (1, 3) OBP: 0.404, SLG: 0.474	P9			F8		BB		P5		3	0	0	0	1	0	1								
Henry Rodriguez, L (1, 7) OBP: 0.332, SLG: 0.521		F8								4	0	0	0	0	1	1								
Brant Brown, L (8, 7) OBP: 0.357, SLG: 0.521				K						0	0	0	0	0	0	0								
José Hernández, R (1, 5) OBP: 0.326, SLG: 0.521	G6-3				G5-3		K			3	0	0	0	1	1	0								
Tyler Houston, L (1, 2) OBP: 0.292, SLG: 0.404	K				G1-3		F8	F7		4	0	0	0	0	1	1								
Jeff Blauer, R (1, 6) OBP: 0.353, SLG: 0.301			SH1-3 1B		G6-3		F9		E4	4	0	1	0	0	0	0								
Steve Trachsel, R (1, 1) OBP: 0.341, SLG: 0.308			SH1-3		G5-3			1B HR 1B	G4-6-3	2	1	1	0	0	0	0								
Kevin Orie, R (9, PH) OBP: 0.259, SLG: 0.296										1	0	0	0	0	0	1								
Terry Mulholland, R (9, 1) OBP: 0.286, SLG: 0.167										0	0	0	0	0	0	0								
Inning Stats	R: 0 E: 0 K: 0 S: 13	H: 0 LOB: 1 BB: 1 P: 21	R: 0 E: 0 K: 1 S: 6	H: 0 LOB: 0 BB: 0 P: 9	R: 0 E: 0 K: 0 S: 11	H: 1 LOB: 1 BB: 0 P: 17	R: 0 E: 0 K: 1 S: 8	H: 0 LOB: 0 BB: 0 P: 10	R: 0 E: 0 K: 0 S: 9	H: 0 LOB: 0 BB: 0 P: 12	R: 2 E: 0 K: 0 S: 10	H: 2 LOB: 1 BB: 1 P: 20	R: 0 E: 0 K: 1 S: 6	H: 0 LOB: 0 BB: 0 P: 9	R: 4 E: 0 K: 0 S: 14	H: 4 LOB: 1 BB: 1 P: 24	R: 0 E: 1 K: 0 S: 8	H: 0 LOB: 0 BB: 0 P: 11	1B: 5 2B: 0 3B: 0 HR: 2	SF: 0 SAC: 1 DP: 1 HBP: 0	WP: 1 PB: 0 SB: 0 CS: 0	PA: 37		
PITCHER	IP	WLS	BF	H	R	ER	SO	BB	IBB	HBP	BLK	WP	HR	S	P	ERA	WHIP							
Willie Blair, R (1, 1) ERA: 5.34	7.0	L	28	5	4	4	3	2	0	0	0	1	1	69	108	5.14	1.000							
Alan Embree, L (8, 1) ERA: 4.19	1.0		6	2	2	2	0	1	0	0	0	0	1	8	14	18.00	3.000							
Clint Sodowsky, R (9, 1) ERA: 5.87	1.0		3	0	0	0	0	0	0	0	0	0	0	8	11	0.00	0.000							

Chicago Cubs @ Arizona Diamondbacks
Bank One Ballpark, Phoenix, AZ
Mon Jul 27 1998, 10:05 PM EDT
Att: 46,373 - Dome - 72 F

livebaseballscorecards.com

AB 33
R 6
H 7
RBI 6
BB 3
SO 3
LOB 7



Batter	1	2	3	4	5	6	7	8	9	AB	R	H	RBI	BB	SO	LOB	BOTTOM							
Andy Fox, L (1, 3) OBP: 0.349, SLG: 0.396	HBP		K			K		K		3	0	1	2	0	2	1								
Danny Klassen, R (1, 4) OBP: 0.321, SLG: 0.375	K			G6-3		L5		F8		4	0	0	0	0	1	2								
David Dellucci, L (1, 7) OBP: 0.337, SLG: 0.429	K			G3		F8			P7	4	0	0	0	0	1	1								
Devon White, S (1, 8) OBP: 0.325, SLG: 0.451	L7			S BB		P8			G5-3	3	0	0	0	1	0	1								
Jay Bell, R (1, 6) OBP: 0.347, SLG: 0.422		FC4-6 BB		G5-3			K		G6-3	3	0	0	0	1	1	1								
Karim Garcia, L (1, 9) OBP: 0.252, SLG: 0.375	FC4-6 CS				SH5-4 1B BB		G4-3			2	1	0	0	1	0	1								
Jorge Fabregas, L (1, 2) OBP: 0.262, SLG: 0.243	P2				F8		G3-1			3	0	0	0	0	0	2								
Clint Sodowsky, L (9, 1)										0	0	0	0	0	0	0								
Tony Batista, R (1, 5) OBP: 0.303, SLG: 0.432	CS		P5		SH5-4 1B				G4-3 1B	3	1	2	0	0	0	0								
Willie Blair, R (1, 1) OBP: 0.102, SLG: 0.083										1	0	0	0	0	0	0								
Damian Miller, R (8, 2) OBP: 0.375, SLG: 0.470			G6-3		SH5-4				G4-3	1	0	0	0	0	0	1								
Alan Embree, L (8, 1)										0	0	0	0	0	0	0								
Inning Stats	R: 0 E: 0 K: 2 S: 10	H: 0 LOB: 0 BB: 0 P: 15	R: 0 E: 0 K: 0 S: 5	H: 0 LOB: 0 BB: 1 P: 12	R: 0 E: 0 K: 1 S: 10	H: 0 LOB: 0 BB: 0 P: 13	R: 0 E: 0 K: 0 S: 6	H: 0 LOB: 1 BB: 1 P: 12	R: 2 E: 0 K: 0 S: 4	H: 2 LOB: 1 BB: 1 P: 19	R: 0 E: 0 K: 0 S: 8	H: 0 LOB: 0 BB: 0 P: 6	R: 0 E: 0 K: 1 S: 8	H: 1 LOB: 1 BB: 0 P: 14	R: 0 E: 0 K: 1 S: 11	H: 0 LOB: 0 BB: 0 P: 16	R: 0 E: 0 K: 0 S: 9	H: 0 LOB: 0 BB: 0 P: 14	1B: 3 2B: 0 3B: 0 HR: 0	SF: 0 SAC: 1 DP: 0 HBP: 1	WP: 0 PB: 0 SB: 1 CS: 1	PA: 33		
PITCHER	IP	WLS	BF	H	R	ER	SO	BB	IBB	HBP	BLK	WP	HR	S	P	ERA	WHIP							
Steve Trachsel, R (1, 1) ERA: 3.95	8.0	W	29	3	2	2	5	3	0	1	0	0	0	62	107	2.25	0.750							
Terry Mulholland, L (9, 1) ERA: 2.86	1.0		3	0	0	0	0	0	0	0	0	0	0	9	14	0.00	0.000							

Chicago Cubs @ Arizona Diamondbacks
Bank One Ballpark, Phoenix, AZ
Mon Jul 27 1998, 10:05 PM EDT
Att: 46,373 - Dome - 72 F

livebaseballscorecards.com

AB 27
R 2
H 3
RBI 2
BB 3
SO 5
LOB 10



Batter	1	2	3	4	5	6	7	8	9	AB	R	H	RBI	BB	SO	LOB	TOP					
Brant Brown, L OBP: 0.358, SLG: 0.531 (1, 8)	F8		HR		HR		F8		K	5	2	2	1	0	1	0	Chicago Cubs @ Arizona Diamondbacks Bank One Ballpark, Phoenix, AZ Tue Jul 28 1998, 10:05 PM EDT Att: 47,190 - Dome - 72 F					
Mickey Morandini, L OBP: 0.417, SLG: 0.444 (1, 4)	F8		F8		HR		HR		G5-3	5	1	2	0	0	0	0						
Sammy Sosa, R OBP: 0.375, SLG: 0.651 (1, 9)	F8		E5		HR		L7		G4-3	5	1	2	4	0	0	1						
Mark Grace, L OBP: 0.404, SLG: 0.473 (1, 3)		G3-1	G4-3		HR		HR		G4-3	5	0	2	0	0	0	2						
Henry Rodriguez, L OBP: 0.328, SLG: 0.515 (1, 7)		P7			P6		P5		K	4	0	0	0	0	1	3						
José Hernández, R OBP: 0.325, SLG: 0.517 (1, 5)		E S			K		K		G5-3	4	0	1	0	0	2	1						
Jeff Blauser, R OBP: 0.351, SLG: 0.298 (1, 6)					K		F9		K	3	0	0	0	1	2	0						
Scott Servais, R OBP: 0.286, SLG: 0.318 (8, PH)							P7		G5-3	3	0	0	0	0	0	2						
Tyler Houston, L OBP: 0.297, SLG: 0.409 (8, 2)							G5-3			1	0	1	0	0	0	0						
Mark Clark, R OBP: 0.295, SLG: 0.026 (5, 1)									F9	1	0	0	0	1	0	0						
Tony Fossas, L OBP: 0.288, SLG: 0.285 (6, PH)										0	0	0	0	0	0	0						
Kevin Orie, R OBP: 0.288, SLG: 0.285 (6, PH)										0	0	0	0	0	1	0						
Rodney Myers, R OBP: 0.227, SLG: 0.214 (8, PH)										0	0	0	0	0	0	0						
Lance Johnson, L OBP: 0.227, SLG: 0.214 (8, PH)										0	0	0	0	0	1	0						
Dave Stevens, R OBP: 0.227, SLG: 0.214 (8, PH)										0	0	0	0	0	0	0						
Inning Stats	R: 0 E: 0 K: 0 S: 7	H: 0 LOB: 0 BB: 0 P: 12	R: 0 E: 0 K: 0 S: 9	H: 1 LOB: 2 BB: 1 P: 18	R: 1 E: 1 K: 0 S: 10	H: 1 LOB: 1 BB: 0 P: 13	R: 0 E: 0 K: 2 S: 10	H: 0 LOB: 0 BB: 0 P: 12	R: 4 E: 0 K: 1 S: 12	H: 4 LOB: 1 BB: 1 P: 23	R: 0 E: 0 K: 1 S: 9	H: 0 LOB: 0 BB: 0 P: 14	R: 0 E: 0 K: 1 S: 13	H: 2 LOB: 2 BB: 0 P: 21	R: 0 E: 0 K: 1 S: 8	H: 1 LOB: 1 BB: 0 P: 13	R: 0 E: 0 K: 1 S: 9	H: 1 LOB: 1 BB: 0 P: 15	1B: 8 2B: 0 3B: 0 HR: 2	SF: 0 SAC: 0 DP: 0 HBP: 0	WP: 0 PB: 0 SB: 1 CS: 0	PA: 40
PITCHER	IP WLS BF H R ER SO BB IBB HBP BLK WP HR S P ERA WHIP																					
Bob Wolcott, R ERA: 6.0	(1, 1) 6.1 W 29 7 5 5 4 2 0 0 0 0 0 2 63 101 7.11 1.421																					
Bobby Chouinard, R ERA: 3.65	(7, 1) 1.2 7 2 0 0 2 0 0 0 0 0 0 0 15 25 0.00 1.200																					
Gregg Olson, R ERA: 3.77	(9, 1) 1.0 S 4 1 0 0 1 0 0 0 0 0 0 0 9 15 0.00 1.000																					

AB	38
R	5
H	10
RBI	5
BB	2
SO	7
LOB	10



Batter	1	2	3	4	5	6	7	8	9	AB	R	H	RBI	BB	SO	LOB	BOTTOM			
Andy Fox, L OBP: 0.397, SLG: 0.414 (1, 3)	HR				F9					4	2	4	1	0	0	0	Chicago Cubs @ Arizona Diamondbacks Bank One Ballpark, Phoenix, AZ Tue Jul 28 1998, 10:05 PM EDT Att: 47,190 - Dome - 72 F			
Danny Klassen, R OBP: 0.306, SLG: 0.355 (1, 4)	K	L4-6			P2		P9			4	0	0	0	0	1	5				
David Dellucci, L OBP: 0.342, SLG: 0.434 (1, 7)	2B				F9		F9		P5-3	4	2	3	1	0	0	0				
Devon White, S OBP: 0.324, SLG: 0.452 (1, 8)	1B				G6-3		F9		P5-3	4	1	1	1	0	0	3				
Jay Bell, R OBP: 0.348, SLG: 0.421 (1, 6)	1B				G6-3		3B		K	3	1	1	1	1	1	0				
Karim Garcia, L OBP: 0.257, SLG: 0.388 (1, 9)	F7				G6-4-3		G6-4-3		K	4	0	2	3	0	1	1				
Tony Batista, R OBP: 0.294, SLG: 0.417 (1, 5)	K				G6-4-3		P5		F9	4	0	0	0	0	1	3				
Damian Miller, R OBP: 0.355, SLG: 0.443 (1, 2)		G5-3			G5-3		L9		K	4	0	0	0	0	1	0				
Bob Wolcott, R OBP: 0.500, SLG: 0.500 (7, 1)							G6-3			3	1	2	0	0	0	0				
Bobby Chouinard, R OBP: 0.500, SLG: 2.000 (9, 1)		L4-6					1B			0	0	0	0	0	0	0				
Inning Stats	R: 3 E: 0 K: 2 S: 17	H: 4 LOB: 1 BB: 0 P: 27	R: 0 E: 0 K: 0 S: 9	H: 2 LOB: 0 BB: 0 P: 11	R: 0 E: 0 K: 0 S: 9	H: 0 LOB: 0 BB: 0 P: 14	R: 0 E: 0 K: 0 S: 7	H: 1 LOB: 0 BB: 0 P: 9	R: 4 E: 0 K: 0 S: 15	H: 4 LOB: 1 BB: 1 P: 24	R: 0 E: 0 K: 0 S: 6	H: 1 LOB: 1 BB: 0 P: 10	R: 0 E: 0 K: 1 S: 9	H: 1 LOB: 0 BB: 0 P: 13	R: 0 E: 0 K: 2 S: 9	H: 0 LOB: 0 BB: 0 P: 14	1B: 10 2B: 3 3B: 1 HR: 1	SF: 0 SAC: 0 DP: 3 HBP: 0	WP: 0 PB: 0 SB: 0 CS: 0	PA: 35
PITCHER	IP WLS BF H R ER SO BB IBB HBP BLK WP HR S P ERA WHIP																			
Mark Clark, R ERA: 4.59	(1, 1) 4.2 L 23 10 7 7 2 1 0 0 0 0 0 0 5 8 0.00 3.000																			
Tony Fossas, L ERA: 8.16	(5, 1) 0.1 2 1 0 0 0 0 0 0 0 0 0 0 5 8 0.00 3.000																			
Rodney Myers, R ERA: 6.23	(6, 1) 2.0 7 2 0 0 1 0 0 0 0 0 0 0 15 23 0.00 1.000																			
Dave Stevens, R ERA: 2.7	(8, 1) 1.0 3 0 0 0 2 0 0 0 0 0 0 0 9 14 0.00 0.000																			

AB	34
R	7
H	13
RBI	7
BB	1
SO	5
LOB	12



Batter	1	2	3	4	5	6	7	8	9	AB	R	H	RBI	BB	SO	LOB	TOP								
Lance Johnson, L OBP: 0.226, SLG: 0.213	1-1 F9		1-0 1B	0-1 G6-3		1 SAFE 2-0 P5		0-2 F7		5	1	1	0	0	0	2									
Mickey Morandini, L OBP: 0.414, SLG: 0.441	2-2 P5		2-0 1B	2-2 L1		1 SAFE 0-0 F7			0-3 K	5	1	1	0	0	1	1									
Sammy Sosa, R OBP: 0.373, SLG: 0.646	0-1 G5-3		1-0 2B	2-3 K			2-3 K		3-1 L9	5	1	1	1	0	2	0									
Mark Grace, L OBP: 0.404, SLG: 0.482		2-0 HR	1-1 1B		3-2 F8		1-3 K		1-2 K	5	2	2	2	0	2	0									
Henry Rodriguez, L OBP: 0.327, SLG: 0.521 Terry Adams, R (7, 1)		3-2 HR	0-0 E3		1-0 F7		1-0 F8			4	1	1	2	0	0	1									
Tyler Houston, L OBP: 0.302, SLG: 0.411		0-1 P5	0-0 1B		0-0 1B			2-3 K		4	0	2	1	0	1	0									
José Hernández, R OBP: 0.327, SLG: 0.515		3-2 G5-3	3-3 K		2-3 K			4-1 3B		3	1	1	0	1	2	3									
Manny Alexander, R OBP: 0.284, SLG: 0.343		0-2 G5-3	1-3 K		4-0 BB			1 SAFE 2-1 P9		3	0	0	0	1	1	4									
Don Wengert, R Tony Fossas, L Brant Brown, L OBP: 0.361, SLG: 0.541	1-1 L8		0-0 G4-3		0-3 K			0-0 1-H		3	0	0	0	0	1	4									
Inning Stats	R: 0 E: 0 K: 0 S: 7	H: 0 LOB: 0 BB: 0 P: 10	R: 2 E: 0 K: 0 S: 18	H: 3 LOB: 1 BB: 0 P: 27	R: 4 E: 1 K: 2 S: 16	H: 5 LOB: 2 BB: 0 P: 25	R: 0 E: 0 K: 1 S: 12	H: 0 LOB: 0 BB: 0 P: 16	R: 0 E: 0 K: 1 S: 9	H: 1 LOB: 1 BB: 0 P: 15	R: 0 E: 0 K: 0 S: 5	H: 0 LOB: 1 BB: 1 P: 11	R: 0 E: 0 K: 2 S: 7	H: 0 LOB: 0 BB: 0 P: 11	R: 1 E: 0 K: 1 S: 11	H: 1 LOB: 1 BB: 1 P: 19	R: 0 E: 0 K: 2 S: 9	H: 0 LOB: 0 BB: 0 P: 13	1B: 6 2B: 1 3B: 1 HR: 2	SF: 0 SAC: 0 DP: 0 HBP: 0	WP: 0 PB: 0 SB: 0 CS: 0	PA: 40			
PITCHER	IP	WLS	BF	H	R	ER	SO	BB	IBB	HBP	BLK	WP	HR	S	P	ERA	WHIP								
Amaury Telemaco, R ERA: 3.81	2.0	L	15	8	6	6	0	0	0	0	0	0	2	32	49	27.00	4.000								
Willie Banks, R ERA: 6.03	3.0		10	1	0	0	4	0	0	0	0	0	0	30	44	0.00	0.333								
Aaron Small, R ERA: 5.84	2.0		7	0	0	0	3	1	0	0	0	0	0	12	22	0.00	0.500								
Bobby Chouinard, R ERA: 3.71	2.0		8	1	1	1	3	1	0	0	0	0	0	20	32	4.50	1.000								

Chicago Cubs @ Arizona Diamondbacks
Bank One Ballpark, Phoenix, AZ
Wed Jul 29 1998, 10:05 PM EDT
Att: 46,738 - Dome - 72 F

livebaseballscorecards.com

AB 38
R 7
H 10
RBI 7
BB 2
SO 10
LOB 15



Batter	1	2	3	4	5	6	7	8	9	AB	R	H	RBI	BB	SO	LOB	BOTTOM								
Andy Fox, L OBP: 0.397, SLG: 0.412	2-1 F8		1-2 G1-3		0-0 1B		4-2 BB		2-2 G4-3	4	0	1	0	1	0	0									
Danny Klassen, R OBP: 0.295, SLG: 0.342 Aaron Small, R (6, 1)	1-3 K		0-0 F7		0-1 G5-3		1-0 P9			3	0	0	0	0	1	1									
Yamil Benitez, R OBP: 0.293, SLG: 0.409 Bobby Chouinard, R (8, 1)										1	0	0	0	0	2	0									
David Dellucci, L OBP: 0.341, SLG: 0.434	0-3 K		1-1 G4-3		3-2 G4-3		1-1 G3			4	0	1	0	0	1	0									
Devon White, S OBP: 0.324, SLG: 0.450		3-2 F7	2-1 G5-3		2-1 G4-3		1-1 S		1-1 1B	4	0	1	0	0	0	1									
Jay Bell, R OBP: 0.347, SLG: 0.418		0-1 L6			4-0 1B		1-2 L1-3		2-2 P1-3	3	1	0	0	1	0	2									
Karim Garcia, L OBP: 0.286, SLG: 0.392		2-2 FC6-4			1-2 2B		1-2 F7		4-2 BB	3	1	2	0	1	0	1									
Kelly Stinnett, R OBP: 0.327, SLG: 0.438		1-0 FC6-4			0-0 G3		2-0 F9		3-3 K	4	1	1	1	0	1	3									
Brent Brede, L OBP: 0.296, SLG: 0.320			0-0 P5		1-1 G3		1-3 K		1-1 G4-3	4	0	0	1	0	1	1									
Amaury Telemaco, R OBP: 0.118, SLG: 0.067 Willie Banks, R Andy Stankiewicz, R OBP: 0.262, SLG: 0.248			0-3 K		2-3 G4-3		1-1 S		2-1 P2	0	0	0	0	0	0	0									
Inning Stats	R: 0 E: 0 K: 2 S: 8	H: 0 LOB: 0 BB: 0 P: 11	R: 0 E: 0 K: 0 S: 9	H: 1 LOB: 1 BB: 0 P: 15	R: 0 E: 0 K: 1 S: 8	H: 0 LOB: 0 BB: 0 P: 9	R: 0 E: 0 K: 0 S: 5	H: 0 LOB: 0 BB: 0 P: 8	R: 3 E: 0 K: 0 S: 11	H: 3 LOB: 1 BB: 1 P: 19	R: 0 E: 0 K: 0 S: 16	H: 1 LOB: 2 BB: 1 P: 23	R: 0 E: 0 K: 1 S: 10	H: 1 LOB: 2 BB: 1 P: 19	R: 0 E: 0 K: 1 S: 13	H: 1 LOB: 2 BB: 1 P: 24	R: 0 E: 0 K: 0 S: 8	H: 0 LOB: 0 BB: 0 P: 13	1B: 5 2B: 2 3B: 0 HR: 0	SF: 0 SAC: 0 DP: 0 HBP: 0	WP: 0 PB: 0 SB: 2 CS: 0	PA: 37			
PITCHER	IP	WLS	BF	H	R	ER	SO	BB	IBB	HBP	BLK	WP	HR	S	P	ERA	WHIP								
Don Wengert, R ERA: 5.0	5.2	W	23	5	3	3	3	1	0	0	0	0	0	53	80	4.76	1.059								
Tony Fossas, L ERA: 7.63	1.0		5	1	0	0	1	1	0	0	0	0	0	13	22	0.00	2.000								
Terry Adams, R ERA: 3.63	2.1	S	9	1	0	0	1	1	0	0	0	0	0	22	39	0.00	0.857								

Chicago Cubs @ Arizona Diamondbacks
Bank One Ballpark, Phoenix, AZ
Wed Jul 29 1998, 10:05 PM EDT
Att: 46,738 - Dome - 72 F

livebaseballscorecards.com

AB 34
R 3
H 7
RBI 3
BB 3
SO 5
LOB 11



Batter	1	2	3	4	5	6	7	8	9	AB	R	H	RBI	BB	SO	LOB	TOP			
Lance Johnson, L (1, 8) OBP: 0.227, SLG: 0.207	G3		G3			G3		L4		3	0	0	0	1	0	0	Chicago Cubs @ Arizona Diamondbacks Bank One Ballpark, Phoenix, AZ Thu Jul 30 1998, 6:33 AM EDT Att: 46,728 - Dome - 72 F livebaseballscorecards.com			
Jeff Blausler, R (1, 6) OBP: 0.351, SLG: 0.296	F9		G3			1B		1B		2	0	0	0	1	0	1				
Dave Stevens, R (6, 1)										0	0	0	0	0	0	0				
Brant Brown, L (6, PH) OBP: 0.363, SLG: 0.543										1	0	1	0	0	0	0				
Rod Beck, R (6, 1)										0	0	0	0	0	0	0				
Mark Grace, L (1, 3) OBP: 0.403, SLG: 0.480	K							G1-3		4	0	1	0	0	1	1				
Sammy Sosa, R (1, 9) OBP: 0.374, SLG: 0.644										3	0	1	0	1	1	0				
Glenallen Hill, R (1, 7) OBP: 0.331, SLG: 0.522	G3-1									4	0	0	0	0	3	4				
Kevin Orie, R (1, 5) OBP: 0.253, SLG: 0.279	FC1-6-5									4	0	0	0	0	1	1				
Mickey Morandini, L (1, 4) OBP: 0.414, SLG: 0.440										3	0	1	0	0	0	0				
Scott Servais, R (1, 2) OBP: 0.283, SLG: 0.314	F9									3	0	0	0	0	0	2				
Kevin Tapani, R (1, 1) OBP: 0.236, SLG: 0.280										1	0	0	0	0	1	0				
Manny Alexander, R (6, PH) OBP: 0.281, SLG: 0.339			K2-3					P3		2	0	0	0	0	0	0				
Inning Stats	R: 0 E: 0 K: 1 S: 6	H: 0 LOB: 0 BB: 0 P: 8	R: 0 E: 0 K: 0 S: 11	H: 1 LOB: 2 BB: 1 P: 19	R: 0 E: 0 K: 1 S: 6	H: 0 LOB: 0 BB: 1 P: 13	R: 0 E: 0 K: 2 S: 8	H: 0 LOB: 0 BB: 0 P: 15	R: 0 E: 0 K: 1 S: 8	H: 2 LOB: 3 BB: 1 P: 11	R: 0 E: 0 K: 0 S: 7	H: 0 LOB: 0 BB: 0 P: 10	R: 0 E: 0 K: 0 S: 9	H: 1 LOB: 1 BB: 0 P: 13	R: 0 E: 0 K: 2 S: 10	H: 0 LOB: 0 BB: 0 P: 12	1B: 4 2B: 0 3B: 0 HR: 0	SF: 0 SAC: 0 DP: 0 HBP: 0	WP: 0 PB: 0 SB: 0 CS: 1	PA: 33
PITCHER Omar Daal, L (1, 1) ERA: 2.84	IP: 9.0 WLS: W BF: 33 H: 4 R: 0 ER: 0 SO: 7 BB: 3 IBB: 0 HBP: 0 BLK: 0 WP: 0 HR: 0 S: 78 P: 125 ERA: 0.00 WHIP: 0.778																			

Batter	1	2	3	4	5	6	7	8	9	AB	R	H	RBI	BB	SO	LOB	BOTTOM	
Andy Fox, L (1, 3) OBP: 0.356, SLG: 0.410	K		P7					F9		4	0	1	0	0	1	0	Chicago Cubs @ Arizona Diamondbacks Bank One Ballpark, Phoenix, AZ Thu Jul 30 1998, 6:33 AM EDT Att: 46,728 - Dome - 72 F livebaseballscorecards.com	
Tony Batista, R (1, 5) OBP: 0.292, SLG: 0.412	F9		G4-3					CS		4	0	1	0	0	1	2		
David Dellucci, L (1, 7) OBP: 0.340, SLG: 0.432	L9		G1-3					CS		4	0	1	0	0	0	2		
Devon White, S (1, 8) OBP: 0.327, SLG: 0.460								CS		4	2	3	2	0	0	0		
Jay Bell, R (1, 6) OBP: 0.349, SLG: 0.417								F8		3	0	1	0	1	0	1		
Karim Garcia, L (1, 9) OBP: 0.281, SLG: 0.384								G4-3		4	0	0	0	0	1	3		
Jorge Fabregas, L (1, 2) OBP: 0.283, SLG: 0.245										3	1	1	1	0	0	2		
Danny Klassen, R (1, 4) OBP: 0.308, SLG: 0.366										3	0	2	1	0	0	1		
Omar Daal, L (1, 1) OBP: 0.214, SLG: 0.083										2	1	0	0	1	0	3		
Inning Stats	R: 0 E: 0 K: 1 S: 9	H: 0 LOB: 0 BB: 0 P: 12	R: 2 E: 0 K: 0 S: 10	H: 3 LOB: 1 BB: 0 P: 14	R: 0 E: 0 K: 0 S: 12	H: 0 LOB: 0 BB: 0 P: 17	R: 1 E: 0 K: 1 S: 8	H: 1 LOB: 1 BB: 1 P: 15	R: 1 E: 0 K: 1 S: 16	H: 2 LOB: 2 BB: 1 P: 28	R: 0 E: 0 K: 0 S: 6	H: 2 LOB: 0 BB: 0 P: 11	R: 0 E: 0 K: 0 S: 7	H: 0 LOB: 0 BB: 0 P: 12	1B: 8 2B: 1 3B: 0 HR: 1	SF: 0 SAC: 0 DP: 0 HBP: 0		WP: 0 PB: 0 SB: 0 CS: 2
PITCHER Kevin Tapani, R (1, 1) ERA: 4.73	IP: 5.0 WLS: L BF: 22 H: 6 R: 4 ER: 4 SO: 3 BB: 2 IBB: 0 HBP: 0 BLK: 0 WP: 0 HR: 1 S: 55 P: 86 ERA: 7.20 WHIP: 1.600																	
PITCHER Dave Stevens, R (6, 1) ERA: 2.35	IP: 2.0 WLS: L BF: 8 H: 4 R: 0 ER: 0 SO: 0 BB: 0 IBB: 0 HBP: 0 BLK: 0 WP: 0 HR: 0 S: 15 P: 26 ERA: 0.00 WHIP: 2.000																	
PITCHER Rod Beck, R (8, 1) ERA: 3.63	IP: 1.0 WLS: L BF: 3 H: 0 R: 0 ER: 0 SO: 0 BB: 0 IBB: 0 HBP: 0 BLK: 0 WP: 0 HR: 0 S: 7 P: 12 ERA: 0.00 WHIP: 0.000																	

Batter	1	2	3	4	5	6	7	8	9	AB	R	H	RBI	BB	SO	LOB	TOP				
Neft Perez, S (1, 6) OBP: 0.328, SLG: 0.417	1-1 FC6-4 1B		1-2 P8			0-1 F8		4-2 SF8 1 BB BB		3	0	1	0	1	0	1					
Ellis Burks, R (1, 8) OBP: 0.355, SLG: 0.510 1 Curtis Goodwin, L (7, 8) OBP: 0.338, SLG: 0.333	2-0 FC6-4 P6-4 1B 1-2f		2-1 G6-3			0-3 K		4-2 BB		3	0	0	0	0	1	2					
Larry Walker, L (1, 9) OBP: 0.421, SLG: 0.608	0-0 1B			2-1 G4-6-3 HBP		4-1 FC6-4 BB		1-0 SF8		1	0	1	1	1	0	0					
Dante Bichette, R (1, 7) OBP: 0.347, SLG: 0.520	1-2 P6-4 2-3f			0-2 G4-6-3		1-2 FC6-4		2-3 3-H 0-1 L9		4	0	0	0	0	0	7					
Vinny Castilla, R (1, 5) OBP: 0.363, SLG: 0.618		0-1 F7		2-1 G6-3			1-3 K		4-1 G3-1 3 BB BB	3	0	0	0	1	1	0					
17 Todd Helton, L (1, 3) OBP: 0.358, SLG: 0.506		3-2 F7			0-0 F9		2-3 K		0-2 F9	4	0	0	0	0	1	1					
3 Mike Lansing, R (1, 4) OBP: 0.305, SLG: 0.361		0-0 1B			0-0 F3		0-0 2-4 1B		2-1 G3-1 1B	4	0	3	0	0	0	0					
Jeff Reed, L (1, 2) OBP: 0.361, SLG: 0.440		0-0 G4-3			3-3 K		0-0 2-4	4-1 1 BB SF8 BB	3-1 G3-1	3	1	0	0	1	1	3					
Jamey Wright, R (1, 1) OBP: 0.216, SLG: 0.222 John Vander Wal, L (8, PH) OBP: 0.373, SLG: 0.515 Mike DeJean, R (8, 1) OBP: 0.500, SLG: 0.500 Dave Veres, R (8, 1) OBP: 0.500, SLG: 0.500 Terry Shumpert, R (9, PH)			0-3 K			0-1 BB 1B		1-3 K	1-1 F9	2	0	1	0	0	1	0					
Inning Stats	R: 0 E: 0 K: 0 S: 7	H: 2 LOB: 1 BB: 0 P: 11	R: 0 E: 0 K: 0 S: 8	H: 1 LOB: 1 BB: 0 P: 11	R: 0 E: 0 K: 1 S: 9	H: 0 LOB: 0 BB: 0 P: 12	R: 0 E: 0 K: 0 S: 6	H: 0 LOB: 0 BB: 0 P: 10	R: 0 E: 0 K: 1 S: 5	H: 0 LOB: 0 BB: 0 P: 8	R: 0 E: 0 K: 1 S: 13	H: 1 LOB: 2 BB: 1 P: 18	R: 0 E: 0 K: 2 S: 8	H: 1 LOB: 1 BB: 0 P: 11	R: 1 E: 0 K: 1 S: 13	H: 0 LOB: 2 BB: 3 P: 27	R: 0 E: 0 K: 0 S: 11	H: 1 LOB: 2 BB: 1 P: 21	1B: 6 2B: 1 3B: 0 HR: 0	SF: 1 SAC: 0 DP: 2 HBP: 1	WP: 0 PA: 36 PB: 0 SB: 0 CS: 0
PITCHER	IP	WLS	BF	H	R	ER	SO	BB	IBB	HBP	BLK	WP	HR	S	P	ERA	WHIP				
34 Kerry Wood, R (1, 1) ERA: 3.01	7.1	W	30	5	1	1	6	4	0	1	0	0	0	66	104	1.23	1.227				
Terry Mulholland, L (8, 1) ERA: 2.78	1.2	S	7	1	0	0	0	1	0	0	0	0	0	14	25	0.00	1.200				

Colorado Rockies @ Chicago Cubs
Wrigley Field, Chicago, IL
Fri Jul 31 1998, 3:33 AM CDT
Att: 40,490 - Sunny - 80 F

AB 29
R 1
H 6
RBI 1
BB 5
SO 6
LOB 17



Batter	1	2	3	4	5	6	7	8	9	AB	R	H	RBI	BB	SO	LOB	BOTTOM				
Brant Brown, L (1, 8) OBP: 0.364, SLG: 0.538	0-3 K		2-2 1B G5-4-3		0-0 G6-3		3-2 G1-3	4-1 1B BB		4	1	1	0	1	1	0					
Mickey Morandini, L (1, 4) OBP: 0.413, SLG: 0.439	1-1 G6-3		1-2 G5-4-3 1B			1-0 G5-3	1-1 F7	0-2 1B		5	0	2	1	0	0	0					
Sammy Sosa, R (1, 9) OBP: 0.373, SLG: 0.647	3-2 HR		1-0 G5-4-3			0-2 G3		1-1 P6		4	1	1	1	0	0	1					
Mark Grace, L (1, 3) OBP: 0.406, SLG: 0.478	4-2 HR BB		0-0 3-1			4-2 HBP BB		4-1 HR BB		1	2	0	0	3	0	0					
Henry Rodriguez, L (1, 7) OBP: 0.334, SLG: 0.541 Lance Johnson, L (9, 8) OBP: 0.227, SLG: 0.207	2-1 HR			4-1 CS BB		4-2 HBP BB		0-1 HR		2	2	2	4	2	0	0					
Jeff Blauser, R (1, 6) OBP: 0.353, SLG: 0.294	0-2 L8			0-2 G4-3		1-0 HBP BB		4-2 1B BB		2	1	0	0	1	0	1					
Tyler Houston, L (1, 2) OBP: 0.294, SLG: 0.490		0-0 G4-3		1-0 P5		1-3 K		1-1 F8		4	0	0	0	0	1	4					
Manny Alexander, R (1, 5) OBP: 0.285, SLG: 0.355		1-0 L7			3-1 G4-3		2-2 HR	4-2 BB 1B BB		3	2	1	1	1	0	0					
34 Kerry Wood, R (1, 1) OBP: 0.140, SLG: 0.209 Terry Mulholland, R (8, 1) OBP: 0.375, SLG: 0.296		2-2 G4-3			0-0 F8		0-0 G4-3	1-2 1B 1B		3	0	0	0	0	0	0					
Inning Stats	R: 3 E: 0 K: 1 S: 17	H: 2 LOB: 0 BB: 1 P: 27	R: 0 E: 0 K: 0 S: 5	H: 0 LOB: 0 BB: 0 P: 8	R: 1 E: 0 K: 0 S: 9	H: 2 LOB: 0 BB: 0 P: 13	R: 0 E: 0 K: 0 S: 5	H: 0 LOB: 0 BB: 1 P: 10	R: 0 E: 0 K: 0 S: 4	H: 0 LOB: 0 BB: 0 P: 7	R: 0 E: 0 K: 1 S: 11	H: 0 LOB: 2 BB: 2 P: 22	R: 1 E: 0 K: 0 S: 9	H: 1 LOB: 0 BB: 0 P: 15	R: 4 E: 0 K: 0 S: 17	H: 3 LOB: 3 BB: 4 P: 35	1B: 4 2B: 0 3B: 0 HR: 4	SF: 0 SAC: 0 DP: 1 HBP: 1	WP: 0 PA: 38 PB: 0 SB: 0 CS: 1		
PITCHER	IP	WLS	BF	H	R	ER	SO	BB	IBB	HBP	BLK	WP	HR	S	P	ERA	WHIP				
Jamey Wright, R (1, 1) ERA: 6.29	7.0	L	29	5	5	5	2	4	0	1	0	0	3	60	102	6.43	1.286				
Mike DeJean, R (8, 1) ERA: 2.39	0.2		7	2	4	4	0	3	0	0	0	0	1	13	27	54.00	7.500				
Dave Veres, R (8, 1) ERA: 3.4	0.1		2	1	0	0	0	1	0	0	0	0	0	4	8	0.00	6.000				

Colorado Rockies @ Chicago Cubs
Wrigley Field, Chicago, IL
Fri Jul 31 1998, 3:33 AM CDT
Att: 40,490 - Sunny - 80 F

AB 29
R 9
H 8
RBI 8
BB 8
SO 2
LOB 6



Batter	1	2	3	4	5	6	7	8	9	AB	R	H	RBI	BB	SO	LOB	TOP									
Darryl Hamilton, L (1,8) OBP: 0.392, SLG: 0.363	G3-1		SH1-3 1B		SH5-3		1B BB		G5-3 1B	3	1	2	0	1	0	0	Colorado Rockies @ Chicago Cubs Wrigley Field, Chicago, IL Sun Aug 02 1998, 3:33 AM CDT Att: 39,427 - Sunny - 82 F									
Neftali Feliz, S (1,6) OBP: 0.328, SLG: 0.416	G4-3 1B		SH1-3		SF9		1B SF7 1B		G5-3	3	1	2	2	0	0	1										
Larry Walker, L (1,9) OBP: 0.424, SLG: 0.607	G4-3		P7		K		1-3 2-H 1B		G5-3	5	0	1	1	0	1	3										
Dante Bichette, R (1,7) OBP: 0.351, SLG: 0.524	F7		2-H 1B				G5-3 17 SF6 1B		SF7	3	1	2	1	0	0	1										
Vinny Castilla, R (1,5)		G5-3		G6-3		G5-3	G5-3		G5-3	4	0	0	0	0	0	2										
17 Todd Helton, L (1,3)				L5		SF6			G6-3	3	0	1	1	0	0	0										
3 Mike Lansing, R (1,4)				K		G1-3			G6-3	4	0	0	0	0	1	1										
Jeff Reed, L (1,2) OBP: 0.367, SLG: 0.453							2B 2B		P5	3	2	2	0	1	0	0										
Pedro Astacio, R (1,1) OBP: 0.186, SLG: 0.195 Chuck McElroy, L (8,1) OBP: 0.200, SLG: 0.200		G5-3		SH5-3 SF9 2B			SH1-4 1B 2B		K	2	1	1	1	0	0	2										
										1	0	0	0	0	1	0										
Inning Stats	R: 0 E: 0 K: 0 S: 7	H: 1 LOB: 1 BB: 0 P: 12	R: 0 E: 0 K: 0 S: 14	H: 1 LOB: 2 BB: 1 P: 24	R: 0 E: 0 K: 0 S: 8	H: 2 LOB: 2 BB: 0 P: 10	R: 0 E: 0 K: 1 S: 6	H: 0 LOB: 0 BB: 0 P: 11	R: 2 E: 0 K: 1 S: 14	H: 2 LOB: 0 BB: 0 P: 19	R: 1 E: 0 K: 0 S: 8	H: 1 LOB: 0 BB: 0 P: 14	R: 3 E: 0 K: 0 S: 12	H: 3 LOB: 1 BB: 1 P: 20	R: 0 E: 0 K: 0 S: 5	H: 0 LOB: 0 BB: 0 P: 11	R: 0 E: 0 K: 1 S: 9	H: 1 LOB: 1 BB: 0 P: 11	1B: 7 2B: 4 3B: 0 HR: 0	SF: 3 SAC: 3 DP: 0 HBP: 0	WP: 0 PB: 0 SB: 1 CS: 0	PA: 39				
PITCHER	IP WLS BF H R ER SO BB IBB HBP BLK WP HR S P ERA WHIP	IP WLS BF H R ER SO BB IBB HBP BLK WP HR S P ERA WHIP	IP WLS BF H R ER SO BB IBB HBP BLK WP HR S P ERA WHIP	IP WLS BF H R ER SO BB IBB HBP BLK WP HR S P ERA WHIP	IP WLS BF H R ER SO BB IBB HBP BLK WP HR S P ERA WHIP	IP WLS BF H R ER SO BB IBB HBP BLK WP HR S P ERA WHIP	IP WLS BF H R ER SO BB IBB HBP BLK WP HR S P ERA WHIP	IP WLS BF H R ER SO BB IBB HBP BLK WP HR S P ERA WHIP	IP WLS BF H R ER SO BB IBB HBP BLK WP HR S P ERA WHIP	IP WLS BF H R ER SO BB IBB HBP BLK WP HR S P ERA WHIP	IP WLS BF H R ER SO BB IBB HBP BLK WP HR S P ERA WHIP	IP WLS BF H R ER SO BB IBB HBP BLK WP HR S P ERA WHIP	IP WLS BF H R ER SO BB IBB HBP BLK WP HR S P ERA WHIP	IP WLS BF H R ER SO BB IBB HBP BLK WP HR S P ERA WHIP	IP WLS BF H R ER SO BB IBB HBP BLK WP HR S P ERA WHIP	IP WLS BF H R ER SO BB IBB HBP BLK WP HR S P ERA WHIP	IP WLS BF H R ER SO BB IBB HBP BLK WP HR S P ERA WHIP	IP WLS BF H R ER SO BB IBB HBP BLK WP HR S P ERA WHIP	IP WLS BF H R ER SO BB IBB HBP BLK WP HR S P ERA WHIP	IP WLS BF H R ER SO BB IBB HBP BLK WP HR S P ERA WHIP	IP WLS BF H R ER SO BB IBB HBP BLK WP HR S P ERA WHIP	IP WLS BF H R ER SO BB IBB HBP BLK WP HR S P ERA WHIP	IP WLS BF H R ER SO BB IBB HBP BLK WP HR S P ERA WHIP	IP WLS BF H R ER SO BB IBB HBP BLK WP HR S P ERA WHIP	IP WLS BF H R ER SO BB IBB HBP BLK WP HR S P ERA WHIP	IP WLS BF H R ER SO BB IBB HBP BLK WP HR S P ERA WHIP

AB	31
R	6
H	11
RBI	6
BB	2
SO	3
LOB	10



Batter	1	2	3	4	5	6	7	8	9	AB	R	H	RBI	BB	SO	LOB	BOTTOM								
Brant Brown, L (1,8) OBP: 0.367, SLG: 0.548	HR		S E 1B		G3-1				K	4	2	2	1	0	1	0	Colorado Rockies @ Chicago Cubs Wrigley Field, Chicago, IL Sun Aug 02 1998, 3:33 AM CDT Att: 39,427 - Sunny - 82 F								
Mickey Morandini, L (1,4) OBP: 0.411, SLG: 0.433	L7		F8				BB		G6-3	3	0	0	0	1	0	0									
Sammy Sosa, R (1,9) OBP: 0.371, SLG: 0.638	G4-6-3 BB		L7		F9				BB	2	0	0	0	2	0	1									
Mark Grace, L (1,3) OBP: 0.410, SLG: 0.480	G4-6-3						FC3-5 2B		L9	3	0	1	0	1	0	2									
Henry Rodriguez, L (1,7) OBP: 0.332, SLG: 0.533		3B BB	G3				FC3-5 G6-4-3		FC4 1B	3	1	1	0	1	0	2									
José Hernández, R (1,5) OBP: 0.328, SLG: 0.510			K		G4-6-3 1B		G6-4-3		K	4	0	1	0	0	2	3									
Manny Alexander, R (1,6) OBP: 0.289, SLG: 0.366 Tyler Houston, L (6,5) OBP: 0.291, SLG: 0.393			FC3-5 3B		F9				P7	2	0	1	1	0	0	1									
Scott Servais, R (1,2) OBP: 0.278, SLG: 0.309			FC5-2-5		G4-6-3				FC4	4	0	0	0	0	1	3									
Mark Clark, R (1,1) OBP: 0.091, SLG: 0.024 Tony Fossas, L (7,1) Dave Stevens, R (7,1) Sandy Martinez, L (7,PH) Terry Mulholland, R (8,1) OBP: 0.337, SLG: 0.387 OBP: 0.375, SLG: 0.286			K		K		F7			2	0	0	0	0	2	1									
										0	0	0	0	0	0	0									
										0	0	0	0	0	0	0									
										0	0	0	0	0	0	0									
										0	0	0	0	0	0	0									
										0	0	0	0	0	0	0									
Inning Stats	R: 1 E: 0 K: 0 S: 10	H: 1 LOB: 1 BB: 1 P: 21	R: 1 E: 0 K: 2 S: 10	H: 1 LOB: 1 BB: 1 P: 22	R: 1 E: 1 K: 0 S: 10	H: 1 LOB: 1 BB: 1 P: 18	R: 0 E: 0 K: 0 S: 6	H: 1 LOB: 0 BB: 0 P: 7	R: 0 E: 0 K: 1 S: 7	H: 0 LOB: 1 BB: 1 P: 15	R: 0 E: 0 K: 0 S: 5	H: 1 LOB: 0 BB: 0 P: 9	R: 0 E: 0 K: 2 S: 9	H: 0 LOB: 0 BB: 0 P: 14	R: 0 E: 0 K: 1 S: 7	H: 0 LOB: 1 BB: 1 P: 15	R: 0 E: 0 K: 1 S: 9	H: 1 LOB: 1 BB: 0 P: 14	1B: 3 2B: 1 3B: 1 HR: 1	SF: 0 SAC: 0 DP: 3 HBP: 0	WP: 0 PB: 0 SB: 1 CS: 0	PA: 35			
PITCHER	IP WLS BF H R ER SO BB IBB HBP BLK WP HR S P ERA WHIP	IP WLS BF H R ER SO BB IBB HBP BLK WP HR S P ERA WHIP	IP WLS BF H R ER SO BB IBB HBP BLK WP HR S P ERA WHIP	IP WLS BF H R ER SO BB IBB HBP BLK WP HR S P ERA WHIP	IP WLS BF H R ER SO BB IBB HBP BLK WP HR S P ERA WHIP	IP WLS BF H R ER SO BB IBB HBP BLK WP HR S P ERA WHIP	IP WLS BF H R ER SO BB IBB HBP BLK WP HR S P ERA WHIP	IP WLS BF H R ER SO BB IBB HBP BLK WP HR S P ERA WHIP	IP WLS BF H R ER SO BB IBB HBP BLK WP HR S P ERA WHIP	IP WLS BF H R ER SO BB IBB HBP BLK WP HR S P ERA WHIP	IP WLS BF H R ER SO BB IBB HBP BLK WP HR S P ERA WHIP	IP WLS BF H R ER SO BB IBB HBP BLK WP HR S P ERA WHIP	IP WLS BF H R ER SO BB IBB HBP BLK WP HR S P ERA WHIP	IP WLS BF H R ER SO BB IBB HBP BLK WP HR S P ERA WHIP	IP WLS BF H R ER SO BB IBB HBP BLK WP HR S P ERA WHIP	IP WLS BF H R ER SO BB IBB HBP BLK WP HR S P ERA WHIP	IP WLS BF H R ER SO BB IBB HBP BLK WP HR S P ERA WHIP	IP WLS BF H R ER SO BB IBB HBP BLK WP HR S P ERA WHIP	IP WLS BF H R ER SO BB IBB HBP BLK WP HR S P ERA WHIP	IP WLS BF H R ER SO BB IBB HBP BLK WP HR S P ERA WHIP	IP WLS BF H R ER SO BB IBB HBP BLK WP HR S P ERA WHIP	IP WLS BF H R ER SO BB IBB HBP BLK WP HR S P ERA WHIP	IP WLS BF H R ER SO BB IBB HBP BLK WP HR S P ERA WHIP	IP WLS BF H R ER SO BB IBB HBP BLK WP HR S P ERA WHIP	IP WLS BF H R ER SO BB IBB HBP BLK WP HR S P ERA WHIP

AB	30
R	3
H	6
RBI	2
BB	5
SO	7
LOB	14



Batter	1	2	3	4	5	6	7	8	9	AB	R	H	RBI	BB	SO	LOB	TOP			
Andy Fox, L OBP: 0.355, SLG: 0.410 (1, 3)	F7	F7			K			P3		4	0	0	0	0	1	1				
Bernard Gilkey, R OBP: 0.305, SLG: 0.317 (1, 7)	G6-3		G6-3		G4-3			1B		4	0	1	0	0	0	0				
Jay Bell, R OBP: 0.346, SLG: 0.410 (1, 6)	E9 1B WP			4-2	F8			F9		3	0	0	0	1	0	1				
Devon White, S OBP: 0.328, SLG: 0.458 (1, 8)				1-0	F8			G1-3		4	0	1	0	0	1	2				
Karim Garcia, L OBP: 0.273, SLG: 0.400 (1, 9)	4-2			0-0	F7					3	0	0	0	1	1	1				
Tony Batista, R OBP: 0.290, SLG: 0.418 (1, 5)	1-3			0-0	G6-3			L8		4	0	1	0	0	1	3				
Damian Miller, R OBP: 0.375, SLG: 0.506 (1, 2)				0-0				L9		4	0	1	0	0	2	1				
Danny Klassen, R OBP: 0.273, SLG: 0.337 (1, 4)				2-1	G1-3			K		4	0	0	0	0	1	2				
Omar Daal, L OBP: 0.226, SLG: 0.111 (1, 1)	1-1			3-3	K			K		3	0	1	0	0	2	1				
Inning Stats	R: 0 H: 1 E: 1 K: 1 S: 15	H: 1 LOB: 3 BB: 1 P: 27	R: 0 H: 1 E: 0 K: 1 S: 8	H: 1 LOB: 1 BB: 0 P: 9	R: 0 H: 0 E: 0 K: 1 S: 5	H: 0 LOB: 1 BB: 1 P: 10	R: 0 H: 1 E: 0 K: 1 S: 9	H: 1 LOB: 0 BB: 0 P: 14	R: 0 H: 0 E: 0 K: 1 S: 7	H: 0 LOB: 0 BB: 0 P: 11	R: 0 H: 0 E: 0 K: 2 S: 10	H: 0 LOB: 0 BB: 0 P: 15	R: 0 H: 1 E: 0 K: 2 S: 10	H: 1 LOB: 1 BB: 0 P: 16	R: 0 H: 1 E: 0 K: 2 S: 11	H: 1 LOB: 1 BB: 0 P: 13	1B: 4 2B: 1 3B: 0 HR: 0	SF: 0 SAC: 0 DP: 0 HBP: 0	WP: 1 PB: 0 SB: 0 CS: 0	PA: 35
PITCHER	IP	WLS	BF	H	R	ER	SO	BB	IBB	HBP	BLK	WP	HR	S	P	ERA	WHIP			
Kevin Tapani, R ERA: 4.49 (1, 1)	8.0	W	31	4	0	0	7	2	0	0	0	1	0	72	111	0.00	0.750			
Rod Beck, R ERA: 3.5 (9, 1)	1.0	S	4	1	0	0	2	0	0	0	0	0	0	11	13	0.00	1.000			

Arizona Diamondbacks @ Chicago Cubs
Wrigley Field, Chicago, IL
Tue Aug 04 1998, 7:05 PM CDT
Att: 37,539 - Cloudy - 70 F

livebaseballscores.com

AB 33
R 0
H 5
RBI 0
BB 2
SO 9
LOB 12



Batter	1	2	3	4	5	6	7	8	9	AB	R	H	RBI	BB	SO	LOB	BOTTOM			
Lance Johnson, L OBP: 0.234, SLG: 0.209 (1, 8)	G6-3		G4-3			G4-3		1B		3	1	0	0	1	0	1				
Mickey Morandini, L OBP: 0.411, SLG: 0.430 (1, 4)	G6-3		2-3		P4			1B		3	0	1	1	1	0	1				
Sammy Sosa, R OBP: 0.375, SLG: 0.636 (1, 9)						FC6-4		1B		3	0	1	0	1	1	1				
Glenallen Hill, R OBP: 0.330, SLG: 0.518 Rod Beck, R (9, 1)	1-1			1-2	G6-3			1B		4	0	1	1	0	1	1				
José Hernández, R OBP: 0.326, SLG: 0.502 (1, 5)				3-2	L1			1B		0	0	0	0	0	0	0				
Brant Brown, L OBP: 0.361, SLG: 0.536 (9, 7)						K				3	0	0	0	0	3	0				
Manny Alexander, R OBP: 0.282, SLG: 0.362 (1, 6)										3	0	0	0	0	2	0				
Scott Servais, R OBP: 0.279, SLG: 0.309 (1, 2)										3	0	1	0	0	1	0				
Kevin Tapani, R OBP: 0.232, SLG: 0.275 (1, 1)										1	0	0	0	0	1	0				
Jeff Blauser, R OBP: 0.356, SLG: 0.299 (8, PH)										1	0	1	0	0	0	0				
Don Wengert, R (8, PR)										0	0	0	0	0	0	0				
Tyler Houston, L OBP: 0.294, SLG: 0.394 (9, 3)										0	1	0	0	0	0	0				
Inning Stats	R: 0 H: 1 E: 0 K: 0 S: 8	H: 0 LOB: 0 BB: 0 P: 9	R: 0 H: 0 E: 0 K: 2 S: 13	H: 0 LOB: 0 BB: 0 P: 19	R: 0 H: 1 E: 0 K: 0 S: 8	H: 1 LOB: 1 BB: 0 P: 13	R: 0 H: 0 E: 0 K: 1 S: 10	H: 0 LOB: 0 BB: 0 P: 17	R: 0 H: 0 E: 0 K: 1 S: 7	H: 0 LOB: 1 BB: 1 P: 13	R: 0 H: 0 E: 0 K: 2 S: 8	H: 0 LOB: 0 BB: 0 P: 9	R: 2 H: 3 E: 0 K: 2 S: 15	H: 3 LOB: 3 BB: 2 P: 29	1B: 5 2B: 0 3B: 0 HR: 0	SF: 0 SAC: 1 DP: 0 HBP: 0	WP: 0 PB: 0 SB: 0 CS: 0	PA: 31		
PITCHER	IP	WLS	BF	H	R	ER	SO	BB	IBB	HBP	BLK	WP	HR	S	P	ERA	WHIP			
Omar Daal, L ERA: 2.79 (1, 1)	8.0	L	31	5	2	2	9	2	1	0	0	0	0	78	121	2.25	0.875			

Arizona Diamondbacks @ Chicago Cubs
Wrigley Field, Chicago, IL
Tue Aug 04 1998, 7:05 PM CDT
Att: 37,539 - Cloudy - 70 F

livebaseballscores.com

AB 27
R 2
H 5
RBI 2
BB 3
SO 9
LOB 4



Batter	1	2	3	4	5	6	7	8	9	AB	R	H	RBI	BB	SO	LOB	TOP								
Brant Brown, L OBP: 0.358, SLG: 0.526	(1, 8) K		(4, 2) BB		(1, 1) F9		(1, 0) 1B			3	0	1	0	1	1	1	Chicago Cubs @ St. Louis Cardinals Busch Stadium, St. Louis, MO Fri Aug 07 1998, 7:05 PM CDT Att: 47,911 - Cloudy - 83 F								
Mickey Morandini, L OBP: 0.414, SLG: 0.431 Matt Karchner, R	(1, 4) 1B (7, 1) 1B		(1, 0) F7		(0, 0) F8		(2, 1) F7			4	1	1	0	0	0	4									
Terry Mulholland, R OBP: 0.375, SLG: 0.286	BB 1B									0	0	0	0	0	0	0									
Sammy Sosa, R OBP: 0.372, SLG: 0.635	(1, 9) 1B E 1B BB		(2, 3) K		(1, 0) L8		(1, 0) P3			3	1	0	0	1	1	1									
Mark Grace, L OBP: 0.411, SLG: 0.493 Jose Nieves, R	(1, 3) E7 (7, 6) E 1B		(2, 3) K		(1, 1) F8 2B		(0, 0) G6-3			3	1	2	1	0	1	1									
Henry Rodriguez, L OBP: 0.333, SLG: 0.522	(1, 7) E3 2-H 3-H 1B				(0, 0) F8 2B		(4, 0) BB			3	0	0	1	1	0	1									
Jose Hernandez, R OBP: 0.325, SLG: 0.492	(1, 5) L3 1-2				(0, 2) F9		(2, 2) L4			4	0	0	0	0	1	3									
Tyler Houston, L OBP: 0.288, SLG: 0.395										4	0	0	0	0	0	0									
Manny Alexander, R OBP: 0.276, SLG: 0.353										4	0	1	0	0	0	0									
Steve Trachsel, R OBP: 0.348, SLG: 0.517 Dave Stevens, R Jeff Blauser, R Terry Adams, R Felix Heredia, L Sandy Martinez, L OBP: 0.296, SLG: 0.493	(1, 1) K (1, 1) K (5, PH) K (5, 1) K (6, 1) K (7, PH) K (7, 2) K									0	0	0	0	0	0	0									
Inning Stats	R: 3 E: 2 K: 1 S: 18	H: 2 LOB: 0 BB: 1 P: 32	R: 0 E: 0 K: 1 S: 8	H: 0 LOB: 0 BB: 0 P: 10	R: 0 E: 0 K: 2 S: 9	H: 0 LOB: 1 BB: 1 P: 18	R: 0 E: 0 K: 1 S: 8	H: 1 LOB: 1 BB: 0 P: 10	R: 0 E: 0 K: 0 S: 7	H: 1 LOB: 2 BB: 1 P: 9	R: 0 E: 0 K: 0 S: 11	H: 1 LOB: 2 BB: 1 P: 21	R: 0 E: 0 K: 0 S: 5	H: 0 LOB: 1 BB: 1 P: 12	R: 0 E: 0 K: 0 S: 7	H: 0 LOB: 0 BB: 0 P: 11	1B: 4 2B: 2 3B: 0 HR: 0	SF: 0 SAC: 0 DP: 1 HBP: 0	WP: 0 PB: 0 SB: 0 CS: 0	PA: 36					
PITCHER	IP	WLS	BF	H	R	ER	SO	BB	IBB	HBP	BLK	WP	HR	S	P	ERA	WHIP								
Kent Bottenfield, R ERA: 4.17	(1, 1) 7.0	W	29	5	3	1	5	3	0	0	0	0	0	69	113	1.29	1.143								
Curtis King, R ERA: 3.46	(8, 1) 1.0		4	0	0	0	0	1	0	0	0	0	0	5	12	0.00	1.000								
Rick Croushore, R ERA: 4.38	(9, 1) 1.0		3	0	0	0	0	0	0	0	0	0	0	7	11	0.00	0.000								

Batter	1	2	3	4	5	6	7	8	9	AB	R	H	RBI	BB	SO	LOB	BOTTOM								
12 Pat Kelly, R OBP: 0.346, SLG: 0.366 Placido Polanco, R OBP: 0.273, SLG: 0.326	(1, 4) 1B BB									4	2	1	2	1	1	4	Chicago Cubs @ St. Louis Cardinals Busch Stadium, St. Louis, MO Fri Aug 07 1998, 7:05 PM CDT Att: 47,911 - Cloudy - 83 F								
Brian Jordan, R OBP: 0.375, SLG: 0.555 John Mabry, L OBP: 0.313, SLG: 0.379	BB 2B									4	3	3	2	1	0	0									
Mark McGwire, R OBP: 0.463, SLG: 0.707 Gary Gaetti, R OBP: 0.339, SLG: 0.454	BB 1B K									4	1	1	2	1	2	3									
Ray Lankford, L OBP: 0.393, SLG: 0.512 Willie McGee, S OBP: 0.296, SLG: 0.349	BB HR 1B									3	3	2	4	1	0	0									
Ron Gant, R OBP: 0.306, SLG: 0.490	L7 E5									5	1	1	2	0	1	2									
Fernando Tatis, R OBP: 0.302, SLG: 0.357	HR K									5	1	3	1	0	1	1									
Eli Marrero, R OBP: 0.305, SLG: 0.372 Curtis King, R Rick Croushore, R	(1, 2) SH (8, 1) 1B (9, 1) IBB									4	1	3	0	1	0	1									
Kent Bottenfield, R OBP: 0.091, SLG: 0.091 Tom Lampkin, L OBP: 0.532, SLG: 0.371	(1, 1) SH (7, PH) 1B (8, 2) 2B									2	2	1	1	0	1	2									
Luis Ordez, R OBP: 0.200, SLG: 0.158	(1, 6) 1B 1-2 3-H									5	2	2	1	0	0	3									
Inning Stats	R: 11 E: 2 K: 2 S: 29	H: 6 LOB: 1 BB: 4 P: 58	R: 0 E: 0 K: 1 S: 7	H: 1 LOB: 1 BB: 0 P: 10	R: 3 E: 0 K: 1 S: 25	H: 5 LOB: 2 BB: 0 P: 35	R: 0 E: 0 K: 1 S: 7	H: 0 LOB: 0 BB: 0 P: 11	R: 0 E: 0 K: 0 S: 5	H: 4 LOB: 2 BB: 1 P: 25	R: 0 E: 0 K: 1 S: 8	H: 1 LOB: 1 BB: 0 P: 14	R: 0 E: 0 K: 0 S: 6	H: 0 LOB: 0 BB: 0 P: 9	1B: 7 2B: 9 3B: 0 HR: 2	SF: 0 SAC: 2 DP: 1 HBP: 0		WP: 0 PB: 0 SB: 0 CS: 0	PA: 47						
PITCHER	IP	WLS	BF	H	R	ER	SO	BB	IBB	HBP	BLK	WP	HR	S	P	ERA	WHIP								
Steve Trachsel, R ERA: 4.29	(1, 1) 0.1	L	10	7	5	5	5	1	0	0	0	0	2	51	77	12.27	2.182								
Dave Stevens, R ERA: 3.74	(1, 1) 3.2		20	7	5	5	5	1	0	0	0	0	2	51	77	12.27	2.182								
Terry Adams, R ERA: 3.6	(5, 1) 1.0		3	0	0	0	0	0	0	0	0	0	0	5	10	0.00	0.000								
Felix Heredia, L ERA: 5.56	(6, 1) 1.0		7	4	2	2	0	1	0	0	0	0	0	12	25	18.00	5.000								
Matt Karchner, R ERA: 5.54	(7, 1) 1.0		4	1	0	0	1	0	0	0	0	0	0	8	14	0.00	1.000								
PITCHER	IP	WLS	BF	H	R	ER	SO	BB	IBB	HBP	BLK	WP	HR	S	P	ERA	WHIP								
Terry Mulholland, L ERA: 2.6	(8, 1) 1.0		3	0	0	0	0	0	0	0	0	0	0	6	9	0.00	0.000								



Batter	1	2	3	4	5	6	7	8	9	10	11	12	13	AB	R	H	RBI	BB	SO	LOB	TOP					
Jeff Blauser, R OBP: 0.353, SLG: 0.295			G6-3		G3			G4-3				G5-3	G1-3	7	0	1	0	0	1	1						
Mickey Morandini, L OBP: 0.418, SLG: 0.433			F7					F8						5	1	3	0	2	0	0						
Mark Grace, L OBP: 0.412, SLG: 0.489	F8									G6-3				5	1	1	0	2	0	5						
Sammy Sosa, R OBP: 0.374, SLG: 0.639	F9													5	2	2	3	1	0	3						
Glenallen Hill, R OBP: 0.329, SLG: 0.513														2	1	0	0	1	1	3						
Lance Johnson, L OBP: 0.242, SLG: 0.213														2	1	1	0	1	0	2						
José Hernández, R OBP: 0.309, SLG: 0.260														3	1	2	2	0	0	0						
Terry Adams, R OBP: 0.295, SLG: 0.286														0	0	0	0	0	0	0						
Mark Karchner, R OBP: 0.275, SLG: 0.286														0	0	0	0	0	0	0						
Terry Mulholland, R OBP: 0.275, SLG: 0.286														0	0	0	0	0	0	0						
Tyler Houston, L OBP: 0.275, SLG: 0.286														1	1	1	2	0	0	0						
Brant Brown, L OBP: 0.275, SLG: 0.286														0	0	0	0	0	0	0						
Henry Rodriguez, L OBP: 0.329, SLG: 0.513														5	0	0	0	0	0	3						
Rod Beck, R OBP: 0.329, SLG: 0.513														1	0	0	0	0	0	3						
Dave Stevens, R OBP: 0.329, SLG: 0.513														0	0	0	0	0	0	0						
Scott Servais, R OBP: 0.277, SLG: 0.307														5	0	1	1	0	1	1						
Mark Clark, R OBP: 0.087, SLG: 0.023														2	0	0	0	0	1	0						
Felix Heredia, L OBP: 0.276, SLG: 0.351														4	0	1	0	0	1	1						
Manny Alexander, R OBP: 0.276, SLG: 0.351														0	0	0	0	0	0	0						
Inning Stats	R: 0 E: 0 K: 1 S: 10	H: 1 LOB: 1 BB: 0 P: 16	R: 1 E: 0 K: 0 S: 8	H: 1 LOB: 0 BB: 1 P: 16	R: 0 E: 0 K: 1 S: 7	H: 0 LOB: 0 BB: 0 P: 11	R: 2 E: 0 K: 1 S: 9	H: 1 LOB: 0 BB: 1 P: 17	R: 0 E: 0 K: 0 S: 5	H: 0 LOB: 0 BB: 0 P: 15	R: 0 E: 0 K: 0 S: 6	H: 0 LOB: 0 BB: 0 P: 13	R: 2 E: 0 K: 0 S: 12	H: 1 LOB: 1 BB: 0 P: 18	R: 0 E: 0 K: 0 S: 8	H: 2 LOB: 1 BB: 0 P: 13	R: 2 E: 0 K: 0 S: 12	H: 3 LOB: 1 BB: 0 P: 19	R: 1 E: 0 K: 0 S: 11	H: 3 LOB: 3 BB: 1 P: 20	R: 0 E: 0 K: 0 S: 8	H: 1 LOB: 2 BB: 1 P: 16	1B: 10 2B: 1 3B: 0 HR: 3	SF: 1 SAC: 1 DP: 3 HBP: 0	W/P: 0 PB: 0 SB: 0 CS: 0	PA: 57
PITCHER	IP	WLS	BF	H	R	ER	SO	BB	IBB	HBP	BLK	WP	HR	S	P	ERA	WHIP									
Donovan Osborne, L ERA: 3.03	5.0		19	3	3	3	4	2	0	0	0	0	0	11	28	0.00	1.000									
John Frascatore, R ERA: 4.19	2.0		7	0	0	0	0	2	0	0	0	0	0	8	13	0.00	0.000									
Jeff Brantley, R ERA: 4.95	1.0		3	0	0	0	1	0	0	0	0	0	0	8	23	0.00	0.000									
Rick Croushore, R ERA: 4.85	0.0		2	1	2	2	0	1	0	0	0	0	1	6	∞	∞										
Lance Painter, L ERA: 3.96	1.0		4	0	0	0	0	1	0	0	0	0	0	5	12	0.00	1.000									
PITCHER	IP	WLS	BF	H	R	ER	SO	BB	IBB	HBP	BLK	WP	HR	S	P	ERA	WHIP									
Mark Petkovsek, R ERA: 5.23	1.0		4	2	0	0	0	0	0	0	0	0	0	7	13	0.00	2.000									
Curtis King, R ERA: 3.95	2.0		13	6	3	3	0	0	1	0	0	0	1	23	39	13.50	3.000									
Bobby Witt, R ERA: 6.43	1.0	W	5	1	0	0	0	1	0	0	0	0	0	8	16	0.00	2.000									

Chicago Cubs @ St. Louis Cardinals
 Busch Stadium, St. Louis, MO
 Sat Aug 08 1998, 3:33 AM CDT
 Att. 48,064 - Cloudy - 79 F

AB 47
 R 8
 H 13
 RBI 8
 BB 8
 SO 5
 LOB 22





Batter	1	2	3	4	5	6	7	8	9	10	11	12	13	AB	R	H	RBI	BB	SO	LOB	BOTTOM									
12 Pat Kelly, R OBP: 0.352, SLG: 0.364	F9							E6		G1-3				6	2	2	1	1	1	1										
Brian Jordan, R OBP: 0.374, SLG: 0.553	F9													7	2	2	1	0	1	3										
Mark McGwire, R OBP: 0.467, SLG: 0.712	F9													3	1	1	1	4	1	1										
Ray Lankford, L OBP: 0.391, SLG: 0.516														7	1	2	3	0	5	4										
Ron Gant, R OBP: 0.305, SLG: 0.486														4	0	1	1	0	1	1										
Jeff Brantley, R OBP: 0.305, SLG: 0.486														0	0	0	0	0	0	0										
Rick Croushore, R OBP: 0.305, SLG: 0.486														0	0	0	0	0	0	0										
Lance Painter, L OBP: 1.000, SLG: 1.000														2	0	0	0	0	0	0										
Willie McCree, S OBP: 0.296, SLG: 0.346														2	0	0	0	0	0	1										
Fernando Tatís, R OBP: 0.305, SLG: 0.362														6	0	3	0	0	2	0										
Eli Marrero, R OBP: 0.314, SLG: 0.409														6	2	3	1	0	1	6										
Downey Calhoun, R ERA: 4.73														1	0	0	0	0	0	1										
Felix Heredia, L ERA: 5.62														2	1	1	0	0	0	0										
Mark Petkovsek, R ERA: 3.95														1	0	0	0	0	0	0										
Matt Karchner, R ERA: 5.46														1	0	0	0	0	0	0										
Dave Stevens, R ERA: 4.15														1	0	0	0	0	0	0										
Luis Ordez, R OBP: 0.200, SLG: 0.161														5	0	1	1	0	2	2										
Inning Stats	R: 0 E: 0 K: 2 S: 17	H: 0 LOB: 0 BB: 0 P: 13	R: 0 E: 0 K: 1 S: 9	H: 0 LOB: 0 BB: 0 P: 12	R: 0 E: 0 K: 0 S: 7	H: 2 LOB: 2 BB: 0 P: 15	R: 1 E: 0 K: 2 S: 10	H: 1 LOB: 0 BB: 0 P: 18	R: 1 E: 0 K: 2 S: 16	H: 2 LOB: 1 BB: 0 P: 20	R: 0 E: 0 K: 2 S: 12	H: 1 LOB: 2 BB: 1 P: 21	R: 3 E: 1 K: 2 S: 13	H: 5 LOB: 3 BB: 1 P: 22	R: 0 E: 0 K: 1 S: 5	H: 0 LOB: 0 BB: 0 P: 9	R: 0 E: 0 K: 1 S: 8	H: 0 LOB: 1 BB: 1 P: 15	R: 0 E: 0 K: 0 S: 10	H: 1 LOB: 1 BB: 0 P: 12	R: 2 E: 1 K: 1 S: 9	H: 1 LOB: 0 BB: 0 P: 12	R: 1 E: 0 K: 2 S: 10	H: 1 LOB: 0 BB: 0 P: 16	R: 1 E: 0 K: 0 S: 8	H: 2 LOB: 3 BB: 2 P: 19	1B: 9 2B: 4 3B: 0 HR: 3	SF: 0 SAC: 1 DP: 0 HBP: 0	W/P: 0 PB: 0 SB: 1 CS: 0	PA: 58
PITCHER	IP	WLS	BF	H	R	ER	SO	BB	IBB	HBP	BLK	WP	HR	S	P	ERA	WHIP													
Mark Clark, R ERA: 4.73	6.1		30	9	5	5	7	1	1	0	1	0	1	68	109	7.11	1.579													
Felix Heredia, L ERA: 5.62	0.1		0	0	0	0	1	0	0	0	0	0	0	3	5	0.00	0.000													
Terry Adams, R ERA: 3.82	1.1		6	2	0	0	2	0	0	0	0	0	0	11	16	0.00	1.500													
Matt Karchner, R ERA: 5.46	0.1		2	0	0	0	0	1	0	0	0	0	0	3	8	0.00	3.000													
Terry Mulholland, L ERA: 2.53	1.2		6	1	0	0	1	0	0	0	0	0	0	15	19	0.00	0.600													
PITCHER	IP	WLS	BF	H	R	ER	SO	BB	IBB	HBP	BLK	WP	HR	S	P	ERA	WHIP													
Rod Beck, R ERA: 3.54	2.0		9	2	3	1	3	0	0	0	0	0	2	19	28	4.50	1.000													
Dave Stevens, R ERA: 4.15	0.0	L	4	2	1	1	0	1	1	0	0	0	0	8	19	∞	∞													

Chicago Cubs @ St. Louis Cardinals
 Busch Stadium, St. Louis, MO
 Sat Aug 08 1998, 3:33 AM CDT
 Att. 48,064 - Cloudy - 79 F

AB 52
 R 9
 H 16
 RBI 9
 BB 5
 SO 14
 LOB 22



Batter	1	2	3	4	5	6	7	8	9	AB	R	H	RBI	BB	SO	LOB	TOP			
Jeff Blausler, R (1, 6) OBP: 0.349, SLG: 0.290	G1-3	P8		G6-3		G5-3			F8	5	0	0	0	0	0	5	Chicago Cubs @ St. Louis Cardinals Busch Stadium, St. Louis, MO Sun Aug 09 1998, 3:33 AM CDT Att: 47,798 - Cloudy - 86 F AB 33 R 1 H 5 RBI 0 BB 7 SO 3 LOB 18 			
Mickey Morandini, L (1, 4) OBP: 0.414, SLG: 0.428	L8		K		G4-3		F9	G4-3	5	0	0	0	0	1	0					
Mark Grace, L (1, 3) OBP: 0.411, SLG: 0.486	G6-3		G4-3		1B BB		G3-1		BB	3	0	0	0	2	0					
Sammy Sosa, R (1, 9) OBP: 0.378, SLG: 0.638		L7 BB	1B BLK		1B BB		PB 1B		K	2	1	1	0	3	1					
Glenallen Hill, R (1, 7) OBP: 0.332, SLG: 0.515		L8								3	0	2	0	0	0					
Henry Rodriguez, L (7, PH) OBP: 0.331, SLG: 0.516			FC4-6							1	0	1	0	0	0					
José Hernández, R (1, 5) OBP: 0.328, SLG: 0.500			1B							2	0	0	0	1	0					
Tyler Houston, L (7, PH) OBP: 0.291, SLG: 0.415		E BB	FC4-6		G6-4-3					1	0	0	0	1	2					
Lance Johnson, L (1, 8) OBP: 0.235, SLG: 0.206	L7			L7		G4-3			F9	4	0	0	0	0	2					
Scott Servais, R (1, 2) OBP: 0.277, SLG: 0.311		E4								3	0	1	0	0	0					
Brant Brown, L (8, PH) OBP: 0.359, SLG: 0.524						L7			F7	1	0	0	0	0	0					
Felix Heredia, L (8, 1)										0	0	0	0	0	0					
Don Wengert, R (1, 1)										2	0	0	0	1	0					
Matt Karchner, R (6, 1)										0	0	0	0	0	0					
Sandy Martinez, L (8, PH) OBP: 0.352, SLG: 0.397						E4			P8	1	0	0	0	0	0					
Inning Stats	R: 0 E: 0 K: 0 S: 10	H: 0 LOB: 0 BB: 0 P: 13	R: 1 E: 1 K: 0 S: 15	H: 0 LOB: 3 BB: 3 P: 30	R: 0 E: 0 K: 1 S: 16	H: 2 LOB: 2 BB: 0 P: 22	R: 0 E: 0 K: 0 S: 8	H: 1 LOB: 1 BB: 0 P: 13	R: 0 E: 0 K: 0 S: 14	H: 1 LOB: 2 BB: 2 P: 26	R: 0 E: 1 K: 1 S: 9	H: 1 LOB: 2 BB: 1 P: 16	R: 0 E: 0 K: 0 S: 5	H: 0 LOB: 0 BB: 0 P: 7	R: 0 E: 0 K: 1 S: 17	H: 0 LOB: 1 BB: 1 P: 26	1B: 4 2B: 1 3B: 0 HR: 0	SF: 0 SAC: 0 DP: 1 HBP: 0	WP: 0 PB: 1 SB: 0 CS: 0	PA: 40
PITCHER	IP WLS BF H R ER SO BB IBB HBP BLK WP HR S P ERA WHIP																			
Darren Oliver, L (1, 1) ERA: 6.1	6.0 W 28 4 1 0 1 5 0 0 0 0 0 0 71 115 0.00 1.500																			
John Frascatore, R (7, 1) ERA: 4.09	2.0 8 1 0 0 1 1 0 0 0 0 0 0 14 23 0.00 1.000																			
Jeff Brantley, R (9, 1) ERA: 4.82	1.0 S 4 0 0 0 1 1 0 0 0 0 0 0 17 26 0.00 1.000																			

Batter	1	2	3	4	5	6	7	8	9	AB	R	H	RBI	BB	SO	LOB	BOTTOM				
12 Pat Kelly, R (1, 4) OBP: 0.346, SLG: 0.350	F8		K	K		FC6-4				3	0	0	0	1	2	1	Chicago Cubs @ St. Louis Cardinals Busch Stadium, St. Louis, MO Sun Aug 09 1998, 3:33 AM CDT Att: 47,798 - Cloudy - 86 F AB 30 R 2 H 5 RBI 2 BB 5 SO 9 LOB 17 				
Brian Jordan, R (1, 9) OBP: 0.373, SLG: 0.553	F7		2B		G4-3	FC6-4				4	1	1	0	0	0	2					
Mark McGwire, R (1, 3) OBP: 0.467, SLG: 0.708	K		2B		FC4-6					2	0	0	0	2	0						
Ray Lankford, L (1, 8) OBP: 0.392, SLG: 0.519		E 1B	2B		P8				P6	4	0	2	1	0	0	1					
Ron Gant, R (1, 7) OBP: 0.304, SLG: 0.480		E6			FC4-6				K	3	0	0	0	1	1	2					
Fernando Tatis, R (1, 5) OBP: 0.302, SLG: 0.358		K		F9					F8	4	0	0	0	0	1	5					
Tom Lampkin, L (1, 2) OBP: 0.328, SLG: 0.362	P8					G6-3			P3	3	0	0	0	1	0	2					
Darren Oliver, R (1, 1) OBP: 0.091, SLG: 0.182										2	0	0	0	0	2	3					
John Mabry, L (6, PH) OBP: 0.377, SLG: 0.396										1	1	1	1	0	0	0					
John Frascatore, R (7, 1) OBP: 0.200, SLG: 0.200										0	0	0	0	0	0	0					
Eli Marrero, R (8, PH) OBP: 0.312, SLG: 0.406										1	0	0	0	0	1	0					
Jeff Brantley, R (9, 1)										0	0	0	0	0	0	0					
Luis Ordez, R (1, 6) OBP: 0.206, SLG: 0.169			G6-3		L7					3	0	1	0	0	0	1					
Inning Stats	R: 0 E: 0 K: 1 S: 9	H: 0 LOB: 0 BB: 0 P: 15	R: 0 E: 1 K: 2 S: 14	H: 1 LOB: 2 BB: 0 P: 19	R: 1 E: 0 K: 1 S: 12	H: 2 LOB: 3 BB: 2 P: 26	R: 0 E: 0 K: 2 S: 10	H: 0 LOB: 1 BB: 1 P: 18	R: 0 E: 0 K: 0 S: 7	H: 0 LOB: 2 BB: 1 P: 15	R: 1 E: 0 K: 0 S: 17	H: 2 LOB: 1 BB: 1 P: 28	R: 0 E: 0 K: 2 S: 7	H: 0 LOB: 0 BB: 0 P: 13	R: 0 E: 0 K: 1 S: 8	H: 0 LOB: 0 BB: 0 P: 13		1B: 2 2B: 2 3B: 0 HR: 1	SF: 0 SAC: 0 DP: 0 HBP: 0	WP: 0 PB: 0 SB: 0 CS: 0	PA: 35
PITCHER	IP WLS BF H R ER SO BB IBB HBP BLK WP HR S P ERA WHIP																				
Don Wengert, R (1, 1) ERA: 5.21	5.2 L 28 5 2 2 2 5 0 0 0 0 0 0 66 116 3.18 1.765																				
Matt Karchner, R (6, 1) ERA: 5.31	1.1 4 0 0 0 2 0 0 0 0 0 0 0 10 18 0.00 0.000																				
Felix Heredia, L (8, 1) ERA: 5.4	1.0 3 0 0 0 1 0 0 0 0 0 0 0 8 13 0.00 0.000																				

Batter	1	2	3	4	5	6	7	8	9	AB	R	H	RBI	BB	SO	LOB	TOP									
Brant Brown, L OBP: 0.359, SLG: 0.525 (1, 8)										5	0	2	1	0	2	0	Chicago Cubs @ San Francisco Giants 3Com Park at Candlestick Point, San Francisco, CA Mon Aug 10 1998, 10:05 PM EDT Att: 28,866 - Unknown - 64 F livebaseballscorecards.com									
Mickey Morandini, L OBP: 0.410, SLG: 0.423 (1, 4)										5	0	0	1	0	0	2										
Sammy Sosa, R OBP: 0.378, SLG: 0.648 (1, 9)										5	2	2	2	0	2	2										
Mark Grace, L OBP: 0.412, SLG: 0.492 (1, 3)										3	2	1	1	1	0	0										
Henry Rodriguez, L OBP: 0.335, SLG: 0.526 Lance Johnson, L OBP: 0.235, SLG: 0.206 (8, 8)										3	1	2	1	1	0	1										
Tyler Houston, L OBP: 0.290, SLG: 0.429 Manny Alexander, R OBP: 0.276, SLG: 0.351 (8, 6)										4	1	1	2	0	1	2										
José Hernández, R OBP: 0.324, SLG: 0.494 (8, 5)										4	0	0	0	0	1	2										
Sandy Martínez, L OBP: 0.347, SLG: 0.390 (1, 2)										4	0	1	0	0	1	0										
Kevin Tapani, R OBP: 0.237, SLG: 0.264 Felix Heredia, L (6, 1)										2	1	0	0	1	1	1										
Matt Karchner, R Glenallen Hill, R OBP: 0.331, SLG: 0.513 Rod Beck, R (9, 1)										0	0	0	0	0	0	0										
Inning Stats	R: 0 E: 0 K: 2 S: 9	H: 0 LOB: 0 BB: 0 P: 12	R: 0 E: 0 K: 1 S: 11	H: 0 LOB: 1 BB: 1 P: 20	R: 1 E: 0 K: 2 S: 13	H: 1 LOB: 1 BB: 1 P: 22	R: 2 E: 0 K: 1 S: 14	H: 2 LOB: 1 BB: 0 P: 24	R: 3 E: 0 K: 1 S: 12	H: 3 LOB: 0 BB: 0 P: 20	R: 0 E: 0 K: 1 S: 7	H: 0 LOB: 0 BB: 0 P: 9	R: 1 E: 0 K: 0 S: 11	H: 1 LOB: 0 BB: 0 P: 15	R: 0 E: 0 K: 0 S: 6	H: 1 LOB: 1 BB: 0 P: 8	R: 1 E: 1 K: 0 S: 15	H: 1 LOB: 0 BB: 0 P: 27	1B: 3 2B: 1 3B: 0 HR: 5	SF: 0 SAC: 0 DP: 1 HBP: 0	WP: 1 PB: 0 SB: 1 CS: 0	PA: 39				
PITCHER	IP	WLS	BF	H	R	ER	SO	BB	IBB	HBP	BLK	WP	HR	S	P	ERA	WHIP									
Russ Ortiz, R ERA: 5.27 Chris Brock, R ERA: 2.35	(1, 1)	5.0	L	24	6	6	6	7	3	0	0	0	1	4	59	98	10.80	1.800								
(6, 1)	4.0		15	3	2	1	1	0	0	0	0	0	1	39	59	2.25	0.750									

Batter	1	2	3	4	5	6	7	8	9	AB	R	H	RBI	BB	SO	LOB	BOTTOM								
Marvin Benard, L OBP: 0.386, SLG: 0.392 (1, 9)										5	1	2	0	0	0	3	Chicago Cubs @ San Francisco Giants 3Com Park at Candlestick Point, San Francisco, CA Mon Aug 10 1998, 10:05 PM EDT Att: 28,866 - Unknown - 64 F livebaseballscorecards.com								
Bill Mueller, S OBP: 0.381, SLG: 0.396 (1, 5)										5	0	0	0	0	0	3									
Ellis Burks, R OBP: 0.366, SLG: 0.510 (1, 8)										4	1	2	0	1	0	2									
Barry Bonds, L OBP: 0.423, SLG: 0.557 (1, 7)										5	1	2	3	0	1	4									
Jeff Kent, R OBP: 0.325, SLG: 0.496 (1, 4)										4	1	1	1	0	1	2									
J.T. Snow, L OBP: 0.332, SLG: 0.415 (1, 3)										3	0	0	0	1	1	0									
Rey Sanchez, R OBP: 0.335, SLG: 0.372 (1, 6)										4	1	2	0	0	0	1									
Brian Johnson, R OBP: 0.289, SLG: 0.387 (1, 2)										4	0	1	1	0	1	1									
Russ Ortiz, R OBP: 0.214, SLG: 0.154 Chris Brock, R OBP: 0.500, SLG: 0.500 Stan Javier, S OBP: 0.371, SLG: 0.359 (9, PH)										2	0	0	0	0	1	1									
Inning Stats	R: 0 E: 1 K: 1 S: 10	H: 1 LOB: 1 BB: 0 P: 14	R: 1 E: 0 K: 2 S: 18	H: 2 LOB: 1 BB: 0 P: 25	R: 4 E: 0 K: 0 S: 13	H: 4 LOB: 0 BB: 1 P: 20	R: 0 E: 0 K: 0 S: 4	H: 0 LOB: 0 BB: 0 P: 7	R: 0 E: 0 K: 0 S: 11	H: 1 LOB: 1 BB: 0 P: 18	R: 0 E: 0 K: 0 S: 9	H: 2 LOB: 2 BB: 0 P: 10	R: 0 E: 0 K: 1 S: 9	H: 1 LOB: 1 BB: 0 P: 14	R: 0 E: 0 K: 1 S: 10	H: 0 LOB: 0 BB: 0 P: 15		R: 0 E: 0 K: 0 S: 12	H: 0 LOB: 2 BB: 2 P: 25	1B: 8 2B: 1 3B: 0 HR: 2	SF: 0 SAC: 0 DP: 2 HBP: 0	WP: 0 PB: 0 SB: 0 CS: 0	PA: 40		
PITCHER	IP	WLS	BF	H	R	ER	SO	BB	IBB	HBP	BLK	WP	HR	S	P	ERA	WHIP								
Kevin Tapani, R ERA: 4.61 Felix Heredia, L ERA: 5.29 Matt Karchner, R ERA: 5.14 Rod Beck, R ERA: 3.47	(1, 1)	5.2	W	27	10	5	3	0	0	0	0	0	0	8	12	0.00	1.000								
(6, 1)	1.0		4	1	0	0	0	0	0	0	0	0	0	8	12	0.00	1.000								
(7, 1)	1.1		4	0	0	0	2	0	0	0	0	0	0	13	19	0.00	0.000								
(9, 1)	1.0	S	5	0	0	0	0	2	0	0	0	0	0	12	25	0.00	2.000								



Batter	1	2	3	4	5	6	7	8	9	AB	R	H	RBI	BB	SO	LOB	TOP				
Jeff Blausler, R OBP: 0.348, SLG: 0.298 (1, 6)										4	1	1	1	1	0	2	Chicago Cubs @ San Francisco Giants 3Com Park at Candlestick Point, San Francisco, CA Wed Aug 12 1998, 6:33 AM EDT Att: 25,109 - Sunny - 77 F				
Mickey Morandini, L OBP: 0.406, SLG: 0.419 (1, 4)										5	1	1	0	0	0	1					
Mark Grace, L OBP: 0.414, SLG: 0.488 (1, 3)										4	1	1	0	1	0	1					
Sammy Sosa, R OBP: 0.384, SLG: 0.646 (6, 9)										3	1	1	0	2	1	1					
Glenallen Hill, R OBP: 0.330, SLG: 0.510 Lance Johnson, L OBP: 0.248, SLG: 0.221 (6, 8)										3	1	0	0	0	2	2					
Henry Rodriguez, L OBP: 0.339, SLG: 0.546 Brant Brown, L OBP: 0.356, SLG: 0.516 (7, 7)										4	2	3	5	0	1	1					
Manny Alexander, R OBP: 0.295, SLG: 0.374 Scott Servais, R OBP: 0.277, SLG: 0.322 (1, 2)										4	1	3	0	1	0	0					
Steve Trachsel, R OBP: 0.327, SLG: 0.295 Felix Heredia, L Dave Stevens, R (8, 1)										4	1	1	2	0	0	5					
Steve Trachsel, R OBP: 0.327, SLG: 0.295 Felix Heredia, L Dave Stevens, R (9, 1)										3	0	0	0	0	1	0					
										0	0	0	0	0	0	0					
										0	0	0	0	0	0	0					
Inning Stats	R: 0 E: 0 K: 0 S: 3	H: 0 LOB: 0 BB: 0 P: 3	R: 0 E: 0 K: 2 S: 7	H: 0 LOB: 2 BB: 2 P: 15	R: 0 E: 0 K: 1 S: 5	H: 0 LOB: 1 BB: 1 P: 9	R: 5 E: 0 K: 0 S: 7	H: 4 LOB: 0 BB: 1 P: 11	R: 0 E: 0 K: 1 S: 5	H: 2 LOB: 2 BB: 0 P: 5	R: 5 E: 1 K: 0 S: 7	H: 5 LOB: 0 BB: 1 P: 11	R: 0 E: 0 K: 1 S: 6	H: 1 LOB: 1 BB: 0 P: 6	R: 0 E: 0 K: 1 S: 5	H: 0 LOB: 0 BB: 0 P: 5	1B: 7 2B: 1 3B: 0 HR: 4	SF: 0 SAC: 1 DP: 1 HBP: 0	WP: 0 PB: 0 SB: 1 CS: 0	PA: 43	
PITCHER	IP WLS BF H R ER SO BB IBB HBP BLK WP HR S P ERA WHIP	IP WLS BF H R ER SO BB IBB HBP BLK WP HR S P ERA WHIP	IP WLS BF H R ER SO BB IBB HBP BLK WP HR S P ERA WHIP	IP WLS BF H R ER SO BB IBB HBP BLK WP HR S P ERA WHIP	IP WLS BF H R ER SO BB IBB HBP BLK WP HR S P ERA WHIP	IP WLS BF H R ER SO BB IBB HBP BLK WP HR S P ERA WHIP	IP WLS BF H R ER SO BB IBB HBP BLK WP HR S P ERA WHIP	IP WLS BF H R ER SO BB IBB HBP BLK WP HR S P ERA WHIP	IP WLS BF H R ER SO BB IBB HBP BLK WP HR S P ERA WHIP	IP WLS BF H R ER SO BB IBB HBP BLK WP HR S P ERA WHIP	IP WLS BF H R ER SO BB IBB HBP BLK WP HR S P ERA WHIP	IP WLS BF H R ER SO BB IBB HBP BLK WP HR S P ERA WHIP	IP WLS BF H R ER SO BB IBB HBP BLK WP HR S P ERA WHIP	IP WLS BF H R ER SO BB IBB HBP BLK WP HR S P ERA WHIP	IP WLS BF H R ER SO BB IBB HBP BLK WP HR S P ERA WHIP	IP WLS BF H R ER SO BB IBB HBP BLK WP HR S P ERA WHIP	IP WLS BF H R ER SO BB IBB HBP BLK WP HR S P ERA WHIP	IP WLS BF H R ER SO BB IBB HBP BLK WP HR S P ERA WHIP	IP WLS BF H R ER SO BB IBB HBP BLK WP HR S P ERA WHIP	IP WLS BF H R ER SO BB IBB HBP BLK WP HR S P ERA WHIP	IP WLS BF H R ER SO BB IBB HBP BLK WP HR S P ERA WHIP

AB 37
R 10
H 12
RBI 9
BB 5
SO 6
LOB 13



Batter	1	2	3	4	5	6	7	8	9	AB	R	H	RBI	BB	SO	LOB	BOTTOM				
Marvin Benard, L OBP: 0.385, SLG: 0.394 Joe Carter, R OBP: 0.287, SLG: 0.405 (8, FH)										3	0	1	0	0	1	1	Chicago Cubs @ San Francisco Giants 3Com Park at Candlestick Point, San Francisco, CA Wed Aug 12 1998, 6:33 AM EDT Att: 25,109 - Sunny - 77 F				
Bill Mueller, S OBP: 0.378, SLG: 0.392 (1, 5)										4	0	0	0	0	1	1					
Barry Bonds, L OBP: 0.428, SLG: 0.562 (1, 7)										3	0	1	0	1	1	0					
Jeff Kent, R OBP: 0.326, SLG: 0.512 (1, 4)										4	0	1	0	0	1	3					
Ellis Burks, R OBP: 0.363, SLG: 0.505 (1, 8)										4	0	0	0	0	0	3					
Charlie Hayes, R OBP: 0.354, SLG: 0.437 (1, 3)										3	1	1	1	0	0	0					
Rich Aurilia, R OBP: 0.340, SLG: 0.453 (1, 6)										4	1	1	1	0	0	0					
Brian Johnson, R OBP: 0.290, SLG: 0.387 (1, 2)										3	0	1	0	0	0	0					
Kirk Rueter, L OBP: 0.217, SLG: 0.239 Shawon Dunston, R OBP: 0.254, SLG: 0.393 Danny Darwin, R OBP: 0.295, SLG: 0.409 J.T. Snow, L OBP: 0.337, SLG: 0.333 Rich Rodriguez, L OBP: 0.303, SLG: 0.333 Stan Javier, L OBP: 0.370, SLG: 0.357 (4, PH)										1	0	1	0	0	0	0					
										1	0	0	0	0	0	1					
										0	0	0	0	0	0	0					
										0	0	0	0	0	0	0					
										0	0	0	0	0	0	0					
										0	0	0	0	0	0	0					
										0	0	0	0	0	0	0					
										1	0	0	0	0	0	0					
Inning Stats	R: 0 E: 0 K: 1 S: 7	H: 2 LOB: 2 BB: 0 P: 7	R: 1 E: 0 K: 1 S: 7	H: 2 LOB: 1 BB: 0 P: 7	R: 0 E: 0 K: 1 S: 6	H: 1 LOB: 1 BB: 0 P: 6	R: 1 E: 0 K: 0 S: 4	H: 2 LOB: 0 BB: 0 P: 4	R: 0 E: 0 K: 1 S: 5	H: 0 LOB: 0 BB: 0 P: 5	R: 0 E: 0 K: 0 S: 3	H: 0 LOB: 0 BB: 0 P: 3	R: 0 E: 0 K: 1 S: 5	H: 0 LOB: 1 BB: 1 P: 9	R: 0 E: 0 K: 0 S: 3	H: 0 LOB: 0 BB: 0 P: 3	1B: 4 2B: 1 3B: 0 HR: 2	SF: 0 SAC: 0 DP: 0 HBP: 0	WP: 0 PB: 0 SB: 0 CS: 0	PA: 35	
PITCHER	IP WLS BF H R ER SO BB IBB HBP BLK WP HR S P ERA WHIP	IP WLS BF H R ER SO BB IBB HBP BLK WP HR S P ERA WHIP	IP WLS BF H R ER SO BB IBB HBP BLK WP HR S P ERA WHIP	IP WLS BF H R ER SO BB IBB HBP BLK WP HR S P ERA WHIP	IP WLS BF H R ER SO BB IBB HBP BLK WP HR S P ERA WHIP	IP WLS BF H R ER SO BB IBB HBP BLK WP HR S P ERA WHIP	IP WLS BF H R ER SO BB IBB HBP BLK WP HR S P ERA WHIP	IP WLS BF H R ER SO BB IBB HBP BLK WP HR S P ERA WHIP	IP WLS BF H R ER SO BB IBB HBP BLK WP HR S P ERA WHIP	IP WLS BF H R ER SO BB IBB HBP BLK WP HR S P ERA WHIP	IP WLS BF H R ER SO BB IBB HBP BLK WP HR S P ERA WHIP	IP WLS BF H R ER SO BB IBB HBP BLK WP HR S P ERA WHIP	IP WLS BF H R ER SO BB IBB HBP BLK WP HR S P ERA WHIP	IP WLS BF H R ER SO BB IBB HBP BLK WP HR S P ERA WHIP	IP WLS BF H R ER SO BB IBB HBP BLK WP HR S P ERA WHIP	IP WLS BF H R ER SO BB IBB HBP BLK WP HR S P ERA WHIP	IP WLS BF H R ER SO BB IBB HBP BLK WP HR S P ERA WHIP	IP WLS BF H R ER SO BB IBB HBP BLK WP HR S P ERA WHIP	IP WLS BF H R ER SO BB IBB HBP BLK WP HR S P ERA WHIP	IP WLS BF H R ER SO BB IBB HBP BLK WP HR S P ERA WHIP	IP WLS BF H R ER SO BB IBB HBP BLK WP HR S P ERA WHIP

AB 33
R 2
H 7
RBI 2
BB 1
SO 5
LOB 9



Batter	1	2	3	4	5	6	7	8	9	AB	R	H	RBI	BB	SO	LOB	TOP					
Brant Brown, L OBP: 0.353, SLG: 0.510 (1, 8)	F7					K		G5-3		5	0	1	0	0	1	3						
Mickey Morandini, L OBP: 0.404, SLG: 0.416 (1, 4)	G3								G5-3	5	1	1	0	0	1	2						
Sammy Sosa, R OBP: 0.386, SLG: 0.647 (1, 9)									G6-3	5	2	3	1	0	1	2						
Mark Grace, L OBP: 0.414, SLG: 0.487 (1, 3)									G6-3	5	1	2	1	0	1	1						
Henry Rodriguez, L OBP: 0.288, SLG: 0.540 Lance Johnson, L OBP: 0.248, SLG: 0.221 (1, 7) (7, 8)									L8	4	0	0	0	0	1	3						
José Hernández, R OBP: 0.321, SLG: 0.486 (1, 5)									L8	0	0	0	0	0	0	0						
Tyler Houston, L OBP: 0.288, SLG: 0.417 Scott Servais, R OBP: 0.276, SLG: 0.321 (8, PH) (8, 2)									F9	4	1	1	1	0	1	1						
Jeff Blauser, R OBP: 0.355, SLG: 0.311 (1, 6)										3	0	0	0	0	2	2						
Mark Clark, R OBP: 0.102, SLG: 0.043 Terry Mulholland, R OBP: 0.375, SLG: 0.286 Rod Beck, R (8, 1) (9, 1)										1	0	0	0	0	0	0						
Inning Stats	R: 0 E: 0 K: 1 S: 9	H: 1 LOB: 1 BB: 0 P: 12	R: 0 E: 0 K: 0 S: 9	H: 0 LOB: 0 BB: 0 P: 11	R: 0 E: 0 K: 3 S: 14	H: 1 LOB: 2 BB: 0 P: 22	R: 0 E: 0 K: 2 S: 10	H: 0 LOB: 0 BB: 0 P: 15	R: 1 E: 0 K: 2 S: 13	H: 1 LOB: 0 BB: 1 P: 20	R: 4 E: 0 K: 1 S: 17	H: 5 LOB: 2 BB: 1 P: 29	R: 1 E: 0 K: 0 S: 16	H: 2 LOB: 1 BB: 0 P: 26	R: 0 E: 0 K: 0 S: 6	H: 1 LOB: 1 BB: 0 P: 10	R: 0 E: 0 K: 0 S: 7	H: 0 LOB: 0 BB: 0 P: 11	1B: 9 2B: 1 3B: 0 HR: 1	SF: 0 SAC: 1 DP: 0 HBP: 1	WP: 0 PB: 0 SB: 1 CS: 0	PA: 40
PITCHER	IP	WLS	BF	H	R	ER	SO	BB	IBB	HBP	BLK	WP	HR	S	P	ERA	WHIP					
Shane Reynolds, R ERA: 3.74 (1, 1)	5.2	L	27	8	5	5	9	0	1	1	0	0	1	69	103	7.94	1.412					
Trevor Miller, L ERA: 3.09 (6, 1)	1.0		5	2	1	1	0	0	0	0	0	0	0	15	28	9.00	2.000					
Scott Elarton, R ERA: 3.21 (7, 1)	0.1		1	0	0	0	0	0	0	0	0	0	0	4	4	0.00	0.000					
Mike Magnante, L ERA: 4.78 (8, 1)	2.0		7	1	0	0	0	0	0	0	0	0	0	13	21	0.00	0.500					

Chicago Cubs @ Houston Astros
Astrodome, Houston, TX
Fri Aug 14 1998, 8:05 PM EDT
Att: 45,040 - Dome - 72 F

AB	37
R	6
H	11
RBI	6
BB	1
SO	9
LOB	15



Batter	1	2	3	4	5	6	7	8	9	AB	R	H	RBI	BB	SO	LOB	BOTTOM					
Craig Biggio, R OBP: 0.399, SLG: 0.488 (1, 4)	G5-3									4	0	1	0	1	0	1						
Ricky Gutierrez, R OBP: 0.355, SLG: 0.343 (1, 6)	K									5	0	0	0	0	2	4						
Derek Bell, R OBP: 0.363, SLG: 0.501 (1, 9)	F9									4	2	2	1	0	1	2						
5 Jeff Bagwell, R OBP: 0.411, SLG: 0.544 (1, 3)										3	0	0	0	0	0	1						
Moises Alou, R OBP: 0.392, SLG: 0.614 (1, 7)										4	1	1	2	0	2	1						
Carl Everett, S OBP: 0.383, SLG: 0.510 (1, 8)										4	0	1	0	0	0	1						
Sean Berry, R OBP: 0.390, SLG: 0.514 (1, 5)										4	1	2	1	0	0	1						
Tony Eusebio, R OBP: 0.342, SLG: 0.343 Brad Ausmus, R OBP: 0.351, SLG: 0.344 (9, PR) (9, PR)										4	0	1	0	0	0	2						
Shane Reynolds, R ERA: 4.73 (1, 1) Trevor Miller, L ERA: 3.09 (6, 1) Scott Elarton, R ERA: 3.21 (7, 1) Pete Incaviglia, R OBP: 0.192, SLG: 0.188 Mike Magnante, L OBP: 0.274, SLG: 0.221 (8, PH) (9, PH)										2	0	0	0	0	2	1						
Inning Stats	R: 0 E: 0 K: 1 S: 6	H: 0 LOB: 0 BB: 0 P: 9	R: 0 E: 0 K: 1 S: 6	H: 0 LOB: 0 BB: 0 P: 11	R: 1 E: 0 K: 2 S: 15	H: 3 LOB: 2 BB: 0 P: 17	R: 0 E: 0 K: 0 S: 6	H: 1 LOB: 1 BB: 0 P: 8	R: 0 E: 0 K: 1 S: 7	H: 0 LOB: 0 BB: 0 P: 9	R: 1 E: 0 K: 1 S: 11	H: 1 LOB: 1 BB: 0 P: 19	R: 0 E: 1 K: 1 S: 8	H: 0 LOB: 1 BB: 0 P: 14	R: 2 E: 0 K: 1 S: 14	H: 2 LOB: 0 BB: 0 P: 22	R: 0 E: 0 K: 0 S: 10	H: 1 LOB: 2 BB: 1 P: 19	1B: 5 2B: 0 3B: 0 HR: 3	SF: 0 SAC: 0 DP: 0 HBP: 1	WP: 0 PB: 0 SB: 0 CS: 0	PA: 38
PITCHER	IP	WLS	BF	H	R	ER	SO	BB	IBB	HBP	BLK	WP	HR	S	P	ERA	WHIP					
Mark Clark, R ERA: 4.73 (1, 1)	7.2	W	32	7	4	4	8	0	1	0	0	0	3	72	108	4.70	0.913					
Terry Mulholland, L ERA: 2.44 (8, 1)	0.1		1	0	0	0	0	0	0	0	0	0	0	1	1	0.00	0.000					
Rod Beck, R ERA: 3.41 (9, 1)	1.0	S	5	1	0	0	0	1	0	0	0	0	0	10	19	0.00	2.000					


Chicago Cubs @ Houston Astros
Astrodome, Houston, TX
Fri Aug 14 1998, 8:05 PM EDT
Att: 45,040 - Dome - 72 F

AB	36
R	4
H	8
RBI	4
BB	1
SO	8
LOB	16



Batter	1	2	3	4	5	6	7	8	9	AB	R	H	RBI	BB	SO	LOB	TOP								
Delino DeShields, L (1.4) OBP: 0.403, SLG: 0.454	0-1 F9 2B		1-2 F9			0-0 F8			4-1 1B S BB	3	0	1	0	1	0	1	St. Louis Cardinals @ Chicago Cubs Wrigley Field, Chicago, IL Tue Aug 18 1998, 7:05 PM CDT Att: 40,249 - Unknown - 72 F								
Brian Jordan, R (1.9) OBP: 0.386, SLG: 0.548	0-1 F9 2-3		0-0 G6-3			0-1 G6-4-3 1-2f			1-2 SAFE 1B	4	0	1	0	0	0	2									
Mark McGwire, R (1.3) OBP: 0.467, SLG: 0.692	2-3 K3-2-3-2 3-Hf			2-3 K			1-1 F8		2-3 K	4	0	0	0	0	3	3									
Ray Lankford, L (1.8) OBP: 0.387, SLG: 0.517		2-2 G6-3 1B 2B		0-0 F8			1-1 F9		0-3 K	4	1	1	0	0	1	2									
Ron Gant, R (1.7) OBP: 0.297, SLG: 0.472		2-2 G6-3 2-3		1-3 K			2-2 G6-3			3	0	0	0	0	1	1									
Fernando Tatis, R (1.5) OBP: 0.311, SLG: 0.370		2-2 1B			0-0 CS 1B			3-1 L5		3	0	2	1	0	0	0									
Eli Marrero, R (1.2) OBP: 0.299, SLG: 0.384		3-1 F9 SAFE		0-3 K SAFE				0-0 G5-3		3	0	0	0	0	1	2									
Kent Mercker, L (1.1) OBP: 0.200, SLG: 0.209					2-2 G1-3			2-3 K		2	0	0	0	0	1	2									
Mark Petkovsek, R (6.1) OBP: 0.348, SLG: 0.364										0	0	0	0	0	0	0									
John Mabry, L (8. PH) OBP: 0.316, SLG: 0.396										1	0	0	0	0	1	0									
Bobby Witt, R (8.1) OBP: 0.300, SLG: 0.333										0	0	0	0	0	0	0									
Piacion Polanco, R (1.6) OBP: 0.269, SLG: 0.314										2	0	1	0	0	0	0									
Willie McGee, S (9. PH) OBP: 0.294, SLG: 0.340				0-0 F8		1-0 G6-4-3 1B			0-3 K	1	0	0	0	0	1	0									
Inning Stats	R: 0 E: 0 K: 1 S: 7	H: 1 LOB: 1 BB: 0 P: 9	R: 1 E: 0 K: 1 S: 15	H: 2 LOB: 1 BB: 0 P: 25	R: 0 E: 0 K: 0 S: 5	H: 0 LOB: 0 BB: 0 P: 6	R: 0 E: 0 K: 2 S: 7	H: 0 LOB: 0 BB: 0 P: 10	R: 0 E: 0 K: 1 S: 9	H: 1 LOB: 0 BB: 0 P: 11	R: 0 E: 0 K: 0 S: 4	H: 1 LOB: 0 BB: 0 P: 5	R: 0 E: 0 K: 0 S: 7	H: 0 LOB: 0 BB: 0 P: 11	R: 0 E: 0 K: 1 S: 6	H: 0 LOB: 0 BB: 0 P: 11	R: 0 E: 0 K: 3 S: 16	H: 1 LOB: 2 BB: 1 P: 23	1B: 4 2B: 3 3B: 0 HR: 0	SF: 0 SAC: 0 DP: 2 HBP: 0	WP: 0 PB: 0 SB: 1 CS: 1	PA: 31			
PITCHER	IP	WLS	BF	H	R	ER	SO	BB	IBB	HBP	BLK	WP	HR	S	P	ERA	WHIP								
Steve Trachsel, R (1.1) ERA: 4.05	8.1	W	29	6	1	1	7	1	0	0	0	0	0	68	101	1.08	0.840								
Rod Beck, R (9.1) ERA: 3.41	0.2	S	2	0	0	0	2	0	0	0	0	0	0	8	10	0.00	0.000								

AB	30
R	1
H	6
RBI	1
BB	1
SO	9
LOB	13



Batter	1	2	3	4	5	6	7	8	9	AB	R	H	RBI	BB	SO	LOB	BOTTOM								
Mickey Morandini, L (1.4) OBP: 0.403, SLG: 0.412	1-2 G6-3		2-1 G4-6-3 1B		1-3 K	1-0 HBP		4-2 BB BB		3	0	1	0	1	1	0	St. Louis Cardinals @ Chicago Cubs Wrigley Field, Chicago, IL Tue Aug 18 1998, 7:05 PM CDT Att: 40,249 - Unknown - 72 F								
Manny Alexander, R (1.6) OBP: 0.294, SLG: 0.364	4-1 G4-6-3 BB		1-1 G4-6-3 1-2f		3-3 K	2-3 K		1-3 K		4	0	0	0	1	3	6									
Mark Grace, L (1.3) OBP: 0.417, SLG: 0.489	2-2 G4-6-3 1-2f		0-0 1B		0-0 G3		1-0 1B 2B	4-0 1-2 2-3 BB		4	0	2	0	1	0	1									
Sammy Sosa, R (1.9) OBP: 0.381, SLG: 0.640		3-2 P6	1-3 K		0-0 L5	3-3 K		2-3 K		5	0	0	0	0	3	5									
Glenallen Hill, R (1.7) OBP: 0.337, SLG: 0.511		0-2 2B G3 1B		0-0 F9	1-1 1B 1B				3	1	2	0	0	0	0	0									
Brant Brown, L (6. PR) OBP: 0.353, SLG: 0.512									1	1	0	0	0	0	1	1									
José Hernández, R (1.5) OBP: 0.323, SLG: 0.491		3-2 G3 2B		1-1 F G6-3 2B	2-2 1B G5-3 1B	2-2 1B G5-3 1B		2-3 1B		4	2	4	0	0	0	0									
Lance Johnson, L (1.8) OBP: 0.266, SLG: 0.238		4-0 G3 IBB		0-0 E9 G6-3 1B	2-1 1B G5-3 1B	0-1 FC4		1-2 1B		3	0	2	1	1	0	2									
Scott Servais, R (1.2) OBP: 0.274, SLG: 0.315		1-1 G3		1-0 G6-3	0-1 G5-3		1-2 BB SH1 1B		4	0	1	3	0	0	5										
Steve Trachsel, R (1.1) OBP: 0.327, SLG: 0.298		1-2 2-3 3-H		2-3 3-H				2-0 SH1		3	0	1	0	0	1	3									
Rod Beck, R (9.1) ERA: 3.41		1-1 F9		1-1 K		2-3 1B		1-2 SH1		0	0	0	0	0	0	0									
Inning Stats	R: 0 E: 0 K: 0 S: 8	H: 0 LOB: 0 BB: 1 P: 15	R: 1 E: 0 K: 0 S: 17	H: 2 LOB: 2 BB: 1 P: 29	R: 0 E: 0 K: 1 S: 8	H: 2 LOB: 1 BB: 0 P: 12	R: 1 E: 1 K: 1 S: 8	H: 2 LOB: 1 BB: 0 P: 12	R: 0 E: 0 K: 2 S: 8	H: 0 LOB: 0 BB: 0 P: 12	R: 2 E: 0 K: 1 S: 17	H: 4 LOB: 3 BB: 0 P: 27	R: 0 E: 0 K: 2 S: 12	H: 2 LOB: 2 BB: 0 P: 18	R: 0 E: 0 K: 2 S: 16	H: 1 LOB: 3 BB: 2 P: 30	1B: 10 2B: 3 3B: 0 HR: 0	SF: 0 SAC: 1 DP: 2 HBP: 1	WP: 0 PB: 0 SB: 0 CS: 0	PA: 40					
PITCHER	IP	WLS	BF	H	R	ER	SO	BB	IBB	HBP	BLK	WP	HR	S	P	ERA	WHIP								
Kent Mercker, L (1.1) ERA: 5.54	5.2	L	27	10	4	4	4	1	0	0	0	0	0	63	101	6.35	1.941								
Mark Petkovsek, R (6.1) ERA: 4.93	1.1		7	2	0	0	3	0	0	1	0	0	0	15	24	0.00	1.500								
Bobby Witt, R (8.1) ERA: 6.46	1.0		6	1	0	0	2	2	0	0	0	0	0	16	30	0.00	3.000								



Batter	1	2	3	4	5	6	7	8	9	AB	R	H	RBI	BB	SO	LOB	TOP											
Stan Javier, S OBP: 0.379, SLG: 0.362	F7		K		G6-3		BB		K	4	0	0	1	1	2	0	San Francisco Giants @ Chicago Cubs Wrigley Field, Chicago, IL Thu Aug 20 1998, 3:33 AM CDT Att: 37,803 - Sunny - 84 F											
Bill Mueller, S OBP: 0.380, SLG: 0.395	G4-3			K	HR		F9		1B	5	1	2	1	0	1	1												
Barry Bonds, L OBP: 0.431, SLG: 0.565	K			BB	HR		BB		P3	4	1	2	1	1	1	1												
Jeff Kent, R OBP: 0.338, SLG: 0.518		F9		BB	F9		L7			3	0	0	0	1	0	2												
Ellis Burks, R OBP: 0.371, SLG: 0.504		G4-3		K			BB		FC4-6	3	0	2	0	1	1	2												
J.T. Snow, L OBP: 0.329, SLG: 0.411	G4-3			FC6-4	BB		G4-6-3		FC4-6	2	0	0	0	2	0	2												
Rey Sanchez, R OBP: 0.362, SLG: 0.362										3	0	0	0	0	0	6												
Marvin Benard, L OBP: 0.383, SLG: 0.416	G6-3			FC6-4			B2		F8	1	0	0	0	0	0	1												
Chris Brock, R OBP: 0.500, SLG: 0.500				1-2						0	0	0	0	0	0	0												
Brent Mayne, L OBP: 0.359, SLG: 0.367			G6-3		G4-3		G4-6-3		G1-3	4	1	1	0	0	0	3												
Russ Ortiz, R OBP: 0.222, SLG: 0.125			K		G4-3				F9	2	0	0	0	0	1	1												
Julian Tavarez, L OBP: 0.111, SLG: 0.111										0	0	0	0	0	0	0												
Shawon Dunston, R OBP: 0.255, SLG: 0.389										1	0	0	0	0	1	0												
John Johnstone, R OBP: 0.340, SLG: 0.458										1	0	0	0	0	0	0												
Rich Aurilia, R OBP: 0.340, SLG: 0.458										1	0	0	0	0	0	0												
Inning Stats	R: 0 E: 0 K: 1 S: 9	H: 0 LOB: 0 BB: 0 P: 12	R: 0 E: 0 K: 0 S: 7	H: 0 LOB: 1 BB: 1 P: 15	R: 0 E: 0 K: 2 S: 7	H: 0 LOB: 0 BB: 0 P: 10	R: 0 E: 0 K: 2 S: 15	H: 1 LOB: 2 BB: 2 P: 32	R: 3 E: 0 K: 0 S: 15	H: 3 LOB: 0 BB: 0 P: 21	R: 0 E: 0 K: 0 S: 4	H: 1 LOB: 1 BB: 1 P: 8	R: 0 E: 0 K: 1 S: 7	H: 0 LOB: 2 BB: 2 P: 19	R: 0 E: 0 K: 0 S: 11	H: 1 LOB: 1 BB: 0 P: 17	R: 0 E: 0 K: 1 S: 11	H: 1 LOB: 1 BB: 0 P: 11	1B: 3 2B: 2 3B: 0 HR: 2	SF: 0 SAC: 0 DP: 1 HBP: 0	WP: 0 PA: 39 PB: 0 SB: 0 CS: 0							
PITCHER	IP	WLS	BF	H	R	ER	SO	BB	IBB	HBP	BLK	WP	HR	S	P	ERA	WHIP											
Kevin Tapani, R ERA: 4.61	(1, 1)	5.0	W	22	4	3	3	5	3	0	0	0	0	2	53	90	5.40	1.400										
Terry Adams, R ERA: 3.92	(6, 1)	1.1		6	1	0	0	1	2	0	0	0	0	0	7	15	0.00	2.250										
Felix Heredia, L ERA: 5.06	(7, 1)	0.1		2	0	0	0	0	1	0	0	0	0	0	3	10	0.00	3.000										
Matt Karchner, R ERA: 4.91	(7, 1)	1.1		5	1	0	0	0	0	0	0	0	0	12	19	0.00	0.750											
Rod Beck, R ERA: 3.36	(9, 1)	1.0		4	1	0	0	1	0	0	0	0	0	11	11	0.00	1.000											

Batter	1	2	3	4	5	6	7	8	9	AB	R	H	RBI	BB	SO	LOB	BOTTOM											
Lance Johnson, L OBP: 0.274, SLG: 0.238	F9		F8	FC5-4	1B			1B		4	1	2	1	1	0	0	San Francisco Giants @ Chicago Cubs Wrigley Field, Chicago, IL Thu Aug 20 1998, 3:33 AM CDT Att: 37,803 - Sunny - 84 F											
Mickey Morandini, L OBP: 0.400, SLG: 0.411	S		1B	F9	L8			1B		3	0	1	0	2	0	3												
Sammy Sosa, R OBP: 0.379, SLG: 0.638	P8		K	FC5-4			K		K	5	0	0	0	0	3	6												
Mark Grace, L OBP: 0.417, SLG: 0.487	K		1B		K		F8		1B	5	0	2	1	0	2	1												
Henry Rodriguez, L OBP: 0.338, SLG: 0.545			K				K		K	3	1	2	0	0	1	2												
Terry Adams, R ERA: 3.92										1	0	0	0	0	1	0												
Felix Heredia, L ERA: 5.06										0	0	0	0	0	0	0												
Matt Karchner, R ERA: 4.91										0	0	0	0	0	0	0												
Gary Gaetti, R OBP: 0.383, SLG: 0.453			FC6-4	BB			FC4		1B	1	0	0	0	0	1	2												
Rod Beck, R ERA: 3.36										0	0	0	0	0	0	0												
José Hernández, R OBP: 0.331, SLG: 0.503										2	1	2	0	2	0	0												
Tyler Houston, L OBP: 0.282, SLG: 0.403			FC6-4		1B		FC4		F8	4	2	1	0	0	0	5												
Jeff Blausler, R OBP: 0.348, SLG: 0.301			1-2		1B		HR			3	1	1	1	0	1	3												
Kevin Tapani, R OBP: 0.219, SLG: 0.241			P4		FC3-6		HR			2	0	0	0	0	1	4												
Glenallen Hill, R OBP: 0.338, SLG: 0.520			K		1B		HR		G6-3	2	1	1	4	0	0	0												
Brant Brown, L OBP: 0.352, SLG: 0.510					1-2		HR			0	0	0	0	0	0	0												
Inning Stats	R: 0 E: 0 K: 1 S: 10	H: 0 LOB: 1 BB: 1 P: 16	R: 0 E: 0 K: 1 S: 14	H: 1 LOB: 2 BB: 1 P: 24	R: 0 E: 0 K: 2 S: 13	H: 1 LOB: 2 BB: 1 P: 25	R: 2 E: 0 K: 0 S: 12	H: 3 LOB: 2 BB: 1 P: 20	R: 4 E: 0 K: 1 S: 16	H: 4 LOB: 1 BB: 0 P: 27	R: 0 E: 0 K: 2 S: 7	H: 0 LOB: 0 BB: 0 P: 11	R: 0 E: 0 K: 1 S: 8	H: 1 LOB: 0 BB: 0 P: 12	R: 1 E: 0 K: 2 S: 17	H: 2 LOB: 2 BB: 1 P: 28	1B: 10 2B: 1 3B: 0 HR: 1	SF: 0 SAC: 0 DP: 0 HBP: 1	WP: 0 PA: 41 PB: 0 SB: 1 CS: 1									
PITCHER	IP	WLS	BF	H	R	ER	SO	BB	IBB	HBP	BLK	WP	HR	S	P	ERA	WHIP											
Russ Ortiz, R ERA: 5.57	(1, 1)	4.2	L	26	7	5	5	5	4	0	1	0	0	1	14	24	6.75	1.500										
Julian Tavarez, L ERA: 3.5	(5, 1)	1.1		6	2	1	1	2	0	0	0	0	0	8	12	0.00	1.000											
John Johnstone, R ERA: 3.48	(7, 1)	1.0		3	1	0	0	1	0	0	0	0	0	17	28	9.00	3.000											
Chris Brock, R ERA: 2.76	(8, 1)	1.0		6	2	1	1	2	1	0	0	0	0	0	0	0	0											



Batter	1	2	3	4	5	6	7	8	9	AB	R	H	RBI	BB	SO	LOB	TOP					
Marvin Benard, L (1.9) OBP: 0.384, SLG: 0.416	1-1 P4		0-0 F8		3-1 1B		0-1 F7		0-1 G3 1B	5	0	2	0	0	0	1	San Francisco Giants @ Chicago Cubs Wrigley Field, Chicago, IL Fri Aug 21 1998, 3:33 AM CDT Att: 39,059 - Sunny - 83 F					
Rich Aurilia, R (1.6) OBP: 0.341, SLG: 0.457	0-2 G6-3		0-1 1B		1-0 F9		2-3 K		1-0 G3 1B	5	0	2	1	0	1	2						
Barry Bonds, L (1.7) OBP: 0.431, SLG: 0.562	1-0 G4-3		0-0 F8			0-1 HR 1B		4-0 SH1-3 1B BB	2-0 G3	4	2	1	0	1	0	3						
Jeff Kent, R (1.4) OBP: 0.341, SLG: 0.526		4-2 FC6-4 BB		1-0 P3		2-1 HR		1-1 SH1-3 1B	0-1 F9	4	2	2	2	1	0	2						
Ellis Burks, R (1.8) OBP: 0.368, SLG: 0.500		1-0 FC6-4		2-0 L7		0-1 G5-3		0-0 SH1-3		3	0	0	0	0	0	1						
Charlie Hayes, R (1.3) OBP: 0.365, SLG: 0.436		1-1 L9		2-3 K		2-1 G4-3		2-1 F8 2B		4	0	1	2	0	1	1						
J.T. Snow, L (9.3) OBP: 0.329, SLG: 0.411								2-H 2B		0	0	0	0	0	0	0						
Bill Mueller, S (1.5) OBP: 0.379, SLG: 0.392		0-0 P6		0-0 L6		4-2 BB		1-1 F8		3	0	0	0	1	0	2						
Brian Johnson, R (1.2) OBP: 0.291, SLG: 0.384			0-0 1B 2B		2-2 P3		2-3 K		0-3 K	4	1	1	0	0	2	2						
Orel Hershiser, R (1.1) OBP: 0.211, SLG: 0.185			1-3 K		4-0 1B BB				0-1 F9	1	0	0	0	1	1	1						
John Johnstone, R (5.1) OBP: 0.276, SLG: 0.361										0	0	0	0	0	0	0						
Stan Javier, S (7.9) OBP: 0.287, SLG: 0.361										0	0	0	0	0	0	0						
Rich Rodriguez, L (7.1) OBP: 0.302, SLG: 0.333										0	0	0	0	0	0	0						
Jose Mesa, R (8.1) OBP: 0.296, SLG: 0.337										0	0	0	0	0	0	0						
Shawon Dunston, R (8.9) OBP: 0.296, SLG: 0.337										0	0	0	0	0	0	0						
Robb Nen, R (9.1)										0	0	0	0	0	0	0						
Inning Stats	R: 0 E: 0 K: 0 S: 7	H: 0 LOB: 0 BB: 0 P: 9	R: 0 E: 0 K: 0 S: 6	H: 0 LOB: 1 BB: 1 P: 12	R: 1 E: 0 K: 1 S: 8	H: 2 LOB: 1 BB: 0 P: 9	R: 0 E: 0 K: 1 S: 5	H: 0 LOB: 0 BB: 0 P: 10	R: 0 E: 0 K: 0 S: 7	H: 1 LOB: 2 BB: 1 P: 17	R: 2 E: 0 K: 1 S: 15	H: 2 LOB: 1 BB: 1 P: 25	R: 0 E: 0 K: 2 S: 8	H: 0 LOB: 0 BB: 0 P: 11	R: 2 E: 0 K: 1 S: 10	H: 2 LOB: 1 BB: 1 P: 18	R: 0 E: 0 K: 0 S: 8	H: 2 LOB: 2 BB: 0 P: 11	1B: 6 2B: 2 3B: 0 HR: 1	SF: 0 SAC: 1 DP: 0 HBP: 0	WP: 0 PB: 0 SB: 1 CS: 0	PA: 40
PITCHER	IP WLS BF H R ER SO BB IBB HBP BLK WP HR S P ERA WHIP																					
34 Kerry Wood, R (1.1) ERA: 3.48	6.0 26 5 3 3 3 3 0 0 0 0 0 1 48 82 4.50 1.333																					
Terry Mulholland, L (7.1) ERA: 2.78	1.0 5 1 2 2 2 1 0 0 0 0 0 0 10 18 18.00 2.000																					
Matt Karchner, R (8.1) ERA: 4.81	1.0 4 1 0 0 1 0 0 0 0 0 0 0 8 11 0.00 1.000																					
Dave Stevens, R (9.1) ERA: 3.75	0.1 3 2 0 0 0 0 0 0 0 0 0 0 5 6 0.00 6.000																					
Felix Heredia, L (9.1) ERA: 4.99	0.2 W 2 0 0 0 0 0 0 0 0 0 0 0 3 5 0.00 0.000																					

Batter	1	2	3	4	5	6	7	8	9	AB	R	H	RBI	BB	SO	LOB	BOTTOM					
Lance Johnson, L (1.8) OBP: 0.284, SLG: 0.256	1-1 G4-3		3-2 BB 1B		1-1 FC3-6 1B		1-0 2B		2-2 G5-3	5	1	3	1	0	0	1	San Francisco Giants @ Chicago Cubs Wrigley Field, Chicago, IL Fri Aug 21 1998, 3:33 AM CDT Att: 39,059 - Sunny - 83 F					
Mickey Morandini, L (1.4) OBP: 0.404, SLG: 0.407	2-1 F8		4-0 1B BB		1-0 FC3-6 HR		3-2 L5		0-1 G4-3	4	1	0	0	1	0	4						
Sammy Sosa, R (1.9) OBP: 0.381, SLG: 0.644	1-1 F9		2-0 1B		3-2 HR		2-3 K		1-1 BB 1B	5	2	3	3	0	1	0						
Mark Grace, L (1.3) OBP: 0.415, SLG: 0.482		0-0 G6-3		3-1 G3		2-0 G4-3		2-0 F7		4	1	0	0	1	0	2						
Henry Rodriguez, L (1.7) OBP: 0.339, SLG: 0.543		0-1 G4-3		1-3 K		0-0 E4 1B		2-2 1B		5	0	2	1	0	1	0						
José Hernández, R (1.6) OBP: 0.334, SLG: 0.504		0-2 F8		1-0 F8 1B		3-2 F7 1B		2-2 F7		5	0	3	1	0	0	1						
Tyler Houston, L (1.2) OBP: 0.278, SLG: 0.397			0-0 G6-3		0-1 F8		0-1 F7		3-3 K	3	0	0	0	0	0	3						
Glenallen Hill, R (6.9) OBP: 0.337, SLG: 0.519					1-2 F8					1	0	0	0	0	1	0						
Scott Servais, R (9.2) OBP: 0.276, SLG: 0.316										0	0	0	0	0	0	0						
Gary Gaetti, R (1.5) OBP: 0.344, SLG: 0.455			4-1 SH1-3 1B BB		1-0 FC6-4 HBP		2-2 2B L5 1B		3-1 F7	1	1	1	0	1	0	0						
Manny Alexander, R (6.9) OBP: 0.290, SLG: 0.359										1	0	0	0	0	0	0						
34 Kerry Wood, R (1.1) ERA: 3.48	4.2 24 4 4 4 4 2 0 1 0 0 0 0 0 11 72 7.71 1.714																					
Terry Mulholland, L (7.1) ERA: 2.78	1.1 5 2 0 0 0 0 0 0 0 0 0 0 11 19 0.00 1.000																					
Matt Karchner, R (8.1) ERA: 4.81	1.0 4 0 0 0 1 1 0 0 0 0 1 0 8 20 0.00 1.000																					
Brant Brown, L (8.9) OBP: 0.278, SLG: 0.397	0.1 L 5 3 2 2 0 1 0 0 0 0 0 0 10 15 54.00 12.000																					
Dave Stevens, R (9.1) ERA: 3.75																						
Felix Heredia, L (9.1) ERA: 4.99																						
Inning Stats	R: 0 E: 0 K: 0 S: 6	H: 0 LOB: 0 BB: 0 P: 10	R: 0 E: 0 K: 0 S: 6	H: 0 LOB: 0 BB: 0 P: 6	R: 2 E: 0 K: 0 S: 9	H: 2 LOB: 2 BB: 2 P: 25	R: 0 E: 0 K: 1 S: 7	H: 1 LOB: 2 BB: 0 P: 10	R: 2 E: 0 K: 0 S: 14	H: 3 LOB: 2 BB: 0 P: 23	R: 0 E: 0 K: 0 S: 9	H: 2 LOB: 2 BB: 0 P: 15	R: 0 E: 0 K: 1 S: 11	H: 1 LOB: 1 BB: 0 P: 19	R: 0 E: 0 K: 1 S: 8	H: 0 LOB: 1 BB: 1 P: 20	R: 2 E: 0 K: 0 S: 10	H: 3 LOB: 2 BB: 1 P: 15	1B: 10 2B: 2 3B: 0 HR: 1	SF: 0 SAC: 1 DP: 1 HBP: 1	WP: 2 PB: 0 SB: 1 CS: 0	PA: 42
PITCHER	IP WLS BF H R ER SO BB IBB HBP BLK WP HR S P ERA WHIP																					
Orel Hershiser, R (1.1) ERA: 4.19	4.2 24 4 4 4 4 2 0 1 0 0 0 0 0 11 72 7.71 1.714																					
John Johnstone, R (5.1) ERA: 3.41	1.1 5 2 0 0 0 0 0 0 0 0 0 0 11 19 0.00 1.000																					
Rich Rodriguez, L (7.1) ERA: 4.32	1.0 4 0 0 0 1 1 0 0 0 0 1 0 8 20 0.00 1.000																					
Jose Mesa, R (8.1) ERA: 5.16	1.0 L 5 3 2 2 0 1 0 0 0 0 0 0 10 15 54.00 12.000																					
Robb Nen, R (9.1) ERA: 1.52																						



Batter	1	2	3	4	5	6	7	8	9	AB	R	H	RBI	BB	SO	LOB	TOP
Craig Biggio, R OBP: 0.302, SLG: 0.489 (1, 4)	1-1 HR		2-3 K2-3			0-0 G6-3 1B	1-2 G6-3	1-3 K		5	2	2	1	0	2	1	
Brad Ausmus, R OBP: 0.347, SLG: 0.330 (1, 2)	0-0 L6		0-0 P3			2-1 G6-3	3-1 G3	1-1 FC6-4 1B		5	0	1	0	0	0	1	
Derek Bell, R OBP: 0.358, SLG: 0.482 (1, 9)	0-0 G4-3		2-0 1B			0-2 G6-3	3-2 5 BB 1B	2-1 FC6-4		5	1	2	1	0	0	2	
Mike Magnante, L OBP: 1.000, SLG: 1.000 Doug Henry, R OBP: 1.000, SLG: 1.000 (8, 1)										0	0	0	0	0	0	0	
Trever Miller, R OBP: 0.500, SLG: 1.000 (9, 1)										0	0	0	0	0	0	0	
5 Jeff Bagwell, R OBP: 0.410, SLG: 0.533 (1, 3)	1-1 G1		1-0 P6			3-H 2-0 P5	4-1 1B BB			4	0	0	0	1	0	1	
Moises Alou, R OBP: 0.391, SLG: 0.618 (1, 7)		2-1 1B G6-3 1B				0-0 HR	3-2 1B HR 1B	1-1 1-2 2-H 1B		5	3	4	2	0	0	0	
Carl Everett, S OBP: 0.379, SLG: 0.500 (1, 8)		0-1 P2				3-2 G4-3	1-2 HR 1B	0-0 F7		5	1	1	0	0	0	3	
Bill Spiers, L OBP: 0.366, SLG: 0.400 (1, 5)		1-0 G6-3 1B				1-2 FC6-4 1B	0-0 HR	2-2 G4-3		4	1	3	3	0	0	2	
Ricky Gutierrez, R OBP: 0.350, SLG: 0.337 (1, 6)		0-0 G6-3				1-2 FC6-4	1-0 L4-3 1B	1-0 1B		4	0	2	1	0	0	2	
Randy Johnson, R OBP: 0.087, SLG: 0.087 Pete Incaviglia, R OBP: 0.143, SLG: 0.150 Richard Hidalgo, R OBP: 0.331, SLG: 0.395 (8, PH)		0-2 G1-3				1-3 K	0-0 L4-3	2-3 K		3	0	0	0	0	1	3	
Inning Stats	R: 1 E: 0 K: 0 S: 6	H: 1 LOB: 0 BB: 0 P: 8	R: 2 H: 2 ER: 1 SO: 12	R: 0 H: 1 LOB: 1 BB: 0 P: 12	R: 1 H: 2 ER: 0 SO: 22	R: 1 H: 2 ER: 0 SO: 11	R: 3 H: 4 ER: 0 SO: 19	R: 1 H: 2 ER: 0 SO: 25	R: 0 H: 2 ER: 0 SO: 18	R: 0 H: 0 ER: 0 SO: 5	1B: 12 2B: 1 3B: 0 HR: 3	SF: 0 SAC: 0 DP: 1 HBP: 0	WP: 0 PB: 0 SB: 1 CS: 0	PA: 42			
PITCHER	IP WLS BF H R ER SO BB IBB HBP BLK WP HR S P ERA WHIP	IP WLS BF H R ER SO BB IBB HBP BLK WP HR S P ERA WHIP	IP WLS BF H R ER SO BB IBB HBP BLK WP HR S P ERA WHIP	IP WLS BF H R ER SO BB IBB HBP BLK WP HR S P ERA WHIP	IP WLS BF H R ER SO BB IBB HBP BLK WP HR S P ERA WHIP	IP WLS BF H R ER SO BB IBB HBP BLK WP HR S P ERA WHIP	IP WLS BF H R ER SO BB IBB HBP BLK WP HR S P ERA WHIP	IP WLS BF H R ER SO BB IBB HBP BLK WP HR S P ERA WHIP	IP WLS BF H R ER SO BB IBB HBP BLK WP HR S P ERA WHIP	IP WLS BF H R ER SO BB IBB HBP BLK WP HR S P ERA WHIP	IP WLS BF H R ER SO BB IBB HBP BLK WP HR S P ERA WHIP	IP WLS BF H R ER SO BB IBB HBP BLK WP HR S P ERA WHIP	IP WLS BF H R ER SO BB IBB HBP BLK WP HR S P ERA WHIP	IP WLS BF H R ER SO BB IBB HBP BLK WP HR S P ERA WHIP	IP WLS BF H R ER SO BB IBB HBP BLK WP HR S P ERA WHIP	IP WLS BF H R ER SO BB IBB HBP BLK WP HR S P ERA WHIP	IP WLS BF H R ER SO BB IBB HBP BLK WP HR S P ERA WHIP

Houston Astros @ Chicago Cubs
Wrigley Field, Chicago, IL
Sat Aug 22 1998, 3:33 AM CDT
Att: 39,886 - Sunny - 82 F

AB	41
R	8
H	15
RBI	8
BB	1
SO	4
LOB	16



Batter	1	2	3	4	5	6	7	8	9	AB	R	H	RBI	BB	SO	LOB	BOTTOM
Lance Johnson, L OBP: 0.282, SLG: 0.250 (1, 8)	2-3 K	2-3 K			0-1 F7			4-2 FC5 BB BB	0-0 F7	4	0	0	0	1	2	3	
Manny Alexander, R OBP: 0.292, SLG: 0.355 (1, 4)	3-3 K		4-2 G4-3 BB		3-2 G4-3			4-1 BB FC5 BB	2-0 FC4-6 BB	3	0	0	0	2	1	1	
Mark Grace, L OBP: 0.415, SLG: 0.479 (1, 3)	4-2 BB		1-0 G4-3		2-3 K			0-1 L3	4-1 BB	3	0	0	0	2	1	3	
Sammy Sosa, R OBP: 0.378, SLG: 0.637 (1, 9)	1-0 P4		1-3 K					3-2 FC5 BB	1-3 K	5	0	0	0	0	2	6	
Glenallen Hill, R OBP: 0.339, SLG: 0.526 (1, 7)		1-2 HR	3-2 P2					4-2 K	1-2 2-3 BB	3	1	1	1	1	1	1	
José Hernández, R OBP: 0.332, SLG: 0.500 Terry Mulholland, R OBP: 0.379, SLG: 0.286 Henry Rodriguez, L OBP: 0.338, SLG: 0.542 Dave Stevens, R (8, PH)		2-1 P4			2-3 K			1-3 K	2-3 K	3	0	0	0	0	2	0	
Gary Gaetti, R OBP: 0.348, SLG: 0.455 (1, 5)		4-2 FC1-5 1B BB			1-2 FC6 HBP			0-0 G6-3	1-0 2B 1B	2	1	1	0	1	0	0	
Scott Servais, R OBP: 0.279, SLG: 0.323 (1, 2)		1-2 FC1-5 1B			2-2 P4			2-3 K	0-0 1B 2B	4	1	2	0	0	1	1	
Don Wengert, R Terry Adams, R Jeff Blauser, R OBP: 0.347, SLG: 0.300 Brant Brown, L OBP: 0.356, SLG: 0.512 (8, PH)		0-2 FC1-5			0-0 FC6			0-0 F9	0-1 FC4-6 1B	2	0	0	0	0	0	3	
Inning Stats	R: 0 E: 0 K: 2 S: 13	H: 0 LOB: 1 BB: 1 P: 23	R: 1 H: 2 ER: 1 SO: 27	R: 0 H: 0 LOB: 1 BB: 1 P: 21	R: 0 H: 0 LOB: 1 BB: 0 P: 14	R: 0 H: 0 LOB: 0 BB: 0 P: 14	R: 0 H: 0 LOB: 0 BB: 0 P: 15	R: 0 H: 0 LOB: 0 BB: 0 P: 8	R: 0 H: 0 LOB: 3 BB: 3 P: 35	R: 2 H: 3 ER: 0 SO: 18	1B: 3 2B: 1 3B: 0 HR: 1	SF: 0 SAC: 0 DP: 0 HBP: 1	WP: 0 PB: 0 SB: 0 CS: 0	PA: 40			
PITCHER	IP WLS BF H R ER SO BB IBB HBP BLK WP HR S P ERA WHIP	IP WLS BF H R ER SO BB IBB HBP BLK WP HR S P ERA WHIP	IP WLS BF H R ER SO BB IBB HBP BLK WP HR S P ERA WHIP	IP WLS BF H R ER SO BB IBB HBP BLK WP HR S P ERA WHIP	IP WLS BF H R ER SO BB IBB HBP BLK WP HR S P ERA WHIP	IP WLS BF H R ER SO BB IBB HBP BLK WP HR S P ERA WHIP	IP WLS BF H R ER SO BB IBB HBP BLK WP HR S P ERA WHIP	IP WLS BF H R ER SO BB IBB HBP BLK WP HR S P ERA WHIP	IP WLS BF H R ER SO BB IBB HBP BLK WP HR S P ERA WHIP	IP WLS BF H R ER SO BB IBB HBP BLK WP HR S P ERA WHIP	IP WLS BF H R ER SO BB IBB HBP BLK WP HR S P ERA WHIP	IP WLS BF H R ER SO BB IBB HBP BLK WP HR S P ERA WHIP	IP WLS BF H R ER SO BB IBB HBP BLK WP HR S P ERA WHIP	IP WLS BF H R ER SO BB IBB HBP BLK WP HR S P ERA WHIP	IP WLS BF H R ER SO BB IBB HBP BLK WP HR S P ERA WHIP	IP WLS BF H R ER SO BB IBB HBP BLK WP HR S P ERA WHIP	IP WLS BF H R ER SO BB IBB HBP BLK WP HR S P ERA WHIP

Houston Astros @ Chicago Cubs
Wrigley Field, Chicago, IL
Sat Aug 22 1998, 3:33 AM CDT
Att: 39,886 - Sunny - 82 F

AB	32
R	3
H	5
RBI	3
BB	7
SO	11
LOB	21



Batter	1	2	3	4	5	6	7	8	9	AB	R	H	RBI	BB	SO	LOB	TOP					
Craig Biggio, R OBP: 0.303, SLG: 0.503 (1, 4)										6	3	3	6	0	1	1						
Bill Spillers, L OBP: 0.366, SLG: 0.397 (1, 5)										5	0	1	0	1	0	1						
Derek Bell, R OBP: 0.356, SLG: 0.480 (1, 9)										3	0	0	1	1	0	1						
Richard Hidalgo, R OBP: 0.330, SLG: 0.393 (7, 9)										1	0	0	0	0	1	2						
5 Jeff Bagwell, R OBP: 0.410, SLG: 0.531 (1, 3)										4	0	1	0	1	1	2						
Moises Alou, R OBP: 0.389, SLG: 0.614 (1, 7)										5	1	1	0	0	0	2						
Carl Everett, S OBP: 0.382, SLG: 0.500 (1, 8)										4	2	2	0	1	0	1						
Ricky Gutierrez, R OBP: 0.353, SLG: 0.339 (1, 6)										4	2	2	0	1	0	1						
Brad Ausmus, R OBP: 0.356, SLG: 0.347 (1, 2)										4	3	4	5	1	0	0						
Jose Lima, R OBP: 0.164, SLG: 0.154 (1, 1)										4	2	1	1	0	0	3						
Pete Incaviglia, R OBP: 0.136, SLG: 0.143 (9, PH)										1	0	0	0	0	0	1						
Mike Magnante, L OBP: 1.000, SLG: 1.000 (9, 1)										0	0	0	0	0	0	0						
Inning Stats	R: 1 E: 0 K: 0 S: 9	H: 1 LOB: 1 BB: 1 P: 19	R: 0 E: 0 K: 0 S: 11	H: 1 LOB: 1 BB: 0 P: 14	R: 0 E: 0 K: 1 S: 11	H: 0 LOB: 1 BB: 1 P: 22	R: 3 E: 0 K: 0 S: 11	H: 3 LOB: 0 BB: 0 P: 18	R: 0 E: 0 K: 0 S: 14	H: 1 LOB: 1 BB: 0 P: 21	R: 4 E: 0 K: 1 S: 19	H: 2 LOB: 1 BB: 3 P: 34	R: 5 E: 0 K: 0 S: 11	H: 5 LOB: 0 BB: 0 P: 12	R: 0 E: 0 K: 0 S: 7	H: 1 LOB: 1 BB: 0 P: 10	R: 0 E: 0 K: 1 S: 15	H: 1 LOB: 2 BB: 1 P: 24	1B: 11 2B: 1 3B: 0 HR: 3	SF: 1 SAC: 0 DP: 0 HBP: 0	WP: 0 PB: 0 SB: 0 CS: 0	PA: 48
PITCHER	IP	WLS	BF	H	R	ER	SO	BB	IBB	HBP	BLK	WP	HR	S	P	ERA	WHIP					
Steve Trachsel, R ERA: 4.3 (1, 1)	5.0	L	26	7	7	7	1	4	0	0	0	0	1	63	110	12.60	2.200					
Rodney Myers, R ERA: 12.71 (6, 1)	1.1		10	5	5	5	1	1	0	0	0	0	1	19	26	33.75	4.500					
Dave Stevens, R ERA: 3.58 (7, 1)	2.2		12	3	1	1	1	1	0	0	0	0	1	26	38	3.38	1.500					

Houston Astros @ Chicago Cubs
Wrigley Field, Chicago, IL
Sun Aug 23 1998, 3:33 AM CDT
Att: 38,714 - Overcast - 87 F

AB 41
R 13
H 15
RBI 13
BB 6
SO 3
LOB 15



Batter	1	2	3	4	5	6	7	8	9	AB	R	H	RBI	BB	SO	LOB	BOTTOM					
Lance Johnson, L OBP: 0.285, SLG: 0.255 (1, 8)										5	0	2	0	0	0	2						
Mickey Morandini, L OBP: 0.403, SLG: 0.406 (1, 4)										4	0	1	0	0	1	1						
Sammy Sosa, R OBP: 0.379, SLG: 0.648 (1, 9)										4	2	2	2	0	0	3						
Manny Alexander, R OBP: 0.292, SLG: 0.355 (9, 5)										0	0	0	0	0	0	0						
Mark Grace, L OBP: 0.412, SLG: 0.475 (1, 3)										4	0	0	0	0	0	3						
Glenallen Hill, R OBP: 0.339, SLG: 0.526 (9, 7)										0	0	0	0	0	0	0						
Henry Rodriguez, L OBP: 0.337, SLG: 0.541 (1, 7)										1	0	0	0	0	0	0						
Brant Brown, L OBP: 0.356, SLG: 0.510 (3, 7)										3	1	1	0	0	0	0						
José Hernández, R OBP: 0.331, SLG: 0.497 (1, 6)										4	0	1	0	0	1	2						
Tyler Houston, L OBP: 0.282, SLG: 0.399 (1, 2)										4	0	2	0	0	1	2						
Gary Gaetti, R OBP: 0.348, SLG: 0.454 (1, 5)										3	0	1	1	0	0	2						
Dave Stevens, R OBP: 0.278, SLG: 0.322 (7, 1)										0	0	0	0	0	0	0						
Scott Servais, R OBP: 0.278, SLG: 0.322 (9, PH)										1	0	0	0	0	0	1						
Steve Trachsel, R OBP: 0.315, SLG: 0.286 (1, 1)										2	0	0	0	0	0	3						
Rodney Myers, R OBP: 0.315, SLG: 0.286 (6, 1)										0	0	0	0	0	0	0						
Jeff Blauser, R OBP: 0.348, SLG: 0.301 (7, 6)										2	0	1	0	0	0	0						
Inning Stats	R: 0 E: 0 K: 0 S: 8	H: 2 LOB: 1 BB: 0 P: 12	R: 0 E: 1 K: 1 S: 11	H: 1 LOB: 2 BB: 0 P: 15	R: 0 E: 0 K: 0 S: 9	H: 1 LOB: 1 BB: 0 P: 10	R: 1 E: 0 K: 1 S: 11	H: 2 LOB: 1 BB: 0 P: 15	R: 1 E: 0 K: 0 S: 10	H: 1 LOB: 0 BB: 0 P: 15	R: 0 E: 0 K: 0 S: 7	H: 1 LOB: 1 BB: 0 P: 13	R: 0 E: 0 K: 0 S: 5	H: 0 LOB: 0 BB: 0 P: 8	R: 1 E: 0 K: 0 S: 7	H: 1 LOB: 0 BB: 0 P: 8	R: 0 E: 0 K: 0 S: 8	H: 2 LOB: 1 BB: 0 P: 12	1B: 9 2B: 0 3B: 0 HR: 2	SF: 0 SAC: 0 DP: 2 HBP: 0	WP: 0 PB: 0 SB: 0 CS: 0	PA: 37
PITCHER	IP	WLS	BF	H	R	ER	SO	BB	IBB	HBP	BLK	WP	HR	S	P	ERA	WHIP					
Jose Lima, R ERA: 3.63 (1, 1)	8.0	W	33	9	3	3	3	0	0	0	0	0	0	8	12	0.00	2.000					
Mike Magnante, L ERA: 4.6 (9, 1)	1.0		4	2	0	0	0	0	0	0	0	0	0	8	12	0.00	2.000					

Houston Astros @ Chicago Cubs
Wrigley Field, Chicago, IL
Sun Aug 23 1998, 3:33 AM CDT
Att: 38,714 - Overcast - 87 F

AB 37
R 3
H 11
RBI 3
BB 0
SO 3
LOB 19



Batter	1	2	3	4	5	6	7	8	9	AB	R	H	RBI	BB	SO	LOB	TOP												
Craig Biggio, R OBP: 0.306, SLG: 0.511 (1, 4)	2-1 2B	0-0 F8			4-0 BB		1-1 1B WP HBP	1-1 HR		3	3	2	2	1	0	1													
Sean Berry, R OBP: 0.395, SLG: 0.530 Bill Spiers, L OBP: 0.366, SLG: 0.397 (8, 5)	1-0 1B 2B		2-1 G4-3		0-0 F9		1-0 BB WP	2-1 G3		5	2	2	1	0	0	2													
Derek Bell, R OBP: 0.355, SLG: 0.476 (1, 9)	1-3 K		0-0 G4-3		1-0 L8		4-2 1B BB	2-3 K		4	1	0	0	1	2	3													
5 Jeff Bagwell, R OBP: 0.408, SLG: 0.526 (1, 3)	3-3 K		3-2 L9			2-2 E5 HR	1-2 F8		4-2 WP BB HR	4	2	0	0	1	1	3													
Moises Alou, R OBP: 0.395, SLG: 0.622 (1, 7)	0-1 2H 1B			0-0 L9-3 1B		2-1 HR	4-2 1B BB		4-1 WP HR BB	3	2	3	3	2	0	0													
Carl Everett, S OBP: 0.382, SLG: 0.507 (1, 8)	0-0 P3			2-2 F7		0-1 E6 CS	1-0 1B		2-0 HR	5	1	2	5	0	0	2													
Tony Eusebio, R OBP: 0.335, SLG: 0.333 (1, 2)		2-3 K		2-1 L9-3		2-2 G4-3	1-3 K		0-0 G4-1	5	0	0	0	0	2	4													
Ricky Gutierrez, R OBP: 0.353, SLG: 0.342 (1, 6)		0-1 1B			1-3 K	2-1 P4		1-2 SH2-3 HR 2B	3-2 F8	5	1	2	0	0	1	0													
Shane Reynolds, R OBP: 0.155, SLG: 0.186 35 Dave Clark, L OBP: 0.279, SLG: 0.239 Scott Elarton, R OBP: 0.130, SLG: 0.136 Pete Incaviglia, R Jay Powell, R (9, 1)		0-3 K			3-0 BB		0-3 K	0-1 SH2-3	3-3 K	1	0	0	0	1	1	1													
Inning Stats	R: 2 E: 0 K: 2 S: 12	H: 3 LOB: 1 BB: 0 P: 19	R: 0 E: 0 K: 2 S: 9	H: 1 LOB: 1 BB: 0 P: 11	R: 0 E: 0 K: 0 S: 7	H: 0 LOB: 0 BB: 0 P: 12	R: 0 E: 0 K: 0 S: 6	H: 1 LOB: 0 BB: 0 P: 10	R: 0 E: 0 K: 1 S: 5	H: 0 LOB: 2 BB: 2 P: 14	R: 3 E: 0 K: 2 S: 17	H: 2 LOB: 2 BB: 2 P: 30	R: 2 E: 0 K: 1 S: 12	H: 2 LOB: 0 BB: 2 P: 18	R: 3 E: 0 K: 1 S: 14	H: 1 LOB: 0 BB: 2 P: 30	1B: 5 2B: 4 3B: 0 HR: 3	SF: 0 SAC: 1 DP: 1 HBP: 1	WP: 2 PB: 0 SB: 0 CS: 1	PA: 45									
PITCHER	IP WLS BF H R ER SO BB IBB HBP BLK WP HR S P ERA WHIP																												
Mark Clark, R ERA: 4.78 Rodney Myers, R ERA: 8.51 Matt Karchner, R ERA: 5.36 Dave Stevens, R ERA: 4.03 Felix Heredia, L ERA: 5.44	(1, 1) (3, 1) (6, 1) (7, 1) (9, 1)	2.0 3.0 1.2 1.1 1.0	10 11 12 6 6	4 1 3 2 1	2 0 5 2 3	4 0 1 2 3	0 2 1 0 1	0 0 0 0 0	0 0 1 0 1	21 18 26 16 14	30 36 46 23 30	9.00 0.00 21.60 13.50 27.00	2.000 1.000 3.000 1.500 3.000																

Houston Astros @ Chicago Cubs
Wrigley Field, Chicago, IL
Mon Aug 24 1998, 3:33 AM CDT
Att: 34,711 - Overcast - 84 F

AB 37
R 12
H 11
RBI 11
BB 6
SO 9
LOB 16



Batter	1	2	3	4	5	6	7	8	9	AB	R	H	RBI	BB	SO	LOB	BOTTOM												
Lance Johnson, L OBP: 0.279, SLG: 0.249 (1, 8)	1-3 K		3-2 G4-3			1-1 P4		0-1 P2		4	0	0	0	0	1	1													
Mickey Morandini, L OBP: 0.403, SLG: 0.413 Felix Heredia, L (9, 1)	2-0 S 1B		0-0 G1-4-3			2-1 F7		2-1 HR		4	1	2	2	0	0	0													
Sammy Sosa, R OBP: 0.380, SLG: 0.647 (1, 9)	3-3 K		2-0 G6-3			1-2 1B		1-0 2B 1B		4	0	2	0	0	1	1													
Mark Grace, L OBP: 0.410, SLG: 0.475 (1, 3)	0-2 G3-1			1-2 G4-3		0-0 L7		1-2 2B		4	0	1	0	0	0	2													
Brant Brown, L OBP: 0.358, SLG: 0.520 (1, 7)		0-0 E 2B		0-3 K			2-0 F8		1-0 FC5-3B	4	1	2	0	0	1	0													
José Hernández, R OBP: 0.328, SLG: 0.492 (9, 4)		0-1 L9		1-3 K			2-3 K		2-2 FC5-2-6	4	0	0	0	0	2	2													
Jeff Blauser, R OBP: 0.344, SLG: 0.297 (1, 6)		3-3 K			2-2 G5-3		2-3 K		3-2 F8	4	0	0	0	0	2	2													
Scott Servais, R OBP: 0.281, SLG: 0.325 (1, 2)		0-0 E6			2-0 G5-3			0-0 G3		4	0	2	0	0	0	1													
Mark Clark, R OBP: 0.266, SLG: 0.041 Rodney Myers, R OBP: 0.296, SLG: 0.391 Sandy Martínez, L OBP: 0.351, SLG: 0.391 Matt Karchner, R OBP: 0.341, SLG: 0.452 (9, 5)		1-3 K			0-3 K			1-2 FC5-4		1	0	0	0	0	1	1													
Inning Stats	R: 0 E: 0 K: 2 S: 13	H: 1 LOB: 1 BB: 0 P: 19	R: 1 E: 1 K: 2 S: 11	H: 2 LOB: 1 BB: 0 P: 15	R: 0 E: 0 K: 0 S: 5	H: 0 LOB: 0 BB: 0 P: 10	R: 0 E: 0 K: 2 S: 9	H: 0 LOB: 0 BB: 0 P: 11	R: 0 E: 0 K: 1 S: 9	H: 0 LOB: 0 BB: 0 P: 13	R: 0 E: 0 K: 0 S: 9	H: 1 LOB: 1 BB: 0 P: 13	R: 0 E: 0 K: 2 S: 9	H: 0 LOB: 0 BB: 0 P: 15	R: 2 E: 0 K: 0 S: 13	H: 4 LOB: 2 BB: 0 P: 18	R: 0 E: 0 K: 0 S: 8	H: 1 LOB: 1 BB: 0 P: 13	1B: 5 2B: 2 3B: 1 HR: 1	SF: 0 SAC: 0 DP: 0 HBP: 0	WP: 0 PB: 0 SB: 1 CS: 0	PA: 35							
PITCHER	IP WLS BF H R ER SO BB IBB HBP BLK WP HR S P ERA WHIP																												
Shane Reynolds, R ERA: 3.61 Scott Elarton, R ERA: 3.29 Jay Powell, R ERA: 3.36	(1, 1) (7, 1) (9, 1)	6.0 2.0 1.0	22 9 4	4 2 1	0 2 0	7 2 0	0 0 0	0 0 0	0 1 0	56 22 8	31 33 13	0.00 9.00 0.00	0.667 2.000 1.000																

Houston Astros @ Chicago Cubs
Wrigley Field, Chicago, IL
Mon Aug 24 1998, 3:33 AM CDT
Att: 34,711 - Overcast - 84 F

AB 35
R 3
H 9
RBI 2
BB 0
SO 9
LOB 11



Batter	1	2	3	4	5	6	7	8	9	AB	R	H	RBI	BB	SO	LOB	TOP					
Lance Johnson, L OBP: 0.301, SLG: 0.271	G6-3		F7				FC4-6		E	4	1	1	0	1	0	1						
Mickey Morandini, L OBP: 0.359, SLG: 0.406	K		F7				K		F7	4	0	0	0	0	2	3						
Sammy Sosa, R OBP: 0.380, SLG: 0.650	K		HR				K		L5	5	1	1	1	0	3	5						
Mark Grace, L OBP: 0.410, SLG: 0.476		1B 2B	L6				SF9		F8	5	3	3	1	0	0	0						
Brant Brown, L OBP: 0.361, SLG: 0.518		1B 2B				P5	G3-1		1B	3	2	1	0	2	0	1						
Gary Gaetti, R OBP: 0.351, SLG: 0.464 Rod Beck, R		G4-3 SH1-3				K	SF9		F9	4	1	2	4	0	1	1						
Tyler Houston, L OBP: 0.293, SLG: 0.406		G4-3				F9			1B	4	0	2	1	1	0	1						
Manny Alexander, R OBP: 0.287, SLG: 0.347		SH1-3				K	P3		L5	4	0	0	1	0	1	5						
34 Kerry Wood, R OBP: 0.132, SLG: 0.173 José Hernández, R OBP: 0.328, SLG: 0.492		K				K			FC4-6	2	0	0	0	1	2	0						
									1B	1	1	1	0	0	0	0						
Inning Stats	R: 0 E: 0 K: 2 S: 8	H: 0 LOB: 0 BB: 0 P: 10	R: 3 E: 0 K: 1 S: 10	H: 3 LOB: 0 BB: 0 P: 15	R: 1 E: 0 K: 0 S: 11	H: 1 LOB: 0 BB: 0 P: 18	R: 0 E: 0 K: 1 S: 5	H: 0 LOB: 0 BB: 0 P: 6	R: 0 E: 1 K: 3 S: 16	H: 1 LOB: 2 BB: 0 P: 28	R: 1 E: 0 K: 0 S: 11	H: 1 LOB: 1 BB: 1 P: 19	R: 0 E: 0 K: 2 S: 8	H: 0 LOB: 1 BB: 1 P: 18	R: 0 E: 0 K: 0 S: 7	H: 1 LOB: 2 BB: 1 P: 14	R: 4 E: 1 K: 0 S: 16	H: 4 LOB: 2 BB: 2 P: 34	1B: 6 2B: 4 3B: 0 HR: 1	SF: 1 SAC: 1 DP: 0 HBP: 1	WP: 0 PB: 0 SB: 1 CS: 0	PA: 44
PITCHER	IP	WLS	BF	H	R	ER	SO	BB	IBB	HBP	BLK	WP	HR	S	P	ERA	WHIP					
Brett Tomko, R ERA: 4.79	5.0	L	21	5	4	4	7	0	0	1	0	0	1	50	77	7.20	1.000					
Mike Remlinger, L ERA: 4.59	2.2		13	2	1	1	2	3	0	0	0	0	0	25	49	3.38	1.875					
Danny Graves, R ERA: 3.8	1.1		10	4	4	4	0	2	0	0	0	0	0	17	36	27.00	4.500					

Chicago Cubs @ Cincinnati Reds
Cinergy Field, Cincinnati, OH
Wed Aug 26 1998, 3:33 AM EDT
Att: 20,315 - Sunny - 80 F

AB	36
R	9
H	11
RBI	8
BB	5
SO	9
LOB	17



Batter	1	2	3	4	5	6	7	8	9	AB	R	H	RBI	BB	SO	LOB	BOTTOM					
Reggie Sanders, R OBP: 0.347, SLG: 0.447	1B BB		K					K		3	0	0	0	1	3	1						
Barry Larkin, R OBP: 0.380, SLG: 0.474	1B		L8							3	0	1	0	1	1	1						
Sean Casey, L OBP: 0.360, SLG: 0.384	P5		G4-3					K		4	0	0	0	0	2	3						
Dmitri Young, S OBP: 0.350, SLG: 0.471	K					F8		F8		4	0	0	0	0	2	2						
Eddie Taubensee, L OBP: 0.362, SLG: 0.426	K					K		F7		3	0	0	0	1	2	2						
Bret Boone, R OBP: 0.333, SLG: 0.438			K			K				4	0	1	0	0	3	0						
Roberto Pelagine, L OBP: 0.369, SLG: 0.231			K							3	1	0	0	1	2	2						
Aaron Boone, R OBP: 0.330, SLG: 0.400 Danny Graves, R										3	1	1	1	0	2	1						
Eduardo Perez, R OBP: 0.314, SLG: 0.313			HR							1	0	0	0	0	1	2						
Brett Tomko, R OBP: 0.161, SLG: 0.151 Melvin Nieves, S OBP: 0.400, SLG: 0.367 Mike Remlinger, L OBP: 0.156, SLG: 0.140 Chris Stynes, R OBP: 0.328, SLG: 0.356			P4							1	0	0	0	0	0	0						
										1	0	1	0	0	0	0						
										0	0	0	0	0	0	0						
										1	0	0	0	0	0	0						
Inning Stats	R: 0 E: 0 K: 2 S: 14	H: 1 LOB: 2 BB: 1 P: 25	R: 1 E: 0 K: 2 S: 9	H: 1 LOB: 0 BB: 0 P: 12	R: 0 E: 0 K: 1 S: 9	H: 0 LOB: 0 BB: 0 P: 16	R: 0 E: 0 K: 2 S: 10	H: 0 LOB: 0 BB: 0 P: 14	R: 1 E: 1 K: 3 S: 16	H: 1 LOB: 1 BB: 1 P: 24	R: 0 E: 0 K: 1 S: 7	H: 0 LOB: 0 BB: 0 P: 9	R: 0 E: 0 K: 3 S: 9	H: 0 LOB: 0 BB: 0 P: 14	R: 0 E: 0 K: 2 S: 11	H: 0 LOB: 1 BB: 1 P: 19	R: 0 E: 0 K: 2 S: 16	H: 1 LOB: 2 BB: 1 P: 24	1B: 2 2B: 1 3B: 0 HR: 1	SF: 0 SAC: 0 DP: 0 HBP: 0	WP: 0 PB: 0 SB: 0 CS: 0	PA: 35
PITCHER	IP	WLS	BF	H	R	ER	SO	BB	IBB	HBP	BLK	WP	HR	S	P	ERA	WHIP					
34 Kerry Wood, R ERA: 3.36	8.0	W	30	3	2	1	16	3	0	0	0	0	1	85	133	1.12	0.750					
Rod Beck, R ERA: 3.3	1.0		5	1	0	0	2	1	0	0	0	0	0	16	24	0.00	2.000					

Chicago Cubs @ Cincinnati Reds
Cinergy Field, Cincinnati, OH
Wed Aug 26 1998, 3:33 AM EDT
Att: 20,315 - Sunny - 80 F

AB	31
R	2
H	4
RBI	1
BB	4
SO	18
LOB	14



Batter	1	2	3	4	5	6	7	8	9	AB	R	H	RBI	BB	SO	LOB	TOP					
Lance Johnson, L (1,8) OBP: 0.298, SLG: 0.272	P9		G4-3			F9		G4-3		4	0	0	0	0	0	0	Chicago Cubs @ Colorado Rockies Coors Field, Denver, CO Sat Aug 29 1998, 7:05 PM MDT Att: 48,269 - Cloudy - 91 F					
José Hernández, R (1,6) OBP: 0.331, SLG: 0.510	G5-3			L8		G3 3B		K		4	1	1	0	0	1	0						
Mark Grace, L (1,3) OBP: 0.410, SLG: 0.478	F8			E7 1B		G3		G5-3		4	0	0	1	0	0	0						
Sammy Sosa, R (1,9) OBP: 0.381, SLG: 0.647		K		K		F9			HR 1B	4	1	1	0	0	2	1						
Glenallen Hill, R (1,7) OBP: 0.347, SLG: 0.535							FC6-4 BB		HR 1-H	3	1	3	2	1	0	0						
Gary Gaetti, R (1,5) OBP: 0.346, SLG: 0.455		K		K			FC6-4 BB		K	3	0	0	0	1	3	3						
Mickey Morandini, L (1,4) OBP: 0.399, SLG: 0.406						G6-3			P7	4	0	0	0	0	2	3						
Scott Servais, R (1,2) OBP: 0.281, SLG: 0.324 Tyler Houston, L (9, PH) OBP: 0.295, SLG: 0.394			F7		K2-3		FC6-4		G1-3	3	0	0	0	0	1	2						
Mark Clark, R (1,1) OBP: 0.094, SLG: 0.040 Dave Stevens, R (4, 1) Brant Brown, L (7, PH) OBP: 0.364, SLG: 0.530 Don Wengert, R (7, 1)			L1		G4-3		K			1	0	0	0	0	0	0						
Inning Stats	R: 0 E: 0 K: 0 S: 7	H: 0 LOB: 0 BB: 0 P: 12	R: 0 E: 0 K: 3 S: 11	H: 1 LOB: 1 BB: 0 P: 19	R: 0 E: 0 K: 0 S: 5	H: 0 LOB: 0 BB: 0 P: 8	R: 0 E: 1 K: 2 S: 12	H: 1 LOB: 2 BB: 0 P: 23	R: 0 E: 0 K: 1 S: 5	H: 0 LOB: 0 BB: 0 P: 7	R: 1 E: 0 K: 0 S: 9	H: 1 LOB: 0 BB: 0 P: 13	R: 0 E: 0 K: 2 S: 12	H: 0 LOB: 2 BB: 2 P: 24	R: 0 E: 0 K: 1 S: 6	H: 0 LOB: 0 BB: 0 P: 10		R: 2 E: 0 K: 1 S: 16	H: 2 LOB: 0 BB: 0 P: 20	1B: 3 2B: 0 3B: 1 HR: 1	SF: 0 SAC: 0 DP: 0 HBP: 0	WP: 0 PB: 0 SB: 0 CS: 0
PITCHER	IP	WLS	BF	H	R	ER	SO	BB	IBB	HBP	BLK	WP	HR	S	P	ERA	WHIP					
Bobby Jones, L (1, 1) ERA: 5.2	7.0	W	27	3	1	1	8	2	0	0	0	0	0	61	106	1.29	0.714					
Curt Leskanic, R (8, 1) ERA: 3.41	2.0		8	2	2	2	2	0	0	0	0	0	1	22	30	9.00	1.000					

AB	33
R	3
H	5
RBI	3
BB	2
SO	10
LOB	11



Batter	1	2	3	4	5	6	7	8	9	AB	R	H	RBI	BB	SO	LOB	BOTTOM					
Darryl Hamilton, L (1,8) OBP: 0.384, SLG: 0.377	K				L9			G4-3		4	1	1	1	1	1	0	Chicago Cubs @ Colorado Rockies Coors Field, Denver, CO Sat Aug 29 1998, 7:05 PM MDT Att: 48,269 - Cloudy - 91 F					
3 Mike Lansing, R (1,4) OBP: 0.313, SLG: 0.383	P9	F7		L9		1B G6-3		G4-3		5	0	1	0	0	0	2						
Larry Walker, L (1,9) OBP: 0.418, SLG: 0.607	HR		G3	1B 1B		G6-3				4	2	2	1	1	0	1						
Dante Bichette, R (1,7) OBP: 0.366, SLG: 0.532 1 Curtis Goodwin, L (9, 7) OBP: 0.321, SLG: 0.310	2B 1B			7 HR	1B 1B		G6-4-3 1B		L9	5	1	4	1	0	0	1						
Vinny Castilla, R (1,5) OBP: 0.375, SLG: 0.599			F7			G6-4-3				4	0	2	1	0	0	3						
17 Todd Helton, L (1,3) OBP: 0.374, SLG: 0.539	G3-1			7 HR	IBB					3	1	1	0	1	0	4						
7 Kurt Abbott, R (1,6) OBP: 0.299, SLG: 0.379 Neftali Pérez, S (8, 6) OBP: 0.320, SLG: 0.387		G4-3 1B	G6-3 1B	1-H 2-H	HR		K		G6-3	4	2	2	3	0	1	3						
Kirt Manwaring, R (1,2) OBP: 0.330, SLG: 0.313		G6-3	E5 FC5-4			G6-3		P3		4	0	0	0	0	0	2						
Bobby Jones, R (1, 1) OBP: 0.179, SLG: 0.205 John Vander Wal, L (7, PH) OBP: 0.378, SLG: 0.539 Curt Leskanic, R (8, 1)		G4-3	FC5-4			K				3	0	0	0	0	1	2						
Inning Stats	R: 1 E: 0 K: 1 S: 12	H: 3 LOB: 2 BB: 0 P: 20	R: 1 E: 0 K: 0 S: 16	H: 2 LOB: 1 BB: 0 P: 24	R: 3 E: 1 K: 0 S: 15	H: 2 LOB: 1 BB: 1 P: 25	R: 2 E: 0 K: 1 S: 14	H: 3 LOB: 2 BB: 1 P: 23	R: 0 E: 0 K: 1 S: 10	H: 0 LOB: 0 BB: 0 P: 12	R: 0 E: 0 K: 0 S: 7	H: 2 LOB: 1 BB: 0 P: 14	R: 0 E: 0 K: 1 S: 8	H: 1 LOB: 1 BB: 0 P: 9	R: 0 E: 0 K: 0 S: 6	H: 0 LOB: 1 BB: 1 P: 13		R: 0 E: 0 K: 0 S: 6	H: 0 LOB: 1 BB: 1 P: 13	1B: 8 2B: 3 3B: 0 HR: 2	SF: 0 SAC: 0 DP: 1 HBP: 0	WP: 0 PB: 0 SB: 1 CS: 0
PITCHER	IP	WLS	BF	H	R	ER	SO	BB	IBB	HBP	BLK	WP	HR	S	P	ERA	WHIP					
Mark Clark, R (1, 1) ERA: 5.04	3.1	L	23	10	7	7	1	1	0	0	0	0	0	21	32	0.00	0.750					
Dave Stevens, R (4, 1) ERA: 3.69	2.2		9	2	0	0	2	0	0	0	0	0	0	14	22	0.00	1.000					
Don Wengert, R (7, 1) ERA: 4.95	2.0		8	1	0	0	1	1	0	0	0	0	0	14	22	0.00	1.000					

AB	37
R	7
H	13
RBI	7
BB	3
SO	4
LOB	19



Batter	1	2	3	4	5	6	7	8	9	AB	R	H	RBI	BB	SO	LOB	TOP					
Brant Brown, L OBP: 0.363, SLG: 0.527 (1, 8)										4	1	1	0	0	2	1	Chicago Cubs @ Colorado Rockies Coors Field, Denver, CO Sun Aug 30 1998, 3:33 AM MDT Att: 48,255 - Sunny - 89 F					
Mickey Morandini, L OBP: 0.398, SLG: 0.405 (1, 4)										4	0	1	0	0	0	1						
Sammy Sosa, R OBP: 0.381, SLG: 0.651 (1, 9)										3	1	1	2	1	1	2						
Mark Grace, L OBP: 0.409, SLG: 0.476 (1, 3)										4	0	1	0	0	2	1						
Glenallen Hill, R OBP: 0.346, SLG: 0.532 Lance Johnson, L OBP: 0.298, SLG: 0.272 (1, 7) (8, 8)										4	0	1	0	0	2	2						
Tyler Houston, L OBP: 0.284, SLG: 0.391 (1, 2)										4	0	1	0	0	1	1						
José Hernández, R OBP: 0.333, SLG: 0.518 (1, 6) (9, 5)										4	1	2	1	0	2	1						
Gary Gaetti, R OBP: 0.348, SLG: 0.464 Felix Heredia, L Rod Beck, R (1, 5) (9, 1) (9, 1)										4	1	2	1	0	1	2						
Kevin Tapani, R OBP: 0.206, SLG: 0.226 Terry Mulholland, R OBP: 0.375, SLG: 0.296 Matt Karchner, R Manny Alexander, R (1, 1) (8, 1) (8, 1) (9, 6)										3	0	0	0	0	2	1						
Inning Stats	R: 2 E: 0 K: 2 S: 16	H: 3 LOB: 1 BB: 0 P: 25	R: 1 E: 0 K: 2 S: 16	H: 3 LOB: 2 BB: 0 P: 24	R: 0 E: 0 K: 0 S: 5	H: 0 LOB: 0 BB: 0 P: 9	R: 1 E: 0 K: 2 S: 10	H: 1 LOB: 0 BB: 0 P: 14	R: 0 E: 0 K: 1 S: 7	H: 1 LOB: 1 BB: 0 P: 11	R: 0 E: 0 K: 1 S: 10	H: 0 LOB: 0 BB: 0 P: 16	R: 0 E: 0 K: 2 S: 8	H: 0 LOB: 0 BB: 0 P: 13	R: 0 E: 0 K: 1 S: 11	H: 1 LOB: 1 BB: 0 P: 15		1B: 7 2B: 2 3B: 0 HR: 3	SF: 0 SAC: 0 DP: 2 HBP: 0	WP: 0 PB: 1 SB: 0 CS: 2	PA: 35	
PITCHER	IP	WLS	BF	H	R	ER	SO	BB	IBB	HBP	BLK	WP	HR	S	P	ERA		WHIP				
Darryl Kile, R ERA: 5.69 Dave Veres, R ERA: 3.15 (1, 1) (9, 1)	8.0	L	32	9	4	4	12	1	0	0	0	0	3	83	129	4.50		1.250				

Chicago Cubs @ Colorado Rockies
Coors Field, Denver, CO
Sun Aug 30 1998, 3:33 AM MDT
Att: 48,255 - Sunny - 89 F

AB	34
R	4
H	10
RBI	4
BB	1
SO	13
LOB	12

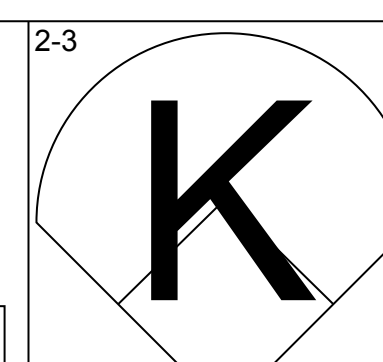
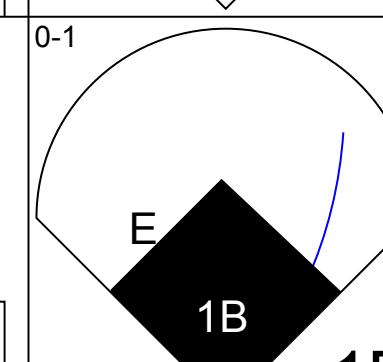
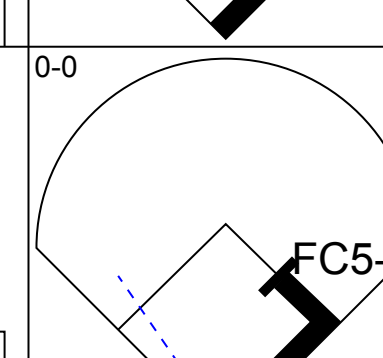
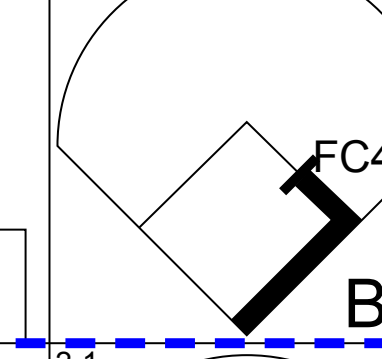
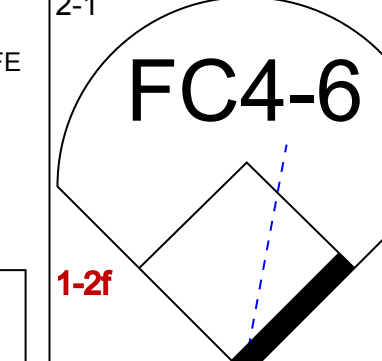


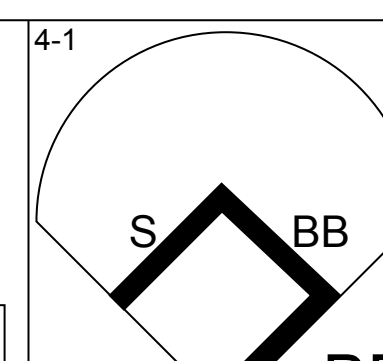
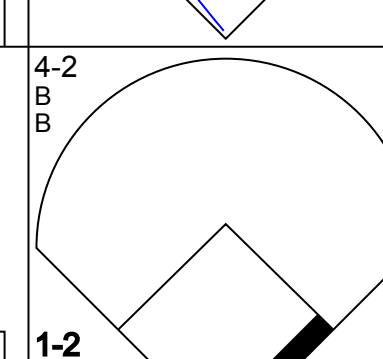
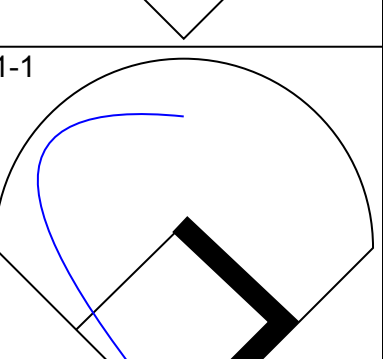
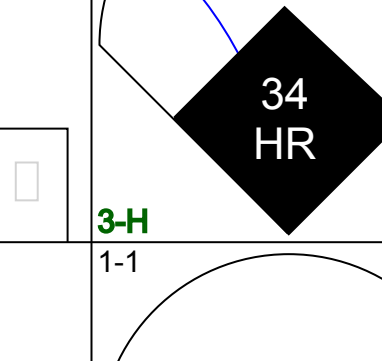
Batter	1	2	3	4	5	6	7	8	9	AB	R	H	RBI	BB	SO	LOB	BOTTOM						
1 Curtis Goodwin, L OBP: 0.315, SLG: 0.303 Terry Shumpert, R OBP: 0.300, SLG: 0.474 Dave Veres, R OBP: 0.333, SLG: 0.333 Jeff Reed, L OBP: 0.381, SLG: 0.479 (1, 8) (8, PH) (9, 1) (9, PH)										3	0	0	0	0	1	2	Chicago Cubs @ Colorado Rockies Coors Field, Denver, CO Sun Aug 30 1998, 3:33 AM MDT Att: 48,255 - Sunny - 89 F						
Neifi Perez, S OBP: 0.319, SLG: 0.386 (1, 6)										4	0	1	0	0	0	1							
Larry Walker, L OBP: 0.417, SLG: 0.611 (1, 9) (9, 8)										4	1	1	1	0	0	2							
Dante Bichette, R OBP: 0.365, SLG: 0.530 (1, 7)										4	0	1	1	0	0	0							
Vinny Castilla, R OBP: 0.374, SLG: 0.597 (1, 5)										4	0	1	0	0	0	1							
17 Todd Helton, L OBP: 0.371, SLG: 0.534 (1, 3)										4	0	0	0	0	0	1							
3 Mike Lansing, R OBP: 0.315, SLG: 0.383 (1, 4)										3	0	1	0	1	0	0							
Kirt Manwaring, R OBP: 0.333, SLG: 0.317 Darryl Hamilton, L OBP: 0.365, SLG: 0.377 (1, 2) (9, PH)										3	0	2	0	0	0	1							
Darryl Kile, R OBP: 0.286, SLG: 0.344 John Vander Wal, L OBP: 0.380, SLG: 0.548 (1, 1) (8, PH) (9, 9)										0	0	0	0	0	0	0							
Inning Stats	R: 0 E: 0 K: 1 S: 6	H: 0 LOB: 0 BB: 0 P: 9	R: 0 E: 0 K: 0 S: 5	H: 0 LOB: 0 BB: 0 P: 9	R: 0 E: 0 K: 0 S: 9	H: 1 LOB: 1 BB: 0 P: 15	R: 1 E: 0 K: 0 S: 12	H: 2 LOB: 1 BB: 0 P: 19	R: 0 E: 0 K: 0 S: 9	H: 1 LOB: 1 BB: 0 P: 15	R: 0 E: 0 K: 0 S: 8	H: 1 LOB: 0 BB: 0 P: 14	R: 0 E: 0 K: 0 S: 13	H: 1 LOB: 1 BB: 0 P: 21	R: 2 E: 0 K: 0 S: 14	H: 3 LOB: 1 BB: 0 P: 16		R: 0 E: 0 K: 1 S: 20	H: 0 LOB: 2 BB: 2 P: 33	1B: 7 2B: 2 3B: 0 HR: 1	SF: 0 SAC: 2 DP: 1 HBP: 0	WP: 0 PB: 0 SB: 1 CS: 0	PA: 37
PITCHER	IP	WLS	BF	H	R	ER	SO	BB	IBB	HBP	BLK	WP	HR	S	P	ERA		WHIP					
Kevin Tapani, R ERA: 4.85 Terry Mulholland, L ERA: 2.67 Matt Karchner, R ERA: 5.71 Felix Heredia, L ERA: 5.71 Rod Beck, R ERA: 3.22 (1, 1) (8, 1) (8, 1) (9, 1) (9, 1)	7.0	W	27	7	2	2	1	0	0	0	0	0	0	10	12	0.00		1.500					

Chicago Cubs @ Colorado Rockies
Coors Field, Denver, CO
Sun Aug 30 1998, 3:33 AM MDT
Att: 48,255 - Sunny - 89 F

AB	33
R	3
H	9
RBI	3
BB	2
SO	2
LOB	12



Batter	1	2	3	4	5	6	7	8	9	AB	R	H	RBI	BB	SO	LOB	TOP		
Reggie Sanders, R OBP: 0.347, SLG: 0.437			G6-3				G6-3		K	5	0	0	0	0	3	0	Cincinnati Reds @ Chicago Cubs Wrigley Field, Chicago, IL Mon Aug 31 1998, 7:05 PM CDT Att: 36,700 - Unknown - 73 F		
Barry Larkin, R OBP: 0.386, SLG: 0.492			HR			L8	E6			4	2	2	0	0	0	0			
Roberto Petagine, L OBP: 0.481, SLG: 0.350	E8		HR				F7			3	1	1	0	1	0	2			
Dmitri Young, S OBP: 0.359, SLG: 0.477			HR					G5-3		4	1	2	4	0	1	1			
Jeffrey Hammonds, R OBP: 0.379, SLG: 0.443	F9		K			G4-3 WP		K		4	0	1	0	0	2	2			
Bret Boone, R OBP: 0.338, SLG: 0.464	FC5-4		G5-3			K				3	0	0	0	1	1	3			
Eddie Taubensee, L OBP: 0.360, SLG: 0.428		K				G4-3				4	0	0	0	0	1	2			
Aaron Boone, R OBP: 0.331, SLG: 0.394		G2-3				K			G3	3	0	0	0	0	2	1			
Mike Remlinger, L OBP: 0.156, SLG: 0.140						K				0	0	0	0	0	0	0			
Melvin Nieves, S OBP: 0.388, SLG: 0.354										1	0	0	0	0	0	0			
Brett Tomko, R OBP: 0.155, SLG: 0.145									G5-3	2	0	0	0	0	2	0			
Chris Stynes, R OBP: 0.326, SLG: 0.353							L9			2	0	0	0	0	0	0			
Inning Stats	R: 1 H: 2 E: 1 K: 1 S: 13	H: 2 R: 0 ER: 0 LOB: 2 BB: 0 P: 20	R: 0 H: 0 E: 0 K: 2 S: 9	H: 0 R: 0 ER: 0 LOB: 0 BB: 0 P: 13	R: 3 H: 2 E: 0 K: 1 S: 16	H: 2 R: 0 ER: 0 LOB: 0 BB: 1 P: 28	R: 0 H: 0 E: 0 K: 2 S: 9	H: 0 R: 0 ER: 0 LOB: 0 BB: 0 P: 13	R: 0 H: 1 E: 0 K: 2 S: 16	H: 1 R: 0 ER: 0 LOB: 1 BB: 0 P: 24	R: 0 H: 0 E: 1 K: 0 S: 6	H: 0 R: 0 ER: 0 LOB: 0 BB: 0 P: 6	R: 0 H: 0 E: 0 K: 1 S: 8	H: 0 R: 0 ER: 0 LOB: 1 BB: 1 P: 18	R: 0 H: 0 E: 0 K: 1 S: 7	H: 0 R: 0 ER: 0 LOB: 0 BB: 0 P: 11	1B: 5 2B: 0 3B: 0 HR: 1	SF: 0 SAC: 0 DP: 0 HBP: 0	WP: 1 PA: 37 PB: 0 SB: 0 CS: 0
PITCHER	IP WLS BF H R ER SO BB IBB HBP BLK WP HR S P ERA WHIP																		
34 Kerry Wood, R ERA: 3.4	6.0 W 26 6 4 3 10 1 0 0 0 1 1 76 116 4.50 1.167																		
Matt Karchner, R ERA: 5.4	1.2 7 0 0 0 1 1 0 0 0 0 0 12 20 0.00 0.600																		
Terry Mulholland, L ERA: 2.65	0.1 1 0 0 0 0 0 0 0 0 0 0 2 4 0.00 0.000																		
Rod Beck, R ERA: 3.17	1.0 S 3 0 0 0 1 0 0 0 0 0 0 7 11 0.00 0.000																		

Batter	1	2	3	4	5	6	7	8	9	AB	R	H	RBI	BB	SO	LOB	BOTTOM		
Lance Johnson, L OBP: 0.302, SLG: 0.273			HR			G4-3				3	1	1	0	1	1	2	Cincinnati Reds @ Chicago Cubs Wrigley Field, Chicago, IL Mon Aug 31 1998, 7:05 PM CDT Att: 36,700 - Unknown - 73 F		
Mickey Morandini, L OBP: 0.366, SLG: 0.401	K		F7			F7		G6-3		4	0	0	0	0	1	2			
Sammy Sosa, R OBP: 0.381, SLG: 0.654	F9		HR			K		K		4	1	1	2	0	2	1			
Mark Grace, L OBP: 0.410, SLG: 0.477			G4-3					F9		3	0	1	0	1	0	0			
Brant Brown, L OBP: 0.359, SLG: 0.520	K					G1-3		K		4	0	0	0	0	2	3			
José Hernández, R OBP: 0.332, SLG: 0.518		F9				G6-3		K		4	1	1	0	0	2	0			
Tyler Houston, L OBP: 0.284, SLG: 0.386		L1-3				G6-3		K		3	0	0	0	1	1	1			
Gary Gaetti, R OBP: 0.347, SLG: 0.465	F7					E7				4	1	1	0	0	0	1			
34 Kerry Wood, R OBP: 0.145, SLG: 0.241						K				2	1	1	2	0	1	0			
Sandy Martínez, L OBP: 0.353, SLG: 0.391										0	0	0	0	1	0	0			
Matt Karchner, R ERA: 4.57										0	0	0	0	0	0	0			
Terry Mulholland, R OBP: 0.375, SLG: 0.286										0	0	0	0	0	0	0			
Rod Beck, R ERA: 3.17										0	0	0	0	0	0	0			
Inning Stats	R: 0 H: 0 E: 0 K: 2 S: 16	H: 0 R: 0 ER: 0 LOB: 2 BB: 2 P: 29	R: 0 H: 0 E: 0 K: 0 S: 6	H: 0 R: 0 ER: 0 LOB: 0 BB: 0 P: 13	R: 2 H: 2 E: 1 K: 1 S: 17	H: 2 R: 0 ER: 0 LOB: 0 BB: 0 P: 22	R: 3 H: 2 E: 1 K: 1 S: 15	H: 2 R: 0 ER: 0 LOB: 1 BB: 0 P: 20	R: 0 H: 1 E: 0 K: 2 S: 11	H: 1 R: 0 ER: 0 LOB: 2 BB: 1 P: 19	R: 0 H: 0 E: 0 K: 1 S: 6	H: 0 R: 0 ER: 0 LOB: 0 BB: 0 P: 9	R: 0 H: 0 E: 0 K: 1 S: 5	H: 0 R: 0 ER: 0 LOB: 1 BB: 1 P: 14	R: 0 H: 0 E: 0 K: 1 S: 5	H: 0 R: 0 ER: 0 LOB: 1 BB: 1 P: 14	1B: 1 2B: 3 3B: 0 HR: 2	SF: 0 SAC: 0 DP: 0 HBP: 0	WP: 0 PA: 35 PB: 0 SB: 1 CS: 0
PITCHER	IP WLS BF H R ER SO BB IBB HBP BLK WP HR S P ERA WHIP																		
Brett Tomko, R ERA: 4.74	5.2 L 27 6 5 2 8 3 0 0 0 0 0 0 12 25 0.00 0.500																		
Mike Remlinger, L ERA: 4.57	2.0 7 0 0 0 2 1 0 0 0 0 0 0 12 25 0.00 0.500																		
26 John Hudek, R ERA: 2.26	0.1 1 0 0 0 0 0 0 0 0 0 0 0 1 2 0.00 0.000																		

Batter	1	2	3	4	5	6	7	8	9	AB	R	H	RBI	BB	SO	LOB	TOP				
Lance Johnson, L OBP: 0.319, SLG: 0.293 (1, 8)	P5		FC4-6				G1-3		E6	4	1	1	0	1	0	3	Chicago Cubs @ Pittsburgh Pirates Three Rivers Stadium, Pittsburgh, PA Fri Sep 04 1998, 7:05 PM EDT Att: 36,510 - Unknown - 77 F				
Mickey Morandini, L OBP: 0.362, SLG: 0.398 (1, 4)	G6-3		G4-3				G5-3		E5	4	1	0	0	1	0	4					
Sammy Sosa, R OBP: 0.379, SLG: 0.656 (1, 9)	HR								E6	5	2	2	2	0	1	2					
Mark Grace, L OBP: 0.416, SLG: 0.484 (1, 3)	G4-3								E5	4	0	3	2	1	0	0					
Brant Brown, L OBP: 0.356, SLG: 0.515 Glenallen Hill, R OBP: 0.349, SLG: 0.531 Rod Beck, R (9, 1)									E6	4	0	0	0	0	1	5					
José Hernández, R OBP: 0.327, SLG: 0.510 (9, 7)	G6-3								E5	1	0	0	0	0	1	2					
Tyler Houston, L OBP: 0.281, SLG: 0.380 (1, 2)									E5	0	0	0	0	0	0	0					
Gary Gaetti, R OBP: 0.354, SLG: 0.479 (1, 5)									E5	5	0	0	1	0	0	6					
Mark Clark, R OBP: 0.261, SLG: 0.339 Jason Maxwell, R (7, PH) Pedro Valdes, L OBP: 0.227, SLG: 0.238 Matt Karchner, R (7, 1) Manny Alexander, R OBP: 0.289, SLG: 0.348 (9, 6)									E5	2	0	0	0	0	1	2					
Inning Stats	R: 1 E: 0 K: 0 S: 9	H: 1 LOB: 0 BB: 0 P: 15	R: 0 E: 0 K: 2 S: 8	H: 0 LOB: 0 BB: 0 P: 10	R: 0 E: 0 K: 1 S: 12	H: 1 LOB: 1 BB: 0 P: 20	R: 1 E: 0 K: 1 S: 13	H: 2 LOB: 1 BB: 0 P: 19	R: 0 E: 0 K: 0 S: 5	H: 1 LOB: 1 BB: 0 P: 13	R: 0 E: 0 K: 0 S: 11	H: 2 LOB: 2 BB: 0 P: 19	R: 0 E: 1 K: 1 S: 13	H: 0 LOB: 2 BB: 1 P: 26	R: 3 E: 1 K: 2 S: 23	H: 2 LOB: 2 BB: 2 P: 39		1B: 10 2B: 0 3B: 0 HR: 1	SF: 0 SAC: 0 DP: 1 HBP: 0	WP: 2 PB: 0 SB: 0 CS: 0	PA: 42
PITCHER	IP	WLS	BF	H	R	ER	SO	BB	IBB	HBP	BLK	WP	HR	S	P	ERA	WHIP				
Jason Schmidt, R ERA: 3.87 Mike Williams, R ERA: 2.32 Jason Christiansen, L ERA: 2.28 Todd Van Poppel, R ERA: 6.83	8.0		34	9	2	2	6	0	1	0	0	2	1	80	130	2.25	1.125				
	0.1	L	2	1	1	1	1	0	0	0	0	0	0	5	7	27.00	3.000				
	0.0		4	1	2	1	0	2	0	0	0	0	0	11	21	∞	∞				
	0.2		2	0	0	0	1	0	0	0	0	0	0	7	11	0.00	0.000				

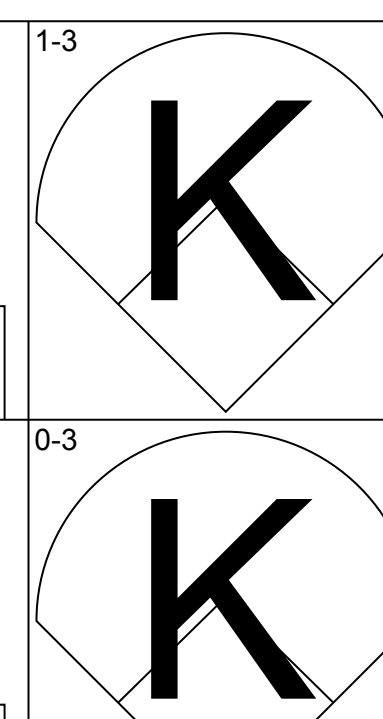
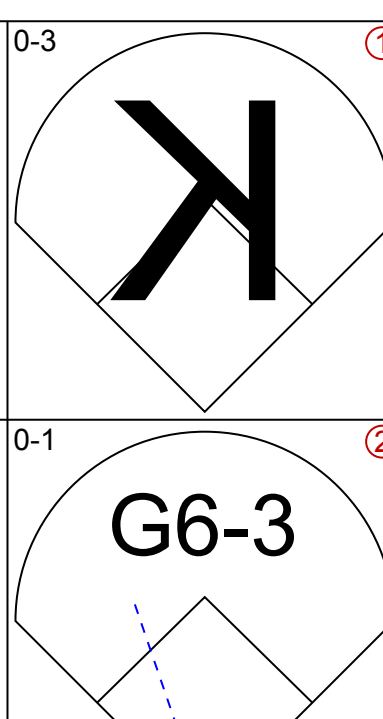
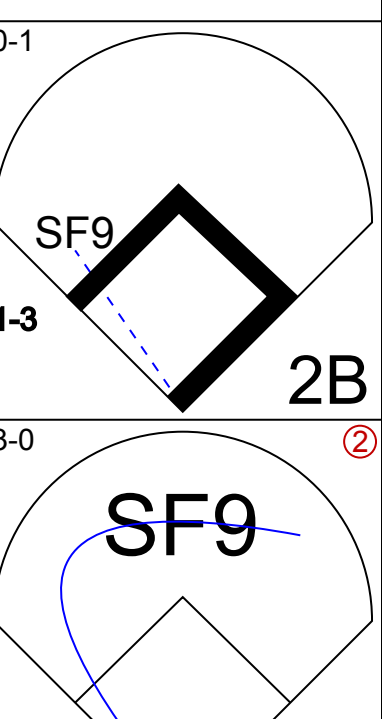
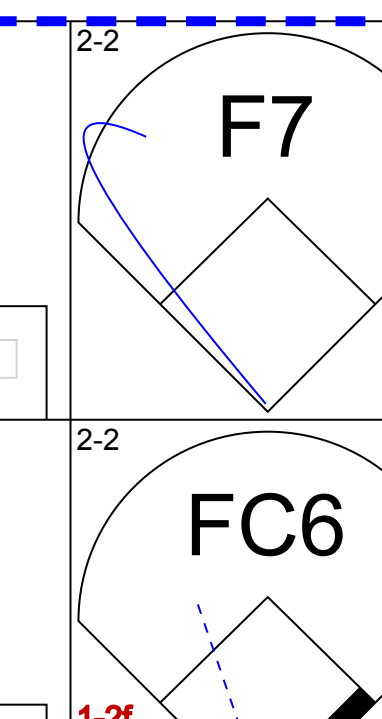
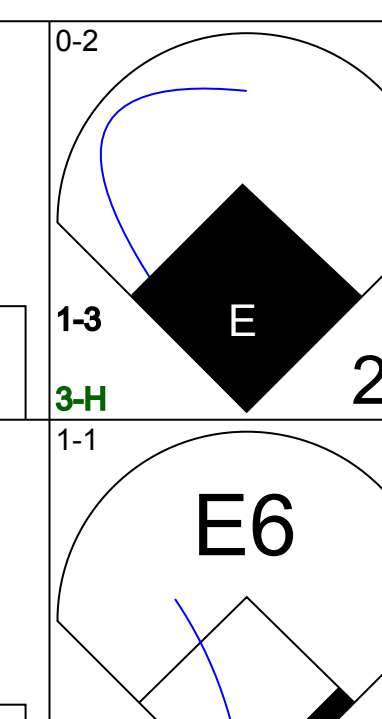
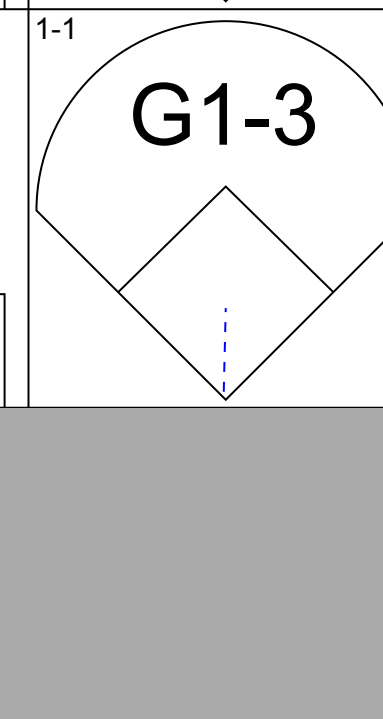
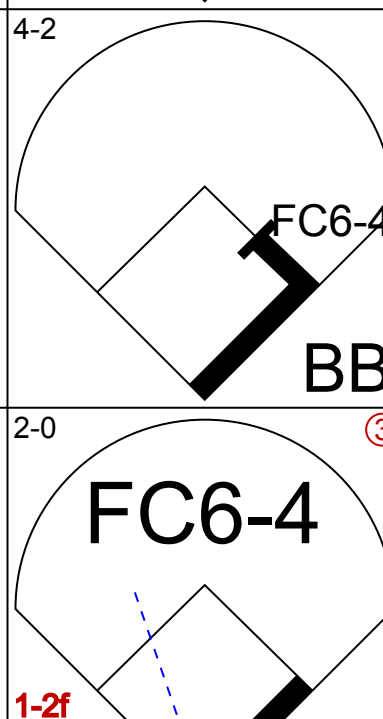
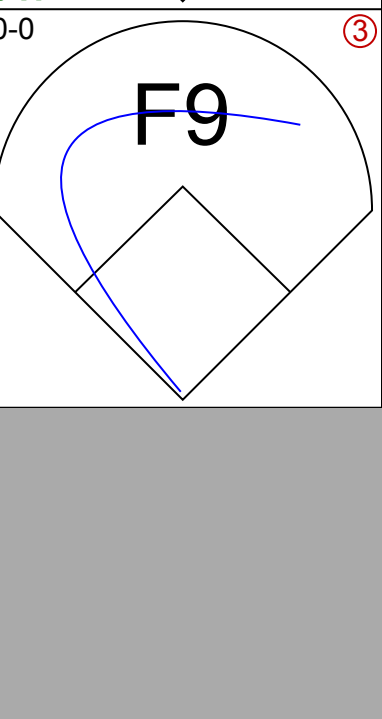
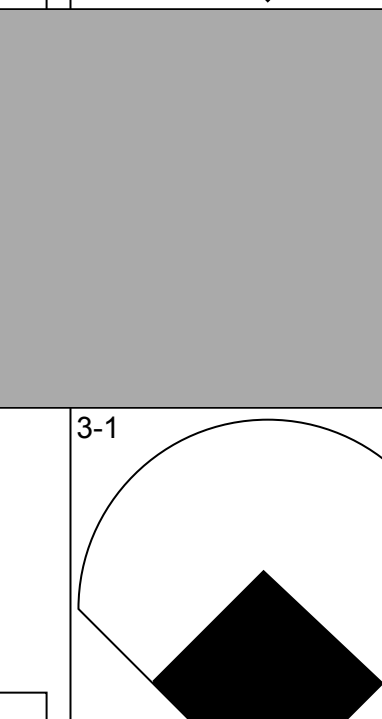
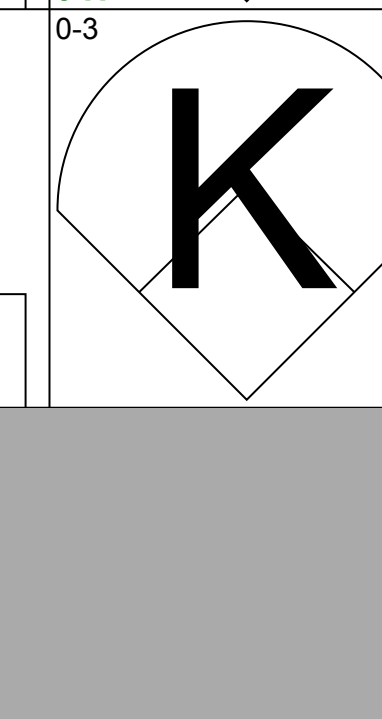



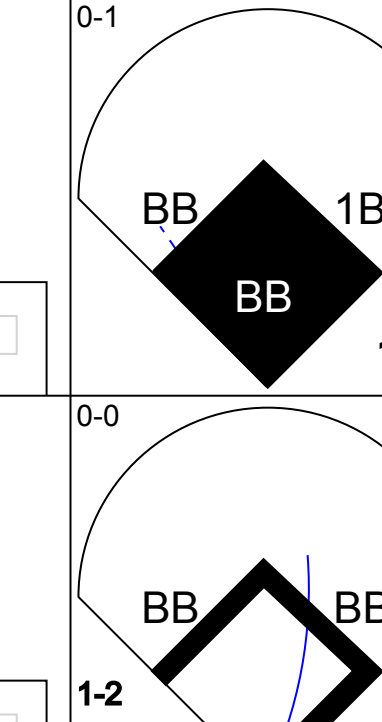
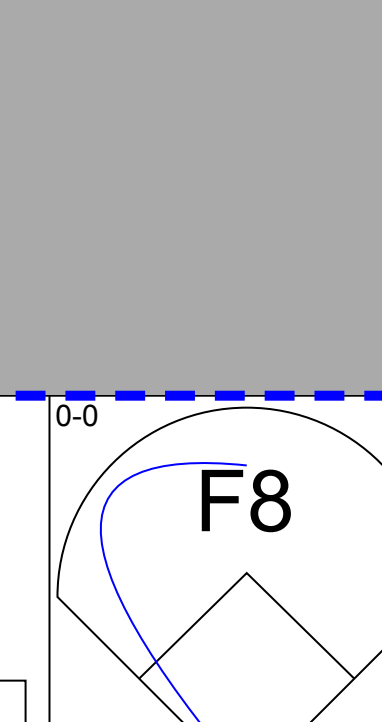
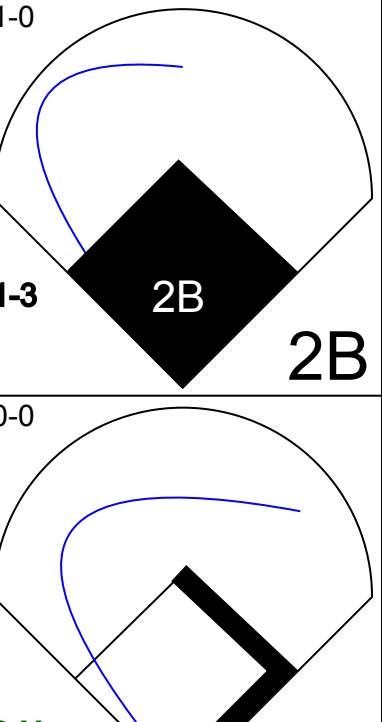


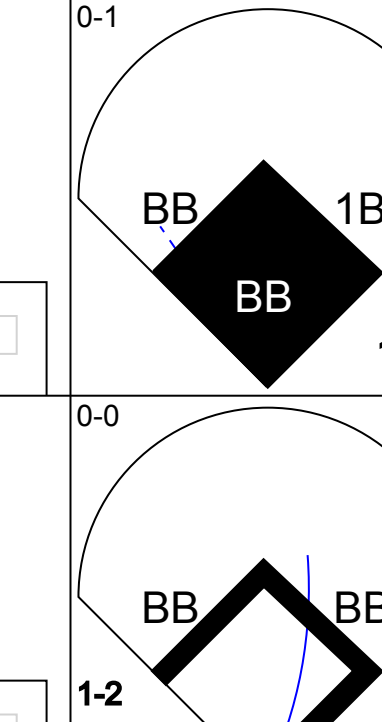
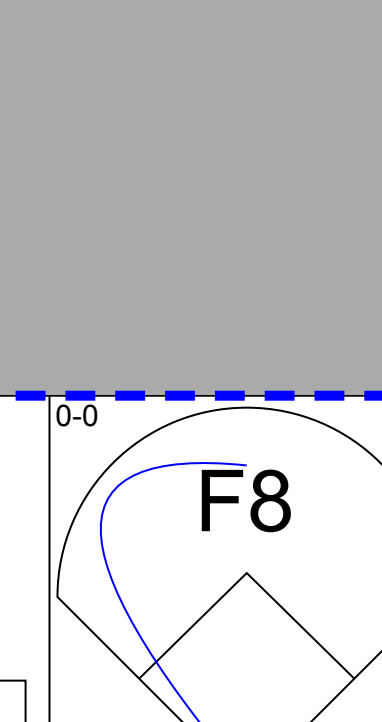
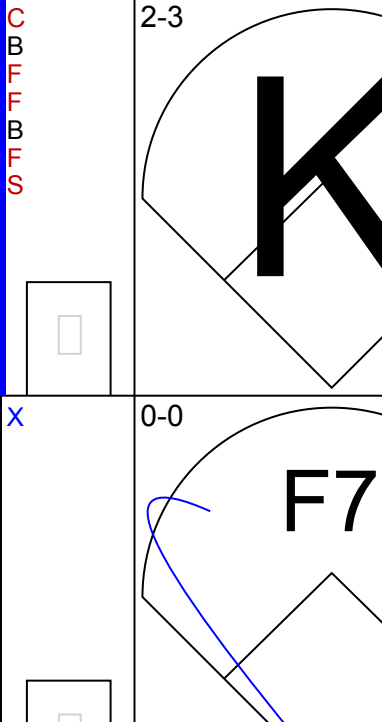
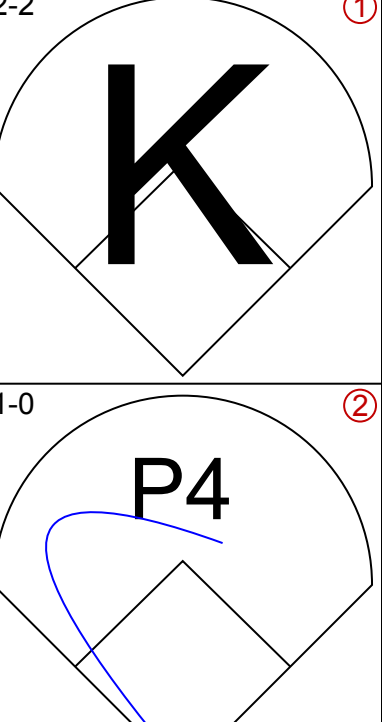
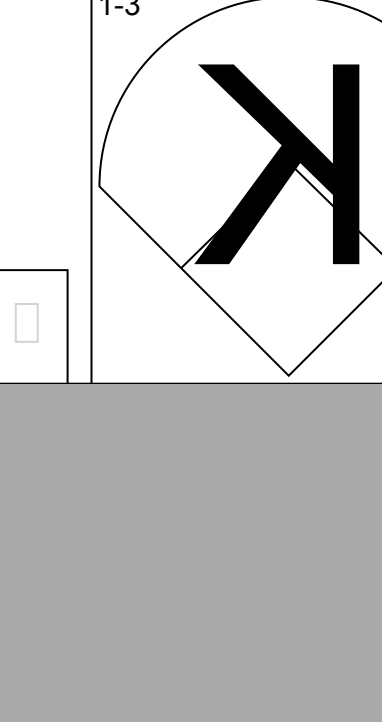
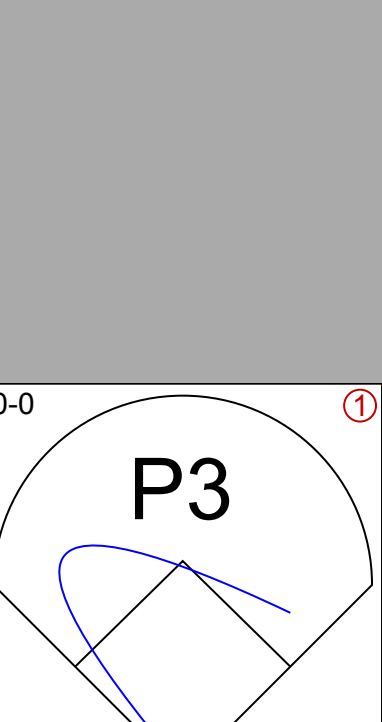
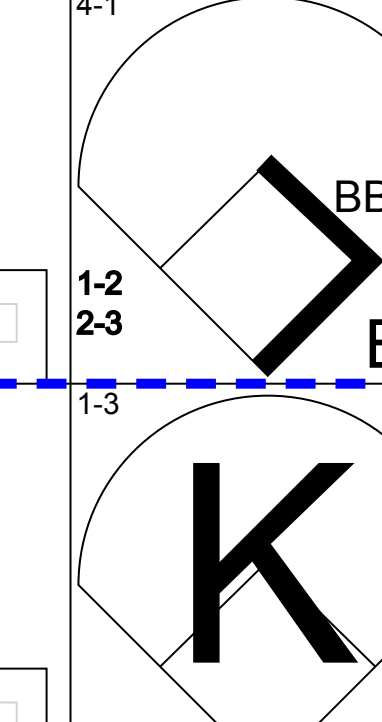

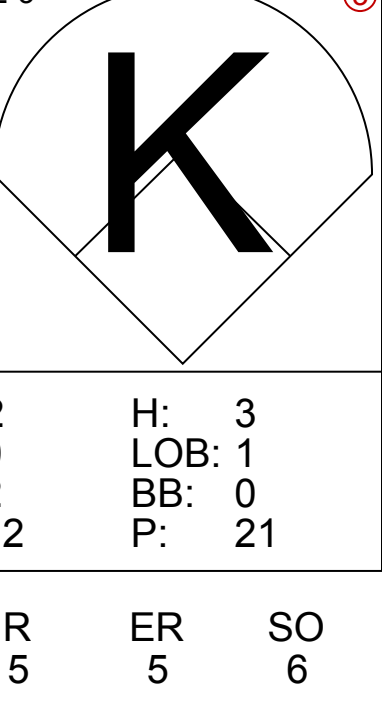
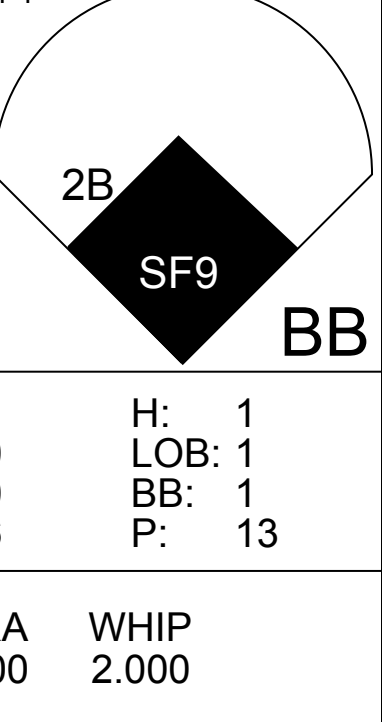
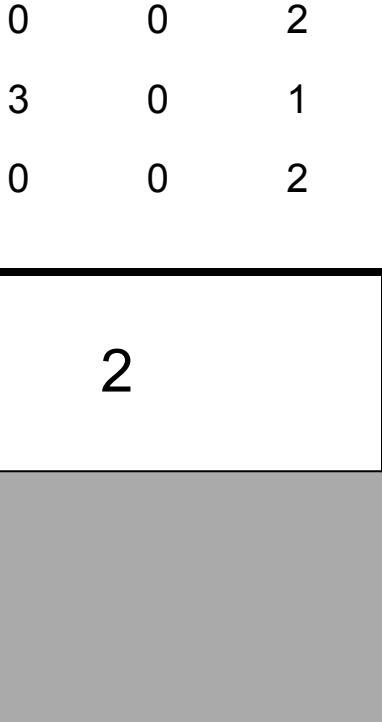
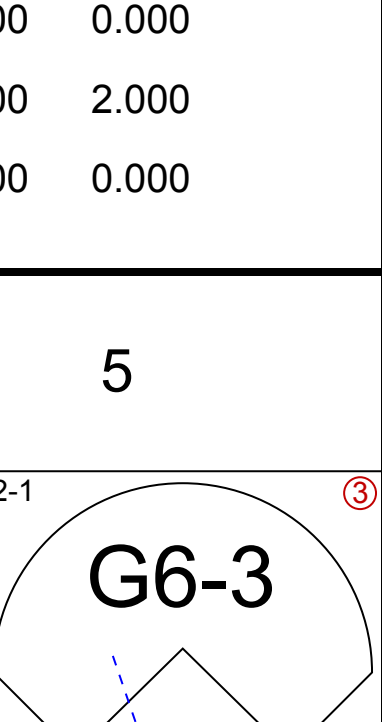



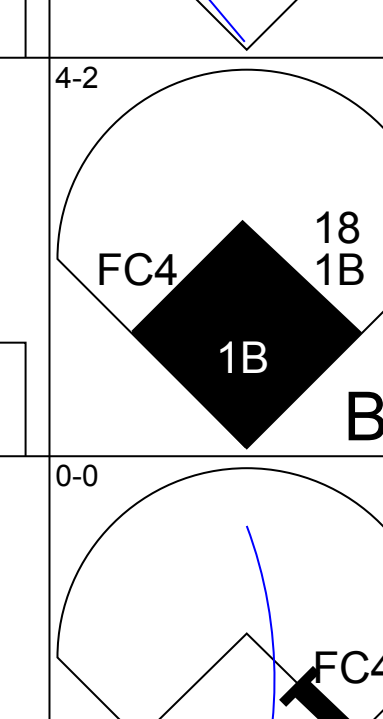
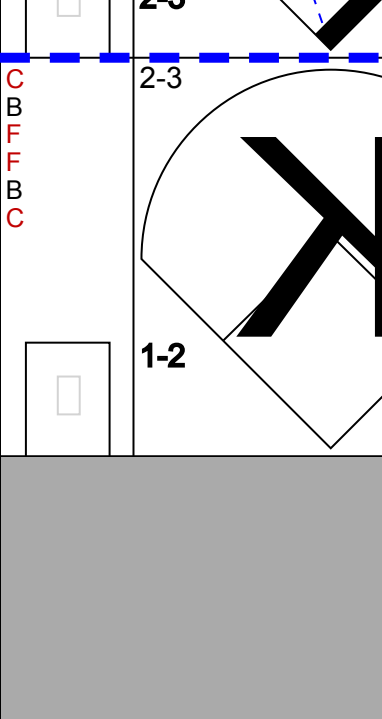



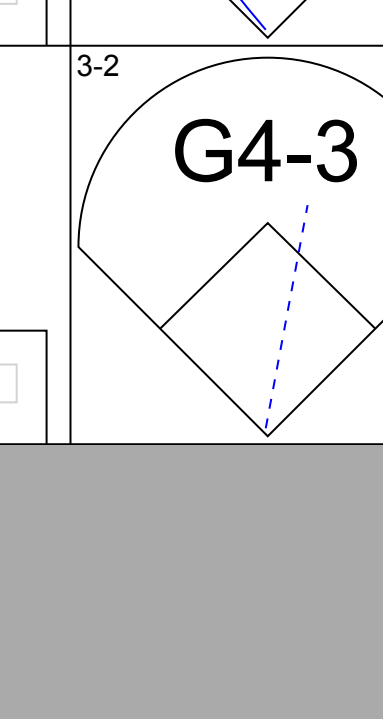
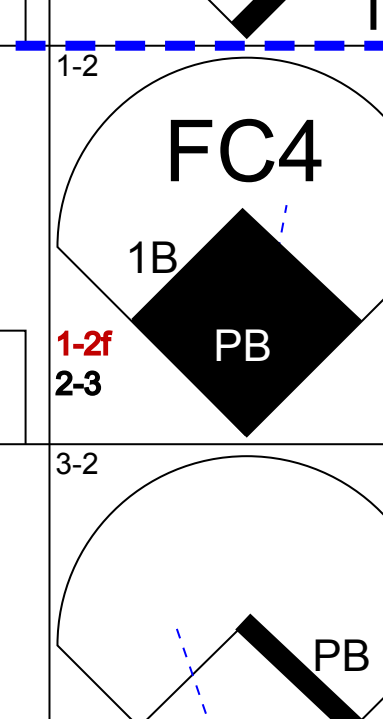



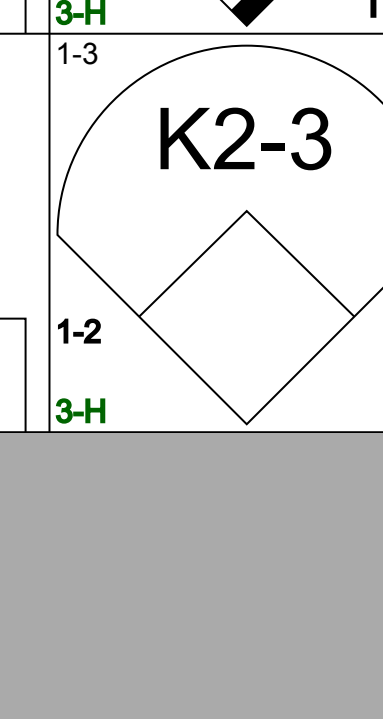

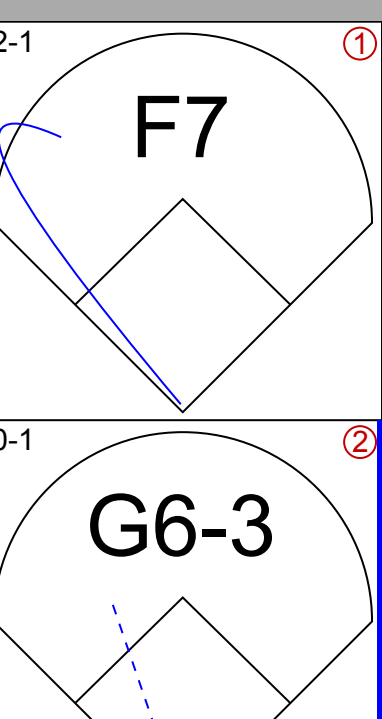


AB	39
R	5
H	11
RBI	5
BB	3
SO	8
LOB	29

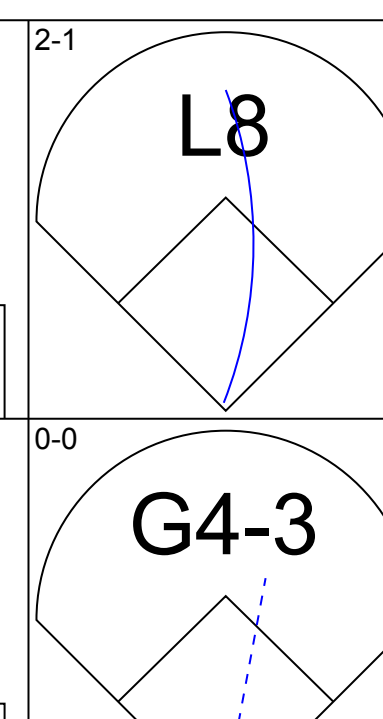
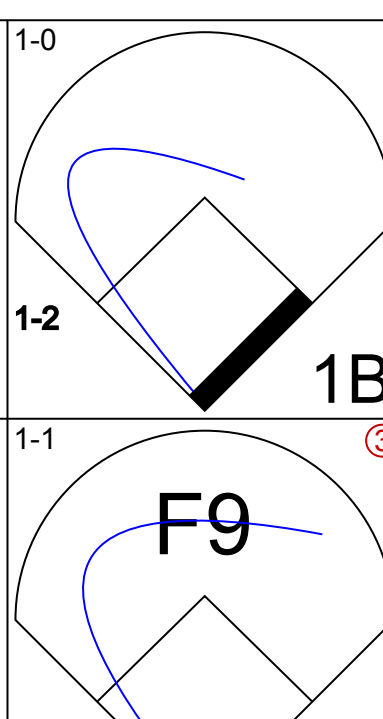
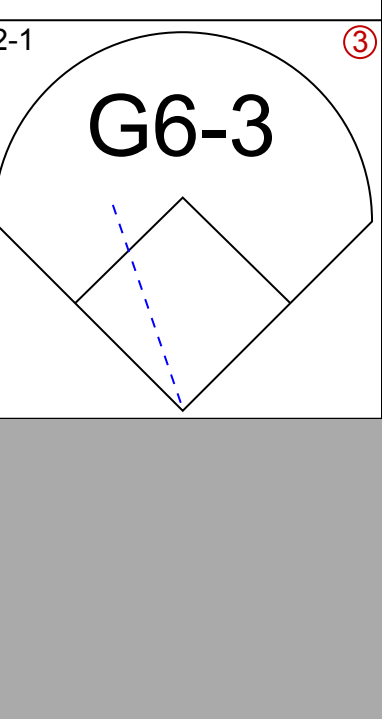
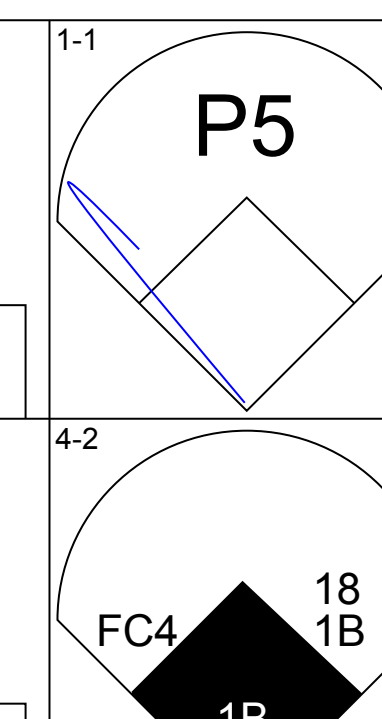
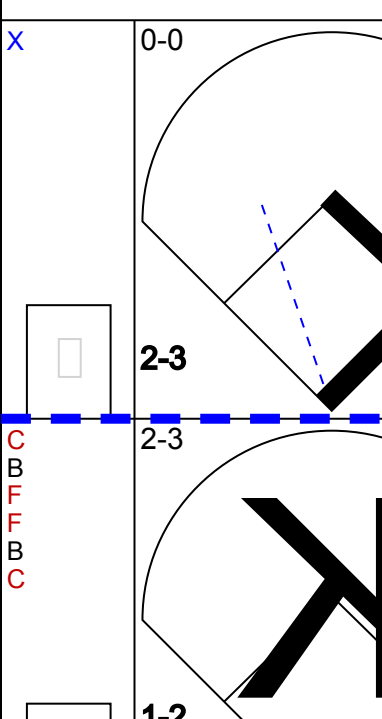
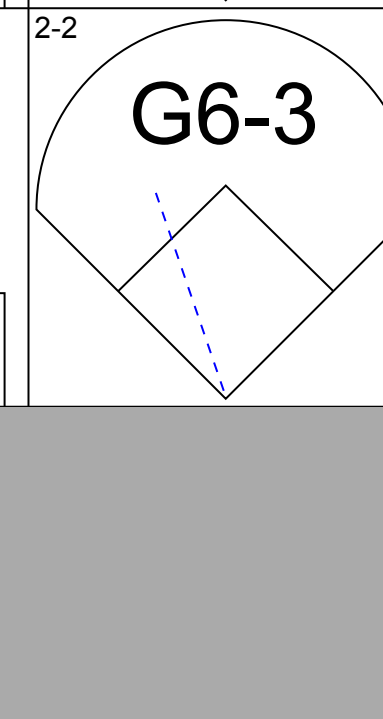


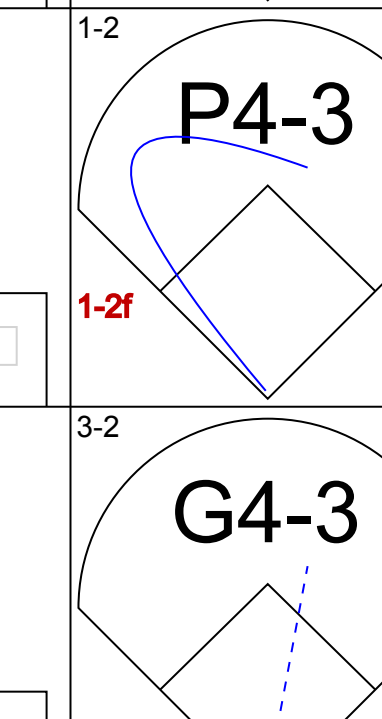
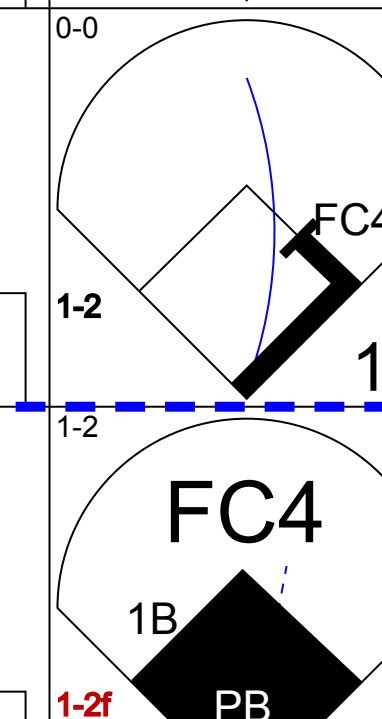

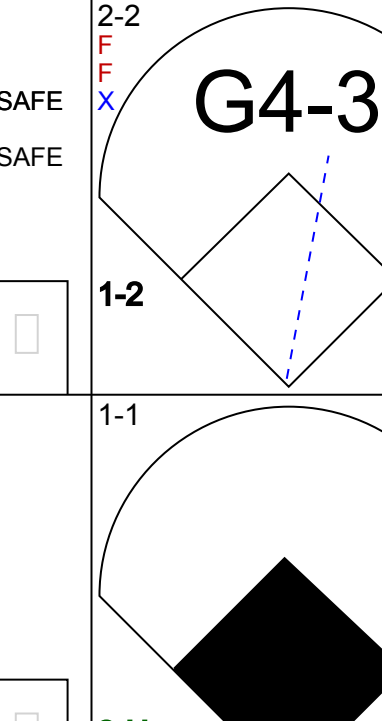


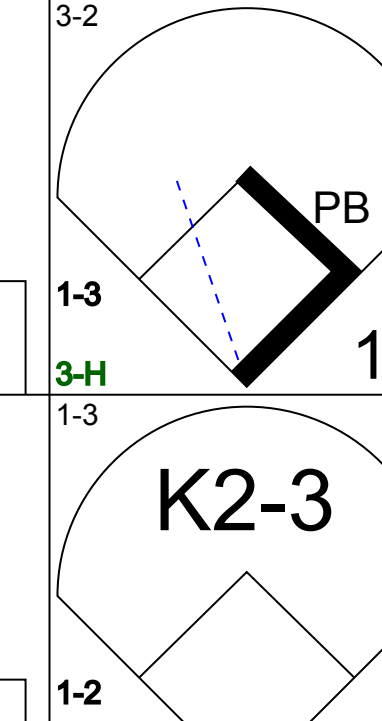

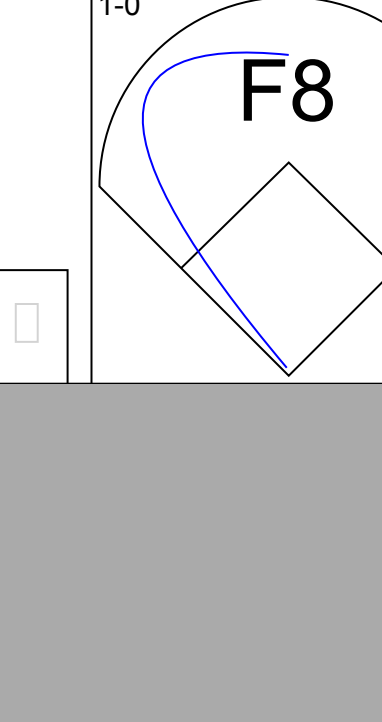
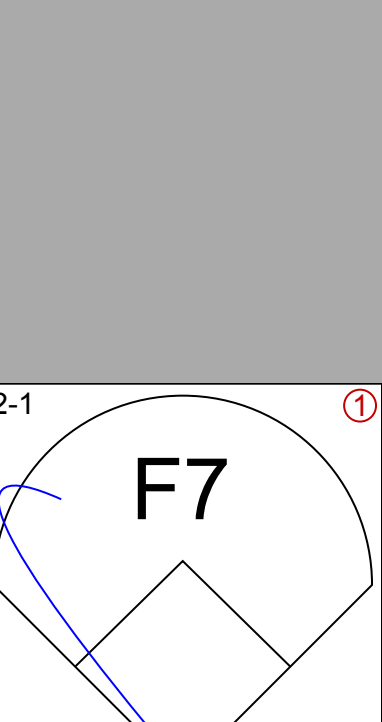



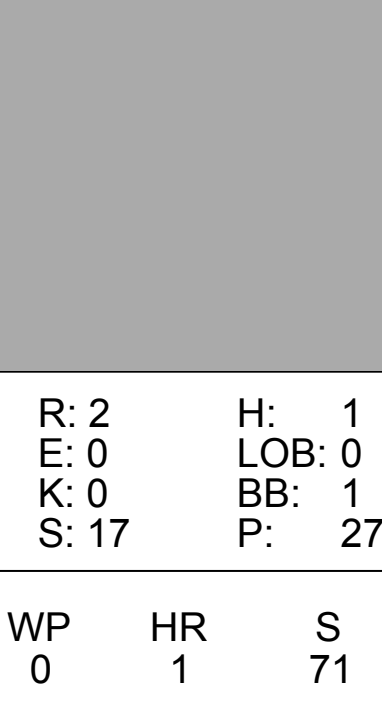
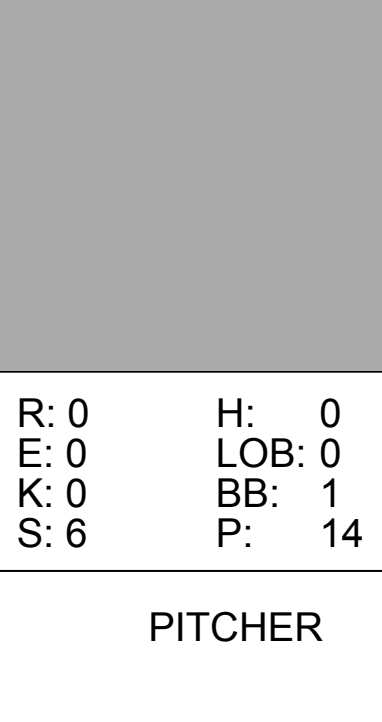
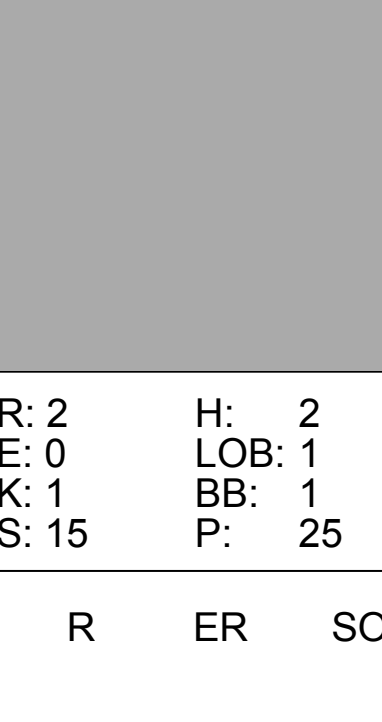

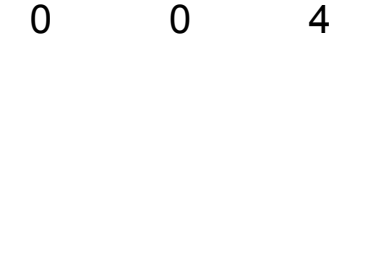



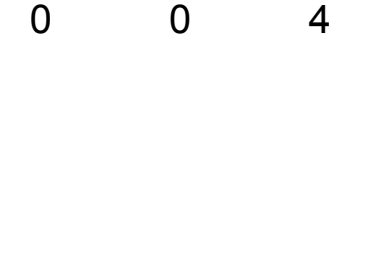




Batter	1	2	3	4	5	6	7	8	9	AB	R	H	RBI	BB	SO	LOB	BOTTOM				
Tony Womack, L OBP: 0.322, SLG: 0.363 (1, 4)	K		K2-3				G4-3		G3-1	5	0	0	0	0	2	1	Chicago Cubs @ Pittsburgh Pirates Three Rivers Stadium, Pittsburgh, PA Fri Sep 04 1998, 7:05 PM EDT Att: 36,510 - Unknown - 77 F				
Adrian Brown, S OBP: 0.391, SLG: 0.391 (1, 8)	G6-3		G6-3				K			4	0	1	0	0	1	0					
18 Jason Kendall, R OBP: 0.404, SLG: 0.473 (1, 2)	E6		G6-3				K			3	1	0	0	0	1	1					
Kevin Young, R OBP: 0.343, SLG: 0.502 (1, 3)	G1-3									2	1	0	0	2	1	1					
Jose Guillen, R OBP: 0.299, SLG: 0.412 (1, 9)			G1-3							3	0	1	0	0	0	2					
Turner Ward, S OBP: 0.338, SLG: 0.426 Mike Williams, R (9, 1) Jason Christiansen, R OBP: 0.250, SLG: 0.250 Todd Van Poppel, R OBP: 0.267, SLG: 0.286 (9, 1)	G4-3									3	0	0	1	0	0	1					
Freddy Garcia, R OBP: 0.354, SLG: 0.586 (1, 5)										0	0	0	0	0	0	0					
Lou Collier, R OBP: 0.315, SLG: 0.336 (1, 6)	F8									0	0	0	0	0	0	0					
Jason Schmidt, R OBP: 0.088, SLG: 0.109 Manny Martinez, R OBP: 0.294, SLG: 0.440 (9, 7)	G5-3									0	0	0	0	0	0	0					
Inning Stats	R: 0 E: 1 K: 1 S: 11	H: 0 LOB: 1 BB: 0 P: 17	R: 0 E: 0 K: 0 S: 12	H: 1 LOB: 2 BB: 1 P: 20	R: 0 E: 0 K: 1 S: 13	H: 0 LOB: 0 BB: 0 P: 13	R: 0 E: 0 K: 1 S: 12	H: 0 LOB: 0 BB: 0 P: 17	R: 2 E: 0 K: 1 S: 13	H: 1 LOB: 2 BB: 1 P: 23	R: 0 E: 0 K: 2 S: 10	H: 0 LOB: 0 BB: 0 P: 13	R: 0 E: 0 K: 1 S: 7	H: 0 LOB: 0 BB: 0 P: 11	R: 0 E: 0 K: 0 S: 10	H: 1 LOB: 1 BB: 0 P: 15		1B: 4 2B: 0 3B: 0 HR: 0	SF: 1 SAC: 1 DP: 0 HBP: 1	WP: 0 PB: 0 SB: 3 CS: 0	PA: 37
PITCHER	IP	WLS	BF	H	R	ER	SO	BB	IBB	HBP	BLK	WP	HR	S	P	ERA	WHIP				
Mark Clark, R ERA: 4.97 Matt Karchner, R ERA: 5.24 Rod Beck, R ERA: 3.16	6.0		27	3	2	2	4	3	0	1	0	0	0	17	24	0.00	0.000				
	2.0	W	6	0	0	0	3	0	0	0	0	0	0	17	24	0.00	0.000				
	1.0	S	4	1	0	0	0	0	0	0	0	0	0	10	15	0.00	1.000				

AB	31
R	2
H	4
RBI	2
BB	3
SO	7
LOB	16



Batter	1	2	3	4	5	6	7	8	9	AB	R	H	RBI	BB	SO	LOB	TOP					
Lance Johnson, L (1, 8) OBP: 0.320, SLG: 0.305										5	1	2	1	0	2	3	Chicago Cubs @ Pittsburgh Pirates Three Rivers Stadium, Pittsburgh, PA Sat Sep 05 1998, 7:05 PM EDT Att: 37,711 - Unknown - 78 F					
José Hernández, R (1, 6) OBP: 0.323, SLG: 0.505										4	0	0	1	0	1	3						
Mark Grace, L (1, 3) OBP: 0.414, SLG: 0.480										4	0	0	0	1	1	2						
Sammy Sosa, R (1, 9) OBP: 0.379, SLG: 0.659										5	2	2	1	0	2	1						
Glenallen Hill, R (1, 7) OBP: 0.351, SLG: 0.534										4	2	2	0	0	1	0						
Brant Brown, L (7, 7) OBP: 0.356, SLG: 0.515										0	0	0	0	0	0	0						
Manny Alexander, R (9, PH) OBP: 0.288, SLG: 0.344										1	0	0	0	0	1	0						
Gary Gaetti, R (1, 5) OBP: 0.355, SLG: 0.480										5	0	2	2	2	0	0						
Mickey Morandini, L (1, 4) OBP: 0.392, SLG: 0.396										2	0	0	0	2	2	1						
Scott Servais, R (1, 2) OBP: 0.278, SLG: 0.328										4	1	0	0	0	1	5						
Kevin Tapani, R (1, 1) OBP: 0.222, SLG: 0.219										2	2	0	1	2	1	3						
Terry Adams, R (8, 1)										0	0	0	0	0	0	0						
Rod Beck, R (9, 1)										0	0	0	0	0	0	0						
Inning Stats	R: 0 E: 0 K: 2 S: 9	H: 0 LOB: 0 BB: 0 P: 11	R: 2 E: 0 K: 2 S: 12	H: 3 LOB: 1 BB: 0 P: 21	R: 0 E: 0 K: 1 S: 8	H: 0 LOB: 1 BB: 1 P: 14	R: 0 E: 0 K: 1 S: 8	H: 0 LOB: 0 BB: 0 P: 12	R: 1 E: 0 K: 0 S: 6	H: 1 LOB: 1 BB: 1 P: 13	R: 2 E: 0 K: 1 S: 18	H: 3 LOB: 3 BB: 2 P: 34	R: 0 E: 0 K: 2 S: 8	H: 0 LOB: 0 BB: 0 P: 13	R: 3 E: 2 K: 1 S: 16	H: 1 LOB: 1 BB: 1 P: 21	R: 0 E: 0 K: 2 S: 10	H: 0 LOB: 0 BB: 0 P: 13	1B: 3 2B: 4 3B: 0 HR: 1	SF: 1 SAC: 0 DP: 0 HBP: 0	WP: 0 PB: 0 SB: 0 CS: 0	PA: 42
PITCHER	IP WLS BF H R ER SO BB IBB HBP BLK WP HR S P ERA WHIP																					
Sean Lawrence, L (1, 1) ERA: 7.43	5.0 L 25 7 5 5 6 3 0 0 0 0 0 1 49 84 9.00 2.000																					
Javier Martinez, R (6, 1) ERA: 5.29	0.1 2 0 0 0 1 1 0 0 0 0 0 0 5 10 0.00 3.000																					
Jeff Tabaka, L (6, 1) ERA: 2.45	1.2 5 0 0 0 2 0 0 0 0 0 0 0 15 24 0.00 0.000																					
Todd Van Poppel, R (8, 1) ERA: 6.71	1.0 7 1 3 0 1 1 0 0 0 0 0 0 16 21 0.00 2.000																					
Ricardo Rincon, L (9, 1) ERA: 2.59	1.0 3 0 0 0 2 0 0 0 0 0 0 0 10 13 0.00 0.000																					

Batter	1	2	3	4	5	6	7	8	9	AB	R	H	RBI	BB	SO	LOB	BOTTOM					
Tony Womack, L (1, 4) OBP: 0.323, SLG: 0.363										5	0	2	0	0	0	0	Chicago Cubs @ Pittsburgh Pirates Three Rivers Stadium, Pittsburgh, PA Sat Sep 05 1998, 7:05 PM EDT Att: 37,711 - Unknown - 78 F					
Adrian Brown, S (1, 8) OBP: 0.392, SLG: 0.373										3	1	0	0	2	1	4						
18 Jason Kendall, R (1, 2) OBP: 0.403, SLG: 0.471										4	0	1	0	0	0	1						
Kevin Young, R (1, 3) OBP: 0.342, SLG: 0.499										3	2	0	0	1	0	2						
Jose Guillen, R (1, 9) OBP: 0.298, SLG: 0.411										4	0	1	1	0	1	1						
Turner Ward, S (1, 7) OBP: 0.335, SLG: 0.436										4	1	1	2	0	1	1						
Freddy Garcia, R (1, 5) OBP: 0.358, SLG: 0.583										4	0	2	0	0	0	0						
Abraham Nunez, S (1, 6) OBP: 0.231, SLG: 0.091										3	0	1	0	1	0	1						
Sean Lawrence, L (1, 1) ERA: 4.81										2	0	0	0	0	0	1						
Javier Martinez, R (6, 1) ERA: 4.02										0	0	0	0	0	0	0						
Doug Strange, S (7, PH) OBP: 0.296, SLG: 0.331										1	0	0	0	0	0	2						
Todd Van Poppel, R (8, 1) ERA: 4.02										0	0	0	0	0	0	0						
Ricardo Rincon, L (9, 1) OBP: 0.306, SLG: 0.331										0	0	0	0	0	0	1						
Aramis Ramirez, R (9, PH) OBP: 0.306, SLG: 0.331										1	0	0	0	0	1	1						
Inning Stats	R: 0 E: 0 K: 0 S: 8	H: 0 LOB: 0 BB: 0 P: 12	R: 0 E: 0 K: 1 S: 9	H: 0 LOB: 0 BB: 0 P: 13	R: 0 E: 0 K: 0 S: 9	H: 2 LOB: 2 BB: 0 P: 12	R: 2 E: 0 K: 0 S: 17	H: 1 LOB: 0 BB: 1 P: 27	R: 0 E: 0 K: 0 S: 6	H: 0 LOB: 0 BB: 0 P: 10	R: 0 E: 0 K: 0 S: 6	H: 0 LOB: 0 BB: 1 P: 14	R: 0 E: 0 K: 0 S: 10	H: 2 LOB: 2 BB: 0 P: 16	R: 2 E: 0 K: 1 S: 15	H: 2 LOB: 1 BB: 1 P: 25	R: 0 E: 0 K: 2 S: 9	H: 1 LOB: 2 BB: 1 P: 17	1B: 7 2B: 1 3B: 0 HR: 1	SF: 0 SAC: 0 DP: 1 HBP: 0	WP: 0 PB: 1 SB: 1 CS: 0	PA: 38
PITCHER	IP WLS BF H R ER SO BB IBB HBP BLK WP HR S P ERA WHIP																					
Kevin Tapani, R (1, 1) ERA: 4.81	7.1 W 30 6 4 3 1 3 0 0 0 0 0 1 71 115 3.68 1.227																					
Terry Adams, R (8, 1) ERA: 4.02	1.1 7 2 0 0 2 1 0 0 0 0 0 0 14 25 0.00 2.250																					
Rod Beck, R (9, 1) ERA: 3.15	0.1 S 1 0 0 0 1 0 0 0 0 0 0 0 4 6 0.00 0.000																					

AB	36
R	8
H	8
RBI	6
BB	5
SO	12
LOB	18




AB	34
R	4
H	8
RBI	3
BB	4
SO	4
LOB	14




Batter	1	2	3	4	5	6	7	8	9	10	AB	R	H	RBI	BB	SO	LOB	TOP									
Lance Johnson, L (1, 8) OBP: 0.318, SLG: 0.307	F7		G6-3				P6		P6		5	0	1	1	0	0	0	Chicago Cubs @ Pittsburgh Pirates Three Rivers Stadium, Pittsburgh, PA Sun Sep 06 1998, 3:33 AM EDT Att. 22,209 - Sunny - 87 F									
José Hernández, R (1, 6) OBP: 0.322, SLG: 0.501	K						G5-3		F7		5	0	1	0	0	1	0										
Mark Grace, L (1, 3) OBP: 0.414, SLG: 0.479	F8						P6				4	0	1	0	1	0	1										
Sammy Sosa, R (1, 9) OBP: 0.379, SLG: 0.657		K									5	0	2	0	0	2	2										
Glenallen Hill, R (1, 7) OBP: 0.349, SLG: 0.529		G3									5	1	1	0	0	0	5										
Gary Gaetti, R (1, 5) OBP: 0.355, SLG: 0.482											5	1	2	0	0	1	4										
Manny Alexander, R (1, 4) OBP: 0.288, SLG: 0.343											4	0	1	1	0	1	4										
Terry Adams, R (8, 1)	F7										0	0	0	0	0	0	0										
Brant Brown, L (10, PH) OBP: 0.355, SLG: 0.513											1	0	0	0	0	1	2										
Dave Stevens, R (10, 1)											0	0	0	0	0	0	0										
Scott Servais, R (1, 2) OBP: 0.281, SLG: 0.337											4	1	2	1	0	1	0										
Sandy Martínez, L (8, 2) OBP: 0.363, SLG: 0.391											0	0	0	0	0	0	0										
Terry Mulholland, R (1, 11) OBP: 0.309, SLG: 0.222											2	0	0	0	0	2	1										
Don Wengert, R (5, 1)											0	0	0	0	0	0	0										
Jason Maxwell, R (6, PH)											1	0	0	0	0	1	2										
Rodney Myers, R (6, 1)											0	0	0	0	0	0	0										
Felix Heredia, L (7, 1)											0	0	0	0	0	0	0										
Mickey Morandini, L (8, 4) OBP: 0.296, SLG: 0.395											1	0	0	0	0	0	0										
Inning Stats	R: 0 E: 0 K: 1 S: 6	H: 0 LOB: 0 BB: 0 P: 8	R: 0 E: 0 K: 1 S: 11	H: 1 LOB: 1 BB: 0 P: 17	R: 0 E: 0 K: 1 S: 6	H: 0 LOB: 0 BB: 0 P: 10	R: 0 E: 2 K: 1 S: 12	H: 1 LOB: 3 BB: 0 P: 17	R: 1 E: 0 K: 1 S: 9	H: 2 LOB: 0 BB: 0 P: 11	R: 2 E: 1 K: 1 S: 14	H: 3 LOB: 2 BB: 0 P: 20	R: 0 E: 0 K: 2 S: 7	H: 2 LOB: 0 BB: 0 P: 18	R: 0 E: 0 K: 0 S: 3	H: 0 LOB: 0 BB: 0 P: 5	R: 0 E: 0 K: 2 S: 8	H: 2 LOB: 0 BB: 1 P: 15	1B: 7 2B: 5 3B: 0 HR: 0	SF: 0 SAC: 0 DP: 1 HBP: 0	WP: 0 PB: 0 SB: 0 CS: 1	PA: 43					
PITCHER	IP	WLS	BF	H	R	ER	SO	BB	IBB	HBP	BLK	WP	HR	S	P	ERA	WHIP										
Chris Peters, L (1, 1) ERA: 3.64	6.2		30	8	3	1	6	0	0	0	0	0	0	65	92	1.35	1.200										
Mike Williams, R (7, 1) ERA: 2.25	1.1		5	1	0	0	2	0	0	0	0	0	0	12	21	0.00	0.750										
Jason Christiansen, L (9, 1) ERA: 2.24	1.0		4	0	0	0	1	0	0	0	0	0	0	3	9	0.00	1.000										
Rich Loiselle, R (10, 1) ERA: 3.51	1.0	W	4	2	0	0	2	0	0	0	0	0	0	8	11	0.00	2.000										

AB	42
R	3
H	11
RBI	3
BB	1
SO	10
LOB	21



Batter	1	2	3	4	5	6	7	8	9	10	AB	R	H	RBI	BB	SO	LOB	BOTTOM									
Tony Womack, L (1, 4) OBP: 0.322, SLG: 0.362	F8		G1-3								5	0	1	1	0	1	2	Chicago Cubs @ Pittsburgh Pirates Three Rivers Stadium, Pittsburgh, PA Sun Sep 06 1998, 3:33 AM EDT Att. 22,209 - Sunny - 87 F									
Manny Martínez, R (1, 8) OBP: 0.291, SLG: 0.435	F7		G5-3								2	0	0	0	0	0	1										
Turner Ward, S (5, PH) OBP: 0.335, SLG: 0.434											3	0	1	0	0	0	3										
18 Jason Kendall, R (1, 2) OBP: 0.403, SLG: 0.475	G4-3										4	1	1	1	1	0	0										
Kevin Young, R (1, 3) OBP: 0.343, SLG: 0.497											2	1	0	0	2	1	0										
Jose Guillen, R (1, 9) OBP: 0.298, SLG: 0.415											4	1	1	2	0	0	2										
Emil Brown, R (1, 7) OBP: 0.299, SLG: 0.222											2	0	1	0	1	0	0										
Mike Williams, R (7, 1)											0	0	0	0	0	0	0										
Doug Strange, S (6, PH) OBP: 0.208, SLG: 0.223											1	0	0	0	0	1	2										
Jason Christiansen, R (9, 1)											0	0	0	0	0	0	0										
Kevin Young, R (1, 3)											0	0	0	0	0	0	0										
Rich Loiselle, R (10, 1)											0	0	0	0	0	0	0										
Aramis Ramirez, R (1, 5) OBP: 0.310, SLG: 0.374											4	1	2	0	0	1	3										
Lou Collier, R (1, 6) OBP: 0.315, SLG: 0.334											2	0	0	0	1	0	1										
Freddy García, R (9, PH) OBP: 0.362, SLG: 0.586											1	0	1	0	0	0	0										
Abraham Nunez, S (9, PH) OBP: 0.231, SLG: 0.091											0	0	0	0	0	0	0										
Chris Peters, L (1, 1) OBP: 0.273, SLG: 0.273											2	0	1	0	0	0	3										
Adrian Brown, S (7, 8) OBP: 0.362, SLG: 0.362											2	0	0	0	0	0	1										
Inning Stats	R: 0 E: 0 K: 0 S: 8	H: 0 LOB: 0 BB: 0 P: 14	R: 0 E: 0 K: 0 S: 7	H: 1 LOB: 1 BB: 0 P: 12	R: 0 E: 0 K: 0 S: 9	H: 1 LOB: 1 BB: 0 P: 14	R: 0 E: 0 K: 1 S: 8	H: 0 LOB: 0 BB: 0 P: 11	R: 1 E: 0 K: 0 S: 12	H: 2 LOB: 2 BB: 0 P: 28	R: 2 E: 0 K: 0 S: 13	H: 2 LOB: 1 BB: 1 P: 22	R: 0 E: 0 K: 1 S: 6	H: 0 LOB: 0 BB: 0 P: 7	R: 0 E: 0 K: 2 S: 11	H: 0 LOB: 2 BB: 2 P: 20	R: 0 E: 0 K: 0 S: 5	H: 1 LOB: 1 BB: 0 P: 10	R: 1 E: 0 K: 0 S: 2	H: 2 LOB: 0 BB: 0 P: 3	1B: 7 2B: 0 3B: 0 HR: 2	SF: 0 SAC: 0 DP: 2 HBP: 0	WP: 1 PB: 0 SB: 1 CS: 1	PA: 39			
PITCHER	IP	WLS	BF	H	R	ER	SO	BB	IBB	HBP	BLK	WP	HR	S	P	ERA	WHIP										
Terry Mulholland, L (1, 1) ERA: 2.72	4.1		19	4	1	1	1	2	0	0	0	0	0	42	74	2.08	1.385										
Don Wengert, R (5, 1) ERA: 4.99	0.2		1	0	0	0	0	0	0	0	0	0	0	2	5	0.00	0.000										
Rodney Myers, R (6, 1) ERA: 5.16	1.1		7	2	2	2	0	1	0	0	0	1	1	15	24	13.50	2.250										
Felix Heredia, L (7, 1) ERA: 5.6	0.2		2	0	0	0	1	0	0	0	0	0	0	4	5	0.00	0.000										
Terry Adams, R (8, 1) ERA: 3.91	2.0		8	1	0	0	2	2	0	0	0	0	0	16	30	0.00	1.500										
PITCHER	IP	WLS	BF	H	R	ER	SO	BB	IBB	HBP	BLK	WP	HR	S	P	ERA	WHIP										
Dave Stevens, R (10, 1) ERA: 3.9	0.1	L	2	2	1	1	0	0	0	0	0	0	0	1	2	27.00	6.000										

AB	34
R	4
H	9
RBI	4
BB	5
SO	4
LOB	18



Batter	1	2	3	4	5	6	7	8	9	AB	R	H	RBI	BB	SO	LOB	TOP					
Lance Johnson, L (1, 8) OBP: 0.320, SLG: 0.306	L7		P8				F8		G1-3 SH3-4 1B	4	0	1	0	1	0	3	Chicago Cubs @ St. Louis Cardinals Busch Stadium, St. Louis, MO Mon Sep 07 1998, 3:33 AM CDT Att: 42,877 - Cloudy - 92 F					
José Hernández, R (1, 6) OBP: 0.321, SLG: 0.499	1B		E6 G3				F9		SH3-4 1-2	4	0	1	0	0	0	4						
Mark Grace, L (1, 3) OBP: 0.410, SLG: 0.474	L7		G3				F7		G1-3	5	0	0	0	0	1	4						
Sammy Sosa, R (1, 9) OBP: 0.378, SLG: 0.653	P3						K		K	5	1	1	0	0	3	4						
Glenallen Hill, R (1, 7) OBP: 0.350, SLG: 0.529										4	0	2	0	0	0	0						
Brant Brown, L (8, PR) OBP: 0.355, SLG: 0.513										0	0	0	0	0	0	0						
Gary Gaetti, R (1, 5) OBP: 0.359, SLG: 0.495	F7									3	1	2	1	0	0	1						
Mickey Morandini, L (1, 4) OBP: 0.391, SLG: 0.394	G4-3									4	0	1	1	0	0	4						
Scott Servais, R (1, 2) OBP: 0.282, SLG: 0.334	L7									2	0	0	0	0	0	2						
Mike Morgan, R (1, 1) OBP: 0.667, SLG: 0.833										2	0	1	0	0	1	0						
Matt Mieske, R (7, PH) OBP: 0.373, SLG: 0.418										0	0	0	0	1	0	0						
Matt Karchner, R (7, 1)										0	0	0	0	0	0	0						
Manny Alexander, R (8, PH) OBP: 0.287, SLG: 0.341										1	0	0	0	0	1	3						
Rodney Myers, R (8, 1)										0	0	0	0	0	0	0						
Inning Stats	R: 0 E: 0 K: 0 S: 7	H: 1 LOB: 1 BB: 0 P: 10	R: 0 E: 0 K: 0 S: 10	H: 1 LOB: 1 BB: 0 P: 15	R: 0 E: 1 K: 1 S: 9	H: 1 LOB: 2 BB: 0 P: 13	R: 0 E: 0 K: 0 S: 5	H: 0 LOB: 0 BB: 0 P: 12	R: 0 E: 0 K: 1 S: 12	H: 0 LOB: 0 BB: 1 P: 21	R: 0 E: 0 K: 1 S: 7	H: 0 LOB: 0 BB: 0 P: 13	R: 1 E: 0 K: 0 S: 10	H: 2 LOB: 2 BB: 1 P: 16	R: 1 E: 0 K: 2 S: 16	H: 2 LOB: 3 BB: 0 P: 28	R: 0 E: 0 K: 1 S: 10	H: 1 LOB: 1 BB: 0 P: 13	1B: 6 2B: 2 3B: 0 HR: 1	SF: 0 SAC: 2 DP: 0 HBP: 2	WP: 0 PB: 0 SB: 0 CS: 1	PA: 41
PITCHER	IP WLS BF H R ER SO BB IBB HBP BLK WP HR S P ERA WHIP																					
Darren Oliver, L (1, 1) ERA: 5.61	6.1 W 26 6 1 1 3 1 0 0 0 0 0 1 54 88 1.42 1.105																					
Lance Painter, L (7, 1) ERA: 4.25	0.1 2 0 0 0 0 1 0 0 0 0 0 0 4 10 0.00 3.000																					
Mike Busby, R (7, 1) ERA: 5.12	0.2 5 2 1 1 1 0 0 1 0 0 0 0 10 14 13.50 3.000																					
21 Bryan Eversgerd, L (8, 1) ERA: 10.8	0.2 3 0 0 0 1 0 0 1 0 0 0 0 8 16 0.00 0.000																					
Juan Acevedo, R (9, 1) ERA: 2.9	1.0 S 4 1 0 0 1 0 0 0 0 0 0 0 10 13 0.00 1.000																					

Chicago Cubs @ St. Louis Cardinals
 Busch Stadium, St. Louis, MO
 Mon Sep 07 1998, 3:33 AM CDT
 Att: 42,877 - Cloudy - 92 F

AB	34
R	2
H	9
RBI	2
BB	2
SO	6
LOB	25



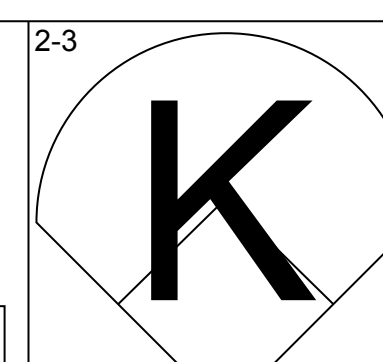
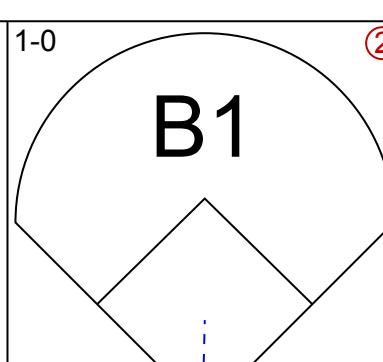
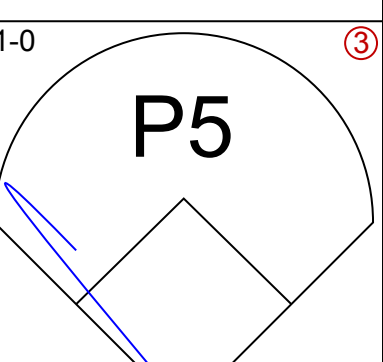
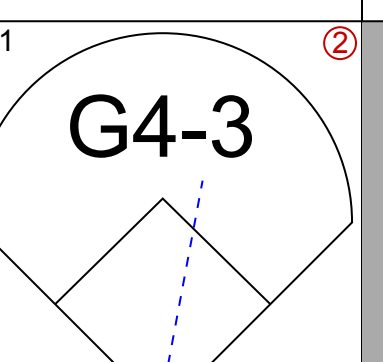
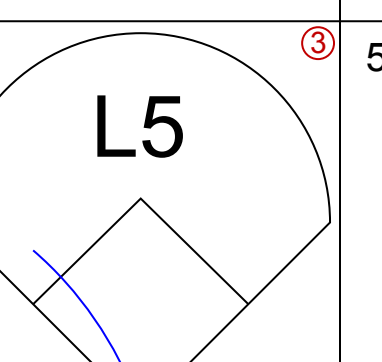
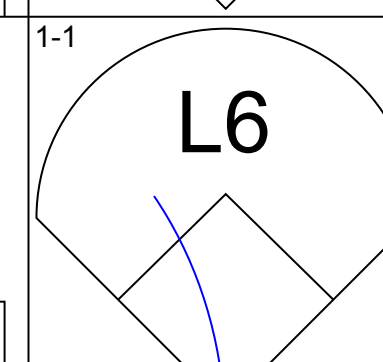
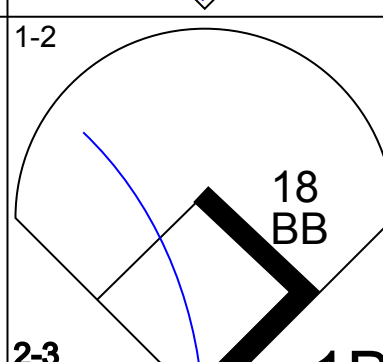
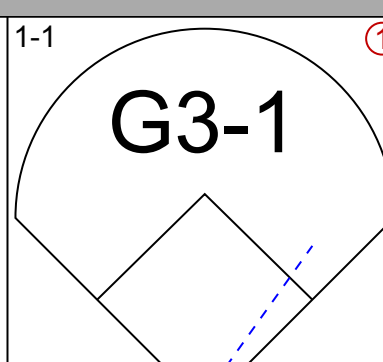
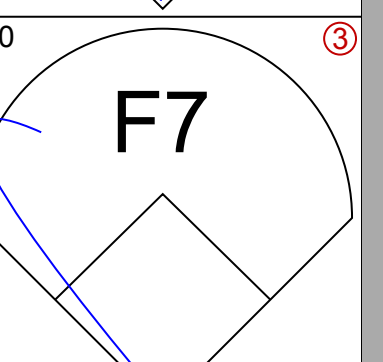
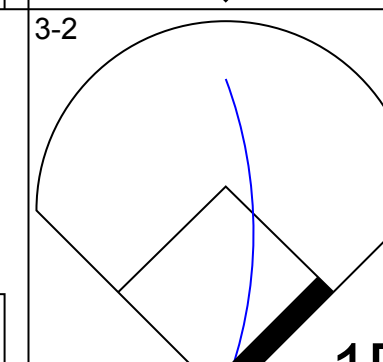
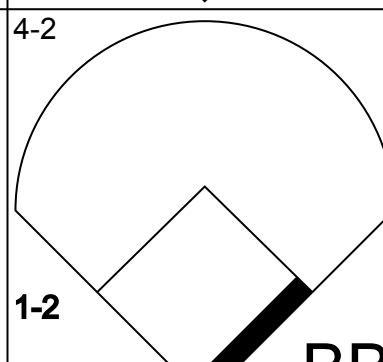
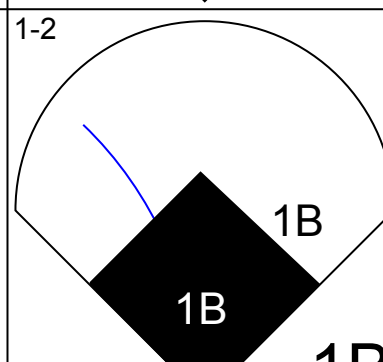
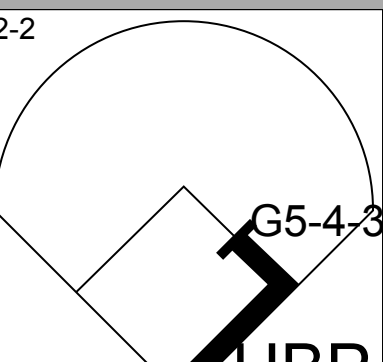
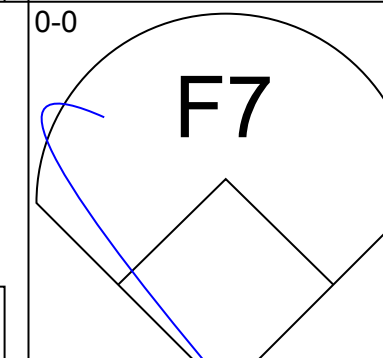
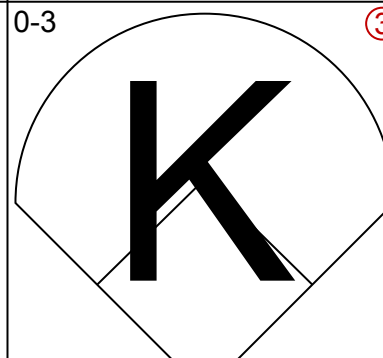
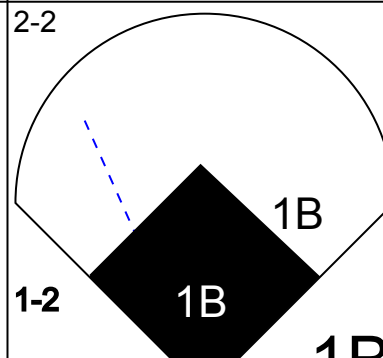
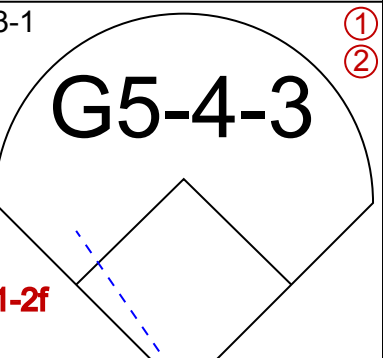
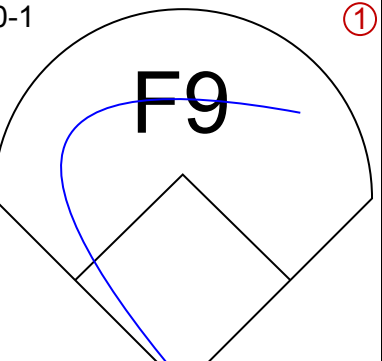
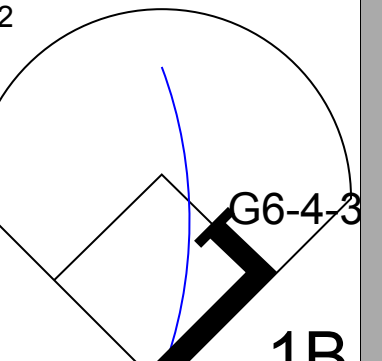
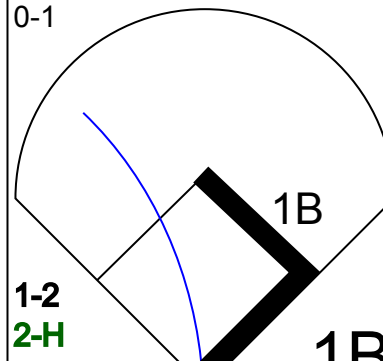
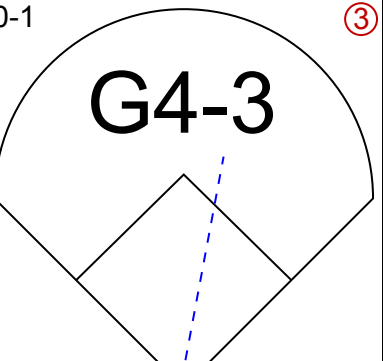

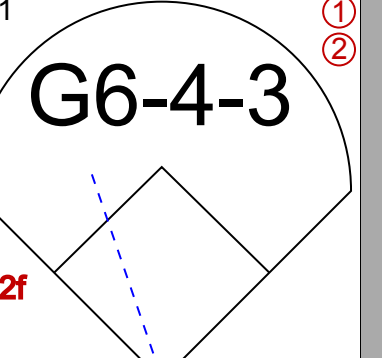
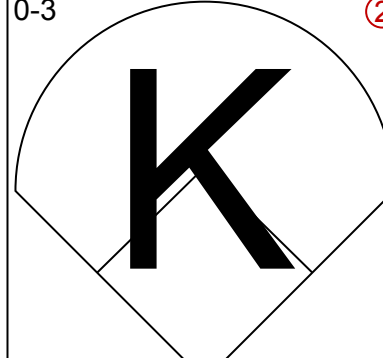
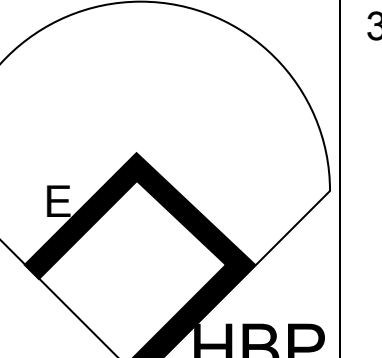

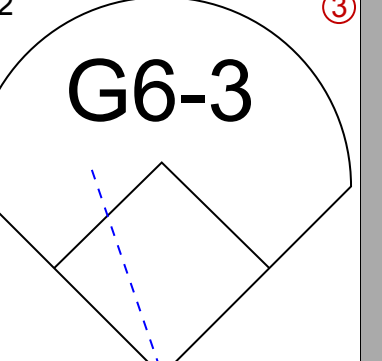
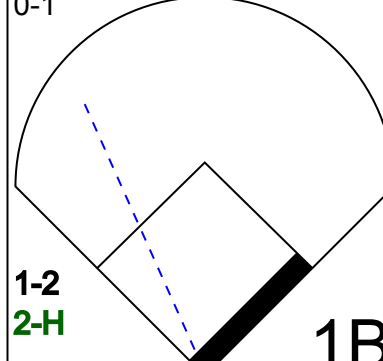
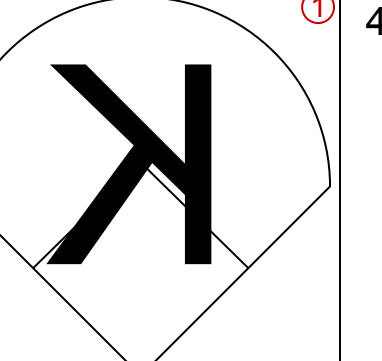
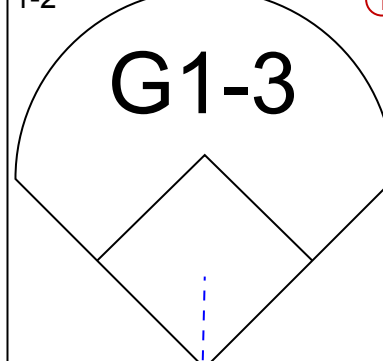
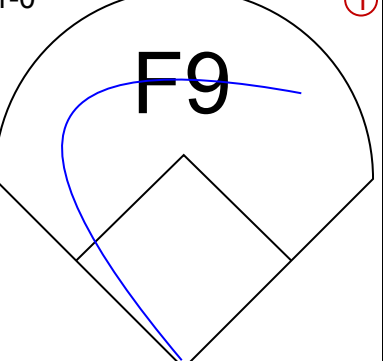
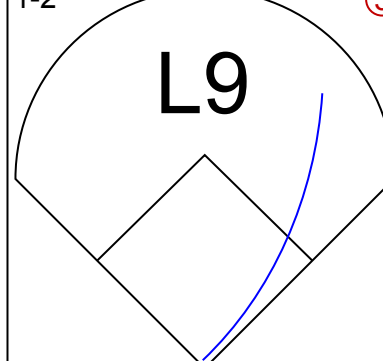
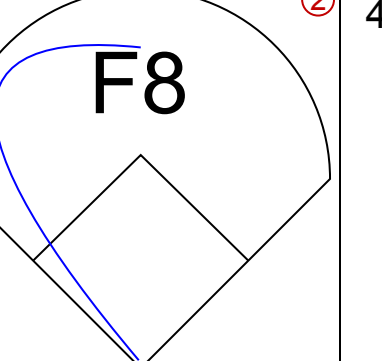
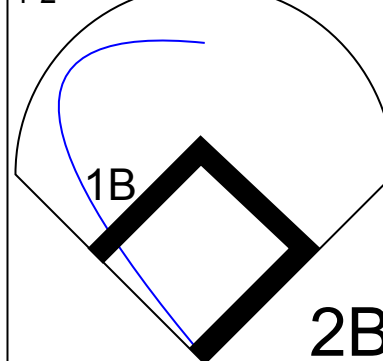
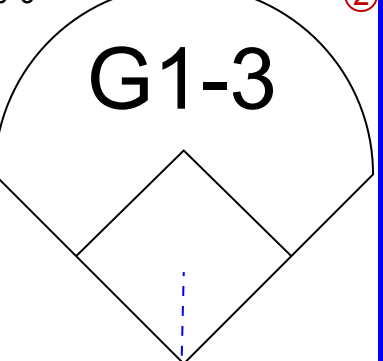
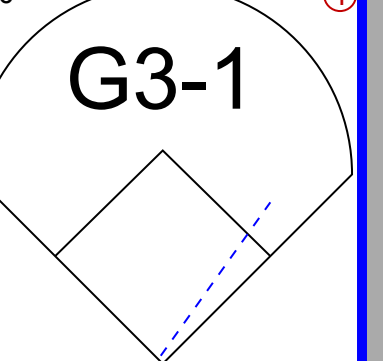
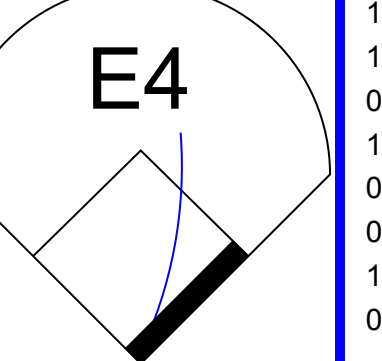
Batter	1	2	3	4	5	6	7	8	9	AB	R	H	RBI	BB	SO	LOB	BOTTOM			
Delino DeShields, L (1, 4) OBP: 0.378, SLG: 0.441	L8	G6-3		F9			HR			4	1	1	1	0	0	1	Chicago Cubs @ St. Louis Cardinals Busch Stadium, St. Louis, MO Mon Sep 07 1998, 3:33 AM CDT Att: 42,877 - Cloudy - 92 F			
Brian Jordan, R (1, 9) OBP: 0.385, SLG: 0.541	L7			K			G5-3			4	0	0	0	0	1	1				
John Mabry, L (8, 9) OBP: 0.316, SLG: 0.395										0	0	0	0	0	0	0				
Mark McGwire, R (1, 3) OBP: 0.471, SLG: 0.746	HR			BB G4-3 1B			P8		L8	4	1	2	1	0	0	0				
Ray Lankford, L (1, 8) OBP: 0.389, SLG: 0.521	S BB			G4-3			S BB		S 1B	2	0	1	0	2	0	1				
Ron Gant, R (1, 7) OBP: 0.325, SLG: 0.483	BB			BB HBP			G1-4-3 BB		BB	0	0	0	0	3	0	0				
Fernando Tatis, R (1, 5) OBP: 0.326, SLG: 0.399	G3			BB			G1-4-3		K	3	0	0	0	1	1	6				
Placido Polanco, R (1, 6) OBP: 0.308, SLG: 0.373		G6-3		G5-3			F9		G3-1-3	4	0	0	0	0	0	3				
Juan Acevedo, R (9, 1) OBP: 0.235, SLG: 0.250										0	0	0	0	0	0	0				
Darren Oliver, R (1, 1) ERA: 3.91	6.0 L 27 3 2 2 3 6 0 0 1 0 0 0 1 54 103 3.00 1.500																			
Mike Busby, R (7, 1) ERA: 5.31	1.0 6 2 1 1 1 1 0 0 0 0 0 1 14 26 9.00 3.000																			
21 Bryan Eversgerd, R (8, PH) OBP: 0.264, SLG: 0.167	1.0 3 0 0 0 0 1 0 0 0 0 0 0 7 13 0.00 0.000																			
Luis Ojeda, R (8, 6) ERA: 6.43										3	1	1	1	1	1	0				
Eli Marrero, R (1, 2) OBP: 0.335, SLG: 0.410	HR						F8		K	3	1	1	1	1	1	0				
Inning Stats	R: 1 E: 0 K: 0 S: 13	H: 1 LOB: 2 BB: 2 P: 26	R: 1 E: 0 K: 0 S: 5	H: 1 LOB: 0 BB: 0 P: 7	R: 0 E: 0 K: 1 S: 9	H: 1 LOB: 3 BB: 1 P: 23	R: 0 E: 0 K: 1 S: 9	H: 0 LOB: 1 BB: 1 P: 14	R: 0 E: 0 K: 1 S: 9	H: 0 LOB: 0 BB: 2 P: 20	R: 0 E: 0 K: 1 S: 9	H: 0 LOB: 0 BB: 0 P: 13	R: 1 E: 0 K: 1 S: 14	H: 2 LOB: 2 BB: 1 P: 26	R: 0 E: 0 K: 1 S: 7	H: 0 LOB: 0 BB: 0 P: 13	1B: 2 2B: 0 3B: 0 HR: 3	SF: 0 SAC: 0 DP: 1 HBP: 1	WP: 0 PB: 0 SB: 3 CS: 0	PA: 36
PITCHER	IP WLS BF H R ER SO BB IBB HBP BLK WP HR S P ERA WHIP																			
Mike Morgan, R (1, 1) ERA: 3.91	6.0 L 27 3 2 2 3 6 0 0 1 0 0 0 1 54 103 3.00 1.500																			
Matt Karchner, R (7, 1) ERA: 5.31	1.0 6 2 1 1 1 1 0 0 0 0 0 1 14 26 9.00 3.000																			
Rodney Myers, R (8, 1) ERA: 6.43	1.0 3 0 0 0 0 1 0 0 0 0 0 0 7 13 0.00 0.000																			

Chicago Cubs @ St. Louis Cardinals
 Busch Stadium, St. Louis, MO
 Mon Sep 07 1998, 3:33 AM CDT
 Att: 42,877 - Cloudy - 92 F

AB	28
R	3
H	5
RBI	3
BB	7
SO	5
LOB	12



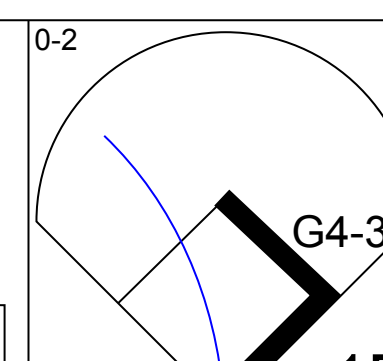
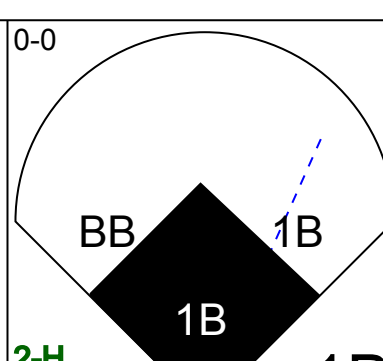
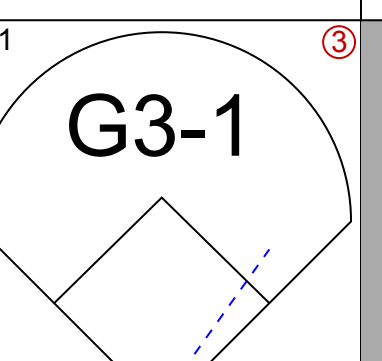
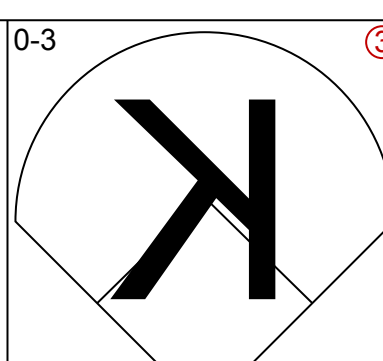
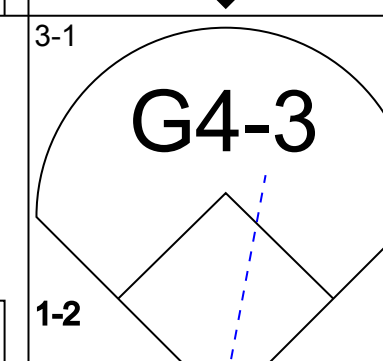
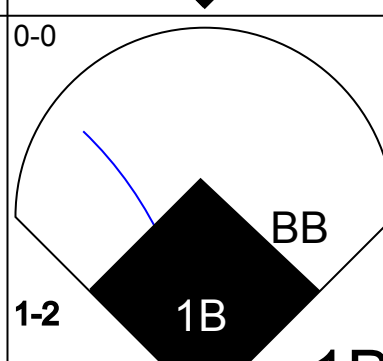
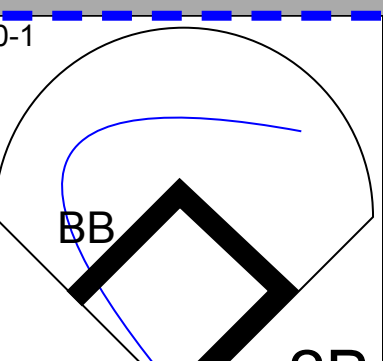
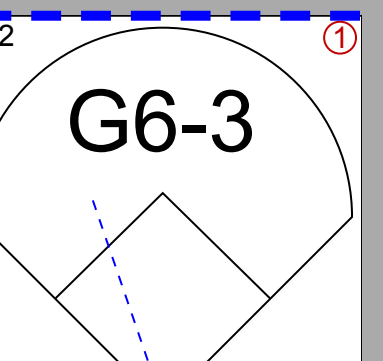
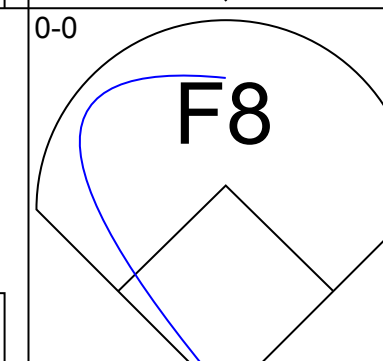
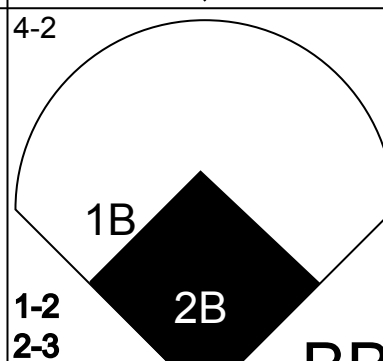
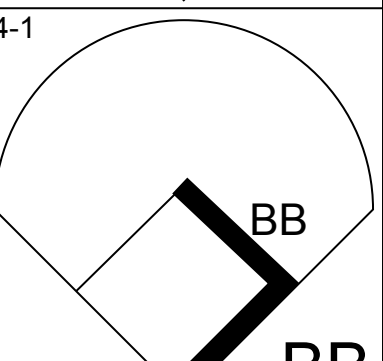
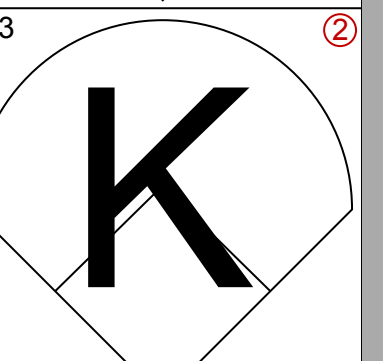
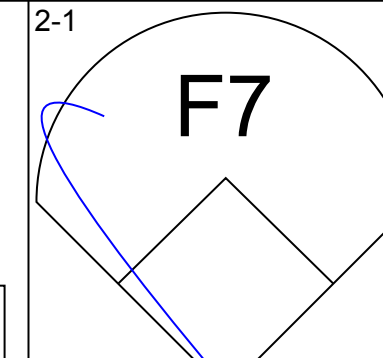
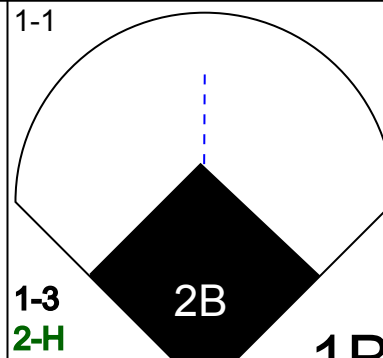
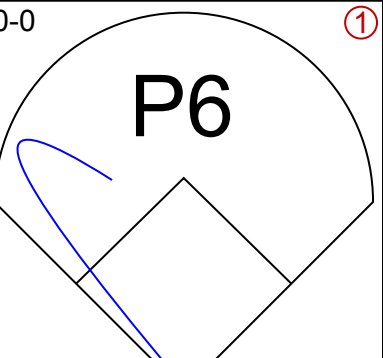
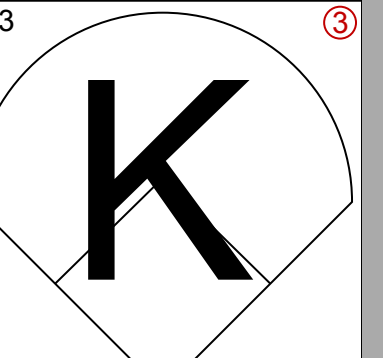
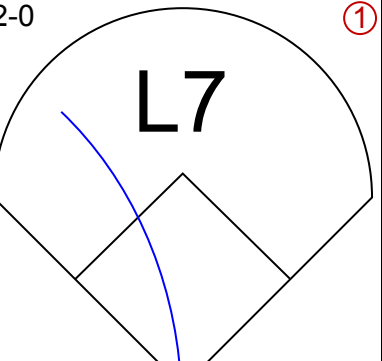
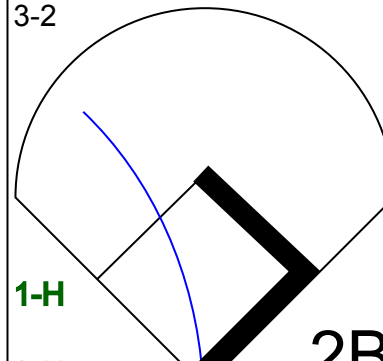
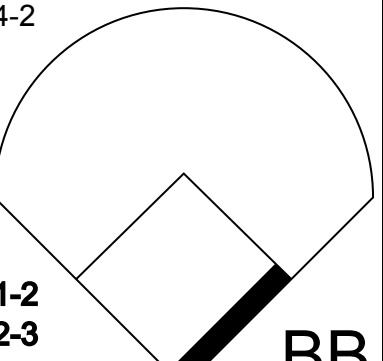
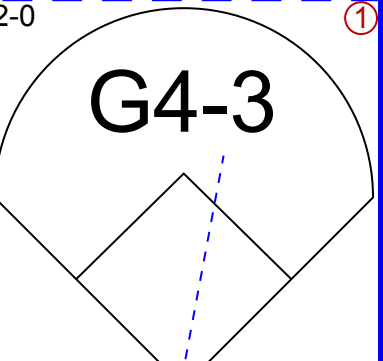
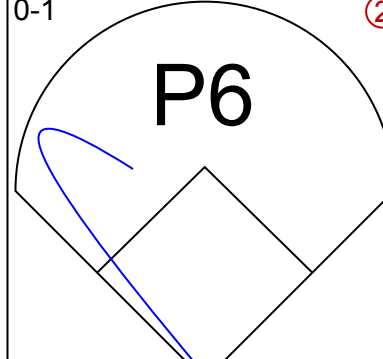
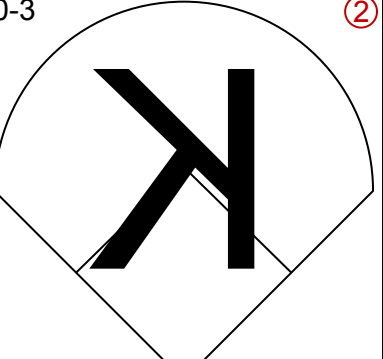
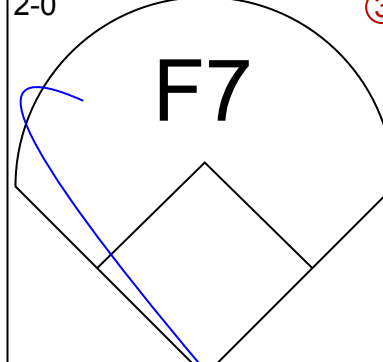
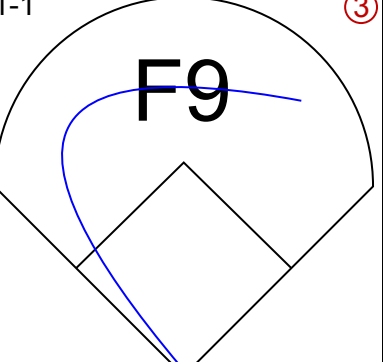
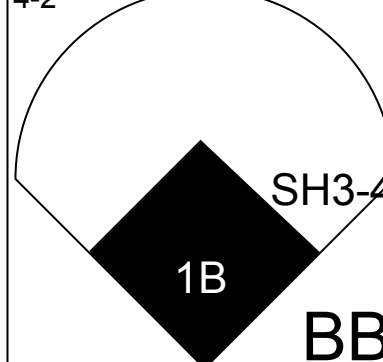


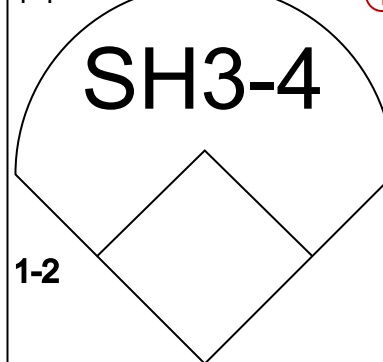


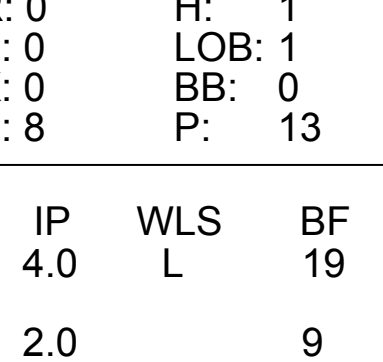
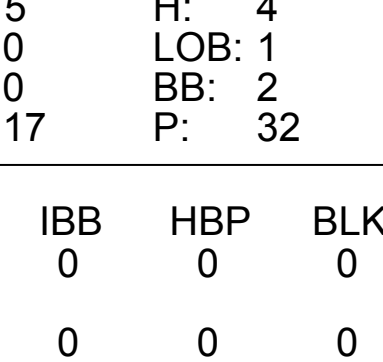
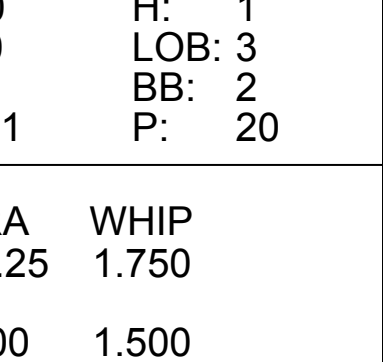
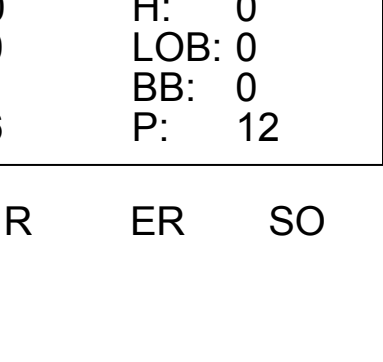



Batter	1	2	3	4	5	6	7	8	9	AB	R	H	RBI	BB	SO	LOB	TOP										
Lance Johnson, L OBP: 0.313, SLG: 0.299	F8	L7		F9		G4-3		G3-1		5	0	0	0	0	0	7	Chicago Cubs @ St. Louis Cardinals Busch Stadium, St. Louis, MO Tue Sep 08 1998, 7:05 PM CDT Att: 43,688 - Unknown - 76 F livebaseballscorecards.com										
José Hernández, R OBP: 0.320, SLG: 0.494	WP 1B BB		P3		F9		F9	G6-3		4	1	0	1	1	0	1											
Mark Grace, L OBP: 0.412, SLG: 0.474	FC6-4 1B 1B		G5-4-3 1B		G6-3		BB 1B BB	F7		4	1	2	1	1	0	1											
Sammy Sosa, R OBP: 0.378, SLG: 0.650	FC6-4 1B		G5-4-3				F7		K	4	0	1	0	1	1	2											
Glenallen Hill, R OBP: 0.351, SLG: 0.530	FC6-4 1B			F9	P6		BB 1B			5	0	2	0	0	0	3											
Gary Gaetti, R OBP: 0.362, SLG: 0.495				1B BLK 1B		K		F7		4	0	2	1	1	1	1											
Mickey Morandini, L Matt Mieske, R Jason Maxwell, R Don Wengert, R Felix Heredia, L Orlando Merced, S	F7			1B BB		G4-3	F8	G5-3		2	0	0	0	1	0	2											
Scott Servais, R OBP: 0.287, SLG: 0.340		F8								4	1	3	0	0	0	0											
Steve Trachsel, R Terry Mulholland, R Manny Alexander, R	F8									3	0	1	0	0	1	3											
										1	0	1	0	0	0	0											
Inning Stats	R: 2 E: 0 K: 0 S: 14	H: 3 LOB: 2 BB: 1 P: 27	R: 0 E: 0 K: 0 S: 7	H: 0 LOB: 0 BB: 0 P: 11	R: 0 E: 0 K: 0 S: 5	H: 1 LOB: 0 BB: 0 P: 7	R: 0 E: 0 K: 1 S: 16	H: 2 LOB: 3 BB: 1 P: 26	R: 0 E: 0 K: 0 S: 8	H: 0 LOB: 1 BB: 1 P: 12	R: 0 E: 0 K: 1 S: 12	H: 2 LOB: 2 BB: 0 P: 15	R: 0 E: 0 K: 0 S: 11	H: 1 LOB: 3 BB: 2 P: 23	R: 1 E: 0 K: 0 S: 9	H: 2 LOB: 1 BB: 0 P: 15	R: 0 E: 0 K: 1 S: 10	H: 1 LOB: 1 BB: 0 P: 15	1B: 11 2B: 1 3B: 0 HR: 0	SF: 0 SAC: 0 DP: 1 HBP: 0	WP: 1 PB: 0 SB: 0 CS: 0	PA: 43					
PITCHER	IP	WLS	BF	H	R	ER	SO	BB	IBB	HBP	BLK	WP	HR	S	P	ERA	WHIP										
Kent Mercker, L	6.0	W	28	8	2	2	2	3	0	0	1	1	0	62	98	3.00	1.833										
Rick Croushore, R	0.2		5	1	0	0	0	2	0	0	0	0	0	9	19	0.00	4.500										
Lance Painter, L	0.2		4	2	1	1	0	0	0	0	0	0	0	8	14	13.50	3.000										
John Frascatore, R	0.2		2	0	0	0	0	0	0	0	0	0	0	3	5	0.00	0.000										
Juan Acevedo, R	1.0	S	4	1	0	0	1	0	0	0	0	0	0	10	15	0.00	1.000										
Batter	1	2	3	4	5	6	7	8	9	AB	R	H	RBI	BB	SO	LOB	BOTTOM										
Delino DeShields, L OBP: 0.379, SLG: 0.442				G5-3		E7 HR 1B		G3		4	1	2	1	0	0	0	Chicago Cubs @ St. Louis Cardinals Busch Stadium, St. Louis, MO Tue Sep 08 1998, 7:05 PM CDT Att: 43,688 - Unknown - 76 F livebaseballscorecards.com										
Fernando Tatís, R OBP: 0.323, SLG: 0.396	K			K		F7		K		4	0	0	0	0	3	2											
Mark McGwire, R OBP: 0.473, SLG: 0.752	G6-3			HR		HR IBB		BB		2	2	1	1	2	0	0											
Ray Lankford, L OBP: 0.388, SLG: 0.525		K		K		HR		P8		4	1	1	3	0	2	1											
Ron Gant, R OBP: 0.325, SLG: 0.491					L9					3	1	1	1	0	0	0											
Rick Croushore, R										0	0	0	0	0	0	0											
Lance Painter, L										0	0	0	0	0	0	0											
John Frascatore, R										0	0	0	0	0	0	0											
Tom Lampkin, L OBP: 0.328, SLG: 0.394										0	0	0	0	0	0	0											
John Mabry, L OBP: 0.313, SLG: 0.392										3	0	0	0	0	0	0											
Luis Ordez, R OBP: 0.198, SLG: 0.162				P4		F8		G4-3		3	0	0	0	0	0	0											
Kent Mercker, L J.D. Drew, L										1	0	0	0	0	1	0											
										2	0	0	0	0	1	0											
Eli Marrero, R Juan Acevedo, R				L7						2	1	0	0	1	1	0											
										0	0	0	0	0	0	0											
Inning Stats	R: 0 E: 0 K: 1 S: 5	H: 1 LOB: 0 BB: 0 P: 9	R: 0 E: 0 K: 1 S: 11	H: 0 LOB: 0 BB: 0 P: 16	R: 0 E: 0 K: 1 S: 8	H: 0 LOB: 0 BB: 0 P: 14	R: 1 E: 0 K: 2 S: 10	H: 1 LOB: 0 BB: 0 P: 13	R: 0 E: 0 K: 1 S: 5	H: 0 LOB: 0 BB: 0 P: 9	R: 5 E: 1 K: 1 S: 20	H: 3 LOB: 0 BB: 2 P: 39	R: 0 E: 0 K: 1 S: 8	H: 0 LOB: 0 BB: 0 P: 10	R: 0 E: 0 K: 1 S: 9	H: 0 LOB: 1 BB: 1 P: 17	1B: 2 2B: 0 3B: 0 HR: 3	SF: 0 SAC: 0 DP: 0 HBP: 0	WP: 0 PB: 0 SB: 0 CS: 0	PA: 31							
PITCHER	IP	WLS	BF	H	R	ER	SO	BB	IBB	HBP	BLK	WP	HR	S	P	ERA	WHIP										
Steve Trachsel, R	5.2	L	23	5	6	6	6	1	1	0	1	0	3	57	96	9.53	1.059										
Terry Mulholland, L	1.1		4	0	0	0	1	0	0	0	0	0	0	10	14	0.00	0.000										
Don Wengert, R	0.2		3	0	0	0	1	1	0	0	0	0	0	6	12	0.00	1.500										
Felix Heredia, L	0.1		1	0	0	0	0	0	0	0	0	0	0	3	5	0.00	0.000										

Batter	1	2	3	4	5	6	7	8	9	AB	R	H	RBI	BB	SO	LOB	TOP					
Tony Womack, L (1,4) OBP: 0.320, SLG: 0.359										5	0	0	0	0	1	3						
Adrian Brown, S (1,8) OBP: 0.372, SLG: 0.360										4	0	1	0	0	0	0						
18 Jason Kendall, R (1,2) OBP: 0.411, SLG: 0.481										2	1	2	0	1	0	0						
Kevin Young, R (1,3) OBP: 0.339, SLG: 0.490										4	1	1	0	0	1	5						
Jose Guillen, R (1,9) OBP: 0.304, SLG: 0.422										4	0	2	1	0	0	0						
Turner Ward, S (1,7) OBP: 0.331, SLG: 0.437										3	0	0	0	0	2	3						
Freddy Garcia, R (1,5) OBP: 0.345, SLG: 0.541										4	0	1	1	0	1	1						
Lou Collier, R (1,6) OBP: 0.311, SLG: 0.330										4	0	0	0	0	0	3						
Jose Silva, R (1,1) ERA: 0.077										1	0	1	0	0	0	0						
Emil Brown, R (5, PH) OBP: 0.290, SLG: 0.287										1	0	0	0	0	0	0						
Jeff Tabaka, R (5, PH) OBP: 0.275, SLG: 0.215										0	0	0	0	0	0	0						
Doug Strange, S (7, PH) OBP: 0.275, SLG: 0.215										0	0	0	0	0	0	0						
Ricardo Rincon, L (7, PH) OBP: 0.275, SLG: 0.215										0	0	0	0	0	0	0						
Mike Williams, R (8, PH) OBP: 0.275, SLG: 0.215										0	0	0	0	0	0	0						
Tim Laker, R (9, PH) OBP: 0.275, SLG: 0.215										1	0	0	0	0	0	1						
Abraham Nunez, S (9, PH) OBP: 0.275, SLG: 0.215										0	0	0	0	0	0	0						
Inning Stats	R: 0 E: 0 K: 1 S: 9	H: 1 LOB: 1 BB: 0 P: 15	R: 0 E: 0 K: 1 S: 10	H: 0 LOB: 0 BB: 0 P: 15	R: 0 E: 0 K: 1 S: 19	H: 2 LOB: 3 BB: 1 P: 26	R: 0 E: 0 K: 0 S: 8	H: 1 LOB: 0 BB: 0 P: 10	R: 0 E: 0 K: 1 S: 3	H: 0 LOB: 2 BB: 0 P: 5	R: 2 E: 0 K: 1 S: 20	H: 4 LOB: 2 BB: 0 P: 25	R: 0 E: 0 K: 0 S: 4	H: 0 LOB: 0 BB: 0 P: 6	R: 0 E: 0 K: 0 S: 7	H: 0 LOB: 0 BB: 0 P: 12	R: 0 E: 1 K: 1 S: 14	H: 0 LOB: 2 BB: 0 P: 23	1B: 7 2B: 1 3B: 0 HR: 0	SF: 0 SAC: 0 DP: 2 HBP: 2	WP: 0 PB: 0 SB: 0 CS: 0	PA: 37
PITCHER	IP	WLS	BF	H	R	ER	SO	BB	IBB	HBP	BLK	WP	HR	S	P	ERA	WHIP					
Kevin Tapani, R (1,1) ERA: 4.7	8.0	W	32	8	2	2	4	1	0	1	0	0	0	80	114	2.25	1.125					
Rod Beck, R (9,1) ERA: 3.06	1.0	S	5	0	0	0	1	0	0	1	0	0	0	14	23	0.00	0.000					

Pittsburgh Pirates @ Chicago Cubs
Wrigley Field, Chicago, IL
Thu Sep 10 1998, 7:05 PM CDT
Att: 38,722 - Unknown - 74 F

AB 34
R 2
H 8
RBI 2
BB 1
SO 5
LOB 16



Batter	1	2	3	4	5	6	7	8	9	AB	R	H	RBI	BB	SO	LOB	BOTTOM				
Lance Johnson, L (1,8) OBP: 0.323, SLG: 0.310										4	1	2	1	0	1	0					
Mickey Morandini, L (1,4) OBP: 0.390, SLG: 0.394										4	1	2	0	0	0	1					
Sammy Sosa, R (1,9) OBP: 0.378, SLG: 0.645										2	1	0	0	2	1	1					
Mark Grace, L (1,3) OBP: 0.411, SLG: 0.477										4	1	1	2	0	1	3					
Brant Brown, L (1,7) OBP: 0.354, SLG: 0.513										2	0	1	2	0	0	0					
Matt Mieske, R (5, PH) OBP: 0.375, SLG: 0.413										0	0	0	0	1	0	0					
Orlando Merced, S (8, PH) OBP: 0.336, SLG: 0.403										1	0	0	0	0	0	0					
Rod Beck, R (9,1) ERA: 3.06										0	0	0	0	0	0	0					
Gary Gaetti, R (1,5) OBP: 0.355, SLG: 0.484										4	0	0	0	0	1	4					
Tyler Houston, L (1,2) OBP: 0.275, SLG: 0.371										2	0	0	0	0	0	1					
Scott Servais, R (5, PH) OBP: 0.286, SLG: 0.338										2	0	0	0	0	1	3					
José Hernández, R (1,6) OBP: 0.318, SLG: 0.488										2	1	0	0	1	0	0					
Kevin Tapani, R (1,1) OBP: 0.216, SLG: 0.212										2	0	0	0	0	0	0					
Manny Alexander, R (9,6) OBP: 0.289, SLG: 0.344										0	0	0	0	0	0	0					
Inning Stats	R: 0 E: 0 K: 0 S: 8	H: 1 LOB: 1 BB: 0 P: 13	R: 0 E: 0 K: 0 S: 3	H: 0 LOB: 0 BB: 0 P: 7	R: 5 E: 0 K: 0 S: 17	H: 4 LOB: 1 BB: 2 P: 32	R: 0 E: 0 K: 0 S: 6	H: 0 LOB: 0 BB: 0 P: 9	R: 0 E: 0 K: 1 S: 11	H: 1 LOB: 3 BB: 2 P: 20	R: 0 E: 0 K: 1 S: 12	H: 0 LOB: 0 BB: 0 P: 15	R: 0 E: 0 K: 2 S: 10	H: 0 LOB: 0 BB: 0 P: 17	R: 0 E: 0 K: 1 S: 6	H: 0 LOB: 0 BB: 0 P: 12	1B: 4 2B: 2 3B: 0 HR: 0	SF: 0 SAC: 1 DP: 0 HBP: 0	WP: 0 PB: 0 SB: 0 CS: 0	PA: 34	
PITCHER	IP	WLS	BF	H	R	ER	SO	BB	IBB	HBP	BLK	WP	HR	S	P	ERA	WHIP				
Jose Silva, R (1,1) ERA: 3.81	4.0	L	19	5	5	5	0	2	0	0	0	0	0	23	35	0.00	1.500				
Jeff Tabaka, L (5, PH) ERA: 2.53	2.0		9	1	0	0	2	2	0	0	0	0	0	10	17	0.00	0.000				
Ricardo Rincon, L (7, PH) ERA: 2.51	1.0		3	0	0	0	2	0	0	0	0	0	0	6	12	0.00	0.000				
Mike Williams, R (8, PH) ERA: 2.15	1.0		3	0	0	0	1	0	0	0	0	0	0	6	12	0.00	0.000				

Pittsburgh Pirates @ Chicago Cubs
Wrigley Field, Chicago, IL
Thu Sep 10 1998, 7:05 PM CDT
Att: 38,722 - Unknown - 74 F

AB 29
R 5
H 6
RBI 5
BB 4
SO 5
LOB 13



Batter	1	2	3	4	5	6	7	8	9	AB	R	H	RBI	BB	SO	LOB	TOP										
Fernando Vina, L (1,4) OBP: 0.390, SLG: 0.429	G3		E6	L7						5	1	2	3	0	0	1											
Mark Loretta, R (1,6) OBP: 0.394, SLG: 0.430	G6-3									5	1	3	0	0	1	1											
Dave Nilsson, L (1,3) Chad Fox, R (8,1) Mike Matheny, R (9,2) OBP: 0.277, SLG: 0.336	G4-3			P5						5	1	1	3	0	1	2											
Jeff Cirillo, R (1,5) OBP: 0.413, SLG: 0.447		K								5	1	2	1	0	1	1											
Jeromy Burnitz, L (1,9) OBP: 0.342, SLG: 0.504										5	1	2	2	0	0	2											
Marquis Grissom, R (1,8) OBP: 0.301, SLG: 0.371										4	0	0	0	1	1	0											
Geoff Jenkins, L (1,7) Marc Newfield, R (9, PH) Darrin Jackson, R (9, FR) OBP: 0.259, SLG: 0.367										3	3	2	1	1	0	2											
Bobby Hughes, R (1,2) Bob Wickman, R (9,1)										4	3	2	1	1	2	2											
52 Rafael Roque, L (1,1) Bob Hamelin, L (7, PH) Ronnie Belliard, R (7, FR) Valerio De Los Santos, L (7,1) Jose Valentin, S (8,6) OBP: 0.315, SLG: 0.380										1	0	0	0	0	0	0											
Inning Stats	R: 0 E: 0 K: 0 S: 8	H: 0 LOB: 0 BB: 0 P: 11	R: 0 E: 0 K: 1 S: 9	H: 1 LOB: 1 BB: 1 P: 18	R: 8 E: 1 K: 0 S: 24	H: 7 LOB: 0 BB: 0 P: 35	R: 0 E: 0 K: 0 S: 15	H: 2 LOB: 2 BB: 0 P: 24	R: 2 E: 0 K: 1 S: 14	H: 2 LOB: 1 BB: 1 P: 24	R: 0 E: 0 K: 0 S: 5	H: 0 LOB: 0 BB: 0 P: 8	R: 2 E: 1 K: 2 S: 13	H: 2 LOB: 2 BB: 1 P: 21	R: 0 E: 0 K: 1 S: 8	H: 1 LOB: 1 BB: 0 P: 11	R: 0 E: 0 K: 1 S: 8	H: 1 LOB: 1 BB: 0 P: 11	1B: 9 2B: 3 3B: 1 HR: 3	SF: 0 SAC: 2 DP: 2 HBP: 0	WP: 0 PB: 0 SB: 0 CS: 0	PA: 44					
PITCHER	IP	WLS	BF	H	R	ER	SO	BB	IBB	HBP	BLK	WP	HR	S	P	ERA	WHIP										
Mike Morgan, R (1,1) ERA: 4.2	3.0		18	8	8	5	1	0	0	0	0	0	3	41	64	15.00	3.000										
Dave Stevens, R (4,1) ERA: 4.62	3.2		18	5	4	4	3	2	0	0	0	0	0	44	73	9.82	1.909										
Felix Heredia, L (7,1) ERA: 5.37	1.1		4	2	0	0	1	0	0	0	0	0	0	11	16	0.00	1.500										
Terry Mulholland, L (9,1) ERA: 2.58	0.2		2	0	0	0	0	0	0	0	0	0	0	3	4	0.00	0.000										
Rod Beck, R (9,1) ERA: 3.04	0.1	W	2	1	0	0	1	0	0	0	0	0	0	5	7	0.00	3.000										

Milwaukee Brewers @ Chicago Cubs
Wrigley Field, Chicago, IL
Sat Sep 12 1998, 3:33 AM CDT
Att: 39,170 - Sunny - 80 F

AB 39
R 12
H 16
RBI 11
BB 3
SO 6
LOB 11



Batter	1	2	3	4	5	6	7	8	9	AB	R	H	RBI	BB	SO	LOB	BOTTOM										
Lance Johnson, L (1,8) OBP: 0.319, SLG: 0.304	G4-3	G5-3			G3-6-1					4	1	0	0	1	0	3											
José Hernández, R (1,6) Rod Beck, R (9,1) OBP: 0.317, SLG: 0.495	K		L9							5	1	2	1	0	2	1											
Mark Grace, L (1,3) OBP: 0.411, SLG: 0.478	G6-3									5	1	2	0	0	1	1											
Sammy Sosa, R (1,9) OBP: 0.381, SLG: 0.653										3	3	2	3	2	0	1											
Glenallen Hill, R (1,7) OBP: 0.360, SLG: 0.544										5	4	4	1	0	0	1											
Gary Gaetti, R (1,5) OBP: 0.359, SLG: 0.500										4	1	2	2	0	1	2											
Mickey Morandini, L (1,4) OBP: 0.390, SLG: 0.392										4	1	1	2	1	0	1											
Scott Servais, R (1,2) Tyler Houston, L (8, PH) OBP: 0.294, SLG: 0.393										3	0	0	0	0	0	1											
Mike Morgan, R (1,1) Dave Stevens, R (4,1) Felix Heredia, L (7,1) Brant Brown, L (8, PH) Terry Mulholland, R (9,1) Manny Alexander, R (9,6) Orlando Merced, S (9, PH) OBP: 0.294, SLG: 0.417										1	0	1	0	0	0	0											
Inning Stats	R: 0 E: 0 K: 1 S: 10	H: 3 LOB: 2 BB: 1 P: 22	R: 2 E: 0 K: 0 S: 16	H: 3 LOB: 1 BB: 1 P: 22	R: 0 E: 0 K: 1 S: 7	H: 0 LOB: 1 BB: 1 P: 13	R: 0 E: 0 K: 0 S: 5	H: 1 LOB: 0 BB: 0 P: 8	R: 1 E: 0 K: 0 S: 8	H: 3 LOB: 1 BB: 0 P: 13	R: 2 E: 0 K: 1 S: 13	H: 2 LOB: 0 BB: 0 P: 22	R: 4 E: 0 K: 2 S: 19	H: 3 LOB: 0 BB: 1 P: 32	R: 1 E: 0 K: 0 S: 15	H: 2 LOB: 1 BB: 0 P: 24	R: 5 E: 0 K: 0 S: 8	H: 4 LOB: 0 BB: 1 P: 15	1B: 11 2B: 1 3B: 0 HR: 6	SF: 0 SAC: 1 DP: 2 HBP: 0	WP: 0 PB: 0 SB: 0 CS: 0	PA: 45					
PITCHER	IP	WLS	BF	H	R	ER	SO	BB	IBB	HBP	BLK	WP	HR	S	P	ERA	WHIP										
52 Rafael Roque, L (1,1) ERA: 4.12	6.0		27	9	5	5	3	2	0	0	0	0	2	59	92	7.50	1.833										
Valerio De Los Santos, L (7,1) ERA: 3.5	1.0		7	3	4	4	2	1	0	0	0	0	2	19	32	36.00	4.000										
Chad Fox, R (8,1) ERA: 3.96	1.0		5	2	1	1	0	0	0	0	0	0	1	15	24	9.00	2.000										
Bob Wickman, R (9,1) ERA: 3.74	0.1	L	6	4	5	5	0	1	0	0	0	0	1	8	15	135.00	15.000										

Milwaukee Brewers @ Chicago Cubs
Wrigley Field, Chicago, IL
Sat Sep 12 1998, 3:33 AM CDT
Att: 39,170 - Sunny - 80 F

AB 40
R 15
H 18
RBI 15
BB 4
SO 5
LOB 11



Batter	1	2	3	4	5	6	7	8	9	AB	R	H	RBI	BB	SO	LOB	TOP								
Lance Johnson, L (1, 8) OBP: 0.315, SLG: 0.308										4	0	0	0	0	0	0	Chicago Cubs @ San Diego Padres Qualcomm Stadium, San Diego, CA Mon Sep 14 1998, 10:05 PM EDT Att: 23,948 - Unknown - 73 F								
José Hernández, R (1, 6) OBP: 0.317, SLG: 0.498										4	1	2	1	0	0	0									
Mark Grace, L (1, 3) OBP: 0.410, SLG: 0.482										4	0	0	0	0	0	1									
Sammy Sosa, R (1, 9) OBP: 0.381, SLG: 0.658										4	0	0	0	0	4	1									
Glenallen Hill, R (1, 7) OBP: 0.368, SLG: 0.553										2	2	1	1	2	1	1									
Gary Gaetti, R (1, 5) OBP: 0.357, SLG: 0.494										4	0	0	0	0	1	2									
Mickey Morandini, L (1, 4) OBP: 0.389, SLG: 0.390										3	0	1	0	1	0	0									
Scott Servais, R (1, 2) OBP: 0.290, SLG: 0.345										3	0	1	1	0	1	2									
Henry Rodríguez, L (9, PH) OBP: 0.337, SLG: 0.542										1	0	0	0	0	1	0									
Mark Clark, R (1, 1) OBP: 0.082, SLG: 0.034										3	0	0	0	0	2	4									
Felix Heredia, L (7, 1)										0	0	0	0	0	0	0									
Matt Karchner, R (7, 1)										0	0	0	0	0	0	0									
Inning Stats	R: 0 E: 0 K: 0 S: 6	H: 0 LOB: 0 BB: 0 P: 9	R: 1 E: 0 K: 2 S: 8	H: 1 LOB: 0 BB: 0 P: 13	R: 0 E: 0 K: 1 S: 6	H: 0 LOB: 0 BB: 0 P: 8	R: 0 E: 0 K: 1 S: 6	H: 1 LOB: 0 BB: 0 P: 10	R: 0 E: 0 K: 2 S: 12	H: 1 LOB: 2 BB: 1 P: 21	R: 0 E: 0 K: 0 S: 6	H: 0 LOB: 0 BB: 0 P: 10	R: 1 E: 0 K: 1 S: 9	H: 1 LOB: 2 BB: 2 P: 24	R: 1 E: 1 K: 2 S: 14	H: 1 LOB: 1 BB: 0 P: 19	R: 0 E: 0 K: 1 S: 5	H: 0 LOB: 0 BB: 0 P: 7	1B: 3 2B: 1 3B: 0 HR: 2	SF: 0 SAC: 0 DP: 1 HBP: 0	WP: 0 PB: 0 SB: 1 CS: 0	PA: 35			
PITCHER	IP	WLS	BF	H	R	ER	SO	BB	IBB	HBP	BLK	WP	HR	S	P	ERA	WHIP								
Sterling Hitchcock, L (1, 1) ERA: 3.99	7.0		27	4	2	2	7	3	0	0	0	0	1	53	95	2.57	1.000								
24 Mark Langston, L (8, 1) ERA: 5.92	0.1		3	1	1	1	0	0	0	0	0	0	1	6	10	27.00	3.000								
Dan Miceli, R (8, 1) ERA: 3.22	0.2	W	2	0	0	0	2	0	0	0	0	0	0	8	9	0.00	0.000								
Trevor Hoffman, R (9, 1) ERA: 1.44	1.0	S	3	0	0	0	1	0	0	0	0	0	0	5	7	0.00	0.000								

AB	32
R	3
H	5
RBI	3
BB	3
SO	10
LOB	11



Batter	1	2	3	4	5	6	7	8	9	AB	R	H	RBI	BB	SO	LOB	BOTTOM								
QuiVivo Veras, S (1, 4) OBP: 0.384, SLG: 0.359										4	0	1	1	0	0	1	Chicago Cubs @ San Diego Padres Qualcomm Stadium, San Diego, CA Mon Sep 14 1998, 10:05 PM EDT Att: 23,948 - Unknown - 73 F								
Tony Gwynn, L (1, 9) OBP: 0.395, SLG: 0.493										4	0	1	1	0	0	1									
Ruben Rivera, R (8, 9) OBP: 0.330, SLG: 0.386										0	0	0	0	0	0	0									
Greg Vaughn, R (1, 7) OBP: 0.373, SLG: 0.624										3	1	1	1	1	1	1									
Ken Caminiti, S (1, 5) OBP: 0.357, SLG: 0.519										4	1	1	1	0	0	1									
Wally Joyner, L (1, 3) OBP: 0.373, SLG: 0.459										4	0	1	0	0	0	0									
Steve Finley, L (1, 8) OBP: 0.302, SLG: 0.403										4	0	2	0	0	0	1									
Jim Leyritz, R (1, 2) OBP: 0.368, SLG: 0.471										3	0	1	0	0	1	2									
James Mouton, R (7, PR) OBP: 0.288, SLG: 0.254										0	1	0	0	0	0	0									
Greg Myers, L (8, 2) OBP: 0.303, SLG: 0.374										1	0	0	0	0	0	0									
Chris Gomez, R (1, 6) OBP: 0.349, SLG: 0.379										2	1	1	0	1	0	0									
Sterling Hitchcock, L (1, 1) OBP: 0.163, SLG: 0.146										2	0	0	0	0	0	0									
Ed Giovannola, L (7, PH) OBP: 0.338, SLG: 0.319										0	0	0	0	0	0	0									
24 Mark Langston, R (8, 1) OBP: 0.338, SLG: 0.125										0	0	0	0	0	0	0									
Dan Miceli, R (8, 1) OBP: 1.000, SLG: 1.000										0	0	0	0	0	0	0									
Trevor Hoffman, R (9, 1) ERA: 1.44										0	0	0	0	0	0	0									
Inning Stats	R: 0 E: 0 K: 0 S: 9	H: 0 LOB: 1 BB: 1 P: 17	R: 0 E: 0 K: 1 S: 14	H: 2 LOB: 2 BB: 0 P: 21	R: 0 E: 0 K: 0 S: 6	H: 0 LOB: 0 BB: 0 P: 9	R: 1 E: 0 K: 0 S: 11	H: 2 LOB: 1 BB: 0 P: 18	R: 0 E: 0 K: 0 S: 7	H: 1 LOB: 1 BB: 0 P: 12	R: 0 E: 0 K: 0 S: 10	H: 1 LOB: 1 BB: 0 P: 17	R: 2 E: 0 K: 1 S: 12	H: 2 LOB: 1 BB: 1 P: 25	R: 1 E: 0 K: 0 S: 7	H: 1 LOB: 0 BB: 0 P: 11	1B: 5 2B: 2 3B: 0 HR: 2	SF: 0 SAC: 1 DP: 0 HBP: 0	WP: 0 PB: 0 SB: 3 CS: 0	PA: 34					
PITCHER	IP	WLS	BF	H	R	ER	SO	BB	IBB	HBP	BLK	WP	HR	S	P	ERA	WHIP								
Mark Clark, R (1, 1) ERA: 4.84	6.2		28	7	3	3	1	2	0	0	0	0	1	64	110	4.05	1.350								
Felix Heredia, L (7, 1) ERA: 5.34	0.0		1	1	0	0	0	0	0	0	0	0	0	1	3	∞	∞								
Matt Karchner, R (7, 1) ERA: 5.25	1.1	L	5	1	1	1	1	0	0	0	0	0	1	11	17	6.75	0.750								

AB	31
R	4
H	9
RBI	4
BB	2
SO	2
LOB	7



Batter	1	2	3	4	5	6	7	8	9	AB	R	H	RBI	BB	SO	LOB	TOP			
Lance Johnson, L OBP: 0.324, SLG: 0.318 (1, 8)	2-2 G6-3 1B			0-0 CS 1B		2-2 K	1-1 SAFE 1-2 3-H 1B		0-1 BB 1B	5	0	4	1	0	1	1	Chicago Cubs @ San Diego Padres Qualcomm Stadium, San Diego, CA Tue Sep 15 1998, 10:05 PM EDT Att: 37,995 - Unknown - 74 F			
Mickey Morandini, L OBP: 0.337, SLG: 0.387 Rod Beck, R (1, 4) (9, 1)	0-0 G6-3		0-2 G4-3	0-2 G4-3		1-2 K	1-1 G3		4-2 BB 1B	4	0	0	0	1	1	5				
Sammy Sosa, R OBP: 0.379, SLG: 0.654 (1, 9)	1-1 G1-3		3-1 G4-3				0-1 WP HR 1B	3-2 K	0-3 K	5	1	1	0	0	2	2				
Mark Grace, L OBP: 0.410, SLG: 0.486 (1, 3)		1-3 K			0-0 G6-3		3-1 HR 1B	4-2 BB BB		3	1	1	2	1	1	0				
Henry Rodriguez, L OBP: 0.337, SLG: 0.540 Brant Brown, L OBP: 0.354, SLG: 0.510 (1, 7) (7, 7)		1-3 K			1-2 FC5-4 1B		1-1 G3	4-2 BB BB		3	0	1	0	0	1	0				
Gary Gaetti, R OBP: 0.356, SLG: 0.494 (1, 5)		2-3 K			2-2 FC5-4 1B		1-1 E8 1B 2B	2-3 K		4	1	1	0	0	2	3				
Tyler Houston, L OBP: 0.282, SLG: 0.389 (1, 2)			1-3 K		2-2 F7		0-0 G3	0-3 K		4	0	0	0	0	2	4				
José Hernández, R OBP: 0.318, SLG: 0.497 (1, 6)			2-3 K			2-1 1B	4-0 1B 1B IBB		0-0 F8	3	1	1	0	1	1	0				
Kevin Tapani, R OBP: 0.218, SLG: 0.214 Manny Alexander, R OBP: 0.284, SLG: 0.337 (1, 1) (9, 4)			0-3 K			1-3 K	1-1 1B		3-2 P2	4	0	1	1	0	2	1				
Inning Stats	R: 0 E: 0 K: 0 S: 6	H: 1 LOB: 0 BB: 0 P: 9	R: 0 E: 0 K: 3 S: 10	H: 0 LOB: 0 BB: 0 P: 14	R: 0 E: 0 K: 3 S: 9	H: 0 LOB: 0 BB: 0 P: 12	R: 0 E: 0 K: 0 S: 6	H: 1 LOB: 1 BB: 0 P: 9	R: 0 E: 0 K: 3 S: 11	H: 1 LOB: 1 BB: 0 P: 17	R: 4 E: 1 K: 0 S: 15	H: 5 LOB: 2 BB: 1 P: 27	R: 0 E: 0 K: 3 S: 13	H: 0 LOB: 2 BB: 2 P: 26	R: 0 E: 0 K: 1 S: 15	H: 1 LOB: 2 BB: 1 P: 21		1B: 8 2B: 1 3B: 0 HR: 1	SF: 0 SAC: 0 DP: 1 HBP: 0	WP: 1 PB: 0 SB: 0 CS: 1
PITCHER	IP WLS BF H R ER SO BB IBB HBP BLK WP HR S P ERA WHIP	IP WLS BF H R ER SO BB IBB HBP BLK WP HR S P ERA WHIP	IP WLS BF H R ER SO BB IBB HBP BLK WP HR S P ERA WHIP	IP WLS BF H R ER SO BB IBB HBP BLK WP HR S P ERA WHIP	IP WLS BF H R ER SO BB IBB HBP BLK WP HR S P ERA WHIP	IP WLS BF H R ER SO BB IBB HBP BLK WP HR S P ERA WHIP	IP WLS BF H R ER SO BB IBB HBP BLK WP HR S P ERA WHIP	IP WLS BF H R ER SO BB IBB HBP BLK WP HR S P ERA WHIP	IP WLS BF H R ER SO BB IBB HBP BLK WP HR S P ERA WHIP	IP WLS BF H R ER SO BB IBB HBP BLK WP HR S P ERA WHIP	IP WLS BF H R ER SO BB IBB HBP BLK WP HR S P ERA WHIP	IP WLS BF H R ER SO BB IBB HBP BLK WP HR S P ERA WHIP	IP WLS BF H R ER SO BB IBB HBP BLK WP HR S P ERA WHIP	IP WLS BF H R ER SO BB IBB HBP BLK WP HR S P ERA WHIP	IP WLS BF H R ER SO BB IBB HBP BLK WP HR S P ERA WHIP	IP WLS BF H R ER SO BB IBB HBP BLK WP HR S P ERA WHIP	IP WLS BF H R ER SO BB IBB HBP BLK WP HR S P ERA WHIP			

AB	35
R	4
H	10
RBI	4
BB	4
SO	13
LOB	16



Batter	1	2	3	4	5	6	7	8	9	AB	R	H	RBI	BB	SO	LOB	BOTTOM					
Quilvio Veras, S OBP: 0.383, SLG: 0.364 (1, 4)	1-1 G6-3		0-0 G4-3			2-1 HR		0-0 G6-3		4	1	1	1	0	0	1	Chicago Cubs @ San Diego Padres Qualcomm Stadium, San Diego, CA Tue Sep 15 1998, 10:05 PM EDT Att: 37,995 - Unknown - 74 F					
Tony Gwynn, L OBP: 0.366, SLG: 0.488 (1, 9)	1-3 K			1-3 K		1-1 G4-3		1-0 G4-3		4	0	0	0	0	2	0						
Greg Vaughn, R OBP: 0.374, SLG: 0.623 (1, 7)	1-2 F8			3-2 G5-3		4-2 BB		0-0 2B 1B		3	1	1	0	1	0	0						
Ken Caminiti, S OBP: 0.356, SLG: 0.516 (1, 5)		3-1 F8		2-1 1B		0-0 P5		1-3 K		4	0	1	0	0	1	2						
Wally Joyner, L OBP: 0.372, SLG: 0.459 (1, 3)		2-3 K		0-1 G1-3		1-1 F7		3-2 1-H 2B		4	0	1	1	0	1	2						
Steve Finley, L OBP: 0.300, SLG: 0.400 (1, 8)		2-1 G6-3			1-2 G4-3		0-0 F6		0-1 G6-3	4	0	0	0	0	0	1						
Carlos Hernandez, R OBP: 0.308, SLG: 0.369 Roberto Ramirez, L OBP: 0.332, SLG: 0.345 Scott Sanders, R OBP: 0.332, SLG: 0.345 (1, 2) (8, 1) (9, 1) (9, PH)			0-0 SH3 1B		0-0 L5		1-1 G4-3		2-3 K	3	0	1	0	0	0	0						
Chris Gomez, R OBP: 0.349, SLG: 0.379 (1, 6)			0-0 F8		2-1 1B		2-2 G6-3			3	0	1	0	0	0	1						
Kevin Brown, R OBP: 0.232, SLG: 0.231 Brian Boehringer, S OBP: 0.302, SLG: 0.372 (1, 1) (8, 1) (8, 2)			2-1 SH3		1-3 K		1-2 G4-3			1	0	0	0	0	1	1						
Inning Stats	R: 0 E: 0 K: 1 S: 8	H: 0 LOB: 0 BB: 0 P: 11	R: 0 E: 0 K: 1 S: 8	H: 0 LOB: 0 BB: 0 P: 15	R: 0 E: 0 K: 0 S: 5	H: 1 LOB: 1 BB: 0 P: 7	R: 0 E: 0 K: 1 S: 12	H: 1 LOB: 1 BB: 0 P: 18	R: 0 E: 0 K: 0 S: 10	H: 1 LOB: 1 BB: 0 P: 14	R: 1 E: 0 K: 0 S: 10	H: 1 LOB: 1 BB: 1 P: 18	R: 0 E: 0 K: 0 S: 6	H: 0 LOB: 0 BB: 0 P: 9	R: 0 E: 0 K: 0 S: 6	H: 0 LOB: 0 BB: 0 P: 8		R: 1 E: 0 K: 2 S: 15	H: 2 LOB: 1 BB: 0 P: 21	1B: 4 2B: 1 3B: 0 HR: 1	SF: 0 SAC: 1 DP: 0 HBP: 0	WP: 0 PB: 0 SB: 0 CS: 0
PITCHER	IP WLS BF H R ER SO BB IBB HBP BLK WP HR S P ERA WHIP	IP WLS BF H R ER SO BB IBB HBP BLK WP HR S P ERA WHIP	IP WLS BF H R ER SO BB IBB HBP BLK WP HR S P ERA WHIP	IP WLS BF H R ER SO BB IBB HBP BLK WP HR S P ERA WHIP	IP WLS BF H R ER SO BB IBB HBP BLK WP HR S P ERA WHIP	IP WLS BF H R ER SO BB IBB HBP BLK WP HR S P ERA WHIP	IP WLS BF H R ER SO BB IBB HBP BLK WP HR S P ERA WHIP	IP WLS BF H R ER SO BB IBB HBP BLK WP HR S P ERA WHIP	IP WLS BF H R ER SO BB IBB HBP BLK WP HR S P ERA WHIP	IP WLS BF H R ER SO BB IBB HBP BLK WP HR S P ERA WHIP	IP WLS BF H R ER SO BB IBB HBP BLK WP HR S P ERA WHIP	IP WLS BF H R ER SO BB IBB HBP BLK WP HR S P ERA WHIP	IP WLS BF H R ER SO BB IBB HBP BLK WP HR S P ERA WHIP	IP WLS BF H R ER SO BB IBB HBP BLK WP HR S P ERA WHIP	IP WLS BF H R ER SO BB IBB HBP BLK WP HR S P ERA WHIP	IP WLS BF H R ER SO BB IBB HBP BLK WP HR S P ERA WHIP	IP WLS BF H R ER SO BB IBB HBP BLK WP HR S P ERA WHIP					

AB	32
R	2
H	6
RBI	2
BB	1
SO	6
LOB	9

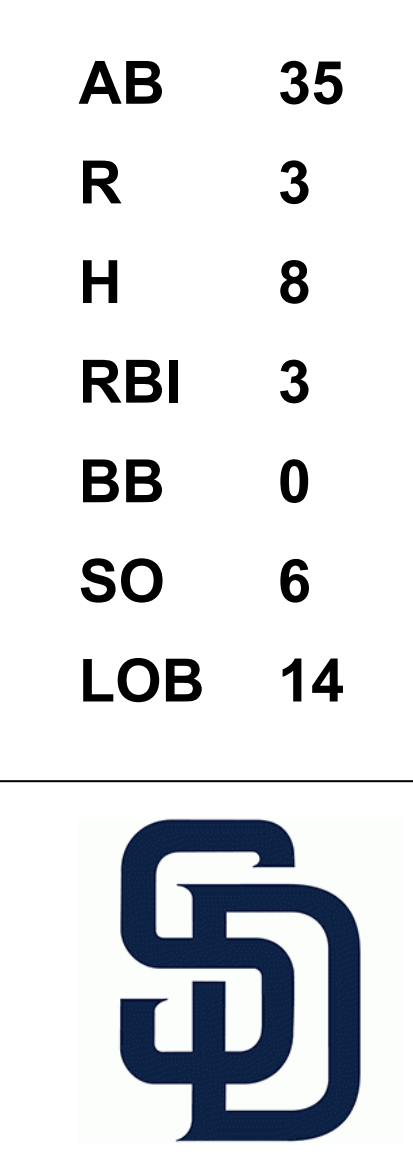


Batter	1	2	3	4	5	6	7	8	9	AB	R	H	RBI	BB	SO	LOB	TOP					
Lance Johnson, L OBP: 0.329, SLG: 0.320 (1, 8)										4	2	2	0	1	1	0	Chicago Cubs @ San Diego Padres Qualcomm Stadium, San Diego, CA Wed Sep 16 1998, 10:05 PM EDT Att: 49,981 - Unknown - 72 F					
Mickey Morandini, L OBP: 0.386, SLG: 0.386 (1, 4)										5	1	1	0	0	0	4						
Sammy Sosa, R OBP: 0.381, SLG: 0.660 (1, 9)										5	1	3	6	0	1	0						
Mark Grace, L OBP: 0.407, SLG: 0.482 (1, 3)										5	0	0	0	0	0	4						
Henry Rodriguez, L OBP: 0.337, SLG: 0.538 (1, 7)										3	0	1	0	0	1	2						
Glenallen Hill, R OBP: 0.369, SLG: 0.553 (7, PH)										0	0	0	0	1	0	0						
Manny Alexander, R OBP: 0.283, SLG: 0.336 (7, PR)										1	0	0	0	0	1	0						
Gary Gaetti, R OBP: 0.356, SLG: 0.490 (1, 5)										3	0	0	0	1	1	4						
Tyler Houston, L OBP: 0.285, SLG: 0.389 (1, 2)										5	0	2	0	0	0	3						
Rod Beck, R (9, 1)										0	0	0	0	0	0	0						
José Hernández, R OBP: 0.318, SLG: 0.493 (1, 6)										3	0	0	0	1	2	3						
Terry Mulholland, R OBP: 0.308, SLG: 0.250 (1, 1)										3	1	1	0	0	1	4						
Orlando Merced, S OBP: 0.339, SLG: 0.418 (8, PH)										1	1	1	0	0	0	0						
Matt Karchner, R (8, 1)										0	0	0	0	0	0	0						
Felix Heredia, L (9, 1)										0	0	0	0	0	0	0						
Scott Servais, R OBP: 0.290, SLG: 0.345 (9, 2)										0	0	0	0	0	0	0						
Inning Stats	R: 0 E: 0 K: 1 S: 10	H: 2 LOB: 2 BB: 0 P: 17	R: 0 E: 0 K: 0 S: 6	H: 1 LOB: 1 BB: 1 P: 14	R: 0 E: 0 K: 1 S: 9	H: 0 LOB: 0 BB: 0 P: 12	R: 0 E: 1 K: 1 S: 12	H: 1 LOB: 3 BB: 1 P: 20	R: 0 E: 0 K: 1 S: 8	H: 0 LOB: 0 BB: 0 P: 12	R: 0 E: 0 K: 0 S: 9	H: 0 LOB: 1 BB: 0 P: 14	R: 2 E: 0 K: 2 S: 18	H: 4 LOB: 3 BB: 1 P: 30	R: 4 E: 0 K: 1 S: 13	H: 3 LOB: 0 BB: 1 P: 25	R: 0 E: 0 K: 1 S: 8	H: 0 LOB: 0 BB: 0 P: 12	1B: 9 2B: 1 3B: 0 HR: 1	SF: 0 SAC: 0 DP: 1 HBP: 1	WP: 0 PB: 0 SB: 0 CS: 0	PA: 43
PITCHER	IP WLS BF H R ER SO BB IBB HBP BLK WP HR S P ERA WHIP																					
Joey Hamilton, R ERA: 4.32 (1, 1)	6.1 30 8 2 2 5 1 1 1 0 0 0 63 105 2.84 1.421																					
Randy Myers, L ERA: 4.25 (7, 1)	0.2 3 0 0 0 1 1 0 0 0 0 0 9 14 0.00 1.500																					
Dan Miceli, R ERA: 3.48 (8, 1)	0.1 L 3 2 2 2 1 0 0 0 0 0 0 7 11 54.00 6.000																					
24 Mark Langston, L ERA: 6.01 (8, 1)	0.1 2 0 0 0 0 1 0 0 0 0 0 2 7 0.00 3.000																					
Brian Boehringer, R ERA: 4.3 (8, 1)	1.1 5 1 2 2 1 0 0 0 0 0 0 1 12 13.50 0.750																					

AB	38
R	6
H	11
RBI	6
BB	4
SO	8
LOB	24



Batter	1	2	3	4	5	6	7	8	9	AB	R	H	RBI	BB	SO	LOB	BOTTOM					
QuiVio Veras, S OBP: 0.382, SLG: 0.363 (1, 4)										4	0	1	0	0	0	0	Chicago Cubs @ San Diego Padres Qualcomm Stadium, San Diego, CA Wed Sep 16 1998, 10:05 PM EDT Att: 49,981 - Unknown - 72 F					
Tony Gwynn, L OBP: 0.385, SLG: 0.488 (1, 9)										4	0	1	0	0	1							
Greg Vaughn, R OBP: 0.372, SLG: 0.618 (1, 7)										4	0	0	0	0	1	2						
Ken Caminiti, S OBP: 0.356, SLG: 0.517 (1, 5)										3	2	1	0	0	2	1						
Jim Leyritz, R OBP: 0.388, SLG: 0.473 (1, 3)										3	0	1	0	0	0	1						
Dan Miceli, R OBP: 1.000, SLG: 1.000 (8, 1)										0	0	0	0	0	0	0						
24 Mark Langston, R OBP: 0.154, SLG: 0.125 (8, 1)										0	0	0	0	0	0	0						
Wally Joyner, L OBP: 0.371, SLG: 0.458 (8, 3)										1	0	0	0	0	1							
Steve Finley, L OBP: 0.300, SLG: 0.399 (1, 8)										4	0	1	2	0	1							
Carlos Hernandez, R OBP: 0.310, SLG: 0.379 (1, 2)										4	1	2	1	0	0	1						
James Mouton, R OBP: 0.268, SLG: 0.254 (9, PR)										0	0	0	0	0	0	0						
Chris Gomez, R OBP: 0.349, SLG: 0.379 (1, 6)										3	0	1	0	0	0	1						
John Vander Wal, L OBP: 0.385, SLG: 0.525 (9, PH)										1	0	0	0	0	0	2						
Joey Hamilton, R OBP: 0.189, SLG: 0.221 (7, 1)										2	0	0	0	0	2	0						
Randy Myers, L (7, PR)										0	0	0	0	0	0	0						
Archi Cianfranco, R OBP: 0.192, SLG: 0.298 (8, 3)										1	0	0	0	0	1	1						
Brian Boehringer, S OBP: 0.330, SLG: 0.345 (9, PH)										0	0	0	0	0	0	0						
Mark Sweeney, L OBP: 0.330, SLG: 0.345 (9, PH)										1	0	0	0	0	2	0						
Inning Stats	R: 0 E: 0 K: 1 S: 12	H: 1 LOB: 1 BB: 0 P: 15	R: 0 E: 0 K: 0 S: 5	H: 1 LOB: 1 BB: 0 P: 7	R: 0 E: 0 K: 2 S: 9	H: 1 LOB: 1 BB: 0 P: 11	R: 0 E: 0 K: 1 S: 5	H: 0 LOB: 0 BB: 0 P: 8	R: 0 E: 0 K: 1 S: 5	H: 0 LOB: 0 BB: 0 P: 11	R: 0 E: 0 K: 0 S: 4	H: 0 LOB: 0 BB: 0 P: 5	R: 2 E: 0 K: 1 S: 15	H: 3 LOB: 1 BB: 0 P: 25	R: 0 E: 0 K: 0 S: 8	H: 0 LOB: 0 BB: 0 P: 12	R: 1 E: 1 K: 0 S: 11	H: 2 LOB: 2 BB: 0 P: 17	1B: 4 2B: 3 3B: 0 HR: 1	SF: 0 SAC: 0 DP: 0 HBP: 0	WP: 1 PB: 0 SB: 0 CS: 0	PA: 36
PITCHER	IP WLS BF H R ER SO BB IBB HBP BLK WP HR S P ERA WHIP																					
Terry Mulholland, L ERA: 2.92 (1, 1)	7.0 W 27 6 2 2 6 0 0 0 0 0 0 9 13 2.57 0.857																					
Matt Karchner, R ERA: 5.16 (8, 1)	1.0 4 0 1 0 0 0 0 0 0 0 0 9 13 0.00 0.000																					
Felix Heredia, L ERA: 5.3 (9, 1)	0.1 2 1 0 0 0 0 0 0 0 0 0 3 5 0.00 3.000																					
Rod Beck, R ERA: 2.95 (9, 1)	0.2 S 3 1 0 0 0 0 0 0 0 0 0 7 11 0.00 1.500																					



Batter	1	2	3	4	5	6	7	8	9	10	AB	R	H	RBI	BB	SO	LOB	TOP									
Lance Johnson, L (1, 8) OBP: 0.330, SLG: 0.322	G5-3		K			1B		1B		G4-3	5	2	2	0	0	1	0	Chicago Cubs @ San Diego Padres Qualcomm Stadium, San Diego, CA Thu Sep 17 1998, 6:33 AM EDT Att. 32,047 - Sunny - 78 F									
Mickey Morandini, L (1, 4) OBP: 0.386, SLG: 0.391	HR			F8		1B		P5		F9	5	1	2	1	0	0	1										
Sammy Sosa, R (1, 9) OBP: 0.380, SLG: 0.656	F8			G6-3		F7		L6-4		F8	4	0	0	0	1	0	2										
Mark Grace, L (1, 3) OBP: 0.408, SLG: 0.482	F7			F9		1B		1B			4	0	2	2	0	0	0										
Henry Rodriguez, L (8, 7) Chris Haney, L (8, 7) Matt Karchner, R (8, 1) Felix Heredia, L (8, 1) Rod Beck, R (10, 1)	G3			G3		K		L6-4			3	0	0	0	0	1	2										
José Hernández, R (1, 5) K: 0 BB: 0 S: 8	K			K						G5-3	4	0	0	0	0	3	0										
Tyler Houston, L (1, 2) OBP: 0.292, SLG: 0.397	K			K		BLK					3	0	2	0	1	1	0										
Manny Alexander, R (1, 6) OBP: 0.280, SLG: 0.332				K		BB				G4-6-3	3	0	0	0	0	3	2										
Orlando Merced, S (9, PH) OBP: 0.337, SLG: 0.416				K						G4-6-3	1	0	0	0	0	0	1										
Mike Morgan, R (1, 1) Brant Brown, R (8, PH) Jeff Blauser, R (7, PH) Gary Gaetti, R (10, PH)	K			K		G4-3		G5-3		HR	1	1	1	1	0	0	0										
Inning Stats	R: 1 E: 0 K: 0 S: 8	H: 1 LOB: 0 BB: 0 P: 12	R: 0 E: 0 K: 2 S: 8	H: 0 LOB: 0 BB: 0 P: 11	R: 0 E: 0 K: 3 S: 9	H: 0 LOB: 0 BB: 0 P: 13	R: 0 E: 0 K: 2 S: 8	H: 0 LOB: 0 BB: 0 P: 10	R: 0 E: 0 K: 1 S: 10	H: 1 LOB: 1 BB: 0 P: 17	R: 1 E: 0 K: 2 S: 12	H: 3 LOB: 2 BB: 0 P: 22	R: 0 E: 0 K: 2 S: 14	H: 0 LOB: 1 BB: 1 P: 20	R: 1 E: 0 K: 0 S: 9	H: 2 LOB: 1 BB: 1 P: 15	R: 0 E: 0 K: 0 S: 5	H: 1 LOB: 0 BB: 0 P: 5	R: 1 E: 0 K: 0 S: 7	H: 1 LOB: 0 BB: 0 P: 13	1B: 6 2B: 2 3B: 0 HR: 2	SF: 0 SAC: 0 DP: 2 HBP: 0	WP: 0 PA: 39 PB: 0 SB: 0 CS: 0				
PITCHER	IP 5.2	WLS 22	BF 5	H 2	R 2	ER 2	SO 7	BB 0	IBB 0	HBP 0	BLK 0	WP 0	HR 1	S 52	P 80	ERA 3.18	WHIP 0.882										
58 Stan Spencer, R ERA: 5.02	1.1	5	0	0	0	3	1	0	0	1	0	0	0	17	25	0.00	0.750										
Roberto Ramirez, L ERA: 6.28	0.1	4	2	1	1	0	1	0	0	0	0	0	0	7	13	27.00	9.000										
Randy Myers, L ERA: 4.39	1.2	4	1	0	0	0	0	0	0	0	0	0	0	7	7	0.00	0.600										
Dan Miceli, R ERA: 3.39	1.0	L	4	1	1	1	0	0	0	0	0	0	1	7	13	9.00	1.000										
Trevor Hoffman, R ERA: 1.55																											

Chicago Cubs @ San Diego Padres
 Qualcomm Stadium, San Diego, CA
 Thu Sep 17 1998, 6:33 AM EDT
 Att. 32,047 - Sunny - 78 F

AB	37
R	4
H	9
RBI	4
BB	2
SO	10
LOB	11



Batter	1	2	3	4	5	6	7	8	9	10	AB	R	H	RBI	BB	SO	LOB	BOTTOM									
Steve Finley, L (1, 8) OBP: 0.299, SLG: 0.399	G4-3	G3-1		G3			G4-3		G3		5	1	1	0	0	0	1	Chicago Cubs @ San Diego Padres Qualcomm Stadium, San Diego, CA Thu Sep 17 1998, 6:33 AM EDT Att. 32,047 - Sunny - 78 F									
Tony Gwynn, L (1, 9) OBP: 0.367, SLG: 0.495	G4-3				F7			HR		FC6-4	4	1	2	1	1	0	1										
James Mouton, R (10, PR) OBP: 0.268, SLG: 0.254										1B	0	0	0	0	0	0	0										
Greg Vaughn, R (1, 7) OBP: 0.369, SLG: 0.612	P6	F8			K			K		K	5	0	0	0	0	3	3										
Ken Caminiti, S (1, 5) OBP: 0.358, SLG: 0.518	2B			G4-3	F8			2B		FC6-4	3	1	1	0	2	0	0										
Wally Joyner, L (1, 3) OBP: 0.371, SLG: 0.458	1B			G4-3		F7				FC6-4	4	0	1	1	1	0	2										
Greg Myers, L (1, 2) OBP: 0.302, SLG: 0.367				G6-3		K		F9		G1-6-3	2	0	0	0	1	1	0										
Carlos Hernandez, R (8, 2) OBP: 0.308, SLG: 0.377											2	0	0	0	0	0	4										
Andy Sheets, R (1, 4) OBP: 0.320, SLG: 0.393											3	0	1	1	0	1	0										
John Vander Wal, L (8, PH) OBP: 0.382, SLG: 0.520											1	0	0	0	0	0	2										
Ed Giovannola, L (9, 4) OBP: 0.338, SLG: 0.319											0	0	0	0	0	0	0										
Chris Gomez, R (1, 6) OBP: 0.348, SLG: 0.378	G5-3										4	0	1	0	0	0	3										
58 Stan Spencer, R Roberto Ramirez, L Jim Leyritz, R Randy Myers, L Dan Miceli, R Mark Swenson, S Garrett Anderson, R Trevor Hoffman, R	G1-3										1	0	0	0	0	0	0										
Inning Stats	R: 2 E: 0 K: 0 S: 15	H: 3 LOB: 3 BB: 2 P: 30	R: 0 E: 0 K: 0 S: 6	H: 0 LOB: 1 BB: 1 P: 13	R: 0 E: 0 K: 0 S: 6	H: 0 LOB: 0 BB: 0 P: 10	R: 0 E: 0 K: 1 S: 9	H: 1 LOB: 1 BB: 0 P: 13	R: 0 E: 0 K: 1 S: 5	H: 0 LOB: 0 BB: 0 P: 6	R: 0 E: 0 K: 1 S: 7	H: 0 LOB: 0 BB: 0 P: 13	R: 1 E: 0 K: 1 S: 8	H: 2 LOB: 2 BB: 1 P: 16	R: 0 E: 0 K: 0 S: 8	H: 0 LOB: 0 BB: 0 P: 11	R: 0 E: 0 K: 1 S: 14	H: 1 LOB: 2 BB: 1 P: 25	1B: 3 2B: 3 3B: 0 HR: 1	SF: 0 SAC: 1 DP: 0 HBP: 0	WP: 0 PA: 42 PB: 0 SB: 1 CS: 0						
PITCHER	IP 5.0	WLS 22	BF 4	H 2	R 2	ER 2	SO 2	BB 3	IBB 0	HBP 0	BLK 0	WP 0	HR 0	S 41	P 72	ERA 3.60	WHIP 1.400										
Mike Morgan, R ERA: 4.18	2.0	6	0	0	0	2	0	0	0	0	0	0	0	15	26	0.00	0.000										
Chris Haney, L ERA: 6.91	1.1	7	2	1	1	1	0	1	0	0	0	0	1	10	18	6.75	1.500										
Matt Karchner, R ERA: 5.2	0.2	W	2	0	0	0	0	0	0	0	0	0	0	6	9	0.00	0.000										
Felix Heredia, L ERA: 5.24	1.0	S	5	1	0	0	1	1	0	0	0	0	0	14	25	0.00	2.000										
Rod Beck, R ERA: 2.91																											

Chicago Cubs @ San Diego Padres
 Qualcomm Stadium, San Diego, CA
 Thu Sep 17 1998, 6:33 AM EDT
 Att. 32,047 - Sunny - 78 F

AB	36
R	3
H	7
RBI	3
BB	5
SO	6
LOB	16



Batter	1	2	3	4	5	6	7	8	9	AB	R	H	RBI	BB	SO	LOB	TOP					
Reggie Sanders, R OBP: 0.350, SLG: 0.427 (1, 8)	1-1 1B 2B	1-0 HR		4-2 2B BB		0-0 F9		3-2 G4-3		4	2	2	1	1	0	0						
Barry Larkin, R OBP: 0.397, SLG: 0.509 (1, 6)	3-2 2B	1-3 K		0-1 BB		1-0 HR		1-0 1B		5	2	4	2	0	1	0						
Sean Casey, L OBP: 0.358, SLG: 0.408 Gabe White, L OBP: 0.200, SLG: 0.200 (6, 1)	2-3 K			3-2 P7		3-2 G3		0-0 G5-3		4	0	0	0	0	1	4						
Dmitri Young, S OBP: 0.364, SLG: 0.489 (1, 7)	0-0 2B			0-0 1B		1-0 G4-3 2B		0-0 WP 1B		5	1	4	2	0	0	0						
Bret Boone, R OBP: 0.326, SLG: 0.447 (1, 4)	4-2 BB			2-0 F8		0-1 G4-3		0-1 P6		4	0	0	0	1	0	3						
Roberto Petagine, L OBP: 0.377, SLG: 0.449 (6, 3)	3-2 P6			2-3 K		1-0 G3		3-1 1B		5	0	1	1	0	1	4						
Aaron Boone, R OBP: 0.329, SLG: 0.368 (1, 5)	2-1 L7			2-1 S G4-1 2B 1B		4-2 BB		0-3 K		3	1	1	0	1	1	3						
Eddie Taubensee, L OBP: 0.345, SLG: 0.410 (1, 2)		0-0 P5		2-1 SAFE G4-1		0-3 K		1-2 F8		4	0	0	0	0	1	4						
Steve Parris, R OBP: 0.138, SLG: 0.138 Tony Tarasco, L OBP: 0.300, SLG: 0.333 26 John Hudek, S Jon Nunnally, L OBP: 0.342, SLG: 0.369 (6, PH)	2-2 G6-3			2-3 K		0-3 K		0-1 B5-3		2	0	0	0	0	1	1						
Inning Stats	R: 2 E: 0 K: 1 S: 20	H: 3 LOB: 2 BB: 1 P: 35	R: 1 E: 0 K: 0 S: 9	H: 1 LOB: 0 BB: 0 P: 13	R: 0 E: 0 K: 1 S: 8	H: 1 LOB: 1 BB: 0 P: 14	R: 1 E: 0 K: 1 S: 16	H: 2 LOB: 2 BB: 1 P: 29	R: 0 E: 0 K: 1 S: 10	H: 1 LOB: 2 BB: 1 P: 16	R: 1 E: 0 K: 1 S: 9	H: 1 LOB: 0 BB: 0 P: 13	R: 1 E: 0 K: 1 S: 11	H: 2 LOB: 1 BB: 0 P: 15	R: 0 E: 0 K: 0 S: 7	H: 1 LOB: 1 BB: 0 P: 11	R: 0 E: 0 K: 0 S: 8	H: 0 LOB: 0 BB: 0 P: 10	1B: 6 2B: 4 3B: 0 HR: 2	SF: 0 SAC: 0 DP: 0 HBP: 0	WP: 1 PB: 0 SB: 1 CS: 0	PA: 42
PITCHER	IP	WLS	BF	H	R	ER	SO	BB	IBB	HBP	BLK	WP	HR	S	P	ERA	WHIP					
Steve Trachsel, R ERA: 4.56	3.2		20	7	4	4	4	2	0	0	0	0	1	50	85	9.82	2.455					
Chris Haney, L ERA: 8.89	0.1		1	0	0	0	0	0	0	0	0	0	0	3	6	0.00	0.000					
Don Wengert, R ERA: 5.34	2.0	L	9	2	1	1	2	1	0	0	0	0	1	19	29	4.50	1.500					
Terry Adams, R ERA: 4.33	0.2		4	2	1	1	1	0	0	0	0	1	0	8	11	13.50	3.000					
Felix Heredia, L ERA: 5.18	0.2		2	0	0	0	0	0	0	0	0	0	0	5	6	0.00	0.000					

Cincinnati Reds @ Chicago Cubs
Wrigley Field, Chicago, IL
Fri Sep 18 1998, 3:33 AM CDT
Att: 40,105 - Sunny - 77 F

AB 39
R 6
H 12
RBI 6
BB 3
SO 7
LOB 20



Batter	1	2	3	4	5	6	7	8	9	AB	R	H	RBI	BB	SO	LOB	BOTTOM					
Lance Johnson, L OBP: 0.331, SLG: 0.323 (1, 8)	1-0 E BLK 2B 1B	1-0 F7		2-0 G6-3		3-2 1B		1-1 G3-1		5	1	2	0	0	0	1						
Mickey Morandini, L OBP: 0.386, SLG: 0.392 Glenallen Hill, R OBP: 0.368, SLG: 0.550 (9, PH)	2-3 K	0-0 E8		2-2 2B		1-2 P7		1-3 K		4	1	1	0	0	1	3						
Sammy Sosa, R OBP: 0.378, SLG: 0.651 (1, 9)	2-1 E4 2B	2-2 G5-3		3-3 K		3-2 P4		0-1 P6		4	1	0	0	0	1	3						
Mark Grace, L OBP: 0.407, SLG: 0.482 (1, 3)	2-1 1-H 3-H 2B			3-2 E4		1-3 K		0-1 P6		4	0	1	2	0	1	1						
Henry Rodriguez, L OBP: 0.335, SLG: 0.535 Matt Mieske, R OBP: 0.374, SLG: 0.404 (7, PH)	3-3 K			0-1 F7		0-0 2B		2-3 K		3	0	1	1	0	1	2						
Gary Gaetti, R OBP: 0.357, SLG: 0.495 (1, 5)	4-2 BB			0-2 L8		0-0 F7		0-1 P2		3	0	0	0	1	0	2						
Tyler Houston, L OBP: 0.393 Scott Servais, R OBP: 0.289, SLG: 0.344 (6, PH)	2-3 K			0-0 B1-3		4-1 1B BB		0-0 L9		2	0	0	0	1	1	3						
José Hernández, R OBP: 0.313, SLG: 0.485 (1, 6)		1-0 F7		2-3 K		0-1 B1		1-2 G5-3		4	0	0	0	0	1	1						
Steve Trachsel, R ERA: 4.56 Chris Haney, L ERA: 8.89 Don Wengert, R ERA: 5.34 Terry Adams, R ERA: 4.33 Felix Heredia, L ERA: 5.18 Rodney Myers, R ERA: 7.56	2-1 E			2-2 P4		1-3 K		2-1 G5-3		1	1	1	0	0	0	0						
Inning Stats	R: 2 E: 1 K: 3 S: 21	H: 2 LOB: 2 BB: 1 P: 37	R: 1 E: 1 K: 0 S: 8	H: 1 LOB: 1 BB: 0 P: 14	R: 0 E: 1 K: 0 S: 9	H: 0 LOB: 1 BB: 0 P: 12	R: 0 E: 0 K: 1 S: 7	H: 0 LOB: 0 BB: 0 P: 13	R: 1 E: 0 K: 2 S: 11	H: 2 LOB: 1 BB: 0 P: 17	R: 0 E: 0 K: 1 S: 13	H: 1 LOB: 2 BB: 1 P: 22	R: 0 E: 0 K: 1 S: 10	H: 0 LOB: 0 BB: 0 P: 15	R: 0 E: 0 K: 0 S: 7	H: 0 LOB: 0 BB: 0 P: 8	R: 0 E: 0 K: 1 S: 8	H: 0 LOB: 0 BB: 0 P: 12	1B: 3 2B: 3 3B: 0 HR: 0	SF: 0 SAC: 0 DP: 0 HBP: 0	WP: 0 PB: 0 SB: 0 CS: 0	PA: 38
PITCHER	IP	WLS	BF	H	R	ER	SO	BB	IBB	HBP	BLK	WP	HR	S	P	ERA	WHIP					
Steve Parris, R ERA: 3.55	5.0	W	24	5	4	2	6	1	0	0	1	1	0	56	93	3.60	1.200					
26 John Hudek, R ERA: 2.5	0.2		4	1	0	0	1	1	0	0	0	0	0	10	18	0.00	3.000					
Gabe White, L ERA: 4.09	3.1	S	10	0	0	0	2	0	0	0	0	0	0	28	39	0.00	0.000					

Cincinnati Reds @ Chicago Cubs
Wrigley Field, Chicago, IL
Fri Sep 18 1998, 3:33 AM CDT
Att: 40,105 - Sunny - 77 F

AB 36
R 4
H 6
RBI 3
BB 2
SO 9
LOB 17



Batter	1	2	3	4	5	6	7	8	9	AB R H RBI BB SO LOB	TOP											
Reggie Sanders, R OBP: 0.350, SLG: 0.427 (1, 8)										5 1 2 0 0 2 0	Cincinnati Reds @ Chicago Cubs Wrigley Field, Chicago, IL Sat Sep 19 1998, 3:33 AM CDT Att: 40,357 - Sunny - 78 F											
Barry Larkin, R OBP: 0.397, SLG: 0.507 (1, 6)										4 1 1 0 1 1 2												
Sean Casey, L OBP: 0.363, SLG: 0.418 (1, 3)										3 1 2 2 1 0 1												
Dmitri Young, S OBP: 0.363, SLG: 0.489 (1, 7)										4 1 1 1 0 1 3												
Bret Boone, R OBP: 0.325, SLG: 0.445 (1, 4)										4 1 1 0 0 2 1												
Jon Nunnally, L OBP: 0.346, SLG: 0.412 (1, 9)										4 2 2 4 0 1 0												
Aaron Boone, R OBP: 0.328, SLG: 0.365 (1, 5)										4 0 1 0 0 2 0												
Brook Fordyce, R OBP: 0.282, SLG: 0.343 (1, 2)										4 0 0 0 0 2 1												
Jason Bere, R Roberto Petagine, L OBP: 0.466, SLG: 0.450 Danny Graves, R (9, 1)										3 0 0 0 0 0 1 1 0 1 0 0 0 0 0 0 0 0 0 0 0												
Inning Stats	R: 0 E: 0 K: 3 S: 10	H: 0 LOB: 1 BB: 1 P: 16	R: 1 E: 0 K: 2 S: 12	H: 1 LOB: 0 BB: 0 P: 18	R: 2 E: 0 K: 0 S: 15	H: 2 LOB: 1 BB: 1 P: 23	R: 0 E: 0 K: 2 S: 10	H: 0 LOB: 0 BB: 0 P: 14	R: 0 E: 0 K: 0 S: 6	H: 0 LOB: 0 BB: 0 P: 6		R: 4 E: 0 K: 1 S: 14	H: 5 LOB: 0 BB: 0 P: 20	R: 0 E: 0 K: 2 S: 13	H: 1 LOB: 1 BB: 0 P: 17	R: 0 E: 0 K: 2 S: 9	H: 0 LOB: 0 BB: 0 P: 11	R: 0 E: 0 K: 0 S: 4	H: 2 LOB: 1 BB: 0 P: 7	1B: 7 2B: 1 3B: 1 HR: 2	SF: 0 SAC: 0 DP: 2 HBP: 0	WP: 0 PB: 0 SB: 1 CS: 0
PITCHER	IP WLS BF H R ER SO BB IBB HBP BLK WP HR S P ERA WHIP											PITCHER	IP WLS BF H R ER SO BB IBB HBP BLK WP HR S P ERA WHIP									
Mark Clark, R ERA: 4.99 Dave Stevens, R ERA: 4.74 Kurt Miller, R ERA: Don Wengert, R ERA: 5.26	(1, 1) (6, 1) (7, 1) (9, 1)	5.0 1.0 2.0 1.0	WLS L 4 4	BF 23 7 4	H 6 2 0	R 6 1 0	ER 6 1 0	SO 7 3 0	BB 2 0 0	IBB 0 0 0	HBP 0 0 0	BLK 0 0 0	WP 0 0 0	HR 1 8 22	S 59 11 28	P 86 11 28	ERA 10.80 9.00 0.00	WHIP 1.600 2.000 0.500				

AB	36
R	7
H	11
RBI	7
BB	2
SO	11
LOB	9



Batter	1	2	3	4	5	6	7	8	9	AB R H RBI BB SO LOB	BOTTOM											
Lance Johnson, L OBP: 0.330, SLG: 0.322 (1, 8)										4 0 1 1 0 1 0	Cincinnati Reds @ Chicago Cubs Wrigley Field, Chicago, IL Sat Sep 19 1998, 3:33 AM CDT Att: 40,357 - Sunny - 78 F											
Mickey Morandini, L OBP: 0.384, SLG: 0.391 (1, 4)										4 0 1 0 0 0 1												
Sammy Sosa, R OBP: 0.375, SLG: 0.647 (1, 9)										4 0 0 0 0 3 1												
Mark Grace, L OBP: 0.408, SLG: 0.481 (1, 3)										1 0 0 0 2 0 0												
Henry Rodriguez, L OBP: 0.335, SLG: 0.533 (1, 7)										2 0 0 0 1 0 2												
Gary Gaetti, R OBP: 0.354, SLG: 0.491 (1, 5)										3 0 0 0 0 0 2												
Tyler Houston, L OBP: 0.289, SLG: 0.388 (1, 2)										3 0 0 0 0 0 0												
José Hernández, R OBP: 0.313, SLG: 0.483 (1, 6)										2 1 0 0 1 0 0												
Mark Clark, R OBP: 0.081, SLG: 0.034 Dave Stevens, R OBP: 0.220, SLG: 0.220 Pedro Martínez, R OBP: 0.295, SLG: 0.348 Kurt Miller, R Brant Brown, L OBP: 0.301, SLG: 0.598 Don Wengert, R (1, 1) (6, 1) (6, PH) (7, 1) (8, PH) (9, 1)										1 0 0 0 0 0 0 0 0 0 0 0 0 0 1 1 1 1 0 0 0 0 0 0 0 0 0 0 1 0 0 0 0 0 0 0 0 0 0 0 0 0												
Inning Stats	R: 0 E: 0 K: 1 S: 7	H: 1 LOB: 0 BB: 0 P: 13	R: 0 E: 0 K: 0 S: 10	H: 0 LOB: 0 BB: 1 P: 16	R: 0 E: 0 K: 0 S: 10	H: 0 LOB: 0 BB: 0 P: 11	R: 0 E: 0 K: 2 S: 7	H: 0 LOB: 0 BB: 0 P: 9	R: 0 E: 0 K: 0 S: 6	H: 0 LOB: 0 BB: 1 P: 11		R: 2 E: 0 K: 0 S: 9	H: 1 LOB: 0 BB: 1 P: 16	R: 0 E: 0 K: 1 S: 9	H: 0 LOB: 1 BB: 1 P: 16	R: 0 E: 0 K: 0 S: 4	H: 0 LOB: 0 BB: 0 P: 8	R: 0 E: 0 K: 0 S: 5	H: 1 LOB: 0 BB: 0 P: 5	1B: 2 2B: 0 3B: 1 HR: 0	SF: 0 SAC: 0 DP: 2 HBP: 0	WP: 0 PB: 0 SB: 0 CS: 1
PITCHER	IP WLS BF H R ER SO BB IBB HBP BLK WP HR S P ERA WHIP											PITCHER	IP WLS BF H R ER SO BB IBB HBP BLK WP HR S P ERA WHIP									
Jason Bere, R ERA: 6.0 Danny Graves, R ERA: 3.27	(1, 1) (9, 1)	8.0 1.0	WLS W 3	BF 27 3	H 2 1	R 2 0	ER 2 0	SO 4 0	BB 4 0	IBB 0 0	HBP 0 0	BLK 0 0	WP 0 0	HR 0 5	S 100 5	P 100 5	ERA 2.25 0.00	WHIP 0.750 1.000				

AB	26
R	2
H	3
RBI	2
BB	4
SO	4
LOB	6



Batter	1	2	3	4	5	6	7	8	9	AB	R	H	RBI	BB	SO	LOB	TOP									
Lance Johnson, L (1, 8) OBP: 0.333, SLG: 0.348										4	0	1	0	1	0	4	Chicago Cubs @ Milwaukee Brewers Milwaukee County Stadium, Milwaukee, WI Wed Sep 23 1998, 4:33 AM EDT Att: 45,338 - Sunny - 63 F									
José Hernández, R (1, 6) OBP: 0.312, SLG: 0.478										4	0	0	1	1	0	1										
Mark Grace, L (1, 3) OBP: 0.404, SLG: 0.473										5	0	1	0	0	1	2										
Sammy Sosa, R (1, 9) OBP: 0.376, SLG: 0.649										2	3	2	2	3	0	0										
Glenallen Hill, R (1, 7) OBP: 0.363, SLG: 0.546										5	0	0	0	0	1	5										
Brant Brown, L (8, 7) OBP: 0.351, SLG: 0.506										0	0	0	0	0	0	0										
Gary Gaetti, R (1, 5) OBP: 0.360, SLG: 0.493										3	1	2	0	1	0	1										
Manny Alexander, R (7, 6) OBP: 0.279, SLG: 0.331										1	0	0	0	0	0	0										
Mickey Morandini, L (1, 4) OBP: 0.364, SLG: 0.392										5	2	1	0	0	1	3										
Scott Servais, R (1, 2) OBP: 0.293, SLG: 0.344										4	0	2	1	0	0	2										
Steve Trachsel, R (1, 1) OBP: 0.343, SLG: 0.365										3	1	1	1	1	0	2										
Felix Heredia, L (7, 1)										0	0	0	0	0	0	0										
Matt Karchner, R (7, 1)										0	0	0	0	0	0	0										
Orlando Merced, S (9, PH) OBP: 0.336, SLG: 0.414										1	0	0	0	0	1	1										
Rod Beck, R (9, 1)										0	0	0	0	0	0	0										
Inning Stats	R: 0 E: 0 K: 0 S: 8	H: 2 LOB: 2 BB: 1 P: 15	R: 2 E: 0 K: 1 S: 18	H: 0 LOB: 2 BB: 4 P: 37	R: 1 E: 1 K: 0 S: 7	H: 1 LOB: 1 BB: 1 P: 15	R: 0 E: 0 K: 0 S: 7	H: 0 LOB: 0 BB: 0 P: 14	R: 3 E: 0 K: 1 S: 14	H: 4 LOB: 2 BB: 0 P: 20	R: 1 E: 0 K: 0 S: 9	H: 1 LOB: 0 BB: 0 P: 15	R: 0 E: 0 K: 0 S: 10	H: 1 LOB: 2 BB: 0 P: 19	R: 0 E: 0 K: 0 S: 7	H: 0 LOB: 1 BB: 1 P: 12	R: 0 E: 0 K: 2 S: 10	H: 1 LOB: 1 BB: 0 P: 16	1B: 7 2B: 1 3B: 0 HR: 2	SF: 0 SAC: 0 DP: 1 HBP: 1	WP: 1 PB: 0 SB: 0 CS: 0	PA: 45				
PITCHER	IP WLS BF H R ER SO BB IBB HBP BLK WP HR S P ERA WHIP	IP WLS BF H R ER SO BB IBB HBP BLK WP HR S P ERA WHIP	IP WLS BF H R ER SO BB IBB HBP BLK WP HR S P ERA WHIP	IP WLS BF H R ER SO BB IBB HBP BLK WP HR S P ERA WHIP	IP WLS BF H R ER SO BB IBB HBP BLK WP HR S P ERA WHIP	IP WLS BF H R ER SO BB IBB HBP BLK WP HR S P ERA WHIP	IP WLS BF H R ER SO BB IBB HBP BLK WP HR S P ERA WHIP	IP WLS BF H R ER SO BB IBB HBP BLK WP HR S P ERA WHIP	IP WLS BF H R ER SO BB IBB HBP BLK WP HR S P ERA WHIP	IP WLS BF H R ER SO BB IBB HBP BLK WP HR S P ERA WHIP	IP WLS BF H R ER SO BB IBB HBP BLK WP HR S P ERA WHIP	IP WLS BF H R ER SO BB IBB HBP BLK WP HR S P ERA WHIP	IP WLS BF H R ER SO BB IBB HBP BLK WP HR S P ERA WHIP	IP WLS BF H R ER SO BB IBB HBP BLK WP HR S P ERA WHIP	IP WLS BF H R ER SO BB IBB HBP BLK WP HR S P ERA WHIP	IP WLS BF H R ER SO BB IBB HBP BLK WP HR S P ERA WHIP	IP WLS BF H R ER SO BB IBB HBP BLK WP HR S P ERA WHIP	IP WLS BF H R ER SO BB IBB HBP BLK WP HR S P ERA WHIP	IP WLS BF H R ER SO BB IBB HBP BLK WP HR S P ERA WHIP	IP WLS BF H R ER SO BB IBB HBP BLK WP HR S P ERA WHIP	IP WLS BF H R ER SO BB IBB HBP BLK WP HR S P ERA WHIP	IP WLS BF H R ER SO BB IBB HBP BLK WP HR S P ERA WHIP	IP WLS BF H R ER SO BB IBB HBP BLK WP HR S P ERA WHIP	IP WLS BF H R ER SO BB IBB HBP BLK WP HR S P ERA WHIP		
52 Rafael Roque, L (1, 1) ERA: 4.88	4.2 25 5 6 5 2 6 0 0 0 1 1 1 48 93 9.64 2.357	0.1 2 0 0 0 0 0 0 0 0 0 0 0 6 8 0.00 6.000	1.2 8 2 1 1 0 0 0 0 1 0 0 0 15 27 5.40 1.200	0.1 1 0 0 0 0 0 0 0 0 0 0 0 4 7 0.00 0.000	1.0 4 0 0 0 0 1 0 0 0 0 0 0 7 12 0.00 1.000																					
53 Rod Henderson, R (6, 1) ERA: 9.92																										
Valerio De Los Santos, L (7, 1) ERA: 2.91																										
Eric Plunk, R (8, 1) ERA: 4.4																										

Chicago Cubs @ Milwaukee Brewers
 Milwaukee County Stadium, Milwaukee, WI
 Wed Sep 23 1998, 4:33 AM EDT
 Att: 45,338 - Sunny - 63 F

AB	37
R	7
H	10
RBI	5
BB	7
SO	4
LOB	21



Batter	1	2	3	4	5	6	7	8	9	AB	R	H	RBI	BB	SO	LOB	BOTTOM								
Fernando Vina, L (1, 4) OBP: 0.383, SLG: 0.423										4	0	1	0	1	0	0	Chicago Cubs @ Milwaukee Brewers Milwaukee County Stadium, Milwaukee, WI Wed Sep 23 1998, 4:33 AM EDT Att: 45,338 - Sunny - 63 F								
Mark Loretta, R (1, 3) OBP: 0.387, SLG: 0.432										5	1	2	0	0	0	2									
Jeff Cirillo, R (1, 5) OBP: 0.406, SLG: 0.453										5	1	1	0	0	1	4									
Jeremy Burnitz, L (1, 9) OBP: 0.339, SLG: 0.506										3	3	1	0	2	2	0									
Marquis Grissom, R (1, 8) OBP: 0.303, SLG: 0.372										5	1	2	0	0	0	4									
Geoff Jenkins, L (1, 7) OBP: 0.282, SLG: 0.391										3	1	0	0	1	0	1									
Jose Valentin, S (1, 6) OBP: 0.319, SLG: 0.388										4	1	1	2	0	0	3									
Bobby Hughes, R (1, 2) OBP: 0.293, SLG: 0.417										2	0	0	1	0	0	0									
Bob Hamelin, L (8, PH) OBP: 0.300, SLG: 0.414										1	0	1	1	0	0	0									
Greg Martinez, S (8, FR)										0	0	0	0	0	0	0									
Mike Matheny, R (9, 2) OBP: 0.275, SLG: 0.334										0	0	0	0	0	0	0									
Inning Stats	R: 0 E: 0 K: 1 S: 8	H: 0 LOB: 0 BB: 0 P: 11	R: 0 E: 0 K: 1 S: 8	H: 1 LOB: 1 BB: 0 P: 11	R: 0 E: 0 K: 1 S: 8	H: 1 LOB: 2 BB: 1 P: 18	R: 0 E: 0 K: 1 S: 8	H: 0 LOB: 0 BB: 0 P: 12	R: 0 E: 0 K: 1 S: 7	H: 0 LOB: 0 BB: 0 P: 13	R: 0 E: 0 K: 0 S: 6	H: 0 LOB: 0 BB: 0 P: 7	R: 4 E: 0 K: 0 S: 21	H: 5 LOB: 2 BB: 1 P: 40	R: 1 E: 0 K: 0 S: 12	H: 1 LOB: 2 BB: 1 P: 20		R: 3 E: 1 K: 0 S: 12	H: 2 LOB: 1 BB: 1 P: 25	1B: 7 2B: 3 3B: 0 HR: 0	SF: 1 SAC: 0 DP: 0 HBP: 1	WP: 0 PB: 0 SB: 0 CS: 0	PA: 42		
PITCHER	IP WLS BF H R ER SO BB IBB HBP BLK WP HR S P ERA WHIP	IP WLS BF H R ER SO BB IBB HBP BLK WP HR S P ERA WHIP	IP WLS BF H R ER SO BB IBB HBP BLK WP HR S P ERA WHIP	IP WLS BF H R ER SO BB IBB HBP BLK WP HR S P ERA WHIP	IP WLS BF H R ER SO BB IBB HBP BLK WP HR S P ERA WHIP	IP WLS BF H R ER SO BB IBB HBP BLK WP HR S P ERA WHIP	IP WLS BF H R ER SO BB IBB HBP BLK WP HR S P ERA WHIP	IP WLS BF H R ER SO BB IBB HBP BLK WP HR S P ERA WHIP	IP WLS BF H R ER SO BB IBB HBP BLK WP HR S P ERA WHIP	IP WLS BF H R ER SO BB IBB HBP BLK WP HR S P ERA WHIP	IP WLS BF H R ER SO BB IBB HBP BLK WP HR S P ERA WHIP	IP WLS BF H R ER SO BB IBB HBP BLK WP HR S P ERA WHIP	IP WLS BF H R ER SO BB IBB HBP BLK WP HR S P ERA WHIP	IP WLS BF H R ER SO BB IBB HBP BLK WP HR S P ERA WHIP	IP WLS BF H R ER SO BB IBB HBP BLK WP HR S P ERA WHIP	IP WLS BF H R ER SO BB IBB HBP BLK WP HR S P ERA WHIP		IP WLS BF H R ER SO BB IBB HBP BLK WP HR S P ERA WHIP	IP WLS BF H R ER SO BB IBB HBP BLK WP HR S P ERA WHIP	IP WLS BF H R ER SO BB IBB HBP BLK WP HR S P ERA WHIP	IP WLS BF H R ER SO BB IBB HBP BLK WP HR S P ERA WHIP	IP WLS BF H R ER SO BB IBB HBP BLK WP HR S P ERA WHIP	IP WLS BF H R ER SO BB IBB HBP BLK WP HR S P ERA WHIP	IP WLS BF H R ER SO BB IBB HBP BLK WP HR S P ERA WHIP	IP WLS BF H R ER SO BB IBB HBP BLK WP HR S P ERA WHIP
Steve Trachsel, R (1, 1) ERA: 4.6	6.1 27 6 1 0 0 0 2 0 0 0 0 0 0 2 4 5.68 1.263																								
Felix Heredia, L (7, 1) ERA: 5.09	0.0 1 1 0 0 0 0 0 0 0 0 0 0 0 2 4 5.40 1.200																								
Matt Karchner, R (7, 1) ERA: 5.2	1.2 8 1 1 1 0 1 0 0 1 0 0 0 0 16 27 5.40 1.200																								
Rod Beck, R (9, 1) ERA: 2.96	0.2 L 6 2 3 0 0 0 1 0 0 0 0 0 0 12 25 0.00 3.000																								

Chicago Cubs @ Milwaukee Brewers
 Milwaukee County Stadium, Milwaukee, WI
 Wed Sep 23 1998, 4:33 AM EDT
 Att: 45,338 - Sunny - 63 F

AB	36
R	8
H	10
RBI	5
BB	4
SO	5
LOB	16



Batter	1	2	3	4	5	6	7	8	9	AB	R	H	RBI	BB	SO	LOB	TOP			
Lance Johnson, L (1, 8) OBP: 0.339, SLG: 0.359	3-2 SH1-4 2B		3-2 F9			2-1 2B		4-1 L6-3-6 BB		3	0	2	0	1	0	0				
Mickey Morandini, L (1, 4) OBP: 0.362, SLG: 0.389	0-0 SH1-4 2-3		1-0 F9			3-2 L9		0-0 L6-3-6 1-2		3	0	0	0	0	0	2				
Sammy Sosa, R (1, 9) OBP: 0.375, SLG: 0.651	1-1 P4			0-1 HR		1-1 G6-3			2-3 K	4	1	1	1	0	1	2				
Mark Grace, L (1, 3) OBP: 0.401, SLG: 0.470	2-1 L8			3-2 F8		0-0 G1-3			3-2 P6	4	0	0	0	0	0	2				
Brant Brown, L (1, 7) OBP: 0.348, SLG: 0.501 Glenallen Hill, R (9, PH) OBP: 0.362, SLG: 0.545		1-3 K		1-0 G3			1-2 F8		0-2 P2	3	0	0	0	0	1	0				
Gary Gaetti, R (1, 5) OBP: 0.356, SLG: 0.489		2-1 F8		1-0 F8			1-1 F5-3			3	0	0	0	0	0	0				
Tyler Houston, L (1, 2) OBP: 0.298, SLG: 0.407		3-1 HR				1-3 K		1-1 WP 1B		3	1	2	1	0	1	0				
José Hernández, R (1, 6) OBP: 0.310, SLG: 0.475 Matt Karchner, R (7, 1) Kurt Miller, R (8, 1)		2-3 K		1-2 P4			1-3 K			3	0	0	0	0	2	1				
Kevin Tapani, R (1, 1) OBP: 0.207, SLG: 0.203 Chris Haney, L (7, 1) Manny Alexander, R (7, 6) OBP: 0.279, SLG: 0.331 Henry Rodríguez, L (8, PH) OBP: 0.333, SLG: 0.530 Jeff Blauser, R (8, 6) OBP: 0.343, SLG: 0.302			1-3 K			1-0 G1-3			0-3 K	2	0	0	0	0	1	0				
Inning Stats	R: 0 E: 0 K: 0 S: 8	H: 1 LOB: 1 BB: 0 P: 14	R: 1 E: 0 K: 2 S: 10	H: 1 LOB: 0 BB: 0 P: 18	R: 0 E: 0 K: 1 S: 8	H: 0 LOB: 0 BB: 0 P: 13	R: 1 E: 0 K: 0 S: 7	H: 1 LOB: 0 BB: 0 P: 12	R: 0 E: 0 K: 1 S: 8	H: 0 LOB: 1 BB: 0 P: 11	R: 0 E: 0 K: 1 S: 12	H: 1 LOB: 1 BB: 0 P: 16	R: 0 E: 0 K: 1 S: 5	H: 0 LOB: 0 BB: 1 P: 9	R: 0 E: 0 K: 1 S: 12	H: 0 LOB: 0 BB: 0 P: 17	1B: 1 2B: 3 3B: 0 HR: 2	SF: 0 SAC: 1 DP: 1 HBP: 0	WP: 1 PB: 0 SB: 0 CS: 0	PA: 32
PITCHER	IP WLS BF H R ER SO BB IBB HBP BLK WP HR S P ERA WHIP																			
Jose Lima, R (1, 1) ERA: 3.7	7.0 W 26 5 2 2 5 0 0 0 0 0 1 2 61 98 2.57 0.714																			
Scott Elarton, R (8, 1) ERA: 3.44	1.0 3 0 0 0 1 1 0 0 0 0 0 0 5 9 0.00 1.000																			
Billy Wagner, L (9, 1) ERA: 2.75	1.0 3 0 0 0 1 0 0 0 0 0 0 0 12 17 0.00 0.000																			

Chicago Cubs @ Houston Astros
Astrodome, Houston, TX
Fri Sep 25 1998, 8:05 PM EDT
Att: 51,831 - Dome - 72 F

AB	30
R	2
H	5
RBI	2
BB	1
SO	7
LOB	7



Batter	1	2	3	4	5	6	7	8	9	AB	R	H	RBI	BB	SO	LOB	BOTTOM	
Craig Biggio, R (1, 4) OBP: 0.307, SLG: 0.510	0-2 G6-3		0-0 CS 1B		4-2 BB		1-1 P4			3	0	1	0	1	0	0		
Bill Spiers, L (1, 5) OBP: 0.357, SLG: 0.398	3-2 HR 1B		1-2 G4-3 1-2		1-0 F7		2-2 1B 5 1B 1B			4	2	2	0	0	0	2		
Derek Bell, R (1, 9) OBP: 0.366, SLG: 0.494	0-0 HR 1H HR			2-2 5 1B 1B		2-2 K		1-1 BB 5 1B 1B		4	2	3	2	0	1	1		
5 Jeff Bagwell, R (1, 3) OBP: 0.419, SLG: 0.550	1-0 P3			1-2 1B		1-0 SF7 2B		1-2 BB 1B		4	1	3	1	0	0	0		
Moises Alou, R (1, 7) OBP: 0.400, SLG: 0.585	2-2 P3			1-2 G5-4-3 1B		4-1 IBB		4-0 BB		2	0	1	1	2	0	0		
Carl Everett, S (1, 8) OBP: 0.358, SLG: 0.479		4-1 G6-4-3 BB		2-3 K		2-2 SF7		0-1 F7		2	0	0	1	1	1	5		
Ricky Gutierrez, R (1, 6) OBP: 0.338, SLG: 0.335		0-1 G6-4-3 1-2		0-0 G5-4-3 1-2		3-H F9		2-3 K		4	0	0	0	0	1	4		
Brad Ausmus, R (1, 2) OBP: 0.353, SLG: 0.351		0-0 G6-3			2-1 SF7 3B		2-2 G5-3		0-0 G5-3	4	1	1	0	0	0	1		
Jose Lima, R (1, 1) 35 Dave Stieb, L (7, PH) Russ Johnson, L (7, PH) Scott Elarton, R (8, 1) Mitch Meluskey, S (8, PH) Billy Wagner, L (9, 1)			2-1 G5-3				3-H L9		1-3 K	1	0	0	1	0	0	0		
Inning Stats	R: 2 E: 0 K: 0 S: 12	H: 2 LOB: 0 BB: 0 P: 18	R: 0 E: 0 K: 0 S: 4	H: 0 LOB: 1 BB: 1 P: 8	R: 0 E: 0 K: 0 S: 7	H: 1 LOB: 0 BB: 0 P: 10	R: 1 E: 0 K: 1 S: 14	H: 3 LOB: 1 BB: 0 P: 21	R: 1 E: 0 K: 0 S: 9	H: 1 LOB: 1 BB: 1 P: 18	R: 1 E: 0 K: 0 S: 19	H: 3 LOB: 3 BB: 1 P: 30	R: 0 E: 0 K: 2 S: 7	H: 0 LOB: 0 BB: 0 P: 10	1B: 8 2B: 1 3B: 1 HR: 1	SF: 2 SAC: 0 DP: 2 HBP: 0	WP: 0 PB: 0 SB: 1 CS: 1	PA: 36
PITCHER	IP WLS BF H R ER SO BB IBB HBP BLK WP HR S P ERA WHIP																	
Kevin Tapani, R (1, 1) ERA: 4.79	6.0 L 26 8 5 5 2 2 0 0 0 0 0 0 0 13 19 7.50 1.667																	
Chris Haney, L (7, 1) ERA: 7.04	0.2 3 1 1 1 0 0 0 0 0 0 0 0 6 11 0.00 9.000																	
Matt Karchner, R (7, 1) ERA: 5.18	0.1 4 2 0 0 0 1 0 0 0 0 0 0 6 11 0.00 9.000																	
Kurt Miller, R (8, 1) ERA:	1.0 3 0 0 0 2 0 0 0 0 0 0 0 7 10 0.00 0.000																	

Chicago Cubs @ Houston Astros
Astrodome, Houston, TX
Fri Sep 25 1998, 8:05 PM EDT
Att: 51,831 - Dome - 72 F

AB	30
R	6
H	11
RBI	6
BB	4
SO	4
LOB	13



Batter	1	2	3	4	5	6	7	8	9	AB	R	H	RBI	BB	SO	LOB	TOP								
Lance Johnson, L OBP: 0.340, SLG: 0.359	(1,8) K		(1,1) 1B		(2,2) G6-3		(1,2) F8		(3,2) 1B	5	0	2	0	0	1	2	Chicago Cubs @ Houston Astros Astrodome, Houston, TX Sat Sep 26 1998, 8:05 PM EDT Att: 51,950 - Dome - 72 F livebaseballscorecards.com AB 37 R 3 H 11 RBI 3 BB 0 SO 12 LOB 16								
Mickey Morandini, L OBP: 0.381, SLG: 0.388	(1,4) 1B		(1,3) K		(0,3) K			(0,0) G1-3	(2,2) G1-3	5	0	1	0	0	2	3									
Sammy Sosa, R OBP: 0.376, SLG: 0.650	(1,9) P3		(1,1) 1B		(3,3) K			(1,2) 1B		4	1	2	0	0	1	1									
Mark Grace, L OBP: 0.401, SLG: 0.468	(1,3) K		(0,1) G6-3		(0,3) K			(0,0) 1B	(1,2) 1B	4	1	1	0	0	2	3									
Glenallen Hill, R OBP: 0.361, SLG: 0.541		(2,2) FC6-4		(0,2) G4-3				(0,3) K		4	0	1	0	0	2	2									
Rod Beck, R (9,1)										0	0	0	0	0	0	0									
Gary Gaetti, R OBP: 0.359, SLG: 0.494	(1,5) K		(0,3) G6-3		(1,0) G6-3			(0,0) WP	(1,0) 1B	4	1	2	2	0	1	1									
Tyler Houston, L OBP: 0.402, SLG: 0.402								(1,1) SF8	(3,0) 1B	3	0	0	0	0	2	2									
Scott Servais, R OBP: 0.292, SLG: 0.343	(8,PH) K				(1,3) K			(1,1) G1-3	(3,0) F5-3	1	0	0	0	0	0	1									
Jeff Blauser, R OBP: 0.341, SLG: 0.300								(2,3) 2B		2	0	0	0	0	0	1									
Orlando Merced, S OBP: 0.335, SLG: 0.414		(0,0) FC6-4			(3,2) F9			(3,2) SF8		0	0	0	1	0	0	0									
José Hernández, R OBP: 0.310, SLG: 0.474	(7,PH) 1B							(3,H) 2B		1	0	0	0	0	0	0									
Mark Clark, R OBP: 0.108, SLG: 0.097								(1,0) 2B		3	0	2	0	0	1	0									
Manny Alexander, R OBP: 0.278, SLG: 0.330	(9,PH) K								(3,0) F7	1	0	0	0	0	0	0									
Inning Stats	R: 0 E: 0 K: 2 S: 9	H: 1 LOB: 1 BB: 0 P: 16	R: 0 E: 0 K: 2 S: 10	H: 1 LOB: 1 BB: 0 P: 12	R: 0 E: 0 K: 2 S: 12	H: 2 LOB: 2 BB: 0 P: 15	R: 0 E: 0 K: 1 S: 7	H: 0 LOB: 0 BB: 0 P: 9	R: 0 E: 0 K: 3 S: 11	H: 0 LOB: 0 BB: 0 P: 15	R: 1 E: 0 K: 0 S: 11	H: 2 LOB: 1 BB: 0 P: 17	R: 2 E: 0 K: 0 S: 12	H: 3 LOB: 1 BB: 0 P: 17	R: 0 E: 0 K: 0 S: 9	H: 1 LOB: 1 BB: 0 P: 19		1B: 7 2B: 4 3B: 0 HR: 0	SF: 1 SAC: 0 DP: 0 HBP: 0	WP: 1 PB: 0 SB: 0 CS: 0	PA: 38				
PITCHER	IP	WLS	BF	H	R	ER	SO	BB	IBB	HBP	BLK	WP	HR	S	P	ERA	WHIP								
Shane Reynolds, R ERA: 3.51	(1,1) 7.0		28	7	1	1	11	0	0	0	0	1	0	71	100	1.29	1.000								
Mike Magnante, L ERA: 4.39	(8,1) 0.1	L	1	0	0	0	0	0	0	0	0	0	0	1	12	0.00	0.000								
Jay Powell, R ERA: 3.33	(8,1) 0.1		4	3	2	2	1	0	0	0	0	0	0	10	12	54.00	9.000								
Trever Miller, L ERA: 3.04	(8,1) 1.1		5	1	0	0	0	0	0	0	0	0	0	10	23	0.00	0.750								

Batter	1	2	3	4	5	6	7	8	9	AB	R	H	RBI	BB	SO	LOB	BOTTOM								
Craig Biggio, R OBP: 0.305, SLG: 0.507	(1,4) F7		(1,2) G5-3		(1,3) K			(0,2) P4		4	0	0	0	0	1	1	Chicago Cubs @ Houston Astros Astrodome, Houston, TX Sat Sep 26 1998, 8:05 PM EDT Att: 51,950 - Dome - 72 F livebaseballscorecards.com AB 34 R 2 H 7 RBI 2 BB 1 SO 6 LOB 12								
Bill Spiers, L OBP: 0.356, SLG: 0.397	(1,5) 1B		(2,3) K		(1,2) G3-1			(0,1) F7		4	1	1	0	0	1	1									
Derek Bell, R OBP: 0.365, SLG: 0.493	(1,9) 1B		(1,0) G6-3		(3,3) K			(0,0) F5		4	0	1	0	0	1	1									
5 Jeff Bagwell, R OBP: 0.421, SLG: 0.557	(1,3) 1B		(1,0) E5		(2,2) F7			(1,1) HR		4	1	3	2	0	0	0									
Moises Alou, R OBP: 0.399, SLG: 0.584	(1,7) FC5-2-5		(1,3) K		(2,0) P6			(0,1) G4-3		4	0	1	0	0	1	3									
Carl Everett, S OBP: 0.357, SLG: 0.476	(1,8) BB				(3,1) G4-3			(1,1) G4-3		3	0	0	0	1	0	1									
Tony Eusebio, R OBP: 0.320, SLG: 0.313	(1,2) G5				(1,1) G5-3			(1,3) K		4	0	0	0	0	1	4									
Tim Bogar, R OBP: 0.208, SLG: 0.212								(0,0) G1		3	0	0	0	0	0	0									
35 Dave Clark, L OBP: 0.230, SLG: 0.262										1	0	0	0	0	0	1									
Shane Reynolds, R OBP: 0.188, SLG: 0.207										2	0	1	0	0	0	0									
Mitch Meluskey, S OBP: 0.333, SLG: 0.375										1	0	0	0	0	1	0									
Mike Magnante, L OBP: 1.000, SLG: 1.000										0	0	0	0	0	0	0									
Jay Powell, R (8,1)										0	0	0	0	0	0	0									
Trever Miller, R OBP: 0.333, SLG: 0.667										0	0	0	0	0	0	0									
Inning Stats	R: 1 E: 0 K: 0 S: 13	H: 3 LOB: 3 BB: 1 P: 21	R: 0 E: 0 K: 0 S: 7	H: 0 LOB: 0 BB: 0 P: 10	R: 0 E: 1 K: 2 S: 8	H: 1 LOB: 1 BB: 0 P: 13	R: 0 E: 0 K: 0 S: 9	H: 0 LOB: 0 BB: 0 P: 14	R: 0 E: 0 K: 2 S: 10	H: 1 LOB: 1 BB: 0 P: 15	R: 0 E: 0 K: 0 S: 5	H: 0 LOB: 0 BB: 0 P: 9	R: 0 E: 0 K: 1 S: 12	H: 0 LOB: 0 BB: 0 P: 16	R: 0 E: 0 K: 0 S: 6	H: 0 LOB: 0 BB: 0 P: 6		R: 1 E: 0 K: 1 S: 10	H: 2 LOB: 1 BB: 0 P: 13	1B: 4 2B: 2 3B: 0 HR: 1	SF: 0 SAC: 0 DP: 0 HBP: 0	WP: 0 PB: 0 SB: 0 CS: 0	PA: 35		
PITCHER	IP	WLS	BF	H	R	ER	SO	BB	IBB	HBP	BLK	WP	HR	S	P	ERA	WHIP								
Mark Clark, R ERA: 4.84	(1,1) 8.0		30	5	1	1	1	0	0	0	0	0	1	70	104	9.00	2.000								
Rod Beck, R ERA: 3.04	(9,1) 1.0	S	5	2	1	1	1	0	0	0	0	0	0	10	13	9.00	2.000								

Batter	1	2	3	4	5	6	7	8	9	AB	R	H	RBI	BB	SO	LOB	TOP				
Stan Javier, S OBP: 0.385, SLG: 0.374 (1, 8)										3	1	1	1	2	0	2	San Francisco Giants @ Chicago Cubs Wrigley Field, Chicago, IL Mon Sep 28 1998, 7:05 PM CDT Att: 39,556 - Overcast - 70 F				
Rich Aurilia, R OBP: 0.319, SLG: 0.407 Shawn Dunston, R OBP: 0.255, SLG: 0.401 (7, PH)										3	0	0	0	0	1	2					
Ellis Burks, R OBP: 0.365, SLG: 0.496 Rey Sanchez, R OBP: 0.325, SLG: 0.361 (9, PR)										4	0	0	1	0	1	4					
Barry Bonds, L OBP: 0.438, SLG: 0.609 (1, 7)										4	0	0	1	0	1	4					
Jeff Kent, R OBP: 0.359, SLG: 0.555 (1, 4)										4	0	0	1	0	0	1					
Joe Carter, R OBP: 0.304, SLG: 0.461 (1, 9)										4	0	0	0	1	1	1					
J.T. Snow, L OBP: 0.332, SLG: 0.423 (1, 3)										3	0	1	0	1	0	2					
Charlie Hayes, R OBP: 0.351, SLG: 0.419 Jose Mesa, R (8, 1)										3	0	0	0	1	0	2					
Brian Johnson, R OBP: 0.310, SLG: 0.396 Brent Mayne, L OBP: 0.359, SLG: 0.360 (7, PH)										2	0	0	0	0	1	3					
Mark Gardner, R OBP: 0.228, SLG: 0.178 Rich Rodriguez, L OBP: 0.187, SLG: 0.167 John Johnstone, R OBP: 0.332, SLG: 1.439 Armando Rios, L OBP: 0.332, SLG: 0.400 Russ Ortiz, R OBP: 0.332, SLG: 0.400 Alvin Morman, L OBP: 0.332, SLG: 0.395 (8, 5)										2	0	0	0	0	2	0					
Inning Stats	R: 0 E: 0 K: 1 S: 7	H: 0 LOB: 0 BB: 0 P: 12	R: 0 E: 0 K: 0 S: 7	H: 0 LOB: 1 BB: 1 P: 17	R: 0 E: 0 K: 2 S: 11	H: 0 LOB: 1 BB: 1 P: 20	R: 0 E: 0 K: 1 S: 15	H: 0 LOB: 3 BB: 2 P: 29	R: 0 E: 0 K: 1 S: 9	H: 0 LOB: 0 BB: 0 P: 12	R: 0 E: 0 K: 0 S: 14	H: 2 LOB: 3 BB: 1 P: 25	R: 0 E: 0 K: 0 S: 7	H: 1 LOB: 1 BB: 0 P: 9	R: 3 E: 0 K: 0 S: 17	H: 3 LOB: 1 BB: 1 P: 27	1B: 5 2B: 0 3B: 1 HR: 0	SF: 1 SAC: 0 DP: 0 HBP: 1	WP: 0 PB: 0 SB: 0 CS: 0	PA: 41	
PITCHER	IP	WLS	BF	H	R	ER	SO	BB	IBB	HBP	BLK	WP	HR	S	P	ERA	WHIP			ERA	WHIP
Steve Trachsel, R ERA: 4.48 Matt Karchner, R ERA: 5.15 Felix Heredia, L ERA: 5.08 Kevin Tapani, R ERA: 4.85 Terry Mulholland, L ERA: 2.89	(1, 1)	6.1	W	27	1	0	0	6	6	0	1	0	0	66	121	0.00	1.105			13.50	0.000
Rod Beck, R ERA: 3.02	(9, 1)	0.2	S	2	0	1	0	0	0	0	0	0	0	5	9	0.00	3.000			13.50	0.000

AB	32
R	3
H	6
RBI	3
BB	7
SO	6
LOB	17



Batter	1	2	3	4	5	6	7	8	9	AB	R	H	RBI	BB	SO	LOB	BOTTOM				
Lance Johnson, L OBP: 0.335, SLG: 0.352 (1, 8)										4	1	1	0	0	0	2	San Francisco Giants @ Chicago Cubs Wrigley Field, Chicago, IL Mon Sep 28 1998, 7:05 PM CDT Att: 39,556 - Overcast - 70 F				
Mickey Morandini, L OBP: 0.380, SLG: 0.385 (1, 4)										4	0	1	0	0	1	1					
Sammy Sosa, R OBP: 0.377, SLG: 0.647 (1, 9)										4	2	2	0	0	1	1					
Mark Grace, L OBP: 0.401, SLG: 0.471 (1, 3)										3	0	2	0	1	0	0					
Henry Rodriguez, L OBP: 0.334, SLG: 0.530 Matt Mieske, R OBP: 0.372, SLG: 0.402 Matt Karchner, R OBP: 0.332, SLG: 0.400 Felix Heredia, L OBP: 0.326, SLG: 0.290 Kevin Tapani, R OBP: 0.332, SLG: 0.412 Rod Beck, R OBP: 0.332, SLG: 0.412 (8, 5)										2	1	1	0	0	0	1					
Gary Gaetti, R OBP: 0.356, SLG: 0.495 (1, 5)										4	1	1	2	0	0	4					
Tyler Houston, L OBP: 0.290, SLG: 0.396 (1, 2)										3	0	0	0	0	0	0					
José Hernández, R OBP: 0.311, SLG: 0.471 (1, 6)										2	0	1	0	1	1	0					
Steve Trachsel, R OBP: 0.338, SLG: 0.359 Orlando Merced, S OBP: 0.336, SLG: 0.413 (7, 7)										1	0	0	0	0	0	0					
Inning Stats	R: 0 E: 0 K: 0 S: 7	H: 1 LOB: 0 BB: 0 P: 9	R: 0 E: 0 K: 0 S: 6	H: 1 LOB: 0 BB: 0 P: 10	R: 0 E: 0 K: 0 S: 8	H: 0 LOB: 1 BB: 1 P: 14	R: 0 E: 0 K: 1 S: 9	H: 0 LOB: 0 BB: 0 P: 15	R: 2 E: 0 K: 1 S: 11	H: 2 LOB: 0 BB: 0 P: 19	R: 2 E: 0 K: 0 S: 11	H: 3 LOB: 1 BB: 1 P: 17	R: 0 E: 0 K: 0 S: 13	H: 1 LOB: 1 BB: 0 P: 20	R: 1 E: 0 K: 1 S: 17	H: 2 LOB: 1 BB: 0 P: 24		1B: 8 2B: 1 3B: 0 HR: 1	SF: 0 SAC: 1 DP: 3 HBP: 0	WP: 1 PB: 0 SB: 1 CS: 0	PA: 33
PITCHER	IP	WLS	BF	H	R	ER	SO	BB	IBB	HBP	BLK	WP	HR	S	P	ERA	WHIP			ERA	WHIP
Mark Gardner, R ERA: 4.33 Rich Rodriguez, L ERA: 3.7 John Johnstone, R ERA: 3.07 Russ Ortiz, R ERA: 4.99 Alvin Morman, L ERA: 5.28	(1, 1)	5.1	L	21	6	4	4	2	1	0	0	0	0	3	7	6.75	1.312			13.50	3.000
Jose Mesa, R ERA: 4.57	(8, 1)	0.2	S	4	2	1	0	0	0	0	0	0	0	3	4	0.00	0.000			13.50	3.000



Batter	1	2	3	4	5	6	7	8	9	AB	R	H	RBI	BB	SO	LOB	TOP																						
Lance Johnson, L OBP: 0.250, SLG: 0.250	F7		G5-3			1B		G4-3		4	0	1	0	0	0	1																							
Mickey Morandini, L OBP: 0.250, SLG: 0.250	F9			K		L4			BB	3	0	0	0	1	1	1																							
Sammy Sosa, R OBP: 0.500, SLG: 0.750	CS			G6-3					K	4	0	2	0	0	1	1																							
Mark Grace, L	CS	F7		L5			P8		K	4	0	0	0	0	1	2																							
Henry Rodriguez, L		P8			K		K			3	0	0	0	1	2	1																							
Gary Gaetti, R			K		G5-3		G4-3		L7	4	0	0	0	0	1	3																							
Tyler Houston, L OBP: 0.333, SLG: 1.333			F9		K				HR	3	1	1	1	0	1	0																							
José Hernández, R			K			G4-3		P9		3	0	0	0	0	1	0																							
Mark Clark, R OBP: 0.500, SLG: 0.500										2	0	1	0	0	0	0																							
Felix Heredia, L										0	0	0	0	0	0	0																							
Matt Karchner, R										0	0	0	0	0	0	0																							
Jeff Blausler, R (8, PH)										1	0	0	0	0	0	0																							
Mike Morgan, R (8, 1)										0	0	0	0	0	0	0																							
Inning Stats	R: 0 E: 0 K: 0 S: 10	H: 1 LOB: 0 BB: 0 P: 18	R: 0 E: 0 K: 1 S: 11	H: 0 LOB: 0 BB: 0 P: 14	R: 0 E: 0 K: 1 S: 13	H: 1 LOB: 1 BB: 0 P: 17	R: 0 E: 0 K: 1 S: 8	H: 0 LOB: 0 BB: 0 P: 12	R: 0 E: 0 K: 2 S: 12	H: 0 LOB: 0 BB: 0 P: 17	R: 0 E: 0 K: 0 S: 10	H: 1 LOB: 1 BB: 0 P: 13	R: 0 E: 0 K: 1 S: 10	H: 1 LOB: 1 BB: 0 P: 15	R: 1 E: 0 K: 0 S: 7	H: 1 LOB: 0 BB: 0 P: 12	R: 0 E: 0 K: 2 S: 11	H: 0 LOB: 2 BB: 2 P: 25	1B: 3 2B: 1 3B: 0 HR: 1	SF: 0 SAC: 0 DP: 0 HBP: 0	WP: 0 PB: 0 SB: 0 CS: 1	PA: 34																	
PITCHER	IP	WLS	BF	H	R	ER	SO	BB	IBB	HBP	BLK	WP	HR	S	P	ERA	WHIP	PITCHER				IP	WLS	BF	H	R	ER	SO	BB	IBB	HBP	BLK	WP	HR	S	P	ERA	WHIP	
29 John Smoltz, R ERA: 1.17	7.2	W	27	5	1	1	6	0	0	0	0	0	1	80	116	1.17	0.652																						
John Rocker, L ERA:	0.1		1	0	0	0	0	0	0	0	0	0	0	1	2	0.00	0.000																						
Kerry Ligtenberg, R ERA:	1.0		5	0	0	0	2	2	0	0	0	0	0	11	25	0.00	2.000																						

Chicago Cubs @ Atlanta Braves
Turner Field, Atlanta, GA
Wed Sep 30 1998, 3:33 AM EDT
Att. 45,598 - Overcast - 72 F

AB	31
R	1
H	5
RBI	1
BB	2
SO	8
LOB	9



Batter	1	2	3	4	5	6	7	8	9	AB	R	H	RBI	BB	SO	LOB	BOTTOM																						
Walt Weiss, S OBP: 0.250, SLG: 0.250	L3	P6			1B		FC1-6 10 BB HR			4	1	1	0	0	0	2																							
Keith Lockhart, L OBP: 0.500, SLG: 0.333			P6		L8		10 BB HR			3	1	1	0	1	0	1																							
10 Chipper Jones, S	F7		G3-1		F9		HR			3	1	0	0	1	0	2																							
Andres Galarraga, R OBP: 0.250, SLG: 0.250	K		K			SF9 1B	P3			4	1	1	0	0	2	4																							
Ryan Klesko, L OBP: 0.500, SLG: 1.250		P6			G3					4	1	2	4	0	0	0																							
Danny Bautista, R (8, 7)							HR			0	0	0	0	0	0	0																							
Javy Lopez, R OBP: 0.250, SLG: 0.250	P3				1B		L6			4	0	1	0	0	1	2																							
Andruw Jones, R	E6 HR			K			SF9			3	1	0	1	0	2	1																							
Michael Tucker, L OBP: 0.250, SLG: 1.000										4	1	1	2	0	0	2																							
Kerry Ligtenberg, R (8, 1)										0	0	0	0	0	0	0																							
29 John Smoltz, R OBP: 0.667, SLG: 0.500										2	0	1	0	1	1	0																							
John Rocker, R (8, 1)										0	0	0	0	0	0	0																							
Greg Colbrunn, R (8, PH)										1	0	0	0	0	0	0																							
Gerald Williams, R (9, 9)										0	0	0	0	0	0	0																							
Inning Stats	R: 0 E: 0 K: 1 S: 8	H: 1 LOB: 1 BB: 0 P: 12	R: 2 E: 1 K: 0 S: 14	H: 2 LOB: 1 BB: 0 P: 23	R: 0 E: 0 K: 1 S: 7	H: 0 LOB: 0 BB: 0 P: 7	R: 0 E: 0 K: 1 S: 8	H: 1 LOB: 1 BB: 0 P: 12	R: 0 E: 0 K: 1 S: 8	H: 1 LOB: 1 BB: 0 P: 13	R: 1 E: 0 K: 0 S: 7	H: 2 LOB: 1 BB: 0 P: 12	R: 4 E: 0 K: 1 S: 12	H: 1 LOB: 3 BB: 3 P: 31	R: 0 E: 0 K: 1 S: 10	H: 0 LOB: 0 BB: 0 P: 13	1B: 6 2B: 0 3B: 0 HR: 2	SF: 1 SAC: 0 DP: 0 HBP: 0	WP: 0 PB: 0 SB: 1 CS: 0	PA: 36																			
PITCHER	IP	WLS	BF	H	R	ER	SO	BB	IBB	HBP	BLK	WP	HR	S	P	ERA	WHIP	PITCHER				IP	WLS	BF	H	R	ER	SO	BB	IBB	HBP	BLK	WP	HR	S	P	ERA	WHIP	
Mark Clark, R ERA: 3.0	6.0	L	27	7	4	2	4	1	0	0	0	0	0	3	11	0.00	6.000																						
Felix Heredia, L ERA: 54.0	0.1		3	0	0	0	0	2	0	0	0	0	0	3	11	0.00	6.000																						
Matt Karchner, R ERA: 13.5	0.2		3	1	3	3	1	0	0	0	0	0	1	8	15	40.50	1.500																						
Mike Morgan, R ERA:	1.0		3	0	0	0	1	0	0	0	0	0	0	10	13	0.00	0.000																						

Chicago Cubs @ Atlanta Braves
Turner Field, Atlanta, GA
Wed Sep 30 1998, 3:33 AM EDT
Att. 45,598 - Overcast - 72 F

AB	32
R	7
H	8
RBI	7
BB	3
SO	6
LOB	14



Batter	1	2	3	4	5	6	7	8	9	AB	R	H	RBI	BB	SO	LOB	TOP					
Walt Weiss, S OBP: 0.214, SLG: 0.154										5	0	1	0	0	1	2						
Keith Lockhart, L OBP: 0.385, SLG: 0.333										5	1	2	0	0	0	2						
10 Chipper Jones, S OBP: 0.429, SLG: 0.200										3	1	1	0	2	0	2						
Andres Galarraga, R OBP: 0.308, SLG: 0.250										4	0	1	0	1	1	4						
Ryan Klesko, L OBP: 0.273, SLG: 0.545										3	0	0	0	0	2	2						
Gerald Williams, R OBP: 0.500, SLG: 0.500										2	1	1	1	0	1	2						
Andruw Jones, R (1, 8)										2	1	0	0	3	0	0						
Eddie Pérez, R OBP: 0.200, SLG: 0.800										5	1	1	4	0	2	5						
Michael Tucker, L OBP: 0.400, SLG: 0.625										1	0	0	0	1	0	1						
Danny Bautista, R OBP: 0.500, SLG: 1.000										2	0	1	0	0	0	0						
Greg Maddux, R OBP: 0.250, SLG: 0.500										4	1	1	0	0	1	3						
Kerry Ligtenberg, R (8, 1)										0	0	0	0	0	0	0						
Inning Stats	R: 0 E: 0 K: 1 S: 13	H: 1 LOB: 2 BB: 1 P: 21	R: 0 E: 0 K: 1 S: 8	H: 0 LOB: 0 BB: 1 P: 16	R: 1 E: 0 K: 1 S: 14	H: 2 LOB: 1 BB: 0 P: 22	R: 0 E: 1 K: 2 S: 10	H: 0 LOB: 2 BB: 1 P: 20	R: 0 E: 0 K: 0 S: 7	H: 0 LOB: 1 BB: 1 P: 18	R: 0 E: 0 K: 1 S: 6	H: 0 LOB: 0 BB: 0 P: 10	R: 0 E: 0 K: 1 S: 8	H: 0 LOB: 0 BB: 0 P: 9	R: 5 E: 1 K: 0 S: 14	H: 4 LOB: 1 BB: 2 P: 31	R: 0 E: 0 K: 1 S: 13	H: 2 LOB: 3 BB: 1 P: 25	1B: 6 2B: 3 3B: 0 HR: 1	SF: 0 SAC: 0 DP: 1 HBP: 0	WP: 0 PB: 1 SB: 1 CS: 0	PA: 43
PITCHER	IP WLS BF H R ER SO BB IBB HBP BLK WP HR S P ERA WHIP																					
34 Kerry Wood, R ERA: 1.8	5.0 L 22 3 1 1 5 3 1 0 0 0 0 0 15 24 9.00 1.200																					
Terry Mulholland, L ERA: 11.57	2.0 8 1 2 2 2 1 0 0 0 0 0 1 25 48 16.20 3.600																					
Rod Beck, R ERA: 16.2	1.2 5 3 3 1 1 1 0 0 0 0 0 1 25 48 16.20 3.600																					
Mike Morgan, R ERA:	0.1 1 0 0 0 0 0 0 0 0 0 0 0 1 3 0.00 0.000																					

Atlanta Braves @ Chicago Cubs
Wrigley Field, Chicago, IL
Sat Oct 03 1998, 7:05 PM CDT
Att: 39,597 - Overcast - 51 F

AB 36
R 6
H 9
RBI 5
BB 7
SO 8
LOB 23



Batter	1	2	3	4	5	6	7	8	9	AB	R	H	RBI	BB	SO	LOB	BOTTOM					
Lance Johnson, L OBP: 0.167, SLG: 0.167										4	0	1	0	0	0	2						
Mickey Morandini, L OBP: 0.333, SLG: 0.222										3	0	1	1	0	0	0						
Sammy Sosa, R OBP: 0.250, SLG: 0.273										4	0	0	0	0	2	3						
Mark Grace, L OBP: 0.083, SLG: 0.083										4	0	1	1	0	0	1						
Henry Rodriguez, L OBP: 0.250, SLG: 0.286										4	0	1	0	0	0	2						
Gary Gaetti, R OBP: 0.091, SLG: 0.091										4	0	1	0	0	0	1						
Tyler Houston, L OBP: 0.667										3	0	0	0	0	2	2						
Mike Morgan, R (9, 1)										4	1	2	0	0	1	1						
José Hernández, R OBP: 0.286, SLG: 0.286										1	0	0	0	0	0	0						
34 Kerry Wood, R Brant Brown, L Terry Mulholland, R Rod Beck, R Sandy Martinez, L OBP: 1.000, SLG: 1.000										1	0	0	0	0	0	0						
Inning Stats	R: 0 E: 0 K: 0 S: 5	H: 1 LOB: 1 BB: 0 P: 9	R: 0 E: 0 K: 1 S: 9	H: 1 LOB: 0 BB: 0 P: 11	R: 0 E: 0 K: 0 S: 4	H: 0 LOB: 0 BB: 0 P: 5	R: 0 E: 0 K: 1 S: 8	H: 0 LOB: 0 BB: 0 P: 13	R: 0 E: 0 K: 1 S: 17	H: 2 LOB: 2 BB: 0 P: 26	R: 0 E: 0 K: 0 S: 5	H: 0 LOB: 0 BB: 0 P: 7	R: 0 E: 0 K: 1 S: 7	H: 0 LOB: 0 BB: 0 P: 11	R: 2 E: 0 K: 1 S: 17	H: 4 LOB: 2 BB: 0 P: 28	R: 0 E: 0 K: 0 S: 6	H: 0 LOB: 0 BB: 0 P: 7	1B: 7 2B: 1 3B: 0 HR: 0	SF: 1 SAC: 0 DP: 0 HBP: 0	WP: 0 PB: 0 SB: 0 CS: 0	PA: 35
PITCHER	IP WLS BF H R ER SO BB IBB HBP BLK WP HR S P ERA WHIP																					
Greg Maddux, R ERA: 2.57	7.0 W 28 7 2 2 4 0 0 0 0 0 0 60 91 2.57 1.000																					
Kerry Ligtenberg, R ERA:	2.0 7 1 0 0 1 0 0 0 0 0 0 0 18 26 0.00 0.500																					

Atlanta Braves @ Chicago Cubs
Wrigley Field, Chicago, IL
Sat Oct 03 1998, 7:05 PM CDT
Att: 39,597 - Overcast - 51 F

AB 34
R 2
H 8
RBI 2
BB 0
SO 5
LOB 14

