

Chicago Cubs - 2000

Batter	1	2	3	4	5	6	7	8	9	10	11	AB	R	H	RBI	BB	SO	LOB	TOP			
Rickey Henderson, R John Franco, L Turk Wendell, L Dennis Cook, L Benny Agajanyan, R Armando Benitez, R	G5-3		F3		SF8		31 FC6-4 BB		F9		HR	3	0	0	1	1	0	0				
Daryl Hamilton, L Jay Payton, R	K			1B	K		L6			K	2B	4	0	1	0	0	2	2				
Edgardo Alfonzo, R	31 FC5-4 1B									P4	F8	3	0	1	0	3	0	1				
31 Mike Piazza, R	FC5-4				P6					F8		5	0	0	0	0	1	6				
Robin Ventura, L		G1-3		F9						G6-3	G6-3	5	0	0	0	0	0	3				
Derek Bell, R		F9								G6-3	P6	5	0	1	0	0	1	2				
Todd Zelle, R		G5-3								G5-3	BB HR 1B	3	2	1	0	1	0	0				
Rey Ordonez, R			G5-3							G6-3	BB HR BB	3	1	0	0	2	0	3				
Rick Reed, R Jon Nunnally, L Melvin Mora, R			F7		SH5-3					F8	BB HR	2	0	0	0	0	0	0				
Inning Stats	R: 0 E: 0 K: 1 S: 13	H: 1 LOB: 1 BB: 0 P: 23	R: 0 E: 0 K: 0 S: 10	H: 0 LOB: 0 BB: 0 P: 18	R: 0 E: 0 K: 0 S: 4	H: 0 LOB: 0 BB: 0 P: 5	R: 0 E: 0 K: 1 S: 12	H: 1 LOB: 2 BB: 1 P: 20	R: 0 E: 0 K: 1 S: 10	H: 0 LOB: 3 BB: 2 P: 19	R: 0 E: 0 K: 0 S: 5	H: 0 LOB: 0 BB: 0 P: 11	R: 0 E: 0 K: 0 S: 5	H: 0 LOB: 0 BB: 0 P: 9	R: 0 E: 0 K: 1 S: 9	H: 0 LOB: 0 BB: 0 P: 13	R: 4 E: 0 K: 0 S: 12	H: 3 LOB: 1 BB: 2 P: 29	1B: 3 2B: 2 3B: 0 HR: 1	SF: 1 SAC: 1 DP: 0 HBP: 1	WP: 0 PB: 0 SB: 1 CS: 0	PA: 48
PITCHER	Kyle Farnsworth, R Matt Karchner, R Mark Guthrie, L Brian Williams, R Felix Heredia, L	IP: 5.2 WLS: 1.1 BF: 25 H: 3 R: 0 ER: 0 SO: 4 BB: 2 IBB: 0 HBP: 0 BLK: 0 WP: 0 HR: 0 S: 105 ERA: 1.59 WHIP: 1.000	IP: 1.0 WLS: 0.0 BF: 8 H: 3 R: 4 ER: 4 SO: 0 BB: 2 IBB: 0 HBP: 0 BLK: 0 WP: 0 HR: 1 S: 29 ERA: 36.00 WHIP: 5.000																			

New York Mets @ Chicago Cubs
Tokyo Dome, Tokyo
Thu Mar 30 2000, 5:30 AM EST
Att. 55,000 - Dome - 72 F

AB 37
R 5
H 6
RBI 5
BB 8
SO 5
LOB 17



Batter	1	2	3	4	5	6	7	8	9	10	11	AB	R	H	RBI	BB	SO	LOB	BOTTOM					
Eric Young Sr., R	P4		BB 1B		G4-6-3			G5-3		SH2-3		4	0	1	0	0	0	1						
Damon Buford, R	E6				G6-3			G6-3		F2		4	0	0	0	1	0	2						
Sammy Sosa, R					G6-3			F9			BB IBB	4	0	0	0	1	1	3						
Mark Grace, L	G3										BB 1B	3	0	2	0	2	0	1						
Henry Rodriguez, L Danny Young, R											BB	5	0	1	0	0	3	6						
Shane Andrews, R												4	0	0	0	1	3	3						
Jeff Huson, L Cole Liniak, R Jose Nieves, R												3	0	0	0	0	0	2						
Joe Girardi, R												5	1	1	0	0	1	2						
Kyle Farnsworth, R Matt Karchner, R Roosevelt Brown, L Mark Guthrie, R Brian Williams, R Felix Heredia, L Benny Agajanyan, R Jeff Reed, L Armando Benitez, R												1	0	0	0	0	0	0						
PITCHER	Rick Reed, R John Franco, L Turk Wendell, R Dennis Cook, L Armando Benitez, R	IP: 8.0 WLS: 1.0 BF: 30 H: 4 R: 1 ER: 0 SO: 2 BB: 2 IBB: 0 HBP: 0 BLK: 0 WP: 0 HR: 0 S: 63 ERA: 0.00 WHIP: 0.750	IP: 1.0 WLS: 0.0 BF: 8 H: 3 R: 4 ER: 4 SO: 0 BB: 2 IBB: 0 HBP: 0 BLK: 0 WP: 0 HR: 1 S: 29 ERA: 36.00 WHIP: 5.000																					
Inning Stats	R: 0 E: 1 K: 1 S: 8	H: 0 LOB: 1 BB: 0 P: 9	R: 0 E: 0 K: 1 S: 9	H: 1 LOB: 0 BB: 0 P: 15	R: 0 E: 0 K: 0 S: 8	H: 1 LOB: 2 BB: 1 P: 14	R: 0 E: 0 K: 1 S: 8	H: 1 LOB: 1 BB: 0 P: 11	R: 0 E: 0 K: 0 S: 7	H: 0 LOB: 0 BB: 0 P: 9	R: 0 E: 0 K: 1 S: 10	H: 0 LOB: 1 BB: 1 P: 16	R: 0 E: 0 K: 0 S: 5	H: 0 LOB: 0 BB: 0 P: 6	R: 0 E: 0 K: 0 S: 8	H: 1 LOB: 2 BB: 1 P: 10	R: 0 E: 0 K: 1 S: 13	H: 0 LOB: 3 BB: 3 P: 21	R: 0 E: 0 K: 2 S: 11	H: 0 LOB: 0 BB: 0 P: 16	1B: 5 2B: 0 3B: 0 HR: 0	SF: 0 SAC: 2 DP: 2 HBP: 0	WP: 0 PB: 0 SB: 0 CS: 0	PA: 44

New York Mets @ Chicago Cubs
Tokyo Dome, Tokyo
Thu Mar 30 2000, 5:30 AM EST
Att. 55,000 - Dome - 72 F

AB 36
R 1
H 5
RBI 0
BB 6
SO 9
LOB 22



Batter	1	2	3	4	5	6	7	8	9	AB	R	H	RBI	BB	SO	LOB	TOP				
Eric Young Sr., R OBP: 0.333, SLG: 0.278 Felix Heredia, L (8, PH) 15 Julio Zuleta, R (8, 7)	G4-3		BB			G4-3		G6-3		2	0	0	0	1	0	0					
Ricky Gutierrez, R OBP: 0.333, SLG: 0.273	G4-3		BB			G5-3		FC6-4 1B		4	0	2	0	0	0	0					
Sammy Sosa, R OBP: 0.227, SLG: 0.158 Rick Aguilera, R	K		L8			K		FC6-4 1-2		4	0	0	0	0	2	2					
Mark Grace, L OBP: 0.455, SLG: 0.529		G1-3			F8		G4-3		F6	4	0	0	0	0	0	0					
Henry Rodriguez, L OBP: 0.211, SLG: 0.118 Brian Williams, R					K		1B 2B		K	1	1	0	0	0	1	0					
Jeff Huson, L OBP: 0.200, SLG: 0.400		HR HBP			K		1B 2B		K	4	1	2	2	0	1	1					
Shane Andrews, R OBP: 0.476, SLG: 0.765		1-H HR			G5-3		K		WP BB 1B	4	1	2	2	0	1	1					
Jeff Reed, L OBP: 0.571, SLG: 0.500					L9		2-H 1B		WP BB 1B	3	0	1	1	1	1	0					
Damon Buford, R OBP: 0.333, SLG: 0.176		P4			F8		P6		G6-3	4	0	0	0	0	0	3					
Kyle Farnsworth, R Danny Young, R Roosevelt Brown, L OBP: 0.400, SLG: 0.500				F8		P5		L7		1	0	0	0	0	0	0					
Inning Stats	R: 0 E: 0 K: 1 S: 8	H: 0 LOB: 0 BB: 0 P: 12	R: 2 E: 0 K: 1 S: 12	H: 1 LOB: 0 BB: 0 P: 19	R: 0 E: 0 K: 0 S: 7	H: 1 LOB: 1 BB: 1 P: 15	R: 0 E: 0 K: 1 S: 9	H: 0 LOB: 0 BB: 0 P: 12	R: 0 E: 0 K: 0 S: 5	H: 0 LOB: 0 BB: 0 P: 8	R: 1 E: 0 K: 1 S: 16	H: 2 LOB: 1 BB: 0 P: 27	R: 0 E: 0 K: 1 S: 10	H: 1 LOB: 1 BB: 0 P: 16	R: 0 E: 0 K: 1 S: 11	H: 1 LOB: 2 BB: 1 P: 22	1B: 4 2B: 1 3B: 0 HR: 1	SF: 0 SAC: 0 DP: 0 HBP: 1	WP: 1 PB: 0 SB: 0 CS: 0	PA: 35	
PITCHER	IP	WLS	BF	H	R	ER	SO	BB	IBB	HBP	BLK	WP	HR	S	P	ERA	WHIP				
Garrett Stephenson, R ERA: 3.88 Mike Mohler, L ERA:	(1, 1) (8, 1)	7.0 2.0	W 9	26 9	4 2	3 0	3 0	5 1	0 0	1 0	0 0	0 1	1 0	65 21	103 38	3.86 0.00	0.714 1.500				

Chicago Cubs @ St. Louis Cardinals
Busch Stadium, St. Louis, MO
Thu Apr 06 2000, 12:10 PM CDT
Att: 40,589 - Cloudy - 58 F

AB	32
R	3
H	6
RBI	3
BB	2
SO	6
LOB	6



Batter	1	2	3	4	5	6	7	8	9	AB	R	H	RBI	BB	SO	LOB	BOTTOM				
Fernando Vina, L OBP: 0.267, SLG: 0.400	G6-3		BB 1B	G3			G6-3			5	1	1	0	0	0	1					
Placido Polanco, R OBP: 0.286, SLG: 0.286	G5-3		BB 1B	G6-3	L7			FC3-6 1B		5	1	2	0	0	0	0					
Ray Lankford, L OBP: 0.308, SLG: 0.500 Thomas Howard, S	G4-3		K	BB 1B	K			FC3-6 HBP		4	1	1	0	0	2	2					
Mark McGwire, R Craig Paquette, R OBP: 0.333, SLG: 0.857		FC5-4 BB	15 BB HR	BB HR BB	F3			F8		1	2	0	0	3	0	0					
15 Jim Edmonds, L OBP: 0.615, SLG: 0.875 Eli Marrero, R		K	HR 1B	HR BB		L7		L7 HBP		2	2	1	2	1	1	1					
Fernando Tatis, R OBP: 0.500, SLG: 0.818 Shawon Dunston, R OBP: 0.333, SLG: 1.333	FC5-4 E	HR	HR 1B	HR BB		F9		K		3	3	1	4	1	0	1					
J.D. Drew, L OBP: 0.750, SLG: 2.667		E BB	HR	HR	HR	G3				3	2	2	5	1	0	0					
Mike Matheny, R OBP: 0.583, SLG: 1.000		E2 1B	HR	HR 2B		G6-3				4	1	3	2	0	0	0					
Garrett Stephenson, R Eric Davis, R OBP: 0.344, SLG: 0.857 Mike Mohler, R		K	K	K		K				3	0	0	0	0	3	3					
Inning Stats	R: 0 E: 0 K: 0 S: 4	H: 0 LOB: 0 BB: 0 P: 9	R: 1 E: 1 K: 2 S: 14	H: 1 LOB: 2 BB: 2 P: 29	R: 7 E: 0 K: 2 S: 22	H: 6 LOB: 0 BB: 1 P: 40	R: 5 E: 0 K: 1 S: 14	H: 3 LOB: 1 BB: 3 P: 34	R: 0 E: 0 K: 0 S: 6	H: 0 LOB: 0 BB: 0 P: 13	R: 0 E: 0 K: 0 S: 9	H: 0 LOB: 0 BB: 0 P: 10	R: 0 E: 0 K: 1 S: 7	H: 0 LOB: 0 BB: 0 P: 11	R: 0 E: 0 K: 1 S: 12	H: 1 LOB: 2 BB: 0 P: 22	1B: 6 2B: 1 3B: 0 HR: 4	SF: 0 SAC: 0 DP: 0 HBP: 1	WP: 1 PB: 0 SB: 0 CS: 0	PA: 42	
PITCHER	IP	WLS	BF	H	R	ER	SO	BB	IBB	HBP	BLK	WP	HR	S	P	ERA	WHIP				
Kyle Farnsworth, R Danny Young, L ERA: 21.0 Brian Williams, R ERA: 13.5 Felix Heredia, L ERA: 2.45 Rick Aguilera, R ERA:	(1, 1) (4, 1) (4, 1) (6, 1) (8, 1)	3.0 0.1 1.2 2.0 1.0	L 4 8 6 5	19 4 2 0 1	7 1 2 0 1	8 3 2 0 0	8 3 2 0 1	4 0 2 1 1	0 2 1 0 0	0 0 0 0 0	0 0 0 0 1	0 0 0 0 0	0 0 1 1 0	0 6 14 16 12	0 16 31 21 22	0 81.00 10.80 0.00 0.00	0 9.000 1.800 0.000 1.000				

Chicago Cubs @ St. Louis Cardinals
Busch Stadium, St. Louis, MO
Thu Apr 06 2000, 12:10 PM CDT
Att: 40,589 - Cloudy - 58 F


AB	35
R	13
H	11
RBI	13
BB	6
SO	8
LOB	12



Batter	1	2	3	4	5	6	7	8	9	AB	R	H	RBI	BB	SO	LOB											
Eric Young Sr. R OBP: 0.308, SLG: 0.273 (1, 4)	K2-3	F8				SF9		P4																			
Ricky Gutierrez R OBP: 0.471, SLG: 0.467 (1, 6)	HR	FC6-4 BB		SF9		HR		F7																			
Sammy Sosa R OBP: 0.222, SLG: 0.304 (1, 9)	HR	FC6-4		SF9		K		F7																			
Mark Grace, L OBP: 0.444, SLG: 0.619 (1, 3)	G1-3			K		HR		K																			
Henry Rodriguez, L OBP: 0.217, SLG: 0.190 Tarrick Brock, L OBP: 0.500, SLG: 0.500 (7, 7)	2B			F7		K		K																			
Shane Andrews, R OBP: 0.400, SLG: 0.619 (1, 5)	K			K				F8																			
Damon Buford, R OBP: 0.320, SLG: 0.333 (1, 8)		HR		K				P6																			
Joe Girardi, R OBP: 0.400, SLG: 0.250 (1, 2)		E4 WP				P4		WP SF9 SH BB																			
Andrew Lorraine, L 15 Julio Zuleta, R (8, PH) Matt Karchner, R Mark Guthrie, R Rick Aguilera, R (9, 1)		K				SH SF9 WP 1B		K																			
Inning Stats	R: 2 E: 0 K: 2 S: 13	H: 3 LOB: 1 BB: 0 P: 18	R: 1 E: 1 K: 1 S: 9	H: 1 LOB: 2 BB: 1 P: 20	R: 0 E: 0 K: 2 S: 11	H: 0 LOB: 1 BB: 1 P: 18	R: 3 E: 0 K: 1 S: 12	H: 2 LOB: 0 BB: 1 P: 24	R: 0 E: 0 K: 3 S: 10	H: 0 LOB: 0 BB: 0 P: 12	R: 4 E: 0 K: 2 S: 20	H: 2 LOB: 0 BB: 1 P: 30	R: 0 E: 0 K: 0 S: 8	H: 0 LOB: 0 BB: 0 P: 14	R: 0 E: 0 K: 1 S: 8	H: 0 LOB: 0 BB: 0 P: 11	R: 0 E: 0 K: 1 S: 8	H: 0 LOB: 0 BB: 0 P: 14	R: 0 E: 0 K: 1 S: 8	H: 0 LOB: 0 BB: 0 P: 14	1B: 3 2B: 2 3B: 0 HR: 3	SF: 2 SAC: 1 DP: 0 HBP: 0	WP: 2 PB: 0 SB: 0 CS: 0	PA: 41			
PITCHER	IP	WLS	BF	H	R	ER	SO	BB	IBB	HBP	BLK	WP	HR	S	P	ERA	WHIP										
Pete Harnisch, R (1, 1) ERA: 9.0	4.0	L	22	6	6	6	6	3	0	0	0	1	2	45	80	13.50	2.250										
Hector Mercado, L (5, 1) ERA: 11.25	3.0		13	2	4	4	5	1	0	0	0	1	1	38	56	12.00	1.000										
Scott Sullivan, R (8, 1) ERA:	1.0		3	0	0	0	1	0	0	0	0	0	0	8	11	0.00	0.000										
Danny Graves, R (9, 1) ERA: 3.0	1.0		3	0	0	0	1	0	0	0	0	0	0	8	14	0.00	0.000										

Chicago Cubs @ Cincinnati Reds
Cinergy Field, Cincinnati, OH
Fri Apr 07 2000, 7:05 PM EDT
Att: 36,383 - Cloudy - 66 F


AB 34
R 10
H 8
RBI 10
BB 4
SO 13
LOB 9



Batter	1	2	3	4	5	6	7	8	9	AB	R	H	RBI	BB	SO	LOB											
Pokey Reese, R OBP: 0.524, SLG: 0.579 (1, 4)	K	FC6-4				G6-3		HR																			
Barry Larkin, R OBP: 0.429, SLG: 0.647 (1, 6)	BB			L8		BB		HR																			
Ken Griffey Jr., L OBP: 0.100, SLG: 0.056 (1, 8)	K			G6-3		P5		G5-3																			
Dante Bichette, R OBP: 0.105, SLG: 0.263 (1, 9)	G5-3			K		P6		F8																			
Dmitri Young, S OBP: 0.316, SLG: 0.412 (1, 3)				G5-3		F9		F7																			
Alex Ochoa, R OBP: 0.375, SLG: 0.857 (1, 7)		BLK 1B 2B		BB BB		F9		HR																			
Benito Santiago, R (1, 2)		P4		F8		F7		P4																			
Aaron Boone, R OBP: 0.176, SLG: 0.313 (1, 5)		K				BB		F8																			
Pete Harnisch, S (1, 1) OBP: 0.500, SLG: 0.500 Mark Lewis, R (4, PH) Hector Mercado, L (5, 1) Chris Stynes, R (7, PH) Scott Sullivan, R (8, 1) Danny Graves, R (9, 1) D.T. Cromer (9, PH) OBP: 1.000, SLG: 1.333		FC6-4 1B				K		G5-3																			
Inning Stats	R: 0 E: 0 K: 2 S: 13	H: 0 LOB: 1 BB: 1 P: 21	R: 1 E: 0 K: 1 S: 14	H: 3 LOB: 1 BB: 0 P: 21	R: 0 E: 0 K: 1 S: 7	H: 0 LOB: 0 BB: 0 P: 9	R: 0 E: 0 K: 1 S: 11	H: 0 LOB: 2 BB: 2 P: 22	R: 0 E: 0 K: 0 S: 7	H: 0 LOB: 1 BB: 1 P: 14	R: 0 E: 0 K: 0 S: 3	H: 0 LOB: 0 BB: 0 P: 3	R: 2 E: 0 K: 0 S: 12	H: 2 LOB: 0 BB: 0 P: 19	R: 1 E: 0 K: 0 S: 5	H: 1 LOB: 0 BB: 0 P: 10	R: 1 E: 0 K: 0 S: 9	H: 2 LOB: 2 BB: 1 P: 15	R: 1 E: 0 K: 0 S: 9	H: 2 LOB: 1 BB: 1 P: 15	1B: 5 2B: 1 3B: 0 HR: 2	SF: 1 SAC: 0 DP: 0 HBP: 0	WP: 1 PB: 0 SB: 0 CS: 0	PA: 40			
PITCHER	IP	WLS	BF	H	R	ER	SO	BB	IBB	HBP	BLK	WP	HR	S	P	ERA	WHIP										
Andrew Lorraine, L (1, 1) ERA: 5.4	7.0	W	30	5	4	4	5	4	0	0	1	1	1	67	109	5.14	1.286										
Matt Karchner, R (8, 1) ERA: 10.38	1.1		8	3	2	2	0	1	0	0	0	1	1	11	22	13.50	3.000										
Mark Guthrie, L (9, 1) ERA:	0.1	H	1	0	0	0	0	0	0	0	0	0	0	1	1	0.00	0.000										
Rick Aguilera, R (9, 1) ERA:	0.1	S	1	0	0	0	0	0	0	0	0	0	0	2	2	0.00	0.000										

Chicago Cubs @ Cincinnati Reds
Cinergy Field, Cincinnati, OH
Fri Apr 07 2000, 7:05 PM EDT
Att: 36,383 - Cloudy - 66 F

AB 34
R 6
H 8
RBI 6
BB 5
SO 5
LOB 14



Batter	1	2	3	4	5	6	7	8	9	10	11	AB	R	H	RBI	BB	SO	LOB	TOP			
Eric Young Sr., R OBP: 0.324, SLG: 0.364 (1, 4)	F6	G6-3			F7	2B		SH1-3 1B		SH1-4	F9	6	1	2	2	0	0	5				
Ricky Gutierrez, R OBP: 0.462, SLG: 0.522 (1, 6)	F8		F7		2B	2B		SH1-3		P4		5	0	2	1	0	0	1				
Sammy Sosa, R OBP: 0.289, SLG: 0.387 (1, 9)	HR		BB		IBB	BB		1B		K		3	1	2	1	3	1	1				
Mark Grace, L OBP: 0.412, SLG: 0.630 (1, 3)	HR		F9		F9	F7		1B		IBB		5	2	1	1	1	0	5				
Gienallen Hill, R OBP: 0.333, SLG: 1.333 Tarrick Brock, L OBP: 0.400, SLG: 0.250 (1, 7) (6, 7)	F9		F9		HR	HR		K		K		3	1	1	1	0	0	1				
Shane Andrews, R OBP: 0.382, SLG: 0.500 (1, 5)		FC5-4 1B BB			K	F9		FC6-4 1B		F9		4	0	1	0	2	1	0				
Damon Buford, R OBP: 0.314, SLG: 0.355 (1, 8)		FC5-4 1B			L8	2B		FC6-4		K		6	1	3	1	0	1	2				
Joe Girardi, R OBP: 0.385, SLG: 0.238 Jeff Reed, L OBP: 0.417, SLG: 0.250 (1, 2) (9, 2)		FC5-4 G5-3			L8	2B		K		1B		4	1	1	0	1	1	4				
Scott Downs, L Felix Heredia, L Brian Williams, R 76 Daniel Garbay, L Rick Aguilera, R Jose Nieves, R Matt Karchner, R (1, 1) (7, 1) (8, 1) (8, 1) (8, 1) (10, PH) (10, 1)		G5-3			G1-3	K		K		SH1-4 BB		4	0	0	0	0	2	6				
Inning Stats	R: 2 E: 0 K: 0 S: 10	H: 2 LOB: 0 K: 0 P: 16	R: 0 E: 0 K: 0 S: 11	H: 1 LOB: 2 BB: 1 P: 18	R: 0 E: 0 K: 1 S: 9	H: 0 LOB: 1 BB: 1 P: 18	R: 0 E: 0 K: 1 S: 6	H: 0 LOB: 0 BB: 0 P: 6	R: 0 E: 0 K: 1 S: 7	H: 1 LOB: 2 BB: 1 P: 12	R: 4 E: 0 K: 1 S: 19	H: 4 LOB: 2 BB: 2 P: 37	R: 0 E: 0 K: 1 S: 10	H: 2 LOB: 1 BB: 1 P: 21	R: 0 E: 0 K: 1 S: 8	H: 0 LOB: 1 BB: 1 P: 16	R: 0 E: 1 K: 2 S: 19	H: 1 LOB: 3 BB: 2 P: 35	1B: 6 2B: 4 3B: 0 HR: 3	SF: 0 SAC: 2 DP: 0 HBP: 0	WP: 1 PB: 0 SB: 0 CS: 0	PA: 55
PITCHER	IP 5.2	WLS 1.1	BF 7	H 1	R 0	ER 0	SO 2	BB 2	IBB 0	HBP 0	BLK 0	WP 0	HR 0	S 17	P 29	ERA 0.00	WHIP 2.250					
Denny Neagle, L ERA: 5.4 (1, 1)																						
Manny Aybar, R ERA: 9.0 (6, 1)																						
Scott Sullivan, R ERA: (8, 1)																						
Dennys Reyes, L ERA: (9, 1)																						
Danny Graves, R ERA: 1.35 (10, 1)																						

Chicago Cubs @ Cincinnati Reds
Cinergy Field, Cincinnati, OH
Sun Apr 09 2000, 1:15 PM EDT
Att: 37,798 - Cloudy - 42 F

AB	43
R	7
H	13
RBI	7
BB	10
SO	9
LOB	30



Batter	1	2	3	4	5	6	7	8	9	10	11	AB	R	H	RBI	BB	SO	LOB	BOTTOM					
Pokey Reese, R OBP: 0.515, SLG: 0.552 (1, 4)	CS BB		2B		G1-3		BB	1B		G5-3		4	0	2	0	2	0	2						
Bary Larkin, R OBP: 0.469, SLG: 0.600 (1, 6)	K		G6-3		HR	BB	BB	1B		G6-3		4	1	1	1	2	1	3						
Ken Griffey Jr., L OBP: 0.226, SLG: 0.231 (1, 8)	G4-3				K	HR	P3	1B			SH	4	2	1	2	2	1	3						
Dmitri Young, S OBP: 0.241, SLG: 0.296 Dennys Reyes, R Danny Graves, R Hal Morris, L Steve Parris, R (1, 3) (9, 1) (10, 1) (11, PH) (11, PR)		F7			G6-3	F8	K	P5		SH	BB	5	0	0	0	0	1	6						
Dante Bichette, R OBP: 0.267, SLG: 0.407 (1, 9)	FC5-4 BB				BB	K		SF9 BB		G1-3	G4-3	3	1	0	0	3	1	1						
Alex Ochoa, R OBP: 0.438, SLG: 0.529 (1, 7)	F9		F8		HR	HR		SF9 SF7 2B		K	1B	6	2	3	2	0	1	2						
Mark Lewis, R Michael Tucker, L Aaron Boone, R (1, 5) (8, PH) (8, PH) (9, 5)	FC5-4				F9	G6-3		SF9		K		3	0	0	0	0	0	1						
Benito Santiago, R OBP: 0.111, SLG: 0.222 Eddie Taubensee, L OBP: 0.263, SLG: 0.333 (1, 2) (5, PR) (6, 2)	F8				E8	G3-1		SF7		F7		2	0	1	0	0	0	0						
Denny Neagle, L Manny Aybar, R Chris Snythen, R Scott Sullivan, R D.T. Cromer, L (1, 1) (7, PH) (8, PH) (8, PH) (8, PH) (8, 3)			K		G4-3	BB	BB	E6 1B		E4	G5-3	2	0	0	0	0	0	0						
Inning Stats	R: 0 E: 0 K: 1 S: 8	H: 0 LOB: 0 BB: 1 P: 16	R: 0 E: 0 K: 0 S: 8	H: 1 LOB: 1 BB: 1 P: 15	R: 0 E: 0 K: 1 S: 8	H: 0 LOB: 1 BB: 1 P: 11	R: 0 E: 1 K: 0 S: 8	H: 1 LOB: 1 BB: 0 P: 13	R: 3 E: 0 K: 1 S: 10	H: 2 LOB: 0 BB: 1 P: 18	R: 0 E: 0 K: 1 S: 13	H: 1 LOB: 3 BB: 2 P: 26	R: 3 E: 1 K: 0 S: 19	H: 3 LOB: 3 BB: 2 P: 34	R: 0 E: 0 K: 0 S: 8	H: 0 LOB: 0 BB: 0 P: 13	R: 0 E: 1 K: 0 S: 10	H: 0 LOB: 1 BB: 1 P: 15	R: 2 E: 1 K: 0 S: 5	H: 1 LOB: 2 BB: 1 P: 10	1B: 4 2B: 4 3B: 0 HR: 2	SF: 2 SAC: 1 DP: 1 HBP: 0	WP: 0 PB: 0 SB: 0 CS: 1	PA: 51
PITCHER	IP 6.1	WLS 0.2	BF 5	H 0	R 3	ER 3	SO 4	BB 0	IBB 0	HBP 0	BLK 0	WP 0	HR 2	S 59	P 108	ERA 4.26	WHIP 1.737							
Scott Downs, L ERA: 4.26 (1, 1)																								
Felix Heredia, L ERA: 1.8 (7, 1)																								
Brian Williams, R ERA: 15.43 (8, 1)																								
76 Daniel Garbay, L ERA: (8, 1)																								
Rick Aguilera, R ERA: (8, 1)																								

Chicago Cubs @ Cincinnati Reds
Cinergy Field, Cincinnati, OH
Sun Apr 09 2000, 1:15 PM EDT
Att: 37,798 - Cloudy - 42 F

AB	39
R	8
H	9
RBI	7
BB	9
SO	7
LOB	19



Batter	1	2	3	4	5	6	7	8	9	AB	R	H	RBI	BB	SO	LOB	TOP		
Quilvio Veras, S OBP: 0.292, SLG: 0.190	G6-3		G5-3		G4-3		G6-3			4	0	0	0	0	0	3	Atlanta Braves @ Chicago Cubs Wrigley Field, Chicago, IL Mon Apr 10 2000, 1:20 PM CDT Att: 38,655 - Overcast - 45 F		
Reggie Sanders, R OBP: 0.281, SLG: 0.287	F8			HR		K		P5		4	1	1	0	0	1	0			
10 Chipper Jones, S OBP: 0.406, SLG: 0.481	HR			F2		G4-3		G4-3		4	1	1	1	0	0	1			
Andres Galarraga, R OBP: 0.440, SLG: 0.952	G6-3			HR				K		4	1	2	2	0	1	0			
Bobby Bonilla, S OBP: 0.389, SLG: 0.765 Trenidad Hubbard, R OBP: 0.333, SLG: 0.375		F5		F8		L3		G6-3		3	0	0	0	0	0	1			
Javy Lopez, R OBP: 0.391, SLG: 0.500	K			G4-3				F8		4	0	1	0	0	1	0			
Andruw Jones, R OBP: 0.276, SLG: 0.462	G1-3					FC4-6 1B		G5-3		4	0	1	0	0	0	1			
Walt Weiss, S OBP: 0.375, SLG: 0.333			G4-3		FC4-6 SH1-4 1-2					3	0	1	0	0	0	1			
Kevin Millwood, R Mike Remlinger, L Kerry Ligtenberg, R Luis Rivera, R			K		SH1-4 1-2			SH3-4 1B 1-2		1	0	0	0	0	1	0			
Inning Stats	R: 1 E: 0 K: 0 S: 7	H: 1 LOB: 0 BB: 0 P: 11	R: 0 E: 0 K: 1 S: 7	H: 0 LOB: 0 BB: 0 P: 9	R: 0 E: 0 K: 1 S: 6	H: 0 LOB: 0 BB: 0 P: 8	R: 2 E: 0 K: 0 S: 5	H: 2 LOB: 1 BB: 0 P: 6	R: 0 E: 0 K: 0 S: 10	H: 1 LOB: 1 BB: 0 P: 16	R: 0 E: 0 K: 0 S: 7	H: 2 LOB: 2 BB: 0 P: 11	R: 0 E: 0 K: 1 S: 10	H: 0 LOB: 0 BB: 0 P: 10	R: 0 E: 0 K: 0 S: 6	H: 0 LOB: 0 BB: 0 P: 10		1B: 3 2B: 2 3B: 0 HR: 2	SF: 0 SAC: 2 DP: 0 HBP: 0
PITCHER	IP	WLS	BF	H	R	ER	SO	BB	IBB	HBP	BLK	WP	HR	S	P	ERA	WHIP		
Jon Lieber, R ERA: 3.6	8.0		31	7	3	3	4	0	0	0	0	0	2	58	82	3.38	0.875		
Mark Guthrie, L ERA: 1.69	1.0	W	3	0	0	0	0	0	0	0	0	0	0	6	10	0.00	0.000		

Batter	1	2	3	4	5	6	7	8	9	AB	R	H	RBI	BB	SO	LOB	BOTTOM				
Eric Young Sr., R OBP: 0.341, SLG: 0.378	F8			K				FC6-4 1B		4	0	2	0	0	1	0	Atlanta Braves @ Chicago Cubs Wrigley Field, Chicago, IL Mon Apr 10 2000, 1:20 PM CDT Att: 38,655 - Overcast - 45 F				
Ricky Gutierrez, R OBP: 0.433, SLG: 0.481	K2-3			K2-3		G4-6-3 1B		FC6-4 1-2		4	0	1	0	0	2	1					
Sammy Sosa, R OBP: 0.286, SLG: 0.371	F8					G4-6-3 1-2		K		4	0	1	0	0	1	4					
Mark Grace, L OBP: 0.421, SLG: 0.600				G4-3				G3		3	1	1	0	1	0	1					
Henry Rodriguez, L OBP: 0.194, SLG: 0.143 Glenallen Hill, R OBP: 0.500, SLG: 1.333						F9		F8		3	0	0	0	0	0	1					
Shane Andrews, R OBP: 0.395, SLG: 0.581						G5-3		1B BB		3	1	1	3	1	0	1					
Damon Buford, R OBP: 0.333, SLG: 0.371				G3-1		K				4	1	2	0	0	1	0					
Joe Girardi, R OBP: 0.345, SLG: 0.208				G6-3				F8		3	0	0	0	0	1	2					
Jon Lieber, L OBP: 0.143, SLG: 0.143 Roosevelt Brown, L OBP: 0.333, SLG: 0.400 Jose Nieves, R OBP: 0.250, SLG: 0.143 Mark Guthrie, R				K				1B 1B		2	0	1	0	0	1	0					
Jeff Reed, L OBP: 0.462, SLG: 0.333								G1-3		0	0	0	0	0	0	0					
Inning Stats	R: 0 E: 0 K: 1 S: 13	H: 0 LOB: 0 BB: 0 P: 19	R: 0 E: 0 K: 0 S: 8	H: 1 LOB: 0 BB: 0 P: 11	R: 0 E: 0 K: 1 S: 6	H: 0 LOB: 0 BB: 0 P: 7	R: 0 E: 0 K: 2 S: 10	H: 1 LOB: 1 BB: 0 P: 15	R: 0 E: 0 K: 1 S: 9	H: 0 LOB: 0 BB: 0 P: 13	R: 0 E: 0 K: 0 S: 14	H: 3 LOB: 2 BB: 0 P: 25	R: 0 E: 0 K: 1 S: 11	H: 1 LOB: 2 BB: 1 P: 21	R: 0 E: 0 K: 1 S: 10	H: 1 LOB: 1 BB: 0 P: 15	R: 4 E: 0 K: 0 S: 12	H: 3 LOB: 1 BB: 2 P: 26	1B: 9 2B: 0 3B: 0 HR: 1	SF: 0 SAC: 1 DP: 1 HBP: 0	WP: 0 PA: 36 PB: 0 SB: 0 CS: 1
PITCHER	IP	WLS	BF	H	R	ER	SO	BB	IBB	HBP	BLK	WP	HR	S	P	ERA	WHIP				
Kevin Millwood, R ERA: 4.05	7.0		26	6	0	0	6	1	0	0	0	0	0	71	111	0.00	1.000				
Mike Remlinger, L ERA: 3.38	1.0	H	5	1	1	1	1	1	0	0	0	0	0	10	19	9.00	2.000				
Kerry Ligtenberg, R ERA: 13.5	0.0	L	3	2	2	2	0	1	0	0	0	0	1	7	13	∞	∞				
Luis Rivera, R ERA:	0.1		2	1	1	1	0	0	0	0	0	0	0	5	9	27.00	3.000				



Batter	1	2	3	4	5	6	7	8	9	AB	R	H	RBI	BB	SO	LOB	TOP		
Quilvio Veras, S OBP: 0.276, SLG: 0.160	F7		F7			G3		G5-3		4	1	0	0	0	0	3			
Reggie Sanders, R OBP: 0.270, SLG: 0.257	K		P4			K		K		5	1	1	0	0	3	3			
10 Chipper Jones, S OBP: 0.432, SLG: 0.688	K				HR				F8	5	2	3	4	0	1	0			
Andres Galarraga, R OBP: 0.400, SLG: 0.800		FC4-8 BB			F9	E4		F9	G5-3	4	0	0	0	1	0	1			
Bobby Bonilla, S OBP: 0.304, SLG: 0.591	K				K	K		G6-3	K	5	0	0	0	0	4	3			
Javy Lopez, R OBP: 0.407, SLG: 0.480	F9				BB	K				3	0	1	0	1	1	3			
Andruw Jones, R OBP: 0.273, SLG: 0.433	FC4-6				E5			F3		4	0	1	0	0	0	3			
Walt Weiss, S OBP: 0.388, SLG: 0.294			E1			G3		K		2	0	0	0	1	0	1			
John Burkett, R OBP: 0.290, SLG: 0.500			SH3-4							0	0	0	0	0	0	0			
Keith Lockhart, L OBP: 0.300, SLG: 0.333										0	0	0	0	0	0	0			
Trenidad Hubbard, R OBP: 0.300, SLG: 0.333										1	0	0	0	0	1	0			
30 Kevin McElinchy, R OBP: 0.471, SLG: 0.533			SH3-4		L4			G5-3 BB		1	0	0	0	0	0	3			
Terry Mulholland, R OBP: 0.471, SLG: 0.533										0	0	0	0	0	0	0			
Greg McMichael, R OBP: 0.471, SLG: 0.533										1	0	0	0	1	0	1			
Rafael Furcal, S OBP: 0.471, SLG: 0.533										0	0	0	0	0	0	0			
Inning Stats	R: 0 H: 0 E: 0 K: 2 S: 8	H: 0 LOB: 0 BB: 0 P: 9	R: 0 H: 0 E: 0 K: 1 S: 10	H: 0 LOB: 1 BB: 1 P: 16	R: 0 H: 0 E: 1 K: 0 S: 9	H: 0 LOB: 1 BB: 0 P: 13	R: 1 H: 1 E: 1 K: 1 S: 18	H: 1 LOB: 3 BB: 2 P: 33	R: 1 H: 1 E: 0 K: 3 S: 15	H: 1 LOB: 2 BB: 0 P: 23	R: 2 H: 3 E: 0 K: 0 S: 9	H: 3 LOB: 1 BB: 0 P: 9	R: 0 H: 0 E: 0 K: 1 S: 11	H: 0 LOB: 1 BB: 1 P: 22	R: 0 H: 0 E: 0 K: 1 S: 8	H: 0 LOB: 0 BB: 0 P: 14	1B: 4 2B: 0 3B: 0 HR: 2	SF: 0 SAC: 1 DP: 0 HBP: 1	WP: 0 PA: 41 PB: 0 SB: 2 CS: 0
PITCHER	IP	WLS	BF	H	R	ER	SO	BB	IBB	HBP	BLK	WP	HR	S	P	ERA	WHIP		
Kyle Farnsworth, R ERA: 7.47	7.0	W	34	6	4	4	7	3	0	1	0	0	2	76	112	5.14	1.286		
Felix Heredia, L ERA: 1.29	2.0		7	0	0	0	3	1	0	0	0	0	0	19	36	0.00	0.500		

Atlanta Braves @ Chicago Cubs
Wrigley Field, Chicago, IL
Wed Apr 12 2000, 1:20 PM CDT
Att: 26,838 - Sunny - 47 F

AB	35
R	4
H	6
RBI	4
BB	4
SO	10
LOB	21

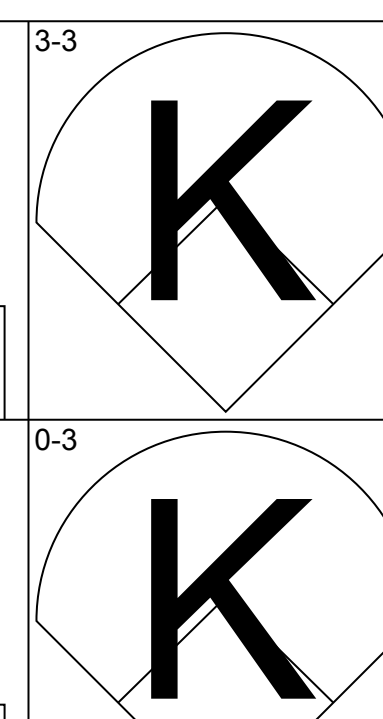
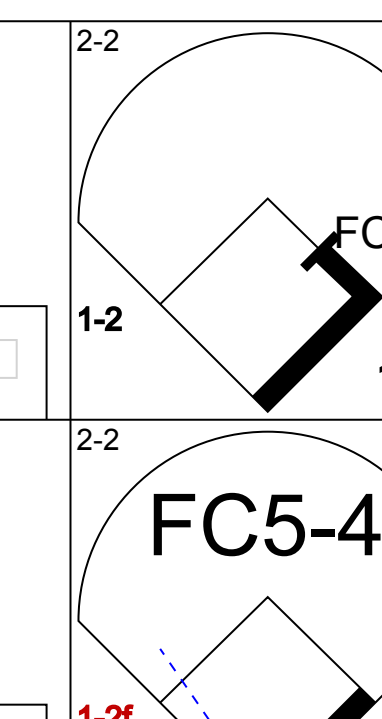
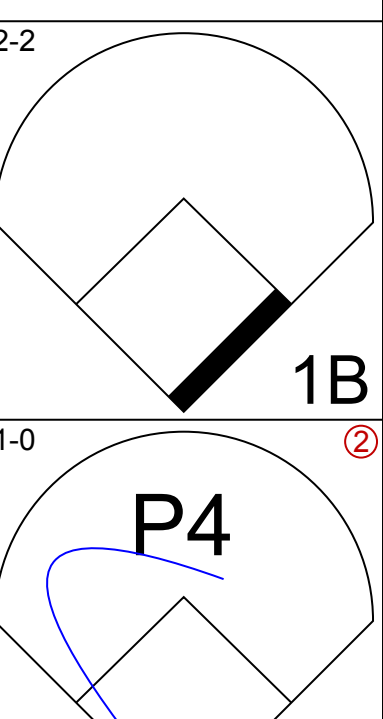
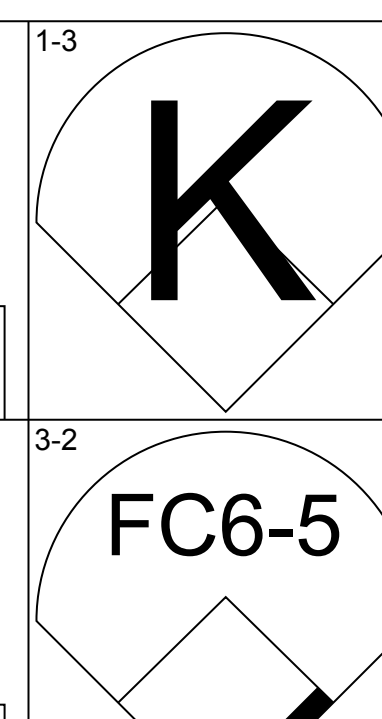
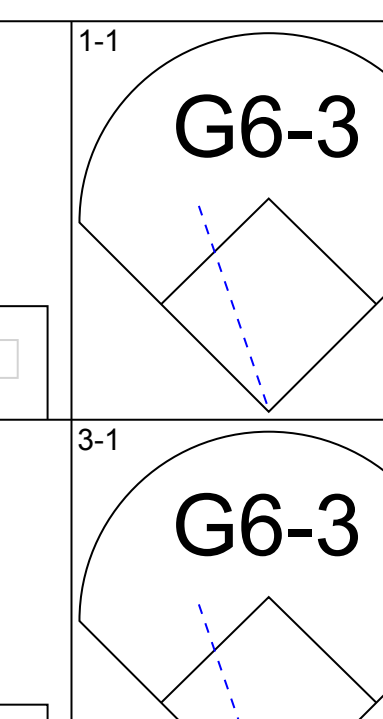
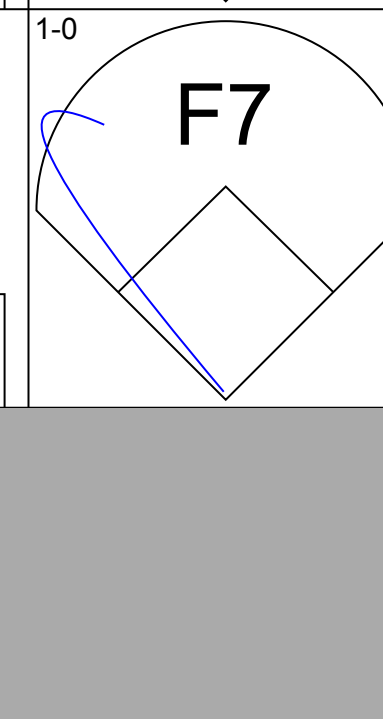

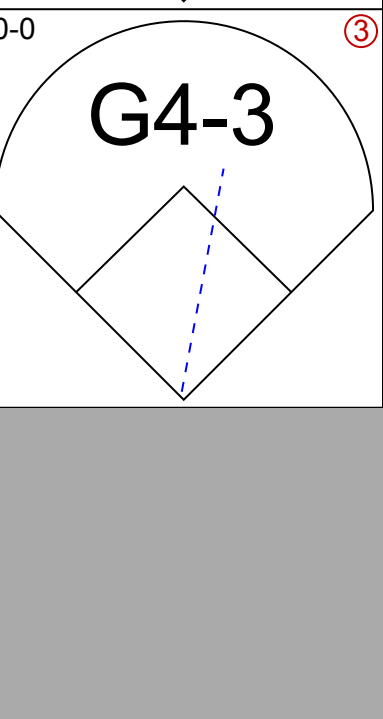
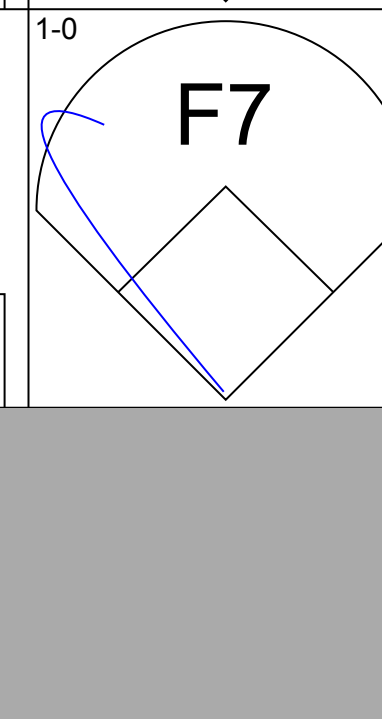


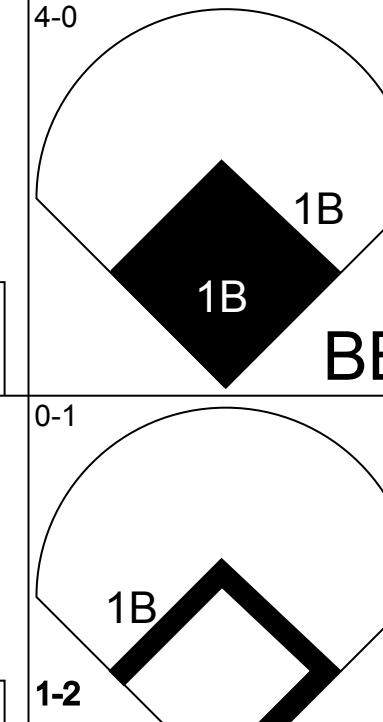


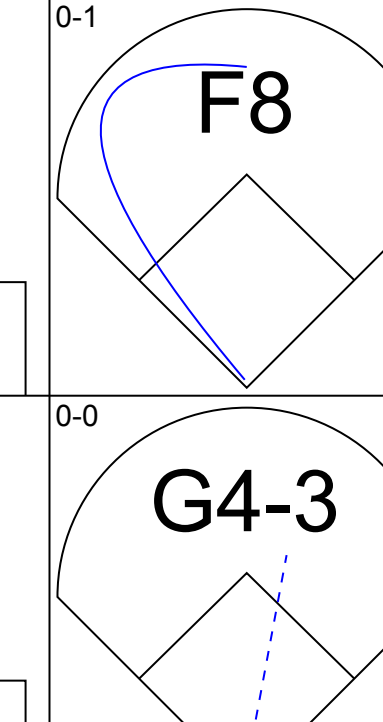
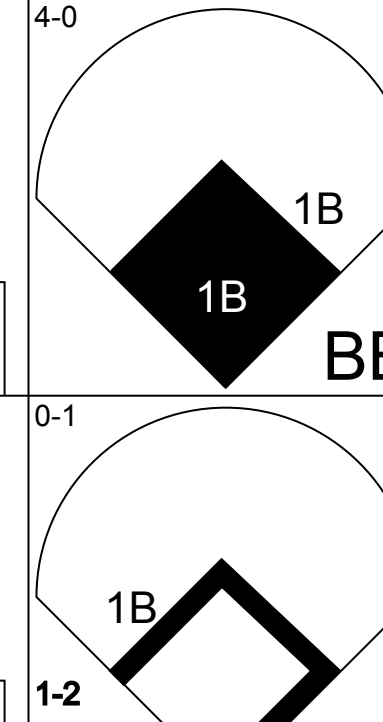
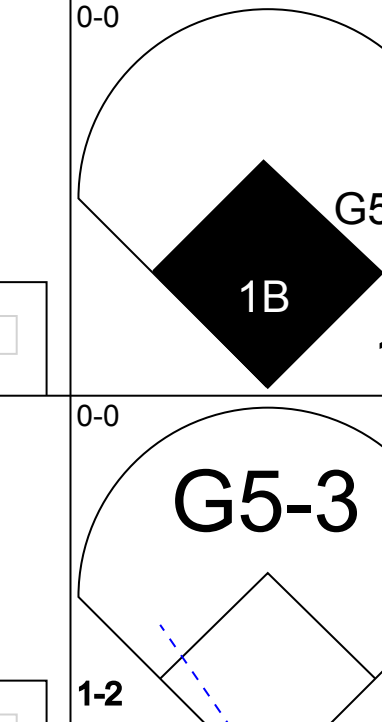
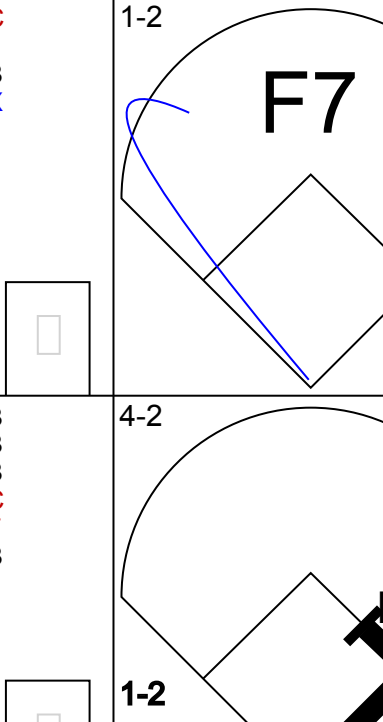

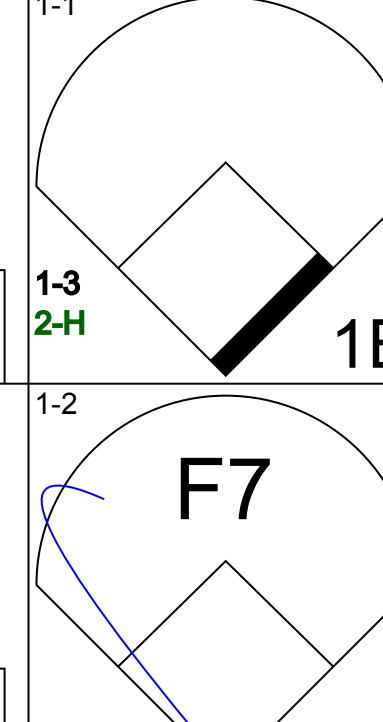
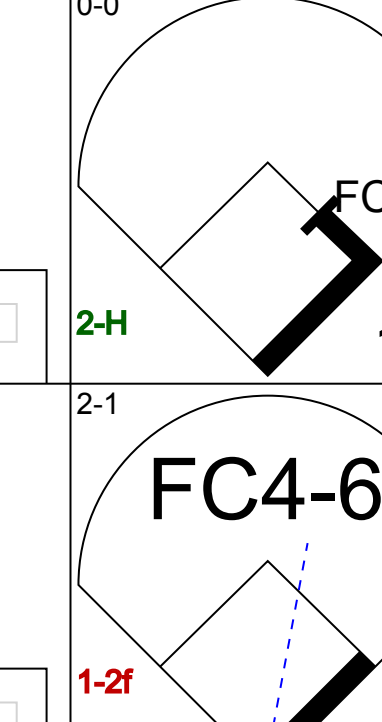
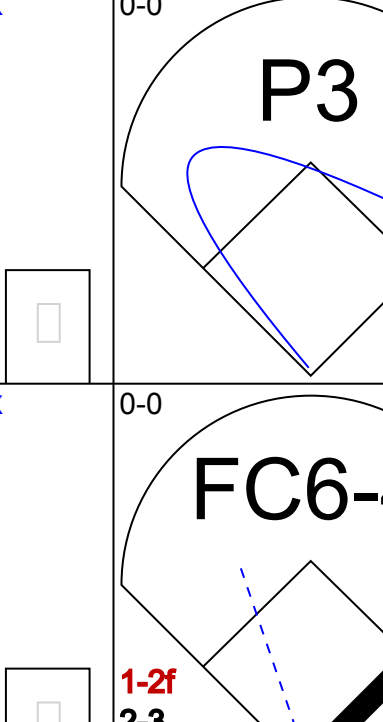



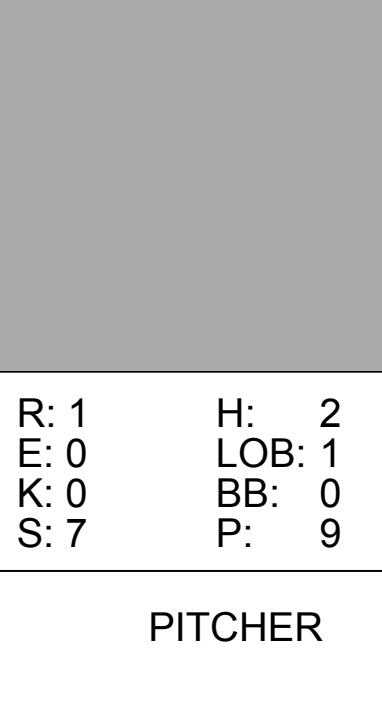
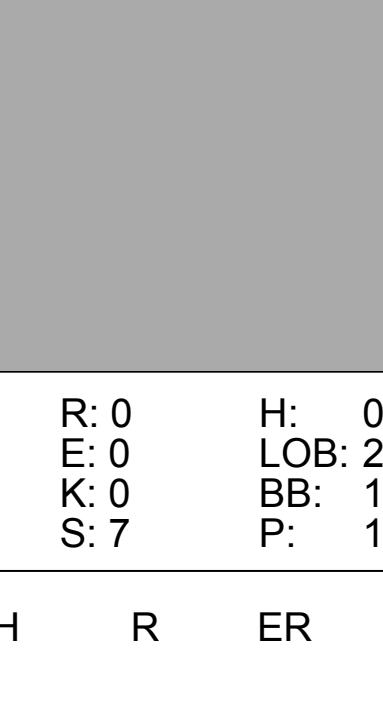
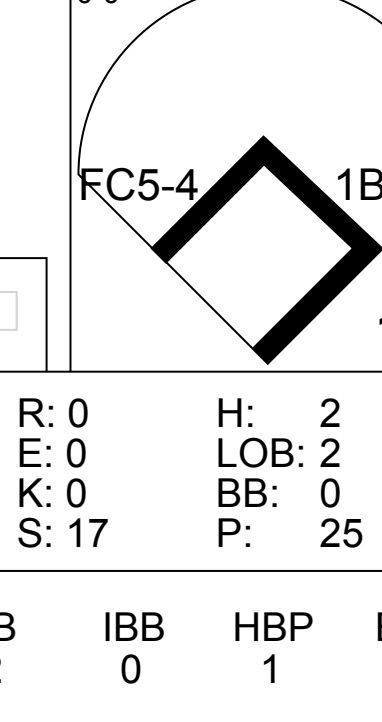

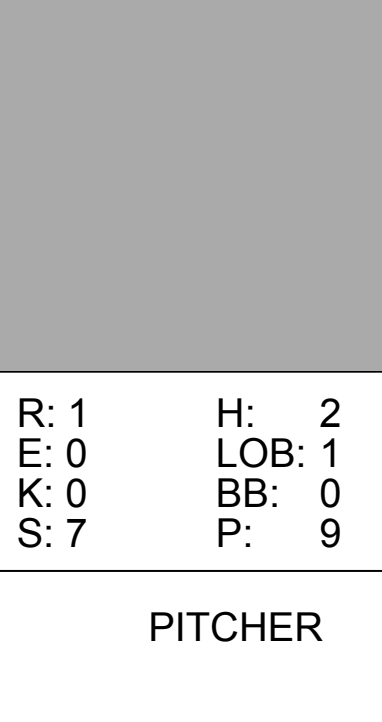
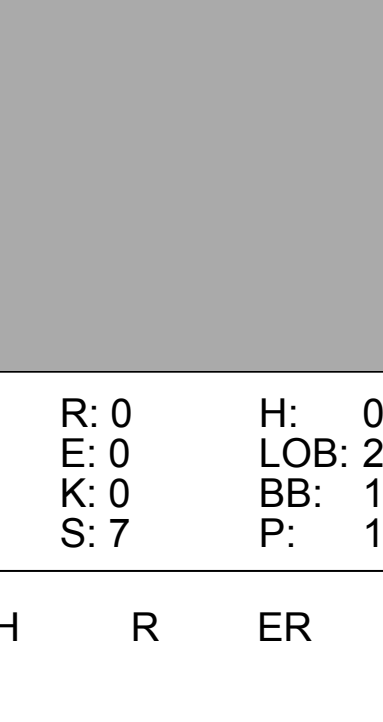
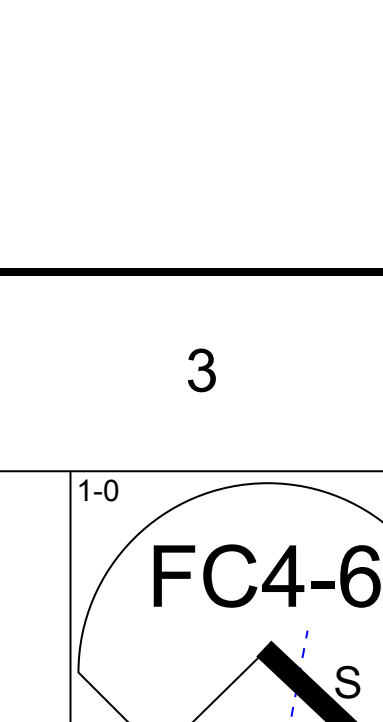
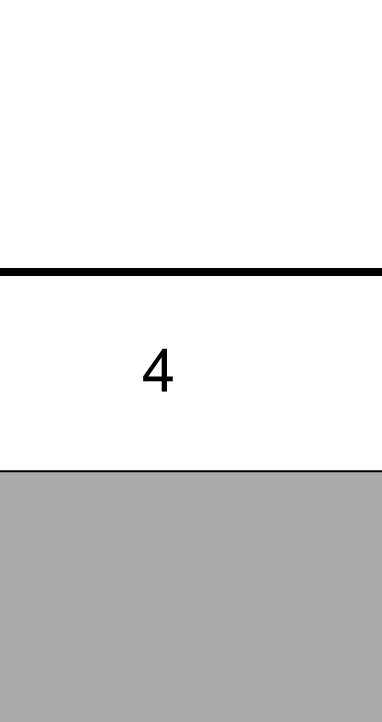
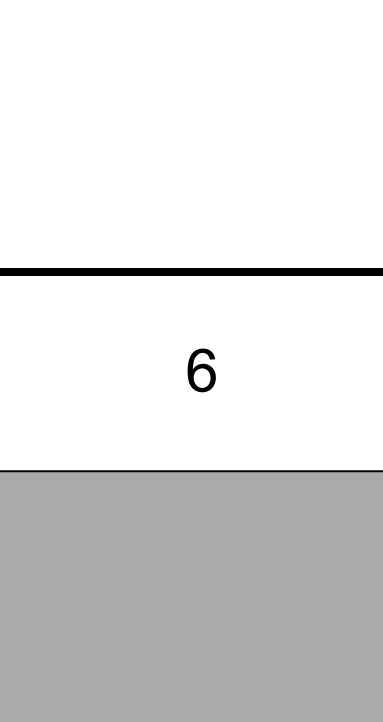
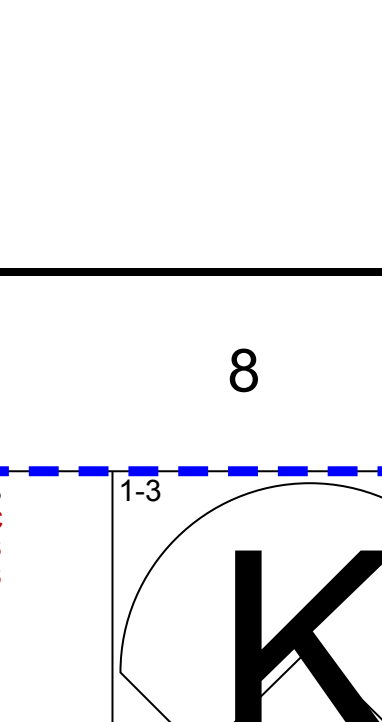
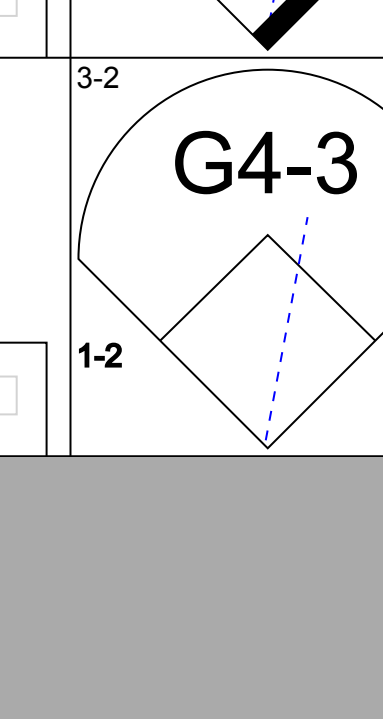





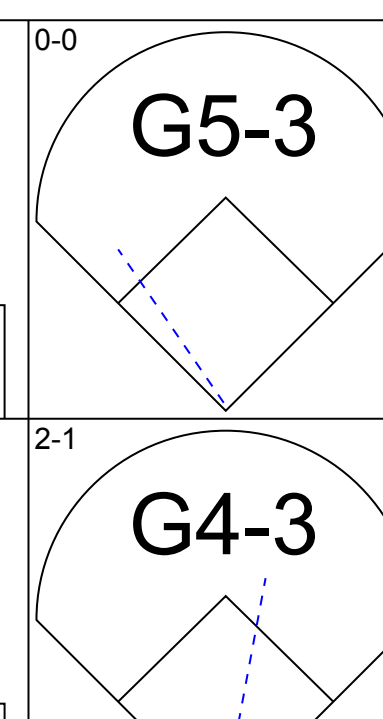
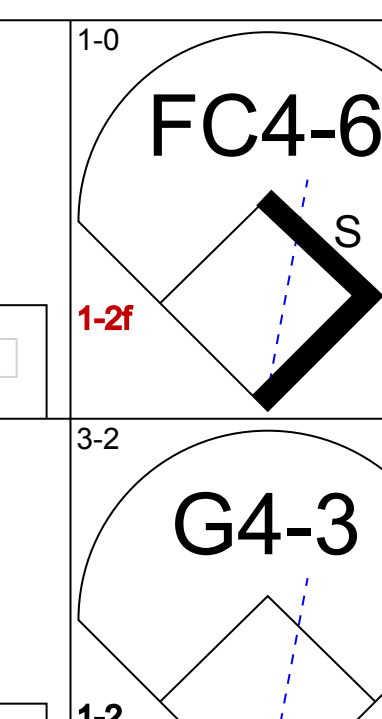
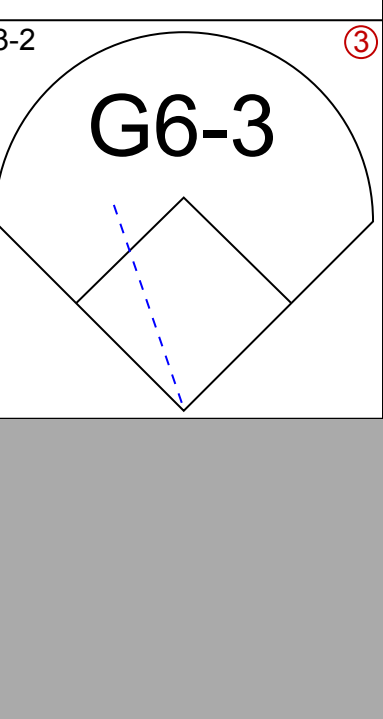
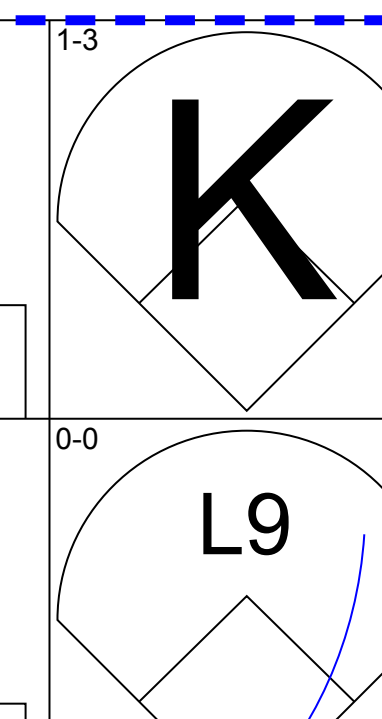
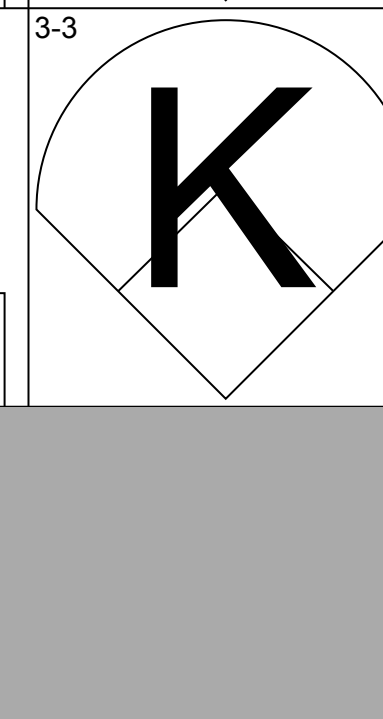

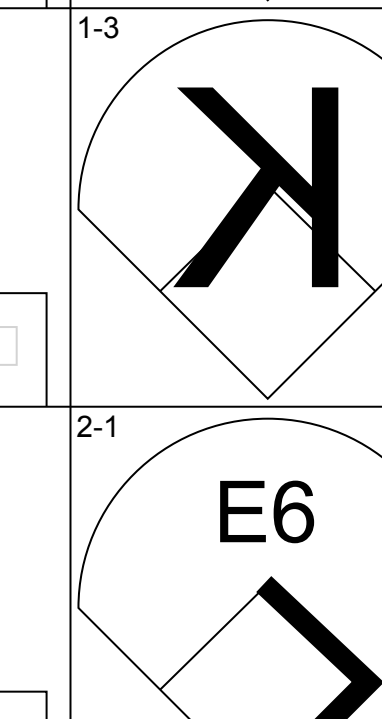
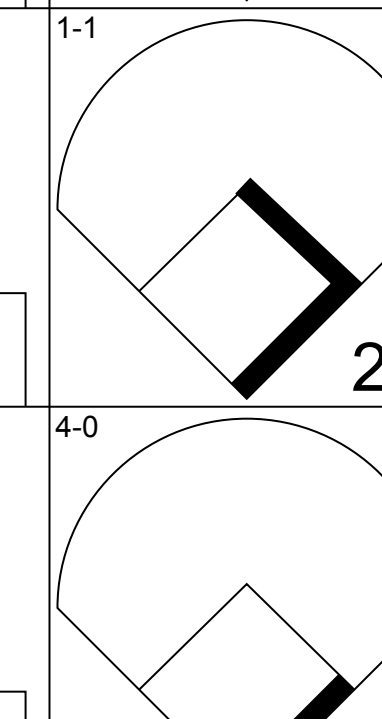

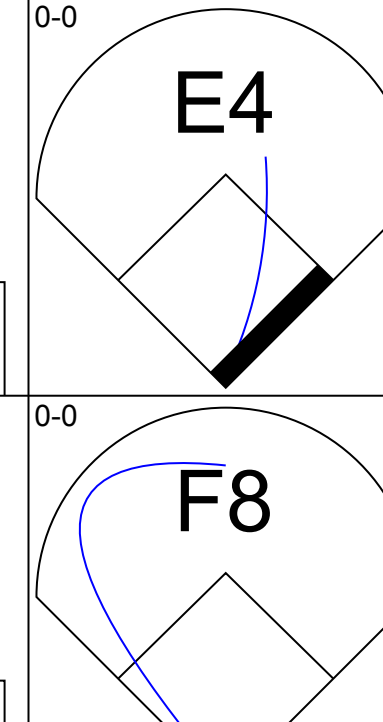
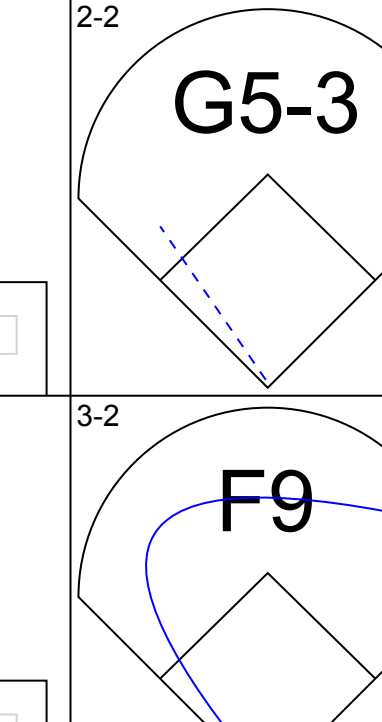

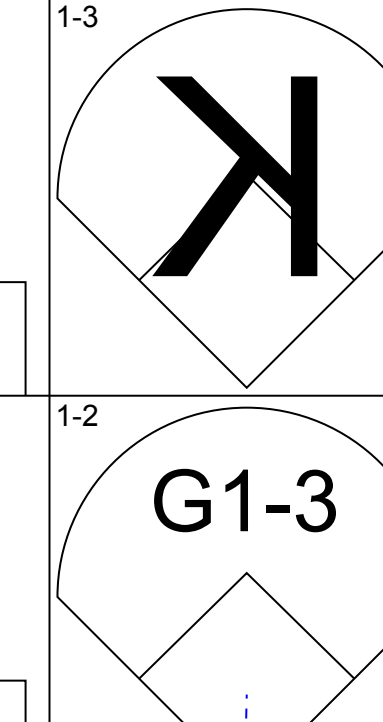
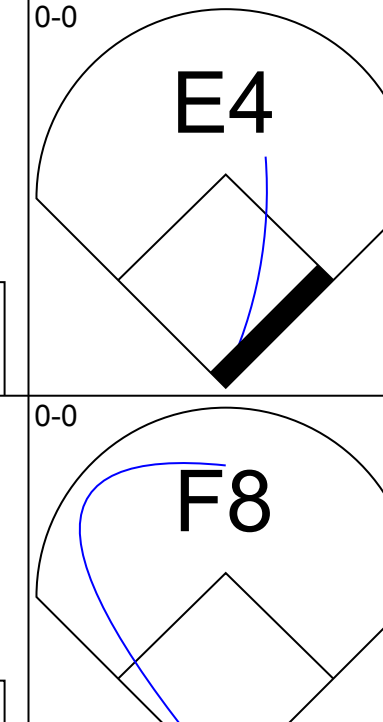
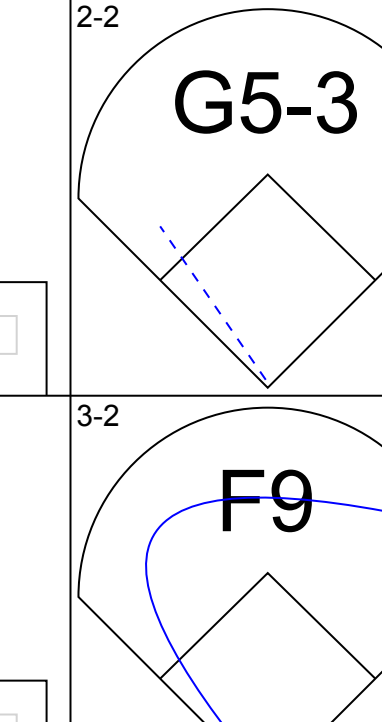







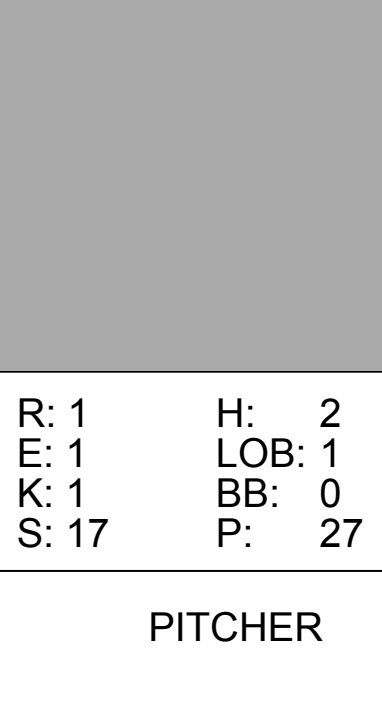
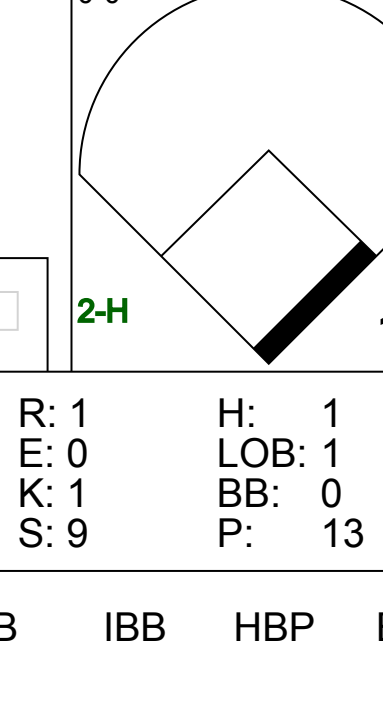




Batter	1	2	3	4	5	6	7	8	9	AB	R	H	RBI	BB	SO	LOB	BOTTOM		
Eric Young Sr., R OBP: 0.370, SLG: 0.429	SH1-3 SF9 2B	G6-3			HR	K		1B		5	3	3	1	0	1	0			
Ricky Gutierrez, R OBP: 0.455, SLG: 0.600	SH1-3		G4-3		SH3-4			E		3	1	2	1	0	0	0			
Sammy Sosa, R OBP: 0.319, SLG: 0.368	HR		BB		HR		K	E7		3	2	1	0	2	1	1			
Mark Grace, L OBP: 0.419, SLG: 0.563	SF9		BB		K		G3			2	0	0	1	2	1	2			
Glenallen Hill, R OBP: 0.625, SLG: 1.429	HR		K		HR					4	2	3	3	0	1	2			
Felix Heredia, L					HR			K		1	0	0	0	0	1	3			
Shane Andrews, R OBP: 0.405, SLG: 0.743	HR		P6		HR					4	2	2	4	0	1	3			
Damon Buford, R OBP: 0.302, SLG: 0.333	K				F3			K		4	0	0	0	0	3	0			
Joe Girardi, R OBP: 0.333, SLG: 0.250		K			G3			K		4	1	1	0	0	2	0			
Kyle Farnsworth, R																			
Tarrik Brock, L OBP: 0.333, SLG: 0.200	G4-3				K			K		3	0	0	0	0	2	0			
Inning Stats	R: 4 H: 3 E: 0 K: 1 S: 14	H: 3 LOB: 1 BB: 1 P: 26	R: 0 H: 0 E: 0 K: 1 S: 9	H: 0 LOB: 0 BB: 0 P: 14	R: 0 H: 1 E: 0 K: 1 S: 12	H: 1 LOB: 1 BB: 1 P: 22	R: 0 H: 0 E: 0 K: 1 S: 6	H: 0 LOB: 0 BB: 0 P: 7	R: 4 H: 3 E: 0 K: 2 S: 13	H: 3 LOB: 0 BB: 1 P: 25	R: 0 H: 0 E: 0 K: 3 S: 9	H: 0 LOB: 0 BB: 0 P: 12	R: 1 H: 2 E: 0 K: 2 S: 14	H: 2 LOB: 1 BB: 0 P: 19	R: 2 H: 3 E: 1 K: 3 S: 16	H: 3 LOB: 3 BB: 1 P: 28	1B: 6 2B: 2 3B: 0 HR: 4	SF: 1 SAC: 2 DP: 0 HBP: 0	WP: 0 PA: 41 PB: 0 SB: 0 CS: 0
PITCHER	IP	WLS	BF	H	R	ER	SO	BB	IBB	HBP	BLK	WP	HR	S	P	ERA	WHIP		
Terry Mulholland, L ERA: 12.96	4.2	L	24	7	8	8	5	2	1	0	0	0	3	51	90	15.43	1.929		
Greg McMichael, R ERA: 10.38	0.1		1	0	0	0	1	0	0	0	0	0	0	3	4	0.00	0.000		
John Burkett, R ERA: 10.38	2.0		8	2	1	1	5	0	0	0	0	0	1	23	31	4.50	1.000		
30 Kevin McElinchy, R ERA: 3.38	1.0		8	3	2	1	3	0	1	0	0	0	0	16	28	9.00	3.000		

Atlanta Braves @ Chicago Cubs
Wrigley Field, Chicago, IL
Wed Apr 12 2000, 1:20 PM CDT
Att: 26,838 - Sunny - 47 F

AB	34
R	11
H	12
RBI	10
BB	4
SO	14
LOB	12



Batter	1	2	3	4	5	6	7	8	9	AB	R	H	RBI	BB	SO	LOB	TOP						
Quilvio Veras, S OBP: 0.294, SLG: 0.200 (1, 4)			 1B							5	0	2	0	0	2	1	Atlanta Braves @ Chicago Cubs Wrigley Field, Chicago, IL Thu Apr 13 2000, 1:20 PM CDT Att: 20,152 - Cloudy - 63 F						
Reggie Sanders, R OBP: 0.238, SLG: 0.225 (1, 9)			 1-2 2-3				 2-3			5	0	0	0	0	1	4							
10 Chipper Jones, S OBP: 0.390, SLG: 0.611 (1, 5)										4	0	0	0	0	0	2							
Andres Galarraga, R OBP: 0.382, SLG: 0.714 Walt Weiss, S OBP: 0.368, SLG: 0.294 (8, PR) (8, 6)								 BB HBP		3	0	0	0	0	0	0							
Bobby Bonilla, S OBP: 0.346, SLG: 0.583 Trenidad Hubbard, R OBP: 0.273, SLG: 0.350 (6, PR) (6, 7)				 BB	 1B					2	1	1	0	1	0	0							
Andruw Jones, R OBP: 0.297, SLG: 0.424 (1, 8)				 1-2	 1-2		 BB			3	0	1	0	1	0	1							
Eddie Pérez, R OBP: 0.273, SLG: 0.273 (1, 2)				 1-3 2-H		 1B				4	0	2	2	0	0	2							
Rafael Furcal, S OBP: 0.400, SLG: 0.444 Brian Hunter, R OBP: 0.371, SLG: 0.350 Mike Remlinger, L OBP: 0.314, SLG: 0.381 (8, PH) (8, 1)						 1-2		 1-2 2-3		3	0	0	0	0	0	3							
Greg Maddux, R OBP: 0.500, SLG: 0.857 Wally Joyner, L OBP: 0.500, SLG: 0.400 (1, 1) (8, 3)			 1B				 2B			3	0	2	0	0	1	0							
Inning Stats	R: 0 E: 0 K: 2 S: 7	H: 0 LOB: 0 BB: 0 P: 11	R: 0 E: 0 K: 0 S: 5	H: 0 LOB: 0 BB: 0 P: 6	R: 0 E: 0 K: 0 S: 17	H: 2 LOB: 2 BB: 0 P: 25	R: 1 E: 0 K: 0 S: 11	H: 2 LOB: 2 BB: 1 P: 18	R: 0 E: 0 K: 1 S: 8	H: 1 LOB: 1 BB: 0 P: 11	R: 1 E: 0 K: 0 S: 7	H: 2 LOB: 1 BB: 0 P: 9	R: 0 E: 0 K: 1 S: 9	H: 1 LOB: 1 BB: 0 P: 14	R: 0 E: 0 K: 0 S: 7	H: 0 LOB: 2 BB: 1 P: 13		R: 0 E: 0 K: 0 S: 5	H: 0 LOB: 0 BB: 0 P: 10	1B: 7 2B: 1 3B: 0 HR: 0	SF: 0 SAC: 0 DP: 0 HBP: 1	WP: 0 PB: 0 SB: 0 CS: 0	PA: 38
PITCHER	IP WLS BF H R ER SO BB IBB HBP BLK WP HR S P ERA WHIP	IP WLS BF H R ER SO BB IBB HBP BLK WP HR S P ERA WHIP	IP WLS BF H R ER SO BB IBB HBP BLK WP HR S P ERA WHIP	IP WLS BF H R ER SO BB IBB HBP BLK WP HR S P ERA WHIP	IP WLS BF H R ER SO BB IBB HBP BLK WP HR S P ERA WHIP	IP WLS BF H R ER SO BB IBB HBP BLK WP HR S P ERA WHIP	IP WLS BF H R ER SO BB IBB HBP BLK WP HR S P ERA WHIP	IP WLS BF H R ER SO BB IBB HBP BLK WP HR S P ERA WHIP	IP WLS BF H R ER SO BB IBB HBP BLK WP HR S P ERA WHIP	IP WLS BF H R ER SO BB IBB HBP BLK WP HR S P ERA WHIP	IP WLS BF H R ER SO BB IBB HBP BLK WP HR S P ERA WHIP	IP WLS BF H R ER SO BB IBB HBP BLK WP HR S P ERA WHIP	IP WLS BF H R ER SO BB IBB HBP BLK WP HR S P ERA WHIP	IP WLS BF H R ER SO BB IBB HBP BLK WP HR S P ERA WHIP	IP WLS BF H R ER SO BB IBB HBP BLK WP HR S P ERA WHIP	IP WLS BF H R ER SO BB IBB HBP BLK WP HR S P ERA WHIP	IP WLS BF H R ER SO BB IBB HBP BLK WP HR S P ERA WHIP	IP WLS BF H R ER SO BB IBB HBP BLK WP HR S P ERA WHIP	IP WLS BF H R ER SO BB IBB HBP BLK WP HR S P ERA WHIP	IP WLS BF H R ER SO BB IBB HBP BLK WP HR S P ERA WHIP	IP WLS BF H R ER SO BB IBB HBP BLK WP HR S P ERA WHIP	IP WLS BF H R ER SO BB IBB HBP BLK WP HR S P ERA WHIP	IP WLS BF H R ER SO BB IBB HBP BLK WP HR S P ERA WHIP

Batter	1	2	3	4	5	6	7	8	9	AB	R	H	RBI	BB	SO	LOB	BOTTOM						
Eric Young Sr., R OBP: 0.340, SLG: 0.391 (1, 4)			 1-2							4	0	0	0	0	1	2	Atlanta Braves @ Chicago Cubs Wrigley Field, Chicago, IL Thu Apr 13 2000, 1:20 PM CDT Att: 20,152 - Cloudy - 63 F						
Ricky Gutierrez, R OBP: 0.432, SLG: 0.647 (1, 6)			 1-2							4	1	1	1	0	0	1							
Sammy Sosa, R OBP: 0.314, SLG: 0.381 (1, 9)										4	0	1	0	0	2	0							
Mark Grace, L OBP: 0.426, SLG: 0.543 (1, 3)						 1B				3	0	1	0	1	1	0							
Henry Rodriguez, L OBP: 0.176, SLG: 0.129 Glenallen Hill, R OBP: 0.556, SLG: 1.250 Tarrik Brook, L OBP: 0.333, SLG: 0.200 (8, PH) (8, 7)										3	0	0	0	0	1	1							
Shane Andrews, R OBP: 0.391, SLG: 0.684 (1, 5)									 1B HBP	3	1	0	0	0	0	2							
Jeff Reed, L OBP: 0.438, SLG: 0.417 (1, 2)			 1B						 1-2	3	1	1	0	0	1	0							
Damon Buford, R OBP: 0.298, SLG: 0.326 (1, 8)			 2-3		 1B					4	0	1	0	0	1	2							
Kevin Tapani, R OBP: 0.400, SLG: 0.600 Mark Guthrie, R OBP: 0.333, SLG: 0.250 (8, PH) (8, 1)			 1B						 2-H	2	0	1	1	0	1	0							
Inning Stats	R: 0 E: 0 K: 1 S: 6	H: 0 LOB: 0 BB: 0 P: 11	R: 0 E: 0 K: 2 S: 9	H: 0 LOB: 0 BB: 0 P: 13	R: 1 E: 0 K: 0 S: 12	H: 2 LOB: 1 BB: 0 P: 17	R: 0 E: 1 K: 0 S: 5	H: 0 LOB: 1 BB: 0 P: 8	R: 0 E: 0 K: 1 S: 10	H: 1 LOB: 1 BB: 0 P: 14	R: 1 E: 1 K: 1 S: 17	H: 2 LOB: 1 BB: 0 P: 27	R: 0 E: 0 K: 1 S: 5	H: 0 LOB: 0 BB: 0 P: 5	R: 0 E: 0 K: 2 S: 9	H: 1 LOB: 2 BB: 1 P: 15		R: 1 E: 0 K: 1 S: 9	H: 1 LOB: 1 BB: 0 P: 13	1B: 4 2B: 2 3B: 0 HR: 1	SF: 0 SAC: 2 DP: 0 HBP: 1	WP: 0 PB: 0 SB: 1 CS: 0	PA: 36
PITCHER	IP WLS BF H R ER SO BB IBB HBP BLK WP HR S P ERA WHIP	IP WLS BF H R ER SO BB IBB HBP BLK WP HR S P ERA WHIP	IP WLS BF H R ER SO BB IBB HBP BLK WP HR S P ERA WHIP	IP WLS BF H R ER SO BB IBB HBP BLK WP HR S P ERA WHIP	IP WLS BF H R ER SO BB IBB HBP BLK WP HR S P ERA WHIP	IP WLS BF H R ER SO BB IBB HBP BLK WP HR S P ERA WHIP	IP WLS BF H R ER SO BB IBB HBP BLK WP HR S P ERA WHIP	IP WLS BF H R ER SO BB IBB HBP BLK WP HR S P ERA WHIP	IP WLS BF H R ER SO BB IBB HBP BLK WP HR S P ERA WHIP	IP WLS BF H R ER SO BB IBB HBP BLK WP HR S P ERA WHIP	IP WLS BF H R ER SO BB IBB HBP BLK WP HR S P ERA WHIP	IP WLS BF H R ER SO BB IBB HBP BLK WP HR S P ERA WHIP	IP WLS BF H R ER SO BB IBB HBP BLK WP HR S P ERA WHIP	IP WLS BF H R ER SO BB IBB HBP BLK WP HR S P ERA WHIP	IP WLS BF H R ER SO BB IBB HBP BLK WP HR S P ERA WHIP	IP WLS BF H R ER SO BB IBB HBP BLK WP HR S P ERA WHIP	IP WLS BF H R ER SO BB IBB HBP BLK WP HR S P ERA WHIP	IP WLS BF H R ER SO BB IBB HBP BLK WP HR S P ERA WHIP	IP WLS BF H R ER SO BB IBB HBP BLK WP HR S P ERA WHIP	IP WLS BF H R ER SO BB IBB HBP BLK WP HR S P ERA WHIP	IP WLS BF H R ER SO BB IBB HBP BLK WP HR S P ERA WHIP	IP WLS BF H R ER SO BB IBB HBP BLK WP HR S P ERA WHIP	IP WLS BF H R ER SO BB IBB HBP BLK WP HR S P ERA WHIP



Batter	1	2	3	4	5	6	7	8	9	AB	R	H	RBI	BB	SO	LOB	TOP								
Luis Castillo, S OBP: 0.500, SLG: 0.447	E6 HR		K			F9	K	G6-3		5	1	0	0	0	2	2									
Alex Gonzalez, R OBP: 0.234, SLG: 0.279	G4-3 HR		G4-3			G6-3	HBP 1B	K		5	2	2	2	0	1	0									
Cliff Floyd, L OBP: 0.270, SLG: 0.344 Mark Kotsay, L OBP: 0.296, SLG: 0.458	G4-3		L7			L3	1B G6-3 HBP	FC5-4 1B		3	0	0	0	0	0	0									
Preston Wilson, R OBP: 0.426, SLG: 0.512	K				F9 2B	BB 1B	WP G6-3 1B	FC5-4 2B		5	2	3	1	0	1	1									
Mike Lowell, R OBP: 0.340, SLG: 0.537	K				F9	1B HR	G6-3	2B		4	1	1	2	1	1	2									
Kevin Millar, R OBP: 0.387, SLG: 0.536 Derrek Lee, R OBP: 0.500, SLG: 0.692					K	HR 1B	K	BB		2	1	1	1	1	1	1									
Danny Bautista, R OBP: 0.316, SLG: 0.667			K		K	HR	F4	P4		5	1	1	3	0	2	6									
Mike Redmond, R OBP: 0.435, SLG: 0.421	F8				F9	BB 1B	F8			4	0	1	0	0	0	1									
Alex Fernandez, R OBP: 0.222, SLG: 0.125 Mark Smith, R OBP: 0.600, SLG: 0.429 Dan Miceli, R Antonio Alfonseca, R	K				K	1B	F8			2	0	0	0	1	2	1									
Inning Stats	R: 2 E: 1 K: 2 S: 16	H: 1 LOB: 0 BB: 0 P: 25	R: 0 E: 0 K: 2 S: 10	H: 0 LOB: 1 BB: 1 P: 18	R: 0 E: 0 K: 1 S: 9	H: 0 LOB: 0 BB: 0 P: 13	R: 0 E: 0 K: 2 S: 8	H: 1 LOB: 1 BB: 0 P: 12	R: 0 E: 0 K: 1 S: 6	H: 0 LOB: 0 BB: 0 P: 10	R: 4 E: 0 K: 1 S: 16	H: 4 LOB: 2 BB: 2 P: 36	R: 2 E: 0 K: 1 S: 12	H: 2 LOB: 2 BB: 0 P: 21	R: 0 E: 0 K: 0 S: 9	H: 0 LOB: 0 BB: 0 P: 15	R: 1 E: 0 K: 1 S: 12	H: 2 LOB: 2 BB: 1 P: 19	1B: 6 2B: 2 3B: 0 HR: 2	SF: 0 SAC: 0 DP: 0 HBP: 1	WP: 1 PB: 0 SB: 0 CS: 0	PA: 43			
PITCHER	IP	WLS	BF	H	R	ER	SO	BB	IBB	HBP	BLK	WP	HR	S	P	ERA	WHIP								
Andrew Lorraine, L ERA: 5.79	5.2	L	24	4	5	4	8	2	0	0	0	0	1	57	98	6.35	1.059								
Brian Williams, R ERA: 19.9	0.1	B	6	3	3	3	1	1	0	1	0	0	1	10	22	81.00	12.000								
Ruben Quevedo, R ERA: 19.9	1.0	4	1	0	0	1	0	0	0	0	0	1	0	10	15	0.00	1.000								
76 Daniel Garibay, L ERA: 1.42	1.0	3	0	0	0	0	0	0	0	0	0	0	0	9	15	0.00	0.000								
Rick Aguilera, R ERA: 1.42	1.0	6	2	1	1	1	1	1	0	0	0	0	0	12	19	9.00	3.000								

Florida Marlins @ Chicago Cubs
Wrigley Field, Chicago, IL
Fri Apr 14, 2000, 2:20 PM CDT
Att: 21,324 - Sunny - 70 F

AB 38
R 9
H 10
RBI 9
BB 4
SO 11
LOB 16



Batter	1	2	3	4	5	6	7	8	9	AB	R	H	RBI	BB	SO	LOB	BOTTOM								
Eric Young Sr., R OBP: 0.352, SLG: 0.400	G1-3	G6-3 1B			G3					4	0	2	0	0	0	0									
Ricky Gutierrez, R OBP: 0.415, SLG: 0.605	BB 2B	G6-3			G1-3		L1-6			4	1	1	0	0	0	3									
Sammy Sosa, R OBP: 0.327, SLG: 0.444	BB	G3			HR			G5-3		3	2	1	1	1	0	1									
Mark Grace, L OBP: 0.412, SLG: 0.538	F8 1B 2B		G4-3		F7			F7		4	1	1	2	0	0	0									
Henry Rodriguez, L OBP: 0.184, SLG: 0.118	FC5 1B BB		K		F8			G4-3		3	0	0	0	1	1	0									
Shane Andrews, R OBP: 0.380, SLG: 0.643	F8		K						G5-3	4	0	1	0	0	1	2									
Damon Buford, R OBP: 0.314, SLG: 0.326	FC5 1B		K		L5				BB HBP	3	0	1	1	0	1	0									
Joe Girardi, R OBP: 0.306, SLG: 0.226 Tarrk Brock, L OBP: 0.429, SLG: 0.200	FC5		G5-3		G6-3			G6-4-3 BB		0	0	0	0	1	0	0									
Andrew Lorraine, L Brian Williams, R Ruben Quevedo, R Roosevelt Brown, L 76 Daniel Garibay, L Rick Aguilera, R Jeff Reed, L	G4-3						L1-6 1B	G6-4-3 BB		2	0	0	0	0	0	0									
Inning Stats	R: 3 E: 0 K: 0 S: 18	H: 3 LOB: 2 BB: 2 P: 34	R: 0 E: 0 K: 0 S: 11	H: 1 LOB: 1 BB: 0 P: 16	R: 0 E: 0 K: 2 S: 8	H: 0 LOB: 0 BB: 0 P: 11	R: 0 E: 0 K: 1 S: 8	H: 0 LOB: 0 BB: 0 P: 14	R: 1 E: 0 K: 0 S: 8	H: 1 LOB: 0 BB: 0 P: 11	R: 0 E: 0 K: 0 S: 9	H: 1 LOB: 1 BB: 0 P: 11	R: 0 E: 0 K: 0 S: 5	H: 2 LOB: 1 BB: 0 P: 12	R: 0 E: 0 K: 0 S: 5	H: 0 LOB: 0 BB: 0 P: 8	R: 0 E: 0 K: 0 S: 6	H: 0 LOB: 1 BB: 1 P: 13	1B: 6 2B: 2 3B: 0 HR: 1	SF: 0 SAC: 0 DP: 2 HBP: 1	WP: 0 PB: 0 SB: 0 CS: 0	PA: 36			
PITCHER	IP	WLS	BF	H	R	ER	SO	BB	IBB	HBP	BLK	WP	HR	S	P	ERA	WHIP								
Alex Fernandez, R ERA: 4.22	7.0	W	29	8	4	4	3	2	0	0	0	0	1	72	109	5.14	1.429								
Dan Miceli, R ERA: 2.84	1.0	3	0	0	0	0	0	0	0	0	0	0	0	5	8	0.00	0.000								
Antonio Alfonseca, R ERA: 9.0	1.0	4	0	0	0	0	0	1	0	1	0	0	0	6	13	0.00	1.000								

Florida Marlins @ Chicago Cubs
Wrigley Field, Chicago, IL
Fri Apr 14, 2000, 2:20 PM CDT
Att: 21,324 - Sunny - 70 F

AB 32
R 4
H 8
RBI 4
BB 3
SO 3
LOB 10



Batter	1	2	3	4	5	6	7	8	9	AB	R	H	RBI	BB	SO	LOB	TOP									
Luis Castillo, S OBP: 0.500, SLG: 0.476	1-0 SH1-3 G6-3 2B		0-1 CS 1B			1-2 G6-3		1-2 G5-3		4	1	2	0	0	0	1										
Alex Gonzalez, R OBP: 0.220, SLG: 0.261	0-0 SH1-3 2-3		2-1 P4 1-2			2-3 K		0-1 L6		3	0	0	0	0	1	2										
Mark Smith, R OBP: 0.429, SLG: 0.273	1-0 G6-3			0-3 K		0-0 L9			0-0 G5-3	4	0	0	1	0	1	0										
Preston Wilson, R OBP: 0.392, SLG: 0.467	0-1 F9			1-3 K			0-3 K		1-1 G6-3	4	0	0	0	0	2	0										
Mike Lowell, R OBP: 0.333, SLG: 0.511		2-2 1B		0-0 G4-3			2-3 K		1-3 K	4	0	1	0	0	2	0										
Kevin Millar, R OBP: 0.412, SLG: 0.633		1-1 F9			3-1 HR		4-1 BB			2	1	1	1	1	0	1										
Vic Darenbourg, L										0	0	0	0	0	0	0										
Braden Looper, R										0	0	0	0	0	0	0										
Armando Almanza, L										0	0	0	0	0	0	0										
Ricky Bones, R										0	0	0	0	0	0	0										
Danny Bautista, R OBP: 0.273, SLG: 0.571		2-1 F9			3-2 F7		3-2 F7			3	0	0	0	0	0	2										
Mike Redmond, R OBP: 0.385, SLG: 0.364		0-0 F8			1-1 G1-3			0-3 K		3	0	0	0	0	1	1										
Ryan Dempster, R				1-3 K					4-2 G5-3 BB	2	0	0	0	0	1	0										
Derrek Lee, R OBP: 0.529, SLG: 0.692										0	0	0	0	1	0	0										
Inning Stats	R: 1 E: 0 K: 0 S: 5	H: 1 LOB: 1 BB: 0 P: 7	R: 0 E: 0 K: 0 S: 8	H: 1 LOB: 1 BB: 0 P: 13	R: 0 E: 0 K: 1 S: 7	H: 1 LOB: 0 BB: 0 P: 10	R: 0 E: 0 K: 2 S: 10	H: 0 LOB: 0 BB: 0 P: 11	R: 1 E: 0 K: 1 S: 14	H: 1 LOB: 0 BB: 0 P: 21	R: 0 E: 0 K: 1 S: 7	H: 0 LOB: 0 BB: 0 P: 10	R: 0 E: 0 K: 2 S: 11	H: 0 LOB: 1 BB: 1 P: 20	R: 0 E: 0 K: 1 S: 10	H: 0 LOB: 1 BB: 1 P: 15	R: 0 E: 0 K: 1 S: 6	H: 0 LOB: 0 BB: 0 P: 8	1B: 2 2B: 1 3B: 0 HR: 1	SF: 0 SAC: 1 DP: 0 HBP: 0	WP: 0 PB: 0 SB: 0 CS: 1	PA: 32				
PITCHER	IP	WLS	BF	H	R	ER	SO	BB	IBB	HBP	BLK	WP	HR	S	P	ERA	WHIP									
Scott Downs, L ERA: 3.38	(1, 1)	7.0	W	25	4	2	2	6	1	0	0	0	0	1	62	92	2.57	0.714								
Mark Guthrie, L ERA: 1.13	(8, 1)	1.0	H	4	0	0	0	1	1	0	0	0	0	0	10	15	0.00	1.000								
Rick Aguilera, R ERA: 1.23	(9, 1)	1.0	S	3	0	0	0	1	0	0	0	0	0	0	6	8	0.00	0.000								

Florida Marlins @ Chicago Cubs
Wrigley Field, Chicago, IL
Sat Apr 15 2000, 1:20 PM CDT
Att: 37,976 - Sunny - 67 F

AB 29
R 2
H 4
RBI 2
BB 2
SO 8
LOB 7



Batter	1	2	3	4	5	6	7	8	9	AB	R	H	RBI	BB	SO	LOB	BOTTOM								
Eric Young Sr., R OBP: 0.345, SLG: 0.389	2-2 1B SF7 1B		0-2 G1-3			0-0 G6-3		1-1 FC6 1-2		4	1	1	0	0	0	2									
Ricky Gutierrez, R OBP: 0.400, SLG: 0.571	0-0 1B E 1B		0-2 G6-3			0-0 G1-3		0-0 G3-1		4	1	1	0	0	0	0									
Sammy Sosa, R OBP: 0.339, SLG: 0.469	1-0 E 1B		1-0 G1-3			2-3 K		3-2 G3 2B		4	1	2	0	0	1	0									
Mark Grace, L OBP: 0.382, SLG: 0.500	0-0 SF7		3-2 G6-3			1-1 P6		1-0 G3		3	0	0	1	0	0	1									
Glenallen Hill, R OBP: 0.417, SLG: 0.909	0-1 E1			1-2 P6		2-3 K		4-2 S BB		3	0	0	0	0	1	0									
Tarrik Brock, L OBP: 0.500, SLG: 0.200		3-1 E			2-3 K		0-3 K		4-1 FC6-4 BB	3	0	0	0	1	3	1									
Shane Andrews, R OBP: 0.370, SLG: 0.600		2-3 K			2-3 K		0-3 K		1-2 FC6-4 BB	3	0	0	0	1	3	1									
Damon Buford, R OBP: 0.309, SLG: 0.306		1-3 K			2-3 K		4-2 1B BB		2-2 FC6-4	3	1	0	0	1	2	4									
Joe Girardi, R OBP: 0.308, SLG: 0.235			1-3 K			1-3 K		0-0 1B		3	0	1	0	0	2	0									
Scott Downs, L										2	0	0	0	0	0	0									
Roosevelt Brown, L OBP: 0.429, SLG: 0.500										0	0	0	0	0	0	0									
Jose Nieves, R OBP: 0.400, SLG: 0.333										1	0	1	1	0	0	0									
Mark Guthrie, R										0	0	0	0	0	0	0									
Rick Aguilera, R										0	0	0	0	0	0	0									
Inning Stats	R: 3 E: 2 K: 2 S: 14	H: 3 LOB: 1 BB: 0 P: 20	R: 0 E: 0 K: 1 S: 10	H: 0 LOB: 0 BB: 0 P: 12	R: 0 E: 0 K: 0 S: 8	H: 0 LOB: 0 BB: 0 P: 12	R: 0 E: 0 K: 2 S: 10	H: 0 LOB: 0 BB: 0 P: 15	R: 0 E: 0 K: 1 S: 6	H: 0 LOB: 0 BB: 0 P: 7	R: 0 E: 0 K: 1 S: 8	H: 0 LOB: 0 BB: 0 P: 11	R: 1 E: 0 K: 2 S: 13	H: 2 LOB: 2 BB: 1 P: 20	R: 0 E: 0 K: 0 S: 16	H: 1 LOB: 3 BB: 2 P: 30	1B: 5 2B: 1 3B: 0 HR: 0	SF: 1 SAC: 0 DP: 0 HBP: 0	WP: 0 PB: 0 SB: 1 CS: 0	PA: 34					
PITCHER	IP	WLS	BF	H	R	ER	SO	BB	IBB	HBP	BLK	WP	HR	S	P	ERA	WHIP								
Ryan Dempster, R ERA: 3.79	(1, 1)	6.2	L	26	4	4	2	9	1	0	0	0	0	66	93	2.70	0.750								
Vic Darenbourg, L ERA: 1.69	(7, 1)	0.0		1	1	0	0	0	0	0	0	0	0	1	1										
Braden Looper, R ERA: 1.69	(7, 1)	0.2		3	1	0	0	0	0	0	0	0	0	9	13	0.00	1.500								
Armando Almanza, L ERA: 2.08	(8, 1)	0.1		2	0	0	0	0	1	0	0	0	0	4	9	0.00	3.000								
Ricky Bones, R ERA: 1.69	(8, 1)	0.1		2	0	0	0	0	1	0	0	0	0	5	11	0.00	3.000								

Florida Marlins @ Chicago Cubs
Wrigley Field, Chicago, IL
Sat Apr 15 2000, 1:20 PM CDT
Att: 37,976 - Sunny - 67 F

AB 30
R 4
H 6
RBI 2
BB 3
SO 9
LOB 8



Batter	1	2	3	4	5	6	7	8	9	10	AB	R	H	RBI	BB	SO	LOB	TOP							
Brant Brown, L OBP: 0.269, SLG: 0.292	1-1 SH5-3 2B		1-3 K	0-3 K			2-3 K		1-0 G6-4-3 1-2		4	0	1	0	0	3	2								
Braden Looper, R Vic Darenbourg, L Derrek Lee, R OBP: 0.500, SLG: 0.643											0	0	0	0	0	0	0								
Alex Gonzalez, R OBP: 0.204, SLG: 0.240	0-1 SH5-3 2-3			1-2 G4-3	2-0 G5-3		0-2 F8		2-2 G6-3		4	0	0	0	0	0	1								
Cliff Floyd, L Antonio Alfonseca, R OBP: 0.285, SLG: 0.417	0-0 G4-3			4-1 G6-3 1B	0-0 G6-3		1-0 P6		2-1 HR		4	2	1	1	1	0	2								
Preston Wilson, R OBP: 0.375, SLG: 0.440	0-3 K			1-3 K	0-1 1B		0-0 F8		0-0 F7		5	0	1	0	0	2	2								
Mike Lowell, R OBP: 0.339, SLG: 0.500		0-1 F9		0-1 1B	0-1 F3		0-2 1B		0-1 L1		5	1	2	0	0	0	1								
Kevin Millar, R Dan Micelli, R		0-0 G6-3		4-2 1B	1-2 2B		0-1 F7		0-3 K		3	1	0	0	1	1	1								
Danny Bautista, R OBP: 0.273, SLG: 0.571				1-2 2B	BB						0	0	0	0	0	0	0								
Paul Bako, L OBP: 0.300, SLG: 0.125	1-2 G4-3			1-1 2B	1B		0-0 F7		0-3 K		4	1	1	2	0	1	1								
Chris Clapinski, S OBP: 0.200, SLG: 0.400			1-2 F7	2-0 1B	1-3 2H		1-3 K		3-2 F5		4	1	1	1	0	1	0								
Vladimir Nunez, R Mark Smith, R Ricky Bones, R Mark Kotsay, L OBP: 0.310, SLG: 0.440			0-0 G4-3	0-0 2B	2H		0-0 E4		4-2 G6-4-3		1	0	0	0	0	0	0								
				1B	1B				BB		1	0	1	2	0	0	0								
											1	0	0	0	1	0	0								
Inning Stats	R: 0 E: 0 K: 1 S: 8	H: 1 LOB: 1 BB: 0 P: 9	R: 0 E: 0 K: 0 S: 6	H: 0 LOB: 0 BB: 0 P: 7	R: 0 E: 0 K: 1 S: 9	H: 0 LOB: 0 BB: 0 P: 11	R: 5 E: 0 K: 2 S: 19	H: 4 LOB: 1 BB: 2 P: 32	R: 0 E: 0 K: 1 S: 7	H: 0 LOB: 0 BB: 0 P: 8	R: 0 E: 1 K: 1 S: 9	H: 0 LOB: 1 BB: 0 P: 12	R: 0 E: 0 K: 2 S: 11	H: 1 LOB: 1 BB: 0 P: 11	R: 0 E: 0 K: 0 S: 7	H: 0 LOB: 0 BB: 1 P: 15	R: 1 E: 0 K: 0 S: 9	H: 1 LOB: 0 BB: 0 P: 13	1B: 5 2B: 2 3B: 0 HR: 1	SF: 0 SAC: 1 DP: 1 HBP: 0	WP: 0 PB: 0 SB: 0 CS: 0	PA: 41			
PITCHER	IP 8.0	WLS 34	BF 7	H 5	R 5	ER 5	SO 8	BB 2	IBB 0	HBP 0	BLK 0	WP 0	HR 0	S 75	P 98	ERA 5.62	WHIP 1.125								
Jon Lieber, R ERA: 4.18	(1, 1)																								
Felix Heredia, L ERA: 1.13	(9, 1)	1.0	3	0	0	0	0	1	0	0	0	0	0	7	15	0.00	1.000								
Ruben Quevedo, R ERA: 4.5	(10, 1)	1.0	L	4	1	1	0	0	0	0	0	0	1	9	13	9.00	1.000								

Florida Marlins @ Chicago Cubs
Wrigley Field, Chicago, IL
Sun Apr 16 2000, 1:20 PM CDT
Att: 27,769 - Overcast - 42 F

AB 37
R 6
H 8
RBI 6
BB 3
SO 8
LOB 11



Batter	1	2	3	4	5	6	7	8	9	10	AB	R	H	RBI	BB	SO	LOB	BOTTOM							
Eric Young Sr., R OBP: 0.344, SLG: 0.383	0-2 P3	1-1 G3-1		1-1 1B		2-2 G6-3 1-2		3-2 F8		3-1 1B	6	0	2	0	0	4									
Ricky Gutierrez, R OBP: 0.412, SLG: 0.543	2-3 K	2-2 1B		4-1 1B	1-2 BB		1-2 G4-3		4-1 WP	2-2 G5-3	4	0	1	1	2	1	2								
Sammy Sosa, R OBP: 0.359, SLG: 0.462	1-0 1B	3-2 G6-3		2-3 K			2-1 HBP		4-2 BB	1-2 BB	3	1	1	0	1	1	3								
Mark Grace, L OBP: 0.367, SLG: 0.468	3-1 1B		1-1 G3		2-1 L3		2-0 F9		3-3 K		5	0	1	1	0	1	3								
Henry Rodriguez, L OBP: 0.195, SLG: 0.205	2-0 F7		0-1 HR		3-2 G4-3		1-1 L6		3-3 K		5	1	1	1	0	1	4								
Shane Andrews, R OBP: 0.390, SLG: 0.612		0-0 PB	1-1 F9		0-1 1B		4-0 BB		2-2 F9		4	1	2	0	1	0	2								
Jeff Reed, L OBP: 0.409, SLG: 0.353		2-2 1B	0-1 F7		2-1 G6-3		4-0 BB		1-0 G1-3		4	1	1	1	1	0	1								
Tarrick Brock, L OBP: 0.545, SLG: 0.286		1-2 1B					3-3 K		2-3 K		2	1	1	0	1	0	0								
Damon Buford, R OBP: 0.298, SLG: 0.294		WP					G6-3				2	0	0	0	0	2	2								
Jon Lieber, L OBP: 0.111, SLG: 0.111	(1, 1)						2-3 K		2-3 K		2	0	0	0	0	1	1								
Glenn Hill, R ERA: 0.385, SLG: 0.833	(8, PH)										1	0	0	0	0	1	2								
Felix Heredia, L ERA: 1.42	(9, 1)										0	0	0	0	0	0	0								
Ruben Quevedo, R Roosevelt Brown, L OBP: 0.375, SLG: 0.429	(10, PH)										1	0	0	0	0	0	0								
Inning Stats	R: 1 E: 0 K: 1 S: 10	H: 2 LOB: 1 BB: 0 P: 18	R: 3 E: 0 K: 0 S: 17	H: 4 LOB: 1 BB: 0 P: 27	R: 1 E: 0 K: 0 S: 8	H: 1 LOB: 0 BB: 0 P: 10	R: 0 E: 0 K: 1 S: 10	H: 1 LOB: 2 BB: 1 P: 17	R: 0 E: 0 K: 0 S: 9	H: 0 LOB: 0 BB: 0 P: 15	R: 0 E: 0 K: 1 S: 7	H: 0 LOB: 1 BB: 0 P: 14	R: 0 E: 0 K: 2 S: 9	H: 0 LOB: 2 BB: 2 P: 25	R: 0 E: 0 K: 2 S: 14	H: 0 LOB: 2 BB: 2 P: 30	R: 0 E: 1 K: 1 S: 10	H: 1 LOB: 2 BB: 0 P: 19	1B: 8 2B: 1 3B: 0 HR: 1	SF: 0 SAC: 1 DP: 1 HBP: 1	WP: 2 PB: 1 SB: 2 CS: 0	PA: 47			
PITCHER	IP 3.0	WLS 16	BF 7	H 5	R 5	ER 5	SO 1	BB 0	IBB 0	HBP 0	BLK 0	WP 0	HR 1	S 35	P 55	ERA 15.00	WHIP 2.333								
Vladimir Nunez, R ERA: 10.5	(1, 1)																								
Ricky Bones, R ERA: 1.42	(4, 1)	3.0	12	2	0	0	2	2	0	0	0	0	0	26	48	0.00	1.333								
Braden Looper, R ERA: 1.42	(7, 1)	1.0	6	0	0	0	0	2	0	1	0	0	0	8	22	0.00	2.000								
Vic Darenbourg, L ERA: 1.42	(8, 1)	0.1	1	0	0	0	1	0	0	0	0	0	0	3	6	0.00	0.000								
Dan Micelli, R ERA: 2.25	(8, 1)	1.2	W	7	0	0	3	2	0	0	0	1	0	20	41	0.00	1.200								

Florida Marlins @ Chicago Cubs
Wrigley Field, Chicago, IL
Sun Apr 16 2000, 1:20 PM CDT
Att: 27,769 - Overcast - 42 F

AB 39
R 5
H 10
RBI 4
BB 6
SO 8
LOB 24



Batter	1	2	3	4	5	6	7	8	9	AB	R	H	RBI	BB	SO	LOB	TOP										
Eric Young Sr. R OBP: 0.370, SLG: 0.388 (1, 4)	G6-3		G4-3				G4-3			4	0	1	0	0	0	0	Chicago Cubs @ Montreal Expos Olympic Stadium, Montreal, QB Tue Apr 18 2000, 7:05 PM EDT Att: 9,975 - Dome - 72 F										
Ricky Gutierrez R OBP: 0.441, SLG: 0.566 (1, 6)							K			4	1	3	0	0	1	0											
Sammy Sosa R OBP: 0.333, SLG: 0.467 (1, 9)	K						K			4	1	1	2	0	3	3											
Mark Grace L OBP: 0.397, SLG: 0.471 (1, 3)										2	0	0	0	2	1	2											
Henry Rodriguez L OBP: 0.196, SLG: 0.238 (8, PH)										3	0	1	0	0	0	2											
Glenallen Hill R OBP: 0.333, SLG: 0.647 (8, PH)										1	0	0	0	0	0	1											
Damon Buford R OBP: 0.279, SLG: 0.273 (8, 8)										0	0	0	0	0	0	0											
Shane Andrews R OBP: 0.356, SLG: 0.596 (1, 5)										4	0	0	0	0	2	2											
Tarrik Brock L OBP: 0.400, SLG: 0.182 (8, 7)										4	0	0	0	0	0	2											
Joe Girardi R OBP: 0.304, SLG: 0.205 (9, PH)										2	0	0	0	1	0	0											
Roosevelt Brown L OBP: 0.353, SLG: 0.375 (9, PH)										1	0	0	0	0	0	0											
Kevin Tapani R OBP: 0.375, SLG: 0.875 (1, 1)										3	1	1	1	0	2	2											
Jeff Reed L OBP: 0.375, SLG: 0.316 (9, PH)										1	0	0	0	0	1	0											
Inning Stats	R: 0 E: 0 K: 1 S: 13	H: 1 LOB: 1 BB: 0 P: 19	R: 0 E: 0 K: 0 S: 7	H: 0 LOB: 1 BB: 1 P: 14	R: 3 E: 0 K: 0 S: 16	H: 3 LOB: 1 BB: 1 P: 30	R: 0 E: 0 K: 1 S: 9	H: 0 LOB: 0 BB: 0 P: 13	R: 0 E: 0 K: 2 S: 12	H: 2 LOB: 2 BB: 0 P: 20	R: 0 E: 0 K: 1 S: 10	H: 1 LOB: 2 BB: 1 P: 19	R: 0 E: 0 K: 2 S: 10	H: 0 LOB: 0 BB: 0 P: 16	R: 0 E: 0 K: 2 S: 8	H: 0 LOB: 0 BB: 0 P: 12	R: 0 E: 0 K: 1 S: 8	H: 0 LOB: 0 BB: 0 P: 12	1B: 4 2B: 2 3B: 0 HR: 2	SF: 0 SAC: 0 DP: 2 HBP: 0	WP: 1 PB: 0 SB: 0 CS: 1	PA: 36					
PITCHER	IP	WLS	BF	H	R	ER	SO	BB	IBB	HBP	BLK	WP	HR	S	P	ERA	WHIP										
Javier Vazquez R ERA: 3.32 (1, 1)	6.0		27	7	3	3	5	2	1	0	0	0	2	67	115	4.50	1.500										
Scott Strickland R ERA: 2.35 (7, 1)	1.0	W	3	0	0	0	2	0	0	0	0	0	0	10	16	0.00	0.000										
Steve Kline L ERA: 2.0 (8, 1)	0.0		1	0	0	0	1	0	0	0	0	1	0	4	4	∞	∞										
Ugueth Urbina R ERA: 7.5 (8, 1)	2.0	S	5	0	0	0	2	0	0	0	0	0	0	12	20	0.00	0.000										

Chicago Cubs @ Montreal Expos
 Olympic Stadium, Montreal, QB
 Tue Apr 18 2000, 7:05 PM EDT
 Att: 9,975 - Dome - 72 F

AB 33
 R 3
 H 7
 RBI 3
 BB 3
 SO 10
 LOB 14



Batter	1	2	3	4	5	6	7	8	9	AB	R	H	RBI	BB	SO	LOB	BOTTOM										
Peter Bergeron L OBP: 0.255, SLG: 0.255 (1, 8)	K			G4-3	F7			G3		4	0	0	0	0	1	0	Chicago Cubs @ Montreal Expos Olympic Stadium, Montreal, QB Tue Apr 18 2000, 7:05 PM EDT Att: 9,975 - Dome - 72 F										
Jose Vidro S OBP: 0.464, SLG: 0.712 (1, 4)								G6-3		4	1	2	0	0	0	0											
Rondell White R OBP: 0.327, SLG: 0.420 (1, 7)										4	1	1	1	0	0	1											
Vladimir Guerrero R OBP: 0.528, SLG: 0.822 (1, 9)										4	0	0	0	0	0	3											
Lee Stevens L OBP: 0.314, SLG: 0.426 (1, 3)										3	0	1	1	0	0	0											
Chris Widger R OBP: 0.370, SLG: 0.436 (1, 2)										3	0	0	0	0	1	1											
Michael Barrett R OBP: 0.237, SLG: 0.212 (1, 5)										3	2	3	0	0	0	0											
Orlando Cabrera R OBP: 0.227, SLG: 0.455 (1, 6)										3	0	2	2	0	0	1											
Javier Vazquez R (1, 1)										2	0	0	0	0	0	0											
Scott Strickland R (7, 1)										0	0	0	0	0	0	0											
Wilton Guerrero S OBP: 0.273, SLG: 0.200 (7, PH)										1	0	0	0	0	0	1											
Steve Kline S (8, 1)										0	0	0	0	0	0	0											
Ugueth Urbina R (8, 1)										0	0	0	0	0	0	0											
Inning Stats	R: 0 E: 0 K: 1 S: 8	H: 0 LOB: 0 BB: 0 P: 13	R: 0 E: 0 K: 0 S: 6	H: 0 LOB: 0 BB: 0 P: 8	R: 0 E: 0 K: 0 S: 11	H: 1 LOB: 0 BB: 0 P: 16	R: 2 E: 0 K: 0 S: 14	H: 3 LOB: 1 BB: 0 P: 20	R: 1 E: 0 K: 0 S: 7	H: 2 LOB: 0 BB: 0 P: 10	R: 0 E: 0 K: 0 S: 8	H: 1 LOB: 0 BB: 0 P: 13	R: 1 E: 2 K: 1 S: 12	H: 2 LOB: 1 BB: 0 P: 21	R: 0 E: 1 K: 0 S: 7	H: 0 LOB: 1 BB: 0 P: 11	1B: 5 2B: 4 3B: 0 HR: 0	SF: 0 SAC: 0 DP: 2 HBP: 0	WP: 0 PB: 0 SB: 0 CS: 0	PA: 31							
PITCHER	IP	WLS	BF	H	R	ER	SO	BB	IBB	HBP	BLK	WP	HR	S	P	ERA	WHIP										
Kevin Tapani R ERA: 4.62 (1, 1)	8.0	L	31	9	4	3	2	0	0	0	0	0	0	73	112	3.38	1.125										


Chicago Cubs @ Montreal Expos
 Olympic Stadium, Montreal, QB
 Tue Apr 18 2000, 7:05 PM EDT
 Att: 9,975 - Dome - 72 F

AB 31
 R 4
 H 9
 RBI 4
 BB 0
 SO 2
 LOB 7



Batter	1	2	3	4	5	6	7	8	9	AB	R	H	RBI	BB	SO	LOB	TOP										
Eric Young Sr. R OBP: 0.364, SLG: 0.380 (1, 4)	G4-3		G3					G3		4	0	1	1	0	0	0	Chicago Cubs @ Montreal Expos Olympic Stadium, Montreal, QB Wed Apr 19 2000, 7:05 PM EDT Att: 10,112 - Dome - 72 F										
Ricky Gutierrez R OBP: 0.429, SLG: 0.536 (1, 6)	G5-3		G4-3				F8			3	0	0	0	1	0												
Mark Grace L OBP: 0.403, SLG: 0.463 (1, 3)										3	0	1	0	0	1												
Sammy Sosa R OBP: 0.329, SLG: 0.453 (1, 9)										4	0	1	0	0	1												
Henry Rodriguez L OBP: 0.200, SLG: 0.304 (1, 7)										4	1	1	1	0	1												
Shane Andrews R OBP: 0.352, SLG: 0.567 (1, 5)										3	0	0	0	1	1												
Jeff Reed L OBP: 0.464, SLG: 0.591 (1, 2)										3	2	3	1	1	0												
Damon Buford R OBP: 0.262, SLG: 0.254 (1, 8)										4	0	0	0	0	1												
Andrew Lorraine L Roosevelt Brown L Ruben Quevedo R Mark Guthrie R Brian Williams R Glenallen Hill R OBP: 0.316, SLG: 0.611 (1, 1)										2	0	0	0	0	2												
Inning Stats	R: 0 E: 0 K: 0 S: 10	H: 2 LOB: 2 BB: 0 P: 16	R: 0 E: 0 K: 0 S: 8	H: 0 LOB: 0 BB: 1 P: 14	R: 0 E: 0 K: 1 S: 9	H: 0 LOB: 0 BB: 0 P: 13	R: 1 E: 0 K: 0 S: 7	H: 1 LOB: 0 BB: 0 P: 9	R: 1 E: 0 K: 1 S: 10	H: 2 LOB: 1 BB: 0 P: 20	R: 0 E: 0 K: 1 S: 9	H: 0 LOB: 0 BB: 0 P: 13	R: 1 E: 0 K: 2 S: 10	H: 1 LOB: 0 BB: 0 P: 12	R: 0 E: 0 K: 1 S: 9	H: 0 LOB: 1 BB: 1 P: 13		R: 0 E: 0 K: 1 S: 7	H: 1 LOB: 2 BB: 1 P: 15	1B: 4 2B: 1 3B: 0 HR: 2	SF: 0 SAC: 0 DP: 2 HBP: 1	WP: 0 PB: 0 SB: 0 CS: 0	PA: 36				
PITCHER	IP	WLS	BF	H	R	ER	SO	BB	IBB	HBP	BLK	WP	HR	S	P	ERA	WHIP										
Carl Pavano R ERA: 2.7 (1, 1)	7.0	W	27	6	3	3	5	1	0	1	0	0	2	63	97	3.86	1.000										
Scott Strickland R ERA: 2.25 (8, 1)	0.1	H	2	0	0	0	0	1	0	0	0	0	0	4	8	0.00	3.000										
Steve Kline L ERA: 1.93 (8, 1)	0.1	H	1	0	0	0	1	0	0	0	0	0	0	3	3	0.00	0.000										
Anthony Telford R ERA: 9.0 (8, 1)	0.1	H	1	0	0	0	0	0	0	0	0	0	0	2	2	0.00	0.000										
Ugueth Urbina R ERA: 6.43 (9, 1)	1.0		5	1	0	0	1	1	0	0	0	0	0	7	15	0.00	2.000										

AB	32
R	3
H	7
RBI	3
BB	3
SO	7
LOB	13



Batter	1	2	3	4	5	6	7	8	9	AB	R	H	RBI	BB	SO	LOB	BOTTOM										
Wilton Guerrero S Terry Jones S Geoff Blum S Scott Strickland R Steve Kline S Anthony Telford R Trace Coquillette R Ugueth Urbina R OBP: 0.214, SLG: 0.156 (1, 8)	G4-3		G4-3							3	0	0	0	0	0	0	Chicago Cubs @ Montreal Expos Olympic Stadium, Montreal, QB Wed Apr 19 2000, 7:05 PM EDT Att: 10,112 - Dome - 72 F										
Orlando Cabrera R OBP: 0.245, SLG: 0.469 (1, 6)										5	2	2	0	0	1												
Rondell White R OBP: 0.350, SLG: 0.426 (1, 7)										4	2	2	1	1	1												
Vladimir Guerrero R OBP: 0.534, SLG: 0.860 (1, 9)										5	0	3	4	0	1												
Jose Vidro S OBP: 0.450, SLG: 0.673 (1, 4)										3	0	0	1	1	0												
Lee Stevens L OBP: 0.327, SLG: 0.408 (1, 3)										2	0	0	0	2	0												
Chris Widger R OBP: 0.360, SLG: 0.419 (1, 2)										4	0	1	0	0	0												
Michael Barrett R OBP: 0.262, SLG: 0.243 (1, 5)										4	1	2	0	0	0												
Carl Pavano R Peter Bergeron L OBP: 0.250, SLG: 0.250 (1, 1)										2	0	0	0	0	1												
Inning Stats	R: 2 E: 0 K: 0 S: 16	H: 3 LOB: 1 BB: 0 P: 27	R: 0 E: 0 K: 1 S: 8	H: 0 LOB: 0 BB: 0 P: 11	R: 0 E: 0 K: 1 S: 6	H: 2 LOB: 3 BB: 1 P: 22	R: 1 E: 0 K: 0 S: 7	H: 1 LOB: 1 BB: 1 P: 12	R: 0 E: 0 K: 0 S: 8	H: 0 LOB: 0 BB: 0 P: 12	R: 2 E: 0 K: 1 S: 18	H: 2 LOB: 3 BB: 3 P: 36	R: 2 E: 0 K: 0 S: 13	H: 3 LOB: 1 BB: 0 P: 18	1B: 7 2B: 3 3B: 1 HR: 0	SF: 0 SAC: 1 DP: 0 HBP: 0		WP: 0 PB: 0 SB: 0 CS: 0	PA: 40								
PITCHER	IP	WLS	BF	H	R	ER	SO	BB	IBB	HBP	BLK	WP	HR	S	P	ERA	WHIP										
Andrew Lorraine L ERA: 5.4 (7, 1)	6.0	L	26	6	2	2	1	1	1	0	0	0	0	13	26	27.00	4.500										
Ruben Quevedo R ERA: 10.13 (7, 1)	0.2		6	2	2	2	1	1	1	0	0	0	0	2	6	∞	∞										
Mark Guthrie L ERA: 0.96 (7, 1)	0.0		1	0	0	0	0	1	0	0	0	0	0	2	6	∞	∞										
Brian Williams R ERA: 18.47 (7, 1)	1.1		7	3	2	2	0	0	0	0	0	0	0	16	22	13.50	2.250										

AB	34
R	7
H	11
RBI	7
BB	5
SO	3
LOB	13



Batter	1	2	3	4	5	6	7	8	9	AB	R	H	RBI	BB	SO	LOB	TOP		
Eric Young Sr. R OBP: 0.354, SLG: 0.368 (1, 4)			 2-2							5	0	1	1	0	1	2	Chicago Cubs @ Montreal Expos Olympic Stadium, Montreal, QB Thu Apr 20 2000, 7:05 PM EDT Att: 12,186 - Dome - 72 F livebaseballscorecards.com		
Ricky Gutierrez R OBP: 0.412, SLG: 0.500 (1, 6)			 3-3 2-H		 1-1 2-B	 4-1 BB				4	2	0	0	1	2	2			
Mark Grace L OBP: 0.416, SLG: 0.466 (1, 3)					 0-0	 1-1 2-B	 4-1 BB			4	2	2	1	1	0	0			
Sammy Sosa R OBP: 0.333, SLG: 0.507 (1, 8) (6, 9)		 0-3			 0-1	 3-2 1-B	 2-2			5	1	2	6	0	2	1			
Henry Rodriguez L OBP: 0.200, SLG: 0.294 Rick Aguilera R (9, 1)					 0-0 1-H 3-H 1-0					5	0	1	0	0	2	2			
Jeff Reed L OBP: 0.455, SLG: 0.593 (1, 2)					 2-1 1-B	 2-1 SH 1-B				5	0	2	0	0	0	1			
Roosevelt Brown L OBP: 0.333, SLG: 0.364 Damon Buford R OBP: 0.258, SLG: 0.250 (6, PH) (6, 8)						 0-0 SH FC5 2-B				2	0	1	0	0	0	2			
Jeff Huson L OBP: 0.200, SLG: 0.222 Mark Guthrie R (8, 1)					 2-2 1-B	 4-2 E 1-B BB				3	3	0	0	1	0	3			
Tarrick Brock L OBP: 0.400, SLG: 0.182 (9, 7)					 1-2 1-B SH1-3	 0-0 E 2-B				0	0	0	0	0	0	0			
Scott Downs L Jose Nieves R Brian Williams R Glenallen Hill R Felix Heredia L Shane Andrews R (1, 1) (5, PH) (5, 1) (6, PH) (6, 1) (6, PH) (8, 5)					 0-0 SH1-3	 3-2	 0-0 E8 BB HR 2-B			0	0	0	0	0	0	0			
Inning Stats	R: 0 E: 0 K: 2 S: 9	H: 0 LOB: 0 BB: 0 P: 11	R: 0 E: 0 K: 2 S: 10	H: 0 LOB: 0 BB: 0 P: 15	R: 1 E: 0 K: 1 S: 11	H: 2 LOB: 1 BB: 0 P: 18	R: 0 E: 0 K: 0 S: 7	H: 2 LOB: 2 BB: 0 P: 9	R: 3 E: 1 K: 0 S: 14	H: 3 LOB: 0 BB: 2 P: 29	R: 0 E: 0 K: 1 S: 9	H: 0 LOB: 0 BB: 0 P: 11	R: 0 E: 0 K: 2 S: 11	H: 1 LOB: 1 BB: 0 P: 13	1B: 6 2B: 3 3B: 0 HR: 1	SF: 0 SAC: 2 DP: 0 HBP: 0	WP: 0 PA: 42 PB: 0 SB: 1 CS: 0		
PITCHER	IP WLS BF H R ER SO BB IBB HBP BLK WP HR S P ERA WHIP																		
Jeremy Powell R ERA: 5.93 (1, 1)	4.2		22	6	4	1	5	1	0	0	0	0	0	0	0	50	80	1.93	1.500
Matt Blank L ERA: 3.95 (5, 1)	0.2	L	4	1	2	2	0	0	0	0	0	0	0	0	5	8	27.00	1.500	
Miguel Batista R ERA: 14.04 (6, 1)	1.2	B	9	2	4	4	1	2	0	0	0	0	0	1	20	34	21.60	2.400	
Anthony Telford R ERA: 7.71 (8, 1)	1.0		3	0	0	0	1	0	0	0	0	0	0	9	14	0.00	0.000		
Steve Kline L ERA: 1.74 (9, 1)	1.0		4	1	0	0	2	0	0	0	0	0	0	11	13	0.00	1.000		

Chicago Cubs @ Montreal Expos
 Olympic Stadium, Montreal, QB
 Thu Apr 20 2000, 7:05 PM EDT
 Att: 12,186 - Dome - 72 F

AB 37
 R 10
 H 10
 RBI 9
 BB 3
 SO 9
 LOB 14





Batter	1	2	3	4	5	6	7	8	9	AB	R	H	RBI	BB	SO	LOB	BOTTOM		
Peter Bergeron L OBP: 0.246, SLG: 0.246 (1, 8)			 0-1 1-2							5	0	1	0	0	0	2	Chicago Cubs @ Montreal Expos Olympic Stadium, Montreal, QB Thu Apr 20 2000, 7:05 PM EDT Att: 12,186 - Dome - 72 F livebaseballscorecards.com		
Orlando Cabrera R OBP: 0.284, SLG: 0.491 Anthony Telford R (8, 1)					 0-0 1-2					4	1	2	0	0	0	0			
Steve Kline S (9, 1)					 G6-4-3 1-B					0	0	0	0	0	0	0			
Wilton Guerrero S OBP: 0.267, SLG: 0.154 (9, PH)					 G6-4-3 2-B					0	0	0	0	1	0	0			
Rondell White R OBP: 0.369, SLG: 0.431 (1, 7)					 1-1 G6-4-3 HBP					4	0	2	1	0	0	0			
Vladimir Guerrero R OBP: 0.492, SLG: 0.782 (1, 9)					 3-2 G6-4-3	 1-0				5	0	0	0	0	1	6			
Jose Vidro S OBP: 0.438, SLG: 0.644 (1, 4)					 2-0 1-B 2-B 1-B					4	1	1	1	0	1	0			
Lee Stevens L OBP: 0.339, SLG: 0.415 (1, 3)					 2-2 F6					4	1	2	0	0	1	0			
Chris Widger R OBP: 0.377, SLG: 0.422 15 Lenny Webster R (7, 2)					 0-0	 4-0 2-B BB				2	1	1	0	1	0	0			
Michael Barrett R OBP: 0.261, SLG: 0.268 (1, 5)					 2-1	 0-1 1-B 2-B				4	1	1	3	0	0	1			
Jeremy Powell R OBP: 0.750, SLG: 1.000 Matt Blank L (5, 1)					 0-0					2	0	2	1	0	0	0			
Miguel Batista R (6, 1)					 1-B					0	0	0	0	0	0	0			
Geoff Blum S OBP: 0.357, SLG: 0.538 (7, PH) (8, 6)					 1-2 2-H					2	1	1	0	0	0	0			
Inning Stats	R: 0 E: 0 K: 0 S: 7	H: 0 LOB: 0 BB: 0 P: 11	R: 0 E: 0 K: 0 S: 10	H: 0 LOB: 0 BB: 0 P: 15	R: 0 E: 0 K: 0 S: 6	H: 1 LOB: 1 BB: 0 P: 8	R: 5 E: 0 K: 0 S: 16	H: 6 LOB: 1 BB: 1 P: 30	R: 0 E: 0 K: 2 S: 12	H: 1 LOB: 1 BB: 0 P: 18	R: 0 E: 0 K: 1 S: 12	H: 2 LOB: 2 BB: 0 P: 15	R: 0 E: 0 K: 0 S: 6	H: 1 LOB: 0 BB: 0 P: 9	R: 1 E: 0 K: 0 S: 11	H: 2 LOB: 2 BB: 1 P: 18	1B: 10 2B: 3 3B: 0 HR: 0	SF: 0 SAC: 0 DP: 2 HBP: 1	WP: 0 PA: 40 PB: 0 SB: 0 CS: 0
PITCHER	IP WLS BF H R ER SO BB IBB HBP BLK WP HR S P ERA WHIP																		
Scott Downs L ERA: 5.19 (1, 1)	4.0		19	7	5	5	0	1	0	0	0	0	0	7	9	0.00	0.000		
Brian Williams R ERA: 15.95 (5, 1)	1.0	W	3	0	0	0	0	0	0	0	0	0	0	24	33	0.00	1.500		
Felix Heredia L ERA: 0.82 (6, 1)	2.0		9	3	0	0	3	0	0	0	0	0	0	6	9	0.00	1.000		
Mark Guthrie L ERA: 0.87 Rick Aguilera R ERA: 2.18 (8, 1) (9, 1)	1.0		3	1	0	0	0	0	0	0	0	0	0	11	18	9.00	3.000		

Chicago Cubs @ Montreal Expos
 Olympic Stadium, Montreal, QB
 Thu Apr 20 2000, 7:05 PM EDT
 Att: 12,186 - Dome - 72 F

AB 37
 R 6
 H 13
 RBI 6
 BB 2
 SO 3
 LOB 10



Batter	1	2	3	4	5	6	7	8	9	AB R H RBI BB SO LOB	TOP																								
											<p>Chicago Cubs @ New York Mets Shea Stadium, Flushing, NY Fri Apr 21 2000, 7:10 PM EDT</p> <p>livebaseballscorecards.com</p> <p>AB 0 R 0 H 0 RBI 0 BB 0 SO 0 LOB 0</p> 																								
Inning Stats										1B: 0 SF: 0 WP: 0 PA: 0 2B: 0 SAC: 0 FB: 0 3B: 0 DP: 0 SB: 0 HR: 0 HBP: 0 CS: 0																									
PITCHER	IP	WLS	BF	H	R	ER	SO	BB	IBB	HBP	BLK	WP	HR	S	P	ERA	WHIP	PITCHER	IP	WLS	BF	H	R	ER	SO	BB	IBB	HBP	BLK	WP	HR	S	P	ERA	WHIP

Batter	1	2	3	4	5	6	7	8	9	AB R H RBI BB SO LOB	BOTTOM																								
											<p>Chicago Cubs @ New York Mets Shea Stadium, Flushing, NY Fri Apr 21 2000, 7:10 PM EDT</p> <p>livebaseballscorecards.com</p> <p>AB 0 R 0 H 0 RBI 0 BB 0 SO 0 LOB 0</p> 																								
Inning Stats										1B: 0 SF: 0 WP: 0 PA: 0 2B: 0 SAC: 0 FB: 0 3B: 0 DP: 0 SB: 0 HR: 0 HBP: 0 CS: 0																									
PITCHER	IP	WLS	BF	H	R	ER	SO	BB	IBB	HBP	BLK	WP	HR	S	P	ERA	WHIP	PITCHER	IP	WLS	BF	H	R	ER	SO	BB	IBB	HBP	BLK	WP	HR	S	P	ERA	WHIP

Batter	1	2	3	4	5	6	7	8	9	AB	R	H	RBI	BB	SO	LOB	TOP			
Eric Young Sr. R OBP: 0.337, SLG: 0.350	G6-3		P6			G6-3		G4-3		4	0	0	0	0	0	1	Chicago Cubs @ New York Mets Shea Stadium, Flushing, NY Sat Apr 22 2000, 1:10 PM EDT Overcast - 47 F			
Ricky Gutierrez R OBP: 0.417, SLG: 0.508	F8			SH1-3 2B		F8		BB		3	0	1	0	1	0					
Mark Grace L OBP: 0.425, SLG: 0.525				SH1-3			HR			3	1	2	1	0	1					
Sammy Sosa R OBP: 0.329, SLG: 0.493	F8			K		L7		1B WP 1B		4	1	1	0	0	1					
Glenallen Hill R OBP: 0.292, SLG: 0.565		P4		K		G5-3		F8		4	0	0	0	0	1					
Shane Andrews R OBP: 0.355, SLG: 0.600	K					F7		1B 1B		4	1	2	1	0	1					
Joe Girardi R OBP: 0.300, SLG: 0.209	G5-3					L9		HR 1B		4	0	1	1	0	0					
Damon Buford R OBP: 0.257, SLG: 0.250			F9			F9		G4-3 SH1-4 1B		4	0	1	0	0	0	2				
Jon Lieber L ERA: 0.091			L6					SH1-4 G3		2	0	0	0	0	0	1				
Jose Nunez R OBP: 0.267, SLG: 0.300										0	0	0	0	0	0	0				
Ruben Quevedo R ERA: 18.0										0	0	0	0	0	0	0				
Felix Heredia L ERA: 1.64										0	0	0	0	0	0	0				
Brian Williams R ERA: 15.75										1	0	0	0	0	0	2				
Inning Stats	R: 0 E: 0 K: 0 S: 12	H: 1 LOB: 1 BB: 0 P: 18	R: 0 E: 0 K: 1 S: 9	H: 0 LOB: 0 BB: 0 P: 13	R: 0 E: 0 K: 0 S: 7	H: 0 LOB: 0 BB: 0 P: 15	R: 0 E: 0 K: 2 S: 11	H: 1 LOB: 1 BB: 0 P: 18	R: 0 E: 0 K: 0 S: 5	H: 0 LOB: 0 BB: 0 P: 10	R: 2 E: 0 K: 0 S: 9	H: 2 LOB: 2 BB: 0 P: 12	R: 0 E: 0 K: 1 S: 13	H: 1 LOB: 2 BB: 1 P: 22	R: 1 E: 0 K: 0 S: 13	H: 3 LOB: 2 BB: 0 P: 25	1B: 5 2B: 1 3B: 0 HR: 2	SF: 0 SAC: 2 DP: 0 HBP: 0	WP: 1 PB: 0 SB: 0 CS: 0	PA: 36
PITCHER	IP WLS BF H R ER SO BB IBB HBP BLK WP HR S P ERA WHIP																			
Glendon Rusch L ERA: 2.4	(1, 1) 7.0 W 25 4 2 2 4 0 0 0 0 0 2 60 96 2.57 0.571																			
John Franco L ERA: 5.83	(8, 1) 1.0 H 5 1 0 0 1 1 0 0 0 0 0 13 22 0.00 2.000																			
Rich Rodriguez L ERA: 7.04	(9, 1) 1.0 6 3 1 1 0 0 0 0 0 0 1 0 13 25 9.00 3.000																			

Chicago Cubs @ New York Mets
Shea Stadium, Flushing, NY
Sat Apr 22 2000, 1:10 PM EDT
Overcast - 47 F

AB 33
R 3
H 8
RBI 3
BB 1
SO 5
LOB 11



Batter	1	2	3	4	5	6	7	8	9	AB	R	H	RBI	BB	SO	LOB	BOTTOM	
Rickey Henderson R OBP: 0.316, SLG: 0.213	K		G6-3		G6-3		G1-3 HBP	2B 2B		3	0	0	0	0	1	0	Chicago Cubs @ New York Mets Shea Stadium, Flushing, NY Sat Apr 22 2000, 1:10 PM EDT Overcast - 47 F	
John Franco L										0	0	0	0	0	0	0		
Benny Agbayani R OBP: 0.353, SLG: 0.688										1	1	1	2	0	0	0		
Derek Bell R OBP: 0.395, SLG: 0.514	1B FC4-6		1B		1B		G6-3 G4-1 2B	1B 2B		5	2	4	2	0	0	1		
Edgardo Alfonzo R OBP: 0.388, SLG: 0.444	1B FC4-6		1B		G4-6-3 1B		G6-3	BB BB		3	0	2	0	2	0	1		
Robin Ventura L OBP: 0.310, SLG: 0.393	1B FC4-6		G4-6-3				G4-1 1B IBB	P6		4	1	0	1	1	0	7		
Todd Pratt R OBP: 0.375, SLG: 0.500	G5-3				G6-4-3 1B		G4-1	SH1-4 1B K		4	1	1	1	1	1	4		
Matt Franco L OBP: 0.294, SLG: 0.077			F8		G6-4-3		1B	SH1-4		3	0	1	1	0	0	1		
Melvin Mora R OBP: 0.357, SLG: 0.440					G5-3		1B	1B		3	1	2	0	1	0	0		
Rey Ordonez R OBP: 0.302, SLG: 0.140			F7				G6-3	G5-3		4	1	1	1	0	0	3		
Glendon Rusch L										2	0	0	0	0	0	1		
Jon Nunnally L OBP: 0.333, SLG: 0.500			F8				G1			1	0	0	0	0	1	0		
31 Mike Piazza R OBP: 0.468, SLG: 0.722										0	1	0	0	1	0	0		
Rich Rodriguez L										0	0	0	0	0	0	0		
Inning Stats	R: 1 E: 0 K: 1 S: 11	H: 2 LOB: 1 BB: 0 P: 18	R: 0 E: 0 K: 0 S: 7	H: 1 LOB: 1 BB: 0 P: 9	R: 0 E: 0 K: 0 S: 4	H: 1 LOB: 0 BB: 0 P: 6	R: 0 E: 0 K: 0 S: 4	H: 0 LOB: 0 BB: 0 P: 6	R: 2 E: 0 K: 0 S: 14	H: 3 LOB: 2 BB: 1 P: 24	R: 0 E: 0 K: 1 S: 10	H: 0 LOB: 1 BB: 1 P: 19	R: 5 E: 0 K: 1 S: 31	H: 3 LOB: 2 BB: 4 P: 56	1B: 9 2B: 3 3B: 0 HR: 0	SF: 0 SAC: 1 DP: 2 HBP: 1	WP: 0 PB: 0 SB: 1 CS: 0	PA: 41
PITCHER	IP WLS BF H R ER SO BB IBB HBP BLK WP HR S P ERA WHIP																	
Jon Lieber R ERA: 4.11	(1, 1) 7.0 L 31 9 3 3 2 1 1 1 0 0 0 0 61 98 3.86 1.429																	
Ruben Quevedo R ERA: 18.0	(8, 1) 0.1 4 1 3 3 0 1 1 0 0 0 0 0 10 20 81.00 6.000																	
Felix Heredia L ERA: 1.64	(8, 1) 0.0 1 0 0 0 0 1 0 0 0 0 0 0 5 9 ∞ ∞																	
Brian Williams R ERA: 15.75	(8, 1) 0.2 5 2 2 2 1 1 0 0 0 0 0 0 16 27 27.00 4.500																	

Chicago Cubs @ New York Mets
Shea Stadium, Flushing, NY
Sat Apr 22 2000, 1:10 PM EDT
Overcast - 47 F

AB 33
R 8
H 12
RBI 8
BB 6
SO 3
LOB 18



Batter	1	2	3	4	5	6	7	8	9	AB	R	H	RBI	BB	SO	LOB	TOP				
Eric Young Sr., R OBP: 0.330, SLG: 0.353 (1, 4)										5	0	1	0	0	0	1	Chicago Cubs @ New York Mets Shea Stadium, Flushing, NY Sat Apr 22 2000, 7:10 PM EDT Att: 32,204 - Overcast - 50 F livebaseballscores.com				
Ricky Gutierrez, R OBP: 0.350, SLG: 0.471 (1, 6)										5	0	0	0	0	0	2					
Mark Grace, L OBP: 0.424, SLG: 0.508 (1, 3)										4	1	1	0	0	0	0					
Sammy Sosa, R OBP: 0.356, SLG: 0.506 (1, 9)										4	2	3	0	1	0	1					
Henry Rodriguez, L OBP: 0.233, SLG: 0.411 (1, 7)										5	2	3	3	0	0	1					
Jeff Reed, L OBP: 0.455, SLG: 0.600 Glenallen Hill, R OBP: 0.280, SLG: 0.542 76 Daniel Garibay, L (7, 1) Tarrik Brock, L OBP: 0.375, SLG: 0.167 (9, PH)										2	1	1	2	1	0	0					
Roosevelt Brown, L OBP: 0.333, SLG: 0.357 Damon Buford, R OBP: 0.254, SLG: 0.246 (6, 8)									3	0	1	0	0	1	1	1					
Jeff Huson, L OBP: 0.250, SLG: 0.273 Shane Andrews, R OBP: 0.350, SLG: 0.591 (6, PH)									2	0	1	1	0	0	0	0					
Kyle Farnsworth, R (1, 1) Mark Guthrie, R (6, 1) Joe Girardi, R OBP: 0.314, SLG: 0.209 (7, 2)									3	0	0	0	0	1	3	0					
Inning Stats	R: 0 E: 0 K: 0 S: 8	H: 0 LOB: 1 BB: 0 P: 14	R: 0 E: 0 K: 1 S: 13	H: 0 LOB: 0 BB: 0 P: 20	R: 0 E: 0 K: 0 S: 7	H: 1 LOB: 1 BB: 0 P: 14	R: 1 E: 0 K: 1 S: 16	H: 2 LOB: 2 BB: 1 P: 23	R: 2 E: 0 K: 0 S: 18	H: 4 LOB: 2 BB: 1 P: 27	R: 1 E: 0 K: 1 S: 13	H: 2 LOB: 2 BB: 1 P: 25	R: 0 E: 0 K: 1 S: 8	H: 0 LOB: 1 BB: 1 P: 16	R: 2 E: 0 K: 1 S: 11	H: 2 LOB: 0 BB: 0 P: 15		1B: 6 2B: 4 3B: 0 HR: 1	SF: 0 SAC: 0 DP: 0 HBP: 1	WP: 0 PB: 0 SB: 0 CS: 0	PA: 42
PITCHER	IP WLS BF H R ER SO BB IBB HBP BLK WP HR S P ERA WHIP																				
Dennis Springer, R ERA: 5.06 (1, 1)	5.1	25	7	3	3	2	1	0	1	0	0	0	0	0	63	98		5.06	1.500		
Dennis Cook, L ERA: 3.27 (6, 1)	1.1	7	2	1	1	0	1	1	0	0	0	0	0	15	29	6.75		2.250			
Turk Wendell, R ERA: 2.92 (7, 1)	1.1	5	0	0	0	2	1	0	0	0	0	0	0	11	22	0.00		0.750			
Armando Benitez, R ERA: 3.18 (9, 1)	1.0	5	2	2	2	1	0	0	0	0	1	11	15	18.00	2.000						

Batter	1	2	3	4	5	6	7	8	9	AB	R	H	RBI	BB	SO	LOB	BOTTOM				
Jon Nunnally, L OBP: 0.333, SLG: 0.467 Melvin Mora, R OBP: 0.333, SLG: 0.423 (6, PH)										2	0	0	0	1	1	1	Chicago Cubs @ New York Mets Shea Stadium, Flushing, NY Sat Apr 22 2000, 7:10 PM EDT Att: 32,204 - Overcast - 50 F livebaseballscores.com				
Derek Bell, R OBP: 0.413, SLG: 0.521 (1, 9)										3	1	2	0	1	0	1					
31 Mike Piazza, R OBP: 0.455, SLG: 0.690 (1, 2)										4	1	1	0	0	1	2					
Robin Ventura, L OBP: 0.307, SLG: 0.431 (1, 5)										4	1	1	1	0	1	5					
Todd Zeile, R OBP: 0.391, SLG: 0.358 (1, 3)										2	1	1	0	2	0	0					
Benny Agbayani, R OBP: 0.428, SLG: 0.737 (7, 7)										3	1	2	2	1	1	1					
Jay Payton, R OBP: 0.325, SLG: 0.500 (8, 7)										0	0	0	0	0	0	0					
20 Kurt Abbott, R OBP: 0.500, SLG: 0.471 (1, 4)										3	1	1	0	1	1	1					
Rey Ordenez, R OBP: 0.333, SLG: 0.196 (1, 6)										3	1	2	2	1	0	2					
Dennis Springer, R (1, 1) Dennis Cook, L (6, 1) Turk Wendell, L (7, 1) Edgardo Alfonso, R OBP: 0.383, SLG: 0.438 Armando Benitez, R (9, 1)										2	0	0	0	0	1	3					
Inning Stats	R: 2 E: 0 K: 1 S: 8	H: 3 LOB: 2 BB: 1 P: 15	R: 0 E: 0 K: 1 S: 8	H: 1 LOB: 1 BB: 0 P: 13	R: 0 E: 0 K: 1 S: 7	H: 1 LOB: 0 BB: 0 P: 10	R: 0 E: 0 K: 1 S: 11	H: 1 LOB: 2 BB: 1 P: 18	R: 0 E: 0 K: 0 S: 6	H: 0 LOB: 0 BB: 1 P: 11	R: 5 E: 1 K: 1 S: 26	H: 4 LOB: 2 BB: 2 P: 45	R: 0 E: 0 K: 1 S: 10	H: 0 LOB: 0 BB: 1 P: 16	R: 0 E: 0 K: 0 S: 6	H: 0 LOB: 0 BB: 1 P: 12		1B: 6 2B: 3 3B: 0 HR: 1	SF: 1 SAC: 1 DP: 3 HBP: 0	WP: 0 PB: 0 SB: 0 CS: 1	PA: 37
PITCHER	IP WLS BF H R ER SO BB IBB HBP BLK WP HR S P ERA WHIP																				
Kyle Farnsworth, R ERA: 8.23 (1, 1)	5.0	25	9	6	6	4	4	0	0	0	0	0	0	51	88	10.80		2.600			
Mark Guthrie, L ERA: 0.79 (6, 1)	1.0	6	1	1	0	1	1	0	0	0	0	15	24	0.00	2.000						
76 Daniel Garibay, L ERA: (7, 1)	2.0	6	0	0	0	1	2	0	0	0	0	16	28	0.00	1.000						

Batter	1	2	3	4	5	6	7	8	9	AB	R	H	RBI	BB	SO	LOB	TOP								
Eric Young Sr., R OBP: 0.333, SLG: 0.367 (1, 4)	SH1-3 2B	FC5			G5-3		FC5-4 1B	G4-3		5	0	2	0	0	0	2									
Ricky Gutierrez, R OBP: 0.388, SLG: 0.465 Roosevelt Brown, L OBP: 0.375, SLG: 0.467 (7, 9)	SH1-3 2-3		HR 1B		K		FC5-4 FC4-6 1-2		1B 2B	3	1	1	0	0	1	1									
Mark Grace, L OBP: 0.422, SLG: 0.493 (1, 3)	P6		F8				FC4-6 BB 1-2		1B 2B	4	0	1	1	1	0	3									
Sammy Sosa, R OBP: 0.362, SLG: 0.538 Mark Gutrie, R (7, 1) Rick Aguilera, R (8, 1) Jeff Reed, L OBP: 0.447, SLG: 0.581 (9, PH)	L8		HR		F9				K 1B	3	1	1	2	1	0	2									
Glenallen Hill, R OBP: 0.233, SLG: 0.448 (1, 7)		G5-3	G5-3			E9 2B	G1-3		FC6-4 1-2	5	1	0	0	0	0	3									
Shane Andrews, R OBP: 0.381, SLG: 0.586 (1, 5)		2B BB	F7			WP G4-3 2B 2-H		F8	F9	4	2	1	1	1	0	1									
Joe Girardi, R OBP: 0.327, SLG: 0.255 (1, 2)		FC5 1-H 2B		G3		G6-3			HR 1B	4	1	2	1	0	0	1									
Damon Buford, R OBP: 0.267, SLG: 0.294 (1, 8)		FC5 FC5 BB		K		G4-3 2-H			HR 1B	3	1	1	3	1	1	0									
Kevin Tapani, R OBP: 0.300, SLG: 0.290 Ruben Quevedo, R (4, 1) Brian Williams, R (5, 1) Jose Nieves, R OBP: 0.374, SLG: 0.273 Felix Heredia, L (6, 1) Jeff Huson, L OBP: 0.271, SLG: 0.290 (7, 9)	FC5 1-2 2-3			K		G5-3		G4-3		2	0	0	0	0	1	2									
Inning Stats	R: 0 E: 0 K: 0 S: 7	H: 1 LOB: 1 BB: 0 P: 9	R: 1 E: 0 K: 0 S: 9	H: 1 LOB: 2 BB: 2 P: 24	R: 2 E: 0 K: 0 S: 9	H: 2 LOB: 0 BB: 0 P: 11	R: 0 E: 0 K: 2 S: 8	H: 0 LOB: 0 BB: 0 P: 12	R: 0 E: 0 K: 1 S: 11	H: 0 LOB: 1 BB: 1 P: 21	R: 2 E: 1 K: 0 S: 13	H: 1 LOB: 0 BB: 0 P: 19	R: 0 E: 0 K: 0 S: 11	H: 1 LOB: 2 BB: 1 P: 19	R: 2 E: 0 K: 0 S: 12	H: 2 LOB: 0 BB: 0 P: 20	R: 1 E: 0 K: 1 S: 11	H: 2 LOB: 1 BB: 0 P: 18	1B: 4 2B: 4 3B: 0 HR: 2	SF: 0 SAC: 1 DP: 0 HBP: 0	WP: 1 PB: 0 SB: 0 CS: 0	PA: 42			
PITCHER	IP	WLS	BF	H	R	ER	SO	BB	IBB	HBP	BLK	WP	HR	S	P	ERA	WHIP								
Mike Hampton, L ERA: 5.72 (1, 1)	7.0	W	32	6	5	3	3	4	0	0	0	1	1	68	115	3.86	1.429								
Rich Rodriguez, L ERA: 6.35 (8, 1)	2.0		10	4	3	3	1	0	0	0	0	0	1	23	38	13.50	2.000								

Chicago Cubs @ New York Mets
Shea Stadium, Flushing, NY
Sun Apr 23 2000, 1:10 PM EDT
Att: 27,560 - Overcast - 45 F

AB	37
R	8
H	10
RBI	8
BB	4
SO	4
LOB	16



Batter	1	2	3	4	5	6	7	8	9	AB	R	H	RBI	BB	SO	LOB	BOTTOM								
Rickey Henderson, R OBP: 0.323, SLG: 0.231 Jon Nunnally, L OBP: 0.333, SLG: 0.467 (9, 7)	K		F7	HR 1B	BB 31 2B 1B	F9				5	2	2	0	0	1	0									
Derek Bell, R OBP: 0.440, SLG: 0.584 Benny Agbayani, R OBP: 0.455, SLG: 0.750 (6, 9)	HR 1B			HR 1B	BB 31 2B 1B					4	3	4	4	0	0	0									
Edgardo Alfonso, R OBP: 0.388, SLG: 0.478 Melvin Mora, R OBP: 0.355, SLG: 0.444 (6, 4)	HR		F9	G6-3	31 2B 1B BB					3	2	1	2	1	0	1									
31 Mike Piazza, R OBP: 0.471, SLG: 0.774 Todd Pratt, R OBP: 0.353, SLG: 0.467 (6, 2)	HR		K	E 2B	1B 2B					4	2	3	3	0	1	1									
Robin Ventura, L OBP: 0.308, SLG: 0.441 Matt Franco, L OBP: 0.263, SLG: 0.067 (5, PH)	G6-3			E5 1B	P6					3	1	1	0	0	0	0									
Todd Zeile, R OBP: 0.392, SLG: 0.362 (1, 3)	F9		L1		WP 1B					5	0	2	2	0	1	3									
Jay Payton, R OBP: 0.311, SLG: 0.463 (1, 8)		F9		FC4-6 1B	K					5	1	1	1	0	2	4									
Rey Ordenez, R OBP: 0.350, SLG: 0.229 20 Kurt Abbott, R OBP: 0.455, SLG: 0.421 (6, 6)		G6-3		1B 2B	1B BB	F3				2	2	1	1	1	0	0									
Mike Hampton, R OBP: 0.500, SLG: 0.400 Rich Rodriguez, L (8, 1)	G4-3			HR 1B	F9	F9				4	1	1	1	0	0	1									
Inning Stats	R: 3 E: 0 K: 1 S: 15	H: 3 LOB: 0 BB: 0 P: 21	R: 0 E: 0 K: 0 S: 10	H: 0 LOB: 0 BB: 0 P: 17	R: 0 E: 0 K: 1 S: 10	H: 1 LOB: 1 BB: 0 P: 14	R: 7 E: 1 K: 0 S: 28	H: 8 LOB: 2 BB: 0 P: 46	R: 5 E: 0 K: 1 S: 19	H: 4 LOB: 1 BB: 2 P: 36	R: 0 E: 0 K: 0 S: 6	H: 0 LOB: 0 BB: 0 P: 13	R: 0 E: 0 K: 3 S: 13	H: 2 LOB: 2 BB: 0 P: 23	R: 0 E: 0 K: 3 S: 9	H: 0 LOB: 0 BB: 0 P: 12	R: 0 E: 0 K: 3 S: 9	H: 0 LOB: 0 BB: 0 P: 12	1B: 11 2B: 4 3B: 0 HR: 3	SF: 0 SAC: 0 DP: 0 HBP: 0	WP: 1 PB: 0 SB: 0 CS: 0	PA: 45			
PITCHER	IP	WLS	BF	H	R	ER	SO	BB	IBB	HBP	BLK	WP	HR	S	P	ERA	WHIP								
Kevin Tapani, R ERA: 6.83 (1, 1)	0.2		9	4	5	5	0	2	0	0	0	0	0	19	33	67.50	9.000								
Ruben Quevedo, R ERA: 27.0 (4, 1)	0.2		3	1	0	0	1	0	0	0	0	1	0	8	14	0.00	1.500								
Brian Williams, R ERA: 14.54 (5, 1)	1.0		3	0	0	0	0	0	0	0	0	0	0	6	13	0.00	0.000								
Felix Heredia, L ERA: 1.5 (6, 1)	1.0		5	2	0	0	3	0	0	0	0	0	0	13	23	0.00	2.000								
Mark Gutrie, L ERA: 0.73 (7, 1)	1.0		5	2	0	0	3	0	0	0	0	0	0	13	23	0.00	2.000								

Chicago Cubs @ New York Mets
Shea Stadium, Flushing, NY
Sun Apr 23 2000, 1:10 PM EDT
Att: 27,560 - Overcast - 45 F

AB	43
R	15
H	18
RBI	14
BB	2
SO	9
LOB	16



Batter	1	2	3	4	5	6	7	8	9	AB	R	H	RBI	BB	SO	LOB	TOP								
Eric Young Sr. R OBP: 0.347, SLG: 0.394 (1, 4)										4	2	2	0	1	0	0									
Ricky Gutierrez R OBP: 0.388, SLG: 0.500 (1, 6)										3	1	1	3	1	1	3									
Mark Grace L OBP: 0.421, SLG: 0.479 (1, 3)										4	2	1	0	1	0	2									
Sammy Sosa R OBP: 0.374, SLG: 0.548 (6, 9)										4	0	2	1	1	0	1									
Henry Rodriguez L OBP: 0.234, SLG: 0.450 (1, 9)										4	1	1	2	0	2	3									
Jose Nieves R OBP: 0.308, SLG: 0.250 (9, PH)										1	0	0	1	0	0	1									
Glenallen Hill R OBP: 0.212, SLG: 0.406 (1, 7)										3	0	0	0	0	1	0									
Damon Buford R OBP: 0.260, SLG: 0.286 (6, 8)										2	0	0	0	0	1	1									
Shane Andrews R OBP: 0.356, SLG: 0.588 (1, 5)										4	0	1	0	0	0	0									
Jeff Reed L OBP: 0.452, SLG: 0.559 (1, 2)										3	0	1	0	1	1	0									
Scott Downs L OBP: 0.111, SLG: 0.111 (1, 1)										3	1	1	0	0	1	3									
Kyle Farnsworth R OBP: 0.353, SLG: 0.438 (6, PH)										0	0	0	0	0	0	0									
Roosevelt Brown L OBP: 0.353, SLG: 0.438 (6, PH)										1	0	0	0	0	0	0									
Mark Guthrie R OBP: 0.353, SLG: 0.438 (8, 1)										0	0	0	0	0	0	0									
Brian Williams R OBP: 0.353, SLG: 0.438 (8, 1)										0	0	0	0	0	0	0									
Inning Stats	R: 2 E: 0 K: 1 S: 17	H: 2 LOB: 0 BB: 0 P: 29	R: 0 E: 0 K: 0 S: 7	H: 0 LOB: 1 BB: 1 P: 14	R: 0 E: 0 K: 1 S: 12	H: 0 LOB: 2 BB: 2 P: 28	R: 0 E: 0 K: 1 S: 5	H: 0 LOB: 0 BB: 0 P: 6	R: 2 E: 0 K: 3 S: 16	H: 3 LOB: 1 BB: 1 P: 22	R: 0 E: 0 K: 3 S: 16	H: 2 LOB: 2 BB: 1 P: 25	R: 2 E: 0 K: 0 S: 9	H: 2 LOB: 0 BB: 0 P: 16	R: 0 E: 0 K: 0 S: 4	H: 0 LOB: 0 BB: 0 P: 6	R: 1 E: 0 K: 1 S: 14	H: 1 LOB: 1 BB: 1 P: 22	1B: 5 2B: 3 3B: 0 HR: 2	SF: 1 SAC: 0 DP: 0 HBP: 0	WP: 1 PB: 0 SB: 0 CS: 0	PA: 42			
PITCHER	IP	WLS	BF	H	R	ER	SO	BB	IBB	HBP	BLK	WP	HR	S	P	ERA	WHIP								
Shane Reynolds R ERA: 3.48 (1, 1)	6.0	W	29	7	4	4	6	4	0	0	0	0	1	73	124	6.00	1.833								
Doug Henry R ERA: 5.54 (7, 1)	2.0	H	8	2	2	2	0	0	0	0	0	1	1	13	22	9.00	1.000								
Billy Wagner L ERA: 3.86 (9, 1)	1.0		5	1	1	1	1	1	0	0	0	0	0	14	22	9.00	2.000								

Chicago Cubs @ Houston Astros
Enron Field, Houston, TX
Tue Apr 25 2000, 8:05 PM EDT
Att: 37,939 - Sunny - 70 F

AB	36
R	7
H	10
RBI	7
BB	5
SO	7
LOB	14



Batter	1	2	3	4	5	6	7	8	9	AB	R	H	RBI	BB	SO	LOB	BOTTOM								
Craig Biggio R OBP: 0.308, SLG: 0.391 (1, 4)										4	2	2	2	1	0	2									
Russ Johnson R OBP: 0.188, SLG: 0.133 (1, 5)										4	0	1	1	0	0	2									
Doug Henry R ERA: 5.54 (7, 1)										0	0	0	0	0	0	0									
Bill Spiers L OBP: 0.360, SLG: 0.349 (6, PH)										1	1	1	1	0	0	0									
Billy Wagner L ERA: 3.86 (9, 1)										0	0	0	0	0	0	0									
5 Jeff Bagwell R OBP: 0.430, SLG: 0.738 (1, 3)										3	2	2	1	1	0	2									
Richard Hidalgo R OBP: 0.380, SLG: 0.576 (7, 7)										4	1	2	3	0	0	3									
Moises Alou R OBP: 0.447, SLG: 0.750 (1, 9)										4	1	4	2	0	0	0									
Matt Mieske R ERA: 6.45 (1, 7)										3	1	0	0	0	0	3									
Roger Cedeno S OBP: 0.310, SLG: 0.267 (7, 8)										1	0	0	0	0	1	1									
Tony Eusebio R OBP: 0.318, SLG: 0.243 (1, 2)										4	1	1	1	0	1	2									
Tim Lincecum R OBP: 0.259, SLG: 0.320 (1, 6)										3	0	2	0	0	1	0									
Shane Reynolds R OBP: 0.333, SLG: 0.545 (1, 1)										2	0	0	0	0	2	2									
Ken Caminiti S OBP: 0.449, SLG: 0.703 (6, PH)										1	2	1	0	1	0	0									
Inning Stats	R: 1 E: 0 K: 0 S: 10	H: 2 LOB: 0 BB: 0 P: 18	R: 0 E: 0 K: 1 S: 11	H: 2 LOB: 2 BB: 0 P: 17	R: 2 E: 0 K: 0 S: 8	H: 3 LOB: 1 BB: 1 P: 18	R: 0 E: 0 K: 2 S: 9	H: 0 LOB: 0 BB: 0 P: 13	R: 0 E: 0 K: 0 S: 7	H: 0 LOB: 1 BB: 1 P: 17	R: 4 E: 0 K: 0 S: 17	H: 4 LOB: 2 BB: 1 P: 32	R: 0 E: 0 K: 2 S: 10	H: 1 LOB: 0 BB: 0 P: 15	R: 4 E: 0 K: 0 S: 19	H: 4 LOB: 0 BB: 0 P: 30	1B: 10 2B: 8 3B: 0 HR: 1	SF: 2 SAC: 1 DP: 3 HBP: 1	WP: 0 PB: 0 SB: 0 CS: 1	PA: 41					
PITCHER	IP	WLS	BF	H	R	ER	SO	BB	IBB	HBP	BLK	WP	HR	S	P	ERA	WHIP								
Scott Downs L ERA: 6.45 (1, 1)	5.0	L	25	9	6	6	3	2	0	0	0	0	0	20	35	4.50	1.500								
Kyle Farnsworth R ERA: 7.99 (6, 1)	2.0		9	3	1	1	2	0	1	0	0	0	0	11	16	81.00	9.000								
Mark Guthrie L ERA: 2.84 (8, 1)	0.1		4	3	3	3	0	0	0	0	0	0	0	8	14	13.50	1.500								
Brian Williams R ERA: 14.46 (8, 1)	0.2		3	1	1	1	0	0	0	1	0	0	0	8	14	13.50	1.500								

Chicago Cubs @ Houston Astros
Enron Field, Houston, TX
Tue Apr 25 2000, 8:05 PM EDT
Att: 37,939 - Sunny - 70 F

AB	34
R	11
H	16
RBI	11
BB	3
SO	5
LOB	17



Batter	1	2	3	4	5	6	7	8	9	AB	R	H	RBI	BB	SO	LOB	TOP										
Eric Young Sr. R (1,4) OBP: 0.378, SLG: 0.465 Jeff Huson, L (7,PH) OBP: 0.200, SLG: 0.214	2-0 HR	1-1 2B		2-1 L1	1-1 F8		2-1 G4-3		0-1 G5-3	4	1	2	1	0	0	1											
Ricky Gutierrez R (1,6) Jose Nieves R (7,6) OBP: 0.286, SLG: 0.231	0-0 HR	0-3 K		0-0 1B HR	0-1 2B 2B			1-0 F9		4	3	3	1	0	1	1											
Mark Grace, L (1,3) OBP: 0.415, SLG: 0.470	3-2 G4-3	2-2 G4-3		2-1 1B HR	1-1 WP 2B			2-1 F6		5	1	2	2	0	0	1											
Sammy Sosa, R (1,9) OBP: 0.400, SLG: 0.587 Roosevelt Brown, L (8,9) OBP: 0.333, SLG: 0.412	1-2 HR 1B		3-0 BB SF9	4-2 HR BB	1-2 K			1-0 E6 FC6-4 HBP		4	3	2	0	1	1	1											
Henry Rodriguez, L (1,7) OBP: 0.280, SLG: 0.522	2-1 HR		4-1 BB	0-1 HR		3-3 K		1-0 FC6-4 HBP		3	2	2	6	1	1	0											
Shane Andrews, R (1,5) OBP: 0.351, SLG: 0.575	2-1 G1-3		4-1 BB	0-2 HR		1-2 F8		1-1 FC6-4		4	0	0	0	1	0	2											
Damon Buford, R (1,8) OBP: 0.273, SLG: 0.358	2-2 HR		2-3 K	1-3 K		3-1 F8				5	1	2	1	0	2	3											
Joe Girardi, R (1,2) OBP: 0.348, SLG: 0.286	1-3 K		2-2 SF9		0-0 2B 2B 1B		1-1 G6-3		2-3 K	4	1	1	1	0	2	1											
Jon Lieber, L (1,1) OBP: 0.063, SLG: 0.063		0-0 P6	1-3 K		1-0 F8		3-3 K		2-3 K	5	0	0	0	0	3	4											
Inning Stats	R: 5 E: 0 K: 1 S: 23	H: 5 LOB: 0 BB: 0 P: 36	R: 0 E: 0 K: 1 S: 9	H: 1 LOB: 1 BB: 0 P: 12	R: 1 E: 0 K: 2 S: 15	H: 1 LOB: 2 BB: 2 P: 31	R: 4 E: 0 K: 1 S: 16	H: 3 LOB: 0 BB: 1 P: 25	R: 2 E: 0 K: 1 S: 12	H: 3 LOB: 1 BB: 0 P: 18	R: 0 E: 0 K: 1 S: 8	H: 0 LOB: 0 BB: 0 P: 15	R: 0 E: 0 K: 0 S: 6	H: 0 LOB: 2 BB: 0 P: 12	R: 0 E: 1 K: 2 S: 10	H: 1 LOB: 1 BB: 0 P: 15	1B: 4 2B: 5 3B: 0 HR: 5	SF: 1 SAC: 0 DP: 0 HBP: 1	WP: 1 PB: 0 SB: 1 CS: 0	PA: 46							
PITCHER	IP	WLS	BF	H	R	ER	SO	BB	IBB	HBP	BLK	WP	HR	S	P	ERA	WHIP										
Jose Lima, R (1,1) ERA: 8.42	5.0	L	31	13	12	12	6	3	0	0	0	1	5	75	122	21.60	3.200										
Jose Cabrera, R (6,1) ERA: 7.94	2.0		6	0	0	0	2	0	0	0	0	0	0	16	29	0.00	0.000										
Doug Henry, R (8,1) ERA: 5.14	1.0		5	0	0	0	0	0	0	1	0	0	0	6	12	0.00	0.000										
Billy Wagner, L (9,1) ERA: 3.38	1.0		4	1	0	0	2	0	0	0	0	0	0	10	15	0.00	1.000										

Chicago Cubs @ Houston Astros
Enron Field, Houston, TX
Thu Apr 27 2000, 4:05 PM EDT
Att: 42,271 - Cloudy - 84 F

AB 41
R 12
H 14
RBI 12
BB 3
SO 10
LOB 15



Batter	1	2	3	4	5	6	7	8	9	AB	R	H	RBI	BB	SO	LOB	BOTTOM										
Craig Biggio, R (1,4) OBP: 0.395, SLG: 0.389	1-3 K			0-1 G5-3		2-0 P6		1-2 F7		4	0	0	0	0	1	0											
Roger Cedeno, S (1,8) OBP: 0.300, SLG: 0.304	3-1 G4-3			2-2 G3-1		2-2 G3		0-0 G1-3		4	0	0	0	0	0	0											
5 Jeff Bagwell, R (1,3) Matt Mieske, R (7,7)	0-1 G5-3			0-0 F9		1-1 PB 2B 1B		1-1 HBP		3	1	1	0	0	0	0											
Ken Caminiti, S (1,5) OBP: 0.456, SLG: 0.750 Julio Lugo, R (7,6) OBP: 0.500, SLG: 0.333		0-0 G4-3			3-2 E3 HR	3-1 1H 2B		0-3 K		3	1	1	1	0	0	0											
Daryle Ward, L (1,7) OBP: 0.298, SLG: 0.512		2-0 G1-3			0-1 HR	0-1 G4-3			0-0 F8	4	1	1	2	0	0	1											
Richard Hidalgo, R (1,9) OBP: 0.350, SLG: 0.507			3-3 K		1-2 G4-3		0-3 K		1-2 E5 FC6-4	4	0	0	0	0	2	0											
Bill Spiers, L (1,6) OBP: 0.364, SLG: 0.354				0-0 G1-3		0-2 WP 1B		1-0 1B	2-0 FC6-4	4	0	2	0	0	0	1											
Tony Eusebio, R (1,2) OBP: 0.292, SLG: 0.220			1-3 K		2-3 K		2-1 F8		2-1 F9	4	0	0	0	0	2	3											
Jose Lima, R (1,1) Russ Johnson, R (5,PH) Jose Cabrera, R (6,1) Tim Lincecum, R (7,PH) Doug Henry, R (8,1) Billy Wagner, L (9,1)			1-2 F9		3-3 K		1-1 F7			1	0	0	0	0	0	0											
Inning Stats	R: 0 E: 0 K: 1 S: 7	H: 0 LOB: 0 BB: 0 P: 11	R: 0 E: 0 K: 1 S: 6	H: 0 LOB: 0 BB: 0 P: 11	R: 0 E: 0 K: 1 S: 7	H: 0 LOB: 0 BB: 0 P: 9	R: 0 E: 0 K: 0 S: 6	H: 0 LOB: 0 BB: 0 P: 8	R: 2 E: 1 K: 2 S: 17	H: 2 LOB: 1 BB: 0 P: 26	R: 1 E: 0 K: 0 S: 12	H: 2 LOB: 1 BB: 0 P: 20	R: 0 E: 0 K: 1 S: 9	H: 1 LOB: 1 BB: 0 P: 13	R: 0 E: 0 K: 1 S: 8	H: 0 LOB: 1 BB: 0 P: 10	R: 0 E: 1 K: 0 S: 7	H: 0 LOB: 1 BB: 0 P: 12	1B: 3 2B: 1 3B: 0 HR: 1	SF: 0 SAC: 0 DP: 0 HBP: 1	WP: 1 PB: 1 SB: 0 CS: 0	PA: 35					
PITCHER	IP	WLS	BF	H	R	ER	SO	BB	IBB	HBP	BLK	WP	HR	S	P	ERA	WHIP										
Jon Lieber, R (1,1) ERA: 3.48	9.0	W	35	5	3	1	7	0	0	1	0	1	1	79	120	1.00	0.556										

Chicago Cubs @ Houston Astros
Enron Field, Houston, TX
Thu Apr 27 2000, 4:05 PM EDT
Att: 42,271 - Cloudy - 84 F

AB 34
R 3
H 5
RBI 3
BB 0
SO 7
LOB 8



Batter	1	2	3	4	5	6	7	8	9	AB	R	H	RBI	BB	SO	LOB	TOP				
Tony Womack, L (1, 6) OBP: 0.244, SLG: 0.393	G1-3		E7			G4-3		G6-3	G4-6-3	5	0	0	0	0	0	1					
Jay Bell, R (1, 4) OBP: 0.383, SLG: 0.438	G5-3		K			WP 1B		HR 1B		4	1	2	0	0	1	1					
Luis Gonzalez, L (1, 7) OBP: 0.390, SLG: 0.648	L7		G3-1			G4-3 BB		HR 1B		3	1	1	2	1	0	1					
Erubiel Durazo, L (1, 3) OBP: 0.438, SLG: 0.569 Matt Mantei, R (8, 1)		K		K		G4-3			1B	4	0	1	0	0	2	2					
Steve Finley, L (1, 8) OBP: 0.376, SLG: 0.641		K		G4-3				G4-3		0	0	0	0	0	0	0					
Travis Lee, L (1, 9) OBP: 0.357, SLG: 0.486				G4-3						4	1	1	1	0	1	1					
Kelly Stinnett, R (1, 2) OBP: 0.327, SLG: 0.720						G6-3				3	1	1	2	1	0	0					
Andy Fox, L (1, 5) OBP: 0.233, SLG: 0.154										3	0	0	0	1	1	2					
Armando Reynoso, R (1, 1) OBP: 0.111, SLG: 0.111 Russ Springer, R (7, 1) OBP: 1.000, SLG: 1.000 Lenny Harris, L (8, PH) OBP: 0.217, SLG: 0.291			K			L5		G3	FC4-6	2	0	0	0	0	1	0					
									BB	2	0	0	0	0	0	0					
									BB	2	0	0	0	0	0	1					
Inning Stats	R: 0 E: 0 K: 0 S: 5	H: 0 LOB: 0 BB: 0 P: 8	R: 0 E: 0 K: 2 S: 13	H: 1 LOB: 2 BB: 1 P: 23	R: 0 E: 1 K: 2 S: 8	H: 0 LOB: 1 BB: 0 P: 13	R: 0 E: 0 K: 1 S: 7	H: 0 LOB: 0 BB: 0 P: 9	R: 0 E: 0 K: 1 S: 8	H: 1 LOB: 1 BB: 1 P: 12	R: 1 E: 0 K: 0 S: 9	H: 1 LOB: 0 BB: 0 P: 13	R: 2 E: 0 K: 0 S: 14	H: 3 LOB: 1 BB: 0 P: 19	R: 2 E: 0 K: 0 S: 6	H: 1 LOB: 0 BB: 2 P: 15	1B: 3 2B: 1 3B: 0 HR: 3	SF: 0 SAC: 0 DP: 2 HBP: 0	WP: 1 PB: 0 SB: 0 CS: 0	PA: 37	
PITCHER	IP	WLS	BF	H	R	ER	SO	BB	IBB	HBP	BLK	WP	HR	S	P	ERA	WHIP				
Kevin Tapani, R (1, 1) ERA: 5.75	7.0	W	26	3	1	1	6	2	0	0	0	1	1	61	98	1.29	0.714				
Kyle Farnsworth, R (8, 1) ERA: 8.71	0.2	H	4	2	2	2	0	0	0	0	0	0	1	8	11	27.00	3.000				
Mark Guthrie, L (8, 1) ERA: 2.77	0.1	H	2	1	0	0	0	0	0	0	0	0	0	6	8	0.00	3.000				
Rick Aguilera, R (9, 1) ERA: 3.86	1.0	S	5	1	2	2	0	2	0	0	0	0	1	6	15	18.00	3.000				

Arizona Diamondbacks @ Chicago Cubs
Wrigley Field, Chicago, IL
Fri Apr 28 2000, 2:20 PM CDT
Att: 27,507 - Sunny - 60 F

AB	33
R	5
H	7
RBI	5
BB	4
SO	6
LOB	9



Batter	1	2	3	4	5	6	7	8	9	AB	R	H	RBI	BB	SO	LOB	BOTTOM				
Eric Young Sr., R (1, 4) OBP: 0.388, SLG: 0.472	F9		F9 SH1-3 1B			FC6-4 S 1B		G4-3		5	0	3	2	0	0	0					
Ricky Gutierrez, R (1, 6) OBP: 0.425, SLG: 0.588			SH1-3			FC6-4 BB		S HR 1B		2	1	2	0	1	0	0					
Mark Grace, L (1, 3) OBP: 0.409, SLG: 0.453			F9			FC6-4		HR BB		3	1	0	0	1	0	4					
Sammy Sosa, R (1, 9) OBP: 0.412, SLG: 0.625						1-2 2-3		HR BB		4	1	3	3	0	1	1					
Henry Rodriguez, L (1, 7) OBP: 0.266, SLG: 0.493						CS 1B		HR		4	0	0	0	0	2	3					
Willie Greene, L (1, 5) OBP: 0.375, SLG: 0.333 Jeff Huson, L (8, FR) OBP: 0.200, SLG: 0.214						1-2 2-3				3	0	1	0	1	0	0					
Jeff Reed, L (1, 2) OBP: 0.457, SLG: 0.528						SH4-1 BB 1B				0	1	0	0	0	0	0					
Damon Buford, R (1, 8) OBP: 0.275, SLG: 0.393						SH4-1 BB				2	1	0	0	2	1	1					
Kevin Tapani, R (1, 1) OBP: 0.229, SLG: 0.583 Rocovelli Eriani, L (7, PH) OBP: 0.316, SLG: 0.389 Kyle Farnsworth, R (8, 1) ERA: 8.71 Mark Guthrie, R (8, 1) ERA: 2.77 Glenallen Hill, R (8, PH) OBP: 0.268, SLG: 0.394 Rick Aguilera, R (9, 1) ERA: 3.86						SH4-1 BB 1B				3	1	1	1	0	2	1					
Inning Stats	R: 0 E: 0 K: 0 S: 10	H: 2 LOB: 2 BB: 0 P: 18	R: 0 E: 0 K: 1 S: 9	H: 0 LOB: 1 BB: 1 P: 14	R: 0 E: 0 K: 1 S: 10	H: 1 LOB: 0 BB: 0 P: 18	R: 0 E: 0 K: 2 S: 11	H: 0 LOB: 0 BB: 0 P: 14	R: 0 E: 0 K: 1 S: 9	H: 1 LOB: 1 BB: 1 P: 19	R: 4 E: 0 K: 0 S: 15	H: 3 LOB: 0 BB: 1 P: 26	R: 2 E: 0 K: 1 S: 13	H: 2 LOB: 1 BB: 1 P: 24	1B: 8 2B: 1 3B: 0 HR: 2	SF: 0 SAC: 2 DP: 1 HBP: 0	WP: 0 PB: 0 SB: 2 CS: 1	PA: 37			
PITCHER	IP	WLS	BF	H	R	ER	SO	BB	IBB	HBP	BLK	WP	HR	S	P	ERA	WHIP				
Armando Reynoso, R (1, 1) ERA: 4.94	6.0	L	26	6	1	1	6	3	0	0	0	0	1	66	115	1.50	1.500				
Russ Springer, R (7, 1) ERA: 7.45	1.0	L	6	2	3	3	0	1	0	0	0	0	1	12	21	27.00	3.000				
Matt Mantei, R (8, 1) ERA: 9.0	1.0	S	5	2	2	2	1	1	0	0	0	0	0	13	24	18.00	3.000				

Arizona Diamondbacks @ Chicago Cubs
Wrigley Field, Chicago, IL
Fri Apr 28 2000, 2:20 PM CDT
Att: 27,507 - Sunny - 60 F

AB	30
R	6
H	10
RBI	6
BB	5
SO	7
LOB	14




Batter	1	2	3	4	5	6	7	8	9	10	AB R H RBI BB SO LOB	TOP									
Hanley Frias, S OBP: 0.286, SLG: 0.167	(1,6) B/C 1-1 F8		(2,2) F2		(3,2) 1B		(2,2) F3		(1,0) 1B	(4,2) BB	5 0 2 1 1 0 2	Arizona Diamondbacks @ Chicago Cubs Wrigley Field, Chicago, IL Sat. Apr. 29 2000, 1:20 PM CDT Alt. 37,484 - Sunny - 47 F									
Jay Bell, R OBP: 0.389, SLG: 0.424	(1,4) C/O 0-3 K		(3,1) P4		(3,3) K		(4,1) S BB		(4,1) BB	(4,1) BB	3 0 0 1 3 2 3										
Luis Gonzalez, L OBP: 0.677, SLG: 0.617	(1,7) X 0-0 G3-1			(1,1) F9		(2,2) 3B 1B	(2,2) G3-1		(2,3) K	(1,2) G4-3	6 1 1 0 0 1 6 0 0 0 0 0 0 0										
Greg Colbrunn, R OBP: 0.378, SLG: 0.900	(1,3) C/B 1-1 FC4-6 1B			(3,1) HR		(1,0) 1B 3B		(4,2) FC6-4 BB		(0,2) WP SH2-4 FC3-2 1B	4 2 4 2 1 0 0 0 0 0 0 0 0 0										
Travis Lee, L OBP: 0.357, SLG: 0.486	(10, PR) (10, 9) C/B 2-2 FC4-6 CS			(0,0) P6		(1,1) S 1B		(1,2) FC6-4 CS		(0,0) SH2-4 1B	4 0 1 1 0 0 2										
Steve Finley, L OBP: 0.371, SLG: 0.625	(1,8) C/B 2-2 FC4-6 CS			(4,2) BB		(1,3) K		(2,3) K		(4,0) FC3-2 WP 1B IBB	3 1 0 0 2 2 3										
Bernard Gilkey, R OBP: 0.296, SLG: 0.364	(10, 7) C/B 2-1 L9										4 1 1 0 1 1 2										
Kelly Stinnett, R OBP: 0.333, SLG: 0.685	(1,2) B/C 1-2 CS		(0,0) FC4-6 BB 1B		(3,2) P5		(1,1) F9		(1,2) CS	(4,1) K	4 1 1 0 1 1 2										
Danny Klassen, R OBP: 0.421, SLG: 0.412	(1,5) C/B 4-2 FC4-6 BB 1B									(1,2) FC3-2 1B IBB	2 1 0 0 2 2 1 1 1 0 0 0 0 3										
Lenny Harris, L OBP: 0.213, SLG: 0.286	(10, PH) (10, 5) C/B 1-2 FC4-6 BB									(1,2) SH1-4 1B BB	3 0 0 0 0 1 2 0 0 0 0 0 0 0										
Brian Anderson, R OBP: 0.091, SLG: 0.091	(9, 1) F 0-1 FC4-6				(1,3) K2-3		(0,1) G1-3		(0,0) SH1-4 BB	(1,3) BB S 1B	1 0 1 2 0 0 0										
Matt Mantei, R OBP: 0.444, SLG: 0.576	(10, PH) (10, 3) C/B 1-2 FC4-6 BB 1B										1 0 1 2 0 0 0										
Inning Stats	R: 0 E: 0 K: 1 S: 7	H: 0 LOB: 0 BB: 0 P: 8	R: 0 E: 0 K: 0 S: 11	H: 1 LOB: 0 BB: 0 P: 17	R: 0 E: 0 K: 0 S: 11	H: 1 LOB: 2 BB: 1 P: 20	R: 1 E: 0 K: 0 S: 15	H: 1 LOB: 1 BB: 1 P: 26	R: 0 E: 0 K: 3 S: 14	H: 3 LOB: 1 BB: 0 P: 22	R: 0 E: 0 K: 2 S: 12	H: 0 LOB: 2 BB: 1 P: 20	R: 0 E: 0 K: 1 S: 12	H: 1 LOB: 2 BB: 2 P: 40	R: 3 E: 0 K: 0 S: 21	H: 2 LOB: 3 BB: 4 P: 40	1B: 8 2B: 0 3B: 1 HR: 1	SF: 0 SAC: 2 DP: 0 HBP: 0	WP: 1 PB: 0 SB: 3 CS: 2	PA: 50	
PITCHER	IP WLS BF H R ER SO BB IBB HBP BLK WP HR S P ERA WHIP	5.0 2.0 1.2 0.1 0.1	22 8 8 1 0 3 3 2 0 0 0 0 1 0 62 101 5.40 1.600	6 1 1 0 0 1 2 0 0 0 0 0 0 0 23 35 0.00 1.000	3 0 1 1 0 2 3 0 0 0 0 0 0 0 41 5.40 2.400	3 0 0 1 0 1 0 0 0 0 0 0 0 0 5 0.00 0.000	4 2 3 3 0 0 2 0 0 1 0 5 13 81.00 3.000														
Scott Downs, L ERA: 6.26	(1,1)																				
76 Daniel Garibay, L ERA: 13.09	(6, 1)																				
Brian Williams, R ERA: 13.09	(8, 1)																				
Felix Heredia, L ERA: 2.77	(9, 1)																				
Mark Guthrie, L ERA: 4.73	(10, 1)																				
PITCHER	IP WLS BF H R ER SO BB IBB HBP BLK WP HR S P ERA WHIP	0.2 0.2 5 1 0 0 0 2 0 0 0 0 0 0 6 10 3.65																			





Batter	1	2	3	4	5	6	7	8	9	10	AB R H RBI BB SO LOB	BOTTOM										
Eric Young Sr., R OBP: 0.380, SLG: 0.459	(1,4) B/C 1-0 SH2-3 1B		(3,3) K		(0,0) F9		(0,1) F8		(0,0) P4		5 1 1 0 0 1 0	Arizona Diamondbacks @ Chicago Cubs Wrigley Field, Chicago, IL Sat. Apr. 29 2000, 1:20 PM CDT Alt. 37,484 - Sunny - 47 F										
Ricky Gutierrez, R OBP: 0.431, SLG: 0.584	(1,6) X 0-0 SH2-3		(1,0) WP 1B		(1,2) FC4-6 1B		(0,0) F9		(2,2) G3		4 0 2 0 0 0 0											
Mark Grace, L OBP: 0.400, SLG: 0.440	(1,3) C/B 1-1 2H 1B		(3,1) F5		(0,0) FC4-6		(1,2) G5-3		(0,1) G6-3		5 0 1 1 0 0 2											
Sammy Sosa, R OBP: 0.395, SLG: 0.594	(1,9) X 1-0 F9			(0,0) G1-3		(1,2) P4		(3,3) K		(0,3) K	5 0 0 0 0 2 2											
Glenallen Hill, R OBP: 0.231, SLG: 0.500	(1,7) B/B 2-1 L8			(0,1) 1B 2B		(0,0) G5-3		(2,2) G5-3		(1,0) G3-1	5 1 2 1 0 0 1											
Jose Nieves, R OBP: 0.278, SLG: 0.235	(1,5) B/C 1-0 F9			(2,0) 1B IBB		(0,1) L7		(2,2) G5-3			4 0 1 0 0 0 0											
Damon Buford, R OBP: 0.274, SLG: 0.386	(1,8) B/B 2-2 P1			(1,2) F3		(1,0) 1B		(2,1) P3			4 0 1 0 0 0 2											
Joe Girardi, R OBP: 0.343, SLG: 0.271	(1,2) C/O 2-3 K			(4,0) 1B IBB		(3,2) P4		(1,1) E7 HR			3 1 0 0 1 1 1											
Scott Downs, L ERA: 6.26	(1,1)																					
76 Daniel Garibay, L ERA: 13.09	(6, 1)																					
Brian Williams, R ERA: 13.09	(8, 1)																					
Felix Heredia, L ERA: 2.77	(9, 1)																					
Mark Guthrie, L ERA: 4.73	(10, 1)																					
Inning Stats	R: 1 E: 0 K: 0 S: 7	H: 2 LOB: 1 BB: 0 P: 12	R: 0 E: 0 K: 1 S: 8	H: 0 LOB: 0 BB: 0 P: 13	R: 0 E: 0 K: 2 S: 9	H: 1 LOB: 1 BB: 0 P: 16	R: 0 E: 0 K: 0 S: 9	H: 2 LOB: 3 BB: 1 P: 18	R: 0 E: 0 K: 0 S: 9	H: 1 LOB: 1 BB: 0 P: 11	R: 0 E: 0 K: 2 S: 5	H: 0 LOB: 0 BB: 0 P: 5	R: 1 E: 0 K: 1 S: 13	H: 1 LOB: 0 BB: 0 P: 21	R: 2 E: 1 K: 0 S: 11	H: 1 LOB: 0 BB: 0 P: 18	R: 0 E: 0 K: 1 S: 6	H: 0 LOB: 0 BB: 0 P: 7	1B: 6 2B: 1 3B: 0 HR: 2	SF: 0 SAC: 1 DP: 0 HBP: 0	WP: 1 PB: 0 SB: 1 CS: 0	PA: 41
PITCHER	IP WLS BF H R ER SO BB IBB HBP BLK WP HR S P ERA WHIP	8.1 0.2 1.0	35 W 3	3 1 0	3 0 0	4 0 1	4 0 0	4 0 0	4 0 0	6 7 0.00 0.000												
Brian Anderson, L ERA: 4.5	(1,1)																					
Matt Mantei, R ERA: 10.13	(9, 1)																					
Mike Morgan, R ERA: 2.41	(10, 1)																					



Batter	1	2	3	4	5	6	7	8	9	AB	R	H	RBI	BB	SO	LOB	TOP										
Hanley Frias, S OBP: 0.273, SLG: 0.172 (1, 6)	F8		P4	G6-3			G1-3		L7-4 1B	5	0	1	0	0	0	2	Arizona Diamondbacks @ Chicago Cubs Wrigley Field, Chicago, IL Sun Apr 30 2000, 1:20 PM CDT Att: 37,274 - Sunny - 59 F										
Jay Bell, R OBP: 0.398, SLG: 0.464 (1, 4)	HR		K				G5-3		1B	5	1	3	1	0	1	0											
Luis Gonzalez, L OBP: 0.371, SLG: 0.592 (1, 7)	K			BB 1B			K		L7-4 1B	4	1	0	0	1	2	4											
Greg Colbrunn, R OBP: 0.629, SLG: 0.792 (1, 3)	1B			L8			K		G5-3	4	0	1	0	0	1	1											
Steve Finley, L OBP: 0.376, SLG: 0.620 (1, 8)	K			1B BB 1B			F8		WP HR 1B	4	2	2	0	0	1	1											
Bernard Gilkey, R OBP: 0.355, SLG: 0.520 (1, 9)		F3		1B BB 1B			FC5-4 1B		HR 1B	3	2	2	2	1	0	0											
Kelly Stinnett, R OBP: 0.313, SLG: 0.638 (1, 2)	K			1-2 2-3 BB			F9		HR	4	0	0	0	0	2	4											
Danny Klassen, R OBP: 0.391, SLG: 0.381 (1, 5)	L8			1B			FC5-4		K	4	0	1	1	0	1	1											
Randy Johnson, R OBP: 0.211, SLG: 0.263 Mike Morgan, R OBP: 1.000, SLG: 1.000 (8, 1)			G6-3	1-2 2-3 3-H 1B			K		1B 1B 1B	3	0	1	2	0	1	0											
Inning Stats	R: 1 E: 0 K: 2 S: 18	H: 2 LOB: 1 BB: 0 P: 25	R: 0 E: 0 K: 1 S: 7	H: 0 LOB: 0 BB: 0 P: 9	R: 0 E: 0 K: 1 S: 8	H: 0 LOB: 0 BB: 0 P: 11	R: 3 E: 0 K: 1 S: 17	H: 3 LOB: 2 BB: 2 P: 34	R: 0 E: 0 K: 0 S: 8	H: 1 LOB: 0 BB: 0 P: 15	R: 0 E: 0 K: 1 S: 5	H: 0 LOB: 0 BB: 0 P: 9	R: 2 E: 0 K: 0 S: 15	H: 2 LOB: 2 BB: 0 P: 24	R: 0 E: 0 K: 1 S: 10	H: 3 LOB: 2 BB: 0 P: 15		1B: 10 2B: 1 3B: 0 HR: 2	SF: 0 SAC: 0 DP: 1 HBP: 0	WP: 1 PB: 0 CS: 1	PA: 39						
PITCHER	IP	WLS	BF	H	R	ER	SO	BB	IBB	HBP	BLK	WP	HR	S	P	ERA	WHIP										
Andrew Lorraine, L ERA: 5.83 76 Daniel Garibay, L ERA: Matt Karchner, R ERA: 6.48 Felix Heredia, L ERA: 3.86 Kyle Farnsworth, R ERA: 8.44	4.0	L	19	5	4	4	5	2	0	0	0	0	0	10	14	9.00	1.750										

Batter	1	2	3	4	5	6	7	8	9	AB	R	H	RBI	BB	SO	LOB	BOTTOM										
Eric Young Sr., R OBP: 0.376, SLG: 0.452 (1, 4)	L9		K			G6-3			G6-4-3 1B	4	0	1	0	0	1	0	Arizona Diamondbacks @ Chicago Cubs Wrigley Field, Chicago, IL Sun Apr 30 2000, 1:20 PM CDT Att: 37,274 - Sunny - 59 F										
Ricky Gutierrez, R OBP: 0.415, SLG: 0.559 (1, 6)	G4-3			F9		G6-3		G6-4-3	4	0	0	0	0	0	1	0											
Mark Grace, L OBP: 0.403, SLG: 0.436 (1, 3)	1B			BB		G4-3		F8	3	0	1	0	1	0	0	0											
Sammy Sosa, R OBP: 0.390, SLG: 0.577 (1, 9)	F9			F9		1B BB		K	3	0	0	0	1	1	2	0											
Glenallen Hill, R OBP: 0.209, SLG: 0.452 (1, 7)		K		K2-3		K		G6-3	4	0	0	0	0	3	2	0											
Jose Nieves, R OBP: 0.220, SLG: 0.316 Matt Karchner, R ERA: Roosevelt Brown, L OBP: 0.320, SLG: 0.396 Felix Heredia, L ERA: Kyle Farnsworth, R ERA: Willie Greene, L OBP: 0.333, SLG: 0.296 (8, 1)	G5-3					2B		K	2	0	1	0	0	0	0	0											
Damon Buford, R OBP: 0.286, SLG: 0.396 (1, 8)	CS 1B			K		K		1B	3	0	2	0	0	1	1	0											
Joe Girardi, R OBP: 0.342, SLG: 0.274 (1, 2)	CS		K		K		K		1-2 2-3 1B	3	0	1	0	0	2	1											
Andrew Lorraine, L OBP: 0.222, SLG: 0.125 76 Daniel Garibay, L ERA: Shane Andrews, R OBP: 0.344, SLG: 0.561 (5, PH) (6, 5)			K		K		K		K	1	0	0	0	0	1	0											
Inning Stats	R: 0 E: 0 K: 0 S: 8	H: 1 LOB: 1 BB: 0 P: 12	R: 0 E: 0 K: 1 S: 10	H: 1 LOB: 0 BB: 0 P: 17	R: 0 E: 0 K: 3 S: 9	H: 0 LOB: 0 BB: 0 P: 14	R: 0 E: 0 K: 1 S: 9	H: 0 LOB: 1 BB: 1 P: 19	R: 0 E: 0 K: 3 S: 12	H: 1 LOB: 0 BB: 0 P: 15	R: 0 E: 0 K: 0 S: 9	H: 0 LOB: 0 BB: 0 P: 14	R: 0 E: 0 K: 3 S: 18	H: 2 LOB: 3 BB: 1 P: 26	R: 0 E: 0 K: 0 S: 11	H: 1 LOB: 0 BB: 0 P: 15	R: 0 E: 0 K: 1 S: 7	H: 0 LOB: 0 BB: 0 P: 15	1B: 5 2B: 1 3B: 0 HR: 0	SF: 0 SAC: 0 DP: 1 HBP: 0	WP: 0 PB: 0 SB: 0 CS: 1	PA: 34					
PITCHER	IP	WLS	BF	H	R	ER	SO	BB	IBB	HBP	BLK	WP	HR	S	P	ERA	WHIP										
Randy Johnson, L ERA: 0.91 Mike Morgan, R ERA: 2.16	7.0	W	27	5	0	0	11	2	0	0	0	0	0	18	30	0.00	0.500										



Batter	1	2	3	4	5	6	7	8	9	AB	R	H	RBI	BB	SO	LOB	TOP					
Craig Biggio, R OBP: 0.418, SLG: 0.356 Russ Johnson, R OBP: 0.150, SLG: 0.105	0-1 G4-3		0-1 F7		4-1 SH5-3 BB		1-1 F8		2-0 F2	3	0	0	0	1	0	1	Houston Astros @ Chicago Cubs Wrigley Field, Chicago, IL Tue May 02 2000, 7:05 PM CDT Att: 38,121 - Sunny - 59 F					
Roger Cedeno, S OBP: 0.317, SLG: 0.287	0-0 WP 1B		4-2 BB		0-0 SH5-3		1-1 G6-3			2	0	1	0	1	0	1						
Jeff Bagwell, R OBP: 0.446, SLG: 0.652	1-0 F7		3-2 F9		1-3 K			2-3 K		4	0	0	0	0	2	4						
Ken Caminiti, S OBP: 0.457, SLG: 0.623	4-1 BB		2-1 F9		3-3 K			1-0 G6-3		3	0	0	0	1	1	1						
Daryle Ward, L OBP: 0.323, SLG: 0.596	0-0 F8			2-0 F7		1-0 HR		4-2 BB		3	1	1	1	1	0	2						
Richard Hidalgo, R OBP: 0.379, SLG: 0.560		1-0 F9		1-1 G5-3		1-2 F4		1-2 P4		4	0	0	0	0	0	1						
Mitch Meluskey, S OBP: 0.339, SLG: 0.511		2-2 G3		1-0 F7		1-1 L4		2-2 G6-3		4	0	0	0	0	0	0						
Bill Spiers, L OBP: 0.367, SLG: 0.365		4-1 BB			1-3 K		3-3 K		0-0 F7	3	0	0	0	1	2	0						
Jose Lima, R OBP: 0.281, SLG: 0.091 Jose Cabrera, R OBP: 0.170, SLG: 0.024 Lance Berkman, S Jay Powell, R Doug Henry, R Tony Eusebio, R	3-3 K		2-2 SH5-3 BB 1B		4-1 BB			0-1 2B		2	0	1	0	0	1	1						
Inning Stats	R: 0 E: 0 K: 0 S: 6	H: 1 LOB: 2 BB: 1 P: 11	R: 0 E: 0 K: 1 S: 11	H: 0 LOB: 1 BB: 1 P: 21	R: 0 E: 0 K: 0 S: 11	H: 0 LOB: 1 BB: 1 P: 20	R: 0 E: 0 K: 0 S: 4	H: 0 LOB: 0 BB: 0 P: 8	R: 0 E: 0 K: 2 S: 12	H: 1 LOB: 2 BB: 1 P: 20	R: 1 E: 0 K: 1 S: 9	H: 1 LOB: 0 BB: 0 P: 15	R: 0 E: 0 K: 1 S: 8	H: 0 LOB: 1 BB: 1 P: 17	R: 0 E: 0 K: 1 S: 10	H: 0 LOB: 1 BB: 1 P: 18	R: 0 E: 0 K: 0 S: 8	H: 1 LOB: 1 BB: 0 P: 12	1B: 2 2B: 1 3B: 0 HR: 1	SF: 0 SAC: 1 DP: 0 HBP: 0	WP: 1 PB: 0 SB: 1 CS: 0	PA: 37
PITCHER	IP WLS BF H R ER SO BB IBB HBP BLK WP HR S P ERA WHIP																					
34 Kerry Wood, R ERA: 1.5 Brian Williams, R ERA: 10.29	6.0 W 25 3 1 1 4 4 0 0 0 1 1 53 95 1.50 1.167	3.0 S 12 1 0 0 2 2 0 0 0 0 0 0 26 47 0.00 1.000																				
Batter	1	2	3	4	5	6	7	8	9	AB	R	H	RBI	BB	SO	LOB	BOTTOM					
Eric Young Sr., R OBP: 0.382, SLG: 0.433	2-2 G4-3	1-1 G3		0-1 L3	2-3 K		1-0 F3			5	0	0	0	0	1	0	Houston Astros @ Chicago Cubs Wrigley Field, Chicago, IL Tue May 02 2000, 7:05 PM CDT Att: 38,121 - Sunny - 59 F					
Ricky Gutierrez, R OBP: 0.414, SLG: 0.551	3-1 L8	1-3 K		1-0 1B	2-1 2B 1B		1-1 G5-3			5	1	2	0	0	1	0						
Mark Grace, L OBP: 0.419, SLG: 0.459	1-0 1B		4-0 S BB 1B	0-0 1B	0-0 2B 1B			1-0 L3		4	1	3	1	1	0	0						
Sammy Sosa, R OBP: 0.383, SLG: 0.560	0-0 CS 1B		1-3 K	2-2 F8	0-2 F3			0-0 F9		5	0	1	0	0	1	4						
Henry Rodriguez, L OBP: 0.306, SLG: 0.573	2-0 CS	0-0 2B 2B	4-0 1B S BB		4-2 HR BB		3-2 F7		0-0 2B 2B	3	3	2	0	2	0	0						
Willie Greene, L OBP: 0.538, SLG: 0.909 Brian Williams, R OBP: 1.000, SLG: 2.000		1-0 SH G6-3 2B	3-2 1B		1-0 HR BB		3-2 1B		1-0 2B	4	2	4	4	0	0	0						
Damon Buford, R OBP: 0.284, SLG: 0.389		0-1 SH G6-3 HR 34	0-3 K		1-0 HR 1B		2-2 F9		0-0 L7	4	2	1	0	0	1	4						
Joe Girardi, R OBP: 0.338, SLG: 0.318		0-0 G6-3	2-2 G5-3		1-0 HR		1-0 F9			4	1	1	3	0	0	4						
34 Kerry Wood, R OBP: 0.333, SLG: 1.333 Shane Andrews, R	0-0 HR			3-3 K	0-0 F9		2-3 K			3	1	1	2	0	1	0						
Inning Stats	R: 0 E: 0 K: 0 S: 7	H: 2 LOB: 1 BB: 0 P: 15	R: 4 E: 1 K: 1 S: 11	H: 3 LOB: 0 BB: 0 P: 14	R: 1 E: 0 K: 2 S: 12	H: 1 LOB: 2 BB: 2 P: 26	R: 0 E: 0 K: 1 S: 11	H: 2 LOB: 2 BB: 0 P: 17	R: 5 E: 0 K: 1 S: 17	H: 5 LOB: 1 BB: 1 P: 28	R: 0 E: 0 K: 0 S: 12	H: 1 LOB: 1 BB: 0 P: 21	R: 0 E: 0 K: 1 S: 6	H: 0 LOB: 0 BB: 0 P: 10	R: 1 E: 0 K: 0 S: 5	H: 2 LOB: 1 BB: 0 P: 7	1B: 8 2B: 5 3B: 0 HR: 3	SF: 0 SAC: 1 DP: 0 HBP: 0	WP: 0 PB: 0 SB: 2 CS: 1	PA: 44		
PITCHER	IP WLS BF H R ER SO BB IBB HBP BLK WP HR S P ERA WHIP																					
Jose Lima, R ERA: 9.59 Jose Cabrera, R ERA: 6.39 Jay Powell, R ERA: 3.95 Doug Henry, R ERA: 5.4	4.2 L 30 13 9 5 0 0 0 0 0 0 0 0 15 24 0.00 0.750	1.1 5 1 0 0 0 0 0 0 0 0 0 6 10 0.00 0.000	1.0 3 0 0 0 1 0 0 0 0 0 0 5 7 9.00 2.000	1.0 5 2 1 1 0 0 0 0 0 0 0 5 7 9.00 2.000																		

Batter	1	2	3	4	5	6	7	8	9	AB	R	H	RBI	BB	SO	LOB	TOP				
Craig Biggio, R OBP: 0.426, SLG: 0.374	F7		F8		17 F8 S BB		K		5 1B	4	1	2	0	1	1	0	Houston Astros @ Chicago Cubs Wrigley Field, Chicago, IL Wed May 03 2000, 1:20 PM CDT Att: 26,828 - Sunny - 65 F				
17 Lance Berkman, S OBP: 0.222, SLG: 0.125	K		F8		5 FC5-4 1B		P5		P5	5	0	1	2	0	1	2					
5 Jeff Bagwell, R OBP: 0.436, SLG: 0.628	K		F9		FC5-4 BB				K	5	0	1	0	0	2	2					
Ken Caminiti, S OBP: 0.453, SLG: 0.600		FC5-4 BB 1B							G4-3	4	0	1	0	1	2	2					
Richard Hidalgo, R OBP: 0.383, SLG: 0.591		P4							K	4	1	2	1	0	0	3					
Danyle Ward, L OBP: 0.333, SLG: 0.576									E WP 1B	2	0	0	0	2	0	0					
Julio Lugo, R OBP: 0.444, SLG: 0.286									E IBB	0	0	0	0	0	0	0					
Tony Eusebio, R OBP: 0.286, SLG: 0.229									E4	3	0	0	0	0	1	2					
Mitch Meluskey, S OBP: 0.333, SLG: 0.500									E4	1	0	0	0	0	0	2					
Tim Bogar, R OBP: 0.256, SLG: 0.239									E4	3	0	0	0	0	0	2					
Matt Mieske, R OBP: 0.276, SLG: 0.267									K	1	0	0	0	0	1	3					
Chris Holt, R OBP: 0.182, SLG: 0.182									K	2	1	1	0	0	1	0					
Bill Spiers, L OBP: 0.361, SLG: 0.358									K	1	0	0	0	0	0	0					
Jay Powell, R OBP: 0.314, SLG: 0.284									K	0	0	0	0	0	0	0					
Roger Cedeno, S OBP: 0.314, SLG: 0.284									K	1	0	0	0	0	1	0					
Inning Stats	R: 0 E: 0 K: 2 S: 9	H: 0 LOB: 0 BB: 0 P: 13	R: 0 E: 0 K: 0 S: 13	H: 1 LOB: 2 BB: 1 P: 19	R: 0 E: 0 K: 1 S: 11	H: 0 LOB: 1 BB: 1 P: 17	R: 1 E: 0 K: 2 S: 12	H: 1 LOB: 0 BB: 0 P: 14	R: 2 E: 0 K: 0 S: 12	H: 3 LOB: 2 BB: 1 P: 19	R: 0 E: 0 K: 1 S: 9	H: 0 LOB: 0 BB: 0 P: 12	R: 0 E: 1 K: 2 S: 15	H: 1 LOB: 3 BB: 1 P: 24	R: 0 E: 0 K: 2 S: 14	H: 2 LOB: 2 BB: 0 P: 23	1B: 6 2B: 1 3B: 0 HR: 1	SF: 0 SAC: 0 DP: 0 HBP: 0	WP: 1 PB: 0 SB: 1 CS: 0	PA: 40	
PITCHER	IP	WLS	BF	H	R	ER	SO	BB	IBB	HBP	BLK	WP	HR	S	P	ERA	WHIP				
Jon Lieber, R ERA: 3.48	7.2	W	33	6	3	3	7	3	1	0	0	1	1	81	116	3.52	1.174				
Kyle Farnsworth, R ERA: 8.35	0.1	H	2	0	0	0	1	0	0	0	0	0	0	6	9	0.00	0.000				
Rick Aguilera, R ERA: 3.38	1.0	S	5	2	0	0	2	0	0	0	0	0	0	14	23	0.00	2.000				

Batter	1	2	3	4	5	6	7	8	9	AB	R	H	RBI	BB	SO	LOB	BOTTOM				
Eric Young Sr., R OBP: 0.366, SLG: 0.455						G4-3				3	1	1	1	0	0	3	Houston Astros @ Chicago Cubs Wrigley Field, Chicago, IL Wed May 03 2000, 1:20 PM CDT Att: 26,828 - Sunny - 65 F				
Ricky Gutierrez, R OBP: 0.417, SLG: 0.545	G5-3					G4-3				3	0	1	0	1	0	0					
Mark Grace, L OBP: 0.414, SLG: 0.451										4	1	1	0	0	0	2					
Sammy Sosa, R OBP: 0.386, SLG: 0.554										3	0	1	0	1	1	1					
Henry Rodriguez, L OBP: 0.303, SLG: 0.570										4	1	1	1	0	0	4					
Willie Greene, L OBP: 0.471, SLG: 0.714										3	1	0	0	1	1	2					
Rick Aguilera, R										0	0	0	0	0	0	0					
Jeff Reed, L OBP: 0.440, SLG: 0.487										3	0	0	0	1	0	0					
Damon Buford, R OBP: 0.283, SLG: 0.384										4	0	1	2	0	1	0					
Jon Lieber, L OBP: 0.105, SLG: 0.105										3	0	1	0	0	0	0					
Kyle Farnsworth, R										0	0	0	0	0	0	0					
Shane Andrews, R OBP: 0.340, SLG: 0.554										0	0	0	0	0	0	0					
Inning Stats	R: 4 E: 0 K: 1 S: 24	H: 5 LOB: 3 BB: 2 P: 40	R: 0 E: 0 K: 0 S: 7	H: 0 LOB: 2 BB: 2 P: 19	R: 0 E: 0 K: 0 S: 5	H: 0 LOB: 0 BB: 0 P: 10	R: 0 E: 0 K: 0 S: 8	H: 2 LOB: 0 BB: 0 P: 12	R: 0 E: 0 K: 1 S: 6	H: 0 LOB: 0 BB: 0 P: 12	R: 0 E: 0 K: 0 S: 7	H: 0 LOB: 0 BB: 0 P: 11	R: 0 E: 0 K: 0 S: 5	H: 0 LOB: 0 BB: 0 P: 7	R: 0 E: 0 K: 1 S: 8	H: 0 LOB: 0 BB: 0 P: 16		1B: 5 2B: 1 3B: 0 HR: 1	SF: 0 SAC: 0 DP: 0 HBP: 1	WP: 1 PB: 0 SB: 0 CS: 0	PA: 35
PITCHER	IP	WLS	BF	H	R	ER	SO	BB	IBB	HBP	BLK	WP	HR	S	P	ERA		WHIP			
Chris Holt, R ERA: 7.64	6.0	L	29	7	4	4	1	0	1	0	0	0	0	13	23	0.00	1.833				
Jay Powell, R ERA: 3.45	2.0		6	0	0	0	1	0	0	0	0	0	0	13	23	0.00	0.000				

AB	36
R	3
H	8
RBI	3
BB	4
SO	10
LOB	18



AB	30
R	4
H	7
RBI	4
BB	4
SO	3
LOB	12



Batter	1	2	3	4	5	6	7	8	9	AB	R	H	RBI	BB	SO	LOB	TOP							
Craig Biggio, R OBP: 0.333, SLG: 0.372 (1, 4)	G4-3 1-1		G3 0-1							3	1	1	0	1	0	0								
Roger Cedeno, S OBP: 0.336, SLG: 0.289 (1, 8)	BB 4-2			1B 17 F9 5 1B	BB 4-2		HBP 1-2		1B FC3-6 5 PB	2	1	1	0	3	0	1								
5 Jeff Bagwell, R OBP: 0.343, SLG: 0.633 (1, 3)	F9 3-2			1B FC6-4	2B 1-2				CS 1-2	4	1	2	3	1	1	3								
Ken Caminiti, S OBP: 0.451, SLG: 0.600 (1, 5)	PO 1-1	G3-1 1-2		K 2-3	G1-3 0-0				IBB 3-2	5	1	2	1	0	1	3								
17 Lance Berkman, S OBP: 0.214, SLG: 0.083 (1, 7)		F7 2-2		F9 2-2		K 1-3			G3 1-2	4	0	0	0	1	1	3								
Richard Hidalgo, R OBP: 0.376, SLG: 0.609 (1, 9)	HR 2-0			FC6-4 0-1		K 1-3			K 1-2	4	1	1	1	0	2	4								
Mitch Meluskey, S OBP: 0.328, SLG: 0.471 (1, 2)	K 1-3				F8 3-2	G5-3 0-1			IBB 4-0	3	0	0	0	1	1	0								
Russ Johnson, R OBP: 0.174, SLG: 0.136 (7, PR)			P4 2-2		K 3-3				SF8 0-0	3	0	1	0	0	1	0								
Tim Bogar, R OBP: 0.253, SLG: 0.239 (7, PR)						K 1-2			SF8 1-2	0	0	0	1	0	0	0								
Scott Elarton, R OBP: 0.400, SLG: 0.400 (7, PH)			G5-3 1-2						G5-3 0-0	2	1	1	0	0	0	0								
Matt Mieske, R OBP: 0.287, SLG: 0.250 (7, 1)									G5-3 0-0	1	0	0	0	0	1	1								
Mike Maddux, L OBP: 0.287, SLG: 0.250 (7, 1)									G5-3 0-0	0	0	0	0	0	0	0								
Julio Lugo, R OBP: 0.348, SLG: 0.250 (8, PH)					BB 5 2B				G5-3 0-0	0	0	0	0	0	2	2								
Jose Cabrera, R OBP: 0.440, SLG: 0.487 (8, 1)									G5-3 0-0	0	0	0	0	0	0	0								
Billy Wagner, L ERA: 2.61 (8, 1)									G5-3 0-0	0	0	0	0	0	0	0								
Inning Stats	R: 0 E: 0 K: 0 S: 10	H: 0 LOB: 0 BB: 1 P: 18	R: 1 E: 0 K: 1 S: 10	H: 1 LOB: 0 BB: 0 P: 16	R: 0 E: 0 K: 1 S: 10	H: 0 LOB: 0 BB: 0 P: 13	R: 0 E: 0 K: 1 S: 12	H: 2 LOB: 2 BB: 0 P: 16	R: 3 E: 0 K: 1 S: 17	H: 2 LOB: 1 BB: 2 P: 32	R: 0 E: 0 K: 2 S: 8	H: 0 LOB: 0 BB: 0 P: 10	R: 0 E: 0 K: 2 S: 14	H: 1 LOB: 2 BB: 1 P: 28	R: 1 E: 0 K: 1 S: 10	H: 1 LOB: 2 BB: 2 P: 21	R: 1 E: 0 K: 0 S: 10	H: 2 LOB: 1 BB: 1 P: 19	1B: 6 2B: 2 3B: 0 HR: 1	SF: 1 SAC: 0 DP: 0 HBP: 1	WP: 1 PB: 1 SB: 0 CS: 4	PA: 42		
PITCHER	IP	WLS	BF	H	R	ER	SO	BB	IBB	HBP	BLK	WP	HR	S	P	ERA	WHIP							
Ismael Valdez, R ERA: 7.71 (1, 1)	4.2	L	20	4	4	4	3	3	0	0	0	0	1	57	93	7.71	1.500							
Mark Guthrie, L ERA: 4.02 (5, 1)	2.1		10	2	0	0	4	1	0	1	0	0	0	24	40	0.00	1.286							
Felix Heredia, L ERA: 4.5 (8, 1)	2.0		11	3	2	2	1	1	2	0	0	1	0	20	40	9.00	2.000							

Houston Astros @ Chicago Cubs
Wrigley Field, Chicago, IL
Thu May 04 2000, 1:20 PM CDT
Att: 30,853 - Sunny - 74 F

AB	32
R	6
H	9
RBI	6
BB	7
SO	8
LOB	17

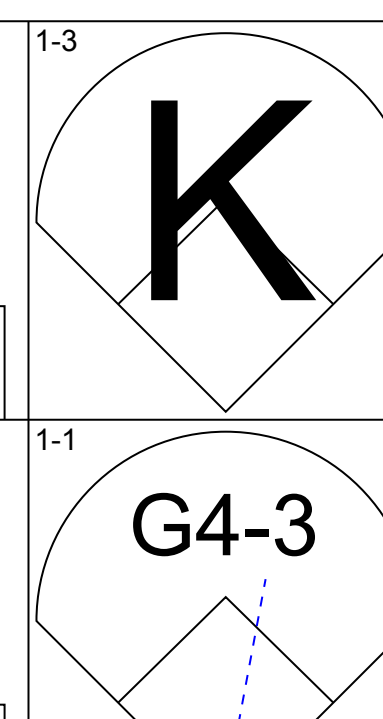
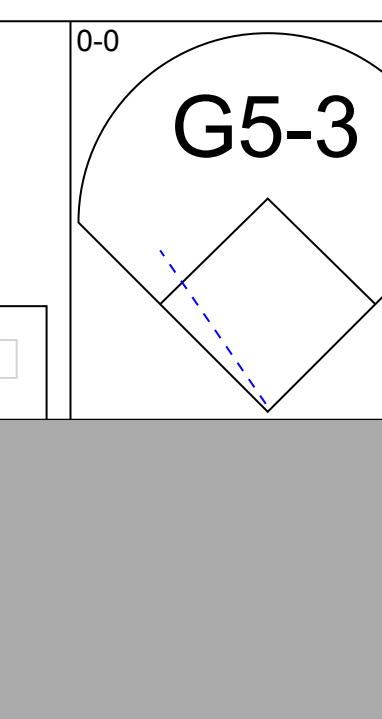
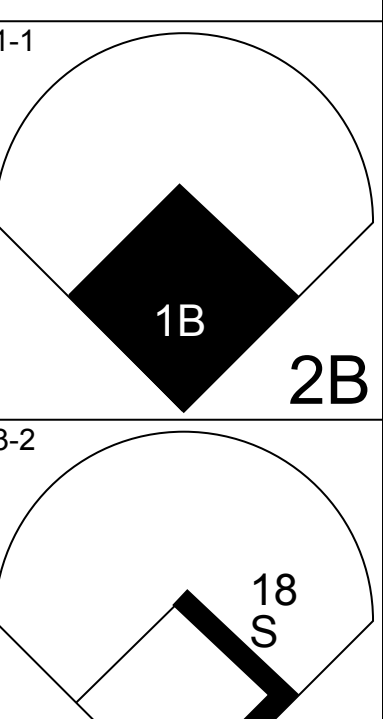
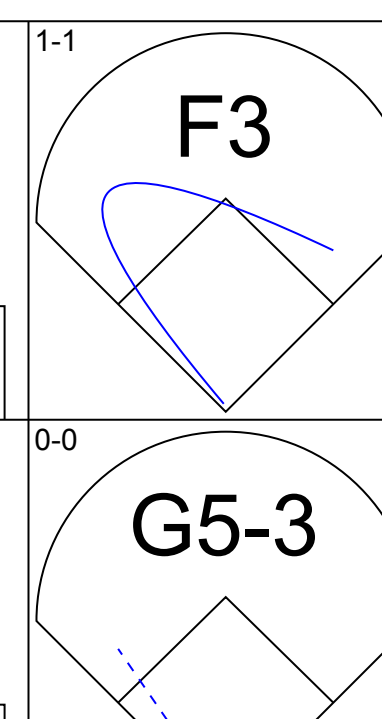
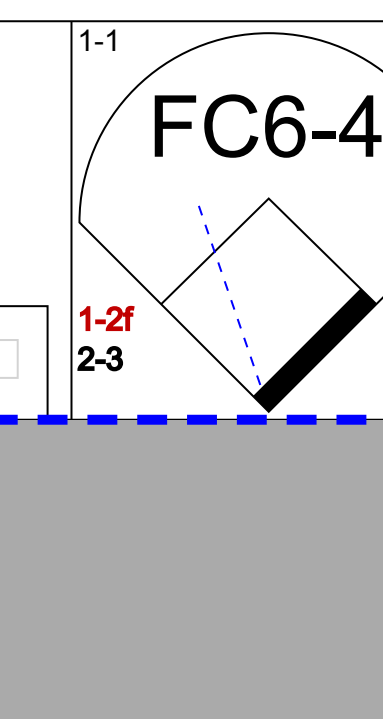
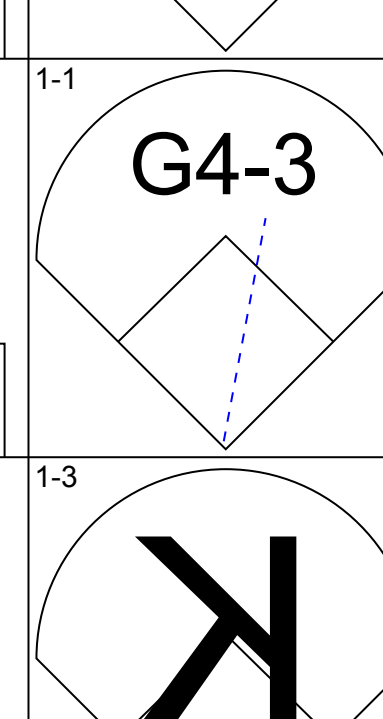
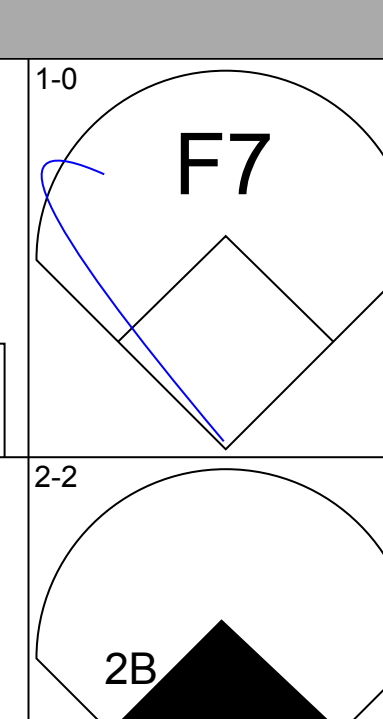
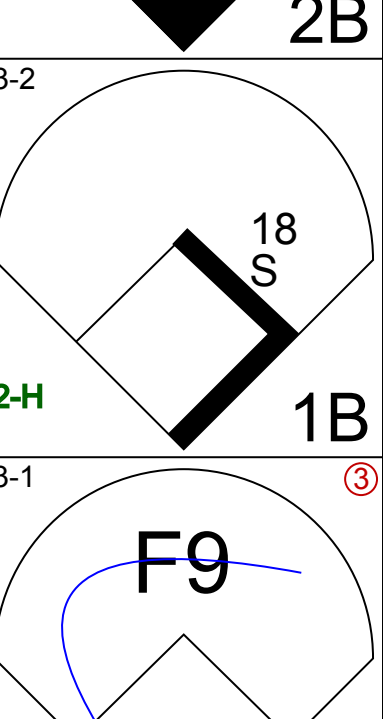
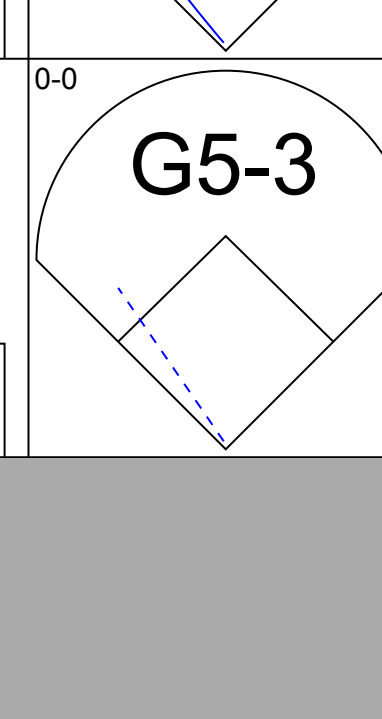
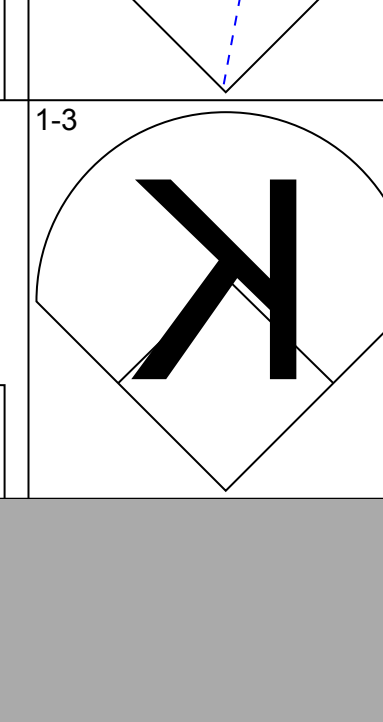
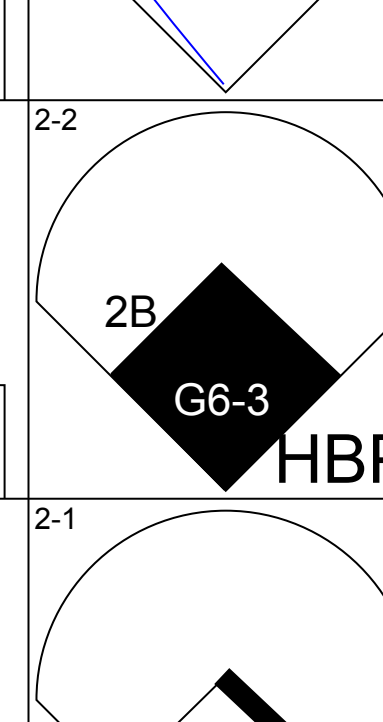
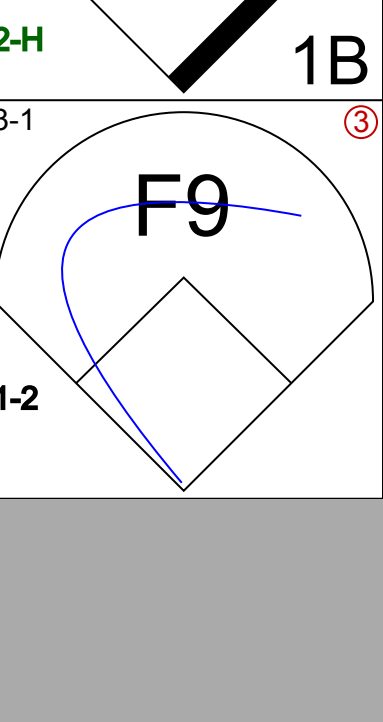
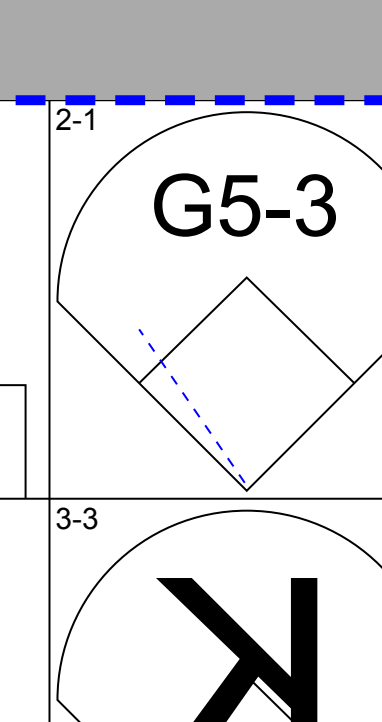
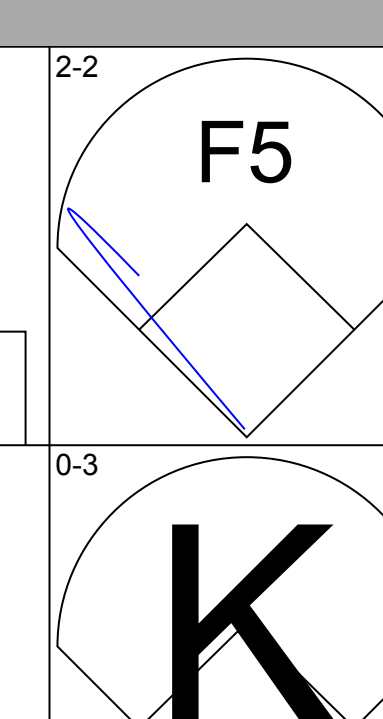
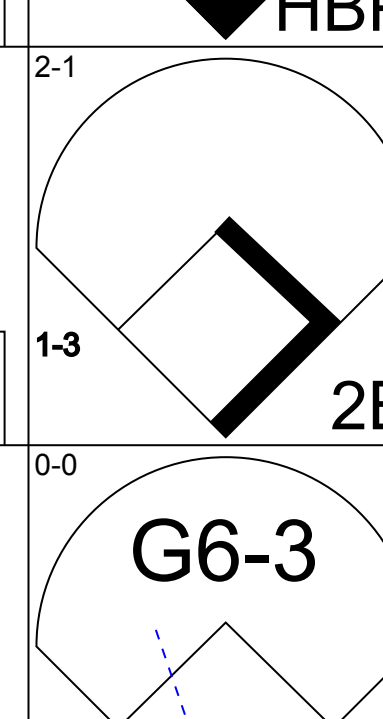
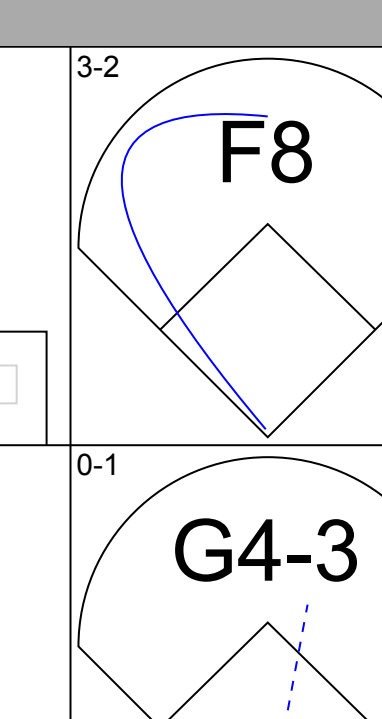
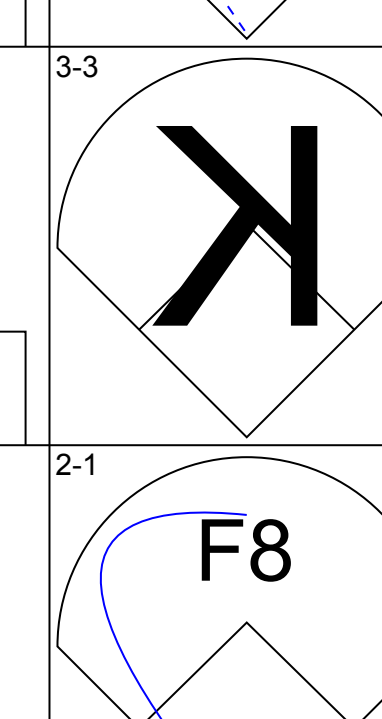
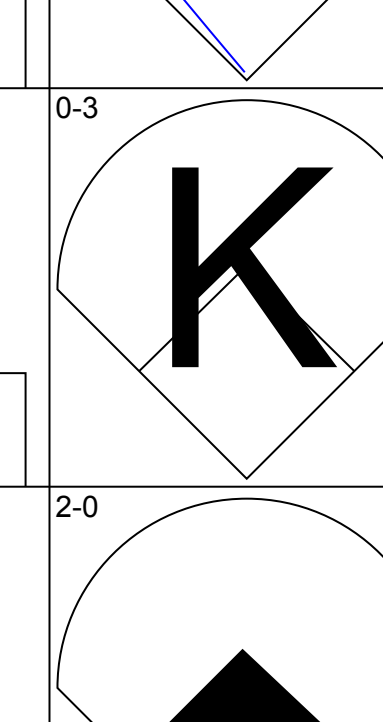
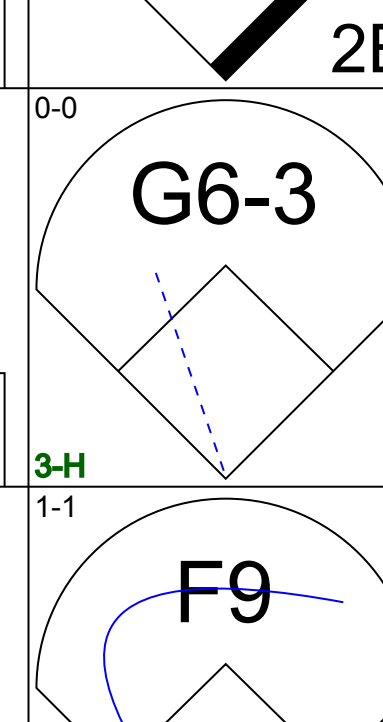
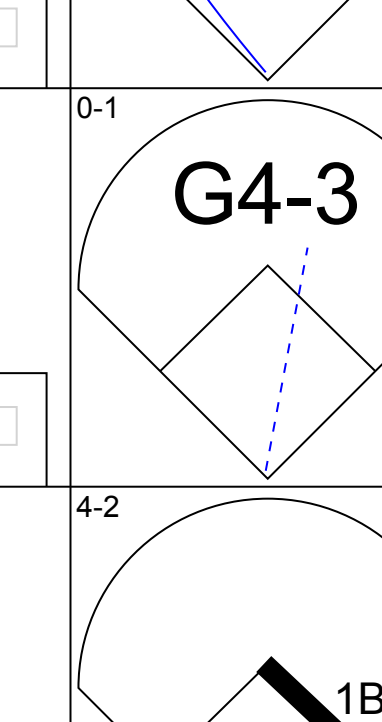
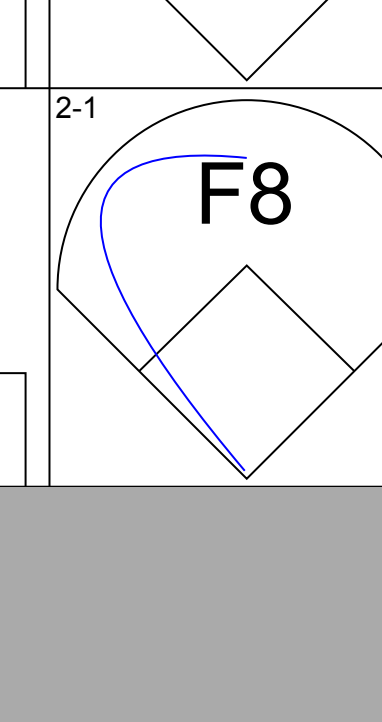
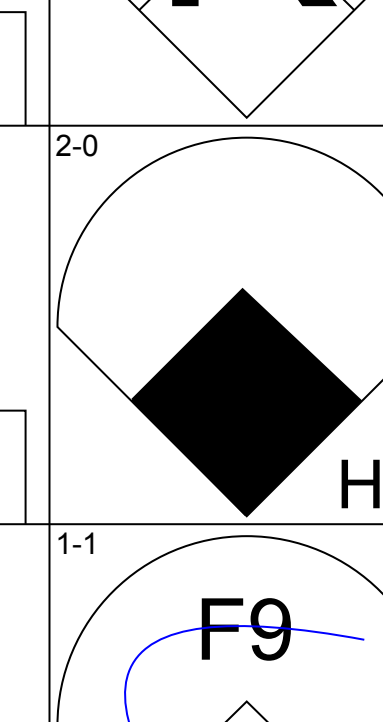
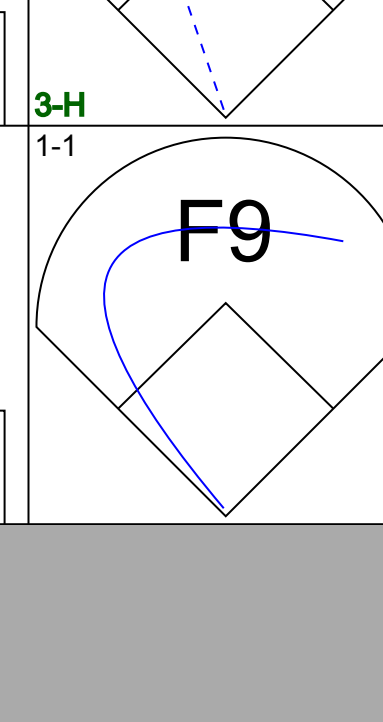
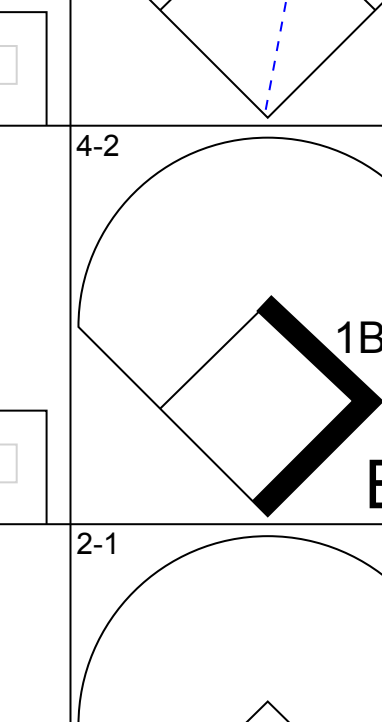
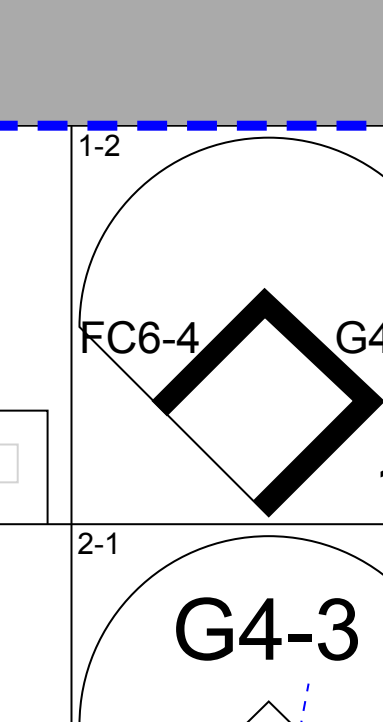
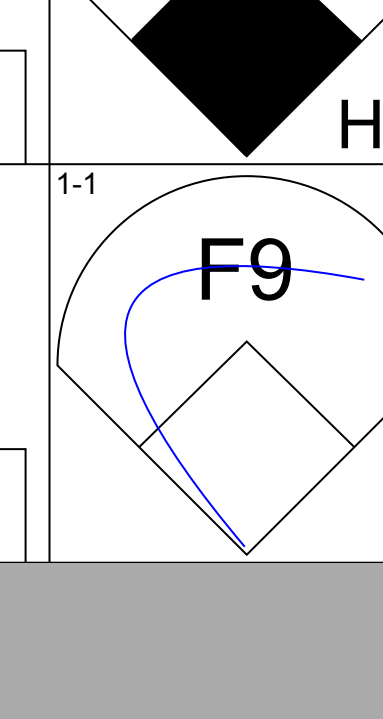
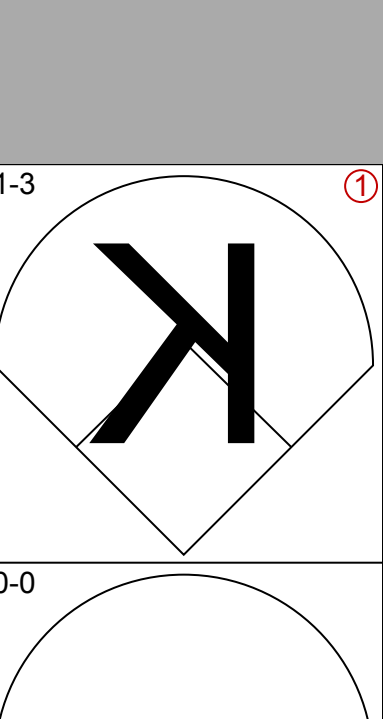
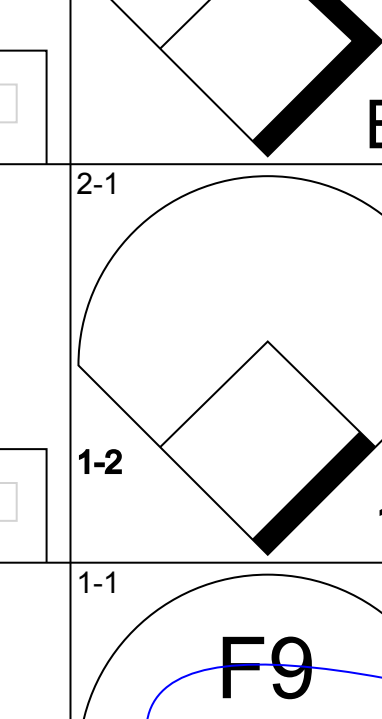
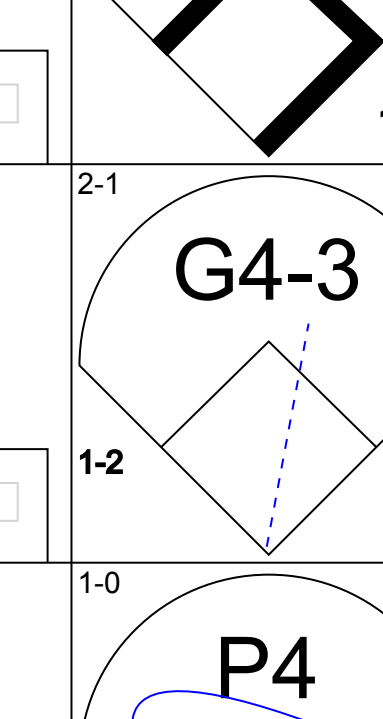
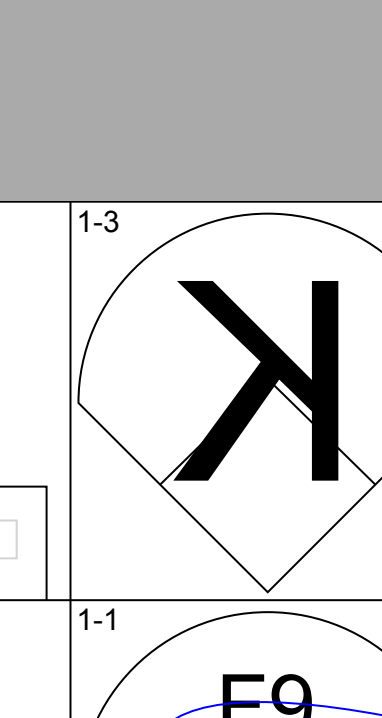
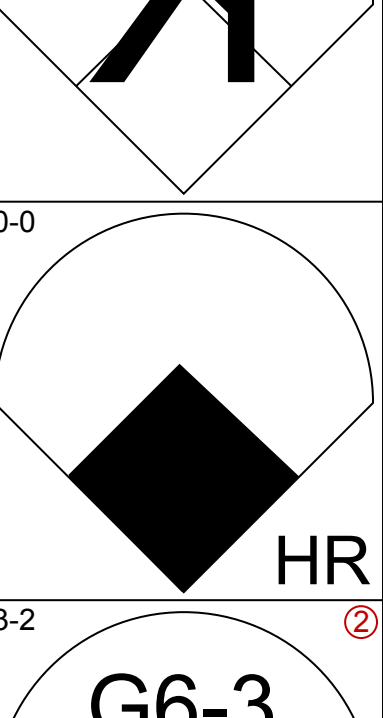
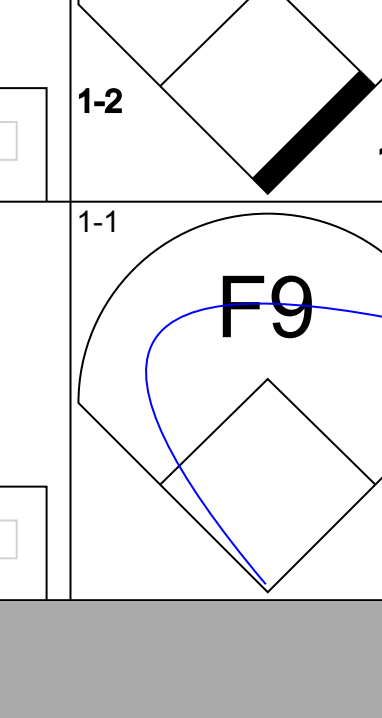
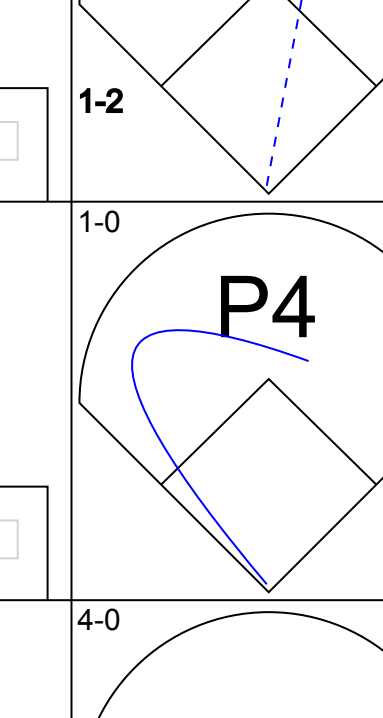
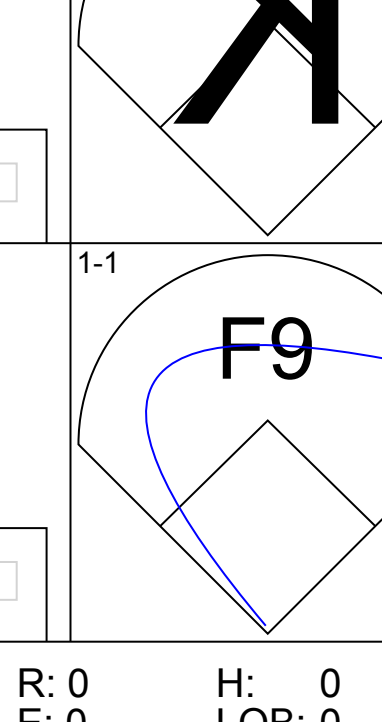
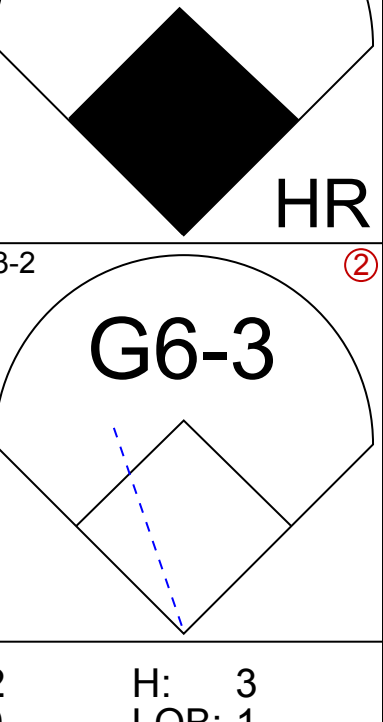
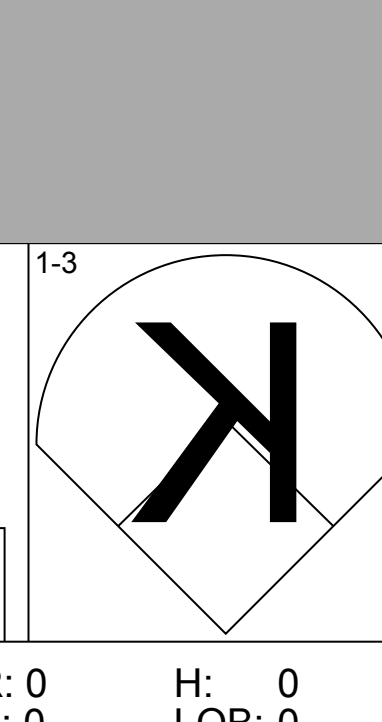
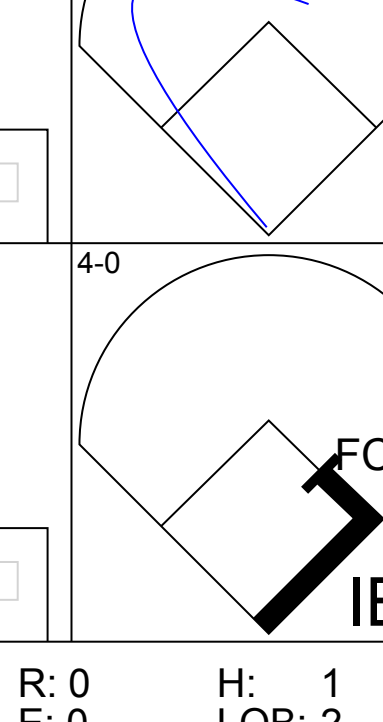


Batter	1	2	3	4	5	6	7	8	9	AB	R	H	RBI	BB	SO	LOB	BOTTOM							
Eric Young Sr., R OBP: 0.360, SLG: 0.453 (1, 4)	K 1-3		F9 0-1							5	0	1	0	0	1	1								
Ricky Gutierrez, R OBP: 0.406, SLG: 0.524 (1, 6)	G6-3 1-2		E5 1-1		2B 4-1				K 1-3	4	0	0	0	1	2	1								
Mark Grace, L OBP: 0.402, SLG: 0.434 (1, 3)	G4-3 2-0		F7 0-1		F5 0-0				G5-3 0-1	4	0	0	0	0	0	3								
Sammy Sosa, R OBP: 0.390, SLG: 0.586 (1, 9)		HR 2-1		2B 0-0		F9 0-1			G6-3 1-0	4	1	2	1	0	0	0								
Henry Rodriguez, L OBP: 0.312, SLG: 0.561 (1, 7)		G5-4-3 4-2		F7 0-0		F5 1-1			1B 2-1	3	0	1	0	1	0	1								
Shane Andrews, R OBP: 0.337, SLG: 0.540 (1, 5)		G5-4-3 0-2		G1-3 1-2		K 0-3			1B 1-0	4	0	1	0	0	1	2								
Damon Buford, R OBP: 0.291, SLG: 0.388 (1, 8)		1B 3-1		G5-3 1-0					F8 3-1	4	0	2	0	0	0	1								
Joe Girardi, R OBP: 0.338, SLG: 0.362 (8, PH)		F8 0-0			P5 1-0				F9 3-2	3	1	1	1	0	0	1								
Glenallen Hill, R OBP: 0.205, SLG: 0.442 (9, 2)									HR 1-0	1	0	0	0	0	0	3								
Jeff Reed, L OBP: 0.440, SLG: 0.487 (9, 2)									F9 3-2	0	0	0	0	0	0	0								
Ismael Valdez, R ERA: 7.71 (1, 1)			F9 2-1		G5-3 1-0				G4-3 3-2	1	0	0	0	0	0	0								
Mark Guthrie, R ERA: 4.02 (5, 1)									G4-3 3-2	1	0	0	0	0	0	0								
Jeff Huson, L OBP: 0.235, SLG: 0.250 (7, PH)									G4-3 3-2	1	0	1	0	0	0	0								
Felix Heredia, L ERA: 4.5 (8, 1)									G4-3 3-2	0	0	0	0	0	0	0								
Jose Nieves, R OBP: 0.286, SLG: 0.300 (8, PH)									G4-3 3-2	1	0	0	0	0	0	0								
Inning Stats	R: 0 E: 0 K: 1 S: 7	H: 0 LOB: 0 BB: 0 P: 11	R: 1 E: 0 K: 0 S: 11	H: 2 LOB: 1 BB: 1 P: 20	R: 0 E: 1 K: 0 S: 8	H: 0 LOB: 1 BB: 0 P: 11	R: 0 E: 0 K: 0 S: 6	H: 1 LOB: 1 BB: 0 P: 8	R: 0 E: 0 K: 1 S: 7	H: 1 LOB: 2 BB: 1 P: 14	R: 0 E: 0 K: 1 S: 8	H: 0 LOB: 0 BB: 0 P: 9	R: 1 E: 0 K: 1 S: 13	H: 2 LOB: 1 BB: 0 P: 17	R: 0 E: 0 K: 0 S: 11	H: 3 LOB: 3 BB: 0 P: 21	R: 0 E: 0 K: 1 S: 11	H: 0 LOB: 0 BB: 0 P: 18	1B: 5 2B: 2 3B: 0 HR: 2	SF: 0 SAC: 0 DP: 1 HBP: 0	WP: 0 PB: 0 SB: 0 CS: 0	PA: 38		
PITCHER	IP	WLS	BF	H	R	ER	SO	BB	IBB	HBP	BLK	WP	HR	S	P	ERA	WHIP							
Scott Elarton, R ERA: 5.51 (1, 1)	6.0	W	24	4	1	1	2	2	0	0	0	0	0	47	73	1.50	1.000							
Mike Maddux, R ERA: 4.96 (7, 1)	1.0	H	5	2	1	1	1	0	0	0	0	0	1	13	17	9.00	2.000							
Jose Cabrera, R ERA: 6.08 (8, 1)	0.2	H	5	3	0	0	0	0	0	0	0	0	0	8	15	0.00	4.500							
Billy Wagner, L ERA: 2.61 (8, 1)	1.1	S	4	0	0	0	1	0	0	0	0	0	0	14	24	0.00	0.000							

Houston Astros @ Chicago Cubs
Wrigley Field, Chicago, IL
Thu May 04 2000, 1:20 PM CDT
Att: 30,853 - Sunny - 74 F

AB	36
R	2
H	9
RBI	2
BB	2
SO	4
LOB	13

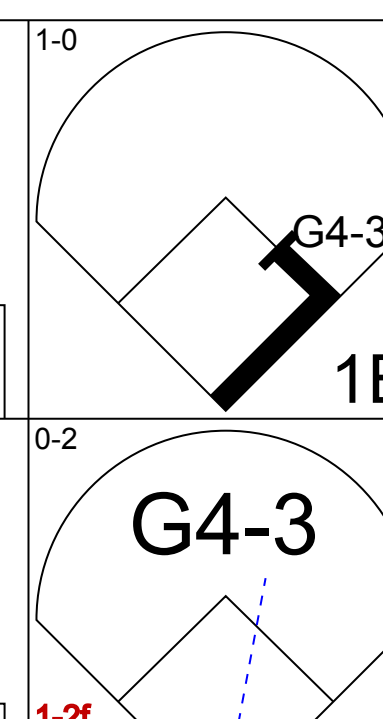
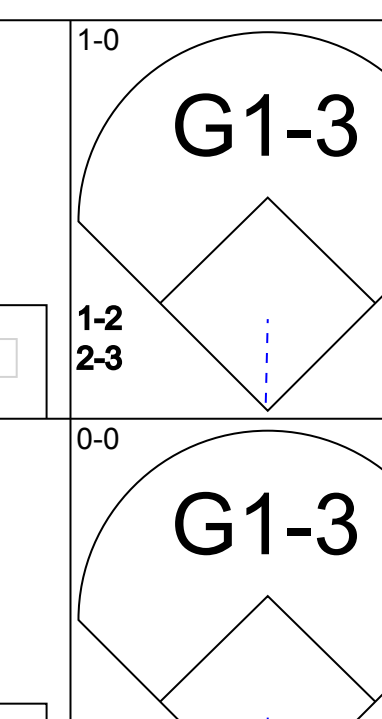
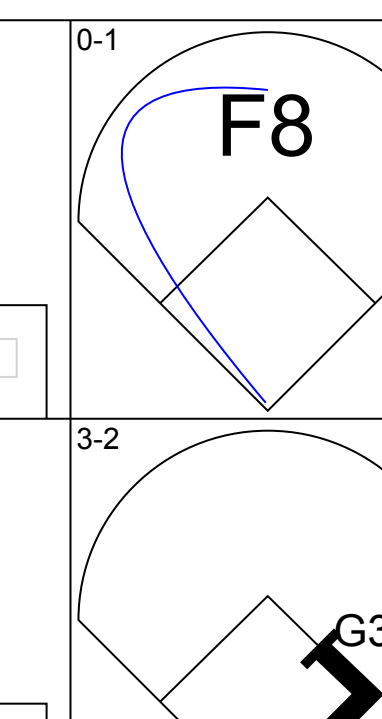
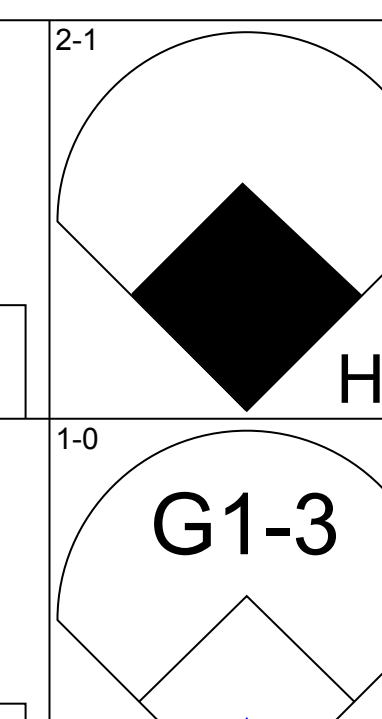
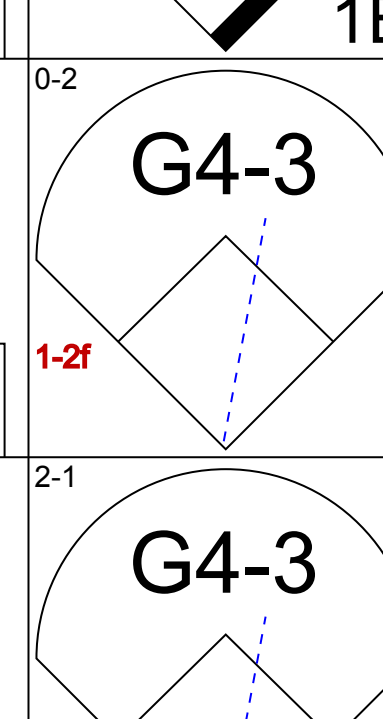
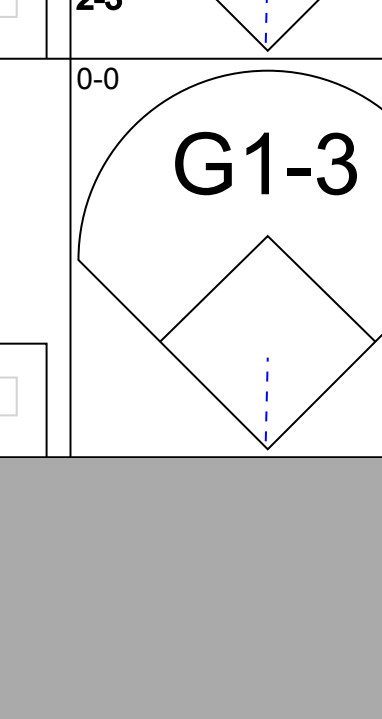
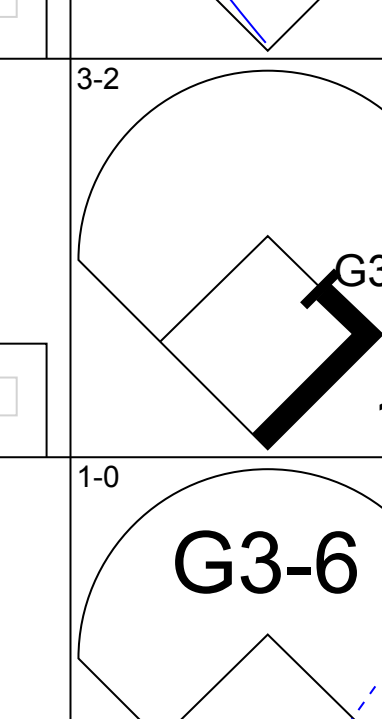
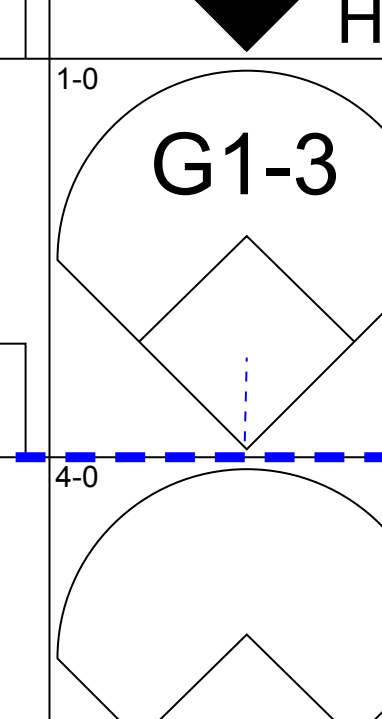
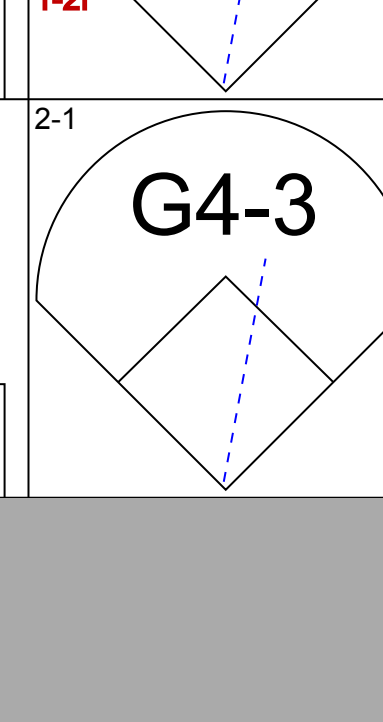
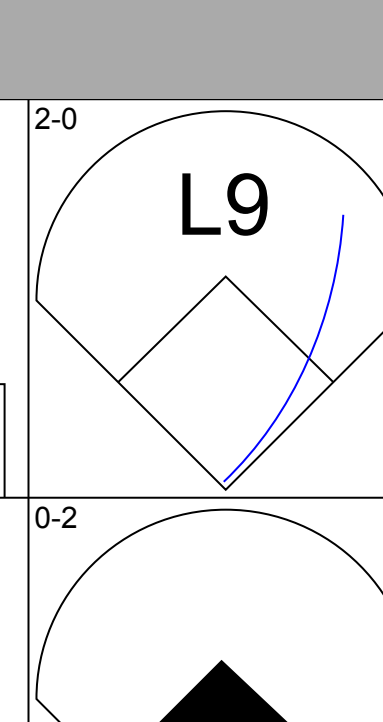
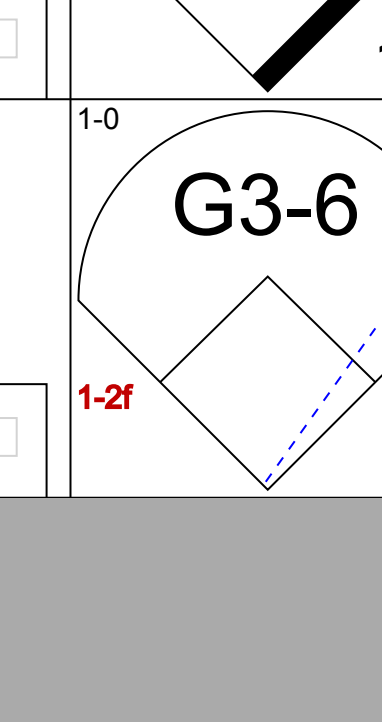
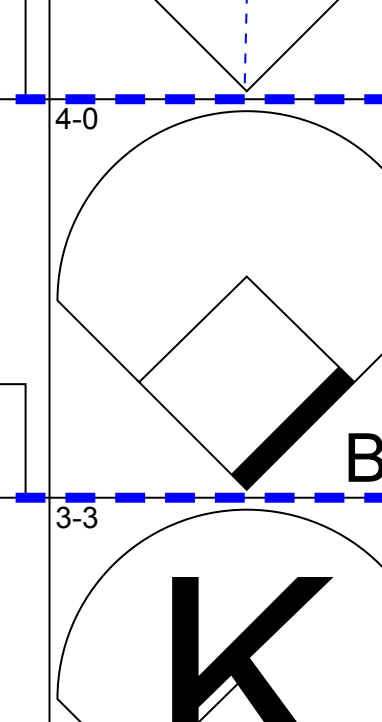
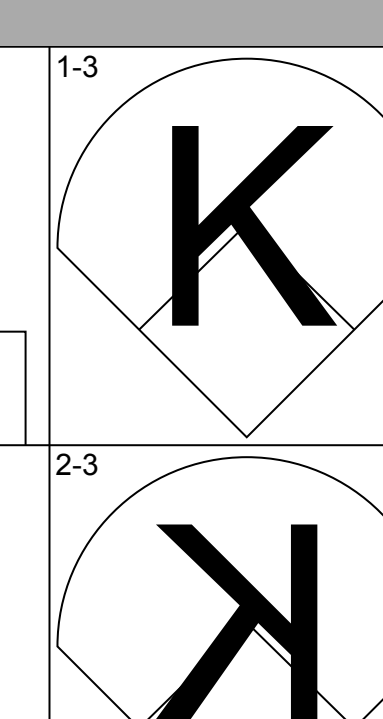
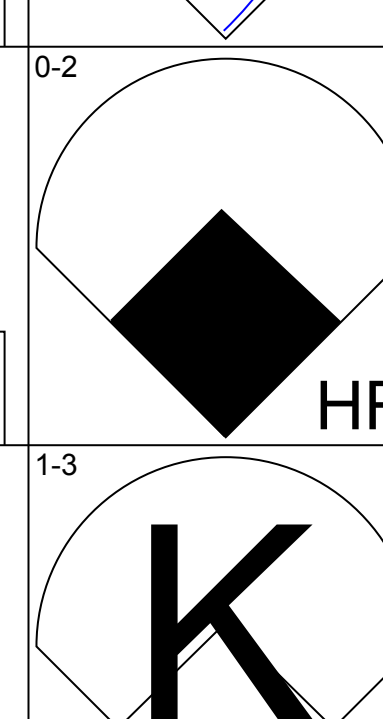

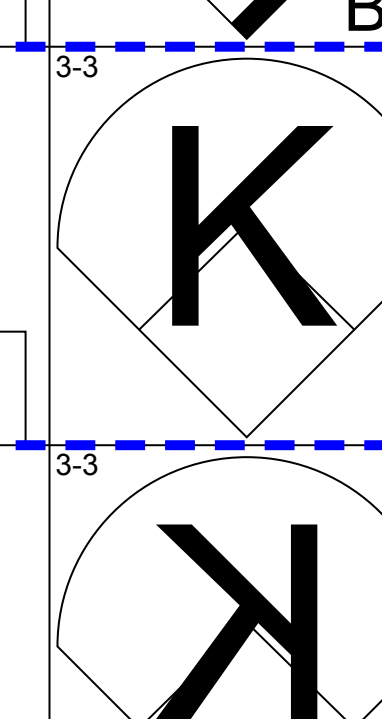
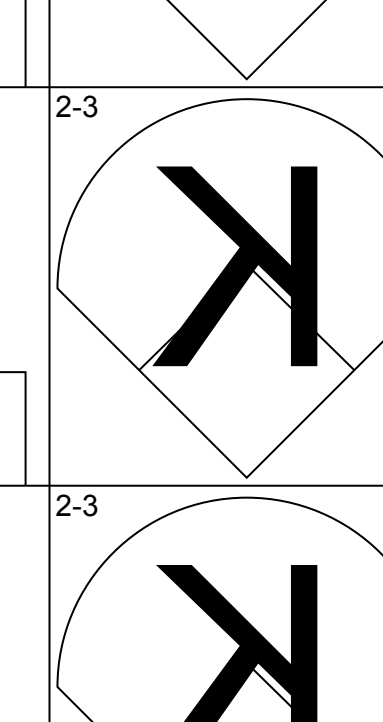
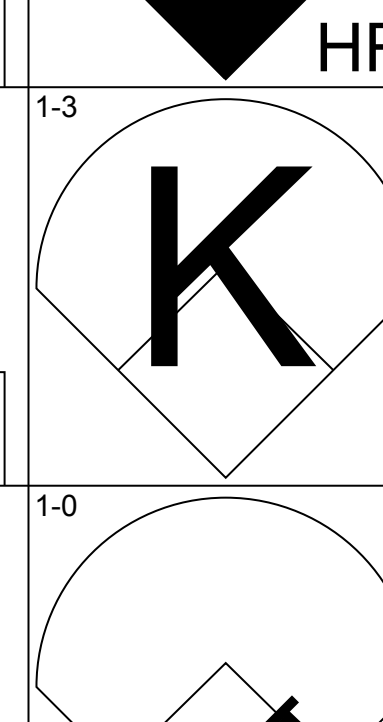


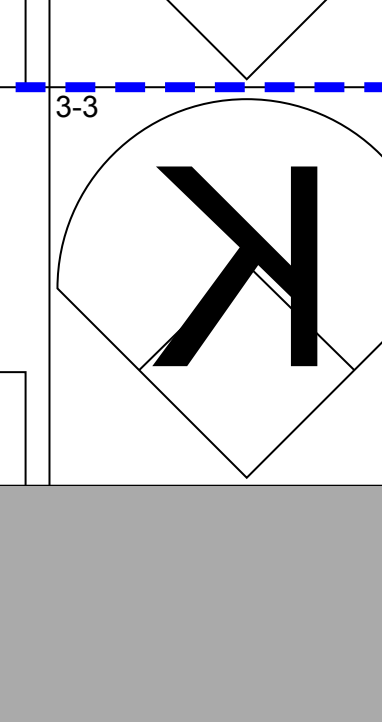
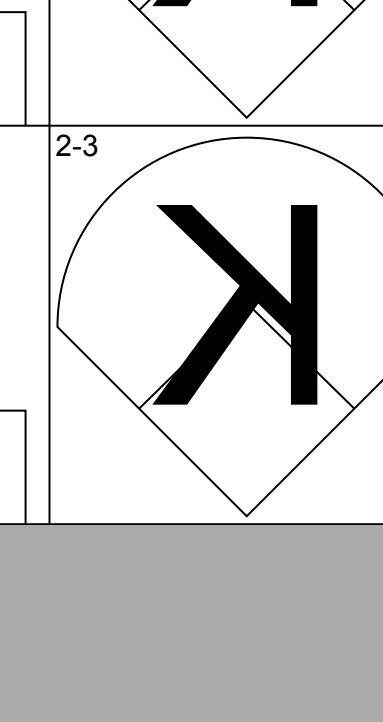
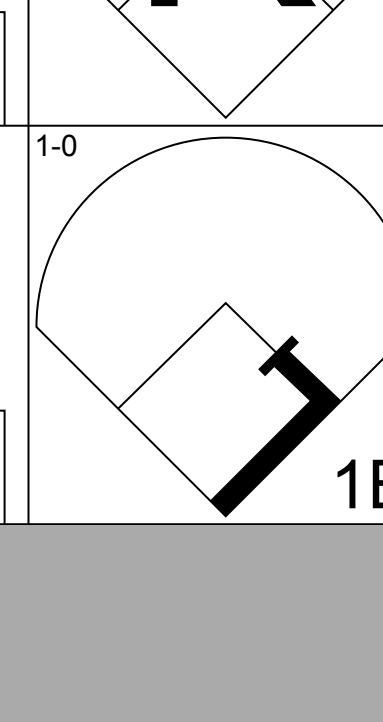
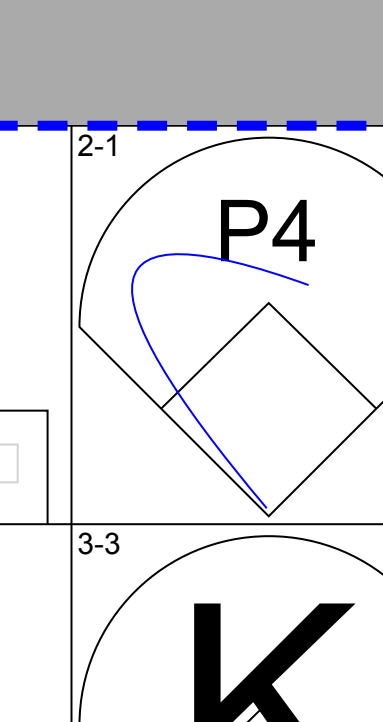

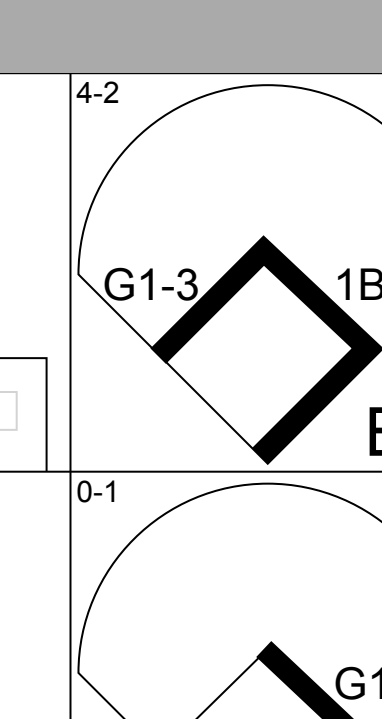
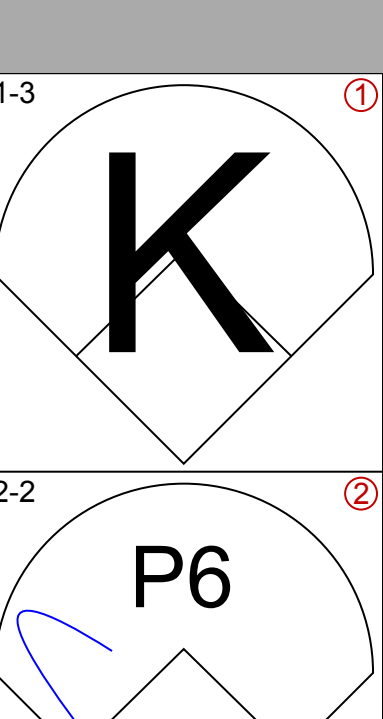
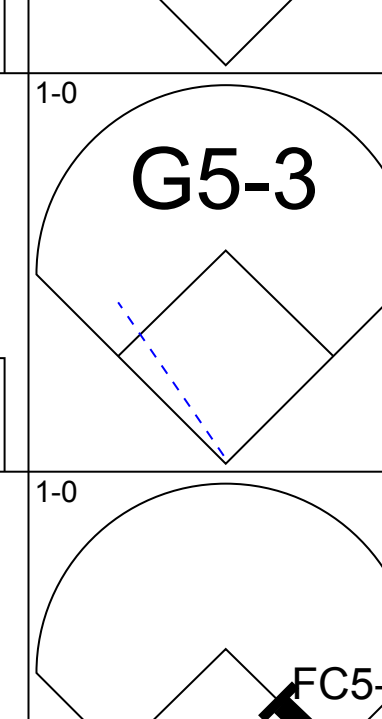
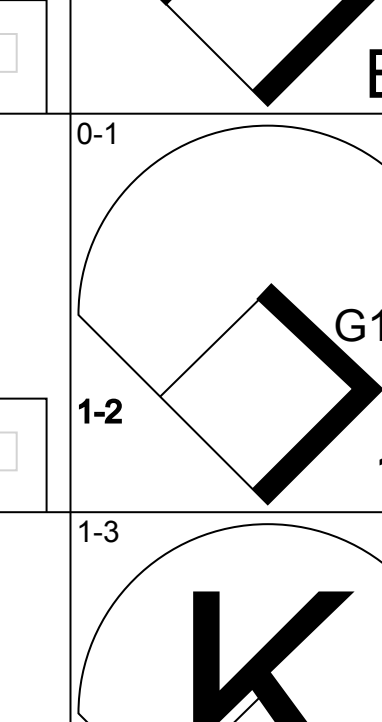
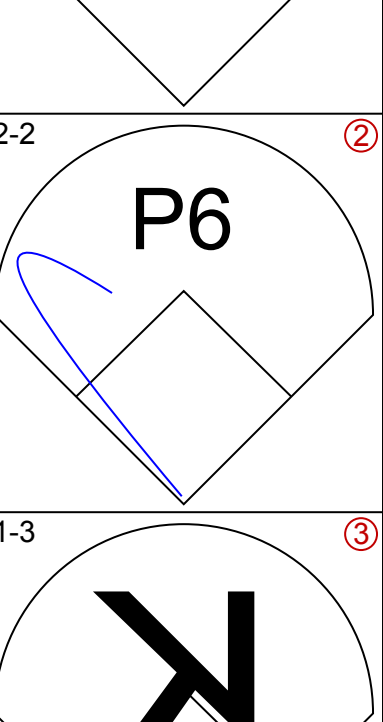
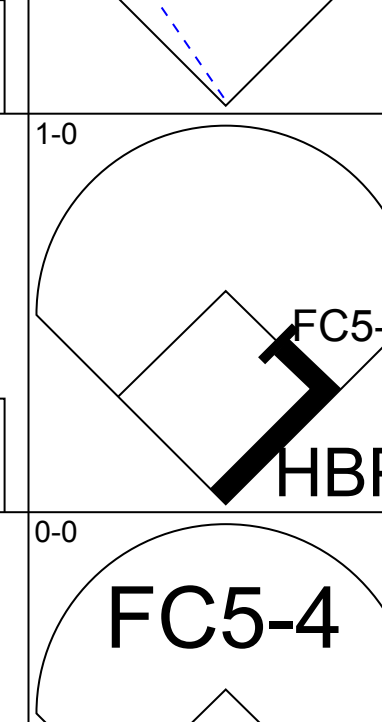
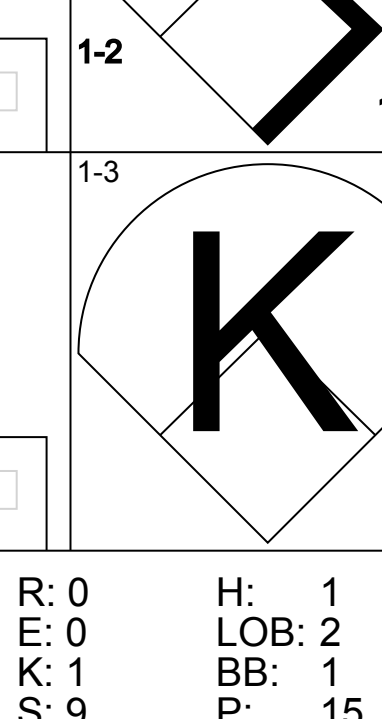
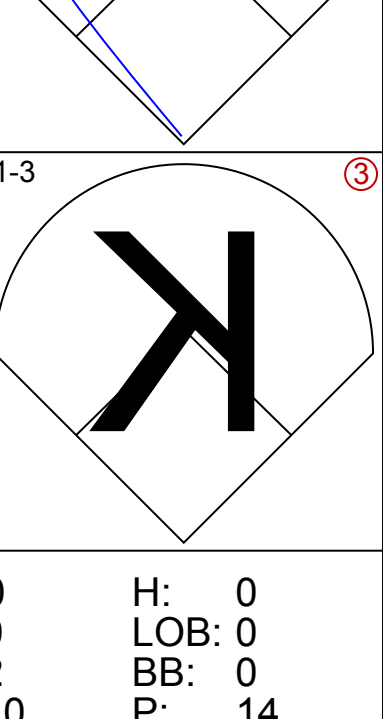
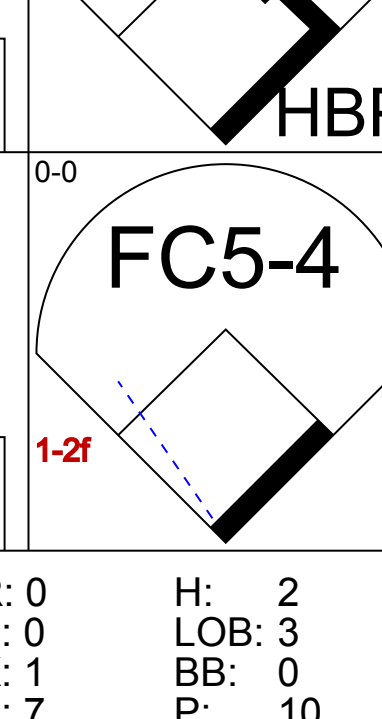


Batter	1	2	3	4	5	6	7	8	9	AB	R	H	RBI	BB	SO	LOB	TOP				
Chad Hermansen, R OBP: 0.253, SLG: 0.304 Adrian Brown, S OBP: 0.278, SLG: 0.472										4	1	1	0	0	1	0					
Warren Morris, L OBP: 0.381, SLG: 0.352										4	0	1	1	0	0	0					
1B Jason Kendall, R OBP: 0.439, SLG: 0.406										3	1	0	0	0	1	1					
Brian Giles, L OBP: 0.452, SLG: 0.660										4	0	1	0	0	1	0					
Kevin Young, R OBP: 0.284, SLG: 0.402										4	0	0	1	0	1	1					
Wil Cordero, R OBP: 0.245, SLG: 0.376										3	1	2	1	1	0	1					
Pat Meares, R OBP: 0.298, SLG: 0.402										4	0	1	0	0	1	1					
Luis Sojo, R OBP: 0.326, SLG: 0.395										4	1	1	1	0	1	3					
Todd Ritchie, R OBP: 0.201, SLG: 0.220 Scott Sauerbeck, R OBP: 0.266, SLG: 0.300 Mike Garcia, R OBP: 0.266, SLG: 0.300 Jason Christiansen, R OBP: 0.266, SLG: 0.300 John Vander Wal, L OBP: 0.266, SLG: 0.300 Mike Williams, R OBP: 0.266, SLG: 0.300										3	0	0	0	0	0	0					
Inning Stats	R: 0 E: 0 K: 2 S: 8	H: 0 LOB: 0 BB: 0 P: 11	R: 1 E: 0 K: 1 S: 9	H: 1 LOB: 0 BB: 0 P: 14	R: 0 E: 0 K: 1 S: 6	H: 0 LOB: 0 BB: 0 P: 8	R: 1 E: 0 K: 0 S: 8	H: 1 LOB: 1 BB: 0 P: 14	R: 2 E: 0 K: 1 S: 18	H: 3 LOB: 1 BB: 0 P: 29	R: 0 E: 0 K: 0 S: 11	H: 1 LOB: 0 BB: 0 P: 21	R: 0 E: 0 K: 1 S: 6	H: 0 LOB: 0 BB: 0 P: 8	R: 0 E: 0 K: 1 S: 7	H: 0 LOB: 0 BB: 0 P: 14	R: 0 E: 0 K: 0 S: 8	H: 1 LOB: 2 BB: 1 P: 17	1B: 3 2B: 2 3B: 0 HR: 2	SF: 0 SAC: 0 DP: 0 HBP: 1	WP: 0 PA: 37 PB: 0 SB: 1 CS: 0
PITCHER	IP	WLS	BF	H	R	ER	SO	BB	IBB	HBP	BLK	WP	HR	S	P	ERA	WHIP				
Kevin Tapani, R ERA: 5.65	7.0	L	29	6	4	4	6	1	0	1	0	0	2	66	105	5.14	1.000				
Brian Williams, R ERA: 9.6	1.0		3	0	0	0	1	0	0	0	0	0	0	7	14	0.00	0.000				
Kyle Farnsworth, R ERA: 8.1	1.0	S	5	1	0	0	0	0	1	0	0	0	0	8	17	0.00	1.000				

Pittsburgh Pirates @ Chicago Cubs
Wrigley Field, Chicago, IL
Fri May 05 2000, 2:20 PM CDT
Att: 26,689 - Sunny - 78 F

AB	34
R	4
H	7
RBI	4
BB	2
SO	7
LOB	9



Batter	1	2	3	4	5	6	7	8	9	AB	R	H	RBI	BB	SO	LOB	BOTTOM				
Eric Young Sr., R OBP: 0.364, SLG: 0.477										4	1	2	1	0	0	2					
Ricky Gutierrez, R OBP: 0.403, SLG: 0.514										4	0	1	0	0	0	3					
Mark Grace, L OBP: 0.397, SLG: 0.422										3	0	0	0	1	0	1					
Sammy Sosa, R OBP: 0.393, SLG: 0.608										4	1	2	1	0	2	1					
Henry Rodriguez, L OBP: 0.313, SLG: 0.565 Glenallen Hill, R OBP: 0.200, SLG: 0.432										3	0	1	0	0	2	0					
Willie Greene, L OBP: 0.450, SLG: 0.647 Brian Williams, R OBP: 1.000, SLG: 2.000 Kyle Farnsworth, R OBP: 0.273, SLG: 0.286										3	0	1	0	0	2	2					
Jose Nieves, R OBP: 0.273, SLG: 0.286										1	0	0	0	0	0	0					
Jeff Reed, L OBP: 0.426, SLG: 0.452										3	0	0	0	1	2	2					
Damon Buford, R OBP: 0.298, SLG: 0.387										3	0	1	0	0	0	0					
Kevin Tapani, R OBP: 0.214, SLG: 0.500 Shane Andrews, R OBP: 0.333, SLG: 0.534										2	0	0	0	0	2	2					
Inning Stats	R: 0 E: 0 K: 0 S: 6	H: 1 LOB: 0 BB: 0 P: 9	R: 0 E: 0 K: 3 S: 9	H: 0 LOB: 0 BB: 0 P: 14	R: 0 E: 0 K: 1 S: 9	H: 1 LOB: 2 BB: 1 P: 15	R: 1 E: 0 K: 1 S: 9	H: 2 LOB: 1 BB: 0 P: 13	R: 0 E: 0 K: 2 S: 10	H: 0 LOB: 0 BB: 0 P: 14	R: 0 E: 0 K: 0 S: 6	H: 1 LOB: 0 BB: 0 P: 10	R: 0 E: 0 K: 1 S: 7	H: 2 LOB: 3 BB: 0 P: 10	R: 1 E: 0 K: 2 S: 9	H: 1 LOB: 1 BB: 1 P: 22	R: 0 E: 0 K: 1 S: 7	H: 0 LOB: 0 BB: 0 P: 12	1B: 5 2B: 1 3B: 0 HR: 2	SF: 0 SAC: 0 DP: 2 HBP: 1	WP: 0 PA: 35 PB: 0 SB: 0 CS: 0
PITCHER	IP	WLS	BF	H	R	ER	SO	BB	IBB	HBP	BLK	WP	HR	S	P	ERA	WHIP				
Todd Ritchie, R ERA: 2.99	7.1	W	29	8	2	2	8	1	0	1	0	0	2	59	91	2.46	1.227				
Scott Sauerbeck, L ERA: 4.8	0.0		1	0	0	0	0	1	0	0	0	0	0	4	4	-	-				
Mike Garcia, R ERA: 5.14	0.1	H	1	0	0	0	1	0	0	0	0	0	0	3	6	0.00	0.000				
Jason Christiansen, L ERA: 1.54	0.1	H	1	0	0	0	1	0	0	0	0	0	0	3	6	0.00	0.000				
Mike Williams, R ERA: 1.5	1.0	S	3	0	0	0	1	0	0	0	0	0	0	7	12	0.00	0.000				

Pittsburgh Pirates @ Chicago Cubs
Wrigley Field, Chicago, IL
Fri May 05 2000, 2:20 PM CDT
Att: 26,689 - Sunny - 78 F

AB	32
R	2
H	8
RBI	2
BB	2
SO	11
LOB	17



Batter	1	2	3	4	5	6	7	8	9	AB	R	H	RBI	BB	SO	LOB	TOP										
Chad Hermansen, R (1, 8) OBP: 0.253, SLG: 0.315 Warren Morris, L (9, PH) OBP: 0.377, SLG: 0.348 Bruce Aven, R (9, PH) OBP: 0.242, SLG: 0.258	1-1 18 1B 2B	3-1 L5			2-0 L3		2-2 P6		L9 F7	4	1	1	0	0	0	2											
Luis Sojo, R (1, 5) OBP: 0.354, SLG: 0.488	0-0 F7		2-2 HR		1-2 G5-3		0-2 18 FC4-6 1B		0-0 18 BB 1B	5	2	3	2	0	0	1											
18 Jason Kendall, R (1, 2) OBP: 0.445, SLG: 0.410	2-1 G1-6-3 2H 1B		0-1 G3-6-3 1B		1-0 G6-3		1-2 FC4-6		4-0 1B 1-2 2-3 G4-3 BB	4	1	2	1	1	0	1											
Brian Giles, L (1, 9) OBP: 0.457, SLG: 0.683	4-2 G1-6-3 1-2 BB		0-0 G3-6-3 1-2		2-1 HR		2-1 G4-3		2-2 G4-3 1-3 2H 3H 0-2 1B	4	2	2	3	1	0	1											
Kevin Young, R (1, 3) OBP: 0.281, SLG: 0.402	0-2 G1-6-3 1-2 2-3		1-0 G5-3		1-0 G6-3		0-0 2B		0-2 G4-3 1-2 3H 1-2 2B	5	0	1	1	0	0	3											
Wil Cordero, R (1, 7) OBP: 0.261, SLG: 0.415		0-1 2B		0-3 K		2-0 1B		1-0 L7	2-2 2B 3B	5	2	3	1	0	1	1											
Pat Meares, R (1, 6) OBP: 0.302, SLG: 0.405		1-3 K2-3		0-0 F8		1-0 L9		4-2 BB	1-0 1B 3H	4	1	1	1	1	1	2											
Mike Benjamin, R (1, 4) OBP: 0.375, SLG: 0.447		1-2 2H 2B		1-1 G5-3		1-0 1B		1-1 F8	0-2 2H 1B	5	1	3	2	0	0	2											
Jimmy Anderson, L (1, 1) Jose Silva, R (6, 1) Jose Parra, R (6, 1) Adrian Brown, S (7, PH) Scott Sauerbeck, R (7, 1) Jeff Wallace, L (8, 1) John Vander Wal, L (9, PH) Mike Williams, R (9, 1)		1-3 K		2-2 F7		0-1 G4-3		0-1 G4-3	1-2 18 BB 1B	2	0	0	0	0	0	1											
Inning Stats	R: 1 E: 0 K: 0 S: 13	H: 2 LOB: 1 BB: 1 P: 20	R: 1 E: 0 K: 2 S: 13	H: 2 LOB: 1 BB: 0 P: 19	R: 1 E: 0 K: 0 S: 7	H: 2 LOB: 0 BB: 0 P: 10	R: 0 E: 0 K: 1 S: 6	H: 0 LOB: 0 BB: 0 P: 7	R: 0 E: 0 K: 0 S: 7	H: 0 LOB: 0 BB: 0 P: 12	R: 1 E: 0 K: 0 S: 6	H: 2 LOB: 1 BB: 0 P: 13	R: 1 E: 0 K: 0 S: 13	H: 2 LOB: 1 BB: 0 P: 17	R: 0 E: 0 K: 0 S: 8	H: 1 LOB: 2 BB: 1 P: 16	R: 6 E: 0 K: 0 S: 24	H: 5 LOB: 2 BB: 3 P: 42	1B: 8 2B: 5 3B: 1 HR: 2	SF: 0 SAC: 0 DP: 2 HBP: 0	WP: 0 PB: 0 SB: 0 CS: 0	PA: 46					
PITCHER	IP	WLS	BF	H	R	ER	SO	BB	IBB	HBP	BLK	WP	HR	S	P	ERA	WHIP										
Scott Downs, L (1, 1) ERA: 8.21	6.0		25	8	4	4	3	1	0	0	0	0	2	52	81	6.00	1.500										
Brian Williams, R (7, 1) ERA: 9.0	2.0		10	3	1	1	0	1	0	0	0	0	0	21	33	4.50	2.000										
Rick Aguilera, R (9, 1) ERA: 5.93	0.1		5	2	4	4	0	2	0	0	0	0	0	9	20	108.00	12.000										
Kyle Farnsworth, R (9, 1) ERA: 8.55	0.1	L	5	3	2	2	0	0	1	0	0	0	0	12	18	54.00	9.000										
Felix Heredia, L (9, 1) ERA: 4.41	0.1		1	0	0	0	0	0	0	0	0	0	0	3	4	0.00	0.000										
Eric Young Sr., R (1, 4) OBP: 0.372, SLG: 0.489	0-0 1B 1B		0-0 G6-3 2B		0-1 G5-3		2-2 HR 1B		1-3 K	5	2	3	1	0	1	2											
Ricky Gutierrez, R (1, 6) OBP: 0.403, SLG: 0.504	1-0 1B 1-3 1B		3-1 G6-3 2-3		4-0 1B G6-3 BB		1-2 F9 2-3		0-2 G5-3	4	2	1	0	1	0	3											
Sammy Sosa, R (1, 9) OBP: 0.414, SLG: 0.645	2-1 G4-6-3 1-3 3H 1B		4-2 G6-4-3 BB		2-2 G6-3 1B		1-1 HR 1H 3H		2-2 1B	4	1	4	4	1	0	0											
Glenallen Hill, R (1, 7) OBP: 0.224, SLG: 0.300 Brian Williams, R (7, 1) OBP: 0.299, SLG: 2.000 Jeff Huson, L (8, PH) OBP: 0.222, SLG: 0.235 Rick Aguilera, R (9, 1) Kyle Farnsworth, R (9, 1) Felix Heredia, L (9, 1)	0-1 G4-6-3 1-2 3H 1B		3-1 G6-4-3 1-2		1-2 G6-3 1-2 3H		1-1 HR		0-2 F8	4	1	2	3	0	0	3											
Shane Andrews, R (1, 3) OBP: 0.336, SLG: 0.522	0-0 G4-6-3 1-2 2-3		3-2 1B 1B		0-0 G6-3		4-2 CS BB		1-3 K	4	0	1	0	1	1	4											
Jose Nieves, R (1, 5) OBP: 0.280, SLG: 0.292 Henry Rodriguez, L (7, 7) OBP: 0.316, SLG: 0.558	1-3 K		0-1 1B		0-1 P4 CS		1-2 G3-1		4-0 BB	3	0	1	0	0	1	1											
Damon Buford, R (1, 8) OBP: 0.303, SLG: 0.423		2-2 G5-3		2-3 K		1-0 HR		2-2 G6-3 2B	1-3 K	5	1	2	1	0	2	3											
Joe Girardi, R (1, 2) OBP: 0.333, SLG: 0.356 Willie Greene, L (9, PH) OBP: 0.429, SLG: 0.611		0-1 G3		2-3 K		2-0 1B 1B		0-1 G6-3	1-3 K	4	1	1	0	0	1	3											
Scott Downs, L (1, 1) OBP: 0.077, SLG: 0.077 Mark Grace, L (6, PH) OBP: 0.403, SLG: 0.423		1-2 G2-3		2-1 G6-3		2-1 F9 HR 1B		4-1 BB	2-1 F8	2	0	0	0	0	0	2											
Inning Stats	R: 2 E: 0 K: 1 S: 11	H: 4 LOB: 1 BB: 0 P: 15	R: 0 E: 0 K: 0 S: 11	H: 0 LOB: 0 BB: 0 P: 14	R: 0 E: 0 K: 2 S: 14	H: 2 LOB: 2 BB: 0 P: 23	R: 1 E: 0 K: 0 S: 9	H: 1 LOB: 1 BB: 1 P: 16	R: 6 E: 0 K: 0 S: 19	H: 6 LOB: 0 BB: 1 P: 35	R: 0 E: 0 K: 1 S: 13	H: 1 LOB: 2 BB: 1 P: 21	R: 0 E: 0 K: 1 S: 15	H: 1 LOB: 1 BB: 0 P: 18	R: 0 E: 0 K: 2 S: 8	H: 0 LOB: 1 BB: 1 P: 16	1B: 11 2B: 2 3B: 0 HR: 3	SF: 0 SAC: 0 DP: 2 HBP: 0	WP: 0 PB: 0 SB: 0 CS: 1	PA: 46							
PITCHER	IP	WLS	BF	H	R	ER	SO	BB	IBB	HBP	BLK	WP	HR	S	P	ERA	WHIP										
Jimmy Anderson, L (1, 1) ERA: 4.55	5.0		23	8	3	3	3	2	0	0	0	0	1	10	18	108.00	12.000										
Jose Silva, R (6, 1) ERA: 9.11	0.1	B	5	4	4	4	0	0	0	0	0	0	0	9	17	27.00	4.500										
Scott Sauerbeck, L (7, 1) ERA: 4.5	1.0		5	1	0	0	1	1	0	0	0	0	0	13	21	0.00	2.000										
Jeff Wallace, L (8, 1) ERA: 2.45	1.0	W	4	1	0	0	1	0	0	0	0	0	0	15	18	0.00	1.000										
PITCHER	IP	WLS	BF	H	R	ER	SO	BB	IBB	HBP	BLK	WP	HR	S	P	ERA	WHIP										
Mike Williams, R (9, 1) ERA: 1.38	1.0		4	0	0	0	2	1	0	0	0	0	0	8	16	0.00	1.000										

Pittsburgh Pirates @ Chicago Cubs
Wrigley Field, Chicago, IL
Sat May 06 2000, 1:20 PM CDT
Att: 38,957 - Sunny - 79 F

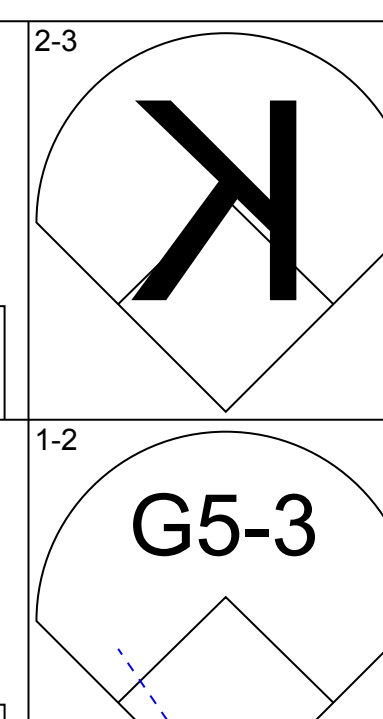
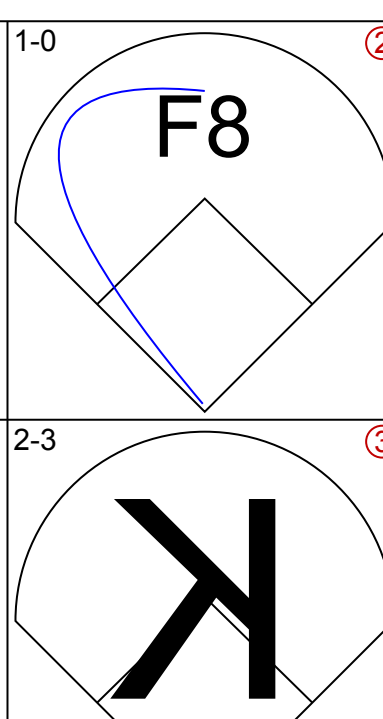
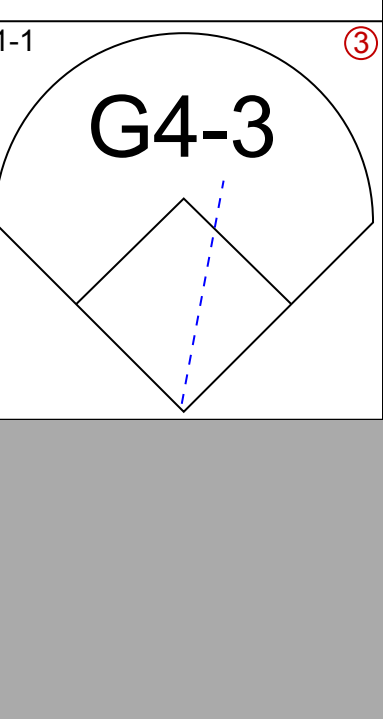
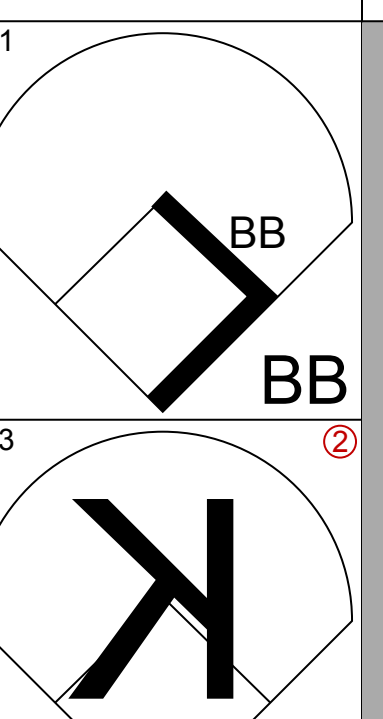
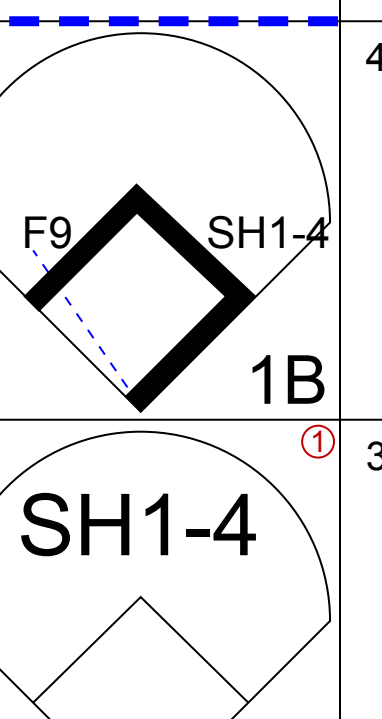
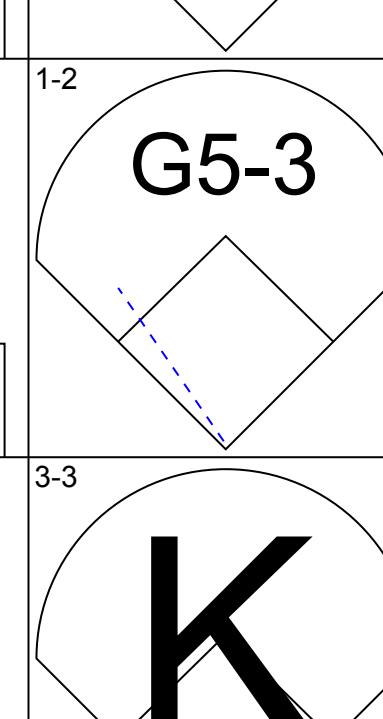

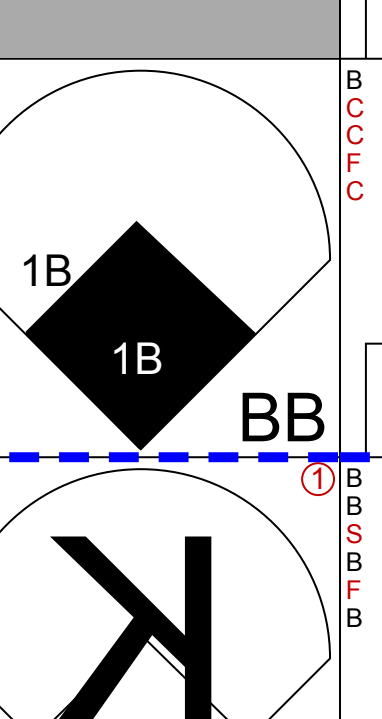
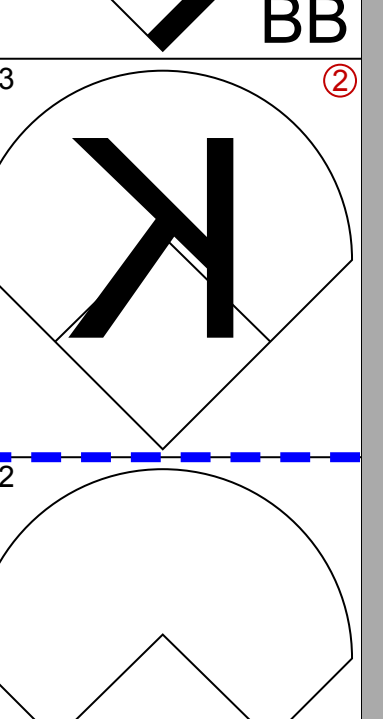
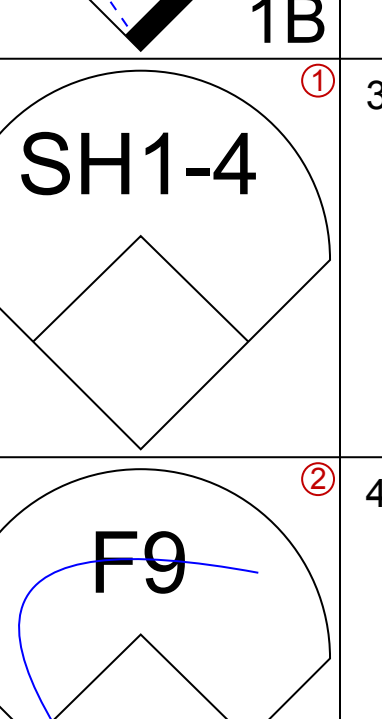
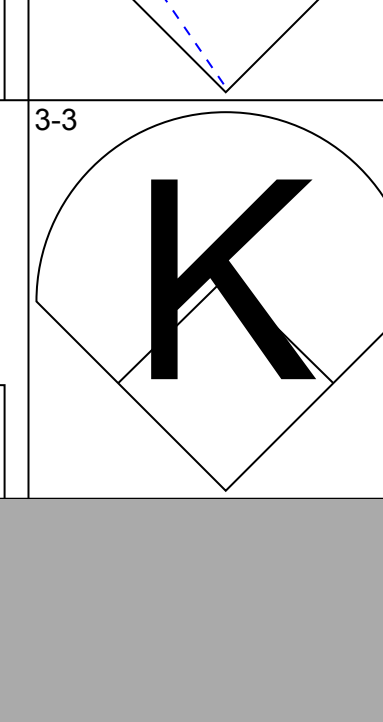
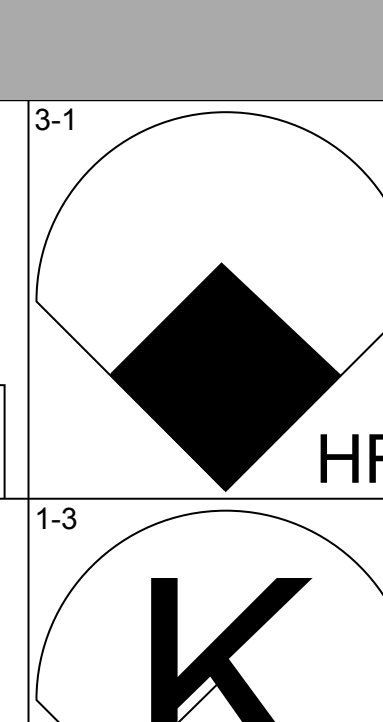
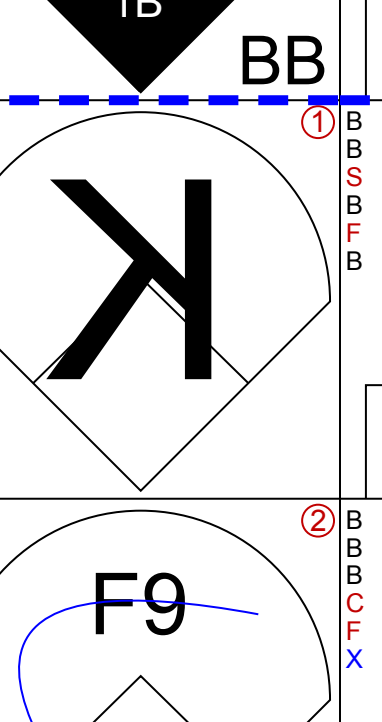
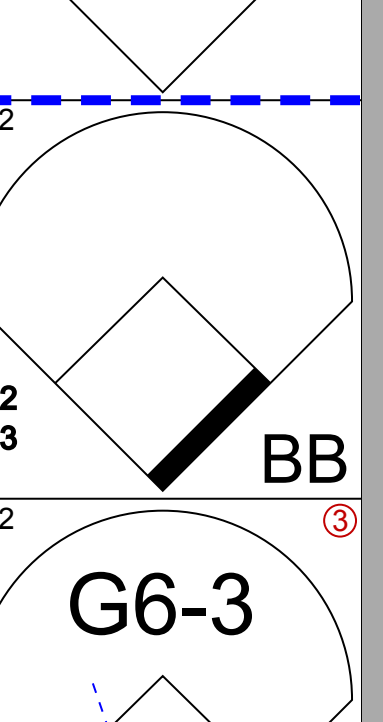
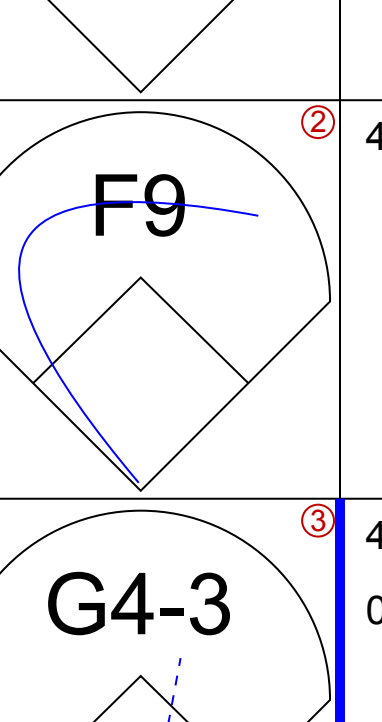
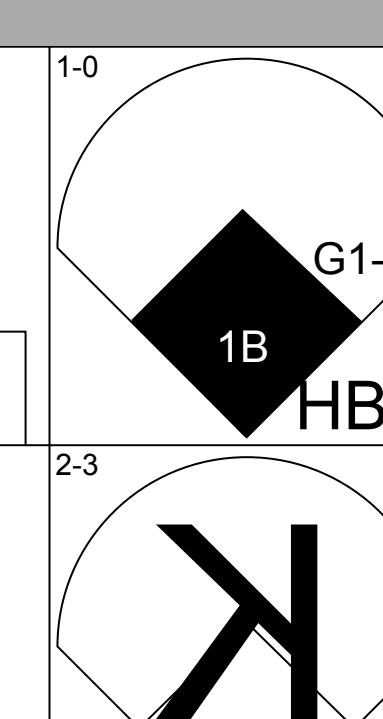
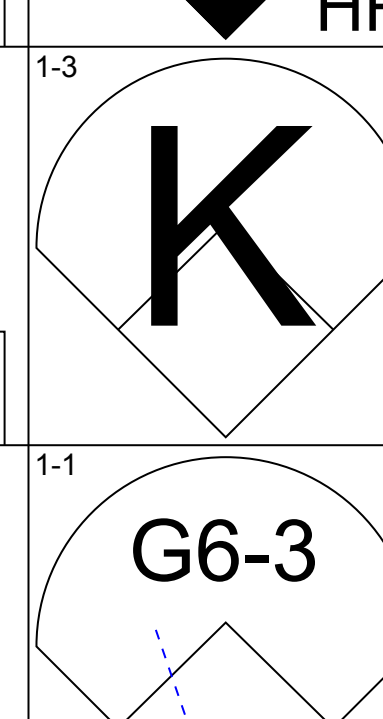
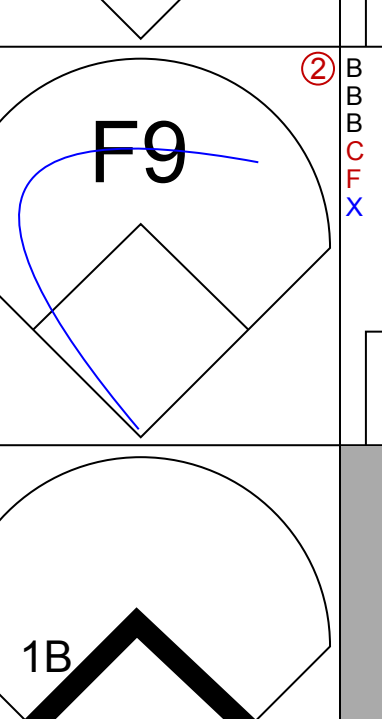
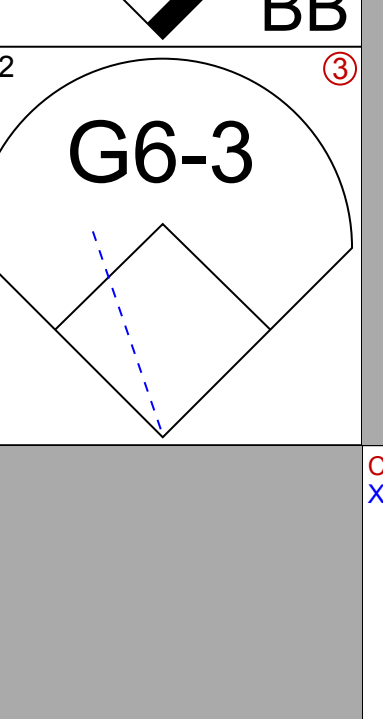
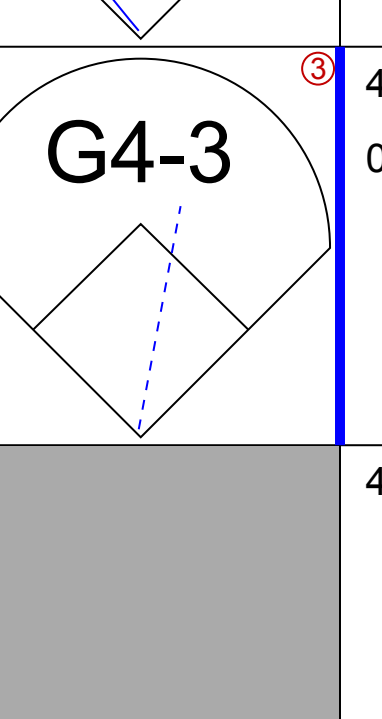

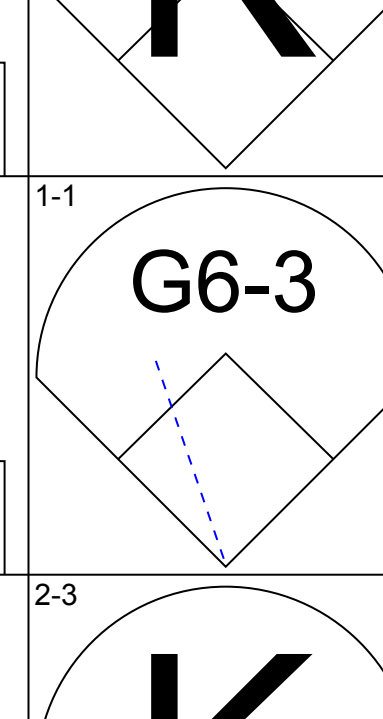
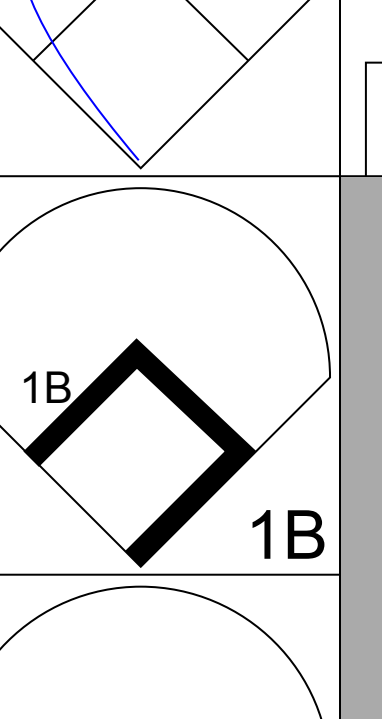
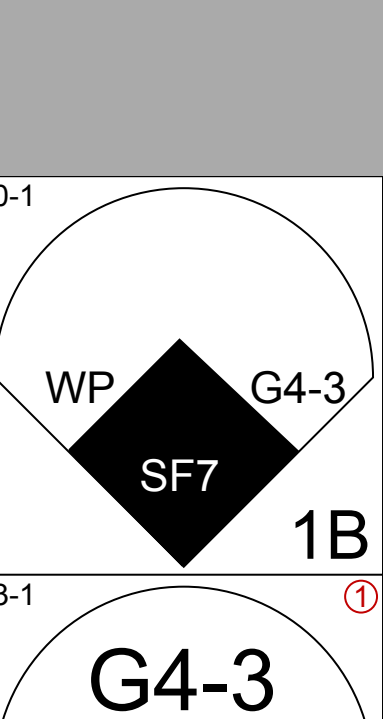

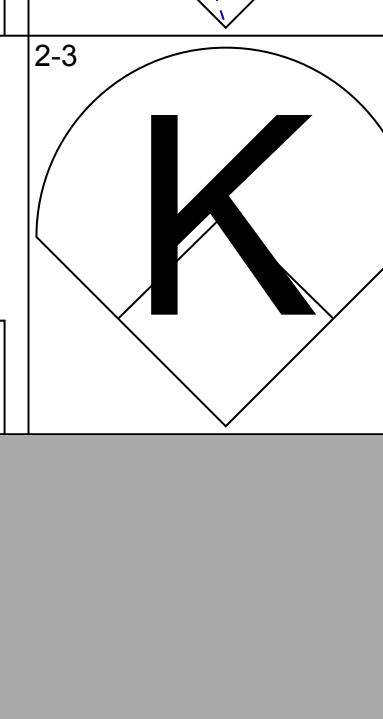
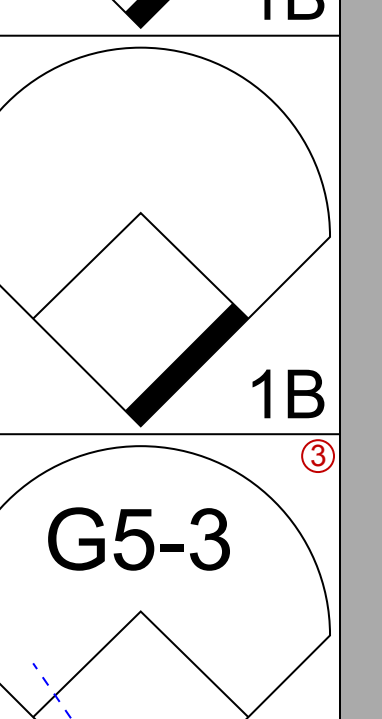
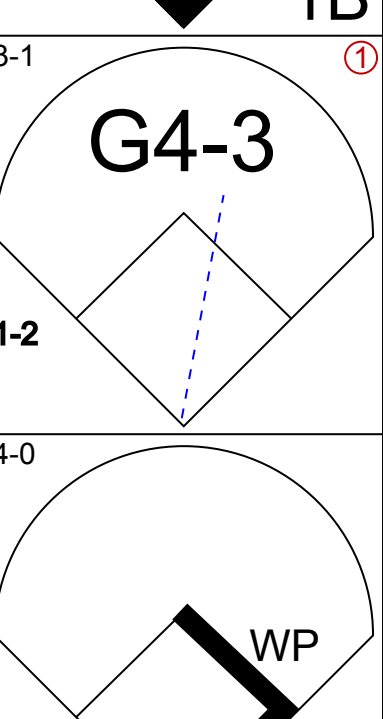

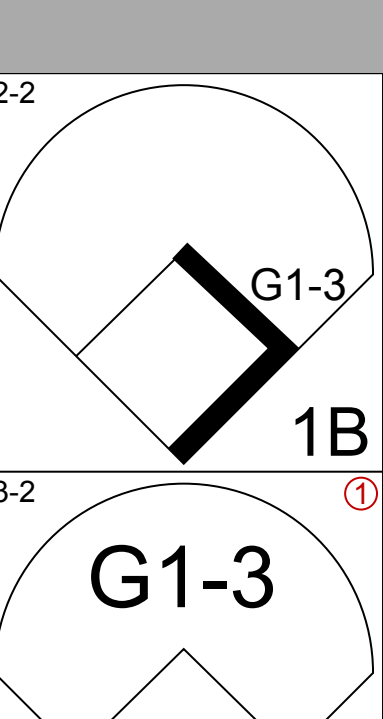
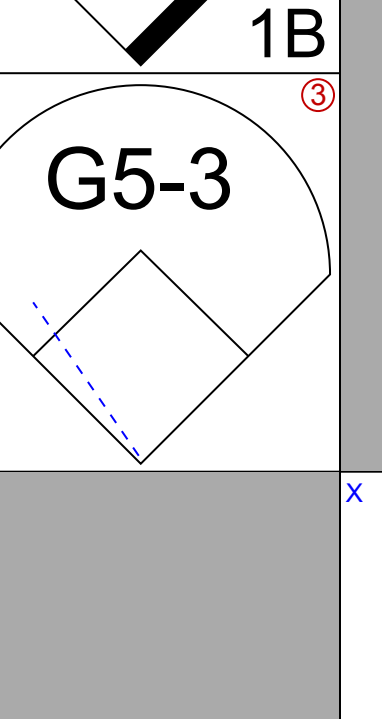
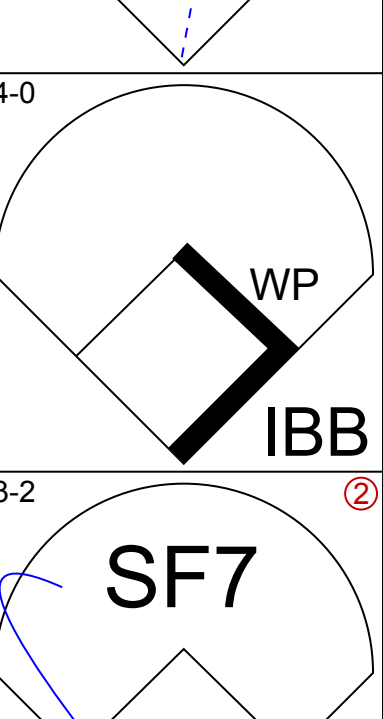

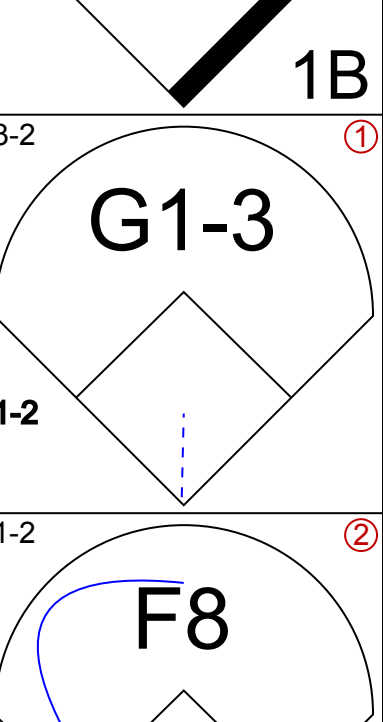
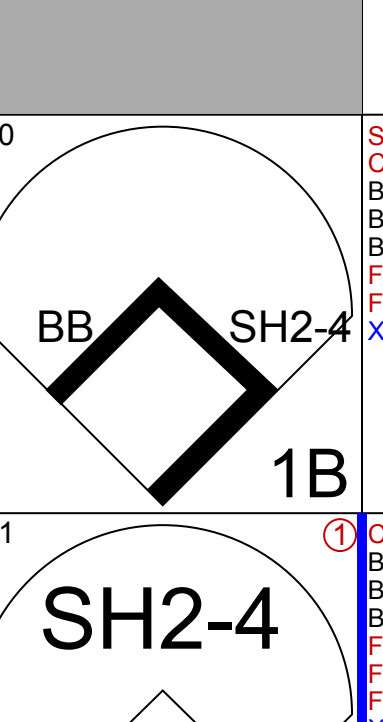
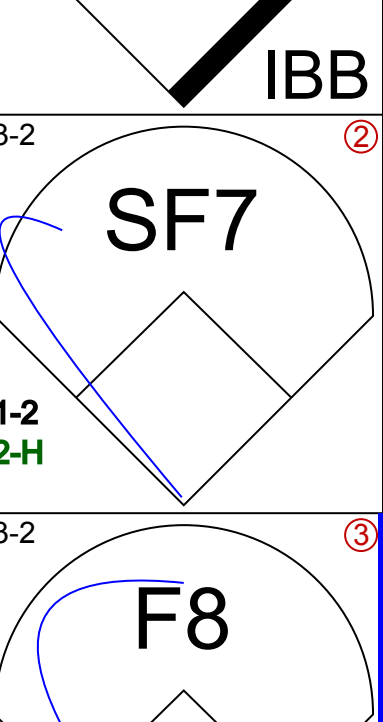
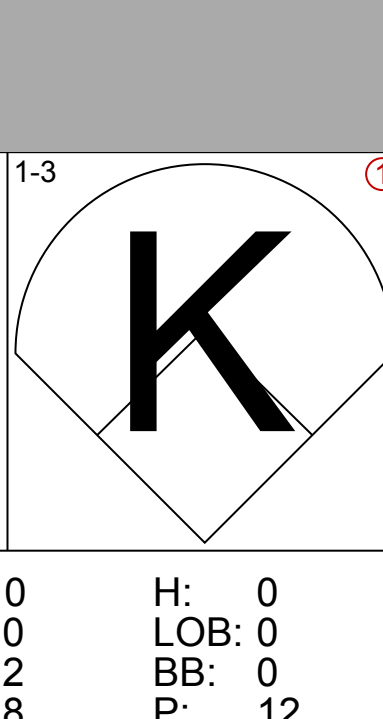
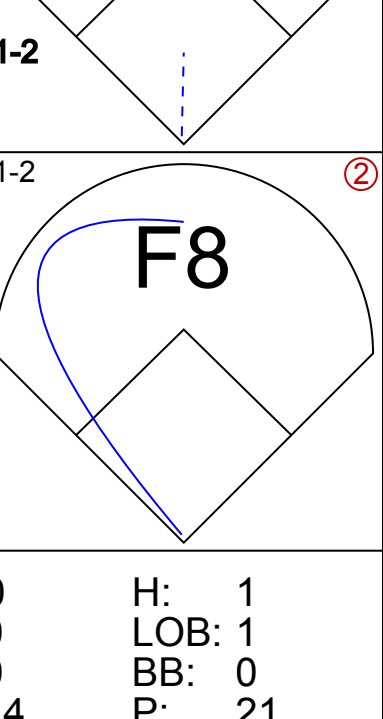
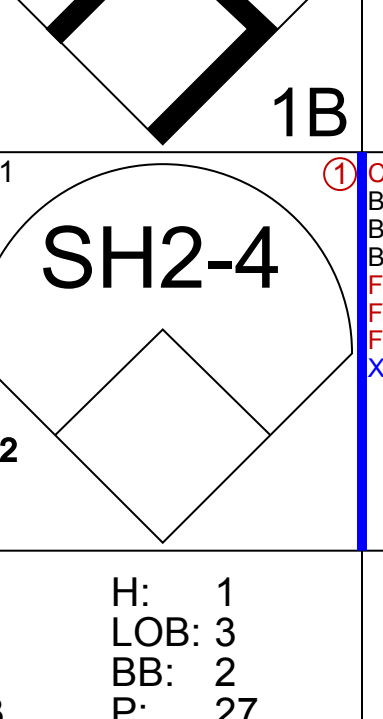
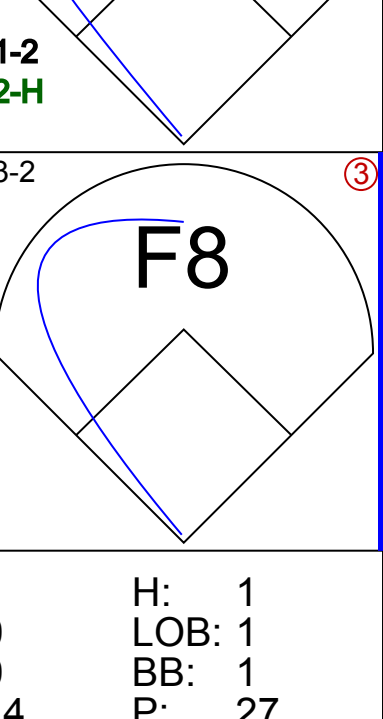
AB 41
R 11
H 16
RBI 11
BB 5
SO 3
LOB 18



Pittsburgh Pirates @ Chicago Cubs
Wrigley Field, Chicago, IL
Sat May 06 2000, 1:20 PM CDT
Att: 38,957 - Sunny - 79 F

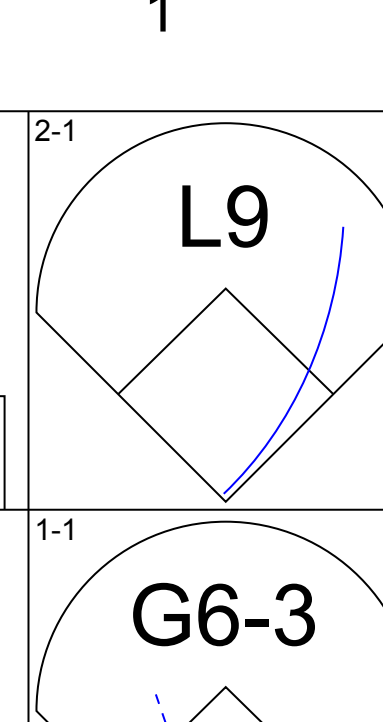
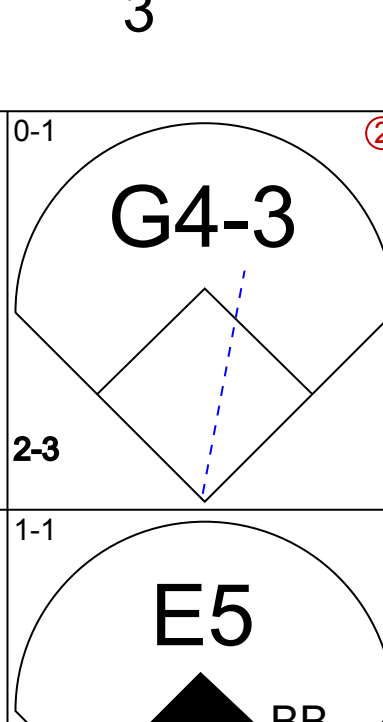
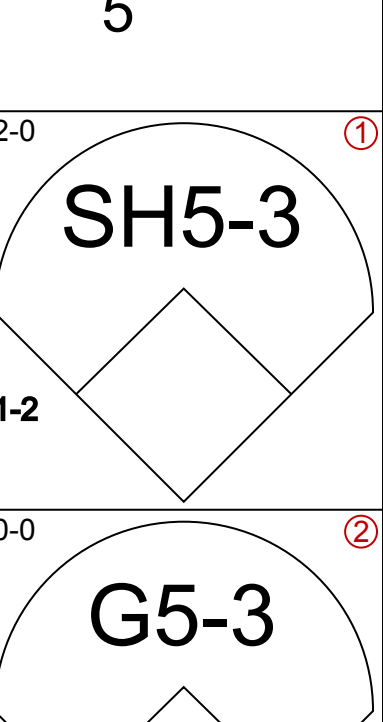
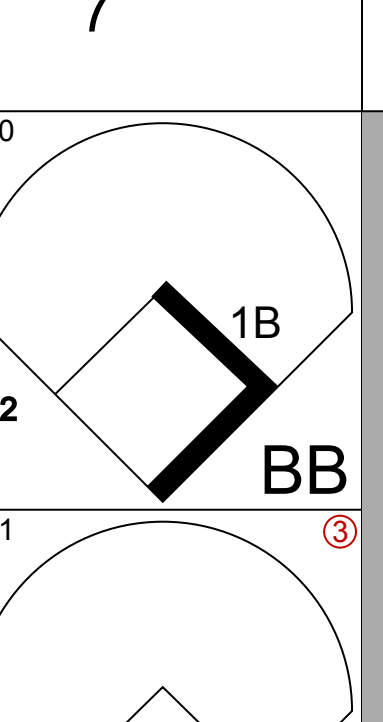
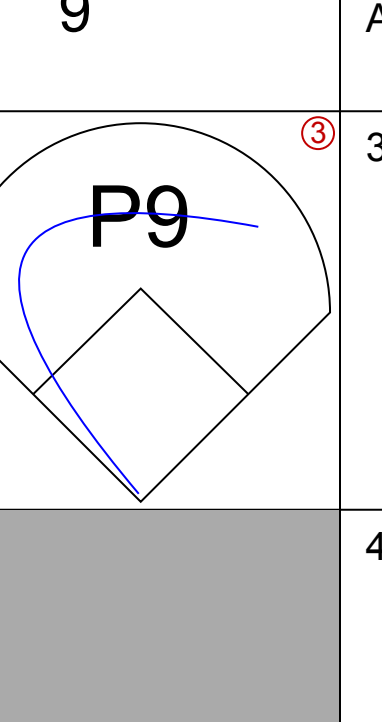
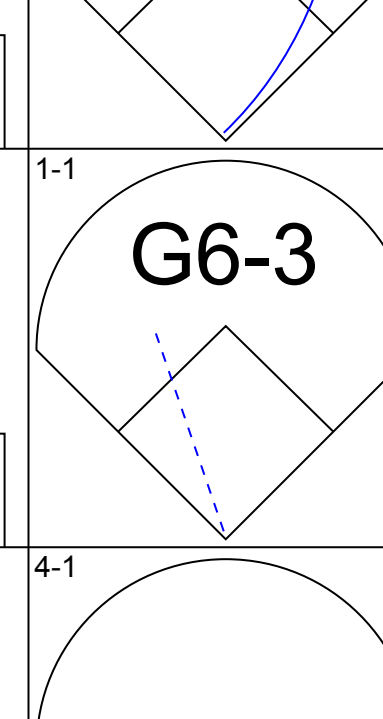
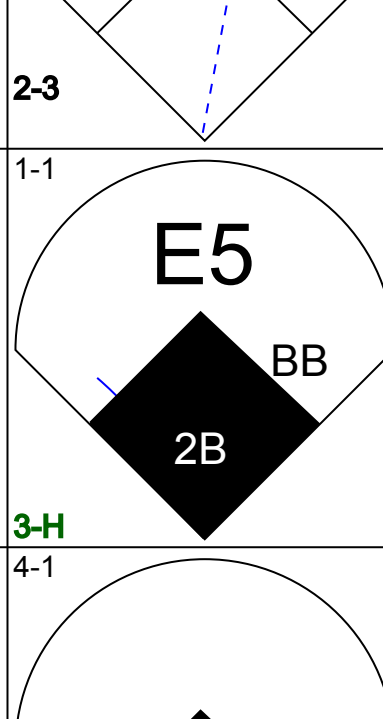
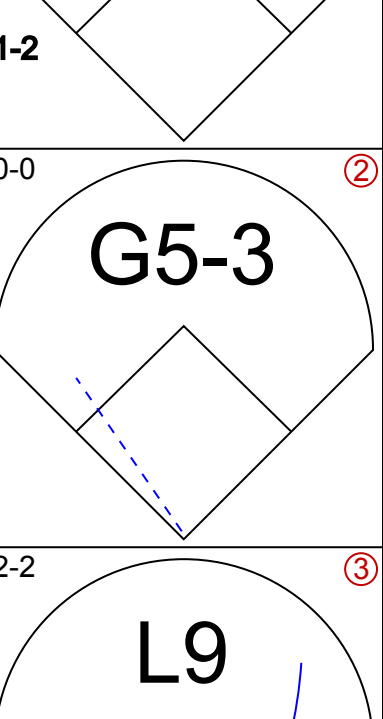
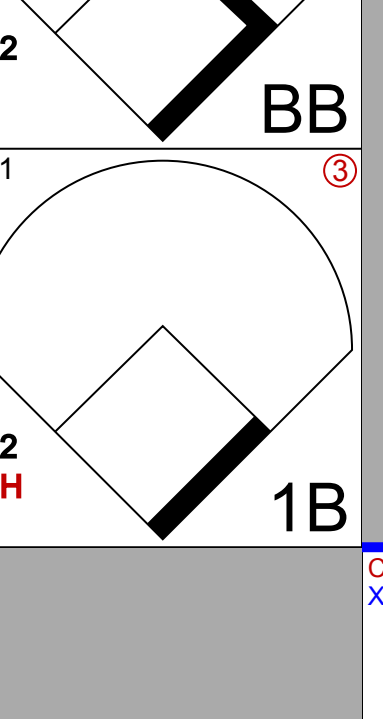
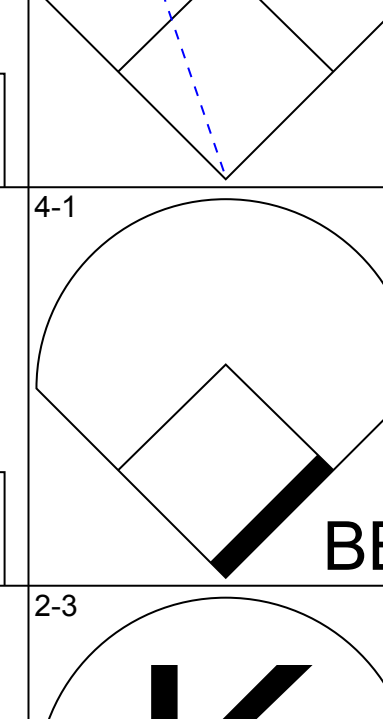
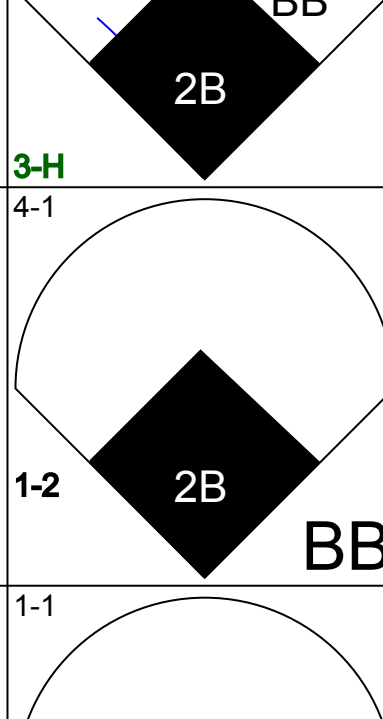
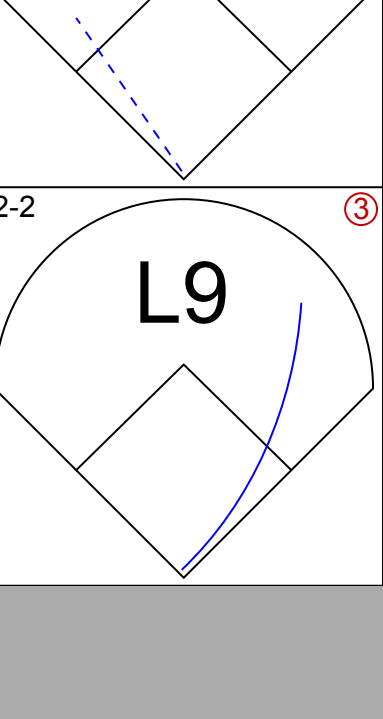
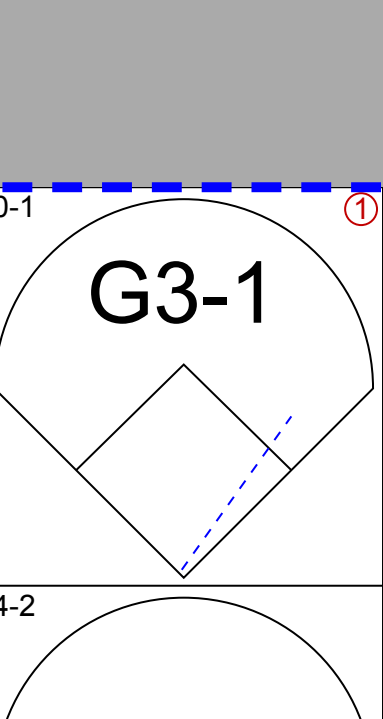
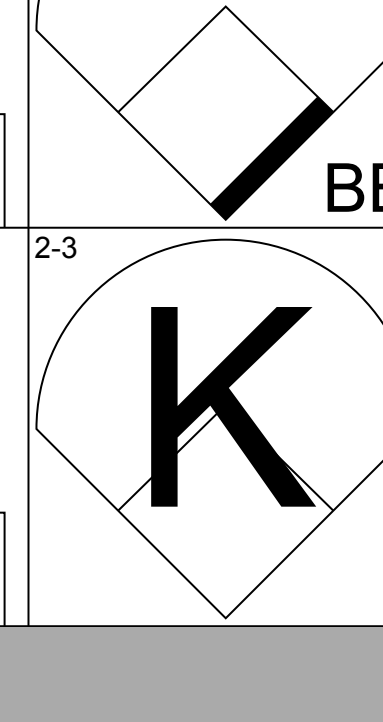
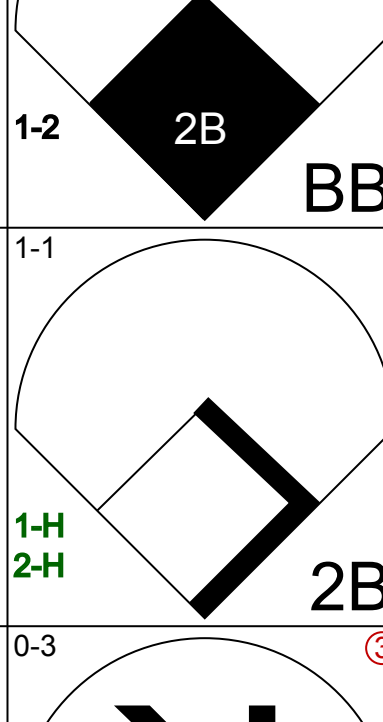
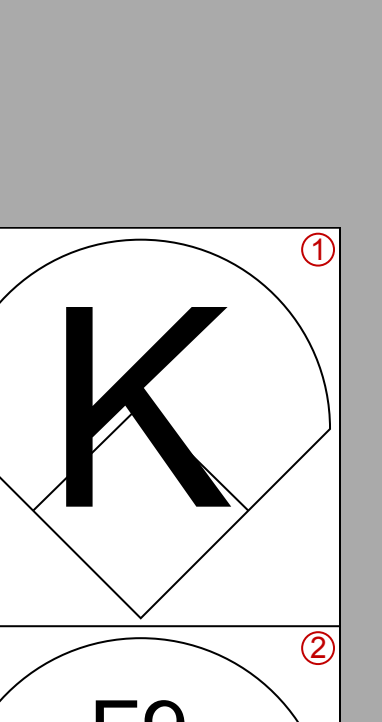
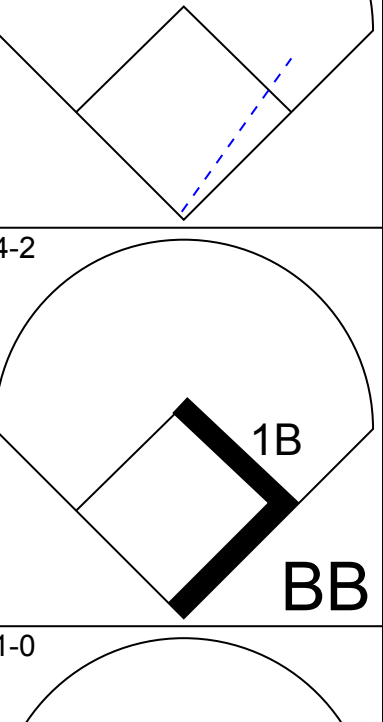
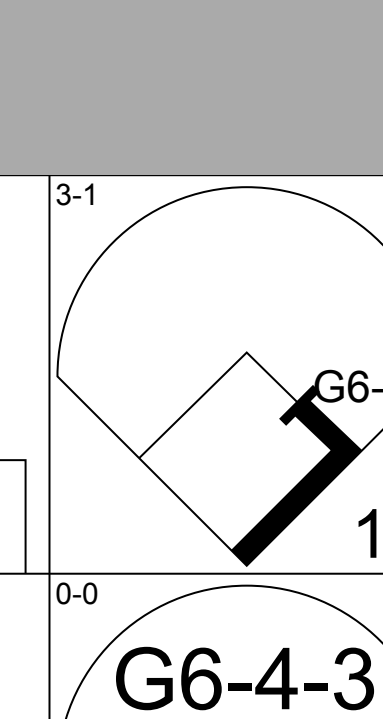
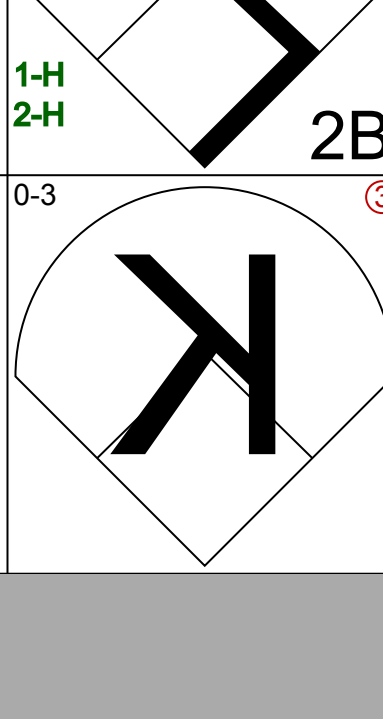
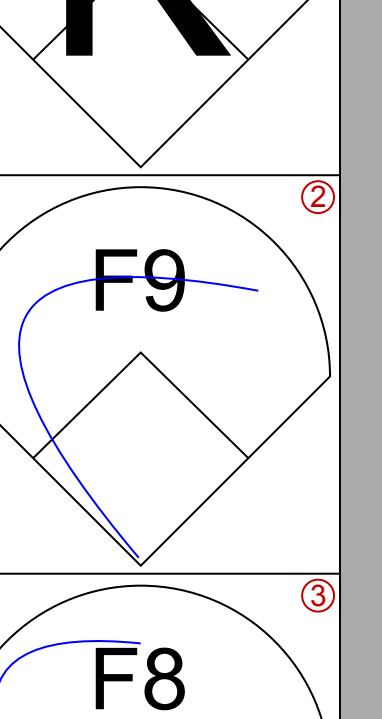
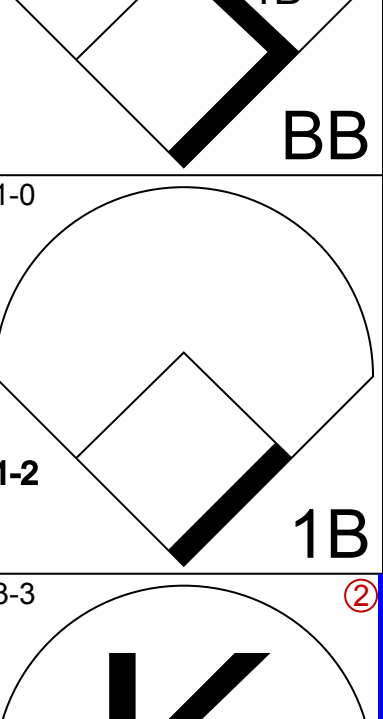

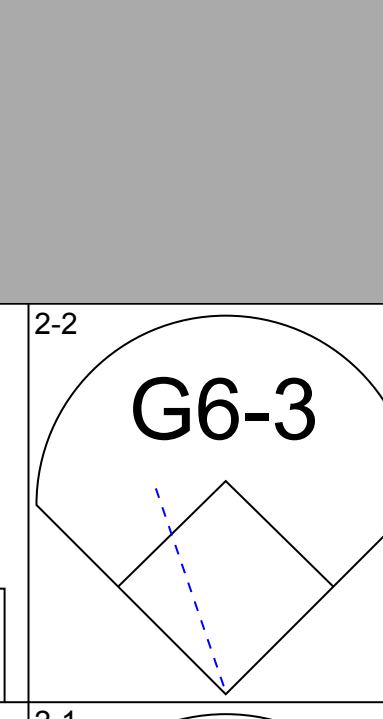
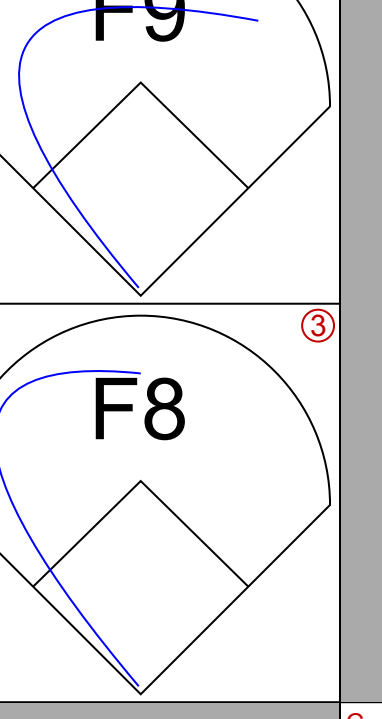
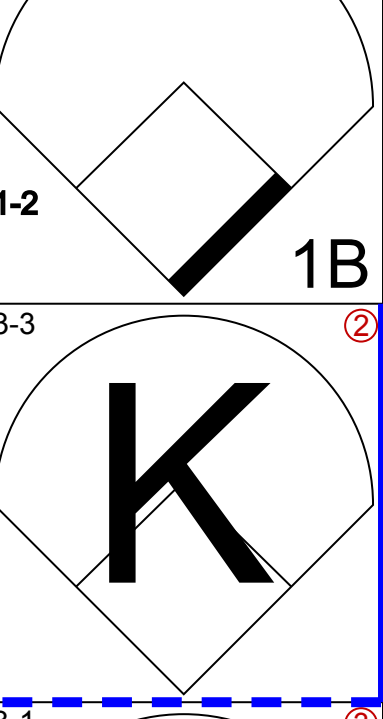

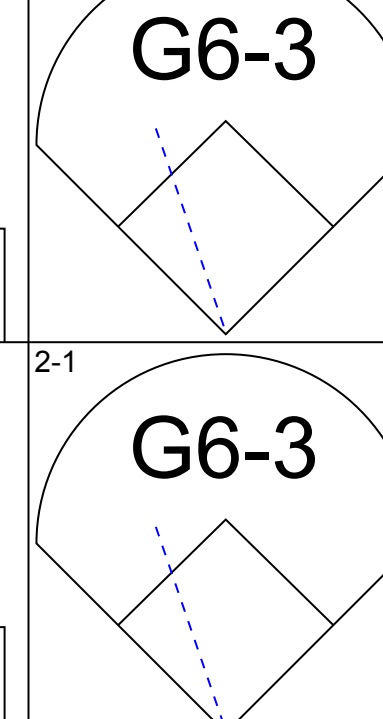
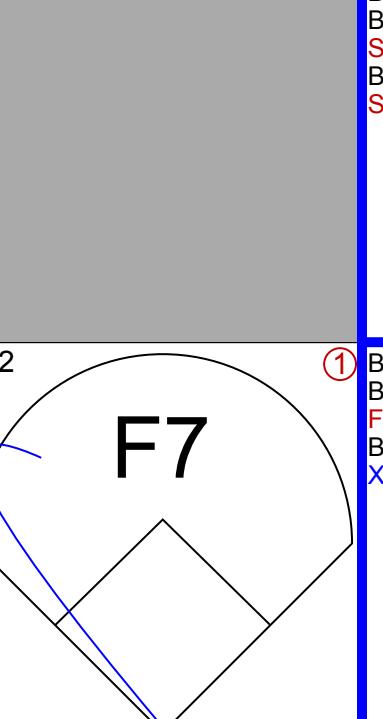
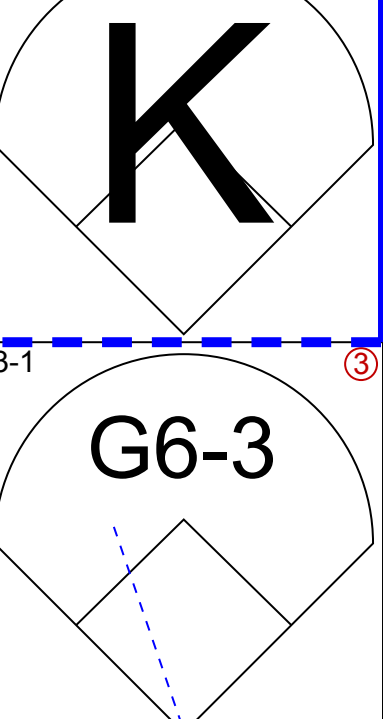
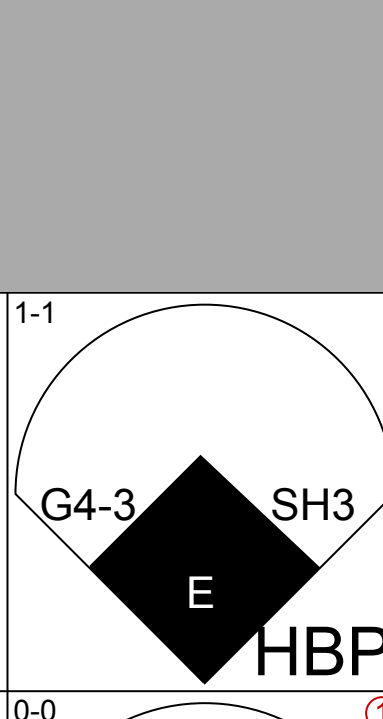
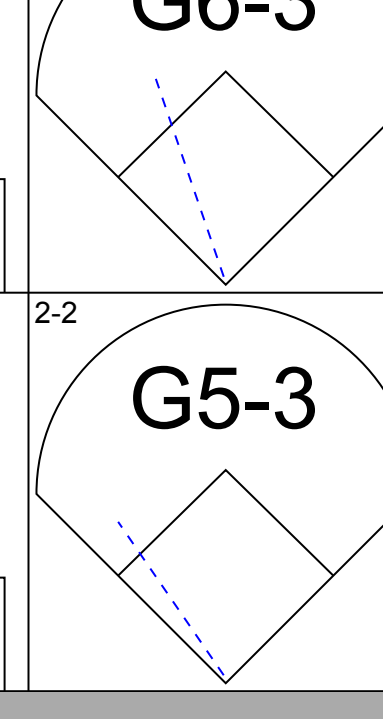
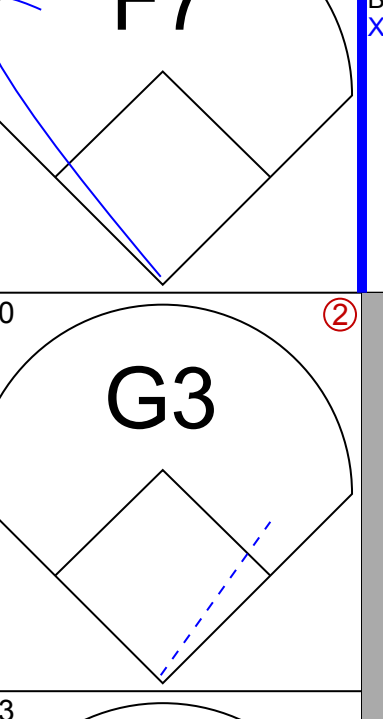
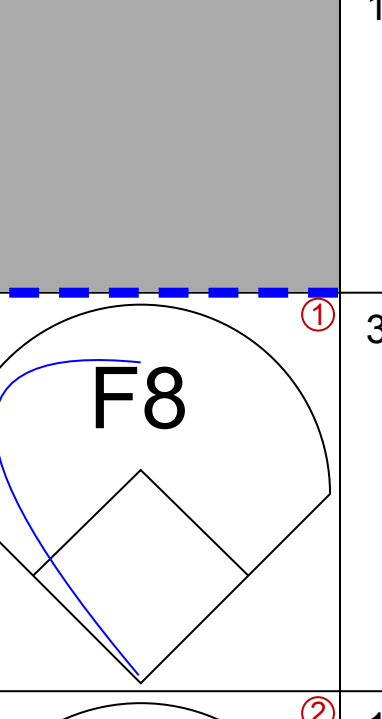
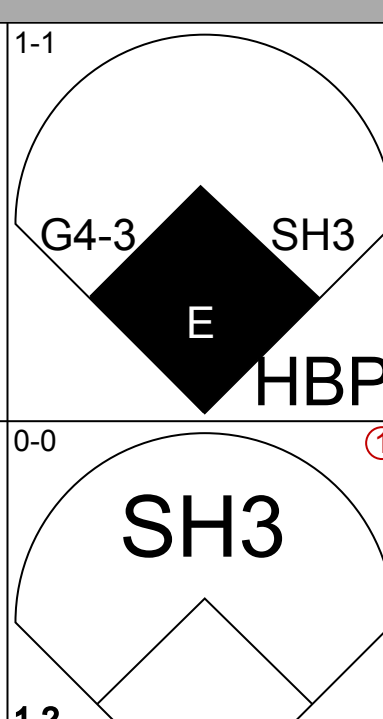
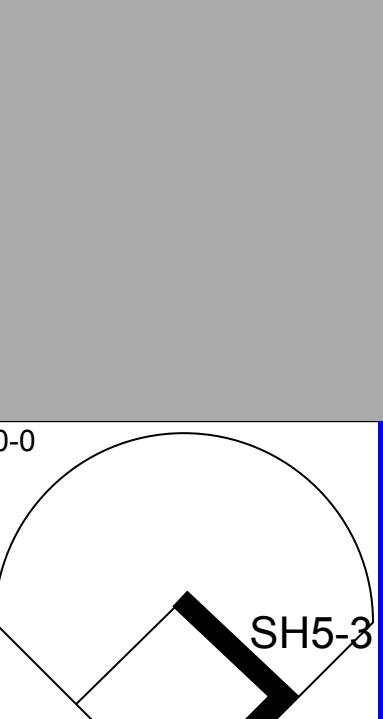
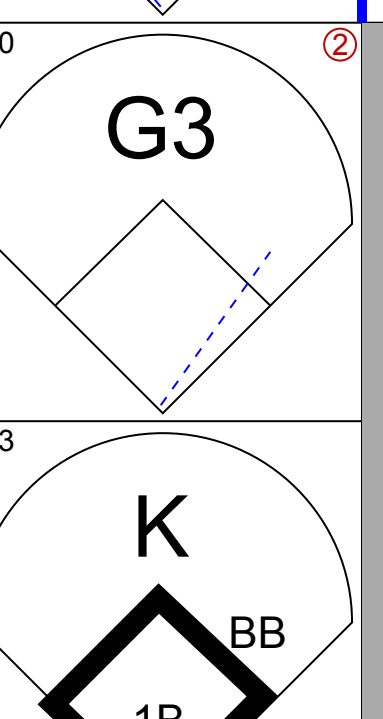
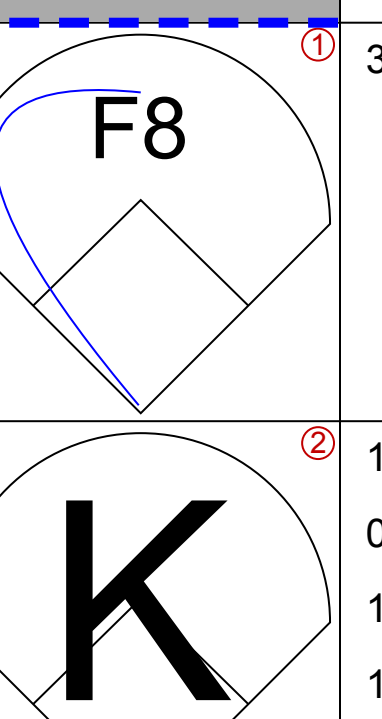
AB 40
R 9
H 16
RBI 9
BB 5
SO 7
LOB 24



Batter	1	2	3	4	5	6	7	8	9	AB	R	H	RBI	BB	SO	LOB	TOP				
James Mouton, R (1.7) OBP: 0.395, SLG: 0.412										4	0	1	0	1	1	1	Milwaukee Brewers @ Chicago Cubs Wrigley Field, Chicago, IL Tue May 09 2000, 7:05 PM CDT Att: 29,657 - Overcast - 53 F				
Mark Loretta, R (1.6) OBP: 0.341, SLG: 0.363										3	1	0	0	1	2	2					
Jeromy Bumitz, L (1.9) OBP: 0.345, SLG: 0.500										4	1	1	1	1	2	2					
José Hernández, R (1.5) OBP: 0.286, SLG: 0.307 David Weathers, R (9.1)										4	1	0	0	0	1	5					
Kevin Barker, L (1.3) OBP: 0.398, SLG: 0.408										4	1	2	0	0	1	1					
Marquis Grissom, R (1.8) OBP: 0.265, SLG: 0.308										4	0	1	1	0	1	2					
Ronnie Belliard, R (1.4) OBP: 0.362, SLG: 0.415										3	0	2	1	1	0	2					
Henry Blanco, R (1.2) OBP: 0.379, SLG: 0.326										3	0	1	1	0	1	2					
Jeff D'Amico, R (1.1) Sean Bery, R (8. PH) Curt Leskanic, R (8.1) Valerio De Los Santos, L (8.1) Charlie Hayes, R (9.5)										2	0	0	0	0	1	1					
Inning Stats	R: 0 E: 0 K: 2 S: 10	H: 0 LOB: 0 BB: 0 P: 16	R: 1 E: 0 K: 2 S: 11	H: 1 LOB: 1 BB: 0 P: 17	R: 0 E: 0 K: 2 S: 8	H: 0 LOB: 0 BB: 0 P: 12	R: 1 E: 0 K: 2 S: 10	H: 1 LOB: 0 BB: 0 P: 17	R: 0 E: 0 K: 0 S: 14	H: 1 LOB: 1 BB: 0 P: 21	R: 1 E: 0 K: 1 S: 17	H: 2 LOB: 2 BB: 1 P: 31	R: 0 E: 0 K: 1 S: 13	H: 1 LOB: 1 BB: 2 P: 27	R: 1 E: 0 K: 0 S: 14	H: 1 LOB: 1 BB: 1 P: 27		R: 0 E: 0 K: 0 S: 7	H: 1 LOB: 1 BB: 0 P: 10	1B: 7 2B: 0 3B: 0 HR: 1	SF: 1 SAC: 2 DP: 0 HBP: 1
PITCHER	IP	WLS	BF	H	R	ER	SO	BB	IBB	HBP	BLK	WP	HR	S	P	ERA	WHIP				
Ismael Valdez, R (1.1) ERA: 6.52	5.0		20	3	3	3	8	1	0	1	0	0	1	54	88	5.40	0.800				
Andrew Lorraine, L (6.1) ERA: 5.52	1.2	B	9	3	0	0	2	1	0	0	0	0	0	24	41	0.00	2.400				
Mark Guthrie, L (7.1) ERA: 4.58	1.1	L	7	1	1	1	0	1	1	0	0	1	0	19	39	6.75	1.500				
76 Daniel Garibay, L (9.1) ERA: 3.0	1.0		4	1	0	0	0	0	0	0	0	0	0	7	10	0.00	1.000				

AB	32
R	4
H	8
RBI	4
BB	4
SO	10
LOB	19



Batter	1	2	3	4	5	6	7	8	9	AB	R	H	RBI	BB	SO	LOB	BOTTOM				
Eric Young Sr., R (1.4) OBP: 0.380, SLG: 0.503										3	0	0	0	1	0	1	Milwaukee Brewers @ Chicago Cubs Wrigley Field, Chicago, IL Tue May 09 2000, 7:05 PM CDT Att: 29,657 - Overcast - 53 F				
Ricky Gutierrez, R (1.6) OBP: 0.403, SLG: 0.516										4	1	1	0	0	0	1					
Mark Grace, L (1.3) OBP: 0.422, SLG: 0.446										2	1	0	0	2	0	1					
Sammy Sosa, R (1.9) OBP: 0.419, SLG: 0.657										3	0	1	2	1	2	1					
Henry Rodriguez, L (1.7) OBP: 0.324, SLG: 0.548 Glenallen Hill, R (4.7) OBP: 0.281, SLG: 0.518										2	0	1	0	0	1	1					
Shane Andrews, R (1.5) OBP: 0.339, SLG: 0.525 Willie Greene, L (8. PH) OBP: 0.400, SLG: 0.524 76 Daniel Garibay, L (9.1)										3	0	0	0	0	0	1					
Jeff Reed, L (1.2) OBP: 0.414, SLG: 0.422 Jose Nieves, R (6. PH) OBP: 0.233, SLG: 0.241										3	0	0	0	0	0	0					
Damon Buford, R (1.8) OBP: 0.288, SLG: 0.407										3	1	0	0	0	0	0					
Ismael Valdez, R (1.1) OBP: 0.500, SLG: 0.500 Andrew Lorraine, L (6.1) OBP: 0.222, SLG: 0.125 Mark Guthrie, R (7.1) Joe Girardi, R (9.2) OBP: 0.323, SLG: 0.333										1	0	1	0	0	0	0					
Inning Stats	R: 0 E: 0 K: 1 S: 8	H: 0 LOB: 1 BB: 1 P: 17	R: 0 E: 0 K: 0 S: 7	H: 1 LOB: 0 BB: 0 P: 11	R: 3 E: 1 K: 1 S: 13	H: 1 LOB: 1 BB: 1 P: 20	R: 0 E: 0 K: 0 S: 8	H: 0 LOB: 0 BB: 0 P: 14	R: 0 E: 0 K: 0 S: 6	H: 1 LOB: 1 BB: 0 P: 10	R: 0 E: 0 K: 1 S: 8	H: 0 LOB: 0 BB: 0 P: 11	R: 0 E: 0 K: 1 S: 10	H: 1 LOB: 2 BB: 1 P: 16	R: 0 E: 0 K: 1 S: 10	H: 1 LOB: 1 BB: 1 P: 21		R: 0 E: 0 K: 1 S: 8	H: 0 LOB: 0 BB: 0 P: 13	1B: 4 2B: 1 3B: 0 HR: 0	SF: 0 SAC: 2 DP: 1 HBP: 1
PITCHER	IP	WLS	BF	H	R	ER	SO	BB	IBB	HBP	BLK	WP	HR	S	P	ERA	WHIP				
Jeff D'Amico, R (1.1) ERA: 4.95	7.0	W	29	4	3	0	4	3	0	1	0	0	0	60	99	0.00	1.000				
Curt Leskanic, R (8.1) ERA: 4.16	0.2	H	4	1	0	0	1	1	0	0	0	0	0	8	16	0.00	3.000				
Valerio De Los Santos, L (8.1) ERA: 4.16	0.1	H	1	0	0	0	0	0	0	0	0	0	0	2	5	0.00	0.000				
David Weathers, R (9.1) ERA: 1.17	1.0	S	3	0	0	0	1	0	0	0	0	0	0	8	13	0.00	0.000				



Batter	1	2	3	4	5	6	7	8	9	AB	R	H	RBI	BB	SO	LOB	TOP										
Eric Young Sr., R OBP: 0.374, SLG: 0.481	G6-3		F9		L3		BB BB HBP BB			4	1	1	0	1	0	2	Chicago Cubs @ Montreal Expos Olympic Stadium, Montreal, QB Fri May 12 2000, 7:05 PM EDT Att: 15,626 - Dome - 72 F										
Ricky Gutierrez, R OBP: 0.423, SLG: 0.598	F8		1B		FC6-4		BB BB	G6-3		3	0	1	1	1	0	2											
Sammy Sosa, R OBP: 0.418, SLG: 0.647	F8				FC6-4		HBP	SF8		3	0	1	1	1	0	2											
Henry Rodriguez, L OBP: 0.330, SLG: 0.566		G1-3	L4			FC5-4	BB	G1		4	0	1	0	1	0	3											
Shane Andrews, R OBP: 0.331, SLG: 0.523		K			F9		BB	K		4	0	0	1	1	3	2											
Willie Greene, L OBP: 0.395, SLG: 0.563					F7		BB	F9		2	0	0	0	1	1	1											
Glenallen Hill, R OBP: 0.304, SLG: 0.538										1	0	0	0	0	0	3											
Kyle Farnsworth, R OBP: 0.391, SLG: 0.380										0	0	0	0	0	0	0											
Jeff Reed, L OBP: 0.391, SLG: 0.380										1	0	0	0	0	0	1											
Damon Buford, R OBP: 0.308, SLG: 0.407		FC5-4			G6-3			K		4	0	0	0	0	1	2											
Joe Girardi, R OBP: 0.353, SLG: 0.352			G6-3				PB SH3-4	G6-3		3	0	1	0	1	0	0											
34 Kerry Wood, R OBP: 0.333, SLG: 0.833										1	1	1	0	0	0	0											
Todd Van Poppel, R OBP: 0.297, SLG: 0.306					SH3-4			K		0	0	0	0	0	0	0											
Jose Nieves, R OBP: 0.297, SLG: 0.306			2B				HBP BB	SF8		2	1	1	0	0	1	1											
Inning Stats	R: 0 E: 0 K: 0 S: 5	H: 0 LOB: 0 BB: 0 P: 10	R: 0 E: 0 K: 1 S: 7	H: 0 LOB: 1 BB: 1 P: 17	R: 1 E: 0 K: 0 S: 13	H: 3 LOB: 2 BB: 0 P: 22	R: 0 E: 0 K: 0 S: 7	H: 0 LOB: 0 BB: 0 P: 14	R: 0 E: 0 K: 2 S: 13	H: 1 LOB: 2 BB: 1 P: 16	R: 2 E: 0 K: 0 S: 14	H: 1 LOB: 3 BB: 3 P: 31	R: 0 E: 0 K: 2 S: 10	H: 1 LOB: 2 BB: 1 P: 16	R: 0 E: 0 K: 1 S: 8	H: 0 LOB: 1 BB: 1 P: 16	1B: 6 2B: 1 3B: 0 HR: 0	SF: 1 SAC: 1 DP: 0 HBP: 1	WP: 0 PB: 1 SB: 0 CS: 0	PA: 42							
PITCHER	IP	WLS	BF	H	R	ER	SO	BB	IBB	HBP	BLK	WP	HR	S	P	ERA	WHIP										
Mike Thurman, R ERA: 1.69	5.1	W	23	5	1	1	2	2	0	0	0	0	0	48	90	1.69	1.312										
Mike Johnson, R ERA: 6.14	1.0		6	1	2	2	1	1	0	1	0	0	0	11	18	18.00	2.000										
Steve Kline, L ERA: 1.4	0.1		3	0	0	0	0	2	0	0	0	0	0	5	14	0.00	6.000										
Anthony Telford, R ERA: 4.79	1.0	H	5	1	0	0	2	1	0	0	0	0	0	11	17	0.00	2.000										
Dustin Hermanson, R ERA: 4.67	1.1	S	5	0	0	0	1	1	0	0	0	0	0	10	19	0.00	0.750										

Batter	1	2	3	4	5	6	7	8	9	AB	R	H	RBI	BB	SO	LOB	BOTTOM										
Peter Bergeron, L OBP: 0.269, SLG: 0.308	K		SF8		FC5-4			SH1-3		4	2	2	1	0	1	1	Chicago Cubs @ Montreal Expos Olympic Stadium, Montreal, QB Fri May 12 2000, 7:05 PM EDT Att: 15,626 - Dome - 72 F										
Jose Vidro, S OBP: 0.420, SLG: 0.592	S		SF8				G4-6-3	IBB		3	0	2	2	1	1	3											
Rondell White, R OBP: 0.365, SLG: 0.464	K		E5		E9		P5	F7		5	1	1	2	0	1	3											
Vladimir Guerrero, R OBP: 0.450, SLG: 0.699	K		F8		P5		G4-6-3	IBB		4	0	0	0	1	1	3											
Lee Stevens, L OBP: 0.383, SLG: 0.540							P6	IBB		2	1	1	1	3	0	0											
Geoff Blum, S OBP: 0.270, SLG: 0.333										3	0	1	0	1	2	1											
Dustin Hermanson, R OBP: 0.189, SLG: 0.133										1	0	0	0	0	1	3											
Andy Tracy, L OBP: 0.222, SLG: 0.222										3	0	0	0	0	2	3											
Mike Mordecai, R OBP: 0.385, SLG: 1.000										1	0	0	0	0	0	1											
15 Lenny Webster, R OBP: 0.263, SLG: 0.368										4	1	2	0	0	0	1											
Chris Widger, R OBP: 0.384, SLG: 0.626										0	0	0	0	0	0	0											
Mike Thurman, R OBP: 0.500, SLG: 0.500										1	2	0	0	2	1	1											
Mike Johnson, L OBP: 0.500, SLG: 0.500										0	0	0	0	0	0	0											
Steve Kline, S OBP: 0.385, SLG: 1.000										0	0	0	0	0	0	0											
Anthony Telford, R OBP: 0.281, SLG: 0.441										0	0	0	0	0	0	0											
Orlando Cabrera, R OBP: 0.281, SLG: 0.441										1	1	1	0	0	0	0											
Inning Stats	R: 0 E: 0 K: 3 S: 14	H: 1 LOB: 1 BB: 0 P: 20	R: 1 E: 0 K: 1 S: 8	H: 1 LOB: 0 BB: 0 P: 13	R: 2 E: 1 K: 1 S: 18	H: 1 LOB: 3 BB: 3 P: 34	R: 4 E: 2 K: 2 S: 19	H: 3 LOB: 1 BB: 2 P: 31	R: 0 E: 0 K: 0 S: 9	H: 1 LOB: 1 BB: 0 P: 16	R: 0 E: 0 K: 0 S: 3	H: 0 LOB: 0 BB: 1 P: 8	R: 0 E: 0 K: 0 S: 11	H: 1 LOB: 1 BB: 0 P: 17	R: 1 E: 0 K: 1 S: 7	H: 2 LOB: 3 BB: 2 P: 20	1B: 7 2B: 1 3B: 1 HR: 1	SF: 1 SAC: 1 DP: 1 HBP: 0	WP: 1 PB: 0 SB: 1 CS: 0	PA: 42							
PITCHER	IP	WLS	BF	H	R	ER	SO	BB	IBB	HBP	BLK	WP	HR	S	P	ERA	WHIP										
34 Kerry Wood, R ERA: 7.31	3.1	L	21	6	7	5	6	4	0	0	0	0	0	16	33	0.00	1.125										
Todd Van Poppel, R ERA: 8.92	2.0		11	3	1	1	1	0	2	0	0	1	0	18	37	4.50	1.500										



Batter	1	2	3	4	5	6	7	8	9	AB	R	H	RBI	BB	SO	LOB	TOP				
Eric Young Sr. R OBP: 0.389, SLG: 0.479 (1, 4)	G4-3		F7		F9		2B		G6-3	5	0	1	0	0	0	1					
Ricky Gutierrez R OBP: 0.419, SLG: 0.496 (1, 6)	G3		G6-3		BB		F7			3	0	0	0	1	0	1					
Sammy Sosa R OBP: 0.420, SLG: 0.647 (1, 9)	K		2B		K			1B	2B	3	1	1	0	1	2	2					
Henry Rodriguez L OBP: 0.328, SLG: 0.563 (1, 7)			F8		F8				K	4	0	1	1	0	1	3					
Jeff Reed L OBP: 0.382, SLG: 0.370 (1, 2)	G4-3				F7		F5			4	0	1	0	0	0	0					
Willie Greene L OBP: 0.415, SLG: 0.545 Glenallen Hill R OBP: 0.300, SLG: 0.530 Jose Nieves R OBP: 0.297, SLG: 0.306 (8, PH)							G6-3		P4	1	1	0	0	2	0	0					
Shane Andrews R OBP: 0.328, SLG: 0.509 (1, 3)	1B		BB		BB		F9		F9	3	0	0	0	1	0	3					
Damon Buford R OBP: 0.307, SLG: 0.403 (1, 8)					G6-3				F9	4	0	1	1	0	0	1					
Jon Lieber L OBP: 0.115, SLG: 0.154 (1, 1)	G1-3						G6-3		L3-1	4	0	1	0	0	0	2					
Inning Stats	R: 0 E: 0 K: 1 S: 11	H: 0 LOB: 0 BB: 0 P: 16	R: 1 E: 0 K: 0 S: 7	H: 1 LOB: 2 BB: 2 P: 17	R: 1 E: 0 K: 0 S: 6	H: 1 LOB: 1 BB: 1 P: 13	R: 0 E: 0 K: 0 S: 10	H: 0 LOB: 1 BB: 1 P: 21	R: 0 E: 0 K: 1 S: 15	H: 1 LOB: 2 BB: 1 P: 26	R: 0 E: 0 K: 0 S: 9	H: 1 LOB: 1 BB: 0 P: 11	R: 0 E: 0 K: 1 S: 9	H: 2 LOB: 2 BB: 0 P: 15	R: 0 E: 0 K: 0 S: 7	H: 0 LOB: 0 BB: 0 P: 8	1B: 2 2B: 4 3B: 0 HR: 0	SF: 0 SAC: 0 DP: 0 HBP: 0	WP: 0 PB: 0 SB: 0 CS: 0	PA: 37	
PITCHER	IP	WLS	BF	H	R	ER	SO	BB	IBB	HBP	BLK	WP	HR	S	P	ERA	WHIP				
Tony Armas R ERA: 3.6 (1, 1)	5.0	L	22	3	2	2	2	5	0	0	0	0	0	49	93	3.60	1.600				
Matt Blank L ERA: 8.17 (6, 1)	1.2		6	1	0	0	0	0	0	0	0	0	0	14	17	0.00	0.600				
Felipe Lira R ERA: 12.6 (7, 1)	0.1		1	0	0	0	0	0	0	0	0	0	0	3	4	0.00	0.000				
Steve Kline L ERA: 1.27 (8, 1)	2.0		8	2	0	0	1	0	0	0	0	0	0	16	23	0.00	1.000				

Chicago Cubs @ Montreal Expos
Olympic Stadium, Montreal, QB
Sat May 13 2000, 7:05 PM EDT
Att: 14,321 - Dome - 72 F

AB 32
R 2
H 6
RBI 2
BB 5
SO 3
LOB 15



Batter	1	2	3	4	5	6	7	8	9	AB	R	H	RBI	BB	SO	LOB	BOTTOM				
Peter Bergeron L OBP: 0.269, SLG: 0.306 (1, 8)	FC5-4		G4-3		FC3-6		G4-3			4	0	1	0	0	0	1					
Jose Vidro S OBP: 0.422, SLG: 0.597 (1, 4)	FC5-4		F8		G4-3					4	0	2	0	0	0	1					
Rondell White R OBP: 0.362, SLG: 0.457 (1, 7)	FC5-4				1B		P6		G1-3	4	0	1	0	0	0	3					
Vladimir Guerrero R OBP: 0.444, SLG: 0.693 (1, 9)	K				K		F9		F8	4	1	1	0	0	2	4					
Lee Stevens L OBP: 0.380, SLG: 0.530 (1, 3)	G3-1				1B		F9		G4-3	4	0	1	0	0	0	4					
Andy Tracy L OBP: 0.231, SLG: 0.231 (1, 5)			G3		K				G3-1	4	0	1	1	0	1	2					
Chris Widger R OBP: 0.371, SLG: 0.602 (1, 2)			K		G4-3		K		G6-3	4	0	0	0	0	2	3					
Orlando Cabrera R OBP: 0.271, SLG: 0.426 (1, 6)			G6-3				G6-3		G4-3	4	0	0	0	0	0	0					
Tony Armas R Wilton Guerrero S Matt Blank L Felipe Lira R Geoff Blum S Steve Kline S (5, PH)			G3-1				FC3-6		F9	1	0	0	0	0	0	0					
Inning Stats	R: 0 E: 0 K: 1 S: 13	H: 2 LOB: 2 BB: 0 P: 20	R: 0 E: 0 K: 1 S: 5	H: 0 LOB: 0 BB: 0 P: 6	R: 0 E: 0 K: 2 S: 13	H: 2 LOB: 2 BB: 0 P: 18	R: 0 E: 0 K: 0 S: 9	H: 1 LOB: 1 BB: 0 P: 13	R: 1 E: 0 K: 1 S: 8	H: 2 LOB: 1 BB: 0 P: 11	R: 0 E: 0 K: 0 S: 4	H: 0 LOB: 0 BB: 0 P: 8	R: 0 E: 0 K: 0 S: 10	H: 1 LOB: 1 BB: 0 P: 14	R: 0 E: 0 K: 0 S: 3	H: 0 LOB: 0 BB: 0 P: 4	1B: 6 2B: 2 3B: 0 HR: 0	SF: 0 SAC: 0 DP: 0 HBP: 0	WP: 0 PB: 0 SB: 0 CS: 0	PA: 35	
PITCHER	IP	WLS	BF	H	R	ER	SO	BB	IBB	HBP	BLK	WP	HR	S	P	ERA	WHIP				
Jon Lieber R ERA: 3.86 (1, 1)	9.0	W	35	8	1	1	5	0	0	0	0	0	0	73	105	1.00	0.889				

Chicago Cubs @ Montreal Expos
Olympic Stadium, Montreal, QB
Sat May 13 2000, 7:05 PM EDT
Att: 14,321 - Dome - 72 F

AB 35
R 1
H 8
RBI 1
BB 0
SO 5
LOB 18



Batter	1	2	3	4	5	6	7	8	9	AB	R	H	RBI	BB	SO	LOB	TOP								
Todd Hollandsworth, L (1,8) OBP: 0.323, SLG: 0.460	0-3 K	1-1 F8			0-1 G5-3		0-1 G6-3		0-0 G4-3	5	0	0	0	0	1	1	Los Angeles Dodgers @ Chicago Cubs Wrigley Field, Chicago, IL Tue May 16 2000, 7:05 PM CDT Att: 38,860 - Sunny - 68 F								
Mark Grudzielanek, R (1,4) OBP: 0.320, SLG: 0.387	0-0 F8	1-1 L6			3-2 FC3-6 1B HBP		1-0 G5-3		1-0 G4-3	4	0	0	0	0	0	1									
Gary Sheffield, R (1,7) OBP: 0.437, SLG: 0.664	2-1 HR 1B			2-1 G5-3	3-2 FC3-6 1B			0-0 1B HR 1B		4	2	3	0	0	0	0									
Shawn Green, L (1,9) OBP: 0.426, SLG: 0.564	3-2 HR			1-1 HBP	2-1 FC3-6			0-0 G3-1		3	1	1	2	0	0	3									
Eric Karros, R (1,3) OBP: 0.340, SLG: 0.567	0-0 HBP			2-3 K	2-1 F3			0-2 HR 1B		4	1	2	0	0	1	3									
Todd Hundley, S (1,2) OBP: 0.374, SLG: 0.687	3-2 G4-3			0-0 P4		3-1 G1-3		1-0 HR		4	1	1	3	0	0	2									
Adrian Beltré, R (1,5) OBP: 0.320, SLG: 0.404		2-0 HR			2-1 G5-3			1-1 F7		4	1	1	1	0	0	0									
Alex Cora, L (1,6) OBP: 0.367, SLG: 0.393		1-1 HR			2-0 P6			2-2 G6-3		4	0	1	0	0	1	0									
Terry Adams, R (8,1) Jeff Shaw, R (9,1)		SH3-4 1B			1-3 K					0	0	0	0	0	0	0									
Kevin Brown, R (1,1) OBP: 0.083, SLG: 0.083		1-0 SH3-4			1-3 K					1	0	0	0	0	1	0									
F.P. Santangelo, S (7, PH) OBP: 0.275, SLG: 0.097		1-2								1	0	0	0	0	1	0									
Alan Mills, R (7,1) Jose Vizcaino, S (8,6) OBP: 0.327, SLG: 0.304		1-2								1	0	0	0	0	1	0									
Inning Stats	R: 2 E: 0 K: 1 S: 16	H: 3 LOB: 1 BB: 0 P: 24	R: 1 E: 0 K: 0 S: 8	H: 2 LOB: 1 BB: 0 P: 14	R: 0 E: 0 K: 1 S: 7	H: 0 LOB: 0 BB: 0 P: 12	R: 0 E: 0 K: 1 S: 6	H: 0 LOB: 0 BB: 0 P: 11	R: 0 E: 0 K: 0 S: 11	H: 1 LOB: 2 BB: 0 P: 21	R: 0 E: 0 K: 1 S: 12	H: 0 LOB: 0 BB: 0 P: 19	R: 0 E: 0 K: 1 S: 6	H: 0 LOB: 0 BB: 0 P: 8	R: 3 E: 0 K: 0 S: 11	H: 3 LOB: 0 BB: 0 P: 15	R: 0 E: 0 K: 1 S: 5	H: 0 LOB: 0 BB: 0 P: 6	1B: 6 2B: 0 3B: 0 HR: 3	SF: 0 SAC: 1 DP: 0 HBP: 2	WP: 0 PB: 0 SB: 2 CS: 0	PA: 38			
PITCHER	IP WLS BF H R ER SO BB IBB HBP BLK WP HR S P ERA WHIP	8.0 L 35 9 6 6 5 0 0 2 0 0 3 77 124 6.75 1.125	1.0 3 0 0 0 1 0 0 0 0 0 0 5 6 0.00 0.000																						


AB	35
R	6
H	9
RBI	6
BB	0
SO	6
LOB	10




Batter	1	2	3	4	5	6	7	8	9	AB	R	H	RBI	BB	SO	LOB	BOTTOM							
Eric Young Sr., R (1,4) OBP: 0.384, SLG: 0.486	0-1 E6 SH1-3 SF8 1B		2-2 S HR 1B		3-2 F9		1-1 F3		1-1 P5	5	2	2	0	0	0	2	Los Angeles Dodgers @ Chicago Cubs Wrigley Field, Chicago, IL Tue May 16 2000, 7:05 PM CDT Att: 38,860 - Sunny - 68 F							
Ricky Gutierrez, R (1,6) OBP: 0.424, SLG: 0.510	0-0 SH1-3		1-2 H HR		2-3 K			0-1 G6-3	0-0 F9	4	1	1	2	0	1	2								
Sammy Sosa, R (1,9) OBP: 0.424, SLG: 0.648	2-2 SF8		1-3 K		2-3 K			0-1 L8		3	0	0	1	0	2	0								
Henry Rodriguez, L (1,7) OBP: 0.339, SLG: 0.613	2-2 F5		1-3 K			3-2 HR		4-1 BB		1	0	0	0	0	0	0								
Glenallen Hill, R (3, PH) OBP: 0.319, SLG: 0.582										2	1	1	1	1	1	0								
Kyle Farnsworth, R (9,1)										0	0	0	0	0	0	0								
Willie Greene, L (1,5) OBP: 0.408, SLG: 0.500		3-3 K		4-2 G4-3 BB		1-3 K		1-2 G4-3		3	0	0	0	1	2	1								
Dave Martinez, L (1,3) OBP: 0.317, SLG: 0.355		4-2 G4-3 BB		0-1 G4-3		3-2 G5-3			2-2 G5-3	3	0	0	0	1	0	1								
Jeff Reed, L (1,2) OBP: 0.397, SLG: 0.368		2-0 G4-3		4-0 BB		3-2 G6-3			0-0 15 2B 1B	3	1	1	0	1	0	1								
Damon Buford, R (1,8) OBP: 0.302, SLG: 0.412		3-2 F8		2-3 K			2-1 L8		1-2 15 2B 1B	4	0	1	0	0	1	3								
Kevin Tapani, R (1,1) OBP: 0.158, SLG: 0.368			1-3 K		1-1 G5-3		1-2 G5-3		0-0 1-3 2H 2B	3	0	0	0	0	1	2								
15 Julio Zuleta, R (9,3) OBP: 0.308, SLG: 0.273										1	0	1	1	0	0	0								
Inning Stats	R: 1 E: 1 K: 0 S: 9	H: 1 LOB: 0 BB: 0 P: 13	R: 0 E: 0 K: 1 S: 13	H: 0 LOB: 1 BB: 1 P: 25	R: 2 E: 0 K: 3 S: 17	H: 2 LOB: 0 BB: 0 P: 23	R: 0 E: 0 K: 1 S: 9	H: 0 LOB: 2 BB: 2 P: 20	R: 0 E: 0 K: 2 S: 10	H: 0 LOB: 0 BB: 0 P: 17	R: 1 E: 0 K: 1 S: 12	H: 1 LOB: 0 BB: 0 P: 22	R: 0 E: 0 K: 0 S: 7	H: 0 LOB: 0 BB: 0 P: 11	R: 0 E: 0 K: 0 S: 8	H: 0 LOB: 1 BB: 1 P: 13	R: 1 E: 0 K: 0 S: 12	H: 3 LOB: 2 BB: 0 P: 16	1B: 4 2B: 1 3B: 0 HR: 2	SF: 1 SAC: 1 DP: 0 HBP: 0	WP: 0 PB: 0 SB: 1 CS: 0	PA: 38		
PITCHER	IP WLS BF H R ER SO BB IBB HBP BLK WP HR S P ERA WHIP	6.0 W 25 4 4 3 8 0 0 0 0 0 7 11 0.00 0.000	1.0 H 4 0 0 0 0 1 0 0 0 0 8 13 0.00 1.000	1.0 S 6 3 1 1 0 0 0 0 0 0 12 16 9.00 3.000																				

AB	32
R	5
H	7
RBI	5
BB	4
SO	8
LOB	12



Batter	1	2	3	4	5	6	7	8	9	AB R H RBI BB SO LOB	TOP																								
											<p style="text-align: center;">Los Angeles Dodgers @ Chicago Cubs Wrigley Field, Chicago, IL Thu May 18 2000, 1:20 PM CDT</p> <p style="text-align: right;">livebaseballscorecards.com</p> <p>AB 0 R 0 H 0 RBI 0 BB 0 SO 0 LOB 0</p> 																								
Inning Stats										1B: 0 SF: 0 WP: 0 PA: 0 2B: 0 SAC: 0 FB: 0 3B: 0 DP: 0 SB: 0 HR: 0 HBP: 0 CS: 0																									
PITCHER	IP	WLS	BF	H	R	ER	SO	BB	IBB	HBP	BLK	WP	HR	S	P	ERA	WHIP	PITCHER	IP	WLS	BF	H	R	ER	SO	BB	IBB	HBP	BLK	WP	HR	S	P	ERA	WHIP

Batter	1	2	3	4	5	6	7	8	9	AB R H RBI BB SO LOB	BOTTOM																								
											<p style="text-align: center;">Los Angeles Dodgers @ Chicago Cubs Wrigley Field, Chicago, IL Thu May 18 2000, 1:20 PM CDT</p> <p style="text-align: right;">livebaseballscorecards.com</p> <p>AB 0 R 0 H 0 RBI 0 BB 0 SO 0 LOB 0</p> 																								
Inning Stats										1B: 0 SF: 0 WP: 0 PA: 0 2B: 0 SAC: 0 FB: 0 3B: 0 DP: 0 SB: 0 HR: 0 HBP: 0 CS: 0																									
PITCHER	IP	WLS	BF	H	R	ER	SO	BB	IBB	HBP	BLK	WP	HR	S	P	ERA	WHIP	PITCHER	IP	WLS	BF	H	R	ER	SO	BB	IBB	HBP	BLK	WP	HR	S	P	ERA	WHIP

Batter	1	2	3	4	5	6	7	8	9	AB	R	H	RBI	BB	SO	LOB	TOP					
Pokey Reese, R OBP: 0.379, SLG: 0.400 (1, 4)										4	0	0	0	0	3	2	Cincinnati Reds @ Chicago Cubs Wrigley Field, Chicago, IL Fri May 19 2000, 2:20 PM CDT Att: 37,199 - Overcast - 49 F					
Barry Larkin, R OBP: 0.462, SLG: 0.500 (1, 6)										4	0	1	0	0	1	2						
Ken Griffey Jr., L OBP: 0.386, SLG: 0.534 (1, 8)										3	0	0	0	1	0	1						
Dmitri Young, S OBP: 0.350, SLG: 0.466 (1, 7)										4	1	1	1	0	0	4						
Sean Casey, L OBP: 0.339, SLG: 0.350 (1, 3)										4	0	1	0	0	0	1						
Dante Bichette, R OBP: 0.277, SLG: 0.362 (1, 9)										4	0	0	0	0	1	1						
Eddie Taubensee, L OBP: 0.400, SLG: 0.491 (1, 2)										4	0	1	0	0	0	1						
Aaron Boone, R OBP: 0.374, SLG: 0.471 (1, 5)										4	0	2	0	0	0	1						
Steve Parris, R OBP: 0.143, SLG: 0.308 (1, 1)										2	0	0	0	0	0	1						
Hal Morris, L OBP: 0.343, SLG: 0.429 (8, PH)										0	0	0	0	1	0	0						
Manny Aybar, R (8, 1)										0	0	0	0	0	0	0						
Inning Stats	R: 0 E: 0 K: 2 S: 10	H: 0 LOB: 0 BB: 0 P: 14	R: 0 E: 0 K: 0 S: 14	H: 1 LOB: 1 BB: 0 P: 20	R: 0 E: 0 K: 1 S: 7	H: 0 LOB: 0 BB: 0 P: 10	R: 0 E: 0 K: 0 S: 7	H: 1 LOB: 1 BB: 0 P: 16	R: 0 E: 0 K: 0 S: 9	H: 0 LOB: 0 BB: 0 P: 15	R: 1 E: 0 K: 0 S: 12	H: 1 LOB: 0 BB: 0 P: 16	R: 0 E: 0 K: 1 S: 11	H: 1 LOB: 3 BB: 2 P: 26	R: 0 E: 0 K: 1 S: 13	H: 1 LOB: 1 BB: 0 P: 19	1B: 5 2B: 0 3B: 0 HR: 1	SF: 0 SAC: 0 DP: 0 HBP: 0	WP: 0 PB: 0 SB: 0 CS: 0	PA: 35		
PITCHER	IP	WLS	BF	H	R	ER	SO	BB	IBB	HBP	BLK	WP	HR	S	P	ERA	WHIP					
Ismael Valdez, R ERA: 7.29	(1, 1)	7.2	W	30	5	1	1	4	2	0	0	0	0	1	77	125	1.17	0.913				
Todd Van Poppel, R ERA:	(8, 1)	1.1	S	5	1	0	0	1	0	0	0	0	0	0	15	23	0.00	0.750				

AB	33
R	1
H	6
RBI	1
BB	2
SO	5
LOB	14



Batter	1	2	3	4	5	6	7	8	9	AB	R	H	RBI	BB	SO	LOB	BOTTOM					
Eric Young Sr., R OBP: 0.377, SLG: 0.478 (1, 4)										4	1	1	1	0	0	1	Cincinnati Reds @ Chicago Cubs Wrigley Field, Chicago, IL Fri May 19 2000, 2:20 PM CDT Att: 37,199 - Overcast - 49 F					
Ricky Gutierrez, R OBP: 0.412, SLG: 0.500 (1, 6)										3	0	1	1	0	0	0						
Dave Martinez, L OBP: 0.320, SLG: 0.368 (1, 7)										3	1	0	0	1	0	0						
Sammy Sosa, R OBP: 0.424, SLG: 0.645 (1, 9)										3	0	1	2	0	0	0						
Willie Greene, L OBP: 0.393, SLG: 0.522 (1, 5)										3	0	0	0	0	0	1						
Jeff Reed, L OBP: 0.395, SLG: 0.367 (1, 2)										3	0	1	0	0	1	1						
15 Julio Zuleta, R OBP: 0.300, SLG: 0.333 (1, 3)										3	1	1	0	0	0	1						
Damon Buford, R OBP: 0.307, SLG: 0.409 (1, 8)										3	1	2	0	0	1	0						
Ismael Valdez, R OBP: 0.167, SLG: 0.167 (1, 1)										2	0	0	0	0	1	1						
Todd Van Poppel, R ERA:	(8, 1)									0	0	0	0	0	0	0						
Inning Stats	R: 2 E: 0 K: 1 S: 13	H: 2 LOB: 1 BB: 1 P: 23	R: 2 E: 0 K: 0 S: 5	H: 3 LOB: 1 BB: 0 P: 9	R: 0 E: 0 K: 0 S: 6	H: 0 LOB: 0 BB: 0 P: 10	R: 0 E: 0 K: 1 S: 11	H: 1 LOB: 0 BB: 0 P: 18	R: 0 E: 0 K: 0 S: 8	H: 0 LOB: 0 BB: 0 P: 11	R: 0 E: 0 K: 0 S: 8	H: 0 LOB: 0 BB: 0 P: 15	R: 0 E: 0 K: 1 S: 9	H: 1 LOB: 1 BB: 0 P: 12	R: 0 E: 0 K: 0 S: 7	H: 0 LOB: 0 BB: 0 P: 9	1B: 3 2B: 4 3B: 0 HR: 0	SF: 0 SAC: 2 DP: 1 HBP: 0	WP: 0 PB: 0 SB: 0 CS: 0	PA: 30		
PITCHER	IP	WLS	BF	H	R	ER	SO	BB	IBB	HBP	BLK	WP	HR	S	P	ERA	WHIP					
Steve Parris, R ERA: 5.63	(1, 1)	7.0	L	27	7	4	4	3	1	0	0	0	0	0	60	98	5.14	1.143				
Manny Aybar, R ERA: 5.4	(8, 1)	1.0		3	0	0	0	0	0	0	0	0	0	7	9	0.00	0.000					

AB	27
R	4
H	7
RBI	4
BB	1
SO	3
LOB	5



Batter	1	2	3	4	5	6	7	8	9	AB	R	H	RBI	BB	SO	LOB	TOP				
Pokey Reese, R OBP: 0.376, SLG: 0.392 (1, 4)	L1	1B E BB		F8			K			3	1	0	0	1	1	0					
Barry Larkin, R OBP: 0.464, SLG: 0.513 (1, 6)	K	E7 1B			F2			2B		4	1	2	0	0	1	0					
Ken Griffey Jr., L OBP: 0.394, SLG: 0.534 (1, 8)	2B BB	CS 1B			G4-6-3 BB			L3		2	1	1	1	2	0	1					
Dmitri Young, S OBP: 0.354, SLG: 0.470 (1, 7)	1B 2B	K			G4-6-3 1-2			G6-3 BB		3	1	1	1	1	1	2					
Sean Casey, L OBP: 0.336, SLG: 0.346 (1, 3)	1B 2H			K				G6-3 1-2		4	0	1	1	0	1	2					
Dante Bichette, R OBP: 0.277, SLG: 0.359 Michael Tucker, L OBP: 0.368, SLG: 0.528 (9, 9)	1B			G3			F8		F7	4	0	1	0	0	0	0					
Eddie Taubensee, L OBP: 0.388, SLG: 0.475 (1, 2)	P6			F7			G3		K	4	0	0	0	0	1	2					
Aaron Boone, R OBP: 0.377, SLG: 0.493 (1, 5)		HR		G6-3			F7		1B	4	1	2	1	0	0	0					
Ron Villone, L OBP: 0.188, SLG: 0.250 Scott Williamson, R (7, 1) Chris Stynes, R OBP: 0.457, SLG: 0.533 Danny Graves, R OBP: 0.500, SLG: 2.000 (9, 1)		G4-3		L5			G4-3		F7	3	0	0	0	0	0	0					
Inning Stats	R: 2 E: 0 K: 1 S: 20	H: 3 LOB: 2 BB: 1 P: 30	R: 3 E: 1 K: 1 S: 14	H: 3 LOB: 0 BB: 1 P: 22	R: 0 E: 0 K: 1 S: 8	H: 0 LOB: 0 BB: 0 P: 11	R: 0 E: 0 K: 0 S: 6	H: 0 LOB: 0 BB: 1 P: 9	R: 0 E: 0 K: 0 S: 5	H: 0 LOB: 0 BB: 0 P: 5	R: 0 E: 0 K: 1 S: 7	H: 0 LOB: 0 BB: 0 P: 11	R: 0 E: 0 K: 0 S: 7	H: 1 LOB: 1 BB: 1 P: 14	R: 0 E: 0 K: 1 S: 10	H: 1 LOB: 1 BB: 0 P: 15	1B: 5 2B: 2 3B: 0 HR: 1	SF: 0 SAC: 0 DP: 2 HBP: 0	WP: 0 PB: 0 SB: 0 CS: 1	PA: 36	
PITCHER	IP	WLS	BF	H	R	ER	SO	BB	IBB	HBP	BLK	WP	HR	S	P	ERA	WHIP				
Jon Lieber, R ERA: 3.98 Kyle Farnsworth, R ERA: 8.27 Felix Heredia, L ERA: 6.33	7.0	L	28	6	5	4	4	3	0	0	0	0	1	65	97	5.14	1.286				
Kyle Farnsworth, R ERA: 8.27 Felix Heredia, L ERA: 6.33	0.1		3	1	0	0	0	1	0	0	0	0	0	6	12	0.00	6.000				
Felix Heredia, L ERA: 6.33	1.2		5	1	0	0	1	0	0	0	0	0	0	11	17	0.00	0.600				

Cincinnati Reds @ Chicago Cubs
Wrigley Field, Chicago, IL
Sat May 20 2000, 1:20 PM CDT
Att: 39,101 - Sunny - 64 F

AB	32
R	5
H	8
RBI	4
BB	4
SO	5
LOB	8



Batter	1	2	3	4	5	6	7	8	9	AB	R	H	RBI	BB	SO	LOB	BOTTOM					
Eric Young Sr., R OBP: 0.380, SLG: 0.478 Willie Greene, L OBP: 0.400, SLG: 0.540 (2, 5)	CS BB		G5-3		2B		FC4-6 1B SF8 1B		K	0	0	0	0	1	0	0						
Ricky Gutierrez, R OBP: 0.412, SLG: 0.497 (1, 6)	F9		1B		K		FC4-6 1B		E6 1B	5	0	2	1	0	1	3						
Dave Martinez, L OBP: 0.316, SLG: 0.361 (8, 7)	G3		G4-3		L9		FC4-6 WP		1B	5	0	1	1	0	0	6						
Sammy Sosa, R OBP: 0.414, SLG: 0.630 (1, 9)		F9		K		P4	SF8		G5-3	4	0	0	1	0	1	2						
Glenallen Hill, R OBP: 0.325, SLG: 0.563 Kyle Farnsworth, R (8, 1) Felix Heredia, L (8, 1)		BB BB		G5-3		1B	K			3	0	1	0	1	1	1						
Jose Nieves, R OBP: 0.318, SLG: 0.333 (2, 4)		BB BB			2B				G4-3	3	0	1	0	1	0	1						
Damon Buford, R OBP: 0.300, SLG: 0.399 (1, 8)		P3		L7		G4-3			K2-3	4	0	0	0	0	1	4						
Joe Girardi, R OBP: 0.348, SLG: 0.333 (1, 2)		L9			F9		15 1B 1B		G3	4	1	1	0	0	0	2						
Jon Lieber, L OBP: 0.143, SLG: 0.179 15 Julio Zuleta, R OBP: 0.318, SLG: 0.350 (7, PH) (8, 3)			G3-1		2B 1B		1B FC4-6 1B		G6-3	2	0	1	0	0	0	0						
Inning Stats	R: 0 E: 0 K: 0 S: 6	H: 0 LOB: 0 BB: 1 P: 14	R: 0 E: 0 K: 0 S: 14	H: 0 LOB: 2 BB: 2 P: 30	R: 0 E: 0 K: 1 S: 7	H: 1 LOB: 1 BB: 0 P: 11	R: 0 E: 0 K: 1 S: 13	H: 1 LOB: 1 BB: 0 P: 21	R: 0 E: 0 K: 1 S: 14	H: 2 LOB: 2 BB: 0 P: 21	R: 0 E: 0 K: 0 S: 9	H: 1 LOB: 1 BB: 0 P: 14	R: 3 E: 0 K: 1 S: 20	H: 4 LOB: 1 BB: 0 P: 32	R: 0 E: 0 K: 1 S: 9	H: 0 LOB: 0 BB: 0 P: 13	R: 0 E: 1 K: 1 S: 13	H: 1 LOB: 2 BB: 0 P: 18	1B: 8 2B: 2 3B: 0 HR: 0	SF: 1 SAC: 0 DP: 0 HBP: 0	WP: 1 PB: 0 SB: 0 CS: 1	PA: 40
PITCHER	IP	WLS	BF	H	R	ER	SO	BB	IBB	HBP	BLK	WP	HR	S	P	ERA	WHIP					
Ron Villone, L ERA: 3.85 Scott Williamson, R ERA: 1.78 Danny Graves, R ERA: 2.08	6.0	W	29	9	3	3	2	3	0	0	0	1	0	19	29	0.00	0.000					
Danny Graves, R ERA: 2.08	1.0	S	5	1	0	0	1	0	0	0	0	0	0	13	18	0.00	1.000					

Cincinnati Reds @ Chicago Cubs
Wrigley Field, Chicago, IL
Sat May 20 2000, 1:20 PM CDT
Att: 39,101 - Sunny - 64 F

AB	36
R	3
H	10
RBI	3
BB	3
SO	5
LOB	19



Batter	1	2	3	4	5	6	7	8	9	AB	R	H	RBI	BB	SO	LOB	TOP			
Pokey Reese, R (1,4) OBP: 0.371, SLG: 0.387	G6-3		K		G6-3		FC6-4		BB 1B	5	0	1	0	0	1	1	Cincinnati Reds @ Chicago Cubs Wrigley Field, Chicago, IL Sun May 21 2000, 1:20 PM CDT Att: 39,148 - Sunny - 64 F			
Barry Larkin, R (1,6) OBP: 0.461, SLG: 0.506	G5-3		FC4-6 BB		L8		F9		BB	5	0	2	0	0	0	1				
Ken Griffey Jr., L (1,8) OBP: 0.399, SLG: 0.530	F8		FC4-6 BB						G3	3	0	1	0	2	0	0				
Dmitri Young, S (1,7)		G6-3	FC4-6		K				G6-3	5	0	0	0	0	1	6				
Hal Morris, L (1,3)		G5-3	G6-3						L9	4	0	0	0	0	0	2				
Dante Bichette, R (1,9) OBP: 0.282, SLG: 0.369					F8				HR	4	1	2	0	0	1	0				
Eddie Taubensee, L (1,2) OBP: 0.384, SLG: 0.468					F8				L4	4	0	1	0	0	1	1				
Aaron Boone, R (1,5) OBP: 0.392, SLG: 0.524									HR	3	1	3	2	1	0	0				
Rob Bell, R (1,1)									G6-3	2	0	0	0	0	2	4				
Michael Tucker, L (7,PH) OBP: 0.362, SLG: 0.519										1	0	0	0	0	1	1				
Dennys Reyes, R (7,1)										0	0	0	0	0	0	0				
Scott Sullivan, R (8,1) OBP: 0.333, SLG: 0.333										0	0	0	0	0	0	0				
Alex Ochoa, R (9,PH) OBP: 0.393, SLG: 0.558										1	0	0	0	0	0	0				
Inning Stats	R: 0 E: 0 K: 0 S: 6	H: 0 LOB: 0 BB: 0 P: 10	R: 0 E: 0 K: 1 S: 10	H: 2 LOB: 3 BB: 1 P: 19	R: 0 E: 0 K: 1 S: 10	H: 1 LOB: 2 BB: 1 P: 17	R: 0 E: 0 K: 1 S: 11	H: 1 LOB: 1 BB: 0 P: 16	R: 0 E: 0 K: 2 S: 10	H: 0 LOB: 0 BB: 0 P: 17	R: 0 E: 0 K: 1 S: 12	H: 1 LOB: 1 BB: 0 P: 18	R: 0 E: 0 K: 0 S: 5	H: 0 LOB: 0 BB: 0 P: 10	R: 2 E: 0 K: 0 S: 15	H: 4 LOB: 3 BB: 1 P: 22	1B: 8 2B: 1 3B: 0 HR: 1	SF: 0 SAC: 0 DP: 0 HBP: 0	WP: 0 PB: 0 SB: 0 CS: 0	PA: 40
PITCHER	IP WLS BF H R ER SO BB IBB HBP BLK WP HR S P ERA WHIP																			
Kevin Tapani, R (1,1) ERA: 5.08	8.2 W 38 10 2 2 7 2 0 0 0 0 1 83 135 2.08 1.385																			
Felix Heredia, L (9,1) ERA: 6.23	0.1 S 2 0 0 0 0 1 0 0 0 0 0 0 4 8 0.00 3.000																			

Cincinnati Reds @ Chicago Cubs
 Wrigley Field, Chicago, IL
 Sun May 21 2000, 1:20 PM CDT
 Att: 39,148 - Sunny - 64 F

AB	37
R	2
H	10
RBI	2
BB	3
SO	7
LOB	16



Batter	1	2	3	4	5	6	7	8	9	AB	R	H	RBI	BB	SO	LOB	BOTTOM			
Eric Young Sr., R (1,4) OBP: 0.382, SLG: 0.481	F2		F8			S BB				3	1	1	0	1	0	1	Cincinnati Reds @ Chicago Cubs Wrigley Field, Chicago, IL Sun May 21 2000, 1:20 PM CDT Att: 39,148 - Sunny - 64 F			
Ricky Gutierrez, R (1,6) OBP: 0.414, SLG: 0.513	K				G6-3	HR				3	1	1	1	1	1	0				
Dave Martinez, L (1,3) OBP: 0.307, SLG: 0.350	G4-3				G3					4	0	0	0	0	0	2				
Sammy Sosa, R (1,9) OBP: 0.406, SLG: 0.616		G5-3			K					4	0	0	0	0	2	2				
Henry Rodriguez, L (1,7) OBP: 0.331, SLG: 0.596		F8			G4-3					3	0	0	0	0	0	0				
Willie Greene, L (1,5) OBP: 0.381, SLG: 0.509		F9			F5					3	0	0	0	0	1	0				
Jeff Reed, L (1,2) OBP: 0.380, SLG: 0.349			G3-1		K					3	0	0	0	0	2	0				
Damon Buford, R (1,8) OBP: 0.306, SLG: 0.429					K					3	2	2	1	0	1	0				
Kevin Tapani, R (1,1) OBP: 0.182, SLG: 0.364						S BB				3	0	1	0	0	1	1				
Felix Heredia, L (9,1) ERA: 6.23						K				0	0	0	0	0	0	0				
Inning Stats	R: 0 E: 0 K: 1 S: 6	H: 0 LOB: 0 BB: 0 P: 8	R: 0 E: 0 K: 0 S: 6	H: 0 LOB: 0 BB: 0 P: 8	R: 0 E: 0 K: 1 S: 8	H: 1 LOB: 1 BB: 0 P: 10	R: 0 E: 0 K: 1 S: 7	H: 0 LOB: 0 BB: 0 P: 11	R: 0 E: 0 K: 1 S: 6	H: 0 LOB: 0 BB: 0 P: 10	R: 3 E: 0 K: 1 S: 10	H: 2 LOB: 1 BB: 1 P: 17	R: 0 E: 0 K: 2 S: 7	H: 0 LOB: 0 BB: 0 P: 10	R: 1 E: 0 K: 1 S: 11	H: 2 LOB: 2 BB: 1 P: 22	1B: 1 2B: 2 3B: 0 HR: 2	SF: 0 SAC: 0 DP: 0 HBP: 0	WP: 0 PB: 0 SB: 3 CS: 0	PA: 31
PITCHER	IP WLS BF H R ER SO BB IBB HBP BLK WP HR S P ERA WHIP																			
Rob Bell, R (1,1) ERA: 4.22	6.0 L 22 3 3 3 5 1 0 0 0 0 0 1 43 64 4.50 0.667																			
Dennys Reyes, L (7,1) ERA: 6.75	1.1 6 2 1 1 2 0 0 0 0 0 0 1 11 18 6.75 1.500																			
Scott Sullivan, R (8,1) ERA: 4.91	0.2 3 0 0 0 1 1 0 0 0 0 0 0 7 14 0.00 1.500																			

Cincinnati Reds @ Chicago Cubs
 Wrigley Field, Chicago, IL
 Sun May 21 2000, 1:20 PM CDT
 Att: 39,148 - Sunny - 64 F

AB	29
R	4
H	5
RBI	2
BB	2
SO	8
LOB	6



Batter	1	2	3	4	5	6	7	8	9	AB	R	H	RBI	BB	SO	LOB	TOP		
Eric Young Sr. R OBP: 0.378, SLG: 0.474 (1,4)	F9	F9		F9		G5-3			FC5-4	5	0	1	0	0	0	2			
Ricky Gutierrez R OBP: 0.414, SLG: 0.593 (1,6)	F8		CS		FC3-6		G6-3		FC5-4	3	0	0	1	1	0	1			
Dave Martinez L OBP: 0.296, SLG: 0.336 (1,3)	G1-3		K		FC3-6		P6		K	5	0	0	0	0	2	3			
Sammy Sosa R OBP: 0.403, SLG: 0.606 (1,9)		E5	K				G6-3			3	1	0	0	1	1	1			
Henry Rodriguez L OBP: 0.336, SLG: 0.593 (1,7)	HR	CS		HR					P6	4	2	2	0	0	1	2			
Willie Greene L OBP: 0.379, SLG: 0.564 (8, PH)	SF7			HR					G4-3	2	1	1	3	0	0	2			
Jose Nieves R OBP: 0.311, SLG: 0.326 (8, 5)										1	0	0	0	0	0	0			
Jeff Reed L OBP: 0.373, SLG: 0.388 (1,2)	HR		K			G1-4-3			G6-3	4	1	1	2	0	1	0			
Damon Buford R OBP: 0.322, SLG: 0.461 (1,8)	34 E			HR					1B	4	2	4	1	0	0	0			
34 Kerry Wood R OBP: 0.250, SLG: 0.625 (7, 1)	B1								K	2	0	0	0	0	1	1			
Brian Williams R OBP: 0.500, SLG: 1.000 (8, PH)										0	0	0	0	0	0	0			
Glenallen Hill R OBP: 0.321, SLG: 0.556 (8, PH)										1	0	0	0	0	1	1			
Inning Stats	R: 0 E: 0 K: 0 S: 4	H: 0 LOB: 0 BB: 0 P: 7	R: 3 E: 2 K: 0 S: 16	H: 3 LOB: 1 BB: 0 P: 20	R: 0 E: 0 K: 2 S: 14	H: 0 LOB: 0 BB: 1 P: 21	R: 3 E: 0 K: 2 S: 15	H: 3 LOB: 0 BB: 0 P: 23	R: 0 E: 0 K: 1 S: 10	H: 1 LOB: 1 BB: 1 P: 11	R: 0 E: 0 K: 0 S: 9	H: 0 LOB: 0 BB: 0 P: 14	R: 0 E: 0 K: 0 S: 7	H: 0 LOB: 0 BB: 0 P: 11	R: 1 E: 0 K: 2 S: 15	H: 2 LOB: 1 BB: 0 P: 25	1B: 6 2B: 0 3B: 0 HR: 3	SF: 1 SAC: 1 DP: 0 HBP: 1	WP: 0 PA: 40 PB: 0 SB: 0 CS: 1
PITCHER	IP	WLS	BF	H	R	ER	SO	BB	IBB	HBP	BLK	WP	HR	S	P	ERA	WHIP		
Rolando Arroyo R ERA: 8.13 (1, 1)	4.1		22	6	6	5	4	2	0	1	0	0	3	54	81	10.38	1.846		
Brian Bohanon L ERA: 7.04 (5, 1)	3.2	W	12	1	0	0	1	0	0	0	0	0	0	29	44	0.00	0.273		
Jose Jimenez R ERA: 4.12 (9, 1)	1.0		5	2	1	1	2	0	0	0	0	0	0	15	25	9.00	2.000		

Chicago Cubs @ Colorado Rockies
Coors Field, Denver, CO
Tue May 23 2000, 7:05 PM MDT
Att: 41,264 - Cloudy - 85 F

AB	34
R	7
H	9
RBI	7
BB	2
SO	7
LOB	13



Batter	1	2	3	4	5	6	7	8	9	AB	R	H	RBI	BB	SO	LOB	BOTTOM		
Tom Goodwin L OBP: 0.380, SLG: 0.519 (1,8)	K			3 3B			K			4	2	2	1	0	2	0			
3 Mike Lansing R OBP: 0.354, SLG: 0.465 (1,4)	K			1B	G4-3		G5-3			4	1	1	1	0	1	0			
Jeff Cirillo R OBP: 0.407, SLG: 0.479 (1,5)	F9			2H	3B				17 E	3	1	0	0	1	2	1			
17 Todd Helton L OBP: 0.491, SLG: 0.786 (1,3)		P6		K			F9		E3	4	1	0	0	0	1	2			
Jeffrey Hammonds R OBP: 0.426, SLG: 0.671 (1,9)		CS		1B	2B				HR	2	2	2	3	2	0	0			
Bubba Carpenter L OBP: 0.500, SLG: 1.000 (1,7)		BB		2B	BB				HR	3	1	1	1	1	1	2			
Jose Jimenez R OBP: 0.500, SLG: 0.500 (9, 1)				2B	1B		P4		G4-6-3	0	0	0	0	0	0	0			
Brent Mayne L OBP: 0.430, SLG: 0.457 (1,2)				1B	2B				G4-6-3	4	1	3	2	0	0	1			
Nelfi Perez S OBP: 0.279, SLG: 0.417 (1,6)				L6-3			G4-3		G4-3	4	1	1	2	0	0	1			
Rolando Arroyo R OBP: 0.200, SLG: 0.300 (1, 1)										1	0	0	0	0	1	0			
Brian Bohanon L ERA: 3.21 (5, 1)										2	0	0	0	0	2	0			
Brian Hunter R OBP: 0.338, SLG: 0.262 (9, 7)										0	0	0	0	0	0	0			
Inning Stats	R: 0 E: 0 K: 2 S: 8	H: 0 LOB: 0 BB: 0 P: 14	R: 0 E: 0 K: 1 S: 7	H: 0 LOB: 0 BB: 1 P: 13	R: 0 E: 0 K: 1 S: 8	H: 1 LOB: 0 BB: 0 P: 10	R: 4 E: 0 K: 2 S: 16	H: 4 LOB: 1 BB: 1 P: 27	R: 1 E: 0 K: 1 S: 13	H: 1 LOB: 0 BB: 0 P: 19	R: 0 E: 0 K: 1 S: 9	H: 1 LOB: 1 BB: 0 P: 15	R: 2 E: 0 K: 2 S: 16	H: 2 LOB: 0 BB: 0 P: 23	R: 3 E: 1 K: 0 S: 11	H: 1 LOB: 0 BB: 2 P: 23	1B: 4 2B: 3 3B: 1 HR: 3	SF: 0 SAC: 0 DP: 2 HBP: 0	WP: 0 PA: 35 PB: 0 SB: 0 CS: 1
PITCHER	IP	WLS	BF	H	R	ER	SO	BB	IBB	HBP	BLK	WP	HR	S	P	ERA	WHIP		
34 Kerry Wood R ERA: 7.36 (7, 1)	1.0	L	5	2	2	2	2	0	0	0	0	0	1	16	23	18.00	2.000		
Brian Williams R ERA: 9.62 (8, 1)	1.0		6	1	3	2	0	2	0	0	0	0	1	11	23	18.00	3.000		

Chicago Cubs @ Colorado Rockies
Coors Field, Denver, CO
Tue May 23 2000, 7:05 PM MDT
Att: 41,264 - Cloudy - 85 F

AB	31
R	10
H	10
RBI	10
BB	4
SO	10
LOB	7



Batter	1	2	3	4	5	6	7	8	9	AB	R	H	RBI	BB	SO	LOB	TOP					
Eric Young Sr. R OBP: 0.374, SLG: 0.467 (1, 4)	F8	G6-3		F9		G6-3			BB 1B	5	0	1	0	0	0	5	Chicago Cubs @ Colorado Rockies Coors Field, Denver, CO Wed May 24 2000, 7:05 PM MDT Att: 40,046 - Cloudy - 72 F					
Ricky Gutierrez R OBP: 0.410, SLG: 0.497 Jose Nieves R OBP: 0.326, SLG: 0.341 (1, 6) (7, 6)	K		G6-3		HR 1B		G5-3		BB 1B	4	1	1	0	0	1	0						
Sammy Sosa R OBP: 0.407, SLG: 0.601 (1, 9)	1B			BB			F3		BB	3	0	1	0	2	1	1						
Henry Rodriguez L OBP: 0.326, SLG: 0.574 Glenallen Hill R OBP: 0.316, SLG: 0.548 (1, 7) (9, PH)	K		F8		K				K	4	0	0	0	0	3	3						
Willie Greene L OBP: 0.380, SLG: 0.600 (1, 5)		1B 1B		K		HR			K	5	1	2	2	0	3	4						
Dave Martinez L OBP: 0.288, SLG: 0.326 (1, 3)	K			F8		G5-3			K2-3	4	0	0	0	0	2	1						
Damon Buford R OBP: 0.320, SLG: 0.456 (1, 8)	1B 1B			P6					K	4	0	1	0	0	2	0						
Joe Girardi R OBP: 0.361, SLG: 0.379 (1, 2)									F8	4	2	3	1	0	0	0						
Ismael Valdez R OBP: 0.333, SLG: 0.556 Kyle Farnsworth R Rick Aguilera R Jeff Huson L OBP: 0.261, SLG: 0.286 (1, 1) (6, 1) (8, 1) (9, PH)	F8			WP 1-H 2B					K	3	0	2	1	0	0	3						
Inning Stats	R: 0 E: 0 K: 2 S: 16	H: 1 LOB: 1 BB: 0 P: 23	R: 0 E: 0 K: 1 S: 13	H: 3 LOB: 3 BB: 0 P: 18	R: 0 E: 0 K: 1 S: 9	H: 0 LOB: 1 BB: 1 P: 17	R: 1 E: 0 K: 0 S: 11	H: 2 LOB: 1 BB: 0 P: 13	R: 2 E: 0 K: 2 S: 15	H: 2 LOB: 0 BB: 0 P: 23	R: 0 E: 0 K: 1 S: 7	H: 1 LOB: 1 BB: 0 P: 11	R: 0 E: 0 K: 1 S: 6	H: 0 LOB: 0 BB: 0 P: 10	R: 0 E: 0 K: 3 S: 11	H: 0 LOB: 0 BB: 0 P: 14		R: 1 E: 0 K: 3 S: 24	H: 3 LOB: 3 BB: 1 P: 39	1B: 8 2B: 2 3B: 0 HR: 2	SF: 0 SAC: 0 DP: 0 HBP: 0	WP: 1 PB: 0 SB: 1 CS: 0
PITCHER	IP	WLS	BF	H	R	ER	SO	BB	IBB	HBP	BLK	WP	HR	S	P	ERA	WHIP					
Pedro Astacio R ERA: 4.87 Stan Belinda R ERA: 5.29 Mike Myers L ERA: Jose Jimenez R ERA: 3.98 (1, 1) (9, 1) (9, 1) (9, 1)	8.0	W	34	9	3	3	11	1	0	0	0	1	1	88	129	3.38	1.250					
Pedro Astacio R ERA: 4.87 Stan Belinda R ERA: 5.29 Mike Myers L ERA: Jose Jimenez R ERA: 3.98 (9, 1) (9, 1) (9, 1) (9, 1)	0.1		5	3	1	1	1	1	0	0	0	0	1	17	30	27.00	12.000					
Pedro Astacio R ERA: 4.87 Stan Belinda R ERA: 5.29 Mike Myers L ERA: Jose Jimenez R ERA: 3.98 (9, 1) (9, 1) (9, 1) (9, 1)	0.2	S	2	0	0	0	2	0	0	0	0	0	0	7	9	0.00	0.000					

AB	39
R	4
H	12
RBI	4
BB	2
SO	14
LOB	20



Batter	1	2	3	4	5	6	7	8	9	AB	R	H	RBI	BB	SO	LOB	BOTTOM					
Tom Goodwin L OBP: 0.383, SLG: 0.511 (1, 8)	F7		K			1B FC3-6	HR 3S			2	2	0	0	2	1	0	Chicago Cubs @ Colorado Rockies Coors Field, Denver, CO Wed May 24 2000, 7:05 PM MDT Att: 40,046 - Cloudy - 72 F					
3 Mike Lansing R OBP: 0.352, SLG: 0.457 (1, 4)	G6-3		K			L6	HR BB			3	1	0	0	1	1	1						
Jeff Cirillo R OBP: 0.415, SLG: 0.507 (1, 5)	1B					1B FC3-6	HR 1-H 2-H			4	1	3	3	0	0	0						
17 Todd Helton L OBP: 0.480, SLG: 0.765 (1, 3)	F9					FC3-6	G3			4	1	0	1	0	0	2						
Jeffrey Hammonds R OBP: 0.433, SLG: 0.741 Darren Bragg L OBP: 0.279, SLG: 0.347 (1, 9) (8, 9)	HR					HR	HR		HR	3	2	2	3	0	0	0						
Bubba Carpenter L OBP: 0.438, SLG: 1.000 Stan Belinda R Mike Myers L Jose Jimenez R OBP: 0.500, SLG: 0.500 (1, 7) (9, 1) (9, 1) (9, 1)	P4					F8	HR		G1-3	4	1	1	1	0	0	0						
Brent Mayne L OBP: 0.423, SLG: 0.459 (1, 2)	K					G3 2B	K		G3	4	0	1	0	0	2	0						
Neffi Perez S OBP: 0.273, SLG: 0.407 (1, 6)	P4					G3			K	4	0	0	0	0	1	1						
Pedro Astacio R OBP: 0.094, SLG: 0.094 Brian Hunter R OBP: 0.338, SLG: 0.262 (1, 1) (9, 7)	G4-3					K			K	3	0	0	0	0	2	1						
Inning Stats	R: 0 E: 0 K: 0 S: 9	H: 1 LOB: 1 BB: 0 P: 15	R: 1 E: 0 K: 1 S: 15	H: 1 LOB: 0 BB: 0 P: 24	R: 0 E: 0 K: 2 S: 9	H: 0 LOB: 0 BB: 0 P: 17	R: 0 E: 0 K: 0 S: 6	H: 0 LOB: 0 BB: 0 P: 9	R: 0 E: 0 K: 1 S: 11	H: 1 LOB: 1 BB: 0 P: 16	R: 4 E: 0 K: 1 S: 12	H: 3 LOB: 0 BB: 1 P: 24	R: 3 E: 0 K: 1 S: 8	H: 1 LOB: 2 BB: 2 P: 18	R: 1 E: 0 K: 1 S: 12	H: 1 LOB: 0 BB: 0 P: 19		R: 1 E: 0 K: 1 S: 12	H: 1 LOB: 0 BB: 0 P: 19	1B: 2 2B: 1 3B: 0 HR: 5	SF: 0 SAC: 0 DP: 0 HBP: 0	WP: 0 PB: 0 SB: 1 CS: 0
PITCHER	IP	WLS	BF	H	R	ER	SO	BB	IBB	HBP	BLK	WP	HR	S	P	ERA	WHIP					
Ismael Valdez R ERA: 6.75 Kyle Farnsworth R ERA: 9.07 Rick Aguilera R ERA: 7.41 (1, 1) (6, 1) (8, 1)	5.2	L	9	3	5	5	2	2	0	0	0	0	3	16	32	33.75	3.750					
Ismael Valdez R ERA: 6.75 Kyle Farnsworth R ERA: 9.07 Rick Aguilera R ERA: 7.41 (8, 1)	1.0		4	1	1	1	1	0	0	0	0	0	1	12	19	9.00	1.000					



Batter	1	2	3	4	5	6	7	8	9	AB	R	H	RBI	BB	SO	LOB	TOP		
Eric Young Sr. R OBP: 0.367, SLG: 0.457	G6-3		L9			G4-3		F9		4	0	0	0	0	0	2			
Dave Martinez L OBP: 0.287, SLG: 0.324	F7			F9		F5			HR	4	1	1	0	0	0	1			
Sammy Sosa R OBP: 0.414, SLG: 0.634	K			G3-6-1 BB			HR	HR	HR	3	2	2	3	1	1	0			
Henry Rodriguez L OBP: 0.319, SLG: 0.560 Raul Gonzalez R (8, PH)	F7		G3-6-1			K		K		3	0	0	0	0	1	1			
Willie Greene L OBP: 0.360, SLG: 0.563	F9				G6-3		P6	L9		4	0	0	0	0	0	0			
Jose Nieves R OBP: 0.300, SLG: 0.313	L5				G4-3		K		F8	4	0	0	0	0	1	0			
Damon Buford R OBP: 0.324, SLG: 0.462			G6-3		G5-3			2B	1B	4	1	2	0	0	0	0			
Joe Girardi R OBP: 0.374, SLG: 0.402			SH2-4 1B			G4-3 SH1-4 1B		HR	2B	4	1	3	1	0	1	1			
Jon Lieber L OBP: 0.143, SLG: 0.179 Glenallen Hill R OBP: 0.325, SLG: 0.595 Todd Van Poppel R Felix Heredia L Rick Aguilera R			SH2-4			SH1-4		HR	K	0	0	0	0	0	0	0			
Inning Stats	R: 0 E: 0 K: 1 S: 8	H: 0 LOB: 0 BB: 0 P: 11	R: 0 E: 0 K: 0 S: 8	H: 0 LOB: 0 BB: 0 P: 14	R: 0 E: 0 K: 0 S: 7	H: 1 LOB: 1 BB: 0 P: 10	R: 0 E: 0 K: 0 S: 4	H: 0 LOB: 0 BB: 1 P: 9	R: 0 E: 0 K: 0 S: 4	H: 1 LOB: 1 BB: 0 P: 5	R: 1 E: 0 K: 2 S: 11	H: 1 LOB: 0 BB: 0 P: 17	R: 5 E: 0 K: 1 S: 15	H: 5 LOB: 0 BB: 0 P: 27	R: 0 E: 0 K: 2 S: 13	H: 1 LOB: 1 BB: 0 P: 17	1B: 4 2B: 2 3B: 0 HR: 3	SF: 0 SAC: 2 DP: 1 HBP: 0	WP: 0 PA: 36 PB: 0 SB: 0 CS: 0
PITCHER	IP	WLS	BF	H	R	ER	SO	BB	IBB	HBP	BLK	WP	HR	S	P	ERA	WHIP		
Kevin Jarvis R ERA: 6.03	7.0		25	4	2	2	3	1	0	0	0	0	1	51	79	2.57	0.714		
Julian Tavarez R ERA: 8.75	0.0		2	2	2	2	0	0	0	0	0	0	1	4	7	∞	∞		
Mike DeJean R ERA: 6.35	0.1	L	3	2	2	2	0	0	0	0	0	0	1	4	7	54.00	6.000		
Gabe White L ERA: 2.92	1.2		6	1	0	0	3	0	0	0	0	0	0	19	28	0.00	0.600		

Chicago Cubs @ Colorado Rockies
Coors Field, Denver, CO
Thu May 25 2000, 1:05 PM MDT
Att: 43,178 - Cloudy - 68 F

AB 33
R 6
H 9
RBI 6
BB 1
SO 6
LOB 6



Batter	1	2	3	4	5	6	7	8	9	AB	R	H	RBI	BB	SO	LOB	BOTTOM		
Brian Hunter R OBP: 0.342, SLG: 0.273	K		SF8 3E 1B		17E 17BLK G1-3 1B		F8		G4-3	5	1	2	1	0	1	0			
3 Mike Lansing R OBP: 0.348, SLG: 0.449 Terry Shumpert R OBP: 0.289, SLG: 0.378	F8		E6		K		G1-3		17BB 1B	5	0	1	0	0	1	3			
Jeff Cirillo R OBP: 0.414, SLG: 0.503	G6-3		SF8		G1-3		BB		17BB 1B	3	0	1	1	1	0	1			
17 Todd Helton L OBP: 0.478, SLG: 0.750	G5-3		K		FC5-4 BB		P5		BB	3	0	0	0	2	1	3			
Jeffrey Hammonds R OBP: 0.431, SLG: 0.719	CS BB			F8	FC5-4			SH1-3 1B	G5-3	4	0	1	0	1	0	4			
Darren Bragg L OBP: 0.292, SLG: 0.372 Tom Goodwin L OBP: 0.383, SLG: 0.511	K			HR			G3 2B	SH1-3		3	1	2	0	0	1	1			
Neifi Perez S OBP: 0.278, SLG: 0.427			1B 1B	HR		G3		K		4	2	2	2	0	1	2			
Scott Servais R OBP: 0.339, SLG: 0.313 Brent Mayne L OBP: 0.419, SLG: 0.453	K		K	G6-3		K		G4-3		3	0	0	0	0	2	2			
Kevin Jarvis L OBP: 0.167, SLG: 0.091 Julian Tavarez L Mike DeJean R Gabe White L			3E 1B	G4-3		K		K		3	1	1	0	0	1	1			
Bubba Carpenter L OBP: 0.412, SLG: 0.933			SF8 1B					K		1	0	0	0	0	0	0			
Inning Stats	R: 0 E: 0 K: 1 S: 8	H: 0 LOB: 0 BB: 0 P: 12	R: 0 E: 0 K: 1 S: 11	H: 0 LOB: 1 BB: 1 P: 18	R: 2 E: 1 K: 2 S: 14	H: 3 LOB: 2 BB: 0 P: 22	R: 2 E: 0 K: 0 S: 10	H: 2 LOB: 0 BB: 0 P: 15	R: 1 E: 1 K: 1 S: 7	H: 1 LOB: 1 BB: 1 P: 13	R: 0 E: 0 K: 2 S: 11	H: 1 LOB: 1 BB: 0 P: 15	R: 0 E: 0 K: 1 S: 10	H: 1 LOB: 1 BB: 0 P: 14	R: 0 E: 0 K: 1 S: 13	H: 2 LOB: 3 BB: 1 P: 24	1B: 8 2B: 2 3B: 0 HR: 1	SF: 1 SAC: 1 DP: 1 HBP: 0	WP: 0 PA: 41 PB: 0 SB: 0 CS: 1
PITCHER	IP	WLS	BF	H	R	ER	SO	BB	IBB	HBP	BLK	WP	HR	S	P	ERA	WHIP		
Jon Lieber R ERA: 3.97	7.0		31	7	5	3	7	3	0	0	0	0	0	20	30	0.00	1.800		
Todd Van Poppel R ERA: 6.23	1.2	H	8	3	0	0	2	0	0	0	0	0	0	1	5	∞	∞		
Felix Heredia L ERA: 6.23 Rick Aguilera R ERA: 7.27	0.0		1	0	0	0	0	1	0	0	0	0	0	1	5	∞	∞		

Chicago Cubs @ Colorado Rockies
Coors Field, Denver, CO
Thu May 25 2000, 1:05 PM MDT
Att: 43,178 - Cloudy - 68 F

AB 35
R 5
H 10
RBI 4
BB 4
SO 9
LOB 18



Batter	1	2	3	4	5	6	7	8	9	AB	R	H	RBI	BB	SO	LOB	TOP										
Eric Young Sr. R (1,4) OBP: 0.360, SLG: 0.448 Matt Karchner, R (8,1)	2-2 F8		1-0 F9			0-0 G5-3		0-0 P4		4	0	0	0	0	0	1											
Dave Martinez L (1,3) OBP: 0.286, SLG: 0.321	1-2 G5-3			2-2 F8		0-0 F7			2-1 HR	4	1	1	0	0	0	0											
Sammy Sosa R (1,9) OBP: 0.415, SLG: 0.637	0-1 F3			1-1 1B		0-0 2B			0-0 F5	4	0	2	0	0	0	1											
Henry Rodriguez L (1,7) OBP: 0.324, SLG: 0.581		1-2 G6-3		0-0 1B		0-3 K			3-2 HR	4	1	2	2	0	1	1											
Willie Greene L (1,5) OBP: 0.342, SLG: 0.529	3-2 F9			1-1 P5			2-2 G4-3		2-2 F9	4	0	0	0	0	0	2											
Jose Nieves R (1,6) OBP: 0.298, SLG: 0.365	0-3 K			0-1 G4-3			0-0 G5-3		1-2 HR	4	1	1	1	0	1	2											
Damon Buford R (1,8) OBP: 0.317, SLG: 0.452			3-2 G5-3		0-0 P3		1-2 P4		2-2 G6-3	4	0	0	0	0	0	0											
Joe Girardi R (1,2) OBP: 0.381, SLG: 0.418			2-1 2B		1-1 L3			0-2 G1-6-3		3	0	2	0	0	0	0											
Kevin Tapani R (1,1) OBP: 0.167, SLG: 0.333 Jeff Huson L (8,PH) OBP: 0.250, SLG: 0.273			0-2 G5-3		0-1 F8			1-1 G1-6-3		2	0	0	0	0	0	1											
Inning Stats	R: 0 E: 0 K: 0 S: 11	H: 0 LOB: 0 BB: 0 P: 14	R: 0 E: 0 K: 1 S: 10	H: 0 LOB: 0 BB: 0 P: 14	R: 0 E: 0 K: 0 S: 10	H: 1 LOB: 1 BB: 0 P: 16	R: 0 E: 0 K: 0 S: 10	H: 2 LOB: 2 BB: 0 P: 14	R: 0 E: 0 K: 1 S: 6	H: 0 LOB: 0 BB: 0 P: 6	R: 0 E: 0 K: 0 S: 7	H: 0 LOB: 0 BB: 0 P: 10	R: 0 E: 0 K: 0 S: 6	H: 1 LOB: 0 BB: 0 P: 7	R: 3 E: 0 K: 0 S: 16	H: 3 LOB: 0 BB: 0 P: 26	1B: 4 2B: 2 3B: 0 HR: 2	SF: 0 SAC: 0 DP: 1 HBP: 0	WP: 0 PB: 0 SB: 0 CS: 0	PA: 34							
PITCHER	IP	WLS	BF	H	R	ER	SO	BB	IBB	HBP	BLK	WP	HR	S	P	ERA	WHIP										
Mark Gardner R (1,1) ERA: 5.66	8.1	W	31	7	2	2	2	0	0	0	0	0	1	71	98	2.16	0.840										
Robb Nen R (9,1) ERA: 2.35	0.2		3	1	1	1	0	0	0	0	0	0	1	10	15	13.50	1.500										

Chicago Cubs @ San Francisco Giants
PacBell Park, San Francisco, CA
Fri May 26 2000, 10:35 PM EDT
Att: 40,930 - Cloudy - 63 F

livebaseballscores.com

AB 34
R 3
H 8
RBI 3
BB 0
SO 2
LOB 9



Batter	1	2	3	4	5	6	7	8	9	AB	R	H	RBI	BB	SO	LOB	BOTTOM										
Marvin Benard L (1,8) OBP: 0.299, SLG: 0.309	0-1 CS	1-0 B2-3			3-3 K		1-3 K			4	0	1	0	0	2	0											
Ramon Martinez R (1,4) OBP: 0.405, SLG: 0.528	3-1 HR	1-2 G6-3			0-0 1B		2-0 F9			4	2	2	1	0	0	0											
Barry Bonds L (1,7) OBP: 0.446, SLG: 0.831	1-1 1B		2-1 G1-3		1-1 2B		4-2 BB			3	2	2	0	1	0	0											
Jeff Kent R (1,3) OBP: 0.406, SLG: 0.630	4-1 1B		1-1 F9		2-3 K		0-1 G1-3			3	1	0	0	1	1	3											
Ellis Burks R (1,9) OBP: 0.427, SLG: 0.524	2-2 FC6-4		0-1 1B		1-1 2B			1-0 F2		4	0	3	3	0	0	0											
Bill Mueller S (1,5) OBP: 0.344, SLG: 0.400	0-0 FC6-4		3-2 G2-3		0-1 G3			1-0 G3-1		4	0	1	1	0	0	2											
Rich Aurilia R (1,6) OBP: 0.302, SLG: 0.329	1-2 3H			1-3 K		2-2 L3		1-0 3B		4	0	1	0	0	1	2											
Doug Mirabeli R (1,2) OBP: 0.293, SLG: 0.375	1-3 K			3-1 F9		0-3 K		3-3 K		4	0	0	0	0	3	3											
Mark Gardner R (1,1) OBP: 0.222, SLG: 0.222 Robb Nen R (9,1)		1-3 K		2-3 K		1-3 K				3	0	0	0	0	3	0											
Inning Stats	R: 3 E: 0 K: 1 S: 16	H: 5 LOB: 2 BB: 1 P: 27	R: 0 E: 0 K: 1 S: 7	H: 0 LOB: 0 BB: 0 P: 10	R: 0 E: 0 K: 0 S: 9	H: 1 LOB: 1 BB: 0 P: 15	R: 0 E: 0 K: 2 S: 8	H: 0 LOB: 0 BB: 0 P: 14	R: 2 E: 0 K: 2 S: 13	H: 3 LOB: 1 BB: 0 P: 20	R: 0 E: 0 K: 2 S: 9	H: 0 LOB: 0 BB: 0 P: 12	R: 0 E: 0 K: 1 S: 9	H: 0 LOB: 1 BB: 1 P: 16	R: 0 E: 0 K: 1 S: 6	H: 1 LOB: 1 BB: 0 P: 12	1B: 6 2B: 2 3B: 1 HR: 1	SF: 0 SAC: 0 DP: 0 HBP: 0	WP: 0 PB: 0 SB: 0 CS: 1	PA: 35							
PITCHER	IP	WLS	BF	H	R	ER	SO	BB	IBB	HBP	BLK	WP	HR	S	P	ERA	WHIP										
Kevin Tapani R (1,1) ERA: 5.21	7.0	L	31	9	5	5	9	2	0	0	0	0	0	6	12	0.00	1.000										
Matt Karchner R (8,1) ERA: 5.79	1.0		4	1	0	0	1	0	0	0	0	0	0	6	12	0.00	1.000										

Chicago Cubs @ San Francisco Giants
PacBell Park, San Francisco, CA
Fri May 26 2000, 10:35 PM EDT
Att: 40,930 - Cloudy - 63 F

livebaseballscores.com

AB 33
R 5
H 10
RBI 5
BB 2
SO 10
LOB 10



Batter	1	2	3	4	5	6	7	8	9	10	11	AB	R	H	RBI	BB	SO	LOB	TOP							
Eric Young Sr., R OBP: 0.355, SLG: 0.438	F8		F9		2B		K		F8		F8	5	0	0	0	1	1	3								
Willie Greene, L OBP: 0.307, SLG: 0.535	BB		BB		2B		G4-3			P6		3	0	1	0	2	0	0								
Sammy Sosa, R OBP: 0.410, SLG: 0.624	K		BB		K			P4		K		4	0	0	0	1	3	3								
Jeff Reed, L OBP: 0.375, SLG: 0.371								G4-3		F8		3	0	0	0	2	1	2								
Henry Rodriguez, L OBP: 0.327, SLG: 0.604 Chad Meyers, R OBP: 0.310, SLG: 0.504 Raul Gonzalez, R OBP: 0.310, SLG: 0.504			L9									5	1	2	1	0	1	5								
15 Julio Zuleta, R OBP: 0.299, SLG: 0.440												5	1	1	1	0	3	1								
Damon Buford, R OBP: 0.320, SLG: 0.444												3	0	0	0	2	2	0								
Jose Nieves, R OBP: 0.271, SLG: 0.339												4	0	0	1	0	2	1								
Boyd Dowd, L OBP: 0.280, SLG: 0.370 Drew Henson, R OBP: 0.310, SLG: 0.440 Tim Worrell, R OBP: 0.310, SLG: 0.440 Armando Rios, L OBP: 0.310, SLG: 0.440 John Johnstone, R OBP: 0.310, SLG: 0.440 Jeff Huggins, L OBP: 0.310, SLG: 0.440 77 Daniel Garibay, L OBP: 0.310, SLG: 0.440 Gerrit Cole, R OBP: 0.310, SLG: 0.440 Randy Arozarena, R OBP: 0.310, SLG: 0.440			G5-3									2	0	0	0	0	1	0								
Inning Stats	R: 0 E: 0 K: 2 S: 13	H: 0 LOB: 2 P: 25	R: 0 E: 0 K: 2 S: 8	H: 0 LOB: 0 BB: 0 P: 14	R: 0 E: 0 K: 0 S: 9	H: 0 LOB: 3 BB: 3 P: 23	R: 0 E: 0 K: 3 S: 10	H: 0 LOB: 0 BB: 0 P: 13	R: 0 E: 0 K: 1 S: 11	H: 1 LOB: 2 BB: 1 P: 24	R: 0 E: 0 K: 2 S: 12	H: 0 LOB: 0 BB: 0 P: 19	R: 2 E: 0 K: 1 S: 17	H: 2 LOB: 0 BB: 0 P: 23	R: 0 E: 1 K: 0 S: 5	H: 0 LOB: 0 BB: 0 P: 9	R: 0 E: 0 K: 1 S: 8	H: 0 LOB: 0 BB: 0 P: 10	R: 1 E: 0 K: 0 S: 12	H: 1 LOB: 2 BB: 2 P: 24	1B: 0 2B: 2 3B: 0 HR: 2	SF: 1 SAC: 0 DP: 0 HBP: 0	WP: 0 PB: 0 SB: 0 CS: 1	PA: 46		
PITCHER	IP 6.0	WLS 26	BF 26	H 7	R 0	ER 0	SO 11	BB 7	IBB 0	HBP 0	BLK 0	WP 0	HR 0	S 64	P 120	ERA 0.00	WHIP 1.333									
Russ Ortiz, R ERA: 6.24	(1, 1)																									
Felix Rodriguez, R ERA: 1.82	(7, 1)	1.0	H	3	0	0	0	2	0	0	0	0	0	0	12	19	0.00	0.000								
John Johnstone, R ERA: 5.92	(8, 1)	2.0	B	8	2	2	2	1	0	0	0	0	2	22	32	9.00	1.000									
Robb Nen, R ERA: 2.2	(10, 1)	1.0		3	0	0	0	1	0	0	0	0	0	8	10	0.00	0.000									
Aaron Fultz, L ERA: 6.31	(11, 1)	1.0	L	6	1	1	1	0	2	0	0	0	0	12	24	9.00	3.000									

Chicago Cubs @ San Francisco Giants
PacBell Park, San Francisco, CA
Sat May 27 2000, 4:05 PM EDT
Att. 40,930 - Sunny - 64 F

AB	36
R	3
H	4
RBI	3
BB	9
SO	15
LOB	15



Batter	1	2	3	4	5	6	7	8	9	10	11	AB	R	H	RBI	BB	SO	LOB	BOTTOM							
Marvin Benard, L OBP: 0.297, SLG: 0.312 Robb Nen, R OBP: 0.625, SLG: 0.909	F7				G3		B5-3		L4-6			5	0	1	0	0	0	3								
Terrell Lowery, R OBP: 0.625, SLG: 0.909												0	0	0	0	0	0	0								
Rich Aurilia, R OBP: 0.305, SLG: 0.344												5	1	2	0	0	0	1								
Barry Bonds, L OBP: 0.439, SLG: 0.807												4	1	0	0	0	3	1								
Jeff Kent, R OBP: 0.411, SLG: 0.627												4	0	2	1	1	0	0								
Ellis Burks, R OBP: 0.430, SLG: 0.523 Aaron Fultz, L OBP: 1.000, SLG: 1.000												4	0	2	1	1	1	2								
Russ Davis, R OBP: 0.389, SLG: 0.358 Bill Mueller, S OBP: 0.346, SLG: 0.398												3	0	0	0	0	0	4								
Bill Mueller, S OBP: 0.346, SLG: 0.398												1	0	0	0	1	0	0								
J.T. Snow, L OBP: 0.361, SLG: 0.432												5	0	1	0	0	1	5								
Bobby Estealella, R OBP: 0.416, SLG: 0.612 Calvin Murray, R OBP: 0.413, SLG: 0.443												3	0	0	0	1	2	1								
Russ Ortiz, R OBP: 0.340, SLG: 0.316 Felix Rodriguez, R ERA: 1.82 Armando Rios, L OBP: 0.310, SLG: 0.440 John Johnstone, R ERA: 5.92 Ramon Martinez, R OBP: 0.310, SLG: 0.440 Doug Mirabello, R OBP: 0.290, SLG: 0.370												2	0	1	0	0	0	0								
Inning Stats	R: 2 E: 0 K: 0 S: 13	H: 3 LOB: 2 P: 20	R: 0 E: 0 K: 1 S: 11	H: 1 LOB: 1 BB: 0 P: 18	R: 0 E: 0 K: 1 S: 7	H: 0 LOB: 1 BB: 1 P: 15	R: 0 E: 0 K: 2 S: 9	H: 1 LOB: 1 BB: 0 P: 15	R: 0 E: 0 K: 1 S: 5	H: 1 LOB: 0 BB: 0 P: 10	R: 0 E: 0 K: 0 S: 6	H: 0 LOB: 0 BB: 0 P: 7	R: 0 E: 0 K: 0 S: 8	H: 0 LOB: 0 BB: 0 P: 10	R: 0 E: 0 K: 0 S: 11	H: 2 LOB: 1 BB: 1 P: 20	R: 0 E: 0 K: 0 S: 4	H: 0 LOB: 1 BB: 1 P: 12	R: 0 E: 0 K: 2 S: 9	H: 0 LOB: 1 BB: 1 P: 21	R: 0 E: 0 K: 0 S: 9	H: 1 LOB: 1 BB: 0 P: 11	1B: 6 2B: 4 3B: 1 HR: 0	SF: 0 SAC: 1 DP: 2 HBP: 1	WP: 0 PB: 0 SB: 1 CS: 1	PA: 45
PITCHER	IP 6.0	WLS 26	BF 26	H 7	R 2	ER 2	SO 5	BB 1	IBB 0	HBP 0	BLK 0	WP 0	HR 0	S 51	P 85	ERA 3.00	WHIP 1.333									
Scott Downs, L ERA: 6.55	(1, 1)																									
Tim Worrell, R ERA: 6.48	(7, 1)	1.0		3	0	0	0	1	0	0	0	0	0	8	10	0.00	0.000									
Felix Heredia, L ERA: 5.14	(8, 1)	0.1		1	0	0	0	0	0	0	0	0	0	3	3	0.00	0.000									
Todd Van Poppel, R ERA: 2.81	(8, 1)	0.2		4	1	0	0	0	1	0	0	0	0	8	17	0.00	3.000									
76 Daniel Garibay, L ERA: 2.81	(9, 1)	2.0	W	7	0	0	0	2	2	0	0	0	0	13	33	0.00	1.000									

Chicago Cubs @ San Francisco Giants
PacBell Park, San Francisco, CA
Sat May 27 2000, 4:05 PM EDT
Att. 40,930 - Sunny - 64 F

AB	39
R	2
H	9
RBI	2
BB	4
SO	8
LOB	19



Batter	1	2	3	4	5	6	7	8	9	AB	R	H	RBI	BB	SO	LOB	TOP		
Eric Young Sr. R OBP: 0.361, SLG: 0.448	2-1 SH5-3 SF 2B	3-2 1-3 2B		2-2 F8		1-2 F8		4-2 S BB		4	1	2	0	1	0	0	Chicago Cubs @ San Francisco Giants PacBell Park, San Francisco, CA Sun May 28 2000, 4:05 PM EDT Att: 40,930 - Cloudy - 67 F		
Joe Girardi R OBP: 0.369, SLG: 0.404	0-0 SH5-3 2-3	1-0 F9		3-2 G5-3		0-0 G5-3		2-2 F8 1-2		4	0	0	0	0	0	4			
Sammy Sosa R OBP: 0.415, SLG: 0.640	2-1 SF FC6-4 1B 3-H	4-0 IBB		0-0 F8			1-1 1B		2-0 HR	3	2	2	2	1	0	0			
Glenallen Hill, R OBP: 0.329, SLG: 0.577 Dave Martinez, L OBP: 0.292, SLG: 0.317	0-0 FC6-4 1B 1-2	2-3 K			2-0 G5-3		2-2 F8		0-0 P6	4	0	1	0	0	1	4			
15 Julio Zuleta R OBP: 0.250, SLG: 0.367	3-2 FC6-4 1B 1-2 2-3	3-2 G6-3			1-2 F3		1-3 K		2-2 G6-3	5	1	0	0	0	1	6			
Willie Greene L OBP: 0.360, SLG: 0.533	4-2 1B 1-2 BB		2-2 G4-3		1-0 FC6-4 2B		0-3 K		2-0 G3	4	0	1	0	1	1	1			
Damon Buford R OBP: 0.328, SLG: 0.445	3-2 1-2 2-H 3-H 1B		4-1 BB		4-2 FC6-4 BB			1-1 E6 SH1-4		2	0	1	2	2	0	0			
Jose Nieves R OBP: 0.256, SLG: 0.322	0-0 G4-3		0-1 F7		1-0 FC6-4 1-2 2-3			0-1 SH1-4 2-3		3	0	0	0	0	0	5			
34 Kerry Wood R OBP: 0.273, SLG: 0.545 Raul Gonzalez R (8, PH) Felix Heredia, L (8, 1) Todd Van Poppel, R (8, 1) Rick Aguilera, R (9, 1)		2-0 2B 1B	1-2 G4-3			1-3 K		1-3 K		3	0	1	0	0	1	1			
Inning Stats	R: 3 E: 1 K: 0 S: 18	H: 3 LOB: 2 BB: 1 P: 32	R: 0 E: 0 K: 1 S: 13	H: 2 LOB: 3 BB: 1 P: 28	R: 0 E: 0 K: 0 S: 9	H: 0 LOB: 1 BB: 1 P: 16	R: 0 E: 0 K: 0 S: 10	H: 0 LOB: 0 BB: 0 P: 15	R: 0 E: 0 K: 1 S: 11	H: 1 LOB: 2 BB: 0 P: 18	R: 0 E: 0 K: 2 S: 12	H: 1 LOB: 1 BB: 0 P: 16	R: 0 E: 1 K: 1 S: 13	H: 0 LOB: 2 BB: 1 P: 21	R: 1 E: 0 K: 0 S: 8	H: 1 LOB: 0 BB: 0 P: 14		1B: 4 2B: 3 3B: 0 HR: 1	SF: 1 SAC: 2 DP: 0 HBP: 0
PITCHER	IP WLS BF H R ER SO BB IBB HBP BLK WP HR S P ERA WHIP	5.0 L 26 6 3 1 1 3 1 0 0 0 0 59 109 1.80 1.800	2.2 10 1 0 0 4 0 0 0 0 0 0 30 38 0.00 0.375	1.1 6 1 1 1 0 1 0 0 0 0 1 14 26 6.75 1.500															

Batter	1	2	3	4	5	6	7	8	9	AB	R	H	RBI	BB	SO	LOB	BOTTOM			
Marvin Benard, L OBP: 0.295, SLG: 0.306 Felix Rodriguez, R (8, 1)	4-1 BB		3-2 F8		3-3 K		2-3 K			3	0	0	0	1	2	4	Chicago Cubs @ San Francisco Giants PacBell Park, San Francisco, CA Sun May 28 2000, 4:05 PM EDT Att: 40,930 - Cloudy - 67 F			
Bill Mueller, S OBP: 0.349, SLG: 0.396	3-1 F7		2-3 K		4-2 1-2 2-3 BB			0-1 1B 1B		3	0	1	0	1	2					
Barry Bonds, L OBP: 0.429, SLG: 0.785	1-0 P4			3-2 G3-1	2-1 G2-3 3-H			1-3 K		4	0	0	0	0	1	5				
Jeff Kent, R OBP: 0.412, SLG: 0.630	0-2 F9			0-1 2B		0-0 F8		0-0 1-2 1B		4	0	2	0	0	0	1				
J.T. Snow, L OBP: 0.353, SLG: 0.422			0-3 K		0-0 F5		1-3 K		1-3 K	4	0	0	0	0	3	3				
Ellis Burks, R OBP: 0.419, SLG: 0.500		1-1 G6-3		3-1 F7		0-1 G4-3		2-1 F8		4	0	0	0	0	0	3				
Rich Aurilia, R OBP: 0.309, SLG: 0.340		0-2 G6-3			4-0 2B BB		4-1 B1-6-4 BB BB		0-0 G5-3	2	1	0	0	2	0	0				
Doug Mirabeli, R OBP: 0.313, SLG: 0.398 Ramon Martinez, R (9, PH) Kirk Rueter, L (1, 1) Armando Rios, L (5, PH) Aaron Fultz, L OBP: 0.500, SLG: 0.500 Calvin Murray, R OBP: 0.407, SLG: 0.437			2-0 SH1-4 1B		2-1 BB G2-3 2B 1-H		4-1 B1-6-4 BB BB		2-3 K	2	0	2	1	1	0	0				
Inning Stats	R: 0 E: 0 K: 0 S: 7	H: 0 LOB: 1 BB: 1 P: 15	R: 0 E: 0 K: 1 S: 9	H: 0 LOB: 0 BB: 0 P: 10	R: 0 E: 0 K: 1 S: 9	H: 1 LOB: 1 BB: 0 P: 17	R: 0 E: 0 K: 0 S: 8	H: 1 LOB: 1 BB: 0 P: 14	R: 1 E: 0 K: 1 S: 14	H: 1 LOB: 2 BB: 3 P: 33	R: 0 E: 0 K: 1 S: 6	H: 0 LOB: 0 BB: 0 P: 7	R: 0 E: 0 K: 2 S: 12	H: 2 LOB: 2 BB: 0 P: 16	R: 0 E: 0 K: 1 S: 6	H: 0 LOB: 0 BB: 0 P: 10		1B: 3 2B: 2 3B: 0 HR: 0	SF: 0 SAC: 1 DP: 2 HBP: 0	WP: 0 PA: 36 PB: 0 SB: 0 CS: 0
PITCHER	IP WLS BF H R ER SO BB IBB HBP BLK WP HR S P ERA WHIP	7.0 W 28 3 1 1 5 6 0 0 0 0 0 6 7 1.29 1.286	0.1 H 2 1 0 0 1 0 0 0 0 0 0 6 7 0.00 3.000	0.2 H 3 1 0 0 1 0 0 0 0 0 0 6 9 0.00 1.500	1.0 S 3 0 0 0 1 0 0 0 0 0 0 6 10 0.00 0.000															



Batter	1	2	3	4	5	6	7	8	9	AB	R	H	RBI	BB	SO	LOB	TOP					
Quilvio Veras, S OBP: 0.421, SLG: 0.407	4-1 BB		1-3 K			1-3 K			2-1 B5	3	0	0	0	1	2	0	Atlanta Braves @ Chicago Cubs Wrigley Field, Chicago, IL Mon May 29 2000, 3:05 PM CDT Att: 40,123 - Cloudy - 64 F					
Andruw Jones, R OBP: 0.433, SLG: 0.610	0-1 F7			1-2 F8			0-3 K		0-3 K	4	0	0	0	0	2	1						
10 Chipper Jones, S OBP: 0.389, SLG: 0.548 Keith Lockhart, L OBP: 0.327, SLG: 0.480	0-0 F9			1-3 K			1-3 K		1-2 F9	3	0	0	0	0	2	1						
Andres Galarraga, R OBP: 0.406, SLG: 0.631	1-3 K			3-3 K			0-1 HR			3	1	1	1	0	2	1						
Brian Jordan, R OBP: 0.347, SLG: 0.549		2-2 G6-3			1-3 K					3	0	0	0	0	2	0						
Reggie Sanders, R OBP: 0.228, SLG: 0.184		3-3 K			2-1 L8				1-1 G5-3	3	0	0	0	0	1	0						
Rafael Furcal, S OBP: 0.405, SLG: 0.375		1-2 G4-3			1-1 G4-3				3-2 1B	3	0	1	0	0	0	0						
Fernando Lunar, R OBP: 0.211, SLG: 0.118			2-2 G4-3		1-3 K			2-0 F8		3	0	0	0	0	1	1						
Greg Maddux, R OBP: 0.233, SLG: 0.310			1-3 K		1-2 G5-3			0-1 L7		3	0	0	0	0	1	1						
Inning Stats	R: 0 E: 0 K: 1 S: 8	H: 0 LOB: 1 BB: 1 P: 12	R: 0 E: 0 K: 1 S: 10	H: 0 LOB: 0 BB: 0 P: 16	R: 0 E: 0 K: 2 S: 10	H: 0 LOB: 0 BB: 0 P: 14	R: 0 E: 0 K: 2 S: 11	H: 0 LOB: 0 BB: 0 P: 16	R: 0 E: 0 K: 1 S: 8	H: 0 LOB: 0 BB: 0 P: 12	R: 1 E: 0 K: 3 S: 12	H: 1 LOB: 0 BB: 0 P: 16	R: 0 E: 0 K: 0 S: 11	H: 1 LOB: 1 BB: 0 P: 17	R: 0 E: 0 K: 1 S: 10	H: 0 LOB: 0 BB: 0 P: 13	1B: 1 2B: 0 3B: 0 HR: 1	SF: 0 SAC: 0 DP: 0 HBP: 0	WP: 0 PB: 0 SB: 0 CS: 0	PA: 30		
PITCHER	IP WLS BF H R ER SO BB IBB HBP BLK WP HR S P ERA WHIP	8.0 L 27 2 1 1 12 1 0 0 0 0 1 80 116 1.12 0.375	1.0 3 0 0 0 1 0 0 0 0 0 0 10 13 0.00 0.000																			

Batter	1	2	3	4	5	6	7	8	9	AB	R	H	RBI	BB	SO	LOB	BOTTOM					
Eric Young Sr., R OBP: 0.359, SLG: 0.444	2-1 G3 G4-3 1B		1-0 P6		0-1 G5-3			1-1 G5-3		4	0	1	0	0	0	0	Atlanta Braves @ Chicago Cubs Wrigley Field, Chicago, IL Mon May 29 2000, 3:05 PM CDT Att: 40,123 - Cloudy - 64 F					
Dave Martinez, L OBP: 0.288, SLG: 0.329	0-0 G4-3		1-1 1B		1-1 G4-3			2-2 G4-3 2B		4	0	2	0	0	0	1						
Sammy Sosa, R OBP: 0.408, SLG: 0.627	1-1 G3		1-0 L8		0-0 G6-3			0-2 G4-3		4	0	0	0	0	0	3						
Henry Rodriguez, L OBP: 0.325, SLG: 0.601	0-0 F8			2-2 1B G1-2-3 2B	0-0 G4-3			2-3 K		4	0	1	0	0	1	2						
Jeff Reed, L OBP: 0.370, SLG: 0.356		2-1 G4-3		1-0 F8		4-1 BB		1-3 K		3	0	0	0	1	1	1						
Willie Greene, L OBP: 0.355, SLG: 0.519		0-0 L3		0-0 HBP 1B		2-3 K		1-3 K		4	0	1	0	0	2	1						
Damon Buford, R OBP: 0.337, SLG: 0.446		4-0 FC4 BB		1-1 HBP 1B			1-3 K		1-2 1B	2	0	1	0	1	1	0						
Jose Nieves, R OBP: 0.246, SLG: 0.306 Glenallen Hill, R OBP: 0.326, SLG: 0.570	1-1 FC4			0-0 G1-2-3			0-3 K		0-2 G5-3	3	0	0	0	0	1	4						
Jon Lieber, L OBP: 0.129, SLG: 0.161 Todd Van Poppel, R OBP: 0.337, SLG: 0.446			2-3 K		2-3 K			1-2 G5-3		3	0	0	0	0	2	0						
Inning Stats	R: 0 E: 0 K: 0 S: 6	H: 1 LOB: 1 BB: 0 P: 9	R: 0 E: 0 K: 0 S: 5	H: 0 LOB: 1 BB: 1 P: 12	R: 0 E: 0 K: 1 S: 7	H: 1 LOB: 0 BB: 0 P: 12	R: 0 E: 0 K: 0 S: 8	H: 2 LOB: 2 BB: 0 P: 12	R: 0 E: 0 K: 1 S: 7	H: 0 LOB: 0 BB: 0 P: 10	R: 0 E: 0 K: 1 S: 6	H: 0 LOB: 0 BB: 1 P: 12	R: 0 E: 0 K: 2 S: 9	H: 0 LOB: 0 BB: 0 P: 11	R: 0 E: 0 K: 1 S: 14	H: 1 LOB: 1 BB: 0 P: 17	R: 0 E: 0 K: 2 S: 13	H: 1 LOB: 1 BB: 0 P: 16	1B: 4 2B: 2 3B: 0 HR: 0	SF: 0 SAC: 0 DP: 1 HBP: 1	WP: 0 PB: 0 SB: 0 CS: 0	PA: 35
PITCHER	IP WLS BF H R ER SO BB IBB HBP BLK WP HR S P ERA WHIP	9.0 W 35 6 0 0 8 2 0 1 0 0 75 111 0.00 0.889																				

AB	29
R	1
H	2
RBI	1
BB	1
SO	13
LOB	5


AB	32
R	0
H	6
RBI	0
BB	2
SO	8
LOB	13




Batter	1	2	3	4	5	6	7	8	9	AB	R	H	RBI	BB	SO	LOB	TOP			
Quilvio Veras, S OBP: 0.421, SLG: 0.409	F7	K				E3			CS BB	4	0	1	0	1	1	1	Atlanta Braves @ Chicago Cubs Wrigley Field, Chicago, IL Tue May 30 2000, 7:05 PM CDT Att: 35,511 - Cloudy - 74 F			
Andruw Jones, R OBP: 0.428, SLG: 0.597	F S BB		F8		G5-3		G5-3		G3	4	0	0	0	1	0	3				
10 Chipper Jones, S OBP: 0.382, SLG: 0.536	F9		F7			G4-3	P6			4	0	0	0	0	0	2				
Andres Galarraga, R OBP: 0.403, SLG: 0.640	F9		G5-3			HR	K			4	1	1	1	0	1	2				
Brian Jordan, R OBP: 0.351, SLG: 0.547		HR 1B		G5-3		2B 1B		K		4	2	2	0	0	1	0				
Javy Lopez, R OBP: 0.324, SLG: 0.457		HR		L7		1B FC4-6		K		4	2	2	3	0	1	0				
Reggie Sanders, R OBP: 0.237, SLG: 0.206		G5-3		F9		FC4-6 1B		2B		4	0	2	0	0	0	0				
Rafael Furcal, S OBP: 0.401, SLG: 0.386					P3	FC4-6		L8		4	0	1	1	0	0	2				
Terry Mulholland, R OBP: 0.304, SLG: 0.391					K				G3	3	0	0	0	0	3	2	livebaseballscores.com AB 36 R 5 H 9 RBI 5 BB 2 SO 7 LOB 12 Braves			
Keith Lockhart, L OBP: 0.351, SLG: 0.471		K			K					1	0	0	0	0	0	0				
John Rocker, R										0	0	0	0	0	0	0				
Mike Remlinger, L										0	0	0	0	0	0	0				
Inning Stats	R: 0 E: 0 K: 0 S: 12	H: 0 LOB: 1 BB: 1 P: 21	R: 2 E: 0 K: 2 S: 13	H: 3 LOB: 1 BB: 0 P: 21	R: 0 E: 0 K: 0 S: 4	H: 0 LOB: 0 BB: 0 P: 6	R: 0 E: 0 K: 0 S: 7	H: 0 LOB: 0 BB: 0 P: 11	R: 0 E: 1 K: 1 S: 12	H: 4 LOB: 1 BB: 0 P: 19	R: 0 E: 0 K: 1 S: 15	H: 1 LOB: 1 BB: 0 P: 24	R: 0 E: 0 K: 2 S: 11	H: 1 LOB: 1 BB: 0 P: 13	R: 0 E: 0 K: 0 S: 6	H: 0 LOB: 0 BB: 1 P: 11		1B: 3 2B: 3 3B: 1 HR: 2	SF: 0 SAC: 0 DP: 0 HBP: 0	WP: 0 PA: 38 PB: 0 CS: 1
PITCHER	IP	WLS	BF	H	R	ER	SO	BB	IBB	HBP	BLK	WP	HR	S	P	ERA		WHIP		
Ruben Quevedo, R ERA: 14.9	6.0	L	27	7	5	5	4	1	0	0	0	0	2	66	102	7.50		1.333		
Tim Worrell, R ERA: 5.23	2.0		8	2	0	0	3	0	0	0	0	0	0	26	37	0.00		1.000		
Matt Karchner, R ERA: 5.23	1.0		3	0	0	0	0	1	0	0	0	0	0	6	11	0.00	1.000			

Batter	1	2	3	4	5	6	7	8	9	AB	R	H	RBI	BB	SO	LOB	BOTTOM				
Eric Young Sr., R OBP: 0.361, SLG: 0.450	G5-4-3 1B		G4-3							4	0	2	0	0	1	1	Atlanta Braves @ Chicago Cubs Wrigley Field, Chicago, IL Tue May 30 2000, 7:05 PM CDT Att: 35,511 - Cloudy - 74 F				
Joe Girardi, R OBP: 0.366, SLG: 0.424	G5-4-3 1-2			K	G6-3			HR		4	1	1	1	0	1	3					
Sammy Sosa, R OBP: 0.401, SLG: 0.615	F9			L6			F9	F9		4	0	0	0	0	0	0					
Glenallen Hill, R OBP: 0.322, SLG: 0.554		G6-3		FC5-4 15 1B		G6-3			K	4	0	1	0	0	1	0					
15 Julio Zuleta, R OBP: 0.250, SLG: 0.353		G5-3		FC5-4 1-2		F9		BB BB 1B		4	0	1	0	0	0	1					
Willie Greene, L OBP: 0.351, SLG: 0.506		G4-3			G6-4-3 1B 1B		G4-3	F8		4	1	1	0	0	0	1					
Damon Buford, R OBP: 0.350, SLG: 0.452				WP SH2-4 BB		G6-4-3 1B		G6-3 1B		2	0	2	0	2	0	0					
Jose Nieves, R OBP: 0.239, SLG: 0.297					F9		G6-3			2	0	0	0	0	0	3					
Jeff Huson, L OBP: 0.259, SLG: 0.250							G6-3			1	0	0	0	1	0	1					
Ruben Quevedo, R OBP: 1.000, SLG: 1.000										1	0	1	1	0	0	0					
Tim Worrell, R										0	0	0	0	0	0	0					
Chad Meyers, R (8, PH)										1	0	0	0	0	0	0					
Matt Karchner, R										0	0	0	0	0	0	0					
Henry Rodriguez, L OBP: 0.322, SLG: 0.597										1	0	0	0	0	1	3					
Inning Stats	R: 0 E: 0 K: 0 S: 4	H: 1 LOB: 0 BB: 0 P: 7	R: 0 E: 0 K: 0 S: 9	H: 0 LOB: 0 BB: 0 P: 11	R: 0 E: 0 K: 0 S: 10	H: 0 LOB: 1 BB: 1 P: 21	R: 0 E: 0 K: 1 S: 9	H: 1 LOB: 1 BB: 0 P: 13	R: 0 E: 0 K: 0 S: 13	H: 4 LOB: 2 BB: 0 P: 18	R: 0 E: 0 K: 0 S: 5	H: 0 LOB: 0 BB: 0 P: 7	R: 0 E: 0 K: 0 S: 5	H: 1 LOB: 0 BB: 0 P: 7	R: 1 E: 0 K: 1 S: 6	H: 1 LOB: 0 BB: 0 P: 10	R: 0 E: 0 K: 2 S: 14	H: 1 LOB: 3 BB: 2 P: 25	1B: 7 2B: 1 3B: 0 HR: 1	SF: 0 SAC: 1 DP: 3 HBP: 0	WP: 1 PA: 36 PB: 0 CS: 0
PITCHER	IP	WLS	BF	H	R	ER	SO	BB	IBB	HBP	BLK	WP	HR	S	P	ERA	WHIP				
Terry Mulholland, L ERA: 5.19	8.0	W	30	8	2	2	2	1	0	0	0	0	1	61	94	2.25	1.125				
John Rocker, L ERA: 4.41	0.2	H	5	1	0	0	1	2	0	0	0	0	0	11	21	0.00	4.500				
Mike Remlinger, L ERA: 2.08	0.1	S	1	0	0	0	1	0	0	0	0	0	0	3	4	0.00	0.000				




Batter	1	2	3	4	5	6	7	8	9	AB R H RBI BB SO LOB	TOP																								
											<p style="text-align: center;">Atlanta Braves @ Chicago Cubs Wrigley Field, Chicago, IL Wed May 31 2000, 1:20 PM CDT</p> <p style="text-align: right;">livebaseballscorecards.com</p> <p>AB 0 R 0 H 0 RBI 0 BB 0 SO 0 LOB 0</p> 																								
Inning Stats										1B: 0 SF: 0 2B: 0 SAC: 0 3B: 0 DP: 0 HR: 0 HBP: 0	WP: 0 PA: 0 FB: 0 SB: 0 CS: 0																								
PITCHER	IP	WLS	BF	H	R	ER	SO	BB	IBB	HBP	BLK	WP	HR	S	P	ERA	WHIP	PITCHER	IP	WLS	BF	H	R	ER	SO	BB	IBB	HBP	BLK	WP	HR	S	P	ERA	WHIP

Batter	1	2	3	4	5	6	7	8	9	AB R H RBI BB SO LOB	BOTTOM																								
											<p style="text-align: center;">Atlanta Braves @ Chicago Cubs Wrigley Field, Chicago, IL Wed May 31 2000, 1:20 PM CDT</p> <p style="text-align: right;">livebaseballscorecards.com</p> <p>AB 0 R 0 H 0 RBI 0 BB 0 SO 0 LOB 0</p> 																								
Inning Stats										1B: 0 SF: 0 2B: 0 SAC: 0 3B: 0 DP: 0 HR: 0 HBP: 0	WP: 0 PA: 0 FB: 0 SB: 0 CS: 0																								
PITCHER	IP	WLS	BF	H	R	ER	SO	BB	IBB	HBP	BLK	WP	HR	S	P	ERA	WHIP	PITCHER	IP	WLS	BF	H	R	ER	SO	BB	IBB	HBP	BLK	WP	HR	S	P	ERA	WHIP

Batter	1	2	3	4	5	6	7	8	9	AB	R	H	RBI	BB	SO	LOB	TOP					
Quilvio Veras, S OBP: 0.417, SLG: 0.406	F7		K			F8				4	0	1	0	0	1	1	Atlanta Braves @ Chicago Cubs Wrigley Field, Chicago, IL Thu Jun 01 2000, 11:05 AM CDT Att: 5,267 - Cloudy - 74 F					
Andruw Jones, R OBP: 0.425, SLG: 0.590	G5-3			K			10 1B HR	K		4	1	1	0	0	2	1						
10 Chipper Jones, S OBP: 0.384, SLG: 0.533				G3-1			1B HR			3	1	1	0	1	1	0						
Andres Galarraga, R OBP: 0.400, SLG: 0.648				L4			1B HR			4	1	1	3	0	1	1						
Brian Jordan, R OBP: 0.348, SLG: 0.539					G5-3		G4-3			4	0	1	0	0	0	0						
Javy Lopez, R OBP: 0.324, SLG: 0.451					G6-3		G6-4-3 BB			2	0	0	0	1	0	1						
Reggie Sanders, R OBP: 0.231, SLG: 0.200							G6-4-3 BB			3	0	0	0	0	1	1						
Rafael Furcal, S OBP: 0.400, SLG: 0.385										3	0	1	0	0	2	0						
Tom Glavine, L OBP: 0.241, SLG: 0.192										1	0	0	0	0	0	1						
Keith Lockhart, L OBP: 0.319, SLG: 0.682										1	0	0	0	0	0	0						
Kerry Ligtenberg, R OBP: 0.319, SLG: 0.682										0	0	0	0	0	0	0						
Bruce Chen, L OBP: 0.319, SLG: 0.682										0	0	0	0	0	0	0						
Wally Joyner, L OBP: 0.320, SLG: 0.302										1	0	0	0	0	1	0						
Rudy Seanez, R OBP: 0.320, SLG: 0.302										0	0	0	0	0	0	0						
Inning Stats	R: 0 E: 0 K: 1 S: 8	H: 0 LOB: 1 BB: 1 P: 18	R: 0 E: 0 K: 0 S: 3	H: 1 LOB: 0 BB: 0 P: 7	R: 0 E: 0 K: 1 S: 7	H: 1 LOB: 1 BB: 0 P: 8	R: 0 E: 0 K: 1 S: 8	H: 0 LOB: 0 BB: 0 P: 12	R: 0 E: 0 K: 1 S: 9	H: 0 LOB: 0 BB: 0 P: 10	R: 3 E: 0 K: 0 S: 16	H: 3 LOB: 0 BB: 1 P: 29	R: 0 E: 0 K: 3 S: 13	H: 1 LOB: 1 BB: 0 P: 21	R: 0 E: 0 K: 1 S: 6	H: 0 LOB: 0 BB: 0 P: 9	1B: 5 2B: 1 3B: 0 HR: 1	SF: 0 SAC: 0 DP: 3 HBP: 0	WP: 0 PB: 0 SB: 0 CS: 1	PA: 32		
PITCHER	IP WLS BF H R ER SO BB IBB HBP BLK WP HR S P ERA WHIP	7.0 W 25 5 3 3 5 2 0 0 0 0 0 1 58 96 3.86 1.000	1.0 H 4 1 0 0 3 0 0 0 0 0 0 0 13 21 0.00 1.000	0.1 H 1 0 0 0 1 0 0 0 0 0 0 0 3 4 0.00 0.000	0.2 S 2 0 0 0 0 0 0 0 0 0 0 0 3 5 0.00 0.000																	

Batter	1	2	3	4	5	6	7	8	9	AB	R	H	RBI	BB	SO	LOB	BOTTOM				
Eric Young Sr., R OBP: 0.370, SLG: 0.462	SH1-4 1B		S 2B	S CS 1B		S 2B		F9		5	2	4	0	0	0	0	Atlanta Braves @ Chicago Cubs Wrigley Field, Chicago, IL Thu Jun 01 2000, 11:05 AM CDT Att: 5,267 - Cloudy - 74 F				
Joe Girardi, R OBP: 0.377, SLG: 0.446	SH1-4 1B		S 2B	S CS 1B		S 2B		G5-3		3	1	2	2	1	0	0					
Mark Grace, L OBP: 0.427, SLG: 0.469				F7		F8		F8		4	0	1	1	1	0	3					
Sammy Sosa, R OBP: 0.402, SLG: 0.609				2H 1B						2	0	0	0	2	2	3					
Glenallen Hill, R OBP: 0.309, SLG: 0.529										4	0	0	0	0	2	6					
Dave Martinez, L OBP: 0.288, SLG: 0.329				F7		K		K		0	0	0	0	0	0	0					
Willie Greene, L OBP: 0.347, SLG: 0.488						S HR BB		F8		3	1	0	0	1	2	1					
Damon Buford, R OBP: 0.357, SLG: 0.476						1H HR				3	1	2	2	1	1	0					
Jeff Huson, L OBP: 0.226, SLG: 0.214						G4-3		F7		4	0	0	0	0	3						
Kevin Tapani, R OBP: 0.148, SLG: 0.296										3	0	0	0	0	1	0					
15 Julio Zuleta, R OBP: 0.243, SLG: 0.343										1	0	0	0	0	1	1					
Todd Van Poppel, R OBP: 0.243, SLG: 0.343										0	0	0	0	0	0	0					
Felix Heredia, L OBP: 0.243, SLG: 0.343										0	0	0	0	0	0	0					
Rick Aguilera, R OBP: 0.243, SLG: 0.343										0	0	0	0	0	0	0					
Inning Stats	R: 0 E: 0 K: 1 S: 9	H: 1 LOB: 2 BB: 1 P: 17	R: 0 E: 0 K: 2 S: 9	H: 0 LOB: 0 BB: 0 P: 11	R: 2 E: 0 K: 1 S: 18	H: 3 LOB: 1 BB: 0 P: 27	R: 2 E: 0 K: 1 S: 24	H: 2 LOB: 2 BB: 2 P: 39	R: 0 E: 0 K: 2 S: 8	H: 0 LOB: 0 BB: 2 P: 20	R: 1 E: 0 K: 1 S: 11	H: 2 LOB: 1 BB: 1 P: 22	R: 0 E: 0 K: 1 S: 10	H: 1 LOB: 1 BB: 0 P: 17	R: 0 E: 0 K: 0 S: 8	H: 0 LOB: 0 BB: 0 P: 12	1B: 4 2B: 4 3B: 0 HR: 1	SF: 0 SAC: 1 DP: 0 HBP: 0	WP: 0 PB: 0 SB: 5 CS: 1	PA: 39	
PITCHER	IP WLS BF H R ER SO BB IBB HBP BLK WP HR S P ERA WHIP	5.0 L 26 6 4 4 7 4 1 0 0 0 0 0 11 22 9.00 2.000	1.0 6 2 1 1 1 0 1 0 0 0 0 0 10 17 0.00 1.000	1.0 4 1 0 0 1 0 0 0 0 0 0 0 8 12 0.00 0.000																	



Batter	1	2	3	4	5	6	7	8	9	AB	R	H	RBI	BB	SO	LOB	TOP										
Brad Ausmus, R OBP: 0.371, SLG: 0.337 (1, 2)										4	0	1	0	0	1	0	Detroit Tigers @ Chicago Cubs Wrigley Field, Chicago, IL Fri Jun 02 2000, 2:20 PM CDT Att: 37,785 - Sunny - 59 F										
Robert Fick, L OBP: 0.352, SLG: 0.329 (1, 3)										4	0	1	0	0	2	1											
Juan Encarnacion, R OBP: 0.353, SLG: 0.442 (1, 8)										4	0	1	0	0	1	1											
Juan Gonzalez, R OBP: 0.326, SLG: 0.537 (1, 9)										3	0	2	0	1	1	2											
Dean Palmer, R OBP: 0.347, SLG: 0.521 (1, 5)										4	0	0	0	0	1	3											
Bobby Higginson, L OBP: 0.346, SLG: 0.457 (1, 7)										4	0	1	0	0	1	1											
Damon Easley, R OBP: 0.290, SLG: 0.237 (1, 4)										4	0	2	0	0	1	1											
Deivi Cruz, R OBP: 0.285, SLG: 0.371 (1, 6)										3	0	0	0	0	0	4											
Hideo Nomo, R OBP: 0.333, SLG: 0.329 (8, PH)										2	0	0	0	0	0	1											
Doug Brocail, L OBP: 0.346, SLG: 0.477 (8, 1)										0	0	0	0	0	0	0											
Inning Stats	R: 0 E: 0 K: 2 S: 9	H: 0 LOB: 0 BB: 0 P: 14	R: 0 E: 0 K: 1 S: 10	H: 1 LOB: 1 BB: 0 P: 17	R: 0 E: 0 K: 0 S: 4	H: 0 LOB: 0 BB: 0 P: 6	R: 0 E: 0 K: 2 S: 10	H: 1 LOB: 1 BB: 0 P: 14	R: 0 E: 0 K: 1 S: 14	H: 1 LOB: 1 BB: 0 P: 23	R: 0 E: 0 K: 0 S: 6	H: 1 LOB: 0 BB: 0 P: 9	R: 0 E: 0 K: 0 S: 15	H: 2 LOB: 2 BB: 1 P: 25	R: 0 E: 0 K: 1 S: 13	H: 2 LOB: 2 BB: 0 P: 19	R: 0 E: 0 K: 1 S: 8	H: 0 LOB: 0 BB: 0 P: 13	1B: 7 2B: 0 3B: 1 HR: 0	SF: 0 SAC: 0 DP: 2 HBP: 0	WP: 0 PB: 0 SB: 0 CS: 0	PA: 34					
PITCHER	IP	WLS	BF	H	R	ER	SO	BB	IBB	HBP	BLK	WP	HR	S	P	ERA	WHIP										
Scott Downs, L ERA: 5.6 (1, 1)	7.2	W	30	8	0	0	6	1	0	0	0	0	0	76	121	0.00	1.174										
Tim Worrell, R ERA: 5.06 (8, 1)	0.1	H	1	0	0	0	1	0	0	0	0	0	0	5	6	0.00	0.000										
Rick Aguilera, R ERA: 6.0 (9, 1)	1.0	S	3	0	0	0	1	0	0	0	0	0	0	8	13	0.00	0.000										

AB	33
R	0
H	8
RBI	0
BB	1
SO	8
LOB	14



Batter	1	2	3	4	5	6	7	8	9	AB	R	H	RBI	BB	SO	LOB	BOTTOM										
Eric Young Sr., R OBP: 0.368, SLG: 0.459 (1, 4)										4	0	1	1	0	0	0	Detroit Tigers @ Chicago Cubs Wrigley Field, Chicago, IL Fri Jun 02 2000, 2:20 PM CDT Att: 37,785 - Sunny - 59 F										
Jeff Huson, L OBP: 0.229, SLG: 0.194 (1, 6)										3	0	0	0	1	0	1											
Mark Grace, L OBP: 0.423, SLG: 0.463 (1, 3)										4	0	1	0	0	1	0											
Sammy Sosa, R OBP: 0.404, SLG: 0.605 (1, 9)										3	0	1	0	1	1	0											
Henry Rodriguez, L OBP: 0.323, SLG: 0.589 (1, 7)										2	0	0	0	1	1	1											
Dave Martinez, L OBP: 0.286, SLG: 0.327 (7, PR) (8, 7)										1	0	0	0	0	0	3											
Willie Greene, L OBP: 0.346, SLG: 0.477 (1, 5)										2	0	0	0	1	1	1											
Jeff Reed, L OBP: 0.358, SLG: 0.342 (1, 2)										3	0	0	0	0	2	2											
Damon Buford, R OBP: 0.362, SLG: 0.495 (1, 8)										3	2	2	1	0	0	2											
Scott Downs, L OBP: 0.063, SLG: 0.063 (1, 1)										1	0	0	0	0	1	0											
Tim Worrell, R ERA: 2.79 (8, 1)										0	0	0	0	0	0	0											
Gary Matthews, S OBP: 0.286, SLG: 0.327 (8, PH)										1	0	0	0	0	1	0											
Rick Aguilera, R ERA: 4.78 (9, 1)										0	0	0	0	0	0	0											
Inning Stats	R: 0 E: 0 K: 1 S: 10	H: 0 LOB: 0 BB: 0 P: 14	R: 0 E: 0 K: 2 S: 9	H: 1 LOB: 0 BB: 0 P: 12	R: 1 E: 0 K: 1 S: 13	H: 2 LOB: 1 BB: 0 P: 17	R: 0 E: 0 K: 1 S: 6	H: 0 LOB: 0 BB: 0 P: 7	R: 1 E: 0 K: 2 S: 8	H: 1 LOB: 0 BB: 0 P: 12	R: 0 E: 0 K: 0 S: 7	H: 0 LOB: 0 BB: 0 P: 7	R: 0 E: 0 K: 0 S: 10	H: 0 LOB: 2 BB: 2 P: 23	R: 0 E: 0 K: 1 S: 18	H: 1 LOB: 3 BB: 2 P: 33	R: 0 E: 0 K: 1 S: 8	H: 0 LOB: 0 BB: 0 P: 13	1B: 4 2B: 0 3B: 0 HR: 1	SF: 0 SAC: 1 DP: 0 HBP: 0	WP: 0 PB: 0 SB: 1 CS: 1	PA: 32					
PITCHER	IP	WLS	BF	H	R	ER	SO	BB	IBB	HBP	BLK	WP	HR	S	P	ERA	WHIP										
Hideo Nomo, R ERA: 4.63 (1, 1)	6.1	L	24	4	2	2	7	2	0	0	0	0	0	4	8	0.00	0.947										
Danny Patterson, R ERA: 2.79 (7, 1)	0.2		2	0	0	0	0	0	0	0	0	0	0	4	8	0.00	0.000										
Doug Brocail, R ERA: 4.78 (8, 1)	1.0		6	1	0	0	1	2	0	0	0	0	0	18	33	0.00	3.000										

AB	27
R	2
H	5
RBI	2
BB	4
SO	8
LOB	10



Batter	1	2	3	4	5	6	7	8	9	AB	R	H	RBI	BB	SO	LOB	TOP										
Brad Ausmus, R OBP: 0.362, SLG: 0.327 (1, 2)	G1-3		K		G5-3		K		K	5	0	0	0	0	3	1	Detroit Tigers @ Chicago Cubs Wrigley Field, Chicago, IL Sat Jun 03 2000, 3:05 PM CDT Att: 40,061 - Sunny - 62 F										
Robert Fick, L OBP: 0.354, SLG: 0.325 (1, 3)	K			1B HBP BB	2B 1B		G4-3		K	4	1	1	0	1	2	1											
Juan Encarnacion, R OBP: 0.364, SLG: 0.452 (1, 8)	G6-3			1B HBP	2B			F8 2B 1B		3	2	2	0	0	0	0											
Juan Gonzalez, R OBP: 0.324, SLG: 0.530 (1, 9)		F9		HBP 1B 1B	G5-3			F8		4	0	1	1	0	0	3											
Bobby Higginson, L OBP: 0.339, SLG: 0.446 (1, 7)	L9			1B 2H	F7			F8		4	0	0	0	0	1	5											
Dean Palmer, R OBP: 0.351, SLG: 0.537 (1, 5)				K			G5-3		2B BB	3	2	1	1	1	1	2											
Damon Easley, R OBP: 0.301, SLG: 0.270 (1, 4)				HBP 1B			K		2B	4	0	2	3	0	2	0											
Deivi Cruz, R OBP: 0.284, SLG: 0.364 (1, 6)			F3		HBP		F8		G1-6-3	3	0	0	0	0	0	1											
Jeff Weaver, R (1, 1)			G6-3		K					3	0	0	0	0	2	3											
Matt Anderson, R (8, 1)										0	0	0	0	0	0	0											
Willie Blair, R (8, 1)										0	0	0	0	0	0	0											
Rich Becker, L OBP: 0.409, SLG: 0.396 (9, PH)									CS	0	0	0	0	1	0	0											
Todd Jones, L (9, 1)									BB	0	0	0	0	0	0	0											
Inning Stats	R: 0 E: 0 K: 1 S: 10	H: 0 LOB: 0 BB: 0 P: 15	R: 1 E: 0 K: 1 S: 7	H: 1 LOB: 0 BB: 0 P: 14	R: 0 E: 0 K: 1 S: 7	H: 0 LOB: 0 BB: 0 P: 10	R: 2 E: 0 K: 2 S: 18	H: 2 LOB: 3 BB: 1 P: 31	R: 0 E: 0 K: 1 S: 11	H: 2 LOB: 2 BB: 0 P: 15	R: 0 E: 0 K: 1 S: 6	H: 0 LOB: 0 BB: 0 P: 8	R: 0 E: 0 K: 2 S: 10	H: 0 LOB: 0 BB: 0 P: 16	R: 2 E: 0 K: 0 S: 11	H: 2 LOB: 1 BB: 1 P: 18	R: 0 E: 0 K: 2 S: 8	H: 0 LOB: 0 BB: 1 P: 14	1B: 4 2B: 2 3B: 0 HR: 1	SF: 0 SAC: 0 DP: 0 HBP: 2	WP: 0 PB: 0 SB: 1 CS: 1	PA: 38					
PITCHER	IP	WLS	BF	H	R	ER	SO	BB	IBB	HBP	BLK	WP	HR	S	P	ERA	WHIP										
34 Kerry Wood, R ERA: 5.5 (1, 1)	7.0	L	29	5	3	3	9	1	0	2	0	0	1	69	109	3.86	0.857										
Matt Karchner, R ERA: 6.35 (8, 1)	1.0		6	2	2	2	0	1	0	0	0	0	0	11	18	18.00	3.000										
Todd Van Poppel, R ERA: (9, 1)	1.0		3	0	0	0	2	1	0	0	0	0	0	8	14	0.00	1.000										

AB	33
R	5
H	7
RBI	5
BB	3
SO	11
LOB	16



Batter	1	2	3	4	5	6	7	8	9	AB	R	H	RBI	BB	SO	LOB	BOTTOM											
Eric Young Sr., R OBP: 0.362, SLG: 0.451 (1, 4)	G6-3		G1-3		L7			G4-3		4	0	0	0	0	0	0	Detroit Tigers @ Chicago Cubs Wrigley Field, Chicago, IL Sat Jun 03 2000, 3:05 PM CDT Att: 40,061 - Sunny - 62 F											
Joe Girardi, R OBP: 0.380, SLG: 0.444 (1, 2)	K		G4-3		1B			BB HR BB		3	1	1	0	1	1	0												
Mark Grace, L OBP: 0.430, SLG: 0.471 (1, 3)			1B		G4-3			HR BB		2	1	1	0	2	0	1												
Sammy Sosa, R OBP: 0.406, SLG: 0.617 (1, 9)	F8		1B				G5-3		HR	4	1	2	3	0	0	1												
Henry Rodriguez, L OBP: 0.321, SLG: 0.579 (1, 7)		FC3-6 1B			K		G4-3		K	4	0	1	0	0	2	0												
Willie Greene, L OBP: 0.352, SLG: 0.484 (1, 5)		FC3-6 BB			2B		G3-1		K	3	0	1	0	1	1	0												
Damon Buford, R OBP: 0.355, SLG: 0.485 (1, 8)		L8			G5-3				K	4	0	0	0	0	2	3												
Jeff Huson, L OBP: 0.211, SLG: 0.176 (1, 6)		FC3-6 1B			K		G6-3		G4-3	3	0	0	0	0	1	3												
Dave Martinez, L OBP: 0.294, SLG: 0.324 (9, PH)		FC3-6 34 FC6-4			K					1	0	0	0	0	0	0												
34 Kerry Wood, R OBP: 0.231, SLG: 0.462 (7, PH)		FC6-4			G5-3				K	2	0	0	0	0	0	2												
Gary Matthews, S (7, PH)										1	0	0	0	0	0	0												
Matt Karchner, R (8, 1)										0	0	0	0	0	0	0												
Todd Van Poppel, R (9, 1)										0	0	0	0	0	0	0												
Jeff Reed, L OBP: 0.354, SLG: 0.338 (9, PH)										1	0	0	0	0	1	0												
Inning Stats	R: 0 E: 0 K: 1 S: 15	H: 0 LOB: 1 BB: 1 P: 24	R: 0 E: 0 K: 0 S: 12	H: 1 LOB: 2 BB: 1 P: 26	R: 0 E: 0 K: 0 S: 6	H: 2 LOB: 2 BB: 0 P: 11	R: 0 E: 0 K: 2 S: 10	H: 1 LOB: 1 BB: 0 P: 12	R: 0 E: 0 K: 0 S: 11	H: 1 LOB: 1 BB: 0 P: 18	R: 0 E: 0 K: 0 S: 3	H: 0 LOB: 0 BB: 0 P: 6	R: 0 E: 0 K: 1 S: 7	H: 0 LOB: 0 BB: 0 P: 10	R: 3 E: 0 K: 2 S: 18	H: 1 LOB: 2 BB: 2 P: 32	R: 0 E: 0 K: 2 S: 9	H: 0 LOB: 0 BB: 0 P: 9	1B: 3 2B: 2 3B: 0 HR: 1	SF: 0 SAC: 0 DP: 0 HBP: 0	WP: 0 PB: 0 SB: 0 CS: 0	PA: 36						
PITCHER	IP	WLS	BF	H	R	ER	SO	BB	IBB	HBP	BLK	WP	HR	S	P	ERA	WHIP											
Jeff Weaver, R ERA: 4.26 (1, 1)	7.1	W	29	5	1	1	4	3	0	0	0	0	1	5	9													
Matt Anderson, R ERA: 4.91 (8, 1)	0.0		2	1	2	2	0	1	0	0	0	0	0	1	5	9												
Willie Blair, R ERA: 5.13 (8, 1)	0.2	H	2	0	0	0	2	0	0	0	0	0	0	8	12	0.00	0.000											
Todd Jones, R ERA: 4.5 (9, 1)	1.0	S	3	0	0	0	2	0	0	0	0	0	0	9	9	0.00	0.000											



Batter	1	2	3	4	5	6	7	8	9	10	11	12	AB	R	H	RBI	BB	SO	LOB	TOP								
Brad Ausmus, R OBP: 0.391, SLG: 0.316													6	0	0	0	0	4	3									
Robert Fick, L OBP: 0.337, SLG: 0.307													5	0	0	0	0	2	0									
Juan Encarnacion, R OBP: 0.354, SLG: 0.439													5	0	0	0	0	1	0									
Juan Gonzalez, R OBP: 0.326, SLG: 0.529													2	1	1	0	0	1	1									
Rich Becker, L OBP: 0.398, SLG: 0.383													3	0	0	0	0	1	0									
Bobby Higginson, L OBP: 0.345, SLG: 0.465													4	2	2	2	1	1	0									
Dean Palmer, R OBP: 0.341, SLG: 0.519													5	0	0	0	0	2	2									
Damon Easley, R OBP: 0.285, SLG: 0.285													5	0	1	0	0	2	1									
Shane Halter, R OBP: 0.293, SLG: 0.366													5	0	2	1	0	0	2									
Brian Moehler, R OBP: 0.317, SLG: 0.530													2	0	0	0	0	0	2									
Luis Polonia, L OBP: 0.317, SLG: 0.530													0	0	0	0	0	0	1									
Danny Patterson, R OBP: 0.317, SLG: 0.530													0	0	0	0	0	0	0									
Willie Blair, R OBP: 0.317, SLG: 0.530													0	0	0	0	0	0	0									
Wendell Magee, R OBP: 0.317, SLG: 0.530													0	0	0	0	0	0	0									
Matt Anderson, R OBP: 0.317, SLG: 0.530													0	0	0	0	0	0	0									
Jose Maciejko, S OBP: 0.317, SLG: 0.530													0	0	0	0	0	0	0									
Todd Jones, L OBP: 0.317, SLG: 0.530													0	0	0	0	0	0	0									
Inning Stats	R: 0 E: 1 K: 3 S: 12	H: 0 LOB: 1 BB: 0 P: 15	R: 0 E: 0 K: 0 S: 12	H: 2 LOB: 2 BB: 0 P: 18	R: 0 E: 0 K: 2 S: 7	H: 0 LOB: 0 BB: 0 P: 10	R: 2 E: 0 K: 1 S: 15	H: 2 LOB: 0 BB: 0 P: 24	R: 0 E: 0 K: 1 S: 6	H: 0 LOB: 0 BB: 0 P: 7	R: 0 E: 0 K: 0 S: 7	H: 0 LOB: 0 BB: 0 P: 9	R: 0 E: 0 K: 1 S: 10	H: 1 LOB: 1 BB: 0 P: 13	R: 0 E: 0 K: 0 S: 7	H: 0 LOB: 0 BB: 0 P: 9	R: 0 E: 0 K: 2 S: 7	H: 0 LOB: 0 BB: 0 P: 10	R: 0 E: 0 K: 1 S: 9	H: 1 LOB: 1 BB: 0 P: 13	R: 0 E: 0 K: 1 S: 7	H: 0 LOB: 0 BB: 0 P: 12	R: 1 E: 0 K: 2 S: 12	H: 1 LOB: 2 BB: 2 P: 25	1B: 6 2B: 0 3B: 0 HR: 1	SF: 0 SAC: 0 DP: 0 HBP: 0	WP: 0 PB: 0 SB: 1 CS: 0	PA: 46
PITCHER	IP WLS BF H R ER SO BB IBB HBP BLK WP HR S P ERA WHIP																											
Jon Lieber, R ERA: 3.55	(1, 1) 9.0 33 5 2 2 10 0 0 0 0 0 0 0 9 13 2.00 1.000																											
Tim Worrell, R ERA: 4.63	(10, 1) 1.0 4 1 0 0 1 0 0 0 0 0 0 0 9 13 0.00 1.000																											
Todd Van Poppel, R ERA: 0.59	(11, 1) 2.0 L 9 1 1 1 3 2 0 0 0 0 0 0 0 19 37 4.50 1.500																											

Detroit Tigers @ Chicago Cubs
Wrigley Field, Chicago, IL
Sun Jun 04 2000, 1:20 PM CDT
Att. 36,749 - Overcast - 57 F

AB 44
R 3
H 7
RBI 3
BB 2
SO 14
LOB 12



Batter	1	2	3	4	5	6	7	8	9	10	11	12	AB	R	H	RBI	BB	SO	LOB	BOTTOM								
Eric Young Sr., R OBP: 0.359, SLG: 0.450													5	0	1	1	0	0	0									
Dave Martinez, L OBP: 0.287, SLG: 0.327													5	0	2	0	0	1	2									
Todd Van Poppel, R ERA: 0.59													0	0	0	0	0	0	0									
Mark Grace, L OBP: 0.418, SLG: 0.454													5	0	0	0	0	0	2									
Sammy Sosa, R OBP: 0.402, SLG: 0.607													5	0	1	0	0	1	1									
Henry Rodriguez, L OBP: 0.317, SLG: 0.567													5	0	1	0	0	1	3									
Willie Greene, L OBP: 0.354, SLG: 0.510													5	2	2	1	0	0	0									
Joe Girardi, R OBP: 0.370, SLG: 0.430													4	0	0	0	0	0	1									
Jeff Reed, L OBP: 0.351, SLG: 0.333													1	0	0	0	0	0	0									
Augie Ojeda, S OBP: 0.250, SLG: 0.500													4	0	1	0	0	1	1									
Glenallen Hill, R OBP: 0.305, SLG: 0.523													1	0	0	0	0	0	0									
Jon Lieber, L OBP: 0.147, SLG: 0.176													3	0	1	0	0	0	1									
Tim Worrell, R ERA: 4.5	(10, 1) 2.0 W 6 0 0 0 3 0 0 0 0 0 0 0 16 21 0.00 0.000																											
Damon Buford, R OBP: 0.353, SLG: 0.482	(11, 8) 1.0 S 3 0 0 0 0 0 0 0 0 0 0 0 9 12 0.00 0.000																											
Inning Stats	R: 0 E: 0 K: 1 S: 8	H: 0 LOB: 0 BB: 0 P: 10	R: 1 E: 0 K: 0 S: 7	H: 1 LOB: 0 BB: 0 P: 11	R: 0 E: 0 K: 0 S: 7	H: 0 LOB: 0 BB: 0 P: 10	R: 0 E: 0 K: 0 S: 7	H: 1 LOB: 1 BB: 0 P: 14	R: 1 E: 0 K: 1 S: 14	H: 3 LOB: 2 BB: 0 P: 21	R: 0 E: 0 K: 0 S: 8	H: 1 LOB: 0 BB: 0 P: 12	R: 0 E: 0 K: 0 S: 11	H: 1 LOB: 1 BB: 0 P: 15	R: 0 E: 0 K: 0 S: 10	H: 2 LOB: 2 BB: 0 P: 14	R: 0 E: 0 K: 0 S: 5	H: 0 LOB: 0 BB: 0 P: 7	R: 0 E: 0 K: 1 S: 8	H: 0 LOB: 0 BB: 0 P: 11	R: 0 E: 0 K: 2 S: 8	H: 0 LOB: 0 BB: 0 P: 10	R: 0 E: 0 K: 0 S: 9	H: 0 LOB: 0 BB: 0 P: 12	1B: 6 2B: 2 3B: 0 HR: 1	SF: 0 SAC: 0 DP: 0 HBP: 0	WP: 0 PB: 0 SB: 0 CS: 1	PA: 45
PITCHER	IP WLS BF H R ER SO BB IBB HBP BLK WP HR S P ERA WHIP																											
Brian Moehler, R ERA: 4.98	(1, 1) 6.0 23 6 2 2 2 0 0 0 0 0 0 0 21 29 3.00 1.000																											
Danny Patterson, R ERA: 2.53	(7, 1) 2.0 9 3 0 0 0 0 0 0 0 0 0 0 5 7 0.00 0.000																											
Willie Blair, R ERA: 4.5	(9, 1) 1.0 3 0 0 0 0 0 0 0 0 0 0 0 5 7 0.00 0.000																											
Matt Anderson, R ERA: 4.5	(10, 1) 2.0 W 6 0 0 0 3 0 0 0 0 0 0 0 16 21 0.00 0.000																											
Todd Jones, R ERA: 4.28	(12, 1) 1.0 S 3 0 0 0 0 0 0 0 0 0 0 0 9 12 0.00 0.000																											

Detroit Tigers @ Chicago Cubs
Wrigley Field, Chicago, IL
Sun Jun 04 2000, 1:20 PM CDT
Att. 36,749 - Overcast - 57 F

AB 44
R 2
H 9
RBI 2
BB 0
SO 5
LOB 11



Batter	1	2	3	4	5	6	7	8	9	10	AB	R	H	RBI	BB	SO	LOB	TOP									
Tony Womack, L OBP: 0.305, SLG: 0.413	G6-3			L8		L6		G6-3		E9	5	1	0	0	0	0	1	Arizona Diamondbacks @ Chicago Cubs Wrigley Field, Chicago, IL Mon Jun 05 2000, 7:05 PM CDT Att. 32,197 - Sunny - 52 F									
Jay Bell, R OBP: 0.414, SLG: 0.495	K			K		F9			K	5	1	1	1	0	3	0											
Luis Gonzalez, L OBP: 0.409, SLG: 0.563	L6			HR		F8			BB	5	1	3	2	0	0	0											
Matt Williams, R OBP: 0.375, SLG: 0.489		G6-4-3		F9			F8		G5-3	5	0	2	0	0	0	2											
Steve Finley, L OBP: 0.304, SLG: 0.676	G6-4-3					F8				3	0	0	0	1	0	2											
Greg Colbrunn, R OBP: 0.516, SLG: 0.603	G4-3				G3				BB	2	0	1	0	1	0	0											
Turner Ward, S OBP: 0.233, SLG: 0.231					1B				FC4-6	4	0	0	0	0	0	6											
Byung-Hyun Kim, R					G3					0	0	0	0	0	0	0											
Matt Mantei, R					1B					0	0	0	0	0	0	0											
Kelly Stinnett, R OBP: 0.287, SLG: 0.448										3	0	0	0	1	0	0											
Mike Morgan, R OBP: 0.333, SLG: 0.333										2	0	0	0	0	0	1											
Dan Plesac, L ERA: 3.46										0	0	0	0	0	0	0											
Vicente Padilla, R ERA: 0.79										0	0	0	0	0	0	0											
Craig Counsell, L ERA: 2.92										1	0	1	0	0	0	0											
Greg Swindell, L ERA: 2.92										0	0	0	0	0	0	0											
Andy Fox, L OBP: 0.334, SLG: 0.291										1	0	0	0	0	0	0											
Inning Stats	R: 0 E: 0 K: 1 S: 10	H: 0 LOB: 0 BB: 0 P: 15	R: 0 E: 0 K: 0 S: 8	H: 1 LOB: 0 BB: 0 P: 10	R: 0 E: 0 K: 1 S: 6	H: 0 LOB: 0 BB: 0 P: 10	R: 1 E: 0 K: 1 S: 9	H: 1 LOB: 0 BB: 0 P: 14	R: 0 E: 0 K: 0 S: 7	H: 0 LOB: 2 BB: 0 P: 19	R: 0 E: 0 K: 0 S: 5	H: 1 LOB: 1 BB: 0 P: 7	R: 0 E: 0 K: 0 S: 7	H: 1 LOB: 0 BB: 0 P: 9	R: 0 E: 0 K: 1 S: 10	H: 1 LOB: 3 BB: 2 P: 21	R: 2 E: 1 K: 0 S: 14	H: 2 LOB: 1 BB: 0 P: 18	1B: 4 2B: 3 3B: 0 HR: 1	SF: 0 SAC: 0 DP: 3 HBP: 1	WP: 0 PB: 0 SB: 0 CS: 0	PA: 40					
PITCHER	IP	WLS	BF	H	R	ER	SO	BB	IBB	HBP	BLK	WP	HR	S	P	ERA	WHIP										
Ismael Valdez, R ERA: 5.45	8.0		28	5	1	1	3	0	0	1	0	0	0	65	99	1.12	0.625										
Tim Worrell, R ERA: 4.26	1.0	6	1	0	0	1	1	1	0	0	0	0	0	10	21	0.00	2.000										
Rick Aguilera, R ERA: 5.82	0.2	4	1	2	0	0	0	0	0	0	0	0	0	11	15	0.00	1.500										
Felix Heredia, L ERA: 5.67	0.1	W	2	1	0	0	0	0	0	0	0	0	0	3	3	0.00	3.000										

Batter	1	2	3	4	5	6	7	8	9	10	AB	R	H	RBI	BB	SO	LOB	BOTTOM									
Chad Meyers, R OBP: 0.167, SLG: 0.333	G4-3				L8	F9					5	1	1	0	0	1	2	Arizona Diamondbacks @ Chicago Cubs Wrigley Field, Chicago, IL Mon Jun 05 2000, 7:05 PM CDT Att. 32,197 - Sunny - 52 F									
Damon Buford, R OBP: 0.347, SLG: 0.473	B5-3				G6-3					4	0	0	0	0	2	0											
Mark Grace, L OBP: 0.423, SLG: 0.469	2B				BB					4	1	3	1	0	0	0											
Sammy Sosa, R OBP: 0.405, SLG: 0.608	1B				1B					3	1	1	0	2	0	0											
Willie Greene, L OBP: 0.347, SLG: 0.495	2B				BB					3	1	1	0	2	0	0											
Eric Young Sr., R OBP: 0.359, SLG: 0.450	G6-3				BB					5	0	1	1	0	2	4											
Henry Rodriguez, L OBP: 0.320, SLG: 0.558										0	1	0	0	0	0	0											
Jeff Reed, L OBP: 0.347, SLG: 0.341										4	0	1	2	0	1	1											
Augie Ojeda, S OBP: 0.500, SLG: 0.571										3	0	2	0	1	0	0											
Ismael Valdez, R OBP: 0.273, SLG: 0.455										2	0	0	0	0	0	3											
Tim Worrell, R ERA: 3.46										0	0	0	0	0	0	0											
Glenallen Hill, R OBP: 0.302, SLG: 0.517										1	0	0	0	0	1	0											
Rick Aguilera, R										0	0	0	0	0	0	0											
Felix Heredia, L										0	0	0	0	0	0	0											
Inning Stats	R: 0 E: 0 K: 0 S: 9	H: 2 LOB: 2 BB: 0 P: 15	R: 0 E: 0 K: 1 S: 11	H: 0 LOB: 1 BB: 1 P: 19	R: 0 E: 0 K: 0 S: 6	H: 1 LOB: 0 BB: 0 P: 8	R: 0 E: 0 K: 0 S: 10	H: 1 LOB: 2 BB: 1 P: 18	R: 0 E: 0 K: 1 S: 12	H: 0 LOB: 0 BB: 0 P: 8	R: 0 E: 0 K: 3 S: 9	H: 0 LOB: 0 BB: 0 P: 11	R: 0 E: 0 K: 2 S: 9	H: 0 LOB: 0 BB: 0 P: 15	R: 3 E: 0 K: 2 S: 13	H: 3 LOB: 2 BB: 1 P: 25	1B: 6 2B: 4 3B: 0 HR: 0	SF: 1 SAC: 3 DP: 0 HBP: 0	WP: 1 PB: 0 SB: 0 CS: 0	PA: 43							
PITCHER	IP	WLS	BF	H	R	ER	SO	BB	IBB	HBP	BLK	WP	HR	S	P	ERA	WHIP										
Mike Morgan, R ERA: 2.56	4.2		22	5	1	1	1	3	0	0	0	0	0	45	79	1.93	1.714										
Dan Plesac, L ERA: 3.46	1.0	5	2	0	0	1	0	0	0	0	0	0	0	10	13	0.00	2.000										
Vicente Padilla, R ERA: 0.79	1.1	4	0	0	0	1	0	0	0	0	0	0	0	9	11	0.00	0.000										
Greg Swindell, L ERA: 2.92	1.1	4	0	0	0	3	0	0	0	0	0	0	0	12	16	0.00	0.000										
Byung-Hyun Kim, R ERA: 1.98	0.2	2	0	0	0	2	0	0	0	0	0	0	0	6	10	0.00	0.000										
PITCHER	IP	WLS	BF	H	R	ER	SO	BB	IBB	HBP	BLK	WP	HR	S	P	ERA	WHIP										
Matt Mantei, R ERA: 8.0	10.1	0.2	L	6	3	3	3	2	1	0	0	0	1	0	25	40.50	6.000										



Batter	1	2	3	4	5	6	7	8	9	AB	R	H	RBI	BB	SO	LOB	TOP					
Tony Womack, L (1,6) OBP: 0.304, SLG: 0.410	F9			1B		G4-3			F7	4	0	1	0	0	0	0						
Craig Counsell, L (1,4) OBP: 0.543, SLG: 1.231	G6-3			P4					HR	4	1	2	1	0	0	1						
Luis Gonzalez, L (1,7) OBP: 0.402, SLG: 0.553	K			K					P6	4	0	0	0	0	3	2						
Matt Williams, R (1,5) OBP: 0.346, SLG: 0.449				G6-3					K	4	0	0	0	0	2	2						
Steve Finley, L (1,8) OBP: 0.389, SLG: 0.667	F7					G3			K	3	0	0	0	0	0	1						
Greg Colbrunn, R (1,3) OBP: 0.500, SLG: 0.577	K					G6-3			K	3	0	0	0	0	1	0						
Turner Ward, S (1,9) OBP: 0.239, SLG: 0.262				G5-3		G5-3			F8	3	0	1	0	0	0	0						
Damian Miller, R (1,2) OBP: 0.327, SLG: 0.464				G6-3		G5-4-3			F8	3	0	1	0	0	0	1						
Armando Reynoso, R (1,1) OBP: 0.111, SLG: 0.111				K		G5-4-3			G3-1	1	0	0	0	0	0	0						
Dan Plesac, L (5,1)										0	0	0	0	0	0	0						
Bernard Gilkey, R (6,PH) OBP: 0.200, SLG: 0.237										0	0	0	0	0	0	0						
Russ Springer, R (6,1) OBP: 0.333, SLG: 0.333										0	0	0	0	0	0	0						
Greg Swindell, L (7,1)										0	0	0	0	0	0	0						
Hanley Frias, S (8,PH) OBP: 0.271, SLG: 0.270										1	0	0	0	0	0	1						
Vicente Padilla, R (8,1)										0	0	0	0	0	0	0						
Inning Stats	R: 0 E: 0 K: 1 S: 9	H: 0 LOB: 0 BB: 0 P: 16	R: 0 E: 0 K: 2 S: 9	H: 0 LOB: 0 BB: 0 P: 13	R: 0 E: 0 K: 1 S: 6	H: 0 LOB: 0 BB: 0 P: 8	R: 0 E: 0 K: 1 S: 10	H: 1 LOB: 1 BB: 0 P: 13	R: 0 E: 0 K: 0 S: 7	H: 0 LOB: 0 BB: 0 P: 9	R: 0 E: 0 K: 0 S: 9	H: 1 LOB: 0 BB: 0 P: 14	R: 0 E: 0 K: 1 S: 11	H: 1 LOB: 1 BB: 0 P: 16	R: 0 E: 0 K: 0 S: 7	H: 1 LOB: 1 BB: 0 P: 10	R: 1 E: 0 K: 1 S: 8	H: 1 LOB: 0 BB: 0 P: 10	1B: 3 2B: 1 3B: 0 HR: 1	SF: 0 SAC: 0 DP: 1 HBP: 0	WP: 0 PB: 0 SB: 1 CS: 1	PA: 31
PITCHER Kevin Tapani, R (1,1) ERA: 4.68	IP: 9.0 WLS: W BF: 31 H: 5 R: 1 ER: 1 SO: 7 BB: 0 IBB: 0 HBP: 0 BLK: 0 WP: 0 HR: 1 S: 76 P: 109 ERA: 1.00 WHIP: 0.556															PITCHER	IP: 9.0 WLS: W BF: 31 H: 5 R: 1 ER: 1 SO: 7 BB: 0 IBB: 0 HBP: 0 BLK: 0 WP: 0 HR: 1 S: 76 P: 109 ERA: 1.00 WHIP: 0.556					

Arizona Diamondbacks @ Chicago Cubs
Wrigley Field, Chicago, IL
Tue Jun 06 2000, 7:05 PM CDT
Att: 35,933 - Sunny - 68 F

AB	31
R	1
H	5
RBI	1
BB	0
SO	7
LOB	9



Batter	1	2	3	4	5	6	7	8	9	AB	R	H	RBI	BB	SO	LOB	BOTTOM										
Eric Young Sr., R (1,4) OBP: 0.360, SLG: 0.444	G1-6-3		K						G3	3	2	0	0	1	1	2											
Joe Girardi, R (1,2) OBP: 0.373, SLG: 0.439	K		F9							4	0	2	2	0	1	0											
Mark Grace, L (1,3) OBP: 0.425, SLG: 0.470	FC5-4									4	0	2	1	0	0	1											
Sammy Sosa, R (1,9) OBP: 0.407, SLG: 0.604	FC5-4									3	0	1	0	1	1	3											
Willie Greene, L (1,5) OBP: 0.336, SLG: 0.476			K							4	0	0	0	0	3	5											
Dave Martinez, L (1,7) OBP: 0.287, SLG: 0.325										4	0	1	0	0	1	1											
Damon Buford, R (1,8) OBP: 0.345, SLG: 0.466										3	1	0	0	1	0	1											
Augie Ojeda, S (1,6) OBP: 0.500, SLG: 0.700										3	1	1	1	1	0	1											
Kevin Tapani, R (1,1) OBP: 0.161, SLG: 0.290			K2-3							4	0	1	0	0	3	1											
Inning Stats	R: 0 E: 0 K: 1 S: 10	H: 1 LOB: 1 BB: 0 P: 16	R: 0 E: 0 K: 1 S: 11	H: 1 LOB: 0 BB: 0 P: 18	R: 0 E: 0 K: 2 S: 8	H: 0 LOB: 0 BB: 0 P: 11	R: 0 E: 0 K: 1 S: 9	H: 1 LOB: 1 BB: 0 P: 14	R: 3 E: 0 K: 3 S: 16	H: 3 LOB: 2 BB: 1 P: 34	R: 0 E: 0 K: 0 S: 5	H: 0 LOB: 0 BB: 0 P: 7	R: 1 E: 0 K: 2 S: 13	H: 1 LOB: 2 BB: 2 P: 27	R: 0 E: 0 K: 0 S: 9	H: 1 LOB: 2 BB: 1 P: 16	1B: 6 2B: 1 3B: 1 HR: 0	SF: 0 SAC: 0 DP: 0 HBP: 1	WP: 1 PB: 0 SB: 1 CS: 0	PA: 37							
PITCHER Armando Reynoso, R (1,1) ERA: 5.4	IP: 4.2 WLS: L BF: 22 H: 6 R: 3 ER: 3 SO: 7 BB: 1 IBB: 0 HBP: 0 BLK: 0 WP: 0 HR: 0 S: 51 P: 87 ERA: 5.79 WHIP: 1.500															PITCHER	IP: 4.2 WLS: L BF: 22 H: 6 R: 3 ER: 3 SO: 7 BB: 1 IBB: 0 HBP: 0 BLK: 0 WP: 0 HR: 0 S: 51 P: 87 ERA: 5.79 WHIP: 1.500										
Dan Plesac, L (5,1) ERA: 3.38	0.1	1	0	0	0	1	0	0	0	0	0	3	6	0.00	0.000												
Russ Springer, R (6,1) ERA: 5.09	1.2	8	1	1	1	1	1	1	0	0	1	0	15	29	5.40	1.200											
Greg Swindell, L (7,1) ERA: 2.88	0.1	1	0	0	0	1	0	0	0	0	0	3	5	0.00	0.000												
Vicente Padilla, R (8,1) ERA: 0.73	1.0	5	1	0	0	0	1	0	0	0	0	9	16	0.00	2.000												

Arizona Diamondbacks @ Chicago Cubs
Wrigley Field, Chicago, IL
Tue Jun 06 2000, 7:05 PM CDT
Att: 35,933 - Sunny - 68 F

AB	32
R	4
H	8
RBI	4
BB	4
SO	10
LOB	15



Batter	1	2	3	4	5	6	7	8	9	AB	R	H	RBI	BB	SO	LOB	TOP						
Tony Womack, L (1, 6) OBP: 0.310, SLG: 0.412										4	1	2	1	1	1	1	Arizona Diamondbacks @ Chicago Cubs Wrigley Field, Chicago, IL Wed Jun 07 2000, 1:20 PM CDT Att: 37,596 - Sunny - 72 F						
Jay Bell, R (1, 4) OBP: 0.406, SLG: 0.484										5	0	0	0	0	1	6							
Luis Gonzalez, L (1, 7) OBP: 0.400, SLG: 0.561										4	1	1	1	0	0	1							
Matt Williams, R (1, 5) OBP: 0.357, SLG: 0.453										4	1	2	0	0	0	1							
Steve Finley, L (1, 8) OBP: 0.387, SLG: 0.659										4	0	1	0	0	0	1							
Greg Colbrunn, R (1, 3) OBP: 0.500, SLG: 0.568										3	0	1	0	0	0	1							
Bernard Gilkey, R (1, 9) OBP: 0.197, SLG: 0.222										4	0	0	0	0	1	3							
Kelly Stinnett, R (1, 2) OBP: 0.293, SLG: 0.458										4	1	2	0	0	1	2							
Brian Anderson, R (1, 1) ERA: 1.48, SLG: 0.154										2	0	2	0	0	0	0	AB 36 R 4 H 11 RBI 2 BB 1 SO 4 LOB 18						
Mike Morgan, R (6, 1) ERA: 2.54										0	0	0	0	0	0	0							
Dan Plesac, L (7, 1) ERA: 3.07										1	0	0	0	0	0	1							
Matt Mantei, R (8, 1) ERA: 7.45										0	0	0	0	0	0	0							
Craig Counsell, L (9, PH)										1	0	0	0	0	0	1							
Inning Stats	R: 0 E: 0 K: 2 S: 8	H: 0 LOB: 0 BB: 0 P: 16	R: 0 E: 0 K: 0 S: 8	H: 1 LOB: 2 BB: 0 P: 15	R: 1 E: 1 K: 0 S: 16	H: 1 LOB: 1 BB: 1 P: 27	R: 0 E: 0 K: 0 S: 8	H: 0 LOB: 0 BB: 0 P: 12	R: 0 E: 0 K: 1 S: 12	H: 1 LOB: 1 BB: 0 P: 19	R: 2 E: 0 K: 0 S: 9	H: 3 LOB: 0 BB: 0 P: 11	R: 1 E: 1 K: 0 S: 16	H: 2 LOB: 1 BB: 0 P: 23	R: 0 E: 0 K: 1 S: 7	H: 1 LOB: 1 BB: 0 P: 13		R: 0 E: 0 K: 0 S: 11	H: 2 LOB: 1 BB: 0 P: 16	1B: 9 2B: 1 3B: 0 HR: 1	SF: 0 SAC: 0 DP: 3 HBP: 1	WP: 0 PB: 0 SB: 0 CS: 0	PA: 38
PITCHER	IP WLS BF H R ER SO BB IBB HBP BLK WP HR S P ERA WHIP																						
Scott Downs, L (1, 1) ERA: 5.34	6.0 W 25 6 3 2 3 1 0 1 0 0 1 61 100 3.00 1.167																						
Todd Van Poppel, R (7, 1) ERA: 0.99	3.0 S 13 5 1 1 1 0 0 0 0 0 0 34 52 3.00 1.667																						

Batter	1	2	3	4	5	6	7	8	9	AB	R	H	RBI	BB	SO	LOB	BOTTOM			
Eric Young Sr., R (1, 4) OBP: 0.364, SLG: 0.463										5	2	3	1	0	0	1	Arizona Diamondbacks @ Chicago Cubs Wrigley Field, Chicago, IL Wed Jun 07 2000, 1:20 PM CDT Att: 37,596 - Sunny - 72 F			
Joe Girardi, R (1, 2) OBP: 0.370, SLG: 0.434										4	1	1	0	0	0	1				
Mark Grace, L (1, 3) OBP: 0.432, SLG: 0.480										3	1	2	2	1	0	0				
Sammy Sosa, R (1, 9) OBP: 0.408, SLG: 0.614										3	2	1	1	1	1	2				
Glenallen Hill, R (1, 7) OBP: 0.300, SLG: 0.505										4	1	1	2	0	2	1				
Todd Van Poppel, R (7, 1) ERA: 0.99										0	0	0	0	0	0	0				
Damon Buford, R (1, 8) OBP: 0.348, SLG: 0.476										4	1	2	2	0	0	0				
Willie Greene, L (1, 5) OBP: 0.333, SLG: 0.477										4	0	1	1	0	2	1				
Augie Ojeda, S (1, 6) OBP: 0.438, SLG: 0.538										3	0	0	0	1	1	1				
Scott Downs, L (1, 1) ERA: 5.34										2	1	0	0	1	0	3				
Dave Martinez, L (7, 7) OBP: 0.285, SLG: 0.323										1	0	0	0	0	0	0				
Inning Stats	R: 0 E: 0 K: 1 S: 7	H: 0 LOB: 1 BB: 1 P: 15	R: 0 E: 0 K: 2 S: 14	H: 0 LOB: 0 BB: 0 P: 20	R: 6 E: 0 K: 0 S: 19	H: 5 LOB: 2 BB: 3 P: 35	R: 1 E: 0 K: 0 S: 8	H: 2 LOB: 1 BB: 0 P: 13	R: 0 E: 0 K: 1 S: 4	H: 1 LOB: 1 BB: 0 P: 6	R: 2 E: 0 K: 1 S: 12	H: 2 LOB: 0 BB: 0 P: 20	R: 0 E: 0 K: 2 S: 9	H: 0 LOB: 0 BB: 0 P: 10	R: 0 E: 0 K: 0 S: 10	H: 1 LOB: 0 BB: 0 P: 16	1B: 4 2B: 5 3B: 0 HR: 2	SF: 0 SAC: 1 DP: 1 HBP: 0	WP: 0 PB: 0 SB: 0 CS: 0	PA: 38
PITCHER	IP WLS BF H R ER SO BB IBB HBP BLK WP HR S P ERA WHIP																			
Brian Anderson, L (1, 1) ERA: 4.85	5.2 L 31 10 9 9 3 2 2 0 0 0 0 61 104 4.85 2.118																			
Mike Morgan, R (6, 1) ERA: 2.54	0.1 1 0 0 0 1 0 0 0 0 0 0 3 5 0.00 0.000																			
Dan Plesac, L (7, 1) ERA: 3.07	1.1 4 0 0 0 2 0 0 0 0 0 0 11 14 0.00 0.000																			
Matt Mantei, R (8, 1) ERA: 7.45	0.2 2 1 0 0 0 0 0 0 0 0 0 8 12 0.00 1.500																			



Batter	1	2	3	4	5	6	7	8	9	AB	R	H	RBI	BB	SO	LOB	TOP					
Eric Young Sr. R OBP: 0.375, SLG: 0.462 (1,4)										3	1	2	0	1	0	0	Chicago Cubs @ Chicago White Sox Comiskey Park, Chicago, IL Sat Jun 10 2000, 1:15 PM EDT Att: 43,806 - Cloudy - 92 F					
Joe Girardi R OBP: 0.370, SLG: 0.417 (1,2)										3	0	1	0	1	0	1						
Mark Grace L OBP: 0.423, SLG: 0.485 (1,3)										4	1	2	2	0	0	3						
Sammy Sosa R OBP: 0.397, SLG: 0.605 (1,9)										4	0	0	0	0	3	2						
Glenallen Hill R OBP: 0.291, SLG: 0.515 (1,10)										4	0	0	0	0	1	2						
Damon Buford R OBP: 0.346, SLG: 0.465 (1,8)										4	0	1	0	0	0	0						
Gary Matthews S (1,7)										3	0	0	0	0	0	1						
Chad Meyers R OBP: 0.222, SLG: 0.333 (1,5)										3	0	1	0	0	2	1						
Augie Ojeda S OBP: 0.409, SLG: 0.412 (1,6)										3	1	0	0	0	0	2						
Inning Stats	R: 1 E: 1 K: 1 S: 17	H: 1 LOB: 1 BB: 1 P: 25	R: 0 E: 0 K: 1 S: 8	H: 0 LOB: 0 BB: 0 P: 11	R: 0 E: 0 K: 0 S: 4	H: 0 LOB: 0 BB: 0 P: 6	R: 0 E: 0 K: 1 S: 9	H: 1 LOB: 0 BB: 0 P: 16	R: 0 E: 0 K: 1 S: 15	H: 1 LOB: 1 BB: 0 P: 22	R: 1 E: 0 K: 1 S: 13	H: 2 LOB: 0 BB: 0 P: 18	R: 0 E: 0 K: 0 S: 9	H: 0 LOB: 0 BB: 0 P: 14	R: 1 E: 0 K: 0 S: 12	H: 2 LOB: 1 BB: 1 P: 20	R: 0 E: 0 K: 1 S: 7	H: 0 LOB: 0 BB: 0 P: 11	1B: 6 2B: 0 3B: 0 HR: 1	SF: 0 SAC: 0 DP: 2 HBP: 0	WP: 1 PB: 0 CS: 0	PA: 34
PITCHER	IP WLS BF H R ER SO BB IBB HBP BLK WP HR S P ERA WHIP																					
Mike Siroka L ERA: 4.37 (1,1)	7.0 W 26 6 3 3 5 1 0 0 0 1 1 77 114 3.86 1.000																					
Kelly Wunsch L ERA: 2.74 (8,1)	0.2 H 4 1 0 0 0 1 0 0 0 0 0 8 16 0.00 3.000																					
Sean Lowe R ERA: 4.73 (8,1)	0.1 H 0 0 0 0 0 0 0 0 0 0 0 2 2 0.00 0.000																					
Keith Foulke R ERA: 1.54 (9,1)	1.0 S 3 0 0 0 1 0 0 0 0 0 0 7 11 0.00 0.000																					

Batter	1	2	3	4	5	6	7	8	9	AB	R	H	RBI	BB	SO	LOB	BOTTOM					
Ray Durham S OBP: 0.320, SLG: 0.457 (1,4)										3	0	1	0	1	0	0	Chicago Cubs @ Chicago White Sox Comiskey Park, Chicago, IL Sat Jun 10 2000, 1:15 PM EDT Att: 43,806 - Cloudy - 92 F					
Jose Valentin S OBP: 0.302, SLG: 0.462 (1,6)										3	1	0	0	1	1	2						
Frank Thomas R OBP: 0.427, SLG: 0.603 (1,10)										4	0	0	0	0	3	2						
Magglio Ordonez R OBP: 0.371, SLG: 0.534 (1,9)										2	2	1	2	2	0	1						
14 Paul Konerko R OBP: 0.356, SLG: 0.518 (1,3)										3	1	2	0	1	0	0						
Chris Singleton L OBP: 0.313, SLG: 0.415 (1,8)										1	0	0	0	2	0	0						
Carlos Lee R OBP: 0.354, SLG: 0.562 (1,7)										3	0	1	1	1	1	3						
Herbert Perry R OBP: 0.342, SLG: 0.418 (1,5)										3	0	0	1	0	1	5						
Brook Fordyce R OBP: 0.147, SLG: 0.212 (1,2)										4	0	0	0	0	0	4						
Inning Stats	R: 2 E: 1 K: 1 S: 9	H: 1 LOB: 0 BB: 1 P: 17	R: 0 E: 0 K: 0 S: 7	H: 0 LOB: 0 BB: 0 P: 9	R: 0 E: 0 K: 1 S: 7	H: 0 LOB: 0 BB: 0 P: 13	R: 0 E: 0 K: 2 S: 14	H: 0 LOB: 3 BB: 3 P: 32	R: 0 E: 0 K: 0 S: 9	H: 0 LOB: 0 BB: 1 P: 14	R: 2 E: 0 K: 1 S: 13	H: 2 LOB: 2 BB: 2 P: 31	R: 0 E: 0 K: 1 S: 11	H: 1 LOB: 1 BB: 0 P: 16	R: 0 E: 0 K: 0 S: 11	H: 1 LOB: 2 BB: 1 P: 21	R: 0 E: 0 K: 0 S: 11	H: 0 LOB: 0 BB: 0 P: 11	1B: 3 2B: 1 3B: 0 HR: 1	SF: 1 SAC: 1 DP: 0 HBP: 0	WP: 0 PB: 0 CS: 0	PA: 36
PITCHER	IP WLS BF H R ER SO BB IBB HBP BLK WP HR S P ERA WHIP																					
34 Kerry Wood R ERA: 5.57 (1,1)	6.0 L 27 3 4 4 5 7 0 0 0 0 0 0 4 59 116 6.00 1.667																					
Felix Heredia L ERA: 5.55 (7,1)	0.1 2 1 0 0 0 0 0 0 0 0 0 4 6 0.00 3.000																					
Matt Karchner R ERA: 5.54 (7,1)	1.2 7 1 0 0 1 1 0 0 0 0 0 0 18 31 0.00 1.200																					

Batter	1	2	3	4	5	6	7	8	9	AB	R	H	RBI	BB	SO	LOB	TOP				
Eric Young Sr. R OBP: 0.375, SLG: 0.461 (1,4)	F8		G6-3		L8		2B		1B	5	2	2	1	0	0	2	Chicago Cubs @ Chicago White Sox Comiskey Park, Chicago, IL Sun Jun 11 2000, 2:05 PM EDT Att. 43,158 - Overcast - 79 F				
Brant Brown L OBP: 0.247, SLG: 0.423 (1,3) (9,7)	G5-3		HR			2B	K		1B	5	1	3	2	0	1	2					
Sammy Sosa R OBP: 0.397, SLG: 0.603 (1,9)	K		F9			E5			1B	4	0	1	2	1	1	1					
Willie Greene L OBP: 0.316, SLG: 0.445 (9, PH) Chad Meyers R OBP: 0.200, SLG: 0.300 (9,5)		F8				K	P5		FC6-4	4	0	0	0	0	2	3					
Glenallen Hill R OBP: 0.278, SLG: 0.491 (1,10)		K				K			K	5	0	0	0	0	4	4					
Henry Rodriguez L OBP: 0.313, SLG: 0.537 Mark Grace L OBP: 0.423, SLG: 0.485 (9,3)		FC6-4 1B				F8			F8	4	0	1	0	0	0	2					
Damon Buford R OBP: 0.348, SLG: 0.461 (1,8)		FC6-4				P4			BB 1B	2	1	0	0	1	0	1					
Jeff Reed L OBP: 0.362, SLG: 0.357 (1,2)			SH1-4 HR 2B			FC1-6 BB			G3	2	2	1	0	2	0	1					
Augie Ojeda S OBP: 0.360, SLG: 0.350 (1,6)			SH1-4			FC1-6			F9	3	0	0	0	0	0	3					
Inning Stats	R: 0 E: 0 K: 1 S: 8	H: 0 LOB: 0 BB: 0 P: 12	R: 0 E: 0 K: 1 S: 9	H: 1 LOB: 1 BB: 0 P: 14	R: 2 E: 0 K: 0 S: 10	H: 2 LOB: 0 BB: 0 P: 15	R: 0 E: 0 K: 2 S: 12	H: 0 LOB: 0 BB: 0 P: 19	R: 0 E: 0 K: 0 S: 8	H: 1 LOB: 1 BB: 1 P: 15	R: 3 E: 0 K: 1 S: 14	H: 2 LOB: 1 BB: 1 P: 27	R: 0 E: 0 K: 0 S: 8	H: 0 LOB: 1 BB: 1 P: 15	R: 1 E: 0 K: 1 S: 14	H: 2 LOB: 2 BB: 1 P: 23		1B: 4 2B: 3 3B: 0 HR: 1	SF: 0 SAC: 1 DP: 0 HBP: 1	WP: 0 PB: 0 SB: 0 CS: 0	PA: 41
PITCHER	IP	WLS	BF	H	R	ER	SO	BB	IBB	HBP	BLK	WP	HR	S	P	ERA	WHIP				
James Baldwin R ERA: 3.28	(1,1)	6.0	26	4	4	4	6	2	0	1	0	0	1	61	100	6.00	1.000				
Kelly Wunsch L ERA: 3.04	(7,1)	0.2	H	3	1	0	0	1	0	0	0	0	0	9	12	0.00	1.500				
41 Bill Simas R ERA: 3.19	(7,1)	1.0	B	5	1	1	0	1	0	0	0	0	0	9	17	9.00	2.000				
Jesus Pena L ERA: 7.11	(8,1)	1.1	L	7	2	1	1	1	0	0	0	0	0	18	30	6.75	2.250				

AB	35
R	6
H	8
RBI	6
BB	4
SO	8
LOB	21



Batter	1	2	3	4	5	6	7	8	9	AB	R	H	RBI	BB	SO	LOB	BOTTOM					
Ray Durham S OBP: 0.325, SLG: 0.470 (1,4)	G4-3								F9	4	1	2	1	1	0	0	Chicago Cubs @ Chicago White Sox Comiskey Park, Chicago, IL Sun Jun 11 2000, 2:05 PM EDT Att. 43,158 - Overcast - 79 F					
Jose Valentin S OBP: 0.308, SLG: 0.491 (1,6)	HR					HR			P5	5	2	3	2	0	1	2						
Frank Thomas R OBP: 0.427, SLG: 0.610 (1,10)	14 1B BB					HR			F7	4	1	1	1	1	1	3						
Magglio Ordonez R OBP: 0.369, SLG: 0.542 (1,9)	K					HR			F7	4	1	1	1	0	1	4						
14 Paul Konerko R OBP: 0.354, SLG: 0.512 (1,3)						G5-3			G6-3	4	0	1	0	0	1	0						
Chris Singleton L OBP: 0.307, SLG: 0.408 (1,8)	G1-3					G4-3			K	4	0	0	0	0	2	2						
Carlos Lee R OBP: 0.348, SLG: 0.551 (1,7)						F7			K	4	0	0	0	0	1	0						
Greg Norton S OBP: 0.353, SLG: 0.448 (1,5)		G3-1				1B 1B 1B			F8	4	0	1	0	0	1	0						
Mark Johnson L OBP: 0.286, SLG: 0.308 (1,2)		BB 1B				P4			F9	4	0	1	0	0	1	1						
Inning Stats	R: 1 E: 0 K: 1 S: 16	H: 2 LOB: 2 BB: 1 P: 23	R: 0 E: 0 K: 1 S: 12	H: 1 LOB: 2 BB: 1 P: 21	R: 2 E: 0 K: 0 S: 8	H: 2 LOB: 0 BB: 0 P: 11	R: 0 E: 0 K: 1 S: 12	H: 3 LOB: 3 BB: 0 P: 22	R: 0 E: 0 K: 3 S: 11	H: 0 LOB: 0 BB: 0 P: 16	R: 2 E: 0 K: 0 S: 11	H: 2 LOB: 0 BB: 0 P: 15	R: 0 E: 0 K: 1 S: 6	H: 0 LOB: 0 BB: 0 P: 10	R: 0 E: 0 K: 2 S: 8	H: 0 LOB: 0 BB: 0 P: 12		R: 0 E: 0 K: 0 S: 6	H: 0 LOB: 0 BB: 0 P: 11	1B: 5 2B: 0 3B: 0 HR: 5	SF: 0 SAC: 0 DP: 0 HBP: 0	WP: 0 PB: 0 SB: 0 CS: 0
PITCHER	IP	WLS	BF	H	R	ER	SO	BB	IBB	HBP	BLK	WP	HR	S	P	ERA	WHIP					
Ismael Valdez R ERA: 5.8	(1,1)	5.2	29	10	5	5	6	2	0	0	0	0	0	15	24	0.00	0.000					
Todd Van Poppel R ERA: 1.23	(6,1)	2.1	W	7	0	0	0	3	0	0	0	0	0	4	8	0.00	0.000					
Felix Heredia L ERA: 5.4	(9,1)	0.2	H	2	0	0	0	0	0	0	0	0	0	4	8	0.00	0.000					
Rick Aguilera R ERA: 5.73	(9,1)	0.1	S	1	0	0	0	0	0	0	0	0	0	2	3	0.00	0.000					



Batter	1	2	3	4	5	6	7	8	9	AB	R	H	RBI	BB	SO	LOB	TOP							
Jay Payton, R OBP: 0.305, SLG: 0.456 (1, 8)	G4-3		G5-3			G3			K	4	1	0	0	1	1	1	New York Mets @ Chicago Cubs Wrigley Field, Chicago, IL Tue Jun 13 2000, 7:05 PM CDT Att: 38,879 - Sunny - 80 F							
Derek Bell, R OBP: 0.371, SLG: 0.456 (1, 9)	K		K			BB			G4-3	4	1	1	0	1	2	1								
Edgardo Alfonzo, R OBP: 0.439, SLG: 0.610 (1, 4)	G6-3		G5-3			BB			FC6-4 BB	4	0	0	0	0	1	3								
31 Mike Piazza, R OBP: 0.438, SLG: 0.707 (1, 2)			F9			BB			G4-6-3	4	0	1	0	0	1	3								
Robin Ventura, L OBP: 0.339, SLG: 0.474 (1, 5)			BB			BB			K	3	1	1	2	1	1	1								
Todd Zeile, R OBP: 0.383, SLG: 0.542 (1, 3)			BB			BB			G4-3	3	0	2	0	1	0	0								
20 Kurt Abbott, R OBP: 0.313, SLG: 0.354 (1, 6)			BB			BB			F8	3	0	0	0	1	0	4								
Jason Tyner, L OBP: 0.308, SLG: 0.364 John Franco, L (8, PH) Lenny Harris, L OBP: 0.190, SLG: 0.234 (9, PH)	SF8								E5	1	0	0	1	0	0	0								
Rick Reed, R OBP: 0.208, SLG: 0.182 Turk Wendell, L (7, 1) Melvin Mora, R OBP: 0.333, SLG: 0.367 Matt Franco, L OBP: 0.344, SLG: 0.226 (9, PH)	K								G5-3	0	0	0	0	0	0	0								
									G4-3	0	0	0	0	0	0	0								
									G5-3	1	0	0	0	0	0	1								
Inning Stats	R: 0 E: 0 K: 1 S: 7	H: 0 LOB: 0 BB: 0 P: 10	R: 1 E: 0 K: 1 S: 17	H: 1 LOB: 2 BB: 2 P: 31	R: 0 E: 0 K: 1 S: 6	H: 0 LOB: 0 BB: 0 P: 9	R: 0 E: 0 K: 1 S: 17	H: 2 LOB: 3 BB: 0 P: 25	R: 2 E: 0 K: 2 S: 16	H: 2 LOB: 2 BB: 2 P: 31	R: 0 E: 0 K: 0 S: 5	H: 0 LOB: 0 BB: 0 P: 8	R: 0 E: 0 K: 0 S: 6	H: 0 LOB: 0 BB: 1 P: 12	R: 0 E: 0 K: 1 S: 10	H: 0 LOB: 0 BB: 0 P: 15		R: 0 E: 1 K: 1 S: 11	H: 0 LOB: 1 BB: 0 P: 17	1B: 3 2B: 2 3B: 0 HR: 0	SF: 1 SAC: 0 DP: 1 HBP: 1	WP: 0 PB: 0 SB: 0 CS: 0	PA: 38	
PITCHER	IP WLS BF H R ER SO BB IBB HBP BLK WP HR S P ERA WHIP	IP WLS BF H R ER SO BB IBB HBP BLK WP HR S P ERA WHIP	IP WLS BF H R ER SO BB IBB HBP BLK WP HR S P ERA WHIP	IP WLS BF H R ER SO BB IBB HBP BLK WP HR S P ERA WHIP	IP WLS BF H R ER SO BB IBB HBP BLK WP HR S P ERA WHIP	IP WLS BF H R ER SO BB IBB HBP BLK WP HR S P ERA WHIP	IP WLS BF H R ER SO BB IBB HBP BLK WP HR S P ERA WHIP	IP WLS BF H R ER SO BB IBB HBP BLK WP HR S P ERA WHIP	IP WLS BF H R ER SO BB IBB HBP BLK WP HR S P ERA WHIP	IP WLS BF H R ER SO BB IBB HBP BLK WP HR S P ERA WHIP	IP WLS BF H R ER SO BB IBB HBP BLK WP HR S P ERA WHIP	IP WLS BF H R ER SO BB IBB HBP BLK WP HR S P ERA WHIP	IP WLS BF H R ER SO BB IBB HBP BLK WP HR S P ERA WHIP	IP WLS BF H R ER SO BB IBB HBP BLK WP HR S P ERA WHIP	IP WLS BF H R ER SO BB IBB HBP BLK WP HR S P ERA WHIP	IP WLS BF H R ER SO BB IBB HBP BLK WP HR S P ERA WHIP	IP WLS BF H R ER SO BB IBB HBP BLK WP HR S P ERA WHIP	IP WLS BF H R ER SO BB IBB HBP BLK WP HR S P ERA WHIP	IP WLS BF H R ER SO BB IBB HBP BLK WP HR S P ERA WHIP	IP WLS BF H R ER SO BB IBB HBP BLK WP HR S P ERA WHIP	IP WLS BF H R ER SO BB IBB HBP BLK WP HR S P ERA WHIP	IP WLS BF H R ER SO BB IBB HBP BLK WP HR S P ERA WHIP	IP WLS BF H R ER SO BB IBB HBP BLK WP HR S P ERA WHIP	IP WLS BF H R ER SO BB IBB HBP BLK WP HR S P ERA WHIP

AB	31
R	3
H	5
RBI	3
BB	5
SO	8
LOB	19



Batter	1	2	3	4	5	6	7	8	9	AB	R	H	RBI	BB	SO	LOB	BOTTOM							
Eric Young Sr., R OBP: 0.374, SLG: 0.460 (1, 4)	G5-3		G3			SF4			S	3	1	1	1	0	0	0	New York Mets @ Chicago Cubs Wrigley Field, Chicago, IL Tue Jun 13 2000, 7:05 PM CDT Att: 38,879 - Sunny - 80 F							
Brant Brown, L OBP: 0.259, SLG: 0.427 (1, 8)	K		F7			BB			BB	4	0	2	1	0	1	0								
Sammy Sosa, R OBP: 0.395, SLG: 0.602 (1, 9)	BB		G1-3			F8			P4	4	1	1	0	0	0	2								
Mark Grace, L OBP: 0.424, SLG: 0.491 (1, 3)	BB					F8			L5	4	0	2	1	0	0	0								
Henry Rodriguez, L OBP: 0.317, SLG: 0.536 Damon Buford, R OBP: 0.348, SLG: 0.461 (8, PR) (9, 8)	G3					BB			BB	4	0	2	0	0	1	2								
						BB			BB	0	1	0	0	0	0	0								
Joe Girardi, R OBP: 0.367, SLG: 0.412 (1, 2)			K			FC5-4			FC3-6	4	0	1	0	0	1	2								
						BB			BB	4	0	1	0	0	1	2								
Willie Greene, L OBP: 0.309, SLG: 0.434 Glenallen Hill, R OBP: 0.276, SLG: 0.486 Rick Aguilera, R (9, 1)	F8					P6			F7	3	0	0	0	0	0	2								
									BB	1	0	0	0	0	0	1								
Jeff Huson, L OBP: 0.227, SLG: 0.200 (1, 6)						BB			F8	4	1	2	0	0	0	1								
						BB			G6-3	1	0	0	0	0	0	1								
Kevin Tapani, R OBP: 0.156, SLG: 0.281 Gary Matthews, S (7, PH) Felix Heredia, L (8, 1) Chad Meyers, R OBP: 0.200, SLG: 0.300 (9, 5)	FC6-4					BB			F5	1	0	0	0	0	0	1								
						BB				1	0	0	0	0	0	0								
						BB				0	0	0	0	0	0	0								
						BB				0	0	0	0	0	0	0								
Inning Stats	R: 1 E: 0 K: 1 S: 18	H: 2 LOB: 1 BB: 0 P: 24	R: 0 E: 0 K: 1 S: 11	H: 1 LOB: 1 BB: 0 P: 16	R: 0 E: 0 K: 0 S: 7	H: 0 LOB: 0 BB: 0 P: 12	R: 0 E: 0 K: 0 S: 4	H: 1 LOB: 1 BB: 0 P: 6	R: 1 E: 0 K: 0 S: 10	H: 2 LOB: 1 BB: 0 P: 14	R: 0 E: 0 K: 1 S: 9	H: 1 LOB: 0 BB: 0 P: 13	R: 1 E: 0 K: 0 S: 11	H: 2 LOB: 1 BB: 0 P: 15	R: 1 E: 1 K: 0 S: 8	H: 2 LOB: 1 BB: 0 P: 11	1B: 9 2B: 2 3B: 0 HR: 0	SF: 1 SAC: 1 DP: 0 HBP: 0	WP: 1 PB: 0 SB: 1 CS: 0	PA: 35				
PITCHER	IP WLS BF H R ER SO BB IBB HBP BLK WP HR S P ERA WHIP	IP WLS BF H R ER SO BB IBB HBP BLK WP HR S P ERA WHIP	IP WLS BF H R ER SO BB IBB HBP BLK WP HR S P ERA WHIP	IP WLS BF H R ER SO BB IBB HBP BLK WP HR S P ERA WHIP	IP WLS BF H R ER SO BB IBB HBP BLK WP HR S P ERA WHIP	IP WLS BF H R ER SO BB IBB HBP BLK WP HR S P ERA WHIP	IP WLS BF H R ER SO BB IBB HBP BLK WP HR S P ERA WHIP	IP WLS BF H R ER SO BB IBB HBP BLK WP HR S P ERA WHIP	IP WLS BF H R ER SO BB IBB HBP BLK WP HR S P ERA WHIP	IP WLS BF H R ER SO BB IBB HBP BLK WP HR S P ERA WHIP	IP WLS BF H R ER SO BB IBB HBP BLK WP HR S P ERA WHIP	IP WLS BF H R ER SO BB IBB HBP BLK WP HR S P ERA WHIP	IP WLS BF H R ER SO BB IBB HBP BLK WP HR S P ERA WHIP	IP WLS BF H R ER SO BB IBB HBP BLK WP HR S P ERA WHIP	IP WLS BF H R ER SO BB IBB HBP BLK WP HR S P ERA WHIP	IP WLS BF H R ER SO BB IBB HBP BLK WP HR S P ERA WHIP	IP WLS BF H R ER SO BB IBB HBP BLK WP HR S P ERA WHIP	IP WLS BF H R ER SO BB IBB HBP BLK WP HR S P ERA WHIP	IP WLS BF H R ER SO BB IBB HBP BLK WP HR S P ERA WHIP	IP WLS BF H R ER SO BB IBB HBP BLK WP HR S P ERA WHIP	IP WLS BF H R ER SO BB IBB HBP BLK WP HR S P ERA WHIP	IP WLS BF H R ER SO BB IBB HBP BLK WP HR S P ERA WHIP	IP WLS BF H R ER SO BB IBB HBP BLK WP HR S P ERA WHIP	IP WLS BF H R ER SO BB IBB HBP BLK WP HR S P ERA WHIP


AB	33
R	4
H	11
RBI	3
BB	0
SO	3
LOB	11



Batter	1	2	3	4	5	6	7	8	9	AB	R	H	RBI	BB	SO	LOB	TOP										
Peter Bergeron, L (1, 8) OBP: 0.312, SLG: 0.354	4-2 1B HR BB		1-2 G1-3	4-1 HBP BB		2-0 G3		1-2 G6-3		3	1	0	0	2	0	1											
Jose Vidro, S (1, 4) OBP: 0.406, SLG: 0.586	2-2 HR 1B		0-0 L7	3-2 PO HBP			1-2 G4-3		2-2 G6-3	4	1	1	1	0	0	0											
Rondell White, R (1, 7) OBP: 0.384, SLG: 0.547	0-1 HR		1-1 3B 1B	SAFE PO	1-1 HR 2B		1-0 HR		2-1 F8	5	4	4	4	0	0	0											
Vladimir Guerrero, R (1, 9) OBP: 0.431, SLG: 0.721	4-2 G4-6-3 BB		1-2 1H 3B		2-2 HR		2-3 K		0-2 G3	4	1	2	3	1	1	0											
Lee Stevens, L (1, 3) OBP: 0.360, SLG: 0.526	1-0 G4-6-3		1-2 G3		3-2 G5-3		0-1 BB 1B			4	0	1	0	0	0	2											
Chris Widger, R (1, 2) OBP: 0.321, SLG: 0.473	0-0 G6-3			0-3 K	1-3 K		4-2 BB		1-2 BB	3	0	0	0	1	2	0											
Michael Barrett, R (1, 5) Anthony Telford, R (7, 1)		1-0 P3		4-0 SH1-4 HBP BB	1-1 G5-3		2-2 F8			3	1	0	0	1	0	2	AB 31 R 8 H 8 RBI 8 BB 6 SO 4 LOB 6										
Orlando Cabrera, R (1, 6) OBP: 0.273, SLG: 0.400		3-2 F7		4-0 HBP SH1-4 BB		2-2 CS HBP		1-2 F7	2	0	0	0	1	0	0												
Tony Armas, R (1, 1) Guillermo Mota, R (4, 1) Geoff Blum, S (6, PH) Felipe Lira, R (6, 1) Mike Mordecai, R (7, 5) OBP: 0.330, SLG: 0.395 OBP: 0.417, SLG: 0.636		0-3 K		0-0 SH1-4	1-1 L8		1-2 P3			1	0	0	0	0	1	0											
Inning Stats	R: 3 E: 0 K: 0 S: 12	H: 2 LOB: 0 BB: 2 P: 23	R: 0 E: 0 K: 1 S: 7	H: 0 LOB: 0 BB: 0 P: 11	R: 1 E: 0 K: 0 S: 14	H: 2 LOB: 1 BB: 0 P: 18	R: 1 E: 0 K: 1 S: 8	H: 0 LOB: 2 BB: 3 P: 25	R: 2 E: 0 K: 1 S: 14	H: 2 LOB: 0 BB: 0 P: 22	R: 0 E: 0 K: 0 S: 5	H: 0 LOB: 0 BB: 0 P: 10	R: 1 E: 0 K: 1 S: 15	H: 2 LOB: 2 BB: 1 P: 25	R: 0 E: 0 K: 0 S: 10	H: 0 LOB: 0 BB: 0 P: 13	R: 0 E: 0 K: 0 S: 12	H: 0 LOB: 0 BB: 0 P: 16	1B: 3 2B: 1 3B: 1 HR: 3	SF: 0 SAC: 1 DP: 1 HBP: 2	WP: 0 PB: 0 SB: 1 CS: 1	PA: 41					
PITCHER	IP	WLS	BF	H	R	ER	SO	BB	IBB	HBP	BLK	WP	HR	S	P	ERA	WHIP										
34 Kerry Wood, R (1, 1) ERA: 6.07	4.0		20	4	5	5	2	5	0	1	0	0	1	41	77	11.25	2.250										
Todd Van Poppel, R (5, 1) ERA: 2.19	3.0	W	14	4	3	3	2	1	0	1	0	0	2	34	57	9.00	1.667										
Tim Worrell, R (8, 1) ERA: 3.38	1.0	H	3	0	0	0	0	0	0	0	0	0	0	10	13	0.00	0.000										
Rick Aguilera, R (9, 1) ERA: 5.25	1.0	S	3	0	0	0	0	0	0	0	0	0	0	12	16	0.00	0.000										

Montreal Expos @ Chicago Cubs
Wrigley Field, Chicago, IL
Fri Jun 16 2000, 2:20 PM CDT
Att: 38,010 - Sunny - 70 F


livebaseballscorecards.com



Batter	1	2	3	4	5	6	7	8	9	AB	R	H	RBI	BB	SO	LOB	BOTTOM										
Eric Young Sr., R (1, 4) OBP: 0.385, SLG: 0.470	1-1 CS HBP		2-2 G4-3	4-0 3B BB		0-1 FC6-4 1B		3-2 G6-3		3	1	1	1	1	0	1											
Brant Brown, L (1, 8) OBP: 0.244, SLG: 0.402	2-2 F7		0-2 P6	3-3 K		2-1 FC6-4		1-2 G5-3		4	0	0	0	0	1	5											
Sammy Sosa, R (1, 9) OBP: 0.397, SLG: 0.604	2-2 2B 1B			K		2-2 G5-3				4	1	2	3	0	1	1											
Mark Grace, L (1, 3) OBP: 0.425, SLG: 0.497	0-0 1H 2B			HBP BB		2-1 L3				3	1	1	1	1	0	1											
Henry Rodriguez, L (1, 7) OBP: 0.314, SLG: 0.532	2-3 K			1-1 HBP 1B 2B	1-2 F9		2-2 F8			4	1	1	0	0	1	1											
Willie Greene, L (1, 5) OBP: 0.317, SLG: 0.457		0-0 G3		4-1 1B HBP 1B BB	0-1 HR		0-2 G3-1			3	2	1	1	1	0	0											
Jeff Reed, L (1, 2) OBP: 0.358, SLG: 0.345		3-3 K		2-2 1B BB HBP	2-1 G1-3		0-2 F9			3	1	0	1	0	1	0	AB 32 R 9 H 9 RBI 9 BB 3 SO 4 LOB 9										
Augie Ojeda, S (1, 6) OBP: 0.394, SLG: 0.481		2-2 G3		1-2 2-3 3H	2-2 P6		1-1 G6-3			4	1	1	1	0	0	0											
34 Kerry Wood, R (1, 1) ERA: 6.07 Garvin Matthews, S (4, PH) Todd Van Poppel, R (5, 1) Tim Worrell, R (8, 1) Chad Meyers, R (8, PH) Rick Aguilera, R (9, 1)			0-0 G5-3	1-2 2-3 3H	2-2 BB 1B		0-2 P6-3		0-0 S 1B	1	0	0	0	0	0	0											
Inning Stats	R: 1 E: 0 K: 1 S: 13	H: 2 LOB: 1 BB: 0 P: 19	R: 0 E: 0 K: 1 S: 7	H: 0 LOB: 0 BB: 0 P: 12	R: 0 E: 0 K: 0 S: 7	H: 0 LOB: 0 BB: 0 P: 9	R: 7 E: 0 K: 2 S: 22	H: 4 LOB: 1 BB: 3 P: 49	R: 1 E: 0 K: 0 S: 9	H: 1 LOB: 0 BB: 0 P: 12	R: 0 E: 0 K: 0 S: 14	H: 1 LOB: 1 BB: 0 P: 18	R: 0 E: 0 K: 0 S: 8	H: 0 LOB: 0 BB: 0 P: 12	R: 0 E: 0 K: 0 S: 9	H: 1 LOB: 1 BB: 0 P: 13	1B: 5 2B: 2 3B: 1 HR: 1	SF: 0 SAC: 0 DP: 0 HBP: 2	WP: 0 PB: 0 SB: 1 CS: 1	PA: 37							
PITCHER	IP	WLS	BF	H	R	ER	SO	BB	IBB	HBP	BLK	WP	HR	S	P	ERA	WHIP										
Tony Armas, R (1, 1) ERA: 3.38	3.1	L	17	4	6	6	3	2	0	2	0	0	1	39	68	16.20	1.800										
Guillermo Mota, R (4, 1) ERA: 12.9	1.2		9	3	3	3	1	1	0	0	0	0	1	19	33	16.20	2.400										
Felipe Lira, R (6, 1) ERA: 6.33	1.0		4	1	0	0	0	0	0	0	0	0	0	14	18	0.00	1.000										
Anthony Telford, R (7, 1) ERA: 4.13	2.0		7	1	0	0	0	0	0	0	0	0	0	17	25	0.00	0.500										

Montreal Expos @ Chicago Cubs
Wrigley Field, Chicago, IL
Fri Jun 16 2000, 2:20 PM CDT
Att: 38,010 - Sunny - 70 F

livebaseballscorecards.com



Batter	1	2	3	4	5	6	7	8	9	AB	R	H	RBI	BB	SO	LOB	TOP					
Peter Bergeron, L (1, 8) OBP: 0.316, SLG: 0.355	0-0 1B		4-0 1B BB		0-3 K		2-0 L7			2	0	1	0	1	1	1	Montreal Expos @ Chicago Cubs Wrigley Field, Chicago, IL Sat Jun 17 2000, 3:05 PM CDT Att: 39,502 - Sunny - 61 F					
Mike Mordecai, R (7, PH) OBP: 0.411, SLG: 0.627										1	0	0	0	0	0	2						
Anthony Telford, R (7, 1) OBP: 0.330, SLG: 0.395										0	0	0	0	0	0	0						
Geoff Blum, S (8, 3)										0	0	0	0	0	0	0						
Jose Vidro, S (1, 4) OBP: 0.406, SLG: 0.583	4-2 BB BB		0-2 BB		0-2 F8			0-2 G1-3		3	0	1	0	1	0	1						
Rondell White, R (1, 7) OBP: 0.385, SLG: 0.543	4-2 BB		4-1 1B			1-2 G4-3		1-1 L3		2	0	0	0	2	0	0						
Vladimir Guerrero, R (1, 9) OBP: 0.430, SLG: 0.716	3-2 P6		0-0 L1-3			3-2 CS 1B		4-1 FC4-6 BB		3	0	1	0	1	0	4						
Lee Stevens, L (1, 3) OBP: 0.359, SLG: 0.521		0-1 1B		1-2 F8		1-2 L9		1-0 FC4-6		4	0	1	0	0	0	2						
Steve Kline, S (8, 1)										0	0	0	0	0	0	0						
Chris Widger, R (1, 2) OBP: 0.320, SLG: 0.467		1-3 K		1-3 K		0-1 CS	0-1 P3		2-0 G5-4-3	4	0	1	0	0	2	1						
Terry Jones, S (9, PR) OBP: 0.262, SLG: 0.237						1-2 1B				0	0	0	0	0	0	0						
Michael Barrett, R (1, 5) OBP: 0.263, SLG: 0.270	1-2 F7		0-0 G5-3				0-0 G6-3		1-1 G5-4-3	4	0	0	0	0	0	2						
Orlando Cabrera, R (1, 6) OBP: 0.277, SLG: 0.399	2-2 F7				0-2 G6-3		1-0 1B		4-2 S BB	3	0	1	0	1	0	1						
Dustin Hermanson, R (1, 1) OBP: 0.250, SLG: 0.211			3-2 F8		1-2 1B		2-2 1B		3-2 F5	2	0	1	0	0	0	0						
Wilton Guerrero, S (7, PH) OBP: 0.320, SLG: 0.324							1-2 1B		1-2 1B	2	0	1	0	0	0	1						
Inning Stats	R: 0 E: 0 K: 0 S: 9	H: 1 LOB: 1 BB: 2 P: 20	R: 0 E: 0 K: 1 S: 13	H: 1 LOB: 1 BB: 0 P: 17	R: 0 E: 0 K: 1 S: 8	H: 1 LOB: 2 BB: 2 P: 19	R: 0 E: 0 K: 1 S: 7	H: 0 LOB: 0 BB: 0 P: 9	R: 0 E: 0 K: 1 S: 13	H: 1 LOB: 1 BB: 0 P: 14	R: 0 E: 0 K: 0 S: 11	H: 1 LOB: 0 BB: 0 P: 16	R: 0 E: 0 K: 0 S: 8	H: 2 LOB: 2 BB: 0 P: 13	R: 0 E: 0 K: 0 S: 7	H: 0 LOB: 1 BB: 1 P: 13	R: 0 E: 0 K: 0 S: 12	H: 1 LOB: 2 BB: 1 P: 22	1B: 8 2B: 1 3B: 0 HR: 0	SF: 0 SAC: 0 DP: 2 HBP: 0	WP: 0 PB: 0 SB: 1 CS: 2	PA: 37
PITCHER	IP	WLS	BF	H	R	ER	SO	BB	IBB	HBP	BLK	WP	HR	S	P	ERA	WHIP					
Ismael Valdez, R (1, 1) ERA: 5.4	3.0		13	3	0	0	1	4	0	0	0	0	0	30	56	0.00	2.333					
Steve Rain, R (4, 1) ERA:	3.2	W	14	4	0	0	2	0	0	0	0	0	0	38	49	0.00	1.091					
Felix Heredia, L (7, 1) ERA: 5.13	0.1	H	1	0	0	0	0	0	0	0	0	0	0	1	3	0.00	0.000					
Tim Worrell, R (8, 1) ERA: 3.2	1.0	H	4	0	0	0	0	1	0	0	0	0	0	7	13	0.00	1.000					
Rick Aguilera, R (9, 1) ERA: 5.04	1.0	S	4	1	0	0	0	1	0	0	0	0	0	12	22	0.00	2.000					

Batter	1	2	3	4	5	6	7	8	9	AB	R	H	RBI	BB	SO	LOB	BOTTOM				
Eric Young Sr., R (1, 4) OBP: 0.380, SLG: 0.463	3-2 L9		2-1 P6		1-0 F8			1-1 G5-3		4	0	0	0	0	0	1	Montreal Expos @ Chicago Cubs Wrigley Field, Chicago, IL Sat Jun 17 2000, 3:05 PM CDT Att: 39,502 - Sunny - 61 F				
Brant Brown, L (1, 8) OBP: 0.245, SLG: 0.389	4-2 BB		2-3 K			0-1 G6-3		0-3 K		3	0	0	0	1	2	0					
Sammy Sosa, R (1, 9) OBP: 0.395, SLG: 0.598	0-3 K		0-0 G4-3			1-0 FC3-6 1B		2-3 K		4	0	1	0	0	2	1					
Mark Grace, L (1, 3) OBP: 0.419, SLG: 0.489	0-2 G4-3				0-1 L6		1-0 FC3-6		1-2 F8	3	0	0	0	0	0	2					
Henry Rodriguez, L (1, 7) OBP: 0.314, SLG: 0.528		2-3 K		3-1 CS 1B		1-2 F8				3	0	1	0	0	1	1					
Joe Girardi, R (1, 2) OBP: 0.373, SLG: 0.413		0-0 E6 1B		2-2 P4			1-1 F8			3	1	0	0	0	0	1					
Willie Greene, L (1, 5) OBP: 0.311, SLG: 0.446		2-1 F8			1-0 P6		1-0 F8			3	0	0	0	0	0	1					
Jeff Huson, L (1, 6) OBP: 0.255, SLG: 0.238		4-0 1B IBB			3-2 P4		0-2 2B			2	0	1	0	1	0	0					
Ismael Valdez, R (1, 1) ERA: 4.93		1-1 1B			4-2 BB		3-1 F9			1	0	1	1	0	0	0					
Steve Rain, R (4, 1) ERA:										0	0	0	0	1	0	0					
Felix Heredia, L (7, 1) ERA: 5.13										0	0	0	0	0	0	0					
Gary Matthews, S (7, PH) OBP: 0.262, SLG: 0.237										1	0	0	0	0	0	1					
Tim Worrell, R (8, 1) ERA: 3.2										0	0	0	0	0	0	0					
Rick Aguilera, R (9, 1) ERA: 5.04										0	0	0	0	0	0	0					
Inning Stats	R: 0 E: 0 K: 1 S: 14	H: 0 LOB: 1 BB: 1 P: 21	R: 1 E: 1 K: 1 S: 8	H: 1 LOB: 2 BB: 1 P: 17	R: 0 E: 0 K: 1 S: 7	H: 0 LOB: 0 BB: 0 P: 11	R: 0 E: 0 K: 0 S: 8	H: 1 LOB: 0 BB: 0 P: 13	R: 0 E: 0 K: 0 S: 11	H: 0 LOB: 1 BB: 1 P: 20	R: 0 E: 0 K: 0 S: 7	H: 1 LOB: 0 BB: 0 P: 10	R: 0 E: 0 K: 0 S: 9	H: 1 LOB: 1 BB: 0 P: 14	R: 0 E: 0 K: 2 S: 8	H: 0 LOB: 0 BB: 0 P: 11	1B: 3 2B: 1 3B: 0 HR: 0	SF: 0 SAC: 0 DP: 0 HBP: 0	WP: 0 PB: 0 SB: 0 CS: 1	PA: 30	
PITCHER	IP	WLS	BF	H	R	ER	SO	BB	IBB	HBP	BLK	WP	HR	S	P	ERA	WHIP				
Dustin Hermanson, R (1, 1) ERA: 4.93	6.0	L	23	3	1	0	3	2	1	0	0	0	0	55	92	0.00	0.833				
Anthony Telford, R (7, 1) ERA: 4.01	1.0		4	1	0	0	0	0	0	0	0	0	0	9	14	0.00	1.000				
Steve Kline, L (8, 1) ERA: 1.46	1.0		3	0	0	0	2	0	0	0	0	0	0	8	11	0.00	0.000				

AB 30
R 0
H 8
RBI 0
BB 6
SO 3
LOB 15



AB 27
R 1
H 4
RBI 1
BB 3
SO 5
LOB 8



Batter	1	2	3	4	5	6	7	8	9	10	11	AB	R	H	RBI	BB	SO	LOB	TOP					
Peter Bergeron, L OBP: 0.318, SLG: 0.361 Brad Rigby, R (11, 1)	G3-1 SF9 2B		K			G4-3		G6-3 S 1B		SH1-4	G3	5	1	2	0	0	1	3						
Jose Vidro, S OBP: 0.404, SLG: 0.576 Anthony Telford, R (10, 1)	G3-1					G6-3		G6-3		L7		5	0	1	0	0	0	3						
Julio Santana, R (11, 1)												0	0	0	0	0	0	0						
51 Scott Forster, R (11, 1)												0	0	0	0	0	0	0						
Terry Jones, S OBP: 0.262, SLG: 0.237 Rondell White, R OBP: 0.386, SLG: 0.536 (1, 7)	2-3 BB		G4-6-3 1B			F8				G4-3		3	0	0	0	2	0	2						
Vladimir Guerrero, R OBP: 0.431, SLG: 0.713 (1, 9)	SF9					F8		G3-1 BB 1B			G5-4-3 BB		4	2	2	1	0	0	2					
Lee Stevens, L OBP: 0.352, SLG: 0.509 (1, 3)	L6					G1-3		K			K		5	0	0	0	2	3						
Geoff Blum, S OBP: 0.344, SLG: 0.392 (1, 6)						G4-3		G3-1 BB 1B		G4-3 1B		3	1	1	0	2	0	0						
Brian Schneider, L OBP: 0.324, SLG: 0.290 Mike Mordecai, R OBP: 0.405, SLG: 0.618 Chris Widger, R OBP: 0.324, SLG: 0.467 (1, 2)	L8							G3-1		G4-3		3	0	1	0	0	0	2						
Michael Barrett, R OBP: 0.277, SLG: 0.279 (1, 5)						G4-3 1B						1	0	0	0	0	0	1						
Javier Vazquez, R OBP: 0.260, SLG: 0.241 Wilson Guerrero, S OBP: 0.242, SLG: 0.319 Steve Kline, S OBP: 0.276, SLG: 0.397 (1, 1)	G5-3					K		FC6-4 1B				2	0	0	0	0	1	1						
Inning Stats	R: 1 E: 0 K: 0 S: 13	H: 1 LOB: 1 BB: 1 P: 18	R: 0 E: 0 K: 0 S: 12	H: 1 LOB: 1 BB: 0 P: 17	R: 0 E: 0 K: 1 S: 11	H: 1 LOB: 0 BB: 0 P: 14	R: 0 E: 0 K: 0 S: 9	H: 0 LOB: 0 BB: 0 P: 13	R: 0 E: 0 K: 1 S: 8	H: 0 LOB: 0 BB: 0 P: 13	R: 2 E: 0 K: 1 S: 10	H: 2 LOB: 1 BB: 1 P: 20	R: 0 E: 0 K: 0 S: 6	H: 1 LOB: 1 BB: 0 P: 13	R: 0 E: 0 K: 2 S: 11	H: 1 LOB: 1 BB: 0 P: 18	R: 0 E: 0 K: 0 S: 9	H: 0 LOB: 1 BB: 1 P: 16	R: 1 E: 0 K: 1 S: 14	H: 1 LOB: 3 BB: 3 P: 30	1B: 8 2B: 1 3B: 0 HR: 0	SF: 1 SAC: 1 DP: 3 HBP: 0	WP: 1 PB: 0 SB: 1 CS: 0	PA: 46
PITCHER	IP ERA WLS BF H R ER SO BB IBB HBP BLK WP HR S P ERA WHIP	Jon Lieber, R ERA: 3.72 (1, 1)	Todd Van Poppel, R ERA: 2.08 (8, 1)	Felix Heredia, L ERA: 4.76 (9, 1)	76 Daniel Garbay, L ERA: 4.43 (11, 1)	PITCHER	IP ERA WLS BF H R ER SO BB IBB HBP BLK WP HR S P ERA WHIP	Jon Lieber, R ERA: 3.72 (1, 1)	Todd Van Poppel, R ERA: 2.08 (8, 1)	Felix Heredia, L ERA: 4.76 (9, 1)	76 Daniel Garbay, L ERA: 4.43 (11, 1)													

Montreal Expos @ Chicago Cubs
Wrigley Field, Chicago, IL
Sun Jun 18 2000, 1:20 PM CDT
Att: 38,762 - Sunny - 64 F

AB 37
R 4
H 9
RBI 4
BB 7
SO 6
LOB 23



Batter	1	2	3	4	5	6	7	8	9	10	11	AB	R	H	RBI	BB	SO	LOB	BOTTOM	
Eric Young Sr., R OBP: 0.377, SLG: 0.456 (1, 4)	L9		G4-3			G6-3					F8-3 BB	4	0	0	0	1	0	0		
Brant Brown, L OBP: 0.242, SLG: 0.379 (1, 8)	K					K				F8-3 1-2		5	0	1	0	0	2	1		
Sammy Sosa, R OBP: 0.395, SLG: 0.606 (1, 9)	HR							L1-3			G4-3	5	1	2	1	0	1	1		
Mark Grace, L OBP: 0.419, SLG: 0.492 (1, 3)	F8					1B 2B 1B		F7			G3 2B	5	1	2	0	0	0	1		
Henry Rodriguez, L OBP: 0.306, SLG: 0.514 (1, 7)						K		G6-3			G3	5	0	0	0	0	2	2		
Jose Girardi, R OBP: 0.374, SLG: 0.413 (1, 2)								G5-3			G6-3	5	1	2	0	0	0	1		
Willie Greene, L OBP: 0.322, SLG: 0.459 Damon Buford, R OBP: 0.341, SLG: 0.451 Jose Nieves, R OBP: 0.239, SLG: 0.297 (1, 5)												3	0	2	2	1	1	1		
Augie Ojeda, S OBP: 0.361, SLG: 0.433 Glenallen Hill, R OBP: 0.270, SLG: 0.470 Jeff Huson, L OBP: 0.255, SLG: 0.238 (1, 6)												0	0	0	0	0	0	0		
Jon Lieber, L OBP: 0.260, SLG: 0.241 Wilson Guerrero, S OBP: 0.242, SLG: 0.319 Steve Kline, S OBP: 0.276, SLG: 0.397 (1, 1)												3	0	0	0	0	0	3		
Inning Stats	R: 1 E: 0 K: 1 S: 9	H: 1 LOB: 0 BB: 0 P: 15	R: 0 E: 0 K: 2 S: 9	H: 1 LOB: 1 BB: 0 P: 17	R: 0 E: 0 K: 2 S: 10	H: 1 LOB: 1 BB: 0 P: 16	R: 2 E: 0 K: 1 S: 17	H: 3 LOB: 1 BB: 0 P: 25	R: 0 E: 0 K: 0 S: 5	H: 0 LOB: 0 BB: 0 P: 8	R: 0 E: 0 K: 0 S: 6	H: 0 LOB: 1 BB: 1 P: 13	R: 0 E: 0 K: 1 S: 5	H: 0 LOB: 0 BB: 0 P: 13	R: 0 E: 0 K: 0 S: 11	H: 1 LOB: 1 BB: 0 P: 17	1B: 6 2B: 3 3B: 0 HR: 1	SF: 0 SAC: 0 DP: 2 HBP: 0	WP: 0 PB: 0 SB: 0 CS: 0	PA: 42
PITCHER	IP ERA WLS BF H R ER SO BB IBB HBP BLK WP HR S P ERA WHIP	Javier Vazquez, R ERA: 3.56 (1, 1)	Felipe Lira, R ERA: 6.11 (7, 1)	Steve Kline, L ERA: 1.38 (8, 1)	Anthony Telford, R ERA: 3.89 (10, 1)	Julio Santana, R ERA: (11, 1)	PITCHER	IP ERA WLS BF H R ER SO BB IBB HBP BLK WP HR S P ERA WHIP	51 Scott Forster, L ERA: (11, 1)	Brad Rigby, R ERA: 13.5 (11, 1)										

Montreal Expos @ Chicago Cubs
Wrigley Field, Chicago, IL
Sun Jun 18 2000, 1:20 PM CDT
Att: 38,762 - Sunny - 64 F

AB 40
R 3
H 9
RBI 3
BB 2
SO 8
LOB 12



Batter	1	2	3	4	5	6	7	8	9	AB	R	H	RBI	BB	SO	LOB	TOP										
Eric Young Sr. R (1.4) OBP: 0.385, SLG: 0.471 Jose Nieves, R (8.4) OBP: 0.235, SLG: 0.292	0-1 SH5-3 2B		0-0 S 1B		1-0 1B			2-2 1B 2B	2-1 L6	4	1	4	0	0	0	0	4 1										
Brant Brown, L (1.8) OBP: 0.255, SLG: 0.381	1-1 SH5-3 2-3		4-2 1B		1-3 K			2-0 G6-3 1B 2B		2	1	1	0	1	1	1	2 1										
Sammy Sosa, R (1.9) OBP: 0.393, SLG: 0.691 Todd Van Poppel, R (8.1)	0-0 F2		1-3 K		3-3 K			1-2 G6-3 1B		4	0	1	1	0	2	3	4 0										
Mark Grace, L (1.3) OBP: 0.416, SLG: 0.492	0-1 P5			0-0 WP SF7 2B			2-1 P6	0-0 G6-3		4	1	1	0	0	0	3	4 1										
Henry Rodriguez, L (1.7) OBP: 0.305, SLG: 0.508		1-1 G1-3		2-2 SF7 2H			1-0 F8	4-0 2B BB		2	0	0	1	1	0	0	2 0										
Joe Girardi, R (1.2) OBP: 0.371, SLG: 0.415		2-1 G5-3		0-3 K			1-0 P4	1-0 2B		4	0	1	1	0	1	0	4 0										
Willie Greene, L (1.5) OBP: 0.314, SLG: 0.445		2-0 G3-1		0-2 G4-3			1-0 F7	1-0 G3		4	0	0	0	0	0	2	4 0										
Augie Ojeda, S (1.6) OBP: 0.325, SLG: 0.382			0-1 P6		0-3 K		0-2 G4-3	3-1 G4-3		4	0	0	0	0	1	0	4 0										
Kevin Tapani, R (1.1) OBP: 0.156, SLG: 0.281 Jeff Haskins, L (3.1) OBP: 0.249, SLG: 0.233 Steve Rain, R (3.1) 76 Daniel Garibay, L (8.1) Gary Matthews, S (8.1) OBP: 0.221, SLG: 0.417			0-2 F9		1-3 K		3-2 HR	1-2 G3		0	0	0	0	0	0	0	0 1 0 0 0 0 2										
Inning Stats	R: 0 E: 0 K: 0 S: 7	H: 1 LOB: 1 BB: 0 P: 8	R: 0 E: 0 K: 0 S: 5	H: 0 LOB: 0 BB: 0 P: 10	R: 0 E: 0 K: 1 S: 13	H: 1 LOB: 2 BB: 1 P: 18	R: 1 E: 0 K: 1 S: 11	H: 1 LOB: 0 BB: 0 P: 13	R: 0 E: 0 K: 3 S: 11	H: 1 LOB: 1 BB: 0 P: 14	R: 0 E: 0 K: 0 S: 5	H: 0 LOB: 0 BB: 0 P: 7	R: 0 E: 0 K: 0 S: 16	H: 0 LOB: 0 BB: 0 P: 30	R: 3 E: 0 K: 0 S: 16	H: 5 LOB: 2 BB: 1 P: 30	R: 0 E: 0 K: 0 S: 9	H: 0 LOB: 0 BB: 0 P: 15	1B: 4 2B: 4 3B: 0 HR: 1	SF: 1 SAC: 1 DP: 1 HBP: 0	WP: 1 PB: 0 SB: 1 CS: 0	PA: 37					
PITCHER	IP	WLS	BF	H	R	ER	SO	BB	IBB	HBP	BLK	WP	HR	S	P	ERA	WHIP										
Kevin Millwood, R (1.1) ERA: 5.14	6.0	W	23	4	1	1	6	1	0	0	0	1	0	55	77	1.50	0.833										
Bruce Chen, L (7.1) ERA: 2.97	1.2		9	4	3	3	0	1	0	0	0	0	1	19	33	16.20	3.000										
Jason Marquis, R (8.1) ERA: 2.57	1.1		5	1	0	0	0	0	0	0	0	0	0	11	19	0.00	0.750										

Chicago Cubs @ Atlanta Braves
Turner Field, Atlanta, GA
Tue Jun 20 2000, 7:40 PM EDT
Att: 46,618 - Sunny - 75 F

AB	33
R	4
H	9
RBI	4
BB	2
SO	6
LOB	9



Batter	1	2	3	4	5	6	7	8	9	AB	R	H	RBI	BB	SO	LOB	BOTTOM										
QuiVivo Veras, S (1.4) OBP: 0.420, SLG: 0.409 Keith Lockhart, L (8.4) OBP: 0.318, SLG: 0.443	1-1 2B	0-1 G6-3 10 HR 1B		2-2 FC6-4 1B		3-2 HR 2B	2-3 K			5	3	4	3	0	1	1	5 0										
Andruw Jones, R (1.8) OBP: 0.419, SLG: 0.590	1-1 G6-3 1B 2B	1-1 G6-3		1-1 FC6-4 10 HR		0-1 HR	1-0 G6-3			5	3	2	3	0	0	2	5 3										
10 Chipper Jones, S (1.5) OBP: 0.404, SLG: 0.601	2-0 P6	3-0 HR		0-1 HR		2-2 F8	1-2 F5			5	2	2	4	0	0	1	5 2										
Andres Galarraga, R (1.3) OBP: 0.375, SLG: 0.576	1-0 G6-3	2-2 P4		1-0 G1-3		0-0 1B	1-2 F9			5	0	1	0	0	0	1	5 0										
Brian Jordan, R (1.9) OBP: 0.344, SLG: 0.510	1-1 1B		3-1 F9 2B		1-1 1B	0-0 F9				4	0	3	1	0	0	1	4 0										
Bobby Bonilla, S (1.7) OBP: 0.382, SLG: 0.450 Trenidad Hubbard, R (6.7) OBP: 0.300, SLG: 0.317	1-1 G6-3		1-3 K		0-1 L9	2-3 K				3	0	0	0	0	1	3	3 1										
Javy Lopez, R (1.2) OBP: 0.331, SLG: 0.457		2-2 SH1-4 1B 1B	0-2 F9		0-0 F3	1-1 E5				4	1	1	0	0	0	2	4 1										
Walt Weiss, S (1.6) OBP: 0.378, SLG: 0.352		1-1 SH1-4 1B 1B	1-2 G5-3		2-3 K	2-1 G6-3				4	1	1	0	0	1	3	4 1										
Kevin Millwood, R (1.1) OBP: 0.115, SLG: 0.120 Bruce Chen, L (7.1) Jason Marquis, L (8.1)		1-1 SH1-4		1-3 K		0-0 E5 2B	1-0 G5-3			2	1	0	0	0	1	0	2 1										
Inning Stats	R: 2 E: 0 K: 0 S: 10	H: 3 LOB: 1 BB: 0 P: 17	R: 4 E: 0 K: 0 S: 18	H: 4 LOB: 0 BB: 0 P: 27	R: 0 E: 0 K: 1 S: 12	H: 1 LOB: 0 BB: 0 P: 17	R: 2 E: 0 K: 1 S: 11	H: 2 LOB: 0 BB: 0 P: 16	R: 0 E: 0 K: 1 S: 9	H: 1 LOB: 1 BB: 0 P: 12	R: 3 E: 1 K: 1 S: 14	H: 3 LOB: 1 BB: 0 P: 21	R: 0 E: 1 K: 1 S: 9	H: 0 LOB: 1 BB: 0 P: 15	R: 0 E: 0 K: 0 S: 7	H: 0 LOB: 0 BB: 0 P: 10	1B: 7 2B: 4 3B: 0 HR: 3	SF: 0 SAC: 1 DP: 0 HBP: 0	WP: 1 PB: 0 SB: 0 CS: 0	PA: 40							
PITCHER	IP	WLS	BF	H	R	ER	SO	BB	IBB	HBP	BLK	WP	HR	S	P	ERA	WHIP										
Kevin Tapani, R (1.1) ERA: 5.07	2.0	L	13	7	6	6	0	0	0	0	0	0	1	28	44	27.00	3.500										
Steve Rain, R (3.1) ERA: 2.7	3.0		13	4	2	2	3	0	0	0	0	0	1	32	45	6.00	1.333										
76 Daniel Garibay, L (6.1) ERA: 4.84	2.0		11	3	3	2	2	0	0	0	0	1	1	23	36	9.00	1.500										
Todd Van Poppel, R (8.1) ERA: 2.0	1.0		3	0	0	0	0	0	0	0	0	0	0	7	10	0.00	0.000										

Chicago Cubs @ Atlanta Braves
Turner Field, Atlanta, GA
Tue Jun 20 2000, 7:40 PM EDT
Att: 46,618 - Sunny - 75 F

AB	39
R	11
H	14
RBI	11
BB	0
SO	5
LOB	16



Batter	1	2	3	4	5	6	7	8	9	AB	R	H	RBI	BB	SO	LOB	TOP				
Eric Young Sr. R OBP: 0.382, SLG: 0.460 (1,4)										4	0	0	0	1	1	2					
Ricky Gutierrez R OBP: 0.407, SLG: 0.491 (1,6)										4	0	1	0	0	0	0					
Jose Nieves R OBP: 0.218, SLG: 0.307 (8,6)										1	0	0	0	0	1	0					
Sammy Sosa R OBP: 0.404, SLG: 0.599 (1,9)										4	0	1	0	0	0	2					
Mark Grace L OBP: 0.425, SLG: 0.495 (1,3)										2	0	1	0	2	0	0					
Willie Greene L OBP: 0.313, SLG: 0.436 (1,5)										3	0	0	0	1	2	3					
Henny Rodriguez L OBP: 0.299, SLG: 0.497 (1,7)										4	0	0	0	0	0	3					
Felix Heredia L (8,1)										0	0	0	0	0	0	0					
Damon Buford R OBP: 0.338, SLG: 0.454 (1,8)										4	1	2	1	0	0	0					
Joe Girardi R OBP: 0.374, SLG: 0.416 (1,2)										4	0	3	0	0	0	0					
Jon Lieber L OBP: 0.132, SLG: 0.158 (1,1)										2	0	0	0	0	2	3					
Gary Matthews S OBP: 0.267, SLG: 0.385 (8,7)										1	0	0	0	0	0	0					
Inning Stats	R: 0 E: 0 K: 0 S: 13	H: 1 LOB: 3 BB: 3 P: 29	R: 0 E: 0 K: 1 S: 12	H: 1 LOB: 1 BB: 0 P: 19	R: 0 E: 0 K: 0 S: 6	H: 0 LOB: 0 BB: 0 P: 8	R: 0 E: 0 K: 1 S: 9	H: 2 LOB: 2 BB: 0 P: 16	R: 0 E: 0 K: 1 S: 15	H: 1 LOB: 1 BB: 0 P: 23	R: 1 E: 0 K: 1 S: 10	H: 2 LOB: 1 BB: 0 P: 16	R: 0 E: 0 K: 0 S: 9	H: 0 LOB: 0 BB: 0 P: 9	R: 0 E: 0 K: 1 S: 8	H: 0 LOB: 0 BB: 0 P: 14	1B: 6 2B: 1 3B: 0 HR: 1	SF: 0 SAC: 1 DP: 1 HBP: 0	WP: 0 PB: 0 SB: 0 CS: 0	PA: 38	
PITCHER	IP	WLS	BF	H	R	ER	SO	BB	IBB	HBP	BLK	WP	HR	S	P	ERA	WHIP				
Brad Penny R ERA: 4.81 (1,1)	6.0	W	28	7	1	1	4	4	0	0	0	0	1	65	111	1.50	1.833				
Braden Looper R ERA: 2.57 (7,1)	1.0		4	1	0	0	1	0	0	0	0	0	0	9	16	0.00	1.000				
Ricky Bones R ERA: 1.87 (8,1)	2.0		6	0	0	0	1	0	0	0	0	0	0	13	23	0.00	0.000				

Chicago Cubs @ Florida Marlins
Pro Player Stadium, Miami, FL
Fri Jun 23 2000, 7:05 PM EDT
Att: 24,144 - Cloudy - 88 F

livebaseballscores.com

AB 33
R 1
H 8
RBI 1
BB 4
SO 6
LOB 13

Batter	1	2	3	4	5	6	7	8	9	AB	R	H	RBI	BB	SO	LOB	BOTTOM				
Luis Castillo S OBP: 0.468, SLG: 0.447 (1,4)										5	2	4	0	0	0	0					
Mark Kotsay L OBP: 0.345, SLG: 0.473 (1,9)										4	1	2	1	1	0	1					
Cliff Floyd L OBP: 0.375, SLG: 0.511 (1,7)										4	1	1	2	1	0	2					
Preston Wilson R OBP: 0.331, SLG: 0.484 (1,8)										3	0	0	1	0	4						
Mike Lowell R OBP: 0.313, SLG: 0.463 (1,5)										3	1	1	2	1	2	1					
Derrek Lee R OBP: 0.388, SLG: 0.503 (1,3)										3	0	1	0	1	1	0					
Alex Gonzalez R OBP: 0.217, SLG: 0.280 (1,6)										4	0	2	0	0	0	2					
Paul Bako L OBP: 0.361, SLG: 0.313 (1,2)										4	0	0	0	0	2	5					
Brad Penny R OBP: 0.069, SLG: 0.069 (1,1)										2	0	0	0	0	1	0					
Kevin Millar R OBP: 0.376, SLG: 0.486 (6,PH)										1	1	1	0	0	0	0					
Braden Looper R (7,1)										0	0	0	0	0	0	0					
Mark Smith R OBP: 0.385, SLG: 0.382 (7,PH)										1	0	0	0	0	2						
Ricky Bones R (8,1)										0	0	0	0	0	0	0					
Inning Stats	R: 1 E: 0 K: 1 S: 14	H: 2 LOB: 1 BB: 0 P: 23	R: 0 E: 0 K: 2 S: 10	H: 0 LOB: 0 BB: 0 P: 12	R: 0 E: 0 K: 1 S: 14	H: 1 LOB: 1 BB: 1 P: 24	R: 0 E: 0 K: 1 S: 6	H: 1 LOB: 0 BB: 0 P: 10	R: 4 E: 0 K: 0 S: 12	H: 4 LOB: 2 BB: 2 P: 22	R: 1 E: 0 K: 0 S: 11	H: 3 LOB: 1 BB: 0 P: 16	R: 0 E: 0 K: 1 S: 10	H: 1 LOB: 2 BB: 1 P: 18	R: 0 E: 0 K: 0 S: 6	H: 0 LOB: 0 BB: 0 P: 7	1B: 10 2B: 1 3B: 0 HR: 1	SF: 1 SAC: 0 DP: 0 HBP: 0	WP: 0 PB: 0 SB: 2 CS: 0	PA: 39	
PITCHER	IP	WLS	BF	H	R	ER	SO	BB	IBB	HBP	BLK	WP	HR	S	P	ERA	WHIP				
Jon Lieber R ERA: 3.95 (1,1)	7.0	L	36	12	6	6	6	4	0	0	0	0	1	77	125	7.71	2.286				
Felix Heredia L ERA: 4.6 (8,1)	1.0		3	0	0	0	0	0	0	0	0	0	0	6	7	0.00	0.000				

Chicago Cubs @ Florida Marlins
Pro Player Stadium, Miami, FL
Fri Jun 23 2000, 7:05 PM EDT
Att: 24,144 - Cloudy - 88 F

livebaseballscores.com

AB 34
R 6
H 12
RBI 6
BB 4
SO 6
LOB 17

Batter	1	2	3	4	5	6	7	8	9	AB	R	H	RBI	BB	SO	LOB	TOP				
Eric Young Sr. R OBP: 0.389, SLG: 0.464 (1, 4)										4	1	3	2	1	0	0					
Ricky Gutierrez R OBP: 0.402, SLG: 0.483 (1, 6)										5	0	1	0	0	0	4					
Sammy Sosa R OBP: 0.401, SLG: 0.594 (1, 9)										4	0	1	1	0	2	1					
Mark Grace L OBP: 0.422, SLG: 0.488 (1, 3)										3	0	0	0	1	0	2					
Damon Buford R OBP: 0.345, SLG: 0.456 (1, 8)										3	0	2	0	1	0	0					
Brant Brown L OBP: 0.252, SLG: 0.366 (8, PH)										3	0	0	0	0	0	3					
Gary Matthews S OBP: 0.313, SLG: 0.429 (8, 7)										1	1	1	0	0	0	0					
Jeff Reed L OBP: 0.353, SLG: 0.333 (1, 2)										4	0	1	0	0	1	5					
Jose Nieves R OBP: 0.244, SLG: 0.380 (1, 5)										4	2	3	1	0	0	1					
Kevin Tapani R OBP: 0.147, SLG: 0.265 (8, PH)										2	0	0	0	0	2	2					
Glenallen Hill R OBP: 0.280, SLG: 0.484 (8, PH)										1	0	0	0	0	0	1					
Tim Worrell R (8, 1)										0	0	0	0	0	0	0					
Felix Heredia L (8, 1)										0	0	0	0	0	0	0					
Rick Aguilera R (8, 1)										0	0	0	0	0	0	0					
Inning Stats	R: 0 E: 0 K: 0 S: 4	H: 1 LOB: 1 BB: 1 P: 11	R: 0 E: 0 K: 0 S: 7	H: 1 LOB: 0 BB: 0 P: 13	R: 1 E: 0 K: 1 S: 10	H: 2 LOB: 1 BB: 0 P: 16	R: 0 E: 0 K: 0 S: 9	H: 0 LOB: 0 BB: 0 P: 13	R: 0 E: 0 K: 1 S: 10	H: 2 LOB: 2 BB: 0 P: 14	R: 0 E: 0 K: 1 S: 11	H: 0 LOB: 1 BB: 2 P: 22	R: 2 E: 0 K: 0 S: 14	H: 3 LOB: 1 BB: 0 P: 25	R: 1 E: 0 K: 1 S: 9	H: 3 LOB: 1 BB: 0 P: 14	R: 0 E: 0 K: 1 S: 8	H: 0 LOB: 0 BB: 0 P: 8	1B: 9 2B: 2 3B: 1 HR: 0	SF: 1 SAC: 1 DP: 2 HBP: 0	WP: 0 PA: 39 PB: 0 SB: 1 CS: 1
PITCHER	IP WLS BF H R ER SO BB IBB HBP BLK WP HR S P ERA WHIP																				
23 Chuck Smith R ERA: 2.61	7.0 31 9 3 3 3 3 0 0 0 0 0 0 65 114 3.86 1.714																				
Vic Darenbourg L ERA: 4.01	0.2 3 2 1 1 1 0 0 0 0 0 0 0 7 10 13.50 3.000																				
Joe Strong R ERA: 5.4	0.1 W 2 1 0 0 0 0 0 0 0 0 0 2 4 0.00 3.000																				
Antonio Alfonseca R ERA: 5.05	1.0 S 3 0 0 0 1 0 0 0 0 0 0 0 8 8 0.00 0.000																				

Chicago Cubs @ Florida Marlins
 Pro Player Stadium, Miami, FL
 Sat Jun 24 2000, 7:05 PM EDT
 Att: 35,140 - Sunny - 86 F

AB 34
 R 4
 H 12
 RBI 4
 BB 3
 SO 5
 LOB 19

Batter	1	2	3	4	5	6	7	8	9	AB	R	H	RBI	BB	SO	LOB	BOTTOM		
Luis Castillo S OBP: 0.464, SLG: 0.443 (1, 4)										4	0	1	0	0	0	1			
Mark Kotsay L OBP: 0.351, SLG: 0.477 (1, 9)										4	1	3	1	0	0	1			
Cliff Floyd L OBP: 0.374, SLG: 0.504 (1, 7)										3	1	0	0	1	2	3			
Preston Wilson R OBP: 0.333, SLG: 0.505 (1, 8)										4	2	2	4	0	1	0			
Derrek Lee R OBP: 0.376, SLG: 0.538 (1, 3)										3	2	2	2	1	0	0			
Andy Fox L OBP: 0.248, SLG: 0.264 (1, 5)										3	0	0	0	0	2	1			
Joe Strong S (8, PH)										0	0	0	0	0	0	0			
Kevin Millar R OBP: 0.380, SLG: 0.486 (8, PH)										0	0	0	0	1	0	0			
Antonio Alfonseca R (9, 1)										0	0	0	0	0	0	0			
Alex Gonzalez R OBP: 0.214, SLG: 0.276 (1, 6)										4	0	0	0	0	1	2			
Paul Bako L OBP: 0.356, SLG: 0.308 (1, 2)											2	0	0	0	1	1			
Mark Smith R OBP: 0.379, SLG: 0.375 (8, PH)										1	0	0	0	0	0	0			
Mike Redmond R OBP: 0.339, SLG: 0.330 (9, 2)										0	0	0	0	0	0	0			
23 Chuck Smith R (1, 1)										2	0	0	0	0	2	0			
Vic Darenbourg L OBP: 0.286, SLG: 0.286 (8, 1)										0	0	0	0	0	0	0			
Dave Berg R OBP: 0.321, SLG: 0.333 (8, 5)										1	1	1	0	0	0	0			
Inning Stats	R: 0 E: 0 K: 1 S: 7	H: 1 LOB: 0 BB: 0 P: 11	R: 0 E: 0 K: 1 S: 13	H: 0 LOB: 0 BB: 0 P: 19	R: 0 E: 0 K: 2 S: 7	H: 0 LOB: 0 BB: 0 P: 10	R: 0 E: 0 K: 1 S: 9	H: 1 LOB: 1 BB: 0 P: 13	R: 1 E: 0 K: 1 S: 11	H: 1 LOB: 1 BB: 1 P: 16	R: 0 E: 0 K: 1 S: 12	H: 1 LOB: 0 BB: 0 P: 19	R: 1 E: 0 K: 2 S: 11	H: 1 LOB: 0 BB: 0 P: 15	R: 5 E: 0 K: 0 S: 23	H: 4 LOB: 1 BB: 2 P: 40	1B: 4 2B: 3 3B: 0 HR: 4	SF: 0 SAC: 0 DP: 2 HBP: 0	WP: 0 PA: 34 PB: 0 SB: 1 CS: 2
PITCHER	IP WLS BF H R ER SO BB IBB HBP BLK WP HR S P ERA WHIP																		
Kevin Tapani R ERA: 4.91	7.0 25 5 2 2 9 1 0 0 0 0 0 0 70 103 2.57 0.857																		
Tim Worrell R ERA: 3.99	0.2 H 3 1 1 1 0 0 0 0 0 0 0 12 17 13.50 1.500																		
Felix Heredia L ERA: 5.22	0.0 L 2 1 0 0 0 1 0 0 0 0 0 0 4 10 ∞ ∞																		
Rick Aguilera R ERA: 5.47	0.1 B 4 2 4 4 0 1 0 0 0 0 0 2 7 13 108.00 9.000																		

Chicago Cubs @ Florida Marlins
 Pro Player Stadium, Miami, FL
 Sat Jun 24 2000, 7:05 PM EDT
 Att: 35,140 - Sunny - 86 F

AB 31
 R 7
 H 9
 RBI 7
 BB 3
 SO 9
 LOB 9

Batter	1	2	3	4	5	6	7	8	9	10	AB	R	H	RBI	BB	SO	LOB	TOP						
Brant Brown, L OBP: 0.259, SLG: 0.396 (1, 3) (8, 7)	2-2 CS 1B		1-0 HR		0-0 F7			0-1 E6 1B	3-3 K		5	2	2	1	0	1	1	Chicago Cubs @ Florida Marlins Pro Player Stadium, Miami, FL Sun Jun 25 2000, 1:05 PM EDT Att: 16,512 - Cloudy - 85 F						
Damon Buford, R OBP: 0.342, SLG: 0.451 (1, 8)	1-3 K		2-0 CS 1B		1-3 K			1-0 P4		0-3 K	5	0	1	0	0	3	2							
Sammy Sosa, R OBP: 0.395, SLG: 0.583 (1, 9) (8, 6)	3-3 K		3-3 K		2-1 F9			2-2 E6 1B SF7		1-0 G6-3	5	1	0	0	0	2	3							
Henry Rodriguez, L OBP: 0.304, SLG: 0.497 (8, PH)																								
Glenallen Hill, R OBP: 0.286, SLG: 0.488 (8, 3)																								
Mark Grace, L OBP: 0.420, SLG: 0.485 (8, 3)																								
Jose Nieves, R OBP: 0.256, SLG: 0.420 (1, 6)																								
Willie Greene, L OBP: 0.313, SLG: 0.434 (7, 1)																								
Ricky Gutierrez, R OBP: 0.400, SLG: 0.480 (8, PH)																								
Steve Rain, R (8, 1)																								
Felix Heredia, L (10, 1)																								
Joe Girardi, R OBP: 0.372, SLG: 0.409 (1, 2)																								
Jeff Huson, L OBP: 0.289, SLG: 0.298 (7, 5)																								
Ruben Quevedo, R OBP: 0.250, SLG: 0.250 (1, 1)																								
Eric Young Sr., R OBP: 0.387, SLG: 0.463 (7, 4)																								
Inning Stats	R: 0 E: 0 K: 2 S: 9	H: 1 LOB: 1 BB: 0 P: 15	R: 2 E: 0 K: 1 S: 9	H: 2 LOB: 0 BB: 0 P: 12	R: 1 E: 0 K: 1 S: 9	H: 2 LOB: 1 BB: 0 P: 17	R: 2 E: 0 K: 1 S: 11	H: 2 LOB: 1 BB: 2 P: 20	R: 0 E: 0 K: 1 S: 6	H: 0 LOB: 0 BB: 0 P: 9	R: 0 E: 0 K: 1 S: 7	H: 0 LOB: 0 BB: 1 P: 14	R: 0 E: 0 K: 1 S: 5	H: 0 LOB: 0 BB: 0 P: 7	R: 2 E: 2 K: 0 S: 15	H: 1 LOB: 1 BB: 0 P: 22	R: 0 E: 0 K: 2 S: 8	H: 1 LOB: 1 BB: 0 P: 12	R: 0 E: 0 K: 1 S: 6	H: 0 LOB: 0 BB: 0 P: 10	1B: 6 2B: 2 3B: 1 HR: 2	SF: 1 SAC: 0 DP: 4 HBP: 0	WP: 1 PB: 0 SB: 0 CS: 2	PA: 40
PITCHER	IP WLS BF H R ER SO BB IBB HBP BLK WP HR S P ERA WHIP	7.0 3.35 27 7 5 5 8 3 0 0 0 1 2 56 94 6.43 1.429	0.1 3.25 3 0 2 0 0 0 0 0 0 0 0 8 11 0.00 0.000	0.1 1.4 2 1 0 0 0 0 0 0 0 0 0 4 6 0.00 3.000	1.1 1.81 5 1 0 0 2 0 0 0 0 0 0 11 17 0.00 0.750	1.0 4.51 3 0 0 0 1 0 0 0 0 0 0 6 10 0.00 0.000											IP WLS BF H R ER SO BB IBB HBP BLK WP HR S P ERA WHIP	7.0 3.35 27 7 5 5 8 3 0 0 0 1 2 56 94 6.43 1.429						
Ryan Dempster, R ERA: 3.35																								
Braden Looper, R ERA: 3.25																								
Armando Almanza, L ERA: 1.4																								
Ricky Bones, R ERA: 1.81																								
Antonio Alfonseca, R ERA: 4.51																								

Batter	1	2	3	4	5	6	7	8	9	10	AB	R	H	RBI	BB	SO	LOB	BOTTOM						
Luis Castillo, S OBP: 0.471, SLG: 0.447 (1, 4)	4-2 BB 1B BB	3-2 CS 1B		4-1 BB							3	2	2	0	2	1	3	Chicago Cubs @ Florida Marlins Pro Player Stadium, Miami, FL Sun Jun 25 2000, 1:05 PM EDT Att: 16,512 - Cloudy - 85 F						
Mark Kotsay, L OBP: 0.345, SLG: 0.488 (1, 9)	1-0 F8	0-0 F8		0-0 F7				1-0 F8	2-2 F8		5	0	0	0	0	0	6							
Mark Smith, R OBP: 0.366, SLG: 0.410 (1, 7)	1-1 F8	0-1 CS	1-3 K		2-2 F7			2-2 HR	2-3 K		5	1	1	2	0	2	1							
Preston Wilson, R OBP: 0.331, SLG: 0.500 (1, 8)	2-1 BB 1B		0-0 G5-3		2-3 K			2-1 P4	1-2 P4		5	1	1	0	0	1	0							
Mike Lowell, R OBP: 0.315, SLG: 0.459 (1, 5)	4-2 BB 1B BB		0-0 F2		3-2 1B			2-0 E3 HR	3-2 F7		4	2	1	0	1	0	0							
Derek Lee, R OBP: 0.381, SLG: 0.551 (1, 3)	4-0 1B BB			4-2 FC4-6 BB				2-2 HR	3-1 P6		3	1	1	3	2	1	1							
Dave Berg, R OBP: 0.327, SLG: 0.340 (8, 6)	1-2 2-3 3-H			1-2 FC4-6 BB 1B				0-1 P3	1-2 BB HBP 1B		4	0	2	2	0	0	1							
Alex Gonzalez, R OBP: 0.214, SLG: 0.278 (8, 6)				1-2 2-H 3-H				1-2 BB HBP 1B	2-3 K		1	0	0	0	0	1	0							
Andy Fox, L OBP: 0.246, SLG: 0.282 (8, 6)								0-0 F7	4-1 BB HBP		4	0	0	0	0	1	3							
Mike Redmond, R OBP: 0.333, SLG: 0.318 (1, 2)	0-1 G3			2-3 K				1-2 BB HBP	1-0 F3		4	0	0	0	0	1	3							
Ryan Dempster, R ERA: 11.57																								
Kevin Millar, R OBP: 0.279, SLG: 0.125 (7, PH)																								
Braden Looper, R ERA: 3.25																								
Armando Almanza, L ERA: 1.4																								
Ricky Bones, R ERA: 1.81																								
Antonio Alfonseca, R ERA: 4.51																								
Inning Stats	R: 3 E: 0 K: 0 S: 15	H: 2 LOB: 2 BB: 3 P: 32	R: 0 E: 0 K: 0 S: 6	H: 1 LOB: 0 BB: 0 P: 9	R: 0 E: 0 K: 1 S: 7	H: 0 LOB: 0 BB: 0 P: 8	R: 0 E: 0 K: 1 S: 13	H: 1 LOB: 3 BB: 2 P: 24	R: 0 E: 0 K: 2 S: 14	H: 0 LOB: 1 BB: 0 P: 21	R: 0 E: 0 K: 0 S: 5	H: 0 LOB: 0 BB: 0 P: 7	R: 4 E: 1 K: 1 S: 22	H: 4 LOB: 3 BB: 1 P: 42	R: 0 E: 0 K: 1 S: 10	H: 0 LOB: 0 BB: 0 P: 15	R: 0 E: 0 K: 1 S: 9	H: 0 LOB: 0 BB: 0 P: 17	R: 1 E: 0 K: 0 S: 2	H: 1 LOB: 0 BB: 0 P: 3	1B: 7 2B: 0 3B: 0 HR: 3	SF: 0 SAC: 0 DP: 0 HBP: 1	WP: 0 PB: 0 SB: 0 CS: 1	PA: 46
PITCHER	IP WLS BF H R ER SO BB IBB HBP BLK WP HR S P ERA WHIP	6.2 11.57 34 9 7 5 4 5 0 0 0 0 2 75 127 6.75 2.100	0.1 7.1 3 0 0 0 1 1 0 1 0 0 0 7 16 0.00 3.000	2.1 1.91 7 0 0 0 2 0 0 0 0 0 0 20 34 0.00 0.000	0.0 5.52 1 1 1 1 0 0 0 0 0 0 1 1 1 ∞ ∞											IP WLS BF H R ER SO BB IBB HBP BLK WP HR S P ERA WHIP	6.2 11.57 34 9 7 5 4 5 0 0 0 0 2 75 127 6.75 2.100							
Ruben Quevedo, R ERA: 11.57																								
Todd Van Poppel, R ERA: 1.91																								
Steve Rain, R ERA: 2.0																								
Felix Heredia, L ERA: 5.52																								

Batter	1	2	3	4	5	6	7	8	9	AB	R	H	RBI	BB	SO	LOB	TOP			
Eric Young Sr. R (1,4) OBP: 0.386, SLG: 0.463 76 Daniel Garibay, L (8,1) OBP: 0.500, SLG: 0.500	G6-3 2B		F8			G4-3		G6-4-3		4	0	1	0	0	0	2				
Ricky Gutierrez R (1,6) OBP: 0.392, SLG: 0.469	G6-3 2-3		FC5-4			G4-3			L4	4	0	0	0	0	0	2				
Sammy Sosa R (1,9) OBP: 0.393, SLG: 0.579	F3					G1-3			G4-3	4	0	1	0	0	0	1				
Mark Grace, L (1,3) OBP: 0.418, SLG: 0.478	G3					G5-4-3 BB			G4-3	3	0	0	0	1	1	2				
Jose Nieves R (1,5)		L7				G5-4-3			G4-3	3	0	1	0	0	0	1				
Henry Rodriguez, L (1,7) OBP: 0.300, SLG: 0.490		K				F7			K	3	0	0	0	0	2	2				
Damon Buford, R (1,8) OBP: 0.338, SLG: 0.446		G5-3				G1-3			K	3	0	0	0	0	1	2				
Jeff Reed, L (1,2) OBP: 0.344, SLG: 0.323			K			F7			G6-3	3	0	0	0	0	1	0				
34 Kerry Wood, R (1,1) OBP: 0.263, SLG: 0.389 Brant Brown, L (6,PH) OBP: 0.257, SLG: 0.393 Steve Rain, R (6,PH) Jeff Huson, L (8,PH) OBP: 0.283, SLG: 0.298						K			K	0	0	0	0	1	0	0				
										1	0	0	0	0	1	0				
										0	0	0	0	0	0	0				
										0	0	0	0	1	0	0				
Inning Stats	R: 0 E: 0 K: 0 S: 7	H: 1 LOB: 1 BB: 0 P: 13	R: 0 E: 0 K: 1 S: 7	H: 0 LOB: 0 BB: 0 P: 11	R: 0 E: 0 K: 1 S: 7	H: 0 LOB: 1 BB: 1 P: 12	R: 0 E: 0 K: 0 S: 4	H: 0 LOB: 0 BB: 0 P: 11	R: 0 E: 0 K: 1 S: 6	H: 0 LOB: 0 BB: 0 P: 8	R: 0 E: 0 K: 3 S: 12	H: 2 LOB: 2 BB: 0 P: 18	R: 0 E: 0 K: 0 S: 4	H: 0 LOB: 0 BB: 1 P: 10	R: 0 E: 0 K: 0 S: 5	H: 0 LOB: 0 BB: 0 P: 6	1B: 1 2B: 2 3B: 0 HR: 0	SF: 0 SAC: 0 DP: 2 HBP: 0	WP: 0 PB: 0 SB: 0 CS: 0	PA: 31
PITCHER Todd Ritchie, R (1,1) ERA: 4.1	IP: 9.0 WLS: W BF: 31 H: 3 R: 0 ER: 0 SO: 6 BB: 3 IBB: 0 HBP: 0 BLK: 0 WP: 0 HR: 0 S: 60 P: 99 ERA: 0.00 WHIP: 0.667															PITCHER				

Chicago Cubs @ Pittsburgh Pirates
Three Rivers Stadium, Pittsburgh, PA
Tue Jun 27 2000, 7:05 PM EDT
Att: 18,688 - Overcast - 82 F

AB 28
R 0
H 3
RBI 0
BB 3
SO 6
LOB 12



Batter	1	2	3	4	5	6	7	8	9	AB	R	H	RBI	BB	SO	LOB	BOTTOM			
Warren Morris, L (1,4) OBP: 0.351, SLG: 0.337	F7		G4-3				F7			3	1	0	0	1	0	0				
18 Jason Kendall, R (1,2) OBP: 0.432, SLG: 0.449	G1-3		K				K			4	1	1	2	0	2	0				
Bruce Aven, R (1,7) OBP: 0.273, SLG: 0.422	G6-3						K			3	1	0	0	1	2	0				
Brian Giles, L (1,8) OBP: 0.436, SLG: 0.650							K			3	1	1	2	1	1	0				
Kevin Young, R (1,3) OBP: 0.308, SLG: 0.424							L5			4	0	1	2	0	1	0				
John Vander Wal, L (1,9) OBP: 0.392, SLG: 0.551							K			4	1	1	0	0	3	0				
Aramis Ramirez, R (1,5) OBP: 0.267, SLG: 0.310							K			3	0	0	0	0	0	1				
Pat Meares, R (1,6) OBP: 0.295, SLG: 0.369							K			2	1	1	0	0	1	1				
Todd Ritchie, R (1,1) OBP: 0.194, SLG: 0.194							F9			3	0	0	0	0	1	3				
Inning Stats	R: 0 E: 0 K: 0 S: 5	H: 0 LOB: 0 BB: 0 P: 7	R: 1 E: 1 K: 3 S: 14	H: 1 LOB: 1 BB: 0 P: 19	R: 0 E: 0 K: 1 S: 8	H: 0 LOB: 0 BB: 0 P: 13	R: 0 E: 0 K: 2 S: 9	H: 0 LOB: 0 BB: 0 P: 14	R: 5 E: 0 K: 0 S: 18	H: 4 LOB: 1 BB: 3 P: 38	R: 0 E: 0 K: 2 S: 10	H: 0 LOB: 1 BB: 0 P: 15	R: 0 E: 0 K: 2 S: 10	H: 0 LOB: 0 BB: 0 P: 13	R: 0 E: 0 K: 1 S: 6	H: 0 LOB: 0 BB: 0 P: 9	1B: 3 2B: 1 3B: 0 HR: 1	SF: 0 SAC: 0 DP: 0 HBP: 1	WP: 0 PB: 0 SB: 2 CS: 0	PA: 33
PITCHER 34 Kerry Wood, R (1,1) ERA: 5.9 Steve Rain, R (6,1) ERA: 1.64 76 Daniel Garibay, L (8,1) ERA: 4.0	IP: 5.0 WLS: L BF: 23 H: 5 R: 6 ER: 6 SO: 6 BB: 3 IBB: 0 HBP: 0 BLK: 0 WP: 1 HR: 54 S: 1 P: 54 ERA: 10.80 WHIP: 1.600															PITCHER				

Chicago Cubs @ Pittsburgh Pirates
Three Rivers Stadium, Pittsburgh, PA
Tue Jun 27 2000, 7:05 PM EDT
Att: 18,688 - Overcast - 82 F

AB 29
R 6
H 5
RBI 6
BB 3
SO 11
LOB 5



Batter	1	2	3	4	5	6	7	8	9	AB	R	H	RBI	BB	SO	LOB	TOP								
Eric Young Sr. R OBP: 0.386, SLG: 0.461	F8		FC6-5			G5-3			G1-3	4	0	1	0	0	0	1									
Brant Brown L OBP: 0.254, SLG: 0.378	K		L3	F8			G1-3		G1-3	4	0	0	0	1	1	3									
Sammy Sosa R OBP: 0.396, SLG: 0.580				HR	F9		G6-3		G1-3	3	2	1	0	1	0	2									
Mark Grace L OBP: 0.417, SLG: 0.471				F8	F9		G4-3			3	0	0	0	2	0	2									
Jose Nieves R OBP: 0.266, SLG: 0.461	K			HR				G6-3	K	5	1	2	3	0	2	5									
Willie Greene L OBP: 0.310, SLG: 0.422		K		K	P5				G6-3	4	0	0	0	1	2	4									
Damon Buford R OBP: 0.341, SLG: 0.444										3	1	1	0	1	0	2									
Joe Girardi R OBP: 0.369, SLG: 0.411										4	1	1	1	0	0	3									
Jon Lieber L OBP: 0.167, SLG: 0.214										4	0	2	1	0	0	2									
Tim Worrell R										0	0	0	0	0	0	0									
Felix Heredia L										0	0	0	0	0	0	0									
Rick Aguilera R										0	0	0	0	0	0	0									
Inning Stats	R: 0 H: 0 E: 0 K: 2 S: 7	H: 0 R: 15 ER: 0 LOB: 1	R: 0 H: 1 E: 0 K: 1 S: 7	H: 1 R: 0 ER: 0 LOB: 0 BB: 0 P: 10	R: 0 H: 1 E: 0 K: 0 S: 3	H: 1 R: 0 ER: 0 LOB: 0 BB: 0 P: 5	R: 4 H: 4 E: 1 K: 1 S: 16	H: 4 R: 37 ER: 2 LOB: 2 BB: 2 P: 5	R: 1 H: 2 E: 0 K: 0 S: 8	H: 2 R: 11 ER: 0 LOB: 0 BB: 0 P: 11	R: 0 H: 0 E: 0 K: 0 S: 7	H: 0 R: 12 ER: 0 LOB: 0 BB: 0 P: 12	R: 0 H: 0 E: 1 K: 0 S: 8	H: 0 R: 8 ER: 0 LOB: 0 BB: 1 P: 8	R: 0 H: 0 E: 0 K: 0 S: 8	H: 0 R: 15 ER: 0 LOB: 2 BB: 1 P: 15	R: 0 H: 0 E: 0 K: 1 S: 9	H: 0 R: 20 ER: 0 LOB: 3 BB: 2 P: 20	1B: 4 2B: 4 3B: 0 HR: 1	SF: 0 SAC: 0 DP: 2 HBP: 2	WP: 0 PB: 0 SB: 2 CS: 0	PA: 42			
PITCHER	IP	WLS	BF	H	R	ER	SO	BB	IBB	HBP	BLK	WP	HR	S	P	ERA	WHIP								
67 Francisco Cordova R ERA: 4.91	3.2	L	19	6	4	4	4	3	0	1	0	0	1	32	65	9.82	2.455								
Chris Peters L ERA: 4.7	3.1		12	2	1	1	0	0	0	0	0	0	0	19	33	2.70	0.600								
Marc Wilkins R ERA: 6.28	1.0		5	0	0	0	0	1	0	0	0	0	0	8	15	0.00	1.000								
Mike Williams R ERA: 1.91	1.0		6	0	0	0	1	1	1	1	0	0	0	9	20	0.00	1.000								

Chicago Cubs @ Pittsburgh Pirates
Three Rivers Stadium, Pittsburgh, PA
Wed Jun 28 2000, 7:05 PM EDT
Att: 29,665 - Sunny - 82 F

AB	34
R	5
H	8
RBI	5
BB	6
SO	5
LOB	24



Batter	1	2	3	4	5	6	7	8	9	AB	R	H	RBI	BB	SO	LOB	BOTTOM								
Warren Morris L OBP: 0.345, SLG: 0.331	K		G1-3		G4-3		G3-1		K	5	0	0	0	0	2	2									
18 Jason Kendall R OBP: 0.433, SLG: 0.453			G1-3				F8			4	2	2	0	0	0	0									
Bruce Aven R OBP: 0.288, SLG: 0.433										4	1	3	1	0	0	1									
Brian Giles L OBP: 0.437, SLG: 0.654										3	1	1	1	1	0	2									
Kevin Young R OBP: 0.307, SLG: 0.426										4	0	1	2	0	0	3									
John Vander Wal L OBP: 0.389, SLG: 0.540										3	0	0	0	1	0	2									
Aramis Ramirez R OBP: 0.277, SLG: 0.318										4	0	2	0	0	1	1									
Abraham Nunez S OBP: 0.270, SLG: 0.229										0	0	0	0	0	0	0									
Pat Meares R OBP: 0.292, SLG: 0.364										3	0	0	0	0	1	2									
67 Francisco Cordova R OBP: 0.156, SLG: 0.100										1	0	0	0	0	0	1									
Chris Peters L										1	0	0	0	0	0	0									
Luis Soto R										1	0	0	0	0	0	0									
Marc Wilkins R										0	0	0	0	0	0	0									
Mike Williams R										0	0	0	0	0	0	0									
Mike Benjamin R OBP: 0.200, SLG: 0.420										1	0	0	0	0	0	2									
Inning Stats	R: 1 H: 2 E: 0 K: 1 S: 12	H: 2 R: 16 ER: 0 LOB: 1	R: 0 H: 0 E: 0 K: 1 S: 9	H: 0 R: 15 ER: 0 LOB: 1	R: 2 H: 2 E: 0 K: 0 S: 10	H: 2 R: 0 ER: 0 LOB: 1	R: 0 H: 0 E: 0 K: 1 S: 6	H: 0 R: 6 ER: 0 LOB: 0	R: 1 H: 2 E: 0 K: 0 S: 13	H: 2 R: 21 ER: 0 LOB: 1	R: 0 H: 1 E: 0 K: 0 S: 6	H: 0 R: 8 ER: 0 LOB: 0	R: 0 H: 0 E: 0 K: 0 S: 10	H: 1 R: 15 ER: 0 LOB: 0	R: 0 H: 1 E: 0 K: 1 S: 9	H: 1 R: 12 ER: 0 LOB: 2	1B: 6 2B: 2 3B: 1 HR: 0	SF: 0 SAC: 1 DP: 1 HBP: 0	WP: 0 PB: 0 SB: 0 CS: 0	PA: 37					
PITCHER	IP	WLS	BF	H	R	ER	SO	BB	IBB	HBP	BLK	WP	HR	S	P	ERA	WHIP								
Jon Lieber R ERA: 4.01	7.1	W	31	8	4	4	3	2	0	0	0	0	0	2	4	0.00	1.364								
Tim Worrell R ERA: 3.32	0.1	H	1	0	0	0	0	0	0	0	0	0	0	2	4	0.00	0.000								
Felix Heredia L ERA: 5.46	0.1	H	1	0	0	0	0	0	0	0	0	0	0	3	3	0.00	0.000								
Rick Aguilera R ERA: 5.27	1.0	S	4	1	0	0	1	0	0	0	0	0	0	9	12	0.00	1.000								

Chicago Cubs @ Pittsburgh Pirates
Three Rivers Stadium, Pittsburgh, PA
Wed Jun 28 2000, 7:05 PM EDT
Att: 29,665 - Sunny - 82 F

AB	34
R	4
H	9
RBI	4
BB	2
SO	4
LOB	16



Batter	1	2	3	4	5	6	7	8	9	10	AB	R	H	RBI	BB	SO	LOB	TOP	
Eric Young Sr., R OBP: 0.386, SLG: 0.460 (1, 4)	G4-6-3 1B		G4-6-3 1B		G6-3		G5-3			G4-3	5	0	2	0	0	0	0	Chicago Cubs @ Pittsburgh Pirates Three Rivers Stadium, Pittsburgh, PA Thu Jun 29 2000, 7:05 PM EDT Att. 19,531 - Sunny - 66 F	
Ricky Gutierrez, R OBP: 0.388, SLG: 0.459 (1, 6)	G4-6-3 1-2f		F7		G4-3			G5-3		BB BB	4	0	0	0	1	0	3		
Sammy Sosa, R OBP: 0.399, SLG: 0.587 (1, 9)	BB		E6 1-3 2-H					HR		BB BB	3	1	1	1	2	1	1		
Mark Grace, L OBP: 0.409, SLG: 0.460 (1, 3)	G4-3		F8					F9		BB	5	0	0	0	0	0	5		
Jose Nieves, R OBP: 0.265, SLG: 0.452 (1, 5)		G6-3		G4-3				G1-3			4	1	1	0	0	0	0		
Brant Brown, L OBP: 0.254, SLG: 0.400 (1, 7)		F5		F7				HR			4	1	1	2	0	0	0		
Damon Buford, R OBP: 0.339, SLG: 0.441 (1, 8)								F7			4	0	1	0	0	2	0		
Joe Girardi, R OBP: 0.372, SLG: 0.410 (1, 2)											3	1	1	0	1	1	1		
Kevin Tapani, R OBP: 0.139, SLG: 0.250 (7, 9)											2	0	0	0	0	0	1		
Jeff Henson, L OBP: 0.308, SLG: 0.492 (7, 1)											1	0	0	0	0	0	1		
Todd Van Poppel, R OBP: 0.308, SLG: 0.492 (7, 1)											0	0	0	0	0	0	0		
Felix Heredia, L OBP: 0.308, SLG: 0.492 (8, 1)											0	0	0	0	0	0	0		
Willie Greene, L OBP: 0.308, SLG: 0.492 (10, 9)											1	0	0	0	0	0	0		
Tim Worrell, R OBP: 0.308, SLG: 0.492 (10, 1)											0	0	0	0	0	0	0		
Inning Stats	R: 0 E: 0 K: 0 S: 9	H: 1 LOB: 1 BB: 1 P: 17	R: 0 E: 0 K: 1 S: 9	H: 0 LOB: 0 BB: 0 P: 10	R: 1 E: 1 K: 0 S: 14	H: 1 LOB: 2 BB: 1 P: 23	R: 0 E: 0 K: 0 S: 9	H: 1 LOB: 0 BB: 0 P: 17	R: 0 E: 0 K: 0 S: 7	H: 1 LOB: 0 BB: 0 P: 10	R: 1 E: 0 K: 0 S: 9	H: 1 LOB: 0 BB: 0 P: 13	R: 0 E: 0 K: 2 S: 8	H: 0 LOB: 0 BB: 0 P: 13	R: 0 E: 0 K: 0 S: 9	H: 0 LOB: 2 BB: 2 P: 22	1B: 5 2B: 0 3B: 0 HR: 2	SF: 0 SAC: 0 DP: 2 HBP: 0	WP: 0 PA: 40 PB: 0 SB: 0 CS: 0
PITCHER	IP WLS BF H R ER SO	IP WLS BF H R ER SO	IP WLS BF H R ER SO	IP WLS BF H R ER SO	IP WLS BF H R ER SO	IP WLS BF H R ER SO	IP WLS BF H R ER SO	IP WLS BF H R ER SO	IP WLS BF H R ER SO	IP WLS BF H R ER SO	IP WLS BF H R ER SO	IP WLS BF H R ER SO	IP WLS BF H R ER SO	IP WLS BF H R ER SO	IP WLS BF H R ER SO	IP WLS BF H R ER SO	ERA WHIP	ERA WHIP	
Jose Silva, R ERA: 3.18 (1, 1)	6.0	2.0	1.0	1.0	1.0	1.0	1.0	1.0	1.0	1.0	1.0	1.0	1.0	1.0	1.0	1.0	1.0	3.00	1.167
Josias Manzanillo, R ERA: 4.87 (7, 1)	2.0	7	2	1	1	0	0	0	0	0	0	1	16	23	4.50	1.000			
Jason Christiansen, L ERA: 3.23 (9, 1)	1.0	3	0	0	0	2	0	0	0	0	0	8	13	0.00	0.000				
Marc Wilkins, R ERA: 5.87 (10, 1)	1.0	W	5	0	0	0	2	0	0	0	0	9	22	0.00	2.000				

Batter	1	2	3	4	5	6	7	8	9	10	AB	R	H	RBI	BB	SO	LOB	BOTTOM			
Warren Morris, L OBP: 0.346, SLG: 0.327 (1, 4)	18 FC6-4 BB		K			K		E6 18 HR		18 1B IBB	3	1	0	0	2	2	0	Chicago Cubs @ Pittsburgh Pirates Three Rivers Stadium, Pittsburgh, PA Thu Jun 29 2000, 7:05 PM EDT Att. 19,531 - Sunny - 66 F			
18 Jason Kendall, R OBP: 0.436, SLG: 0.485 (1, 2)	FC6-4 S 1-2f			G3		E S 1B BB		1H HR		1-2 2-3 3-H 1B	4	2	2	3	1	0	1				
Bruce Aven, R OBP: 0.286, SLG: 0.430 (1, 7)	3-3 K			K		1-0 1B		0-2 F8			1	0	0	0	0	1	1				
Will Cordero, R OBP: 0.332, SLG: 0.482 (4, 7)	1-2 K			K		1-H 1B					3	0	1	1	0	1	0				
Brian Giles, L OBP: 0.431, SLG: 0.644 (1, 8)	1-2 P3			K		0-1 G4-3					4	0	0	0	0	1	2				
Kevin Young, R OBP: 0.306, SLG: 0.434 (1, 3)		K				1-0 HR					4	1	1	1	0	2	0				
John Vander Wal, L OBP: 0.381, SLG: 0.527 (1, 9)		G1-6-3				2-0 F9		1-3 K		3-3 K	4	0	0	0	0	2	0				
Aramis Ramirez, R OBP: 0.265, SLG: 0.304 (1, 5)		L3				0-0 G5-3		1-3 K			4	0	0	0	0	1	0				
Pat Meares, R OBP: 0.295, SLG: 0.367 (1, 6)						1-2 G1-3		1-3 K		2-2 2B 18 1B 1B	4	1	2	0	0	1	0				
Jose Silva, R OBP: 0.286, SLG: 0.430 (1, 1)						1-1 B1-6-4		0-0 F8			1	0	0	0	0	0	1				
Abraham Nunez, S OBP: 0.308, SLG: 0.492 (7, 1)											1	0	0	0	0	0	0				
Josias Manzanillo, R OBP: 0.308, SLG: 0.492 (7, 1)											0	0	0	0	0	0	0				
Luis Soto, R OBP: 0.308, SLG: 0.492 (8, 9)											0	0	0	0	0	0	0				
Jason Christiansen, L OBP: 0.308, SLG: 0.492 (9, 1)											0	0	0	0	0	0	0				
Marc Wilkins, R OBP: 0.308, SLG: 0.492 (10, 1)											1	0	1	0	0	0	0				
Inning Stats	R: 0 E: 0 K: 1 S: 19	H: 0 LOB: 1 BB: 1 P: 28	R: 0 E: 0 K: 1 S: 7	H: 0 LOB: 0 BB: 0 P: 10	R: 0 E: 0 K: 1 S: 6	H: 1 LOB: 0 BB: 0 P: 9	R: 0 E: 0 K: 2 S: 10	H: 0 LOB: 0 BB: 0 P: 16	R: 1 E: 0 K: 0 S: 6	H: 1 LOB: 0 BB: 0 P: 10	R: 1 E: 0 K: 1 S: 12	H: 0 LOB: 0 BB: 0 P: 19	R: 2 E: 1 K: 3 S: 9	H: 1 LOB: 0 BB: 0 P: 15	R: 0 E: 0 K: 1 S: 7	H: 0 LOB: 0 BB: 0 P: 14	R: 1 E: 0 K: 0 S: 12	H: 3 LOB: 3 BB: 1 P: 22	1B: 4 2B: 1 3B: 0 HR: 2	SF: 0 SAC: 0 DP: 1 HBP: 0	WP: 0 PA: 38 PB: 0 SB: 2 CS: 0
PITCHER	IP WLS BF H R ER SO	IP WLS BF H R ER SO	IP WLS BF H R ER SO	IP WLS BF H R ER SO	IP WLS BF H R ER SO	IP WLS BF H R ER SO	IP WLS BF H R ER SO	IP WLS BF H R ER SO	IP WLS BF H R ER SO	IP WLS BF H R ER SO	IP WLS BF H R ER SO	IP WLS BF H R ER SO	IP WLS BF H R ER SO	IP WLS BF H R ER SO	IP WLS BF H R ER SO	IP WLS BF H R ER SO	IP WLS BF H R ER SO	ERA WHIP	ERA WHIP		
Kevin Tapani, R ERA: 4.73 (1, 1)	6.0	2.0	1.0	1.0	1.0	1.0	1.0	1.0	1.0	1.0	1.0	1.0	1.0	1.0	1.0	1.0	1.0	1.50	0.833		
Todd Van Poppel, R ERA: 1.78 (7, 1)	2.0	B	8	1	2	0	4	0	0	0	0	1	21	29	0.00	0.500					
Felix Heredia, L ERA: 5.28 (9, 1)	1.0	3	0	0	0	1	0	0	0	0	0	7	14	0.00	0.000						
Tim Worrell, R ERA: 3.68 (10, 1)	0.1	L	5	3	1	1	0	0	0	0	0	0	12	22	27.00	9.000					


AB	36
R	4
H	7
RBI	3
BB	4
SO	4
LOB	12




AB	35
R	5
H	7
RBI	5
BB	3
SO	11
LOB	5



Batter	1	2	3	4	5	6	7	8	9	10	11	12	13	14	15	AB	R	H	RBI	BB	SO	LOB	TOP
Eric Young Sr. R OBP: 0.387, SLG: 0.460 (1, 4)	WP BB		G6-4-3 BB			G5-4-3 HBP		BB 1B	E BB		F9		IBB		2B BB	2	0	1	2	5	0	1	
Ricky Gutierrez, R OBP: 0.378, SLG: 0.442 (1, 6)	K		G6-4-3			G5-4-3		BB 1B	E4 FC4-6			G3-1	P4		K	7	0	0	0	1	2	10	
Sammy Sosa, R OBP: 0.398, SLG: 0.588 (1, 9)	K					F9		K	FC4-6			K				8	0	3	2	0	3	6	
Mark Grace, L OBP: 0.404, SLG: 0.455 (1, 3)	G4-3					2B																	
Henry Rodriguez, L OBP: 0.304, SLG: 0.500 (1, 7)	HR					G3-6-3 BB																	
Jose Nieves, R OBP: 0.257, SLG: 0.424 (1, 5)	F7					F7																	
Damon Buford, R OBP: 0.338, SLG: 0.435 (1, 8)	K																						
Jeff Reed, L OBP: 0.349, SLG: 0.359 (1, 2)																							
Jeff Huson, L OBP: 0.276, SLG: 0.292 (9, PR)																							
Joe Girardi, R OBP: 0.376, SLG: 0.414 (9, 2)																							
David Ross, L OBP: 0.311, SLG: 0.351 (1, 1)																							
Wesley Young, L OBP: 0.271, SLG: 0.311 (1, 1)																							
Wesley Young, L OBP: 0.271, SLG: 0.311 (1, 1)																							
Wesley Young, L OBP: 0.271, SLG: 0.311 (1, 1)																							
Wesley Young, L OBP: 0.271, SLG: 0.311 (1, 1)																							
Wesley Young, L OBP: 0.271, SLG: 0.311 (1, 1)																							
Wesley Young, L OBP: 0.271, SLG: 0.311 (1, 1)																							
Wesley Young, L OBP: 0.271, SLG: 0.311 (1, 1)																							
Wesley Young, L OBP: 0.271, SLG: 0.311 (1, 1)																							
Wesley Young, L OBP: 0.271, SLG: 0.311 (1, 1)																							
Wesley Young, L OBP: 0.271, SLG: 0.311 (1, 1)																							
Wesley Young, L OBP: 0.271, SLG: 0.311 (1, 1)																							
Wesley Young, L OBP: 0.271, SLG: 0.311 (1, 1)																							
Wesley Young, L OBP: 0.271, SLG: 0.311 (1, 1)																							
Wesley Young, L OBP: 0.271, SLG: 0.311 (1, 1)																							
Wesley Young, L OBP: 0.271, SLG: 0.311 (1, 1)																							
Wesley Young, L OBP: 0.271, SLG: 0.311 (1, 1)																							
Wesley Young, L OBP: 0.271, SLG: 0.311 (1, 1)																							
Wesley Young, L OBP: 0.271, SLG: 0.311 (1, 1)																							
Wesley Young, L OBP: 0.271, SLG: 0.311 (1, 1)																							
Wesley Young, L OBP: 0.271, SLG: 0.311 (1, 1)																							
Wesley Young, L OBP: 0.271, SLG: 0.311 (1, 1)																							
Wesley Young, L OBP: 0.271, SLG: 0.311 (1, 1)																							
Wesley Young, L OBP: 0.271, SLG: 0.311 (1, 1)																							
Wesley Young, L OBP: 0.271, SLG: 0.311 (1, 1)																							
Wesley Young, L OBP: 0.271, SLG: 0.311 (1, 1)																							
Wesley Young, L OBP: 0.271, SLG: 0.311 (1, 1)																							
Wesley Young, L OBP: 0.271, SLG: 0.311 (1, 1)																							
Wesley Young, L OBP: 0.271, SLG: 0.311 (1, 1)																							
Wesley Young, L OBP: 0.271, SLG: 0.311 (1, 1)																							
Wesley Young, L OBP: 0.271, SLG: 0.311 (1, 1)																							
Wesley Young, L OBP: 0.271, SLG: 0.311 (1, 1)																							
Wesley Young, L OBP: 0.271, SLG: 0.311 (1, 1)																							
Wesley Young, L OBP: 0.271, SLG: 0.311 (1, 1)																							
Wesley Young, L OBP: 0.271, SLG: 0.311 (1, 1)																							
Wesley Young, L OBP: 0.271, SLG: 0.311 (1, 1)																							
Wesley Young, L OBP: 0.271, SLG: 0.311 (1, 1)																							
Wesley Young, L OBP: 0.271, SLG: 0.311 (1, 1)																							
Wesley Young, L OBP: 0.271, SLG: 0.311 (1, 1)																							
Wesley Young, L OBP: 0.271, SLG: 0.311 (1, 1)																							
Wesley Young, L OBP: 0.271, SLG: 0.311 (1, 1)																							
Wesley Young, L OBP: 0.271, SLG: 0.311 (1, 1)																							
Wesley Young, L OBP: 0.271, SLG: 0.311 (1, 1)																							
Wesley Young, L OBP: 0.271, SLG: 0.311 (1, 1)																							
Wesley Young, L OBP: 0.271, SLG: 0.311 (1, 1)																							
Wesley Young, L OBP: 0.271, SLG: 0.311 (1, 1)																							
Wesley Young, L OBP: 0.271, SLG: 0.311 (1, 1)																							
Wesley Young, L OBP: 0.271, SLG: 0.311 (1, 1)																							
Wesley Young, L OBP: 0.271, SLG: 0.311 (1, 1)																							
Wesley Young, L OBP: 0.271, SLG: 0.311 (1, 1)																							
Wesley Young, L OBP: 0.271, SLG: 0.311 (1, 1)																							
Wesley Young, L OBP: 0.271, SLG: 0.311 (1, 1)																							
Wesley Young, L OBP: 0.271, SLG: 0.311 (1, 1)																							
Wesley Young, L OBP: 0.271, SLG: 0.311 (1, 1)																							
Wesley Young, L OBP: 0.271, SLG: 0.311 (1, 1)																							
Wesley Young, L OBP: 0.271, SLG: 0.311 (1, 1)																							
Wesley Young, L OBP: 0.271, SLG: 0.311 (1, 1)																							
Wesley Young, L OBP: 0.271, SLG: 0.311 (1, 1)																							
Wesley Young, L OBP: 0.271, SLG: 0.311 (1, 1)																							
Wesley Young, L OBP: 0.271, SLG: 0.311 (1, 1)																							
Wesley Young, L OBP: 0.271, SLG: 0.311 (1, 1)																							
Wesley Young, L OBP: 0.271, SLG: 0.311 (1, 1)																							
Wesley Young, L OBP: 0.271, SLG: 0.311 (1, 1)																							
Wesley Young, L OBP: 0.271, SLG: 0.311 (1, 1)																							
Wesley Young, L OBP: 0.271, SLG: 0.311																							

Batter	1	2	3	4	5	6	7	8	9	AB	R	H	RBI	BB	SO	LOB	TOP										
Eric Young Sr. R (1.4) OBP: 0.396, SLG: 0.457	F9		L9			F8 1B		G6-3		4	0	1	0	0	0	1	Chicago Cubs @ Milwaukee Brewers Milwaukee County Stadium, Milwaukee, WI Sat Jul 01 2000, 8:05 PM EDT Att: 37,176 - Sunny - 81°F AB 29 R 0 H 2 RBI 0 BB 1 SO 5 LOB 6 										
Brant Brown L (1.8) OBP: 0.244, SLG: 0.383	F7			G3		F8			K	4	0	0	0	0	1												
Sammy Sosa R (1.9) OBP: 0.394, SLG: 0.581	K			F9		G5-3			G4-3	4	0	0	0	0	1												
Mark Grace L (1.3) OBP: 0.399, SLG: 0.446		G4-3		L3			F8		G1-3	4	0	0	0	0	0												
Glenallen Hill R (1.7) OBP: 0.285, SLG: 0.481		K			K		G1-3			3	0	0	0	0	2												
Willie Greene L (1.5) OBP: 0.312, SLG: 0.417		G3			G4-3					3	0	1	0	0	0												
Jeff Reed L (1.2) OBP: 0.349, SLG: 0.352			E3 SH1-3		FC4-6 BB		G3			2	0	0	0	1	0												
Jeff Huson L (1.6) OBP: 0.263, SLG: 0.275			K		FC4-6			F9		3	0	0	0	0	1												
Ismael Valdez R (1.1) OBP: 0.308, SLG: 0.462			SH1-3				F7		F8	1	0	0	0	0	0												
Damon Buford R (8, PH) OBP: 0.337, SLG: 0.433										1	0	0	0	0	0												
Ruben Quevedo R (8.1) OBP: 0.250, SLG: 0.250										0	0	0	0	0	0												
Felix Heredia L (8.1)										0	0	0	0	0	0												
Inning Stats	R: 0 E: 0 K: 1 S: 9	H: 0 LOB: 0 BB: 0 P: 11	R: 0 E: 0 K: 1 S: 5	H: 0 LOB: 0 BB: 0 P: 8	R: 0 E: 1 K: 1 S: 8	H: 0 LOB: 1 BB: 0 P: 12	R: 0 E: 0 K: 0 S: 7	H: 0 LOB: 0 BB: 0 P: 7	R: 0 E: 0 K: 1 S: 8	H: 1 LOB: 1 BB: 1 P: 15	R: 0 E: 0 K: 0 S: 11	H: 1 LOB: 1 BB: 0 P: 10	R: 0 E: 0 K: 0 S: 6	H: 0 LOB: 0 BB: 0 P: 11	R: 0 E: 0 K: 1 S: 9	H: 0 LOB: 0 BB: 0 P: 11	1B: 2 2B: 0 3B: 0 HR: 0	SF: 0 SAC: 1 DP: 0 HBP: 0	WP: 0 PB: 0 SB: 0 CS: 0	PA: 31							
PITCHER	IP	WLS	BF	H	R	ER	SO	BB	IBB	HBP	BLK	WP	HR	S	P	ERA	WHIP										
Jeff D'Amico R (1.1) ERA: 2.62	8.0	W	28	2	0	0	4	1	0	0	0	0	0	61	89	0.00	0.375										
Curt Leskanic R (9.1) ERA: 3.29	1.0		3	0	0	0	1	0	0	0	0	0	0	9	11	0.00	0.000										

Batter	1	2	3	4	5	6	7	8	9	AB	R	H	RBI	BB	SO	LOB	BOTTOM										
Ronnie Belliard R (1.4) OBP: 0.389, SLG: 0.433	F8		G5-4-3		L6			1B 3B 1B		4	1	1	0	0	0	2	Chicago Cubs @ Milwaukee Brewers Milwaukee County Stadium, Milwaukee, WI Sat Jul 01 2000, 8:05 PM EDT Att: 37,176 - Sunny - 81°F AB 32 R 4 H 11 RBI 3 BB 1 SO 6 LOB 12 										
Marquis Grissom R (1.8) OBP: 0.296, SLG: 0.396	K			F9	FC6-4 1B			3B 1B		4	1	2	0	0	1	0											
Geoff Jenkins L (1.7) OBP: 0.341, SLG: 0.583				F9	FC6-4			WP 3B		3	1	1	2	1	0	2											
Jeromy Burnitz L (1.9) OBP: 0.340, SLG: 0.424	F9			1B 2B		F8		F8		4	1	1	0	0	0	1											
Charlie Hayes R (1.5) OBP: 0.377, SLG: 0.416		K		1B 2H		G4-6-3 1B		F8		4	0	2	1	0	1	0											
Tyler Houston L (1.3) OBP: 0.306, SLG: 0.427		K				G4-6-3		K		4	0	1	0	0	2	1											
Curt Leskanic R (9.1)				1B						0	0	0	0	0	0	0											
José Hernández R (1.6) OBP: 0.307, SLG: 0.391		K		G4-3				B5-6-4 1B		3	0	1	0	0	1	2											
Raul Casanova S (1.2) OBP: 0.341, SLG: 0.475					G5-4-3 1B	FC6-4 1B		P6		3	0	2	0	0	0	1											
Jeff D'Amico R (1.1)					F8			B5-6-4		3	0	0	0	0	1	3											
Luis Lopez S (9.6) OBP: 0.307, SLG: 0.388						K		1-2		0	0	0	0	0	0	0											
Inning Stats	R: 0 E: 0 K: 1 S: 9	H: 0 LOB: 1 BB: 1 P: 16	R: 0 E: 0 K: 3 S: 10	H: 0 LOB: 0 BB: 0 P: 17	R: 0 E: 0 K: 0 S: 8	H: 1 LOB: 0 BB: 0 P: 11	R: 1 E: 0 K: 0 S: 15	H: 3 LOB: 2 BB: 0 P: 20	R: 0 E: 0 K: 0 S: 9	H: 2 LOB: 2 BB: 0 P: 13	R: 0 E: 0 K: 0 S: 9	H: 1 LOB: 0 BB: 0 P: 14	R: 0 E: 0 K: 0 S: 5	H: 1 LOB: 0 BB: 0 P: 6	R: 3 E: 0 K: 1 S: 16	H: 3 LOB: 0 BB: 0 P: 26	1B: 9 2B: 1 3B: 1 HR: 0	SF: 0 SAC: 0 DP: 3 HBP: 0	WP: 1 PB: 0 SB: 0 CS: 0	PA: 33							
PITCHER	IP	WLS	BF	H	R	ER	SO	BB	IBB	HBP	BLK	WP	HR	S	P	ERA	WHIP										
Ismael Valdez R (1.1) ERA: 4.83	7.0	L	27	8	1	1	5	1	0	0	0	0	0	65	97	1.29	1.286										
Ruben Quevedo R (8.1) ERA: 12.87	0.0		2	2	2	2	0	0	0	0	0	0	0	5	10	∞	∞										
Felix Heredia L (8.1) ERA: 5.34	1.0		4	1	1	1	1	0	0	0	0	1	0	11	16	9.00	1.000										


Batter	1	2	3	4	5	6	7	8	9	AB	R	H	RBI	BB	SO	LOB	TOP			
Eric Young Sr. R (1,4) OBP: 0.397, SLG: 0.458	0-1 CS SH1-3 1B		3-1 F7			1-0 L3 1B		0-0 F8 2-3		4	0	2	0	0	0	2	Chicago Cubs @ Milwaukee Brewers Milwaukee County Stadium, Milwaukee, WI Sun Jul 02 2000, 2:05 PM EDT Att: 37,659 - Cloudy - 79 F			
Ricky Gutierrez R (1,6) OBP: 0.373, SLG: 0.435	2-1 SH1-3		0-1 FC6-4			0-0 L3 1-2		1-0 F8		3	0	0	0	0	0	3				
Sammy Sosa R (1,9) OBP: 0.395, SLG: 0.578	1-1 F8			4-2 3B BB		2-1 1B		2-2 F9		3	1	1	0	1	0	1				
Henry Rodriguez L (1,7) OBP: 0.308, SLG: 0.512	4-2 BB			2-2 F8			1-2 HR		1-3 K		3	1	1	1	1	1				
Jose Nieves R (1,5) OBP: 0.275, SLG: 0.446	2-2 CS	1-1 G6-3		1-2 FC9-2 3B		4-1 G6-4-3 BB		4-1 BB		2	0	1	1	2	0	0				
Brant Brown L (1,3)		2-0 F8		1-0 FC9-2 3-H		0-0 P5		2-3 K		4	0	0	0	0	1	3				
Damon Buford R (1,8)		1-0 F9			1-1 G4-3		2-0 G6-4-3 1-2			3	0	0	0	0	0	1				
Joe Girardi R (1,2)			3-2 G6-3		1-1 G1-3			0-0 F8 2B		3	0	1	0	0	0	0				
34 Kerry Wood R (1,1) OBP: 0.273, SLG: 0.350 76 Daniel Garibay L (8,1) OBP: 0.500, SLG: 0.500 Tim Worrell R (8,1)			4-1 FC6-4 BB		2-3 K			1-0 G4-3		2	0	0	0	1	1	1				
										0	0	0	0	0	0	0				
										0	0	0	0	0	0	0				
Inning Stats	R: 0 E: 0 K: 0 S: 12	H: 1 LOB: 1 BB: 1 P: 21	R: 0 E: 0 K: 0 S: 4	H: 0 LOB: 0 BB: 0 P: 8	R: 0 E: 0 K: 0 S: 11	H: 0 LOB: 1 BB: 1 P: 21	R: 1 E: 0 K: 0 S: 10	H: 1 LOB: 0 BB: 0 P: 18	R: 0 E: 0 K: 1 S: 7	H: 2 LOB: 1 BB: 0 P: 7	R: 1 E: 0 K: 0 S: 7	H: 1 LOB: 0 BB: 1 P: 13	R: 0 E: 0 K: 0 S: 4	H: 1 LOB: 1 BB: 1 P: 6	R: 0 E: 0 K: 2 S: 12	H: 0 LOB: 1 BB: 1 P: 21	1B: 3 2B: 3 3B: 1 HR: 1	SF: 0 SAC: 1 DP: 3 HBP: 0	WP: 0 PB: 0 SB: 0 CS: 1	PA: 34
PITCHER	IP WLS BF H R ER SO BB IBB HBP BLK WP HR S P ERA WHIP																			
Jimmy Haynes R (1,1) ERA: 4.46	8.0 W 29 6 2 2 1 4 0 0 0 0 1 59 105 2.25 1.250																			
Bob Wickman R (9,1) ERA: 1.95	1.0 S 4 0 0 0 2 1 0 0 0 0 0 12 21 0.00 1.000																			

AB	27
R	2
H	6
RBI	2
BB	5
SO	3
LOB	12



Batter	1	2	3	4	5	6	7	8	9	AB	R	H	RBI	BB	SO	LOB	BOTTOM			
Ronnie Belliard R (1,4) OBP: 0.390, SLG: 0.435	2-2 L4		2-0 F3			0-0 2B 2B		4-0 1B 2B BB		3	2	1	0	1	0	0	Chicago Cubs @ Milwaukee Brewers Milwaukee County Stadium, Milwaukee, WI Sun Jul 02 2000, 2:05 PM EDT Att: 37,659 - Cloudy - 79 F			
Luis Lopez S (1,6) OBP: 0.304, SLG: 0.394	1-0 G4-3		2-3 K			0-1 2H 2B		2-1 F9		4	0	1	1	0	1	1				
Geoff Jenkins L (1,7) OBP: 0.344, SLG: 0.587	1-2 2B			2-2 F8		2-3 K		1-1 2B 1B		4	1	2	0	0	1	0				
Jeromy Burnitz L (1,9) OBP: 0.339, SLG: 0.425	2-1 P6			0-0 G5-3			2-2 G3-1	0-0 2B 2B		4	1	1	1	0	0	1				
Charlie Hayes R (1,3)		4-1 FC5-4 BB		2-2 F8		1-2 BB 1B		1-3 2H 3H 2B	2-1 2B	3	0	2	2	1	0	0				
Marquis Grissom R (1,8) OBP: 0.293, SLG: 0.382		0-2 FC5-4 1-2			1-1 G5-3		0-0 L6	2-3 K		4	0	0	0	0	1	3				
José Hernández R (1,5) OBP: 0.307, SLG: 0.388		2-3 SAFE K			2-1 G6-3		4-2 BB			2	0	0	0	1	1	1				
Henry Blanco R (1,2) OBP: 0.327, SLG: 0.390 Raul Casanova S (7,PH) OBP: 0.337, SLG: 0.469		0-0 P4			1-3 K		1-2 F5			2	0	0	0	0	1	1				
1 0 0 0 0 0 2										1	0	0	0	0	0	2				
2 0 0 0 0 2 0										2	0	0	0	0	2	0				
1 0 0 0 0 0 0										1	0	0	0	0	0	0				
0 0 0 0 0 0 0										0	0	0	0	0	0	0				
Inning Stats	R: 0 E: 0 K: 0 S: 9	H: 1 LOB: 1 BB: 0 P: 15	R: 0 E: 2 K: 1 S: 8	H: 0 LOB: 1 BB: 1 P: 14	R: 0 E: 0 K: 2 S: 8	H: 0 LOB: 0 BB: 0 P: 12	R: 0 E: 0 K: 0 S: 7	H: 0 LOB: 0 BB: 0 P: 11	R: 0 E: 0 K: 1 S: 7	H: 0 LOB: 0 BB: 0 P: 11	R: 1 E: 0 K: 2 S: 10	H: 2 LOB: 0 BB: 0 P: 12	R: 0 E: 0 K: 0 S: 13	H: 1 LOB: 2 BB: 1 P: 21	R: 3 E: 0 K: 1 S: 13	H: 3 LOB: 1 BB: 1 P: 25	1B: 2 2B: 5 3B: 0 HR: 0	SF: 0 SAC: 0 DP: 0 HBP: 0	WP: 0 PB: 0 SB: 0 CS: 0	PA: 33
PITCHER	IP WLS BF H R ER SO BB IBB HBP BLK WP HR S P ERA WHIP																			
34 Kerry Wood R (1,1) ERA: 5.62	7.2 L 30 5 3 3 3 6 3 0 0 0 0 0 68 110 3.52 1.043																			
76 Daniel Garibay L (8,1) ERA: 4.03	0.0 B 1 1 0 0 0 0 0 0 0 0 0 0 1 1 ∞ ∞																			
Tim Worrell R (8,1) ERA: 3.38	0.1 2 1 1 1 1 0 0 0 0 0 0 0 6 10 27.00 3.000																			

AB	30
R	4
H	7
RBI	4
BB	3
SO	7
LOB	9



Batter	1	2	3	4	5	6	7	8	9	AB	R	H	RBI	BB	SO	LOB	TOP								
Adrian Brown, S OBP: 0.362, SLG: 0.485 Tike Redman, L OBP: 0.417, SLG: 0.455	1-1 2B		0-2 18 BB HR	2-0 18 HBP 1B		1-3 K		2-2 FC5 18 S 1B		3	2	3	0	0	0	0									
18 Jason Kendall, R OBP: 0.433, SLG: 0.476	3-3 K		4-2 HR	2-2 1B HBP		3-1 L3		4-1 FC5 BB		2	2	0	0	2	1	1									
Wil Cordero, R OBP: 0.329, SLG: 0.505	2-3 K		2-2 1-H 2-H HR	1-0 2B 1B		3-1 HR		1-2 FC5 1-2 2-3f		5	3	3	6	0	1	3									
Brian Giles, L OBP: 0.427, SLG: 0.621	4-2 BB		2-3 K	3-3 1-H 2-H 2B		2-3 K		1-1 G4-3		4	0	1	2	1	2	0									
Kevin Young, R OBP: 0.308, SLG: 0.431	0-0 G3-1		1-1 2B	3-3 K		1-2 F9		1-2 G1-3		5	0	1	0	0	1	3									
Aramis Ramirez, R OBP: 0.267, SLG: 0.339		2-3 K	1-0 G5-3		1-2 HR		0-0 F7		2-3 K		5	1	1	1	0	2	1								
Mike Benjamin, R OBP: 0.322, SLG: 0.417		0-0 G5-3		1-2 F8			2-3 K				4	0	1	0	0	1	0								
Pat Meares, R OBP: 0.293, SLG: 0.374		1-2 G4-3		1-0 G4-3		1-1 G6-4-3		2-2 F8			4	0	0	0	0	0	1								
Jimmy Anderson, L OBP: 0.150, SLG: 0.200 Scott Sauerbeck, R OBP: 0.340, SLG: 0.325 Warren Morris, L OBP: 0.304, SLG: 0.325 Jason Christiansen, R OBP: 0.304, SLG: 0.517 Mike Williams, R OBP: 0.376, SLG: 0.425			0-1 F7	1-2 18 HBP 1B 1B		3-3 K		3-2 F7			3	1	1	0	0	1	0								
Inning Stats	R: 0 E: 0 K: 2 S: 12	H: 1 LOB: 2 BB: 1 P: 22	R: 0 E: 0 K: 1 S: 9	H: 0 LOB: 0 BB: 0 P: 12	R: 3 E: 0 K: 1 S: 19	H: 3 LOB: 1 BB: 1 P: 29	R: 4 E: 0 K: 1 S: 17	H: 4 LOB: 1 BB: 0 P: 31	R: 1 E: 0 K: 1 S: 9	H: 2 LOB: 0 BB: 0 P: 14	R: 1 E: 0 K: 2 S: 11	H: 1 LOB: 0 BB: 0 P: 20	R: 0 E: 0 K: 1 S: 9	H: 0 LOB: 0 BB: 0 P: 12	R: 0 E: 0 K: 0 S: 18	H: 1 LOB: 2 BB: 1 P: 29	R: 0 E: 0 K: 1 S: 8	H: 0 LOB: 0 BB: 0 P: 12	1B: 6 2B: 3 3B: 0 HR: 3	SF: 0 SAC: 0 DP: 1 HBP: 1	WP: 0 PB: 0 SB: 1 CS: 0	PA: 42			
PITCHER	IP	WLS	BF	H	R	ER	SO	BB	IBB	HBP	BLK	WP	HR	S	P	ERA	WHIP								
Scott Downs, L ERA: 5.97	4.0	L	23	8	7	7	5	2	0	0	0	0	0	2	20	34	15.75	2.500							
Steve Rain, R ERA: 2.57	2.0		8	3	2	2	3	0	0	0	0	0	2	20	34	9.00	1.500								
Todd Van Poppel, R ERA: 1.83	2.0		8	1	0	0	1	1	0	0	0	0	0	27	41	0.00	1.000								
Tim Worrell, R ERA: 3.12	1.0		3	0	0	0	1	0	0	0	0	0	0	8	12	0.00	0.000								

Pittsburgh Pirates @ Chicago Cubs
Wrigley Field, Chicago, IL
Wed Jul 05 2000, 1:20 PM CDT
Att: 35,391 - Sunny - 75 F

AB	38
R	9
H	12
RBI	9
BB	3
SO	10
LOB	9



Batter	1	2	3	4	5	6	7	8	9	AB	R	H	RBI	BB	SO	LOB	BOTTOM							
Eric Young Sr., R OBP: 0.386, SLG: 0.440	3-2 G6-3		1-1 P4	1-0 FC6-4		4-2 1B BB		4-2 BB	0-1 G4-3	4	0	0	0	2	0	3								
Ricky Gutierrez, R OBP: 0.374, SLG: 0.434	3-1 G4-3		2-2 G1-6-3		0-0 F8	2-1 1B		3-2 F9		5	0	1	0	0	0	1								
Mark Grace, L OBP: 0.396, SLG: 0.436	1-0 G3-1		3-2 HBP		4-1 3B BB	1-0 G4-3		0-1 G1-3		3	1	0	0	1	0	3								
Sammy Sosa, R OBP: 0.389, SLG: 0.563		1-2 BB G6-3 1B	2-3 K		3-0 F7		3-3 K		0-2 G4-3	5	0	1	0	0	2	2								
Glenallen Hill, R OBP: 0.296, SLG: 0.500		2-3 K		1-0 3B 1B	1-0 E 3B		1-0 G6-3		0-0 BB SF9 1B	5	3	3	1	0	1	1								
Jose Nieves, R OBP: 0.280, SLG: 0.464		0-1 G6-3		1-2 1-H WP 3B	1-0 E5 WP		1-0 WP		1-0 SF9 BB 2B 1B	5	2	3	1	0	0	1								
Damon Buford, R OBP: 0.346, SLG: 0.433		4-0 BB IBB		2-2 3-H FC5-4 1B	1-2 G5-3		4-2 BB		4-1 2B BB	2	0	1	0	3	0	1								
Jeff Reed, L OBP: 0.351, SLG: 0.349 Tim Worrell, R OBP: 0.304, SLG: 0.517		4-2 BB 1B		2-2 FC5-4 FC9-6	1-1 FC9-6		1-3 K		2-1 SF9	3	0	0	0	1	1	3								
Scott Downs, L OBP: 0.087, SLG: 0.045 Jeff Hill, L OBP: 0.229, SLG: 0.289 Steve Rain, R OBP: 0.326, SLG: 0.358 Todd Van Poppel, R OBP: 0.376, SLG: 0.425		1-3 K		1-1 FC9-6		0-3 K		0-1 G4-3		1	0	0	0	0	1	3								
Inning Stats	R: 0 E: 0 K: 0 S: 6	H: 0 LOB: 0 BB: 0 P: 13	R: 0 E: 0 K: 2 S: 15	H: 1 LOB: 2 BB: 2 P: 27	R: 0 E: 0 K: 1 S: 10	H: 0 LOB: 1 BB: 0 P: 18	R: 2 E: 0 K: 0 S: 13	H: 3 LOB: 1 BB: 0 P: 21	R: 2 E: 1 K: 0 S: 9	H: 1 LOB: 1 BB: 1 P: 19	R: 0 E: 0 K: 2 S: 12	H: 1 LOB: 2 BB: 1 P: 20	R: 0 E: 0 K: 1 S: 15	H: 1 LOB: 1 BB: 1 P: 24	R: 0 E: 0 K: 0 S: 10	H: 0 LOB: 1 BB: 1 P: 17	R: 2 E: 0 K: 0 S: 12	H: 3 LOB: 2 BB: 1 P: 19	1B: 6 2B: 2 3B: 2 HR: 0	SF: 1 SAC: 0 DP: 0 HBP: 1	WP: 3 PB: 0 SB: 0 CS: 0	PA: 46		
PITCHER	IP	WLS	BF	H	R	ER	SO	BB	IBB	HBP	BLK	WP	HR	S	P	ERA	WHIP							
Jimmy Anderson, L ERA: 5.89	5.0	W	25	5	4	3	3	2	1	0	0	1	0	27	44	0.00	2.000							
Scott Sauerbeck, L ERA: 3.79	2.0		10	2	0	0	3	2	0	0	0	0	0	10	17	0.00	1.000							
Jason Christiansen, L ERA: 3.27	1.0		4	0	0	0	0	1	0	0	0	0	0	12	19	18.00	4.000							
Mike Williams, R ERA: 2.25	1.0		7	3	2	2	0	1	0	0	0	0	0	12	19	18.00	4.000							

Pittsburgh Pirates @ Chicago Cubs
Wrigley Field, Chicago, IL
Wed Jul 05 2000, 1:20 PM CDT
Att: 35,391 - Sunny - 75 F

AB	37
R	6
H	10
RBI	4
BB	7
SO	6
LOB	19



Batter	1	2	3	4	5	6	7	8	9	AB	R	H	RBI	BB	SO	LOB	TOP					
Ray Durham, S OBP: 0.349, SLG: 0.489	1-3 K		1-2 G3				1-3 K										4 0 0 0 0 2 2					
Jose Valentin, S OBP: 0.330, SLG: 0.491	4-0 BB		3-1 1B				1-3 K										3 0 1 0 1 2 2					
Frank Thomas, R OBP: 0.441, SLG: 0.638	1-0 P3		1-3 K				1-3 K										4 0 0 0 0 3 2					
Magglio Ordonez, R OBP: 0.406, SLG: 0.614	1-2 G5-3						0-1 HR										4 1 1 1 0 0 1					
Herbert Perry, R OBP: 0.373, SLG: 0.482		0-0 L9					2-1 G5-3										4 1 1 1 0 0 0					
Chris Singleton, L OBP: 0.309, SLG: 0.399		0-1 G3-1					0-2 CI										3 0 0 0 0 1 0					
Carlos Lee, R OBP: 0.339, SLG: 0.518		2-2 2B					0-0 SH2-4 1B										4 0 2 0 0 0 1					
Brook Fordyce, R OBP: 0.272, SLG: 0.395		2-3 K					0-1 E4 SH2-4										4 0 0 0 0 3 2					
James Baldwin, R OBP: 0.330, SLG: 0.389							0-1 SH2-4										1 0 0 0 0 1 0					
Kevin Beirne, L OBP: 0.372, SLG: 0.421							1-2 2-3										0 0 0 0 0 0 0					
Greg Norton, S OBP: 0.330, SLG: 0.389							1-2 2-3										1 0 0 0 0 0 0					
Jesus Pena, L OBP: 0.372, SLG: 0.421							1-2 2-3										0 0 0 0 0 0 0					
Jon Garland, R OBP: 0.372, SLG: 0.421							1-2 2-3										0 0 0 0 0 0 0					
Inning Stats	R: 0 E: 0 K: 1 S: 8	H: 0 LOB: 1 BB: 1 P: 14	R: 0 E: 0 K: 1 S: 10	H: 1 LOB: 1 BB: 0 P: 14	R: 0 E: 0 K: 2 S: 12	H: 1 LOB: 1 BB: 0 P: 17	R: 0 E: 0 K: 0 S: 6	H: 0 LOB: 0 BB: 0 P: 8	R: 0 E: 1 K: 2 S: 11	H: 1 LOB: 2 BB: 0 P: 13	R: 1 E: 1 K: 1 S: 11	H: 1 LOB: 1 BB: 0 P: 14	R: 0 E: 0 K: 1 S: 6	H: 0 LOB: 0 BB: 0 P: 8	R: 0 E: 0 K: 2 S: 10	H: 0 LOB: 0 BB: 0 P: 16	R: 1 E: 0 K: 2 S: 10	H: 1 LOB: 0 BB: 0 P: 14	1B: 2 2B: 1 3B: 0 HR: 2	SF: 0 SAC: 1 DP: 0 HBP: 0	WP: 0 PB: 0 SB: 0 CS: 0	PA: 35
PITCHER Jon Lieber, R ERA: 3.63	IP: 9.0 WLS: W BF: 35 H: 5 R: 2 ER: 2 SO: 12 BB: 1 IBB: 0 HBP: 0 BLK: 0 WP: 0 HR: 2 S: 84 P: 118 ERA: 2.00 WHIP: 0.667															PITCHER	IP: 9.0 WLS: W BF: 35 H: 5 R: 2 ER: 2 SO: 12 BB: 1 IBB: 0 HBP: 0 BLK: 0 WP: 0 HR: 2 S: 84 P: 118 ERA: 2.00 WHIP: 0.667					

Chicago White Sox @ Chicago Cubs
Wrigley Field, Chicago, IL
Sat Jul 08 2000, 12:15 PM CDT
Att: 38,933 - Overcast - 76 F

AB	32
R	2
H	5
RBI	2
BB	1
SO	12
LOB	10



Batter	1	2	3	4	5	6	7	8	9	AB	R	H	RBI	BB	SO	LOB	BOTTOM			
Eric Young Sr., R OBP: 0.381, SLG: 0.442	3-1 HR	1-0 P3-1 1B		1-2 G5-3				2-1 P4									5 1 2 1 0 1 0			
Joe Girardi, R OBP: 0.373, SLG: 0.421	1-2 1B HR	0-1 P3-1					0-0 BB 1B	2-3 K									5 2 2 0 0 2 2			
Mark Grace, L OBP: 0.397, SLG: 0.430	0-0 1B HR	1-0 P4					4-0 1-2 HR BB	4-0 BB									3 2 1 0 2 0 1			
Sammy Sosa, R OBP: 0.390, SLG: 0.569	1-0 HR						2-3 K	3-3 K									5 2 2 3 0 3 3			
Henry Rodriguez, L OBP: 0.308, SLG: 0.535	1-2 G4-3						3-2 HR	2-2 1B 2B									4 2 2 3 0 0 1			
Ricky Gutierrez, R OBP: 0.372, SLG: 0.429	1-2 G5-3						1-1 HR	2-2 BB 1B									3 0 2 2 0 0 0			
Willie Greene, L OBP: 0.320, SLG: 0.414	1-2 1B						3-2 G3-1	0-0 BB 1B									4 0 2 0 0 0 1			
Damon Buford, R OBP: 0.346, SLG: 0.440	3-2 P1						3-1 G6-3	2-1 G6-3									3 0 0 0 1 0 2			
Jon Lieber, L OBP: 0.204, SLG: 0.250		0-0 1B 2B					2-3 K	1-3 K									4 0 1 0 0 2 3			
Inning Stats	R: 4 E: 0 K: 0 S: 22	H: 5 LOB: 1 BB: 0 P: 33	R: 0 E: 0 K: 0 S: 5	H: 2 LOB: 1 BB: 0 P: 7	R: 1 E: 0 K: 0 S: 7	H: 1 LOB: 0 BB: 0 P: 12	R: 0 E: 0 K: 1 S: 9	H: 0 LOB: 0 BB: 0 P: 15	R: 3 E: 0 K: 1 S: 19	H: 3 LOB: 1 BB: 1 P: 35	R: 0 E: 0 K: 3 S: 10	H: 0 LOB: 0 BB: 0 P: 14	R: 1 E: 0 K: 1 S: 16	H: 3 LOB: 3 BB: 1 P: 29	R: 0 E: 0 K: 2 S: 8	H: 0 LOB: 1 BB: 1 P: 19	1B: 8 2B: 4 3B: 0 HR: 3	SF: 1 SAC: 0 DP: 1 HBP: 0	WP: 0 PB: 0 SB: 1 CS: 0	PA: 40
PITCHER James Baldwin, R ERA: 4.28	IP: 4.1 WLS: L BF: 23 H: 10 R: 8 ER: 8 SO: 2 BB: 1 IBB: 0 HBP: 0 BLK: 0 WP: 0 HR: 3 S: 52 P: 85 ERA: 16.61 WHIP: 2.538															PITCHER	IP: 4.1 WLS: L BF: 23 H: 10 R: 8 ER: 8 SO: 2 BB: 1 IBB: 0 HBP: 0 BLK: 0 WP: 0 HR: 3 S: 52 P: 85 ERA: 16.61 WHIP: 2.538			
Kevin Beirne, R ERA: 5.59	1.2 6 1 0 0 3 0 0 0 0 0 0 20 31 0.00 0.600																			
Jesus Pena, L ERA: 4.12	1.0 7 3 1 1 1 1 0 0 0 0 0 16 29 9.00 4.000																			
Jon Garland, R ERA: 15.75	1.0 4 0 0 0 2 1 0 0 0 0 0 8 19 0.00 1.000																			

Chicago White Sox @ Chicago Cubs
Wrigley Field, Chicago, IL
Sat Jul 08 2000, 12:15 PM CDT
Att: 38,933 - Overcast - 76 F

AB	36
R	9
H	14
RBI	9
BB	3
SO	8
LOB	13



Batter	1	2	3	4	5	6	7	8	9	AB	R	H	RBI	BB	SO	LOB	TOP					
Ray Durham, S OBP: 0.347, SLG: 0.484 (1, 4)	G4-3		1B	G3			L9		G5-3	5	0	1	0	0	0	2						
Jose Valentin, S OBP: 0.325, SLG: 0.483 (1, 6)	K		G4-3		P4		K		F9	5	0	0	0	0	2	1						
Frank Thomas, R OBP: 0.442, SLG: 0.644 (1, 3)	F9			HR	K		BB		BB	3	1	1	1	1	1	0						
Magglio Ordonez, R OBP: 0.407, SLG: 0.621 (1, 9)		F3		HR	F7				BB	3	1	1	1	1	0	0						
Herbert Perry, R OBP: 0.371, SLG: 0.477 (1, 5)	P5			G4-3		G3 HR 1B			P3	4	1	1	0	0	2							
Chris Singleton, L OBP: 0.305, SLG: 0.393 Keith Foulke, R (8, 1)	F8			F8		G3		G4-3		4	0	0	0	0	1							
Carlos Lee, R OBP: 0.344, SLG: 0.540 (1, 7)			HR	2B 1B		HR		P4		4	3	3	3	0	0	0						
Mark Johnson, L OBP: 0.307, SLG: 0.338 (1, 2)			F8	1-H 2B		G4-3		K		4	0	1	1	0	1	0						
21 Cal Eldred, R Tony Galarraga, R 41 Bill Simas, L Kelly Wunsch, L Bob Howry, L Jeff Abbott, R (5, PH) (6, 1) (6, 1) (7, 1) (8, 1)			K			F9			P3	1	0	0	0	1	1	0						
Inning Stats	R: 0 E: 0 K: 1 S: 9	H: 0 LOB: 0 BB: 0 P: 14	R: 0 E: 0 K: 0 S: 8	H: 0 LOB: 0 BB: 0 P: 11	R: 1 E: 0 K: 1 S: 12	H: 2 LOB: 1 BB: 0 P: 17	R: 3 E: 0 K: 0 S: 18	H: 4 LOB: 2 BB: 1 P: 28	R: 0 E: 0 K: 1 S: 8	H: 0 LOB: 0 BB: 0 P: 14	R: 2 E: 0 K: 0 S: 11	H: 2 LOB: 0 BB: 0 P: 17	R: 0 E: 0 K: 1 S: 12	H: 0 LOB: 2 BB: 2 P: 22	R: 0 E: 0 K: 1 S: 7	H: 0 LOB: 0 BB: 0 P: 8	R: 0 E: 0 K: 0 S: 9	H: 0 LOB: 0 BB: 0 P: 13	1B: 3 2B: 1 3B: 0 HR: 4	SF: 0 SAC: 0 DP: 0 HBP: 0	WP: 0 PB: 0 SB: 0 CS: 0	PA: 38
PITCHER	IP	WLS	BF	H	R	ER	SO	BB	IBB	HBP	BLK	WP	HR	S	P	ERA	WHIP					
Kevin Tapani, R ERA: 4.74 (1, 1)	6.0	W	27	8	6	6	3	1	0	0	0	0	4	66	101	9.00	1.500					
Steve Rain, R ERA: 2.4 (7, 1)	1.0	H	5	0	0	0	1	2	0	0	0	0	0	12	22	0.00	2.000					
Todd Van Poppel, R ERA: 2.23 (8, 1)	1.0	H	3	0	0	0	1	0	0	0	0	0	0	7	8	0.00	0.000					
Tim Worrell, R ERA: 2.7 (9, 1)	1.0	S	3	0	0	0	0	0	0	0	0	0	0	9	13	0.00	0.000					

Chicago White Sox @ Chicago Cubs
Wrigley Field, Chicago, IL
Sun Jul 09 2000, 1:20 PM CDT
Att: 38,706 - Overcast - 82 F

AB 35
R 6
H 8
RBI 6
BB 3
SO 5
LOB 6



Batter	1	2	3	4	5	6	7	8	9	AB	R	H	RBI	BB	SO	LOB	BOTTOM					
Eric Young Sr., R OBP: 0.383, SLG: 0.441 (1, 4)	P4		BB 1B BB	G4-3		SH1-3		1B		3	1	1	1	1	0	1						
Joe Girardi, R OBP: 0.374, SLG: 0.415 (1, 2)	G6-3		BB 1B BB	G3-1		HR BB		G6-3		3	2	0	0	2	0	1						
Mark Grace, L OBP: 0.400, SLG: 0.435 (1, 3)	BB		BB 1B BB		HR 2B	SF7		F8		2	2	1	1	2	0	0						
Sammy Sosa, R OBP: 0.388, SLG: 0.574 (1, 9)	G3		K		K	HR				4	1	1	2	0	2	5						
Henry Rodriguez, L OBP: 0.311, SLG: 0.548 (1, 7)		K	1B	1B	HR	P5				4	1	2	4	0	1	0						
Ricky Gutierrez, R OBP: 0.371, SLG: 0.426 (1, 6)	L4		1B		F8		G4-3			4	0	1	1	0	0	0						
Willie Greene, L OBP: 0.324, SLG: 0.416 (1, 5)	1B		F8		G3		1B			4	0	2	0	0	2							
Damon Buford, R OBP: 0.348, SLG: 0.441 (1, 8)	K			G4-3 SH1-3 1B		1B SH1-3		L5		4	1	2	0	0	1	2						
Kevin Tapani, R Jeff Hubbard, R Steve Rain, R Glenallen Hill, R Todd Van Poppel, R Tim Worrell, R (5, PH) (7, 1) (7, PH) (8, 1) (9, 1)			K	SH1-3		SH1-3		K		1	0	0	0	0	1	0						
Inning Stats	R: 0 E: 0 K: 0 S: 6	H: 0 LOB: 1 BB: 1 P: 10	R: 0 E: 0 K: 2 S: 11	H: 1 LOB: 1 BB: 0 P: 15	R: 3 E: 0 K: 2 S: 16	H: 2 LOB: 3 BB: 3 P: 38	R: 0 E: 0 K: 0 S: 5	H: 1 LOB: 1 BB: 0 P: 7	R: 2 E: 0 K: 1 S: 13	H: 2 LOB: 0 BB: 0 P: 20	R: 4 E: 0 K: 0 S: 11	H: 3 LOB: 0 BB: 1 P: 21	R: 0 E: 0 K: 1 S: 11	H: 1 LOB: 1 BB: 0 P: 15	R: 0 E: 0 K: 0 S: 5	H: 1 LOB: 0 BB: 0 P: 8	1B: 8 2B: 1 3B: 0 HR: 2	SF: 1 SAC: 2 DP: 0 HBP: 0	WP: 0 PB: 0 SB: 1 CS: 0	PA: 39		
PITCHER	IP	WLS	BF	H	R	ER	SO	BB	IBB	HBP	BLK	WP	HR	S	P	ERA	WHIP					
21 Cal Eldred, R ERA: 4.76 (1, 1)	5.0	L	25	6	5	5	5	4	0	0	0	0	0	7	15	81.00	9.000					
41 Bill Simas, R ERA: 3.45 (6, 1)	0.1	L	4	2	3	3	0	1	0	0	0	0	0	7	15	6.75	1.500					
Kelly Wunsch, L ERA: 2.48 (6, 1)	1.1		6	2	1	1	0	0	0	0	0	0	1	11	16	6.75	1.500					
Bob Howry, R ERA: 3.2 (7, 1)	1.0		3	1	0	0	1	0	0	0	0	0	0	7	11	0.00	1.000					
Keith Foulke, R ERA: 3.21 (8, 1)	0.1		1	0	0	0	0	0	0	0	0	0	0	2	2	0.00	0.000					

Chicago White Sox @ Chicago Cubs
Wrigley Field, Chicago, IL
Sun Jul 09 2000, 1:20 PM CDT
Att: 38,706 - Overcast - 82 F

AB 31
R 9
H 11
RBI 9
BB 5
SO 6
LOB 12



Batter	1	2	3	4	5	6	7	8	9	AB	R	H	RBI	BB	SO	LOB	TOP										
Eric Young Sr. R OBP: 0.383, SLG: 0.439 (1.4)	P4		F8	G5-4-3				G6-3		5	1	1	0	0	0	2	Chicago Cubs @ Minnesota Twins Hubert H. Humphrey Metrodome, Minneapolis, MN Fri Jul 14, 2000, 8:05 PM EDT Att: 21,429 - Dome - 72 F livebaseballscorecards.com										
Joe Girardi R OBP: 0.373, SLG: 0.410 (1.2)	G4-3		F8					K		4	0	1	1	1	1	0											
Mark Grace L OBP: 0.398, SLG: 0.433 (1.3)	F6			L5				G6-3		5	1	2	2	0	0	2											
Sammy Sosa R OBP: 0.390, SLG: 0.578 (1.9)									K	5	1	2	1	0	1	2											
Glenallen Hill R OBP: 0.290, SLG: 0.497 (1.10)										5	1	3	2	0	0	2											
Ricky Gutierrez R OBP: 0.384, SLG: 0.413 (1.6)										4	0	1	0	1	0	1											
Jose Nieves R OBP: 0.273, SLG: 0.437 (1.5)										5	1	1	0	0	2	6											
Damon Buford R OBP: 0.343, SLG: 0.432 (1.8)										4	1	1	0	0	2	2											
Gary Matthews S OBP: 0.300, SLG: 0.353 (1.7)										3	0	0	0	0	0	4											
Inning Stats	R: 0 E: 0 K: 0 S: 6	H: 0 LOB: 0 BB: 0 P: 9	R: 2 E: 0 K: 1 S: 15	H: 3 LOB: 1 BB: 0 P: 21	R: 1 E: 0 K: 1 S: 10	H: 3 LOB: 3 BB: 1 P: 17	R: 0 E: 1 K: 0 S: 8	H: 0 LOB: 2 BB: 1 P: 16	R: 0 E: 0 K: 0 S: 6	H: 0 LOB: 0 BB: 0 P: 11	R: 3 E: 0 K: 0 S: 19	H: 5 LOB: 2 BB: 0 P: 25	R: 0 E: 1 K: 2 S: 11	H: 0 LOB: 1 BB: 0 P: 12	R: 0 E: 0 K: 1 S: 7	H: 0 LOB: 1 BB: 0 P: 10	R: 0 E: 0 K: 1 S: 11	H: 1 LOB: 1 BB: 0 P: 20	1B: 9 2B: 1 3B: 0 HR: 2	SF: 0 SAC: 0 DP: 1 HBP: 1	WP: 1 PB: 0 CS: 0	PA: 43					
PITCHER	IP	WLS	BF	H	R	ER	SO	BB	IBB	HBP	BLK	WP	HR	S	P	ERA	WHIP										
Eric Milton, L (1.1)	5.1	L	28	9	6	6	2	2	0	0	0	1	2	56	88	10.12	2.062										
Bob Wells, R (6.1)	0.2		4	2	0	0	0	0	0	0	0	0	0	8	11	0.00	3.000										
Mike Lincoln, R (7.1)	1.0		4	0	0	0	2	0	0	0	0	0	0	11	12	0.00	0.000										
Johan Santana, L (8.1)	1.0		3	0	0	0	1	0	0	0	0	0	0	7	10	0.00	0.000										
54 Jason Ryan, R (9.1)	1.0		4	1	0	0	1	0	0	0	0	0	0	11	20	0.00	1.000										

Batter	1	2	3	4	5	6	7	8	9	AB	R	H	RBI	BB	SO	LOB	BOTTOM										
Cristian Guzman S OBP: 0.319, SLG: 0.415 (1.6)			K					G6-3		5	1	2	0	0	1	1	Chicago Cubs @ Minnesota Twins Hubert H. Humphrey Metrodome, Minneapolis, MN Fri Jul 14, 2000, 8:05 PM EDT Att: 21,429 - Dome - 72 F livebaseballscorecards.com										
Jay Canizaro R OBP: 0.336, SLG: 0.434 (1.4)			G4-3							4	1	2	2	0	0	1											
Matt Lawton L OBP: 0.433, SLG: 0.479 (1.7)										3	0	1	0	0	1	0											
Ron Coomer R OBP: 0.330, SLG: 0.439 (1.3)										4	0	1	0	0	0	4											
David Ortiz L OBP: 0.369, SLG: 0.450 (1.10)										3	0	0	0	1	1	1											
Corey Koskie L OBP: 0.407, SLG: 0.475 (1.5)										4	0	1	0	0	2	2											
Chad Allen R OBP: 0.357, SLG: 0.333 (1.9)										2	0	0	0	1	1	1											
Denny Hocking S OBP: 0.360, SLG: 0.415 (9. PH)										1	0	1	0	0	0	0											
Jacque Jones L OBP: 0.314, SLG: 0.490 (1.8)										4	0	0	0	0	2	4											
Marcus Jensen S OBP: 0.322, SLG: 0.341 (1.2)										4	0	0	0	0	0	3											
Inning Stats	R: 0 E: 0 K: 0 S: 6	H: 1 LOB: 1 BB: 0 P: 11	R: 0 E: 0 K: 1 S: 8	H: 0 LOB: 1 BB: 1 P: 18	R: 0 E: 0 K: 1 S: 8	H: 0 LOB: 0 BB: 0 P: 10	R: 0 E: 0 K: 0 S: 6	H: 0 LOB: 0 BB: 0 P: 10	R: 0 E: 0 K: 2 S: 8	H: 0 LOB: 0 BB: 0 P: 14	R: 0 E: 0 K: 0 S: 15	H: 2 LOB: 2 BB: 0 P: 24	R: 0 E: 0 K: 1 S: 10	H: 1 LOB: 2 BB: 1 P: 17	R: 2 E: 0 K: 3 S: 17	H: 3 LOB: 1 BB: 0 P: 23	R: 0 E: 0 K: 0 S: 9	H: 1 LOB: 1 BB: 0 P: 11	1B: 7 2B: 0 3B: 0 HR: 1	SF: 0 SAC: 0 DP: 1 HBP: 1	WP: 0 PB: 0 CS: 0	PA: 37					
PITCHER	IP	WLS	BF	H	R	ER	SO	BB	IBB	HBP	BLK	WP	HR	S	P	ERA	WHIP										
Jon Lieber, R (1.1)	7.0	W	27	4	0	0	5	2	0	1	0	0	1	61	104	0.00	0.857										
Tim Worrell, R (8.1)	0.1		4	3	2	2	1	0	0	0	0	0	1	11	16	54.00	9.000										
Felix Heredia, L (8.1)	0.2		2	0	0	0	2	0	0	0	0	0	0	6	7	0.00	0.000										
Todd Van Poppel, R (9.1)	1.0		4	1	0	0	0	0	0	0	0	0	0	9	11	0.00	1.000										



Batter	1	2	3	4	5	6	7	8	9	AB	R	H	RBI	BB	SO	LOB	TOP							
Eric Young Sr. R (1.4) OBP: 0.384, SLG: 0.441 Jeff Huson, L (6.4) OBP: 0.262, SLG: 0.273	F8		F8	BB 2B BB		1-H 2B		G5-3		3	1	1	1	1	0	0								
Ricky Gutierrez R (1.6) OBP: 0.365, SLG: 0.410	G6-3		1B 2B 1B	2B BB				G6-3		4	1	1	0	1	1	1								
Mark Grace, L (1.3) OBP: 0.398, SLG: 0.436	F8		1B 2B 1B	1-3 2-H				F8		5	1	2	1	0	0	1								
Sammy Sosa, R (1.9) OBP: 0.392, SLG: 0.586		HR	2B 1B	G5-3						4	1	2	1	1	1	3								
Henry Rodriguez, L (1.7) OBP: 0.321, SLG: 0.561 Gary Matthews, S (7.7) OBP: 0.286, SLG: 0.333	1B 3B		1-3 2-H 3-H	2B	G4-3		4-2 2B BB			3	2	2	2	1	0	0								
Glenallen Hill, R (1.10) OBP: 0.288, SLG: 0.487	G5-3		G6-3	G3-6-3 1B				F9		5	0	1	0	0	1	5								
Jeff Reed, L (1.2) OBP: 0.359, SLG: 0.362	K		G5-3	G3-6-3 1-2						4	0	1	1	1	1	4								
Willie Greene, L (1.5) OBP: 0.326, SLG: 0.426	1B		G4-3							5	1	2	1	0	1	3								
Brant Brown, L (1.8) OBP: 0.232, SLG: 0.359	G3		K							4	1	1	1	0	1	2								
Inning Stats	R: 0 E: 0 K: 0 S: 4	H: 0 LOB: 0 BB: 0 P: 7	R: 2 E: 0 K: 1 S: 15	H: 3 LOB: 1 BB: 0 P: 19	R: 2 E: 0 K: 0 S: 13	H: 4 LOB: 2 BB: 0 P: 19	R: 1 E: 0 K: 1 S: 12	H: 1 LOB: 2 BB: 2 P: 26	R: 0 E: 0 K: 0 S: 8	H: 1 LOB: 0 BB: 0 P: 12	R: 2 E: 0 K: 2 S: 14	H: 3 LOB: 1 BB: 0 P: 19	R: 1 E: 0 K: 1 S: 9	H: 1 LOB: 1 BB: 1 P: 16	R: 0 E: 0 K: 0 S: 5	H: 0 LOB: 0 BB: 0 P: 11	R: 0 E: 0 K: 2 S: 11	H: 0 LOB: 2 BB: 2 P: 20	1B: 6 2B: 4 3B: 2 HR: 1	SF: 0 SAC: 0 DP: 1 HBP: 0	WP: 0 PB: 0 SB: 0 CS: 0	PA: 44		
PITCHER	IP	WLS	BF	H	R	ER	SO	BB	IBB	HBP	BLK	WP	HR	S	P	ERA	WHIP							
Joe Mays, R (1.1) ERA: 6.01	5.0	L	28	12	7	7	2	2	0	0	0	0	1	56	90	12.60	2.800							
Hector Carrasco, R (6.1) ERA: 4.59	1.0		3	0	0	0	2	0	0	0	0	0	0	10	12	0.00	0.000							
Johan Santana, L (7.1) ERA: 6.49	3.0		13	1	1	1	3	3	0	0	0	0	0	25	47	3.00	1.333							

Chicago Cubs @ Minnesota Twins
Hubert H. Humphrey Metrodome, Minneapolis, MN
Sat Jul 15 2000, 7:05 PM EDT
Att: 36,688 - Dome - 72 F

AB	39
R	8
H	13
RBI	8
BB	5
SO	7
LOB	20



Batter	1	2	3	4	5	6	7	8	9	AB	R	H	RBI	BB	SO	LOB	BOTTOM							
Denny Hocking, S (1.6) OBP: 0.361, SLG: 0.414	1B 1B		K							5	1	2	0	0	2	2								
Jay Canizaro, R (1.4) OBP: 0.338, SLG: 0.438	1B		K							5	1	2	0	0	2	4								
Matt Lawton, L (1.7) OBP: 0.438, SLG: 0.493	S 1B		G5-4-3 1B							5	2	4	3	0	0	2								
Ron Coomer, R (1.3) OBP: 0.330, SLG: 0.441 David Ortiz, L (8, PH) OBP: 0.398, SLG: 0.447	G5-3		F8							3	0	1	1	0	0	3								
Corey Koskie, L (1.5) OBP: 0.403, SLG: 0.470 Jason Maxwell, R (8.5) OBP: 0.313, SLG: 0.324	K		G5-4-3							3	0	0	0	0	2	4								
Midre Cummings, L (1.10) OBP: 0.358, SLG: 0.452	K		K							4	0	1	0	0	2	3								
Chad Allen, R (1.9) OBP: 0.389, SLG: 0.438			FC4 2B							4	0	2	0	0	1	2								
Jacque Jones, L (1.8) OBP: 0.314, SLG: 0.487	FC4 S		L6							4	0	1	0	0	0	2								
Chad Moeller, R (1.2) OBP: 0.271, SLG: 0.222 Cristian Guzman, S (8, PH) OBP: 0.318, SLG: 0.413	K		F8							3	0	0	0	0	1	2								
Inning Stats	R: 1 E: 0 K: 2 S: 12	H: 3 LOB: 2 BB: 0 P: 20	R: 0 E: 0 K: 3 S: 14	H: 1 LOB: 2 BB: 0 P: 21	R: 0 E: 0 K: 1 S: 7	H: 1 LOB: 0 BB: 0 P: 9	R: 0 E: 0 K: 0 S: 3	H: 0 LOB: 0 BB: 0 P: 6	R: 1 E: 0 K: 2 S: 15	H: 2 LOB: 1 BB: 0 P: 26	R: 0 E: 0 K: 1 S: 10	H: 1 LOB: 0 BB: 0 P: 12	R: 2 E: 0 K: 0 S: 12	H: 3 LOB: 1 BB: 0 P: 18	R: 0 E: 1 K: 1 S: 12	H: 1 LOB: 2 BB: 0 P: 15	1B: 9 2B: 3 3B: 0 HR: 1	SF: 0 SAC: 0 DP: 1 HBP: 0	WP: 0 PB: 0 SB: 2 CS: 1	PA: 39				
PITCHER	IP	WLS	BF	H	R	ER	SO	BB	IBB	HBP	BLK	WP	HR	S	P	ERA	WHIP							
Kevin Tapani, R (1.1) ERA: 4.73	8.0	W	34	12	4	4	9	0	0	0	0	0	0	79	119	4.50	1.500							
Tim Worrell, R (9.1) ERA: 3.16	1.0		5	1	0	0	1	0	0	0	0	0	0	12	15	0.00	1.000							

Chicago Cubs @ Minnesota Twins
Hubert H. Humphrey Metrodome, Minneapolis, MN
Sat Jul 15 2000, 7:05 PM EDT
Att: 36,688 - Dome - 72 F

AB	39
R	4
H	13
RBI	4
BB	0
SO	10
LOB	25



Batter	1	2	3	4	5	6	7	8	9	AB	R	H	RBI	BB	SO	LOB	TOP					
Eric Young Sr. R OBP: 0.382, SLG: 0.436	4-1 G4-6-3 BB		2-3 K	0-0 FC6-4		3-2 F9		0-0 FC5-4 1B		4	0	0	0	1	1	3						
Ricky Gutierrez R OBP: 0.365, SLG: 0.408	2-1 G4-6-3		4-2 HR BB		3-2 G5-3	1-0 F9		0-1 1B		4	1	1	1	1	0	1						
Mark Grace L OBP: 0.398, SLG: 0.431	4-2 HR BB		1-2 G3		4-0 BB 1B	1-1 G6-3		3-0 G3-1		3	2	0	0	2	0	3						
Sammy Sosa R OBP: 0.395, SLG: 0.602	0-2 HR		3-2 HR		4-1 1B 1B BB		1-3 K		0-1 G5-3	4	3	2	4	1	1	0						
Henry Rodriguez L OBP: 0.323, SLG: 0.557	3-2 G4-3		1-1 1B		0-0 1B 3B 1B		1-1 G3		1-3 K	5	1	2	1	0	1	0						
Gary Matthews S OBP: 0.286, SLG: 0.333										0	0	0	0	0	0	0						
Glenallen Hill R OBP: 0.291, SLG: 0.484		1-0 FC6-4 1B	1-0 F9		3-2 3B 1B		0-0 G5-3		0-1 G6-3	5	1	2	1	0	0	1						
Willie Greene L OBP: 0.330, SLG: 0.436		2-0 P4		3-1 G4-3		1-2 1B 3B		4-0 FC5-4 1B BB		3	2	1	2	1	0	1						
Joe Girardi R OBP: 0.375, SLG: 0.412		0-1 FC6-4		0-0 G5-3		2-1 G6-4-3 1B		1-0 FC5-4 1B		4	0	2	1	0	0	1						
Brant Brown L OBP: 0.232, SLG: 0.351		1-0 G4-3		4-1 FC6-4 BB		1-1 G6-4-3		1-0 F8		3	0	0	0	1	0	4						
Inning Stats	R: 2 E: 0 K: 0 S: 12	H: 1 LOB: 2 BB: 2 P: 25	R: 0 E: 0 K: 0 S: 5	H: 1 LOB: 1 BB: 0 P: 9	R: 2 E: 0 K: 1 S: 17	H: 2 LOB: 1 BB: 1 P: 29	R: 0 E: 0 K: 0 S: 5	H: 0 LOB: 0 BB: 1 P: 12	R: 5 E: 0 K: 0 S: 16	H: 4 LOB: 0 BB: 2 P: 36	R: 0 E: 0 K: 1 S: 6	H: 0 LOB: 0 BB: 0 P: 11	R: 0 E: 0 K: 1 S: 6	H: 0 LOB: 0 BB: 0 P: 8	R: 1 E: 0 K: 0 S: 6	H: 2 LOB: 2 BB: 1 P: 12	R: 0 E: 0 K: 1 S: 7	H: 0 LOB: 0 BB: 0 P: 8	1B: 7 2B: 0 3B: 1 HR: 2	SF: 0 SAC: 0 DP: 2 HBP: 0	WP: 0 PB: 0 SB: 0 CS: 0	PA: 42
PITCHER	IP	WLS	BF	H	R	ER	SO	BB	IBB	HBP	BLK	WP	HR	S	P	ERA	WHIP					
Dan Reichert, R ERA: 4.97	4.1	L	24	6	8	8	1	6	0	0	0	0	2	48	98	16.61	2.769					
Jay Witasick, R ERA: 5.21	3.1		14	4	2	2	1	1	0	0	0	0	0	24	43	5.40	1.500					
Tim Byrdak, L ERA:	0.1		1	0	0	0	0	0	0	0	0	0	0	1	1	0.00	0.000					
Doug Bachtler, R ERA: 4.5	1.0		3	0	0	0	1	0	0	0	0	0	0	7	8	0.00	0.000					

Chicago Cubs @ Kansas City Royals
Kauffman Stadium, Kansas City, MO

Sun Jul 16 2000, 7:05 PM CDT
Att: 36,855 - Cloudy - 88 F

AB 35
R 10
H 10
RBI 10
BB 7
SO 3
LOB 14



Batter	1	2	3	4	5	6	7	8	9	AB	R	H	RBI	BB	SO	LOB	BOTTOM					
Johnny Damon L OBP: 0.364, SLG: 0.419	0-1 G3 1B	0-1 G3 2B		1-2 F7		0-1 S 1B		2-0 29 F9 BB 1B		5	2	4	0	0	0	0						
Rey Sanchez R OBP: 0.282, SLG: 0.302	1-0 G3	0-0 G3		1-2 G6-3		3-3 K		4-0 BB BB		4	0	0	0	1	1	3						
29 Mike Sweeney R OBP: 0.410, SLG: 0.549	2-2 1B 1B	2-0 E6 CS		2-3 K		1-2 L8		1-0 F9		5	1	1	1	0	1	3						
Jermaine Dye, R OBP: 0.388, SLG: 0.596	0-1 G3 1B	0-1 CS	2-0 G5-4-3 1B		2-2 G3-1	3-3 K		4-2 BB		4	1	2	0	1	1	1						
Mark Quinn R OBP: 0.340, SLG: 0.488	0-1 G3 1B		2-1 G5-4-3		4-2 1B BB		2-2 P6	1-2 G5-3		4	2	1	1	1	0	4						
Joe Randa R OBP: 0.372, SLG: 0.467	0-0 G3		0-2 HR		2-0 1B		1-2 1B		2-2 G3-1 1B	5	1	4	1	0	0	2						
Todd Dunwoody L OBP: 0.274, SLG: 0.298	2-0 1B		4-0 FC4-6 BB BB		0-0 1B		1-3 K		0-3 K	4	0	2	3	1	2	2						
Gregg Zaun S OBP: 0.353, SLG: 0.330	2-0 G4-3		4-0 FC4-6 BB		1-2 F9		0-1 F8		1-2 G3-1	4	0	0	0	1	0	5						
Luis Ortaez R OBP: 0.260, SLG: 0.239		1-1 F8	1-0 FC4-6		3-3 K		0-2 P1-3		2-2 G3-4-1	3	0	0	0	0	1	4						
Scott Pose L OBP: 0.286, SLG: 0.189										1	0	0	0	0	0	0						
Jeff Reboulet R OBP: 0.356, SLG: 0.315										0	0	0	0	0	0	0						
Jorge Fabregas L OBP: 0.293, SLG: 0.349										1	0	0	0	0	0	1						
Inning Stats	R: 4 E: 0 K: 0 S: 15	H: 5 LOB: 1 BB: 0 P: 22	R: 1 E: 1 K: 0 S: 7	H: 1 LOB: 0 BB: 0 P: 10	R: 1 E: 0 K: 0 S: 7	H: 2 LOB: 2 BB: 2 P: 20	R: 0 E: 0 K: 1 S: 11	H: 0 LOB: 0 BB: 0 P: 15	R: 1 E: 0 K: 1 S: 12	H: 2 LOB: 2 BB: 1 P: 23	R: 0 E: 0 K: 2 S: 15	H: 1 LOB: 1 BB: 0 P: 22	R: 0 E: 0 K: 1 S: 11	H: 1 LOB: 1 BB: 0 P: 15	R: 0 E: 0 K: 0 S: 10	H: 1 LOB: 3 BB: 2 P: 22	R: 0 E: 0 K: 1 S: 15	H: 1 LOB: 1 BB: 0 P: 20	1B: 12 2B: 1 3B: 0 HR: 1	SF: 0 SAC: 0 DP: 1 HBP: 0	WP: 0 PB: 0 SB: 2 CS: 1	PA: 46
PITCHER	IP	WLS	BF	H	R	ER	SO	BB	IBB	HBP	BLK	WP	HR	S	P	ERA	WHIP					
34 Kerry Wood, R ERA: 5.61	5.0		27	10	7	6	2	3	0	0	0	0	1	52	90	10.80	2.600					
Todd Van Poppel, R ERA: 2.04	2.1	H	11	3	0	0	3	1	0	0	0	0	0	30	47	0.00	1.714					
Tim Worrell, R ERA: 3.09	0.2	H	3	0	0	0	0	1	0	0	0	0	0	6	12	0.00	1.500					
Rick Aguilera, R ERA: 6.39	1.0	S	4	1	0	0	1	0	0	0	0	0	0	15	20	0.00	1.000					

Chicago Cubs @ Kansas City Royals
Kauffman Stadium, Kansas City, MO

Sun Jul 16 2000, 7:05 PM CDT
Att: 36,855 - Cloudy - 88 F

AB 40
R 7
H 14
RBI 6
BB 5
SO 6
LOB 25



Batter	1	2	3	4	5	6	7	8	9	AB	R	H	RBI	BB	SO	LOB	TOP				
Eric Young Sr. R OBP: 0.381, SLG: 0.433	4-1 1B S 2B BB	0-0 G6-3			3-2 F9		1-0 F8			3	1	0	0	1	0	2					
Ricky Gutierrez R OBP: 0.394, SLG: 0.405	0-1 F9		0-0 L8		1-2 FC6 1B		0-1 G5-3			4	0	1	0	0	0	2					
Mark Grace L OBP: 0.396, SLG: 0.429	3-1 2B SF8 1-3 1B		0-1 F9		2-2 FC6 1-2		0-0 F9			4	1	1	0	0	0	1					
Sammy Sosa R OBP: 0.396, SLG: 0.603	3-2 SF8 1-3 2B 3-H		1-1 F9		1-0 P4		3-2 FC6-4 1B			4	0	2	1	0	0	1					
Henry Rodriguez L OBP: 0.322, SLG: 0.558	2-1 SF8			3-2 1B 2B		1-2 G4-3		0-3 K		3	1	1	1	0	1	1					
Gary Matthews S OBP: 0.286, SLG: 0.333	2-3 3-H			0-2 L3 1B 2H		2-1 G5-3		1-0 FC6-4 1-2		0	0	0	0	0	0	0					
Glenallen Hill R OBP: 0.290, SLG: 0.478	0-0 G6-3			1-2 L3 1B 1-2		2-3 K		2-2 G3-1		4	0	0	0	0	2	1					
Willie Greene L OBP: 0.323, SLG: 0.426				3-0 K 2B																	
Jeff Reed L OBP: 0.363, SLG: 0.370				1-2 K 2B						3	0	1	0	1	2	0					
Damon Buford R OBP: 0.341, SLG: 0.430				1-2 G5-3 1B						4	0	1	0	0	0	2					
Inning Stats	R: 2 E: 0 K: 0 S: 12	H: 2 LOB: 1 BB: 1 P: 23	R: 0 E: 0 K: 2 S: 14	H: 1 LOB: 1 BB: 0 P: 19	R: 0 E: 0 K: 0 S: 5	H: 0 LOB: 0 BB: 0 P: 6	R: 1 E: 0 K: 0 S: 14	H: 3 LOB: 1 BB: 0 P: 22	R: 0 E: 0 K: 1 S: 9	H: 0 LOB: 0 BB: 0 P: 14	R: 0 E: 0 K: 0 S: 6	H: 0 LOB: 1 BB: 1 P: 11	R: 0 E: 0 K: 1 S: 9	H: 1 LOB: 1 BB: 0 P: 13	R: 0 E: 0 K: 1 S: 11	H: 0 LOB: 0 BB: 0 P: 18	1B: 5 2B: 4 3B: 0 HR: 0	SF: 1 SAC: 0 DP: 1 HBP: 0	WP: 0 PB: 0 SB: 1 CS: 0	PA: 36	
PITCHER	IP	WLS	BF	H	R	ER	SO	BB	IBB	HBP	BLK	WP	HR	S	P	ERA	WHIP				
Chad Durbin R ERA: 8.07	7.0	L	29	7	3	3	3	2	0	0	0	0	0	74	116	3.86	1.286				
Tim Byrdak L ERA:	0.2		3	1	0	0	1	0	0	0	0	0	0	8	11	0.00	1.500				
Jerry Spradlin R ERA: 3.25	1.1		4	0	0	0	1	0	0	0	0	0	0	12	20	0.00	0.000				

Chicago Cubs @ Kansas City Royals
Kauffman Stadium, Kansas City, MO
Mon Jul 17 2000, 7:05 PM CDT
Att: 37,355 - Cloudy - 80 F

AB 33
R 3
H 8
RBI 3
BB 2
SO 5
LOB 12



Batter	1	2	3	4	5	6	7	8	9	AB	R	H	RBI	BB	SO	LOB	BOTTOM				
Johnny Damon L OBP: 0.361, SLG: 0.414	1-2 G6-3		0-2 G6-3			0-0 F7		3-2 L9		4	0	0	0	0	0	0					
Rey Sanchez R OBP: 0.281, SLG: 0.301	2-1 F9		0-1 G3			2-2 F3		2-2 29 WP 1B		4	0	1	0	0	0	0					
29 Mike Sweeney R OBP: 0.413, SLG: 0.549	3-1 G4-3		2-2 1B			4-2 FC4 BB		4-2 1-3 BB		2	0	1	0	2	0	0					
Jermaine Dye R OBP: 0.386, SLG: 0.592			1-2 G4-3		1-1 G6-4-3 1B		1-1 FC4 1-2		1-0 F7	4	0	1	0	0	0	3					
Joe Randa R OBP: 0.374, SLG: 0.473			2-0 G6-3 1B 2B		0-0 G6-4-3 1-2		3-2 G6-3 FC1-2 2B		1-1 P1	4	1	2	0	0	0	1					
Mark Quinn R OBP: 0.335, SLG: 0.480			1-0 G6-3 2-3		1-3 K		0-0 G6-3 2-3		2-1 F9	4	0	0	0	0	1	2					
Dave McCarty R OBP: 0.359, SLG: 0.575			3-2 BB 1B 3-H			1-2 G6-3		2-1 FC1-2		4	0	1	1	0	0	1					
Gregg Zaun S OBP: 0.361, SLG: 0.333			4-2 BB 1B			0-0 G6-3		3-H F8 1-1		2	0	1	0	1	0	1					
Luis Ordez R OBP: 0.250, SLG: 0.229			2-2 F9			2-0 G5-4-3 1B 1-2		2-1 G5-3		3	0	0	0	0	0	3					
Inning Stats	R: 0 E: 0 K: 0 S: 7	H: 0 LOB: 0 BB: 0 P: 13	R: 1 E: 0 K: 0 S: 13	H: 2 LOB: 2 BB: 1 P: 26	R: 0 E: 0 K: 1 S: 9	H: 1 LOB: 0 BB: 0 P: 11	R: 0 E: 0 K: 1 S: 6	H: 1 LOB: 0 BB: 0 P: 8	R: 0 E: 0 K: 0 S: 5	H: 0 LOB: 1 BB: 1 P: 16	R: 0 E: 0 K: 0 S: 8	H: 1 LOB: 1 BB: 0 P: 14	R: 0 E: 0 K: 0 S: 11	H: 1 LOB: 2 BB: 1 P: 23	R: 0 E: 0 K: 0 S: 5	H: 0 LOB: 0 BB: 0 P: 8	1B: 5 2B: 2 3B: 0 HR: 0	SF: 0 SAC: 0 DP: 2 HBP: 0	WP: 2 PB: 0 SB: 0 CS: 0	PA: 34	
PITCHER	IP	WLS	BF	H	R	ER	SO	BB	IBB	HBP	BLK	WP	HR	S	P	ERA	WHIP				
Scott Downs L ERA: 5.53	7.2	W	29	7	1	1	1	2	0	0	0	0	0	65	111	1.17	1.174				
Steve Rain R ERA: 2.79	0.1	H	2	0	0	0	0	1	0	0	0	1	0	3	8	0.00	3.000				
Rick Aguilera R ERA: 6.19	1.0	S	3	0	0	0	0	0	0	0	0	0	0	5	8	0.00	0.000				

Chicago Cubs @ Kansas City Royals
Kauffman Stadium, Kansas City, MO
Mon Jul 17 2000, 7:05 PM CDT
Att: 37,355 - Cloudy - 80 F

AB 31
R 1
H 7
RBI 1
BB 3
SO 1
LOB 11



Batter	1	2	3	4	5	6	7	8	9	AB	R	H	RBI	BB	SO	LOB	TOP										
Doug Glanville, R (1, 8) OBP: 0.300, SLG: 0.352	L6		1B G4-3		G6-3		G5-3		HBP	4	1	1	0	0	0	0	Philadelphia Phillies @ Chicago Cubs Wrigley Field, Chicago, IL Wed Jul 19 2000, 7:05 PM CDT Att: 39,390 - Sunny - 67 F										
Mickey Morandini, L (1, 4) OBP: 0.317, SLG: 0.307 23 Kevin Jordan, R (9, PH) OBP: 0.277, SLG: 0.338	1B G5-3		G4-3		G4-3			BB	K	3	1	2	0	1	0	0											
Bobby Abreu, L (1, 9) OBP: 0.420, SLG: 0.545	1B G5-3		G4-3		CS			F7		4	0	2	1	0	0	2											
Scott Rolen, R (1, 5) OBP: 0.375, SLG: 0.561	G5-3		F9		CS			K		4	0	1	1	0	1	3											
Pat Burrell, R (1, 3) OBP: 0.346, SLG: 0.481	FC5-4				G1-3			K		3	0	1	0	1	1	2											
Ron Gant, R (1, 7) OBP: 0.314, SLG: 0.480	FC5-4		K		L5-4				HR	4	1	1	1	0	1	5											
Gary Bennett, R (1, 2)					F7					3	0	0	0	1	0	0											
Desi Relaford, S (9, PR) OBP: 0.380, SLG: 0.350 Tom Prince, R (9, 2) OBP: 0.278, SLG: 0.245					F7			G4-3	BB	0	0	0	0	0	0	0											
Alex Arias, R (1, 6) OBP: 0.268, SLG: 0.320			G5-3		G4-3			HR	K	4	1	1	1	0	1	1											
Randy Wolf, L (1, 1) OBP: 0.222, SLG: 0.278 Chris Brock, R (8, 1) OBP: 0.222, SLG: 0.667 Rob Ducey, L (9, PH) OBP: 0.333, SLG: 0.430 Mark Holzemer, L (9, 1)			G1-3		K			G4-3	K	3	0	0	0	0	1	0											
Inning Stats	R: 1 E: 0 K: 0 S: 15	H: 3 LOB: 2 BB: 0 P: 25	R: 0 E: 0 K: 0 S: 5	H: 0 LOB: 0 BB: 0 P: 6	R: 1 E: 0 K: 1 S: 15	H: 2 LOB: 2 BB: 1 P: 26	R: 0 E: 0 K: 1 S: 7	H: 0 LOB: 0 BB: 0 P: 12	R: 0 E: 0 K: 0 S: 9	H: 1 LOB: 0 BB: 0 P: 13	R: 0 E: 0 K: 0 S: 8	H: 1 LOB: 0 BB: 0 P: 12	R: 1 E: 0 K: 0 S: 8	H: 1 LOB: 1 BB: 0 P: 11	R: 0 E: 0 K: 2 S: 11	H: 0 LOB: 1 BB: 1 P: 19	R: 1 E: 0 K: 3 S: 17	H: 1 LOB: 2 BB: 1 P: 30	1B: 7 2B: 1 3B: 0 HR: 2	SF: 0 SAC: 0 DP: 1 HBP: 1	WP: 0 PB: 0 SB: 1 CS: 1	PA: 39					
PITCHER	IP	WLS	BF	H	R	ER	SO	BB	IBB	HBP	BLK	WP	HR	S	P	ERA	WHIP										
Jon Lieber, R (1, 1) ERA: 3.48	7.0		28	8	3	3	2	1	0	0	0	0	1	67	105	3.86	1.286										
Todd Van Poppel, R (8, 1) ERA: 1.59	1.0		4	0	0	0	2	1	0	0	0	0	0	11	19	0.00	1.000										
Rick Aguilera, R (9, 1) ERA: 6.34	0.2	B	5	1	1	1	2	1	0	1	0	0	0	14	25	13.50	3.000										
Felix Heredia, L (9, 1) ERA: 5.35	0.1	W	1	0	0	0	1	0	0	0	0	0	0	3	5	0.00	0.000										


Batter	1	2	3	4	5	6	7	8	9	AB	R	H	RBI	BB	SO	LOB	BOTTOM										
Eric Young Sr., R (1, 4) OBP: 0.379, SLG: 0.429	G1-3	G6-3			K				SH2-4	3	0	0	0	1	1	2	Philadelphia Phillies @ Chicago Cubs Wrigley Field, Chicago, IL Wed Jul 19 2000, 7:05 PM CDT Att: 39,390 - Sunny - 67 F										
Ricky Gutierrez, R (1, 6) OBP: 0.394, SLG: 0.404	G5-3		L3		G4-3		FC6-4	BB	WP	5	0	1	0	0	0	1											
Mark Grace, L (1, 3) OBP: 0.397, SLG: 0.432	2B		G4-3				G3		HR	4	1	1	0	1	0	1											
Sammy Sosa, R (1, 9) OBP: 0.398, SLG: 0.616	IBB		K				K		HR	3	1	1	2	1	2	0											
Gary Matthews, S (1, 7) OBP: 0.320, SLG: 0.364 Rick Aguilera, R (9, 1) Felix Heredia, L (9, 1)	K				E8				G6-3	4	0	2	0	0	1	2											
Jose Nieves, R (1, 5) OBP: 0.271, SLG: 0.423			F7		F9				K	4	0	0	0	0	1	2											
Damon Buford, R (1, 8) OBP: 0.345, SLG: 0.448		SH1-4	BB						G3	4	2	4	1	0	0	0											
Joe Girardi, R (1, 2) OBP: 0.367, SLG: 0.399		SH1-4	BB						G5-3	3	0	0	0	1	2	2											
Jon Lieber, L (1, 1) OBP: 0.200, SLG: 0.245 Glenallen Hill, R (7, PH) OBP: 0.293, SLG: 0.476 Todd Van Poppel, R (8, 1) Brant Brown, L (9, 7) OBP: 0.236, SLG: 0.353		SH1-4							G3	1	0	0	0	0	1	0											
									1B	1	0	0	1	0	0	0											
									1B	1	1	1	0	0	0	0											
Inning Stats	R: 0 E: 0 K: 1 S: 12	H: 1 LOB: 2 BB: 1 P: 21	R: 0 E: 0 K: 0 S: 16	H: 1 LOB: 2 BB: 1 P: 25	R: 0 E: 0 K: 1 S: 8	H: 0 LOB: 0 BB: 0 P: 11	R: 0 E: 1 K: 1 S: 11	H: 2 LOB: 1 BB: 0 P: 17	R: 0 E: 0 K: 2 S: 9	H: 0 LOB: 0 BB: 0 P: 14	R: 0 E: 0 K: 1 S: 10	H: 1 LOB: 1 BB: 0 P: 15	R: 1 E: 0 K: 1 S: 10	H: 1 LOB: 1 BB: 1 P: 19	R: 3 E: 0 K: 1 S: 21	H: 2 LOB: 0 BB: 1 P: 30	R: 1 E: 0 K: 0 S: 7	H: 2 LOB: 1 BB: 0 P: 15	1B: 6 2B: 1 3B: 1 HR: 2	SF: 0 SAC: 2 DP: 0 HBP: 0	WP: 1 PB: 0 SB: 0 CS: 0	PA: 39					
PITCHER	IP	WLS	BF	H	R	ER	SO	BB	IBB	HBP	BLK	WP	HR	S	P	ERA	WHIP										
Randy Wolf, L (1, 1) ERA: 3.42	7.0		29	6	1	1	7	2	1	0	0	0	0	76	122	1.29	1.143										
Chris Brock, R (8, 1) ERA: 4.05	1.0	B	6	2	3	3	1	1	0	0	0	0	2	21	30	27.00	3.000										
Mark Holzemer, L (9, 1) ERA: 3.09	0.1	L	4	2	1	1	0	0	0	0	0	1	0	7	15	27.00	6.000										



Batter	1	2	3	4	5	6	7	8	9	AB	R	H	RBI	BB	SO	LOB	TOP				
Ronnie Belliard, R (1.4) OBP: 0.371, SLG: 0.419	G3		1B BLK		1B BB		K		K	4	1	1	0	1	2	2	Milwaukee Brewers @ Chicago Cubs Wrigley Field, Chicago, IL Fri Jul 21, 2000, 2:20 PM CDT Att: 38,991 - Sunny - 71 F				
Marquis Crissom, R (1.8) OBP: 0.284, SLG: 0.356	G6-3		1B BLK		F9		K			4	0	1	0	0	1	3					
Geoff Jenkins, L (1.7) OBP: 0.333, SLG: 0.558	G4-3		1B BB		1B		K			3	0	1	1	1	1	1					
Charlie Hayes, R (1.5) OBP: 0.382, SLG: 0.435		P3	F9		K			F9		4	0	0	0	0	1	4					
Jeremy Burnitz, L (1.9) OBP: 0.337, SLG: 0.433	G5-3			E S FC6-2 BB	L3			F7		3	0	0	0	1	0	2					
Tyler Houston, L (1.3) OBP: 0.306, SLG: 0.494				K		FC6-5 2B		F8		3	0	1	0	1	1	1					
José Hernández, R (1.6) OBP: 0.310, SLG: 0.402				FC6-2		FC6-5 G3-6-3			F9	4	0	0	0	0	1	3					
Raul Casanova, S (1.2) OBP: 0.320, SLG: 0.396			K	G3		G3-6-3		G3-1		4	0	0	0	0	1	2					
John Snyder, R (1.1) Valerio De Los Santos, L (5.1) James Mouton, R (7. PH) David Weathers, R (7.1) Curt Leskanic, R (8.1) Angel Echevarria, R (8. PH)	G4-3				BB 1B BB				1B	1	1	0	0	1	0	0					
Inning Stats	R: 0 E: 0 K: 0 S: 6	H: 0 LOB: 0 BB: 0 P: 9	R: 0 E: 0 K: 1 S: 12	H: 0 LOB: 1 BB: 1 P: 20	R: 1 E: 0 K: 1 S: 14	H: 2 LOB: 2 BB: 1 P: 25	R: 0 E: 1 K: 1 S: 8	H: 0 LOB: 1 BB: 1 P: 18	R: 1 E: 0 K: 1 S: 15	H: 1 LOB: 2 BB: 2 P: 31	R: 0 E: 0 K: 3 S: 12	H: 0 LOB: 1 BB: 1 P: 19	R: 0 E: 0 K: 0 S: 7	H: 0 LOB: 0 BB: 0 P: 10	R: 0 E: 0 K: 1 S: 10	H: 1 LOB: 1 BB: 0 P: 14		1B: 4 2B: 1 3B: 0 HR: 0	SF: 0 SAC: 0 DP: 1 HBP: 0	WP: 0 PB: 0 SB: 1 CS: 0	PA: 37
PITCHER	IP	WLS	BF	H	R	ER	SO	BB	IBB	HBP	BLK	WP	HR	S	P	ERA	WHIP				
34 Kerry Wood, R (1.1) ERA: 5.42	6.0	W	26	4	2	2	4	5	0	0	1	0	0	58	112	3.00	1.500				
Steve Rain, R (7.1) ERA: 2.59	2.0	H	7	0	0	0	3	1	0	0	0	0	0	19	29	0.00	0.500				
Rick Aguilera, R (9.1) ERA: 6.15	1.0	S	4	1	0	0	1	0	0	0	0	0	0	10	14	0.00	1.000				

Batter	1	2	3	4	5	6	7	8	9	AB	R	H	RBI	BB	SO	LOB	BOTTOM				
Jeff Huson, L (1.4) OBP: 0.290, SLG: 0.279	F8		S 1B BB		1B		K			3	1	1	1	1	1	0	Milwaukee Brewers @ Chicago Cubs Wrigley Field, Chicago, IL Fri Jul 21, 2000, 2:20 PM CDT Att: 38,991 - Sunny - 71 F				
Ricky Gutierrez, R (1.6) OBP: 0.360, SLG: 0.398	G3-4-1		2B 1B		G5-3		K			4	1	1	1	0	1	2					
Mark Grace, L (1.3) OBP: 0.398, SLG: 0.434			1B					F9		3	0	1	1	1	1	0					
Sammy Sosa, R (1.9) OBP: 0.397, SLG: 0.610		F8	G1-3		K				G6-4-3 1B	4	0	1	0	0	1	2					
Henry Rodriguez, L (1.7) OBP: 0.316, SLG: 0.542	G4-3			1B BB						3	1	0	0	1	0	2					
Willie Greene, L (1.5) OBP: 0.325, SLG: 0.418				34 SH1-3 1B 1B					G6-3	2	1	1	0	2	0	0					
Damon Buford, R (1.8) OBP: 0.343, SLG: 0.439	FC6-4			P6					G5-3	3	0	0	0	1	0	3					
Jeff Reed, L (1.2) OBP: 0.367, SLG: 0.374			K	1B 34 SH1-3 1B					1B	4	0	2	1	0	1	3					
34 Kerry Wood, R (1.1) OBP: 0.280, SLG: 0.348										1	0	0	0	0	0	0					
Eric Young Sr., R (6. PH) OBP: 0.376, SLG: 0.425	G4-3			SH1-3					K	1	0	0	0	0	1	0					
Steve Rain, R (7.1) OBP: 0.376, SLG: 0.425										0	0	0	0	0	0	0					
Brant Brown, L (8. PH) OBP: 0.234, SLG: 0.350										1	0	0	0	0	1	1					
Inning Stats	R: 0 E: 0 K: 1 S: 9	H: 0 LOB: 0 BB: 0 P: 14	R: 0 E: 0 K: 0 S: 5	H: 0 LOB: 1 BB: 1 P: 12	R: 2 E: 0 K: 1 S: 13	H: 2 LOB: 1 BB: 1 P: 22	R: 2 E: 0 K: 0 S: 11	H: 3 LOB: 2 BB: 1 P: 22	R: 0 E: 0 K: 1 S: 16	H: 0 LOB: 3 BB: 3 P: 35	R: 0 E: 0 K: 3 S: 9	H: 0 LOB: 0 BB: 0 P: 13	R: 0 E: 0 K: 0 S: 4	H: 1 LOB: 0 BB: 0 P: 8	R: 0 E: 0 K: 1 S: 10	H: 1 LOB: 1 BB: 0 P: 14	1B: 6 2B: 1 3B: 0 HR: 0	SF: 0 SAC: 1 DP: 1 HBP: 0	WP: 0 PB: 1 SB: 1 CS: 0	PA: 36	
PITCHER	IP	WLS	BF	H	R	ER	SO	BB	IBB	HBP	BLK	WP	HR	S	P	ERA	WHIP				
John Snyder, R (1.1) ERA: 5.35	4.2	L	25	5	4	4	3	5	1	0	0	0	0	11	18	0.00	0.000				
Valerio De Los Santos, L (5.1) ERA: 6.33	1.1		4	0	0	0	3	0	0	0	0	0	0	4	8	0.00	1.000				
David Weathers, R (7.1) ERA: 3.45	1.0		3	1	0	0	0	0	0	0	0	0	0	10	14	0.00	1.000				
Curt Leskanic, R (8.1) ERA: 3.22	1.0		4	1	0	0	1	0	0	0	0	0	0	10	14	0.00	1.000				

AB 31
R 2
H 5
RBI 1
BB 6
SO 8
LOB 18



AB 29
R 4
H 7
RBI 4
BB 6
SO 7
LOB 13



Batter	1	2	3	4	5	6	7	8	9	10	11	12	13	AB	R	H	RBI	BB	SO	LOB	TOP					
Ronnie Belliard, R OBP: 0.366, SLG: 0.414	F8	L3		SF7		FC3-2 BB		K			P4		K	5	0	0	1	1	2	4						
Luis Lopez, S OBP: 0.351, SLG: 0.409	1B		G6-3	FC4-6		FC3-2		K		K	F8			6	0	1	0	0	1	5						
Marquis Grissom, R OBP: 0.282, SLG: 0.363	P3		P6			F7		K		K	G5-3			6	0	1	0	0	1	4						
Charlie Hayes, R OBP: 0.361, SLG: 0.433	1B		G4-3			F8		F9		1B			P4	6	0	2	0	0	0	1						
Jeremy Burnitz, L OBP: 0.335, SLG: 0.437	K					HR		K		K			G3	6	1	1	1	0	4	4						
Angel Echevarria, R OBP: 0.222, SLG: 0.235		K		F9		F7		G4-3						5	0	1	0	1	1	1						
Geoff Jenkins, L OBP: 0.337, SLG: 0.554		2B		1B		SF7 BB HBP		1B		K			G4-3	4	1	1	0	1	2	2						
Henry Blanco, R OBP: 0.329, SLG: 0.397		1B				FC4-6 BB		FC3-2 BB																		
James Mouton, R OBP: 0.353, SLG: 0.323 (8, PR)						FC4-6 1B BB		FC3-2 BB 1B																		
Raul Casanova, S OBP: 0.315, SLG: 0.389		2B				1-2 BB		G3 BB					G5-3	2	0	2	0	2	0	0						
Jason Bere, R ERA: 5.25, SLG: 0.256						1-2 2-3 1B		G3						3	0	1	0	0	1	4						
Tyler Houston, L ERA: 3.04, SLG: 0.401														1	0	0	0	0	0	1						
Curt Leskanic, R ERA: 3.16														0	0	0	0	0	0	0						
Ray King, L ERA: 3.15														0	0	0	0	0	0	0						
David Weathers, R ERA: 3.42														1	0	0	0	0	1	1						
Chris Jones, R ERA: 3.20, SLG: 0.233														1	0	0	0	0	1	1						
Steve Woodard, R ERA: 5.96														1	0	0	0	0	1	0						
Inning Stats	R: 0 E: 0 K: 1 S: 14	H: 2 LOB: 2 BB: 0 P: 19	R: 0 E: 0 K: 1 S: 15	H: 2 LOB: 2 BB: 0 P: 25	R: 0 E: 0 K: 0 S: 7	H: 0 LOB: 0 BB: 0 P: 9	R: 2 E: 0 K: 0 S: 16	H: 2 LOB: 1 BB: 1 P: 31	R: 0 E: 0 K: 1 S: 14	H: 1 LOB: 3 BB: 2 P: 27	R: 0 E: 0 K: 2 S: 8	H: 0 LOB: 2 BB: 1 P: 17	R: 0 E: 0 K: 3 S: 11	H: 1 LOB: 1 BB: 0 P: 14	R: 0 E: 0 K: 2 S: 12	H: 1 LOB: 1 BB: 0 P: 15	R: 0 E: 0 K: 0 S: 6	H: 0 LOB: 0 BB: 1 P: 10	R: 0 E: 0 K: 1 S: 11	H: 0 LOB: 1 BB: 1 P: 21	R: 0 E: 0 K: 2 S: 9	H: 0 LOB: 0 BB: 0 P: 12	1B: 7 2B: 2 3B: 0 HR: 1	SF: 1 SAC: 0 DP: 0 HBP: 1	W/P: 0 PB: 0 SB: 0 CS: 0	PA: 55
PITCHER	IP	WLS	BF	H	R	ER	SO	BB	IBB	HBP	BLK	WP	HR	S	P	ERA	WHIP									
Scott Downs, L ERA: 5.4	5.1		28	8	2	2	4	3	0	1	0	0	1	72	121	3.38	2.062									
Kyle Farnsworth, R ERA: 6.73	1.2		5	0	0	0	1	0	0	0	0	0	0	12	20	0.00	0.000									
Todd Van Poppel, R ERA: 1.94	1.0		4	0	0	0	2	1	0	0	0	0	0	8	17	0.00	1.000									
Tim Worrell, R ERA: 2.75	3.0		11	2	0	0	5	0	0	0	0	0	0	29	39	0.00	0.667									
Felix Heredia, L ERA: 5.05	2.0	W	7	0	0	0	3	1	0	0	0	0	0	20	33	0.00	0.500									

Milwaukee Brewers @ Chicago Cubs
Wrigley Field, Chicago, IL
Sat Jul 22 2000, 3:05 PM CDT
Att: 39,464 - Sunny - 71 F

AB 48
R 2
H 10
RBI 2
BB 5
SO 15
LOB 28



Batter	1	2	3	4	5	6	7	8	9	10	11	12	13	AB	R	H	RBI	BB	SO	LOB	BOTTOM					
Eric Young Sr., R OBP: 0.376, SLG: 0.422	E9 SH3-1 BB 1B			1B		F9		F8 S BB		FC4-6			G6-3	5	1	1	0	1	0	1						
Ricky Gutierrez, R OBP: 0.358, SLG: 0.391	1B SH3-1 BB			F8		F8		F8					F7	4	1	0	0	2	0	2						
Mark Grace, L OBP: 0.395, SLG: 0.430	SH3-1 1-2 2-3			P6		G1-3		P5					F7	5	0	1	0	0	0	2						
Sammy Sosa, R OBP: 0.399, SLG: 0.607	1B IBB			F7		G5-3				G5-3			F7	5	0	2	1	1	0	1						
Henry Rodriguez, L OBP: 0.313, SLG: 0.535	G4-6-3 1-2 2-3 1B					K		K		K			F7	5	0	1	1	0	3	1						
Felix Heredia, L ERA: 5.05						K		K		K				0	0	0	0	0	0	0						
Willie Greene, L OBP: 0.321, SLG: 0.411	G4-6-3					K		K		K			F8	3	0	0	0	0	2	3						
Todd Van Poppel, R ERA: 1.94						K		K		K				0	0	0	0	0	0	0						
Tim Worrell, R ERA: 2.75						K		K		K				1	0	0	0	0	1	0						
Brant Brown, L OBP: 0.233, SLG: 0.348						K		K		K				1	0	0	0	0	0	0						
Damon Buford, R OBP: 0.341, SLG: 0.445		F8		G6-3				HR		F3			G6-3	5	1	1	1	0	0	0						
Joe Girardi, R OBP: 0.366, SLG: 0.409		K				G3		G6-3		E8 FC4-6			FC6-4 1B	5	0	1	0	0	1	0						
Scott Downs, L OBP: 0.080, SLG: 0.042														2	0	0	0	0	1	0						
Kyle Farnsworth, R ERA: 6.73														0	0	0	0	0	0	0						
Jose Nieves, R OBP: 0.257, SLG: 0.400													FC6-4	3	0	0	0	0	0	2						
Inning Stats	R: 1 E: 1 K: 0 S: 11	H: 1 LOB: 2 BB: 2 P: 21	R: 0 E: 0 K: 2 S: 8	H: 0 LOB: 0 BB: 0 P: 10	R: 0 E: 0 K: 0 S: 7	H: 1 LOB: 1 BB: 0 P: 10	R: 0 E: 0 K: 2 S: 9	H: 0 LOB: 0 BB: 0 P: 18	R: 0 E: 0 K: 0 S: 7	H: 0 LOB: 0 BB: 0 P: 10	R: 1 E: 0 K: 2 S: 12	H: 1 LOB: 0 BB: 0 P: 17	R: 0 E: 0 K: 0 S: 7	H: 0 LOB: 1 BB: 1 P: 17	R: 0 E: 0 K: 2 S: 8	H: 0 LOB: 0 BB: 0 P: 11	R: 0 E: 1 K: 0 S: 10	H: 1 LOB: 1 BB: 0 P: 19	R: 0 E: 0 K: 0 S: 4	H: 1 LOB: 1 BB: 0 P: 6	R: 1 E: 0 K: 0 S: 11	H: 2 LOB: 2 BB: 1 P: 19	1B: 6 2B: 0 3B: 0 HR: 1	SF: 0 SAC: 1 DP: 1 HBP: 0	W/P: 0 PB: 0 SB: 1 CS: 0	PA: 49
PITCHER	IP	WLS	BF	H	R	ER	SO	BB	IBB	HBP	BLK	WP	HR	S	P	ERA	WHIP									
Jason Bere, R ERA: 4.93	7.0		26	3	2	1	6	1	1	0	0	0	1	62	96	1.29	0.571									
Curt Leskanic, R ERA: 3.16	0.2		3	0	0	0	0	1	0	0	0	0	0	6	14	0.00	1.500									
Ray King, L ERA: 3.15	0.1		1	0	0	0	0	0	0	0	0	0	0	1	3	0.00	0.000									
David Weathers, R ERA: 3.42	1.0		3	0	0	0	2	0	0	0	0	0	0	8	11	0.00	0.000									
Steve Woodard, R ERA: 5.96	3.1	L	16	4	1	1	0	1	0	0	0	0	0	34	60	2.70	1.500									

Milwaukee Brewers @ Chicago Cubs
Wrigley Field, Chicago, IL
Sat Jul 22 2000, 3:05 PM CDT
Att: 39,464 - Sunny - 71 F

AB 44
R 3
H 7
RBI 3
BB 4
SO 8
LOB 12



Batter	1	2	3	4	5	6	7	8	9	AB	R	H	RBI	BB	SO	LOB	TOP																					
Ronnie Belliard, R (1,4) OBP: 0.366, SLG: 0.409	P1		G4-6-3 BB		P6		F8		G6-3	4	0	0	0	1	0	1																						
James Mouton, R (1,8) OBP: 0.350, SLG: 0.313	P4		G4-6-3 1-2		B5-3			3B BB		3	1	0	0	1	0	1																						
Geoff Jenkins, L (1,7) OBP: 0.342, SLG: 0.562	K		1B					3B SF8		3	1	2	1	1	1	0																						
Charlie Hayes, R (1,5) OBP: 0.380, SLG: 0.432		P4	1B		P4			SF8		3	0	1	1	0	0	1																						
Jeremy Burnitz, L (1,9) OBP: 0.336, SLG: 0.440		2B 1B	K		F9			2B		4	1	2	0	0	1	3																						
Tyler Houston, L (1,3) OBP: 0.359, SLG: 0.494 Angel Echevarria, R (8,PH) OBP: 0.211, SLG: 0.222	1B 2B				F9		P6	K		3	1	1	0	0	0	1																						
José Hernández, R (1,6) OBP: 0.309, SLG: 0.400		1B			F8		K	K		4	0	1	2	0	2	1																						
Henry Blanco, R (1,2) OBP: 0.323, SLG: 0.389	F8				G1-3		F5		K	4	0	0	0	0	1	1																						
Jamey Wright, R (1,1) OBP: 0.053, SLG: 0.053 Raul Casanova, S (7,PH) OBP: 0.320, SLG: 0.389 Ray King, L (7,1) Bob Wickman, R (8,1) Marquis Grissom, R (9,PH) OBP: 0.281, SLG: 0.362	F8				G4-3			BB	K	2	0	0	0	0	0	1																						
Inning Stats	R: 0 E: 0 K: 1 S: 12	H: 0 LOB: 0 BB: 0 P: 16	R: 2 E: 0 K: 0 S: 10	H: 3 LOB: 1 BB: 0 P: 16	R: 0 E: 0 K: 1 S: 17	H: 2 LOB: 2 BB: 1 P: 24	R: 0 E: 0 K: 0 S: 9	H: 0 LOB: 0 BB: 0 P: 16	R: 0 E: 0 K: 0 S: 5	H: 0 LOB: 1 BB: 1 P: 12	R: 0 E: 0 K: 1 S: 9	H: 0 LOB: 1 BB: 1 P: 18	R: 2 E: 0 K: 2 S: 17	H: 2 LOB: 1 BB: 0 P: 26	R: 0 E: 0 K: 2 S: 8	H: 0 LOB: 0 BB: 0 P: 11	1B: 4 2B: 2 3B: 1 HR: 0	SF: 1 SAC: 0 DP: 1 HBP: 0	WP: 0 PA: 37 CS: 0																			
PITCHER	IP	WLS	BF	H	R	ER	SO	BB	IBB	HBP	BLK	WP	HR	S	P	ERA	WHIP	PITCHER			IP	WLS	BF	H	R	ER	SO	BB	IBB	HBP	BLK	WP	HR	S	P	ERA	WHIP	
Ismael Valdez, R (1,1) ERA: 5.37	7.0	W	28	5	2	2	3	3	0	0	0	0	0	68	110	2.57	1.143																					
Todd Van Poppel, R (8,1) ERA: 2.39	0.1	H	3	1	2	2	0	1	0	0	0	0	0	9	15	54.00	6.000																					
Felix Heredia, L (8,1) ERA: 5.05	0.0		1	1	0	0	0	0	0	0	0	0	0	2	4	∞	∞																					
Steve Rain, R (8,1) ERA: 2.57	0.2	H	2	0	0	0	2	0	0	0	0	0	0	6	7	0.00	0.000																					
Rick Aguilera, R (9,1) ERA: 5.97	1.0	S	3	0	0	0	2	0	0	0	0	0	0	8	11	0.00	0.000																					

Milwaukee Brewers @ Chicago Cubs
Wrigley Field, Chicago, IL
Sun Jul 23 2000, 1:20 PM CDT
Att: 38,678 - Sunny - 70 F

AB 32
R 4
H 7
RBI 4
BB 4
SO 7
LOB 11



Batter	1	2	3	4	5	6	7	8	9	AB	R	H	RBI	BB	SO	LOB	BOTTOM																					
Eric Young Sr., R (1,4) OBP: 0.375, SLG: 0.420	G6-3			G6-3			F7			4	1	1	2	0	0	0																						
Ricky Gutierrez, R (1,6) OBP: 0.394, SLG: 0.395	F8	E7 2B 1B			F7-3 1B			G3-6-1 BB		3	1	2	1	1	0	0																						
Mark Grace, L (1,3) OBP: 0.397, SLG: 0.432		2B			F8			G3-6-1 1-2		3	0	1	2	1	0	2																						
Sammy Sosa, R (1,9) OBP: 0.395, SLG: 0.601	K	G6-3			F7-3 1-2			K		4	0	0	0	0	2	3																						
Henry Rodriguez, L (1,7) OBP: 0.310, SLG: 0.528 Brant Brown, L (9,7) OBP: 0.233, SLG: 0.348		K		P6			F8			3	0	0	0	0	1	0																						
Damon Buford, R (1,8) OBP: 0.341, SLG: 0.442		G1-3			F7					2	0	0	0	1	0	0																						
Willie Greene, L (1,5) OBP: 0.321, SLG: 0.406		BB 1B HBP		K			G4-3			2	1	0	0	0	1	1																						
Jeff Reed, L (1,2) OBP: 0.366, SLG: 0.368		BB 1B BB			F7			G3-1		2	1	0	0	1	0	0																						
Ismael Valdez, R (1,1) ERA: 5.37 Gary Matthews, S (7,PH) OBP: 0.296, SLG: 0.333 Todd Van Poppel, R (8,1) ERA: 2.39 Felix Heredia, L (8,1) Steve Rain, R (8,1) Rick Aguilera, R (9,1) ERA: 5.97		BB 1B E			K			G4-3		1	1	0	0	1	1	0																						
Inning Stats	R: 0 E: 0 K: 1 S: 12	H: 0 LOB: 1 BB: 1 P: 17	R: 5 E: 1 K: 1 S: 18	H: 3 LOB: 1 BB: 2 P: 39	R: 0 E: 0 K: 1 S: 8	H: 0 LOB: 1 BB: 1 P: 16	R: 0 E: 0 K: 1 S: 8	H: 0 LOB: 0 BB: 0 P: 11	R: 0 E: 0 K: 0 S: 6	H: 1 LOB: 0 BB: 0 P: 15	R: 0 E: 0 K: 0 S: 3	H: 0 LOB: 0 BB: 0 P: 5	R: 0 E: 0 K: 1 S: 7	H: 0 LOB: 0 BB: 1 P: 13	1B: 3 2B: 3 3B: 0 HR: 0	SF: 0 SAC: 0 DP: 3 HBP: 1	WP: 0 PA: 31 CS: 1																					
PITCHER	IP	WLS	BF	H	R	ER	SO	BB	IBB	HBP	BLK	WP	HR	S	P	ERA	WHIP	PITCHER			IP	WLS	BF	H	R	ER	SO	BB	IBB	HBP	BLK	WP	HR	S	P	ERA	WHIP	
Jamey Wright, R (1,1) ERA: 3.83	6.0	L	25	4	5	5	4	4	0	1	0	0	0	60	109	7.50	1.333																					
Ray King, L (7,1) ERA: 3.38	1.0		3	0	0	0	0	0	0	0	0	0	0	3	5	0.00	0.000																					
Bob Wickman, R (8,1) ERA: 3.07	1.0		3	0	0	0	1	1	0	0	0	0	0	7	13	0.00	1.000																					

Milwaukee Brewers @ Chicago Cubs
Wrigley Field, Chicago, IL
Sun Jul 23 2000, 1:20 PM CDT
Att: 38,678 - Sunny - 70 F


AB 25
R 5
H 4
RBI 5
BB 5
SO 5
LOB 6



Batter	1	2	3	4	5	6	7	8	9	AB	R	H	RBI	BB	SO	LOB	TOP			
Eric Young Sr. R OBP: 0.375, SLG: 0.418 (1, 4)										4	2	1	0	1	1	0	Chicago Cubs @ Philadelphia Phillies Veterans Stadium, Philadelphia, PA Tue Jul 25 2000, 7:35 PM EDT Att: 22,065 - Overcast - 72 F			
Ricky Gutierrez R OBP: 0.362, SLG: 0.395 (1, 6)										5	0	1	2	0	1	1				
Mark Grace L OBP: 0.397, SLG: 0.445 (1, 3)										5	2	2	2	0	0	1				
Sammy Sosa R OBP: 0.398, SLG: 0.599 (1, 9)										1	1	0	0	3	0	0				
Gary Matthews S OBP: 0.258, SLG: 0.286 (1, 7)										4	1	0	0	0	0	5				
Damon Buford R OBP: 0.343, SLG: 0.452 (1, 8)										4	1	2	3	0	2	2				
Jose Nieves R OBP: 0.250, SLG: 0.388 (1, 5)										4	0	0	0	0	2	2				
Joe Girardi R OBP: 0.364, SLG: 0.415 (1, 2)										4	0	1	1	0	2	0				
Jon Lieber L OBP: 0.208, SLG: 0.235 Kyle Farnsworth R OBP: 0.237, SLG: 0.378 Tim Worrell R OBP: 0.263, SLG: 0.289 Rick Aguilera R OBP: 0.357, SLG: 0.455 (7, 1)										2	1	0	0	1	2	0				
Inning Stats	R: 3 E: 0 K: 1 S: 19	H: 2 LOB: 1 BB: 2 P: 34	R: 0 E: 0 K: 2 S: 7	H: 0 LOB: 0 BB: 0 P: 12	R: 1 E: 0 K: 0 S: 6	H: 1 LOB: 0 BB: 0 P: 10	R: 0 E: 0 K: 3 S: 9	H: 0 LOB: 0 BB: 0 P: 16	R: 2 E: 0 K: 1 S: 18	H: 2 LOB: 2 BB: 2 P: 32	R: 0 E: 0 K: 0 S: 6	H: 0 LOB: 0 BB: 0 P: 7	R: 2 E: 0 K: 1 S: 12	H: 2 LOB: 1 BB: 1 P: 22	R: 0 E: 0 K: 1 S: 10	H: 0 LOB: 0 BB: 0 P: 15		1B: 1 2B: 3 3B: 2 HR: 1	SF: 0 SAC: 0 DP: 0 HBP: 0	WP: 1 PB: 0 SB: 1 CS: 0
PITCHER	IP WLS BF H R ER SO BB IBB HBP BLK WP HR S P ERA WHIP	IP WLS BF H R ER SO BB IBB HBP BLK WP HR S P ERA WHIP																		
Randy Wolf L ERA: 3.69 Paul Byrd R ERA: 5.99 Chris Brock R ERA: 4.24 Jeff Brantley R ERA: 6.14 (1, 1)	5.0 6 24 5 6 6 7 4 0 0 0 0 1 59 104 10.80 1.800	2.0 6 6 0 0 0 1 0 0 0 0 0 0 15 18 0.00 0.000	1.0 L 6 2 2 2 1 1 0 0 0 0 0 12 22 18.00 3.000	1.0 3 3 0 0 0 1 0 0 0 0 0 0 10 15 0.00 0.000																

Batter	1	2	3	4	5	6	7	8	9	AB	R	H	RBI	BB	SO	LOB	BOTTOM					
Doug Glanville R OBP: 0.297, SLG: 0.353 (1, 8)										5	1	1	0	0	0	5	Chicago Cubs @ Philadelphia Phillies Veterans Stadium, Philadelphia, PA Tue Jul 25 2000, 7:35 PM EDT Att: 22,065 - Overcast - 72 F					
Mickey Morandini L OBP: 0.316, SLG: 0.305 (1, 4)										4	1	2	1	1	0	0						
Bobby Abreu L OBP: 0.411, SLG: 0.546 (1, 9)										5	1	2	0	0	1	2						
Scott Rolen R OBP: 0.372, SLG: 0.548 (1, 5)										4	2	3	1	1	1	1						
Pat Burrell R OBP: 0.338, SLG: 0.462 (1, 3)										5	0	1	0	0	2	6						
Ron Gant R OBP: 0.318, SLG: 0.481 (1, 7)										3	2	1	2	1	1	2						
Tom Prince R OBP: 0.265, SLG: 0.373 Paul Byrd R OBP: 0.227, SLG: 0.150 Rico Brogna R OBP: 0.286, SLG: 0.378 Jeff Brantley R OBP: 0.222, SLG: 0.667 Rob Ducey L OBP: 0.317, SLG: 0.406 (1, 2)										3	0	1	1	0	1	1						
Desi Relaford S OBP: 0.368, SLG: 0.340 (1, 6)										5	0	1	0	0	1	4						
Randy Wolf L OBP: 0.237, SLG: 0.289 Gary Bennett R OBP: 0.357, SLG: 0.455 (1, 1)										2	0	1	1	0	0	1						
Inning Stats	R: 0 E: 0 K: 0 S: 12	H: 2 LOB: 2 BB: 0 P: 18	R: 0 E: 0 K: 2 S: 10	H: 1 LOB: 1 BB: 0 P: 18	R: 0 E: 0 K: 1 S: 6	H: 0 LOB: 0 BB: 0 P: 7	R: 2 E: 1 K: 0 S: 20	H: 3 LOB: 2 BB: 1 P: 28	R: 2 E: 0 K: 1 S: 16	H: 2 LOB: 1 BB: 0 P: 24	R: 1 E: 0 K: 0 S: 12	H: 2 LOB: 1 BB: 0 P: 16	R: 1 E: 0 K: 0 S: 15	H: 2 LOB: 3 BB: 1 P: 27	R: 0 E: 0 K: 2 S: 9	H: 0 LOB: 1 BB: 1 P: 18		R: 1 E: 0 K: 1 S: 11	H: 1 LOB: 0 BB: 0 P: 18	1B: 10 2B: 3 3B: 0 HR: 1	SF: 1 SAC: 0 DP: 0 HBP: 1	WP: 0 PB: 0 SB: 1 CS: 0
PITCHER	IP WLS BF H R ER SO BB IBB HBP BLK WP HR S P ERA WHIP	IP WLS BF H R ER SO BB IBB HBP BLK WP HR S P ERA WHIP																				
Jon Lieber R ERA: 3.63 Kyle Farnsworth R ERA: 8.87 Tim Worrell R ERA: 2.63 Rick Aguilera R ERA: 6.06 (7, 1)	6.0 0.1 1.2 1.0 1.0	3 H W S	1 1 0 1	1 1 0 1	0 0 0 0	0 0 0 0	0 0 0 0	0 0 0 0	0 0 0 0	0 0 0 0	0 0 0 0	0 0 0 0	0 0 0 0	0 0 0 0	0 0 0 0	0 0 0 0	7 14 7 3 7 22	AB R H RBI BB SO LOB	40 7 14 7 3 7 22	WP: 0 PB: 0 SB: 1 CS: 0	PA: 45	

AB 34
R 8
H 7
RBI 8
BB 5
SO 10
LOB 12



AB 40
R 7
H 14
RBI 7
BB 3
SO 7
LOB 22



Batter	1	2	3	4	5	6	7	8	9	AB	R	H	RBI	BB	SO	LOB	TOP											
Eric Young Sr. R OBP: 0.379, SLG: 0.419 (1, 4)	0-3 K	1-1 BB 1B		4-1 S HR BB	2-1 1B			2-0 G5-3	1-0 BB HR HBP	4	3	2	0	1	1	0												
Ricky Gutierrez R OBP: 0.394, SLG: 0.393 (1, 6)	3-1 F8	4-2 1B BB		0-0 F9	0-1 1B			2-2 G4-3	4-1 HR BB	4	1	1	3	2	0	1												
Mark Grace, L OBP: 0.404, SLG: 0.461 (1, 3)	1-1 2B 1B	0-1 1B		4-2 HR BB	2-1 G5-3			1-1 BB BB 1B	1-2 HR	5	2	4	6	1	0	2												
Sammy Sosa, R OBP: 0.402, SLG: 0.618 (1, 9)	0-0 1B	0-0 K		1-1 HR			0-0 F9	4-2 BB	0-1 HR	5	2	3	4	1	1	2												
Damon Buford, R OBP: 0.345, SLG: 0.451 (1, 8)	3-3 K	1-3 K2-3		2-1 1B			1-3 K	4-2 BB	1-0 FC4-6 1B	5	0	2	0	1	3	4												
Henry Rodriguez, L OBP: 0.305, SLG: 0.536 Gary Matthews, S OBP: 0.242, SLG: 0.267 (8, 7)		0-0 HR	3-3 K2-3	0-0 F7			0-0 F8	1-1 L8	0-0 FC4-6 1B	4	1	1	1	0	1	1												
Jose Nieves, R OBP: 0.240, SLG: 0.371 (1, 5)		2-3 K	1-3 K		1-3 K		2-0 G5-3			6	0	0	0	0	3	1												
Joe Girardi, R OBP: 0.365, SLG: 0.412 (1, 2)		4-0 1B BB BB	0-3 K		0-0 1B 1B		1-3 K		1-1 E6 HBP BB BB	4	3	1	0	1	2	0												
Kevin Tapani, R OBP: 0.156, SLG: 0.209 Chad Meyers, R OBP: 0.287, SLG: 0.400 Todd Van Poppel, R OBP: 0.242, SLG: 0.267 Felix Heredia, L OBP: 0.324, SLG: 0.406 Willie Greene, L OBP: 0.324, SLG: 0.406 Steve Rain, R OBP: 0.324, SLG: 0.406 (11, 1)		4-1 BB 1B BB		1-0 G6-3	0-3 K		2-1 G4-3	4-0 BB HBP HR BB		2	1	0	0	1	1	1												
Inning Stats	R: 0 E: 0 K: 2 S: 12	H: 2 LOB: 2 BB: 0 P: 19	R: 4 E: 0 K: 3 S: 22	H: 3 LOB: 2 BB: 3 P: 41	R: 0 E: 0 K: 3 S: 9	H: 0 LOB: 0 BB: 0 P: 13	R: 3 E: 0 K: 0 S: 10	H: 2 LOB: 1 BB: 2 P: 22	R: 1 E: 0 K: 2 S: 13	H: 3 LOB: 2 BB: 0 P: 18	R: 0 E: 0 K: 1 S: 6	H: 0 LOB: 0 BB: 0 P: 7	R: 0 E: 0 K: 1 S: 7	H: 0 LOB: 0 BB: 0 P: 12	R: 0 E: 0 K: 0 S: 12	H: 1 LOB: 3 BB: 2 P: 26	R: 6 E: 1 K: 0 S: 13	H: 3 LOB: 1 BB: 2 P: 28	1B: 9 2B: 1 3B: 0 HR: 4	SF: 0 SAC: 0 DP: 0 HBP: 1	WP: 0 PB: 0 SB: 1 CS: 0	PA: 52						
PITCHER	IP	WLS	BF	H	R	ER	SO	BB	IBB	HBP	BLK	WP	HR	S	P	ERA	WHIP											
Bruce Chen, L ERA: 2.73 (1, 1)	3.0		17	5	4	4	8	3	0	0	0	0	0	1	43	73	12.00	2.667										
Mark Holzemer, L ERA: 8.32 (7, 1)	3.0		16	5	4	4	3	2	0	0	0	0	0	1	29	47	12.00	2.333										
Ed Vosberg, L ERA: 2.57 (9, 1)	0.1	L	7	2	6	5	0	2	0	1	0	0	0	2	10	23	135.00	12.000										
Chris Brock, R ERA: 4.19 (9, 1)	0.2		3	1	0	0	0	0	0	0	0	0	0	0	3	5	0.00	1.500										

Chicago Cubs @ Philadelphia Phillies
Veterans Stadium, Philadelphia, PA
Wed Jul 26 2000, 7:35 PM EDT
Att: 17,825 - Cloudy - 70 F

livebaseballscorecards.com

AB 42
R 14
H 14
RBI 14
BB 9
SO 12
LOB 16



Batter	1	2	3	4	5	6	7	8	9	AB	R	H	RBI	BB	SO	LOB	BOTTOM											
Doug Glanville, R OBP: 0.296, SLG: 0.351 (1, 8)	0-0 F9	1-1 P6		1-1 F8			1-1 F9	0-2 BB 1B		5	0	1	0	0	0	2												
Mickey Morandini, L OBP: 0.319, SLG: 0.303 Chris Brock, R OBP: 0.222, SLG: 0.667 (1, 4)	1-2 S HBP		4-2 HR BB		0-0 L6		2-2 G4-3	4-0 BB BB		2	1	0	0	2	0	0												
Bobby Abreu, L OBP: 0.411, SLG: 0.551 (1, 9)	2-3 K		2-0 HR		1-2 P3		4-2 BB	2-1 F7		4	1	1	2	1	1	3												
Scott Rolen, R OBP: 0.367, SLG: 0.539 (1, 5)	2-2 F9		0-0 F8		2-3 K		3-1 F8		1-3 K	5	0	0	0	0	2	2												
Pat Burrell, R OBP: 0.339, SLG: 0.473 (1, 3)		2-3 K	3-3 K		4-2 HR BB			0-0 F7	3-2 HR	4	2	1	1	1	2	0												
Ron Gant, R OBP: 0.324, SLG: 0.494 (1, 7)		1-2 2B 2B	4-2 BB		3-2 HR			4-1 BB HR BB	2-3 K2-3	3	3	2	2	2	1	0												
Tom Prince, R OBP: 0.299, SLG: 0.387 Rico Brogna, L OBP: 0.287, SLG: 0.375 Gary Bennett, R OBP: 0.400, SLG: 0.500 (1, 2)		2-2 1B 2B	0-1 F7		0-0 F7			2-3 K	1-1 1B	3	0	1	1	0	0	1												
Desi Relaford, S OBP: 0.369, SLG: 0.339 (1, 6)		1-0 SH1-4 1B		1-3 K			1-2 F2	4-0 HR BB	1-1 F5	4	1	1	0	1	1	1												
Bruce Chen, L OBP: 0.379, SLG: 0.419 Mark Holzemer, L OBP: 0.394, SLG: 0.393 Kevin Sefcik, R OBP: 0.242, SLG: 0.267 Ed Vosberg, L OBP: 0.324, SLG: 0.406 Brian Hunter, R OBP: 0.324, SLG: 0.406 Paul Byrd, R OBP: 0.324, SLG: 0.406 23 Kevin Jordan, R OBP: 0.324, SLG: 0.406 (11, 1)		0-0 SH1-4		0-0 G4-3			3-1 G6-3	1-0 HR		0	0	0	0	0	0	0												
Inning Stats	R: 0 E: 0 K: 1 S: 10	H: 0 LOB: 1 BB: 0 P: 15	R: 1 E: 0 K: 1 S: 16	H: 3 LOB: 0 BB: 0 P: 23	R: 2 E: 0 K: 1 S: 17	H: 1 LOB: 1 BB: 2 P: 30	R: 0 E: 0 K: 1 S: 6	H: 0 LOB: 0 BB: 0 P: 8	R: 0 E: 0 K: 0 S: 13	H: 1 LOB: 0 BB: 1 P: 24	R: 0 E: 0 K: 0 S: 12	H: 0 LOB: 1 BB: 1 P: 22	R: 0 E: 0 K: 1 S: 11	H: 0 LOB: 2 BB: 3 P: 28	R: 3 E: 0 K: 2 S: 14	H: 2 LOB: 1 BB: 0 P: 22	1B: 3 2B: 2 3B: 0 HR: 4	SF: 0 SAC: 1 DP: 0 HBP: 1	WP: 0 PB: 0 SB: 1 CS: 0	PA: 44								
PITCHER	IP	WLS	BF	H	R	ER	SO	BB	IBB	HBP	BLK	WP	HR	S	P	ERA	WHIP											
Kevin Tapani, R ERA: 4.76 (7, 1)	1.2	B	11	2	3	3	1	4	0	0	0	0	0	1	21	46	16.20	3.600										
Todd Van Poppel, R ERA: 2.89 (8, 1)	0.1	W	1	0	0	0	0	0	0	0	0	0	0	2	4	0.00	0.000											
Felix Heredia, L ERA: 5.0 Steve Rain, R ERA: 2.86 (9, 1)	1.0		5	2	1	1	2	0	0	0	0	0	0	1	14	22	9.00	2.000										

Chicago Cubs @ Philadelphia Phillies
Veterans Stadium, Philadelphia, PA
Wed Jul 26 2000, 7:35 PM EDT
Att: 17,825 - Cloudy - 70 F

livebaseballscorecards.com

AB 35
R 9
H 9
RBI 9
BB 7
SO 8
LOB 10



Batter	1	2	3	4	5	6	7	8	9	AB R H RBI BB SO LOB	TOP											
Eric Young Sr. R OBP: 0.381, SLG: 0.426	1-0 2B	1-1 P5		2-1 2B			1-2 G3 SH3-4 1B		1-1 FC6 3B	5 1 3 0 0 0 2	Chicago Cubs @ Philadelphia Phillies Veterans Stadium, Philadelphia, PA Thu Jul 27 2000, 1:05 PM EDT Att: 30,722 - Cloudy - 75 F											
Ricky Gutierrez R OBP: 0.366, SLG: 0.401	1-3 K		2-0 FC4-6 1B	2-3 K			0-0 SH3-4		0-1 SF8 3B	4 1 2 1 0 2 3												
Mark Grace L OBP: 0.401, SLG: 0.455	0-1 F8		1-0 F7		0-3 K		0-1 G3		4-0 1B 1B	4 1 0 0 1 1 3												
Sammy Sosa R OBP: 0.402, SLG: 0.614	4-1 BB		1-2 FC4-6 BB		4-2 G3-6-3 BB		2-3 K		2-1 SF8	2 0 0 1 2 1 2												
Henry Rodriguez L OBP: 0.308, SLG: 0.530	3-2 F8		4-0 BB		0-0 G3-6-3				3-1 1B	3 0 0 0 1 0 3												
Gary Matthews S OBP: 0.265, SLG: 0.290			1-2 BB		1-2 BB				1-2 1B	1 0 1 0 0 0 0												
Damon Buford R OBP: 0.346, SLG: 0.450		3-1 P6	2-3 K			2-1 FC3-6 1B			2-0 BB 1B	5 0 2 1 0 2 2												
Willie Greene L OBP: 0.326, SLG: 0.408		1-3 K		2-2 F8		1-0 FC3-6 1B		0-1 2B	4-0 BB 1B	4 0 1 0 1 1 1												
Jeff Reed L OBP: 0.361, SLG: 0.369		3-1 1B 2B		0-3 K		2-2 P4		2-1 G3-1	1-3 K	5 1 1 0 0 2 5												
Scott Downs L OBP: 0.143, SLG: 0.077		1-1 BB		4-0 2B BB		1-3 K			2-1 FC6 1B	2 0 1 1 1 1 1												
Steve Rain R (6, 1)										0 0 0 0 0 0 0												
Brant Brown L OBP: 0.238, SLG: 0.353										1 0 1 0 0 0 0												
Rick Aguilera R (9, 1)										0 0 0 0 0 0 0												
Inning Stats	R: 0 E: 0 K: 1 S: 11	H: 1 LOB: 2 BB: 1 P: 20	R: 1 E: 0 K: 1 S: 11	H: 2 LOB: 1 BB: 0 P: 20	R: 0 E: 0 K: 1 S: 9	H: 1 LOB: 2 BB: 1 P: 19	R: 0 E: 0 K: 2 S: 11	H: 1 LOB: 2 BB: 1 P: 21	R: 0 E: 0 K: 1 S: 6	H: 0 LOB: 0 BB: 0 P: 10	R: 0 E: 0 K: 1 S: 9	H: 1 LOB: 1 BB: 0 P: 15	R: 0 E: 0 K: 1 S: 9	H: 1 LOB: 1 BB: 0 P: 12	R: 0 E: 0 K: 1 S: 9	H: 1 LOB: 1 BB: 0 P: 12	R: 3 E: 0 K: 1 S: 15	H: 4 LOB: 3 BB: 2 P: 32	1B: 7 2B: 4 3B: 1 HR: 0	SF: 1 SAC: 1 DP: 1 HBP: 0	WP: 0 PB: 0 SB: 1 CS: 0	PA: 44
PITCHER	IP WLS BF H R ER SO BB IBB HBP BLK WP HR S P ERA WHIP																					
Robert Person R ERA: 2.94	(1, 1) 6.0 27 6 1 1 7 4 0 0 0 0 0 57 105 1.50 1.667																					
Vicente Padilla R ERA: 2.87	(7, 1) 2.2 L 13 4 3 3 2 1 0 0 0 0 0 26 41 10.12 1.875																					
Ed Vosberg L ERA: 2.45	(9, 1) 0.1 4 2 0 0 1 1 0 0 0 0 0 7 15 0.00 9.000																					

Batter	1	2	3	4	5	6	7	8	9	AB R H RBI BB SO LOB	BOTTOM											
Kevin Sefcik R OBP: 0.324, SLG: 0.330	1-2 F7	1-2 1B			0-2 F9	0-0 F3			1-3 K	5 0 1 0 0 1 3	Chicago Cubs @ Philadelphia Phillies Veterans Stadium, Philadelphia, PA Thu Jul 27 2000, 1:05 PM EDT Att: 30,722 - Cloudy - 75 F											
23 Kevin Jordan R OBP: 0.278, SLG: 0.347	2-2 2B	1-1 F3			1-1 3B		2-1 F7		1-1 G5-3	5 0 2 0 0 0 4												
Bobby Abreu L OBP: 0.411, SLG: 0.548	4-0 BB		0-0 L3		4-2 BB		2-1 F8			2 0 0 0 2 0 0												
Scott Rolen R OBP: 0.362, SLG: 0.532	1-1 F8		2-3 K		0-3 K		2-2 F8			4 0 0 0 0 2 4												
Pat Burrell R OBP: 0.338, SLG: 0.468	1-3 K		1-3 K			0-1 2B SF7 1B		0-3 K		4 1 1 0 0 3 2												
Brian Hunter R OBP: 0.297, SLG: 0.482		1-1 P5		1-2 F8		1-3 K		1-3 K		4 0 0 0 0 2 1												
Ed Vosberg L (9, 1)										0 0 0 0 0 0 0												
Gary Bennett R OBP: 0.421, SLG: 0.563		2-2 1B BB 1B		1-2 F8		0-1 2B		0-3 K		4 0 2 0 0 1 0												
Alex Arias R OBP: 0.258, SLG: 0.315		1-3 K		2-3 K		3-1 SF7			0-1 2B	3 0 1 1 0 2 1												
Robert Person R OBP: 0.182, SLG: 0.200		4-2 BB		0-3 K		3-1 IBB			1-1 F8	1 0 0 0 1 1 0												
Ron Gant R OBP: 0.297, SLG: 0.494										0 0 0 0 1 0 0												
Vicente Padilla R OBP: 1.000, SLG: 1.000										0 0 0 0 0 0 0												
Doug Glanville R OBP: 0.295, SLG: 0.351										1 0 0 0 0 0 1												
Inning Stats	R: 0 E: 0 K: 1 S: 13	H: 1 LOB: 3 BB: 1 P: 22	R: 0 E: 0 K: 1 S: 18	H: 2 LOB: 3 BB: 1 P: 28	R: 0 E: 0 K: 2 S: 7	H: 0 LOB: 0 BB: 0 P: 10	R: 0 E: 0 K: 1 S: 10	H: 0 LOB: 0 BB: 0 P: 14	R: 0 E: 0 K: 2 S: 15	H: 1 LOB: 2 BB: 1 P: 20	R: 1 E: 0 K: 1 S: 11	H: 2 LOB: 2 BB: 1 P: 19	R: 0 E: 0 K: 0 S: 8	H: 0 LOB: 0 BB: 0 P: 14	R: 0 E: 0 K: 3 S: 11	H: 0 LOB: 0 BB: 0 P: 12	R: 0 E: 0 K: 1 S: 9	H: 1 LOB: 1 BB: 0 P: 12	1B: 3 2B: 3 3B: 1 HR: 0	SF: 1 SAC: 0 DP: 0 HBP: 0	WP: 0 PB: 0 SB: 0 CS: 0	PA: 38
PITCHER	IP WLS BF H R ER SO BB IBB HBP BLK WP HR S P ERA WHIP																					
Scott Downs L ERA: 5.17	(1, 1) 5.2 27 6 1 1 8 3 1 0 0 0 0 73 112 1.59 1.588																					
Steve Rain R ERA: 2.59	(6, 1) 2.1 W 7 0 0 0 3 0 0 0 0 0 0 20 27 0.00 0.000																					
Rick Aguilera R ERA: 5.89	(9, 1) 1.0 S 4 1 0 0 1 0 0 0 0 0 0 9 12 0.00 1.000																					

Batter	1	2	3	4	5	6	7	8	9	AB	R	H	RBI	BB	SO	LOB	TOP																
Marvin Benard, L (1, 8) OBP: 0.332, SLG: 0.395	1-1 BB 1B		1-1 F8					4-1 CS BB	0-1 L7	4	0	1	0	1	1	2	San Francisco Giants @ Chicago Cubs Wrigley Field, Chicago, IL Fri Jul 28, 2000, 2:20 PM CDT Att: 39,817 - Cloudy - 75 F																
Bill Mueller, S (1, 5) OBP: 0.327, SLG: 0.381	1-3 K		3-3 K					2-3 K		4	0	0	0	0	3	2																	
Barry Bonds, L (1, 7) OBP: 0.427, SLG: 0.707	2-2 F2		1-0 G4-3					1-1 BB		3	0	1	0	1	0	1																	
Jeff Kent, R (1, 4) OBP: 0.412, SLG: 0.616	4-0 BB 1-2 BB			1-3 K				0-1 G1-6-3 1-2	3-3 K	3	0	0	0	1	2	2																	
Ellis Burks, R (1, 9) OBP: 0.430, SLG: 0.604	3-2 G3			1-2 P4					0-0 G6-3	4	0	0	0	0	0	2																	
J.T. Snow, L (1, 3) OBP: 0.376, SLG: 0.481		4-2 BB		2-3 K					4-2 HR BB	2	1	0	0	2	1	0																	
Rich Aurilia, R (1, 6) OBP: 0.340, SLG: 0.439		0-0 L8			4-2 SH3 BB				2-0 HR 1-H	3	1	2	2	1	0	1																	
Bobby Estalella, R (1, 2) OBP: 0.385, SLG: 0.556		2-2 P4			1-3 K				1-3 K	3	0	0	0	1	2	2																	
Livan Hernandez, R (1, 1) Robb Nen, R (9, 1)		0-0 L4			0-1 SH3 1-2				1-1 BB	3	0	1	0	0	0	3																	
Inning Stats	R: 0 E: 0 K: 1 S: 11	H: 1 LOB: 2 BB: 1 P: 22	R: 0 E: 0 K: 0 S: 7	H: 0 LOB: 1 BB: 1 P: 13	R: 0 E: 0 K: 1 S: 7	H: 0 LOB: 0 BB: 0 P: 12	R: 0 E: 0 K: 2 S: 11	H: 0 LOB: 0 BB: 0 P: 15	R: 0 E: 0 K: 2 S: 13	H: 0 LOB: 1 BB: 1 P: 21	R: 0 E: 0 K: 0 S: 5	H: 0 LOB: 0 BB: 1 P: 9	R: 0 E: 0 K: 0 S: 4	H: 1 LOB: 2 BB: 1 P: 10	R: 0 E: 0 K: 2 S: 9	H: 1 LOB: 1 BB: 1 P: 19	R: 2 E: 0 K: 1 S: 13	H: 2 LOB: 1 BB: 1 P: 21	1B: 3 2B: 1 3B: 0 HR: 1	SF: 0 SAC: 1 DP: 1 HBP: 0	WP: 0 PA: 37 PB: 0 SB: 0 CS: 1												
PITCHER	IP WLS BF H R ER SO BB IBB HBP BLK WP HR S P ERA WHIP																																
Ruben Quevedo, R (1, 1) ERA: 8.87	7.0	27	2	0	0	6	4	1	0	0	0	0	0	58	102	0.00	0.857																
Tim Worrell, R (8, 1) ERA: 2.95	2.0	L 10	3	2	2	3	2	0	0	0	0	0	1	22	40	9.00	2.500																

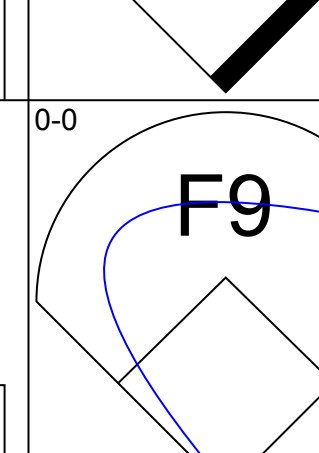

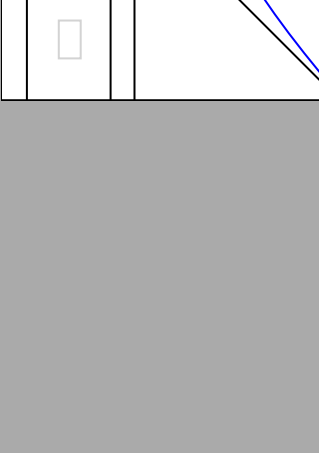
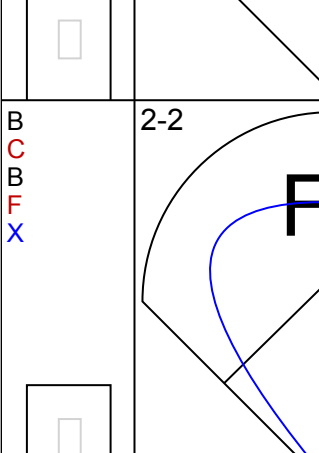
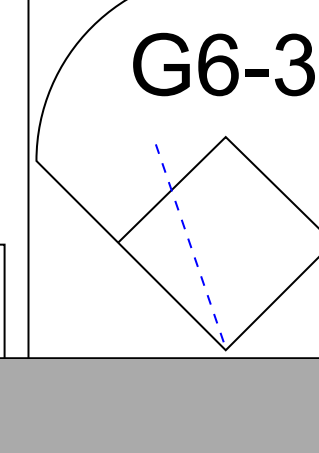
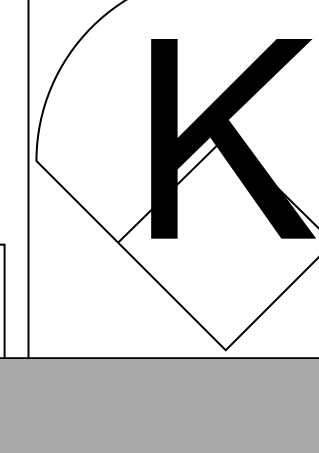




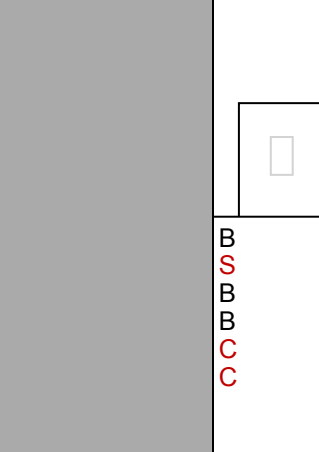




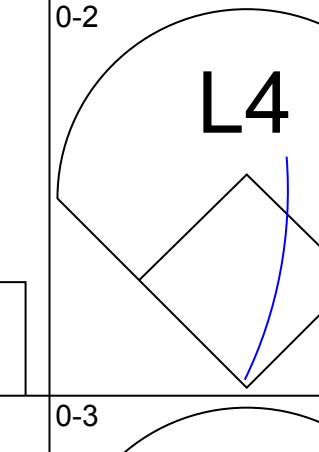
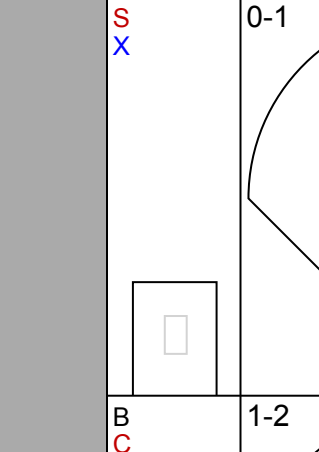
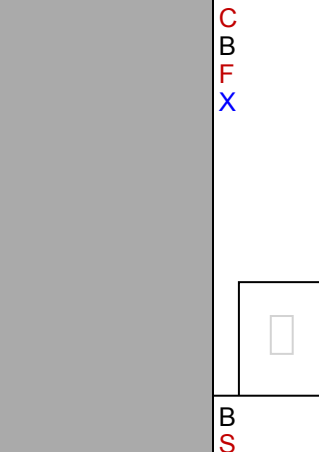

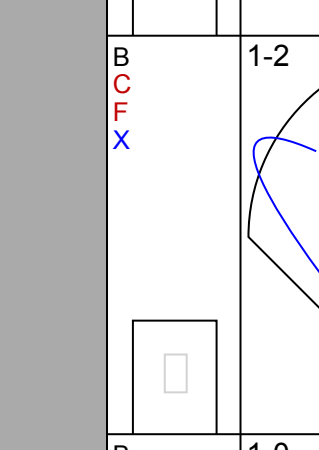


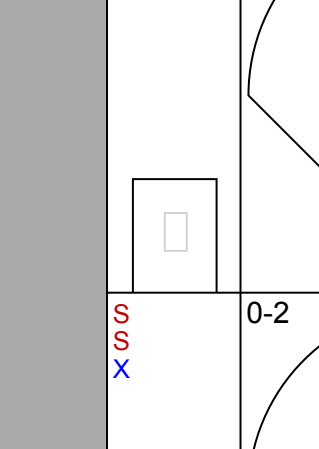
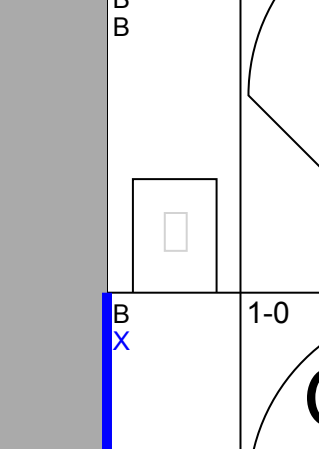

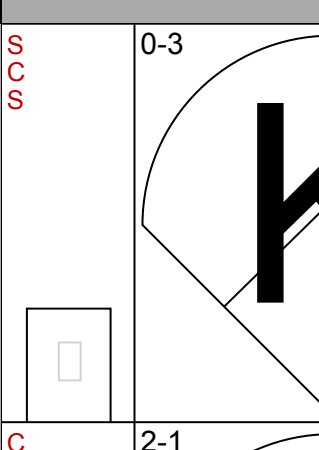
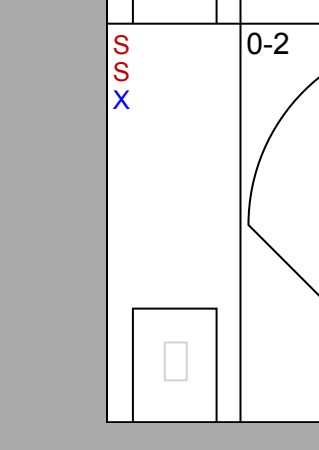
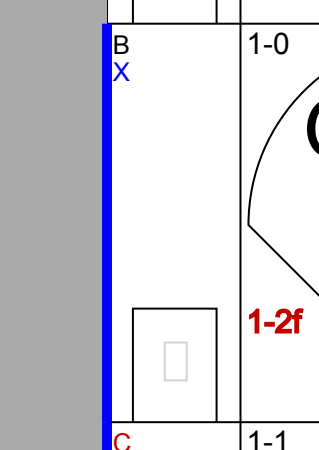

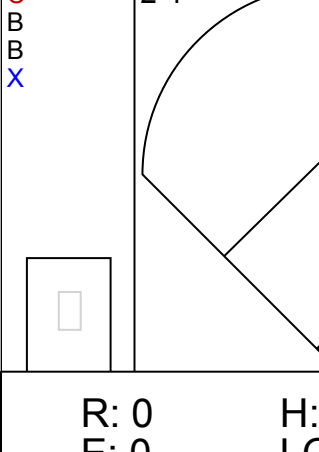

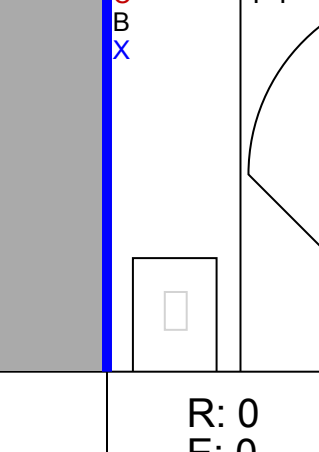
Batter	1	2	3	4	5	6	7	8	9	AB	R	H	RBI	BB	SO	LOB	BOTTOM																
Eric Young Sr., R (1, 4) OBP: 0.378, SLG: 0.422	1-1 F7		0-0 G1-3					0-2 F7	1-0 L9	4	0	0	0	0	0	2	San Francisco Giants @ Chicago Cubs Wrigley Field, Chicago, IL Fri Jul 28, 2000, 2:20 PM CDT Att: 39,817 - Cloudy - 75 F																
Ricky Gutierrez, R (1, 6) OBP: 0.394, SLG: 0.399	0-2 BB 1B			0-0 F9				2-1 G4-3	0-1 P6	4	0	1	0	0	0	2																	
Mark Grace, L (1, 3) OBP: 0.399, SLG: 0.452	1-1 G4-3			2-2 F7				0-0 BB BB 1B	2-1 F8	4	0	1	0	0	0	0																	
Sammy Sosa, R (1, 9) OBP: 0.405, SLG: 0.615		1-1 BB 1B		0-0 BB 1B				4-2 BB 1-2 BB	3-2 G6-3	3	0	2	0	1	0	0																	
Henry Rodriguez, L (1, 7) OBP: 0.307, SLG: 0.523		0-0 F7		3-3 K				4-2 BB 1-2 BB	1-3 K	3	0	0	0	1	2	2																	
Damon Buford, R (1, 8) OBP: 0.342, SLG: 0.445		1-1 F9			1-2 G3-1			1-3 K	0-1 F7	4	0	0	0	0	1	4																	
Willie Greene, L (1, 5) Chad Meyers, R (7, PR) Jose Nieves, R (8, 5)		2-2 G5-3			1-3 K			3-2 BB 2B	0-1 BB 1B	3	0	1	0	0	1	1																	
Joe Girardi, R (1, 2) Jeff Reed, L (9, PH) Ruben Quevedo, R (1, 1) Brant Brown, L (7, PH) Tim Worrell, R (8, 1) Gary Matthews, S (9, PH)			0-1 G4-3		1-0 BB 1B			0-0 F5	0-3 K	3	0	1	0	0	0	1																	
Inning Stats	R: 0 E: 0 K: 0 S: 7	H: 1 LOB: 0 BB: 0 P: 9	R: 0 E: 0 K: 0 S: 8	H: 1 LOB: 0 BB: 0 P: 12	R: 0 E: 0 K: 1 S: 6	H: 0 LOB: 0 BB: 0 P: 7	R: 0 E: 0 K: 1 S: 11	H: 1 LOB: 0 BB: 0 P: 16	R: 0 E: 0 K: 1 S: 8	H: 1 LOB: 1 BB: 0 P: 11	R: 0 E: 0 K: 1 S: 13	H: 1 LOB: 3 BB: 2 P: 24	R: 0 E: 0 K: 0 S: 9	H: 1 LOB: 2 BB: 1 P: 17	R: 0 E: 0 K: 1 S: 9	H: 0 LOB: 0 BB: 0 P: 15	R: 0 E: 0 K: 2 S: 10	H: 1 LOB: 1 BB: 0 P: 10	1B: 6 2B: 1 3B: 0 HR: 0	SF: 0 SAC: 0 DP: 0 HBP: 0	WP: 0 PA: 36 PB: 0 SB: 0 CS: 0												
PITCHER	IP WLS BF H R ER SO BB IBB HBP BLK WP HR S P ERA WHIP																																
Livan Hernandez, R (1, 1) ERA: 4.01	8.1	W 34	7	0	0	5	3	0	0	0	0	0	0	75	115	0.00	1.200																
Robb Nen, R (9, 1) ERA: 1.91	0.2	S 2	0	0	0	2	0	0	0	0	0	0	0	6	6	0.00	0.000																

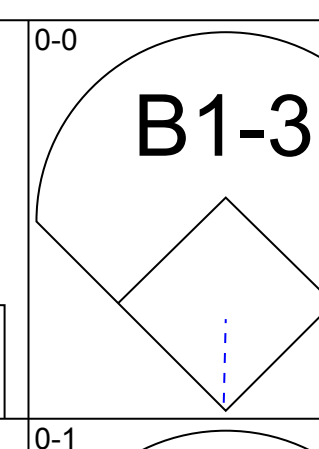
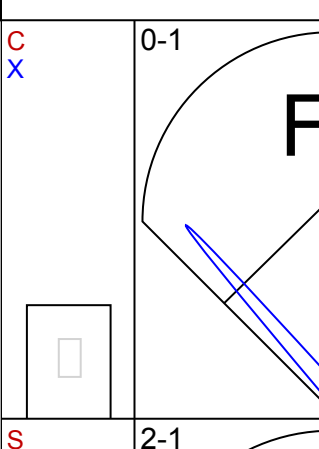
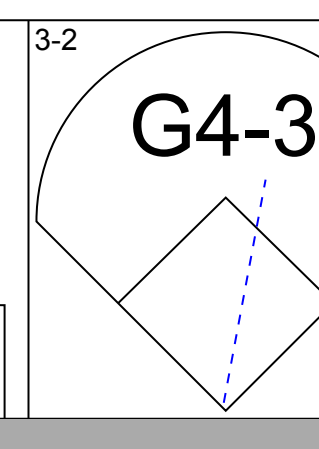
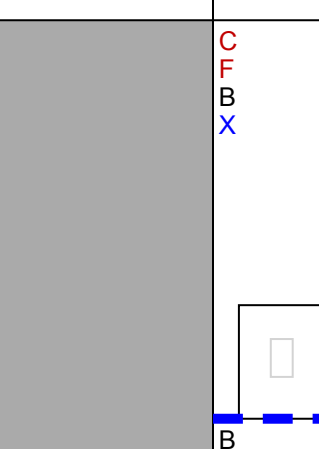
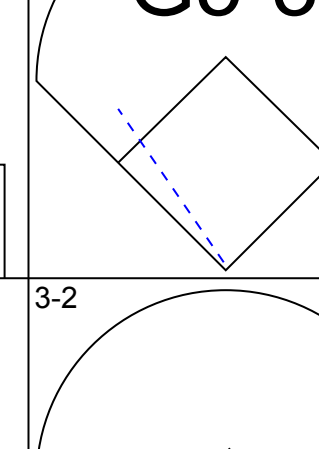
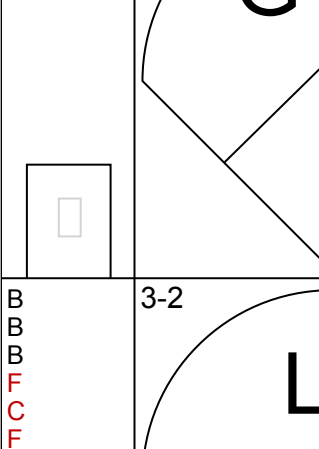
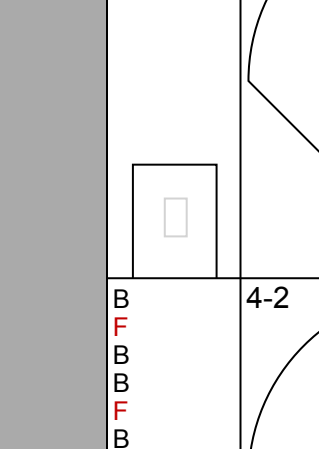
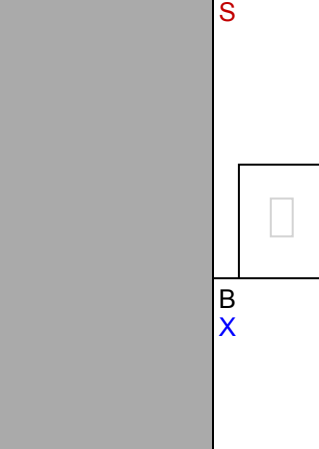
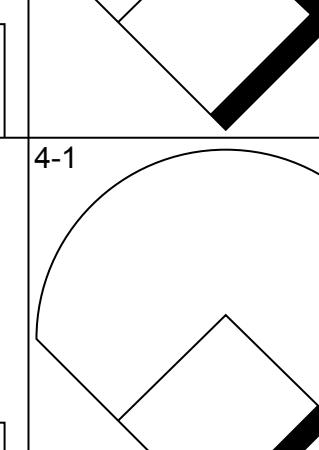
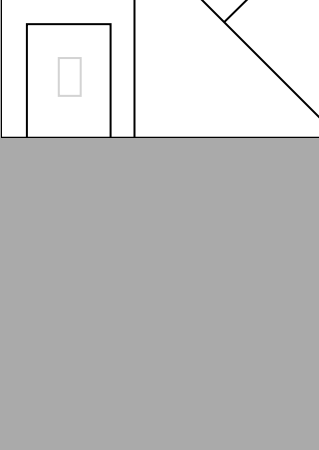
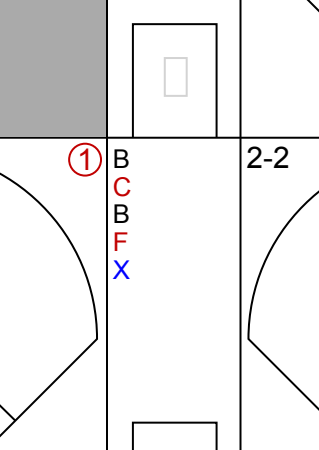
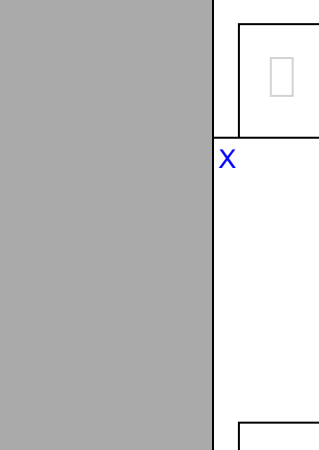
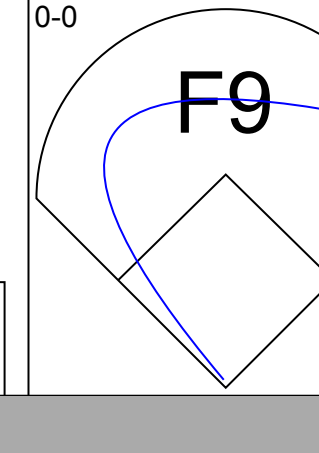
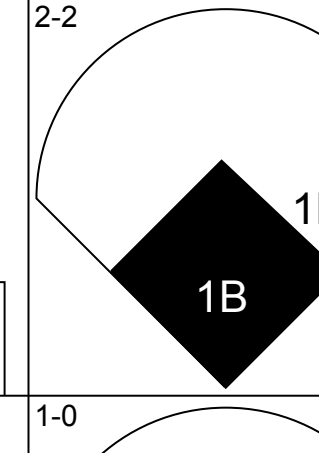
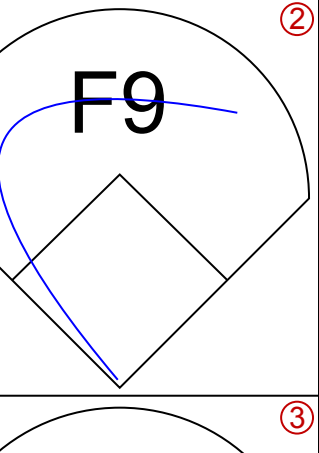

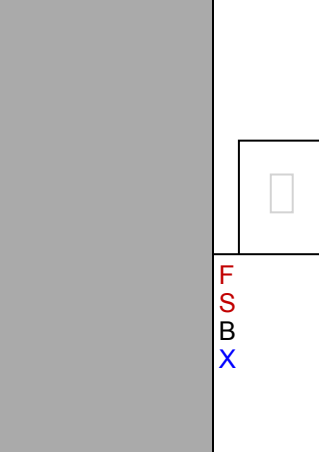
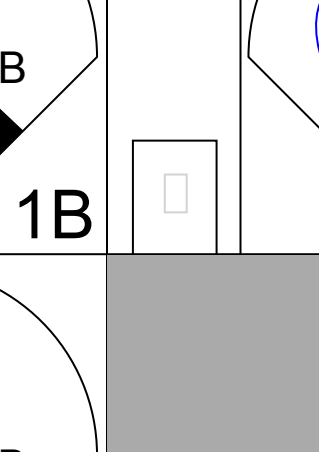
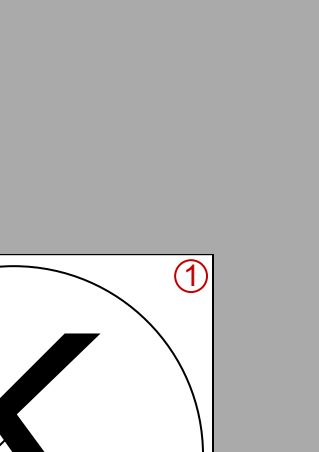

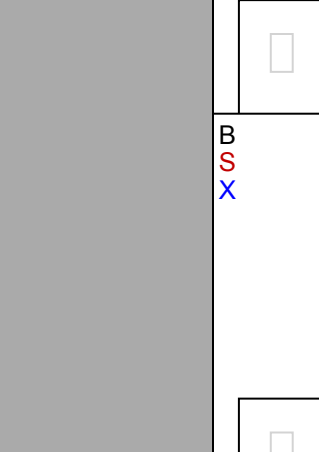
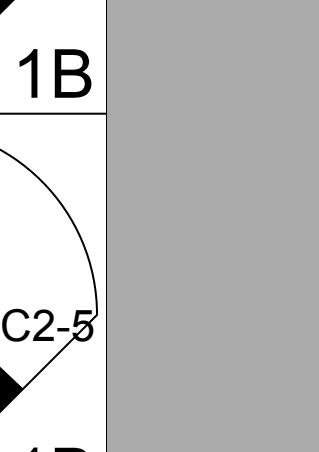
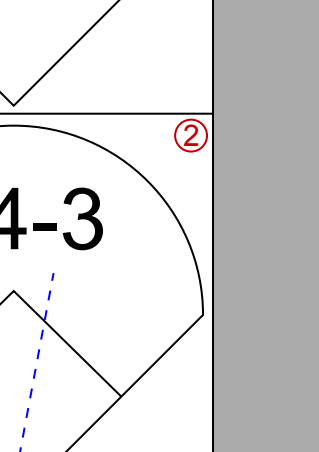
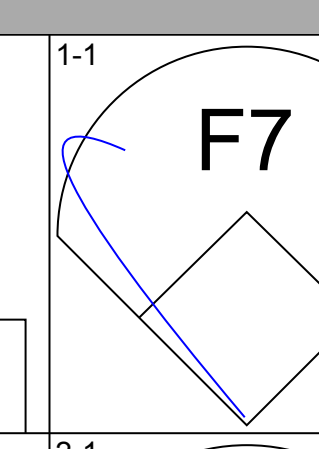
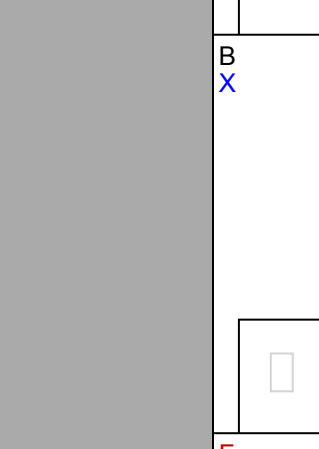
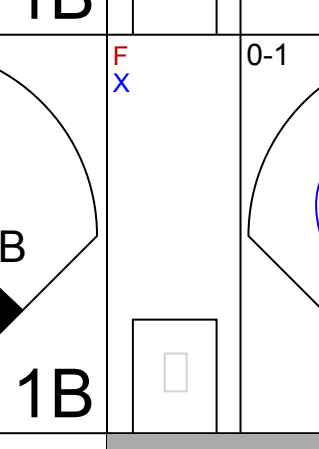
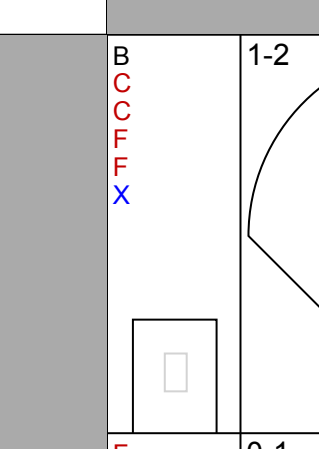
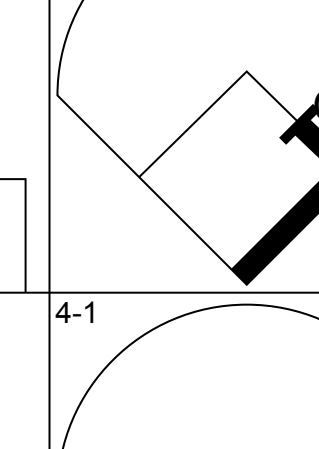
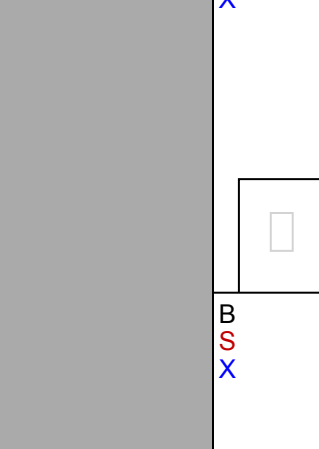
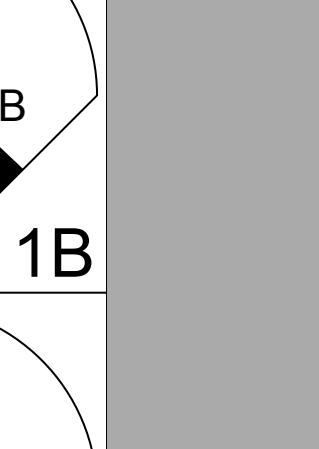

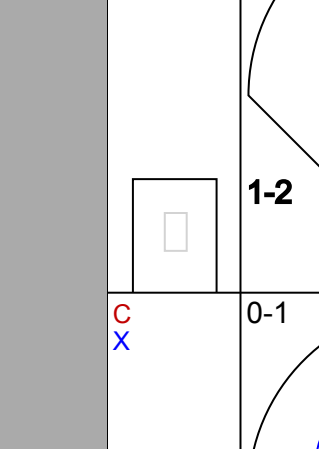
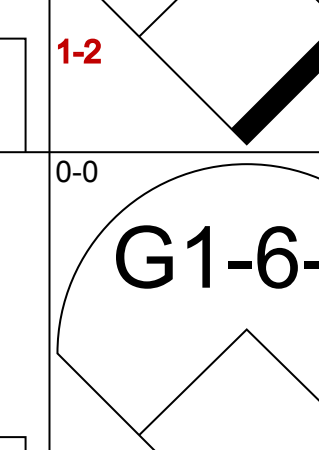
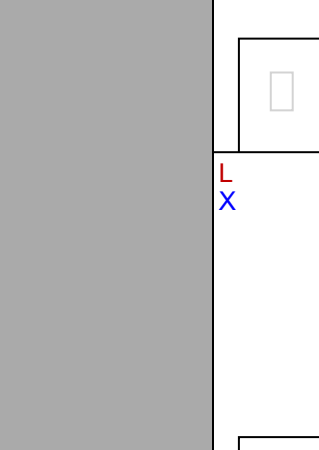
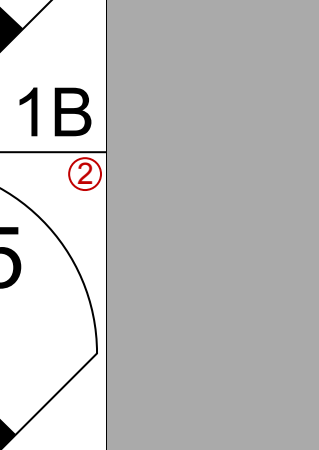
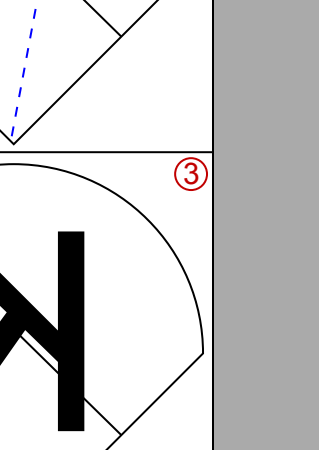
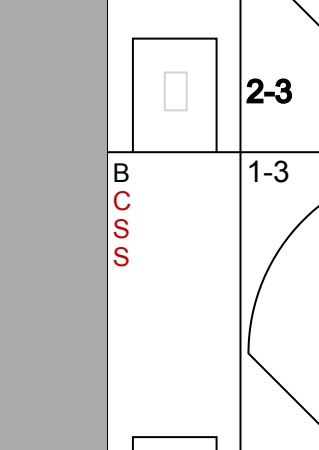
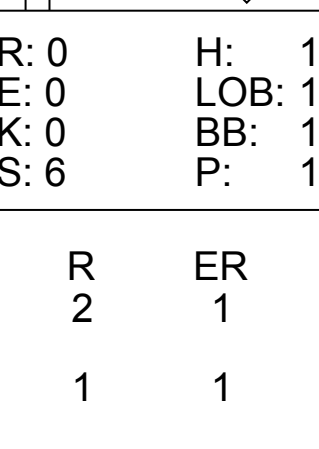
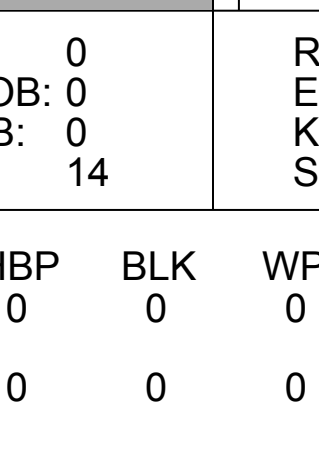
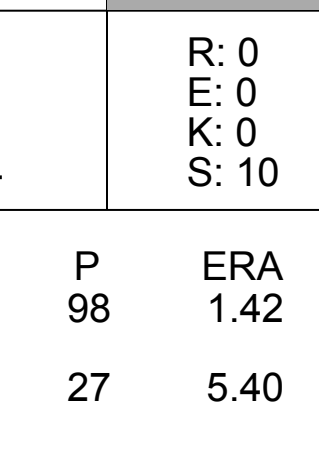
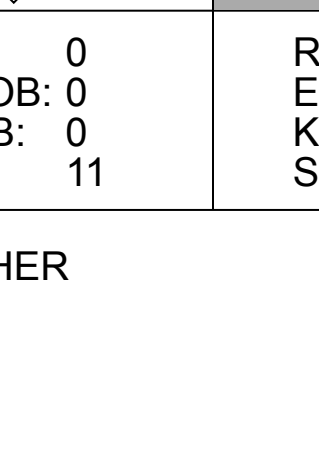
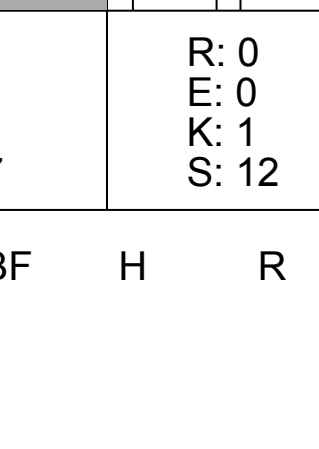


Batter	1	2	3	4	5	6	7	8	9	AB	R	H	RBI	BB	SO	LOB	TOP				
Marvin Benard, L (1, 8) OBP: 0.337, SLG: 0.395	4-1 S 2B BB		1-1 G1-3			4-2 BB	1-2 G4-3 1B			2	1	1	0	2	0	0	San Francisco Giants @ Chicago Cubs Wrigley Field, Chicago, IL Sat Jul 29 2000, 3:05 PM CDT Att. 40,320 - Overcast - 72 F				
Bill Mueller, S (1, 5) OBP: 0.325, SLG: 0.378	2-0 P4		1-1 G4-3			3-1 F8	1-1 G4-3			3	0	0	0	0	0	3					
Aaron Fultz, L (5, 1) OBP: 0.400, SLG: 0.400										1	0	0	0	0	2						
Felipe Crespo, S (8, 9) OBP: 0.349, SLG: 0.436							1-2			0	0	0	0	0	0						
Barry Bonds, L (1, 7) OBP: 0.425, SLG: 0.700	3-3 1-2		3-2 G4-3			4-1 WP DI BB		2-2 G5-3		3	0	0	0	1	1						
Jeff Kent, R (1, 4) OBP: 0.413, SLG: 0.617	2-1 2H 2B			2-0 CS 1B		2-3 K	1-3 K		0-3 K	4	0	2	1	0	2						
Ellis Burks, R (1, 9) OBP: 0.423, SLG: 0.594	1-1 P6			2-2 L7			0-0 P3		2-3 K	4	0	0	0	0	1						
Alan Embree, L (8, 1)										0	0	0	0	0	0						
J.T. Snow, L (1, 3) OBP: 0.380, SLG: 0.479		4-1 BB		2-3 K			4-0 BB		1-0 G5-3	2	0	0	0	2	1						
Rich Aurilia, R (1, 6) OBP: 0.342, SLG: 0.443		1-1 L8		0-2 CS 1-2	1-0 SH1-4 1B	0-3 K			2-1 2B	4	0	2	0	0	1						
Doug Mirabeli, R (1, 2) OBP: 0.352, SLG: 0.426		3-3 K			1-1 F3		2-2 L9		1-3 K	4	0	0	0	0	2						
Russ Ortiz, R (1, 1) OBP: 0.263, SLG: 0.212		3-2 G6-3			3-1 SH1-4 1-2		0-0 1B		3-2 F8	1	0	0	0	0	0						
Scott Linebrink, R (5, 1)										0	0	0	0	0	0						
Russ Davis, R (5, 5) OBP: 0.322, SLG: 0.417										2	0	1	0	0	0						
Inning Stats	R: 1 E: 0 K: 1 S: 9	H: 1 LOB: 1 BB: 1 P: 21	R: 0 E: 0 K: 1 S: 11	H: 0 LOB: 1 BB: 1 P: 22	R: 0 E: 0 K: 0 S: 7	H: 0 LOB: 0 BB: 0 P: 12	R: 0 E: 0 K: 1 S: 10	H: 1 LOB: 0 BB: 0 P: 16	R: 0 E: 0 K: 2 S: 9	H: 0 LOB: 2 BB: 2 P: 18	R: 0 E: 0 K: 0 S: 9	H: 2 LOB: 1 BB: 0 P: 13	R: 0 E: 0 K: 2 S: 9	H: 0 LOB: 0 BB: 0 P: 13	R: 0 E: 0 K: 1 S: 11	H: 1 LOB: 1 BB: 0 P: 18	1B: 4 2B: 2 3B: 0 HR: 0	SF: 0 SAC: 1 DP: 1 HBP: 0	WP: 1 PB: 0 CS: 1	PA: 37	
PITCHER	IP WLS BF H R ER SO BB IBB HBP BLK WP HR S P ERA WHIP	6.0 W 25 3 1 1 5 5 0 0 0 1 0 54 110 1.50 1.333	3.0 S 11 3 0 0 3 0 0 0 0 0 0 29 44 0.00 1.000																		

Batter	1	2	3	4	5	6	7	8	9	AB	R	H	RBI	BB	SO	LOB	BOTTOM				
Eric Young Sr., R (1, 4) OBP: 0.379, SLG: 0.421	0-1 G4-3	4-2 BB		0-0 SH1-3	2-2 BB 1B	0-0 FC5-4				3	1	1	1	1	0	1	San Francisco Giants @ Chicago Cubs Wrigley Field, Chicago, IL Sat Jul 29 2000, 3:05 PM CDT Att. 40,320 - Overcast - 72 F				
Jeff Huson, L (9, 4) OBP: 0.290, SLG: 0.279				1-2 3H 1B	1-2 BB 1B	1-2 1B				0	0	0	0	0	0						
Ricky Gutierrez, R (1, 6) OBP: 0.395, SLG: 0.399	3-2 F9	2-2 F9		1-0 1B	0-2 BB 1B		3-1 G6-3			5	0	2	0	0	0						
Mark Grace, L (1, 3) OBP: 0.399, SLG: 0.453	0-1 1B 2B	0-1 G3		0-0 G4-3	4-0 BB 1-2 2-3 3H		3-2 L8			4	1	1	1	1	0						
Sammy Sosa, R (1, 9) OBP: 0.409, SLG: 0.615	4-2 1B BB		0-1 1B FC3-2 1B		1-2 BB 1B		3-2 G6-3			3	2	2	1	2	0						
Henry Rodriguez, L (1, 7) OBP: 0.314, SLG: 0.525	2-1 BB BB		2-1 FC1-6 1B		1-3 K		3-2 L9			3	1	2	1	1	1						
Gary Matthews, S (8, PH) OBP: 0.250, SLG: 0.273	1-3 2H 1B		1-3 1B		1-3 K					1	0	0	0	0	0						
Willie Greene, L (1, 5) OBP: 0.332, SLG: 0.411	4-1 BB BB		0-0 FC1-6 FC3-2		1-2 K		3-2 G4-6-3 1B			3	1	1	0	1	5						
Joe Girardi, R (1, 2) OBP: 0.365, SLG: 0.409	4-1 BB		1-0 FC3-2		0-0 34 1B 1B	0-0 L9		1-1 G4-6-3		4	1	1	2	1	0						
Brant Brown, L (1, 8) OBP: 0.238, SLG: 0.345	1-2 2-3 3H BB		1-2 3H 1B		1-2 BB 1B					3	0	0	0	0	2						
Damon Buford, R (6, PH) OBP: 0.313, SLG: 0.438	1-3 K		1-3 K		2-1 F7		2-1 G5-3			1	0	0	0	0	0						
34 Kerry Wood, R (1, 1) OBP: 0.321, SLG: 0.385		2-3 K		1-0 1B SH1-3 1B	0-2 1B BB 1B	0-0 FC5-4 1B				3	1	2	2	0	1						
Chad Meyers, R (6, PH) OBP: 0.313, SLG: 0.438					1-3 2H 3H BB 1B					1	0	1	0	0	0						
Kyle Farnsworth, R (7, 1) ERA: 5.62										0	0	0	0	0	0						
Inning Stats	R: 2 E: 0 K: 1 S: 21	H: 2 LOB: 3 BB: 3 P: 39	R: 0 E: 0 K: 1 S: 13	H: 0 LOB: 1 BB: 1 P: 21	R: 0 E: 0 K: 1 S: 10	H: 2 LOB: 2 BB: 0 P: 14	R: 0 E: 0 K: 0 S: 4	H: 2 LOB: 1 BB: 0 P: 6	R: 6 E: 0 K: 2 S: 27	H: 5 LOB: 3 BB: 3 P: 48	R: 0 E: 0 K: 0 S: 5	H: 1 LOB: 1 BB: 0 P: 7	R: 0 E: 0 K: 0 S: 13	H: 0 LOB: 0 BB: 0 P: 22	R: 0 E: 0 K: 2 S: 10	H: 1 LOB: 0 BB: 0 P: 17	1B: 12 2B: 1 3B: 0 HR: 0	SF: 0 SAC: 1 DP: 1 HBP: 1	WP: 0 PB: 0 SB: 0 CS: 0	PA: 43	
PITCHER	IP WLS BF H R ER SO BB IBB HBP BLK WP HR S P ERA WHIP	4.0 L 6 3 2 2 0 2 0 0 0 0 0 16 28 54.00 15.000	0.1 6 3 2 2 0 2 0 0 0 0 0 0 24 37 0.00 0.375	2.2 9 1 0 0 2 0 0 0 0 0 0 0 10 17 0.00 1.000																	



Batter	1	2	3	4	5	6	7	8	9	AB	R	H	RBI	BB	SO	LOB	TOP					
Marvin Benard, L (1, 8) OBP: 0.333, SLG: 0.391										4	0	0	0	0	3	1	San Francisco Giants @ Chicago Cubs Wrigley Field, Chicago, IL Sun Jul 30 2000, 1:20 PM CDT Att: 38,453 - Overcast - 73 F					
Bill Mueller, S (1, 5) OBP: 0.324, SLG: 0.380										4	0	1	0	0	0	0						
Barry Bonds, L (1, 7) OBP: 0.421, SLG: 0.691										4	0	0	0	0	1	1						
Jeff Kent, R (1, 4) OBP: 0.410, SLG: 0.613										3	0	0	0	0	1	1						
J.T. Snow, L (1, 3) OBP: 0.379, SLG: 0.477										3	0	1	0	0	0	0						
Rich Aurilia, R (1, 6) OBP: 0.338, SLG: 0.438 Felix Rodriguez, R (7, 1)										3	0	0	0	0	2	1						
Armando Rios, L (1, 9) OBP: 0.347, SLG: 0.488										2	1	1	1	1	0	0						
Doug Mirabeli, R (1, 2) OBP: 0.348, SLG: 0.420 Felipe Crespo, S (8, PH) Bobby Estalella, R (8, 2) OBP: 0.385, SLG: 0.556										2	0	0	0	0	1	0						
Kirk Rueter, L (1, 1) OBP: 0.179, SLG: 0.205 Ramon Martinez, R (7, 6) OBP: 0.352, SLG: 0.509										2	0	1	0	0	0	0						
Inning Stats	R: 0 E: 0 K: 1 S: 9	H: 1 LOB: 1 BB: 0 P: 12	R: 0 E: 0 K: 1 S: 9	H: 0 LOB: 0 BB: 0 P: 10	R: 0 E: 0 K: 1 S: 6	H: 1 LOB: 0 BB: 0 P: 8	R: 0 E: 0 K: 1 S: 11	H: 0 LOB: 0 BB: 0 P: 14	R: 1 E: 0 K: 0 S: 9	H: 1 LOB: 0 BB: 0 P: 11	R: 0 E: 0 K: 1 S: 9	H: 0 LOB: 0 BB: 0 P: 14	R: 0 E: 0 K: 2 S: 12	H: 1 LOB: 1 BB: 0 P: 17	R: 0 E: 0 K: 0 S: 4	H: 0 LOB: 0 BB: 1 P: 10		R: 0 E: 0 K: 1 S: 8	H: 0 LOB: 0 BB: 0 P: 13	1B: 2 2B: 1 3B: 0 HR: 1	SF: 0 SAC: 0 DP: 2 HBP: 0	WP: 0 PB: 0 SB: 0 CS: 0
PITCHER Jon Lieber, R (1, 1) ERA: 3.49	IP: 9.0 WLS: W BF: 30	H: 4 R: 1 ER: 1 SO: 8	BB: 1 IBB: 0 HBP: 0 BLK: 0	WP: 0 HR: 1 S: 77 P: 109	ERA: 1.00 WHIP: 0.556	PITCHER										ERA: 1.00 WHIP: 0.556						

Batter	1	2	3	4	5	6	7	8	9	AB	R	H	RBI	BB	SO	LOB	BOTTOM			
Eric Young Sr., R (1, 4) OBP: 0.376, SLG: 0.417										4	0	0	0	0	0	2	San Francisco Giants @ Chicago Cubs Wrigley Field, Chicago, IL Sun Jul 30 2000, 1:20 PM CDT Att: 38,453 - Overcast - 73 F			
Ricky Gutierrez, R (1, 6) OBP: 0.385, SLG: 0.402 Chad Meyers, R (5, FR) OBP: 0.294, SLG: 0.412										3	0	1	0	0	0	0				
Willie Greene, L (8, 5) OBP: 0.332, SLG: 0.411										0	0	0	0	0	0	0				
Sammy Sosa, R (1, 9) OBP: 0.412, SLG: 0.626										3	1	2	1	1	0	0				
Mark Grace, L (1, 3) OBP: 0.401, SLG: 0.452										3	0	1	0	1	0	2				
Gary Matthews, S (1, 7) OBP: 0.250, SLG: 0.270										4	1	1	0	0	0	5				
Damon Buford, R (1, 8) OBP: 0.343, SLG: 0.444										4	1	2	0	0	0	3				
Jose Nieves, R (1, 5) OBP: 0.252, SLG: 0.379										4	0	2	1	0	1	1				
Joe Girardi, R (1, 2) OBP: 0.367, SLG: 0.408										3	0	1	1	1	0	1				
Jon Lieber, L (1, 1) OBP: 0.193, SLG: 0.218										4	0	0	0	0	2	4				
Inning Stats	R: 0 E: 0 K: 0 S: 8	H: 1 LOB: 2 BB: 1 P: 15	R: 0 E: 0 K: 0 S: 6	H: 1 LOB: 1 BB: 1 P: 13	R: 0 E: 0 K: 0 S: 9	H: 0 LOB: 0 BB: 0 P: 14	R: 2 E: 1 K: 0 S: 16	H: 4 LOB: 2 BB: 0 P: 24	R: 0 E: 0 K: 0 S: 10	H: 1 LOB: 3 BB: 1 P: 17	R: 0 E: 0 K: 2 S: 8	H: 0 LOB: 0 BB: 0 P: 11	R: 1 E: 0 K: 1 S: 12	H: 2 LOB: 1 BB: 0 P: 17	R: 0 E: 0 K: 1 S: 12	H: 1 LOB: 1 BB: 0 P: 14	1B: 7 2B: 2 3B: 0 HR: 1	SF: 0 SAC: 0 DP: 0 HBP: 0	WP: 0 PB: 0 SB: 0 CS: 1	PA: 36
PITCHER Kirk Rueter, L (1, 1) ERA: 3.5 Felix Rodriguez, R (7, 1) ERA: 2.95	IP: 6.1 WLS: L BF: 28	H: 7 R: 2 ER: 1 SO: 2	BB: 3 IBB: 0 HBP: 0 BLK: 0	WP: 0 HR: 0 S: 60 P: 98	ERA: 1.42 WHIP: 1.579	PITCHER										ERA: 1.42 WHIP: 1.579				



Batter	1	2	3	4	5	6	7	8	9	AB	R	H	RBI	BB	SO	LOB	TOP										
Todd Walker, L (1,4) OBP: 0.302, SLG: 0.387 Terry Shumpert, R (7,PH) OBP: 0.353, SLG: 0.472										3	0	1	0	0	1	0											
Neft Perez, S (1,6)										4	0	1	0	0	1	2											
Larry Walker, L (1,9)										3	0	0	0	1	1	1											
Jeffrey Hammonds, R (1,7)										4	0	0	0	0	1	4											
17 Todd Helton, L (1,3)											4	0	0	0	0	0											
Jeff Cirillo, R (1,5)											4	0	0	0	0	0											
Brent Mayne, L (1,2)											3	0	0	0	1	1											
Brian Hunter, R (1,8)											3	0	1	0	0	1											
Brian Bohanon, L (1,1) Butch Huskey, R (7,PH) John Waddell, R (7,1) Mike Myers, L (8,1)											2	0	1	0	0	0											
Inning Stats	R: 0 E: 0 K: 1 S: 9	H: 1 LOB: 1 BB: 0 P: 13	R: 0 E: 0 K: 0 S: 7	H: 0 LOB: 0 BB: 0 P: 9	R: 0 E: 0 K: 1 S: 13	H: 2 LOB: 3 BB: 1 P: 21	R: 0 E: 0 K: 0 S: 10	H: 0 LOB: 1 BB: 1 P: 18	R: 0 E: 0 K: 0 S: 3	H: 0 LOB: 0 BB: 0 P: 5	R: 0 E: 0 K: 1 S: 8	H: 1 LOB: 2 BB: 1 P: 17	R: 0 E: 0 K: 1 S: 9	H: 0 LOB: 0 BB: 0 P: 16	R: 0 E: 0 K: 1 S: 8	H: 0 LOB: 0 BB: 0 P: 11	1B: 4 2B: 0 3B: 0 HR: 0	SF: 0 SAC: 0 DP: 0 HBP: 0	WP: 0 PA: 34 PB: 0 SB: 0 CS: 0								
PITCHER	IP	WLS	BF	H	R	ER	SO	BB	IBB	HBP	BLK	WP	HR	S	P	ERA	WHIP										
Kevin Tapani, R (1,1) ERA: 4.56	6.2	W	27	4	0	0	3	3	0	0	0	0	0	58	94	0.00	1.050										
Felix Heredia, L (7,1) ERA: 4.95	0.1	H	1	0	0	0	0	0	0	0	0	0	0	1	3	0.00	0.000										
Steve Rain, R (8,1) ERA: 2.49	1.0	H	3	0	0	0	1	0	0	0	0	0	0	9	16	0.00	0.000										
Rick Aguilera, R (9,1) ERA: 5.73	1.0	S	3	0	0	0	1	0	0	0	0	0	0	8	11	0.00	0.000										

Colorado Rockies @ Chicago Cubs
Wrigley Field, Chicago, IL
Mon Jul 31 2000, 7:05 PM CDT
Att: 38,731 - Overcast - 70 F

AB 31
R 0
H 4
RBI 0
BB 3
SO 5
LOB 10



Batter	1	2	3	4	5	6	7	8	9	AB	R	H	RBI	BB	SO	LOB	BOTTOM										
Eric Young Sr., R (1,4)										4	0	3	0	0	0	1											
Chad Meyers, R (1,5) Willie Greene, L (7,5)										2	1	0	0	1	0	3											
Sammy Sosa, R (1,9)										3	0	0	0	1	1	3											
Mark Grace, L (1,3)										4	1	2	2	0	0	3											
Gary Matthews, S (1,7)										3	0	1	0	0	0	0											
Damon Buford, R (1,8)										3	0	0	0	0	0	1											
Jose Nieves, R (1,6)										3	0	0	0	0	0	1											
Joe Girardi, R (1,2)										3	0	0	0	0	1	1											
Kevin Tapani, R (1,1) Felix Heredia, L (7,1) Steve Rain, R (8,1) Ricky Gutierrez, R (8,PH) Rick Aguilera, R (9,1)										2	0	2	0	0	0	0											
Inning Stats	R: 0 E: 0 K: 0 S: 7	H: 1 LOB: 1 BB: 0 P: 12	R: 0 E: 0 K: 0 S: 6	H: 0 LOB: 0 BB: 0 P: 9	R: 0 E: 0 K: 1 S: 6	H: 1 LOB: 0 BB: 0 P: 11	R: 1 E: 0 K: 0 S: 9	H: 1 LOB: 0 BB: 1 P: 17	R: 0 E: 0 K: 1 S: 4	H: 0 LOB: 0 BB: 0 P: 7	R: 0 E: 0 K: 1 S: 9	H: 2 LOB: 1 BB: 0 P: 18	R: 1 E: 0 K: 0 S: 8	H: 2 LOB: 1 BB: 0 P: 11	R: 0 E: 0 K: 1 S: 14	H: 1 LOB: 2 BB: 1 P: 23	1B: 7 2B: 0 3B: 0 HR: 1	SF: 0 SAC: 0 DP: 1 HBP: 0	WP: 0 PA: 31 PB: 0 SB: 2 CS: 1								
PITCHER	IP	WLS	BF	H	R	ER	SO	BB	IBB	HBP	BLK	WP	HR	S	P	ERA	WHIP										
Brian Bohanon, L (1,1) ERA: 6.09	6.0	L	21	5	1	1	2	1	0	0	0	0	0	41	74	1.50	1.000										
John Waddell, R (7,1) ERA: 5.09	1.1		7	3	1	1	0	0	0	0	0	0	1	17	23	6.75	2.250										
Mike Myers, L (8,1) ERA: 1.93	0.2		3	0	0	0	1	0	1	0	0	0	0	5	11	0.00	0.000										

Colorado Rockies @ Chicago Cubs
Wrigley Field, Chicago, IL
Mon Jul 31 2000, 7:05 PM CDT
Att: 38,731 - Overcast - 70 F

AB 29
R 2
H 8
RBI 2
BB 2
SO 3
LOB 14



Batter	1	2	3	4	5	6	7	8	9	AB	R	H	RBI	BB	SO	LOB	TOP		
Brian Hunter, R OBP: 0.358, SLG: 0.330 (1, 8)										4	1	0	0	1	0	1			
Neft Perez, S OBP: 0.307, SLG: 0.417 (1, 6)										4	1	2	0	0	0	1			
Jeff Cirillo, R OBP: 0.389, SLG: 0.492 (1, 5)										3	0	0	0	1	1	2			
17 Todd Helton, L OBP: 0.467, SLG: 0.677 (1, 3)										3	0	1	0	1	1	2			
Butch Huskey, R OBP: 0.323, SLG: 0.379 (8, PH)										2	0	1	0	1	0	1			
Larry Walker, L OBP: 0.412, SLG: 0.504 (8, 9)										0	0	0	0	0	0	0			
Terry Shumpert, R OBP: 0.337, SLG: 0.463 (8, PH)										3	0	0	0	0	0	3			
Todd Hollandsworth, L OBP: 0.316, SLG: 0.374 (8, 7)										1	0	1	1	0	0	0			
Jeff Frye, R OBP: 0.357, SLG: 0.348 (1, 4)										4	0	0	0	0	2	3			
Brent Mayne, L OBP: 0.383, SLG: 0.441 (1, 2)										4	0	2	0	0	2	0			
Pedro Astacio, R OBP: 0.092, SLG: 0.092 (8, 1)										3	0	0	0	0	1	1			
Gabe White, L OBP: 0.167, SLG: 0.667 (8, 1)										0	0	0	0	0	0	0			
Inning Stats	R: 1 H: 1 E: 1 K: 0 S: 15	H: 1 LOB: 2 BB: 2 P: 26	R: 0 H: 0 E: 0 K: 2 S: 8	H: 0 LOB: 0 BB: 0 P: 13	R: 0 H: 1 E: 0 K: 1 S: 7	H: 1 LOB: 0 BB: 0 P: 10	R: 0 H: 0 E: 0 K: 0 S: 5	H: 0 LOB: 0 BB: 1 P: 12	R: 0 H: 1 E: 0 K: 1 S: 8	H: 1 LOB: 1 BB: 0 P: 11	R: 0 H: 1 E: 0 K: 1 S: 12	H: 1 LOB: 1 BB: 0 P: 15	R: 1 H: 2 E: 0 K: 1 S: 16	H: 2 LOB: 3 BB: 1 P: 29	R: 0 H: 1 E: 0 K: 0 S: 8	H: 1 LOB: 1 BB: 0 P: 11	1B: 6 2B: 1 3B: 0 HR: 0	SF: 0 SAC: 2 DP: 1 HBP: 1	WP: 0 PA: 38 PB: 0 SB: 1 CS: 0
PITCHER	IP WLS BF H R ER SO BB IBB HBP BLK WP HR S P ERA WHIP																		
76 Daniel Garibay, L ERA: 4.26 (1, 1)	7.0		27	4	1	1	6	3	0	0	0	0	0	0	63	98	1.29	1.000	
Kyle Farnsworth, R ERA: 8.39 (8, 1)	0.2	L	4	1	1	1	0	0	1	0	0	0	0	9	19	13.50	1.500		
Felix Heredia, L ERA: 4.95 (8, 1)	0.0		1	0	0	0	0	0	0	1	0	0	0	0	1	∞	∞		
Tim Worrell, R ERA: 2.85 (8, 1)	1.1		6	2	0	0	1	0	0	0	0	0	0	15	20	0.00	1.500		

Colorado Rockies @ Chicago Cubs
Wrigley Field, Chicago, IL
Tue Aug 01 2000, 1:20 PM CDT
Att: 38,221 - Overcast - 75 F

AB 31
R 2
H 7
RBI 1
BB 4
SO 7
LOB 14



Batter	1	2	3	4	5	6	7	8	9	AB	R	H	RBI	BB	SO	LOB	BOTTOM		
Eric Young Sr., R OBP: 0.380, SLG: 0.424 (1, 4)										4	1	2	0	0	1	1			
Willie Greene, L OBP: 0.335, SLG: 0.407 (1, 5)										1	0	0	0	2	0	1			
Chad Meyers, R OBP: 0.286, SLG: 0.350 (8, PH)										1	0	0	0	0	0	0			
Ricky Gutierrez, R OBP: 0.364, SLG: 0.401 (9, 6)										0	0	0	0	0	0	0			
Sammy Sosa, R OBP: 0.407, SLG: 0.615 (1, 9)										4	0	0	0	0	2	4			
Mark Grace, L OBP: 0.400, SLG: 0.458 (1, 3)										3	0	0	1	1	0	1			
Gary Matthews, S OBP: 0.234, SLG: 0.250 (1, 7)										4	0	0	0	0	2	3			
Damon Buford, R OBP: 0.337, SLG: 0.436 (1, 8)										4	0	0	0	0	4	3			
Jeff Reed, L OBP: 0.352, SLG: 0.358 (1, 2)										3	0	0	0	0	1	0			
Joe Girardi, R OBP: 0.362, SLG: 0.402 (9, PH)										1	0	0	0	0	0	0			
Jose Nieves, R OBP: 0.242, SLG: 0.364 (9, 5)										3	0	0	0	0	3	0			
76 Daniel Garibay, L OBP: 0.250, SLG: 0.250 (1, 1)										2	0	0	0	0	1	0			
Brant Brown, L OBP: 0.243, SLG: 0.345 (7, PH)										0	0	0	0	1	0	0			
Kyle Farnsworth, R (8, 1)										0	0	0	0	0	0	0			
Felix Heredia, L (8, 1)										0	0	0	0	0	0	0			
Tim Worrell, R (8, 1)										0	0	0	0	0	0	0			
Inning Stats	R: 1 H: 1 E: 0 K: 0 S: 14	H: 1 LOB: 1 BB: 1 P: 23	R: 0 H: 0 E: 0 K: 3 S: 12	H: 0 LOB: 0 BB: 0 P: 15	R: 0 H: 0 E: 0 K: 3 S: 9	H: 0 LOB: 1 BB: 1 P: 17	R: 0 H: 0 E: 0 K: 1 S: 6	H: 0 LOB: 0 BB: 0 P: 9	R: 0 H: 1 E: 0 K: 3 S: 14	H: 1 LOB: 3 BB: 1 P: 24	R: 0 H: 0 E: 0 K: 1 S: 12	H: 0 LOB: 1 BB: 1 P: 21	R: 0 H: 0 E: 0 K: 0 S: 4	H: 0 LOB: 0 BB: 0 P: 5	R: 0 H: 0 E: 0 K: 2 S: 10	H: 0 LOB: 0 BB: 0 P: 15	1B: 1 2B: 1 3B: 0 HR: 0	SF: 0 SAC: 0 DP: 0 HBP: 0	WP: 1 PA: 34 PB: 0 SB: 3 CS: 0
PITCHER	IP WLS BF H R ER SO BB IBB HBP BLK WP HR S P ERA WHIP																		
Pedro Astacio, R ERA: 4.98 (8, 1)	2.0	S	6	0	0	0	2	0	0	0	0	0	0	14	20	0.00	0.000		


Colorado Rockies @ Chicago Cubs
Wrigley Field, Chicago, IL
Tue Aug 01 2000, 1:20 PM CDT
Att: 38,221 - Overcast - 75 F


AB 30
R 1
H 2
RBI 1
BB 4
SO 14
LOB 13



Batter	1	2	3	4	5	6	7	8	9	AB	R	H	RBI	BB	SO	LOB	TOP					
Brian Hunter, R OBP: 0.351, SLG: 0.323 (1, 8)	G5-3		G5-3			K	FC1-2			4	0	0	0	0	1	3	Colorado Rockies @ Chicago Cubs Wrigley Field, Chicago, IL Wed Aug 02 2000, 1:20 PM CDT Att: 39,539 - Sunny - 83 F					
Neft Perez, S OBP: 0.307, SLG: 0.415 (1, 6)	17 WP BB 1B		B5-3			G6-3	G3			4	0	1	0	0	0	3						
Larry Walker, L OBP: 0.413, SLG: 0.500 (1, 9)	17 WP BB 1-2		G3			BB		F7		2	0	0	0	2	0	0						
17 Todd Helton, L OBP: 0.465, SLG: 0.676 (1, 3)	F9					P5		G5-3 2B		4	0	1	0	0	0	3						
Jeff Cirillo, R OBP: 0.385, SLG: 0.487 (1, 5)	F9					F7		G5-3		4	0	0	0	0	0	3						
Todd Walker, L OBP: 0.308, SLG: 0.418 (1, 4)		HR				L6		F9		4	2	2	1	0	0	1						
Todd Hollandsworth, L OBP: 0.312, SLG: 0.366 (1, 7)	F9					F9		G4-3		4	0	0	0	0	0	1						
Brent Mayne, L OBP: 0.381, SLG: 0.435 (1, 2)	F8					F7		F8		3	0	0	0	1	0	0						
Brian Rose, R Terry Shumpert, R Giovanni Carrara, R John Wasdin, R Mike Myers, L Jeffrey Hammonds, R OBP: 0.428, SLG: 0.610 (1, 1) (7, PH) (7, 1) (7, 1) (8, 1) (8, PH)	G5-3					K		K		2	0	0	0	0	1	0	ROCKIES					
						FC1-2 BB		FC1-2 BB		1	0	0	0	0	0	1						
Inning Stats	R: 0 E: 0 K: 0 S: 19	H: 1 LOB: 2 BB: 1 P: 31	R: 1 E: 0 K: 0 S: 11	H: 1 LOB: 0 BB: 0 P: 16	R: 0 E: 0 K: 0 S: 4	H: 0 LOB: 0 BB: 0 P: 5	R: 0 E: 0 K: 0 S: 9	H: 0 LOB: 0 BB: 0 P: 14	R: 0 E: 0 K: 1 S: 10	H: 0 LOB: 1 BB: 1 P: 13	R: 0 E: 0 K: 1 S: 10	H: 0 LOB: 1 BB: 1 P: 18	R: 1 E: 1 K: 0 S: 17	H: 1 LOB: 2 BB: 2 P: 30	R: 0 E: 0 K: 0 S: 6	H: 1 LOB: 1 BB: 0 P: 10	R: 0 E: 0 K: 1 S: 5	H: 0 LOB: 0 BB: 0 P: 7	1B: 2 2B: 1 3B: 0 HR: 1	SF: 0 SAC: 0 DP: 0 HBP: 0	WP: 1 PB: 0 SB: 0 CS: 0	PA: 36
PITCHER	IP WLS BF H R ER SO BB IBB HBP BLK WP HR S P ERA WHIP	6.1 26 3 2 1 2 3 0 0 0 1 1 72 114 1.42 0.947	1.2 7 1 0 0 0 1 0 0 0 0 0 14 23 0.00 1.200	1.0 3 0 0 0 1 0 0 0 0 0 5 7 0.00 0.000											IP WLS BF H R ER SO BB IBB HBP BLK WP HR S P ERA WHIP							
Ruben Quevedo, R ERA: 7.28 (1, 1)											6.1 26 3 2 1 2 3 0 0 0 1 1 72 114 1.42 0.947											
Steve Rain, R ERA: 2.33 (7, 1)											1.2 7 1 0 0 0 1 0 0 0 0 0 14 23 0.00 1.200											
Rick Aguilera, R ERA: 5.59 (9, 1)											1.0 3 0 0 0 1 0 0 0 0 0 5 7 0.00 0.000											

Batter	1	2	3	4	5	6	7	8	9	AB	R	H	RBI	BB	SO	LOB	BOTTOM				
Eric Young Sr., R OBP: 0.381, SLG: 0.424 (1, 4)	F8		G6-3				1B			4	0	2	1	0	0	0	Colorado Rockies @ Chicago Cubs Wrigley Field, Chicago, IL Wed Aug 02 2000, 1:20 PM CDT Att: 39,539 - Sunny - 83 F				
Ricky Gutierrez, R OBP: 0.382, SLG: 0.397 (1, 6)	FC4-6 BB 1B HBP		F7			G5-3	G5-3			3	1	0	0	0	0	3					
Sammy Sosa, R OBP: 0.410, SLG: 0.625 (1, 9)	FC4-6 BB		2B			K		HR		3	1	2	1	1	1	0					
Mark Grace, L OBP: 0.396, SLG: 0.452 (1, 3)	FC4-6 1B		G4-3			F8		G5-3		4	0	0	0	0	0	3					
Gary Matthews, S OBP: 0.240, SLG: 0.255 Steve Rain, R (1, 7) (7, 1)						K		F8		3	0	1	1	0	2	0					
Chad Meyers, R OBP: 0.273, SLG: 0.333 Rick Aguilera, R (8, PH) (9, 1)	1B					K		F8		0	0	0	0	0	0	0					
Willie Greene, L OBP: 0.329, SLG: 0.399 (1, 5)	G3-1					G3		F7		4	0	0	0	0	0	2					
Damon Buford, R OBP: 0.339, SLG: 0.438 (1, 8)						K		BB 1B 1B		3	1	2	0	0	1	0					
Joe Girardi, R OBP: 0.362, SLG: 0.401 (1, 2)	G5-4-3					G5-3		1B BB 1B		3	0	1	0	0	0	1					
Ruben Quevedo, R OBP: 0.125, SLG: 0.125 Brant Brown, L OBP: 0.248, SLG: 0.345 (1, 1) (7, 7)	G5-3					K		1B BB		2	0	0	0	0	1	0					
Inning Stats	R: 1 E: 0 K: 0 S: 8	H: 1 LOB: 2 BB: 1 P: 16	R: 0 E: 0 K: 0 S: 5	H: 1 LOB: 0 BB: 0 P: 10	R: 0 E: 0 K: 2 S: 10	H: 0 LOB: 0 BB: 0 P: 16	R: 0 E: 0 K: 1 S: 10	H: 1 LOB: 1 BB: 0 P: 14	R: 0 E: 0 K: 2 S: 13	H: 0 LOB: 0 BB: 0 P: 16	R: 1 E: 1 K: 0 S: 14	H: 3 LOB: 2 BB: 1 P: 22	R: 1 E: 0 K: 0 S: 9	H: 1 LOB: 0 BB: 0 P: 16	1B: 6 2B: 1 3B: 0 HR: 1	SF: 0 SAC: 0 DP: 1 HBP: 1	WP: 0 PB: 0 SB: 0 CS: 0	PA: 33			
PITCHER	IP WLS BF H R ER SO BB IBB HBP BLK WP HR S P ERA WHIP	6.0 23 4 1 1 5 1 0 1 0 0 0 0 13 21 13.50 6.000	0.2 5 3 1 1 0 1 0 0 0 0 0 1 5 7 27.00 3.000	1.0 3 0 0 0 0 0 0 0 0 0 0 5 10 0.00 0.000											IP WLS BF H R ER SO BB IBB HBP BLK WP HR S P ERA WHIP						
Brian Rose, R ERA: 5.64 Giovanni Carrara, R ERA: 15.43 John Wasdin, R ERA: 5.24 Mike Myers, L ERA: 1.86 (1, 1) (7, 1) (7, 1) (8, 1)											6.0 23 4 1 1 5 1 0 1 0 0 0 0 13 21 13.50 6.000										
Giovanni Carrara, R ERA: 15.43 (7, 1)											0.2 5 3 1 1 0 1 0 0 0 0 0 1 5 7 27.00 3.000										
John Wasdin, R ERA: 5.24 (7, 1)											1.0 3 0 0 0 0 0 0 0 0 0 0 5 10 0.00 0.000										
Mike Myers, L ERA: 1.86 (8, 1)											1.0 3 0 0 0 0 0 0 0 0 0 0 5 10 0.00 0.000										

Batter	1	2	3	4	5	6	7	8	9	AB	R	H	RBI	BB	SO	LOB	TOP											
Eric Young Sr., R OBP: 0.377, SLG: 0.419	1-1 F9		1-2 G6-3	2-0 FC6-4 1B		1-1 G6-3			0-1 F8	5	1	0	0	0	0	2	Chicago Cubs @ San Diego Padres Qualcomm Stadium, San Diego, CA Thu Aug 03 2000, 5:05 PM EDT Att: 28,878 - Sunny - 81 F AB 37 R 5 H 10 RBI 5 BB 2 SO 9 LOB 13 											
Ricky Gutierrez, R OBP: 0.366, SLG: 0.400	1-2 G6-3		1-2 2B	0-1 1B		0-1 1B			0-0 F9	5	1	3	2	0	0	0												
Sammy Sosa, R OBP: 0.410, SLG: 0.627	3-1 2B		2-0 2B	2-1 F9		3-2 F7			3-3 K	5	1	2	0	0	1	2												
Mark Grace, L OBP: 0.397, SLG: 0.454	4-0 BB		1-0 2B	2-2 G4-3		2-2 G1-3				3	1	1	2	1	0	1												
Willie Greene, L OBP: 0.328, SLG: 0.401	1-3 K		1-0 1B 2B		0-1 G4-3		2-3 K			4	0	1	1	0	2	2												
Gary Matthews, S OBP: 0.241, SLG: 0.255		1-3 K	0-0 1B		2-1 G3		2-1 G1-3			4	0	1	0	0	1	0												
Jeff Reed, L OBP: 0.349, SLG: 0.350		4-0 BB	2-3 K		0-1 G1-4-3			1-3 K		3	0	0	0	1	2	2												
Brant Brown, L OBP: 0.244, SLG: 0.338		1-2 F9	1-3 K			2-3 K		2-1 F9		3	0	0	0	0	2	3												
Damon Buford, R OBP: 0.336, SLG: 0.436										1	0	0	0	0	0	0												
Phil Norton, R OBP: 0.500, SLG: 0.500		0-0 F8			2-2 FC6-4 1B		1-1 1B		1-3 K2-3	2	0	1	0	0	0	1												
Chad Meyers, R OBP: 0.304, SLG: 0.364										1	1	1	0	0	0	0												
Todd Van Poppel, R OBP: 0.241, SLG: 0.362										0	0	0	0	0	0	0												
Jose Nieves, R OBP: 0.362										0	0	0	0	0	0	0												
Tim Worrell, R OBP: 0.362										0	0	0	0	0	0	0												
Inning Stats	R: 0 E: 0 K: 1 S: 10	H: 1 LOB: 2 BB: 1 P: 20	R: 0 E: 0 K: 1 S: 7	H: 0 LOB: 1 BB: 1 P: 13	R: 3 E: 0 K: 2 S: 17	H: 5 LOB: 2 BB: 0 P: 26	R: 1 E: 0 K: 0 S: 12	H: 2 LOB: 1 BB: 0 P: 20	R: 0 E: 0 K: 0 S: 6	H: 0 LOB: 0 BB: 0 P: 8	R: 1 E: 1 K: 1 S: 12	H: 2 LOB: 1 BB: 0 P: 18	R: 0 E: 0 K: 1 S: 8	H: 0 LOB: 0 BB: 0 P: 14	R: 0 E: 0 K: 2 S: 9	H: 0 LOB: 0 BB: 0 P: 13	R: 0 E: 0 K: 1 S: 7	H: 0 LOB: 0 BB: 0 P: 10	1B: 6 2B: 4 3B: 0 HR: 0	SF: 0 SAC: 0 DP: 0 HBP: 0	WP: 0 PB: 0 SB: 1 CS: 0	PA: 39						
PITCHER	IP	WLS	BF	H	R	ER	SO	BB	IBB	HBP	BLK	WP	HR	S	P	ERA	WHIP											
Brian Tolberg, R ERA: 3.6	(1, 1)	5.2		29	10	5	4	5	2	0	0	0	0	0	61	100	6.35	2.118										
Todd Erdos, R ERA: 4.94	(6, 1)	0.1		1	0	0	0	0	0	0	0	0	0	3	5	0.00	0.000											
Kevin Walker, L ERA: 3.61	(7, 1)	2.0	W	6	0	0	0	3	0	0	0	0	0	17	27	0.00	0.000											
Trevor Hoffman, R ERA: 4.15	(9, 1)	1.0	S	3	0	0	0	1	0	0	0	0	0	7	10	0.00	0.000											

Batter	1	2	3	4	5	6	7	8	9	AB	R	H	RBI	BB	SO	LOB	BOTTOM											
Eric Owens, R OBP: 0.371, SLG: 0.419	3-2 FC5 BB 1B	0-0 HR		0-1 FC6-4 1B			0-1 G3			4	1	3	3	0	0	0	Chicago Cubs @ San Diego Padres Qualcomm Stadium, San Diego, CA Thu Aug 03 2000, 5:05 PM EDT Att: 28,878 - Sunny - 81 F AB 31 R 6 H 8 RBI 5 BB 4 SO 6 LOB 13 											
Ruben Rivera, R OBP: 0.311, SLG: 0.446	2-3 K	4-2 FC4-6 BB		3-1 FC6-4			2-3 K			3	0	0	0	1	2	2												
Ryan Klesko, L OBP: 0.402, SLG: 0.591	4-2 BB FC5 PB BB	0-1 FC4-6 E S 1-2			0-1 G3-1		2-1 G4-3			3	1	0	0	1	0	1												
Phil Nevin, R OBP: 0.349, SLG: 0.504	0-0 FC5	2-2 G6-3			4-2 FC6-4 BB			0-1 1B 2B 1B		3	0	1	0	1	0	3												
Damian Jackson, R OBP: 0.327, SLG: 0.537	1-2 2-3 FC5 PB BB	1-3 G6-3			1-1 FC6-4 BB			1-3 1B 2B 1B		0	1	0	0	0	0	0												
Bret Boone, R OBP: 0.336, SLG: 0.444	4-0 PB BB		1-0 G6-3		1-1 FC6-4			0-0 F7		3	0	0	0	1	0	2												
Ben Davis, S OBP: 0.164, SLG: 0.224	1-2 2-3 K	3-3 K		2-3 K		0-0 F9		0-1 2B 1B		4	1	1	0	0	2	3												
Mike Darr, L OBP: 0.333, SLG: 0.391		0-1 F8	1-3 K			2-2 F7		1-2 16 L4-6 1H 3H 2B		4	0	1	2	0	1	0												
16 Kevin Nicholson, S OBP: 0.263, SLG: 0.340		1-0 1B HR 2B		2-2 G1-3		0-3 K		0-2 L4-6		4	1	1	0	0	1	2												
Trevor Hoffman, R ERA: 3.21	(9, 1)							2-3		0	0	0	0	0	0	0												
Brian Tolberg, R OBP: 0.067, SLG: 0.067	(1, 1)									2	1	1	0	0	0	0												
Todd Erdos, R ERA: 2.79	(6, 1)									0	0	0	0	0	0	0												
John Mabry, L OBP: 0.317, SLG: 0.343	(6, PH)									1	0	0	0	0	0	0												
Kevin Walker, L OBP: 0.250, SLG: 0.250	(7, 1)									0	0	0	0	0	0	0												
Dave Magadan, L OBP: 0.391, SLG: 0.321	(9, 5)									0	0	0	0	0	0	0												
Inning Stats	R: 1 E: 0 K: 2 S: 14	H: 1 LOB: 2 BB: 2 P: 30	R: 3 E: 0 K: 0 S: 16	H: 3 LOB: 1 BB: 1 P: 25	R: 0 E: 0 K: 2 S: 7	H: 0 LOB: 0 BB: 0 P: 11	R: 0 E: 0 K: 0 S: 8	H: 1 LOB: 1 BB: 0 P: 13	R: 0 E: 0 K: 0 S: 7	H: 0 LOB: 0 BB: 1 P: 12	R: 0 E: 0 K: 1 S: 7	H: 0 LOB: 0 BB: 0 P: 9	R: 0 E: 0 K: 1 S: 7	H: 0 LOB: 0 BB: 0 P: 11	R: 2 E: 0 K: 0 S: 11	H: 3 LOB: 1 BB: 0 P: 12	R: 0 E: 0 K: 0 S: 7	H: 0 LOB: 0 BB: 0 P: 10	1B: 5 2B: 3 3B: 0 HR: 1	SF: 0 SAC: 0 DP: 1 HBP: 0	WP: 0 PB: 1 SB: 2 CS: 0	PA: 35						
PITCHER	IP	WLS	BF	H	R	ER	SO	BB	IBB	HBP	BLK	WP	HR	S	P	ERA	WHIP											
Phil Norton, L ERA: 5.4	(1, 1)	5.0		24	5	4	3	4	4	0	0	0	0	0	52	91	5.40	1.800										
Todd Van Poppel, R ERA: 2.79	(6, 1)	2.0	H	6	0	0	0	2	0	0	0	0	0	14	20	0.00	0.000											
Tim Worrell, R ERA: 3.21	(8, 1)	1.0	L	5	3	2	2	0	0	0	0	0	0	11	12	18.00	3.000											

Batter	1	2	3	4	5	6	7	8	9	AB	R	H	RBI	BB	SO	LOB	TOP														
Eric Young Sr. R OBP: 0.377, SLG: 0.419	F8		1B	G5-3		1B		F9		5	2	2	0	0	0	1	Chicago Cubs @ San Diego Padres Qualcomm Stadium, San Diego, CA Fri Aug 04 2000, 10:05 PM EDT Att: 30,619 - Sunny - 79 F														
Ricky Gutierrez R OBP: 0.369, SLG: 0.401	G6-3		1B	E3		K		G5-4-3		4	1	2	0	1	1	2															
Sammy Sosa R OBP: 0.412, SLG: 0.627	L6		1B	G4-3		S		G5-4-3		5	0	3	3	0	0	1															
Mark Grace L OBP: 0.394, SLG: 0.448		F8	G4-3	G4-3				F8		4	0	0	1	1	0	3															
Willie Greene L OBP: 0.321, SLG: 0.392		G3-1	F7			K		K		5	0	0	0	0	3	3															
Damon Buford R OBP: 0.337, SLG: 0.433		K2-3		1B		F7		F7		5	1	1	0	0	2	0															
Gary Matthews S OBP: 0.259, SLG: 0.259			HR	1B		F7		K		3	2	1	0	1	1	0															
Joe Girardi R OBP: 0.370, SLG: 0.425			HR	SH1-4		1B		1B		4	3	4	4	0	0	0															
Jon Lieber L OBP: 0.196, SLG: 0.214			F8	SH1-4		F8		F7		1	0	0	0	0	0	0															
Brand Brown L OBP: 0.242, SLG: 0.336										1	0	0	0	0	0	1															
Kyle Farnsworth R OBP: 0.296, SLG: 0.274										0	0	0	0	0	0	0															
Jeff Huson L OBP: 0.296, SLG: 0.274										1	0	0	0	0	0	1															
Steve Rain R OBP: 0.296, SLG: 0.274										0	0	0	0	0	0	0															
Felix Heredia L OBP: 0.296, SLG: 0.274										0	0	0	0	0	0	0															
Todd Van Poppel R OBP: 0.296, SLG: 0.274										0	0	0	0	0	0	0															
Inning Stats	R: 0 E: 0 K: 0 S: 7	H: 0 LOB: 0 BB: 0 P: 10	R: 0 E: 0 K: 1 S: 8	H: 0 LOB: 0 BB: 0 P: 15	R: 4 E: 0 K: 0 S: 14	H: 4 LOB: 1 BB: 1 P: 24	R: 3 E: 1 K: 0 S: 14	H: 5 LOB: 2 BB: 0 P: 26	R: 0 E: 0 K: 2 S: 21	H: 3 LOB: 2 BB: 1 P: 32	R: 0 E: 0 K: 2 S: 15	H: 1 LOB: 1 BB: 0 P: 20	R: 0 E: 0 K: 0 S: 6	H: 0 LOB: 0 BB: 1 P: 12	R: 0 E: 0 K: 1 S: 8	H: 0 LOB: 0 BB: 0 P: 12	1B: 11 2B: 1 3B: 0 HR: 1	SF: 0 SAC: 1 DP: 1 HBP: 0	WP: 0 PB: 0 SB: 2 CS: 0	PA: 42											
PITCHER	IP WLS BF H R ER SO BB IBB HBP BLK WP HR S P ERA WHIP																														
Jay Witasick R ERA: 6.3	5.0	25	9	7	2	1	0	0	0	0	1	55	93	12.60	2.000																
Todd Erdos R ERA: 5.34	1.0	7	3	2	2	1	0	0	0	0	0	21	32	18.00	4.000																
Carlos Almanzar R ERA: 4.88	1.0	4	1	0	2	0	0	0	0	0	0	15	20	0.00	1.000																
Heathcliff Slocumb R ERA: 5.26	1.0	3	0	0	0	1	0	0	0	0	0	6	12	0.00	1.000																
Trevor Hoffman R ERA: 4.07	1.0	3	0	0	0	1	0	0	0	0	0	8	12	0.00	0.000																

AB	38
R	9
H	13
RBI	8
BB	3
SO	7
LOB	12



Batter	1	2	3	4	5	6	7	8	9	AB	R	H	RBI	BB	SO	LOB	BOTTOM														
Eric Owens R OBP: 0.371, SLG: 0.419	3B		G6-3	P3		L1				5	1	2	2	0	0	0	Chicago Cubs @ San Diego Padres Qualcomm Stadium, San Diego, CA Fri Aug 04 2000, 10:05 PM EDT Att: 30,619 - Sunny - 79 F														
Mike Darr L OBP: 0.344, SLG: 0.500	G5-3		HR	F7		K		G3-1		5	2	2	1	0	1	2															
Ryan Klesko L OBP: 0.402, SLG: 0.596	K		HR	G6-3		G4-3		S		4	1	1	2	1	1	1															
Phil Nevin R OBP: 0.347, SLG: 0.502	G5-3		HR			K		F8		5	1	1	1	0	1	1															
Bret Boone R OBP: 0.336, SLG: 0.442	P3		HR	G6-3		G6-3		F8		4	2	1	0	1	0	1															
Ruben Rivera R OBP: 0.313, SLG: 0.457		F8	HR	S		P6		K		5	2	2	3	0	1	2															
Ben Davis S OBP: 0.200, SLG: 0.262	K		G4-3			1B		BB		3	1	2	0	1	1	0															
Damian Jackson R OBP: 0.332, SLG: 0.340			G4-3			1B		BB		3	1	2	1	1	0	1															
Jay Witasick R ERA: 3.8	5.0	27	10	8	4	2	0	0	0	2	56	90	14.40	2.400																	
Kyle Farnsworth R ERA: 8.21	1.0	3	0	0	0	1	0	0	0	0	8	11	0.00	0.000																	
Steve Rain R ERA: 3.25	0.2	5	2	3	3	0	1	0	0	0	15	28	40.50	4.500																	
Felix Heredia L ERA: 4.91	0.1	3	1	0	0	0	1	0	0	0	10	18	0.00	6.000																	
Todd Van Poppel R ERA: 2.7	1.0	4	0	0	0	1	1	0	0	0	5	12	0.00	1.000																	
Inning Stats	R: 2 E: 0 K: 1 S: 10	H: 2 LOB: 0 BB: 0 P: 16	R: 0 E: 0 K: 2 S: 10	H: 1 LOB: 1 BB: 0 P: 14	R: 5 E: 0 K: 0 S: 16	H: 5 LOB: 1 BB: 1 P: 29	R: 0 E: 0 K: 0 S: 6	H: 0 LOB: 0 BB: 0 P: 9	R: 1 E: 0 K: 1 S: 14	H: 2 LOB: 2 BB: 1 P: 22	R: 0 E: 0 K: 1 S: 8	H: 0 LOB: 0 BB: 0 P: 11	R: 3 E: 0 K: 0 S: 25	H: 3 LOB: 2 BB: 2 P: 46	R: 0 E: 0 K: 1 S: 5	H: 0 LOB: 1 BB: 1 P: 12	1B: 7 2B: 3 3B: 1 HR: 2	SF: 0 SAC: 0 DP: 0 HBP: 0	WP: 0 PB: 0 SB: 2 CS: 0	PA: 42											
PITCHER	IP WLS BF H R ER SO BB IBB HBP BLK WP HR S P ERA WHIP																														
Jon Lieber R ERA: 3.8	5.0	27	10	8	4	2	0	0	0	2	56	90	14.40	2.400																	
Kyle Farnsworth R ERA: 8.21	1.0	3	0	0	0	1	0	0	0	0	8	11	0.00	0.000																	
Steve Rain R ERA: 3.25	0.2	5	2	3	3	0	1	0	0	0	15	28	40.50	4.500																	
Felix Heredia L ERA: 4.91	0.1	3	1	0	0	0	1	0	0	0	10	18	0.00	6.000																	
Todd Van Poppel R ERA: 2.7	1.0	4	0	0	0	1	1	0	0	0	5	12	0.00	1.000																	

AB	37
R	11
H	13
RBI	11
BB	5
SO	6
LOB	12



Batter	1	2	3	4	5	6	7	8	9	AB	R	H	RBI	BB	SO	LOB	TOP									
Jeff Huson, L OBP: 0.320, SLG: 0.313 (1, 4)										5	1	4	0	0	0	0	Chicago Cubs @ San Diego Padres Qualcomm Stadium, San Diego, CA Sat Aug 05 2000, 4:05 PM EDT Att: 46,153 - Sunny - 80 F									
Ricky Gutierrez, R OBP: 0.397, SLG: 0.398 (1, 6)										5	1	1	1	0	1	4										
Sammy Sosa, R OBP: 0.412, SLG: 0.634 (1, 9)										5	1	2	3	0	1	3										
Mark Grace, L OBP: 0.393, SLG: 0.444 (1, 3)										3	0	0	0	1	0	1										
Damon Buford, R OBP: 0.336, SLG: 0.434 (1, 8)										4	0	1	0	0	0	2										
Gary Matthews, S OBP: 0.228, SLG: 0.246 (1, 7)										3	1	0	0	1	0	1										
Joe Girardi, R OBP: 0.369, SLG: 0.420 Eric Young Sr., R OBP: 0.377, SLG: 0.419 (9, PR) (9, 4)										3	0	0	0	0	0	0										
Chad Meyers, R OBP: 0.269, SLG: 0.320 Willie Greene, L OBP: 0.320, SLG: 0.390 Rick Aguilera, R (9, 1)										3	0	0	0	0	1	0										
Kevin Tapani, R OBP: 0.200, SLG: 0.271 Tim Worrell, R (8, 1)										0	0	0	0	0	0	0										
Jeff Reed, L OBP: 0.353, SLG: 0.355 (9, PH) (9, 2)										1	0	1	2	0	0	0										
Inning Stats	R: 0 E: 0 K: 0 S: 5	H: 1 LOB: 1 BB: 0 P: 11	R: 0 E: 0 K: 0 S: 7	H: 0 LOB: 0 BB: 0 P: 8	R: 4 E: 0 K: 1 S: 21	H: 5 LOB: 1 BB: 0 P: 26	R: 0 E: 0 K: 0 S: 6	H: 0 LOB: 0 BB: 0 P: 9	R: 0 E: 0 K: 0 S: 13	H: 2 LOB: 2 BB: 1 P: 25	R: 0 E: 0 K: 0 S: 8	H: 0 LOB: 0 BB: 0 P: 13	R: 0 E: 0 K: 0 S: 7	H: 0 LOB: 0 BB: 0 P: 11	R: 2 E: 0 K: 2 S: 15	H: 2 LOB: 2 BB: 1 P: 28		1B: 6 2B: 3 3B: 0 HR: 1	SF: 0 SAC: 0 DP: 1 HBP: 1	WP: 0 PA: 39 PB: 0 SB: 0 CS: 0						
PITCHER	IP WLS BF ERA WHIP	8.0 L 34 4.35	H R ER SO BB IBB HBP BLK WP HR S P ERA WHIP	8 6 6 1 1 1 1 0 0 0 13 21 6.75 1.125	1.0 5 2 0 0 2 0 0 0 0 0 13 0.00 2.000	PITCHER										IP WLS BF ERA WHIP										
Woody Williams, R ERA: 4.35 Donne Wall, R ERA: 2.89 (9, 1)																										

AB	36
R	6
H	10
RBI	6
BB	2
SO	3
LOB	13



Batter	1	2	3	4	5	6	7	8	9	AB	R	H	RBI	BB	SO	LOB	BOTTOM										
Eric Owens, R OBP: 0.370, SLG: 0.416 (1, 7)										3	0	0	0	1	0	3	Chicago Cubs @ San Diego Padres Qualcomm Stadium, San Diego, CA Sat Aug 05 2000, 4:05 PM EDT Att: 46,153 - Sunny - 80 F										
Mike Darr, L OBP: 0.306, SLG: 0.438 (1, 9)										4	0	0	0	0	2	3											
Ryan Klesko, L OBP: 0.400, SLG: 0.601 (1, 3)										4	1	1	1	0	2	1											
Phil Nevin, R OBP: 0.351, SLG: 0.515 (1, 5)										4	1	3	1	0	0	1											
Bret Boone, R OBP: 0.333, SLG: 0.437 (1, 4)										4	0	0	0	0	2	2											
Ruben Rivera, R OBP: 0.312, SLG: 0.454 (1, 8)										4	1	1	0	0	0	1											
Wiki Gonzalez, R OBP: 0.277, SLG: 0.315 (1, 2)										4	0	1	0	0	0	0											
Desi Relaford, S OBP: 0.365, SLG: 0.331 (1, 6)										4	0	2	1	0	0	0											
Woody Williams, R OBP: 0.343, SLG: 0.533 Donne Wall, R (9, 1)										3	0	0	0	0	1	3											
Inning Stats	R: 0 E: 0 K: 2 S: 10	H: 0 LOB: 1 BB: 1 P: 16	R: 0 E: 0 K: 1 S: 8	H: 0 LOB: 0 BB: 0 P: 10	R: 0 E: 0 K: 1 S: 7	H: 1 LOB: 0 BB: 0 P: 8	R: 0 E: 0 K: 0 S: 10	H: 1 LOB: 1 BB: 0 P: 16	R: 1 E: 0 K: 0 S: 16	H: 3 LOB: 2 BB: 0 P: 20	R: 0 E: 0 K: 2 S: 17	H: 1 LOB: 0 BB: 0 P: 23	R: 0 E: 0 K: 0 S: 4	H: 0 LOB: 0 BB: 0 P: 8	R: 2 E: 0 K: 1 S: 10	H: 2 LOB: 0 BB: 0 P: 18		R: 0 E: 0 K: 0 S: 8	H: 0 LOB: 0 BB: 0 P: 15	1B: 5 2B: 1 3B: 0 HR: 2	SF: 0 SAC: 0 DP: 1 HBP: 0	WP: 0 PA: 35 PB: 0 SB: 0 CS: 0					
PITCHER	IP WLS BF ERA WHIP	7.0 W 27 4.42	H R ER SO BB IBB HBP BLK WP HR S P ERA WHIP	6 1 1 6 1 1 0 0 0 2 10 18 18.00 2.000	1.0 H 5 2 2 2 1 0 0 0 8 15 0.00 0.000	PITCHER										IP WLS BF ERA WHIP											
Kevin Tapani, R ERA: 4.42 Tim Worrell, L ERA: 3.56 Rick Aguilera, R ERA: 5.45 (9, 1)																											

AB	34
R	3
H	8
RBI	3
BB	1
SO	7
LOB	14



Batter	1	2	3	4	5	6	7	8	9	AB	R	H	RBI	BB	SO	LOB	TOP										
Eric Young Sr. R (1.4) OBP: 0.376, SLG: 0.417	G6-3		1B		G4-3		FC6-4	G4-3		5	0	1	0	0	0	2	Chicago Cubs @ San Diego Padres Qualcomm Stadium, San Diego, CA Sun Aug 06 2000, 5:05 PM EDT Att: 33,271 - Sunny - 77 F										
Ricky Gutierrez R (1.6) OBP: 0.363, SLG: 0.393 Todd Van Poppel R (7.1)	G6-3		F8		L7		L3			4	0	0	0	0	0	2											
Rondell White R (9.7H) OBP: 0.368, SLG: 0.502			F7		F9					1	0	0	0	0	1	0											
Sammy Sosa R (1.9) OBP: 0.410, SLG: 0.628	K									4	1	0	0	1	1	1											
Mark Grace L (1.3) OBP: 0.400, SLG: 0.467			1B							5	3	5	2	0	0	0											
Damon Buford R (1.8) OBP: 0.337, SLG: 0.433			G1-3		F9					5	1	2	0	0	1	3											
Jeff Reed L (1.2) OBP: 0.351, SLG: 0.352			F7							4	1	1	1	0	1	2											
Gary Matthews S (1.7) OBP: 0.262, SLG: 0.250 Kyle Farnsworth R (6.1)			G1-3							3	0	1	1	0	0	1											
Jose Nieves R (7.6) OBP: 0.245, SLG: 0.366										0	0	0	0	0	0	0											
Jeff Huson L (1.5) OBP: 0.333, SLG: 0.319										1	0	1	0	1	0	1											
76 Daniel Garibay L (1.1) OBP: 0.167, SLG: 0.167 Brant Brown L (6.7) OBP: 0.239, SLG: 0.333			FC6-4							2	0	0	0	0	1	3											
Inning Stats	R: 0 E: 0 K: 1 S: 9	H: 0 LOB: 0 BB: 0 P: 14	R: 1 E: 0 K: 0 S: 8	H: 2 LOB: 2 BB: 1 P: 18	R: 0 E: 0 K: 0 S: 6	H: 2 LOB: 2 BB: 0 P: 14	R: 0 E: 0 K: 2 S: 12	H: 1 LOB: 1 BB: 0 P: 15	R: 0 E: 0 K: 0 S: 5	H: 0 LOB: 0 BB: 0 P: 6	R: 1 E: 0 K: 0 S: 11	H: 1 LOB: 1 BB: 0 P: 20	R: 0 E: 0 K: 0 S: 13	H: 1 LOB: 1 BB: 0 P: 20	R: 4 E: 0 K: 0 S: 14	H: 4 LOB: 1 BB: 1 P: 26	R: 0 E: 0 K: 2 S: 11	H: 1 LOB: 1 BB: 0 P: 15	1B: 9 2B: 2 3B: 0 HR: 1	SF: 1 SAC: 1 DP: 0 HBP: 0	WP: 0 PA: 41 PB: 0 SB: 1 CS: 0						
PITCHER	IP	WLS	BF	H	R	ER	SO	BB	IBB	HBP	BLK	WP	HR	S	P	ERA	WHIP										
Adam Eaton R (1.1) ERA: 3.99	7.0	W	29	7	2	2	3	1	0	0	0	0	1	64	107	2.57	1.143										
Todd Erdos R (8.1) ERA: 6.19	0.0		3	2	3	3	0	1	0	0	0	0	0	3	10	∞	∞										
Heathcliff Slocumb R (8.1) ERA: 5.33	1.0	S	5	2	1	1	0	0	0	0	0	0	0	11	16	9.00	2.000										
Trevor Hoffman R (9.1) ERA: 3.99	1.0	S	4	1	0	0	2	0	0	0	0	0	0	11	15	0.00	1.000										

Batter	1	2	3	4	5	6	7	8	9	AB	R	H	RBI	BB	SO	LOB	BOTTOM										
Eric Owens R (1.7) OBP: 0.368, SLG: 0.413	K		G5-3					G4-3		5	1	1	0	0	1	2	Chicago Cubs @ San Diego Padres Qualcomm Stadium, San Diego, CA Sun Aug 06 2000, 5:05 PM EDT Att: 33,271 - Sunny - 77 F										
Ruben Rivera R (1.8) OBP: 0.310, SLG: 0.447	K		K					K		4	0	0	0	1	3	2											
Ryan Klesko L (1.3) OBP: 0.398, SLG: 0.596 Joe Vitello R (8.3) OBP: 0.318, SLG: 0.524			L9							4	2	1	2	0	1	2											
Phil Nevin R (1.5) OBP: 0.352, SLG: 0.516										0	0	0	0	0	0	0											
Bret Boone R (1.4) OBP: 0.335, SLG: 0.440										3	1	2	2	0	1	0											
Wiki Gonzalez R (1.2) OBP: 0.286, SLG: 0.324										4	1	3	2	0	0	0											
Mike Darr L (1.9) OBP: 0.355, SLG: 0.500 Todd Erdos R (8.1)										4	0	2	2	0	0	2											
Heathcliff Slocumb R (8.1) Trevor Hoffman R (9.1)										0	0	0	0	0	0	0											
Damian Jackson R (1.6) OBP: 0.334, SLG: 0.338										2	1	0	0	1	0	2											
Adam Eaton R (1.1) OBP: 0.462, SLG: 0.381 29 Kory DeHaan L (8.9) OBP: 0.250, SLG: 0.316										2	1	0	0	1	0	3											
Inning Stats	R: 0 E: 0 K: 2 S: 12	H: 0 LOB: 0 BB: 0 P: 18	R: 2 E: 0 K: 0 S: 14	H: 4 LOB: 1 BB: 0 P: 23	R: 0 E: 0 K: 2 S: 10	H: 0 LOB: 0 BB: 0 P: 13	R: 1 E: 0 K: 1 S: 12	H: 2 LOB: 2 BB: 1 P: 22	R: 2 E: 0 K: 0 S: 11	H: 3 LOB: 2 BB: 1 P: 23	R: 3 E: 0 K: 0 S: 12	H: 2 LOB: 1 BB: 1 P: 27	R: 0 E: 0 K: 0 S: 8	H: 0 LOB: 0 BB: 0 P: 16	R: 0 E: 0 K: 2 S: 14	H: 0 LOB: 0 BB: 0 P: 20	1B: 8 2B: 4 3B: 0 HR: 0	SF: 1 SAC: 0 DP: 1 HBP: 1	WP: 0 PA: 38 PB: 0 SB: 4 CS: 0								
PITCHER	IP	WLS	BF	H	R	ER	SO	BB	IBB	HBP	BLK	WP	HR	S	P	ERA	WHIP										
76 Daniel Garibay L (1.1) ERA: 4.81	5.0	L	25	9	5	5	5	2	0	0	0	0	0	59	99	9.00	2.200										
Kyle Farnsworth R (6.1) ERA: 8.58	1.0		7	2	3	3	0	1	0	1	0	0	0	12	27	27.00	3.000										
Todd Van Poppel R (7.1) ERA: 2.59	2.0		6	0	0	0	2	0	0	0	0	0	0	22	36	0.00	0.000										

AB	37
R	6
H	12
RBI	6
BB	2
SO	5
LOB	16



AB	33
R	8
H	11
RBI	8
BB	3
SO	7
LOB	14



Batter	1	2	3	4	5	6	7	8	9	AB	R	H	RBI	BB	SO	LOB	TOP				
Eric Young Sr. , R OBP: 0.380, SLG: 0.422	1-1 SH1-3 2B		0-0 3B 1B		1-0 G4-3		4-2 HR BB	1-2 BLK 1B		4	2	3	1	1	0	0	Chicago Cubs @ Los Angeles Dodgers Dodger Stadium, Los Angeles, CA Mon Aug 07 2000, 7:10 PM PDT Att: 31,697 - Sunny - 74 F				
Ricky Gutierrez , R OBP: 0.394, SLG: 0.410	0-1 SH1-3 2-3		1-2 SF9 3B		0-1 G4-3		3-2 HR 1-H	2-2 F9 1-2		4	2	2	4	0	0	1					
Sammy Sosa , R OBP: 0.411, SLG: 0.633	2-3 K		4-2 E BB		4-1 1B BB		2-0 G5-3		2-2 HR	3	1	1	1	2	1	1					
Mark Grace , L OBP: 0.400, SLG: 0.468	2-1 G3		0-0 SF9 1-2 3-H		1-0 1B BB		1-1 BB 1B		1-1 P5	4	0	2	1	0	0	1					
Rondell White , R OBP: 0.370, SLG: 0.498 Gary Matthews , S (7, PR) OBP: 0.258, SLG: 0.246		2-2 G1-3	1-0 HBP		2-0 G4-3		4-2 BB 1B		0-0 P6	2	0	0	0	1	0	2					
Willie Greene , L OBP: 0.313, SLG: 0.381		0-0 G3	3-2 F8			2-1 L7	1-0 P4		1-0 F8	5	0	0	0	0	0	4					
Damon Buford , R OBP: 0.336, SLG: 0.434		2-1 G1-3		1-0 G5-3		0-1 F8		0-1 B5-6-4 2B		4	0	1	0	0	0	0					
Jeff Reed , L OBP: 0.354, SLG: 0.352			2-1 1B 3B 1B	0-0 F7		1-3 K		4-1 B5-6-4 1B BB		3	2	1	0	1	1	0					
Ruben Quevedo , R OBP: 0.083, SLG: 0.083			0-3 K	0-0 G2-3			1-1 G6-3	0-0 B5-6-4 1-2 2-3		4	0	0	0	0	1	3					
Inning Stats	R: 0 E: 0 K: 1 S: 9	H: 1 LOB: 1 BB: 0 P: 14	R: 0 E: 0 K: 0 S: 6	H: 0 LOB: 0 BB: 0 P: 10	R: 3 E: 1 K: 1 S: 16	H: 3 LOB: 2 BB: 1 P: 27	R: 0 E: 0 K: 0 S: 3	H: 0 LOB: 0 BB: 0 P: 4	R: 0 E: 0 K: 1 S: 7	H: 0 LOB: 0 BB: 0 P: 10	R: 2 E: 0 K: 0 S: 14	H: 2 LOB: 2 BB: 2 P: 30	R: 1 E: 0 K: 0 S: 10	H: 2 LOB: 1 BB: 1 P: 17	R: 1 E: 0 K: 0 S: 7	H: 1 LOB: 0 BB: 0 P: 11		1B: 5 2B: 2 3B: 1 HR: 2	SF: 1 SAC: 1 DP: 1 HBP: 1	WP: 0 PB: 0 SB: 0 CS: 0	PA: 42
PITCHER	IP WLS BF H R ER SO	IP WLS BF H R ER SO	IP WLS BF H R ER SO	IP WLS BF H R ER SO	IP WLS BF H R ER SO	IP WLS BF H R ER SO	IP WLS BF H R ER SO	IP WLS BF H R ER SO	IP WLS BF H R ER SO	IP WLS BF H R ER SO	IP WLS BF H R ER SO	IP WLS BF H R ER SO	IP WLS BF H R ER SO	IP WLS BF H R ER SO	IP WLS BF H R ER SO	IP WLS BF H R ER SO	ERA WHIP	ERA WHIP			
Matt Herges , R ERA: 3.13	(1, 1) 6.0	L 26	5 3 3 3		2 0 0 1	0 0 0 0	0 2 31	58	12.00	2.667											
Antonio Osuna , R ERA: 3.72	(7, 1) 3.0		5 4 4 0		3 0 0 1																



Batter	1	2	3	4	5	6	7	8	9	AB	R	H	RBI	BB	SO	LOB	BOTTOM					
Tom Goodwin , L OBP: 0.369, SLG: 0.389	1-1 2B 1B		2-2 E5		1-2 CS 1B			1-3 K		4	1	2	0	0	1	0	Chicago Cubs @ Los Angeles Dodgers Dodger Stadium, Los Angeles, CA Mon Aug 07 2000, 7:10 PM PDT Att: 31,697 - Sunny - 74 F					
Mark Grudzielanek , R OBP: 0.369, SLG: 0.409	3-2 E 1-H 1-5-2-4-3		4-2 BB		2-2 G4-3 1-2			1-1 G5-3		3	0	1	1	1	0	1						
Gary Sheffield , R OBP: 0.453, SLG: 0.680	1-2 FC1-5-2-4-3-4 2-H		2-2 F9			0-2 G4-3		0-0 G6-3		4	0	0	0	0	0	3						
Shawn Green , L OBP: 0.384, SLG: 0.505	1-0 F5			0-0 HR		2-3 K			1-1 F7	4	1	1	1	0	1	0						
Eric Karros , R OBP: 0.347, SLG: 0.510		0-0 F7		3-3 K		0-1 2B			2-1 1B 2B	4	1	2	0	0	1	0						
Todd Hundley , S OBP: 0.395, SLG: 0.637 Antonio Osuna , R (7, 1)		0-3 K		1-3 K		2-1 F9			1-1 F9	3	0	0	0	0	2	1						
Dave Hansen , L (9, PH) OBP: 0.402, SLG: 0.534										1	0	0	0	0	0	1						
Adrian Beltré , R OBP: 0.339, SLG: 0.446		0-1 F7		4-0 BB			2-1 G4-3		1-1 1B	3	0	1	1	1	0	0						
Alex Cora , L OBP: 0.333, SLG: 0.424			2-1 F8	1-2 F7			0-3 K		1-0 G4-3	4	0	0	0	0	1	2						
Matt Herges , L (1, 1) Chad Kreuter , S (7, 2) OBP: 0.415, SLG: 0.406			0-1 G1-3		1-3 K		3-3 K			2	0	0	0	0	1	0						
Inning Stats	R: 1 E: 1 K: 0 S: 9	H: 2 LOB: 0 BB: 0 P: 15	R: 0 E: 0 K: 1 S: 6	H: 0 LOB: 0 BB: 0 P: 6	R: 0 E: 1 K: 0 S: 14	H: 0 LOB: 2 BB: 1 P: 24	R: 1 E: 0 K: 2 S: 10	H: 1 LOB: 1 BB: 1 P: 19	R: 0 E: 0 K: 1 S: 14	H: 1 LOB: 0 BB: 0 P: 18	R: 0 E: 0 K: 1 S: 11	H: 1 LOB: 1 BB: 0 P: 15	R: 0 E: 0 K: 2 S: 8	H: 0 LOB: 0 BB: 0 P: 13	R: 0 E: 0 K: 1 S: 6	H: 0 LOB: 0 BB: 0 P: 8	R: 1 E: 0 K: 0 S: 9	H: 2 LOB: 1 BB: 0 P: 15	1B: 3 2B: 4 3B: 0 HR: 1	SF: 0 SAC: 0 DP: 1 HBP: 0	WP: 0 PB: 0 SB: 0 CS: 1	PA: 35
PITCHER	IP WLS BF H R ER SO	IP WLS BF H R ER SO	IP WLS BF H R ER SO	IP WLS BF H R ER SO	IP WLS BF H R ER SO	IP WLS BF H R ER SO	IP WLS BF H R ER SO	IP WLS BF H R ER SO	IP WLS BF H R ER SO	IP WLS BF H R ER SO	IP WLS BF H R ER SO	IP WLS BF H R ER SO	IP WLS BF H R ER SO	IP WLS BF H R ER SO	IP WLS BF H R ER SO	IP WLS BF H R ER SO	ERA WHIP	ERA WHIP				
Ruben Quevedo , R ERA: 6.28	(1, 1) 9.0	W 35	7 3 3 8		2 0 0 0	0 0 0 0	0 1 87	133	3.00	1.000												



Batter	1	2	3	4	5	6	7	8	9	AB	R	H	RBI	BB	SO	LOB	TOP							
Eric Young Sr. R OBP: 0.376, SLG: 0.417 (1, 4)	F7		F3	K			G5-3	K		5	0	0	0	0	2	4	Chicago Cubs @ Los Angeles Dodgers Dodger Stadium, Los Angeles, CA Tue Aug 08 2000, 7:10 PM PDT Att: 46,373 - Sunny - 77 F							
Ricky Gutierrez R OBP: 0.370, SLG: 0.409 (1, 6)	WP BB		E		FC4-6 BB		1B BB		K	1	1	0	0	4	1	0								
Sammy Sosa R OBP: 0.407, SLG: 0.625 (1, 9)	K		E6 1B 1-H 2-H		FC4-6 G1-3		K		F3	5	1	0	0	0	2	4								
Mark Grace L OBP: 0.400, SLG: 0.467 (1, 3)	F8		F9 1B 2-H		G1-3		1B 1-2 2-H		G6-3	5	0	2	2	0	0	2								
Rondell White R OBP: 0.369, SLG: 0.495 (7, 1)			F9		L9		K			4	0	1	0	0	1	4								
Steve Rain R (8, 1)			1B 1-2							0	0	0	0	0	0	0								
Willie Greene L OBP: 0.309, SLG: 0.374 (1, 5)		L5	L3			K			G4-3	4	0	0	0	0	1	2								
Damon Buford R OBP: 0.333, SLG: 0.430 (1, 8)		F8			P1		K		G3-1	3	0	0	0	0	1	1								
Kyle Farnsworth R (6, 1)										0	0	0	0	0	0	0								
Brant Brown L OBP: 0.238, SLG: 0.331 (7, 7)										1	0	0	0	0	0	0								
Jeff Reed L OBP: 0.358, SLG: 0.376 (1, 2)		G1-3			SH1-4 1B		F8			4	1	2	1	0	0	1								
Phil Norton R OBP: 0.667, SLG: 0.667 (1, 1)					SH1-4					1	1	1	0	0	0	0								
Todd Van Poppel R (4, 1)										0	0	0	0	0	0	0								
Gary Matthews S OBP: 0.279, SLG: 0.302 (6, 8)			E 1B		1-2		G5-3 1B			2	1	2	0	0	0	0								
Inning Stats	R: 0 E: 0 K: 1 S: 8	H: 0 LOB: 1 BB: 1 P: 17	R: 0 E: 0 K: 0 S: 7	H: 1 LOB: 1 BB: 0 P: 10	R: 3 E: 1 K: 0 S: 12	H: 2 LOB: 1 BB: 1 P: 23	R: 0 E: 0 K: 1 S: 6	H: 1 LOB: 1 BB: 0 P: 8	R: 0 E: 0 K: 0 S: 10	H: 0 LOB: 0 BB: 0 P: 15	R: 0 E: 0 K: 2 S: 10	H: 0 LOB: 0 BB: 0 P: 12	R: 1 E: 0 K: 2 S: 14	H: 2 LOB: 2 BB: 1 P: 23	R: 1 E: 0 K: 1 S: 11	H: 2 LOB: 1 BB: 0 P: 19	R: 0 E: 0 K: 1 S: 8	H: 0 LOB: 0 BB: 0 P: 9	1B: 6 2B: 0 3B: 1 HR: 1	SF: 0 SAC: 1 DP: 0 HBP: 0	WP: 1 PB: 0 SB: 0 CS: 0	PA: 40		
PITCHER	IP	WLS	BF	H	R	ER	SO	BB	IBB	HBP	BLK	WP	HR	S	P	ERA	WHIP							
37 Darren Dreifort R ERA: 4.51 (1, 1)	6.2	W	31	6	4	2	5	4	0	0	0	1	0	63	103	2.70	1.500							
Mike Fetters R ERA: 2.94 (7, 1)	1.0	H	5	2	1	1	1	0	0	0	0	0	1	12	20	9.00	2.000							
Jeff Shaw R ERA: 5.68 (8, 1)	1.1	S	4	0	0	0	2	0	0	0	0	0	0	11	13	0.00	0.000							

AB	35
R	5
H	8
RBI	3
BB	4
SO	8
LOB	18



Batter	1	2	3	4	5	6	7	8	9	AB	R	H	RBI	BB	SO	LOB	BOTTOM							
22 Devon White S OBP: 0.331, SLG: 0.392 (1, 8)	G5-3			G1-3	G4-3					5	0	2	1	0	0	0	Chicago Cubs @ Los Angeles Dodgers Dodger Stadium, Los Angeles, CA Tue Aug 08 2000, 7:10 PM PDT Att: 46,373 - Sunny - 77 F							
Mark Czudzielanek R OBP: 0.331, SLG: 0.412 (1, 4)	G5-3			F9			HBP 1B			4	0	2	0	0	0	0								
Gary Sheffield R OBP: 0.455, SLG: 0.685 (1, 7)	1B BB						HBP			3	1	1	1	2	0	5								
Eric Karros R OBP: 0.347, SLG: 0.509 (1, 3)				F9	P6		F2			5	1	2	0	0	0	4								
Shawn Green L OBP: 0.384, SLG: 0.510 (1, 9)	F8						G3			4	1	1	2	1	0	6								
Adrian Beltré R OBP: 0.339, SLG: 0.446 (1, 5)				F3						4	1	1	0	1	0	1								
Todd Hundley S OBP: 0.395, SLG: 0.624 (1, 2)				K						4	0	0	0	1	4	2								
Kevin Elster R OBP: 0.328, SLG: 0.438 (1, 6)										4	1	1	1	1	0	3								
Alex Cora L OBP: 0.333, SLG: 0.424 (9, 6)										0	0	0	0	0	0	0								
37 Darren Dreifort R OBP: 0.184, SLG: 0.417 (1, 1)										4	2	3	2	0	1	1								
Mike Fetters R (7, 1)										0	0	0	0	0	0	0								
Jeff Shaw R (8, 1)										0	0	0	0	0	0	0								
Inning Stats	R: 0 E: 0 K: 0 S: 8	H: 1 LOB: 2 BB: 1 P: 16	R: 1 E: 0 K: 1 S: 13	H: 3 LOB: 3 BB: 1 P: 25	R: 0 E: 0 K: 1 S: 8	H: 0 LOB: 1 BB: 1 P: 16	R: 5 E: 0 K: 0 S: 21	H: 6 LOB: 2 BB: 1 P: 33	R: 1 E: 0 K: 0 S: 15	H: 2 LOB: 2 BB: 1 P: 27	R: 0 E: 0 K: 2 S: 9	H: 0 LOB: 1 BB: 1 P: 17	R: 0 E: 0 K: 0 S: 13	H: 1 LOB: 2 BB: 0 P: 23	R: 0 E: 0 K: 1 S: 10	H: 0 LOB: 0 BB: 0 P: 16	R: 0 E: 0 K: 1 S: 8	H: 0 LOB: 0 BB: 0 P: 9	1B: 6 2B: 2 3B: 0 HR: 5	SF: 0 SAC: 0 DP: 0 HBP: 1	WP: 0 PB: 0 SB: 0 CS: 0	PA: 44		
PITCHER	IP	WLS	BF	H	R	ER	SO	BB	IBB	HBP	BLK	WP	HR	S	P	ERA	WHIP							
Phil Norton L ERA: 9.35 (1, 1)	3.2	L	23	9	6	6	2	3	0	0	0	0	4	45	81	14.73	3.273							
Todd Van Poppel R ERA: 2.7 (4, 1)	1.1		9	3	1	1	0	2	0	0	0	0	1	20	36	6.75	3.750							
Kyle Farnsworth R ERA: 8.31 (6, 1)	1.2		8	1	0	0	2	1	0	1	0	0	0	17	33	0.00	1.200							
Felix Heredia L ERA: 4.86 (7, 1)	0.1		1	0	0	0	0	0	0	0	0	0	0	5	7	0.00	0.000							
Steve Rain R ERA: 3.14 (8, 1)	1.0		3	0	0	0	1	0	0	0	0	0	0	10	16	0.00	0.000							

AB	37
R	7
H	13
RBI	7
BB	6
SO	5
LOB	22



Batter	1	2	3	4	5	6	7	8	9	10	AB	R	H	RBI	BB	SO	LOB	TOP			
Eric Young Sr., R OBP: 0.376, SLG: 0.417 (1, 4)	F7		E S 1B	1-2 2-3 1B		G6-3			P4		5	1	2	0	0	0	1				
Ricky Gutierrez, R OBP: 0.371, SLG: 0.407 (1, 6)	2B		E S 2B	K			G6-3			F9	4	2	1	1	1	1	3				
Sammy Sosa, R OBP: 0.407, SLG: 0.627 (1, 9)	2B		K					P4		HBP FC3-2 2B	5	0	2	1	0	1	1				
Mark Grace, L OBP: 0.400, SLG: 0.467 (1, 3)	G3-1							G6-3		FC3-2 HBP BB IBB	4	1	1	1	1	0	0				
Rondell White, R OBP: 0.200, SLG: 0.492 Damon Buford, R OBP: 0.335, SLG: 0.430 (1, 7) (9, 8)		G6-3		K				G4-3		BB FC3-2 HBP	4	0	1	0	0	1	1				
Gary Matthews, S OBP: 0.280, SLG: 0.279 (1, 8) (9, 7)	G1-3			G3-1				F7		FC3-2 BB	5	0	0	0	0	0	4				
Jeff Reed, L OBP: 0.359, SLG: 0.368 (1, 2)	K							F8			3	0	0	1	2	2	0				
Jeff Huson, L OBP: 0.337, SLG: 0.324 (1, 5)											5	1	2	0	0	1	4				
Jon Lieber, L OBP: 0.200, SLG: 0.224 Brant Brown, L OBP: 0.256, SLG: 0.329 Tim Worrell, R Rick Aguilera, R (1, 1) (9, PH) (9, 1) (10, 1)			1B S 1B	1B 1B				SH2-3 1B			2	0	1	0	0	0	1				
Inning Stats	R: 1 E: 0 K: 0 S: 5	H: 1 LOB: 0 BB: 1 P: 9	R: 0 E: 0 K: 1 S: 7	H: 0 LOB: 0 BB: 0 P: 11	R: 3 E: 1 K: 2 S: 22	H: 4 LOB: 1 BB: 1 P: 30	R: 0 E: 0 K: 1 S: 9	H: 2 LOB: 3 BB: 1 P: 21	R: 0 E: 0 K: 1 S: 12	H: 1 LOB: 1 BB: 0 P: 15	R: 0 E: 0 K: 0 S: 7	H: 0 LOB: 0 BB: 0 P: 12	R: 0 E: 0 K: 0 S: 8	H: 0 LOB: 0 BB: 0 P: 9	R: 0 E: 0 K: 0 S: 6	H: 0 LOB: 0 BB: 0 P: 8	R: 1 E: 0 K: 1 S: 20	H: 1 LOB: 3 BB: 2 P: 37	1B: 7 2B: 3 3B: 0 HR: 0	SF: 0 SAC: 1 DP: 0 HBP: 1	WP: 0 PA: 44
PITCHER	IP	WLS	BF	H	R	ER	SO	BB	IBB	HBP	BLK	WP	HR	S	P	ERA	WHIP				
Kevin Brown, R ERA: 2.47 Terry Adams, R ERA: 2.69 Jeff Shaw, R ERA: 5.54 Antonio Osuna, R ERA: 3.83	(1, 1) (7, 1) (9, 1) (10, 1)	6.0 2.0 1.0 1.0	28 6 3 7	9 0 0 1	4 0 0 1	4 0 0 1	5 0 0 1	2 0 0 1	0 0 0 1	0 0 0 1	0 0 0 0	0 0 0 0	0 0 6 20	0 15 8 20	101 21 8 37	6.00 0.00 0.00 9.00	1.833 0.000 0.000 2.000				

Chicago Cubs @ Los Angeles Dodgers
Dodger Stadium, Los Angeles, CA
Wed Aug 09 2000, 7:05 PM PDT
Att. 39,753 - Sunny - 79 F

AB 38
R 5
H 10
RBI 4
BB 4
SO 6
LOB 15



Batter	1	2	3	4	5	6	7	8	9	10	AB	R	H	RBI	BB	SO	LOB	BOTTOM			
22 Devon White, S OBP: 0.326, SLG: 0.379 (1, 8)	K		1B HBP			G3-1				K	4	1	0	0	0	3	2				
Mark Grudzielanek, R OBP: 0.349, SLG: 0.410 (1, 4)	F8		1B				G6-3			P4	5	0	1	1	0	0	2				
Shawn Green, L OBP: 0.367, SLG: 0.512 (1, 9)	K						G1-3				4	0	2	1	1	1	0				
Gary Sheffield, R OBP: 0.452, SLG: 0.678 (1, 7)		F8	G6-4-3					K			4	0	0	0	1	1	5				
Todd Hundley, S OBP: 0.392, SLG: 0.632 Antonio Osuna, R (1, 2) (10, 1)								F5			4	1	1	1	0	2	2				
Eric Karros, R OBP: 0.344, SLG: 0.504 (1, 3)		HR						F8			4	0	0	0	0	1	2				
Adrián Beltré, R OBP: 0.336, SLG: 0.441 (1, 5)								F8			4	0	0	0	0	1	2				
Alex Cora, L OBP: 0.333, SLG: 0.432 Tom Goodwin, L OBP: 0.371, SLG: 0.391 (1, 6) (10, PH)								G1-3			4	0	0	0	0	0	2				
Kevin Brown, R ERA: 3.83 Terry Adams, R ERA: 2.69 Dave Hansen, L ERA: 3.48 Jeff Shaw, R ERA: 5.54 Chad Kreuter, S ERA: 3.48 Jim Leyritz, R ERA: 0.278 (1, 1) (7, 1) (8, PH) (9, 1) (10, 2) (10, PH)	(1, 1) (9, 1) (10, 1)	8.0 1.0 1.0	29 5 6	5 1 2	4 0 0	4 0 0	8 1 1	0 0 0	0 1 0	0 0 0	0 0 0	0 0 0	0 0 16	2 11 27	116 20 27	4.50 0.00 0.00	0.625 1.000 3.000				
Inning Stats	R: 0 E: 0 K: 2 S: 9	H: 0 LOB: 0 BB: 0 P: 12	R: 1 E: 0 K: 1 S: 11	H: 1 LOB: 0 BB: 0 P: 16	R: 2 E: 0 K: 1 S: 12	H: 3 LOB: 1 BB: 0 P: 19	R: 0 E: 0 K: 1 S: 9	H: 0 LOB: 0 BB: 0 P: 16	R: 0 E: 0 K: 1 S: 8	H: 0 LOB: 0 BB: 0 P: 14	R: 0 E: 0 K: 0 S: 4	H: 0 LOB: 0 BB: 0 P: 7	R: 1 E: 0 K: 1 S: 12	H: 1 LOB: 0 BB: 0 P: 21	R: 0 E: 0 K: 1 S: 11	H: 1 LOB: 2 BB: 1 P: 20	R: 0 E: 0 K: 1 S: 16	H: 2 LOB: 3 BB: 1 P: 27	1B: 4 2B: 1 3B: 1 HR: 2	SF: 0 SAC: 0 DP: 1 HBP: 1	WP: 0 PA: 40
PITCHER	IP	WLS	BF	H	R	ER	SO	BB	IBB	HBP	BLK	WP	HR	S	P	ERA	WHIP				

Chicago Cubs @ Los Angeles Dodgers
Dodger Stadium, Los Angeles, CA
Wed Aug 09 2000, 7:05 PM PDT
Att. 39,753 - Sunny - 79 F

AB 37
R 4
H 8
RBI 4
BB 2
SO 10
LOB 16



Batter	1	2	3	4	5	6	7	8	9	AB	R	H	RBI	BB	SO	LOB	TOP							
Chris Stynes, R OBP: 0.402, SLG: 0.514 (1, 5)	G5-3		F3			E 1B		G5-3 HR 1B	K	5	1	2	0	0	1	2								
Barry Larkin, R OBP: 0.389, SLG: 0.497 Juan Castro, R OBP: 0.309, SLG: 0.409 (1, 6)	F7		G4-3			K		G5-3	F9	5	0	0	0	0	1	5								
Ken Griffey Jr., L OBP: 0.379, SLG: 0.547 (1, 8)	K			G4-3		E4		HR		4	1	1	3	1	1	1								
Dante Bichette, R OBP: 0.347, SLG: 0.471 Michael Tucker, L OBP: 0.374, SLG: 0.533 (1, 9)		P3		G6-3		P6		K	G4-3	5	0	0	0	0	1	4								
Sean Casey, L OBP: 0.378, SLG: 0.440 Brian Hunter, R OBP: 0.342, SLG: 0.315 Danny Graves, R OBP: 0.667, SLG: 2.000 (1, 3)		K		G5-3				HR 1B		4	0	2	0	0	1	0								
Dmitri Young, S OBP: 0.340, SLG: 0.489 (1, 7)					G3-1		K	HR		4	1	2	2	0	1	1								
Pokey Reese, R OBP: 0.315, SLG: 0.391 (1, 4)		FC6 1B			K		P3	HR		4	1	1	1	0	1	2								
Jason LaRue, R OBP: 0.125, SLG: 0.125 (1, 2)					F8		F8	F9		4	0	1	0	0	0	2								
Rob Bell, R OBP: 0.274, SLG: 0.338 Chris Seaton, R OBP: 0.200, SLG: 0.300 Larry Luebbers, R OBP: 0.200, SLG: 0.300 Mark Wohlers, R OBP: 0.200, SLG: 0.300 Alex Cochea, R OBP: 0.200, SLG: 0.300 (1, 1)					FC1-6 1B		F8	G5-3 HR 1B		1	0	0	0	0	0	1								
Inning Stats	R: 0 E: 0 K: 1 S: 12	H: 0 LOB: 0 BB: 0 P: 18	R: 0 E: 0 K: 1 S: 8	H: 1 LOB: 1 BB: 0 P: 11	R: 0 E: 0 K: 0 S: 8	H: 1 LOB: 1 BB: 0 P: 9	R: 0 E: 0 K: 0 S: 10	H: 0 LOB: 0 BB: 0 P: 14	R: 0 E: 0 K: 1 S: 10	H: 0 LOB: 0 BB: 0 P: 15	R: 0 E: 1 K: 1 S: 14	H: 1 LOB: 2 BB: 0 P: 20	R: 0 E: 0 K: 1 S: 16	H: 1 LOB: 1 BB: 0 P: 21	R: 6 E: 0 K: 1 S: 16	H: 6 LOB: 1 BB: 0 P: 28	R: 0 E: 0 K: 1 S: 17	H: 1 LOB: 2 BB: 1 P: 30	1B: 7 2B: 1 3B: 0 HR: 3	SF: 0 SAC: 0 DP: 0 HBP: 0	WP: 0 PB: 0 CS: 0	PA: 40		
PITCHER	IP WLS BF H R ER SO BB IBB HBP BLK WP HR S P ERA WHIP	7.0 L 6 4 4 2 5 0 0 0 0 0 3 11 18 2.57 0.857	0.2 L 6 4 4 1 0 0 0 0 0 0 3 11 18 54.00 6.000	1.1 L 6 1 0 0 1 0 1 0 0 0 0 19 33 0.00 0.750																				

Cincinnati Reds @ Chicago Cubs
Wrigley Field, Chicago, IL
Fri Aug 11 2000, 2:20 PM CDT
Att: 40,586 - Sunny - 80 F

AB	39
R	6
H	11
RBI	6
BB	1
SO	7
LOB	18



Batter	1	2	3	4	5	6	7	8	9	AB	R	H	RBI	BB	SO	LOB	BOTTOM						
Eric Young Sr., R OBP: 0.376, SLG: 0.414 (1, 4)	G5-4-3 1B S BB		P6		E8 S HR				G4-3	3	2	0	0	2	0	0							
Ricky Gutierrez, R OBP: 0.375, SLG: 0.413 (1, 6)	G5-4-3 1B				HR BB		K			3	1	2	0	1	1	2							
Sammy Sosa, R OBP: 0.408, SLG: 0.633 (1, 9)	G5-4-3 1-2 3-H				HR		K			4	1	2	3	0	1	3							
Mark Grace, L OBP: 0.397, SLG: 0.462 (1, 3)	G3			G3	F8			G4-3		4	0	0	0	0	0	0							
Rondell White, R OBP: 0.366, SLG: 0.489 (1, 7)				K		G4-3		K		4	0	1	0	0	2	0							
Damon Buford, R OBP: 0.338, SLG: 0.431 (1, 8)				FC6-4 BB		CS 1B		FC4 BB		2	0	1	0	2	1	1							
Joe Girardi, R OBP: 0.364, SLG: 0.414 (1, 2)				FC6-4 1-2		K		FC4 1-2		4	0	0	0	0	1	4							
Jeff Huson, L OBP: 0.326, SLG: 0.312 Brant Brown, L OBP: 0.235, SLG: 0.327 (1, 5)					G4-3		G4-3		G4-3	3	0	0	0	0	0	1							
Kevin Tapani, R OBP: 0.189, SLG: 0.255 Steve Rain, R OBP: 0.200, SLG: 0.300 Tim Worrell, R OBP: 0.200, SLG: 0.300 Gary Matthews, S OBP: 0.257, SLG: 0.275 (1, 1)				G1-3		G3		E1 BB		3	0	0	0	0	0	0							
Inning Stats	R: 1 E: 0 K: 0 S: 7	H: 1 LOB: 1 BB: 1 P: 17	R: 0 E: 0 K: 1 S: 11	H: 1 LOB: 0 BB: 0 P: 15	R: 0 E: 0 K: 0 S: 9	H: 2 LOB: 0 BB: 0 P: 14	R: 0 E: 0 K: 1 S: 9	H: 0 LOB: 1 BB: 1 P: 15	R: 3 E: 0 K: 0 S: 12	H: 1 LOB: 0 BB: 1 P: 20	R: 0 E: 0 K: 1 S: 7	H: 1 LOB: 1 BB: 0 P: 11	R: 0 E: 1 K: 2 S: 11	H: 0 LOB: 2 BB: 1 P: 22	R: 0 E: 0 K: 1 S: 9	H: 0 LOB: 1 BB: 1 P: 18	R: 0 E: 0 K: 1 S: 9	H: 0 LOB: 0 BB: 0 P: 15	1B: 4 2B: 2 3B: 0 HR: 1	SF: 0 SAC: 0 DP: 2 HBP: 0	WP: 0 PB: 0 CS: 1	PA: 37	
PITCHER	IP WLS BF H R ER SO BB IBB HBP BLK WP HR S P ERA WHIP	5.0 L 3 1 0 0 1 0 0 0 0 0 7 11 0.00 1.000	1.0 W 5 0 0 0 2 1 0 0 0 0 0 11 22 0.00 1.000	2.0 S 7 0 0 0 2 1 0 0 0 0 0 18 33 0.00 0.500																			

Cincinnati Reds @ Chicago Cubs
Wrigley Field, Chicago, IL
Fri Aug 11 2000, 2:20 PM CDT
Att: 40,586 - Sunny - 80 F

AB	32
R	4
H	6
RBI	3
BB	5
SO	7
LOB	11



Batter	1	2	3	4	5	6	7	8	9	AB	R	H	RBI	BB	SO	LOB	TOP								
Chris Stynes, R OBP: 0.402, SLG: 0.516 (1, 5)	1-1 F8 S 1B		3-2 G5-3		0-2 G3		1-1 2B		1-0 F8	5	0	2	0	0	0	0									
Barry Larkin, R OBP: 0.388, SLG: 0.494 (1, 6)	2-2 F8 1-3		0-0 P4		1-0 2B 1B		1-0 G6-3			4	1	1	0	0	0	2									
Ken Griffey Jr., L OBP: 0.380, SLG: 0.548 (1, 8)	0-0 F7		4-0 FC5-4 BB		2-2 1-H 2B			0-1 P6		3	0	1	1	1	0	1									
Dante Bichette, R OBP: 0.348, SLG: 0.468 Scott Sullivan, R OBP: 0.200, SLG: 0.200 Ron Villone, L OBP: 0.138, SLG: 0.172 Danny Graves, R OBP: 0.067, SLG: 2.000 (1, 9)	4-1 BB		2-1 FC5-4 1-2		0-1 F9			4-2 BB		2	0	0	0	2	0	2									
Dmitri Young, S OBP: 0.339, SLG: 0.489 (1, 3)	0-1 G1-4-3			0-0 G6-3 2B		0-1 G5-3		1-3 K		4	0	1	0	0	1	3									
Alex Ochoa, R OBP: 0.376, SLG: 0.496 (1, 7)		3-1 L5		1-1 P4		1-1 G5-3		0-3 K		4	0	0	0	0	1	2									
Pokey Reese, R OBP: 0.312, SLG: 0.387 (1, 4)		2-1 P3		1-0 G6-3		1-2 G1-3		3-3 K		4	0	0	0	0	1	1									
Jason LaRue, R OBP: 0.200, SLG: 0.500 (1, 2)		0-1 HR		3-2 G6-3			1-3 K	3-2 HR		4	2	2	2	0	1	1									
Scott Williamson, R OBP: 0.154, SLG: 0.083 Michael Tucker, L OBP: 0.372, SLG: 0.530 (1, 1)	2-1 G4-3			0-2 G1-3			0-0 F8	0-0 F8		3	0	0	0	0	0	0									
Inning Stats	R: 0 E: 0 K: 0 S: 10	H: 1 LOB: 2 BB: 1 P: 17	R: 1 E: 0 K: 0 S: 8	H: 1 LOB: 0 BB: 0 P: 15	R: 0 E: 0 K: 0 S: 7	H: 0 LOB: 1 BB: 1 P: 16	R: 0 E: 0 K: 0 S: 7	H: 1 LOB: 1 BB: 0 P: 12	R: 1 E: 0 K: 0 S: 12	H: 2 LOB: 1 BB: 0 P: 15	R: 0 E: 0 K: 0 S: 7	H: 0 LOB: 0 BB: 0 P: 9	R: 0 E: 0 K: 1 S: 7	H: 1 LOB: 1 BB: 0 P: 10	R: 0 E: 0 K: 2 S: 10	H: 0 LOB: 1 BB: 1 P: 15	R: 1 E: 0 K: 1 S: 10	H: 1 LOB: 0 BB: 0 P: 17	1B: 2 2B: 3 3B: 0 HR: 2	SF: 0 SAC: 0 DP: 0 HBP: 0	WP: 0 PB: 0 SB: 1 CS: 0	PA: 37			
PITCHER	IP	WLS	BF	H	R	ER	SO	BB	IBB	HBP	BLK	WP	HR	S	P	ERA	WHIP								
76 Daniel Garibay, L ERA: 4.5 Todd Van Poppel, R ERA: 2.55 Tim Worrell, R ERA: 3.5	7.0	L	29	6	2	2	1	2	0	0	0	0	1	58	94	2.57	1.143								

Cincinnati Reds @ Chicago Cubs
Wrigley Field, Chicago, IL
Sat Aug 12 2000, 12:15 PM CDT
Att: 40,625 - Sunny - 79 F

AB 34
R 3
H 7
RBI 3
BB 3
SO 4
LOB 12



Batter	1	2	3	4	5	6	7	8	9	AB	R	H	RBI	BB	SO	LOB	BOTTOM								
Eric Young Sr., R OBP: 0.375, SLG: 0.413 (1, 4)	1-3 K		1-0 F9		0-0 SH5-3 1-2 2-3		3-2 F3		2-1 G6-3 1B	4	0	1	0	0	1	0									
Ricky Gutierrez, R OBP: 0.375, SLG: 0.409 (1, 6)	4-2 BB BB		1-1 G5-3		0-2 L4		4-2 BB		2-2 G6-3 1-2 2-3	3	0	0	0	2	0	4									
Sammy Sosa, R OBP: 0.406, SLG: 0.627 (1, 9)	4-2 SAFE 1-2 BB		1-3 K		3-3 K		0-3 K		2-2 G1-3	4	0	0	0	1	3	5									
Mark Grace, L OBP: 0.397, SLG: 0.462 (1, 3)	1-0 F9			2-1 F8		1-0 G3-1 2B		4-0 FC2-5 BB BB	1-0 F7	4	0	1	0	1	0	3									
Rondell White, R OBP: 0.364, SLG: 0.484 (1, 7)		0-3 K		1-1 G6-3		1-1 F2		4-2 FC2-5 BB		3	0	0	0	1	1	1									
Willie Greene, L OBP: 0.308, SLG: 0.369 (1, 5)		0-0 G4-3		4-2 BB		2-1 G3-1		1-1 FC2-5 1-2 2-3		3	0	0	0	1	0	3									
Damon Buford, R OBP: 0.241, SLG: 0.431 Todd Van Poppel, R ERA: 3.56 Brant Brown, L OBP: 0.235, SLG: 0.327 Chad Meyers, R OBP: 0.259, SLG: 0.308 Tim Worrell, R (8, PH) (6, PH) (9, 1)	2-2 1B			0-3 K		4-1 BB		2-2 F3		2	0	1	0	1	1	1									
Joe Girardi, R OBP: 0.366, SLG: 0.415 (1, 2)	3-2 1B			0-0 SH5-3 76 SH 1B		3-1 P4		0-0 G4-3		4	0	2	0	0	0	4									
76 Daniel Garibay, L OBP: 0.143, SLG: 0.143 Gary Matthews, S OBP: 0.263, SLG: 0.271 (7, PH) (8, 8)	2-3 K			0-0 SH SH5-3		1-1 G3		4-1 G6-3 1B BB		1	0	0	0	0	1	2									
Inning Stats	R: 0 E: 0 K: 1 S: 8	H: 0 LOB: 1 BB: 2 P: 18	R: 0 E: 0 K: 2 S: 14	H: 2 LOB: 2 BB: 0 P: 21	R: 0 E: 0 K: 1 S: 6	H: 0 LOB: 0 BB: 0 P: 9	R: 0 E: 0 K: 1 S: 9	H: 0 LOB: 1 BB: 1 P: 16	R: 0 E: 0 K: 1 S: 9	H: 1 LOB: 2 BB: 0 P: 12	R: 0 E: 0 K: 0 S: 8	H: 1 LOB: 2 BB: 1 P: 19	R: 0 E: 0 K: 1 S: 13	H: 0 LOB: 1 BB: 1 P: 21	R: 0 E: 0 K: 0 S: 9	H: 0 LOB: 2 BB: 2 P: 20	R: 0 E: 0 K: 0 S: 10	H: 1 LOB: 2 BB: 1 P: 21	1B: 4 2B: 1 3B: 0 HR: 0	SF: 0 SAC: 2 DP: 0 HBP: 0	WP: 0 PB: 0 SB: 0 CS: 0	PA: 40			
PITCHER	IP	WLS	BF	H	R	ER	SO	BB	IBB	HBP	BLK	WP	HR	S	P	ERA	WHIP								
Scott Williamson, R ERA: 3.34 Scott Sullivan, R ERA: 3.56 Ron Villone, L ERA: 0.69 Danny Graves, R ERA: 2.35	7.0	W	30	4	0	0	0	5	0	0	0	0	0	5	14	0.00	6.000								
	0.1	H	3	0	0	0	0	0	0	0	0	0	0	3	5	0.00	0.000								
	0.1	S	6	1	0	0	0	1	0	0	0	0	0	11	22	0.00	1.500								

Cincinnati Reds @ Chicago Cubs
Wrigley Field, Chicago, IL
Sat Aug 12 2000, 12:15 PM CDT
Att: 40,625 - Sunny - 79 F

AB 30
R 0
H 5
RBI 0
BB 8
SO 7
LOB 25



Batter	1	2	3	4	5	6	7	8	9	AB	R	H	RBI	BB	SO	LOB	TOP					
Chris Stynes, R OBP: 0.393, SLG: 0.504 (1, 5)	G1-3		E5 G4-3		G5-3		G5-3		G5-3	5	0	0	0	0	0	0	Cincinnati Reds @ Chicago Cubs Wrigley Field, Chicago, IL Sun Aug 13 2000, 7:05 PM CDT Att: 38,787 - Sunny - 79 F					
Barry Larkin, R OBP: 0.396, SLG: 0.494 (1, 6)	K		F8		BB HBP 2B		F2			4	1	1	0	0	1							
Ken Griffey Jr., L OBP: 0.379, SLG: 0.544 (1, 8)	F5		G4-3		HBP BB HBP		G3-1			3	0	0	0	0	1							
Dante Bichette, R OBP: 0.349, SLG: 0.467 Michael Tucker, L OBP: 0.372, SLG: 0.530 (8, 9)		1B 2B 1B	F9		HBP BB		F9			3	1	1	0	1	0	1						
Sean Casey, L OBP: 0.385, SLG: 0.455 (1, 3)		2B 1B			HR HBP		1B			3	1	3	2	0	0	0						
Dmitri Young, S OBP: 0.336, SLG: 0.484 Scott Sullivan, R OBP: 0.200, SLG: 0.200 (8, 1)	K		G3-1		G4-6-3		K			4	0	0	0	0	2	6						
Pokey Reese, R OBP: 0.312, SLG: 0.388 (1, 4)		2B	L9		F9		F7			4	0	1	1	0	0	1						
Jason LaRue, R OBP: 0.250, SLG: 0.455 (1, 2)		IBB	G6-3		G6-3		K			2	0	0	0	2	1	0						
Steve Parris, R OBP: 0.122, SLG: 0.175 Alex Ochoa, R OBP: 0.373, SLG: 0.492 (8, 7)	K		K		K		K			3	0	0	0	0	3	3						
Inning Stats	R: 0 E: 0 K: 1 S: 7	H: 0 LOB: 0 BB: 0 P: 10	R: 1 E: 0 K: 2 S: 11	H: 3 LOB: 2 BB: 1 P: 23	R: 0 E: 1 K: 0 S: 7	H: 0 LOB: 1 BB: 0 P: 10	R: 1 E: 0 K: 1 S: 13	H: 1 LOB: 1 BB: 1 P: 21	R: 1 E: 0 K: 0 S: 5	H: 1 LOB: 2 BB: 1 P: 16	R: 0 E: 0 K: 0 S: 5	H: 0 LOB: 0 BB: 0 P: 7	R: 0 E: 0 K: 1 S: 11	H: 1 LOB: 1 BB: 0 P: 20	R: 0 E: 0 K: 2 S: 9	H: 0 LOB: 0 BB: 0 P: 12		1B: 3 2B: 2 3B: 0 HR: 1	SF: 0 SAC: 0 DP: 1 HBP: 2	WP: 0 PB: 0 SB: 0 CS: 0	PA: 37	
PITCHER	IP	WLS	BF	H	R	ER	SO	BB	IBB	HBP	BLK	WP	HR	S	P	ERA	WHIP					
Ruben Quevedo, R ERA: 5.91 Kyle Farnsworth, R ERA: 8.0	(1, 1)	7.0	L	30	5	3	3	5	2	1	2	0	0	1	55	100	3.86	1.000				
PITCHER	IP	WLS	BF	H	R	ER	SO	BB	IBB	HBP	BLK	WP	HR	S	P	ERA	WHIP					
Ruben Quevedo, R ERA: 5.91 Kyle Farnsworth, R ERA: 8.0	(8, 1)	2.0	7	1	0	0	3	0	0	0	0	0	0	20	32	0.00	0.500					



Batter	1	2	3	4	5	6	7	8	9	AB	R	H	RBI	BB	SO	LOB	BOTTOM					
Eric Young Sr., R OBP: 0.375, SLG: 0.411 (1, 4)	F8		F8		F8			BB BB 1B		4	0	1	0	0	0	1	Cincinnati Reds @ Chicago Cubs Wrigley Field, Chicago, IL Sun Aug 13 2000, 7:05 PM CDT Att: 38,787 - Sunny - 79 F					
Ricky Gutierrez, R OBP: 0.379, SLG: 0.409 (1, 6)	F7 WP 1B		G3				BB	BB BB		2	0	1	0	2	0	0						
Mark Grace, L OBP: 0.393, SLG: 0.457 (1, 3)	F7		G4-3		F7		F7			4	0	0	0	0	0	4						
Sammy Sosa, R OBP: 0.405, SLG: 0.623 (1, 9)	K		F9		F3		F3			3	0	0	0	1	1	2						
Rondell White, R OBP: 0.366, SLG: 0.487 (1, 7)		G6-3 2B	G6-3 1B		G6-3		G6-3			4	0	2	0	0	1	4						
Gary Matthews, S OBP: 0.283, SLG: 0.260 Kyle Farnsworth, R OBP: 0.233, SLG: 0.325 (9, PH)		G6-3	G6-3		G6-3		P4			3	0	0	0	0	0	2						
Brant Brown, L OBP: 0.233, SLG: 0.325 (9, PH)		G6-3	G6-3		G6-3		P4			0	0	0	0	0	0	0						
Jeff Reed, L OBP: 0.356, SLG: 0.365 (1, 2)	P6		K		K		G6-4-3 1B			4	0	1	0	0	2	1						
Jose Nieves, R OBP: 0.247, SLG: 0.361 Willie Greene, L OBP: 0.310, SLG: 0.372 (9, PH)		IBB	F8		F8		G6-4-3			2	0	0	0	1	0	1						
Ruben Quevedo, R OBP: 0.143, SLG: 0.143 Damon Buford, R OBP: 0.340, SLG: 0.429 (8, 8)		IBB	K		K		F9			2	0	1	0	0	1	2						
Inning Stats	R: 0 E: 0 K: 1 S: 11	H: 1 LOB: 1 BB: 0 P: 18	R: 0 E: 0 K: 1 S: 11	H: 1 LOB: 2 BB: 1 P: 19	R: 0 E: 0 K: 0 S: 8	H: 0 LOB: 0 BB: 0 P: 11	R: 0 E: 0 K: 0 S: 5	H: 1 LOB: 0 BB: 0 P: 8	R: 0 E: 0 K: 1 S: 7	H: 1 LOB: 1 BB: 0 P: 9	R: 0 E: 0 K: 0 S: 9	H: 0 LOB: 1 BB: 1 P: 17	R: 0 E: 0 K: 0 S: 3	H: 1 LOB: 0 BB: 0 P: 5	R: 0 E: 0 K: 1 S: 11	H: 1 LOB: 3 BB: 2 P: 22	R: 0 E: 0 K: 1 S: 15	H: 1 LOB: 1 BB: 0 P: 22	1B: 6 2B: 1 3B: 0 HR: 0	SF: 0 SAC: 0 DP: 2 HBP: 0	WP: 1 PB: 0 SB: 0 CS: 0	PA: 36
PITCHER	IP	WLS	BF	H	R	ER	SO	BB	IBB	HBP	BLK	WP	HR	S	P	ERA	WHIP					
Steve Parris, R ERA: 4.93 Scott Sullivan, R ERA: 3.5	(1, 1)	7.2	W	31	6	0	3	3	1	0	0	0	0	18	27	0.00	1.174					
PITCHER	IP	WLS	BF	H	R	ER	SO	BB	IBB	HBP	BLK	WP	HR	S	P	ERA	WHIP					
Steve Parris, R ERA: 4.93 Scott Sullivan, R ERA: 3.5	(8, 1)	1.1	S	5	1	0	0	2	0	0	0	0	0	18	27	0.00	0.750					



Batter	1	2	3	4	5	6	7	8	9	AB	R	H	RBI	BB	SO	LOB	TOP					
Eric Young Sr. R OBP: 0.383, SLG: 0.395 (1, 4) 										5	0	0	0	0	0	5						
Mark Grace L OBP: 0.387, SLG: 0.445 (1, 3) 										4	0	0	0	1	0	2						
Sammy Sosa R OBP: 0.404, SLG: 0.650 (1, 9) 										4	1	1	1	0	1	1						
Rondell White R OBP: 0.366, SLG: 0.475 (1, 7) 										4	0	2	0	0	0	0						
Damon Buford R OBP: 0.333, SLG: 0.419 (1, 8) 										4	1	2	0	0	0	3						
Willie Greene L OBP: 0.307, SLG: 0.376 (1, 5) 										4	1	1	2	0	2	1						
Ricky Gutierrez R OBP: 0.375, SLG: 0.397 (1, 6) 										3	1	0	0	1	1	0						
Jeff Reed L OBP: 0.350, SLG: 0.349 (9, PR) Jeff Huson L OBP: 0.323, SLG: 0.314 (9, PR) 										2	0	1	0	2	1	0						
Kevin Tapani R OBP: 0.200, SLG: 0.264 (7, PH) Brant Brown L OBP: 0.234, SLG: 0.323 (7, PH) Jamie Arnold R OBP: 0.258, SLG: 0.276 (9, PH) 										1	0	1	0	0	0	0						
Inning Stats	R: 0 E: 0 K: 0 S: 11	H: 1 LOB: 2 BB: 1 P: 17	R: 0 E: 0 K: 1 S: 12	H: 1 LOB: 2 BB: 1 P: 23	R: 0 E: 0 K: 1 S: 6	H: 0 LOB: 0 BB: 0 P: 8	R: 2 E: 0 K: 0 S: 12	H: 3 LOB: 1 BB: 0 P: 19	R: 1 E: 0 K: 0 S: 8	H: 2 LOB: 0 BB: 0 P: 11	R: 0 E: 0 K: 3 S: 10	H: 0 LOB: 0 BB: 0 P: 14	R: 0 E: 0 K: 1 S: 8	H: 0 LOB: 0 BB: 0 P: 12	R: 0 E: 0 K: 0 S: 10	H: 1 LOB: 1 BB: 0 P: 14	R: 1 E: 0 K: 0 S: 5	H: 0 LOB: 2 BB: 3 P: 19	1B: 5 2B: 1 3B: 0 HR: 2	SF: 0 SAC: 1 DP: 2 HBP: 0	WP: 0 PB: 0 SB: 0 CS: 0	PA: 38
PITCHER	IP WLS BF H R ER SO BB IBB HBP BLK WP HR S P ERA WHIP	8.0 W 33 8 3 3 6 2 0 0 0 0 2 77 118 3.38 1.250	0.0 3 0 1 1 0 3 0 0 0 0 0 1 13 ∞ ∞	1.0 S 2 0 0 0 0 0 0 0 0 0 0 4 6 0.00 0.000											IP WLS BF H R ER SO BB IBB HBP BLK WP HR S P ERA WHIP							

Chicago Cubs @ Houston Astros
Enron Field, Houston, TX
Mon Aug 21 2000, 8:05 PM EDT
Att: 34,248 - Dome - 72 F

AB 32
R 4
H 8
RBI 3
BB 5
SO 6
LOB 12



Batter	1	2	3	4	5	6	7	8	9	AB	R	H	RBI	BB	SO	LOB	BOTTOM			
Julio Lugo R OBP: 0.338, SLG: 0.389 (1, 4) 										3	2	1	0	0	0	0				
Tim Lincecum R OBP: 0.281, SLG: 0.278 (1, 6) 										4	2	2	1	0	0	0				
5 Jeff Bagwell R OBP: 0.427, SLG: 0.624 (1, 3) 										3	0	0	0	1	0	1				
Richard Hidalgo R OBP: 0.361, SLG: 0.566 (9, 7) 										3	1	1	3	0	0	0				
Moises Alou R OBP: 0.422, SLG: 0.630 (1, 9) 										3	0	1	1	0	0	0				
17 Lance Berkman S OBP: 0.384, SLG: 0.571 Glen Barker S OBP: 0.316, SLG: 0.373 (9, 8) 										3	0	0	0	0	0	2				
Tony Eusebio R OBP: 0.356, SLG: 0.426 (1, 2) 										3	0	1	0	0	0	2				
Chris Truby R OBP: 0.320, SLG: 0.503 (1, 5) 										3	0	0	0	0	0	1				
Scott Elarton R OBP: 0.208, SLG: 0.234 Octavio Dotel R OBP: 0.063, SLG: 0.032 Joe Slosarski R OBP: 0.143, SLG: 0.143 (9, 1) 										3	0	0	0	0	2	0				
Inning Stats	R: 0 E: 0 K: 0 S: 6	H: 0 LOB: 0 BB: 0 P: 10	R: 0 E: 0 K: 0 S: 7	H: 0 LOB: 0 BB: 0 P: 10	R: 0 E: 0 K: 0 S: 6	H: 1 LOB: 0 BB: 0 P: 8	R: 3 E: 0 K: 0 S: 13	H: 3 LOB: 0 BB: 0 P: 23	R: 0 E: 0 K: 1 S: 8	H: 0 LOB: 0 BB: 0 P: 11	R: 2 E: 0 K: 0 S: 15	H: 2 LOB: 2 BB: 1 P: 29	R: 0 E: 0 K: 1 S: 7	H: 0 LOB: 0 BB: 0 P: 9	R: 0 E: 0 K: 0 S: 5	H: 0 LOB: 0 BB: 0 P: 8	1B: 3 2B: 2 3B: 0 HR: 1	SF: 1 SAC: 0 DP: 1 HBP: 1	WP: 0 PB: 0 SB: 0 CS: 0	PA: 31
PITCHER	IP WLS BF H R ER SO BB IBB HBP BLK WP HR S P ERA WHIP	6.0 L 25 6 0 0 0 1 0 0 0 0 0 12 17 0.00 0.000											IP WLS BF H R ER SO BB IBB HBP BLK WP HR S P ERA WHIP							


Chicago Cubs @ Houston Astros
Enron Field, Houston, TX
Mon Aug 21 2000, 8:05 PM EDT
Att: 34,248 - Dome - 72 F

AB 28
R 5
H 6
RBI 5
BB 1
SO 2
LOB 6



Batter	1	2	3	4	5	6	7	8	9	AB	R	H	RBI	BB	SO	LOB	TOP										
Tom Goodwin, L (1, 7) OBP: 0.365, SLG: 0.373	B5-3		1-2 1B		G5-4-3		4-2 BB		B5 2B	4	0	2	0	1	0	1	Los Angeles Dodgers @ Chicago Cubs Wrigley Field, Chicago, IL Fri Aug 25 2000, 1:05 PM CDT Sunny - 76 F										
Alex Cora, L (1, 6) OBP: 0.311, SLG: 0.386	F9		F7		K		L4		B5 2-3	5	0	0	0	0	1	6											
Shawn Green, L (1, 9) OBP: 0.377, SLG: 0.504	K		F7			P6		G4-3	G5-3	5	0	0	0	0	1	3											
Eric Karros, R (1, 3) OBP: 0.345, SLG: 0.515 Antonio Osuna, R (6, 1)		2-3 K		3-2 22 G3-6 1B		F8		22 FC1-6 BB	K	3	1	1	0	0	1	0											
Jim Leyritz, R (8, PH) OBP: 0.343, SLG: 0.308				1B				22 FC1-6 HR		0	0	0	0	0	0	0											
Todd Hundley, S (1, 2) OBP: 0.411, SLG: 0.665	L7			1B		G6-3		22 FC1-6 BB		2	1	1	0	0	1	1											
22 Devon White, S (1, 8) OBP: 0.311, SLG: 0.377	F7			G3-6				G3	FC1-6 HR	4	1	0	0	0	0	4											
Adrián Beltré, R (1, 5) OBP: 0.348, SLG: 0.460			0-0 37 1B	0-2 1B				1B	HR	4	2	4	4	0	0	0											
Jeff Branson, L (1, 4) OBP: 0.500, SLG: 0.500			0-2 P5	0-3 K				BB	FC4	4	0	2	0	0	1	2											
37 Darren Dreifort, R (1, 1) OBP: 0.200, SLG: 0.407 Dave Hansen, L (6, 3) OBP: 0.403, SLG: 0.561 Mike Fetters, R (8, 1) Jeff Shaw, R (9, 1)			0-1 1B	2-H 1B				K	FC4	2	0	2	1	0	0	0											
Inning Stats	R: 0 E: 0 K: 1 S: 8	H: 0 LOB: 0 BB: 0 P: 10	R: 0 E: 0 K: 1 S: 9	H: 0 LOB: 0 BB: 0 P: 12	R: 1 E: 0 K: 0 S: 13	H: 3 LOB: 2 BB: 0 P: 16	R: 1 E: 0 K: 1 S: 13	H: 3 LOB: 1 BB: 0 P: 16	R: 0 E: 0 K: 0 S: 5	H: 0 LOB: 0 BB: 0 P: 6	R: 0 E: 0 K: 1 S: 14	H: 2 LOB: 3 BB: 1 P: 22	R: 3 E: 0 K: 0 S: 16	H: 3 LOB: 1 BB: 1 P: 26	R: 0 E: 0 K: 1 S: 10	H: 1 LOB: 1 BB: 0 P: 14	1B: 10 2B: 2 3B: 0 HR: 1	SF: 0 SAC: 0 DP: 2 HBP: 0	WP: 0 PB: 0 SB: 0 CS: 0	PA: 40							
PITCHER	IP	WLS	BF	H	R	ER	SO	BB	IBB	HBP	BLK	WP	HR	S	P	ERA	WHIP										
Jon Lieber, R (1, 1) ERA: 4.24	7.1	L	32	10	4	4	5	2	0	0	0	0	0	78	108	4.91	1.636										
Todd Van Poppel, R (8, 1) ERA: 3.15	0.2		4	2	1	1	0	0	0	0	0	0	1	8	10	13.50	3.000										
Felix Heredia, L (9, 1) ERA: 4.39	1.0		4	1	0	0	1	0	0	0	0	0	0	10	14	0.00	1.000										

AB	38
R	5
H	13
RBI	5
BB	2
SO	6
LOB	20



Batter	1	2	3	4	5	6	7	8	9	AB	R	H	RBI	BB	SO	LOB	BOTTOM										
Eric Young Sr., R (1, 4) OBP: 0.366, SLG: 0.398			G6-3 S		4-1 2B	K			F7	4	1	2	0	1	1	1	Los Angeles Dodgers @ Chicago Cubs Wrigley Field, Chicago, IL Fri Aug 25 2000, 1:05 PM CDT Sunny - 76 F										
Mark Grace, L (1, 3) OBP: 0.387, SLG: 0.449	4-0 BB		G6-3		2-2 1B	L4		F8	4	1	1	1	1	0	2												
Sammy Sosa, R (1, 9) OBP: 0.403, SLG: 0.642	K		4-1 BB		3-0 FC3-6 2H	1B		1B	1B	4	1	3	1	1	1	2											
Rondell White, R (1, 7) OBP: 0.373, SLG: 0.496	K		0-2 G4-3		4-2 FC3-6	BB		1B	1B	4	0	1	0	1	2	5											
Willie Greene, L (1, 5) OBP: 0.309, SLG: 0.377 Jeff Huson, L (9, PR) OBP: 0.327, SLG: 0.330	G4-3			1-1 F7	0-0 FC3-6	S		F7	1-1 1B	5	0	2	1	0	0	5											
Ricky Gutierrez, R (1, 6) OBP: 0.378, SLG: 0.403		2-1 G6-3		2-0 F7	0-3 K	1-2 HBP		F9	1-3 2H	4	0	0	0	0	1	5											
Gary Matthews, S (1, 8) OBP: 0.271, SLG: 0.284		0-3 K		1-0 F7	3-3 K			G3		4	0	0	0	0	2	4											
Jeff Reed, L (1, 2) OBP: 0.343, SLG: 0.341		2-0 G4-3		0-3 K				F8	F9	4	0	0	0	0	1	2											
Jon Lieber, L (1, 1) OBP: 0.212, SLG: 0.250 Todd Van Poppel, R (8, 1)			1-3 K	3-3 K				F8		3	0	1	0	0	2	2											
Brant Brown, L (8, PH) OBP: 0.231, SLG: 0.313 Felix Heredia, L (9, 1)								F8		0	0	0	0	0	0	0											
Inning Stats	R: 0 E: 0 K: 2 S: 8	H: 1 LOB: 2 BB: 1 P: 18	R: 0 E: 0 K: 1 S: 6	H: 0 LOB: 0 BB: 0 P: 10	R: 0 E: 0 K: 1 S: 12	H: 1 LOB: 2 BB: 1 P: 22	R: 0 E: 0 K: 2 S: 11	H: 1 LOB: 2 BB: 0 P: 18	R: 2 E: 0 K: 0 S: 15	H: 2 LOB: 2 BB: 2 P: 31	R: 0 E: 0 K: 1 S: 8	H: 1 LOB: 1 BB: 0 P: 11	R: 0 E: 0 K: 0 S: 5	H: 0 LOB: 0 BB: 0 P: 9	R: 1 E: 0 K: 0 S: 15	H: 3 LOB: 2 BB: 0 P: 22	1B: 7 2B: 3 3B: 0 HR: 0	SF: 0 SAC: 0 DP: 0 HBP: 1	WP: 0 PB: 0 SB: 3 CS: 0	PA: 42							
PITCHER	IP	WLS	BF	H	R	ER	SO	BB	IBB	HBP	BLK	WP	HR	S	P	ERA	WHIP										
37 Darren Dreifort, R (1, 1) ERA: 4.48	5.0		25	5	2	2	8	4	0	0	0	0	0	23	32	0.00	1.000										
Antonio Osuna, R (6, 1) ERA: 3.55	2.0	W	8	2	0	0	2	0	0	0	0	0	0	5	9	0.00	0.000										
Mike Fetters, R (8, 1) ERA: 2.79	1.0	H	3	0	0	0	0	0	0	0	0	0	0	15	22	9.00	3.000										
Jeff Shaw, R (9, 1) ERA: 5.11	1.0	S	6	3	1	1	0	0	0	0	0	0	0	15	22	9.00	3.000										

AB	37
R	3
H	10
RBI	3
BB	4
SO	10
LOB	28



Batter	1	2	3	4	5	6	7	8	9	AB	R	H	RBI	BB	SO	LOB	TOP								
22 Devon White, S OBP: 0.313, SLG: 0.391 Jeff Shaw, R	1-1 F8 1B		2-2 F9		2-2 1B 3B		1-0 E5 FC4-6		3-2 G6-3	5	1	2	1	0	0	0									
Mark Grudzielanek, R OBP: 0.331, SLG: 0.392	3-2 F3		1-3 K		4-1 1B BB		0-0 FC4-6 1-2		1-0 G5-3	4	0	0	0	1	1	2									
Shawn Green, L OBP: 0.376, SLG: 0.502	0-0 F8		2-2 G1-3		1-2 1-3 3-H 1B			2-3 K		4	0	1	1	0	1	1									
Eric Karros, R OBP: 0.342, SLG: 0.511	0-0 G6-3			0-0 G5-3		0-2 F8		2-3 K		4	0	0	0	0	1	3									
Jim Leyritz, R OBP: 0.339, SLG: 0.298 Tom Goodwin, L OBP: 0.365, SLG: 0.373	1-1 F3			1-0 F9		3-3 K		4-2 2B BB		3	0	0	0	1	1	0									
Adrián Beltré, R OBP: 0.350, SLG: 0.461	4-2 1B BB			3-2 G6-3		0-2 G6-3		0-1 2B		3	0	1	1	1	0	0									
Chad Kreuter, S OBP: 0.423, SLG: 0.420	2-0 1B			2-1 G6-3		0-1 G6-3		4-1 2B		3	0	1	0	1	0	0									
Alex Cora, L OBP: 0.310, SLG: 0.381	1-2 F7			2-2 SH1-4 2B HBP		0-1 G5-3		0-2 G4-3		3	1	0	0	0	0	4									
Carlos Perez, L OBP: 0.049, SLG: 0.122 Terry Adams, R	1-3 K			0-0 SH1-4		1-2 G3-1		2-2 F7		2	0	0	0	0	1	2									
Dave Hansen, L OBP: 0.400, SLG: 0.556				1-2						1	0	0	0	0	0	0									
Inning Stats	R: 0 E: 0 K: 0 S: 9	H: 1 LOB: 1 BB: 0 P: 13	R: 0 E: 0 K: 1 S: 11	H: 1 LOB: 2 BB: 1 P: 20	R: 0 E: 0 K: 1 S: 10	H: 0 LOB: 0 BB: 0 P: 15	R: 0 E: 0 K: 0 S: 5	H: 0 LOB: 0 BB: 0 P: 9	R: 2 E: 0 K: 1 S: 16	H: 2 LOB: 2 BB: 1 P: 27	R: 0 E: 0 K: 1 S: 8	H: 0 LOB: 0 BB: 0 P: 11	R: 0 E: 1 K: 0 S: 7	H: 0 LOB: 1 BB: 0 P: 9	R: 1 E: 0 K: 2 S: 16	H: 1 LOB: 2 BB: 2 P: 28	R: 0 E: 0 K: 0 S: 7	H: 0 LOB: 0 BB: 0 P: 13	1B: 3 2B: 1 3B: 1 HR: 0	SF: 0 SAC: 1 DP: 0 HBP: 1	WP: 0 PB: 0 SB: 1 CS: 0	PA: 38			
PITCHER	IP	WLS	BF	H	R	ER	SO	BB	IBB	HBP	BLK	WP	HR	S	P	ERA	WHIP								
76 Daniel Garibay, L ERA: 4.48	7.0	L	29	4	2	2	3	2	0	1	0	0	0	66	104	2.57	0.857								
Steve Rain, R ERA: 4.04	1.0		6	1	1	1	2	2	0	0	0	0	0	16	28	9.00	3.000								
Tim Worrell, R ERA: 3.29	1.0		3	0	0	0	0	0	0	0	0	0	0	7	13	0.00	0.000								

Los Angeles Dodgers @ Chicago Cubs
Wrigley Field, Chicago, IL
Fri Aug 25 2000, 4:30 PM CDT
Att: 38,854 - Sunny - 82 F

AB 32
R 3
H 5
RBI 3
BB 4
SO 5
LOB 12



Batter	1	2	3	4	5	6	7	8	9	AB	R	H	RBI	BB	SO	LOB	BOTTOM								
Eric Young Sr., R OBP: 0.363, SLG: 0.395	1-2 F8		1-0 G3		0-0 G4-3		2-1 P3			4	0	0	0	0	0	4									
Mark Grace, L OBP: 0.390, SLG: 0.453	4-0 1B BB		2-1 1B 2B		0-0 G6-4-3 1B		3-2 G4-3			3	0	2	0	1	0	0									
Sammy Sosa, R OBP: 0.402, SLG: 0.638	1-3 K		0-2 G5-4-3 1B		3-2 G6-4-3 1-2			3-3 K		4	0	1	0	0	2	2									
Rondell White, R OBP: 0.372, SLG: 0.493	2-2 1B		1-1 F3		1-2 F9			0-0 G6-3		4	0	1	0	0	0	2									
Shane Andrews, R OBP: 0.312, SLG: 0.475	0-2 P5		2-0 G5-4-3 1-2			0-0 F3		1-3 K		4	0	0	0	0	1	4									
Ricky Gutierrez, R OBP: 0.382, SLG: 0.405		0-0 76 FC5 1B		0-0 76 S 1B		1-1 G5-3		4-2 G1-6-3 BB		3	0	2	0	1	0	0									
Damon Buford, R OBP: 0.333, SLG: 0.418		1-1 76 FC5 1B		0-2 76 S 1B		0-2 G5-3		1-2 G1-6-3 1-2		4	0	2	0	0	0	1									
Joe Girardi, R OBP: 0.366, SLG: 0.413		0-0 F8		0-1 F5			2-1 F2		1-0 L6	4	0	0	0	0	0	4									
76 Daniel Garibay, L OBP: 0.091, SLG: 0.091 Gary Matthews, S OBP: 0.278, SLG: 0.326 Steve Rain, R		0-0 FC5		2-3 K			0-0 HR			2	0	0	0	0	1	4									
Tim Worrell, R		1-2 2-3		1-2 2-3						0	0	0	0	0	0	0									
Inning Stats	R: 0 E: 0 K: 1 S: 12	H: 1 LOB: 2 BB: 1 P: 20	R: 0 E: 0 K: 0 S: 6	H: 2 LOB: 0 BB: 0 P: 8	R: 0 E: 0 K: 1 S: 8	H: 2 LOB: 1 BB: 0 P: 13	R: 0 E: 0 K: 1 S: 10	H: 2 LOB: 2 BB: 0 P: 12	R: 0 E: 0 K: 0 S: 6	H: 0 LOB: 0 BB: 0 P: 7	R: 1 E: 0 K: 0 S: 10	H: 1 LOB: 0 BB: 0 P: 17	R: 0 E: 0 K: 2 S: 7	H: 0 LOB: 0 BB: 0 P: 11	R: 0 E: 0 K: 0 S: 7	H: 0 LOB: 0 BB: 1 P: 13	1B: 7 2B: 1 3B: 0 HR: 1	SF: 0 SAC: 0 DP: 3 HBP: 0	WP: 0 PB: 0 SB: 2 CS: 0	PA: 35					
PITCHER	IP	WLS	BF	H	R	ER	SO	BB	IBB	HBP	BLK	WP	HR	S	P	ERA	WHIP								
Carlos Perez, L ERA: 5.2	6.1	W	27	9	1	1	2	1	0	0	0	0	0	55	79	1.42	1.579								
Terry Adams, R ERA: 3.33	1.2	H	5	0	0	0	2	0	0	0	0	0	0	14	23	0.00	0.000								
Jeff Shaw, R ERA: 5.0	1.0	S	3	0	0	0	0	1	0	0	0	0	0	7	13	0.00	1.000								

Los Angeles Dodgers @ Chicago Cubs
Wrigley Field, Chicago, IL
Fri Aug 25 2000, 4:30 PM CDT
Att: 38,854 - Sunny - 82 F

AB 33
R 1
H 9
RBI 1
BB 2
SO 4
LOB 21



Batter	1	2	3	4	5	6	7	8	9	AB	R	H	RBI	BB	SO	LOB	TOP										
Tom Goodwin, L (1, 8) OBP: 0.363, SLG: 0.371	G1-3		FC4-6 2B				G6-3		K	5	1	1	0	0	1	2	Los Angeles Dodgers @ Chicago Cubs Wrigley Field, Chicago, IL Sat Aug 26 2000, 12:15 PM CDT Att: 38,710 - Cloudy - 80 F										
Mark Crutzielnek, R (1, 4) OBP: 0.332, SLG: 0.385	F9					CS	L4		FC6-4	5	1	2	1	0	0	1											
Shawn Green, L (1, 9) OBP: 0.377, SLG: 0.501	P5		F9							3	1	1	0	1	0	1											
Eric Karros, R (1, 3)		E8								4	0	1	0	0	1	3											
Todd Hundley, S (1, 2) OBP: 0.405, SLG: 0.653	G4-6-3									4	0	0	0	0	2	4											
Adrián Beltré, R (1, 5) OBP: 0.351, SLG: 0.460										3	1	1	0	1	0	1											
Bruce Aven, R (1, 7) OBP: 0.274, SLG: 0.417										3	0	0	1	1	1	2											
Alex Cora, L (1, 6) OBP: 0.313, SLG: 0.383										4	0	2	2	0	0	0											
Matt Herges, L (1, 1) OBP: 0.100, SLG: 0.100										2	0	1	0	0	1	0											
Dave Hansen, L (6, PH) OBP: 0.397, SLG: 0.550										1	0	0	0	0	0	2											
Gregg Olson, R (6, 1)										0	0	0	0	0	0	0											
Antonio Osuna, R (7, 1)										0	0	0	0	0	0	0											
Jim Leyritz, R (9, PH) OBP: 0.336, SLG: 0.295										1	0	0	0	0	0	1											
Inning Stats	R: 0 E: 0 K: 0 S: 9	H: 0 LOB: 0 BB: 0 P: 12	R: 0 E: 1 K: 0 S: 7	H: 1 LOB: 1 BB: 0 P: 10	R: 1 E: 0 K: 0 S: 9	H: 2 LOB: 1 BB: 0 P: 12	R: 0 E: 0 K: 2 S: 15	H: 1 LOB: 1 BB: 0 P: 22	R: 0 E: 0 K: 1 S: 11	H: 1 LOB: 0 BB: 0 P: 17	R: 3 E: 0 K: 2 S: 21	H: 3 LOB: 2 BB: 2 P: 39	R: 0 E: 0 K: 0 S: 9	H: 0 LOB: 1 BB: 1 P: 14	R: 0 E: 0 K: 0 S: 9	H: 0 LOB: 0 BB: 0 P: 14	R: 0 E: 0 K: 1 S: 10	H: 1 LOB: 1 BB: 0 P: 13	1B: 8 2B: 1 3B: 0 HR: 0	SF: 0 SAC: 0 DP: 1 HBP: 0	WP: 0 PB: 0 SB: 2 CS: 1	PA: 39					
PITCHER	IP	WLS	BF	H	R	ER	SO	BB	IBB	HBP	BLK	WP	HR	S	P	ERA	WHIP										
Kevin Tapani, R (1, 1) ERA: 4.58	6.0		27	8	4	4	5	1	1	0	0	0	0	72	112	6.00	1.500										
Tim Worrell, R (7, 1) ERA: 3.17	2.0	W	7	0	0	0	0	1	0	0	0	0	0	18	28	0.00	0.500										
Rick Aguilera, R (9, 1) ERA: 4.95	1.0	S	4	1	0	0	1	0	0	0	0	0	0	10	13	0.00	1.000										

AB	35
R	4
H	9
RBI	4
BB	3
SO	6
LOB	17



Batter	1	2	3	4	5	6	7	8	9	AB	R	H	RBI	BB	SO	LOB	BOTTOM										
Eric Young Sr., R (1, 4) OBP: 0.362, SLG: 0.395	G6-3									3	1	1	3	0	0	0	Los Angeles Dodgers @ Chicago Cubs Wrigley Field, Chicago, IL Sat Aug 26 2000, 12:15 PM CDT Att: 38,710 - Cloudy - 80 F										
Mark Grace, L (1, 3) OBP: 0.389, SLG: 0.451	G4-3									4	0	1	0	0	0	1											
Sammy Sosa, R (1, 9) OBP: 0.403, SLG: 0.639	G6-3									3	1	1	0	1	1	1											
Rondell White, R (1, 7) OBP: 0.374, SLG: 0.493										2	0	1	2	0	0	0											
Tim Worrell, R (7, 1)										0	0	0	0	0	0	0											
Brant Brown, L (8, PH) OBP: 0.230, SLG: 0.311										1	0	0	0	0	1	0											
Rick Aguilera, R (9, 1)										0	0	0	0	0	0	0											
Damon Buford, R (1, 8) OBP: 0.330, SLG: 0.414										4	0	0	0	0	1	4											
Willie Greene, L (1, 5) OBP: 0.304, SLG: 0.371										4	0	0	0	0	1	1											
Ricky Gutierrez, R (1, 6) OBP: 0.384, SLG: 0.416										3	2	2	1	0	0	0											
Jeff Reed, L (1, 2) OBP: 0.348, SLG: 0.343										2	2	1	0	1	1	0											
Kevin Tapani, R (1, 1) OBP: 0.196, SLG: 0.259										1	0	0	0	0	0	0											
Gary Matthews, S (7, 7) OBP: 0.286, SLG: 0.333										1	0	1	0	0	0	0											
Inning Stats	R: 0 E: 0 K: 0 S: 10	H: 0 LOB: 0 BB: 0 P: 17	R: 0 E: 0 K: 0 S: 9	H: 0 LOB: 0 BB: 0 P: 14	R: 3 E: 0 K: 0 S: 15	H: 4 LOB: 2 BB: 1 P: 28	R: 0 E: 0 K: 1 S: 9	H: 0 LOB: 0 BB: 0 P: 11	R: 0 E: 0 K: 0 S: 6	H: 0 LOB: 0 BB: 0 P: 9	R: 1 E: 0 K: 1 S: 10	H: 2 LOB: 0 BB: 0 P: 19	R: 2 E: 1 K: 1 S: 13	H: 2 LOB: 1 BB: 1 P: 24	R: 0 E: 0 K: 2 S: 7	H: 0 LOB: 0 BB: 0 P: 9	1B: 6 2B: 1 3B: 0 HR: 1	SF: 1 SAC: 1 DP: 1 HBP: 1	WP: 0 PB: 0 SB: 0 CS: 1	PA: 33							
PITCHER	IP	WLS	BF	H	R	ER	SO	BB	IBB	HBP	BLK	WP	HR	S	P	ERA	WHIP										
Matt Herges, R (1, 1) ERA: 3.66	5.0		20	4	3	3	1	1	0	1	0	0	0	49	79	5.40	1.000										
Gregg Olson, R (6, 1) ERA: 5.27	1.1	L	8	4	3	2	1	1	0	0	0	0	1	19	36	13.50	3.750										
Antonio Osuna, R (7, 1) ERA: 3.45	1.2		5	0	0	0	3	0	0	0	0	0	0	11	16	0.00	0.000										



Batter	1	2	3	4	5	6	7	8	9	AB	R	H	RBI	BB	SO	LOB	TOP							
Damian Jackson, R OBP: 0.344, SLG: 0.377 (1, 4)	L9		K		E		P3			5	2	2	1	0	1	0								
Dest Relaford, S OBP: 0.361, SLG: 0.330 (1, 6)	P3		F8		F					5	2	3	0	0	0	0								
Ryan Klesko, L OBP: 0.400, SLG: 0.554 (1, 3)	F8			G3-1	E9					5	1	2	1	0	0	3								
Phil Nevin, R OBP: 0.375, SLG: 0.555 Heathcliff Slocumb, R (9, 1)		F7			F9					4	1	2	6	1	0	2								
John Mabry, L OBP: 0.317, SLG: 0.418 29 Kory DeHaan, L OBP: 0.244, SLG: 0.318 (8, 9)	F8			F2			P3			4	0	0	0	0	0	1								
Mike Darr, L OBP: 0.326, SLG: 0.404 (1, 7)		BB		F8			G3			3	0	0	0	1	1	1								
Ruben Rivera, R OBP: 0.303, SLG: 0.416 (1, 8)					F9		K			3	0	0	0	1	1	0								
George Williams, S OBP: 0.143, SLG: 0.143 (1, 2)							P5		F2	4	1	1	0	0	1	2								
Matt Clement, R OBP: 0.154, SLG: 0.125 Donne Wall, R (8, 1)										2	0	0	0	0	1	0								
Dave Magadan, L OBP: 0.391, SLG: 0.351 (9, PH) (9, 5)			K		SH3-4		F7		1B	1	1	1	0	0	0	0								
Inning Stats	R: 0 E: 0 K: 0 S: 7	H: 0 LOB: 0 BB: 0 P: 10	R: 0 E: 0 K: 1 S: 11	H: 0 LOB: 2 BB: 2 P: 24	R: 0 E: 0 K: 2 S: 8	H: 0 LOB: 1 BB: 0 P: 12	R: 0 E: 0 K: 0 S: 8	H: 0 LOB: 1 BB: 1 P: 15	R: 2 E: 1 K: 0 S: 13	H: 4 LOB: 2 BB: 0 P: 18	R: 0 E: 0 K: 1 S: 9	H: 0 LOB: 0 BB: 0 P: 14	R: 0 E: 0 K: 0 S: 8	H: 0 LOB: 0 BB: 0 P: 13	R: 3 E: 0 K: 1 S: 15	H: 3 LOB: 0 BB: 0 P: 23	R: 3 E: 0 K: 0 S: 14	H: 4 LOB: 1 BB: 0 P: 21	1B: 9 2B: 1 3B: 0 HR: 1	SF: 0 SAC: 1 DP: 0 HBP: 0	WP: 0 PB: 0 SB: 0 CS: 0	PA: 41		
PITCHER	IP	WLS	BF	H	R	ER	SO	BB	IBB	HBP	BLK	WP	HR	S	P	ERA	WHIP							
Ruben Quevedo, R ERA: 6.61 (1, 1)	7.1	L	32	7	5	5	4	3	0	0	0	0	1	71	117	6.14	1.364							
Felix Heredia, L ERA: 4.71 (8, 1)	0.2		2	0	0	0	1	0	0	0	0	0	0	8	12	0.00	0.000							
Tim Worrell, R ERA: 3.6 (9, 1)	1.0		7	4	3	3	0	0	0	0	0	0	0	14	21	27.00	4.000							

San Diego Padres @ Chicago Cubs
Wrigley Field, Chicago, IL
Mon Aug 28 2000, 7:05 PM CDT
Att: 32,983 - Sunny - 76 F


AB 37
R 8
H 11
RBI 8
BB 3
SO 5
LOB 10



Batter	1	2	3	4	5	6	7	8	9	AB	R	H	RBI	BB	SO	LOB	BOTTOM							
Eric Young Sr., R OBP: 0.366, SLG: 0.398 (1, 4)	G4-3		G4-6-3		G6-3					3	0	1	0	2	0	1								
Gary Matthews, S OBP: 0.290, SLG: 0.351 (1, 8)	G4-3		2B			WP	G6-3		G1-3	3	2	0	0	2	0	3								
Sammy Sosa, R OBP: 0.404, SLG: 0.636 (1, 9)	F8					FC6				3	0	1	1	1	1	1								
Mark Grace, L OBP: 0.391, SLG: 0.446 Brant Brown, L OBP: 0.233, SLG: 0.309 (8, 3)	G1-3		F8			FC3				3	0	0	0	0	0	4								
Roosevelt Brown, L OBP: 0.308, SLG: 0.458 (1, 7)		G4-3				K				3	0	0	0	1	2	3								
Ricky Gutierrez, R OBP: 0.385, SLG: 0.417 Tim Worrell, R (9, 1)					F9		FC6		G6-3	3	0	0	1	1	0	4								
Jeff Reed, L OBP: 0.341, SLG: 0.335 (1, 2)			F9		F7		G4-6-3			4	0	0	0	0	1	6								
Jeff Huson, L OBP: 0.318, SLG: 0.330 (9, 6)		F2					G4-3			4	0	0	0	0	0	1								
Ruben Quevedo, R OBP: 0.174, SLG: 0.174 Felix Heredia, L (8, 1)							G5-3			3	0	1	0	0	0	0								
Willie Greene, L OBP: 0.301, SLG: 0.366 (9, 5)									F8	1	0	0	0	0	0	0								
Inning Stats	R: 0 E: 0 K: 0 S: 10	H: 1 LOB: 1 BB: 0 P: 16	R: 0 E: 0 K: 0 S: 5	H: 0 LOB: 1 BB: 1 P: 13	R: 1 E: 0 K: 0 S: 7	H: 2 LOB: 1 BB: 1 P: 16	R: 0 E: 0 K: 1 S: 7	H: 0 LOB: 0 BB: 0 P: 11	R: 0 E: 0 K: 0 S: 6	H: 0 LOB: 0 BB: 0 P: 9	R: 1 E: 0 K: 1 S: 9	H: 0 LOB: 2 BB: 2 P: 20	R: 0 E: 0 K: 0 S: 6	H: 0 LOB: 1 BB: 1 P: 12	R: 0 E: 0 K: 2 S: 13	H: 0 LOB: 2 BB: 2 P: 23	R: 0 E: 0 K: 0 S: 11	H: 0 LOB: 1 BB: 1 P: 19	1B: 2 2B: 1 3B: 0 HR: 0	SF: 0 SAC: 0 DP: 2 HBP: 0	WP: 1 PB: 0 SB: 0 CS: 0	PA: 38		
PITCHER	IP	WLS	BF	H	R	ER	SO	BB	IBB	HBP	BLK	WP	HR	S	P	ERA	WHIP							
Matt Clement, R ERA: 4.97 (1, 1)	7.1	W	31	3	2	2	3	6	0	0	0	0	0	56	108	2.46	1.227							
Donne Wall, R ERA: 3.55 (8, 1)	0.2	H	3	0	0	0	1	1	0	0	0	0	0	7	12	0.00	1.500							
Heathcliff Slocumb, R ERA: 5.19 (9, 1)	1.0		4	0	0	0	0	1	0	0	0	0	0	11	19	0.00	1.000							

San Diego Padres @ Chicago Cubs
Wrigley Field, Chicago, IL
Mon Aug 28 2000, 7:05 PM CDT
Att: 32,983 - Sunny - 76 F

AB 30
R 2
H 3
RBI 2
BB 8
SO 4
LOB 23



Batter	1	2	3	4	5	6	7	8	9	AB	R	H	RBI	BB	SO	LOB	TOP					
Eric Owens, R OBP: 0.353, SLG: 0.386 (1, 7)	G6-3		G4-3					G4-3		4	0	0	0	0	1	1	San Diego Padres @ Chicago Cubs Wrigley Field, Chicago, IL Wed Aug 30 2000, 1:20 PM CDT Att: 30,122 - Overcast - 74 F					
Damian Jackson, R OBP: 0.345, SLG: 0.379 (1, 4)	2B 3B		G6-3					HBP		3	1	1	0	0	1	1						
Ryan Klesko, L OBP: 0.399, SLG: 0.550 (1, 3)	2B		1B							4	0	2	1	0	1	1						
Phil Nevin, R OBP: 0.376, SLG: 0.551 (1, 5)	F7		K					G5-3		4	0	0	0	0	1	3						
Mike Darr, L OBP: 0.323, SLG: 0.395 (1, 9)	K									3	0	0	0	1	2	1						
Wiki Gonzalez, R OBP: 0.313, SLG: 0.335 (1, 2)										3	0	1	0	1	0	1						
Ruben Rivera, R OBP: 0.301, SLG: 0.410 Dave Magadan, L OBP: 0.393, SLG: 0.347 29 Kory DeHaan, L OBP: 0.253, SLG: 0.318 (9, PH)	P5									3	0	0	0	0	0	2						
Desi Relaford, S OBP: 0.365, SLG: 0.328 (1, 6)	F7									0	0	0	0	1	0	0						
Brian Tollberg, R OBP: 0.120, SLG: 0.120 John Mabry, L OBP: 0.309, SLG: 0.407 (9, PH)	K									2	0	0	0	0	1	2						
Inning Stats	R: 1 E: 0 K: 1 S: 12	H: 2 LOB: 1 BB: 0 P: 20	R: 0 E: 0 K: 1 S: 10	H: 1 LOB: 1 BB: 0 P: 14	R: 0 E: 0 K: 1 S: 11	H: 1 LOB: 1 BB: 0 P: 15	R: 0 E: 0 K: 0 S: 4	H: 0 LOB: 0 BB: 0 P: 5	R: 0 E: 0 K: 2 S: 10	H: 0 LOB: 1 BB: 1 P: 17	R: 0 E: 0 K: 0 S: 9	H: 0 LOB: 0 BB: 0 P: 12	R: 0 E: 0 K: 0 S: 7	H: 0 LOB: 1 BB: 1 P: 14	R: 0 E: 0 K: 1 S: 9	H: 0 LOB: 1 BB: 0 P: 14		R: 0 E: 0 K: 0 S: 9	H: 0 LOB: 2 BB: 2 P: 19	1B: 2 2B: 1 3B: 1 HR: 0	SF: 0 SAC: 1 DP: 0 HBP: 1	WP: 0 PB: 0 SB: 0 CS: 0
PITCHER	IP	WLS	BF	H	R	ER	SO	BB	IBB	HBP	BLK	WP	HR	S	P	ERA	WHIP					
Jon Lieber, R ERA: 4.12 Steve Rain, R ERA: 3.79	(1, 1)	8.0	W	31	4	1	7	2	0	1	0	0	0	72	111	1.12	0.750					
PITCHER	IP	WLS	BF	H	R	ER	SO	BB	IBB	HBP	BLK	WP	HR	S	P	ERA	WHIP					
Jon Lieber, R ERA: 4.12 Steve Rain, R ERA: 3.79	(9, 1)	1.0		5	0	0	0	2	0	0	0	0	0	9	19	0.00	2.000					

AB	30
R	1
H	4
RBI	1
BB	4
SO	7
LOB	18



Batter	1	2	3	4	5	6	7	8	9	AB	R	H	RBI	BB	SO	LOB	BOTTOM				
Eric Young Sr., R OBP: 0.365, SLG: 0.400 (1, 4)	L8		F9							4	0	2	0	0	0	0	San Diego Padres @ Chicago Cubs Wrigley Field, Chicago, IL Wed Aug 30 2000, 1:20 PM CDT Att: 30,122 - Overcast - 74 F				
Gary Matthews, S OBP: 0.282, SLG: 0.324 (9, 7)	K		F7							4	1	0	0	0	2	3					
Sammy Sosa, R OBP: 0.410, SLG: 0.649 (1, 9)	2B 1B									3	3	3	4	1	0	0					
Mark Grace, L OBP: 0.396, SLG: 0.447 (1, 3)	2B									3	0	1	1	1	0	2					
Roosevelt Brown, L OBP: 0.314, SLG: 0.469 Damon Buford, R OBP: 0.332, SLG: 0.413 (9, 8)	K									4	0	1	0	0	1	1					
Shane Andrews, R OBP: 0.306, SLG: 0.461 Steve Rain, R (9, 1)	G5-3									4	0	1	0	0	0	2					
Jeff Reed, L OBP: 0.340, SLG: 0.333 (1, 2)	P4									4	0	1	0	0	1	2					
Jeff Huson, L OBP: 0.299, SLG: 0.302 (1, 6)	G3									4	0	0	0	0	0	2					
Jon Lieber, L OBP: 0.217, SLG: 0.254 Willie Greene, L OBP: 0.299, SLG: 0.362 (9, 5)	K									3	1	1	0	0	1	0					
Inning Stats	R: 1 E: 0 K: 2 S: 11	H: 2 LOB: 1 BB: 0 P: 16	R: 0 E: 0 K: 0 S: 8	H: 0 LOB: 0 BB: 0 P: 11	R: 0 E: 0 K: 1 S: 7	H: 0 LOB: 0 BB: 0 P: 12	R: 1 E: 0 K: 1 S: 15	H: 2 LOB: 1 BB: 1 P: 26	R: 3 E: 0 K: 0 S: 9	H: 3 LOB: 0 BB: 0 P: 17	R: 0 E: 0 K: 0 S: 8	H: 1 LOB: 0 BB: 0 P: 12	R: 0 E: 0 K: 1 S: 8	H: 1 LOB: 2 BB: 1 P: 16	R: 0 E: 0 K: 0 S: 10	H: 1 LOB: 1 BB: 0 P: 15		1B: 6 2B: 2 3B: 0 HR: 2	SF: 0 SAC: 0 DP: 1 HBP: 0	WP: 0 PB: 0 SB: 0 CS: 0	PA: 35
PITCHER	IP	WLS	BF	H	R	ER	SO	BB	IBB	HBP	BLK	WP	HR	S	P	ERA	WHIP				
Brian Tollberg, R ERA: 3.25	(1, 1)	8.0	L	35	10	5	5	1	1	0	0	0	2	76	125	5.62	1.375				
PITCHER	IP	WLS	BF	H	R	ER	SO	BB	IBB	HBP	BLK	WP	HR	S	P	ERA	WHIP				
Brian Tollberg, R ERA: 3.25	(9, 1)	1.0		5	0	0	0	1	0	0	0	0	0	9	19	0.00	2.000				

AB	33
R	5
H	10
RBI	5
BB	2
SO	5
LOB	12




Batter	1	2	3	4	5	6	7	8	9	AB	R	H	RBI	BB	SO	LOB	TOP										
Damian Jackson, R OBP: 0.343, SLG: 0.379	G5-3			P4	F2				K	5	0	1	0	0	1	2											
Desi Relaford, S OBP: 0.368, SLG: 0.330	F8			G6-3 HR		G3-1			BB	4	2	2	0	1	0	1											
Ryan Klesko, L OBP: 0.399, SLG: 0.547	F9			G6-3	K				BB	4	1	1	0	1	1	3											
Joe Vitiello, R OBP: 0.326, SLG: 0.500									BB	0	0	0	0	0	0	0											
Phil Nevin, R OBP: 0.350, SLG: 0.562									BB	5	2	4	4	0	1	1											
Heathcliff Slocumb, R OBP: 0.355, SLG: 0.388									BB	0	0	0	0	0	0	0											
John Mabry, L OBP: 0.302, SLG: 0.396									BB	4	0	0	0	0	1	3											
Kevin Walker, L OBP: 0.250, SLG: 0.250									BB	0	0	0	0	0	0	0											
Carlos Almanzar, R OBP: 0.398, SLG: 0.347									BB	0	0	0	0	0	0	0											
Dave Magadan, L OBP: 0.333, SLG: 0.412									BB	5	2	3	2	0	0	1											
Mike Dam, L OBP: 0.303, SLG: 0.408									BB	4	1	1	0	1	1	4											
Ruben Rivera, R OBP: 0.315, SLG: 0.341									BB	4	1	2	2	0	0	1											
George Williams, S OBP: 0.311, SLG: 0.111									BB	1	0	0	0	0	0	3											
Jay Witasick, R OBP: 0.111, SLG: 0.111									BB	2	0	0	1	0	1	1											
29 Kory DeHaan, L OBP: 0.281, SLG: 0.360									BB	1	1	1	2	0	0	0											
Todd Erdos, R OBP: 0.355, SLG: 0.388									BB	0	0	0	0	0	0	0											
Eric Owens, R OBP: 0.355, SLG: 0.388									BB	1	1	1	0	0	0	0											
Inning Stats	R: 0 E: 0 K: 0 S: 6	H: 0 LOB: 0 BB: 0 P: 12	R: 0 E: 0 K: 1 S: 10	H: 1 LOB: 0 BB: 0 P: 11	R: 0 E: 0 K: 1 S: 8	H: 0 LOB: 0 BB: 0 P: 12	R: 2 E: 0 K: 0 S: 9	H: 1 LOB: 0 BB: 1 P: 16	R: 2 E: 0 K: 1 S: 19	H: 4 LOB: 2 BB: 0 P: 30	R: 4 E: 0 K: 0 S: 18	H: 5 LOB: 1 BB: 25	R: 0 E: 0 K: 1 S: 10	H: 1 LOB: 0 BB: 0 P: 14	R: 0 E: 0 K: 0 S: 5	H: 0 LOB: 0 BB: 1 P: 10	R: 3 E: 0 K: 2 S: 22	H: 4 LOB: 3 BB: 2 P: 35	1B: 10 2B: 4 3B: 0 HR: 2	SF: 0 SAC: 0 DP: 2 HBP: 0	WP: 0 PB: 0 SB: 0 CS: 1	PA: 44					
PITCHER	IP	WLS	BF	H	R	ER	SO	BB	IBB	HBP	BLK	WP	HR	S	P	ERA	WHIP										
Kevin Tapani, R ERA: 4.77	5.2	L	26	9	7	7	3	1	0	0	0	0	1	65	99	11.12	1.765										
Kyle Farnsworth, R ERA: 7.39	1.1		6	3	1	1	1	0	0	0	0	0	1	15	21	6.75	2.250										
Felix Heredia, L ERA: 4.4	1.0		3	0	0	0	0	1	0	0	0	0	0	5	10	0.00	1.000										
76 Daniel Garibay, L ERA: 4.88	0.1		4	2	3	3	1	1	0	0	0	0	0	8	14	81.00	9.000										
Todd Van Poppel, R ERA: 3.11	0.2		5	2	0	0	1	1	0	0	0	0	0	14	21	0.00	4.500										

San Diego Padres @ Chicago Cubs
Wrigley Field, Chicago, IL
Thu Aug 31 2000, 1:20 PM CDT
Att: 25,965 - Sunny - 90 F

livebaseballscores.com

AB 40
R 11
H 16
RBI 11
BB 4
SO 6
LOB 20




Batter	1	2	3	4	5	6	7	8	9	AB	R	H	RBI	BB	SO	LOB	BOTTOM										
Eric Young Sr., R OBP: 0.365, SLG: 0.400	K	F7			BLK SH3 1B		L4		FC6-4 1B	5	1	2	1	0	1	1											
Ricky Gutierrez, R OBP: 0.385, SLG: 0.417					SH3				FC6-4 1B	3	1	1	0	1	1	2											
76 Daniel Garibay, L OBP: 0.091, SLG: 0.091	BB HR								FC6-4 1B	0	0	0	0	0	0	0											
Todd Van Poppel, R OBP: 0.297, SLG: 0.299									FC6-4 1B	0	0	0	0	0	0	0											
Sammy Sosa, R OBP: 0.409, SLG: 0.645									G3	3	0	0	0	1	2	2											
Felix Heredia, L OBP: 0.277, SLG: 0.318									G3	0	0	0	0	0	0	0											
Jeff Huson, L OBP: 0.297, SLG: 0.299									G3	1	0	0	0	0	0	0											
Mark Grace, L OBP: 0.398, SLG: 0.446									G3	3	1	1	1	2	2	2											
Willie Greene, L OBP: 0.302, SLG: 0.380									G3	3	1	2	3	0	0	0											
Kyle Farnsworth, R OBP: 0.093, SLG: 0.167									G3	0	0	0	0	0	0	0											
Gary Matthews, S OBP: 0.277, SLG: 0.318									G3	2	0	0	0	0	0	3											
Joe Girardi, R OBP: 0.361, SLG: 0.407									BB	4	1	1	0	1	1	3											
Ross Gload, L OBP: 0.331, SLG: 0.410									BB	4	0	0	0	0	2	2											
Damon Buford, R OBP: 0.331, SLG: 0.410									BB	3	0	0	0	1	1	1											
Kevin Tapani, R OBP: 0.207, SLG: 0.268									BB	2	0	1	0	0	1	2											
Shane Andrews, R OBP: 0.309, SLG: 0.457									BB	1	0	0	0	1	0	0											
Inning Stats	R: 3 E: 0 K: 2 S: 13	H: 1 LOB: 2 BB: 2 P: 26	R: 0 E: 0 K: 1 S: 7	H: 1 LOB: 0 BB: 0 P: 11	R: 0 E: 0 K: 2 S: 9	H: 0 LOB: 0 BB: 0 P: 16	R: 0 E: 0 K: 2 S: 10	H: 1 LOB: 2 BB: 1 P: 17	R: 1 E: 0 K: 1 S: 15	H: 3 LOB: 2 BB: 0 P: 21	R: 0 E: 0 K: 1 S: 8	H: 0 LOB: 0 BB: 0 P: 12	R: 0 E: 0 K: 1 S: 14	H: 1 LOB: 2 BB: 1 P: 24	R: 1 E: 0 K: 0 S: 8	H: 1 LOB: 2 BB: 2 P: 18	R: 0 E: 0 K: 1 S: 7	H: 0 LOB: 1 BB: 1 P: 16	1B: 5 2B: 2 3B: 0 HR: 1	SF: 0 SAC: 1 DP: 0 HBP: 0	WP: 0 PB: 0 SB: 0 CS: 0	PA: 42					
PITCHER	IP	WLS	BF	H	R	ER	SO	BB	IBB	HBP	BLK	WP	HR	S	P	ERA	WHIP										
Jay Witasick, R ERA: 6.1	5.0	W	24	6	4	4	8	3	0	0	1	0	0	54	91	7.20	1.800										
Todd Erdos, R ERA: 5.0	1.1		6	1	0	0	1	1	0	0	0	0	0	18	31	0.00	1.500										
Kevin Walker, L ERA: 4.34	1.1	H	6	0	1	1	1	2	0	0	0	0	0	9	18	6.75	1.500										
Carlos Almanzar, R ERA: 4.3	0.1	H	2	1	0	0	0	0	0	0	0	0	0	3	5	0.00	3.000										
Heathcliff Slocumb, R ERA: 4.54	1.0		4	0	0	0	1	1	0	0	0	0	0	7	16	0.00	1.000										

San Diego Padres @ Chicago Cubs
Wrigley Field, Chicago, IL
Thu Aug 31 2000, 1:20 PM CDT
Att: 25,965 - Sunny - 90 F

livebaseballscores.com

AB 34
R 5
H 8
RBI 5
BB 7
SO 11
LOB 18



Batter	1	2	3	4	5	6	7	8	9	AB	R	H	RBI	BB	SO	LOB	TOP							
Eric Young Sr. R OBP: 0.367, SLG: 0.404	1-2 F8			0-0 2B		0-0 1B SF9		0-1 1B G6-3		4	1	3	0	0	0	0	Chicago Cubs @ San Francisco Giants PacBell Park, San Francisco, CA Fri Sep 01, 2000, 10:35 PM EDT Att: 40,930 - Cloudy - 57 F							
Gary Matthews S OBP: 0.279, SLG: 0.318 Jose Nieves R OBP: 0.251, SLG: 0.360	2-2 F9			0-1 F8		0-2 1B BB		1-1 1B G6-3		3	1	1	0	0	0	1								
Sammy Sosa R OBP: 0.406, SLG: 0.642	2-3 K			0-0 L7		0-0 SF9		0-0 G6-3		3	0	0	1	0	1	1								
Mark Grace L OBP: 0.401, SLG: 0.447		1-1 F7		4-2 BB		3-H 1B		4-0 1B G1-6-3		2	0	1	0	2	0	0								
Ricky Gutierrez R OBP: 0.385, SLG: 0.416 Todd Van Poppel R OBP: 0.307, SLG: 0.454 Shane Andrews R OBP: 0.307, SLG: 0.454 Tim Worrell R OBP: 0.307, SLG: 0.454		2-0 G5-3		1-2 P3		1-1 BB		2-2 G1-6-3		3	0	1	1	0	0	2								
Jeff Reed L OBP: 0.339, SLG: 0.330 Joe Girardi R OBP: 0.363, SLG: 0.407		3-1 P6		4-2 G4-6-3		0-3 K		4-2 BB		2	0	0	0	1	1	2								
Ross Gload L OBP: 0.289, SLG: 0.291			3-2 F9		3-1 G4-6-3		1-3 K2-3		1-3 K	4	0	0	0	0	2	2								
Jeff Huson L OBP: 0.289, SLG: 0.291			1-1 F9		1-1 G6-3		0-1 G5-3			3	0	0	0	0	0	0								
34 Kerry Wood R OBP: 0.303, SLG: 0.355 Damon Buford R OBP: 0.330, SLG: 0.408			1-0 G6-3		0-1 G6-3		0-1 F7			1	0	0	0	0	0	0								
										2	0	0	0	0	0	0								
Inning Stats	R: 0 E: 0 K: 1 S: 13	H: 0 LOB: 0 BB: 0 P: 18	R: 0 E: 0 K: 0 S: 5	H: 0 LOB: 0 BB: 0 P: 11	R: 0 E: 0 K: 0 S: 6	H: 1 LOB: 2 BB: 1 P: 14	R: 0 E: 0 K: 0 S: 7	H: 0 LOB: 0 BB: 1 P: 15	R: 2 E: 0 K: 1 S: 12	H: 3 LOB: 2 BB: 1 P: 17	R: 0 E: 0 K: 1 S: 8	H: 0 LOB: 0 BB: 0 P: 9	R: 0 E: 0 K: 0 S: 5	H: 1 LOB: 1 BB: 1 P: 21	R: 0 E: 0 K: 1 S: 11	H: 1 LOB: 1 BB: 1 P: 21	1B: 5 2B: 1 3B: 0 HR: 0	SF: 1 SAC: 0 DP: 3 HBP: 0	WP: 0 PB: 0 SB: 1 CS: 0	PA: 34				
PITCHER	IP WLS BF H R ER SO BB IBB HBP BLK WP HR S P ERA WHIP	IP WLS BF H R ER SO BB IBB HBP BLK WP HR S P ERA WHIP	IP WLS BF H R ER SO BB IBB HBP BLK WP HR S P ERA WHIP	IP WLS BF H R ER SO BB IBB HBP BLK WP HR S P ERA WHIP	IP WLS BF H R ER SO BB IBB HBP BLK WP HR S P ERA WHIP	IP WLS BF H R ER SO BB IBB HBP BLK WP HR S P ERA WHIP	IP WLS BF H R ER SO BB IBB HBP BLK WP HR S P ERA WHIP	IP WLS BF H R ER SO BB IBB HBP BLK WP HR S P ERA WHIP	IP WLS BF H R ER SO BB IBB HBP BLK WP HR S P ERA WHIP	IP WLS BF H R ER SO BB IBB HBP BLK WP HR S P ERA WHIP	IP WLS BF H R ER SO BB IBB HBP BLK WP HR S P ERA WHIP	IP WLS BF H R ER SO BB IBB HBP BLK WP HR S P ERA WHIP	IP WLS BF H R ER SO BB IBB HBP BLK WP HR S P ERA WHIP	IP WLS BF H R ER SO BB IBB HBP BLK WP HR S P ERA WHIP	IP WLS BF H R ER SO BB IBB HBP BLK WP HR S P ERA WHIP	IP WLS BF H R ER SO BB IBB HBP BLK WP HR S P ERA WHIP	IP WLS BF H R ER SO BB IBB HBP BLK WP HR S P ERA WHIP	IP WLS BF H R ER SO BB IBB HBP BLK WP HR S P ERA WHIP	IP WLS BF H R ER SO BB IBB HBP BLK WP HR S P ERA WHIP	IP WLS BF H R ER SO BB IBB HBP BLK WP HR S P ERA WHIP	IP WLS BF H R ER SO BB IBB HBP BLK WP HR S P ERA WHIP	IP WLS BF H R ER SO BB IBB HBP BLK WP HR S P ERA WHIP		
Mark Gardner R ERA: 4.06	(1, 1)	7.0 W 27 4 2 2 3 3 0 0 0 0 0 0 60 95 2.57 1.000																						
Doug Henry R ERA: 4.09	(8, 1)	1.0 3 1 0 0 0 0 0 0 0 0 0 0 5 6 0.00 1.000																						
Aaron Fultz L ERA: 5.4	(9, 1)	1.0 4 1 0 0 1 1 0 0 0 0 0 0 11 21 0.00 2.000																						

AB	29
R	2
H	6
RBI	2
BB	4
SO	4
LOB	10



Batter	1	2	3	4	5	6	7	8	9	AB	R	H	RBI	BB	SO	LOB	BOTTOM							
Marvin Benard L OBP: 0.338, SLG: 0.388	1-1 1B HBP			3-1 BB		1-2 1B		0-0 G4-3		4	1	1	0	0	1	0	Chicago Cubs @ San Francisco Giants PacBell Park, San Francisco, CA Fri Sep 01, 2000, 10:35 PM EDT Att: 40,930 - Cloudy - 57 F							
Bill Mueller S OBP: 0.337, SLG: 0.390	2-0 BB 1B	2-0 F9		2-2 F7		3-2 CS		0-1 F7		5	1	2	0	0	2									
Barry Bonds L OBP: 0.435, SLG: 0.672	2-0 SF9	1-2 L7		2-0 F5		3-3 K		0-3 K		5	1	1	1	0	2	3								
Jeff Kent R OBP: 0.422, SLG: 0.607	4-1 HR		0-0 HR	4-1 BB		1-2 BB		4-1 1B FC5-2		1	2	1	1	3	0	0								
J.T. Snow L OBP: 0.373, SLG: 0.451	1-2 SF9		2-1 G3	1-0 G4-3		3-2 FC5-2		1-2 1B		3	0	1	1	0	3									
Ellis Burkes R OBP: 0.422, SLG: 0.624	2-3 HR		4-1 FC4-6		1-0 G6-3		2-1 FC5-2		1-2 1B	3	1	2	1	1	0	0								
Rich Aurilia R OBP: 0.335, SLG: 0.434	1-0 HR		2-1 FC4-6		0-3 K		2-1 FC5-2		1-2 1B	4	1	1	3	0	1	4								
Doug Mirabeli R OBP: 0.346, SLG: 0.381	3-2 L8		1-2 G3		1-0 HBP		2-3 K		2-3 K	3	0	0	0	0	1	4								
Mark Gardner R OBP: 0.111, SLG: 0.111 Felipe Crespo S OBP: 0.345, SLG: 0.398 Doug Henry R OBP: 0.307, SLG: 0.454 Aaron Fultz L OBP: 0.333, SLG: 0.333	1-2 G4-3		2-2 BB		3-2 G4-3		2-0 F7			3	0	1	0	0	0	1								
										1	0	0	0	0	0	3								
										0	0	0	0	0	0	0								
										0	0	0	0	0	0	0								
Inning Stats	R: 6 E: 0 K: 0 S: 15	H: 4 LOB: 0 BB: 1 P: 31	R: 0 E: 0 K: 1 S: 7	H: 0 LOB: 0 BB: 0 P: 12	R: 1 E: 0 K: 0 S: 9	H: 1 LOB: 1 BB: 1 P: 18	R: 0 E: 0 K: 0 S: 12	H: 2 LOB: 3 BB: 1 P: 26	R: 0 E: 0 K: 1 S: 8	H: 0 LOB: 1 BB: 0 P: 13	R: 0 E: 0 K: 1 S: 11	H: 1 LOB: 1 BB: 0 P: 18	R: 0 E: 0 K: 1 S: 14	H: 2 LOB: 3 BB: 1 P: 29	R: 0 E: 0 K: 1 S: 7	H: 0 LOB: 0 BB: 0 P: 7	1B: 8 2B: 1 3B: 0 HR: 2	SF: 1 SAC: 0 DP: 1 HBP: 2	WP: 0 PB: 0 SB: 0 CS: 1	PA: 39				
PITCHER	IP WLS BF H R ER SO BB IBB HBP BLK WP HR S P ERA WHIP	IP WLS BF H R ER SO BB IBB HBP BLK WP HR S P ERA WHIP	IP WLS BF H R ER SO BB IBB HBP BLK WP HR S P ERA WHIP	IP WLS BF H R ER SO BB IBB HBP BLK WP HR S P ERA WHIP	IP WLS BF H R ER SO BB IBB HBP BLK WP HR S P ERA WHIP	IP WLS BF H R ER SO BB IBB HBP BLK WP HR S P ERA WHIP	IP WLS BF H R ER SO BB IBB HBP BLK WP HR S P ERA WHIP	IP WLS BF H R ER SO BB IBB HBP BLK WP HR S P ERA WHIP	IP WLS BF H R ER SO BB IBB HBP BLK WP HR S P ERA WHIP	IP WLS BF H R ER SO BB IBB HBP BLK WP HR S P ERA WHIP	IP WLS BF H R ER SO BB IBB HBP BLK WP HR S P ERA WHIP	IP WLS BF H R ER SO BB IBB HBP BLK WP HR S P ERA WHIP	IP WLS BF H R ER SO BB IBB HBP BLK WP HR S P ERA WHIP	IP WLS BF H R ER SO BB IBB HBP BLK WP HR S P ERA WHIP	IP WLS BF H R ER SO BB IBB HBP BLK WP HR S P ERA WHIP	IP WLS BF H R ER SO BB IBB HBP BLK WP HR S P ERA WHIP	IP WLS BF H R ER SO BB IBB HBP BLK WP HR S P ERA WHIP	IP WLS BF H R ER SO BB IBB HBP BLK WP HR S P ERA WHIP	IP WLS BF H R ER SO BB IBB HBP BLK WP HR S P ERA WHIP	IP WLS BF H R ER SO BB IBB HBP BLK WP HR S P ERA WHIP	IP WLS BF H R ER SO BB IBB HBP BLK WP HR S P ERA WHIP	IP WLS BF H R ER SO BB IBB HBP BLK WP HR S P ERA WHIP		
34 Kerry Wood R ERA: 5.57	(1, 1)	5.0 L 27 7 7 7 2 3 0 0 0 0 0 0 2 51 12.60 2.000																						
Todd Van Poppel R ERA: 3.09	(6, 1)	1.0 5 2 0 0 1 1 0 0 0 0 0 0 17 31 0.00 3.000																						
Tim Worrell R ERA: 3.47	(7, 1)	2.0 7 1 0 0 2 0 0 0 0 0 0 0 15 23 0.00 0.500																						

AB	32
R	7
H	10
RBI	7
BB	4
SO	5
LOB	20



Batter	1	2	3	4	5	6	7	8	9	AB	R	H	RBI	BB	SO	LOB	TOP					
Damon Buford, R OBP: 0.327, SLG: 0.406										4	1	1	0	0	2	1	Chicago Cubs @ San Francisco Giants PacBell Park, San Francisco, CA Sun Sep.03 2000, 4:05 PM EDT Att: 40,930 - Cloudy - 66 F					
Gary Matthews, S OBP: 0.289, SLG: 0.305										4	0	0	0	0	2	2						
Sammy Sosa, R OBP: 0.407, SLG: 0.641										4	1	1	0	0	2	1						
Mark Grace, L OBP: 0.398, SLG: 0.443										2	0	1	1	0	1	0						
Shane Andrews, R OBP: 0.312, SLG: 0.451										1	0	0	0	0	1	0						
Ricky Gutierrez, R OBP: 0.385, SLG: 0.416										3	0	1	1	0	0	1						
Todd Van Poppel, R OBP: 0.289, SLG: 0.429										0	0	0	0	0	0	0						
Tim Worrell, R										0	0	0	0	0	0	0						
Roosevelt Brown, L OBP: 0.289, SLG: 0.429										1	0	0	0	0	0	0						
Jeff Reed, L OBP: 0.333, SLG: 0.323										4	0	0	0	0	2	1						
Willie Greene, L OBP: 0.299, SLG: 0.376										3	0	0	0	0	0	0						
Jose Nieves, R OBP: 0.251, SLG: 0.357										3	0	1	0	0	0	0						
76 Daniel Garibay, L OBP: 0.083, SLG: 0.083										1	0	0	0	0	0	0						
Jeff Huson, L OBP: 0.285, SLG: 0.286										1	0	0	0	0	0	0						
Inning Stats	R: 2 E: 0 K: 2 S: 14	H: 3 LOB: 1 BB: 0 P: 23	R: 0 E: 0 K: 1 S: 10	H: 1 LOB: 0 BB: 0 P: 12	R: 0 E: 0 K: 1 S: 10	H: 1 LOB: 1 BB: 0 P: 15	R: 0 E: 0 K: 0 S: 6	H: 0 LOB: 0 BB: 0 P: 11	R: 0 E: 1 K: 2 S: 10	H: 0 LOB: 0 BB: 0 P: 17	R: 0 E: 0 K: 1 S: 10	H: 0 LOB: 0 BB: 0 P: 15	R: 0 E: 0 K: 0 S: 7	H: 0 LOB: 0 BB: 0 P: 8	R: 0 E: 0 K: 1 S: 8	H: 0 LOB: 0 BB: 0 P: 13	R: 0 E: 0 K: 2 S: 10	H: 0 LOB: 0 BB: 0 P: 15	1B: 3 2B: 2 3B: 0 HR: 0	SF: 1 SAC: 1 DP: 0 HBP: 0	WP: 0 PB: 1 SB: 0 CS: 0	PA: 33
PITCHER	IP	WLS	BF	H	R	ER	SO	BB	IBB	HBP	BLK	WP	HR	S	P	ERA	WHIP					
Livan Hernandez, R ERA: 3.79	8.0	W	30	5	2	2	8	0	0	0	0	0	0	75	114	2.25	0.625					
Robb Nen, R ERA: 1.55	1.0	S	3	0	0	0	2	0	0	0	0	0	0	10	15	0.00	0.000					

Batter	1	2	3	4	5	6	7	8	9	AB	R	H	RBI	BB	SO	LOB	BOTTOM					
Calvin Murray, R OBP: 0.340, SLG: 0.322										4	1	2	1	1	1	0	Chicago Cubs @ San Francisco Giants PacBell Park, San Francisco, CA Sun Sep.03 2000, 4:05 PM EDT Att: 40,930 - Cloudy - 66 F					
Ramon Martinez, R OBP: 0.351, SLG: 0.497										3	2	3	0	1	0	0						
Robb Nen, R										0	0	0	0	0	0	0						
Barry Bonds, L OBP: 0.435, SLG: 0.665										4	0	0	0	1	2	7						
Jeff Kent, R OBP: 0.425, SLG: 0.611										4	0	2	1	1	0	1						
Ellis Burks, R OBP: 0.427, SLG: 0.622										2	0	1	1	2	0	1						
Russ Davis, R OBP: 0.300, SLG: 0.413										5	1	2	2	0	1	5						
J.T. Snow, L OBP: 0.372, SLG: 0.451										0	0	0	0	0	0	0						
Rich Aurilia, R OBP: 0.333, SLG: 0.436										5	0	1	0	0	0	3						
Bobby Estalella, R OBP: 0.374, SLG: 0.504										3	1	2	0	1	1	0						
Livan Hernandez, R OBP: 0.263, SLG: 0.333										4	0	0	0	0	0	5						
Bill Mueller, S OBP: 0.340, SLG: 0.389										0	0	0	0	0	0	0						
Inning Stats	R: 1 E: 0 K: 1 S: 9	H: 2 LOB: 1 BB: 0 P: 17	R: 1 E: 0 K: 1 S: 13	H: 2 LOB: 3 BB: 2 P: 26	R: 0 E: 0 K: 0 S: 11	H: 1 LOB: 3 BB: 2 P: 22	R: 1 E: 0 K: 0 S: 7	H: 2 LOB: 2 BB: 1 P: 13	R: 1 E: 0 K: 0 S: 16	H: 3 LOB: 2 BB: 0 P: 28	R: 0 E: 0 K: 1 S: 10	H: 1 LOB: 1 BB: 1 P: 17	R: 0 E: 0 K: 2 S: 7	H: 0 LOB: 0 BB: 0 P: 10	R: 1 E: 0 K: 0 S: 14	H: 2 LOB: 2 BB: 1 P: 24	R: 0 E: 0 K: 0 S: 10	H: 0 LOB: 0 BB: 0 P: 10	1B: 8 2B: 5 3B: 0 HR: 1	SF: 1 SAC: 1 DP: 1 HBP: 0	WP: 0 PB: 0 SB: 2 CS: 0	PA: 43
PITCHER	IP	WLS	BF	H	R	ER	SO	BB	IBB	HBP	BLK	WP	HR	S	P	ERA	WHIP					
76 Daniel Garibay, L ERA: 5.05	5.0	L	30	10	4	4	2	5	0	0	0	0	0	56	106	7.20	3.000					
Todd Van Poppel, R ERA: 2.97	2.0		7	1	0	0	3	1	0	0	0	0	0	17	27	0.00	1.000					
Tim Worrell, R ERA: 3.57	1.0		6	2	1	1	0	0	1	0	0	0	0	14	24	9.00	2.000					



Batter	1	2	3	4	5	6	7	8	9	AB	R	H	RBI	BB	SO	LOB	TOP				
Eric Young Sr. R OBP: 0.367, SLG: 0.405 (1.4)	G4-3		S 1B	K			F9		K 1B	5	0	2	1	0	1	2					
Joe Girardi R OBP: 0.356, SLG: 0.399 (1.2)	K		K		G4-3		F9		K	5	0	0	0	0	3	2					
Sammy Sosa R OBP: 0.408, SLG: 0.639 (1.9)	K		IBB		F9					3	0	1	0	1	1	0					
Roosevelt Brown, L OBP: 0.286, SLG: 0.410 (7.1)		K	L4				L6			4	0	1	0	0	1	3					
Steve Rain, R OBP: 0.273, SLG: 0.500 (8, PH)										0	0	0	0	0	0	0					
Felix Heredia, L OBP: 0.267, SLG: 0.303 (7.7)										0	0	0	0	0	0	0					
Tim Worrell, R OBP: 0.267, SLG: 0.303 (8.5)										0	0	0	0	0	0	0					
Ricky Gutierrez, R OBP: 0.382, SLG: 0.412 (1.6)	G1-3				F9				G6-3	4	0	0	0	0	1	1					
Ross Gload, L OBP: 0.273, SLG: 0.500 (8, PH)										2	1	2	1	1	0	0					
Jose Nieves, R OBP: 0.250, SLG: 0.355 (8.5)										1	0	0	0	0	1	0					
Shane Andrews, R OBP: 0.304, SLG: 0.438 (1.5)	K				G6-3		P6		F8	4	0	0	0	0	1	2					
Damon Buford, R OBP: 0.328, SLG: 0.406 (1.8)							L6			3	1	1	0	1	1	1					
Jon Lieber, L OBP: 0.225, SLG: 0.261 (7.7)										2	0	1	0	0	0	1					
Gary Matthews, S OBP: 0.267, SLG: 0.303 (8.3)										1	0	0	0	0	0	0					
Inning Stats	R: 0 E: 0 K: 2 S: 9	H: 0 LOB: 0 BB: 0 P: 13	R: 0 E: 0 K: 2 S: 8	H: 0 LOB: 1 BB: 1 P: 16	R: 1 E: 0 K: 1 S: 11	H: 1 LOB: 2 BB: 2 P: 23	R: 1 E: 0 K: 1 S: 10	H: 3 LOB: 2 BB: 0 P: 14	R: 0 E: 0 K: 0 S: 6	H: 1 LOB: 1 BB: 0 P: 7	R: 0 E: 0 K: 0 S: 8	H: 1 LOB: 1 BB: 0 P: 11	R: 0 E: 0 K: 1 S: 7	H: 0 LOB: 0 BB: 0 P: 11	R: 0 E: 0 K: 12 S: 12	H: 1 LOB: 1 BB: 0 P: 15	1B: 7 2B: 0 3B: 0 HR: 1	SF: 0 SAC: 1 DP: 0 HBP: 0	WP: 1 PB: 0 SB: 1 CS: 0	PA: 38	
PITCHER	IP	WLS	BF	H	R	ER	SO	BB	IBB	HBP	BLK	WP	HR	S	P	ERA	WHIP				
Brian Rose, R ERA: 5.32 (1.1)	7.0	W	31	7	2	2	7	2	1	0	0	1	1	60	98	2.57	1.286				
Gabe White, L ERA: 2.0 (8.1)	1.0		3	0	0	0	1	0	0	0	0	0	0	7	11	0.00	0.000				
Jose Jimenez, R ERA: 3.43 (9.1)	1.0		4	1	0	0	2	0	0	0	0	0	0	12	15	0.00	1.000				

Chicago Cubs @ Colorado Rockies
Coors Field, Denver, CO
Mon Sep 04 2000, 1:05 PM MDT
Att: 40,277 - Sunny - 84 F


AB	34
R	2
H	8
RBI	2
BB	3
SO	10
LOB	12



Batter	1	2	3	4	5	6	7	8	9	AB	R	H	RBI	BB	SO	LOB	BOTTOM				
Juan Pierre, L OBP: 0.393, SLG: 0.375 (1.8)			L6-3 1B		S 1B		CS 1B	FC6-2 WP 1B		5	1	5	1	0	0	0					
Neftali Perez, S OBP: 0.321, SLG: 0.431 (1.6)	F8		L6-3 1-2				WP 17 BB 2B 1B	FC6-2		5	1	2	1	0	0	4					
Todd Helton, L OBP: 0.477, SLG: 0.706 (1.3)	F7				K		WP 2B 1B	F9		4	1	0	0	1	2	4					
Jeff Hammonds, R OBP: 0.407, SLG: 0.560 (1.9)	L4				F8			L7		4	0	0	0	0	3						
Todd Walker, L OBP: 0.338, SLG: 0.489 (1.4)										4	1	3	3	0	0	0					
Jeff Cirillo, R OBP: 0.389, SLG: 0.489 (1.5)										3	0	0	0	1	0	1					
Todd Hollandsworth, L OBP: 0.312, SLG: 0.399 (1.7)										2	2	1	1	2	1	2					
Ben Petrick, R OBP: 0.418, SLG: 0.500 (1.2)										2	0	0	0	1	2	1					
Brent Mayne, L OBP: 0.373, SLG: 0.414 (9.2)										1	0	0	0	0	0	0					
Brian Rose, R ERA: 4.17 (8.1)										3	0	0	0	0	1	3					
Steve Rain, R ERA: 4.19 (8, PH)										0	0	0	0	0	0	0					
Felix Heredia, L ERA: 5.17 (9.1)										1	0	1	0	0	0	0					
Jose Jimenez, R OBP: 0.333, SLG: 0.333 (8.1)										0	0	0	0	0	0	0					
Inning Stats	R: 0 E: 0 K: 0 S: 7	H: 1 LOB: 1 BB: 0 P: 7	R: 1 E: 0 K: 1 S: 9	H: 1 LOB: 0 BB: 0 P: 12	R: 0 E: 0 K: 0 S: 7	H: 1 LOB: 0 BB: 0 P: 9	R: 0 E: 0 K: 1 S: 18	H: 1 LOB: 1 BB: 0 P: 25	R: 2 E: 0 K: 3 S: 14	H: 2 LOB: 1 BB: 1 P: 26	R: 1 E: 0 K: 0 S: 11	H: 1 LOB: 2 BB: 2 P: 23	R: 2 E: 0 K: 1 S: 21	H: 3 LOB: 2 BB: 2 P: 39	R: 0 E: 0 K: 0 S: 10	H: 2 LOB: 2 BB: 0 P: 17	1B: 8 2B: 2 3B: 1 HR: 2	SF: 0 SAC: 0 DP: 1 HBP: 0	WP: 2 PB: 0 SB: 2 CS: 1	PA: 39	
PITCHER	IP	WLS	BF	H	R	ER	SO	BB	IBB	HBP	BLK	WP	HR	S	P	ERA	WHIP				
Jon Lieber, R ERA: 4.17 (7.1)	6.0	L	27	7	4	4	5	3	0	0	0	1	0	13	24	27.00	4.500				
Steve Rain, R ERA: 4.19 (7.1)	0.2		4	2	2	2	0	1	0	0	0	0	0	8	15	0.00	3.000				
Felix Heredia, L ERA: 5.17 (8.1)	1.0		5	2	0	0	0	0	0	0	0	1	0	10	17	0.00	2.000				

Chicago Cubs @ Colorado Rockies
Coors Field, Denver, CO
Mon Sep 04 2000, 1:05 PM MDT
Att: 40,277 - Sunny - 84 F

AB	34
R	6
H	12
RBI	6
BB	5
SO	6
LOB	18




Batter	1	2	3	4	5	6	7	8	9	AB	R	H	RBI	BB	SO	LOB	TOP				
Eric Young Sr. R (1.4) OBP: 0.366, SLG: 0.404	G6-3		G6-3				G5-3			4	1	1	0	0	0	0	Chicago Cubs @ Colorado Rockies Coors Field, Denver, CO Tue Sep 05 2000, 7:05 PM MDT Att: 39,159 - Cloudy - 80 F				
Ricky Gutierrez R (1.6) OBP: 0.383, SLG: 0.413 40 Oswaldo Mairena, L (7.1)							F9			4	1	2	0	0	0	1					
15 Julio Zuleta, R (8.3) OBP: 0.243, SLG: 0.343	FC5-4		BB	1B			SF8			0	0	0	0	0	0	0					
Sammy Sosa, R (1.9) OBP: 0.407, SLG: 0.636	FC5-4		BB	1B			E2			4	0	1	0	0	0	3					
Mark Grace, L (1.3) OBP: 0.400, SLG: 0.442 Rick Aguilera, R (8.1)										1	0	0	1	3	0	0					
Ross Gload, L (1.7) OBP: 0.214, SLG: 0.417 Kyle Farnsworth, R (5.1) Aurelio Ojeda, S (7.6)	K		G4-3				SF8			2	0	0	1	0	1	5					
Joe Girardi, R (1.2) OBP: 0.352, SLG: 0.394										0	0	0	0	0	0	2					
Jose Nieves, R (1.5) OBP: 0.245, SLG: 0.347	G4-3						F8			4	0	0	0	0	0	0					
Damon Buford, R (1.8) OBP: 0.326, SLG: 0.402										4	0	0	0	0	1	0					
Jamie Arnold, R (1.1) OBP: 0.200, SLG: 0.400 Gary Matthews, S (5.7)										2	0	0	0	0	1	0					
Inning Stats	R: 0 E: 0 K: 1 S: 14	H: 1 LOB: 2 BB: 1 P: 24	R: 0 E: 0 K: 0 S: 4	H: 0 LOB: 0 BB: 0 P: 8	R: 0 E: 0 K: 0 S: 11	H: 2 LOB: 3 BB: 1 P: 18	R: 0 E: 0 K: 0 S: 7	H: 0 LOB: 0 BB: 0 P: 13	R: 2 E: 1 K: 1 S: 14	H: 1 LOB: 2 BB: 1 P: 21	R: 0 E: 0 K: 0 S: 6	H: 0 LOB: 0 BB: 0 P: 10	R: 0 E: 0 K: 1 S: 6	H: 0 LOB: 0 BB: 0 P: 9	R: 0 E: 0 K: 1 S: 6	H: 0 LOB: 0 BB: 0 P: 11	R: 0 E: 0 K: 1 S: 7	H: 0 LOB: 0 BB: 0 P: 12	1B: 4 2B: 0 3B: 0 HR: 0	SF: 1 SAC: 0 DP: 0 HBP: 0	WP: 0 PA: 36 PB: 0 SB: 0 CS: 0
PITCHER Julian Tavarez, R (1.1) ERA: 3.78	IP: 9.0 WLS: W BF: 36 H: 4 R: 2 ER: 0 SO: 4 BB: 3 IBB: 0 HBP: 0 BLK: 0 WP: 0 HR: 0 S: 76 P: 126 ERA: 0.00 WHIP: 0.778																				

Batter	1	2	3	4	5	6	7	8	9	AB	R	H	RBI	BB	SO	LOB	BOTTOM		
Juan Pierre, L (1.8) OBP: 0.385, SLG: 0.361	L6	G6-3					L7			4	1	0	0	1	0	2	Chicago Cubs @ Colorado Rockies Coors Field, Denver, CO Tue Sep 05 2000, 7:05 PM MDT Att: 39,159 - Cloudy - 80 F		
Neft Perez, S (1.6) OBP: 0.320, SLG: 0.433	P6									5	1	1	0	0	0	1			
17 Todd Helton, L (1.3) OBP: 0.478, SLG: 0.710										4	2	2	1	1	1	1			
Jeffrey Hammonds, R (1.9) OBP: 0.407, SLG: 0.558										5	3	2	1	0	1	2			
Todd Walker, L (1.4) OBP: 0.349, SLG: 0.524										3	2	3	4	1	0	0			
Jeff Cirillo, R (1.5) OBP: 0.391, SLG: 0.489										4	1	2	1	1	0	2			
Todd Hollandsworth, L (1.7) OBP: 0.312, SLG: 0.399 Butch Huskey, R (7.7) Carlos Mendez, L (8.7)	G5-3									3	0	1	1	0	0	2			
Ben Petrick, R (1.2) OBP: 0.421, SLG: 0.495										3	0	1	1	1	1	2			
Julian Tavarez, L (1.1) OBP: 0.100, SLG: 0.100										4	0	0	0	0	2	3			
Inning Stats	R: 2 E: 0 K: 0 S: 22	H: 3 LOB: 2 BB: 1 P: 34	R: 0 E: 0 K: 1 S: 5	H: 0 LOB: 0 BB: 0 P: 7	R: 0 E: 0 K: 1 S: 6	H: 0 LOB: 0 BB: 0 P: 9	R: 1 E: 1 K: 0 S: 9	H: 1 LOB: 1 BB: 1 P: 16	R: 3 E: 0 K: 1 S: 15	H: 4 LOB: 2 BB: 1 P: 25	R: 0 E: 0 K: 1 S: 10	H: 0 LOB: 0 BB: 0 P: 14	R: 3 E: 0 K: 0 S: 14	H: 3 LOB: 2 BB: 2 P: 33	R: 1 E: 0 K: 1 S: 9	H: 2 LOB: 1 BB: 0 P: 15		1B: 9 2B: 0 3B: 2 HR: 2	SF: 1 SAC: 0 DP: 0 HBP: 0
PITCHER Julian Tavarez, R (1.1) ERA: 7.06 Kyle Farnsworth, R (5.1) ERA: 5.85 40 Oswaldo Mairena, L (7.1) ERA: 27.0 Rick Aguilera, R (8.1) ERA: 5.01	IP: 4.2 WLS: L BF: 24 H: 7 R: 6 ER: 5 SO: 2 BB: 3 IBB: 0 HBP: 0 BLK: 0 WP: 0 HR: 1 S: 51 P: 83 ERA: 9.64 WHIP: 2.143																		


Chicago Cubs @ Colorado Rockies
 Coors Field, Denver, CO
 Tue Sep 05 2000, 7:05 PM MDT
 Att: 39,159 - Cloudy - 80 F

AB 32
R 2
H 4
RBI 2
BB 3
SO 4
LOB 11



Chicago Cubs @ Colorado Rockies
 Coors Field, Denver, CO
 Tue Sep 05 2000, 7:05 PM MDT
 Att: 39,159 - Cloudy - 80 F


AB 36
R 10
H 13
RBI 9
BB 5
SO 5
LOB 15



Batter	1	2	3	4	5	6	7	8	9	AB	R	H	RBI	BB	SO	LOB	TOP					
Chad Meyers, R OBP: 0.205, SLG: 0.220 Ross Gload, L OBP: 0.250, SLG: 0.333 (8, 7)	K		F8	FC6-4		P4		K2-3		4	0	0	0	0	1	3						
Ricky Gutierrez, R OBP: 0.382, SLG: 0.414 (1, 6)	G4-3		K		P4		F7		1B 1B BB	4	1	0	0	1	1	0						
Sammy Sosa, R OBP: 0.412, SLG: 0.656 (1, 9)	K			HR	15 2B				K	5	2	3	1	0	2	1						
Mark Grace, L OBP: 0.403, SLG: 0.453 (1, 3)		2B		BB 1B SF9	15 2B		F9		1B	5	2	4	0	0	0	1						
15 Julio Zuleta, R OBP: 0.300, SLG: 0.489 Todd Van Poppel, R (5, 1)	K		K				F7		K	3	0	1	2	0	2	2						
Willie Greene, L OBP: 0.292, SLG: 0.379 Steve Rain, R (7, 1)										1	0	0	0	0	0	1						
Eric Young Sr., R OBP: 0.386, SLG: 0.406 (8, 4)										1	0	0	0	0	0	1						
Damon Buford, R OBP: 0.324, SLG: 0.401 Jeff Reed, L OBP: 0.335, SLG: 0.325 Gary Matthews, S OBP: 0.257, SLG: 0.283 (9, 8)		BB		SF9 76 1B	G4-3				K	3	1	1	0	1	1	0						
Jose Nieves, R OBP: 0.253, SLG: 0.363 (1, 5)	F9			FC6-4 76 1B BB			K		K	4	0	1	0	1	2	4						
Joe Girardi, R OBP: 0.344, SLG: 0.384 (1, 2)	F9			SF9			F9		K	3	0	0	1	0	1	3						
76 Daniel Garibay, L OBP: 0.143, SLG: 0.143 Roosevelt Brown, L OBP: 0.333, SLG: 0.489 Tim Worrell, R (8, 1)			G4-3		FC6-4 1B		WP 2B			2	0	1	1	0	0	0						
										2	0	2	0	0	0	0						
										0	0	0	0	0	0	0						
Inning Stats	R: 0 E: 0 K: 2 S: 7	H: 0 LOB: 0 BB: 0 P: 10	R: 0 E: 0 K: 1 S: 12	H: 1 LOB: 2 BB: 1 P: 21	R: 0 E: 0 K: 1 S: 7	H: 0 LOB: 0 BB: 0 P: 11	R: 3 E: 0 K: 1 S: 18	H: 4 LOB: 2 BB: 1 P: 28	R: 2 E: 0 K: 0 S: 16	H: 3 LOB: 0 BB: 0 P: 24	R: 0 E: 0 K: 1 S: 10	H: 1 LOB: 1 BB: 0 P: 14	R: 0 E: 0 K: 0 S: 11	H: 1 LOB: 1 BB: 0 P: 19	R: 0 E: 0 K: 3 S: 12	H: 2 LOB: 2 BB: 0 P: 20	R: 1 E: 0 K: 3 S: 15	H: 2 LOB: 2 BB: 1 P: 25	1B: 9 2B: 4 3B: 0 HR: 1	SF: 1 SAC: 0 DP: 0 HBP: 0	WP: 1 PB: 0 SB: 0 CS: 0	PA: 43
PITCHER	IP	WLS	BF	H	R	ER	SO	BB	IBB	HBP	BLK	WP	HR	S	P	ERA	WHIP					
Pete Harnisch, R ERA: 4.73 Scott Sullivan, R ERA: 3.29 John Riedling, R ERA: 1.17 Danny Graves, R ERA: 2.44	5.0	W	24	8	5	5	5	2	0	0	0	0	1	60	94	9.00	2.000					
	2.0	H	8	2	0	0	1	0	0	0	0	1	0	21	33	0.00	1.000					
	1.0	H	5	2	0	0	3	0	0	0	0	0	0	12	20	0.00	2.000					
	1.0	S	6	2	1	1	3	1	0	0	0	0	0	15	25	9.00	3.000					

Chicago Cubs @ Cincinnati Reds
Cinergy Field, Cincinnati, OH
Mon Sep 11 2000, 7:05 PM EDT
Att: 22,532 - Cloudy - 70 F


AB	39
R	6
H	14
RBI	6
BB	3
SO	12
LOB	19



Batter	1	2	3	4	5	6	7	8	9	AB	R	H	RBI	BB	SO	LOB	BOTTOM				
Pokey Reese, R OBP: 0.321, SLG: 0.388 (1, 4)	F9			G6-3			K			4	0	0	0	0	1	1					
Alex Ochoa, R OBP: 0.364, SLG: 0.514 (1, 9) (8, 7)	F9			G5-3			HR			4	1	1	1	0	0	0					
Ken Griffey Jr., L OBP: 0.385, SLG: 0.549 Brian Hunter, R OBP: 0.341, SLG: 0.305 (1, 8) (8, 8)	P5			K			BB 2B BB			3	0	1	0	1	1	0					
Dmitri Young, S OBP: 0.349, SLG: 0.495 John Riedling, R OBP: 0.667, SLG: 2.000 (1, 7) (8, 1) (9, 1)		WP 2B 1B		G5-3			G4-6-3 BB			3	1	2	0	1	0	0					
Sean Casey, L OBP: 0.374, SLG: 0.468 (1, 3)	K			G4-3			G4-6-3			4	0	0	0	0	2	3					
Chris Stynes, R OBP: 0.386, SLG: 0.456 (1, 5)	2B HR BB			2B 2B 1B			F9		G4-3	3	2	1	0	1	0	0					
Juan Castro, R OBP: 0.287, SLG: 0.343 (1, 6)				HR 2B			G5-3		G5-3	4	2	2	1	0	0	0					
Jason LaRue, R OBP: 0.253, SLG: 0.384 (1, 2)				2H HR			G3			3	1	2	5	0	0	0					
Pete Harnisch, S OBP: 0.184, SLG: 0.316 Scott Sullivan, R OBP: 0.333, SLG: 0.333 D.T. Cromer, L OBP: 0.389, SLG: 0.576 Michael Tucker, L OBP: 0.396, SLG: 0.522 (1, 1) (6, 1) (7, 7) (8, 9)		G6-3		G6-3			L3			2	0	0	0	0	0	1					
										0	0	0	0	0	0	0					
										1	0	0	0	0	0	0					
										0	0	0	0	0	0	0					
Inning Stats	R: 0 E: 0 K: 0 S: 10	H: 0 LOB: 0 BB: 0 P: 15	R: 4 E: 0 K: 1 S: 16	H: 3 LOB: 0 BB: 1 P: 28	R: 0 E: 0 K: 1 S: 6	H: 0 LOB: 0 BB: 0 P: 12	R: 2 E: 0 K: 0 S: 12	H: 3 LOB: 1 BB: 0 P: 19	R: 0 E: 0 K: 0 S: 7	H: 1 LOB: 1 BB: 1 P: 13	R: 0 E: 0 K: 0 S: 7	H: 0 LOB: 0 BB: 0 P: 10	R: 1 E: 0 K: 1 S: 8	H: 2 LOB: 2 BB: 1 P: 16	R: 0 E: 0 K: 1 S: 8	H: 0 LOB: 0 BB: 0 P: 12	1B: 3 2B: 4 3B: 0 HR: 2	SF: 0 SAC: 0 DP: 1 HBP: 0	WP: 1 PB: 0 SB: 0 CS: 0	PA: 34	
PITCHER	IP	WLS	BF	H	R	ER	SO	BB	IBB	HBP	BLK	WP	HR	S	P	ERA	WHIP				
76 Daniel Garibay, L ERA: 5.53 Todd Van Poppel, R ERA: 3.22 Steve Rain, R ERA: 4.15 Tim Worrell, R ERA: 3.32	4.0	L	19	6	6	6	2	1	0	0	0	0	1	44	74	13.50	1.750				
	2.0		7	1	0	0	0	1	0	0	0	0	0	14	23	0.00	1.000				
	1.0		5	2	1	1	1	1	0	0	0	0	1	8	16	9.00	3.000				
	1.0		3	0	0	0	1	0	0	0	0	0	0	8	12	0.00	0.000				

Chicago Cubs @ Cincinnati Reds
Cinergy Field, Cincinnati, OH
Mon Sep 11 2000, 7:05 PM EDT
Att: 22,532 - Cloudy - 70 F


AB	31
R	7
H	9
RBI	7
BB	3
SO	4
LOB	5



Batter	1	2	3	4	5	6	7	8	9	AB	R	H	RBI	BB	SO	LOB	TOP											
Eric Young Sr., R OBP: 0.367, SLG: 0.407 (1, 4)										3	1	1	0	1	0	1												
Gary Matthews, S OBP: 0.284, SLG: 0.290 (1, 8) (7, 7)										4	0	2	0	0	0	1												
Sammy Sosa, R OBP: 0.409, SLG: 0.651 (1, 9)										4	0	0	0	0	1	3												
Mark Grace, L OBP: 0.400, SLG: 0.449 (1, 3)										4	0	0	0	0	0	1												
Roosevelt Brown, L OBP: 0.333, SLG: 0.479 Damon Buford, R OBP: 0.323, SLG: 0.400 (1, 7) (7, 8)										3	0	1	0	0	0	1												
Willie Greene, L OBP: 0.292, SLG: 0.377 (1, 5)										4	0	1	0	0	1	1												
Jeff Reed, L OBP: 0.330, SLG: 0.320 (1, 2)										3	0	0	0	0	0	2												
Augie Ojeda, S OBP: 0.323, SLG: 0.352 (1, 6)										2	1	1	0	1	0	1												
34 Kerry Wood, R OBP: 0.289, SLG: 0.333 (1, 1)										3	0	0	0	0	0	2												
Inning Stats	R: 1 E: 1 K: 0 S: 7	H: 2 LOB: 1 BB: 0 P: 10	R: 0 E: 0 K: 1 S: 10	H: 0 LOB: 1 BB: 1 P: 21	R: 0 E: 0 K: 0 S: 5	H: 1 LOB: 0 BB: 0 P: 9	R: 0 E: 0 K: 0 S: 4	H: 1 LOB: 1 BB: 0 P: 5	R: 1 E: 0 K: 0 S: 8	H: 1 LOB: 0 BB: 0 P: 10	R: 0 E: 0 K: 1 S: 6	H: 0 LOB: 0 BB: 0 P: 9	R: 0 E: 0 K: 0 S: 8	H: 1 LOB: 0 BB: 0 P: 15	R: 0 E: 0 K: 0 S: 9	H: 0 LOB: 1 BB: 1 P: 13	R: 0 E: 0 K: 1 S: 12	H: 0 LOB: 0 BB: 0 P: 21	1B: 5 2B: 1 3B: 0 HR: 0	SF: 0 SAC: 0 DP: 2 HBP: 0	WP: 0 PB: 0 SB: 2 CS: 0	PA: 33						
PITCHER	IP	WLS	BF	H	R	ER	SO	BB	IBB	HBP	BLK	WP	HR	S	P	ERA	WHIP											
Oswaldo Fernandez, R ERA: 4.34 Hector Mercado, L ERA: 3.95 Mark Wohlers, R ERA: 3.27 Dennys Reyes, L ERA: 5.06	(1, 1)	6.0	L	23	5	2	1	2	1	0	0	1	0	0	40	64	1.50	1.000										

Chicago Cubs @ Cincinnati Reds
Cinergy Field, Cincinnati, OH
Tue Sep 12 2000, 7:05 PM EDT
Att: 25,744 - Sunny - 78 F


AB 31
R 2
H 6
RBI 0
BB 2
SO 3
LOB 13



Batter	1	2	3	4	5	6	7	8	9	AB	R	H	RBI	BB	SO	LOB	BOTTOM											
Pokey Reese, R OBP: 0.320, SLG: 0.386 (1, 4)										3	0	0	0	1	0	0												
Alex Ochoa, R OBP: 0.361, SLG: 0.525 (1, 9) (8, 8)										4	1	1	1	0	0	1												
Sean Casey, L OBP: 0.375, SLG: 0.469 Brian Hunter, R OBP: 0.341, SLG: 0.305 (1, 3) (9, PR)										3	0	1	0	1	0	0												
Dmitri Young, S OBP: 0.346, SLG: 0.491 (1, 7)										4	0	0	0	0	3	2												
Michael Tucker, L OBP: 0.391, SLG: 0.514 Mark Wohlers, R Dennys Reyes, R D.T. Cromer, L OBP: 0.378, SLG: 0.559 (1, 8) (8, 1) (9, 1) (9, PH)										3	0	0	0	0	0	0												
Chris Stynes, R OBP: 0.385, SLG: 0.455 (1, 5)										3	0	1	0	0	1	0												
Benito Santiago, R OBP: 0.297, SLG: 0.369 (1, 2)										3	0	0	0	0	1	1												
Juan Castro, R OBP: 0.268, SLG: 0.343 (1, 6)										3	0	1	0	0	0	0												
Oswaldo Fernandez, R OBP: 0.167, SLG: 0.118 Brooks Kieschnick, L Hector Mercado, L Brady Clark, R (1, 1) (6, PH) (7, 1) (8, 9)										1	0	0	0	0	0	0												
Inning Stats	R: 0 E: 0 K: 0 S: 7	H: 0 LOB: 0 BB: 0 P: 10	R: 0 E: 0 K: 2 S: 9	H: 0 LOB: 0 BB: 0 P: 15	R: 0 E: 0 K: 0 S: 7	H: 0 LOB: 0 BB: 0 P: 10	R: 0 E: 0 K: 1 S: 7	H: 1 LOB: 1 BB: 0 P: 11	R: 0 E: 0 K: 1 S: 8	H: 0 LOB: 1 BB: 1 P: 15	R: 0 E: 0 K: 0 S: 7	H: 0 LOB: 0 BB: 0 P: 11	R: 0 E: 0 K: 2 S: 9	H: 1 LOB: 1 BB: 0 P: 10	R: 1 E: 0 K: 2 S: 14	H: 1 LOB: 1 BB: 1 P: 24	1B: 2 2B: 1 3B: 0 HR: 1	SF: 0 SAC: 0 DP: 1 HBP: 0	WP: 0 PB: 0 SB: 0 CS: 0	PA: 32								
PITCHER	IP	WLS	BF	H	R	ER	SO	BB	IBB	HBP	BLK	WP	HR	S	P	ERA	WHIP											
34 Kerry Wood, R ERA: 5.1	(1, 1)	9.0	W	32	4	1	1	8	2	0	0	0	0	1	75	116	1.00	0.667										

Chicago Cubs @ Cincinnati Reds
Cinergy Field, Cincinnati, OH
Tue Sep 12 2000, 7:05 PM EDT
Att: 25,744 - Sunny - 78 F

AB 30
R 1
H 4
RBI 1
BB 2
SO 8
LOB 6



Batter	1	2	3	4	5	6	7	8	9	AB	R	H	RBI	BB	SO	LOB	TOP					
Eric Young Sr. R (1,4) OBP: 0.367, SLG: 0.406 Chad Meyers, R (7,PH) OBP: 0.200, SLG: 0.214 Felix Heredia, L (7,1)	4-1 SH3 S 2B BB		2-1 F9		1-0 G1-3		0-0 F8			2	1	0	0	1	0	1						
Ricky Gutierrez, R (1,6) OBP: 0.383, SLG: 0.414 Augie Ojeda, S (8,PH) OBP: 0.317, SLG: 0.345	1-0 SH3		2-2 G4-3		0-1 1B		0-0 F9			2	0	1	0	0	0	0						
Sammy Sosa, R (1,9) OBP: 0.411, SLG: 0.653 15 Julio Zuleta, R (8,PR) OBP: 0.300, SLG: 0.489	2-1 G3 2B		4-1 BB		1-3 K		1-0 3B 1B			3	0	2	1	1	1	2						
Mark Grace, L (1,3) OBP: 0.398, SLG: 0.446 Ross Gload, L (6,3)	1-0 G3		2-1 F8		1-1 G4-3		1-2 3B 1B			3	0	0	0	0	0	2						
Roosevelt Brown, L (1,7) OBP: 0.309, SLG: 0.442	0-3 K			2-0 F7		0-0 F8		2-2 P4		4	0	0	0	0	1	3						
Shane Andrews, R (1,5) OBP: 0.301, SLG: 0.444		1-0 HR		1-3 K2-3		1-0 F9		1-3 K		4	1	1	1	0	2	2						
Gary Matthews, S (1,8) OBP: 0.204, SLG: 0.284		0-0 F8		0-0 G4-3			4-2 FC5-4 BB		1-0 F8	3	0	0	0	1	0	0						
Joe Girardi, R (1,2) OBP: 0.345, SLG: 0.385 Mike Mahoney, R (7,PH) (7,2)		2-3 K			1-0 1B SH1-3 1B		0-1 FC5-4		0-0 F9	2	0	1	0	0	1	0						
Jamie Arnold, R (1,1) OBP: 0.167, SLG: 0.333 Todd Van Poppel, R (3,1) Steve Rain, R (5,1) Jose Nieves, R (7,PH) OBP: 0.250, SLG: 0.359 (7,4)		1-1 G4-3			0-0 SH1-3		0-0 F9		0-3 K	1	0	0	0	0	0	0						
Inning Stats	R: 1 E: 0 K: 1 S: 8	H: 1 LOB: 1 BB: 1 P: 16	R: 1 E: 0 K: 1 S: 7	H: 1 LOB: 0 BB: 0 P: 11	R: 0 E: 0 K: 0 S: 8	H: 0 LOB: 1 BB: 1 P: 18	R: 0 E: 0 K: 1 S: 5	H: 0 LOB: 0 BB: 0 P: 8	R: 0 E: 0 K: 1 S: 4	H: 2 LOB: 2 BB: 0 P: 11	R: 0 E: 0 K: 0 S: 4	H: 0 LOB: 0 BB: 0 P: 6	R: 0 E: 0 K: 0 S: 8	H: 0 LOB: 1 BB: 1 P: 12	R: 1 E: 0 K: 1 S: 15	H: 2 LOB: 2 BB: 0 P: 20	R: 0 E: 0 K: 1 S: 6	H: 0 LOB: 0 BB: 0 P: 7	1B: 3 2B: 1 3B: 1 HR: 1	SF: 0 SAC: 2 DP: 0 HBP: 0	WP: 0 PB: 0 SB: 1 CS: 0	PA: 36
PITCHER Rob Bell, R (1,1) ERA: 4.94	IP: 9.0 WLS: W BF: 36 H: 6 R: 3 ER: 3 SO: 6 BB: 3 IBB: 0 HBP: 0 BLK: 0 WP: 0 HR: 1 S: 69 P: 109 ERA: 3.00 WHIP: 1.000											PITCHER	IP: 9.0 WLS: W BF: 36 H: 6 R: 3 ER: 3 SO: 6 BB: 3 IBB: 0 HBP: 0 BLK: 0 WP: 0 HR: 1 S: 69 P: 109 ERA: 3.00 WHIP: 1.000									

Chicago Cubs @ Cincinnati Reds
Cinergy Field, Cincinnati, OH
Wed Sep 13 2000, 7:05 PM EDT
Att: 23,590 - Sunny - 75 F

AB	31
R	3
H	6
RBI	3
BB	3
SO	6
LOB	13



Batter	1	2	3	4	5	6	7	8	9	AB	R	H	RBI	BB	SO	LOB	BOTTOM			
Pokey Reese, R (1,4) OBP: 0.324, SLG: 0.388 Chris Sexton, R (7,6) OBP: 0.271, SLG: 0.226	1-1 F7		1-1 S 1B	2-2 1B SF8 1B	4-2 1B BB		1-1 G6-3			3	2	2	0	1	0	0				
Michael Tucker, L (1,8) OBP: 0.397, SLG: 0.517 (7,9)	3-1 F7		4-0 1B BB	0-1 S 1B	2-2 1B 2H		1-1 2B			3	1	2	1	1	0	0				
Brady Clark, R (7,PH) OBP: 0.200, SLG: 0.400 (8,9)			1-2 2B BB	1-3 S 1B	1-3 2H 1B		2-3 K			1	0	1	0	0	0	0				
Sean Casey, L (1,3) OBP: 0.374, SLG: 0.468 (7,PH) D.T. Cromer, L (7,PH) OBP: 0.368, SLG: 0.543 (8,3)	0-1 G4-3		2-0 2B 1B	3-2 SF8	0-2 G3		2-3 K			3	1	1	2	0	0	2				
Dmitri Young, S (1,7) OBP: 0.345, SLG: 0.491 Kimera Barteo, R (7,7)		0-2 G5-3	0-0 1B SF7 2B	0-1 F7		0-0 L7		2-3 K		4	1	1	1	0	0	1				
Alex Ochoa, R (1,9) OBP: 0.374, SLG: 0.536 Brian Hunter, R (7,8) OBP: 0.340, SLG: 0.303		2-2 S 2B 1B	1-0 1B		0-0 FC6 S 1B 1B		2-0 HR 1B		3-2 F7	4	3	4	1	0	0	0				
Chris Stynes, R (1,5) OBP: 0.384, SLG: 0.463 Mike Bell, R (7,5) OBP: 0.333, SLG: 0.462		0-0 F9	2-1 SF7		2-2 FC6 1B G6-3		3-2 HR BB		4-2 HR	3	2	1	3	0	0	2				
Benito Santiago, R (1,2) OBP: 0.307, SLG: 0.397		3-2 1B 2B	0-2 1B		1-1 G6-3 1B 1B		0-3 K		0-1 HR	5	2	4	4	0	1	0				
Juan Castro, R (1,6) OBP: 0.266, SLG: 0.335 (7,4)		1-0 L4	1-3 K		1-2 G6-3 K		3-3 K		4-2 G5-4-3 BB	4	0	0	1	1	2	5				
Rob Bell, R (1,1) OBP: 0.095, SLG: 0.098			2-1 G5-3		2-1 F9		3-3 K		0-0 G5-4-3	5	0	0	0	0	2	3				
Inning Stats	R: 0 E: 0 K: 0 S: 6	H: 0 LOB: 0 BB: 0 P: 10	R: 1 E: 0 K: 0 S: 11	H: 2 LOB: 1 BB: 0 P: 17	R: 4 E: 0 K: 1 S: 15	H: 5 LOB: 2 BB: 1 P: 28	R: 1 E: 0 K: 0 S: 12	H: 2 LOB: 1 BB: 0 P: 19	R: 3 E: 0 K: 1 S: 26	H: 3 LOB: 2 BB: 1 P: 37	R: 2 E: 0 K: 3 S: 18	H: 2 LOB: 1 BB: 0 P: 29	R: 0 E: 0 K: 2 S: 10	H: 1 LOB: 1 BB: 0 P: 16	R: 2 E: 0 K: 0 S: 12	H: 1 LOB: 0 BB: 2 P: 23	1B: 11 2B: 3 3B: 0 HR: 2	SF: 2 SAC: 0 DP: 1 HBP: 0	WP: 1 PB: 0 SB: 4 CS: 0	PA: 45
PITCHER Jamie Arnold, R (1,1) ERA: 9.12 Todd Van Poppel, R (3,1) ERA: 3.02 Steve Rain, R (5,1) ERA: 4.43 Felix Heredia, L (7,1) ERA: 5.44	IP: 2.2 WLS: L BF: 16 H: 7 R: 5 ER: 5 SO: 0 BB: 1 IBB: 0 HBP: 0 BLK: 0 WP: 0 HR: 0 S: 29 P: 51 ERA: 16.88 WHIP: 3.000											PITCHER	IP: 2.2 WLS: L BF: 16 H: 7 R: 5 ER: 5 SO: 0 BB: 1 IBB: 0 HBP: 0 BLK: 0 WP: 0 HR: 0 S: 29 P: 51 ERA: 16.88 WHIP: 3.000							

Chicago Cubs @ Cincinnati Reds
Cinergy Field, Cincinnati, OH
Wed Sep 13 2000, 7:05 PM EDT
Att: 23,590 - Sunny - 75 F

AB	39
R	13
H	16
RBI	13
BB	4
SO	7
LOB	15



Batter	1	2	3	4	5	6	7	8	9	AB	R	H	RBI	BB	SO	LOB	TOP			
Eric Young Sr. R (1,4) OBP: 0.366, SLG: 0.404 Jeff Huson, L (4,4) OBP: 0.278, SLG: 0.278	G1-3		F9			F9			G6-3	2	0	0	0	0	0	0				
Ricky Gutierrez R (1,6) OBP: 0.382, SLG: 0.415	P4			G3		F9			K	4	0	1	0	0	1	0				
Sammy Sosa R (1,9) OBP: 0.409, SLG: 0.648	K			G3			K		F8	4	0	0	0	0	2	1				
Mark Grace, L (1,3) OBP: 0.396, SLG: 0.443		F8		P6			K			3	0	0	0	0	1	1				
Shane Andrews, R (1,5) OBP: 0.308, SLG: 0.449				F9						3	0	2	0	0	0	1				
Ross Gload, L (1,7) OBP: 0.250, SLG: 0.400 Jerry Spradlin, S (7,1)							G3			3	0	0	0	0	2	2				
Damon Buford, R (1,8) OBP: 0.323, SLG: 0.399									G3-1	2	0	0	0	0	0	1				
Joe Girardi, R (1,2) OBP: 0.342, SLG: 0.382										3	0	0	0	0	2	1				
Ruben Quevedo, R (1,1) OBP: 0.154, SLG: 0.154 Gary Matthews, S (7,7) OBP: 0.262, SLG: 0.281										2	0	0	0	0	1	0				
										1	0	0	0	0	0	0				
Inning Stats	R: 0 E: 0 K: 1 S: 9	H: 0 LOB: 0 BB: 0 P: 16	R: 0 E: 0 K: 1 S: 11	H: 1 LOB: 1 BB: 0 P: 17	R: 0 E: 0 K: 2 S: 7	H: 0 LOB: 0 BB: 0 P: 11	R: 0 E: 0 K: 0 S: 9	H: 1 LOB: 1 BB: 0 P: 14	R: 0 E: 0 K: 1 S: 8	H: 0 LOB: 0 BB: 0 P: 13	R: 0 E: 0 K: 2 S: 10	H: 1 LOB: 1 BB: 0 P: 15	R: 0 E: 0 K: 1 S: 7	H: 0 LOB: 0 BB: 0 P: 13	R: 0 E: 0 K: 1 S: 7	H: 0 LOB: 0 BB: 0 P: 9	1B: 2 2B: 1 3B: 0 HR: 0	SF: 0 SAC: 0 DP: 1 HBP: 1	WP: 0 PB: 0 SB: 0 CS: 0	PA: 30
PITCHER Pat Hentgen, R (1,1) ERA: 4.44	IP: 9.0 WLS: W BF: 30 H: 3 R: 0 ER: 0 SO: 9 BB: 0 IBB: 0 HBP: 1 BLK: 0 WP: 0 HR: 0 S: 73 P: 113 ERA: 0.00 WHIP: 0.333																			

Chicago Cubs @ St. Louis Cardinals
 Busch Stadium, St. Louis, MO
 Thu Sep 14 2000, 7:10 PM CDT
 Att: 41,493 - Sunny - 79 F

AB	29
R	0
H	3
RBI	0
BB	0
SO	9
LOB	7



Batter	1	2	3	4	5	6	7	8	9	AB	R	H	RBI	BB	SO	LOB	BOTTOM			
J.D. Drew, L (1,9) OBP: 0.408, SLG: 0.508	K						G4-3			4	2	2	1	0	1	0				
Placido Polanco, R (1,4) OBP: 0.342, SLG: 0.415	F9						F7			4	0	1	1	0	0	0				
15 Jim Edmonds, L (1,8) OBP: 0.408, SLG: 0.590	K						K			4	0	0	0	0	3	2				
Will Clark, L (1,3) OBP: 0.414, SLG: 0.529		L9					F9			4	0	0	0	0	1	1				
Fernando Tatis, R (1,5) OBP: 0.398, SLG: 0.523							K			3	0	0	0	1	1	0				
Craig Paquette, R (1,7) OBP: 0.292, SLG: 0.414										4	1	1	1	0	1	1				
Edgar Renteria, R (1,6) OBP: 0.341, SLG: 0.433										2	0	0	0	1	1	1				
Mike Matheny, R (1,2) OBP: 0.322, SLG: 0.366										2	0	1	0	1	0	0				
Pat Hentgen, R (1,1) OBP: 0.207, SLG: 0.148										3	1	0	0	0	0	3				
Inning Stats	R: 0 E: 0 K: 2 S: 10	H: 0 LOB: 0 BB: 0 P: 16	R: 0 E: 0 K: 1 S: 6	H: 0 LOB: 1 BB: 1 P: 11	R: 2 E: 1 K: 1 S: 17	H: 2 LOB: 1 BB: 1 P: 26	R: 0 E: 0 K: 1 S: 6	H: 0 LOB: 0 BB: 0 P: 6	R: 1 E: 1 K: 1 S: 14	H: 1 LOB: 1 BB: 0 P: 21	R: 1 E: 0 K: 1 S: 16	H: 2 LOB: 2 BB: 1 P: 29	R: 0 E: 0 K: 1 S: 5	H: 0 LOB: 0 BB: 0 P: 8	R: 0 E: 0 K: 0 S: 4	H: 0 LOB: 0 BB: 0 P: 7	1B: 2 2B: 1 3B: 0 HR: 2	SF: 0 SAC: 0 DP: 0 HBP: 0	WP: 0 PB: 0 SB: 0 CS: 0	PA: 33
PITCHER Ruben Quevedo, R (1,1) ERA: 7.56 Jerry Spradlin, R (7,1) ERA: 5.51	IP: 6.0 WLS: L BF: 27 H: 5 R: 4 ER: 3 SO: 7 BB: 3 IBB: 0 HBP: 0 BLK: 0 WP: 0 HR: 2 S: 69 P: 109 ERA: 4.50 WHIP: 1.333																			

Chicago Cubs @ St. Louis Cardinals
 Busch Stadium, St. Louis, MO
 Thu Sep 14 2000, 7:10 PM CDT
 Att: 41,493 - Sunny - 79 F

AB	30
R	4
H	5
RBI	3
BB	3
SO	8
LOB	8



Batter	1	2	3	4	5	6	7	8	9	AB	R	H	RBI	BB	SO	LOB	TOP										
Augie Ojeda, S (1, 4) OBP: 0.313, SLG: 0.339	1-2 L5		0-1 CS 1B		2-3 K			2-2 G4-3		4	0	1	0	0	1	0											
Ricky Gutierrez, R (1, 6) OBP: 0.383, SLG: 0.415	4-0 BB		2-2 1-2 1B		1-3 K			3-3 K		3	0	1	0	1	2	0											
Sammy Sosa, R (1, 9) OBP: 0.406, SLG: 0.644	0-3 K		3-2 F3		2-2 G6-3			1-2 G5-3		4	0	0	0	0	1	2											
15 Julio Zuleta, R (1, 3) OBP: 0.296, SLG: 0.490	0-3 K		0-1 G6-3		0-1 2B			0-3 K		4	0	1	0	0	2	2											
Roosevelt Brown, L (1, 7) OBP: 0.322, SLG: 0.464		2-0 G4-6-3 1B		1-0 G4-3 2B		1-2 G4-3		3-3 K		4	0	2	0	0	1	1											
Willie Greene, L (1, 5) OBP: 0.289, SLG: 0.373	1-0 G4-6-3		1-2 L3		3-2 G1-3			4-2 PB BB		3	0	0	0	0	0	3											
Mark Grace, L (9, PH) OBP: 0.397, SLG: 0.443										0	0	0	0	1	0	0											
Chad Meyers, R (9, PR) OBP: 0.200, SLG: 0.214										0	0	0	0	0	0	0											
Jeff Reed, L (1, 2) OBP: 0.333, SLG: 0.317			4-1 HR BB		0-0 G4-3		3-1 L3		4-2 BB	2	1	0	0	2	0	1											
Jeff Huson, L (9, PR) OBP: 0.278, SLG: 0.278					2-3 G6-3			1-2 F8		0	0	0	0	0	0	0											
Gary Matthews, S (1, 8) OBP: 0.261, SLG: 0.302		1-1 HR			0-1 G6-3			3-2 G3		4	1	1	2	0	0	3											
Jon Lieber, L (1, 1) OBP: 0.237, SLG: 0.270	1-3 K				3-2 P6					3	0	0	0	0	1	0											
Inning Stats	R: 0 H: 0 E: 0 K: 2 S: 11	H: 0 LOB: 1 BB: 1 P: 16	R: 2 H: 2 E: 0 K: 1 S: 8	H: 2 LOB: 0 BB: 1 P: 17	R: 0 H: 2 E: 0 K: 0 S: 11	H: 2 LOB: 1 BB: 0 P: 16	R: 0 H: 1 E: 0 K: 0 S: 7	H: 1 LOB: 0 BB: 0 P: 9	R: 0 H: 0 E: 0 K: 2 S: 12	H: 0 LOB: 0 BB: 0 P: 18	R: 0 H: 0 E: 0 K: 0 S: 8	H: 0 LOB: 0 BB: 0 P: 15	R: 0 H: 0 E: 0 K: 1 S: 10	H: 0 LOB: 2 BB: 2 P: 16	R: 0 H: 0 E: 0 K: 2 S: 16	H: 0 LOB: 0 BB: 2 P: 30	1B: 3 2B: 2 3B: 0 HR: 1	SF: 0 SAC: 0 DP: 1 HBP: 0	WP: 0 PB: 1 SB: 0 CS: 1	PA: 35							
PITCHER	IP	WLS	BF	H	R	ER	SO	BB	IBB	HBP	BLK	WP	HR	S	P	ERA	WHIP										
Britt Reames, R (1, 1) ERA: 3.48	7.0		27	6	2	2	5	2	0	0	0	0	1	69	109	2.57	1.143										
Mike James, R (8, 1) ERA: 3.02	1.0	W	3	0	0	0	1	0	0	0	0	0	0	10	16	0.00	0.000										
Dave Veres, R (9, 1) ERA: 2.84	1.0	S	5	0	0	0	2	2	0	0	0	0	0	16	30	0.00	2.000										

Chicago Cubs @ St. Louis Cardinals
Busch Stadium, St. Louis, MO

AB 31
R 2
H 6
RBI 2
BB 4
SO 8
LOB 12



Fri Sep 15 2000, 7:10 PM CDT
Att: 47,186 - Sunny - 71 F

Batter	1	2	3	4	5	6	7	8	9	AB	R	H	RBI	BB	SO	LOB	BOTTOM										
J.D. Drew, L (1, 9) OBP: 0.407, SLG: 0.505	3-2 G4-6-3 1B		1-1 P3			3-3 K		0-0 G3		4	0	1	0	0	1	0											
Placido Polanco, R (1, 4) OBP: 0.338, SLG: 0.410	1-0 G4-6-3		3-1 F9			0-2 G5-3		2-2 G5-3		4	0	0	0	0	0	1											
15 Jim Edmonds, L (1, 8) OBP: 0.410, SLG: 0.596	3-3 K			2-1 HR		4-1 BB				2	1	1	1	1	1	0											
Will Clark, L (1, 3) OBP: 0.411, SLG: 0.525		0-0 G4-3		2-1 L7		1-1 L9				3	0	0	0	0	0	1											
Fernando Tatis, R (1, 5) OBP: 0.394, SLG: 0.518		3-2 F9		3-2 L7			0-0 F9			3	0	0	0	0	0	0											
Craig Panuette, R (1, 7) OBP: 0.283, SLG: 0.422		0-0 HR		2-3 K			2-0 G5-3			3	1	1	1	0	1	0											
Edgar Renteria, R (1, 6) OBP: 0.341, SLG: 0.432		4-1 BB			1-3 K		2-3 K			2	0	0	0	1	2	0											
Eli Marrero, R (1, 2) OBP: 0.294, SLG: 0.423		0-0 G3			0-0 B5			0-2 G6-3		3	0	0	0	0	0	1											
Britt Reames, R (1, 1) ERA: 3.48			0-1 G6-3			1-2 F9		0-0 HR		2	0	0	0	0	0	0											
Mike James, R (8, 1) ERA: 3.02										0	0	0	0	0	0	0											
Mark McGwire, R (8, PH) OBP: 0.485, SLG: 0.767										1	1	1	1	0	0	0											
Dave Veres, R (9, 1) ERA: 2.84										0	0	0	0	0	0	0											
Inning Stats	R: 0 H: 1 E: 0 K: 1 S: 7	H: 1 LOB: 0 BB: 0 P: 14	R: 1 H: 1 E: 0 K: 0 S: 7	H: 1 LOB: 1 BB: 1 P: 14	R: 0 H: 0 E: 0 K: 0 S: 6	H: 0 LOB: 0 BB: 0 P: 10	R: 1 H: 1 E: 0 K: 1 S: 12	H: 1 LOB: 0 BB: 0 P: 21	R: 0 H: 0 E: 0 K: 1 S: 7	H: 0 LOB: 0 BB: 0 P: 9	R: 0 H: 0 E: 0 K: 1 S: 12	H: 0 LOB: 1 BB: 1 P: 20	R: 0 H: 0 E: 0 K: 1 S: 5	H: 0 LOB: 0 BB: 0 P: 9	R: 1 H: 1 E: 0 K: 0 S: 9	H: 1 LOB: 0 BB: 0 P: 11	1B: 1 2B: 0 3B: 0 HR: 3	SF: 0 SAC: 0 DP: 1 HBP: 0	WP: 0 PB: 0 SB: 0 CS: 0	PA: 29							
PITCHER	IP	WLS	BF	H	R	ER	SO	BB	IBB	HBP	BLK	WP	HR	S	P	ERA	WHIP										
Jon Lieber, R (1, 1) ERA: 4.29	8.0	L	29	4	3	3	5	2	0	0	0	0	3	65	108	3.38	0.750										

Chicago Cubs @ St. Louis Cardinals
Busch Stadium, St. Louis, MO

AB 27
R 3
H 4
RBI 3
BB 2
SO 5
LOB 3



Fri Sep 15 2000, 7:10 PM CDT
Att: 47,186 - Sunny - 71 F

Batter	1	2	3	4	5	6	7	8	9	AB	R	H	RBI	BB	SO	LOB	TOP														
Chad Meyers, R (1,4) Jerry Spradlin, S (6,1) Willie Greene, L (8,PH) Tim Worrell, R (8,1)	K		F7			G3		K		3	0	0	0	1	1	0	Chicago Cubs @ St. Louis Cardinals Busch Stadium, St. Louis, MO Sat Sep 16 2000, 12:15 PM CDT Att: 47,461 - Sunny - 69 F														
Ricky Gutierrez, R (1,6) Sammy Sosa, R (1,9)	G5-3		F9			HR		K		5	1	1	0	0	1	3															
Mark Grace, L (1,3)																															
Roosevelt Brown, L (1,7) Gary Matthews, S (9,PH)																															
Shane Andrews, R (1,5)																															
Damon Buford, R (1,8)																															
Joe Girardi, R (1,2)																															
76 Daniel Garibay, L (1,1) Ross Gload, L (4,PH) Steve Rain, R (4,1) Jeff Huson, L (6,PH)																															
Inning Stats	R: 0 E: 0 K: 1 S: 12	H: 0 LOB: 0 BB: 0 P: 19	R: 1 E: 0 K: 1 S: 14	H: 2 LOB: 1 BB: 0 P: 23	R: 0 E: 0 K: 0 S: 6	H: 0 LOB: 0 BB: 0 P: 12	R: 3 E: 0 K: 0 S: 15	H: 5 LOB: 3 BB: 1 P: 22	R: 0 E: 0 K: 1 S: 13	H: 2 LOB: 3 BB: 1 P: 20	R: 0 E: 0 K: 2 S: 11	H: 0 LOB: 1 BB: 1 P: 23	R: 0 E: 0 K: 2 S: 9	H: 0 LOB: 0 BB: 2 P: 12	R: 0 E: 0 K: 1 S: 9	H: 0 LOB: 2 BB: 2 P: 22	1B: 6 2B: 3 3B: 0 HR: 2	SF: 1 SAC: 0 DP: 0 HBP: 0	WP: 0 PB: 0 SB: 0 CS: 0	PA: 43											
PITCHER	IP WLS BF H R ER SO BB IBB HBP BLK WP HR S P ERA WHIP																														
Garrett Stephenson, R (1,1) Gene Stechschulte, R (6,1) Mike Timlin, R (7,1) Jason Christiansen, L (9,1) Dave Veres, R (9,1)	5.0 1.0 2.0 0.1 0.2	0 B W H S	26 5 8 1 3	9 2 0 0 0	4 2 0 0 0	3 2 4 0 1	0 0 0 0 0	0 0 0 0 0	0 0 0 0 0	0 0 0 0 0	0 1 20 2 7	60 11 39 5 13	96 19 39 5 13	7.20 18.00 0.00 0.00 0.00	2.200 2.000 1.000 0.000 1.500																

AB	37
R	6
H	11
RBI	6
BB	5
SO	8
LOB	20



Batter	1	2	3	4	5	6	7	8	9	AB	R	H	RBI	BB	SO	LOB	BOTTOM														
Placido Polanco, R (1,4) Craig Paquette, R (1,3) J.D. Drew, L (6,PH) 15 Jim Edmonds, L (1,8)	F9 15 SF7 2B		BB HR 1B	15 BB BB		2B 1B		K		4	3	3	0	1	1	0	Chicago Cubs @ St. Louis Cardinals Busch Stadium, St. Louis, MO Sat Sep 16 2000, 12:15 PM CDT Att: 47,461 - Sunny - 69 F														
Eric Davis, R (1,9) Mike Timlin, R (7,1) Jason Christiansen, R (9,1) Dave Veres, R (9,1)	F9		HR 1B	15 BB BB		15 G4-3 1-H 2B				2	1	1	0	1	0	1															
15 Jim Edmonds, L (1,8)	SF7		HR 1B	15 BB BB		G4-3				3	0	0	1	1	0	4															
Eric Davis, R (1,9) Mike Timlin, R (7,1) Jason Christiansen, R (9,1) Dave Veres, R (9,1)	K		HR BB			G1-3				3	1	0	0	1	2	4															
Fernando Tatis, R (1,5)			HR			K				4	2	2	5	0	2	4															
Shawon Dunston, R (1,7) Eduardo Perez, R (3,3)	G5-3		HR			K				1	0	0	0	0	0	0															
Edgar Renteria, R (1,6)			HR			K				3	0	0	0	0	1	0															
Mike Matheny, R (1,2)			HR			K				1	0	0	0	3	0	0															
Garrett Stephenson, R (1,1) Thomas Howard, S (6,PH) Gene Stechschulte, R (6,1) 13 Luis Saturria, R (7,9)	FC6		HR			K				2	0	0	0	0	1	1															
			HR			K				1	0	0	0	0	0	2															
			HR			K				0	0	0	0	0	0	0															
			HR			K				1	0	0	0	0	1	0															
Inning Stats	R: 1 E: 0 K: 1 S: 10	H: 1 LOB: 0 BB: 0 P: 16	R: 1 E: 0 K: 0 S: 10	H: 2 LOB: 1 BB: 1 P: 18	R: 4 E: 0 K: 0 S: 12	H: 3 LOB: 1 BB: 2 P: 27	R: 0 E: 0 K: 3 S: 11	H: 0 LOB: 3 BB: 3 P: 28	R: 0 E: 0 K: 1 S: 6	H: 1 LOB: 1 BB: 1 P: 15	R: 1 E: 0 K: 1 S: 15	H: 2 LOB: 0 BB: 0 P: 21	R: 0 E: 0 K: 1 S: 8	H: 0 LOB: 0 BB: 0 P: 14	R: 0 E: 0 K: 2 S: 10	H: 1 LOB: 1 BB: 0 P: 13	1B: 6 2B: 3 3B: 0 HR: 2	SF: 1 SAC: 0 DP: 1 HBP: 0	WP: 0 PB: 0 SB: 0 CS: 1	PA: 39											
PITCHER	IP WLS BF H R ER SO BB IBB HBP BLK WP HR S P ERA WHIP																														
76 Daniel Garibay, L (1,1) Steve Rain, R (4,1) Jerry Spradlin, R (6,1) Tim Worrell, R (8,1)	3.0 2.0 2.0 1.0	0 L L L	17 8 8 4	6 0 2 1	6 0 1 0	6 3 2 2	0 0 0 0	0 0 0 0	0 0 0 0	0 0 0 0	0 0 23 10	0 17 35 13	0 43 35 13	18.00 0.00 4.50 0.00	3.000 2.500 1.000 1.000																

AB	31
R	7
H	10
RBI	7
BB	7
SO	8
LOB	17



Batter	1	2	3	4	5	6	7	8	9	AB	R	H	RBI	BB	SO	LOB	TOP		
Augie Ojeda, S (1,4) OBP: 0.310, SLG: 0.381	K		HR		P6			F6		4	1	1	1	0	1	0			
Ricky Gutierrez, R (1,6) OBP: 0.378, SLG: 0.411	F7		G1-3			G1-3		G4-3		4	0	0	0	0	0	0			
Sammy Sosa, R (1,9) OBP: 0.407, SLG: 0.645	K		F9			K		CS 1B		4	0	1	0	0	2	0			
Mark Grace, L (1,3) OBP: 0.398, SLG: 0.441		G4-3		F7				CS	1B BB	2	0	0	0	2	0	0			
Roosevelt Brown, L (1,7) OBP: 0.348, SLG: 0.508 15 Julio Zuleta, R (9, PH) OBP: 0.291, SLG: 0.481	K		CS 1B			F7			K	3	0	1	0	0	1	1			
Shane Andrews, R (1,5) OBP: 0.326, SLG: 0.494	BB 1B		1B						K	4	1	3	1	0	1	1			
Jeff Reed, L (1,2) OBP: 0.336, SLG: 0.317			BB		F8			F7	1B	3	0	1	0	1	0	1			
Gary Matthews, S (1,8) OBP: 0.255, SLG: 0.294 Willie Greene, L (9, PH) OBP: 0.297, SLG: 0.370	G4-3				K			K	K	3	0	0	0	0	2	2			
34 Kerry Wood, R (1,1) OBP: 0.275, SLG: 0.316 Ross Gload, L (7, PH) OBP: 0.233, SLG: 0.370 Tim Worrell, R (7,1) Kyle Farnsworth, R (8,1) OBP: 0.077, SLG: 0.154			F8		L3			F7		2	0	0	0	0	0	0			
Inning Stats	R: 0 H: 0 E: 0 K: 2 S: 12	H: 0 LOB: 0 BB: 0 P: 15	R: 0 H: 1 E: 0 K: 1 S: 13	LOB: 2 BB: 1 P: 21	R: 1 H: 1 E: 0 K: 0 S: 9	LOB: 0 BB: 0 P: 13	R: 0 H: 2 E: 0 K: 0 S: 8	H: 1 LOB: 1 BB: 0 P: 14	R: 0 H: 0 E: 0 K: 1 S: 7	H: 0 LOB: 0 BB: 1 P: 13	R: 1 H: 1 E: 0 K: 1 S: 10	H: 1 LOB: 0 BB: 0 P: 15	R: 0 H: 1 E: 0 K: 0 S: 8	H: 1 LOB: 2 BB: 1 P: 24	R: 0 H: 1 E: 0 K: 3 S: 13	H: 1 LOB: 2 BB: 1 P: 24	1B: 5 2B: 0 3B: 0 HR: 2	SF: 0 SAC: 0 DP: 0 HBP: 0	WP: 0 PA: 36 PB: 0 SB: 0 CS: 2
PITCHER	IP	WLS	BF	H	R	ER	SO	BB	IBB	HBP	BLK	WP	HR	S	P	ERA	WHIP		
Darryl Kile, R (1,1) ERA: 3.75	8.0	W	30	6	2	2	6	2	0	0	0	0	2	76	112	2.25	1.000		
Jason Christiansen, L (9,1) ERA: 5.24	0.0	L	1	0	0	0	0	1	0	0	0	0	0	0	4	*	*		
Matt Morris, R (9,1) ERA: 3.26	1.0	S	4	1	0	0	3	0	0	0	0	0	0	13	20	0.00	1.000		

Chicago Cubs @ St. Louis Cardinals
 Busch Stadium, St. Louis, MO
 Sun Sep 17 2000, 1:10 PM CDT
 Att: 46,910 - Sunny - 77 F

AB	32
R	2
H	7
RBI	2
BB	3
SO	9
LOB	8



Batter	1	2	3	4	5	6	7	8	9	AB	R	H	RBI	BB	SO	LOB	BOTTOM		
J.D. Drew, L (1,9) OBP: 0.406, SLG: 0.505	K	K			G3-6-3		P6			4	0	0	0	0	2	3			
Craig Parquette, R (1,4) OBP: 0.293, SLG: 0.419 Mark McGwire, R (8, PH) OBP: 0.484, SLG: 0.763 Placido Polanco, R (9,4) OBP: 0.345, SLG: 0.418	G6-3		K		K			K		3	0	0	0	0	2	0			
15 Jim Edmonds, L (1,8) OBP: 0.409, SLG: 0.591			G5-3				P4	2B FC5-2 1B		3	0	1	0	1	0	0			
Will Clark, L (1,3) OBP: 0.412, SLG: 0.526		BB					K	FC5-2 E 2B		3	1	1	0	1	1	1			
Fernando Tatis, R (1,5) OBP: 0.399, SLG: 0.536		1B SF9 BB		K			1B BB	FC5-2 E 1BB		1	2	0	0	3	1	1			
Eduardo Perez, R (1,7) OBP: 0.344, SLG: 0.446 13 Luis Satriua, R (9,9)	K				F8		1B	FC5-2 E		4	1	1	0	0	1	4			
Edgar Renteria, R (1,6) OBP: 0.343, SLG: 0.429		SF9 1B			P3		K	E9		4	0	1	0	0	1	2			
Mike Matheny, R (1,2) OBP: 0.323, SLG: 0.365		SF9			F8			P6	1B IBB	2	0	0	1	1	0	0			
Darryl Kile, R (1,1) OBP: 0.221, SLG: 0.132 Thomas Howard, S (8, PH) OBP: 0.241, SLG: 0.364 Jason Christiansen, R (9,1) Matt Morris, R (9,1) OBP: 0.333, SLG: 0.333					G3-6-3 BB		K	G6-3		1	0	0	0	2	1	0			
Inning Stats	R: 0 H: 0 E: 0 K: 1 S: 7	H: 0 LOB: 1 BB: 1 P: 13	R: 1 H: 1 E: 0 K: 2 S: 18	LOB: 2 BB: 2 P: 35	R: 0 H: 0 E: 0 K: 2 S: 10	LOB: 0 BB: 1 P: 17	R: 0 H: 0 E: 0 K: 0 S: 9	H: 0 LOB: 0 BB: 0 P: 12	R: 0 H: 1 E: 0 K: 2 S: 16	H: 1 LOB: 2 BB: 1 P: 27	R: 0 H: 0 E: 0 K: 1 S: 7	H: 0 LOB: 0 BB: 0 P: 12	R: 3 H: 2 E: 1 K: 1 S: 12	H: 2 LOB: 2 BB: 2 P: 29	R: 0 H: 1 E: 0 K: 3 S: 13	H: 1 LOB: 2 BB: 1 P: 29	1B: 3 2B: 1 3B: 0 HR: 0	SF: 1 SAC: 0 DP: 1 HBP: 0	WP: 0 PA: 36 PB: 0 SB: 0 CS: 0
PITCHER	IP	WLS	BF	H	R	ER	SO	BB	IBB	HBP	BLK	WP	HR	S	P	ERA	WHIP		
34 Kerry Wood, R (1,1) ERA: 4.93	6.0	L	25	2	1	1	8	6	0	0	0	0	0	68	121	1.50	1.333		
Tim Worrell, R (7,1) ERA: 3.18	1.2	L	10	2	3	0	2	0	2	0	0	0	0	17	38	0.00	1.200		
Kyle Farnsworth, R (8,1) ERA: 6.63	0.1	L	1	0	0	0	0	0	0	0	0	0	0	2	3	0.00	0.000		

Chicago Cubs @ St. Louis Cardinals
 Busch Stadium, St. Louis, MO
 Sun Sep 17 2000, 1:10 PM CDT
 Att: 46,910 - Sunny - 77 F

AB	27
R	4
H	4
RBI	1
BB	8
SO	10
LOB	13



Batter	1	2	3	4	5	6	7	8	9	AB	R	H	RBI	BB	SO	LOB	TOP					
Eric Young Sr. R (1,4) OBP: 0.366, SLG: 0.404	F8		G4-6-3																			
Augie Ojeda S (1,6) OBP: 0.311, SLG: 0.379																						
Willie Greene L (9,PH) OBP: 0.290, SLG: 0.370																						
Chad Meyers R (9,FR) OBP: 0.204, SLG: 0.200																						
Sammy Sosa R (1,9) OBP: 0.406, SLG: 0.644																						
Corey Patterson L (4,PH) (4,8)																						
Mark Grace L (1,3) OBP: 0.399, SLG: 0.440																						
Shane Andrews R (1,5) OBP: 0.319, SLG: 0.481																						
Roosevelt Brown L (1,7) OBP: 0.333, SLG: 0.485																						
Damon Buford R (1,8) OBP: 0.322, SLG: 0.396																						
Jeff Reed L (1,2) OBP: 0.336, SLG: 0.317																						
Todd Van Poppel R (1,1)																						
Jerry Spradlin S (6,1)																						
Steve Rain R (8,1)																						
Felix Heredia L (8,1)																						
Gary Matthews S (9,PH) OBP: 0.253, SLG: 0.292																						
Inning Stats	R: 0 E: 0 K: 1 S: 8	H: 1 LOB: 1 BB: 0 P: 10	R: 0 E: 0 K: 1 S: 7	H: 0 LOB: 0 BB: 0 P: 10	R: 0 E: 0 K: 0 S: 4	H: 1 LOB: 0 BB: 0 P: 5	R: 0 E: 0 K: 0 S: 6	H: 0 LOB: 1 BB: 1 P: 16	R: 0 E: 0 K: 2 S: 9	H: 0 LOB: 0 BB: 0 P: 13	R: 0 E: 0 K: 1 S: 6	H: 1 LOB: 0 BB: 0 P: 10	R: 0 E: 0 K: 1 S: 9	H: 0 LOB: 0 BB: 0 P: 11	R: 0 E: 0 K: 1 S: 5	H: 0 LOB: 0 BB: 0 P: 9	R: 1 E: 0 K: 1 S: 12	H: 1 LOB: 2 BB: 2 P: 23	1B: 4 2B: 0 3B: 0 HR: 0	SF: 0 SAC: 0 DP: 1 HBP: 0	WP: 0 PB: 0 SB: 0 CS: 0	PA: 32
PITCHER	IP WLS BF H R ER SO BB IBB HBP BLK WP HR S P ERA WHIP																					
Jeff D'Amico R (1,1) ERA: 2.33	8.1 W 29 3 1 1 7 3 0 0 0 0 0 0 58 97 1.08 0.720																					
Curt Leskanc, R (9,1) ERA: 2.61	0.2 S 3 1 0 0 1 0 0 0 0 0 0 0 8 10 0.00 1.500																					

Chicago Cubs @ Milwaukee Brewers
Milwaukee County Stadium, Milwaukee, WI
Mon Sep 18 2000, 8:05 PM EDT
Att: 21,367 - Cloudy - 80 F

AB	29
R	1
H	4
RBI	1
BB	3
SO	8
LOB	9



Batter	1	2	3	4	5	6	7	8	9	AB	R	H	RBI	BB	SO	LOB	BOTTOM			
Marquis Grissom R (1,8) OBP: 0.279, SLG: 0.338																				
Mark Loretta R (1,6) OBP: 0.360, SLG: 0.428																				
Geoff Jenkins L (1,7) OBP: 0.362, SLG: 0.582																				
Richie Sexson R (1,3) OBP: 0.343, SLG: 0.502																				
Jeremy Burnitz L (1,9) OBP: 0.345, SLG: 0.433																				
José Hernández R (1,5) OBP: 0.315, SLG: 0.382																				
Ronnie Belliard R (1,4) OBP: 0.349, SLG: 0.386																				
Raul Casanova S (1,2) OBP: 0.319, SLG: 0.378																				
Jeff D'Amico R (1,1) OBP: 0.152, SLG: 0.190																				
Curt Leskanc, R (9,1) ERA: 5.33																				
Inning Stats	R: 0 E: 0 K: 2 S: 15	H: 0 LOB: 1 BB: 1 P: 25	R: 0 E: 0 K: 3 S: 12	H: 0 LOB: 0 BB: 0 P: 15	R: 1 E: 0 K: 1 S: 11	H: 2 LOB: 1 BB: 0 P: 15	R: 0 E: 0 K: 1 S: 11	H: 1 LOB: 1 BB: 0 P: 16	R: 0 E: 0 K: 0 S: 10	H: 0 LOB: 0 BB: 0 P: 12	R: 0 E: 0 K: 1 S: 14	H: 1 LOB: 2 BB: 1 P: 25	R: 1 E: 1 K: 0 S: 7	H: 1 LOB: 0 BB: 0 P: 10	R: 0 E: 0 K: 1 S: 8	H: 0 LOB: 1 BB: 1 P: 16	1B: 3 2B: 2 3B: 0 HR: 0	SF: 1 SAC: 0 DP: 0 HBP: 0	WP: 1 PB: 0 SB: 0 CS: 0	PA: 32
PITCHER	IP WLS BF H R ER SO BB IBB HBP BLK WP HR S P ERA WHIP																			
Todd Van Poppel R (1,1) ERA: 3.47	5.2 L 23 4 1 1 8 2 0 0 0 0 0 0 70 102 1.59 1.059																			
Jerry Spradlin R (6,1) ERA: 5.4	1.1 5 1 1 0 0 0 0 0 0 0 0 0 10 16 0.00 0.750																			
Steve Rain R (8,1) ERA: 4.24	0.0 1 0 0 0 0 1 0 0 0 0 0 0 1 5 ∞ ∞																			
Felix Heredia L (8,1) ERA: 5.33	1.0 3 0 0 0 1 0 0 0 0 0 0 0 7 11 0.00 0.000																			

Chicago Cubs @ Milwaukee Brewers
Milwaukee County Stadium, Milwaukee, WI
Mon Sep 18 2000, 8:05 PM EDT
Att: 21,367 - Cloudy - 80 F

AB	28
R	2
H	5
RBI	2
BB	3
SO	9
LOB	12



Batter	1	2	3	4	5	6	7	8	9	AB	R	H	RBI	BB	SO	LOB	TOP				
Eric Young Sr. R OBP: 0.366, SLG: 0.402 Chad Meyers, R OBP: 0.216, SLG: 0.213 Kyle Farnsworth, R OBP: 0.077, SLG: 0.154	1-2 G6-3		4-0 HBP BB		3-3 K	0-0 L5		2-2 BB 1B		2	0	0	0	1	1	0	Chicago Cubs @ Milwaukee Brewers Milwaukee County Stadium, Milwaukee, WI Tue Sep 19 2000, 8:05 PM EDT Att: 24,374 - Cloudy - 71 F				
Ricky Gutierrez R OBP: 0.382, SLG: 0.410	4-2 BB		1-0 HBP			4-0 BB 15 1B BB	3-3 K	4-0 BB		1	1	0	0	3	1	0					
Corey Patterson L OBP: 0.125, SLG: 0.500	1-2 P4		1-3 K			0-1 F8	0-1 HR	0-3 K		5	1	1	1	0	2	6					
Mark Grace L OBP: 0.395, SLG: 0.436	2-1 F7		3-2 F5			2-1 F7	1-2 E3		2-2 G4-3	5	0	0	0	0	0	4					
Shane Andrews R OBP: 0.321, SLG: 0.472		4-2 BB 15 G5-4-3		1-3 K		4-1 BB 15 1B BB	2-3 K		0-3 K	3	1	0	0	2	3	1					
15 Julio Zuleta R OBP: 0.288, SLG: 0.464 Tim Worrell R	3-1 G5-4-3		0-0 G5-3			0-0 BB 1B	3-2 G6-3		2-1 G6-3	4	1	1	1	0	0	2					
Felix Heredia L Augie Ojeda S OBP: 0.307, SLG: 0.373	1-2 1-2		1-2 HR 1B			1-2 2-H HR 1B				0	0	0	0	0	0	0					
Damon Buford R OBP: 0.326, SLG: 0.401	3-1 2B		3-2 F8			1-2 HR BB 1B		1-1 G3 SH3-4 1B		4	2	3	0	0	0	0					
Joe Girardi R OBP: 0.341, SLG: 0.378	3-2 G5-3		1-3 K			4-2 HR BB		0-0 SH3-4		2	1	0	1	1	1	1					
Ruben Quevedo R OBP: 0.154, SLG: 0.154 Ross Gload OBP: 0.226, SLG: 0.357 Jamie Arnold R OBP: 0.145, SLG: 0.286 Roosevelt Brown L OBP: 0.145, SLG: 0.337 Will Ohman L OBP: 0.252, SLG: 0.286	2-1 F5		0-0 F7			0-1 1-H 2-H 3-H HR		0-0 G3		0	0	0	0	0	0	0					
Inning Stats	R: 0 E: 0 K: 0 S: 10	H: 0 LOB: 1 BB: 1 P: 18	R: 0 E: 0 K: 0 S: 9	H: 1 LOB: 1 BB: 1 P: 22	R: 0 E: 0 K: 1 S: 9	H: 0 LOB: 2 BB: 1 P: 20	R: 0 E: 0 K: 1 S: 7	H: 0 LOB: 0 BB: 0 P: 13	R: 0 E: 0 K: 2 S: 16	H: 3 LOB: 0 BB: 3 P: 31	R: 1 E: 1 K: 2 S: 16	H: 1 LOB: 1 BB: 0 P: 25	R: 1 E: 0 K: 1 S: 10	H: 2 LOB: 2 BB: 1 P: 17	R: 0 E: 0 K: 1 S: 8	H: 0 LOB: 0 BB: 0 P: 12	1B: 4 2B: 1 3B: 0 HR: 2	SF: 0 SAC: 1 DP: 1 HBP: 1	WP: 0 PB: 0 SB: 0 CS: 0	PA: 42	
PITCHER	IP WLS BF H R ER SO BB IBB HBP BLK WP HR S P ERA WHIP	5.2 B 7 2 2 5 4 6 0 1 0 0 0 19 112 7.94 1.588	6.1 B 5 2 1 2 2 0 0 0 0 0 2 18 13.50 1.500	8.1 W 4 0 0 0 2 0 0 0 0 0 0 11 15 0.00 0.000																	

AB	33
R	8
H	7
RBI	8
BB	7
SO	8
LOB	15



Batter	1	2	3	4	5	6	7	8	9	AB	R	H	RBI	BB	SO	LOB	BOTTOM					
Marquis Grissom R OBP: 0.282, SLG: 0.344	2-2 E 1B 2B	2-1 HR 2B	1-0 G6-3			1-1 G5-3		1-2 G3 SH1-4 1B	2-2 E5	6	2	3	0	0	0	2	Chicago Cubs @ Milwaukee Brewers Milwaukee County Stadium, Milwaukee, WI Tue Sep 19 2000, 8:05 PM EDT Att: 24,374 - Cloudy - 71 F					
Mark Loretta R OBP: 0.382, SLG: 0.425	4-0 1B BB BB	2-3 K		1-1 G4-3		4-0 1B BB		0-0 SH1-4		2	1	0	0	2	1	1						
Geoff Jenkins L OBP: 0.362, SLG: 0.586	0-0 E8 BB SF9 1B	2-0 HR		0-2 F7		1-0 G4-3 1B		2-1 G3		5	2	2	2	0	0	3						
Richie Sexson R OBP: 0.345, SLG: 0.503 Charlie Hayes R OBP: 0.347, SLG: 0.371	0-0 SF9 BB SF7 1B	4-1 BB		2-1 F9		2-2 G4-3		3-3 K		1	1	1	1	1	0	0						
Jeremy Burnitz L OBP: 0.347, SLG: 0.432	4-2 BB BB	2-3 K			2-1 G4-3 WP 1B		4-1 BB BB		3-2 P4	3	1	1	1	2	1	1						
José Hernández R OBP: 0.318, SLG: 0.381 James Mouton R OBP: 0.363, SLG: 0.327	1-2 SF9	4-2 BB			4-2 G4-3 BB		3-2 F9		4-2 1B BB	1	0	0	1	3	0	1						
Ronnie Belliard R OBP: 0.351, SLG: 0.386	4-1 BB	2-2 G3			2-0 G4-3		4-2 BB		0-2 1B BB	3	1	1	0	2	0	4						
Raul Casanova S OBP: 0.321, SLG: 0.374	0-0 SF7		2-0 F9		4-1 BB		0-1 F7		4-0 E 1B BB	2	0	0	1	2	0	2						
Jimmy Haynes R OBP: 0.151, SLG: 0.183 Juan Acevedo R OBP: 0.145, SLG: 0.286 Mark Sweeney L OBP: 0.145, SLG: 0.337 David Weathers R OBP: 0.252, SLG: 0.286 Ray King L OBP: 0.252, SLG: 0.286	1-3 K		0-1 G1-3		3-3 L5		1-2 L6		1-1 E 1B	3	0	0	0	0	1	3						
Inning Stats	R: 4 E: 1 K: 1 S: 17	H: 2 LOB: 3 BB: 3 P: 33	R: 2 E: 0 K: 2 S: 15	H: 2 LOB: 2 BB: 2 P: 33	R: 0 E: 0 K: 0 S: 4	H: 0 LOB: 0 BB: 0 P: 7	R: 0 E: 0 K: 0 S: 7	H: 0 LOB: 0 BB: 0 P: 10	R: 1 E: 0 K: 0 S: 7	H: 1 LOB: 1 BB: 2 P: 19	R: 0 E: 0 K: 0 S: 9	H: 1 LOB: 1 BB: 1 P: 17	R: 0 E: 0 K: 0 S: 13	H: 0 LOB: 2 BB: 2 P: 24	R: 0 E: 0 K: 1 S: 10	H: 1 LOB: 1 BB: 0 P: 16		R: 2 E: 1 K: 0 S: 13	H: 2 LOB: 3 BB: 2 P: 27	1B: 6 2B: 2 3B: 0 HR: 1	SF: 2 SAC: 1 DP: 2 HBP: 0	WP: 1 PB: 0 SB: 0 CS: 0
PITCHER	IP WLS BF H R ER SO BB IBB HBP BLK WP HR S P ERA WHIP	2.0 L 11 1 1 1 0 2 0 0 0 1 0 18 3.00 1.000	3.0 L 4 1 0 0 0 1 0 0 0 0 0 9 17 0.00 2.000	6.1 H 7 1 0 0 0 2 0 0 0 0 0 17 29 0.00 2.250	8.1 H 1 0 0 0 0 0 0 0 0 0 2 4 0.00 0.000																	



Batter	1	2	3	4	5	6	7	8	9	AB	R	H	RBI	BB	SO	LOB	TOP								
Fernando Vina, L (1,4) OBP: 0.386, SLG: 0.398	2-2 15 BB BB BB 1B	1-1 P6	0-1 FC6-4 2H 1B				0-1 F8				2-1 F9	5	1	2	1	0	0	1							
J.D. Drew, L (1,9) OBP: 0.403, SLG: 0.492	4-2 15 BB BB WP BB	4-1 15 BB BB BB	0-2 FC6-4 1-2f				3-2 15 CS 1B				2-3 K	3	1	1	0	2	1	1							
15 Jim Edmonds, L (1,8) OBP: 0.414, SLG: 0.592 13 Luis Saturria, R (9,8)	4-0 WP BB 1-2 2-3 BB	4-0 BB 1-2 2-3 BB				4-0 G4-6-3 BB				2-1 CS 1B	2	0	1	0	3	1	1	0							
Will Clark, L (1,3) OBP: 0.413, SLG: 0.525	2-3 K	4-0 1-2 2-3 3-4 BB				0-1 G4-6-3 1-2f				2-2 CS 1-2	3	0	0	1	1	1	4	0							
Fernando Tatis, R (1,5) OBP: 0.391, SLG: 0.512	4-2 WP BB 1-2 2-3 3-4 BB				4-2 BB				1-0 F8				2	0	0	1	2	1	3						
Ray Lankford, L (1,7) OBP: 0.371, SLG: 0.520	2-1 P4	1-0 F7				1-0 F8				0-0 F7				4	0	0	0	0	7						
Edgar Renteria, R (1,6) OBP: 0.340, SLG: 0.422	4-2 1-2 2-3 3-4 BB				1-2 F9				1-0 P6				3-2 G5-3	3	0	0	0	1	0	0					
Mike Matheny, R (1,2) OBP: 0.320, SLG: 0.364	G6-3				1-1 SH3-4 1B				1-2 G4-3				1-1 G6-3	4	1	1	0	0	0	3					
Darryl Kile, R (1,1) OBP: 0.225, SLG: 0.129 Jason Christiansen, R (8,1) Dave Veres, R (8,1)			4-2 15 BB BB BB				0-0 SH3-4 1B				2-1 G4-3				1-0 G5-3	2	1	0	0	1	0	0			
Inning Stats	R: 2 E: 0 K: 1 S: 24	H: 1 LOB: 3 BB: 4 P: 48	R: 1 E: 0 K: 1 S: 9	H: 0 LOB: 3 BB: 4 P: 28	R: 1 E: 0 K: 0 S: 11	H: 2 LOB: 1 BB: 0 P: 13	R: 0 E: 0 K: 0 S: 5	H: 0 LOB: 1 BB: 2 P: 14	R: 0 E: 0 K: 1 S: 6	H: 0 LOB: 0 BB: 0 P: 10	R: 0 E: 0 K: 1 S: 9	H: 1 LOB: 1 BB: 0 P: 15	R: 0 E: 0 K: 0 S: 3	H: 0 LOB: 0 BB: 0 P: 6	R: 0 E: 0 K: 0 S: 7	H: 0 LOB: 0 BB: 0 P: 12	R: 0 E: 0 K: 1 S: 12	H: 1 LOB: 0 BB: 0 P: 20	1B: 5 2B: 1 3B: 0 HR: 0	SF: 0 SAC: 1 DP: 2 HBP: 0	WP: 1 PB: 0 SB: 0 CS: 2	PA: 40			
PITCHER	IP	WLS	BF	H	R	ER	SO	BB	IBB	HBP	BLK	WP	HR	S	P	ERA	WHIP								
34 Kerry Wood, R (1,1) ERA: 5.09	1.1		13	1	3	3	1	8	0	0	0	1	0	29	70	20.25	6.750								
Jamie Arnold, R (2,1) ERA: 7.09	6.2		23	3	1	1	2	2	0	0	0	0	0	45	76	1.35	0.750								
Will Ohman, L (9,1) ERA:	1.0	W	3	1	0	0	1	0	0	0	0	0	0	12	20	0.00	1.000								

St. Louis Cardinals @ Chicago Cubs
Wrigley Field, Chicago, IL
Fri Sep 22 2000, 2:20 PM CDT
Att: 36,732 - Cloudy - 64 F

AB 28
R 4
H 5
RBI 3
BB 10
SO 4
LOB 20



Batter	1	2	3	4	5	6	7	8	9	AB	R	H	RBI	BB	SO	LOB	BOTTOM								
Eric Young Sr., R (1,4) OBP: 0.367, SLG: 0.402	1-1 G6-3	1-0 1-3 2H 1B				0-2 F9				3-2 S 2B 1B	5	1	2	1	0	0	0								
Ricky Gutierrez, R (1,6) OBP: 0.378, SLG: 0.407	1-0 1B	0-0 F9				1-2 G4-3				2-2 1H 2B	5	0	2	1	0	0	2								
Mark Grace, L (1,3) OBP: 0.391, SLG: 0.429	3-2 F5				0-1 G6-3				3-2 G6-3				4	0	0	0	0	1							
Roosevelt Brown, L (1,7) OBP: 0.351, SLG: 0.527 Chad Meyers, R (8, PR) OBP: 0.216, SLG: 0.213 Gary Matthews, S (9, 7) OBP: 0.250, SLG: 0.288	1-1 1B				1-0 P6				1-0 G3				4	0	2	0	0	0							
Shane Andrews, R (1,5) OBP: 0.325, SLG: 0.473	2-1 F8				2-2 BB 2B 1B				1-0 G6-3				4	1	2	0	0	2							
Corey Patterson, L (1,8) OBP: 0.235, SLG: 0.333			0-0 F8 1B 1B				4-2 2B BB				1-0 G4-3				3	2	1	0	1	2					
Damon Buford, R (1,9) OBP: 0.324, SLG: 0.399			1-2 F8				1-1 1H 2H 2B				1-1 G5-3				4	0	1	3	0	2					
Jeff Reed, L (1,2) OBP: 0.337, SLG: 0.313			1-3 K				4-2 BB BB				4-1 CS BB				2	0	0	0	2	3					
34 Kerry Wood, R (1,1) OBP: 0.275, SLG: 0.316 Jamie Arnold, R (2,1) OBP: 0.200, SLG: 0.222 Will Ohman, L (9,1) Jeff Huson, L (9, PH) OBP: 0.271, SLG: 0.271			2-2 1B HBP				0-2 F8				0-1 G3				0	0	0	0	0	0					
Inning Stats	R: 0 E: 0 K: 0 S: 11	H: 2 LOB: 2 BB: 0 P: 19	R: 1 E: 0 K: 1 S: 14	H: 2 LOB: 0 BB: 0 P: 19	R: 2 E: 0 K: 0 S: 17	H: 2 LOB: 2 BB: 2 P: 29	R: 0 E: 0 K: 0 S: 11	H: 0 LOB: 0 BB: 0 P: 15	R: 0 E: 0 K: 1 S: 6	H: 0 LOB: 0 BB: 1 P: 11	R: 0 E: 0 K: 0 S: 9	H: 0 LOB: 0 BB: 0 P: 13	R: 1 E: 1 K: 1 S: 14	H: 2 LOB: 2 BB: 0 P: 23	R: 1 E: 0 K: 0 S: 10	H: 2 LOB: 1 BB: 0 P: 15	1B: 8 2B: 2 3B: 0 HR: 0	SF: 0 SAC: 0 DP: 0 HBP: 1	WP: 0 PB: 0 SB: 1 CS: 3	PA: 38					
PITCHER	IP	WLS	BF	H	R	ER	SO	BB	IBB	HBP	BLK	WP	HR	S	P	ERA	WHIP								
Darryl Kile, R (1,1) ERA: 3.79	7.0		32	8	4	4	2	3	0	1	0	0	0	75	120	5.14	1.571								
Jason Christiansen, L (8,1) ERA: 5.17	0.1	H	1	0	0	0	0	0	0	0	0	0	0	5	5	0.00	0.000								
Dave Veres, R (8,1) ERA: 2.97	1.0	L	5	2	1	1	1	0	0	0	0	0	0	15	25	9.00	2.000								

St. Louis Cardinals @ Chicago Cubs
Wrigley Field, Chicago, IL
Fri Sep 22 2000, 2:20 PM CDT
Att: 36,732 - Cloudy - 64 F

AB 34
R 5
H 10
RBI 5
BB 3
SO 3
LOB 15



Batter	1	2	3	4	5	6	7	8	9	AB	R	H	RBI	BB	SO	LOB	TOP			
Placido Polanco, R OBP: 0.391, SLG: 0.432 Matt Morris, R OBP: 0.333, SLG: 0.333	4-1 CS BB	0-0 HR		3-2 G5-4-3		2-1 FC4-6 1B		2-1 FC6-2		4	1	2	4	1	0	4				
Craig Paquette, R OBP: 0.297, SLG: 0.435	4-1 SAFE BB	1-0 F7		2-3 K		0-0 FC4-6		0-0 FC4-6-5-6-4-9		4	0	0	0	1	1	4				
Eric Davis, R J.D. Drew, L OBP: 0.402, SLG: 0.491	2-3 K	2-3 K			2-1 G5-4-3 1B		0-2 1B		1-2 G3	4	0	2	0	0	2	1				
Fernando Tatis, R OBP: 0.388, SLG: 0.505	4-1 BB		3-3 K		1-0 G5-4-3		1-3 K		2-0 F8	4	0	0	0	1	2	2				
Eduardo Perez, R Jason Christiansen, R Fernando Vina, L OBP: 0.385, SLG: 0.397	1-3 K		1-1 HBP		0-2 F7		1-0 L5-3 1B		2-1 F8	3	0	1	0	0	1	2				
Edgar Renteria, R OBP: 0.343, SLG: 0.424		1-2 1B		4-1 BB		4-2 13 F7 FC3-2 BB		1-0 L5-3		2	1	1	0	2	0	2				
Carlos Hernandez, R OBP: 0.323, SLG: 0.341		2-2 HR 1B		0-0 F9		4-2 FC3-2 1B BB		2-1 WP FC6-2 2B		3	2	2	1	1	0	2				
13 Luis Saturia, R 15 Jim Edmonds, L OBP: 0.415, SLG: 0.592		1-0 F8		1-3 K		2-0 F7		4-0 FC6-2 WP BB		3	0	0	0	0	1	5				
Britt Reames, R Larry Sutton, R Mike James, R Mike Timlin, R Will Clark, L Mark McGwire, R El Marrero, L OBP: 0.201, SLG: 0.434		1-0 HR 1B		0-1 G5-4-3 1B		1-0 FC3-2 FC4-6 1B		4-0 FC6-2 IBB		2	1	2	0	0	0	0				
Inning Stats	R: 0 E: 0 K: 2 S: 9	H: 0 LOB: 2 BB: 3 P: 24	R: 4 E: 0 K: 1 S: 14	H: 4 LOB: 0 BB: 0 P: 22	R: 0 E: 0 K: 1 S: 9	H: 0 LOB: 0 BB: 1 P: 18	R: 0 E: 0 K: 1 S: 8	H: 1 LOB: 0 BB: 0 P: 13	R: 0 E: 0 K: 0 S: 6	H: 1 LOB: 0 BB: 0 P: 9	R: 1 E: 0 K: 1 S: 11	H: 2 LOB: 2 BB: 2 P: 24	R: 0 E: 0 K: 1 S: 8	H: 0 LOB: 1 BB: 2 P: 11	R: 0 E: 0 K: 0 S: 6	H: 0 LOB: 0 BB: 0 P: 11	1B: 7 2B: 4 3B: 0 HR: 1	SF: 0 SAC: 0 DP: 4 HBP: 1	WP: 1 PB: 0 SB: 1 CS: 1	PA: 41
PITCHER	IP WLS BF H R ER SO BB IBB HBP BLK WP HR S P ERA WHIP	5.1 L 26 6 5 5 6 6 0 1 0 0 1 53 103 8.44 2.250	IP WLS BF H R ER SO BB IBB HBP BLK WP HR S P ERA WHIP	1.2 7 3 0 1 0 0 0 0 0 0 0 0 2 4 ∞ ∞	IP WLS BF H R ER SO BB IBB HBP BLK WP HR S P ERA WHIP	0.0 1 1 1 0 0 0 0 0 0 0 0 0 2 4 ∞ ∞	IP WLS BF H R ER SO BB IBB HBP BLK WP HR S P ERA WHIP	0.1 3 0 0 0 0 1 1 0 0 1 0 2 12 0.00 3.000	IP WLS BF H R ER SO BB IBB HBP BLK WP HR S P ERA WHIP	0.2 1 0 0 0 0 0 0 0 0 0 0 0 1 1 0.00 0.000	IP WLS BF H R ER SO BB IBB HBP BLK WP HR S P ERA WHIP	1.0 3 0 0 0 0 0 0 0 0 0 0 0 6 11 0.00 0.000	IP WLS BF H R ER SO BB IBB HBP BLK WP HR S P ERA WHIP	1.0 3 0 0 0 0 0 0 0 0 0 0 0 6 11 0.00 0.000	IP WLS BF H R ER SO BB IBB HBP BLK WP HR S P ERA WHIP	1.0 3 0 0 0 0 0 0 0 0 0 0 0 6 11 0.00 0.000	ERA WHIP	0.00 0.000	ERA WHIP	0.00 0.000

St. Louis Cardinals @ Chicago Cubs
Wrigley Field, Chicago, IL
Sat Sep 23 2000, 12:25 PM CDT
Att: 38,168 - Cloudy - 64 F

AB 32
R 6
H 10
RBI 5
BB 8
SO 7
LOB 24



Batter	1	2	3	4	5	6	7	8	9	AB	R	H	RBI	BB	SO	LOB	BOTTOM					
Eric Young Sr., R OBP: 0.366, SLG: 0.400 Felix Heredia, L	0-1 E6 BB PB	3-2 F7			2-2 G6-3		4-2 1B BB	2-2 G5-3		4	1	0	0	1	0	2						
Ricky Gutierrez, R OBP: 0.378, SLG: 0.408	4-1 PB SF8 BB		2-1 2B		1-0 F8		1-1 F9		2-1 G5-3	4	1	1	0	1	0	2						
Mark Grace, L Chad Meyers, R OBP: 0.216, SLG: 0.213	4-0 SF8 BB		1-1 G5-3		1-0 G3		3-2 1B		3-2 2B	4	0	2	1	1	0	1						
Roosevelt Brown, L 15 Julio Zuleta, R Kyle Farnsworth, R Will Ohman, L Steve Rain, R Jose Nieves, L Willie Gerson, L OBP: 0.259, SLG: 0.369	1-0 F7		3-3 K		4-2 E BB		1-3 K		0-1 G6-3	2	0	0	0	1	1	4						
Shane Andrews, R OBP: 0.321, SLG: 0.467	2-2 SF8		1-1 G5-3		3-2 F3		1-2 E 1B		0-2 G5-3	4	1	1	1	0	0	3						
Corey Patterson, L OBP: 0.190, SLG: 0.263	1-1 F9			0-1 G5-3		0-1 E7 BB		2-3 K		4	0	0	0	0	1	3						
Damon Buford, R OBP: 0.322, SLG: 0.396		0-1 F9		3-3 K		0-1 G6-3		1-1 E6 1B		4	1	0	0	0	1	3						
Joe Girardi, R Jeff Reed, L OBP: 0.341, SLG: 0.377 OBP: 0.336, SLG: 0.311		1-1 G4-3		0-1 G3			1-1 BB 1B	2-3 K		3	1	1	0	0	0	0						
Joe Nation, L Jerry Spradlin, S Ross Gload, L Gary Matthews, S OBP: 0.219, SLG: 0.345 OBP: 0.255, SLG: 0.293		1-2 1B			2-1 F9		1-3 K	3-2 S 1B		2	0	1	0	0	0	0						
Inning Stats	R: 2 E: 1 K: 0 S: 9	H: 0 LOB: 1 BB: 2 P: 21	R: 0 E: 0 K: 0 S: 10	H: 1 LOB: 1 BB: 0 P: 15	R: 0 E: 0 K: 1 S: 9	H: 1 LOB: 1 BB: 0 P: 16	R: 0 E: 0 K: 1 S: 7	H: 0 LOB: 0 BB: 0 P: 10	R: 0 E: 0 K: 0 S: 7	H: 0 LOB: 0 BB: 0 P: 12	R: 0 E: 0 K: 0 S: 13	H: 0 LOB: 2 BB: 1 P: 21	R: 1 E: 0 K: 2 S: 15	H: 2 LOB: 1 BB: 1 P: 26	R: 2 E: 1 K: 2 S: 18	H: 2 LOB: 1 BB: 0 P: 29	R: 0 E: 0 K: 0 S: 10	H: 1 LOB: 1 BB: 0 P: 15	1B: 5 2B: 2 3B: 0 HR: 0	SF: 1 SAC: 0 DP: 0 HBP: 0	WP: 0 PB: 1 SB: 1 CS: 0	PA: 41
PITCHER	IP WLS BF H R ER SO BB IBB HBP BLK WP HR S P ERA WHIP	5.0 W 20 2 2 2 2 2 0 0 0 0 0 4 2 74 0.00 0.800	IP WLS BF H R ER SO BB IBB HBP BLK WP HR S P ERA WHIP	1.0 H 6 1 1 1 0 1 0 0 0 0 0 1 15 24 9.00 2.000	IP WLS BF H R ER SO BB IBB HBP BLK WP HR S P ERA WHIP	0.2 H 4 1 0 0 1 1 0 0 0 0 0 1 10 19 0.00 3.000	IP WLS BF H R ER SO BB IBB HBP BLK WP HR S P ERA WHIP	0.2 H 3 1 1 0 2 0 0 0 0 0 0 0 9 13 0.00 1.500	IP WLS BF H R ER SO BB IBB HBP BLK WP HR S P ERA WHIP	1.2 S 8 2 1 0 1 0 0 0 0 0 0 22 35 0.00 1.200	IP WLS BF H R ER SO BB IBB HBP BLK WP HR S P ERA WHIP	1.0 3 0 0 0 0 0 0 0 0 0 0 0 6 11 0.00 0.000	IP WLS BF H R ER SO BB IBB HBP BLK WP HR S P ERA WHIP	1.0 3 0 0 0 0 0 0 0 0 0 0 0 6 11 0.00 0.000	IP WLS BF H R ER SO BB IBB HBP BLK WP HR S P ERA WHIP	1.0 3 0 0 0 0 0 0 0 0 0 0 0 6 11 0.00 0.000	ERA WHIP	0.00 0.000	ERA WHIP	0.00 0.000		

St. Louis Cardinals @ Chicago Cubs
Wrigley Field, Chicago, IL
Sat Sep 23 2000, 12:25 PM CDT
Att: 38,168 - Cloudy - 64 F

AB 36
R 5
H 7
RBI 3
BB 4
SO 6
LOB 24



Batter	1	2	3	4	5	6	7	8	9	AB	R	H	RBI	BB	SO	LOB	TOP																									
11 Jimmy Rollins, S OBP: 0.412, SLG: 0.438										5	1	2	1	0	2	3	Philadelphia Phillies @ Chicago Cubs Wrigley Field, Chicago, IL Tue Sep 26 2000, 7:05 PM CDT Att: 26,055 - Sunny - 64 F																									
Doug Glanville, R OBP: 0.305, SLG: 0.367										5	1	2	2	0	0	1																										
Bobby Abreu, L OBP: 0.415, SLG: 0.561										3	1	1	0	2	1	2																										
Scott Rolen, R 23 Kevin Jordan, R OBP: 0.370, SLG: 0.551 OBP: 0.296, SLG: 0.324										1	0	0	0	0	1	1																										
Pat Burrell, R OBP: 0.355, SLG: 0.459 Jeff Brantley, R										5	0	1	0	0	3	3																										
Travis Lee, L OBP: 0.335, SLG: 0.351										4	0	0	0	1	0	2																										
David Newhan, L OBP: 0.343, SLG: 0.321										4	2	1	0	0	0	2																										
Tom Prince, R OBP: 0.321, SLG: 0.361 Reggie Taylor, L										4	2	4	1	0	0	0																										
Gary Bennett, R OBP: 0.405, SLG: 0.433										0	1	0	0	0	0	0																										
Omar Daal, L OBP: 0.327, SLG: 0.400 Chris Brock, R OBP: 0.222, SLG: 0.667 Vicente Padilla, R OBP: 1.000, SLG: 1.000 Rob Ducey, L OBP: 0.323, SLG: 0.352 Kevin Seifick, R OBP: 0.301, SLG: 0.311										3	0	1	2	0	0	2																										
Inning Stats	R: 0 E: 1 K: 2 S: 12	H: 2 LOB: 1 BB: 0 P: 18	R: 2 E: 0 K: 0 S: 14	H: 3 LOB: 1 BB: 0 P: 20	R: 0 E: 0 K: 0 S: 4	H: 1 LOB: 0 BB: 0 P: 7	R: 0 E: 0 K: 1 S: 9	H: 0 LOB: 0 BB: 1 P: 16	R: 2 E: 0 K: 1 S: 15	H: 3 LOB: 2 BB: 1 P: 29	R: 0 E: 0 K: 0 S: 12	H: 1 LOB: 1 BB: 0 P: 18	R: 0 E: 0 K: 1 S: 7	H: 0 LOB: 0 BB: 0 P: 11	R: 0 E: 0 K: 0 S: 5	H: 0 LOB: 0 BB: 0 P: 8	R: 6 E: 0 K: 2 S: 20	H: 4 LOB: 1 BB: 2 P: 38	1B: 10 2B: 3 3B: 0 HR: 1	SF: 0 SAC: 0 DP: 2 HBP: 0	WP: 0 PB: 0 SB: 2 CS: 1	PA: 42																				
PITCHER	IP	WLS	BF	H	R	ER	SO	BB	IBB	HBP	BLK	WP	HR	S	P	ERA	WHIP	PITCHER								IP	WLS	BF	H	R	ER	SO	BB	IBB	HBP	BLK	WP	HR	S	P	ERA	WHIP
Jon Lieber, R ERA: 4.24	(1, 1)	7.0	L	30	10	4	4	5	1	1	0	0	0	0	73	119	5.14	1.571																								
Jerry Spradlin, R ERA: 5.79	(8, 1)	2.0		12	4	6	6	2	1	1	0	0	0	0	25	46	27.00	2.500																								

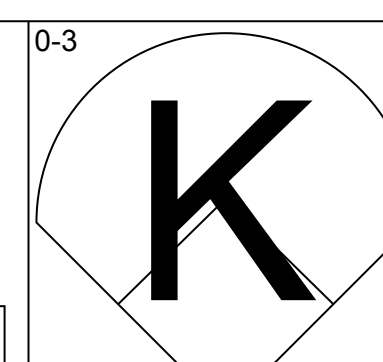
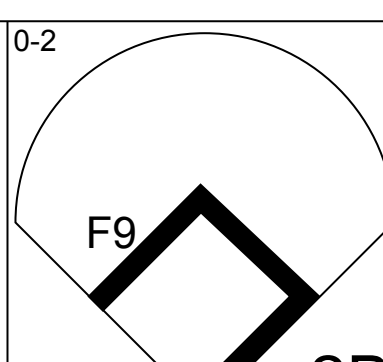
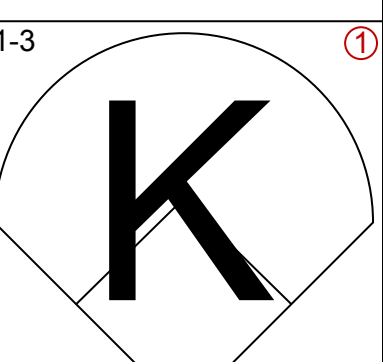
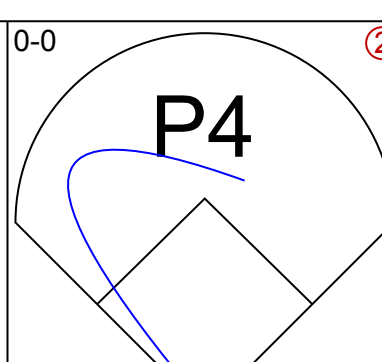
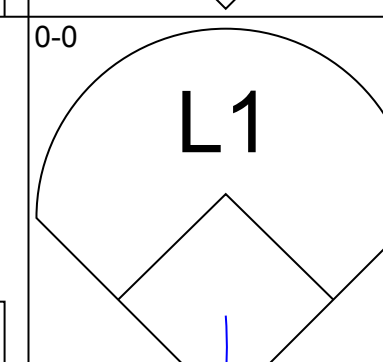
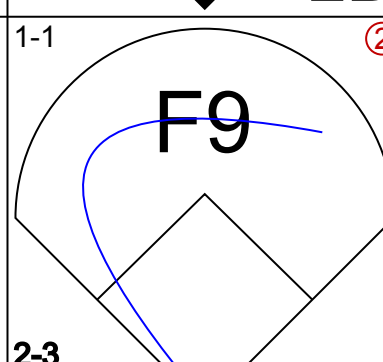
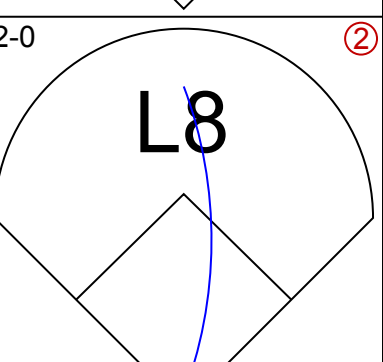
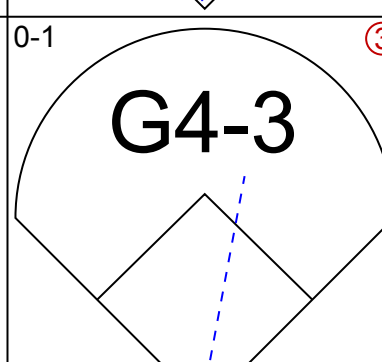
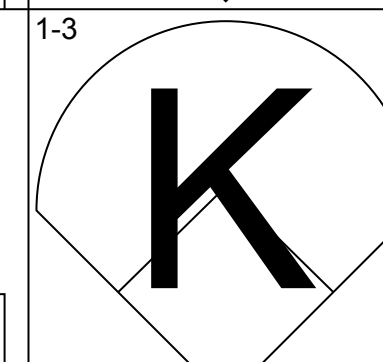
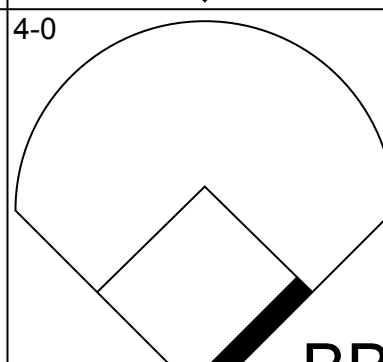
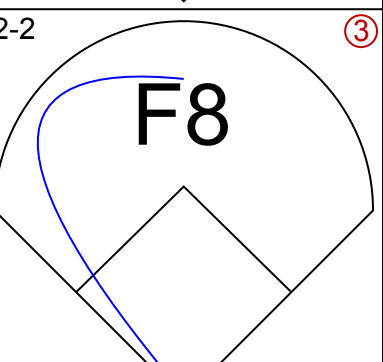
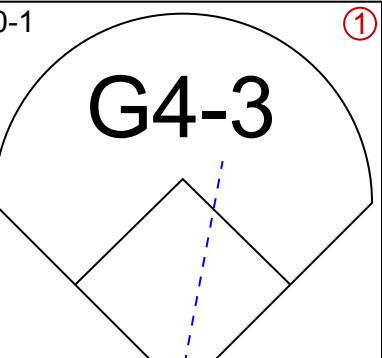
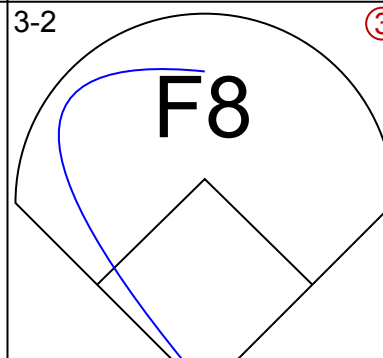
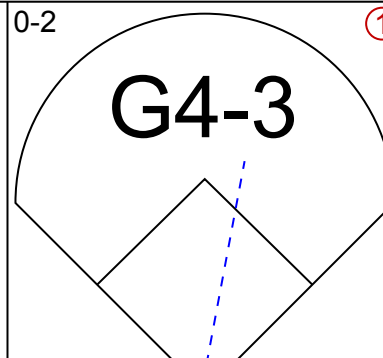
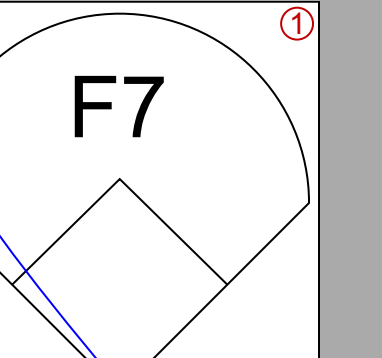
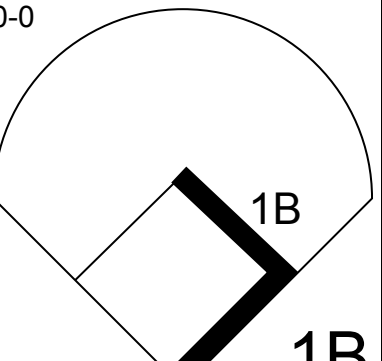
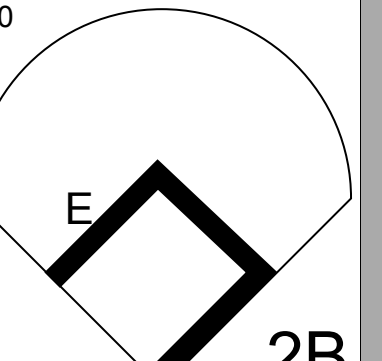
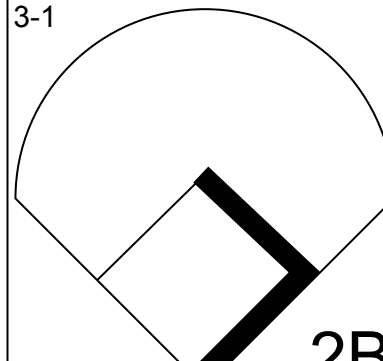
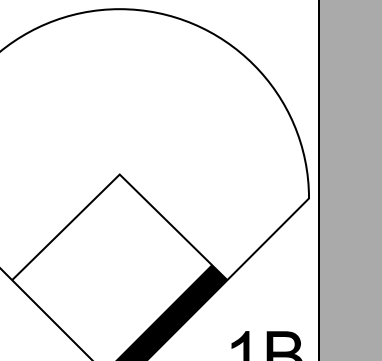


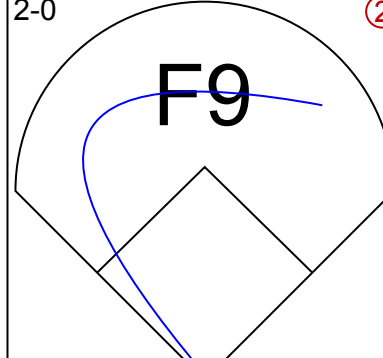
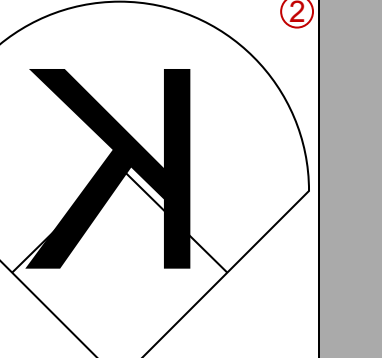
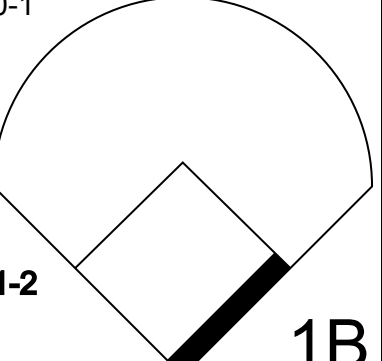
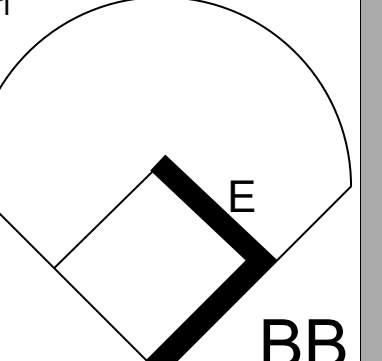
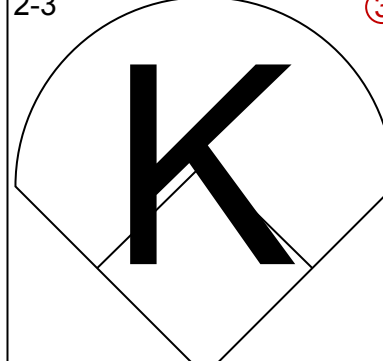
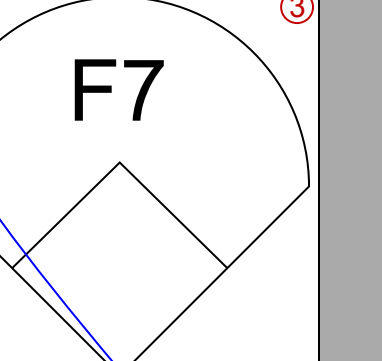
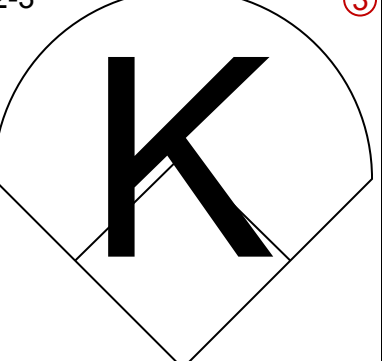

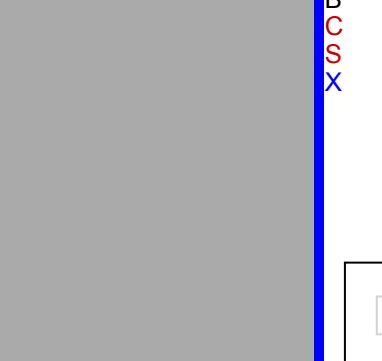

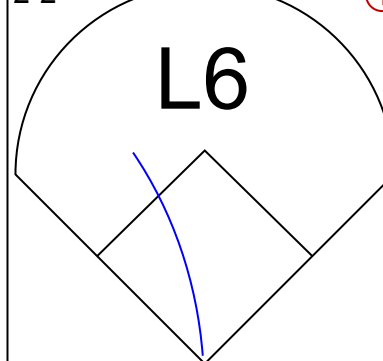

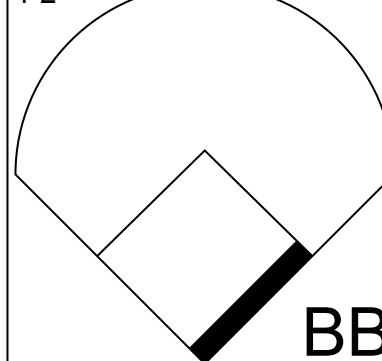
AB	38
R	10
H	14
RBI	10
BB	4
SO	7
LOB	17

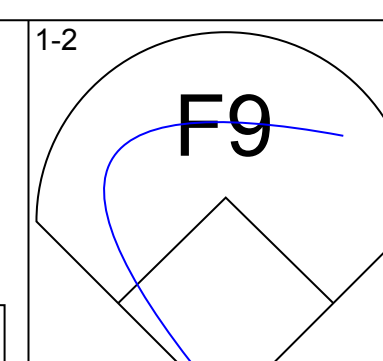
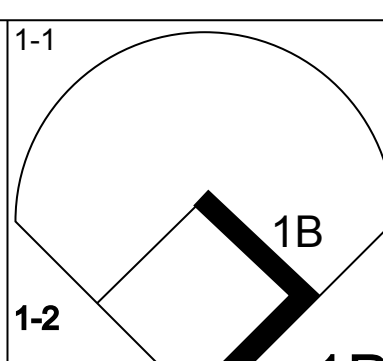
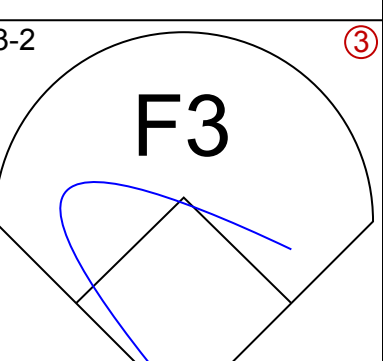
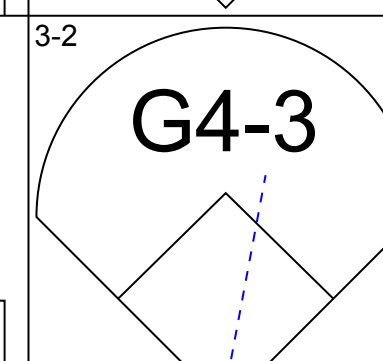
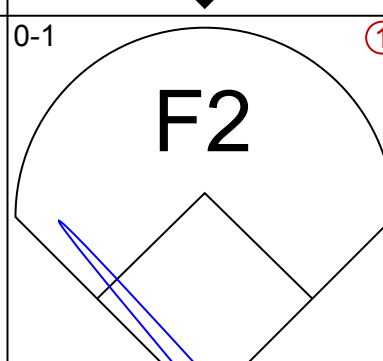
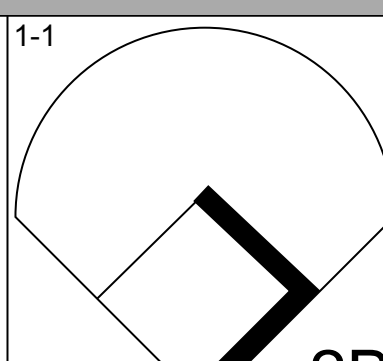
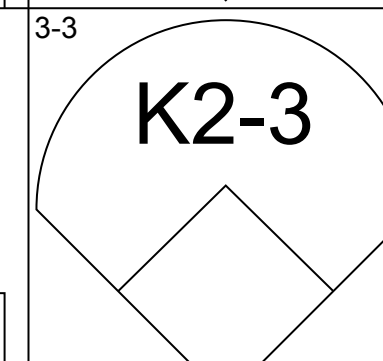
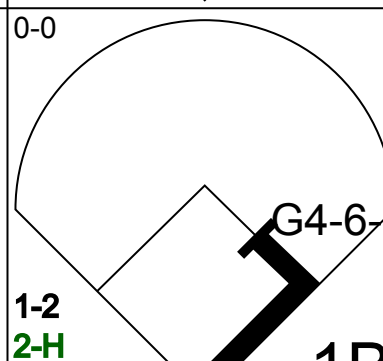
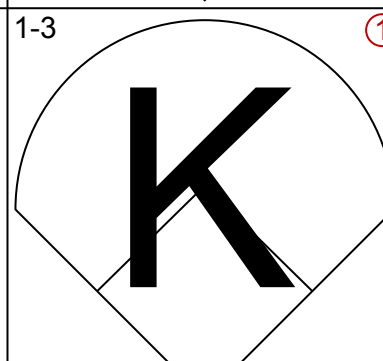
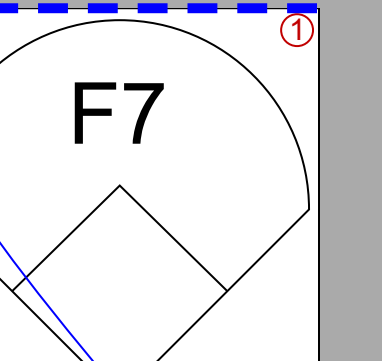
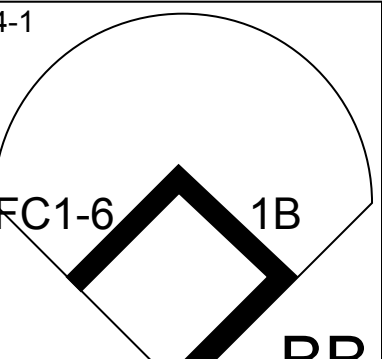
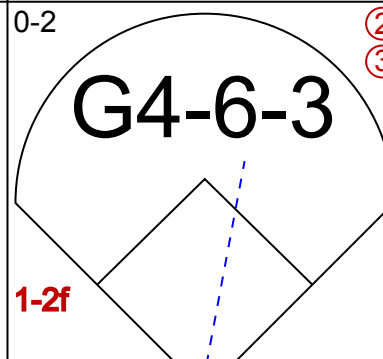
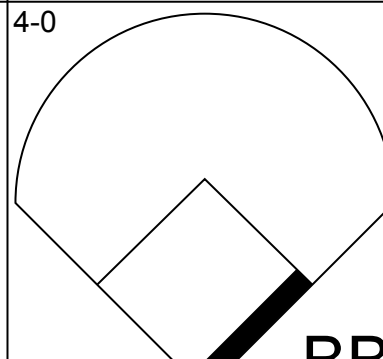
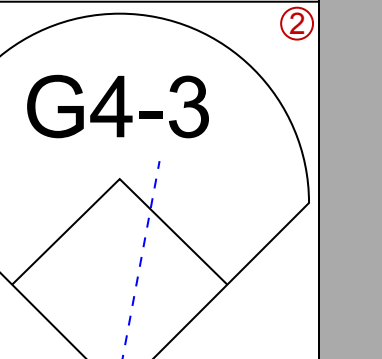
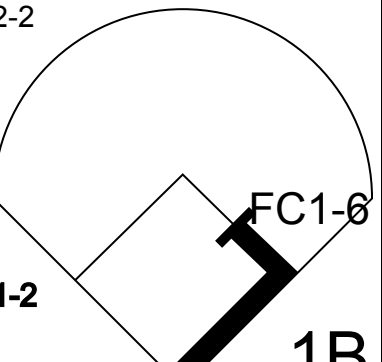
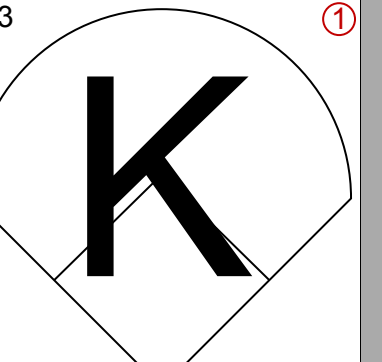
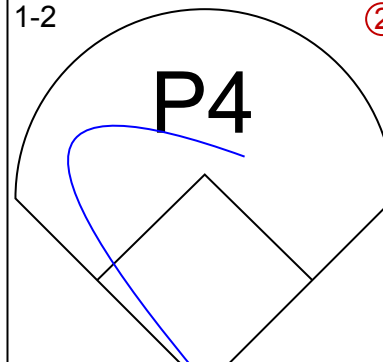
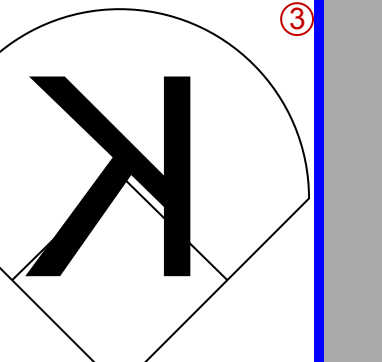
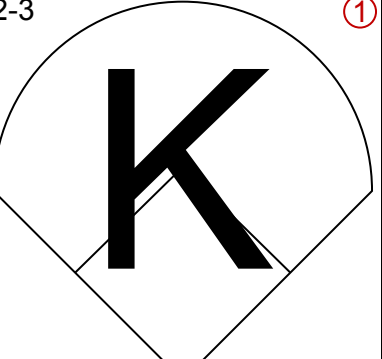
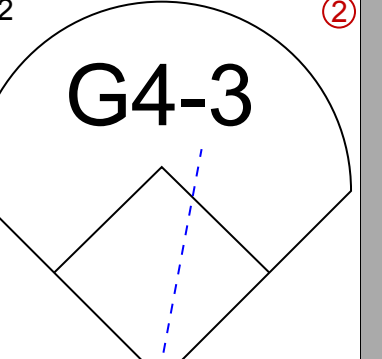
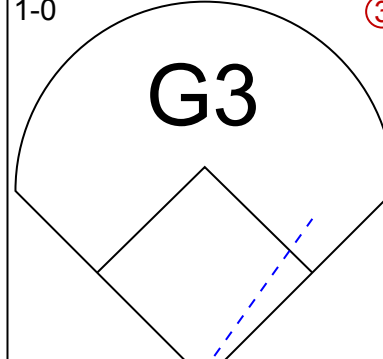
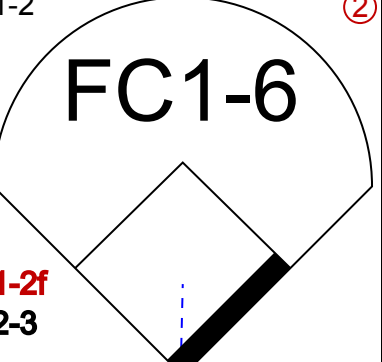
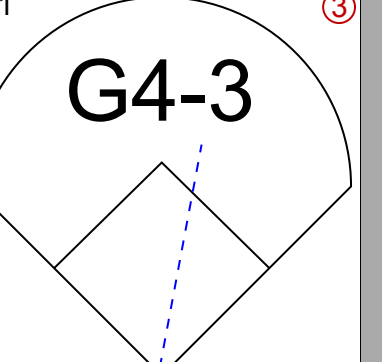
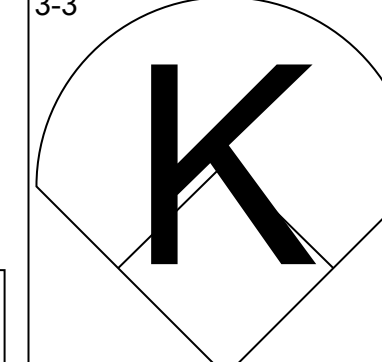
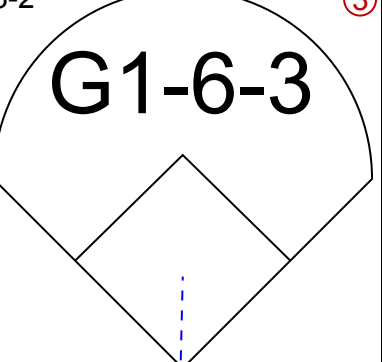
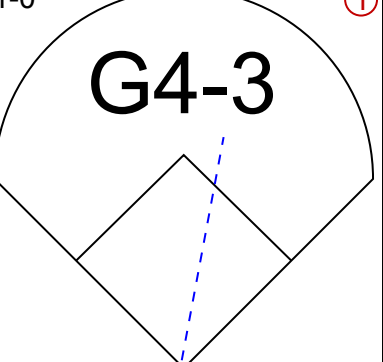
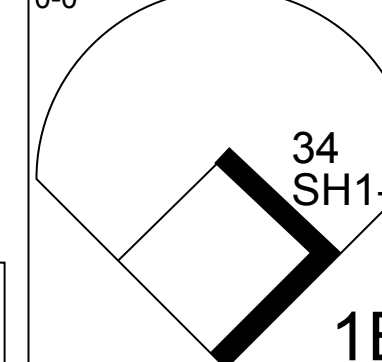
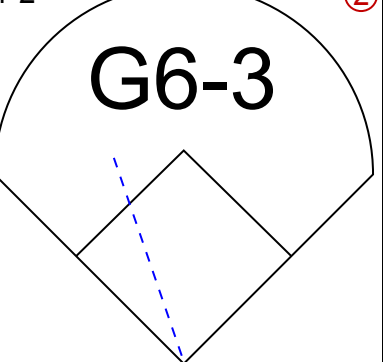
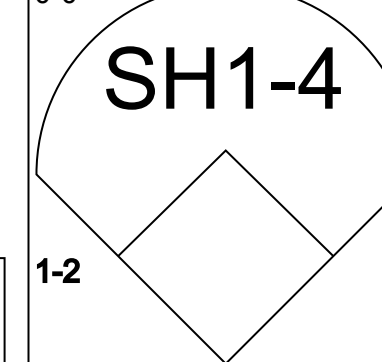
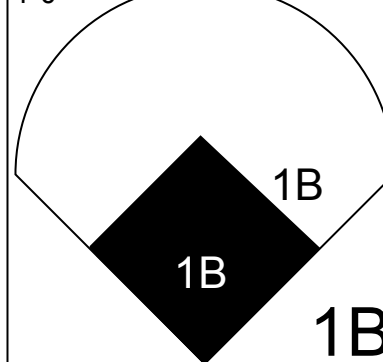
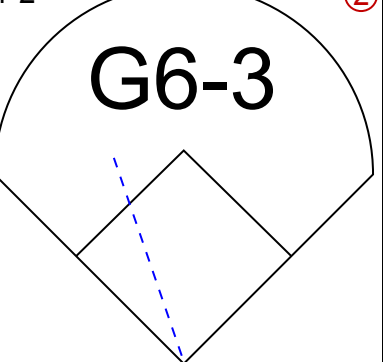


Batter	1	2	3	4	5	6	7	8	9	AB	R	H	RBI	BB	SO	LOB	BOTTOM																										
Eric Young Sr., R OBP: 0.369, SLG: 0.403										5	0	4	0	0	0	0	Philadelphia Phillies @ Chicago Cubs Wrigley Field, Chicago, IL Tue Sep 26 2000, 7:05 PM CDT Att: 26,055 - Sunny - 64 F																										
Ricky Gutierrez, R OBP: 0.374, SLG: 0.402										5	0	0	0	0	6																												
Sammy Sosa, R OBP: 0.405, SLG: 0.642										4	0	1	0	0	1																												
Mark Grace, L OBP: 0.394, SLG: 0.435										4	1	1	0	0	0																												
15 Julio Zuleta, R OBP: 0.308, SLG: 0.516										4	1	3	1	0	1																												
Shane Andrews, R OBP: 0.321, SLG: 0.470										4	1	1	1	0	1																												
Damon Buford, R OBP: 0.326, SLG: 0.395 Jeff Reed, L OBP: 0.340, SLG: 0.318										3	0	1	1	0	0																												
Joe Girardi, R OBP: 0.338, SLG: 0.374 Willie Greene, L OBP: 0.290, SLG: 0.370										1	0	0	0	0	1																												
Jon Lieber, L OBP: 0.244, SLG: 0.275 Jeff Huson, L OBP: 0.269, SLG: 0.262 Jerry Spradlin, S										2	0	1	0	0	0																												
Roosevelt Brown, L OBP: 0.386, SLG: 0.524										1	0	1	1	0	0																												
Inning Stats	R: 0 E: 0 K: 0 S: 9	H: 2 LOB: 1 BB: 0 P: 15	R: 0 E: 0 K: 0 S: 7	H: 1 LOB: 0 BB: 0 P: 9	R: 0 E: 0 K: 0 S: 7	H: 2 LOB: 1 BB: 0 P: 8	R: 1 E: 0 K: 1 S: 14	H: 3 LOB: 2 BB: 0 P: 21	R: 0 E: 0 K: 0 S: 7	H: 1 LOB: 1 BB: 0 P: 11	R: 1 E: 0 K: 1 S: 10	H: 1 LOB: 0 BB: 0 P: 15	R: 0 E: 0 K: 1 S: 11	H: 0 LOB: 0 BB: 0 P: 13	R: 0 E: 0 K: 0 S: 8	H: 0 LOB: 0 BB: 0 P: 13	R: 2 E: 0 K: 1 S: 17	H: 4 LOB: 2 BB: 0 P: 22	1B: 11 2B: 2 3B: 0 HR: 2	SF: 0 SAC: 0 DP: 3 HBP: 0	WP: 0 PB: 0 SB: 0 CS: 0	PA: 38																					
PITCHER	IP	WLS	BF	H	R	ER	SO	BB	IBB	HBP	BLK	WP	HR	S	P	ERA	WHIP	PITCHER								IP	WLS	BF	H	R	ER	SO	BB	IBB	HBP	BLK	WP	HR	S	P	ERA	WHIP	
Omar Daal, L ERA: 6.14	(1, 1)	6.0	W	25	10	2	2	2	0	0	0	0	0	0	54	79	3.00	1.667																									
Chris Brock, R ERA: 4.39	(7, 1)	1.0	H	3	0	0	0	1	0	0	0	0	0	8	13	0.00	0.000																										
Vicente Padilla, R ERA: 3.88	(8, 1)	1.0	H	3	0	0	0	0	0	0	0	0	0	8	13	0.00	0.000																										
Jeff Brantley, R ERA: 5.69	(9, 1)	1.0		7	4	2	2	1	0	0	0	0	1	17	22	18.00	4.000																										

AB	38
R	4
H	14
RBI	4
BB	0
SO	4
LOB	14



Batter	1	2	3	4	5	6	7	8	9	AB	R	H	RBI	BB	SO	LOB	TOP					
11 Jimmy Rollins, S OBP: 0.410, SLG: 0.459										5	0	2	0	0	2	1	Philadelphia Phillies @ Chicago Cubs Wrigley Field, Chicago, IL Wed Sep 27 2000, 7:05 PM CDT Att: 28,180 - Sunny - 63 F					
Doug Glanville, R OBP: 0.304, SLG: 0.365										5	0	1	0	0	0	2						
Bobby Abreu, L OBP: 0.414, SLG: 0.558										3	0	0	0	1	1	2						
23 Kevin Jordan, R OBP: 0.255, SLG: 0.320										4	0	0	0	0	0	2						
Travis Lee, L OBP: 0.341, SLG: 0.363										4	0	4	0	0	0	0						
Pat Burrell, R OBP: 0.352, SLG: 0.454										4	0	0	0	0	3	4						
David Newhan, L OBP: 0.359, SLG: 0.323										3	0	1	0	1	1	2						
Gary Bennett, R OBP: 0.390, SLG: 0.413										3	0	0	0	0	2	4						
Rob Ducey, L OBP: 0.321, SLG: 0.350										1	0	0	0	0	0	0						
Randy Wolf, L OBP: 0.230, SLG: 0.228										3	0	0	0	0	1	2						
Wayne Gomes, R OBP: 0.325, SLG: 0.435										0	0	0	0	0	0	0						
Brian Hunter, R OBP: 0.325, SLG: 0.435										0	0	0	0	1	0	0						
Reggie Taylor, L OBP: 0.321, SLG: 0.350										0	0	0	0	0	0	0						
Inning Stats	R: 0 E: 0 K: 2 S: 8	H: 0 LOB: 0 BB: 0 P: 9	R: 0 E: 0 K: 2 S: 11	H: 2 LOB: 2 BB: 0 P: 15	R: 0 E: 0 K: 0 S: 12	H: 1 LOB: 2 BB: 1 P: 22	R: 0 E: 1 K: 3 S: 11	H: 1 LOB: 2 BB: 1 P: 24	R: 0 E: 0 K: 1 S: 7	H: 0 LOB: 0 BB: 0 P: 12	R: 0 E: 0 K: 1 S: 9	H: 1 LOB: 1 BB: 0 P: 16	R: 0 E: 0 K: 0 S: 11	H: 2 LOB: 2 BB: 0 P: 16	R: 0 E: 0 K: 1 S: 6	H: 1 LOB: 1 BB: 0 P: 11	R: 0 E: 0 K: 0 S: 8	H: 0 LOB: 1 BB: 1 P: 13	1B: 5 2B: 3 3B: 0 HR: 0	SF: 0 SAC: 0 DP: 0 HBP: 0	WP: 0 PB: 0 SB: 0 CS: 0	PA: 38
PITCHER	IP	WLS	BF	H	R	ER	SO	BB	IBB	HBP	BLK	WP	HR	S	P	ERA	WHIP					
34 Kerry Wood, R ERA: 4.8	8.0	W	34	8	0	0	10	2	0	0	0	0	0	75	125	0.00	1.250					
Tim Worrell, R ERA: 3.03	1.0	S	4	0	0	0	0	1	0	0	0	0	0	8	13	0.00	1.000					

Batter	1	2	3	4	5	6	7	8	9	AB	R	H	RBI	BB	SO	LOB	BOTTOM					
Eric Young Sr., R OBP: 0.370, SLG: 0.403										3	0	1	0	1	0	0	Philadelphia Phillies @ Chicago Cubs Wrigley Field, Chicago, IL Wed Sep 27 2000, 7:05 PM CDT Att: 28,180 - Sunny - 63 F					
Gary Matthews, S OBP: 0.251, SLG: 0.294										4	0	1	0	0	1	4						
Sammy Sosa, R OBP: 0.404, SLG: 0.639										4	0	1	1	0	2	1						
Mark Grace, L OBP: 0.395, SLG: 0.434										2	0	0	0	2	0	2						
Shane Andrews, R OBP: 0.319, SLG: 0.465										4	0	1	0	0	2	2						
Tim Worrell, R ERA: 3.03										0	0	0	0	0	0	0						
Damon Buford, R OBP: 0.324, SLG: 0.393										3	0	0	0	0	1	4						
Jose Nieves, R OBP: 0.256, SLG: 0.356										3	0	0	0	0	1	2						
Joe Girardi, R OBP: 0.338, SLG: 0.374										3	0	1	0	0	0	2						
34 Kerry Wood, R OBP: 0.286, SLG: 0.325										2	1	1	0	0	0	0						
Augie Ojeda, S OBP: 0.291, SLG: 0.357										0	0	0	0	0	0	0						
Inning Stats	R: 0 E: 0 K: 1 S: 12	H: 0 LOB: 0 BB: 0 P: 19	R: 0 E: 0 K: 1 S: 14	H: 1 LOB: 2 BB: 1 P: 26	R: 1 E: 0 K: 0 S: 10	H: 3 LOB: 1 BB: 0 P: 12	R: 0 E: 0 K: 1 S: 13	H: 0 LOB: 0 BB: 0 P: 18	R: 0 E: 0 K: 0 S: 8	H: 0 LOB: 0 BB: 0 P: 13	R: 0 E: 0 K: 1 S: 9	H: 1 LOB: 2 BB: 1 P: 17	R: 0 E: 0 K: 2 S: 9	H: 1 LOB: 2 BB: 1 P: 17	R: 0 E: 0 K: 1 S: 6	H: 0 LOB: 0 BB: 0 P: 7	R: 0 E: 0 K: 1 S: 6	H: 0 LOB: 0 BB: 0 P: 7	1B: 5 2B: 1 3B: 0 HR: 0	SF: 0 SAC: 1 DP: 1 HBP: 0	WP: 0 PB: 0 SB: 0 CS: 0	PA: 32
PITCHER	IP	WLS	BF	H	R	ER	SO	BB	IBB	HBP	BLK	WP	HR	S	P	ERA	WHIP					
Randy Wolf, L ERA: 4.36	7.0	L	29	6	1	1	6	3	0	0	0	0	0	75	122	1.29	1.286					
Wayne Gomes, R ERA: 4.27	1.0		3	0	0	0	1	0	0	0	0	0	0	6	7	0.00	0.000					

AB 35
R 0
H 8
RBI 0
BB 3
SO 10
LOB 19



AB 28
R 1
H 6
RBI 1
BB 3
SO 7
LOB 17



Batter	1	2	3	4	5	6	7	8	9	AB	R	H	RBI	BB	SO	LOB	TOP																				
Eric Young Sr. R (1,4) OBP: 0.367, SLG: 0.399 Jeff Huson, L (3,4) OBP: 0.277, SLG: 0.280	1-1 P4		2-1 L4		1-1 1B	1-1 G6-3			1-2 1B	2	0	0	0	0	0	0	Chicago Cubs @ Pittsburgh Pirates Three Rivers Stadium, Pittsburgh, PA Sat Sep 30 2000, 7:05 PM EDT Att: 43,458 - Sunny - 67 F																				
Auja Ojeda, S (1,6) OBP: 0.288, SLG: 0.351 Ross Gload, L (9, PH) OBP: 0.235, SLG: 0.355	2-2 E4		2-1 1B		0-2 F9		3-2 P6		2-2 1B	4	0	1	0	0	0	1																					
Sammy Sosa, R (1,9) OBP: 0.405, SLG: 0.634	2-0 1B		0-3 K		2-1 1B		1-2 G4-3		2-3 K	5	0	2	0	0	2	3																					
Mark Grace, L (1,3) OBP: 0.390, SLG: 0.426	2-0 F9		0-0 F8		0-0 G4-3		1-1 F8		0-0 P5	5	0	0	0	0	0	7																					
Roosevelt Brown, L (1,7) OBP: 0.286, SLG: 0.551 Damon Buford, R (8, PH) OBP: 0.325, SLG: 0.391	2-2 F8							4-0 FC4	1-2 G6-3	3	1	2	1	0	0	2																					
Ricky Gutierrez, R (9, PH) OBP: 0.375, SLG: 0.401								0-1 HR		1	0	0	0	0	0	2																					
Corey Patterson, L (1,8) OBP: 0.225, SLG: 0.333		0-2 L7		1-3 K		0-1 G2-3		3-1 FC4		4	1	1	0	0	1	2																					
Willie Greene, L (1,5) OBP: 0.266, SLG: 0.364 Shane Andrews, R (8, PH) OBP: 0.329, SLG: 0.471		1-0 G3-1		0-0 L7		0-0 G2-3		2-2 FC6-4		3	0	0	0	0	0	2																					
Mike Mahoney, R (1,2) OBP: 0.444, SLG: 0.429		0-2 1B		1-1 F8		1-2 2B		4-1 1B		3	0	2	1	1	0	1																					
Ruben Quevedo, R (1,1) OBP: 0.133, SLG: 0.133 Jeff Reed, L (6, PH) OBP: 0.348, SLG: 0.317 Jamie Arnold, R (6,1) OBP: 0.200, SLG: 0.222 15 Julio Zuleta, R (8, PH) OBP: 0.333, SLG: 0.544 Felix Heredia, L (8,1)		0-2 G5-3		1-3 K		4-0 G6-3		0-0 G5-3		2	0	0	0	0	1	1																					
Inning Stats	R: 0 E: 1 K: 0 S: 10	H: 1 LOB: 2 BB: 0 P: 19	R: 0 E: 0 K: 0 S: 10	H: 1 LOB: 1 BB: 0 P: 11	R: 0 E: 0 K: 1 S: 9	H: 1 LOB: 1 BB: 0 P: 13	R: 0 E: 0 K: 1 S: 8	H: 2 LOB: 2 BB: 0 P: 12	R: 0 E: 0 K: 0 S: 11	H: 3 LOB: 1 BB: 1 P: 15	R: 0 E: 0 K: 0 S: 8	H: 0 LOB: 0 BB: 0 P: 13	R: 0 E: 0 K: 0 S: 8	H: 0 LOB: 2 BB: 2 P: 21	R: 0 E: 0 K: 1 S: 14	H: 2 LOB: 2 BB: 0 P: 20		1B: 8 2B: 2 3B: 0 HR: 1	SF: 0 SAC: 0 DP: 1 HBP: 0	WP: 0 PA: 41 PB: 0 SB: 0 CS: 0																	
PITCHER	IP	WLS	BF	H	R	ER	SO	BB	IBB	HBP	BLK	WP	HR	S	P	ERA		WHIP	PITCHER		IP	WLS	BF	H	R	ER	SO	BB	IBB	HBP	BLK	WP	HR	S	P	ERA	WHIP
Todd Ritchie, R (1,1) ERA: 4.81	7.0	W	31	9	2	2	3	1	0	0	0	0	0	1	66	100		2.57	1.429																		
Scott Sauerbeck, L (8,1) ERA: 3.74	0.2	H	4	0	0	0	0	2	0	0	0	0	0	0	7	20		0.00	3.000																		
Rich Loiselle, R (8,1) ERA: 5.27	0.1	H	1	0	0	0	0	0	0	0	0	0	0	0	1	1		0.00	0.000																		
Mike Williams, R (9,1) ERA: 3.55	1.0	S	5	2	0	0	1	0	0	0	0	0	0	0	14	20	0.00	2.000																			

AB	38
R	2
H	11
RBI	2
BB	3
SO	4
LOB	26



Batter	1	2	3	4	5	6	7	8	9	AB	R	H	RBI	BB	SO	LOB	BOTTOM																				
Adrian Brown, S (1,8) OBP: 0.375, SLG: 0.426	2-1 18 2B		1-1 FC3-6		3-3 K		1-0 G4-3			4	1	1	0	0	1	1	Chicago Cubs @ Pittsburgh Pirates Three Rivers Stadium, Pittsburgh, PA Sat Sep 30 2000, 7:05 PM EDT Att: 43,458 - Sunny - 67 F																				
18 Jason Kendall, R (1,2) OBP: 0.414, SLG: 0.472	3-2 F8		0-0 F8		0-1 F8			2-1 L7		4	1	1	1	0	0	1																					
Brian Giles, L (1,7) OBP: 0.430, SLG: 0.594	0-1 F8		2-1 P4		1-1 2B			2-0 G6-3		4	0	1	0	0	0	2																					
John Vander Wal, L (1,9) OBP: 0.408, SLG: 0.557	1-1 SF8				0-1 HR		2-2 G3		4-1 BB	2	1	1	1	1	0	1																					
Kevin Young, R (1,3) OBP: 0.312, SLG: 0.437	1-0 G6-3				2-0 HR		1-1 F7		1-3 K	4	1	1	2	0	1	1																					
Warren Morris, L (1,4) OBP: 0.341, SLG: 0.340		0-1 G4-3		2-1 G3-1		1-0 G5-4-3				3	0	1	0	0	0	0																					
Mike Benjamin, R (1,5) OBP: 0.312, SLG: 0.392		0-2 F8		1-2 F9		0-1 G5-4-3				3	0	0	0	0	0	1																					
Pat Meares, R (1,6) OBP: 0.306, SLG: 0.383		0-1 G5-3						1-1 G6-3		3	0	1	0	0	0	0																					
Todd Ritchie, R (1,1) OBP: 0.242, SLG: 0.250 Adam Hyzdu, R (7, PH) OBP: 0.389, SLG: 0.687 Scott Sauerbeck, R (8,1) Rich Loiselle, R (8,1) Mike Williams, R (9,1)			4-2 FC3-6		3-3 K		2-1 P6			1	0	0	0	1	1	1																					
Inning Stats	R: 2 E: 0 K: 0 S: 10	H: 2 LOB: 0 BB: 0 P: 17	R: 0 E: 0 K: 0 S: 7	H: 0 LOB: 0 BB: 0 P: 7	R: 0 E: 0 K: 1 S: 8	H: 0 LOB: 1 BB: 1 P: 15	R: 2 E: 0 K: 1 S: 14	H: 3 LOB: 1 BB: 0 P: 22	R: 0 E: 0 K: 0 S: 10	H: 1 LOB: 1 BB: 0 P: 16	R: 0 E: 0 K: 0 S: 5	H: 1 LOB: 0 BB: 0 P: 7	R: 0 E: 0 K: 0 S: 5	H: 0 LOB: 0 BB: 0 P: 9	R: 0 E: 0 K: 1 S: 7	H: 0 LOB: 1 BB: 1 P: 16		1B: 3 2B: 3 3B: 0 HR: 1	SF: 1 SAC: 0 DP: 1 HBP: 0	WP: 0 PA: 32 PB: 0 SB: 0 CS: 0																	
PITCHER	IP	WLS	BF	H	R	ER	SO	BB	IBB	HBP	BLK	WP	HR	S	P	ERA		WHIP	PITCHER		IP	WLS	BF	H	R	ER	SO	BB	IBB	HBP	BLK	WP	HR	S	P	ERA	WHIP
Ruben Quevedo, R (1,1) ERA: 7.47	5.0	L	22	6	4	4	2	1	0	0	0	0	0	10	16	0.00		1.400																			
Jamie Arnold, R (6,1) ERA: 6.23	2.0		6	1	0	0	0	0	0	0	0	0	0	10	16	0.00		0.500																			
Felix Heredia, L (8,1) ERA: 4.71	1.0		4	0	0	0	1	1	0	0	0	0	0	7	16	0.00		1.000																			

AB	29
R	4
H	7
RBI	4
BB	2
SO	3
LOB	8



