

Chicago Cubs - 2001

Batter	1	2	3	4	5	6	7	8	9	AB	R	H	RBI	BB	SO	LOB	TOP										
Peter Bergeron, L OBP: 0.300, SLG: 0.300	1-1 WP 1B	0-1 S		1-3 K			2-3 K	3-3 K		5	1	2	0	0	3	2											
Jose Vidro, S OBP: 0.500, SLG: 0.889	4-2 WP 1B	2-2 L8			2-3 K		0-2	1-2 P6		4	1	1	0	1	1	1											
Fernando Tatis, R OBP: 0.500, SLG: 0.375	2-3 K	4-1			0-1 P4		1-3 2B	4-1 BB		3	0	0	0	2	2	3											
Vladimir Guerrero, R OBP: 0.600, SLG: 0.625	0-1 1B	1-0 F9			0-2		4-0	4-0 BB		3	1	2	2	2	0	2											
Lee Stevens, L OBP: 0.100, SLG: 0.111	2-1 1B		2-1 F7		1-2 G3		3-2 F7	1-3 K		5	0	1	0	0	1	5											
Milton Bradley, S OBP: 0.311, SLG: 0.111	1-3 K		3-1 F7		0-0 1B		1-3 K	2-3 K		5	0	1	0	0	3	4											
Orlando Cabrera, R OBP: 0.375, SLG: 0.286	0-1 1B		0-0 F2		0-1 F8		2-2 G6-3			4	0	1	1	0	0	1											
Michael Barrett, R OBP: 0.286, SLG: 0.333	1-3 K		3-3 K		0-0 F7		1-1 2B			4	0	1	0	0	2	3											
Britt Reames, R		1-3 K		0-0 G4-3		3-3 K	4-0 BB			3	0	0	0	0	2	1											
Mike Johnson, L										0	0	0	0	0	0	0											
Andy Tracy, L										0	0	0	0	1	0	0											
Guillermo Mota, R										0	0	0	0	0	0	0											
Ugueth Urbina, R										0	0	0	0	0	0	0											
Inning Stats	R: 3 E: 0 K: 3 S: 20	H: 4 LOB: 2 BB: 1 P: 31	R: 0 E: 0 K: 1 S: 10	H: 1 LOB: 2 BB: 1 P: 18	R: 0 E: 0 K: 0 S: 5	H: 0 LOB: 0 BB: 0 P: 10	R: 0 E: 0 K: 2 S: 7	H: 1 LOB: 1 BB: 0 P: 15	R: 0 E: 0 K: 1 S: 7	H: 1 LOB: 1 BB: 0 P: 10	R: 0 E: 0 K: 2 S: 13	H: 1 LOB: 2 BB: 1 P: 23	R: 0 E: 0 K: 2 S: 12	H: 1 LOB: 2 BB: 1 P: 23	R: 0 E: 0 K: 2 S: 10	H: 0 LOB: 0 BB: 2 P: 22	1B: 7 2B: 2 3B: 0 HR: 0	SF: 0 SAC: 0 DP: 0 HBP: 0	WP: 1 PB: 0 SB: 1 CS: 0	PA: 42							
PITCHER	IP	WLS	BF	H	R	ER	SO	BB	IBB	HBP	BLK	WP	HR	S	P	ERA	WHIP										
34 Kerry Wood, R ERA: 3.86	7.0	L	32	8	3	3	10	2	1	0	0	1	0	74	118	3.86	1.429										
Kyle Farnsworth, R ERA:	0.2		4	1	0	0	1	1	0	0	0	0	0	9	17	0.00	3.000										
Felix Heredia, L ERA:	0.1		1	0	0	0	1	0	0	0	0	0	0	3	6	0.00	0.000										
Manny Aybar, R ERA:	0.1		3	0	0	0	0	2	0	0	0	0	0	4	13	0.00	6.000										
Jeff Fassero, L ERA:	0.2		2	0	0	0	2	0	0	0	0	0	0	6	9	0.00	0.000										

Montreal Expos @ Chicago Cubs
Wrigley Field, Chicago, IL
Wed Apr 04 2001, 1:20 PM CDT
Att: 23,070 - Sunny - 49 F

AB	36
R	3
H	9
RBI	3
BB	6
SO	14
LOB	22

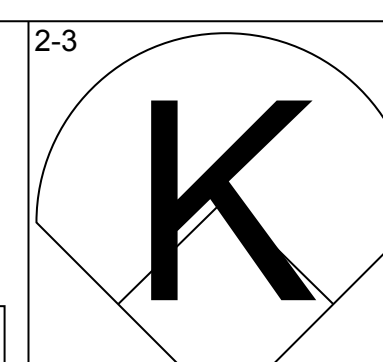
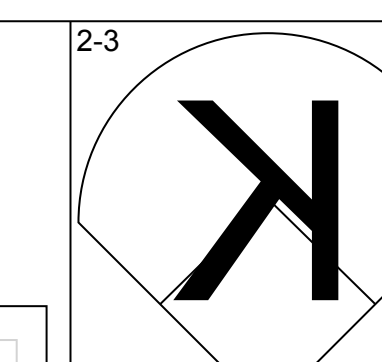
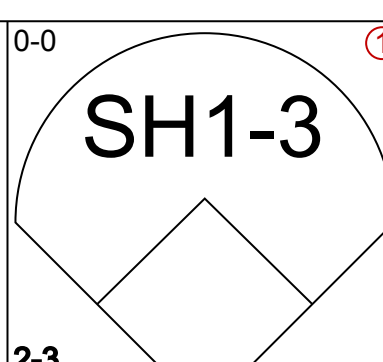
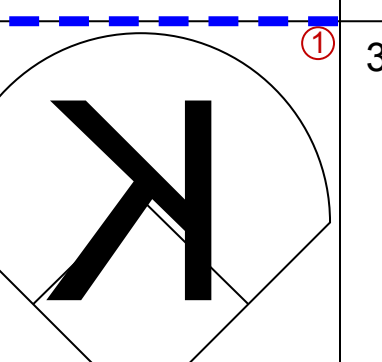
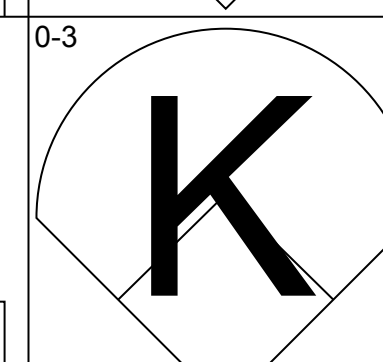
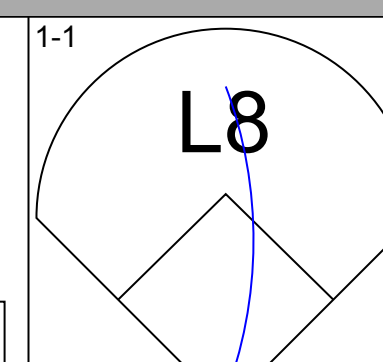
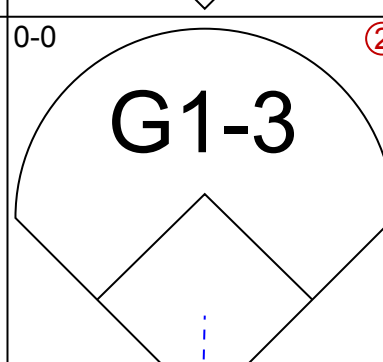
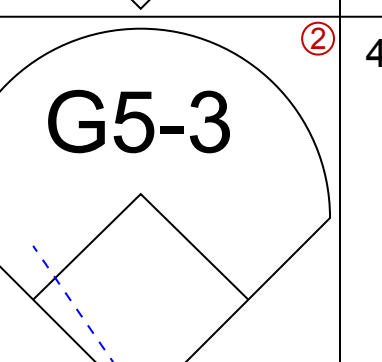
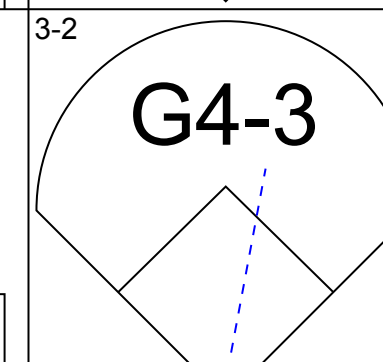
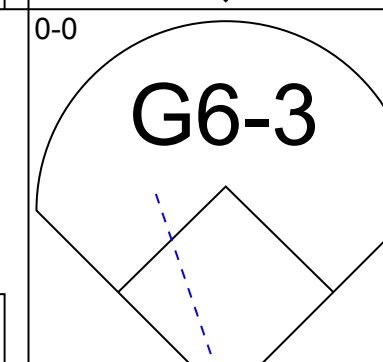
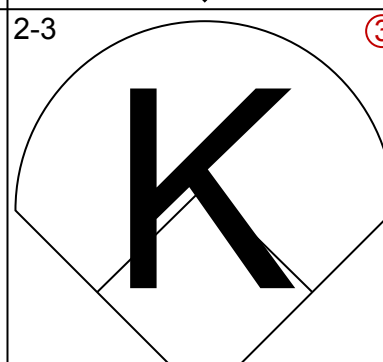
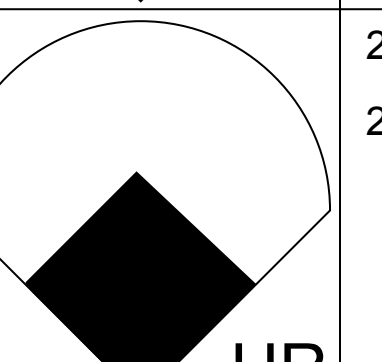
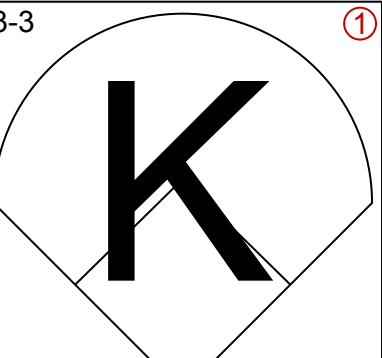
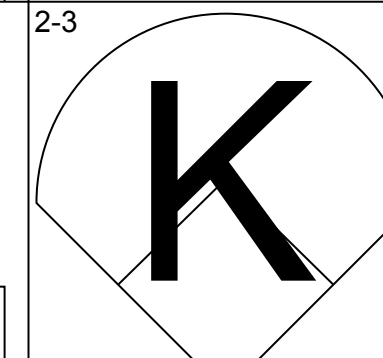
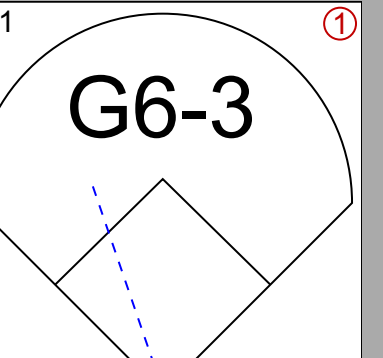
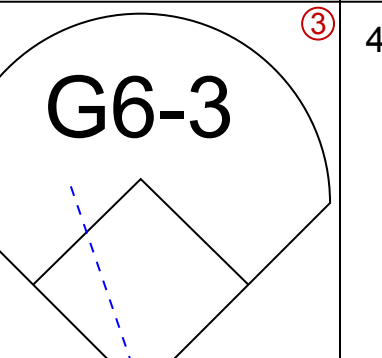
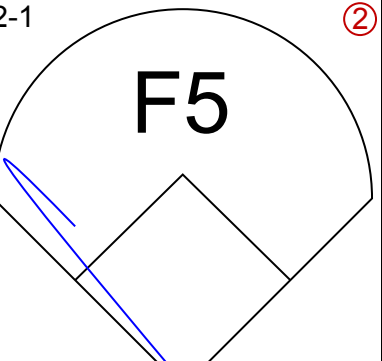
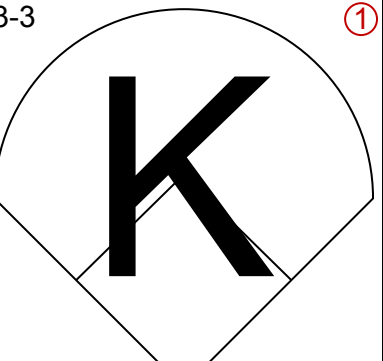
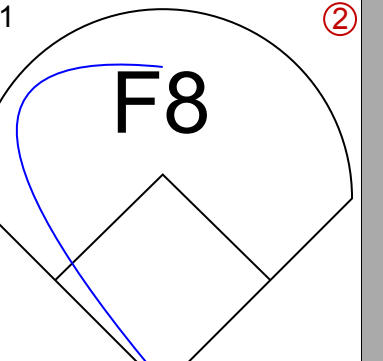
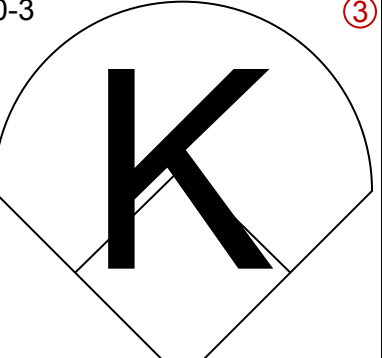
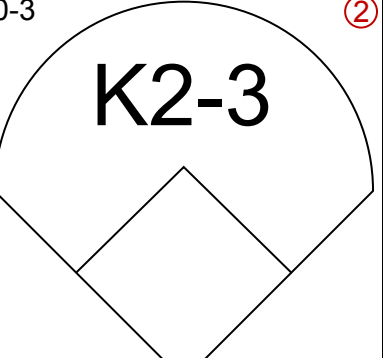
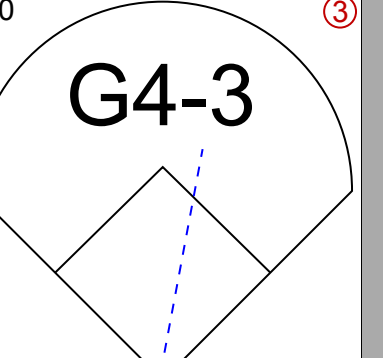
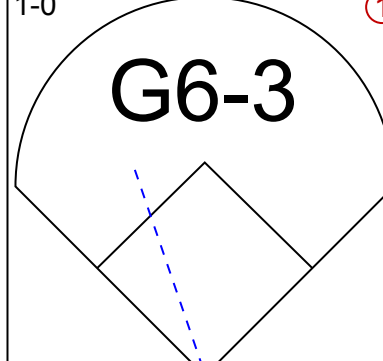
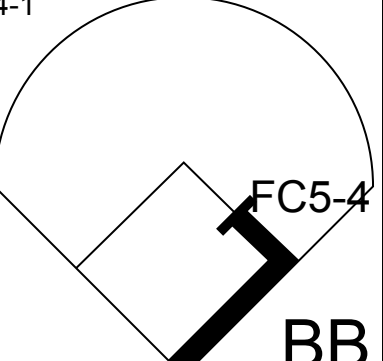
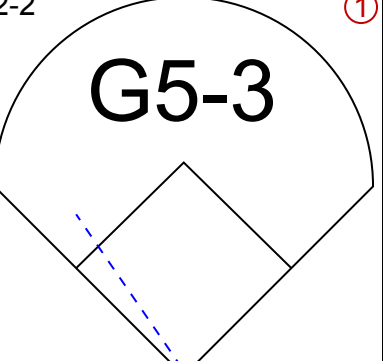
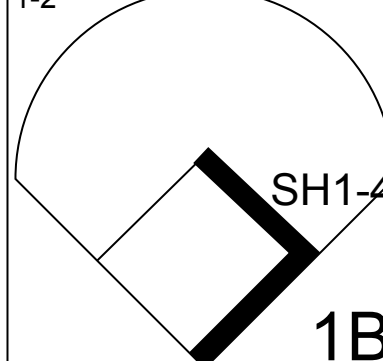
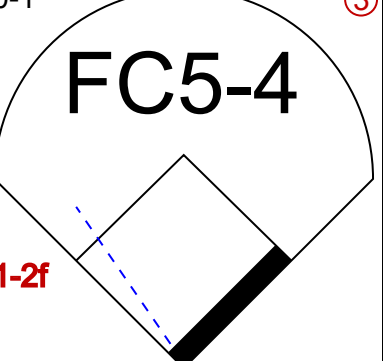
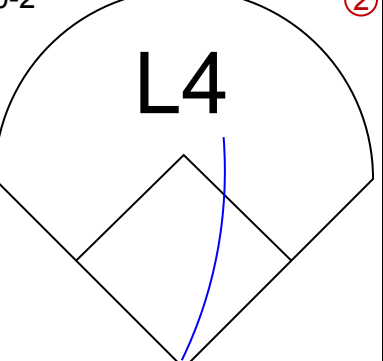
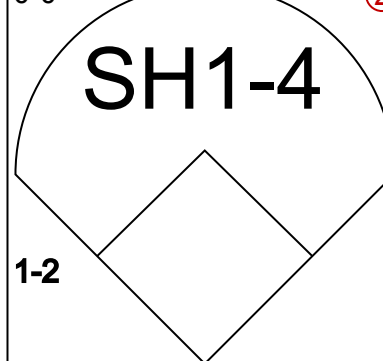
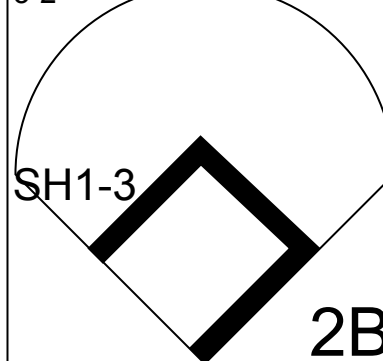
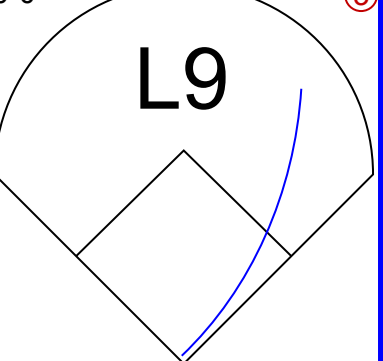


Batter	1	2	3	4	5	6	7	8	9	AB	R	H	RBI	BB	SO	LOB	BOTTOM										
Eric Young Sr., R OBP: 0.300, SLG: 0.222	2-1 P3		0-1 G1-3	0-0 G6-4-3		2-0 F9			2-2 SH1-4 1B	5	0	1	0	0	0	2											
Bill Mueller, S OBP: 0.222, SLG: 0.250	1-1 G6-3		1-1 E5 2B 1B		4-0 FC4-6 BB		2-2 WP 2B		3-1 SH1-4	3	1	1	0	1	0	0											
Sammy Sosa, R OBP: 0.700, SLG: 0.800	3-3 K		0-0 1B 2B		4-2 FC4-6 BB		4-0 G4-6-3 BB		4-1 CS BB	2	0	1	0	3	1	0											
Rondell White, R OBP: 0.500, SLG: 0.429		1-0 E5 1B BB G3	4-0 1B BB		2-0 F7		0-3 K		0-2 G6-3	4	1	0	0	1	1	6											
Todd Hundley, S		0-0 P6	0-3 K		3-1 FC4-6		1-1 G4-6-3			4	0	0	0	0	1	8											
Ricky Gutierrez, R OBP: 0.697, SLG: 0.875		4-2 G3 1B BB	0-0 1B		1-1 G4-3			1-1 SH1-3 2B		3	0	2	1	1	0	2											
Matt Stairs, L OBP: 0.286, SLG: 0.286		2-0 G3 1B	1-1 G3			2-0 34 SH2-4 1B		1-1 SH1-3		3	0	2	0	0	0	3											
Gary Matthews, S OBP: 0.286, SLG: 0.167		0-0 G3		0-3 K		3-3 K		3-3 K		4	0	0	1	0	3	4											
34 Kerry Wood, R ERA: 3.86		0-2 G1-3		1-2 G6-4-3 1B		1-2 SH2-4		1-0 G4-3		2	0	1	0	0	0	2											
Kyle Farnsworth, R ERA:										0	0	0	0	0	0	0											
Felix Heredia, L ERA:										0	0	0	0	0	0	0											
Roosevelt Brown, L ERA:										0	0	0	0	0	0	1											
Manny Aybar, R ERA:										0	0	0	0	0	0	0											
Jeff Fassero, L ERA:										0	0	0	0	0	0	0											
Inning Stats	R: 0 E: 0 K: 1 S: 7	H: 0 LOB: 0 BB: 0 P: 13	R: 1 E: 1 K: 0 S: 10	H: 1 LOB: 2 BB: 1 P: 17	R: 1 E: 1 K: 1 S: 11	H: 2 LOB: 3 BB: 1 P: 17	R: 0 E: 0 K: 1 S: 7	H: 1 LOB: 0 BB: 0 P: 8	R: 0 E: 0 K: 1 S: 8	H: 1 LOB: 1 BB: 0 P: 16	R: 0 E: 0 K: 1 S: 8	H: 1 LOB: 1 BB: 1 P: 15	R: 0 E: 0 K: 1 S: 8	H: 1 LOB: 1 BB: 0 P: 14	R: 0 E: 0 K: 0 S: 10	H: 1 LOB: 1 BB: 1 P: 19	1B: 5 2B: 3 3B: 0 HR: 0	SF: 0 SAC: 3 DP: 2 HBP: 0	WP: 1 PB: 1 SB: 1 CS: 1	PA: 40							
PITCHER	IP	WLS	BF	H	R	ER	SO	BB	IBB	HBP	BLK	WP	HR	S	P	ERA	WHIP										
Britt Reames, R ERA:	6.0	W	28	5	2	0	4	4	0	0	0	1	0	50	92	0.00	1.500										
Mike Johnson, R ERA:	1.0	H	4	1	0	0	1	1	0	0	0	1	0	8	15	0.00	2.000										
Guillermo Mota, R ERA:	1.0	H	4	1	0	0	1	0	0	0	0	0	0	8	14	0.00	1.000										
Ugueth Urbina, R ERA:	1.0	S	4	1	0	0	0	1	0	0	0	0	0	10	19	0.00	2.000										

Montreal Expos @ Chicago Cubs
Wrigley Field, Chicago, IL
Wed Apr 04 2001, 1:20 PM CDT
Att: 23,070 - Sunny - 49 F

AB	31
R	2
H	8
RBI	2
BB	6
SO	6
LOB	28

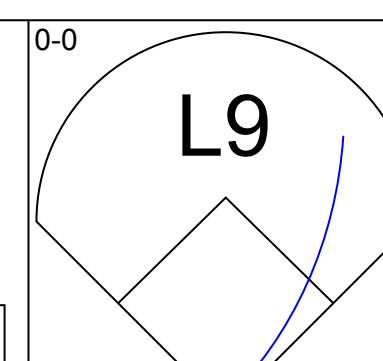
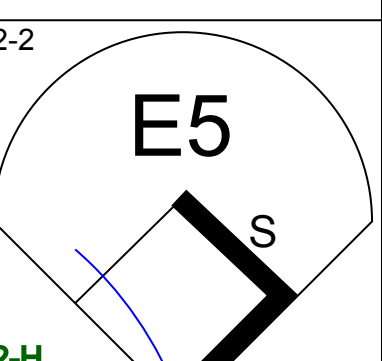
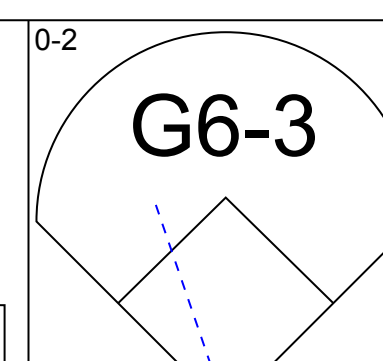
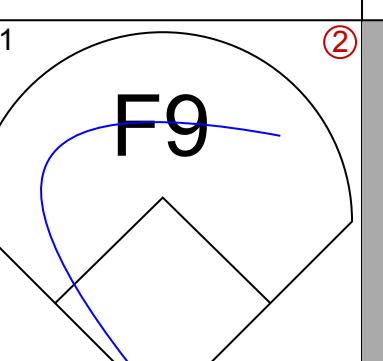
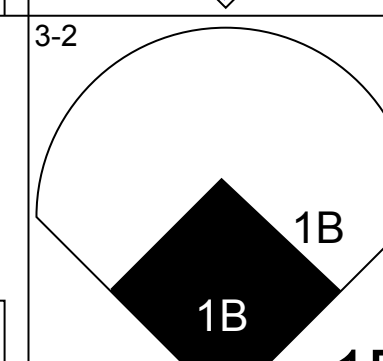
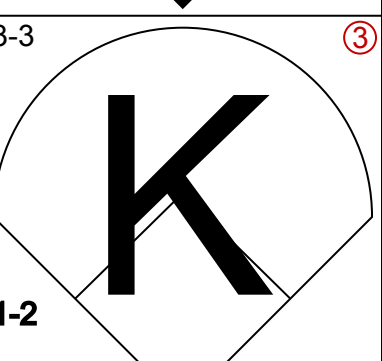
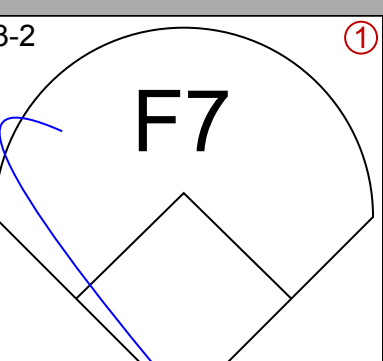
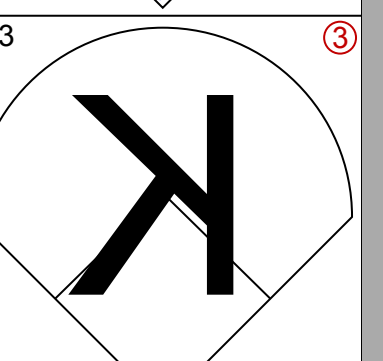
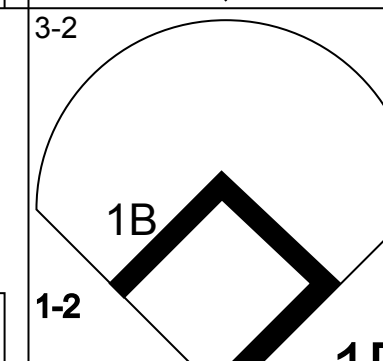
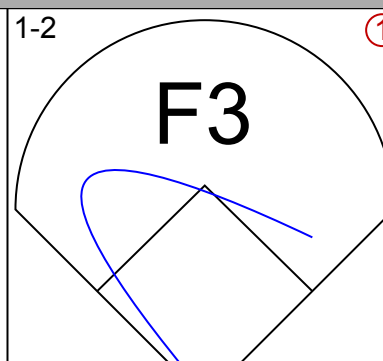
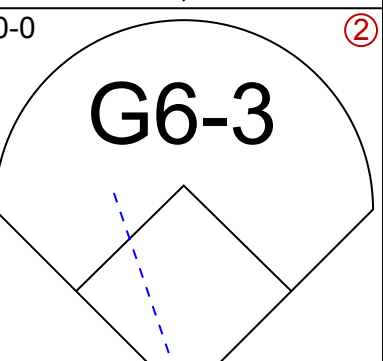
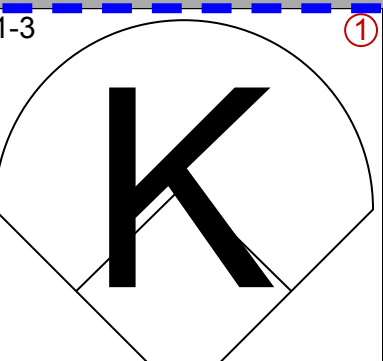
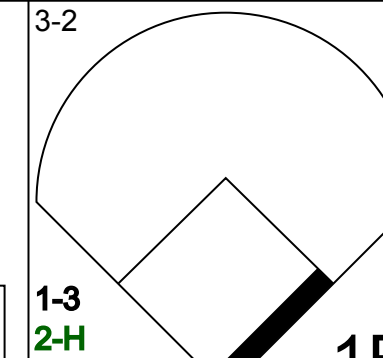
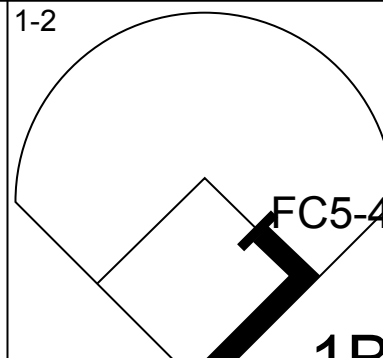
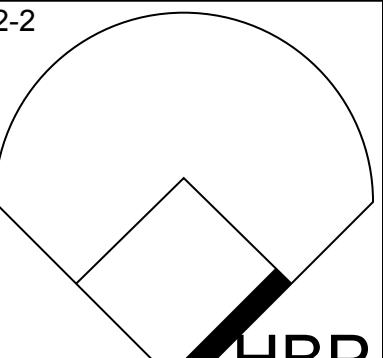
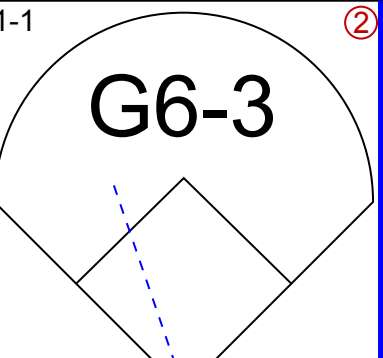
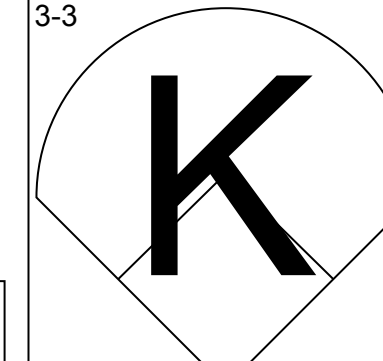
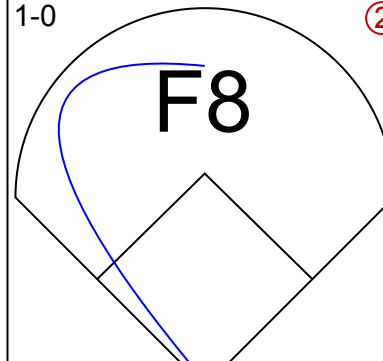
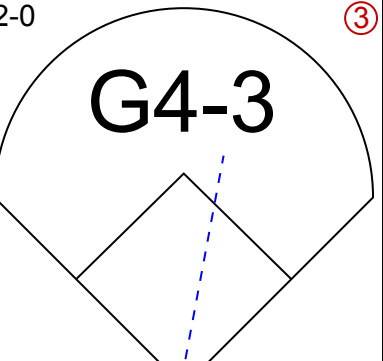
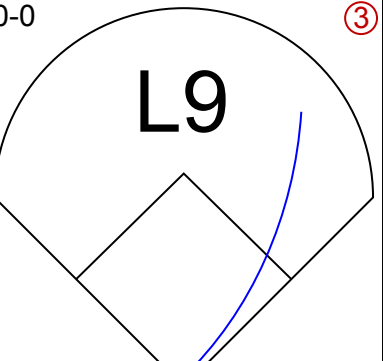
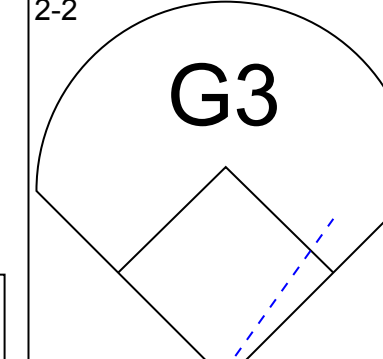
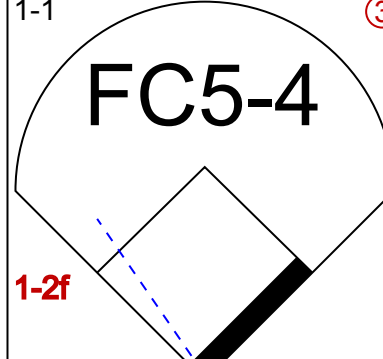
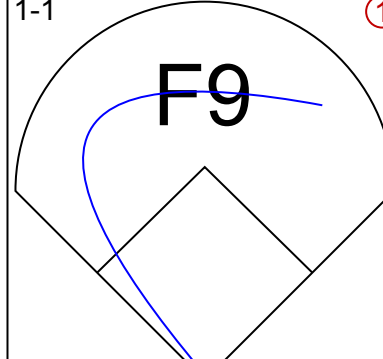
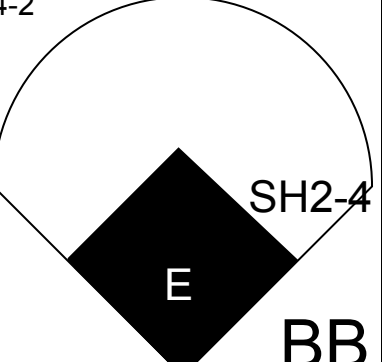
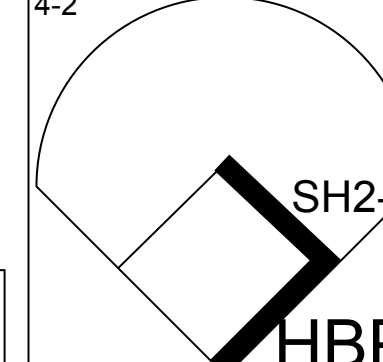
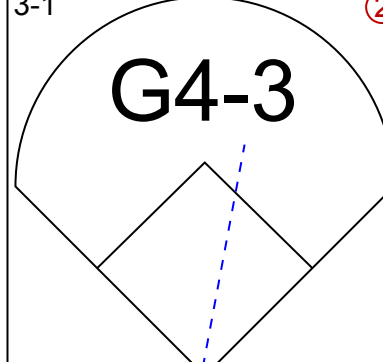
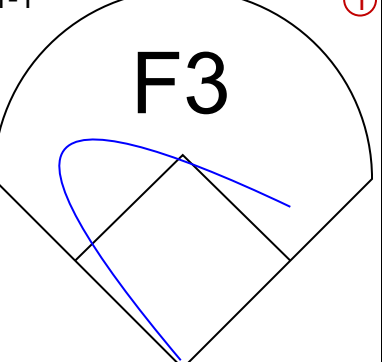
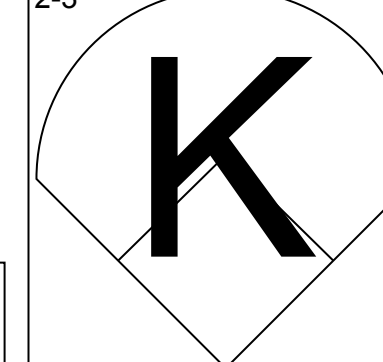
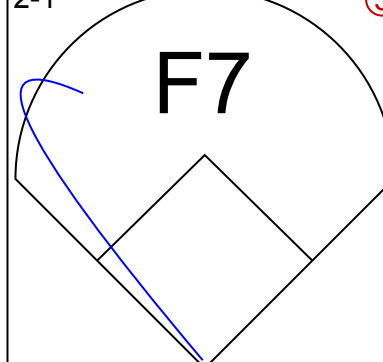
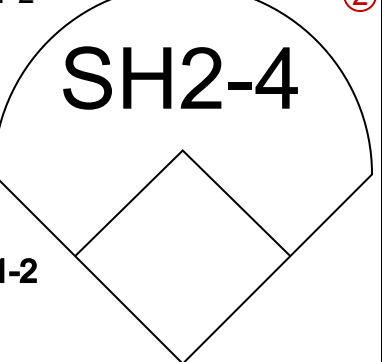
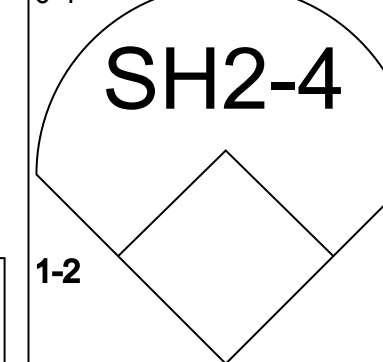
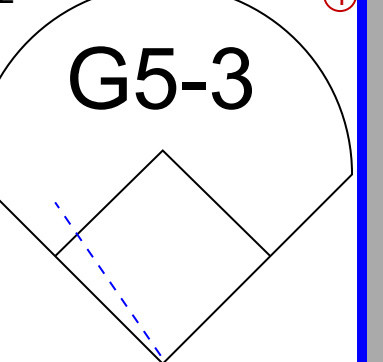


Batter	1	2	3	4	5	6	7	8	9	AB	R	H	RBI	BB	SO	LOB	TOP			
Peter Bergeron, L (1,8) OBP: 0.231, SLG: 0.231										3	0	0	0	0	3	1				
Jose Vidro, S (1,4) OBP: 0.357, SLG: 0.615										4	0	0	0	0	1	1				
Fernando Tatis, R (1,5) OBP: 0.417, SLG: 0.300 Andy Tracy, L (4,5) OBP: 0.667, SLG: 2.000										2	0	0	0	0	0	0				
Vladimir Guerrero, R (1,9) OBP: 0.429, SLG: 0.417										4	0	0	0	0	2	0				
Lee Stevens, L (1,3) OBP: 0.077, SLG: 0.083										3	0	0	0	0	1	0				
Geoff Blum, S (1,7)										3	0	0	0	0	2	0				
Orlando Cabrera, R (1,6) OBP: 0.364, SLG: 0.222										2	0	0	0	1	0	0				
Michael Barrett, R (1,2) OBP: 0.300, SLG: 0.333										3	0	1	0	0	0	1				
Tony Armas, R (1,1) Tim Raines, S (8,PH) Scott Stewart, R (6,1) Fernando Seguinol, S (8,PH) Scott Strickland, R (8,1)										0	0	0	0	0	0	0				
Inning Stats	R: 0 H: 0 E: 0 K: 2 S: 10	H: 0 R: 0 ER: 0 LOB: 0 BB: 0 P: 15	R: 0 H: 0 E: 0 K: 2 S: 10	H: 0 R: 0 ER: 0 LOB: 0 BB: 0 P: 15	R: 0 H: 1 E: 0 K: 1 S: 9	H: 1 R: 0 ER: 0 LOB: 1 BB: 0 P: 13	R: 0 H: 0 E: 0 K: 2 S: 10	H: 0 R: 0 ER: 0 LOB: 0 BB: 0 P: 17	R: 0 H: 1 E: 0 K: 1 S: 8	H: 1 R: 0 ER: 0 LOB: 1 BB: 0 P: 13	R: 0 H: 0 E: 0 K: 0 S: 5	H: 0 R: 0 ER: 0 LOB: 0 BB: 0 P: 5	R: 0 H: 0 E: 0 K: 0 S: 7	H: 0 R: 0 ER: 0 LOB: 0 BB: 0 P: 9	R: 1 H: 1 E: 0 K: 1 S: 8	H: 1 R: 0 ER: 0 LOB: 0 BB: 0 P: 9	1B: 1 2B: 1 3B: 0 HR: 1	SF: 0 SAC: 2 DP: 0 HBP: 0	WP: 0 PA: 31 PB: 0 SB: 0 CS: 0	
PITCHER	IP	WLS	BF	H	R	ER	SO	BB	IBB	HBP	BLK	WP	HR	S	P	ERA	WHIP			
Kevin Tapani, R (1,1) ERA: 3.86	7.0	W	24	2	0	0	9	1	0	0	0	0	0	58	87	0.00	0.429			
Courtney Duncan, R (8,1) ERA: 3.86	1.0	H	3	0	0	0	0	0	0	0	0	0	0	7	9	0.00	0.000			
Jeff Fassero, L (9,1) ERA: 3.86	1.0	S	4	1	1	1	1	0	0	0	0	0	1	8	9	9.00	1.000			

Montreal Expos @ Chicago Cubs
Wrigley Field, Chicago, IL
Thu Apr 05 2001, 1:20 PM CDT
Att: 16,758 - Cloudy - 55 F

AB	28
R	1
H	3
RBI	1
BB	1
SO	10
LOB	4



Batter	1	2	3	4	5	6	7	8	9	AB	R	H	RBI	BB	SO	LOB	BOTTOM			
Eric Young Sr., R (1,4) OBP: 0.214, SLG: 0.154										4	0	0	0	0	0	1				
Bill Mueller, S (1,5) OBP: 0.231, SLG: 0.250										4	1	1	0	0	2	1				
Sammy Sosa, R (1,9) OBP: 0.571, SLG: 0.556										4	0	1	0	0	1	0				
Rondell White, R (1,7) Jeff Fassero, L (9,1)										3	0	2	1	0	0	0				
Matt Stairs, L (1,3) OBP: 0.182, SLG: 0.182										4	0	0	0	0	1	4				
Ricky Gutierrez, R (1,6) OBP: 0.500, SLG: 0.636										3	0	0	0	0	0	3				
Todd Hundley, S (1,2)										1	1	0	0	1	0	0				
Damon Buford, R (1,8)										3	0	0	0	0	1	2				
Kevin Tapani, R (1,1) 15 Julio Zuleta, R (7,PH) Courtney Duncan, L (8,1) Gary Matthews, S (9,7) OBP: 0.286, SLG: 0.167										0	0	0	0	0	0	0				
Inning Stats	R: 1 H: 3 E: 0 K: 1 S: 17	H: 3 R: 1 ER: 1 LOB: 2 BB: 0 P: 31	R: 1 H: 0 E: 1 K: 1 S: 14	H: 0 R: 0 ER: 1 LOB: 1 BB: 1 P: 25	R: 0 H: 1 E: 0 K: 0 S: 10	H: 1 R: 0 ER: 0 LOB: 1 BB: 0 P: 14	R: 0 H: 0 E: 0 K: 1 S: 12	H: 0 R: 0 ER: 0 LOB: 1 BB: 0 P: 18	R: 0 H: 0 E: 0 K: 0 S: 10	H: 0 R: 0 ER: 0 LOB: 1 BB: 0 P: 17	R: 0 H: 0 E: 0 K: 0 S: 6	H: 0 R: 0 ER: 0 LOB: 0 BB: 0 P: 12	R: 0 H: 0 E: 0 K: 1 S: 8	H: 0 R: 0 ER: 0 LOB: 0 BB: 0 P: 11	R: 0 H: 0 E: 0 K: 1 S: 6	H: 0 R: 0 ER: 0 LOB: 0 BB: 0 P: 8	1B: 4 2B: 0 3B: 0 HR: 0	SF: 0 SAC: 2 DP: 0 HBP: 2	WP: 0 PA: 32 PB: 0 SB: 1 CS: 0	
PITCHER	IP	WLS	BF	H	R	ER	SO	BB	IBB	HBP	BLK	WP	HR	S	P	ERA	WHIP			
Tony Armas, R (1,1) ERA: 1.8	5.0	L	23	4	2	1	3	1	0	2	0	0	0	63	105	1.80	1.000			
Scott Stewart, L (6,1) ERA: 1.8	2.0		6	0	0	0	1	0	0	0	0	0	0	14	23	0.00	0.000			
Scott Strickland, R (8,1) ERA: 1.8	1.0		3	0	0	0	1	0	0	0	0	0	0	6	8	0.00	0.000			

Montreal Expos @ Chicago Cubs
Wrigley Field, Chicago, IL
Thu Apr 05 2001, 1:20 PM CDT
Att: 16,758 - Cloudy - 55 F

AB	27
R	2
H	4
RBI	1
BB	1
SO	5
LOB	11



Batter	1	2	3	4	5	6	7	8	9	AB	R	H	RBI	BB	SO	LOB	TOP					
Eric Young Sr. R (1.4) OBP: 0.283, SLG: 0.176										4	1	1	1	1	0	1						
Bill Mueller S (1.5) OBP: 0.176, SLG: 0.188										4	0	0	0	0	0	2						
Sammy Sosa R (1.9) OBP: 0.500, SLG: 0.417										3	0	0	0	1	2	2						
Rondell White, R (1.7) OBP: 0.444, SLG: 0.357										4	0	0	0	0	3	2						
Gary Matthews S (8.7) OBP: 0.296, SLG: 0.167										0	0	0	0	0	0	0						
Ricky Gutierrez R (1.6) OBP: 0.500, SLG: 0.667										4	0	2	1	0	0	0						
15 Julio Zuleta R (1.3) OBP: 0.200, SLG: 0.800										4	1	1	1	0	1	3						
Damon Buford R (1.8) OBP: 0.222, SLG: 0.250										3	1	1	0	1	1	1						
Joe Girardi R (1.2) OBP: 0.375, SLG: 0.375										4	0	2	0	0	2	1						
Julian Tavarez L (1.1) ERA: 4.5										2	0	0	0	0	0	2						
Felix Heredia L (6.1) ERA: 1.5										0	0	0	0	0	0	0						
Courtney Duncan L (6.1) ERA: 4.5										0	0	0	0	0	0	0						
Todd Van Poppel R (7.1) ERA: 2.7										0	0	0	0	0	0	0						
Roosevelt Brown L (9.1) ERA: 2.7										1	0	0	0	0	0	0						
Jeff Fassero L (9.1) ERA: 2.7										0	0	0	0	0	0	0						
Inning Stats	R: 1 E: 0 K: 1 S: 15	H: 1 LOB: 2 BB: 2 P: 30	R: 1 E: 0 K: 2 S: 15	H: 2 LOB: 2 BB: 1 P: 24	R: 0 E: 0 K: 0 S: 7	H: 0 LOB: 0 BB: 0 P: 11	R: 0 E: 0 K: 0 S: 6	H: 1 LOB: 1 BB: 0 P: 10	R: 0 E: 0 K: 2 S: 7	H: 0 LOB: 0 BB: 0 P: 9	R: 1 E: 0 K: 1 S: 9	H: 2 LOB: 1 BB: 0 P: 13	R: 0 E: 0 K: 1 S: 11	H: 0 LOB: 0 BB: 0 P: 15	R: 0 E: 0 K: 3 S: 12	H: 1 LOB: 1 BB: 0 P: 16	R: 0 E: 0 K: 1 S: 8	H: 0 LOB: 0 BB: 0 P: 8	1B: 4 2B: 2 3B: 0 HR: 1	SF: 0 SAC: 1 DP: 0 HBP: 0	WP: 0 PB: 0 SB: 1 CS: 0	PA: 37
PITCHER	IP	WLS	BF	H	R	ER	SO	BB	IBB	HBP	BLK	WP	HR	S	P	ERA	WHIP					
Randy Wolf L (1.1) ERA: 4.5	4.0	L	19	4	2	2	3	3	0	0	0	0	0	43	75	4.50	1.750					
Amaury Telemaco R (5.1) ERA: 1.5	2.0	8	2	1	1	3	0	0	0	0	0	0	1	16	22	4.50	1.000					
Wayne Gomes R (7.1) ERA: 1.5	2.0	7	1	0	0	4	0	0	0	0	0	0	0	23	31	0.00	0.500					
Vicente Padilla R (9.1) ERA: 2.7	1.0	3	0	0	0	1	0	0	0	0	0	0	0	8	8	0.00	0.000					

Chicago Cubs @ Philadelphia Phillies
Veterans Stadium, Philadelphia, PA
Fri Apr 06 2001, 1:05 PM EDT
Att: 36,380 - Cloudy - 50 F

AB	33
R	3
H	7
RBI	3
BB	3
SO	11
LOB	15



Batter	1	2	3	4	5	6	7	8	9	AB	R	H	RBI	BB	SO	LOB	BOTTOM					
Doug Glanville R (1.8) OBP: 0.318, SLG: 0.571										5	1	1	0	0	1	1						
11 Jimmy Rollins S (1.6) OBP: 0.300, SLG: 0.222										5	0	2	1	0	0	1						
Bobby Abreu L (1.9) OBP: 0.350, SLG: 0.579										4	0	0	0	1	1	2						
Scott Rolen R (1.5) OBP: 0.421, SLG: 0.643										3	0	0	0	1	1	3						
Pat Burrell R (1.7) OBP: 0.316, SLG: 0.250										4	0	1	0	0	2	3						
Travis Lee L (1.3) OBP: 0.333, SLG: 0.200										2	1	0	0	2	1	1						
Mike Lieberthal R (1.2) OBP: 0.421, SLG: 0.500										4	0	1	1	0	1	3						
Marlon Anderson L (1.4) OBP: 0.188, SLG: 0.133										3	0	1	0	0	1	3						
Wayne Gomes R (7.1) ERA: 1.5										0	0	0	0	0	0	0						
Jason Michaels R (8.1) ERA: 2.7										1	0	0	0	0	1	0						
Vicente Padilla R (9.1) ERA: 2.7										0	0	0	0	0	0	0						
Randy Wolf L (1.1) ERA: 4.5										1	0	0	0	0	0	3						
David Newhan L (4.1) OBP: 0.333, SLG: 0.500										1	0	0	0	0	0	1						
Amaury Telemaco R (5.1) ERA: 1.5										0	0	0	0	0	0	0						
Tomas Perez S (7.4) OBP: 0.500, SLG: 0.500										1	0	0	0	0	0	0						
23 Kevin Jordan R (9.1) OBP: 1.000, SLG: 1.000										1	0	1	0	0	0	0						
Inning Stats	R: 0 E: 0 K: 1 S: 10	H: 0 LOB: 0 BB: 0 P: 15	R: 0 E: 1 K: 0 S: 8	H: 2 LOB: 3 BB: 0 P: 12	R: 0 E: 0 K: 0 S: 8	H: 1 LOB: 1 BB: 0 P: 14	R: 1 E: 0 K: 1 S: 12	H: 1 LOB: 1 BB: 1 P: 24	R: 0 E: 0 K: 0 S: 9	H: 0 LOB: 0 BB: 0 P: 13	R: 0 E: 0 K: 1 S: 19	H: 0 LOB: 2 BB: 2 P: 32	R: 1 E: 0 K: 2 S: 17	H: 2 LOB: 1 BB: 1 P: 27	R: 0 E: 0 K: 3 S: 9	H: 0 LOB: 0 BB: 0 P: 14	R: 0 E: 0 K: 1 S: 10	H: 1 LOB: 1 BB: 0 P: 16	1B: 5 2B: 2 3B: 0 HR: 0	SF: 0 SAC: 0 DP: 0 HBP: 0	WP: 0 PB: 0 SB: 0 CS: 0	PA: 39
PITCHER	IP	WLS	BF	H	R	ER	SO	BB	IBB	HBP	BLK	WP	HR	S	P	ERA	WHIP					
Julian Tavarez R (1.1) ERA: 1.69	5.1	W	23	4	1	1	2	2	0	0	0	0	0	1	5	1.69	1.125					
Felix Heredia L (6.1) ERA: 1.5	0.0	1	0	0	0	0	0	1	0	0	0	0	0	1	5	∞	∞					
Courtney Duncan R (6.1) ERA: 4.5	1.0	H	6	2	1	1	1	1	0	0	0	0	0	18	26	9.00	3.000					
Todd Van Poppel R (7.1) ERA: 2.7	1.2	H	5	0	0	0	5	0	0	0	0	0	0	15	24	0.00	0.000					
Jeff Fassero L (9.1) ERA: 2.7	1.0	S	4	1	0	0	1	0	0	0	0	0	0	10	16	0.00	1.000					

Chicago Cubs @ Philadelphia Phillies
Veterans Stadium, Philadelphia, PA
Fri Apr 06 2001, 1:05 PM EDT
Att: 36,380 - Cloudy - 50 F

AB	35
R	2
H	7
RBI	2
BB	4
SO	9
LOB	21



Batter	1	2	3	4	5	6	7	8	9	AB	R	H	RBI	BB	SO	LOB	TOP										
Eric Young Sr. R (1,4) OBP: 0.321, SLG: 0.346 Augie Ojeda, S (8,4)	0-1 P6		2-2 2B		1-0 P4			1-2 G1-3		4	0	1	0	0	0	0	Chicago Cubs @ Philadelphia Phillies Veterans Stadium, Philadelphia, PA Sun Apr 08 2001, 1:35 PM EDT Att: 15,550 - Cloudy - 46 F										
Bill Mueller S (1,5) OBP: 0.280, SLG: 0.542	2-1 HR		3-2 P5			2-1 1B		0-0 F7		4	1	2	1	0	0	1											
Matt Stairs L (1,3) OBP: 0.250, SLG: 0.143	4-1 BB		2-1 F8			2-2 F8		2-1 G4-3		3	0	0	0	1	0	2											
Sammy Sosa R (1,9) OBP: 0.519, SLG: 0.611	3-0 F6			3-0 2B		0-1 P2			0-3 K	4	0	1	0	0	1	2											
Todd Hundley S (1,2)	0-3 K			0-3 K		4-1 FC5-4			3-2 P5	3	0	0	0	1	2	2											
Ricky Gutierrez R (1,6) OBP: 0.440, SLG: 0.500		2-2 G5-3		1-2 G5-3		0-0 FC5-4			1-1 1B	4	0	1	0	0	0	3											
Roosevelt Brown, L (1,7)		2-3 K		0-0 G5-3			3-3 K		3-3 K	4	0	0	0	0	3	2											
Damon Buford, R (1,8) OBP: 0.133, SLG: 0.143		3-2 F7		2-2 P8		1-1 F8				3	0	0	0	0	0	0											
Jon Lieber, L (1,1)			2-1 F7		0-0 F7		0-3 K			3	0	0	0	0	1	0											
Inning Stats	R: 1 H: 1 E: 0 K: 1 S: 9	H: 1 LOB: 1 BB: 1 P: 18	R: 0 H: 0 E: 0 K: 1 S: 9	H: 0 LOB: 0 BB: 0 P: 16	R: 0 H: 1 E: 0 K: 0 S: 10	H: 1 LOB: 1 BB: 0 P: 19	R: 0 H: 1 E: 0 K: 1 S: 8	H: 1 LOB: 0 BB: 0 P: 12	R: 0 H: 0 E: 0 K: 0 S: 5	H: 0 LOB: 0 BB: 1 P: 8	R: 0 H: 1 E: 0 K: 0 S: 9	H: 0 LOB: 0 BB: 1 P: 17	R: 0 H: 0 E: 0 K: 2 S: 10	H: 0 LOB: 0 BB: 0 P: 14	R: 0 H: 0 E: 0 K: 0 S: 6	H: 1 LOB: 1 BB: 0 P: 9		R: 0 H: 1 E: 0 K: 2 S: 12	H: 1 LOB: 1 BB: 0 P: 19	1B: 2 2B: 2 3B: 0 HR: 1	SF: 0 SAC: 0 DP: 0 HBP: 0	WP: 0 PB: 0 SB: 0 CS: 0	PA: 34				
PITCHER	IP	WLS	BF	H	R	ER	SO	BB	IBB	HBP	BLK	WP	HR	S	P	ERA	WHIP										
Robert Person, R (1,1) ERA: 3.09	7.0	W	27	4	1	1	5	2	0	0	0	0	1	60	104	1.29	0.857										
Ricky Bottalico, R (8,1) ERA:	1.0	H	3	0	0	0	0	0	0	0	0	0	0	6	9	0.00	0.000										
Jose Mesa, R (9,1) ERA: 2.25	1.0	S	4	1	0	0	2	0	0	0	0	0	0	12	19	0.00	1.000										

AB	32
R	1
H	5
RBI	1
BB	2
SO	7
LOB	12



Batter	1	2	3	4	5	6	7	8	9	AB	R	H	RBI	BB	SO	LOB	BOTTOM										
Doug Glanville, R (1,8) OBP: 0.258, SLG: 0.433	0-2 G5-3			0-3 K	2-3 K			2-2 F8		4	0	0	0	0	2	1	Chicago Cubs @ Philadelphia Phillies Veterans Stadium, Philadelphia, PA Sun Apr 08 2001, 1:35 PM EDT Att: 15,550 - Cloudy - 46 F										
11 Jimmy Rollins, S (1,6) OBP: 0.310, SLG: 0.200	2-1 F8			0-1 F8		2-1 G1-3		1-1 FC6-4		4	0	1	0	0	0	0											
Bobby Abreu, L (1,9) OBP: 0.379, SLG: 0.654	0-1 G4-3			0-0 G6-3		3-1 G4-3		4-1 FC6-4		3	0	0	0	1	0	0											
Scott Rolen, R (1,5) OBP: 0.321, SLG: 0.409		1-2 L6			1-2 F2	0-1 F8		1-0 FC6-4		4	0	0	0	0	0	2											
Mike Lieberthal, R (1,2) OBP: 0.423, SLG: 0.500		2-3 K			0-0 F7			3-2 HBP		2	0	0	0	0	1	0											
Travis Lee, L (1,3) OBP: 0.385, SLG: 0.286		3-1 F7			1-0 1B			0-3 K		3	1	1	0	0	1	1											
Pat Burrell, R (1,7) OBP: 0.269, SLG: 0.217				1-3 K	0-0 2B			2-3 K		3	1	1	0	0	2	1											
David Newhan, L (1,4) OBP: 0.333, SLG: 0.250 Ricky Bottalico, L (8,1) Jose Mesa, R (9,1)				0-1 G4-3	4-0 2B			0-0 G1-3		2	1	0	0	1	0	1											
Robert Person, R (1,1) OBP: 0.250, SLG: 0.500 Tomas Perez, S (8,4) OBP: 0.400, SLG: 0.400				1-2 G5-3	1-1 2B			2-2 G6-3		2	0	1	3	0	0	0											
Inning Stats	R: 0 H: 0 E: 0 K: 0 S: 7	H: 0 LOB: 0 BB: 0 P: 9	R: 0 H: 0 E: 0 K: 1 S: 8	H: 0 LOB: 0 BB: 0 P: 14	R: 0 H: 0 E: 0 K: 1 S: 9	H: 0 LOB: 0 BB: 0 P: 11	R: 0 H: 0 E: 0 K: 1 S: 6	H: 0 LOB: 0 BB: 0 P: 6	R: 3 H: 3 E: 0 K: 1 S: 11	H: 3 LOB: 1 BB: 1 P: 20	R: 0 H: 0 E: 0 K: 0 S: 6	H: 0 LOB: 0 BB: 0 P: 11	R: 0 H: 0 E: 0 K: 2 S: 11	H: 0 LOB: 1 BB: 0 P: 16	R: 0 H: 1 E: 0 K: 0 S: 11	H: 1 LOB: 2 BB: 1 P: 21		1B: 3 2B: 1 3B: 0 HR: 0	SF: 0 SAC: 0 DP: 0 HBP: 1	WP: 0 PB: 0 SB: 0 CS: 0	PA: 31						
PITCHER	IP	WLS	BF	H	R	ER	SO	BB	IBB	HBP	BLK	WP	HR	S	P	ERA	WHIP										
Jon Lieber, R (1,1) ERA: 3.6	8.0	L	31	4	3	3	6	2	0	1	0	0	0	69	108	3.38	0.750										

AB	28
R	3
H	4
RBI	3
BB	2
SO	6
LOB	6



Batter	1	2	3	4	5	6	7	8	9	AB	R	H	RBI	BB	SO	LOB	TOP					
Eric Young Sr. R OBP: 0.273, SLG: 0.290	L9		G6-3		F8		G5-3		G6-3	5	0	0	0	0	0	1	Chicago Cubs @ Montreal Expos Olympic Stadium, Montreal, QB Mon Apr 09 2001, 7:05 PM EDT Att. 5,776 - Dome - 72 F					
Bill Mueller S OBP: 0.300, SLG: 0.517	FC6 1B		G4-3		HR 1B		G3		F9	5	1	2	0	0	0	1						
Sammy Sosa R OBP: 0.548, SLG: 0.905	K			BB 1B	HR		HR		HR	3	2	2	4	1	1							
Todd Hundley S OBP: 0.250, SLG: 0.077	FC6			BB 1B	1B		G3			4	0	1	0	0	0	2						
Rondell White R OBP: 0.444, SLG: 0.522		HR		BB 1B	K		F7		F7	4	1	2	1	0	1							
Matt Stairs L OBP: 0.211, SLG: 0.118 15 Julio Zuleta R OBP: 0.273, SLG: 0.700	L8			P4		F9		F9		3	0	0	0	0	0	2						
Ricky Gutierrez R OBP: 0.448, SLG: 0.480	G6-3			BB 1B		K		FC6-4 1B		3	0	1	0	1	1	0						
Damon Buford R OBP: 0.111, SLG: 0.118 Manny Aybar R Felix Heredia L Joe Girardi R Todd Van Poppel R	F8			F9		K		FC6-4 1B		3	0	0	0	0	0	1						
34 Kerry Wood R OBP: 0.333, SLG: 0.333 Mike Fyhrie R Gary Matthews S			K		F8		G3 HR 2B		F7	1	0	0	0	0	1	0						
										2	1	1	0	0	0	0						
Inning Stats	R: 0 E: 0 K: 1 S: 10	H: 1 LOB: 1 BB: 0 P: 13	R: 1 E: 0 K: 0 S: 7	H: 1 LOB: 0 BB: 0 P: 12	R: 0 E: 0 K: 1 S: 7	H: 0 LOB: 0 BB: 0 P: 12	R: 0 E: 0 K: 0 S: 12	H: 1 LOB: 3 BB: 2 P: 25	R: 2 E: 0 K: 2 S: 15	H: 3 LOB: 1 BB: 0 P: 26	R: 0 E: 0 K: 2 S: 8	H: 0 LOB: 0 BB: 0 P: 15	R: 2 E: 0 K: 0 S: 12	H: 2 LOB: 0 BB: 0 P: 20	R: 0 E: 0 K: 0 S: 7	H: 1 LOB: 1 BB: 0 P: 14	R: 0 E: 0 K: 0 S: 7	H: 0 LOB: 0 BB: 0 P: 10	1B: 5 2B: 1 3B: 0 HR: 3	SF: 0 SAC: 0 DP: 0 HBP: 0	WP: 0 PB: 0 SB: 0 CS: 0	PA: 38
PITCHER	IP WLS BF H R ER SO BB IBB HBP BLK WP HR S P ERA WHIP																					
Britt Reames R ERA: 2.45	(1, 1) 5.0 B 23 6 3 3 3 2 0 0 0 0 0 2 51 88 5.40 1.600																					
Mike Johnson R ERA: 8.0	(6, 1) 1.2 B 7 2 2 2 2 0 0 0 0 0 0 1 17 30 10.80 1.200																					
Graeme Lloyd L ERA:	(7, 1) 1.1 W 5 1 0 0 0 0 0 0 0 0 0 0 0 10 19 0.00 0.750																					
Ugueth Urbina R ERA:	(9, 1) 1.0 S 3 0 0 0 0 0 0 0 0 0 0 0 0 7 10 0.00 0.000																					

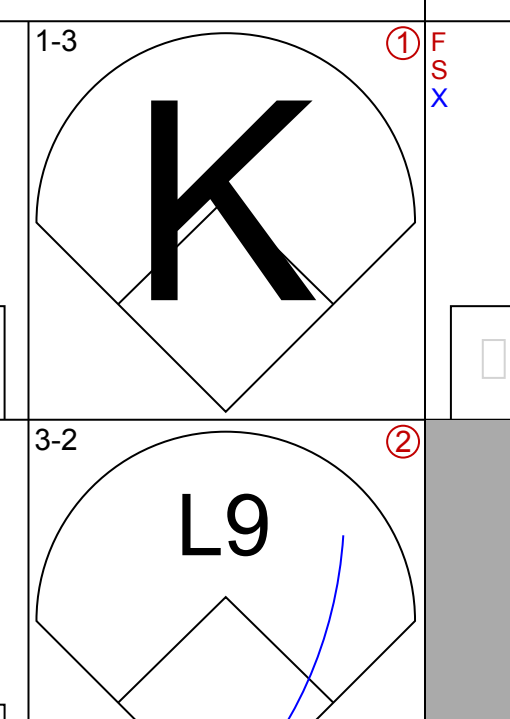
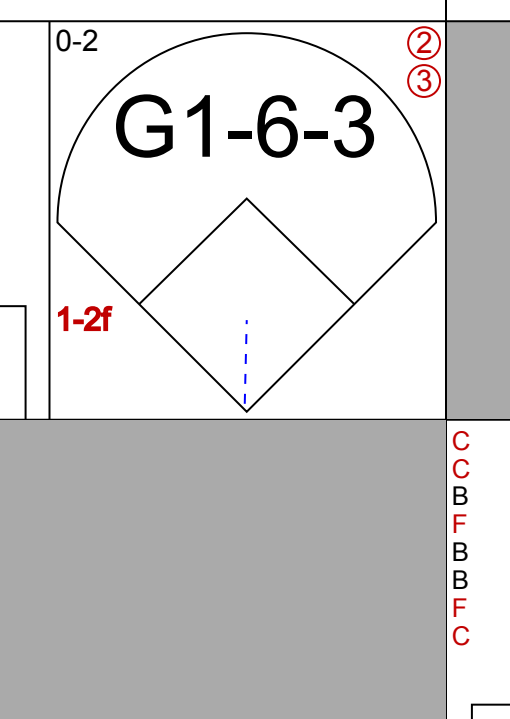
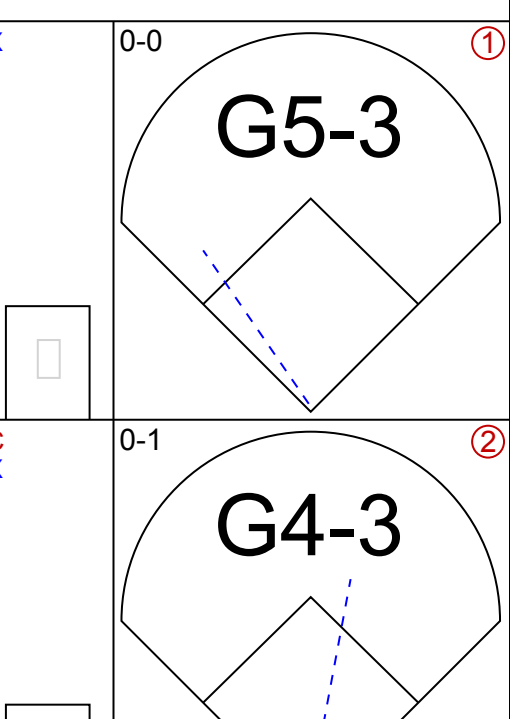
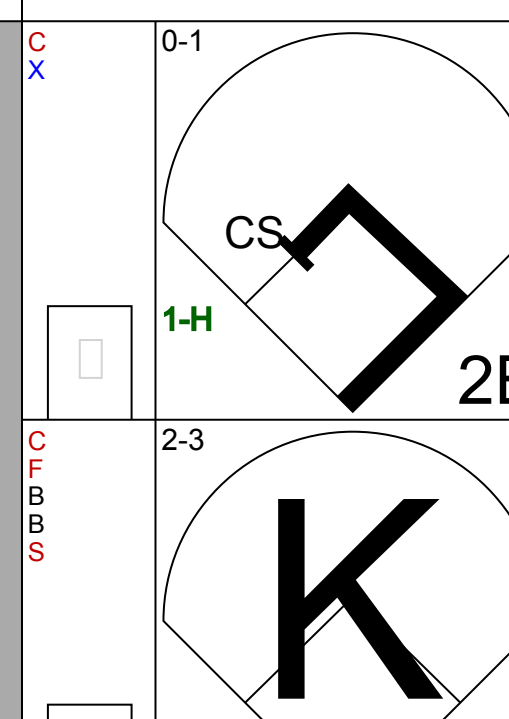
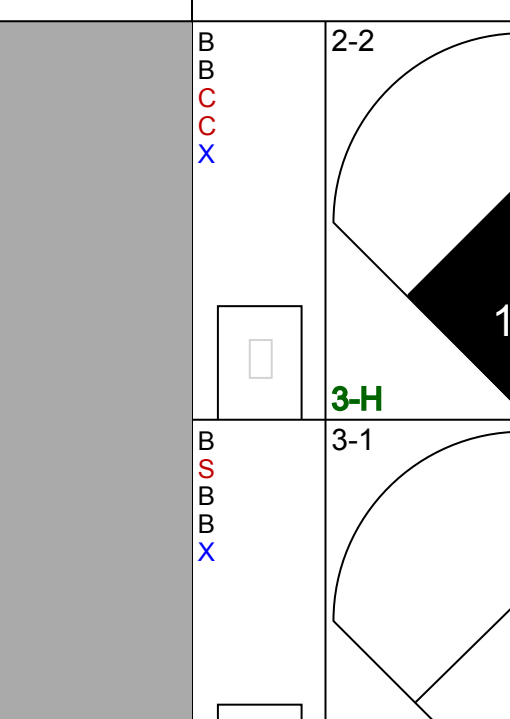
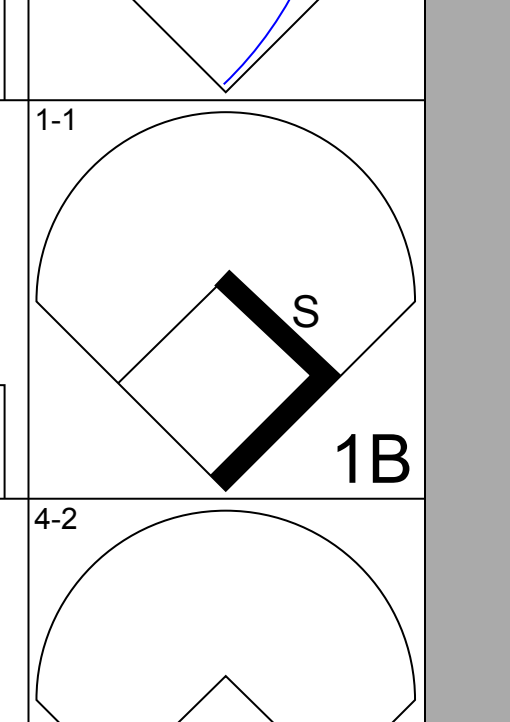
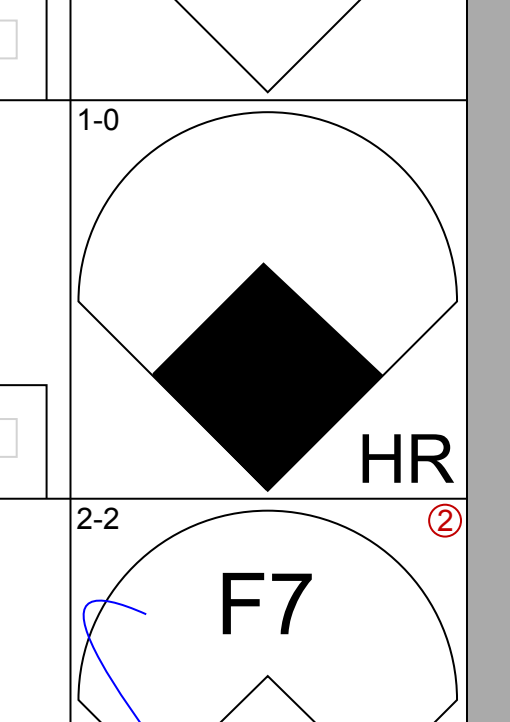
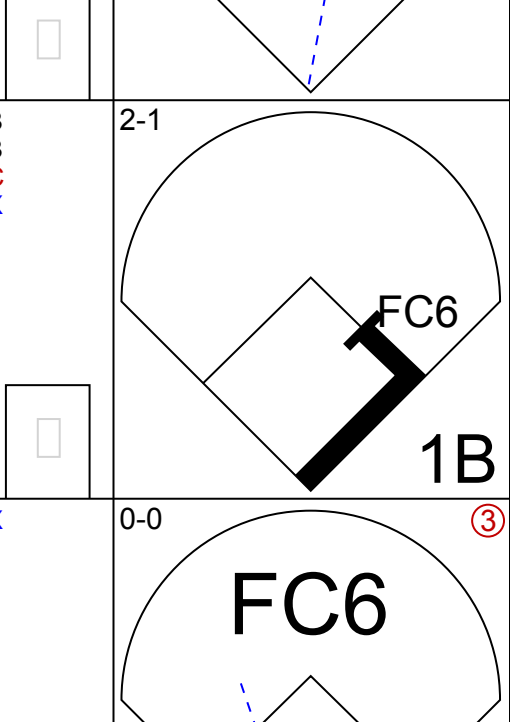

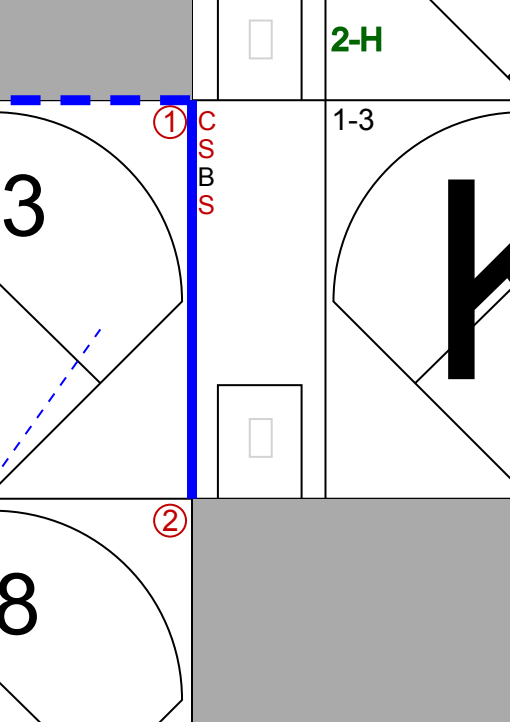
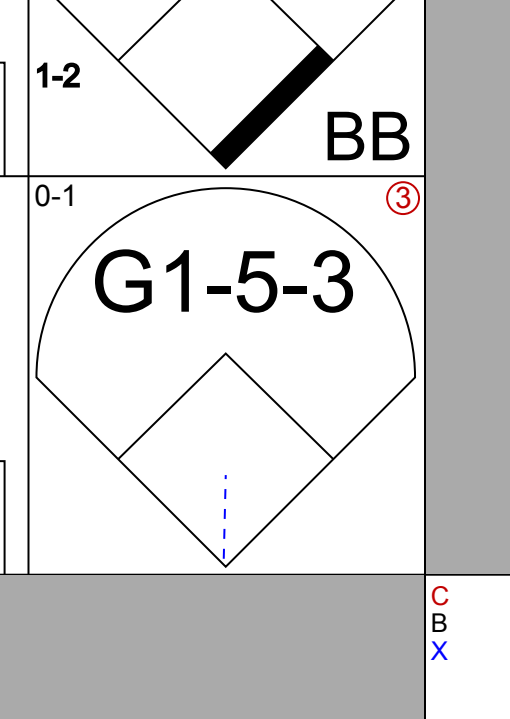
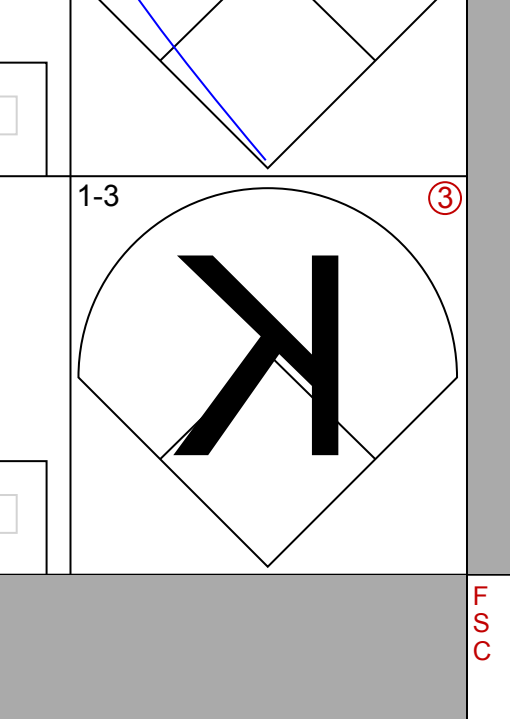
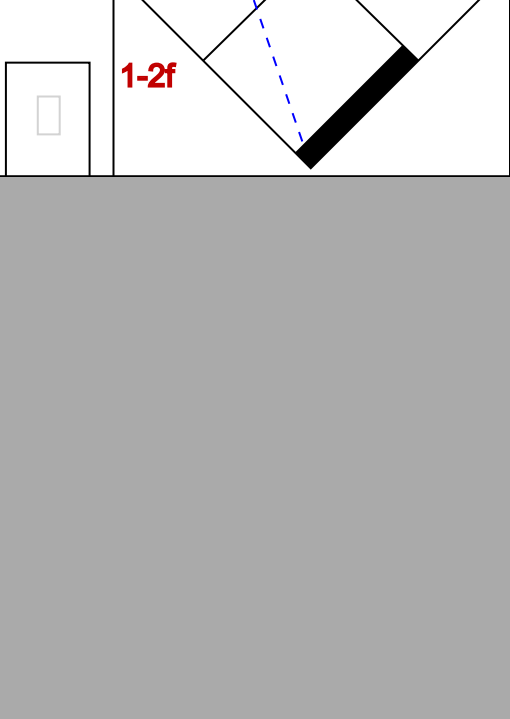
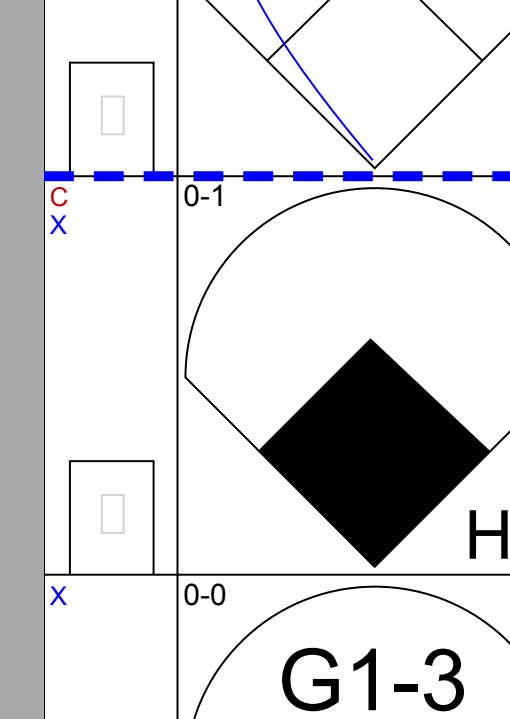
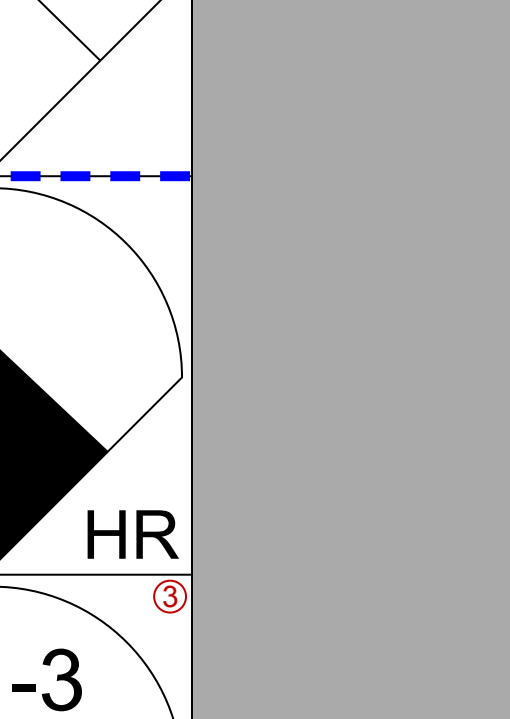
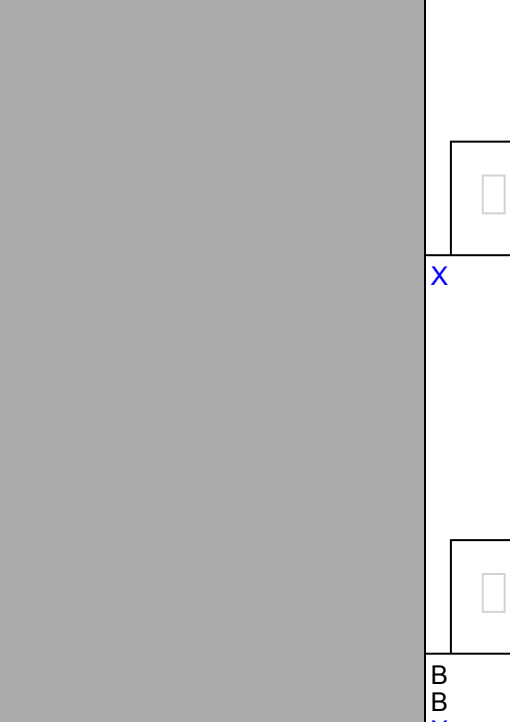
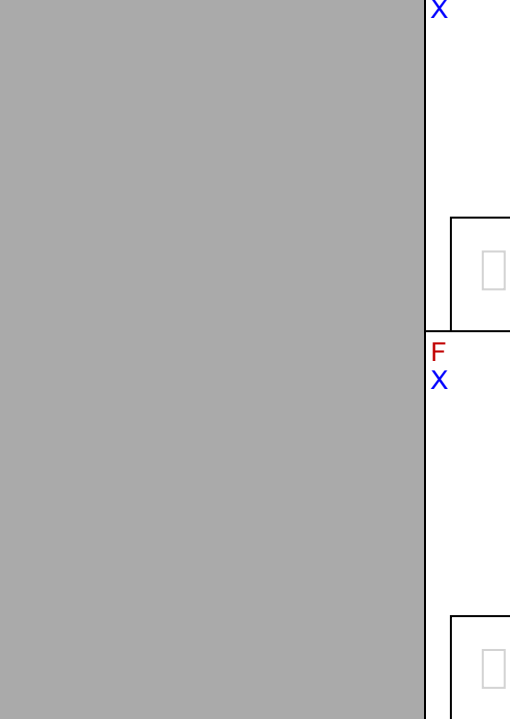
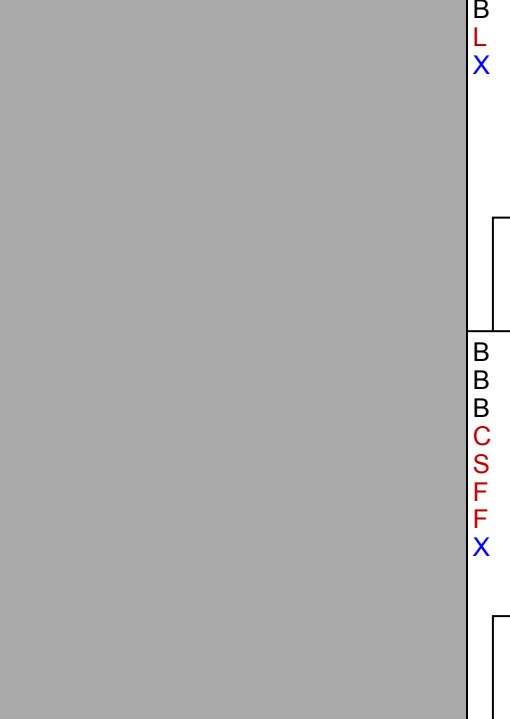
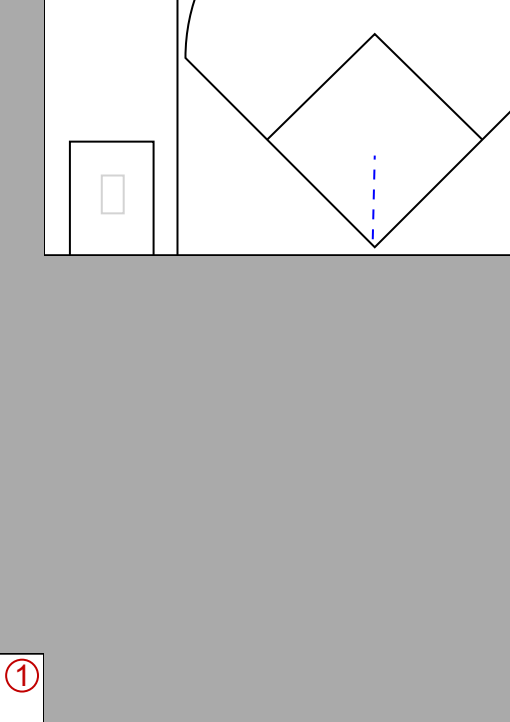
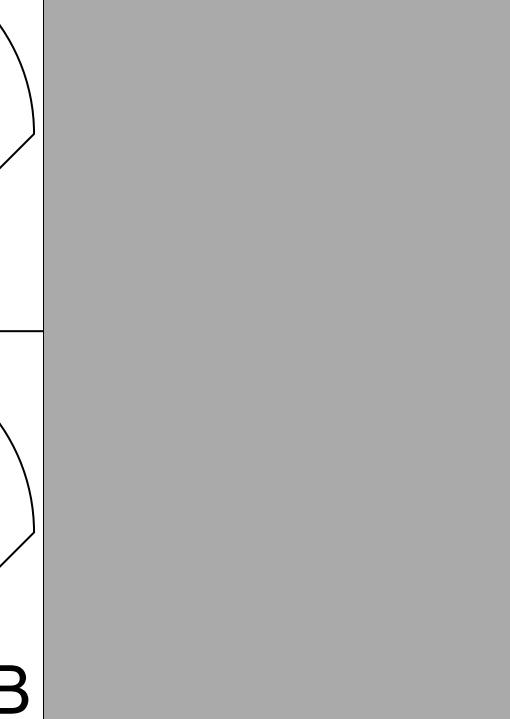
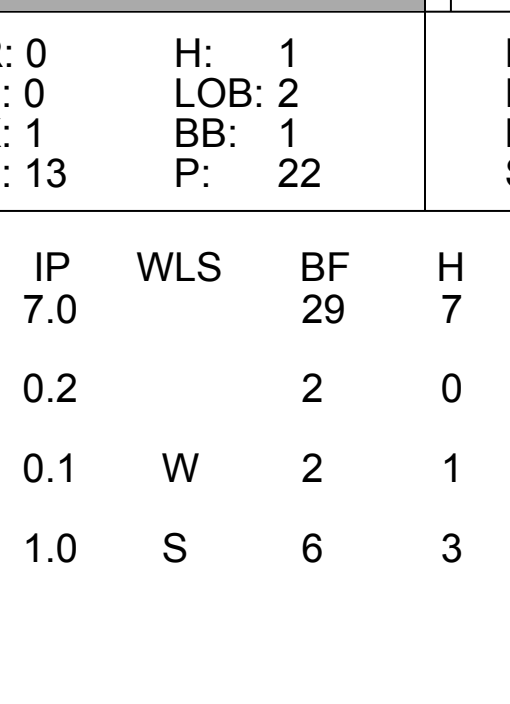

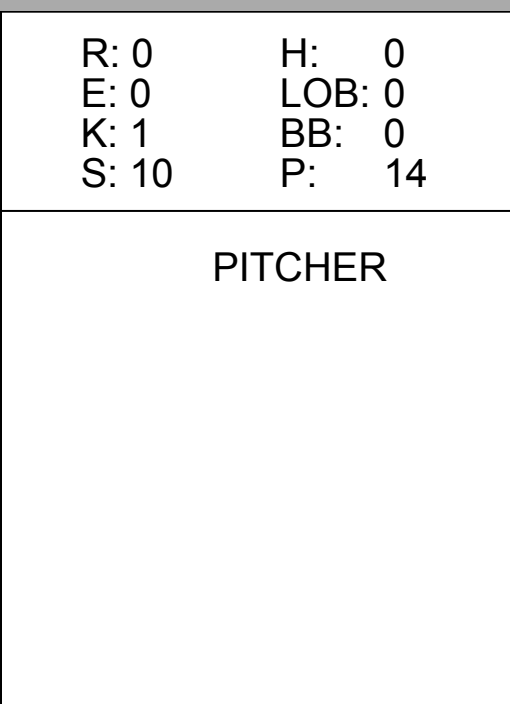
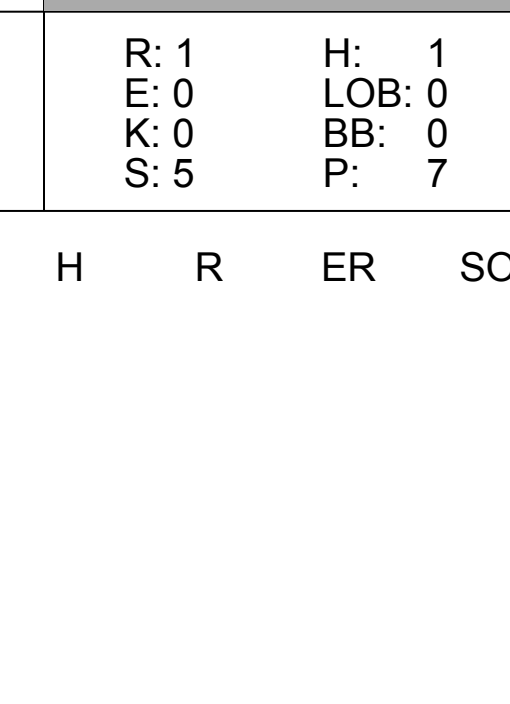
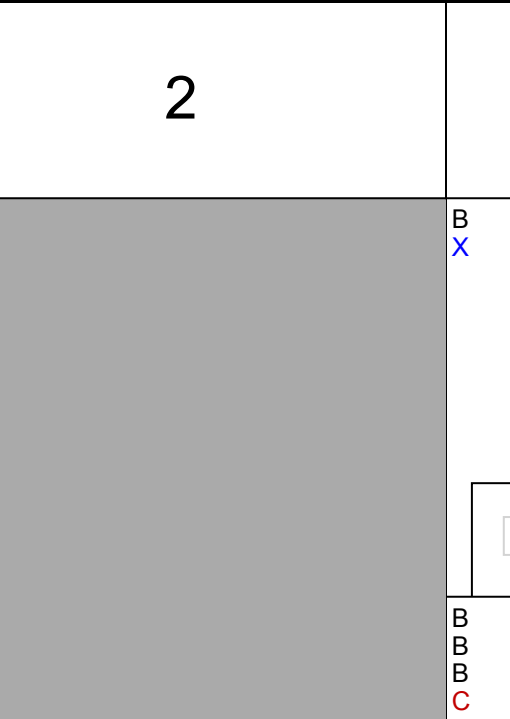
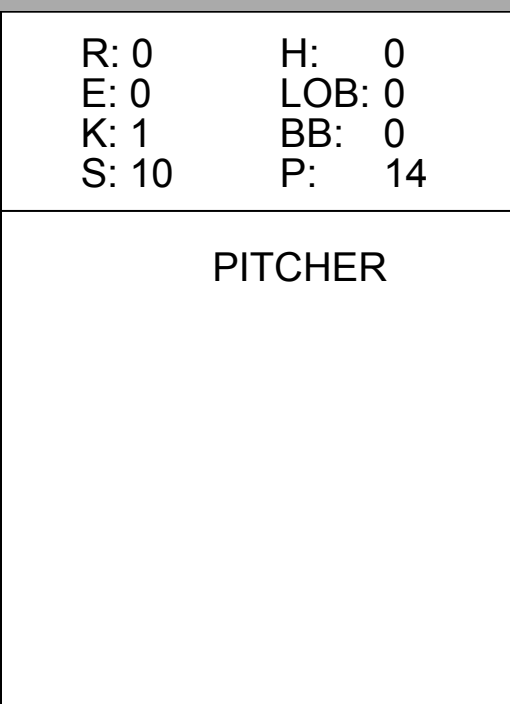

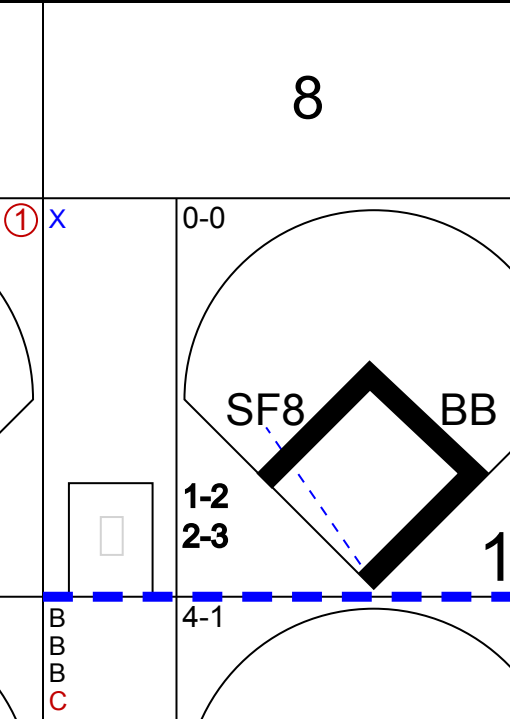
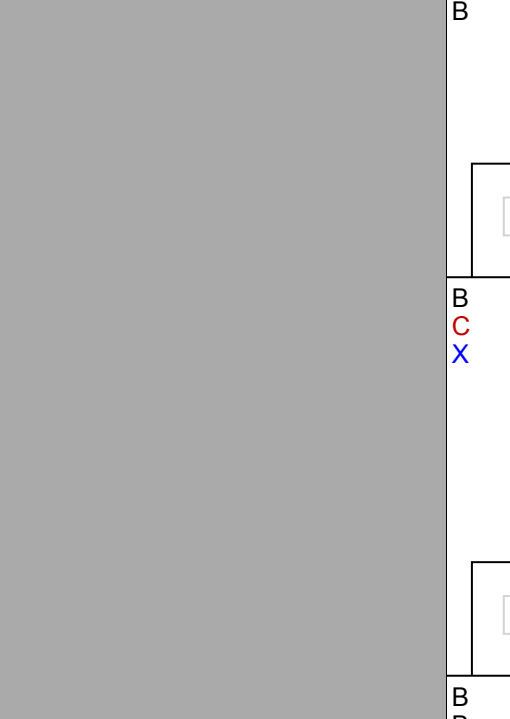


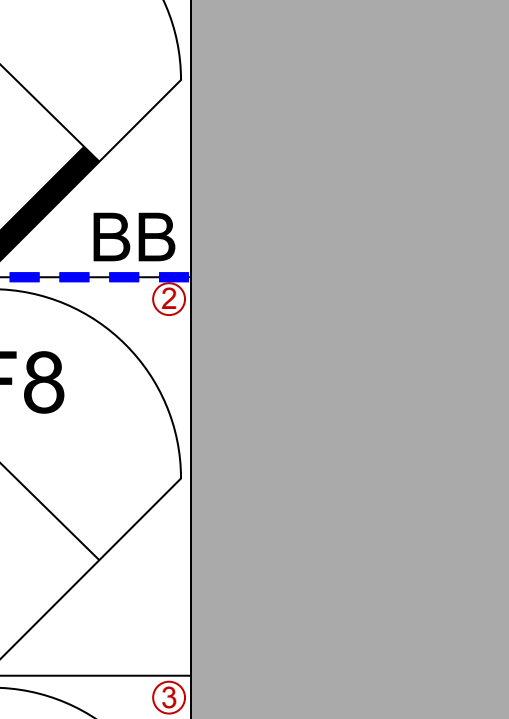
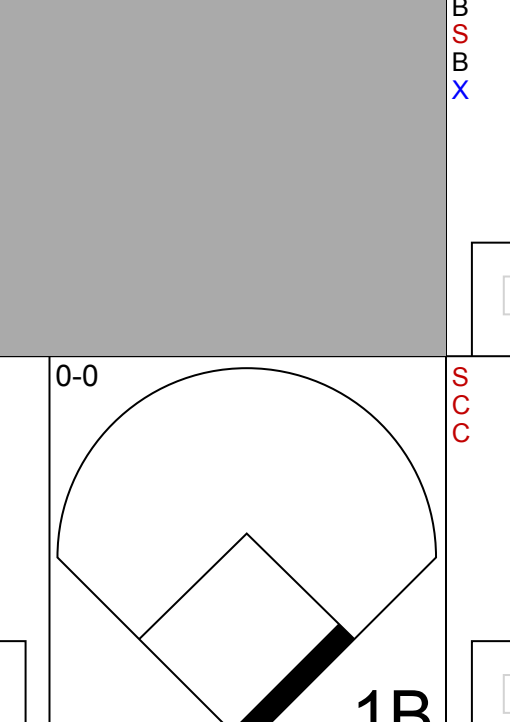
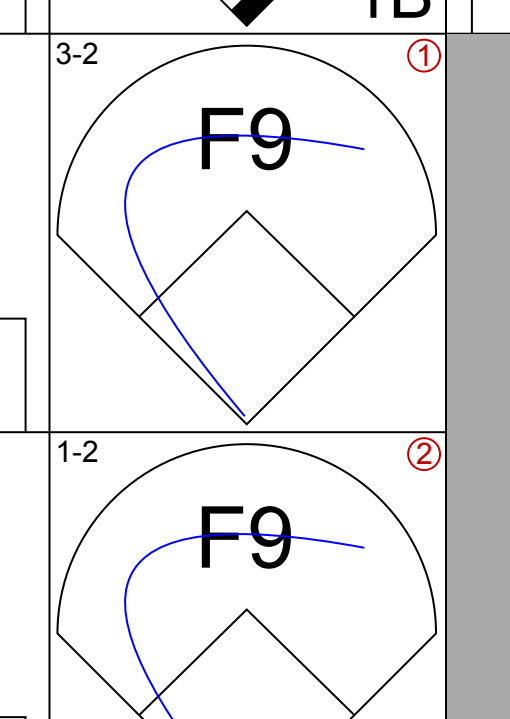
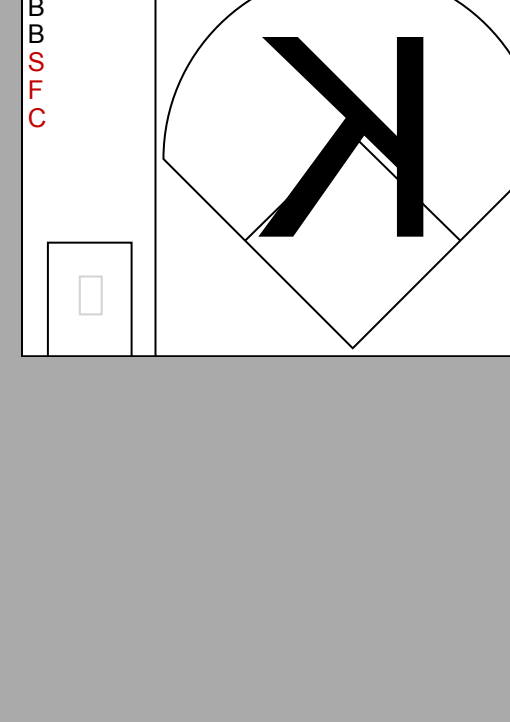
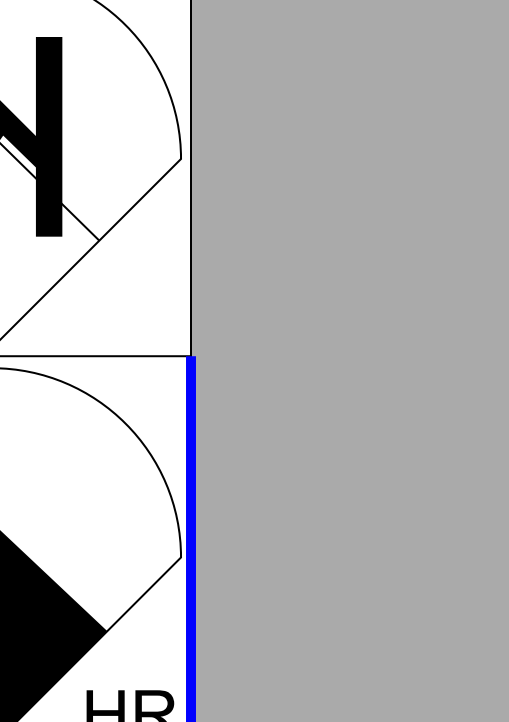
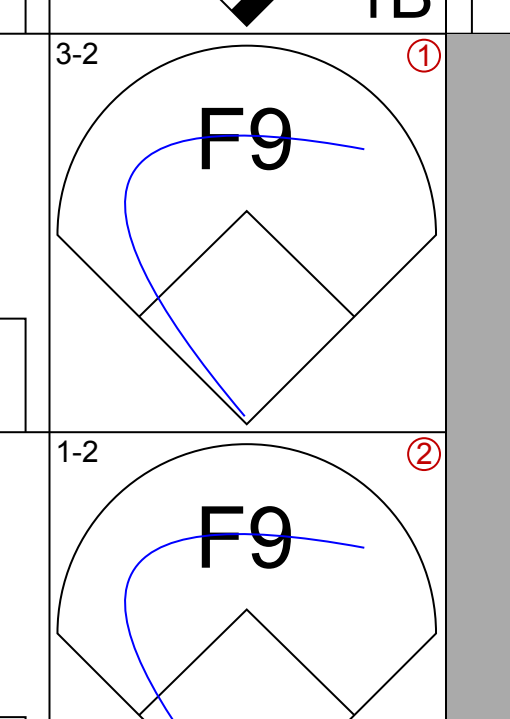
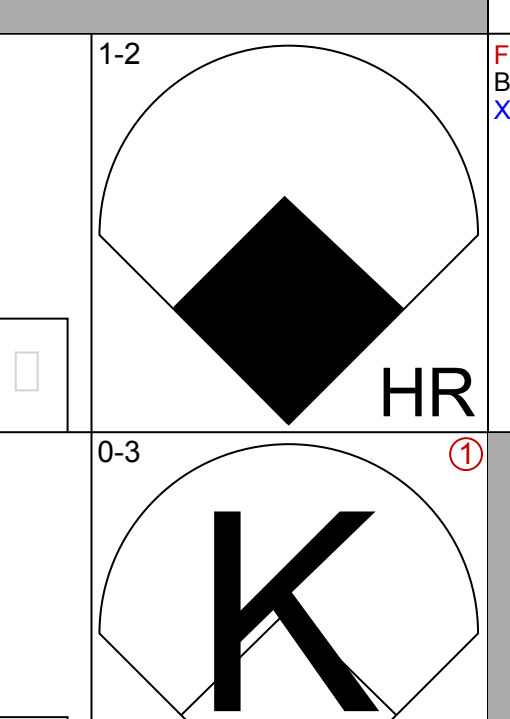

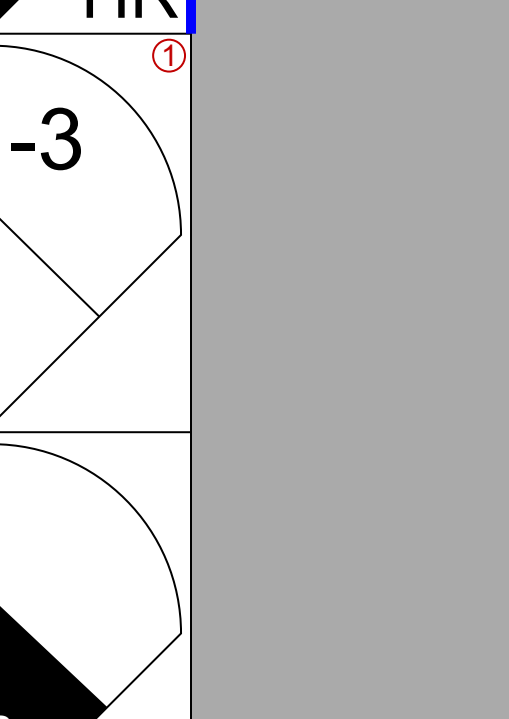
Batter	1	2	3	4	5	6	7	8	9	AB	R	H	RBI	BB	SO	LOB	BOTTOM			
Peter Bergeron L OBP: 0.250, SLG: 0.333	K	K	G1-3			K				4	0	0	0	0	3	5	Chicago Cubs @ Montreal Expos Olympic Stadium, Montreal, QB Mon Apr 09 2001, 7:05 PM EDT Att. 5,776 - Dome - 72 F			
Jose Vidro S OBP: 0.364, SLG: 0.625	G6-3	E4 BB		G4-1		HR				4	1	1	1	0	0	2				
Fernando Tatis R OBP: 0.387, SLG: 0.407	K			F5		FC4-6 1B				3	0	1	1	1	1	0				
Vladimir Guerrero R OBP: 0.467, SLG: 0.417		BB 1B	G1-3	G4-3		FC4-6 E				4	2	1	0	0	0	4				
Lee Stevens L OBP: 0.241, SLG: 0.577		1B PB 2B	K		G5-3		K			4	1	1	0	0	2	0				
Geoff Blum S OBP: 0.286, SLG: 0.091 Milton Bradley S		1B PB E 1B	BB 1B BB	G3-1		F7				3	2	1	1	1	0	0				
Orlando Cabrera R OBP: 0.481, SLG: 0.524		E BB HBP 1B	F9		1B		G6-3			3	1	1	0	0	0	1				
Michael Barrett R OBP: 0.318, SLG: 0.474		BB E 1B	F8		1B		F8			3	0	1	0	1	0	0				
Britt Reames R OBP: 0.200, SLG: 0.200 Mike Johnson L Graeme Lloyd L Andy Tracy L Ugueth Urbina R		F8				K		K		2	0	1	1	0	0	3				
										1	0	0	0	0	1	0				
										0	0	0	0	0	0	0				
										0	0	0	0	0	1	0				
										0	0	0	0	0	0	0				
Inning Stats	R: 0 E: 0 K: 2 S: 8	H: 0 LOB: 0 BB: 0 P: 13	R: 4 E: 1 K: 1 S: 20	H: 4 LOB: 3 BB: 1 P: 34	R: 1 E: 0 K: 1 S: 14	H: 1 LOB: 2 BB: 2 P: 31	R: 0 E: 0 K: 0 S: 7	H: 0 LOB: 0 BB: 0 P: 12	R: 0 E: 0 K: 0 S: 12	H: 1 LOB: 1 BB: 0 P: 14	R: 0 E: 0 K: 2 S: 9	H: 0 LOB: 0 BB: 0 P: 16	R: 2 E: 1 K: 1 S: 14	H: 2 LOB: 0 BB: 0 P: 22	R: 0 E: 0 K: 1 S: 7	H: 0 LOB: 0 BB: 0 P: 11	1B: 6 2B: 1 3B: 0 HR: 1	SF: 0 SAC: 0 DP: 0 HBP: 1	WP: 0 PB: 1 SB: 1 CS: 0	PA: 36
PITCHER	IP WLS BF H R ER SO BB IBB HBP BLK WP HR S P ERA WHIP																			
34 Kerry Wood R ERA: 5.4	(1, 1) 3.0 5 5 3 4 0 0 3 0 0 0 0 0 42 78 9.00 2.667																			
Mike Fyhrie R ERA: 3.38	(4, 1) 2.0 6 1 0 0 0 0 0 0 0 0 0 0 19 26 0.00 0.500																			
Manny Aybar R ERA: 3.0	(6, 1) 1.1 L 6 2 2 1 2 0 0 0 0 0 0 1 17 29 6.75 1.500																			
Felix Heredia L ERA:	(7, 1) 0.2 2 0 0 0 1 0 0 0 0 0 0 0 6 9 0.00 0.000																			
Todd Van Poppel R ERA:	(8, 1) 1.0 3 0 0 0 1 0 0 0 0 0 0 0 7 11 0.00 0.000																			

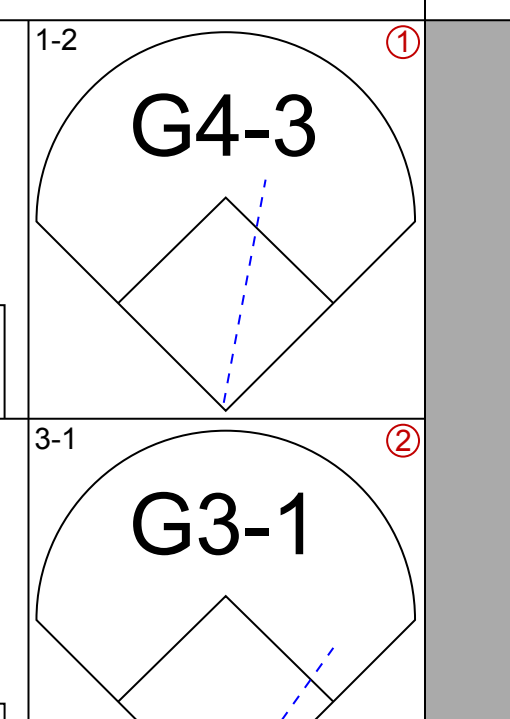
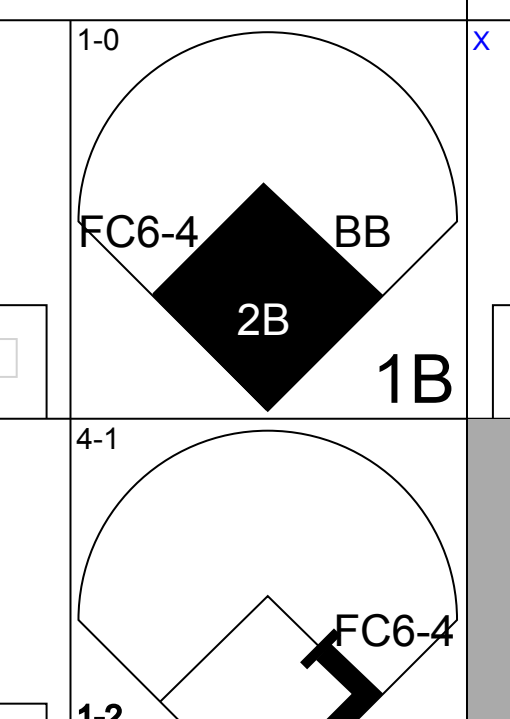
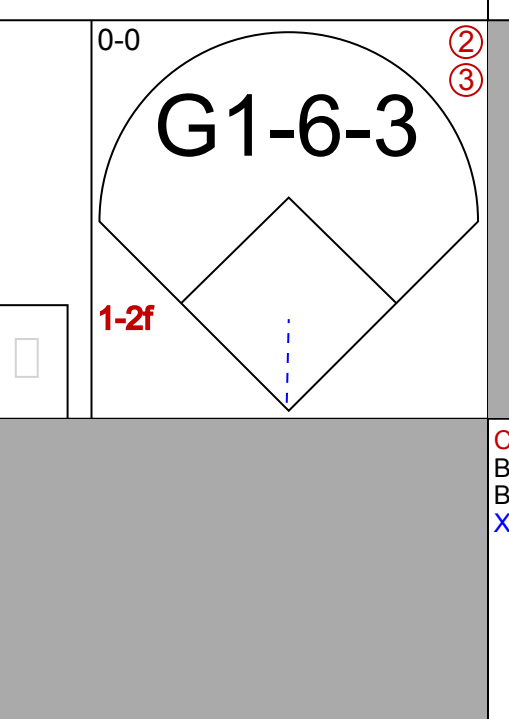
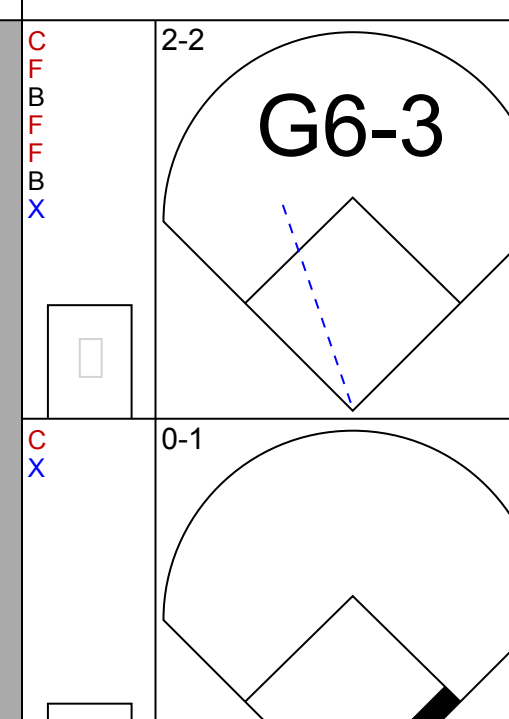
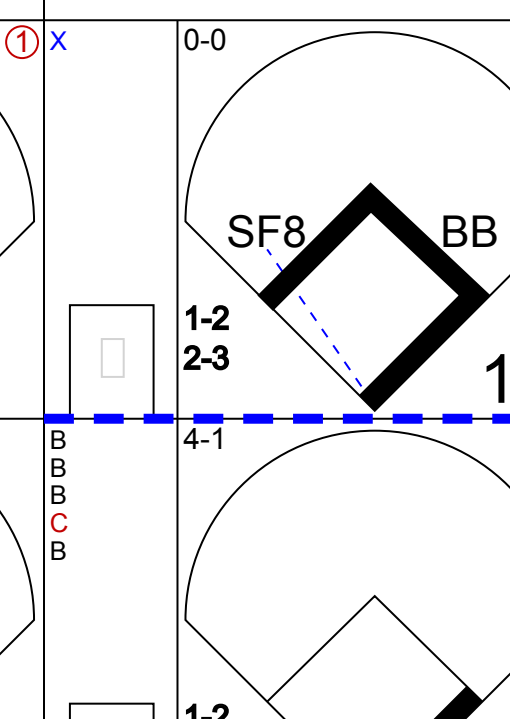
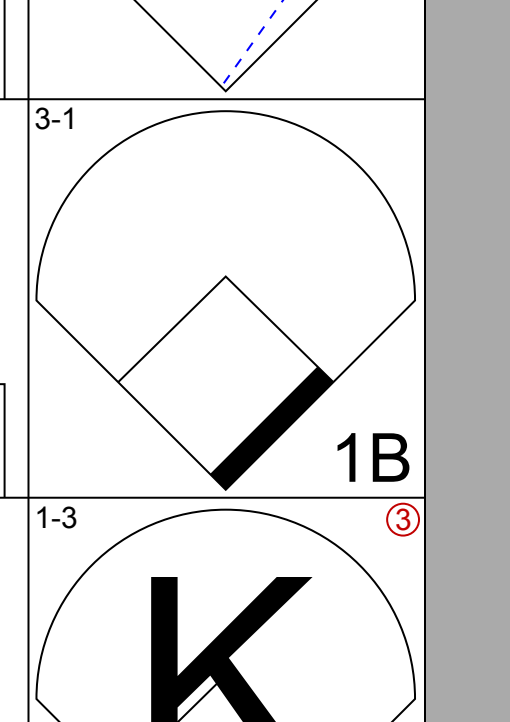
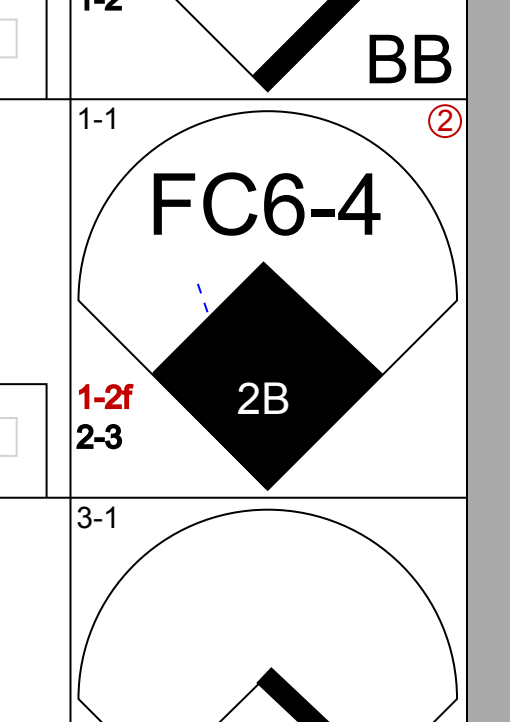
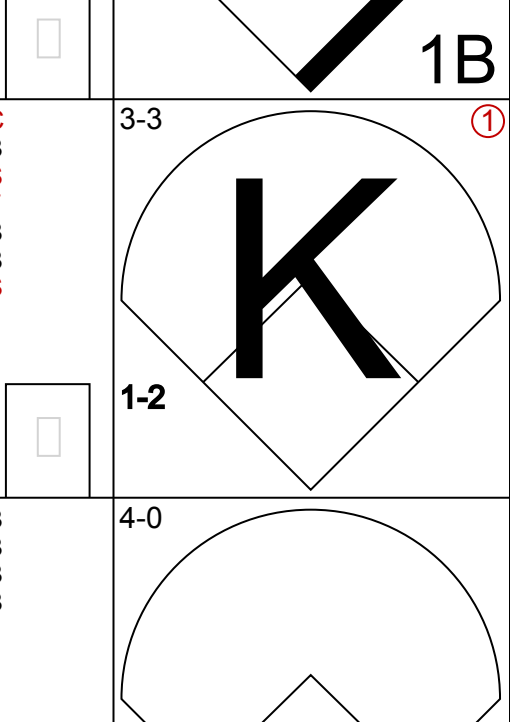
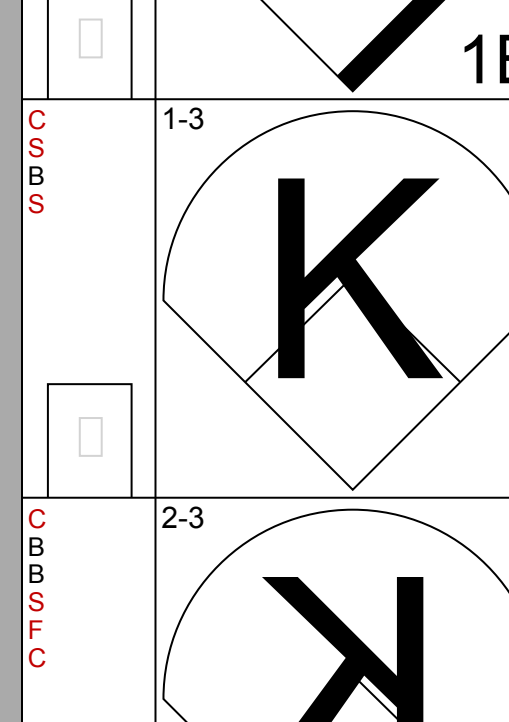
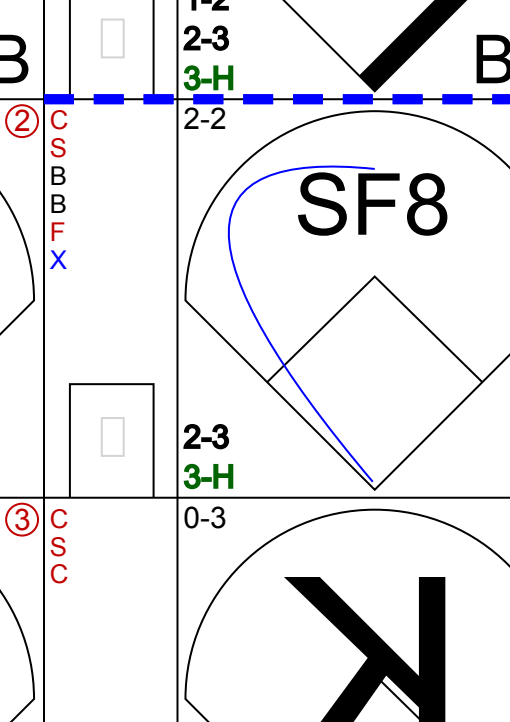
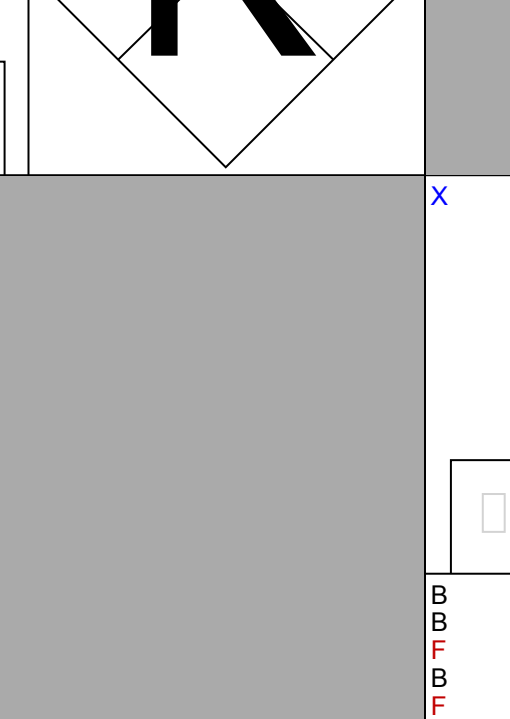
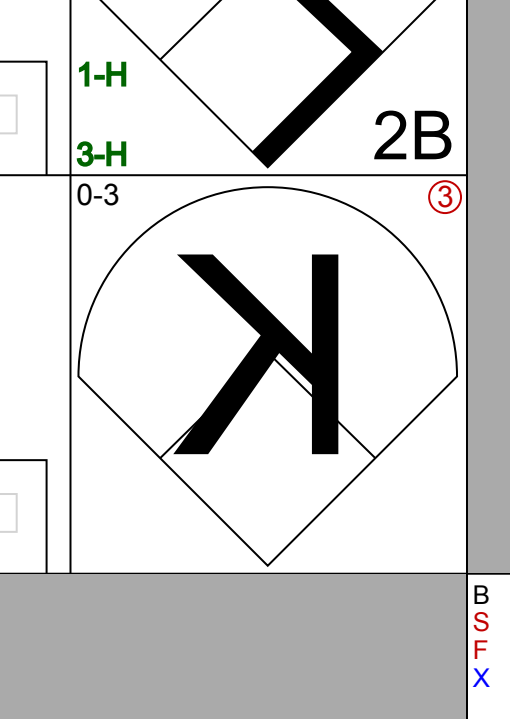
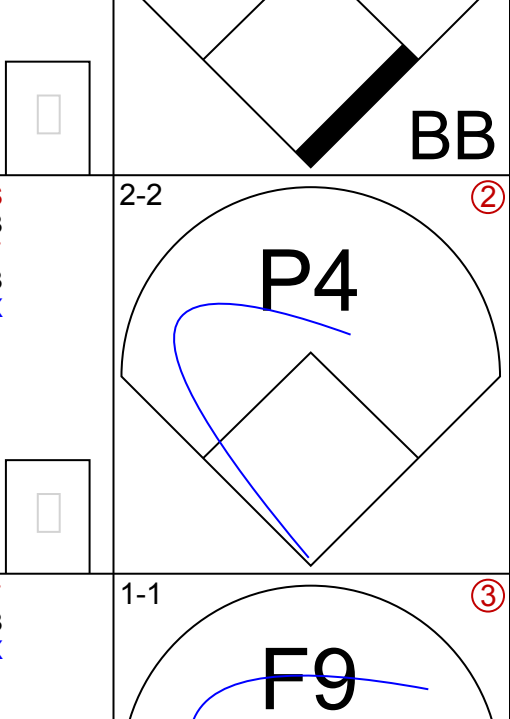
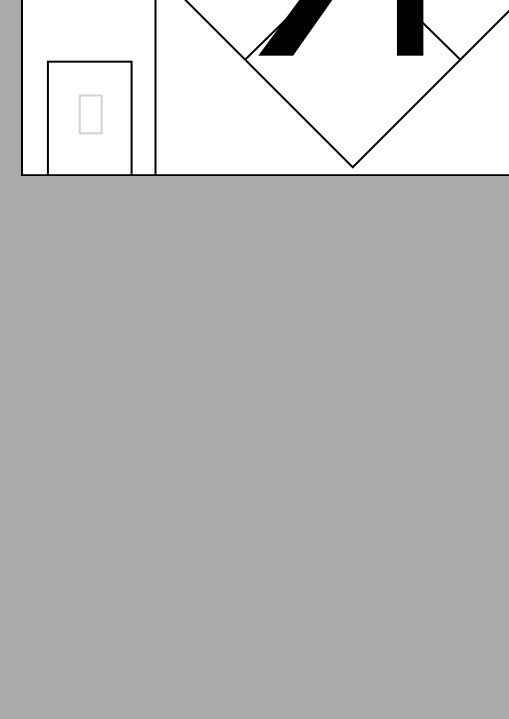
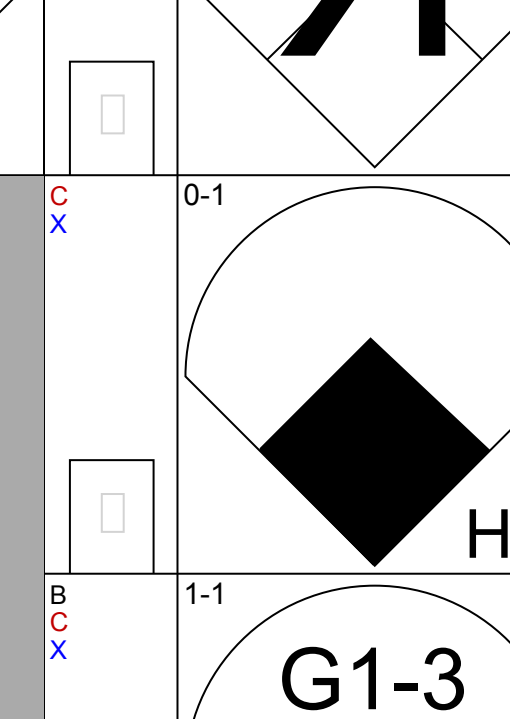
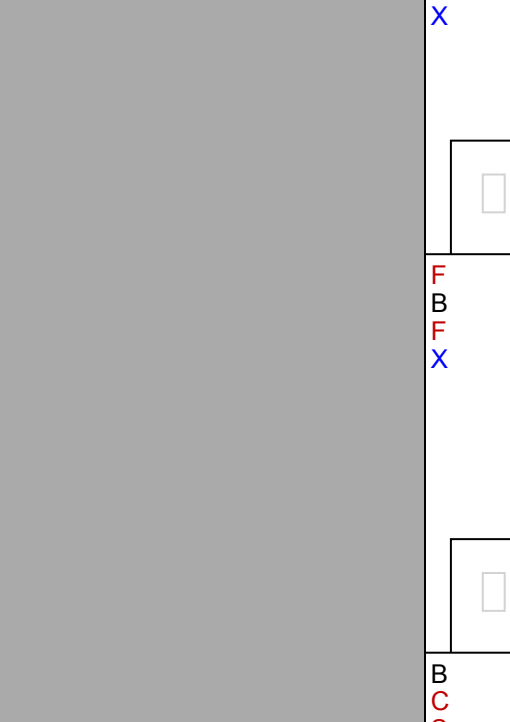

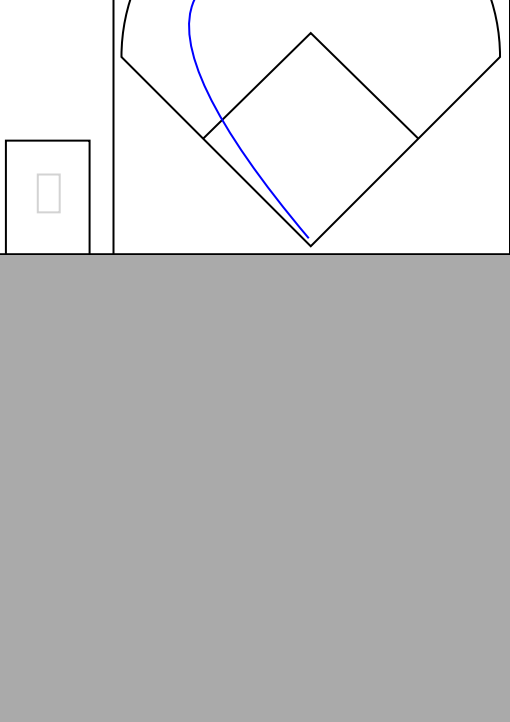

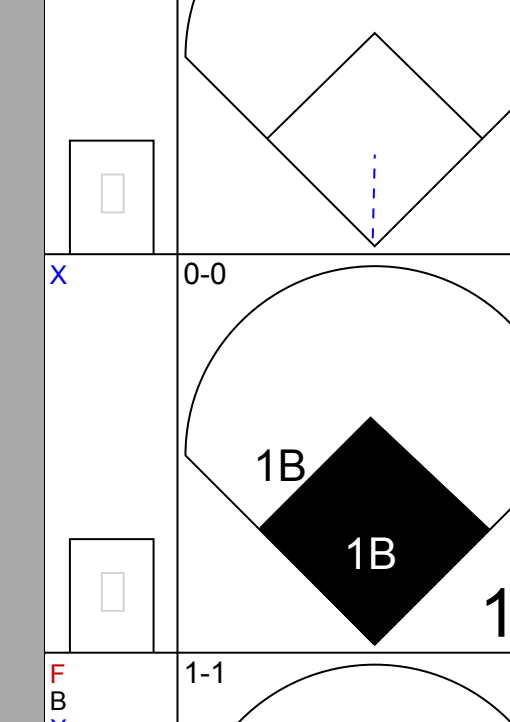
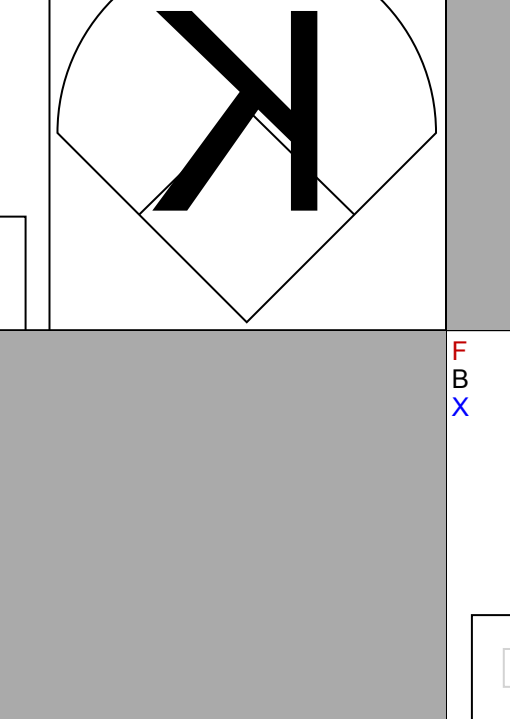
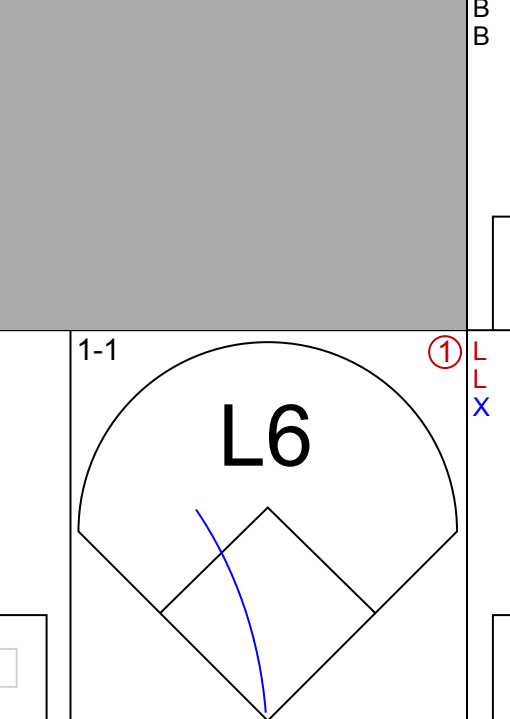

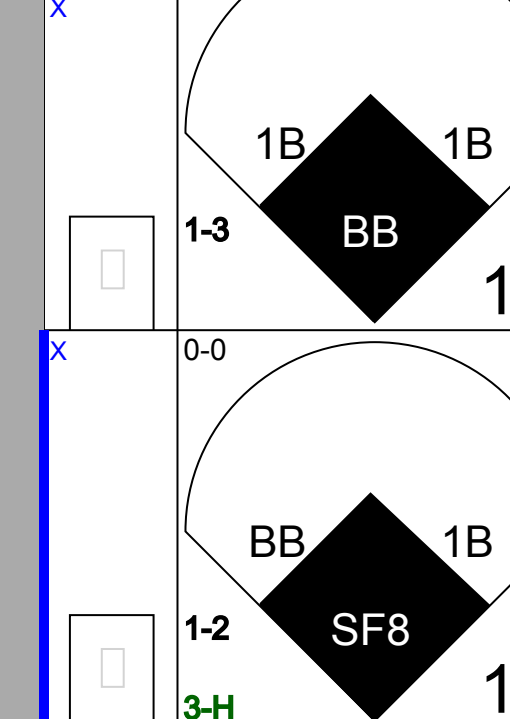
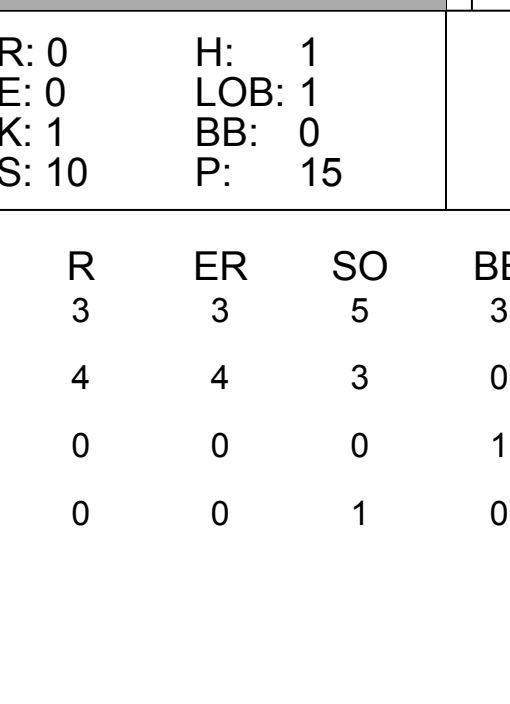
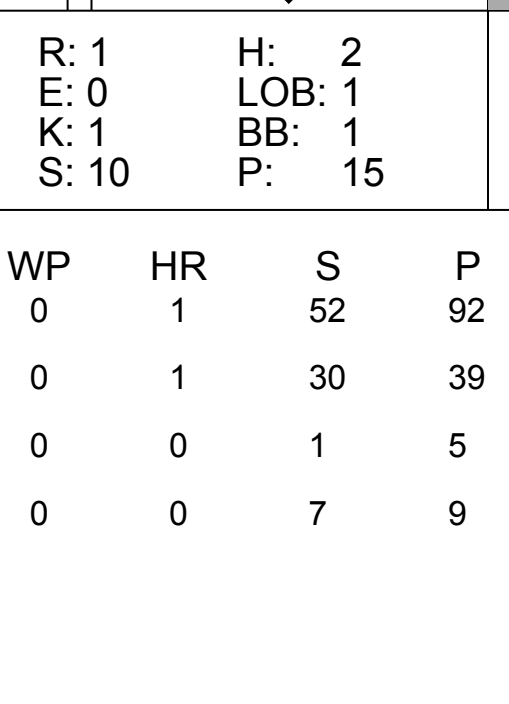
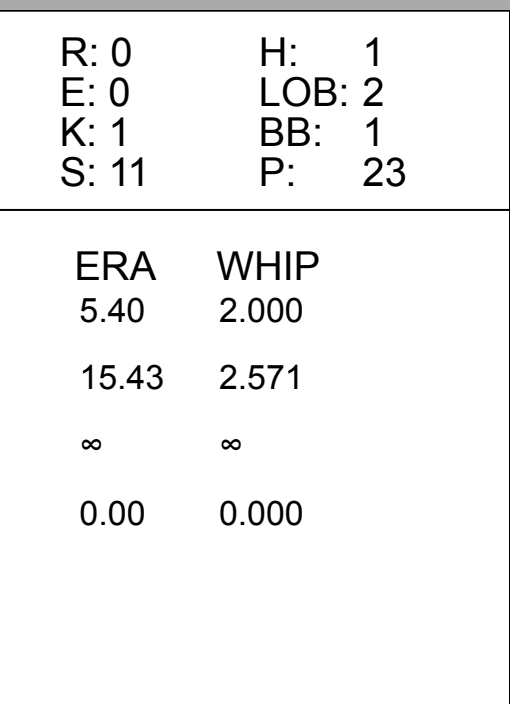
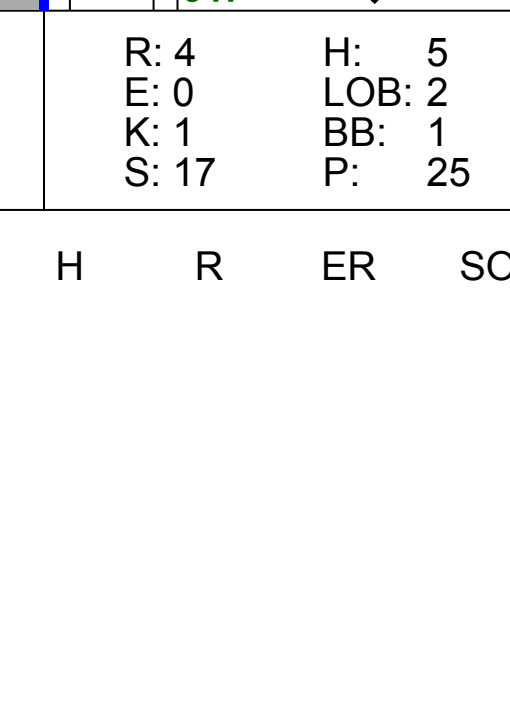
AB	36
R	5
H	9
RBI	5
BB	2
SO	5
LOB	12



AB	32
R	7
H	8
RBI	4
BB	3
SO	8
LOB	15



Batter	1	2	3	4	5	6	7	8	9	AB	R	H	RBI	BB	SO	LOB	TOP			
18 Jason Kendall, R OBP: 0.372, SLG: 0.405										5	1	2	2	0	1	2	Pittsburgh Pirates @ Chicago Cubs Wrigley Field, Chicago, IL Sat Apr 14 2001, 1:20 PM CDT Att: 34,220 - Sunny - 62 F livebaseballscorecards.com			
Derek Bell, R OBP: 0.171, SLG: 0.150										5	0	1	1	0	2	1				
John Vander Wal, L OBP: 0.382, SLG: 0.500 Emil Brown, R OBP: 0.200, SLG: 0.400										4	1	3	1	0	0	0				
Brian Giles, L OBP: 0.348, SLG: 0.561										3	0	0	0	1	0	1				
Aramis Ramirez, R OBP: 0.333, SLG: 0.649										4	1	1	1	0	1	2				
Kevin Young, R OBP: 0.286, SLG: 0.406										4	0	0	0	0	2	0				
Pat Meares, R OBP: 0.379, SLG: 0.481 Jose Silva, R										3	1	1	0	0	0	0				
Scott Sauerbeck, R Josias Manzanillo, R John Wehner, R OBP: 0.500, SLG: 0.250										0	0	0	0	0	0	0				
Abraham Nunez, S OBP: 0.500, SLG: 0.714										4	1	3	0	0	0	0				
Ramon Martinez, R Enrique Wilson, S OBP: 0.174, SLG: 0.136										2	0	0	0	0	0	2				
Inning Stats	R: 0 E: 0 K: 1 S: 13	H: 1 LOB: 2 BB: 1 P: 22	R: 1 E: 1 K: 0 S: 9	H: 2 LOB: 1 BB: 0 P: 12	R: 1 E: 0 K: 2 S: 12	H: 1 LOB: 0 BB: 0 P: 19	R: 0 E: 0 K: 1 S: 14	H: 1 LOB: 1 BB: 0 P: 19	R: 0 E: 0 K: 0 S: 6	H: 0 LOB: 0 BB: 0 P: 14	R: 1 E: 0 K: 1 S: 8	H: 1 LOB: 0 BB: 1 P: 16	R: 1 E: 0 K: 0 S: 5	H: 1 LOB: 0 BB: 0 P: 7	R: 2 E: 0 K: 1 S: 16	H: 3 LOB: 1 BB: 0 P: 25	1B: 5 2B: 4 3B: 0 HR: 2	SF: 0 SAC: 0 DP: 1 HBP: 0	WP: 0 PB: 0 SB: 2 CS: 1	PA: 39
PITCHER	IP	WLS	BF	H	R	ER	SO	BB	IBB	HBP	BLK	WP	HR	S	P	ERA	WHIP			
Jon Lieber, R ERA: 3.27	(1, 1)	7.0	29	7	3	2	6	2	0	0	0	0	1	72	110	2.57	1.286			
Felix Heredia, L ERA:	(8, 1)	0.2	2	0	0	0	0	0	0	0	0	0	0	2	4	0.00	0.000			
Manny Aybar, R ERA: 5.4	(8, 1)	0.1	W	2	1	1	0	0	0	0	0	0	1	3	3	27.00	3.000			
Jeff Fassero, L ERA: 3.88	(9, 1)	1.0	S	6	3	2	1	0	0	0	0	0	0	16	25	18.00	3.000			

Batter	1	2	3	4	5	6	7	8	9	AB	R	H	RBI	BB	SO	LOB	BOTTOM			
Eric Young Sr., R OBP: 0.288, SLG: 0.313										5	1	2	0	0	0	2	Pittsburgh Pirates @ Chicago Cubs Wrigley Field, Chicago, IL Sat Apr 14 2001, 1:20 PM CDT Att: 34,220 - Sunny - 62 F livebaseballscorecards.com			
Bill Mueller, S OBP: 0.347, SLG: 0.444										3	0	2	1	2	0	0				
Sammy Sosa, R OBP: 0.449, SLG: 0.694										4	1	1	1	0	2	4				
Todd Hundley, S OBP: 0.286, SLG: 0.136										4	0	1	2	1	3	4				
Rondell White, R OBP: 0.405, SLG: 0.541 Jeff Fassero, L										4	1	2	1	0	1	3				
Ricky Gutierrez, R OBP: 0.390, SLG: 0.595										4	1	1	1	0	0	3				
15 Julio Zuleta, R OBP: 0.333, SLG: 0.700										4	1	1	0	0	1	1				
Damon Buford, R OBP: 0.160, SLG: 0.130										3	1	1	0	1	1	1				
Jon Lieber, L OBP: 0.111, SLG: 0.111 Felix Heredia, L Manny Aybar, R Gary Matthews, S OBP: 0.238, SLG: 0.211										3	0	1	0	0	1	0				
Inning Stats	R: 0 E: 0 K: 1 S: 10	H: 1 LOB: 0 BB: 0 P: 18	R: 0 E: 0 K: 1 S: 10	H: 1 LOB: 0 BB: 0 P: 15	R: 2 E: 0 K: 1 S: 11	H: 2 LOB: 1 BB: 1 P: 21	R: 1 E: 0 K: 1 S: 10	H: 2 LOB: 1 BB: 1 P: 15	R: 0 E: 0 K: 1 S: 7	H: 0 LOB: 0 BB: 0 P: 9	R: 0 E: 0 K: 2 S: 14	H: 1 LOB: 0 BB: 0 P: 19	R: 4 E: 0 K: 1 S: 17	H: 5 LOB: 2 BB: 1 P: 25	1B: 10 2B: 1 3B: 0 HR: 2	SF: 1 SAC: 0 DP: 1 HBP: 0		WP: 0 PB: 0 SB: 1 CS: 0	PA: 40	
PITCHER	IP	WLS	BF	H	R	ER	SO	BB	IBB	HBP	BLK	WP	HR	S	P	ERA	WHIP			
Ramon Martinez, R ERA: 5.4	(1, 1)	5.0	24	7	3	3	5	3	0	0	0	0	1	30	39	15.43	2.571			
Jose Silva, R ERA: 6.52	(8, 1)	2.1	L	13	6	4	3	0	0	0	0	0	0	1	5	∞	∞			
Scott Sauerbeck, L ERA: 1.8	(8, 1)	0.0	1	0	0	0	0	1	0	0	0	0	0	1	5	∞	∞			
Josias Manzanillo, R ERA:	(8, 1)	0.2	2	0	0	0	1	0	0	0	0	0	0	7	9	0.00	0.000			



Batter	1	2	3	4	5	6	7	8	9	AB	R	H	RBI	BB	SO	LOB	TOP										
18 Jason Kendall, R OBP: 0.362, SLG: 0.375	1-2 F8		3-3 K		0-1 F2			4-1 BB G1-6-3		3	0	0	0	1	1	2											
Derek Bell, R OBP: 0.156, SLG: 0.136 Mike Williams, R (8, 1)	0-0 F3		3-3 K			3-3 K		3-2 BB G1-6-3		4	0	0	0	0	2	3											
John Vander Wal, L OBP: 0.395, SLG: 0.485	3-3 K			4-2 CS BB		2-3 K		3-2 BB		3	0	1	0	1	2	0											
Brian Giles, L OBP: 0.320, SLG: 0.511		3-3 K		3-2 G6-3		1-3 K		2-3 K		4	0	0	0	0	3	1											
Aramis Ramirez, R OBP: 0.326, SLG: 0.600	1-2 G1-3			4-2 BB			0-0 F2		0-2 F9		3	0	0	0	1	0											
Enrique Wilson, S OBP: 0.154, SLG: 0.120	1-3 K			3-3 K			1-3 K				3	0	0	0	0	3											
John Wehner, R OBP: 0.444, SLG: 0.286 Scott Sauerbeck, R Marc Wilkins, R Keith Osik, R			1-0 G4-3		0-1 BB S		2-1 G6-3				3	0	1	0	0	0											
Abraham Nunez, S OBP: 0.588, SLG: 0.750			2-2 WP 1B		4-1 BB			0-1 BB 18 1B		2	1	2	0	1	0	0											
Todd Ritchie, R OBP: 0.167, SLG: 0.167 Emil Brown, R OBP: 0.182, SLG: 0.364			2-2 1B		1-3 K		1-3 K		1-3 K		2	0	1	1	0	1											
Inning Stats	R: 0 E: 0 K: 1 S: 7	H: 0 LOB: 0 BB: 0 P: 11	R: 0 E: 0 K: 2 S: 11	H: 0 LOB: 0 BB: 0 P: 16	R: 1 E: 0 K: 2 S: 22	H: 2 LOB: 1 BB: 0 P: 33	R: 0 E: 0 K: 1 S: 11	H: 0 LOB: 2 BB: 2 P: 25	R: 0 E: 0 K: 1 S: 8	H: 1 LOB: 1 BB: 1 P: 13	R: 0 E: 0 K: 3 S: 11	H: 0 LOB: 0 BB: 0 P: 17	R: 0 E: 0 K: 1 S: 6	H: 0 LOB: 0 BB: 0 P: 9	R: 0 E: 0 K: 1 S: 9	H: 1 LOB: 1 BB: 1 P: 17	R: 0 E: 0 K: 1 S: 11	H: 1 LOB: 0 BB: 0 P: 16	1B: 5 2B: 1 3B: 0 HR: 0	SF: 0 SAC: 0 DP: 2 HBP: 0	WP: 1 PB: 0 SB: 2 CS: 1	PA: 32					
PITCHER	IP	WLS	BF	H	R	ER	SO	BB	IBB	HBP	BLK	WP	HR	S	P	ERA	WHIP										
34 Kerry Wood, R ERA: 3.94	6.0		22	3	1	1	10	3	0	0	0	1	0	70	115	1.50	1.000										
Courtney Duncan, R ERA: 2.45	1.1	W	6	1	0	0	2	1	0	0	0	0	0	12	20	0.00	1.500										
Mike Fyhrie, R ERA: 2.45	0.2	H	1	0	0	0	0	0	0	0	0	0	0	6	6	0.00	0.000										
Kyle Farnsworth, R ERA: 2.84	1.0		3	1	0	0	1	0	0	0	0	0	0	11	16	0.00	1.000										

Pittsburgh Pirates @ Chicago Cubs
Wrigley Field, Chicago, IL
Sun Apr 15 2001, 1:20 PM CDT
Att: 21,061 - Cloudy - 61 F

AB	28
R	1
H	5
RBI	1
BB	4
SO	13
LOB	11





Batter	1	2	3	4	5	6	7	8	9	AB	R	H	RBI	BB	SO	LOB	BOTTOM										
Eric Young Sr., R OBP: 0.316, SLG: 0.385	1-1 CS 1B		4-2 BB FC1-5 BB		0-0 HR		2-3 K	0-2 F9		4	1	2	1	1	1	1											
Bill Mueller, S OBP: 0.352, SLG: 0.440	3-2 G4-3		1-0 FC1-5 BB		0-1 1B		3-2 BB HR	2-2 F9		5	1	2	0	0	0	4											
Roosevelt Brown, L Gary Matthews, S OBP: 0.273, SLG: 0.211	4-2 BB		4-2 BB		1-0 F7		4-2 BB HR			1	0	0	0	2	0	1											
Sammy Sosa, R OBP: 0.453, SLG: 0.744	4-1 BB		3-2 F2		2-3 K		3-2 BB HR			3	1	1	3	1	1	4											
Todd Hundley, S OBP: 0.281, SLG: 0.154	1-0 G6-3		0-3 K		0-0 1B SH3 1B		2-1 L5			4	0	1	0	0	1	5											
Ricky Gutierrez, R OBP: 0.386, SLG: 0.575		0-1 G5-3		3-2 G4-6-3 1B		0-0 SH3	1-0 L4			3	0	1	0	0	0	0											
Matt Stairs, L OBP: 0.276, SLG: 0.192	2-2 F7		1-2 G4-6-3		0-0 G1-3 1B			0-0 15 2B 1B		4	1	2	0	0	0	1											
Damon Buford, R OBP: 0.138, SLG: 0.111	1-1 G6-3		2-1 P4		1-0 G1-3			0-3 K		4	0	0	0	0	1	3											
34 Kerry Wood, R Rondell White, R Courtney Duncan, L Mike Fyhrie, R 15 Julio Zuleta, R Kyle Farnsworth, R		0-0 FC1-5 BB		1-0 G5-3		0-0 L8		3-2 1-H 2B		2	0	1	0	0	0	0											
Inning Stats	R: 0 E: 0 K: 0 S: 10	H: 1 LOB: 2 BB: 2 P: 23	R: 0 E: 0 K: 0 S: 7	H: 0 LOB: 0 BB: 0 P: 10	R: 0 E: 0 K: 1 S: 14	H: 1 LOB: 3 BB: 2 P: 26	R: 0 E: 0 K: 0 S: 8	H: 1 LOB: 0 BB: 0 P: 14	R: 1 E: 0 K: 1 S: 8	H: 2 LOB: 1 BB: 0 P: 12	R: 0 E: 0 K: 0 S: 5	H: 2 LOB: 2 BB: 0 P: 6	R: 3 E: 0 K: 1 S: 14	H: 2 LOB: 0 BB: 1 P: 29	R: 1 E: 0 K: 1 S: 13	H: 2 LOB: 1 BB: 0 P: 18	R: 0 E: 0 K: 0 S: 10	H: 1 LOB: 0 BB: 0 P: 10	1B: 8 2B: 1 3B: 0 HR: 2	SF: 0 SAC: 1 DP: 1 HBP: 0	WP: 0 PB: 0 SB: 0 CS: 1	PA: 38					
PITCHER	IP	WLS	BF	H	R	ER	SO	BB	IBB	HBP	BLK	WP	HR	S	P	ERA	WHIP										
Todd Ritchie, R ERA: 3.63	6.0		27	7	1	1	2	4	0	0	0	0	0	8	17	54.00	6.000										
Scott Sauerbeck, L ERA: 5.09	0.1	L	3	1	2	2	1	1	0	0	0	0	0	6	12	13.50	1.500										
Marc Wilkins, R ERA: 11.05	0.2		3	1	1	1	0	0	0	0	0	0	1	6	12	13.50	1.500										
Mike Williams, R ERA: 1.8	1.0		5	2	1	1	1	0	0	0	0	0	0	13	18	9.00	2.000										

Pittsburgh Pirates @ Chicago Cubs
Wrigley Field, Chicago, IL
Sun Apr 15 2001, 1:20 PM CDT
Att: 21,061 - Cloudy - 61 F

AB	32
R	5
H	11
RBI	5
BB	5
SO	4
LOB	21



Batter	1	2	3	4	5	6	7	8	9	AB R H RBI BB SO LOB	TOP																								
											Philadelphia Phillies @ Chicago Cubs Wrigley Field, Chicago, IL Mon Apr 16 2001, 7:05 PM CDT livebaseballscorecards.com																								
										AB		0																							
										R		0																							
										H		0																							
										RBI		0																							
										BB		0																							
										SO		0																							
										LOB		0																							
																																			
Inning Stats										1B: 0		SF: 0	WP: 0	PA: 0																					
	2B: 0	SAC: 0	FB: 0																																
	3B: 0	DP: 0	SB: 0																																
	HR: 0	HBP: 0	CS: 0																																
PITCHER	IP	WLS	BF	H	R	ER	SO	BB	IBB	HBP	BLK	WP	HR	S	P	ERA	WHIP	PITCHER	IP	WLS	BF	H	R	ER	SO	BB	IBB	HBP	BLK	WP	HR	S	P	ERA	WHIP

Batter	1	2	3	4	5	6	7	8	9	AB R H RBI BB SO LOB	BOTTOM																								
											Philadelphia Phillies @ Chicago Cubs Wrigley Field, Chicago, IL Mon Apr 16 2001, 7:05 PM CDT livebaseballscorecards.com																								
										AB		0																							
										R		0																							
										H		0																							
										RBI		0																							
										BB		0																							
										SO		0																							
										LOB		0																							
																																			
Inning Stats										1B: 0		SF: 0	WP: 0	PA: 0																					
	2B: 0	SAC: 0	FB: 0																																
	3B: 0	DP: 0	SB: 0																																
	HR: 0	HBP: 0	CS: 0																																
PITCHER	IP	WLS	BF	H	R	ER	SO	BB	IBB	HBP	BLK	WP	HR	S	P	ERA	WHIP	PITCHER	IP	WLS	BF	H	R	ER	SO	BB	IBB	HBP	BLK	WP	HR	S	P	ERA	WHIP

Batter	1	2	3	4	5	6	7	8	9	AB	R	H	RBI	BB	SO	LOB	TOP					
Doug Glanville, R OBP: 0.283, SLG: 0.418			G1-3		G6-3		K	G1-3	G4-3	6	1	1	0	0	1	5	Philadelphia Phillies @ Chicago Cubs Wrigley Field, Chicago, IL Tue Apr 17 2001, 1:20 PM CDT Att: 18,189 - Sunny - 43 F					
Travis Lee, L OBP: 0.451, SLG: 0.333			1B		K		BB		BB	2	1	0	0	3	2	1						
Scott Rolen, R OBP: 0.315, SLG: 0.400			BB		F9		BB		BB	3	1	1	0	2	1	1						
Bobby Abreu, L OBP: 0.400, SLG: 0.565			P4		11 1B		K		L8	4	1	1	1	1	1	7						
Mike Lieberthal, R OBP: 0.365, SLG: 0.333	G1		G5-3		K		F8		BB	4	1	0	0	1	1	7						
Pat Burrell, R OBP: 0.333, SLG: 0.356					11 1B				BB	3	1	2	2	2	1	1						
Marlon Anderson, L OBP: 0.282, SLG: 0.206			FC5-4		K		11 1B		F8	4	0	1	1	1	1	3						
11 Jimmy Rollins, S OBP: 0.314, SLG: 0.244			FC1-6		G1-6-3		1B		L9	5	0	3	2	0	0	2						
Amaury Telemaco, R Chris Brock, R Rob Dugan, L Wayne Gomes, R Rheal Cormier, L Ricky Bottalico, L 23 Kevin Jordan, R Vicente Padilla, R Jose Mesa, R			K2-3		G1-6-3		E		K	3	0	0	0	0	0	0						
Inning Stats	R: 1 E: 0 K: 2 S: 15	H: 2 LOB: 1 BB: 0 P: 25	R: 0 E: 0 K: 1 S: 8	H: 0 LOB: 1 BB: 1 P: 17	R: 0 E: 0 K: 1 S: 11	H: 1 LOB: 2 BB: 1 P: 18	R: 0 E: 0 K: 1 S: 9	H: 2 LOB: 1 BB: 0 P: 10	R: 0 E: 0 K: 1 S: 5	H: 0 LOB: 0 BB: 0 P: 8	R: 1 E: 0 K: 2 S: 13	H: 1 LOB: 2 BB: 2 P: 26	R: 0 E: 1 K: 2 S: 10	H: 1 LOB: 2 BB: 2 P: 21	R: 0 E: 0 K: 0 S: 8	H: 0 LOB: 2 BB: 2 P: 18		R: 4 E: 0 K: 1 S: 29	H: 3 LOB: 3 BB: 3 P: 52	1B: 7 2B: 3 3B: 0 HR: 0	SF: 0 SAC: 0 DP: 1 HBP: 0	WP: 0 PB: 0 SB: 4 CS: 0
PITCHER	IP WLS BF H R ER SO	BB IBB HBP BLK	WP HR S P	ERA WHIP	PITCHER	IP WLS BF H R ER SO	BB IBB HBP BLK	WP HR S P	ERA WHIP													
Julian Tavarez, R ERA: 1.47	6.0	26	6	2	2	7	4	0	0	0	0	0	0	0	0	104	3.00	1.667				
Todd Van Poppel, R ERA: 2.09	0.1	2	1	0	0	1	0	0	0	0	0	0	0	0	5	7	0.00	3.000				
Felix Heredia, L ERA:	0.1	3	0	0	0	1	2	0	0	0	0	0	0	4	13	0.00	6.000					
Kyle Farnsworth, R ERA: 2.7	0.1	1	0	0	0	0	0	0	0	0	0	0	0	1	1	0.00	0.000					
Mike Fyhrie, R ERA: 1.93	1.0	H	5	0	0	0	2	0	0	0	0	0	0	8	18	0.00	2.000					

AB	35
R	6
H	10
RBI	6
BB	11
SO	10
LOB	32



Batter	1	2	3	4	5	6	7	8	9	AB	R	H	RBI	BB	SO	LOB	BOTTOM					
Eric Young Sr., R OBP: 0.323, SLG: 0.364	G6-3		L4-6		K		K		1B	3	0	0	0	2	2	2	Philadelphia Phillies @ Chicago Cubs Wrigley Field, Chicago, IL Tue Apr 17 2001, 1:20 PM CDT Att: 18,189 - Sunny - 43 F					
Bill Mueller, S OBP: 0.373, SLG: 0.473	2B		1B		F7		F9		F7	5	1	3	0	0	0	1						
Rondell White, R Mike Fyhrie, R Jeff Fassero, L	G6-4-3		L4-6		BB		1B		1B	3	0	2	0	1	0	2						
Roosevelt Brown, L OBP: 0.364, SLG: 0.125	1B		2-3		BB		1B		1B	0	0	0	0	0	0	0						
Sammy Sosa, R OBP: 0.448, SLG: 0.727	G6-4-3		G4-3		P6		F9		1B	5	1	2	0	0	0	5						
Todd Hundley, S OBP: 0.270, SLG: 0.161	P3		G4-3		K		1B		K	5	0	1	1	0	2	5						
Ricky Gutierrez, R OBP: 0.367, SLG: 0.535	CS		SF9		K		K		K	3	0	0	1	1	3	5						
Matt Stairs, L OBP: 0.244, SLG: 0.259										1	1	1	0	1	0	0						
Todd Van Poppel, R ERA: 2.35										0	0	0	0	0	0	0						
Felix Heredia, L ERA:										0	0	0	0	0	0	0						
Kyle Farnsworth, R OBP: 0.107										1	0	0	0	0	0	0						
Damon Buford, R OBP: 0.133, SLG: 0.107										0	0	0	0	0	0	0						
Gary Matthews, S OBP: 0.269, SLG: 0.261	G3									4	0	1	0	0	0	3						
Manny Aybar, R										0	0	0	0	0	0	0						
Julian Tavarez, L OBP: 0.200, SLG: 0.200										2	0	1	1	0	1	0						
15 Julio Zuleta, R OBP: 0.333, SLG: 0.696										2	0	0	0	0	2	1						
Inning Stats	R: 0 E: 0 K: 0 S: 14	H: 2 LOB: 1 BB: 0 P: 19	R: 0 E: 0 K: 0 S: 6	H: 0 LOB: 1 BB: 1 P: 17	R: 0 E: 0 K: 1 S: 6	H: 1 LOB: 1 BB: 1 P: 12	R: 2 E: 0 K: 1 S: 17	H: 3 LOB: 2 BB: 1 P: 28	R: 0 E: 0 K: 1 S: 8	H: 0 LOB: 1 BB: 1 P: 12	R: 0 E: 0 K: 2 S: 15	H: 1 LOB: 1 BB: 0 P: 19	R: 1 E: 0 K: 2 S: 19	H: 3 LOB: 2 BB: 0 P: 25	R: 0 E: 0 K: 1 S: 9	H: 0 LOB: 0 BB: 0 P: 14	R: 0 E: 0 K: 2 S: 17	H: 2 LOB: 3 BB: 1 P: 28	1B: 8 2B: 5 3B: 0 HR: 0	SF: 1 SAC: 0 DP: 2 HBP: 1	WP: 0 PB: 0 SB: 0 CS: 2	PA: 42
PITCHER	IP WLS BF H R ER SO	BB IBB HBP BLK	WP HR S P	ERA WHIP	PITCHER	IP WLS BF H R ER SO	BB IBB HBP BLK	WP HR S P	ERA WHIP													
Amaury Telemaco, R ERA: 4.61	3.2	17	5	2	2	1	3	0	0	0	0	0	0	0	0	36	6.9	2.182				
Chris Brock, R	2.1	10	2	0	0	4	1	0	0	0	0	0	0	0	30	38	0.00	1.286				
Wayne Gomes, R ERA: 1.0	0.2	4	2	1	1	1	0	0	0	0	0	0	0	11	14	13.50	3.000					
Rheal Cormier, L ERA: 6.75	0.0	1	1	0	0	0	0	0	0	0	0	0	0	5	8	∞	∞					
Ricky Bottalico, R ERA:	0.1	1	0	0	0	1	0	0	0	0	0	0	0	3	3	0.00	0.000					

AB	35
R	3
H	12
RBI	3
BB	5
SO	10
LOB	24



Batter	1	2	3	4	5	6	7	8	9	AB	R	H	RBI	BB	SO	LOB	TOP
Doug Glanville, R (1, 8) OBP: 0.290, SLG: 0.433	1-2 1B		0-0 G3				1-1 FC3-6 1B	1-1 FC2-5		5	1	3	0	0	0	2	Philadelphia Phillies @ Chicago Cubs Wrigley Field, Chicago, IL Wed Apr 18 2001, 12:05 PM CDT Sunny - 54 F
Travis Lee, L (1, 3) OBP: 0.411, SLG: 0.295	0-0 F7		2-2 L4			0-0 FC3-6 1-2	2-3 K	2-3 K		5	0	0	0	0	2	5	
Scott Rolen, R (1, 5) OBP: 0.322, SLG: 0.388	2-3 K		0-0 1B			2-2 L3	4-2 2B BB	1-3 K		4	1	1	0	1	2	4	
Bobby Abreu, L (1, 9) OBP: 0.367, SLG: 0.520	0-0 F7		3-2 G4-3				2-2 SF9		1-3 K	4	0	0	1	0	2	2	
Mike Lieberthal, R (1, 2) OBP: 0.368, SLG: 0.326		0-0 G6-3				0-0 F9	4-1 2B BB		1-0 F9	4	0	1	0	1	0	0	
Pat Burrell, R (1, 7) OBP: 0.357, SLG: 0.460		2-2 HR			0-1 F8	2-1 11 1B 1B	0-0 2B		1-2 F7	5	1	3	2	0	0	1	
Marlon Anderson, L (1, 4) OBP: 0.302, SLG: 0.237		2-1 1B			2-3 K	0-0 11 1B 1B	0-0 F7			4	0	2	0	0	1	3	
11 Jimmy Rollins, S (1, 6) OBP: 0.327, SLG: 0.265		1-3 K			1-2 G3	1-1 1B		2-1 FC2-5 23 1B 1B		4	0	2	0	0	1	2	
Bruce Chen, L (1, 1) Rob Ducey, L (6, PH) Vicente Padilla, R (6, PH) 23 Kevin Jordan, R (8, PH) Ricky Bottalico, L (8, PH)		0-3 K			1-3 K	0-2 F8		0-2 FC2-5 1B		2	0	0	0	0	2	1	
Inning Stats	R: 0 E: 0 K: 1 S: 8	H: 1 LOB: 1 BB: 0 P: 11	R: 1 E: 0 K: 2 S: 12	H: 2 LOB: 1 BB: 0 P: 17	R: 0 E: 0 K: 0 S: 16	H: 1 LOB: 1 BB: 0 P: 21	R: 0 E: 0 K: 1 S: 13	H: 3 LOB: 3 BB: 0 P: 19	R: 2 E: 0 K: 1 S: 15	H: 2 LOB: 2 BB: 2 P: 29	R: 0 E: 0 K: 2 S: 13	H: 0 LOB: 0 BB: 0 P: 10	1B: 11 2B: 1 3B: 0 HR: 1	SF: 1 SAC: 0 DP: 0 HBP: 0	WP: 0 PB: 0 SB: 3 CS: 0	PA: 42	
PITCHER	IP WLS BF H R ER SO BB IBB HBP BLK WP HR S P ERA WHIP																
Kevin Tapani, R (1, 1) ERA: 0.96	5.2 W 26 9 1 1 6 0 0 0 0 0 0 1 67 96 1.59 1.588																
Courtney Duncan, R (6, 1) ERA: 6.23	0.2 H 4 1 0 2 2 1 1 0 0 0 0 0 0 12 20 27.00 3.000																
Felix Heredia, L (7, 1) ERA: 2.25	0.1 H 1 0 0 0 0 0 0 0 0 0 0 0 0 3 5 0.00 0.000																
Kyle Farnsworth, R (7, 1) ERA: 7.27	1.1 H 8 3 0 0 2 1 0 0 0 0 0 0 0 16 26 0.00 3.000																
Jeff Fassero, L (9, 1)	1.0 S 3 0 0 0 1 0 0 0 0 0 0 0 0 7 10 0.00 0.000																

Batter	1	2	3	4	5	6	7	8	9	AB	R	H	RBI	BB	SO	LOB	BOTTOM	
Eric Young Sr., R (1, 4) OBP: 0.318, SLG: 0.390	3-2 SF8 3B		3-1 G1-3		0-0 F9		0-0 F8			4	1	1	0	0	0	2	Philadelphia Phillies @ Chicago Cubs Wrigley Field, Chicago, IL Wed Apr 18 2001, 12:05 PM CDT Sunny - 54 F	
Bill Mueller, S (1, 5) OBP: 0.365, SLG: 0.466	3-2 SF8		1-2 1B 15 FC6 1B		0-1 F9		0-0 L8			3	1	1	1	0	0	0		
Rondell White, R (1, 7) OBP: 0.431, SLG: 0.578	1-0 G6-3 3B		1-0 15 F 15 FC6 G6-3 1B		0-0 F9		3-2 P6			4	2	2	0	0	0	0		
Sammy Sosa, R (1, 9) OBP: 0.419, SLG: 0.667	1-2 G6-3		0-3 K		1-3 K		2-3 K			4	0	0	1	0	3	2		
15 Julio Zuleta, R (1, 3) OBP: 0.296, SLG: 0.615	0-3 K		1-1 FC6		0-3 K		0-3 K			3	0	0	1	0	2	1		
Ricky Gutierrez, R (1, 6) OBP: 0.346, SLG: 0.500		0-1 G5-3	2-1 G6-3		1-0 G4-3					3	0	0	1	0	0	1		
Gary Matthews, S (1, 8) OBP: 0.241, SLG: 0.231 Kyle Farnsworth, R (7, 1) Jeff Fassero, L (9, 1)		3-1 F7	3-H F7		0-1 P6					3	0	0	0	0	0	1		
Joe Girardi, R (1, 2) OBP: 0.381, SLG: 0.333		4-1 1B BB		3-3 K		2-3 K				2	0	0	0	1	2	0		
Kevin Tapani, R (1, 1) OBP: 0.250, SLG: 0.250 Courtney Duncan, L (6, 1) Felix Heredia, L (7, 1) Damon Buford, R (7, 8) OBP: 0.129, SLG: 0.103		1-1 1B		1-1 G5-3		1-2 F7				2	0	1	0	0	0	0		
Inning Stats	R: 2 E: 0 K: 1 S: 14	H: 2 LOB: 0 BB: 0 P: 22	R: 0 E: 0 K: 0 S: 9	H: 1 LOB: 2 BB: 1 P: 20	R: 2 E: 1 K: 1 S: 14	H: 2 LOB: 1 BB: 0 P: 20	R: 0 E: 0 K: 1 S: 6	H: 0 LOB: 0 BB: 0 P: 10	R: 0 E: 0 K: 1 S: 6	H: 0 LOB: 0 BB: 0 P: 7	R: 0 E: 0 K: 1 S: 8	H: 0 LOB: 0 BB: 0 P: 11	R: 0 E: 0 K: 1 S: 8	H: 0 LOB: 0 BB: 0 P: 13	1B: 3 2B: 0 3B: 2 HR: 0	SF: 1 SAC: 0 DP: 0 HBP: 0		WP: 0 PB: 0 SB: 0 CS: 0
PITCHER	IP WLS BF H R ER SO BB IBB HBP BLK WP HR S P ERA WHIP																	
Bruce Chen, L (1, 1) ERA: 2.65	5.0 L 22 5 4 3 4 1 0 0 0 0 0 0 0 49 79 5.40 1.200																	
Vicente Padilla, R (6, 1) ERA: 3.18	2.0 6 0 0 0 2 0 0 0 0 0 0 0 0 14 18 0.00 0.000																	
Ricky Bottalico, R (8, 1) ERA:	1.0 3 0 0 0 1 0 0 0 0 0 0 0 0 8 13 0.00 0.000																	

Batter	1	2	3	4	5	6	7	8	9	AB	R	H	RBI	BB	SO	LOB	TOP										
11 Jimmy Rollins, S OBP: 0.333, SLG: 0.264	0-0 B5-3		2-2 1B		4-0 BB			1-3 K	0-0 F8	4	0	1	0	1	1	2	Philadelphia Phillies @ Chicago Cubs Wrigley Field, Chicago, IL Wed Apr 18 2001, 3:05 PM CDT Att: 26,793 - Sunny - 54 F										
Travis Lee, L OBP: 0.383, SLG: 0.271	1-3 K		1-0 G4-3		0-0 F7			3-3 K		4	0	0	0	0	2	5											
Scott Rolen, R OBP: 0.317, SLG: 0.365	0-2 F8			2-1 F8		0-1 F7			4-2 BB 1B	3	1	0	0	1	0	0											
Bobby Abreu, L OBP: 0.359, SLG: 0.491		2-2 G4-3		0-3 K		1-3 K			4-2 BB 1B 2B	3	1	0	0	1	2	0											
Pat Burrell, R OBP: 0.333, SLG: 0.426		0-1 G6-3		0-0 G4-3		3-3 K			2-3 K	4	0	0	0	0	2	2											
Rob Ducey, L OBP: 0.333, SLG: 0.500		0-0 F9			1-3 K				1-2 BB 2B	4	1	1	1	0	2	0											
23 Kevin Jordan, R OBP: 0.438, SLG: 0.357			1-0 G1-3		1-1 G4-3 1B			0-1 F2	1-3 K	4	0	1	0	0	1	2											
Gary Bennett, R OBP: 0.600, SLG: 0.750			2-0 1B 2B		1-0 G4-3 1B			0-2 G5-3	4-2 2B BB	3	0	2	0	1	0	0											
Randy Wolf, L Marlon Anderson, L Eddie Oropesa, L Chris Brock, R Wayne Gomes, R Tommaso Perez, S Rheal Cormier, L Mike Lieberthal, R			0-0 P6		0-2 G4-3			3-2 G5-3	2-2 BB 2B	1	0	0	0	0	0	1											
Inning Stats	R: 0 E: 0 K: 1 S: 7	H: 0 LOB: 0 BB: 0 P: 8	R: 0 E: 0 K: 0 S: 6	H: 0 LOB: 0 BB: 0 P: 8	R: 0 E: 0 K: 0 S: 7	H: 2 LOB: 2 BB: 0 P: 13	R: 0 E: 0 K: 1 S: 6	H: 0 LOB: 0 BB: 0 P: 8	R: 0 E: 0 K: 1 S: 11	H: 2 LOB: 3 BB: 1 P: 18	R: 0 E: 0 K: 1 S: 10	H: 0 LOB: 0 BB: 0 P: 14	R: 0 E: 0 K: 1 S: 9	H: 0 LOB: 0 BB: 0 P: 9	R: 0 E: 0 K: 2 S: 12	H: 0 LOB: 0 BB: 0 P: 19		R: 3 E: 0 K: 2 S: 22	H: 2 LOB: 2 BB: 3 P: 40	1B: 4 2B: 2 3B: 0 HR: 0	SF: 0 SAC: 0 DP: 0 HBP: 0	WP: 0 PB: 0 SB: 0 CS: 0	PA: 37				
PITCHER	IP	WLS	BF	H	R	ER	SO	BB	IBB	HBP	BLK	WP	HR	S	P	ERA	WHIP										
Jason Bere, R ERA: 3.32	8.0	W	31	4	2	2	8	3	0	0	0	0	0	73	110	2.25	0.875										
Mike Fyhrne, R ERA: 3.38	0.2		4	1	0	0	2	1	0	0	0	0	0	13	21	0.00	3.000										
Jeff Fassero, L ERA: 7.0	0.1	S	2	1	1	1	0	0	0	0	0	0	0	4	6	27.00	3.000										
Batter	1	2	3	4	5	6	7	8	9	AB	R	H	RBI	BB	SO	LOB	BOTTOM										
Damon Buford, R OBP: 0.114, SLG: 0.091	0-3 K		0-3 K		1-3 K				0-1 F8	4	0	0	0	0	3	2	Philadelphia Phillies @ Chicago Cubs Wrigley Field, Chicago, IL Wed Apr 18 2001, 3:05 PM CDT Att: 26,793 - Sunny - 54 F										
Bill Mueller, S OBP: 0.388, SLG: 0.525	0-0 HR		2-2 P6		0-0 1B G3-1				4-1 1B BB	3	2	2	1	1	0	0											
Rondell White, R OBP: 0.436, SLG: 0.633	1-1 G6-3			3-2 HR	0-1 15 G3-1 1B			3-3 K		4	1	2	1	0	1	1											
Sammy Sosa, R OBP: 0.424, SLG: 0.647	2-3 K			1-3 K	4-0 15 G3-1 1B			1-1 K		3	0	1	0	1	2	0											
Gary Matthews, S OBP: 0.241, SLG: 0.231					1-2 G3-1 1B			1-2 1B		0	0	0	0	0	0	0											
15 Julio Zuleta, R OBP: 0.323, SLG: 0.586		0-0 1B		4-2 2B BB	2-2 G3-1			2-3 K		3	1	1	1	1	1	4											
Todd Hundley, S OBP: 0.288, SLG: 0.200		3-1 P4		3-2 1B 2B	1-2 2-3 3-H L5			1-3 K		4	1	1	1	0	1	5											
Ricky Gutierrez, R OBP: 0.339, SLG: 0.480		1-2 F8		0-1 SH5-4 2H 1B	1-1 G5-3			0-0 G1-3		4	0	1	1	0	0	3											
Augie Ojeda, S OBP: 0.125, SLG: 0.125		1-0 P5		0-1 SH5-4 1B				0-0 P3		4	0	1	0	0	0	1											
Jason Bere, R OBP: 0.167, SLG: 0.167			1-2 P4		0-1 SH5-4 1B			2-2 G6-3		3	0	0	0	0	0	0											
Mike Fyhrne, R Jeff Fassero, L				1-2 P4	1-2 2-3 SH5-4			3-2 F7		0	0	0	0	0	0	0											
Inning Stats	R: 1 E: 0 K: 2 S: 9	H: 1 LOB: 0 BB: 0 P: 12	R: 0 E: 0 K: 0 S: 7	H: 1 LOB: 1 BB: 0 P: 12	R: 0 E: 0 K: 1 S: 12	H: 0 LOB: 0 BB: 0 P: 15	R: 3 E: 0 K: 2 S: 26	H: 4 LOB: 2 BB: 1 P: 38	R: 1 E: 0 K: 0 S: 14	H: 2 LOB: 2 BB: 1 P: 23	R: 0 E: 0 K: 3 S: 14	H: 0 LOB: 0 BB: 0 P: 25	R: 0 E: 0 K: 0 S: 5	H: 0 LOB: 0 BB: 0 P: 7	R: 0 E: 0 K: 0 S: 5	H: 0 LOB: 0 BB: 0 P: 7	1B: 6 2B: 1 3B: 0 HR: 2	SF: 0 SAC: 1 DP: 0 HBP: 0	WP: 0 PB: 0 SB: 0 CS: 0	PA: 36							
PITCHER	IP	WLS	BF	H	R	ER	SO	BB	IBB	HBP	BLK	WP	HR	S	P	ERA	WHIP										
Randy Wolf, L ERA: 6.23	4.0	L	19	6	4	4	4	1	0	0	0	0	0	3	7	6.23	1.750										
Eddie Oropesa, L ERA: 9.0	0.0		3	2	1	1	0	0	1	0	0	0	0	3	7	9.00	3.000										
Chris Brock, R ERA: 1.86	2.0		6	0	0	0	0	0	0	0	0	0	0	19	27	0.00	0.000										
Wayne Gomes, R ERA: 0.5	1.0		5	1	0	0	3	1	0	0	0	0	0	14	25	0.00	2.000										
Rheal Cormier, L ERA: 4.91	1.0		3	0	0	0	0	0	0	0	0	0	0	5	7	0.00	0.000										

Batter	1	2	3	4	5	6	7	8	9	AB	R	H	RBI	BB	SO	LOB	TOP			
Eric Young Sr. R OBP: 0.338, SLG: 0.397 (1, 4)										4	2	2	0	1	0	2	Chicago Cubs @ Pittsburgh Pirates PNC Park, Pittsburgh, PA Fri Apr 20 2001, 7:05 PM EDT Att: 31,692 - Overcast - 48 F			
Bill Mueller S OBP: 0.403, SLG: 0.508 (1, 5)									2	2	0	0	3	0	1					
Rondell White R OBP: 0.424, SLG: 0.596 Damon Buford R OBP: 0.111, SLG: 0.088 (8, 8)									3	1	0	0	0	1	2	1				
Sammy Sosa R OBP: 0.423, SLG: 0.673 (1, 9)									4	2	1	5	1	0	0					
Todd Hundley S OBP: 0.283, SLG: 0.205 (1, 2)									4	0	1	1	1	1	3					
Ricky Gutierrez R OBP: 0.350, SLG: 0.509 (1, 6)									3	0	2	2	0	0	1					
Matt Stairs L OBP: 0.343, SLG: 0.241 15 Julio Zuleta R OBP: 0.313, SLG: 0.567 (8, PH) (8, 3)									2	0	0	0	1	1	1					
Gary Matthews S OBP: 0.212, SLG: 0.200 (8, 7)									4	0	0	0	0	1	3					
Jon Lieber L OBP: 0.250, SLG: 0.182 Roosevelt Brown L OBP: 0.417, SLG: 0.125 Jeff Fassero L (9, 1)									2	0	1	0	1	0	3					
Inning Stats	R: 3 E: 0 K: 0 S: 13	H: 0 LOB: 1 BB: 3 P: 33	R: 0 E: 0 K: 0 S: 11	H: 0 LOB: 0 BB: 1 P: 18	R: 0 E: 0 K: 0 S: 5	H: 2 LOB: 2 BB: 1 P: 23	R: 0 E: 0 K: 1 S: 8	H: 1 LOB: 0 BB: 0 P: 14	R: 0 E: 0 K: 1 S: 7	H: 0 LOB: 0 BB: 0 P: 9	R: 0 E: 0 K: 1 S: 8	H: 1 LOB: 1 BB: 0 P: 12	R: 1 E: 1 K: 2 S: 16	H: 1 LOB: 2 BB: 1 P: 24	R: 4 E: 0 K: 0 S: 15	H: 2 LOB: 0 BB: 2 P: 35		1B: 5 2B: 1 3B: 0 HR: 1	SF: 1 SAC: 0 DP: 4 HBP: 1	WP: 0 PB: 0 SB: 0 CS: 0
PITCHER	IP WLS BF H R ER SO BB IBB HBP BLK WP HR S P ERA WHIP																			
Ramon Martinez R ERA: 6.75 (1, 1)	3.0 L 15 2 2 3 0 3 5 0 1 0 0 0 0 33 71 9.00 2.333																			
Joe Beigel L ERA: 1.74 (4, 1)	3.2 12 2 0 0 0 1 0 0 0 0 0 0 0 28 47 0.00 0.818																			
Josias Manzanillo R ERA: 0.87 (7, 1)	1.0 6 1 1 0 1 1 0 0 0 0 0 0 0 15 22 0.00 2.000																			
Scott Sauerbeck L ERA: 7.36 (8, 1)	0.2 5 1 3 3 1 2 0 0 0 0 0 0 0 7 20 40.50 4.500																			
Jose Silva R ERA: 6.35 (9, 1)	0.2 3 1 1 1 0 0 0 0 0 0 0 1 11 20 13.50 1.500																			

AB	30
R	8
H	7
RBI	8
BB	9
SO	5
LOB	21



Batter	1	2	3	4	5	6	7	8	9	AB	R	H	RBI	BB	SO	LOB	BOTTOM			
18 Jason Kendall R OBP: 0.367, SLG: 0.353 (1, 2)										4	0	1	0	0	1	1	Chicago Cubs @ Pittsburgh Pirates PNC Park, Pittsburgh, PA Fri Apr 20 2001, 7:05 PM EDT Att: 31,692 - Overcast - 48 F			
Derek Bell R OBP: 0.170, SLG: 0.137 (1, 7)										4	0	0	0	0	1	1				
John Vander Wal L OBP: 0.400, SLG: 0.556 (1, 9)										4	1	1	0	0	0	0				
Brian Giles L OBP: 0.339, SLG: 0.554 (1, 8)										4	0	2	0	0	0	1				
Kevin Young R OBP: 0.278, SLG: 0.450 (1, 3)										4	1	1	2	0	1	2				
Enrique Wilson S OBP: 0.133, SLG: 0.103 Scott Sauerbeck R (8, 1)									3	0	0	0	0	0	1					
Jose Silva R (9, 1)									0	0	0	0	0	0	0					
John Wehner R OBP: 0.417, SLG: 0.300 (1, 5)										3	0	1	0	0	0	1				
Abraham Nunez S OBP: 0.476, SLG: 0.600 (1, 6)									3	0	0	0	0	0	1					
Ramon Martinez R (1, 1) Joe Beigel L (4, 1) Josias Manzanillo R (7, 1) Pat Meares R OBP: 0.351, SLG: 0.457 (8, 4)									1	0	0	0	0	1	0					
Inning Stats	R: 0 E: 0 K: 1 S: 12	H: 1 LOB: 0 BB: 0 P: 18	R: 0 E: 0 K: 0 S: 8	H: 1 LOB: 0 BB: 0 P: 12	R: 0 E: 0 K: 1 S: 7	H: 0 LOB: 0 BB: 0 P: 11	R: 2 E: 0 K: 0 S: 8	H: 2 LOB: 0 BB: 0 P: 12	R: 0 E: 0 K: 1 S: 5	H: 0 LOB: 0 BB: 0 P: 8	R: 0 E: 0 K: 0 S: 5	H: 0 LOB: 0 BB: 0 P: 6	R: 0 E: 0 K: 1 S: 9	H: 1 LOB: 1 BB: 0 P: 16	R: 0 E: 0 K: 1 S: 12	H: 1 LOB: 1 BB: 0 P: 20	1B: 3 2B: 2 3B: 1 HR: 1	SF: 0 SAC: 0 DP: 1 HBP: 0	WP: 0 PB: 0 SB: 0 CS: 1	PA: 32
PITCHER	IP WLS BF H R ER SO BB IBB HBP BLK WP HR S P ERA WHIP																			
Jon Lieber R ERA: 3.0 (1, 1)	8.0 W 28 5 2 2 4 0 0 0 0 0 0 0 0 64 97 2.25 0.625																			
Jeff Fassero L ERA: 6.3 (9, 1)	1.0 4 1 0 0 1 0 0 0 0 0 0 0 0 12 20 0.00 1.000																			

AB	32
R	2
H	6
RBI	2
BB	0
SO	5
LOB	9

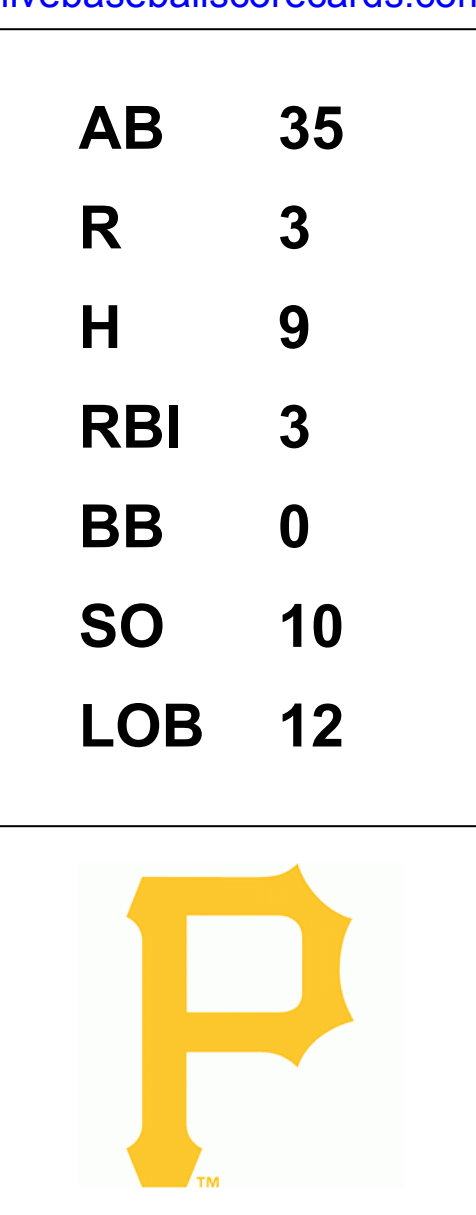


Batter	1	2	3	4	5	6	7	8	9	AB	R	H	RBI	BB	SO	LOB	TOP					
Eric Young Sr., R OBP: 0.320, SLG: 0.373 (1, 4)	G1-3			G6-3		F8		L5		4	0	0	0	0	0	0	Chicago Cubs @ Pittsburgh Pirates PNC Park, Pittsburgh, PA Sat Apr 21 2001, 1:35 PM EDT Att: 33,105 - Overcast - 55 F					
Bill Mueller, S OBP: 0.408, SLG: 0.515 (1, 5)	F7			F7 HBP		G3				3	0	1	0	0	0							
Rondell White, R OBP: 0.397, SLG: 0.554 Kyle Farnsworth, R Felix Heredia, L Jeff Fassero, L (1, 7) (8, 1) (8, 1) (9, 1)	G5-3			K			E6 HR	K		4	1	0	0	0	2							
Sammy Sosa, R OBP: 0.413, SLG: 0.644 (1, 9)		G6-3		E5			P3	K		4	0	1	0	0	1							
Todd Hundley, S OBP: 0.300, SLG: 0.372 (1, 2)		P4		F7			HR	HR		4	2	3	0	0	2							
Ricky Gutierrez, R OBP: 0.344, SLG: 0.491 (1, 6)		F8				K		P4		4	1	1	0	0	1							
Matt Stairs, L OBP: 0.359, SLG: 0.303 (1, 3)				K		K		HR		4	0	2	1	0	2							
Gary Matthews, S OBP: 0.189, SLG: 0.176 (1, 8) (8, 7)				F7		G4-3		F8		4	0	0	0	0	2							
34 Kerry Wood, R OBP: 0.250, SLG: 0.250 Damon Buford, R OBP: 0.108, SLG: 0.086 (1, 1) (8, 8)				K		K		K		3	0	0	0	0	3							
Inning Stats	R: 0 E: 0 K: 0 S: 4	H: 0 LOB: 0 BB: 0 P: 8	R: 0 E: 0 K: 0 S: 7	H: 0 LOB: 0 BB: 0 P: 12	R: 0 E: 0 K: 2 S: 8	H: 0 LOB: 0 BB: 0 P: 12	R: 0 E: 1 K: 1 S: 9	H: 1 LOB: 2 BB: 0 P: 13	R: 0 E: 0 K: 2 S: 7	H: 0 LOB: 0 BB: 0 P: 11	R: 3 E: 1 K: 1 S: 15	H: 3 LOB: 1 BB: 0 P: 23	R: 0 E: 0 K: 2 S: 12	H: 1 LOB: 1 BB: 0 P: 16	R: 1 E: 0 K: 1 S: 11	H: 2 LOB: 1 BB: 0 P: 13		1B: 3 2B: 2 3B: 0 HR: 2	SF: 0 SAC: 0 DP: 0 HBP: 1	WP: 0 PB: 0 SB: 1 CS: 0	PA: 36	
PITCHER	IP	WLS	BF	H	R	ER	SO	BB	IBB	HBP	BLK	WP	HR	S	P	ERA	WHIP					
Todd Ritchie, R ERA: 3.42 (1, 1)	6.1	25	4	3	2	6	0	0	0	1	0	0	0	1	52	83	2.84	0.632				
Terry Mulholland, L ERA: 3.86 (7, 1)	1.0	4	1	0	0	1	0	0	0	0	0	0	0	11	14	0.00	1.000					
Josias Manzanillo, R ERA: 0.82 (8, 1)	0.2	2	0	0	0	2	0	0	0	0	0	0	0	6	9	0.00	0.000					
Mike Williams, R ERA: 2.57 (9, 1)	1.0	L	5	2	1	1	1	0	0	0	0	0	1	11	13	9.00	2.000					

AB	35
R	4
H	7
RBI	4
BB	0
SO	10
LOB	10



Batter	1	2	3	4	5	6	7	8	9	AB	R	H	RBI	BB	SO	LOB	BOTTOM					
18 Jason Kendall, R OBP: 0.359, SLG: 0.345 (1, 2)	F7		P3			F9		2B 1B		4	0	1	0	0	0	1	Chicago Cubs @ Pittsburgh Pirates PNC Park, Pittsburgh, PA Sat Apr 21 2001, 1:35 PM EDT Att: 33,105 - Overcast - 55 F					
Emil Brown, R OBP: 0.292, SLG: 0.455 (1, 8)	K			K		HR		K		4	1	1	1	0	3							
John Vander Wal, L OBP: 0.369, SLG: 0.551 Mike Williams, R (1, 9) (9, 1)	F7			F8		K		2B		4	0	1	1	0	1							
Brian Giles, L OBP: 0.318, SLG: 0.517 (1, 7)		P4		G4-3		G3-1		F7		4	0	0	0	0	2							
Aramis Ramirez, R OBP: 0.309, SLG: 0.577 (1, 5)		P5				K		K		4	0	0	0	0	2							
Kevin Young, R OBP: 0.318, SLG: 0.568 (1, 3)						HR		L4-6 S 1B		4	1	3	1	0	1							
Pat Meares, R OBP: 0.375, SLG: 0.474 Josias Manzanillo, R Derek Bell, R OBP: 0.167, SLG: 0.135 (1, 4) (8, 1) (9, 9)				1B		1B		G4-3		3	0	2	0	0	0							
2 Jack Wilson, R OBP: 0.222, SLG: 0.286 Abraham Nunez, S OBP: 0.455, SLG: 0.571 (1, 6) (8, PH) (9, 6)				F9		F7		G4-3		2	0	0	0	0	2							
John Wehner, R OBP: 0.385, SLG: 0.273 (9, PH)						K		K		1	0	0	0	0	1							
Todd Ritchie, R OBP: 0.125, SLG: 0.125 Terry Mulholland, R Enrique Wilson, S OBP: 0.161, SLG: 0.133 (1, 1) (7, 1) (8, 4)				K		K		1B 1B		2	0	0	0	0	2							
Inning Stats	R: 0 E: 0 K: 1 S: 9	H: 0 LOB: 0 BB: 0 P: 17	R: 0 E: 0 K: 1 S: 5	H: 0 LOB: 0 BB: 0 P: 7	R: 0 E: 0 K: 1 S: 6	H: 1 LOB: 1 BB: 0 P: 10	R: 0 E: 0 K: 1 S: 7	H: 0 LOB: 0 BB: 0 P: 12	R: 1 E: 0 K: 2 S: 17	H: 2 LOB: 1 BB: 0 P: 26	R: 1 E: 0 K: 1 S: 11	H: 1 LOB: 0 BB: 0 P: 15	R: 0 E: 0 K: 1 S: 13	H: 1 LOB: 0 BB: 0 P: 19	R: 1 E: 0 K: 1 S: 17	H: 3 LOB: 2 BB: 0 P: 21	R: 0 E: 0 K: 1 S: 7	H: 1 LOB: 1 BB: 0 P: 13	1B: 5 2B: 3 3B: 0 HR: 2	SF: 0 SAC: 0 DP: 1 HBP: 0	WP: 0 PB: 0 SB: 1 CS: 0	PA: 35
PITCHER	IP	WLS	BF	H	R	ER	SO	BB	IBB	HBP	BLK	WP	HR	S	P	ERA	WHIP					
34 Kerry Wood, R ERA: 3.52 (1, 1)	7.0	25	5	2	2	8	0	0	0	0	0	0	0	2	68	106	2.57	0.714				
Kyle Farnsworth, R ERA: 3.12 (8, 1)	0.2	H	4	2	1	1	1	0	0	0	0	0	0	11	14	13.50	3.000					
Felix Heredia, L ERA: (8, 1)	0.1	W	2	1	0	0	0	0	0	0	0	0	0	6	7	0.00	3.000					
Jeff Fassero, L ERA: 5.73 (9, 1)	1.0	S	4	1	0	0	1	0	0	0	0	0	0	7	13	0.00	1.000					



Batter	1	2	3	4	5	6	7	8	9	10	AB	R	H	RBI	BB	SO	LOB	TOP						
Eric Young Sr., R OBP: 0.325, SLG: 0.375 (1, 4)	B1-3		G5-3			1B SH2-4	1B			G3	5	0	2	1	0	0	0	Chicago Cubs @ Pittsburgh Pirates PNC Park, Pittsburgh, PA Sun Apr 22 2001, 1:35 PM EDT Att. 35,676 - Sunny - 73 F						
Bill Mueller, S OBP: 0.400, SLG: 0.500 (1, 5)	F8		G6-3			SH2-4	F7			2B 15 G1-2-3	4	0	1	0	0	0	1							
Rondell White, R OBP: 0.397, SLG: 0.557 (1, 7)	G6-3					BB				G6-3	5	0	2	1	0	0	0							
Sammy Sosa, R OBP: 0.413, SLG: 0.613 (1, 9)		F9				1B				F2	3	0	0	0	2	1	0							
15 Julio Zuleta, R OBP: 0.297, SLG: 0.514 (1, 3)	WP G3 1B					BB				F8	5	0	1	0	0	1	6							
Ricky Gutierrez, R OBP: 0.338, SLG: 0.467 (1, 6)	G3					L4	G4-3				3	0	0	0	1	0	4							
Joe Girardi, R OBP: 0.375, SLG: 0.300 (1, 2)	WP BB					K				G6-3	2	0	0	0	1	1	0							
Damon Buford, R OBP: 0.125, SLG: 0.105 (9, PH)						K				SH1-4 BB	3	1	1	0	0	2	2							
Roosevelt Brown, L OBP: 0.385, SLG: 0.111 (9, 1)						K				FC8-2	1	0	0	0	0	0	1							
Courtney Duncan, L (10, 1)						K				FC8-2	0	0	0	0	0	0	0							
Julian Tavarez, L OBP: 0.289, SLG: 0.286 (7, PH)											3H	0	0	0	0	0	0							
Matt Stairs, L OBP: 0.328, SLG: 0.409 (7, 1)						SH2-4 1B					1	1	1	0	0	0	0							
Todd Van Poppel, R (7, 1)						1B																		
Felix Heredia, L (7, 1)																								
Kyle Farnsworth, R (7, 1)																								
Gary Matthews, S OBP: 0.311, SLG: 0.286 (9, 8)																								
Inning Stats	R: 0 E: 0 K: 0 S: 5	H: 0 LOB: 0 BB: 0 P: 8	R: 0 E: 0 K: 1 S: 7	H: 1 LOB: 2 BB: 1 P: 15	R: 0 E: 0 K: 0 S: 6	H: 0 LOB: 0 BB: 0 P: 9	R: 0 E: 0 K: 1 S: 7	H: 0 LOB: 0 BB: 0 P: 11	R: 0 E: 0 K: 2 S: 8	H: 0 LOB: 0 BB: 0 P: 8	R: 1 E: 0 K: 1 S: 11	H: 3 LOB: 3 BB: 1 P: 21	R: 1 E: 0 K: 0 S: 8	H: 2 LOB: 1 BB: 0 P: 15	R: 0 E: 0 K: 0 S: 5	H: 0 LOB: 0 BB: 0 P: 7	R: 0 E: 0 K: 0 S: 4	H: 0 LOB: 0 BB: 1 P: 9	R: 1 E: 0 K: 0 S: 14	H: 3 LOB: 2 BB: 1 P: 22	1B: 7 2B: 2 3B: 0 HR: 1	SF: 0 SAC: 2 DP: 2 HBP: 0	WP: 1 PB: 0 SB: 0 CS: 0	PA: 41
PITCHER	IP	WLS	BF	H	R	ER	SO	BB	IBB	HBP	BLK	WP	HR	S	P	ERA	WHIP							
Jimmy Anderson, L ERA: 3.47 (1, 1)	6.0		24	4	1	1	5	2	0	0	0	0	0	44	72	1.50	1.000							
Jose Silva, R ERA: 6.08 (7, 1)	2.0		8	2	1	1	0	0	0	0	0	0	0	13	22	4.50	1.000							
Mike Williams, R ERA: 3.0 (9, 1)	2.0	W	9	3	1	1	0	1	1	0	0	0	1	18	31	4.50	2.000							

AB	35
R	3
H	9
RBI	3
BB	4
SO	5
LOB	15



Batter	1	2	3	4	5	6	7	8	9	10	AB	R	H	RBI	BB	SO	LOB	BOTTOM						
2 Jack Wilson, R OBP: 0.231, SLG: 0.289 (1, 6)	G4-3					G6-3					3	0	1	0	0	1	2	Chicago Cubs @ Pittsburgh Pirates PNC Park, Pittsburgh, PA Sun Apr 22 2001, 1:35 PM EDT Att. 35,676 - Sunny - 73 F						
16 Jason Kendall, R OBP: 0.373, SLG: 0.414 (6, PH)										HR	3	1	2	2	0	0	2							
Emil Brown, R OBP: 0.310, SLG: 0.423 (1, 8)	K					F7					4	1	1	0	1	1	4							
John Vander Wal, L OBP: 0.390, SLG: 0.574 (1, 3)	1B					G4-3					5	1	2	1	0	1	5							
Brian Giles, L OBP: 0.324, SLG: 0.531 (1, 7)	BB 1B					G4-3					4	0	2	1	0	0	0							
Aramis Ramirez, R OBP: 0.300, SLG: 0.536 (1, 5)						L9					4	0	0	0	1	0	1							
Derek Bell, R OBP: 0.169, SLG: 0.140 (1, 9)	K					K					5	0	1	0	0	2	4							
Pat Meares, R OBP: 0.356, SLG: 0.442 (1, 4)						G6-3					5	0	1	0	0	2	2							
Keith Osik, R OBP: 0.375, SLG: 0.167 (1, 2)											2	0	1	0	1	0	0							
Abraham Nunez, S OBP: 0.417, SLG: 0.522 (6, PR)						SH BB					2	0	0	0	0	0	0							
Jimmy Anderson, L ERA: 3.47 (1, 1)											0	0	0	0	1	0	0							
Enrique Wilson, S ERA: 6.23 (8, PH)											1	0	0	0	0	1	2							
Jose Silva, R ERA: 6.08 (7, 1)											0	0	0	0	0	0	0							
Craig Wilson, R ERA: 6.23 (8, PH)											0	0	0	0	0	0	0							
Mike Williams, R ERA: 3.0 (9, 1)											0	0	0	0	0	0	0							
Kevin Young, R ERA: 3.0 (10, PH)											1	1	1	0	0	0	0							
Inning Stats	R: 0 E: 0 K: 2 S: 14	H: 2 LOB: 3 BB: 1 P: 26	R: 0 E: 1 K: 1 S: 10	H: 1 LOB: 1 BB: 1 P: 19	R: 0 E: 0 K: 1 S: 5	H: 0 LOB: 0 BB: 0 P: 8	R: 0 E: 1 K: 1 S: 12	H: 0 LOB: 2 BB: 1 P: 17	R: 0 E: 0 K: 0 S: 6	H: 0 LOB: 0 BB: 0 P: 12	R: 0 E: 0 K: 1 S: 9	H: 2 LOB: 2 BB: 0 P: 13	R: 2 E: 0 K: 1 S: 17	H: 2 LOB: 1 BB: 1 P: 27	R: 0 E: 0 K: 0 S: 12	H: 2 LOB: 2 BB: 0 P: 16	R: 0 E: 0 K: 1 S: 10	H: 1 LOB: 1 BB: 0 P: 11	R: 2 E: 0 K: 0 S: 4	H: 2 LOB: 0 BB: 0 P: 6	1B: 9 2B: 1 3B: 1 HR: 1	SF: 1 SAC: 1 DP: 0 HBP: 0	WP: 0 PB: 0 SB: 0 CS: 0	PA: 46
PITCHER	IP	WLS	BF	H	R	ER	SO	BB	IBB	HBP	BLK	WP	HR	S	P	ERA	WHIP							
Julian Tavarez, R ERA: 1.11 (1, 1)	6.0		28	5	0	0	6	3	0	0	0	0	0	56	95	0.00	1.333							
Todd Van Poppel, R ERA: 6.23 (7, 1)	0.0		2	1	2	2	0	1	0	0	0	0	0	5	11	∞	∞							
Felix Heredia, L ERA: 6.23 (7, 1)	0.1	B	1	0	0	0	0	0	0	0	0	0	0	1	2	0.00	0.000							
Kyle Farnsworth, R ERA: 2.61 (7, 1)	1.2		8	3	0	0	1	0	0	0	0	0	0	23	30	0.00	1.800							
Courtney Duncan, R ERA: 5.00 (9, 1)	1.0		4	1	0	0	1	0	0	0	0	0	0	10	11	0.00	1.000							
PITCHER	IP	WLS	BF	H	R	ER	SO	BB	IBB	HBP	BLK	WP	HR	S	P	ERA	WHIP							
Jeff Fassero, L ERA: 7.15 (10, 1)	0.1	L	3	2	2	2	0	0	0	0	0	0	0	4	6	54.00	6.000							

AB	40
R	4
H	12
RBI	4
BB	4
SO	8
LOB	22



Batter	1	2	3	4	5	6	7	8	9	AB	R	H	RBI	BB	SO	LOB	TOP										
Eric Young Sr. R OBP: 0.321, SLG: 0.382	G3-1 G6-3 2B		G5-4-3			F9			G6-3	4	1	1	0	0	0	1											
Bill Mueller S OBP: 0.393, SLG: 0.486	G3-1			G6-4-3 1B			G4-3		G4-3	4	0	1	0	0	0	1											
Sammy Sosa R OBP: 0.405, SLG: 0.591	G6-3			L4					K	4	0	1	1	0	1	1											
Rondell White, R OBP: 0.380, SLG: 0.531	K			G6-4-3					F2	3	0	0	0	0	1	2											
Ricky Gutierrez, R OBP: 0.324, SLG: 0.444 Mike Fyhrie, R (8.1)			G5-3			G4-3			F7	3	0	0	0	0	0	1											
15 Julio Zuleta, R OBP: 0.275, SLG: 0.474			G5-3			K			G5-3	3	0	0	0	0	1	0											
Damon Buford, R Manny Aybar, R Augie Ojeda, S OBP: 0.111, SLG: 0.111	G5-3					F7			G3	2	0	0	0	0	0	0											
Joe Girardi, R OBP: 0.370, SLG: 0.304			G4-3			L6			FC6 1B	3	0	1	0	0	0	0											
Kevin Tapani, R OBP: 0.400, SLG: 0.400 Todd Van Poppel, R Gary Matthews, S OBP: 0.200, SLG: 0.270						L3			FC6	1	0	1	0	0	0	0											
Inning Stats	R: 1 E: 0 K: 1 S: 10	H: 1 LOB: 0 BB: 0 P: 19	R: 0 E: 0 K: 0 S: 8	H: 0 LOB: 0 BB: 0 P: 15	R: 0 E: 0 K: 0 S: 10	H: 1 LOB: 0 BB: 0 P: 15	R: 0 E: 0 K: 0 S: 6	H: 1 LOB: 0 BB: 0 P: 11	R: 0 E: 0 K: 1 S: 8	H: 0 LOB: 2 BB: 0 P: 12	R: 0 E: 0 K: 0 S: 9	H: 0 LOB: 0 BB: 0 P: 12	R: 0 E: 0 K: 0 S: 7	H: 1 LOB: 1 BB: 0 P: 10	R: 0 E: 0 K: 0 S: 11	H: 1 LOB: 1 BB: 0 P: 15	R: 0 E: 0 K: 1 S: 8	H: 0 LOB: 0 BB: 0 P: 14	1B: 4 2B: 1 3B: 0 HR: 0	SF: 0 SAC: 0 DP: 2 HBP: 0	WP: 0 PA: 30 PB: 0 SB: 0 CS: 0						
PITCHER	IP	WLS	BF	H	R	ER	SO	BB	IBB	HBP	BLK	WP	HR	S	P	ERA	WHIP										
Mike Hampton, L ERA: 2.97	5.0	W	16	3	1	1	2	0	0	0	0	0	0	42	72	1.80	0.600										
John Wasdin, R ERA: 8.39	2.0		7	1	0	0	0	0	0	0	0	0	0	16	22	0.00	0.500										
Kane Davis, R ERA: 4.82	1.0		4	1	0	0	0	0	0	0	0	0	0	11	15	0.00	1.000										
Juan Acevedo, R ERA:	1.0		3	0	0	0	1	0	0	0	0	0	0	8	14	0.00	0.000										

Chicago Cubs @ Colorado Rockies
Coors Field, Denver, CO
Tue Apr 24 2001, 7:05 PM MDT
Att: 43,562 - Sunny - 60 F

AB	30
R	1
H	5
RBI	1
BB	0
SO	3
LOB	7



Batter	1	2	3	4	5	6	7	8	9	AB	R	H	RBI	BB	SO	LOB	BOTTOM											
Todd Walker, L OBP: 0.359, SLG: 0.541 Mark Little, R OBP: 0.267, SLG: 0.267	2B HR	G4-3		17 HR BB	1B	G6-3		FC5-4 1B		4	3	2	0	1	0	1												
Nefti Perez, S OBP: 0.556, SLG: 0.808	HR	F7		F9	HR	L8		FC6-4 1B		6	2	3	1	0	0	2												
Lary Walker, L OBP: 0.429, SLG: 0.942 Juan Pierre, L OBP: 0.393, SLG: 0.347	HR		G4-3	17 HR BB	HR	K		FC6-4		4	3	2	5	1	1	0												
17 Todd Helton, L OBP: 0.366, SLG: 0.567	G4-3			HR	HR					4	2	2	3	1	0	0												
Jeff Cirillo, R OBP: 0.354, SLG: 0.542 John Wasdin, R Kane Davis, R Juan Acevedo, R	F8			HR	WP	G6-3		F2		4	2	2	1	0	0	1												
Todd Hollandsworth, L OBP: 0.435, SLG: 0.762	1B		E9 2B	1B	BB	G4-3		1B		4	1	4	1	1	0	0												
Ron Gant, R OBP: 0.381, SLG: 0.611 Greg Norton, S OBP: 0.444, SLG: 0.750	K		1B	K	G4-3			P5		3	1	1	1	1	2	3												
Brent Mayne, L OBP: 0.383, SLG: 0.419		G4-3 SH3 1B		1B	1B	G4-3		P6		5	0	3	1	0	0	2												
Mike Hampton, R OBP: 0.143, SLG: 0.357 Terry Shumpert, R OBP: 0.273, SLG: 0.158	SH3	G5-3		K	G5-3			FC5-4 BB		2	0	0	0	0	1	3												
Inning Stats	R: 3 E: 0 K: 1 S: 14	H: 4 LOB: 1 BB: 0 P: 23	R: 0 E: 0 K: 0 S: 7	H: 1 LOB: 1 BB: 0 P: 12	R: 3 E: 1 K: 0 S: 15	H: 4 LOB: 1 BB: 1 P: 26	R: 4 E: 0 K: 2 S: 20	H: 3 LOB: 2 BB: 3 P: 43	R: 4 E: 0 K: 0 S: 23	H: 5 LOB: 2 BB: 1 P: 39	R: 0 E: 0 K: 1 S: 7	H: 0 LOB: 0 BB: 0 P: 11	R: 0 E: 0 K: 0 S: 6	H: 1 LOB: 1 BB: 0 P: 7	R: 0 E: 0 K: 0 S: 9	H: 1 LOB: 2 BB: 1 P: 22	R: 0 E: 0 K: 0 S: 7	H: 0 LOB: 0 BB: 0 P: 11	1B: 9 2B: 6 3B: 0 HR: 4	SF: 0 SAC: 1 DP: 0 HBP: 0	WP: 2 PA: 48 PB: 0 SB: 0 CS: 1							
PITCHER	IP	WLS	BF	H	R	ER	SO	BB	IBB	HBP	BLK	WP	HR	S	P	ERA	WHIP											
Kevin Tapani, R ERA: 4.91	3.1	L	23	11	10	10	1	3	0	0	0	0	1	1	28	46	36.00	7.000										
Todd Van Poppel, R ERA: 11.81	1.0		10	6	4	4	2	1	0	0	0	0	0	19	31	0.00	0.750											
Manny Aybar, R ERA: 2.7	2.2		10	1	0	0	1	1	0	0	0	0	0	9	22	0.00	2.000											
Mike Fyhrie, R ERA: 2.84	1.0		5	1	0	0	0	1	0	0	0	0	0	9	22	0.00	2.000											

Chicago Cubs @ Colorado Rockies
Coors Field, Denver, CO
Tue Apr 24 2001, 7:05 PM MDT
Att: 43,562 - Sunny - 60 F

AB	41
R	14
H	19
RBI	13
BB	6
SO	4
LOB	18



Batter	1	2	3	4	5	6	7	8	9	AB	R	H	RBI	BB	SO	LOB	TOP										
Eric Young Sr. R OBP: 0.315, SLG: 0.363 (1, 4)	G4-3		G5-3		F9				F9	4	0	0	0	1	0	1	Chicago Cubs @ Colorado Rockies Coors Field, Denver, CO Wed Apr 25 2001, 7:05 PM MDT Att: 42,514 - Sunny - 68 F										
Bill Mueller S OBP: 0.393, SLG: 0.494 (1, 5)	1B		F9		2B		G1-3		G4-3	5	1	2	0	0	0	2											
Sammy Sosa R OBP: 0.432, SLG: 0.597 (1, 9)	1B			1B	2B					1	2	1	0	3	0	0											
Rondell White, R OBP: 0.373, SLG: 0.529 (1, 7)	G6-4-3			1B			G5-4-3			4	1	1	1	0	0	5											
Ron Coomer, R OBP: 0.200, SLG: 0.250 (1, 3)				1B						3	0	1	1	0	1	0											
Ricky Gutierrez R OBP: 0.307, SLG: 0.418 (1, 6)	L4			1B						4	0	0	0	0	1	4											
Damon Buford, R OBP: 0.109, SLG: 0.091 (1, 8)	P6			K						4	0	0	0	0	2	3											
Joe Girardi, R OBP: 0.367, SLG: 0.308 (9, PH)										3	0	1	2	0	0	0											
Matt Stairs, L OBP: 0.341, SLG: 0.286 (9, PH)										1	0	0	0	0	0	0											
Courtney Duncan, L (9, 1)										0	0	0	0	0	0	0											
Jason Bere, R OBP: 0.222, SLG: 0.333 (7, 1)										3	0	1	0	0	1	2											
Felix Heredia, L (7, 1)										0	0	0	0	0	0	0											
Kyle Farnsworth, L (9, PH)										0	0	0	0	0	0	0											
Todd Hundley, S OBP: 0.314, SLG: 0.455 (9, 2)										1	1	1	1	0	0	0											
Inning Stats	R: 0 E: 0 K: 0 S: 9	H: 2 LOB: 1 BB: 0 P: 16	R: 0 E: 0 K: 1 S: 6	H: 0 LOB: 0 BB: 0 P: 12	R: 0 E: 0 K: 0 S: 8	H: 1 LOB: 1 BB: 0 P: 13	R: 2 E: 1 K: 1 S: 23	H: 2 LOB: 2 BB: 1 P: 35	R: 2 E: 0 K: 1 S: 15	H: 2 LOB: 1 BB: 0 P: 25	R: 0 E: 0 K: 0 S: 7	H: 0 LOB: 0 BB: 2 P: 18	R: 0 E: 0 K: 0 S: 8	H: 0 LOB: 0 BB: 0 P: 14	R: 1 E: 0 K: 0 S: 10	H: 1 LOB: 0 BB: 0 P: 13	1B: 4 2B: 3 3B: 0 HR: 1	SF: 1 SAC: 0 DP: 2 HBP: 0	WP: 0 PB: 0 SB: 1 CS: 0	PA: 38							
PITCHER	IP	WLS	BF	H	R	ER	SO	BB	IBB	HBP	BLK	WP	HR	S	P	ERA	WHIP										
Denny Neagle, L ERA: 3.21 (1, 1)	6.0		27	7	4	2	5	2	0	0	0	0	0	69	115	3.00	1.500										
Kane Davis, R ERA: 4.35 (7, 1)	1.0		4	0	0	0	0	1	1	0	0	0	0	7	18	0.00	1.000										
Gabe White, L ERA: 5.19 (8, 1)	1.0	H	3	0	0	0	0	0	0	0	0	0	0	8	14	0.00	0.000										
Jose Jimenez, R ERA: 5.19 (9, 1)	1.0	W	4	1	1	1	0	0	0	0	0	0	1	10	13	9.00	1.000										

AB	33
R	5
H	8
RBI	5
BB	4
SO	5
LOB	17



Batter	1	2	3	4	5	6	7	8	9	AB	R	H	RBI	BB	SO	LOB	BOTTOM										
Neftali Feliz, S OBP: 0.531, SLG: 0.733 (1, 6)	K	L9			1B		17 HR		G2-3	4	1	1	0	1	1	1	Chicago Cubs @ Colorado Rockies Coors Field, Denver, CO Wed Apr 25 2001, 7:05 PM MDT Att: 42,514 - Sunny - 68 F										
Terry Shumpert, R OBP: 0.370, SLG: 0.273 (1, 4)	17 HR				1B		F5		1B	3	2	2	0	2	0	1											
Larry Walker, L OBP: 0.439, SLG: 0.917 (1, 9)	17 HR				G6-4-3		F8		17 IBB	3	1	1	0	1	1	3											
17 Todd Helton, L OBP: 0.379, SLG: 0.648 (1, 3)					K					4	2	2	5	1	1	3											
Jeff Cirillo, R OBP: 0.345, SLG: 0.526 (1, 5)	E5				F3		G6-4-3		K	4	0	1	1	0	1	3											
Todd Hollandsworth, L OBP: 0.438, SLG: 0.776 (1, 8)	F7				L4					4	0	2	0	0	0	1											
Ron Gant, R OBP: 0.356, SLG: 0.564 (1, 7)					F7					3	0	0	0	0	2	2											
Juan Pierre, L OBP: 0.393, SLG: 0.347 (8, 8)	K									0	0	0	0	0	0	0											
Ben Petrick, R OBP: 0.179, SLG: 0.229 (1, 2)					F8					4	0	0	0	0	2	2											
Denny Neagle, L OBP: 0.278, SLG: 0.300 (9, PH)										2	0	1	0	0	0	0											
Greg Norton, S OBP: 0.421, SLG: 0.706 (7, 1)										1	0	0	0	0	0	0											
Kane Davis, R (7, 1)										0	0	0	0	0	0	0											
Gabe White, L (8, 1)										0	0	0	0	0	0	0											
Todd Walker, L OBP: 0.354, SLG: 0.623 (8, PH)										1	0	0	0	0	0	1											
Jose Jimenez, R (9, 1)										0	0	0	0	0	0	0											
Inning Stats	R: 3 E: 1 K: 2 S: 17	H: 3 LOB: 1 BB: 1 P: 26	R: 0 E: 0 K: 2 S: 12	H: 1 LOB: 2 BB: 1 P: 20	R: 0 E: 0 K: 0 S: 6	H: 0 LOB: 0 BB: 0 P: 8	R: 0 E: 0 K: 0 S: 7	H: 0 LOB: 0 BB: 0 P: 9	R: 0 E: 0 K: 1 S: 12	H: 1 LOB: 2 BB: 1 P: 23	R: 0 E: 0 K: 2 S: 11	H: 1 LOB: 1 BB: 0 P: 18	R: 2 E: 0 K: 1 S: 15	H: 2 LOB: 0 BB: 0 P: 21	R: 0 E: 0 K: 2 S: 8	H: 1 LOB: 1 BB: 0 P: 15	R: 1 E: 0 K: 0 S: 6	H: 1 LOB: 2 BB: 2 P: 14	1B: 5 2B: 3 3B: 0 HR: 2	SF: 1 SAC: 1 DP: 1 HBP: 1	WP: 1 PB: 0 SB: 0 CS: 0	PA: 41					
PITCHER	IP	WLS	BF	H	R	ER	SO	BB	IBB	HBP	BLK	WP	HR	S	P	ERA	WHIP										
Jason Bere, R ERA: 3.6 (1, 1)	6.0		27	7	4	2	5	2	0	0	0	0	0	65	104	4.50	1.500										
Felix Heredia, L ERA: 2.84 (7, 1)	0.2	B	4	2	2	2	0	0	0	0	0	0	1	11	16	27.00	3.000										
Kyle Farnsworth, R ERA: 2.31 (7, 1)	1.1		5	1	0	0	3	0	0	0	0	0	0	12	20	0.00	0.750										
Courtney Duncan, R ERA: 6.0 (9, 1)	0.2	L	5	1	1	1	0	1	1	0	0	0	0	6	14	13.50	3.000										

AB	33
R	6
H	10
RBI	6
BB	5
SO	10
LOB	18



Batter	1	2	3	4	5	6	7	8	9	AB	R	H	RBI	BB	SO	LOB	TOP					
Eric Young Sr. R OBP: 0.319, SLG: 0.365 (1, 4)	1-1 G6-4-3 1B		1-1 G6-3		3-2 3B 1B	1-0 F8		3-2 G5-3		5	1	2	1	0	0	1						
Gary Matthews S OBP: 0.222, SLG: 0.317 (1, 8) (9, 7)	0-1 G6-4-3 1-2		4-2 G6-4-3 BB		2-2 1B 3B	2-0 F8		2-3 K		4	1	1	2	1	1	1						
Sammy Sosa R OBP: 0.419, SLG: 0.563 (1, 9)	2-3 K		0-0 G6-4-3 1-2		1-0 F9		4-2 1B FC5-4 BB	2-3 K		4	1	0	0	1	2	2						
Ron Coomer R OBP: 0.200, SLG: 0.222 (1, 5) (7, 3)		2-3 K		0-1 G6-3	0-0 G5-3		1-0 FC5-4 1B	1-1 G4-3		5	0	1	0	0	1	1						
Rondell White R OBP: 0.380, SLG: 0.528 (1, 7)		2-0 15 WP 1B		3-2 G5-3	0-0 HBP 15 E 1B		0-0 FC5-4 G3-6 1-2			4	2	2	2	0	0	1						
Damon Buford R OBP: 0.109, SLG: 0.091 (9, 8)										0	0	0	0	0	0	0						
Todd Hundley S OBP: 0.327, SLG: 0.447 (1, 2)		2-3 K		0-1 1B	1-1 15 E HBP 1-2		2-0 G3-6 1-2			3	0	1	0	0	1	2						
15 Julio Zuleta R OBP: 0.214, SLG: 0.450 (1, 3)		4-0 1B BB		1-2 G5-3	2-2 E5		2-3 K			2	0	0	0	1	0	2						
Bill Mueller S OBP: 0.389, SLG: 0.488 (7, 5)										1	0	0	0	0	1	0						
Augie Ojeda S OBP: 0.231, SLG: 0.231 (1, 6)		1-2 1B		1-2 2H 1B			2-3 K			4	1	2	1	0	1	2						
Jon Lieber L OBP: 0.214, SLG: 0.154 (1, 1)										2	1	0	0	0	0	2						
Matt Stairs L OBP: 0.357, SLG: 0.306 (8, PH)										1	0	1	0	0	0	0						
Felix Heredia L (8, 1)										0	0	0	0	0	0	0						
Jeff Fassero L (9, 1)										0	0	0	0	0	0	0						
Inning Stats	R: 0 E: 0 K: 1 S: 7	H: 1 LOB: 0 BB: 0 P: 10	R: 1 E: 0 K: 2 S: 13	H: 2 LOB: 2 BB: 1 P: 25	R: 0 E: 0 K: 0 S: 6	H: 0 LOB: 0 BB: 1 P: 11	R: 0 E: 0 K: 0 S: 11	H: 1 LOB: 1 BB: 0 P: 15	R: 5 E: 1 K: 0 S: 21	H: 4 LOB: 2 BB: 0 P: 32	R: 0 E: 0 K: 0 S: 3	H: 0 LOB: 0 BB: 0 P: 6	R: 1 E: 0 K: 0 S: 6	H: 1 LOB: 0 BB: 1 P: 13	R: 0 E: 0 K: 2 S: 11	H: 1 LOB: 1 BB: 0 P: 20	R: 0 E: 0 K: 2 S: 9	H: 0 LOB: 0 BB: 0 P: 14	1B: 9 2B: 0 3B: 1 HR: 0	SF: 0 SAC: 1 DP: 3 HBP: 1	WP: 1 PB: 0 SB: 0 CS: 0	PA: 40
PITCHER	IP	WLS	BF	H	R	ER	SO	BB	IBB	HBP	BLK	WP	HR	S	P	ERA	WHIP					
Brian Bohanon L ERA: 9.15 (1, 1)	6.0	L	29	8	6	5	3	2	0	1	0	1	0	61	99	7.50	1.667					
Joe Davenport R ERA: 2.89 (7, 1)	2.0		8	2	1	1	2	1	0	0	0	0	0	17	33	4.50	1.500					
John Wasdin R ERA: 7.59 (9, 1)	1.0		3	0	0	0	2	0	0	0	0	0	0	9	14	0.00	0.000					

Chicago Cubs @ Colorado Rockies
Coors Field, Denver, CO
Thu Apr 26 2001, 1:05 PM MDT
Att: 47,336 - Sunny - 73 F

AB	35
R	7
H	10
RBI	6
BB	3
SO	7
LOB	14



Batter	1	2	3	4	5	6	7	8	9	AB	R	H	RBI	BB	SO	LOB	BOTTOM					
Juan Pierre L OBP: 0.400, SLG: 0.377 (1, 8)	0-0 BB 1B									4	0	2	0	0	0	1						
Greg Norton S OBP: 0.450, SLG: 0.778 (9, PH)		0-1 G3								1	0	1	0	0	0	0						
Todd Walker L OBP: 0.357, SLG: 0.532 (1, 4)	4-1 1B BB		3-3 K	0-3 K			2-0 WP 2B		2-1 G6-3 2B	4	0	1	0	1	2	3						
Larry Walker L OBP: 0.425, SLG: 0.870 (1, 9)	1-0 L8		0-3 K				2-2 F7 2B		2-3 K	5	0	1	0	0	2	4						
17 Todd Helton L OBP: 0.385, SLG: 0.630 (1, 3)	2-3 K		4-2 2B BB				3-2 F4 BB		4-1 FC6-4 BB	2	1	0	0	2	1	3						
Jeff Cirillo R OBP: 0.348, SLG: 0.538 (1, 5)	1-2 F7		1-0 2B				1-3 K		2-2 FC6-4	2	0	1	1	0	0	2						
Terry Shumpert R OBP: 0.345, SLG: 0.250 (3, PR) (4, 5)			1-H 2B						1-2 FC6-4	2	0	0	0	0	1	3						
Todd Hollandsworth L OBP: 0.442, SLG: 0.775 (1, 7)		2-2 G3 1B 2B	2-2 G1-3				1-0 F7		1-2 G6-4-3 1B	4	1	2	0	0	0	2						
Neifi Perez S OBP: 0.472, SLG: 0.647 (1, 6)		0-0 G3					0-0 P5		1-0 L4	4	0	0	0	0	0	2						
Brent Mayne L OBP: 0.392, SLG: 0.413 (1, 2)		1-2 1B					4-1 2B BB		1-0 G4-3	3	0	1	1	1	0	0						
Brian Bohanon L OBP: 0.167, SLG: 0.167 (1, 1)							0-3 K		1-3 K	2	0	0	0	0	2	2						
Mark Little R OBP: 0.250, SLG: 0.250 (6, PH)										1	0	0	0	0	1	0						
Joe Davenport R OBP: 1.000, SLG: 1.000 (7, 1)										0	0	0	0	0	0	0						
John Wasdin R (9, 1)										0	0	0	0	0	0	0						
Ben Petrick R OBP: 0.175, SLG: 0.222 (9, PH)										1	0	0	0	0	1	0						
Inning Stats	R: 0 E: 0 K: 1 S: 9	H: 1 LOB: 2 BB: 1 P: 17	R: 1 E: 0 K: 1 S: 15	H: 2 LOB: 0 BB: 0 P: 18	R: 1 E: 0 K: 2 S: 12	H: 1 LOB: 1 BB: 1 P: 22	R: 0 E: 0 K: 2 S: 9	H: 1 LOB: 2 BB: 1 P: 14	R: 0 E: 0 K: 1 S: 8	H: 1 LOB: 1 BB: 0 P: 16	R: 0 E: 0 K: 1 S: 5	H: 0 LOB: 0 BB: 0 P: 8	R: 0 E: 0 K: 0 S: 10	H: 1 LOB: 2 BB: 1 P: 22	R: 0 E: 0 K: 0 S: 6	H: 1 LOB: 0 BB: 0 P: 9	R: 0 E: 0 K: 2 S: 9	H: 1 LOB: 1 BB: 0 P: 13	1B: 4 2B: 5 3B: 0 HR: 0	SF: 0 SAC: 0 DP: 1 HBP: 0	WP: 1 PB: 0 SB: 0 CS: 0	PA: 39
PITCHER	IP	WLS	BF	H	R	ER	SO	BB	IBB	HBP	BLK	WP	HR	S	P	ERA	WHIP					
Jon Lieber R ERA: 2.92 (1, 1)	7.0	W	32	7	2	2	8	4	0	0	0	0	0	68	117	2.57	1.571					
Felix Heredia L ERA: 2.45 (8, 1)	1.0		3	1	0	0	0	0	0	0	0	0	0	6	9	0.00	1.000					
Jeff Fassero L ERA: 6.57 (9, 1)	1.0		4	1	0	0	2	0	0	0	0	0	0	9	13	0.00	1.000					

Chicago Cubs @ Colorado Rockies
Coors Field, Denver, CO
Thu Apr 26 2001, 1:05 PM MDT
Att: 47,336 - Sunny - 73 F

AB	35
R	2
H	9
RBI	2
BB	4
SO	10
LOB	22



Batter	1	2	3	4	5	6	7	8	9	AB	R	H	RBI	BB	SO	LOB	TOP				
Eric Young Sr. R OBP: 0.320, SLG: 0.366 (1,4) C	F5		G6-3				G5-3			3	0	0	0	1	0	1	Chicago Cubs @ San Francisco Giants PacBell Park, San Francisco, CA Sat Apr 28 2001, 4:05 PM EDT Att: 41,059 - Cloudy - 59 F				
Gary Matthews S OBP: 0.206, SLG: 0.286 (1,8) B	K		G5-3					K		4	0	0	0	0	3	2					
Sammy Sosa R OBP: 0.441, SLG: 0.547 (1,9) B				1B WP BB				K		2	0	1	0	2	1	0					
Ron Coomer R OBP: 0.214, SLG: 0.231 (1,5) C	K			K				F3		4	0	1	0	0	2	2					
Rondell White R OBP: 0.379, SLG: 0.550 (1,7) C		E6 FC6-4							P6	4	0	1	0	0	0	2					
Ricky Gutierrez R OBP: 0.293, SLG: 0.384 Courtney Duncan L (6,1) F	FC6-4							K		3	0	0	0	0	0	4					
Todd Hundley S OBP: 0.311, SLG: 0.415 (9, PH) S										0	0	0	0	0	0	0					
15 Julio Zuleta R OBP: 0.292, SLG: 0.432 (1,3) B								K		1	0	0	0	0	1	0					
Joe Girardi R OBP: 0.364, SLG: 0.345 (1,2) B										3	0	1	0	0	1	3					
Julian Tavarez L OBP: 0.333, SLG: 0.250 Augie Ojeda S OBP: 0.214, SLG: 0.214 (6,6) C			G4-3							1	0	0	0	1	0	0					
Inning Stats	R: 0 E: 0 K: 2 S: 11	H: 0 LOB: 1 BB: 1 P: 20	R: 0 E: 1 K: 0 S: 8	H: 1 LOB: 1 BB: 0 P: 12	R: 0 E: 0 K: 0 S: 8	H: 0 LOB: 0 BB: 0 P: 12	R: 0 E: 0 K: 1 S: 7	H: 1 LOB: 1 BB: 1 P: 14	R: 0 E: 0 K: 2 S: 10	H: 0 LOB: 3 BB: 3 P: 25	R: 0 E: 0 K: 0 S: 6	H: 2 LOB: 1 BB: 0 P: 8	R: 0 E: 0 K: 0 S: 8	H: 1 LOB: 1 BB: 0 P: 11	R: 0 E: 0 K: 2 S: 10	H: 0 LOB: 0 BB: 0 P: 13	1B: 4 2B: 1 3B: 0 HR: 0	SF: 0 SAC: 0 DP: 3 HBP: 0	WP: 1 PB: 0 SB: 0 CS: 1	PA: 34	
PITCHER	IP	WLS	BF	H	R	ER	SO	BB	IBB	HBP	BLK	WP	HR	S	P	ERA	WHIP				
Shawn Estes L ERA: 4.18 (1,1)	7.0	W	28	5	0	0	5	5	0	0	0	1	0	58	102	0.00	1.429				
Felix Rodriguez R ERA: 3.99 (8,1)	1.0		3	0	0	0	2	0	0	0	0	0	0	8	12	0.00	0.000				
Robb Nen R ERA: 0.82 (9,1)	1.0		3	0	0	0	2	0	0	0	0	0	0	10	13	0.00	0.000				

AB	29
R	0
H	5
RBI	0
BB	5
SO	9
LOB	15



Batter	1	2	3	4	5	6	7	8	9	AB	R	H	RBI	BB	SO	LOB	BOTTOM				
Shawn Dunston R OBP: 0.414, SLG: 0.679 (1,7) B				K						3	0	2	0	1	1	0	Chicago Cubs @ San Francisco Giants PacBell Park, San Francisco, CA Sat Apr 28 2001, 4:05 PM EDT Att: 41,059 - Cloudy - 59 F				
Felix Rodriguez R (8,1) B										0	0	0	0	0	0	0					
Robb Nen R (9,1) B										0	0	0	0	0	0	0					
Ramon Martinez R OBP: 0.397, SLG: 0.360 (1,6) L										4	2	2	0	0	1	2					
J.T. Snow L OBP: 0.407, SLG: 0.366 (1,3) C										2	2	0	0	2	0	2					
Jeff Kent R OBP: 0.272, SLG: 0.459 (1,4) B										4	0	1	1	0	1	3					
Armando Rios L OBP: 0.325, SLG: 0.400 (8,7) B										4	1	1	1	0	0	3					
Russ Davis R OBP: 0.306, SLG: 0.526 (1,5) C										3	0	2	1	1	1	1					
Marvin Benard L OBP: 0.202, SLG: 0.179 (1,8) C										4	0	1	1	0	1	3					
Benito Santiago R OBP: 0.354, SLG: 0.500 (1,2) C										4	0	0	0	0	0	2					
Shawn Estes R (1,1) B										3	0	0	0	0	1	0					
Eric Davis R OBP: 0.259, SLG: 0.375 (8,9) B										1	0	0	0	0	1	0					
Inning Stats	R: 3 E: 2 K: 0 S: 23	H: 5 LOB: 2 BB: 0 P: 36	R: 0 E: 0 K: 0 S: 8	H: 0 LOB: 1 BB: 1 P: 17	R: 0 E: 0 K: 1 S: 8	H: 1 LOB: 1 BB: 0 P: 15	R: 0 E: 0 K: 2 S: 8	H: 0 LOB: 0 BB: 0 P: 14	R: 2 E: 0 K: 0 S: 14	H: 2 LOB: 1 BB: 2 P: 29	R: 0 E: 0 K: 1 S: 9	H: 1 LOB: 0 BB: 0 P: 14	R: 0 E: 0 K: 1 S: 8	H: 0 LOB: 1 BB: 1 P: 14	R: 0 E: 0 K: 2 S: 10	H: 0 LOB: 0 BB: 0 P: 17	1B: 5 2B: 2 3B: 2 HR: 0	SF: 0 SAC: 0 DP: 1 HBP: 0	WP: 1 PB: 0 SB: 1 CS: 0	PA: 36	
PITCHER	IP	WLS	BF	H	R	ER	SO	BB	IBB	HBP	BLK	WP	HR	S	P	ERA	WHIP				
Julian Tavarez R ERA: 1.53 (1,1)	5.0	L	25	8	5	2	3	3	0	0	0	1	0	61	11	3.60	2.200				
Courtney Duncan R ERA: 3.6 (6,1)	3.0		11	1	0	0	4	1	0	0	0	0	0	27	45	0.00	0.667				



Batter	1	2	3	4	5	6	7	8	9	AB	R	H	RBI	BB	SO	LOB	TOP										
Eric Young Sr., R OBP: 0.336, SLG: 0.385 (1, 4)										3	3	2	0	1	0	0	Chicago Cubs @ San Francisco Giants PacBell Park, San Francisco, CA Sun Apr 29 2001, 4:05 PM EDT Att: 41,059 - Sunny - 60 F										
Bill Mueller, S OBP: 0.390, SLG: 0.506 (1, 5)										4	2	2	1	1	0	2											
Sammy Sosa, R OBP: 0.449, SLG: 0.577 (1, 9)										3	2	1	3	1	1	2											
Todd Hundley, S OBP: 0.303, SLG: 0.397 (1, 2)										5	0	1	1	0	1	6											
Rondell White, R OBP: 0.363, SLG: 0.524 (8, 1)										4	0	0	0	0	1	1											
Ricky Gutierrez, R (9, PH) Jeff Fassero, L (9, 1)										0	0	0	0	0	0	0											
Matt Stairs, L OBP: 0.367, SLG: 0.357 (8, 3)										3	1	1	0	0	1	0											
Ron Coomer, R OBP: 0.250, SLG: 0.267 (8, 3)										2	0	1	0	0	0	0											
Damon Buford, R OBP: 0.154, SLG: 0.184 (1, 8)										5	1	2	3	0	0	1											
Augie Ojeda, S OBP: 0.158, SLG: 0.167 (1, 6)										4	0	0	1	0	0	2											
Manny Aybar, R OBP: 1.000, SLG: 1.000 15 Julio Zuleta, R OBP: 0.286, SLG: 0.422 Todd Van Poppel, R (6, 1) Gary Matthews, S OBP: 0.222, SLG: 0.360 (8, 7)										2	1	2	0	0	0	0											
Inning Stats	R: 1 E: 0 K: 1 S: 17	H: 2 LOB: 1 BB: 0 P: 25	R: 0 E: 0 K: 0 S: 9	H: 0 LOB: 0 BB: 0 P: 16	R: 0 E: 0 K: 1 S: 9	H: 1 LOB: 2 BB: 1 P: 17	R: 0 E: 0 K: 1 S: 8	H: 0 LOB: 0 BB: 0 P: 16	R: 4 E: 0 K: 0 S: 19	H: 4 LOB: 0 BB: 0 P: 28	R: 1 E: 0 K: 1 S: 10	H: 1 LOB: 1 BB: 0 P: 14	R: 0 E: 0 K: 1 S: 9	H: 1 LOB: 1 BB: 0 P: 15	R: 1 E: 0 K: 0 S: 9	H: 1 LOB: 0 BB: 0 P: 15	R: 4 E: 1 K: 0 S: 18	H: 3 LOB: 2 BB: 2 P: 36	1B: 8 2B: 2 3B: 0 HR: 3	SF: 2 SAC: 1 DP: 0 HBP: 1	WP: 0 PB: 0 SB: 0 CS: 0	PA: 44					
PITCHER	IP	WLS	BF	H	R	ER	SO	BB	IBB	HBP	BLK	WP	HR	S	P	ERA	WHIP										
Livan Hernandez, R ERA: 7.83 Tim Worrell, R ERA: 2.0 41 Chad Zerbe, L ERA: 2.57 Alan Embree, L ERA: 13.06 Aaron Fultz, L ERA: 5.27	6.0	L	27	8	6	6	4	1	0	0	0	0	1	72	116	9.00	1.500										

AB	37
R	11
H	13
RBI	11
BB	3
SO	5
LOB	14



Batter	1	2	3	4	5	6	7	8	9	AB	R	H	RBI	BB	SO	LOB	BOTTOM											
Marvin Benard, L OBP: 0.193, SLG: 0.171 (1, 8)										4	0	0	0	0	1	0	Chicago Cubs @ San Francisco Giants PacBell Park, San Francisco, CA Sun Apr 29 2001, 4:05 PM EDT Att: 41,059 - Sunny - 60 F											
Rich Aurilia, R OBP: 0.432, SLG: 0.610 (1, 6)										3	0	1	0	1	0	0												
Barry Bonds, L OBP: 0.363, SLG: 0.747 (1, 7)										4	1	1	1	0	1	2												
Jeff Kent, R OBP: 0.292, SLG: 0.477 (1, 4)										3	0	2	0	1	0	0												
J.T. Snow, L OBP: 0.400, SLG: 0.351 (1, 3)										3	0	0	0	1	2	3												
Russ Davis, R OBP: 0.303, SLG: 0.508 (1, 5)										3	0	0	0	1	2	3												
Armando Rios, L OBP: 0.313, SLG: 0.384 Ramon Martinez, R OBP: 0.355, SLG: 0.346 (9, PH)										4	0	1	0	0	1	5												
Manny Aybar, R ERA: 2.31 Todd Van Poppel, R ERA: 9.52 Kyle Farnsworth, R ERA: 1.98 Jeff Fassero, L ERA: 6.08	IP	WLS	BF	H	R	ER	SO	BB	IBB	HBP	BLK	WP	HR	S	P	ERA		WHIP										
Armando Rios, L OBP: 0.313, SLG: 0.384 Ramon Martinez, R OBP: 0.355, SLG: 0.346 (9, PH)	5.0	W	18	2	1	1	4	1	0	0	0	0	1	32	49	4.50		2.000										
Bobby Estelella, R OBP: 0.348, SLG: 0.512 (1, 2)	2.0		10	3	1	1	3	1	0	0	0	0	1	32	49	4.50		2.000										
Livan Hernandez, R OBP: 0.286, SLG: 0.250 Tim Worrell, R (7, PH) Edwards Guzman, L (8, 1) 41 Chad Zerbe, L (8, 1) Alan Embree, L (9, 1) Aaron Fultz, R OBP: 0.500, SLG: 0.500 Eric Davis, R OBP: 0.250, SLG: 0.360 (9, PH)	1.0		5	1	0	0	2	1	0	0	0	0	0	18	31	0.00	2.000											
Inning Stats	R: 0 E: 0 K: 0 S: 6	H: 0 LOB: 0 BB: 0 P: 9	R: 0 E: 0 K: 1 S: 9	H: 0 LOB: 0 BB: 0 P: 13	R: 0 E: 0 K: 2 S: 10	H: 0 LOB: 0 BB: 0 P: 14	R: 1 E: 0 K: 0 S: 8	H: 1 LOB: 1 BB: 1 P: 15	R: 0 E: 0 K: 1 S: 10	H: 1 LOB: 0 BB: 0 P: 18	R: 0 E: 0 K: 2 S: 20	H: 2 LOB: 3 BB: 1 P: 31	R: 1 E: 0 K: 1 S: 12	H: 1 LOB: 0 BB: 0 P: 18	R: 0 E: 0 K: 2 S: 18	H: 1 LOB: 2 BB: 1 P: 31	R: 0 E: 0 K: 0 S: 9	H: 0 LOB: 0 BB: 0 P: 15	1B: 3 2B: 1 3B: 0 HR: 2	SF: 0 SAC: 0 DP: 0 HBP: 0	WP: 0 PB: 0 SB: 1 CS: 0	PA: 36						
PITCHER	IP	WLS	BF	H	R	ER	SO	BB	IBB	HBP	BLK	WP	HR	S	P	ERA	WHIP											
Manny Aybar, R ERA: 2.31 Todd Van Poppel, R ERA: 9.52 Kyle Farnsworth, R ERA: 1.98 Jeff Fassero, L ERA: 6.08	1.0		3	0	0	0	0	0	0	0	0	0	0	9	15	0.00	0.000											

AB	33
R	2
H	6
RBI	2
BB	3
SO	9
LOB	13



Batter	1	2	3	4	5	6	7	8	9	AB	R	H	RBI	BB	SO	LOB	TOP			
Rickey Henderson, R OBP: 0.367, SLG: 0.366 Mike Colangelo, R OBP: 0.376, SLG: 0.625	F7		2B BB	HR 1B		WP 1B BB		K		2	2	1	0	2	0	0				
Mark Kotsay, L OBP: 0.341	2B		BB 2B	K		WP 1B		P8		5	1	3	1	0	1	1				
Ryan Klesko, L OBP: 0.385, SLG: 0.393	F9		BB HR BB	HR BB		K		K		3	2	0	0	2	2	3				
Phil Nevin, R OBP: 0.402, SLG: 0.680	K		HR BB	HR		K		K		4	2	1	4	1	3	3				
Mike Darr, L OBP: 0.415, SLG: 0.389 Santiago Perez, S OBP: 0.440, SLG: 0.308		K	HR BB	G5-3		K		K		1	0	0	1	1	1	0				
Ben Davis, S OBP: 0.473, SLG: 0.536	1B		HR	G4-3		BB		G3		4	1	2	4	1	0	0				
Damian Jackson, R OBP: 0.342, SLG: 0.379	K		K			L8		F7		4	0	0	0	0	2	3				
Donaldo Mendez, R OBP: 0.259, SLG: 0.245	K2-3		G6-3			F9		F8		4	0	0	0	0	1	3				
Brian Tollberg, R OBP: 0.083, SLG: 0.083 Tom Davey, R Rodney Myers, R						K		F9		4	1	1	0	0	1	2				
Inning Stats	R: 0 E: 0 K: 1 S: 9	H: 1 LOB: 1 BB: 0 P: 13	R: 0 E: 0 K: 3 S: 11	H: 1 LOB: 1 BB: 0 P: 17	R: 7 E: 0 K: 1 S: 27	H: 3 LOB: 1 BB: 4 P: 53	R: 3 E: 0 K: 1 S: 16	H: 2 LOB: 0 BB: 1 P: 24	R: 0 E: 0 K: 3 S: 13	H: 0 LOB: 3 BB: 1 P: 22	R: 0 E: 0 K: 0 S: 4	H: 0 LOB: 1 BB: 1 P: 10	R: 0 E: 0 K: 2 S: 9	H: 0 LOB: 0 BB: 0 P: 14	R: 0 E: 0 K: 2 S: 9	H: 0 LOB: 0 BB: 0 P: 12	1B: 4 2B: 2 3B: 0 HR: 2	SF: 0 SAC: 0 DP: 0 HBP: 0	WP: 1 PB: 0 SB: 1 CS: 0	PA: 42
PITCHER	IP	WLS	BF	H	R	ER	SO	BB	IBB	HBP	BLK	WP	HR	S	P	ERA	WHIP			
Jason Bere, R ERA: 5.67	2.0	L	15	5	7	7	4	4	0	0	0	0	1	37	66	31.50	4.500			
Mike Fyhrie, R ERA: 5.0	1.2		8	2	3	3	2	1	0	0	0	0	1	22	35	16.20	1.800			
Todd Van Poppel, R ERA: 6.75	3.1		13	1	0	0	4	2	0	0	0	1	0	32	51	0.00	0.900			
Felix Heredia, L ERA: 2.16	1.0		3	0	0	0	2	0	0	0	0	0	0	9	14	0.00	0.000			
Kyle Farnsworth, R ERA: 1.84	1.0		3	0	0	0	2	0	0	0	0	0	0	9	12	0.00	0.000			

San Diego Padres @ Chicago Cubs
Wrigley Field, Chicago, IL
Tue May 01 2001, 7:05 PM CDT
Att: 28,842 - Sunny - 77 F

AB	35
R	10
H	8
RBI	10
BB	7
SO	14
LOB	18

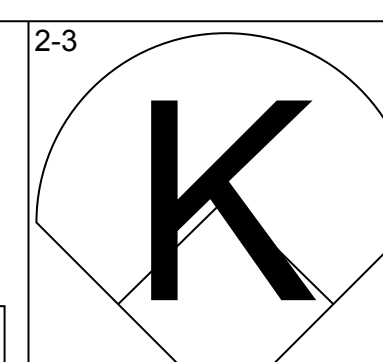
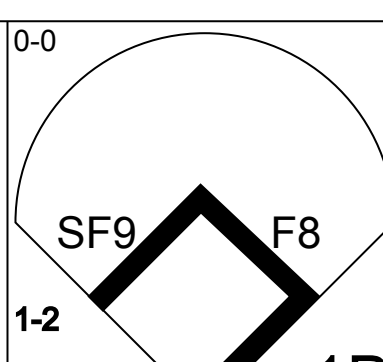
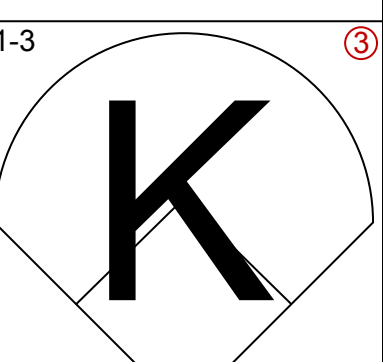
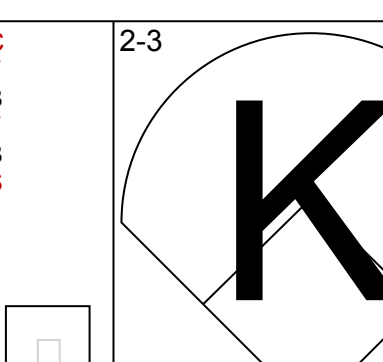
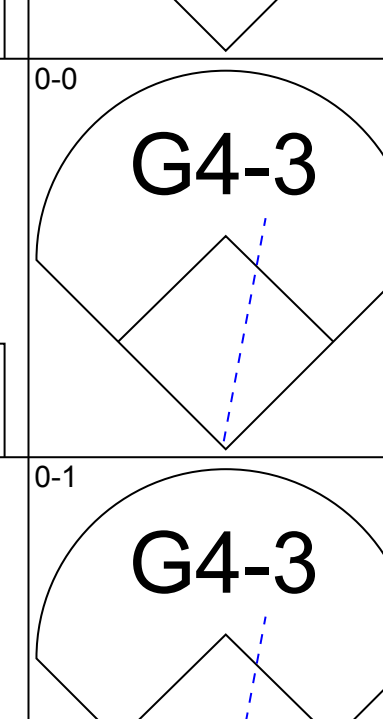
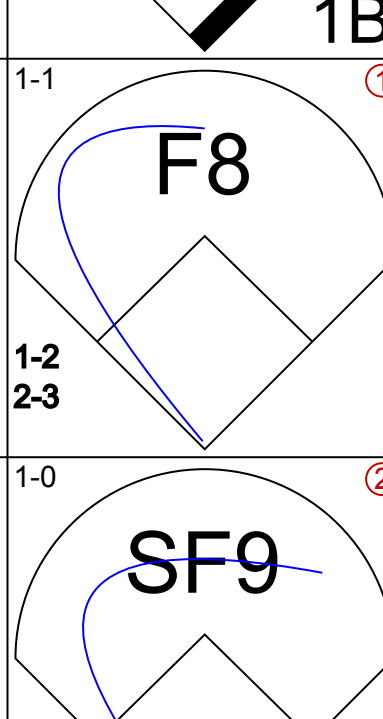
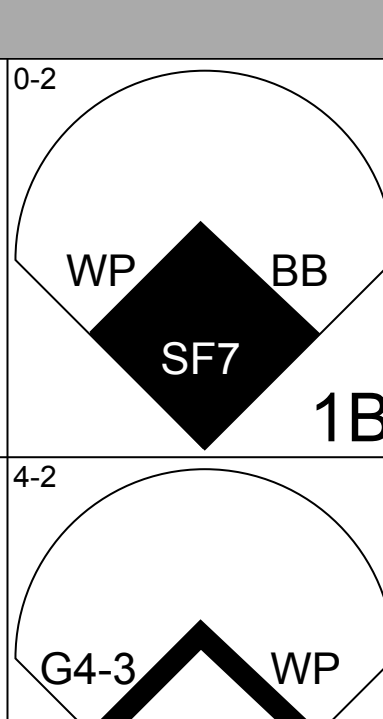
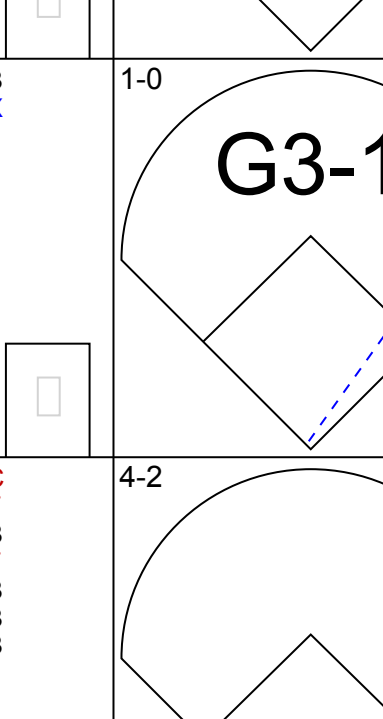
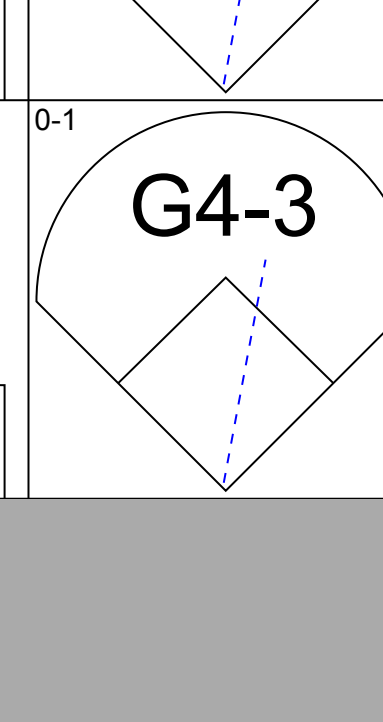
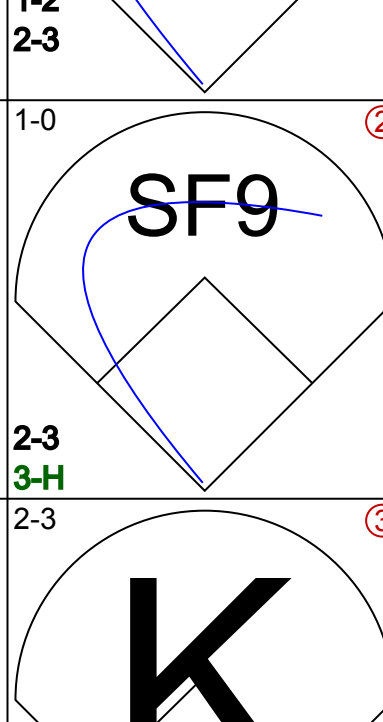
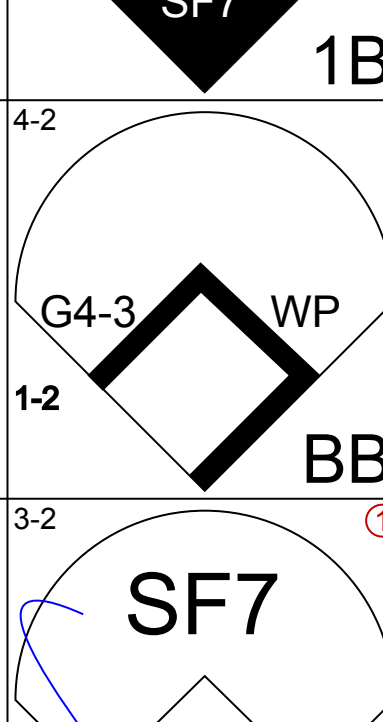
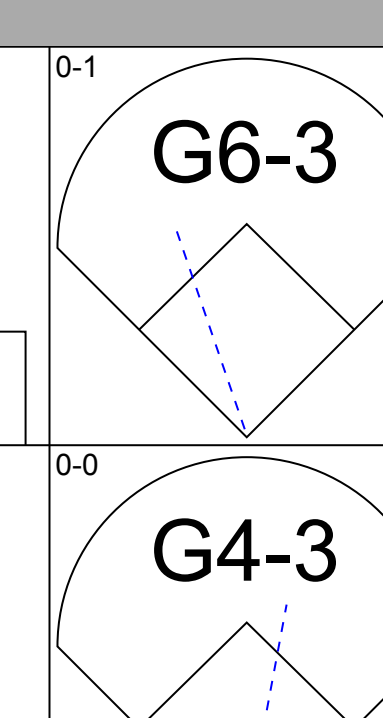

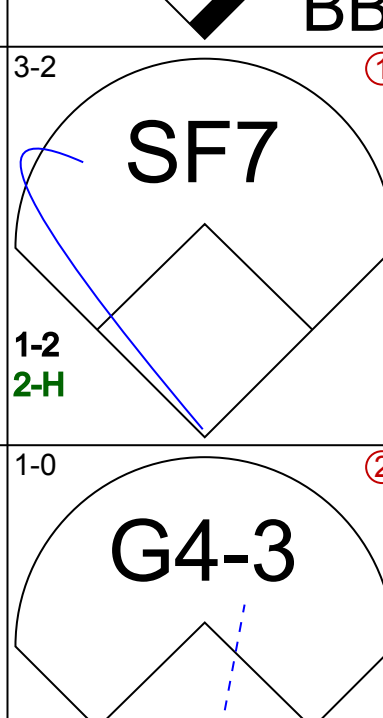
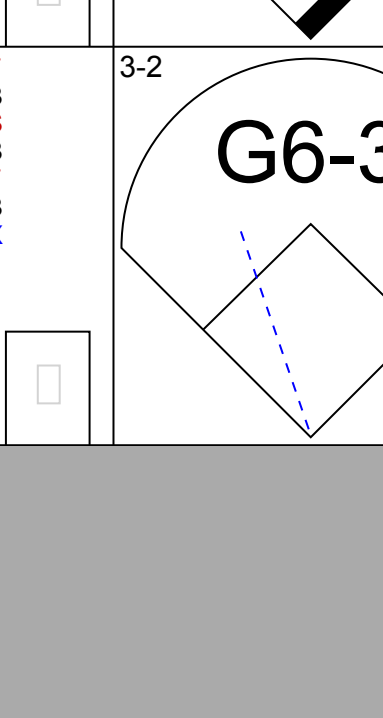
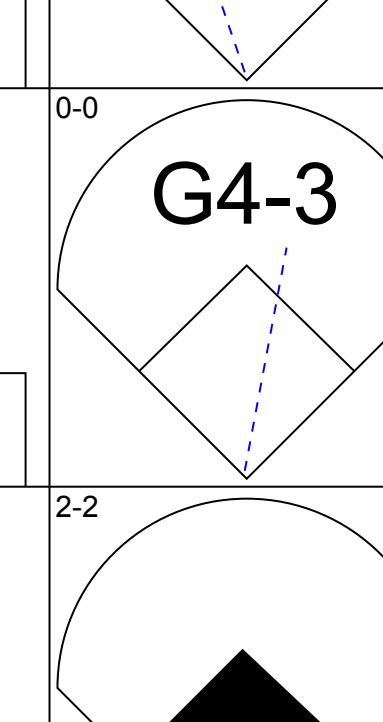
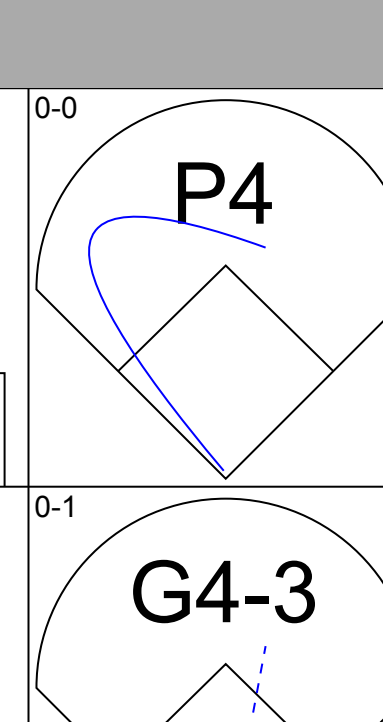
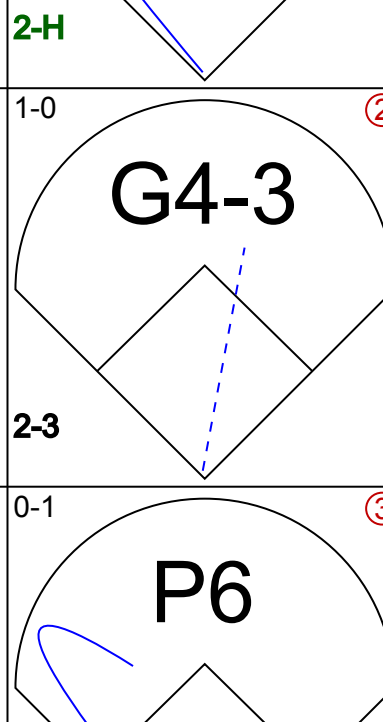
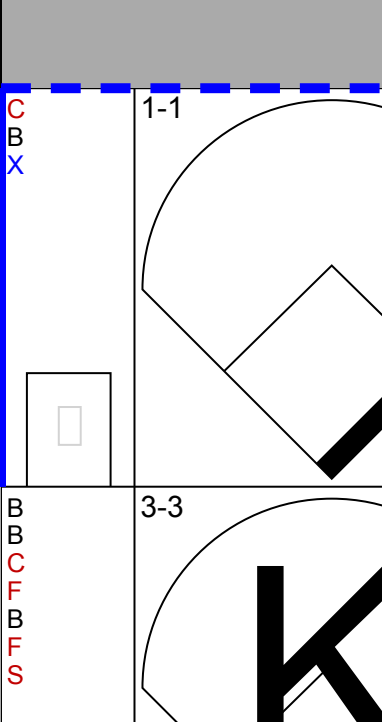
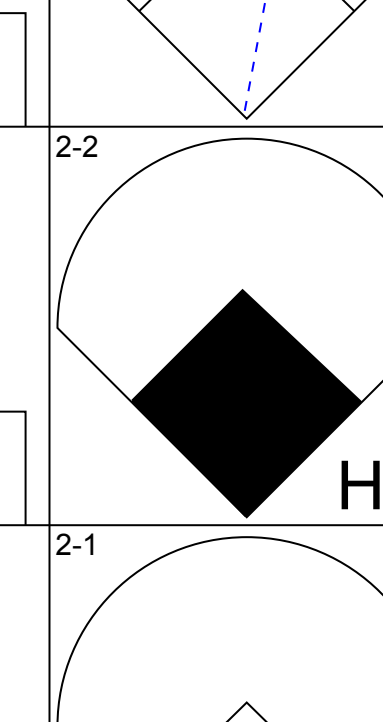
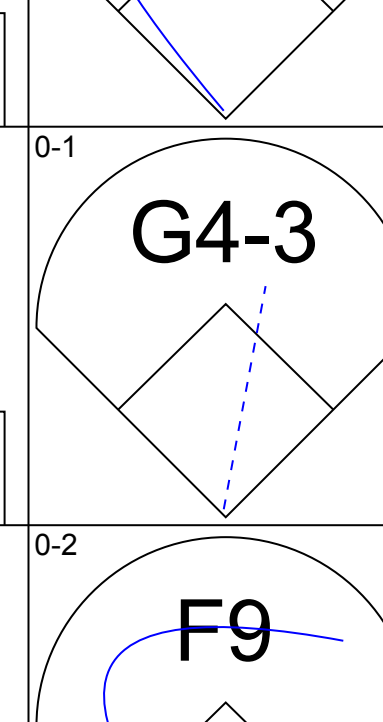
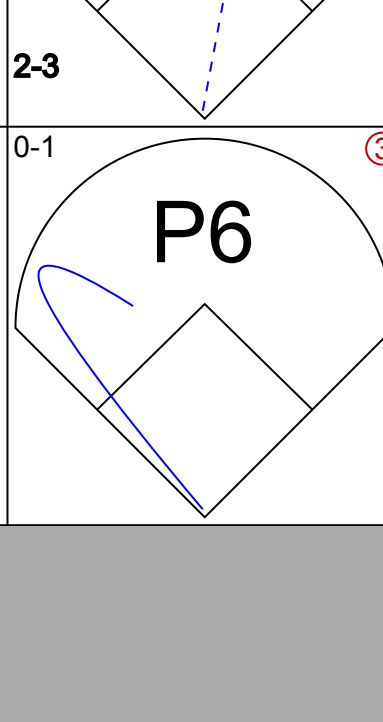

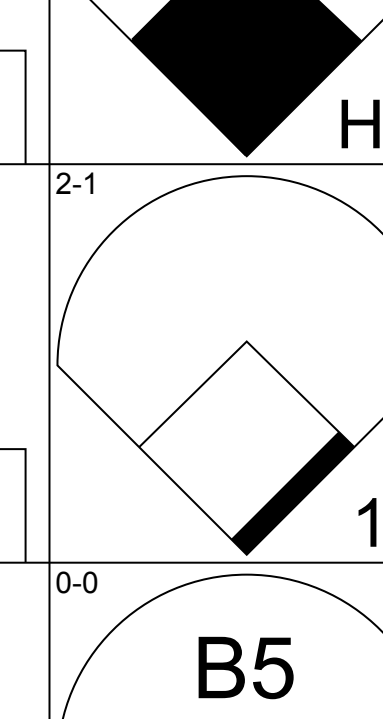
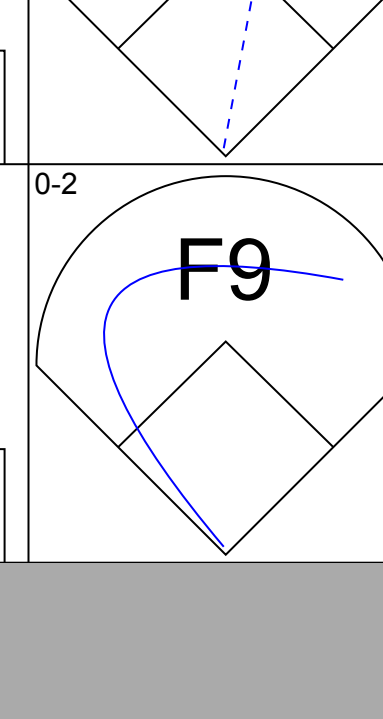
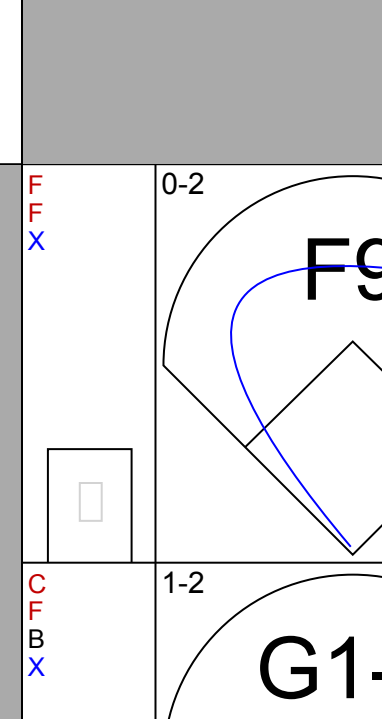
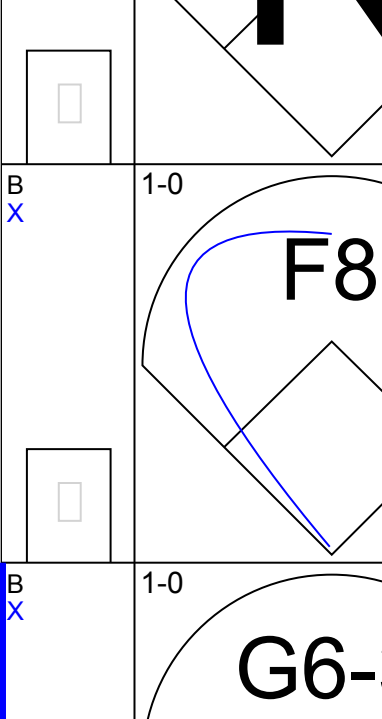
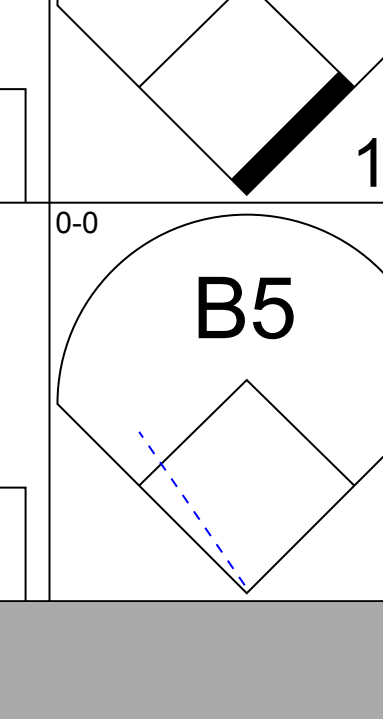
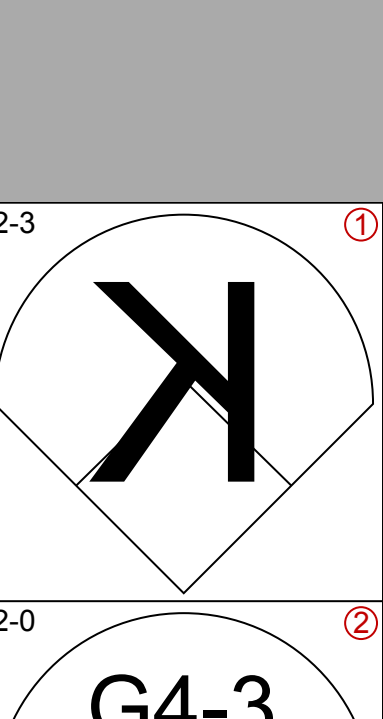
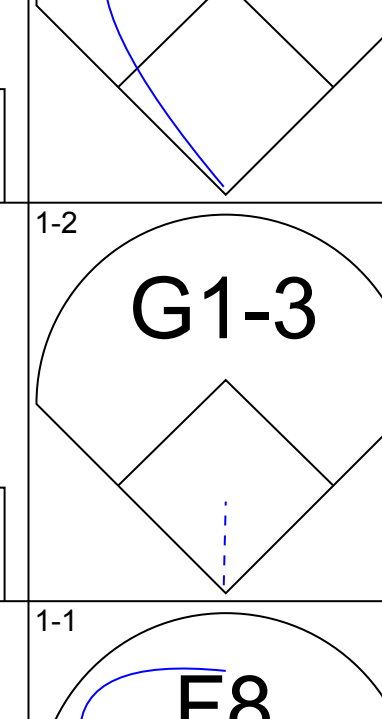
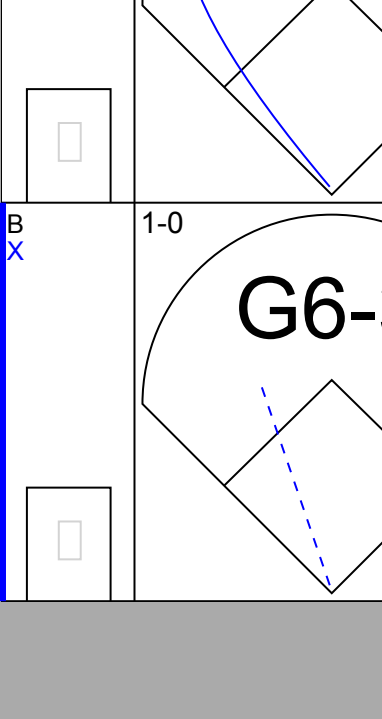
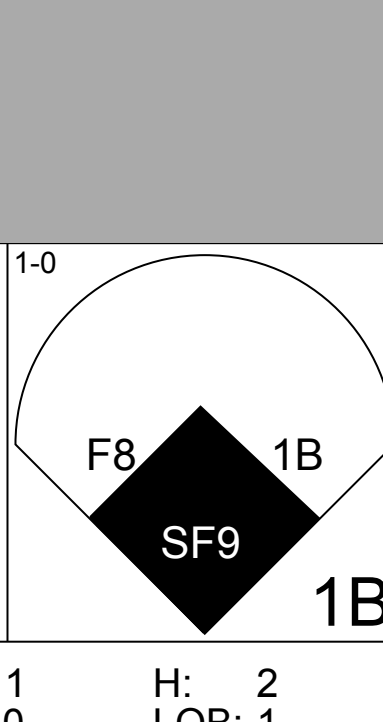
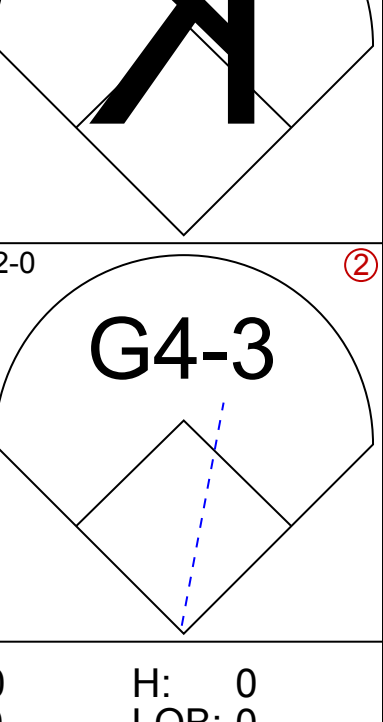
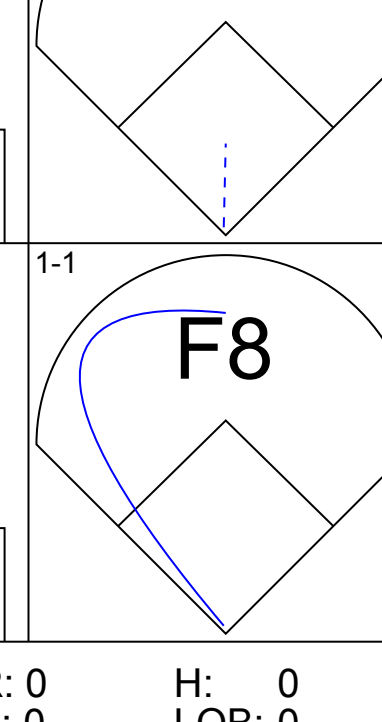


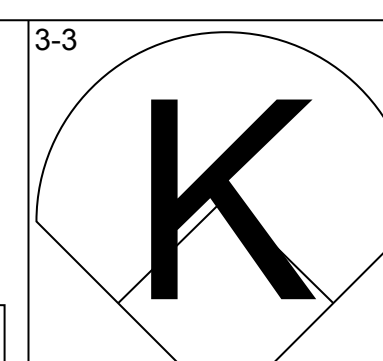
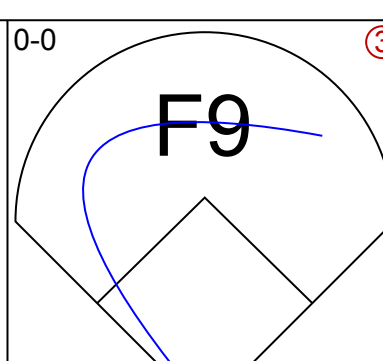
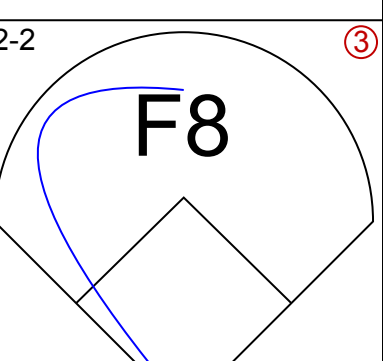
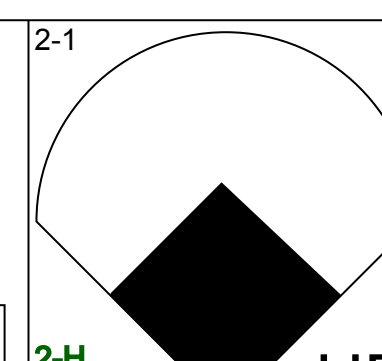
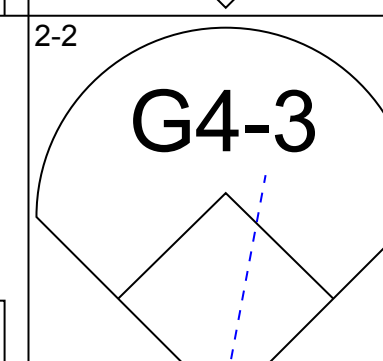
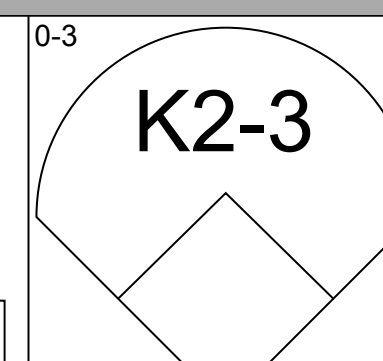
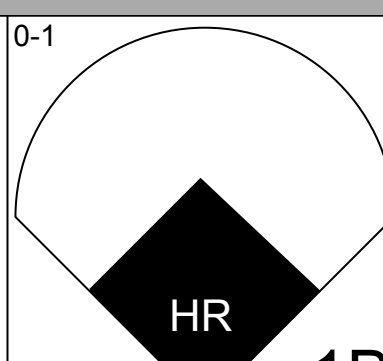
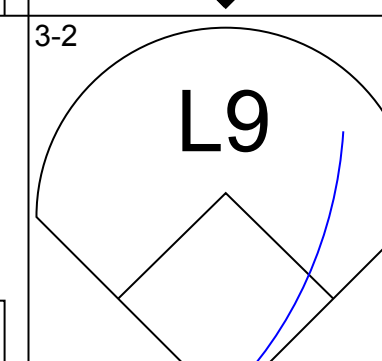
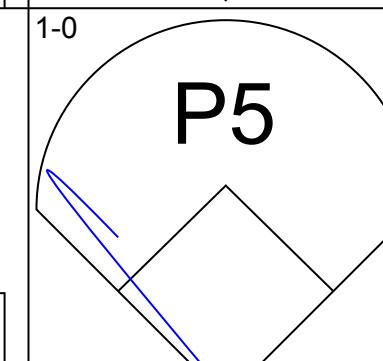
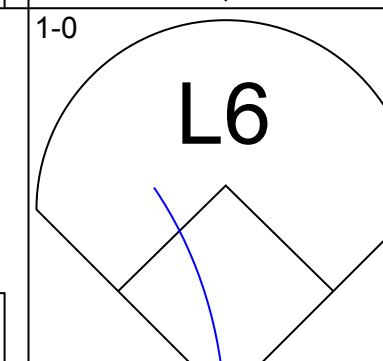
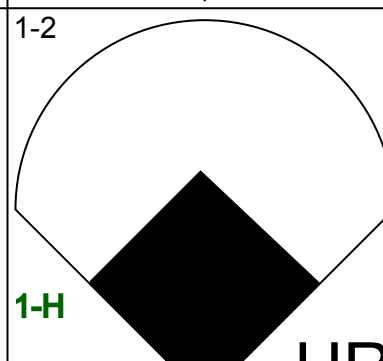
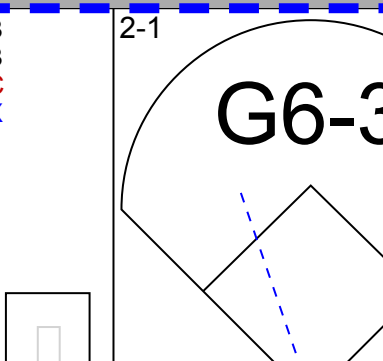
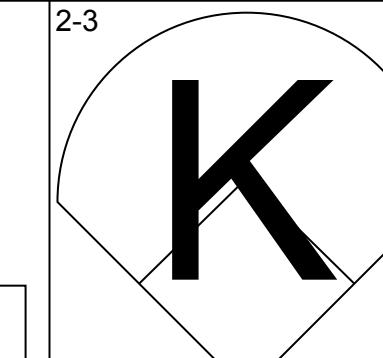
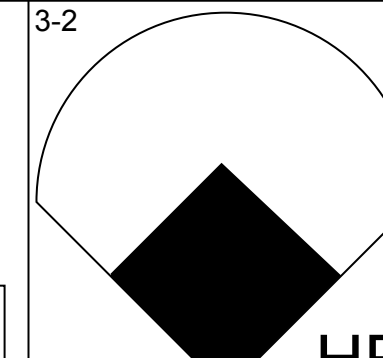
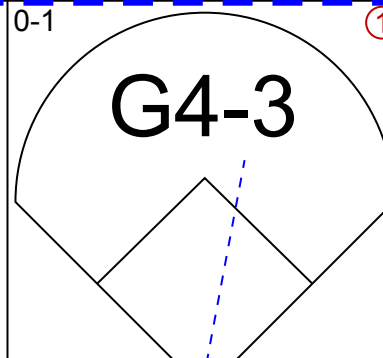
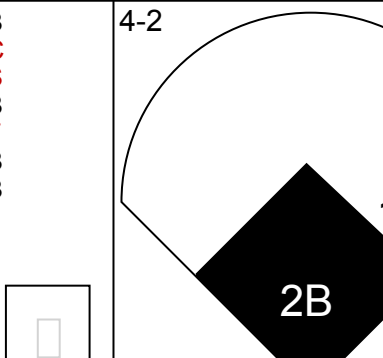
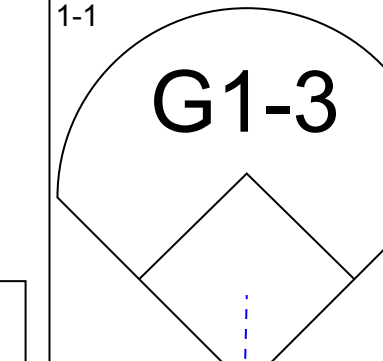
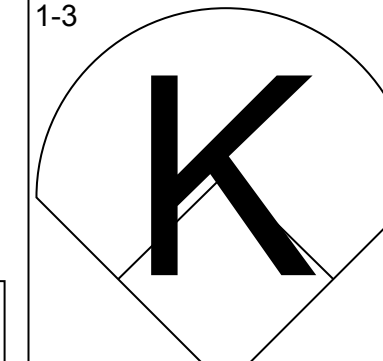
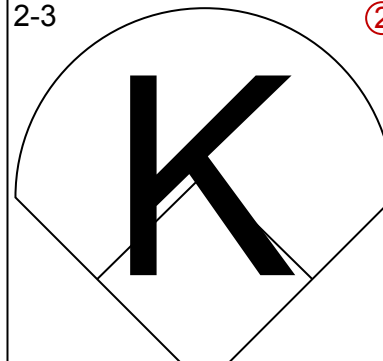
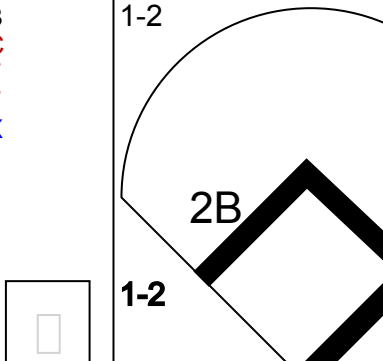
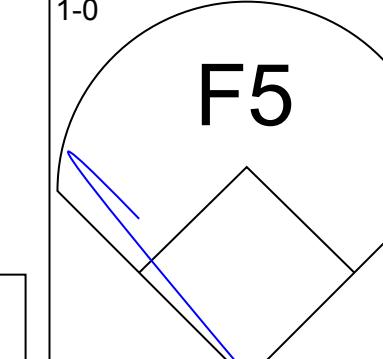
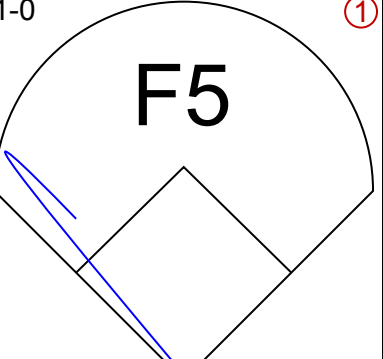
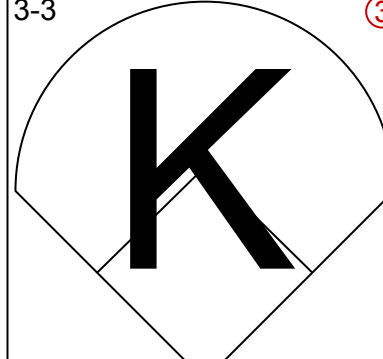
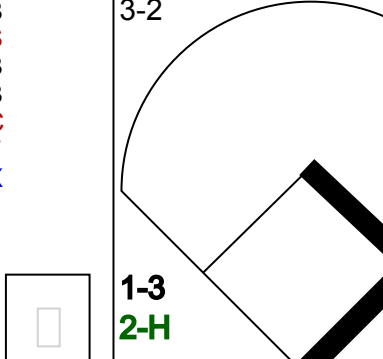
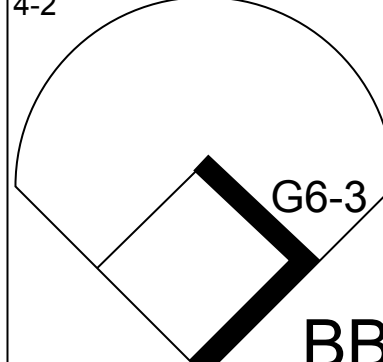
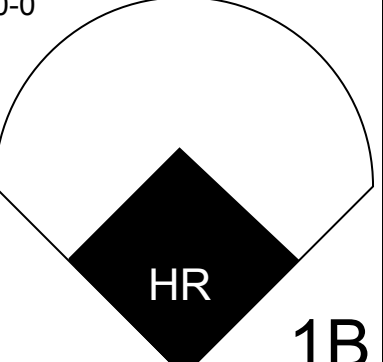
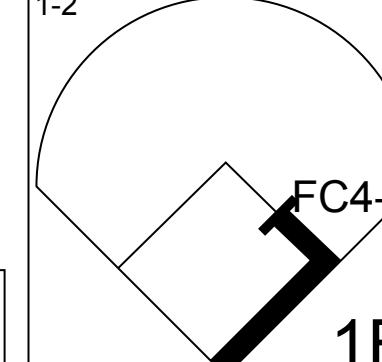
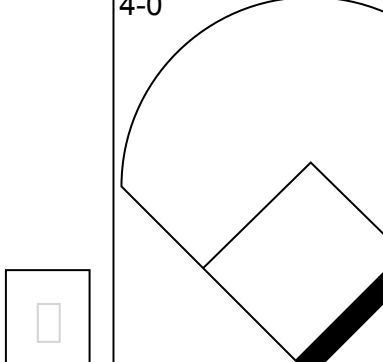
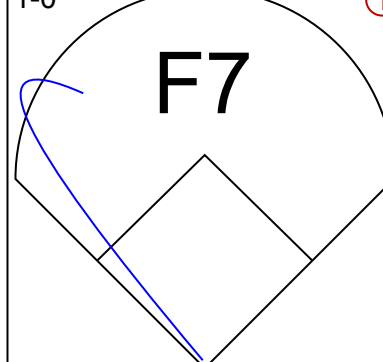
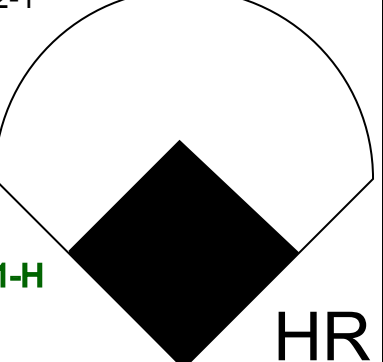
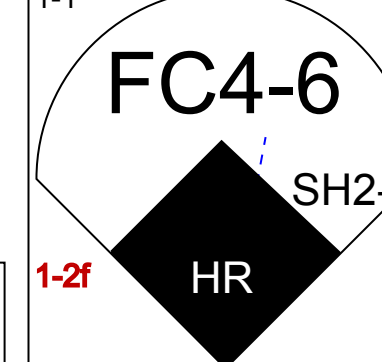
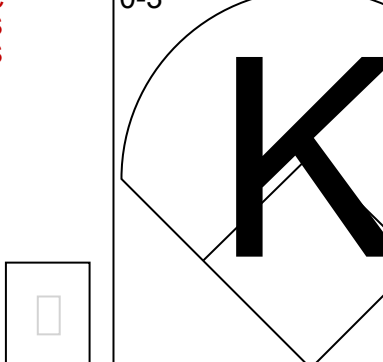
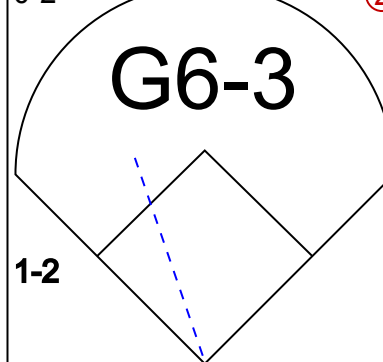
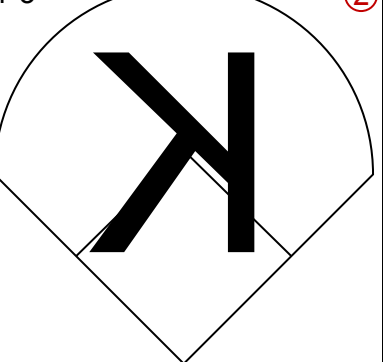
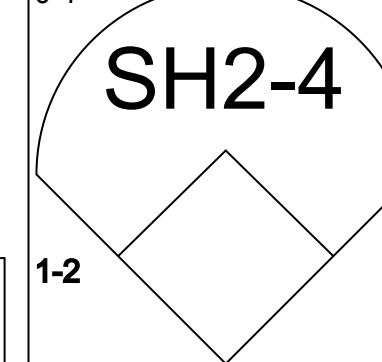
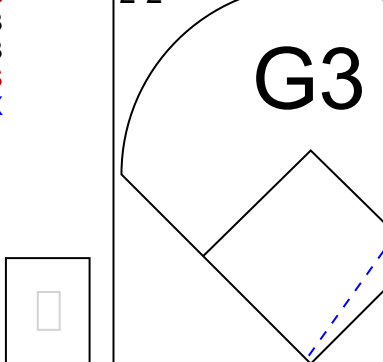
Batter	1	2	3	4	5	6	7	8	9	AB	R	H	RBI	BB	SO	LOB	BOTTOM					
Eric Young Sr., R OBP: 0.333, SLG: 0.380	CS 1B		K		G5-3		F8			4	0	1	0	0	1	1						
Bill Mueller, S OBP: 0.413, SLG: 0.538	F9 2B		G6-3 1B		FC6-4 1B		1B			4	0	4	1	0	0	0						
Sammy Sosa, R OBP: 0.432, SLG: 0.549	F9		G6-3		FC6-4		K			4	0	0	0	0	1	4						
Todd Hundley, S OBP: 0.300, SLG: 0.377	BB		K				K			3	0	0	0	1	3	1						
Rondell White, R OBP: 0.351, SLG: 0.506 Felix Heredia, L Gary Matthews, S OBP: 0.218, SLG: 0.353 Kyle Farnsworth, R	F9				K		K			3	0	0	0	0	2	2						
Matt Stairs, L OBP: 0.340, SLG: 0.326	G4-3				L4		F7			4	0	0	0	0	1	0						
Ricky Gutierrez, R OBP: 0.287, SLG: 0.377	F9				L7					4	1	1	0	0	0	0						
Damon Buford, R OBP: 0.179, SLG: 0.208							15 HR 1B			4	1	2	0	0	0	1						
Jason Bere, R OBP: 0.200, SLG: 0.300 Mike Fyhrie, R Todd Van Poppel, R 15 Julio Zuleta, R OBP: 0.294, SLG: 0.489	FC4-6 1B				G5-3 1B		F5			1	0	0	0	0	0	1						
	FC4-6				K					1	0	0	0	0	0	0						
							HR			2	1	1	2	0	0	0						
Inning Stats	R: 0 E: 0 K: 0 S: 11	H: 2 LOB: 2 BB: 1 P: 18	R: 0 E: 0 K: 0 S: 8	H: 1 LOB: 0 BB: 0 P: 13	R: 0 E: 0 K: 2 S: 11	H: 1 LOB: 0 BB: 0 P: 20	R: 0 E: 0 K: 1 S: 9	H: 0 LOB: 0 BB: 0 P: 12	R: 1 E: 0 K: 1 S: 11	H: 2 LOB: 1 BB: 0 P: 17	R: 0 E: 0 K: 2 S: 11	H: 0 LOB: 0 BB: 0 P: 14	R: 2 E: 0 K: 1 S: 12	H: 3 LOB: 1 BB: 0 P: 17	R: 0 E: 0 K: 2 S: 14	H: 0 LOB: 0 BB: 0 P: 19	R: 0 E: 0 K: 0 S: 6	H: 0 LOB: 0 BB: 0 P: 9	1B: 7 2B: 1 3B: 0 HR: 1	SF: 0 SAC: 0 DP: 0 HBP: 0	WP: 0 PB: 0 SB: 0 CS: 1	PA: 36
PITCHER	IP	WLS	BF	H	R	ER	SO	BB	IBB	HBP	BLK	WP	HR	S	P	ERA	WHIP					
Brian Tollberg, R ERA: 3.9	6.1	W	27	8	3	3	6	1	0	0	0	0	0	67	101	4.26	1.421					
Tom Davey, R ERA: 3.24	0.2		3	1	0	0	1	0	0	0	0	0	0	6	10	0.00	1.500					
Rodney Myers, R ERA: 4.91	2.0		6	0	0	0	2	0	0	0	0	0	0	20	28	0.00	0.000					

San Diego Padres @ Chicago Cubs
Wrigley Field, Chicago, IL
Tue May 01 2001, 7:05 PM CDT
Att: 28,842 - Sunny - 77 F

AB	35
R	3
H	9
RBI	3
BB	1
SO	9
LOB	11



Batter	1	2	3	4	5	6	7	8	9	AB	R	H	RBI	BB	SO	LOB	TOP		
Rickey Henderson, R OBP: 0.358, SLG: 0.356 (1, 7)										4	0	1	0	0	3	0	San Diego Padres @ Chicago Cubs Wrigley Field, Chicago, IL Wed May 02 2001, 7:05 PM CDT Att: 27,016 - Overcast - 81 F		
Mark Kotsay, L OBP: 0.290, SLG: 0.333 (1, 8)										4	1	1	0	0	0	2			
Ryan Klesko, L OBP: 0.389, SLG: 0.388 (1, 3)										1	0	0	1	2	0				
Phil Nevin, R OBP: 0.387, SLG: 0.660 (1, 5)										3	0	0	1	0	1	2			
Bubba Trammell, R OBP: 0.344, SLG: 0.468 David Lee, R (8, 1)										3	0	0	0	0	0	1			
Jimmy Osting, R (8, 1)										0	0	0	0	0	0	0			
Dave Magadan, L OBP: 0.364, SLG: 0.350 (9, PH)										1	0	1	0	0	0	0			
Ben Davis, S OBP: 0.462, SLG: 0.567 (1, 2)										4	1	1	1	0	1	2			
Damian Jackson, R OBP: 0.339, SLG: 0.374 (1, 4)										4	0	1	0	0	0	1			
Donald Mendez, R OBP: 0.246, SLG: 0.231 Alex Arias, R OBP: 0.294, SLG: 0.286 (9, PH)										3	0	0	0	0	1	1			
Kevin Jarvis, L OBP: 0.333, SLG: 0.417 Santiago Perez, S OBP: 0.431, SLG: 0.300 Jay Witasick, R (6, 1)										2	1	1	0	0	0	0			
Inning Stats	R: 0 E: 0 K: 1 S: 8	H: 0 LOB: 0 BB: 0 P: 10	R: 1 E: 0 K: 0 S: 9	H: 2 LOB: 1 BB: 0 P: 13	R: 1 E: 0 K: 1 S: 8	H: 2 LOB: 1 BB: 0 P: 13	R: 0 E: 0 K: 0 S: 6	H: 0 LOB: 0 BB: 0 P: 6	R: 0 E: 0 K: 2 S: 12	H: 1 LOB: 0 BB: 1 P: 20	R: 0 E: 0 K: 0 S: 8	H: 0 LOB: 0 BB: 0 P: 10	R: 0 E: 0 K: 1 S: 12	H: 1 LOB: 1 BB: 0 P: 14	R: 0 E: 0 K: 1 S: 8	H: 1 LOB: 1 BB: 0 P: 14	1B: 5 2B: 0 3B: 0 HR: 1	SF: 2 SAC: 0 DP: 0 HBP: 0	WP: 1 PA: 35 PB: 0 SB: 0 CS: 0
PITCHER	IP WLS BF H R ER SO BB IBB HBP BLK WP HR S P ERA WHIP																		
Jon Lieber, R ERA: 3.0 Kyle Farnsworth, R ERA: 1.72	(1, 1) (9, 1)	8.0 4	W 1	31 0	5 0	3 0	5 1	2 0	0 0	0 0	0 0	1 0	1 0	70 8	106 14	3.38 0.00	0.875 1.000		

Batter	1	2	3	4	5	6	7	8	9	AB	R	H	RBI	BB	SO	LOB	BOTTOM		
Eric Young Sr., R OBP: 0.330, SLG: 0.404 (1, 4)										4	1	1	2	0	1	1	San Diego Padres @ Chicago Cubs Wrigley Field, Chicago, IL Wed May 02 2001, 7:05 PM CDT Att: 27,016 - Overcast - 81 F		
Ricky Gutierrez, R OBP: 0.286, SLG: 0.370 (1, 6)										4	1	1	0	0	1	0			
Bill Mueller, S OBP: 0.407, SLG: 0.557 (1, 5)										4	1	1	2	0	0	0			
Sammy Sosa, R OBP: 0.435, SLG: 0.576 (1, 9)										3	2	1	1	1	1	0			
Rondell White, R OBP: 0.340, SLG: 0.489 Damon Buford, R OBP: 0.193, SLG: 0.222 (7, 8)										3	0	0	0	0	2	0			
Todd Hundley, S OBP: 0.297, SLG: 0.385 (1, 2)										4	0	1	1	0	1	0			
15 Julio Zuleta, R OBP: 0.345, SLG: 0.510 (1, 3)										2	1	2	0	2	0	0			
Gary Matthews, S OBP: 0.220, SLG: 0.400 (7, 7)										4	2	1	2	0	1	5			
Jon Lieber, L OBP: 0.188, SLG: 0.133 Ron Coomer, R OBP: 0.235, SLG: 0.250 Kyle Farnsworth, R (9, 1)										2	0	0	0	0	1	1			
Inning Stats	R: 0 E: 0 K: 1 S: 8	H: 0 LOB: 0 BB: 0 P: 14	R: 0 E: 0 K: 1 S: 6	H: 0 LOB: 0 BB: 0 P: 10	R: 0 E: 0 K: 0 S: 8	H: 0 LOB: 1 BB: 1 P: 13	R: 1 E: 0 K: 2 S: 10	H: 1 LOB: 0 BB: 0 P: 15	R: 2 E: 0 K: 1 S: 11	H: 2 LOB: 0 BB: 0 P: 17	R: 2 E: 0 K: 2 S: 15	H: 2 LOB: 0 BB: 0 P: 21	R: 2 E: 0 K: 0 S: 13	H: 2 LOB: 0 BB: 0 P: 20	R: 1 E: 0 K: 1 S: 19	H: 2 LOB: 2 BB: 2 P: 35		1B: 4 2B: 1 3B: 0 HR: 4	SF: 0 SAC: 1 DP: 0 HBP: 0
PITCHER	IP WLS BF H R ER SO BB IBB HBP BLK WP HR S P ERA WHIP																		
Kevin Jarvis, R ERA: 6.15 Jay Witasick, R ERA: 1.62 David Lee, R ERA: 2.7 Jimmy Osting, L ERA:	(1, 1) (6, 1) (8, 1) (8, 1)	5.0 2.0 0.1 0.2	L 8 3 4	21 8 1 1	5 2 1 0	5 2 1 0	5 2 0 1	5 2 0 0	0 0 1 0	0 0 0 0	0 0 0 0	0 0 0 0	0 0 0 0	0 0 0 0	0 0 0 0	0 0 0 0	9 22 16 10	27.00 9.00 27.00 0.00	6.000 1.000 6.000 1.500

AB	31
R	3
H	6
RBI	3
BB	2
SO	6
LOB	10



Batter	1	2	3	4	5	6	7	8	9	AB	R	H	RBI	BB	SO	LOB	TOP										
Marquis Grissom, R (1, 8) OBP: 0.257, SLG: 0.514	3-1 G1-6-3 1B			3-2 F7		1-3 K		0-3 K		4	0	1	0	0	2	2	Los Angeles Dodgers @ Chicago Cubs Wrigley Field, Chicago, IL Fri May 04 2001, 2:20 PM CDT Att: 27,871 - Overcast - 55 F										
Mark Crutzieleak, R (1, 4) OBP: 0.369, SLG: 0.521	1-2 G1-6-3 1-2			0-0 BB 1B		4-2 FC4-6 BB		4-0 1-2 BB		2	0	1	0	2	0	1											
Gary Sheffield, R (1, 7) OBP: 0.440, SLG: 0.612	1-3 K			4-1 1-2 BB		1-2 FC4-6 1-2 2-3		3-3 K		3	0	0	0	1	2	4											
Shawn Green, L (1, 9) OBP: 0.358, SLG: 0.527		2-3 K		0-0 P6		0-1 G3		1-2 G5-3		4	0	0	0	0	1	4											
Eric Karros, R (1, 3) OBP: 0.310, SLG: 0.462		0-0 L6		1-1 G1-3			1-0 L5		2-1 G4-3		4	0	0	0	0	2											
Dave Hansen, L (1, 5) OBP: 0.421, SLG: 0.438 Hiram Bocachica, R (9, PH) OBP: 0.325, SLG: 0.459	1-0 P4				3-2 CS 1B		1-0 G4-3		2-2 F9		3	0	1	0	0	0											
Chad Kreuter, S (1, 2) OBP: 0.308, SLG: 0.273			0-3 K		1-3 K 1-2		2-3 K				3	0	0	0	0	3		1									
Alex Cora, L (1, 6) OBP: 0.264, SLG: 0.329			0-1 G6-3		0-3 K			4-2 BB BB		2	0	0	0	1	1	0											
Chan Ho Park, R (1, 1) OBP: 0.250, SLG: 0.375 Matt Herges, L (7, 1) Chris Donnels, L (8, PH) OBP: 0.259, SLG: 0.250 Gregg Olson, R (8, 1)			0-1 G1-3			3-2 FC4-6 2B		2-3 K		2	0	1	0	0	0	0											
Inning Stats	R: 0 E: 0 K: 1 S: 8	H: 1 LOB: 0 BB: 0 P: 13	R: 0 E: 0 K: 1 S: 5	H: 0 LOB: 0 BB: 0 P: 8	R: 0 E: 0 K: 1 S: 7	H: 0 LOB: 0 BB: 0 P: 7	R: 0 E: 0 K: 0 S: 8	H: 1 LOB: 2 BB: 1 P: 16	R: 0 E: 0 K: 2 S: 11	H: 1 LOB: 0 BB: 0 P: 15	R: 0 E: 0 K: 1 S: 15	H: 0 LOB: 0 BB: 0 P: 24	R: 0 E: 0 K: 1 S: 5	H: 0 LOB: 2 BB: 2 P: 9	R: 0 E: 0 K: 3 S: 12	H: 0 LOB: 2 BB: 2 P: 25		R: 0 E: 0 K: 0 S: 8	H: 0 LOB: 0 BB: 0 P: 13	1B: 3 2B: 1 3B: 0 HR: 0	SF: 0 SAC: 0 DP: 1 HBP: 0	WP: 0 PB: 0 SB: 0 CS: 1	PA: 33				
PITCHER	IP	WLS	BF	H	R	ER	SO	BB	IBB	HBP	BLK	WP	HR	S	P	ERA	WHIP										
Kevin Tapani, R (1, 1) ERA: 3.72	7.0	W	25	4	0	0	7	2	0	0	0	0	0	59	92	0.00	0.857										
Kyle Farnsworth, R (8, 1) ERA: 1.92	1.0	H	5	0	0	0	3	2	0	0	0	0	0	12	25	0.00	2.000										
Jeff Fassero, L (9, 1) ERA: 5.52	1.0		3	0	0	0	0	0	0	0	0	0	0	8	13	0.00	0.000										

AB	29
R	0
H	4
RBI	0
BB	4
SO	10
LOB	15



Batter	1	2	3	4	5	6	7	8	9	AB	R	H	RBI	BB	SO	LOB	BOTTOM										
Eric Young Sr., R (1, 4) OBP: 0.325, SLG: 0.402	1-1 P6		1-2 F9			0-0 1B		0-1 G4-3		4	0	1	0	0	0	2	Los Angeles Dodgers @ Chicago Cubs Wrigley Field, Chicago, IL Fri May 04 2001, 2:20 PM CDT Att: 27,871 - Overcast - 55 F										
Ricky Gutierrez, R (1, 6) OBP: 0.303, SLG: 0.416	1-2 G4-3 1B			2-2 L3 1B		1-2 G1-3		3-2 E5 BB 1B		4	1	2	0	0	0	1											
Bill Mueller, S (1, 5) OBP: 0.397, SLG: 0.543	2-0 G4-3 1-2			0-2 L3 1-2			0-1 1B SF8 1B	0-0 P6		4	1	1	0	0	0	3											
Sammy Sosa, R (1, 9) OBP: 0.431, SLG: 0.587	3-3 K			2-2 G5-3			3-2 SF8 1B 1B	4-1 1B BB		3	1	1	0	1	1	1											
Rondell White, R (1, 7) OBP: 0.337, SLG: 0.479 Gary Matthews, S (7, PR) OBP: 0.234, SLG: 0.390		1-3 K			1-1 F9		1-1 1B SF8 1B	3-2 15 S 1B		3	0	1	0	0	1	0											
Todd Hundley, S (1, 2) OBP: 0.291, SLG: 0.377		0-2 F9			0-3 K		1-2 2-3 SF8 1B	1-3 2-H 1B		3	0	0	1	0	1	2											
Matt Stairs, L (1, 3) OBP: 0.333, SLG: 0.294 Kyle Farnsworth, R (8, 1) 15 Julio Zuleta, R (8, PH) OBP: 0.322, SLG: 0.472 Jeff Fassero, L (9, 1)		2-3 K			1-3 K		1-2 2-3 3-H 4-0 1B IBB	3-3 K		2	0	0	0	1	2	0											
Damon Buford, R (1, 8) OBP: 0.200, SLG: 0.228			1-3 K			0-2 L8		1-2 2-3 3-H 2-2 1B		3	0	1	1	0	1	0											
Kevin Tapani, R (1, 1) OBP: 0.286, SLG: 0.286 Ron Coomer, R (7, PH) OBP: 0.211, SLG: 0.235			1-3 K			1-3 K		1-3 SF8		2	0	0	0	0	2	0											
Inning Stats	R: 0 E: 0 K: 1 S: 9	H: 1 LOB: 1 BB: 0 P: 16	R: 0 E: 0 K: 2 S: 10	H: 0 LOB: 0 BB: 0 P: 13	R: 0 E: 0 K: 2 S: 10	H: 0 LOB: 0 BB: 0 P: 13	R: 0 E: 0 K: 0 S: 10	H: 1 LOB: 0 BB: 0 P: 14	R: 0 E: 0 K: 2 S: 8	H: 0 LOB: 0 BB: 0 P: 10	R: 0 E: 0 K: 1 S: 10	H: 1 LOB: 1 BB: 0 P: 12	R: 3 E: 0 K: 0 S: 18	H: 4 LOB: 2 BB: 1 P: 32	R: 1 E: 1 K: 1 S: 15	H: 1 LOB: 2 BB: 1 P: 29		1B: 8 2B: 1 3B: 0 HR: 0	SF: 2 SAC: 0 DP: 1 HBP: 0	WP: 0 PB: 0 SB: 1 CS: 0	PA: 34						
PITCHER	IP	WLS	BF	H	R	ER	SO	BB	IBB	HBP	BLK	WP	HR	S	P	ERA	WHIP										
Chan Ho Park, R (1, 1) ERA: 3.55	6.0	L	22	5	2	2	8	5	2	2	8	0	0	63	87	3.00	0.833										
Matt Herges, R (7, 1) ERA: 2.75	1.0		6	2	1	1	0	0	1	0	0	0	0	12	23	9.00	2.000										
Gregg Olson, R (8, 1) ERA: 4.82	1.0		6	1	1	0	1	1	0	0	0	0	0	15	29	0.00	2.000										

AB	30
R	4
H	8
RBI	4
BB	2
SO	9
LOB	11



Batter	1	2	3	4	5	6	7	8	9	AB	R	H	RBI	BB	SO	LOB	TOP					
Tom Goodwin, L (1, 8) OBP: 0.233, SLG: 0.298	L8		1B		G4-3			G4-3		4	0	1	0	0	0	0	Los Angeles Dodgers @ Chicago Cubs Wrigley Field, Chicago, IL Sat May 05 2001, 1:20 PM CDT Att: 38,468 - Overcast - 63 F					
Mark Grudzielanek, R (1, 4) OBP: 0.364, SLG: 0.510	F7		1B		G5-3			P4		4	0	1	0	0	0	0						
Gary Sheffield, R (1, 7) OBP: 0.434, SLG: 0.607	K		K					G6-3		4	1	1	0	0	2	2						
Jeff Reboulet, R (8, 7) OBP: 0.512, SLG: 0.645										0	0	0	0	0	0	0						
Shawn Green, L (1, 9) OBP: 0.354, SLG: 0.513																						
Eric Karros, R (1, 3) OBP: 0.308, SLG: 0.454																						
Dave Hansen, L (1, 5) OBP: 0.435, SLG: 0.421																						
Angel Pena, R (1, 2) OBP: 0.188, SLG: 0.167																						
Alex Cora, L (1, 6) OBP: 0.256, SLG: 0.317																						
37 Darren Dreifort, R (1, 1) OBP: 0.333, SLG: 0.750																						
Hiram Bocachica, R (7, PH) OBP: 0.317, SLG: 0.447																						
Terry Adams, R (7, 1)																						
Jose Nunez, L (7, 1)																						
Chris Donnels, L (8, 1) OBP: 0.295, SLG: 0.250																						
Inning Stats	R: 0 E: 0 K: 1 S: 7	H: 0 LOB: 0 BB: 0 P: 12	R: 0 E: 0 K: 0 S: 9	H: 2 LOB: 2 BB: 0 P: 15	R: 0 E: 0 K: 3 S: 15	H: 2 LOB: 3 BB: 1 P: 29	R: 0 E: 0 K: 2 S: 8	H: 0 LOB: 0 BB: 0 P: 12	R: 0 E: 0 K: 0 S: 4	H: 0 LOB: 0 BB: 0 P: 7	R: 1 E: 0 K: 1 S: 11	H: 2 LOB: 0 BB: 1 P: 17	R: 0 E: 0 K: 1 S: 5	H: 0 LOB: 0 BB: 1 P: 10	R: 0 E: 0 K: 0 S: 9	H: 0 LOB: 1 BB: 1 P: 15	R: 0 E: 0 K: 0 S: 10	H: 0 LOB: 1 BB: 1 P: 16	1B: 5 2B: 1 3B: 0 HR: 0	SF: 0 SAC: 0 DP: 2 HBP: 0	WP: 0 PB: 0 SB: 0 CS: 0	PA: 34
PITCHER	IP WLS BF H R ER SO BB IBB HBP BLK WP HR S P ERA WHIP																					
Julian Tavarez, R (1, 1) ERA: 1.49	7.0 W 27 6 1 1 8 2 0 0 0 0 0 0 59 102 1.29 1.143																					
Courtney Duncan, R (8, 1) ERA: 3.21	2.0 7 0 0 0 0 1 0 0 0 0 0 0 19 31 0.00 0.500																					

Batter	1	2	3	4	5	6	7	8	9	AB	R	H	RBI	BB	SO	LOB	BOTTOM			
Eric Young Sr., R (1, 4) OBP: 0.339, SLG: 0.414	G5-4-3		K					K		4	1	3	1	0	1	1	Los Angeles Dodgers @ Chicago Cubs Wrigley Field, Chicago, IL Sat May 05 2001, 1:20 PM CDT Att: 38,468 - Overcast - 63 F			
Augie Ojeda, S (8, PH) OBP: 0.143, SLG: 0.150	1B									2	1	0	0	0	1	1				
Ricky Gutierrez, R (1, 6) OBP: 0.308, SLG: 0.426	G5-4-3		K							5	2	2	1	0	1	3				
Bill Mueller, S (1, 5) OBP: 0.418, SLG: 0.542	1B									2	3	1	2	4	0	0				
Sammy Sosa, R (1, 9) OBP: 0.442, SLG: 0.619	G1-3									5	3	3	4	1	1	1				
Rondell White, R (1, 7) OBP: 0.343, SLG: 0.490										4	2	2	1	0	2	0				
Gary Matthews, S (8, 7) OBP: 0.242, SLG: 0.383										1	1	0	0	1	0	3				
Todd Hundley, S (1, 2) OBP: 0.298, SLG: 0.411	F7									4	1	1	2	1	2	5				
Matt Stairs, L (1, 3) OBP: 0.300, SLG: 0.283										2	0	0	0	1	2	1				
15 Julio Zuleta, R (7, PH) OBP: 0.333, SLG: 0.537										1	1	1	3	0	0	0				
Courtney Duncan, L (8, 1) OBP: 0.231, SLG: 0.258										0	1	0	1	1	0	0				
Damon Buford, R (1, 8) OBP: 0.231, SLG: 0.258										5	2	3	2	0	1	1				
Julian Tavarez, L (1, 1) OBP: 0.300, SLG: 0.222										1	0	0	0	0	1	0				
Ron Coomer, R (7, PH) OBP: 0.273, SLG: 0.300										3	2	2	0	0	1	0				
Inning Stats	R: 0 E: 0 K: 0 S: 9	H: 1 LOB: 1 BB: 1 P: 13	R: 0 E: 0 K: 2 S: 8	H: 0 LOB: 0 BB: 0 P: 10	R: 0 E: 0 K: 2 S: 10	H: 1 LOB: 1 BB: 0 P: 15	R: 4 E: 0 K: 1 S: 14	H: 3 LOB: 2 BB: 2 P: 26	R: 0 E: 0 K: 0 S: 5	H: 1 LOB: 0 BB: 0 P: 5	R: 0 E: 0 K: 3 S: 14	H: 0 LOB: 1 BB: 1 P: 21	R: 8 E: 1 K: 3 S: 22	H: 7 LOB: 0 BB: 0 P: 28	R: 8 E: 2 K: 2 S: 24	H: 5 LOB: 3 BB: 5 P: 56	1B: 13 2B: 2 3B: 0 HR: 3	SF: 0 SAC: 2 DP: 2 HBP: 0	WP: 1 PB: 0 SB: 0 CS: 1	PA: 50
PITCHER	IP WLS BF H R ER SO BB IBB HBP BLK WP HR S P ERA WHIP																			
37 Darren Dreifort, R (1, 1) ERA: 5.25	6.0 L 25 6 4 4 8 4 0 0 0 0 0 0 10 12 6.00 1.667																			
Terry Adams, R (7, 1) ERA: 5.68	0.0 7 6 7 7 0 0 0 0 0 0 0 0 10 12 0.00 0.000																			
Jose Nunez, L (7, 1) ERA: 13.5	1.2 17 6 9 5 5 5 0 0 0 0 0 1 35 69 27.00 6.600																			
Chris Donnels, R (8, 1) ERA:	0.1 1 0 0 0 0 0 0 0 0 0 0 0 1 3 0.00 0.000																			



Batter	1	2	3	4	5	6	7	8	9	AB	R	H	RBI	BB	SO	LOB	TOP		
Mark Grudzielanek R (1.4) OBP: 0.360, SLG: 0.495	K2-3		G5-3			F9		1B		3	0	0	0	1	1	0	Los Angeles Dodgers @ Chicago Cubs Wrigley Field, Chicago, IL Sun May 06 2001, 1:20 PM CDT Att: 36,050 - Cloudy - 64 F		
Jeff Reboulet R (1.5) OBP: 0.467, SLG: 0.571	G6-3		F7			B1-3		K		4	0	0	0	0	1	2			
Gary Sheffield, R (1.7) OBP: 0.444, SLG: 0.609	F9					FC4-6		1B		3	0	2	1	1	0	0			
Shawn Green, L (1.9) OBP: 0.344, SLG: 0.496						FC1-6		1B		4	0	0	0	0	2	4			
Eric Karros, R (1.3) OBP: 0.298, SLG: 0.438 Matt Herge, L (9.1)	K					G6-4-3				4	0	0	0	0	1	1			
Marquis Grissom, R (1.8) OBP: 0.257, SLG: 0.541								K		4	1	1	1	0	2	0			
Chad Kreuter, S (1.2) OBP: 0.321, SLG: 0.292								G4-3		4	0	2	0	0	1	0			
Alex Cora, L (1.6) OBP: 0.247, SLG: 0.306								F8		3	0	0	0	0	0	2			
Eric Gagne, R (1.1) OBP: 0.071, SLG: 0.143 Chris Donnels, L (8, PH) Tom Goodwin, L (8, PR) Mike Fetters, R (8.1) Dave Hansen, L (9.3)										2	0	0	0	0	2	1			
Inning Stats	R: 0 E: 0 K: 1 S: 8	H: 0 LOB: 0 BB: 0 P: 11	R: 1 E: 0 K: 2 S: 11	H: 2 LOB: 1 BB: 0 P: 16	R: 0 E: 0 K: 1 S: 7	H: 0 LOB: 0 BB: 0 P: 12	R: 0 E: 0 K: 0 S: 9	H: 0 LOB: 1 BB: 1 P: 16	R: 0 E: 0 K: 1 S: 11	H: 1 LOB: 1 BB: 0 P: 16	R: 0 E: 0 K: 1 S: 11	H: 0 LOB: 0 BB: 0 P: 13	R: 1 E: 0 K: 2 S: 17	H: 1 LOB: 2 BB: 2 P: 29	R: 0 E: 0 K: 2 S: 7	H: 0 LOB: 0 BB: 0 P: 11		1B: 4 2B: 0 3B: 0 HR: 1	SF: 0 SAC: 0 DP: 1 HBP: 0
PITCHER	IP WLS BF H R ER SO BB IBB HBP BLK WP HR S P ERA WHIP																		
Jason Bere, R (1.1) ERA: 4.98	7.1	28	4	2	2	6	3	0	0	0	0	0	0	1	75	116	2.46	0.955	
Kyle Farnsworth, R (8.1) ERA: 1.59	0.1	2	1	0	0	1	0	0	0	0	0	0	0	4	6	0.00	3.000		
Felix Heredia, L (8.1) ERA: 2.08	0.1	1	0	0	0	1	0	0	0	0	0	0	0	4	5	0.00	0.000		
Tom Gordon, R (9.1) ERA:	1.0	W 3	0	0	0	2	0	0	0	0	0	0	0	7	11	0.00	0.000		

Batter	1	2	3	4	5	6	7	8	9	AB	R	H	RBI	BB	SO	LOB	BOTTOM				
Eric Young Sr. R (1.4) OBP: 0.336, SLG: 0.412	P4			E5		F9		SF9		3	1	1	1	0	0	0	Los Angeles Dodgers @ Chicago Cubs Wrigley Field, Chicago, IL Sun May 06 2001, 1:20 PM CDT Att: 36,050 - Cloudy - 64 F				
Ricky Gutierrez, R (1.6) OBP: 0.295, SLG: 0.412	G6-3			SH		G5-3		G6-3		3	0	0	0	0	2						
Rondell White, R (1.7) OBP: 0.339, SLG: 0.490 Gary Matthews, S (9, PR)				FC5-4						4	0	1	0	0	1	2					
Sammy Sosa, R (1.9) OBP: 0.436, SLG: 0.606										0	1	0	0	0	0	0					
Todd Hundley, S (1.2) OBP: 0.295, SLG: 0.403										2	0	0	1	1	1	0					
15 Julio Zuleta, R (1.3) OBP: 0.317, SLG: 0.509										4	0	1	1	0	1	1					
Damon Buford, R (1.8) OBP: 0.221, SLG: 0.246										4	0	1	1	0	1	1					
Augie Ojeda, S (1.5) OBP: 0.130, SLG: 0.136 Matt Stairs, L (8, PH) Tom Gordon, R (9.1)										3	0	0	0	0	2	0					
Jason Bere, R (1.1) OBP: 0.167, SLG: 0.250 Kyle Farnsworth, R (8.1) Felix Heredia, L (8.1) Bill Mueller, S (8, PH)										2	0	0	0	0	1	0					
Inning Stats	R: 0 E: 0 K: 1 S: 9	H: 0 LOB: 0 BB: 0 P: 13	R: 0 E: 0 K: 0 S: 6	H: 0 LOB: 0 BB: 0 P: 7	R: 0 E: 0 K: 1 S: 9	H: 0 LOB: 0 BB: 0 P: 13	R: 1 E: 1 K: 0 S: 11	H: 1 LOB: 1 BB: 0 P: 19	R: 0 E: 0 K: 2 S: 8	H: 0 LOB: 0 BB: 0 P: 14	R: 0 E: 0 K: 0 S: 7	H: 0 LOB: 0 BB: 0 P: 10	R: 0 E: 0 K: 2 S: 7	H: 0 LOB: 0 BB: 0 P: 12	R: 1 E: 1 K: 1 S: 16	H: 1 LOB: 2 BB: 1 P: 29		R: 1 E: 0 K: 0 S: 3	H: 2 LOB: 2 BB: 1 P: 9	1B: 3 2B: 1 3B: 0 HR: 0	SF: 2 SAC: 1 DP: 0 HBP: 0
PITCHER	IP WLS BF H R ER SO BB IBB HBP BLK WP HR S P ERA WHIP																				
Eric Gagne, R (1.1) ERA: 4.61	7.0	23	1	1	0	6	0	0	0	0	0	0	0	57	88	0.00	0.143				
Mike Fetters, R (8.1) ERA: 0.5	1.0	B 6	1	1	0	1	1	0	0	0	0	0	0	16	29	0.00	2.000				
Matt Herge, R (9.1) ERA: 3.2	0.0	L 3	2	1	1	0	0	1	0	0	0	0	0	3	9	∞	∞				

Batter	1	2	3	4	5	6	7	8	9	AB	R	H	RBI	BB	SO	LOB	TOP					
Eric Young Sr. R OBP: 0.350, SLG: 0.430 (1, 4)	G6-3		K			2B		P6		4	0	1	0	0	1	1	Chicago Cubs @ Milwaukee Brewers Miller Park, Milwaukee, WI Tue May 08 2001, 7:05 PM CDT Att: 26,751 - Sunny - 73 F					
Ricky Gutierrez R OBP: 0.302, SLG: 0.410 (1, 6)	K			G5-3		G6-3		G4-3		4	0	0	0	0	1							
Bill Mueller S OBP: 0.409, SLG: 0.513 (1, 5)	F8			G4-3			L3		G6-3	4	0	0	0	0	0							
Sammy Sosa R OBP: 0.430, SLG: 0.589 (1, 9)		K		G4-3			K		K	4	0	0	0	0	3	0						
Rondell White R OBP: 0.347, SLG: 0.477 (1, 7)				G4-6-3 1B		P3	2B BB		G5-3	3	0	1	0	1	0	0						
Todd Hundley S OBP: 0.297, SLG: 0.413 (1, 2)				G4-6-3 1-2F		P4	2-0			3	0	1	0	0	0	1						
Ron Coomer R OBP: 0.231, SLG: 0.250 (1, 3)					F9	F3		G1-3		3	0	0	0	0	0	2						
Damon Buford R OBP: 0.237, SLG: 0.306 Felix Heredia L (8, 1)					F8		F9		HR	3	1	1	1	0	0	0						
34 Kerry Wood R OBP: 0.214, SLG: 0.286 Gary Matthews S OBP: 0.239, SLG: 0.377 (8, PH) (8, 8)						G1-3		G5-3		2	0	1	0	0	0	0						
Inning Stats	R: 0 E: 0 K: 1 S: 9	H: 0 LOB: 0 BB: 0 P: 13	R: 0 E: 0 K: 1 S: 7	H: 1 LOB: 0 BB: 0 P: 14	R: 0 E: 0 K: 1 S: 8	H: 1 LOB: 1 BB: 0 P: 10	R: 0 E: 0 K: 0 S: 8	H: 0 LOB: 0 BB: 0 P: 13	R: 0 E: 0 K: 0 S: 6	H: 0 LOB: 0 BB: 0 P: 12	R: 0 E: 0 K: 0 S: 11	H: 1 LOB: 1 BB: 0 P: 20	R: 0 E: 0 K: 1 S: 11	H: 1 LOB: 2 BB: 1 P: 19	R: 1 E: 0 K: 0 S: 11	H: 1 LOB: 0 BB: 0 P: 17		R: 0 E: 0 K: 1 S: 8	H: 0 LOB: 0 BB: 0 P: 11	1B: 1 2B: 3 3B: 0 HR: 1	SF: 0 SAC: 0 DP: 1 HBP: 0	WP: 0 PB: 0 SB: 0 CS: 0
PITCHER	IP	WLS	BF	H	R	ER	SO	BB	IBB	HBP	BLK	WP	HR	S	P	ERA	WHIP					
15 Ben Sheets R ERA: 3.16 Chad Fox R ERA: Curt Lesknic R ERA: 5.52	(1, 1) (8, 1) (9, 1)	7.0 1.0 1.0	W H S	26 3 3	5 0 0	1 0 0	4 0 1	1 0 0	0 0 0	0 0 0	0 0 0	0 0 0	1 9 8	104 14 11	0.00 0.00 0.00	0.857 0.000 0.000						

Batter	1	2	3	4	5	6	7	8	9	AB	R	H	RBI	BB	SO	LOB	BOTTOM				
Ronnie Belliard R OBP: 0.366, SLG: 0.407 (1, 4)	G5-3		K		FC5-4		K			4	0	0	0	0	2	2	Chicago Cubs @ Milwaukee Brewers Miller Park, Milwaukee, WI Tue May 08 2001, 7:05 PM CDT Att: 26,751 - Sunny - 73 F				
Tyler Houston L OBP: 0.313, SLG: 0.467 (1, 5)	F7					K		G4-3		4	0	0	0	0	2	0					
Jeffrey Hammonds R OBP: 0.322, SLG: 0.413 (1, 8)	K					K				4	1	1	0	0	3	0					
Jeromy Burnitz L OBP: 0.422, SLG: 0.592 (1, 9)								F7		1	1	0	0	1	0	1					
Richie Sexson R OBP: 0.317, SLG: 0.473 (1, 3)								F9		4	1	1	2	0	2	3					
Devon White S OBP: 0.380, SLG: 0.500 (1, 7)										2	1	0	0	1	0	1					
José Hernández R OBP: 0.306, SLG: 0.524 (1, 6)										2	0	0	0	1	2	1					
Raul Casanova S OBP: 0.250, SLG: 0.265 (1, 2)										3	0	1	1	0	0	1					
15 Ben Sheets R Chad Fox R Curt Lesknic R (1, 1) (8, 1) (9, 1)										2	0	0	0	0	1	1					
Inning Stats	R: 0 E: 0 K: 1 S: 6	H: 0 LOB: 0 BB: 0 P: 9	R: 0 E: 0 K: 1 S: 7	H: 0 LOB: 0 BB: 0 P: 8	R: 0 E: 0 K: 1 S: 9	H: 0 LOB: 1 BB: 1 P: 14	R: 0 E: 0 K: 3 S: 12	H: 0 LOB: 1 BB: 1 P: 19	R: 1 E: 0 K: 1 S: 13	H: 1 LOB: 1 BB: 1 P: 23	R: 3 E: 0 K: 3 S: 17	H: 1 LOB: 0 BB: 0 P: 27	R: 0 E: 0 K: 2 S: 9	H: 0 LOB: 0 BB: 0 P: 10	R: 0 E: 0 K: 0 S: 8	H: 1 LOB: 1 BB: 0 P: 10		1B: 2 2B: 0 3B: 0 HR: 1	SF: 0 SAC: 1 DP: 0 HBP: 2	WP: 2 PB: 0 SB: 2 CS: 0	PA: 32
PITCHER	IP	WLS	BF	H	R	ER	SO	BB	IBB	HBP	BLK	WP	HR	S	P	ERA	WHIP				
34 Kerry Wood R ERA: 4.17 Felix Heredia L ERA: 1.96	(1, 1) (8, 1)	7.0 1.0	L 4	28 4	4 1	4 0	4 0	12 0	2 0	2 0	0 0	0 0	8 8	110 10	5.14 0.00	0.714 1.000					

Batter	1	2	3	4	5	6	7	8	9	AB	R	H	RBI	BB	SO	LOB	TOP					
Eric Young Sr. R OBP: 0.345, SLG: 0.417										4	0	0	0	1	1	5	Chicago Cubs @ Milwaukee Brewers Miller Park, Milwaukee, WI Wed May 09 2001, 7:05 PM CDT Att: 30,616 - Dome - 72 F					
Bill Mueller S OBP: 0.404, SLG: 0.500										3	0	0	0	1	0	1						
Sammy Sosa R OBP: 0.432, SLG: 0.609										3	1	1	1	1	0	1						
Todd Hundley S OBP: 0.284, SLG: 0.393										4	0	0	0	0	2	2						
Rondell White R OBP: 0.361, SLG: 0.491										3	3	2	0	1	0	0						
Gary Matthews S OBP: 0.239, SLG: 0.377										0	0	0	0	0	0	0						
Matt Stairs L OBP: 0.342, SLG: 0.349										4	2	2	2	0	1	1						
Kyle Farnsworth R OBP: 0.239, SLG: 0.377										0	0	0	0	0	0	0						
Tom Gordon R OBP: 0.239, SLG: 0.377										0	0	0	0	0	0	0						
Damon Buford R OBP: 0.225, SLG: 0.289										4	0	0	0	0	1	3						
Augie Ojeda S OBP: 0.222, SLG: 0.240										3	0	2	1	1	0	0						
Kevin Tapani R OBP: 0.333, SLG: 0.333										2	0	1	1	0	0	0						
15 Julio Zuleta R OBP: 0.323, SLG: 0.500										0	0	0	0	1	0	0						
Courtney Duncan L OBP: 0.222, SLG: 0.240										0	0	0	0	0	0	0						
Ron Coomer R OBP: 0.222, SLG: 0.240										1	0	0	0	0	0	1						
Inning Stats	R: 1 E: 0 K: 2 S: 14	H: 1 LOB: 0 BB: 0 P: 22	R: 1 E: 0 K: 1 S: 11	H: 2 LOB: 2 BB: 1 P: 24	R: 0 E: 0 K: 1 S: 5	H: 0 LOB: 0 BB: 0 P: 7	R: 2 E: 0 K: 0 S: 15	H: 1 LOB: 0 BB: 1 P: 22	R: 0 E: 0 K: 0 S: 5	H: 0 LOB: 1 BB: 1 P: 18	R: 2 E: 1 K: 0 S: 8	H: 3 LOB: 1 BB: 1 P: 19	R: 0 E: 0 K: 0 S: 4	H: 0 LOB: 0 BB: 1 P: 11	R: 0 E: 0 K: 1 S: 12	H: 0 LOB: 0 BB: 0 P: 15	R: 0 E: 0 K: 0 S: 5	H: 1 LOB: 0 BB: 0 P: 8	1B: 4 2B: 3 3B: 0 HR: 2	SF: 0 SAC: 0 DP: 4 HBP: 0	WP: 0 PB: 0 SB: 0 CS: 0	PA: 37
PITCHER	IP	WLS	BF	H	R	ER	SO	BB	IBB	HBP	BLK	WP	HR	S	P	ERA	WHIP					
Jamey Wright R ERA: 4.22	5.0	L	24	6	6	5	4	3	1	0	0	0	2	53	100	9.00	1.800					
Mike DeJean R ERA: 2.54	1.1		6	1	0	0	0	2	0	0	0	0	0	7	19	0.00	2.250					
Ray King L ERA: 4.63	0.2		1	0	0	0	0	0	0	0	0	0	0	2	4	0.00	0.000					
Will Cunnane R ERA: 6.59	2.0		6	1	0	0	1	0	0	0	0	0	0	17	23	0.00	0.500					

Batter	1	2	3	4	5	6	7	8	9	AB	R	H	RBI	BB	SO	LOB	BOTTOM					
Ronnie Belliard R OBP: 0.356, SLG: 0.393										4	1	0	0	0	0	2	Chicago Cubs @ Milwaukee Brewers Miller Park, Milwaukee, WI Wed May 09 2001, 7:05 PM CDT Att: 30,616 - Dome - 72 F					
Tyler Houston L OBP: 0.310, SLG: 0.490										4	1	1	2	0	0	1						
Jeffrey Hammonds R OBP: 0.312, SLG: 0.396										4	0	0	0	0	2	0						
Jeremy Burnitz L OBP: 0.409, SLG: 0.570										4	0	0	0	0	0	0						
Richie Sexson R OBP: 0.323, SLG: 0.500										4	1	2	1	0	2	0						
Devon White S OBP: 0.352, SLG: 0.479										4	0	1	0	0	3	0						
José Hernández R OBP: 0.298, SLG: 0.509										3	0	0	0	0	2	2						
Henry Blanco R OBP: 0.277, SLG: 0.297										3	0	1	0	0	0	0						
Jamey Wright R OBP: 0.400, SLG: 0.353										2	0	1	0	0	0	1						
Mike DeJean R ERA: 2.54										0	0	0	0	0	0	0						
Ray King L ERA: 4.63										0	0	0	0	0	0	0						
Tony Fernandez S OBP: 0.328, SLG: 0.264										1	0	0	0	0	0	0						
Will Cunnane R ERA: 6.59										0	0	0	0	0	0	0						
Inning Stats	R: 0 E: 0 K: 1 S: 13	H: 0 LOB: 0 BB: 0 P: 19	R: 1 E: 0 K: 1 S: 8	H: 1 LOB: 0 BB: 0 P: 11	R: 0 E: 0 K: 0 S: 9	H: 1 LOB: 1 BB: 0 P: 14	R: 0 E: 0 K: 1 S: 8	H: 2 LOB: 2 BB: 0 P: 14	R: 2 E: 0 K: 0 S: 12	H: 2 LOB: 0 BB: 0 P: 18	R: 0 E: 0 K: 2 S: 10	H: 0 LOB: 0 BB: 0 P: 18	R: 0 E: 0 K: 1 S: 7	H: 0 LOB: 0 BB: 0 P: 9	R: 0 E: 0 K: 1 S: 10	H: 0 LOB: 0 BB: 0 P: 14	R: 0 E: 0 K: 2 S: 9	H: 0 LOB: 0 BB: 0 P: 14	1B: 3 2B: 0 3B: 1 HR: 2	SF: 0 SAC: 0 DP: 0 HBP: 0	WP: 0 PB: 0 SB: 0 CS: 0	PA: 33
PITCHER	IP	WLS	BF	H	R	ER	SO	BB	IBB	HBP	BLK	WP	HR	S	P	ERA	WHIP					
Kevin Tapani R ERA: 3.97	5.0	W	21	6	3	3	3	0	0	0	0	0	2	50	76	5.40	1.200					
Courtney Duncan R ERA: 2.51	2.0	H	6	0	0	0	3	0	0	0	0	0	0	17	27	0.00	0.000					
Kyle Farnsworth R ERA: 1.5	1.0	H	3	0	0	0	1	0	0	0	0	0	0	10	14	0.00	0.000					
Tom Gordon R ERA: 1.5	1.0	S	3	0	0	0	2	0	0	0	0	0	0	9	14	0.00	0.000					

Chicago Cubs @ Milwaukee Brewers
 Miller Park, Milwaukee, WI
 Wed May 09 2001, 7:05 PM CDT
 Att: 30,616 - Dome - 72 F

AB 31
 R 6
 H 8
 RBI 5
 BB 6
 SO 5
 LOB 14

Chicago Cubs @ Milwaukee Brewers
 Miller Park, Milwaukee, WI
 Wed May 09 2001, 7:05 PM CDT
 Att: 30,616 - Dome - 72 F

AB 33
 R 3
 H 6
 RBI 3
 BB 0
 SO 9
 LOB 6

Batter	1	2	3	4	5	6	7	8	9	AB	R	H	RBI	BB	SO	LOB	TOP								
Gary Matthews, S OBP: 0.236, SLG: 0.354 (1, 8)	F8		F8		K				P4	4	0	0	0	1	1	5	Chicago Cubs @ Milwaukee Brewers Miller Park, Milwaukee, WI Thu May 10 2001, 12:05 PM CDT Att: 36,149 - Cloudy - 73 F								
Bill Mueller, S OBP: 0.393, SLG: 0.483 Todd Van Poppel, R (7, 1)	G4-3		F7				F7		K	4	0	0	0	0	1	3									
15 Julio Zuleta, R OBP: 0.318, SLG: 0.492 (9, PH)										0	0	0	0	0	0	0									
Sammy Sosa, R OBP: 0.628, SLG: 0.628 Damon Buford, R OBP: 0.225, SLG: 0.289 (8, 9)	P4				FC1-6 BB				F9	3	1	1	1	1	0	0									
Matt Stairs, L OBP: 0.338, SLG: 0.333 (1, 3)		F9			FC1-6 BB				P3	3	0	0	0	1	0	1									
Rondell White, R OBP: 0.349, SLG: 0.474 (1, 7)		G5-3			K				F9	4	0	0	0	0	1	2									
Ricky Gutierrez, R OBP: 0.303, SLG: 0.407 Manny Aybar, R OBP: 1.000, SLG: 1.000 Felix Heredia, L (6, 1)					F9				FC4-6	3	0	1	0	0	0	2									
Ron Coomer, R OBP: 0.250, SLG: 0.269 (7, 5)										0	0	0	0	0	0	0									
Joe Girardi, R OBP: 0.326, SLG: 0.293 (1, 2)									1B	1	0	1	0	0	0	0									
Augie Ojeda, S OBP: 0.258, SLG: 0.276 (6, 6)									1B	3	0	2	0	1	0	1									
Julian Tavarez, L OBP: 0.273, SLG: 0.200 Eric Young Sr., R OBP: 0.340, SLG: 0.410 (6, 4)										0	0	0	0	0	0	0									
Inning Stats	R: 0 E: 0 K: 0 S: 7	H: 0 LOB: 0 BB: 0 P: 13	R: 0 E: 0 K: 0 S: 12	H: 1 LOB: 1 BB: 0 P: 15	R: 0 E: 0 K: 0 S: 8	H: 1 LOB: 1 BB: 0 P: 10	R: 0 E: 0 K: 1 S: 9	H: 0 LOB: 1 BB: 1 P: 18	R: 0 E: 0 K: 2 S: 11	H: 1 LOB: 1 BB: 0 P: 16	R: 1 E: 0 K: 0 S: 13	H: 1 LOB: 1 BB: 1 P: 23	R: 0 E: 0 K: 1 S: 11	H: 0 LOB: 2 BB: 2 P: 23	R: 0 E: 0 K: 0 S: 7	H: 0 LOB: 0 BB: 0 P: 12		R: 0 E: 0 K: 1 S: 15	H: 3 LOB: 3 BB: 0 P: 17	1B: 6 2B: 0 3B: 0 HR: 1	SF: 0 SAC: 1 DP: 0 HBP: 0	WP: 0 PB: 0 SB: 0 CS: 0	PA: 38		
PITCHER	IP	WLS	BF	H	R	ER	SO	BB	IBB	HBP	BLK	WP	HR	S	P	ERA		WHIP							
Mark Leiter, R ERA: 3.44 (1, 1)	1.2		6	1	0	0	3	0	0	0	0	0	0	16	24	0.00	0.600								
Allen Levrault, R ERA: 2.45 (2, 1)	3.2	W	16	3	1	1	3	2	0	0	0	0	1	40	65	2.46	1.364								
Ray King, L ERA: 4.38 (6, 1)	0.2		2	0	0	0	0	0	0	0	0	0	0	4	6	0.00	0.000								
Mike DeJean, R ERA: 2.3 (7, 1)	3.0	S	14	3	0	0	2	2	0	0	0	0	0	33	52	0.00	1.667								

Batter	1	2	3	4	5	6	7	8	9	AB	R	H	RBI	BB	SO	LOB	BOTTOM								
James Mouton, R OBP: 0.368, SLG: 0.529 (1, 7)	G6-3				G6-3				F9	4	1	0	0	1	0	1	Chicago Cubs @ Milwaukee Brewers Miller Park, Milwaukee, WI Thu May 10 2001, 12:05 PM CDT Att: 36,149 - Cloudy - 73 F								
Tyler Houston, L OBP: 0.314, SLG: 0.480 (1, 5)					G1				K	4	1	1	0	1	1	3									
Devon White, S OBP: 0.390, SLG: 0.549 (1, 8)									K	3	3	2	4	2	1	0									
Jeromy Burnitz, L OBP: 0.419, SLG: 0.658 (1, 9)										4	3	3	6	0	1	2									
Richie Sexson, R OBP: 0.313, SLG: 0.483 (1, 3)										4	0	0	0	0	1	2									
José Hernández, R OBP: 0.305, SLG: 0.527 (1, 6)										4	1	2	0	0	1	0									
Ronnie Belliard, R OBP: 0.345, SLG: 0.380 (1, 4)										4	0	0	0	0	2	2									
Henry Blanco, R OBP: 0.299, SLG: 0.325 (1, 2)										3	1	2	0	1	1	1									
Mark Leiter, R OBP: 0.250, SLG: 0.250 Allen Levrault, R (2, 1)										0	0	0	0	0	0	0									
Ray King, L (6, 1)										0	0	0	0	0	0	0									
Tony Fernandez, S OBP: 0.339, SLG: 0.278 Mike DeJean, R (7, 1)										1	1	1	1	0	0	0									
Inning Stats	R: 3 E: 0 K: 1 S: 11	H: 2 LOB: 0 BB: 1 P: 22	R: 0 E: 0 K: 0 S: 8	H: 1 LOB: 0 BB: 0 P: 12	R: 0 E: 0 K: 1 S: 8	H: 0 LOB: 1 BB: 2 P: 19	R: 0 E: 0 K: 1 S: 12	H: 1 LOB: 0 BB: 0 P: 20	R: 2 E: 0 K: 2 S: 21	H: 2 LOB: 0 BB: 0 P: 39	R: 0 E: 0 K: 2 S: 13	H: 1 LOB: 1 BB: 0 P: 20	R: 0 E: 0 K: 2 S: 14	H: 0 LOB: 0 BB: 0 P: 16	R: 0 E: 0 K: 2 S: 14	H: 0 LOB: 0 BB: 0 P: 16		1B: 4 2B: 3 3B: 0 HR: 4	SF: 0 SAC: 1 DP: 1 HBP: 0	WP: 0 PB: 0 SB: 0 CS: 0	PA: 39				
PITCHER	IP	WLS	BF	H	R	ER	SO	BB	IBB	HBP	BLK	WP	HR	S	P	ERA		WHIP							
Julian Tavarez, R ERA: 2.4 (1, 1)	5.0	L	23	6	5	5	3	3	0	0	0	0	0	2	48	9.00	1.800								
Manny Aybar, R ERA: 4.73 (6, 1)	0.1		5	2	4	4	1	2	0	0	0	0	0	14	26	108.00	12.000								
Felix Heredia, L ERA: 3.48 (6, 1)	0.2		4	2	2	2	1	0	0	0	0	0	2	7	13	27.00	3.000								
Todd Van Poppel, R ERA: 5.27 (7, 1)	2.0		7	1	0	0	4	0	0	0	0	0	0	27	36	0.00	0.500								



Batter	1	2	3	4	5	6	7	8	9	AB	R	H	RBI	BB	SO	LOB	TOP			
Eric Young Sr. R OBP: 0.338, SLG: 0.428	1-1 HR		0-1 FC4-6 CS		1-0 F9		3-2 G6-3			4	1	1	1	0	0	2				
Bill Mueller S OBP: 0.389, SLG: 0.472	4-0 G5-4-3 BB		2-3 K		1-2 F8			0-0 G6-3		3	0	0	0	1	1					
Rondell White R OBP: 0.354, SLG: 0.471	2-0 G5-4-3			1-2 FC6-4 HBP		3-2 G6-3		1-0 G4-3 1B		3	0	1	0	0	0	1				
Sammy Sosa R OBP: 0.429, SLG: 0.615	2-3 K			2-2 FC6-4 BB 1B		0-0 F8		2-2 G4-3 1B		4	0	1	0	0	1					
Ron Coomer R OBP: 0.250, SLG: 0.267		1-3 K		0-0 L6		0-2 1B		0-0 G4-3		4	0	1	0	0	1	3				
Todd Hundley S OBP: 0.283, SLG: 0.386	1-1 F8			2-2 BB 1B		0-2 F9			1-3 K	4	0	1	0	0	1					
Ricky Gutierrez R OBP: 0.309, SLG: 0.405	0-0 G5-3			4-2 BB			2-2 FC4 1B		3-2 L9	3	0	1	0	1	0	0				
Damon Buford R OBP: 0.226, SLG: 0.325			1-0 HR	2-3 K			0-1 FC4		0-0 G5-3	4	1	1	1	0	1	4				
Jason Bere R OBP: 0.214, SLG: 0.286			1-2 HR				0-3 K			2	0	1	0	0	0	0				
Manny Aybar R OBP: 1.000, SLG: 1.000					0-0 P5					0	0	0	0	0	0	0				
Gary Matthews S OBP: 0.233, SLG: 0.348										1	0	0	0	0	1	1				
Felix Heredia L OBP: 0.233, SLG: 0.348										0	0	0	0	0	0	0				
Courtney Duncan L OBP: 0.233, SLG: 0.348										0	0	0	0	0	0	0				
Inning Stats	R: 1 E: 0 K: 1 S: 6	H: 1 LOB: 0 BB: 1 P: 15	R: 0 E: 0 K: 1 S: 6	H: 0 LOB: 0 BB: 0 P: 8	R: 1 E: 0 K: 1 S: 10	H: 2 LOB: 1 BB: 0 P: 14	R: 0 E: 0 K: 1 S: 14	H: 1 LOB: 3 BB: 1 P: 25	R: 0 E: 0 K: 0 S: 12	H: 1 LOB: 1 BB: 0 P: 15	R: 0 E: 0 K: 1 S: 11	H: 1 LOB: 1 BB: 0 P: 16	R: 0 E: 0 K: 0 S: 6	H: 2 LOB: 1 BB: 0 P: 9	R: 0 E: 0 K: 1 S: 8	H: 0 LOB: 0 BB: 0 P: 12	1B: 6 2B: 1 3B: 0 HR: 2	SF: 0 SAC: 0 DP: 3 HBP: 1	WP: 0 PB: 0 SB: 0 CS: 1	PA: 35
PITCHER	IP WLS BF H R ER SO BB IBB HBP BLK WP HR S P ERA WHIP																			
Darryl Kile R ERA: 3.74	7.0 W 28 6 2 2 5 2 0 1 0 0 2 64 100 2.57 1.143																			
Mike Timlin R ERA: 2.37	1.0 4 2 0 0 0 0 0 0 0 0 0 6 9 0.00 2.000																			
Steve Kline L ERA: 1.53	1.0 3 0 0 0 1 0 0 0 0 0 0 8 12 0.00 0.000																			

Chicago Cubs @ St. Louis Cardinals
Busch Stadium, St. Louis, MO
Fri May 11 2001, 7:10 PM CDT
Att: 47,444 - Cloudy - 77 F

AB	32
R	2
H	8
RBI	2
BB	2
SO	6
LOB	14



Batter	1	2	3	4	5	6	7	8	9	AB	R	H	RBI	BB	SO	LOB	BOTTOM			
Fernando Vina L OBP: 0.364, SLG: 0.360	2-1 F7	3-1 2B			2-1 L3	4-0 15 S BB		3-0 HBP		3	0	1	2	1	0	0				
Placido Polanco R OBP: 0.420, SLG: 0.406	3-2 1B	3-2 G6-3			4-0 15 2B 5 SF8 BB	1-0 F3		1-3 K		4	1	1	0	1	1	3				
15 Jim Edmonds L OBP: 0.463, SLG: 0.667	2-0 F7			2-2 1B	0-2 5 SF8 1B 2B	4-1 BB				3	1	2	0	1	0	1				
5 Albert Pujols R OBP: 0.419, SLG: 0.688	3-3 K2-3			0-0 F7	0-0 SF8	0-0 F3				3	0	0	1	0	1	4				
J.D. Drew L OBP: 0.413, SLG: 0.686		0-0 HR		0-1 P5	0-0 HR 1B		2-3 K			4	2	2	2	0	1	1				
Craig Paquette R OBP: 0.295, SLG: 0.466	1-2 F3	1-2 F7		2-1 F7	1-0 HR 1B		2-1 G6-3			4	1	1	2	0	0	1				
Ray Lankford L OBP: 0.379, SLG: 0.636	2-3 K			1-2 F9	4-2 S BB		2-3 K			3	0	0	0	1	2	0				
Mike Matheny R OBP: 0.295, SLG: 0.318	1-0 E6 2B			1-2 L5	0-1 F8			2-0 F8		4	1	0	0	0	0	1				
Darryl Kile R OBP: 0.238, SLG: 0.211		4-2 HR		0-3 K		1-3 K		0-3 K		2	1	0	0	1	2	0				
Mike Timlin R OBP: 0.238, SLG: 0.211										0	0	0	0	0	0	0				
23 Luis Saturria R OBP: 0.238, SLG: 0.211										1	0	0	0	0	1	0				
Steve Kline S OBP: 0.238, SLG: 0.211		1-2 2B BB								0	0	0	0	0	0	0				
Inning Stats	R: 0 E: 0 K: 1 S: 9	H: 1 LOB: 0 BB: 0 P: 19	R: 3 E: 1 K: 1 S: 16	H: 2 LOB: 1 BB: 1 P: 30	R: 0 E: 0 K: 0 S: 8	H: 1 LOB: 1 BB: 0 P: 12	R: 0 E: 0 K: 1 S: 12	H: 0 LOB: 0 BB: 0 P: 14	R: 4 E: 0 K: 0 S: 13	H: 3 LOB: 1 BB: 2 P: 24	R: 0 E: 0 K: 1 S: 6	H: 0 LOB: 2 BB: 2 P: 16	R: 0 E: 0 K: 2 S: 9	H: 0 LOB: 0 BB: 0 P: 15	R: 0 E: 0 K: 2 S: 7	H: 0 LOB: 1 BB: 0 P: 13	1B: 3 2B: 2 3B: 0 HR: 2	SF: 1 SAC: 0 DP: 0 HBP: 1	WP: 0 PB: 0 SB: 3 CS: 0	PA: 38
PITCHER	IP WLS BF H R ER SO BB IBB HBP BLK WP HR S P ERA WHIP																			
Jason Bere R ERA: 5.54	4.2 L 25 7 7 5 3 3 0 0 0 0 0 0 8 18 0.00 1.500																			
Manny Aybar R ERA: 4.3	1.1 6 0 0 0 1 2 0 0 0 0 0 0 8 18 0.00 1.500																			
Felix Heredia L ERA: 3.18	1.0 3 0 0 0 2 0 0 0 0 0 0 9 15 0.00 0.000																			
Courtney Duncan R ERA: 2.65	1.0 4 0 0 0 2 0 0 1 0 0 0 7 13 0.00 0.000																			

Chicago Cubs @ St. Louis Cardinals
Busch Stadium, St. Louis, MO
Fri May 11 2001, 7:10 PM CDT
Att: 47,444 - Cloudy - 77 F

AB	31
R	7
H	7
RBI	7
BB	5
SO	8
LOB	11



Batter	1	2	3	4	5	6	7	8	9	AB	R	H	RBI	BB	SO	LOB	TOP					
Eric Young Sr. R OBP: 0.329, SLG: 0.415 (1, 4)										4	0	0	0	0	1	1	Chicago Cubs @ St. Louis Cardinals Busch Stadium, St. Louis, MO Sat May 12 2001, 1:10 PM CDT Att: 46,885 - Cloudy - 67 F					
Bill Mueller S OBP: 0.405, SLG: 0.488 (1, 5)										2	1	2	0	2	0	0						
Rondell White R OBP: 0.351, SLG: 0.463 (1, 7)										4	0	1	1	0	1	4						
Sammy Sosa R OBP: 0.424, SLG: 0.600 (1, 9)										3	0	0	0	1	2	1						
Matt Stairs L OBP: 0.333, SLG: 0.371 (1, 3)										4	1	1	1	0	2	1						
Ricky Gutierrez R OBP: 0.307, SLG: 0.400 (1, 6)										4	0	1	0	0	0	0						
Damon Buford R OBP: 0.218, SLG: 0.313 Jeff Fassero L (7, 1)										3	0	0	0	0	1	2						
Kyle Farnsworth R (8, 1)										0	0	0	0	0	0	0						
Joe Girardi R OBP: 0.306, SLG: 0.273 (1, 2)										3	0	0	0	0	1	0						
Jon Lieber L OBP: 0.190, SLG: 0.200 Gary Matthews S (7, 8)										2	0	0	0	0	1	0						
Inning Stats	R: 0 E: 0 K: 1 S: 7	H: 0 LOB: 0 BB: 1 P: 15	R: 0 E: 0 K: 1 S: 8	H: 1 LOB: 1 BB: 1 P: 13	R: 0 E: 0 K: 0 S: 7	H: 0 LOB: 0 BB: 0 P: 10	R: 0 E: 0 K: 0 S: 8	H: 1 LOB: 0 BB: 0 P: 13	R: 1 E: 0 K: 1 S: 10	H: 1 LOB: 0 BB: 0 P: 14	R: 1 E: 0 K: 2 S: 12	H: 2 LOB: 1 BB: 0 P: 17	R: 0 E: 0 K: 0 S: 10	H: 0 LOB: 0 BB: 0 P: 14	R: 0 E: 0 K: 2 S: 12	H: 1 LOB: 2 BB: 1 P: 18	R: 0 E: 0 K: 2 S: 11	H: 0 LOB: 0 BB: 0 P: 19	1B: 4 2B: 1 3B: 0 HR: 1	SF: 0 SAC: 0 DP: 3 HBP: 0	WP: 0 PB: 0 SB: 0 CS: 0	PA: 33
PITCHER	IP	WLS	BF	H	R	ER	SO	BB	IBB	HBP	BLK	WP	HR	S	P	ERA	WHIP					
Matt Morris R ERA: 2.29 (1, 1)	7.0	W	25	5	2	2	5	2	0	0	0	0	1	62	96	2.57	1.000					
Gene Stechschulte R ERA: 2.45 (8, 1)	1.0	H	5	1	0	0	2	1	0	0	0	0	0	12	18	0.00	2.000					
Dave Veres R ERA: 1.98 (9, 1)	1.0	S	3	0	0	0	2	0	0	0	0	0	0	11	19	0.00	0.000					

AB	30
R	2
H	6
RBI	2
BB	3
SO	9
LOB	9



Batter	1	2	3	4	5	6	7	8	9	AB	R	H	RBI	BB	SO	LOB	BOTTOM				
Fernando Vina L OBP: 0.365, SLG: 0.375 (1, 4)										5	1	2	1	0	0	3	Chicago Cubs @ St. Louis Cardinals Busch Stadium, St. Louis, MO Sat May 12 2001, 1:10 PM CDT Att: 46,885 - Cloudy - 67 F				
Placido Polanco R OBP: 0.422, SLG: 0.423 (1, 6)										3	0	1	0	1	0	1					
15 Jim Edmonds L OBP: 0.460, SLG: 0.663 (1, 8)										5	1	2	1	0	2	2					
5 Albert Pujols R OBP: 0.425, SLG: 0.707 (1, 5)										5	1	3	2	0	1	3					
J.D. Drew L OBP: 0.427, SLG: 0.717 (1, 9)										4	1	3	1	1	1	0					
Craig Paquette R OBP: 0.292, SLG: 0.443 (1, 3)										3	0	0	0	1	1	3					
Ray Lankford L OBP: 0.375, SLG: 0.618 (1, 7)										3	0	0	0	1	2	2					
Eli Marrero R OBP: 0.333, SLG: 0.481 (1, 2)										3	1	2	0	1	0	3					
Matt Morris R OBP: 0.150, SLG: 0.200 Bobby Bonilla S OBP: 0.410, SLG: 0.481 23 Luis Saturria R OBP: 1.000, SLG: 2.500 Gene Stechschulte R OBP: 1.000, SLG: 2.500 Dave Veres R (9, 1)										2	0	0	0	0	2	5					
Inning Stats	R: 0 E: 0 K: 1 S: 11	H: 1 LOB: 1 BB: 0 P: 18	R: 0 E: 0 K: 3 S: 13	H: 1 LOB: 2 BB: 1 P: 22	R: 1 E: 0 K: 0 S: 9	H: 4 LOB: 2 BB: 0 P: 14	R: 1 E: 0 K: 1 S: 10	H: 2 LOB: 1 BB: 0 P: 11	R: 1 E: 1 K: 1 S: 14	H: 3 LOB: 3 BB: 1 P: 24	R: 0 E: 1 K: 1 S: 5	H: 0 LOB: 2 BB: 1 P: 12	R: 0 E: 0 K: 1 S: 10	H: 0 LOB: 3 BB: 3 P: 25	R: 2 E: 0 K: 1 S: 13	H: 2 LOB: 0 BB: 0 P: 21		1B: 7 2B: 4 3B: 1 HR: 2	SF: 0 SAC: 3 DP: 1 HBP: 0	WP: 0 PB: 0 SB: 1 CS: 1	PA: 42
PITCHER	IP	WLS	BF	H	R	ER	SO	BB	IBB	HBP	BLK	WP	HR	S	P	ERA	WHIP				
Jon Lieber R ERA: 3.83 (7, 1)	6.0	L	31	11	3	3	7	2	1	0	0	0	0	62	101	4.50	2.167				
Jeff Fassero L ERA: 4.07 (7, 1)	1.2		8	0	0	0	2	2	1	0	0	0	0	15	32	0.00	1.200				
Kyle Farnsworth R ERA: 2.45 (8, 1)	0.1		3	2	2	2	0	0	0	0	0	0	2	8	14	54.00	6.000				



Batter	1	2	3	4	5	6	7	8	9	AB	R	H	RBI	BB	SO	LOB	TOP					
Eric Young Sr., R OBP: 0.325, SLG: 0.408	L6	G3-1		L7		K				5	0	1	0	0	1	0	Chicago Cubs @ St. Louis Cardinals Busch Stadium, St. Louis, MO Sun May 13 2001, 1:10 PM CDT Att: 46,167 - Cloudy - 65 F					
Joe Girardi, R OBP: 0.286, SLG: 0.286				G6-3		G6-3		G4-3		5	1	1	0	0	0	1						
Bill Mueller, S OBP: 0.409, SLG: 0.508 Ron Coomer, R OBP: 0.250, SLG: 0.265			L5		P9		FC4		K	1	1	1	1	0	0	0						
Sammy Sosa, R OBP: 0.423, SLG: 0.585					F6		F8		K	3	0	0	0	2	1	1						
Rondell White, R OBP: 0.353, SLG: 0.465					F7		FC4			4	1	1	0	1	1	4						
Matt Stairs, L OBP: 0.360, SLG: 0.425									G4-3	3	1	2	2	2	0	1						
Gary Matthews, S OBP: 0.269, SLG: 0.371							FC1-4-6			3	0	2	1	1	0	2						
Augie Ojeda, S OBP: 0.235, SLG: 0.250 Todd Van Poppel, R ERA: 1.5 Felix Heredia, L ERA: 1.5 Damon Buford, R OBP: 0.310, SLG: 0.310 Courtney Duncan, L ERA: 2.33									K	3	0	0	0	0	1	7						
34 Kerry Wood, R OBP: 0.188, SLG: 0.250 Ricky Gutierrez, R OBP: 0.302, SLG: 0.393										2	0	0	0	0	0	0						
Inning Stats	R: 2 E: 0 K: 1 S: 14	H: 3 LOB: 3 BB: 2 P: 29	R: 0 E: 0 K: 0 S: 6	H: 0 LOB: 0 BB: 0 P: 8	R: 0 E: 0 K: 0 S: 15	H: 1 LOB: 3 BB: 2 P: 29	R: 0 E: 0 K: 0 S: 7	H: 0 LOB: 0 BB: 0 P: 13	R: 2 E: 0 K: 1 S: 18	H: 2 LOB: 1 BB: 1 P: 27	R: 0 E: 0 K: 1 S: 11	H: 0 LOB: 0 BB: 0 P: 17	R: 0 E: 0 K: 0 S: 10	H: 1 LOB: 2 BB: 1 P: 19	R: 0 E: 0 K: 1 S: 10	H: 1 LOB: 1 BB: 0 P: 15		R: 0 E: 0 K: 2 S: 11	H: 1 LOB: 1 BB: 0 P: 13	1B: 5 2B: 2 3B: 1 HR: 1	SF: 0 SAC: 0 DP: 0 HBP: 0	WP: 0 PB: 0 SB: 0 CS: 0
PITCHER	IP WLS BF H R ER SO BB IBB HBP BLK WP HR S P ERA WHIP																					
Andy Benes, R ERA: 6.93	(1, 1) 5.0 W 26 6 4 4 2 5 0 0 0 0 0 1 60 106 7.20 2.200																					
Mike Timlin, R ERA: 2.18	(6, 1) 1.2 2 6 1 0 0 1 0 0 0 0 0 0 17 27 0.00 0.600																					
Steve Kline, L ERA: 1.5	(7, 1) 0.1 2 0 0 0 0 1 0 0 0 0 0 0 4 9 0.00 3.000																					
Gene Stechschulte, R ERA: 2.33	(8, 1) 1.0 4 1 0 0 1 0 0 0 0 0 0 0 10 15 0.00 1.000																					
Mike James, R ERA: 5.98	(9, 1) 1.0 4 1 0 0 2 0 0 0 0 0 0 0 11 13 0.00 1.000																					

Batter	1	2	3	4	5	6	7	8	9	AB	R	H	RBI	BB	SO	LOB	BOTTOM					
Fernando Vina, L OBP: 0.366, SLG: 0.389	F9		K							5	1	2	4	0	2	2	Chicago Cubs @ St. Louis Cardinals Busch Stadium, St. Louis, MO Sun May 13 2001, 1:10 PM CDT Att: 46,167 - Cloudy - 65 F					
Placido Polanco, R OBP: 0.413, SLG: 0.413										6	1	1	1	0	1	2						
15 Jim Edmonds, L OBP: 0.466, SLG: 0.685 Mike James, R ERA: 5.98										4	1	2	1	1	2	2						
5 Albert Pujols, R OBP: 0.443, SLG: 0.733										2	3	2	3	3	0	0						
J.D. Drew, L OBP: 0.426, SLG: 0.727										4	2	1	2	1	1	4						
Bobby Bonilla, S OBP: 0.400, SLG: 0.455 Steve Kline, S ERA: 1.5 Gene Stechschulte, R OBP: 1.000, SLG: 2.500 Kerry Robinson, L OBP: 0.500, SLG: 0.400										3	1	0	0	1	1	4						
Ray Lankford, L OBP: 0.371, SLG: 0.600 23 Luis Satriarra, R ERA: 2.5										3	0	0	0	1	2	3						
Mike Matheny, R OBP: 0.310, SLG: 0.310										2	2	0	1	3	1	0						
Andy Benes, R OBP: 0.167, SLG: 0.333 Larry Sutton, L OBP: 0.129, SLG: 0.258 Mike Timlin, R ERA: 6.23 Craig Paquette, R OBP: 0.303, SLG: 0.452										2	0	0	0	0	2	5						
Inning Stats	R: 0 E: 0 K: 1 S: 8	H: 0 LOB: 0 BB: 0 P: 14	R: 4 E: 0 K: 3 S: 20	H: 2 LOB: 1 BB: 3 P: 39	R: 3 E: 0 K: 3 S: 18	H: 2 LOB: 2 BB: 3 P: 38	R: 0 E: 0 K: 0 S: 9	H: 1 LOB: 2 BB: 1 P: 16	R: 1 E: 0 K: 1 S: 12	H: 1 LOB: 0 BB: 0 P: 19	R: 0 E: 0 K: 0 S: 6	H: 0 LOB: 2 BB: 2 P: 16	R: 5 E: 0 K: 3 S: 18	H: 4 LOB: 0 BB: 1 P: 28	R: 0 E: 0 K: 1 S: 8	H: 0 LOB: 0 BB: 0 P: 12		R: 0 E: 0 K: 1 S: 8	H: 0 LOB: 0 BB: 0 P: 12	1B: 5 2B: 0 3B: 1 HR: 4	SF: 0 SAC: 0 DP: 0 HBP: 0	WP: 1 PB: 0 SB: 0 CS: 0
PITCHER	IP WLS BF H R ER SO BB IBB HBP BLK WP HR S P ERA WHIP																					
34 Kerry Wood, R ERA: 5.2	(1, 1) 4.0 L 24 5 7 7 7 0 7 0 0 0 0 1 1 55 107 6.75 3.000																					
Todd Van Poppel, R ERA: 5.4	(5, 1) 1.1 8 1 1 1 1 2 0 0 0 0 1 1 15 31 6.75 2.250																					
Felix Heredia, L ERA: 6.23	(6, 1) 1.2 10 4 5 5 3 1 0 0 0 0 0 1 21 32 27.00 3.000																					
Courtney Duncan, R ERA: 2.5	(8, 1) 1.0 3 0 0 0 1 0 0 0 0 0 0 0 8 12 0.00 0.000																					

AB	36
R	4
H	9
RBI	4
BB	6
SO	6
LOB	16



AB	35
R	13
H	10
RBI	13
BB	10
SO	12
LOB	22



Batter	1	2	3	4	5	6	7	8	9	AB	R	H	RBI	BB	SO	LOB	TOP								
Julio Lugo, R OBP: 0.349, SLG: 0.514 (1, 6)	G5-3			1B 5 1B		G6-3 2B		SH5-4		2	1	1	0	1	0	0	Houston Astros @ Chicago Cubs Wrigley Field, Chicago, IL Wed May 16 2001, 7:05 PM CDT Att: 31,206 - Sunny - 74 F								
Craig Biggio, R OBP: 0.407, SLG: 0.438 (1, 4)	K			5 1B G6-3		G6-3		1B		4	1	2	1	0	1	1									
5 Jeff Bagwell, R OBP: 0.420, SLG: 0.557 (1, 3)	G4-3			G6-3 1B		K		F2		4	0	1	1	0	1	2									
Richard Hidalgo, R OBP: 0.359, SLG: 0.571 (9, 7)		F7		G6-3 1-2 3-H			K	K		4	0	0	0	0	2	2									
Moises Alou, R OBP: 0.463, SLG: 0.677 (1, 9)	G5-3			L6			HR 1B	1B	1B SF8	4	2	2	0	0	0	0									
Orlando Merced, S OBP: 0.294, SLG: 0.516 (9, PR) Glen Barker, S OBP: 0.235, SLG: 0.143 (9, 8)	G4-3				G4-3		HR	CS 1B		4	1	2	2	0	0	0									
Vinny Castilla, R OBP: 0.262, SLG: 0.396 (1, 5)			G6-3		G6-3		G5-3	SF8		3	0	0	1	0	0	0									
Tony Eusebio, R OBP: 0.306, SLG: 0.455 (1, 2)			G1		G5-3		F9	BB		3	0	0	0	1	0	0									
Shane Reynolds, R (1, 1) Jose Vizcaino, S (8, PH) Jay Powell, R (8, 1) Daryle Ward, L (9, PH) Nelson Cruz, R (9, 1)			K			G5-3		SH5-4 1B	K	2	0	0	0	0	1	0									
Inning Stats	R: 0 E: 0 K: 1 S: 6	H: 0 LOB: 0 BB: 0 P: 8	R: 0 E: 0 K: 0 S: 4	H: 0 LOB: 0 BB: 0 P: 6	R: 0 E: 0 K: 1 S: 8	H: 0 LOB: 0 BB: 1 P: 12	R: 2 E: 0 K: 0 S: 9	H: 2 LOB: 0 BB: 1 P: 16	R: 0 E: 0 K: 0 S: 3	H: 0 LOB: 0 BB: 0 P: 5	R: 0 E: 0 K: 1 S: 10	H: 1 LOB: 1 BB: 0 P: 12	R: 2 E: 0 K: 1 S: 10	H: 2 LOB: 0 BB: 0 P: 15	R: 1 E: 0 K: 1 S: 9	H: 2 LOB: 1 BB: 1 P: 14		R: 1 E: 0 K: 1 S: 9	H: 2 LOB: 1 BB: 1 P: 18	1B: 7 2B: 1 3B: 0 HR: 1	SF: 1 SAC: 1 DP: 1 HBP: 0	WP: 0 PB: 0 SB: 0 CS: 1	PA: 36		
PITCHER	IP	WLS	BF	H	R	ER	SO	BB	IBB	HBP	BLK	WP	HR	S	P	ERA	WHIP								
Julian Tavarez, R ERA: 2.92 (1, 1)	8.0	L	31	7	5	5	5	1	0	0	0	0	1	59	88	5.62	1.000								
Courtney Duncan, R ERA: 2.79 (9, 1)	1.0		5	2	1	1	1	1	0	0	0	0	0	9	18	9.00	3.000								

Batter	1	2	3	4	5	6	7	8	9	AB	R	H	RBI	BB	SO	LOB	BOTTOM								
Eric Young Sr., R OBP: 0.320, SLG: 0.413 (1, 4)	G5-3		G6-3					G4-3		4	0	1	0	0	0	0	Houston Astros @ Chicago Cubs Wrigley Field, Chicago, IL Wed May 16 2001, 7:05 PM CDT Att: 31,206 - Sunny - 74 F								
Ricky Gutierrez, R OBP: 0.295, SLG: 0.381 (1, 6)	G6-3			E6 HR	G1-3			G4-3		4	1	0	0	0	2										
Sammy Sosa, R OBP: 0.422, SLG: 0.621 (1, 9)	2B			HR		K2-3			K	4	1	2	2	0	2	0									
Ron Coomer, R OBP: 0.295, SLG: 0.429 (1, 5)	G6-3			F8		G5-3		1B		4	0	1	0	0	0	1									
Rondell White, R OBP: 0.333, SLG: 0.437 (1, 7)		G6-3		G4-3		F7		K		4	0	0	0	0	1	1									
15 Julio Zuleta, R OBP: 0.314, SLG: 0.468 (1, 3)	K			1B BB		G5-3		K		3	0	0	0	1	2	1									
Todd Dunwoody, L OBP: 0.333, SLG: 0.333 (1, 8)	G4-3			1B		K				3	0	1	0	0	1	0									
Joe Girardi, R OBP: 0.298, SLG: 0.288 (1, 2)			G6-3			G6-3				3	0	1	0	0	0	0									
Julian Tavarez, L OBP: 0.250, SLG: 0.182 (1, 1) Miguel Cairo, R (8, PH) Courtney Duncan, L (9, 1)			K		SH1-4 1B			K		1	0	0	0	0	1	0									
Inning Stats	R: 0 E: 0 K: 0 S: 11	H: 1 LOB: 1 BB: 0 P: 15	R: 0 E: 0 K: 1 S: 6	H: 0 LOB: 0 BB: 0 P: 11	R: 0 E: 0 K: 1 S: 8	H: 0 LOB: 0 BB: 0 P: 11	R: 2 E: 1 K: 0 S: 10	H: 2 LOB: 2 BB: 1 P: 20	R: 0 E: 0 K: 0 S: 5	H: 2 LOB: 1 BB: 0 P: 8	R: 0 E: 0 K: 1 S: 12	H: 0 LOB: 0 BB: 0 P: 16	R: 0 E: 0 K: 1 S: 8	H: 0 LOB: 0 BB: 0 P: 9	R: 0 E: 0 K: 1 S: 8	H: 0 LOB: 0 BB: 0 P: 11		R: 0 E: 0 K: 3 S: 11	H: 1 LOB: 1 BB: 0 P: 16	1B: 4 2B: 1 3B: 0 HR: 1	SF: 0 SAC: 1 DP: 0 HBP: 0	WP: 0 PB: 0 SB: 0 CS: 1	PA: 33		
PITCHER	IP	WLS	BF	H	R	ER	SO	BB	IBB	HBP	BLK	WP	HR	S	P	ERA	WHIP								
Shane Reynolds, R ERA: 5.45 (1, 1)	7.0		26	5	2	1	4	1	0	0	0	0	0	60	90	1.29	0.857								
Jay Powell, R ERA: 4.57 (8, 1)	1.0	H	3	0	0	0	1	0	0	0	0	0	0	8	11	0.00	0.000								
Nelson Cruz, R ERA: 3.22 (9, 1)	1.0		4	1	0	0	3	0	0	0	0	0	0	11	16	0.00	1.000								



Batter	1	2	3	4	5	6	7	8	9	AB	R	H	RBI	BB	SO	LOB	TOP							
Julio Lugo, R OBP: 0.340, SLG: 0.500 (1, 6)			SH5-3		G4-3		F8		G4-3	4	0	0	0	0	1	0								
Craig Biggio, R OBP: 0.401, SLG: 0.430 (1, 4)			K		L7		K		F4	5	0	1	0	0	2	1								
5 Jeff Bagwell, R OBP: 0.421, SLG: 0.559 (1, 3)	L9		G5-3				E		HR	3	2	1	0	0	0	2								
Richard Hidalgo, R OBP: 0.370, SLG: 0.597 (8, 7)	K				1B		E8		HR	3	2	2	3	1	1	1								
Moises Alou, R OBP: 0.464, SLG: 0.670 (1, 9)		L3			1B		2H		HR	4	0	2	1	0	0	0								
Danyle Ward, L OBP: 0.372, SLG: 0.514 Glen Barker, S OBP: 0.235, SLG: 0.143 (8, 8)					L7		F7			4	0	1	0	0	0	3								
Vinny Castilla, R OBP: 0.252, SLG: 0.381 (1, 5)		2B			L7		G5-3		L8	0	0	0	0	0	0	0								
Brad Ausmus, R OBP: 0.260, SLG: 0.282 Tony Eusebio, R OBP: 0.316, SLG: 0.441 (1, 2) (4, 2)		K			K		G5-3		K	4	0	0	0	0	3	4								
Scott Elarton, R OBP: 0.263, SLG: 0.125 44 Roy Oswalt, R (6, 1) Jose Vizcaino, S OBP: 0.302, SLG: 0.306 Billy Wagner, L (9, 1) (9, 1)		K			K				K	2	0	0	0	0	2	3								
					SH5-3		P4		B2-3	3	0	1	0	0	1	2								
					1B					0	0	0	0	0	0	0								
										1	0	0	0	0	0	0								
										0	0	0	0	0	0	0								
Inning Stats	R: 0 E: 0 K: 2 S: 13	H: 1 LOB: 1 BB: 0 P: 16	R: 0 E: 0 K: 2 S: 12	H: 1 LOB: 1 BB: 0 P: 13	R: 0 E: 0 K: 1 S: 8	H: 1 LOB: 2 BB: 1 P: 14	R: 0 E: 0 K: 2 S: 16	H: 1 LOB: 0 BB: 1 P: 29	R: 0 E: 0 K: 1 S: 4	H: 0 LOB: 0 BB: 0 P: 5	R: 2 E: 1 K: 1 S: 10	H: 3 LOB: 2 BB: 1 P: 20	R: 2 E: 0 K: 1 S: 11	H: 1 LOB: 0 BB: 0 P: 14	R: 0 E: 0 K: 2 S: 8	H: 0 LOB: 0 BB: 0 P: 10	R: 0 E: 0 K: 0 S: 5	H: 0 LOB: 0 BB: 0 P: 9	1B: 5 2B: 2 3B: 0 HR: 1	SF: 0 SAC: 1 DP: 0 HBP: 1	WP: 0 PB: 0 SB: 0 CS: 0	PA: 38		
PITCHER	IP WLS BF H R ER SO BB IBB HBP BLK WP HR S P ERA WHIP	IP WLS BF H R ER SO BB IBB HBP BLK WP HR S P ERA WHIP	IP WLS BF H R ER SO BB IBB HBP BLK WP HR S P ERA WHIP	IP WLS BF H R ER SO BB IBB HBP BLK WP HR S P ERA WHIP	IP WLS BF H R ER SO BB IBB HBP BLK WP HR S P ERA WHIP	IP WLS BF H R ER SO BB IBB HBP BLK WP HR S P ERA WHIP	IP WLS BF H R ER SO BB IBB HBP BLK WP HR S P ERA WHIP	IP WLS BF H R ER SO BB IBB HBP BLK WP HR S P ERA WHIP	IP WLS BF H R ER SO BB IBB HBP BLK WP HR S P ERA WHIP	IP WLS BF H R ER SO BB IBB HBP BLK WP HR S P ERA WHIP	IP WLS BF H R ER SO BB IBB HBP BLK WP HR S P ERA WHIP	IP WLS BF H R ER SO BB IBB HBP BLK WP HR S P ERA WHIP	IP WLS BF H R ER SO BB IBB HBP BLK WP HR S P ERA WHIP	IP WLS BF H R ER SO BB IBB HBP BLK WP HR S P ERA WHIP	IP WLS BF H R ER SO BB IBB HBP BLK WP HR S P ERA WHIP	IP WLS BF H R ER SO BB IBB HBP BLK WP HR S P ERA WHIP	IP WLS BF H R ER SO BB IBB HBP BLK WP HR S P ERA WHIP	IP WLS BF H R ER SO BB IBB HBP BLK WP HR S P ERA WHIP	IP WLS BF H R ER SO BB IBB HBP BLK WP HR S P ERA WHIP	IP WLS BF H R ER SO BB IBB HBP BLK WP HR S P ERA WHIP	IP WLS BF H R ER SO BB IBB HBP BLK WP HR S P ERA WHIP	IP WLS BF H R ER SO BB IBB HBP BLK WP HR S P ERA WHIP	IP WLS BF H R ER SO BB IBB HBP BLK WP HR S P ERA WHIP	IP WLS BF H R ER SO BB IBB HBP BLK WP HR S P ERA WHIP

Houston Astros @ Chicago Cubs
Wrigley Field, Chicago, IL
Thu May 17 2001, 1:20 PM CDT
Att: 36,014 - Sunny - 70 F

AB 34
R 4
H 8
RBI 4
BB 2
SO 11
LOB 16



Batter	1	2	3	4	5	6	7	8	9	AB	R	H	RBI	BB	SO	LOB	BOTTOM							
Eric Young Sr., R OBP: 0.328, SLG: 0.421 (1, 4)	FC4-6 HBP	FC6-4		1B		2B		FC6		4	0	2	0	0	0	2								
Rondell White, R OBP: 0.336, SLG: 0.432 (1, 7)	FC4-6 BB		1B		F8				K	4	1	1	0	1	1	2								
Sammy Sosa, R OBP: 0.427, SLG: 0.618 (1, 9)	BB		1B		1B				K	4	0	2	0	1	2	2								
Todd Hundley, S OBP: 0.278, SLG: 0.365 Ricky Gutierrez, R OBP: 0.295, SLG: 0.378 (9, PH) (9, PH)	K		1B		P4		G4-3		E4	4	0	0	0	0	2	5								
Ron Coomer, R OBP: 0.306, SLG: 0.413 (1, 5)	BB		1B		L8		K		F3	4	0	1	1	1	1	2								
Matt Stairs, L OBP: 0.347, SLG: 0.395 (1, 3)	F2		FC3-6		K		P8			4	0	0	0	0	1	6								
Todd Dunwoody, L OBP: 0.143, SLG: 0.143 Jeff Fassero, L (9, 1)		K	F7				F5		F7	4	0	0	0	0	1	2								
Augie Ojeda, S OBP: 0.260, SLG: 0.342 (1, 6)	F9				K		HR		G1-3	4	1	1	1	0	1	0								
Jason Bere, R OBP: 0.250, SLG: 0.313 Miguel Cairo, R (6, PH) Kyle Farnsworth, R (7, 1) Gary Matthews, S OBP: 0.262, SLG: 0.355 (8, PH) (9, 8)	FC4-6 1B				K		F7		FC6 1B	2	0	1	0	0	1	0								
										1	0	0	0	0	0	0								
										1	0	1	0	0	0	0								
Inning Stats	R: 0 E: 1 K: 1 S: 13	H: 0 LOB: 3 BB: 2 P: 27	R: 0 E: 0 K: 1 S: 12	H: 1 LOB: 1 BB: 0 P: 17	R: 1 E: 0 K: 1 S: 16	H: 3 LOB: 2 BB: 0 P: 22	R: 0 E: 0 K: 2 S: 10	H: 1 LOB: 1 BB: 0 P: 15	R: 0 E: 0 K: 1 S: 11	H: 1 LOB: 1 BB: 0 P: 16	R: 1 E: 0 K: 1 S: 14	H: 2 LOB: 1 BB: 1 P: 25	R: 0 E: 0 K: 1 S: 12	H: 0 LOB: 0 BB: 0 P: 16	R: 0 E: 0 K: 0 S: 6	H: 1 LOB: 1 BB: 0 P: 8	R: 0 E: 1 K: 2 S: 14	H: 0 LOB: 1 BB: 0 P: 21	1B: 7 2B: 1 3B: 0 HR: 1	SF: 0 SAC: 0 DP: 0 HBP: 1	WP: 0 PB: 0 SB: 0 CS: 0	PA: 41		
PITCHER	IP WLS BF H R ER SO BB IBB HBP BLK WP HR S P ERA WHIP	IP WLS BF H R ER SO BB IBB HBP BLK WP HR S P ERA WHIP	IP WLS BF H R ER SO BB IBB HBP BLK WP HR S P ERA WHIP	IP WLS BF H R ER SO BB IBB HBP BLK WP HR S P ERA WHIP	IP WLS BF H R ER SO BB IBB HBP BLK WP HR S P ERA WHIP	IP WLS BF H R ER SO BB IBB HBP BLK WP HR S P ERA WHIP	IP WLS BF H R ER SO BB IBB HBP BLK WP HR S P ERA WHIP	IP WLS BF H R ER SO BB IBB HBP BLK WP HR S P ERA WHIP	IP WLS BF H R ER SO BB IBB HBP BLK WP HR S P ERA WHIP	IP WLS BF H R ER SO BB IBB HBP BLK WP HR S P ERA WHIP	IP WLS BF H R ER SO BB IBB HBP BLK WP HR S P ERA WHIP	IP WLS BF H R ER SO BB IBB HBP BLK WP HR S P ERA WHIP	IP WLS BF H R ER SO BB IBB HBP BLK WP HR S P ERA WHIP	IP WLS BF H R ER SO BB IBB HBP BLK WP HR S P ERA WHIP	IP WLS BF H R ER SO BB IBB HBP BLK WP HR S P ERA WHIP	IP WLS BF H R ER SO BB IBB HBP BLK WP HR S P ERA WHIP	IP WLS BF H R ER SO BB IBB HBP BLK WP HR S P ERA WHIP	IP WLS BF H R ER SO BB IBB HBP BLK WP HR S P ERA WHIP	IP WLS BF H R ER SO BB IBB HBP BLK WP HR S P ERA WHIP	IP WLS BF H R ER SO BB IBB HBP BLK WP HR S P ERA WHIP	IP WLS BF H R ER SO BB IBB HBP BLK WP HR S P ERA WHIP	IP WLS BF H R ER SO BB IBB HBP BLK WP HR S P ERA WHIP	IP WLS BF H R ER SO BB IBB HBP BLK WP HR S P ERA WHIP	IP WLS BF H R ER SO BB IBB HBP BLK WP HR S P ERA WHIP

Houston Astros @ Chicago Cubs
Wrigley Field, Chicago, IL
Thu May 17 2001, 1:20 PM CDT
Att: 36,014 - Sunny - 70 F

AB 37
R 2
H 9
RBI 2
BB 3
SO 10
LOB 21



Batter	1	2	3	4	5	6	7	8	9	AB	R	H	RBI	BB	SO	LOB	TOP								
Tony Womack, L (1,6) OBP: 0.298, SLG: 0.304	G1-3		E4		L4			F8	G5-3	5	0	0	0	0	0	1									
Jay Bell, R (1,4) OBP: 0.383, SLG: 0.479	G6-3		G3					L7	K	5	0	0	0	0	1	2									
Luis Gonzalez, L (1,7) OBP: 0.437, SLG: 0.773	K							L8	HR	2	1	0	0	1	1	0									
Greg Colbrunn, R (1,5) OBP: 0.273, SLG: 0.300										3	0	1	0	0	1	2									
Erik Sabel, R (6,1)										0	0	0	0	0	0	0									
Greg Swindell, L (8,1)										0	0	0	0	0	0	0									
Erubiel Durazo, L (9,PH) OBP: 0.404, SLG: 0.780		FC3-6	K					L7	HR	1	1	1	2	0	0	0									
Mark Grace, L (1,3) OBP: 0.378, SLG: 0.481		F8			G3-1					4	1	2	0	0	0	1									
Reggie Sanders, R (1,9) OBP: 0.353, SLG: 0.639										2	1	0	0	2	2	1									
Steve Finley, L (1,8) OBP: 0.303, SLG: 0.283										2	0	0	0	0	0	2									
Russ Springer, R (4,1)										0	0	0	0	0	0	0									
Craig Counsell, L (6,5) OBP: 0.353, SLG: 0.347		FC3-6			G3			F7		2	1	1	1	0	0	1									
Rod Barajas, R (1,2) OBP: 0.238, SLG: 0.425										3	0	0	0	0	0	3									
Danny Bautista, R (9,PH) OBP: 0.293, SLG: 0.400		G4-3						G3-1		1	0	1	2	0	0	0									
Robert Ellis, R (1,1)										1	0	0	0	0	0	0									
David Dellucci, L (4,8) OBP: 0.462, SLG: 0.727								F8	B3	3	0	0	0	0	1	1									
Inning Stats	R: 0 E: 0 K: 1 S: 9	H: 0 LOB: 0 BB: 0 P: 12	R: 0 E: 0 K: 0 S: 11	H: 1 LOB: 2 BB: 1 P: 18	R: 0 E: 1 K: 1 S: 12	H: 0 LOB: 2 BB: 0 P: 20	R: 0 E: 0 K: 1 S: 7	H: 0 LOB: 0 BB: 0 P: 10	R: 0 E: 0 K: 0 S: 8	H: 0 LOB: 0 BB: 0 P: 11	R: 0 E: 0 K: 0 S: 6	H: 1 LOB: 1 BB: 0 P: 8	R: 0 E: 0 K: 1 S: 12	H: 0 LOB: 0 BB: 0 P: 18	R: 0 E: 0 K: 1 S: 8	H: 0 LOB: 0 BB: 0 P: 11	R: 5 E: 0 K: 1 S: 21	H: 4 LOB: 1 BB: 2 P: 36	1B: 2 2B: 3 3B: 0 HR: 1	SF: 0 SAC: 0 DP: 0 HBP: 1	WP: 0 PB: 0 SB: 0 CS: 0	PA: 38			
PITCHER	IP	WLS	BF	H	R	ER	SO	BB	IBB	HBP	BLK	WP	HR	S	P	ERA	WHIP								
Kevin Tapani, R (1,1) ERA: 4.0	7.0	W	26	2	0	0	4	1	0	1	0	0	0	65	97	0.00	0.429								
Felix Heredia, L (8,1) ERA: 5.52	1.0		3	0	0	0	1	0	0	0	0	0	0	8	11	0.00	0.000								
Tom Gordon, R (9,1) ERA: 7.5	0.0		4	2	4	4	0	2	0	0	0	0	1	9	21	∞	∞								
Kyle Farnsworth, R (9,1) ERA: 3.27	0.0		2	2	1	1	0	0	0	0	0	0	0	3	3	∞	∞								
Jeff Fassero, L (9,1) ERA: 3.92	1.0	S	3	0	0	0	1	0	0	0	0	0	0	9	12	0.00	0.000								

Arizona Diamondbacks @ Chicago Cubs
Wrigley Field, Chicago, IL
Sun May 20 2001, 1:20 PM CDT
Att: 39,350 - Cloudy - 71 F

AB 34
R 5
H 6
RBI 5
BB 3
SO 6
LOB 14



Batter	1	2	3	4	5	6	7	8	9	AB	R	H	RBI	BB	SO	LOB	BOTTOM								
Miguel Cairo, R (1,4) OBP: 0.615, SLG: 0.500	F9			1B	L4			L9		4	2	2	0	1	0	0									
Ricky Gutierrez, R (1,6) OBP: 0.329, SLG: 0.393	FC6-4			1B	F7			FC5-4		5	1	4	2	0	0	0									
Sammy Sosa, R (1,9) OBP: 0.424, SLG: 0.605	F9	P4		1B				P4		5	1	2	1	0	0	5									
Ron Coomer, R (1,5) OBP: 0.339, SLG: 0.414	FC6-4			1B				FC5-4		5	0	3	2	0	1	1									
Todd Hundley, S (1,2) OBP: 0.293, SLG: 0.379	P6			1B				F8		4	0	2	0	0	0	4									
Rondell White, R (1,7) OBP: 0.317, SLG: 0.400	FC6-4			1B	F9			G6-4-3		4	0	0	0	0	0	8									
Matt Stairs, L (1,3) OBP: 0.330, SLG: 0.371										4	0	1	0	0	1	3									
Felix Heredia, L (8,1) ERA: 5.52										0	0	0	0	0	0	0									
Tom Gordon, R (9,1) ERA: 7.5										0	0	0	0	0	0	0									
Kyle Farnsworth, R (9,1) ERA: 3.27										0	0	0	0	0	0	0									
Jeff Fassero, L (9,1) ERA: 3.92										0	0	0	0	0	0	0									
Todd Dunwoody, L (1,8) OBP: 0.333, SLG: 0.286	FC6-4							F9		4	2	1	0	0	0	4									
Kevin Tapani, R (1,1) ERA: 5.09										2	0	0	0	0	2	1									
Augie Ojeda, S (7,PH) OBP: 0.256, SLG: 0.341										1	0	0	0	0	0	0									
Inning Stats	R: 1 E: 0 K: 0 S: 17	H: 2 LOB: 2 BB: 1 P: 26	R: 1 E: 0 K: 1 S: 13	H: 3 LOB: 2 BB: 0 P: 17	R: 0 E: 0 K: 1 S: 7	H: 1 LOB: 1 BB: 0 P: 13	R: 4 E: 1 K: 0 S: 27	H: 6 LOB: 3 BB: 0 P: 37	R: 0 E: 0 K: 1 S: 9	H: 0 LOB: 0 BB: 0 P: 12	R: 0 E: 0 K: 0 S: 8	H: 2 LOB: 1 BB: 0 P: 13	R: 0 E: 0 K: 1 S: 7	H: 0 LOB: 0 BB: 0 P: 11	R: 0 E: 0 K: 0 S: 10	H: 1 LOB: 1 BB: 0 P: 16	1B: 14 2B: 1 3B: 0 HR: 0	SF: 0 SAC: 1 DP: 1 HBP: 0	WP: 0 PB: 0 SB: 0 CS: 0	PA: 40					
PITCHER	IP	WLS	BF	H	R	ER	SO	BB	IBB	HBP	BLK	WP	HR	S	P	ERA	WHIP								
Robert Ellis, R (1,1) ERA: 5.09	3.1	L	22	11	6	5	2	1	0	0	0	0	0	52	75	13.50	3.600								
Russ Springer, R (4,1) ERA: 5.7	1.2		7	1	0	0	1	0	0	0	0	0	0	21	30	0.00	0.600								
Erik Sabel, R (6,1) ERA: 2.35	2.0		7	2	0	0	1	0	0	0	0	0	0	15	24	0.00	1.000								
Greg Swindell, L (8,1) ERA: 3.86	1.0		4	1	0	0	0	0	0	0	0	0	0	10	16	0.00	1.000								

Arizona Diamondbacks @ Chicago Cubs
Wrigley Field, Chicago, IL
Sun May 20 2001, 1:20 PM CDT
Att: 39,350 - Cloudy - 71 F

AB 38
R 6
H 15
RBI 5
BB 1
SO 4
LOB 26



Batter	1	2	3	4	5	6	7	8	9	AB	R	H	RBI	BB	SO	LOB	TOP										
Pokey Reese, R OBP: 0.313, SLG: 0.364	2-1 G6-3		1-2 G1-3			4-2 PB 1B BB	3-2 F9			3	1	0	0	1	0	0											
Michael Tucker, L OBP: 0.333, SLG: 0.445	4-2 2B BB		2-0 G4-3			1-2 1B 1B		1-1 G3		3	2	1	1	1	0	0											
Sean Casey, L OBP: 0.399, SLG: 0.563	3-1 1-H 2B			1-1 G4-3		4-0 FC6-4 1B BB		0-0 G4-3		3	0	1	1	1	0	0											
Alex Ochoa, R OBP: 0.333, SLG: 0.406	0-1 F9			1-3 K		2-1 L7		1-1 G6-3		4	0	0	0	0	1	3											
Ruben Rivera, R OBP: 0.320, SLG: 0.407	3-3 K			0-0 G3		0-0 FC6-4 1B			2-3 K	4	0	1	1	0	2	1											
Jason LaRue, R OBP: 0.375, SLG: 0.533		0-1 G4-3			1-1 F8 2B	0-1 FC6-4 S		0-3 K		4	0	1	0	0	1	2											
Donnie Sadler, R OBP: 0.251, SLG: 0.303		2-2 G5-3			2-2 F8	2-3 K		1-3 K		3	0	0	0	0	1	3	AB 30										
John Riedling, R (6, PH)					2-3 K					0	0	0	0	0	0	0	R 3										
Deion Sanders, L OBP: 0.238, SLG: 0.282					1-2 K					1	0	0	0	0	1	0	H 4										
Brandon Larson, R OBP: 0.176, SLG: 0.067		1-1 G5-3			4-2 L3 BB					2	0	0	0	1	1	0	RBI 3										
Brian Reith, R (1, 1)						3-2 L3		2-3 K		1	0	0	0	0	0	0	BB 4										
Bill Selby, L (5, PH)										1	0	0	0	0	0	2	SO 8										
Jim Brower, L OBP: 0.250, SLG: 0.333						1-2 L3				0	0	0	0	0	0	0	LOB 11										
Juan Castro, R OBP: 0.221, SLG: 0.212										1	0	0	0	0	1	0											
Inning Stats	R: 1 E: 0 K: 1 S: 14	H: 1 LOB: 1 BB: 1 P: 26	R: 0 E: 0 K: 0 S: 7	H: 0 LOB: 0 BB: 0 P: 10	R: 0 E: 0 K: 0 S: 6	H: 0 LOB: 0 BB: 0 P: 9	R: 0 E: 0 K: 1 S: 6	H: 0 LOB: 0 BB: 0 P: 8	R: 0 E: 0 K: 0 S: 11	H: 1 LOB: 1 BB: 1 P: 21	R: 2 E: 0 K: 1 S: 15	H: 2 LOB: 2 BB: 0 P: 28	R: 0 E: 0 K: 0 S: 10	H: 0 LOB: 0 BB: 0 P: 16	R: 0 E: 0 K: 3 S: 13	H: 0 LOB: 0 BB: 0 P: 16	1B: 2 2B: 3 3B: 0 HR: 0	SF: 0 SAC: 0 DP: 1 HBP: 0	WP: 0 PB: 1 SB: 1 CS: 0	PA: 34							
PITCHER	IP	WLS	BF	H	R	ER	SO	BB	IBB	HBP	BLK	WP	HR	S	P	ERA	WHIP										
Julian Tavarez, R ERA: 3.15	5.0		21	3	3	3	2	4	0	0	0	0	0	50	89	5.40	1.400										
Courtney Duncan, R ERA: 2.96	1.0	W	4	1	0	0	1	0	0	0	0	0	0	9	13	0.00	1.000										
Kyle Farnsworth, R ERA: 3.13	1.0	H	3	0	0	0	2	0	0	0	0	0	0	10	16	0.00	0.000										
Jeff Fassero, L ERA: 3.74	1.0	H	3	0	0	0	0	0	0	0	0	0	0	5	7	0.00	0.000										
Tom Gordon, R ERA: 6.43	1.0	S	3	0	0	0	3	0	0	0	0	0	0	13	16	0.00	0.000										

Cincinnati Reds @ Chicago Cubs
Wrigley Field, Chicago, IL
Tue May 22 2001, 7:05 PM CDT
Att: 37,385 - Sunny - 57 F

AB	30
R	3
H	4
RBI	3
BB	4
SO	8
LOB	11



Batter	1	2	3	4	5	6	7	8	9	AB	R	H	RBI	BB	SO	LOB	BOTTOM										
Miguel Cairo, R OBP: 0.611, SLG: 0.692	2-1 HR		2-2 E6 CS		4-0 1B SH1-3 BB	4-2 BLK BB		3-3 K		3	1	1	1	2	1	0											
Ricky Gutierrez, R OBP: 0.333, SLG: 0.387	0-2 L8		4-0 1-2 2B BB		1-1 SH1-3	4-1 FC5-4 BB		3-3 K		2	1	0	0	2	1	0											
Ron Coomer, R OBP: 0.373, SLG: 0.452	0-0 1B		1-2 1-H 2B		3-2 1B	0-1 FC5-4 1-2		1-0 HBP		4	0	3	1	0	0	3											
Todd Hundley, S OBP: 0.289, SLG: 0.380	1-3 K		1-3 K		1-2 F7		2-2 G4-3 2B	0-0 G1-3		5	1	1	0	0	2	5											
Rondell White, R OBP: 0.310, SLG: 0.390	0-3 K			1-3 K	2-3 K		0-0 G4-3		2-3 G4-3	4	0	0	0	0	3	4											
Matt Stairs, L OBP: 0.336, SLG: 0.363		1-1 G5-3			2-1 G1-3		4-2 1B FC3-5-2 BB	4-1 G4-3 1B BB		2	0	0	0	2	0	0											
Augie Ojeda, S OBP: 0.256, SLG: 0.341										0	0	0	0	0	0	0											
Gary Matthews, S OBP: 0.269, SLG: 0.353		2-2 G4-3			0-0 2B 1B		1-0 FC3-5-2 BLK 1B	0-1 G4-3 1B		4	2	3	0	0	0	0											
Todd Dunwoody, L OBP: 0.316, SLG: 0.333		1-1 F8			1-1 1-H 2B		0-0 FC3-5-2 BLK	0-0 G4-3		4	0	1	2	0	0	4											
Julian Tavarez, L OBP: 0.274, SLG: 0.154			2-3 K		0-0 G3		1-1 P4	2-1 F7		2	0	0	0	0	1	1											
Courtney Duncan, L (6, PH)										0	0	0	0	0	0	0											
15 Julio Zuleta, R OBP: 0.207, SLG: 0.149										1	0	0	0	0	0	2											
Kyle Farnsworth, R (7, PH)										0	0	0	0	0	0	0											
Eric Young Sr., R OBP: 0.348, SLG: 0.441										1	0	0	0	0	0	2											
Jeff Fassero, L (8, 1)										0	0	0	0	0	0	0											
Tom Gordon, R (9, 1)										0	0	0	0	0	0	0											
Inning Stats	R: 1 E: 0 K: 2 S: 12	H: 2 LOB: 1 BB: 0 P: 15	R: 0 E: 0 K: 0 S: 8	H: 0 LOB: 0 BB: 0 P: 12	R: 1 E: 1 K: 2 S: 13	H: 1 LOB: 1 BB: 1 P: 23	R: 1 E: 0 K: 1 S: 9	H: 2 LOB: 1 BB: 0 P: 13	R: 0 E: 0 K: 1 S: 13	H: 1 LOB: 2 BB: 1 P: 24	R: 1 E: 0 K: 0 S: 12	H: 1 LOB: 3 BB: 3 P: 26	R: 1 E: 0 K: 0 S: 10	H: 2 LOB: 2 BB: 1 P: 18	R: 0 E: 0 K: 2 S: 9	H: 0 LOB: 1 BB: 0 P: 16	1B: 5 2B: 3 3B: 0 HR: 1	SF: 0 SAC: 1 DP: 0 HBP: 1	WP: 0 PB: 0 SB: 0 CS: 1	PA: 40							
PITCHER	IP	WLS	BF	H	R	ER	SO	BB	IBB	HBP	BLK	WP	HR	S	P	ERA	WHIP										
Brian Reith, R ERA: 4.35	4.0		18	5	3	3	5	1	0	0	0	0	0	42	63	6.75	1.500										
Jim Brower, R ERA: 5.88	1.2	L	11	2	1	1	1	4	0	0	1	0	0	23	48	5.40	3.600										
John Riedling, R ERA: 2.96	2.1		11	2	1	1	2	1	0	1	0	0	0	21	36	3.86	1.286										

Cincinnati Reds @ Chicago Cubs
Wrigley Field, Chicago, IL
Tue May 22 2001, 7:05 PM CDT
Att: 37,385 - Sunny - 57 F

AB	32
R	5
H	9
RBI	4
BB	6
SO	8
LOB	21



Batter	1	2	3	4	5	6	7	8	9	AB	R	H	RBI	BB	SO	LOB	TOP											
Deion Sanders, L (1, 7) OBP: 0.244, SLG: 0.268	4-0 CS BB BB		0-2 G4-3				2-1 P6		0-1 L3	2	0	0	0	1	0	1	<p>Cincinnati Reds @ Chicago Cubs</p> <p>Wrigley Field, Chicago, IL</p> <p>Wed May 23 2001, 1:20 PM CDT</p> <p>Att: 25,966 - Overcast - 59 F</p>											
Brandon Larson, R (7, PH) OBP: 0.176, SLG: 0.067					0-0 G2-3					0	0	0	0	0	0	0												
Michael Tucker, L (7, PH) OBP: 0.328, SLG: 0.438					1-2					2	0	0	0	0	0	2												
Donnie Sadler, R (1, 6) OBP: 0.298, SLG: 0.299	4-2 CS BB		4-2 CS BB		4-1 BB			2-3 K		1	0	0	0	3	1	0												
Sean Casey, L (1, 3) OBP: 0.395, SLG: 0.555	0-2 F8		3-2 F8		0-1 F7			0-1 1B		4	0	1	0	0	0	5												
Alex Ochoa, R (1, 9) OBP: 0.331, SLG: 0.399	3-3 K			4-0 S S BB		0-0 P4		0-3 K		3	0	0	0	1	2	3												
Bill Selby, L (1, 5) OBP: 0.250, SLG: 0.250		2-2 HR 1B		2-3 K		1-1 F7		0-0 1B		4	1	2	0	0	1	1												
Ruben Rivera, R (1, 8) OBP: 0.317, SLG: 0.432		0-0 1-H HR		1-3 K		1-3 K		3-3 K		4	1	1	2	0	3	3												
Kelly Stinnett, R (1, 2) OBP: 0.348, SLG: 0.407		1-3 K		3-3 K			4-2 BB		0-0 F8	3	0	0	0	1	2	1												
Juan Castro, R (1, 4) OBP: 0.236, SLG: 0.217		2-2 L5		2-3 K		0-1 G2-3 1B		3-1 F5		3	0	1	0	1	0	1												
Rob Bell, R (1, 1) OBP: 0.200, SLG: 0.200		0-3 K				0-3 K		2-2 P6		1	0	0	0	0	1	0												
Scott Sullivan, R (3, 1)									1-0 P4	1	0	0	0	0	1	1												
Dmitri Young, S (7, PH) OBP: 0.344, SLG: 0.440										1	0	0	0	0	0	1												
Mark Wohlers, R (7, 1)										0	0	0	0	0	0	0												
Jason LaRue, R (9, PH) OBP: 0.371, SLG: 0.526										1	0	0	0	0	0	1												
Inning Stats	R: 0 E: 0 K: 1 S: 8	H: 0 LOB: 1 BB: 2 P: 19	R: 2 E: 0 K: 2 S: 14	H: 2 LOB: 0 BB: 0 P: 19	R: 0 E: 0 K: 0 S: 8	H: 0 LOB: 0 BB: 1 P: 15	R: 0 E: 0 K: 3 S: 9	H: 0 LOB: 1 BB: 1 P: 19	R: 0 E: 0 K: 1 S: 6	H: 0 LOB: 0 BB: 0 P: 8	R: 0 E: 0 K: 0 S: 14	H: 0 LOB: 1 BB: 1 P: 25	R: 0 E: 0 K: 3 S: 15	H: 2 LOB: 2 BB: 0 P: 20	R: 0 E: 0 K: 0 S: 7	H: 0 LOB: 1 BB: 1 P: 12	1B: 4 2B: 0 3B: 0 HR: 1	SF: 0 SAC: 0 DP: 0 HBP: 0	WP: 0 PB: 0 SB: 2 CS: 3	PA: 37								
PITCHER	IP WLS BF H R ER SO BB IBB HBP BLK WP HR S P ERA WHIP																											
Jason Bere, R (1, 1) ERA: 5.13	2.1	10	2	2	2	3	2	0	0	0	0	0	0	1	25	41	7.71	1.714										
Todd Van Poppel, R (3, 1) ERA: 4.43	3.2	14	1	0	0	5	3	0	0	0	0	0	0	29	52	0.00	1.091											
Manny Aybar, R (7, 1) ERA: 4.82	0.1	1	0	0	0	0	1	0	0	0	0	0	0	5	12	0.00	3.000											
Felix Heredia, L (7, 1) ERA: 5.4	0.1	1	0	0	0	0	0	0	0	0	0	0	0	7	9	0.00	0.000											
Kyle Farnsworth, R (7, 1) ERA: 2.99	1.1	6	2	0	0	3	0	0	0	0	0	0	0	17	24	0.00	1.500											

AB	30
R	2
H	5
RBI	2
BB	7
SO	11
LOB	20



Batter	1	2	3	4	5	6	7	8	9	AB	R	H	RBI	BB	SO	LOB	BOTTOM										
Eric Young Sr., R (1, 4) OBP: 0.319, SLG: 0.404	1-3 K		2-1 F8		2-1 P4		0-0 SH5-3			3	0	0	0	0	1	1	<p>Cincinnati Reds @ Chicago Cubs</p> <p>Wrigley Field, Chicago, IL</p> <p>Wed May 23 2001, 1:20 PM CDT</p> <p>Att: 25,966 - Overcast - 59 F</p>										
Ricky Gutierrez, R (1, 6) OBP: 0.338, SLG: 0.388	2-1 G5-3		4-1 1B BB		0-1 E S 1B		3-2 SF8			2	1	1	1	1	0	0											
Ron Coomer, R (1, 5) OBP: 0.366, SLG: 0.439	1-0 G5-3		1-0 15 HBP 1B		3-3 K		2-3 3-H 1-3 K			4	0	1	1	0	2	2											
Matt Stairs, L (1, 7) OBP: 0.333, SLG: 0.358		0-1 G4-3		1-1 15 HBP 1B		1-0 G3		2-0 G6-3		4	0	1	1	0	0	1											
15 Julio Zuleta, R (1, 3) OBP: 0.316, SLG: 0.478		0-0 HR		2-0 1-2 2-3 HBP		1-2 G5-3		2-2 G4-3		3	1	1	1	0	0	0											
Tom Gordon, R (9, 1)										0	0	0	0	0	0	0											
Todd Dunwoody, L (1, 9) OBP: 0.304, SLG: 0.318		2-2 L7-3 1B		1-1 G1-3		1-2 G3		0-0 G5-3		4	0	1	0	0	0	3											
Gary Matthews, S (1, 8) OBP: 0.260, SLG: 0.341		3-2 L7-3			2-2 L4		0-3 K			3	0	0	0	0	1	1											
Kyle Farnsworth, R (7, 1) OBP: 0.256, SLG: 0.341										0	0	0	0	0	0	0											
Augie Ojeda, S (9, 5)										0	0	0	0	0	0	0											
Joe Girardi, R (1, 2) OBP: 0.281, SLG: 0.259			1-3 K		3-2 F9		1-0 E5 SH5-3 1B SF8			3	1	0	0	0	1	0											
Jason Bere, R (1, 1) OBP: 0.250, SLG: 0.313			1-0 K		1-3 K		0-1 SF8 SH5-3 1B			0	0	0	0	0	0	0											
Todd Van Poppel, R (3, 1) OBP: 0.250, SLG: 0.250										2	1	1	0	0	1	0											
Manny Aybar, R (7, 1) OBP: 1.000, SLG: 1.000										0	0	0	0	0	0	0											
Felix Heredia, L (7, 1)										0	0	0	0	0	0	0											
Rondell White, R (7, 7) OBP: 0.314, SLG: 0.394										1	0	1	0	0	0	0											
Inning Stats	R: 0 E: 0 K: 1 S: 6	H: 0 LOB: 0 BB: 0 P: 10	R: 1 E: 0 K: 0 S: 10	H: 2 LOB: 0 BB: 0 P: 15	R: 2 E: 0 K: 1 S: 12	H: 3 LOB: 3 BB: 1 P: 25	R: 0 E: 0 K: 1 S: 9	H: 0 LOB: 0 BB: 0 P: 15	R: 0 E: 0 K: 1 S: 9	H: 0 LOB: 0 BB: 0 P: 11	R: 1 E: 1 K: 1 S: 10	H: 1 LOB: 1 BB: 0 P: 15	R: 0 E: 0 K: 0 S: 5	H: 0 LOB: 0 BB: 0 P: 9	1B: 6 2B: 1 3B: 0 HR: 1	SF: 1 SAC: 1 DP: 1 HBP: 1	WP: 0 PB: 0 SB: 1 CS: 0	PA: 33									
PITCHER	IP WLS BF H R ER SO BB IBB HBP BLK WP HR S P ERA WHIP																										
Rob Bell, R (1, 1) ERA: 4.74	2.2	14	5	3	3	2	1	0	1	0	0	0	0	26	47	10.12	2.250										
Scott Sullivan, R (3, 1) ERA: 4.3	3.1	11	1	0	0	3	0	0	0	0	0	0	0	29	44	0.00	0.300										
Mark Wohlers, R (7, 1) ERA: 6.16	2.0	8	1	1	0	1	0	0	0	0	0	0	0	15	24	0.00	0.500										

AB	29
R	4
H	7
RBI	4
BB	1
SO	6
LOB	8



Batter	1	2	3	4	5	6	7	8	9	AB	R	H	RBI	BB	SO	LOB	TOP			
Deion Sanders, L (1, 7) OBP: 0.229, SLG: 0.250	F9			F8			G1-3			3	0	0	0	0	0	0				
Donnie Sadler, R (1, 6) OBP: 0.276, SLG: 0.286	F7			G6-3			F9			3	0	0	0	0	0	0				
Sean Casey, L (1, 3) OBP: 0.389, SLG: 0.544	G6-3			G3			G4-3			3	0	0	0	0	0	0				
Alex Ochoa, R (1, 9)				F8			G4-3			3	0	0	0	0	1	0				
Michael Tucker, L (1, 8) OBP: 0.321, SLG: 0.427				G4-3			G6-3			3	0	0	0	0	0	0				
Jason LaRue, R (1, 2) OBP: 0.359, SLG: 0.506				G6-3			K			3	0	0	0	0	1	0				
Bill Selby, L (1, 5) OBP: 0.182, SLG: 0.182				F7			F7			3	0	0	0	0	0	0				
Juan Castro, R (1, 4) OBP: 0.253, SLG: 0.225				F9			B1-6-4 1B			2	0	1	0	1	0	0				
Oswaldo Fernandez, R (1, 1) OBP: 0.125, SLG: 0.067				G6-3			B1-6-4 1-2			1	0	0	0	0	0	0				
Scott Winchester, R (4, 1)										1	0	0	0	0	0	0				
Ruben Rivera, R (9, FH) OBP: 0.314, SLG: 0.427										1	0	0	0	0	0	1				
Inning Stats	R: 0 E: 0 K: 0 S: 7	H: 0 LOB: 0 BB: 0 P: 9	R: 0 E: 0 K: 0 S: 5	H: 0 LOB: 0 BB: 0 P: 5	R: 0 E: 0 K: 0 S: 7	H: 0 LOB: 0 BB: 0 P: 9	R: 0 E: 0 K: 0 S: 5	H: 0 LOB: 0 BB: 0 P: 6	R: 0 E: 0 K: 1 S: 5	H: 1 LOB: 0 BB: 0 P: 7	R: 0 E: 0 K: 0 S: 5	H: 0 LOB: 0 BB: 0 P: 8	R: 0 E: 0 K: 1 S: 8	H: 0 LOB: 0 BB: 0 P: 10	R: 0 E: 0 K: 0 S: 8	H: 0 LOB: 0 BB: 1 P: 16	1B: 1 2B: 0 3B: 0 HR: 0	SF: 0 SAC: 0 DP: 2 HBP: 0	WP: 0 PB: 0 SB: 0 CS: 0	PA: 27
PITCHER Jon Lieber, R (1, 1) ERA: 3.25	IP: 9.0 WLS: W BF: 27 H: 1 R: 0 ER: 0 SO: 2 BB: 1 IBB: 0 HBP: 0 BLK: 0 WP: 0 HR: 0 S: 56 P: 78 ERA: 0.00 WHIP: 0.222															PITCHER				

Cincinnati Reds @ Chicago Cubs
Wrigley Field, Chicago, IL
Thu May 24 2001, 1:20 PM CDT
Att: 26,227 - Sunny - 60 F

AB	26
R	0
H	1
RBI	0
BB	1
SO	2
LOB	2



Batter	1	2	3	4	5	6	7	8	9	AB	R	H	RBI	BB	SO	LOB	BOTTOM			
Eric Young Sr., R (1, 4) OBP: 0.328, SLG: 0.418	1B 2B	G3								4	1	3	0	0	0	0				
Ricky Gutierrez, R (1, 6) OBP: 0.337, SLG: 0.387	B2-3			G1-4-3 1B			G4-3			3	0	1	0	0	0	2				
Sammy Sosa, R (1, 9) OBP: 0.431, SLG: 0.607	1B 2H			F3			G6-4-3 1B			3	0	2	1	1	0	1				
Ron Coomer, R (1, 5) OBP: 0.356, SLG: 0.426	F9			G1-4-3			P5			2	0	0	0	0	0	2				
Augie Ojeda, S (4, 5) OBP: 0.244, SLG: 0.326										2	0	0	0	0	1	3				
Todd Hundley, S (1, 2) OBP: 0.290, SLG: 0.378				K			G6-4-3			3	0	1	0	0	1	1				
15 Julio Zuleta, R (1, 3) OBP: 0.305, SLG: 0.458	FC6-4			F8			G6-3			3	0	0	0	0	0	2				
Matt Stairs, L (1, 7) OBP: 0.333, SLG: 0.367				K			F8			3	1	1	0	0	1	0				
Gary Matthews, S (1, 8) OBP: 0.273, SLG: 0.385							E3			3	1	2	2	0	0	0				
Jon Lieber, L (1, 1) OBP: 0.192, SLG: 0.167	F9-3			G4-3			G4-3			3	0	0	0	0	0	2				
Inning Stats	R: 1 E: 0 K: 0 S: 13	H: 3 LOB: 2 BB: 0 P: 21	R: 1 E: 0 K: 0 S: 7	H: 2 LOB: 0 BB: 0 P: 12	R: 0 E: 0 K: 2 S: 10	H: 1 LOB: 0 BB: 0 P: 9	R: 0 E: 0 K: 0 S: 6	H: 0 LOB: 0 BB: 0 P: 13	R: 1 E: 0 K: 0 S: 6	H: 2 LOB: 0 BB: 0 P: 9	R: 0 E: 0 K: 0 S: 6	H: 1 LOB: 0 BB: 0 P: 8	R: 0 E: 1 K: 0 S: 7	H: 0 LOB: 1 BB: 0 P: 10	R: 0 E: 0 K: 1 S: 5	H: 1 LOB: 2 BB: 1 P: 11	1B: 7 2B: 4 3B: 0 HR: 1	SF: 0 SAC: 1 DP: 4 HBP: 0	WP: 0 PB: 0 SB: 0 CS: 2	PA: 31
PITCHER Oswaldo Fernandez, R (1, 1) ERA: 5.44	IP: 3.1 WLS: L BF: 14 H: 6 R: 2 ER: 2 SO: 1 BB: 0 IBB: 0 HBP: 0 BLK: 0 WP: 0 HR: 0 S: 30 P: 47 ERA: 5.40 WHIP: 1.800															PITCHER				
Scott Winchester, R (4, 1) ERA: 3.86	IP: 4.2 WLS: L BF: 17 H: 4 R: 1 ER: 1 SO: 2 BB: 0 IBB: 1 HBP: 0 BLK: 0 WP: 0 HR: 1 S: 30 P: 46 ERA: 1.93 WHIP: 0.857															PITCHER				

Cincinnati Reds @ Chicago Cubs
Wrigley Field, Chicago, IL
Thu May 24 2001, 1:20 PM CDT
Att: 26,227 - Sunny - 60 F

AB	29
R	3
H	10
RBI	3
BB	1
SO	3
LOB	13



Batter	1	2	3	4	5	6	7	8	9	AB	R	H	RBI	BB	SO	LOB	TOP		
Devon White, S (1, 8) OBP: 0.343, SLG: 0.522	1-2 F8		1-1 P6			2-3 K			1-0 G4-3	4	0	0	0	0	1	0			
Mark Loretta, R (1, 4) OBP: 0.308, SLG: 0.320	0-3 K			0-3 K			1-1 BB 1B		1-2 L8	4	0	1	0	0	2	0			
Geoff Jenkins, L (1, 7) OBP: 0.403, SLG: 0.614	1-3 K			2-2 F8			0-3 K		1-3 K	4	0	0	0	0	3	1			
Jeremy Burnitz, L (1, 9) OBP: 0.400, SLG: 0.616		1-0 G3-1		2-3 K			4-1 BB		1-2 BB	2	0	0	0	1	1	0			
Richie Sexson, R (1, 3) OBP: 0.314, SLG: 0.479		0-3 K			1-0 G5-3		1-3 K		1-3 K	3	0	0	0	0	2	2			
Tyler Houston, L (1, 5) OBP: 0.399, SLG: 0.496		4-0 FC5-4 BB			3-3 K		1-3 K			2	0	0	0	1	2	2			
José Hernández, R (1, 6) OBP: 0.327, SLG: 0.509		0-2 FC5-4 1-2			3-3 K			1-1 F9		3	0	0	0	0	1	1			
Raul Casanova, S (1, 2) OBP: 0.290, SLG: 0.459			0-0 F8			2-1 G1-3		3-1 G3-1		3	0	0	0	0	0	0			
Allen Levrault, R (1, 1) Mike DeJean, R (7, 1) Angel Echevarria, R (8, PH) David Weathers, R (8, 1)			2-3 K			0-3 K		2-0 P5		2	0	0	0	0	2	0			
Inning Stats	R: 0 H: 0 E: 0 K: 2 S: 10	H: 0 LOB: 0 BB: 0 P: 12	R: 0 H: 0 E: 0 K: 1 S: 7	H: 0 LOB: 1 BB: 1 P: 12	R: 0 H: 0 E: 0 K: 1 S: 6	H: 0 LOB: 0 BB: 0 P: 9	R: 0 H: 0 E: 0 K: 2 S: 9	H: 0 LOB: 0 BB: 0 P: 13	R: 0 H: 0 E: 0 K: 2 S: 8	H: 0 LOB: 0 BB: 0 P: 15	R: 0 H: 1 E: 0 K: 3 S: 12	H: 2 LOB: 2 BB: 1 P: 19	R: 0 H: 0 E: 0 K: 0 S: 5	H: 0 LOB: 0 BB: 0 P: 11	R: 0 H: 0 E: 0 K: 1 S: 7	H: 0 LOB: 0 BB: 0 P: 10	1B: 1 2B: 0 3B: 0 HR: 0	SF: 0 SAC: 0 DP: 0 HBP: 0	WP: 0 PA: 30 PB: 0 CS: 0
PITCHER 34 Kerry Wood, R (1, 1) ERA: 4.2	IP: 9.0 WLS: W BF: 30	H: 1 R: 0 ER: 0 SO: 14	BB: 2 IBB: 0 HBP: 0 BLK: 0	WP: 0 HR: 0 S: 73 P: 114	ERA: 0.00 WHIP: 0.333	PITCHER	IP: 9.0 WLS: W BF: 30	H: 1 R: 0 ER: 0 SO: 14	BB: 2 IBB: 0 HBP: 0 BLK: 0	WP: 0 HR: 0 S: 73 P: 114	ERA: 0.00 WHIP: 0.333	PITCHER	IP: 9.0 WLS: W BF: 30	H: 1 R: 0 ER: 0 SO: 14	BB: 2 IBB: 0 HBP: 0 BLK: 0	WP: 0 HR: 0 S: 73 P: 114	ERA: 0.00 WHIP: 0.333		

Milwaukee Brewers @ Chicago Cubs
Wrigley Field, Chicago, IL
Fri May 25 2001, 2:20 PM CDT
Att: 26,526 - Overcast - 61 F

AB	28
R	0
H	1
RBI	0
BB	2
SO	14
LOB	6


WP	0	PA	30
PB	0		
CS	0		


Batter	1	2	3	4	5	6	7	8	9	AB	R	H	RBI	BB	SO	LOB	BOTTOM		
Eric Young Sr., R (1, 4) OBP: 0.321, SLG: 0.408	0-0 B1-3		1-1 G6-3			0-2 F9		2-1 G4-3		4	0	0	0	0	0	0			
Ricky Gutierrez, R (1, 6) OBP: 0.335, SLG: 0.384	1-2 FC4-6 1B		1-2 G5-3			1-2 F8		2-1 P4		4	0	1	0	0	0	0			
Sammy Sosa, R (1, 9) OBP: 0.424, SLG: 0.595	0-0 FC4-6 1-2		2-2 F3			0-0 F7				3	0	0	0	0	0	1			
Matt Stairs, L (1, 3) OBP: 0.325, SLG: 0.356	2-2 G3			2-0 G4-3		1-1 G6-3				3	0	0	0	0	0	1			
Rondell White, R (1, 7) Todd Dunwoody, L (9, 7) OBP: 0.304, SLG: 0.318		3-2 G6-3		2-0 HR		0-1 P4				3	1	1	1	0	0	0			
Joe Girardi, R (1, 2) OBP: 0.284, SLG: 0.262		3-2 G5-3		1-1 BB 1B			3-2 G4-3			3	0	1	0	0	0	0			
Gary Matthews, S (1, 8) OBP: 0.275, SLG: 0.383		2-2 BB 1B		1-3 K			3-2 G3-1			3	0	1	0	0	1	1			
Miguel Cairo, R (1, 5) Augie Ojeda, S (8, 5) OBP: 0.571, SLG: 0.600 OBP: 0.244, SLG: 0.326		4-0 BB 1B		2-3 K			3-2 G1-3			2	0	0	0	1	1	1			
34 Kerry Wood, R (1, 1) OBP: 0.143, SLG: 0.190		0-3 K			0-0 G6-3			0-1 L7		3	0	0	0	0	1	2			
Inning Stats	R: 0 H: 1 E: 0 K: 0 S: 8	H: 1 LOB: 1 BB: 0 P: 11	R: 0 H: 1 E: 0 K: 1 S: 14	H: 1 LOB: 2 BB: 1 P: 26	R: 0 H: 0 E: 0 K: 0 S: 8	H: 0 LOB: 0 BB: 0 P: 12	R: 1 H: 2 E: 0 K: 2 S: 11	H: 2 LOB: 1 BB: 0 P: 19	R: 0 H: 0 E: 0 K: 0 S: 7	H: 0 LOB: 0 BB: 0 P: 8	R: 0 H: 0 E: 0 K: 0 S: 5	H: 0 LOB: 0 BB: 0 P: 6	R: 0 H: 0 E: 0 K: 0 S: 10	H: 0 LOB: 0 BB: 0 P: 19	R: 0 H: 0 E: 0 K: 0 S: 6	H: 0 LOB: 0 BB: 0 P: 10	1B: 3 2B: 0 3B: 0 HR: 1	SF: 0 SAC: 0 DP: 0 HBP: 0	WP: 0 PA: 29 PB: 0 CS: 0
PITCHER Allen Levrault, R (1, 1) ERA: 5.31 Mike DeJean, R (7, 1) David Weathers, R (8, 1) ERA: 2.05	IP: 6.0 WLS: L BF: 23	H: 4 R: 1 ER: 1 SO: 3	BB: 1 IBB: 0 HBP: 0 BLK: 0	WP: 0 HR: 1 S: 53 P: 82	ERA: 1.50 WHIP: 0.833	PITCHER	IP: 6.0 WLS: L BF: 23	H: 4 R: 1 ER: 1 SO: 3	BB: 1 IBB: 0 HBP: 0 BLK: 0	WP: 0 HR: 1 S: 53 P: 82	ERA: 1.50 WHIP: 0.833	PITCHER	IP: 6.0 WLS: L BF: 23	H: 4 R: 1 ER: 1 SO: 3	BB: 1 IBB: 0 HBP: 0 BLK: 0	WP: 0 HR: 1 S: 53 P: 82	ERA: 1.50 WHIP: 0.833		

Milwaukee Brewers @ Chicago Cubs
Wrigley Field, Chicago, IL
Fri May 25 2001, 2:20 PM CDT
Att: 26,526 - Overcast - 61 F

AB	28
R	1
H	4
RBI	1
BB	1
SO	3
LOB	6

WP	0	PA	29
PB	0		
CS	0		

Batter	1	2	3	4	5	6	7	8	9	AB R H RBI BB SO LOB	TOP																																		
											Milwaukee Brewers @ Chicago Cubs Wrigley Field, Chicago, IL Sat May 26 2001, 1:20 PM CDT livebaseballscorecards.com																																		
																				AB 0 R 0 H 0 RBI 0 BB 0 SO 0 LOB 0																									
																																													
Inning Stats																				1B: 0 SF: 0 WP: 0 PA: 0 2B: 0 SAC: 0 FB: 0 3B: 0 DP: 0 SB: 0 HR: 0 HBP: 0 CS: 0																									
PITCHER										IP		WLS	BF	H	R	ER	SO	BB	IBB	HBP	BLK	WP	HR	S	P	ERA	WHIP	PITCHER	IP	WLS	BF	H	R	ER	SO	BB	IBB	HBP	BLK	WP	HR	S	P	ERA	WHIP

Batter	1	2	3	4	5	6	7	8	9	AB R H RBI BB SO LOB	BOTTOM																																		
											Milwaukee Brewers @ Chicago Cubs Wrigley Field, Chicago, IL Sat May 26 2001, 1:20 PM CDT livebaseballscorecards.com																																		
																				AB 0 R 0 H 0 RBI 0 BB 0 SO 0 LOB 0																									
																																													
Inning Stats																				1B: 0 SF: 0 WP: 0 PA: 0 2B: 0 SAC: 0 FB: 0 3B: 0 DP: 0 SB: 0 HR: 0 HBP: 0 CS: 0																									
PITCHER										IP		WLS	BF	H	R	ER	SO	BB	IBB	HBP	BLK	WP	HR	S	P	ERA	WHIP	PITCHER	IP	WLS	BF	H	R	ER	SO	BB	IBB	HBP	BLK	WP	HR	S	P	ERA	WHIP

Batter	1	2	3	4	5	6	7	8	9	AB	R	H	RBI	BB	SO	LOB	TOP										
Devon White, S OBP: 0.340, SLG: 0.511 (1, 8)	G4-3		F7			SH3 1B	F9			4	1	1	0	0	0	2	Milwaukee Brewers @ Chicago Cubs Wrigley Field, Chicago, IL Sun May 27 2001, 1:20 PM CDT Att: 39,095 - Cloudy - 58 F										
Ronnie Belliard, R OBP: 0.328, SLG: 0.371 (1, 4)	K			G1-3		SH3		FC5-4 BB		2	0	0	0	1	1	0											
Geoff Jenkins, L OBP: 0.398, SLG: 0.602 (1, 7)	K			K		FC6 2-H 1B		K		4	0	1	1	0	3	1											
Jeremy Burnitz, L OBP: 0.397, SLG: 0.607 (1, 9)		1B		F5		FC6 1-2		FC5-4 1-2		4	0	1	0	0	0	2											
Angel Echevarria, R OBP: 0.333, SLG: 0.613 (1, 3)		K			BB 1B	G6-3		K		4	0	1	0	0	2	3											
Tyler Houston, L OBP: 0.348, SLG: 0.480 (1, 5) Jeffrey Hammonds, R OBP: 0.312, SLG: 0.371 (9, PR)	F8				L6		F4		K	4	0	0	0	0	1	2											
José Hernández, R OBP: 0.331, SLG: 0.506 (1, 6)	F9				BB		CS 1B		K	3	0	1	0	1	1	2											
Henry Blanco, R OBP: 0.248, SLG: 0.257 (1, 2) Luis Lopez, S OBP: 0.229, SLG: 0.273 (9, PH)	F8		F8		F3		BB 1B		F9	3	0	1	0	0	0	2											
Jimmy Haynes, R OBP: 0.208, SLG: 0.217 (1, 1) Chad Fox, R (7, 1) Curt Leskanic, R (8, 1) Raul Casanova, S OBP: 0.286, SLG: 0.452 (9, PH)	G6-3			G6-3		F9		G1-3		0	0	0	0	0	0	0											
Inning Stats	R: 0 E: 0 K: 2 S: 10	H: 0 LOB: 0 BB: 0 P: 14	R: 0 E: 0 K: 1 S: 10	H: 1 LOB: 1 BB: 0 P: 14	R: 0 E: 0 K: 0 S: 4	H: 0 LOB: 0 BB: 0 P: 6	R: 0 E: 0 K: 1 S: 8	H: 0 LOB: 0 BB: 0 P: 12	R: 0 E: 0 K: 0 S: 8	H: 1 LOB: 2 BB: 1 P: 17	R: 1 E: 0 K: 0 S: 10	H: 2 LOB: 1 BB: 0 P: 14	R: 0 E: 0 K: 0 S: 10	H: 2 LOB: 2 BB: 1 P: 18	R: 0 E: 0 K: 2 S: 7	H: 0 LOB: 1 BB: 1 P: 13		R: 0 E: 0 K: 2 S: 10	H: 0 LOB: 1 BB: 0 P: 15	1B: 6 2B: 0 3B: 0 HR: 0	SF: 0 SAC: 1 DP: 0 HBP: 0	WP: 1 PB: 0 SB: 0 CS: 1	PA: 36				
PITCHER	IP	WLS	BF	H	R	ER	SO	BB	IBB	HBP	BLK	WP	HR	S	P	ERA	WHIP										
Kevin Tapani, R ERA: 3.63 (1, 1)	7.0	W	28	6	1	1	4	2	0	0	0	0	0	60	95	1.29	1.143										
Jeff Fassero, L ERA: 3.57 (8, 1)	1.0	H	4	0	0	0	2	1	0	0	0	0	0	7	13	0.00	1.000										
Tom Gordon, R ERA: 5.0 (9, 1)	1.0	S	4	0	0	0	2	0	0	0	0	1	0	10	15	0.00	0.000										

Batter	1	2	3	4	5	6	7	8	9	AB	R	H	RBI	BB	SO	LOB	BOTTOM										
Eric Young Sr., R OBP: 0.320, SLG: 0.404 (1, 4)	G6-3			L7		F9	E2 1B			4	0	1	1	0	0	0	Milwaukee Brewers @ Chicago Cubs Wrigley Field, Chicago, IL Sun May 27 2001, 1:20 PM CDT Att: 39,095 - Cloudy - 58 F										
Ricky Gutierrez, R OBP: 0.327, SLG: 0.373 (1, 6)	G6-3			G3		P3	F8			4	0	0	0	0	0	2											
Sammy Sosa, R OBP: 0.426, SLG: 0.592 (1, 9)	K			1B		SH2-3 SF8 1B		K		4	1	2	0	0	2	0											
Matt Stairs, L OBP: 0.331, SLG: 0.356 (1, 3)	G6-3			F9		SF8 SH2-3 2B 1B		BB		3	1	1	0	1	0	1											
Rondell White, R OBP: 0.314, SLG: 0.410 (1, 7) Tom Gordon, R (9, 1)		1B		G5-3		SH2-3		L8		3	0	1	0	0	0	1											
Miguel Cairo, R OBP: 0.500, SLG: 0.529 (1, 5) Jeff Fassero, L (8, 1)	K			F8		SF8		F7		2	0	0	1	0	1	1											
Todd Dunwoody, L OBP: 0.292, SLG: 0.304 (8, PH) (9, 7)	K					2B IBB				0	0	0	0	0	0	0											
Gary Matthews, S OBP: 0.286, SLG: 0.379 (1, 8)			K		FC6-4 BB	2B				1	1	0	0	2	1	0											
Joe Girardi, R OBP: 0.286, SLG: 0.281 (1, 2)			G1-3		FC6-4 1-2	E 2B				3	1	1	2	0	0	1											
Kevin Tapani, R OBP: 0.214, SLG: 0.214 (1, 1) Augie Ojeda, S OBP: 0.261, SLG: 0.326 (7, PH) (8, 5)	K					E BB				2	0	0	0	0	2	0											
Inning Stats	R: 0 E: 0 K: 1 S: 8	H: 0 LOB: 0 BB: 0 P: 15	R: 0 E: 0 K: 1 S: 8	H: 1 LOB: 1 BB: 0 P: 12	R: 0 E: 0 K: 2 S: 9	H: 0 LOB: 0 BB: 0 P: 10	R: 0 E: 0 K: 0 S: 8	H: 1 LOB: 1 BB: 0 P: 11	R: 0 E: 0 K: 0 S: 8	H: 0 LOB: 0 BB: 0 P: 12	R: 0 E: 0 K: 1 S: 10	H: 0 LOB: 0 BB: 0 P: 18	R: 4 E: 1 K: 0 S: 15	H: 4 LOB: 2 BB: 2 P: 33	R: 0 E: 0 K: 1 S: 10	H: 0 LOB: 1 BB: 1 P: 18	1B: 5 2B: 1 3B: 0 HR: 0	SF: 1 SAC: 1 DP: 0 HBP: 0	WP: 0 PB: 0 SB: 0 CS: 0	PA: 33							
PITCHER	IP	WLS	BF	H	R	ER	SO	BB	IBB	HBP	BLK	WP	HR	S	P	ERA	WHIP										
Jimmy Haynes, R ERA: 4.3 (1, 1)	6.2	L	26	5	4	4	5	1	1	0	0	0	0	61	100	5.40	0.900										
Chad Fox, R ERA: 1.96 (7, 1)	0.1		3	1	0	0	0	1	0	0	0	0	0	4	11	0.00	6.000										
Curt Leskanic, R ERA: 3.74 (8, 1)	1.0		4	0	0	0	1	1	0	0	0	0	0	10	18	0.00	1.000										



Batter	1	2	3	4	5	6	7	8	9	AB	R	H	RBI	BB	SO	LOB	TOP					
Eric Young Sr. R OBP: 0.313, SLG: 0.397	F8	F2			G3-1		G6-3		F8	5	0	0	0	0	0	1						
Ricky Gutierrez R OBP: 0.355, SLG: 0.404	HR		L5-4	1B			1B			3	1	3	0	0	0	0						
Sammy Sosa R OBP: 0.431, SLG: 0.614	HR				G1-3					4	1	3	2	0	0	1						
Matt Stairs L OBP: 0.356, SLG: 0.416										3	1	0	0	1	2	4						
Rondell White R OBP: 0.321, SLG: 0.438			L5-4							4	0	2	0	0	0	2						
Miguel Cairo R OBP: 0.441, SLG: 0.444	L6									3	0	1	0	0	0	1						
Augie Ojeda S OBP: 0.280, SLG: 0.311										0	0	0	0	0	0	0						
Todd Hundley S OBP: 0.272, SLG: 0.344		G6-3								4	0	0	1	0	0	2						
Gary Matthews S OBP: 0.303, SLG: 0.368										3	0	0	0	1	0	1						
Jon Lieber L OBP: 0.179, SLG: 0.154										2	0	0	0	0	1	0						
Jeff Fassero L OBP: 0.310, SLG: 0.447	SH2-4									0	0	0	0	0	0	0						
15 Julio Zuleta R OBP: 0.310, SLG: 0.447										1	0	0	0	0	1	0						
Tom Gordon R OBP: 0.310, SLG: 0.447										0	0	0	0	0	0	0						
Inning Stats	R: 2 E: 0 K: 1 S: 12	H: 3 LOB: 1 BB: 0 P: 19	R: 0 E: 0 K: 0 S: 6	H: 0 LOB: 1 BB: 1 P: 13	R: 0 E: 0 K: 1 S: 8	H: 2 LOB: 0 BB: 0 P: 10	R: 0 E: 0 K: 0 S: 9	H: 0 LOB: 0 BB: 0 P: 12	R: 0 E: 0 K: 1 S: 10	H: 1 LOB: 1 BB: 0 P: 13	R: 1 E: 0 K: 0 S: 11	H: 1 LOB: 2 BB: 0 P: 18	R: 0 E: 0 K: 0 S: 12	H: 1 LOB: 0 BB: 0 P: 18	R: 0 E: 0 K: 0 S: 5	H: 0 LOB: 0 BB: 0 P: 9	R: 0 E: 0 K: 1 S: 6	H: 0 LOB: 0 BB: 0 P: 10	1B: 7 2B: 2 3B: 0 HR: 1	SF: 0 SAC: 2 DP: 2 HBP: 1	WP: 0 PB: 0 SB: 0 CS: 0	PA: 37
PITCHER	IP WLS BF H R ER SO BB IBB HBP BLK WP HR S P ERA WHIP																					
Chris Reitsma R ERA: 4.14	(1, 1) 6.2 L 30 8 3 3 3 2 0 1 0 0 0 1 67 102 4.05 1.500																					
Mark Wohlers R ERA: 5.32	(7, 1) 1.1 4 1 0 0 0 0 0 0 0 0 0 0 6 10 0.00 0.750																					
Hector Mercado L ERA: 3.38	(9, 1) 1.0 3 0 0 0 0 1 0 0 0 0 0 0 6 10 0.00 0.000																					

Chicago Cubs @ Cincinnati Reds
Cinergy Field, Cincinnati, OH
Wed May 30 2001, 7:05 PM EDT
Att: 20,062 - Cloudy - 69 F

AB	32
R	3
H	9
RBI	3
BB	2
SO	4
LOB	12

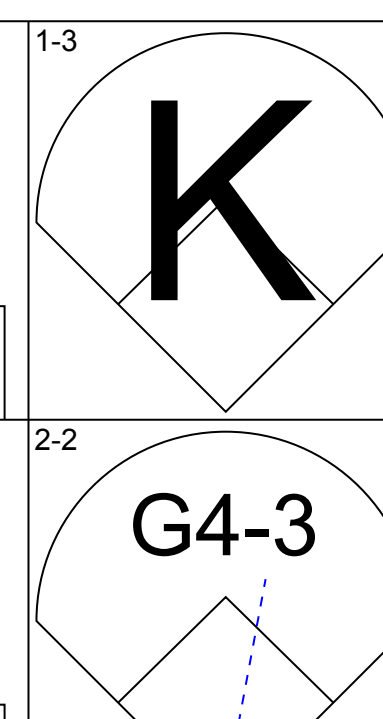
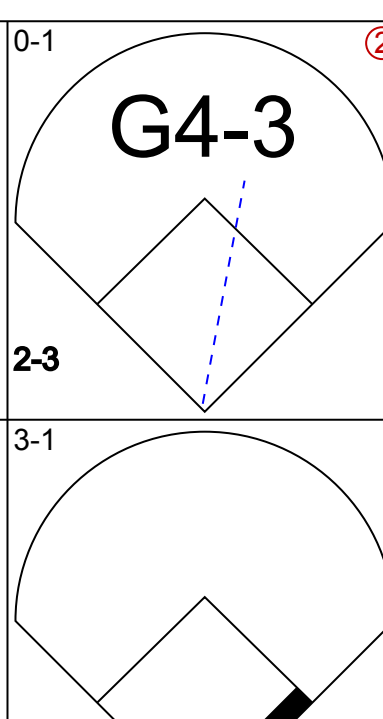
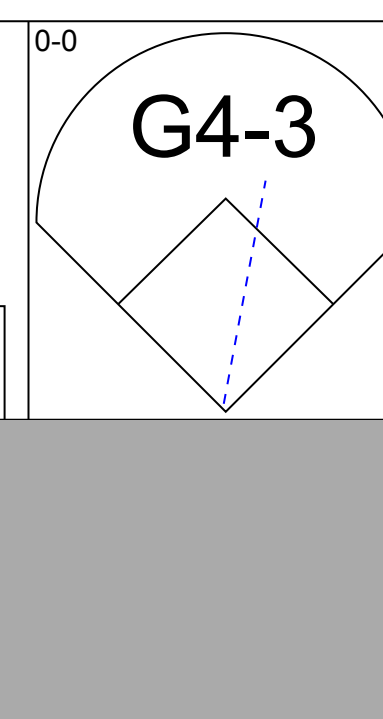
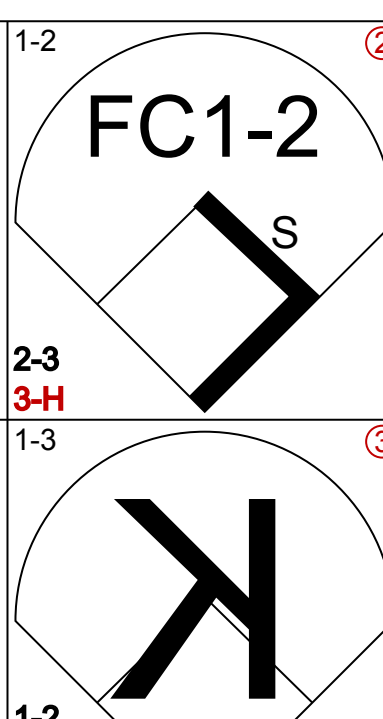
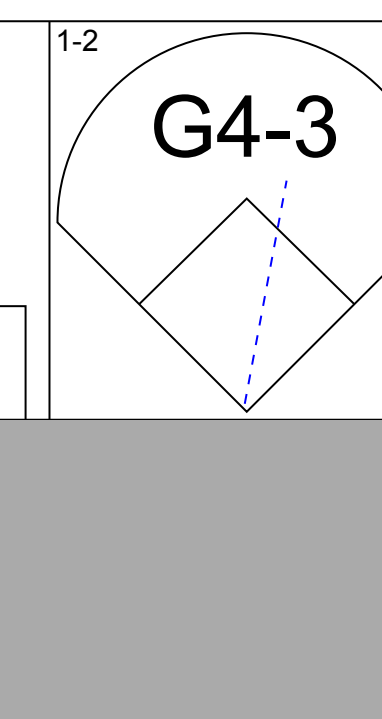
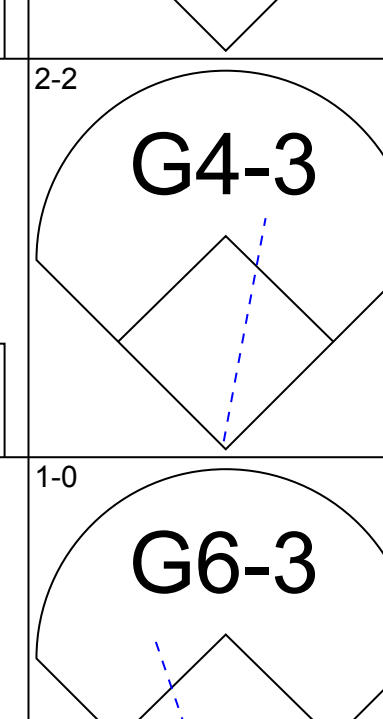
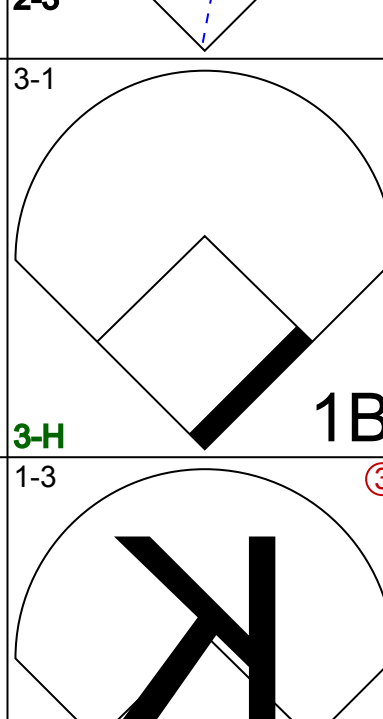
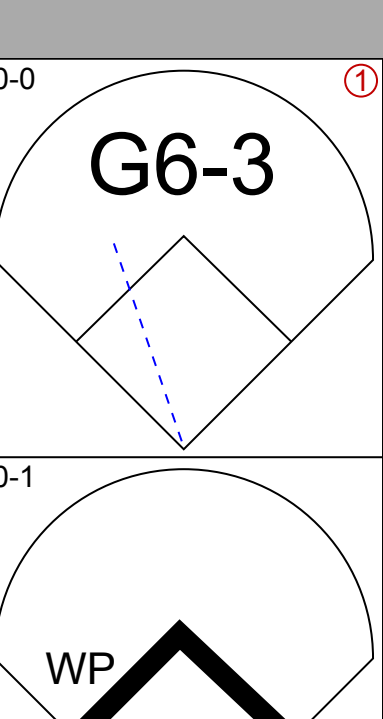
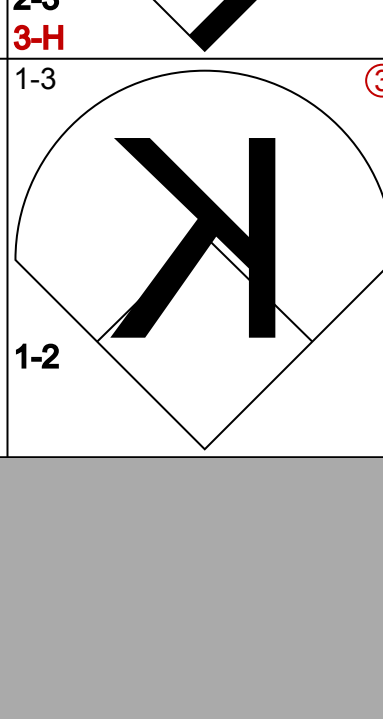
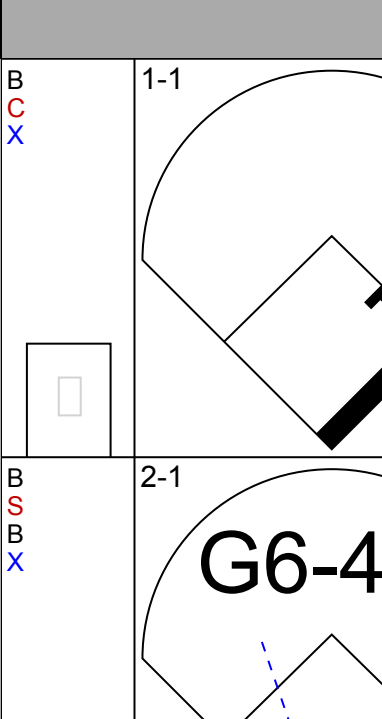
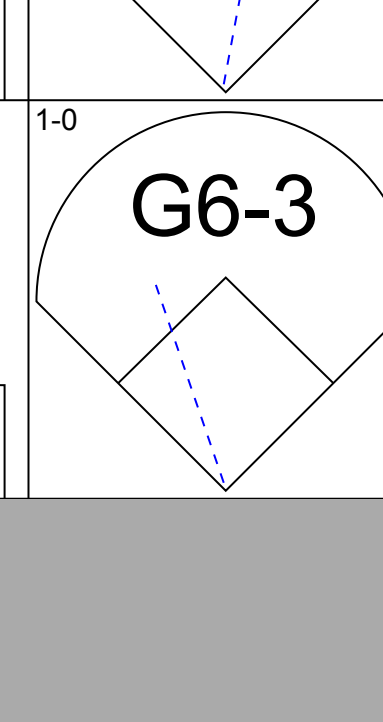
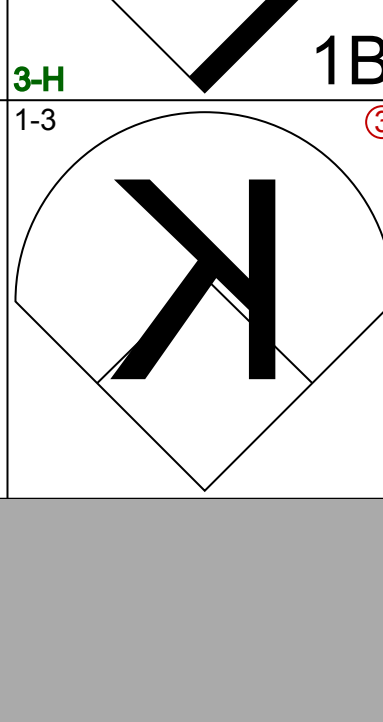
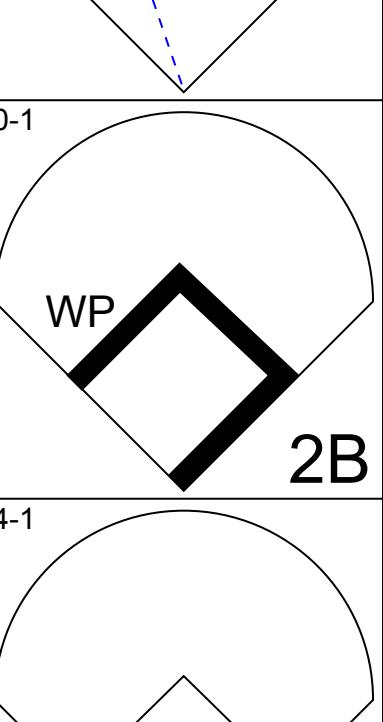
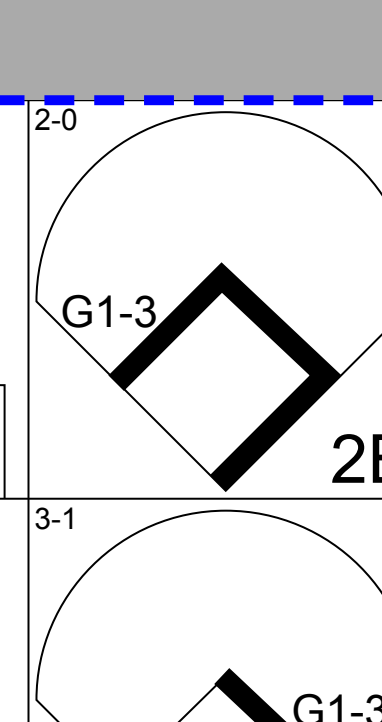
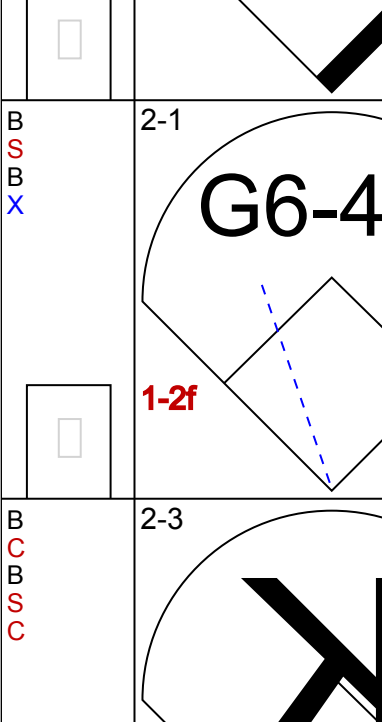
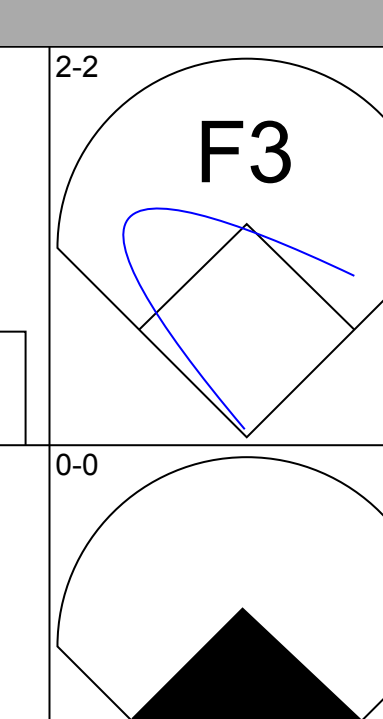
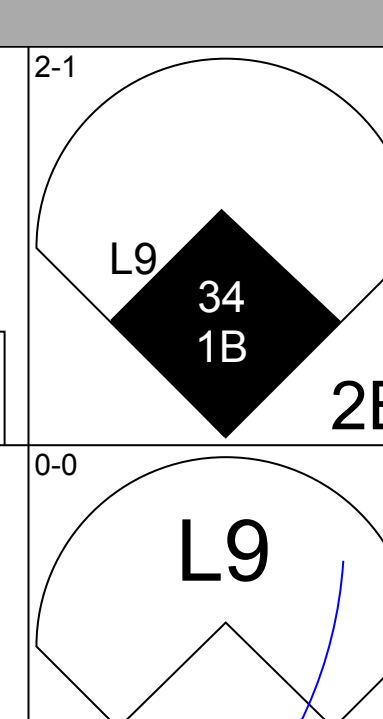
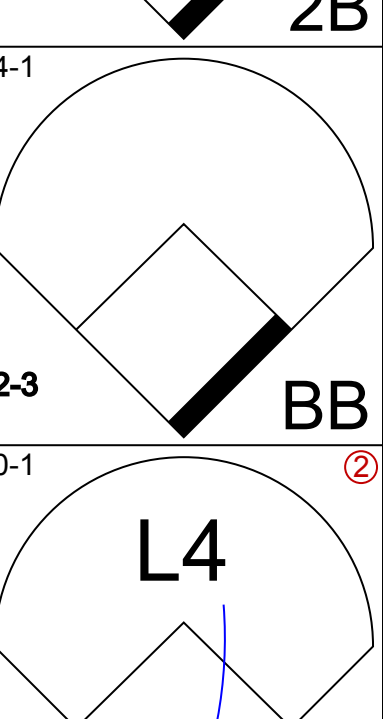
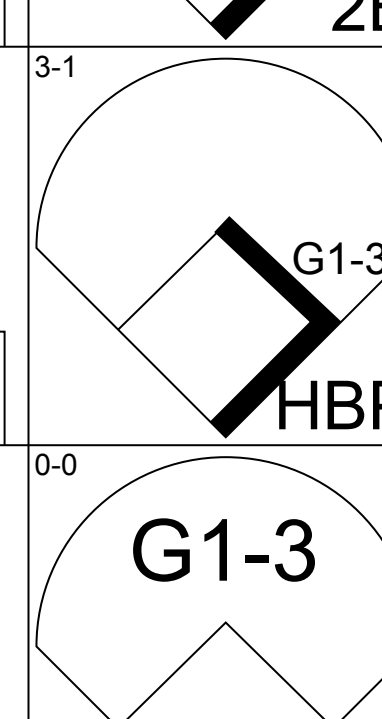
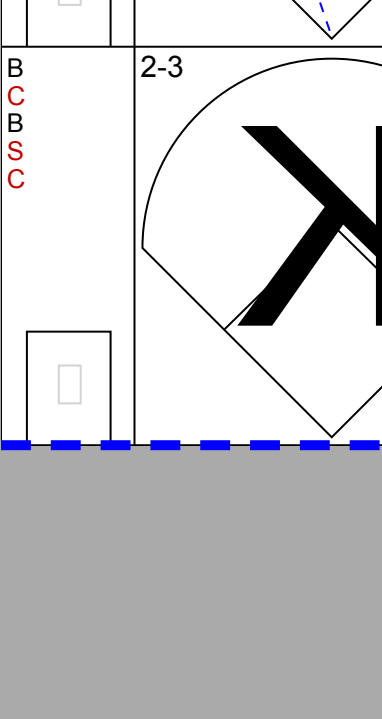
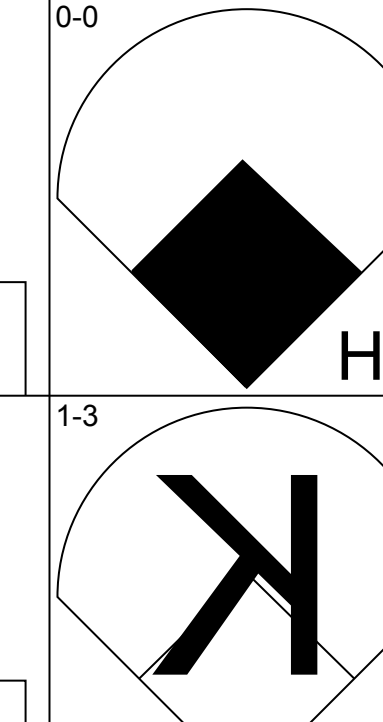
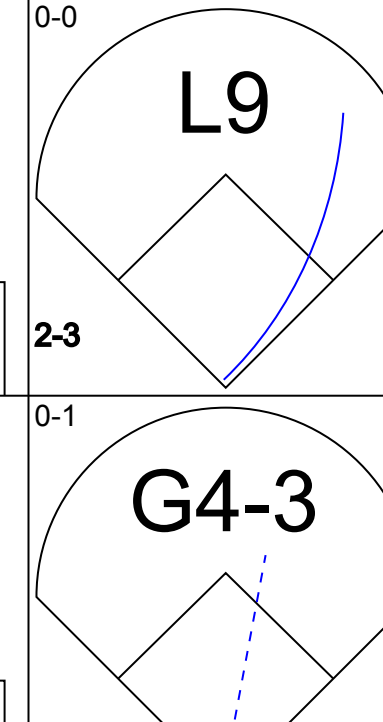
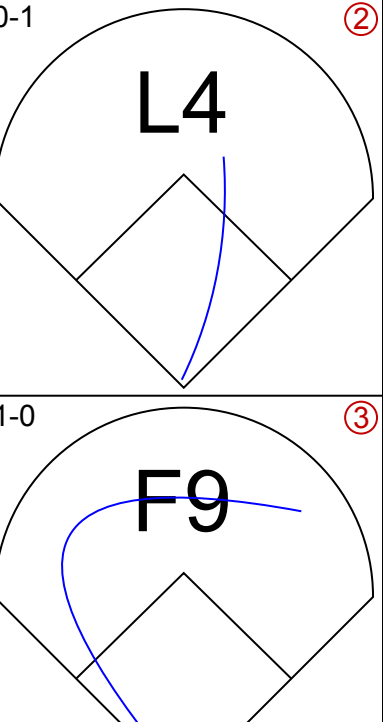
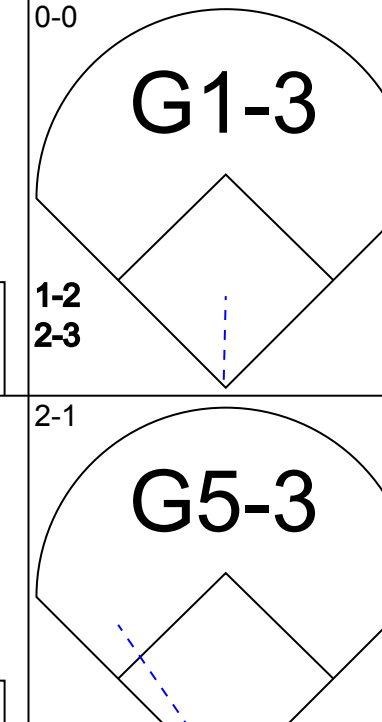
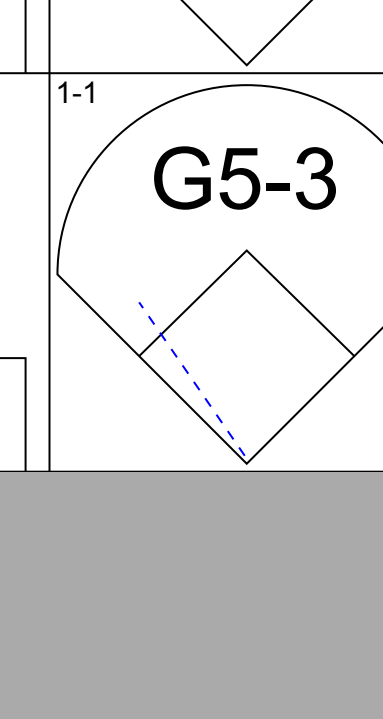
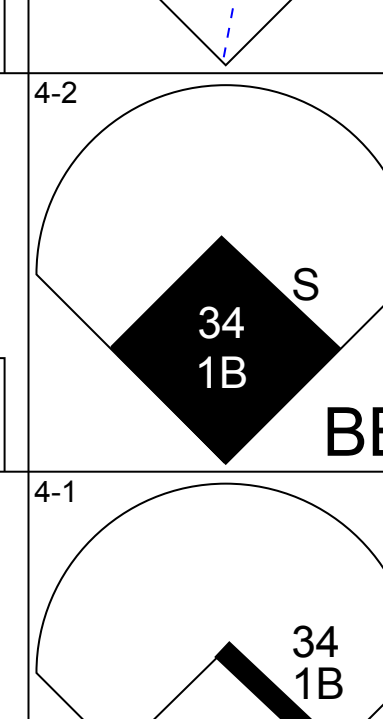
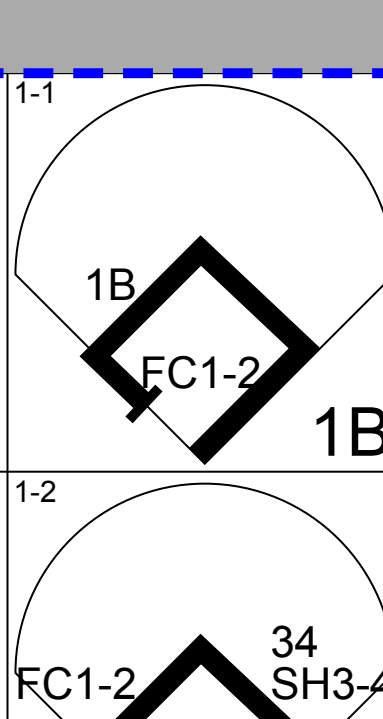
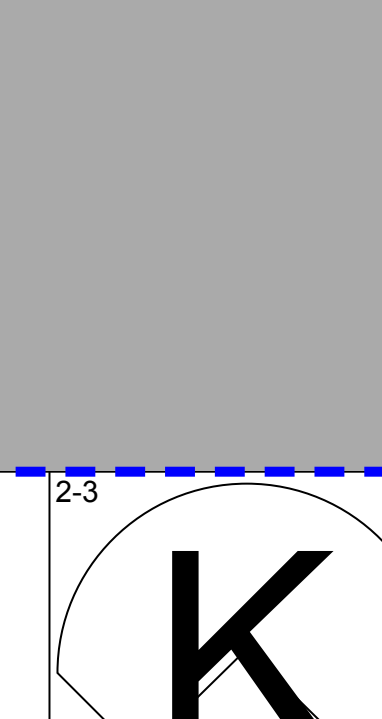
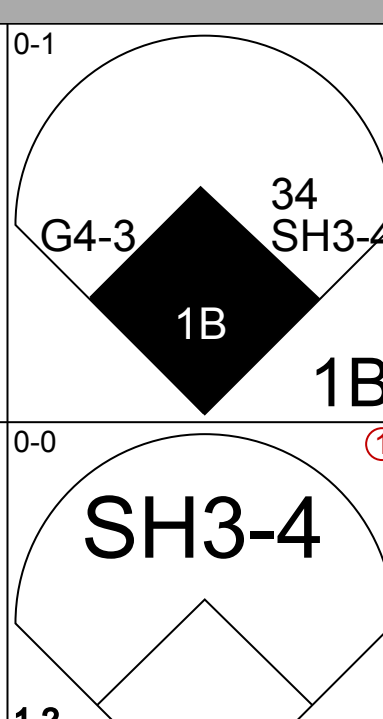
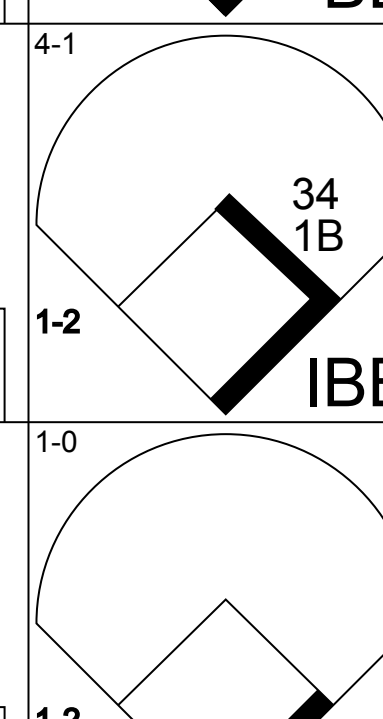
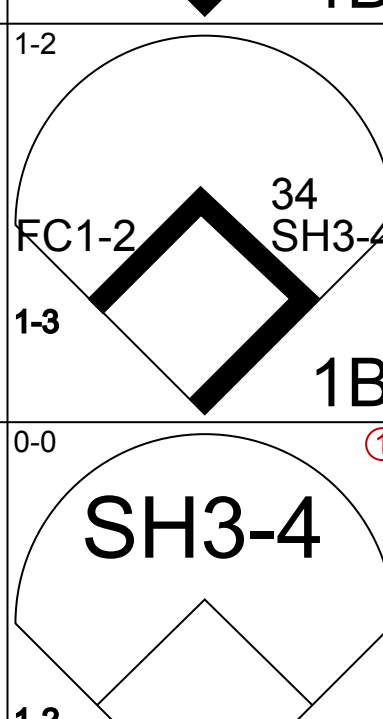
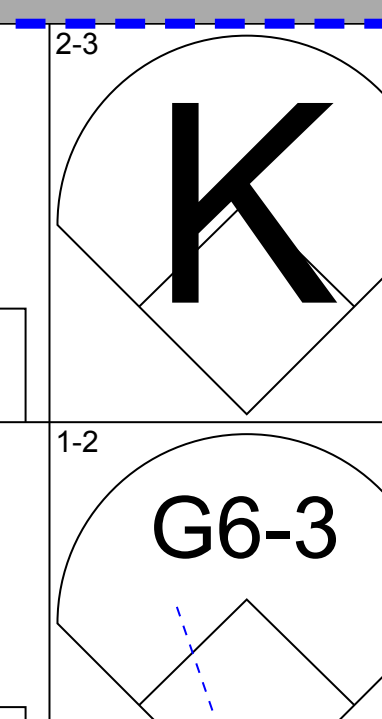
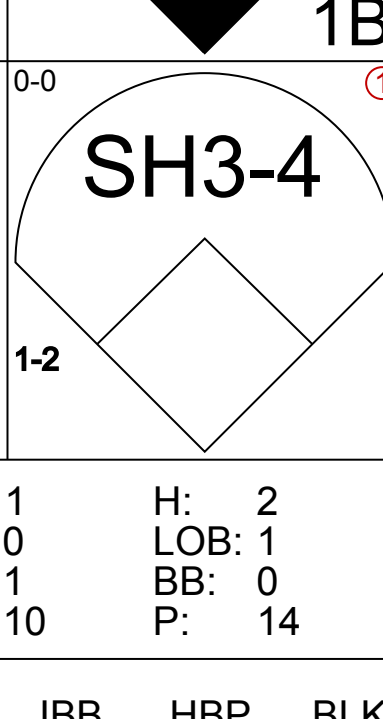
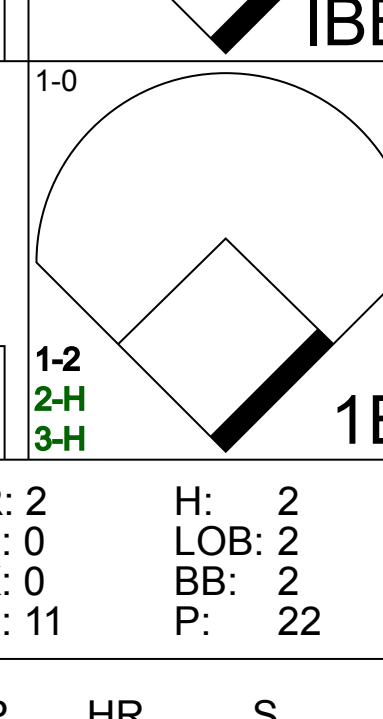
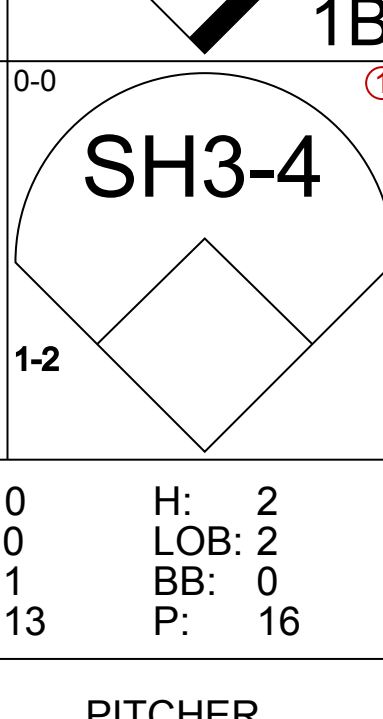
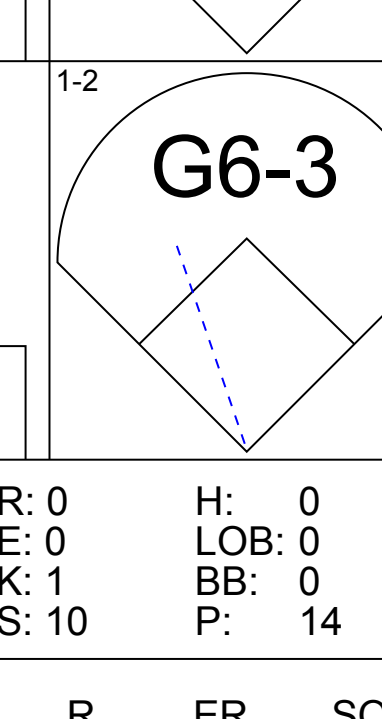


Batter	1	2	3	4	5	6	7	8	9	AB	R	H	RBI	BB	SO	LOB	BOTTOM					
Deion Sanders L OBP: 0.246, SLG: 0.268	F7		F8							3	0	0	0	0	0	0						
Ruben Rivera R OBP: 0.295, SLG: 0.397										1	0	0	0	0	0	1						
Pokee Reese R OBP: 0.316, SLG: 0.362	G1-3		F8							4	0	0	0	0	1	1						
Michael Tucker L OBP: 0.309, SLG: 0.407										4	1	2	0	0	0	0						
Dmitri Young S OBP: 0.341, SLG: 0.438	L9									4	0	1	0	0	0	2						
Alex Ochoa R OBP: 0.333, SLG: 0.406										4	0	0	1	0	2	1						
Jason LaRue R OBP: 0.342, SLG: 0.474										3	0	0	0	0	2	1						
Bill Selby L OBP: 0.233, SLG: 0.333										3	0	1	0	0	0	1						
Donnie Sadler R OBP: 0.259, SLG: 0.267										3	0	0	0	0	1	1						
Chris Reitsma R OBP: 0.238, SLG: 0.158										2	0	0	0	0	2	0						
Mark Wohlers R OBP: 0.238, SLG: 0.158										0	0	0	0	0	0	0						
Sean Casey L OBP: 0.393, SLG: 0.543										1	0	1	0	0	0	0						
Brandon Larson R OBP: 0.171, SLG: 0.182										0	0	0	0	0	0	0						
Hector Mercado L OBP: 0.171, SLG: 0.182										0	0	0	0	0	0	0						
Inning Stats	R: 0 E: 0 K: 0 S: 11	H: 1 LOB: 1 BB: 0 P: 14	R: 0 E: 0 K: 1 S: 10	H: 1 LOB: 0 BB: 0 P: 12	R: 0 E: 0 K: 1 S: 11	H: 0 LOB: 0 BB: 0 P: 17	R: 1 E: 1 K: 1 S: 8	H: 1 LOB: 1 BB: 0 P: 12	R: 0 E: 0 K: 1 S: 7	H: 0 LOB: 0 BB: 0 P: 11	R: 0 E: 0 K: 0 S: 6	H: 1 LOB: 0 BB: 0 P: 10	R: 0 E: 0 K: 1 S: 10	H: 0 LOB: 0 BB: 0 P: 13	R: 0 E: 0 K: 2 S: 11	H: 1 LOB: 1 BB: 0 P: 16	R: 0 E: 0 K: 1 S: 9	H: 0 LOB: 0 BB: 0 P: 11	1B: 4 2B: 1 3B: 0 HR: 0	SF: 0 SAC: 0 DP: 0 HBP: 0	WP: 0 PB: 0 SB: 0 CS: 1	PA: 32
PITCHER	IP WLS BF H R ER SO BB IBB HBP BLK WP HR S P ERA WHIP																					
Jon Lieber R ERA: 2.95	(1, 1) 7.1 W 27 5 1 0 6 0 0 0 0 0 0 0 68 98 0.00 0.682																					
Jeff Fassero L ERA: 3.42	(8, 1) 0.2 H 2 0 0 0 1 0 0 0 0 0 0 0 6 7 0.00 0.000																					
Tom Gordon R ERA: 4.91	(9, 1) 1.0 S 3 0 0 0 0 1 0 0 0 0 0 0 0 9 11 0.00 0.000																					

Chicago Cubs @ Cincinnati Reds
Cinergy Field, Cincinnati, OH
Wed May 30 2001, 7:05 PM EDT
Att: 20,062 - Cloudy - 69 F

AB	32
R	1
H	5
RBI	1
BB	0
SO	8
LOB	8

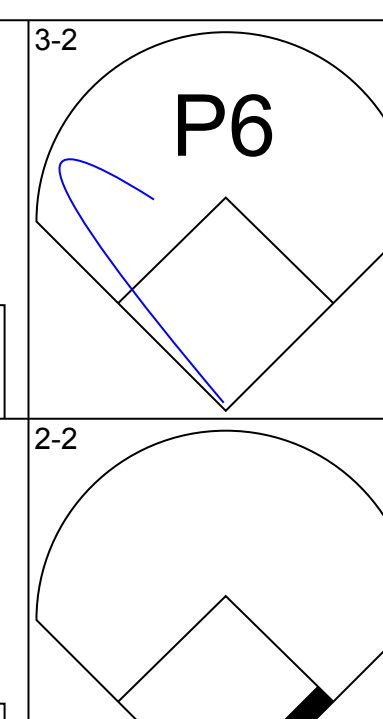
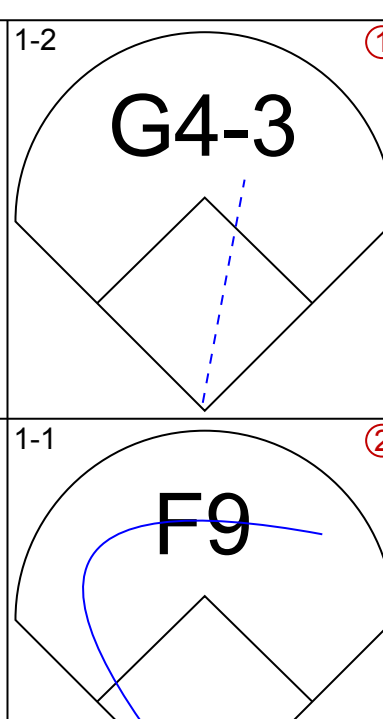
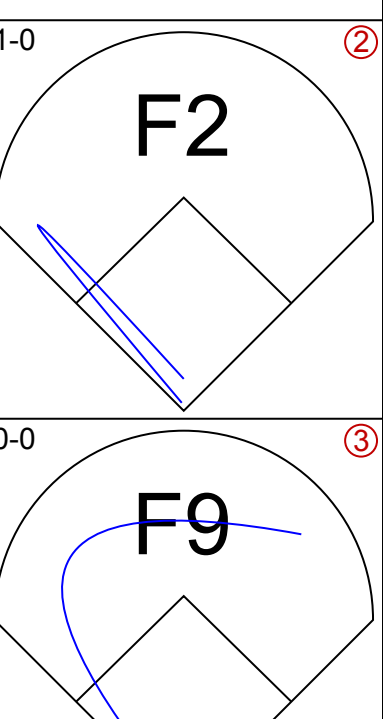

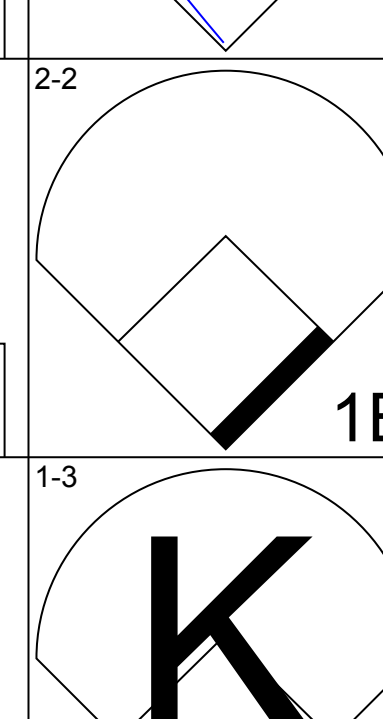
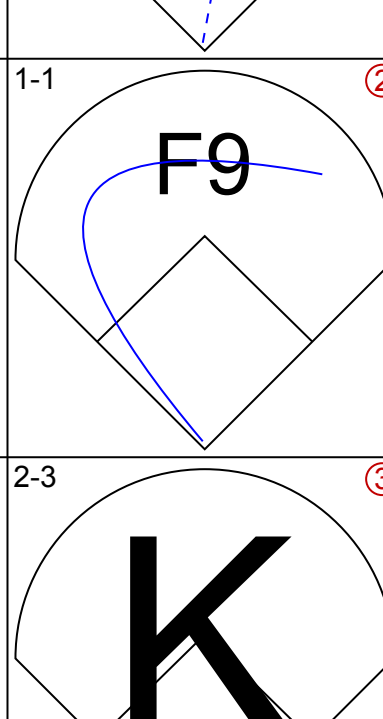
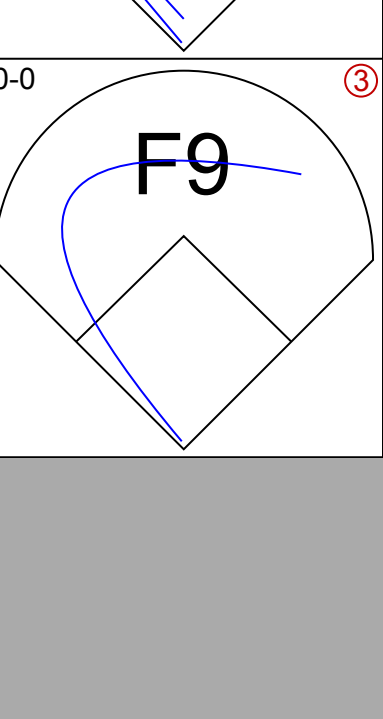
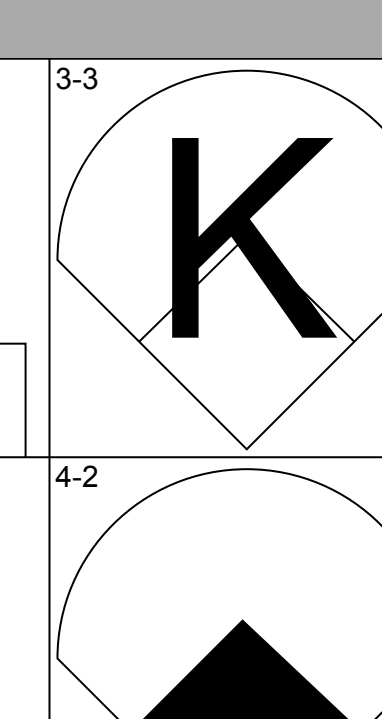
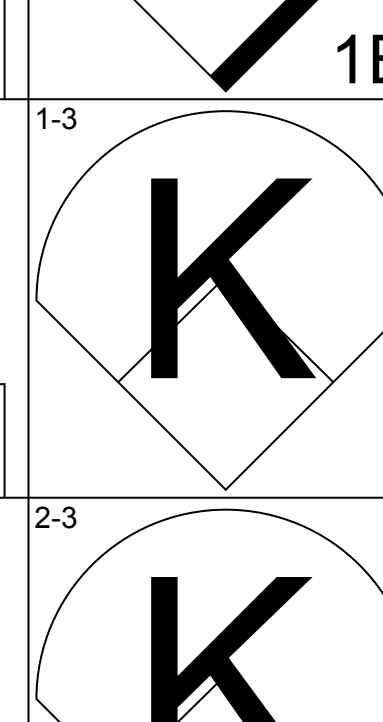
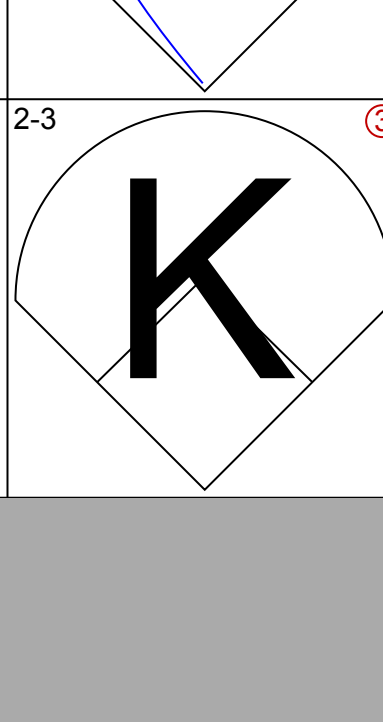
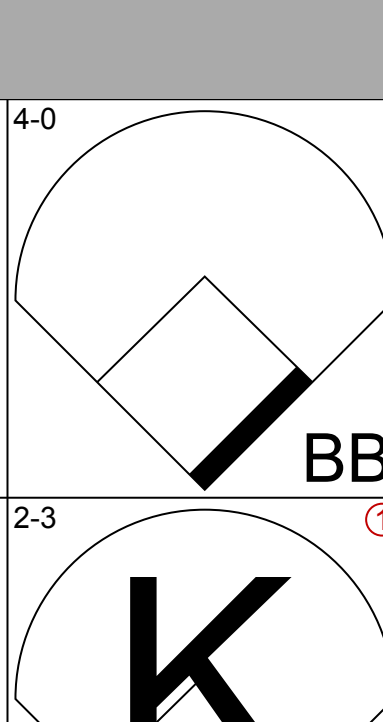
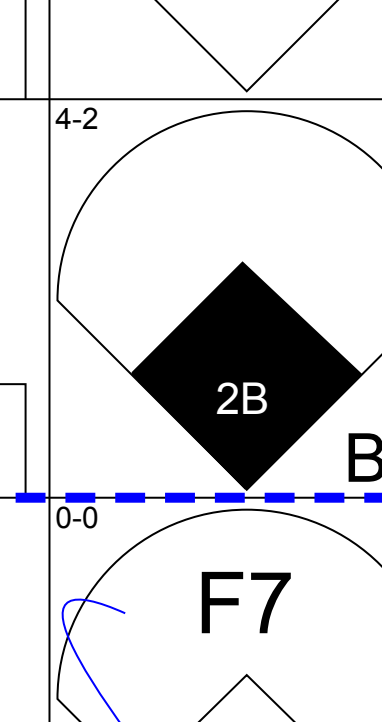
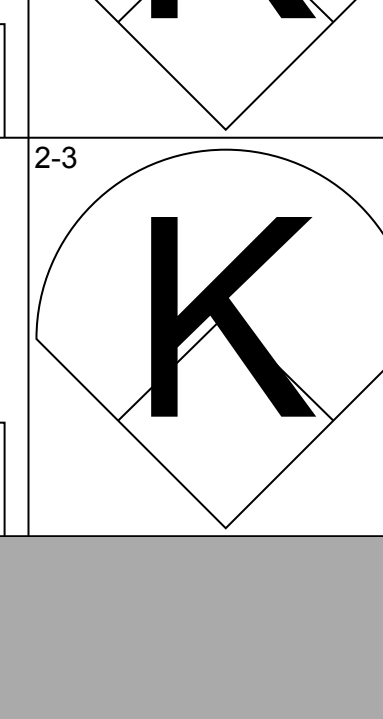
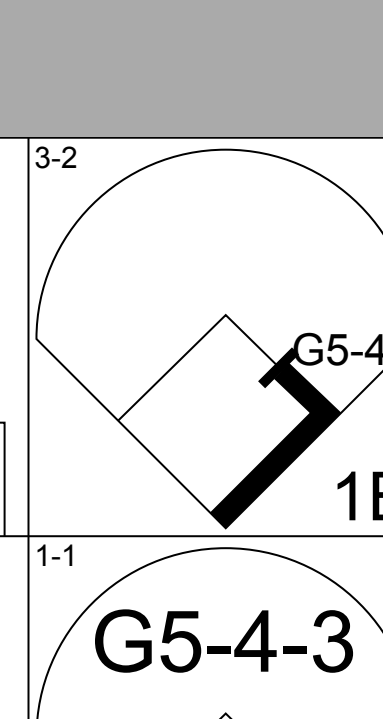

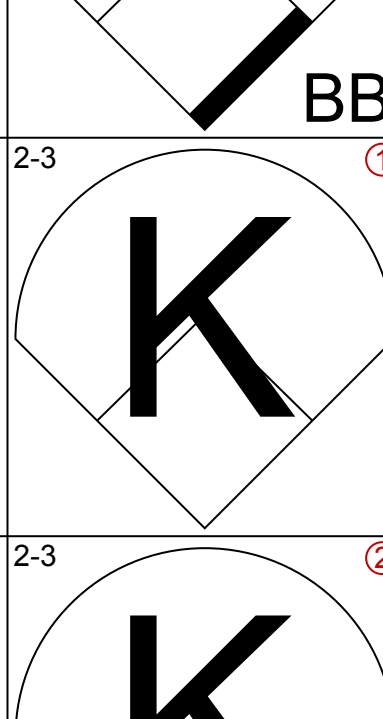
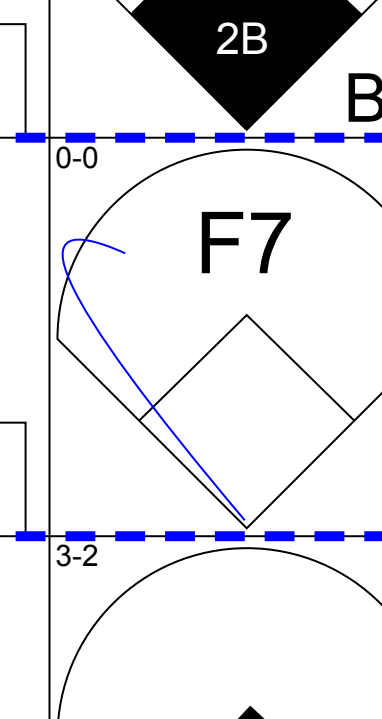
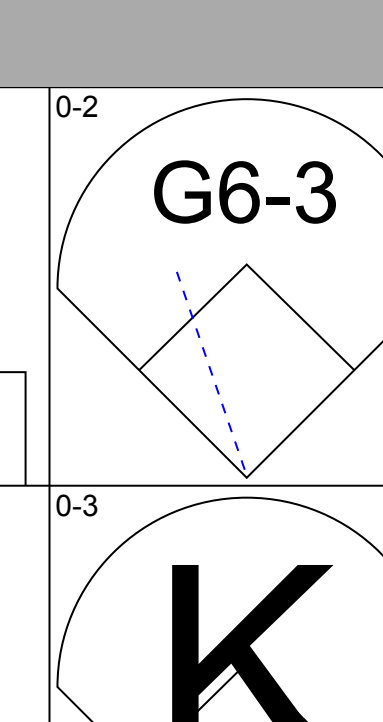
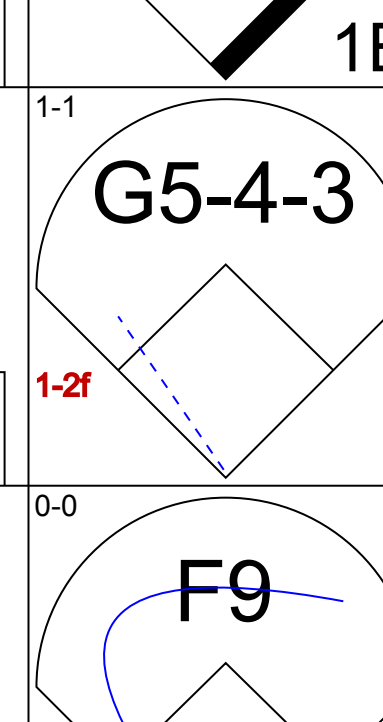
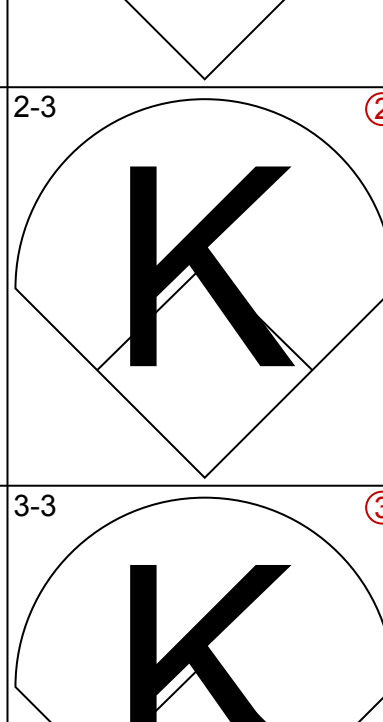
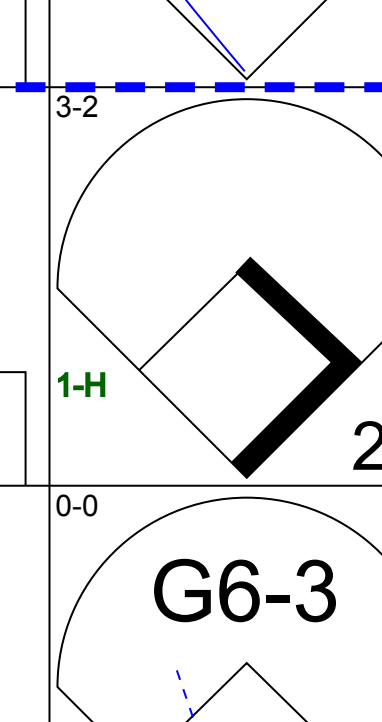
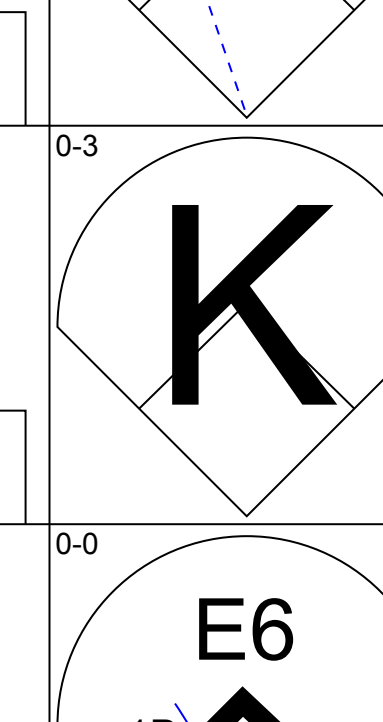
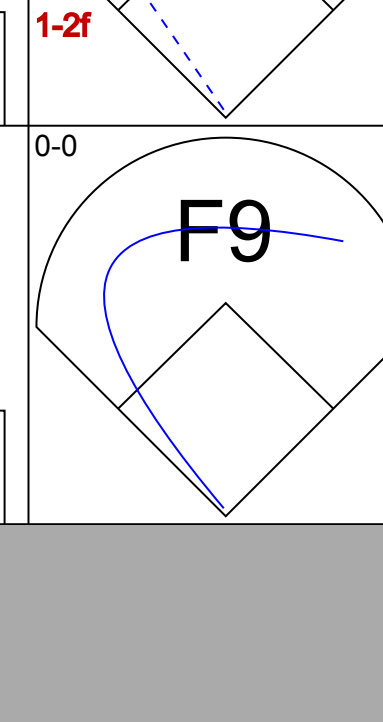
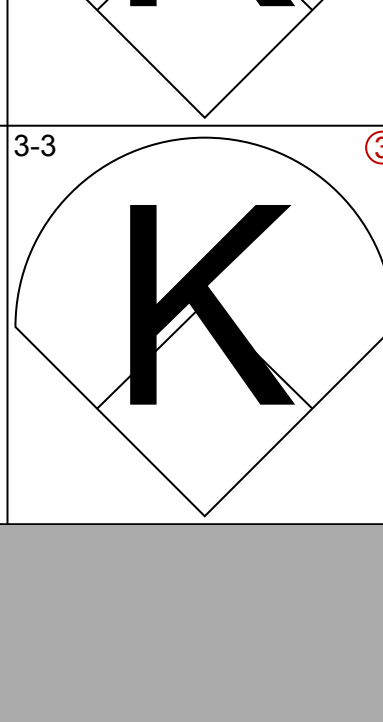
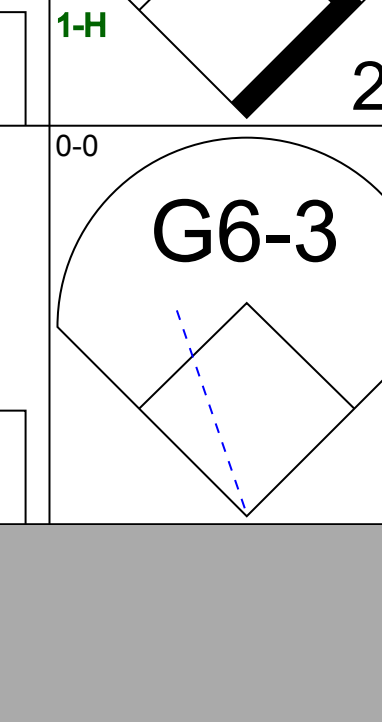
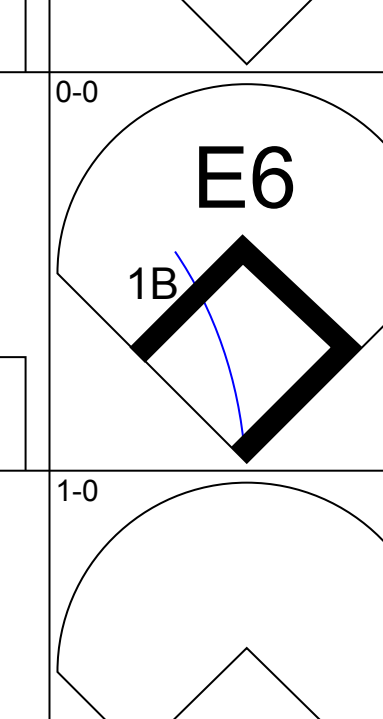
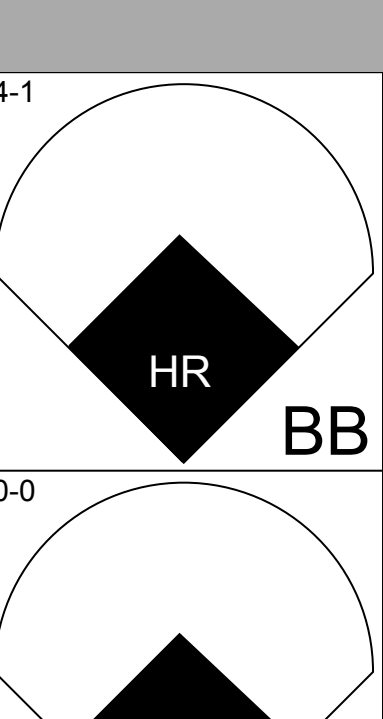
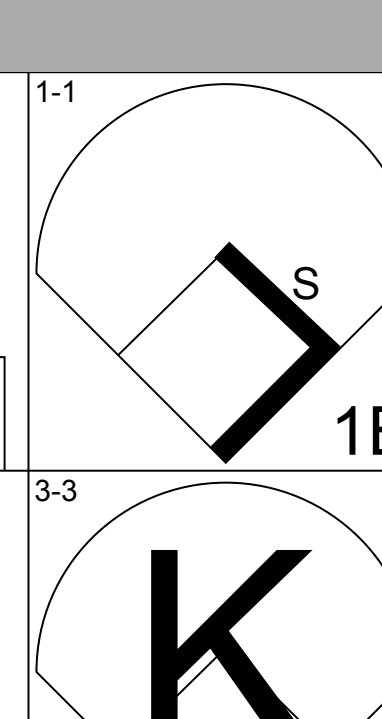
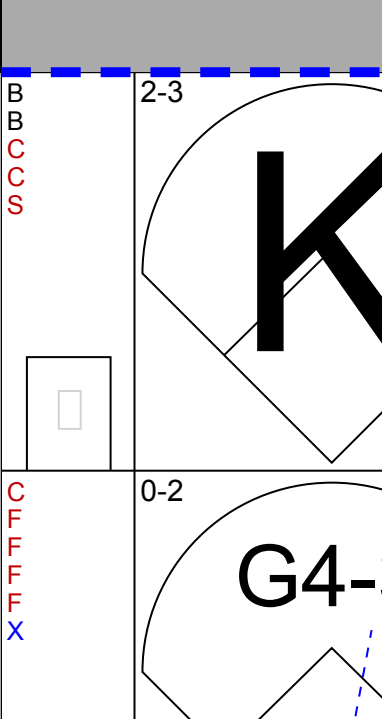
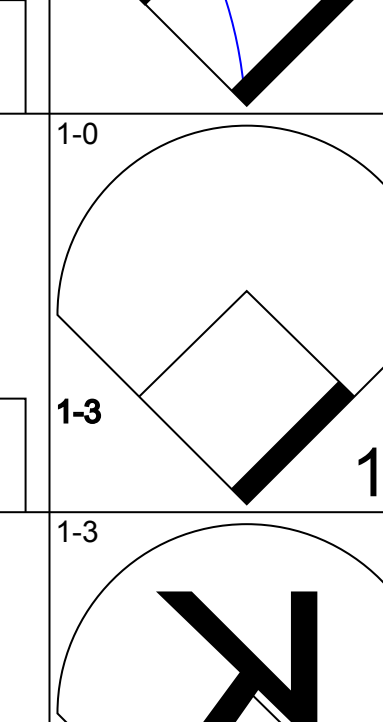
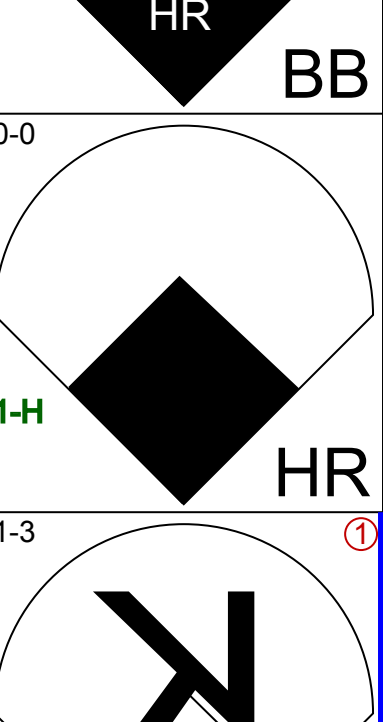
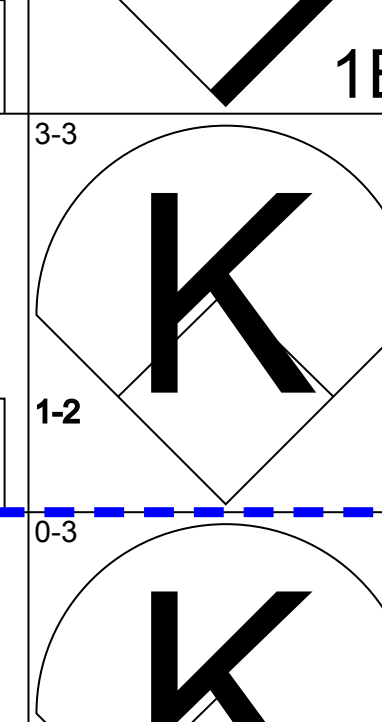
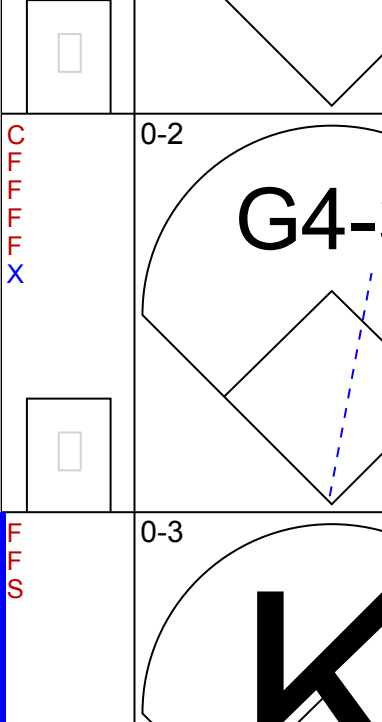


Batter	1	2	3	4	5	6	7	8	9	AB	R	H	RBI	BB	SO	LOB	TOP			
Eric Young Sr. R OBP: 0.306, SLG: 0.387 (1, 4)										5	0	0	0	0	1	5				
Ricky Gutierrez R OBP: 0.356, SLG: 0.404 (1, 6)										5	0	2	1	0	1	2				
Sammy Sosa R OBP: 0.430, SLG: 0.619 (1, 9)											5	0	2	0	0	1	2			
Matt Stairs, L OBP: 0.365, SLG: 0.422 (1, 3)											3	1	1	0	1	1	0			
Rondell White R OBP: 0.320, SLG: 0.450 (1, 7)											4	1	1	1	0	0	5			
Miguel Cairo R OBP: 0.395, SLG: 0.387 (1, 5)											4	0	0	0	0	1	5			
Kyle Farnsworth R (7, 1)											0	0	0	0	0	0	0			
Jeff Fassero, L (8, 1)											0	0	0	0	0	0	0			
Todd Van Poppel R OBP: 0.250, SLG: 0.250 (8, 1)											0	0	0	0	0	0	0			
Tom Gordon R (9, 1)											0	0	0	0	0	0	0			
Gary Matthews S OBP: 0.309, SLG: 0.367 (1, 8)										3	1	1	0	1	0	2				
Joe Girardi R OBP: 0.299, SLG: 0.286 (1, 2)										3	1	2	0	1	1	0				
34 Kerry Wood R OBP: 0.182, SLG: 0.227 Augie Ojeda S OBP: 0.275, SLG: 0.304 (1, 1)											1	0	1	2	0	0	0			
Augie Ojeda S OBP: 0.275, SLG: 0.304 (7, 5)										1	0	0	0	0	0	0				
Inning Stats	R: 0 E: 0 K: 1 S: 9	H: 0 LOB: 0 BB: 0 P: 13	R: 1 E: 0 K: 1 S: 11	H: 1 LOB: 0 BB: 0 P: 15	R: 1 E: 0 K: 1 S: 10	H: 2 LOB: 1 BB: 0 P: 14	R: 2 E: 0 K: 0 S: 11	H: 2 LOB: 2 BB: 2 P: 22	R: 0 E: 0 K: 1 S: 13	H: 1 LOB: 2 BB: 0 P: 12	R: 0 E: 0 K: 0 S: 7	H: 2 LOB: 2 BB: 0 P: 16	R: 0 E: 0 K: 1 S: 10	H: 0 LOB: 0 BB: 0 P: 14	R: 0 E: 0 K: 1 S: 7	H: 1 LOB: 0 BB: 0 P: 12	1B: 6 2B: 3 3B: 0 HR: 1	SF: 0 SAC: 2 DP: 1 HBP: 1	WP: 1 PB: 0 SB: 2 CS: 0	PA: 40
PITCHER	IP	WLS	BF	H	R	ER	SO	BB	IBB	HBP	BLK	WP	HR	S	P	ERA	WHIP			
Jimmy Haynes R ERA: 4.5 (1, 1)	5.0	L	24	6	4	4	3	2	1	0	0	1	1	48	76	7.20	1.600			
Will Cunnane R ERA: 6.97 (6, 1)	1.0		5	2	0	0	1	0	0	0	0	0	0	13	16	0.00	2.000			
Mike DeJean R ERA: 2.19 (7, 1)	1.0		5	1	0	0	0	0	0	1	0	0	0	7	17	0.00	1.000			
David Weathers R ERA: 1.84 (8, 1)	2.0		6	1	0	0	2	0	0	0	0	0	0	17	26	0.00	0.500			

Chicago Cubs @ Milwaukee Brewers
Miller Park, Milwaukee, WI
Fri Jun 01 2001, 7:05 PM CDT
Att: 42,392 - Dome - 72 F

AB	34
R	4
H	10
RBI	4
BB	3
SO	6
LOB	21





Batter	1	2	3	4	5	6	7	8	9	AB	R	H	RBI	BB	SO	LOB	BOTTOM					
Jeffrey Hammonds R OBP: 0.316, SLG: 0.419 (1, 8)										4	0	0	0	0	1	1						
Mark Loretta R OBP: 0.396, SLG: 0.378 (1, 5)										4	0	1	0	0	1	0						
Geoff Jenkins L OBP: 0.400, SLG: 0.599 (1, 7)										2	1	0	0	2	2	1						
Jeremy Burnitz L OBP: 0.394, SLG: 0.589 (1, 9)											4	0	1	0	0	2	3					
Richie Sexson R OBP: 0.306, SLG: 0.457 (1, 3)										4	0	1	1	0	1	2						
José Hernández R OBP: 0.325, SLG: 0.483 (1, 6)										4	0	0	0	0	2	2						
Ronnie Belliard R OBP: 0.338, SLG: 0.375 (1, 4)											3	1	1	0	1	1	0					
Raul Casanova S OBP: 0.305, SLG: 0.500 (1, 2)											4	1	2	2	0	1	1					
Jimmy Haynes R OBP: 0.200, SLG: 0.200 James Muldowney R OBP: 0.295, SLG: 0.359 Will Cunnane R Mike DeJean R Devon White S David Weathers R Tyler Houston L OBP: 0.345, SLG: 0.478 (1, 1)											1	0	0	0	0	1	2					
Inning Stats	R: 0 E: 0 K: 2 S: 13	H: 1 LOB: 1 BB: 0 P: 21	R: 0 E: 1 K: 2 S: 13	H: 1 LOB: 2 BB: 0 P: 15	R: 0 E: 0 K: 1 S: 9	H: 0 LOB: 0 BB: 0 P: 13	R: 0 E: 0 K: 0 S: 7	H: 1 LOB: 0 BB: 0 P: 11	R: 2 E: 0 K: 1 S: 7	H: 1 LOB: 0 BB: 1 P: 13	R: 0 E: 0 K: 3 S: 12	H: 0 LOB: 1 BB: 1 P: 23	R: 0 E: 0 K: 3 S: 13	H: 1 LOB: 0 BB: 0 P: 19	R: 1 E: 0 K: 1 S: 13	H: 1 LOB: 1 BB: 1 P: 23	R: 0 E: 0 K: 2 S: 12	H: 0 LOB: 0 BB: 0 P: 14	1B: 4 2B: 1 3B: 0 HR: 1	SF: 0 SAC: 0 DP: 1 HBP: 0	WP: 0 PB: 0 SB: 1 CS: 0	PA: 36
PITCHER	IP	WLS	BF	H	R	ER	SO	BB	IBB	HBP	BLK	WP	HR	S	P	ERA	WHIP					
34 Kerry Wood R ERA: 4.07 (1, 1)	6.1	W	26	5	2	2	10	2	0	0	0	0	1	67	106	2.84	1.105					
Kyle Farnsworth R ERA: 3.04 (7, 1)	1.0	H	4	0	1	1	3	1	0	0	0	0	0	13	22	9.00	1.000					
Jeff Fassero L ERA: 3.38 (8, 1)	0.1	H	1	0	0	0	0	0	0	0	0	0	0	1	1	0.00	0.000					
Todd Van Poppel R ERA: 4.24 (8, 1)	0.1	H	2	1	0	0	0	0	0	0	0	0	0	6	9	0.00	3.000					
Tom Gordon R ERA: 4.5 (9, 1)	1.0	S	3	0	0	0	2	0	0	0	0	0	0	12	14	0.00	0.000					

Chicago Cubs @ Milwaukee Brewers
Miller Park, Milwaukee, WI
Fri Jun 01 2001, 7:05 PM CDT
Att: 42,392 - Dome - 72 F

AB	33
R	3
H	6
RBI	3
BB	3
SO	15
LOB	13



Batter	1	2	3	4	5	6	7	8	9	AB	R	H	RBI	BB	SO	LOB	TOP											
Eric Young Sr. R (1,4) OBP: 0.308, SLG: 0.384 Todd Dunwoody L (9,9) OBP: 0.269, SLG: 0.280	G4-3		G3-1	HR		2B		F9		4	2	1	0	1	0	1	Chicago Cubs @ Milwaukee Brewers Miller Park, Milwaukee, WI Sat Jun 02 2001, 6:05 PM CDT Att: 43,400 - Dome - 72 F AB 34 R 10 H 9 RBI 10 BB 7 SO 1 LOB 11 											
Ricky Gutierrez R (1,6) OBP: 0.322, SLG: 0.398	F8		HR			F8		G3-1		5	1	1	1	0	0	2												
Sammy Sosa R (1,9) OBP: 0.434, SLG: 0.639 Todd Van Poppel R (9,1) OBP: 0.250, SLG: 0.250	F9		HR			HR		G5-3		4	3	2	3	1	0	0												
Matt Stairs L (1,3) OBP: 0.383, SLG: 0.453 15 Julio Zuleta R (8,3) OBP: 0.307, SLG: 0.442		1B	HR			HR		G5-3		1	2	1	3	3	0	0												
Rondell White R (1,7) OBP: 0.322, SLG: 0.465	F8		E6			HR		G6-3		5	1	2	3	0	0	1												
Ron Coomer R (1,5) OBP: 0.285, SLG: 0.425 Manny Aybar R (7,1) OBP: 1.000, SLG: 1.000 Felix Heredia L (7,1) OBP: 0.269, SLG: 0.269 Courtney Duncan L (9,PH) OBP: 0.269, SLG: 0.269 Augie Ojeda S (9,4)	L3		BB			F9		F9		4	0	2	0	0	0	2												
Todd Hundley S (1,2) OBP: 0.271, SLG: 0.336	L3		BB			K		F7		3	0	0	0	1	1	2												
Gary Matthews S (1,8) OBP: 0.307, SLG: 0.357			HR			G3		F7		3	1	0	0	1	0	3												
Kevin Tapani R (1,1) OBP: 0.188, SLG: 0.188 Miguel Cairo R (6,5) OBP: 0.385, SLG: 0.375			SH1-4			G6-3		G5-3		2	0	0	0	0	0	0												
Inning Stats	R: 0 E: 0 K: 0 S: 8	H: 0 LOB: 0 BB: 0 P: 10	R: 0 E: 0 K: 0 S: 14	H: 1 LOB: 1 BB: 1 P: 24	R: 4 E: 1 K: 0 S: 16	H: 3 LOB: 3 BB: 3 P: 32	R: 4 E: 0 K: 0 S: 18	H: 2 LOB: 0 BB: 2 P: 29	R: 0 E: 0 K: 1 S: 12	H: 0 LOB: 0 BB: 0 P: 12	R: 2 E: 0 K: 0 S: 12	H: 3 LOB: 1 BB: 1 P: 19	R: 0 E: 0 K: 0 S: 9	H: 0 LOB: 0 BB: 0 P: 18	R: 0 E: 0 K: 0 S: 8	H: 0 LOB: 0 BB: 0 P: 10		R: 0 E: 0 K: 0 S: 6	H: 0 LOB: 0 BB: 0 P: 9	1B: 5 2B: 2 3B: 0 HR: 3	SF: 0 SAC: 1 DP: 2 HBP: 0	WP: 0 PB: 0 SB: 0 CS: 0	PA: 42					
PITCHER	IP	WLS	BF	H	R	ER	SO	BB	IBB	HBP	BLK	WP	HR	S	P	ERA	WHIP											
Paul Rigdon R (1,1) ERA: 4.87	4.0	L	24	6	8	8	0	6	0	0	0	0	0	3	56	95	18.00	3.000										
Will Cunnane R (5,1) ERA: 7.15	2.0	9	3	2	2	1	0	1	0	0	0	0	0	20	31	9.00	1.500											
Mike DeJean R (7,1) ERA: 2.1	1.0	3	0	0	0	0	0	0	0	0	0	0	0	9	18	0.00	0.000											
Curt Leskanic R (8,1) ERA: 3.57	1.0	3	0	0	0	0	0	0	0	0	0	0	0	8	10	0.00	0.000											
Ray King L (9,1) ERA: 5.38	1.0	3	0	0	0	0	0	0	0	0	0	0	0	6	9	0.00	0.000											

Batter	1	2	3	4	5	6	7	8	9	AB	R	H	RBI	BB	SO	LOB	BOTTOM										
Jeffrey Hammonds R (1,8) OBP: 0.328, SLG: 0.434 Mike DeJean R (7,1) OBP: 0.269, SLG: 0.269 Curt Leskanic R (8,1) OBP: 0.385, SLG: 0.375 Tyler Houston L (9,PH) OBP: 0.269, SLG: 0.269 Jimmy Haynes R (9,PH) OBP: 0.269, SLG: 0.269 Ray King L (9,1) OBP: 0.269, SLG: 0.269 Henry Blanco R (9,PH) OBP: 0.269, SLG: 0.269	2B	1B		F9		1B		BB		4	0	3	1	0	0	0	Chicago Cubs @ Milwaukee Brewers Miller Park, Milwaukee, WI Sat Jun 02 2001, 6:05 PM CDT Att: 43,400 - Dome - 72 F AB 41 R 4 H 16 RBI 4 BB 3 SO 10 LOB 32 										
Mark Loretta R (1,5) OBP: 0.434, SLG: 0.383	1B		G4-3			WP		BB		2	0	1	1	2	0	0											
Geoff Jenkins L (1,7) OBP: 0.390, SLG: 0.582 James Mouton R (9,9) OBP: 0.286, SLG: 0.350	K	P5				F8		K		4	0	0	0	0	2	7											
Jeremy Burnitz L (1,9) OBP: 0.386, SLG: 0.576 Angel Chavez-Rivera R (8,7) OBP: 0.314, SLG: 0.576	F8		K			G4-3		K		4	0	0	0	0	2	2											
Richie Sexson R (1,3) OBP: 0.308, SLG: 0.455	K		F9			G4-3		K		5	0	2	0	0	2	5											
José Hernández R (1,6) OBP: 0.325, SLG: 0.481 Luis Lopez S (7,6) OBP: 0.255, SLG: 0.298	G1-3		1B			G6-3		2B		3	0	1	0	0	0	0											
Ronnie Belliard R (1,4) OBP: 0.340, SLG: 0.381	1B		F9			1B		K		5	2	2	0	0	1	5											
Raul Casanova S (1,2) OBP: 0.310, SLG: 0.506	F7		L3			1B		1B		5	1	2	0	0	0	5											
Paul Rigdon R (1,1) OBP: 0.211, SLG: 0.211 Lou Collier R (4,PH) Will Cunnane R (5,1) Devon White S (6,PH) OBP: 0.339, SLG: 0.495	BB		K			SF9		BB		1	0	1	0	0	0	0											
Inning Stats	R: 0 E: 0 K: 2 S: 12	H: 1 LOB: 2 BB: 0 P: 19	R: 1 E: 0 K: 0 S: 11	H: 3 LOB: 3 BB: 1 P: 21	R: 0 E: 0 K: 1 S: 14	H: 2 LOB: 0 BB: 0 P: 23	R: 0 E: 0 K: 1 S: 10	H: 0 LOB: 0 BB: 0 P: 13	R: 2 E: 0 K: 0 S: 13	H: 4 LOB: 2 BB: 0 P: 22	R: 0 E: 0 K: 1 S: 12	H: 2 LOB: 2 BB: 0 P: 17	R: 0 E: 0 K: 3 S: 12	H: 1 LOB: 3 BB: 2 P: 25	R: 1 E: 0 K: 1 S: 13	H: 3 LOB: 1 BB: 0 P: 23		1B: 13 2B: 3 3B: 0 HR: 0	SF: 1 SAC: 0 DP: 1 HBP: 1	WP: 1 PB: 0 SB: 0 CS: 0	PA: 46						
PITCHER	IP	WLS	BF	H	R	ER	SO	BB	IBB	HBP	BLK	WP	HR	S	P	ERA	WHIP										
Kevin Tapani R (1,1) ERA: 3.47	5.0	W	23	6	1	1	0	1	0	0	0	1	0	13	22	18.00	4.000										
Manny Aybar R (6,1) ERA: 5.49	1.0	7	4	2	2	0	0	0	0	0	0	0	0	12	17	0.00	2.000										
Felix Heredia L (7,1) ERA: 5.0	1.0	5	2	0	0	1	0	0	0	0	0	0	0	12	25	0.00	3.000										
Courtney Duncan R (8,1) ERA: 2.13	1.0	6	1	0	0	3	2	0	0	0	0	0	0	12	25	0.00	3.000										
Todd Van Poppel R (9,1) ERA: 4.44	1.0	5	3	1	1	1	0	0	0	0	0	0	0	13	23	9.00	3.000										

Batter	1	2	3	4	5	6	7	8	9	AB	R	H	RBI	BB	SO	LOB	TOP									
Eric Young Sr. R OBP: 0.301, SLG: 0.375 (1, 4)	1-2 G4-3		1-3 K		3-3 K		1-2 G6-3		1-0 F8	5	0	0	0	0	2	3	Chicago Cubs @ Milwaukee Brewers Miller Park, Milwaukee, WI Sun Jun 03 2001, 1:05 PM CDT Att: 42,385 - Dome - 72 F									
Ricky Gutierrez R OBP: 0.343, SLG: 0.386 (1, 6)	2-1 G6-3		2-3 K		1-0 G1-3		2-3 K		0-0 G6-3	5	0	0	1	0	2	2										
Sammy Sosa R OBP: 0.429, SLG: 0.632 (1, 9)	0-0 2B		0-1 L9			0-0 G4-3		1-3 K		5	0	1	0	0	1	1										
Matt Stairs L OBP: 0.386, SLG: 0.479 (1, 3)	2-3 K			2-0 1B		3-2 HR		1-0 F8		4	1	2	1	0	1	1										
Rondell White R OBP: 0.325, SLG: 0.466 (1, 7)		1-2 G5-3 1B		0-0 F9		2-1 F8		2-2 1B		4	0	2	0	0	0	1										
Ron Coomer R OBP: 0.354, SLG: 0.408 (1, 5)		2-2 G5-3		0-0 F8		4-1 1B BB		1-1 P4		3	0	0	0	1	0	3										
Todd Hundley S OBP: 0.271, SLG: 0.328 (1, 2)		3-3 K		0-1 F8		4-0 1B BB		2-3 K		3	0	0	0	1	2	3										
Gary Matthews S OBP: 0.328, SLG: 0.363 (1, 8)		4-2 BB			4-1 SH2-4 BB	3-2 1B		4-1 2B G6-3 BB		1	1	1	0	3	0	0										
Julian Tavarez L OBP: 0.176, SLG: 0.125 (5, PH)	1-2 G3			0-2 SH2-4		1-2 P6		2-2 G6-3 2B		1	0	0	0	0	0	2										
Todd Hundley S OBP: 0.271, SLG: 0.328 (5, PH)										0	0	0	0	0	0	3										
Todd Van Poppel R OBP: 0.226, SLG: 0.289 (6, 1)										0	0	0	0	0	0	0										
Felix Heredia L OBP: 0.226, SLG: 0.250 (7, 1)										0	0	0	0	0	0	0										
Kyle Farnsworth R OBP: 0.226, SLG: 0.250 (7, 1)										0	0	0	0	0	0	0										
Jeff Fassero L OBP: 0.226, SLG: 0.250 (8, 1)										0	0	0	0	0	0	0										
Miguel Cairo R OBP: 0.226, SLG: 0.250 (9, PH)										1	0	1	0	0	0	0										
Inning Stats	R: 0 E: 0 K: 1 S: 10	H: 1 LOB: 1 BB: 0 P: 15	R: 0 E: 0 K: 1 S: 16	H: 1 LOB: 2 BB: 1 P: 27	R: 0 E: 0 K: 2 S: 9	H: 0 LOB: 0 BB: 0 P: 12	R: 0 E: 0 K: 0 S: 5	H: 1 LOB: 1 BB: 0 P: 7	R: 0 E: 0 K: 1 S: 8	H: 0 LOB: 1 BB: 1 P: 16	R: 1 E: 0 K: 0 S: 14	H: 2 LOB: 3 BB: 2 P: 31	R: 0 E: 0 K: 2 S: 10	H: 0 LOB: 0 BB: 0 P: 14	R: 0 E: 0 K: 1 S: 9	H: 1 LOB: 1 BB: 0 P: 15	R: 1 E: 0 K: 0 S: 13	H: 1 LOB: 1 BB: 1 P: 23	1B: 4 2B: 2 3B: 0 HR: 1	SF: 0 SAC: 1 DP: 0 HBP: 0	WP: 0 PB: 0 SB: 0 CS: 0	PA: 39				
PITCHER	IP	WLS	BF	H	R	ER	SO	BB	IBB	HBP	BLK	WP	HR	S	P	ERA	WHIP									
15 Ben Sheets R ERA: 3.06 (1, 1)	5.2	W	26	5	1	1	5	4	0	0	0	0	0	1	58	103	1.59	1.588								
Chad Fox R ERA: 1.99 (6, 1)	1.1	H	4	0	0	0	2	0	0	0	0	0	0	4	19	0.00	0.000									
David Weathers R ERA: 1.78 (8, 1)	1.0	H	4	1	0	0	1	0	0	0	0	0	0	9	15	0.00	1.000									
Curt Leskanic R ERA: 3.8 (9, 1)	1.0	S	5	1	1	1	0	1	0	0	0	0	0	13	23	9.00	2.000									

AB	33
R	2
H	7
RBI	2
BB	5
SO	8
LOB	19



Batter	1	2	3	4	5	6	7	8	9	AB	R	H	RBI	BB	SO	LOB	BOTTOM								
Jeffrey Hammonds R OBP: 0.328, SLG: 0.429 (1, 8)	3-3 K		1-0 S 1B	1-3 K			4-2 G4-3 SH5-4 2B BB	0-3 K		4	2	1	0	1	3	2	Chicago Cubs @ Milwaukee Brewers Miller Park, Milwaukee, WI Sun Jun 03 2001, 1:05 PM CDT Att: 42,385 - Dome - 72 F								
Mark Loretta R OBP: 0.439, SLG: 0.380 (1, 5)	0-0 FC6-4 BB 1B		4-2 B 1B E BB		3-1 F8		0-0 SH5-4	1-1 G1-3		3	1	1	0	1	0	2									
Geoff Jenkins L OBP: 0.393, SLG: 0.576 (1, 7)	4-2 FC6-4 BB		0-1 1-2 2-H 1B		3-1 G4-3		0-0 G4-3			3	0	1	1	1	0	1									
Jeromy Burnitz L OBP: 0.393, SLG: 0.590 (1, 9)	2-3 K		3-2 E7 1B 2B		3-2 1B		0-0 2B			4	1	3	2	0	1	2									
Richie Sexson R OBP: 0.307, SLG: 0.448 (1, 3)	0-0 FC6-4		0-0 F2		3-3 K		3-3 K			3	0	0	0	1	1	4									
José Hernández R OBP: 0.323, SLG: 0.476 (1, 6)		0-3 K	0-0 FC6-4 1B			1-2 F9	0-0 F8			4	0	1	1	0	1	2									
Ronnie Belliard R OBP: 0.338, SLG: 0.384 (1, 4)		1-0 2B	0-0 FC6-4			2-1 F8		1-3 K		4	0	1	0	0	1	1									
Henry Blanco R OBP: 0.264, SLG: 0.264 (1, 2)		2-2 G5-3		3-3 K		4-2 BB		4-0 HBP BB		2	0	0	0	2	1	1									
15 Ben Sheets R ERA: 3.06 (5, 1)										2	0	0	0	0	2	1									
Chad Fox R ERA: 1.99 (6, 1)										1	0	0	0	0	0	1									
David Weathers R ERA: 1.78 (8, 1)										0	0	0	0	0	0	0									
Tyler Houston L OBP: 0.226, SLG: 0.250 (8, PH)										0	0	0	0	0	0	0									
Angel Echevarria R OBP: 0.226, SLG: 0.250 (8, PH)										0	0	0	0	0	0	0									
Curt Leskanic R ERA: 3.8 (9, 1)										0	0	0	0	0	0	0									
Inning Stats	R: 0 E: 0 K: 2 S: 10	H: 1 LOB: 2 BB: 1 P: 19	R: 0 E: 0 K: 2 S: 10	H: 1 LOB: 0 BB: 0 P: 14	R: 3 E: 1 K: 0 S: 15	H: 4 LOB: 1 BB: 1 P: 23	R: 0 E: 0 K: 3 S: 10	H: 0 LOB: 0 BB: 0 P: 15	R: 0 E: 0 K: 1 S: 11	H: 1 LOB: 1 BB: 0 P: 23	R: 0 E: 0 K: 0 S: 10	H: 0 LOB: 1 BB: 1 P: 17	R: 1 E: 0 K: 0 S: 8	H: 1 LOB: 2 BB: 2 P: 16	R: 0 E: 0 K: 2 S: 13	H: 0 LOB: 2 BB: 1 P: 21	1B: 5 2B: 3 3B: 0 HR: 0	SF: 0 SAC: 1 DP: 0 HBP: 1	WP: 0 PB: 0 SB: 1 CS: 0	PA: 38					
PITCHER	IP	WLS	BF	H	R	ER	SO	BB	IBB	HBP	BLK	WP	HR	S	P	ERA	WHIP								
Julian Tavarez R ERA: 3.46 (1, 1)	5.0	L	23	7	3	3	8	2	0	0	0	0	0	13	24	6.75	1.500								
Todd Van Poppel R ERA: 4.59 (6, 1)	1.1		6	0	1	1	0	2	0	0	0	0	0	2	2	0.00	3.000								
Felix Heredia L ERA: 4.91 (7, 1)	0.1		2	1	0	0	0	0	0	0	0	0	0	2	2	0.00	3.000								
Kyle Farnsworth R ERA: 2.96 (7, 1)	0.2		4	0	0	0	1	2	0	0	0	0	0	9	18	0.00	3.000								
Jeff Fassero L ERA: 3.28 (8, 1)	0.2		3	0	0	0	1	0	0	1	0	0	0	7	10	0.00	0.000								

AB	30
R	4
H	8
RBI	4
BB	6
SO	10
LOB	17



Batter	1	2	3	4	5	6	7	8	9	AB	R	H	RBI	BB	SO	LOB	TOP			
Fernando Vina, L (1.4)	1-1 F7 2B		1-3 K	0-0 G5-3			1-3 K		4-1 K BB	4	0	1	0	1	2	1	St. Louis Cardinals @ Chicago Cubs Wrigley Field, Chicago, IL Tue Jun 05 2001, 7:05 PM CDT Att: 37,912 - Overcast - 58 F			
15 Jim Edmonds, L (1.8)	1-1 F7 2-3			2-1 WP 5 SF7 2B	2-2 G6-3		0-2 G6-3		3-3 K 1-2	5	1	1	0	0	1	2				
Mark McGwire, R (1.3)	1-3 K			4-0 1B WP BB	2-2			2-2 P6	2-2 L6	3	1	1	0	1	1	1				
Eli Marrero, R (6.3)										0	0	0	0	0	0	0				
Placido Polanco, R (9, FH)										1	0	0	0	0	0	1				
J.D. Drew, L (1.9)	1-0 F8			4-1 1B BB	0-0 F3			3-3 K		3	1	0	0	1	1	2				
5 Albert Pujols, R (1.5)		0-0 G5-4-3 1B		3-2 SF7	3-2 G4-3			2-1 WP 1B		3	1	2	1	0	0	1				
Ray Lankford, L (1.7)	2-1 L9			3-H 2-1 1B 2B 1B		2-3 K		4-2 1B BB		3	1	1	0	1	1	1				
Edgar Renteria, R (1.6)	0-1 G5-4-3 1-2			0-2 2B WP 1B		2-1 G6-3		1-0 1-3 2-H 1B		4	1	2	3	0	0	1				
Mike Matheny, R (1.2)			1-3 K	3-2 WP 2B	2-2 G3			1-3 K		4	0	1	1	0	2	2				
Dustin Hermanson, R (1.1)			3-3 K	2-3 K				1-2 F9		2	0	0	0	0	2	1				
Jason Christiansen, R (6.1)									2-0 G4-3	0	0	0	0	0	0	0				
Mike James, R (6.1)										0	0	0	0	0	0	0				
Bobby Bonilla, S (7, PH)										1	0	0	0	0	0	0				
Alan Benes, R (7.1)										0	0	0	0	0	0	0				
Kerry Robinson, L (6, PH)										1	0	0	0	0	0	0				
Inning Stats	R: 0 E: 0 K: 1 S: 9	H: 1 LOB: 1 BB: 0 P: 13	R: 0 E: 0 K: 0 S: 5	H: 1 LOB: 0 BB: 0 P: 7	R: 0 E: 0 K: 3 S: 10	H: 0 LOB: 0 BB: 0 P: 15	R: 5 E: 0 K: 1 S: 18	H: 4 LOB: 1 BB: 2 P: 38	R: 0 E: 0 K: 0 S: 13	H: 0 LOB: 0 BB: 0 P: 16	R: 0 E: 0 K: 1 S: 10	H: 0 LOB: 0 BB: 0 P: 12	R: 1 E: 0 K: 2 S: 18	H: 2 LOB: 2 BB: 1 P: 31	R: 0 E: 0 K: 1 S: 8	H: 0 LOB: 1 BB: 1 P: 19	1B: 6 2B: 3 3B: 0 HR: 0	SF: 1 SAC: 0 DP: 1 HBP: 0	WP: 3 PA: 39 PB: 0 SB: 0 CS: 0	
PITCHER	IP WLS BF H R ER SO BB IBB HBP BLK WP HR S P ERA WHIP	6.0 W 26 7 5 5 6 2 0 0 0 0 0 0 65 109 7.50 1.500	1.0 H 3 0 0 0 1 0 0 0 0 0 0 0 10 12 0.00 0.000	1.0 H 6 2 1 1 2 1 0 0 0 0 0 0 18 31 9.00 3.000	1.0 H 4 0 0 0 1 1 0 0 0 0 0 0 8 19 0.00 1.000															

AB	34
R	6
H	9
RBI	5
BB	4
SO	10
LOB	13



Batter	1	2	3	4	5	6	7	8	9	AB	R	H	RBI	BB	SO	LOB	BOTTOM			
Eric Young Sr., R (1.4)	0-1 P3		2-1 SF9 BB WP 1B		2-1 G6-3	1-1 G5-3	2-2 G5-4-3 1B			5	1	2	0	0	0	2	St. Louis Cardinals @ Chicago Cubs Wrigley Field, Chicago, IL Tue Jun 05 2001, 7:05 PM CDT Att: 37,912 - Overcast - 58 F			
Ricky Gutierrez, R (1.6)	1-1 G6-3		4-1 BB BB	1-2 2-3 BB	0-1 F9	0-0 BB 1B	1-1 G5-4-3			4	0	1	1	1	0	1				
Sammy Sosa, R (1.9)	2-2 L6		1-0 SF9	2-3 3-H 4-2	0-0 F8	4-2 BB		3-1 F7		3	0	0	1	1	0	0				
Matt Stairs, L (1.3)		2-3 K	4-2 FC6-4 BB	1-2 3-H BB		HR K		1-0 2B 1B		4	1	2	1	1	2	3				
Rondell White, R (1.7)		4-2 G5-4-3 BB	1-0 FC6-4			3-2 HR K	4-1 1B 15 HR BB	0-1 F8		3	2	1	1	2	0	3				
Ron Coomer, R (1.5)		1-1 G5-4-3		4-2 1B G4-6-3 BB		4-0 BB BB	0-1 L1	1-1 1-3 2B		2	2	0	0	2	0	2				
Augie Ojeda, S (8.5)			1-2 G5-4-3							1	0	1	0	0	0	0				
Todd Hundley, S (1.2)			2-3 K	0-2 G4-6-3 1B		4-2 SH1-4 1B BB	2-1 15 HR BB 1B	2-1 G5-3		4	2	2	0	1	1	2				
Gary Matthews, S (1.8)			1-0 1B 2B	3-1 G4-6-3		0-1 1B SH1-4 1B	4-1 15 HR BB			3	2	2	1	1	0	1				
Jon Lieber, L (1.1)			0-0 BB SF9 1B	1-0 F7		1-1 SH1-4 1B	1-0 HR			2	1	1	1	0	0	0				
Miguel Cairo, R (6, PH)										0	0	0	0	0	0	0				
Jeff Fassero, L (7.1)										0	0	0	0	0	0	0				
15 Julio Zuleta, R (7, PH)										1	1	1	4	0	0	0				
Kyle Farnsworth, R (8.1)										0	0	0	0	0	0	0				
Courtney Duncan, L (9.1)										0	0	0	0	0	0	0				
Inning Stats	R: 0 E: 0 K: 0 S: 8	H: 0 LOB: 0 BB: 0 P: 11	R: 0 E: 0 K: 1 S: 7	H: 0 LOB: 0 BB: 1 P: 14	R: 3 E: 0 K: 1 S: 16	H: 3 LOB: 2 BB: 2 P: 31	R: 1 E: 0 K: 0 S: 9	H: 1 LOB: 0 BB: 1 P: 17	R: 0 E: 0 K: 0 S: 5	H: 0 LOB: 0 BB: 0 P: 7	R: 4 E: 0 K: 1 S: 22	H: 4 LOB: 3 BB: 3 P: 41	R: 4 E: 0 K: 0 S: 12	H: 3 LOB: 3 BB: 2 P: 26	R: 0 E: 0 K: 0 S: 9	H: 2 LOB: 2 BB: 0 P: 16	1B: 8 2B: 2 3B: 0 HR: 3	SF: 1 SAC: 1 DP: 3 HBP: 0	WP: 1 PA: 43 PB: 0 SB: 0 CS: 0	
PITCHER	IP WLS BF H R ER SO BB IBB HBP BLK WP HR S P ERA WHIP	5.0 L 23 6 6 6 2 4 0 0 0 0 0 0 4 12 5.22 2.000	0.0 L 3 1 1 1 0 2 0 0 0 0 0 0 4 12 - -	1.0 L 5 1 1 1 1 1 0 0 0 0 0 0 1 21 42 18.00 3.500																

AB	32
R	12
H	13
RBI	10
BB	9
SO	3
LOB	14




Batter	1	2	3	4	5	6	7	8	9	10	AB	R	H	RBI	BB	SO	LOB							
Fernando Vina, L OBP: 0.366, SLG: 0.409											4	0	2	1	1	0	2							
Placido Polanco, R OBP: 0.370, SLG: 0.392											5	1	1	0	0	0	5							
15 Jim Edmonds, L OBP: 0.394, SLG: 0.520											4	1	1	2	1	2	1							
Mark McGwire, R OBP: 0.229, SLG: 0.279											5	0	1	0	0	2	3							
5 Albert Pujols, R OBP: 0.415, SLG: 0.634											3	0	0	0	2	1	2							
Craig Paquette, R OBP: 0.295, SLG: 0.434											3	0	0	0	0	1	1							
Ray Lankford, L OBP: 0.370, SLG: 0.586											1	0	0	0	1	1	1							
Kerry Robinson, L OBP: 0.389, SLG: 0.362											4	1	1	0	0	2	3							
Mike Matheny, R OBP: 0.296, SLG: 0.307											4	0	1	0	0	0	1							
Matt Morris, R OBP: 0.161, SLG: 0.167											3	0	1	0	0	0	1							
Steve Kline, S											0	0	0	0	0	0	0							
Bobby Bonilla, S OBP: 0.344, SLG: 0.390											1	0	0	0	0	0	0							
Mike Timlin, R											0	0	0	0	0	0	0							
Inning Stats	R: 0 E: 0 K: 1 S: 12	H: 1 LOB: 0 BB: 0 P: 17	R: 0 E: 0 K: 0 S: 9	H: 0 LOB: 1 BB: 1 P: 14	R: 0 E: 0 K: 0 S: 11	H: 2 LOB: 3 BB: 1 P: 20	R: 0 E: 0 K: 1 S: 9	H: 0 LOB: 0 BB: 0 P: 13	R: 0 E: 0 K: 0 S: 7	H: 0 LOB: 0 BB: 0 P: 9	R: 2 E: 0 K: 2 S: 16	H: 2 LOB: 0 BB: 0 P: 21	R: 1 E: 0 K: 0 S: 10	H: 2 LOB: 1 BB: 0 P: 13	R: 0 E: 1 K: 0 S: 15	H: 1 LOB: 2 BB: 1 P: 28	R: 0 E: 0 K: 0 S: 6	H: 0 LOB: 1 BB: 1 P: 11	R: 0 E: 0 K: 3 S: 15	H: 0 LOB: 1 BB: 1 P: 24	1B: 7 2B: 1 3B: 0 HR: 1	SF: 0 SAC: 0 DP: 1 HBP: 0	WP: 0 PA: 42	
PITCHER	IP	WLS	BF	H	R	ER	SO	BB	IBB	HBP	BLK	WP	HR	S	P	ERA	WHIP							
Kevin Tapani, R ERA: 3.53	6.2		27	6	3	3	4	2	0	0	0	0	0	72	104	4.05	1.200							
Felix Heredia, L ERA: 4.82	0.1		2	1	0	0	0	0	0	0	0	0	0	2	3	0.00	3.000							
Todd Van Poppel, R ERA: 4.39	1.0		5	1	0	0	2	0	1	0	0	0	0	15	28	0.00	1.000							
Tom Gordon, R ERA: 3.86	1.0		4	0	0	0	0	1	0	0	0	0	0	6	11	0.00	1.000							
Jeff Fassero, L ERA: 2.93	1.0	W	4	0	0	0	3	1	0	0	0	0	0	15	24	0.00	1.000							

TOP

St. Louis Cardinals @ Chicago Cubs
Wrigley Field, Chicago, IL
Thu Jun 07 2001, 1:20 PM CDT
Att: 37,359 - Overcast - 61 F

AB	37
R	3
H	8
RBI	3
BB	5
SO	9
LOB	20




Batter	1	2	3	4	5	6	7	8	9	10	AB	R	H	RBI	BB	SO	LOB							
Eric Young Sr., R OBP: 0.307, SLG: 0.378											5	0	1	0	0	0	2							
Augie Ojeda, S OBP: 0.271, SLG: 0.315											5	1	1	1	0	0	1							
Sammy Sosa, R OBP: 0.423, SLG: 0.631											4	1	1	1	1	0	0							
Matt Stairs, L OBP: 0.309, SLG: 0.523											3	1	1	0	0	1	0							
15 Julio Zuleta, R OBP: 0.304, SLG: 0.469											2	0	0	0	0	0	3							
Rondell White, R OBP: 0.341, SLG: 0.495											5	0	2	2	0	0	0							
Ron Coomer, R OBP: 0.351, SLG: 0.384											4	0	1	0	0	1	0							
Todd Hundley, S OBP: 0.281, SLG: 0.331											4	0	1	0	0	1	2							
Gary Matthews, S OBP: 0.350, SLG: 0.372											3	0	1	0	1	0	0							
Kevin Tapani, R OBP: 0.176, SLG: 0.176											1	0	0	0	0	0	0							
Felix Heredia, L ERA: 4.82											0	0	0	0	0	0	0							
Todd Van Poppel, R ERA: 4.39											1	1	1	0	0	0	0							
Todd Dunwoody, S OBP: 0.305, SLG: 0.333											0	0	0	0	0	0	0							
Tom Gordon, R ERA: 3.86											1	0	0	0	0	0	0							
Miguel Cairo, R OBP: 0.205, SLG: 0.412											1	0	0	0	0	0	2							
Jeff Fassero, L ERA: 2.93											0	0	0	0	0	0	0							
Inning Stats	R: 0 E: 0 K: 0 S: 11	H: 0 LOB: 0 BB: 0 P: 15	R: 0 E: 0 K: 0 S: 6	H: 0 LOB: 0 BB: 0 P: 9	R: 0 E: 0 K: 1 S: 8	H: 0 LOB: 1 BB: 1 P: 16	R: 0 E: 0 K: 1 S: 5	H: 0 LOB: 0 BB: 0 P: 5	R: 0 E: 0 K: 1 S: 8	H: 0 LOB: 0 BB: 0 P: 15	R: 0 E: 0 K: 0 S: 7	H: 0 LOB: 0 BB: 0 P: 10	R: 1 E: 0 K: 0 S: 14	H: 3 LOB: 2 BB: 0 P: 17	R: 2 E: 0 K: 0 S: 11	H: 3 LOB: 1 BB: 0 P: 18	R: 0 E: 0 K: 0 S: 14	H: 2 LOB: 2 BB: 0 P: 20	R: 1 E: 0 K: 0 S: 9	H: 2 LOB: 2 BB: 1 P: 15	1B: 6 2B: 4 3B: 0 HR: 0	SF: 0 SAC: 1 DP: 0 HBP: 0	WP: 0 PA: 41	
PITCHER	IP	WLS	BF	H	R	ER	SO	BB	IBB	HBP	BLK	WP	HR	S	P	ERA	WHIP							
Matt Morris, R ERA: 2.83	7.2		30	6	3	3	3	1	0	0	0	0	0	68	101	3.52	0.913							
Steve Kline, L ERA: 1.78	0.1		1	0	0	0	0	0	0	0	0	0	0	2	4	0.00	0.000							
Mike Timlin, R ERA: 3.09	1.2	L	10	4	1	1	0	0	1	0	0	0	0	23	35	5.40	2.400							

BOTTOM

St. Louis Cardinals @ Chicago Cubs
Wrigley Field, Chicago, IL
Thu Jun 07 2001, 1:20 PM CDT
Att: 37,359 - Overcast - 61 F

AB	38
R	4
H	10
RBI	4
BB	2
SO	3
LOB	10



Batter	1	2	3	4	5	6	7	8	9	10	AB	R	H	RBI	BB	SO	LOB	TOP	
Eric Young Sr., R OBP: 0.305, SLG: 0.374	E1 SH 1B	B1		G6-3		F9		P3			5	1	1	0	0	0	3	Chicago Cubs @ Chicago White Sox Comiskey Park, Chicago, IL Fri Jun 08 2001, 8:05 PM EDT Att. 45,936 - Sunny - 68 F	
Miguel Cairo, R OBP: 0.413, SLG: 0.389	SH 1B BB	G1-3					2B 15 HBP BB	F7			2	2	0	0	2	0	2		
Sammy Sosa, R OBP: 0.423, SLG: 0.628	1B 15 G5-2-3 BB	L7		F9			15 HBP 2B	K			4	0	1	0	1	1	3		
Ron Coomer, R OBP: 0.343, SLG: 0.374	15 G5-2-3 1B			G4-3				F9			5	0	1	1	0	0	2		
Rondell White, R OBP: 0.347, SLG: 0.495	15 G5-2-3 1B			FC1-6 15 1B				G6-3			4	0	2	1	1	1	0		
15 Julio Zuleta, R OBP: 0.309, SLG: 0.459	G5-2-3			FC1-6 1B				F8			4	0	1	1	0	1	3		
Gary Matthews, S OBP: 0.345, SLG: 0.360	G4-3			FC1-6 1B				F5			4	0	0	0	1	0	7		
Joe Girardi, R OBP: 0.279, SLG: 0.266		G1-3 1B		G6-3				G1-3			5	0	1	0	0	0	6		
Augie Ojeda, S OBP: 0.270, SLG: 0.310		G1-3 1B		G3				G4-3			4	0	1	0	0	0	1		
Inning Stats	R: 2 E: 2 K: 0 S: 15	H: 3 LOB: 2 BB: 1 P: 27	R: 0 E: 0 K: 0 S: 8	H: 2 LOB: 2 BB: 0 P: 10	R: 0 E: 0 K: 0 S: 11	H: 2 LOB: 2 BB: 0 P: 16	R: 0 E: 0 K: 0 S: 7	H: 0 LOB: 1 BB: 1 P: 15	R: 0 E: 0 K: 0 S: 9	H: 0 LOB: 0 BB: 1 P: 14	R: 1 E: 0 K: 0 S: 8	H: 1 LOB: 3 BB: 2 P: 22	R: 0 E: 0 K: 2 S: 10	H: 0 LOB: 0 BB: 0 P: 18	R: 0 E: 0 K: 1 S: 8	H: 0 LOB: 0 BB: 0 P: 8	1B: 7 2B: 1 3B: 0 HR: 0		SF: 0 SAC: 1 DP: 1 HBP: 1
PITCHER	IP	WLS	BF	H	R	ER	SO	BB	IBB	HBP	BLK	WP	HR	S	P	ERA	WHIP		
David Wells, L ERA: 4.67	0.0		5	3	2	1	0	1	0	0	0	0	0	11	22	∞	∞		
Sean Lowe, R ERA: 2.99	5.0		19	4	0	0	0	1	0	0	0	0	0	35	56	0.00	1.000		
Kelly Wunsch, L ERA: 6.3	0.2		3	0	0	0	0	1	0	0	0	0	0	7	11	0.00	1.500		
Matt Ginter, R ERA: 10.8	0.2		6	1	1	1	0	1	1	1	0	0	0	7	20	13.50	3.000		
Jon Garland, R ERA: 5.47	0.2		2	0	0	0	0	0	0	0	0	0	0	3	5	0.00	0.000		
PITCHER	IP	WLS	BF	H	R	ER	SO	BB	IBB	HBP	BLK	WP	HR	S	P	ERA	WHIP		
Bob Howry, R ERA: 3.81	2.0		6	0	0	0	2	0	0	0	0	0	0	8	8	0.00	0.000		
Keith Foulke, R ERA: 1.99	1.0	W	3	0	0	0	1	0	0	0	0	0	0	8	8	0.00	0.000		

Batter	1	2	3	4	5	6	7	8	9	10	AB	R	H	RBI	BB	SO	LOB	BOTTOM
Jose Valentin, S OBP: 0.349, SLG: 0.580	F8	F9			SF7			K			1	0	0	0	0	0	0	Chicago Cubs @ Chicago White Sox Comiskey Park, Chicago, IL Fri Jun 08 2001, 8:05 PM EDT Att. 45,936 - Sunny - 68 F
Tony Graftanino, R OBP: 0.368, SLG: 0.365										WP 1B HR BB	2	1	0	1	1	1	2	
Chris Singleton, L OBP: 0.288, SLG: 0.382	F1			G5-3				P5			5	1	1	0	0	1	0	
Ray Durham, S OBP: 0.354, SLG: 0.474	1B 2B			F7				G4-3			4	2	1	0	1	1	0	
Magglio Ordonez, R OBP: 0.355, SLG: 0.514	1B BB			K				F9			4	0	0	0	1	2	3	
Carlos Lee, R OBP: 0.345, SLG: 0.528				F9				G4-3			5	1	2	5	0	0	0	
Jeff Liefer, L OBP: 0.288, SLG: 0.434	K			G3				G4-3			4	0	0	0	0	1	2	
14 Paul Konerko, R OBP: 0.327, SLG: 0.471				F8				K			4	1	1	0	0	2	0	
Sandy Alomar Jr., R OBP: 0.295, SLG: 0.350		F3						1B 2B			4	1	2	1	0	0	1	
Royce Clayton, R OBP: 0.186, SLG: 0.176				F8				K			4	0	1	0	0	1	2	
Inning Stats	R: 1 E: 0 K: 1 S: 16	H: 2 LOB: 2 BB: 1 P: 25	R: 0 E: 0 K: 0 S: 8	H: 1 LOB: 1 BB: 0 P: 10	R: 0 E: 0 K: 1 S: 10	H: 0 LOB: 0 BB: 0 P: 17	R: 0 E: 0 K: 1 S: 8	H: 0 LOB: 0 BB: 0 P: 9	R: 1 E: 0 K: 2 S: 11	H: 2 LOB: 1 BB: 0 P: 16	R: 0 E: 0 K: 1 S: 11	H: 0 LOB: 1 BB: 2 P: 15	R: 4 E: 0 K: 1 S: 16	H: 2 LOB: 0 BB: 2 P: 29	1B: 4 2B: 3 3B: 0 HR: 1	SF: 1 SAC: 0 DP: 0 HBP: 0	WP: 2 PA: 41	
PITCHER	IP	WLS	BF	H	R	ER	SO	BB	IBB	HBP	BLK	WP	HR	S	P	ERA	WHIP	
Jason Bere, R ERA: 5.04	6.1		26	6	3	3	4	1	0	0	0	0	0	65	94	4.26	1.105	
Kyle Farnsworth, R ERA: 2.9	2.2		9	0	0	0	4	0	0	0	1	1	0	27	40	0.00	0.000	
Courtney Duncan, R ERA: 3.33	0.2	L	6	2	4	4	1	1	1	0	0	1	1	16	29	54.00	4.500	

Batter	1	2	3	4	5	6	7	8	9	10	AB	R	H	RBI	BB	SO	LOB							
Eric Young Sr., R OBP: 0.308, SLG: 0.378 (1, 4)	F8		F8			SH3-4		1B HBP		SH SF7 2B	3	2	1	0	0	0	0							
Todd Dunwoody, L OBP: 0.258, SLG: 0.300 Gary Matthews, S OBP: 0.349, SLG: 0.365 (8, PH) (8, 8)	K		K			F8		G3 1B 1B		SH	3	0	0	0	0	2	1							
Sammy Sosa, R OBP: 0.422, SLG: 0.627 (1, 9)	2B					G6-3		1B		P4	5	0	2	2	0	0	3							
Matt Stairs, L OBP: 0.377, SLG: 0.507 (1, 10)	G3-1					F2		G4-3		SF7	4	0	0	1	0	0	2							
Rondell White, R OBP: 0.352, SLG: 0.514 (1, 7)						F9		HR		P8	4	1	2	1	1	0	1							
Ron Coomer, R OBP: 0.343, SLG: 0.372 Miguel Cairo, R OBP: 0.404, SLG: 0.378 (7, PR) (7, 5)		K				G5-3		1B			3	0	1	0	0	1	1							
Todd Hundley, S OBP: 0.280, SLG: 0.329 (1, 2)		K				G6-4-3		K		G4-3	4	0	1	0	0	2	2							
15 Julio Zuleta, R OBP: 0.297, SLG: 0.438 (1, 3)		K				G6-4-3		G6-3		F7	4	0	0	0	0	1	3							
Augie Ojeda, S OBP: 0.284, SLG: 0.311 (1, 6)			K					SH3-4 BB		G4-3	3	1	1	0	1	1	0							
Inning Stats	R: 0 E: 0 K: 1 S: 9	H: 1 LOB: 1 BB: 0 P: 14	R: 0 E: 0 K: 3 S: 10	H: 1 LOB: 1 BB: 0 P: 13	R: 0 E: 0 K: 2 S: 8	H: 0 LOB: 0 BB: 0 P: 11	R: 0 E: 0 K: 0 S: 4	H: 0 LOB: 0 BB: 0 P: 7	R: 0 E: 0 K: 0 S: 4	H: 1 LOB: 0 BB: 0 P: 5	R: 0 E: 0 K: 0 S: 9	H: 0 LOB: 1 BB: 1 P: 17	R: 1 E: 0 K: 1 S: 10	H: 2 LOB: 1 BB: 0 P: 14	R: 2 E: 0 K: 1 S: 13	H: 3 LOB: 2 BB: 1 P: 24	R: 0 E: 0 K: 0 S: 7	H: 0 LOB: 0 BB: 0 P: 8	R: 1 E: 0 K: 0 S: 11	H: 1 LOB: 1 BB: 0 P: 18	1B: 5 2B: 3 3B: 0 HR: 1	SF: 1 SAC: 2 DP: 1 HBP: 1	WP: 0 PA: 41	
PITCHER	IP WLS BF H R ER SO BB IBB HBP BLK WP HR S P ERA WHIP																							
Rocky Biddle, R ERA: 4.7 James Baldwin, R ERA: 4.26 Kelly Wunsch, L ERA: 6.97 Bob Howry, R ERA: 3.67 Keith Foulke, R ERA: 2.14	(1, 1) 3.0 11 2 0 0 6 0 0 0 0 0 0 0 27 38 0.00 0.667	(4, 1) 3.1 13 3 1 1 0 1 0 0 0 0 1 23 37 2.70 1.200	(7, 1) 0.2 4 1 2 2 1 0 0 1 0 0 0 7 10 27.00 1.500	(8, 1) 1.0 5 2 0 0 1 0 1 0 0 0 0 10 20 0.00 2.000	(9, 1) 2.0 L 8 1 1 1 0 0 0 0 0 0 0 18 26 4.50 0.500																			


TOP

Chicago Cubs @ Chicago White Sox
Comiskey Park, Chicago, IL

Sat Jun 09 2001, 1:15 PM EDT
Att. 45,849 - Sunny - 74 F

livebaseballscorecards.com

AB 35
R 4
H 9
RBI 4
BB 2
SO 8
LOB 15



WP: 0 PA: 41
PB: 0
SB: 1
CS: 0

Batter	1	2	3	4	5	6	7	8	9	10	AB	R	H	RBI	BB	SO	LOB						
Tony Graffanino, R OBP: 0.358, SLG: 0.368 (1, 5)	G6-3		G5-3			SH1-4 1B 2B		G4-6-3		L1-3	5	1	1	0	0	0	3						
Chris Singleton, L OBP: 0.289, SLG: 0.381 24 Joe Crede, R (10, PH)	G4-3					SH1-4		S BB 1B		K	3	1	1	0	0	0	0						
Ray Durham, S OBP: 0.355, SLG: 0.470 (1, 4)	K					P8		S BB 1B		K	4	1	1	1	1	2	0						
Magglio Ordonez, R OBP: 0.356, SLG: 0.512 (1, 9)			G5-3			G4-3		F8		1B	5	0	2	2	0	0	1						
Carlos Lee, R OBP: 0.355, SLG: 0.535 (1, 10)			FC5-4 1B			F8 1B		G6-3		1B	5	0	4	0	0	0	1						
Jeff Liefer, L OBP: 0.271, SLG: 0.407 (1, 7)			FC5-4			F8		1B		1B	5	0	0	0	0	2	6						
14 Paul Konerko, R OBP: 0.326, SLG: 0.464 (1, 3)			F7					F9		K	3	0	0	0	1	2	1						
Royce Clayton, R OBP: 0.180, SLG: 0.171 (1, 6)			G5-3			L3		G6-3		P1	4	0	0	0	0	0	2						
Josh Paul, R OBP: 0.254, SLG: 0.284 Sandy Alomar Jr., R OBP: 0.304, SLG: 0.355 (9, 2)			G6-3			P8		G4-6-3 1B		L1-3 IBB	2	0	0	0	0	0	2						
Inning Stats	R: 0 E: 0 K: 1 S: 8	H: 0 LOB: 0 BB: 0 P: 14	R: 0 E: 0 K: 0 S: 7	H: 1 LOB: 1 BB: 0 P: 15	R: 0 E: 0 K: 0 S: 6	H: 0 LOB: 0 BB: 0 P: 11	R: 0 E: 0 K: 0 S: 7	H: 0 LOB: 0 BB: 0 P: 10	R: 0 E: 0 K: 0 S: 8	H: 1 LOB: 2 BB: 1 P: 17	R: 1 E: 0 K: 0 S: 12	H: 2 LOB: 1 BB: 0 P: 17	R: 0 E: 0 K: 2 S: 7	H: 0 LOB: 0 BB: 0 P: 12	R: 2 E: 0 K: 0 S: 13	H: 4 LOB: 2 BB: 1 P: 23	R: 0 E: 1 K: 3 S: 11	H: 0 LOB: 1 BB: 0 P: 21	R: 0 E: 0 K: 3 S: 13	H: 2 LOB: 2 BB: 0 P: 17	1B: 9 2B: 2 3B: 0 HR: 0	SF: 0 SAC: 1 DP: 2 HBP: 0	WP: 0 PA: 42 PB: 0 SB: 3 CS: 0
PITCHER	IP WLS BF H R ER SO BB IBB HBP BLK WP HR S P ERA WHIP																						
Julian Tavarez, R ERA: 3.47 Tom Gordon, R ERA: 3.77 Todd Van Poppel, R ERA: 4.23 Jeff Fassero, L ERA: 2.83	(1, 1) 7.2 30 6 3 3 3 2 0 0 0 0 0 0 8 108 3.52 1.043	(8, 1) 0.1 B 3 2 0 0 0 0 0 0 0 0 0 0 6 11 0.00 6.000	(9, 1) 1.0 W 4 0 0 0 1 0 1 0 0 0 0 0 11 21 0.00 0.000	(10, 1) 1.0 S 5 2 0 0 3 0 0 0 0 0 0 0 13 17 0.00 2.000																			

BOTTOM

Chicago Cubs @ Chicago White Sox
Comiskey Park, Chicago, IL

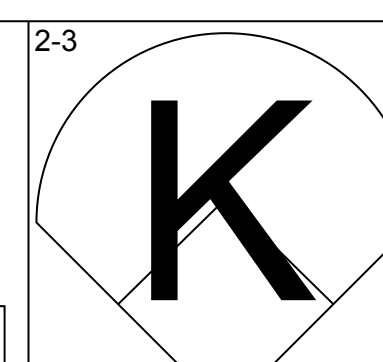
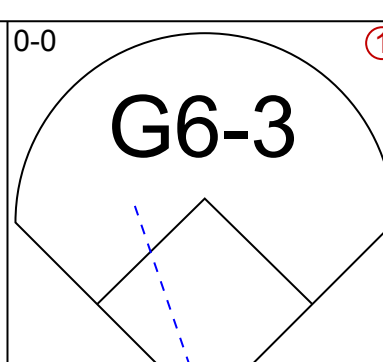
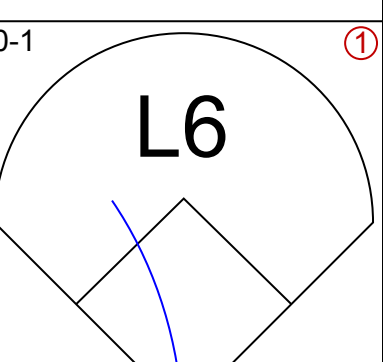
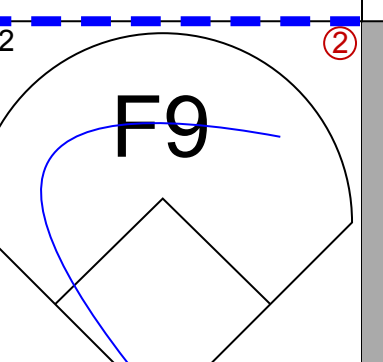
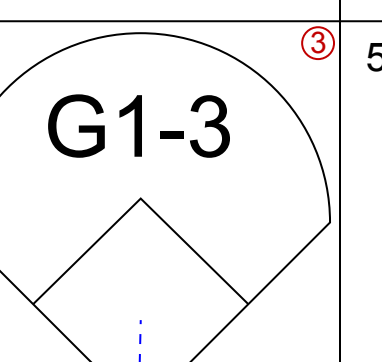
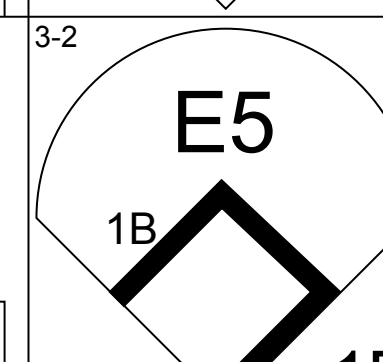
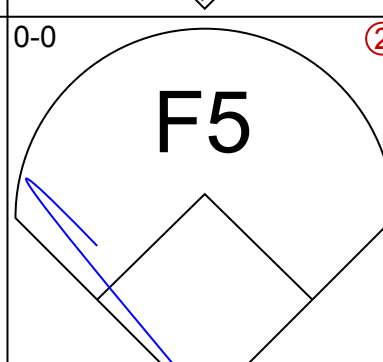
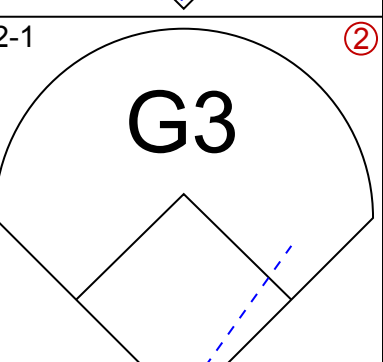
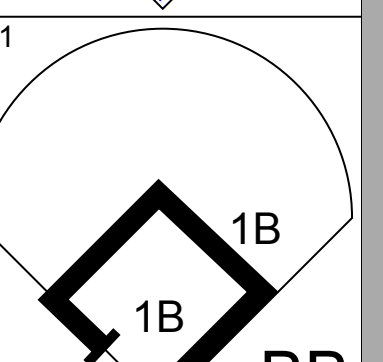
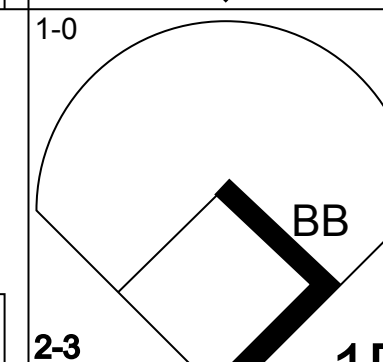
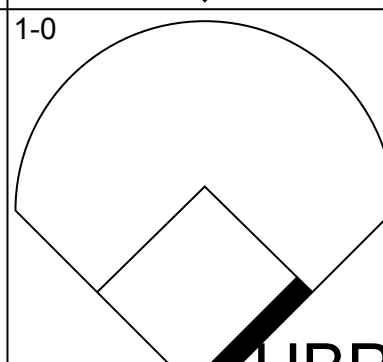
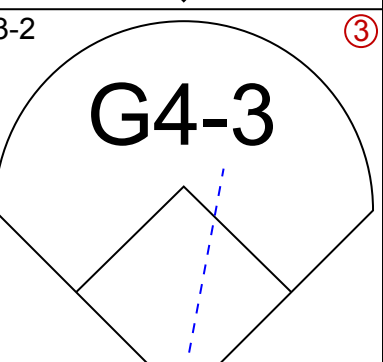
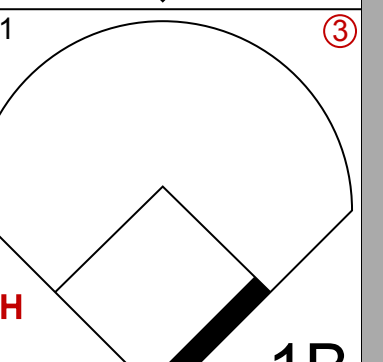
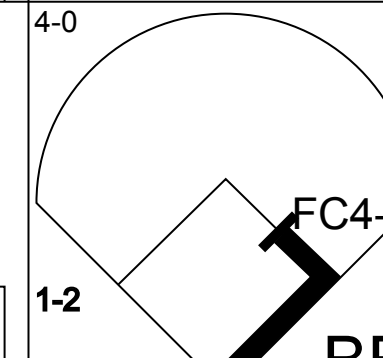
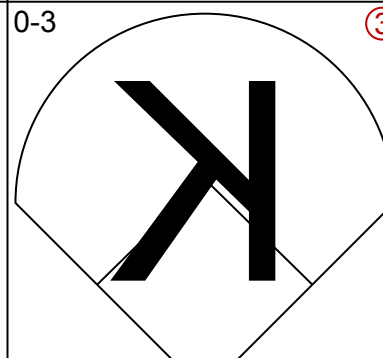
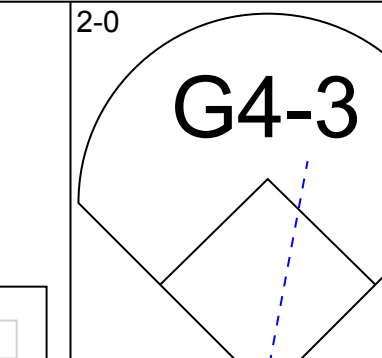
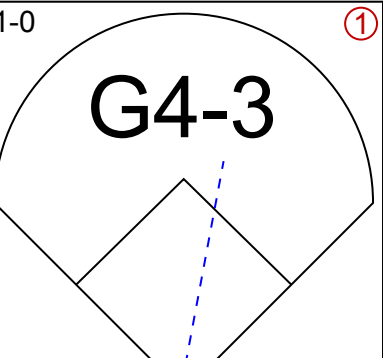
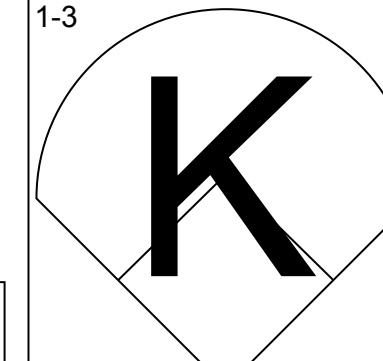
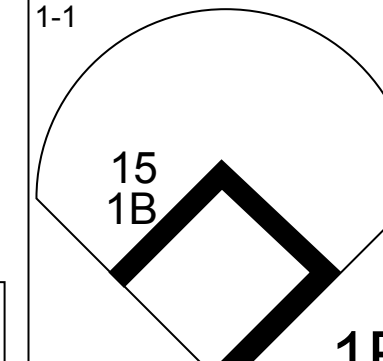
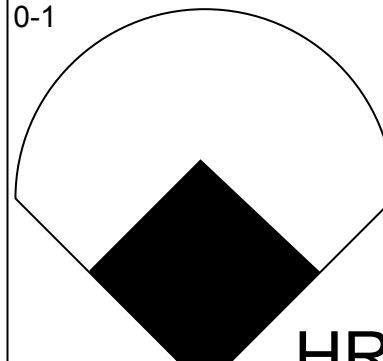
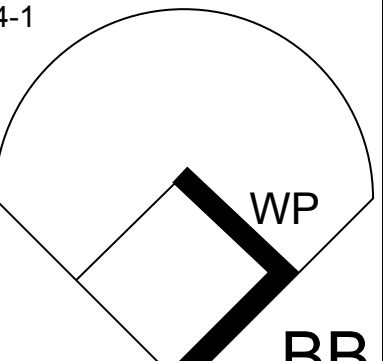
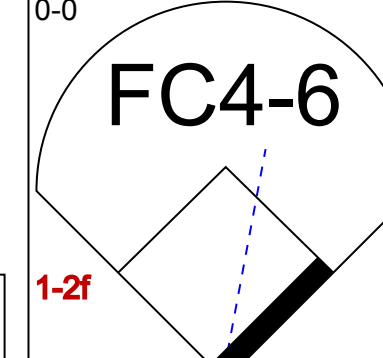
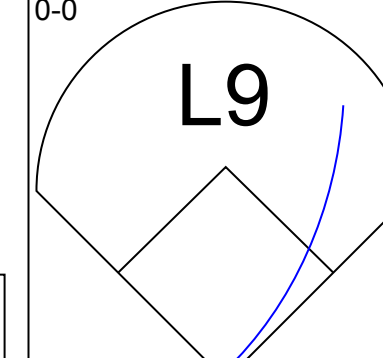
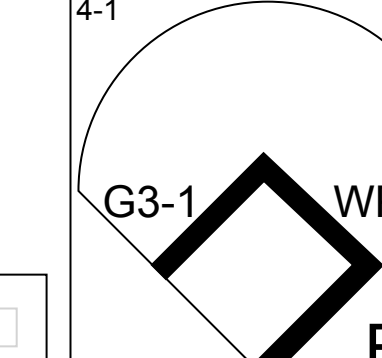
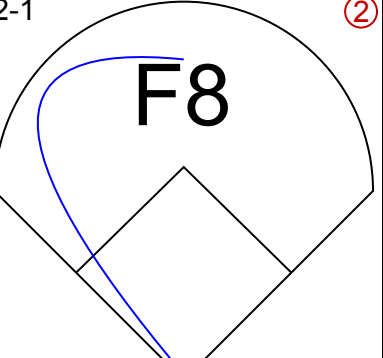
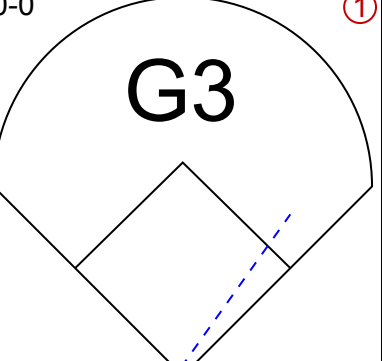
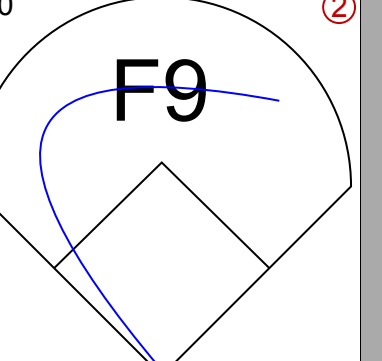
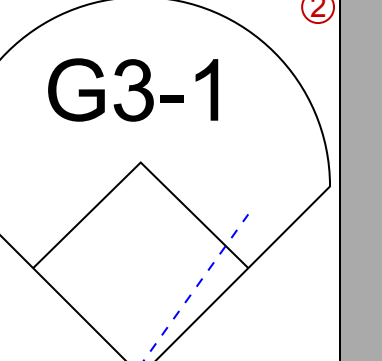
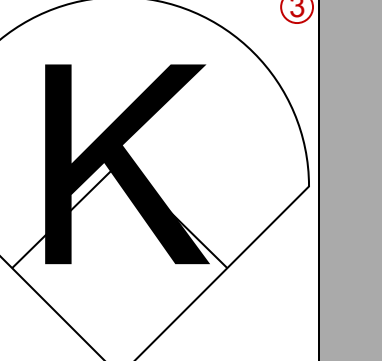
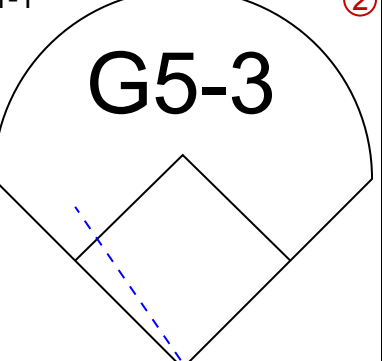
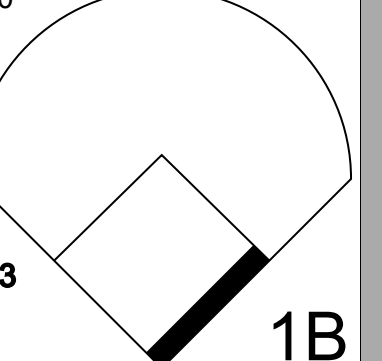
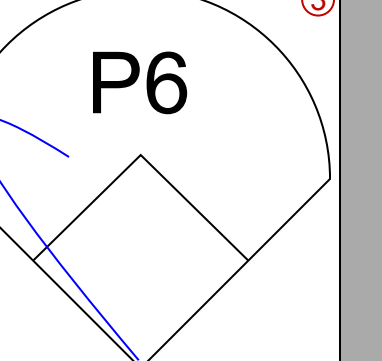
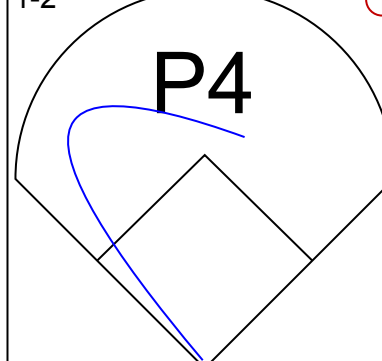
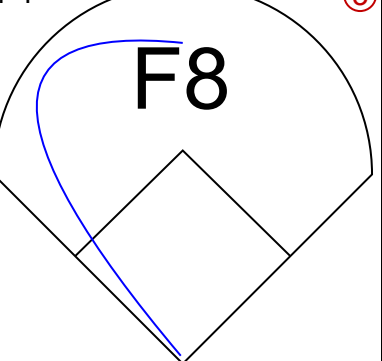
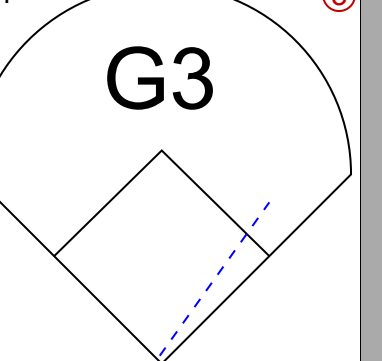
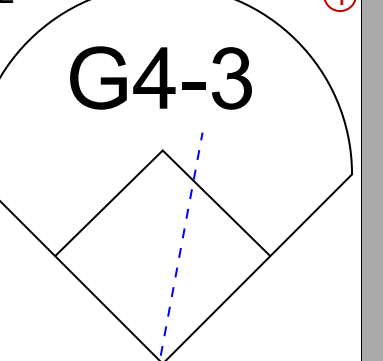
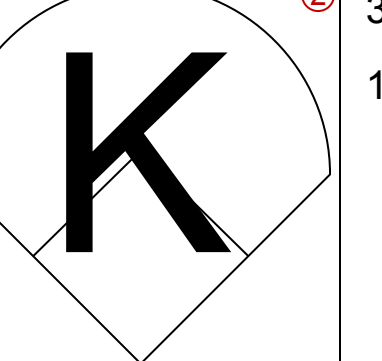
Sat Jun 09 2001, 1:15 PM EDT
Att. 45,849 - Sunny - 74 F

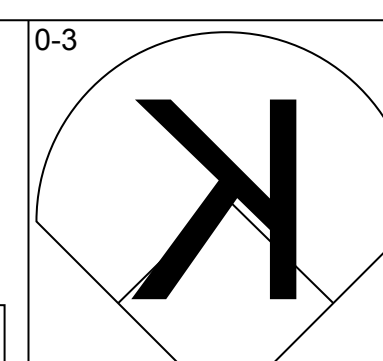
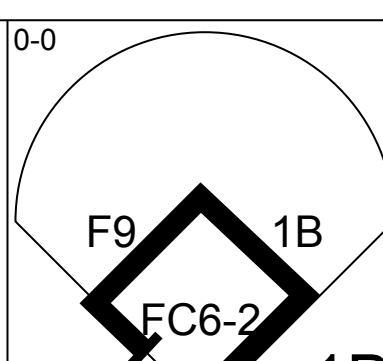
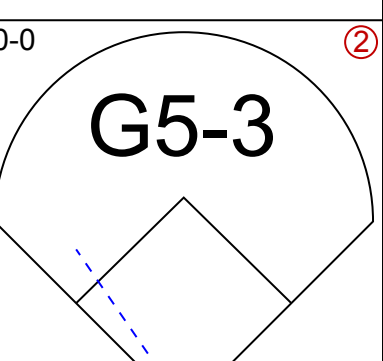
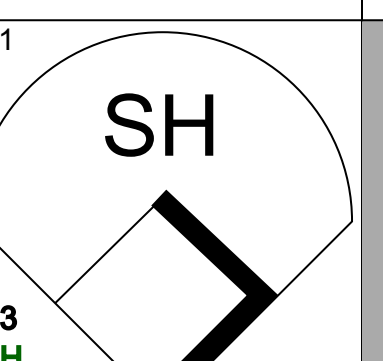
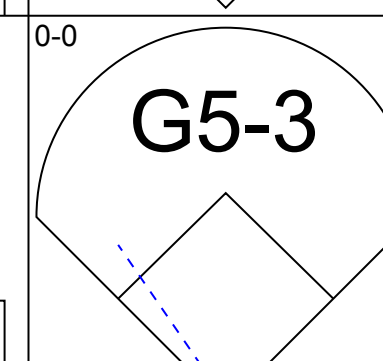
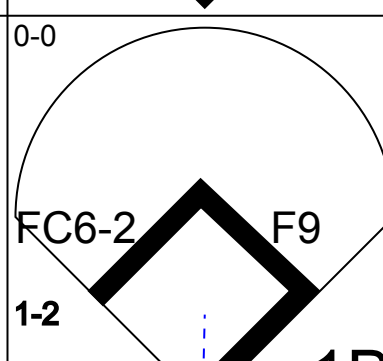
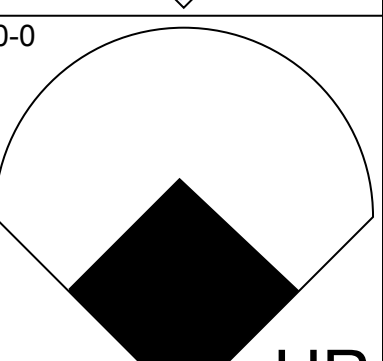
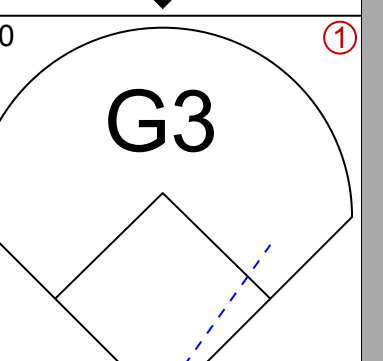
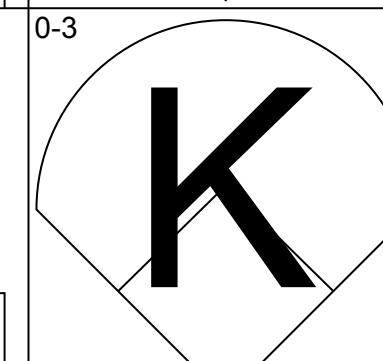
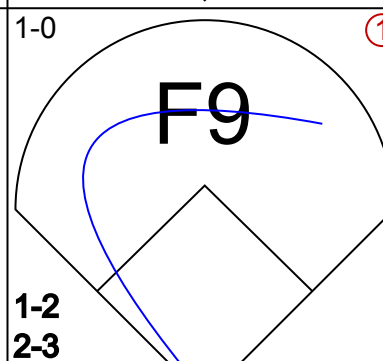
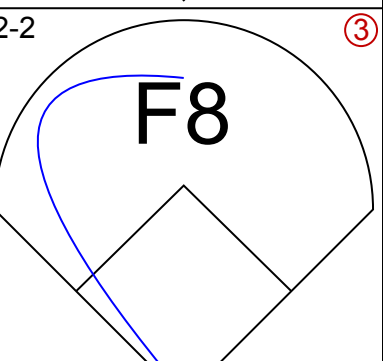
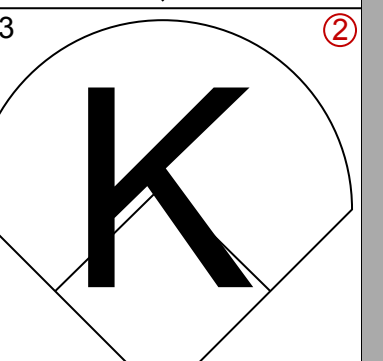
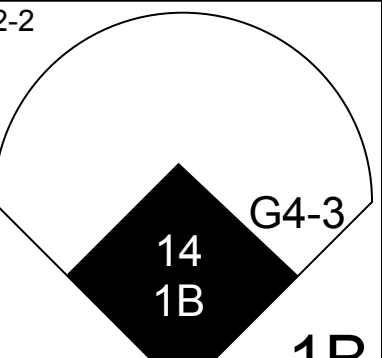
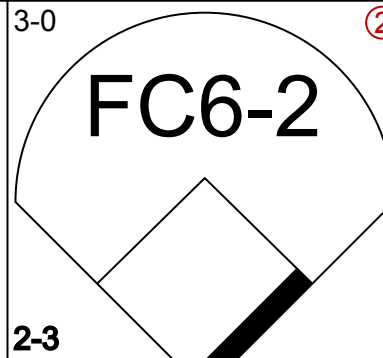
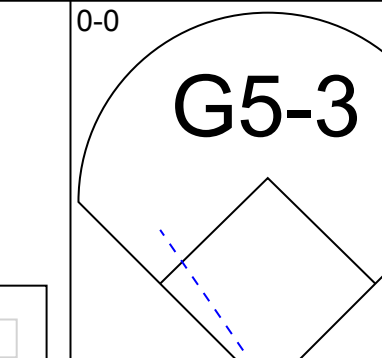
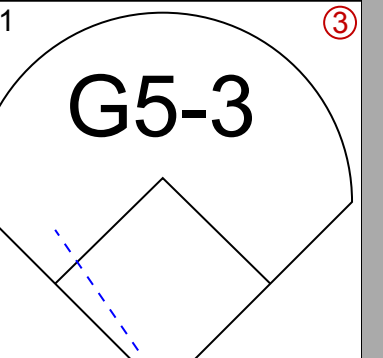
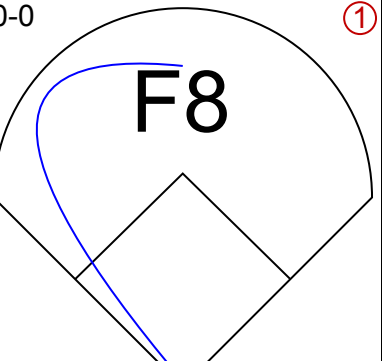
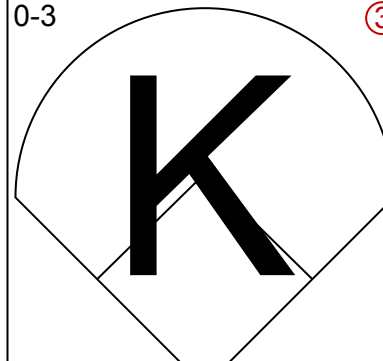
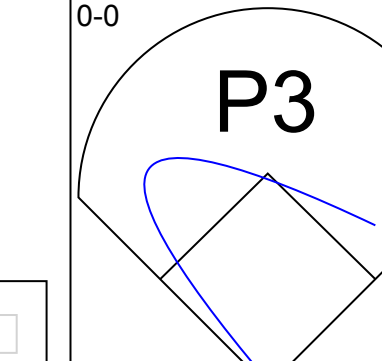
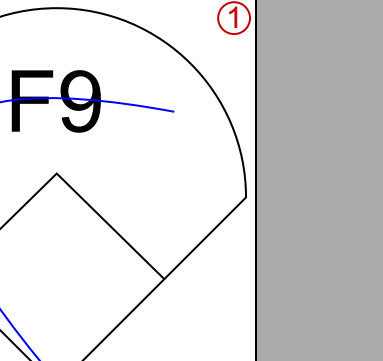

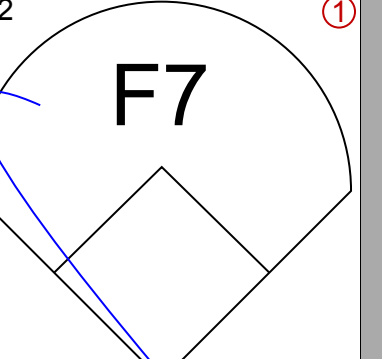
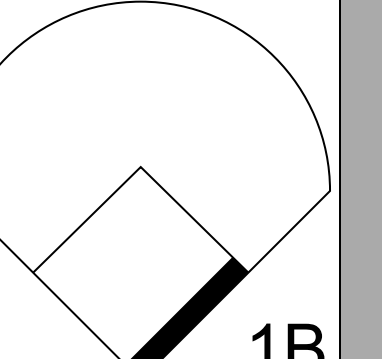
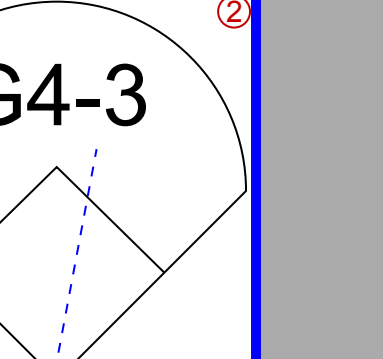
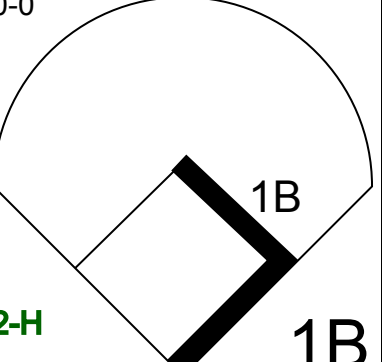
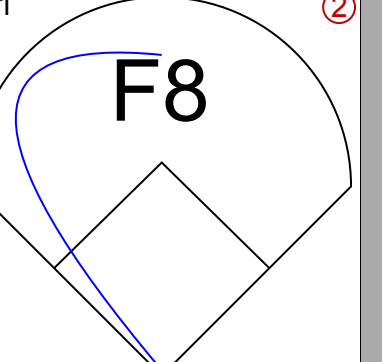
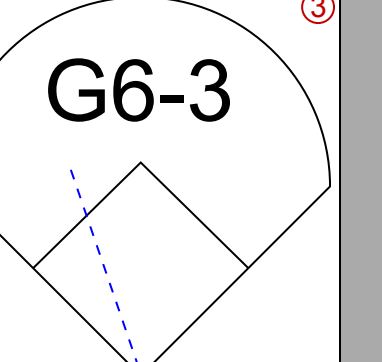
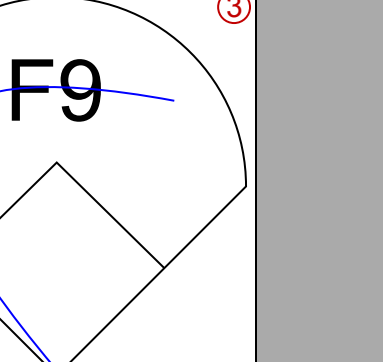
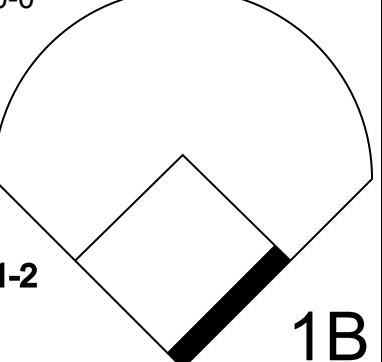
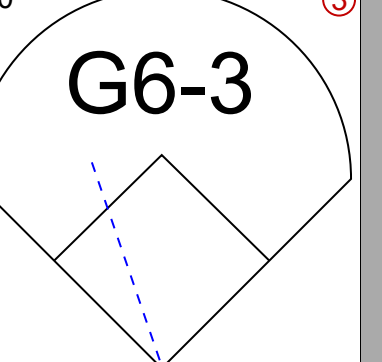
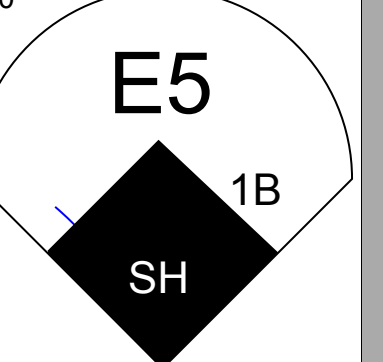
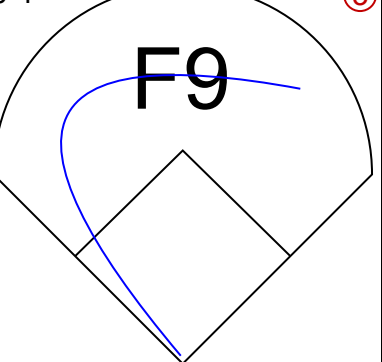
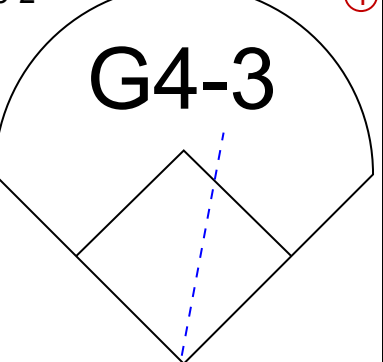
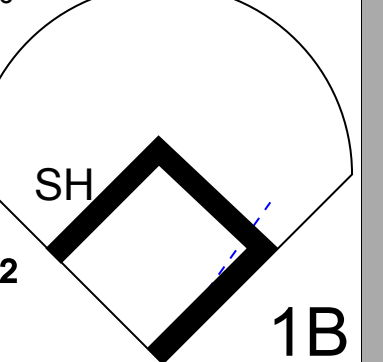
livebaseballscorecards.com

AB 38
R 3
H 10
RBI 3
BB 3
SO 7
LOB 16



WP: 0 PA: 42
PB: 0
SB: 3
CS: 0

Batter	1	2	3	4	5	6	7	8	9	AB	R	H	RBI	BB	SO	LOB	TOP			
Eric Young Sr. R OBP: 0.302, SLG: 0.370 (1, 4)										5	0	0	0	0	1	0	Chicago Cubs @ Chicago White Sox Comiskey Park, Chicago, IL Sun Jun 10 2001, 2:05 PM EDT Att: 45,079 - Cloudy - 78 F			
Gary Matthews S OBP: 0.353, SLG: 0.364 (1, 8)	 1B									3	0	1	0	1	0	0				
Sammy Sosa R OBP: 0.427, SLG: 0.628 (1, 9)	 2-3 1B									3	0	2	0	0	0	0				
Matt Stairs L OBP: 0.373, SLG: 0.496 (1, 10)	 1-2 BB									3	0	0	0	1	1	1				
Rondell White R OBP: 0.359, SLG: 0.531 (1, 7)				 1B						3	1	2	1	1	1	3				
Ron Coomer R OBP: 0.340, SLG: 0.361 (1, 5)	 1-2									3	0	0	0	1	0	5				
Todd Hundley S OBP: 0.273, SLG: 0.319 (1, 2)										4	0	0	0	0	1	3				
15 Julio Zuleta R OBP: 0.295, SLG: 0.430 (1, 3)										4	0	1	0	0	0	1				
Augie Ojeda S OBP: 0.271, SLG: 0.297 Miguel Cairo R OBP: 0.396, SLG: 0.368 (9, PH)										3	0	0	0	0	0	2				
Inning Stats	R: 0 E: 1 K: 2 S: 14	H: 2 LOB: 3 BB: 1 P: 25	R: 0 E: 0 K: 0 S: 5	H: 0 LOB: 0 BB: 0 P: 7	R: 0 E: 0 K: 1 S: 5	H: 0 LOB: 1 BB: 0 P: 6	R: 0 E: 0 K: 0 S: 7	H: 2 LOB: 2 BB: 0 P: 12	R: 0 E: 0 K: 0 S: 9	H: 1 LOB: 1 BB: 1 P: 19	R: 0 E: 0 K: 0 S: 12	H: 1 LOB: 2 BB: 1 P: 23	R: 0 E: 0 K: 1 S: 8	H: 0 LOB: 1 BB: 1 P: 18	R: 0 E: 0 K: 1 S: 8	H: 0 LOB: 0 BB: 0 P: 10	1B: 5 2B: 0 3B: 0 HR: 1	SF: 0 SAC: 0 DP: 0 HBP: 1	WP: 2 PB: 2 SB: 0 CS: 0	PA: 37
PITCHER	IP	WLS	BF	H	R	ER	SO	BB	IBB	HBP	BLK	WP	HR	S	P	ERA	WHIP			
Kip Wells R ERA: 1.82 (1, 1)	6.1	W	27	5	1	1	3	2	0	1	0	1	1	55	92	1.42	1.105			
Jon Garland R ERA: 5.13 (7, 1)	1.2	H	7	1	0	0	1	2	0	0	0	1	0	14	32	0.00	1.800			
Bob Howry R ERA: 3.54 (9, 1)	1.0	S	3	0	0	0	1	0	0	0	0	0	0	8	10	0.00	0.000			

Batter	1	2	3	4	5	6	7	8	9	AB	R	H	RBI	BB	SO	LOB	BOTTOM			
Tony Graffanino R OBP: 0.357, SLG: 0.366 (1, 5)							 1-3 2-H			3	0	1	0	0	1	0	Chicago Cubs @ Chicago White Sox Comiskey Park, Chicago, IL Sun Jun 10 2001, 2:05 PM EDT Att: 45,079 - Cloudy - 78 F			
Chris Singleton L OBP: 0.295, SLG: 0.406 (1, 8) (9, 7)										4	1	2	1	0	0	2				
Ray Durham S OBP: 0.349, SLG: 0.461 (1, 4)			 1-2 2-3							4	0	0	0	0	2	4				
Magglio Ordonez R OBP: 0.354, SLG: 0.507 (1, 9)										4	1	1	0	0	0	4				
Carlos Lee R OBP: 0.349, SLG: 0.525 (1, 10)										4	0	0	0	0	1	3				
Jeff Liefer L OBP: 0.270, SLG: 0.400 McKay Christensen L (9, 8)										4	0	1	0	0	0	1				
14 Paul Konerko R OBP: 0.325, SLG: 0.460 (1, 3)										4	0	1	1	0	0	1				
Sandy Alomar Jr. R OBP: 0.305, SLG: 0.355 (1, 2)										3	1	1	0	0	0	0				
Royce Clayton R OBP: 0.184, SLG: 0.175 (1, 6)										3	0	1	0	0	0	2				
Inning Stats	R: 0 E: 0 K: 2 S: 7	H: 3 LOB: 2 BB: 0 P: 13	R: 0 E: 0 K: 1 S: 7	H: 2 LOB: 0 BB: 0 P: 11	R: 0 E: 0 K: 0 S: 6	H: 0 LOB: 0 BB: 0 P: 13	R: 1 E: 0 K: 0 S: 12	H: 1 LOB: 0 BB: 0 P: 17	R: 0 E: 0 K: 0 S: 7	H: 1 LOB: 1 BB: 0 P: 11	R: 1 E: 2 K: 1 S: 11	H: 1 LOB: 2 BB: 0 P: 16	R: 0 E: 0 K: 0 S: 5	H: 0 LOB: 0 BB: 0 P: 7	1B: 7 2B: 0 3B: 0 HR: 1	SF: 0 SAC: 1 DP: 0 HBP: 0	WP: 0 PB: 0 SB: 0 CS: 0	PA: 34		
PITCHER	IP	WLS	BF	H	R	ER	SO	BB	IBB	HBP	BLK	WP	HR	S	P	ERA	WHIP			
Jon Lieber R ERA: 3.18 (1, 1)	8.0	L	34	8	3	2	4	0	0	0	0	0	1	66	95	2.25	1.000			

AB	32
R	1
H	6
RBI	1
BB	4
SO	5
LOB	15



AB	33
R	3
H	8
RBI	2
BB	0
SO	4
LOB	17



Batter	1	2	3	4	5	6	7	8	9	AB	R	H	RBI	BB	SO	LOB	TOP										
Eric Young Sr. R OBP: 0.307, SLG: 0.371	F2		F7														2	0	0	0	2	0	0				
Miguel Cairo R OBP: 0.400, SLG: 0.378			K														4	0	3	0	0	1	0				
Sammy Sosa R OBP: 0.422, SLG: 0.610	F8																4	0	1	0	0	1	5				
Ron Coomer R OBP: 0.345, SLG: 0.346																	3	0	0	0	1	1	5				
Rondell White R OBP: 0.357, SLG: 0.531	K																4	1	0	0	0	2	2				
Joe Girardi R OBP: 0.266, SLG: 0.244																	3	0	0	0	1	0	1				
Gary Matthews S OBP: 0.349, SLG: 0.379			K														4	1	1	2	0	3	1				
15 Julio Zuleta R OBP: 0.288, SLG: 0.414			K														3	0	1	0	0	1	0				
Felix Heredia L OBP: 0.263, SLG: 0.307																	0	0	0	0	0	0	0				
Todd Hundley S OBP: 0.263, SLG: 0.307																	1	0	0	0	0	0	0				
Jason Bere R OBP: 0.200, SLG: 0.250																	2	0	0	0	0	1	0				
Matt Stairs L OBP: 0.382, SLG: 0.493																	2	0	0	0	0	2	2				
Inning Stats	R: 0 E: 0 K: 1 S: 15	H: 1 LOB: 2 BB: 1 P: 22	R: 0 E: 0 K: 2 S: 10	H: 0 LOB: 0 BB: 0 P: 13	R: 0 E: 0 K: 1 S: 5	H: 0 LOB: 0 BB: 0 P: 8	R: 0 E: 0 K: 1 S: 8	H: 1 LOB: 0 BB: 0 P: 11	R: 0 E: 0 K: 1 S: 7	H: 0 LOB: 0 BB: 0 P: 11	R: 0 E: 0 K: 3 S: 14	H: 1 LOB: 2 BB: 1 P: 24	R: 0 E: 0 K: 2 S: 13	H: 1 LOB: 1 BB: 1 P: 22	R: 0 E: 0 K: 0 S: 12	H: 1 LOB: 1 BB: 1 P: 20	R: 2 E: 1 K: 1 S: 14	H: 1 LOB: 0 BB: 0 P: 21	1B: 5 2B: 0 3B: 0 HR: 1	SF: 0 SAC: 0 DP: 2 HBP: 0	WP: 0 PB: 0 SB: 1 CS: 1	PA: 36					
PITCHER	IP	WLS	BF	H	R	ER	SO	BB	IBB	HBP	BLK	WP	HR	S	P	ERA	WHIP										
Randy Johnson L ERA: 2.64	(1, 1)	7.0	W	29	5	0	0	11	4	0	0	0	0	80	126	0.00	1.286										
Byung-Hyun Kim R ERA: 3.95	(8, 1)	1.0	H	2	0	0	0	0	0	0	0	0	0	4	5	0.00	0.000										
Bret Prinz R ERA: 1.0	(9, 1)	0.1	H	3	1	2	1	0	0	0	0	0	1	7	9	27.00	3.000										
Greg Swindell L ERA: 3.13	(9, 1)	0.2	S	2	0	0	0	1	0	0	0	0	0	7	12	0.00	0.000										

Chicago Cubs @ Arizona Diamondbacks
Bank One Ballpark, Phoenix, AZ
Thu Jun 14 2001, 4:35 PM EDT
Att: 40,093 - Dome - 72 F

livebaseballscores.com

AB 32
R 2
H 6
RBI 2
BB 4
SO 12
LOB 16



Batter	1	2	3	4	5	6	7	8	9	AB	R	H	RBI	BB	SO	LOB	BOTTOM										
Craig Counsell L OBP: 0.339, SLG: 0.342	G4-3		G5-3														4	0	1	0	0	0	0				
Jay Bell R OBP: 0.395, SLG: 0.496																	3	0	2	0	1	0	0				
Luis Gonzalez L OBP: 0.437, SLG: 0.726																	4	0	0	0	0	0	4				
Danny Bautista R OBP: 0.329, SLG: 0.408																	4	1	1	0	0	1	4				
Erubiel Durazo L OBP: 0.374, SLG: 0.656																	4	1	2	0	0	1	0				
Steve Finley L OBP: 0.311, SLG: 0.336																	3	1	1	0	1	0	1				
Damian Miller R OBP: 0.308, SLG: 0.333																	3	0	2	3	1	0	1				
Tony Womack L OBP: 0.261, SLG: 0.285																	4	0	0	0	0	1	4				
Randy Johnson R OBP: 0.152, SLG: 0.097																	2	0	0	0	1	1	2				
Byung-Hyun Kim R OBP: 0.311, SLG: 0.336																	0	0	0	0	0	0	0				
Bret Prinz R OBP: 0.311, SLG: 0.336																	0	0	0	0	0	0	0				
Greg Swindell L OBP: 0.311, SLG: 0.336																	0	0	0	0	0	0	0				
Inning Stats	R: 0 E: 0 K: 1 S: 7	H: 0 LOB: 1 BB: 1 P: 16	R: 0 E: 1 K: 0 S: 7	H: 1 LOB: 0 BB: 0 P: 13	R: 0 E: 0 K: 1 S: 8	H: 0 LOB: 0 BB: 0 P: 13	R: 3 E: 0 K: 0 S: 15	H: 3 LOB: 1 BB: 1 P: 25	R: 0 E: 0 K: 0 S: 10	H: 2 LOB: 2 BB: 0 P: 15	R: 0 E: 0 K: 0 S: 10	H: 1 LOB: 1 BB: 0 P: 10	R: 0 E: 0 K: 2 S: 7	H: 0 LOB: 1 BB: 1 P: 16	R: 0 E: 0 K: 0 S: 0	H: 0 LOB: 1 BB: 1 P: 16	1B: 8 2B: 2 3B: 0 HR: 0	SF: 0 SAC: 0 DP: 1 HBP: 0	WP: 0 PB: 0 SB: 0 CS: 0	PA: 35							
PITCHER	IP	WLS	BF	H	R	ER	SO	BB	IBB	HBP	BLK	WP	HR	S	P	ERA	WHIP										
Jason Bere R ERA: 5.0	(1, 1)	6.0	L	27	8	3	3	2	3	0	0	0	0	57	97	4.50	1.833										
Felix Heredia L ERA: 4.29	(7, 1)	2.0		8	1	0	0	2	1	0	0	0	0	15	26	0.00	1.000										

Chicago Cubs @ Arizona Diamondbacks
Bank One Ballpark, Phoenix, AZ
Thu Jun 14 2001, 4:35 PM EDT
Att: 40,093 - Dome - 72 F

livebaseballscores.com

AB 31
R 3
H 9
RBI 3
BB 4
SO 4
LOB 16



Batter	1	2	3	4	5	6	7	8	9	AB	R	H	RBI	BB	SO	LOB	TOP							
Jacque Jones, L (1, 7) <small>OBP: 0.316, SLG: 0.351</small> Denny Hocking, S (8, PH) <small>OBP: 0.333, SLG: 0.348</small> (8, 6)	G4-3			G4-3	1B			G4-6-3		3	0	1	1	0	0	0	Minnesota Twins @ Chicago Cubs Wrigley Field, Chicago, IL Fri Jun 15 2001, 2:20 PM CDT Att: 39,637 - Overcast - 75 F							
Cristian Guzman, S (1, 6) <small>OBP: 0.345, SLG: 0.506</small> Johan Santana, L (8, 1)	G1-6-3 1B			G3 1B 2B	G4-3			K		4	1	2	0	0	1	1								
Matt Lawton, L (1, 9) <small>OBP: 0.398, SLG: 0.404</small>	G1-6-3 1-2			G3				G5-4-3 1B		4	0	1	0	0	0	2								
Corey Koskie, L (1, 5) <small>OBP: 0.337, SLG: 0.398</small>				G3-6-3 1B	1B HBP			G5-4-3 1-2		3	1	2	0	0	0	1								
Doug Mientkiewicz, L (1, 3) <small>OBP: 0.388, SLG: 0.522</small>	G3-6-3 1-2			G3				G4-3		4	0	1	1	0	0	2								
Torii Hunter, R (1, 8) <small>OBP: 0.294, SLG: 0.475</small>	G5-3			1-3 3-H 0-1 P4				L7		4	0	0	0	0	1	2								
Luis Rivas, R (1, 4) <small>OBP: 0.270, SLG: 0.340</small>				G5-3				K		3	0	0	0	0	2	0								
Tom Prince, R (1, 2) <small>OBP: 0.278, SLG: 0.325</small>				G4-3				G5-3		3	0	0	0	0	0	0								
J.C. Romero, S (1, 1) <small>OBP: 0.500, SLG: 1.000</small> Jack Cressend, R (6, 1) <small>OBP: 0.351, SLG: 0.394</small> Quinton McCracken, S (8, PH) <small>OBP: 0.351, SLG: 0.394</small> (8, 7)	G4-3			G4-3	1B 2B			G4-6-3 1B		2	1	1	0	0	0	0								
Inning Stats	R: 0 E: 0 K: 0 S: 3	H: 1 LOB: 0 BB: 0 P: 6	R: 0 E: 0 K: 0 S: 3	H: 1 LOB: 0 BB: 0 P: 5	R: 0 E: 0 K: 0 S: 5	H: 0 LOB: 0 BB: 0 P: 8	R: 1 E: 0 K: 0 S: 13	H: 2 LOB: 2 BB: 0 P: 22	R: 1 E: 0 K: 1 S: 11	H: 2 LOB: 1 BB: 0 P: 17	R: 0 E: 0 K: 0 S: 5	H: 1 LOB: 0 BB: 0 P: 10	R: 0 E: 0 K: 1 S: 8	H: 0 LOB: 0 BB: 0 P: 13	R: 0 E: 0 K: 1 S: 10	H: 1 LOB: 0 BB: 0 P: 16		R: 1 E: 0 K: 1 S: 8	H: 1 LOB: 0 BB: 0 P: 12	1B: 6 2B: 3 3B: 0 HR: 0	SF: 0 SAC: 0 DP: 4 HBP: 1	WP: 0 PB: 1 SB: 0 CS: 0	PA: 33	
PITCHER	IP WLS BF H R ER SO BB IBB HBP BLK WP HR S P ERA WHIP	7.0 W 27 8 2 2 2 0 0 1 0 0 0 51 87 2.57 1.143	1.0 H 2 0 0 0 1 0 0 0 0 0 0 7 10 0.00 0.000	1.0 S 4 1 1 0 1 0 0 0 0 0 0 8 12 0.00 1.000																				

AB	32
R	3
H	9
RBI	2
BB	0
SO	4
LOB	9



Batter	1	2	3	4	5	6	7	8	9	AB	R	H	RBI	BB	SO	LOB	BOTTOM						
Eric Young Sr., R (1, 4) <small>OBP: 0.314, SLG: 0.387</small>	SH1-3 HBP			HR	1B			G4-3		3	1	2	2	0	0	0	Minnesota Twins @ Chicago Cubs Wrigley Field, Chicago, IL Fri Jun 15 2001, 2:20 PM CDT Att: 39,637 - Overcast - 75 F						
Miguel Cairo, R (1, 5) <small>OBP: 0.379, SLG: 0.354</small>	SH1-3 1-2			K	F9			P6		3	0	0	0	0	1	1							
Sammy Sosa, R (1, 9) <small>OBP: 0.423, SLG: 0.605</small>	FC9-4-2 2-3			BB	HR BB			K		2	1	0	0	2	1	1							
Ron Coomer, R (1, 3) <small>OBP: 0.341, SLG: 0.369</small>				G5-3	F8			K		4	1	1	2	0	1	1							
Rondell White, R (1, 7) <small>OBP: 0.359, SLG: 0.529</small> Tom Gordon, R (9, 1)	G5-3			FC5 1B	1B			L6		3	0	1	0	1	0	0							
Ricky Gutierrez, R (1, 6) <small>OBP: 0.350, SLG: 0.412</small>	HR			F9	G1-3			F8		4	1	1	1	0	0	2							
Gary Matthews, S (1, 8) <small>OBP: 0.349, SLG: 0.378</small>	P5			FC5 1B				P4		3	0	1	0	0	0	0							
Joe Girardi, R (1, 2) <small>OBP: 0.268, SLG: 0.258</small>				SH5-4 HR	K			G6-3		3	1	1	0	0	1	2							
Julian Tavarez, L (1, 1) <small>OBP: 0.158, SLG: 0.111</small> Jeff Fassero, L (8, 1)	SH5-4			SH5-4	FC5			K		2	0	0	0	0	1	2							
Todd Dunwoody, L (9, 7) <small>OBP: 0.258, SLG: 0.300</small>				1-2 2-3				K		0	0	0	0	0	0	0							
Inning Stats	R: 0 E: 0 K: 0 S: 6	H: 0 LOB: 0 BB: 0 P: 12	R: 1 E: 0 K: 0 S: 6	H: 1 LOB: 0 BB: 0 P: 11	R: 2 E: 0 K: 1 S: 8	H: 2 LOB: 1 BB: 1 P: 13	R: 0 E: 0 K: 1 S: 13	H: 2 LOB: 2 BB: 0 P: 20	R: 2 E: 0 K: 0 S: 12	H: 2 LOB: 1 BB: 2 P: 26	R: 0 E: 0 K: 1 S: 10	H: 0 LOB: 0 BB: 0 P: 19	R: 0 E: 0 K: 1 S: 9	H: 0 LOB: 0 BB: 0 P: 12	R: 0 E: 0 K: 1 S: 11	H: 0 LOB: 0 BB: 0 P: 17	1B: 3 2B: 2 3B: 0 HR: 3	SF: 0 SAC: 2 DP: 1 HBP: 1	WP: 0 PB: 0 SB: 0 CS: 1	PA: 33			
PITCHER	IP WLS BF H R ER SO BB IBB HBP BLK WP HR S P ERA WHIP	5.0 L 24 7 5 5 2 3 0 0 0 0 0 19 31 0.00 0.000	2.0 6 0 0 0 2 0 0 0 0 0 0 0 11 17 0.00 0.000	1.0 3 0 0 0 1 0 0 0 0 0 0 0 11 17 0.00 0.000																			

AB	27
R	5
H	7
RBI	5
BB	3
SO	5
LOB	9




Batter	1	2	3	4	5	6	7	8	9	AB	R	H	RBI	BB	SO	LOB	TOP										
Jacque Jones, L (1.7) OBP: 0.319, SLG: 0.368	G3-1		G6-4-3							4	2	2	2	0	0	1	Minnesota Twins @ Chicago Cubs Wrigley Field, Chicago, IL Sat Jun 16 2001, 3:05 PM CDT Att: 40,604 - Sunny - 80 F										
Cristian Guzman, S (1.6) OBP: 0.343, SLG: 0.506	K			G4-3						4	1	1	0	0	2	0											
Matt Lawton, L (1.9) OBP: 0.403, SLG: 0.415	G4-3									4	0	3	2	0	0	0											
Corey Koskie, L (1.5) OBP: 0.337, SLG: 0.402 Casey Blake, R (6.5) OBP: 0.400, SLG: 0.400				P4						3	0	1	0	0	1	2											
Doug Mientkiewicz, L (1.3) OBP: 0.388, SLG: 0.519 Denny Hocking, S (6.3) OBP: 0.331, SLG: 0.345				G3-1						1	0	0	0	0	0	1											
Tori Hunter, R (1.8) OBP: 0.290, SLG: 0.468 Bob Wells, R (6.1)				L7						3	0	1	0	0	0	2											
Travis Miller, R (7.1)										1	0	0	0	0	0	1											
Brian Buchanan, R (8. PH) OBP: 0.313, SLG: 0.491 LaTroy Hawkins, R (8.1)										3	0	0	0	0	0	2											
Luis Rivas, R (1.4) OBP: 0.270, SLG: 0.338										3	0	0	0	0	0	2											
Tom Prince, R (1.2) OBP: 0.266, SLG: 0.310										3	0	0	0	0	0	3											
Brad Thomas, L (1.1) Juan Rincon, R (1.1) OBP: 1.000, SLG: 1.000 Hector Carrasco, R (5.1) Quinton McCracken, S (6. PH) OBP: 0.325, SLG: 0.361 (6.8)										1	0	0	0	0	0	0											
Inning Stats	R: 0 E: 0 K: 1 S: 9	H: 0 LOB: 0 BB: 0 P: 14	R: 0 E: 0 K: 1 S: 8	H: 1 LOB: 1 BB: 0 P: 10	R: 0 E: 0 K: 0 S: 8	H: 1 LOB: 0 BB: 0 P: 14	R: 0 E: 0 K: 0 S: 10	H: 1 LOB: 1 BB: 0 P: 13	R: 0 E: 0 K: 1 S: 8	H: 0 LOB: 0 BB: 0 P: 14	R: 2 E: 0 K: 2 S: 18	H: 4 LOB: 2 BB: 0 P: 28	R: 2 E: 0 K: 2 S: 12	H: 2 LOB: 0 BB: 0 P: 17	R: 0 E: 0 K: 0 S: 16	H: 1 LOB: 1 BB: 0 P: 23	R: 0 E: 0 K: 1 S: 9	H: 0 LOB: 0 BB: 0 P: 14	1B: 6 2B: 3 3B: 0 HR: 1	SF: 0 SAC: 0 DP: 1 HBP: 0	WP: 0 PB: 0 SB: 0 CS: 0	PA: 36					
PITCHER	IP	WLS	BF	H	R	ER	SO	BB	IBB	HBP	BLK	WP	HR	S	P	ERA	WHIP										
Jon Lieber, R (1.1) ERA: 3.32	7.0	W	29	9	4	4	7	0	0	0	0	0	1	73	110	5.14	1.286										
Todd Van Poppel, R (8.1) ERA: 4.09	1.0		4	1	0	0	0	0	0	0	0	0	0	16	23	0.00	1.000										
Kyle Farnsworth, R (9.1) ERA: 2.76	1.0		3	0	0	0	1	0	0	0	0	0	0	9	14	0.00	0.000										

Batter	1	2	3	4	5	6	7	8	9	AB	R	H	RBI	BB	SO	LOB	BOTTOM											
Eric Young Sr., R (1.4) OBP: 0.322, SLG: 0.402	HR									3	2	2	1	2	0	1	Minnesota Twins @ Chicago Cubs Wrigley Field, Chicago, IL Sat Jun 16 2001, 3:05 PM CDT Att: 40,604 - Sunny - 80 F											
Miguel Cairo, R (1.5) OBP: 0.397, SLG: 0.353	HR									3	1	1	0	2	0	3												
Sammy Sosa, R (1.9) OBP: 0.426, SLG: 0.634	HR									4	2	3	5	0	0	2												
Ron Coomer, R (1.3) OBP: 0.344, SLG: 0.365 Todd Van Poppel, R (8.1) OBP: 0.290, SLG: 0.290 Kyle Farnsworth, R (9.1)										4	0	1	0	1	2	2												
Rondell White, R (1.7) OBP: 0.357, SLG: 0.524 Todd Dunwoody, L (7.7) OBP: 0.250, SLG: 0.290										0	0	0	0	0	0	0												
Ricky Gutierrez, R (1.6) OBP: 0.356, SLG: 0.438										0	0	0	0	0	0	0												
Gary Matthews, S (1.8) OBP: 0.345, SLG: 0.372										4	1	1	0	0	2	1												
Joe Girardi, R (1.2) OBP: 0.284, SLG: 0.312										5	2	3	1	0	1	1												
Jon Lieber, L (1.1) OBP: 0.188, SLG: 0.167 15 Julio Zuleta, R (7. PH) OBP: 0.295, SLG: 0.430 (6.3)										2	0	0	0	0	1	2												
Inning Stats	R: 4 E: 0 K: 0 S: 14	H: 4 LOB: 0 BB: 1 P: 30	R: 0 E: 0 K: 0 S: 11	H: 0 LOB: 2 BB: 2 P: 23	R: 1 E: 1 K: 1 S: 15	H: 2 LOB: 2 BB: 0 P: 24	R: 1 E: 0 K: 0 S: 8	H: 1 LOB: 0 BB: 1 P: 16	R: 4 E: 0 K: 3 S: 21	H: 6 LOB: 2 BB: 0 P: 31	R: 0 E: 0 K: 2 S: 11	H: 1 LOB: 1 BB: 0 P: 17	R: 1 E: 0 K: 1 S: 11	H: 1 LOB: 2 BB: 2 P: 21	R: 0 E: 0 K: 1 S: 6	H: 0 LOB: 0 BB: 0 P: 10		1B: 7 2B: 3 3B: 0 HR: 5	SF: 1 SAC: 1 DP: 2 HBP: 0	WP: 0 PB: 0 SB: 0 CS: 0	PA: 44							
PITCHER	IP	WLS	BF	H	R	ER	SO	BB	IBB	HBP	BLK	WP	HR	S	P	ERA	WHIP											
Brad Thomas, L (1.1) ERA: 9.45	0.2	L	6	4	4	4	0	1	0	0	0	0	0	3	11	25	54.00	7.500										
Juan Rincon, R (1.1) ERA: 6.35	3.1		16	3	2	1	1	3	0	0	0	0	1	37	68	2.70	1.800											
Hector Carrasco, R (5.1) ERA: 5.14	1.0		9	6	4	4	3	0	0	0	0	0	1	21	31	36.00	6.000											
Bob Wells, R (6.1) ERA: 4.36	1.0		4	1	0	0	2	0	0	0	0	0	0	11	17	0.00	1.000											
Travis Miller, L (7.1) ERA: 5.4	1.0		6	1	1	1	1	2	0	0	0	0	0	11	21	9.00	3.000											
PITCHER	IP	WLS	BF	H	R	ER	SO	BB	IBB	HBP	BLK	WP	HR	S	P	ERA	WHIP											
LaTroy Hawkins, R (8.1) ERA: 3.6	1.0		3	0	0	0	1	0	0	0	0	0	0	6	10	0.00	0.000											

AB	36
R	4
H	10
RBI	4
BB	0
SO	8
LOB	14



AB	36
R	11
H	15
RBI	11
BB	6
SO	8
LOB	18



Batter	1	2	3	4	5	6	7	8	9	AB	R	H	RBI	BB	SO	LOB	TOP									
Eric Young Sr. R OBP: 0.319, SLG: 0.408	F8		HR		F9			F8		4	1	1	1	0	0	1	Chicago Cubs @ St. Louis Cardinals Busch Stadium, St. Louis, MO Mon Jun 18 2001, 7:10 PM CDT Att: 40,016 - Sunny - 92 F									
Ricky Gutierrez R OBP: 0.352, SLG: 0.445	F8		K			L8		G1-3		4	0	0	0	0	1	0										
Sammy Sosa R OBP: 0.428, SLG: 0.654	K			K		HR		G6-3		4	1	1	1	0	2	0										
Matt Stairs L OBP: 0.381, SLG: 0.480		K		K		K		K		4	0	0	0	0	4	0										
Rondell White R OBP: 0.363, SLG: 0.536								G6-3		4	0	3	0	0	0	0										
Todd Hundley S OBP: 0.295, SLG: 0.295		2B		1B		2B				3	0	0	0	0	3	3										
Joe Girardi R OBP: 0.282, SLG: 0.309		K		K		K		G6-3		1	0	0	0	0	0	0										
Ron Coomer R OBP: 0.333, SLG: 0.352		G5-3			G5-3		K			3	0	0	0	0	1	1										
Gary Matthews S OBP: 0.337, SLG: 0.361			F9		F7		G5-3			3	0	0	0	0	0	0										
Kevin Tapani R OBP: 0.200, SLG: 0.158			K				P4			1	0	0	0	1	1	0										
Miguel Cairo R OBP: 0.391, SLG: 0.346										1	0	0	0	0	0	0										
Felix Heredia L OBP: 0.250, SLG: 0.250										0	0	0	0	0	0	0										
Todd Van Poppel R OBP: 0.250, SLG: 0.250										0	0	0	0	0	0	0										
Inning Stats	R: 0 E: 0 K: 1 S: 6	H: 0 LOB: 0 BB: 0 P: 9	R: 0 E: 0 K: 2 S: 9	H: 1 LOB: 1 BB: 0 P: 13	R: 1 E: 0 K: 2 S: 11	H: 1 LOB: 0 BB: 0 P: 19	R: 0 E: 0 K: 3 S: 11	H: 1 LOB: 1 BB: 0 P: 15	R: 0 E: 0 K: 2 S: 6	H: 0 LOB: 1 BB: 1 P: 12	R: 1 E: 0 K: 2 S: 16	H: 2 LOB: 1 BB: 0 P: 21	R: 0 E: 0 K: 1 S: 12	H: 0 LOB: 0 BB: 0 P: 15	R: 0 E: 0 K: 0 S: 6	H: 0 LOB: 0 BB: 0 P: 8	R: 0 E: 0 K: 1 S: 9	H: 0 LOB: 0 BB: 0 P: 14	1B: 1 2B: 2 3B: 0 HR: 2	SF: 0 SAC: 0 DP: 0 HBP: 0	WP: 0 PB: 0 SB: 0 CS: 0	PA: 33				
PITCHER	IP	WLS	BF	H	R	ER	SO	BB	IBB	HBP	BLK	WP	HR	S	P	ERA	WHIP									
Darryl Kile R ERA: 3.42	(1, 1)	7.0	W	27	5	2	2	11	1	0	0	0	0	2	71	104	2.57	0.857								
Mike Timlin R ERA: 3.59	(8, 1)	1.0		3	0	0	0	0	0	0	0	0	0	6	8	0.00	0.000									
Dave Veres R ERA: 2.12	(9, 1)	1.0		3	0	0	0	1	0	0	0	0	0	9	14	0.00	0.000									

Chicago Cubs @ St. Louis Cardinals
 Busch Stadium, St. Louis, MO
 Mon Jun 18 2001, 7:10 PM CDT
 Att: 40,016 - Sunny - 92 F

AB 32
 R 2
 H 5
 RBI 2
 BB 1
 SO 12
 LOB 5



Batter	1	2	3	4	5	6	7	8	9	AB	R	H	RBI	BB	SO	LOB	BOTTOM									
Fernando Vina L OBP: 0.362, SLG: 0.400	1B	FC5			F8		SH5-4 15 HR PB	P1-3		5	1	3	1	0	0	1	Chicago Cubs @ St. Louis Cardinals Busch Stadium, St. Louis, MO Mon Jun 18 2001, 7:10 PM CDT Att: 40,016 - Sunny - 92 F									
Placido Polanco R OBP: 0.373, SLG: 0.390	1B	FC5			15 WP HR		SH5-4			3	1	2	0	0	0	2										
15 Jim Edmonds L OBP: 0.396, SLG: 0.521	F8		F9		HR		HR			3	2	1	2	0	0	2										
Mark McGwire R OBP: 0.317, SLG: 0.521	K		P4		HR		K			4	1	1	3	0	2	2										
5 Albert Pujols R OBP: 0.411, SLG: 0.649	FC4-6		F8		G1-3					4	0	1	0	0	0	2										
Ray Lankford L OBP: 0.381, SLG: 0.537		K		K		BB		F7		3	0	0	0	1	2	1										
Edgar Renteria R OBP: 0.276, SLG: 0.338		K		G5-3		L8		G4-3		4	0	0	0	0	1	1										
Mike Matheny R OBP: 0.299, SLG: 0.303		1B 1B		G5-3		F8				4	1	2	0	0	0	1										
Darryl Kile R OBP: 0.222, SLG: 0.182	(1, 1)	E8			K		F3			3	0	1	0	0	1	1										
29 Stubby Clapp L OBP: 0.276, SLG: 0.338	(8, PH)	FC5 1B						K		1	0	0	0	0	1	1										
Dave Veres R ERA: 3.86	(9, 1)	1B								0	0	0	0	0	0	0										
Inning Stats	R: 0 E: 0 K: 1 S: 12	H: 2 LOB: 2 BB: 0 P: 17	R: 1 E: 1 K: 2 S: 18	H: 3 LOB: 2 BB: 0 P: 25	R: 0 E: 0 K: 0 S: 4	H: 0 LOB: 0 BB: 0 P: 8	R: 0 E: 0 K: 1 S: 6	H: 0 LOB: 0 BB: 0 P: 8	R: 3 E: 0 K: 1 S: 10	H: 2 LOB: 0 BB: 0 P: 17	R: 0 E: 0 K: 0 S: 7	H: 0 LOB: 1 BB: 1 P: 12	R: 2 E: 0 K: 1 S: 11	H: 3 LOB: 1 BB: 0 P: 20	R: 0 E: 0 K: 1 S: 9	H: 1 LOB: 1 BB: 0 P: 11	1B: 9 2B: 0 3B: 0 HR: 2	SF: 0 SAC: 1 DP: 0 HBP: 1	WP: 1 PB: 1 SB: 0 CS: 0	PA: 37						
PITCHER	IP	WLS	BF	H	R	ER	SO	BB	IBB	HBP	BLK	WP	HR	S	P	ERA	WHIP									
Kevin Tapani R ERA: 4.65	(1, 1)	6.0	L	27	7	4	4	5	1	0	1	0	0	1	4	9	6.00	1.333								
Felix Heredia L ERA: 4.98	(7, 1)	0.1		3	2	2	2	0	0	0	0	0	1	4	9	54.00	6.000									
Todd Van Poppel R ERA: 3.86	(7, 1)	1.2		7	2	0	0	2	0	0	0	0	0	16	22	0.00	1.200									

Chicago Cubs @ St. Louis Cardinals
 Busch Stadium, St. Louis, MO
 Mon Jun 18 2001, 7:10 PM CDT
 Att: 40,016 - Sunny - 92 F

AB 34
 R 6
 H 11
 RBI 6
 BB 1
 SO 7
 LOB 14



Batter	1	2	3	4	5	6	7	8	9	AB	R	H	RBI	BB	SO	LOB	TOP		
Eric Young Sr., R OBP: 0.316, SLG: 0.399 (1, 4)	F2	F7			G1-3		1B HR BB	G5-3		4	1	0	0	1	0	1			
Ricky Gutierrez, R OBP: 0.359, SLG: 0.452 (1, 6)	P3		1B		1B		1B HR 1B		HR BB	4	2	3	0	1	0	0			
Sammy Sosa, R OBP: 0.434, SLG: 0.679 (1, 9)	1B		F7		F8		HR		HR	5	2	3	6	0	0	2			
Rondell White, R OBP: 0.364, SLG: 0.539 (7, PR) Todd Dumwoody, L OBP: 0.270, SLG: 0.333 (7, 7)	F9		K		G5-3		F8 2B		K	4	0	1	0	0	1	3			
Ron Coomer, R OBP: 0.338, SLG: 0.356 (7, 3)		15 1B HR	1B		1B		G3-6-3 1B		F8	5	1	3	0	0	0	1			
15 Julio Zuleta, R OBP: 0.293, SLG: 0.423 Miguel Cairo, R OBP: 0.412, SLG: 0.375 (7, 5)	HR 1B		K		K		K		L4	4	1	1	0	0	3	5			
Gary Matthews, S OBP: 0.333, SLG: 0.380 (1, 8)	HR				F5		G3-6-3 1-2		SH5-4 2B	4	1	2	3	0	0	1			
Robert Machado, R (1, 2)	HBP		K		K		P6		SH5-4	2	0	0	0	0	1	0			
Julian Tavarez, L OBP: 0.182, SLG: 0.100 (8, PH) Matt Stairs, L OBP: 0.379, SLG: 0.477 Courtney Duncan, L (8, 1) Tom Gordon, R (9, 1)	P5-4		K		K		1B BB HR BB		F7	2	1	0	0	1	1	1			
Inning Stats	R: 0 E: 0 K: 0 S: 8	H: 1 LOB: 1 BB: 0 P: 12	R: 3 E: 0 K: 0 S: 11	H: 3 LOB: 0 BB: 0 P: 17	R: 0 E: 0 K: 2 S: 9	H: 2 LOB: 2 BB: 0 P: 13	R: 0 E: 0 K: 2 S: 9	H: 0 LOB: 0 BB: 0 P: 10	R: 0 E: 0 K: 1 S: 6	H: 1 LOB: 1 BB: 0 P: 6	R: 4 E: 0 K: 1 S: 18	H: 3 LOB: 2 BB: 2 P: 31	R: 0 E: 0 K: 0 S: 6	H: 1 LOB: 1 BB: 0 P: 9	R: 2 E: 0 K: 1 S: 10	H: 1 LOB: 1 BB: 1 P: 21	1B: 8 2B: 3 3B: 0 HR: 3	SF: 0 SAC: 1 DP: 2 HBP: 1	WP: 0 PA: 42 PB: 0 SB: 0 CS: 0
PITCHER	IP	WLS	BF	H	R	ER	SO	BB	IBB	HBP	BLK	WP	HR	S	P	ERA	WHIP		
Mike Matthews, L ERA: 3.86	(1, 1)	4.0	L	18	6	3	3	4	0	0	1	0	0	1	37	52	6.75	1.500	
Gene Stechschulte, R ERA: 3.86	(5, 1)	2.0		7	2	0	0	1	0	0	0	0	0	0	17	23	0.00	1.000	
Mike James, R ERA: 4.45	(7, 1)	0.1		3	0	2	2	0	2	0	0	0	0	0	7	16	54.00	6.000	
Jason Christiansen, L ERA: 5.0	(7, 1)	0.0		3	3	2	2	0	0	0	0	0	1	6	8	=	=		
Luther Hackman, R ERA: 10.8	(7, 1)	1.2		8	2	2	2	1	1	0	0	0	0	1	14	25	10.80	1.800	
PITCHER	IP	WLS	BF	H	R	ER	SO	BB	IBB	HBP	BLK	WP	HR	S	P	ERA	WHIP		
Steve Kline, L ERA: 1.39	(9, 1)	1.0		3	0	0	0	1	0	0	0	0	0	0	7	12	0.00	0.000	

Chicago Cubs @ St. Louis Cardinals
Busch Stadium, St. Louis, MO
Wed Jun 20 2001, 6:05 PM CDT
Att: 41,968 - Cloudy - 77 F

AB	37
R	9
H	13
RBI	9
BB	3
SO	7
LOB	15



Batter	1	2	3	4	5	6	7	8	9	AB	R	H	RBI	BB	SO	LOB	BOTTOM		
Fernando Vina, L OBP: 0.362, SLG: 0.398 (1, 4)	FC1-6 1B	F8		G6-3			G3		F8	5	0	1	0	0	0	3			
Placido Polanco, R OBP: 0.376, SLG: 0.396 (1, 5)	FC1-6 15 1B SF7		G5-3 15 BB		K		1B		15 1B 2B	5	2	3	0	0	1	1			
15 Jim Edmonds, L OBP: 0.402, SLG: 0.525 (1, 8)	5 BB 1B		G5-3 BB		K		K		2B 1B	4	0	2	1	1	2	1			
Mark McGwire, R OBP: 0.297, SLG: 0.475 (1, 3)	SF7		G5-3		G5-3		F7		K	4	0	0	1	0	1	4			
5 Albert Pujols, R OBP: 0.409, SLG: 0.643 (1, 9)	BB		G3		G3		1B 3B		F9	4	1	1	0	1	1	2			
Ray Lankford, L OBP: 0.382, SLG: 0.533 (1, 7)	K		G4-3		G4-3		G5-3 S 1B		HBP	3	0	1	1	0	1	2			
Edgar Renteria, R OBP: 0.272, SLG: 0.336 (1, 6)	G4-3		G4-3		G4-3		K		K	4	0	1	0	0	2	2			
Mike Matheny, R OBP: 0.304, SLG: 0.308 (1, 2)	FC2-6 1B		G6-4-3		G6-4-3		G5-3		K	4	0	1	0	0	1	3			
Mike Matheny, L Kerry Robinson, L Gene Stechschulte, R 20 Bobby Chace, L Mike James, R Jason Christiansen, R Luther Hackman, R Steve Kline, S Craig Hahn, R	FC2-6		BB		L9		L9		HR	1	0	0	0	0	0	1			
Inning Stats	R: 1 E: 0 K: 1 S: 17	H: 2 LOB: 2 BB: 1 P: 27	R: 0 E: 0 K: 0 S: 9	H: 1 LOB: 1 BB: 0 P: 13	R: 0 E: 0 K: 0 S: 8	H: 1 LOB: 1 BB: 1 P: 18	R: 0 E: 0 K: 0 S: 8	H: 1 LOB: 2 BB: 1 P: 13	R: 0 E: 0 K: 2 S: 16	H: 2 LOB: 1 BB: 0 P: 22	R: 0 E: 0 K: 1 S: 9	H: 1 LOB: 1 BB: 0 P: 14	R: 0 E: 0 K: 2 S: 12	H: 0 LOB: 1 BB: 0 P: 19	R: 2 E: 0 K: 2 S: 14	H: 3 LOB: 1 BB: 0 P: 23	1B: 7 2B: 2 3B: 1 HR: 1	SF: 1 SAC: 0 DP: 0 HBP: 1	WP: 0 PA: 41 PB: 0 SB: 3 CS: 0
PITCHER	IP	WLS	BF	H	R	ER	SO	BB	IBB	HBP	BLK	WP	HR	S	P	ERA	WHIP		
Julian Tavarez, R ERA: 3.32	(1, 1)	7.0	W	31	8	2	2	5	3	0	0	0	0	0	75	118	2.57	1.571	
Courtney Duncan, R ERA: 3.03	(8, 1)	1.0		4	0	0	0	2	0	0	1	0	0	12	19	0.00	0.000		
Tom Gordon, R ERA: 3.93	(9, 1)	1.0		6	3	2	2	2	0	0	0	0	0	1	14	23	18.00	3.000	

Chicago Cubs @ St. Louis Cardinals
Busch Stadium, St. Louis, MO
Wed Jun 20 2001, 6:05 PM CDT
Att: 41,968 - Cloudy - 77 F

AB	36
R	4
H	11
RBI	4
BB	3
SO	9
LOB	20



Batter	1	2	3	4	5	6	7	8	9	AB	R	H	RBI	BB	SO	LOB	TOP					
Eric Young Sr. R OBP: 0.321, SLG: 0.399 (1,4)										3	0	1	0	2	0	1	Chicago Cubs @ St. Louis Cardinals Busch Stadium, St. Louis, MO Thu Jun 21 2001, 12:40 PM CDT Att: 47,950 - Cloudy - 71 F					
Gary Matthews S OBP: 0.381, SLG: 0.381 (1,8)										5	1	1	0	0	2	5						
Sammy Sosa R OBP: 0.430, SLG: 0.668 (1,9)										4	1	0	0	1	1	2						
Matt Stairs L OBP: 0.387, SLG: 0.474 (1,3)										1	0	0	0	3	1	1						
Miguel Cairo R OBP: 0.420, SLG: 0.386 (7, PR) (7, 5)										1	1	1	0	0	0	0						
Ron Coomer R OBP: 0.333, SLG: 0.350 (1, 5) (7, 3)										5	0	1	1	0	0	4						
Ricky Gutierrez R OBP: 0.384, SLG: 0.453 (1, 6)										4	0	2	2	1	1	2						
Todd Dunwoody L OBP: 0.262, SLG: 0.390 (1, 7)										5	1	1	1	0	1	3						
Joe Girardi R OBP: 0.288, SLG: 0.317 (1, 2)										4	1	1	0	0	1	2						
Jon Lieber L OBP: 0.171, SLG: 0.152 (1, 1)										3	0	0	0	0	1	2						
Rondell White R OBP: 0.366, SLG: 0.545 (8, PH)										1	0	1	1	0	0	0						
Jeff Fassero L OBP: 0.362, SLG: 0.393 (8, 1)										0	0	0	0	0	0	0						
Tom Gordon R OBP: 0.362, SLG: 0.393 (9, 1)										0	0	0	0	0	0	0						
Inning Stats	R: 0 E: 0 K: 2 S: 9	H: 0 LOB: 1 BB: 1 P: 19	R: 0 E: 1 K: 2 S: 11	H: 0 LOB: 2 BB: 1 P: 21	R: 1 E: 0 K: 1 S: 12	H: 2 LOB: 2 BB: 1 P: 23	R: 1 E: 1 K: 0 S: 13	H: 1 LOB: 1 BB: 0 P: 20	R: 1 E: 0 K: 1 S: 9	H: 1 LOB: 1 BB: 2 P: 23	R: 0 E: 0 K: 1 S: 14	H: 1 LOB: 1 BB: 0 P: 19	R: 0 E: 0 K: 1 S: 6	H: 0 LOB: 1 BB: 1 P: 12	R: 1 E: 0 K: 1 S: 13	H: 2 LOB: 2 BB: 1 P: 21	R: 1 E: 0 K: 0 S: 8	H: 2 LOB: 1 BB: 0 P: 13	1B: 5 2B: 3 3B: 0 HR: 1	SF: 0 SAC: 0 DP: 2 HBP: 0	WP: 0 PB: 1 SB: 1 CS: 0	PA: 43
PITCHER	IP	WLS	BF	H	R	ER	SO	BB	IBB	HBP	BLK	WP	HR	S	P	ERA	WHIP					
Andy Benes R ERA: 5.91 (1, 1)	5.0	L	25	4	3	3	6	5	0	0	0	0	1	54	106	5.40	1.800					
Mike Timlin R ERA: 3.69 (6, 1)	2.0		7	1	0	0	1	1	0	0	0	0	0	20	31	0.00	1.000					
Steve Kline L ERA: 1.62 (8, 1)	1.0		6	2	1	1	0	1	0	0	0	0	0	13	21	9.00	3.000					
Dave Veres R ERA: 2.56 (9, 1)	1.0		5	2	1	1	0	0	0	0	0	0	0	8	13	9.00	2.000					

Batter	1	2	3	4	5	6	7	8	9	AB	R	H	RBI	BB	SO	LOB	BOTTOM					
Fernando Vina L OBP: 0.363, SLG: 0.410 (1,4)										4	1	2	1	0	0	2	Chicago Cubs @ St. Louis Cardinals Busch Stadium, St. Louis, MO Thu Jun 21 2001, 12:40 PM CDT Att: 47,950 - Cloudy - 71 F					
Placido Polanco R OBP: 0.373, SLG: 0.394 (1,5) (8,6)										4	0	1	0	0	0	2						
15 Jim Edmonds L OBP: 0.399, SLG: 0.517 (1,8)										3	1	0	0	1	0	1						
5 Albert Pujols R OBP: 0.413, SLG: 0.644 (1,9)										3	0	2	0	1	0	0						
Craig Paquette R OBP: 0.298, SLG: 0.466 (1,3) (8,5)										3	0	0	1	0	0	2						
Ray Lankford L OBP: 0.380, SLG: 0.533 (1,7)										4	0	1	0	0	1	1						
Edgar Renteria R OBP: 0.269, SLG: 0.332 (1,6)										3	0	0	0	0	1	1						
Steve Kline S OBP: 0.362, SLG: 0.393 (8, 1)										0	0	0	0	0	0	0						
Dave Veres R OBP: 0.362, SLG: 0.393 (9, 1)										0	0	0	0	0	0	0						
Kerry Robinson L OBP: 0.362, SLG: 0.393 (9, PH)										1	0	0	0	0	0	0						
Eli Marrero R OBP: 0.298, SLG: 0.420 (1,2)										2	0	1	0	0	0	0						
Mike Matheny R OBP: 0.301, SLG: 0.305 (7,2)										2	0	0	0	0	1	0						
Andy Benes R OBP: 0.148, SLG: 0.222 (1,1)										1	0	0	0	0	1	1						
29 Stubby Clapp L OBP: 0.304, SLG: 0.481 (5, PH)										1	0	0	0	0	1	0						
Mike Timlin R OBP: 0.362, SLG: 0.393 (8, 1)										0	0	0	0	0	0	0						
Mark McGwire R OBP: 0.304, SLG: 0.481 (8, 3)										1	0	1	0	0	0	0						
Inning Stats	R: 1 E: 0 K: 0 S: 8	H: 1 LOB: 0 BB: 0 P: 13	R: 0 E: 0 K: 1 S: 8	H: 0 LOB: 0 BB: 0 P: 10	R: 0 E: 0 K: 1 S: 7	H: 1 LOB: 1 BB: 0 P: 11	R: 1 E: 0 K: 0 S: 14	H: 2 LOB: 1 BB: 1 P: 22	R: 0 E: 0 K: 1 S: 11	H: 1 LOB: 1 BB: 0 P: 17	R: 0 E: 0 K: 0 S: 9	H: 1 LOB: 1 BB: 0 P: 15	R: 0 E: 0 K: 1 S: 9	H: 1 LOB: 1 BB: 0 P: 13	R: 0 E: 0 K: 0 S: 9	H: 0 LOB: 0 BB: 1 P: 16	R: 0 E: 0 K: 1 S: 9	H: 0 LOB: 0 BB: 0 P: 13	1B: 6 2B: 1 3B: 0 HR: 1	SF: 1 SAC: 0 DP: 1 HBP: 0	WP: 0 PB: 0 SB: 0 CS: 0	PA: 35
PITCHER	IP	WLS	BF	H	R	ER	SO	BB	IBB	HBP	BLK	WP	HR	S	P	ERA	WHIP					
Jon Lieber R ERA: 3.27 (1, 1)	7.0		28	7	2	2	4	1	0	0	0	0	0	9	16	0.00	2.000					
Jeff Fassero L ERA: 2.45 (8, 1)	1.0	H	4	1	0	0	0	1	0	0	0	0	0	9	16	0.00	2.000					
Tom Gordon R ERA: 3.72 (9, 1)	1.0	S	3	0	0	0	1	0	0	0	0	0	0	9	13	0.00	0.000					

Chicago Cubs @ St. Louis Cardinals
 Busch Stadium, St. Louis, MO
 Thu Jun 21 2001, 12:40 PM CDT
 Att: 47,950 - Cloudy - 71 F

AB	36
R	5
H	9
RBI	5
BB	7
SO	8
LOB	22



Chicago Cubs @ St. Louis Cardinals
 Busch Stadium, St. Louis, MO
 Thu Jun 21 2001, 12:40 PM CDT
 Att: 47,950 - Cloudy - 71 F

AB	32
R	2
H	8
RBI	2
BB	2
SO	5
LOB	10



Batter	1	2	3	4	5	6	7	8	9	AB	R	H	RBI	BB	SO	LOB	TOP		
Devon White, S (1, 8) OBP: 0.376, SLG: 0.533	F5		G5-3		F5			F2		4	0	0	1	0	0	1			
Mark Loretta, R (1, 6) OBP: 0.350, SLG: 0.318 Chad Fox, R (8, 1)	K		G6-3				F8	G6-3		4	0	0	0	0	0	1			
David Weathers, R (8, 1) Henry Blanco, R (9, 2) OBP: 0.280, SLG: 0.306										0	0	0	0	0	0	0			
Jeromy Burnitz, L (1, 9) OBP: 0.388, SLG: 0.568	K				F7				BB	2	0	0	0	2	1	0			
Richie Sexson, R (1, 3) OBP: 0.314, SLG: 0.474									BB	3	1	2	0	1	1	1			
Tyler Houston, L (1, 5) OBP: 0.383, SLG: 0.551 Luis Lopez, S (9, PR) OBP: 0.250, SLG: 0.297									BB	3	0	2	0	1	1	1			
Angel Echevarria, R (1, 7) OBP: 0.350, SLG: 0.500 James Mouton, R (7, 7) OBP: 0.295, SLG: 0.357									BB	3	0	0	0	0	1	4			
Raul Casanova, S (1, 2) OBP: 0.263, SLG: 0.505 Curt Leskanic, R (9, 1)									BB	3	0	0	0	1	0	4			
Ronnie Belliard, R (1, 4) OBP: 0.351, SLG: 0.394									BB	3	1	0	0	1	1	3			
Jimmy Haynes, R (1, 1) OBP: 0.200, SLG: 0.207 Alex Sanchez, L (8, PH) OBP: 0.263, SLG: 0.235 José Hernández, R (8, 6) OBP: 0.306, SLG: 0.454									BB	1	0	0	0	0	0	0			
Inning Stats	R: 0 E: 0 K: 2 S: 8	H: 0 LOB: 0 BB: 0 P: 12	R: 0 E: 0 K: 1 S: 9	H: 1 LOB: 1 BB: 1 P: 15	R: 1 E: 0 K: 0 S: 7	H: 0 LOB: 0 BB: 1 P: 14	R: 0 E: 0 K: 0 S: 6	H: 1 LOB: 2 BB: 1 P: 13	R: 0 E: 0 K: 1 S: 5	H: 0 LOB: 0 BB: 0 P: 8	R: 0 E: 0 K: 0 S: 9	H: 0 LOB: 0 BB: 1 P: 13	R: 1 E: 0 K: 0 S: 10	H: 3 LOB: 2 BB: 2 P: 24	1B: 5 2B: 0 3B: 0 HR: 0	SF: 0 SAC: 1 DP: 3 HBP: 0	WP: 0 PB: 1 CS: 0	PA: 35	
PITCHER	IP	WLS	BF	H	R	ER	SO	BB	IBB	HBP	BLK	WP	HR	S	P	ERA	WHIP		
34 Kerry Wood, R (1, 1) ERA: 3.57	8.1	L	33	5	2	2	6	6	0	0	0	0	0	66	111	2.16	1.320		
Felix Heredia, L (9, 1) ERA: 4.98	0.0		1	0	0	0	0	1	0	0	0	0	0	4	4	∞	∞		
Courtney Duncan, R (9, 1) ERA: 2.97	0.2		1	0	0	0	0	0	0	0	0	0	0	3	5	0.00	0.000		

Milwaukee Brewers @ Chicago Cubs
Wrigley Field, Chicago, IL
Fri Jun 22 2001, 2:20 PM CDT
Att: 39,703 - Sunny - 77 F

AB 27
R 2
H 5
RBI 2
BB 7
SO 6
LOB 15





Batter	1	2	3	4	5	6	7	8	9	AB	R	H	RBI	BB	SO	LOB	BOTTOM					
Eric Young Sr., R (1, 4) OBP: 0.323, SLG: 0.400									G6-3	4	0	2	1	0	0	3						
Todd Dunwoody, L (1, 7) OBP: 0.291, SLG: 0.364										3	0	0	0	1	1	3						
Sammy Sosa, R (1, 9) OBP: 0.428, SLG: 0.661										4	0	1	0	0	1	2						
Matt Stairs, L (1, 3) OBP: 0.389, SLG: 0.468										2	0	0	0	2	0	2						
Ron Coomer, R (1, 5) OBP: 0.325, SLG: 0.340										4	0	0	0	0	1	6						
Ricky Gutierrez, R (1, 6) OBP: 0.358, SLG: 0.444										4	0	0	0	0	1	4						
Gary Matthews, S (1, 8) OBP: 0.328, SLG: 0.378										4	0	1	0	0	1	1						
Joe Girardi, R (1, 2) OBP: 0.296, SLG: 0.317										3	1	1	0	1	1	1						
34 Kerry Wood, R (1, 1) OBP: 0.233, SLG: 0.241 Felix Heredia, L (9, 1) ERA: 1.95 Courtney Duncan, L (9, 1) Rondell White, R (9, PH) OBP: 0.365, SLG: 0.543										1	0	0	0	1	0	1						
Inning Stats	R: 0 E: 0 K: 2 S: 11	H: 1 LOB: 2 BB: 1 P: 21	R: 0 E: 0 K: 2 S: 9	H: 0 LOB: 0 BB: 0 P: 14	R: 0 E: 0 K: 1 S: 7	H: 0 LOB: 1 BB: 1 P: 14	R: 0 E: 0 K: 0 S: 7	H: 0 LOB: 1 BB: 1 P: 11	R: 1 E: 0 K: 0 S: 9	H: 2 LOB: 0 BB: 0 P: 10	R: 0 E: 1 K: 0 S: 6	H: 0 LOB: 1 BB: 0 P: 11	R: 0 E: 1 K: 0 S: 8	H: 1 LOB: 1 BB: 0 P: 10	R: 0 E: 0 K: 0 S: 12	H: 1 LOB: 2 BB: 1 P: 19	R: 0 E: 0 K: 1 S: 10	H: 0 LOB: 1 BB: 1 P: 18	1B: 5 2B: 0 3B: 0 HR: 0	SF: 0 SAC: 2 DP: 1 HBP: 0	WP: 0 PB: 0 CS: 1	PA: 37
PITCHER	IP	WLS	BF	H	R	ER	SO	BB	IBB	HBP	BLK	WP	HR	S	P	ERA	WHIP					
Jimmy Haynes, R (1, 1) ERA: 4.23	7.0		28	4	1	1	5	2	1	0	0	0	0	57	91	1.29	0.857					
Chad Fox, R (8, 1) ERA: 1.95	0.1		3	1	0	0	0	1	0	0	0	0	0	8	12	0.00	6.000					
David Weathers, R (8, 1) ERA: 2.09	0.2	W	2	0	0	0	0	0	0	0	0	0	0	4	7	0.00	0.000					
Curt Leskanic, R (9, 1) ERA: 3.94	1.0	S	4	0	0	0	1	1	0	0	0	0	0	10	18	0.00	1.000					

Milwaukee Brewers @ Chicago Cubs
Wrigley Field, Chicago, IL
Fri Jun 22 2001, 2:20 PM CDT
Att: 39,703 - Sunny - 77 F

AB 30
R 1
H 5
RBI 1
BB 5
SO 6
LOB 24



Batter	1	2	3	4	5	6	7	8	9	AB	R	H	RBI	BB	SO	LOB	TOP			
Alex Sanchez, L (1, 7) OBP: 0.261, SLG: 0.238	L6	G3-1		FC6-4			1B			4	0	1	0	0	0	3	Milwaukee Brewers @ Chicago Cubs Wrigley Field, Chicago, IL Sat Jun 23 2001, 3:05 PM CDT Att: 40,460 - Sunny - 67 F			
Mark Loretta, R (1, 4) OBP: 0.347, SLG: 0.315	1B HR		E5		F9		L8			4	1	1	0	0	0	1				
Devon White, S (1, 8) OBP: 0.374, SLG: 0.526	1B HR		K		F9		G4-3			4	1	1	0	0	1	2				
Jeremy Burnitz, L (1, 9) OBP: 0.382, SLG: 0.559	P6		G1-3		K			K		4	0	0	0	0	2	2				
Richie Sexson, R (1, 3) OBP: 0.317, SLG: 0.486	1B HR			1B 1B		G1-3		K		4	2	3	0	1	0					
Tyler Houston, L (1, 5) OBP: 0.375, SLG: 0.538	K			K		P7		K		4	0	0	0	0	3	1				
José Hernández, R (1, 6) OBP: 0.316, SLG: 0.465		SH3-4 BB		1B 1B				2B		3	0	3	0	1	0	0				
Henry Blanco, R (1, 2) OBP: 0.274, SLG: 0.298	L6		P3		P4			F7		4	0	0	0	0	0	5				
Jamey Wright, R (1, 1) OBP: 0.333, SLG: 0.296	SH3-4									3	0	1	1	0	1	1				
Curt Lesknic, R (9, 1)				FC6-4 1B		G6-3		K		0	0	0	0	0	0	0				
Inning Stats	R: 3 E: 0 K: 1 S: 14	H: 3 LOB: 0 BB: 0 P: 20	R: 0 E: 0 K: 0 S: 9	H: 0 LOB: 1 BB: 1 P: 17	R: 0 E: 1 K: 1 S: 7	H: 0 LOB: 0 BB: 0 P: 11	R: 1 E: 0 K: 1 S: 8	H: 3 LOB: 2 BB: 0 P: 12	R: 0 E: 0 K: 0 S: 13	H: 1 LOB: 1 BB: 0 P: 11	R: 0 E: 0 K: 0 S: 9	H: 1 LOB: 1 BB: 0 P: 10	R: 0 E: 0 K: 3 S: 10	H: 0 LOB: 0 BB: 0 P: 12	R: 0 E: 0 K: 1 S: 7	H: 1 LOB: 1 BB: 0 P: 12	1B: 7 2B: 3 3B: 0 HR: 1	SF: 0 SAC: 1 DP: 2 HBP: 0	WP: 0 PB: 0 SB: 1 CS: 2	PA: 36
PITCHER	IP WLS BF H R ER SO BB IBB HBP BLK WP HR S P ERA WHIP																			
Kevin Tapani, R (1, 1) ERA: 4.75	6.0 L 26 7 4 4 4 1 0 0 0 0 0 1 58 89 6.00 1.333																			
Todd Van Poppel, R (7, 1) ERA: 3.73	1.0 4 1 0 0 0 0 0 0 0 0 0 0 9 10 0.00 1.000																			
Will Ohman, L (8, 1) ERA:	1.0 3 0 0 0 3 0 0 0 0 0 0 0 10 12 0.00 0.000																			
Courtney Duncan, R (9, 1) ERA: 2.88	1.0 3 1 0 0 1 0 0 0 0 0 0 0 7 12 0.00 1.000																			

Batter	1	2	3	4	5	6	7	8	9	AB	R	H	RBI	BB	SO	LOB	BOTTOM					
Eric Young Sr., R (1, 4) OBP: 0.319, SLG: 0.394	G4-3		G3			F9		G5-3		4	0	0	0	0	0	0	Milwaukee Brewers @ Chicago Cubs Wrigley Field, Chicago, IL Sat Jun 23 2001, 3:05 PM CDT Att: 40,460 - Sunny - 67 F					
Ricky Gutierrez, R (1, 6) OBP: 0.360, SLG: 0.443	1B		G1-3			G6-3		G4-3 BB		3	0	1	0	1	0	0						
Sammy Sosa, R (1, 9) OBP: 0.425, SLG: 0.659	L9			G5-3			2B	G4-3		4	0	1	0	0	0	2						
Matt Stairs, L (1, 3) OBP: 0.392, SLG: 0.465	P6			F9			1B	G6-4-3 BB		3	0	1	0	1	0	1						
Rondell White, R (1, 7) OBP: 0.363, SLG: 0.538		G5-3		G1-3			1B	G6-4-3		4	0	1	0	0	0	2						
Miguel Cairo, R (1, 5) OBP: 0.403, SLG: 0.367		G6-3			G5-3		F3			3	0	0	0	0	0	2						
Gary Matthews, S (1, 8) OBP: 0.333, SLG: 0.379					G6-4-3 BB		G1-3			2	0	1	0	1	0	2						
Robert Machado, R (1, 2) OBP: 0.333, SLG: 0.379					G6-4-3			G5-3		3	0	0	0	0	1	2						
Kevin Tapani, R (1, 1) OBP: 0.190, SLG: 0.150					G4-3			G6-3		1	0	0	0	0	0	0						
Austin Coles, S (5, PH) OBP: 0.247, SLG: 0.287										1	0	0	0	0	0	0						
Todd Van Poppel, R (7, 1) OBP: 0.260, SLG: 0.250										0	0	0	0	0	0	0						
Will Ohman, L (8, 1) ERA:										0	0	0	0	0	0	0						
Todd Dunwoody, L (8, PH) OBP: 0.292, SLG: 0.356										1	0	0	0	0	0	0						
Courtney Duncan, L (9, 1) ERA: 3.82										0	0	0	0	0	0	0						
Inning Stats	R: 0 E: 0 K: 0 S: 11	H: 1 LOB: 1 BB: 0 P: 18	R: 0 E: 0 K: 1 S: 11	H: 1 LOB: 0 BB: 0 P: 20	R: 0 E: 0 K: 0 S: 6	H: 0 LOB: 0 BB: 0 P: 10	R: 0 E: 0 K: 0 S: 6	H: 0 LOB: 0 BB: 0 P: 10	R: 0 E: 0 K: 1 S: 6	H: 0 LOB: 0 BB: 0 P: 10	R: 0 E: 0 K: 0 S: 13	H: 0 LOB: 1 BB: 1 P: 13	R: 0 E: 0 K: 0 S: 6	H: 0 LOB: 0 BB: 0 P: 20	R: 0 E: 0 K: 0 S: 6	H: 0 LOB: 0 BB: 0 P: 10	R: 0 E: 0 K: 0 S: 8	H: 0 LOB: 1 BB: 2 P: 16	1B: 4 2B: 1 3B: 0 HR: 0	SF: 0 SAC: 0 DP: 2 HBP: 0	WP: 0 PB: 0 SB: 0 CS: 0	PA: 32
PITCHER	IP WLS BF H R ER SO BB IBB HBP BLK WP HR S P ERA WHIP																					
Jamey Wright, R (1, 1) ERA: 3.81	8.0 W 29 5 0 0 2 2 0 0 0 0 0 0 69 118 0.00 0.875																					
Curt Lesknic, R (9, 1) ERA: 3.82	1.0 3 0 0 0 0 1 0 0 0 0 0 0 5 9 0.00 1.000																					

Batter	1	2	3	4	5	6	7	8	9	AB	R	H	RBI	BB	SO	LOB	TOP										
Devon White, S OBP: 0.369, SLG: 0.522	G5-3	FC6-4			L6		L7			5	0	1	0	0	0	1	Milwaukee Brewers @ Chicago Cubs Wrigley Field, Chicago, IL Sun Jun 24 2001, 1:20 PM CDT Att: 38,501 - Sunny - 73 F										
Mark Loretta, R OBP: 0.349, SLG: 0.313	1B HR				F8		F9		G6-3	4	1	1	0	1	0	1											
Geoff Jenkins, L OBP: 0.370, SLG: 0.532	1B HR			F7					K	4	1	1	0	1	2	2											
Jeremy Burnitz, L OBP: 0.390, SLG: 0.573	1B HR			K						3	2	2	3	2	1	1											
Richie Sexson, R OBP: 0.311, SLG: 0.477	G4-3			K					K	5	0	0	0	0	3	6											
Tyler Houston, L OBP: 0.372, SLG: 0.549	K				K					4	1	1	2	0	3	0											
José Hernández, R OBP: 0.315, SLG: 0.473		K								4	1	1	1	0	1	0											
Raul Casanova, S OBP: 0.310, SLG: 0.500		K								3	0	1	0	1	1	0											
15 Ben Sheets, R OBP: 0.154, SLG: 0.043										2	0	0	0	1	1	1											
Mike DeJean, R OBP: 0.294, SLG: 0.489										0	0	0	0	0	0	0											
Angel Echevarria, R OBP: 0.226, SLG: 0.419										1	0	0	0	0	0	1											
David Weathers, R OBP: 0.226, SLG: 0.419										0	0	0	0	0	0	0											
Curt Leskanic, R OBP: 0.226, SLG: 0.419										0	0	0	0	0	0	0											
Inning Stats	R: 3 E: 0 K: 1 S: 14	H: 3 LOB: 0 BB: 0 P: 20	R: 0 E: 0 K: 2 S: 13	H: 0 LOB: 1 BB: 1 P: 19	R: 0 E: 0 K: 2 S: 12	H: 0 LOB: 1 BB: 1 P: 21	R: 1 E: 0 K: 2 S: 14	H: 1 LOB: 0 BB: 0 P: 22	R: 0 E: 0 K: 0 S: 8	H: 0 LOB: 2 BB: 2 P: 17	R: 0 E: 0 K: 1 S: 8	H: 0 LOB: 0 BB: 0 P: 11	R: 2 E: 0 K: 1 S: 16	H: 3 LOB: 1 BB: 0 P: 21	R: 0 E: 0 K: 2 S: 11	H: 1 LOB: 2 BB: 1 P: 21	1B: 4 2B: 1 3B: 0 HR: 3	SF: 0 SAC: 0 DP: 0 HBP: 0	WP: 0 PB: 0 SB: 0 CS: 0	PA: 41							
PITCHER	IP	WLS	BF	H	R	ER	SO	BB	IBB	HBP	BLK	WP	HR	S	P	ERA	WHIP										
Jason Bere, R ERA: 4.81	6.0	L	27	4	4	4	8	5	0	0	0	0	2	70	115	6.00	1.500										
Will Ohman, L ERA:	1.0		3	0	0	0	1	0	0	0	0	0	0	8	11	0.00	0.000										
Jeff Fassero, L ERA: 2.91	1.0		3	3	2	2	1	0	0	0	0	0	1	16	21	18.00	3.000										
Kyle Farnsworth, R ERA: 3.12	1.0		5	1	0	0	2	0	1	0	0	0	0	11	21	0.00	1.000										

Batter	1	2	3	4	5	6	7	8	9	AB	R	H	RBI	BB	SO	LOB	BOTTOM										
Miguel Cairo, R OBP: 0.390, SLG: 0.344	L9				K				K	4	0	0	0	1	2	5	Milwaukee Brewers @ Chicago Cubs Wrigley Field, Chicago, IL Sun Jun 24 2001, 1:20 PM CDT Att: 38,501 - Sunny - 73 F										
Ricky Gutierrez, R OBP: 0.358, SLG: 0.439	G4-3									4	0	1	0	0	1	1											
Sammy Sosa, R OBP: 0.423, SLG: 0.656	P4				G5-3					4	1	1	0	0	1	1											
Matt Stairs, L OBP: 0.394, SLG: 0.503										4	2	2	3	0	1	1											
Rondell White, R OBP: 0.358, SLG: 0.530										4	0	0	0	0	0	1											
Ron Coomer, R OBP: 0.316, SLG: 0.331										4	0	0	0	0	1	0											
Gary Matthews, S OBP: 0.337, SLG: 0.382										4	0	2	0	0	1	0											
Joe Girardi, R OBP: 0.294, SLG: 0.308										3	0	0	0	1	2	2											
Jason Bere, R OBP: 0.228, SLG: 0.250										2	0	1	0	0	1	0											
Will Ohman, L ERA: 1.53										0	0	0	0	0	0	0											
15 Julio Zuleta, R OBP: 0.226, SLG: 0.419										1	0	0	0	0	0	1											
Jeff Fassero, L ERA: 2.91										0	0	0	0	0	0	0											
Kyle Farnsworth, R ERA: 3.12										0	0	0	0	0	0	0											
Todd Dunwoody, L OBP: 0.271, SLG: 0.270										1	0	1	0	0	0	0											
Inning Stats	R: 0 E: 0 K: 0 S: 5	H: 0 LOB: 0 BB: 0 P: 10	R: 1 E: 0 K: 0 S: 24	H: 1 LOB: 0 BB: 0 P: 31	R: 0 E: 0 K: 2 S: 10	H: 0 LOB: 1 BB: 1 P: 15	R: 0 E: 0 K: 0 S: 5	H: 0 LOB: 0 BB: 0 P: 9	R: 0 E: 1 K: 2 S: 16	H: 2 LOB: 2 BB: 0 P: 20	R: 2 E: 0 K: 0 S: 11	H: 2 LOB: 1 BB: 0 P: 16	R: 0 E: 0 K: 2 S: 9	H: 1 LOB: 1 BB: 0 P: 19	R: 0 E: 0 K: 2 S: 13	H: 1 LOB: 0 BB: 0 P: 22	R: 0 E: 0 K: 3 S: 15	H: 1 LOB: 2 BB: 1 P: 22	1B: 5 2B: 1 3B: 0 HR: 2	SF: 0 SAC: 0 DP: 0 HBP: 0	WP: 1 PB: 0 SB: 1 CS: 0	PA: 37					
PITCHER	IP	WLS	BF	H	R	ER	SO	BB	IBB	HBP	BLK	WP	HR	S	P	ERA	WHIP										
15 Ben Sheets, R ERA: 3.52	5.1	W	22	5	3	3	4	1	0	0	0	1	2	67	96	5.06	1.125										
Mike DeJean, R ERA: 1.53	1.2	H	6	1	0	0	2	0	0	0	0	1	0	13	24	0.00	0.600										
David Weathers, R ERA: 2.04	1.0	H	4	1	0	0	2	0	0	0	0	0	0	13	22	0.00	1.000										
Curt Leskanic, R ERA: 3.71	1.0	S	5	1	0	0	3	1	0	0	0	0	0	15	22	0.00	2.000										



Batter	1	2	3	4	5	6	7	8	9	AB	R	H	RBI	BB	SO	LOB	TOP				
Darryl Hamilton, L (1, 8) John Franco, L (8, 1)	G4-3			P6		F9		K		4	0	0	0	0	1	0					
Dest Relaford, S (1, 4)	F7			F9		G4-3			G4-3	4	0	0	0	0	0	0					
Robin Ventura, L (1, 5)	F7					G4-3			F7	4	0	1	0	0	0	0					
Todd Zeile, R (1, 3)		L6							G6-3	4	1	1	1	0	1	1					
Mark Johnson, L (1, 9) Alex Escobar, R (7, PR)						F9				1	0	0	0	2	0	0					
Benny Agbayani, R (1, 7)										3	0	1	0	0	2	2					
Todd Pratt, R (1, 2)										3	0	0	0	0	1	2					
Rey Ordenez, R (1, 6) Timo Perez, L (8, PH)										1	0	0	0	1	0	0					
Al Leiter, L (1, 1) Lenny Harris, L (8, PH) Jorge Velandia, R (8, 6)										1	0	0	0	0	0	0					
Inning Stats	R: 0 E: 0 K: 0 S: 5	H: 0 LOB: 0 BB: 0 P: 9	R: 0 E: 0 K: 1 S: 6	H: 0 LOB: 1 BB: 1 P: 15	R: 0 E: 0 K: 1 S: 9	H: 0 LOB: 0 BB: 0 P: 15	R: 0 E: 0 K: 1 S: 14	H: 1 LOB: 1 BB: 0 P: 23	R: 0 E: 0 K: 0 S: 10	H: 0 LOB: 0 BB: 0 P: 16	R: 1 E: 0 K: 1 S: 9	H: 1 LOB: 1 BB: 1 P: 18	R: 0 E: 0 K: 1 S: 8	H: 0 LOB: 0 BB: 0 P: 12	R: 0 E: 0 K: 0 S: 8	H: 0 LOB: 0 BB: 0 P: 11	1B: 2 2B: 1 3B: 0 HR: 1	SF: 0 SAC: 0 DP: 2 HBP: 0	WP: 0 PB: 0 SB: 0 CS: 1	PA: 31	
PITCHER	IP	WLS	BF	H	R	ER	SO	BB	IBB	HBP	BLK	WP	HR	S	P	ERA	WHIP				
Julian Tavarez, R (1, 1) ERA: 3.17	7.0	W	25	3	1	1	4	2	1	0	0	0	1	61	112	1.29	0.714				
Kyle Farnsworth, R (8, 1) ERA: 3.03	1.0	H	3	0	0	0	1	0	0	0	0	0	0	8	12	0.00	0.000				
Tom Gordon, R (9, 1) ERA: 3.54	1.0	S	3	0	0	0	0	0	0	0	0	0	0	8	11	0.00	0.000				

New York Mets @ Chicago Cubs
Wrigley Field, Chicago, IL
Mon Jun 25 2001, 7:05 PM CDT
Att: 40,229 - Sunny - 78 F

AB	28
R	1
H	3
RBI	1
BB	3
SO	5
LOB	7



Batter	1	2	3	4	5	6	7	8	9	AB	R	H	RBI	BB	SO	LOB	BOTTOM				
Eric Young Sr., R (1, 4)	K		G4-3							4	0	2	0	0	1	1					
Miguel Cairo, R (1, 5)	SH									3	0	1	0	0	1	2					
Sammy Sosa, R (1, 9)	K									2	0	0	0	2	2	2					
Ron Coomer, R (1, 3)	G5-4-3									4	0	1	0	0	1	6					
Rondell White, R (1, 7) Todd Dunwoody, L (5, 7)										2	0	0	0	0	0	0					
Ricky Gutierrez, R (1, 6)										2	0	0	0	0	1	1					
Gary Matthews, S (1, 8)										3	0	0	0	1	0	0					
Gary Matthews, S (1, 8)										4	0	0	0	0	1	3					
Robert Machado, R (1, 2)										4	2	2	1	0	0	1					
Julian Tavarez, L (1, 1) 15 Julio Zuleta, R (7, PH) Kyle Farnsworth, R (8, 1) Tom Gordon, R (9, 1)										2	0	1	1	0	1	0					
Inning Stats	R: 0 E: 1 K: 2 S: 9	H: 0 LOB: 1 BB: 0 P: 13	R: 0 E: 0 K: 0 S: 10	H: 0 LOB: 0 BB: 0 P: 15	R: 1 E: 0 K: 0 S: 12	H: 3 LOB: 2 BB: 1 P: 21	R: 0 E: 0 K: 0 S: 6	H: 0 LOB: 0 BB: 0 P: 11	R: 0 E: 0 K: 1 S: 15	H: 1 LOB: 1 BB: 0 P: 22	R: 0 E: 0 K: 1 S: 13	H: 1 LOB: 2 BB: 1 P: 24	R: 1 E: 0 K: 2 S: 15	H: 2 LOB: 2 BB: 1 P: 23	R: 0 E: 1 K: 2 S: 9	H: 0 LOB: 1 BB: 0 P: 13	1B: 2 2B: 4 3B: 0 HR: 1	SF: 0 SAC: 1 DP: 2 HBP: 0	WP: 3 PB: 0 SB: 0 CS: 0	PA: 35	
PITCHER	IP	WLS	BF	H	R	ER	SO	BB	IBB	HBP	BLK	WP	HR	S	P	ERA	WHIP				
Al Leiter, L (1, 1) ERA: 3.44	7.0	L	31	7	2	2	6	1	2	0	0	0	0	9	13	0.00	0.000				
John Franco, L (8, 1) ERA: 3.64	1.0		4	0	0	0	2	0	0	0	0	0	0	9	13	0.00	0.000				

New York Mets @ Chicago Cubs
Wrigley Field, Chicago, IL
Mon Jun 25 2001, 7:05 PM CDT
Att: 40,229 - Sunny - 78 F

AB	31
R	2
H	7
RBI	2
BB	3
SO	8
LOB	16



Batter	1	2	3	4	5	6	7	8	9	AB	R	H	RBI	BB	SO	LOB	TOP										
Jay Payton, R OBP: 0.339, SLG: 0.470 (1, 8)	G4-3		P4			F8		2B		4	1	1	0	0	0	0	New York Mets @ Chicago Cubs Wrigley Field, Chicago, IL Tue Jun 26 2001, 1:20 PM CDT Att: 37,854 - Sunny - 82 F										
Timo Perez, L OBP: 0.314, SLG: 0.356 Dennis Cook, L (8, 1)	G4-3			G4-3		G4-3		2B		4	0	1	1	0	0	0											
31 Mike Piazza, R OBP: 0.331, SLG: 0.517 (1, 2)	F8			G4-3		E8		K		4	0	1	0	0	1	1											
Robin Ventura, L OBP: 0.395, SLG: 0.504 (1, 5)		G3-1			HR	G4-3		G4-3		4	1	1	1	0	0	2											
Todd Zeile, R OBP: 0.356, SLG: 0.387 (1, 3)		FC4-6 1B			K		G1-3		K	4	0	1	0	0	2	0											
Benny Agbayani, R OBP: 0.356, SLG: 0.399 (1, 7)		FC4-6 1-2				G5-3		1B	K	4	0	1	0	0	1	1											
Desi Relaford, S OBP: 0.337, SLG: 0.419 (1, 4)		G4-3				F7		F8	K	4	0	0	0	0	1	2											
Rey Ordenez, R OBP: 0.279, SLG: 0.281 (1, 6)			K			E6		G3		3	0	0	0	0	1	1											
Kevin Appier, R OBP: 0.100, SLG: 0.069 (1, 1) Turk Wendell, L (7, 1) Lenny Harris, L OBP: 0.282, SLG: 0.278 (8, 9)			K			K		G5-3		2	0	0	0	0	2	1											
										0	0	0	0	0	0	0											
										1	0	0	0	0	0	0											
Inning Stats	R: 0 E: 0 K: 0 S: 9	H: 0 LOB: 0 BB: 0 P: 11	R: 0 E: 0 K: 0 S: 8	H: 1 LOB: 1 BB: 0 P: 14	R: 0 E: 0 K: 2 S: 8	H: 0 LOB: 0 BB: 0 P: 10	R: 1 E: 0 K: 1 S: 11	H: 1 LOB: 0 BB: 0 P: 15	R: 0 E: 1 K: 0 S: 10	H: 0 LOB: 1 BB: 0 P: 11	R: 0 E: 0 K: 0 S: 11	H: 1 LOB: 1 BB: 0 P: 11	R: 1 E: 0 K: 3 S: 15	H: 2 LOB: 1 BB: 0 P: 24	R: 0 E: 0 K: 3 S: 9	H: 0 LOB: 0 BB: 0 P: 12	1B: 2 2B: 3 3B: 0 HR: 1	SF: 0 SAC: 0 DP: 0 HBP: 0	WP: 0 PB: 0 SB: 0 CS: 0	PA: 34							
PITCHER	IP	WLS	BF	H	R	ER	SO	BB	IBB	HBP	BLK	WP	HR	S	P	ERA	WHIP										
Jon Lieber, R ERA: 3.22 (1, 1)	7.1	W	29	6	2	2	4	0	0	0	0	0	1	73	100	2.46	0.818										
Kyle Farnsworth, R ERA: 3.0 (8, 1)	0.1	H	1	0	0	0	1	0	0	0	0	0	0	3	4	0.00	0.000										
Jeff Fassero, L ERA: 2.88 (8, 1)	0.1	H	1	0	0	0	0	0	0	0	0	0	0	5	8	0.00	0.000										
Tom Gordon, R ERA: 3.38 (9, 1)	1.0	S	3	0	0	0	3	0	0	0	0	0	0	9	12	0.00	0.000										

AB	34
R	2
H	6
RBI	2
BB	0
SO	8
LOB	8



Batter	1	2	3	4	5	6	7	8	9	AB	R	H	RBI	BB	SO	LOB	BOTTOM										
Eric Young Sr., R OBP: 0.321, SLG: 0.401 (1, 4)	F7		F8		F8		1-2 1B			4	0	1	0	0	0	0	New York Mets @ Chicago Cubs Wrigley Field, Chicago, IL Tue Jun 26 2001, 1:20 PM CDT Att: 37,854 - Sunny - 82 F										
Miguel Cairo, R OBP: 0.381, SLG: 0.338 (1, 5)	WP 1B		F8			G6-3	K			4	1	1	0	0	1	2											
Sammy Sosa, R OBP: 0.419, SLG: 0.641 (1, 9)	K		K			G6-3	K			4	0	0	0	0	3	3											
Matt Stairs, L OBP: 0.391, SLG: 0.497 (1, 3)	WP 2H 1B			G4-3		F7		K		4	0	1	1	0	1	0											
Ricky Gutierrez, R OBP: 0.363, SLG: 0.434 (1, 6)	S BB						2B BB	G6-3		2	1	1	0	2	0	0											
Roosevelt Brown, L OBP: 0.383, SLG: 0.231 (1, 7) Tom Gordon, R (9, 1)	K			F8			2B 2B	F8		4	1	1	0	0	1	3											
Gary Matthews, S OBP: 0.330, SLG: 0.378 (1, 8)		K		G4-3			F8 1B 2B			3	1	1	2	0	1	1											
Joe Girardi, R OBP: 0.287, SLG: 0.300 (1, 2)		F8			G1-3		F8			3	0	0	0	0	0	1											
Jon Lieber, L OBP: 0.184, SLG: 0.167 (1, 1) Kyle Farnsworth, R (8, 1) Jeff Fassero, L (8, 1) Todd Dunwoody, L OBP: 0.260, SLG: 0.354 (9, 7)		G4-3			K		1B 1B			3	0	1	1	0	1	0											
										0	0	0	0	0	0	0											
										0	0	0	0	0	0	0											
Inning Stats	R: 1 E: 0 K: 2 S: 18	H: 2 LOB: 2 BB: 1 P: 29	R: 0 E: 0 K: 1 S: 10	H: 0 LOB: 0 BB: 0 P: 17	R: 0 E: 0 K: 1 S: 7	H: 0 LOB: 0 BB: 0 P: 12	R: 0 E: 0 K: 0 S: 9	H: 1 LOB: 1 BB: 0 P: 14	R: 0 E: 0 K: 1 S: 8	H: 0 LOB: 0 BB: 0 P: 12	R: 0 E: 0 K: 0 S: 5	H: 0 LOB: 0 BB: 0 P: 5	R: 3 E: 0 K: 2 S: 23	H: 4 LOB: 2 BB: 1 P: 35	R: 0 E: 0 K: 1 S: 8	H: 0 LOB: 0 BB: 0 P: 10	1B: 5 2B: 2 3B: 0 HR: 0	SF: 0 SAC: 0 DP: 0 HBP: 0	WP: 2 PB: 0 SB: 3 CS: 0	PA: 33							
PITCHER	IP	WLS	BF	H	R	ER	SO	BB	IBB	HBP	BLK	WP	HR	S	P	ERA	WHIP										
Kevin Appier, R ERA: 4.5 (1, 1)	6.1	L	27	6	4	4	5	2	0	0	0	0	0	69	109	5.68	1.263										
Turk Wendell, R ERA: 3.55 (7, 1)	0.2		3	1	0	0	2	0	0	0	0	0	0	11	15	0.00	1.500										
Dennis Cook, L ERA: 5.13 (8, 1)	1.0		3	0	0	0	1	0	0	0	0	0	0	8	10	0.00	0.000										



Batter	1	2	3	4	5	6	7	8	9	AB	R	H	RBI	BB	SO	LOB	TOP								
Eric Young Sr. R (1.4) OBP: 0.310, SLG: 0.389 Todd Dunwoody L (8.9) OBP: 0.269, SLG: 0.360	2-1 F7		1-1 F9	1-0 F9		0-1 G4-3 2B 2B		1-1 G6-3		5	1	1	2	0	0	2									
Gary Matthews S (1.8) OBP: 0.351, SLG: 0.411	1-1 HR		4-0 F 2B BB		2-2 G6-3	2-2 G4-3		4-2 BB		3	2	1	1	2	0	1									
Sammy Sosa R (1.9) OBP: 0.426, SLG: 0.675 Miguel Cairo R (8.4) OBP: 0.376, SLG: 0.329	3-2 G5-3		1-0 E5 2B 1B		1-1 HR	4-0 2B IBB		1-2 G4-3		4	2	2	1	1	0	1									
Matt Stairs L (1.3) OBP: 0.397, SLG: 0.517	2-0 P6		0-1 1-3 2B		0-1 FC6 1B	2-1 1-H 3-H 2B		2-1 G4-3		5	0	3	3	0	0	0									
Ron Coomer R (1.5) OBP: 0.308, SLG: 0.333		1-2 2B	1-1 F9		0-3 K	2-2 G6-3		0-1 G5-3		5	0	1	0	0	1	4									
Roosevelt Brown L (1.7) OBP: 0.241, SLG: 0.200		1-1 F9		2-2 G6-3	1-0 FC6 1-2		0-0 G6-3		2-3 K	5	0	0	0	0	1	2									
Robert Machado R (1.2) OBP: 0.333, SLG: 0.529		1-2 G5-3		2-1 FC6-4 1B		1-1 SH5-4 2B 1B		1-0 G6-3		4	1	2	0	0	0	1									
Augie Ojeda S (1.6) OBP: 0.244, SLG: 0.263		2-1 F8		1-1 FC6-4 1B 1-2		0-0 SH5-4 2B 1B		1-2 G1-3		4	1	1	0	0	0	2									
Jason Bere R (1.1) OBP: 0.222, SLG: 0.259			0-0 G5-3	1-1 1B		0-1 SH5-4 1-2 2-3		0-3 K		3	0	1	0	0	1	0									
Inning Stats	R: 1 E: 0 K: 0 S: 9	H: 1 LOB: 0 BB: 0 P: 17	R: 0 E: 0 K: 0 S: 11	H: 1 LOB: 1 BB: 0 P: 16	R: 1 E: 1 K: 0 S: 8	H: 2 LOB: 2 BB: 1 P: 15	R: 0 E: 0 K: 0 S: 10	H: 2 LOB: 1 BB: 0 P: 17	R: 1 E: 0 K: 1 S: 11	H: 2 LOB: 1 BB: 0 P: 15	R: 4 E: 0 K: 0 S: 15	H: 4 LOB: 1 BB: 1 P: 26	R: 0 E: 0 K: 0 S: 5	H: 0 LOB: 0 BB: 0 P: 7	R: 0 E: 0 K: 1 S: 14	H: 0 LOB: 1 BB: 1 P: 20	R: 0 E: 0 K: 1 S: 7	H: 0 LOB: 0 BB: 0 P: 11	1B: 6 2B: 4 3B: 0 HR: 2	SF: 0 SAC: 1 DP: 0 HBP: 0	WP: 0 PB: 0 SB: 0 CS: 0	PA: 42			
PITCHER	IP WLS BF H R ER SO BB IBB HBP BLK WP HR S P ERA WHIP	5.1 L 27 10 5 5 1 1 0 0 0 0 2 54 86 8.44 2.062	6.1 3 1 0 0 0 0 0 1 0 0 0 0 5 11 0.00 3.000	6.1 2 1 2 2 0 0 0 0 0 0 0 0 5 9 54.00 3.000	7.1 3.0 10 0 0 0 2 1 0 0 0 0 0 26 38 0.00 0.333																				

Chicago Cubs @ Cincinnati Reds
Cinergy Field, Cincinnati, OH
Fri Jun 29 2001, 7:05 PM EDT
Att: 30,719 - Sunny - 84 F

AB	38
R	7
H	12
RBI	7
BB	3
SO	3
LOB	13



Batter	1	2	3	4	5	6	7	8	9	AB	R	H	RBI	BB	SO	LOB	BOTTOM								
Alex Ochoa R (1.9) OBP: 0.359, SLG: 0.475	1-3 K		1-2 G5-3			0-2 F7			0-0 G4-3	4	0	0	0	0	1	1									
Dmitri Young S (1.7) OBP: 0.357, SLG: 0.471	0-0 G2-3 2B			2-1 2B 1B		1-1 G4-6-3 1B			0-1 HR	4	1	4	1	0	0	0									
Ken Griffey Jr. L (1.8) OBP: 0.370, SLG: 0.476 Jim Brower R (7.1) OBP: 0.333, SLG: 0.400 Michael Tucker L (9.7) OBP: 0.327, SLG: 0.431	1-0 G2-3			1-1 G4-3 1-H 2B		2-2 G4-6-3 1-2		4-2 G6-4-3 1B BB		3	0	1	0	0	0	3									
Sean Casey L (1.3) OBP: 0.385, SLG: 0.520	3-2 G3-1			1-0 G4-3		1-2 L8		0-0 1B		4	0	1	0	0	0	2									
Aaron Boone R (1.5) OBP: 0.332, SLG: 0.448 Ruben Rivera R (8.8) OBP: 0.316, SLG: 0.411		0-2 G1-6-3		1-3 K		1-2 G4-6-3 1B		0-1 G6-4-3		3	0	1	0	0	1	1									
Bill Selby L (1.4) OBP: 0.250, SLG: 0.406		1-3 K			1-3 K		0-1 G4-6-3 1-2			3	0	0	0	0	2	1									
Jason LaRue R (1.2) OBP: 0.299, SLG: 0.414		1-2 F8			0-1 F8			1-0 P3		3	0	0	0	0	0	0									
Pokey Reese R (1.6) OBP: 0.298, SLG: 0.362			1-1 L4		1-1 G5-3			0-1 F8		3	0	0	0	0	0	0									
Brian Reith R (1.1) OBP: 0.182, SLG: 0.182 Scott Sullivan R (8.1) 39 Justin Atchley L (8.1) Brady Clark R (8.7) OBP: 0.394, SLG: 0.552			0-0 F9			1-2 1B 1B		0-3 K		1	0	0	0	0	0	0									
Inning Stats	R: 0 E: 0 K: 1 S: 8	H: 1 LOB: 1 BB: 0 P: 13	R: 0 E: 0 K: 1 S: 11	H: 0 LOB: 0 BB: 0 P: 13	R: 0 E: 0 K: 1 S: 6	H: 0 LOB: 0 BB: 0 P: 8	R: 0 E: 0 K: 1 S: 8	H: 2 LOB: 1 BB: 0 P: 13	R: 0 E: 0 K: 1 S: 9	H: 0 LOB: 0 BB: 0 P: 11	R: 0 E: 0 K: 0 S: 13	H: 2 LOB: 1 BB: 0 P: 17	R: 0 E: 0 K: 0 S: 8	H: 1 LOB: 0 BB: 0 P: 10	R: 0 E: 0 K: 1 S: 6	H: 0 LOB: 0 BB: 0 P: 7	R: 1 E: 0 K: 0 S: 8	H: 2 LOB: 1 BB: 1 P: 12	1B: 5 2B: 2 3B: 0 HR: 1	SF: 0 SAC: 0 DP: 3 HBP: 0	WP: 0 PB: 0 SB: 0 CS: 0	PA: 32			
PITCHER	IP WLS BF H R ER SO BB IBB HBP BLK WP HR S P ERA WHIP	9.0 W 32 8 1 1 5 1 0 0 0 0 1 77 104 1.00 1.000																							

Chicago Cubs @ Cincinnati Reds
Cinergy Field, Cincinnati, OH
Fri Jun 29 2001, 7:05 PM EDT
Att: 30,719 - Sunny - 84 F

AB	31
R	1
H	8
RBI	1
BB	1
SO	5
LOB	10



Batter	1	2	3	4	5	6	7	8	9	AB	R	H	RBI	BB	SO	LOB	TOP										
Eric Young Sr. R (1.4) OBP: 0.312, SLG: 0.393 Todd Van Poppel, R (7.1) OBP: 0.250, SLG: 0.250 Todd Dumwoody, L (8.9) OBP: 0.269, SLG: 0.360	0-1 G4-3 2B		2-2 G4-6-3 1-2		2-2 S 1B		1-1 F8			4	1	2	0	0	0	1	<p>Chicago Cubs @ Cincinnati Reds</p> <p>Cinergy Field, Cincinnati, OH</p> <p>Sat Jun 30 2001, 3:05 PM EDT</p> <p>Att: 32,547 - Sunny - 80 F</p>										
Corey Patterson, L (1.8) OBP: 0.500, SLG: 0.333	1-0 G4-3 2-3 1B		3-2 F7		4-0 1-2 BB			2-2 G4-3		3	0	1	0	1	0	0											
Sammy Sosa, R (1.9) OBP: 0.422, SLG: 0.665 Jeff Fassero, L (8.1)	0-1 F7			0-0 F7	1-2 F9			1-0 F9		4	0	0	0	0	0	4											
Matt Stairs, L (1.3) OBP: 0.394, SLG: 0.508	2-1 G4-3 1-3 3-H			4-2 1B BB		1-3 K		1-1 G3		3	0	0	1	1	1	1											
Ron Coomer, R (1.5) OBP: 0.301, SLG: 0.325	0-3 K			2-0 F9		0-0 G5-3		1-3 K		4	0	0	0	0	2	2											
Ricky Gutierrez, R (1.6) OBP: 0.358, SLG: 0.425		1-1 G6-3		1-0 1B	1-2 1B		1-2 1B		0-0 1B		4	0	3	0	0	0											
Gary Matthews, S (1.7) Felix Heredia, L (6.1) Miguel Cairo, R (7.4) OBP: 0.383, SLG: 0.338		2-3 K		1-2 F8		1-2 F9		1-0 1B		3	0	0	0	0	1	3											
Joe Girardi, R (1.2) OBP: 0.277, SLG: 0.282		1-1 F8			3-2 F8		1-3 K		0-0 F3		4	0	0	0	1	2											
Julian Tavarez, L (1.1) Will Ohman, L (3.1) Roosevelt Brown, L (6.7) OBP: 0.226, SLG: 0.185			0-1 E6 G4-6-3		1-3 K		2-2 G4-3		0-1 L6		1	0	0	0	0	0											
										1	0	0	0	0	1	0											
										2	0	0	0	0	0	2											
Inning Stats	R: 1 E: 0 K: 1 S: 10	H: 2 LOB: 1 BB: 0 P: 13	R: 0 E: 0 K: 1 S: 8	H: 0 LOB: 0 BB: 0 P: 12	R: 0 E: 1 K: 0 S: 10	H: 0 LOB: 0 BB: 0 P: 15	R: 0 E: 0 K: 0 S: 8	H: 1 LOB: 2 BB: 1 P: 16	R: 0 E: 0 K: 1 S: 13	H: 1 LOB: 2 BB: 1 P: 24	R: 0 E: 0 K: 1 S: 10	H: 0 LOB: 0 BB: 0 P: 12	R: 0 E: 0 K: 0 S: 6	H: 0 LOB: 0 BB: 0 P: 10	R: 0 E: 0 K: 1 S: 9	H: 2 LOB: 2 BB: 0 P: 11	1B: 6 2B: 1 3B: 0 HR: 0	SF: 0 SAC: 0 DP: 1 HBP: 0	WP: 0 PB: 0 SB: 2 CS: 0	PA: 36							
PITCHER	IP	WLS	BF	H	R	ER	SO	BB	IBB	HBP	BLK	WP	HR	S	P	ERA	WHIP										
Jose Acevedo, R (1.1) ERA: 7.2	7.0	W	28	5	1	1	5	2	0	0	0	0	0	67	105	1.29	1.000										
Hector Mercado, L (8.1) ERA: 3.45	1.0		3	0	0	0	0	0	0	0	0	0	0	6	10	0.00	0.000										
Chris Nichtig, R (9.1) ERA: 3.45	1.0		5	2	0	0	1	0	0	0	0	0	0	9	11	0.00	2.000										

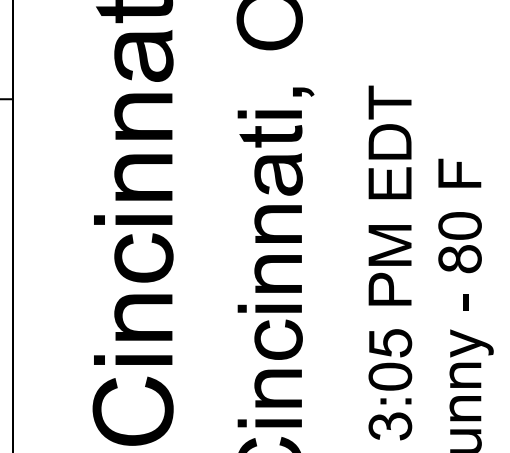
Batter	1	2	3	4	5	6	7	8	9	AB	R	H	RBI	BB	SO	LOB	BOTTOM										
Michael Tucker, L (1.9) OBP: 0.325, SLG: 0.422	2-2 G1-3		0-3 K			0-1 G4-3	4-1 BB			4	0	0	0	1	2	1	<p>Chicago Cubs @ Cincinnati Reds</p> <p>Cinergy Field, Cincinnati, OH</p> <p>Sat Jun 30 2001, 3:05 PM EDT</p> <p>Att: 32,547 - Sunny - 80 F</p>										
Dmitri Young, S (1.7) OBP: 0.355, SLG: 0.470 Hector Mercado, L (8.1) Chris Nichtig, R (9.1)	2-3 K		0-0 BB 2B 1B	0-1 1B		1-0 G6-3	1-2 L7			5	1	2	0	0	1	2											
Ken Griffey Jr., L (1.8) OBP: 0.360, SLG: 0.523 Ruben Rivera, R (6. PR) OBP: 0.314, SLG: 0.409	0-1 HR		4-1 BB 2B BB	3-2 L9		4-1 BB HBP BB		3-3 K		2	2	1	1	2	0	1											
Sean Casey, L (1.3) OBP: 0.389, SLG: 0.518	1-1 BB 1B		4-1 2B BB	1-1 F7		2-2 BB HBP		0-1 G3-1		3	1	1	0	1	0	1											
Aaron Boone, R (1.5) OBP: 0.333, SLG: 0.441	4-0 BB		2-2 L4	1-2 F7		4-1 BB		1-3 K		3	0	0	0	2	1	4											
Bill Selby, L (1.4) OBP: 0.257, SLG: 0.423 Juan Castro, R (5. PH) OBP: 0.248, SLG: 0.261	1-0 G3-1		1-0 HR 2B		1-1 F8	0-3 K		2-2 1B		2	1	1	3	0	0	2											
Kelly Stinnett, R (1.2) OBP: 0.353, SLG: 0.480		0-0 HR	3-1 HR		2-3 K			1-3 K		5	2	3	3	0	2	2											
Pokey Reese, R (1.6) OBP: 0.297, SLG: 0.358		1-2 P6	2-3 K		4-0 BB		0-2 F8			3	0	0	0	1	1	1											
Jose Acevedo, R (1.1) OBP: 0.333, SLG: 0.333 Brady Clark, R (7. PH) OBP: 0.382, SLG: 0.533		0-0 P4	0-1 1B		0-3 K		1-3 K			3	0	1	0	0	1	1											
										1	0	0	0	0	1	1											
Inning Stats	R: 1 E: 0 K: 1 S: 11	H: 2 LOB: 2 BB: 1 P: 21	R: 1 E: 0 K: 1 S: 9	H: 1 LOB: 0 BB: 0 P: 12	R: 5 E: 0 K: 2 S: 19	H: 4 LOB: 1 BB: 2 P: 35	R: 0 E: 0 K: 0 S: 11	H: 1 LOB: 1 BB: 0 P: 16	R: 0 E: 0 K: 2 S: 8	H: 0 LOB: 1 BB: 1 P: 15	R: 0 E: 0 K: 1 S: 11	H: 0 LOB: 3 BB: 2 P: 22	R: 0 E: 0 K: 1 S: 12	H: 1 LOB: 2 BB: 1 P: 18	R: 0 E: 0 K: 3 S: 15	H: 1 LOB: 2 BB: 0 P: 22	1B: 5 2B: 2 3B: 0 HR: 3	SF: 0 SAC: 0 DP: 0 HBP: 1	WP: 0 PB: 1 SB: 0 CS: 0	PA: 43							
PITCHER	IP	WLS	BF	H	R	ER	SO	BB	IBB	HBP	BLK	WP	HR	S	P	ERA	WHIP										
Julian Tavarez, R (1.1) ERA: 3.74	2.2	L	18	7	7	3	3	3	0	0	0	0	0	23	35	0.00	0.857										
Will Ohman, L (3.1) ERA: 1.8	2.1		9	1	0	0	3	1	0	0	0	0	0	11	22	0.00	2.000										
Felix Heredia, L (6.1) ERA: 4.56	1.0		6	0	0	0	1	2	0	1	0	0	0	12	18	0.00	2.000										
Todd Van Poppel, R (7.1) ERA: 3.38	1.0		5	1	0	0	1	1	0	0	0	0	0	15	22	0.00	1.000										
Jeff Fassero, L (8.1) ERA: 2.78	1.0		5	1	0	0	3	0	0	0	0	0	0	15	22	0.00	1.000										

AB	34
R	1
H	7
RBI	1
BB	2
SO	6
LOB	15



WP	0	PA	36
PB	0		
SB	2		
CS	0		

AB	35
R	7
H	10
RBI	7
BB	7
SO	11
LOB	19



WP	0	PA	43
PB	1		
SB	0		
CS	0		

Batter	1	2	3	4	5	6	7	8	9	AB	R	H	RBI	BB	SO	LOB	TOP								
Corey Patterson, L (1,8) OBP: 0.250, SLG: 0.143 Gary Matthews, S (8,8) OBP: 0.346, SLG: 0.405										4	0	0	0	0	3	2	Chicago Cubs @ Cincinnati Reds Cinergy Field, Cincinnati, OH Sun Jul 01 2001, 1:15 PM EDT Att: 28,033 - Sunny - 78 F								
Miguel Cairo, R (1,4) OBP: 0.396, SLG: 0.357										4	0	2	1	0	0	0									
Sammy Sosa, R (1,9) OBP: 0.420, SLG: 0.658										3	0	0	0	1	2	2									
Matt Stairs, L (1,3) OBP: 0.392, SLG: 0.503										4	0	1	0	0	1	2									
Ron Coomer, R (1,5) OBP: 0.294, SLG: 0.317 Aguie Ojeda, S (8,4) OBP: 0.244, SLG: 0.263										4	0	0	0	0	1	1									
Ricky Gutierrez, R (1,6) OBP: 0.353, SLG: 0.418										4	0	0	0	0	0	1									
Todd Dunwoody, L (1,7) OBP: 0.286, SLG: 0.377										3	1	1	0	1	0	1									
Joe Girardi, R (1,2) OBP: 0.291, SLG: 0.298										4	1	3	1	0	0	0									
Jon Lieber, L (1,1) OBP: 0.179, SLG: 0.162 Jeff Fassero, L (6,1) Kyle Farnsworth, R (8,1) Roosevelt Brown, L (9,PH) Tom Gordon, R (9,1)										1	0	0	0	0	0	2									
Inning Stats	R: 0 E: 0 K: 2 S: 10	H: 0 LOB: 0 BB: 0 P: 14	R: 0 E: 0 K: 0 S: 8	H: 1 LOB: 1 BB: 0 P: 12	R: 0 E: 0 K: 1 S: 8	H: 2 LOB: 2 BB: 0 P: 10	R: 0 E: 0 K: 0 S: 4	H: 0 LOB: 0 BB: 0 P: 6	R: 2 E: 0 K: 0 S: 9	H: 3 LOB: 2 BB: 1 P: 18	R: 0 E: 0 K: 2 S: 10	H: 1 LOB: 2 BB: 1 P: 16	R: 0 E: 0 K: 2 S: 9	H: 0 LOB: 0 BB: 0 P: 13	R: 0 E: 0 K: 2 S: 9	H: 0 LOB: 0 BB: 0 P: 12		R: 0 E: 0 K: 0 S: 6	H: 0 LOB: 0 BB: 0 P: 12	1B: 5 2B: 2 3B: 0 HR: 0	SF: 0 SAC: 2 DP: 0 HBP: 0	WP: 0 PB: 0 SB: 0 CS: 0	PA: 36		
PITCHER	IP WLS BF H R ER SO BB IBB HBP BLK WP HR S P ERA WHIP	IP WLS BF H R ER SO BB IBB HBP BLK WP HR S P ERA WHIP	IP WLS BF H R ER SO BB IBB HBP BLK WP HR S P ERA WHIP	IP WLS BF H R ER SO BB IBB HBP BLK WP HR S P ERA WHIP	IP WLS BF H R ER SO BB IBB HBP BLK WP HR S P ERA WHIP	IP WLS BF H R ER SO BB IBB HBP BLK WP HR S P ERA WHIP	IP WLS BF H R ER SO BB IBB HBP BLK WP HR S P ERA WHIP	IP WLS BF H R ER SO BB IBB HBP BLK WP HR S P ERA WHIP	IP WLS BF H R ER SO BB IBB HBP BLK WP HR S P ERA WHIP	IP WLS BF H R ER SO BB IBB HBP BLK WP HR S P ERA WHIP	IP WLS BF H R ER SO BB IBB HBP BLK WP HR S P ERA WHIP	IP WLS BF H R ER SO BB IBB HBP BLK WP HR S P ERA WHIP	IP WLS BF H R ER SO BB IBB HBP BLK WP HR S P ERA WHIP	IP WLS BF H R ER SO BB IBB HBP BLK WP HR S P ERA WHIP	IP WLS BF H R ER SO BB IBB HBP BLK WP HR S P ERA WHIP	IP WLS BF H R ER SO BB IBB HBP BLK WP HR S P ERA WHIP	IP WLS BF H R ER SO BB IBB HBP BLK WP HR S P ERA WHIP	IP WLS BF H R ER SO BB IBB HBP BLK WP HR S P ERA WHIP	IP WLS BF H R ER SO BB IBB HBP BLK WP HR S P ERA WHIP	IP WLS BF H R ER SO BB IBB HBP BLK WP HR S P ERA WHIP	IP WLS BF H R ER SO BB IBB HBP BLK WP HR S P ERA WHIP	IP WLS BF H R ER SO BB IBB HBP BLK WP HR S P ERA WHIP	IP WLS BF H R ER SO BB IBB HBP BLK WP HR S P ERA WHIP	IP WLS BF H R ER SO BB IBB HBP BLK WP HR S P ERA WHIP	IP WLS BF H R ER SO BB IBB HBP BLK WP HR S P ERA WHIP

Chicago Cubs @ Cincinnati Reds
Cinergy Field, Cincinnati, OH
Sun Jul 01 2001, 1:15 PM EDT
Att: 28,033 - Sunny - 78 F

AB 32
R 2
H 7
RBI 2
BB 2
SO 7
LOB 11



Batter	1	2	3	4	5	6	7	8	9	AB	R	H	RBI	BB	SO	LOB	BOTTOM								
Alex Ochoa, R (1,9) OBP: 0.357, SLG: 0.471										5	0	1	0	0	1	4	Chicago Cubs @ Cincinnati Reds Cinergy Field, Cincinnati, OH Sun Jul 01 2001, 1:15 PM EDT Att: 28,033 - Sunny - 78 F								
Dmitri Young, S (1,7) OBP: 0.355, SLG: 0.465										5	0	1	0	0	0	2									
Ken Griffey Jr., L (1,8) OBP: 0.370, SLG: 0.493										4	0	0	0	0	1	4									
Sean Casey, L (1,3) OBP: 0.384, SLG: 0.511										4	0	0	0	0	0	3									
Aaron Boone, R (1,5) OBP: 0.336, SLG: 0.447										4	1	2	0	0	0	1									
Bill Selby, L (1,4) OBP: 0.269, SLG: 0.440										4	0	2	1	0	0	1									
Jason LaRue, R (1,2) OBP: 0.293, SLG: 0.405										4	0	0	0	0	4	3									
Juan Castro, R (1,6) OBP: 0.248, SLG: 0.255										3	0	0	0	1	1	2									
Chris Reitsma, R (1,1) Michael Tucker, (5,PH) Scott Sullivan, R (7,1) Danny Graves, R (9,1) Brady Clark, R (9,PH) Pokey Reese, R (9,PH)										2	0	0	0	0	0	2									
Inning Stats	R: 0 E: 0 K: 0 S: 10	H: 1 LOB: 1 BB: 0 P: 14	R: 0 E: 0 K: 1 S: 6	H: 1 LOB: 1 BB: 0 P: 8	R: 0 E: 0 K: 1 S: 8	H: 1 LOB: 1 BB: 0 P: 13	R: 1 E: 1 K: 1 S: 17	H: 2 LOB: 3 BB: 1 P: 29	R: 0 E: 0 K: 2 S: 12	H: 1 LOB: 1 BB: 0 P: 15	R: 0 E: 1 K: 0 S: 8	H: 0 LOB: 1 BB: 0 P: 11	R: 0 E: 0 K: 1 S: 5	H: 0 LOB: 0 BB: 0 P: 7	R: 0 E: 0 K: 2 S: 15	H: 0 LOB: 1 BB: 1 P: 24		1B: 4 2B: 2 3B: 0 HR: 0	SF: 0 SAC: 0 DP: 0 HBP: 0	WP: 0 PB: 0 SB: 0 CS: 0	PA: 38				
PITCHER	IP WLS BF H R ER SO BB IBB HBP BLK WP HR S P ERA WHIP	IP WLS BF H R ER SO BB IBB HBP BLK WP HR S P ERA WHIP	IP WLS BF H R ER SO BB IBB HBP BLK WP HR S P ERA WHIP	IP WLS BF H R ER SO BB IBB HBP BLK WP HR S P ERA WHIP	IP WLS BF H R ER SO BB IBB HBP BLK WP HR S P ERA WHIP	IP WLS BF H R ER SO BB IBB HBP BLK WP HR S P ERA WHIP	IP WLS BF H R ER SO BB IBB HBP BLK WP HR S P ERA WHIP	IP WLS BF H R ER SO BB IBB HBP BLK WP HR S P ERA WHIP	IP WLS BF H R ER SO BB IBB HBP BLK WP HR S P ERA WHIP	IP WLS BF H R ER SO BB IBB HBP BLK WP HR S P ERA WHIP	IP WLS BF H R ER SO BB IBB HBP BLK WP HR S P ERA WHIP	IP WLS BF H R ER SO BB IBB HBP BLK WP HR S P ERA WHIP	IP WLS BF H R ER SO BB IBB HBP BLK WP HR S P ERA WHIP	IP WLS BF H R ER SO BB IBB HBP BLK WP HR S P ERA WHIP	IP WLS BF H R ER SO BB IBB HBP BLK WP HR S P ERA WHIP	IP WLS BF H R ER SO BB IBB HBP BLK WP HR S P ERA WHIP	IP WLS BF H R ER SO BB IBB HBP BLK WP HR S P ERA WHIP	IP WLS BF H R ER SO BB IBB HBP BLK WP HR S P ERA WHIP	IP WLS BF H R ER SO BB IBB HBP BLK WP HR S P ERA WHIP	IP WLS BF H R ER SO BB IBB HBP BLK WP HR S P ERA WHIP	IP WLS BF H R ER SO BB IBB HBP BLK WP HR S P ERA WHIP	IP WLS BF H R ER SO BB IBB HBP BLK WP HR S P ERA WHIP	IP WLS BF H R ER SO BB IBB HBP BLK WP HR S P ERA WHIP	IP WLS BF H R ER SO BB IBB HBP BLK WP HR S P ERA WHIP	IP WLS BF H R ER SO BB IBB HBP BLK WP HR S P ERA WHIP

Chicago Cubs @ Cincinnati Reds
Cinergy Field, Cincinnati, OH
Sun Jul 01 2001, 1:15 PM EDT
Att: 28,033 - Sunny - 78 F

AB 36
R 1
H 6
RBI 1
BB 2
SO 8
LOB 23



Batter	1	2	3	4	5	6	7	8	9	AB	R	H	RBI	BB	SO	LOB	TOP								
Eric Young Sr. R OBP: 0.312, SLG: 0.392 (1, 4)										4	0	1	0	0	0	1	Chicago Cubs @ New York Mets Shea Stadium, Flushing, NY Tue Jul 03 2001, 7:10 PM EDT Att: 52,471 - Sunny - 71 F								
Miguel Cairo R OBP: 0.392, SLG: 0.364 (1, 5)										4	0	1	0	0	1	1									
Sammy Sosa R OBP: 0.426, SLG: 0.675 (1, 9)										2	2	2	1	2	0	0									
Matt Stairs L OBP: 0.385, SLG: 0.492 (1, 3)										4	0	0	0	0	1	5									
Ricky Gutierrez R OBP: 0.348, SLG: 0.411 (1, 6)										4	0	0	0	0	1	5									
Todd Dunwoody L OBP: 0.271, SLG: 0.357 (7, 1)										3	0	0	0	0	2	0									
Ron Coomer R OBP: 0.298, SLG: 0.339 (9, PH)										0	0	0	0	0	0	0									
Tom Gordon R (9, 1)										1	1	1	2	0	0	0									
Gary Matthews S OBP: 0.341, SLG: 0.397 (1, 8)										4	0	0	0	0	3	0									
Joe Girardi R OBP: 0.292, SLG: 0.298 (1, 2)										3	0	1	0	0	0	0									
34 Kerry Wood R OBP: 0.212, SLG: 0.219 (1, 1)										1	0	0	0	0	0	0									
Corey Patterson L OBP: 0.222, SLG: 0.125 (7, 7)										1	0	0	0	0	0	0									
Inning Stats	R: 0 E: 0 K: 1 S: 10	H: 1 LOB: 2 BB: 1 P: 19	R: 0 E: 0 K: 1 S: 8	H: 0 LOB: 0 BB: 0 P: 10	R: 0 E: 0 K: 1 S: 11	H: 0 LOB: 0 BB: 0 P: 17	R: 1 E: 0 K: 2 S: 10	H: 1 LOB: 1 BB: 0 P: 11	R: 0 E: 0 K: 0 S: 13	H: 0 LOB: 0 BB: 0 P: 22	R: 0 E: 0 K: 2 S: 12	H: 0 LOB: 0 BB: 0 P: 16	R: 0 E: 0 K: 0 S: 9	H: 0 LOB: 0 BB: 0 P: 16	R: 2 E: 0 K: 0 S: 8	H: 2 LOB: 0 BB: 0 P: 14	1B: 2 2B: 2 3B: 0 HR: 2	SF: 0 SAC: 1 DP: 1 HBP: 0	WP: 0 PB: 0 SB: 0 CS: 0	PA: 34					
PITCHER	IP	WLS	BF	H	R	ER	SO	BB	IBB	HBP	BLK	WP	HR	S	P	ERA	WHIP								
Rick Reed R ERA: 3.1 (1, 1)	7.0	L	26	4	1	1	8	2	0	0	0	0	1	73	109	1.29	0.857								
Turk Wendell R ERA: 3.57 (8, 1)	1.0		4	1	1	1	0	0	0	0	0	0	0	11	21	9.00	1.000								
Dennis Cook L ERA: 4.97 (9, 1)	1.0		4	1	1	1	0	0	0	0	0	0	1	6	9	9.00	1.000								

Chicago Cubs @ New York Mets
 Shea Stadium, Flushing, NY
 Tue Jul 03 2001, 7:10 PM EDT
 Att: 52,471 - Sunny - 71 F

AB	31
R	3
H	6
RBI	3
BB	2
SO	8
LOB	12



Batter	1	2	3	4	5	6	7	8	9	AB	R	H	RBI	BB	SO	LOB	BOTTOM								
Joe McEwing R OBP: 0.385, SLG: 0.524 (1, 7)										4	0	3	0	0	0	2	Chicago Cubs @ New York Mets Shea Stadium, Flushing, NY Tue Jul 03 2001, 7:10 PM EDT Att: 52,471 - Sunny - 71 F								
Timo Perez L OBP: 0.318, SLG: 0.356 (1, 9)										4	0	2	0	0	1	3									
Turk Wendell L (8, 1)										0	0	0	0	0	0	0									
Dennis Cook L (9, 1)										0	0	0	0	0	0	0									
Edgardo Alfonzo R OBP: 0.323, SLG: 0.450 (1, 4)										3	0	0	0	1	1	3									
Robin Ventura L OBP: 0.380, SLG: 0.487 (1, 5)										4	0	0	0	0	1	5									
Todd Zeile R OBP: 0.365, SLG: 0.390 (1, 3)										3	0	0	0	1	0	3									
Jay Payton R OBP: 0.295, SLG: 0.406 (1, 8)										4	0	0	0	0	1	6									
Todd Pratt R OBP: 0.301, SLG: 0.279 (1, 2)										2	0	0	0	0	1	0									
Desi Relaford S OBP: 0.339, SLG: 0.418 (7, PH)										2	0	0	0	0	0	1									
Rey Ordenez R OBP: 0.269, SLG: 0.271 (1, 6)										2	0	0	0	0	0	0									
Lenny Harris L OBP: 0.291, SLG: 0.270 (7, PH)										1	0	0	0	1	1	1									
Rick Reed R OBP: 0.158, SLG: 0.167 (1, 1)										2	0	0	0	0	1	0									
Mark Johnson L OBP: 0.363, SLG: 0.436 (7, PH)										0	0	0	0	1	0	0									
Vance Wilson R (8, 2)										1	0	0	0	0	1	1									
Inning Stats	R: 0 E: 0 K: 2 S: 17	H: 2 LOB: 3 BB: 1 P: 28	R: 0 E: 0 K: 1 S: 9	H: 0 LOB: 0 BB: 0 P: 11	R: 0 E: 0 K: 1 S: 9	H: 1 LOB: 0 BB: 0 P: 13	R: 0 E: 0 K: 0 S: 4	H: 0 LOB: 0 BB: 0 P: 9	R: 0 E: 0 K: 1 S: 5	H: 0 LOB: 0 BB: 0 P: 7	R: 0 E: 0 K: 0 S: 15	H: 2 LOB: 3 BB: 1 P: 23	R: 0 E: 0 K: 0 S: 15	H: 0 LOB: 2 BB: 2 P: 26	R: 0 E: 0 K: 1 S: 11	H: 0 LOB: 0 BB: 0 P: 14	R: 0 E: 1 K: 2 S: 10	H: 0 LOB: 1 BB: 0 P: 13	1B: 5 2B: 0 3B: 0 HR: 0	SF: 0 SAC: 0 DP: 0 HBP: 0	WP: 0 PB: 0 SB: 1 CS: 1	PA: 36			
PITCHER	IP	WLS	BF	H	R	ER	SO	BB	IBB	HBP	BLK	WP	HR	S	P	ERA	WHIP								
34 Kerry Wood R ERA: 3.39 (1, 1)	6.1	W	27	5	0	0	5	4	0	0	0	0	0	69	110	0.00	1.421								
Kyle Farnsworth R ERA: 3.23 (7, 1)	1.2	H	5	0	0	0	1	0	0	0	0	0	0	16	21	0.00	0.000								
Tom Gordon R ERA: 3.09 (9, 1)	1.0	S	4	0	0	0	2	0	0	0	0	0	0	10	13	0.00	0.000								

Chicago Cubs @ New York Mets
 Shea Stadium, Flushing, NY
 Tue Jul 03 2001, 7:10 PM EDT
 Att: 52,471 - Sunny - 71 F

AB	32
R	0
H	5
RBI	0
BB	4
SO	8
LOB	25



Batter	1	2	3	4	5	6	7	8	9	AB	R	H	RBI	BB	SO	LOB	TOP				
Eric Young Sr. R OBP: 0.308, SLG: 0.387 (1, 4)										4	0	0	0	0	1	3					
Corey Patterson L OBP: 0.231, SLG: 0.167 (1, 7)										4	0	1	0	0	0	0					
Sammy Sosa R OBP: 0.424, SLG: 0.668 (1, 9)										3	0	0	0	1	3	0					
Ron Coomer, R OBP: 0.291, SLG: 0.331 (1, 3)										4	0	0	0	0	0	2					
Ricky Gutierrez R OBP: 0.346, SLG: 0.409 (1, 6)										4	1	1	0	0	1	0					
Miguel Cairo R OBP: 0.381, SLG: 0.363 (1, 5)										3	0	1	0	0	0	0					
Gary Matthews, S OBP: 0.340, SLG: 0.396 (1, 8)										3	0	1	0	0	0	2					
Robert Machado, R OBP: 0.333, SLG: 0.550 (1, 2)										3	0	1	1	0	0	1					
Todd Van Poppel, R OBP: 0.250, SLG: 0.250 (8, 1)										0	0	0	0	0	0	0					
Kevin Tapani R OBP: 0.160, SLG: 0.125 (1, 1)										2	0	0	0	0	0	2					
Joe Girardi, R OBP: 0.297, SLG: 0.304 (8, PH) (8, 2)										1	0	1	0	0	0	0					
Inning Stats	R: 0 E: 0 K: 1 S: 13	H: 1 LOB: 1 BB: 1 P: 22	R: 1 E: 0 K: 0 S: 12	H: 3 LOB: 2 BB: 0 P: 15	R: 0 E: 0 K: 1 S: 9	H: 0 LOB: 0 BB: 0 P: 15	R: 0 E: 0 K: 1 S: 8	H: 0 LOB: 0 BB: 0 P: 13	R: 0 E: 0 K: 0 S: 7	H: 0 LOB: 0 BB: 0 P: 12	R: 0 E: 0 K: 1 S: 8	H: 1 LOB: 1 BB: 0 P: 13	R: 0 E: 0 K: 0 S: 6	H: 1 LOB: 0 BB: 0 P: 10	R: 0 E: 0 K: 1 S: 6	H: 0 LOB: 0 BB: 0 P: 9	1B: 5 2B: 1 3B: 0 HR: 0	SF: 0 SAC: 0 DP: 2 HBP: 0	WP: 0 PB: 0 SB: 0 CS: 0	PA: 32	
PITCHER	IP	WLS	BF	H	R	ER	SO	BB	IBB	HBP	BLK	WP	HR	S	P	ERA	WHIP				
Glendon Rusch, L ERA: 5.22 (1, 1)	7.0	W	26	5	1	1	4	1	0	0	0	0	0	65	101	1.29	0.857				
John Franco, L ERA: 3.31 (8, 1)	1.0	H	3	1	0	0	0	0	0	0	0	0	0	6	10	0.00	1.000				
Armando Benitez, R ERA: 3.49 (9, 1)	1.0	S	3	0	0	0	1	0	0	0	0	0	0	6	9	0.00	0.000				

Chicago Cubs @ New York Mets
Shea Stadium, Flushing, NY
Wed Jul 04 2001, 1:10 PM EDT
Att: 37,936 - Overcast - 71 F

AB	31
R	1
H	6
RBI	1
BB	1
SO	5
LOB	10



Batter	1	2	3	4	5	6	7	8	9	AB	R	H	RBI	BB	SO	LOB	BOTTOM				
Joe McEwing, R OBP: 0.388, SLG: 0.523 (1, 6) (9, 7)										4	1	2	0	0	2	1					
Timo Perez, L OBP: 0.311, SLG: 0.348 (1, 9)										4	0	0	0	0	0	3					
Edgardo Alfonzo, R OBP: 0.322, SLG: 0.447 (1, 4)										4	0	1	0	0	1	0					
Robin Ventura, L OBP: 0.378, SLG: 0.483 (1, 5)										2	0	0	1	1	1	0					
Todd Zeile, R OBP: 0.367, SLG: 0.389 (1, 3)										3	0	1	0	1	1	1					
Benny Agbayani, R OBP: 0.351, SLG: 0.384 (1, 7)										4	0	0	0	0	2	3					
Rey Ordonez, R OBP: 0.269, SLG: 0.271 (9, 6)										0	0	0	0	0	0	0					
Jay Payton, R OBP: 0.301, SLG: 0.404 (1, 8)										3	1	1	0	1	0	2					
Vance Wilson, R OBP: 0.500, SLG: 0.750 (1, 2)										3	0	2	0	0	0	0					
Glendon Rusch, L OBP: 0.111, SLG: 0.077 (1, 1)										1	0	0	1	0	0	2					
Mark Johnson, L OBP: 0.396, SLG: 0.450 (7, PH)										1	0	1	0	0	0	0					
Desi Relaford, S OBP: 0.339, SLG: 0.418 (7, PR)										0	0	0	0	0	0	0					
John Franco, L (8, 1)										0	0	0	0	0	0	0					
Armando Benitez, R (9, 1)										0	0	0	0	0	0	0					
Inning Stats	R: 1 E: 0 K: 1 S: 14	H: 2 LOB: 1 BB: 0 P: 17	R: 1 E: 0 K: 2 S: 13	H: 2 LOB: 1 BB: 0 P: 18	R: 0 E: 0 K: 2 S: 8	H: 0 LOB: 0 BB: 0 P: 9	R: 0 E: 0 K: 0 S: 9	H: 2 LOB: 2 BB: 1 P: 19	R: 0 E: 0 K: 1 S: 10	H: 0 LOB: 0 BB: 0 P: 13	R: 0 E: 0 K: 1 S: 7	H: 0 LOB: 0 BB: 0 P: 11	R: 0 E: 0 K: 0 S: 14	H: 2 LOB: 2 BB: 0 P: 21	R: 0 E: 0 K: 0 S: 9	H: 0 LOB: 2 BB: 2 P: 20	1B: 7 2B: 1 3B: 0 HR: 0	SF: 1 SAC: 1 DP: 1 HBP: 0	WP: 0 PB: 0 SB: 0 CS: 0	PA: 34	
PITCHER	IP	WLS	BF	H	R	ER	SO	BB	IBB	HBP	BLK	WP	HR	S	P	ERA	WHIP				
Kevin Tapani, R ERA: 4.52 (1, 1)	7.0	L	29	8	2	2	7	1	0	0	0	0	0	75	108	2.57	1.286				
Todd Van Poppel, R ERA: 3.29 (8, 1)	1.0		5	0	0	0	0	2	0	0	0	0	0	9	20	0.00	2.000				

Chicago Cubs @ New York Mets
Shea Stadium, Flushing, NY
Wed Jul 04 2001, 1:10 PM EDT
Att: 37,936 - Overcast - 71 F

AB	29
R	2
H	8
RBI	2
BB	3
SO	7
LOB	12



Batter	1	2	3	4	5	6	7	8	9	AB	R	H	RBI	BB	SO	LOB	TOP								
Eric Young Sr. R OBP: 0.321, SLG: 0.405	F9			2B	1B			SH1-4	F8	5	3	3	0	1	0	0									
Ricky Gutierrez R OBP: 0.348, SLG: 0.423	2B	F8		2B				SH1-4		4	2	3	1	0	0	1									
Sammy Sosa R OBP: 0.429, SLG: 0.669	G4-3			3B	1B			2B	1B	3	3	2	1	2	1	2									
Matt Stairs L OBP: 0.379, SLG: 0.480	G4-3			F8	F7					3	0	0	0	0	0	4									
Delino DeShields L OBP: 0.315, SLG: 0.309										0	0	0	0	1	0	0									
Augie Ojeda S OBP: 0.239, SLG: 0.256										0	0	0	0	0	0	0									
Corey Patterson L OBP: 0.250, SLG: 0.263	2-3									1	1	1	1	0	0	0									
Ron Coomer R OBP: 0.325, SLG: 0.412	1B			1B	3B			G3-1	WP	4	1	3	5	1	0	2									
Roosevelt Brown L OBP: 0.333, SLG: 0.442	1-2							G3-1		5	0	2	2	0	1	3									
Todd Dunwoody L OBP: 0.250, SLG: 0.328				G5-3	1B					5	0	0	0	0	3	4									
Miguel Cairo R OBP: 0.377, SLG: 0.359	K			G5-3						0	0	0	0	0	0	0									
Gary Matthews S OBP: 0.351, SLG: 0.417				G3-1	K			F7		5	0	0	0	0	2	1									
Joe Girardi R OBP: 0.287, SLG: 0.292				K				K		5	0	0	0	0	3	0									
Inning Stats	R: 2 E: 0 K: 1 S: 18	H: 3 LOB: 2 BB: 1 P: 27	R: 0 E: 0 K: 1 S: 11	H: 1 LOB: 1 BB: 0 P: 15	R: 2 E: 0 K: 1 S: 15	H: 3 LOB: 1 BB: 0 P: 19	R: 1 E: 0 K: 0 S: 12	H: 2 LOB: 2 BB: 1 P: 23	R: 0 E: 0 K: 1 S: 9	H: 0 LOB: 0 BB: 0 P: 12	R: 2 E: 0 K: 2 S: 16	H: 3 LOB: 2 BB: 1 P: 28	R: 0 E: 0 K: 2 S: 8	H: 0 LOB: 0 BB: 0 P: 11	R: 3 E: 0 K: 1 S: 19	H: 2 LOB: 1 BB: 2 P: 32	R: 0 E: 0 K: 1 S: 9	H: 0 LOB: 0 BB: 0 P: 13	1B: 9 2B: 4 3B: 1 HR: 0	SF: 0 SAC: 1 DP: 0 HBP: 0	WP: 1 PB: 0 SB: 3 CS: 0	PA: 46			
PITCHER	IP	WLS	BF	H	R	ER	SO	BB	IBB	HBP	BLK	WP	HR	S	P	ERA	WHIP								
Willie Blair R ERA: 11.94	5.1	L	29	11	7	7	4	1	1	0	0	0	0	71	104	11.81	2.250								
Todd Jones R ERA: 5.17	0.1		1	0	0	0	1	0	0	0	0	0	0	3	6	0.00	0.000								
C.J. Nitkowski L ERA: 3.93	1.1		6	1	0	0	3	1	0	0	0	0	0	15	25	0.00	1.500								
Danny Patterson R ERA: 2.93	1.0		7	2	3	3	1	1	1	0	0	1	0	19	32	27.00	3.000								
Matt Anderson R ERA: 5.61	1.0		3	0	0	0	1	0	0	0	0	0	0	9	13	0.00	0.000								

Chicago Cubs @ Detroit Tigers
Comerica Park, Detroit, MI
Sat Jul 07 2001, 5:05 PM EDT
Att: 39,697 - Cloudy - 74 F

AB 40
R 10
H 14
RBI 10
BB 5
SO 10
LOB 17



Batter	1	2	3	4	5	6	7	8	9	AB	R	H	RBI	BB	SO	LOB	BOTTOM								
Roger Cedeno S OBP: 0.326, SLG: 0.346	G4-3			FC4-6	1B					5	0	3	0	0	0	1									
Damion Easley R OBP: 0.354, SLG: 0.426	F8			FC4-6						5	1	1	0	0	1	3									
Bobby Higginson L OBP: 0.397, SLG: 0.476	K									4	2	2	0	0	2	1									
Robert Fick L OBP: 0.365, SLG: 0.581				E4	G3-1			G3		4	0	0	2	0	1	2									
Tony Clark S OBP: 0.388, SLG: 0.530				G6-4-3	1B					4	1	2	1	0	1	0									
Shane Halter R OBP: 0.372, SLG: 0.485				G6-4-3	1B					4	0	0	0	0	2	3									
Randall Simon L OBP: 0.405, SLG: 0.395				F5						4	1	2	0	0	0	1									
Ryan Jackson L OBP: 0.273, SLG: 0.405				G3-1						4	1	1	3	0	0	1									
Jose Macias S OBP: 0.325, SLG: 0.414				K						4	0	0	0	0	2	1									
Inning Stats	R: 0 E: 0 K: 1 S: 8	H: 0 LOB: 0 BB: 0 P: 12	R: 0 E: 1 K: 0 S: 9	H: 1 LOB: 1 BB: 0 P: 13	R: 0 E: 0 K: 1 S: 8	H: 1 LOB: 1 BB: 0 P: 8	R: 1 E: 0 K: 0 S: 5	H: 1 LOB: 0 BB: 0 P: 7	R: 0 E: 0 K: 0 S: 8	H: 1 LOB: 1 BB: 0 P: 11	R: 5 E: 0 K: 1 S: 20	H: 5 LOB: 0 BB: 0 P: 30	R: 0 E: 0 K: 2 S: 11	H: 1 LOB: 1 BB: 0 P: 16	R: 0 E: 0 K: 2 S: 9	H: 0 LOB: 0 BB: 0 P: 10	R: 0 E: 0 K: 2 S: 9	H: 1 LOB: 1 BB: 0 P: 15	1B: 8 2B: 1 3B: 1 HR: 1	SF: 0 SAC: 0 DP: 1 HBP: 0	WP: 0 PB: 0 SB: 0 CS: 0	PA: 38			
PITCHER	IP	WLS	BF	H	R	ER	SO	BB	IBB	HBP	BLK	WP	HR	S	P	ERA	WHIP								
Jon Lieber R ERA: 3.42	6.0	W	27	9	6	6	3	0	0	0	0	0	0	11	16	0.00	1.000								
Jeff Fassero L ERA: 2.54	1.0	H	4	1	0	0	2	0	0	0	0	0	0	9	10	0.00	0.000								
Kyle Farnsworth R ERA: 3.07	1.0		3	0	0	0	2	0	0	0	0	0	0	9	10	0.00	0.000								
Tom Gordon R ERA: 2.96	1.0		4	1	0	0	2	0	0	0	0	0	0	9	15	0.00	1.000								

Chicago Cubs @ Detroit Tigers
Comerica Park, Detroit, MI
Sat Jul 07 2001, 5:05 PM EDT
Att: 39,697 - Cloudy - 74 F

AB 38
R 6
H 11
RBI 6
BB 0
SO 9
LOB 13

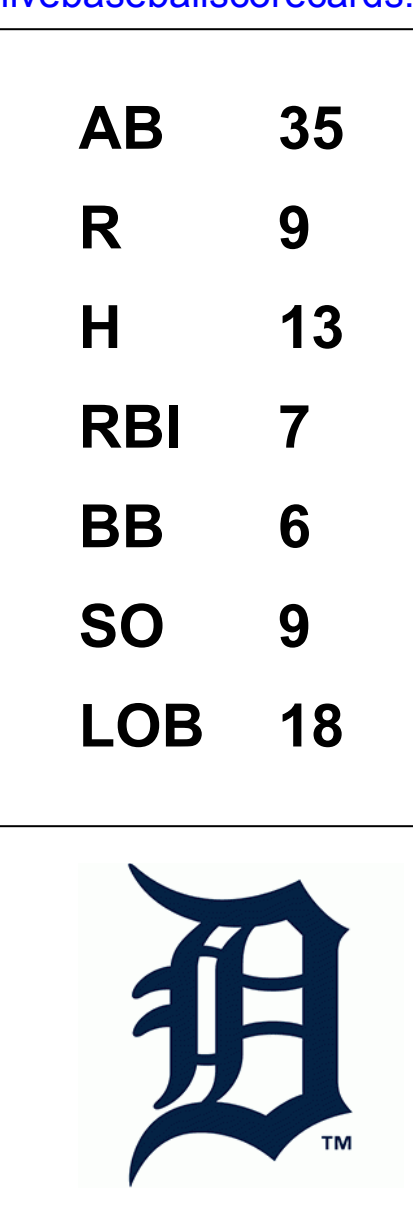


Batter	1	2	3	4	5	6	7	8	9	AB	R	H	RBI	BB	SO	LOB	TOP								
Eric Young Sr. R (1.4) OBP: 0.325, SLG: 0.405	F7		S HR HBP		S 2B 1B		BB G1-3 BB		K	3	2	1	0	1	1	0	Chicago Cubs @ Detroit Tigers Comerica Park, Detroit, MI Sun Jul 08 2001, 1:05 PM EDT Att: 38,729 - Sunny - 80 F								
Delino DeShields L (1.7) OBP: 0.317, SLG: 0.316	BB 1B		K		1-H HR 2B		G1-3		G3	5	1	2	1	0	1	2									
Sammy Sosa R (1.9) OBP: 0.435, SLG: 0.691	G6-4-3 BB		HR		2-H HR		BB IBB			2	2	2	4	2	0	0									
Ron Coomer, R (1.3) OBP: 0.323, SLG: 0.405	G6-4-3		3-H HR P6		G6-3		BB			3	0	0	0	1	0	2									
Roosevelt Brown, L (1.10) OBP: 0.327, SLG: 0.447		L3		P6		SH3 SF9 2B		F9		4	1	1	0	0	0	3									
Ricky Gutierrez R (1.6) OBP: 0.344, SLG: 0.418	F8		G4-3		SH3		G5-3			3	0	0	0	0	0	0									
Corey Patterson L (1.8) OBP: 0.250, SLG: 0.273	S 1B		G3		SF9		G3			3	0	1	1	0	0	0									
Miguel Cairo, R (1.5) OBP: 0.364, SLG: 0.344	K		G6-3		G6-3		G5-3			4	0	0	0	0	1	1									
Joe Girardi R (1.2) OBP: 0.283, SLG: 0.288			G4-3		K		F2		K	2	0	0	0	0	1	0									
Robert Machado, R (6.2) OBP: 0.364, SLG: 0.500										2	0	0	0	0	1	0									
Inning Stats	R: 0 E: 0 K: 0 S: 10	H: 1 LOB: 1 BB: 1 P: 18	R: 0 E: 0 K: 1 S: 11	H: 1 LOB: 1 BB: 0 P: 18	R: 2 E: 0 K: 1 S: 10	H: 1 LOB: 0 BB: 0 P: 17	R: 0 E: 0 K: 0 S: 8	H: 0 LOB: 0 BB: 0 P: 11	R: 3 E: 0 K: 1 S: 16	H: 3 LOB: 0 BB: 0 P: 22	R: 1 E: 0 K: 0 S: 8	H: 1 LOB: 0 BB: 0 P: 9	R: 0 E: 0 K: 0 S: 11	H: 0 LOB: 0 BB: 0 P: 29	R: 0 E: 0 K: 0 S: 9	H: 0 LOB: 0 BB: 0 P: 13	R: 0 E: 0 K: 2 S: 9	H: 0 LOB: 0 BB: 0 P: 11	1B: 3 2B: 2 3B: 0 HR: 2	SF: 1 SAC: 1 DP: 1 HBP: 1	WP: 0 PB: 0 SB: 4 CS: 0	PA: 38			
PITCHER	IP	WLS	BF	H	R	ER	SO	BB	IBB	HBP	BLK	WP	HR	S	P	ERA	WHIP								
Jose Lima, R (1.1) ERA: 6.91	6.0		26	7	6	6	3	1	0	1	0	0	2	63	95	9.00	1.333								
Todd Jones, R (7.1) ERA: 5.03	1.0	W	6	0	0	0	0	2	1	0	0	0	0	11	29	0.00	2.000								
Danny Patterson, R (8.1) ERA: 2.85	1.0	H	3	0	0	0	0	0	0	0	0	0	0	9	13	0.00	0.000								
Matt Anderson, R (9.1) ERA: 5.45	1.0	S	3	0	0	0	2	0	0	0	0	0	0	9	11	0.00	0.000								

AB	31
R	6
H	7
RBI	6
BB	4
SO	5
LOB	8



Batter	1	2	3	4	5	6	7	8	9	AB	R	H	RBI	BB	SO	LOB	BOTTOM								
Roger Cedeno, S (1.8) OBP: 0.330, SLG: 0.348	P4 S 1B	E 1B		CS BB		F8	K			4	0	2	0	1	1	2	Chicago Cubs @ Detroit Tigers Comerica Park, Detroit, MI Sun Jul 08 2001, 1:05 PM EDT Att: 38,729 - Sunny - 80 F								
Damion Easley, R (1.4) OBP: 0.358, SLG: 0.425	P4 SAFE 1-3	E5		1B		BB	IBB			3	0	1	0	2	0	2									
Bobby Higginson, L (1.7) OBP: 0.391, SLG: 0.467	F2	F8		P5		F8	K			5	0	0	0	0	1	7									
Robert Fick, L (1.2) OBP: 0.370, SLG: 0.576		1B WP BB	G3 BB		P4		1B 1B BB		K	2	2	0	0	3	1	0									
Tony Clark, S (1.10) OBP: 0.388, SLG: 0.528		WP 1B SF8 1B	G3		K		1B 1B 1B		G3-1	5	2	2	0	0	1	1									
Shane Halter, R (1.6) OBP: 0.378, SLG: 0.489		SF8 WP 2B 1B	K		2B 1B		1B 1B		K	5	3	3	0	0	2	1									
Juan Encarnacion, R (1.9) OBP: 0.319, SLG: 0.450		SF8	F9		1-H 2B		E 1B 1B			3	0	2	3	0	0	1									
Ryan Jackson, L (1.3) OBP: 0.264, SLG: 0.391		K		F9		K	E8 S 1B			3	0	0	0	0	2	2									
Wendell Magee, R (7. PH) ERA: 4.62							1-3 2-H 3-H			1	0	1	2	0	0	0									
Randall Simon, L (8.3) OBP: 0.405, SLG: 0.395							1-3 2-H 3-H			0	0	0	0	0	0	0									
Jose Macias, S (1.5) OBP: 0.327, SLG: 0.431		1B E 2B		HR		F8	K			4	2	2	2	0	1	2									
Inning Stats	R: 0 E: 0 K: 0 S: 7	H: 4 LOB: 2 BB: 1 P: 31	R: 4 E: 1 K: 1 S: 18	H: 4 LOB: 1 BB: 1 P: 31	R: 0 E: 0 K: 1 S: 10	H: 0 LOB: 1 BB: 1 P: 21	R: 1 E: 0 K: 0 S: 9	H: 2 LOB: 1 BB: 1 P: 17	R: 1 E: 0 K: 2 S: 12	H: 2 LOB: 1 BB: 0 P: 16	R: 0 E: 0 K: 0 S: 10	H: 0 LOB: 1 BB: 1 P: 18	R: 3 E: 1 K: 3 S: 18	H: 4 LOB: 3 BB: 2 P: 35	R: 0 E: 0 K: 2 S: 12	H: 0 LOB: 0 BB: 0 P: 17	1B: 10 2B: 2 3B: 0 HR: 1	SF: 1 SAC: 0 DP: 0 HBP: 0	WP: 1 PB: 0 SB: 2 CS: 1	PA: 42					
PITCHER	IP	WLS	BF	H	R	ER	SO	BB	IBB	HBP	BLK	WP	HR	S	P	ERA	WHIP								
34 Kerry Wood, R (1.1) ERA: 3.61	6.0		30	9	6	5	4	4	0	0	0	0	1	66	112	7.50	2.167								
Felix Heredia, L (7.1) ERA: 4.62	0.0	L	3	2	3	3	0	1	0	0	0	0	0	5	11	∞	∞								
Todd Van Poppel, R (7.1) ERA: 3.25	0.0		1	1	0	0	0	0	0	0	0	0	0	2	2	∞	∞								
Jeff Fassero, L (7.1) ERA: 2.48	1.0		5	1	0	0	3	0	1	0	0	0	0	11	22	0.00	1.000								
Kyle Farnsworth, R (8.1) ERA: 3.0	1.0		3	0	0	0	2	0	0	0	0	0	0	12	17	0.00	0.000								



Batter	1	2	3	4	5	6	7	8	9	AB	R	H	RBI	BB	SO	LOB	TOP										
Ray Durham, S OBP: 0.324, SLG: 0.430 (1,4)	G3		K			2B 1-2		K		4	0	1	0	0	2	1	Chicago White Sox @ Chicago Cubs Wrigley Field, Chicago, IL Thu Jul 12 2001, 1:20 PM CDT Att: 38,233 - Sunny - 78 F										
Chris Singleton, L OBP: 0.313, SLG: 0.390 (1,8)	F7			G5-3-6 1B		1-3 2-H		G4-3		4	0	2	1	0	0												
Carlos Lee, R OBP: 0.340, SLG: 0.536 (1,7)	K			F9		0-3		G3		4	0	0	0	0	2												
Magglio Ordonez, R OBP: 0.374, SLG: 0.531 (1,9)		G4-3		G5-3-6 1-3		4-0		IBB		3	0	0	0	1	0												
14 Paul Konerko, R OBP: 0.347, SLG: 0.498 (1,3)	K				K	2-3		K		4	0	0	0	0	3												
Herbert Perry, R OBP: 0.317, SLG: 0.415 (1,5)	K				G5-3		0-0	SH1-3 1B		4	0	1	0	0	1												
Sandy Alomar Jr., R OBP: 0.289, SLG: 0.332 (1,2)				F9 2B	G4-3		0-0	SH1-3 1-2		2	0	1	0	0	0												
Royce Clayton, R OBP: 0.239, SLG: 0.286 (1,6)				F9		1-2		K		3	0	0	0	0	1												
Kip Wells, R OBP: 0.268, SLG: 0.250 (1,1)				K		0-1		G4-3		2	1	1	0	0	1												
Gary Glover, R OBP: 0.342, SLG: 0.542 (6, PH)										0	0	0	0	0	0												
Jose Valentin, S OBP: 0.342, SLG: 0.542 (7, PH)										0	0	0	0	0	0												
Jose Canseco, R OBP: 0.359, SLG: 0.544 (7, PH)										0	0	0	0	0	0												
Jon Garland, R OBP: 0.359, SLG: 0.544 (7, PH)										0	0	0	0	0	0												
Bob Howry, L OBP: 0.359, SLG: 0.544 (8, PH)										0	0	0	0	0	0												
Inning Stats	R: 0 E: 0 K: 1 S: 7	H: 0 LOB: 0 BB: 0 P: 11	R: 0 E: 0 K: 2 S: 10	H: 0 LOB: 0 BB: 0 P: 11	R: 0 E: 0 K: 2 S: 10	H: 1 LOB: 1 BB: 0 P: 17	R: 0 E: 0 K: 0 S: 5	H: 1 LOB: 0 BB: 0 P: 6	R: 0 E: 0 K: 1 S: 6	H: 0 LOB: 0 BB: 0 P: 7	R: 1 E: 0 K: 2 S: 17	H: 3 LOB: 3 BB: 1 P: 27	R: 0 E: 0 K: 1 S: 10	H: 1 LOB: 1 BB: 0 P: 14	R: 0 E: 0 K: 1 S: 9	H: 0 LOB: 0 BB: 0 P: 10	R: 0 E: 0 K: 0 S: 7	H: 0 LOB: 0 BB: 0 P: 10	1B: 4 2B: 3 3B: 0 HR: 0	SF: 0 SAC: 1 DP: 1 HBP: 0	WP: 0 PB: 0 SB: 1 CS: 0	PA: 33					
PITCHER	IP	WLS	BF	H	R	ER	SO	BB	IBB	HBP	BLK	WP	HR	S	P	ERA	WHIP										
Jason Bere, R ERA: 4.02 (1, 1)	6.0		23	5	1	1	8	0	1	0	0	0	0	55	79	1.50	0.833										
Todd Van Poppel, R ERA: 3.19 (7, 1)	0.2		3	1	0	0	1	0	0	0	0	0	0	7	9	0.00	1.500										
Jeff Fassero, L ERA: 2.4 (7, 1)	1.1	W	4	0	0	0	1	0	0	0	0	0	0	12	15	0.00	0.000										
Tom Gordon, R ERA: 2.84 (9, 1)	1.0		3	0	0	0	0	0	0	0	0	0	0	7	10	0.00	0.000										


Batter	1	2	3	4	5	6	7	8	9	AB	R	H	RBI	BB	SO	LOB	BOTTOM										
Eric Young Sr., R OBP: 0.329, SLG: 0.404 (1,4)	L8		1B SF9 1B		SH1-3 BB	K		HR IBB		3	2	1	0	2	1	3	Chicago White Sox @ Chicago Cubs Wrigley Field, Chicago, IL Thu Jul 12 2001, 1:20 PM CDT Att: 38,233 - Sunny - 78 F										
Ricky Gutierrez, R OBP: 0.350, SLG: 0.438 (1,6)	F7		HBP 1-3 1B		SH1-3 1-2		G4-3 2B	HR		4	1	3	4	0	0												
Sammy Sosa, R OBP: 0.429, SLG: 0.682 (1,9)	F7		SF9		G5-3		G1-3	K		4	0	0	1	0	1												
Matt Stairs, L OBP: 0.380, SLG: 0.475 (1,3)		1B 1B	HBP 1-2 HBP		F8		G4-3 2-3	K		4	0	1	0	0	1												
Rondell White, R OBP: 0.361, SLG: 0.525 Tom Gordon, R (9, 1)		1B 1-2	HBP 1-2 2-3 HBP		L7		FC6-4 IBB			2	0	1	0	1	0												
Ron Coomer, R OBP: 0.324, SLG: 0.404 Miguel Cairo, R (6, FR) (7, 5)		K	F8		L7		FC6-4 IBB			3	0	1	0	0	1												
Gary Matthews, S OBP: 0.353, SLG: 0.413 (1, 8)		K		G4-3		BB 1B		SH1-4 SH HR BB		2	1	0	0	2	1												
Robert Machado, R OBP: 0.333, SLG: 0.455 (1, 2)		K		K		F8		SH SH1-4 HR		3	1	0	0	0	2												
Jason Bere, R OBP: 0.342, SLG: 0.300 Delino DeShields, L OBP: 0.300, SLG: 0.376 Todd Van Poppel, R OBP: 0.268, SLG: 0.250 Jeff Fassero, L OBP: 0.268, SLG: 0.250 Corey Patterson, L OBP: 0.256, SLG: 0.275 (1, 1) (6, PH) (7, 1) (7, 1) (8, PH) (9, 7)			G3-1		K		SH1-4			2	0	0	0	0	1												
Inning Stats	R: 0 E: 0 K: 0 S: 7	H: 0 LOB: 0 BB: 0 P: 9	R: 0 E: 0 K: 3 S: 12	H: 2 LOB: 2 BB: 0 P: 20	R: 1 E: 0 K: 0 S: 16	H: 2 LOB: 3 BB: 0 P: 27	R: 0 E: 0 K: 2 S: 10	H: 0 LOB: 0 BB: 0 P: 15	R: 0 E: 0 K: 0 S: 4	H: 0 LOB: 1 BB: 1 P: 10	R: 0 E: 0 K: 1 S: 12	H: 1 LOB: 2 BB: 2 P: 25	R: 0 E: 0 K: 0 S: 9	H: 1 LOB: 2 BB: 1 P: 18	R: 4 E: 0 K: 2 S: 12	H: 1 LOB: 0 BB: 2 P: 25	R: 0 E: 0 K: 0 S: 7	H: 0 LOB: 0 BB: 0 P: 10	1B: 5 2B: 1 3B: 0 HR: 1	SF: 1 SAC: 3 DP: 0 HBP: 2	WP: 0 PB: 0 SB: 1 CS: 0	PA: 40					
PITCHER	IP	WLS	BF	H	R	ER	SO	BB	IBB	HBP	BLK	WP	HR	S	P	ERA	WHIP										
Kip Wells, R ERA: 2.42 (1, 1)	5.2		27	5	1	1	5	3	0	2	0	0	0	4	6	0.00	0.000										
Gary Glover, R ERA: 8.58 (6, 1)	0.1		1	0	0	0	1	0	0	0	0	0	0	4	6	0.00	0.000										
Jon Garland, R ERA: 4.26 (7, 1)	1.0	L	7	1	2	2	0	1	1	0	0	0	0	12	25	18.00	2.000										
Bob Howry, R ERA: 4.91 (8, 1)	1.0		5	1	2	2	2	0	1	0	0	0	1	9	18	18.00	1.000										


AB	31
R	1
H	6
RBI	1
BB	1
SO	10
LOB	12

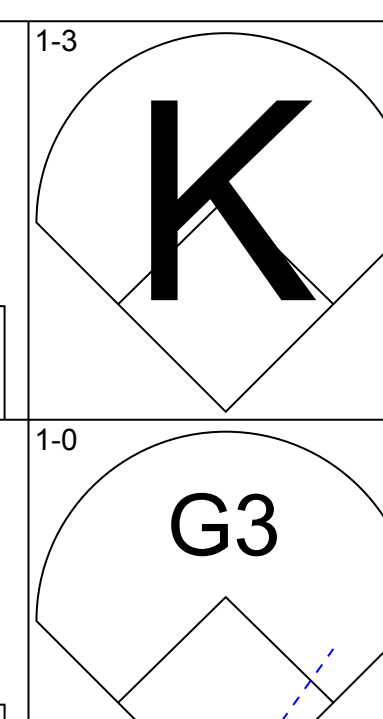
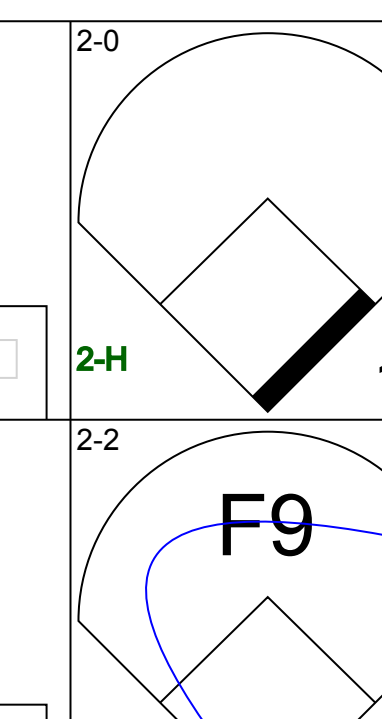
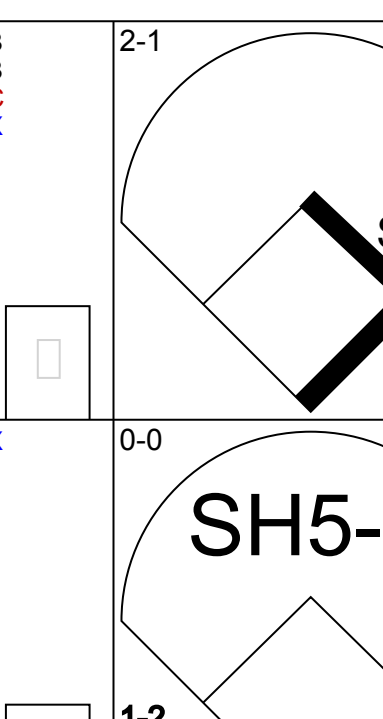
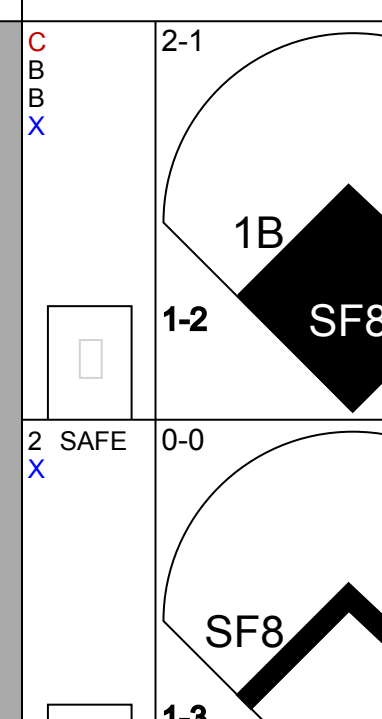
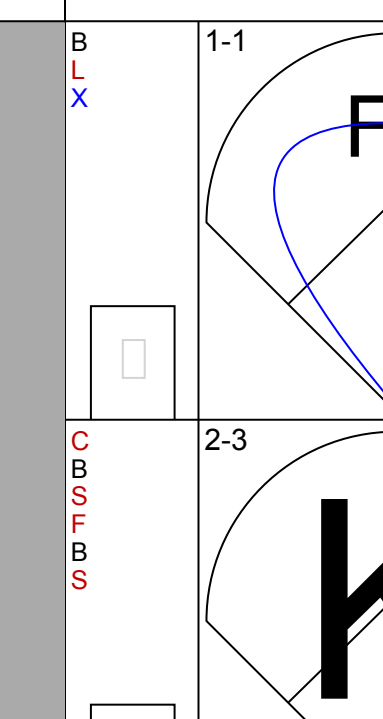
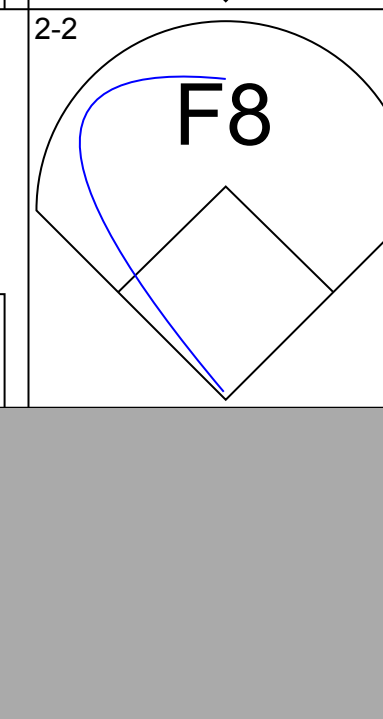

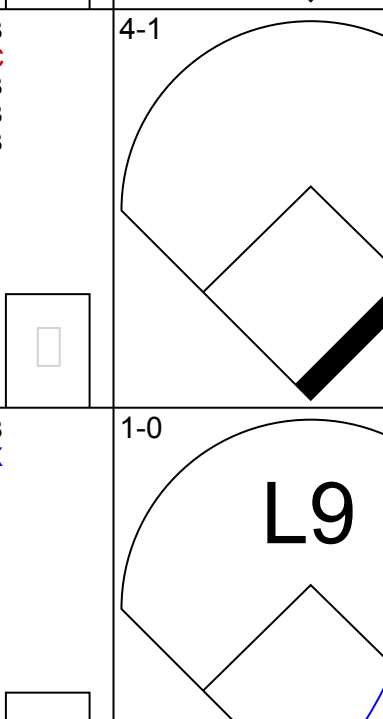
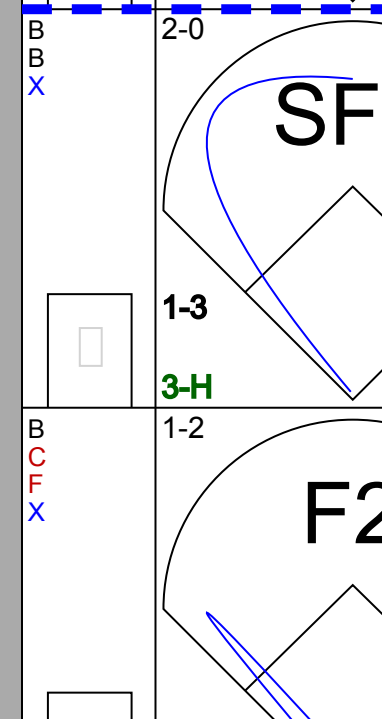
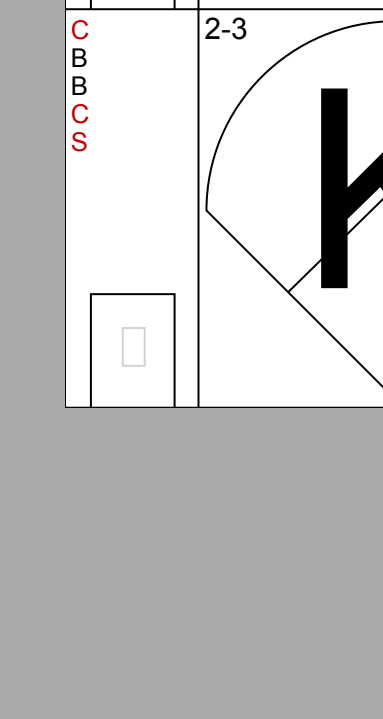

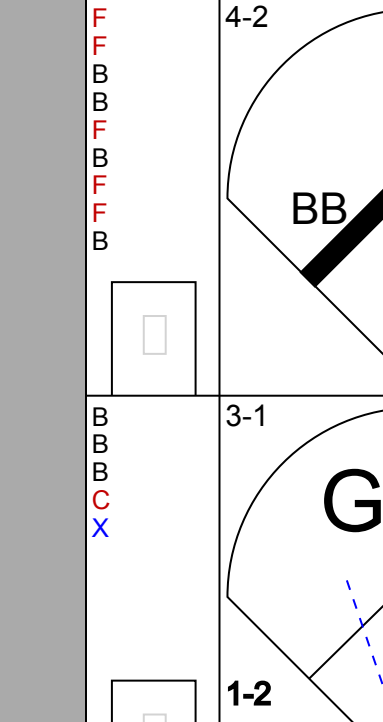
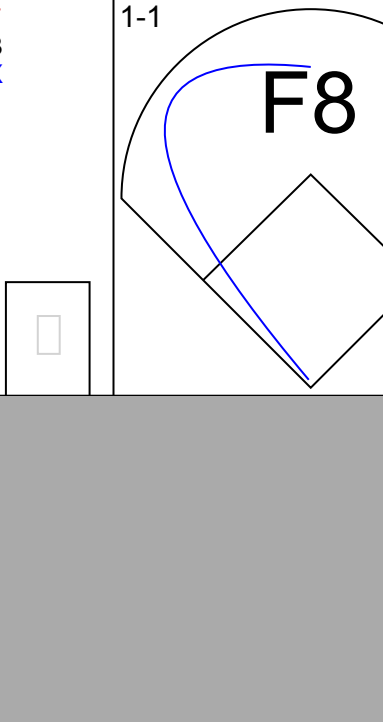

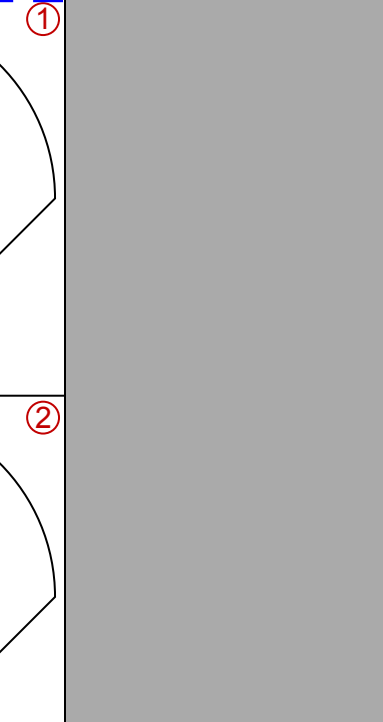
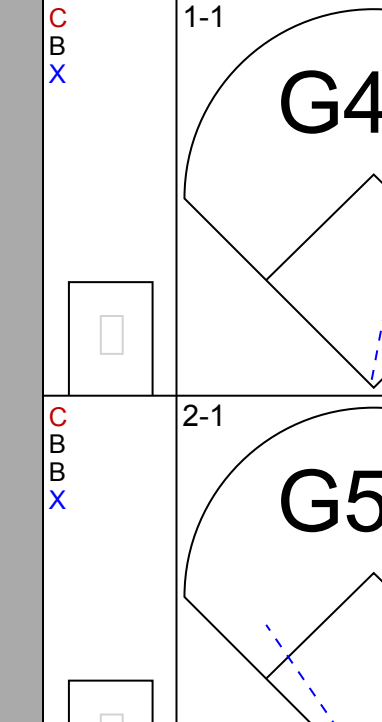
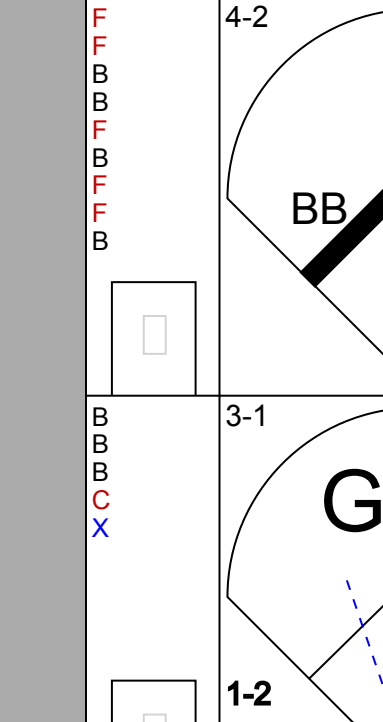
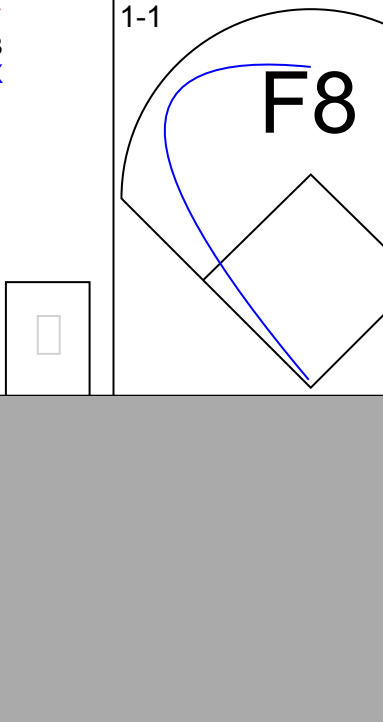


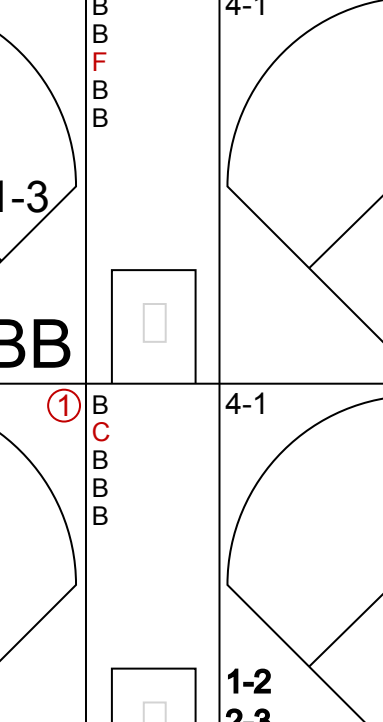

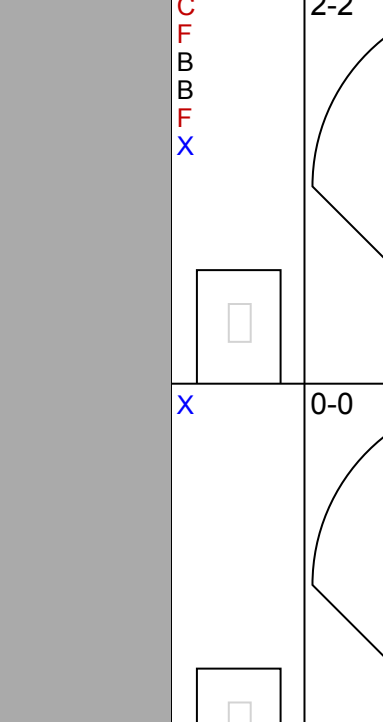

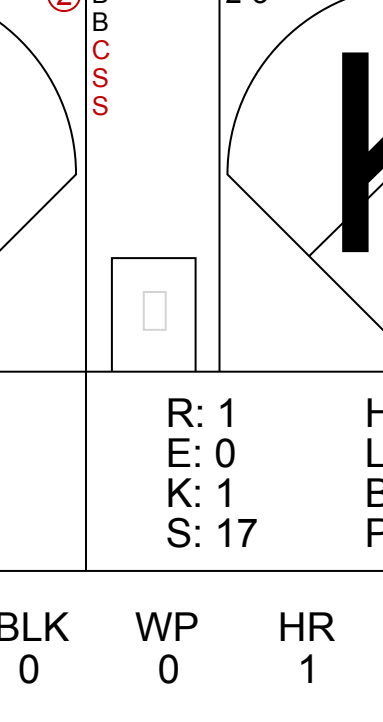
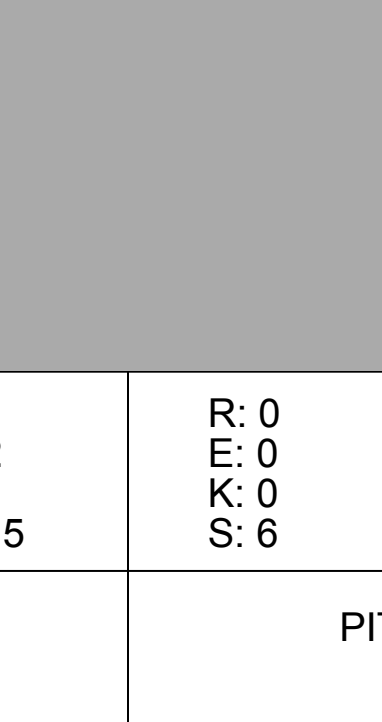
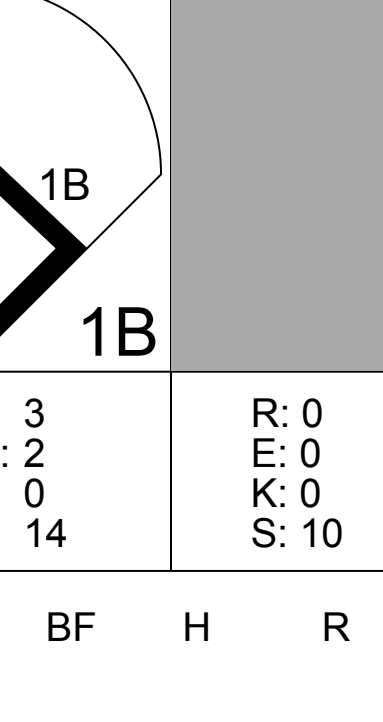
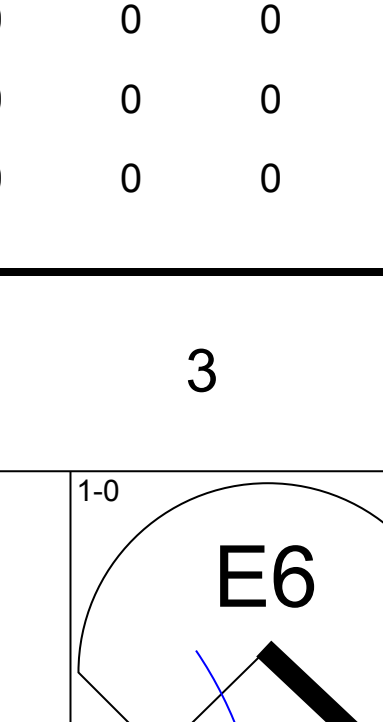
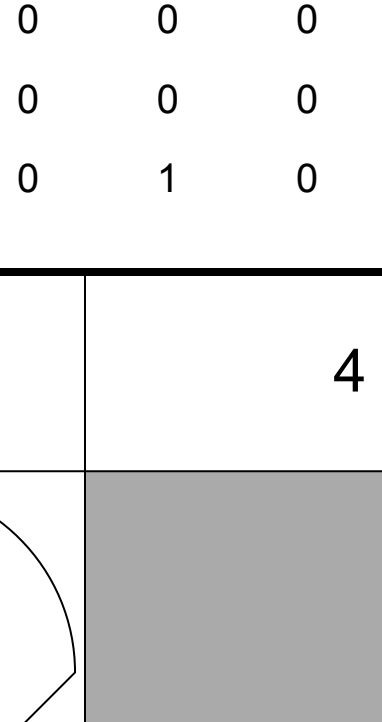
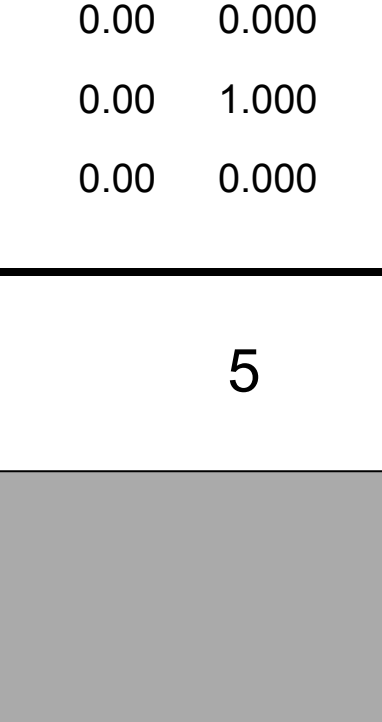
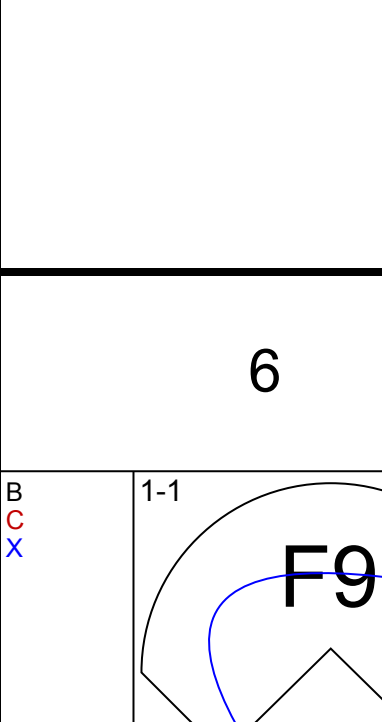
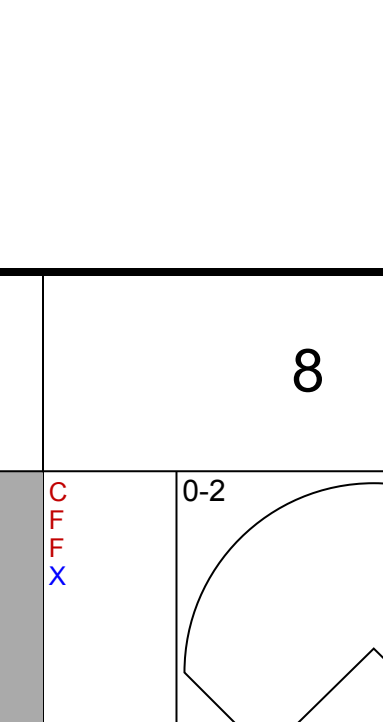
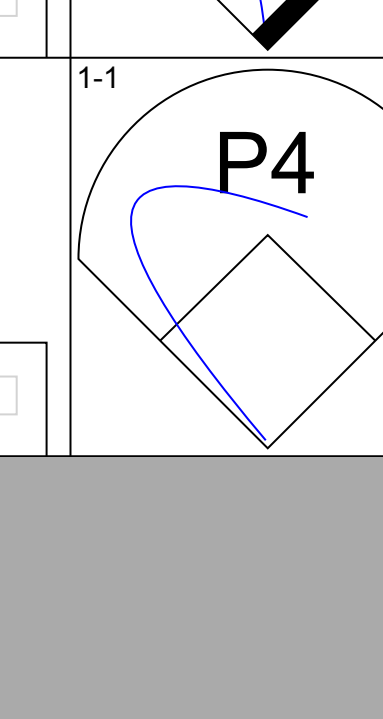
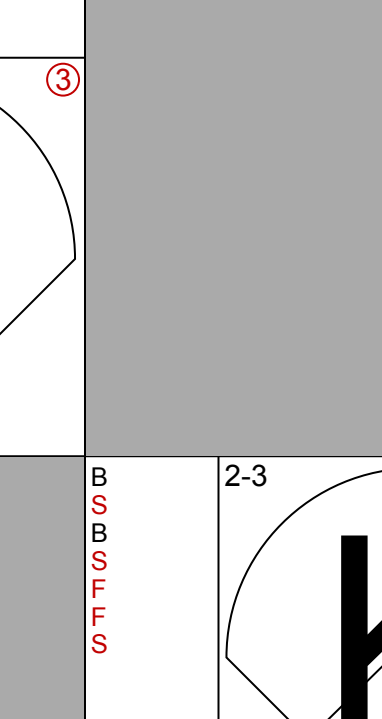

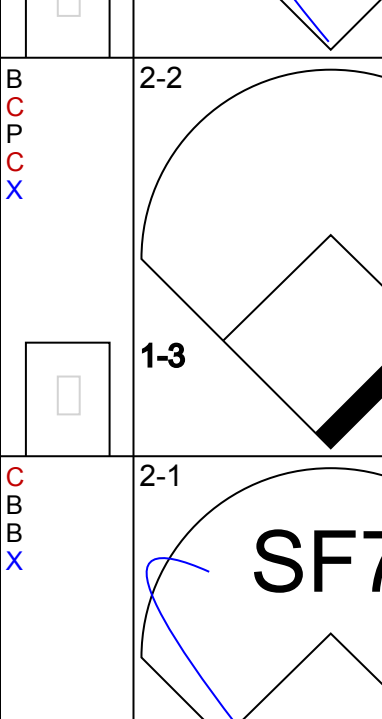
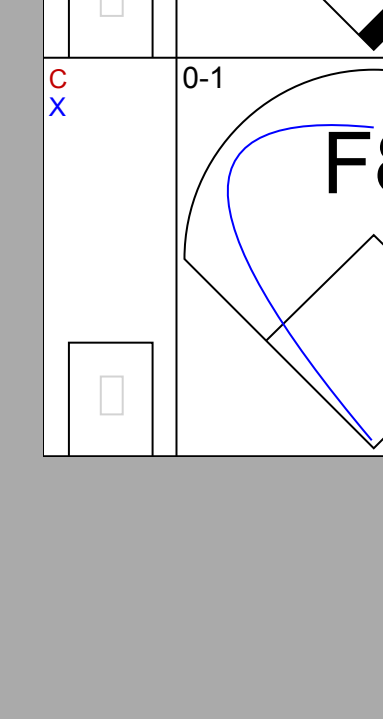

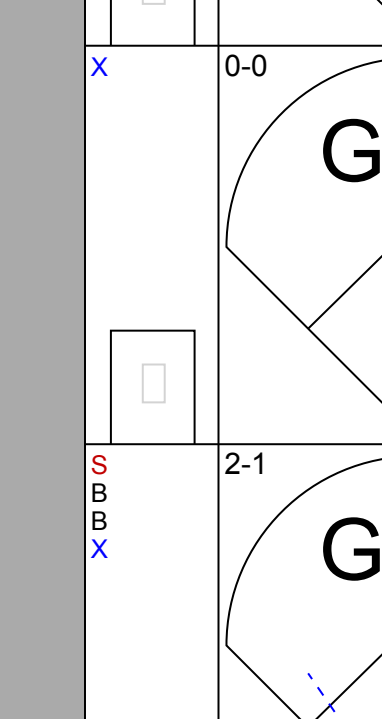
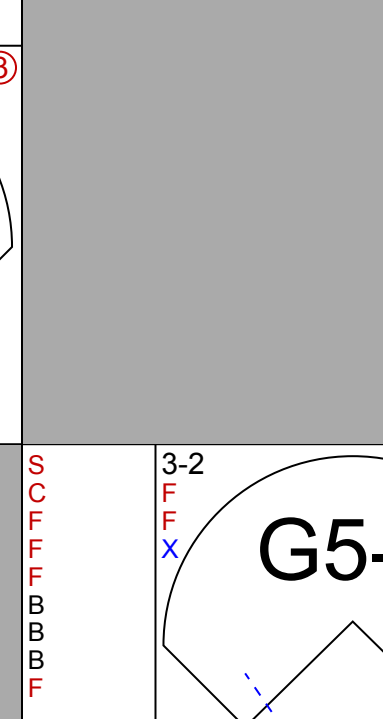
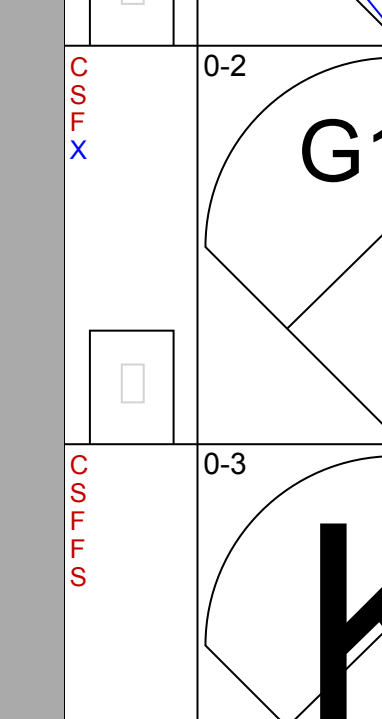
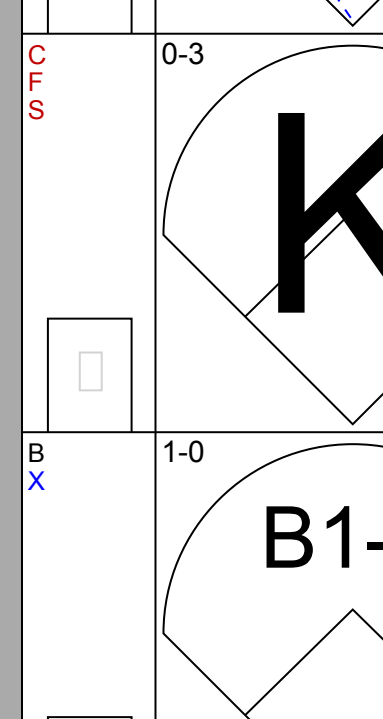


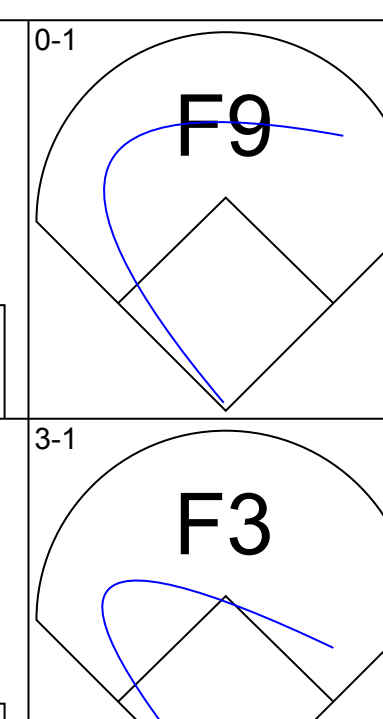
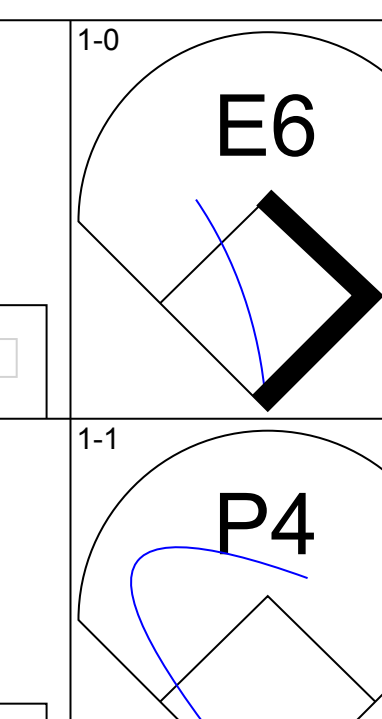
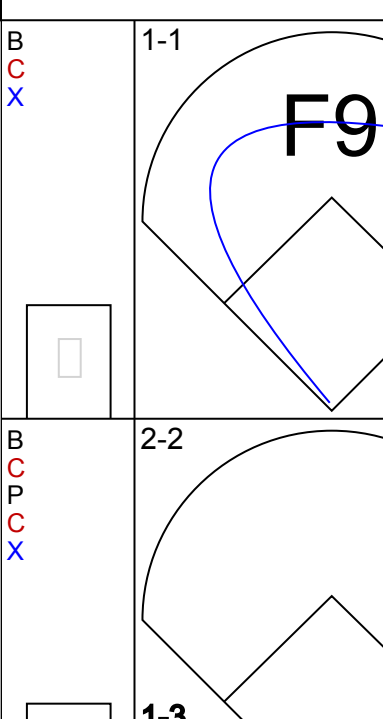
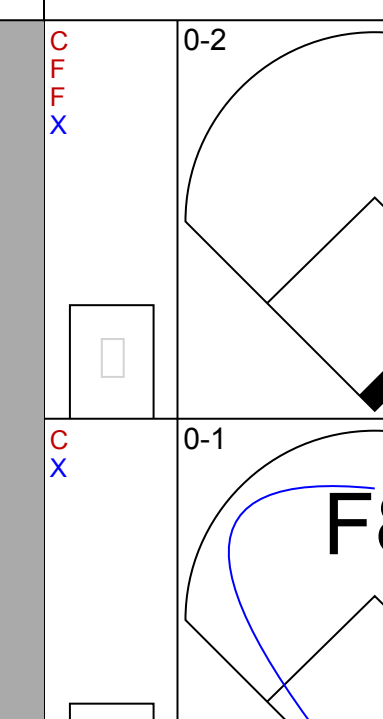
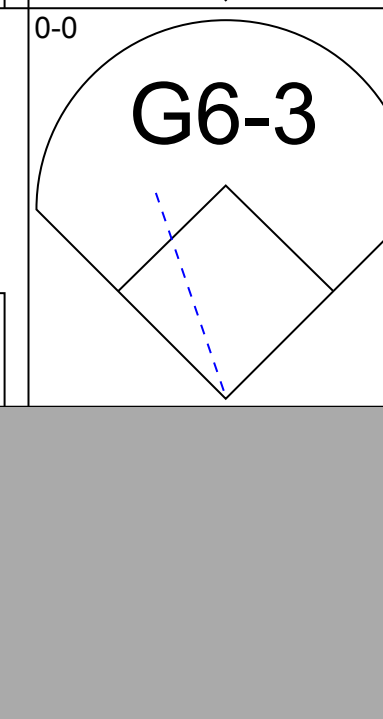

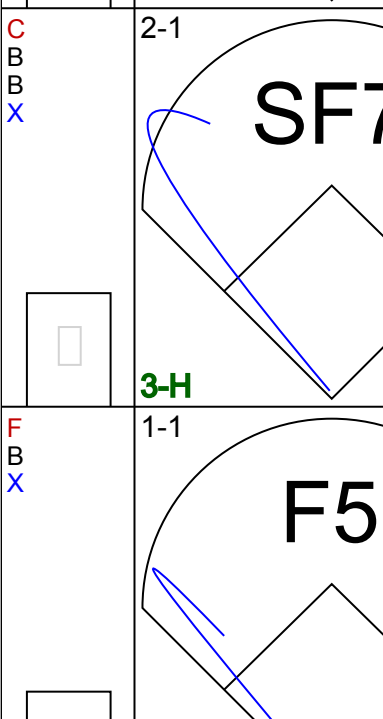


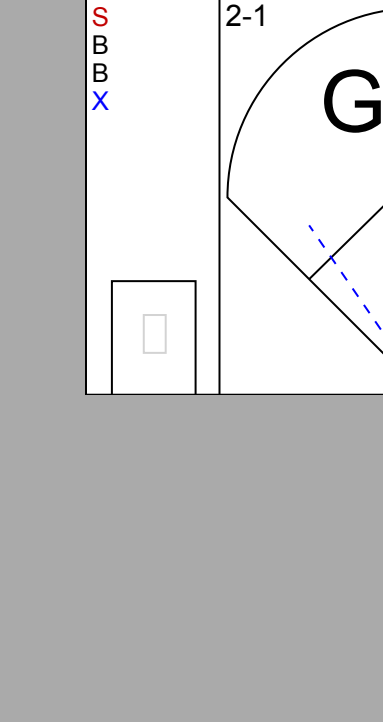

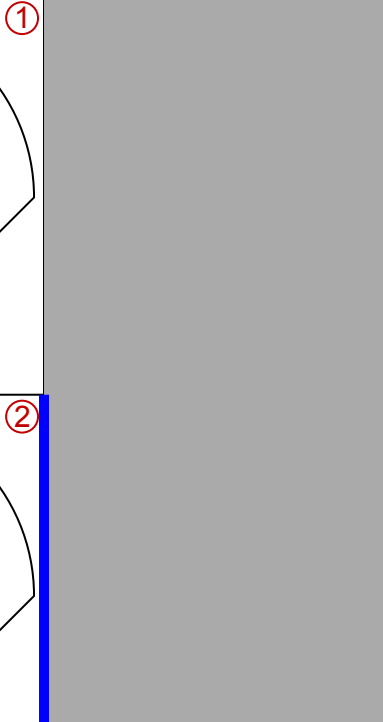
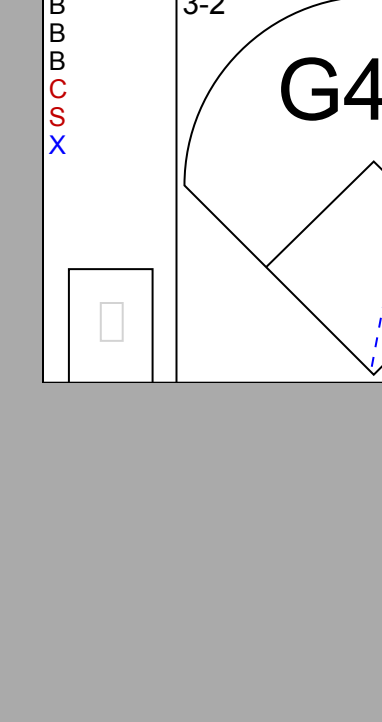
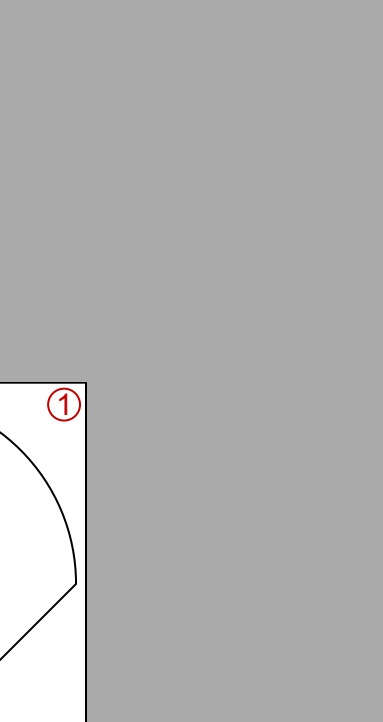

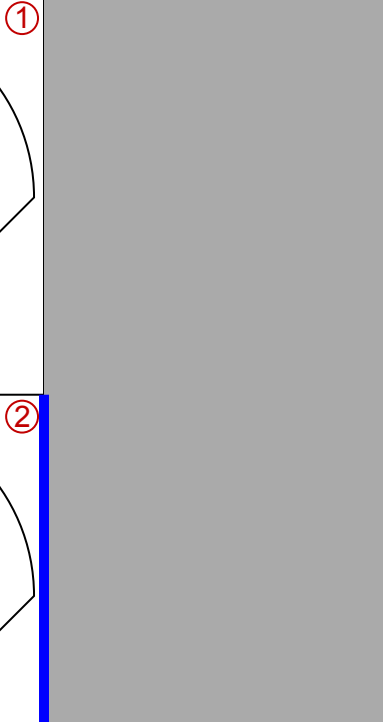
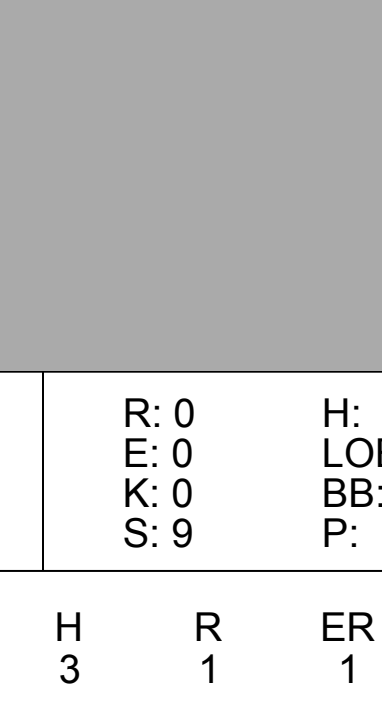
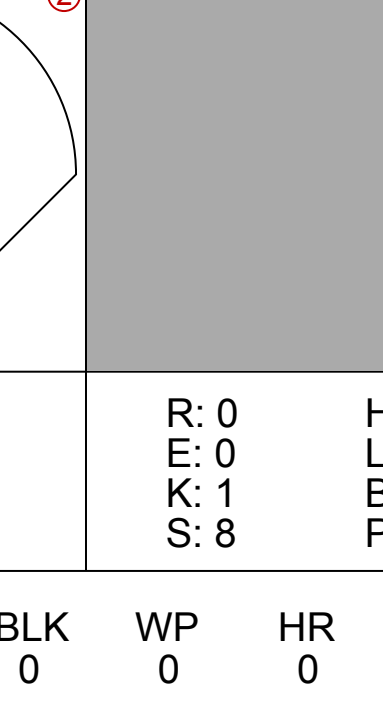

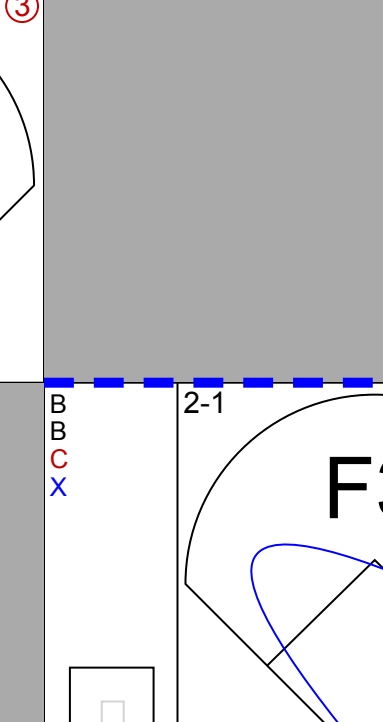

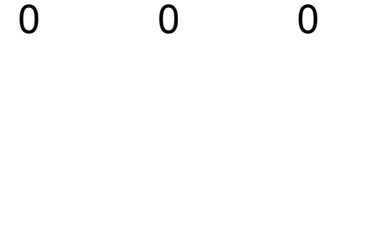
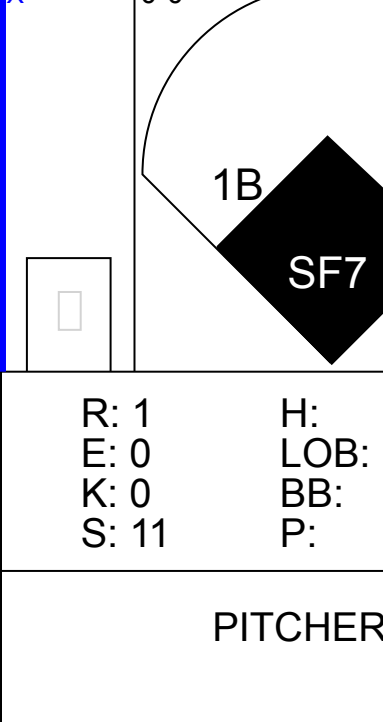
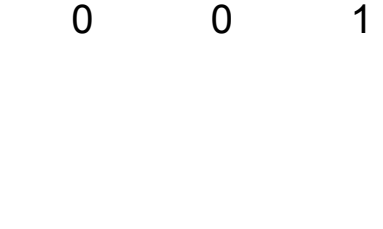


AB	28
R	5
H	7
RBI	5
BB	6
SO	8
LOB	20



Batter	1	2	3	4	5	6	7	8	9	AB	R	H	RBI	BB	SO	LOB	TOP					
Ray Durham, S (1,4) OBP: 0.322, SLG: 0.425	G4-3		K					P4		4	1	0	0	1	2	2	Chicago White Sox @ Chicago Cubs Wrigley Field, Chicago, IL Fri Jul 13, 2001, 2:20 PM CDT Att: 40,157 - Sunny - 74 F					
Jose Valentin, S (1,6) OBP: 0.344, SLG: 0.554	S BB			G6-4-3 HBP BB	SF8 WP BB			K		2	2	1	1	3	1	0						
Carlos Lee, R (1,7) Aaron Rowand, R (8,7) OBP: 0.385, SLG: 0.583	F9			G6-4-3 HBP	K			HR		3	1	1	0	1	1	3						
Magglio Ordonez, R (1,9) OBP: 0.374, SLG: 0.527	G6-3			G6-4-3	SF8			14 HR		2	1	0	1	2	0	3						
Jeff Liefer, L (1,5) Royce Clayton, R (8,6) OBP: 0.282, SLG: 0.503 OBP: 0.239, SLG: 0.286	G6-3			E7 1B	K			B2		5	1	1	1	0	1	5						
14 Paul Konerko, R (1,3) OBP: 0.348, SLG: 0.505	K			1B HBP				P3-6-1		0	0	0	0	0	0	0						
Chris Singleton, L (1,8) OBP: 0.311, SLG: 0.386	K			1-3 2-H				F7		4	1	1	3	0	1	0						
Mark Johnson, L (1,2) OBP: 0.367, SLG: 0.481				P4				G4-3		5	0	1	1	0	1	0						
56 Mark Buehrle, L (1,1) Keith Foulke, R (9,1)				K				G5-3		3	0	1	0	2	0	0						
										0	0	0	0	0	0	0						
Inning Stats	R: 0 E: 0 K: 0 S: 16	H: 0 LOB: 1 BB: 1 P: 24	R: 0 E: 0 K: 2 S: 8	H: 0 LOB: 0 BB: 0 P: 10	R: 0 E: 0 K: 2 S: 9	H: 0 LOB: 0 BB: 0 P: 13	R: 2 E: 1 K: 1 S: 16	H: 2 LOB: 3 BB: 2 P: 30	R: 1 E: 0 K: 2 S: 10	H: 0 LOB: 1 BB: 2 P: 22	R: 0 E: 0 K: 1 S: 15	H: 0 LOB: 2 BB: 2 P: 27	R: 4 E: 0 K: 0 S: 16	H: 3 LOB: 1 BB: 2 P: 33	R: 0 E: 0 K: 0 S: 17	H: 1 LOB: 2 BB: 1 P: 25	R: 0 E: 0 K: 0 S: 7	H: 0 LOB: 0 BB: 0 P: 11	1B: 3 2B: 1 3B: 0 HR: 2	SF: 1 SAC: 0 DP: 1 HBP: 2	WP: 2 PB: 0 SB: 1 CS: 0	PA: 44
PITCHER	IP WLS BF H R ER SO BB IBB HBP BLK WP HR S P ERA WHIP																					
34 Kerry Wood, R (1,1) ERA: 3.65	6.0 L 28 2 3 3 8 6 1 2 0 1 0 74 126 4.50 1.333																					
Will Ohman, L (7,1) ERA: 10.5	0.1 4 1 3 3 0 2 0 0 0 1 1 7 18 81.00 9.000																					
Todd Van Poppel, R (7,1) ERA: 3.2	2.2 12 3 1 1 1 1 0 0 0 0 0 1 33 51 3.38 1.500																					

Batter	1	2	3	4	5	6	7	8	9	AB	R	H	RBI	BB	SO	LOB	BOTTOM					
Eric Young Sr., R (1,4) OBP: 0.332, SLG: 0.409	1B		SH					G6-3 2B		3	0	2	0	0	1	1	Chicago White Sox @ Chicago Cubs Wrigley Field, Chicago, IL Fri Jul 13, 2001, 2:20 PM CDT Att: 40,157 - Sunny - 74 F					
Ricky Gutierrez, R (1,6) OBP: 0.352, SLG: 0.438	CS 1B		G6-4-3					G1-3		4	1	2	0	0	0	3						
Sammy Sosa, R (1,9) OBP: 0.430, SLG: 0.693	K			1B				G6-3		4	1	2	2	0	1	3						
Ron Coomer, R (1,5) OBP: 0.322, SLG: 0.401	K			2B				HR		4	0	1	0	0	2	2						
Rondell White, R (1,7) Deino DeShields, L (4,7) Will Ohman, L (7,1) Todd Van Poppel, R (7,1) Corey Patterson, L (9,PH) OBP: 0.359, SLG: 0.523 OBP: 0.317, SLG: 0.313 OBP: 0.250, SLG: 0.250 OBP: 0.240, SLG: 0.251	F9			1B				G6-3		1	0	0	0	0	0	0						
Matt Stairs, L (1,3) OBP: 0.373, SLG: 0.466	K			G4-6-3				G4-3		4	0	0	0	0	1	2						
Gary Matthews, S (1,8) OBP: 0.347, SLG: 0.405	K							G1-3		4	0	0	0	0	2	0						
Robert Machado, R (1,2) OBP: 0.333, SLG: 0.472				L8				P4		3	0	1	0	0	0	0						
34 Kerry Wood, R (1,1) Roosevelt Brown, L (7,7) OBP: 0.229, SLG: 0.235 OBP: 0.321, SLG: 0.438	SH 1B			1B				L9		2	0	1	0	0	0	1						
										1	0	0	0	0	0	0						
Inning Stats	R: 0 E: 0 K: 2 S: 9	H: 2 LOB: 1 BB: 0 P: 17	R: 0 E: 0 K: 2 S: 8	H: 0 LOB: 0 BB: 0 P: 12	R: 0 E: 1 K: 0 S: 6	H: 1 LOB: 1 BB: 0 P: 9	R: 0 E: 0 K: 1 S: 13	H: 2 LOB: 1 BB: 0 P: 20	R: 0 E: 0 K: 2 S: 11	H: 1 LOB: 1 BB: 0 P: 16	R: 2 E: 0 K: 0 S: 9	H: 2 LOB: 0 BB: 0 P: 14	R: 0 E: 0 K: 0 S: 11	H: 0 LOB: 0 BB: 0 P: 17	R: 0 E: 0 K: 1 S: 8	H: 1 LOB: 1 BB: 0 P: 12	R: 0 E: 0 K: 1 S: 7	H: 0 LOB: 0 BB: 0 P: 9	1B: 5 2B: 4 3B: 0 HR: 1	SF: 0 SAC: 1 DP: 3 HBP: 0	WP: 0 PB: 0 SB: 0 CS: 1	PA: 34
PITCHER	IP WLS BF H R ER SO BB IBB HBP BLK WP HR S P ERA WHIP																					
56 Mark Buehrle, L (1,1) ERA: 3.22	8.0 W 31 9 2 2 8 0 0 0 0 0 0 75 117 2.25 1.125																					
Keith Foulke, R (9,1) ERA: 2.59	1.0 3 0 0 0 1 0 0 0 0 0 0 7 9 0.00 0.000																					

Batter	1	2	3	4	5	6	7	8	9	AB	R	H	RBI	BB	SO	LOB	TOP		
Ray Durham, S OBP: 0.326, SLG: 0.428 (1, 4)										5	1	3	1	0	1	1	<p>Chicago White Sox @ Chicago Cubs Wrigley Field, Chicago, IL Sat Jul 14 2001, 12:15 PM CDT Att: 40,551 - Sunny - 77 F</p>		
Jose Valentin, S OBP: 0.351, SLG: 0.551 Royce Clayton, R OBP: 0.238, SLG: 0.284 (7, FR) (7, 6)										3	0	1	0	0	0	1			
Carlos Lee, R OBP: 0.345, SLG: 0.545 Keith Foulke, R (9, 1)										3	1	1	2	1	1	1			
Magglio Ordonez, R OBP: 0.370, SLG: 0.521 (1, 9)										4	0	0	0	0	0	4			
Jeff Liefer, L OBP: 0.281, SLG: 0.493 (1, 5)										3	0	0	0	1	0	2			
14 Paul Konerko, R OBP: 0.344, SLG: 0.498 (1, 3)										4	0	0	0	0	0	1			
Chris Singleton, L OBP: 0.318, SLG: 0.387 (1, 8)										2	1	1	0	2	0	0			
Mark Johnson, L OBP: 0.353, SLG: 0.433 (1, 2)										3	0	0	0	1	0	2			
Sean Lowe, R OBP: 0.333, SLG: 0.333 Gary Glover, R (8, 1)										3	0	1	0	0	1	4			
Herbert Perry, R OBP: 0.316, SLG: 0.412 Aaron Rowand, R OBP: 0.385, SLG: 0.583 (9, PH) (9, 7)										0	0	0	0	0	0	0			
Inning Stats	R: 0 E: 0 K: 1 S: 7	H: 0 LOB: 0 BB: 0 P: 11	R: 0 E: 0 K: 0 S: 5	H: 0 LOB: 0 BB: 0 P: 9	R: 1 E: 0 K: 0 S: 10	H: 1 LOB: 1 BB: 1 P: 19	R: 1 E: 0 K: 1 S: 17	H: 1 LOB: 3 BB: 3 P: 37	R: 0 E: 0 K: 0 S: 6	H: 0 LOB: 0 BB: 0 P: 11	R: 1 E: 0 K: 0 S: 9	H: 3 LOB: 2 BB: 0 P: 14	R: 0 E: 0 K: 0 S: 10	H: 1 LOB: 1 BB: 0 P: 16	R: 0 E: 0 K: 3 S: 12	H: 0 LOB: 1 BB: 0 P: 18	1B: 6 2B: 0 3B: 0 HR: 1	SF: 1 SAC: 1 DP: 0 HBP: 0	WP: 1 PA: 39 PB: 0 SB: 1 CS: 0
PITCHER	IP	WLS	BF	H	R	ER	SO	BB	IBB	HBP	BLK	WP	HR	S	P	ERA	WHIP		
Julian Tavarez, R ERA: 3.82 (1, 1)	6.0	L	26	3	2	2	2	5	0	0	0	0	1	52	102	3.00	1.333		
Mike Fyhne, R ERA: 5.73 (7, 1)	0.1		3	3	1	1	0	0	0	0	0	0	0	5	7	27.00	9.000		
Kyle Farnsworth, R ERA: 2.95 (7, 1)	0.2		2	0	0	0	0	0	0	0	0	0	0	4	7	0.00	0.000		
Jeff Fassero, L ERA: 2.34 (8, 1)	1.0		4	1	0	0	0	0	0	0	0	0	0	10	16	0.00	1.000		
Tom Gordon, R ERA: 2.73 (9, 1)	1.0		4	0	0	0	3	0	0	0	0	1	0	12	18	0.00	0.000		

Batter	1	2	3	4	5	6	7	8	9	AB	R	H	RBI	BB	SO	LOB	BOTTOM				
Eric Young Sr., R OBP: 0.331, SLG: 0.408 (1, 4)										4	0	1	0	0	0	1	<p>Chicago White Sox @ Chicago Cubs Wrigley Field, Chicago, IL Sat Jul 14 2001, 12:15 PM CDT Att: 40,551 - Sunny - 77 F</p>				
Ricky Gutierrez, R OBP: 0.350, SLG: 0.436 (1, 6)										4	0	1	0	0	0	2					
Sammy Sosa, R OBP: 0.425, SLG: 0.686 (1, 9)										3	0	0	1	0	1	0					
Matt Stairs, L OBP: 0.372, SLG: 0.462 (1, 3)										4	0	1	0	0	0	1					
Ron Coomer, R OBP: 0.321, SLG: 0.395 (1, 5)										3	0	0	0	1	1	0					
Roosevelt Brown, L OBP: 0.304, SLG: 0.412 Jeff Fassero, L (8, 1)										3	0	0	0	0	1	2					
Tom Gordon, R (9, 1)										0	0	0	0	0	0	0					
Gary Matthews, S OBP: 0.344, SLG: 0.490 (1, 8)										3	0	0	0	0	0	1					
Joe Girardi, R OBP: 0.277, SLG: 0.281 (1, 2)										3	0	0	0	0	1	0					
Julian Tavarez, L OBP: 0.192, SLG: 0.125 Delino DeShields, L OBP: 0.330, SLG: 0.316 Mike Fyhne, R (7, 1)										1	0	0	0	0	1	0					
Kyle Farnsworth, R Corey Patterson, L OBP: 0.231, SLG: 0.250 (8, 7)										0	0	0	0	0	0	0					
Inning Stats	R: 0 E: 0 K: 0 S: 5	H: 0 LOB: 0 BB: 0 P: 8	R: 0 E: 0 K: 0 S: 9	H: 1 LOB: 1 BB: 1 P: 18	R: 0 E: 1 K: 2 S: 10	H: 0 LOB: 0 BB: 0 P: 13	R: 0 E: 0 K: 1 S: 8	H: 0 LOB: 0 BB: 0 P: 12	R: 0 E: 0 K: 0 S: 5	H: 0 LOB: 0 BB: 0 P: 11	R: 1 E: 0 K: 0 S: 11	H: 2 LOB: 1 BB: 0 P: 16	R: 0 E: 0 K: 1 S: 13	H: 0 LOB: 0 BB: 0 P: 17	R: 0 E: 0 K: 0 S: 9	H: 1 LOB: 1 BB: 0 P: 11	R: 0 E: 0 K: 1 S: 12	H: 0 LOB: 0 BB: 0 P: 14	1B: 4 2B: 0 3B: 0 HR: 0	SF: 1 SAC: 0 DP: 1 HBP: 0	WP: 0 PA: 32 PB: 0 SB: 0 CS: 0
PITCHER	IP	WLS	BF	H	R	ER	SO	BB	IBB	HBP	BLK	WP	HR	S	P	ERA	WHIP				
Sean Lowe, R ERA: 2.37 (8, 1)	7.0	W	25	3	1	1	4	1	0	0	0	0	0	9	11	0.00	1.000				
Gary Glover, R ERA: 6.35 (9, 1)	1.0	H	4	1	0	0	0	0	0	0	0	0	0	9	11	0.00	1.000				
Keith Foulke, R ERA: 2.53 (9, 1)	1.0	S	3	0	0	0	1	0	0	0	0	0	0	12	14	0.00	0.000				

Chicago White Sox @ Chicago Cubs
Wrigley Field, Chicago, IL
Sat Jul 14 2001, 12:15 PM CDT
Att: 40,551 - Sunny - 77 F

AB 32
R 3
H 7
RBI 3
BB 5
SO 5
LOB 17



Chicago White Sox @ Chicago Cubs
Wrigley Field, Chicago, IL
Sat Jul 14 2001, 12:15 PM CDT
Att: 40,551 - Sunny - 77 F

AB 30
R 1
H 4
RBI 1
BB 1
SO 5
LOB 7



Batter	1	2	3	4	5	6	7	8	9	AB	R	H	RBI	BB	SO	LOB	TOP				
Luis Altea, S OBP: 0.343, SLG: 0.373	F7		E 1B		F2	BB			F7	4	1	1	0	1	0	0	Kansas City Royals @ Chicago Cubs Wrigley Field, Chicago, IL Mon Jul 16 2001, 7:05 PM CDT Att: 39,769 - Sunny - 85 F				
Rey Sanchez, R OBP: 0.309, SLG: 0.340	F8		E5 1B			G4-3			BB	4	1	1	0	1	0	4					
Carlos Beltrán, S OBP: 0.314, SLG: 0.431	K				K				BB	5	0	2	1	0	3	1					
29 Mike Sweeney, R OBP: 0.382, SLG: 0.599		FC5-4 E 1B	K		F7				BB	4	1	1	1	0	1	3					
Mark Quinn, R OBP: 0.307, SLG: 0.527		E6 FC5-4	G1-3			BB G4-3 HBP			BB	4	1	0	0	0	0	4					
Jermaine Dye, R OBP: 0.340, SLG: 0.423	FC5-4 1B			G4-3		G4-3 2B			K	4	0	1	0	0	1	2					
Joe Randa, R OBP: 0.301, SLG: 0.363			G4-6-3 1B	K		G5-3			F9	4	0	1	1	0	1	2					
Brent Mayne, L OBP: 0.377, SLG: 0.393			G4-6-3			G4-3 IBB			WP BB	1	0	0	0	3	0	2					
Dan Reichert, R ERA: 3.36, SLG: 0.408			K	K		G4-3			K	2	0	0	0	0	0	0					
Raul Ibanez, L OBP: 0.326, SLG: 0.420										2	0	0	0	0	0	2					
Blake Stein, R ERA: 5.07										1	0	0	1	0	0	2					
55 Tony Cogan, L ERA: 5.99										0	0	0	0	0	0	0					
Cory Bailey, R ERA: 4.04										0	0	0	0	0	0	0					
Donnie Sadler, R ERA: 3.25, SLG: 0.202										1	0	0	0	0	1	1					
Jason Grimsley, R ERA: 2.52										0	0	0	0	0	0	0					
Roberto Hernandez, R ERA: 3.07										0	0	0	0	0	0	0					
Inning Stats	R: 0 E: 0 K: 1 S: 9	H: 0 LOB: 0 BB: 0 P: 13	R: 1 E: 1 K: 0 S: 11	H: 2 LOB: 1 BB: 0 P: 17	R: 1 E: 1 K: 2 S: 15	H: 2 LOB: 2 BB: 0 P: 19	R: 0 E: 0 K: 2 S: 9	H: 0 LOB: 1 BB: 1 P: 16	R: 0 E: 0 K: 1 S: 8	H: 1 LOB: 3 BB: 2 P: 11	R: 0 E: 0 K: 1 S: 5	H: 0 LOB: 0 BB: 0 P: 7	R: 0 E: 0 K: 2 S: 9	H: 0 LOB: 1 BB: 1 P: 18	R: 1 E: 0 K: 0 S: 13	H: 1 LOB: 1 BB: 1 P: 20	1B: 5 2B: 2 3B: 0 HR: 0	SF: 1 SAC: 0 DP: 1 HBP: 1	WP: 1 PB: 0 SB: 1 CS: 0	PA: 41	
PITCHER	IP	WLS	BF	H	R	ER	SO	BB	IBB	HBP	BLK	WP	HR	S	P	ERA	WHIP				
Kevin Tapani, R ERA: 4.34	5.2	L	28	6	3	1	6	2	1	1	0	0	0	64	99	1.59	1.412				
Todd Van Poppel, R ERA: 3.02	2.1		8	0	0	0	3	1	0	0	0	1	0	16	28	0.00	0.429				
Kyle Farnsworth, R ERA: 3.07	1.0		5	1	1	1	0	1	0	0	0	0	0	13	20	9.00	2.000				

Batter	1	2	3	4	5	6	7	8	9	AB	R	H	RBI	BB	SO	LOB	BOTTOM				
Eric Young Sr., R OBP: 0.333, SLG: 0.407	S BB		F8		1B 2B	FC6			F9	4	1	1	0	1	0	3	Kansas City Royals @ Chicago Cubs Wrigley Field, Chicago, IL Mon Jul 16 2001, 7:05 PM CDT Att: 39,769 - Sunny - 85 F				
Ricky Gutierrez, R OBP: 0.346, SLG: 0.429	K		F9		2B 1B	G6-3				4	1	1	0	0	1	2					
Delino DeShields, L OBP: 0.332, SLG: 0.333	S BB		FC6-4 1B		L4-6 1H 3H	K				3	0	2	2	1	1	0					
Sammy Sosa, R OBP: 0.422, SLG: 0.673	K		FC6-4		IBB	K				3	0	0	0	1	2	4					
Ron Coomer, R OBP: 0.317, SLG: 0.390	F2			K	L4-6				K	3	0	0	0	0	1	4					
Todd Van Poppel, R OBP: 0.250, SLG: 0.250										0	0	0	0	0	0	0					
Corey Patterson, L OBP: 0.200, SLG: 0.214										1	0	0	0	0	1	0					
Roosevelt Brown, L OBP: 0.300, SLG: 0.389		G1-3		E5 G5-3		FC6 G5-3 BB			G3	3	0	0	0	1	0	0					
Kyle Farnsworth, R										0	0	0	0	0	0	0					
Gary Matthews, S OBP: 0.337, SLG: 0.391		G6-3		G5-3		F7			G6-3	4	0	0	0	0	0	2					
Robert Machado, R OBP: 0.310, SLG: 0.436				G6-3		G5-3			F8	3	0	0	0	0	1	2					
Miguel Cairo, R OBP: 0.357, SLG: 0.337										1	0	0	0	0	0	0					
Kevin Tapani, R OBP: 0.185, SLG: 0.154										2	0	1	0	0	0	0					
Matt Stairs, L OBP: 0.368, SLG: 0.454			1B 1B		G5-3	FC6 BB			K	1	0	0	0	1	1	0					
Inning Stats	R: 0 E: 0 K: 2 S: 13	H: 0 LOB: 2 BB: 2 P: 26	R: 0 E: 0 K: 1 S: 5	H: 0 LOB: 0 BB: 0 P: 7	R: 0 E: 0 K: 1 S: 9	H: 0 LOB: 1 BB: 0 P: 16	R: 2 E: 0 K: 0 S: 10	H: 3 LOB: 1 BB: 1 P: 17	R: 0 E: 0 K: 0 S: 11	H: 0 LOB: 2 BB: 2 P: 22	R: 0 E: 0 K: 2 S: 10	H: 0 LOB: 0 BB: 0 P: 13	R: 0 E: 0 K: 1 S: 5	H: 0 LOB: 0 BB: 0 P: 6	R: 0 E: 0 K: 1 S: 8	H: 0 LOB: 0 BB: 0 P: 13	1B: 4 2B: 2 3B: 0 HR: 0	SF: 0 SAC: 0 DP: 1 HBP: 0	WP: 0 PB: 0 SB: 3 CS: 0	PA: 37	
PITCHER	IP	WLS	BF	H	R	ER	SO	BB	IBB	HBP	BLK	WP	HR	S	P	ERA	WHIP				
Dan Reichert, R ERA: 5.08	5.0		23	5	2	2	4	2	1	0	0	0	0	14	27	0.00	1.500				
Blake Stein, R ERA: 5.07	1.1	H	6	0	0	0	0	2	0	0	0	0	0	3	3	0.00	0.000				
55 Tony Cogan, L ERA: 5.99	0.1	H	1	0	0	0	1	0	0	0	0	0	0	4	5	0.00	0.000				
Cory Bailey, R ERA: 4.04	0.1	H	1	0	0	0	1	0	0	0	0	0	0	5	6	0.00	0.000				
Jason Grimsley, R ERA: 2.52	1.0	H	3	0	0	0	1	0	0	0	0	0	0	5	6	0.00	0.000				
PITCHER	IP	WLS	BF	H	R	ER	SO	BB	IBB	HBP	BLK	WP	HR	S	P	ERA	WHIP				
Roberto Hernandez, R ERA: 3.96	1.0	S	3	0	0	0	1	0	0	0	0	0	0	8	13	0.00	0.000				

AB	34
R	4
H	7
RBI	4
BB	5
SO	9
LOB	22

AB	32
R	2
H	5
RBI	2
BB	5
SO	8
LOB	17



Batter	1	2	3	4	5	6	7	8	9	AB	R	H	RBI	BB	SO	LOB	TOP					
Eric Young Sr. R OBP: 0.335, SLG: 0.415 (1, 4)	F8		F8			G6-3	F2			5	0	1	1	0	0	2	Chicago Cubs @ Pittsburgh Pirates PNC Park, Pittsburgh, PA Wed Jul 18 2001, 7:05 PM EDT Att: 31,919 - Overcast - 84 F					
Delino DeShields L OBP: 0.325, SLG: 0.325 (1, 7)	F7		K			2B		K	L5	5	1	1	0	0	2	2						
Sammy Sosa R OBP: 0.420, SLG: 0.661 (1, 9)	K		F8			F5		F8		4	0	0	0	0	1	2						
Ron Coomer R OBP: 0.319, SLG: 0.383 Augie Ojeda S OBP: 0.233, SLG: 0.250 (9, 5)				F3		2B				2	1	1	0	2	0	0						
Matt Stairs L OBP: 0.365, SLG: 0.448 (1, 3)		G4-6-3		G4-3		BB		BB		4	0	1	2	0	0	2						
Ricky Gutierrez R OBP: 0.347, SLG: 0.427 (1, 6)		HR		G1-3		2B				4	2	2	0	0	0	1						
Corey Patterson L OBP: 0.263, SLG: 0.389 (1, 8)				F8		SH1-3		F2		4	1	2	2	0	0	1						
Joe Girardi R OBP: 0.273, SLG: 0.277 (1, 2)				G4-3		SH1-3				3	1	1	0	0	0	0						
34 Kerry Wood R OBP: 0.243, SLG: 0.250 Roosevelt Brown L OBP: 0.298, SLG: 0.302 Gary Matthews R OBP: 0.237, SLG: 0.249 Kyle Farnsworth R OBP: 0.237, SLG: 0.249 Jeff Fassero L OBP: 0.260, SLG: 0.333 Miguel Cairo R OBP: 0.260, SLG: 0.333 Tom Gordon R OBP: 0.260, SLG: 0.333 (1, 1)				G4-3		G4-3		K		2	0	1	0	0	0	0						
Inning Stats	R: 0 E: 0 K: 1 S: 7	H: 0 LOB: 0 BB: 0 P: 12	R: 2 E: 0 K: 0 S: 12	H: 3 LOB: 0 BB: 0 P: 19	R: 0 E: 0 K: 1 S: 7	H: 1 LOB: 0 BB: 0 P: 10	R: 0 E: 0 K: 0 S: 6	H: 0 LOB: 0 BB: 0 P: 9	R: 0 E: 0 K: 0 S: 7	H: 0 LOB: 0 BB: 0 P: 8	R: 2 E: 0 K: 0 S: 15	H: 2 LOB: 1 BB: 1 P: 23	R: 0 E: 0 K: 1 S: 10	H: 1 LOB: 1 BB: 0 P: 14	R: 0 E: 0 K: 1 S: 7	H: 0 LOB: 1 BB: 1 P: 13		R: 2 E: 0 K: 0 S: 11	H: 3 LOB: 1 BB: 0 P: 15	1B: 6 2B: 3 3B: 0 HR: 1	SF: 0 SAC: 1 DP: 1 HBP: 0	WP: 0 PB: 0 SB: 1 CS: 0
PITCHER	IP	WLS	BF	H	R	ER	SO	BB	IBB	HBP	BLK	WP	HR	S	P	ERA	WHIP					
Todd Ritchie R ERA: 3.87 (1, 1)	6.1		26	7	4	4	2	1	0	0	0	0	1	59	87	5.68	1.263					
Scott Sauerbeck L ERA: 5.4 (7, 1)	0.2		2	0	0	0	1	0	0	0	0	0	0	5	8	0.00	0.000					
Josias Manzanillo R ERA: 3.75 (8, 1)	1.0	H	4	0	0	0	1	1	0	0	0	0	0	7	13	0.00	1.000					
Mike Williams R ERA: 4.06 (9, 1)	1.0	L	6	3	2	2	0	0	0	0	0	0	0	11	15	18.00	3.000					

AB 35
R 6
H 10
RBI 6
BB 2
SO 4
LOB 12



Batter	1	2	3	4	5	6	7	8	9	AB	R	H	RBI	BB	SO	LOB	BOTTOM					
Tike Redman L OBP: 0.242, SLG: 0.226 (1, 8)	2B		F7							2	1	0	0	2	1	0	Chicago Cubs @ Pittsburgh Pirates PNC Park, Pittsburgh, PA Wed Jul 18 2001, 7:05 PM EDT Att: 31,919 - Overcast - 84 F					
2 Jack Wilson R OBP: 0.282, SLG: 0.346 (1, 6)	BB		K		G6-3					4	1	1	0	0	1	1						
18 Jason Kendall R OBP: 0.326, SLG: 0.346 (1, 2)	BB		E5							3	1	0	1	0	1	1						
Brian Giles L OBP: 0.396, SLG: 0.625 (1, 7)	BB		HR							3	1	2	3	0	0	0						
Aramis Ramirez R OBP: 0.348, SLG: 0.514 (1, 5)	BB		HR							4	0	0	0	0	2	1						
John Vander Wal L OBP: 0.374, SLG: 0.489 Adam Hyzdu R OBP: 0.292, SLG: 0.826 (1, 9)										3	0	1	0	0	2	0						
Kevin Young R OBP: 0.298, SLG: 0.383 (1, 3)										1	0	0	0	0	0	0						
Rob Mackowiak L OBP: 0.371, SLG: 0.464 Abraham Nunez S OBP: 0.206, SLG: 0.299 (8, 4)										2	0	0	0	1	2	0						
Todd Ritchie R OBP: 0.226, SLG: 0.216 Scott Sauerbeck L ERA: 3.87 (7, 1)										4	0	1	0	0	2	1						
Craig Wilson R OBP: 0.244, SLG: 0.270 Josias Manzanillo R OBP: 0.237, SLG: 0.249 Mike Williams R OBP: 0.260, SLG: 0.333 John Wehner R OBP: 0.260, SLG: 0.333 (1, 1)										2	0	0	0	0	1	1						
Inning Stats	R: 2 E: 0 K: 0 S: 17	H: 1 LOB: 1 BB: 1 P: 26	R: 0 E: 0 K: 2 S: 11	H: 0 LOB: 1 BB: 1 P: 18	R: 2 E: 2 K: 2 S: 12	H: 1 LOB: 0 BB: 0 P: 23	R: 0 E: 0 K: 2 S: 7	H: 0 LOB: 0 BB: 0 P: 11	R: 0 E: 0 K: 2 S: 10	H: 0 LOB: 1 BB: 1 P: 15	R: 0 E: 0 K: 2 S: 17	H: 1 LOB: 1 BB: 0 P: 22	R: 1 E: 0 K: 2 S: 9	H: 1 LOB: 0 BB: 0 P: 13	R: 0 E: 0 K: 0 S: 6	H: 1 LOB: 0 BB: 0 P: 10	R: 0 E: 0 K: 2 S: 11	H: 1 LOB: 1 BB: 0 P: 15	1B: 4 2B: 0 3B: 0 HR: 2	SF: 2 SAC: 0 DP: 0 HBP: 0	WP: 0 PB: 0 SB: 1 CS: 1	PA: 36
PITCHER	IP	WLS	BF	H	R	ER	SO	BB	IBB	HBP	BLK	WP	HR	S	P	ERA	WHIP					
34 Kerry Wood R ERA: 3.62 (1, 1)	6.0		25	3	4	2	10	3	0	0	0	0	0	1	74	115	3.00	1.000				
Kyle Farnsworth R ERA: 3.2 (7, 1)	1.0		4	1	1	1	2	0	0	0	0	0	0	9	13	9.00	1.000					
Jeff Fassero L ERA: 2.18 (8, 1)	1.0	W	3	1	0	0	0	0	0	0	0	0	0	6	10	0.00	1.000					
Tom Gordon R ERA: 2.45 (9, 1)	1.0	S	4	1	0	0	2	0	0	0	0	0	0	11	15	0.00	1.000					

AB 31
R 5
H 6
RBI 5
BB 3
SO 14
LOB 7



Batter	1	2	3	4	5	6	7	8	9	AB	R	H	RBI	BB	SO	LOB	TOP				
Eric Young Sr., R OBP: 0.332, SLG: 0.410 (1, 4)	F6		G6-3		L9		K			4	0	0	0	0	1	2	Chicago Cubs @ Pittsburgh Pirates PNC Park, Pittsburgh, PA Thu Jul 19 2001, 7:05 PM EDT Att: 34,921 - Sunny - 83 F				
Delino DeShields, L OBP: 0.300, SLG: 0.319 Mike Fyhre, R (8, 1)	G3		L6			K		G4-3	4	0	0	0	0	1	0						
Sammy Sosa, R OBP: 0.423, SLG: 0.670 (1, 9)	BB		BB			HR		K	2	1	1	1	2	1	0						
Ron Coomer, R OBP: 0.322, SLG: 0.383 (1, 3)	F3		K			L8-3		BB	3	0	1	0	1	1	2						
Ricky Gutierrez, R OBP: 0.342, SLG: 0.421 (1, 6)		F9		F8		L8-3		K	4	0	0	0	0	1	2						
Gary Matthews, S OBP: 0.332, SLG: 0.384 (1, 8)		K		F9				K	4	0	0	0	0	3	0						
Miguel Cairo, R OBP: 0.373, SLG: 0.363 (1, 5)		1B	3B	G6-3				G3	3	1	2	0	1	0	0						
Robert Machado, R OBP: 0.327, SLG: 0.457 Corey Patterson, L OBP: 0.256, SLG: 0.378 (9, PH)		FC6	1B		K			G3	3	0	1	1	0	1	1						
Julian Tavarez, L OBP: 0.170, SLG: 0.115 Todd Van Poppel, R OBP: 0.297, SLG: 0.250 Matt Stairs, L OBP: 0.327, SLG: 0.448 Courtney Duncan, L (7, PH) Felix Heredia, L (7, 1) Roosevelt Brown, L OBP: 0.266, SLG: 0.375 (8, 7)		FC6			K			G4-3	2	0	0	0	0	1	1						
Inning Stats	R: 0 E: 0 K: 0 S: 7	H: 0 LOB: 1 BB: 1 P: 15	R: 1 E: 0 K: 1 S: 12	H: 2 LOB: 1 BB: 0 P: 21	R: 0 E: 0 K: 1 S: 8	H: 0 LOB: 0 BB: 1 P: 18	R: 0 E: 0 K: 0 S: 5	H: 0 LOB: 0 BB: 0 P: 6	R: 0 E: 0 K: 2 S: 12	H: 1 LOB: 0 BB: 1 P: 23	R: 0 E: 0 K: 1 S: 11	H: 1 LOB: 2 BB: 1 P: 20	R: 0 E: 0 K: 2 S: 9	H: 1 LOB: 1 BB: 0 P: 14	R: 0 E: 0 K: 1 S: 8	H: 0 LOB: 1 BB: 1 P: 17		1B: 3 2B: 1 3B: 1 HR: 1	SF: 0 SAC: 0 DP: 1 HBP: 0	WP: 0 PB: 0 SB: 0 CS: 0	PA: 36
PITCHER	IP	WLS	BF	H	R	ER	SO	BB	IBB	HBP	BLK	WP	HR	S	P	ERA	WHIP				
Dave Williams, L ERA: 3.86 (1, 1)	6.0		23	3	2	2	5	3	0	0	0	0	1	54	98	3.00	1.000				
Omar Olivares, R ERA: 5.7 (7, 1)	1.0	W	5	1	0	0	2	0	1	0	0	0	0	11	20	0.00	1.000				
Scott Sauerbeck, L ERA: 5.26 (8, 1)	1.0	H	4	1	0	0	2	0	0	0	0	0	0	9	14	0.00	1.000				
Mike Williams, R ERA: 3.96 (9, 1)	1.0	S	4	0	0	0	1	1	0	0	0	0	0	8	17	0.00	1.000				

AB	31
R	2
H	5
RBI	2
BB	5
SO	10
LOB	10



Batter	1	2	3	4	5	6	7	8	9	AB	R	H	RBI	BB	SO	LOB	BOTTOM				
Tike Redman, L OBP: 0.237, SLG: 0.306 (1, 8)	L9		F7		G4-3		HR	F8		5	1	1	1	0	0	4	Chicago Cubs @ Pittsburgh Pirates PNC Park, Pittsburgh, PA Thu Jul 19 2001, 7:05 PM EDT Att: 34,921 - Sunny - 83 F				
Jack Wilson, R OBP: 0.287, SLG: 0.349 (1, 6)	18 G5-3		P4			2B	L4		4	1	2	0	0	0	1						
Jason Kendall, R OBP: 0.325, SLG: 0.345 (1, 2)	G5-3			G5-3		P5	2B	1B	4	0	1	0	0	0	2						
Brian Giles, L OBP: 0.394, SLG: 0.623 (1, 7)	L8			K		1B	P6		4	1	1	0	0	1	2						
Craig Wilson, R OBP: 0.403, SLG: 0.741 Scott Sauerbeck, R (8, 1) Mike Williams, R (9, 1)		G6-3				K		2B	4	0	1	0	0	2	2						
John Vander Wal, L OBP: 0.373, SLG: 0.484 (1, 9)		F8			F7	BB	1B	P5	3	0	0	0	1	0	2						
John Wehner, R OBP: 0.222 Rob Mackowiak, L OBP: 0.371, SLG: 0.464 Aramis Ramirez, R OBP: 0.349, SLG: 0.514 (6, PH) (6, PH) (7, 5)		G4-3			K	1B		G6-3	2	0	0	0	0	0	0						
Abraham Nunez, S OBP: 0.314, SLG: 0.305 (1, 4)			G3		1B	1B		1B	3	0	2	0	1	0	0						
Dave Williams, L OBP: 0.200, SLG: 0.300 Adam Hyzdu, R OBP: 0.280, SLG: 0.792 Omar Olivares, R OBP: 0.250, SLG: 0.458 Kevin Young, R OBP: 0.297, SLG: 0.382 (1, 1) (6, PH) (7, 1) (8, 3)			2B		1B	BB	1B	P4	2	0	2	0	0	0	0						
Inning Stats	R: 0 E: 0 K: 0 S: 7	H: 1 LOB: 1 BB: 0 P: 8	R: 0 E: 0 K: 0 S: 6	H: 0 LOB: 0 BB: 0 P: 11	R: 0 E: 0 K: 2 S: 9	H: 0 LOB: 0 BB: 0 P: 13	R: 0 E: 0 K: 1 S: 17	H: 2 LOB: 2 BB: 0 P: 27	R: 2 E: 0 K: 2 S: 18	H: 3 LOB: 2 BB: 2 P: 30	R: 1 E: 0 K: 0 S: 12	H: 3 LOB: 0 BB: 0 P: 18	R: 0 E: 0 K: 0 S: 9	H: 1 LOB: 1 BB: 0 P: 12	1B: 7 2B: 3 3B: 0 HR: 1	SF: 0 SAC: 0 DP: 0 HBP: 0		WP: 0 PB: 0 SB: 0 CS: 0	PA: 37		
PITCHER	IP	WLS	BF	H	R	ER	SO	BB	IBB	HBP	BLK	WP	HR	S	P	ERA	WHIP				
Julian Tavarez, R ERA: 3.79 (1, 1)	5.2		26	7	2	2	4	1	0	0	0	0	0	60	94	3.18	1.412				
Todd Van Poppel, R ERA: 3.0 (6, 1)	0.1		1	0	0	0	1	0	0	0	0	0	0	3	3	0.00	0.000				
Courtney Duncan, R ERA: 3.53 (7, 1)	0.2	L	5	3	1	1	0	0	0	0	0	0	1	9	14	13.50	4.500				
Felix Heredia, L ERA: 4.78 Mike Fyhre, R ERA: 5.23 (7, 1) (8, 1)	0.1		1	0	0	0	0	0	0	0	0	0	0	3	4	0.00	0.000				

AB	35
R	3
H	11
RBI	3
BB	2
SO	5
LOB	17



Batter	1	2	3	4	5	6	7	8	9	AB	R	H	RBI	BB	SO	LOB	TOP										
Eric Young Sr., R OBP: 0.333, SLG: 0.409	1-3 K	4-0 BB			3-2 CS S 1B		0-2 G3		0-1 F8	4	0	1	0	1	1	1											
Delino DeShields, L OBP: 0.323, SLG: 0.319	4-2 FC6-4 BB	1-2 G3			3-2 S 2B 1B		3-3 K			3	1	1	0	1	1	3											
Sammy Sosa, R OBP: 0.421, SLG: 0.668	1-0 FC6-4		0-0 F7		1-2 1-H 2B		1-3 K			4	0	1	1	0	1	1											
Matt Stairs, L OBP: 0.365, SLG: 0.442	2-2 F8		1-2 F9		4-1 BB			2-1 P5		3	0	0	0	1	0	1											
Ron Coomer, R OBP: 0.321, SLG: 0.394		2-2 HR	2-3 K		2-3 K			0-3 K		4	1	1	1	0	3	2											
Ricky Gutierrez, R OBP: 0.341, SLG: 0.422		2-0 1B FC3-2 2B		0-0 G6-3		0-1 G5-3			0-0 G4-3	4	0	1	0	0	0	0											
Corey Patterson, L Gary Matthews, S OBP: 0.335, SLG: 0.384		2-3 K		2-2 F8		0-2 G4-6-3 BB 1B			4-1 G4-3 BB	3	0	1	0	0	1	1	AB 32										
Joe Girardi, R OBP: 0.278, SLG: 0.278		1-0 FC3-2 1B		0-0 G5-3		4-0 G4-6-3 BB			1-2 G4-3	3	0	1	0	1	0	1	R 2										
Jon Lieber, L Miguel Cairo, R Todd Van Poppel, R Felix Heredia, L Mike Fyhrie, R Robert Machado, R OBP: 0.320, SLG: 0.444		2-1 FC3-2 BB		1-2 F7		2-1 G4-6-3			0-1 G5-3	2	0	0	0	0	0	2	H 7										
Inning Stats	R: 0 E: 0 K: 1 S: 17	H: 0 LOB: 1 BB: 1 P: 25	R: 1 E: 0 K: 1 S: 18	H: 3 LOB: 3 BB: 1 P: 32	R: 0 E: 0 K: 1 S: 7	H: 0 LOB: 0 BB: 0 P: 10	R: 0 E: 0 K: 0 S: 5	H: 0 LOB: 0 BB: 0 P: 7	R: 1 E: 0 K: 1 S: 19	H: 3 LOB: 2 BB: 1 P: 33	R: 0 E: 0 K: 2 S: 10	H: 0 LOB: 0 BB: 0 P: 14	R: 0 E: 0 K: 1 S: 6	H: 0 LOB: 0 BB: 0 P: 8	R: 0 E: 0 K: 0 S: 9	H: 0 LOB: 1 BB: 1 P: 14	1B: 4 2B: 2 3B: 0 HR: 1	SF: 0 SAC: 0 DP: 1 HBP: 0	WP: 0 PB: 0 SB: 2 CS: 1	PA: 37							
PITCHER	IP	WLS	BF	H	R	ER	SO	BB	IBB	HBP	BLK	WP	HR	S	P	ERA	WHIP										
Tim Redding, R ERA: 6.26	5.0	W	23	6	2	2	4	3	0	0	0	0	1	66	107	3.60	1.800										
Ron Villone, L ERA: 5.84	1.0	H	4	1	0	0	0	1	0	0	0	0	0	9	15	0.00	2.000										
Octavio Dotel, R ERA: 2.89	2.0	H	6	0	0	0	3	0	0	0	0	0	0	16	22	0.00	0.000										
Billy Wagner, L ERA: 3.16	1.0	S	4	0	0	0	0	1	0	0	0	0	0	9	14	0.00	1.000										

Chicago Cubs @ Houston Astros
Enron Field, Houston, TX
Fri Jul 20 2001, 8:05 PM EDT
Att: 43,163 - Dome - 72 F

AB 32
R 2
H 7
RBI 2
BB 5
SO 7
LOB 15



Batter	1	2	3	4	5	6	7	8	9	AB	R	H	RBI	BB	SO	LOB	BOTTOM										
Craig Biggio, R OBP: 0.398, SLG: 0.504	0-1 G3		1-1 F8		1-1 G4-3 5 PB 2B		0-0 L8			4	1	1	0	0	0	0											
Julio Lugo, R OBP: 0.336, SLG: 0.425	2-1 1B			0-0 B3	0-2 G4-3		0-1 1B			4	0	2	0	0	0	1											
5 Jeff Bagwell, R OBP: 0.388, SLG: 0.566	0-3 K			3-2 1B	3-2 1B		3-2 P3			4	0	2	0	0	1	2											
17 Lance Berkman, S OBP: 0.452, SLG: 0.693	1-1 G6-3			1-1 F8	1-1 P4			1-0 F9 2B		4	0	1	0	0	0	3											
Moises Alou, R OBP: 0.413, SLG: 0.623		2-3 K		0-2 P5	1-1 G5-3			3-3 K		4	0	0	0	0	2	3											
Richard Hidalgo, R OBP: 0.360, SLG: 0.468		0-2 G6-4-3 1B			1-1 SH HR 1B		2-3 K		2-1 F9	4	1	2	0	0	1	1											
Vinny Castilla, R OBP: 0.303, SLG: 0.457		1-0 G6-4-3			1-2 SH HR 1B		2-2 G5-3		2-0 G6-3	4	1	1	0	0	0	2	AB 33										
Brad Ausmus, R OBP: 0.265, SLG: 0.301			1-0 F7		1-1 SH HR		2-3 K			2	1	0	0	0	1	0	R 5										
Tim Redding, R ERA: 3.46	5.0	L	23	8	5	4	3	0	0	0	0	0	0	22	32	0.00	0.500	H 10									
Todd Van Poppel, R ERA: 2.66	2.0	7	1	0	0	0	3	0	0	0	0	0	0	1	2	∞	∞	RBI 4									
Felix Heredia, L ERA: 4.76	0.0	1	1	0	0	0	0	0	0	0	0	0	0	1	2	∞	∞	BB 0									
Octavio Dotel, R ERA: 2.89	1.0	3	0	0	0	0	1	0	0	0	0	0	0	7	14	0.00	0.000	SO 7									
Mike Fyhrie, R ERA: 4.76	1.0	3	0	0	0	0	1	0	0	0	0	0	0	7	14	0.00	0.000	LOB 12									
Inning Stats	R: 0 E: 0 K: 1 S: 9	H: 1 LOB: 1 BB: 0 P: 12	R: 0 E: 0 K: 1 S: 7	H: 1 LOB: 0 BB: 0 P: 10	R: 0 E: 0 K: 1 S: 6	H: 0 LOB: 0 BB: 0 P: 10	R: 0 E: 0 K: 0 S: 10	H: 1 LOB: 1 BB: 0 P: 14	R: 5 E: 1 K: 0 S: 25	H: 5 LOB: 1 BB: 0 P: 35	R: 0 E: 0 K: 2 S: 12	H: 0 LOB: 0 BB: 0 P: 18	R: 0 E: 0 K: 1 S: 10	H: 1 LOB: 1 BB: 0 P: 14	R: 0 E: 0 K: 1 S: 8	H: 1 LOB: 1 BB: 0 P: 16	1B: 7 2B: 2 3B: 0 HR: 1	SF: 0 SAC: 1 DP: 1 HBP: 0	WP: 0 PB: 1 SB: 0 CS: 0	PA: 34							
PITCHER	IP	WLS	BF	H	R	ER	SO	BB	IBB	HBP	BLK	WP	HR	S	P	ERA	WHIP										
Jon Lieber, R ERA: 3.46	5.0	L	23	8	5	4	3	0	0	0	0	0	0	22	32	0.00	0.500										
Todd Van Poppel, R ERA: 2.66	2.0	7	1	0	0	0	3	0	0	0	0	0	0	1	2	∞	∞										
Felix Heredia, L ERA: 4.76	0.0	1	1	0	0	0	0	0	0	0	0	0	0	1	2	∞	∞										
Mike Fyhrie, R ERA: 4.76	1.0	3	0	0	0	0	1	0	0	0	0	0	0	7	14	0.00	0.000										

Chicago Cubs @ Houston Astros
Enron Field, Houston, TX
Fri Jul 20 2001, 8:05 PM EDT
Att: 43,163 - Dome - 72 F

AB 33
R 5
H 10
RBI 4
BB 0
SO 7
LOB 12



Batter	1	2	3	4	5	6	7	8	9	AB	R	H	RBI	BB	SO	LOB	TOP								
Eric Young Sr., R OBP: 0.333, SLG: 0.407 (1, 4)	P4	BB		F9		G6-4-3 1B		G4-3		4	0	1	1	1	0	2	Chicago Cubs @ Houston Astros Enron Field, Houston, TX Sat Jul 21 2001, 8:05 PM EDT Att: 43,208 - Dome - 72 F								
Delino DeShields, L OBP: 0.334, SLG: 0.318 Gary Matthews, S OBP: 0.335, SLG: 0.384 (1, 7) (8, 8)	G3	G1-2-3 3-H		BB		F9		S IBB 1B		4	0	1	1	1	0	4									
Sammy Sosa, R OBP: 0.423, SLG: 0.684 (1, 9)	HR			HR		G6-4-3 1-2		DI IBB		4	2	2	2	1	0	3									
Matt Stairs, L OBP: 0.367, SLG: 0.448 Kyle Farnsworth, R Tom Gordon, R (1, 3) (7, 1) (9, 1)	1B			G4-3		1B 2B		K		4	1	2	0	0	1	0									
Michael Tucker, L OBP: 0.309, SLG: 0.390 (1, 8) (8, 7)	E6			2B		G6-4-3 1B		P6		5	0	2	0	0	1	1									
Ricky Gutierrez, R OBP: 0.339, SLG: 0.419 (1, 6)	G5-3			2B		1B		K		5	0	1	1	0	1	3									
Ron Coomer, R OBP: 0.322, SLG: 0.399 (1, 5) (7, 3)				K		G6-4-3 1-2 2-3		FC3-6 1B		5	0	2	0	0	1	3									
Robert Machado, R OBP: 0.333, SLG: 0.429 (1, 2)				G3-1		DI IBB		FC3-6 1B G4-3		2	1	0	0	2	0	1									
Kevin Tapani, R OBP: 0.200, SLG: 0.172 Miguel Cairo, R OBP: 0.375, SLG: 0.365 (1, 1) (7, 5)	FC2-5 1-2 2-3			BB		F8		G4-3 1B		3	0	1	0	0	0	4									
Inning Stats	R: 1 E: 1 K: 0 S: 13	H: 2 LOB: 2 BB: 0 P: 19	R: 0 E: 0 K: 0 S: 5	H: 1 LOB: 2 BB: 2 P: 16	R: 1 E: 0 K: 1 S: 9	H: 2 LOB: 1 BB: 0 P: 15	R: 0 E: 0 K: 0 S: 10	H: 1 LOB: 2 BB: 1 P: 18	R: 1 E: 0 K: 0 S: 9	H: 3 LOB: 2 BB: 1 P: 19	R: 0 E: 0 K: 2 S: 7	H: 1 LOB: 0 BB: 0 P: 11	R: 0 E: 0 K: 2 S: 9	H: 0 LOB: 0 BB: 0 P: 15	R: 2 E: 0 K: 1 S: 12	H: 3 LOB: 2 BB: 1 P: 21	R: 0 E: 0 K: 1 S: 10	H: 0 LOB: 0 BB: 0 P: 14	1B: 8 2B: 3 3B: 0 HR: 2	SF: 0 SAC: 0 DP: 3 HBP: 0	WP: 0 PB: 0 SB: 1 CS: 0	PA: 43			
PITCHER	IP	WLS	BF	H	R	ER	SO	BB	IBB	HBP	BLK	WP	HR	S	P	ERA	WHIP								
Dave Milcki, R ERA: 7.07 Jim Mann, R ERA: 8.75 Ron Villone, L ERA: 5.94 Michael Jackson, R ERA: 3.48 (1, 1) (6, 1) (7, 1) (9, 1)	5.0		27	9	3	3	1	3	1	0	0	0	2	46	87	5.40	2.400								

AB	38
R	5
H	13
RBI	5
BB	5
SO	5
LOB	23



Batter	1	2	3	4	5	6	7	8	9	AB	R	H	RBI	BB	SO	LOB	BOTTOM								
Craig Biggio, R OBP: 0.394, SLG: 0.499 (1, 4)	K		FC6-5 2-3			L7		G6-3		4	0	0	0	0	1	1	Chicago Cubs @ Houston Astros Enron Field, Houston, TX Sat Jul 21 2001, 8:05 PM EDT Att: 43,208 - Dome - 72 F								
Julio Lugo, R OBP: 0.341, SLG: 0.425 (1, 6)	17 CS 1B		K			5 HR BB		5 G6-4-3 BB		2	1	1	0	2	1	1									
5 Jeff Bagwell, R OBP: 0.387, SLG: 0.571 (1, 3)	F9					HR		G6-4-3 1-2		4	1	1	2	0	1	2									
17 Lance Berkman, S OBP: 0.452, SLG: 0.703 (1, 7)	CS					K		1B 2B		4	2	2	1	0	2	0									
Moises Alou, R OBP: 0.411, SLG: 0.619 (1, 9)						K		1B		4	0	1	1	0	2	0									
Richard Hidalgo, R OBP: 0.356, SLG: 0.466 (1, 8)						K		L8		4	0	1	0	0	2	1									
Vinny Castilla, R OBP: 0.300, SLG: 0.452 (1, 5)						G6-4-3 1B		F9		3	0	0	0	0	1	1									
Brad Ausmus, R OBP: 0.267, SLG: 0.302 Jim Mann, R Ron Villone, L Jose Vizcaino, S OBP: 0.320, SLG: 0.304 Michael Jackson, R (1, 2) (6, 1) (7, 1) (8, PH) (9, 1)						G1-3		F7		2	0	1	0	0	0	0									
Dave Milcki, R OBP: 0.200, SLG: 0.200 Scott Servais, R OBP: 0.400, SLG: 0.400 Orlando Merced, S OBP: 0.348, SLG: 0.589 Tony Eusebio, R OBP: 0.361, SLG: 0.490 (1, 1) (6, 2) (8, PH) (9, 2)						SH3-4		F8		0	0	0	0	0	0	0									
Inning Stats	R: 0 E: 0 K: 1 S: 12	H: 1 LOB: 0 BB: 0 P: 16	R: 1 E: 0 K: 2 S: 13	H: 1 LOB: 0 BB: 0 P: 19	R: 0 E: 0 K: 1 S: 8	H: 1 LOB: 1 BB: 0 P: 13	R: 0 E: 0 K: 3 S: 9	H: 0 LOB: 0 BB: 0 P: 15	R: 0 E: 0 K: 0 S: 5	H: 1 LOB: 0 BB: 0 P: 6	R: 2 E: 0 K: 2 S: 14	H: 1 LOB: 0 BB: 1 P: 24	R: 0 E: 0 K: 2 S: 11	H: 0 LOB: 0 BB: 0 P: 14	R: 0 E: 0 K: 0 S: 7	H: 0 LOB: 0 BB: 0 P: 10	R: 1 E: 0 K: 0 S: 12	H: 2 LOB: 1 BB: 1 P: 22	1B: 4 2B: 1 3B: 0 HR: 2	SF: 0 SAC: 1 DP: 2 HBP: 0	WP: 0 PB: 0 SB: 0 CS: 1	PA: 34			
PITCHER	IP	WLS	BF	H	R	ER	SO	BB	IBB	HBP	BLK	WP	HR	S	P	ERA	WHIP								
Kevin Tapani, R ERA: 4.35 Kyle Farnsworth, R ERA: 3.06 Tom Gordon, R ERA: 2.67 (1, 1) (7, 1) (9, 1)	6.0		22	5	3	3	9	1	0	0	0	0	2	61	93	4.50	1.000								

AB	30
R	4
H	7
RBI	4
BB	2
SO	11
LOB	6



Batter	1	2	3	4	5	6	7	8	9	AB	R	H	RBI	BB	SO	LOB	TOP										
Eric Young Sr. R OBP: 0.335, SLG: 0.408 (1, 4)										4	0	2	0	0	0	0	Chicago Cubs @ Houston Astros Enron Field, Houston, TX Sun Jul 22 2001, 2:35 PM EDT Att: 43,011 - Dome - 72 F										
Delino DeShields L OBP: 0.353, SLG: 0.317 Todd Van Poppel R OBP: 0.250, SLG: 0.250 (1, 7) (8, 1)										4	0	1	0	0	0	2											
Sammy Sosa R OBP: 0.422, SLG: 0.682 (1, 9)										4	0	1	0	0	1	4											
Matt Stairs L OBP: 0.367, SLG: 0.444 Miguel Cairo R OBP: 0.372, SLG: 0.362 (1, 3) (9, PH)										2	0	0	0	0	0	2											
Michael Tucker L OBP: 0.306, SLG: 0.385 (1, 8)										3	0	0	0	0	1	4											
Gary Matthews S OBP: 0.333, SLG: 0.382 (9, PH)										1	0	0	0	0	1	0											
Ricky Gutierrez R OBP: 0.338, SLG: 0.417 (1, 6)										4	0	1	0	0	0	3											
Ron Coomer R OBP: 0.317, SLG: 0.392 (1, 5)										4	0	0	0	0	0	1											
Robert Machado R OBP: 0.316, SLG: 0.404 (1, 2)										3	0	0	0	0	0	0											
Jason Bere R OBP: 0.243, SLG: 0.297 Corey Patterson L OBP: 0.256, SLG: 0.366 (1, 1) (8, PH) (8, 8)										2	0	0	0	0	2	0											
Inning Stats	R: 0 H: 1 E: 1 K: 1 S: 17	H: 1 LOB: 3 BB: 0 P: 24	R: 0 H: 0 E: 0 K: 1 S: 8	H: 0 LOB: 0 BB: 0 P: 14	R: 0 H: 1 E: 0 K: 0 S: 9	H: 1 LOB: 1 BB: 0 P: 11	R: 0 H: 0 E: 0 K: 0 S: 12	H: 0 LOB: 0 BB: 0 P: 15	R: 0 H: 1 E: 0 K: 1 S: 7	H: 0 LOB: 1 BB: 0 P: 14	R: 0 H: 0 E: 0 K: 0 S: 10	H: 0 LOB: 0 BB: 0 P: 10	R: 0 H: 1 E: 0 K: 2 S: 12	H: 1 LOB: 1 BB: 0 P: 16	R: 0 H: 1 E: 0 K: 2 S: 10	H: 1 LOB: 1 BB: 0 P: 12	1B: 4 2B: 1 3B: 0 HR: 0	SF: 0 SAC: 0 DP: 0 HBP: 1	WP: 0 PB: 0 SB: 1 CS: 0	PA: 34							
PITCHER	IP	WLS	BF	H	R	ER	SO	BB	IBB	HBP	BLK	WP	HR	S	P	ERA	WHIP										
Shane Reynolds R ERA: 5.09 (1, 1)	7.0	W	26	3	0	0	3	0	0	1	0	0	0	70	96	0.00	0.429										
Octavio Dotel R ERA: 2.95 (8, 1)	1.0	H	4	1	0	0	2	0	0	0	0	0	0	12	16	0.00	1.000										
Billy Wagner L ERA: 3.08 (9, 1)	1.0	S	4	1	0	0	2	0	0	0	0	0	0	10	12	0.00	1.000										

Chicago Cubs @ Houston Astros
Enron Field, Houston, TX
Sun Jul 22 2001, 2:35 PM EDT
Att: 43,011 - Dome - 72 F

AB	33
R	0
H	5
RBI	0
BB	0
SO	7
LOB	16



Batter	1	2	3	4	5	6	7	8	9	AB	R	H	RBI	BB	SO	LOB	BOTTOM										
Craig Biggio R OBP: 0.391, SLG: 0.493 (1, 4)										4	0	0	0	0	2	0	Chicago Cubs @ Houston Astros Enron Field, Houston, TX Sun Jul 22 2001, 2:35 PM EDT Att: 43,011 - Dome - 72 F										
Julio Lugo R OBP: 0.337, SLG: 0.420 (1, 6)										4	0	0	0	0	2	0											
5 Jeff Bagwell R OBP: 0.389, SLG: 0.582 (1, 3)										3	1	2	1	0	0	0											
17 Lance Berkman S OBP: 0.452, SLG: 0.699 (1, 7)										3	1	1	0	0	0	0											
Moises Alou R OBP: 0.411, SLG: 0.619 (1, 9)										3	1	1	0	0	1	3											
Richard Hidalgo R OBP: 0.356, SLG: 0.461 (1, 8)										3	0	0	1	0	1	1											
Vinny Castilla R OBP: 0.298, SLG: 0.448 (1, 5)										3	0	0	0	0	2	0											
Tony Eusebio R OBP: 0.351, SLG: 0.475 (1, 2)										3	0	0	0	0	3	0											
Shane Reynolds R OBP: 0.059, SLG: 0.147 Octavio Dotel R OBP: 0.091, SLG: 0.091 Orlando Merced S OBP: 0.344, SLG: 0.579 Billy Wagner L (1, 1) (8, 1) (8, PH) (9, 1)										2	0	0	0	0	1	0											
Inning Stats	R: 0 H: 2 E: 0 K: 3 S: 14	H: 0 LOB: 2 BB: 0 P: 20	R: 0 H: 0 E: 0 K: 3 S: 9	H: 0 LOB: 0 BB: 0 P: 13	R: 0 H: 0 E: 1 K: 1 S: 7	H: 0 LOB: 0 BB: 0 P: 7	R: 2 H: 1 E: 1 K: 0 S: 9	H: 1 LOB: 0 BB: 0 P: 12	R: 0 H: 0 E: 0 K: 3 S: 11	H: 0 LOB: 0 BB: 0 P: 17	R: 0 H: 0 E: 0 K: 0 S: 8	H: 0 LOB: 0 BB: 0 P: 12	R: 1 H: 1 E: 0 K: 2 S: 12	H: 1 LOB: 0 BB: 0 P: 19	R: 0 H: 0 E: 0 K: 1 S: 8	H: 0 LOB: 0 BB: 0 P: 13		1B: 1 2B: 2 3B: 0 HR: 1	SF: 0 SAC: 0 DP: 0 HBP: 0	WP: 2 PB: 0 SB: 1 CS: 0	PA: 29						
PITCHER	IP	WLS	BF	H	R	ER	SO	BB	IBB	HBP	BLK	WP	HR	S	P	ERA	WHIP										
Jason Bere R ERA: 4.0 (1, 1)	7.0	L	26	4	3	2	12	0	0	0	0	0	0	70	100	2.57	0.571										
Todd Van Poppel R ERA: 2.6 (8, 1)	1.0		3	0	0	0	1	0	0	0	0	0	0	8	13	0.00	0.000										

Chicago Cubs @ Houston Astros
Enron Field, Houston, TX
Sun Jul 22 2001, 2:35 PM EDT
Att: 43,011 - Dome - 72 F

AB	29
R	3
H	4
RBI	2
BB	0
SO	13
LOB	4



Batter	1	2	3	4	5	6	7	8	9	AB	R	H	RBI	BB	SO	LOB	TOP										
Eric Young Sr. R OBP: 0.333, SLG: 0.405 (1, 4)	F9	G6-3			G5-3		P5	1B									5 0 1 0 0 0 1										
Delino DeShields L OBP: 0.336, SLG: 0.329 Gary Matthews S OBP: 0.332, SLG: 0.381 (1, 7) (7, 8)	1B			K	K		2B		F7								4 2 2 1 0 2 0 1 0 0 0 0 0 0										
Sammy Sosa R OBP: 0.419, SLG: 0.677 (1, 9)	K		F8		F5				K								5 0 1 1 0 2 1										
Matt Stairs L OBP: 0.371, SLG: 0.443 (1, 3)	2B		F8			G6-3											3 0 1 1 2 0 0										
Ricky Gutierrez R OBP: 0.339, SLG: 0.420 (1, 6)	1B				F8		K		K								5 1 2 0 0 2 3										
Corey Patterson L OBP: 0.255, SLG: 0.422 (1, 8) (7, 7)	F7				P5		K										4 1 1 2 0 1 4										
Miguel Cairo R OBP: 0.371, SLG: 0.389 Kyle Farnsworth R (6, 1)				E6				G1-3									3 1 1 1 0 0 0 0 0 0 0 0 0 0 1 0 0 0 0 0 0 0 0 0 0 0 0 0										
Michael Tucker L OBP: 0.305, SLG: 0.383 Jeff Fassero L (8, 1)		HR															4 0 0 0 0 1 1										
Joe Girardi R OBP: 0.272, SLG: 0.270 (1, 2)		K		E5		G5-3		G4-3									2 0 0 0 0 1 2 1 1 1 0 1 0 0										
34 Kerry Wood R OBP: 0.231, SLG: 0.237 Augie Ojeda S OBP: 0.250, SLG: 0.259 (1, 1) (6, 5)			G5-3		K			E4	1B																		
Inning Stats	R: 1 E: 0 K: 1 S: 15	H: 3 LOB: 2 BB: 0 P: 21	R: 1 E: 0 K: 1 S: 7	H: 1 LOB: 0 BB: 0 P: 9	R: 0 E: 0 K: 1 S: 7	H: 0 LOB: 0 BB: 0 P: 8	R: 0 E: 2 K: 1 S: 10	H: 0 LOB: 0 BB: 0 P: 13	R: 0 E: 0 K: 0 S: 9	H: 0 LOB: 0 BB: 0 P: 11	R: 2 E: 0 K: 0 S: 11	H: 2 LOB: 0 BB: 0 P: 18	R: 2 E: 1 K: 2 S: 19	H: 3 LOB: 2 BB: 1 P: 30	R: 0 E: 0 K: 0 S: 11	H: 1 LOB: 2 BB: 1 P: 19	R: 0 E: 0 K: 2 S: 14	H: 0 LOB: 1 BB: 1 P: 22	1B: 5 2B: 2 3B: 1 HR: 2	SF: 0 SAC: 0 DP: 0 HBP: 0	WP: 0 PB: 0 SB: 0 CS: 0	PA: 41					
PITCHER	IP	WLS	BF	H	R	ER	SO	BB	IBB	HBP	BLK	WP	HR	S	P	ERA	WHIP										
44 Roy Oswalt R ERA: 3.39 Nelson Cruz R ERA: 3.53 Jim Mann R ERA: 3.86 (1, 1) (7, 1) (8, 1)	6.0	L	26	6	4	4	5	0	0	0	0	0	2	59	80	6.00	1.000										

Chicago Cubs @ Houston Astros
Enron Field, Houston, TX
Mon Jul 23 2001, 8:05 PM EDT
Att: 42,958 - Dome - 72 F

AB	38
R	6
H	10
RBI	6
BB	3
SO	9
LOB	12



Batter	1	2	3	4	5	6	7	8	9	AB	R	H	RBI	BB	SO	LOB	BOTTOM										
Craig Biggio R OBP: 0.391, SLG: 0.495 (1, 4)	G6-3			K					L5								5 0 2 1 0 1 1										
Jose Vizcaino S OBP: 0.318, SLG: 0.302 Nelson Cruz R OBP: 0.250, SLG: 0.250 Jim Mann R (8, 1)	G4-3	G3		5B					G4-3								4 0 1 0 0 0 3 0 0 0 0 0 0 0 0 0 0 0 0 0 0 1 0 0 0 0 0 0										
Mendy López R OBP: 0.545, SLG: 0.778 (9, PH)				1B					F3								5 0 2 1 0 0 1										
5 Jeff Bagwell R OBP: 0.389, SLG: 0.580 (1, 3)	17B				F9												4 0 2 0 0 1 2										
17 Lance Berkman S OBP: 0.452, SLG: 0.700 (1, 7)						G4-3	P3										4 0 0 0 0 1 3										
Moises Alou R OBP: 0.406, SLG: 0.612 (1, 9)	K				G4-3		F9		P3								2 1 0 0 2 2 0										
Richard Hidalgo R OBP: 0.357, SLG: 0.458 (1, 8)		FC4-6							K								4 0 2 0 0 1 2										
Vinny Castilla R OBP: 0.300, SLG: 0.448 (1, 5)					G1-3				K								4 0 2 0 0 1 2										
Brad Ausmus R OBP: 0.263, SLG: 0.298 (1, 2)		FC4-6					F7		K								4 0 0 0 0 1 3										
44 Roy Oswalt R ERA: 3.6 Kyle Farnsworth R ERA: 2.96 Julio Lugo R OBP: 0.335, SLG: 0.417 (1, 1) (6, PH) (7, 6)									K								2 1 1 0 0 1 2 2 0 0 0 0 2 0										
Inning Stats	R: 0 E: 0 K: 1 S: 13	H: 2 LOB: 2 BB: 0 P: 20	R: 1 E: 0 K: 1 S: 14	H: 2 LOB: 2 BB: 1 P: 24	R: 0 E: 0 K: 0 S: 13	H: 1 LOB: 2 BB: 1 P: 24	R: 1 E: 0 K: 1 S: 12	H: 3 LOB: 0 BB: 0 P: 16	R: 0 E: 0 K: 1 S: 10	H: 1 LOB: 1 BB: 0 P: 14	R: 0 E: 0 K: 2 S: 9	H: 0 LOB: 0 BB: 0 P: 11	R: 0 E: 0 K: 3 S: 9	H: 0 LOB: 0 BB: 0 P: 13	R: 0 E: 0 K: 0 S: 5	H: 0 LOB: 0 BB: 0 P: 7	1B: 8 2B: 2 3B: 0 HR: 0	SF: 0 SAC: 0 DP: 0 HBP: 0	WP: 0 PB: 0 SB: 0 CS: 0	PA: 39							
PITCHER	IP	WLS	BF	H	R	ER	SO	BB	IBB	HBP	BLK	WP	HR	S	P	ERA	WHIP										
34 Kerry Wood R ERA: 3.6 Kyle Farnsworth R ERA: 2.96 Jeff Fassero L ERA: 2.09 (1, 1) (6, 1) (8, 1)	5.2	W	29	10	2	2	5	2	0	0	0	0	0	69	106	3.18	2.118										

Chicago Cubs @ Houston Astros
Enron Field, Houston, TX
Mon Jul 23 2001, 8:05 PM EDT
Att: 42,958 - Dome - 72 F


AB	37
R	2
H	10
RBI	2
BB	2
SO	10
LOB	17



Batter	1	2	3	4	5	6	7	8	9	AB	R	H	RBI	BB	SO	LOB	TOP								
Tike Redman, L OBP: 0.240, SLG: 0.277 (1, 8)	0-1 CS 1B		2-3 K			2-0 G3		3-1 FC1-6 BB 1-2		4	0	1	0	0	1	2									
2 Jack Wilson, R OBP: 0.280, SLG: 0.337 (1, 6)	2-1 G6-3 1-2			1-3 K		1-1 G6-3		1-2 BB 1B		4	0	1	0	0	1	1									
18 Jason Kendall, R OBP: 0.319, SLG: 0.336 Keith Osik, R OBP: 0.288, SLG: 0.279 (1, 2) (4, 2)	0-1 G5-3			3-2 G6-3			0-0 FC6-4 BB 1B	4-2 BB G5-4-3		2	0	0	0	0	0	0									
Brian Giles, L OBP: 0.392, SLG: 0.608 Adam Hyzdu, R OBP: 0.233, SLG: 0.655 (1, 7) (7, 7)		3-1 G4-3		2-2 F9			4-2 FC6-4 BB 1B	0-0 G5-4-3		2	0	0	0	1	0	0									
Aramis Ramirez, R OBP: 0.345, SLG: 0.511 (1, 5)		1-0 G5-3			0-2 F9		1-2 FC6-4 2B G6-3 1-2 2-3		1-3 K	4	1	0	0	0	1	2									
John Vander Wal, L OBP: 0.375, SLG: 0.493 (1, 9)		1-1 G1-6-3			0-0 G4-3 2B		3-2 G6-3 1-3 2B		2-2 1B	4	0	3	1	0	0	0									
Kevin Young, R OBP: 0.267, SLG: 0.391 Omar Olivares, R OBP: 0.295, SLG: 0.440 Damaso Marte, L (8, 1) Warren Morris, L OBP: 0.102, SLG: 0.150 Mike Lincoln, R OBP: 0.333, SLG: 0.333 Josias Manzanillo, R OBP: 0.328, SLG: 0.206 (8, 1) (8, PH)			3-2 G6-4-3 1B		0-0 G4-3		0-2 G6-3		2-1 F9	2	0	1	0	0	0	1	AB 34								
Pat Meares, R OBP: 0.264, SLG: 0.328 (1, 4)			1-1 G6-4-3 1-2		3-1 G6-3		3-1 G1-3		0-2 FC6-4 1B	4	0	1	0	0	0	3	R 2								
Todd Ritchie, R OBP: 0.225, SLG: 0.237 Craig Wilson, R OBP: 0.394, SLG: 0.707 (1, 1) (5, 3)			0-0 1B			3-3 K		0-0 FC1-6 1B	1-0 FC6-4 1-2	1	0	1	0	0	0	0	H 10								
Inning Stats	R: 0 E: 0 K: 0 S: 7	H: 1 LOB: 0 BB: 0 P: 8	R: 0 E: 0 K: 0 S: 5	H: 0 LOB: 0 BB: 0 P: 10	R: 0 E: 0 K: 1 S: 14	H: 2 LOB: 1 BB: 0 P: 20	R: 0 E: 0 K: 1 S: 10	H: 0 LOB: 0 BB: 0 P: 16	R: 0 E: 0 K: 1 S: 7	H: 1 LOB: 1 BB: 0 P: 10	R: 0 E: 0 K: 1 S: 6	H: 0 LOB: 0 BB: 0 P: 12	R: 2 E: 0 K: 0 S: 14	H: 2 LOB: 1 BB: 1 P: 23	R: 0 E: 0 K: 0 S: 10	H: 2 LOB: 2 BB: 1 P: 18	R: 0 E: 0 K: 1 S: 16	H: 2 LOB: 2 BB: 0 P: 22	1B: 8 2B: 2 3B: 0 HR: 0	SF: 0 SAC: 0 DP: 2 HBP: 0	WP: 0 PB: 0 SB: 0 CS: 1	PA: 36			
PITCHER	IP	WLS	BF	H	R	ER	SO	BB	IBB	HBP	BLK	WP	HR	S	P	ERA	WHIP								
Julian Tavarez, R ERA: 3.72 Mike Fyhrie, R ERA: 4.05	(1, 1) (8, 1)	7.0 2.0	W 10	26 4	6 0	2 0	3 1	1 1	0 0	0 0	0 0	0 0	0 0	63 26	99 40	2.57 0.00	1.000 2.500								

Pittsburgh Pirates @ Chicago Cubs
Wrigley Field, Chicago, IL
Tue Jul 24 2001, 7:05 PM CDT
Att: 40,269 - Sunny - 82 F


AB 34
R 2
H 10
RBI 2
BB 2
SO 4
LOB 16



Batter	1	2	3	4	5	6	7	8	9	AB	R	H	RBI	BB	SO	LOB	BOTTOM								
Corey Patterson, L OBP: 0.250, SLG: 0.400 (1, 8) (7, 9)	3-2 F8	2-0 1B 1B		0-0 G1-3	3-2 G4-3		0-3 K			5	1	1	1	0	1	1									
Delino DeShields, L OBP: 0.331, SLG: 0.336 (1, 7)	1-1 P6	0-0 1B 1B		4-2 2B BB		3-3 K	0-0 2B			4	1	2	0	1	1	0									
Sammy Sosa, R OBP: 0.425, SLG: 0.693 Gary Matthews, S OBP: 0.331, SLG: 0.379 (1, 9) (7, 8)	1-2 1B	2-2 1B		0-0 1B 2B	1-3 2-H 3-H		1-1 HR	1-1 G6-3		4	2	4	5	0	0	0									
Matt Stairs, L OBP: 0.375, SLG: 0.450 (1, 3)	1-1 F8	0-0 G3		0-1 1B	2-H 1B		1-0 BB 1B	0-0 G4-3 2B		5	1	3	1	0	0	2									
Ricky Gutierrez, R OBP: 0.341, SLG: 0.419 Mike Fyhrie, R (8, 1)		1-2 G3-1	0-0 F8	0-0 1B	1-2 1B		4-2 1B BB	0-0 G4-3		3	0	1	0	1	0	0									
Ron Coomer, R OBP: 0.319, SLG: 0.389 (1, 5)		4-0 1B BB	3-2 F7	1-1 F2		1-2 FC6-4 1B	1-2 G5-3			4	1	1	1	1	0	3									
Robert Machado, R OBP: 0.323, SLG: 0.404 (1, 2)		0-0 1B 1B	0-1 1B	0-0 F9		1-3 K	1-2 F3			5	1	2	0	0	1	5									
Augie Ojeda, S OBP: 0.250, SLG: 0.258 (8, 6)		0-1 1B 1B	2-3 K		0-1 F7	1-1 FC6-4				4	1	1	1	0	1	3									
Julian Tavarez, L OBP: 0.226, SLG: 0.172 Miguel Cairo, R OBP: 0.368, SLG: 0.385 (1, 1) (7, PH) (8, 4)		0-0 1B 1B		0-2 G1-3 2B 1B		2-3 K	2-2 G6-3			3	2	2	1	0	1	0									
Inning Stats	R: 0 E: 0 K: 0 S: 10	H: 1 LOB: 1 BB: 0 P: 16	R: 5 E: 0 K: 0 S: 14	H: 6 LOB: 1 BB: 1 P: 23	R: 0 E: 0 K: 1 S: 9	H: 1 LOB: 1 BB: 0 P: 14	R: 3 E: 0 K: 0 S: 13	H: 4 LOB: 2 BB: 1 P: 18	R: 0 E: 0 K: 1 S: 10	H: 0 LOB: 0 BB: 0 P: 15	R: 2 E: 0 K: 2 S: 21	H: 3 LOB: 2 BB: 1 P: 33	R: 0 E: 0 K: 1 S: 11	H: 1 LOB: 1 BB: 0 P: 14	R: 0 E: 0 K: 0 S: 9	H: 1 LOB: 1 BB: 0 P: 13	1B: 13 2B: 3 3B: 0 HR: 1	SF: 0 SAC: 0 DP: 0 HBP: 0	WP: 0 PB: 0 SB: 0 CS: 0	PA: 43					
PITCHER	IP	WLS	BF	H	R	ER	SO	BB	IBB	HBP	BLK	WP	HR	S	P	ERA	WHIP								
Todd Ritchie, R ERA: 4.25 Omar Olivares, R ERA: 6.8 Damaso Marte, L ERA: 1.4 Mike Lincoln, R ERA: 1.93 Josias Manzanillo, R ERA: 3.59	(1, 1) (5, 1) (6, 1) (7, 1) (8, 1)	4.0 1.1 0.2 1.0 1.0	L 8 2 1 4	25 3 0 0 1	12 2 0 0 0	8 2 0 0 0	8 2 1 0 0	2 1 0 0 0	0 0 0 0 0	0 0 0 0 0	0 0 0 0 0	0 0 0 0 0	0 0 0 0 0	1 23 8 11 9	38 38 10 14 13	13.50 13.50 0.00 0.00 0.00	3.500 3.000 0.000 0.000 1.000								

Pittsburgh Pirates @ Chicago Cubs
Wrigley Field, Chicago, IL
Tue Jul 24 2001, 7:05 PM CDT
Att: 40,269 - Sunny - 82 F

AB 40
R 10
H 17
RBI 10
BB 3
SO 5
LOB 16



Batter	1	2	3	4	5	6	7	8	9	AB	R	H	RBI	BB	SO	LOB	TOP										
Abraham Nunez, S OBP: 0.338, SLG: 0.344 (1, 6)	1-2 G4-6-3 1B			0-0 18 G1-3 HR 1B		1-3 K		4-2 FC5 BB		3	1	2	0	1	1	0											
Warren Morris, L OBP: 0.200, SLG: 0.174 Pat Meares, R OBP: 0.262, SLG: 0.326 (8, PH) (8, 4)	0-0 G4-6-3 1-2			0-0 F8		1-2 CS 1B		0-0 FC5 1-2 2-3		3	0	1	0	0	0	2											
18 Jason Kendall, R OBP: 0.319, SLG: 0.338 (1, 2)	1-2 G6-3			1-1 G1-3 1-2		1-0 F8			2-1 1B 2B	4	1	1	0	0	0	2											
Brian Giles, L OBP: 0.393, SLG: 0.615 (1, 7)				0-0 G4-3 2H HR		1-1 CS 1-2		0-0 G4-3		3-2 2B 1B	4	2	2	2	0	0											
Aramis Ramirez, R OBP: 0.344, SLG: 0.508 (1, 5)				3-2 F8		0-2 F8			1-3 K	4	0	1	0	0	1	2											
John Vander Wal, L OBP: 0.374, SLG: 0.490 (1, 9)				0-1 L5-3 1-2		2-1 G1-6-3 1B		0-1 G4-3		1-3 K	4	0	1	0	0	1											
Kevin Young, R OBP: 0.295, SLG: 0.392 (1, 3)				1-0 F9		0-2 G1-6-3 1-2		1-1 F7		0-0 1B 2B	4	1	1	2	0	1											
Tike Redman, L OBP: 0.259, SLG: 0.294 (1, 8)				2-2 G6-3		1-2 1B		3-2 F9		1-2 FC5-4 1B	4	0	2	1	0	0											
Dave Williams, L OBP: 0.167, SLG: 0.250 Craig Wilson, C OBP: 0.403, SLG: 0.707 John Wetteland, R OBP: 0.228, SLG: 0.228 Scott Savietz, R OBP: 0.143, SLG: 0.143 Josias Manzanillo, R OBP: 0.143, SLG: 0.143 Adam Hyzdu, R OBP: 0.228, SLG: 0.633 (1, 1) (8, PH) (8, PH) (8, 1) (8, 1) (8, PH)				0-2 G5-3		1-3 K		4-2 FC5 BB		2-1 FC5-4 1-2	2	0	0	0	0	1											
Inning Stats	R: 0 E: 0 K: 0 S: 7	H: 1 LOB: 0 BB: 0 P: 9	R: 0 E: 0 K: 0 S: 5	H: 1 LOB: 0 BB: 0 P: 7	R: 0 E: 0 K: 0 S: 9	H: 0 LOB: 0 BB: 0 P: 12	R: 2 E: 0 K: 0 S: 12	H: 2 LOB: 0 BB: 0 P: 16	R: 0 E: 0 K: 1 S: 8	H: 1 LOB: 0 BB: 0 P: 12	R: 0 E: 0 K: 0 S: 7	H: 0 LOB: 0 BB: 0 P: 7	R: 0 E: 0 K: 0 S: 10	H: 0 LOB: 0 BB: 2 P: 22	R: 3 E: 0 K: 2 S: 21	H: 4 LOB: 1 BB: 0 P: 31	1B: 8 2B: 3 3B: 0 HR: 1	SF: 0 SAC: 0 DP: 3 HBP: 0	WP: 0 PB: 0 SB: 1 CS: 1	PA: 37							
PITCHER	IP	WLS	BF	H	R	ER	SO	BB	IBB	HBP	BLK	WP	HR	S	P	ERA	WHIP										
Jon Lieber, R ERA: 3.41 (1, 1)	7.0	W	24	7	2	2	2	0	0	0	0	0	1	60	79	2.57	1.000										
Kyle Farnsworth, R ERA: 2.94 (8, 1)	0.2	H	4	0	0	0	0	2	0	0	0	0	0	9	21	0.00	3.000										
Jeff Fassero, L ERA: 2.08 (8, 1)	0.1	H	1	0	0	0	0	0	0	0	0	0	0	1	1	0.00	0.000										
Tom Gordon, R ERA: 3.45 (9, 1)	1.0		7	4	3	3	2	0	0	0	0	0	0	21	31	27.00	4.000										

Pittsburgh Pirates @ Chicago Cubs
Wrigley Field, Chicago, IL
Wed Jul 25 2001, 1:20 PM CDT
Att: 38,508 - Overcast - 73 F

AB 34
R 5
H 11
RBI 5
BB 2
SO 4
LOB 14



Batter	1	2	3	4	5	6	7	8	9	AB	R	H	RBI	BB	SO	LOB	BOTTOM										
Eric Young Sr., R OBP: 0.333, SLG: 0.406 (1, 4)	1-3 K		2-1 F7		0-0 F9			1-1 BB 1B 2B		4	1	1	0	0	1	0											
Delino DeShields, L OBP: 0.337, SLG: 0.345 Tom Gordon, R (9, 1)	1-1 F7		1-1 2B		0-1 CS 1B			4-0 BB 1B BB		3	1	2	0	1	0	0											
Sammy Sosa, R OBP: 0.425, SLG: 0.689 (1, 9)	4-1 BB		4-0 G6-4-3 IBB		2-3 K			2-3 K		2	0	0	0	2	2	4											
Ron Coomer, R OBP: 0.315, SLG: 0.384 Matt Stairs, L OBP: 0.374, SLG: 0.448 (8, PH) (9, 3)	2-2 G5-3		1-1 G6-4-3		2-3 K			0-0 P6		3	0	0	0	0	1	4											
Gary Matthews, S OBP: 0.333, SLG: 0.383 (1, 8)			0-0 G6-3		1-2 F8		2-2 SH1-3 2B	4-1 1B BB		3	1	1	1	1	0	0											
Miguel Cairo, R OBP: 0.375, SLG: 0.393 (1, 5)			0-1 3B 1B		1-3 K		3-2 SH1-3	2-2 1B		3	1	2	2	0	1	0											
Joe Girardi, R OBP: 0.271, SLG: 0.285 (1, 2)			0-1 1H SF7 3B		1-3 K		1-0 SF8	2-3 K		3	1	1	2	0	2	2											
Augie Ojeda, S OBP: 0.242, SLG: 0.253 (1, 6)			3-2 SF7		2-2 F7		3-1 F4			2	0	0	1	0	0	0											
Jon Lieber, L OBP: 0.156, SLG: 0.140 Kyle Farnsworth, R ERA: 3.86 Jeff Fassero, L OBP: 0.143, SLG: 0.143 Ricky Gutierrez, R OBP: 0.305, SLG: 0.333 Michael Tucker, L OBP: 0.305, SLG: 0.333 (1, 1) (8, 1) (8, 1) (8, PH) (8, PH) (9, 7)			1-0 G6-3		0-3 K		1-0 2B BB 1B			2	0	0	0	0	1	0											
Inning Stats	R: 0 E: 0 K: 1 S: 9	H: 0 LOB: 1 BB: 1 P: 17	R: 2 E: 0 K: 0 S: 11	H: 2 LOB: 0 BB: 0 P: 13	R: 0 E: 0 K: 0 S: 6	H: 1 LOB: 1 BB: 1 P: 14	R: 0 E: 0 K: 2 S: 9	H: 0 LOB: 0 BB: 0 P: 12	R: 0 E: 0 K: 1 S: 7	H: 0 LOB: 0 BB: 0 P: 9	R: 0 E: 0 K: 2 S: 9	H: 1 LOB: 1 BB: 0 P: 12	R: 1 E: 0 K: 0 S: 9	H: 1 LOB: 0 BB: 0 P: 16	R: 3 E: 0 K: 2 S: 19	H: 3 LOB: 2 BB: 2 P: 33	1B: 4 2B: 4 3B: 1 HR: 0	SF: 2 SAC: 1 DP: 2 HBP: 0	WP: 0 PB: 0 SB: 0 CS: 1	PA: 34							
PITCHER	IP	WLS	BF	H	R	ER	SO	BB	IBB	HBP	BLK	WP	HR	S	P	ERA	WHIP										
Dave Williams, L ERA: 3.86 (1, 1)	7.0	L	26	5	3	3	6	1	1	0	0	0	0	60	93	3.86	0.857										
Scott Savietz, L ERA: 6.05 (8, 1)	0.1		4	2	3	3	1	1	0	0	0	0	0	8	15	81.00	9.000										
Josias Manzanillo, R ERA: 0.54 (8, 1)	0.2		4	1	0	0	1	1	0	0	0	0	0	11	18	0.00	3.000										

Pittsburgh Pirates @ Chicago Cubs
Wrigley Field, Chicago, IL
Wed Jul 25 2001, 1:20 PM CDT
Att: 38,508 - Overcast - 73 F

AB 27
R 6
H 8
RBI 6
BB 4
SO 8
LOB 13



Batter	1	2	3	4	5	6	7	8	9	AB	R	H	RBI	BB	SO	LOB	TOP										
Fernando Vina, L (1,4) OBP: 0.357, SLG: 0.416	G4-3		FC6-4			E6 G4-3 5 2B 1B		1B BB		3	1	1	0	1	0	1	St. Louis Cardinals @ Chicago Cubs Wrigley Field, Chicago, IL Thu Jul 26 2001, 1:20 PM CDT Att: 38,549 - Sunny - 74 F										
Placido Polanco, R (1,5) OBP: 0.366, SLG: 0.398	L4			G5-3		G4-3		1B		4	0	1	0	0	0	1											
5 Albert Pujols, R (1,9) OBP: 0.396, SLG: 0.595	K			G5-3				F7		4	0	1	1	0	1	2											
Mark McGwire, R (1,3) OBP: 0.330, SLG: 0.512		F8			HR				HR	4	2	2	2	0	1	1											
15 Jim Edmonds, L (1,8) OBP: 0.380, SLG: 0.477	K			K					K	4	0	0	0	0	3	0											
Craig Parquette, R (1,7) OBP: 0.285, SLG: 0.435 Ray Lankford, L (9, PH) OBP: 0.348, SLG: 0.502	K				G6-3		G6-3	F8		3	0	0	0	0	1	0											
Edgar Renteria, R (1,6) OBP: 0.283, SLG: 0.324			K		L4		G5-3	F8		4	0	0	0	0	1	0											
Mike Matheny, R (1,2) OBP: 0.316, SLG: 0.305			F9		G4-3			G6-3		3	0	0	0	0	0	0											
Bud Smith, L (1,1) OBP: 0.250, SLG: 0.250 Kerry Robinson, L (8, PH) OBP: 0.355, SLG: 0.352 Jason Christiansen, R (8, 1) Dave Veres, R (8, 1) Steve Kline, S (9, 1)				FC6-4 1B		K		F9		2	0	1	0	0	1	0											
Inning Stats	R: 0 E: 0 K: 1 S: 8	H: 0 LOB: 0 BB: 0 P: 10	R: 0 E: 0 K: 2 S: 8	H: 0 LOB: 0 BB: 0 P: 10	R: 0 E: 0 K: 1 S: 9	H: 1 LOB: 1 BB: 0 P: 12	R: 1 E: 0 K: 1 S: 9	H: 1 LOB: 0 BB: 0 P: 15	R: 0 E: 0 K: 0 S: 7	H: 0 LOB: 0 BB: 0 P: 10	R: 1 E: 1 K: 2 S: 17	H: 2 LOB: 1 BB: 0 P: 24	R: 0 E: 0 K: 0 S: 11	H: 0 LOB: 0 BB: 0 P: 17	R: 0 E: 0 K: 0 S: 14	H: 1 LOB: 2 BB: 1 P: 20		R: 1 E: 0 K: 1 S: 12	H: 1 LOB: 0 BB: 0 P: 16	1B: 3 2B: 1 3B: 0 HR: 2	SF: 0 SAC: 0 DP: 0 HBP: 0	WP: 0 PB: 0 SB: 0 CS: 0	PA: 34				
PITCHER	IP	WLS	BF	H	R	ER	SO	BB	IBB	HBP	BLK	WP	HR	S	P	ERA	WHIP										
Kevin Tapani, R (1, 1) ERA: 4.15	7.0	L	25	4	2	1	7	0	0	0	0	0	1	69	98	1.29	0.571										
Todd Van Poppel, R (8, 1) ERA: 2.67	2.0		9	2	1	1	1	1	0	0	0	0	1	26	36	4.50	1.500										

AB	33
R	3
H	6
RBI	3
BB	1
SO	8
LOB	5



Batter	1	2	3	4	5	6	7	8	9	AB	R	H	RBI	BB	SO	LOB	BOTTOM										
Eric Young Sr., R (1,4) OBP: 0.333, SLG: 0.404	BB BB	F9			SH1-3		G6-3			2	0	0	0	1	0	2	St. Louis Cardinals @ Chicago Cubs Wrigley Field, Chicago, IL Thu Jul 26 2001, 1:20 PM CDT Att: 38,549 - Sunny - 74 F										
Delino DeShields, L (1,7) OBP: 0.336, SLG: 0.340	SAFE BB		G1-3		P5			K		3	0	0	0	1	1	1											
Sammy Sosa, R (1,9) OBP: 0.424, SLG: 0.683	K		K		IBB			L6		3	0	0	0	1	2	1											
Ron Coomer, R (1,3) OBP: 0.314, SLG: 0.386	F7				F7			K		4	0	1	0	0	1	3											
Ricky Gutierrez, R (1,6) OBP: 0.342, SLG: 0.422		SH2-4 1B 2B	G6-3			G6-3		F8		4	1	1	0	0	0	1											
Gary Matthews, S (1,8) OBP: 0.330, SLG: 0.378		SH2-4		K		F9		K		3	0	0	0	0	2	0											
Miguel Cairo, R (1,5) OBP: 0.371, SLG: 0.388				P4		K		G6-3		4	0	1	1	0	1	0											
Robert Machado, R (1,2) OBP: 0.308, SLG: 0.383		F8		K				F8		3	0	0	0	0	1	1											
Kevin Tapani, R (1, 1) OBP: 0.250, SLG: 0.226 Joe Girardi, R (7, PH) OBP: 0.269, SLG: 0.283 Todd Van Poppel, R (8, 1) OBP: 0.250, SLG: 0.250					SH1-3 1B			G1-3		2	0	2	0	0	0	0											
Inning Stats	R: 0 E: 0 K: 1 S: 14	H: 0 LOB: 1 BB: 2 P: 23	R: 1 E: 0 K: 0 S: 9	H: 3 LOB: 2 BB: 0 P: 14	R: 0 E: 0 K: 1 S: 9	H: 1 LOB: 1 BB: 0 P: 17	R: 0 E: 0 K: 2 S: 8	H: 0 LOB: 0 BB: 0 P: 15	R: 0 E: 0 K: 0 S: 7	H: 1 LOB: 2 BB: 1 P: 14	R: 0 E: 0 K: 1 S: 13	H: 0 LOB: 0 BB: 0 P: 18	R: 0 E: 0 K: 0 S: 8	H: 0 LOB: 0 BB: 0 P: 12	R: 0 E: 0 K: 2 S: 10	H: 0 LOB: 0 BB: 0 P: 13		R: 0 E: 0 K: 1 S: 12	H: 0 LOB: 0 BB: 0 P: 16	1B: 3 2B: 2 3B: 0 HR: 0	SF: 0 SAC: 2 DP: 0 HBP: 0	WP: 0 PB: 0 SB: 0 CS: 0	PA: 34				
PITCHER	IP	WLS	BF	H	R	ER	SO	BB	IBB	HBP	BLK	WP	HR	S	P	ERA	WHIP										
Bud Smith, L (1, 1) ERA: 2.6	7.0	W	28	5	1	1	5	2	1	0	0	0	0	68	113	1.29	1.000										
Jason Christiansen, L (8, 1) ERA: 4.58	0.1	H	1	0	0	0	1	0	0	0	0	0	0	4	5	0.00	0.000										
Dave Veres, R (8, 1) ERA: 3.21	0.2	H	2	0	0	0	1	0	0	0	0	0	0	6	8	0.00	0.000										
Steve Kline, L (9, 1) ERA: 2.09	1.0	S	3	0	0	0	1	0	0	0	0	0	0	12	16	0.00	0.000										

AB	29
R	1
H	5
RBI	1
BB	3
SO	8
LOB	9



Batter	1	2	3	4	5	6	7	8	9	AB	R	H	RBI	BB	SO	LOB	TOP			
Fernando Vina, L (1.4) OBP: 0.356, SLG: 0.417	L5		G6-3					G4-3		4	0	1	0	0	0	0	St. Louis Cardinals @ Chicago Cubs Wrigley Field, Chicago, IL Fri Jul 27 2001, 2:20 PM CDT Att: 40,125 - Sunny - 73 F			
Placido Polanco, R (1.5) OBP: 0.368, SLG: 0.407	HR		G6-3					G5-3		3	1	1	1	1	0	0				
5 Albert Pujols, R (1.9) OBP: 0.392, SLG: 0.588	K		F7					G6-3		4	0	0	0	0	2	2				
Mark McGwire, R (1.3) OBP: 0.324, SLG: 0.500	G6-3							K		4	0	0	0	0	2	2				
15 Jim Edmonds, L (1.8) OBP: 0.378, SLG: 0.484			HR					K		4	1	1	1	0	1	2				
Edgar Renteria, R (1.6) OBP: 0.283, SLG: 0.324			F9 S SH1-3 1B					G5-3		3	1	1	0	0	1	0				
Ray Lankford, L (1.7) OBP: 0.345, SLG: 0.496 Jason Christiansen, R (7.1)			F9					K		3	0	0	0	0	2	1				
Kerry Robinson, L (8.7) OBP: 0.325, SLG: 0.352			1-3					K		0	0	0	0	0	0	0				
Mike Matheny, R (1.2) OBP: 0.314, SLG: 0.303			SH1-3					L9		2	0	0	1	0	0	0				
Darryl Kile, R (1.1) OBP: 0.196, SLG: 0.290 Gene Stechschulte, R (6.1) OBP: 0.278, SLG: 0.367 29 Bobby Cairo, R (7.7) OBP: 0.148, SLG: 0.250 Bobby Eames, R (8.7) OBP: 0.331, SLG: 0.395 Dave Veres, R (8.1)			K					P6		2	0	0	0	0	2	0				
Inning Stats	R: 1 E: 0 K: 1 S: 13	H: 1 LOB: 0 BB: 0 P: 16	R: 2 E: 0 K: 1 S: 13	H: 2 LOB: 0 BB: 0 P: 23	R: 0 E: 0 K: 0 S: 7	H: 0 LOB: 0 BB: 0 P: 8	R: 0 E: 0 K: 1 S: 7	H: 0 LOB: 0 BB: 0 P: 12	R: 0 E: 0 K: 2 S: 8	H: 0 LOB: 2 BB: 1 P: 9	R: 0 E: 0 K: 1 S: 9	H: 0 LOB: 0 BB: 1 P: 19	R: 0 E: 0 K: 0 S: 6	H: 0 LOB: 0 BB: 0 P: 9	R: 0 E: 0 K: 2 S: 10	H: 0 LOB: 0 BB: 0 P: 16	1B: 1 2B: 1 3B: 0 HR: 2	SF: 0 SAC: 1 DP: 0 HBP: 0	WP: 0 PB: 0 SB: 1 CS: 0	PA: 32
PITCHER	IP WLS BF H R ER SO BB IBB HBP BLK WP HR S P ERA WHIP																			
Jason Bere, R (1.1) ERA: 4.04	5.2 22 4 3 3 7 1 0 0 0 0 0 2 55 84 4.76 0.882																			
Felix Heredia, L (6.1) ERA: 4.71	0.1 1 0 0 0 0 0 0 0 0 0 0 0 2 3 0.00 0.000																			
Kyle Farnsworth, R (7.1) ERA: 2.88	1.0 3 0 0 0 1 0 0 0 0 0 0 0 6 9 0.00 0.000																			
Jeff Fassero, L (8.1) ERA: 2.03	1.0 W 3 0 0 0 0 0 0 0 0 0 0 0 6 9 0.00 0.000																			
Tom Gordon, R (9.1) ERA: 3.34	1.0 S 3 0 0 0 2 0 0 0 0 0 0 0 10 16 0.00 0.000																			

AB	30
R	3
H	4
RBI	3
BB	1
SO	10
LOB	7



Batter	1	2	3	4	5	6	7	8	9	AB	R	H	RBI	BB	SO	LOB	BOTTOM			
Eric Young Sr., R (1.4) OBP: 0.333, SLG: 0.404	L4		G6-3							3	0	1	0	0	0	0	St. Louis Cardinals @ Chicago Cubs Wrigley Field, Chicago, IL Fri Jul 27 2001, 2:20 PM CDT Att: 40,125 - Sunny - 73 F			
Delino DeShields, L (1.7) OBP: 0.335, SLG: 0.351 Jeff Fassero, L (8.1) Tom Gordon, R (9.1)			G6-3					L7		4	1	1	1	0	1	2				
Sammy Sosa, R (1.9) OBP: 0.422, SLG: 0.677										3	0	0	0	1	0	1				
Matt Stairs, L (1.3) OBP: 0.373, SLG: 0.447 Miguel Cairo, R (7.7) OBP: 0.395, SLG: 0.385										3	1	1	0	0	0	0				
Michael Tucker, L (1.8) OBP: 0.304, SLG: 0.393										4	2	1	1	0	0	1				
Ricky Gutierrez, R (1.6) OBP: 0.341, SLG: 0.418										3	0	0	0	1	0	1				
Ron Coomer, R (1.5) OBP: 0.320, SLG: 0.398										3	0	2	2	1	0	0				
Robert Machado, R (1.2) OBP: 0.290, SLG: 0.359										4	0	0	0	0	1	4				
Jason Bere, R (1.1) OBP: 0.256, SLG: 0.308 Felix Heredia, L (6.1) Kyle Farnsworth, R (7.1) Gary Matthews, S (7.7) OBP: 0.329, SLG: 0.377										2	0	1	0	0	0	0				
Inning Stats	R: 1 E: 0 K: 0 S: 6	H: 1 LOB: 0 BB: 0 P: 7	R: 0 E: 0 K: 0 S: 7	H: 0 LOB: 1 BB: 1 P: 14	R: 0 E: 0 K: 0 S: 6	H: 0 LOB: 0 BB: 0 P: 8	R: 1 E: 1 K: 0 S: 13	H: 1 LOB: 2 BB: 1 P: 21	R: 0 E: 0 K: 1 S: 9	H: 1 LOB: 1 BB: 0 P: 11	R: 1 E: 0 K: 0 S: 10	H: 2 LOB: 1 BB: 0 P: 14	R: 0 E: 0 K: 0 S: 9	H: 1 LOB: 2 BB: 1 P: 20	R: 1 E: 0 K: 1 S: 8	H: 1 LOB: 0 BB: 0 P: 9		1B: 3 2B: 2 3B: 0 HR: 2	SF: 0 SAC: 1 DP: 0 HBP: 0	WP: 0 PB: 0 SB: 1 CS: 0
PITCHER	IP WLS BF H R ER SO BB IBB HBP BLK WP HR S P ERA WHIP																			
Darryl Kile, R (1.1) ERA: 3.12 Gene Stechschulte, R (6.1) ERA: 4.44 Jason Christiansen, L (7.1) ERA: 4.85 Dave Veres, R (8.1) ERA: 3.14	5.1 23 4 3 2 1 2 0 0 0 0 0 0 6 9 0.00 1.500																			
Jason Christiansen, L (7.1) ERA: 4.85	1.0 L 6 2 1 1 0 1 0 0 0 0 0 1 10 21 9.00 3.000																			
Dave Veres, R (8.1) ERA: 3.14	1.0 3 0 0 0 0 1 0 0 0 0 0 0 7 8 0.00 0.000																			

AB	31
R	4
H	7
RBI	4
BB	3
SO	2
LOB	11



Batter	1	2	3	4	5	6	7	8	9	AB	R	H	RBI	BB	SO	LOB	TOP			
Fernando Vina, L OBP: 0.358, SLG: 0.420 (1, 4)										6	2	3	0	0	1	1				
Placido Polanco, R OBP: 0.367, SLG: 0.404 (1, 5)										5	1	1	1	1	0	3				
5 Albert Pujols, R OBP: 0.394, SLG: 0.599 (1, 9)										5	1	3	3	0	1	2				
Mark McGwire, R OBP: 0.330, SLG: 0.514 (1, 3)										3	1	1	1	2	1	3				
15 Jim Edmonds, L OBP: 0.384, SLG: 0.487 (1, 8)										4	0	3	1	1	1	1				
Craig Paquette, R OBP: 0.291, SLG: 0.447 (8, 1)										4	1	1	1	1	1	5				
Luther Hackman, R (8, 1)										0	0	0	0	0	0	0				
Steve Kline, S (9, 1)										0	0	0	0	0	0	0				
Edgar Renteria, R OBP: 0.282, SLG: 0.322 (1, 6)										5	0	0	0	0	0	2				
Mike Matheny, R OBP: 0.308, SLG: 0.297 (1, 2)										3	0	1	0	0	2	2				
Andy Benes, R OBP: 0.161, SLG: 0.258 (6, 1)										0	0	0	0	0	0	0				
Mike Matthews, L OBP: 0.071, SLG: 0.071 (7, 1)										0	0	0	0	0	0	0				
Dave Veres, R OBP: 0.040, SLG: 0.040 (6, PH)										1	0	1	0	0	0	0				
Bobby Bonilla, S OBP: 0.236, SLG: 0.358 (8, PH)										1	1	1	0	0	0	0				
Kerry Robinson, L OBP: 0.236, SLG: 0.358 (8, PH)										1	1	1	0	0	0	0				
Inning Stats	R: 1 E: 0 K: 3 S: 17	H: 2 LOB: 3 BB: 1 P: 29	R: 0 E: 1 K: 1 S: 8	H: 0 LOB: 1 BB: 0 P: 9	R: 0 E: 0 K: 0 S: 10	H: 1 LOB: 0 BB: 0 P: 19	R: 0 E: 0 K: 2 S: 12	H: 2 LOB: 2 BB: 0 P: 17	R: 1 E: 0 K: 1 S: 10	H: 1 LOB: 1 BB: 1 P: 19	R: 1 E: 0 K: 0 S: 11	H: 1 LOB: 1 BB: 1 P: 19	R: 3 E: 0 K: 1 S: 17	H: 5 LOB: 3 BB: 1 P: 33	R: 0 E: 0 K: 0 S: 8	H: 1 LOB: 1 BB: 0 P: 11	1B: 10 2B: 3 3B: 0 HR: 3	SF: 0 SAC: 0 DP: 0 HBP: 1	WP: 0 PA: 48 PB: 0 SB: 2 CS: 1	
PITCHER	IP	WLS	BF	H	R	ER	SO	BB	IBB	HBP	BLK	WP	HR	S	P	ERA	WHIP			
34 Kerry Wood, R ERA: 3.64 (1, 1)	6.0		29	9	3	3	9	2	0	1	0	0	2	74	117	4.50	1.833			
Todd Van Poppel, R ERA: 3.04 (7, 1)	0.1	3	1	1	1	0	1	0	0	0	0	0	1	5	10	27.00	6.000			
Mike Fyhrie, R ERA: 4.4 (7, 1)	1.0	L	4	1	1	1	0	0	0	0	0	0	0	9	17	9.00	1.000			
Jeff Fassero, L ERA: 2.37 (8, 1)	0.2	7	4	2	2	1	0	0	1	0	0	0	0	14	25	27.00	6.000			
Felix Heredia, L ERA: 4.55 (9, 1)	1.0	4	1	0	0	0	0	0	0	0	0	0	0	8	11	0.00	1.000			

St. Louis Cardinals @ Chicago Cubs
Wrigley Field, Chicago, IL
Sat Jul 28 2001, 12:15 PM CDT
Att: 40,266 - Overcast - 75 F

AB 42
R 7
H 16
RBI 7
BB 4
SO 10
LOB 26



Batter	1	2	3	4	5	6	7	8	9	AB	R	H	RBI	BB	SO	LOB	BOTTOM				
Eric Young Sr., R OBP: 0.329, SLG: 0.399 (1, 4)										4	0	0	0	0	0	2					
Todd Van Poppel, R OBP: 0.250, SLG: 0.250 (7, 1)										5	0	0	0	0	1	0					
Mike Fyhrie, R (7, 1)										3	2	1	1	2	2	0					
Gary Matthews, S OBP: 0.328, SLG: 0.375 (8, 8)										4	1	1	0	0	1	1					
Delino DeShields, L OBP: 0.329, SLG: 0.344 (1, 7)										2	1	1	0	2	0	0					
Sammy Sosa, R OBP: 0.424, SLG: 0.683 (1, 9)										2	1	1	0	2	0	0					
Matt Stairs, L OBP: 0.372, SLG: 0.444 (1, 3)										1	0	0	1	2	1	1					
Ricky Gutierrez, R OBP: 0.345, SLG: 0.418 (1, 6)										0	0	0	0	0	0	0					
Michael Tucker, L OBP: 0.308, SLG: 0.392 (8, 1)										0	0	0	0	0	0	0					
Jeff Fassero, L (8, 1)										0	0	0	0	0	0	0					
Felix Heredia, L (9, 1)										0	0	0	0	0	0	0					
Ron Coomer, R OBP: 0.319, SLG: 0.397 (1, 5)										3	0	1	1	0	0	1					
Todd Hundley, S OBP: 0.256, SLG: 0.291 (1, 2)										2	0	0	0	0	1	4					
Miguel Cairo, R OBP: 0.370, SLG: 0.381 (6, PH) (7, 4)										1	0	0	0	1	1	0					
34 Kerry Wood, R OBP: 0.220, SLG: 0.225 (1, 1)										2	0	0	0	0	1	2					
Robert Machado, R OBP: 0.296, SLG: 0.379 (6, PH) (7, 2)										2	0	1	1	0	0	0					
Inning Stats	R: 0 E: 0 K: 1 S: 7	H: 0 LOB: 0 BB: 0 P: 13	R: 0 E: 0 K: 1 S: 16	H: 1 LOB: 2 BB: 1 P: 25	R: 0 E: 0 K: 1 S: 6	H: 0 LOB: 0 BB: 0 P: 9	R: 2 E: 0 K: 1 S: 15	H: 1 LOB: 3 BB: 3 P: 34	R: 0 E: 0 K: 1 S: 6	H: 0 LOB: 1 BB: 1 P: 12	R: 1 E: 0 K: 0 S: 8	H: 1 LOB: 2 BB: 2 P: 20	R: 1 E: 1 K: 1 S: 13	H: 2 LOB: 1 BB: 0 P: 19	R: 0 E: 0 K: 1 S: 5	H: 0 LOB: 0 BB: 0 P: 7	R: 0 E: 0 K: 1 S: 8	H: 0 LOB: 0 BB: 0 P: 10	1B: 3 2B: 1 3B: 0 HR: 1	SF: 1 SAC: 1 DP: 0 HBP: 0	WP: 0 PA: 39 PB: 0 SB: 0 CS: 0
PITCHER	IP	WLS	BF	H	R	ER	SO	BB	IBB	HBP	BLK	WP	HR	S	P	ERA	WHIP				
Andy Benes, R ERA: 7.06 (1, 1)	5.0		23	2	3	3	5	6	0	0	0	0	0	9	18	0.00	0.750				
Mike Matthews, L ERA: 3.99 (6, 1)	1.1	B	6	1	0	0	0	0	1	0	0	0	0	9	18	0.00	0.750				
Dave Veres, R ERA: 3.3 (7, 1)	0.2	W	4	2	1	1	1	0	0	0	0	0	1	10	15	13.50	3.000				
Luther Hackman, R ERA: 3.97 (8, 1)	1.0	H	3	0	0	0	1	0	0	0	0	0	0	5	7	0.00	0.000				
Steve Kline, L ERA: 2.05 (9, 1)	1.0	S	3	0	0	0	1	0	0	0	0	0	0	8	10	0.00	0.000				

St. Louis Cardinals @ Chicago Cubs
Wrigley Field, Chicago, IL
Sat Jul 28 2001, 12:15 PM CDT
Att: 40,266 - Overcast - 75 F

AB 30
R 4
H 5
RBI 4
BB 7
SO 8
LOB 11



Batter	1	2	3	4	5	6	7	8	9	AB	R	H	RBI	BB	SO	LOB	TOP					
Fernando Vina, L OBP: 0.357, SLG: 0.419	F7		F9		CS	G1-4-3	G3-1			4	0	1	0	0	0	1						
Placido Polanco, R OBP: 0.369, SLG: 0.403			G6-3			G1-4-3		BB		3	1	1	0	1	0	2						
5 Albert Pujols, R OBP: 0.393, SLG: 0.595	L1-3			G5-3			HBP	F9		3	0	0	0	0	0	2						
Mark McGwire, R OBP: 0.324, SLG: 0.503		K		K				K		4	0	0	0	0	4	2						
15 Jim Edmonds, L OBP: 0.385, SLG: 0.490		K		K						4	1	2	1	0	2	0						
Craig Panuette, R OBP: 0.296, SLG: 0.448					F9			K		4	1	2	0	0	1	1						
Edgar Renteria, R OBP: 0.285, SLG: 0.332		G4-3			WP 1B HBP				P4	3	2	1	3	0	0	1						
Eli Marrero, R OBP: 0.295, SLG: 0.426							G5-3		P6	3	0	1	1	1	0	0						
Matt Morris, R 29 Stubby Cissel, L Mike Matthews, L Kerry Robinson, L Jason Christiansen, R Luther Hackman, R Steve Kline, S Bobby Bonilla, S			SH1-4			F8		G4-3	F8	0	0	0	0	0	0	0						
Inning Stats	R: 0 E: 0 K: 0 S: 7	H: 1 LOB: 0 BB: 0 P: 10	R: 0 E: 0 K: 2 S: 9	H: 1 LOB: 1 BB: 0 P: 17	R: 0 E: 0 K: 0 S: 5	H: 0 LOB: 0 BB: 1 P: 10	R: 0 E: 0 K: 2 S: 11	H: 0 LOB: 0 BB: 0 P: 18	R: 1 E: 0 K: 0 S: 13	H: 1 LOB: 0 BB: 0 P: 21	R: 0 E: 0 K: 1 S: 7	H: 1 LOB: 1 BB: 0 P: 14	R: 3 E: 0 K: 0 S: 19	H: 3 LOB: 0 BB: 0 P: 29	R: 1 E: 0 K: 2 S: 11	H: 1 LOB: 1 BB: 1 P: 19	R: 0 E: 0 K: 0 S: 5	H: 0 LOB: 0 BB: 0 P: 9	1B: 6 2B: 2 3B: 0 HR: 1	SF: 0 SAC: 1 DP: 2 HBP: 2	WP: 1 PB: 0 SB: 0 CS: 1	PA: 37
PITCHER	IP WLS BF H R ER SO BB IBB HBP BLK WP HR S P ERA WHIP																					
Julian Tavarez, R ERA: 3.83	(1, 1) 6.0 W 25 7 4 4 5 1 0 2 0 1 1 62 107 6.00 1.333																					
Mike Fyhrie, R ERA: 4.2	(7, 1) 0.2 H 2 0 0 0 0 0 0 0 0 0 0 6 9 0.00 0.000																					
Felix Heredia, L ERA: 4.5	(7, 1) 0.1 H 1 0 0 0 0 0 0 0 0 0 0 3 3 0.00 0.000																					
Kyle Farnsworth, R ERA: 3.0	(8, 1) 1.0 H 5 1 1 1 2 1 0 0 0 0 0 0 11 19 9.00 2.000																					
Tom Gordon, R ERA: 3.24	(9, 1) 1.0 S 3 0 0 0 0 0 0 0 0 0 0 0 5 9 0.00 0.000																					

St. Louis Cardinals @ Chicago Cubs
Wrigley Field, Chicago, IL
Sun Jul 29 2001, 7:05 PM CDT
Att: 40,295 - Sunny - 74 F

AB 31
R 5
H 8
RBI 5
BB 2
SO 7
LOB 10





Batter	1	2	3	4	5	6	7	8	9	AB	R	H	RBI	BB	SO	LOB	BOTTOM	
Delino DeShields, L OBP: 0.328, SLG: 0.343	G6-3	F7		1B		K				4	0	1	0	0	1	1		
Michael Tucker, L OBP: 0.314, SLG: 0.393	L3		1B	FC5-4			CS			2	1	1	0	1	0	0		
Sammy Sosa, R OBP: 0.423, SLG: 0.678	F8		1B	FC5-4			K			4	1	1	0	0	1	3		
Fred McGriff, L OBP: 0.388, SLG: 0.535		2B	1B	FC5-4		K	L8			3	1	1	1	1	1	1		
Ron Coomer, R OBP: 0.322, SLG: 0.407			FC5-4			P6				4	1	2	1	0	0	1		
Miguel Cairo, R OBP: 0.370, SLG: 0.381			FC6-4				CS	SH1-4	WP	0	1	0	0	0	0	0		
Matt Stairs, L OBP: 0.371, SLG: 0.442		E9	F8			F7			SH1-4	3	1	1	1	0	0	1		
Gary Matthews, S OBP: 0.328, SLG: 0.375		HR								0	0	0	0	0	0	0		
Robert Machado, R OBP: 0.307, SLG: 0.429			FC6-4			SH1			K	4	1	2	2	0	1	2		
Augie Ojeda, S OBP: 0.233, SLG: 0.242		G3-1							G4-6-3	4	0	0	0	0	1	3		
Julian Tavarez, L OBP: 0.212, SLG: 0.161		G6-3								2	0	0	0	0	0	0		
Mike Fyhrie, R				G4-3		SH1				0	0	0	0	0	0	0		
Felix Heredia, L										0	0	0	0	0	0	0		
Kyle Farnsworth, R										0	0	0	0	0	0	0		
Tom Gordon, R										0	0	0	0	0	0	0		
Inning Stats	R: 0 E: 0 K: 0 S: 5	H: 0 LOB: 0 BB: 0 P: 8	R: 4 E: 1 K: 0 S: 15	H: 3 LOB: 0 BB: 1 P: 21	R: 2 E: 0 K: 0 S: 14	H: 2 LOB: 1 BB: 1 P: 24	R: 0 E: 0 K: 1 S: 10	H: 2 LOB: 2 BB: 0 P: 13	R: 0 E: 0 K: 1 S: 8	H: 1 LOB: 1 BB: 0 P: 13	R: 0 E: 0 K: 1 S: 6	H: 0 LOB: 0 BB: 0 P: 16	R: 1 E: 0 K: 1 S: 10	H: 1 LOB: 1 BB: 0 P: 14	1B: 6 2B: 2 3B: 0 HR: 1	SF: 0 SAC: 2 DP: 1 HBP: 1	WP: 1 PB: 0 SB: 0 CS: 1	PA: 36
PITCHER	IP WLS BF H R ER SO BB IBB HBP BLK WP HR S P ERA WHIP																	
Matt Morris, R ERA: 3.15	(1, 1) 4.0 L 21 7 6 6 1 2 0 0 0 0 0 0 0 16 28 0.00 0.500																	
Mike Matthews, L ERA: 3.76	(5, 1) 2.0 7 1 0 0 2 0 0 0 0 0 0 0 6 13 0.00 0.000																	
Jason Christiansen, L ERA: 4.66	(7, 1) 0.2 3 0 0 0 1 0 0 1 0 0 0 0 1 4 27.00 3.000																	
Luther Hackman, R ERA: 4.63	(7, 1) 0.1 1 1 1 1 0 0 0 0 0 0 0 0 1 4 27.00 3.000																	
Steve Kline, L ERA: 2.01	(8, 1) 1.0 3 0 0 0 1 0 0 0 0 0 1 0 9 13 0.00 0.000																	

St. Louis Cardinals @ Chicago Cubs
Wrigley Field, Chicago, IL
Sun Jul 29 2001, 7:05 PM CDT
Att: 40,295 - Sunny - 74 F

AB 30
R 7
H 9
RBI 5
BB 2
SO 5
LOB 12



Batter	1	2	3	4	5	6	7	8	9	AB	R	H	RBI	BB	SO	LOB	TOP										
Eric Young Sr., R OBP: 0.331, SLG: 0.398 (1, 4)	F7						L9		G6-3	5	0	2	0	0	0	0	Chicago Cubs @ San Diego Padres Qualcomm Stadium, San Diego, CA Wed Aug 01 2001, 10:05 PM EDT Att: 24,115 - Sunny - 70 F AB 36 R 3 H 9 RBI 3 BB 1 SO 7 LOB 11 										
Michael Tucker, L OBP: 0.311, SLG: 0.402 (1, 8) (6, 7)	F9	G3-1		P4			E3		G4-3	5	0	0	0	0	0	4											
Sammy Sosa, R OBP: 0.421, SLG: 0.668 (1, 9)										3	0	1	0	1	1	0											
Fred McGriff, L OBP: 0.388, SLG: 0.531 (1, 3)										4	0	0	0	0	3	3											
Matt Stairs, L OBP: 0.371, SLG: 0.453 Gary Matthews, S OBP: 0.324, SLG: 0.371 (1, 7) (6, 8)										3	1	1	1	0	1	0											
Ron Coomer, R OBP: 0.320, SLG: 0.410 (1, 5)										4	1	1	0	0	0	0											
Todd Hundley, S OBP: 0.261, SLG: 0.315 (1, 2)										4	1	2	2	0	0	0											
Ricky Gutierrez, R OBP: 0.343, SLG: 0.414 (1, 6)										4	0	1	0	0	1	1											
Kevin Tapani, R OBP: 0.265, SLG: 0.242 Felix Heredia, L (7, 1) David Weathers, R (7, 1) Delino DeShields, L OBP: 0.327, SLG: 0.341 (9, PH)										2	0	1	0	0	0	1											
Inning Stats	R: 0 E: 0 K: 1 S: 10	H: 1 LOB: 1 BB: 0 P: 17	R: 2 E: 0 K: 2 S: 13	H: 4 LOB: 2 BB: 0 P: 17	R: 1 E: 0 K: 1 S: 6	H: 1 LOB: 0 BB: 0 P: 9	R: 0 E: 0 K: 0 S: 11	H: 2 LOB: 2 BB: 0 P: 15	R: 0 E: 0 K: 2 S: 9	H: 0 LOB: 0 BB: 0 P: 15	R: 0 E: 0 K: 0 S: 7	H: 1 LOB: 1 BB: 0 P: 9	R: 0 E: 1 K: 0 S: 11	H: 0 LOB: 2 BB: 1 P: 19	R: 0 E: 0 K: 0 S: 6	H: 0 LOB: 0 BB: 0 P: 9	R: 0 E: 0 K: 1 S: 9	H: 0 LOB: 0 BB: 0 P: 13	1B: 6 2B: 1 3B: 0 HR: 2	SF: 0 SAC: 1 DP: 0 HBP: 0	WP: 0 PB: 0 SB: 0 CS: 0	PA: 38					
PITCHER	IP	WLS	BF	H	R	ER	SO	BB	IBB	HBP	BLK	WP	HR	S	P	ERA	WHIP										
Bobby Jones, R ERA: 4.29 (1, 1)	7.0	W	32	9	3	3	6	1	0	0	0	0	2	67	101	3.86	1.429										
Rudy Seanez, R ERA: 1.8 (8, 1)	1.0	H	3	0	0	0	0	0	0	0	0	0	0	6	9	0.00	0.000										
Trevor Hoffman, R ERA: 3.55 (9, 1)	1.0	S	3	0	0	0	1	0	0	0	0	0	0	9	13	0.00	0.000										

Batter	1	2	3	4	5	6	7	8	9	AB	R	H	RBI	BB	SO	LOB	BOTTOM										
Rickey Henderson, R OBP: 0.353, SLG: 0.323 Rudy Seanez, R (8, 1) Trevor Hoffman, R (9, 1)	G6-3						E4			4	0	0	0	0	1	0	Chicago Cubs @ San Diego Padres Qualcomm Stadium, San Diego, CA Wed Aug 01 2001, 10:05 PM EDT Att: 24,115 - Sunny - 70 F AB 31 R 4 H 7 RBI 2 BB 2 SO 5 LOB 12 										
Mark Kotsay, L OBP: 0.377, SLG: 0.453 (1, 8)										4	1	2	0	0	2												
Ryan Klesko, L OBP: 0.402, SLG: 0.543 (1, 3)										4	0	1	1	0	1	1											
Phil Nevin, R OBP: 0.408, SLG: 0.621 (1, 5)										2	0	1	0	2	0	0											
Mike Darr, L OBP: 0.361, SLG: 0.314 (1, 9)										4	0	0	0	0	1	5											
Ben Davis, S OBP: 0.370, SLG: 0.377 (1, 2)										4	1	1	0	0	1	1											
Alex Arias, R OBP: 0.143, SLG: 0.343 Damian Jackson, R OBP: 0.332, SLG: 0.365 (1, 4) (8, 4)										3	0	1	0	0	0	1											
D'Angelo Jimenez, S OBP: 0.299, SLG: 0.320 (1, 6)										3	1	0	0	0	2												
Bobby Jones, R OBP: 0.143, SLG: 0.171 Tony Gwynn, L OBP: 0.417, SLG: 0.507 Emil Brown, R OBP: 0.284, SLG: 0.299 (1, 1) (7, PH) (7, PR) (8, 7)										2	0	0	0	0	1	0											
Inning Stats	R: 0 E: 0 K: 1 S: 9	H: 1 LOB: 2 BB: 1 P: 18	R: 0 E: 0 K: 0 S: 6	H: 0 LOB: 0 BB: 0 P: 9	R: 1 E: 0 K: 2 S: 15	H: 3 LOB: 2 BB: 0 P: 23	R: 0 E: 0 K: 1 S: 7	H: 1 LOB: 0 BB: 0 P: 12	R: 0 E: 0 K: 0 S: 7	H: 0 LOB: 0 BB: 0 P: 10	R: 0 E: 0 K: 0 S: 10	H: 0 LOB: 0 BB: 0 P: 15	R: 3 E: 2 K: 0 S: 14	H: 2 LOB: 1 BB: 0 P: 23	R: 0 E: 0 K: 1 S: 8	H: 0 LOB: 1 BB: 1 P: 17	1B: 5 2B: 2 3B: 0 HR: 0	SF: 0 SAC: 0 DP: 2 HBP: 0	WP: 0 PB: 0 SB: 1 CS: 0	PA: 33							
PITCHER	IP	WLS	BF	H	R	ER	SO	BB	IBB	HBP	BLK	WP	HR	S	P	ERA	WHIP										
Kevin Tapani, R ERA: 4.0 (1, 1)	6.1	L	26	6	3	1	4	1	0	0	0	0	0	61	100	1.42	1.105										
Felix Heredia, L ERA: 4.5 (7, 1)	0.0	L	1	1	0	0	0	0	0	0	0	0	0	3	4	∞	∞										
David Weathers, R ERA: 1.96 (7, 1)	1.2	B	6	0	1	0	1	1	0	0	0	0	0	12	23	0.00	0.600										

Batter	1	2	3	4	5	6	7	8	9	AB	R	H	RBI	BB	SO	LOB	TOP								
Eric Young Sr. R OBP: 0.328, SLG: 0.394	G3		G5-3		G4-3			F9		4	0	0	0	0	0	0	Chicago Cubs @ San Diego Padres Qualcomm Stadium, San Diego, CA Thu Aug 02 2001, 5:05 PM EDT Att: 25,043 - Sunny - 75 F								
Delino DeShields, L OBP: 0.329, SLG: 0.341 Gary Matthews, S OBP: 0.324, SLG: 0.371	G4-3		FC5-6 1B			HR BB		L8		3	1	1	0	1	0	0									
Sammy Sosa, R OBP: 0.417, SLG: 0.661	F9		K			F9		E5 1B		4	1	0	0	0	1	2									
Fred McGriff, L OBP: 0.392, SLG: 0.541		SH1-4 1B BB	FC5-6			HR				3	1	2	3	1	0	1									
Michael Tucker, L OBP: 0.314, SLG: 0.404		SH1-4 1B		CS 1B		G3-1		K		4	0	2	0	0	1	1									
Ricky Gutierrez, R OBP: 0.340, SLG: 0.411	SH1-4			F8		G1-3				3	0	0	0	0	0	1									
Ron Coomer, R OBP: 0.319, SLG: 0.406				G5-3			K			3	0	0	0	1	1	0									
Robert Machado, R OBP: 0.295, SLG: 0.411 Matt Stairs, L OBP: 0.373, SLG: 0.453 Miguel Cairo, R OBP: 0.372, SLG: 0.383	F9				G6-3		G5-3			3	0	0	0	0	0	3									
Jason Bere, R OBP: 0.238, SLG: 0.286 Jeff Fassero, L OBP: 0.314, SLG: 0.314 Todd Hundley, S OBP: 0.260, SLG: 0.313	K				G6-3		G6-3			3	0	0	0	0	1	3									
Inning Stats	R: 0 E: 0 K: 0 S: 6	H: 0 LOB: 0 BB: 0 P: 10	R: 0 E: 0 K: 1 S: 9	H: 1 LOB: 3 BB: 2 P: 19	R: 0 E: 0 K: 1 S: 11	H: 1 LOB: 1 BB: 0 P: 17	R: 0 E: 0 K: 0 S: 6	H: 1 LOB: 0 BB: 0 P: 11	R: 0 E: 0 K: 0 S: 9	H: 0 LOB: 0 BB: 0 P: 13	R: 2 E: 0 K: 0 S: 12	H: 1 LOB: 0 BB: 1 P: 24	R: 0 E: 0 K: 1 S: 7	H: 0 LOB: 0 BB: 0 P: 11	R: 1 E: 1 K: 1 S: 12	H: 1 LOB: 1 BB: 1 P: 14		R: 0 E: 0 K: 1 S: 9	H: 0 LOB: 1 BB: 1 P: 16	1B: 4 2B: 0 3B: 0 HR: 1	SF: 0 SAC: 1 DP: 0 HBP: 0	WP: 0 PB: 0 SB: 1 CS: 1	PA: 36		
PITCHER	IP	WLS	BF	H	R	ER	SO	BB	IBB	HBP	BLK	WP	HR	S	P	ERA	WHIP								
Junior Herndon, R ERA: 2.35	7.2		30	4	3	2	3	2	1	0	0	0	1	67	114	2.35	0.783								
Chuck McElroy, L ERA: 5.04	0.1	W	2	1	0	0	1	0	0	0	0	0	0	5	5	0.00	3.000								
Trevor Hoffman, R ERA: 3.46	1.0	S	4	0	0	0	1	1	0	0	0	0	0	9	16	0.00	1.000								

AB	31
R	3
H	5
RBI	3
BB	4
SO	5
LOB	12



Batter	1	2	3	4	5	6	7	8	9	AB	R	H	RBI	BB	SO	LOB	BOTTOM								
Rickey Henderson, R OBP: 0.348, SLG: 0.318 Emil Brown, R OBP: 0.294, SLG: 0.299	K		G5-3			L4		K		4	0	0	0	0	2	2	Chicago Cubs @ San Diego Padres Qualcomm Stadium, San Diego, CA Thu Aug 02 2001, 5:05 PM EDT Att: 25,043 - Sunny - 75 F								
Mark Kotsay, L OBP: 0.375, SLG: 0.452				K2-3		K		HR BB		3	1	1	0	1	2	0									
Ryan Klesko, L OBP: 0.403, SLG: 0.549	K			CS BB		G4-3		HR		3	1	1	4	1	1	1									
Phil Nevin, R OBP: 0.407, SLG: 0.616	K			FC5-4 BB			K	K		3	0	0	0	1	3	1									
Bubba Trammell, R OBP: 0.338, SLG: 0.480 Trevor Hoffman, R ERA: 3.46	G6-3			FC5-4				G4-3		4	0	1	0	0	0	1									
Wiki Gonzalez, R OBP: 0.349, SLG: 0.500	K				F8		P4			3	0	0	0	0	1	1									
Damian Jackson, R OBP: 0.329, SLG: 0.361	K				K		K			3	0	0	0	0	3	1									
D'Angelo Jimenez, S OBP: 0.308, SLG: 0.330			F7					BB 1B HR 1B		3	1	2	0	0	0	0									
Junior Herndon, R ERA: 3.82 Alex Arias, R OBP: 0.323, SLG: 0.349 Mike Darr, L OBP: 0.361, SLG: 0.314	K				K			BB 1B HR 1B		2	0	0	0	0	2	1									
Inning Stats	R: 0 E: 0 K: 3 S: 16	H: 1 LOB: 0 BB: 0 P: 20	R: 0 E: 0 K: 2 S: 10	H: 0 LOB: 0 BB: 0 P: 14	R: 0 E: 0 K: 1 S: 8	H: 0 LOB: 0 BB: 0 P: 15	R: 0 E: 0 K: 1 S: 5	H: 0 LOB: 1 BB: 2 P: 13	R: 0 E: 0 K: 2 S: 8	H: 1 LOB: 1 BB: 0 P: 12	R: 0 E: 0 K: 1 S: 7	H: 0 LOB: 0 BB: 0 P: 12	R: 0 E: 0 K: 2 S: 13	H: 1 LOB: 1 BB: 0 P: 16	R: 4 E: 0 K: 2 S: 17	H: 3 LOB: 0 BB: 1 P: 26		R: 0 E: 0 K: 2 S: 9	H: 0 LOB: 1 BB: 1 P: 16	1B: 5 2B: 0 3B: 0 HR: 1	SF: 0 SAC: 0 DP: 0 HBP: 0	WP: 0 PB: 0 SB: 0 CS: 1	PA: 32		
PITCHER	IP	WLS	BF	H	R	ER	SO	BB	IBB	HBP	BLK	WP	HR	S	P	ERA	WHIP								
Jason Bere, R ERA: 3.82	7.0		25	3	0	0	12	2	0	0	0	0	0	67	102	0.00	0.714								
Jeff Fassero, L ERA: 3.04	0.1	L	5	3	4	4	1	1	0	0	0	0	1	11	19	108.00	12.000								
Kyle Farnsworth, R ERA: 2.91	0.2		2	0	0	0	1	0	0	0	0	0	0	6	7	0.00	0.000								

AB	29
R	4
H	6
RBI	4
BB	3
SO	14
LOB	8



Batter	1	2	3	4	5	6	7	8	9	AB	R	H	RBI	BB	SO	LOB	TOP				
Eric Young Sr. R (1,4) OBP: 0.329, SLG: 0.395	1-1 G4-3		1-0 2B		4-0 FC4-6 BB		0-0 L6		1-1 L4	4	0	1	0	1	0	1	Chicago Cubs @ Los Angeles Dodgers Dodger Stadium, Los Angeles, CA Fri Aug 03 2001, 7:10 PM PDT Att: 52,118 - Sunny - 69 F				
Delino DeShields L (1,7) OBP: 0.331, SLG: 0.338 Gary Matthews S (8,8) OBP: 0.324, SLG: 0.371	4-2 G6-3 BB		4-2 BB		2-0 FC4-6			2-2 G1-3		2	0	0	0	2	0	2					
Sammy Sosa R (1,9) OBP: 0.418, SLG: 0.658	3-2 G6-3		0-0 F3			4-2 SH3-4 BB		1-0 2B SF8 HBP		2	1	0	0	1	0	3					
Fred McGriff L (1,3) OBP: 0.393, SLG: 0.542	0-0 G4-3			1-1 P6		4-2 FC1-5 SH3-4 BB		3-1 SF8 1B 2B		3	1	1	0	1	0	1					
Michael Tucker L (1,8) OBP: 0.311, SLG: 0.401		3-1 G3-1		1-3 K		0-0 SH3-4		2-1 SF8		2	0	0	1	0	1	0					
Ron Coomer R (1,5) OBP: 0.318, SLG: 0.403 Miguel Cairo R (8, PR) OBP: 0.372, SLG: 0.383	0-1 F9		1-3 K		0-1 FC1-5-2			2-3 3-H 3-2		4	0	1	1	0	1	2					
Todd Hundley S (1,2) OBP: 0.254, SLG: 0.305 Robert Machado R (9,2) OBP: 0.295, SLG: 0.411	3-3 K			0-0 G1-3		0-0 G4-3		0-3 K		4	0	0	0	0	2	3					
Ricky Gutierrez R (1,6) OBP: 0.342, SLG: 0.412			1-1 F9		3-2 34 SH3-4 1B		2-1 F8		0-2 CS 1B	4	0	2	0	0	0	0					
34 Kerry Wood R (1,1) OBP: 0.209, SLG: 0.214 Matt Stairs L (9, PH) OBP: 0.372, SLG: 0.451 Tom Gordon R (9,1)			2-3 K		0-0 SH3-4		0-0 G6-3		1-0 F8	2	0	0	0	0	1	0					
Inning Stats	R: 0 E: 0 K: 0 S: 9	H: 0 LOB: 1 BB: 1 P: 17	R: 0 E: 0 K: 1 S: 7	H: 0 LOB: 0 BB: 0 P: 13	R: 0 E: 0 K: 1 S: 11	H: 1 LOB: 2 BB: 1 P: 19	R: 0 E: 0 K: 2 S: 8	H: 0 LOB: 0 BB: 0 P: 11	R: 0 E: 0 K: 0 S: 8	H: 0 LOB: 2 BB: 2 P: 16	R: 0 E: 0 K: 0 S: 4	H: 0 LOB: 0 BB: 0 P: 6	R: 0 E: 0 K: 1 S: 15	H: 2 LOB: 1 BB: 0 P: 26	R: 0 E: 0 K: 0 S: 6	H: 1 LOB: 0 BB: 0 P: 8		1B: 3 2B: 2 3B: 0 HR: 0	SF: 1 SAC: 2 DP: 0 HBP: 1	WP: 0 PB: 0 SB: 0 CS: 1	PA: 37
PITCHER	IP	WLS	BF	H	R	ER	SO	BB	IBB	HBP	BLK	WP	HR	S	P	ERA	WHIP				
Chan Ho Park R (1,1) ERA: 2.83	7.2	L	33	4	2	2	4	5	0	1	0	0	0	66	121	2.35	1.174				
Mike Trombley R (8,1) ERA: 3.47	0.1		1	0	0	0	1	0	0	0	0	0	0	3	3	0.00	0.000				
Matt Hergees R (9,1) ERA: 3.81	1.0	S	3	1	0	0	0	0	0	0	0	0	0	6	8	0.00	1.000				

AB	28
R	2
H	5
RBI	2
BB	5
SO	5
LOB	13



Batter	1	2	3	4	5	6	7	8	9	AB	R	H	RBI	BB	SO	LOB	BOTTOM					
McKay Christensen L (1,8) OBP: 0.429, SLG: 0.442	3-3 K		0-0 B3			2-1 G3		0-3 K		4	0	0	0	0	2	1	Chicago Cubs @ Los Angeles Dodgers Dodger Stadium, Los Angeles, CA Fri Aug 03 2001, 7:10 PM PDT Att: 52,118 - Sunny - 69 F					
Mark Czuzdzianek R (1,4) OBP: 0.320, SLG: 0.404	0-0 L4			2-2 G6-3		2-3 K		3-3 K		4	0	0	0	0	2	0						
Gary Sheffield R (1,7) OBP: 0.410, SLG: 0.562	1-2 P6			0-0 G1-3		2-3 K		1-0 G3		4	0	0	0	0	1	0						
Shawn Green L (1,9) OBP: 0.357, SLG: 0.577		2-2 2B		4-1 FC6-4 BB		2-0 HR		2-3 K		3	1	2	1	1	1	0						
Eric Karros R (1,3) OBP: 0.309, SLG: 0.392		3-3 K		0-0 FC6-4		3-1 G5-3 2B				3	0	1	0	0	1	2						
Adrian Beltré R (1,5) OBP: 0.294, SLG: 0.430		2-0 F8		3-2 P4		1-2 G5-3				3	0	0	0	0	0	2						
Chad Kreuter S (1,2) OBP: 0.354, SLG: 0.351 Paul Lo Duca R (8, PH) OBP: 0.379, SLG: 0.580		3-3 K		2-1 G6-3		1-3 K				2	0	0	0	0	1	1						
Alex Cora L (1,6) OBP: 0.285, SLG: 0.341			0-0 F8		2-3 K		1-2 G1-3			3	0	0	0	0	1	0						
Chan Ho Park R (1,1) OBP: 0.224, SLG: 0.239 Mike Trombley R (8,1)			0-1 G4-3			2-3 K		4-2 BB		2	0	0	0	0	1	0						
Dave Hansen L (8, PH) OBP: 0.381, SLG: 0.366 Hiram Bocachica R (8, PR) OBP: 0.288, SLG: 0.387 Matt Hergees L (9,1) OBP: 0.490, SLG: 0.400										0	0	0	0	0	0	0						
Inning Stats	R: 0 E: 0 K: 1 S: 9	H: 0 LOB: 0 BB: 0 P: 13	R: 0 E: 0 K: 2 S: 10	H: 1 LOB: 1 BB: 0 P: 20	R: 0 E: 0 K: 0 S: 4	H: 0 LOB: 0 BB: 0 P: 4	R: 0 E: 0 K: 0 S: 7	H: 0 LOB: 1 BB: 1 P: 13	R: 0 E: 0 K: 1 S: 8	H: 0 LOB: 0 BB: 0 P: 15	R: 0 E: 0 K: 2 S: 8	H: 0 LOB: 0 BB: 0 P: 14	R: 1 E: 0 K: 1 S: 9	H: 2 LOB: 0 BB: 0 P: 17	R: 0 E: 0 K: 2 S: 13	H: 0 LOB: 1 BB: 1 P: 19	R: 0 E: 0 K: 2 S: 8	H: 0 LOB: 0 BB: 0 P: 14	1B: 0 2B: 2 3B: 0 HR: 1	SF: 0 SAC: 0 DP: 0 HBP: 0	WP: 0 PB: 0 SB: 0 CS: 0	PA: 31
PITCHER	IP	WLS	BF	H	R	ER	SO	BB	IBB	HBP	BLK	WP	HR	S	P	ERA	WHIP					
34 Kerry Wood R (1,1) ERA: 3.5	8.0	W	28	3	1	1	9	2	0	0	0	0	0	68	115	1.12	0.625					
Tom Gordon R (9,1) ERA: 3.15	1.0	S	3	0	0	0	2	0	0	0	0	0	0	8	14	0.00	0.000					

AB	29
R	1
H	3
RBI	1
BB	2
SO	11
LOB	6



Batter	1	2	3	4	5	6	7	8	9	AB	R	H	RBI	BB	SO	LOB	TOP					
Eric Young Sr. R OBP: 0.328, SLG: 0.396 (1, 4)	F9		2B		G6-3			G6-3		4	0	1	0	0	0	0	Chicago Cubs @ Los Angeles Dodgers Dodger Stadium, Los Angeles, CA Sat Aug 04 2001, 1:10 PM PDT Att: 47,311 - Sunny - 77 F					
Delino DeShields L OBP: 0.337, SLG: 0.333 (1, 7)	G4-3		K		F8			F7		4	0	0	0	0	1	1						
Sammy Sosa R OBP: 0.419, SLG: 0.663 (1, 9)	HR		BB		P4			G6-3		3	1	1	1	1	0	0						
Fred McGriff L OBP: 0.389, SLG: 0.536 (1, 3)	F8		P6		K			P3		4	0	0	0	0	1	2						
Michael Tucker L OBP: 0.307, SLG: 0.395 (1, 8)			K		G5-3			F8		4	0	0	0	0	1	0						
Ron Coomer R OBP: 0.322, SLG: 0.406 Todd Van Poppel R OBP: 0.250, SLG: 0.250 (7, 1)		BB 1B						K		3	0	2	0	0	1	0						
Todd Hundley S OBP: 0.255, SLG: 0.302 (1, 2)		BB 1B						K		2	0	0	0	1	2	1						
Ricky Gutierrez R OBP: 0.339, SLG: 0.408 (1, 6)		G6-4-3 BB			F8			F8		3	0	0	0	0	0	3						
Julian Tavarez L OBP: 0.200, SLG: 0.152 Miguel Cairo R OBP: 0.370, SLG: 0.380 (7, 5)			K					L9		2	0	0	0	0	2	0						
Inning Stats	R: 1 E: 0 K: 0 S: 10	H: 1 LOB: 0 BB: 0 P: 15	R: 0 E: 0 K: 1 S: 10	H: 1 LOB: 1 BB: 1 P: 19	R: 0 E: 0 K: 2 S: 12	H: 1 LOB: 2 BB: 1 P: 19	R: 0 E: 0 K: 1 S: 9	H: 1 LOB: 1 BB: 0 P: 10	R: 0 E: 0 K: 1 S: 7	H: 0 LOB: 0 BB: 0 P: 7	R: 0 E: 0 K: 2 S: 6	H: 0 LOB: 0 BB: 0 P: 8	R: 0 E: 0 K: 2 S: 11	H: 0 LOB: 0 BB: 0 P: 15	R: 0 E: 0 K: 0 S: 9	H: 0 LOB: 0 BB: 0 P: 12		R: 0 E: 0 K: 0 S: 6	H: 0 LOB: 0 BB: 0 P: 10	1B: 2 2B: 1 3B: 0 HR: 1	SF: 0 SAC: 0 DP: 1 HBP: 0	WP: 0 PB: 0 SB: 0 CS: 0
PITCHER James Baldwin R ERA: 4.19 Jeff Shaw R ERA: 2.98	IP: 8.0 WLS: W BF: 29	H: 4 R: 1 ER: 1 SO: 8	BB: 2 IBB: 0 HBP: 0 BLK: 0	WP: 0 HR: 1 S: 74 P: 105	ERA: 1.12 WHIP: 0.750	IP: 1.0 WLS: S BF: 3	H: 0 R: 0 ER: 0 SO: 0	BB: 0 IBB: 0 HBP: 0 BLK: 0	WP: 0 HR: 0 S: 6 P: 10	ERA: 0.00 WHIP: 0.000												

Batter	1	2	3	4	5	6	7	8	9	AB	R	H	RBI	BB	SO	LOB	BOTTOM			
Paul Lo Duca R OBP: 0.377, SLG: 0.575 (1, 2)	2B 1B		K		G6-3			F7		4	1	1	0	0	1	1	Chicago Cubs @ Los Angeles Dodgers Dodger Stadium, Los Angeles, CA Sat Aug 04 2001, 1:10 PM PDT Att: 47,311 - Sunny - 77 F			
Mark Czudzielanek R OBP: 0.323, SLG: 0.399 (1, 4)	F9		L8		G1-3			G5-3		4	0	0	0	0	0	1				
Gary Sheffield R OBP: 0.416, SLG: 0.569 (1, 7)	S 1H 2B		S 1B		G5-4-3 1B 1B			BB BB		3	1	3	1	1	0	0				
Shawn Green L OBP: 0.361, SLG: 0.576 (1, 9)	S 1B BB		G3-1		G5-4-3 1B			BB BB		2	1	1	0	2	0	1				
Eric Karros R OBP: 0.308, SLG: 0.390 (1, 3)	P4		BB 1B		G5-4-3			F7		4	0	1	0	0	0	6				
Adrián Beltré R OBP: 0.294, SLG: 0.429 (1, 5)	1H 2H 1B		K		G6-3					3	0	1	2	0	1	2				
Marquis Grissom R OBP: 0.254, SLG: 0.473 (1, 8)		G5-3		G4-6-3 BB			L8			2	0	0	0	1	0	0				
Alex Cora L OBP: 0.282, SLG: 0.337 (1, 6)	G4-3		G4-6-3				P6			3	0	0	0	0	0	2				
James Baldwin R OBP: 0.143, SLG: 0.143 Jeff Shaw R ERA: 2.98 (9, 1)	G1-3				G6-3 1B			K		3	0	1	0	0	1	0				
Inning Stats	R: 3 E: 0 K: 0 S: 14	H: 3 LOB: 1 BB: 1 P: 25	R: 0 E: 0 K: 0 S: 8	H: 0 LOB: 0 BB: 0 P: 11	R: 0 E: 0 K: 1 S: 13	H: 1 LOB: 1 BB: 0 P: 20	R: 0 E: 0 K: 1 S: 8	H: 1 LOB: 1 BB: 1 P: 16	R: 0 E: 0 K: 0 S: 4	H: 1 LOB: 0 BB: 0 P: 6	R: 0 E: 0 K: 0 S: 12	H: 2 LOB: 1 BB: 0 P: 22	R: 0 E: 0 K: 1 S: 11	H: 0 LOB: 0 BB: 0 P: 13	R: 0 E: 0 K: 0 S: 10	H: 0 LOB: 2 BB: 2 P: 23		1B: 7 2B: 1 3B: 0 HR: 0	SF: 0 SAC: 0 DP: 3 HBP: 0	WP: 0 PB: 0 SB: 3 CS: 0
PITCHER Julian Tavarez R ERA: 3.86 Todd Van Poppel R ERA: 2.98	IP: 6.0 WLS: L BF: 24	H: 8 R: 3 ER: 3 SO: 2	BB: 2 IBB: 0 HBP: 0 BLK: 0	WP: 0 HR: 0 S: 59 P: 100	ERA: 4.50 WHIP: 1.667	IP: 2.0 WLS: 8 BF: 8	H: 0 R: 0 ER: 0 SO: 1	BB: 2 IBB: 0 HBP: 0 BLK: 0	WP: 0 HR: 0 S: 21 P: 36	ERA: 0.00 WHIP: 1.000										

AB	30
R	1
H	4
RBI	1
BB	2
SO	8
LOB	7




AB	28
R	3
H	8
RBI	3
BB	4
SO	3
LOB	13



Batter	1	2	3	4	5	6	7	8	9	AB	R	H	RBI	BB	SO	LOB	TOP					
Marvin Benard, L (1, 8) OBP: 0.315, SLG: 0.420	2-2 1B		2-1 F8			0-0 G6-3 1B		1-0 G4-3		4	0	2	0	0	0	0	San Francisco Giants @ Chicago Cubs Wrigley Field, Chicago, IL Fri Aug 10 2001, 2:20 PM CDT Att: 40,529 - Sunny - 78 F					
Rich Aurilia, R (1, 6) OBP: 0.370, SLG: 0.563	1-2 F3		0-0 F9			0-2 F8		0-3 K		4	0	0	0	0	1	3						
John Vander Wal, L (1, 7) OBP: 0.357, SLG: 0.468	0-0 L8			1-1 F9		2-1 G6-3			1-2 E 2B	4	1	1	1	0	0	2						
Jeff Kent, R (1, 4) OBP: 0.358, SLG: 0.499	3-1 F9			0-1 G4-3		1-2 F8			3-2 G6-3 2B	4	0	0	0	0	0	3						
J.T. Snow, L (1, 3) OBP: 0.374, SLG: 0.362		0-0 1B		2-3 K			1-1 1B		0-2 E9 G6-3 2B	4	1	3	1	0	1	0						
Eric Davis, R (1, 9) OBP: 0.281, SLG: 0.339		0-0 F9			0-2 L9		0-2 P4		2-0 G6-3	4	0	0	1	0	0	2						
Ramon Martinez, R (1, 5) OBP: 0.332, SLG: 0.362		1-1 F2			1-2 F7		2-3 K		3-H 1B 1B	4	0	1	0	0	1	2						
Benito Santiago, R (1, 2) OBP: 0.309, SLG: 0.369		1-2 L9			0-1 F9		0-0 F9		1-0 1B	4	0	1	0	0	0	2						
Shawn Estes, R (1, 1) OBP: 0.103, SLG: 0.056			0-1 P4			4-2 F8 G6-3 1B BB		2-2 G4-3	3-3 K	1	0	0	0	0	0	0						
Brian Boehringer, S (5, 1) OBP: 0.200, SLG: 0.418										0	0	0	0	0	0	0						
Pedro Feliz, R (6, PH) OBP: 0.200, SLG: 0.418										0	0	1	0	0	1	0						
Wayne Gomes, R (6, PH) OBP: 0.200, SLG: 0.418										0	0	0	0	0	0	0						
Calvin Murray, R (8, PH) OBP: 0.200, SLG: 0.418										0	0	0	0	0	0	0						
Aaron Fultz, L (8, PH) OBP: 0.200, SLG: 0.418										0	0	0	0	0	0	0						
Andres Galarraga, R (9, PH) OBP: 0.311, SLG: 0.545										1	0	0	0	0	0	1						
Inning Stats	R: 0 E: 0 K: 0 S: 10	H: 1 LOB: 1 BB: 0 P: 16	R: 0 E: 0 K: 0 S: 7	H: 1 LOB: 1 BB: 0 P: 9	R: 0 E: 0 K: 0 S: 5	H: 0 LOB: 0 BB: 0 P: 7	R: 0 E: 0 K: 1 S: 7	H: 0 LOB: 0 BB: 0 P: 10	R: 0 E: 0 K: 0 S: 8	H: 0 LOB: 0 BB: 0 P: 9	R: 1 E: 0 K: 0 S: 12	H: 1 LOB: 1 BB: 1 P: 19	R: 0 E: 0 K: 1 S: 10	H: 1 LOB: 1 BB: 0 P: 13	R: 0 E: 0 K: 1 S: 7	H: 0 LOB: 0 BB: 0 P: 10	R: 2 E: 1 K: 1 S: 20	H: 4 LOB: 2 BB: 0 P: 32	1B: 6 2B: 2 3B: 0 HR: 0	SF: 0 SAC: 0 DP: 0 HBP: 0	WP: 0 PB: 0 SB: 0 CS: 0	PA: 36
PITCHER Jon Lieber, R (1, 1) ERA: 3.41	IP: 9.0 WLS: W BF: 36 H: 8 R: 3 ER: 3 SO: 4 BB: 1 IBB: 0 HBP: 0 BLK: 0 WP: 0 HR: 0 S: 86 P: 125 ERA: 3.00 WHIP: 1.000															PITCHER						

Batter	1	2	3	4	5	6	7	8	9	AB	R	H	RBI	BB	SO	LOB	BOTTOM													
Eric Young Sr., R (1, 4) OBP: 0.328, SLG: 0.398	2-1 L3		4-1 G3-6-3 BB			0-0 SH SF7 2B		3-1 HR 2B		3	2	2	0	1	0	0	San Francisco Giants @ Chicago Cubs Wrigley Field, Chicago, IL Fri Aug 10 2001, 2:20 PM CDT Att: 40,529 - Sunny - 78 F													
Delino DeShields, L (1, 7) OBP: 0.327, SLG: 0.327	1-1 L5		1-0 G3-6-3 1-2		0-1 SH 2B		3-3 K		0-0 G6-3	4	1	0	0	0	1	4														
Sammy Sosa, R (1, 9) OBP: 0.423, SLG: 0.689	4-2 BB			4-2 G5-3 1B BB		1-3 K		0-0 G5-3		2	2	0	0	3	1	3														
Fred McGriff, L (1, 3) OBP: 0.387, SLG: 0.526	2-3 K			2-3 K		2-2 2B HBP		4-0 PB BB		3	1	1	4	1	2	2														
Ron Coomer, R (1, 5) OBP: 0.328, SLG: 0.421		0-2 F7		3-1 G5-3		2-1 SF7		0-3 K		3	0	0	1	1	1	2														
Ricky Gutierrez, R (1, 6) OBP: 0.351, SLG: 0.413		0-2 F9		1-2 1B HBP		0-2 1-3 2H 2B		1-3 K		4	1	2	1	0	1	1														
Michael Tucker, L (1, 8) OBP: 0.319, SLG: 0.412		1-1 HR		1-2 1-3 2H 1B		4-0 1B IBB		4-0 IBB		3	1	2	2	2	0	2														
Joe Girardi, R (1, 2) OBP: 0.288, SLG: 0.307		0-0 G4-3		4-1 1-2 IBB		3-2 G6-3		0-3 K2-3		4	0	0	0	1	2	7														
Jon Lieber, L (1, 1) OBP: 0.185, SLG: 0.192			0-0 G4-3		1-2 3-H IBB		1-0 WP SH5-3 1B		1-2 2B HR 1B	4	1	2	0	0	1	2														
Inning Stats	R: 0 E: 0 K: 1 S: 9	H: 0 LOB: 1 BB: 1 P: 18	R: 1 E: 0 K: 0 S: 9	H: 1 LOB: 0 BB: 0 P: 10	R: 0 E: 0 K: 0 S: 3	H: 0 LOB: 1 BB: 1 P: 8	R: 2 E: 0 K: 2 S: 19	H: 1 LOB: 2 BB: 2 P: 37	R: 2 E: 1 K: 1 S: 18	H: 2 LOB: 3 BB: 1 P: 32	R: 0 E: 0 K: 1 S: 6	H: 1 LOB: 1 BB: 0 P: 10	R: 0 E: 0 K: 3 S: 13	H: 0 LOB: 2 BB: 2 P: 22	R: 4 E: 0 K: 1 S: 17	H: 4 LOB: 2 BB: 2 P: 35		1B: 4 2B: 3 3B: 0 HR: 2	SF: 1 SAC: 2 DP: 1 HBP: 2	WP: 1 PB: 1 SB: 3 CS: 0	PA: 44									
PITCHER Shawn Estes, L (1, 1) ERA: 3.65	IP: 4.1 WLS: L BF: 22 H: 3 R: 5 ER: 3 SO: 4 BB: 3 IBB: 2 HBP: 0 BLK: 0 WP: 0 HR: 1 S: 50 P: 88 ERA: 6.23 WHIP: 1.385															PITCHER														
Brian Boehringer, R (5, 1) ERA: 3.53	0.2	4	1	0	0	0	0	0	0	8	17	0.00	1.500																	
Wayne Gomes, R (6, 1) ERA: 4.53	2.0	9	1	0	0	4	1	1	0	19	32	0.00	1.000																	
Aaron Fultz, L (8, 1) ERA: 4.58	1.0	9	4	4	4	1	1	1	0	0	0	1	17	35	36.00	5.000														



Batter	1	2	3	4	5	6	7	8	9	AB	R	H	RBI	BB	SO	LOB	TOP				
Calvin Murray, R (1, 8) OBP: 0.347, SLG: 0.408	F7	FC6-4 BB	FC5-4 1B			K		K		4	0	1	0	1	2	2	San Francisco Giants @ Chicago Cubs Wrigley Field, Chicago, IL Sat Aug 11 2001, 3:05 PM CDT Att: 40,541 - Sunny - 74 F				
Rich Aurilia, R (1, 6) OBP: 0.371, SLG: 0.560	S 1B BB	FC6-4 HR	FC5-4			K		BB 1B		4	1	1	1	1	1	4					
Barry Bonds, L (1, 7) OBP: 0.485, SLG: 0.819	K	HR				K		BB 1B		4	1	1	3	1	2	2					
Jeff Kent, R (1, 4) OBP: 0.361, SLG: 0.501	2H 1B	1B				G4-3		WP BB 1B		4	0	3	1	0	0	0					
John Vander Wal, L (1, 9) OBP: 0.358, SLG: 0.468		SH4 1B 2B	K			K		WP BB 1B		4	1	1	0	1	3	3					
J.T. Snow, L (1, 3) OBP: 0.381, SLG: 0.367		1B SH5-4 BB	FC5-4 1B			G6-4-3 1B		K		3	1	2	0	1	1	2					
Andres Galarraga, R (9, PH) OBP: 0.310, SLG: 0.443										1	0	0	0	0	1	0					
Benito Santiago, R (1, 2) OBP: 0.308, SLG: 0.370		SH5-4	F8			K		G5-3		4	0	1	0	0	1	4					
Ramon Martinez, R (1, 5) OBP: 0.330, SLG: 0.359		BB FC6-4 1B	FC5-4 HR			G6-4-3		G4-3		5	2	1	1	0	0	5					
Livan Hernandez, R (1, 1) OBP: 0.333, SLG: 0.433		FC6-4 BB	HR					BB 1B SF9 1B		4	3	4	3	0	0	0					
Eric Davis, R (9, PH) OBP: 0.259, SLG: 0.336		FC6-4 HR	1B					F8		1	0	0	0	0	0	1					
Felix Rodriguez, R (9, 1)		HR	HR					1B		0	0	0	0	0	0	0					
Inning Stats	R: 0 E: 0 K: 1 S: 8	H: 1 LOB: 2 BB: 1 P: 16	R: 6 E: 0 K: 1 S: 23	H: 5 LOB: 1 BB: 2 P: 42	R: 2 E: 0 K: 0 S: 10	H: 3 LOB: 1 BB: 0 P: 22	R: 0 E: 0 K: 1 S: 6	H: 0 LOB: 0 BB: 0 P: 10	R: 0 E: 0 K: 3 S: 14	H: 1 LOB: 1 BB: 0 P: 23	R: 0 E: 0 K: 1 S: 13	H: 1 LOB: 2 BB: 1 P: 22	R: 1 E: 0 K: 2 S: 12	H: 2 LOB: 2 BB: 1 P: 21	R: 0 E: 0 K: 1 S: 6	H: 1 LOB: 1 BB: 0 P: 8	1B: 11 2B: 2 3B: 0 HR: 2	SF: 1 SAC: 1 DP: 1 HBP: 0	WP: 1 PB: 0 SB: 1 CS: 0	PA: 45	
PITCHER	IP WLS BF H R ER SO BB IBB HBP BLK WP HR S P ERA WHIP	IP WLS BF H R ER SO BB IBB HBP BLK WP HR S P ERA WHIP	IP WLS BF H R ER SO BB IBB HBP BLK WP HR S P ERA WHIP	IP WLS BF H R ER SO BB IBB HBP BLK WP HR S P ERA WHIP	IP WLS BF H R ER SO BB IBB HBP BLK WP HR S P ERA WHIP	IP WLS BF H R ER SO BB IBB HBP BLK WP HR S P ERA WHIP	IP WLS BF H R ER SO BB IBB HBP BLK WP HR S P ERA WHIP	IP WLS BF H R ER SO BB IBB HBP BLK WP HR S P ERA WHIP	IP WLS BF H R ER SO BB IBB HBP BLK WP HR S P ERA WHIP	IP WLS BF H R ER SO BB IBB HBP BLK WP HR S P ERA WHIP	IP WLS BF H R ER SO BB IBB HBP BLK WP HR S P ERA WHIP	IP WLS BF H R ER SO BB IBB HBP BLK WP HR S P ERA WHIP	IP WLS BF H R ER SO BB IBB HBP BLK WP HR S P ERA WHIP	IP WLS BF H R ER SO BB IBB HBP BLK WP HR S P ERA WHIP	IP WLS BF H R ER SO BB IBB HBP BLK WP HR S P ERA WHIP	IP WLS BF H R ER SO BB IBB HBP BLK WP HR S P ERA WHIP	IP WLS BF H R ER SO BB IBB HBP BLK WP HR S P ERA WHIP	IP WLS BF H R ER SO BB IBB HBP BLK WP HR S P ERA WHIP	IP WLS BF H R ER SO BB IBB HBP BLK WP HR S P ERA WHIP	IP WLS BF H R ER SO BB IBB HBP BLK WP HR S P ERA WHIP	IP WLS BF H R ER SO BB IBB HBP BLK WP HR S P ERA WHIP

AB	38
R	9
H	15
RBI	9
BB	5
SO	11
LOB	23



Batter	1	2	3	4	5	6	7	8	9	AB	R	H	RBI	BB	SO	LOB	BOTTOM				
Eric Young Sr., R (1, 4) OBP: 0.327, SLG: 0.396	G6-3			G4-3		K		1B 1B		4	1	1	0	0	1	1	San Francisco Giants @ Chicago Cubs Wrigley Field, Chicago, IL Sat Aug 11 2001, 3:05 PM CDT Att: 40,541 - Sunny - 74 F				
Michael Tucker, L (1, 8) OBP: 0.318, SLG: 0.410	G5-3			G4-3			K	1B 1B		4	0	1	1	0	1	0					
Sammy Sosa, R (1, 9) OBP: 0.424, SLG: 0.694	F2			G3			HR	1B		4	1	2	2	0	0	0					
Fred McGriff, L (1, 3) OBP: 0.386, SLG: 0.525										3	0	1	0	0	0	0					
David Weathers, R (8, 1) OBP: 0.276, SLG: 0.378										0	0	0	0	0	0	0					
Robert Machado, R (8, PH) OBP: 0.276, SLG: 0.378										1	0	0	0	0	0	2					
Felix Heredia, L (9, 1)										0	0	0	0	0	0	0					
Ron Coomer, R (1, 5) OBP: 0.324, SLG: 0.415										4	0	0	0	0	2	1					
Ricky Gutierrez, R (1, 6) OBP: 0.347, SLG: 0.409										4	1	0	0	0	1	0					
Matt Stairs, L (1, 7) OBP: 0.364, SLG: 0.439										4	1	1	0	0	1	0					
Todd Hundley, S (1, 2) OBP: 0.249, SLG: 0.295										2	0	0	1	0	0	0					
Joe Borowski, R (1, 1) OBP: 0.364, SLG: 0.439										0	0	0	0	0	0	0					
Will Ohman, L (2, 1) OBP: 0.460, SLG: 0.460										1	0	0	0	0	0	0					
Todd Van Poppel, R (6, 1) OBP: 0.326, SLG: 0.326										1	0	1	0	0	0	0					
Delino DeShields, L (8, 7)										1	0	0	0	0	1	1					
Inning Stats	R: 0 E: 0 K: 0 S: 5	H: 0 LOB: 0 BB: 0 P: 9	R: 0 E: 0 K: 1 S: 6	H: 1 LOB: 0 BB: 0 P: 13	R: 0 E: 0 K: 1 S: 8	H: 0 LOB: 0 BB: 0 P: 11	R: 0 E: 0 K: 0 S: 6	H: 0 LOB: 0 BB: 0 P: 7	R: 0 E: 0 K: 1 S: 11	H: 1 LOB: 1 BB: 0 P: 14	R: 1 E: 0 K: 2 S: 12	H: 1 LOB: 0 BB: 0 P: 16	R: 3 E: 1 K: 1 S: 16	H: 4 LOB: 2 BB: 0 P: 26	R: 0 E: 0 K: 1 S: 12	H: 0 LOB: 0 BB: 0 P: 19	1B: 6 2B: 0 3B: 0 HR: 1	SF: 1 SAC: 0 DP: 1 HBP: 0	WP: 0 PB: 1 SB: 0 CS: 0	PA: 34	
PITCHER	IP WLS BF H R ER SO BB IBB HBP BLK WP HR S P ERA WHIP	IP WLS BF H R ER SO BB IBB HBP BLK WP HR S P ERA WHIP	IP WLS BF H R ER SO BB IBB HBP BLK WP HR S P ERA WHIP	IP WLS BF H R ER SO BB IBB HBP BLK WP HR S P ERA WHIP	IP WLS BF H R ER SO BB IBB HBP BLK WP HR S P ERA WHIP	IP WLS BF H R ER SO BB IBB HBP BLK WP HR S P ERA WHIP	IP WLS BF H R ER SO BB IBB HBP BLK WP HR S P ERA WHIP	IP WLS BF H R ER SO BB IBB HBP BLK WP HR S P ERA WHIP	IP WLS BF H R ER SO BB IBB HBP BLK WP HR S P ERA WHIP	IP WLS BF H R ER SO BB IBB HBP BLK WP HR S P ERA WHIP	IP WLS BF H R ER SO BB IBB HBP BLK WP HR S P ERA WHIP	IP WLS BF H R ER SO BB IBB HBP BLK WP HR S P ERA WHIP	IP WLS BF H R ER SO BB IBB HBP BLK WP HR S P ERA WHIP	IP WLS BF H R ER SO BB IBB HBP BLK WP HR S P ERA WHIP	IP WLS BF H R ER SO BB IBB HBP BLK WP HR S P ERA WHIP	IP WLS BF H R ER SO BB IBB HBP BLK WP HR S P ERA WHIP	IP WLS BF H R ER SO BB IBB HBP BLK WP HR S P ERA WHIP	IP WLS BF H R ER SO BB IBB HBP BLK WP HR S P ERA WHIP	IP WLS BF H R ER SO BB IBB HBP BLK WP HR S P ERA WHIP	IP WLS BF H R ER SO BB IBB HBP BLK WP HR S P ERA WHIP	IP WLS BF H R ER SO BB IBB HBP BLK WP HR S P ERA WHIP



Batter	1	2	3	4	5	6	7	8	9	AB	R	H	RBI	BB	SO	LOB	TOP										
Marvin Benard, L (1, 8) OBP: 0.313, SLG: 0.416	E1	E6		F5			K	K		5	2	1	0	0	1	2	San Francisco Giants @ Chicago Cubs Wrigley Field, Chicago, IL Sun Aug 12 2001, 1:20 PM CDT Att: 40,314 - Sunny - 78 F										
Robb Nen, R (8, 1)		HR					2B	1B	K	0	0	0	0	0	0	0											
Rich Aurilia, R (1, 6) OBP: 0.371, SLG: 0.567	K			K			WP	1B	G1-3	5	2	2	4	0	2	1											
Barry Bonds, L (1, 7) OBP: 0.484, SLG: 0.815	K						K			4	0	1	0	1	2	2											
Jeff Kent, R (1, 4) OBP: 0.365, SLG: 0.502								1B		3	1	2	0	1	1	1											
John Vander Wal, L (1, 9) OBP: 0.354, SLG: 0.463								1B																			
Tim Worrell, R (7, 1)	P4	P6					K		K	4	0	0	0	0	1	7											
Felix Rodriguez, R (7, 1)									K	0	0	0	0	0	0	0											
Aaron Fultz, L (8, 1) OBP: 0.250, SLG: 0.250									K	0	0	0	0	0	0	0											
Eric Davis, R (8, 9) OBP: 0.257, SLG: 0.333									K	1	0	0	0	0	1	1											
J.T. Snow, L (1, 3) OBP: 0.381, SLG: 0.365		L9	F9		G1-3			2B		4	0	1	1	1	0	1											
Benito Santiago, R (1, 2) OBP: 0.309, SLG: 0.374		1B		K			L9			5	1	2	1	0	2	2											
Ramon Martinez, R (1, 5) OBP: 0.326, SLG: 0.354				K			G5-3	P4		4	0	0	0	0	2	3											
Kirk Rueter, L (1, 1) OBP: 0.245, SLG: 0.200										2	1	1	0	0	0	0											
Pedro Feliz, R (8, PH) OBP: 0.258, SLG: 0.415							F8			1	0	0	0	0	0	0											
Jason Christiansen, R (6, 1)										0	0	0	0	0	0	0											
Calvin Murray, R (7, 8) OBP: 0.349, SLG: 0.408		HR						CS	BB	0	0	0	0	1	0	0											
Inning Stats	R: 0 E: 1 K: 2 S: 22	H: 0 LOB: 2 BB: 0 P: 34	R: 4 E: 1 K: 1 S: 20	H: 4 LOB: 2 BB: 1 P: 34	R: 0 E: 0 K: 2 S: 11	H: 0 LOB: 0 BB: 0 P: 18	R: 0 E: 0 K: 1 S: 14	H: 0 LOB: 0 BB: 0 P: 21	R: 0 E: 0 K: 0 S: 12	H: 1 LOB: 1 BB: 0 P: 16	R: 0 E: 0 K: 0 S: 6	H: 0 LOB: 0 BB: 0 P: 10	R: 3 E: 0 K: 2 S: 18	H: 4 LOB: 2 BB: 1 P: 29	R: 0 E: 0 K: 3 S: 9	H: 0 LOB: 2 BB: 1 P: 14	R: 0 E: 0 K: 3 S: 16	H: 1 LOB: 2 BB: 1 P: 27	1B: 6 2B: 3 3B: 0 HR: 1	SF: 0 SAC: 0 DP: 0 HBP: 1	WP: 1 PB: 0 SB: 1 CS: 1	PA: 43					
PITCHER	IP	WLS	BF	H	R	ER	SO	BB	IBB	HBP	BLK	WP	HR	S	P	ERA	WHIP										
Kevin Tapani, R (1, 1) ERA: 3.77	5.0	L	24	5	4	0	6	1	0	1	0	0	1	79	123	0.00	1.200										
David Weathers, R (6, 1) ERA: 2.69	1.0		3	0	0	0	0	0	0	0	0	0	0	6	10	0.00	0.000										
Jeff Fassero, L (7, 1) ERA: 3.33	1.0		8	4	3	3	2	0	1	0	0	1	0	18	29	27.00	4.000										
Kyle Farnsworth, R (8, 1) ERA: 2.64	2.0		8	1	0	0	4	1	1	0	0	0	0	25	41	0.00	1.000										


Batter	1	2	3	4	5	6	7	8	9	AB	R	H	RBI	BB	SO	LOB	BOTTOM										
Eric Young Sr., R (1, 4) OBP: 0.330, SLG: 0.397	F9	F9								4	1	2	1	1	0	2	San Francisco Giants @ Chicago Cubs Wrigley Field, Chicago, IL Sun Aug 12 2001, 1:20 PM CDT Att: 40,314 - Sunny - 78 F										
Ricky Gutierrez, R (1, 6) OBP: 0.345, SLG: 0.404	G6-3			G6-3	G4-6-3		BB	1B		4	1	0	0	1	1	3											
Sammy Sosa, R (1, 9) OBP: 0.426, SLG: 0.697										4	2	2	3	1	1	0											
Fred McGriff, L (1, 3) OBP: 0.386, SLG: 0.524		BB					BB			4	0	2	1	0	0	0											
Ron Coomer, R (1, 5) OBP: 0.323, SLG: 0.413							BB			4	0	1	0	0	0	4											
Kyle Farnsworth, R (8, 1) OBP: 0.253, SLG: 0.299										0	0	0	0	0	0	0											
Todd Hundley, S (9, PH) OBP: 0.253, SLG: 0.299										1	0	1	0	0	0	0											
Michael Tucker, L (1, 8) OBP: 0.316, SLG: 0.410										5	0	1	1	0	1	2											
Delino DeShields, L (1, 7) OBP: 0.323, SLG: 0.323										3	0	0	0	0	0	2											
Jeff Fassero, L (7, 1) ERA: 3.97										0	0	0	0	0	0	0											
Augie Ojeda, S (8, 5) OBP: 0.257, SLG: 0.263										0	1	0	0	1	0	0											
Joe Girardi, R (1, 2) OBP: 0.298, SLG: 0.324										4	1	3	0	0	0	1											
Kevin Tapani, R (1, 1) OBP: 0.270, SLG: 0.250										1	0	1	0	0	0	0											
Robert Machado, R (5, PH) OBP: 0.273, SLG: 0.373										1	0	0	0	0	0	0											
David Weathers, R (6, 1) ERA: 1.88										0	0	0	0	0	0	0											
Matt Stairs, L (7, 7) OBP: 0.362, SLG: 0.436										2	0	0	0	0	2	3											
Inning Stats	R: 0 E: 0 K: 0 S: 10	H: 1 LOB: 2 BB: 1 P: 21	R: 0 E: 0 K: 0 S: 16	H: 2 LOB: 2 BB: 0 P: 23	R: 0 E: 0 K: 0 S: 4	H: 0 LOB: 0 BB: 0 P: 6	R: 0 E: 0 K: 0 S: 6	H: 1 LOB: 1 BB: 0 P: 10	R: 0 E: 0 K: 0 S: 6	H: 1 LOB: 0 BB: 0 P: 9	R: 1 E: 0 K: 0 S: 10	H: 3 LOB: 1 BB: 0 P: 19	R: 4 E: 0 K: 1 S: 19	H: 2 LOB: 0 BB: 2 P: 31	R: 1 E: 0 K: 2 S: 17	H: 2 LOB: 2 BB: 1 P: 29	R: 0 E: 0 K: 2 S: 12	H: 1 LOB: 1 BB: 0 P: 20	1B: 10 2B: 2 3B: 1 HR: 0	SF: 1 SAC: 0 DP: 2 HBP: 0	WP: 1 PB: 0 SB: 0 CS: 0	PA: 42					
PITCHER	IP	WLS	BF	H	R	ER	SO	BB	IBB	HBP	BLK	WP	HR	S	P	ERA	WHIP										
Kirk Rueter, L (1, 1) ERA: 4.5	5.0	W	20	5	0	0	0	1	0	0	0	0	0	42	69	0.00	1.200										
Jason Christiansen, L (6, 1) ERA: 4.81	1.0		5	3	1	1	0	0	0	0	0	1	0	10	19	9.00	3.000										
Tim Worrell, R (7, 1) ERA: 3.97	0.1		4	1	3	3	1	2	0	0	0	0	0	14	24	81.00	9.000										
Felix Rodriguez, R (7, 1) ERA: 1.85	1.0		6	2	2	2	0	1	0	0	0	0	0	14	25	18.00	3.000										
Aaron Fultz, L (8, 1) ERA: 4.55	0.1	H	1	0	0	0	1	0	0	0	0	0	0	3	5	0.00	0.000										



Batter	1	2	3	4	5	6	7	8	9	AB	R	H	RBI	BB	SO	LOB	TOP				
Eric Young Sr. R (1,4) OBP: 0.329, SLG: 0.396 Felix Heredia, L (8,1) Todd Hundley, S (9,PH) OBP: 0.296, SLG: 0.299	G6-3		G4-3		F9			FC6-4 1B	WP BB	4	1	1	0	0	0	0					
Ricky Gutierrez R (1,6) OBP: 0.346, SLG: 0.410	HR 1B				G1-3			F9	G6-3	5	1	2	0	0	0	3					
Sammy Sosa R (1,9) OBP: 0.426, SLG: 0.703	HR		K				F7	FC6-4 BB 1B		4	1	2	3	0	1	1					
Fred McGriff, L (1,3) OBP: 0.390, SLG: 0.523	F9							G4-6-3 BB		1	0	0	0	3	0	0					
Michael Tucker, L (1,8) OBP: 0.312, SLG: 0.404	F9							G4-6-3	FC6-4 BB	4	0	0	1	0	1	5					
Ron Coomer R (1,5) OBP: 0.328, SLG: 0.413 Will Ohman, L (7,1) Delino DeShields, L (8,PH) OBP: 0.322, SLG: 0.322		G5-3 BB			G6-4-3 1B			G6-3	K	2	0	1	0	1	0	0					
Matt Stairs, L (1,7) OBP: 0.361, SLG: 0.444		F2			G6-4-3			K		4	1	1	1	0	1	2					
Robert Machado, R (1,2) OBP: 0.272, SLG: 0.368					F9			G4-3		4	0	1	0	0	1	0					
Jason Bere, R (1,1) OBP: 0.217, SLG: 0.261 Todd Van Poppel, R (5,1) Bill Mueller, S (7,5) OBP: 0.404, SLG: 0.500		G5-3 1B						G6-3	E4 BB 1B	2	0	0	0	0	0	2					
Inning Stats	R: 2 E: 0 K: 0 S: 10	H: 2 LOB: 0 BB: 0 P: 15	R: 0 E: 0 K: 0 S: 7	H: 1 LOB: 1 BB: 1 P: 12	R: 0 E: 0 K: 2 S: 11	H: 1 LOB: 0 BB: 1 P: 19	R: 0 E: 0 K: 0 S: 8	H: 1 LOB: 0 BB: 0 P: 12	R: 0 E: 0 K: 0 S: 5	H: 0 LOB: 0 BB: 1 P: 12	R: 0 E: 0 K: 1 S: 12	H: 0 LOB: 0 BB: 0 P: 20	R: 2 E: 1 K: 1 S: 11	H: 2 LOB: 2 BB: 1 P: 17	R: 1 E: 0 K: 1 S: 15	H: 1 LOB: 1 BB: 1 P: 30	1B: 5 2B: 0 3B: 1 HR: 2	SF: 0 SAC: 0 DP: 3 HBP: 0	WP: 1 PB: 0 SB: 0 CS: 0	PA: 38	
PITCHER	IP	WLS	BF	H	R	ER	SO	BB	IBB	HBP	BLK	WP	HR	S	P	ERA	WHIP				
Shane Reynolds, R (1,1) ERA: 4.55	7.1	W	29	6	4	2	3	3	0	0	0	0	1	66	108	2.46	1.227				
Michael Jackson, R (8,1) ERA: 4.5	0.2		4	1	0	0	1	1	0	0	0	0	0	5	11	0.00	3.000				
Mike Williams, R (9,1) ERA: 3.38	1.0		5	1	1	1	1	1	0	0	0	1	1	15	30	9.00	2.000				

Chicago Cubs @ Houston Astros
Enron Field, Houston, TX
Mon Aug 13 2001, 8:05 PM EDT
Att: 39,056 - Dome - 72 F


AB 33
R 5
H 8
RBI 5
BB 5
SO 5
LOB 15



Batter	1	2	3	4	5	6	7	8	9	AB	R	H	RBI	BB	SO	LOB	BOTTOM				
Craig Biggio, R (1,4) OBP: 0.391, SLG: 0.490	HR	K				G6-3				5	2	3	1	0	1	1					
Jose Vizcaino, S (1,6) OBP: 0.319, SLG: 0.330	5 BB 17 2B 1B		G6-3			G4-3		G4-3		5	2	2	1	0	0	2					
5 Jeff Bagwell, R (1,3) OBP: 0.393, SLG: 0.566	17 2B BB									2	2	2	1	2	0	0					
17 Lance Berkman, S (1,8) OBP: 0.438, SLG: 0.662	F8 G6-3 2B					P4		K		3	1	1	2	1	1	3					
Moises Alou, R (1,9) OBP: 0.411, SLG: 0.609 Richard Hidalgo, R (8,8) OBP: 0.347, SLG: 0.439	F8		G5-4-3			F8		G6-3		4	0	0	0	0	0	4					
Darby Ward, L (1,7) OBP: 0.337, SLG: 0.494	G6-3					F8		G4-3		4	1	1	3	0	0	0					
Vinny Castilla, R (1,5) OBP: 0.307, SLG: 0.484	K					HR		F7		4	1	2	1	0	1	0					
Tony Eusebio, R (1,2) OBP: 0.351, SLG: 0.453		G6-3				G6-3		F9		4	0	0	0	0	0	1					
Shane Reynolds, R (1,1) OBP: 0.093, SLG: 0.143 Michael Jackson, R (8,1) Julio Lugo, R (8,PH) OBP: 0.324, SLG: 0.399 Mike Williams, R (9,1)						F9		G4-3 G6-3 1B		3	0	1	0	0	1	0					
Inning Stats	R: 4 E: 0 K: 1 S: 17	H: 3 LOB: 0 BB: 1 P: 27	R: 0 E: 0 K: 2 S: 10	H: 0 LOB: 0 BB: 0 P: 13	R: 0 E: 0 K: 0 S: 6	H: 1 LOB: 1 BB: 1 P: 13	R: 1 E: 0 K: 0 S: 7	H: 1 LOB: 0 BB: 0 P: 10	R: 4 E: 0 K: 0 S: 21	H: 5 LOB: 1 BB: 0 P: 23	R: 0 E: 0 K: 1 S: 11	H: 1 LOB: 2 BB: 1 P: 18	R: 0 E: 0 K: 0 S: 8	H: 0 LOB: 0 BB: 0 P: 12	R: 0 E: 0 K: 0 S: 11	H: 2 LOB: 1 BB: 0 P: 15	1B: 7 2B: 2 3B: 1 HR: 3	SF: 0 SAC: 0 DP: 1 HBP: 0	WP: 0 PB: 0 SB: 0 CS: 0	PA: 38	
PITCHER	IP	WLS	BF	H	R	ER	SO	BB	IBB	HBP	BLK	WP	HR	S	P	ERA	WHIP				
Jason Bere, R (1,1) ERA: 4.08	4.2	L	24	9	9	9	3	2	0	0	0	0	0	15	22	0.00	2.250				
Todd Van Poppel, R (5,1) ERA: 2.5	1.1		7	2	0	0	1	1	0	0	0	0	0	8	12	0.00	0.000				
Will Ohman, L (7,1) ERA: 7.84	1.0		3	0	0	0	0	0	0	0	0	0	0	11	15	0.00	2.000				
Felix Heredia, L (8,1) ERA: 5.61	1.0		4	2	0	0	0	0	0	0	0	0	0	11	15	0.00	2.000				

Chicago Cubs @ Houston Astros
Enron Field, Houston, TX
Mon Aug 13 2001, 8:05 PM EDT
Att: 39,056 - Dome - 72 F

AB 35
R 9
H 13
RBI 9
BB 3
SO 4
LOB 11



Batter	1	2	3	4	5	6	7	8	9	AB	R	H	RBI	BB	SO	LOB	TOP								
Delino DeShields, L OBP: 0.321, SLG: 0.321 Aguie Ojeda, S OBP: 0.255, SLG: 0.260	(1,4) K		(2) G1-3		(1,0) 2B BB 1B		(1) G4-3	(3) K		4	1	1	0	0	1	1									
Ricky Gutierrez, R OBP: 0.347, SLG: 0.415	(1,6) 2B		(3) G4-3		(0,2) BB 2B		(2) K		(1) F9	5	0	2	0	0	1	1									
Sammy Sosa, R OBP: 0.424, SLG: 0.704	(1,9) K			(1) K	(2) K		(0,1) HR		(2) G5-3	5	1	1	1	0	3	3									
Fred McGriff, L OBP: 0.390, SLG: 0.519	(1,3) K			(1B) BB 1B	(BB) IBB		(3) K		(3) G4-3	3	0	0	0	2	2	1									
Matt Stairs, L OBP: 0.362, SLG: 0.443		(1) F8		(1B) 1B	(1-2) 1B			(0,2) E5 1B		3	1	1	1	1	0	0									
Michael Tucker, L OBP: 0.311, SLG: 0.402	(1,8) K			(1-2) 1B	(BB) BB			(1) F7		4	0	1	0	0	1	4									
Todd Hundley, S Jeff Fassero, L Tom Gordon, R	(1,2) G3			(1-2) 2-3 1B			(1) L6	(2) K		4	0	0	0	0	2	4	AB 35								
Bill Mueller, S OBP: 0.400, SLG: 0.489			(1-2) E1 SH2-4	(3) F7			(2) G1-4-3	(1B) IBB		3	0	0	0	1	0	3	R 3								
Julian Tavarez, L David Weathers, R Kyle Farnsworth, R Robert Machado, R OBP: 0.280, SLG: 0.375	(1,1) SH2-4		(1) SH2-4		(1-1) G3-1		(3) K	(1-2) 1B		2	0	0	0	0	1	0	H 7								
Inning Stats	R: 0 E: 0 K: 3 S: 11	H: 1 LOB: 1 BB: 0 P: 16	R: 0 E: 0 K: 1 S: 8	H: 0 LOB: 0 BB: 0 P: 12	R: 0 E: 1 K: 0 S: 7	H: 0 LOB: 1 BB: 0 P: 11	R: 0 E: 0 K: 2 S: 13	H: 2 LOB: 3 BB: 1 P: 21	R: 1 E: 0 K: 1 S: 12	H: 2 LOB: 0 BB: 0 P: 23	R: 0 E: 0 K: 1 S: 5	H: 0 LOB: 0 BB: 0 P: 8	R: 1 E: 0 K: 2 S: 11	H: 1 LOB: 0 BB: 0 P: 14	R: 1 E: 2 K: 2 S: 23	H: 1 LOB: 2 BB: 1 P: 32	R: 0 E: 0 K: 0 S: 8	H: 0 LOB: 0 BB: 0 P: 11	1B: 4 2B: 2 3B: 0 HR: 1	SF: 0 SAC: 1 DP: 0 HBP: 0	WP: 0 PB: 0 SB: 0 CS: 0	PA: 40			
PITCHER	IP	WLS	BF	H	R	ER	SO	BB	IBB	HBP	BLK	WP	HR	S	P	ERA	WHIP								
44 Roy Oswalt, R ERA: 3.29	(1,1) 6.0		27	5	1	1	8	2	1	0	0	0	0	56	91	1.50	1.167								
Ron Villone, L ERA: 5.95	(7,1) 1.0	L	4	1	1	1	2	0	0	0	0	0	1	11	14	9.00	1.000								
Octavio Dotel, R ERA: 2.46	(8,1) 1.0		6	1	1	0	2	0	1	0	0	0	0	23	32	0.00	1.000								
Nelson Cruz, R ERA: 4.13	(9,1) 1.0		3	0	0	0	0	0	0	0	0	0	0	8	11	0.00	0.000								

Chicago Cubs @ Houston Astros
Enron Field, Houston, TX
Tue Aug 14 2001, 8:05 PM EDT
Att: 40,055 - Dome - 72 F

AB	35
R	3
H	7
RBI	3
BB	4
SO	12
LOB	19



Batter	1	2	3	4	5	6	7	8	9	AB	R	H	RBI	BB	SO	LOB	BOTTOM								
Craig Biggio, R OBP: 0.391, SLG: 0.496	(1,4) HR				(2) P6		(2) F8		(3) K	5	1	2	1	0	1	1									
Julio Lugo, R OBP: 0.326, SLG: 0.398 Octavio Dotel, R OBP: 0.091, SLG: 0.091 Nelson Cruz, R OBP: 0.250, SLG: 0.250	(1,6) 1B 5 1B BB		(3) K		(3) G4-3		(4,2) 5 5 BB			2	0	0	0	2	1	1									
5 Jeff Bagwell, R OBP: 0.394, SLG: 0.564	(1,3) 1B 1-2 1B		(1) F9		(1,1) F9		(4,2) BB 17 G1-3 BB		(3) F7	3	0	1	0	1	0	1									
17 Lance Berkman, S OBP: 0.434, SLG: 0.656	(1,8) K		(2) L6		(1) G1-3		(1-2) G6-3		(1) G6-3	4	0	0	0	0	1	3									
Moises Alou, R OBP: 0.409, SLG: 0.604	(1,9) K		(3) G6-3		(4,0) BB IBB		(2) G6-3		(2) G6-3	3	0	0	0	1	1	2									
Orlando Merced, S OBP: 0.360, SLG: 0.506 Richard Hidalgo, R OBP: 0.346, SLG: 0.438	(1,7) 1-2 2-3 1B		(1) G6-3		(2,0) F8		(2) F8		(3) F3	3	0	1	0	0	0	2									
Vinny Castilla, R OBP: 0.307, SLG: 0.480	(1,5) F9			(2) G5-3		(4,1) BB	(1-2) 2-3 BB		(1) L4	3	0	0	0	1	0	3	AB 32								
Brad Ausmus, R OBP: 0.271, SLG: 0.336		(1) F9		(3) F9		(3,2) F8	(3) F8		(1,0) 1B	4	0	1	0	0	0	3	R 1								
44 Roy Oswalt, R Ron Villone, L Jose Vizcaino, S OBP: 0.316, SLG: 0.326	(1,1) G6-3				(0,2) G3		(1) K2-3		(2) K	2	0	0	0	0	0	0	H 5								
Inning Stats	R: 1 E: 0 K: 2 S: 14	H: 3 LOB: 3 BB: 1 P: 29	R: 0 E: 0 K: 1 S: 12	H: 1 LOB: 1 BB: 0 P: 22	R: 0 E: 0 K: 0 S: 4	H: 0 LOB: 0 BB: 0 P: 6	R: 0 E: 0 K: 0 S: 6	H: 0 LOB: 0 BB: 0 P: 11	R: 0 E: 0 K: 0 S: 7	H: 0 LOB: 0 BB: 0 P: 10	R: 0 E: 0 K: 0 S: 11	H: 0 LOB: 3 BB: 3 P: 31	R: 0 E: 0 K: 1 S: 9	H: 0 LOB: 1 BB: 1 P: 16	R: 0 E: 0 K: 0 S: 7	H: 0 LOB: 0 BB: 0 P: 8	R: 0 E: 0 K: 2 S: 10	H: 1 LOB: 1 BB: 0 P: 15	1B: 4 2B: 0 3B: 0 HR: 1	SF: 0 SAC: 0 DP: 0 HBP: 0	WP: 0 PB: 0 SB: 1 CS: 0	PA: 37			
PITCHER	IP	WLS	BF	H	R	ER	SO	BB	IBB	HBP	BLK	WP	HR	S	P	ERA	WHIP								
Julian Tavarez, R ERA: 3.77	(1,1) 5.1		23	4	1	0	0	2	1	0	0	0	0	7	16	0.00	1.500								
David Weathers, R ERA: 2.66	(6,1) 0.2	W	3	0	0	0	0	1	0	0	0	0	0	7	16	0.00	1.500								
Kyle Farnsworth, R ERA: 2.59	(7,1) 1.0	H	4	0	0	0	1	1	0	0	0	0	0	9	16	0.00	1.000								
Jeff Fassero, L ERA: 3.27	(8,1) 1.0	H	3	0	0	0	0	0	0	0	0	0	0	7	8	0.00	0.000								
Tom Gordon, R ERA: 3.32	(9,1) 1.0	S	4	1	0	0	2	0	0	0	0	0	0	10	15	0.00	1.000								

Chicago Cubs @ Houston Astros
Enron Field, Houston, TX
Tue Aug 14 2001, 8:05 PM EDT
Att: 40,055 - Dome - 72 F

AB	32
R	1
H	5
RBI	1
BB	5
SO	6
LOB	17



Batter	1	2	3	4	5	6	7	8	9	AB R H RBI BB SO LOB	TOP									
Eric Young Sr. R OBP: 0.330, SLG: 0.396 (1, 4)	G6-3		G3-1	1B			G5-4-3 1B		E6	5 0 2 0 0 0 1	Chicago Cubs @ Houston Astros Enron Field, Houston, TX Wed Aug 15 2001, 7:05 PM EDT Att: 41,469 - Dome - 72 F									
Ricky Gutierrez R OBP: 0.345, SLG: 0.410 (1, 6)	2B HBP		G6-3	F7			G5-4-3 1-2		G5-3	4 1 0 0 0 0 4										
Sammy Sosa R OBP: 0.425, SLG: 0.704 (1, 9)	1-H 2B		1B		F8			K		4 0 2 1 0 1 0										
Fred McGriff L OBP: 0.389, SLG: 0.516 (1, 3)	K		P5	1B	F7			G6-4-3 1B		4 0 1 0 0 1 2										
Ron Coomer R OBP: 0.325, SLG: 0.409 Bill Mueller S OBP: 0.400, SLG: 0.489 (8, 5)	K			1B G4-3 BB	K			G6-4-3 1-2		3 1 0 0 1 2 2 0 0 0 0 0 0 0										
Matt Stairs L OBP: 0.367, SLG: 0.446 Corey Patterson L OBP: 0.250, SLG: 0.400 (9, 7)		CS 1B		G4-3 1B		G1-3			FC4-6 BB	3 1 2 0 1 0 0 0 0 0 0 0 0 0										
Michael Tucker L OBP: 0.308, SLG: 0.397 (1, 8)	K		G4-3	1B	K			FC4-6 HR		4 1 0 1 0 2 3										
Joe Girardi R OBP: 0.307, SLG: 0.351 (1, 2)	CS 1B		1-2 3-H 1-0	1B	L3			1-H HR		4 1 3 3 0 0 0										
Jon Lieber L OBP: 0.190, SLG: 0.196 (1, 1)	G1-3		1-2 2-3	1B			K	G6-3		4 0 1 0 0 1 3										
Inning Stats	R: 1 E: 0 K: 2 S: 13	H: 1 LOB: 1 BB: 0 P: 22	R: 0 E: 0 K: 1 S: 10	H: 2 LOB: 1 BB: 0 P: 15	R: 0 E: 0 K: 0 S: 8	H: 1 LOB: 1 BB: 0 P: 13	R: 2 E: 0 K: 0 S: 15	H: 4 LOB: 2 BB: 1 P: 29	R: 0 E: 0 K: 1 S: 9	H: 0 LOB: 0 BB: 0 P: 14		R: 0 E: 0 K: 1 S: 6	H: 1 LOB: 0 BB: 0 P: 11	R: 0 E: 0 K: 1 S: 7	H: 1 LOB: 0 BB: 0 P: 13	R: 2 E: 1 K: 0 S: 9	H: 1 LOB: 1 BB: 1 P: 14	1B: 9 2B: 1 3B: 0 HR: 1	SF: 0 SAC: 0 DP: 2 HBP: 1	WP: 0 PB: 0 SB: 0 CS: 2
PITCHER	IP WLS BF H R ER SO BB IBB HBP BLK WP HR S P ERA WHIP											PITCHER	IP WLS BF H R ER SO BB IBB HBP BLK WP HR S P ERA WHIP							
Pedro Astacio R ERA: 5.2 (1, 1)	7.0 L 29 9 3 3 6 1 0 1 0 0 0 69 114 3.86 1.429																			
Michael Jackson R ERA: 4.7 (8, 1)	1.0 3 1 0 0 1 0 0 0 0 0 0 7 13 0.00 1.000																			
Ron Villone L ERA: 6.11 (9, 1)	1.0 6 1 2 2 0 1 0 0 0 0 0 9 14 18.00 2.000																			

AB	35
R	5
H	11
RBI	5
BB	2
SO	7
LOB	15



Batter	1	2	3	4	5	6	7	8	9	AB R H RBI BB SO LOB	BOTTOM											
Craig Biggio R OBP: 0.390, SLG: 0.496 (1, 4)	K		2B			K			G6-3	4 0 1 0 0 2 0	Chicago Cubs @ Houston Astros Enron Field, Houston, TX Wed Aug 15 2001, 7:05 PM EDT Att: 41,469 - Dome - 72 F											
Julio Lugo R OBP: 0.324, SLG: 0.395 Tony Eusebio R OBP: 0.351, SLG: 0.453 Daryle Ward L OBP: 0.335, SLG: 0.491 (9, PH)	F9		G4-3			G6-3			G4-3	3 0 0 0 0 0 1 0 0 0 0 0 0 0 1 0 0 0 0 0 0												
5 Jeff Bagwell R OBP: 0.393, SLG: 0.562 (1, 3)	F2			CS-4-6 1B		K			G6-3	4 0 1 0 0 1 0												
17 Lance Berkman S OBP: 0.434, SLG: 0.661 (1, 7)		HR		F7		G3				3 1 1 1 0 0 1												
Moises Alou R OBP: 0.406, SLG: 0.599 (1, 9)	G6-3		P4			L6				3 0 0 0 0 0 1												
Richard Hidalgo R OBP: 0.343, SLG: 0.434 (1, 8)	G6-3		FC1-4-6 1-2			F9				3 0 0 0 0 0 1												
Vinny Castilla R OBP: 0.304, SLG: 0.477 (1, 5)	G6-3				K			L4		3 0 0 0 0 1 0												
Brad Ausmus R OBP: 0.269, SLG: 0.333 Orlando Merced S OBP: 0.356, SLG: 0.500 Ron Villone L (9, 1)	F9		F9		G6-3			F7		2 0 0 0 0 0 0 1 0 0 0 0 0 0 0 0 0 0 0 0 0												
Pedro Astacio R OBP: 0.102, SLG: 0.102 Michael Jackson R (8, 1)	F9				G5-3			G4-3		2 0 0 0 0 0 0 0 0 0 0 0 0 0 1 0 0 0 0 0 0												
Jose Vizcaino S OBP: 0.314, SLG: 0.324 (9, 6)																						
Inning Stats	R: 0 E: 0 K: 1 S: 7	H: 0 LOB: 0 BB: 0 P: 11	R: 1 E: 0 K: 0 S: 5	H: 1 LOB: 0 BB: 0 P: 9	R: 0 E: 0 K: 0 S: 8	H: 1 LOB: 1 BB: 0 P: 10	R: 0 E: 0 K: 0 S: 7	H: 1 LOB: 1 BB: 0 P: 10	R: 0 E: 0 K: 1 S: 7	H: 0 LOB: 0 BB: 0 P: 8	R: 0 E: 0 K: 2 S: 11	H: 0 LOB: 0 BB: 0 P: 16	R: 0 E: 0 K: 0 S: 6	H: 0 LOB: 0 BB: 0 P: 10	R: 0 E: 0 K: 0 S: 5	H: 0 LOB: 0 BB: 0 P: 6	R: 0 E: 0 K: 0 S: 7	H: 0 LOB: 0 BB: 0 P: 12	1B: 1 2B: 1 3B: 0 HR: 1	SF: 0 SAC: 0 DP: 0 HBP: 0	WP: 0 PB: 0 SB: 0 CS: 0	PA: 30
PITCHER	IP WLS BF H R ER SO BB IBB HBP BLK WP HR S P ERA WHIP											PITCHER	IP WLS BF H R ER SO BB IBB HBP BLK WP HR S P ERA WHIP									
Jon Lieber R ERA: 3.29 (1, 1)	9.0 W 30 3 1 1 4 0 0 0 0 0 0 63 92 1.00 0.333																					

AB	30
R	1
H	3
RBI	1
BB	0
SO	4
LOB	4



Batter	1	2	3	4	5	6	7	8	9	AB	R	H	RBI	BB	SO	LOB	TOP			
Eric Young Sr. R OBP: 0.328, SLG: 0.393 (1, 4)	G5-3		B1-3			F9		SH3-4		3	0	0	0	0	0	0	Chicago Cubs @ Arizona Diamondbacks Bank One Ballpark, Phoenix, AZ Fri Aug 17 2001, 10:05 PM EDT Att: 42,667 - Dome - 72 F			
Ricky Gutierrez R OBP: 0.344, SLG: 0.409 (1, 6)	G4-3			G5-3 PB 1B		F9		G4-3		4	0	1	0	0	0	1				
Sammy Sosa R OBP: 0.421, SLG: 0.698 (1, 9)	K			K			K	K		4	0	0	0	0	4	2				
Fred McGriff L OBP: 0.385, SLG: 0.511 (1, 3)		F8		G5-3			G4-3		P5	4	0	0	0	0	0	1				
Matt Stairs L OBP: 0.366, SLG: 0.446 (1, 7)		G3		K			1B 2B		G1-3	4	1	1	0	0	1	1				
Ron Coomer R OBP: 0.331, SLG: 0.418 (7, PR)					G4-6-3 1B				1B	3	0	3	1	0	0	0				
Bill Mueller S OBP: 0.404, SLG: 0.489 (7, 5)							2H 1B		BB	0	0	0	0	1	0	0				
Todd Hundley S OBP: 0.251, SLG: 0.291 (1, 2)					K		G6-3		1B	4	0	1	0	0	2	3				
Corey Patterson L OBP: 0.250, SLG: 0.444 (1, 8)			K		G4-6-3 1-2			HR	G6-3	4	1	1	1	0	1	3				
Kevin Tapani R OBP: 0.256, SLG: 0.237 (7, 1)			G6-3					SH3-4 BLK 1B		2	0	0	0	0	1	0				
David Weathers R OBP: 0.307, SLG: 0.351 (8, PH)										0	0	0	0	0	0	0				
Joe Girardi R OBP: 0.323, SLG: 0.323 (8, PH)										0	0	0	0	0	0	0				
Delino DeShields L OBP: 0.323, SLG: 0.323 (8, PH)										1	0	1	0	0	0	0				
Jeff Fassero L (8, 1)										0	0	0	0	0	0	0				
Inning Stats	R: 0 E: 0 K: 1 S: 7	H: 0 LOB: 0 BB: 0 P: 9	R: 0 E: 0 K: 1 S: 8	H: 1 LOB: 1 BB: 0 P: 14	R: 0 E: 0 K: 1 S: 8	H: 0 LOB: 0 BB: 0 P: 11	R: 0 E: 0 K: 2 S: 10	H: 1 LOB: 1 BB: 0 P: 14	R: 0 E: 0 K: 1 S: 9	H: 0 LOB: 0 BB: 0 P: 15	R: 1 E: 0 K: 1 S: 13	H: 2 LOB: 1 BB: 0 P: 20	R: 1 E: 0 K: 1 S: 12	H: 2 LOB: 1 BB: 1 P: 15	R: 0 E: 0 K: 0 S: 9	H: 1 LOB: 2 BB: 1 P: 19	1B: 5 2B: 2 3B: 0 HR: 1	SF: 0 SAC: 1 DP: 1 HBP: 0	WP: 0 PB: 1 SB: 0 CS: 0	PA: 35
PITCHER	IP WLS BF H R ER SO BB IBB HBP BLK WP HR S P ERA WHIP																			
Albie Lopez R ERA: 5.04 (1, 1)	7.0 W 25 5 1 1 8 0 0 0 0 0 0 0 63 96 1.29 0.714																			
Troy Brohawn L ERA: 3.64 (8, 1)	0.0 1 1 1 1 0 0 0 0 0 0 0 1 2 2 ∞ ∞																			
Bret Prinz R ERA: 2.04 (8, 1)	0.2 H 3 1 0 0 0 0 0 0 0 1 0 0 7 9 0.00 1.500																			
Byung-Hyun Kim R ERA: 2.88 (8, 1)	1.1 S 6 1 0 0 1 1 0 0 0 0 0 0 12 23 0.00 1.500																			



Batter	1	2	3	4	5	6	7	8	9	AB	R	H	RBI	BB	SO	LOB	BOTTOM			
Craig Counsell L OBP: 0.349, SLG: 0.361 (1, 6)	P6		F8		F8			K		5	0	1	0	0	1	2	Chicago Cubs @ Arizona Diamondbacks Bank One Ballpark, Phoenix, AZ Fri Aug 17 2001, 10:05 PM EDT Att: 42,667 - Dome - 72 F			
Junior Spivey R OBP: 0.391, SLG: 0.465 (1, 4)	K		P4			G1-3	G6-3			4	0	0	0	0	1	3				
Luis Gonzalez L OBP: 0.432, SLG: 0.716 (1, 7)		2B		F7		P4		L5		4	0	1	0	0	0	0				
Mark Grace L OBP: 0.396, SLG: 0.493 (1, 3)	F5			L7		F9		1B 2B 1B		4	1	1	0	0	0	1				
Matt Williams R OBP: 0.324, SLG: 0.498 (1, 5)			G6-3 1B				K	2B SF9 1B		4	1	3	0	0	1	0				
Steve Finley L OBP: 0.332, SLG: 0.391 (1, 8)			G6-3 1-2		G5-3		HR	SF9 1B 2B		4	2	2	1	0	0	2				
Reggie Sanders R OBP: 0.315, SLG: 0.528 (1, 9)			F8				HR	S 1B IBB		3	3	2	3	1	0	0				
Damian Miller R OBP: 0.347, SLG: 0.444 (1, 2)							HR	SF9		3	0	2	1	0	1	0				
Albie Lopez R (1, 1)			SH3-4 1B					SF9		1	0	0	0	0	1	0				
Greg Colbrunn R OBP: 0.295, SLG: 0.393 (7, PH)			SH3-4							1	0	0	0	0	1	1				
Troy Brohawn L (8, 1)										0	0	0	0	0	0	0				
Bret Prinz R (8, 1)										0	0	0	0	0	0	0				
Byung-Hyun Kim R OBP: 0.250, SLG: 0.250 (8, 1)										1	0	1	2	0	0	0				
Inning Stats	R: 0 E: 0 K: 1 S: 9	H: 1 LOB: 1 BB: 0 P: 17	R: 0 E: 0 K: 0 S: 7	H: 1 LOB: 0 BB: 0 P: 13	R: 0 E: 0 K: 0 S: 8	H: 1 LOB: 1 BB: 0 P: 13	R: 0 E: 0 K: 0 S: 8	H: 1 LOB: 1 BB: 0 P: 15	R: 1 E: 0 K: 2 S: 8	H: 1 LOB: 0 BB: 0 P: 11	R: 0 E: 0 K: 0 S: 8	H: 0 LOB: 0 BB: 0 P: 13	R: 2 E: 0 K: 1 S: 14	H: 4 LOB: 2 BB: 0 P: 21	R: 4 E: 0 K: 1 S: 13	H: 4 LOB: 1 BB: 1 P: 23	1B: 9 2B: 2 3B: 0 HR: 2	SF: 1 SAC: 1 DP: 1 HBP: 0	WP: 0 PB: 0 SB: 1 CS: 0	PA: 37
PITCHER	IP WLS BF H R ER SO BB IBB HBP BLK WP HR S P ERA WHIP																			
Kevin Tapani R ERA: 3.79 (1, 1)	6.1 L 26 8 3 3 4 0 0 0 0 0 0 0 56 94 4.26 1.263																			
David Weathers R ERA: 2.63 (7, 1)	0.2 3 1 0 0 1 0 0 0 0 0 0 6 9 0.00 1.500																			
Jeff Fassero L ERA: 3.86 (8, 1)	1.0 8 4 4 4 1 0 1 0 0 0 0 0 13 23 36.00 4.000																			



Batter	1	2	3	4	5	6	7	8	9	AB	R	H	RBI	BB	SO	LOB	TOP								
Eric Young Sr. R OBP: 0.325, SLG: 0.389	1-3 K2-3		2-3 K		3-2 F7		1-3 K		2-1 G1-3	5	0	0	0	0	3	3									
Corey Patterson L OBP: 0.282, SLG: 0.421	0-0 P6		0-0 F4			1-2 F7	1-0 1B HBP		3-2 HBP	3	1	0	0	0	0	0									
Sammy Sosa R OBP: 0.423, SLG: 0.701	2-1 1B			2-3 K		2-2 1B 3B	1-0 1B		1-3 K	5	1	3	0	0	2	1									
Ron Coomer R OBP: 0.333, SLG: 0.419	1-3 K			2-3 K		0-1 1B	2-1 1B			4	0	2	3	0	2	1									
Matt Stairs L OBP: 0.361, SLG: 0.440		1-3 K		2-3 K		3-H 2-1 F8	2-1 G4-3			4	0	0	0	0	2	3									
Ricky Gutierrez R OBP: 0.346, SLG: 0.410	3-1 1B				1-2 G4-3	0-2 1B		1-2 F7		4	0	2	0	0	0	0									
Bill Mueller S OBP: 0.400, SLG: 0.478	3-2 F8			4-0 2B BB	1-0 P3			2-2 F7		3	0	0	0	1	0	3									
Robert Machado R OBP: 0.289, SLG: 0.391	2-0 F3			0-1 2B	1-3 K		1-2 1B HBP 1B	2-3 K		4	1	2	0	0	1	1									
Jason Bere R OBP: 0.208, SLG: 0.250			1-3 K		1-3 K		1-1 F7		0-2 G5-3	2	0	0	0	0	2	2									
Joe Girardi R OBP: 0.336, SLG: 0.349										1	0	0	0	0	0	1									
Will Ohman L OBP: 0.322, SLG: 0.322										0	0	0	0	0	0	0									
David Weathers R OBP: 0.322, SLG: 0.322										0	0	0	0	0	0	0									
Delino DeShields L OBP: 0.322, SLG: 0.322										1	0	0	0	0	0	0									
Inning Stats	R: 0 E: 0 K: 2 S: 11	H: 1 LOB: 1 BB: 0 P: 15	R: 0 E: 0 K: 1 S: 9	H: 1 LOB: 1 BB: 0 P: 18	R: 0 E: 0 K: 2 S: 8	H: 0 LOB: 0 BB: 0 P: 11	R: 0 E: 0 K: 3 S: 9	H: 0 LOB: 0 BB: 0 P: 15	R: 0 E: 0 K: 1 S: 13	H: 1 LOB: 2 BB: 1 P: 22	R: 1 E: 0 K: 0 S: 15	H: 3 LOB: 2 BB: 0 P: 21	R: 2 E: 0 K: 1 S: 16	H: 3 LOB: 0 BB: 0 P: 26	R: 0 E: 0 K: 1 S: 9	H: 0 LOB: 0 BB: 0 P: 14	R: 0 E: 0 K: 1 S: 12	H: 0 LOB: 1 BB: 0 P: 18	1B: 7 2B: 1 3B: 1 HR: 0	SF: 0 SAC: 0 DP: 0 HBP: 2	WP: 0 PB: 0 SB: 0 CS: 0	PA: 39			
PITCHER	IP	WLS	BF	H	R	ER	SO	BB	IBB	HBP	BLK	WP	HR	S	P	ERA	WHIP								
Randy Johnson L ERA: 2.35	6.2	W	31	9	3	3	10	1	0	1	0	0	0	78	122	4.05	1.500								
Troy Brohawn L ERA: 3.53	1.1	H	4	0	0	0	1	0	0	0	0	0	0	12	20	0.00	0.000								
Byung-Hyun Kim R ERA: 2.84	1.0	S	4	0	0	0	1	0	0	1	0	0	0	12	18	0.00	0.000								

Chicago Cubs @ Arizona Diamondbacks
Bank One Ballpark, Phoenix, AZ
Sat Aug 18 2001, 10:05 PM EDT
Att: 47,489 - Dome - 72 F

livebaseballscores.com

AB 36
R 3
H 9
RBI 3
BB 1
SO 12
LOB 15



Batter	1	2	3	4	5	6	7	8	9	AB	R	H	RBI	BB	SO	LOB	BOTTOM								
Craig Counsell L OBP: 0.350, SLG: 0.364	1-1 F9		4-1 G5-3 1B BB		1-2 G6-3 FC6-4 2B		1-2 G3-1			3	2	1	0	1	0	0									
Junior Spivey R OBP: 0.387, SLG: 0.475	0-1 HR 3B		1-0 G5-3		0-0 G6-3		3-3 K			4	1	1	0	0	1	2									
Luis Gonzalez L OBP: 0.436, SLG: 0.726	0-0 HR		4-1 1B BB		4-1 FC6-4 BB		2-2 2B			2	1	2	2	2	0	0									
Mark Grace L OBP: 0.392, SLG: 0.488	0-0 F8		0-1 F7		0-0 FC6-4		2-1 L3			4	0	0	1	0	0	4									
Matt Williams R OBP: 0.326, SLG: 0.498	0-0 1B		1-1 1B		1-2 F8			0-3 K		4	0	2	1	0	1	1									
Steve Finley L OBP: 0.325, SLG: 0.386	0-2 P4		3-1 F9		2-3 K		2-0 G3-1			4	0	0	0	0	1	3									
Reggie Sanders R OBP: 0.314, SLG: 0.525		0-3 K		2-3 K		1-2 G6-3		0-0 E 1B		4	0	1	0	0	2	0									
Damian Miller R OBP: 0.346, SLG: 0.452		2-2 F8		0-3 K		1-0 HR		1-2 G5-3		4	1	1	1	0	1	1									
Randy Johnson R OBP: 0.119, SLG: 0.088		1-3 K		0-3 K		0-0 F8				3	0	0	0	0	2	0									
Troy Brohawn L ERA: 7.15										0	0	0	0	0	0	0									
Byung-Hyun Kim R OBP: 0.250, SLG: 0.250										0	0	0	0	0	0	0									
Inning Stats	R: 2 E: 0 K: 0 S: 10	H: 3 LOB: 1 BB: 0 P: 11	R: 0 E: 0 K: 2 S: 9	H: 0 LOB: 0 BB: 0 P: 12	R: 1 E: 0 K: 0 S: 9	H: 1 LOB: 2 BB: 2 P: 22	R: 0 E: 0 K: 3 S: 12	H: 0 LOB: 0 BB: 0 P: 14	R: 1 E: 0 K: 0 S: 9	H: 1 LOB: 1 BB: 1 P: 15	R: 1 E: 0 K: 1 S: 10	H: 1 LOB: 0 BB: 0 P: 14	R: 0 E: 0 K: 1 S: 11	H: 1 LOB: 1 BB: 0 P: 19	R: 0 E: 1 K: 1 S: 8	H: 1 LOB: 1 BB: 0 P: 11	1B: 3 2B: 2 3B: 1 HR: 2	SF: 0 SAC: 0 DP: 0 HBP: 0	WP: 0 PB: 0 SB: 0 CS: 0	PA: 35					
PITCHER	IP	WLS	BF	H	R	ER	SO	BB	IBB	HBP	BLK	WP	HR	S	P	ERA	WHIP								
Jason Bere R ERA: 4.22	6.0	L	27	6	5	5	6	3	0	0	0	0	0	59	88	7.50	1.500								
Will Ohman L ERA: 7.15	1.0		4	1	0	0	1	0	0	0	0	0	0	11	19	0.00	1.000								
David Weathers R ERA: 2.59	1.0		4	1	0	0	1	0	0	0	0	0	0	8	11	0.00	1.000								

Chicago Cubs @ Arizona Diamondbacks
Bank One Ballpark, Phoenix, AZ
Sat Aug 18 2001, 10:05 PM EDT
Att: 47,489 - Dome - 72 F

livebaseballscores.com

AB 32
R 5
H 8
RBI 5
BB 3
SO 8
LOB 11



Batter	1	2	3	4	5	6	7	8	9	AB	R	H	RBI	BB	SO	LOB	TOP										
Devon White, S OBP: 0.350, SLG: 0.475	1-3 K		1-2 FC3-6 1B		0-1 G3 HR 1B		1-0 F9		3-1 2B	5	1	3	0	0	1	0	Milwaukee Brewers @ Chicago Cubs Wrigley Field, Chicago, IL Mon Aug 20 2001, 4:05 PM CDT Sunny - 73 F										
Mark Loretta, R OBP: 0.337, SLG: 0.346	1-2 G3-1		1-1 F8		0-0 G3		1-2 G6-3		0-1 G6-3	5	0	0	0	0	0	3											
Jeremy Burnitz, L OBP: 0.356, SLG: 0.526	2-2 2B 1B		1-2 FC3-6 FC6-4 1-2		1-2 F9		2-0 F7			4	1	1	0	0	0	2											
Richie Sexson, R OBP: 0.318, SLG: 0.501	0-0 1-H 2B		1-1 FC6-4 1-2		3-2 HR				0-0 L9	4	1	2	3	0	0	1											
Mark Sweeney, L OBP: 0.352, SLG: 0.468	0-3 K			1-1 FC6-5 2B		4-0 BB			4-2 S BB	2	0	1	0	2	1	1											
José Hernández, R OBP: 0.295, SLG: 0.436		2-3 K		0-0 FC6-5 1B G6-3 2-3		0-2 L8			2-3 K	4	1	0	0	0	2	3											
Luis Lopez, S OBP: 0.297, SLG: 0.304 Mike DeJean, R	0-1 F9			0-0 G6-3 1B		2-2 G3-1			1-2 G4-3	4	0	1	0	0	0	1											
Henry Blanco, R OBP: 0.280, SLG: 0.309		0-0 FC6-4 1B		3-1 G6-3 1-2 3-H		1-3 K			2-2 F8	4	0	1	1	0	1	1											
Allen Levrault, R OBP: 0.077, SLG: 0.040 47 Mike Buddie, R Ray King, L Mike Coolbaugh, R OBP: 0.233, SLG: 0.357	2-2 FC6-4 1-2		2-2 FC6-4 1-2		0-1 G4-3		0-3 K		3-2 P5	3	0	0	0	0	0	1											
Inning Stats	R: 1 E: 0 K: 2 S: 14	H: 2 LOB: 1 BB: 0 P: 18	R: 0 E: 0 K: 1 S: 11	H: 1 LOB: 1 BB: 0 P: 15	R: 0 E: 0 K: 0 S: 10	H: 1 LOB: 1 BB: 0 P: 14	R: 1 E: 0 K: 0 S: 8	H: 2 LOB: 1 BB: 0 P: 12	R: 2 E: 0 K: 0 S: 14	H: 2 LOB: 0 BB: 0 P: 22	R: 0 E: 0 K: 2 S: 9	H: 0 LOB: 0 BB: 0 P: 12	R: 0 E: 0 K: 0 S: 5	H: 0 LOB: 0 BB: 0 P: 9	R: 0 E: 0 K: 1 S: 10	H: 0 LOB: 1 BB: 1 P: 17		R: 0 E: 0 K: 0 S: 17	H: 1 LOB: 1 BB: 0 P: 25	1B: 5 2B: 3 3B: 0 HR: 1	SF: 0 SAC: 0 DP: 0 HBP: 0	WP: 0 PB: 0 SB: 1 CS: 0	PA: 38				
PITCHER	IP	WLS	BF	H	R	ER	SO	BB	IBB	HBP	BLK	WP	HR	S	P	ERA	WHIP										
Jon Lieber, R ERA: 3.38	6.0		27	8	4	4	5	1	0	0	0	0	1	66	93	6.00	1.500										
Kyle Farnsworth, R ERA: 2.51	2.0	W	7	0	0	0	1	1	0	0	0	0	0	15	26	0.00	0.500										
Tom Gordon, R ERA: 3.23	1.0	S	4	1	0	0	0	0	0	0	0	0	0	17	25	0.00	1.000										

AB	36
R	4
H	9
RBI	4
BB	2
SO	6
LOB	14



Batter	1	2	3	4	5	6	7	8	9	AB	R	H	RBI	BB	SO	LOB	BOTTOM										
Delino DeShields, L OBP: 0.324, SLG: 0.330 Tom Gordon, R	1-1 G3	3-1 G3			1-2 HR 1B	1-1 G4-3		0-0 1-H 2-H 3-H 3B		5	1	2	3	0	0	4	Milwaukee Brewers @ Chicago Cubs Wrigley Field, Chicago, IL Mon Aug 20 2001, 4:05 PM CDT Sunny - 73 F										
Bill Mueller, S OBP: 0.386, SLG: 0.457	1-1 E3 1B		1-1 G4-3		0-1 P6		1-0 G1-3	1-2 G4-3		5	1	0	0	0	0	2											
Sammy Sosa, R OBP: 0.429, SLG: 0.719	2-2 1B		0-1 G3-6-3 1B		1-2 1-H HR		0-0 G4-3			4	1	3	2	0	0	0											
Fred McGriff, L OBP: 0.382, SLG: 0.505	2-1 1-2 3-H 1B		3-2 G3-6-3 1-2		3-1 F7		0-0 L7			4	0	1	1	0	0	1											
Matt Stairs, L OBP: 0.364, SLG: 0.441 Eric Young Sr., R OBP: 0.325, SLG: 0.391	3-2 P5			4-2 G5-4-3 BB		1-1 1B 1B		1-1 SH1-4 3B 2B		2	1	1	0	1	0	2											
Ricky Gutierrez, R OBP: 0.350, SLG: 0.410	3-3 K			0-0 G5-4-3 1-2		0-1 1B 1B		4-1 SH1-4 3B BB		3	1	1	0	1	1	3											
Michael Tucker, L OBP: 0.310, SLG: 0.399		0-2 G4-3		4-2 BB		1-1 P6		2-1 SH1-4		2	0	0	0	1	0	2											
Joe Girardi, R OBP: 0.310, SLG: 0.348		2-2 P4		2-3 K		1-2 BB 1B		4-0 3B IBB		3	1	1	1	1	1	1											
Jon Lieber, L OBP: 0.260, SLG: 0.207 Ron Cooper, R OBP: 0.333, SLG: 0.416 Kyle Farnsworth, R Robert Machado, R OBP: 0.277, SLG: 0.376 Corey Patterson, L OBP: 0.258, SLG: 0.463	3-1 WP 1B		3-1 1B		1-3 K	4-2 G4-3 BB		0-1 L3		2	0	1	0	0	1	0											
Inning Stats	R: 1 E: 1 K: 1 S: 17	H: 2 LOB: 2 BB: 0 P: 29	R: 0 E: 0 K: 0 S: 10	H: 1 LOB: 1 BB: 0 P: 18	R: 0 E: 0 K: 1 S: 14	H: 0 LOB: 1 BB: 2 P: 23	R: 2 E: 0 K: 0 S: 13	H: 3 LOB: 2 BB: 1 P: 21	R: 0 E: 0 K: 0 S: 3	H: 0 LOB: 0 BB: 0 P: 4	R: 3 E: 0 K: 0 S: 12	H: 2 LOB: 1 BB: 2 P: 24	R: 0 E: 0 K: 0 S: 17	H: 1 LOB: 1 BB: 0 P: 25	1B: 8 2B: 1 3B: 1 HR: 1	SF: 0 SAC: 1 DP: 3 HBP: 0		WP: 1 PB: 0 SB: 0 CS: 0	PA: 38								
PITCHER	IP	WLS	BF	H	R	ER	SO	BB	IBB	HBP	BLK	WP	HR	S	P	ERA	WHIP										
Allen Levrault, R ERA: 5.27	5.1		26	9	4	3	3	2	0	0	0	0	1	73	115	5.06	2.062										
47 Mike Buddie, R ERA: 3.22	1.2		5	0	0	0	0	1	0	0	0	0	0	7	13	0.00	0.600										
Ray King, L ERA: 4.35	0.1	L	4	1	3	3	0	1	1	0	0	0	0	5	16	81.00	6.000										
Mike DeJean, R ERA: 2.35	0.2		3	1	0	0	0	0	0	0	0	0	0	7	8	0.00	1.500										



Batter	1	2	3	4	5	6	7	8	9	AB	R	H	RBI	BB	SO	LOB	TOP								
Lou Collier, R OBP: 0.344, SLG: 0.393 (1, 8)	G6-3		G4-3			WP 1B S 1B				5	1	2	0	0	1	0	Milwaukee Brewers @ Chicago Cubs Wrigley Field, Chicago, IL Mon Aug 20 2001, 7:05 PM CDT Att: 40,657 - Sunny - 75 F								
Luis Lopez, S OBP: 0.307, SLG: 0.319 (1, 4)	K									3	2	1	0	2	1	0									
Jeromy Burnitz, L OBP: 0.356, SLG: 0.523 Curt Leskanic, R (9, 1)	P6									3	1	0	0	2	0	4									
Richie Sexson, R OBP: 0.321, SLG: 0.502 Angel Echevarria, R OBP: 0.293, SLG: 0.366 (8, 3)										3	2	2	2	1	0	1									
Mark Sweeney, L OBP: 0.351, SLG: 0.449 (1, 7)										2	1	0	0	1	1	1									
Jose Hernández, R OBP: 0.295, SLG: 0.440 (1, 6)										3	1	1	3	0	0	1									
Mike Coolbaugh, R OBP: 0.235, SLG: 0.323 (1, 5)										3	1	0	1	1	1	1									
Kevin Brown, R OBP: 0.375, SLG: 1.500 (1, 2)										4	1	1	3	0	1	0									
Jamey Wright, R OBP: 0.255, SLG: 0.231 James Mouton, R OBP: 0.302, SLG: 0.364 (9, PH) (9, 9)										3	0	0	0	0	2	0									
										1	0	0	0	0	0	0									
Inning Stats	R: 0 E: 0 K: 1 S: 5	H: 0 LOB: 0 BB: 0 P: 9	R: 0 E: 0 K: 1 S: 9	H: 0 LOB: 1 BB: 1 P: 16	R: 0 E: 0 K: 0 S: 7	H: 0 LOB: 0 BB: 0 P: 9	R: 5 E: 0 K: 1 S: 17	H: 3 LOB: 2 BB: 2 P: 29	R: 5 E: 0 K: 1 S: 22	H: 3 LOB: 0 BB: 2 P: 39	R: 0 E: 0 K: 2 S: 12	H: 0 LOB: 0 BB: 1 P: 16	R: 0 E: 0 K: 1 S: 5	H: 0 LOB: 0 BB: 1 P: 9	R: 0 E: 0 K: 0 S: 8	H: 0 LOB: 0 BB: 0 P: 10	R: 0 E: 0 K: 0 S: 12	H: 1 LOB: 2 BB: 1 P: 18	1B: 4 2B: 0 3B: 2 HR: 1	SF: 1 SAC: 1 DP: 1 HBP: 0	WP: 2 PB: 0 SB: 1 CS: 0	PA: 40			
PITCHER	IP	WLS	BF	H	R	ER	SO	BB	IBB	HBP	BLK	WP	HR	S	P	ERA	WHIP								
38 Carlos Zambrano, R ERA: 15.75 (1, 1)	4.0	L	20	4	7	7	3	4	0	0	0	1	1	41	70	15.75	2.000								
Felix Heredia, L ERA: 6.17 (5, 1)	0.1		4	2	2	2	0	1	0	0	0	1	0	11	21	54.00	9.000								
Jeff Fassero, L ERA: 3.62 (5, 1)	3.2		11	0	1	1	4	1	0	0	0	0	0	33	46	2.46	0.273								
Todd Van Poppel, R ERA: 2.91 (9, 1)	1.0		5	1	0	0	0	1	0	0	0	0	0	12	18	0.00	2.000								

AB	31
R	10
H	7
RBI	9
BB	7
SO	7
LOB	10



Batter	1	2	3	4	5	6	7	8	9	AB	R	H	RBI	BB	SO	LOB	BOTTOM								
Eric Young Sr., R OBP: 0.322, SLG: 0.387 (1, 4)	L3									4	0	0	0	0	0	2	Milwaukee Brewers @ Chicago Cubs Wrigley Field, Chicago, IL Mon Aug 20 2001, 7:05 PM CDT Att: 40,657 - Sunny - 75 F								
Corey Patterson, L OBP: 0.257, SLG: 0.439 (1, 8)	G4-3									4	1	1	1	0	0	0									
Sammy Sosa, R OBP: 0.430, SLG: 0.723 Todd Van Poppel, R OBP: 0.333, SLG: 0.333 (9, 1)	G5-3									3	1	1	1	1	0	0									
Fred McGriff, L OBP: 0.384, SLG: 0.508 Ricky Gutierrez, R OBP: 0.349, SLG: 0.409 (7, 6)	G6-3									3	0	2	0	0	0	0									
Michael Tucker, L OBP: 0.309, SLG: 0.395 (9, 9)	K									3	0	0	0	1	2	3									
Ron Coomer, R OBP: 0.329, SLG: 0.410 (7, 3)	K									4	0	0	0	0	2	2									
Todd Hundley, S OBP: 0.251, SLG: 0.286 (1, 2)										3	0	0	0	0	1	0									
Augie Ojeda, S OBP: 0.257, SLG: 0.262 (7, 5)										3	0	1	0	0	0	0									
38 Carlos Zambrano, S (1, 1)										1	0	0	0	0	0	0									
Felix Heredia, L (5, 1)										0	0	0	0	0	0	0									
Jeff Fassero, L (5, 1)										2	0	0	0	0	2	2									
Matt Stairs, L OBP: 0.364, SLG: 0.441 (9, 7)										0	0	0	0	0	0	0									
Inning Stats	R: 0 E: 0 K: 0 S: 9	H: 0 LOB: 0 BB: 0 P: 14	R: 0 E: 0 K: 2 S: 8	H: 0 LOB: 0 BB: 0 P: 12	R: 0 E: 0 K: 0 S: 6	H: 0 LOB: 0 BB: 0 P: 9	R: 0 E: 0 K: 0 S: 10	H: 1 LOB: 2 BB: 1 P: 24	R: 0 E: 0 K: 2 S: 11	H: 1 LOB: 2 BB: 0 P: 19	R: 1 E: 0 K: 1 S: 12	H: 2 LOB: 1 BB: 0 P: 17	R: 0 E: 0 K: 2 S: 9	H: 0 LOB: 0 BB: 0 P: 14	R: 1 E: 0 K: 0 S: 6	H: 1 LOB: 0 BB: 0 P: 14	R: 0 E: 0 K: 0 S: 5	H: 0 LOB: 0 BB: 1 P: 11	1B: 2 2B: 1 3B: 0 HR: 2	SF: 0 SAC: 0 DP: 1 HBP: 1	WP: 0 PB: 0 SB: 0 CS: 0	PA: 34			
PITCHER	IP	WLS	BF	H	R	ER	SO	BB	IBB	HBP	BLK	WP	HR	S	P	ERA	WHIP								
Jamey Wright, R ERA: 4.2 (1, 1)	1.0		3	0	0	0	0	1	0	0	0	0	0	5	11	0.00	1.000								
Curt Leskanic, R ERA: 3.81 (9, 1)	1.0		3	0	0	0	0	1	0	0	0	0	0	5	11	0.00	1.000								



Batter	1	2	3	4	5	6	7	8	9	AB	R	H	RBI	BB	SO	LOB	TOP				
Devon White, S OBP: 0.348, SLG: 0.472 (1, 8)	F8		K			E5		K		4	0	1	0	0	2	0	Milwaukee Brewers @ Chicago Cubs Wrigley Field, Chicago, IL Tue Aug 21 2001, 1:20 PM CDT Att: 35,599 - Sunny - 79 F				
Luis Lopez, S OBP: 0.306, SLG: 0.312 (1, 4)	K				F9	1B		K		3	1	0	0	0	2	0					
Jeromy Burnitz, L OBP: 0.356, SLG: 0.522 (1, 9)	K				K	2B		G4-3		4	0	1	2	0	2	0					
Richie Sexson, R OBP: 0.321, SLG: 0.502 (1, 3)		F3			K	G5-3			2B	4	0	1	0	0	1	1					
Mark Sweeney, L OBP: 0.367, SLG: 0.519 James Mouton, R OBP: 0.299, SLG: 0.360 (1, 7) (7, 7)		1B				F7			HR	3	1	2	1	0	0	0					
José Hernández, R OBP: 0.295, SLG: 0.438 (1, 6)		K				G3			CS	4	0	1	0	0	1	2					
Mike Coolbaugh, R OBP: 0.211, SLG: 0.286 (1, 5)		K				F7			1B	4	0	0	0	0	3	3					
Henry Blanco, R OBP: 0.284, SLG: 0.308 (1, 2)						F7			SH1-4	1	1	0	0	2	0	0					
Ruben Quevedo, R OBP: 0.167, SLG: 0.167 Ray King, L (8, 1) Rocky Coppinger, R (8, 1) Curt Leskanic, R (9, 1)						K			BB	2	0	0	0	0	2	1					
						SH1-4			K	0	0	0	0	0	0	0					
										0	0	0	0	0	0	0					
										0	0	0	0	0	0	0					
										0	0	0	0	0	0	0					
Inning Stats	R: 0 H: 0 E: 0 K: 2 S: 7	H: 0 LOB: 0 BB: 0 P: 12	R: 0 H: 1 E: 0 K: 2 S: 11	H: 1 LOB: 1 BB: 0 P: 16	R: 0 H: 0 E: 0 K: 2 S: 12	H: 0 LOB: 0 BB: 0 P: 17	R: 0 H: 0 E: 0 K: 0 S: 6	H: 0 LOB: 0 BB: 0 P: 11	R: 2 H: 2 E: 1 K: 0 S: 9	H: 2 LOB: 1 BB: 1 P: 17	R: 1 H: 2 E: 0 K: 2 S: 14	H: 2 LOB: 1 BB: 1 P: 25	R: 0 H: 0 E: 0 K: 2 S: 10	H: 0 LOB: 0 BB: 0 P: 12	R: 0 H: 1 E: 0 K: 2 S: 9	H: 1 LOB: 1 BB: 0 P: 14	1B: 3 2B: 2 3B: 0 HR: 1	SF: 0 SAC: 1 DP: 0 HBP: 1	WP: 0 PB: 0 SB: 0 CS: 1	PA: 34	
PITCHER	IP	WLS	BF	H	R	ER	SO	BB	IBB	HBP	BLK	WP	HR	S	P	ERA	WHIP				
Juan Cruz, R ERA: 3.0 (1, 1)	6.0	L	22	3	2	2	8	1	0	1	0	0	0	52	84	3.00	0.667				
David Weathers, R ERA: 2.73 (7, 1)	2.0		8	2	1	1	4	1	0	0	0	0	1	24	37	4.50	1.500				
Kyle Farnsworth, R ERA: 2.47 (9, 1)	1.0		4	1	0	0	2	0	0	0	0	0	0	9	14	0.00	1.000				

AB	30
R	3
H	6
RBI	3
BB	2
SO	14
LOB	8



Batter	1	2	3	4	5	6	7	8	9	AB	R	H	RBI	BB	SO	LOB	BOTTOM				
Delino DeShields, L OBP: 0.323, SLG: 0.330 (1, 4)	1B	SF7			P6			K		3	0	1	1	0	1	1	Milwaukee Brewers @ Chicago Cubs Wrigley Field, Chicago, IL Tue Aug 21 2001, 1:20 PM CDT Att: 35,599 - Sunny - 79 F				
Bill Mueller, S OBP: 0.388, SLG: 0.455 (1, 5)	BB	F9			K			BB		3	0	1	0	1	1	1					
Sammy Sosa, R OBP: 0.430, SLG: 0.723 (1, 9)	BB				L9			G1-3		3	0	1	0	1	0	2					
Fred McGriff, L OBP: 0.381, SLG: 0.504 (1, 3)	K				F7			G4-3		4	0	0	0	0	2	4					
Matt Stairs, L OBP: 0.361, SLG: 0.436 David Weathers, R (7, 1) Eric Young Sr., R OBP: 0.322, SLG: 0.386 Kyle Farnsworth, R (9, 1)					K			F9		3	0	0	0	0	3	4					
Ricky Gutierrez, R OBP: 0.348, SLG: 0.406 (1, 6)	G4-3				F7			F9		3	0	0	0	0	0	0					
										0	0	0	0	0	0	0					
										0	0	0	0	0	0	0					
										0	0	0	0	0	0	0					
										0	0	0	0	0	0	0					
Inning Stats	R: 0 H: 2 E: 0 K: 2 S: 14	H: 2 LOB: 3 BB: 1 P: 23	R: 1 H: 1 E: 0 K: 0 S: 8	H: 1 LOB: 1 BB: 1 P: 19	R: 0 H: 1 E: 0 K: 1 S: 10	H: 1 LOB: 1 BB: 0 P: 18	R: 0 H: 0 E: 0 K: 3 S: 9	H: 0 LOB: 0 BB: 0 P: 13	R: 0 H: 0 E: 0 K: 1 S: 8	H: 0 LOB: 0 BB: 0 P: 12	R: 0 H: 1 E: 0 K: 1 S: 10	H: 1 LOB: 2 BB: 1 P: 17	R: 0 H: 0 E: 0 K: 0 S: 12	H: 0 LOB: 0 BB: 0 P: 18	R: 0 H: 0 E: 0 K: 2 S: 9	H: 0 LOB: 0 BB: 0 P: 11	1B: 4 2B: 1 3B: 0 HR: 0	SF: 1 SAC: 1 DP: 0 HBP: 0	WP: 0 PB: 0 SB: 0 CS: 0	PA: 36	
PITCHER	IP	WLS	BF	H	R	ER	SO	BB	IBB	HBP	BLK	WP	HR	S	P	ERA	WHIP				
Ruben Quevedo, R ERA: 4.18 (1, 1)	7.0	W	30	5	1	1	10	4	0	0	0	0	0	68	121	1.29	1.286				
Ray King, L ERA: 4.32 (8, 1)	0.1	H	1	0	0	0	0	0	0	0	0	0	0	3	6	0.00	0.000				
Rocky Coppinger, R ERA: (8, 1)	0.2	H	2	0	0	0	0	0	0	0	0	0	0	9	12	0.00	0.000				
Curt Leskanic, R ERA: 3.75 (9, 1)	1.0	S	3	0	0	0	2	0	0	0	0	0	0	9	11	0.00	0.000				



Batter	1	2	3	4	5	6	7	8	9	AB	R	H	RBI	BB	SO	LOB	TOP										
Lou Collier, R OBP: 0.368, SLG: 0.424				G6-3				F7		4	1	2	0	1	0	0											
Mark Loretta, R OBP: 0.340, SLG: 0.363	FC6-4			F7						5	1	2	1	0	0	4											
Jeremy Bumitz, L OBP: 0.354, SLG: 0.517	2B 1B	G3		P1-3						5	1	1	0	0	1	2											
Richie Sexson, R OBP: 0.322, SLG: 0.502	1B 2B	F9								5	2	2	1	0	1	2											
Mark Sweeney, L OBP: 0.362, SLG: 0.483	2B 1B	G3								5	1	2	3	0	0	1											
José Hernández, R OBP: 0.296, SLG: 0.440	1B 2B			G6-3						4	1	2	0	0	0	1											
Luis Lopez, S Chad Fox, R 47 Mike Buddie, R Curt Leskanic, R	SH1-4 1B									4	1	2	2	0	1	2	AB 39										
Henry Blanco, R OBP: 0.286, SLG: 0.310	SH1-4 1B									4	0	0	0	0	0	0	R 8										
Jimmy Haynes, R Mac Suzuki, R Ray King, L Mike Coolbaugh, R	SH1-4 1B			B1-6-4						0	0	0	0	0	0	0	H 15										
										1	0	0	0	0	0	0	RBI 8										
										1	0	0	0	0	0	0	BB 1										
										1	0	0	0	0	0	0	SO 4										
										1	0	0	0	0	0	0	LOB 14										
Inning Stats	R: 5 E: 0 K: 0 S: 18	H: 7 LOB: 3 BB: 1 P: 33	R: 0 E: 0 K: 0 S: 9	H: 0 LOB: 0 BB: 0 P: 14	R: 1 E: 0 K: 0 S: 8	H: 2 LOB: 0 BB: 0 P: 12	R: 0 E: 0 K: 0 S: 10	H: 0 LOB: 0 BB: 0 P: 13	R: 1 E: 0 K: 1 S: 15	H: 2 LOB: 1 BB: 0 P: 25	R: 0 E: 0 K: 0 S: 8	H: 1 LOB: 0 BB: 0 P: 11	R: 0 E: 0 K: 1 S: 7	H: 0 LOB: 0 BB: 0 P: 9	R: 0 E: 0 K: 2 S: 11	H: 1 LOB: 1 BB: 0 P: 14	1B: 10 2B: 5 3B: 0 HR: 1	SF: 0 SAC: 1 DP: 2 HBP: 0	WP: 0 PB: 0 SB: 0 CS: 0	PA: 41							
PITCHER	IP	WLS	BF	H	R	ER	SO	BB	IBB	HBP	BLK	WP	HR	S	P	ERA	WHIP										
Julian Tavarez, R ERA: 4.32	0.1	L	8	7	5	5	0	0	0	0	0	0	0	13	21	135.00	21.000										
Todd Van Poppel, R ERA: 2.99	4.2	18	4	2	2	1	1	0	0	0	0	0	1	47	76	3.86	1.071										
David Weathers, R ERA: 2.82	1.0	5	2	1	1	0	0	0	0	0	0	0	0	13	22	9.00	2.000										
Ron Mahay, L ERA: 3.56	1.0	3	0	0	0	0	1	0	0	0	0	0	0	7	9	0.00	0.000										
PITCHER	IP	WLS	BF	H	R	ER	SO	BB	IBB	HBP	BLK	WP	HR	S	P	ERA	WHIP										
Tom Gordon, R ERA: 3.15	1.0	4	1	0	0	0	2	0	0	0	0	0	0	11	14	0.00	1.000										

Milwaukee Brewers @ Chicago Cubs
Wrigley Field, Chicago, IL
Thu Aug 23 2001, 1:20 PM CDT
Att: 35,064 - Overcast - 79 F

AB	39
R	8
H	15
RBI	8
BB	1
SO	4
LOB	14



Batter	1	2	3	4	5	6	7	8	9	AB	R	H	RBI	BB	SO	LOB	BOTTOM										
Eric Young Sr., R OBP: 0.324, SLG: 0.392	G6-3									3	0	0	0	0	0	2											
David Weathers, R										0	0	0	0	0	0	0											
Ron Mahay, L										0	0	0	0	0	0	0											
Augie Ojeda, S OBP: 0.250, SLG: 0.255										2	0	0	0	0	0	1											
Corey Patterson, L OBP: 0.271, SLG: 0.397	B1-3									4	0	0	0	0	2	3											
Sammy Sosa, R OBP: 0.433, SLG: 0.739	K									4	0	1	0	1	1	0											
Fred McGriff, L OBP: 0.377, SLG: 0.499										4	0	0	0	0	1	4											
Jeff Fassero, L										0	0	0	0	0	0	0											
Tom Gordon, R										0	0	0	0	0	0	0											
Bill Mueller, S OBP: 0.398, SLG: 0.459										1	0	0	0	0	0	1											
Michael Tucker, L OBP: 0.316, SLG: 0.401										3	0	1	0	1	2	0											
Ricky Gutierrez, R OBP: 0.352, SLG: 0.407										2	0	1	0	1	0	0											
Matt Stairs, L OBP: 0.359, SLG: 0.429										1	0	0	0	0	0	1											
Todd Hundley, S OBP: 0.261, SLG: 0.294										2	0	1	0	2	1	2											
Ron Coomer, R OBP: 0.327, SLG: 0.404										3	0	0	0	1	0	4											
Julian Tavarez, L OBP: 0.175, SLG: 0.132										0	0	0	0	0	0	0											
Todd Van Poppel, R OBP: 0.256, SLG: 0.296										1	0	0	0	0	0	2											
Delino DeShields, L OBP: 0.329, SLG: 0.343										2	1	1	1	1	0	2											
Inning Stats	R: 0 E: 0 K: 1 S: 9	H: 0 LOB: 0 BB: 0 P: 11	R: 0 E: 0 K: 1 S: 5	H: 0 LOB: 0 BB: 0 P: 6	R: 0 E: 0 K: 0 S: 12	H: 1 LOB: 2 BB: 1 P: 18	R: 0 E: 0 K: 1 S: 12	H: 1 LOB: 2 BB: 1 P: 21	R: 1 E: 0 K: 0 S: 10	H: 1 LOB: 2 BB: 1 P: 22	R: 0 E: 0 K: 1 S: 7	H: 0 LOB: 1 BB: 2 P: 17	R: 0 E: 0 K: 2 S: 17	H: 1 LOB: 2 BB: 1 P: 31	R: 0 E: 0 K: 0 S: 9	H: 1 LOB: 2 BB: 1 P: 16	R: 0 E: 1 K: 1 S: 10	H: 0 LOB: 1 BB: 0 P: 15	1B: 3 2B: 1 3B: 0 HR: 1	SF: 0 SAC: 0 DP: 1 HBP: 1	WP: 1 PB: 0 SB: 0 CS: 0	PA: 40					
PITCHER	IP	WLS	BF	H	R	ER	SO	BB	IBB	HBP	BLK	WP	HR	S	P	ERA	WHIP										
Jimmy Haynes, R ERA: 4.46	1.0	3	0	0	0	0	0	0	0	0	0	0	0	9	11	0.00	0.000										
Mac Suzuki, R ERA: 5.71	3.2	W	18	3	1	1	2	2	1	1	0	1	1	36	61	2.46	1.364										
Ray King, L ERA: 4.12	2.0	8	0	0	0	2	3	0	0	0	0	0	0	21	42	0.00	1.500										
Chad Fox, R ERA: 1.89	0.1	2	1	0	0	1	0	0	0	0	0	0	0	6	12	0.00	3.000										
47 Mike Buddie, R ERA: 3.55	1.0	5	1	0	0	0	1	0	0	0	0	0	0	9	16	0.00	2.000										
PITCHER	IP	WLS	BF	H	R	ER	SO	BB	IBB	HBP	BLK	WP	HR	S	P	ERA	WHIP										
Curt Leskanic, R ERA: 3.88	1.0	4	0	0	0	0	1	0	0	0	0	0	0	10	15	0.00	0.000										

Milwaukee Brewers @ Chicago Cubs
Wrigley Field, Chicago, IL
Thu Aug 23 2001, 1:20 PM CDT
Att: 35,064 - Overcast - 79 F

AB	32
R	1
H	5
RBI	1
BB	7
SO	7
LOB	22



Batter	1	2	3	4	5	6	7	8	9	AB	R	H	RBI	BB	SO	LOB	TOP				
Fernando Vina, L (1,4) OBP: 0.357, SLG: 0.405	G1-3			G6-4-3 1B			F7		1B 1B	4	1	2	0	0	0	0					
Placido Polanco, R (1,5) OBP: 0.359, SLG: 0.409	F9		G6-4-3 1-2f				F9		15 BB 1B BB	4	1	1	0	0	0	1					
J.D. Drew, L (1,9) OBP: 0.424, SLG: 0.675	G3-1		L7				G6-3		15 BB BB 1-2 3-H 1B	4	0	1	1	0	0	0					
5 Albert Pujols, R (1,3) OBP: 0.401, SLG: 0.612		F9			F7			15 HR 1B	F8	4	1	1	0	0	0	2					
15 Jim Edmonds, L (1,8) OBP: 0.384, SLG: 0.514		K			K			1-H HR	BB BB	3	1	1	2	1	2	0					
Craig Paquette, R (1,7) OBP: 0.311, SLG: 0.460		K			G6-3				G1-3 1-2 2-3 3-H BB	3	0	0	1	1	1	0					
Edgar Renteria, R (1,6) OBP: 0.315, SLG: 0.370			G6-3			K			B2-3 BB	4	0	0	0	0	2	3					
Eli Marrero, R (1,2) OBP: 0.295, SLG: 0.438			G6-3		G4-3				G6-3	3	0	0	0	0	0	0					
Woody Williams, R (1,1) OBP: 0.229, SLG: 0.250			G4-3			G4-3			G3	2	0	0	0	0	0	0					
Gene Stechschulte, R (7,1) OBP: 0.750, SLG: 1.667										0	0	0	0	0	0	0					
Kerry Robinson, L (9,PH) OBP: 0.331, SLG: 0.346										1	0	0	0	0	0	0					
Inning Stats	R: 0 H: 0 E: 0 K: 0 S: 8	H: 0 LOB: 0 BB: 0 P: 11	R: 0 H: 0 E: 0 K: 2 S: 9	H: 0 LOB: 0 BB: 0 P: 16	R: 0 H: 0 E: 0 K: 0 S: 6	H: 0 LOB: 0 BB: 0 P: 7	R: 0 H: 1 E: 0 K: 0 S: 5	H: 0 LOB: 0 BB: 0 P: 9	R: 0 H: 0 E: 0 K: 1 S: 6	H: 0 LOB: 0 BB: 0 P: 7	R: 0 H: 0 E: 0 K: 0 S: 10	H: 0 LOB: 0 BB: 0 P: 13	R: 0 H: 0 E: 0 K: 0 S: 7	H: 0 LOB: 0 BB: 0 P: 11	R: 2 H: 2 E: 0 K: 0 S: 7	H: 2 LOB: 0 BB: 0 P: 10	R: 2 H: 3 E: 0 K: 1 S: 16	H: 3 LOB: 3 BB: 2 P: 30	1B: 5 2B: 0 3B: 0 HR: 1	SF: 0 SAC: 0 DP: 1 HBP: 0	WP: 0 PA: 34 PB: 0 SB: 0 CS: 0
PITCHER	IP WLS BF H R ER SO BB IBB HBP BLK WP HR S P ERA WHIP																				
Jon Lieber, R (1,1) ERA: 3.42	8.1 W 30 6 4 4 4 0 0 0 0 0 1 65 93 4.32 0.720																				
Tom Gordon, R (9,1) ERA: 3.02	0.2 S 4 0 0 0 1 2 0 0 0 0 0 0 9 21 0.00 3.000																				

St. Louis Cardinals @ Chicago Cubs
Wrigley Field, Chicago, IL
Sat Aug 25 2001, 12:15 PM CDT
Att: 38,504 - Overcast - 75 F

AB 32
R 4
H 6
RBI 4
BB 2
SO 5
LOB 6



Batter	1	2	3	4	5	6	7	8	9	AB	R	H	RBI	BB	SO	LOB	BOTTOM		
Eric Young Sr., R (1,4) OBP: 0.325, SLG: 0.389	G6-3		G5-3			G6-3				3	0	0	0	1	0	0			
Ricky Gutierrez, R (1,6) OBP: 0.353, SLG: 0.409	WP 1B		E 1B BB			F9			SF9	2	2	1	1	1	0	0			
Sammy Sosa, R (1,9) OBP: 0.432, SLG: 0.731	1B 1B BB		E4 1B 1-3			P3			F8	3	1	0	0	1	0	2			
Fred McGriff, L (1,3) OBP: 0.383, SLG: 0.510	1B 1-3 2H		G4-6-3 1B			HR			G3-1	4	1	3	3	0	0	0			
Michael Tucker, L (1,8) OBP: 0.324, SLG: 0.405	G6-4-3 1B		G4-6-3 1-2f			K				4	0	2	1	0	1	2			
Ron Coomer, R (1,5) OBP: 0.322, SLG: 0.397	G6-4-3				G6-3					3	0	0	0	0	0	2			
Augie Ojeda, S (7,5) OBP: 0.248, SLG: 0.252	G6-4-3 1-2f				G6-3		F7		F8	1	0	0	0	0	0	1			
Delino DeShields, L (1,7) ERA: 4.92		G3			G6-3				G3	3	1	1	0	0	0	0			
Corey Patterson, L (8,8) OBP: 0.264, SLG: 0.392									E 2B 1B	1	0	0	0	0	0	1			
Joe Girardi, R (1,2) OBP: 0.316, SLG: 0.355		K			G6-3				SH5-4 1-H SF9 2B	3	1	1	1	0	1	0			
Jon Lieber, L (1,1) OBP: 0.194, SLG: 0.200		G3								2	0	0	0	0	0	0			
Tom Gordon, R (9,1) ERA: 3.77							F8		SH5-4 2-3	0	0	0	0	0	0	0			
Inning Stats	R: 2 H: 3 E: 0 K: 0 S: 12	H: 3 LOB: 1 BB: 1 P: 22	R: 0 H: 0 E: 0 K: 1 S: 5	H: 0 LOB: 0 BB: 0 P: 6	R: 1 H: 1 E: 1 K: 0 S: 12	H: 1 LOB: 1 BB: 1 P: 23	R: 0 H: 0 E: 0 K: 0 S: 8	H: 0 LOB: 0 BB: 0 P: 10	R: 0 H: 0 E: 0 K: 0 S: 7	H: 0 LOB: 0 BB: 0 P: 10	R: 1 H: 1 E: 0 K: 1 S: 10	H: 1 LOB: 0 BB: 0 P: 16	R: 2 H: 2 E: 1 K: 0 S: 12	H: 2 LOB: 1 BB: 1 P: 23	R: 0 H: 1 E: 0 K: 0 S: 7	H: 1 LOB: 1 BB: 0 P: 10	1B: 5 2B: 2 3B: 0 HR: 1	SF: 1 SAC: 1 DP: 2 HBP: 0	WP: 1 PA: 34 PB: 0 SB: 0 CS: 0
PITCHER	IP WLS BF H R ER SO BB IBB HBP BLK WP HR S P ERA WHIP																		
Woody Williams, R (1,1) ERA: 4.92	6.0 L 26 7 6 5 2 2 0 0 0 0 0 1 61 97 7.50 1.500																		
Gene Stechschulte, R (7,1) ERA: 3.77	2.0 8 1 0 0 0 1 0 0 0 0 0 0 12 23 0.00 1.000																		

St. Louis Cardinals @ Chicago Cubs
Wrigley Field, Chicago, IL
Sat Aug 25 2001, 12:15 PM CDT
Att: 38,504 - Overcast - 75 F

AB 29
R 6
H 8
RBI 6
BB 3
SO 2
LOB 8



Batter	1	2	3	4	5	6	7	8	9	AB	R	H	RBI	BB	SO	LOB	TOP					
Fernando Vina, L (1,4) OBP: 0.358, SLG: 0.406	2-2 L5-3 1B		3-2 G1			0-0 F7		1-2 FC4-6 1B		4	0	2	0	0	0	0						
Placido Polanco, R (1,5) OBP: 0.356, SLG: 0.405	2-1 L5-3 1-2		2-2 F8			1-2 G6-3		1-1 FC4-6 1B DI		4	1	0	0	0	0	2						
J.D. Drew, L (1,9) OBP: 0.428, SLG: 0.674	4-1 5 1B BB		2-1 F8			4-0 5 2B BB		3-2 1-H 1B		2	0	1	1	2	0	0						
5 Albert Pujols, R (1,7) OBP: 0.401, SLG: 0.614 Dave Veres, R (8,1)	2-2 1-3 1B			2-3 K		2-2 1-3 2B		1-3 K		4	0	2	0	0	2	1						
15 Jim Edmonds, L (1,8) OBP: 0.381, SLG: 0.509	1-1 F9			2-3 K		3-3 K			1-3 K	4	0	0	0	0	3	4						
Bobby Bonilla, S (1,3) OBP: 0.322, SLG: 0.372		0-3 K		1-3 K			3-2 P4		1-2 1B	4	0	1	0	0	2	0						
Edgar Renteria, R (1,6) OBP: 0.317, SLG: 0.371		0-3 K			3-2 G6-3		2-2 G5-4-3 1B		0-1 1-2 1B	4	0	2	0	0	1	0						
Mike Matheny, R (1,2) OBP: 0.289, SLG: 0.298 Miguel Cairo, R (9,PH) OBP: 0.356, SLG: 0.400		0-1 1B			0-1 G6-3		0-1 G5-4-3 1-2		1-1 F9	3	0	1	0	0	0	1						
Dustin Hermanson, R (1,1) OBP: 0.127, SLG: 0.113 Mike Matthews, L (6,1) OBP: 0.128, SLG: 0.313 Mike Timlin, R (6,1) OBP: 0.397, SLG: 1.000 Steve Kline, S (7,1) OBP: 0.327, SLG: 0.342 Kerry Robinson, L (8,PH) OBP: 0.327, SLG: 0.342		0-3 K			0-0 G5-3			0-3 K	1-1 F8	2	0	0	0	0	1	1						
Inning Stats	R: 0 E: 0 K: 0 S: 12	H: 2 LOB: 2 BB: 1 P: 22	R: 0 E: 0 K: 3 S: 12	H: 1 LOB: 1 BB: 0 P: 12	R: 0 E: 0 K: 0 S: 10	H: 0 LOB: 0 BB: 0 P: 17	R: 0 E: 0 K: 3 S: 10	H: 0 LOB: 0 BB: 0 P: 15	R: 0 E: 0 K: 1 S: 6	H: 0 LOB: 0 BB: 0 P: 9	R: 0 E: 0 K: 0 S: 15	H: 1 LOB: 2 BB: 1 P: 25	R: 0 E: 0 K: 0 S: 11	H: 1 LOB: 1 BB: 0 P: 16	R: 1 E: 0 K: 2 S: 16	H: 2 LOB: 1 BB: 0 P: 22	R: 0 E: 0 K: 1 S: 12	H: 2 LOB: 2 BB: 0 P: 16	1B: 8 2B: 2 3B: 0 HR: 0	SF: 0 SAC: 0 DP: 2 HBP: 0	WP: 0 PB: 0 SB: 0 CS: 0	PA: 36
PITCHER	IP	WLS	BF	H	R	ER	SO	BB	IBB	HBP	BLK	WP	HR	S	P	ERA	WHIP					
Juan Cruz, R (1,1) ERA: 1.54	5.2	W	22	4	0	0	6	2	0	0	0	0	0	60	92	0.00	1.059					
Jeff Fassero, L (6,1) ERA: 3.49	0.1	H	1	0	0	0	1	0	0	0	0	0	0	5	8	0.00	0.000					
David Weathers, R (7,1) ERA: 2.74	1.0		3	1	0	0	0	0	0	0	0	0	0	11	16	0.00	1.000					
Kyle Farnsworth, R (8,1) ERA: 2.49	2.0		10	4	1	1	3	0	0	0	0	0	0	28	38	4.50	2.000					

St. Louis Cardinals @ Chicago Cubs
Wrigley Field, Chicago, IL
Sun Aug 26 2001, 1:20 PM CDT
Att: 39,045 - Sunny - 74 F

AB 34
R 1
H 9
RBI 1
BB 2
SO 10
LOB 13



Batter	1	2	3	4	5	6	7	8	9	AB	R	H	RBI	BB	SO	LOB	BOTTOM				
Eric Young Sr., R (1,4) OBP: 0.326, SLG: 0.390	2-2 HR 1B	2-2 G4-3			1-2 G6-3		0-0 1B 1B			4	2	2	0	0	0	0					
Bill Mueller, S (1,5) OBP: 0.399, SLG: 0.450	1-0 P6		2-3 K		1-3 K		2-2 G6-4-3 1B 1-3 1B			4	1	1	0	0	2	1					
Sammy Sosa, R (1,9) OBP: 0.434, SLG: 0.745	3-2 1-H HR		1-1 G6-3		0-1 HR		0-0 G6-4-3 1B 1-2 3-H 1B			4	2	3	4	0	0	0					
Fred McGriff, L (1,3) OBP: 0.384, SLG: 0.514	1-0 2B 3B		4-2 BB		2-1 G4-3		2-1 G6-4-3 1-2 2-3			3	1	1	0	1	0	2					
Michael Tucker, L (1,8) OBP: 0.326, SLG: 0.409 (7,7)	3-2 2B		2-2 F9			2-2 F9		1-0 1B		4	0	2	2	0	0	1					
Ricky Gutierrez, R (1,6) OBP: 0.350, SLG: 0.405	2-3 K			0-1 G6-3		2-2 G4-3		0-0 G4-3		4	0	0	0	0	1	2					
Todd Hundley, S (1,2) OBP: 0.266, SLG: 0.302 Corey Patterson, L (6,PH) OBP: 0.261, SLG: 0.388 (7,8)	0-0 F9			4-1 BB		1-0 2B		0-2 G4-3		2	0	1	0	1	0	1					
Delino DeShields, L (1,7) OBP: 0.330, SLG: 0.343 David Weathers, R (7,1) Kyle Farnsworth, R (8,1)		0-0 B2-6-3 1B			2-2 F9		4-2 BB	0-3 K		2	0	1	0	1	0	1					
Juan Cruz, R (1,1) Jeff Fassero, L (6,1) Robert Machado, R (6,PH) OBP: 0.279, SLG: 0.377 (7,2)		1-2 B2-6-3			0-0 G1-3		1-2 G1-3	0-1 G6-3		2	0	0	0	0	0	2					
Inning Stats	R: 3 E: 0 K: 1 S: 17	H: 4 LOB: 1 BB: 0 P: 28	R: 0 E: 0 K: 0 S: 8	H: 1 LOB: 0 BB: 0 P: 11	R: 0 E: 0 K: 1 S: 13	H: 0 LOB: 1 BB: 1 P: 22	R: 0 E: 0 K: 0 S: 7	H: 0 LOB: 1 BB: 1 P: 13	R: 1 E: 0 K: 1 S: 11	H: 1 LOB: 0 BB: 0 P: 15	R: 0 E: 0 K: 0 S: 16	H: 1 LOB: 2 BB: 1 P: 26	R: 2 E: 0 K: 0 S: 13	H: 4 LOB: 1 BB: 0 P: 19	R: 0 E: 0 K: 1 S: 8	H: 0 LOB: 0 BB: 0 P: 8	1B: 6 2B: 2 3B: 1 HR: 2	SF: 0 SAC: 0 DP: 2 HBP: 0	WP: 0 PB: 0 SB: 0 CS: 0	PA: 36	
PITCHER	IP	WLS	BF	H	R	ER	SO	BB	IBB	HBP	BLK	WP	HR	S	P	ERA	WHIP				
Dustin Hermanson, R (1,1) ERA: 3.62	5.0	L	22	6	4	4	3	2	0	0	0	0	0	11	20	0.00	3.000				
Mike Timlin, R (6,1) ERA: 3.97	0.1		4	3	2	2	0	0	0	0	0	0	0	11	14	54.00	9.000				
Steve Kline, L (7,1) ERA: 1.55	1.0		3	1	0	0	0	0	0	0	0	0	0	7	11	0.00	1.000				
Dave Veres, R (8,1) ERA: 3.28	1.0		3	0	0	0	1	0	0	0	0	0	0	8	8	0.00	0.000				

St. Louis Cardinals @ Chicago Cubs
Wrigley Field, Chicago, IL
Sun Aug 26 2001, 1:20 PM CDT
Att: 39,045 - Sunny - 74 F

AB 33
R 6
H 11
RBI 6
BB 3
SO 4
LOB 12



Batter	1	2	3	4	5	6	7	8	9	10	11	12	13	14	AB	R	H	RBI	BB	SO	LOB	TOP										
Luis Castillo, S OBP: 0.356, SLG: 0.352	G4-3 1B		G6-3		G5-3		L6			G5-3		FC6-4 1B		1B	7	1	3	1	0	0	1											
Derrek Lee, R OBP: 0.328, SLG: 0.469	G4-3				K				F9	K		FC6-4 1-2		F8	7	0	1	0	0	2	4											
Cliff Floyd, L OBP: 0.395, SLG: 0.617	G4-3			P5					F9						7	0	2	1	0	0	1											
Preston Wilson, R OBP: 0.326, SLG: 0.465	HBP								F9					G6-4-3 1B	6	1	1	1	0	1	1											
Mike Lowell, R OBP: 0.346, SLG: 0.461	G6-3				P6										7	0	2	0	0	2	4											
Kevin Millar, R OBP: 0.312, SLG: 0.528 Antonio Alfonseca, R (11, 1)	G6-3									G5-3					5	1	1	0	0	2	1											
Andy Fox, L OBP: 0.244, SLG: 0.176 Vladimir Nunez, R (13, 1)					2B SF9 1B					K					0	0	0	0	0	0	0											
Charles Johnson, R OBP: 0.346, SLG: 0.501	K														5	0	3	0	1	1	1											
Alex Gonzalez, R OBP: 0.312, SLG: 0.392 Dave Berg, R OBP: 0.278, SLG: 0.371	G5-3				SF9										4	0	1	1	0	1	1											
Ryan Dempster, R OBP: 0.312, SLG: 0.392 Armando Almanza, L (8, 1)	G6-3				B1-3					G3					2	0	0	0	0	0	1											
Bradren Cooper, R OBP: 0.244, SLG: 0.176 Ricky Bones, R OBP: 0.244, SLG: 0.176 Eric Owens, R OBP: 0.244, SLG: 0.176															0	0	0	0	0	0	0											
Inning Stats	R: 1 E: 0 S: 12	H: 1 LOB: 1 BB: 0 P: 17	R: 0 E: 0 S: 9	H: 0 LOB: 0 BB: 0 P: 12	R: 0 E: 0 S: 7	H: 1 LOB: 1 BB: 0 P: 9	R: 2 E: 0 S: 12	H: 3 LOB: 1 BB: 0 P: 15	R: 0 E: 0 S: 8	H: 0 LOB: 0 BB: 0 P: 12	R: 0 E: 0 S: 9	H: 0 LOB: 1 BB: 0 P: 9	R: 0 E: 0 S: 4	H: 0 LOB: 0 BB: 0 P: 14	R: 0 E: 0 S: 5	H: 0 LOB: 0 BB: 0 P: 6	R: 0 E: 0 S: 14	H: 2 LOB: 2 BB: 0 P: 20	R: 0 E: 0 S: 7	H: 0 LOB: 0 BB: 0 P: 11	R: 0 E: 0 S: 14	H: 1 LOB: 1 BB: 0 P: 21	R: 0 E: 0 S: 9	H: 1 LOB: 1 BB: 0 P: 17	R: 0 E: 0 S: 8	H: 3 LOB: 2 BB: 1 P: 13	R: 1 E: 1 S: 15	H: 2 LOB: 3 BB: 0 P: 21	1B: 10 2B: 3 3B: 0 HR: 1	SF: 1 SAC: 2 DP: 1 HBP: 1	WP: 0 PB: 0 SB: 1 CS: 0	PA: 59

PITCHER	IP	WLS	BF	H	R	ER	SO	BB	IBB	HBP	BLK	WP	HR	S	P	ERA	WHIP
Kevin Tapani, R ERA: 3.8	7.0		28	5	3	3	3	0	0	0	0	0	0	61	88	3.96	0.657
Kyle Farnsworth, R ERA: 2.42	2.0	8	2	0	0	1	0	0	0	0	0	0	0	19	26	0.00	1.000
Tom Gordon, R ERA: 2.89	2.0	7	1	0	0	3	0	0	0	0	0	0	0	21	32	0.00	0.500
David Weathers, R ERA: 2.66	2.0	9	4	0	0	1	1	0	0	0	0	0	0	17	30	0.00	2.500
Jeff Fassero, L ERA: 3.43	1.0	L	7	2	1	0	1	0	0	0	0	0	0	15	21	0.00	2.000


Batter	1	2	3	4	5	6	7	8	9	10	11	12	13	14	AB	R	H	RBI	BB	SO	LOB	BOTTOM				
Eric Young Sr., R OBP: 0.327, SLG: 0.390	HR 1B			F7	F9					SH3-4				F8	6	1	2	0	0	1	2					
Bill Mueller, S OBP: 0.395, SLG: 0.439	K			L3						F8				G3-1	6	0	1	0	1	1	6					
Sammy Sosa, R OBP: 0.434, SLG: 0.746	HR													G6-3	6	1	2	2	1	2	2					
Fred McGriff, L OBP: 0.383, SLG: 0.514 Aguie Oyeda, S OBP: 0.245, SLG: 0.252 Matt Stairs, L OBP: 0.355, SLG: 0.423	G6-3														4	0	1	0	0	1	2					
Michael Tucker, L OBP: 0.327, SLG: 0.405	F9														0	1	0	0	0	0	0					
Ricky Gutierrez, R OBP: 0.350, SLG: 0.404	G4-3														3	0	0	0	2	0	0					
Todd Hundley, S OBP: 0.275, SLG: 0.309 Robert Machado, R OBP: 0.274, SLG: 0.370	G3-1 2B														2	0	1	0	2	1	2					
Delino DeShields, L OBP: 0.327, SLG: 0.340	G3-1														6	0	1	0	0	2	6					
Kevin Tapani, R ERA: 3.8 Kyle Farnsworth, R ERA: 2.42 Tom Gordon, R ERA: 2.89 David Weathers, R ERA: 2.66 Jeff Fassero, L ERA: 3.43	K														2	0	0	0	0	0	0					
Inning Stats	R: 2 E: 0 S: 10	H: 2 LOB: 0 BB: 0 P: 19	R: 0 E: 0 S: 9	H: 1 LOB: 1 BB: 0 P: 15	R: 0 E: 0 S: 14	H: 3 LOB: 2 BB: 1 P: 26	R: 0 E: 0 S: 7	H: 1 LOB: 1 BB: 1 P: 14	R: 0 E: 0 S: 5	H: 0 LOB: 0 BB: 0 P: 14	R: 0 E: 0 S: 11	H: 0 LOB: 2 BB: 1 P: 20	R: 0 E: 0 S: 7	H: 1 LOB: 1 BB: 0 P: 15	R: 0 E: 0 S: 9	H: 0 LOB: 0 BB: 0 P: 17	R: 0 E: 0 S: 8	H: 0 LOB: 0 BB: 0 P: 13	R: 0 E: 0 S: 6	H: 0 LOB: 0 BB: 0 P: 9	R: 0 E: 0 S: 6	H: 0 LOB: 0 BB: 0 P: 9	1B: 8 2B: 3 3B: 0 HR: 1	SF: 0 SAC: 2 DP: 2 HBP: 0	WP: 0 PB: 0 SB: 1 CS: 2	PA: 57

PITCHER	IP	WLS	BF	H	R	ER	SO	BB	IBB	HBP	BLK	WP	HR	S	P	ERA	WHIP
Ryan Dempster, R ERA: 4.47	7.0		30	6	2	2	6	4	0	0	0	0	0	2	4	27.00	3.000
Armando Almanza, L ERA: 4.46	0.1	H	2	1	1	1	0	0	0	0	0	0	0	2	4	27.00	3.000
Bradren Cooper, R ERA: 3.91	0.2	B	3	1	0	0	2	0	0	0	0	0	0	8	12	0.00	1.500
Ricky Bones, R ERA: 4.73	2.0	9	2	0	0	0	1	1	0	0	0	0	0	13	29	0.00	1.500
Antonio Alfonseca, R ERA: 2.26	2.0	7	1	0	0	1	0	0	0	0	0	0	0	14	20	0.00	0.500

Florida Marlins @ Chicago Cubs
Wrigley Field, Chicago, IL
Tue Aug 28 2001, 7:05 PM CDT
Att. 38,744 - Sunny - 69 F

livebaseballscorecards.com

AB 53
R 4
H 14
RBI 4
BB 2
SO 9
LOB 20



Florida Marlins @ Chicago Cubs
Wrigley Field, Chicago, IL
Tue Aug 28 2001, 7:05 PM CDT
Att. 38,744 - Sunny - 69 F

livebaseballscorecards.com

AB 49
R 3
H 11
RBI 3
BB 6
SO 11
LOB 30



Batter	1	2	3	4	5	6	7	8	9	AB	R	H	RBI	BB	SO	LOB	TOP			
Luis Castillo, S OBP: 0.354, SLG: 0.349	0-1 F7		2-3 K			0-1 G6-3			2-2 F7	4	0	0	0	0	1	1				
Alex Gonzalez, R OBP: 0.309, SLG: 0.388	0-3 K		3-2 L9			1-2 F8			0-2 G6-3	4	0	0	0	0	1	1				
Cliff Floyd, L OBP: 0.395, SLG: 0.612	1-1 G3			0-1 F8				0-0 F7	3-3 K	4	0	0	0	0	1	0				
Preston Wilson, R OBP: 0.323, SLG: 0.461		1-3 K		1-0 G5-3				0-2 F8		3	0	0	0	0	1	0				
Mike Lowell, R OBP: 0.346, SLG: 0.458	0-1 F7			1-3 K				2-0 G4-3		3	0	0	0	0	1	0				
Kevin Millar, R OBP: 0.365, SLG: 0.544	1-1 HR				0-2 G6-3			2-2 F8		3	1	1	1	0	0	0				
Derrek Lee, R OBP: 0.326, SLG: 0.466	3-2 F9				1-1 G5-3			1-3 K		3	0	0	0	0	1	0				
Mike Redmond, R OBP: 0.411, SLG: 0.483			0-1 G3-1		3-3 K			1-2 1B		3	0	1	0	0	1	0				
Matt Clement, R OBP: 0.143, SLG: 0.087				0-0 1B		1-2 G1-3		1-2 G3		3	0	1	0	0	0	1				
Vladimir Nunez, R OBP: 0.357, SLG: 0.439										0	0	0	0	0	0	0				
Benito Baez, L OBP: 0.357, SLG: 0.439										0	0	0	0	0	0	0				
Inning Stats	R: 0 E: 0 K: 1 S: 7	H: 0 LOB: 0 BB: 0 P: 8	R: 1 E: 0 K: 1 S: 12	H: 1 LOB: 0 BB: 0 P: 17	R: 0 E: 0 K: 1 S: 9	H: 1 LOB: 1 BB: 0 P: 14	R: 0 E: 0 K: 1 S: 6	H: 0 LOB: 0 BB: 0 P: 8	R: 0 E: 0 K: 0 S: 8	H: 0 LOB: 0 BB: 0 P: 10	R: 0 E: 0 K: 0 S: 5	H: 0 LOB: 0 BB: 0 P: 7	R: 0 E: 0 K: 1 S: 12	H: 1 LOB: 1 BB: 0 P: 17	R: 0 E: 0 K: 1 S: 9	H: 0 LOB: 0 BB: 0 P: 14	1B: 2 2B: 0 3B: 0 HR: 1	SF: 0 SAC: 0 DP: 0 HBP: 0	WP: 0 PB: 0 SB: 0 CS: 0	PA: 30
PITCHER Jason Bere, R ERA: 4.27	IP: 9.0 WLS: W BF: 30 H: 3 R: 1 ER: 1 SO: 7 BB: 0 IBB: 0 HBP: 0 BLK: 0 WP: 0 HR: 1 S: 78 P: 109 ERA: 1.00 WHIP: 0.333																			

Florida Marlins @ Chicago Cubs
Wrigley Field, Chicago, IL
Wed Aug 29 2001, 6:05 PM CDT
Att: 37,437 - Sunny - 71 F

AB	30
R	1
H	3
RBI	1
BB	0
SO	7
LOB	3



Batter	1	2	3	4	5	6	7	8	9	AB	R	H	RBI	BB	SO	LOB	BOTTOM			
Eric Young Sr., R OBP: 0.330, SLG: 0.392	2-1 G1-4-3		0-1 G6-3 1B		1-2 FC4-6 1B			2-2 1B S E 1B		4	1	3	0	0	0	0				
Corey Patterson, L OBP: 0.258, SLG: 0.376	0-1 G6-3		3-2 G6-3		1-1 FC4-6			3-1 E WP 1B		4	1	1	1	0	0	2				
Sammy Sosa, R OBP: 0.431, SLG: 0.739	2-1 G6-3		2-2 G1-3		1-2 G6-3			0-0 E5 WP 1B		4	1	0	0	0	0	3				
Fred McGriff, L OBP: 0.386, SLG: 0.515		3-1 FC6 1B		3-2 G1-3 1B		3-2 G3-1		3-2 1B WP SF8 IBB		3	1	2	0	1	0	0				
Michael Tucker, L OBP: 0.326, SLG: 0.404		0-1 FC6 1-2 HBP		1-0 F7		1-1 G4-3		3-2 FC5-4 1B		4	0	1	1	0	0	2				
Ricky Gutierrez, R OBP: 0.347, SLG: 0.401		1-3 K		1-2 G1-3		0-0 G5-3		1-3 2-H 3-H 2-1 SF8		3	0	0	1	0	1	2				
Ron Coomer, R OBP: 0.323, SLG: 0.396		1-0 HBP		0-3 K			0-2 P6	1-2 FC5-4 1-2 1B		3	0	0	0	0	1	2				
Bill Mueller, S ERA: 3.27		1-2 HBP								0	0	0	0	0	0	0				
Robert Machado, R OBP: 0.274, SLG: 0.366		2-0 G3			0-0 B1-3		0-3 K	1-2 1B		4	0	1	0	0	1	2				
Jason Bere, R OBP: 0.204, SLG: 0.259			1-2 G4-3		0-0 1B FC4-6 2B		1-3 K	1-3 K		4	1	1	0	0	2	2				
Inning Stats	R: 0 E: 0 K: 0 S: 6	H: 0 LOB: 0 BB: 0 P: 10	R: 0 E: 0 K: 1 S: 8	H: 1 LOB: 2 BB: 0 P: 15	R: 0 E: 0 K: 0 S: 11	H: 1 LOB: 1 BB: 0 P: 17	R: 0 E: 0 K: 1 S: 10	H: 1 LOB: 1 BB: 0 P: 15	R: 1 E: 0 K: 0 S: 10	H: 2 LOB: 1 BB: 0 P: 13	R: 0 E: 0 K: 0 S: 6	H: 0 LOB: 0 BB: 0 P: 10	R: 0 E: 0 K: 2 S: 9	H: 0 LOB: 0 BB: 0 P: 10	R: 4 E: 1 K: 1 S: 21	H: 4 LOB: 2 BB: 1 P: 38	1B: 8 2B: 1 3B: 0 HR: 0	SF: 1 SAC: 0 DP: 0 HBP: 1	WP: 1 PB: 0 SB: 1 CS: 0	PA: 36
PITCHER Matt Clement, R ERA: 5.14	IP: 7.0 WLS: L BF: 31 H: 7 R: 5 ER: 4 SO: 4 BB: 1 IBB: 1 HBP: 1 BLK: 0 WP: 0 HR: 0 S: 66 P: 105 ERA: 5.14 WHIP: 1.000																			
Vladimir Nunez, R ERA: 3.27	0.1 WLS: L BF: 2 H: 1 R: 0 ER: 0 SO: 0 BB: 0 IBB: 0 HBP: 0 BLK: 0 WP: 1 HR: 0 S: 5 P: 10 ERA: 0.00 WHIP: 3.000																			
Benito Baez, L ERA: 13.5	0.2 WLS: L BF: 3 H: 1 R: 0 ER: 0 SO: 1 BB: 0 IBB: 0 HBP: 0 BLK: 0 WP: 0 HR: 0 S: 10 P: 13 ERA: 0.00 WHIP: 1.500																			

Florida Marlins @ Chicago Cubs
Wrigley Field, Chicago, IL
Wed Aug 29 2001, 6:05 PM CDT
Att: 37,437 - Sunny - 71 F

AB	33
R	5
H	9
RBI	3
BB	1
SO	5
LOB	15



Batter	1	2	3	4	5	6	7	8	9	AB	R	H	RBI	BB	SO	LOB	TOP								
Luis Castillo, S OBP: 0.352, SLG: 0.347	0-0 B3		1-0 G6-3	0-3 K		0-2 CS 1B			2-3 K	5	0	1	0	0	2	2									
Derek Lee, R OBP: 0.331, SLG: 0.472	1-3 K		1-0 FC4-6 1B		1-0 FC6-4 1B	3-1 CS 1-2			0-2 1B	5	0	4	0	0	1	0									
Cliff Floyd, L OBP: 0.391, SLG: 0.605	2-3 K		1-1 FC4-6 1-2		1-2 FC6-4 HR				2-3 K	5	1	0	0	0	2	4									
Preston Wilson, R OBP: 0.322, SLG: 0.467		0-3 K	3-2 F8		1-1 HR				1-3 K	4	1	1	2	0	2	2									
Mike Lowell, R OBP: 0.345, SLG: 0.462		1-3 K		2-0 HR	2-2 F9				3-1 F3	4	1	1	1	0	1	1									
Kevin Millar, R OBP: 0.366, SLG: 0.544		0-0 1B E		0-3 K	1-1 1B				0-0 F7	4	1	2	0	0	1	0									
Charles Johnson, R OBP: 0.347, SLG: 0.504		0-0 1B E		0-0 1B 2B					0-3 K	4	0	2	0	0	1	1									
Dave Berg, R OBP: 0.277, SLG: 0.368		2-2 E5 FC6-4 1-2 3-H		0-0 1B	2-1 F9				2-3 K	4	0	1	0	0	1	1									
Jesus Sanchez, L OBP: 0.200, SLG: 0.200			0-0 FC6-4		0-2 P6				3-3 K	3	0	0	0	0	0	4									
Braden Looper, R (7, 1)										0	0	0	0	0	0	0									
Armando Almanza, L (7, 1)										0	0	0	0	0	0	0									
Andy Fox, L OBP: 0.238, SLG: 0.171 (9, PH)										1	0	0	0	0	1	0									
Ricky Bones, R OBP: 0.333, SLG: 0.500 (9, 1)										0	0	0	0	0	0	0									
Inning Stats	R: 0 E: 0 K: 2 S: 7	H: 0 LOB: 0 BB: 0 P: 10	R: 1 E: 1 K: 2 S: 13	H: 2 LOB: 2 BB: 0 P: 16	R: 0 E: 0 K: 0 S: 7	H: 1 LOB: 1 BB: 0 P: 13	R: 1 E: 0 K: 2 S: 13	H: 3 LOB: 2 BB: 0 P: 15	R: 2 E: 0 K: 0 S: 13	H: 3 LOB: 1 BB: 0 P: 19	R: 0 E: 0 K: 0 S: 8	H: 1 LOB: 0 BB: 0 P: 13	R: 0 E: 0 K: 2 S: 12	H: 1 LOB: 0 BB: 0 P: 18	R: 0 E: 0 K: 2 S: 8	H: 0 LOB: 0 BB: 0 P: 10	R: 0 E: 0 K: 2 S: 14	H: 1 LOB: 1 BB: 0 P: 21	1B: 8 2B: 2 3B: 0 HR: 2	SF: 0 SAC: 0 DP: 0 HBP: 0	WP: 0 PB: 0 SB: 0 CS: 1	PA: 40			
PITCHER	IP	WLS	BF	H	R	ER	SO	BB	IBB	HBP	BLK	WP	HR	S	P	ERA	WHIP								
Jon Lieber, R ERA: 3.43	(1, 1)	7.0		32	11	4	3	8	0	0	0	0	2	73	104	3.86	1.571								
David Weathers, R ERA: 2.53	(8, 1)	1.0		3	0	0	0	2	0	0	0	0	0	8	10	0.00	0.000								
Kyle Farnsworth, R ERA: 2.38	(9, 1)	1.0	W	4	1	0	0	2	0	0	0	0	0	14	21	0.00	1.000								

Florida Marlins @ Chicago Cubs
Wrigley Field, Chicago, IL
Thu Aug 30 2001, 1:20 PM CDT
Att: 29,130 - Cloudy - 81 F

AB 39
R 4
H 12
RBI 3
BB 0
SO 12
LOB 15



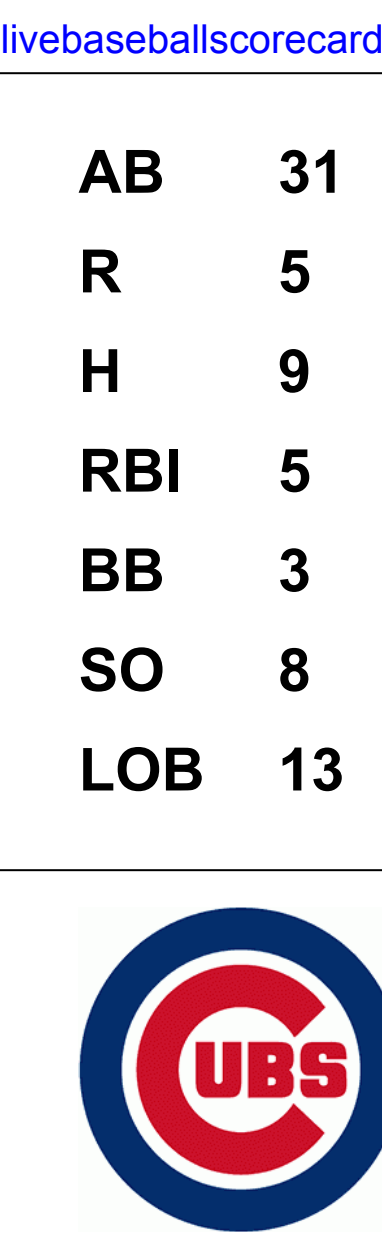
Batter	1	2	3	4	5	6	7	8	9	AB	R	H	RBI	BB	SO	LOB	BOTTOM								
Eric Young Sr., R OBP: 0.328, SLG: 0.393	2-2 BB 2B		0-2 P3		1-2 G4-3				2-2 F9	5	0	1	0	0	0	1									
Bill Mueller, S OBP: 0.395, SLG: 0.457	2-3 K		0-1 G6-3		0-0 FC6-4 1B				2-1 F7	5	1	2	1	0	1	2									
Sammy Sosa, R OBP: 0.431, SLG: 0.736	4-2 BB		2-3 K		1-1 FC6-4 1-2				4-0 HR BB	2	1	0	0	2	1	1									
Fred McGriff, L OBP: 0.388, SLG: 0.527	4-1 BB			2-3 K		0-0 E4 3B			2-1 HR	3	2	2	3	1	1	0									
Michael Tucker, L OBP: 0.323, SLG: 0.399 (8, 7)	0-1 P6		3-3 K		3-2 G3				2-2 F8	4	0	0	0	0	1	3									
Ricky Gutierrez, R OBP: 0.346, SLG: 0.398	0-0 L4		4-1 BB		4-1 BB				2-2 F8	3	0	0	0	1	0	3									
Delino DeShields, L OBP: 0.330, SLG: 0.341		0-0 G6-3		4-2 BB		2-1 E7 1B			2-1 L4	2	0	1	0	1	0	0									
David Weathers, R ERA: 4.08										0	0	0	0	0	0	0									
Ron Coomer, R OBP: 0.322, SLG: 0.394 (8, PH)										1	0	0	0	0	0	0									
Kyle Farnsworth, R (9, 1)										0	0	0	0	0	0	0									
Joe Girardi, R OBP: 0.313, SLG: 0.347		3-2 L4		0-2 F9		1-2 F8			4-1 BB	3	0	0	0	1	0	3									
Jon Lieber, L OBP: 0.185, SLG: 0.190		1-3 K			3-3 K				2-1 BB HR	2	0	0	0	0	2	0									
Corey Patterson, L OBP: 0.263, SLG: 0.379 (8, 8)										2	1	1	0	0	0	1									
Inning Stats	R: 0 E: 0 K: 1 S: 13	H: 1 LOB: 3 BB: 2 P: 25	R: 0 E: 0 K: 1 S: 12	H: 0 LOB: 0 BB: 0 P: 16	R: 0 E: 0 K: 1 S: 8	H: 0 LOB: 0 BB: 0 P: 10	R: 0 E: 0 K: 2 S: 14	H: 0 LOB: 2 BB: 2 P: 27	R: 0 E: 0 K: 1 S: 10	H: 1 LOB: 1 BB: 0 P: 15	R: 1 E: 2 K: 0 S: 14	H: 2 LOB: 1 BB: 0 P: 22	R: 3 E: 0 K: 0 S: 11	H: 2 LOB: 0 BB: 1 P: 24	R: 0 E: 0 K: 0 S: 6	H: 0 LOB: 1 BB: 1 P: 17	R: 1 E: 0 K: 0 S: 8	H: 1 LOB: 0 BB: 0 P: 12	1B: 3 2B: 1 3B: 1 HR: 2	SF: 0 SAC: 0 DP: 0 HBP: 0	WP: 0 PB: 0 SB: 0 CS: 0	PA: 38			
PITCHER	IP	WLS	BF	H	R	ER	SO	BB	IBB	HBP	BLK	WP	HR	S	P	ERA	WHIP								
Jesus Sanchez, L ERA: 4.29	(1, 1)	6.0		26	4	1	1	6	4	0	0	0	0	6	15	1.50	1.333								
Braden Looper, R ERA: 4.08	(7, 1)	0.2	H	4	1	2	2	0	1	0	0	0	0	6	15	27.00	3.000								
Armando Almanza, L ERA: 4.54	(7, 1)	1.1	B	6	1	1	1	0	1	0	0	0	1	11	26	6.75	1.500								
Ricky Bones, R ERA: 4.86	(9, 1)	0.1	L	2	1	1	1	0	0	0	0	0	1	8	12	27.00	3.000								

Florida Marlins @ Chicago Cubs
Wrigley Field, Chicago, IL
Thu Aug 30 2001, 1:20 PM CDT
Att: 29,130 - Cloudy - 81 F

AB 32
R 5
H 7
RBI 4
BB 6
SO 6
LOB 14



Batter	1	2	3	4	5	6	7	8	9	AB	R	H	RBI	BB	SO	LOB	TOP
Eric Young Sr. R OBP: 0.333, SLG: 0.397 (1, 4)	G3-1 HR 2B		SH1-3 S 1B		G1-3 1B	G3			G4-6-3 HBP	4	1	2	0	0	0	0	Chicago Cubs @ Atlanta Braves Turner Field, Atlanta, GA Sat Sep 01 2001, 1:15 PM EDT Att. 45,842 - Overcast - 79 F
Bill Mueller S OBP: 0.397, SLG: 0.462 (1, 5)	G3-1 2-3		SH1-3 1-3		1B 2B 2B		G3		G4-6-3 1-2	4	1	1	0	0	0	3	
Sammy Sosa R OBP: 0.433, SLG: 0.737 (1, 9)	HR 3-H		G4-6-3 IBB		1B 2B IBB		F9			2	2	1	2	2	0	0	
Fred McGriff L OBP: 0.389, SLG: 0.523 (1, 3)	K 1-2		G4-6-3 1-2		2B 1B 1B		G1			4	0	1	0	0	1	2	
Rondell White R OBP: 0.363, SLG: 0.523 Michael Tucker L OBP: 0.318, SLG: 0.392 (6, 7)	HBP			1B SF9 1B	K			F8		2	1	1	0	0	1	3	
Ricky Gutierrez R OBP: 0.348, SLG: 0.406 (1, 6)	G4-3			1B 1B 1B	1B 2B			F9		4	0	2	2	0	0	1	
Corey Patterson L OBP: 0.250, SLG: 0.363 (1, 8)		P6		SF9	K			K		3	0	0	1	0	2	2	
Joe Girardi R OBP: 0.312, SLG: 0.345 (1, 2)		K							K	4	0	1	0	0	3	0	
Julian Tavarez L OBP: 0.187, SLG: 0.125 Darrell D'Shaunoy L OBP: 0.301, SLG: 0.342 Jeff Fassero L OBP: 0.318, SLG: 0.392 Kyle Farnsworth R OBP: 0.318, SLG: 0.392 Matt Stairs L OBP: 0.318, SLG: 0.392 Juan Cruz R OBP: 0.318, SLG: 0.392 Tom Gordon R OBP: 0.318, SLG: 0.392 (1, 1) (6, PH) (6, PH) (6, PH) (6, PH) (6, PH) (6, PH) (6, PH)		P4				L3			HBP BB	2	0	0	0	0	1	2	
Inning Stats	R: 2 H: 2 E: 0 K: 1 S: 15	H: 2 R: 0 ER: 0 LOB: 1 BB: 0 P: 21	H: 0 R: 0 ER: 0 LOB: 0 BB: 0 P: 8	H: 1 R: 0 ER: 0 LOB: 1 BB: 1 P: 13	H: 3 R: 1 ER: 0 LOB: 1 BB: 0 P: 12	H: 3 R: 2 ER: 0 LOB: 0 BB: 0 P: 23	H: 0 R: 0 ER: 0 LOB: 0 BB: 0 P: 12	H: 0 R: 0 ER: 0 LOB: 0 BB: 0 P: 11	H: 0 R: 0 ER: 0 LOB: 0 BB: 1 P: 16	1B: 5 2B: 3 3B: 0 HR: 1	SF: 1 SAC: 1 DP: 2 HBP: 2	WP: 0 PA: 38 PB: 0 SB: 1 CS: 0					
PITCHER	IP WLS BF H R ER SO BB IBB HBP BLK WP HR S P ERA WHIP																
Greg Maddux R ERA: 2.93 (1, 1)	7.0 L 31 9 5 5 6 0 2 1 0 0 1 68 100 6.43 1.286																
Rudy Seanez R ERA: 2.52 (8, 1)	1.0 3 0 0 0 1 0 0 0 0 0 0 6 8 0.00 0.000																
Steve Karsay R ERA: 1.77 (9, 1)	1.0 4 0 0 0 1 1 0 1 0 0 0 7 16 0.00 1.000																



Batter	1	2	3	4	5	6	7	8	9	AB	R	H	RBI	BB	SO	LOB	BOTTOM
Marcus Giles R OBP: 0.363, SLG: 0.438 Dave Martinez L OBP: 0.356, SLG: 0.406 Jesse Garcia R OBP: 0.200, SLG: 0.200 (1, 4) (9, PH) (9, PR)	10 1B 3B		G4-3 1-2		G6-3 1-2		K			4	1	1	0	0	1	1	Chicago Cubs @ Atlanta Braves Turner Field, Atlanta, GA Sat Sep 01 2001, 1:15 PM EDT Att. 45,842 - Overcast - 79 F
Julio Franco R (1, 3)	G3		10 G5-3 BB		L3		G1-3		K	4	0	0	0	1	1	3	
10 Chipper Jones S OBP: 0.412, SLG: 0.592 (1, 5)	G6-3 1B		G5-3 1-2 2-3		HR			G3-1		4	1	2	2	0	0	2	
Brian Jordan R OBP: 0.337, SLG: 0.495 (1, 9)	G6-3		G6-3		1B					4	0	2	0	0	0	3	
B.J. Surhoff L OBP: 0.313, SLG: 0.401 (1, 7)	P5			G4-3	F7			P3		4	0	0	0	0	0	3	
Andruw Jones R OBP: 0.310, SLG: 0.449 (1, 8)		K			G5-3 1B		F9		K	4	1	1	0	0	2	1	
Rey Sanchez R OBP: 0.353 Keith Lockhart L OBP: 0.302, SLG: 0.333 (1, 6) (9, PH)					E8 G5-3 1B		G3-1		BB BB	3	0	2	0	0	0	0	
Paul Bako L OBP: 0.262, SLG: 0.321 Javy Lopez R OBP: 0.300, SLG: 0.403 (1, 2) (6, PH) (7, 2)		G4-6-3		G5-3		K			K	2	0	0	1	0	0	2	
Greg Maddux R OBP: 0.226, SLG: 0.186 Bernard Gilkey R OBP: 0.333, SLG: 0.409 Rudy Seanez R Steve Karsay R Ken Caminiti S OBP: 0.319, SLG: 0.426 (1, 1) (7, PH) (8, 1) (9, 1) (9, PH)					10 G5-3 G4-3 1B		F8		F8	2	0	1	0	0	0	1	
Inning Stats	R: 1 H: 2 E: 0 K: 0 S: 10	H: 2 R: 0 ER: 0 LOB: 0 BB: 0 P: 17	H: 1 R: 0 ER: 0 LOB: 0 BB: 0 P: 9	H: 1 R: 0 ER: 0 LOB: 2 BB: 1 P: 19	H: 2 R: 1 ER: 1 LOB: 1 BB: 0 P: 23	H: 2 R: 1 ER: 0 LOB: 1 BB: 0 P: 13	H: 0 R: 0 ER: 0 LOB: 0 BB: 0 P: 14	H: 0 R: 0 ER: 0 LOB: 0 BB: 0 P: 10	H: 1 R: 0 ER: 0 LOB: 1 BB: 2 P: 22	1B: 6 2B: 0 3B: 2 HR: 1	SF: 0 SAC: 0 DP: 1 HBP: 0	WP: 0 PA: 38 PB: 0 SB: 0 CS: 0					
PITCHER	IP WLS BF H R ER SO BB IBB HBP BLK WP HR S P ERA WHIP																
Julian Tavarez R ERA: 4.36 (1, 1)	5.0 W 23 8 3 3 1 1 0 0 0 0 0 16 24 0.00 0.000																
Jeff Fassero L ERA: 3.32 (6, 1)	2.0 H 6 0 0 0 2 0 0 0 0 0 0 0 16 24 0.00 0.000																
Kyle Farnsworth R ERA: 2.35 (8, 1)	1.0 H 4 1 0 0 1 0 0 0 0 0 0 8 10 0.00 1.000																
Tom Gordon R ERA: 2.82 (9, 1)	1.0 S 5 0 0 0 2 2 0 0 0 0 0 0 12 22 0.00 2.000																



Batter	1	2	3	4	5	6	7	8	9	AB	R	H	RBI	BB	SO	LOB	TOP					
Eric Young Sr. R OBP: 0.331, SLG: 0.394 (1, 4)	G6-3		G4-3		G6-3			G3		4	0	0	2	0	0	2	Chicago Cubs @ Atlanta Braves Turner Field, Atlanta, GA Sun Sep 02 2001, 1:05 PM EDT Att. 45,165 - Overcast - 76 F					
Bill Mueller S OBP: 0.389, SLG: 0.451 (1, 5)	G4-3		F8		G1-3			G4-3		4	0	0	0	0	0	2						
Sammy Sosa R OBP: 0.432, SLG: 0.733 (1, 9)	P6			G5-3				G6-3	G3-6-3 1B	4	0	1	0	0	0	0						
Fred McGriff L OBP: 0.386, SLG: 0.519 (1, 3)		F7		G3				F8	G3-6-3 1-2	4	0	0	0	0	0	1						
Todd Hundley S OBP: 0.283, SLG: 0.352 (1, 2)		K						K		4	2	2	2	0	2	0						
Ricky Gutierrez R OBP: 0.347, SLG: 0.404 (1, 6)			G5-3		G6-3					4	0	1	0	0	1	0						
Michael Tucker L OBP: 0.320, SLG: 0.394 (7, 7)										3	2	1	0	1	1	1						
Delino DeShields L OBP: 0.331, SLG: 0.340 Ron Mahay L (7, 1)										2	0	0	0	1	2	1						
Kevin Tapani R OBP: 0.261, SLG: 0.244 Corey Patterson L OBP: 0.248, SLG: 0.359 (7, 8)										1	0	1	0	0	0	0						
Inning Stats	R: 0 E: 0 K: 0 S: 8	H: 0 LOB: 0 BB: 0 P: 12	R: 0 E: 0 K: 1 S: 6	H: 0 LOB: 0 BB: 0 P: 10	R: 1 E: 0 K: 1 S: 13	H: 1 LOB: 1 BB: 1 P: 21	R: 1 E: 0 K: 0 S: 9	H: 1 LOB: 0 BB: 0 P: 10	R: 1 E: 0 K: 0 S: 13	H: 1 LOB: 1 BB: 1 P: 24	R: 0 E: 0 K: 3 S: 10	H: 0 LOB: 0 BB: 0 P: 15	R: 0 E: 0 K: 1 S: 10	H: 0 LOB: 0 BB: 0 P: 14	R: 1 E: 0 K: 0 S: 11	H: 3 LOB: 1 BB: 0 P: 14		1B: 3 2B: 1 3B: 0 HR: 2	SF: 0 SAC: 1 DP: 1 HBP: 0	WP: 0 PB: 0 SB: 1 CS: 0	PA: 34	
PITCHER	IP	WLS	BF	H	R	ER	SO	BB	IBB	HBP	BLK	WP	HR	S	P	ERA	WHIP					
Kevin Millwood R ERA: 4.26 29 John Smoltz R ERA: 3.57	(1, 1)	7.0	W	26	3	3	3	6	2	0	0	0	0	1	65	98	3.86	0.714				
29 John Smoltz R ERA: 3.57	(8, 1)	2.0	S	8	3	1	1	1	0	0	0	0	0	1	21	28	4.50	1.500				

AB	31
R	4
H	6
RBI	4
BB	2
SO	7
LOB	7



Batter	1	2	3	4	5	6	7	8	9	AB	R	H	RBI	BB	SO	LOB	BOTTOM					
Marcus Giles R OBP: 0.364, SLG: 0.443 (1, 4)	K		G4-3	G6-3						5	0	2	0	0	1	1	Chicago Cubs @ Atlanta Braves Turner Field, Atlanta, GA Sun Sep 02 2001, 1:05 PM EDT Att. 45,165 - Overcast - 76 F					
Julio Franco R OBP: 0.400, SLG: 0.250 (1, 3)	F9									4	1	2	1	1	1	1						
10 Chipper Jones S OBP: 0.411, SLG: 0.595 (1, 5)	K									4	1	1	2	1	2	2						
Brian Jordan R OBP: 0.338, SLG: 0.496 (1, 9)										3	1	1	0	1	0	2						
B.J. Surhoff L OBP: 0.313, SLG: 0.400 (1, 7)										4	1	1	0	0	0	2						
Andruw Jones R OBP: 0.311, SLG: 0.454 (1, 8)										3	1	1	2	1	0	1						
Javy Lopez R OBP: 0.302, SLG: 0.404 29 John Smoltz R (8, 1)										4	0	2	1	0	1	2						
Mark DeRosa R OBP: 0.365, SLG: 0.417 Rey Sanchez R OBP: 0.316, SLG: 0.353 (9, 6)										0	0	0	0	0	0	0						
Kevin Millwood R OBP: 0.094, SLG: 0.094 Paul Bako L OBP: 0.280, SLG: 0.318 (8, 2)										3	1	1	0	0	0	3						
Inning Stats	R: 0 E: 0 K: 2 S: 10	H: 0 LOB: 0 BB: 0 P: 14	R: 1 E: 0 K: 0 S: 10	H: 2 LOB: 1 BB: 0 P: 15	R: 5 E: 0 K: 0 S: 17	H: 6 LOB: 1 BB: 0 P: 25	R: 0 E: 0 K: 1 S: 13	H: 1 LOB: 1 BB: 0 P: 20	R: 0 E: 0 K: 1 S: 7	H: 1 LOB: 1 BB: 1 P: 16	R: 0 E: 0 K: 1 S: 9	H: 0 LOB: 0 BB: 0 P: 12	R: 1 E: 0 K: 0 S: 6	H: 2 LOB: 1 BB: 1 P: 11	1B: 7 2B: 2 3B: 0 HR: 3	SF: 0 SAC: 0 DP: 1 HBP: 0		WP: 1 PB: 0 SB: 0 CS: 1	PA: 39			
PITCHER	IP	WLS	BF	H	R	ER	SO	BB	IBB	HBP	BLK	WP	HR	S	P	ERA	WHIP					
Kevin Tapani R ERA: 4.0 Ron Mahay L ERA: 3.96	(1, 1)	6.0	L	31	10	6	6	4	2	0	0	0	0	1	66	114	9.00	2.000				
Ron Mahay L ERA: 3.96	(7, 1)	2.0		8	2	1	1	1	1	0	0	0	0	1	15	23	4.50	1.500				



Batter	1	2	3	4	5	6	7	8	9	AB	R	H	RBI	BB	SO	LOB	TOP				
Eric Young Sr. R (1,4) OBP: 0.333, SLG: 0.397 Matt Stairs, L (8,3) OBP: 0.360, SLG: 0.432	2-2 SH3-1 WP 2B	2-2 G4-3			2-1 P6	1-0 1B	4-0 1B BB		0-1 G4-3	4	1	2	1	1	0	0					
Michael Tucker L (1,8) OBP: 0.326, SLG: 0.407	1-1 SH3-1 2-3		0-0 HR		4-2 BB 1B	0-1 1B	0-0 1B		1-1 P4	4	2	3	3	1	0	0					
Sammy Sosa R (1,9) OBP: 0.431, SLG: 0.728	4-1 G4-3 WP 2B BB		3-3 K		1-2 F7	3-3 K	1-2 F9		2-1 1B	5	1	1	0	1	2	5					
Fred McGriff, L (1,3) OBP: 0.387, SLG: 0.515 Courtney Duncan, L (8,1)	3-0 G4-3		1-0 G6-3		4-2 1B BB		4-2 BB BB		3-2 G4-3	3	1	0	0	2	0	1					
Rondell White, R (1,7) OBP: 0.368, SLG: 0.530 David Weathers, R (7,1)	0-2 3-H 2B		0-1 1B		0-1 1B		1-3 K		0-1 BB 1B	4	0	3	2	0	1	1					
Delino DeShields, L (8,4) OBP: 0.332, SLG: 0.342	3-H 2B		2-3 1B		1-3 2-H 1B		1-3 K		1-0 BB 1B	4	0	0	0	0	0	0					
Todd Hundley, S (1,2) OBP: 0.283, SLG: 0.347 Robert Machado, R (7,2) OBP: 0.269, SLG: 0.360	4-2 BB		2-3 K		0-2 G4-3		1-3 K		1-0 F7	3	0	0	0	1	2	4					
Ron Coomer, R (1,5) OBP: 0.322, SLG: 0.390	3-1 F7				2-0 G5-3		3-3 K		4-1 2B BB	3	1	0	0	2	1	2					
Augie Ojeda, S (1,6) OBP: 0.262, SLG: 0.295			2-1 F9		1-3 K		2-2 SH1-4 1B		3-2 1B 3B	5	2	3	3	0	1	0					
Jason Bere, R (1,1) OBP: 0.196, SLG: 0.250 Corey Patterson, L (7,PH) OBP: 0.252, SLG: 0.355			1-2 P5		2-2 G4-3		0-0 SH1-4 1B		1-2 F9	2	0	0	0	0	0	0					
Inning Stats	R: 2 H: 2 E: 0 K: 0 S: 14	H: 2 R: 2 ER: 2 LOB: 2 BB: 2 P: 31	R: 0 H: 0 E: 0 K: 0 S: 8	H: 0 R: 0 ER: 0 LOB: 0 BB: 0 P: 13	R: 1 H: 2 E: 0 K: 2 S: 11	H: 2 R: 1 ER: 1 LOB: 1 BB: 1 P: 17	R: 0 H: 0 E: 0 K: 1 S: 7	H: 0 R: 0 ER: 0 LOB: 0 BB: 0 P: 12	R: 1 H: 1 E: 0 K: 0 S: 19	H: 3 R: 3 ER: 2 LOB: 2 BB: 2 P: 30	R: 4 H: 2 E: 0 K: 2 S: 14	H: 2 R: 2 ER: 2 LOB: 2 BB: 4 P: 33	R: 1 H: 2 E: 0 K: 0 S: 14	H: 2 R: 1 ER: 1 LOB: 1 BB: 0 P: 26	R: 0 H: 1 E: 0 K: 0 S: 8	H: 1 R: 1 ER: 1 LOB: 1 BB: 0 P: 13	1B: 8 2B: 3 3B: 1 HR: 1	SF: 0 SAC: 2 DP: 0 HBP: 0	WP: 2 PB: 0 SB: 0 CS: 0	PA: 49	
PITCHER	IP WLS BF H R ER SO BB IBB HBP BLK WP HR S P ERA WHIP	IP WLS BF H R ER SO BB IBB HBP BLK WP HR S P ERA WHIP	IP WLS BF H R ER SO BB IBB HBP BLK WP HR S P ERA WHIP	IP WLS BF H R ER SO BB IBB HBP BLK WP HR S P ERA WHIP	IP WLS BF H R ER SO BB IBB HBP BLK WP HR S P ERA WHIP	IP WLS BF H R ER SO BB IBB HBP BLK WP HR S P ERA WHIP	IP WLS BF H R ER SO BB IBB HBP BLK WP HR S P ERA WHIP	IP WLS BF H R ER SO BB IBB HBP BLK WP HR S P ERA WHIP	IP WLS BF H R ER SO BB IBB HBP BLK WP HR S P ERA WHIP	IP WLS BF H R ER SO BB IBB HBP BLK WP HR S P ERA WHIP	IP WLS BF H R ER SO BB IBB HBP BLK WP HR S P ERA WHIP	IP WLS BF H R ER SO BB IBB HBP BLK WP HR S P ERA WHIP	IP WLS BF H R ER SO BB IBB HBP BLK WP HR S P ERA WHIP	IP WLS BF H R ER SO BB IBB HBP BLK WP HR S P ERA WHIP	IP WLS BF H R ER SO BB IBB HBP BLK WP HR S P ERA WHIP	IP WLS BF H R ER SO BB IBB HBP BLK WP HR S P ERA WHIP	IP WLS BF H R ER SO BB IBB HBP BLK WP HR S P ERA WHIP	IP WLS BF H R ER SO BB IBB HBP BLK WP HR S P ERA WHIP	IP WLS BF H R ER SO BB IBB HBP BLK WP HR S P ERA WHIP	IP WLS BF H R ER SO BB IBB HBP BLK WP HR S P ERA WHIP	IP WLS BF H R ER SO BB IBB HBP BLK WP HR S P ERA WHIP

Chicago Cubs @ Florida Marlins
Pro Player Stadium, Miami, FL
Mon Sep 03 2001, 4:05 PM EDT
Att: 20,390 - Cloudy - 91 F

AB	38
R	10
H	13
RBI	9
BB	9
SO	7
LOB	17



Batter	1	2	3	4	5	6	7	8	9	AB	R	H	RBI	BB	SO	LOB	BOTTOM					
Luis Castillo, S (1,4) OBP: 0.349, SLG: 0.346	1-3 K		0-3 K		4-0 FC4-6 BB		2-2 F5		1-0 G4-3	4	0	0	0	1	2	0						
Andy Fox, L (1,5) OBP: 0.277, SLG: 0.184	1-1 G3		4-2 BB		2-2 FC4-6 1-2		2-2 1B 1B		2-2 1B 1B	3	0	1	0	1	0	2						
Cliff Floyd, L (1,7) OBP: 0.362, SLG: 0.589 Benito Baez, L (9,1)	2-2 P6		0-3 K		0-0 F9		1-3 K		1-3 K	4	0	0	0	0	2	2						
Preston Wilson, R (1,8) OBP: 0.324, SLG: 0.481			1-2 F9 BB 1B		0-1 F9		1-2 HR 1B		3-1 F3	4	1	2	0	0	0	1						
Kevin Millar, R (1,9) OBP: 0.367, SLG: 0.545			4-0 1B		3-1 F8		1-0 F7		0-1 1B 1B	3	0	1	0	1	0	1						
Derrek Lee, R (1,3) OBP: 0.337, SLG: 0.479			1-0 F9		1-3 K		0-2 HR		2-2 FC6 1B	4	1	2	2	0	1	2						
Charles Johnson, R (1,2) OBP: 0.295, SLG: 0.497 Blaine Neal, L (7,1) John Mabry, L (8,PH) OBP: 0.293, SLG: 0.407			1-0 F9		2-2 G6-3		2-3 K		0-0 FC6	3	0	0	0	0	1	2						
Alex Gonzalez, R (1,6) OBP: 0.305, SLG: 0.382			0-0 G2-3		1-2 2B		3-2 F8		1-1 F9	4	0	1	0	0	0	2						
Matt Clement, R (1,1) OBP: 0.140, SLG: 0.085 Eric Owens, R (5,PH) OBP: 0.295, SLG: 0.337 Ricky Bones, R (6,1) OBP: 0.333, SLG: 0.500 Ramon Castro, R (7,2)			2-1 G1-3		2-2 F9		1-1 F8		0-0 P4	1	0	0	0	0	0	0						
Inning Stats	R: 0 H: 0 E: 0 K: 1 S: 10	H: 0 R: 0 ER: 0 LOB: 0 BB: 0 P: 14	R: 0 H: 1 E: 0 K: 0 S: 6	H: 1 R: 0 ER: 0 LOB: 2 BB: 1 P: 13	R: 0 H: 0 E: 0 K: 2 S: 10	H: 0 R: 0 ER: 0 LOB: 0 BB: 1 P: 16	R: 0 H: 0 E: 0 K: 1 S: 8	H: 0 R: 0 ER: 0 LOB: 0 BB: 0 P: 12	R: 0 H: 1 E: 0 K: 0 S: 18	H: 1 R: 1 ER: 2 LOB: 2 BB: 1 P: 29	R: 2 H: 2 E: 0 K: 1 S: 12	H: 2 R: 2 ER: 0 LOB: 0 BB: 0 P: 16	R: 0 H: 0 E: 0 K: 0 S: 12	H: 0 R: 0 ER: 0 LOB: 0 BB: 0 P: 18	R: 0 H: 3 E: 0 K: 1 S: 14	H: 3 R: 1 ER: 3 LOB: 3 BB: 0 P: 22	R: 0 H: 0 E: 0 K: 0 S: 4	H: 0 R: 0 ER: 0 LOB: 0 BB: 0 P: 6	1B: 5 2B: 1 3B: 0 HR: 1	SF: 0 SAC: 0 DP: 0 HBP: 0	WP: 0 PB: 0 SB: 0 CS: 0	PA: 37
PITCHER	IP WLS BF H R ER SO BB IBB HBP BLK WP HR S P ERA WHIP	IP WLS BF H R ER SO BB IBB HBP BLK WP HR S P ERA WHIP	IP WLS BF H R ER SO BB IBB HBP BLK WP HR S P ERA WHIP	IP WLS BF H R ER SO BB IBB HBP BLK WP HR S P ERA WHIP	IP WLS BF H R ER SO BB IBB HBP BLK WP HR S P ERA WHIP	IP WLS BF H R ER SO BB IBB HBP BLK WP HR S P ERA WHIP	IP WLS BF H R ER SO BB IBB HBP BLK WP HR S P ERA WHIP	IP WLS BF H R ER SO BB IBB HBP BLK WP HR S P ERA WHIP	IP WLS BF H R ER SO BB IBB HBP BLK WP HR S P ERA WHIP	IP WLS BF H R ER SO BB IBB HBP BLK WP HR S P ERA WHIP	IP WLS BF H R ER SO BB IBB HBP BLK WP HR S P ERA WHIP	IP WLS BF H R ER SO BB IBB HBP BLK WP HR S P ERA WHIP	IP WLS BF H R ER SO BB IBB HBP BLK WP HR S P ERA WHIP	IP WLS BF H R ER SO BB IBB HBP BLK WP HR S P ERA WHIP	IP WLS BF H R ER SO BB IBB HBP BLK WP HR S P ERA WHIP	IP WLS BF H R ER SO BB IBB HBP BLK WP HR S P ERA WHIP	IP WLS BF H R ER SO BB IBB HBP BLK WP HR S P ERA WHIP	IP WLS BF H R ER SO BB IBB HBP BLK WP HR S P ERA WHIP	IP WLS BF H R ER SO BB IBB HBP BLK WP HR S P ERA WHIP	IP WLS BF H R ER SO BB IBB HBP BLK WP HR S P ERA WHIP	IP WLS BF H R ER SO BB IBB HBP BLK WP HR S P ERA WHIP	

Chicago Cubs @ Florida Marlins
Pro Player Stadium, Miami, FL
Mon Sep 03 2001, 4:05 PM EDT
Att: 20,390 - Cloudy - 91 F

AB	34
R	2
H	7
RBI	2
BB	3
SO	6
LOB	16



Batter	1	2	3	4	5	6	7	8	9	AB	R	H	RBI	BB	SO	LOB	TOP		
Delino DeShields, L OBP: 0.332, SLG: 0.539 (1, 4)	G6-3		P6			BB		F8		3	0	0	0	1	0	1			
Michael Tucker, L OBP: 0.325, SLG: 0.411 (1, 8) (7, 7) (8, 9)	G4-3			K		K		1-H		4	0	1	1	0	2	1			
Sammy Sosa, R OBP: 0.428, SLG: 0.722 Todd Van Poppel, R OBP: 0.286, SLG: 0.286 (1, 9) (8, 1)	G6-3		P3			K		L6		4	0	0	0	0	1	2			
Fred McGriff, L OBP: 0.386, SLG: 0.513 Ron Mahay, L Chad Meyers, R (1, 3) (6, 1) (8, 8)		P4		BB		F8		G6-3		2	0	0	0	1	0	1			
Rondell White, R OBP: 0.371, SLG: 0.530 Corey Patterson, L OBP: 0.250, SLG: 0.351 (1, 7) (7, 8) (8, 7)				BB				G4-3		2	0	1	0	1	1	0			
Ricky Gutierrez, R OBP: 0.349, SLG: 0.405 (1, 6)	F9			BB				1B		4	0	2	0	0	0	3			
Ron Coomer, R OBP: 0.322, SLG: 0.388 (1, 5)	F9					G4-6-3		1B		4	0	1	0	0	0	2			
Joe Girardi, R OBP: 0.311, SLG: 0.343 (1, 2)			K			G4-3		1B		4	1	1	0	0	2	2			
Jon Lieber, L OBP: 0.179, SLG: 0.185 Matt Stairs, L OBP: 0.359, SLG: 0.431 (1, 1) (6, 3)			L7			K		K		2	0	0	0	0	1	0			
Inning Stats	R: 0 E: 0 K: 0 S: 5	H: 0 LOB: 0 BB: 0 P: 6	R: 0 E: 0 K: 0 S: 10	H: 1 LOB: 1 BB: 0 P: 14	R: 0 E: 0 K: 1 S: 7	H: 0 LOB: 0 BB: 0 P: 10	R: 0 E: 0 K: 1 S: 14	H: 0 LOB: 2 BB: 2 P: 25	R: 0 E: 0 K: 1 S: 8	H: 0 LOB: 1 BB: 1 P: 11	R: 0 E: 0 K: 2 S: 10	H: 1 LOB: 0 BB: 0 P: 10	R: 1 E: 0 K: 1 S: 10	H: 2 LOB: 1 BB: 0 P: 15	R: 0 E: 0 K: 1 S: 8	H: 2 LOB: 2 BB: 0 P: 12	1B: 5 2B: 0 3B: 1 HR: 0	SF: 0 SAC: 0 DP: 1 HBP: 0	WP: 0 PA: 35 PB: 0 SB: 0 CS: 0
PITCHER	IP	WLS	BF	H	R	ER	SO	BB	IBB	HBP	BLK	WP	HR	S	P	ERA	WHIP		
Josh Beckett, R ERA: 3.21	(1, 1)	6.0	W	22	1	0	5	3	0	0	0	0	0	54	85	0.00	0.667		
Vladimir Nunez, R ERA: 4.72	(7, 1)	2.0		8	3	1	2	0	0	0	0	0	0	19	25	4.50	1.500		
Juan Acevedo, R	(9, 1)	1.0		5	2	0	1	0	0	0	0	0	0	8	12	0.00	2.000		

Chicago Cubs @ Florida Marlins
Pro Player Stadium, Miami, FL
Tue Sep 04 2001, 7:05 PM EDT
Att: 13,401 - Cloudy - 86 F


AB	32
R	1
H	6
RBI	1
BB	3
SO	8
LOB	13



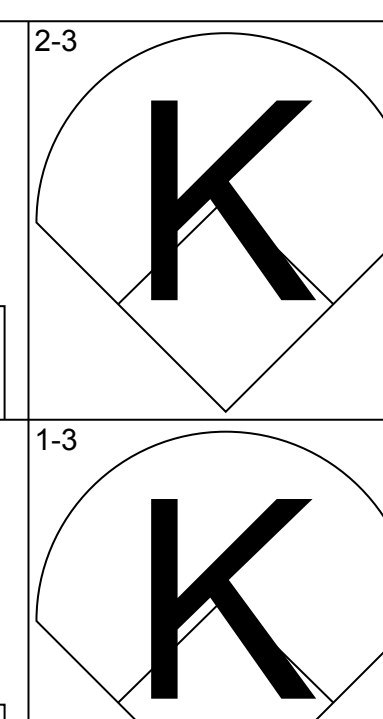
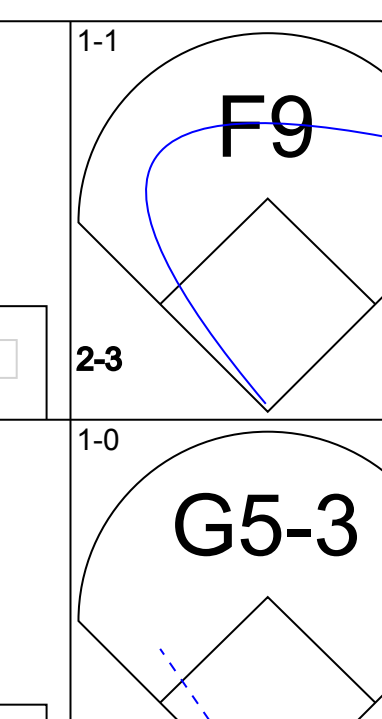
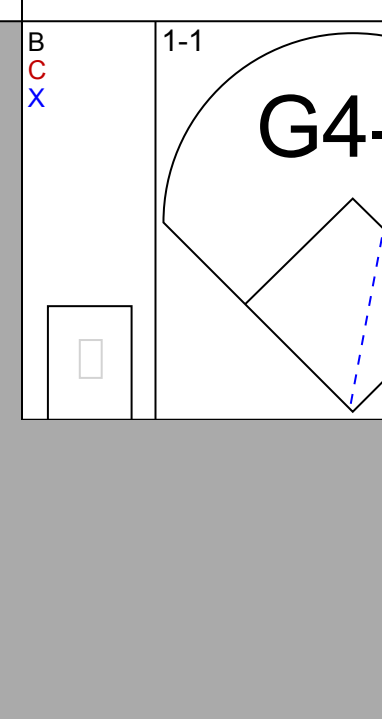
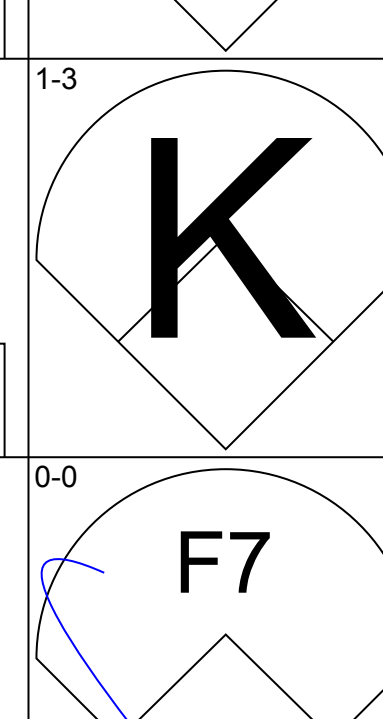
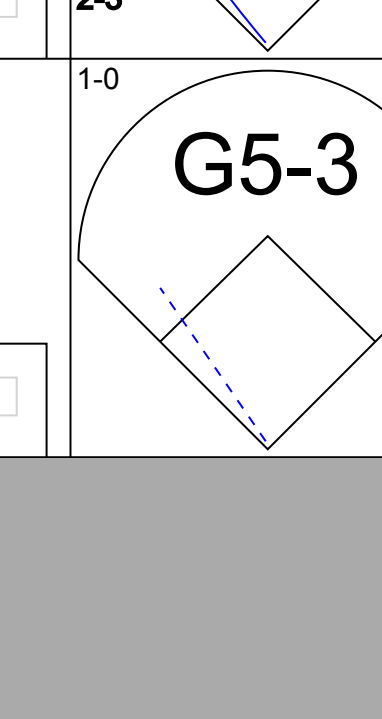
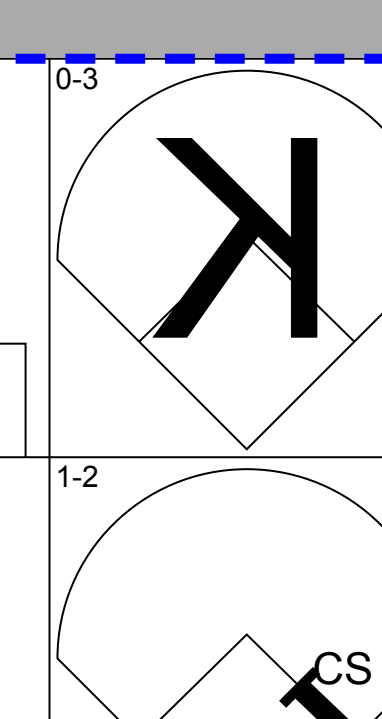
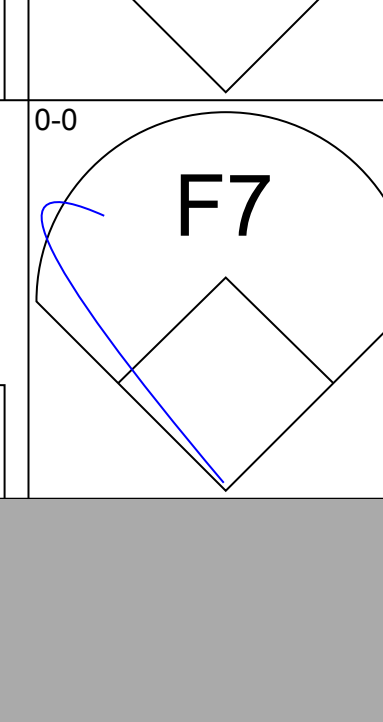
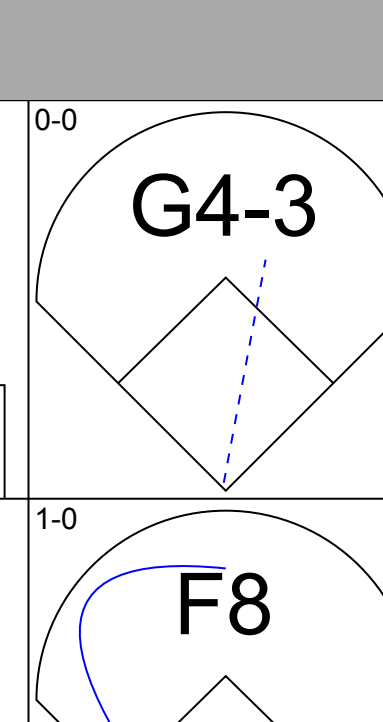
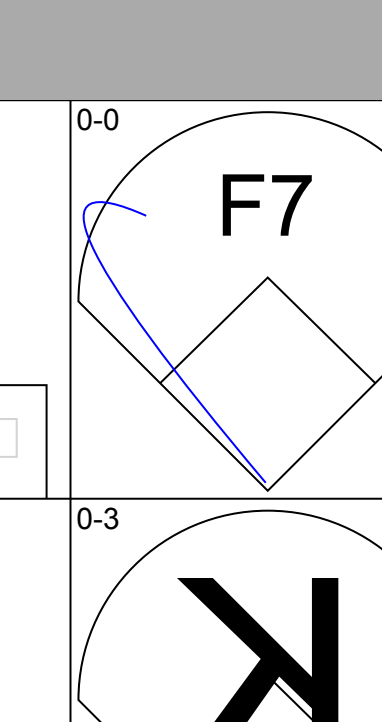
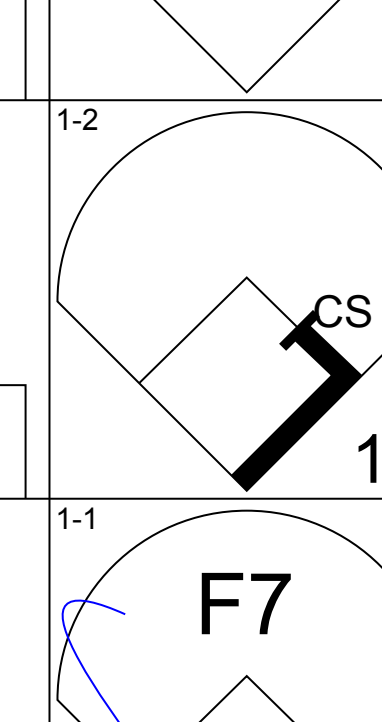
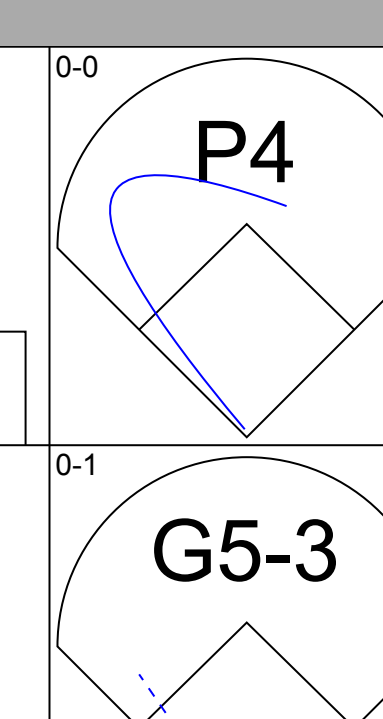
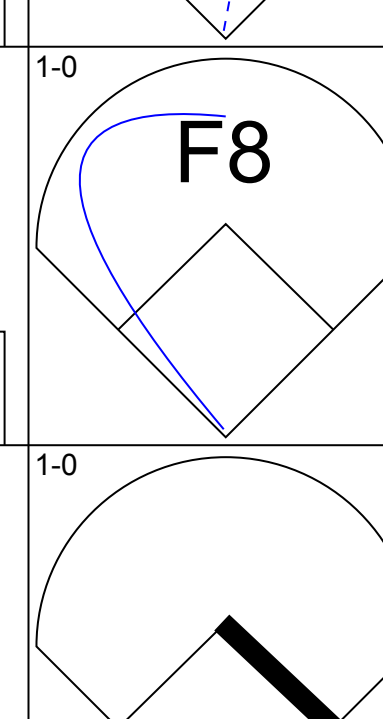
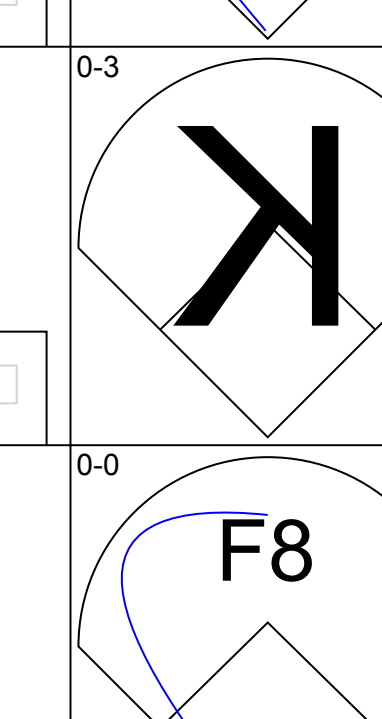
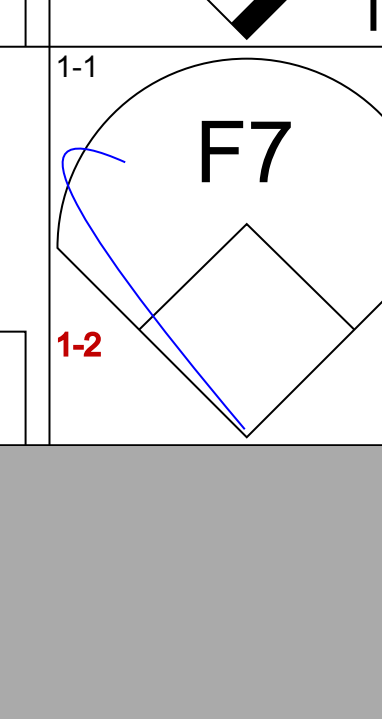
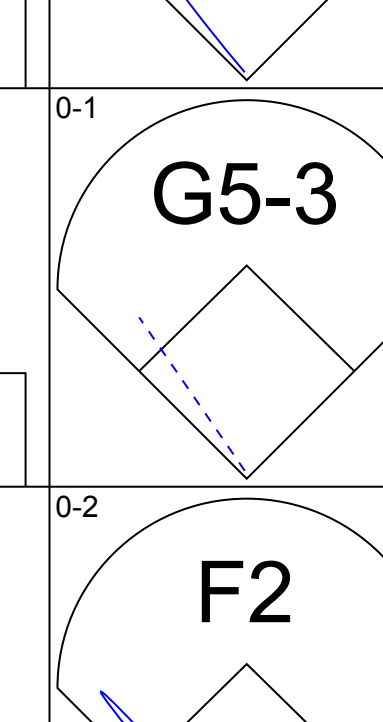
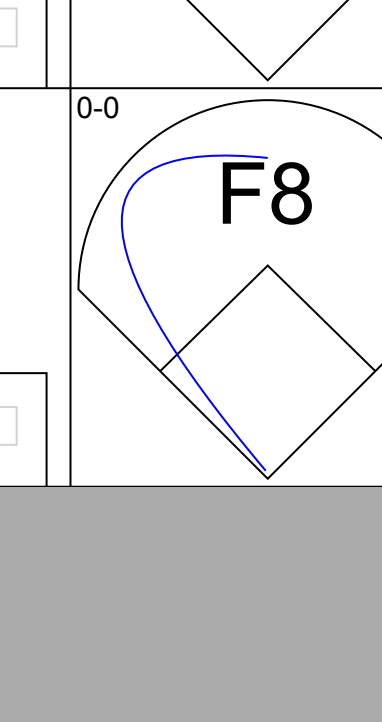
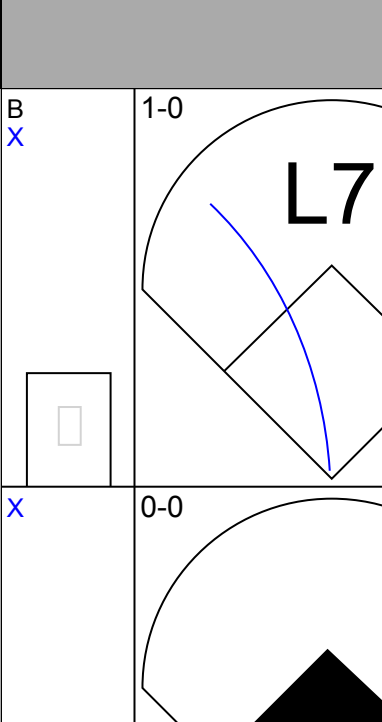
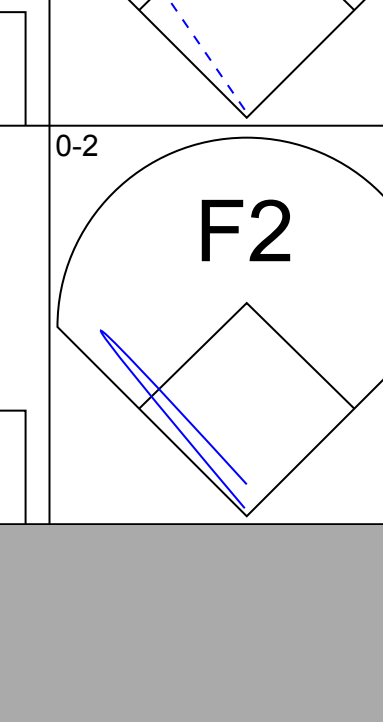
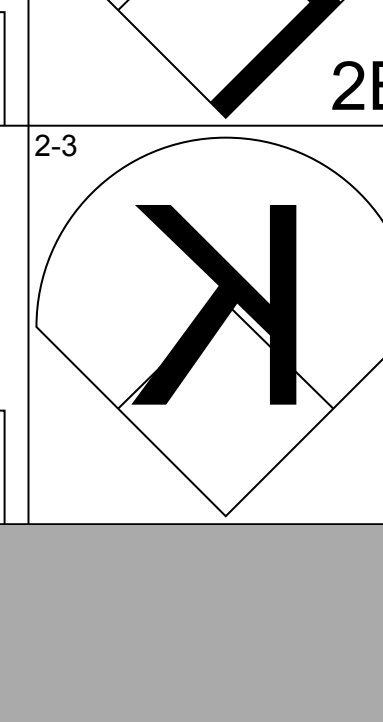

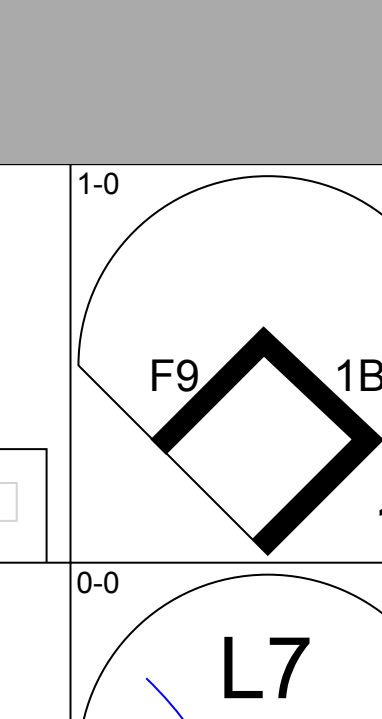
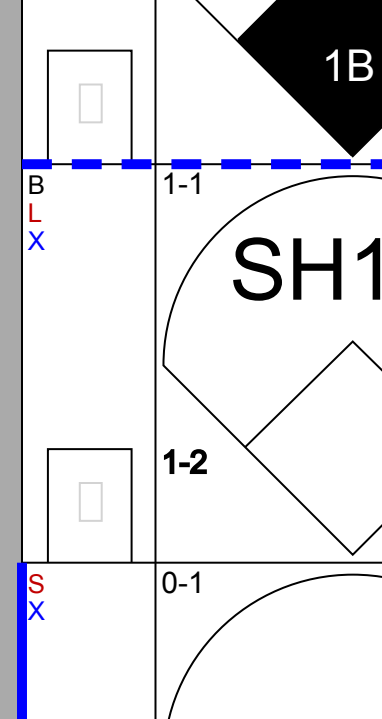
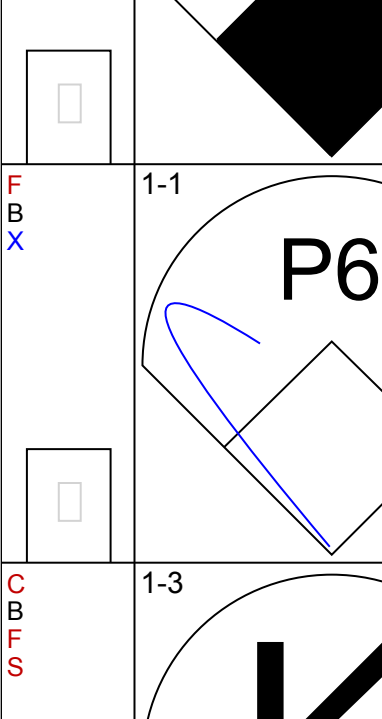
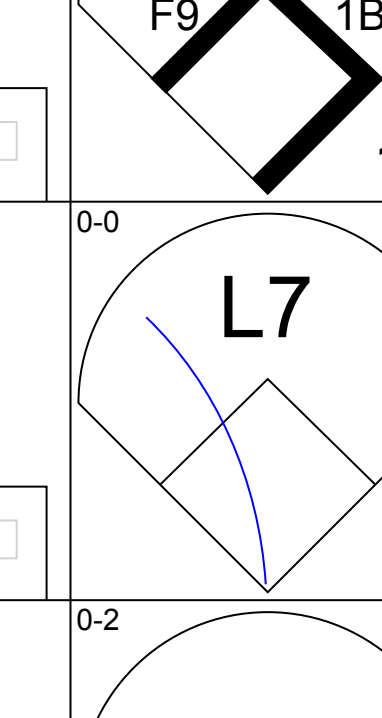
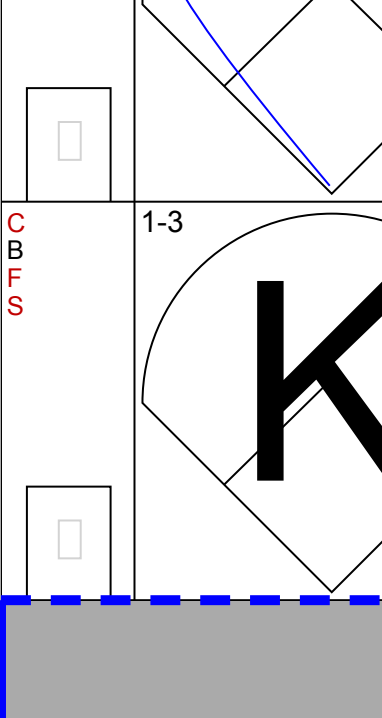
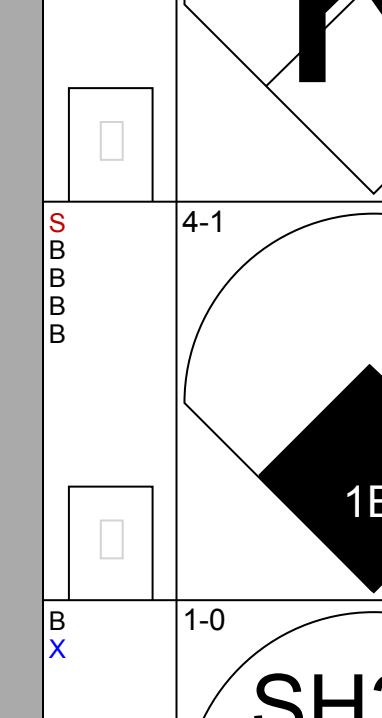
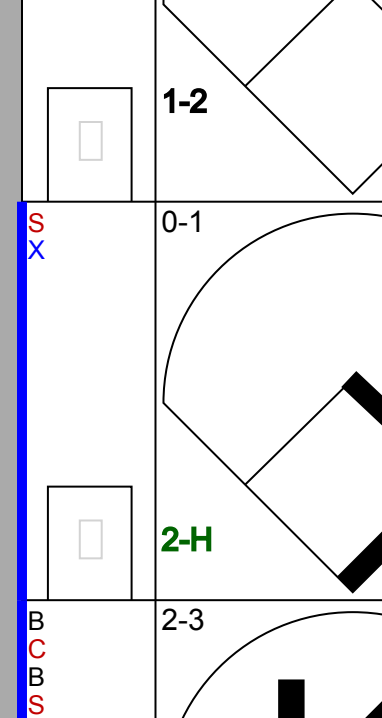
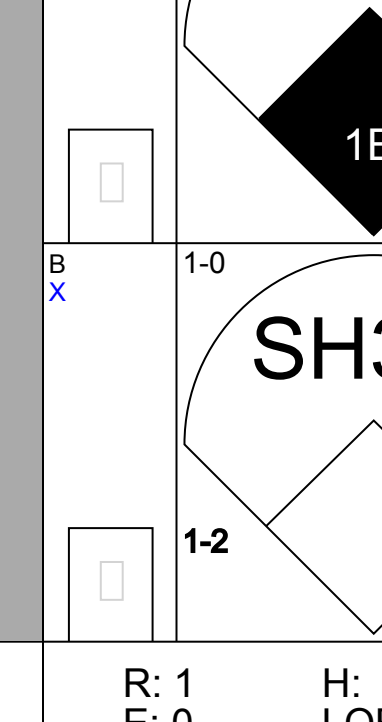
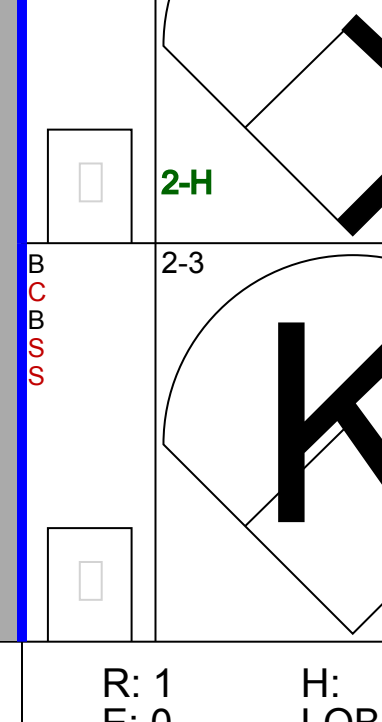
Batter	1	2	3	4	5	6	7	8	9	AB	R	H	RBI	BB	SO	LOB	BOTTOM		
Luis Castillo, S OBP: 0.347, SLG: 0.344 (1, 4)	G1-3	F7			SH5-4	F7				3	0	0	0	0	0				
Derrek Lee, R OBP: 0.337, SLG: 0.478 (1, 3)	BB		G6-3		SF9		F9			3	1	1	1	0	0	0			
Cliff Floyd, L OBP: 0.383, SLG: 0.587 (1, 7)	1B		G6-3		3-H	BB	1B			3	2	1	0	1	1	0			
Preston Wilson, R OBP: 0.325, SLG: 0.489 (1, 8)	BB		G4-3		BB	HR	1B			4	2	2	3	0	0	0			
Mike Lowell, R OBP: 0.343, SLG: 0.455 (1, 5)	L9			HBP	HR	BB		P4		2	1	0	0	1	0	0			
Kevin Millar, R OBP: 0.371, SLG: 0.561 (1, 9)	3B			F8	HR			1B		4	1	3	4	0	0	1			
Charles Johnson, R OBP: 0.340, SLG: 0.492 (1, 2)	K			K	L4			F8		4	0	0	0	0	2	3			
Alex Gonzalez, R OBP: 0.303, SLG: 0.379 (1, 6)		F7		P6		K		K		4	0	0	0	0	2	2			
Josh Beckett, R OBP: 0.500, SLG: 1.000 Eric Owens, R OBP: 0.295, SLG: 0.336 Vladimir Nunez, R Juan Acevedo, R OBP: 0.500, SLG: 1.000 (1, 1) (6, PH) (7, 1) (9, 1)		L4			SH5-4	SF9		K		2	1	1	0	0	0	0			
Inning Stats	R: 3 E: 0 K: 1 S: 15	H: 3 LOB: 1 BB: 1 P: 27	R: 0 E: 0 K: 0 S: 7	H: 0 LOB: 0 BB: 0 P: 8	R: 0 E: 0 K: 0 S: 6	H: 0 LOB: 0 BB: 0 P: 7	R: 0 E: 0 K: 1 S: 9	H: 0 LOB: 1 BB: 0 P: 13	R: 5 E: 0 K: 0 S: 14	H: 4 LOB: 0 BB: 1 P: 20	R: 0 E: 0 K: 2 S: 9	H: 0 LOB: 0 BB: 0 P: 13	R: 0 E: 0 K: 1 S: 10	H: 1 LOB: 1 BB: 0 P: 15	R: 0 E: 0 K: 1 S: 10	H: 1 LOB: 1 BB: 0 P: 15	1B: 4 2B: 1 3B: 1 HR: 2	SF: 1 SAC: 1 DP: 0 HBP: 1	WP: 0 PA: 35 PB: 0 SB: 0 CS: 0
PITCHER	IP	WLS	BF	H	R	ER	SO	BB	IBB	HBP	BLK	WP	HR	S	P	ERA	WHIP		
Jon Lieber, R ERA: 3.7	(1, 1)	5.0	L	25	7	8	8	2	0	0	0	0	0	51	75	14.40	1.800		
Ron Mahay, L ERA: 3.0	(6, 1)	2.0		6	0	0	3	0	0	0	0	0	0	19	26	0.00	0.000		
Todd Van Poppel, R ERA: 2.89	(8, 1)	1.0		4	1	0	1	0	0	0	0	0	0	10	15	0.00	1.000		

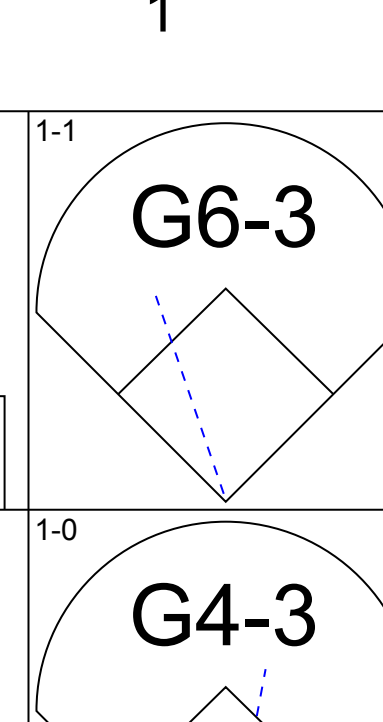
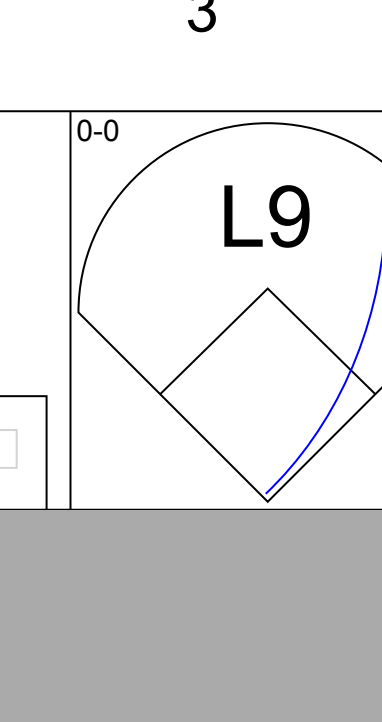
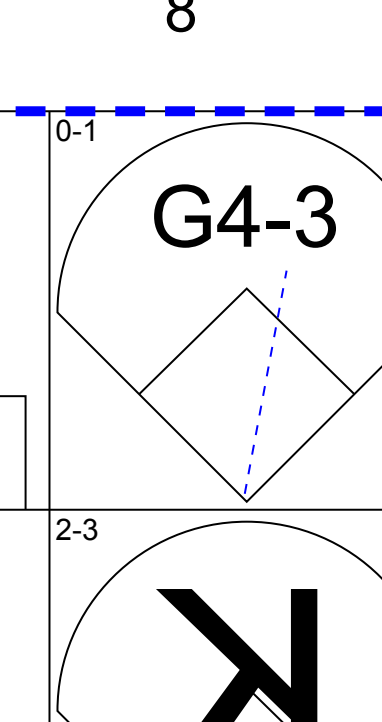
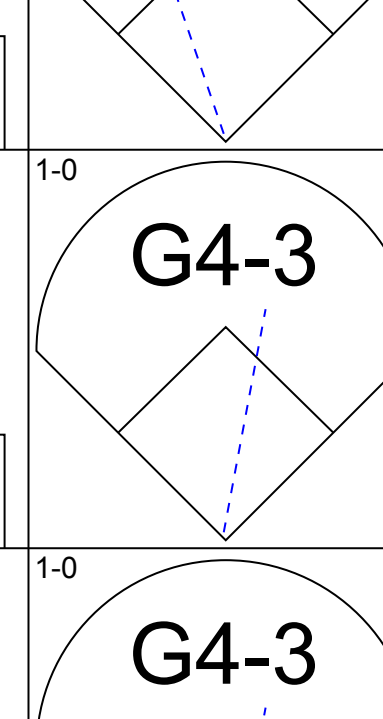
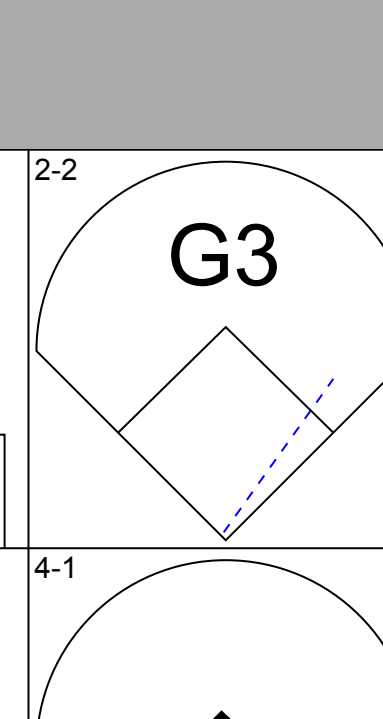
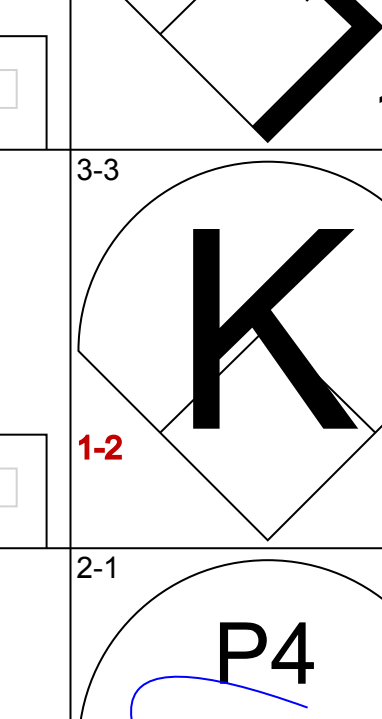
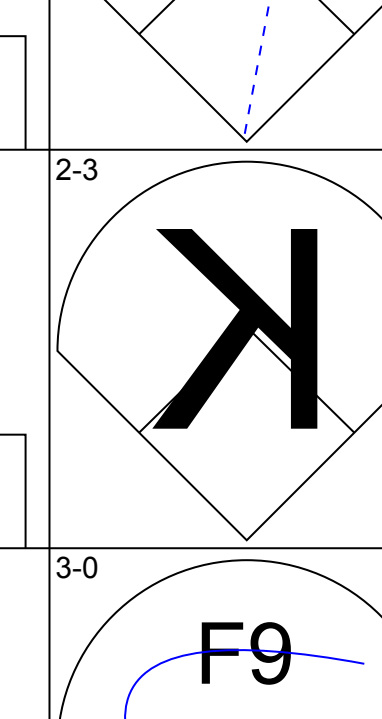
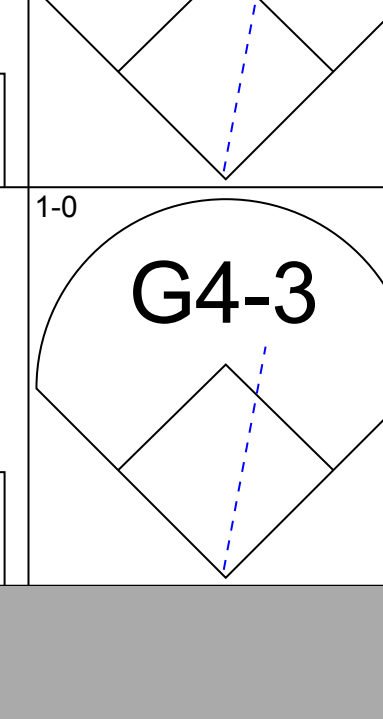
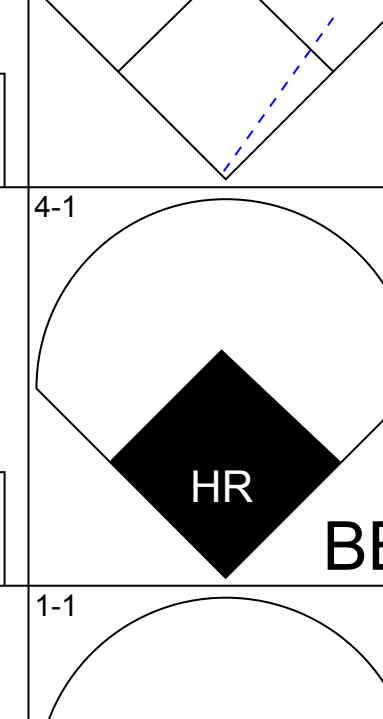
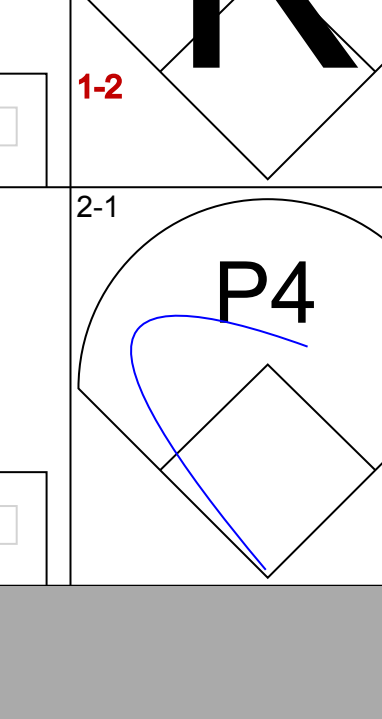
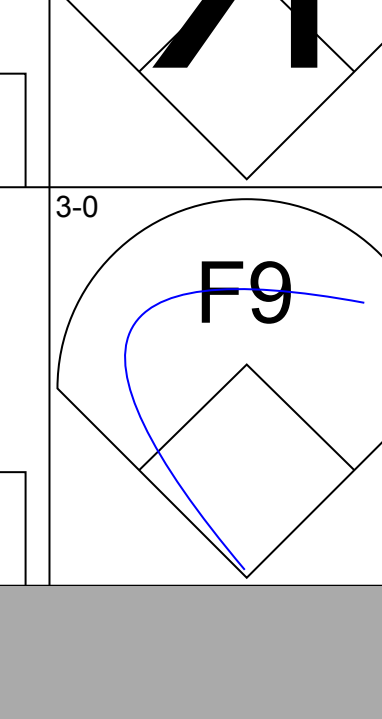
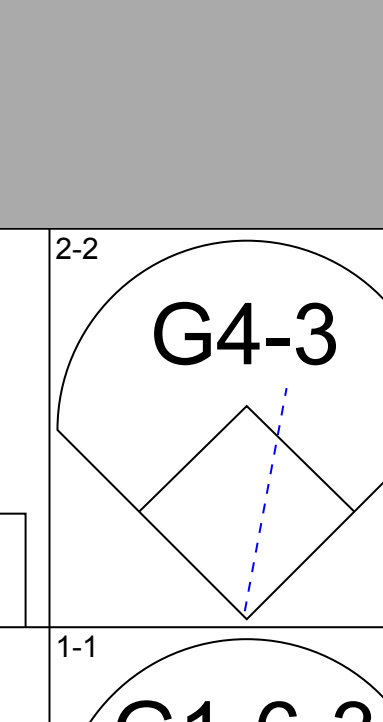
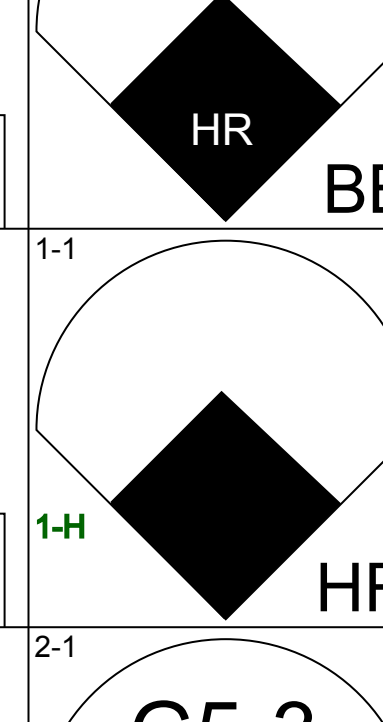
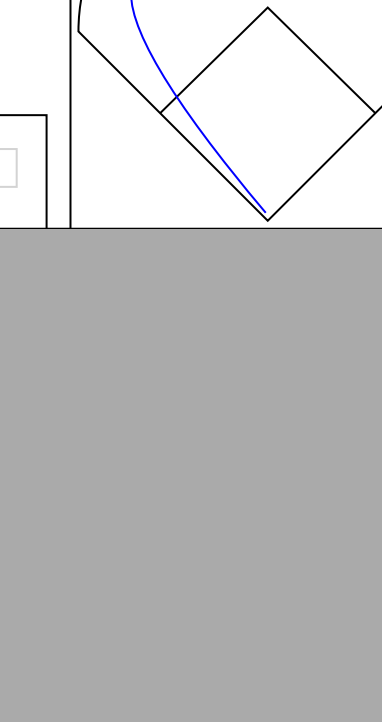
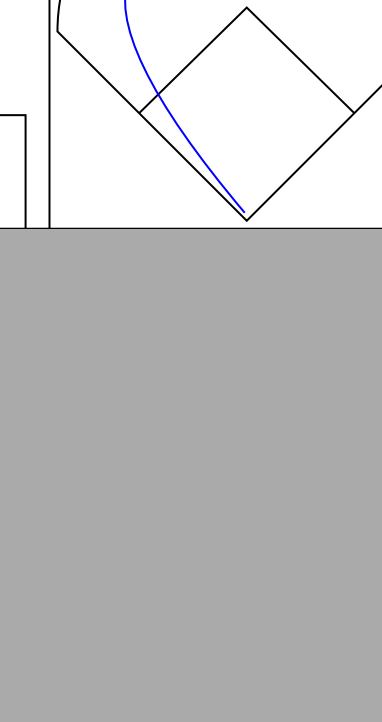
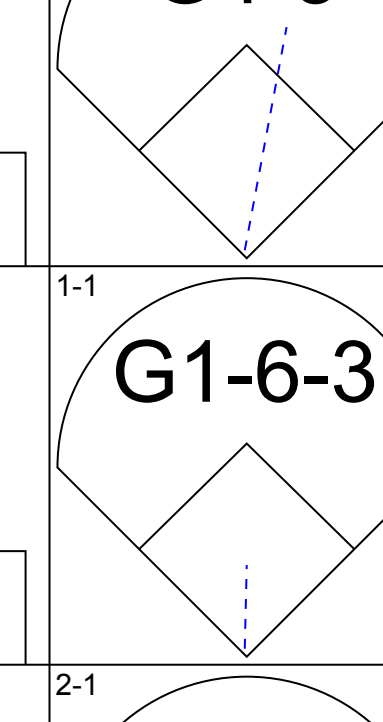
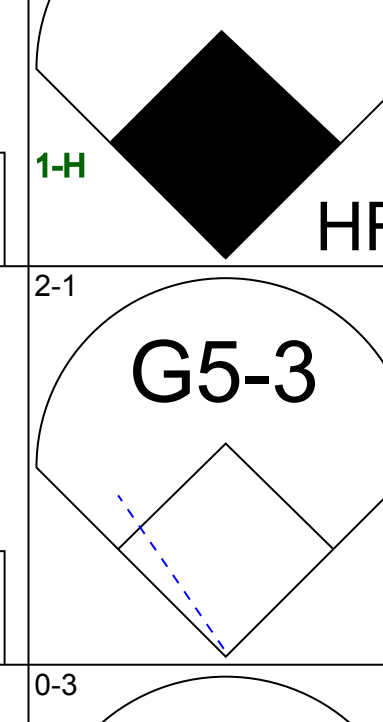


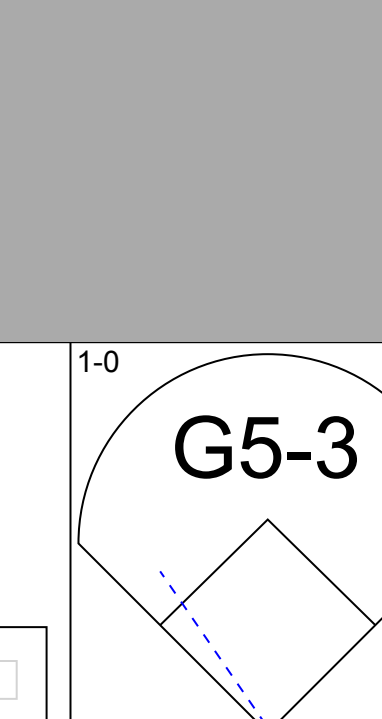
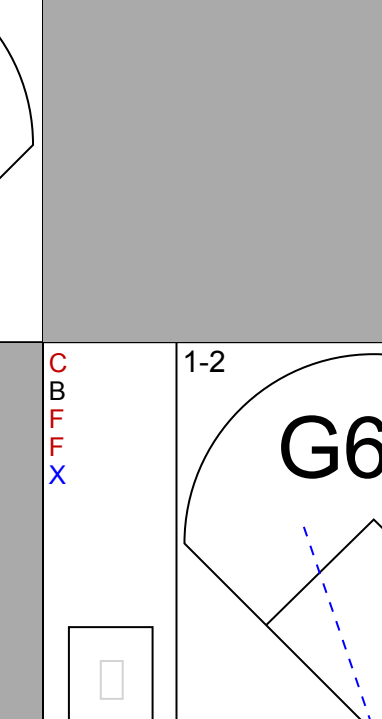
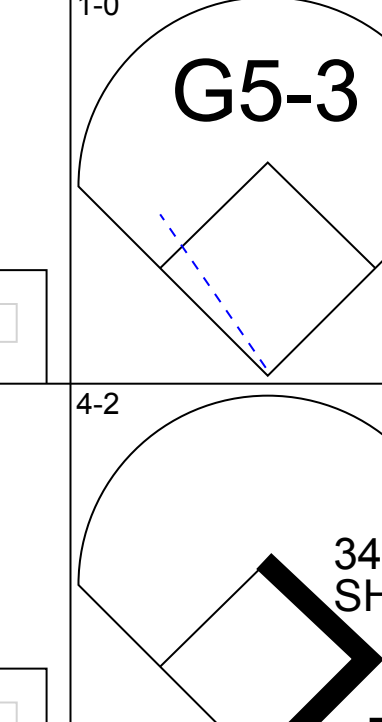
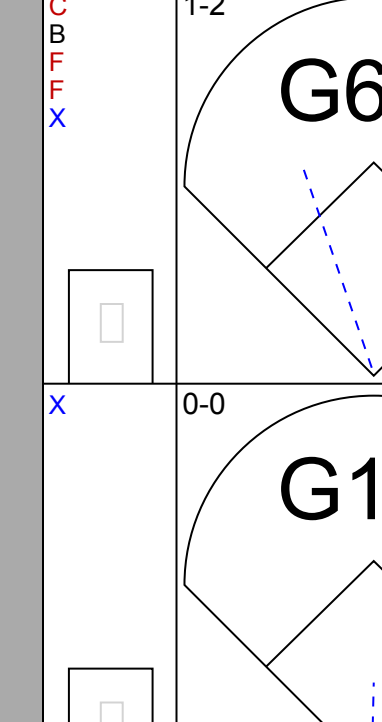
Chicago Cubs @ Florida Marlins
Pro Player Stadium, Miami, FL
Tue Sep 04 2001, 7:05 PM EDT
Att: 13,401 - Cloudy - 86 F

AB	30
R	8
H	8
RBI	8
BB	2
SO	6
LOB	6



Batter	1	2	3	4	5	6	7	8	9	AB	R	H	RBI	BB	SO	LOB	TOP			
Eric Young Sr. R OBP: 0.332, SLG: 0.397	F9	B2-3			F2		P4		CS 2B	5	0	1	1	0	0	0	Chicago Cubs @ Florida Marlins Pro Player Stadium, Miami, FL Wed Sep 05 2001, 7:05 PM EDT Att: 13,221 - Cloudy - 86 F			
Chad Meyers R OBP: 0.200, SLG: 0.200 David Weathers R OBP: 0.327, SLG: 0.411	K		K		K		CS 1B		BB	4	0	1	0	0	3	0				
Sammy Sosa R OBP: 0.428, SLG: 0.719	K		2B 1B		1B		K		K	5	0	2	0	0	3	3				
Fred McGriff L OBP: 0.387, SLG: 0.514		E 1B BB		K					G4-3 SF9 2B	3	2	1	0	1	2	2				
Rondell White R OBP: 0.373, SLG: 0.533 Aguie Ojeda S OBP: 0.262, SLG: 0.295	E8 1B 1B		1-3 2B			G6-3			G4-3	4	1	2	0	0	0	1				
Ricky Gutierrez R OBP: 0.350, SLG: 0.409	1-1 HR 1B		G5-3			3-2 2B			SF9	3	1	2	3	0	0	2				
Ron Coomer R OBP: 0.395 Kyle Farnsworth R OBP: 0.395 Tom Gordon R OBP: 0.395	1-1 HR				F5		F7		K	4	1	1	2	0	1	1				
Robert Machado R OBP: 0.268, SLG: 0.350	3-2 L5				G3-1				F2	3	0	0	0	1	0	0				
Juan Cruz R OBP: 0.257, SLG: 0.368	1-3 K				G4-3				2B	3	0	0	0	0	2	2				
									2B	1	1	1	0	0	0	0				
Inning Stats	R: 0 E: 0 K: 2 S: 8	H: 0 LOB: 0 BB: 0 P: 12	R: 4 E: 1 K: 1 S: 16	H: 3 LOB: 0 BB: 1 P: 27	R: 0 E: 0 K: 2 S: 14	H: 2 LOB: 0 BB: 0 P: 19	R: 0 E: 0 K: 0 S: 11	H: 0 LOB: 0 BB: 0 P: 15	R: 0 E: 0 K: 1 S: 13	H: 1 LOB: 2 BB: 1 P: 24	R: 0 E: 0 K: 1 S: 9	H: 1 LOB: 1 BB: 0 P: 15	R: 1 E: 0 K: 1 S: 10	H: 1 LOB: 0 BB: 0 P: 14	R: 1 E: 0 K: 1 S: 12	H: 2 LOB: 2 BB: 1 P: 22	1B: 5 2B: 7 3B: 0 HR: 1	SF: 1 SAC: 0 DP: 2 HBP: 0	WP: 0 PB: 0 SB: 0 CS: 2	PA: 39
PITCHER	IP	WLS	BF	H	R	ER	SO	BB	IBB	HBP	BLK	WP	HR	S	P	ERA	WHIP			
Jesus Sanchez L ERA: 4.45	6.0		27	7	4	4	8	1	1	0	0	0	1	73	117	6.00	1.333			
Juan Acevedo R ERA: 4.52	1.0	3	1	0	0	1	0	0	0	0	0	0	0	9	15	0.00	1.000			
Braden Looper R ERA: 4.03	1.0	4	1	1	1	1	0	0	0	0	0	0	0	10	14	9.00	1.000			
Armando Almanza L ERA: 4.65	1.0	W	5	2	1	1	1	1	0	0	0	0	0	12	22	9.00	3.000			
Batter	1	2	3	4	5	6	7	8	9	AB	R	H	RBI	BB	SO	LOB	BOTTOM			
Luis Castillo S OBP: 0.346, SLG: 0.343	1-1 1B S	G6-3			4-2 CS BB		K		FC6-4 HBP HR	4	1	1	0	1	1	3	Chicago Cubs @ Florida Marlins Pro Player Stadium, Miami, FL Wed Sep 05 2001, 7:05 PM EDT Att: 13,221 - Cloudy - 86 F			
Derrek Lee R OBP: 0.337, SLG: 0.475	4-1 1B BB		G5-3		G6-3		G6-4-3		HR HBP	3	1	0	0	1	0	2				
Cliff Floyd L OBP: 0.383, SLG: 0.587	1-2 2-3 1B		G3-1		K				F8	5	1	2	0	0	1	2				
Preston Wilson R OBP: 0.326, SLG: 0.496	1-3 K		1-2 S 1B		G6-3		G6-3		E6 HR	5	2	2	3	0	1	3				
Mike Lowell R OBP: 0.342, SLG: 0.453	0-0 F8		3-3 K				2B 1B		K	4	1	1	0	0	2	5				
Kevin Millar R OBP: 0.372, SLG: 0.571	0-2 F7		1-2 K		K				HR	4	1	2	3	0	1	3				
Charles Johnson R OBP: 0.336, SLG: 0.487		E5 G5-4-3			K		P6		K	4	0	0	0	0	2	1				
Alex Gonzalez R OBP: 0.303, SLG: 0.378		G5-4-3					G6-3		G6-3	4	0	1	0	0	0	2				
Jesus Sanchez L OBP: 0.235, SLG: 0.235 Juan Acevedo R OBP: 0.290, SLG: 1.000 Andy Lico L OBP: 0.266, SLG: 0.194 Braden Looper R OBP: 0.266, SLG: 0.412					L3				G6-4-3 HBP	2	0	1	0	0	0	1				
									FC6-4 1B	1	0	1	0	0	0	0				
Inning Stats	R: 0 E: 0 K: 1 S: 14	H: 2 LOB: 3 BB: 1 P: 21	R: 0 E: 0 K: 0 S: 7	H: 1 LOB: 0 BB: 0 P: 12	R: 0 E: 0 K: 1 S: 9	H: 1 LOB: 1 BB: 0 P: 15	R: 0 E: 0 K: 2 S: 10	H: 1 LOB: 0 BB: 0 P: 11	R: 0 E: 0 K: 0 S: 14	H: 2 LOB: 1 BB: 1 P: 19	R: 1 E: 0 K: 0 S: 7	H: 2 LOB: 0 BB: 0 P: 10	R: 0 E: 0 K: 1 S: 13	H: 2 LOB: 0 BB: 0 P: 21	R: 3 E: 1 K: 2 S: 15	H: 2 LOB: 0 BB: 0 P: 18	1B: 7 2B: 2 3B: 0 HR: 2	SF: 0 SAC: 0 DP: 2 HBP: 2	WP: 0 PB: 0 SB: 2 CS: 1	PA: 40
PITCHER	IP	WLS	BF	H	R	ER	SO	BB	IBB	HBP	BLK	WP	HR	S	P	ERA	WHIP			
Juan Cruz R ERA: 1.9	6.0		26	7	1	1	5	2	0	0	0	0	0	7	10	0.00	0.000			
David Weathers R ERA: 2.53	1.0	H	3	0	0	0	1	0	0	1	0	0	0	7	10	0.00	0.000			
Kyle Farnsworth R ERA: 2.57	1.0	6	2	3	2	2	0	0	0	0	0	0	1	13	21	18.00	2.000			
Tom Gordon R ERA: 3.38	0.2	L	5	2	3	3	0	0	0	1	0	0	1	15	18	40.50	3.000			

Batter	1	2	3	4	5	6	7	8	9	AB	R	H	RBI	BB	SO	LOB	TOP					
Marcus Giles, R OBP: 0.344, SLG: 0.420										4	0	1	1	0	1	3	<p>Atlanta Braves @ Chicago Cubs</p> <p>Wrigley Field, Chicago, IL</p> <p>Fri Sep 07 2001, 2:20 PM CDT</p> <p>Att: 37,710 - Sunny - 86 F</p>					
Julio Franco, R OBP: 0.308, SLG: 0.348										4	0	0	0	0	3	3						
10 Chipper Jones, S OBP: 0.414, SLG: 0.593										4	0	1	0	0	0	0						
Brian Jordan, R OBP: 0.335, SLG: 0.490										4	0	0	0	0	1	1						
B.J. Surhoff, L OBP: 0.312, SLG: 0.400										4	0	1	0	0	0	0						
Andruw Jones, R OBP: 0.318, SLG: 0.468										4	2	2	1	0	1	1						
Rey Sanchez, R OBP: 0.314, SLG: 0.351										3	0	1	0	0	1	0						
Paul Bako, L OBP: 0.264, SLG: 0.313										1	1	0	0	1	0	1						
Javy Lopez, R OBP: 0.306, SLG: 0.414										2	0	1	1	0	1	0						
Greg Maddux, R OBP: 0.238, SLG: 0.200										1	0	1	0	0	0	0						
Ken Caminiti, S OBP: 0.317, SLG: 0.419										1	0	0	0	0	1	1						
Mike Remlinger, L OBP: 0.318, SLG: 0.468										0	0	0	0	0	0	0						
Steve Karsay, R OBP: 0.318, SLG: 0.468										0	0	0	0	0	0	0						
29 John Smoltz, R OBP: 0.318, SLG: 0.468										0	0	0	0	0	0	0						
Inning Stats	R: 0 E: 0 K: 2 S: 8	H: 0 LOB: 0 BB: 0 P: 11	R: 0 E: 0 K: 0 S: 6	H: 0 LOB: 0 BB: 0 P: 6	R: 0 E: 0 K: 0 S: 8	H: 2 LOB: 2 BB: 0 P: 11	R: 0 E: 0 K: 1 S: 6	H: 1 LOB: 1 BB: 0 P: 10	R: 1 E: 0 K: 2 S: 9	H: 1 LOB: 1 BB: 1 P: 17	R: 0 E: 0 K: 1 S: 5	H: 0 LOB: 0 BB: 0 P: 5	R: 1 E: 0 K: 1 S: 12	H: 2 LOB: 1 BB: 0 P: 19	R: 0 E: 0 K: 1 S: 10	H: 1 LOB: 0 BB: 0 P: 12	R: 1 E: 0 K: 1 S: 7	H: 1 LOB: 0 BB: 0 P: 10	1B: 6 2B: 1 3B: 0 HR: 1	SF: 0 SAC: 2 DP: 0 HBP: 0	WP: 0 PB: 0 SB: 0 CS: 1	PA: 35
PITCHER	IP	WLS	BF	H	R	ER	SO	BB	IBB	HBP	BLK	WP	HR	S	P	ERA	WHIP					
34 Kerry Wood, R ERA: 3.48	6.0		24	5	2	2	6	1	0	0	0	0	0	45	66	3.00	1.000					
David Weathers, R ERA: 2.5	1.0	B	4	1	0	0	1	0	0	0	0	0	0	9	13	0.00	1.000					
Kyle Farnsworth, R ERA: 2.63	2.0	L	7	2	1	1	2	0	0	0	0	0	1	17	22	4.50	1.000					

Batter	1	2	3	4	5	6	7	8	9	AB	R	H	RBI	BB	SO	LOB	BOTTOM					
Eric Young Sr., R OBP: 0.332, SLG: 0.396										4	0	1	0	0	0	1	<p>Atlanta Braves @ Chicago Cubs</p> <p>Wrigley Field, Chicago, IL</p> <p>Fri Sep 07 2001, 2:20 PM CDT</p> <p>Att: 37,710 - Sunny - 86 F</p>					
Michael Tucker, L OBP: 0.324, SLG: 0.406										4	0	0	0	0	2	1						
Sammy Sosa, R OBP: 0.427, SLG: 0.714										3	1	0	0	1	0	0						
Fred McGriff, L OBP: 0.386, SLG: 0.518										4	1	1	2	0	2	0						
Rondell White, R OBP: 0.372, SLG: 0.529										2	0	0	0	1	0	0						
Chad Meyers, R OBP: 0.200, SLG: 0.200										0	0	0	0	0	0	0						
Corey Patterson, L OBP: 0.255, SLG: 0.365										1	0	0	0	0	1	0						
Todd Hundley, S OBP: 0.280, SLG: 0.343										2	0	0	0	0	1	0						
Ron Coomer, R OBP: 0.320, SLG: 0.394										1	0	0	0	0	0	1						
Kyle Farnsworth, R OBP: 0.358, SLG: 0.430										0	0	0	0	0	0	0						
Matt Stairs, L OBP: 0.358, SLG: 0.430										1	0	0	0	0	1	0						
Ricky Gutierrez, R OBP: 0.350, SLG: 0.409										3	0	1	0	0	0	0						
Bill Mueller, S OBP: 0.393, SLG: 0.451										2	0	1	0	1	0	0						
34 Kerry Wood, R OBP: 0.205, SLG: 0.209										1	0	0	0	0	0	0						
David Weathers, R OBP: 0.309, SLG: 0.342										0	0	0	0	0	0	0						
Joe Girardi, R OBP: 0.309, SLG: 0.342										1	0	0	0	0	0	3						
Inning Stats	R: 0 E: 0 K: 0 S: 4	H: 0 LOB: 0 BB: 0 P: 7	R: 0 E: 0 K: 0 S: 7	H: 0 LOB: 0 BB: 0 P: 12	R: 0 E: 0 K: 0 S: 5	H: 0 LOB: 1 BB: 1 P: 11	R: 2 E: 0 K: 1 S: 11	H: 1 LOB: 0 BB: 1 P: 20	R: 0 E: 0 K: 1 S: 6	H: 0 LOB: 0 BB: 0 P: 8	R: 0 E: 0 K: 1 S: 9	H: 1 LOB: 0 BB: 0 P: 14	R: 0 E: 0 K: 1 S: 12	H: 2 LOB: 3 BB: 1 P: 23	R: 0 E: 0 K: 1 S: 7	H: 0 LOB: 0 BB: 0 P: 12	R: 0 E: 0 K: 3 S: 9	H: 0 LOB: 0 BB: 0 P: 15	1B: 3 2B: 0 3B: 0 HR: 1	SF: 0 SAC: 1 DP: 0 HBP: 0	WP: 0 PB: 0 SB: 0 CS: 1	PA: 33
PITCHER	IP	WLS	BF	H	R	ER	SO	BB	IBB	HBP	BLK	WP	HR	S	P	ERA	WHIP					
Greg Maddux, R ERA: 2.93	1.1		21	2	2	2	2	2	0	0	0	0	0	12	23	0.00	3.000					
Mike Remlinger, L ERA: 2.52	1.0	W	3	0	0	0	1	0	0	0	0	0	0	7	12	0.00	0.000					
Steve Karsay, R ERA: 1.72	1.0	S	3	0	0	0	3	0	0	0	0	0	0	9	15	0.00	0.000					
29 John Smoltz, R ERA: 3.42	1.0		3	0	0	0	3	0	0	0	0	0	0	9	15	0.00	0.000					

AB 32
R 3
H 8
RBI 3
BB 1
SO 9
LOB 10




AB 29
R 2
H 4
RBI 2
BB 3
SO 7
LOB 6




Batter	1	2	3	4	5	6	7	8	9	AB	R	H	RBI	BB	SO	LOB	TOP			
Marcus Giles, R OBP: 0.350, SLG: 0.436 (1, 4)	G6-3		2B 2B					1B 2B	FC4-6	5	2	3	1	0	0	3	Atlanta Braves @ Chicago Cubs Wrigley Field, Chicago, IL Sat Sep 08 2001, 3:05 PM CDT Att: 38,705 - Sunny - 80 F			
Julio Franco, R OBP: 0.333, SLG: 0.407 (1, 3)	G5-3		10 HR 2B				L9	10 G6-4-3 1B		4	1	2	2	0	0	1				
10 Chipper Jones, S OBP: 0.413, SLG: 0.596 Wes Helms, R OBP: 0.286, SLG: 0.407 (1, 5) (8, 5)	F7		HR				G1-3	G6-4-3		4	1	1	2	0	0	1				
Brian Jordan, R OBP: 0.335, SLG: 0.488 (1, 9)		G6-3	1B					G3		4	0	1	0	0	0	0				
B.J. Surhoff, L OBP: 0.314, SLG: 0.401 (1, 7)		K2-3	1B					G5-3		4	0	2	0	0	1	0				
Andrew Jones, R OBP: 0.318, SLG: 0.465 (1, 8)		K	L8					1B	BB	3	0	0	0	1	1	3				
Rey Sanchez, R OBP: 0.313, SLG: 0.350 (1, 6)			K		F9			1B	BB	4	0	1	0	0	1	0				
Paul Bako, L OBP: 0.271, SLG: 0.314 (1, 2)			G4-3 2B 1B		K			BB	FC4-6 BB	3	1	1	0	1	2	0				
Tom Glavine, L Rudy Seanez, R Dave Martinez, L Mike Remlinger, L Steve Karsay, R Bernard Gilkey, R Keith Lockhart, L 29 John Smoltz, R (1, 1) (6, 1) (7, PH) (7, 1) (8, 1) (8, PH) (8, PH) (8, 1) (8, 1)			G4-3		G6-3			G4-3	K	2	0	0	0	0	0	1		Braves		
Inning Stats	R: 0 E: 0 K: 0 S: 6	H: 0 LOB: 0 BB: 0 P: 9	R: 0 E: 0 K: 2 S: 9	H: 0 LOB: 0 BB: 0 P: 14	R: 4 E: 0 K: 1 S: 22	H: 6 LOB: 2 BB: 0 P: 33	R: 0 E: 0 K: 1 S: 9	H: 0 LOB: 0 BB: 0 P: 13	R: 0 E: 0 K: 0 S: 8	H: 1 LOB: 0 BB: 0 P: 14	R: 0 E: 0 K: 0 S: 6	H: 0 LOB: 0 BB: 0 P: 10	R: 1 E: 0 K: 0 S: 9	H: 2 LOB: 0 BB: 0 P: 10	R: 0 E: 0 K: 1 S: 14	H: 1 LOB: 3 BB: 2 P: 25			1B: 7 2B: 3 3B: 0 HR: 1	SF: 0 SAC: 0 DP: 2 HBP: 0
PITCHER	IP WLS BF H R ER SO BB IBB HBP BLK WP HR S P ERA WHIP																			
Kevin Tapani, R ERA: 4.1 (1, 1)	5.0 L 21 7 4 4 4 4 0 0 0 0 0 0 1 54 83 7.20 1.400																			
Julian Tavaréz, R ERA: 4.3 (8, 1)	2.0 6 1 0 0 1 0 0 0 0 0 0 0 12 21 0.00 0.500																			
Jeff Fassero, L ERA: 3.39 (9, 1)	1.1 8 3 1 1 0 1 2 0 0 0 0 0 0 18 28 6.75 3.750																			
Todd Van Poppel, R ERA: 2.86 (9, 1)	0.2 2 0 0 0 1 0 0 0 0 0 0 0 5 7 0.00 0.000																			

Batter	1	2	3	4	5	6	7	8	9	AB	R	H	RBI	BB	SO	LOB	BOTTOM					
Eric Young Sr., R OBP: 0.331, SLG: 0.397 (1, 4)	G6-3			F8		1B 2B		G1-3		4	1	1	0	0	0	0	Atlanta Braves @ Chicago Cubs Wrigley Field, Chicago, IL Sat Sep 08 2001, 3:05 PM CDT Att: 38,705 - Sunny - 80 F					
Ricky Gutiérrez, R OBP: 0.351, SLG: 0.410 (1, 6)	G1-3			1B		2B 1B		K		4	1	2	1	0	1	0						
Sammy Sosa, R OBP: 0.426, SLG: 0.713 (1, 9)	L4			F8		WP 1-H 2B		G5-3		4	0	1	1	0	0	1						
Fred McGriff, L OBP: 0.385, SLG: 0.517 Matt Stairs, L OBP: 0.355, SLG: 0.425 (1, 3) (3, 3)		G1-3		G1-6-3		K		G6-3		1	0	0	0	0	0	0						
Rondell White, R OBP: 0.368, SLG: 0.522 (1, 7)		G5-3				K		K		4	0	0	0	0	2	1						
Ron Coomer, R OBP: 0.317, SLG: 0.391 Jeff Fassero, L OBP: 0.298, SLG: 0.286 Todd Van Poppel, R OBP: 0.333, SLG: 0.344 (1, 5) (8, 1) (9, 1) (9, PH)		G6-3				F9			2B	3	0	0	0	0	0	1						
Michael Tucker, L OBP: 0.323, SLG: 0.413 (1, 8)			K		HR			K		4	1	1	1	0	2	1						
Joe Girardi, R OBP: 0.309, SLG: 0.342 (1, 2)			F9		1B			F9		3	0	1	0	0	0	0						
Kevin Tapani, R OBP: 0.255, SLG: 0.239 Chad Meyers, R OBP: 0.167, SLG: 0.167 Julian Tavaréz, L OBP: 0.167, SLG: 0.125 Bill Mueller, S OBP: 0.392, SLG: 0.449 (1, 1) (5, PH) (6, 1) (7, PH) (8, 5)			F8		F8			G4-3		1	0	0	0	0	0	0						
Inning Stats	R: 0 E: 0 K: 0 S: 7	H: 0 LOB: 0 BB: 0 P: 13	R: 0 E: 0 K: 0 S: 8	H: 0 LOB: 0 BB: 0 P: 11	R: 0 E: 0 K: 1 S: 5	H: 0 LOB: 0 BB: 0 P: 7	R: 0 E: 0 K: 0 S: 7	H: 1 LOB: 1 BB: 0 P: 11	R: 1 E: 0 K: 0 S: 9	H: 2 LOB: 1 BB: 0 P: 15	R: 2 E: 0 K: 2 S: 18	H: 3 LOB: 1 BB: 0 P: 27	R: 0 E: 0 K: 1 S: 10	H: 0 LOB: 0 BB: 0 P: 14	R: 0 E: 0 K: 1 S: 12	H: 0 LOB: 0 BB: 0 P: 17		R: 0 E: 0 K: 1 S: 19	H: 1 LOB: 1 BB: 0 P: 24	1B: 3 2B: 3 3B: 0 HR: 1	SF: 0 SAC: 0 DP: 0 HBP: 0	WP: 1 PB: 0 SB: 0 CS: 0
PITCHER	IP WLS BF H R ER SO BB IBB HBP BLK WP HR S P ERA WHIP																					
Tom Glavine, L ERA: 3.66 (1, 1)	5.0 W 19 4 2 2 1 2 0 0 0 0 0 1 0 14 64 3.60 0.800																					
Rudy Seanez, R ERA: 2.77 (6, 1)	1.0 H 5 2 1 1 2 0 0 0 0 0 0 0 14 20 9.00 2.000																					
Mike Remlinger, L ERA: 2.78 (7, 1)	1.0 H 3 0 0 0 1 0 0 0 0 0 0 0 10 14 0.00 0.000																					
Steve Karsay, R ERA: 1.7 (8, 1)	1.0 H 3 0 0 0 1 0 0 0 0 0 0 0 12 17 0.00 0.000																					
29 John Smoltz, R ERA: 3.35 (9, 1)	1.0 S 4 1 0 0 1 0 0 0 0 0 0 0 19 24 0.00 1.000																					



Batter	1	2	3	4	5	6	7	8	9	AB	R	H	RBI	BB	SO	LOB	TOP			
Marcus Giles, R OBP: 0.360, SLG: 0.465	(1,4) F8	1-2 2B		1-1 HR	1-3 K		0-1 G6-3 1-2 2-3 1B		2-2 BB 1-2 1B	6	1	4	1	0	1	0	Atlanta Braves @ Chicago Cubs Wrigley Field, Chicago, IL Sun Sep 09 2001, 1:20 PM CDT Att: 37,213 - Overcast - 69 F			
Julio Franco, R OBP: 0.333, SLG: 0.375	(1,3) F8	4-1 BB		0-1 FC4-6 2B 1B 1B	2-3 K		0-0 G6-3 1-2	3-2 F8	5	1	1	0	1	1	5					
Ken Caminiti, S OBP: 0.321, SLG: 0.428	(1,5) 1B	3-0 F8		0-0 FC4-6 1B	3-1 F8		1-1 G4-3 2B	2-3 K	5	1	3	0	0	0	2					
Wes Helms, R OBP: 0.284, SLG: 0.405	(6, PR) 2B			1-2 FC4-6 1B					1	0	0	0	0	1	2					
Brian Jordan, R OBP: 0.335, SLG: 0.485	(1,9) HR	2-3 1B		0-1 L8	1-0 FC4-6 2B 1B		1-3 K	2-3 K	5	2	1	0	1	2	3					
B.J. Surhoff, L OBP: 0.316, SLG: 0.414	(1,7) HR	0-1 HR		0-1 1B	1-3 2B		3-3 K	1-1 G4-3 2-3	2-2 F8	6	3	3	4	0	1	4				
Andruw Jones, R OBP: 0.320, SLG: 0.471	(1,8) HR	3-2 HR		2-2 1B	1-3 2B		3-3 K	4-2 BB		4	1	2	2	1	2					
Javy Lopez, R OBP: 0.307, SLG: 0.410	(1,2) G5-3			0-3 K	4-0 1B IBB			0-1 F8	4-0 BB	3	0	0	0	2	1					
Rey Sanchez, R OBP: 0.316, SLG: 0.351		1-0 L7		4-0 1B	1-1 1B		1-2 1B PB	0-1 P3		4	0	2	2	1	0	3				
Kevin Mitchell, R Kerry Ligtenberg, R Rudy Seanez, R Steve Reed, R Julian Tavarez, L Courtney Duncan, L Bill Mueller, S Jason Bere, R Chad Meyers, R Julian Tavarez, L Courtney Duncan, L Delino DeShields, L		0-0 G1-3		1-3 K	2-3 K		4-1 1B BB	1-2 BB	4-2 BB	3	0	0	0	0	0	4				
Inning Stats	R: 4 E: 0 K: 0 S: 17	H: 4 LOB: 0 BB: 0 P: 29	R: 0 E: 0 K: 0 S: 8	H: 1 LOB: 2 BB: 1 P: 17	R: 1 E: 0 K: 2 S: 14	H: 2 LOB: 2 BB: 1 P: 21	R: 4 E: 0 K: 2 S: 18	H: 5 LOB: 2 BB: 1 P: 29	R: 0 E: 0 K: 3 S: 9	H: 0 LOB: 0 BB: 0 P: 16	R: 0 E: 0 K: 0 S: 9	H: 2 LOB: 2 BB: 1 P: 14	R: 0 E: 0 K: 1 S: 14	H: 1 LOB: 3 BB: 2 P: 26	R: 0 E: 0 K: 1 S: 18	H: 1 LOB: 3 BB: 2 P: 35	1B: 8 2B: 5 3B: 0 HR: 3		SF: 0 SAC: 0 DP: 1 HBP: 0	WP: 0 PB: 1 SB: 0 CS: 0
PITCHER	IP WLS BF H R ER SO BB IBB HBP BLK WP HR S P ERA WHIP																			
Jason Bere, R ERA: 4.42	(1,1) 3.0 L 18 7 5 5 2 1 1 0 0 0 2 39 67 15.00 2.667																			
Julian Tavarez, R ERA: 4.51	(4,1) 1.0 9 5 4 4 2 0 1 0 0 0 1 18 29 36.00 5.000																			
Courtney Duncan, R ERA: 3.1	(5,1) 3.0 11 2 0 0 5 1 0 0 0 0 0 26 44 0.00 1.000																			
Ron Mahay, L ERA: 2.45	(8,1) 2.0 12 2 0 0 2 4 0 0 0 0 0 32 61 0.00 3.000																			

Batter	1	2	3	4	5	6	7	8	9	AB	R	H	RBI	BB	SO	LOB	BOTTOM			
Eric Young Sr., R OBP: 0.332, SLG: 0.397	(1,4) F8-3 1B		2-1 1B HR		2-2 G6-4-3 1-2		0-1 L8		2-3 K	4	1	2	0	0	0	1	Atlanta Braves @ Chicago Cubs Wrigley Field, Chicago, IL Sun Sep 09 2001, 1:20 PM CDT Att: 37,213 - Overcast - 69 F			
Ron Mahay, L OBP: 0.252, SLG: 0.361	(8,1) 1B		1-1 F9		2-2 1B			1-1 1B	1-2 K	4	0	2	0	0	0	2				
Ricky Gutierrez, R OBP: 0.352, SLG: 0.410	(1,6) F8-3 1-2		3-1 HR		0-1 F4			0-2 G6-4-3 1B	1-2 1B	4	2	3	1	0	0	1				
Sammy Sosa, R OBP: 0.428, SLG: 0.719	(1,9) HR		1-3 1B					1-2 G6-4-3 1B		4	2	3	1	0	0	1				
Matt Stairs, L OBP: 0.357, SLG: 0.434	(1,3) F8		0-1 HR				4-2 BB	1-3 K	3	1	1	3	1	1	2					
Rondell White, R OBP: 0.367, SLG: 0.520		1-1 1B		0-0 F8			1-3 K	3-2 G6-4-3		3	0	1	0	0	1	1				
Roosevelt Brown, L OBP: 0.286, SLG: 0.368								1-2 1B	2-3 K	1	0	0	0	0	0	2				
Todd Hundley, S OBP: 0.280, SLG: 0.356		3-1 P4		2-1 G3			3-3 K		1-0 HR	4	1	1	1	0	1	2				
Michael Tucker, L OBP: 0.320, SLG: 0.408		1-2 F8		3-2 G6-3			2-2 F8		3-1 F9	4	0	0	0	0	0	2				
Bill Mueller, S OBP: 0.384, SLG: 0.439		0-1 G3		3-1 G4-3				0-0 G3-1	2-2 F8	4	0	0	0	0	0	1				
Jason Bere, R Chad Meyers, R Julian Tavarez, L Courtney Duncan, L Delino DeShields, L			0-2 G4-3		4-2 G6-4-3 BB			3-2 F8	4-2 WP	0	0	0	0	0	0	0				
Inning Stats	R: 1 E: 0 K: 0 S: 6	H: 2 LOB: 0 BB: 0 P: 6	R: 0 E: 0 K: 0 S: 9	H: 1 LOB: 0 BB: 0 P: 14	R: 3 E: 0 K: 0 S: 12	H: 3 LOB: 0 BB: 0 P: 18	R: 0 E: 0 K: 0 S: 7	H: 0 LOB: 0 BB: 0 P: 15	R: 0 E: 0 K: 2 S: 12	H: 1 LOB: 1 BB: 1 P: 20	R: 0 E: 0 K: 0 S: 12	H: 0 LOB: 0 BB: 0 P: 12	R: 0 E: 0 K: 1 S: 12	H: 2 LOB: 1 BB: 0 P: 17	R: 1 E: 0 K: 1 S: 13	H: 1 LOB: 1 BB: 1 P: 25		1B: 7 2B: 1 3B: 0 HR: 3	SF: 0 SAC: 0 DP: 3 HBP: 0	WP: 1 PB: 0 SB: 0 CS: 0
PITCHER	IP WLS BF H R ER SO BB IBB HBP BLK WP HR S P ERA WHIP																			
Kevin Millwood, R ERA: 4.5	(1,1) 3.0 W 7 1 0 0 0 1 0 0 0 0 0 19 35 0.00 1.000																			
Kerry Ligtenberg, R ERA: 3.58	(4,1) 2.0 4 0 0 0 2 1 0 0 0 0 0 12 22 0.00 1.000																			
Rudy Seanez, R ERA: 2.67	(6,1) 1.0 5 2 0 0 0 0 0 0 0 0 0 15 19 0.00 2.000																			
Steve Reed, R ERA: 3.78	(7,1) 1.0 2 0 0 0 1 0 0 0 0 0 0 6 10 0.00 0.000																			
Steve Karsay, R ERA: 1.68	(8,1) 1.0 1 1 1 0 0 1 0 0 0 0 1 0 3 5 0.00 0.000																			

Batter	1	2	3	4	5	6	7	8	9	AB	R	H	RBI	BB	SO	LOB	TOP				
Todd Walker, L (1,4) OBP: 0.357, SLG: 0.473 Chris Piersoll, R (7,1) Brady Clark, R (9,PH) OBP: 0.381, SLG: 0.457	F8	K		G1-3			G6-3		BB	4	0	0	0	0	1	2	Cincinnati Reds @ Chicago Cubs Wrigley Field, Chicago, IL Mon Sep 10 2001, 7:05 PM CDT Att: 35,159 - Sunny - 71 F				
Dmitri Young, S (1,3) OBP: 0.345, SLG: 0.473	BB HBP		K		F7		G4-3		G3	4	0	0	0	0	1	3					
Ken Griffey Jr., L (1,8) OBP: 0.376, SLG: 0.553	BB BB		K		G3-1				K	3	0	0	0	1	2	0					
Adam Dunn, L (1,7) OBP: 0.376, SLG: 0.554	F8				F8					3	0	1	0	0	0	2					
Aaron Boone, R (1,5) OBP: 0.356, SLG: 0.499			G4-3			L9		F2		3	0	0	0	1	0	2					
Robin Jennings, L (1,9) OBP: 0.271, SLG: 0.435 Ruben Rivera, R (8,PH) OBP: 0.330, SLG: 0.441	K					G4-1		K		3	1	1	1	0	1	3					
Juan Castro, R (1,6) OBP: 0.271, SLG: 0.322				HR		P6			G3 1B	4	1	2	1	0	1	0					
Jason LaRue, R (1,2) OBP: 0.297, SLG: 0.402		K							K	4	0	2	0	0	2	1					
Chris Reitsma, R (1,1) OBP: 0.157, SLG: 0.125 Hector Mercado, L (3,1) Wilton Guerrero, S (7,PH) OBP: 0.341, SLG: 0.388	K				FC2-6-5		G3		G3	1	0	0	0	0	1	0					
Inning Stats	R: 0 E: 0 K: 1 S: 9	H: 0 LOB: 3 BB: 2 P: 21	R: 1 E: 0 K: 3 S: 14	H: 1 LOB: 0 BB: 0 P: 17	R: 0 E: 0 K: 2 S: 10	H: 0 LOB: 1 BB: 0 P: 15	R: 1 E: 0 K: 1 S: 14	H: 2 LOB: 1 BB: 0 P: 21	R: 0 E: 0 K: 0 S: 6	H: 0 LOB: 0 BB: 0 P: 7	R: 0 E: 0 K: 0 S: 6	H: 1 LOB: 1 BB: 0 P: 8	R: 0 E: 0 K: 2 S: 13	H: 1 LOB: 1 BB: 1 P: 15	R: 0 E: 0 K: 1 S: 11	H: 1 LOB: 2 BB: 1 P: 20		1B: 2 2B: 2 3B: 0 HR: 2	SF: 0 SAC: 0 DP: 0 HBP: 2	WP: 0 PB: 0 SB: 0 CS: 0	PA: 38
PITCHER	IP	WLS	BF	H	R	ER	SO	BB	IBB	HBP	BLK	WP	HR	S	P	ERA	WHIP				
Jon Lieber, R (1,1) ERA: 3.67	7.0	W	29	4	2	2	7	2	0	2	0	0	2	64	99	2.57	0.857				
Jeff Fassero, L (8,1) ERA: 3.34	1.0		4	1	0	0	2	0	0	0	0	0	0	13	15	0.00	1.000				
Kyle Farnsworth, R (9,1) ERA: 2.59	1.0		5	1	0	0	1	1	0	0	0	0	0	11	20	0.00	2.000				


AB	33
R	2
H	6
RBI	2
BB	3
SO	10
LOB	17





Batter	1	2	3	4	5	6	7	8	9	AB	R	H	RBI	BB	SO	LOB	BOTTOM				
Eric Young Sr., R (1,4) OBP: 0.331, SLG: 0.397	G5-3				G4-3			G6-3		5	1	1	0	0	0	3	Cincinnati Reds @ Chicago Cubs Wrigley Field, Chicago, IL Mon Sep 10 2001, 7:05 PM CDT Att: 35,159 - Sunny - 71 F				
Ricky Gutierrez, R (1,6) OBP: 0.355, SLG: 0.412	1B 1B		SH1-4	HR		F8			BB	3	2	2	0	1	0	0					
Sammy Sosa, R (1,9) OBP: 0.427, SLG: 0.715	FC6-4 1B		2B IBB	K		K		F2		4	1	1	0	1	2	2					
Roosevelt Brown, L (1,7) OBP: 0.313, SLG: 0.443 Jeff Fassero, L (8,1) Kyle Farnsworth, R (9,1)	FC6-4 1B		2B 1B		HR	G3				4	2	3	4	0	0	0					
Ron Coomer, R (1,5) OBP: 0.319, SLG: 0.395 Aguie Ojeda, S (8,5) OBP: 0.262, SLG: 0.295	FC6-4 1B		2B 1B		HR					4	1	2	2	0	0	2					
Michael Tucker, L (1,8) OBP: 0.319, SLG: 0.405	FC4-6		1B 2B			FC6-4 1B				3	1	0	0	1	0	3					
Matt Stairs, L (1,3) OBP: 0.356, SLG: 0.432		G4-3	FC3 WP 1B				SH1-3 1B	F9		4	0	1	0	0	0	3					
Joe Girardi, R (1,2) OBP: 0.308, SLG: 0.340		G5-3	WP 1B		L4			G5-3		4	0	1	2	0	0	2					
Jon Lieber, L (1,1) OBP: 0.174, SLG: 0.179 Corey Patterson, L (8,8) OBP: 0.250, SLG: 0.357	L7		K				SH1-3	G3-1		2	0	0	0	0	1	2					
Inning Stats	R: 1 E: 0 K: 0 S: 17	H: 3 LOB: 2 BB: 0 P: 23	R: 0 E: 0 K: 0 S: 6	H: 0 LOB: 0 BB: 0 P: 8	R: 5 E: 1 K: 1 S: 20	H: 4 LOB: 2 BB: 2 P: 38	R: 2 E: 0 K: 1 S: 14	H: 2 LOB: 0 BB: 0 P: 19	R: 0 E: 0 K: 0 S: 7	H: 1 LOB: 1 BB: 0 P: 9	R: 0 E: 0 K: 1 S: 11	H: 0 LOB: 0 BB: 0 P: 15	R: 0 E: 0 K: 0 S: 9	H: 1 LOB: 1 BB: 0 P: 14	R: 0 E: 0 K: 0 S: 8	H: 0 LOB: 1 BB: 1 P: 16		1B: 8 2B: 2 3B: 0 HR: 1	SF: 0 SAC: 2 DP: 0 HBP: 0	WP: 1 PB: 0 SB: 0 CS: 0	PA: 39
PITCHER	IP	WLS	BF	H	R	ER	SO	BB	IBB	HBP	BLK	WP	HR	S	P	ERA	WHIP				
Chris Reitsma, R (1,1) ERA: 5.22	2.1	L	17	7	6	5	0	1	1	0	0	0	0	37	59	19.29	3.429				
Hector Mercado, L (3,1) ERA: 3.63	3.2		14	3	2	2	3	0	0	0	0	1	1	38	53	4.91	0.818				
Chris Piersoll, R (7,1) ERA: 1.29	2.0		8	1	0	0	0	1	0	0	0	0	0	17	30	0.00	1.000				


AB	34
R	8
H	11
RBI	8
BB	3
SO	3
LOB	17





Batter	1	2	3	4	5	6	7	8	9	AB R H RBI BB SO LOB	TOP																								
											<p style="text-align: center;">Cincinnati Reds @ Chicago Cubs Wrigley Field, Chicago, IL Tue Sep 11 2001, 7:05 PM CDT</p> <p style="text-align: right;">livebaseballscorecards.com</p> <p>AB 0 R 0 H 0 RBI 0 BB 0 SO 0 LOB 0</p> 																								
Inning Stats										1B: 0 SF: 0 WP: 0 PA: 0 2B: 0 SAC: 0 PB: 0 3B: 0 DP: 0 SB: 0 HR: 0 HBP: 0 CS: 0																									
PITCHER	IP	WLS	BF	H	R	ER	SO	BB	IBB	HBP	BLK	WP	HR	S	P	ERA	WHIP	PITCHER	IP	WLS	BF	H	R	ER	SO	BB	IBB	HBP	BLK	WP	HR	S	P	ERA	WHIP


Batter	1	2	3	4	5	6	7	8	9	AB R H RBI BB SO LOB	BOTTOM																								
											<p style="text-align: center;">Cincinnati Reds @ Chicago Cubs Wrigley Field, Chicago, IL Tue Sep 11 2001, 7:05 PM CDT</p> <p style="text-align: right;">livebaseballscorecards.com</p> <p>AB 0 R 0 H 0 RBI 0 BB 0 SO 0 LOB 0</p> 																								
Inning Stats										1B: 0 SF: 0 WP: 0 PA: 0 2B: 0 SAC: 0 PB: 0 3B: 0 DP: 0 SB: 0 HR: 0 HBP: 0 CS: 0																									
PITCHER	IP	WLS	BF	H	R	ER	SO	BB	IBB	HBP	BLK	WP	HR	S	P	ERA	WHIP	PITCHER	IP	WLS	BF	H	R	ER	SO	BB	IBB	HBP	BLK	WP	HR	S	P	ERA	WHIP


Batter	1	2	3	4	5	6	7	8	9	AB R H RBI BB SO LOB	TOP																								
												<p style="text-align: center;">Cincinnati Reds @ Chicago Cubs Wrigley Field, Chicago, IL Wed Sep 12 2001, 1:20 PM CDT</p> <p style="text-align: right;">livebaseballscorecards.com</p> <p>AB 0 R 0 H 0 RBI 0 BB 0 SO 0 LOB 0</p> 																							
Inning Stats											1B: 0 SF: 0 WP: 0 PA: 0 2B: 0 SAC: 0 FB: 0 3B: 0 DP: 0 SB: 0 HR: 0 HBP: 0 CS: 0																								
PITCHER	IP	WLS	BF	H	R	ER	SO	BB	IBB	HBP	BLK	WP	HR	S	P	ERA	WHIP	PITCHER	IP	WLS	BF	H	R	ER	SO	BB	IBB	HBP	BLK	WP	HR	S	P	ERA	WHIP


Batter	1	2	3	4	5	6	7	8	9	AB R H RBI BB SO LOB	BOTTOM																								
												<p style="text-align: center;">Cincinnati Reds @ Chicago Cubs Wrigley Field, Chicago, IL Wed Sep 12 2001, 1:20 PM CDT</p> <p style="text-align: right;">livebaseballscorecards.com</p> <p>AB 0 R 0 H 0 RBI 0 BB 0 SO 0 LOB 0</p> 																							
Inning Stats											1B: 0 SF: 0 WP: 0 PA: 0 2B: 0 SAC: 0 FB: 0 3B: 0 DP: 0 SB: 0 HR: 0 HBP: 0 CS: 0																								
PITCHER	IP	WLS	BF	H	R	ER	SO	BB	IBB	HBP	BLK	WP	HR	S	P	ERA	WHIP	PITCHER	IP	WLS	BF	H	R	ER	SO	BB	IBB	HBP	BLK	WP	HR	S	P	ERA	WHIP


Batter	1	2	3	4	5	6	7	8	9	AB R H RBI BB SO LOB	TOP																								
												<p style="text-align: center;">Cincinnati Reds @ Chicago Cubs Wrigley Field, Chicago, IL Thu Sep 13 2001, 1:20 PM CDT</p> <p style="text-align: right;">livebaseballscorecards.com</p> <p>AB 0 R 0 H 0 RBI 0 BB 0 SO 0 LOB 0</p> 																							
Inning Stats											1B: 0 SF: 0 WP: 0 PA: 0 2B: 0 SAC: 0 FB: 0 3B: 0 DP: 0 SB: 0 HR: 0 HBP: 0 CS: 0																								
PITCHER	IP	WLS	BF	H	R	ER	SO	BB	IBB	HBP	BLK	WP	HR	S	P	ERA	WHIP	PITCHER	IP	WLS	BF	H	R	ER	SO	BB	IBB	HBP	BLK	WP	HR	S	P	ERA	WHIP

Batter	1	2	3	4	5	6	7	8	9	AB R H RBI BB SO LOB	BOTTOM																								
												<p style="text-align: center;">Cincinnati Reds @ Chicago Cubs Wrigley Field, Chicago, IL Thu Sep 13 2001, 1:20 PM CDT</p> <p style="text-align: right;">livebaseballscorecards.com</p> <p>AB 0 R 0 H 0 RBI 0 BB 0 SO 0 LOB 0</p> 																							
Inning Stats											1B: 0 SF: 0 WP: 0 PA: 0 2B: 0 SAC: 0 FB: 0 3B: 0 DP: 0 SB: 0 HR: 0 HBP: 0 CS: 0																								
PITCHER	IP	WLS	BF	H	R	ER	SO	BB	IBB	HBP	BLK	WP	HR	S	P	ERA	WHIP	PITCHER	IP	WLS	BF	H	R	ER	SO	BB	IBB	HBP	BLK	WP	HR	S	P	ERA	WHIP

Batter	1	2	3	4	5	6	7	8	9	AB R H RBI BB SO LOB	TOP																								
												Pittsburgh Pirates @ Chicago Cubs Wrigley Field, Chicago, IL Fri Sep 14 2001, 2:20 PM CDT livebaseballscorecards.com																							
		AB 0 R 0 H 0 RBI 0 BB 0 SO 0 LOB 0																																	
																																			
Inning Stats		1B: 0 SF: 0 WP: 0 PA: 0 2B: 0 SAC: 0 PB: 0 3B: 0 DP: 0 SB: 0 HR: 0 HBP: 0 CS: 0																																	
PITCHER	IP	WLS	BF	H	R	ER	SO	BB	IBB	HBP	BLK	WP	HR	S	P	ERA	WHIP	PITCHER	IP	WLS	BF	H	R	ER	SO	BB	IBB	HBP	BLK	WP	HR	S	P	ERA	WHIP

Batter	1	2	3	4	5	6	7	8	9	AB R H RBI BB SO LOB	BOTTOM																								
												Pittsburgh Pirates @ Chicago Cubs Wrigley Field, Chicago, IL Fri Sep 14 2001, 2:20 PM CDT livebaseballscorecards.com																							
		AB 0 R 0 H 0 RBI 0 BB 0 SO 0 LOB 0																																	
																																			
Inning Stats		1B: 0 SF: 0 WP: 0 PA: 0 2B: 0 SAC: 0 PB: 0 3B: 0 DP: 0 SB: 0 HR: 0 HBP: 0 CS: 0																																	
PITCHER	IP	WLS	BF	H	R	ER	SO	BB	IBB	HBP	BLK	WP	HR	S	P	ERA	WHIP	PITCHER	IP	WLS	BF	H	R	ER	SO	BB	IBB	HBP	BLK	WP	HR	S	P	ERA	WHIP

Batter	1	2	3	4	5	6	7	8	9	AB R H RBI BB SO LOB	TOP																								
												Pittsburgh Pirates @ Chicago Cubs Wrigley Field, Chicago, IL Sat Sep 15 2001, 3:05 PM CDT livebaseballscorecards.com																							
		AB 0 R 0 H 0 RBI 0 BB 0 SO 0 LOB 0																																	
																																			
Inning Stats		1B: 0 SF: 0 WP: 0 PA: 0 2B: 0 SAC: 0 FB: 0 3B: 0 DP: 0 SB: 0 HR: 0 HBP: 0 CS: 0																																	
PITCHER	IP	WLS	BF	H	R	ER	SO	BB	IBB	HBP	BLK	WP	HR	S	P	ERA	WHIP	PITCHER	IP	WLS	BF	H	R	ER	SO	BB	IBB	HBP	BLK	WP	HR	S	P	ERA	WHIP

Batter	1	2	3	4	5	6	7	8	9	AB R H RBI BB SO LOB	BOTTOM																								
												Pittsburgh Pirates @ Chicago Cubs Wrigley Field, Chicago, IL Sat Sep 15 2001, 3:05 PM CDT livebaseballscorecards.com																							
		AB 0 R 0 H 0 RBI 0 BB 0 SO 0 LOB 0																																	
																																			
Inning Stats		1B: 0 SF: 0 WP: 0 PA: 0 2B: 0 SAC: 0 FB: 0 3B: 0 DP: 0 SB: 0 HR: 0 HBP: 0 CS: 0																																	
PITCHER	IP	WLS	BF	H	R	ER	SO	BB	IBB	HBP	BLK	WP	HR	S	P	ERA	WHIP	PITCHER	IP	WLS	BF	H	R	ER	SO	BB	IBB	HBP	BLK	WP	HR	S	P	ERA	WHIP

Batter	1	2	3	4	5	6	7	8	9	AB R H RBI BB SO LOB	TOP																								
												Pittsburgh Pirates @ Chicago Cubs Wrigley Field, Chicago, IL Sun Sep 16 2001, 1:20 PM CDT livebaseballscorecards.com																							
Inning Stats											AB 0 R 0 H 0 RBI 0 BB 0 SO 0 LOB 0																								
PITCHER	IP	WLS	BF	H	R	ER	SO	BB	IBB	HBP	BLK	WP	HR	S	P	ERA	WHIP	PITCHER	IP	WLS	BF	H	R	ER	SO	BB	IBB	HBP	BLK	WP	HR	S	P	ERA	WHIP

Batter	1	2	3	4	5	6	7	8	9	AB R H RBI BB SO LOB	BOTTOM																								
												Pittsburgh Pirates @ Chicago Cubs Wrigley Field, Chicago, IL Sun Sep 16 2001, 1:20 PM CDT livebaseballscorecards.com																							
Inning Stats											AB 0 R 0 H 0 RBI 0 BB 0 SO 0 LOB 0																								
PITCHER	IP	WLS	BF	H	R	ER	SO	BB	IBB	HBP	BLK	WP	HR	S	P	ERA	WHIP	PITCHER	IP	WLS	BF	H	R	ER	SO	BB	IBB	HBP	BLK	WP	HR	S	P	ERA	WHIP

Batter	1	2	3	4	5	6	7	8	9	AB	R	H	RBI	BB	SO	LOB	TOP										
Eric Young Sr. R (1.4) OBP: 0.330, SLG: 0.397 Kyle Farnsworth, R (8.1)	F8		F9		F4		1B	P4		5	1	1	2	0	0	3											
Ricky Gutierrez R (1.6) OBP: 0.352, SLG: 0.409 Ron Mahay, L (7.1) David Weathers, R (7.1) Delino DeShields, L (8.4) OBP: 0.336, SLG: 0.345	G6-3		G5-3		G1-3		E5		S	4	0	0	0	0	0	1											
Sammy Sosa R (1.9) OBP: 0.426, SLG: 0.710	F7		G5-3		K		BB		K	5	0	1	1	0	2	1											
Rondell White, R (1.7) OBP: 0.366, SLG: 0.514 Corey Patterson, L (7, PR) OBP: 0.246, SLG: 0.354	F8		G3		E6		BB		K	3	0	0	0	1	0	0											
Matt Stairs, L (1.3) OBP: 0.358, SLG: 0.443 Ron Coomer, R (7, PH) OBP: 0.320, SLG: 0.395	HR		1B		F7		K		1B	3	1	2	1	0	0	1											
Michael Tucker L (1.8) OBP: 0.318, SLG: 0.405	G4-3		F7		1B		2B		K	5	1	1	0	0	2	2											
Bill Mueller, S (1.5) OBP: 0.391, SLG: 0.446	1B		F8		F8		2B		FC4-6	4	1	3	0	0	0	0											
Joe Girardi, R (1.2) OBP: 0.312, SLG: 0.343	1B		G5-3		G5-3		K		FC4-6	4	0	2	0	0	1	2											
Jon Lieber, L (1.1) OBP: 0.183, SLG: 0.188 Jeff Fassero, L (6.1) Roosevelt Brown, L (7, PH) OBP: 0.309, SLG: 0.435 Augie Ojeda, S (7.6) OBP: 0.260, SLG: 0.292	G6-3		G6-3		1B		K		FC4-6	2	0	1	0	0	0	0											
Inning Stats	R: 0 E: 0 K: 0 S: 7	H: 0 LOB: 0 BB: 0 P: 10	R: 1 E: 0 K: 0 S: 8	H: 3 LOB: 2 BB: 0 P: 11	R: 0 E: 0 K: 0 S: 3	H: 0 LOB: 0 BB: 0 P: 6	R: 0 E: 0 K: 0 S: 7	H: 1 LOB: 1 BB: 0 P: 12	R: 0 E: 0 K: 0 S: 10	H: 1 LOB: 1 BB: 0 P: 16	R: 0 E: 1 K: 1 S: 8	H: 0 LOB: 1 BB: 0 P: 13	R: 3 E: 1 K: 3 S: 22	H: 4 LOB: 3 BB: 1 P: 35	R: 0 E: 0 K: 1 S: 8	H: 2 LOB: 2 BB: 0 P: 14	R: 1 E: 0 K: 3 S: 13	H: 2 LOB: 1 BB: 0 P: 17	1B: 10 2B: 2 3B: 0 HR: 1	SF: 0 SAC: 0 DP: 0 HBP: 0	WP: 0 PB: 0 SB: 1 CS: 0	PA: 42					
PITCHER	IP	WLS	BF	H	R	ER	SO	BB	IBB	HBP	BLK	WP	HR	S	P	ERA	WHIP										
Elmer Dessens, R (1.1) ERA: 4.61	6.1		26	7	3	3	2	0	0	0	0	0	1	50	78	4.26	1.105										
Scott Sullivan, R (7.1) ERA: 3.57	0.1	B	5	2	1	0	1	1	0	0	0	0	0	12	21	0.00	9.000										
Dennys Reyes, L (7.1) ERA: 4.74	0.2		3	1	0	0	2	0	0	0	0	0	0	7	10	0.00	1.500										
Jose Rijo, R (8.1) ERA: 2.19	0.2		3	1	0	0	0	0	0	0	0	0	0	4	8	0.00	1.500										
Danny Graves, R (9.1) ERA: 4.05	1.0	W	5	2	1	1	3	0	0	0	0	0	0	13	17	9.00	2.000										

Chicago Cubs @ Cincinnati Reds
Cinergy Field, Cincinnati, OH
Tue Sep 18 2001, 7:05 PM EDT
Att: 21,304 - Cloudy - 71 F

AB	41
R	5
H	13
RBI	5
BB	1
SO	8
LOB	18



Batter	1	2	3	4	5	6	7	8	9	AB	R	H	RBI	BB	SO	LOB	BOTTOM										
Todd Walker, L (1.4) OBP: 0.357, SLG: 0.473	G4-3		F9					F8		4	0	1	2	1	0	2											
Adam Dunn, L (1.9) OBP: 0.377, SLG: 0.556	1B		G3		1B		K		K	5	1	2	0	0	2	5											
Ken Griffey Jr., L (1.8) OBP: 0.375, SLG: 0.546	F8		G6-3		F8		SH1-4		P5	4	0	0	0	1	0	4											
Sean Casey, L (1.3) OBP: 0.382, SLG: 0.477	HBP		BB		1B		SH1-4		1B	2	1	2	1	3	0	0											
Aaron Boone, R (1.5) OBP: 0.358, SLG: 0.497	FC4-6		F8		F7		SH1-4		SH1-4	3	1	1	0	0	0	1											
Dmitri Young, S (1.7) OBP: 0.352, SLG: 0.473	FC4-6		F7				FC5-6		SH1-4	4	1	2	1	1	0	4											
Juan Castro, R (1.6) OBP: 0.272, SLG: 0.319 Robin Jennings, L (7, PH) OBP: 0.288, SLG: 0.430 Wilton Guerrero, S (8.6) OBP: 0.341, SLG: 0.388	SH1-3		BB		F8		F9		P6	2	0	0	0	1	0	1											
Jason LaRue, R (1.2) OBP: 0.299, SLG: 0.400	F8		SH3		SH3		FC5-6		K	4	1	1	0	0	2	6											
Elmer Dessens, R (1.1) ERA: 3.7 Scott Sullivan, R (7.1) Dennys Reyes, R (7.1) Jose Rijo, R (8.1) D.T. Cromer, L (8, PH) Pokey Reese, R (8, PH) Danny Graves, R (9.1) Brady Clark, R (9, PH)	SH1-3		SH3		SH3		FC5-6		F8	1	1	0	0	0	0	2											
Inning Stats	R: 0 E: 0 K: 0 S: 11	H: 2 LOB: 3 BB: 0 P: 19	R: 0 E: 0 K: 0 S: 14	H: 0 LOB: 2 BB: 2 P: 24	R: 0 E: 0 K: 0 S: 10	H: 0 LOB: 1 BB: 1 P: 17	R: 0 E: 0 K: 0 S: 8	H: 1 LOB: 1 BB: 0 P: 10	R: 1 E: 0 K: 0 S: 6	H: 2 LOB: 0 BB: 0 P: 9	R: 2 E: 0 K: 1 S: 12	H: 2 LOB: 1 BB: 0 P: 18	R: 0 E: 0 K: 1 S: 10	H: 0 LOB: 3 BB: 3 P: 24	R: 0 E: 0 K: 1 S: 9	H: 1 LOB: 2 BB: 0 P: 12	R: 3 E: 0 K: 1 S: 10	H: 3 LOB: 1 BB: 1 P: 18	1B: 9 2B: 2 3B: 0 HR: 0	SF: 0 SAC: 4 DP: 0 HBP: 2	WP: 0 PB: 0 SB: 0 CS: 0	PA: 45					
PITCHER	IP	WLS	BF	H	R	ER	SO	BB	IBB	HBP	BLK	WP	HR	S	P	ERA	WHIP										
Jon Lieber, R (1.1) ERA: 3.7	5.2		28	7	3	3	0	3	0	0	0	0	0	58	93	4.76	1.765										
Jeff Fassero, L (6.1) ERA: 3.53	0.1		1	0	0	0	1	0	0	0	0	0	0	3	4	0.00	0.000										
Ron Mahay, L (7.1) ERA: 2.45	0.0		2	0	0	0	0	2	0	0	0	0	0	3	11	∞	∞										
David Weathers, R (7.1) ERA: 2.46	1.0	H	4	0	0	0	1	0	1	0	0	0	0	7	13	0.00	0.000										
Kyle Farnsworth, R (8.1) ERA: 2.89	1.2	L	10	4	3	3	2	1	0	0	0	0	0	19	30	16.20	3.000										

Chicago Cubs @ Cincinnati Reds
Cinergy Field, Cincinnati, OH
Tue Sep 18 2001, 7:05 PM EDT
Att: 21,304 - Cloudy - 71 F

AB	32
R	6
H	11
RBI	6
BB	7
SO	4
LOB	28



Batter	1	2	3	4	5	6	7	8	9	AB	R	H	RBI	BB	SO	LOB	TOP											
Eric Young Sr. R OBP: 0.333, SLG: 0.398 (1, 4)	F8		K		L8			FC5-4		4	0	0	0	1	1	1	Chicago Cubs @ Cincinnati Reds Cinergy Field, Cincinnati, OH Thu Sep 20 2001, 12:35 PM EDT Att: 19,947 - Sunny - 69 F											
Michael Tucker L OBP: 0.324, SLG: 0.416 (1, 8) (7, 7)	L4		BB HR		1B E				1B	3	2	1	0	2	0	1												
Sammy Sosa R OBP: 0.427, SLG: 0.706 (1, 9)	FC4-6 BB		HR		E 2B		G4-3		K	3	2	1	0	2	1	1												
Fred McGriff L OBP: 0.384, SLG: 0.521 Matt Stairs L OBP: 0.355, SLG: 0.448 (1, 3) (7, 3)	FC4-6		HR		E3 2B				K	4	1	1	4	0	1	2												
Rondell White R OBP: 0.375, SLG: 0.545 Corey Patterson L OBP: 0.252, SLG: 0.356 (1, 7) (7, PR) (7, 8)		HR			2B					4	1	4	2	0	0	0												
Ron Coomer R OBP: 0.316, SLG: 0.390 (1, 5)	G6-3		K		L5				1B	5	0	0	0	0	1	6												
Robert Machado R OBP: 0.260, SLG: 0.339 (1, 2)	G6-3			K	G6-3			G4-3		4	0	0	0	0	1	2												
Augie Ojeda S OBP: 0.244, SLG: 0.273 (1, 6)	G3-1			F9			L3	G1-3		4	0	0	0	0	0	0												
Jason Bere R OBP: 0.186, SLG: 0.237 Chad Meyers R OBP: 0.333, SLG: 0.143 Todd Van Poppel R OBP: 0.286, SLG: 0.286 Courtney Duncan L Jeff Fassero L (1, 1) (8, PH) (8, 1) (9, 1) (9, 1)			K	G5-3			G6-3	FC5-4 HBP		3	0	0	0	0	1	0												
Inning Stats	R: 0 E: 0 K: 0 S: 8	H: 0 LOB: 1 BB: 1 P: 14	R: 1 E: 0 K: 0 S: 10	H: 1 LOB: 0 BB: 0 P: 17	R: 3 E: 0 K: 3 S: 19	H: 2 LOB: 1 BB: 2 P: 33	R: 0 E: 0 K: 1 S: 9	H: 0 LOB: 0 BB: 0 P: 13	R: 2 E: 1 K: 0 S: 12	H: 2 LOB: 2 BB: 1 P: 22	R: 0 E: 0 K: 0 S: 8	H: 0 LOB: 1 BB: 1 P: 15	R: 0 E: 0 K: 1 S: 9	H: 1 LOB: 1 BB: 0 P: 13	R: 0 E: 0 K: 0 S: 7	H: 0 LOB: 1 BB: 0 P: 10		R: 0 E: 0 K: 2 S: 11	H: 2 LOB: 2 BB: 0 P: 17	1B: 5 2B: 1 3B: 0 HR: 2	SF: 0 SAC: 0 DP: 0 HBP: 1	WP: 0 PB: 0 SB: 0 CS: 0	PA: 42					
PITCHER	IP	WLS	BF	H	R	ER	SO	BB	IBB	HBP	BLK	WP	HR	S	P	ERA		WHIP										
Jim Brower R ERA: 4.05 (1, 1)	4.1	L	21	4	6	6	4	4	0	0	0	0	2	48	85	12.46		1.846										
Dennys Reyes L ERA: 4.74 (5, 1)	0.0		1	0	0	0	0	0	0	0	0	0	0	3	4	∞		∞										
Chris Piersoll R ERA: 1.0 (5, 1)	0.2		3	1	0	0	0	0	0	0	0	0	0	7	10	0.00		1.500										
Chris Reitsma R ERA: 5.16 (6, 1)	2.0		8	1	0	0	1	1	0	0	0	0	0	17	28	0.00	1.000											
Jared Fernandez R ERA: (8, 1)	2.0		9	2	0	0	2	0	0	1	0	0	0	18	27	0.00	1.000											
Todd Walker L OBP: 0.359, SLG: 0.475 (1, 4)	F9		1B 2B		1-2 BB			P4	HR 2B	4	1	2	0	1	0	0	Chicago Cubs @ Cincinnati Reds Cinergy Field, Cincinnati, OH Thu Sep 20 2001, 12:35 PM EDT Att: 19,947 - Sunny - 69 F											
Wilton Guerrero S OBP: 0.351, SLG: 0.429 (1, 6)	G3		1B		K			S 1B	HR	5	1	3	3	0	1	2												
Ken Griffey Jr. L OBP: 0.370, SLG: 0.535 (1, 8)	BB 1B		K		F7			K	K	5	0	1	0	0	3	3												
Sean Casey L OBP: 0.379, SLG: 0.472 (1, 3)	BB		G6-3		G4-3			F7		3	0	0	0	1	0	1												
Aaron Boone R OBP: 0.357, SLG: 0.493 (1, 5)	F7		K		FC4-6 1B			HR 1B		4	1	2	0	0	1	2												
Adam Dunn L OBP: 0.372, SLG: 0.558 (1, 9)	F7		K		FC4-6			HR		4	1	1	2	0	1	1												
Dmitri Young S OBP: 0.346, SLG: 0.468 (1, 7)	G5-3				F9			G4-3		4	0	0	0	0	1	0												
Corky Miller R OBP: 0.214, SLG: 0.231 Brady Clark R OBP: 0.368, SLG: 0.458 (1, 2) (9, PH)	G3				E9 BB			P5	FC3-6 BB	3	0	0	0	0	0	0												
Jim Brower R OBP: 0.308, SLG: 0.346 Dennys Reyes L OBP: 0.186, SLG: 0.182 Chris Piersoll R D.T. Cromer L OBP: 0.285, SLG: 0.512 Chris Reitsma R OBP: 0.157, SLG: 0.125 Raul Gonzalez R Jared Fernandez R Robin Jennings R (1, 1) (5, 1) (5, 1) (8, 1) (7, PH) (8, 1) (9, PH) (9, PH)			G3		K			G4-3	FC3-6 2B HR	1	0	0	0	0	0	0												
Inning Stats	R: 0 E: 0 K: 0 S: 11	H: 1 LOB: 2 BB: 1 P: 17	R: 0 E: 0 K: 0 S: 5	H: 0 LOB: 0 BB: 0 P: 7	R: 0 E: 0 K: 1 S: 13	H: 2 LOB: 0 BB: 0 P: 21	R: 0 E: 0 K: 2 S: 9	H: 0 LOB: 0 BB: 0 P: 14	R: 0 E: 1 K: 0 S: 11	H: 0 LOB: 2 BB: 1 P: 18	R: 0 E: 0 K: 0 S: 14	H: 1 LOB: 1 BB: 0 P: 21	R: 0 E: 0 K: 1 S: 10	H: 0 LOB: 0 BB: 0 P: 7	R: 0 E: 0 K: 1 S: 10	H: 1 LOB: 1 BB: 0 P: 13		R: 5 E: 0 K: 1 S: 20	H: 4 LOB: 0 BB: 1 P: 33	1B: 5 2B: 2 3B: 0 HR: 2	SF: 0 SAC: 0 DP: 0 HBP: 0	WP: 0 PB: 0 SB: 1 CS: 0	PA: 39					
PITCHER	IP	WLS	BF	H	R	ER	SO	BB	IBB	HBP	BLK	WP	HR	S	P	ERA		WHIP										
Jason Bere R ERA: 4.24 (1, 1)	7.0	W	27	4	0	0	6	2	0	0	0	0	0	69	105	0.00		0.857										
Todd Van Poppel R ERA: 2.52 (8, 1)	1.0		4	1	0	0	1	0	0	0	0	0	0	10	13	0.00		1.000										
Courtney Duncan R ERA: 3.92 (9, 1)	0.2		6	3	4	4	0	1	0	0	0	0	1	14	24	54.00		6.000										
Jeff Fassero L ERA: 3.44 (9, 1)	0.1	S	2	1	1	1	1	0	0	0	0	0	1	6	9	27.00	3.000											

Batter	1	2	3	4	5	6	7	8	9	AB	R	H	RBI	BB	SO	LOB	TOP					
Eric Young Sr. R OBP: 0.332, SLG: 0.399 (1, 4)	1-1 1B		0-0 SH5-4		2-0 G5-3		0-3 K		3-2 F2	4	0	1	0	0	1	1						
Ricky Gutierrez R OBP: 0.348, SLG: 0.403 (1, 6)	0-0 F9		0-1 G6-3		1-1 G5-3		1-3 K			4	0	0	1	0	1	3						
Sammy Sosa R OBP: 0.429, SLG: 0.709 (1, 9)	2-3 K		3-H 2-2 G4-3		1-1 F9			2-3 K		4	0	0	0	0	2	2						
Fred McGriff L OBP: 0.385, SLG: 0.534 (1, 3)	1-0 G3			0-0 HR		1-1 F9		0-3 K		4	1	1	1	0	1	1						
Rondell White R OBP: 0.372, SLG: 0.535 (1, 7)		2-3 K		2-2 G6-3		1-1 G5-3		4-2 PB BB		3	0	0	0	1	1	0						
Todd Hundley S OBP: 0.282, SLG: 0.380 (1, 2)	2-2 F8			0-0 HR		0-0 HR		4-0 BB		3	2	2	2	1	0	0						
Michael Tucker L OBP: 0.324, SLG: 0.419 (1, 8)	1-2 G3			3-1 G3 1B		0-0 G4-3		0-1 F8		4	0	1	0	0	0	2						
Bill Mueller S OBP: 0.384, SLG: 0.441 (1, 5)			0-0 SH5-4 G6-3 1B	2-1 G3			0-3 K		1-2 G5-3	4	1	1	0	0	1	1						
Kevin Tapani R OBP: 0.365, SLG: 0.390 (5, 1)			0-0 SH5-4 1B	1-2 G6-3			4-2 S BB		0-3 K	2	0	1	0	0	0	1						
Todd Van Poppel R OBP: 0.289, SLG: 0.296 (5, 1)				0-0 G6-3						0	0	0	0	0	0	0						
Delino DeShazo L OBP: 0.339, SLG: 0.344 (7, PH)										0	0	0	0	0	1	0						
David Weathers R OBP: 0.299, SLG: 0.299 (7, PH)										0	0	0	0	0	0	0						
Courtney Duncan L OBP: 0.279, SLG: 0.427 (8, 1)										0	0	0	0	0	0	0						
38 Carlos Zambrano S OBP: 0.335, SLG: 0.482 (8, PH)										0	0	0	0	0	0	0						
Chad Meyers R OBP: 0.268, SLG: 0.125 (9, PH)										1	0	0	0	0	1	0						
Inning Stats	R: 0 E: 0 K: 1 S: 8	H: 1 LOB: 1 BB: 0 P: 12	R: 0 E: 0 K: 1 S: 9	H: 0 LOB: 0 BB: 0 P: 14	R: 1 E: 0 K: 0 S: 8	H: 2 LOB: 1 BB: 0 P: 10	R: 2 E: 0 K: 0 S: 11	H: 3 LOB: 1 BB: 0 P: 18	R: 0 E: 0 K: 0 S: 5	H: 0 LOB: 0 BB: 0 P: 9	R: 1 E: 0 K: 0 S: 6	H: 1 LOB: 0 BB: 0 P: 8	R: 0 E: 0 K: 3 S: 15	H: 0 LOB: 1 BB: 1 P: 20	R: 0 E: 0 K: 2 S: 10	H: 0 LOB: 2 BB: 2 P: 20	R: 0 E: 0 K: 1 S: 12	H: 0 LOB: 0 BB: 0 P: 16	1B: 4 2B: 0 3B: 0 HR: 3	SF: 0 SAC: 1 DP: 0 HBP: 0	WP: 0 PB: 1 SB: 1 CS: 0	PA: 37
PITCHER	IP	WLS	BF	H	R	ER	SO	BB	IBB	HBP	BLK	WP	HR	S	P	ERA	WHIP					
Shane Reynolds R ERA: 4.55 (1, 1)	5.0	W	21	6	3	3	2	0	0	0	0	0	2	41	63	5.40	1.200					
Michael Jackson R ERA: 4.41 (6, 1)	1.0	H	4	1	1	1	0	0	0	0	0	0	1	6	8	9.00	1.000					
Octavio Dotel R ERA: 2.33 (7, 1)	2.0	H	9	0	0	0	5	3	0	0	0	0	0	25	40	0.00	1.500					
Billy Wagner L ERA: 2.81 (9, 1)	1.0		3	0	0	0	1	0	0	0	0	0	0	12	16	0.00	0.000					

Chicago Cubs @ Houston Astros
Enron Field, Houston, TX
Sat Sep 22 2001, 8:05 PM EDT
Att: 43,167 - Dome - 72 F

AB 33
R 4
H 7
RBI 4
BB 3
SO 8
LOB 11



Batter	1	2	3	4	5	6	7	8	9	AB	R	H	RBI	BB	SO	LOB	BOTTOM				
Craig Biggio R OBP: 0.372, SLG: 0.450 (1, 4)	1-1 G4-3		1-3 K		2-0 FC5 2B 5 2B		4-0 FC6-4 BB	1-2 5 F9 WP 1B		4	1	1	1	1	1	0					
Julio Lugo R OBP: 0.332, SLG: 0.386 (1, 6)	2-0 F8			1-2 G1-6-3	0-0 5 2B		0-1 FC6-4 17 BB 5 1B	4-2 1-2 BB		4	1	1	0	1	0	1					
5 Jeff Bagwell R OBP: 0.401, SLG: 0.577 (1, 3)	2-2 2B			3-3 K	2-2 17 F8 2B		0-1 17 BB	0-1 F9		5	0	3	2	0	1	2					
17 Lance Berkman S OBP: 0.438, SLG: 0.632 (1, 7)	1-3 K			3-2 P3	2-3 F8		4-2 1-2 2-3 BB	2-3 G3		4	0	0	0	1	1	5					
Moises Alou R OBP: 0.394, SLG: 0.555 (1, 9)		1-0 G5-3			BB BB 1B K		2-3 K			4	1	1	0	0	2	4					
Billy Wagner L (9, 1)										0	0	0	0	0	0	0					
Vinny Castilla R OBP: 0.310, SLG: 0.485 (1, 5)		3-3 K2-3			0-0 BB 1B		0-3 K	2-0 G4-3		4	1	1	0	0	2	3					
Richard Hidalgo R OBP: 0.349, SLG: 0.444 (1, 8)		1-3 K			4-0 BB 1B		3-3 K		1-2 F8	3	1	0	0	1	2	0					
Tony Eusebio R OBP: 0.331, SLG: 0.396 (1, 2)					3-3 F4		3-3 K		4-2 E 2B BB	2	0	0	0	2	1	3					
Glen Barker S OBP: 0.241, SLG: 0.087 (8, PR)										0	1	0	0	0	0	0					
Shane Reynolds R OBP: 0.463, SLG: 0.528 (5, PH)					1-3 K		1-1 FC5 3B		0-2 SAFE 1B WP 2B	1	0	0	0	0	1	0					
Orlando Merced S OBP: 0.341, SLG: 0.427 (5, PH)										1	1	1	3	0	0	0					
Michael Jackson R OBP: 0.299, SLG: 0.299 (5, PH)										0	0	0	0	0	0	0					
Chris Truby R OBP: 0.279, SLG: 0.427 (6, PH)										0	0	0	0	0	1	1					
Octavio Dotel R OBP: 0.299, SLG: 0.299 (7, 1)										0	0	0	0	0	0	0					
Darvise Ward L OBP: 0.335, SLG: 0.482 (8, PH)										1	0	1	1	0	0	0					
Brad Ausmus R OBP: 0.268, SLG: 0.349 (9, 2)										0	1	0	0	0	0	0					
Inning Stats	R: 0 E: 0 K: 1 S: 9	H: 1 LOB: 1 BB: 0 P: 15	R: 0 E: 0 K: 2 S: 7	H: 0 LOB: 0 BB: 0 P: 12	R: 0 E: 0 K: 2 S: 7	H: 0 LOB: 0 BB: 0 P: 11	R: 0 E: 0 K: 1 S: 9	H: 0 LOB: 0 BB: 0 P: 16	R: 6 E: 0 K: 2 S: 20	H: 5 LOB: 1 BB: 1 P: 38	R: 0 E: 0 K: 3 S: 11	H: 0 LOB: 1 BB: 1 P: 21	R: 0 E: 0 K: 1 S: 12	H: 1 LOB: 3 BB: 2 P: 24	R: 2 E: 1 K: 0 S: 19	H: 2 LOB: 3 BB: 2 P: 31	1B: 4 2B: 4 3B: 1 HR: 0	SF: 0 SAC: 0 DP: 0 HBP: 0	WP: 1 PB: 0 SB: 0 CS: 0	PA: 40	
PITCHER	IP	WLS	BF	H	R	ER	SO	BB	IBB	HBP	BLK	WP	HR	S	P	ERA	WHIP				
Kevin Tapani R ERA: 4.32 (1, 1)	4.1	L	20	5	6	6	7	1	0	0	0	0	0	22	39	0.00	1.200				
Todd Van Poppel R ERA: 2.75 (5, 1)	1.2		7	1	0	0	4	1	0	0	0	0	0	12	24	0.00	3.000				
David Weathers R ERA: 2.43 (7, 1)	1.0		6	1	0	0	1	2	0	0	0	0	0	15	25	54.00	12.000				
Courtney Duncan R ERA: 4.32 (8, 1)	0.1		5	2	2	2	0	2	0	0	0	1	0	4	6	0.00	0.000				
38 Carlos Zambrano R ERA: 9.95 (8, 1)	0.2		2	0	0	0	0	0	0	0	0	0	0	4	6	0.00	0.000				

Chicago Cubs @ Houston Astros
Enron Field, Houston, TX
Sat Sep 22 2001, 8:05 PM EDT
Att: 43,167 - Dome - 72 F

AB 34
R 8
H 9
RBI 7
BB 6
SO 12
LOB 19



Batter	1	2	3	4	5	6	7	8	9	AB	R	H	RBI	BB	SO	LOB	TOP								
Eric Young Sr. R OBP: 0.330, SLG: 0.396 (1, 4)	F3		F8		F3		G4-3-6-4-5			4	0	0	0	0	0	2	Chicago Cubs @ Houston Astros Enron Field, Houston, TX Sun Sep 23 2001, 2:35 PM EDT Att: 43,057 - Dome - 72 F livebaseballscorecards.com								
Ricky Gutierrez R OBP: 0.348, SLG: 0.402 (1, 6)	HR		K2-3		L9		G1-3			4	1	1	0	0	1	1									
Sammy Sosa R OBP: 0.431, SLG: 0.726 (1, 9)	HR				HR		HR			4	3	3	4	0	0	0									
Fred McGriff L OBP: 0.386, SLG: 0.539 (1, 3)	L6				G3		HR			3	1	1	1	1	0	0									
Chad Meyers R OBP: 0.394, SLG: 0.125 (8, PR)										0	0	0	0	0	0	0									
Matt Stairs L OBP: 0.395, SLG: 0.448 (8, 3)										0	0	0	0	0	0	0									
Rondell White R OBP: 0.368, SLG: 0.528 (1, 7)	P4				K		K			4	0	0	0	0	3	1									
Todd Hundley S OBP: 0.276, SLG: 0.374 (8, 1)					F2		L3			3	0	0	0	0	0	0									
Julian Tavarez L OBP: 0.167, SLG: 0.129 (7, 1)										0	0	0	0	0	0	0									
Ron Mahay L OBP: 0.238, SLG: 0.419 (8, 1)										0	0	0	0	0	0	0									
David Weathers R OBP: 0.296, SLG: 0.419 (8, PH)										1	0	0	0	0	0	1									
Kyle Farnsworth R OBP: 0.296, SLG: 0.419 (8, 1)										0	0	0	0	0	0	0									
Michael Tucker L OBP: 0.327, SLG: 0.422 (1, 8)										2	1	1	0	1	1	0									
Robert Machado R OBP: 0.263, SLG: 0.333 (8, PH)										1	0	0	0	0	1	0									
Augie Ojeda S OBP: 0.243, SLG: 0.278 (1, 5)										4	0	1	1	0	0	1									
Jon Lieber L OBP: 0.181, SLG: 0.186 (1, 1)										1	0	0	0	0	1	0									
Joe Girardi R OBP: 0.313, SLG: 0.344 (6, 2)										2	0	1	0	0	1	0									
Inning Stats	R: 2 E: 0 K: 0 S: 17	H: 2 LOB: 0 BB: 0 P: 29	R: 0 E: 0 K: 1 S: 8	H: 0 LOB: 0 BB: 0 P: 11	R: 0 E: 0 K: 2 S: 14	H: 0 LOB: 0 BB: 0 P: 17	R: 1 E: 0 K: 1 S: 8	H: 1 LOB: 0 BB: 0 P: 12	R: 1 E: 0 K: 0 S: 10	H: 1 LOB: 1 BB: 1 P: 17	R: 2 E: 0 K: 1 S: 14	H: 3 LOB: 1 BB: 0 P: 25	R: 0 E: 0 K: 0 S: 4	H: 1 LOB: 0 BB: 1 P: 7	R: 0 E: 0 K: 1 S: 8	H: 0 LOB: 1 BB: 1 P: 16	R: 0 E: 0 K: 2 S: 8	H: 0 LOB: 0 BB: 0 P: 11	1B: 2 2B: 2 3B: 0 HR: 4	SF: 0 SAC: 1 DP: 1 HBP: 0	WP: 0 PB: 0 SB: 0 CS: 0	PA: 36			
PITCHER	IP WLS BF H R ER SO BB IBB HBP BLK WP HR S P ERA WHIP																								
Tim Redding R ERA: 5.73 (1, 1)	5.0	WLS: 22	BF: 6	H: 6	R: 6	ER: 6	SO: 4	BB: 1	IBB: 0	HBP: 0	BLK: 0	WP: 0	HR: 4	S: 60	P: 93	ERA: 10.80	WHIP: 1.400								
Ricky Stone R ERA: 3.36 (6, 1)	1.0	WLS: 4	BF: 1	H: 0	R: 0	ER: 0	SO: 1	BB: 0	IBB: 0	HBP: 0	BLK: 0	WP: 0	HR: 0	S: 11	P: 18	ERA: 0.00	WHIP: 1.000								
Mike Williams R ERA: 3.36 (7, 1)	1.0	WLS: 3	BF: 1	H: 0	R: 0	ER: 0	SO: 0	BB: 0	IBB: 0	HBP: 0	BLK: 0	WP: 0	HR: 0	S: 4	P: 7	ERA: 0.00	WHIP: 1.000								
Michael Jackson R ERA: 4.34 (8, 1)	1.0	WLS: 4	BF: 0	H: 0	R: 0	ER: 0	SO: 1	BB: 1	IBB: 0	HBP: 0	BLK: 0	WP: 0	HR: 0	S: 8	P: 16	ERA: 0.00	WHIP: 1.000								
Billy Wagner L ERA: 2.76 (9, 1)	1.0	WLS: 3	BF: 0	H: 0	R: 0	ER: 0	SO: 2	BB: 0	IBB: 0	HBP: 0	BLK: 0	WP: 0	HR: 0	S: 8	P: 11	ERA: 0.00	WHIP: 0.000								
Batter	1	2	3	4	5	6	7	8	9	AB <th>R</th> <th>H</th> <th>RBI</th> <th>BB</th> <th>SO</th> <th>LOB</th> <th>BOTTOM</th>	R	H	RBI	BB	SO	LOB	BOTTOM								
Craig Biggio R OBP: 0.373, SLG: 0.450 (1, 4)	BB	G5-3				FC5-4				4	0	2	1	1	0	2	Chicago Cubs @ Houston Astros Enron Field, Houston, TX Sun Sep 23 2001, 2:35 PM EDT Att: 43,057 - Dome - 72 F livebaseballscorecards.com								
Julio Lugo R OBP: 0.331, SLG: 0.383 (1, 6)	F9		F3		K			L8		4	1	0	0	1	2										
5 Jeff Bagwell R OBP: 0.401, SLG: 0.578 (1, 3)	K				K					4	2	2	1	0	2										
17 Lance Berkman S OBP: 0.440, SLG: 0.640 (1, 7)										3	1	2	2	1	0										
Moises Alou R OBP: 0.395, SLG: 0.561 (1, 9)	F8		G5-3		FC5					4	1	2	2	0	2										
Vinny Castilla R OBP: 0.309, SLG: 0.483 (1, 5)										4	1	1	0	0	2										
Richard Hidalgo R OBP: 0.350, SLG: 0.446 (1, 8)										3	0	1	0	1	0										
Brad Ausmus R OBP: 0.285, SLG: 0.349 (1, 2)										3	1	1	0	1	0										
Tim Redding R OBP: 0.237, SLG: 0.231 (8, 1)										1	0	1	1	0	0										
Ricky Stone R ERA: 3.36 (6, PH)										0	0	0	0	0	0										
Jose Vizcaino S ERA: 2.38 (7, 1)										1	0	0	0	0	1										
Mike Williams R ERA: 3.36 (7, 1)										0	0	0	0	0	0										
Michael Jackson R ERA: 4.34 (8, PH)										0	0	0	0	0	0										
Orlando Merced S OBP: 0.238, SLG: 0.469 (8, PH)										1	0	0	0	0	0										
Billy Wagner L ERA: 2.76 (9, 1)										0	0	0	0	0	0										
Inning Stats	R: 0 E: 0 K: 1 S: 12	H: 1 LOB: 2 BB: 1 P: 20	R: 1 E: 0 K: 0 S: 10	H: 2 LOB: 1 BB: 1 P: 16	R: 2 E: 0 K: 0 S: 10	H: 2 LOB: 0 BB: 0 P: 15	R: 1 E: 0 K: 0 S: 6	H: 2 LOB: 1 BB: 0 P: 7	R: 0 E: 0 K: 2 S: 13	H: 1 LOB: 2 BB: 1 P: 21	R: 0 E: 0 K: 1 S: 8	H: 0 LOB: 1 BB: 1 P: 17	R: 3 E: 0 K: 1 S: 16	H: 3 LOB: 1 BB: 1 P: 23	R: 0 E: 0 K: 0 S: 6	H: 1 LOB: 0 BB: 0 P: 10	R: 0 E: 0 K: 0 S: 6	H: 0 LOB: 0 BB: 0 P: 10	1B: 7 2B: 3 3B: 0 HR: 2	SF: 0 SAC: 1 DP: 1 HBP: 0	WP: 0 PB: 1 SB: 0 CS: 1	PA: 38			
PITCHER	IP WLS BF H R ER SO BB IBB HBP BLK WP HR S P ERA WHIP																								
Jon Lieber R ERA: 3.78 (1, 1)	5.0	WLS: 24	BF: 8	H: 4	R: 4	ER: 4	SO: 3	BB: 3	IBB: 0	HBP: 0	BLK: 0	WP: 0	HR: 1	S: 51	P: 79	ERA: 7.20	WHIP: 2.200								
Julian Tavarez R ERA: 4.57 (6, 1)	1.0	WLS: 6	BF: 1	H: 2	R: 2	ER: 2	SO: 1	BB: 2	IBB: 0	HBP: 0	BLK: 0	WP: 0	HR: 0	S: 13	P: 26	ERA: 18.00	WHIP: 3.000								
Ron Mahay L ERA: 2.38 (7, 1)	0.1	WLS: 1	BF: 0	H: 0	R: 0	ER: 0	SO: 0	BB: 0	IBB: 0	HBP: 0	BLK: 0	WP: 0	HR: 0	S: 4	P: 6	ERA: 0.00	WHIP: 0.000								
David Weathers R ERA: 2.52 (7, 1)	0.2	WLS: 4	BF: 2	H: 1	R: 1	ER: 1	SO: 1	BB: 0	IBB: 0	HBP: 0	BLK: 0	WP: 0	HR: 1	S: 7	P: 8	ERA: 13.50	WHIP: 3.000								
Kyle Farnsworth R ERA: 2.82 (8, 1)	1.0	WLS: 3	BF: 1	H: 0	R: 0	ER: 0	SO: 0	BB: 0	IBB: 0	HBP: 0	BLK: 0	WP: 0	HR: 0	S: 6	P: 10	ERA: 0.00	WHIP: 1.000								

Batter	1	2	3	4	5	6	7	8	9	AB	R	H	RBI	BB	SO	LOB	TOP					
Eric Young Sr. R OBP: 0.330, SLG: 0.395 (1, 4)	F3		F8		BB 1B		1B G4-3 HBP		G4-3	4	2	1	0	0	0	1	Chicago Cubs @ Pittsburgh Pirates PNC Park, Pittsburgh, PA Mon Sep 24 2001, 7:05 PM EDT Att: 18,908 - Overcast - 62 F					
Ricky Gutierrez R OBP: 0.350, SLG: 0.409 (1, 6)	HR		K		1B BB		G4-3 BB 1B		G1-3	4	1	2	1	1	1	1						
Sammy Sosa R OBP: 0.434, SLG: 0.727 (1, 9)	K			1B HR 1B	1B		G4-3 BB		1B	4	1	3	1	1	1	0						
Fred McGriff L OBP: 0.384, SLG: 0.536 (1, 3)	F8			1B HR 1B	K		G4-3		F7	5	1	1	1	0	1	5						
Matt Stairs L OBP: 0.358, SLG: 0.459 (7, PH)				HR	F5					3	1	2	3	0	0	2						
Rondell White R OBP: 0.370, SLG: 0.528 (7, PR)										0	0	0	0	1	0	0						
Corey Patterson L OBP: 0.257, SLG: 0.359 (7, 8)										0	0	0	0	0	0	0						
Michael Tucker L OBP: 0.324, SLG: 0.418 (7, 7)	G1-6-3			F7			F8		K	4	0	0	0	0	1	4						
Todd Hundley S OBP: 0.292, SLG: 0.369 (8, 1)										3	0	0	0	0	3	0						
Todd Van Poppel R OBP: 0.288, SLG: 0.386 (7, 1)										0	0	0	0	0	0	0						
Jeff Fassero L OBP: 0.238, SLG: 0.343 (8, PH)										0	0	0	0	0	0	0						
Delings DeShields L OBP: 0.238, SLG: 0.343 (8, PH)										1	0	0	0	0	0	0						
Scott Chiasson R OBP: 0.167, SLG: 0.125 (8, 1)										0	0	0	0	0	0	0						
Bill Mueller S OBP: 0.381, SLG: 0.437 (1, 5)				F8 34 SH1-3 1B	G4-3		F7		G3	4	0	1	0	0	0	0						
34 Kerry Wood R OBP: 0.208, SLG: 0.213 (6, 1)										1	0	0	0	0	0	0						
Ron Mahay L (6, 2)				SH1-3			L5		K	0	0	0	0	0	0	0						
Joe Girardi R OBP: 0.311, SLG: 0.341 (6, 2)									K	2	0	0	0	0	2	0						
Inning Stats	R: 1 E: 0 K: 1 S: 12	H: 1 LOB: 0 BB: 0 P: 21	R: 0 E: 0 K: 1 S: 6	H: 1 LOB: 0 BB: 0 P: 14	R: 0 E: 0 K: 1 S: 10	H: 1 LOB: 1 BB: 0 P: 14	R: 3 E: 0 K: 1 S: 17	H: 3 LOB: 0 BB: 0 P: 25	R: 1 E: 0 K: 1 S: 10	H: 2 LOB: 2 BB: 1 P: 22	R: 0 E: 0 K: 1 S: 8	H: 0 LOB: 0 BB: 0 P: 11	R: 1 E: 0 K: 2 S: 15	H: 1 LOB: 3 BB: 2 P: 34	R: 0 E: 0 K: 1 S: 7	H: 0 LOB: 0 BB: 0 P: 11	R: 0 E: 0 K: 0 S: 11	H: 1 LOB: 1 BB: 0 P: 13	1B: 8 2B: 0 3B: 0 HR: 2	SF: 0 SAC: 1 DP: 1 HBP: 1	WP: 0 PB: 0 SB: 0 CS: 0	PA: 40
PITCHER	IP	WLS	BF	H	R	ER	SO	BB	IBB	HBP	BLK	WP	HR	S	P	ERA	WHIP					
Tony McKnight R ERA: 4.39	4.1		21	8	5	5	4	1	0	0	0	0	0	14	22	10.38	2.077					
Joe Beimel L ERA: 5.19	1.2		5	0	0	0	2	0	0	0	0	0	0	14	22	0.00	0.000					
Omar Olivares R ERA: 6.5	0.1		4	1	1	1	1	1	0	1	0	0	0	10	20	27.00	6.000					
Damaso Marte L ERA: 5.04	0.2		3	0	0	0	1	0	1	0	0	0	0	5	14	0.00	0.000					
Mike Lincoln R ERA: 2.15	1.0	W	3	0	0	0	1	0	0	0	0	0	0	7	11	0.00	0.000					

AB	35
R	6
H	10
RBI	6
BB	3
SO	9
LOB	13



Batter	1	2	3	4	5	6	7	8	9	AB	R	H	RBI	BB	SO	LOB	BOTTOM					
18 Jason Kendall R OBP: 0.341, SLG: 0.368 (1, 2)	K			P4		2B 1B	FC6 BB BB	2CS HBP		4	1	1	0	0	1	1	Chicago Cubs @ Pittsburgh Pirates PNC Park, Pittsburgh, PA Mon Sep 24 2001, 7:05 PM EDT Att: 18,908 - Overcast - 62 F					
2 Jack Wilson R OBP: 0.285, SLG: 0.309 (1, 6)	L9			G6-3		2B 1B	B2	G1-5-3		5	1	1	0	0	4							
Brian Giles L OBP: 0.401, SLG: 0.601 (1, 7)	G5-3			G4-3		S 2B	BB BB			3	1	1	2	1	0	0						
Aramis Ramirez R OBP: 0.351, SLG: 0.538 (1, 5)		G6-3			G6-3	BB 2B	F8			4	0	1	1	0	0	3						
Warren Morris L OBP: 0.228, SLG: 0.350 (8, PH)						2B				2	0	0	0	0	0	0						
Mendyl Lopez R OBP: 0.258, SLG: 0.300 (7, 1)										1	0	0	0	0	0	1						
Omar Olivares R OBP: 0.172, SLG: 0.407 (7, 1)										0	0	0	0	0	0	0						
Damaso Marte L OBP: 0.238, SLG: 0.343 (8, PH)										0	0	0	0	0	0	0						
Adam Hyzdu R OBP: 0.290, SLG: 0.435 (8, 1)										0	0	0	1	1	0	0						
Mike Lincoln R OBP: 0.290, SLG: 0.350 (8, 1)										0	0	0	0	0	0	0						
Rich Loiselle R ERA: 12.38 (9, 1)										0	0	0	0	0	0	0						
Kevin Young R OBP: 0.311, SLG: 0.401 (1, 3)					K	BB IBB	F9			3	0	1	0	1	1	3						
Rob Mackowiak L OBP: 0.345, SLG: 0.456 (7, 4)										3	1	1	0	1	0	0						
Pat Meares R OBP: 0.246, SLG: 0.307 (9, 4)					P5			F8		0	0	0	0	0	0	0						
Gary Matthews S OBP: 0.320, SLG: 0.372 (1, 8)					G4-3		K			4	1	1	1	0	1	4						
Tony McKnight L ERA: 2.31 (8, 1)										1	0	0	0	0	1	0						
Joe Beimel L OBP: 0.285, SLG: 0.309 (8, PH)										0	0	0	0	0	0	0						
Craig Wilson R OBP: 0.370, SLG: 0.583 (7, 9)										3	2	3	2	0	0	0						
Chad Hermansen R OBP: 0.143, SLG: 0.171 (8, PH)										0	0	0	0	0	0	0						
Inning Stats	R: 0 E: 0 K: 1 S: 8	H: 0 LOB: 0 BB: 0 P: 10	R: 0 E: 0 K: 0 S: 7	H: 1 LOB: 0 BB: 0 P: 14	R: 0 E: 0 K: 1 S: 6	H: 0 LOB: 0 BB: 0 P: 8	R: 0 E: 0 K: 0 S: 11	H: 0 LOB: 0 BB: 0 P: 16	R: 0 E: 0 K: 1 S: 7	H: 0 LOB: 0 BB: 0 P: 10	R: 5 E: 0 K: 1 S: 25	H: 6 LOB: 3 BB: 2 P: 44	R: 1 E: 1 K: 0 S: 11	H: 1 LOB: 3 BB: 2 P: 21	R: 1 E: 0 K: 0 S: 10	H: 2 LOB: 2 BB: 0 P: 17	R: 0 E: 0 K: 0 S: 11	H: 0 LOB: 0 BB: 0 P: 13	1B: 5 2B: 3 3B: 0 HR: 2	SF: 0 SAC: 0 DP: 0 HBP: 1	WP: 0 PB: 0 SB: 1 CS: 3	PA: 39
PITCHER	IP	WLS	BF	H	R	ER	SO	BB	IBB	HBP	BLK	WP	HR	S	P	ERA	WHIP					
34 Kerry Wood R ERA: 3.49	5.1		22	7	5	5	4	0	0	0	0	0	0	1	56	8.44	1.312					
Ron Mahay L ERA: 2.31	0.1		3	0	0	0	0	1	1	0	0	0	0	4	13	0.00	3.000					
Todd Van Poppel R ERA: 2.73	0.2		4	1	1	0	0	0	0	0	0	0	0	9	11	0.00	1.500					
Jeff Fassero L ERA: 3.41	0.2	B	4	0	0	0	0	2	0	0	0	0	0	6	15	0.00	3.000					
Scott Chiasson R ERA: 5.4	0.1	L	3	2	1	1	0	0	0	0	0	0	1	5	7	27.00	6.000					

AB	33
R	7
H	10
RBI	7
BB	4
SO	4
LOB	16



Batter	1	2	3	4	5	6	7	8	9	AB	R	H	RBI	BB	SO	LOB	TOP
Eric Young Sr. R (1.4) OBP: 0.329, SLG: 0.393 Ron Mahay, L (4.1) Delino DeShields, L (8.7) OBP: 0.335, SLG: 0.341	3-2 E5 G4-3 PB		2-1 G6-3		1-2 G3-4-3			1-2 G5-3		2	0	0	0	0	0	0	
Corey Patterson L (1.8) OBP: 0.248, SLG: 0.346	2-2 G4-3		0-0 F9			1-2 F8		0-0 P6		4	0	0	0	0	0	1	
Sammy Sosa R (1.9) OBP: 0.432, SLG: 0.723 Roosevelt Brown, L (6.9) OBP: 0.292, SLG: 0.409	1-1 G6-3		0-0 G6-3			2-0 F7		1-2 G4-3		3	0	0	0	0	0	1	
Fred McGriff, L (1.3) OBP: 0.386, SLG: 0.536 Matt Stairs, L (6.3) OBP: 0.357, SLG: 0.457	4-2 BB			2-1 FC4-6 1B		1-2 G3		1-2 F9		2	0	1	0	1	0	0	
Rondell White, R (1.7) OBP: 0.369, SLG: 0.526 Scott Chiasson, R (8.1) Michael Tucker, L (9.7) OBP: 0.323, SLG: 0.416	2-2 G5-3		1-1 FC4-6 G4-6-3			0-0 1B 1B		2-1 F8		3	1	1	0	0	0	3	
Ricky Gutierrez R (1.6) OBP: 0.349, SLG: 0.407		1-1 G4-3		0-0 G4-6-3		0-0 1B		0-0 G6-3		4	0	1	0	0	0	1	
Joe Girardi, R (1.2) OBP: 0.308, SLG: 0.338 Robert Machado, R (5.2) OBP: 0.261, SLG: 0.331		1-0 G1-3			1-1 G4-3			1-0 G6-4-3		2	0	0	0	0	0	0	
Augie Ojeda, S (1.5) OBP: 0.252, SLG: 0.287		1-1 3B WP 1B			0-1 G4-3			2-1 1B		3	0	2	1	0	0	0	
Jason Bere, R (1.1) OBP: 0.186, SLG: 0.237 3B Carlos Zambrano, S (1.1) Courtney Duncan, L (3.1) Chad Meyers, R (4.4) OBP: 0.385, SLG: 0.200		2-2 G5-3			0-0 1B			1-1 L7		0	0	0	0	0	0	0	
Inning Stats	R: 0 H: 0 E: 1 K: 0 S: 19	H: 0 R: 1 ER: 0 SO: 0 BB: 1 P: 31	H: 1 R: 0 ER: 0 SO: 8	H: 0 R: 0 ER: 0 SO: 4	H: 1 R: 0 ER: 0 SO: 5	H: 0 R: 0 ER: 0 SO: 8	H: 1 R: 0 ER: 0 SO: 8	H: 0 R: 0 ER: 0 SO: 7	H: 3 R: 1 ER: 0 SO: 11	H: 0 R: 0 ER: 0 SO: 9	H: 0 R: 0 ER: 0 SO: 7	H: 0 R: 0 ER: 0 SO: 10	1B: 6 2B: 0 3B: 0 HR: 0	SF: 0 SAC: 0 DP: 2 HBP: 0	WP: 1 PB: 1 SB: 0 CS: 0	PA: 33	
PITCHER	IP WLS BF H R ER SO BB IBB HBP BLK WP HR S P ERA WHIP																
Jimmy Anderson, L (1.1) ERA: 5.33	7.0 W 27 6 1 1 0 1 0 0 0 0 1 0 58 90 1.29 1.000																
Mike Fetters, R (8.1) ERA: 5.89	1.0 3 0 0 0 0 0 0 0 0 0 0 0 9 11 0.00 0.000																
Omar Olivares, R (9.1) ERA: 6.44	1.0 3 0 0 0 0 0 0 0 0 0 0 0 7 10 0.00 0.000																

Chicago Cubs @ Pittsburgh Pirates
PNC Park, Pittsburgh, PA
Tue Sep 25 2001, 7:05 PM EDT
Att: 18,581 - Overcast - 46 F

AB 32
R 1
H 6
RBI 1
BB 1
SO 0
LOB 11



Batter	1	2	3	4	5	6	7	8	9	AB	R	H	RBI	BB	SO	LOB	BOTTOM
18 Jason Kendall, R (1.9) OBP: 0.342, SLG: 0.367 Chad Hermansen, R (5.9) OBP: 0.162, SLG: 0.270										2	1	0	1	2	0	4	
2 Jack Wilson, R (1.6) OBP: 0.284, SLG: 0.308 Mendy López, R (3.6) OBP: 0.277, SLG: 0.326										1	1	0	0	0	3		
Brian Giles, L (1.7) OBP: 0.402, SLG: 0.599 Adam Hyzdu, R (6.7) OBP: 0.243, SLG: 0.429										3	2	1	1	1	0	1	
Aramis Ramirez, R (1.5) OBP: 0.352, SLG: 0.543 Warren Morris, L (7.4) OBP: 0.224, SLG: 0.346										4	2	2	2	0	1	1	
Rob Mackowiak, L (1.4) OBP: 0.351, SLG: 0.465										5	3	3	2	0	1	0	
Kevin Young, R (1.3) OBP: 0.312, SLG: 0.401 Keith Osik, R (7.3) OBP: 0.310, SLG: 0.310										2	1	1	1	1	0	1	
Craig Wilson, R (1.2) OBP: 0.377, SLG: 0.591										5	1	3	3	0	1	1	
Gary Matthews, S (1.8) OBP: 0.323, SLG: 0.370										2	0	0	0	3	2	2	
Jimmy Anderson, L (1.1) OBP: 0.155, SLG: 0.127 Mike Fetters, R (8.1) 11 Humberto Cota, R (6.7) OBP: 0.667, SLG: 0.667 Omar Olivares, R (9.1) OBP: 0.222, SLG: 0.407										4	0	2	2	0	1	3	
Inning Stats	R: 5 H: 4 E: 1 K: 1 S: 18	H: 3 R: 3 ER: 1 SO: 15	H: 3 R: 0 ER: 0 SO: 15	H: 0 R: 0 ER: 0 SO: 9	H: 0 R: 0 ER: 0 SO: 10	H: 0 R: 0 ER: 0 SO: 7	H: 1 R: 1 ER: 0 SO: 10	H: 0 R: 0 ER: 0 SO: 11	H: 1 R: 0 ER: 0 SO: 16	H: 0 R: 0 ER: 0 SO: 15	H: 1 R: 0 ER: 0 SO: 13	H: 0 R: 0 ER: 0 SO: 21	1B: 10 2B: 3 3B: 0 HR: 2	SF: 1 SAC: 1 DP: 1 HBP: 0	WP: 0 PB: 0 SB: 0 CS: 0	PA: 47	
PITCHER	IP WLS BF H R ER SO BB IBB HBP BLK WP HR S P ERA WHIP																
Jason Bere, R (1.1) ERA: 4.38	0.2 L 10 4 5 3 1 3 0 0 0 0 0 0 17 37 40.50 10.500																
3B Carlos Zambrano, R (1.1) ERA: 11.74	1.1 9 3 3 3 0 2 0 0 0 0 0 0 16 31 20.25 3.750																
Courtney Duncan, R (3.1) ERA: 5.06	1.0 9 6 4 4 1 0 0 0 0 0 0 1 20 34 36.00 6.000																
Ron Mahay, L (4.1) ERA: 2.3	4.0 14 1 1 1 6 2 0 0 0 0 0 1 37 52 2.25 0.750																
Scott Chiasson, R (8.1) ERA: 4.15	1.0 5 1 0 0 2 1 0 0 0 0 0 0 13 21 0.00 2.000																

Chicago Cubs @ Pittsburgh Pirates
PNC Park, Pittsburgh, PA
Tue Sep 25 2001, 7:05 PM EDT
Att: 18,581 - Overcast - 46 F

AB 37
R 13
H 15
RBI 13
BB 8
SO 10
LOB 21



Batter	1	2	3	4	5	6	7	8	9	AB	R	H	RBI	BB	SO	LOB	TOP								
Craig Biggio, R OBP: 0.372, SLG: 0.448 (1, 4)										3	0	0	1	1	1	2	Houston Astros @ Chicago Cubs Wrigley Field, Chicago, IL Thu Sep 27 2001, 7:05 PM CDT Att: 38,154 - Sunny - 57 F								
Julio Lugo, R OBP: 0.331, SLG: 0.382 (1, 6)										5	0	1	0	0	2	1									
5 Jeff Bagwell, R OBP: 0.397, SLG: 0.571 (1, 3)										5	0	0	0	0	1	3									
17 Lance Berkman, S OBP: 0.435, SLG: 0.630 (1, 7)										4	1	1	0	0	0	0									
Richard Hidalgo, R OBP: 0.351, SLG: 0.449 (8, 9)										4	2	2	0	0	1	0									
Orlando Merced, S OBP: 0.336, SLG: 0.450 Glen Barker, S OBP: 0.233, SLG: 0.083 (8, 8)										2	1	0	0	2	0	2									
Vinny Castilla, R OBP: 0.314, SLG: 0.486 (1, 5)										3	1	1	3	1	1	2									
Tony Eusebio, R OBP: 0.335, SLG: 0.401 Octavio Dotel, R OBP: 0.091, SLG: 0.091 Billy Wagner, L (8, 1)										3	1	1	0	1	1	2									
Shane Reynolds, R OBP: 0.100, SLG: 0.143 Michael Jackson, R (7, 1)										2	0	1	2	0	1	0									
Brad Ausmus, R OBP: 0.284, SLG: 0.345 (8, 2)										0	0	0	0	0	0	0									
Inning Stats	R: 0 E: 1 K: 1 S: 7	H: 0 LOB: 0 BB: 0 P: 9	R: 2 E: 1 K: 1 S: 12	H: 3 LOB: 2 BB: 1 P: 23	R: 0 E: 0 K: 0 S: 6	H: 0 LOB: 0 BB: 0 P: 11	R: 0 E: 0 K: 0 S: 7	H: 0 LOB: 0 BB: 0 P: 10	R: 1 E: 0 K: 0 S: 7	H: 2 LOB: 1 BB: 0 P: 12	R: 3 E: 0 K: 2 S: 11	H: 2 LOB: 0 BB: 1 P: 19	R: 0 E: 0 K: 1 S: 6	H: 0 LOB: 0 BB: 0 P: 8	R: 0 E: 0 K: 1 S: 11	H: 0 LOB: 2 BB: 2 P: 27	R: 0 E: 0 K: 2 S: 10	H: 0 LOB: 1 BB: 1 P: 16	1B: 4 2B: 2 3B: 0 HR: 1	SF: 1 SAC: 1 DP: 1 HBP: 0	WP: 0 PB: 0 SB: 2 CS: 0	PA: 39			
PITCHER	IP	WLS	BF	H	R	ER	SO	BB	IBB	HBP	BLK	WP	HR	S	P	ERA	WHIP								
Kevin Tapani, R ERA: 4.49 (1, 1)	6.0	L	27	7	6	6	4	1	1	0	0	0	1	50	84	9.00	1.333								
Todd Van Poppel, R ERA: 2.55 (7, 1)	2.0		8	0	0	0	2	2	0	0	0	0	0	17	35	0.00	1.000								
Kyle Farnsworth, R ERA: 2.75 (9, 1)	1.0	S	4	0	0	0	2	1	0	0	0	0	0	10	16	0.00	1.000								

Batter	1	2	3	4	5	6	7	8	9	AB	R	H	RBI	BB	SO	LOB	BOTTOM								
Eric Young Sr., R OBP: 0.328, SLG: 0.391 (1, 4)										4	0	0	0	1	1	3	Houston Astros @ Chicago Cubs Wrigley Field, Chicago, IL Thu Sep 27 2001, 7:05 PM CDT Att: 38,154 - Sunny - 57 F								
Ricky Gutierrez, R OBP: 0.348, SLG: 0.407 (1, 6)										5	0	0	0	0	0	2									
Sammy Sosa, R OBP: 0.436, SLG: 0.726 (1, 9)										5	3	4	1	0	0	1									
Fred McGriff, L OBP: 0.388, SLG: 0.541 (1, 3)										4	1	2	2	1	0	2									
Rondell White, R OBP: 0.371, SLG: 0.524 Chad Meyers, R OBP: 0.385, SLG: 0.200 Bill Mueller, S OBP: 0.390, SLG: 0.441 (8, 5)										3	0	1	1	1	0	1									
Michael Tucker, L OBP: 0.323, SLG: 0.417 (1, 8)										4	0	1	0	0	0	2									
Todd Hundley, S OBP: 0.271, SLG: 0.362 Todd Van Poppel, R OBP: 0.286, SLG: 0.286 Delino DeShields, L OBP: 0.335, SLG: 0.339 Robert Machado, R OBP: 0.261, SLG: 0.331 (8, 2)										3	0	0	0	0	0	0									
Augie Ojeda, S OBP: 0.254, SLG: 0.282 Roosevelt Brown, L OBP: 0.297, SLG: 0.426 (8, 7)										2	0	0	0	1	0	0									
Kevin Tapani, R OBP: 0.255, SLG: 0.240 Joe Girardi, R OBP: 0.308, SLG: 0.335 Matt Stairs, L OBP: 0.358, SLG: 0.461 Kyle Farnsworth, R (9, 1)										2	0	0	0	0	1	1									
Inning Stats	R: 1 E: 0 K: 0 S: 9	H: 2 LOB: 1 BB: 0 P: 15	R: 0 E: 0 K: 0 S: 10	H: 0 LOB: 1 BB: 1 P: 15	R: 1 E: 0 K: 0 S: 14	H: 1 LOB: 2 BB: 2 P: 24	R: 0 E: 0 K: 1 S: 9	H: 0 LOB: 0 BB: 0 P: 11	R: 0 E: 0 K: 0 S: 13	H: 1 LOB: 1 BB: 0 P: 21	R: 0 E: 0 K: 0 S: 7	H: 0 LOB: 0 BB: 0 P: 8	R: 0 E: 0 K: 0 S: 7	H: 0 LOB: 1 BB: 1 P: 15	R: 3 E: 0 K: 1 S: 12	H: 3 LOB: 2 BB: 2 P: 28		R: 0 E: 0 K: 0 S: 6	H: 1 LOB: 0 BB: 0 P: 10	1B: 5 2B: 1 3B: 0 HR: 2	SF: 0 SAC: 1 DP: 1 HBP: 0	WP: 0 PB: 0 SB: 0 CS: 0	PA: 40		
PITCHER	IP	WLS	BF	H	R	ER	SO	BB	IBB	HBP	BLK	WP	HR	S	P	ERA	WHIP								
Shane Reynolds, R ERA: 4.48 (1, 1)	6.1	W	27	4	2	2	1	4	0	0	0	0	1	9	20	40.50	4.500								
Michael Jackson, R ERA: 4.69 (7, 1)	0.2		5	2	3	3	0	1	0	0	0	0	0	4	11	0.00	3.000								
Mike Williams, R ERA: 3.26 (8, 1)	0.2	H	4	1	0	0	0	1	0	0	0	0	0	4	6	0.00	0.000								
Octavio Dotel, R ERA: 2.39 (8, 1)	0.1	H	1	0	0	0	1	0	0	0	0	0	0	4	10	0.00	0.000								
Billy Wagner, L ERA: 2.72 (9, 1)	1.0	S	3	1	0	0	0	0	0	0	0	0	0	6	10	0.00	1.000								

AB	32
R	6
H	7
RBI	6
BB	5
SO	8
LOB	12



WP	0
PB	0
SB	2
CS	0

Batter	1	2	3	4	5	6	7	8	9	AB	R	H	RBI	BB	SO	LOB	TOP				
Craig Biggio, R OBP: 0.372, SLG: 0.447 (1, 4)	G6-3		G4-3			FC6-4 1B		F9		4	0	1	0	0	0	1					
Julio Lugo, R OBP: 0.326, SLG: 0.379 (1, 6) (7, 9)	F8		K			FC6-4 1-2		K		4	0	0	0	0	2	2					
5 Jeff Bagwell, R OBP: 0.395, SLG: 0.567 (1, 3)	F9		K			K		L9		4	0	0	0	0	2	2					
17 Lance Berkman, S OBP: 0.434, SLG: 0.629 (1, 7)		2B		L4		K		G6-3		4	1	1	0	0	1	1					
Richard Hidalgo, R OBP: 0.352, SLG: 0.452 (1, 8)		L9 2H	2B	G3-6-1 1B			F8	K		4	0	2	1	0	1	0					
Orlando Merced, S OBP: 0.336, SLG: 0.443 (1, 9) Ricky Stone, R (7, 1)				G3-6-1 1-2			K			2	0	0	0	1	1	1					
Chris Truby, R OBP: 0.282, SLG: 0.451 (6, PH)			BB					HR		0	0	0	0	0	0	0					
Vinny Castilla, R OBP: 0.313, SLG: 0.484 (1, 5)		L8			F8		FC5-4 1B	F8		4	0	1	0	0	0	2					
Brad Ausmus, R OBP: 0.282, SLG: 0.343 (1, 2)		L9			L8		FC5-4 1-2			3	0	0	0	0	0	3					
44 Roy Oswalt, R OBP: 0.208, SLG: 0.213 (1, 1) Tim Redding, R OBP: 0.214, SLG: 0.214 (4, 1) Jose Vizcaino, S OBP: 0.318, SLG: 0.339 (7, 6)										1	0	0	0	0	1	2					
Inning Stats	R: 0 E: 0 K: 0 S: 5	H: 0 LOB: 0 BB: 0 P: 8	R: 1 E: 0 K: 1 S: 11	H: 2 LOB: 2 BB: 1 P: 16	R: 0 E: 0 K: 2 S: 10	H: 0 LOB: 0 BB: 0 P: 12	R: 0 E: 0 K: 0 S: 8	H: 1 LOB: 0 BB: 0 P: 10	R: 0 E: 0 K: 1 S: 14	H: 1 LOB: 1 BB: 0 P: 20	R: 0 E: 0 K: 1 S: 11	H: 1 LOB: 1 BB: 0 P: 16	R: 0 E: 0 K: 1 S: 12	H: 0 LOB: 1 BB: 1 P: 21	R: 1 E: 0 K: 1 S: 10	H: 1 LOB: 0 BB: 0 P: 16	1B: 3 2B: 2 3B: 0 HR: 1	SF: 0 SAC: 0 DP: 1 HBP: 0	WP: 0 PB: 0 SB: 0 CS: 0	PA: 34	
PITCHER	IP	WLS	BF	H	R	ER	SO	BB	IBB	HBP	BLK	WP	HR	S	P	ERA	WHIP				
Jon Lieber, R ERA: 3.7 (1, 1)	7.0	W	26	5	1	1	7	1	0	0	0	0	0	64	87	1.29	0.857				
Kyle Farnsworth, R ERA: 2.71 (8, 1)	1.0		4	0	0	0	1	1	0	0	0	0	0	12	21	0.00	1.000				
Jeff Fassero, L ERA: 3.57 (9, 1)	1.0		4	1	1	1	1	0	0	0	0	0	1	10	16	9.00	1.000				

Houston Astros @ Chicago Cubs
Wrigley Field, Chicago, IL
Fri Sep 28 2001, 2:20 PM CDT
Att: 36,573 - Overcast - 55 F

AB	32
R	2
H	6
RBI	2
BB	2
SO	9
LOB	14



Batter	1	2	3	4	5	6	7	8	9	AB	R	H	RBI	BB	SO	LOB	BOTTOM				
Eric Young Sr., R OBP: 0.327, SLG: 0.388 (1, 4)	L8	G6-4-3		G4-6-3 HBP		K		G4-3		4	0	0	0	0	1	3					
Michael Tucker, L OBP: 0.323, SLG: 0.415 (1, 8) (7, 7)	1B FC6-4		G6-3	G4-6-3		L6				4	1	1	0	0	0	2					
Sammy Sosa, R OBP: 0.438, SLG: 0.728 (1, 9)	FC6-4 2B	1B			K		G4-3 BB			4	3	3	0	0	1	0					
Fred McGriff, L OBP: 0.389, SLG: 0.540 (1, 3)	FC6-4		G5-3		F7		E	BB		3	0	1	0	1	0	1					
Matt Stairs, L OBP: 0.358, SLG: 0.459 (1, 7) Corey Patterson, L OBP: 0.250, SLG: 0.345 (7, 8)	FC6-4				K		G4-3			3	1	1	2	0	1	2					
Ricky Gutierrez, R OBP: 0.351, SLG: 0.412 (1, 6) Augie Ojeda, S OBP: 0.257, SLG: 0.280 (4, 6)							G4-3			1	0	0	0	0	0	1					
Bill Mueller, S OBP: 0.392, SLG: 0.442 (1, 5)	G4-3									4	0	2	1	0	0	2					
Joe Girardi, R OBP: 0.316, SLG: 0.342 (1, 2)					L8					4	0	3	1	0	0	0					
Jon Lieber, L OBP: 0.187, SLG: 0.192 (1, 1) Kyle Farnsworth, R (8, 1) Roosevelt Brown, L OBP: 0.293, SLG: 0.420 (6, PH) Jeff Fassero, L (9, 1)										3	0	1	0	0	1	3					
Inning Stats	R: 2 E: 0 K: 0 S: 17	H: 4 LOB: 2 BB: 0 P: 27	R: 0 E: 0 K: 1 S: 7	H: 1 LOB: 0 BB: 0 P: 9	R: 2 E: 0 K: 0 S: 14	H: 4 LOB: 1 BB: 0 P: 21	R: 0 E: 0 K: 0 S: 4	H: 1 LOB: 1 BB: 0 P: 7	R: 0 E: 0 K: 2 S: 8	H: 0 LOB: 0 BB: 0 P: 14	R: 1 E: 0 K: 1 S: 11	H: 2 LOB: 1 BB: 1 P: 19	R: 1 E: 1 K: 0 S: 12	H: 1 LOB: 1 BB: 1 P: 24	R: 0 E: 0 K: 0 S: 8	H: 1 LOB: 1 BB: 0 P: 14	1B: 12 2B: 2 3B: 0 HR: 0	SF: 0 SAC: 0 DP: 3 HBP: 1	WP: 0 PB: 0 SB: 1 CS: 0	PA: 37	
PITCHER	IP	WLS	BF	H	R	ER	SO	BB	IBB	HBP	BLK	WP	HR	S	P	ERA	WHIP				
44 Roy Oswalt, R ERA: 2.73 (1, 1)	3.0	L	16	9	4	4	4	0	0	0	0	0	0	23	40	3.00	1.333				
Tim Redding, R ERA: 5.57 (4, 1)	3.0		12	3	1	1	3	1	0	1	0	0	0	23	40	3.00	1.333				
Ricky Stone, R ERA: (7, 1)	2.0		9	2	1	0	0	1	0	0	0	0	0	20	38	0.00	1.500				

Houston Astros @ Chicago Cubs
Wrigley Field, Chicago, IL
Fri Sep 28 2001, 2:20 PM CDT
Att: 36,573 - Overcast - 55 F

AB	34
R	6
H	14
RBI	5
BB	2
SO	4
LOB	16



Batter	1	2	3	4	5	6	7	8	9	AB	R	H	RBI	BB	SO	LOB	TOP										
Craig Biggio, R (1, 4) OBP: 0.373, SLG: 0.445	G5-3		E6 1B BB		G5-3 5 WP 1B HBP		WP BB		K	2	1	0	0	2	1	0	Houston Astros @ Chicago Cubs Wrigley Field, Chicago, IL Sat Sep 29 2001, 12:25 PM CDT Att: 37,641 - Sunny - 63 F										
Julio Lugo, R (1, 6) OBP: 0.379, SLG: 0.379 Scott Linebrink, R (5, 1) OBP: 0.327, SLG: 0.471 Danys Ward, L (7, 9) OBP: 0.302, SLG: 0.471 Ricky Stone, R (7, 1) OBP: 0.302, SLG: 0.471 Ron Villone, L (8, 1) OBP: 0.280, SLG: 0.100 Chris Truby, R (9, 9) OBP: 0.280, SLG: 0.448	G3		E6 5 1B		WP 1B		K		K	3	0	1	1	0	0	1											
5 Jeff Bagwell, R (1, 3) OBP: 0.395, SLG: 0.566	K				G5-3					3	0	1	1	1	1	1											
17 Lance Berkman, S (1, 7) OBP: 0.431, SLG: 0.624		F3	G3		F2					4	0	0	0	0	1	6											
Richard Hidalgo, R (1, 8) OBP: 0.353, SLG: 0.453				P4						3	0	1	0	1	1	0											
Orlando Merced, S (1, 9) OBP: 0.333, SLG: 0.433				F8						3	0	0	0	1	1	2											
Vinny Castilla, R (1, 5) OBP: 0.311, SLG: 0.480				F9						4	0	0	0	0	1	3											
Brad Ausmus, R (1, 2) OBP: 0.282, SLG: 0.344				L7						4	1	1	0	0	0	2											
Dave Micki, R (1, 1) OBP: 0.077, SLG: 0.077 Jose Vizcaino, S (5, PH) OBP: 0.314, SLG: 0.335				K						1	0	0	0	0	1	0											
Inning Stats	R: 0 E: 0 K: 1 S: 12	H: 0 LOB: 0 BB: 0 P: 20	R: 0 E: 0 K: 1 S: 7	H: 0 LOB: 1 BB: 1 P: 14	R: 0 E: 1 K: 1 S: 11	H: 1 LOB: 3 BB: 1 P: 20	R: 0 E: 0 K: 1 S: 7	H: 0 LOB: 0 BB: 0 P: 13	R: 2 E: 0 K: 0 S: 15	H: 2 LOB: 1 BB: 0 P: 29	R: 0 E: 0 K: 1 S: 12	H: 0 LOB: 1 BB: 1 P: 20	R: 0 E: 0 K: 3 S: 17	H: 0 LOB: 2 BB: 2 P: 29	R: 0 E: 0 K: 0 S: 9	H: 1 LOB: 1 BB: 0 P: 19		R: 0 E: 0 K: 2 S: 15	H: 0 LOB: 0 BB: 0 P: 23	1B: 2 2B: 2 3B: 0 HR: 0	SF: 0 SAC: 0 DP: 0 HBP: 1	WP: 2 PB: 0 SB: 1 CS: 0	PA: 38				
PITCHER	IP	WLS	BF	H	R	ER	SO	BB	IBB	HBP	BLK	WP	HR	S	P	ERA	WHIP										
34 Kerry Wood, R (1, 1) ERA: 3.48	6.0	W	26	3	2	2	5	3	0	1	0	1	0	64	116	3.00	1.000										
Todd Van Poppel, R (7, 1) ERA: 2.54	0.1		2	0	0	0	1	1	0	0	0	0	0	10	15	0.00	3.000										
Ron Mahay, L (7, 1) ERA: 2.2	0.2		3	0	0	0	2	1	0	0	0	1	0	7	14	0.00	1.500										
David Weathers, R (8, 1) ERA: 2.46	1.0		4	1	0	0	0	0	0	0	0	0	0	9	19	0.00	1.000										
Jeff Fassero, L (9, 1) ERA: 3.52	1.0		3	0	0	0	2	0	0	0	0	0	0	15	23	0.00	0.000										

AB	32
R	2
H	4
RBI	2
BB	5
SO	10
LOB	17



Batter	1	2	3	4	5	6	7	8	9	AB	R	H	RBI	BB	SO	LOB	BOTTOM										
Delino DeShields, L (1, 4) OBP: 0.337, SLG: 0.337	SH3-4 HR BB									2	1	0	0	2	1	2	Houston Astros @ Chicago Cubs Wrigley Field, Chicago, IL Sat Sep 29 2001, 12:25 PM CDT Att: 37,641 - Sunny - 63 F										
Ricky Gutierrez, R (1, 6) OBP: 0.351, SLG: 0.412	SH3-4									2	0	1	2	0	1	1											
Sammy Sosa, R (1, 9) OBP: 0.435, SLG: 0.723	P6									4	0	0	0	0	1	4											
Fred McGriff, L (1, 3) OBP: 0.388, SLG: 0.544										4	1	1	2	0	1	0											
Rondell White, R (1, 7) OBP: 0.372, SLG: 0.532 Corey Patterson, L (8, 8) OBP: 0.250, SLG: 0.345										3	1	1	1	0	1	0											
Todd Hundley, S (1, 2) OBP: 0.271, SLG: 0.373 Jeff Fassero, L (9, 1) ERA: 3.52										4	1	1	1	0	3	1											
Michael Tucker, L (1, 8) OBP: 0.324, SLG: 0.416										4	1	2	0	0	1	1											
Augie Ojeda, S (1, 5) OBP: 0.270, SLG: 0.284										2	1	1	0	2	0	0											
34 Kerry Wood, R (1, 1) ERA: 3.48 Chad Meyers, R (5, PH) OBP: 0.290, SLG: 0.290 Todd Van Poppel, R (7, 1) ERA: 2.54 Ron Mahay, L (7, 1) ERA: 2.2 David Weathers, R (8, 1) ERA: 2.46 Matt Stairs, L (8, PH) OBP: 0.326, SLG: 0.459 Joe Girardi, R (8, 2) OBP: 0.334, SLG: 0.341										0	0	0	0	0	0	0											
Inning Stats	R: 4 E: 0 K: 1 S: 10	H: 3 LOB: 0 BB: 1 P: 18	R: 1 E: 0 K: 1 S: 12	H: 1 LOB: 1 BB: 1 P: 20	R: 0 E: 0 K: 2 S: 7	H: 0 LOB: 0 BB: 0 P: 11	R: 1 E: 0 K: 0 S: 7	H: 1 LOB: 2 BB: 2 P: 16	R: 0 E: 0 K: 2 S: 11	H: 0 LOB: 1 BB: 1 P: 20	R: 0 E: 0 K: 1 S: 8	H: 0 LOB: 0 BB: 0 P: 12	R: 0 E: 0 K: 1 S: 8	H: 0 LOB: 0 BB: 0 P: 14	R: 0 E: 0 K: 1 S: 9	H: 2 LOB: 1 BB: 0 P: 16		1B: 4 2B: 0 3B: 0 HR: 3	SF: 1 SAC: 3 DP: 1 HBP: 2	WP: 0 PB: 0 SB: 1 CS: 0	PA: 36						
PITCHER	IP	WLS	BF	H	R	ER	SO	BB	IBB	HBP	BLK	WP	HR	S	P	ERA	WHIP										
Dave Micki, R (1, 1) ERA: 6.01	4.0	L	21	5	6	6	4	4	0	2	0	0	0	19	32	0.00	0.000										
Scott Linebrink, R (5, 1) ERA: 5.82	2.0		8	0	0	0	3	0	0	0	0	0	0	16	29	0.00	1.500										
Ricky Stone, R (7, 1) ERA: 5.82	1.1		6	2	0	0	2	0	0	0	0	0	0	1	1	0.00	0.000										
Ron Villone, L (8, 1) ERA: 5.82	0.2		1	0	0	0	0	0	0	0	0	0	0	1	1	0.00	0.000										



Batter	1	2	3	4	5	6	7	8	9	AB	R	H	RBI	BB	SO	LOB	TOP					
Craig Biggio, R OBP: 0.374, SLG: 0.444										4	2	1	0	1	1	1	Houston Astros @ Chicago Cubs Wrigley Field, Chicago, IL Sun Sep 30 2001, 1:20 PM CDT Att: 38,438 - Sunny - 68 F					
Jose Vizcaino, S OBP: 0.325, SLG: 0.347										3	0	3	1	1	0	0						
5 Jeff Bagwell, R OBP: 0.395, SLG: 0.564										2	0	0	1	2	1	3						
17 Lance Berkman, S OBP: 0.428, SLG: 0.618										5	0	0	1	0	2	7						
Richard Hidalgo, R OBP: 0.356, SLG: 0.452										3	0	1	0	1	0	1						
Vinny Castilla, R OBP: 0.312, SLG: 0.482										5	2	2	0	0	0	6						
Daryle Ward, L OBP: 0.330, SLG: 0.471										4	1	2	1	0	1	1						
Glen Barker, S OBP: 0.233, SLG: 0.083										0	1	0	0	0	0	0						
Julio Lugo, R OBP: 0.328, SLG: 0.378										1	0	0	0	0	0	0						
Brad Ausmus, R OBP: 0.281, SLG: 0.341										4	0	0	0	1	1	3						
Wade Miller, R OBP: 0.197, SLG: 0.200										3	0	0	0	0	1	3						
Melvin Mora, R OBP: 0.297, SLG: 0.362										0	0	1	2	0	0	0						
28 Adam Everett, R OBP: 0.340, SLG: 0.397										0	0	0	0	0	0	0						
Octavio Dotel, R OBP: 0.340, SLG: 0.397										0	0	0	0	0	0	0						
Michael Jackson, R OBP: 0.195, SLG: 0.100										0	0	0	0	0	0	0						
Ron Villone, L OBP: 0.195, SLG: 0.100										0	0	0	0	0	0	0						
Mike Williams, R OBP: 0.331, SLG: 0.520										1	0	0	0	0	1	0						
Orlando Merced, S OBP: 0.331, SLG: 0.520										0	0	0	0	0	0	0						
Inning Stats	R: 0 E: 0 K: 2 S: 11	H: 1 LOB: 3 BB: 2 P: 24	R: 0 E: 0 K: 0 S: 6	H: 0 LOB: 0 BB: 0 P: 8	R: 1 E: 1 K: 0 S: 10	H: 0 LOB: 1 BB: 1 P: 19	R: 2 E: 0 K: 1 S: 12	H: 4 LOB: 3 BB: 1 P: 22	R: 0 E: 0 K: 1 S: 7	H: 1 LOB: 2 BB: 1 P: 16	R: 1 E: 0 K: 0 S: 7	H: 0 LOB: 0 BB: 1 P: 17	R: 2 E: 0 K: 1 S: 13	H: 3 LOB: 1 BB: 0 P: 19	R: 0 E: 0 K: 2 S: 11	H: 1 LOB: 2 BB: 0 P: 20	R: 0 E: 0 K: 1 S: 8	H: 0 LOB: 0 BB: 0 P: 14	1B: 8 2B: 2 3B: 0 HR: 0	SF: 1 SAC: 1 DP: 0 HBP: 1	WP: 1 PB: 0 SB: 3 CS: 0	PA: 45
PITCHER	IP	WLS	BF	H	R	ER	SO	BB	IBB	HBP	BLK	WP	HR	S	P	ERA	WHIP					
Jason Bere, R ERA: 4.4	(1, 1)	5.1	29	6	4	3	4	5	1	0	0	0	0	49	99	5.06	2.062					
Julian Tavarez, R ERA: 4.82	(6, 1)	1.2	8	3	2	2	1	0	0	0	0	0	0	17	26	10.80	1.800					
Todd Van Poppel, R ERA: 2.63	(8, 1)	0.1	2	1	0	0	1	0	0	0	0	0	0	5	9	0.00	3.000					
Ron Mahay, L ERA: 2.16	(8, 1)	0.1	1	0	0	0	1	0	0	0	0	0	0	3	4	0.00	0.000					
Scott Chiasson, R ERA: 3.89	(8, 1)	0.1	W	2	0	0	0	0	0	1	0	1	0	3	7	0.00	0.000					
Eric Young Sr., R OBP: 0.331, SLG: 0.391										3	1	2	0	2	0	1	Houston Astros @ Chicago Cubs Wrigley Field, Chicago, IL Sun Sep 30 2001, 1:20 PM CDT Att: 38,438 - Sunny - 68 F					
Ricky Gutierrez, R OBP: 0.350, SLG: 0.410										2	1	0	1	1	1	3						
Sammy Sosa, R OBP: 0.432, SLG: 0.718										4	1	0	1	0	2	4						
Fred McGriff, L OBP: 0.387, SLG: 0.542										2	0	0	1	1	1	1						
Rondell White, R OBP: 0.377, SLG: 0.543										3	1	2	3	1	0	0						
Michael Tucker, L OBP: 0.324, SLG: 0.416										0	0	0	0	0	0	0						
Todd Hundley, S OBP: 0.272, SLG: 0.373										3	0	1	0	0	1	0						
Chad Meyers, R OBP: 0.429, SLG: 0.200										0	0	0	0	0	0	0						
Joe Girardi, R OBP: 0.313, SLG: 0.339										1	0	0	0	0	1	2						
Corey Patterson, L OBP: 0.242, SLG: 0.333										4	0	0	0	0	2	2						
Augie Ojeda, S OBP: 0.273, SLG: 0.281										1	0	0	0	1	0	0						
Delino DeShields, L OBP: 0.340, SLG: 0.337										0	2	0	0	2	0	0						
Jason Bere, R ERA: 4.4	(1, 1)	5.1	29	6	4	3	4	5	1	0	0	0	0	49	99	5.06	2.062					
Julian Tavarez, R ERA: 4.82	(6, 1)	1.2	8	3	2	2	1	0	0	0	0	0	0	17	26	10.80	1.800					
Todd Van Poppel, R ERA: 2.63	(8, 1)	0.1	2	1	0	0	1	0	0	0	0	0	0	5	9	0.00	3.000					
Ron Mahay, L ERA: 2.16	(8, 1)	0.1	1	0	0	0	1	0	0	0	0	0	0	3	4	0.00	0.000					
Scott Chiasson, R ERA: 3.89	(8, 1)	0.1	W	2	0	0	0	0	0	1	0	1	0	3	7	0.00	0.000					
Inning Stats	R: 3 E: 1 K: 1 S: 12	H: 2 LOB: 0 BB: 0 P: 19	R: 0 E: 0 K: 2 S: 9	H: 0 LOB: 0 BB: 0 P: 13	R: 0 E: 0 K: 1 S: 7	H: 1 LOB: 1 BB: 0 P: 12	R: 0 E: 0 K: 1 S: 6	H: 0 LOB: 0 BB: 0 P: 11	R: 0 E: 0 K: 0 S: 10	H: 0 LOB: 1 BB: 2 P: 19	R: 0 E: 0 K: 3 S: 17	H: 1 LOB: 2 BB: 1 P: 28	R: 3 E: 0 K: 1 S: 14	H: 2 LOB: 3 BB: 3 P: 32	R: 1 E: 0 K: 0 S: 11	H: 0 LOB: 3 BB: 3 P: 25	1B: 3 2B: 2 3B: 0 HR: 1	SF: 3 SAC: 2 DP: 1 HBP: 0	WP: 1 PB: 0 SB: 1 CS: 0	PA: 39		
PITCHER	IP	WLS	BF	H	R	ER	SO	BB	IBB	HBP	BLK	WP	HR	S	P	ERA	WHIP					
Wade Miller, R ERA: 3.45	(1, 1)	6.0	25	4	3	0	8	3	0	0	0	0	0	61	102	0.00	1.167					
Octavio Dotel, R ERA: 2.65	(7, 1)	0.1	4	1	3	3	0	2	0	0	0	0	0	6	16	81.00	9.000					
Michael Jackson, R ERA: 4.64	(7, 1)	0.2	B	4	1	0	0	1	1	0	0	1	0	8	16	0.00	1.500					
Ron Villone, L ERA: 5.88	(8, 1)	0.1	L	2	0	1	1	1	0	0	0	0	0	5	11	27.00	3.000					
Mike Williams, R ERA: 3.23	(8, 1)	0.2	4	0	0	0	0	2	0	0	0	0	0	6	14	0.00	3.000					

Batter	1	2	3	4	5	6	7	8	9	AB	R	H	RBI	BB	SO	LOB	TOP										
Todd Walker, L (1,4) OBP: 0.354, SLG: 0.463	F7		G6-4-3			E G4-3 1B		G4-3		4	1	1	0	0	0	1	Cincinnati Reds @ Chicago Cubs Wrigley Field, Chicago, IL Tue Oct 02 2001, 7:05 PM CDT Att: 35,220 - Sunny - 70 F										
Wilton Guerrero, S (1,6) OBP: 0.347, SLG: 0.413	K			G4-3		E7 G4-3 HR 1B		G4-3		4	1	1	0	0	1	0											
Ken Griffey Jr., L (1,8) OBP: 0.372, SLG: 0.539	F7			F7		G4-3		G4-3		4	0	0	1	0	0	1											
Dmitri Young, S (1,5) OBP: 0.354, SLG: 0.488		K				HR			F7	4	1	2	2	0	1	0											
Robin Jennings, L (1,9) (7,3) OBP: 0.303, SLG: 0.457	F7			F8		HR K			G3	4	0	0	0	0	1	1											
Adam Dunn, L (1,7) OBP: 0.375, SLG: 0.585 Danny Graves, R (9,1) OBP: 0.250, SLG: 1.000					F9		PB 2B		HR	3	1	2	1	1	0	0											
D.T. Cromer, L (1,3) Scott Sullivan, R (7,1) Ruben Rivera, R (9,PH) OBP: 0.324, SLG: 0.431	CS				K		P6		2B	3	1	1	1	0	1	1											
Jason LaRue, R (1,2) OBP: 0.300, SLG: 0.394							K		K	4	0	2	0	0	2	2											
59 Lance Davis, R (1,1) Chris Reitsma, R (4,1) Raul Gonzalez, R (6,PH) Jim Brower, R (6,1) Brady Clark, R (7,PH) OBP: 0.356, SLG: 0.430										1	0	0	0	0	1	1											
Inning Stats	R: 0 E: 0 K: 1 S: 10	H: 0 LOB: 0 BB: 0 P: 14	R: 0 E: 0 K: 1 S: 11	H: 0 LOB: 0 BB: 1 P: 20	R: 1 E: 0 K: 1 S: 8	H: 2 LOB: 0 BB: 0 P: 14	R: 0 E: 0 K: 0 S: 8	H: 1 LOB: 1 BB: 0 P: 9	R: 0 E: 0 K: 1 S: 7	H: 1 LOB: 1 BB: 0 P: 9	R: 3 E: 1 K: 1 S: 16	H: 3 LOB: 0 BB: 0 P: 22	R: 0 E: 0 K: 1 S: 9	H: 1 LOB: 0 BB: 0 P: 11	R: 0 E: 0 K: 0 S: 5	H: 0 LOB: 0 BB: 0 P: 8		R: 1 E: 0 K: 1 S: 11	H: 2 LOB: 1 BB: 0 P: 18	1B: 5 2B: 2 3B: 0 HR: 3	SF: 0 SAC: 0 DP: 2 HBP: 0	WP: 0 PB: 1 SB: 0 CS: 1	PA: 36				
PITCHER	IP	WLS	BF	H	R	ER	SO	BB	IBB	HBP	BLK	WP	HR	S	P	ERA	WHIP										
Juan Cruz, R (1,1) ERA: 3.4	5.2		22	7	4	4	4	1	0	0	0	0	2	55	82	6.35	1.412										
Ron Mahay, L (6,1) ERA: 2.12	0.1		1	0	0	0	1	0	0	0	0	0	0	5	6	0.00	0.000										
Todd Van Poppel, R (7,1) ERA: 2.59	1.0		4	1	0	0	1	0	0	0	0	0	0	9	11	0.00	1.000										
Jeff Fassero, L (8,1) ERA: 3.47	1.0		3	0	0	0	0	0	0	0	0	0	0	5	8	0.00	0.000										
Kyle Farnsworth, R (9,1) ERA: 2.76	1.0	L	5	2	1	1	1	0	0	0	0	0	1	11	18	9.00	2.000										

Batter	1	2	3	4	5	6	7	8	9	AB	R	H	RBI	BB	SO	LOB	BOTTOM										
Eric Young Sr., R (1,4) OBP: 0.330, SLG: 0.390	L9			K		F8			P4	5	0	1	1	0	1	3	Cincinnati Reds @ Chicago Cubs Wrigley Field, Chicago, IL Tue Oct 02 2001, 7:05 PM CDT Att: 35,220 - Sunny - 70 F										
Ricky Gutierrez, R (1,6) OBP: 0.349, SLG: 0.408	F8		L9	G4-3					FC4-6 1B	5	0	1	0	0	1	3											
Sammy Sosa, R (1,9) OBP: 0.432, SLG: 0.720									FC4-6 1B	4	1	1	1	1	2	1											
Fred McGriff, L (1,3) OBP: 0.384, SLG: 0.537	G2			F8		F7				4	0	0	0	0	1	1											
Rondell White, R (1,7) OBP: 0.372, SLG: 0.536	F7		FC5-4 PB E			F8			F3	4	1	0	0	0	0	1											
Michael Tucker, L (1,8) OBP: 0.321, SLG: 0.412	F2		E3 WP S 1-H						F8	4	0	0	0	0	1	0											
Bill Mueller, S (1,5) OBP: 0.400, SLG: 0.447										2	1	1	0	2	0	1											
Robert Machado, R (1,2) OBP: 0.270, SLG: 0.341 Todd Hundley, S (9,PH) OBP: 0.271, SLG: 0.371					G5-3					2	1	1	1	1	0	0											
Juan Cruz, R (1,1) Ron Mahay, L (6,1) Matt Stairs, L (6,PH) Todd Van Poppel, R (7,1) Jeff Fassero, L (8,1) Kyle Farnsworth, R (9,1) Delino DeShields, L (9,PH) OBP: 0.326, SLG: 0.336										1	0	0	0	0	0	0											
Inning Stats	R: 1 E: 0 K: 0 S: 8	H: 1 LOB: 0 BB: 0 P: 17	R: 2 E: 0 K: 0 S: 15	H: 4 LOB: 2 BB: 0 P: 25	R: 1 E: 1 K: 0 S: 8	H: 0 LOB: 1 BB: 1 P: 19	R: 0 E: 0 K: 1 S: 10	H: 1 LOB: 0 BB: 0 P: 13	R: 0 E: 0 K: 1 S: 9	H: 0 LOB: 2 BB: 2 P: 23	R: 0 E: 0 K: 3 S: 10	H: 0 LOB: 0 BB: 0 P: 16	R: 0 E: 0 K: 1 S: 12	H: 0 LOB: 1 BB: 1 P: 22	R: 0 E: 0 K: 0 S: 9	H: 1 LOB: 1 BB: 0 P: 12		1B: 4 2B: 2 3B: 0 HR: 1	SF: 0 SAC: 0 DP: 0 HBP: 0	WP: 1 PB: 1 SB: 1 CS: 0	PA: 39						
PITCHER	IP	WLS	BF	H	R	ER	SO	BB	IBB	HBP	BLK	WP	HR	S	P	ERA	WHIP										
59 Lance Davis, L (1,1) ERA: 4.69	3.0		16	5	4	3	0	1	0	0	0	0	0	19	26	0.00	0.500										
Chris Reitsma, R (4,1) ERA: 5.09	2.0		7	1	0	0	2	0	0	0	0	0	0	31	31	9.00	2.000										
Jim Brower, R (6,1) ERA: 3.96	1.0		5	0	0	0	1	2	0	0	0	0	0	9	23	0.00	2.000										
Scott Sullivan, R (7,1) ERA: 3.23	2.0	W	7	0	0	0	4	1	0	0	0	0	0	22	38	0.00	0.500										
Danny Graves, R (9,1) ERA: 4.15	1.0	S	4	1	0	0	0	0	0	0	0	0	0	9	12	0.00	1.000										

AB	34
R	5
H	10
RBI	5
BB	1
SO	7
LOB	9



AB	35
R	4
H	7
RBI	3
BB	4
SO	7
LOB	13



livebaseballscores.com

livebaseballscores.com

Batter	1	2	3	4	5	6	7	8	9	AB	R	H	RBI	BB	SO	LOB	TOP	
Todd Walker, L OBP: 0.356, SLG: 0.462 (1, 4)										3	0	0	0	1	1	0	Cincinnati Reds @ Chicago Cubs Wrigley Field, Chicago, IL Thu Oct.04 2001, 1:20 PM CDT Att: 19,535 - Cloudy - 58 F	
Wilton Guerrero, S OBP: 0.356, SLG: 0.419 (1, 6)										4	0	3	0	0	1	0		
Ken Griffey Jr., L OBP: 0.371, SLG: 0.545 (1, 8)										4	0	1	0	0	1	2		
Dmitri Young, S OBP: 0.351, SLG: 0.482 (1, 5)										4	0	1	0	0	1	3		
Adam Dunn, L OBP: 0.379, SLG: 0.597 (1, 7)										3	0	0	0	1	2	1		
Ruben Rivera, R OBP: 0.326, SLG: 0.431 (1, 9)										4	0	2	0	0	1	2		
Robin Jennings, L OBP: 0.295, SLG: 0.434 (1, 3)										2	0	0	0	1	0	2		
Corky Miller, R OBP: 0.292, SLG: 0.463 (1, 2)										3	0	0	0	0	3	3		
Jose Acevedo, R OBP: 0.118, SLG: 0.147 Dennys Reyes, R OBP: 0.162, SLG: 0.162 (7, 1)										3	0	0	0	0	3	0		
Inning Stats	R: 0 E: 0 K: 2 S: 8	H: 0 LOB: 0 BB: 0 P: 11	R: 0 E: 0 K: 1 S: 7	H: 1 LOB: 1 BB: 0 P: 11	R: 0 E: 0 K: 3 S: 17	H: 2 LOB: 3 BB: 1 P: 25	R: 0 E: 0 K: 1 S: 11	H: 1 LOB: 1 BB: 0 P: 16	R: 0 E: 0 K: 1 S: 13	H: 1 LOB: 1 BB: 0 P: 17	R: 0 E: 0 K: 2 S: 13	H: 0 LOB: 2 BB: 2 P: 25	R: 0 E: 0 K: 1 S: 13	H: 1 LOB: 1 BB: 0 P: 19	R: 0 E: 0 K: 1 S: 6	H: 1 LOB: 1 BB: 0 P: 7	1B: 7 SF: 0 2B: 0 SAC: 0 3B: 0 DP: 0 HR: 0 HBP: 0	
PITCHER	IP	WLS	BF	H	R	ER	SO	BB	IBB	HBP	BLK	WP	HR	S	P	ERA	WHIP	
34 Kerry Wood, R ERA: 3.36 Todd Van Poppel, R ERA: 2.55 Kyle Farnsworth, R ERA: 2.74	(1, 1)	6.0	26	5	0	0	10	2	1	0	0	1	0	69	105	0.00	1.167	
PITCHER	IP	WLS	BF	H	R	ER	SO	BB	IBB	HBP	BLK	WP	HR	S	P	ERA	WHIP	
34 Kerry Wood, R ERA: 3.36 Todd Van Poppel, R ERA: 2.55 Kyle Farnsworth, R ERA: 2.74	(7, 1)	1.0	4	1	0	0	2	0	0	0	0	0	0	13	19	0.00	1.000	
34 Kerry Wood, R ERA: 3.36 Todd Van Poppel, R ERA: 2.55 Kyle Farnsworth, R ERA: 2.74	(8, 1)	0.1	3	1	0	0	1	0	0	0	0	0	0	6	7	0.00	3.000	

Batter	1	2	3	4	5	6	7	8	9	AB	R	H	RBI	BB	SO	LOB	BOTTOM	
Eric Young Sr., R OBP: 0.332, SLG: 0.392 Michael Tucker, L OBP: 0.323, SLG: 0.413 (5, 3)										2	0	1	0	0	0	0	Cincinnati Reds @ Chicago Cubs Wrigley Field, Chicago, IL Thu Oct.04 2001, 1:20 PM CDT Att: 19,535 - Cloudy - 58 F	
Corey Patterson, L OBP: 0.283, SLG: 0.344 (1, 8)										3	0	0	0	1	2	3		
Sammy Sosa, R OBP: 0.433, SLG: 0.721 (1, 9)										2	0	0	0	1	1	2		
Matt Stairs, L OBP: 0.358, SLG: 0.462 Chad Meyers, R OBP: 0.353, SLG: 0.154 (5, 4)										1	0	0	0	0	1	0		
Rondell White, R OBP: 0.375, SLG: 0.536 (1, 7)										2	1	1	0	1	0	0		
Todd Hundley, S OBP: 0.271, SLG: 0.383 Robert Machado, R OBP: 0.270, SLG: 0.341 (8, 2)										3	1	1	2	0	1	1		
Delino DeShields, L OBP: 0.342, SLG: 0.342 (4, 3) (5, 5)										3	0	2	0	0	0	0		
Augie Ojeda, S OBP: 0.274, SLG: 0.277 (1, 6)										2	0	0	0	0	0	2		
34 Kerry Wood, R OBP: 0.204, SLG: 0.208 Roosevelt Brown, L OBP: 0.325, SLG: 0.444 Todd Van Poppel, R OBP: 0.286, SLG: 0.286 Bill Mueller, S OBP: 0.402, SLG: 0.447 Kyle Farnsworth, R (8, 1)										1	0	0	0	0	0	0		
Inning Stats	R: 0 E: 0 K: 2 S: 10	H: 0 LOB: 0 BB: 0 P: 19	R: 0 E: 0 K: 1 S: 8	H: 0 LOB: 0 BB: 0 P: 12	R: 0 E: 0 K: 0 S: 6	H: 0 LOB: 0 BB: 0 P: 12	R: 0 E: 0 K: 1 S: 7	H: 1 LOB: 1 BB: 1 P: 14	R: 0 E: 0 K: 1 S: 10	H: 2 LOB: 1 BB: 0 P: 13	R: 0 E: 0 K: 0 S: 6	H: 0 LOB: 2 BB: 2 P: 16	R: 2 E: 0 K: 1 S: 15	H: 3 LOB: 2 BB: 2 P: 29	R: 0 E: 0 K: 1 S: 15	H: 0 LOB: 2 BB: 2 P: 29	1B: 4 SF: 0 2B: 2 SAC: 1 3B: 0 DP: 3 HR: 1 HBP: 0	
PITCHER	IP	WLS	BF	H	R	ER	SO	BB	IBB	HBP	BLK	WP	HR	S	P	ERA	WHIP	
Jose Acevedo, R ERA: 5.44 Dennys Reyes, L ERA: 4.99	(1, 1)	6.2	27	5	2	2	5	4	1	1	0	1	0	57	108	2.70	1.350	
PITCHER	IP	WLS	BF	H	R	ER	SO	BB	IBB	HBP	BLK	WP	HR	S	P	ERA	WHIP	
Jose Acevedo, R ERA: 5.44 Dennys Reyes, L ERA: 4.99	(7, 1)	0.1	2	1	0	0	1	0	0	0	0	0	0	5	7	0.00	3.000	

AB	30
R	0
H	7
RBI	0
BB	3
SO	13
LOB	13



Batter	1	2	3	4	5	6	7	8	9	AB	R	H	RBI	BB	SO	LOB	TOP										
18 Jason Kendall, R OBP: 0.335, SLG: 0.358	2-0 FC6-4 1B		1-1 L8		3-2 F4		0-0 P4		0-1 FC5-4	5	0	1	0	0	0	2											
2 Jack Wilson, R OBP: 0.256, SLG: 0.299	1-1 FC6-4 FC5 E 1-2f		0-1 G3-1		3-2 E5 SF9 1B		0-0 L9			4	0	1	0	0	0	1											
Brian Giles, L OBP: 0.404, SLG: 0.593	0-0 E6 FC5 1-2		4-1 FC4-6 BB		4-0 IBB		3-3 K			2	0	0	0	2	1	1											
Aramis Ramirez, R OBP: 0.350, SLG: 0.538	1-3 K		1-0 FC4-6 1-2f		2-1 SF9 2-3 3-H		1-3 K			3	0	0	1	0	2	3											
Warren Morris, L OBP: 0.238, SLG: 0.326 Pat Meares, R OBP: 0.244, SLG: 0.304	1-2 FC5 1-2 2-3f		0-1 G3		0-0 F7		4-0 CS BB			3	0	0	0	1	0	4											
Kevin Young, R OBP: 0.305, SLG: 0.396		1-2 G6-3		2-3 K		1-0 HR		3-2 F7 1-2		3	0	0	0	1	0	4											
Rob Mackowiak, L OBP: 0.325, SLG: 0.423 Chad Hermansen, R OBP: 0.157, SLG: 0.235		2-2 G3-1		0-2 G5-3		2-2 G3-1		0-0 FC5-4 1B		4	0	1	0	0	0	0											
Gary Matthews, S OBP: 0.327, SLG: 0.381		4-2 BB		4-0 SH BB		0-0 G4-3		2-2 F7		2	1	0	0	2	0	1											
Dave Williams, L OBP: 0.118, SLG: 0.176 Joe Beimel, L OBP: 0.296, SLG: 0.269 Scott Sauerbeck, R OBP: 0.384, SLG: 0.594 Craig Wilson, R OBP: 0.384, SLG: 0.594 Mike Fetters, R		2-3 K		3-2 SH SF9 1-H		0-1 F7		1-1 F2		1	1	0	0	0	1	1											
Inning Stats	R: 0 E: 1 K: 1 S: 10	H: 1 LOB: 2 BB: 0 P: 15	R: 0 E: 0 K: 1 S: 13	H: 0 LOB: 1 BB: 1 P: 22	R: 0 E: 0 K: 0 S: 6	H: 0 LOB: 0 BB: 1 P: 12	R: 0 E: 0 K: 1 S: 9	H: 0 LOB: 0 BB: 0 P: 11	R: 2 E: 2 K: 0 S: 13	H: 1 LOB: 2 BB: 2 P: 32	R: 1 E: 0 K: 0 S: 9	H: 1 LOB: 0 BB: 0 P: 12	R: 0 E: 0 K: 1 S: 5	H: 0 LOB: 0 BB: 0 P: 8	R: 0 E: 0 K: 1 S: 7	H: 0 LOB: 0 BB: 0 P: 15	R: 0 E: 0 K: 0 S: 8	H: 1 LOB: 1 BB: 0 P: 11	1B: 3 2B: 0 3B: 0 HR: 1	SF: 1 SAC: 1 DP: 0 HBP: 0	WP: 0 PB: 0 SB: 1 CS: 1	PA: 37					
PITCHER	IP	WLS	BF	H	R	ER	SO	BB	IBB	HBP	BLK	WP	HR	S	P	ERA	WHIP	PITCHER									
Jason Bere, R ERA: 4.31	8.0	L	33	3	3	2	5	4	1	0	0	0	1	72	127	2.25	0.875										
David Weathers, R ERA: 2.41	1.0		4	1	0	0	0	0	0	0	0	0	0	8	11	0.00	1.000										

Pittsburgh Pirates @ Chicago Cubs
Wrigley Field, Chicago, IL
Fri Oct 05 2001, 2:20 PM CDT
Att: 24,786 - Overcast - 56 F

AB 30
R 3
H 4
RBI 2
BB 5
SO 5
LOB 15



Batter	1	2	3	4	5	6	7	8	9	AB	R	H	RBI	BB	SO	LOB	BOTTOM										
Delino DeShields, L OBP: 0.342, SLG: 0.345	0-1 F7		2-0 G3		1-2 2B		2-0 SH5-3			3	0	1	1	0	0	1											
Michael Tucker, L OBP: 0.320, SLG: 0.409	1-1 G4-3		2-3 K		0-0 L3		2-2 F9			4	0	0	0	0	1	3											
Sammy Sosa, R OBP: 0.433, SLG: 0.724	2-2 F2		1-1 HR		2-1 F9		4-0 IBB			3	1	1	1	1	0	0											
Roosevelt Brown, L OBP: 0.325, SLG: 0.440 Rondell White, R OBP: 0.374, SLG: 0.534 David Weathers, R		2-0 L5		0-0 P6		0-1 G4-6-3 1B		2-3 K		3	0	1	0	0	0	0											
Ricky Gutierrez, R OBP: 0.347, SLG: 0.405		2-0 BB 1B		0-0 G6-3		0-1 G4-6-3 1-2f		0-2 P4		4	0	1	0	0	0	1											
Corey Patterson, L OBP: 0.283, SLG: 0.336		4-1 G3-6-3 BB		2-3 K		2-2 F8		2-2 F5		3	0	0	0	1	1	0											
Robert Machado, R OBP: 0.271, SLG: 0.348 Todd Hundley, S OBP: 0.270, SLG: 0.382		0-0 G3-6-3 1-2f		0-2 G1-3 2B		2-1 G6-3		0-2 F8		3	1	1	0	0	0	2											
Augie Ojeda, S OBP: 0.269, SLG: 0.271			0-1 G3		0-1 L9		2-3 K			3	0	0	0	0	1	1											
Jason Bere, R OBP: 0.194, SLG: 0.258 Chad Meyers, R OBP: 0.389, SLG: 0.154			2-1 G3 2B		3-2 G1-3		4-1 SH5-3 BB			2	0	1	0	0	0	1											
Inning Stats	R: 0 E: 0 K: 0 S: 7	H: 0 LOB: 0 BB: 0 P: 10	R: 0 E: 0 K: 0 S: 4	H: 1 LOB: 1 BB: 1 P: 12	R: 0 E: 0 K: 1 S: 8	H: 1 LOB: 0 BB: 0 P: 14	R: 1 E: 0 K: 1 S: 7	H: 1 LOB: 0 BB: 0 P: 10	R: 1 E: 0 K: 0 S: 13	H: 2 LOB: 1 BB: 0 P: 17	R: 0 E: 0 K: 0 S: 6	H: 1 LOB: 0 BB: 0 P: 8	R: 0 E: 0 K: 1 S: 10	H: 0 LOB: 0 BB: 0 P: 16	R: 0 E: 0 K: 1 S: 8	H: 0 LOB: 2 BB: 2 P: 22	R: 0 E: 0 K: 0 S: 9	H: 0 LOB: 0 BB: 0 P: 11	1B: 2 2B: 3 3B: 0 HR: 1	SF: 0 SAC: 1 DP: 2 HBP: 0	WP: 0 PB: 0 SB: 0 CS: 0	PA: 34					
PITCHER	IP	WLS	BF	H	R	ER	SO	BB	IBB	HBP	BLK	WP	HR	S	P	ERA	WHIP	PITCHER									
Dave Williams, L ERA: 3.71	4.2		18	4	2	2	2	1	0	0	0	0	0	20	29	0.00	0.857										
Joe Beimel, L ERA: 5.27	2.1	W	8	2	0	0	1	0	0	0	0	0	0	8	22	0.00	1.000										
Scott Sauerbeck, L ERA: 4.76 Mike Fetters, R ERA: 5.63	1.0	H	5	0	0	0	1	1	1	0	0	0	0	9	11	0.00	0.000										

Pittsburgh Pirates @ Chicago Cubs
Wrigley Field, Chicago, IL
Fri Oct 05 2001, 2:20 PM CDT
Att: 24,786 - Overcast - 56 F

AB 30
R 2
H 6
RBI 2
BB 3
SO 4
LOB 11



Batter	1	2	3	4	5	6	7	8	9	AB	R	H	RBI	BB	SO	LOB	TOP										
Gary Matthews, S OBP: 0.328, SLG: 0.379 (1, 8)	F8			BB		E5		BB		2	1	0	0	2	0	1	Pittsburgh Pirates @ Chicago Cubs Wrigley Field, Chicago, IL Sat Oct 06 2001, 3:05 PM CDT Att: 35,020 - Sunny - 55 F										
Jack Wilson, R OBP: 0.296, SLG: 0.296 (1, 6)	L7			G4-3		E3		K		4	0	0	0	0	1	5											
Brian Giles, L OBP: 0.403, SLG: 0.590 (1, 7)	G3-1			G4-3		G4-3		BB		3	0	0	0	1	0	3											
Aramis Ramirez, R OBP: 0.350, SLG: 0.537 Mendy López, R OBP: 0.296, SLG: 0.393 (7, PR) (7, 5)		K				G4-3		FC6-4 HBP	L3-1 1B	2	0	0	0	0	1	0											
Warren Morris, L OBP: 0.229, SLG: 0.313 (1, 4)	G4-3					G4-3		FC6-4 BB	L3-1	4	0	0	0	0	0	3											
Kevin Young, R OBP: 0.308, SLG: 0.395 (1, 3)	G6-3					K				4	0	1	0	0	2	1											
Rob Mackowiak, L OBP: 0.325, SLG: 0.419 Chad Hermansen, R OBP: 0.154, SLG: 0.231 (9, PH)				G4-3		K		BB		2	0	0	0	1	1	0											
11 Humberto Cota, R OBP: 0.250, SLG: 0.250 (1, 2)				K		K			L8	4	0	0	0	0	3	3											
Tony McKnight, L OBP: 0.296, SLG: 0.379 Damaso Marte, L OBP: 0.296, SLG: 0.379 Rich Loeiselle, R OBP: 0.296, SLG: 0.379 Josias Manzanillo, R OBP: 0.296, SLG: 0.379 Scott Saupebeck, L OBP: 0.296, SLG: 0.379 Mike Lincoln, R OBP: 0.296, SLG: 0.379 Kevin Cramer, R OBP: 0.296, SLG: 0.379				K		E		BB	F8	1	0	0	0	0	0	0											
Inning Stats	R: 0 H: 0 E: 0 K: 0 S: 5	H: 0 LOB: 0 BB: 0 P: 10	R: 0 H: 0 E: 0 K: 1 S: 7	H: 0 LOB: 0 BB: 0 P: 12	R: 0 H: 0 E: 0 K: 2 S: 11	H: 0 LOB: 0 BB: 0 P: 19	R: 0 H: 0 E: 0 K: 0 S: 6	H: 0 LOB: 0 BB: 1 P: 10	R: 0 H: 0 E: 0 K: 1 S: 7	H: 0 LOB: 0 BB: 0 P: 12	R: 0 H: 0 E: 0 K: 2 S: 12	H: 0 LOB: 3 BB: 0 P: 22	R: 0 H: 0 E: 0 K: 2 S: 12	H: 0 LOB: 2 BB: 1 P: 20	R: 2 H: 1 E: 0 K: 1 S: 13	H: 1 LOB: 1 BB: 3 P: 29		R: 0 H: 1 E: 0 K: 1 S: 12	H: 1 LOB: 1 BB: 0 P: 16	1B: 2 2B: 1 3B: 0 HR: 0	SF: 0 SAC: 0 DP: 1 HBP: 2	WP: 0 PB: 0 SB: 0 CS: 1	PA: 36				
PITCHER	IP	WLS	BF	H	R	ER	SO	BB	IBB	HBP	BLK	WP	HR	S	P	ERA	WHIP										
Julian Tavarez, R ERA: 4.52 (1, 1)	7.1	W	31	1	2	2	9	5	0	2	0	0	0	71	131	2.46	0.818										
Ron Mahay, L ERA: 2.75 (8, 1)	0.2		1	0	0	0	0	0	0	0	0	0	0	2	3	0.00	0.000										
Jeff Fassero, L ERA: 3.42 (9, 1)	1.0		4	1	0	0	1	0	0	0	0	0	0	12	16	0.00	1.000										

Batter	1	2	3	4	5	6	7	8	9	AB	R	H	RBI	BB	SO	LOB	BOTTOM										
Delino DeShields, L OBP: 0.342, SLG: 0.346 (1, 5) (9, 4)	G4-3			K				BB		5	1	2	1	0	2	1	Pittsburgh Pirates @ Chicago Cubs Wrigley Field, Chicago, IL Sat Oct 06 2001, 3:05 PM CDT Att: 35,020 - Sunny - 55 F										
Corey Patterson, L OBP: 0.288, SLG: 0.338 (1, 8)	BB HR			K		FC1-6 1B		BB		5	2	2	0	0	2	3											
Sammy Sosa, R OBP: 0.436, SLG: 0.731 Augie Ojeda, S OBP: 0.269, SLG: 0.271 (1, 9) (9, 5)	BB HR			IHR		K		BB		4	3	3	3	1	1	2											
Fred McGriff, L OBP: 0.386, SLG: 0.544 Michael Tucker, L OBP: 0.323, SLG: 0.417 (1, 3) (6, PR) (6, 3)	K			HR		BB		HR		3	1	2	1	0	1	2											
Roosevelt Brown, L OBP: 0.330, SLG: 0.519 (1, 7) (9, 9)	HR			HR		BB		HR		2	2	2	1	0	0	0											
Ricky Gutierrez, R OBP: 0.347, SLG: 0.405 (1, 6)	BB			HR		BB		HR		4	2	2	7	0	0	2											
Todd Hundley, S OBP: 0.269, SLG: 0.376 (1, 2)	BB			BB		BB		HR		5	0	2	0	0	1	2											
Chad Meyers, R OBP: 0.348, SLG: 0.118 (1, 4) (9, 7)				HR		BB		HR		4	0	0	0	0	0	3											
Julian Tavarez, L OBP: 0.182, SLG: 0.122 Ron Mahay, L (8, 1)	SH1-3 HBP			K		BB		BB		1	0	0	0	1	1	0											
Bill Mueller, S OBP: 0.405, SLG: 0.450 Jeff Fassero, L (9, 1)	SH1-3					BB		BB		1	1	1	0	0	0	0											
Inning Stats	R: 3 H: 3 E: 0 K: 2 S: 20	H: 3 LOB: 1 BB: 1 P: 35	R: 0 H: 0 E: 0 K: 2 S: 10	H: 0 LOB: 0 BB: 0 P: 13	R: 2 H: 3 E: 0 K: 0 S: 9	H: 3 LOB: 1 BB: 0 P: 13	R: 0 H: 0 E: 0 K: 3 S: 12	H: 0 LOB: 0 BB: 0 P: 19	R: 0 H: 2 E: 0 K: 1 S: 9	H: 2 LOB: 2 BB: 0 P: 15	R: 1 H: 1 E: 0 K: 1 S: 13	H: 1 LOB: 2 BB: 2 P: 30	R: 1 H: 1 E: 0 K: 0 S: 7	H: 1 LOB: 0 BB: 0 P: 11	R: 6 H: 6 E: 1 K: 0 S: 24	H: 6 LOB: 1 BB: 0 P: 36	R: 0 H: 1 E: 0 K: 0 S: 12	H: 1 LOB: 1 BB: 1 P: 16	1B: 10 2B: 1 3B: 1 HR: 4	SF: 1 SAC: 1 DP: 1 HBP: 1	WP: 0 PB: 0 SB: 0 CS: 0	PA: 44					
PITCHER	IP	WLS	BF	H	R	ER	SO	BB	IBB	HBP	BLK	WP	HR	S	P	ERA	WHIP										
Tony McKnight, R ERA: 4.95 (1, 1)	3.0	L	17	6	5	5	4	1	0	1	0	0	0	21	34	0.00	1.000										
Damaso Marte, L ERA: 4.71 (4, 1)	2.0		7	2	0	0	4	0	0	0	0	0	0	13	30	9.00	3.000										
Rich Loeiselle, R ERA: 11.5 (6, 1)	1.0		6	1	1	1	1	2	0	0	0	0	0	7	11	9.00	1.000										
Josias Manzanillo, R ERA: 3.39 (7, 1)	1.0		4	1	1	1	0	0	0	0	0	0	0	7	11	9.00	1.000										
Scott Saupebeck, L ERA: 5.6 (8, 1)	0.1		8	6	6	6	0	0	0	0	0	0	1	20	30	162.00	18.000										



Batter	1	2	3	4	5	6	7	8	9	AB	R	H	RBI	BB	SO	LOB	TOP								
2 Jack Wilson, R OBP: 0.255, SLG: 0.295	P3		K		K			HBP HR	G4-3	5	1	1	0	0	2	2									
Todd Ritchie, R OBP: 0.194, SLG: 0.186			FC5-4		G1-6-3			HR		0	0	0	0	0	0	0									
Craig Wilson, R OBP: 0.390, SLG: 0.589	FC3-6 BB							HR		3	2	1	0	0	0	2									
Kevin Young, R OBP: 0.310, SLG: 0.399	CS							HBP		1	0	1	0	0	0	0									
Brian Giles, L OBP: 0.404, SLG: 0.590								HR		0	0	0	0	1	0	0									
Chad Hermansen, R OBP: 0.179, SLG: 0.291	FC3-6 BB			1B				HR		3	1	1	3	1	2	1									
Warren Morris, L OBP: 0.239, SLG: 0.320	FC3-6									4	0	2	0	0	0	2									
Pat Meares, R OBP: 0.244, SLG: 0.304	CS									0	0	0	0	0	0	0									
Rob Mackowiak, L OBP: 0.319, SLG: 0.411	CS	G4-3								4	0	0	0	0	1	3									
Gary Matthews, S OBP: 0.328, SLG: 0.378										4	0	1	0	0	3	2									
Mendy López, R OBP: 0.318, SLG: 0.379										2	0	0	0	2	2	2									
Keith Osik, R OBP: 0.299, SLG: 0.292										4	0	0	0	0	2	6									
Jimmy Anderson, L OBP: 0.176, SLG: 0.199										1	0	0	0	1	0	0									
Humberto Cota, R OBP: 0.227, SLG: 0.222										0	0	0	0	0	0	1									
Joe Benzel, L OBP: 0.206, SLG: 0.269										0	0	0	0	0	0	0									
Mike Lincoln, R OBP: 0.350, SLG: 0.496										0	0	0	0	0	0	0									
Aramis Ramírez, R OBP: 0.350, SLG: 0.536										1	0	0	0	0	0	0									
Mike Fetters, R ERA: 5.51										0	0	0	0	0	0	0									
Inning Stats	R: 1 E: 0 K: 0 S: 8	H: 1 LOB: 1 BB: 1 P: 13	R: 0 E: 0 K: 2 S: 10	H: 0 LOB: 0 BB: 0 P: 13	R: 0 E: 0 K: 2 S: 8	H: 0 LOB: 1 BB: 1 P: 15	R: 0 E: 0 K: 3 S: 14	H: 1 LOB: 3 BB: 2 P: 28	R: 0 E: 1 K: 1 S: 7	H: 0 LOB: 0 BB: 0 P: 10	R: 0 E: 0 K: 1 S: 5	H: 0 LOB: 1 BB: 1 P: 6	R: 0 E: 0 K: 1 S: 9	H: 0 LOB: 1 BB: 1 P: 14	R: 3 E: 0 K: 1 S: 21	H: 4 LOB: 2 BB: 0 P: 33	R: 0 E: 0 K: 1 S: 12	H: 1 LOB: 1 BB: 0 P: 14	1B: 5 2B: 1 3B: 0 HR: 1	SF: 0 SAC: 0 DP: 1 HBP: 1	WP: 0 PB: 0 SB: 3 CS: 2	PA: 40			
PITCHER	IP	WLS	BF	H	R	ER	SO	BB	IBB	HBP	BLK	WP	HR	S	P	ERA	WHIP								
Juan Cruz, R ERA: 3.22	5.0		20	2	1	1	8	3	1	0	0	0	0	47	79	1.80	1.000								
Scott Chiasson, R ERA: 2.7	2.0	H	7	0	0	0	2	1	0	0	0	0	0	14	20	0.00	0.500								
3B Carlos Zambrano, R ERA: 15.26	0.0	L	4	3	3	3	0	0	0	1	0	0	1	12	19	∞	∞								
Ron Mahay, L ERA: 2.61	1.0		4	1	0	0	1	0	0	0	0	0	0	9	14	0.00	1.000								
Todd Van Poppel, R ERA: 2.52	1.0		4	1	0	0	1	0	0	0	0	0	0	12	14	0.00	1.000								

Pittsburgh Pirates @ Chicago Cubs
Wrigley Field, Chicago, IL
Sun Oct 07 2001, 1:20 PM CDT
Att: 35,083 - Sunny - 57 F

AB 33
R 4
H 7
RBI 3
BB 5
SO 12
LOB 21



Batter	1	2	3	4	5	6	7	8	9	AB	R	H	RBI	BB	SO	LOB	BOTTOM								
Eric Young Sr., R OBP: 0.333, SLG: 0.393	3B							G1-3		4	1	2	0	0	0	0									
Augie Ojeda, S OBP: 0.269, SLG: 0.271		G5-3								0	0	0	0	0	0	0									
Delino DeShields, L OBP: 0.344, SLG: 0.353										4	1	2	1	0	0	1									
Sammy Sosa, R OBP: 0.437, SLG: 0.737										4	1	3	2	0	0	1									
Rondell White, R OBP: 0.371, SLG: 0.529	FC6-4									3	0	0	0	0	0	3									
3B Carlos Zambrano, S ERA: 15.26	FC6-4									0	0	0	0	0	0	0									
Ron Mahay, L ERA: 2.61	FC5									1	0	0	0	0	1	0									
Todd Hundley, S OBP: 0.266, SLG: 0.374										0	0	0	0	0	0	0									
Todd Van Poppel, R OBP: 0.286, SLG: 0.286										0	0	0	0	0	0	0									
Roosevelt Brown, L OBP: 0.326, SLG: 0.506	E1									4	0	1	0	0	0	1									
Ricky Gutierrez, R OBP: 0.345, SLG: 0.402	FC5									4	0	0	0	0	0	2									
Michael Tucker, L OBP: 0.322, SLG: 0.415										4	0	1	0	0	1	2									
Robert Machado, R OBP: 0.266, SLG: 0.341										3	0	0	0	0	1	1									
Juan Cruz, R OBP: 0.125, SLG: 0.125										1	0	0	0	0	0	0									
Bill Mueller, S OBP: 0.403, SLG: 0.448										1	0	0	0	0	0	0									
Scott Chiasson, R ERA: 2.61										0	0	0	0	0	0	0									
Corey Patterson, L OBP: 0.266, SLG: 0.336										1	0	0	0	0	1	0									
Inning Stats	R: 2 E: 1 K: 1 S: 11	H: 4 LOB: 2 BB: 0 P: 19	R: 0 E: 0 K: 0 S: 3	H: 0 LOB: 0 BB: 0 P: 5	R: 0 E: 0 K: 0 S: 7	H: 2 LOB: 1 BB: 0 P: 13	R: 0 E: 0 K: 0 S: 6	H: 0 LOB: 0 BB: 0 P: 9	R: 0 E: 0 K: 0 S: 8	H: 1 LOB: 1 BB: 0 P: 10	R: 0 E: 0 K: 0 S: 3	H: 0 LOB: 0 BB: 0 P: 5	R: 0 E: 0 K: 2 S: 8	H: 1 LOB: 0 BB: 0 P: 12	R: 1 E: 0 K: 1 S: 10	H: 1 LOB: 0 BB: 0 P: 15	R: 0 E: 0 K: 0 S: 5	H: 0 LOB: 0 BB: 0 P: 8	1B: 7 2B: 1 3B: 1 HR: 1	SF: 0 SAC: 0 DP: 1 HBP: 0	WP: 0 PB: 0 SB: 1 CS: 1	PA: 34			
PITCHER	IP	WLS	BF	H	R	ER	SO	BB	IBB	HBP	BLK	WP	HR	S	P	ERA	WHIP								
Jimmy Anderson, L ERA: 5.1	6.0		24	7	2	2	1	0	0	0	0	0	0	38	61	3.00	1.167								
Joe Beimel, L ERA: 5.23	1.0	W	3	1	0	0	2	0	0	0	0	0	0	8	12	0.00	1.000								
Mike Lincoln, R ERA: 2.68	1.0	H	4	1	1	1	1	0	0	0	0	0	1	10	15	9.00	1.000								
Mike Fetters, R ERA: 5.51	1.0	S	3	0	0	0	0	0	0	0	0	0	0	5	8	0.00	0.000								

Pittsburgh Pirates @ Chicago Cubs
Wrigley Field, Chicago, IL
Sun Oct 07 2001, 1:20 PM CDT
Att: 35,083 - Sunny - 57 F

AB 34
R 3
H 9
RBI 3
BB 0
SO 4
LOB 11

