Chicago Cubs - 2002

Chicago Cubs @ Cincinnati Reds

Cinergy Field, Cincinnati, OH

Mon Apr 01 2002, 2:15 PM EST

Att. 41,913 - Sunny - 57 F

livebaseballscorecards.com

TOP

Batter	1	2	3	4	5	6	7	8	9	AB	R	H	RBI	BB	SO	LOB
Delino DeShields, L (1, 4) OBP: 0.400, SLG: 0.250	C B F S 1-3 K		B S F F B S 2-3 K	B B X 2-0 1-2 3-H 1B		B B B C B 4-1 S BB BB		C F X 0-2 F8		4	0	1	1	1	2	1
Corey Patterson, L (1, 8) OBP: 0.800, SLG: 1.333	C T B B B X 2-2 BB 1B		B B B B 4-0 1B BB	C C X 0-2 G3		B B B B 4-0 1-2 S BB		B X 1-0 2-H 2B 3B		3	1	2	1	2	0	2
Sammy Sosa, R (1, 9) OBP: 0.400, SLG: 0.250	B S C B B T T F F F 4-2 B 1-2 G4-6-3 BB		B B B X 3-1 1-2 1B		C S B B B X 3-2 G3-1	C B S B S 2-3 K		B X 1-0 G5-3		4	0	1	0	1	1	3
Fred McGriff, L (1, 3) OBP: 0.200, SLG: 0.400	F B X 1-1 G4-6-3 1-2f		X 0-0 F7		B C X 1-1 G4-3	B B F S S S 2-3 K 1-2 2-3		X 0-0 3-H 2B		5	0	1	1	0	1	6
Roosevelt Brown, L (1, 7) OBP: 0.200, SLG: 0.400 Jeff Fassero, L (8, 1)		B X 1-0 L4	X 0-0 G3		B X 1-0 WP 1B 2B		X 0-0 F8	S X 0-1 G3		5 0	1 0	1 0	0 0	0 0	0 0	3 0
Alex Gonzalez, R (1, 6) OBP: 0.600, SLG: 0.333		C B B B F B 4-2 G3 WP BB		C B C X 1-2 1B F8 1B 1B	B C B B B 4-1 1B 2-3 BB		B B S B S F X 3-2 F9		B C B C B S 3-3 K	3	1	1	0	2	1	0
Todd Hundley, S (1, 2) OBP: 0.500, SLG: 0.333 Kyle Farnsworth, R (7, 1) Darren Lewis, R (8, 7) OBP: 1.000, SLG: 1.000		B F B B X 3-1 G3 1-3	X 0-0 F8 1-2	X 0-0 FC4-6 1-3 3-H 1B		B B B C B 4-1 PB BB		B X 1-0 1B		3 0 1	0 0 0	1 0 1	1 0 0	1 0 0	0 0 0	2 0 0
Chris Stynes, R (1, 5)		B B C B B 4-1 BB	X 0-0 P4	C X 0-1 FC4-6 1-2f		B S B F F X 2-2 F7 1-2		B C X 1-1 F7		4	0	0	0	1	0	5
Jon Lieber, L (1, 1) OBP: 0.500, SLG: 0.500 Mark Bellhorn, S (6, PH) Donovan Osborne, S (6, 1) Robert Machado, R (7, 2)		C B C S 1-3 K	B X 1-0 1B 2-3 1B			C B B X 2-1 F9		B F X 1-1 E9 3B	C C B B X 2-2 G6-3	2 1 0 2	0 0 0 1	1 0 0 0	0 0 0 0	1 0 0 0	2 0 0 1	2 0 0 1
Inning Stats	R: 0 H: 1 E: 0 LOB: 1 K: 1 BB: 1 S: 14 P: 22	R: 0 H: 0 E: 0 LOB: 2 K: 1 BB: 2 S: 9 P: 22	R: 0 H: 1 E: 0 LOB: 2 K: 1 BB: 1 S: 8 P: 17	R: 1 H: 3 E: 0 LOB: 2 K: 0 BB: 0 S: 10 P: 14	R: 1 H: 2 E: 0 LOB: 2 K: 0 BB: 1 S: 10 P: 19	R: 0 H: 0 E: 0 LOB: 2 K: 2 BB: 2 S: 9 P: 23	R: 0 H: 0 E: 0 LOB: 1 K: 0 BB: 1 S: 10 P: 19	R: 2 H: 2 E: 1 LOB: 1 K: 0 BB: 0 S: 10 P: 13	R: 0 H: 1 E: 0 LOB: 1 K: 1 BB: 0 S: 9 P: 16	1B: 7 SF: 0 2B: 2 SAC: 0 3B: 1 DP: 1 HR: 0 HBP: 0						WP: 2 PA: 45 PB: 1 SB: 2 CS: 0	

	AB	R	H	RBI	BB	SO	LOB
AB	**37**						
R	**4**						
H	**10**						
RBI	**4**						
BB	**8**						
SO	**6**						
LOB	**25**						

PITCHER

PITCHER		IP	WLS	BF	H	R	ER	SO	BB	IBB	HBP	BLK	WP	HR	S	P	ERA	WHIP
Joey Hamilton, R ERA: 3.6	(1, 1)	5.0		26	7	2	2	3	5	0	0	0	2	0	51	94	3.60	2.400
Scott Williamson, R ERA:	(6, 1)	0.2	H	4	0	0	0	1	2	0	0	0	0	0	6	18	0.00	3.000
Gabe White, L ERA:	(6, 1)	0.1	H	1	0	0	0	1	0	0	0	0	0	0	3	5	0.00	0.000
Scott Sullivan, R ERA:	(7, 1)	1.1	H	7	1	2	0	0	1	0	0	0	0	0	16	27	0.00	1.500
Danny Graves, R ERA:	(8, 1)	1.2	W	7	2	0	0	1	0	0	0	0	0	0	13	21	0.00	1.200

PITCHER	IP	WLS	BF	H	R	ER	SO	BB	IBB	HBP	BLK	WP	HR	S	P	ERA	WHIP

Batter	1	2	3	4	5	6	7	8	9	AB	R	H	RBI	BB	SO	LOB
Todd Walker, L (1, 4) OBP: 0.750, SLG: 2.000	C X 0-1 L9 SF7 2B		C C B F X 1-2 G6-3 FC4-2-5 2B		X 0-0 HR	B C X 1-1 ③ G4-3 1-2			C X 0-1 ① G4-3	4	2	3	1	0	0	1
Scott Sullivan, R (7, 1)										0	0	0	0	0	0	0
Danny Graves, R (8, 1)										0	0	0	0	0	0	0
Wilton Guerrero, S (9, PH)										1	0	0	0	0	0	0
Barry Larkin, R (1, 6) OBP: 0.600, SLG: 0.500	C F B B X 2-2 ① L9 2-3		B F X 1-1 ① G6-3 2-3		B F S X 1-2 E 1B		B B C F X 2-2 S 1B		B B B C B 4-1 HBP 1B SF9 BB	4	1	2	0	1	0	2
Ken Griffey Jr., L (1, 8) OBP: 0.200, SLG: 0.250	F B B X 2-1 ② SF7 3-H		B F B S X 3-2 ② FC4-2-5 1B 3-H		X 0-0 ① P4		B B S C B F F F F 3-3 S ① K 1-2		C C X 0-2 HBP 1-2 1B	4	1	1	1	0	1	3
Sean Casey, L (1, 3) OBP: 0.600, SLG: 0.500	C B B F B X 3-2 1B		F X 0-1 2-H 1B		F B F B B X 3-2 ② E4 1-3		B S B X 2-1 ② F8		F H 1-1 1-2 2-3 HBP	4	0	2	1	0	0	2
Aaron Boone, R (1, 5)	X 0-0 ③ P4		C S X 0-2 ③ F8		C B B X 2-1 ③ G6-3		B C S F F B B S 3-3 ③ K		S X 0-1 ② SF9 3-H	4	0	0	1	0	1	4
Adam Dunn, L (1, 7)		B C B F F S 2-3 ① K		F B X 1-1 ① F8		B B C F B X 3-2 ① G4-3		B B S H 3-1 CS HBP		3	0	0	0	0	1	0
Reggie Taylor, L (8, PR) (9, 7)										0	0	0	0	0	0	0
Juan Encarnacion, R (1, 9) OBP: 0.250, SLG: 0.250	C C B B X 2-2 ② G5-3		B F X 1-1 FC5-4 1B		B X 1-0 ② G1-3			B X 0-0 ① L7		4	0	1	0	0	0	1
Jason LaRue, R (1, 2) OBP: 0.750, SLG: 1.000	B X 1-0 FC6-4 1B		C F X 0-2 ② P6		B C S X 1-2 1B 2B			F 1 SAFE C B H 2-2 ② 1-2 HBP		3	1	2	0	0	0	1
Joey Hamilton, R (1, 1)										2	0	0	0	0	0	2
Scott Williamson, R (6, 1)										0	0	0	0	0	0	0
Gabe White, L (6, 1)										0	0	0	0	0	0	0
Brady Clark, R (6, PH) OBP: 1.000, SLG: 1.000										1	0	1	1	0	0	0
Gookie Dawkins, R (7, 4)	X 0-0 ③ FC6-4 1-2f		B B X 2-0 ③ FC5-4 1-2f		B X 1-0 S 2-H 1B			C B C B S 2-3 ③ K		1	0	0	0	0	1	1
Inning Stats	R: 1 H: 2 E: 0 LOB: 1 K: 0 BB: 0 S: 11 P: 18	R: 0 H: 1 E: 0 LOB: 1 K: 1 BB: 0 S: 9 P: 14	R: 1 H: 2 E: 0 LOB: 1 K: 0 BB: 0 S: 14 P: 19	R: 0 H: 1 E: 0 LOB: 1 K: 0 BB: 0 S: 8 P: 12	R: 1 H: 1 E: 1 LOB: 1 K: 0 BB: 0 S: 10 P: 16	R: 1 H: 2 E: 0 LOB: 1 K: 0 BB: 0 S: 11 P: 18	R: 0 H: 1 E: 0 LOB: 1 K: 2 BB: 0 S: 17 P: 27	R: 0 H: 0 E: 0 LOB: 1 K: 1 BB: 0 S: 7 P: 14	R: 1 H: 1 E: 0 LOB: 2 K: 0 BB: 1 S: 9 P: 14	1B: 8 SF: 2 2B: 3 SAC: 0 3B: 0 DP: 0 HR: 1 HBP: 3						WP: 0 PA: 41 PB: 0 SB: 2 CS: 1

PITCHER		IP	WLS	BF	H	R	ER	SO	BB	IBB	HBP	BLK	WP	HR	S	P	ERA	WHIP
Jon Lieber, R ERA: 5.4	(1, 1)	5.0		23	8	3	3	1	0	0	0	0	0	1	52	79	5.40	1.600
Donovan Osborne, L ERA: 5.4	(6, 1)	1.2		8	3	1	1	1	0	0	0	0	0	0	23	37	5.40	1.800
Kyle Farnsworth, R ERA:	(7, 1)	0.1		1	0	0	0	1	0	0	0	0	0	0	5	8	0.00	0.000
Jeff Fassero, L ERA: 5.4	(8, 1)	1.2	L	9	1	1	1	1	1	0	3	0	0	0	16	28	5.40	1.200

PITCHER	IP	WLS	BF	H	R	ER	SO	BB	IBB	HBP	BLK	WP	HR	S	P	ERA	WHIP

BOTTOM

Chicago Cubs @ Cincinnati Reds

Cinergy Field, Cincinnati, OH

Mon Apr 01 2002, 2:15 PM EST
Att. 41,913 - Sunny - 57 F

livebaseballscorecards.com

AB	35
R	5
H	12
RBI	5
BB	1
SO	4
LOB	17

Batter	1	2	3	4	5	6	7	8	9	AB	R	H	RBI	BB	SO	LOB
Delino DeShields, L (1, 4) OBP: 0.444, SLG: 0.571	X 0-0 ① G4-3		B B C B F F B 4-2 2B BB	B B B C X 3-1 1B 3B		L C X 0-2 ① SH1-4 1-2 2-3		B B B C F X 3-2 ① P6		3	2	1	0	1	0	0
Corey Patterson, L (1, 8) OBP: 0.800, SLG: 1.143	B C B B B C F B 4-2 WP BB		F C F B B X 2-2 F8 1-H 2B	C X 0-1 S E 3-H 1B		B B B C X 3-1 HR 2-H 3-H 1B		X 0-0 ② G6-3		4	2	3	4	1	0	0
Sammy Sosa, R (1, 9) OBP: 0.300, SLG: 0.556 Darren Lewis, R (9, 9) OBP: 1.000, SLG: 1.000	C B B B F B S 3-3 ② K 1-2		S X 0-1 ② F8 2-3	C F B B B F X 3-2 E5 1-H		F B F X 1-2 HR 1-H		F B B S S 2-3 ③ K		5 0	1 0	1 0	2 0	0 0	2 0	2 0
Fred McGriff, L (1, 3) OBP: 0.300, SLG: 0.333 Antonio Alfonseca, R (9, 1)	B B F B S X 3-2 ③ F8		B B B C B C F F B 4-2 FC6-4 BB	C X 0-1 ③ F8		C X 0-1 ② G3			F F B X 1-2 HBP 2B 1B	4 0	1 0	1 0	0 0	1 0	0 0	2 0
Roosevelt Brown, L (1, 7) OBP: 0.200, SLG: 0.222		C X 0-1 ① G4-3	B F B X 2-1 ③ FC6-4 1-2f		B X 1-0 ① L9	B X 1-0 ③ G1-3			S H 1-1 2B 1-2 L5 HBP	4	0	0	0	0	0	2
Alex Gonzalez, R (1, 6) OBP: 0.700, SLG: 0.857		C B B B B 4-1 CS BB		F C B X 1-2 HR 1B	C B F S 1-3 ② K		B S X 1-1 L9 2B		B X 1-0 2B 1-3 2-H 2B	4	1	3	1	1	1	0
Todd Hundley, S (1, 2) OBP: 0.556, SLG: 1.000		B C C F B F F F B 3-2 ② X 1-2 2B		B C X 1-1 1-H HR	C B X 1-1 ③ L7		S B X 1-1 ① L9 2-3		C H 1-1 HBP	4	1	2	2	0	0	1
Mark Bellhorn, S (1, 5) OBP: 0.167, SLG: 0.167		C B S B B X 2-2 ③ G4-3		B X 1-0 ① G1-3		C B B B S X 3-2 SH1-4 1B 1B 1B	X 0-0 ② P6		F F B S 1-3 ① K	5	1	1	0	0	1	5
34 Kerry Wood, R (1, 1) Chris Stynes, R (6, PH) OBP: 0.333, SLG: 0.200 Joe Borowski, R (6, 1) Donovan Osborne, S (8, 1) Robert Machado, R (9, PH) (9, 3)			X 0-0 ① B1-3	S S X 0-2 ② G4-3		B F L X 1-2 SH1-4 1-2 1B 1B	B S B S S 2-3 ③ K		C X 0-1 ②③ L5 3-H	2 1 1 0 1	0 1 0 0 0	0 1 0 0 0	0 0 0 0 0	0 0 1 0 0	0 0 1 0 0	0 0 1 0 3
Inning Stats	R: 0 H: 0 E: 0 LOB: 1 K: 1 BB: 1 S: 10 P: 20	R: 0 H: 1 E: 0 LOB: 1 K: 0 BB: 1 S: 13 P: 22	R: 1 H: 1 E: 0 LOB: 2 K: 0 BB: 2 S: 16 P: 28	R: 4 H: 4 E: 1 LOB: 1 K: 0 BB: 0 S: 19 P: 28	R: 0 H: 0 E: 0 LOB: 0 K: 1 BB: 0 S: 7 P: 10	R: 4 H: 4 E: 0 LOB: 0 K: 0 BB: 0 S: 17 P: 26	R: 0 H: 1 E: 0 LOB: 1 K: 1 BB: 0 S: 8 P: 12	R: 0 H: 0 E: 0 LOB: 0 K: 1 BB: 0 S: 7 P: 12	R: 1 H: 2 E: 0 LOB: 2 K: 1 BB: 0 S: 11 P: 16	1B: 6 SF: 0 2B: 5 SAC: 1 3B: 1 DP: 1 HR: 2 HBP: 2						

PITCHER		IP	WLS	BF	H	R	ER	SO	BB	IBB	HBP	BLK	WP	HR	S	P	ERA	WHIP
Elmer Dessens, R ERA: 9.82	(1, 1)	3.2	L	19	5	4	4	1	4	0	0	0	1	1	50	87	9.82	2.455
Jose Rijo, R ERA:	(4, 1)	0.1		3	1	1	0	0	0	0	0	0	0	0	8	11	0.00	3.000
Gabe White, L ERA:	(5, 1)	1.0		3	0	0	0	1	0	0	0	0	0	0	7	10	0.00	0.000
Jim Brower, R ERA: 18.0	(6, 1)	2.0		11	5	4	4	1	0	0	0	0	0	1	25	38	18.00	2.500
Luis Pineda, R ERA: 9.0	(8, 1)	1.0		7	2	1	1	1	0	0	2	0	0	0	13	22	9.00	2.000

PITCHER		IP	WLS	BF	H	R	ER	SO	BB	IBB	HBP	BLK	WP	HR	S	P	ERA	WHIP
Scott Sullivan, R ERA:	(9, 1)	1.0		2	0	0	0	1	0	0	0	0	0	0	5	6	0.00	0.000

TOP

Chicago Cubs @ Cincinnati Reds

Cinergy Field, Cincinnati, OH

Wed Apr 03 2002, 7:10 PM EST
Att. 19,745 - Cloudy - 45 F

livebaseballscorecards.com

AB	38
R	10
H	13
RBI	9
BB	4
SO	5
LOB	16

WP: 1	PA: 45		
PB: 0			
SB: 1			
CS: 1			

BOTTOM

Chicago Cubs @ Cincinnati Reds

Cinergy Field, Cincinnati, OH

Wed Apr 03 2002, 7:10 PM EST

Att. 19,745 - Cloudy - 45 F

livebaseballscorecards.com

Batter	1	2	3	4	5	6	7	8	9	AB	R	H	RBI	BB	SO	LOB
Todd Walker, L (1, 4) OBP: 0.333, SLG: 0.889	K	K			F8		G4-6-3		F7	5	0	0	0	0	2	5
Barry Larkin, R (1, 6) OBP: 0.333, SLG: 0.250	K	G6-3			F8			F9		4	0	0	0	0	1	2
Ken Griffey Jr., L (1, 8) OBP: 0.333, SLG: 0.429	BB		K		2B			K		3	0	1	0	1	2	0
Sean Casey, L (1, 3) OBP: 0.444, SLG: 0.286	K		BB		K			G4-3		3	0	0	0	1	2	2
Aaron Boone, R (1, 5) OBP: 0.222, SLG: 0.143		S 1B 1B	K		F9				BB 1B 2B	3	2	1	0	1	1	1
Adam Dunn, L (1, 7) OBP: 0.375, SLG: 0.167		G4-3 1B BB	K		K				2B 1B	3	1	1	0	1	2	1
Juan Encarnacion, R (1, 9) OBP: 0.375, SLG: 0.500		G4-3 S 1B		G6-3	G6-3				2B	4	0	2	2	0	0	0
Jason LaRue, R (1, 2) OBP: 0.500, SLG: 0.500		G4-3 BB		K			K		K	3	0	0	0	1	3	2
Elmer Dessens, R (1, 1) Jose Rijo, R (4, 1) Wilton Guerrero, S (4, PH) Gabe White, L (5, 1) Jim Brower, R (6, 1) Reggie Taylor, L (7, PH) OBP: 0.000, SLG: 1.000 Luis Pineda, R (8, 1) Scott Sullivan, R (9, 1) Gookie Dawkins, R (9, PH)		G4-3 1B					G4-6-3 1B		K							
Inning Stats	R: 0 E: 0 K: 3 S: 14 H: 0 LOB: 1 BB: 1 P: 21	R: 2 E: 0 K: 1 S: 15 H: 2 LOB: 2 BB: 2 P: 33	R: 0 E: 0 K: 3 S: 11 H: 0 LOB: 1 BB: 1 P: 17	R: 0 E: 0 K: 2 S: 8 H: 0 LOB: 0 BB: 0 P: 12	R: 0 E: 0 K: 1 S: 10 H: 1 LOB: 1 BB: 0 P: 20	R: 0 E: 0 K: 1 S: 9 H: 0 LOB: 0 BB: 0 P: 13	R: 0 E: 0 K: 1 S: 11 H: 1 LOB: 0 BB: 0 P: 13	R: 0 E: 0 K: 1 S: 11 H: 0 LOB: 0 BB: 0 P: 14	R: 1 E: 0 K: 2 S: 17 H: 2 LOB: 2 BB: 1 P: 28	1B: 4 2B: 2 3B: 0 HR: 0	SF: 0 SAC: 0 DP: 1 HBP: 0						

	AB	R	H	RBI	BB	SO	LOB
Elmer Dessens, R (1, 1)	1	0	0	1	0	0	2
Jose Rijo, R (4, 1)	0	0	0	0	0	0	0
Wilton Guerrero, S (4, PH)	1	0	0	0	0	1	0
Gabe White, L (5, 1)	0	0	0	0	0	0	0
Jim Brower, R (6, 1)	0	0	0	0	0	0	0
Reggie Taylor, L (7, PH) OBP: 0.000, SLG: 1.000	1	0	1	0	0	0	0
Luis Pineda, R (8, 1)	0	0	0	0	0	0	0
Scott Sullivan, R (9, 1)	0	0	0	0	0	0	0
Gookie Dawkins, R (9, PH)	1	0	0	0	0	1	2

AB	32
R	3
H	6
RBI	3
BB	5
SO	15
LOB	17

WP: 0	PA: 37
PB: 0	
SB: 2	
CS: 0	

PITCHER		IP	WLS	BF	H	R	ER	SO	BB	IBB	HBP	BLK	WP	HR	S	P	ERA	WHIP
34 Kerry Wood, R ERA: 3.6	(1, 1)	5.0	W	22	3	2	2	10	4	0	0	0	0	0	58	103	3.60	1.400
Joe Borowski, R ERA:	(6, 1)	2.0		6	1	0	0	2	0	0	0	0	0	0	20	26	0.00	0.500
Donovan Osborne, L ERA: 3.38	(8, 1)	1.0		3	0	0	0	1	0	0	0	0	0	0	11	14	0.00	0.000
Antonio Alfonseca, R ERA: 9.0	(9, 1)	1.0		6	2	1	1	2	1	0	0	0	0	0	17	28	9.00	3.000

PITCHER	IP	WLS	BF	H	R	ER	SO	BB	IBB	HBP	BLK	WP	HR	S	P	ERA	WHIP

Batter	1	2	3	4	5	6	7	8	9	AB	R	H	RBI	BB	SO	LOB
Delino DeShields, L (1, 4) OBP: 0.500, SLG: 0.583	B F F X 1-2 WP F8 1B		B C B X 2-1 ③ G3		C B F X 1-2 1B			C B B F X 2-2 G4-3 1B	B S X 1-1 ③ G4-3	5	0	3	0	0	0	2
Corey Patterson, L (1, 8) OBP: 0.571, SLG: 0.727	L F S 0-3 ① K			B F B B F X 3-2 ① F8	B C B X 2-1 ③ P4			F X 0-1 ① G4-3 1-2		4	0	0	0	0	1	3
Sammy Sosa, R (1, 9) OBP: 0.357, SLG: 0.750	B B S X 2-1 ② F8 1-2			B F X 1-1 HR		B B S C X 2-2 ① F9		F B B S F B B 4-2 BB		3	1	1	1	1	0	1
Fred McGriff, L (1, 3) OBP: 0.286, SLG: 0.250	C F F B X 1-2 ③ G4-3 2-3			B F F F B F B 4-2 1B BB		F F B B B S 3-3 ② K		S X 0-1 ② L9		3	0	0	0	1	1	3
Roosevelt Brown, L (1, 7) OBP: 0.214, SLG: 0.308 Kyle Farnsworth, R (8, 1)		B F S F F F B B S 3-3 ① K		B F F B F S 2-3 ② K		B B X 2-0 2B		S B S S 1-3 ③ K		4 0	0 0	1 0	0 0	0 0	3 0	3 0
Alex Gonzalez, R (1, 6) OBP: 0.643, SLG: 0.727		C B S X 1-2 ② G4-3		F B B X 2-1 1-2 1B		C C B X 1-2 ③ G4-3			C B X 1-1 1B	4	0	2	0	0	0	1
Todd Hundley, S (1, 2) OBP: 0.462, SLG: 0.727 Joe Girardi, R (9, PR)		B C B F S 2-3 ③ K		B C F S 1-3 ③ K			X 0-0 ① G3		X 0-0 1-2 1B	4 0	0 0	1 0	0 0	0 0	2 0	2 0
Chris Stynes, R (1, 5) OBP: 0.222, SLG: 0.125 Jeff Fassero, L (7, 1) Darren Lewis, R (8, 7) OBP: 0.500, SLG: 0.500		C B C X 1-2 ① F8			F C B B X 2-2 ① F3		B B C F X 2-2 ② F7		C F X 0-2 ① F7	3 0 1	0 0 0	0 0 0	0 0 0	0 0 0	0 0 0	0 0 2
Juan Cruz, R (1, 1) Jesus Sanchez, L (5, 1) Mark Bellhorn, S (7, PH) OBP: 0.125, SLG: 0.125 (7, 5)		C X 0-1 ② G1-3			C X 0-1 ② G3-1		C B C S 1-3 ③ K		B F X 1-1 ② F7	2 0 2	0 0 0	0 0 0	0 0 0	0 0 1	0 0 2	0 0 2
Inning Stats	R: 0 E: 0 K: 1 S: 12 H: 1 LOB: 1 BB: 0 P: 16	R: 0 E: 0 K: 2 S: 12 H: 0 LOB: 0 BB: 0 P: 18	R: 0 E: 0 K: 0 S: 7 H: 0 LOB: 0 BB: 0 P: 10	R: 1 E: 0 K: 2 S: 17 H: 2 LOB: 2 BB: 1 P: 30	R: 0 E: 0 K: 0 S: 10 H: 1 LOB: 1 BB: 0 P: 15	R: 0 E: 0 K: 1 S: 10 H: 1 LOB: 1 BB: 0 P: 18	R: 0 E: 0 K: 1 S: 7 H: 0 LOB: 0 BB: 0 P: 10	R: 0 E: 0 K: 1 S: 13 H: 1 LOB: 2 BB: 1 P: 20	R: 0 E: 0 K: 0 S: 10 H: 2 LOB: 2 BB: 0 P: 13	1B: 6 2B: 1 3B: 0 HR: 1	SF: 0 SAC: 0 DP: 0 HBP: 0			WP: 1 PB: 0 SB: 0 CS: 0	PA: 37		

PITCHER		IP	WLS	BF	H	R	ER	SO	BB	IBB	HBP	BLK	WP	HR	S	P	ERA	WHIP
Jose Acevedo, R ERA: 1.5	(1, 1)	6.0	W	24	5	1	1	6	1	0	0	0	1	1	68	107	1.50	1.000
Scott Sullivan, R ERA:	(7, 1)	1.1	H	6	1	0	0	1	1	0	0	0	0	0	15	24	0.00	1.500
Danny Graves, R ERA:	(8, 1)	1.2	S	7	2	0	0	1	0	0	0	0	0	0	15	19	0.00	1.200

PITCHER	IP	WLS	BF	H	R	ER	SO	BB	IBB	HBP	BLK	WP	HR	S	P	ERA	WHIP

Chicago Cubs @ Cincinnati Reds

Cinergy Field, Cincinnati, OH

Thu Apr 04 2002, 7:10 PM EST

Att. 16,448 - Sunny - 43 F

TOP

livebaseballscorecards.com

AB	35
R	1
H	8
RBI	1
BB	2
SO	8
LOB	19

Chicago Cubs @ Cincinnati Reds

Cinergy Field, Cincinnati, OH

Thu Apr 04 2002, 7:10 PM EST

Att. 16,448 - Sunny - 43 F

BOTTOM

Batter	1	2	3	4	5	6	7	8	9	AB	R	H	RBI	BB	SO	LOB
Todd Walker, L (1, 4) OBP: 0.308, SLG: 0.667	B C C F F B B S 3-3 ① K		B B C B S F F S 3-3 ① K		B F F B B B 4-2 G6-3 1B BB	B F B X 2-1 ② F9				3	1	0	0	1	2	1
Barry Larkin, R (1, 6) OBP: 0.231, SLG: 0.167	B X 1-0 ② L9		C F S 0-3 ② K		B C X 1-1 ① G6-3 1-2	B B C F S 2-3 ③ K				4	0	0	0	0	2	2
Ken Griffey Jr., L (1, 8) OBP: 0.385, SLG: 0.400	B C B B F F F F F 3-2 X ③ G1-3		C B H 2-1 HBP		X 0-0 FC4-6 BB 2-H 1B		B C F B F S 2-3 ① K			3	0	1	1	0	1	0
Sean Casey, L (1, 3) OBP: 0.462, SLG: 0.400		C C F X 0-2 E 2B	X 0-0 ③ F8		C S B B F B F F B 4-2 FC4-6 1-2 BB		B X 1-0 ② G3			3	1	1	0	1	0	1
Aaron Boone, R (1, 5) OBP: 0.231, SLG: 0.100		X 0-0 E3 2B 2-H		B B B B 4-0 S BB	B C S B X 2-2 ② FC4-6 BB 1-2f 2-3		B B B C F C 3-3 ③ K			3	1	0	0	1	1	2
Adam Dunn, L (1, 7) OBP: 0.333, SLG: 0.111 Reggie Taylor, L (9, 7) OBP: 1.000, SLG: 1.000	B B X 2-0 ① L7		B B C S B S 3-3 ① K 1-2		B B C B F B 4-2 1-2 BB			C B F X 1-2 ① G4-3		3 0	0 0	0 0	0 0	1 0	1 0	2 0
Juan Encarnacion, R (1, 9) OBP: 0.250, SLG: 0.333	C L B B S 2-3 ② K		B X 1-0 ② L9	C F S 0-3 ③ K				C B X 1-1 ② F8		4	0	0	0	0	2	5
Jason LaRue, R (1, 2) OBP: 0.500, SLG: 0.556	B B X 2-0 1-H 2B		I I I I 4-0 IBB			B X 1-0 ① F2		S C B F B B X 3-2 ③ F9		3	0	1	1	1	0	0
Jose Acevedo, R (1, 1) Brady Clark, R (6, PH) OBP: 1.000, SLG: 1.000 Scott Sullivan, R (7, 1) Danny Graves, R (8, 1)	S C B C 1-3 ③ K		C B C S 1-3 ③ K			B B B C B 4-1 BB				2 0 0 0	0 0 0 0	0 0 0 0	0 0 0 0	0 1 0 0	2 0 0 0	3 0 0 0
Inning Stats	R: 0 E: 0 K: 1 S: 13 H: 0 LOB: 0 BB: 0 P: 20	R: 2 E: 1 K: 2 S: 13 H: 2 LOB: 1 BB: 0 P: 20	R: 0 E: 0 K: 2 S: 11 H: 0 LOB: 1 BB: 0 P: 16	R: 0 E: 0 K: 2 S: 7 H: 0 LOB: 2 BB: 2 P: 20	R: 1 E: 0 K: 1 S: 18 H: 1 LOB: 3 BB: 3 P: 33	R: 0 E: 0 K: 1 S: 7 H: 0 LOB: 1 BB: 1 P: 16	R: 0 E: 0 K: 2 S: 8 H: 0 LOB: 0 BB: 0 P: 14	R: 0 E: 0 K: 0 S: 9 H: 0 LOB: 0 BB: 0 P: 14		1B: 1 2B: 2 3B: 0 HR: 0	SF: 0 SAC: 0 DP: 0 HBP: 1			WP: 0 PB: 0 SB: 1 CS: 0	PA: 35		

livebaseballscorecards.com

AB	28
R	3
H	3
RBI	2
BB	6
SO	11
LOB	16

PITCHER		IP	WLS	BF	H	R	ER	SO	BB	IBB	HBP	BLK	WP	HR	S	P	ERA	WHIP
Juan Cruz, R ERA: 1.93	(1, 1)	4.2	L	23	3	3	1	7	3	1	1	0	0	0	57	100	1.93	1.286
Jesus Sanchez, L ERA:	(5, 1)	1.1		6	0	0	0	2	2	0	0	0	0	0	12	25	0.00	1.500
Jeff Fassero, L ERA: 3.0	(7, 1)	1.1		4	0	0	0	2	0	0	0	0	0	0	11	18	0.00	0.000
Kyle Farnsworth, R ERA:	(8, 1)	0.2		2	0	0	0	0	0	0	0	0	0	0	6	10	0.00	0.000

PITCHER	IP	WLS	BF	H	R	ER	SO	BB	IBB	HBP	BLK	WP	HR	S	P	ERA	WHIP

Batter	1	2	3	4	5	6	7	8	9	AB	R	H	RBI	BB	SO	LOB
Adrian Brown, S (1, 8) OBP: 0.235, SLG: 0.267	B F S F B B X 3-2 ① G1-3			H 1-0 18 18 S FC1-6-5-4 HBP		B B X 2-0 3B		C B C X 1-2 ① P6		3	0	1	0	0	0	0
18 Jason Kendall, R (1, 2) OBP: 0.235, SLG: 0.200	B F C X 1-2 ② G4-3			B C F B X 2-2 ① FC1-6-5-4 CS 1-3		C X 0-1 ③ F8		C B X 1-1 ② L7		4	0	0	0	0	0	2
Armando Rios, L (1, 7) OBP: 0.353, SLG: 0.267	X 0-0 ③ G5-3			C F B B F S 2-3 ②③ K 1-2			B B X 2-0 ① G3-1	X 0-0 ③ P5		4	0	0	0	0	1	1
Aramis Ramirez, R (1, 5) OBP: 0.412, SLG: 0.533 Mike Benjamin, R (9, PR) OBP: 0.286, SLG: 0.286 (9, 5)		B B X 2-0 ① L8			B B F X 2-1 2B		B X 1-0 2B 2B		S C B B X 2-2 2 CS SH3 1B	4	1	3	0	0	0	0
										0	0	0	0	0	0	0
Rob Mackowiak, L (1, 9) OBP: 0.111, SLG: 0.222		F B B F X 2-2 ② G5-3			B B C L S 2-3 ① K		B B F X 2-1 PB 2 1B 2H 2B		B C B X 2-1 ① SH3 1-2	3	1	1	1	0	1	1
Kevin Young, R (1, 3) OBP: 0.375, SLG: 0.462		C C F B F F B X 2-2 ③ L9			B X 1-0 ② F7		B S C F S 1-3 ② K 2-3		I I I I 4-0 2 CS IBB	3	0	0	0	1	1	2
2 Jack Wilson, R (1, 6) OBP: 0.125, SLG: 0.125			B X 1-0 ① F7		B C F C 1-3 ③ K		L X 0-1 S 1B 3-H		B F S F B F X 2-2 ②③ G3 1-2 2-3	4	0	1	1	0	1	3
Pokey Reese, R (1, 4) OBP: 0.545, SLG: 0.444			X 0-0 ② L9			B F B X 2-1 ① P3	B C B I I 4-1 1-2 IBB			2	0	0	0	1	0	0
Dave Williams, L (1, 1)			C S F S 0-3 ③ K2-3			F C F B B C 2-3 ② K	F B B F B S 3-3 ③ K			2	0	0	0	0	2	0
Abraham Nunez, S (7, PH) OBP: 0.286, SLG: 0.200										1	0	0	0	0	1	2
Sean Lowe, R (7, 1)										0	0	0	0	0	0	0
Joe Beimel, L (7, 1)										0	0	0	0	0	0	0
Mike Fetters, R (8, 1)										0	0	0	0	0	0	0
Scott Sauerbeck, R (8, 1)										0	0	0	0	0	0	0
Brian Boehringer, S (8, 1)										0	0	0	0	0	0	0
Mike Williams, R (9, 1)										0	0	0	0	0	0	0
Inning Stats	R: 0 E: 0 K: 0 S: 8 H: 0 LOB: 0 BB: 0 P: 12	R: 0 E: 0 K: 0 S: 10 H: 0 LOB: 0 BB: 0 P: 16	R: 0 E: 0 K: 1 S: 6 H: 0 LOB: 0 BB: 0 P: 7	R: 0 E: 0 K: 1 S: 7 H: 0 LOB: 0 BB: 0 P: 12	R: 0 E: 0 K: 2 S: 9 H: 1 LOB: 1 BB: 0 P: 15	R: 0 E: 0 K: 1 S: 9 H: 1 LOB: 1 BB: 0 P: 15	R: 2 E: 0 K: 2 S: 14 H: 3 LOB: 2 BB: 1 P: 27	R: 0 E: 0 K: 0 S: 6 H: 0 LOB: 0 BB: 0 P: 8	R: 0 E: 0 K: 0 S: 10 H: 1 LOB: 1 BB: 1 P: 20	1B: 2 2B: 3 3B: 1 HR: 0	SF: 0 SAC: 1 DP: 0 HBP: 1						

TOP

Pittsburgh Pirates @ Chicago Cubs

Wrigley Field, Chicago, IL

Fri Apr 05 2002, 2:20 PM CST

Att. 41,555 - Overcast - 44 F

livebaseballscorecards.com

AB	30
R	2
H	6
RBI	2
BB	2
SO	7
LOB	11

PITCHER		IP	WLS	BF	H	R	ER	SO	BB	IBB	HBP	BLK	WP	HR	S	P	ERA	WHIP
Jason Bere, R ERA: 1.35	(1, 1)	6.2	L	25	5	2	1	6	0	0	1	0	0	0	59	93	1.35	0.750
Kyle Farnsworth, R ERA:	(7, 1)	0.1		2	0	0	0	1	0	1	0	0	0	0	4	11	0.00	0.000
Joe Borowski, R ERA:	(8, 1)	2.0		7	1	0	0	0	0	1	0	0	0	0	16	28	0.00	0.500

PITCHER	IP	WLS	BF	H	R	ER	SO	BB	IBB	HBP	BLK	WP	HR	S	P	ERA	WHIP

BOTTOM

Pittsburgh Pirates @ Chicago Cubs

Wrigley Field, Chicago, IL

Fri Apr 05 2002, 2:20 PM CST

Att. 41,555 - Overcast - 44 F

Batter	1	2	3	4	5	6	7	8	9	AB	R	H	RBI	BB	SO	LOB
Delino DeShields, L (1, 4) OBP: 0.444, SLG: 0.467	K		BB			K	L7			3	0	0	0	1	2	3
Corey Patterson, L (1, 8) OBP: 0.500, SLG: 0.600	G1-3		G1-3			K		1B		4	0	1	0	0	1	1
Sammy Sosa, R (1, 9) OBP: 0.389, SLG: 0.867	P4			G4-6-3		HR		K		3	1	1	1	1	1	1
Fred McGriff, L (1, 3) OBP: 0.278, SLG: 0.200		K		G4-6-3		K		BB		3	0	0	0	1	2	1
Alex Gonzalez, R (1, 6) OBP: 0.611, SLG: 0.643		FC6-4		BB			K	P4		3	0	1	0	1	1	2
Todd Hundley, S (1, 2) OBP: 0.438, SLG: 0.615		P6		K			BB	G1-3		2	0	0	0	1	1	2
Joe Girardi, R (7, PR) (8, 2)										1	0	0	0	0	0	2
Chris Stynes, R (1, 5) OBP: 0.250, SLG: 0.182		FC6-4			P6		BB		G4-3	3	0	1	0	0	0	1
Joe Borowski, R (8, 1)										0	0	0	0	0	0	0
Roosevelt Brown, L (9, PH) OBP: 0.200, SLG: 0.286										1	0	0	0	0	0	0
Darren Lewis, R (1, 7) OBP: 0.167, SLG: 0.167			K		P4		F7		L3	4	0	0	0	0	1	2
Jason Bere, R (1, 1)			P5		K		BB		K	2	0	0	0	0	1	0
Kyle Farnsworth, R (7, 1)										0	0	0	0	0	0	0
Mark Bellhorn, S (7, PH) OBP: 0.200, SLG: 0.111										1	0	0	0	1	1	0
(8, 5)																
Inning Stats	R: 0 E: 0 K: 1 S: 9 H: 0 LOB: 0 BB: 0 P: 12	R: 0 E: 0 K: 1 S: 8 H: 1 LOB: 1 BB: 0 P: 13	R: 0 E: 0 K: 1 S: 7 H: 0 LOB: 1 BB: 1 P: 15	R: 0 E: 0 K: 1 S: 9 H: 0 LOB: 1 BB: 2 P: 18	R: 0 E: 0 K: 1 S: 13 H: 0 LOB: 0 BB: 0 P: 17	R: 1 E: 0 K: 3 S: 11 H: 1 LOB: 0 BB: 0 P: 15	R: 0 E: 0 K: 1 S: 8 H: 1 LOB: 3 BB: 2 P: 18	R: 0 E: 0 K: 1 S: 12 H: 1 LOB: 2 BB: 1 P: 21	R: 0 E: 0 K: 1 S: 13 H: 0 LOB: 0 BB: 0 P: 19	1B: 3 2B: 0 3B: 0 HR: 1 SF: 0 SAC: 0 DP: 1 HBP: 0						

livebaseballscorecards.com

AB	30
R	1
H	4
RBI	1
BB	6
SO	11
LOB	15

WP: 0 PB: 0 SB: 2 CS: 0 PA: 36

PITCHER		IP	WLS	BF	H	R	ER	SO	BB	IBB	HBP	BLK	WP	HR	S	P	ERA	WHIP
Dave Williams, L ERA: 1.5	(1, 1)	6.0	W	22	2	1	1	8	3	0	0	0	0	1	57	90	1.50	0.833
Sean Lowe, R ERA: 9.0	(7, 1)	0.2	H	5	1	0	0	1	2	0	0	0	0	0	6	16	0.00	4.500
Joe Beimel, L ERA:	(7, 1)	0.1	H	2	1	0	0	0	0	0	0	0	0	0	5	6	0.00	3.000
Mike Fetters, R ERA:	(8, 1)	0.1	H	1	0	0	0	1	0	0	0	0	0	0	3	5	0.00	0.000
Scott Sauerbeck, L ERA: 4.5	(8, 1)	0.0		1	0	0	0	0	1	0	0	0	0	0	3	7	∞	∞

PITCHER		IP	WLS	BF	H	R	ER	SO	BB	IBB	HBP	BLK	WP	HR	S	P	ERA	WHIP
Brian Boehringer, R ERA:	(8, 1)	0.2	H	2	0	0	0	0	0	0	0	0	0	0	3	5	0.00	0.000
Mike Williams, R ERA:	(9, 1)	1.0	S	3	0	0	0	1	0	0	0	0	0	0	13	19	0.00	0.000

Pittsburgh Pirates @ Chicago Cubs

Wrigley Field, Chicago, IL

Sat Apr 06 2002, 1:20 PM CST

Att. 34,956 - Sunny - 48 F

TOP

livebaseballscorecards.com

Batter	1	2	3	4	5	6	7	8	9	AB	R	H	RBI	BB	SO	LOB
Adrian Brown, S (1, 8) OBP: 0.318, SLG: 0.278	G4-3		BB		1B				BB	3	1	1	0	2	0	1
18 Jason Kendall, R (1, 2) OBP: 0.182, SLG: 0.150	P4		FC6-4 FC1-6 1-2f		G6-4-3 1-2f		P4		G4-3 1-2	5	0	0	0	0	0	4
Armando Rios, L (1, 7) OBP: 0.364, SLG: 0.300	K		FC1-6 1-2f			1B 1B	1B		G4-3 2-H	5	1	2	1	0	1	1
Aramis Ramirez, R (1, 5) OBP: 0.409, SLG: 0.550		F9 2B	K			F9 1B 2 1B	F9		F7	5	2	2	0	0	1	2
Rob Mackowiak, L (1, 9) OBP: 0.154, SLG: 0.231		F9 2-3	K	K		2 1B 2B	G3			4	1	1	1	0	1	2
Kevin Young, R (1, 3) OBP: 0.400, SLG: 0.500		3-H 2B		F9		F9 2-3		2 SH2-3	BB	3	0	1	1	1	0	2
2 Jack Wilson, R (1, 6) OBP: 0.182, SLG: 0.182		K		P6		2B G4-3 1-3 3-H		SH2-3 1-2		3	1	1	1	0	1	1
Pokey Reese, R (1, 4) OBP: 0.600, SLG: 0.583		IBB			1B	G4-3 1-3 3-H		G4-3		3	0	2	1	1	0	1
Josh Fogg, R (1, 1)		K			K	G4-3 2-3 3-H		K		3	0	0	1	0	2	4
Craig Wilson, R (8, PH) OBP: 0.125, SLG: 0.125										1	0	0	0	0	1	1
Joe Beimel, L (8, 1)										0	0	0	0	0	0	0
Mike Fetters, R (9, 1)										0	0	0	0	0	0	0

	AB	35
	R	6
	H	10
	RBI	6
	BB	4
	SO	7
	LOB	19

Inning Stats	1	2	3	4	5	6	7	8	9	1B: 7	SF: 0	WP: 1	PA: 40
R	0	1	0	0	0	4	0	0	1	2B: 3	SAC: 1	PB: 0	
E	0	0	0	0	0	0	0	0	0	3B: 0	DP: 1	SB: 0	
K	1	2	1	1	1	0	0	1	0	HR: 0	HBP: 0	CS: 0	
S	8	14	10	6	10	11	9	8	6				
H	0	2	0	0	2	5	1	0	0				
LOB	0	2	1	0	1	1	0	1	0				
BB	0	1	1	0	0	0	0	1	1				
P	10	25	16	9	18	14	13	16	13				

PITCHER		IP	WLS	BF	H	R	ER	SO	BB	IBB	HBP	BLK	WP	HR	S	P	ERA	WHIP
Matt Clement, R ERA: 8.44	(1, 1)	5.1	L	26	9	5	5	6	1	1	0	0	0	0	56	88	8.44	1.875
Donovan Osborne, L ERA: 1.69	(6, 1)	2.2		10	1	0	0	1	1	0	0	0	0	0	20	33	0.00	0.750
Jesus Sanchez, L ERA: 3.86	(9, 1)	1.0		4	0	1	1	0	1	0	0	0	1	0	6	13	9.00	1.000

PITCHER	IP	WLS	BF	H	R	ER	SO	BB	IBB	HBP	BLK	WP	HR	S	P	ERA	WHIP

Batter	1	2	3	4	5	6	7	8	9	AB	R	H	RBI	BB	SO	LOB
Delino DeShields, L (1, 4) OBP: 0.364, SLG: 0.368	B S C S 1-3 ① K		B X 1-0 ② G1-3			C B B B C X 3-2 ① G4-3		C C B B B X 3-2 ② G6-3		4	0	0	0	0	1	0
Corey Patterson, L (1, 8) OBP: 0.455, SLG: 0.579	B B C S B F X 3-2 2B		B C B B X 3-1 ③ P6			F B F B F S 2-3 ② K		B C B X 2-1 ③ L8		4	0	1	0	0	1	0
Sammy Sosa, R (1, 9) OBP: 0.318, SLG: 0.684	B C B F F S 2-3 ② K			C B B S X 2-2 ① G4-3		C B X 1-1 ③ G1-3			B X 1-0 E6 1B	4	1	0	0	0	1	1
Fred McGriff, L (1, 3) OBP: 0.318, SLG: 0.222	B C S B B B 4-2 BB			S B F B B X 3-2 ② F7			B X 1-0 FC3-6 1B 1B		S B C B B F F S 3-3 ① K	3	0	1	0	1	1	1
Alex Gonzalez, R (1, 6) OBP: 0.636, SLG: 0.722	B C B F B S 3-3 ③ K			B X 1-0 2B			B C B X 2-1 FC3-6 1-2 1B		B B B C C X 3-2 BB 2-H 1B	4	0	3	1	0	1	2
Roosevelt Brown, L (1, 7) OBP: 0.211, SLG: 0.278		B X 1-0 G4-6-3 1B		B X 1-0 ③ P4			X 0-0 ① FC3-6 BB 1-2f 2-3		F F B S 1-3 ② K	4	0	1	0	0	1	4
Chris Stynes, R (1, 5) OBP: 0.313, SLG: 0.154		C C X 0-2 ① ② G4-6-3 1-2f			B S B B C F X 2-2 ① F7		B B B C B 4-1 G4-6-3 1-2 BB		B C B B F B 4-2 1-2 BB	2	0	0	0	2	0	1
Joe Girardi, R (1, 2)		B B F X 2-1 ③ G4-3			X 0-0 ② G4-3		F X 0-1 ② ③ G4-6-3 1-2f		F F C 0-3 ③ K	4	0	0	0	0	1	5
Matt Clement, R (1, 1) Donovan Osborne, S (6, 1) Mark Bellhorn, S (8, PH) OBP: 0.182, SLG: 0.100 Jesus Sanchez, L (9, 1)			B F S S 1-3 ① K		X 0-0 ③ G1-3			B B C B X 3-1 ① G6-3		2 0 1 0	0 0 0 0	0 0 0 0	0 0 0 0	0 0 0 0	1 0 0 0	0 0 0 0
Inning Stats	R: 0 H: 1 E: 0 LOB: 2 K: 3 BB: 1 S: 16 P: 29	R: 0 H: 1 E: 0 LOB: 0 K: 0 BB: 0 S: 6 P: 9	R: 0 H: 0 E: 0 LOB: 0 K: 1 BB: 0 S: 6 P: 11	R: 0 H: 1 E: 0 LOB: 1 K: 0 BB: 0 S: 8 P: 15	R: 0 H: 0 E: 0 LOB: 0 K: 0 BB: 0 S: 6 P: 8	R: 0 H: 0 E: 0 LOB: 0 K: 1 BB: 0 S: 9 P: 15	R: 0 H: 2 E: 0 LOB: 2 K: 0 BB: 1 S: 7 P: 14	R: 0 H: 0 E: 0 LOB: 0 K: 0 BB: 0 S: 7 P: 15	R: 1 H: 1 E: 1 LOB: 2 K: 3 BB: 1 S: 17 P: 29	1B: 4 SF: 0 2B: 2 SAC: 0 3B: 0 DP: 2 HR: 0 HBP: 0						

PITCHER		IP	WLS	BF	H	R	ER	SO	BB	IBB	HBP	BLK	WP	HR	S	P	ERA	WHIP
Josh Fogg, R ERA:	(1, 1)	7.0	W	26	5	0	0	5	2	0	0	0	0	0	58	101	0.00	1.000
Joe Beimel, L ERA:	(8, 1)	1.0		3	0	0	0	0	0	0	0	0	0	0	7	15	0.00	0.000
Mike Fetters, R ERA:	(9, 1)	1.0		6	1	1	0	3	1	0	0	0	0	0	17	29	0.00	2.000

PITCHER	IP	WLS	BF	H	R	ER	SO	BB	IBB	HBP	BLK	WP	HR	S	P	ERA	WHIP

BOTTOM

Pittsburgh Pirates @ Chicago Cubs

Wrigley Field, Chicago, IL

Sat Apr 06 2002, 1:20 PM CST

Att. 34,956 - Sunny - 48 F

livebaseballscorecards.com

AB	32
R	1
H	6
RBI	1
BB	3
SO	8
LOB	14

1B: 4	SF: 0	WP: 0	PA: 35
2B: 2	SAC: 0	PB: 0	
3B: 0	DP: 2	SB: 0	
HR: 0	HBP: 0	CS: 0	

Batter	1	2	3	4	5	6	7	8	9	AB	R	H	RBI	BB	SO	LOB
Roger Cedeno, S (1, 7) OBP: 0.357, SLG: 0.320	F X 0-1 ① G4-3		B B B C X 3-1 ② G4-3			C C C 0-3 ① K		C X 0-1 ③ G4-3		4	0	0	0	0	1	0
Grant Roberts, R (8, 1)										0	0	0	0	0	0	0
Roberto Alomar, S (1, 4) OBP: 0.265, SLG: 0.194	C B F B X 2-2 ② F9		B B X 2-0 1B			B F B B B 4-1 31 FC5-4 BB			C X 0-1 ① G4-3	3	0	1	0	1	0	0
Jeromy Burnitz, L (1, 9) OBP: 0.345, SLG: 0.480	C B X 1-1 ③ F2		F B C S 1-3 ③ K			B F X 1-1 ② F2			C B B F S 2-3 ② K2-3	4	0	0	0	0	2	2
31 Mike Piazza, R (1, 2) OBP: 0.375, SLG: 0.421		C B S X 1-2 ① F9		F B F B F X 2-2 ① G5-3		B X 1-0 ③ FC5-4 1-2f			B C F S 1-3 ③ K	4	0	0	0	0	1	1
Edgardo Alfonzo, R (1, 5) OBP: 0.500, SLG: 0.500		B B B C C B 4-2 1B BB		C B B F F F F F X 2-2 ② F8			B X 1-0 ① F7			2	0	0	0	1	0	0
Mark Johnson, L (1, 3) OBP: 0.143, SLG: 0.143		C B F B S 2-3 ② K		C B F S 1-3 ③ K			B F X 1-1 ② F7			3	0	0	0	0	2	1
Jay Payton, R (1, 8) OBP: 0.300, SLG: 0.360		C B B X 2-1 1-2 1B			B S B C X 2-2 ① F9		S F X 0-2 ③ F9			3	0	1	0	0	0	0
Rey Ordonez, R (1, 6) OBP: 0.310, SLG: 0.333		S X 0-1 ③ G6-3			B S B F B S 3-3 ② K			C X 0-1 ① F9		3	0	0	0	0	1	2
Steve Trachsel, R (1, 1)			C C S 0-3 ① K		C F S 0-3 ③ K			X 0-0 ② F8		2	0	0	0	0	2	0
Mark Guthrie, R (6, 1)										0	0	0	0	0	0	0
Kane Davis, R (7, 1)										0	0	0	0	0	0	0
Timo Perez, L (8, PH)										1	0	0	0	0	0	0
(8, 7)																
Inning Stats	R: 0 E: 0 K: 0 S: 7 H: 0 LOB: 0 BB: 0 P: 10	R: 0 E: 0 K: 1 S: 12 H: 1 LOB: 2 BB: 1 P: 21	R: 0 E: 0 K: 2 S: 10 H: 1 LOB: 1 BB: 0 P: 16	R: 0 E: 0 K: 1 S: 14 H: 0 LOB: 0 BB: 0 P: 19	R: 0 E: 0 K: 2 S: 9 H: 0 LOB: 0 BB: 0 P: 14	R: 0 E: 0 K: 1 S: 7 H: 0 LOB: 1 BB: 1 P: 13	R: 0 E: 0 K: 0 S: 6 H: 0 LOB: 0 BB: 0 P: 8	R: 0 E: 0 K: 0 S: 5 H: 0 LOB: 0 BB: 0 P: 5	R: 0 E: 0 K: 2 S: 8 H: 0 LOB: 0 BB: 0 P: 11	1B: 2 2B: 0 3B: 0 HR: 0		SF: 0 SAC: 0 DP: 0 HBP: 0				

TOP

New York Mets @ Chicago Cubs

Wrigley Field, Chicago, IL

Tue Apr 09 2002, 1:20 PM CDT

Att. 18,151 - Overcast - 45 F

livebaseballscorecards.com

AB	29
R	0
H	2
RBI	0
BB	2
SO	9
LOB	6

WP: 0 PB: 0 SB: 0 CS: 0 PA: 31

PITCHER		IP	WLS	BF	H	R	ER	SO	BB	IBB	HBP	BLK	WP	HR	S	P	ERA	WHIP
Jon Lieber, R ERA: 2.08	(1, 1)	8.0	W	28	2	0	0	7	2	0	0	0	0	0	70	106	0.00	0.500
Antonio Alfonseca, R ERA: 4.5	(9, 1)	1.0	S	3	0	0	0	2	0	0	0	0	0	0	8	11	0.00	0.000

PITCHER		IP	WLS	BF	H	R	ER	SO	BB	IBB	HBP	BLK	WP	HR	S	P	ERA	WHIP

New York Mets @ Chicago Cubs

Wrigley Field, Chicago, IL

Tue Apr 09 2002, 1:20 PM CDT

Att. 18,151 - Overcast - 45 F

livebaseballscorecards.com

BOTTOM

Batter	1	2	3	4	5	6	7	8	9	AB	R	H	RBI	BB	SO	LOB
Delino DeShields, L (1, 4) OBP: 0.370, SLG: 0.375	X 0-0 ① L8	B F C X 1-2 E6 2-3			F C B X 1-2 2B 1B	B F X 1-1 1-2 1B		X 0-0 ② G4-3		5	1	2	0	0	0	1
Corey Patterson, L (1, 8) OBP: 0.481, SLG: 0.609	B B C F B F F B 4-2 1B S BB	X 0-0 ③ F7			F F X 0-2 F8 1-H 2B	B X 1-0 ③ G3		C C B X 1-2 E S 1B		4	0	2	1	1	0	4
Sammy Sosa, R (1, 9) OBP: 0.333, SLG: 0.591	C B B B B 4-1 1B 1-2 BB		S B X 1-1 ① L9		B F X 1-1 ① F8 2-3		B F B F B F B 4-2 SH BB SF9 BB	B F F B F F X 2-2 E6 BB 1-3		3	1	0	0	2	0	2
Fred McGriff, L (1, 3) OBP: 0.407, SLG: 0.250	X 0-0 1-2 2-3 1B		C B B F X 2-2 E7 1B		I I I 4-0 FC4-6 IBB		B B C B C B 4-2 SF9 SH 1-2 BB	B S B B F B 4-2 1-2 BB		2	0	1	0	3	0	0
Alex Gonzalez, R (1, 6) OBP: 0.538, SLG: 0.591	B F C B X 2-2 ② F9		X 0-0 ② G5-3		L B F F S 1-3 ② K		X 0-0 SH 1-2 2-3	F C F X 0-2 ③ G4-3		4	0	0	0	0	1	9
Roosevelt Brown, L (1, 7) OBP: 0.217, SLG: 0.273 Darren Lewis, R (8, 7) OBP: 0.167, SLG: 0.167	B F X 1-1 ③ F8		B B C C X 2-2 ③ 2-H 1B		X 0-0 ③ FC4-6 1-2f		F S F B B S 2-3 ① K			4	0	1	0	0	1	8
										0	0	0	0	0	0	0
Chris Stynes, R (1, 5) OBP: 0.263, SLG: 0.125 Augie Ojeda, S (7, 5)		B C B B X 3-1 ① F9		C F C 0-3 ① K		B B C X 2-1 ① L8	C F B X 1-2 ② SF9 2-3 3-H			3	0	0	0	0	1	0
										0	0	0	1	0	0	0
Joe Girardi, R (1, 2) OBP: 0.111, SLG: 0.222		B B C X 2-1 E 2B		C B X 1-1 ② G5-3		X 0-0 ② G1-3	F F C 0-3 ③ K			4	0	1	0	0	1	2
Jon Lieber, L (1, 1) OBP: 0.400, SLG: 0.400 Mark Bellhorn, S (8, PH) OBP: 0.167, SLG: 0.091 Antonio Alfonseca, R (9, 1)		F S B B B B X 3-2 ② F7		B X 1-0 ③ L4		C B B S B B X 3-2 1B 1B		C B F B C 2-3 ① K		3	0	1	0	0	0	1
										1	0	0	0	0	1	0
										0	0	0	0	0	0	0

Inning Stats																				
	R: 0	H: 1	R: 0	H: 1	R: 0	H: 1	R: 0	H: 0	R: 1	H: 2	R: 0	H: 2	R: 1	H: 0	R: 0	H: 1	1B: 6	SF: 1	WP: 0	PA: 41
	E: 0	LOB: 3	E: 1	LOB: 2	E: 1	LOB: 2	E: 0	LOB: 0	E: 0	LOB: 2	E: 0	LOB: 2	E: 0	LOB: 2	E: 1	LOB: 3	2B: 2	SAC: 1	PB: 0	
	K: 0	BB: 2	K: 0	BB: 0	K: 0	BB: 0	K: 1	BB: 0	K: 1	BB: 1	K: 0	BB: 2	K: 2	BB: 2	K: 1	BB: 1	3B: 0	DP: 0	SB: 2	
	S: 12	P: 23	S: 11	P: 20	S: 9	P: 14	S: 6	P: 8	S: 13	P: 20	S: 9	P: 16	S: 17	P: 28	S: 18	P: 27	HR: 0	HBP: 0	CS: 0	

PITCHER		IP	WLS	BF	H	R	ER	SO	BB	IBB	HBP	BLK	WP	HR	S	P	ERA	WHIP
Steve Trachsel, R ERA: 1.54	(1, 1)	5.2	L	28	7	1	1	2	2	1	0	0	0	0	59	99	1.59	1.588
Mark Guthrie, L ERA: 3.86	(6, 1)	0.1		1	0	0	0	0	0	0	0	0	0	0	1	2	0.00	0.000
Kane Davis, R ERA: 3.86	(7, 1)	1.0		6	0	1	1	2	2	0	0	0	0	0	17	28	9.00	2.000
Grant Roberts, R ERA:	(8, 1)	1.0		6	1	0	0	1	1	0	0	0	0	0	18	27	0.00	2.000

PITCHER		IP	WLS	BF	H	R	ER	SO	BB	IBB	HBP	BLK	WP	HR	S	P	ERA	WHIP

AB	33
R	2
H	8
RBI	2
BB	6
SO	5
LOB	27

Batter	1	2	3	4	5	6	7	8	9	AB	R	H	RBI	BB	SO	LOB
Roger Cedeno, S (1, 7) OBP: 0.375, SLG: 0.345	X 0-0 G5-4-3 1B		B C S B X 2-2 G6-3 1B		B B B C S X 3-2 ③ G3			C B X 1-1 ① G5-3		4	0	2	0	0	0	0
Timo Perez, L (1, 8) Joe McEwing, R (8, PH) OBP: 0.300, SLG: 0.700 Jay Payton, R (8, 8) OBP: 0.300, SLG: 0.360	X 0-0 ① F5		B X 1-0 ①② G6-3 1-2f			B B B C C X 3-2 ① P6		C B C B B F F S 3-3 ② K		3 1 0	0 0 0	0 0 0	0 0 0	0 0 0	0 1 0	2 0 0
Roberto Alomar, S (1, 4) OBP: 0.263, SLG: 0.286	B B F X 2-1 ②③ G5-4-3 1-2f		B X 1-0 ③ F8			B F F S 1-3 ② K		X 0-0 HR		4	1	1	1	0	1	1
31 Mike Piazza, R (1, 2) OBP: 0.357, SLG: 0.522		C B S C 1-3 ① K		C S B F F S 1-3 ① K		C F S 0-3 ③ K		F B B B X 3-1 HR		4	1	1	1	0	3	0
Edgardo Alfonzo, R (1, 5) OBP: 0.529, SLG: 0.500		B X 1-0 BB BB 1B		B C B B B 4-1 BB			F B B S B B 4-2 SH3 1B SF9 BB	B S S F B F B X 3-2 ③ P3		2	1	1	0	2	0	0
Jeromy Burnitz, L (1, 9) OBP: 0.394, SLG: 0.481		B B S B F B 4-2 BB 1-2 BB		C S S 0-3 ② K			X 0-0 SF9 SH3 1-2 1B		F B S B B F F B 4-2 CS BB	2	0	1	0	2	1	1
Mark Johnson, L (1, 3) OBP: 0.222, SLG: 0.125 John Valentin, R (9, PH) OBP: 0.250, SLG: 0.100 (9, 3)		B B S B F B 4-2 BB 1-2 2-3		F S B F S 1-3 ③ K			X 0-0 ① SH3 1-2 2-3		C S B B B F B 4-2 ① G3 1-2 BB	1 0	0 0	0 0	0 0	1 1	1 0	1 0
Rey Ordonez, R (1, 6) OBP: 0.273, SLG: 0.300		F B S S 1-3 ② K			X 0-0 ① F8		F B S X 1-2 ② SF9 2-3 3-H		C F B F X 1-2 ② G3 1-2	3	0	0	1	0	1	4
Shawn Estes, R (1, 1) David Weathers, R (7, 1) Mark Guthrie, R (8, 1) Scott Strickland, R (8, 1) Tony Tarasco, L (9, PH) Armando Benitez, R (9, 1)		F C C 0-3 ③ K			C S C 0-3 ② K		S C S 0-3 ③ K		B F B X 2-1 ③ L9	3 0 0 0 1 0	0 0 0 0 0 0	0 0 0 0 0 0	0 0 0 0 0 0	0 0 0 0 0 0	3 0 0 0 0 0	4 0 0 0 1 0
Inning Stats	R: 0 H: 1 E: 0 LOB: 0 K: 0 BB: 0 S: 4 P: 6	R: 0 H: 1 E: 0 LOB: 3 K: 3 BB: 2 S: 14 P: 25	R: 0 H: 1 E: 0 LOB: 0 K: 0 BB: 0 S: 5 P: 9	R: 0 H: 0 E: 0 LOB: 1 K: 3 BB: 1 S: 13 P: 19	R: 0 H: 0 E: 0 LOB: 0 K: 1 BB: 0 S: 7 P: 10	R: 0 H: 0 E: 0 LOB: 0 K: 2 BB: 0 S: 9 P: 13	R: 1 H: 1 E: 0 LOB: 1 K: 1 BB: 1 S: 10 P: 15	R: 2 H: 2 E: 0 LOB: 0 K: 1 BB: 0 S: 15 P: 25	R: 0 H: 0 E: 0 LOB: 1 K: 0 BB: 2 S: 13 P: 24	1B: 4 SF: 1 2B: 0 SAC: 1 3B: 0 DP: 2 HR: 2 HBP: 0						

PITCHER		IP	WLS	BF	H	R	ER	SO	BB	IBB	HBP	BLK	WP	HR	S	P	ERA	WHIP
34 Kerry Wood, R ERA: 2.25	(1, 1)	7.0		27	4	1	1	10	4	0	0	0	0	0	62	97	1.29	1.143
Jeff Fassero, L ERA: 6.75	(8, 1)	1.0	L	5	2	2	2	1	0	0	0	0	0	2	15	25	18.00	2.000
Donovan Osborne, L ERA: 1.69	(9, 1)	0.0		1	0	0	0	0	1	0	0	0	0	0	4	8	∞	∞
Joe Borowski, R ERA:	(9, 1)	1.0		3	0	0	0	0	1	0	0	0	0	0	9	16	0.00	1.000

PITCHER	IP	WLS	BF	H	R	ER	SO	BB	IBB	HBP	BLK	WP	HR	S	P	ERA	WHIP

TOP

New York Mets @ Chicago Cubs

Wrigley Field, Chicago, IL

Wed Apr 10 2002, 1:20 PM CDT

Att. 22,471 - Sunny - 53 F

livebaseballscorecards.com

AB	28
R	3
H	6
RBI	3
BB	6
SO	11
LOB	14

WP: 0	PA: 36		
PB: 0			
SB: 0			
CS: 1			

New York Mets @ Chicago Cubs

Wrigley Field, Chicago, IL

Wed Apr 10 2002, 1:20 PM CDT

Att. 22,471 - Sunny - 53 F

livebaseballscorecards.com

BOTTOM

Batter	1	2	3	4	5	6	7	8	9	AB	R	H	RBI	BB	SO	LOB
Darren Lewis, R (1, 7) OBP: 0.100, SLG: 0.100	G5-3			G6-3		P6		G2-3		4	0	0	0	0	0	0
Corey Patterson, L (1, 8) OBP: 0.516, SLG: 0.600	K			F7			E 1B BLK BB	BB		2	1	1	0	2	1	0
Sammy Sosa, R (1, 9) OBP: 0.323, SLG: 0.520	K			F7 1-2			1B E FC6-2 1-2 BB	K		3	0	0	0	1	2	2
Fred McGriff, L (1, 3) OBP: 0.355, SLG: 0.208		K		G4-3			E3 FC6-2 1B SF9 1-2 2-3		F5	4	1	0	0	0	1	3
Alex Gonzalez, R (1, 6) OBP: 0.533, SLG: 0.615		F9			F8		FC6-2 1-2 2-3 3-H 1B		E 2B	4	0	2	1	0	0	0
Chris Stynes, R (1, 5) OBP: 0.227, SLG: 0.105 Roosevelt Brown, L (9, PH) OBP: 0.208, SLG: 0.261	G1-3				F9		FC6-2 1-2 2-3 3-Hf		K	3 1	0 0	0 0	0 0	0 0	3 1	3 1
Joe Girardi, R (1, 2) OBP: 0.091, SLG: 0.182 Todd Hundley, S (7, PH) OBP: 0.412, SLG: 0.615 Jeff Fassero, L (8, 1) Donovan Osborne, S (9, 1) Joe Borowski, R (9, 1) Delino DeShields, L (9, PH) OBP: 0.357, SLG: 0.360			G3		P6		SF9 3-H		F7 2-3	2 0 0 0 0 0 1	0 0 0 0 0 0 0	0 0 1 0 0 0 0	0 1 0 0 0 0 0	0 0 0 0 0 0 0	0 0 0 0 0 0 0	0 0 0 0 0 0 1
Augie Ojeda, S (1, 4) Mark Bellhorn, S (7, PH) OBP: 0.154, SLG: 0.083 (8, 4)			F2			F8	G4-3			2 1	0 0	0 0	0 0	0 0	0 0	0 2
34 Kerry Wood, R (1, 1) Robert Machado, R (8, 2)			K			K		F8		2 1	0 0	0 0	0 0	0 0	2 0	0 0

Inning Stats	1	2	3	4	5	6	7	8	9
	R: 0 H: 0 E: 0 LOB: 0 K: 2 BB: 0 S: 8 P: 12	R: 0 H: 0 E: 0 LOB: 0 K: 1 BB: 0 S: 9 P: 15	R: 0 H: 0 E: 0 LOB: 0 K: 1 BB: 0 S: 10 P: 11	R: 0 H: 1 E: 0 LOB: 1 K: 0 BB: 0 S: 7 P: 12	R: 0 H: 0 E: 0 LOB: 0 K: 0 BB: 0 S: 5 P: 8	R: 0 H: 0 E: 0 LOB: 0 K: 1 BB: 0 S: 7 P: 9	R: 2 H: 1 E: 1 LOB: 2 K: 0 BB: 2 S: 20 P: 36	R: 0 H: 0 E: 0 LOB: 1 K: 1 BB: 1 S: 8 P: 15	R: 0 H: 1 E: 1 LOB: 1 K: 1 BB: 0 S: 11 P: 14

	AB	30
	R	2
	H	3
	RBI	2
	BB	3
	SO	7
	LOB	12

1B: 2 SF: 1
2B: 1 SAC: 0
3B: 0 DP: 0
HR: 0 HBP: 0

WP: 0 PA: 34
PB: 0
SB: 0
CS: 0

PITCHER		IP	WLS	BF	H	R	ER	SO	BB	IBB	HBP	BLK	WP	HR	S	P	ERA	WHIP
Shawn Estes, L ERA: 2.77	(1, 1)	6.0		22	1	2	1	5	2	0	0	1	0	0	54	85	1.50	0.500
David Weathers, R ERA: 1.23	(7, 1)	1.2	W	6	1	0	0	0	0	0	0	0	0	0	15	22	0.00	0.600
Mark Guthrie, L ERA: 3.86	(8, 1)	0.0		1	0	0	0	0	1	0	0	0	0	0	2	6	∞	∞
Scott Strickland, R ERA:	(8, 1)	0.1	H	1	0	0	0	1	0	0	0	0	0	0	3	5	0.00	0.000
Armando Benitez, R ERA: 3.0	(9, 1)	1.0	S	4	1	0	0	1	0	0	0	0	0	0	11	14	0.00	1.000

PITCHER	IP	WLS	BF	H	R	ER	SO	BB	IBB	HBP	BLK	WP	HR	S	P	ERA	WHIP

Batter	1	2	3	4	5	6	7	8	9	AB	R	H	RBI	BB	SO	LOB
Roger Cedeno, S (1, 7) OBP: 0.333, SLG: 0.303	E5 1B F7-2	G3			P6		E4 2-H			4	0	0	0	0	0	2
Mark Johnson, L (1, 3) OBP: 0.231, SLG: 0.167	BB 1-3 1B		P4		F3		G3			4	0	1	0	0	0	1
Roberto Alomar, S (1, 4) OBP: 0.286, SLG: 0.289	BB 1-2		31 S 1B 1B		F8			F7		3	1	1	0	1	0	0
31 Mike Piazza, R (1, 2) OBP: 0.344, SLG: 0.593	P3		K 1-2			F3		2-1 HR		4	1	1	1	0	1	4
Edgardo Alfonzo, R (1, 5) OBP: 0.500, SLG: 0.469	F7-2 3-H		2-H 1B			F9		K		4	0	1	1	0	1	3
Jeromy Burnitz, L (1, 9) OBP: 0.378, SLG: 0.452 Armando Benitez, R (9, 1)		BB 1B	G1			K		F7		4 0	0 0	1 0	0 0	0 0	1 0	1 0
Jay Payton, R (1, 8) OBP: 0.294, SLG: 0.321		BB 1-2		F9			G4-3		G4-3	3	0	0	0	1	0	0
Rey Ordonez, R (1, 6) OBP: 0.270, SLG: 0.294		K		K			SH3-4 E 1B		G5-3	4	1	1	0	0	2	2
Pedro Astacio, R (1, 1) OBP: 0.200, SLG: 0.200 Kane Davis, R (8, 1) Scott Strickland, R (8, 1) Timo Perez, L (8, 9)		K		K			SH3-4 1-2		G1-3	2 0 0 1	0 0 0 0	0 0 0 0	0 0 0 0	0 0 0 0	2 0 0 0	2 0 0 0
Inning Stats	R: 0 E: 1 K: 0 S: 12 H: 1 LOB: 2 BB: 1 P: 18	R: 0 E: 0 K: 2 S: 10 H: 1 LOB: 2 BB: 1 P: 19	R: 1 E: 0 K: 1 S: 10 H: 2 LOB: 1 BB: 0 P: 18	R: 0 E: 0 K: 2 S: 10 H: 0 LOB: 0 BB: 0 P: 12	R: 0 E: 0 K: 0 S: 6 H: 0 LOB: 0 BB: 0 P: 9	R: 0 E: 0 K: 1 S: 8 H: 0 LOB: 0 BB: 0 P: 13	R: 1 E: 1 K: 0 S: 13 H: 1 LOB: 1 BB: 0 P: 16	R: 1 E: 0 K: 1 S: 11 H: 1 LOB: 0 BB: 0 P: 15	R: 0 E: 0 K: 0 S: 6 H: 0 LOB: 0 BB: 0 P: 8	1B: 5 2B: 1 3B: 0 HR: 1 SF: 0 SAC: 1 DP: 1 HBP: 0						

PITCHER	IP	WLS	BF	H	R	ER	SO	BB	IBB	HBP	BLK	WP	HR	S	P	ERA	WHIP
Juan Cruz, R (1, 1) ERA: 1.59	6.2	L	28	5	2	1	6	2	0	0	0	0	0	68	104	1.35	1.050
Donovan Osborne, L (7, 1) ERA: 1.5	0.2		2	0	0	0	0	0	0	0	0	0	0	4	5	0.00	0.000
Joe Borowski, R (8, 1) ERA: 1.59	0.2		3	1	1	1	1	0	0	0	0	0	1	8	11	13.50	1.500
38 Carlos Zambrano, R (9, 1) ERA:	1.0		3	0	0	0	0	0	0	0	0	0	0	6	8	0.00	0.000

PITCHER	IP	WLS	BF	H	R	ER	SO	BB	IBB	HBP	BLK	WP	HR	S	P	ERA	WHIP

TOP

New York Mets @ Chicago Cubs

Wrigley Field, Chicago, IL

Thu Apr 11 2002, 1:20 PM CDT

Att. 29,496 - Sunny - 67 F

livebaseballscorecards.com

AB	33
R	3
H	6
RBI	2
BB	2
SO	7
LOB	15

WP: 0	PA: 36		
PB: 0			
SB: 1			
CS: 0			

Batter	1	2	3	4	5	6	7	8	9	AB	R	H	RBI	BB	SO	LOB
Delino DeShields, L (1, 4) OBP: 0.313, SLG: 0.310	C C X 0-2 ① F8		B B X 2-0 ② G1-3		B C X 1-1 ① F8		B B X 2-0 ②③ G6-3 1-2		B B B C L X 3-2 ① SH1-3 1-2	4	0	0	0	0	0	1
Corey Patterson, L (1, 8) OBP: 0.500, SLG: 0.552	C C B B B B 4-2 1B BB		X 0-0 HBP 1B		B C C B S 2-3 ② K			B C B C F X 2-2 ① G3-1	F B F X 1-2 ② G4-3 2-3	4	0	1	0	1	1	1
Sammy Sosa, R (1, 9) OBP: 0.389, SLG: 0.724	C X 0-1 FC5-4 1B 1-3		B C H 2-1 HBP 1-2		X 0-0 3B			B X 1-0 HR	F B B X 2-1 ③ P6	4	1	3	1	0	0	1
Fred McGriff, L (1, 3) OBP: 0.343, SLG: 0.214	B B C X 2-1 ② L8		X 0-0 ③ F9		C B X 1-1 ③ G6-3			B S B X 2-1 1B 1B L1-5 1B		4	0	1	0	0	0	5
Alex Gonzalez, R (1, 6) OBP: 0.529, SLG: 0.600	B F B C X 2-2 ③ FC5-4 1-2f		F B F X 1-2 1B 1B			L C C 0-3 ① K		C X 0-1 1B 1B 1-2		4	0	2	0	0	1	2
Roosevelt Brown, L (1, 7) OBP: 0.214, SLG: 0.259		B S F X 1-2 ① F7	S F B S S 1-3 ① K 1B			B F S B S 2-3 ② K		B F X 1-1 1B 1-2 2-3		4	0	1	0	0	2	1
Todd Hundley, S (1, 2) OBP: 0.350, SLG: 0.500	C B B F B C 3-3 ② K		B F C S 1-3 ② K			C B F B X 2-2 ③ G6-3		F X 0-1 ②③ L1-5 3-H		3	0	0	0	0	2	1
Donovan Osborne, S (7, 1)										0	0	0	0	0	0	0
Joe Borowski, R (8, 1)										0	0	0	0	0	0	0
Mario Encarnacion, R (8, PH)										1	0	0	0	0	0	3
38 Carlos Zambrano, S (9, 1)										0	0	0	0	0	0	0
Mark Bellhorn, S (1, 5) OBP: 0.235, SLG: 0.375	F C C 0-3 ③ K			B X 1-0 S 1B 1-3			B F B C C 2-3 ① K		C F B X 1-2 HR	4	1	2	1	0	2	0
Juan Cruz, R (1, 1)			X 0-0 ① L8	C C S 0-3 ③ K 1-2			B B X 2-0 G6-3 1B		F S X 0-2 G4-3 SH1-3 1B	2	0	0	0	0	1	2
Joe Girardi, R (7, 2) OBP: 0.231, SLG: 0.308										2	0	2	0	0	0	0
Inning Stats	R: 0 H: 1 E: 0 LOB: 2 K: 0 BB: 1 S: 12 P: 20	R: 0 H: 0 E: 0 LOB: 0 K: 2 BB: 0 S: 9 P: 13	R: 0 H: 1 E: 0 LOB: 2 K: 0 BB: 0 S: 5 P: 9	R: 0 H: 2 E: 0 LOB: 2 K: 3 BB: 0 S: 13 P: 17	R: 0 H: 1 E: 0 LOB: 1 K: 1 BB: 0 S: 8 P: 12	R: 0 H: 0 E: 0 LOB: 0 K: 2 BB: 0 S: 9 P: 13	R: 0 H: 1 E: 0 LOB: 1 K: 1 BB: 0 S: 5 P: 11	R: 1 H: 4 E: 0 LOB: 2 K: 0 BB: 0 S: 13 P: 19	R: 1 H: 2 E: 0 LOB: 1 K: 0 BB: 0 S: 14 P: 21	1B: 9 SF: 0 2B: 1 SAC: 1 3B: 1 DP: 1 HR: 2 HBP: 1					WP: 0 PA: 39 PB: 0 SB: 1 CS: 0	

New York Mets @ Chicago Cubs

Wrigley Field, Chicago, IL

Thu Apr 11 2002, 1:20 PM CDT

Att. 29,496 - Sunny - 67 F

livebaseballscorecards.com

BOTTOM

AB	36
R	2
H	12
RBI	2
BB	1
SO	9
LOB	17

PITCHER		IP	WLS	BF	H	R	ER	SO	BB	IBB	HBP	BLK	WP	HR	S	P	ERA	WHIP
Pedro Astacio, R ERA: 2.57	(1, 1)	7.1	W	31	8	1	1	9	1	0	1	0	0	1	68	107	1.23	1.227
Kane Davis, R ERA: 3.86	(8, 1)	0.0		2	2	0	0	0	0	0	0	0	0	0	4	5	∞	∞
Scott Strickland, R ERA:	(8, 1)	0.2	H	1	0	0	0	0	0	0	0	0	0	0	2	2	0.00	0.000
Armando Benitez, R ERA: 4.5	(9, 1)	1.0	S	5	2	1	1	0	0	0	0	0	0	1	14	21	9.00	2.000

PITCHER	IP	WLS	BF	H	R	ER	SO	BB	IBB	HBP	BLK	WP	HR	S	P	ERA	WHIP

Batter	1	2	3	4	5	6	7	8	9	AB	R	H	RBI	BB	SO	LOB
Chris Stynes, R (1, 5) OBP: 0.308, SLG: 0.182	C F B B X 2-2 G6-3 ①		B B B C B 4-1 BB BB		B B X 2-0 L3 1B		F B X 1-1 1B 2-H 3-H 1B	X 0-0 F7 ③		3	1	2	2	1	0	0
Augie Ojeda, S (7, 5)										1	0	0	0	0	0	1
Corey Patterson, L (1, 8) OBP: 0.463, SLG: 0.485	B B C B C X 3-2 G4-3 ②		C F S 0-3 K ②		X 0-0 L3 ② ③ 1-2		C B B B 4-1 1B 1B BB		X 0-0 F7 ①	4	1	0	0	1	1	3
Sammy Sosa, R (1, 9) OBP: 0.390, SLG: 0.758	X 0-0 G3 ③		B B C F B B 4-2 1-2 BB			B B B X 3-0 HR	C S S 0-3 K ②		F B S B B S 3-3 K ②	4	1	1	1	1	2	2
Fred McGriff, L (1, 3) OBP: 0.325, SLG: 0.212		X 0-0 G3 ①	B X 1-0 L4 ③			C B F F B B X 3-2 L3 ①	B B C B X 3-1 1B 1-3 2-H 1B		F B B X 2-1 F7 ③	5	0	1	1	0	0	3
Alex Gonzalez, R (1, 6) OBP: 0.500, SLG: 0.559		F B C B B X 3-2 F8 ②		X 0-0 G6-3 ①		B C B B B C X 3-2 F9 ②	B S X 1-1 1-2 3-H 1B			4	0	1	1	0	0	0
Mario Encarnacion, R (1, 7) Joe Borowski, R (7, 1) Antonio Alfonseca, R (9, 1)		F S B F X 1-2 G6-3 ③		F B C C 1-3 K ②		B C F S 1-3 K ③	B S C S S 1-3 K ③			4	0	0	0	0	3	2
										0	0	0	0	0	0	0
										0	0	0	0	0	0	0
Mark Bellhorn, S (1, 4) OBP: 0.238, SLG: 0.500			C S F F X 0-2 HR B B B C F F S 3-3 K ③				S B B B F S 3-3 K ① S B F B F S 2-3 K ①			4	1	1	1	0	3	0
Robert Machado, R (1, 2) OBP: 0.500, SLG: 1.000			C X 0-1 SH5-4 2B		F B B B F F F X 3-2 HR		B C F X 1-2 2B 1B 1B S B B B B 4-1 FC5-4 BB			3	2	3	1	1	0	0
Jason Bere, R (1, 1)			X 0-0 SH5-4 ① 2-3		L C X 0-2 B5-3 ①		C X 0-1 1-3 1B 2B C F B X 1-2 FC5-4 ② 1-2f			1	0	0	0	0	0	0
Darren Lewis, R (7, PH) OBP: 0.167, SLG: 0.250 (7, 7)										2	1	1	0	0	0	1
Inning Stats	R: 0 H: 0 E: 0 LOB: 0 K: 0 BB: 0 S: 7 P: 12	R: 0 H: 0 E: 0 LOB: 0 K: 0 BB: 0 S: 8 P: 12	R: 1 H: 2 E: 0 LOB: 3 K: 1 BB: 2 S: 15 P: 24	R: 0 H: 0 E: 0 LOB: 0 K: 2 BB: 0 S: 8 P: 12	R: 1 H: 2 E: 0 LOB: 0 K: 0 BB: 0 S: 10 P: 15	R: 1 H: 1 E: 0 LOB: 0 K: 1 BB: 0 S: 11 P: 21	R: 4 H: 5 E: 0 LOB: 2 K: 3 BB: 1 S: 21 P: 35	R: 0 H: 0 E: 0 LOB: 1 K: 1 BB: 1 S: 9 P: 16	R: 0 H: 0 E: 0 LOB: 0 K: 1 BB: 0 S: 6 P: 11	1B: 5 SF: 0 2B: 3 SAC: 1 3B: 0 DP: 1 HR: 3 HBP: 0						

TOP

Chicago Cubs @ Pittsburgh Pirates

PNC Park, Pittsburgh, PA

Fri Apr 12 2002, 7:05 PM EDT

Att. 24,002 - Overcast - 64 F

livebaseballscorecards.com

AB	35
R	7
H	10
RBI	7
BB	4
SO	9
LOB	12

PITCHER		IP	WLS	BF	H	R	ER	SO	BB	IBB	HBP	BLK	WP	HR	S	P	ERA	WHIP
Dave Williams, L ERA: 3.0	(1, 1)	6.0	L	24	5	3	3	4	2	0	0	0	0	3	59	96	4.50	1.167
Sean Lowe, R ERA: 11.81	(7, 1)	0.2		6	3	4	4	2	1	0	0	0	0	0	14	23	54.00	6.000
Joe Beimel, L ERA:	(7, 1)	1.1		7	2	0	0	2	1	0	0	0	0	0	16	28	0.00	2.250
Brian Boehringer, R ERA: 1.93	(9, 1)	1.0		3	0	0	0	1	0	0	0	0	0	0	6	11	0.00	0.000

PITCHER	IP	WLS	BF	H	R	ER	SO	BB	IBB	HBP	BLK	WP	HR	S	P	ERA	WHIP

WP: 0	PA: 40		
PB: 0			
SB: 0			
CS: 0			

Chicago Cubs @ Pittsburgh Pirates

PNC Park, Pittsburgh, PA

Fri Apr 12 2002, 7:05 PM EDT

Att. 24,002 - Overcast - 64 F

BOTTOM

Batter	1	2	3	4	5	6	7	8	9	AB	R	H	RBI	BB	SO	LOB
Adrian Brown, S (1, 8) OBP: 0.282, SLG: 0.273	X 0-0 ① G6-3		C B X 1-1 ① B3		C F B X 1-2 ① F9		C X 0-1 ③ G3			4	0	0	0	0	0	0
Pokey Reese, R (1, 4) OBP: 0.433, SLG: 0.423	B C C B B S 3-3 ② K		B B F S B F X 3-2 ② F9		F B C X 1-2 ② G6-3			C F B B F F B C 3-3 ① K		4	0	0	0	0	2	0
18 Jason Kendall, R (1, 2) OBP: 0.158, SLG: 0.143	X 0-0 ③ G5-3		C S C 0-3 ③ K		B B B C X 3-1 ③ F2			B F X 1-1 ② F9		4	0	0	0	0	1	0
Brian Giles, L (1, 7) OBP: 0.313, SLG: 0.500		C B B B B 4-1 1B S SF9 BB		B C C F X 1-2 ① L9		F X 0-1 ① G6-3		B S B C B X 3-2 1B		3	1	1	0	1	0	0
Aramis Ramirez, R (1, 5) OBP: 0.405, SLG: 0.484		B C B B F S 3-3 ① K 1-2		B S B B B 4-1 BB BB		B F C S 1-3 ② K		B C C B X 2-2 ③ F9		3	0	0	0	1	2	2
Armando Rios, L (1, 9) OBP: 0.387, SLG: 0.357 Sean Lowe, R (7, 1) Joe Beimel, L (7, 1) Brian Boehringer, S (9, 1) Abraham Nunez, S (9, PH) OBP: 0.200, SLG: 0.125		X 0-0 2 1B SF9 1B 2-3		B B F F B B 4-2 BB 1-2		S F B B B X 2-2 ③ G3			B C B B C C 3-3 ① K	2 0 0 0 1	0 0 0 0 0	1 0 0 0 0	0 0 0 0 0	1 0 0 0 0	0 0 0 0 1	0 0 0 0 0
Kevin Young, R (1, 3) OBP: 0.400, SLG: 0.571		B F X 1-1 ② SF9 1-2 3-H		F C X 0-2 ② L9			C X 0-1 ① F3		B B B B 4-0 2 G1-3 BB	2	0	0	1	1	0	2
2 Jack Wilson, R (1, 6) OBP: 0.136, SLG: 0.136		L B B C X 2-2 2-3 1B		X 0-0 ③ G1-3			C B F B X 2-2 ② L7		B C F X 1-2 ② G1-3 1-2	4	0	1	0	0	0	3
Dave Williams, L (1, 1) OBP: 0.250, SLG: 1.000 Rob Mackowiak, L (7, 9) OBP: 0.150, SLG: 0.350		B C S X 1-2 ③ F7			B C C B B X 3-2 HR		X 0-0 HR		C C X 0-2 ③ G4-3	2 2	1 1	1 1	1 1	0 0	0 0	2 1
Inning Stats	R: 0 H: 0 E: 0 LOB: 0 K: 1 BB: 0 S: 5 P: 8	R: 1 H: 2 E: 0 LOB: 2 K: 1 BB: 1 S: 13 P: 24	R: 0 H: 0 E: 0 LOB: 0 K: 1 BB: 0 S: 9 P: 13	R: 0 H: 0 E: 0 LOB: 2 K: 0 BB: 2 S: 11 P: 20	R: 1 H: 1 E: 0 LOB: 0 K: 0 BB: 0 S: 11 P: 19	R: 0 H: 0 E: 0 LOB: 0 K: 1 BB: 0 S: 8 P: 11	R: 1 H: 1 E: 0 LOB: 0 K: 0 BB: 0 S: 8 P: 10	R: 0 H: 1 E: 0 LOB: 1 K: 1 BB: 0 S: 13 P: 22	R: 0 H: 0 E: 0 LOB: 1 K: 1 BB: 1 S: 9 P: 17	1B: 3 SF: 1 2B: 0 SAC: 0 3B: 0 DP: 0 HR: 2 HBP: 0						

livebaseballscorecards.com

AB	31
R	3
H	5
RBI	3
BB	4
SO	6
LOB	10

WP: 0 PA: 36
PB: 0
SB: 1
CS: 0

PITCHER		IP	WLS	BF	H	R	ER	SO	BB	IBB	HBP	BLK	WP	HR	S	P	ERA	WHIP
Jason Bere, R ERA: 2.13	(1, 1)	6.0	W	24	3	2	2	4	3	0	0	0	0	1	57	95	3.00	1.000
Joe Borowski, R ERA: 2.35	(7, 1)	2.0		8	2	1	1	1	0	0	0	0	0	1	21	32	4.50	1.000
Antonio Alfonseca, R ERA: 3.0	(9, 1)	1.0		4	0	0	0	1	1	0	0	0	0	0	9	17	0.00	1.000

PITCHER	IP	WLS	BF	H	R	ER	SO	BB	IBB	HBP	BLK	WP	HR	S	P	ERA	WHIP

Chicago Cubs @ Pittsburgh Pirates

PNC Park, Pittsburgh, PA

Sat Apr 13 2002, 1:35 PM EDT

Att. 17,971 - Overcast - 66 F

livebaseballscorecards.com

Batter	1	2	3	4	5	6	7	8	9	AB	R	H	RBI	BB	SO	LOB
Delino DeShields, L (1, 4) OBP: 0.333, SLG: 0.424	X 0-0 B2-3		B X 1-0 G4-3			B X 1-0 HR			B B B C C X 3-2 S S 1B 1B	4	2	2	1	0	0	1
Corey Patterson, L (1, 8) OBP: 0.444, SLG: 0.459	C C C 0-3 K			C X 0-1 G4-3		B X 1-0 F8			S B F X 1-2 1B 1-2 1B	4	0	1	0	0	1	0
Sammy Sosa, R (1, 9) OBP: 0.378, SLG: 0.703	F B X 1-1 P6			B X 1-0 L7			X 0-0 F7 BB 1B		S B S S F C 1-3 K 2-3	4	0	1	0	0	1	2
Fred McGriff, L (1, 3) OBP: 0.341, SLG: 0.222		B F X 1-1 F9		C B B C S 2-3 K			B B F F B B 4-2 1-2 BB		B X 1-0 G6-4-3 1-3 3-H 1B	3	0	1	1	1	1	0
Alex Gonzalez, R (1, 6) OBP: 0.452, SLG: 0.500		C C B B X 2-2 F8			X 0-0 G6-3		L S 2 SAFE X 0-2 F7 2-3		C X 0-1 G6-4-3 1-2f	4	0	0	0	0	0	4
Roosevelt Brown, L (1, 7) OBP: 0.194, SLG: 0.233		C X 0-1 F8			X 0-0 G3		F B F X 1-2 G3-1			3	0	0	0	0	0	1
Todd Hundley, S (1, 2) OBP: 0.350, SLG: 0.500			C C B F F F C 1-3 K		C S F X 0-2 G4-3			C B X 1-1 F8		0	0	0	0	0	0	0
Joe Girardi, R (2, 2) OBP: 0.188, SLG: 0.250										3	0	0	0	0	1	0
Mark Bellhorn, S (1, 5) OBP: 0.250, SLG: 0.522			B B X 2-0 2B			C C S 0-3 K		C C B B B X 3-2 G3		3	0	1	0	0	1	0
Matt Clement, R (1, 1)			S F C 0-3 K			C B F F B F S 2-3 K		B F X 1-1 G6-3		2	0	0	0	0	2	1
Chris Stynes, R (8, PH) OBP: 0.296, SLG: 0.174										1	0	0	0	0	0	0
Jeff Fassero, L (8, 1)										0	0	0	0	0	0	0

	AB	31
	R	2
	H	6
	RBI	2
	BB	1
	SO	7
	LOB	9

Inning Stats	1	2	3	4	5	6	7	8	9	1B: 4	SF: 0	WP: 0	PA: 32
R:	0	0	0	0	0	1	0	0	1	2B: 1	SAC: 0	PB: 0	
E:	0	0	0	0	0	0	0	0	0	3B: 0	DP: 1	SB: 2	
K:	1	0	2	1	0	2	0	0	1	HR: 1	HBP: 0	CS: 0	
S:	6	7	11	6	6	10	9	7	13				
H:	0	0	1	0	0	1	1	0	3				
LOB:	0	0	1	0	0	0	1	1	1				
BB:	0	0	0	0	0	0	1	0	0				
P:	7	10	15	9	6	14	14	12	19				

PITCHER		IP	WLS	BF	H	R	ER	SO	BB	IBB	HBP	BLK	WP	HR	S	P	ERA	WHIP
Josh Fogg, R ERA: 0.64	(1, 1)	7.0	W	24	3	1	1	6	1	0	0	0	0	1	55	75	1.29	0.571
Mike Fetters, R ERA:	(8, 1)	1.0	H	3	0	0	0	0	0	0	0	0	0	0	7	12	0.00	0.000
Mike Williams, R ERA: 1.8	(9, 1)	1.0	S	5	3	1	1	1	0	0	0	0	0	0	13	19	9.00	3.000

PITCHER	IP	WLS	BF	H	R	ER	SO	BB	IBB	HBP	BLK	WP	HR	S	P	ERA	WHIP

BOTTOM

Chicago Cubs @ Pittsburgh Pirates

PNC Park, Pittsburgh, PA

Sat Apr 13 2002, 1:35 PM EDT

Att. 17,971 - Overcast - 66 F

livebaseballscorecards.com

Batter	1	2	3	4	5	6	7	8	9	AB	R	H	RBI	BB	SO	LOB
Rob Mackowiak, L (1, 8) (8, 9) OBP: 0.167, SLG: 0.333	B B S X 2-1 G4-3 ①		C T X 0-2 G4-3 ③			X 0-0 G4-3 ②		C X 0-1 1B		4	0	1	0	0	0	0
Pokey Reese, R (1, 4) OBP: 0.382, SLG: 0.367	B B F F C 2-3 K ②			S B B X 2-1 F9 ①		B S S S 1-3 K ③		B B S B X 3-1 G4-3 ③		4	0	0	0	0	2	1
Brian Giles, L (1, 7) OBP: 0.368, SLG: 0.588	C F B B B S 3-3 K ③			B C F F B X 2-2 CS 1B			X 0-0 1B 2B			3	1	2	0	0	1	0
Aramis Ramirez, R (1, 5) OBP: 0.400, SLG: 0.471		C S F S 0-3 K ①		B C S B B S 3-3 K ② ③ 1-2			B S F X 1-2 WP 1B 2-H 1B			3	1	1	1	0	2	1
Armando Rios, L (1, 9) OBP: 0.353, SLG: 0.323 Mike Fetters, R (8, 1) Mike Williams, R (9, 1)		F S S S 0-3 K ②			B B C B S 3-3 K ①		B X 1-0 F8 ① 1-2			3 0 0	0 0 0	0 0 0	0 0 0	0 0 0	2 0 0	1 0 0
Craig Wilson, R (1, 3) OBP: 0.231, SLG: 0.167 Adrian Brown, S (7, PR) OBP: 0.282, SLG: 0.273 (8, 8)		B B S S S 2-3 K ③			H 1-0 FC6-4 HBP		S B X 1-1 2 CS 1B 2-H			2 0	0 0	1 0	1 0	0 0	1 0	0 0
Keith Osik, R (1, 2) OBP: 0.200, SLG: 0.800			F B B B X 3-1 HR		B B C B X 3-1 FC6-4 ② 1-2f		F C F S 0-3 K ②			3	1	1	1	0	1	2
2 Jack Wilson, R (1, 6) OBP: 0.120, SLG: 0.120			B B C F F S 2-3 K ①		C X 0-1 F9 ③		B 1-0 CS ③ 1-2	F B B C X 2-2 G6-3 ①		3	0	0	0	0	1	1
Josh Fogg, R (1, 1) Kevin Young, R (8, 3) OBP: 0.389, SLG: 0.552			C C S 0-3 K ②			C S B S 1-3 K ①		F B B F B C 3-3 K ②		2 1	0 0	0 0	0 0	0 0	2 1	0 0
Inning Stats	R: 0 E: 0 K: 2 S: 8 H: 0 LOB: 0 BB: 0 P: 15	R: 0 E: 0 K: 3 S: 10 H: 0 LOB: 0 BB: 0 P: 12	R: 1 E: 0 K: 2 S: 12 H: 1 LOB: 0 BB: 0 P: 17	R: 0 E: 0 K: 1 S: 9 H: 1 LOB: 1 BB: 0 P: 16	R: 0 E: 0 K: 1 S: 7 H: 0 LOB: 1 BB: 0 P: 14	R: 0 E: 0 K: 2 S: 7 H: 0 LOB: 0 BB: 0 P: 9	R: 2 E: 0 K: 1 S: 11 H: 3 LOB: 1 BB: 0 P: 15	R: 0 E: 0 K: 1 S: 11 H: 1 LOB: 1 BB: 0 P: 19		1B: 4 2B: 2 3B: 0 HR: 1	SF: 0 SAC: 0 DP: 1 HBP: 1					

PITCHER		IP	WLS	BF	H	R	ER	SO	BB	IBB	HBP	BLK	WP	HR	S	P	ERA	WHIP
Matt Clement, R ERA: 5.84	(1, 1)	7.0	L	25	5	3	3	12	0	0	1	0	1	1	64	98	3.86	0.714
Jeff Fassero, L ERA: 5.4	(8, 1)	1.0		4	1	0	0	1	0	0	0	0	0	0	11	19	0.00	1.000

PITCHER	IP	WLS	BF	H	R	ER	SO	BB	IBB	HBP	BLK	WP	HR	S	P	ERA	WHIP

AB	28
R	3
H	6
RBI	3
BB	0
SO	13
LOB	6

WP: 1 PA: 30
PB: 0
SB: 0
CS: 2

Chicago Cubs @ Pittsburgh Pirates

PNC Park, Pittsburgh, PA

Sun Apr 14 2002, 1:35 PM EDT

Att. 16,045 - Overcast - 64 F

TOP

livebaseballscorecards.com

Batter	1	2	3	4	5	6	7	8	9	AB	R	H	RBI	BB	SO	LOB
Chris Stynes, R (1, 5) OBP: 0.344, SLG: 0.231	P1		1B SH1-3 BB	G4-3		SH5-3 1B 2B		G6-4-3 1B BB		3	2	1	0	2	0	0
Darren Lewis, R (1, 8) OBP: 0.200, SLG: 0.267	G6-3		SH1-3	G6-3		SH5-3		G6-4-3		3	0	1	0	0	0	0
Sammy Sosa, R (1, 9) OBP: 0.420, SLG: 0.707	1B		1B IBB	1B		1B		G6-4-3		4	1	3	1	1	0	2
Fred McGriff, L (1, 3) OBP: 0.347, SLG: 0.244	K		WP 1B 2B 1B	F7		FC4-6		K		5	1	2	0	0	2	3
Alex Gonzalez, R (1, 6) OBP: 0.435, SLG: 0.476		G1-3	2B WP 1B		G3	F8				4	1	1	2	0	0	2
Mario Encarnacion, R (1, 7)		1B BB	2B BB		G4-3	FC4-6				2	0	0	0	2	0	2
Mark Bellhorn, S (1, 4) OBP: 0.321, SLG: 0.577		1B 1B	2B		1B BB		K			3	0	2	2	1	1	0
Joe Girardi, R (1, 2) OBP: 0.200, SLG: 0.250		F7	F9		1B		F8			4	0	1	0	0	0	4
Jon Lieber, L (1, 1) OBP: 0.375, SLG: 0.375		1B	F8		G4-3		G4-3			3	0	1	0	0	0	4
Donovan Osborne, S (6, 1)										1	0	0	0	0	0	0
Joe Borowski, R (7, 1)										0	0	0	0	0	0	0
Inning Stats	R: 0 E: 0 K: 1 S: 8 H: 1 LOB: 1 BB: 0 P: 13	R: 0 E: 0 K: 0 S: 9 H: 2 LOB: 2 BB: 1 P: 17	R: 4 E: 0 K: 0 S: 17 H: 3 LOB: 3 BB: 3 P: 35	R: 0 E: 0 K: 0 S: 7 H: 1 LOB: 1 BB: 0 P: 12	R: 0 E: 0 K: 0 S: 12 H: 1 LOB: 2 BB: 1 P: 21	R: 1 E: 0 K: 0 S: 13 H: 3 LOB: 2 BB: 0 P: 21	R: 0 E: 0 K: 1 S: 7 H: 0 LOB: 0 BB: 0 P: 11	R: 0 E: 0 K: 1 S: 9 H: 1 LOB: 1 BB: 1 P: 19		1B: 10 2B: 2 3B: 0 HR: 0 SF: 0 SAC: 2 DP: 1 HBP: 0						

	AB	32
	R	5
	H	12
	RBI	5
	BB	6
	SO	3
	LOB	17

WP: 1 PB: 0 SB: 0 CS: 0 PA: 40

PITCHER		IP	WLS	BF	H	R	ER	SO	BB	IBB	HBP	BLK	WP	HR	S	P	ERA	WHIP
Ron Villone, L ERA: 4.7	(1, 1)	3.0	L	18	6	4	4	1	3	1	0	0	1	0	34	65	12.00	3.000
Mike Lincoln, R ERA:	(4, 1)	2.0		9	2	0	0	0	1	0	0	0	0	0	19	33	0.00	1.500
Brian Boehringer, R ERA: 2.7	(6, 1)	2.0		9	3	1	1	1	0	0	0	0	0	0	20	32	4.50	1.500
Scott Sauerbeck, L ERA: 1.93	(8, 1)	1.0		4	1	0	0	1	1	0	0	0	0	0	9	19	0.00	2.000

PITCHER	IP	WLS	BF	H	R	ER	SO	BB	IBB	HBP	BLK	WP	HR	S	P	ERA	WHIP

Batter	1	2	3	4	5	6	7	8	9	AB	R	H	RBI	BB	SO	LOB
Adrian Brown, S (1, 8) OBP: 0.262, SLG: 0.250	G4-3		G1-3			G6-3				3	0	0	0	0	0	0
Abraham Nunez, S (1, 4) OBP: 0.231, SLG: 0.182	F7			FC3-6 1B		B5-3				3	1	1	0	0	0	0
Brian Giles, L (1, 7) OBP: 0.364, SLG: 0.600	F7			F7		2B				3	0	1	0	0	0	1
Aramis Ramirez, R (1, 5) OBP: 0.395, SLG: 0.459		G6-3		FC3-6 1B		K				3	0	1	0	0	1	1
Armando Rios, L (1, 9) OBP: 0.378, SLG: 0.333		18 1B		FC3-6			18 BB			2	0	1	1	1	0	1
18 Jason Kendall, R (1, 2) OBP: 0.195, SLG: 0.162		G6-3		G5-3						2	0	1	0	1	0	1
Kevin Young, R (1, 3) OBP: 0.359, SLG: 0.500		G6-3			G4-3		P4			3	0	0	0	0	0	4
2 Jack Wilson, R (1, 6) OBP: 0.107, SLG: 0.107			G5-3		F9		F7			3	0	0	0	0	0	2
Ron Villone, L (1, 1)			G6-3		F9		P4			0	0	0	0	0	0	0
Mike Benjamin, R (3, PH) OBP: 0.167, SLG: 0.167										1	0	0	0	0	0	0
Mike Lincoln, R (4, 1)										0	0	0	0	0	0	0
Keith Osik, R (5, PH) OBP: 0.167, SLG: 0.667										1	0	0	0	0	0	0
Brian Boehringer, S (6, 1)										0	0	0	0	0	0	0
Craig Wilson, R (7, PH) OBP: 0.214, SLG: 0.154										1	0	0	0	0	0	2
Scott Sauerbeck, R (8, 1)										0	0	0	0	0	0	0
Inning Stats	R: 0 E: 0 K: 0 S: 7 H: 0 LOB: 0 BB: 0 P: 10	R: 0 E: 0 K: 0 S: 11 H: 2 LOB: 1 BB: 0 P: 14	R: 0 E: 0 K: 0 S: 5 H: 0 LOB: 0 BB: 0 P: 6	R: 1 E: 0 K: 0 S: 11 H: 2 LOB: 1 BB: 0 P: 12	R: 0 E: 0 K: 0 S: 9 H: 0 LOB: 0 BB: 0 P: 15	R: 0 E: 0 K: 1 S: 10 H: 1 LOB: 1 BB: 0 P: 16	R: 0 E: 0 K: 0 S: 9 H: 0 LOB: 2 BB: 2 P: 19			1B: 4 2B: 1 3B: 0 HR: 0	SF: 0 SAC: 0 DP: 1 HBP: 0					

PITCHER		IP	WLS	BF	H	R	ER	SO	BB	IBB	HBP	BLK	WP	HR	S	P	ERA	WHIP
Jon Lieber, R ERA: 2.0	(1, 1)	5.0	W	18	4	1	1	0	0	0	0	0	0	0	43	57	1.80	0.800
Donovan Osborne, L ERA: 1.17	(6, 1)	1.2		8	1	0	0	1	2	0	0	0	0	0	18	33	0.00	1.800
Joe Borowski, R ERA: 2.25	(7, 1)	0.1	S	1	0	0	0	0	0	0	0	0	0	0	1	2	0.00	0.000

PITCHER	IP	WLS	BF	H	R	ER	SO	BB	IBB	HBP	BLK	WP	HR	S	P	ERA	WHIP

BOTTOM

Chicago Cubs @ Pittsburgh Pirates

PNC Park, Pittsburgh, PA

Sun Apr 14 2002, 1:35 PM EDT

Att. 16,045 - Overcast - 64 F

livebaseballscorecards.com

AB	25
R	1
H	5
RBI	1
BB	2
SO	1
LOB	12

WP: 0 PA: 27
PB: 0
SB: 0
CS: 0

Batter	1	2	3	4	5	6	7	8	9	AB	R	H	RBI	BB	SO	LOB
Delino DeShields, L (1, 4) OBP: 0.293, SLG: 0.368	B X 1-0 G4-3 ①		C B C B B F S 3-3 K ①		S F B B X 2-2 G4-3 ①	B X 1-0 G3 ③		C B B F F X 2-2 G4-3 ③		5	0	0	0	0	1	3
Corey Patterson, L (1, 8) OBP: 0.460, SLG: 0.524	X 0-0 3B		C C B B F X 1-2 BB 1-3 1B		B F X 1-1 F8 ②		B X 1-0 2B 1B		B C B B B X 3-1 F8 ①	5	1	3	0	0	0	0
Sammy Sosa, R (1, 9) OBP: 0.473, SLG: 0.814	C S B B B B B 4-2 BB		C B F B B B 4-2 BB		X 0-0 HR		C X 0-1 G4-3 1-H 2B		B B B C F B 4-2 BB 1B 1B	2	2	2	2	3	0	0
Fred McGriff, L (1, 3) OBP: 0.352, SLG: 0.311	B C B F C 2-3 K ②		B F C B B B 4-2 G5-4-3 1-2 2-3 3-H BB		F B B B X 3-1 HR		B B X 2-0 G4-3 ① 2-3		B C X 1-1 F8 ②	4	1	1	2	1	1	4
Moises Alou, R (1, 7) 38 Carlos Zambrano, S (7, 1) Jeff Fassero, L (7, 1) Augie Ojeda, S (8, 5) OBP: 0.200, SLG: 0.250 Antonio Alfonseca, R (8, 1) OBP: 1.000, SLG: 1.000	C F S 0-3 K ③		B X 1-0 G5-4-3 ② ③ 1-2f		B X 1-0 P6 ③		F B C F C 1-3 K ②		C F B C B F X 1-2 BB 1-2 1B 1B	4 0 0 1 1	0 0 0 1 0	0 0 0 1 1	0 0 0 0 2	0 0 0 0 0	2 0 0 0 0	6 0 0 0 0
Alex Gonzalez, R (1, 6) OBP: 0.451, SLG: 0.467		B X 1-0 G6-3 ①		S B B B C F B X 3-2 P4 ①		C B X 1-1 1B 1B	I I I I 4-0 IBB		B B C B B 4-1 1B 1-2 2-3 BB	3	0	1	0	2	0	0
Mark Bellhorn, S (1, 5) OBP: 0.313, SLG: 0.533		B B B C X 3-1 G3 ②		C C B B B C 2-3 K ②		X 0-0 34 SH3 1-3 1B	B C F F B S 2-3 K ③		C B C X 1-2 1-3 2-H 3-H 1B	4	0	1	0	0	2	2
Joe Girardi, R (1, 2) OBP: 0.200, SLG: 0.240		C F X 0-2 F8 ③		F B F X 1-2 34 FC4-6 1B		F F S 0-3 K ①		C C B F F C 1-3 K ①	X 0-0 F8 ③	5	0	1	0	0	2	4
34 Kerry Wood, R (1, 1) OBP: 0.167, SLG: 0.167 Darren Lewis, R (7, 7) OBP: 0.188, SLG: 0.250			S X 0-1 1B BB 1B	C X 0-1 FC4-6 ③ 1-2f		L X 0-1 SH3 ② 1-2		C B F B F X 2-2 G1-3 ②		2 1	1 0	1 0	0 0	0 0	0 0	1 0
Inning Stats	R: 0 H: 1 E: 0 LOB: 2 K: 2 BB: 1 S: 10 P: 17	R: 0 H: 0 E: 0 LOB: 0 K: 0 BB: 0 S: 6 P: 10	R: 1 H: 2 E: 0 LOB: 2 K: 1 BB: 2 S: 15 P: 28	R: 0 H: 1 E: 0 LOB: 1 K: 1 BB: 0 S: 12 P: 18	R: 2 H: 2 E: 0 LOB: 0 K: 0 BB: 0 S: 9 P: 16	R: 0 H: 2 E: 0 LOB: 2 K: 1 BB: 0 S: 9 P: 11	R: 1 H: 2 E: 0 LOB: 2 K: 2 BB: 1 S: 12 P: 22	R: 0 H: 0 E: 0 LOB: 0 K: 1 BB: 0 S: 13 P: 18	R: 2 H: 2 E: 0 LOB: 2 K: 0 BB: 2 S: 16 P: 30	1B: 8 SF: 0 2B: 1 SAC: 1 3B: 1 DP: 1 HR: 2 HBP: 0					WP: 0 PA: 44 PB: 0 SB: 0 CS: 0	

PITCHER	IP	WLS	BF	H	R	ER	SO	BB	IBB	HBP	BLK	WP	HR	S	P	ERA	WHIP
Carl Pavano, R (1, 1) ERA: 3.86	6.0	L	30	10	4	4	5	3	0	0	0	0	2	64	104	6.00	2.167
Bruce Chen, L (7, 1) ERA: 2.08	1.0		4	0	0	0	2	0	1	0	0	0	0	9	18	0.00	0.000
Britt Reames, R (8, 1) ERA: 9.95	0.2		2	0	0	0	1	0	0	0	0	0	0	9	12	0.00	0.000
Graeme Lloyd, L (8, 1) ERA: 7.11	0.1		1	0	0	0	0	0	0	0	0	0	0	4	6	0.00	0.000
Matt Herges, R (9, 1) ERA: 4.82	1.0		7	2	2	2	0	2	0	0	0	0	0	16	30	18.00	4.000

PITCHER	IP	WLS	BF	H	R	ER	SO	BB	IBB	HBP	BLK	WP	HR	S	P	ERA	WHIP

TOP

Chicago Cubs @ Montreal Expos

Olympic Stadium, Montreal, QB

Mon Apr 15 2002, 7:05 PM EDT

Att. 4,917 - Dome - 72 F

livebaseballscorecards.com

AB	37
R	6
H	12
RBI	6
BB	6
SO	8
LOB	20

BOTTOM

Chicago Cubs @ Montreal Expos

Olympic Stadium, Montreal, QB

Mon Apr 15 2002, 7:05 PM EDT
Att. 4,917 - Dome - 72 F

livebaseballscorecards.com

Batter	1	2	3	4	5	6	7	8	9	AB	R	H	RBI	BB	SO	LOB
Peter Bergeron, L (1, 8) OBP: 0.400, SLG: 0.273	BBCBB 4-1 BB 1B BB		X 0-0 ① SH1-3 2-3		B X 1-0 HBP 1B		BBBCFB 4-2 1-2 2B BB		C B B X 2-1 ① G5-3	2	1	1	0	2	0	0
Jose Vidro, S (1, 4) OBP: 0.420, SLG: 0.444	X 0-0 ① F7		X 0-0 ② L4		H 1-0 FC4-6 1-2 HBP		C F B B B X 3-2 1-H 2-H 2B		B C X 1-1 2B 1B	4	1	2	2	0	0	2
Vladimir Guerrero, R (1, 9) OBP: 0.419, SLG: 0.490	C F X 0-2 BB 1-2 1B		B B B B 4-0 S BB		X 0-0 ③ FC4-6 1-2f		I I I I 4-0 IBB		F F B F B F F S 2-3 ② K	3	0	1	0	2	1	3
Lee Stevens, L (1, 3) OBP: 0.404, SLG: 0.378	F B B F B B 4-2 G6-4-3 1-2 2-3 BB		S F F B X 1-2 ③ P5 1-2		S B X 1-1 ① G3		X 0-0 ③ G6-3		X 0-0 1-H 2B	4	0	1	1	1	0	4
Orlando Cabrera, R (1, 6) OBP: 0.291, SLG: 0.280	X 0-0 ②③ G6-4-3 1-2f			B F B X 2-1 ① P5	B B B C X 3-1 ② P6			B B C X 2-1 1B G4-3 1B	C X 0-1 ③ G5-3	5	1	1	0	0	0	4
Brian Schneider, L (1, 2) OBP: 0.368, SLG: 0.632		F C B B S 2-3 ① K		B F B B S F F F 3-3 S ② K		X 0-0 ③ G3		C F B B X 2-2 G4-3 S 1-3 1B		4	0	1	0	0	2	0
Chris Truby, R (1, 5) OBP: 0.333, SLG: 0.434		C B B B F X 3-2 ② P4		B S F X 1-2 ③ F8			C B X 1-1 ① F9	F B B B C S 3-3 ① K 1-2		4	0	0	0	0	1	2
Henry Rodriguez, L (1, 7) OBP: 0.077, SLG: 0.077		B X 1-0 ③ G3			X 0-0 ① G4-3		F F B B X 2-2 BB 2B 1B	X 0-0 ② G4-3 2-3 3-H		4	1	1	1	0	0	1
Carl Pavano, R (1, 1) OBP: 0.375, SLG: 0.500			X 0-0 SH1-3 2B		F X 0-1 ② G4-3		B C B S S 2-3 ② K	C X 0-1 ③ G5-3		2	0	1	0	0	0	0
Bruce Chen, L (7, 1)										0	0	0	0	0	0	0
Mike Mordecai, R (7, PH) OBP: 0.333, SLG: 0.357										1	0	0	0	0	1	1
Britt Reames, R (8, 1)										0	0	0	0	0	0	0
Graeme Lloyd, L (8, 1)										0	0	0	0	0	0	0
Andres Galarraga, R (8, PH) OBP: 0.435, SLG: 0.444										1	0	0	0	0	0	1
Matt Herges, L (9, 1)										0	0	0	0	0	0	0
Inning Stats	R: 0 E: 0 K: 0 S: 8 H: 1 LOB: 2 BB: 2 P: 16	R: 0 E: 0 K: 1 S: 7 H: 0 LOB: 0 BB: 0 P: 13	R: 0 E: 0 K: 0 S: 7 H: 1 LOB: 2 BB: 1 P: 12	R: 0 E: 0 K: 1 S: 12 H: 0 LOB: 0 BB: 0 P: 18	R: 0 E: 0 K: 0 S: 5 H: 1 LOB: 2 BB: 0 P: 7	R: 0 E: 0 K: 0 S: 5 H: 0 LOB: 0 BB: 0 P: 9	R: 2 E: 0 K: 1 S: 15 H: 2 LOB: 2 BB: 2 P: 31	R: 1 E: 0 K: 1 S: 11 H: 2 LOB: 1 BB: 0 P: 18	R: 1 E: 0 K: 1 S: 13 H: 2 LOB: 1 BB: 0 P: 18							

AB	34
R	4
H	9
RBI	4
BB	5
SO	5
LOB	18

1B: 6 SF: 0 PA: 41
2B: 3 SAC: 1
3B: 0 DP: 1
HR: 0 HBP: 1

WP: 0
PB: 0
SB: 2
CS: 0

PITCHER		IP	WLS	BF	H	R	ER	SO	BB	IBB	HBP	BLK	WP	HR	S	P	ERA	WHIP
34 Kerry Wood, R ERA: 1.5	(1, 1)	6.0	W	24	3	0	0	2	3	0	1	0	0	0	44	75	0.00	1.000
38 Carlos Zambrano, R ERA: 5.4	(7, 1)	0.2		3	1	1	1	1	0	0	0	0	0	0	8	13	13.50	1.500
Jeff Fassero, L ERA: 8.44	(7, 1)	0.1		6	3	2	2	0	1	1	0	0	0	0	12	27	54.00	12.000
Antonio Alfonseca, R ERA: 3.6	(8, 1)	2.0	S	8	2	1	1	2	0	0	0	0	0	0	19	27	4.50	1.000

PITCHER	IP	WLS	BF	H	R	ER	SO	BB	IBB	HBP	BLK	WP	HR	S	P	ERA	WHIP

Chicago Cubs @ Montreal Expos

Olympic Stadium, Montreal, QB

Tue Apr 16 2002, 7:05 PM EDT

Att. 4,486 - Dome - 72 F

TOP

livebaseballscorecards.com

Batter	1	2	3	4	5	6	7	8	9	AB	R	H	RBI	BB	SO	LOB
Delino DeShields, L (1, 4) OBP: 0.283, SLG: 0.349	F7			L8		G3 1-2 1B			G3-1	5	0	1	0	0	0	0
Corey Patterson, L (1, 8) OBP: 0.473, SLG: 0.522	F9			1B S BB		G4-3 1-2 2-3 1B			PB 1B	4	0	2	0	1	0	0
Sammy Sosa, R (1, 9) OBP: 0.467, SLG: 0.813	L7			G4-6-3 1-3 1B		2B 3B		K	G6-3 1-2	5	1	2	0	0	1	1
Fred McGriff, L (1, 3) OBP: 0.362, SLG: 0.347		G3-1		G4-6-3 1-2f		3-H 2B		BB 1B		4	1	2	1	0	0	2
Moises Alou, R (1, 7)		G6-3			G4-3	G4-3		K		3	0	0	0	0	0	1
38 Carlos Zambrano, S (6, 1)										0	0	0	0	0	0	0
Mark Bellhorn, S (8, PH) OBP: 0.303, SLG: 0.516										1	0	0	0	0	1	1
Joe Borowski, R (8, 1)										0	0	0	0	0	0	0
Alex Gonzalez, R (1, 6) OBP: 0.455, SLG: 0.479		L9			1B G6-3 2B		K	1B BB 1-2		3	1	1	0	1	1	0
Chris Stynes, R (1, 5) OBP: 0.389, SLG: 0.333			K		G6-3 2-3 1B		G4-3 2B	1B 1-2 2-H		4	1	3	1	0	1	0
Robert Machado, R (1, 2) OBP: 0.364, SLG: 0.700			G5-3		G6-3 1-2 3-H		G4-3 2-3	G3-1		3	0	0	1	0	0	2
Roosevelt Brown, L (8, PH) OBP: 0.188, SLG: 0.226										1	0	0	0	0	0	2
Joe Girardi, R (8, 2) OBP: 0.200, SLG: 0.240										0	0	0	0	0	0	0
Juan Cruz, R (1, 1)			G6-3		L4		1B 1B 1B 3-H		G6-3	1	0	0	0	0	0	0
Jesus Sanchez, L (4, 1)										1	0	0	0	0	0	1
Darren Lewis, R (6, 7) OBP: 0.222, SLG: 0.278										2	0	1	1	0	0	0
Inning Stats	R: 0 E: 0 K: 0 S: 5 H: 0 LOB: 0 BB: 0 P: 8	R: 0 E: 0 K: 0 S: 6 H: 0 LOB: 0 BB: 0 P: 7	R: 0 E: 0 K: 1 S: 7 H: 0 LOB: 0 BB: 0 P: 10	R: 0 E: 0 K: 0 S: 5 H: 1 LOB: 1 BB: 1 P: 10	R: 1 E: 0 K: 0 S: 11 H: 2 LOB: 1 BB: 0 P: 19	R: 1 E: 0 K: 0 S: 10 H: 2 LOB: 1 BB: 0 P: 14	R: 1 E: 0 K: 1 S: 15 H: 4 LOB: 2 BB: 0 P: 24	R: 1 E: 0 K: 2 S: 18 H: 2 LOB: 2 BB: 1 P: 31	R: 0 E: 0 K: 0 S: 14 H: 1 LOB: 1 BB: 0 P: 21	1B: 8 2B: 3 3B: 1 HR: 0 SF: 0 SAC: 0 DP: 1 HBP: 0	WP: 0 PB: 1 SB: 1 CS: 0 PA: 39					

	AB	37
	R	4
	H	12
	RBI	4
	BB	2
	SO	4
	LOB	10

PITCHER		IP	WLS	BF	H	R	ER	SO	BB	IBB	HBP	BLK	WP	HR	S	P	ERA	WHIP
Masato Yoshii, R ERA: 3.07	(1, 1)	5.0	W	18	3	1	1	1	1	0	0	0	0	0	34	54	1.80	0.800
Scott Stewart, L ERA: 2.08	(6, 1)	1.2		10	5	2	2	1	0	0	0	0	0	0	22	35	10.80	3.000
Graeme Lloyd, L ERA: 7.36	(7, 1)	1.0		6	3	1	1	2	1	0	0	0	0	0	18	31	9.00	4.000
52 T.J. Tucker, R ERA: 2.84	(8, 1)	1.1	S	5	1	0	0	0	0	0	0	0	0	0	17	24	0.00	0.750

PITCHER		IP	WLS	BF	H	R	ER	SO	BB	IBB	HBP	BLK	WP	HR	S	P	ERA	WHIP

BOTTOM

Chicago Cubs @ Montreal Expos

Olympic Stadium, Montreal, QB

Tue Apr 16 2002, 7:05 PM EDT

Att. 4,486 - Dome - 72 F

Batter	1	2	3	4	5	6	7	8	9	AB	R	H	RBI	BB	SO	LOB
Peter Bergeron, L (1, 8) OBP: 0.400, SLG: 0.292	K	G6-3		1B 2B		K	S BB			4	1	1	1	1	2	1
Jose Vidro, S (1, 4) OBP: 0.418, SLG: 0.440	G4-3		K	WP 1B 1B		HR 1B	F8			5	2	2	2	0	1	1
Vladimir Guerrero, R (1, 9) OBP: 0.433, SLG: 0.611	HR		F9	E 1B		1-H HR		E3 CS		5	2	3	4	0	0	0
Michael Barrett, R (1, 2) OBP: 0.476, SLG: 0.861	BB BB		G5-3	F 2 SAFE BB		BB BB		K 2-3		2	0	0	0	3	1	1
Lee Stevens, L (1, 3) OBP: 0.385, SLG: 0.341	1-2 BB			G3 G5-3		F7		K		4	0	0	0	1	1	3
Orlando Cabrera, R (1, 6) OBP: 0.305, SLG: 0.283	G5-3			G4-3		G4-6-3 HBP 1B 1-2 BB				3	0	1	0	1	0	2
Chris Truby, R (1, 5) OBP: 0.344, SLG: 0.429		G5-3		BB E 1B		G4-6-3 1-2 HBP	K			3	1	1	0	0	1	2
Brad Wilkerson, L (1, 7) OBP: 0.370, SLG: 0.209		SH2-4 HBP		E 2B 1-2 BB		G4-6-3 1-2f 2-3	K			2	1	0	0	1	1	2
Masato Yoshii, R (1, 1)		SH2-4 1-2		E5 2B 1B 1-2 2-H		K	G2-3			1	1	0	0	0	0	1
Andres Galarraga, R (5, PH) OBP: 0.417, SLG: 0.421										1	0	0	0	0	1	1
Scott Stewart, R (6, 1)										0	0	0	0	0	0	0
Graeme Lloyd, L (7, 1)										1	0	0	0	0	0	0
52 T.J. Tucker, R (8, 1)										0	0	0	0	0	0	0
Inning Stats	R: 1 E: 0 K: 1 S: 17 H: 1 LOB: 2 BB: 2 P: 29	R: 0 E: 0 K: 0 S: 6 H: 0 LOB: 1 BB: 0 P: 9	R: 0 E: 0 K: 1 S: 5 H: 0 LOB: 0 BB: 0 P: 9	R: 5 E: 2 K: 0 S: 23 H: 4 LOB: 2 BB: 2 P: 40	R: 0 E: 0 K: 1 S: 6 H: 1 LOB: 1 BB: 0 P: 11	R: 2 E: 0 K: 2 S: 15 H: 2 LOB: 2 BB: 2 P: 33	R: 0 E: 0 K: 1 S: 13 H: 0 LOB: 1 BB: 1 P: 23	R: 0 E: 1 K: 2 S: 13 H: 0 LOB: 0 BB: 0 P: 20		1B: 5 2B: 2 3B: 0 HR: 2 SF: 0 SAC: 1 DP: 2 HBP: 2						

PITCHER		IP	WLS	BF	H	R	ER	SO	BB	IBB	HBP	BLK	WP	HR	S	P	ERA	WHIP
Juan Cruz, R ERA: 1.8	(1, 1)	3.2	L	21	5	6	1	2	3	0	1	0	1	1	47	79	2.46	2.182
Jesus Sanchez, L ERA: 6.23	(4, 1)	2.0		12	3	2	2	2	3	0	1	0	0	1	22	47	9.00	3.000
38 Carlos Zambrano, R ERA: 3.0	(6, 1)	1.1		5	0	0	0	2	1	0	0	0	0	0	16	28	0.00	0.750
Joe Borowski, R ERA: 2.0	(8, 1)	1.0		3	0	0	0	2	0	0	0	0	0	0	13	20	0.00	0.000

PITCHER	IP	WLS	BF	H	R	ER	SO	BB	IBB	HBP	BLK	WP	HR	S	P	ERA	WHIP

livebaseballscorecards.com

AB	31
R	8
H	8
RBI	7
BB	7
SO	8
LOB	14

WP: 1 PA: 41
PB: 0
SB: 1
CS: 1

Chicago Cubs @ Montreal Expos

Olympic Stadium, Montreal, QB

Wed Apr 17 2002, 7:05 PM EDT

Att. 4,300 - Dome - 72 F

TOP

livebaseballscorecards.com

Batter	1	2	3	4	5	6	7	8	9	AB	R	H	RBI	BB	SO	LOB
Delino DeShields, L (1, 4) OBP: 0.280, SLG: 0.404	HR		G3			G6-3 3-H		F7		4	1	1	2	0	1	2
Jeff Fassero, L (6, 1)										0	0	0	0	0	0	0
Todd Hundley, S (8, PH) OBP: 0.333, SLG: 0.471		K								1	0	0	0	0	0	0
Jesus Sanchez, L (8, 1)										0	0	0	0	0	0	0
Corey Patterson, L (1, 8) OBP: 0.450, SLG: 0.490	BB, 1B, 2B 1B	F8		G3		F7		F8		5	1	1	0	0	0	0
Sammy Sosa, R (1, 9) OBP: 0.462, SLG: 0.792	BB 1-2 2B 1B	F3		K			F3		G4-3 2B	5	1	2	0	0	1	0
Fred McGriff, L (1, 3) OBP: 0.381, SLG: 0.346	2B 1-2 2-3 3B BB	FC4-6 BB		P5			BB, 1B 1B		G4-3 2-3	3	1	1	0	2	0	1
Moises Alou, R (1, 7) OBP: 0.100, SLG: 0.200	1-3 2-H 3-H 3B 2B	FC4-6 1-2f			K		FC5 1-2 BB 1B		P5	3	1	1	2	0	1	1
Mark Bellhorn, S (6, 4) OBP: 0.314, SLG: 0.515										2	0	1	0	0	0	1
Alex Gonzalez, R (1, 6) OBP: 0.433, SLG: 0.491	2-H 3-H 1B 3B		K		L6		K		F7	5	1	1	2	0	2	3
Chris Stynes, R (1, 5) OBP: 0.425, SLG: 0.455	3-H 1B		HR		K		FC5 1-2 2-3 BB			3	1	2	2	1	1	0
Robert Machado, R (1, 2) OBP: 0.333, SLG: 0.643	K		G1-3			G4-3 G6-3 2B	FC5 1-2 2-3f			4	1	1	0	0	1	4
Jason Bere, R (1, 1) OBP: 0.200, SLG: 0.200	K		1B			2-3		F7		2	0	1	0	0	1	1
Donovan Osborne, S (3, 1)										0	0	0	0	0	0	0
Joe Borowski, R (4, 1)										0	0	0	0	0	0	0
Roosevelt Brown, L (6, PH) OBP: 0.176, SLG: 0.212										2	0	0	0	0	0	1
(6, 7)																
Inning Stats	R: 6 E: 0 K: 3 S: 23 H: 6 LOB: 1 BB: 1 P: 34	R: 0 E: 0 K: 0 S: 5 H: 0 LOB: 1 BB: 1 P: 11	R: 1 E: 0 K: 1 S: 9 H: 2 LOB: 1 BB: 0 P: 15	R: 0 E: 0 K: 1 S: 9 H: 0 LOB: 0 BB: 0 P: 15	R: 0 E: 0 K: 2 S: 7 H: 0 LOB: 0 BB: 0 P: 11	R: 1 E: 0 K: 0 S: 7 H: 1 LOB: 0 BB: 0 P: 12	R: 0 E: 0 K: 1 S: 10 H: 2 LOB: 3 BB: 1 P: 19	R: 0 E: 0 K: 0 S: 4 H: 0 LOB: 0 BB: 0 P: 8	R: 0 E: 0 K: 0 S: 7 H: 1 LOB: 1 BB: 0 P: 12	1B: 6 2B: 3 3B: 1 HR: 2 SF: 0 SAC: 0 DP: 0 HBP: 0	WP: 0 PB: 0 SB: 0 CS: 0 PA: 42					

	AB	39
	R	8
	H	12
	RBI	8
	BB	3
	SO	8
	LOB	14

PITCHER	IP	WLS	BF	H	R	ER	SO	BB	IBB	HBP	BLK	WP	HR	S	P	ERA	WHIP
Tomo Ohka, R (1, 1) ERA: 6.35	0.0		6	5	6	6	0	1	0	0	0	0	1	10	18	∞	∞
Bruce Chen, L (1, 1) ERA: 2.16	4.0	W	16	3	1	1	5	1	0	0	0	0	1	36	57	2.25	1.000
Britt Reames, R (5, 1) ERA: 8.0	2.2		12	3	1	1	3	1	0	0	0	0	0	22	40	3.38	1.500
52 T.J. Tucker, R (7, 1) ERA: 2.08	2.1		8	1	0	0	0	0	0	0	0	0	0	13	22	0.00	0.429

PITCHER	IP	WLS	BF	H	R	ER	SO	BB	IBB	HBP	BLK	WP	HR	S	P	ERA	WHIP

Chicago Cubs @ Montreal Expos

Olympic Stadium, Montreal, QB

Wed Apr 17 2002, 7:05 PM EDT

Att. 4,300 - Dome - 72 F

BOTTOM

Batter	1	2	3	4	5	6	7	8	9	AB	R	H	RBI	BB	SO	LOB
Peter Bergeron, L (1, 8) OBP: 0.408, SLG: 0.315	G1-3	1B SF7 1B 2-H	1-2 2-H 1B	S 3B 1B 1-3 3-H	K			L7		6	2	3	3	0	1	2
Jose Vidro, S (1, 4) OBP: 0.426, SLG: 0.491	HR	1-3 1B	F9	3B BB 1-2		G5-3		P6		5	2	2	1	1	0	3
Vladimir Guerrero, R (1, 9) OBP: 0.438, SLG: 0.638	WP E 1B BB	SF7 3-H	1B 3B 1B 1-H 2-H 3-H 1B 3B			G6-3		FC6-4 1-2f		4	3	2	4	1	0	1
Michael Barrett, R (1, 2) OBP: 0.447, SLG: 0.780	E5 WP E 1-2	P4	F8 BB 1B 3-H			L9				5	1	1	1	0	0	3
Lee Stevens, L (1, 3) OBP: 0.386, SLG: 0.333	E4 1-H 2-H 1B	F9	L7 BB 1-2				G3-1			4	0	1	1	1	0	1
Orlando Cabrera, R (1, 6) OBP: 0.313, SLG: 0.293	K	1B 1B 1B	3B 1B 1-3 F8				G5-3			5	2	2	0	0	1	3
Chris Truby, R (1, 5) OBP: 0.364, SLG: 0.475	K	1B 1B 1B 1-2	2B 3B 1-H 3-H	F7			1B			5	2	3	2	0	1	1
Brad Wilkerson, L (1, 7) OBP: 0.373, SLG: 0.234		SH2-4 1B BB	K	1B 1B 2B 3-H			G4-3			4	2	1	1	1	1	3
Tomo Ohka, S (1, 1) OBP: 0.333, SLG: 0.333		SH2-4 1-2	1B 1B 1-2 2-H	1B 3B 1B 2-3				FC6-4 1B		0	0	0	0	0	0	0
Bruce Chen, L (1, 1) OBP: 0.500, SLG: 0.500										1	0	1	1	0	0	0
Mike Mordecai, R (4, PH) OBP: 0.375, SLG: 0.400										1	1	1	0	0	0	0
Britt Reames, R (5, 1) OBP: 1.000, SLG: 1.000										1	0	1	0	0	0	0
52 T.J. Tucker, R (7, 1) OBP: 1.000, SLG: 1.000										1	0	1	0	0	0	0
Inning Stats	R: 3 H: 2 E: 2 LOB: 1 K: 2 BB: 1 S: 19 P: 31	R: 2 H: 2 E: 0 LOB: 1 K: 0 BB: 1 S: 14 P: 23	R: 2 H: 4 E: 0 LOB: 2 K: 1 BB: 0 S: 14 P: 18	R: 8 H: 8 E: 0 LOB: 2 K: 0 BB: 2 S: 27 P: 40	R: 0 H: 1 E: 0 LOB: 1 K: 1 BB: 0 S: 9 P: 14	R: 0 H: 0 E: 0 LOB: 0 K: 0 BB: 0 S: 7 P: 9	R: 0 H: 1 E: 0 LOB: 1 K: 0 BB: 0 S: 6 P: 7	R: 0 H: 1 E: 0 LOB: 1 K: 0 BB: 0 S: 8 P: 13		1B: 15 SF: 1 2B: 1 SAC: 1 3B: 2 DP: 0 HR: 1 HBP: 0						

livebaseballscorecards.com

AB	42
R	15
H	19
RBI	14
BB	4
SO	4
LOB	17

WP: 1 PA: 48
PB: 0
SB: 1
CS: 0

PITCHER		IP	WLS	BF	H	R	ER	SO	BB	IBB	HBP	BLK	WP	HR	S	P	ERA	WHIP
Jason Bere, R ERA: 5.28	(1, 1)	2.2		19	8	7	6	3	2	0	0	0	1	1	45	70	20.25	3.750
Donovan Osborne, L ERA: 8.31	(3, 1)	1.0	L	10	6	7	7	0	1	0	0	0	0	0	16	22	63.00	7.000
Joe Borowski, R ERA: 2.61	(4, 1)	1.1		8	3	1	1	1	1	0	0	0	0	0	22	34	6.75	3.000
Jeff Fassero, L ERA: 6.14	(6, 1)	2.0		7	1	0	0	0	0	0	0	0	0	0	13	16	0.00	0.500
Jesus Sanchez, L ERA: 5.06	(8, 1)	1.0		4	1	0	0	0	0	0	0	0	0	0	8	13	0.00	1.000

PITCHER	IP	WLS	BF	H	R	ER	SO	BB	IBB	HBP	BLK	WP	HR	S	P	ERA	WHIP

Batter	1	2	3	4	5	6	7	8	9	AB	R	H	RBI	BB	SO	LOB
Todd Walker, L (1, 4) OBP: 0.284, SLG: 0.391	B C S B X 2-2 E6 WP 1B		C B C S 1-3 ② K		C B F F F S 1-3 ③ K			B B X 2-0 2B 1B 1B		4	1	1	0	0	2	1
Barry Larkin, R (1, 6) OBP: 0.254, SLG: 0.271	C T F B S 1-3 ① K		B C X 1-1 1B			B F B F S 2-3 ① K		C S B F B F S 2-3 ① K		4	0	1	0	0	3	2
Adam Dunn, L (1, 7) OBP: 0.397, SLG: 0.314	B F B X 2-1 WP 1-2 1B		C F B B F S 2-3 ③ K			C S S 0-3 ② K		S B X 1-1 F2		4	0	1	0	0	2	2
Aaron Boone, R (1, 5) OBP: 0.328, SLG: 0.446	S B S C 1-3 ② K			C B X 1-1 ① F8		B C X 1-1 1B 1B		C F B F X 1-2 1-3 1B 2B		4	1	2	0	0	1	2
Sean Casey, L (1, 3) OBP: 0.365, SLG: 0.340	C B F B S 2-3 ③ K 1-2 2-3			S F B B S 1-3 ② K		S X 0-1 1-2 1B		F X 0-1 2-H 3-H 1B		4	0	2	2	0	2	2
Juan Encarnacion, R (1, 8) OBP: 0.304, SLG: 0.515		B B X 2-0 ① G5-3		S F B B B F X 3-2 ③ F8		B B F B B X 3-1 ③ L9		B B B C X 3-1 ③ G5-3		4	0	0	0	0	0	3
Austin Kearns, R (1, 9) OBP: 0.231, SLG: 0.167		B F B C X 2-2 ② G2-3			C B S S 1-3 ① K		B F B S F X 2-2 ① P5		C B B F S 2-3 ① K2-3	4	0	0	0	0	2	0
Jason LaRue, R (1, 2) OBP: 0.358, SLG: 0.333 Reggie Taylor, L (9, PH) OBP: 0.259, SLG: 0.320		S F B B B F S 2-3 ③ K			B B F B S S B 4-2 SH3 BB		S B B B X 2-1 ② F9		S S B F F X 1-2 ② G3-1	2 1	0 0	0 0	0 0	1 0	1 0	0 0
Joey Hamilton, R (1, 1) OBP: 0.333, SLG: 0.600 Brady Clark, R (7, PH) OBP: 0.263, SLG: 0.125 Scott Williamson, R (7, 1) Luis Pineda, R (8, 1) Wilton Guerrero, S (9, PH) OBP: 0.421, SLG: 0.471			C S X 0-2 ① G6-3		X 0-0 ② SH3 1-2		S S B B S 2-3 ③ K		B F S S 1-3 ③ K	1 1 0 0 1	0 0 0 0 0	0 0 0 0 0	0 0 0 0 0	0 1 0 0 1	0 0 0 0 0	0 0 0 0 0
Inning Stats	R: 0 E: 1 K: 3 S: 15 H: 1 LOB: 2 BB: 0 P: 23	R: 0 E: 0 K: 1 S: 8 H: 0 LOB: 0 BB: 0 P: 14	R: 0 E: 0 K: 2 S: 12 H: 1 LOB: 1 BB: 0 P: 16	R: 0 E: 0 K: 1 S: 9 H: 0 LOB: 0 BB: 0 P: 14	R: 0 E: 0 K: 2 S: 11 H: 0 LOB: 1 BB: 1 P: 17	R: 0 E: 0 K: 2 S: 12 H: 2 LOB: 2 BB: 0 P: 18	R: 0 E: 0 K: 1 S: 9 H: 0 LOB: 0 BB: 0 P: 15	R: 2 E: 0 K: 1 S: 16 H: 3 LOB: 1 BB: 0 P: 25	R: 0 E: 0 K: 2 S: 11 H: 0 LOB: 0 BB: 0 P: 15	1B: 6 2B: 1 3B: 0 HR: 0	SF: 0 SAC: 1 DP: 0 HBP: 0			WP: 1 PB: 0 SB: 0 CS: 0	PA: 36	

PITCHER		IP	WLS	BF	H	R	ER	SO	BB	IBB	HBP	BLK	WP	HR	S	P	ERA	WHIP
Matt Clement, R ERA: 3.72	(1, 1)	7.0	W	27	4	0	0	12	1	0	0	0	1	0	76	117	0.00	0.714
Jeff Fassero, L ERA: 7.88	(8, 1)	0.2		5	3	2	2	1	0	0	0	0	0	0	14	20	27.00	4.500
Joe Borowski, R ERA: 2.53	(8, 1)	0.1	H	1	0	0	0	0	0	0	0	0	0	0	2	5	0.00	0.000
Antonio Alfonseca, R ERA: 3.0	(9, 1)	1.0	S	3	0	0	0	2	0	0	0	0	0	0	11	15	0.00	0.000

PITCHER	IP	WLS	BF	H	R	ER	SO	BB	IBB	HBP	BLK	WP	HR	S	P	ERA	WHIP

Cincinnati Reds @ Chicago Cubs

Wrigley Field, Chicago, IL

Fri Apr 19 2002, 2:20 PM CDT

Att. 33,949 - Cloudy - 55 F

TOP

livebaseballscorecards.com

AB	34
R	2
H	7
RBI	2
BB	1
SO	15
LOB	12

Batter	1	2	3	4	5	6	7	8	9	AB	R	H	RBI	BB	SO	LOB
Delino DeShields, L (1, 4) OBP: 0.291, SLG: 0.423	F B C X 1-2 G1-3 E 1B	B B F C B F F X 3-2 SH1-3 2B		X 0-0 ② G5-3		X 0-0 ② F4		B B C B S S 3-3 ③ K 1-2		5	1	2	0	0	1	2
Corey Patterson, L (1, 8) OBP: 0.429, SLG: 0.463	B X 1-0 ① G1-3 1-2	X 0-0 ① SH1-3 2-3		B B B C S F C 3-3 ③ K		B S B B C C 3-3 ③ K				3	0	0	0	0	2	2
Sammy Sosa, R (1, 9) OBP: 0.449, SLG: 0.750	C B B B B 4-1 E E BB	F F B B F F F S 2-3 ② K			S B B F F B X 3-2 ① G5-3		B C S S 1-3 ① K			3	1	0	0	1	2	1
Fred McGriff, L (1, 3) OBP: 0.358, SLG: 0.321	X 0-0 E1 HR 1-H 2-H	C X 0-1 ③ L4			B B X 2-0 ② G3		F B B B X 3-1 ② G4-3			4	1	0	0	0	0	1
Roosevelt Brown, L (1, 7) OBP: 0.237, SLG: 0.314 Jeff Fassero, L (8, 1) Joe Borowski, R (8, 1) Antonio Alfonseca, R (9, 1) OBP: 1.000, SLG: 1.000	B S X 1-1 2-H HR		B C B X 2-1 ① G6-3		B B B F S B 4-2 FC6-4 BB		B B F B F B 4-2 BB			2 0 0 0	1 0 0 0	1 0 0 0	2 0 0 0	2 0 0 0	0 0 0 0	0 0 0 0
Alex Gonzalez, R (1, 6) OBP: 0.422, SLG: 0.464	C B B B B 4-1 WP BB		C B B B C X 3-2 ② G1-3		C X 0-1 ③ FC6-4 1-2f		C C B B B S 3-3 ③ K			3	0	0	0	1	1	2
Chris Stynes, R (1, 5) OBP: 0.465, SLG: 0.500 Augie Ojeda, S (7, 5) OBP: 0.167, SLG: 0.200	C C B B F B B 4-2 1-2 BB		B C B B B B 4-1 BB			X 0-0 G6-3 1B 2B		C B X 1-1 ① G4-3		1 1	1 0	1 0	0 0	2 0	0 0	0 0
Joe Girardi, R (1, 2) OBP: 0.172, SLG: 0.207	C B X 1-1 ② F8	X 0-0 ③ F9				C X 0-1 ① G6-3 2-3		F B B S F F F X 2-2 ② G3		4	0	0	0	0	0	4
Matt Clement, R (1, 1) OBP: 0.143, SLG: 0.143 Darren Lewis, R (8, 7) OBP: 0.263, SLG: 0.278	C B B C 1-3 ③ K			C B S X 1-2 ① G4-3		B B C S F X 2-2 3-H 1B		B B B C B 4-1 S BB		3 0	0 0	1 0	1 0	0 1	1 0	2 0
Inning Stats	R: 4 E: 1 K: 1 S: 17 H: 2 LOB: 2 BB: 3 P: 34	R: 0 E: 0 K: 1 S: 15 H: 1 LOB: 1 BB: 0 P: 20	R: 0 E: 0 K: 0 S: 7 H: 0 LOB: 1 BB: 1 P: 16	R: 0 E: 0 K: 1 S: 8 H: 0 LOB: 0 BB: 0 P: 12	R: 0 E: 0 K: 0 S: 9 H: 0 LOB: 1 BB: 1 P: 18	R: 1 E: 0 K: 1 S: 11 H: 2 LOB: 1 BB: 0 P: 16	R: 0 E: 0 K: 2 S: 10 H: 0 LOB: 1 BB: 1 P: 21	R: 0 E: 0 K: 1 S: 13 H: 0 LOB: 1 BB: 1 P: 23		1B: 2 2B: 2 3B: 0 HR: 1	SF: 0 SAC: 1 DP: 0 HBP: 0			WP: 1 PB: 0 SB: 1 CS: 0	PA: 37		

PITCHER		IP	WLS	BF	H	R	ER	SO	BB	IBB	HBP	BLK	WP	HR	S	P	ERA	WHIP
Joey Hamilton, R ERA: 3.38	(1, 1)	6.0	L	29	5	5	4	4	5	0	0	0	1	1	67	116	6.00	1.667
Scott Williamson, R ERA: 9.0	(7, 1)	1.0		4	0	0	0	2	1	0	0	0	0	0	10	21	0.00	1.000
Luis Pineda, R ERA: 3.68	(8, 1)	1.0		4	0	0	0	1	1	0	0	0	0	0	13	23	0.00	1.000

PITCHER	IP	WLS	BF	H	R	ER	SO	BB	IBB	HBP	BLK	WP	HR	S	P	ERA	WHIP

BOTTOM

Cincinnati Reds @ Chicago Cubs

Wrigley Field, Chicago, IL

Fri Apr 19 2002, 2:20 PM CDT

Att. 33,949 - Cloudy - 55 F

livebaseballscorecards.com

AB	29
R	5
H	5
RBI	3
BB	7
SO	7
LOB	14

Batter	1	2	3	4	5	6	7	8	9	AB	R	H	RBI	BB	SO	LOB
Barry Larkin, R (1, 6) OBP: 0.254, SLG: 0.270	C X 0-1 E 1B 2B 1B	F F B C 1-3 ③ K			F B F S 1-3 ① K	C S X 0-2 ② G6-3		B B S X 2-1 ③ F8		4	1	1	0	0	2	0
Gookie Dawkins, R (7, 6) OBP: 0.214, SLG: 0.154										1	0	0	0	0	0	1
Wilton Guerrero, S (1, 4) OBP: 0.458, SLG: 0.450	X 0-0 E 2B 1-2 1B		B B B C B 4-1 G4-6-3 BB		B B C F B B 4-2 CS BB	S S X 0-2 ③ G1			X 0-0 ① P6	3	1	1	0	2	0	0
Sean Casey, L (1, 3) OBP: 0.368, SLG: 0.346	C B X 1-1 E7 1-2 2B 2-3		S C B B B F X 3-2 ① ② G4-6-3 1-2f		B X 1-0 ② BB BB BB 1-2 1B		B X 1-0 ① G6-3		X 0-0 1B	5	2	2	0	0	0	3
Adam Dunn, L (1, 7) OBP: 0.382, SLG: 0.291	B B C X 2-1 ① F8		C F B F C 1-3 ③ K		B B B C F B 4-2 BB BB 1B 1-2 BB		B F B C B S 3-3 ② K		C B S B S 2-3 ② K	4	1	0	0	1	3	4
Scott Sullivan, R (9, 1)										0	0	0	0	0	0	0
Aaron Boone, R (1, 5) OBP: 0.348, SLG: 0.450	C S F F B C 1-3 ② K			F F X 0-2 SH2-3 1B	B B S B F F B 4-2 1B BB 1-2 2-3 BB		C B X 1-1 1B		C S F B F X 1-2 ③ F8	4	1	2	0	1	1	4
Juan Encarnacion, R (1, 9) OBP: 0.319, SLG: 0.529	F X 0-1 1-H 2-H 3-H 2B			X 0-0 ① SH2-3 1-2	C B F B F F B F F 4-2 F B 1B 1-2 2-3 3-H BB		F B B F B X 3-2 ③ G3-1			2	0	1	4	1	0	1
Reggie Taylor, L (1, 8) OBP: 0.258, SLG: 0.310	B S S X 1-2 ③ F2			L B B F B S 3-3 ② K	C B X 1-1 1-2 2-H 3-H 1B			C B B C C 2-3 ① K		4	0	1	2	0	2	2
Jason LaRue, R (1, 2) OBP: 0.368, SLG: 0.333		F B C S 1-3 ① K		I I I I 4-0 IBB	C X 0-1 ③ P4			X 0-0 SH1-3 1B		3	0	1	0	1	1	2
Elmer Dessens, R (1, 1) OBP: 0.143, SLG: 0.143		X 0-0 ② G6-3		B S X 1-1 ③ G3		F B C B F X 2-2 ① G4-3		L B X 1-1 ② SH1-3 1-2		3	0	0	0	0	0	2
Gabe White, L (8, 1)										0	0	0	0	0	0	0
Brady Clark, R (9, 7) OBP: 0.263, SLG: 0.125										0	0	0	0	0	0	0
Inning Stats	R: 3 E: 1 K: 1 S: 17 H: 3 LOB: 1 BB: 0 P: 22	R: 0 E: 0 K: 2 S: 7 H: 0 LOB: 0 BB: 0 P: 9	R: 0 E: 0 K: 1 S: 9 H: 0 LOB: 0 BB: 1 P: 17	R: 0 E: 0 K: 1 S: 9 H: 1 LOB: 2 BB: 1 P: 17	R: 3 E: 0 K: 1 S: 22 H: 2 LOB: 2 BB: 4 P: 41	R: 0 E: 0 K: 0 S: 10 H: 0 LOB: 0 BB: 0 P: 12	R: 0 E: 0 K: 1 S: 9 H: 1 LOB: 1 BB: 0 P: 17	R: 0 E: 0 K: 1 S: 8 H: 1 LOB: 1 BB: 0 P: 13	R: 0 E: 0 K: 1 S: 10 H: 1 LOB: 1 BB: 0 P: 13	1B: 8 2B: 1 3B: 0 HR: 0 SF: 0 SAC: 2 DP: 1 HBP: 0						

PITCHER	IP	WLS	BF	H	R	ER	SO	BB	IBB	HBP	BLK	WP	HR	S	P	ERA	WHIP
34 Kerry Wood, R (1, 1) ERA: 2.38	4.2	L	25	6	6	3	6	5	1	0	0	0	0	62	104	5.79	2.357
38 Carlos Zambrano, R (5, 1) ERA: 1.69	2.1		8	1	0	0	1	0	0	0	0	0	0	21	31	0.00	0.429
Donovan Osborne, L (8, 1) ERA: 6.75	2.0		8	2	0	0	2	0	0	0	0	0	0	18	26	0.00	1.000

PITCHER	IP	WLS	BF	H	R	ER	SO	BB	IBB	HBP	BLK	WP	HR	S	P	ERA	WHIP

Cincinnati Reds @ Chicago Cubs

Wrigley Field, Chicago, IL

Sat Apr 20 2002, 1:20 PM CDT

Att. 36,476 - Cloudy - 47 F

TOP

livebaseballscorecards.com

AB	33
R	6
H	9
RBI	6
BB	6
SO	9
LOB	19

1B: 8	SF: 0	WP: 0	PA: 41
2B: 1	SAC: 2	PB: 0	
3B: 0	DP: 1	SB: 0	
HR: 0	HBP: 0	CS: 1	

Cincinnati Reds @ Chicago Cubs

Wrigley Field, Chicago, IL

Sat Apr 20 2002, 1:20 PM CDT

Att. 36,476 - Cloudy - 47 F

livebaseballscorecards.com

BOTTOM

Batter	1	2	3	4	5	6	7	8	9	AB	R	H	RBI	BB	SO	LOB
Delino DeShields, L (1, 4) OBP: 0.322, SLG: 0.436	F B B F X 2-2 FC6-4 1B		X 0-0 1B			C B F B F F B B 4-2 FC5-4 BB		B X 1-0 ② P6		3	0	2	0	1	0	1
Corey Patterson, L (1, 8) OBP: 0.403, SLG: 0.431	F F X 0-2 ① FC6-4 1-2f		C B B F X 2-2 ③ G1-3			F B B X 2-1 ② F7		B S C B S 2-3 ③ K		4	0	0	0	0	1	4
Sammy Sosa, R (1, 9) OBP: 0.425, SLG: 0.700	C B X 1-1 ② F7			C B F F F B F X 2-2 ① F9		B X 1-0 ③ FC5-4 1-2f			F X 0-1 ① F7	4	0	0	0	0	0	2
Fred McGriff, L (1, 3) OBP: 0.357, SLG: 0.322 Donovan Osborne, S (8, 1) Darren Lewis, R (9, PH) OBP: 0.250, SLG: 0.263	B C B C F X 2-2 ③ P5			C B X 1-1 ② F8			X 0-0 1B 1B		F C C 0-3 ② K	3 0 1	0 0 0	1 0 0	0 0 0	0 0 0	0 0 1	1 0 0
Roosevelt Brown, L (1, 7) OBP: 0.286, SLG: 0.436		B X 1-0 ① F9		F F B X 1-2 CS 1B			F C X 0-2 1-2 G6-4-3 1B		F X 0-1 HR	4	1	3	1	0	0	0
Alex Gonzalez, R (1, 6) OBP: 0.397, SLG: 0.433		F F B S 1-3 ② K	C 0-1 ③ CS 1-2	B C F B S 2-3 ① K			F C B S 1-3 ① K		C S F F B B B F F F 2-3 S ③ K	4	0	0	0	0	4	2
Chris Stynes, R (1, 5) OBP: 0.435, SLG: 0.459		C B C B X 2-2 ③ F9		B C B B X 3-1 ② F8			B X 1-0 ② ③ G6-4-3 1-2f			3	0	0	0	0	0	2
Robert Machado, R (1, 2) OBP: 0.333, SLG: 0.588			X 0-0 ① F8	X 0-0 ③ P4				B C X 1-1 1B		3	0	1	0	0	0	0
34 Kerry Wood, R (1, 1) OBP: 0.143, SLG: 0.143 38 Carlos Zambrano, S (5, 1) Mark Bellhorn, S (8, 3) OBP: 0.306, SLG: 0.500			C B S F S 1-3 ② K			F B S X 1-2 ① G4-3		C X 0-1 ① F9		1 1 1	0 0 0	0 0 0	0 0 0	1 0 0	0 0 0	0 0 1
Inning Stats	R: 0 E: 0 K: 0 S: 12 H: 1 LOB: 1 BB: 0 P: 17	R: 0 E: 0 K: 1 S: 7 H: 0 LOB: 0 BB: 0 P: 11	R: 0 E: 0 K: 1 S: 9 H: 1 LOB: 1 BB: 0 P: 12	R: 0 E: 0 K: 0 S: 12 H: 1 LOB: 0 BB: 0 P: 16	R: 0 E: 0 K: 1 S: 6 H: 0 LOB: 0 BB: 0 P: 11	R: 0 E: 0 K: 0 S: 10 H: 0 LOB: 1 BB: 1 P: 18	R: 0 E: 0 K: 1 S: 8 H: 2 LOB: 1 BB: 0 P: 10	R: 0 E: 0 K: 1 S: 8 H: 1 LOB: 1 BB: 0 P: 12	R: 1 E: 0 K: 2 S: 15 H: 1 LOB: 0 BB: 0 P: 17	1B: 6 2B: 0 3B: 0 HR: 1	SF: 0 SAC: 0 DP: 1 HBP: 0						

	AB	32
	R	1
	H	7
	RBI	1
	BB	1
	SO	7
	LOB	13

PITCHER		IP	WLS	BF	H	R	ER	SO	BB	IBB	HBP	BLK	WP	HR	S	P	ERA	WHIP
Elmer Dessens, R ERA: 1.88	(1, 1)	7.1	W	27	6	0	0	4	1	0	0	0	0	0	68	100	0.00	0.955
Gabe White, L ERA:	(8, 1)	0.2		2	0	0	0	1	0	0	0	0	0	0	4	7	0.00	0.000
Scott Sullivan, R ERA: 0.73	(9, 1)	1.0		4	1	1	1	2	0	0	0	0	0	1	15	17	9.00	1.000

PITCHER	IP	WLS	BF	H	R	ER	SO	BB	IBB	HBP	BLK	WP	HR	S	P	ERA	WHIP

Batter	1	2	3	4	5	6	7	8	9	AB	R	H	RBI	BB	SO	LOB
Juan Encarnacion, R (1, 8) OBP: 0.325, SLG: 0.514	4-1 SH 3B BB	1-0 ② F8			0-0 FC6-4 1B		1-1 ① G6-3		0-1 E5 FC5-2 1-3	4	1	1	0	1	0	2
Wilton Guerrero, S (1, 6) OBP: 0.423, SLG: 0.409	1-1 SH G5-3 3B 1-3	1-0 ③ F8			1-0 ① FC6-4 1-2f		1-1 ② F8		0-1 ② FC5-2 1-2 3-H	2	1	0	0	0	0	2
Gookie Dawkins, R (6, 6) OBP: 0.188, SLG: 0.133										2	0	0	0	0	0	2
Sean Casey, L (1, 3) OBP: 0.339, SLG: 0.316	0-2 ① G5-3 1-2		2-1 ① F7		1-2 ② L7		1-3 ③ K		0-0 ③ G1-3	5	0	0	0	0	1	5
Adam Dunn, L (1, 7) OBP: 0.389, SLG: 0.328	3-1 SF9 2-H 3-H 3B		4-2 E S BB		3-3 ③ K			2-3 ① K		3	1	1	2	1	2	1
Aaron Boone, R (1, 5) OBP: 0.342, SLG: 0.444	1-2 ② SF9 3-H		2-1 ② G6-3 1-3			1-0 G6-4-3 1B		1-2 ② G6-3		3	0	1	1	0	0	1
Todd Walker, L (1, 4) OBP: 0.268, SLG: 0.368	1-1 ③ G6-3		1-0 ③ P6			0-0 ① ② G6-4-3 1-2f		1-1 ③ G4-3		4	0	0	0	0	0	2
Austin Kearns, R (1, 9) OBP: 0.353, SLG: 0.533		0-1 HR		3-3 ① K		4-2 BB BB			3-2 SH3-4 FC4 2B	3	2	2	1	1	1	0
Corky Miller, R (1, 2) OBP: 0.500, SLG: 0.500		4-0 SH2-4 BB		1-0 ② L4		4-1 1-2 BB			1-0 ① SH3-4 2-3	1	0	0	0	2	0	0
Jose Rijo, R (1, 1) OBP: 0.333, SLG: 0.333 Ruben Mateo, R (6, PH) OBP: 0.370, SLG: 0.520 Gabe White, L (6, 1) Scott Sullivan, R (8, 1) Reggie Taylor, L (9, PH) OBP: 0.250, SLG: 0.300 Danny Graves, R (9, 1)		1-0 ① SH2-4 1-2		0-3 ③ K		2-2 ③ P4			1-2 FC4 E FC5-2 3-H	1 1 0 0 1 0	0 0 0 0 0 0	0 0 0 0 0 0	0 0 0 0 1 0	1 0 0 0 0 0	0 2 0 0 0 0	0 0 0 0 0 0
Inning Stats	R: 3 E: 1 K: 0 S: 14 H: 1 LOB: 0 BB: 1 P: 23	R: 1 E: 0 K: 0 S: 5 H: 1 LOB: 1 BB: 1 P: 12	R: 0 E: 0 K: 0 S: 7 H: 0 LOB: 1 BB: 1 P: 16	R: 0 E: 0 K: 2 S: 7 H: 0 LOB: 0 BB: 0 P: 11	R: 0 E: 0 K: 1 S: 9 H: 1 LOB: 1 BB: 0 P: 14	R: 0 E: 0 K: 0 S: 9 H: 1 LOB: 2 BB: 2 P: 20	R: 0 E: 0 K: 1 S: 8 H: 0 LOB: 0 BB: 0 P: 11	R: 0 E: 0 K: 1 S: 9 H: 0 LOB: 0 BB: 0 P: 13	R: 1 E: 1 K: 0 S: 15 H: 1 LOB: 2 BB: 0 P: 20	1B: 2 2B: 1 3B: 1 HR: 1 SF: 1 SAC: 3 DP: 1 HBP: 0							

PITCHER	IP	WLS	BF	H	R	ER	SO	BB	IBB	HBP	BLK	WP	HR	S	P	ERA	WHIP
Juan Cruz, R (1, 1) ERA: 2.14	6.0	L	27	4	4	2	3	5	0	0	0	0	1	51	96	3.00	1.500
Joe Borowski, R (7, 1) ERA: 2.13	2.0		6	0	0	0	2	0	0	0	0	0	0	17	24	0.00	0.000
Antonio Alfonseca, R (9, 1) ERA: 3.86	1.0		6	1	1	1	0	0	0	0	0	0	0	15	20	9.00	1.000

PITCHER	IP	WLS	BF	H	R	ER	SO	BB	IBB	HBP	BLK	WP	HR	S	P	ERA	WHIP

Cincinnati Reds @ Chicago Cubs

Wrigley Field, Chicago, IL

Sun Apr 21 2002, 1:20 PM CDT

Att. 29,458 - Cloudy - 40 F

TOP

livebaseballscorecards.com

AB	30
R	5
H	5
RBI	5
BB	5
SO	5
LOB	17

1B: 2 2B: 1 3B: 1 HR: 1	SF: 1 SAC: 3 DP: 1 HBP: 0	WP: 0 PB: 0 SB: 1 CS: 0	PA: 39

Batter	1	2	3	4	5	6	7	8	9	AB	R	H	RBI	BB	SO	LOB
Delino DeShields, L (1, 4) OBP: 0.297, SLG: 0.400	L8		P6		E3		F8		G4-3	5	0	0	0	0	0	3
Corey Patterson, L (1, 8) OBP: 0.380, SLG: 0.403	F8			G4-3	F7		L5			4	0	0	0	0	0	3
Sammy Sosa, R (1, 9) OBP: 0.416, SLG: 0.672	K			1B	L8			F8		4	1	1	0	0	1	2
Fred McGriff, L (1, 3) OBP: 0.351, SLG: 0.306		L7				F7		F5		3	0	0	0	1	0	0
Roosevelt Brown, L (1, 7) OBP: 0.261, SLG: 0.395 Antonio Alfonseca, R (9, 1) OBP: 1.000, SLG: 1.000	G3-1			L9		F8		P5		4 0	0 0	0 0	0 0	0 0	0 0	2 0
Chris Stynes, R (1, 5) OBP: 0.429, SLG: 0.450 Joe Borowski, R (7, 1) Darren Lewis, R (9, 7) OBP: 0.286, SLG: 0.300	1B			E6		F9			1B	3 0 1	0 0 1	1 0 1	0 0 0	0 0 0	0 0 0	1 0 0
Robert Machado, R (1, 2) OBP: 0.364, SLG: 0.619	F8			L6			2B		E9	4	1	2	0	0	0	3
Augie Ojeda, S (1, 6) OBP: 0.111, SLG: 0.125 Todd Hundley, S (9, PH) OBP: 0.318, SLG: 0.444		G3			L9		G6-3		K	3 1	0 0	0 0	0 0	0 1	0 1	1 1
Juan Cruz, R (1, 1) OBP: 0.143, SLG: 0.143 Mark Bellhorn, S (7, 5) OBP: 0.316, SLG: 0.528		L9			1B		2B		K	2 2	0 0	1 1	0 1	0 0	0 1	0 1
Inning Stats	R: 0 E: 0 K: 1 S: 8 H: 0 LOB: 0 BB: 0 P: 15	R: 0 E: 0 K: 0 S: 12 H: 1 LOB: 1 BB: 0 P: 21	R: 0 E: 0 K: 0 S: 9 H: 0 LOB: 0 BB: 0 P: 12	R: 1 E: 1 K: 0 S: 15 H: 1 LOB: 2 BB: 1 P: 24	R: 0 E: 1 K: 0 S: 12 H: 1 LOB: 2 BB: 0 P: 17	R: 0 E: 0 K: 0 S: 8 H: 0 LOB: 0 BB: 0 P: 14	R: 1 E: 0 K: 0 S: 10 H: 2 LOB: 1 BB: 0 P: 14	R: 0 E: 0 K: 0 S: 8 H: 0 LOB: 0 BB: 0 P: 11	R: 1 E: 1 K: 2 S: 14 H: 2 LOB: 1 BB: 0 P: 22	1B: 5 2B: 2 3B: 0 HR: 0 SF: 0 SAC: 0 DP: 0 HBP: 0						

PITCHER		IP	WLS	BF	H	R	ER	SO	BB	IBB	HBP	BLK	WP	HR	S	P	ERA	WHIP
Jose Rijo, R ERA: 1.38	(1, 1)	5.0	W	21	3	1	0	1	1	0	0	0	0	0	56	89	0.00	0.800
Gabe White, L ERA: 0.71	(6, 1)	2.0	H	8	2	1	1	0	0	0	0	0	0	0	18	28	4.50	1.000
Scott Sullivan, R ERA: 0.68	(8, 1)	1.0	H	3	0	0	0	0	0	0	0	0	0	0	8	11	0.00	0.000
Danny Graves, R ERA: 2.13	(9, 1)	1.0	S	5	2	1	1	2	0	0	0	0	1	0	14	22	9.00	2.000

PITCHER	IP	WLS	BF	H	R	ER	SO	BB	IBB	HBP	BLK	WP	HR	S	P	ERA	WHIP

BOTTOM

Cincinnati Reds @ Chicago Cubs

Wrigley Field, Chicago, IL

Sun Apr 21 2002, 1:20 PM CDT

Att. 29,458 - Cloudy - 40 F

livebaseballscorecards.com

AB	36
R	3
H	7
RBI	1
BB	1
SO	3
LOB	17

WP: 1	PA: 37		
PB: 0			
SB: 0			
CS: 0			

Batter	1	2	3	4	5	6	7	8	9	AB	R	H	RBI	BB	SO	LOB
David Bell, R (1, 5) OBP: 0.325, SLG: 0.437	F C B F X 1-2 F7	X 0-0 ③ FC5 1-2 2-3f	X 0-0 ② SF7 3-H		F B B B F F S 3-3 ① K	X 0-0 1-H HR		X 0-0 ② F9		4	1	1	3	0	1	2
Pedro Feliz, R (7, 5) OBP: 0.423, SLG: 0.440										1	0	0	0	0	0	1
Rich Aurilia, R (1, 6) OBP: 0.377, SLG: 0.520	B X 1-0 1B	1-2 BB HBP BB 1B			F X 0-1 2B	S C B C 1-3 ③ K		C X 0-1 ③ G1-3		5	1	3	0	0	1	2
Ramon Martinez, R (6, 6) OBP: 0.344, SLG: 0.483			1-1 G1-3							1	0	0	0	0	0	1
Barry Bonds, L (1, 7) OBP: 0.622, SLG: 1.000	B B X 2-0 ② P4		H 1-0 BB BB BB 1-2 HBP	C B S X 1-2 ① F7	X 0-0 ② P5		C B F F X 1-2 ① P5		C X 0-1 ① F8	3	1	0	0	0	0	2
Marvin Benard, L (6, 7) OBP: 0.273, SLG: 0.333										2	0	0	0	0	0	0
Jeff Kent, R (1, 4) OBP: 0.299, SLG: 0.407	B B S B X 3-1 ③ P4		C B B B B 4-1 BB BB SF8 1-2 2-3 BB	C X 0-1 HR 1B	B S B B B 4-1 BB		F B C X 1-2 BB 1B		B B X 2-0 E6	4	2	2	0	2	0	1
Reggie Sanders, R (1, 9) OBP: 0.333, SLG: 0.387		B S B F F B B 4-2 2B S FC6-5 BB	B B B B 4-0 SF8 BB WP 1-2 2-3 3-H BB	B C C X 2-1 1-H HR	S B B F C 2-3 ③ K	B B B C F X 3-2 F9			F F F B S 1-3 ② K	2	3	1	3	2	1	2
Shawon Dunston, R (7, PH) OBP: 0.143, SLG: 0.357										2	0	0	0	0	1	2
(7, 9)																
J.T. Snow, L (1, 3) OBP: 0.364, SLG: 0.323	C B X 1-1 ① F7	B C S S F B F F 4-2 B WP SF8 SF7 1-2 2-3 3-H BB	F B X 1-1 ② L8		B B F C B B 4-2 1B SF7 BB	F B F B B B 4-2 1-2 BB			C C B X 1-2 ③ G4-3	2	2	0	1	3	0	1
41 Chad Zerbe, L (8, 1)										1	0	0	0	0	0	1
Tsuyoshi Shinjo, R (1, 8) OBP: 0.273, SLG: 0.377	B B C B S X 3-2 FC6-5 1-3 2B	B C X 1-1 ① SF8 1-2 2-3 3-H	F B X 1-1 HR		B X 1-0 1-3 HR 1B	X 0-0 ③ G6-3				4	2	3	2	0	0	2
Benito Santiago, R (1, 2) OBP: 0.308, SLG: 0.441	C B X 1-1 ② FC6-5 FC5 1B 2-3 3-H	I I I I 4-0 WP IBB	F B S B X 2-2 2B		B F F X 1-2 ① P4		B B C X 2-1 ① P4			3	0	1	1	1	0	3
Yorvit Torrealba, R (8, PH) OBP: 0.067, SLG: 0.067										1	0	0	0	0	0	0
(8, 2)																
Kirk Rueter, L (1, 1) OBP: 0.182, SLG: 0.111	X 0-0 FC5 1-2 1B	C B B B C X 3-2 E6 1-2 2-3 3-H	X 0-0 ③ L7		B C X 1-1 ② SF7 3-H		B X 1-0 2B			3	0	1	1	0	0	3
Damon Minor, L (8, PH) OBP: 0.250, SLG: 0.500										1	0	1	0	0	0	0
(8, 3)																
Inning Stats	R: 0 H: 1 E: 0 LOB: 1 K: 0 BB: 0 S: 8 P: 15	R: 1 H: 2 E: 0 LOB: 2 K: 0 BB: 1 S: 12 P: 21	R: 5 H: 1 E: 1 LOB: 2 K: 0 BB: 4 S: 18 P: 41	R: 3 H: 4 E: 0 LOB: 1 K: 0 BB: 0 S: 15 P: 22	R: 0 H: 1 E: 0 LOB: 2 K: 2 BB: 1 S: 11 P: 20	R: 3 H: 2 E: 0 LOB: 0 K: 1 BB: 1 S: 12 P: 20	R: 0 H: 1 E: 0 LOB: 2 K: 0 BB: 1 S: 13 P: 22	R: 0 H: 1 E: 0 LOB: 1 K: 0 BB: 0 S: 6 P: 9	R: 0 H: 0 E: 1 LOB: 1 K: 1 BB: 0 S: 10 P: 14	1B: 6 SF: 3 2B: 4 SAC: 0 3B: 0 DP: 0 HR: 3 HBP: 1						

PITCHER	IP	WLS	BF	H	R	ER	SO	BB	IBB	HBP	BLK	WP	HR	S	P	ERA	WHIP
Jason Bere, R (1, 1) ERA: 7.27	2.0	L	15	4	6	5	0	4	0	1	0	0	0	30	60	22.50	4.000
Jesus Sanchez, L (3, 1) ERA: 7.36	2.0		12	4	3	3	0	0	1	0	0	1	2	23	39	13.50	2.000
Donovan Osborne, L (5, 1) ERA: 7.82	2.0		11	3	3	3	3	2	0	0	0	0	1	23	40	13.50	2.500
38 Carlos Zambrano, R (7, 1) ERA: 1.23	2.0		9	2	0	0	0	1	0	0	0	0	0	19	31	0.00	1.500
Jeff Fassero, L (9, 1) ERA: 7.0	1.0		4	0	0	0	1	0	0	0	0	0	0	10	14	0.00	0.000

TOP

San Francisco Giants @ Chicago Cubs

Wrigley Field, Chicago, IL

Tue Apr 23 2002, 7:05 PM CDT

Att. 30,643 - Sunny - 48 F

livebaseballscorecards.com

AB	39
R	12
H	13
RBI	11
BB	8
SO	4
LOB	23

WP: 1	PA: 51																
PB: 0																	
SB: 1																	
CS: 0																	

BOTTOM

San Francisco Giants @ Chicago Cubs

Wrigley Field, Chicago, IL

Tue Apr 23 2002, 7:05 PM CDT

Att. 30,643 - Sunny - 48 F

livebaseballscorecards.com

Batter	1	2	3	4	5	6	7	8	9	AB	R	H	RBI	BB	SO	LOB
Corey Patterson, L (1, 8) OBP: 0.382, SLG: 0.403	C B B F F X 2-2 BB G4-3 1B		C X 0-1 ① F9			C B X 1-1 ① F7		C B C B F X 2-2 ① G5-3 1-2	B C X 1-1 G4-6-3 1B 1-2 2-3 3-H	5	0	2	1	0	0	1
Chris Stynes, R (1, 5) OBP: 0.407, SLG: 0.409	B F B X 2-1 ① L9		C B F B X 2-2 ② F9			C C B B B B 4-2 HR BB		S B X 1-1 ② G3 2-3	B F X 1-1 ② G4-6-3 1-2f	4	1	0	0	1	0	5
Sammy Sosa, R (1, 9) OBP: 0.420, SLG: 0.701 Jeff Fassero, L (9, 1)	C F B F B X 2-2 ② G4-3 1-2		B F B F F B F S 3-3 ③ K			X 0-0 1-H HR		B B B B 4-0 BB		3 0	1 0	1 0	2 0	1 0	1 0	1 0
Fred McGriff, L (1, 3) OBP: 0.351, SLG: 0.297 Roosevelt Brown, L (7, 7) OBP: 0.255, SLG: 0.386	C C F F B B B B 4-2 BB BB			C F B F F F X 1-2 ① F7		B X 1-0 ② P5		X 0-0 ③ L9		2 1	0 0	0 0	0 0	1 0	0 0	0 2
Moises Alou, R (1, 7) OBP: 0.154, SLG: 0.167 38 Carlos Zambrano, S (7, 1) Darren Lewis, R (9, 9) OBP: 0.273, SLG: 0.286	B B B B 4-0 1-2 2-3 BB			B F X 1-1 ② G6-3		F B X 1-1 ③ F9			C F B X 1-2 ① G5-3	2 0 1	0 0 0	0 0 0	0 0 0	1 0 0	0 0 0	0 0 0
Alex Gonzalez, R (1, 6) OBP: 0.389, SLG: 0.413	C B C B F F F X 2-2 ③ F8			S C F B B X 2-2 ③ L5			X 0-0 ① G1-4-3		C B B F B F B 4-2 1B E BB BB	3	1	0	0	1	0	3
Joe Girardi, R (1, 2) OBP: 0.152, SLG: 0.182		C B C X 1-2 ① G6-3			X 0-0 ① G6-3		C F X 0-2 ② F8		B X 1-0 E4 BB 1B 1B 1-2	4	1	0	0	0	0	1
Augie Ojeda, S (1, 4) OBP: 0.154, SLG: 0.167		B C X 1-1 ② F8			C B X 1-1 ② L3		B X 1-0 ③ F7		B X 1-0 1B BB 1-2 2-3 1B	4	0	1	0	0	0	0
Jason Bere, R (1, 1) OBP: 0.167, SLG: 0.167 Jesus Sanchez, L (3, 1) Donovan Osborne, S (5, 1) Mark Bellhorn, S (7, 3) OBP: 0.350, SLG: 0.541		B X 1-0 ③ L7			B B C X 2-1 ③ G1-3			C S B X 1-2 G3 G5-3 1B	B B B B 4-0 1B 1-2 2-3 3-H BB	1 0 1 1	0 0 0 0	0 0 0 1	0 0 0 1	0 0 0 1	0 0 0 0	0 0 0 0
Inning Stats	R: 0 E: 0 K: 0 S: 20 H: 1 LOB: 3 BB: 2 P: 36	R: 0 E: 0 K: 0 S: 6 H: 0 LOB: 0 BB: 0 P: 9	R: 0 E: 0 K: 1 S: 10 H: 0 LOB: 0 BB: 0 P: 15	R: 0 E: 0 K: 0 S: 12 H: 0 LOB: 0 BB: 0 P: 16	R: 0 E: 0 K: 0 S: 5 H: 0 LOB: 0 BB: 0 P: 8	R: 2 E: 0 K: 0 S: 8 H: 1 LOB: 0 BB: 1 P: 15	R: 0 E: 0 K: 0 S: 5 H: 0 LOB: 0 BB: 0 P: 6	R: 0 E: 0 K: 0 S: 10 H: 1 LOB: 2 BB: 1 P: 18	R: 2 E: 1 K: 0 S: 12 H: 2 LOB: 2 BB: 2 P: 25	1B: 4 2B: 0 3B: 0 HR: 1	SF: 0 SAC: 0 DP: 1 HBP: 0						

	AB	32
	R	4
	H	5
	RBI	4
	BB	6
	SO	1
	LOB	13

WP: 0 PB: 0 SB: 0 CS: 0 PA: 38

PITCHER		IP	WLS	BF	H	R	ER	SO	BB	IBB	HBP	BLK	WP	HR	S	P	ERA	WHIP
Kirk Rueter, L ERA: 1.93	(1, 1)	7.0	W	26	2	2	2	1	3	0	0	0	0	1	66	105	2.57	0.714
41 Chad Zerbe, L ERA: 4.5	(8, 1)	2.0		12	3	2	1	0	3	0	0	0	0	0	22	43	4.50	3.000

PITCHER	IP	WLS	BF	H	R	ER	SO	BB	IBB	HBP	BLK	WP	HR	S	P	ERA	WHIP

Batter	1	2	3	4	5	6	7	8	9	AB	R	H	RBI	BB	SO	LOB
Marvin Benard, L (1, 7) OBP: 0.296, SLG: 0.320	C X 0-1 ① G4-3		X 0-0 ① B1-3		B B B C F B 4-2 BB	B F S B S 2-3 ③ K			B B S B X 3-1 FC5-4 BB 1B	4	0	1	0	1	1	2
David Bell, R (1, 5) OBP: 0.329, SLG: 0.467	F B S B B X 3-2 HR		B B B C X 3-1 ② F8		F B B S S 2-3 ③ K		C S S 1-3 ① K		B B B B B 4-0 1-2 FC5-4 BB	4	1	1	1	1	2	1
Rich Aurilia, R (1, 6) OBP: 0.379, SLG: 0.500	C X 0-1 ② G4-3		B X 1-0 ③ F9			B B X 2-0 1B 1B 1B	S B B S S B B 4-2 BB		C B X 1-1 ② 1-2f 2-3 FC5-4	4	1	1	0	1	0	2
Jeff Kent, R (1, 4) OBP: 0.306, SLG: 0.406	X 0-0 ③ G6-3			C S X 0-2 G3 1B		X 0-0 WP 1B 1-2 1B	C S S 0-3 ② K		F F S 0-3 ③ K	5	1	2	0	0	2	3
J.T. Snow, L (1, 3) OBP: 0.358, SLG: 0.319		X 0-0 ① G4-3		B S X 1-1 ① G3 1-2		B X 1-0 WP 1-2 2-H 1B	C B S S X 1-2 ③ P6			4	1	1	1	0	0	2
Shawon Dunston, R (1, 9) OBP: 0.111, SLG: 0.278		B B B C T T T S 3-3 ② K2-3		B F B F X 2-2 ② L7		B B F F F S 2-3 ① K 1-2 2-3		F B F S 1-3 ① K		4	0	0	0	0	3	3
Tsuyoshi Shinjo, R (1, 8) OBP: 0.284, SLG: 0.384		X 0-0 BB 1B		X 0-0 ③ L9		X 0-0 1B 2-H 3-H 1B		B C S B F X 2-2 ② F8		4	0	2	2	0	0	1
Benito Santiago, R (1, 2) OBP: 0.304, SLG: 0.419		B B B B 4-0 1-2 BB			B X 1-0 ① G6-3	S C S 0-3 ② K		S F C 0-3 ③ K		3	0	0	0	1	2	1
Jason Schmidt, R (1, 1) Damon Minor, L (6, PH) OBP: 0.400, SLG: 0.600 Aaron Fultz, L (6, 1) Tim Worrell, R (6, 1) 41 Chad Zerbe, L (8, 1) Pedro Feliz, R (9, PH) OBP: 0.407, SLG: 0.423		C C S 0-3 ③ K			B C F B S 2-3 ② K	B B X 2-0 1-3 1B			C C F B F B X 1-2 ① F7	2 1 0 0 0 0 1	0 0 0 0 0 0 0	0 1 0 0 0 0 0	0 0 0 0 0 0 0	0 0 0 0 0 0 0	2 0 0 0 0 0 0	2 0 0 0 0 0 0
Inning Stats	R: 1 H: 1 E: 0 LOB: 0 K: 0 BB: 0 S: 8 P: 11	R: 0 H: 1 E: 0 LOB: 2 K: 2 BB: 1 S: 11 P: 18	R: 0 H: 0 E: 0 LOB: 0 K: 0 BB: 0 S: 4 P: 8	R: 0 H: 1 E: 0 LOB: 1 K: 0 BB: 0 S: 9 P: 12	R: 0 H: 0 E: 0 LOB: 1 K: 2 BB: 1 S: 9 P: 18	R: 3 H: 5 E: 0 LOB: 2 K: 3 BB: 0 S: 15 P: 24	R: 0 H: 0 E: 0 LOB: 1 K: 2 BB: 1 S: 11 P: 17	R: 0 H: 0 E: 0 LOB: 0 K: 2 BB: 0 S: 10 P: 13	R: 0 H: 1 E: 0 LOB: 2 K: 1 BB: 1 S: 12 P: 21	1B: 8 SF: 0 2B: 0 SAC: 0 3B: 0 DP: 0 HR: 1 HBP: 0						

PITCHER		IP	WLS	BF	H	R	ER	SO	BB	IBB	HBP	BLK	WP	HR	S	P	ERA	WHIP
Matt Clement, R ERA: 4.32	(1, 1)	5.2		27	8	4	4	6	2	0	0	0	1	1	53	86	6.35	1.765
Joe Borowski, R ERA: 1.8	(6, 1)	2.1	W	8	0	0	0	5	1	0	0	0	0	0	24	35	0.00	0.429
Antonio Alfonseca, R ERA: 3.38	(9, 1)	1.0		5	1	0	0	1	1	0	0	0	0	0	12	21	0.00	2.000

PITCHER	IP	WLS	BF	H	R	ER	SO	BB	IBB	HBP	BLK	WP	HR	S	P	ERA	WHIP

TOP

San Francisco Giants @ Chicago Cubs

Wrigley Field, Chicago, IL

Wed Apr 24 2002, 7:05 PM CDT

Att. 28,817 - Overcast - 52 F

livebaseballscorecards.com

AB	36
R	4
H	9
RBI	4
BB	4
SO	12
LOB	17

WP: 1 PA: 40
PB: 0
SB: 0
CS: 0

Batter	1	2	3	4	5	6	7	8	9	AB	R	H	RBI	BB	SO	LOB
Corey Patterson, L (1, 8) OBP: 0.370, SLG: 0.417	B C C X 1-2 L7 ①	S B F B B F X 3-2 P5 ③		C F B B X 2-2 E4 2-3		X 0-0 3B 3B	B B F X 2-1 G4-6-3 ② ③ 1-2f			5	1	1	0	0	0	4
Delino DeShields, L (1, 4) OBP: 0.290, SLG: 0.375	C C S 0-3 K ②		C B F S 1-3 K ①	F F S 0-3 K ②		B B B B 4-0 IBB 3B BB		C F C 0-3 K ①		4	1	0	0	1	4	2
Sammy Sosa, R (1, 9) OBP: 0.442, SLG: 0.718	C S X 0-2 1B		X 0-0 1B 2B	F B S X 1-2 F9 ③		I I I I 4-0 1-2 3B IBB		F X 0-1 G4-3 3B 1B		4	3	3	0	1	0	2
Fred McGriff, L (1, 3) OBP: 0.366, SLG: 0.338	F B B X 2-1 L9 ③		C X 0-1 2-H 1B		B B B F F B 4-2 FC4-6 BB	C B B X 2-1 1-H 2-H 3-H 3B		B B C B F X 3-2 G4-3 ② 1-2		4	0	2	4	1	0	2
Moises Alou, R (1, 7) OBP: 0.222, SLG: 0.188 Antonio Alfonseca, R (9, 1) OBP: 1.000, SLG: 1.000		C B B B B S F X 3-2 HR 1B	B S B B B X 3-1 L7 ②		B X 1-0 FC4-6 G6-3 S ① 1-2f	C B F S 1-3 K ③		I I I I 4-0 3B IBB		4 0	2 0	1 0	0 0	1 0	1 0	3 0
Mark Bellhorn, S (1, 5) OBP: 0.349, SLG: 0.600 Joe Borowski, R (6, 1) OBP: 0.500, SLG: 0.500 Darren Lewis, R (8, PH) (9, 7) OBP: 0.304, SLG: 0.409	B B C X 2-1 1-H HR	C B X 1-1 F8 ③			B B S S B F X 3-2 G6-3 ② 1-3		C C F F X 0-2 1B 1B SF9 1B	X 0-0 1-H 2-H 3B		3 1 1	1 1 0	1 1 1	2 0 2	0 0 0	0 0 0	2 0 0
Alex Gonzalez, R (1, 6) OBP: 0.390, SLG: 0.426	C C F X 1-2 F8 ①			B X 1-0 1B 2B	B C F B X 2-2 L4 ③	X 0-0 1-2 1B 1B	X 0-0 G1-3 ③			5	1	2	0	0	0	2
Robert Machado, R (1, 2) OBP: 0.423, SLG: 0.625	B B S B S B 4-2 BB			X 0-0 E SH1-4 2-H 1B		B C X 1-1 P4 ① X 0-0 G4-6-3 1-2 2-3 1B				3	0	2	1	1	0	0
Matt Clement, R (1, 1) OBP: 0.125, SLG: 0.125 Chris Stynes, R (6, 5) OBP: 0.393, SLG: 0.400 Augie Ojeda, S (8, 5) OBP: 0.154, SLG: 0.167	X 0-0 B3 ②			B X 1-0 SH1-4 ① 1-2		B C B S B C 3-3 K ② C F F X 0-2 SF9 ① 3-H				1 1 0	0 0 0	0 0 0	0 1 0	0 0 0	0 1 0	1 0 0
Inning Stats	R: 0 E: 0 K: 1 S: 11 H: 1 LOB: 1 BB: 0 P: 14	R: 2 E: 0 K: 0 S: 17 H: 2 LOB: 1 BB: 1 P: 30	R: 1 E: 0 K: 1 S: 10 H: 2 LOB: 1 BB: 0 P: 15	R: 1 E: 1 K: 1 S: 12 H: 2 LOB: 2 BB: 0 P: 17	R: 0 E: 0 K: 0 S: 10 H: 0 LOB: 1 BB: 1 P: 20	R: 3 E: 0 K: 2 S: 11 H: 2 LOB: 1 BB: 2 P: 26	R: 1 E: 0 K: 0 S: 14 H: 3 LOB: 1 BB: 0 P: 16	R: 2 E: 0 K: 1 S: 10 H: 2 LOB: 1 BB: 1 P: 17		1B: 8 2B: 2 3B: 3 HR: 1	SF: 1 SAC: 1 DP: 1 HBP: 0			WP: 0 PB: 0 SB: 1 CS: 0	PA: 43		

PITCHER		IP	WLS	BF	H	R	ER	SO	BB	IBB	HBP	BLK	WP	HR	S	P	ERA	WHIP
Jason Schmidt, R ERA: 7.2	(1, 1)	5.0		25	7	4	4	3	2	0	0	0	0	1	60	96	7.20	1.800
Aaron Fultz, L ERA: 9.0	(6, 1)	0.2	L	6	2	3	3	1	1	1	0	0	0	0	8	22	40.50	4.500
Tim Worrell, R ERA: 3.75	(6, 1)	1.1		6	3	1	1	1	0	0	0	0	0	0	17	20	6.75	2.250
41 Chad Zerbe, L ERA: 9.0	(8, 1)	1.0		6	2	2	2	1	0	1	0	0	0	0	10	17	18.00	2.000

PITCHER	IP	WLS	BF	H	R	ER	SO	BB	IBB	HBP	BLK	WP	HR	S	P	ERA	WHIP

BOTTOM

San Francisco Giants @ Chicago Cubs

Wrigley Field, Chicago, IL

Wed Apr 24 2002, 7:05 PM CDT

Att. 28,817 - Overcast - 52 F

livebaseballscorecards.com

AB	36
R	10
H	14
RBI	10
BB	5
SO	6
LOB	18

Batter	1	2	3	4	5	6	7	8	9	AB	R	H	RBI	BB	SO	LOB
Tsuyoshi Shinjo, R (1, 8) OBP: 0.282, SLG: 0.377	C X 0-1 1B 1B		X 0-0 ② P5		B F X 1-1 ② F2			B X 1-0 ① G6-3		4	0	1	0	0	0	2
Ramon Martinez, R (1, 6) OBP: 0.333, SLG: 0.455	C T B X 1-2 1-2 1B		C C B T X 1-2 ③ F9		X 0-0 ③ F9			C C C X 0-2 ② P4		4	0	1	0	0	0	2
Barry Bonds, L (1, 7) OBP: 0.590, SLG: 0.922	X 0-0 ① P6			X 0-0 ① F8		X 0-0 ① G4-3		B T S S 1-3 ③ K		4	0	0	0	0	1	2
Jeff Kent, R (1, 4) OBP: 0.303, SLG: 0.412	C B B X 2-1 ② F8			C B S B C 2-3 ② K		S T X 0-2 ② F9			B X 1-0 ① 2B	4	0	1	0	0	1	2
Reggie Sanders, R (1, 9) OBP: 0.329, SLG: 0.379	B S T X 1-2 ③ F8			S X 0-1 ③ 1B		C X 0-1 ③ F9			L L S 0-3 ① K	4	0	1	0	0	1	3
J.T. Snow, L (1, 3) OBP: 0.353, SLG: 0.329		F X 0-1 ① L3		C X 0-1 ③ G4-3			B B X 2-0 SH1-3 SF9 2B		X 0-0 ② F7	4	1	1	0	0	0	2
Benito Santiago, R (1, 2) OBP: 0.306, SLG: 0.415		B C B B T S 3-3 ② K			X 0-0 SH1-4 1B 1B		B X 1-0 ① SH1-3 2-3		S T X 0-2 ③ G6-3	3	0	1	0	0	1	1
Pedro Feliz, R (1, 5) OBP: 0.400, SLG: 0.429		F X 0-1 ③ F9			F B B B X 3-1 SH1-4 1-2 1B		X 0-0 ② SF9 3-H			2	0	1	1	0	0	0
Livan Hernandez, R (1, 1) OBP: 0.333, SLG: 0.500			B C C B C 2-3 ① K		L X 0-1 ① SH1-4 1-2 2-3		X 0-0 ③ G6-3			2	0	0	0	0	1	0
Inning Stats	R: 0 E: 0 K: 0 S: 11 H: 2 LOB: 2 BB: 0 P: 15	R: 0 E: 0 K: 1 S: 7 H: 0 LOB: 0 BB: 0 P: 10	R: 0 E: 0 K: 1 S: 8 H: 0 LOB: 0 BB: 0 P: 11	R: 0 E: 0 K: 1 S: 8 H: 1 LOB: 1 BB: 0 P: 10	R: 0 E: 0 K: 0 S: 8 H: 2 LOB: 2 BB: 0 P: 12	R: 0 E: 0 K: 0 S: 6 H: 0 LOB: 0 BB: 0 P: 6	R: 1 E: 0 K: 0 S: 4 H: 1 LOB: 0 BB: 0 P: 7	R: 0 E: 0 K: 1 S: 7 H: 0 LOB: 0 BB: 0 P: 9	R: 0 E: 0 K: 1 S: 8 H: 1 LOB: 1 BB: 0 P: 9	1B: 5 2B: 2 3B: 0 HR: 0 SF: 1 SAC: 2 DP: 0 HBP: 0						

TOP

San Francisco Giants @ Chicago Cubs

Wrigley Field, Chicago, IL

Thu Apr 25 2002, 1:20 PM CDT

Att. 33,138 - Sunny - 53 F

livebaseballscorecards.com

AB	31
R	1
H	7
RBI	1
BB	0
SO	5
LOB	14

WP: 0 PA: 34
PB: 0
SB: 0
CS: 0

PITCHER		IP	WLS	BF	H	R	ER	SO	BB	IBB	HBP	BLK	WP	HR	S	P	ERA	WHIP
Jon Lieber, R ERA: 1.73	(1, 1)	8.0	W	30	6	1	1	4	0	0	0	0	0	0	59	80	1.12	0.750
Antonio Alfonseca, R ERA: 3.0	(9, 1)	1.0	S	4	1	0	0	1	0	0	0	0	0	0	8	9	0.00	1.000

PITCHER	IP	WLS	BF	H	R	ER	SO	BB	IBB	HBP	BLK	WP	HR	S	P	ERA	WHIP

Batter	1	2	3	4	5	6	7	8	9	AB	R	H	RBI	BB	SO	LOB
Corey Patterson, L (1, 8) OBP: 0.400, SLG: 0.453	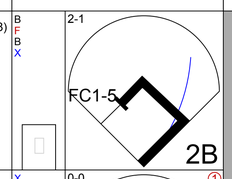		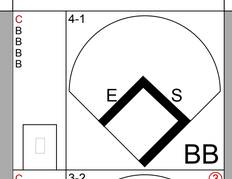			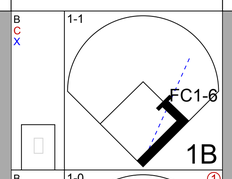		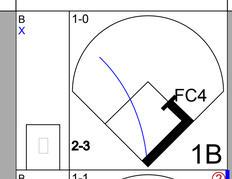		3	0	3	0	1	0	0
Delino DeShields, L (1, 4) OBP: 0.274, SLG: 0.353 Antonio Alfonseca, R (9, 1) OBP: 1.000, SLG: 1.000	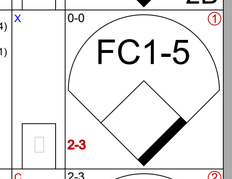		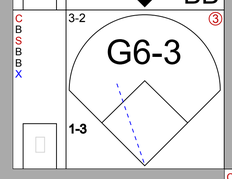			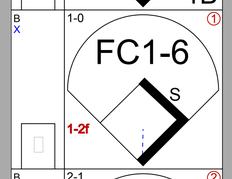		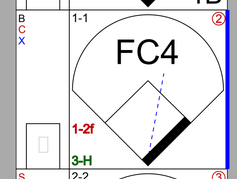		4 0	0 0	0 0	1 0	0 0	0 0	4 0
Sammy Sosa, R (1, 9) OBP: 0.433, SLG: 0.733	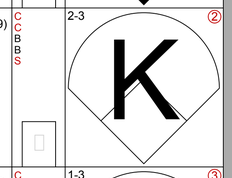			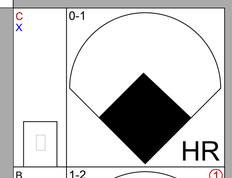		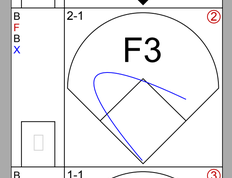		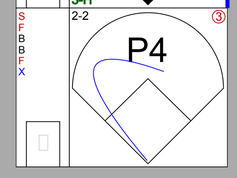		4	1	1	1	0	1	3
Fred McGriff, L (1, 3) OBP: 0.353, SLG: 0.324	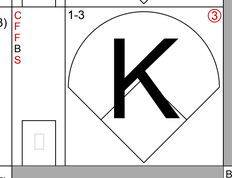			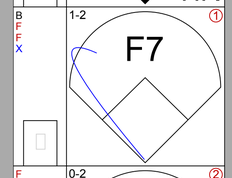		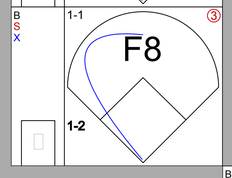				3	0	0	0	0	1	2
Moises Alou, R (1, 7) OBP: 0.238, SLG: 0.211		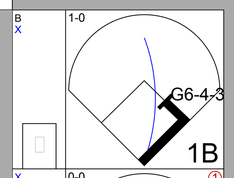		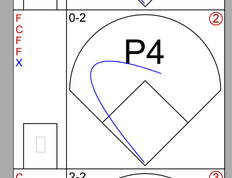			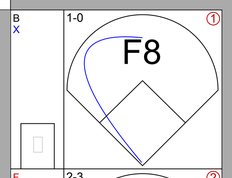			3	0	1	0	0	0	0
Mark Bellhorn, S (1, 5) OBP: 0.326, SLG: 0.558		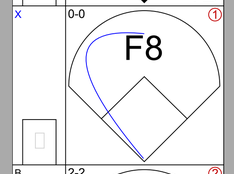		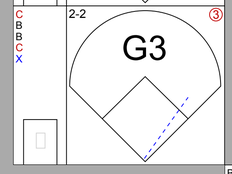			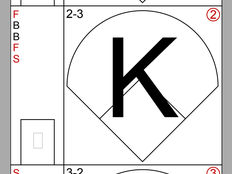			3	0	0	0	0	1	1
Alex Gonzalez, R (1, 6) OBP: 0.388, SLG: 0.423		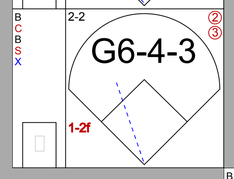			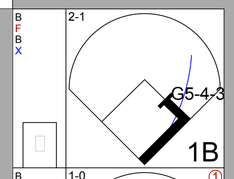		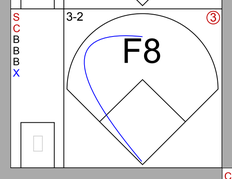			3	0	1	0	0	0	1
Joe Girardi, R (1, 2) OBP: 0.167, SLG: 0.194			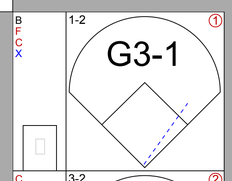		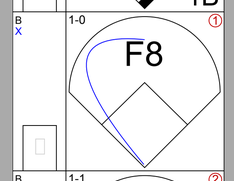			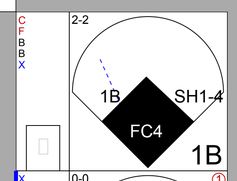		3	1	1	0	0	0	1
Jon Lieber, L (1, 1) OBP: 0.300, SLG: 0.300 Augie Ojeda, S (8, PH) OBP: 0.154, SLG: 0.167 (9, 4)			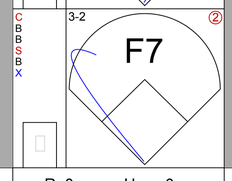		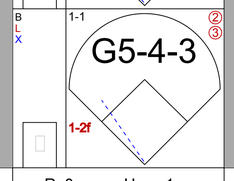			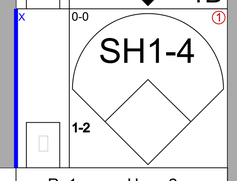		2 0	0 0	0 0	0 0	0 0	0 0	1 0
Inning Stats	R: 0 E: 0 K: 2 S: 10 H: 1 LOB: 1 BB: 0 P: 15	R: 0 E: 0 K: 0 S: 5 H: 1 LOB: 0 BB: 0 P: 8	R: 0 E: 0 K: 0 S: 10 H: 0 LOB: 1 BB: 1 P: 21	R: 1 E: 0 K: 0 S: 13 H: 1 LOB: 0 BB: 0 P: 16	R: 0 E: 0 K: 0 S: 5 H: 1 LOB: 0 BB: 0 P: 9	R: 0 E: 0 K: 0 S: 7 H: 1 LOB: 1 BB: 0 P: 12	R: 0 E: 0 K: 1 S: 7 H: 0 LOB: 0 BB: 0 P: 13	R: 1 E: 0 K: 0 S: 11 H: 2 LOB: 1 BB: 0 P: 17		1B: 5 2B: 1 3B: 0 HR: 1 SF: 0 SAC: 1 DP: 2 HBP: 0						

PITCHER	IP	WLS	BF	H	R	ER	SO	BB	IBB	HBP	BLK	WP	HR	S	P	ERA	WHIP
Livan Hernandez, R (1, 1) ERA: 2.08	8.0	L	30	7	2	2	3	1	0	0	0	0	1	68	111	2.25	1.000

PITCHER	IP	WLS	BF	H	R	ER	SO	BB	IBB	HBP	BLK	WP	HR	S	P	ERA	WHIP

BOTTOM

San Francisco Giants @ Chicago Cubs

Wrigley Field, Chicago, IL

Thu Apr 25 2002, 1:20 PM CDT

Att. 33,138 - Sunny - 53 F

livebaseballscorecards.com

AB	28
R	2
H	7
RBI	2
BB	1
SO	3
LOB	13

WP: 0 PA: 30
PB: 0
SB: 2
CS: 0

Batter	1	2	3	4	5	6	7	8	9	AB	R	H	RBI	BB	SO	LOB
Dave Roberts, L (1, 8) OBP: 0.358, SLG: 0.316	3-2 2B		4-1 FC1-6 BB		4-0 2B 1B BB	4-1 S 2B BB	2-0 ① P4		4-2 1B 1B BB	2	3	1	0	4	0	0
Cesar Izturis, S (1, 6) OBP: 0.315, SLG: 0.409	2-2 ① F2		1-0 ① FC1-6 FC6-4 1-2f		2-1 1-3 1B 2B	2-1 1-H 1B 2B	0-2 ② L6		0-0 1B 1-2 1B	6	2	3	1	0	0	2
Paul Lo Duca, R (1, 2) OBP: 0.333, SLG: 0.420	3-3 ② K		1-1 ② FC6-4 1-2f		2-2 1B 1B SF9 HBP	2-1 WP 2-H 2B 1B	2-2 ③ F8		0-0 1-2 2-H 1B	5	2	2	2	0	1	2
Shawn Green, L (1, 9) OBP: 0.299, SLG: 0.391	4-2 BB		0-3 ③ K		3-2 SF9 1B 1-2 2-H 3-H 1B	1-0 E 1-H 2B		2-2 ① L9	1-2 ③ G4-3	5	1	2	3	1	1	3
Brian Jordan, R (1, 7) OBP: 0.372, SLG: 0.461 Hiram Bocachica, R (8, 7) OBP: 0.357, SLG: 0.769	1-1 ③ P4			4-1 G6-3 BB	1-0 ① P6	2-2 E4 2B 2-3		3-2 ② F3		4 0	1 0	0 0	0 0	1 0	0 0	5 0
Eric Karros, R (1, 3) OBP: 0.380, SLG: 0.479		1-0 ① F9		0-0 ① L8	0-0 E 1-2 2-3 1B	2-2 1-3 3-H 2B		4-1 BB		4	1	2	1	1	0	1
Adrián Beltré, R (1, 5) OBP: 0.370, SLG: 0.450		4-2 BB		3-2 ② G6-3 1-2	2-1 ② SF9 1-2 2-3 3-H	2-2 2-H 3-H 2B		2-3 ③ K		3	0	1	3	1	1	2
Mark Grudzielanek, R (1, 4) OBP: 0.321, SLG: 0.366		0-0 ② F8		4-0 IBB	1-2 ③ G6-3	2-3 ② K			0-0 ① G6-3	4	0	0	0	1	1	4
Odalis Perez, L (1, 1) OBP: 0.077, SLG: 0.154		1-3 ③ K		3-1 ③ F9		1-2 ① L8 2-1 ③ G4-3			0-1 ② L9	5	0	0	0	0	1	4

TOP

Los Angeles Dodgers @ Chicago Cubs

Wrigley Field, Chicago, IL

Fri Apr 26 2002, 2:20 PM CDT

Att. 23,686 - Sunny - 45 F

livebaseballscorecards.com

AB	38
R	10
H	11
RBI	10
BB	9
SO	5
LOB	23

Inning Stats	1	2	3	4	5	6	7	8	9	1B: 5 SF: 1	WP: 1 PA: 49
	R: 0 H: 1 E: 0 LOB: 2 K: 1 BB: 1 S: 17 P: 30	R: 0 H: 0 E: 0 LOB: 1 K: 1 BB: 1 S: 7 P: 13	R: 0 H: 0 E: 0 LOB: 1 K: 1 BB: 1 S: 7 P: 13	R: 0 H: 0 E: 0 LOB: 2 K: 0 BB: 2 S: 7 P: 21	R: 3 H: 3 E: 1 LOB: 2 K: 0 BB: 1 S: 17 P: 32	R: 6 H: 5 E: 1 LOB: 1 K: 1 BB: 1 S: 28 P: 48	R: 0 H: 0 E: 0 LOB: 0 K: 0 BB: 0 S: 8 P: 12	R: 0 H: 0 E: 0 LOB: 1 K: 1 BB: 1 S: 10 P: 21	R: 1 H: 2 E: 0 LOB: 2 K: 0 BB: 1 S: 10 P: 15	2B: 6 SAC: 0 3B: 0 DP: 0 HR: 0 HBP: 1	PB: 0 SB: 1 CS: 0

PITCHER		IP	WLS	BF	H	R	ER	SO	BB	IBB	HBP	BLK	WP	HR	S	P	ERA	WHIP
34 Kerry Wood, R ERA: 3.54	(1, 1)	5.1	L	29	5	5	5	3	6	1	1	0	0	0	62	123	8.44	2.062
38 Carlos Zambrano, R ERA: 4.91	(6, 1)	0.0		5	4	4	3	0	0	0	0	0	1	0	16	25	∞	∞
Ron Mahay, L ERA:	(6, 1)	2.2		9	0	0	0	2	1	0	0	0	0	0	23	42	0.00	0.375
Jeff Fassero, L ERA: 7.2	(9, 1)	1.0		6	2	1	1	0	1	0	0	0	0	0	10	15	9.00	3.000

PITCHER	IP	WLS	BF	H	R	ER	SO	BB	IBB	HBP	BLK	WP	HR	S	P	ERA	WHIP

Batter	1	2	3	4	5	6	7	8	9	AB	R	H	RBI	BB	SO	LOB
Corey Patterson, L (1, 8) OBP: 0.398, SLG: 0.449	C B X 1-1 ① G4-3			B X 1-0 ① P4			C X 0-1 G6-4-3 1B			3	0	1	0	0	0	0
Chris Stynes, R (1, 5) OBP: 0.373, SLG: 0.375	C X 0-1 ② P6			B B C C X 2-2 ② G5-3			B S F F B X 2-2 ① ② G6-4-3 1-2f			3	0	0	0	0	0	1
Sammy Sosa, R (1, 9) OBP: 0.419, SLG: 0.705 Roosevelt Brown, L (9, 7) OBP: 0.255, SLG: 0.386	C B F S 1-3 ③ K			F B B B X 3-1 ③ L3			S X 0-1 ③ G5-3			3 0	0 0	0 0	0 0	0 0	1 0	0 0
Fred McGriff, L (1, 3) OBP: 0.341, SLG: 0.311		S B C C 1-3 ① K			B X 1-0 ① P5			C S C 0-3 ① K		3	0	0	0	0	2	0
Moises Alou, R (1, 7) OBP: 0.208, SLG: 0.182 Jeff Fassero, L (9, 1)		S F B B S 2-3 ② K			X 0-0 ② L9			X 0-0 ② G4-3		3 0	0 0	0 0	0 0	0 0	1 0	0 0
Mark Bellhorn, S (1, 4) OBP: 0.313, SLG: 0.533 38 Carlos Zambrano, S (6, 1) Ron Mahay, L (6, 1) Darren Lewis, R (8, PH) OBP: 0.292, SLG: 0.391 (9, 9)		B B S C B F F S 3-3 ③ K			C B C B S 2-3 ③ K			S X 0-1 ③ L7		2 0 0 1	0 0 0 0	0 0 0 0	0 0 0 0	0 0 0 0	2 0 0 0	0 0 0 0
Alex Gonzalez, R (1, 6) OBP: 0.373, SLG: 0.405			B B X 2-0 ① G6-3			C C F X 0-2 ① F9			C B F X 1-2 ① G6-3	3	0	0	0	0	0	0
Joe Girardi, R (1, 2) OBP: 0.158, SLG: 0.184 Robert Machado, R (7, 2) OBP: 0.407, SLG: 0.600			X 0-0 ② G4-3			C B X 1-1 ② F9			C B C B X 2-2 ② G6-3	2 1	0 0	0 0	0 0	0 0	0 0	0 0
34 Kerry Wood, R (1, 1) OBP: 0.125, SLG: 0.125 Augie Ojeda, S (6, 4) OBP: 0.133, SLG: 0.143			B B F X 2-1 ③ G1-3			B C X 1-1 ③ F9			B X 1-0 ③ G1-3	1 2	0 0	0 0	0 0	0 0	0 0	0 0
Inning Stats	R: 0 H: 0 E: 0 LOB: 0 K: 1 BB: 0 S: 7 P: 9	R: 0 H: 0 E: 0 LOB: 0 K: 3 BB: 0 S: 11 P: 17	R: 0 H: 0 E: 0 LOB: 0 K: 0 BB: 0 S: 4 P: 8	R: 0 H: 0 E: 0 LOB: 0 K: 0 BB: 0 S: 6 P: 12	R: 0 H: 0 E: 0 LOB: 0 K: 1 BB: 0 S: 5 P: 8	R: 0 H: 0 E: 0 LOB: 0 K: 0 BB: 0 S: 8 P: 10	R: 0 H: 1 E: 0 LOB: 0 K: 0 BB: 0 S: 8 P: 10	R: 0 H: 0 E: 0 LOB: 0 K: 1 BB: 0 S: 6 P: 6	R: 0 H: 0 E: 0 LOB: 0 K: 0 BB: 0 S: 7 P: 11	1B: 1 SF: 0 2B: 0 SAC: 0 3B: 0 DP: 1 HR: 0 HBP: 0						

PITCHER		IP	WLS	BF	H	R	ER	SO	BB	IBB	HBP	BLK	WP	HR	S	P	ERA	WHIP
Odalis Perez, L ERA: 1.64	(1, 1)	9.0	W	27	1	0	0	6	0	0	0	0	0	0	62	91	0.00	0.111

PITCHER	IP	WLS	BF	H	R	ER	SO	BB	IBB	HBP	BLK	WP	HR	S	P	ERA	WHIP

BOTTOM

Los Angeles Dodgers @ Chicago Cubs

Wrigley Field, Chicago, IL

Fri Apr 26 2002, 2:20 PM CDT

Att. 23,686 - Sunny - 45 F

livebaseballscorecards.com

AB	27
R	0
H	1
RBI	0
BB	0
SO	6
LOB	1

Batter	1	2	3	4	5	6	7	8	9	AB	R	H	RBI	BB	SO	LOB
Dave Roberts, L (1, 8) OBP: 0.352, SLG: 0.300	C B C B X 2-2 G1-3	C B B B F F F F F 4-2 F B 1-2 BB			B C C X 1-2 G4-3		X 0-0 FC1-6 G3 1-2 2-3f		F B B B X 3-1 1B SH2-3 HR 1B	3	0	0	0	1	0	2
Marquis Grissom, R (9, PH) (9, 8) OBP: 0.372, SLG: 0.590										1	1	1	0	0	0	0
Cesar Izturis, S (1, 6) OBP: 0.313, SLG: 0.402	X 0-0 CS 1B	C S B F B F B X 3-2 P3			C S S 0-3 K		X 0-0 G3 1-2 2-3		C X 0-1 SH2-3 1-2	4	0	1	0	0	1	4
Shawn Green, L (1, 9) OBP: 0.324, SLG: 0.393	B B B C S B 4-2 1-2 BB		B B B B 4-0 CS BB			X 0-0 F7	I 4-0 IBB		B B X 2-0 HR 2-3 1B	2	1	1	0	3	0	0
Brian Jordan, R (1, 7) OBP: 0.374, SLG: 0.494	X 0-0 F9		B C S B S 2-3 K			S B C X 1-2 1B	S C B X 1-2 F9		B B F X 2-1 1-H 3-H HR	5	1	2	3	0	1	5
Eric Karros, R (1, 3) OBP: 0.381, SLG: 0.474		B C X 1-1 2B SF9 1B	F B B B F F B X 3-2 F8			C C X 0-2 BB 1-3 1B		C F B B B F X 2-2 G6-3	B B B C X 2-2 P5	5	1	2	0	0	0	1
Adrian Beltré, R (1, 5) OBP: 0.381, SLG: 0.464		B C F B X 2-2 SF9 1-3 1B 2B	C 0-1 CS 1-2	C B F X 1-2 G1-3		B S B B B 4-1 G6-4-3 1-2 BB		S F X 0-2 1B 1B	B C S X 1-2 F4	4	1	2	0	1	0	0
Mark Grudzielanek, R (1, 4) OBP: 0.318, SLG: 0.365		X 0-0 SF9 2-3 3-H		B X 1-0 G6-3		B S X 1-1 G6-4-3 1-2f		C B X 1-1 FC6-4 1-2 1B		3	0	1	1	0	0	3
Chad Kreuter, S (1, 2) OBP: 0.292, SLG: 0.211		C F B B B F X 2-2 BB 3-H 1B		C C C 0-3 K			C F B X 1-2 FC1-6 BB 1B	F F F B B S 2-3 K		4	0	2	1	0	2	2
Kaz Ishii, L (1, 1) OBP: 0.250, SLG: 0.182	L F S 0-3 K				C B B C B S 3-3 K		C B B L B B 4-2 G3 FC1-6 1-2 BB	C B B X 2-1 FC6-4 1-2f		2	0	0	0	1	2	1
Dave Hansen, L (8, PH) OBP: 0.200, SLG: 0.286										1	0	0	0	0	0	2
Jesse Orosco, R (8, 1)										0	0	0	0	0	0	0
Giovanni Carrara, R (9, 1)										0	0	0	0	0	0	0
Eric Gagne, R (9, 1)										0	0	0	0	0	0	0

livebaseballscorecards.com

Los Angeles Dodgers @ Chicago Cubs

Wrigley Field, Chicago, IL

Sun Apr 28 2002, 12:05 PM CDT

Overcast - 48 F

TOP

AB	34
R	5
H	12
RBI	5
BB	6
SO	6
LOB	20

Inning Stats	1	2	3	4	5	6	7	8	9
	R: 0 E: 0 K: 0 S: 7	H: 1 LOB: 1 BB: 1 P: 13	R: 2 E: 0 K: 1 S: 26	H: 3 LOB: 2 BB: 1 P: 38	R: 0 E: 0 K: 1 S: 8	H: 0 LOB: 0 BB: 1 P: 17	R: 0 E: 0 K: 1 S: 7	H: 0 LOB: 0 BB: 0 P: 9	R: 0 E: 0 K: 2 S: 9	H: 0 LOB: 0 BB: 0 P: 13	R: 0 E: 0 K: 0 S: 10	H: 2 LOB: 2 BB: 1 P: 16	R: 0 E: 0 K: 0 S: 10	H: 1 LOB: 3 BB: 2 P: 20	R: 0 E: 0 K: 1 S: 15	H: 2 LOB: 2 BB: 0 P: 22	R: 3 E: 0 K: 0 S: 13	H: 3 LOB: 0 BB: 0 P: 23

1B: 10 2B: 1 3B: 0 HR: 1	SF: 1 SAC: 1 DP: 1 HBP: 0	WP: 0 PB: 0 SB: 0 CS: 2	PA: 43
---	---	---	---

PITCHER		IP	WLS	BF	H	R	ER	SO	BB	IBB	HBP	BLK	WP	HR	S	P	ERA	WHIP
Juan Cruz, R ERA: 2.33	(1, 1)	6.0	L	25	6	2	2	5	4	0	0	0	0	0	67	106	3.00	1.667
Joe Borowski, R ERA: 1.59	(7, 1)	2.0		11	3	0	0	1	1	1	0	0	0	0	25	42	0.00	2.000
Jeff Fassero, L ERA: 9.0	(9, 1)	1.0		6	3	3	3	0	0	0	0	0	0	1	13	23	27.00	3.000

PITCHER	IP	WLS	BF	H	R	ER	SO	BB	IBB	HBP	BLK	WP	HR	S	P	ERA	WHIP

Batter	1	2	3	4	5	6	7	8	9	AB	R	H	RBI	BB	SO	LOB
Corey Patterson, L (1, 8) OBP: 0.391, SLG: 0.476	HR		K		K			K		4	1	1	1	0	3	0
Chris Stynes, R (1, 5) OBP: 0.365, SLG: 0.353	P4		FC6-4 BB		G6-3			L9		3	0	0	0	1	0	0
Sammy Sosa, R (1, 9) OBP: 0.433, SLG: 0.704	F8-3 1B		FC6-4			K			HR 1B	3	1	2	0	1	1	0
Moises Alou, R (1, 7) OBP: 0.214, SLG: 0.308	F8-3		F8			L3			HR	4	1	1	2	0	0	3
Alex Gonzalez, R (1, 6) OBP: 0.356, SLG: 0.385		G6-3	FC6-4			F9			K	4	0	0	0	0	1	2
Mark Bellhorn, S (1, 3) OBP: 0.346, SLG: 0.553		BB HBP	K				CS 2B		BB	2	1	1	0	1	1	0
Robert Machado, R (1, 2) OBP: 0.400, SLG: 0.556		BB	K				K		2B	2	0	0	0	1	2	1
Roosevelt Brown, L (9, PH) OBP: 0.271, SLG: 0.422										1	0	1	1	0	0	0
Augie Ojeda, S (1, 4) OBP: 0.111, SLG: 0.118		K	G5-3				G6-3		K	3	0	0	0	0	1	2
Todd Hundley, S (9, PH) OBP: 0.304, SLG: 0.421										1	0	0	0	0	1	1
Juan Cruz, R (1, 1) OBP: 0.111, SLG: 0.111		G4-3			K			G3	K	2	0	0	0	0	1	2
Joe Borowski, R (7, 1) OBP: 0.500, SLG: 0.500										0	0	0	0	0	0	0
Darren Lewis, R (8, PH) OBP: 0.280, SLG: 0.375										1	0	0	0	0	0	0
Jeff Fassero, L (9, 1)										0	0	0	0	0	0	0
Fred McGriff, L (9, PH) OBP: 0.337, SLG: 0.307										1	0	0	0	0	1	1
Inning Stats	R: 1 E: 0 K: 0 S: 10 H: 2 LOB: 0 BB: 0 P: 16	R: 0 E: 0 K: 1 S: 7 H: 0 LOB: 2 BB: 1 P: 17	R: 0 E: 0 K: 1 S: 14 H: 0 LOB: 2 BB: 2 P: 28	R: 0 E: 0 K: 2 S: 12 H: 0 LOB: 0 BB: 0 P: 17	R: 0 E: 0 K: 2 S: 8 H: 0 LOB: 0 BB: 0 P: 9	R: 0 E: 0 K: 1 S: 8 H: 0 LOB: 0 BB: 0 P: 12	R: 0 E: 0 K: 1 S: 9 H: 1 LOB: 0 BB: 0 P: 12	R: 0 E: 0 K: 1 S: 6 H: 0 LOB: 0 BB: 0 P: 9	R: 3 E: 0 K: 3 S: 17 H: 3 LOB: 1 BB: 1 P: 27	1B: 2 2B: 3 3B: 0 HR: 2 SF: 0 SAC: 0 DP: 1 HBP: 1						

PITCHER	IP	WLS	BF	H	R	ER	SO	BB	IBB	HBP	BLK	WP	HR	S	P	ERA	WHIP
Kaz Ishii, L (1, 1) ERA: 3.03	7.0	W	26	3	1	1	8	3	0	1	0	0	1	68	111	1.29	0.857
Jesse Orosco, L (8, 1) ERA: 1.5	1.0	H	3	0	0	0	1	0	0	0	0	0	0	6	9	0.00	0.000
Giovanni Carrara, R (9, 1) ERA: 2.51	0.0		2	2	2	2	0	0	0	0	0	0	1	3	5	∞	∞
Eric Gagne, R (9, 1) ERA: 0.69	1.0	S	5	1	1	1	3	1	0	0	0	0	0	14	22	9.00	2.000

PITCHER	IP	WLS	BF	H	R	ER	SO	BB	IBB	HBP	BLK	WP	HR	S	P	ERA	WHIP

BOTTOM

Los Angeles Dodgers @ Chicago Cubs

Wrigley Field, Chicago, IL

Sun Apr 28 2002, 12:05 PM CDT

Overcast - 48 F

livebaseballscorecards.com

AB	31
R	4
H	6
RBI	4
BB	4
SO	12
LOB	12

Batter	1	2	3	4	5	6	7	8	9	AB	R	H	RBI	BB	SO	LOB
Cesar Izturis, S (1, 6) OBP: 0.310, SLG: 0.406	C B F F S 1-3 ① K		F S X 0-2 ③ G4-3		B S B B X 3-1 ② ③ P6 2-3 3-H			F B B F X 2-2 CS 3-H 2B		4	0	1	1	0	1	3
Marquis Grissom, R (1, 8) OBP: 0.362, SLG: 0.558	C T B C 1-3 ② K			B X 1-0 ① F9		B F B F X 2-2 ① G3-1		C T X 0-2 ② 2-3 2B 1B		4	1	1	0	0	1	0
Paul Lo Duca, R (1, 2) OBP: 0.341, SLG: 0.435	C B F X 2-2 ③ G6-3			X 0-0 G4-6-3 1B		C T C 0-3 ② K		B C B X 2-1 1-H 2B		4	0	2	1	0	1	0
Shawn Green, L (1, 9) OBP: 0.321, SLG: 0.387		X 0-0 G3-6-1 1B		C C B B B F F X 3-2 ② ③ G4-6-3 1-2f		X 0-0 ③ G4-3		B C B C X 2-2 ③ P3		4	0	1	0	0	0	2
Brian Jordan, R (1, 7) OBP: 0.368, SLG: 0.494		C X 0-1 ① F8			F X 0-1 2B 2B		C B F X 1-2 ① F8		B B S F S 2-3 ① K	4	1	1	0	0	1	1
Dave Hansen, L (1, 3) OBP: 0.211, SLG: 0.333		C B B X 2-1 ② ③ G3-6-1 1-2f			B X 1-0 2-H 1B 1B 2B		B C B B X 3-1 ② G6-3		C B B X 2-1 ② G6-3	4	1	1	1	0	0	1
Adrian Beltré, R (1, 5) OBP: 0.376, SLG: 0.455			S X 0-1 E8		S B B B F X 3-2 1B CS 2-3 1B		C B F F X 1-2 ③ F3		B C S S 1-3 ③ K	4	0	1	0	0	1	0
Alex Cora, L (1, 4) OBP: 0.438, SLG: 0.769			B B B C X 3-1 ① F7		B F B X 2-1 CS 1-3 3-H 1B			C B C B F F B X 3-2 2B 3B		3	1	2	1	0	0	1
Andy Ashby, R (1, 1) OBP: 0.125, SLG: 0.125 Paul Quantrill, L (9, 1)			B L S X 1-2 ② G5-3		S C S 0-3 ① K			C S S 0-3 ① K2-3		3 0	0 0	0 0	0 0	0 0	2 0	4 0
Inning Stats	R: 0 H: 0 E: 0 LOB: 0 K: 2 BB: 0 S: 11 P: 15	R: 0 H: 1 E: 0 LOB: 0 K: 0 BB: 0 S: 5 P: 7	R: 0 H: 0 E: 1 LOB: 1 K: 0 BB: 0 S: 10 P: 14	R: 0 H: 1 E: 0 LOB: 0 K: 0 BB: 0 S: 7 P: 11	R: 2 H: 4 E: 0 LOB: 1 K: 1 BB: 0 S: 13 P: 22	R: 0 H: 0 E: 0 LOB: 0 K: 1 BB: 0 S: 7 P: 9	R: 0 H: 0 E: 0 LOB: 0 K: 0 BB: 0 S: 9 P: 14	R: 2 H: 4 E: 0 LOB: 1 K: 1 BB: 0 S: 19 P: 28	R: 0 H: 0 E: 0 LOB: 0 K: 2 BB: 0 S: 8 P: 13	1B: 5 SF: 0 2B: 4 SAC: 0 3B: 1 DP: 2 HR: 0 HBP: 0						

Los Angeles Dodgers @ Chicago Cubs

Wrigley Field, Chicago, IL

Sun Apr 28 2002, 3:05 PM CDT

Att. 35,527 - Overcast - 43 F

TOP

livebaseballscorecards.com

AB	34
R	4
H	10
RBI	4
BB	0
SO	7
LOB	12

PITCHER		IP	WLS	BF	H	R	ER	SO	BB	IBB	HBP	BLK	WP	HR	S	P	ERA	WHIP
Jason Bere, R ERA: 6.48	(1, 1)	7.2	L	30	10	4	4	5	0	0	0	0	0	0	78	115	4.70	1.304
38 Carlos Zambrano, R ERA: 4.7	(8, 1)	0.1		1	0	0	0	0	0	0	0	0	0	0	3	5	0.00	0.000
Antonio Alfonseca, R ERA: 2.7	(9, 1)	1.0		3	0	0	0	2	0	0	0	0	0	0	8	13	0.00	0.000

PITCHER		IP	WLS	BF	H	R	ER	SO	BB	IBB	HBP	BLK	WP	HR	S	P	ERA	WHIP

BOTTOM

Los Angeles Dodgers @ Chicago Cubs

Wrigley Field, Chicago, IL

Sun Apr 28 2002, 3:05 PM CDT

Att. 35,527 - Overcast - 43 F

livebaseballscorecards.com

Batter	1	2	3	4	5	6	7	8	9	AB	R	H	RBI	BB	SO	LOB
Corey Patterson, L (1, 8) OBP: 0.385, SLG: 0.465	C B B F X 2-2 L7 ①			B C B B C X 3-2 SH5-3 1B		C F F X 0-2 G3 ③			B C C C 1-3 K ②	4	0	1	0	0	1	0
Delino DeShields, L (1, 4) OBP: 0.276, SLG: 0.366	C F B B S 2-3 K ②			B X 1-0 SH5-3 1-2 ①			C B B S S 2-3 K ①		X 0-0 1B 2B	3	1	1	0	0	2	0
Sammy Sosa, R (1, 9) OBP: 0.426, SLG: 0.682	F X 0-1 P6 ③			B S B F B C 3-3 K ②			S B X 1-1 G4-3 ②		B S B F X 2-2 2-H 1B	4	0	1	1	0	1	1
Fred McGriff, L (1, 3) OBP: 0.323, SLG: 0.291		X 0-0 P5 ①		B C X 1-1 L4 ③			B B F B C X 3-2 P6 ③		B C B X 2-1 G3 ③	4	0	0	0	0	0	2
Todd Hundley, S (1, 2) OBP: 0.269, SLG: 0.364		B X 1-0 F9 ②			C S S 0-3 K ①			S C B B B F S 3-3 K ①		3	0	0	0	0	2	0
Roosevelt Brown, L (1, 7) OBP: 0.275, SLG: 0.404		C X 0-1 G5-3 ③			F X 0-1 P5 ②			H 1-0 HBP		2	0	0	0	0	0	0
Alex Gonzalez, R (1, 6) OBP: 0.344, SLG: 0.370			B B C T B F X 3-2 G6-3 ①		F X 0-1 F7 ③			L F F B X 1-2 P4 ②		3	0	0	0	0	0	1
Mark Bellhorn, S (1, 5) OBP: 0.327, SLG: 0.520			C X 0-1 P6 ②			B C S F S 1-3 K ①		X 0-0 F9 ③		3	0	0	0	0	1	1
Jason Bere, R (1, 1) OBP: 0.125, SLG: 0.125 38 Carlos Zambrano, S (8, 1) Antonio Alfonseca, R (9, 1) OBP: 1.000, SLG: 1.000 Chris Stynes, R (9, PH) OBP: 0.359, SLG: 0.346			B B C S T C 2-3 K ③			C S S 0-3 K ②			B S B X 2-1 G5-3 ①	2 0 0 1	0 0 0 0	0 0 0 0	0 0 0 0	0 0 0 0	2 0 0 0	0 0 0 0
Inning Stats	R: 0 H: 0 E: 0 LOB: 0 K: 1 BB: 0 S: 8 P: 12	R: 0 H: 0 E: 0 LOB: 0 K: 0 BB: 0 S: 4 P: 5	R: 0 H: 0 E: 0 LOB: 0 K: 1 BB: 0 S: 10 P: 15	R: 0 H: 1 E: 0 LOB: 1 K: 1 BB: 0 S: 9 P: 17	R: 0 H: 0 E: 0 LOB: 0 K: 1 BB: 0 S: 7 P: 7	R: 0 H: 0 E: 0 LOB: 0 K: 2 BB: 0 S: 11 P: 12	R: 0 H: 0 E: 0 LOB: 0 K: 1 BB: 0 S: 8 P: 14	R: 0 H: 0 E: 0 LOB: 1 K: 1 BB: 0 S: 9 P: 14	R: 1 H: 2 E: 0 LOB: 1 K: 1 BB: 0 S: 11 P: 18	1B: 2 SF: 0 2B: 1 SAC: 1 3B: 0 DP: 0 HR: 0 HBP: 1						

AB	29
R	1
H	3
RBI	1
BB	0
SO	9
LOB	5

PITCHER		IP	WLS	BF	H	R	ER	SO	BB	IBB	HBP	BLK	WP	HR	S	P	ERA	WHIP
Andy Ashby, R ERA: 2.9	(1, 1)	8.0	W	26	1	0	0	8	0	0	1	0	0	0	66	96	0.00	0.125
Paul Quantrill, R ERA: 5.4	(9, 1)	1.0		5	2	1	1	1	0	0	0	0	0	0	11	18	9.00	2.000

PITCHER	IP	WLS	BF	H	R	ER	SO	BB	IBB	HBP	BLK	WP	HR	S	P	ERA	WHIP

Batter	1	2	3	4	5	6	7	8	9	AB	R	H	RBI	BB	SO	LOB
Corey Patterson, L (1, 8) OBP: 0.400, SLG: 0.489	C B F X 1-2 ① G4-3		B X 1-0 FC6-4 1B		S B X 1-1 1B			C X 0-1 2B		4	1	3	0	0	0	0
Alex Gonzalez, R (1, 6) OBP: 0.340, SLG: 0.376	B X 1-0 ② G5-3		C B F S 1-3 ② K		C X 0-1 ③ G5-3			B C X 1-1 2-H 2B		4	0	1	1	0	1	2
Sammy Sosa, R (1, 9) OBP: 0.429, SLG: 0.670	C X 0-1 E 1B		B C B X 2-1 ③ FC6-4 1-2f			B B S B X 3-1 ① G6-3		I I I I 4-0 IBB		3	0	1	0	1	0	1
Fred McGriff, L (1, 3) OBP: 0.320, SLG: 0.289	F F F B X 1-2 E3 FC5-4 1-3			F B C B B X 3-2 G6-4-3 1B		X 0-0 ② F8		B F C S 1-3 ② K		4	0	1	0	0	1	3
Moises Alou, R (1, 7) OBP: 0.188, SLG: 0.267	B X 1-0 ③ FC5-4 1-2f			B X 1-0 ① ② G6-4-3 1-2f		X 0-0 ③ F9		B X 1-0 ③ F8		4	0	0	0	0	0	5
Mark Bellhorn, S (1, 5) OBP: 0.322, SLG: 0.491		B B X 2-0 ① F8		C F B B B B 4-2 BB			C B X 1-1 ① F2		B F B C B C 3-3 ① K	3	0	0	0	1	1	0
Delino DeShields, L (1, 4) OBP: 0.275, SLG: 0.351		B B X 2-0 ② L1		B B B C X 3-1 ③ F7			C B B X 2-1 ② G4-3		B C B B B 4-1 FC6-4 BB	3	0	0	0	1	0	1
Joe Girardi, R (1, 2) OBP: 0.146, SLG: 0.171 Todd Hundley, S (9, PH) OBP: 0.259, SLG: 0.348		C C B S 1-3 ③ K			X 0-0 ① G5-3		C F X 0-2 ③ G3-1		X 0-0 ② F7	3 1	0 0	0 0	0 0	0 0	1 0	0 1
Matt Clement, R (1, 1) OBP: 0.100, SLG: 0.100 Ron Mahay, L (7, 1) Roosevelt Brown, L (8, PH) OBP: 0.269, SLG: 0.396 Joe Borowski, R (8, 1) OBP: 0.500, SLG: 0.500 Jeff Fassero, L (8, 1) Chris Stynes, R (9, PH) OBP: 0.354, SLG: 0.340			X 0-0 ① G3-1		F B F X 1-2 ② F9			B X 1-0 ① G4-3	X 0-0 ③ 1-2f FC6-4	2 0 1 0 0 1	0 0 0 0 0 0	0 0 0 0 0 1	0 0 0 0 0 0	0 0 0 0 0 0	0 0 0 0 0 0	0 0 0 0 0 0
Inning Stats	R: 0 E: 1 K: 0 S: 11 H: 1 LOB: 2 BB: 0 P: 15	R: 0 E: 0 K: 1 S: 5 H: 0 LOB: 0 BB: 0 P: 10	R: 0 E: 0 K: 1 S: 7 H: 1 LOB: 1 BB: 0 P: 11	R: 0 E: 0 K: 0 S: 8 H: 1 LOB: 1 BB: 1 P: 19	R: 0 E: 0 K: 0 S: 8 H: 1 LOB: 1 BB: 0 P: 10	R: 0 E: 0 K: 0 S: 4 H: 0 LOB: 0 BB: 0 P: 7	R: 0 E: 0 K: 0 S: 7 H: 0 LOB: 0 BB: 0 P: 10	R: 1 E: 0 K: 1 S: 9 H: 2 LOB: 2 BB: 1 P: 17	R: 0 E: 0 K: 1 S: 6 H: 0 LOB: 1 BB: 1 P: 13	1B: 4 2B: 2 3B: 0 HR: 0	SF: 0 SAC: 0 DP: 1 HBP: 0						

PITCHER		IP	WLS	BF	H	R	ER	SO	BB	IBB	HBP	BLK	WP	HR	S	P	ERA	WHIP
Brian Lawrence, R ERA: 2.11	(1, 1)	7.1		30	6	1	1	2	1	1	0	0	0	0	55	93	1.23	0.955
Alan Embree, L ERA: 2.08	(8, 1)	0.1		1	0	0	0	1	0	0	0	0	0	0	3	4	0.00	0.000
Jeremy Fikac, R ERA: 1.46	(8, 1)	0.1	W	1	0	0	0	0	0	0	0	0	0	0	1	2	0.00	0.000
Trevor Hoffman, R ERA: 2.0	(9, 1)	1.0	S	4	0	0	0	1	1	0	0	0	0	0	6	13	0.00	1.000

PITCHER	IP	WLS	BF	H	R	ER	SO	BB	IBB	HBP	BLK	WP	HR	S	P	ERA	WHIP

TOP

Chicago Cubs @ San Diego Padres

Qualcomm Stadium, San Diego, CA

Tue Apr 30 2002, 10:05 PM EDT

Att. 20,389 - Cloudy - 66 F

livebaseballscorecards.com

AB	33
R	1
H	6
RBI	1
BB	3
SO	4
LOB	14

1B: 4	SF: 0	WP: 0	PA: 36
2B: 2	SAC: 0	PB: 0	
3B: 0	DP: 1	SB: 0	
HR: 0	HBP: 0	CS: 0	

Chicago Cubs @ San Diego Padres

Qualcomm Stadium, San Diego, CA

Tue Apr 30 2002, 10:05 PM EDT

Att. 20,389 - Cloudy - 66 F

livebaseballscorecards.com

BOTTOM

Batter	1	2	3	4	5	6	7	8	9	AB	R	H	RBI	BB	SO	LOB
D'Angelo Jimenez, S (1, 4) OBP: 0.330, SLG: 0.362	G4-3	FC6-4 1-2 2-3 BB		G3			G4-3			3	0	0	0	1	0	1
Mark Kotsay, L (1, 8) OBP: 0.350, SLG: 0.388	G4-3	FC6-4 1-2f			K		G3-1			4	0	0	0	0	1	3
Ryan Klesko, L (1, 9) OBP: 0.420, SLG: 0.551	PB BB		G6-3		G5-3		K			3	0	0	0	1	1	0
Trenidad Hubbard, R (8, 9) OBP: 0.318, SLG: 0.333										0	0	0	0	0	0	0
Phil Nevin, R (1, 3) OBP: 0.421, SLG: 0.537	G3 1-2		FC4-6 1B		L6			SH3-4 3B 1B		4	1	2	0	0	0	1
Ray Lankford, L (1, 7) OBP: 0.280, SLG: 0.267		G3-1	K			K		SH3-4 1-2		3	0	0	0	0	2	1
Sean Burroughs, L (1, 5) OBP: 0.316, SLG: 0.390		1B SF7 BB	FC4-6 1-2f			L6		3B 2-H		3	1	1	1	1	0	1
Tom Lampkin, L (1, 2) OBP: 0.224, SLG: 0.280		BB SF7 1-3 1B		G4-3		2B		F5		4	0	2	0	0	0	1
Ramón Vázquez, L (1, 6) OBP: 0.212, SLG: 0.170		SF7 1-2 3-H		F7		IBB		G5-3		1	0	0	1	1	0	0
Deivi Cruz, R (8, PH) OBP: 0.268, SLG: 0.412										1	0	0	0	0	0	1
(9, 6)																
Brian Lawrence, R (1, 1) OBP: 0.313, SLG: 0.308										1	0	0	0	2	1	2
Alan Embree, L (8, 1)										0	0	0	0	0	0	0
Jeremy Fikac, R (8, 1)										0	0	0	0	0	0	0
Trevor Hoffman, R (9, 1)		BB		BB		K				0	0	0	0	0	0	0
Inning Stats	R: 0 E: 0 K: 0 S: 13 H: 0 LOB: 1 BB: 1 P: 24	R: 1 E: 0 K: 0 S: 18 H: 1 LOB: 3 BB: 3 P: 33	R: 0 E: 0 K: 1 S: 13 H: 1 LOB: 1 BB: 0 P: 19	R: 0 E: 0 K: 0 S: 5 H: 0 LOB: 1 BB: 1 P: 12	R: 0 E: 0 K: 1 S: 7 H: 0 LOB: 0 BB: 0 P: 9	R: 0 E: 0 K: 2 S: 10 H: 1 LOB: 2 BB: 1 P: 19	R: 0 E: 0 K: 1 S: 7 H: 0 LOB: 0 BB: 0 P: 12	R: 1 E: 0 K: 0 S: 14 H: 2 LOB: 1 BB: 0 P: 23		1B: 3 2B: 1 3B: 1 HR: 0 SF: 1 SAC: 1 DP: 0 HBP: 0						

	AB	27
	R	2
	H	5
	RBI	2
	BB	6
	SO	5
	LOB	11

WP: 0 PB: 1 SB: 0 CS: 0 PA: 35

PITCHER		IP	WLS	BF	H	R	ER	SO	BB	IBB	HBP	BLK	WP	HR	S	P	ERA	WHIP
Matt Clement, R ERA: 3.77	(1, 1)	6.0		27	3	1	1	4	5	1	0	0	0	0	66	116	1.50	1.333
Ron Mahay, L ERA:	(7, 1)	1.0		3	0	0	0	1	0	0	0	0	0	0	7	12	0.00	0.000
Joe Borowski, R ERA: 2.08	(8, 1)	0.1	L	3	2	1	1	0	0	0	0	0	0	0	9	15	27.00	6.000
Jeff Fassero, L ERA: 8.49	(8, 1)	0.2		2	0	0	0	0	0	0	0	0	0	0	5	8	0.00	0.000

PITCHER		IP	WLS	BF	H	R	ER	SO	BB	IBB	HBP	BLK	WP	HR	S	P	ERA	WHIP

Batter	1	2	3	4	5	6	7	8	9	AB	R	H	RBI	BB	SO	LOB
Corey Patterson, L (1, 8) OBP: 0.394, SLG: 0.479	C X 0-1 ① 1B		C F B X 1-2 ③ F7		C B X 1-1 ② G4-3		X 0-0 ③ G4-3			4	0	1	0	0	0	0
Alex Gonzalez, R (1, 6) OBP: 0.337, SLG: 0.371	B F C F C 1-3 ② K			B C B F B F X 3-2 HR 1B	C B F F F C 1-3 ③ K			C B C B F S 2-3 ① K		4	1	1	0	0	3	0
Sammy Sosa, R (1, 9) OBP: 0.431, SLG: 0.728	B F F B B F F F X 3-2 ③ G6-3			X 0-0 ① 1-H HR		S X 0-1 ① G6-3		B X 1-0 HR		4	2	2	3	0	0	0
Fred McGriff, L (1, 3) OBP: 0.327, SLG: 0.291		X 0-0 ① F8		B B F C X 2-2 1B 1B		C B B F F B B 4-2 BB BB		X 0-0 ② P4		3	0	1	0	1	0	0
Moises Alou, R (1, 7) OBP: 0.194, SLG: 0.265		B B X 2-0 ② F9		B X 1-0 1-2 1B		C F F C 0-3 ② K		F B F S 1-3 ③ K		4	0	1	0	0	2	1
Todd Hundley, S (1, 2) OBP: 0.290, SLG: 0.346		B B F X 2-1 FC1-6 1B		X 0-0 ① F8		B C B B C F B 4-2 1-2 BB			C B B C S 2-3 ① K	3	0	1	0	1	1	2
Delino DeShields, L (1, 4) OBP: 0.262, SLG: 0.333	C X 0-1 ③ FC1-6 1-2f			B F C B S 2-3 ② K		C F X 0-2 ③ G3			B C B X 2-1 ② L5	4	0	0	0	0	1	5
Chris Stynes, R (1, 5) OBP: 0.338, SLG: 0.321 Roosevelt Brown, L (9, PH) OBP: 0.264, SLG: 0.388			C F X 0-2 ① G3-1	B F F B F C 2-3 ③ K			C B F C 1-3 ① K		X 0-0 ③ G4-3	3 1	0 0	0 0	0 0	0 0	2 0	2 0
Jon Lieber, L (1, 1) OBP: 0.231, SLG: 0.231			C F S 0-3 ② K		C B F C 1-3 ① K		B B C X 2-1 ② F7			3	0	0	0	0	2	0
Inning Stats	R: 0 H: 1 E: 0 LOB: 0 K: 1 BB: 0 S: 12 P: 16	R: 0 H: 1 E: 0 LOB: 1 K: 0 BB: 0 S: 6 P: 10	R: 0 H: 0 E: 0 LOB: 0 K: 1 BB: 0 S: 9 P: 10	R: 2 H: 4 E: 0 LOB: 2 K: 2 BB: 0 S: 17 P: 27	R: 0 H: 0 E: 0 LOB: 0 K: 2 BB: 0 S: 10 P: 13	R: 0 H: 0 E: 0 LOB: 2 K: 1 BB: 2 S: 15 P: 23	R: 0 H: 0 E: 0 LOB: 0 K: 1 BB: 0 S: 6 P: 9	R: 1 H: 1 E: 0 LOB: 0 K: 2 BB: 0 S: 9 P: 13	R: 0 H: 0 E: 0 LOB: 0 K: 1 BB: 0 S: 6 P: 10	1B: 5 SF: 0 2B: 0 SAC: 0 3B: 0 DP: 0 HR: 2 HBP: 0						WP: 0 PA: 35 PB: 0 SB: 0 CS: 0

PITCHER		IP	WLS	BF	H	R	ER	SO	BB	IBB	HBP	BLK	WP	HR	S	P	ERA	WHIP
Bobby Jones, R ERA: 3.48	(1, 1)	5.2	W	24	6	2	2	7	2	0	0	0	0	1	66	96	3.18	1.412
Steve Reed, R ERA: 1.74	(6, 1)	1.1	H	4	0	0	0	1	0	0	0	0	0	0	9	12	0.00	0.000
Jeremy Fikac, R ERA: 2.03	(8, 1)	1.0	H	4	1	1	1	2	0	0	0	0	0	1	9	13	9.00	1.000
Trevor Hoffman, R ERA: 1.8	(9, 1)	1.0	S	3	0	0	0	1	0	0	0	0	0	0	6	10	0.00	0.000

PITCHER	IP	WLS	BF	H	R	ER	SO	BB	IBB	HBP	BLK	WP	HR	S	P	ERA	WHIP

TOP

Chicago Cubs @ San Diego Padres

Qualcomm Stadium, San Diego, CA

Wed May 01 2002, 10:05 PM EDT

Att. 18,071 - Cloudy - 68 F

livebaseballscorecards.com

AB	33
R	3
H	7
RBI	3
BB	2
SO	11
LOB	10

Batter	1	2	3	4	5	6	7	8	9	AB	R	H	RBI	BB	SO	LOB
D'Angelo Jimenez, S (1, 4) OBP: 0.328, SLG: 0.358	HR 1B		F7 ②		F7 ①		G3 ③			4	1	1	0	0	0	1
Mark Kotsay, L (1, 8) OBP: 0.346, SLG: 0.416	1-H HR		G6-3 ③		F8 ②			B1-3 ①		4	1	1	2	0	0	0
Ryan Klesko, L (1, 9) OBP: 0.417, SLG: 0.542 Trenidad Hubbard, R (6, 9)	G6-3 ①			2B 1B 1B	K ③			F8 ②		3 1	1 0	1 0	0 0	0 0	1 0	0 0
Phil Nevin, R (1, 3) OBP: 0.405, SLG: 0.515	G6-3 ②			K ①		K ①		G1-3 ③		4	0	0	0	0	2	1
Ray Lankford, L (1, 7) OBP: 0.283, SLG: 0.292	F7 ③			1-3 1B 2B		G4-3 ②				3	1	1	0	0	0	0
Sean Burroughs, L (1, 5) OBP: 0.317, SLG: 0.388		F7 ①		2-H 3-H G4-3 1B		G4-3 ③				3	0	1	2	0	0	0
Deivi Cruz, R (1, 6) OBP: 0.270, SLG: 0.423		G5-3 ②		1 SAFE 1 SAFE G4-3 ② 1-2			2B			3	0	1	0	0	0	1
Tom Lampkin, L (1, 2) OBP: 0.230, SLG: 0.269		K ③		IBB			G6-3 ①			2	0	0	0	1	1	1
Bobby Jones, R (1, 1) Steve Reed, R (6, 1) Mark Sweeney, L (7, PH) OBP: 0.313, SLG: 0.154 Jeremy Fikac, R (8, 1) Trevor Hoffman, R (9, 1)			L3 ①	K ③			F8 ②			2 0 1 0 0	0 0 0 0 0	0 0 0 0 0	0 0 0 0 0	0 0 0 0 0	1 0 0 0 0	2 0 1 0 0
Inning Stats	R: 2 E: 0 K: 0 S: 12 H: 2 LOB: 0 BB: 0 P: 17	R: 0 E: 0 K: 1 S: 9 H: 0 LOB: 0 BB: 0 P: 12	R: 0 E: 0 K: 0 S: 5 H: 0 LOB: 0 BB: 0 P: 8	R: 2 E: 0 K: 2 S: 15 H: 3 LOB: 2 BB: 1 P: 26	R: 0 E: 0 K: 1 S: 10 H: 0 LOB: 0 BB: 0 P: 13	R: 0 E: 0 K: 1 S: 5 H: 0 LOB: 0 BB: 0 P: 7	R: 0 E: 0 K: 0 S: 8 H: 1 LOB: 1 BB: 0 P: 10	R: 0 E: 0 K: 0 S: 6 H: 0 LOB: 0 BB: 0 P: 7		1B: 3 2B: 2 3B: 0 HR: 1	SF: 0 SAC: 0 DP: 0 HBP: 0					

PITCHER	IP	WLS	BF	H	R	ER	SO	BB	IBB	HBP	BLK	WP	HR	S	P	ERA	WHIP
Jon Lieber, R (1, 1) ERA: 2.38	8.0	L	31	6	4	4	5	0	1	0	0	0	1	70	100	4.50	0.750

PITCHER	IP	WLS	BF	H	R	ER	SO	BB	IBB	HBP	BLK	WP	HR	S	P	ERA	WHIP

BOTTOM

Chicago Cubs @ San Diego Padres

Qualcomm Stadium, San Diego, CA

Wed May 01 2002, 10:05 PM EDT

Att. 18,071 - Cloudy - 68 F

livebaseballscorecards.com

AB	30
R	4
H	6
RBI	4
BB	1
SO	5
LOB	7

PA: 31

WP: 0
PB: 0
SB: 0
CS: 0

Batter	1	2	3	4	5	6	7	8	9	AB	R	H	RBI	BB	SO	LOB
Corey Patterson, L (1, 8) OBP: 0.380, SLG: 0.464	B F S F B F B S 3-3 ① K		X 0-0 ② SF7 3-H		B X 1-0 ② F5		B C C B S 2-3 ③ K2-3			3	0	0	1	0	2	1
Mark Bellhorn, S (1, 5) OBP: 0.302, SLG: 0.456	C B B X 2-1 ② G3		C C S 0-3 ③ K		B S C F F F B F F 3-3 B S ③ K			C X 0-1 ① G1-3		4	0	0	0	0	2	1
Sammy Sosa, R (1, 9) OBP: 0.434, SLG: 0.781	F X 0-1 ③ F9			C B F B F B F X 3-2 HR		B B B X 3-0 HR		B B X 2-0 ② F8		4	2	2	2	0	0	0
Moises Alou, R (1, 7) OBP: 0.225, SLG: 0.351		F B B F F X 2-2 ① F9		X 0-0 ① L9		X 0-0 HR		C B F B B F B 4-2 BB		3	1	1	1	1	0	0
Fred McGriff, L (1, 3) OBP: 0.324, SLG: 0.281		B S B B S F B B 4-2 L4-3 BB		B S B B F F X 2-2 ② G3		C B S C 1-3 ① K		F C B B B X 2-2 ③ F8		3	0	0	0	1	1	1
Todd Hundley, S (1, 2) OBP: 0.257, SLG: 0.300 Joe Girardi, R (9, 2) OBP: 0.146, SLG: 0.171		X 0-0 ② ③ L4-3 1-2		B X 1-0 ③ G4-3		C B B S S S 3-3 ② K			B X 1-0 ① F9	4 0	0 0	0 0	0 0	0 0	1 0	1 0
Alex Gonzalez, R (1, 6) OBP: 0.343, SLG: 0.409			X 0-0 2B 1B	B C X 1-1 HR	C B X 1-1 ③ G1-3				F C B F F C 1-3 ② K	4	2	2	1	0	1	0
Augie Ojeda, S (1, 4) OBP: 0.182, SLG: 0.238			B F B X 2-1 34 SH3-4 1-H SF7 2B	X 0-0 34 SH3-4 1B		B X 1-0 ① G4-1			C B X 1-1 ③ F8	4	1	2	1	0	0	0
34 Kerry Wood, R (1, 1) OBP: 0.125, SLG: 0.125 Delino DeShields, L (7, PH) OBP: 0.259, SLG: 0.329 Jeff Fassero, L (7, 1) Joe Borowski, R (8, 1) OBP: 0.500, SLG: 0.500			C X 0-1 ① SH3-4 2-3	X 0-0 ① SH3-4 1-2		X 0-0 ② G4-3				0 1 0 0	0 0 0 0	0 0 0 0	0 0 0 0	0 0 0 0	0 0 0 0	0 0 0 0
Inning Stats	R: 0 E: 0 K: 1 S: 9 H: 0 LOB: 0 BB: 0 P: 14	R: 0 E: 0 K: 0 S: 8 H: 0 LOB: 0 BB: 1 P: 14	R: 2 E: 0 K: 1 S: 9 H: 2 LOB: 0 BB: 0 P: 11	R: 1 E: 0 K: 0 S: 11 H: 1 LOB: 0 BB: 0 P: 17	R: 1 E: 0 K: 1 S: 13 H: 2 LOB: 1 BB: 0 P: 18	R: 2 E: 0 K: 2 S: 10 H: 2 LOB: 0 BB: 0 P: 18	R: 0 E: 0 K: 1 S: 5 H: 0 LOB: 0 BB: 0 P: 8	R: 0 E: 0 K: 0 S: 9 H: 0 LOB: 1 BB: 1 P: 17	R: 0 E: 0 K: 1 S: 8 H: 0 LOB: 0 BB: 0 P: 11	1B: 2 2B: 2 3B: 0 HR: 4 SF: 1 SAC: 2 DP: 1 HBP: 0						

PITCHER		IP	WLS	BF	H	R	ER	SO	BB	IBB	HBP	BLK	WP	HR	S	P	ERA	WHIP
Brett Tomko, R ERA: 2.5	(1, 1)	5.0	L	22	7	6	6	3	1	0	0	0	0	4	52	79	10.80	1.600
Jason Boyd, R ERA: 5.65	(6, 1)	2.2		9	0	0	0	3	1	0	0	0	0	0	19	33	0.00	0.375
Matt DeWitt, R ERA: 1.23	(8, 1)	1.1		4	0	0	0	1	0	0	0	0	0	0	11	16	0.00	0.000

PITCHER	IP	WLS	BF	H	R	ER	SO	BB	IBB	HBP	BLK	WP	HR	S	P	ERA	WHIP

TOP

Chicago Cubs @ San Diego Padres

Qualcomm Stadium, San Diego, CA

Thu May 02 2002, 5:05 PM EDT

Att. 31,651 - Sunny - 68 F

livebaseballscorecards.com

AB	30
R	6
H	7
RBI	6
BB	2
SO	7
LOB	4

WP: 0 PB: 0 SB: 0 CS: 0 PA: 35

BOTTOM

Chicago Cubs @ San Diego Padres

Qualcomm Stadium, San Diego, CA

Thu May 02 2002, 5:05 PM EDT

Att. 31,651 - Sunny - 68 F

livebaseballscorecards.com

Batter	1	2	3	4	5	6	7	8	9	AB	R	H	RBI	BB	SO	LOB
D'Angelo Jimenez, S (1, 4) OBP: 0.333, SLG: 0.366	4-2 FC4 BB		2-0 G3-1 2-3			2-2 F7 SF8 2B		1-3 K		3	1	1	0	1	1	1
Mark Kotsay, L (1, 8) OBP: 0.343, SLG: 0.402	2-2 FC4 S 1-2f		2-3 K			3-2 F7 2-3		4-1 BB		3	0	0	0	1	1	3
Ryan Klesko, L (1, 9) OBP: 0.409, SLG: 0.527	1-1 L7			4-2 F8-5 BB		2-2 SF8 3-H		1-2 F7		2	0	0	1	1	0	2
Phil Nevin, R (1, 3) OBP: 0.391, SLG: 0.495	3-1 F9 1-2			1-0 P3		2-1 G6-3			3-3 K	4	0	0	0	0	1	2
Ray Lankford, L (1, 7) OBP: 0.291, SLG: 0.286		2-0 F8		4-2 BB 1-2			1-0 2B		4-0 BB	1	0	0	0	1	0	0
Bubba Trammell, R (7, PH) (8, 7) OBP: 0.350, SLG: 0.300										1	0	1	0	1	0	0
Sean Burroughs, L (1, 5) OBP: 0.302, SLG: 0.369		1-3 K		1-1 F8-5 2-3			1-1 G4-3		1-0 F8	4	0	0	0	0	1	4
Deivi Cruz, R (1, 6) OBP: 0.273, SLG: 0.432		0-0 F9			1-1 2B		2-2 G5-3		4-1 BB 1-2	3	0	1	0	0	0	1
Matt DeWitt, R (8, 1)										0	0	0	0	0	0	0
Mark Sweeney, L (9, PH) OBP: 0.353, SLG: 0.154										0	0	0	0	1	0	0
Tom Lampkin, L (1, 2) OBP: 0.238, SLG: 0.278			1-2 G3-1 SH3 1B		1-1 G3		2-3 K		2-2 F7	2	0	1	0	0	0	0
Javier Cardona, R (7, PH) (8, 2) OBP: 0.143, SLG: 0.115										1	0	0	0	0	1	1
Ramón Vázquez, L (9, PH) OBP: 0.208, SLG: 0.167										1	0	0	0	0	0	2
Brett Tomko, R (1, 1) OBP: 0.214, SLG: 0.286			0-0 SH3 1-2		2-3 K			0-0 F8		1	0	0	0	0	1	0
Jason Boyd, R (6, 1)										0	0	0	0	0	0	0
Cesar Crespo, S (8, 6) OBP: 0.167, SLG: 0.333										1	0	0	0	0	0	0
Inning Stats	R: 0 E: 0 K: 0 S: 11 H: 0 LOB: 1 BB: 1 P: 21	R: 0 E: 0 K: 1 S: 6 H: 0 LOB: 0 BB: 0 P: 9	R: 0 E: 0 K: 1 S: 9 H: 1 LOB: 1 BB: 0 P: 14	R: 0 E: 0 K: 0 S: 7 H: 0 LOB: 1 BB: 2 P: 17	R: 0 E: 0 K: 1 S: 7 H: 1 LOB: 0 BB: 0 P: 11	R: 1 E: 0 K: 0 S: 12 H: 1 LOB: 0 BB: 0 P: 21	R: 0 E: 0 K: 1 S: 11 H: 1 LOB: 1 BB: 0 P: 17	R: 0 E: 0 K: 1 S: 8 H: 0 LOB: 1 BB: 1 P: 14	R: 0 E: 0 K: 1 S: 8 H: 0 LOB: 2 BB: 2 P: 22	1B: 1 2B: 4 3B: 0 HR: 0	SF: 1 SAC: 1 DP: 1 HBP: 0						

	AB	27
	R	1
	H	4
	RBI	1
	BB	6
	SO	6
	LOB	16

WP: 0 PB: 0 SB: 1 CS: 0 PA: 35

PITCHER		IP	WLS	BF	H	R	ER	SO	BB	IBB	HBP	BLK	WP	HR	S	P	ERA	WHIP
34 Kerry Wood, R ERA: 3.18	(1, 1)	6.0	W	22	3	1	1	3	3	0	0	0	0	0	52	93	1.50	1.000
Jeff Fassero, L ERA: 7.82	(7, 1)	1.0		4	1	0	0	1	0	0	0	0	0	0	11	17	0.00	1.000
Joe Borowski, R ERA: 1.86	(8, 1)	2.0		9	0	0	0	2	3	0	0	0	0	0	16	36	0.00	1.500

PITCHER	IP	WLS	BF	H	R	ER	SO	BB	IBB	HBP	BLK	WP	HR	S	P	ERA	WHIP

Batter	1	2	3	4	5	6	7	8	9	AB	R	H	RBI	BB	SO	LOB
Corey Patterson, L (1, 8) OBP: 0.389, SLG: 0.475	C C F B B H 3-2 G4-6-3 HBP	B B S X 2-1 ③ G4-3			F X 0-1 ① G3-1		S X 0-1 2-H HR 2B	C B C X 1-2 1B 2-3 1B		4	1	2	1	0	0	1
Mark Bellhorn, S (1, 5) OBP: 0.338, SLG: 0.458	C B X 1-1 ① ② G4-6-3 1-2f		B B B B 4-0 G5-3 BB		B B B B 4-0 1B BB		L L H 1-2 HR HBP	X 0-0 1-2 3-H 1B		2	1	1	1	2	0	1
Sammy Sosa, R (1, 9) OBP: 0.432, SLG: 0.772	B X 1-0 2B	C B B C B F F R X 3-2 ① G5-3 1-2			B F B S S B X 3-2 G6-4-3 1-3 1B		C C B F S 1-3 ① K	F B X 1-1 ③ F8		5	0	2	0	0	1	5
Moises Alou, R (1, 7) OBP: 0.200, SLG: 0.310	F F X 0-2 ③ G6-3	B F C F S 1-3 ② K			S X 0-1 ② ③ G6-4-3 1-2f		F X 0-1 ② F7		B X 1-0 ① G4-3	5	0	0	0	0	1	6
Fred McGriff, L (1, 3) OBP: 0.336, SLG: 0.355		B B C B F F F F B 4-2 HR BB	F B B B F F X 2-2 ③ G4-3			S X 0-1 HR	B X 1-0 1-H 2-H HR		S X 0-1 ② G4-3	4	3	2	4	1	0	1
Todd Hundley, S (1, 2) OBP: 0.231, SLG: 0.265 Joe Girardi, R (7, 2) OBP: 0.143, SLG: 0.167		C B F F F F C 1-3 ① K		X 0-0 ① G4-3		B F X 1-1 ① G4-3	F C S 0-3 ③ K		C F S 0-3 ③ K	4 1	0 0	0 0	0 0	0 0	2 1	1 0
Alex Gonzalez, R (1, 6) OBP: 0.349, SLG: 0.438	C X 0-1 1-H HR		B F S B B B 4-2 FC1-6 BB		L B F S 1-3 ② K			C B B B X 2-1 ① G6-3		3	1	1	2	1	1	0
Augie Ojeda, S (1, 4) OBP: 0.160, SLG: 0.208 38 Carlos Zambrano, S (6, 1) Ron Mahay, L (6, 1) Chris Stynes, R (8, PH) OBP: 0.348, SLG: 0.351 Joe Borowski, R (8, 1) OBP: 0.500, SLG: 0.500 Antonio Alfonseca, R (9, 1) OBP: 1.000, SLG: 1.000	C X 0-1 E3 SH3-4		F X 0-1 ② FC1-6 1-2f		C B F B X 2-2 ③ L4			B X 1-0 1B 1B 2B		3 0 0 1 0 0	0 0 0 1 0 0	0 0 0 1 0 0	0 0 0 1 0 0	0 0 0 0 0 0	0 0 0 0 0 0	1 0 0 0 0 0
Juan Cruz, R (1, 1) OBP: 0.100, SLG: 0.100 Delino DeShields, L (6, 4) OBP: 0.264, SLG: 0.346	X 0-0 ② SH3-4 1-2		C X 0-1 ③ G1				B C C B X 2-2 2B 2B	B B F C X 2-2 ② G1-3		1 2	0 1	0 1	0 1	0 0	0 0	1 1
Inning Stats	R: 0 H: 1 E: 0 LOB: 1 K: 0 BB: 0 S: 9 P: 14	R: 2 H: 1 E: 1 LOB: 1 K: 1 BB: 1 S: 16 P: 23	R: 0 H: 0 E: 0 LOB: 1 K: 1 BB: 1 S: 13 P: 23	R: 0 H: 0 E: 0 LOB: 1 K: 0 BB: 1 S: 7 P: 11	R: 0 H: 1 E: 0 LOB: 1 K: 0 BB: 1 S: 7 P: 14	R: 1 H: 1 E: 0 LOB: 0 K: 1 BB: 0 S: 10 P: 14	R: 4 H: 3 E: 0 LOB: 0 K: 2 BB: 0 S: 17 P: 22	R: 1 H: 3 E: 0 LOB: 2 K: 0 BB: 0 S: 12 P: 19	R: 0 H: 0 E: 0 LOB: 0 K: 1 BB: 0 S: 6 P: 7	1B: 3 SF: 0 2B: 4 SAC: 1 3B: 0 DP: 2 HR: 3 HBP: 2						

PITCHER		IP	WLS	BF	H	R	ER	SO	BB	IBB	HBP	BLK	WP	HR	S	P	ERA	WHIP
Andy Ashby, R ERA: 3.16	(1, 1)	6.0		26	4	3	3	3	4	0	1	0	0	2	62	99	4.50	1.333
Jesse Orosco, L ERA: 4.26	(7, 1)	0.0	L	2	2	2	2	0	0	0	0	0	0	0	5	7	∞	∞
Paul Quantrill, R ERA: 5.87	(7, 1)	1.0		5	1	2	2	2	0	0	1	0	0	1	12	15	18.00	1.000
Terry Mulholland, L ERA: 10.8	(8, 1)	2.0		9	3	1	1	1	0	0	0	0	0	0	18	26	4.50	1.500

PITCHER	IP	WLS	BF	H	R	ER	SO	BB	IBB	HBP	BLK	WP	HR	S	P	ERA	WHIP

Chicago Cubs @ Los Angeles Dodgers

Dodger Stadium, Los Angeles, CA

Fri May 03 2002, 7:10 PM PDT

Att. 46,026 - Sunny - 61 F

TOP

livebaseballscorecards.com

AB	35
R	8
H	10
RBI	8
BB	4
SO	6
LOB	18

WP: 0 PA: 42
PB: 0
SB: 0
CS: 0

Batter	1	2	3	4	5	6	7	8	9	AB	R	H	RBI	BB	SO	LOB
Dave Roberts, L (1, 8) OBP: 0.384, SLG: 0.329	0-0 B1-3		4-0 1B 1B BB	0-0 FC1-6 1-2f					1-0 G6-3	2	1	0	0	1	0	1
Marquis Grissom, R (6, PH) (7, 8) OBP: 0.321, SLG: 0.471										2	0	0	0	0	1	3
Cesar Izturis, S (1, 6) OBP: 0.297, SLG: 0.372	1-1 F9		2-2 1B 1B 1-2 1B	1-2 F9		2-3 K 0-0 F9			0-3 K	5	1	1	0	0	1	4
Paul Lo Duca, R (1, 2) OBP: 0.345, SLG: 0.447	3-3 K		1-0 1B 1-2 2-H 1B		2-2 F9		1-1 G4-3		0-2 G5-3	5	0	1	1	0	1	0
Shawn Green, L (1, 9) OBP: 0.323, SLG: 0.387		1-2 G4-3 1B 1B	2-1 1-2 2-H 1B		0-2 G5-3 1B		0-3 K			4	1	3	1	0	1	0
Brian Jordan, R (1, 7) OBP: 0.327, SLG: 0.433	0-2 F9		3-1 F3		1-2 G5-3 1-2f		2-2 F2			4	0	0	0	0	0	4
Terry Mulholland, R (8, 1)										0	0	0	0	0	0	0
Eric Karros, R (1, 3) OBP: 0.353, SLG: 0.421	2-2 G4-3 1-2		0-0 P6			0-2 BB 1B 1B		0-0 G6-3		4	0	1	0	0	0	3
Adrián Beltré, R (1, 5) OBP: 0.378, SLG: 0.438	4-0 1B BB		2-2 F8			0-0 BB 1-2 1B		1-2 FC6-4 1B		3	0	2	0	1	0	2
Mark Grudzielanek, R (1, 4) OBP: 0.317, SLG: 0.367	1-1 1-3 2-H 1B			0-0 FC1-6 1B		0-3 K		1-2 P4		4	0	2	1	0	1	3
Andy Ashby, R (1, 1) OBP: 0.100, SLG: 0.100	1-2 G5-3			1-3 K		4-1 1-2 2-3 BB		0-1 FC6-4 1-2f		2	0	0	0	0	1	3
Dave Hansen, L (6, PH) OBP: 0.227, SLG: 0.300										0	0	0	0	1	0	0
Jesse Orosco, R (7, 1)										0	0	0	0	0	0	0
Paul Quantrill, L (7, 1)										0	0	0	0	0	0	0
Hiram Bocachica, R (8, 7) OBP: 0.278, SLG: 0.588										1	0	0	0	0	0	1
Inning Stats	R: 0 E: 0 K: 1 S: 7 H: 0 LOB: 0 BB: 0 P: 11	R: 1 E: 0 K: 0 S: 14 H: 2 LOB: 2 BB: 1 P: 23	R: 2 E: 0 K: 0 S: 14 H: 3 LOB: 2 BB: 1 P: 28	R: 0 E: 1 K: 1 S: 8 H: 1 LOB: 1 BB: 0 P: 10	R: 0 E: 0 K: 0 S: 12 H: 1 LOB: 0 BB: 0 P: 15	R: 0 E: 0 K: 2 S: 14 H: 2 LOB: 3 BB: 1 P: 20	R: 0 E: 0 K: 1 S: 9 H: 0 LOB: 0 BB: 0 P: 12	R: 0 E: 0 K: 0 S: 11 H: 1 LOB: 1 BB: 0 P: 13	R: 0 E: 0 K: 1 S: 7 H: 0 LOB: 0 BB: 0 P: 8	1B: 10 2B: 0 3B: 0 HR: 0	SF: 0 SAC: 0 DP: 1 HBP: 0						

PITCHER		IP	WLS	BF	H	R	ER	SO	BB	IBB	HBP	BLK	WP	HR	S	P	ERA	WHIP
Juan Cruz, R ERA: 2.81	(1, 1)	5.0		23	7	3	3	2	2	0	0	0	0	0	55	87	5.40	1.800
38 Carlos Zambrano, R ERA: 4.5	(6, 1)	0.1		3	2	0	0	1	0	0	0	0	0	0	7	7	0.00	6.000
Ron Mahay, L ERA:	(6, 1)	1.2	W	6	0	0	0	2	1	0	0	0	0	0	16	25	0.00	0.600
Joe Borowski, R ERA: 1.77	(8, 1)	1.0		4	1	0	0	0	0	0	0	0	0	0	11	13	0.00	1.000
Antonio Alfonseca, R ERA: 2.45	(9, 1)	1.0		3	0	0	0	1	0	0	0	0	0	0	7	8	0.00	0.000

PITCHER	IP	WLS	BF	H	R	ER	SO	BB	IBB	HBP	BLK	WP	HR	S	P	ERA	WHIP

BOTTOM

Chicago Cubs @ Los Angeles Dodgers

Dodger Stadium, Los Angeles, CA

Fri May 03 2002, 7:10 PM PDT

Att. 46,026 - Sunny - 61 F

livebaseballscorecards.com

AB	36
R	3
H	10
RBI	3
BB	3
SO	6
LOB	24

1B: 10	SF: 0	WP: 0	PA: 39
2B: 0	SAC: 0	PB: 0	
3B: 0	DP: 1	SB: 0	
HR: 0	HBP: 0	CS: 0	

Chicago Cubs @ Los Angeles Dodgers

Dodger Stadium, Los Angeles, CA

Sat May 04 2002, 7:10 PM PDT

Att. 47,381 - Sunny - 62 F

livebaseballscorecards.com

TOP

Batter	1	2	3	4	5	6	7	8	9	AB	R	H	RBI	BB	SO	LOB
Darren Lewis, R (1, 8) OBP: 0.310, SLG: 0.346	B C B B B C B 4-2 G6-4-3 BB		C S H 1-2 F9 SH3 HBP		C F S 0-3 ① K		S X 0-1 ① G1		C B S S 1-3 ③ K	2	0	0	0	1	1	0
Roosevelt Brown, L (9, PH) OBP: 0.259, SLG: 0.380										1	0	0	0	0	1	1
Mark Bellhorn, S (1, 4) OBP: 0.338, SLG: 0.443	X 0-0 ① ② G6-4-3 1-2f		X 0-0 ① SH3 1-2		S C C B F B B B 4-2 PB 1B BB		C C B B B F X 3-2 ② G6-3			2	1	0	0	1	0	1
Sammy Sosa, R (1, 9) OBP: 0.443, SLG: 0.798	C B F B X 2-2 HR		B C B B I 4-1 IBB		B F B C B X 3-2 2B 1-H 1B		X 0-0 ③ G6-3			3	1	2	2	1	0	0
Moises Alou, R (1, 7) OBP: 0.204, SLG: 0.326	B B X 2-0 ③ F8		S B B F F F X 2-2 ② F9 2-3		X 0-0 ① 2B 1-3			X 0-0 ① F8		4	0	1	0	0	0	2
Fred McGriff, L (1, 3) OBP: 0.325, SLG: 0.340		C B B B F S 2-3 K FC1-5 BB	F X 0-1 ③ G1		B F B B C C 2-3 ② K			F B B B F F X 2-2 ② P5		4	0	0	0	0	2	4
Alex Gonzalez, R (1, 6) OBP: 0.345, SLG: 0.424		B B F B F B 4-2 FC1-5 1-2 1B BB		B B X 2-0 ① G6-3	C S S 0-3 ③ K			C S S 0-3 ③ K		3	0	0	0	1	2	2
Chris Stynes, R (1, 5) OBP: 0.347, SLG: 0.339	C X 0-1 ① FC1-5 1B 1-2 2-3f			C S B F F B B B 4-2 S BB		B B C X 2-1 ① F2			B B B B B 4-0 SH3-4 BB	2	0	0	0	1	0	2
Delino DeShields, L (9, PH) OBP: 0.273, SLG: 0.346										0	0	0	0	1	0	0
Robert Machado, R (1, 2) OBP: 0.394, SLG: 0.533	X 0-0 ② 1-2 2-H 1B			F F B B C 2-3 ② K 1-2		F C B X 1-2 ② G4-3			X 0-0 ① SH3-4 1-2	3	0	1	0	0	1	1
Jason Bere, R (1, 1) OBP: 0.100, SLG: 0.100	C S B S 1-3 ③ K			X 0-0 ③ G1-3		C F B C 1-3 ③ K			F S S 0-3 ② K	2	0	0	0	0	1	3
Todd Hundley, S (6, PH) OBP: 0.225, SLG: 0.257										1	0	0	0	0	1	0
Donovan Osborne, S (6, 1)										0	0	0	0	0	0	0
38 Carlos Zambrano, S (7, 1)										0	0	0	0	0	0	0
Corey Patterson, L (9, PH) OBP: 0.386, SLG: 0.471										1	0	0	0	0	1	1
Inning Stats	R: 1 H: 1 E: 0 LOB: 0 K: 0 BB: 1 S: 7 P: 15	R: 0 H: 1 E: 0 LOB: 2 K: 2 BB: 1 S: 11 P: 18	R: 0 H: 0 E: 0 LOB: 2 K: 0 BB: 1 S: 10 P: 17	R: 0 H: 0 E: 0 LOB: 1 K: 1 BB: 1 S: 9 P: 17	R: 1 H: 2 E: 0 LOB: 2 K: 3 BB: 1 S: 16 P: 25	R: 0 H: 0 E: 0 LOB: 0 K: 1 BB: 0 S: 8 P: 12	R: 0 H: 0 E: 0 LOB: 0 K: 0 BB: 0 S: 7 P: 10	R: 0 H: 0 E: 0 LOB: 0 K: 1 BB: 0 S: 8 P: 10	R: 0 H: 0 E: 0 LOB: 1 K: 2 BB: 1 S: 7 P: 12	1B: 2 SF: 0 2B: 1 SAC: 2 3B: 0 DP: 1 HR: 1 HBP: 1						

	AB	28
	R	2
	H	4
	RBI	2
	BB	6
	SO	10
	LOB	17

WP: 1 PA: 37
PB: 1
SB: 1
CS: 0

PITCHER	IP	WLS	BF	H	R	ER	SO	BB	IBB	HBP	BLK	WP	HR	S	P	ERA	WHIP
Kaz Ishii, L (1, 1) ERA: 2.95	7.0	W	30	4	2	2	7	4	1	1	0	1	1	68	114	2.57	1.143
Giovanni Carrara, R (8, 1) ERA: 2.37	1.0	H	3	0	0	0	1	0	0	0	0	0	0	8	10	0.00	0.000
Eric Gagne, R (9, 1) ERA: 0.6	1.0	S	4	0	0	0	2	1	0	0	0	0	0	7	12	0.00	1.000

PITCHER	IP	WLS	BF	H	R	ER	SO	BB	IBB	HBP	BLK	WP	HR	S	P	ERA	WHIP

Chicago Cubs @ Los Angeles Dodgers

Dodger Stadium, Los Angeles, CA

Sat May 04 2002, 7:10 PM PDT

Att. 47,381 - Sunny - 62 F

livebaseballscorecards.com

BOTTOM

Batter	1	2	3	4	5	6	7	8	9	AB	R	H	RBI	BB	SO	LOB
Dave Roberts, L (1, 8) OBP: 0.411, SLG: 0.364	C X 0-1 F8 S 2B 1B	B X 1-0 S 3-H 1B		B C F B F X 2-2 1-2 3-H 1B			B B C X 2-1 G5-3 1B			4	1	4	2	0	0	0
Cesar Izturis, S (1, 6) OBP: 0.287, SLG: 0.359	B B X 2-0 ① F8 1-3	B X 1-0 ③ G3 1-2		C F S 0-3 ③ K			B C F F F X 1-2 ① G5-3 1-2			4	0	0	0	0	1	5
Paul Lo Duca, R (1, 2) OBP: 0.351, SLG: 0.453	B F C X 1-2 3-H 2B		C B F B X 2-2 ① F8		X 0-0 ① P5		I I I I 4-0 IBB			3	0	1	1	1	0	0
Shawn Green, L (1, 9) OBP: 0.328, SLG: 0.395	B B B C B 4-1 BB		C S B F B B S 3-3 ② K		X 0-0 WP 2B		F B S B C 2-3 ② K			3	0	1	0	1	2	2
Brian Jordan, R (1, 7) OBP: 0.315, SLG: 0.416	F S S 0-3 ② K		C B X 1-1 ③ F7		B F B F B F X 3-2 ② L5		C S C 0-3 ③ K			4	0	0	0	0	2	5
Eric Karros, R (1, 3) OBP: 0.358, SLG: 0.424 Hiram Bocachica, R (8, PR) OBP: 0.278, SLG: 0.588 Eric Gagne, R (9, 1)	S X 0-1 ③ F7			B X 1-0 E 1B 1B 1B	C S B B B X 2-2 ③ G2-3 2-3			F B F B B X 3-2 G4-3 1B		4 0 0	1 0 0	2 0 0	0 0 0	0 0 0	0 0 0	3 0 0
Adrián Beltré, R (1, 5) OBP: 0.374, SLG: 0.440		C B X 1-1 1B 1B 2B		B X 1-0 ① F8		X 0-0 ① F9		L F X 0-2 ① G4-3 1-2		4	1	1	0	0	0	2
Mark Grudzielanek, R (1, 4) OBP: 0.324, SLG: 0.372		B X 1-0 B2-6-4 2-3 1B		B S X 1-1 1B 1-2 1B		C S B B F C 2-3 ② K		B B B F X 3-1 ② P3		4	0	2	0	0	1	2
Kaz Ishii, L (1, 1) OBP: 0.200, SLG: 0.143 Giovanni Carrara, R (8, 1) Dave Hansen, L (8, PH) OBP: 0.217, SLG: 0.286 (9, 3)		L X 0-1 ① ② B2-6-4 1-2f		B 2 SAFE F S S 1-3 ② K 2-3		C X 0-1 ③ G4-3		C B B B C X 3-2 ③ G2-3		3 0 1	0 0 0	0 0 0	0 0 0	0 0 0	1 0 0	4 0 2
Inning Stats	R: 1 H: 2 E: 0 LOB: 2 K: 1 BB: 1 S: 12 P: 19	R: 1 H: 3 E: 0 LOB: 1 K: 0 BB: 0 S: 7 P: 11	R: 0 H: 0 E: 0 LOB: 0 K: 1 BB: 0 S: 9 P: 15	R: 1 H: 3 E: 1 LOB: 2 K: 2 BB: 0 S: 14 P: 20	R: 0 H: 1 E: 0 LOB: 1 K: 0 BB: 0 S: 9 P: 14	R: 0 H: 0 E: 0 LOB: 0 K: 1 BB: 0 S: 7 P: 9	R: 0 H: 1 E: 0 LOB: 2 K: 2 BB: 1 S: 13 P: 22	R: 0 H: 1 E: 0 LOB: 2 K: 0 BB: 0 S: 11 P: 20		1B: 8 SF: 0 2B: 3 SAC: 0 3B: 0 DP: 1 HR: 0 HBP: 0						

	AB	34
	R	3
	H	11
	RBI	3
	BB	2
	SO	7
	LOB	25

WP: 1 PA: 36
PB: 0
SB: 2
CS: 0

PITCHER		IP	WLS	BF	H	R	ER	SO	BB	IBB	HBP	BLK	WP	HR	S	P	ERA	WHIP
Jason Bere, R ERA: 6.0	(1, 1)	5.0	L	24	9	3	2	4	1	0	0	0	1	0	51	79	3.60	2.000
Donovan Osborne, L ERA: 6.91	(6, 1)	1.2		7	1	0	0	2	0	1	0	0	0	0	17	28	0.00	0.600
38 Carlos Zambrano, R ERA: 3.86	(7, 1)	1.1		5	1	0	0	1	0	0	0	0	0	0	14	23	0.00	0.750

PITCHER	IP	WLS	BF	H	R	ER	SO	BB	IBB	HBP	BLK	WP	HR	S	P	ERA	WHIP

Chicago Cubs @ Los Angeles Dodgers

Dodger Stadium, Los Angeles, CA

Sun May 05 2002, 5:10 PM PDT

Att. 52,758 - Sunny - 67 F

TOP

livebaseballscorecards.com

Batter	1	2	3	4	5	6	7	8	9	AB	R	H	RBI	BB	SO	LOB
Delino DeShields, L (1, 4) OBP: 0.272, SLG: 0.341	C B B F S 2-3 ① K			F B C B S 2-3 ① K	X 0-0 S 1-3 1B		C C X 0-2 ③ G1-3			4	1	1	0	0	2	0
Alex Gonzalez, R (7, 6) OBP: 0.345, SLG: 0.424										0	0	0	0	0	0	0
Mark Bellhorn, S (1, 5) OBP: 0.347, SLG: 0.492	C X 0-1 ② F9			X 0-0 HR	B C B C X 2-2 1B 1-H 3-H 1B			S S B F S 1-3 ① K		4	1	2	3	0	1	0
Sammy Sosa, R (1, 9) OBP: 0.452, SLG: 0.794	B X 1-0 ③ G6-3			B B F B B 4-1 1B BB	C F B X 1-2 1-3 1B			B C B F X 2-2 S 1B		3	0	2	0	1	0	0
Fred McGriff, L (1, 3) OBP: 0.314, SLG: 0.327		X 0-0 ① P6		X 0-0 ② P6	C F B X 1-2 ③ F7			C B C B B S 3-3 ② K 1-2		4	0	0	0	0	1	4
Moises Alou, R (1, 7) OBP: 0.208, SLG: 0.320		X 0-0 ② F8		X 0-0 1-2 1B		S B S B S 2-3 ① K		F X 0-1 ③ G4-3		4	0	1	0	0	1	1
Todd Hundley, S (1, 2) OBP: 0.205, SLG: 0.231	B F C B C 2-3 ③ K			B X 1-0 ③ G4-3		B C S B X 2-2 ② G3			F B F B F B X 3-2 ① F8	4	0	0	0	0	1	2
Joe Girardi, R (9, 2) OBP: 0.143, SLG: 0.167										0	0	0	0	0	0	0
Roosevelt Brown, L (1, 8) OBP: 0.246, SLG: 0.358			B C X 1-1 ① F5		B F X 1-1 ① G4-3	F S X 0-2 ③ G3-1			B X 1-0 ② G3	3	0	0	0	0	0	0
Joe Borowski, R (6, 1) OBP: 0.500, SLG: 0.500										0	0	0	0	0	0	0
Jeff Fassero, L (8, 1)										0	0	0	0	0	0	0
Antonio Alfonseca, R (8, 1) OBP: 0.500, SLG: 0.500										1	0	0	0	0	0	0
Augie Ojeda, S (1, 6) (7, 4) OBP: 0.172, SLG: 0.214			C X 0-1 B3-6-4 1B		F B S X 1-2 ② G3		C B B B C X 3-2 ① F7		C F B X 1-2 ③ F8	4	0	1	0	0	0	0
Matt Clement, R (1, 1) OBP: 0.167, SLG: 0.091			B B L X 2-1 ② ③ B3-6-4 1-2f		F H 1-1 1B 1B HBP		F X 0-1 ② G6-3			1	1	0	0	0	0	1
Ron Mahay, L (5, 1)										0	0	0	0	0	0	0
Darren Lewis, R (6, 8) OBP: 0.300, SLG: 0.333										1	0	0	0	0	0	0

	AB	33
	R	3
	H	7
	RBI	3
	BB	1
	SO	6
	LOB	8

Inning Stats										
	R: 0 E: 0 K: 1 S: 7	H: 0 LOB: 0 BB: 0 P: 10	R: 0 E: 0 K: 1 S: 5	H: 0 LOB: 0 BB: 0 P: 7	R: 0 E: 0 K: 0 S: 6	H: 1 LOB: 0 BB: 0 P: 9	R: 1 E: 0 K: 1 S: 8	H: 2 LOB: 2 BB: 1 P: 15	R: 2 E: 0 K: 0 S: 16	H: 3 LOB: 2 BB: 0 P: 23
	R: 0 E: 0 K: 1 S: 9	H: 0 LOB: 0 BB: 0 P: 13	R: 0 E: 0 K: 0 S: 8	H: 0 LOB: 0 BB: 0 P: 11	R: 0 E: 0 K: 2 S: 13	H: 1 LOB: 1 BB: 0 P: 19	R: 0 E: 0 K: 0 S: 8	H: 0 LOB: 0 BB: 0 P: 13	1B: 6 2B: 0 3B: 0 HR: 1	SF: 0 SAC: 0 DP: 1 HBP: 1
	WP: 0 PB: 0 SB: 2 CS: 0	PA: 35								

PITCHER		IP	WLS	BF	H	R	ER	SO	BB	IBB	HBP	BLK	WP	HR	S	P	ERA	WHIP
Kevin Brown, R ERA: 4.44	(1, 1)	7.0	L	28	6	3	3	4	1	0	1	0	0	1	59	88	3.86	1.000
Paul Quantrill, R ERA: 5.19	(8, 1)	2.0		7	1	0	0	2	0	0	0	0	0	0	21	32	0.00	0.500

PITCHER	IP	WLS	BF	H	R	ER	SO	BB	IBB	HBP	BLK	WP	HR	S	P	ERA	WHIP

Batter	1	2	3	4	5	6	7	8	9	AB	R	H	RBI	BB	SO	LOB
Dave Roberts, L (1, 8) OBP: 0.398, SLG: 0.350	B B B C C F X 3-2 G4-3 ①		C B S X 1-2 G3 ③		C S S 0-3 K ③			F B C F B X 3-2 F8 ①		3	0	0	0	0	1	1
Marquis Grissom, R (8, PH) OBP: 0.316, SLG: 0.462 (9, 8)										1	0	0	0	0	0	0
Cesar Izturis, S (1, 6) OBP: 0.286, SLG: 0.350	X 0-0 G6-3 ②			C F B S 1-3 K ①		C B C B X 2-2 G5-3 ①		B B C B B 4-1 FC6-4 BB		3	0	0	0	1	1	0
Shawn Green, L (1, 9) OBP: 0.318, SLG: 0.381	B X 1-0 F9 ③			B S B B F X 3-2 E3		S B X 1-1 G1-3 ②		C B F F F S 1-3 K ②		4	0	0	0	0	1	1
Brian Jordan, R (1, 7) OBP: 0.313, SLG: 0.410		C B F B F S 2-3 K ①		X 0-0 F5 ②		X 0-0 1B		F B F X 1-2 FC6-4 ③ 1-2f		4	0	1	0	0	1	2
Dave Hansen, L (1, 3) OBP: 0.240, SLG: 0.273	X 0-0 G1-3 ②			B B F B B 4-2 BB		C F B X 1-2 F9 ③			C B B F B X 3-2 FC6-4 1B	1	0	0	0	1	0	0
Paul Lo Duca, R (6, PH) OBP: 0.353, SLG: 0.454 (7, 3)										2	0	1	0	0	0	1
Adrián Beltré, R (1, 5) OBP: 0.362, SLG: 0.425	B B X 2-0 E2			B B F S X 2-2 F7 ③			S F F B B F X 2-2 G6-3 ①		X 0-0 P4 ①	4	0	0	0	0	0	3
Mark Grudzielanek, R (1, 4) OBP: 0.321, SLG: 0.367	B B X 2-0 F7 ③				B F B B F F X 3-2 F8 ①		F X 0-1 1B		S B X 1-1 F7 ②	4	0	1	0	0	0	2
Chad Kreuter, S (1, 2) OBP: 0.259, SLG: 0.182			F B B B F X 3-2 G4-3 ①		C B B F F S 2-3 K ②		B B C B C S 3-3 K ②		C X 0-1 FC6-4 ③ 1-2f	3	0	0	0	0	2	1
Hiram Bocachica, R (9, PH) OBP: 0.263, SLG: 0.556										1	0	0	0	0	0	1
Kevin Brown, R (1, 1) OBP: 0.444, SLG: 0.889			S B C S 1-3 K ②		B B C X 2-1 1B		B C C B S 2-3 K ③			2	0	1	0	0	1	0
Alex Cora, L (7, PH) OBP: 0.450, SLG: 0.765										1	0	0	0	0	1	1
Paul Quantrill, L (8, 1)										0	0	0	0	0	0	0
Inning Stats	R: 0 H: 0 E: 0 LOB: 0 K: 0 BB: 0 S: 7 P: 11	R: 0 H: 0 E: 1 LOB: 1 K: 1 BB: 0 S: 7 P: 13	R: 0 H: 0 E: 0 LOB: 0 K: 1 BB: 0 S: 9 P: 14	R: 0 H: 0 E: 1 LOB: 2 K: 1 BB: 1 S: 12 P: 22	R: 0 H: 1 E: 0 LOB: 1 K: 2 BB: 0 S: 13 P: 20	R: 0 H: 1 E: 0 LOB: 1 K: 0 BB: 0 S: 10 P: 14	R: 0 H: 1 E: 0 LOB: 1 K: 2 BB: 0 S: 13 P: 20	R: 0 H: 0 E: 0 LOB: 1 K: 1 BB: 1 S: 13 P: 22	R: 0 H: 1 E: 0 LOB: 1 K: 0 BB: 0 S: 8 P: 12	1B: 4 SF: 0 2B: 0 SAC: 0 3B: 0 DP: 0 HR: 0 HBP: 0						

PITCHER		IP	WLS	BF	H	R	ER	SO	BB	IBB	HBP	BLK	WP	HR	S	P	ERA	WHIP
Matt Clement, R ERA: 3.34	(1, 1)	4.0		15	0	0	0	3	1	0	0	0	0	0	35	60	0.00	0.250
Ron Mahay, L ERA:	(5, 1)	1.2	W	7	2	0	0	2	0	0	0	0	0	0	19	29	0.00	1.200
Joe Borowski, R ERA: 1.66	(6, 1)	1.1	H	5	1	0	0	2	0	0	0	0	0	0	17	25	0.00	0.750
Jeff Fassero, L ERA: 7.43	(8, 1)	0.2	H	3	0	0	0	1	1	0	0	0	0	0	10	18	0.00	1.500
Antonio Alfonseca, R ERA: 2.19	(8, 1)	1.1	S	5	1	0	0	0	0	0	0	0	0	0	11	16	0.00	0.750

PITCHER	IP	WLS	BF	H	R	ER	SO	BB	IBB	HBP	BLK	WP	HR	S	P	ERA	WHIP

BOTTOM

Chicago Cubs @ Los Angeles Dodgers

Dodger Stadium, Los Angeles, CA

Sun May 05 2002, 5:10 PM PDT

Att. 52,758 - Sunny - 67 F

livebaseballscorecards.com

AB	33
R	0
H	4
RBI	0
BB	2
SO	8
LOB	13

1B: 4	SF: 0	WP: 0	PA: 35
2B: 0	SAC: 0	PB: 0	
3B: 0	DP: 0	SB: 0	
HR: 0	HBP: 0	CS: 0	

Batter	1	2	3	4	5	6	7	8	9	AB	R	H	RBI	BB	SO	LOB
Fernando Vina, L (1, 4) OBP: 0.342, SLG: 0.397	C F X 0-2 5 G4-6-3 1B		B F F F B X 2-2 ② F3		F X 0-1 ① F8		X 0-0 ② G1-6-3		C B B F X 2-2 ② F7	5	0	1	0	0	0	2
J.D. Drew, L (1, 9) OBP: 0.364, SLG: 0.483	B F C F X 1-2 ① P4		S X 0-1 1-3 2-H 2B		F B X 1-1 ② G4-3		F B X 1-1 1B		F B C B B F F S 3-3 ③ K	5	0	2	1	0	1	1
5 Albert Pujols, R (1, 5) (8, 7) OBP: 0.403, SLG: 0.504	X 0-0 ② ③ G4-6-3 1-2f		C C B B X 2-2 ③ F7		L X 0-1 15 HR 2B		S X 0-1 ③ L8			4	1	1	0	0	0	4
15 Jim Edmonds, L (1, 8) OBP: 0.496, SLG: 0.717		X 0-0 ① P4		C B C B F X 2-2 HR 1B	F X 0-1 2-H HR			B S B F B X 3-2 ① F7		4	2	2	2	0	0	0
Tino Martinez, L (1, 3) OBP: 0.320, SLG: 0.298		B C X 1-1 G6-4-3 1B		B F F S 1-3 ① K	B F C X 1-2 ③ F7			B C S B S 2-3 ② K		4	0	1	0	0	2	1
Edgar Renteria, R (1, 6) OBP: 0.347, SLG: 0.400		C B B X 2-1 ② ③ G6-4-3 1-2f		S F F B B X 2-2 1-H HR		S B X 1-1 ① G6-3		C B B B B 4-1 1B BB		3	1	1	2	1	0	1
Mike Matheny, R (1, 2) OBP: 0.338, SLG: 0.472			B C F B S 2-3 ① K	F C B X 1-2 ② G3		B S S S 1-3 ② K		X 0-0 1-3 1B		4	0	1	0	0	2	0
Kerry Robinson, L (1, 7) OBP: 0.318, SLG: 0.415 Mike Timlin, R (8, 1)			X 0-0 1B 2B 1B	C F B X 1-2 1B		X 0-0 ③ G4-3		B L B F S 2-3 ③ K		4 0	1 0	2 0	0 0	0 0	1 0	2 0
Travis Smith, R (1, 1) OBP: 0.222, SLG: 0.222 Placido Polanco, R (8, 5) OBP: 0.286, SLG: 0.294			X 0-0 2B 1-2 1B	B S F S 1-3 ③ K			C X 0-1 ① L8		B C F X 1-2 ① G6-3	3 1	0 0	1 0	0 0	0 0	1 0	1 0
Inning Stats	R: 0 H: 1 E: 0 LOB: 0 K: 0 BB: 0 S: 8 P: 9	R: 0 H: 1 E: 0 LOB: 0 K: 0 BB: 0 S: 5 P: 8	R: 1 H: 3 E: 0 LOB: 2 K: 1 BB: 0 S: 14 P: 20	R: 2 H: 3 E: 0 LOB: 1 K: 2 BB: 0 S: 20 P: 28	R: 2 H: 2 E: 0 LOB: 0 K: 0 BB: 0 S: 11 P: 13	R: 0 H: 0 E: 0 LOB: 0 K: 1 BB: 0 S: 6 P: 8	R: 0 H: 1 E: 0 LOB: 1 K: 0 BB: 0 S: 7 P: 8	R: 0 H: 1 E: 0 LOB: 2 K: 2 BB: 1 S: 11 P: 22	R: 0 H: 0 E: 0 LOB: 0 K: 1 BB: 0 S: 11 P: 17	1B: 8 SF: 0 2B: 2 SAC: 0 3B: 0 DP: 2 HR: 2 HBP: 0						

PITCHER		IP	WLS	BF	H	R	ER	SO	BB	IBB	HBP	BLK	WP	HR	S	P	ERA	WHIP
Jon Lieber, R ERA: 3.07	(1, 1)	7.0		30	11	5	5	4	0	0	0	0	0	2	71	94	6.43	1.571
Ron Mahay, L ERA:	(8, 1)	0.2		2	0	0	0	1	0	0	0	0	0	0	6	11	0.00	0.000
38 Carlos Zambrano, R ERA: 3.72	(8, 1)	0.1		3	1	0	0	1	1	0	0	0	0	0	5	11	0.00	6.000
Jeff Fassero, L ERA: 6.91	(9, 1)	1.0	W	3	0	0	0	1	0	0	0	0	0	0	11	17	0.00	0.000

PITCHER	IP	WLS	BF	H	R	ER	SO	BB	IBB	HBP	BLK	WP	HR	S	P	ERA	WHIP

TOP

St. Louis Cardinals @ Chicago Cubs

Wrigley Field, Chicago, IL

Mon May 06 2002, 7:05 PM CDT

Att. 35,083 - Sunny - 68 F

livebaseballscorecards.com

AB	37
R	5
H	12
RBI	5
BB	1
SO	7
LOB	12

WP: 0 PA: 38
PB: 0
SB: 0
CS: 0

St. Louis Cardinals @ Chicago Cubs

Wrigley Field, Chicago, IL

Mon May 06 2002, 7:05 PM CDT

Att. 35,083 - Sunny - 68 F

livebaseballscorecards.com

BOTTOM

Batter	1	2	3	4	5	6	7	8	9	AB	R	H	RBI	BB	SO	LOB
Corey Patterson, L (1, 8) OBP: 0.381, SLG: 0.462	F7		G3		K		WP, 1B			4	0	1	0	0	1	1
Bill Mueller, S (1, 5) OBP: 0.500, SLG: 1.250	F9		BB, 2B, 1B		HR		1-3			4	2	2	1	0	0	1
Sammy Sosa, R (1, 9) OBP: 0.454, SLG: 0.780	BB		BB, 2B, 1B		K			G6-3		2	1	0	0	2	1	0
Fred McGriff, L (1, 3) OBP: 0.320, SLG: 0.343	P4		1B, 2B		F7			G5-4-3, 1B		4	1	2	2	0	0	1
Moises Alou, R (1, 7) OBP: 0.211, SLG: 0.315		F8	1B			G5-6-3		G5-4-3		4	0	1	2	0	0	1
Mark Bellhorn, S (1, 4) OBP: 0.329, SLG: 0.464		K	K			F9			G4-3	4	0	0	0	0	2	1
Alex Gonzalez, R (1, 6) OBP: 0.342, SLG: 0.447		G6-3		G4-3		G6-3			HR	4	1	1	1	0	0	0
Joe Girardi, R (1, 2) OBP: 0.133, SLG: 0.156			K	K			G5-3			3	0	0	0	0	2	0
Jon Lieber, L (1, 1) OBP: 0.267, SLG: 0.267			1B, G3, 2B, 1B	G3-1			K			2	1	1	0	0	0	0
Delino DeShields, L (7, PH) OBP: 0.269, SLG: 0.337										1	0	0	0	0	1	0
Ron Mahay, L (8, 1)										0	0	0	0	0	0	0
38 Carlos Zambrano, S (8, 1)										0	0	0	0	0	0	0
Jeff Fassero, L (9, 1)										0	0	0	0	0	0	0

Inning Stats	1	2	3	4	5	6	7	8	9
	R: 0 H: 0 E: 0 LOB: 1 K: 0 BB: 1 S: 8 P: 15	R: 0 H: 0 E: 0 LOB: 0 K: 1 BB: 0 S: 6 P: 9	R: 4 H: 4 E: 0 LOB: 1 K: 2 BB: 1 S: 15 P: 24	R: 0 H: 0 E: 0 LOB: 0 K: 1 BB: 0 S: 7 P: 9	R: 1 H: 1 E: 0 LOB: 0 K: 2 BB: 0 S: 10 P: 18	R: 0 H: 0 E: 0 LOB: 0 K: 0 BB: 0 S: 7 P: 11	R: 0 H: 1 E: 0 LOB: 1 K: 1 BB: 0 S: 9 P: 13	R: 0 H: 1 E: 0 LOB: 0 K: 0 BB: 0 S: 5 P: 6	R: 1 H: 1 E: 0 LOB: 0 K: 0 BB: 0 S: 3 P: 4

AB	32
R	6
H	8
RBI	6
BB	2
SO	7
LOB	5

1B: 5 SF: 0 WP: 1 PA: 34
2B: 1 SAC: 0 PB: 0
3B: 0 DP: 1 SB: 0
HR: 2 HBP: 0 CS: 0

PITCHER		IP	WLS	BF	H	R	ER	SO	BB	IBB	HBP	BLK	WP	HR	S	P	ERA	WHIP
Travis Smith, R ERA: 5.47	(1, 1)	7.0		29	6	5	5	7	2	0	0	0	1	1	62	99	6.43	1.143
Mike Timlin, R ERA: 3.32	(8, 1)	1.1	L	5	2	1	1	0	0	0	0	0	0	1	8	10	6.75	1.500

PITCHER	IP	WLS	BF	H	R	ER	SO	BB	IBB	HBP	BLK	WP	HR	S	P	ERA	WHIP

Batter	1	2	3	4	5	6	7	8	9	AB	R	H	RBI	BB	SO	LOB
Fernando Vina, L (1, 4) OBP: 0.342, SLG: 0.403	X 0-0 G5-3 ①		B X 1-0 F7 ③			B B C X 2-1 2B		B X 1-0 G6-4-3 ②③ 1-2f		3	0	1	0	0	0	0
Eduardo Perez, R (7, 5) OBP: 0.222, SLG: 0.438										1	0	0	0	0	0	1
J.D. Drew, L (1, 9) OBP: 0.361, SLG: 0.475	C C S 0-3 K ②			B C X 1-1 1B		B C S S 1-3 K ①			C F F F X 0-2 F7 ①	4	0	1	0	0	2	1
5 Albert Pujols, R (1, 7) OBP: 0.394, SLG: 0.491	X 0-0 L6 ③			B B F F X 2-2 F8 ①		B B B C X 3-1 F9 ②			S C X 0-2 F8 ②	3	0	0	0	0	0	2
Mike DiFelice, R (7, 2) OBP: 0.283, SLG: 0.395										1	0	0	0	0	0	0
15 Jim Edmonds, L (1, 8) OBP: 0.492, SLG: 0.705		C S B B B X 3-2 PB 1B		B C S C 1-3 K ②		S S S 0-3 K ③			C F S 0-3 K ③	3	0	1	0	0	2	2
Mike Crudale, R (7, 1)										0	0	0	0	0	0	0
Mike Matthews, L (8, 1)										1	0	0	0	0	1	0
Tino Martinez, L (1, 3) OBP: 0.320, SLG: 0.292		X 0-0 F9 ①		B C S B S 2-3 K ③			B B F B B 4-1 G6-4-3 BB			2	0	0	0	1	1	2
Edgar Renteria, R (1, 6) OBP: 0.339, SLG: 0.389		X 0-0 P4 ②			B C C C 1-3 K ①		B B C X 2-1 G6-4-3 ①② 1-2f			3	0	0	0	0	1	2
Miguel Cairo, R (1, 5) OBP: 0.273, SLG: 0.333		B B X 2-0 F9 ③ 1-2			B C X 1-1 FC4-6 1B		C X 0-1 G6-3 ③			3	0	1	0	0	0	1
(7, 4)																
Eli Marrero, R (1, 2) OBP: 0.313, SLG: 0.373			C B S F B S 2-3 K ①		B B B C F F F X 3-2 L8 ②			B F B B X 3-1 L7 ①		3	0	0	0	0	1	1
(7, 8)																
Bud Smith, L (1, 1) OBP: 0.250, SLG: 0.143			S B C B S 2-3 K ②		C C B X 1-2 FC4-6 ③ 1-2f			B B B B 4-0 G6-4-3 BB		1	0	0	0	0	1	0
Luther Hackman, R (3, 1)										1	0	0	0	0	0	1
Kerry Robinson, L (7, 7) OBP: 0.333, SLG: 0.415										0	0	0	0	1	0	0
Inning Stats	R: 0 H: 0 E: 0 LOB: 0 K: 1 BB: 0 S: 5 P: 5	R: 0 H: 1 E: 0 LOB: 1 K: 0 BB: 0 S: 6 P: 11	R: 0 H: 0 E: 0 LOB: 0 K: 2 BB: 0 S: 8 P: 13	R: 0 H: 1 E: 0 LOB: 1 K: 2 BB: 0 S: 11 P: 17	R: 0 H: 1 E: 0 LOB: 1 K: 1 BB: 0 S: 13 P: 19	R: 0 H: 1 E: 0 LOB: 1 K: 2 BB: 0 S: 10 P: 16	R: 0 H: 0 E: 0 LOB: 0 K: 0 BB: 1 S: 5 P: 11	R: 0 H: 0 E: 0 LOB: 0 K: 0 BB: 1 S: 3 P: 11	R: 0 H: 0 E: 0 LOB: 0 K: 1 BB: 0 S: 11 P: 11	1B: 3 SF: 0 2B: 1 SAC: 0 3B: 0 DP: 2 HR: 0 HBP: 0						

PITCHER	IP	WLS	BF	H	R	ER	SO	BB	IBB	HBP	BLK	WP	HR	S	P	ERA	WHIP
34 Kerry Wood, R (1, 1) ERA: 2.51	9.0	W	31	4	0	0	9	2	0	0	0	0	0	72	114	0.00	0.667

PITCHER	IP	WLS	BF	H	R	ER	SO	BB	IBB	HBP	BLK	WP	HR	S	P	ERA	WHIP

TOP

St. Louis Cardinals @ Chicago Cubs

Wrigley Field, Chicago, IL

Tue May 07 2002, 7:05 PM CDT

Att. 35,748 - Sunny - 53 F

livebaseballscorecards.com

AB	29
R	0
H	4
RBI	0
BB	2
SO	9
LOB	13

WP: 0 PA: 31
PB: 1
SB: 0
CS: 0

Batter	1	2	3	4	5	6	7	8	9	AB	R	H	RBI	BB	SO	LOB
Corey Patterson, L (1, 8) OBP: 0.390, SLG: 0.464	B F F F H 2-2 BB BB 1B HBP	X 0-0 SF9 SH3-4 2B 1-2 1B	B X 1-0 PB 1B		X 0-0 ③ G4-3			C B B B C X 3-2 ① G6-3 1-2		4	2	2	0	0	0	1
Bill Mueller, S (1, 5) OBP: 0.375, SLG: 0.714	B B B B 4-0 1B BB FC4-6 1-2 BB	X 0-0 ① SH3-4 1-2 2-3	B B B X 3-0 ② F9			C F X 0-2 ① F5		F X 0-1 ② P4		3	1	0	0	1	0	2
Sammy Sosa, R (1, 9) OBP: 0.463, SLG: 0.773 Roosevelt Brown, L (8, 9) OBP: 0.241, SLG: 0.352	B C S B B F B 4-2 FC4-6 1B FC6-4 1-2 2-3 BB	I I I I 4-0 SF9 2B IBB	B B B B 4-0 1-2 BB			X 0-0 ② F3		C S B B S 2-3 ③ K		1 1	2 0	0 0	0 0	3 0	0 1	0 1
Fred McGriff, L (1, 3) OBP: 0.317, SLG: 0.343 Mark Bellhorn, S (8, 3) OBP: 0.329, SLG: 0.464	C B F B X 2-2 FC4-6 1-2 2-3 3-H 1B	B B X 2-0 ② SF9 1-2 2-3 3-H	B S F B X 2-2 ③ G3			F B B B X 3-1 ③ G1-3				3 0	0 0	1 0	2 0	0 0	0 0	2 0
Moises Alou, R (1, 7) OBP: 0.213, SLG: 0.298 Darren Lewis, R (8, 7) OBP: 0.300, SLG: 0.333	X 0-0 ① FC4-6 FC6-4 1-2f 2-3 3-H	I I I I 4-0 2B IBB		F F B B F X 2-2 ① G3			F B C X 1-2 ① F3			3 0	1 0	0 0	1 0	1 0	0 0	2 0
Alex Gonzalez, R (1, 6) OBP: 0.339, SLG: 0.449	X 0-0 ② FC6-4 1B 1-2f 3-H	F S B F B B X 3-2 1B 1-H 2-H 3-H 2B		C X 0-1 ② L3			C C B F S 1-3 ② K			4	1	1	4	0	1	1
Joe Girardi, R (1, 2) OBP: 0.184, SLG: 0.188	C X 0-1 1-2 1B	B B B C S S B 4-2 1B BB		B X 1-0 ③ L7			F B X 1-1 1B			3	0	2	0	1	0	0
Augie Ojeda, S (1, 4) OBP: 0.182, SLG: 0.219	C B B C B X 3-2 ③ G6-3	S F B B F B X 2-2 ③ 1-3 2-H 1B			B B C X 2-1 ① F3		B C B B X 3-1 ③ P6			4	0	1	1	0	0	3
34 Kerry Wood, R (1, 1) OBP: 0.250, SLG: 0.250		C B F X 1-2 SH3-4 1B SF9 1B	F B X 1-1 ① G5-3		B B F F S 1-3 ② K			B X 1-0 WP 1B		4	1	2	0	0	1	0
Inning Stats	R: 3 H: 2 E: 0 LOB: 2 K: 0 BB: 2 S: 16 P: 31	R: 5 H: 4 E: 0 LOB: 2 K: 0 BB: 3 S: 16 P: 36	R: 0 H: 1 E: 0 LOB: 2 K: 0 BB: 1 S: 7 P: 18	R: 0 H: 0 E: 0 LOB: 0 K: 0 BB: 0 S: 7 P: 10	R: 0 H: 0 E: 0 LOB: 0 K: 1 BB: 0 S: 6 P: 9	R: 0 H: 0 E: 0 LOB: 0 K: 0 BB: 0 S: 6 P: 9	R: 0 H: 1 E: 0 LOB: 1 K: 1 BB: 0 S: 11 P: 17	R: 0 H: 1 E: 0 LOB: 1 K: 1 BB: 0 S: 9 P: 15		1B: 8 SF: 1 2B: 1 SAC: 1 3B: 0 DP: 0 HR: 0 HBP: 1						

PITCHER		IP	WLS	BF	H	R	ER	SO	BB	IBB	HBP	BLK	WP	HR	S	P	ERA	WHIP
Bud Smith, L ERA: 9.72	(1, 1)	2.0	L	17	6	8	8	0	3	2	1	0	0	0	32	67	36.00	4.500
Luther Hackman, R ERA: 3.05	(3, 1)	4.0		14	1	0	0	1	1	0	0	0	0	0	26	46	0.00	0.500
Mike Crudale, R ERA: 3.0	(7, 1)	1.0		4	1	0	0	1	0	0	0	0	0	0	11	17	0.00	1.000
Mike Matthews, L ERA: 2.77	(8, 1)	1.0		4	1	0	0	1	0	0	0	0	1	0	9	15	0.00	1.000

PITCHER	IP	WLS	BF	H	R	ER	SO	BB	IBB	HBP	BLK	WP	HR	S	P	ERA	WHIP

BOTTOM

St. Louis Cardinals @ Chicago Cubs

Wrigley Field, Chicago, IL

Tue May 07 2002, 7:05 PM CDT

Att. 35,748 - Sunny - 53 F

livebaseballscorecards.com

AB	30
R	8
H	9
RBI	8
BB	6
SO	3
LOB	12

WP: 1 PA: 39
PB: 1
SB: 0
CS: 0

Batter	1	2	3	4	5	6	7	8	9	AB	R	H	RBI	BB	SO	LOB
Fernando Vina, L (1, 4) OBP: 0.338, SLG: 0.394	C B B F B X 3-2 ① F8	B B C B F B 4-2 CS BB		S X 0-1 ② SF9 2-3 3-H		C F F B B F X 2-2 ① G6-3		C C B S 1-3 ③ K2-3		3	0	0	1	1	1	0
J.D. Drew, L (1, 9) OBP: 0.362, SLG: 0.468	B S F X 1-2 15 HBP 5 BB SF8 1B	B C B B 3-1 ③ CS 1-2	B B X 2-0 ① F9	B B B 4-0 BB		C C C 0-3 ② K			X 0-0 ① F7	4	1	1	0	1	1	0
5 Albert Pujols, R (1, 7) OBP: 0.395, SLG: 0.492	B B B C B 4-1 BB 15 HBP 1-2 BB	B C C B S 2-3 ② K	B B X 2-0 ③ G4-3			C B B X 2-1 2B			C X 0-1 ② L7	4	0	1	0	1	1	2
15 Jim Edmonds, L (1, 8) OBP: 0.496, SLG: 0.691	C H 1-1 BB 1-2 2-3 HBP	B C B B S F B 4-2 BB			B B B C C F F B 4-2 G4-3 1B BB	S X 0-1 ③ F8			B B B C F X 3-2 ③ G3-1	2	0	0	0	2	0	1
Tino Martinez, L (1, 3) OBP: 0.311, SLG: 0.284	B B X 2-0 ② SF8 3-H		X 0-0 ③ F8		C B F X 1-2 ① F7		F F B B X 2-2 ① F7			3	0	0	1	0	0	2
Edgar Renteria, R (1, 6) OBP: 0.352, SLG: 0.391	C C B B B B 4-2 1-2 2-3 BB			B C C B F B B 4-2 S 1B BB	B C X 1-1 G4-3 1-2 1B		S C B F X 1-2 ② F8			2	1	1	0	2	0	0
Mike DiFelice, R (1, 2) OBP: 0.280, SLG: 0.383	F B C F X 1-2 ③ F9			C S B F B X 2-2 SH2-4 HBP 1-H SF9 1B	X 0-0 ② G4-3 1-2 2-3		X 0-0 ③ F2			4	1	1	1	0	0	5
Placido Polanco, R (1, 5) OBP: 0.294, SLG: 0.288		X 0-0 ① G5-3		P F C H 2-2 SF9 SH2-4 1-2 HBP	I I I I 4-0 IBB			C B S B X 2-2 ① G3-1		2	0	0	0	1	0	0
Matt Morris, R (1, 1) OBP: 0.190, SLG: 0.200 44 Jason Isringhausen, R (9, 1)		X 0-0 ② G5-3		B X 1-0 ① SH2-4 1-2 2-3	F B B S S 2-3 ③ K			S S C 0-3 ② K		3	0	0	0	0	2	3
										0	0	0	0	0	0	0
Inning Stats	R: 1 H: 1 E: 0 LOB: 3 K: 0 BB: 2 S: 15 P: 31	R: 0 H: 0 E: 0 LOB: 0 K: 0 BB: 1 S: 6 P: 13	R: 0 H: 0 E: 0 LOB: 1 K: 1 BB: 1 S: 8 P: 16	R: 2 H: 1 E: 0 LOB: 2 K: 0 BB: 2 S: 14 P: 28	R: 0 H: 1 E: 0 LOB: 3 K: 1 BB: 2 S: 13 P: 25	R: 0 H: 1 E: 0 LOB: 1 K: 1 BB: 0 S: 12 P: 16	R: 0 H: 0 E: 0 LOB: 0 K: 0 BB: 0 S: 8 P: 11	R: 0 H: 0 E: 0 LOB: 0 K: 2 BB: 0 S: 9 P: 12	R: 0 H: 0 E: 0 LOB: 0 K: 0 BB: 0 S: 6 P: 9	1B: 3 SF: 2 2B: 1 SAC: 1 3B: 0 DP: 0 HR: 0 HBP: 2						

PITCHER		IP	WLS	BF	H	R	ER	SO	BB	IBB	HBP	BLK	WP	HR	S	P	ERA	WHIP
Juan Cruz, R ERA: 3.25	(1, 1)	4.0	L	21	2	3	3	1	6	0	2	0	0	0	43	88	6.75	2.000
Donovan Osborne, L ERA: 6.19	(5, 1)	1.2		9	2	0	0	2	1	1	0	0	0	0	23	39	0.00	1.800
Ron Mahay, L ERA:	(6, 1)	0.2		2	0	0	0	0	0	0	0	0	0	0	5	7	0.00	0.000
Joe Borowski, R ERA: 1.54	(7, 1)	1.2		5	0	0	0	2	0	0	0	0	0	0	14	18	0.00	0.000
Antonio Alfonseca, R ERA: 2.03	(9, 1)	1.0		3	0	0	0	0	0	0	0	0	0	0	6	9	0.00	0.000

PITCHER	IP	WLS	BF	H	R	ER	SO	BB	IBB	HBP	BLK	WP	HR	S	P	ERA	WHIP

TOP

St. Louis Cardinals @ Chicago Cubs

Wrigley Field, Chicago, IL

Wed May 08 2002, 1:20 PM CDT

Att. 33,473 - Overcast - 61 F

livebaseballscorecards.com

AB	27
R	3
H	4
RBI	3
BB	8
SO	5
LOB	13

1B: 3	SF: 2	WP: 0	PA: 41
2B: 1	SAC: 1	PB: 0	
3B: 0	DP: 0	SB: 1	
HR: 0	HBP: 2	CS: 1	

BOTTOM

Batter	1	2	3	4	5	6	7	8	9	AB	R	H	RBI	BB	SO	LOB
Corey Patterson, L (1, 8) OBP: 0.386, SLG: 0.456	S T B X 1-2 HR 1B	B B F C S 2-3 ③ K			F X 0-1 ②③ G4-6-3 1-2f			C C X 0-2 ② F7		4	1	1	0	0	1	2
Delino DeShields, L (1, 4) OBP: 0.268, SLG: 0.326	B C B B X 3-1 ① F5		B B F C B S 3-3 ① K			B B C X 2-1 ① G6-3		B S B F B B 4-2 WP BB		3	0	0	0	1	1	1
Sammy Sosa, R (1, 9) OBP: 0.471, SLG: 0.795	C B X 1-1 1-H HR		B B B C S B S 3-3 ② K			B B B B 4-0 BB BB		B S B I I 4-1 1-2 IBB		2	1	1	2	2	1	0
Fred McGriff, L (1, 3) OBP: 0.315, SLG: 0.333	F B S X 1-2 ② F9		C B X 1-1 ③ G4-1			B C S B B F B 4-2 G4-6-3 1-2 BB		B X 1-0 ③ L7		3	0	0	0	1	0	2
Moises Alou, R (1, 7) OBP: 0.215, SLG: 0.295	B B X 2-0 1B			X 0-0 ① F8		X 0-0 ②③ G4-6-3 1-2f			B F B S S 2-3 ① K	4	0	1	0	0	1	2
Mark Bellhorn, S (1, 5) OBP: 0.325, SLG: 0.444	C C B F X 1-2 ③ G3			C B C S 1-3 ② K			B C F C 1-3 ① K		B C F B B F B 4-2 S BB	3	0	0	0	1	2	1
Alex Gonzalez, R (1, 6) OBP: 0.328, SLG: 0.432		C C S 0-3 ① K2-3		C F B B S 2-3 ③ K			B B F B C F F S 3-3 ② K		F C S 0-3 ② K	4	0	0	0	0	4	1
Robert Machado, R (1, 2) OBP: 0.361, SLG: 0.485 Bill Mueller, S (9, PH) OBP: 0.333, SLG: 0.625		B C X 1-1 ② G6-3			B X 1-0 ① G6-3		B B C B S S 3-3 ③ K		B C S B X 2-2 ③ L7 1-2	3 1	0 0	0 0	0 0	0 0	1 0	0 1
Juan Cruz, R (1, 1) OBP: 0.182, SLG: 0.182 Donovan Osborne, S (5, 1) Ron Mahay, L (6, 1) Joe Borowski, R (7, 1) OBP: 0.500, SLG: 0.500 Roosevelt Brown, L (8, PH) OBP: 0.237, SLG: 0.345 Antonio Alfonseca, R (9, 1) OBP: 0.500, SLG: 0.500		F C B X 1-2 1B			C B C S 1-3 K G4-6-3			B C B X 2-1 G4-3		1 1 0 0 1 0	0 0 0 0 0 0	1 0 0 0 0 0	0 0 0 0 0 0	0 0 0 0 0 0	0 1 0 0 0 0	0 0 0 0 0 0
Inning Stats	R: 2 H: 3 E: 0 LOB: 1 K: 0 BB: 0 S: 15 P: 24	R: 0 H: 1 E: 0 LOB: 1 K: 2 BB: 0 S: 11 P: 15	R: 0 H: 0 E: 0 LOB: 0 K: 2 BB: 0 S: 8 P: 15	R: 0 H: 0 E: 0 LOB: 0 K: 2 BB: 0 S: 7 P: 10	R: 0 H: 0 E: 0 LOB: 0 K: 1 BB: 0 S: 6 P: 8	R: 0 H: 0 E: 0 LOB: 1 K: 0 BB: 2 S: 6 P: 16	R: 0 H: 0 E: 0 LOB: 0 K: 3 BB: 0 S: 11 P: 18	R: 0 H: 0 E: 0 LOB: 2 K: 0 BB: 2 S: 9 P: 20	R: 0 H: 0 E: 0 LOB: 1 K: 2 BB: 1 S: 12 P: 20	1B: 3 SF: 0 2B: 0 SAC: 0 3B: 0 DP: 2 HR: 1 HBP: 0						

PITCHER	IP	WLS	BF	H	R	ER	SO	BB	IBB	HBP	BLK	WP	HR	S	P	ERA	WHIP
Matt Morris, R (1, 1) ERA: 2.95	8.0	W	31	4	2	2	10	3	1	0	0	1	1	73	126	2.25	0.875
44 Jason Isringhausen, R (9, 1) ERA: 1.42	1.0	S	4	0	0	0	2	1	0	0	0	0	0	12	20	0.00	1.000

PITCHER	IP	WLS	BF	H	R	ER	SO	BB	IBB	HBP	BLK	WP	HR	S	P	ERA	WHIP

St. Louis Cardinals @ Chicago Cubs

Wrigley Field, Chicago, IL

Wed May 08 2002, 1:20 PM CDT

Att. 33,473 - Overcast - 61 F

St.

livebaseballscorecards.com

AB	30
R	2
H	4
RBI	2
BB	5
SO	12
LOB	10

WP: 1	PA: 35		
PB: 1			
SB: 1			
CS: 0			

Batter	1	2	3	4	5	6	7	8	9	AB	R	H	RBI	BB	SO	LOB
Eric Young Sr., R (1, 4) OBP: 0.275, SLG: 0.240	G4-3		F8		G6-3	BB, 1B, BB		K	F7	5	0	0	0	1	1	0
Alex Sanchez, L (1, 8) OBP: 0.275, SLG: 0.276	F8		S, 1B			S, 1B; BB, 1B		F8, S, 1B		5	1	4	1	0	0	0
Ronnie Belliard, R (1, 5) OBP: 0.346, SLG: 0.352	G1-3		F9			HR, 2B		BB		3	1	1	1	2	0	1
Richie Sexson, R (1, 3) OBP: 0.298, SLG: 0.531		K		F9		K		F8		5	1	1	2	0	2	5
Geoff Jenkins, L (1, 7) OBP: 0.338, SLG: 0.438		1B		E, WP, 2B		F9	K	G1-3		5	1	2	0	0	1	2
Matt Stairs, L (1, 9) OBP: 0.216, SLG: 0.242 Alex Ochoa, R (6, 9) OBP: 0.333, SLG: 0.469	F8			2 SAFE, K, 2-H		HR, BB	CS, BB		HR, BB	2 0	1 1	0 0	0 0	1 2	1 0	1 0
José Hernández, R (1, 6) OBP: 0.369, SLG: 0.617	1B			K		HR	BB		HR	4	2	3	4	1	1	0
Paul Bako, L (1, 2) OBP: 0.352, SLG: 0.306	K			K	K	15, SH1-4, 1B	BB		K	4	1	1	0	1	3	2
15 Ben Sheets, R (1, 1) OBP: 0.063, SLG: 0.063 Ray King, L (7, 1) Luis Vizcaino, R (8, 1) Mark Loretta, R (9, PH) OBP: 0.227, SLG: 0.205 Brian Mallette, R (9, 1)			G4-3		K	SH1-4	G4-3		G6-3	3 0 0 1 0	0 0 0 0 0	0 0 0 0 0	0 0 0 0 0	0 0 0 0 0	1 0 0 0 0	2 0 0 0 0

TOP

Milwaukee Brewers @ Chicago Cubs

Wrigley Field, Chicago, IL

Thu May 09 2002, 1:20 PM CDT

Att. 27,738 - Sunny - 59 F

livebaseballscorecards.com

AB	37
R	9
H	12
RBI	8
BB	8
SO	10
LOB	13

Inning Stats	1	2	3	4	5	6	7	8	9	1B: 7	SF: 0	WP: 1	PA: 46
	R: 0 E: 0 K: 0 S: 6	H: 0 LOB: 0 BB: 0 P: 11	R: 0 E: 0 K: 2 S: 11	H: 2 LOB: 2 BB: 0 P: 18	R: 0 E: 0 K: 0 S: 14	H: 1 LOB: 1 BB: 0 P: 22	R: 1 E: 1 K: 2 S: 11	H: 1 LOB: 0 BB: 0 P: 13	R: 0 E: 0 K: 2 S: 10	H: 0 LOB: 0 BB: 0 P: 14	R: 6 E: 0 K: 1 S: 20	H: 6 LOB: 3 BB: 3 P: 38	R: 0 E: 0 K: 1 S: 7	H: 0 LOB: 2 BB: 3 P: 19	R: 0 E: 0 K: 1 S: 11	H: 1 LOB: 2 BB: 1 P: 23	R: 2 E: 0 K: 1 S: 11	H: 1 LOB: 0 BB: 1 P: 19	2B: 2 3B: 0 HR: 3	SAC: 1 DP: 0 HBP: 0	PB: 0 SB: 3 CS: 1	

PITCHER	IP	WLS	BF	H	R	ER	SO	BB	IBB	HBP	BLK	WP	HR	S	P	ERA	WHIP
Jason Bere, R (1, 1) ERA: 6.62	5.1	L	26	9	7	6	6	1	0	0	0	1	2	65	101	10.12	1.875
38 Carlos Zambrano, R (6, 1) ERA: 3.27	1.1		9	1	0	0	2	5	0	0	0	0	0	11	31	0.00	4.500
Scott Chiasson, R (7, 1) ERA:	1.1		6	1	0	0	1	1	0	0	0	0	0	14	26	0.00	1.500
Ron Mahay, L (9, 1) ERA: 1.93	1.0		5	1	2	2	1	1	0	0	0	0	1	11	19	18.00	2.000

PITCHER	IP	WLS	BF	H	R	ER	SO	BB	IBB	HBP	BLK	WP	HR	S	P	ERA	WHIP

Milwaukee Brewers @ Chicago Cubs

Wrigley Field, Chicago, IL

Thu May 09 2002, 1:20 PM CDT

Att. 27,738 - Sunny - 59 F

livebaseballscorecards.com

BOTTOM

Batter	1	2	3	4	5	6	7	8	9	AB	R	H	RBI	BB	SO	LOB
Corey Patterson, L (1, 8) OBP: 0.394, SLG: 0.471	G3 2B 1B	L9		S 1B			FC4-6 1B 1-2f		1-H 2B	5	1	3	1	0	0	2
Bill Mueller, S (1, 5) OBP: 0.214, SLG: 0.385	G3 1-2		F7	G1-3 1-2			F8		K	5	0	0	0	0	1	4
Sammy Sosa, R (1, 9) OBP: 0.483, SLG: 0.817	2B IBB		HR		G4-6-3 BB		1-2 1B		K	3	2	2	1	2	1	1
Fred McGriff, L (1, 3) OBP: 0.321, SLG: 0.348	1-H 2-H 2B		FC1-6 1B		G4-6-3 1-2f		K			4	0	2	2	0	1	3
Moises Alou, R (1, 7) OBP: 0.221, SLG: 0.297 38 Carlos Zambrano, S (6, 1) Scott Chiasson, R (7, 1) Chris Stynes, R (8, PH) OBP: 0.342, SLG: 0.333 Ron Mahay, L (9, 1)	F9		FC1-6 1-2 1B		K			F7		3 0 0 1 0	0 0 0 0 0	1 0 0 0 0	0 0 0 0 0	0 0 0 0 0	1 0 0 0 0	1 0 0 0 0
Alex Gonzalez, R (1, 6) OBP: 0.325, SLG: 0.429 Augie Ojeda, S (2, 6) OBP: 0.167, SLG: 0.200	G5-3		FC1-6 1-2f 2-3			K	K	K		1 3	0 0	0 0	0 0	0 0	0 2	1 2
Delino DeShields, L (1, 4) OBP: 0.257, SLG: 0.312		G2	G4-3			K	K	K		4	0	0	0	0	2	2
Robert Machado, R (1, 2) OBP: 0.375, SLG: 0.472		SH1-4 BB		G5-3		L9			FC5-4 1B	3	0	1	0	1	0	0
Jason Bere, R (1, 1) OBP: 0.091, SLG: 0.091 Roosevelt Brown, L (6, 7) OBP: 0.246, SLG: 0.339		SH1-4 1-2		G4-3			FC4-6 BB		FC5-4 1-2f 2B	1 1	0 1	0 0	0 0	0 1	0 0	0 1
Inning Stats	R: 2 E: 0 K: 0 S: 7 H: 2 LOB: 1 BB: 1 P: 18	R: 0 E: 0 K: 0 S: 8 H: 0 LOB: 1 BB: 1 P: 13	R: 1 E: 0 K: 0 S: 15 H: 3 LOB: 2 BB: 0 P: 21	R: 0 E: 0 K: 0 S: 9 H: 1 LOB: 1 BB: 0 P: 13	R: 0 E: 0 K: 1 S: 6 H: 0 LOB: 0 BB: 1 P: 12	R: 0 E: 0 K: 2 S: 7 H: 0 LOB: 0 BB: 0 P: 10	R: 0 E: 0 K: 1 S: 15 H: 1 LOB: 2 BB: 1 P: 23	R: 0 E: 0 K: 2 S: 9 H: 0 LOB: 0 BB: 0 P: 14	R: 1 E: 0 K: 2 S: 14 H: 2 LOB: 1 BB: 0 P: 22	1B: 6 2B: 2 3B: 0 HR: 1	SF: 0 SAC: 1 DP: 1 HBP: 0	WP: 0 PB: 0 SB: 1 CS: 0	PA: 39				

	AB	34
	R	4
	H	9
	RBI	4
	BB	4
	SO	8
	LOB	17

PITCHER		IP	WLS	BF	H	R	ER	SO	BB	IBB	HBP	BLK	WP	HR	S	P	ERA	WHIP
15 Ben Sheets, R ERA: 4.57	(1, 1)	6.0	W	26	6	3	3	3	2	1	0	0	0	1	52	87	4.50	1.333
Ray King, L ERA: 8.0	(7, 1)	1.0		5	1	0	0	1	1	0	0	0	0	0	15	23	0.00	2.000
Luis Vizcaino, R ERA: 2.53	(8, 1)	1.0		3	0	0	0	2	0	0	0	0	0	0	9	14	0.00	0.000
Brian Mallette, R ERA: 12.0	(9, 1)	1.0		5	2	1	1	2	0	0	0	0	0	0	14	22	9.00	2.000

PITCHER	IP	WLS	BF	H	R	ER	SO	BB	IBB	HBP	BLK	WP	HR	S	P	ERA	WHIP

Batter	1	2	3	4	5	6	7	8	9	AB	R	H	RBI	BB	SO	LOB
Eric Young Sr., R (1, 4) OBP: 0.272, SLG: 0.231	B X 1-0 ① G6-3		B B B C B 4-1 BB		X 0-0 ① ② P1-4 1-2f		X 0-0 ② F2		B F B B X 3-1 E5 G1-3 2-3	4	0	0	0	1	0	2
Alex Sanchez, L (1, 8) OBP: 0.271, SLG: 0.272	B X 1-0 ② G4-3		X 0-0 ③ B5-3		C B F F X 1-2 ③ G4-3		F C B B B X 3-2 S HR 1B		X 0-0 ② G1-3 1-2	5	1	1	0	0	0	3
Jeffrey Hammonds, R (1, 9) OBP: 0.392, SLG: 0.515	C S B S 1-3 ③ K			C B F F B X 2-2 ① G5-3		B C X 1-1 FC3-6 BB HR 1B	P B F F F X 2-2 1-H HR		S B B C B X 3-2 ③ G4-3	5	2	2	2	0	1	2
Richie Sexson, R (1, 3) OBP: 0.303, SLG: 0.549		B S B F C 2-3 ① K		C X 0-1 HR		S B B B F F F B 4-2 FC3-6 1-2 BB	B B S X 2-1 ③ F9			3	1	1	1	1	1	0
Geoff Jenkins, L (1, 7) OBP: 0.342, SLG: 0.435		X 0-0 1B		B B B B C B 4-1 FC3-6 BB		X 0-0 ① FC3-6 HR 1-2f 2-3		B B X 2-0 ① G1-3		3	1	1	0	1	0	2
Tyler Houston, L (1, 5) OBP: 0.306, SLG: 0.342		S B F B S 2-3 ② K		F B X 1-1 ② FC3-6 BB 1-2f		X 0-0 1-H 3-H HR		S B X 1-1 ② F8		4	1	1	3	0	1	2
José Hernández, R (1, 6) OBP: 0.366, SLG: 0.602		B B C S B S 3-3 ③ K		B C B C B B 4-2 1-2 BB		C C X 0-2 ② G4-3		C X 0-1 ③ F9		3	0	0	0	1	1	1
Raul Casanova, S (1, 2) OBP: 0.253, SLG: 0.203			C B B B F F S 3-3 ① K	X 0-0 ③ P4		S B B X 2-1 ③ F7			X 0-0 E6 E SH3-4	4	0	0	0	0	1	2
Everett Stull, R (1, 1) OBP: 0.500, SLG: 0.500			S S F F S 0-3 ② K		B S X 1-1 P1-4 1B		B F B F F F X 2-2 ① F8		X 0-0 ① SH3-4 1-2	2	0	1	0	0	1	0
Takahito Nomura, L (6, 1)										0	0	0	0	0	0	0
Ray King, L (6, 1)										0	0	0	0	0	0	0
Lenny Harris, L (7, PH) OBP: 0.148, SLG: 0.115										1	0	0	0	0	0	0
Jose Cabrera, R (7, 1)										0	0	0	0	0	0	0
Luis Vizcaino, R (7, 1)										0	0	0	0	0	0	0
Glendon Rusch, L (9, PH) OBP: 0.308, SLG: 0.538										0	0	0	0	0	0	0
Mike DeJean, R (9, 1)										0	0	0	0	0	0	0
Inning Stats	R: 0 E: 0 K: 1 S: 5 H: 0 LOB: 0 BB: 0 P: 8	R: 0 E: 0 K: 3 S: 10 H: 1 LOB: 1 BB: 0 P: 17	R: 0 E: 0 K: 2 S: 11 H: 0 LOB: 1 BB: 1 P: 18	R: 1 E: 0 K: 0 S: 12 H: 1 LOB: 2 BB: 2 P: 23	R: 0 E: 0 K: 0 S: 7 H: 1 LOB: 0 BB: 0 P: 9	R: 3 E: 0 K: 0 S: 13 H: 2 LOB: 0 BB: 1 P: 20	R: 2 E: 0 K: 0 S: 15 H: 2 LOB: 0 BB: 0 P: 23	R: 0 E: 0 K: 0 S: 5 H: 0 LOB: 0 BB: 0 P: 8	R: 0 E: 2 K: 0 S: 8 H: 0 LOB: 2 BB: 0 P: 14	1B: 4 2B: 1 3B: 0 HR: 3 SF: 0 SAC: 1 DP: 1 HBP: 0						

PITCHER		IP	WLS	BF	H	R	ER	SO	BB	IBB	HBP	BLK	WP	HR	S	P	ERA	WHIP
Matt Clement, R ERA: 3.73	(1, 1)	6.0		26	5	4	4	6	4	0	0	0	0	2	58	95	6.00	1.500
Joe Borowski, R ERA: 2.22	(7, 1)	1.0	L	5	2	2	2	0	0	0	0	0	0	1	15	23	18.00	2.000
Jeff Fassero, L ERA: 6.06	(8, 1)	2.0		8	0	0	0	0	0	0	0	0	0	0	13	22	0.00	0.000

PITCHER	IP	WLS	BF	H	R	ER	SO	BB	IBB	HBP	BLK	WP	HR	S	P	ERA	WHIP

TOP

Milwaukee Brewers @ Chicago Cubs

Wrigley Field, Chicago, IL

Fri May 10 2002, 2:20 PM CDT

Att. 34,005 - Sunny - 68 F

livebaseballscorecards.com

AB	34
R	6
H	7
RBI	6
BB	4
SO	6
LOB	14

WP: 0	PA: 39
PB: 0	
SB: 1	
CS: 0	

Batter	1	2	3	4	5	6	7	8	9	AB	R	H	RBI	BB	SO	LOB
Corey Patterson, L (1, 8) OBP: 0.377, SLG: 0.448	G1-3	FC6-4 E 1-2f 2-3		L4		G4-3	L3		G3	6	0	0	0	0	0	6
Bobby Hill, S (1, 4)	G3-1	F7 1-2		G6-3		BB		L7		4	0	0	0	1	0	2
Bill Mueller, S (1, 5) OBP: 0.263, SLG: 0.353	BB 1B 1B BB	L8			BB 1B 1B	F8				4	2	1	0	1	0	3
Sammy Sosa, R (1, 9) OBP: 0.486, SLG: 0.805	BB 1B 1-2 1B		G1-3		P2	FC4-6 1-2 BB		BB		3	1	1	0	2	0	1
Fred McGriff, L (1, 3) OBP: 0.317, SLG: 0.336	1B 1-2 2-3 BB		K		F7	FC4-6 1-2f		K		4	0	0	0	1	2	4
Roosevelt Brown, L (1, 7) OBP: 0.273, SLG: 0.339	S 1B 1-3 2-H 3-H		1B BB		1B 1B BB 1-2		F8		F7	3	1	1	2	2	0	0
Joe Girardi, R (1, 2) OBP: 0.241, SLG: 0.245	G6-3 1-2		1B		1B 1B 1-2 2-H		BB 1B		G3 1B	5	0	4	1	0	0	2
Augie Ojeda, S (1, 6) OBP: 0.200, SLG: 0.231 Delino DeShields, L (9, PH) OBP: 0.265, SLG: 0.319		FC6-4 HBP 1B	F9		S 1B 1-3 2-H		F8		G3 1B 1-2	4 1	0 0	2 1	1 0	0 0	0 0	3 0
Matt Clement, R (1, 1) OBP: 0.200, SLG: 0.077 Joe Borowski, R (7, 1) OBP: 0.500, SLG: 0.500 Mark Bellhorn, S (7, PH) OBP: 0.333, SLG: 0.444 Jeff Fassero, L (8, 1) Moises Alou, R (9, PH) OBP: 0.217, SLG: 0.292		FC6-4 1-2 HBP		K	K 1-2		BB 1-2		G3 1-2 2-3	2 0 0 0 1	0 0 0 0 0	0 0 0 0 0	0 0 1 0 0	0 0 0 0 0	2 0 0 0 0	2 0 0 0 2
Inning Stats	R: 2 E: 0 K: 0 S: 12 H: 2 LOB: 2 BB: 2 P: 29	R: 0 E: 1 K: 0 S: 9 H: 1 LOB: 2 BB: 0 P: 12	R: 0 E: 0 K: 1 S: 13 H: 1 LOB: 2 BB: 1 P: 22	R: 0 E: 0 K: 1 S: 7 H: 0 LOB: 0 BB: 0 P: 12	R: 2 E: 0 K: 1 S: 13 H: 3 LOB: 2 BB: 1 P: 25	R: 0 E: 0 K: 0 S: 10 H: 0 LOB: 2 BB: 2 P: 22	R: 0 E: 0 K: 0 S: 6 H: 1 LOB: 2 BB: 1 P: 15	R: 0 E: 0 K: 1 S: 10 H: 0 LOB: 1 BB: 1 P: 20	R: 0 E: 0 K: 0 S: 12 H: 2 LOB: 2 BB: 0 P: 20	1B: 10 2B: 0 3B: 0 HR: 0	SF: 0 SAC: 0 DP: 0 HBP: 1			WP: 0 PB: 0 SB: 2 CS: 0		PA: 46	

PITCHER		IP	WLS	BF	H	R	ER	SO	BB	IBB	HBP	BLK	WP	HR	S	P	ERA	WHIP
Everett Stull, R ERA: 7.2	(1, 1)	5.0		27	7	4	4	3	4	0	1	0	0	0	54	100	7.20	2.200
Takahito Nomura, L ERA: 8.03	(6, 1)	0.2		4	0	0	0	0	2	0	0	0	0	0	7	18	0.00	3.000
Ray King, L ERA: 7.71	(6, 1)	0.1	W	1	0	0	0	0	0	0	0	0	0	0	3	4	0.00	0.000
Jose Cabrera, R ERA: 3.52	(7, 1)	0.2	H	4	1	0	0	0	1	0	0	0	0	0	5	13	0.00	3.000
Luis Vizcaino, R ERA: 2.38	(7, 1)	1.1	H	5	0	0	0	1	1	0	0	0	0	0	11	22	0.00	0.750

PITCHER		IP	WLS	BF	H	R	ER	SO	BB	IBB	HBP	BLK	WP	HR	S	P	ERA	WHIP
Mike DeJean, R ERA: 2.89	(9, 1)	1.0	S	5	2	0	0	0	0	0	0	0	0	0	12	20	0.00	2.000

BOTTOM

Milwaukee Brewers @ Chicago Cubs

Wrigley Field, Chicago, IL

Fri May 10 2002, 2:20 PM CDT

Att. 34,005 - Sunny - 68 F

livebaseballscorecards.com

AB	37
R	4
H	10
RBI	4
BB	8
SO	4
LOB	25

Batter	1	2	3	4	5	6	7	8	9	AB	R	H	RBI	BB	SO	LOB
Alex Sanchez, L (1, 8) OBP: 0.297, SLG: 0.291	G4-3		BB, 1B, 1B	G5-3		2-3, 3-H, 1B		E1, HR, 1B	G4-3, 1-2, BB	5	2	3	1	1	0	1
Ronnie Belliard, R (1, 4) OBP: 0.345, SLG: 0.333	L9		1B, 1B, 1-2, BB		G4-3	F9		BB, HR, BB	G4-3, 1-2, 2-3	4	2	0	0	2	0	4
Jeffrey Hammonds, R (1, 9) OBP: 0.395, SLG: 0.509 Alex Ochoa, R (8, PH) OBP: 0.338, SLG: 0.462 (8, 9)	E6		1B, 1B, 1-2, 2-H, 1B		K	BB, G5-3, HR, BB		1-2, HR, BB	G5-3	3 1	2 1	1 0	1 0	1 1	1 0	0 2
Richie Sexson, R (1, 3) OBP: 0.307, SLG: 0.565	G3-1		1B, 1-3, 2-H, 1B	G6-3		G5-3, 1-2		1-H, 2-H, 3-H, HR		5	1	2	5	0	0	2
Geoff Jenkins, L (1, 7) OBP: 0.344, SLG: 0.430	G3-1		1-2, 3-H, 1B		G6-3	BB, HR, BB	K			4	1	1	1	1	1	0
Tyler Houston, L (1, 5) OBP: 0.300, SLG: 0.345 47 Mike Buddie, R (8, 1)	K	F8			1B, 2B	F5	F7			5 0	1 0	1 0	0 0	0 0	1 0	4 0
José Hernández, R (1, 6) OBP: 0.367, SLG: 0.590	G6-3			K	SH2-4, 2-H, 1B, HBP, 1B	HR, 1-2, 2-3, BB	G4-3			4	2	1	1	1	1	0
Raul Casanova, S (1, 2) OBP: 0.261, SLG: 0.241			F7	G3	1B, SH2-4, 1-2, HBP	1-H, 2-H, 3-H, HR			F8	4	1	1	4	0	0	0
Glendon Rusch, L (1, 1) OBP: 0.313, SLG: 0.500 Lenny Harris, L (8, 5) OBP: 0.143, SLG: 0.111			K	1B	SH2-4, 1-2, 2-3	K			E6, G4-3, BB	3 1	0 0	1 0	0 0	0 0	2 0	0 0
Inning Stats	R: 0 E: 1 K: 0 S: 8 H: 0 LOB: 1 BB: 0 P: 9	R: 0 E: 0 K: 1 S: 9 H: 0 LOB: 0 BB: 0 P: 13	R: 3 E: 0 K: 1 S: 17 H: 4 LOB: 2 BB: 1 P: 25	R: 0 E: 0 K: 1 S: 6 H: 1 LOB: 1 BB: 0 P: 8	R: 0 E: 0 K: 1 S: 9 H: 0 LOB: 0 BB: 0 P: 15	R: 2 E: 0 K: 0 S: 16 H: 3 LOB: 2 BB: 0 P: 22	R: 4 E: 0 K: 1 S: 14 H: 1 LOB: 0 BB: 3 P: 32	R: 4 E: 1 K: 1 S: 13 H: 2 LOB: 0 BB: 2 P: 25	R: 0 E: 1 K: 0 S: 13 H: 0 LOB: 2 BB: 1 P: 19	1B: 8 2B: 1 3B: 0 HR: 2 SF: 0 SAC: 1 DP: 0 HBP: 1						

PITCHER		IP	WLS	BF	H	R	ER	SO	BB	IBB	HBP	BLK	WP	HR	S	P	ERA	WHIP
Jon Lieber, R ERA: 3.64	(1, 1)	6.0	L	29	8	5	5	4	1	0	1	0	0	0	65	92	7.50	1.500
Scott Chiasson, R ERA: 15.43	(7, 1)	1.0		7	1	4	4	1	3	0	0	0	0	1	14	32	36.00	4.000
Ron Mahay, L ERA: 5.23	(8, 1)	1.0		7	2	4	4	1	2	0	0	0	0	1	13	25	36.00	4.000
Antonio Alfonseca, R ERA: 1.88	(9, 1)	1.0		5	0	0	0	0	1	0	0	0	0	0	13	19	0.00	1.000

PITCHER	IP	WLS	BF	H	R	ER	SO	BB	IBB	HBP	BLK	WP	HR	S	P	ERA	WHIP

TOP

Milwaukee Brewers @ Chicago Cubs

Wrigley Field, Chicago, IL

Sun May 12 2002, 1:20 PM CDT

Att. 35,717 - Overcast - 53 F

livebaseballscorecards.com

AB	39
R	13
H	11
RBI	13
BB	7
SO	6
LOB	13

WP: 0 PA: 48
PB: 0
SB: 0
CS: 0

Batter	1	2	3	4	5	6	7	8	9	AB	R	H	RBI	BB	SO	LOB
Corey Patterson, L (1, 8) OBP: 0.378, SLG: 0.446	1-0 ③ G6-3		0-2 ② G4-3		1-0 ② G3-1 2-3 3-H			0-0 G5-3 1-3 2B 1B	1-1 ③ G1-3	5	1	2	1	0	0	2
Bobby Hill, S (1, 4) (8, 6) OBP: 0.222, SLG: 0.125	1-2 1-2 1B		2-2 ③ G6-3		1-1 ③ G6-3			2-2 ① G5-3 1-2 3-H		4	0	1	1	0	0	2
Sammy Sosa, R (1, 9) OBP: 0.487, SLG: 0.793 Antonio Alfonseca, R (9, 1) OBP: 0.500, SLG: 0.500	1-0 ① 1-2 2-3 1B			3-3 ① K		0-1 ① G4-3		4-2 2B BB		3 0	1 0	1 0	0 0	1 0	1 0	0 0
Fred McGriff, L (1, 3) OBP: 0.322, SLG: 0.350	1-3 ② K			1-0 FC6-4 1B		0-0 ② F8		2-0 G4-3 1-H 2-H 2B		4	0	2	2	0	1	2
Bill Mueller, S (1, 5) OBP: 0.217, SLG: 0.286	1-0 ③ G6-3			0-3 ② K		0-1 ③ L8		0-0 ② G4-3 2-3		4	0	0	0	0	1	4
Darren Lewis, R (1, 7) OBP: 0.324, SLG: 0.355		2-1 G1-6-3 1B		0-1 ③ FC6-4 1-2f		3-2 G6-4-3 1B		2-1 ③ G6-3		4	0	2	0	0	0	2
Joe Girardi, R (1, 2) OBP: 0.246, SLG: 0.250 Robert Machado, R (9, 2) OBP: 0.366, SLG: 0.459	0-1 ①② 1-2f G1-6-3				0-1 SH1-4 HBP G3-1 1B	0-0 ①② 1-2f G6-4-3			1-0 ① G4-3	3 1	1 0	1 0	0 0	0 0	0 0	2 0
Augie Ojeda, S (1, 6) OBP: 0.209, SLG: 0.220 Ron Mahay, L (8, 1) Roosevelt Brown, L (9, 9) OBP: 0.284, SLG: 0.339	0-0 ③ G6-3				1-2 G3-1 SH1-4 1-2 HBP	1-1 ③ G1-3			4-2 G4-3 BB	2 0 0	0 0 0	0 0 0	0 0 0	0 0 1	0 0 0	0 0 0
Jon Lieber, L (1, 1) OBP: 0.250, SLG: 0.250 Scott Chiasson, R (7, 1) Mark Bellhorn, S (8, 4) OBP: 0.337, SLG: 0.446			2-2 ① G6-3		1-1 ① SH1-4 1-2 2-3			1-2 1B G5-3 1B	0-0 ② G4-3 1-2	1 0 2	0 0 1	0 0 1	0 0 0	0 0 0	0 0 0	0 0 0
Inning Stats	R: 0 E: 0 K: 1 S: 10 H: 3 LOB: 2 BB: 0 P: 14	R: 0 E: 0 K: 0 S: 5 H: 1 LOB: 0 BB: 0 P: 7	R: 0 E: 0 K: 0 S: 12 H: 0 LOB: 0 BB: 0 P: 16	R: 0 E: 0 K: 2 S: 11 H: 1 LOB: 1 BB: 0 P: 15	R: 1 E: 0 K: 0 S: 9 H: 1 LOB: 1 BB: 0 P: 13	R: 0 E: 0 K: 0 S: 5 H: 0 LOB: 0 BB: 0 P: 5	R: 0 E: 0 K: 0 S: 8 H: 1 LOB: 0 BB: 0 P: 12	R: 3 E: 0 K: 0 S: 14 H: 3 LOB: 1 BB: 1 P: 25	R: 0 E: 0 K: 0 S: 6 H: 0 LOB: 1 BB: 1 P: 12	1B: 9 2B: 1 3B: 0 HR: 0	SF: 0 SAC: 1 DP: 2 HBP: 1					

PITCHER		IP	WLS	BF	H	R	ER	SO	BB	IBB	HBP	BLK	WP	HR	S	P	ERA	WHIP
Glendon Rusch, L ERA: 3.88	(1, 1)	7.1	W	31	10	4	4	3	1	0	1	0	0	0	71	102	4.91	1.500
47 Mike Buddie, R ERA: 4.45	(8, 1)	1.2		6	0	0	0	0	1	0	0	0	0	0	9	17	0.00	0.600

PITCHER	IP	WLS	BF	H	R	ER	SO	BB	IBB	HBP	BLK	WP	HR	S	P	ERA	WHIP

BOTTOM

Milwaukee Brewers @ Chicago Cubs

Wrigley Field, Chicago, IL

Sun May 12 2002, 1:20 PM CDT

Att. 35,717 - Overcast - 53 F

livebaseballscorecards.com

AB	33
R	4
H	10
RBI	4
BB	2
SO	3
LOB	15

Darren Lewis, R	(1, 7)	4	0	2	0	0	0	2										
Joe Girardi, R	(1, 2)	3	1	1	0	0	0	2										
Robert Machado, R	(9, 2)	1	0	0	0	0	0	0										
Augie Ojeda, S	(1, 6)	2	0	0	0	0	0	0										
Ron Mahay, L	(8, 1)	0	0	0	0	0	0	0										
Roosevelt Brown, L	(9, 9)	0	0	0	0	1	0	0										
Jon Lieber, L	(1, 1)	1	0	0	0	0	0	0										
Scott Chiasson, R	(7, 1)	0	0	0	0	0	0	0										
Mark Bellhorn, S	(8, 4)	2	1	1	0	0	0	1										

Batter	1	2	3	4	5	6	7	8	9	AB	R	H	RBI	BB	SO	LOB
Corey Patterson, L (1, 8) OBP: 0.374, SLG: 0.440	F9		G5-3, S, 1B		P6			F8		4	0	1	0	0	0	1
Bill Mueller, S (1, 5) OBP: 0.185, SLG: 0.240	F8		L5 1-2		L8			G4-3		4	0	0	0	0	0	2
Sammy Sosa, R (1, 9) OBP: 0.481, SLG: 0.776	E, S, 1B		G5-3 2-3			K			K	4	0	1	0	0	2	1
Fred McGriff, L (1, 3) OBP: 0.313, SLG: 0.339	F8 1-3		K2-3			G4-3			G4-3	4	0	0	0	0	1	2
Moises Alou, R (1, 7) OBP: 0.219, SLG: 0.290		G5-3		K		F9			1B	4	0	1	0	0	1	0
Bobby Hill, S (1, 4) OBP: 0.154, SLG: 0.083		K		K			G1-3		K	4	0	0	0	0	3	1
Joe Girardi, R (1, 2) OBP: 0.250, SLG: 0.254		34 FC5, BB, 1B		G4-3			G6-3			3	0	1	0	0	0	0
Augie Ojeda, S (1, 6) OBP: 0.239, SLG: 0.214		34 FC5 1-2 BB			34 SH3-4, BB		G3			1	0	0	0	2	0	0
34 Kerry Wood, R (1, 1) OBP: 0.231, SLG: 0.231		FC5 1-2 2-3f			SH3-4 1-2			G5-3		1	0	0	0	0	0	2
Joe Borowski, R (7, 1) OBP: 0.500, SLG: 0.500										0	0	0	0	0	0	0
Delino DeShields, L (8, PH) OBP: 0.262, SLG: 0.316										1	0	0	0	0	0	0
Jeff Fassero, L (8, 1)										0	0	0	0	0	0	0
Inning Stats	R: 0 E: 0 K: 0 S: 12 H: 1 LOB: 1 BB: 0 P: 16	R: 0 E: 0 K: 1 S: 12 H: 1 LOB: 2 BB: 1 P: 18	R: 0 E: 0 K: 1 S: 8 H: 1 LOB: 1 BB: 0 P: 13	R: 0 E: 0 K: 2 S: 7 H: 0 LOB: 0 BB: 0 P: 8	R: 0 E: 0 K: 0 S: 7 H: 0 LOB: 1 BB: 1 P: 14	R: 0 E: 0 K: 1 S: 6 H: 0 LOB: 0 BB: 0 P: 10	R: 0 E: 0 K: 0 S: 6 H: 0 LOB: 0 BB: 0 P: 11	R: 0 E: 0 K: 0 S: 8 H: 0 LOB: 0 BB: 0 P: 11	R: 0 E: 0 K: 2 S: 9 H: 1 LOB: 1 BB: 0 P: 17	1B: 4 2B: 0 3B: 0 HR: 0 SF: 0 SAC: 1 DP: 0 HBP: 0						

PITCHER		IP	WLS	BF	H	R	ER	SO	BB	IBB	HBP	BLK	WP	HR	S	P	ERA	WHIP
Matt Morris, R ERA: 2.53	(1, 1)	9.0	W	33	4	0	0	7	2	0	0	0	0	0	75	118	0.00	0.667

PITCHER	IP	WLS	BF	H	R	ER	SO	BB	IBB	HBP	BLK	WP	HR	S	P	ERA	WHIP

TOP

Chicago Cubs @ St. Louis Cardinals

Busch Stadium, St. Louis, MO

Mon May 13 2002, 7:10 PM CDT

Att. 45,720 - Sunny - 67 F

livebaseballscorecards.com

AB	30
R	0
H	4
RBI	0
BB	2
SO	7
LOB	9

PA: 33

WP: 0
PB: 0
SB: 2
CS: 0

Batter	1	2	3	4	5	6	7	8	9	AB	R	H	RBI	BB	SO	LOB
Fernando Vina, L (1, 4) OBP: 0.343, SLG: 0.395	C F S 0-3 ① K			F B B B B 4-1 ③ 5 1B 15 WP BB	B X 1-0 ③ F9			X 0-0 ① G1-3		3	1	0	0	1	1	0
J.D. Drew, L (1, 9) OBP: 0.346, SLG: 0.454	B F C B X 2-2 ② F9			B X 1-0 ① F8		S F F S 0-3 ① K		C B X 1-1 ② G4-3		4	0	0	0	0	1	1
5 Albert Pujols, R (1, 5) (8, 7) OBP: 0.393, SLG: 0.478	X 0-0 ③ F8			C B F B B F F X 3-2 BB 15 WP 1-3 1B		X 0-0 ② F7		C B B F X 2-2 ③ G4-3		4	0	1	0	0	0	0
15 Jim Edmonds, L (1, 8) OBP: 0.475, SLG: 0.624		X 0-0 ① F7		B C B B B 4-1 BB 1-2 3-H BB		B C B B B 4-1 HR BB				1	1	0	0	2	0	0
Tino Martinez, L (1, 3) OBP: 0.324, SLG: 0.320		B S X 1-1 ② F7		B B C B F F F B 4-2 1-2 2-3 BB		X 0-0 1-H HR				2	1	1	2	1	0	0
Edgar Renteria, R (1, 6) OBP: 0.350, SLG: 0.415		S X 0-1 ③ G6-3		B F B B X 3-1 ② L4		B F B X 2-1 ③ G1-3				3	0	0	0	0	0	3
Kerry Robinson, L (1, 7) OBP: 0.315, SLG: 0.380 Placido Polanco, R (8, 5) OBP: 0.303, SLG: 0.307		B C X 1-1 ① G5-3		S C B F F F B B F 3-3 ③ K			C B C F B F B X 3-2 ① G1-3			3 0	0 0	0 0	0 0	0 0	1 0	3 0
Mike DiFelice, R (1, 2) OBP: 0.264, SLG: 0.360		C F B B C 2-3 ② K			S B X 1-1 ① G6-3		C X 0-1 ② L7			3	0	0	0	0	1	0
Matt Morris, R (1, 1) OBP: 0.167, SLG: 0.174		B F C B F S 2-3 ③ K			B C F B B X 3-2 ② L6		C X 0-1 ③ G6-3			3	0	0	0	0	1	0
Inning Stats	R: 0 E: 0 K: 1 S: 7 H: 0 LOB: 0 BB: 0 P: 9	R: 0 E: 0 K: 0 S: 5 H: 0 LOB: 0 BB: 0 P: 6	R: 0 E: 0 K: 2 S: 9 H: 0 LOB: 0 BB: 0 P: 14	R: 1 E: 0 K: 1 S: 22 H: 1 LOB: 3 BB: 3 P: 44	R: 0 E: 0 K: 0 S: 6 H: 0 LOB: 0 BB: 0 P: 11	R: 2 E: 0 K: 1 S: 9 H: 1 LOB: 0 BB: 1 P: 15	R: 0 E: 0 K: 0 S: 9 H: 0 LOB: 0 BB: 0 P: 12	R: 0 E: 0 K: 0 S: 6 H: 0 LOB: 0 BB: 0 P: 9		1B: 1 2B: 0 3B: 0 HR: 1	SF: 0 SAC: 0 DP: 0 HBP: 0					

PITCHER		IP	WLS	BF	H	R	ER	SO	BB	IBB	HBP	BLK	WP	HR	S	P	ERA	WHIP
34 Kerry Wood, R ERA: 2.76	(1, 1)	6.0	L	24	2	3	3	5	4	0	0	0	1	1	58	99	4.50	1.000
Joe Borowski, R ERA: 2.13	(7, 1)	1.0		3	0	0	0	0	0	0	0	0	0	0	9	12	0.00	0.000
Jeff Fassero, L ERA: 5.71	(8, 1)	1.0		3	0	0	0	0	0	0	0	0	0	0	6	9	0.00	0.000

PITCHER	IP	WLS	BF	H	R	ER	SO	BB	IBB	HBP	BLK	WP	HR	S	P	ERA	WHIP

BOTTOM

Chicago Cubs @ St. Louis Cardinals

Busch Stadium, St. Louis, MO

Mon May 13 2002, 7:10 PM CDT
Att. 45,720 - Sunny - 67 F

livebaseballscorecards.com

AB	26
R	3
H	2
RBI	2
BB	4
SO	5
LOB	7

1B: 1 2B: 0 3B: 0 HR: 1 SF: 0 SAC: 0 DP: 0 HBP: 0

WP: 1 PB: 0 SB: 0 CS: 0 PA: 30

Batter	1	2	3	4	5	6	7	8	9	AB	R	H	RBI	BB	SO	LOB
Corey Patterson, L (1, 8) OBP: 0.364, SLG: 0.428	C B F S 1-3 ① K	B C F F B F F X 2-2 ③ L8			X 0-0 ① B1-3		B F X 1-1 ③ F8			4	0	0	0	0	1	2
Bobby Hill, S (1, 4) OBP: 0.235, SLG: 0.250	X 0-0 1B 2B		C C C B C 1-3 ① K		X 0-0 ② G1			C X 0-1 E SF9 1B		4	2	2	0	0	1	0
Bill Mueller, S (1, 5) OBP: 0.226, SLG: 0.276	F B F X 1-2 2-H 1B		C B B X 2-1 ② F7		C B X 1-1 1B			C C B X 1-2 ① L4 1-3		4	0	2	1	0	0	1
Sammy Sosa, R (1, 9) OBP: 0.469, SLG: 0.758	B C C F B S 2-3 ② K		B B X 2-0 ③ G5-3		C B F S 1-3 ③ K			F B B S B X 3-2 ② SF9 3-H		3	0	0	1	0	2	2
Moises Alou, R (1, 7) OBP: 0.208, SLG: 0.274	B X 1-0 ③ F7			B C B S F B X 3-2 ① F8		B F X 1-1 ① L6		X 0-0 ③ F9		4	0	0	0	0	0	1
Mark Bellhorn, S (1, 3)		C B B B B 4-1 SH3-4 S BB		B B X 2-0 ② P4	X 0-0	X 0-0 ② G1-3			C B X 1-1 G5-4-3 1B	3	0	1	0	1	0	0
Robert Machado, R (1, 2) OBP: 0.356, SLG: 0.439	B C C F F S 1-3 ① K 1-2			X 0-0 BB 1B	B X 1-0 ③ G5-3				B F F X 1-2 ① ② G5-4-3 1-2f	4	0	1	0	0	1	2
Augie Ojeda, S (1, 6) OBP: 0.260, SLG: 0.205	B C B B B 4-1 SH3-4 BB			B C B B B 4-1 1-2 BB			C F X 0-2 ① G4-3		B C F B X 2-2 ③ L4	2	0	0	0	2	0	0
Juan Cruz, R (1, 1) OBP: 0.167, SLG: 0.167	X 0-0 ② SH3-4 1-2 2-3			C F F C 0-3 ③ K			F B X 1-1 ② G5-3			1	0	0	0	0	1	2
Ron Mahay, L (4, 1)										0	0	0	0	0	0	0
Pat Mahomes, R (6, 1)										0	0	0	0	0	0	0
Chris Stynes, R (7, PH) OBP: 0.338, SLG: 0.328										1	0	0	0	0	0	0
Scott Chiasson, R (7, 1)										0	0	0	0	0	0	0
Joe Borowski, R (8, 1) OBP: 0.500, SLG: 0.500										0	0	0	0	0	0	0
Inning Stats	R: 1 E: 0 K: 2 S: 12 H: 2 LOB: 1 BB: 0 P: 17	R: 0 E: 0 K: 1 S: 14 H: 0 LOB: 2 BB: 2 P: 25	R: 0 E: 0 K: 1 S: 6 H: 0 LOB: 0 BB: 0 P: 11	R: 0 E: 0 K: 1 S: 11 H: 1 LOB: 2 BB: 1 P: 20	R: 0 E: 0 K: 1 S: 7 H: 1 LOB: 1 BB: 0 P: 9	R: 0 E: 0 K: 0 S: 4 H: 0 LOB: 0 BB: 0 P: 6	R: 0 E: 0 K: 0 S: 7 H: 0 LOB: 0 BB: 0 P: 9	R: 1 E: 1 K: 0 S: 9 H: 1 LOB: 0 BB: 0 P: 13	R: 0 E: 0 K: 0 S: 8 H: 1 LOB: 0 BB: 0 P: 12	1B: 5 2B: 1 3B: 0 HR: 0 SF: 1 SAC: 1 DP: 1 HBP: 0						

PITCHER		IP	WLS	BF	H	R	ER	SO	BB	IBB	HBP	BLK	WP	HR	S	P	ERA	WHIP
Garrett Stephenson, R ERA: 5.82	(1, 1)	4.0		18	3	1	1	5	3	0	0	0	0	0	43	73	2.25	1.500
Mike Timlin, R ERA: 3.16	(5, 1)	3.0	W	10	1	0	0	1	0	0	0	0	0	0	18	24	0.00	0.333
Dave Veres, R ERA: 2.82	(8, 1)	1.0		4	1	1	0	0	0	0	0	0	0	0	9	13	0.00	1.000
Mike Matthews, L ERA: 2.57	(9, 1)	1.0		3	1	0	0	0	0	0	0	0	0	0	8	12	0.00	1.000

PITCHER IP WLS BF H R ER SO BB IBB HBP BLK WP HR S P ERA WHIP

TOP

Chicago Cubs @ St. Louis Cardinals

Busch Stadium, St. Louis, MO

Tue May 14 2002, 12:10 PM CDT
Att. 47,035 - Cloudy - 66 F

livebaseballscorecards.com

AB	30
R	2
H	6
RBI	2
BB	3
SO	6
LOB	10

WP: 0 PB: 0 SB: 1 CS: 0 PA: 35

Batter	1	2	3	4	5	6	7	8	9	AB	R	H	RBI	BB	SO	LOB
Fernando Vina, L (1, 4) OBP: 0.354, SLG: 0.407	0-0 1B G4-3 1B		0-1 ① B3	1-0 2B 5 PB 3-H 1B		1-2 ① F9		2-2 5 1B 2B 3-2 1-2 2-3 HBP		5	3	3	1	0	0	0
J.D. Drew, L (1, 9) OBP: 0.358, SLG: 0.486	0-0 G4-3 5 HBP 1-3 1B		4-1 15 1B BB	1-0 5 PB 15 1B 1-3 2B		0-0 HR		3-3 K 1-2 G4-3		5	2	3	1	1	1	4
5 Albert Pujols, R (1, 5) (6, 7) OBP: 0.405, SLG: 0.489	2-2 G4-3 1-2 HBP		1-0 ② F7	4-1 15 1B 2-3 3-H BB		3-0 15 2B 2B		2-0 15 2B 2-H 1B		3	2	2	1	1	0	1
15 Jim Edmonds, L (1, 8) OBP: 0.486, SLG: 0.649	0-1 ① L3		1-1 BB 1-3 1B	0-1 1-2 3-H 1B		0-1 2-H 2B		3-2 1-H 1B 2B		5	1	4	3	0	0	3
Tino Martinez, L (1, 3) OBP: 0.327, SLG: 0.312	1-2 ② G4-3 1-2 2-3 3-H		4-1 1-2 BB	2-3 ③ K		2-1 ② F3		4-0 1B 1B IBB		3	1	0	1	2	1	5
Edgar Renteria, R (1, 6) OBP: 0.345, SLG: 0.407	1-2 ③ G1-3		1-1 ③ G4-3		1-2 ① F7	3-2 ③ F8		1-0 F7 1B 1B 1-2 2-H 1B		5	1	1	1	0	0	6
Kerry Robinson, L (1, 7) OBP: 0.339, SLG: 0.423 Placido Polanco, R (5, PH) OBP: 0.303, SLG: 0.308 (6, 5)		1-1 CS 1B	1-0 SH2-3 1B 2B	0-0 ② F8		0-0 ① P4		2-1 HBP 1B 1-2 2-H 1B		2 3	1 0	2 1	0 1	0 0	0 0	0 0
Mike Matheny, R (1, 2) OBP: 0.326, SLG: 0.430		3-1 ①② G5-3 1-2	0-0 ① SH2-3 2-3	4-2 BB		1-1 ② L7		0-0 ② F7 2-3		3	0	0	0	1	0	3
Garrett Stephenson, R (1, 1) Eduardo Perez, R (4, PH) OBP: 0.205, SLG: 0.400 Mike Timlin, R (5, 1) Eli Marrero, R (7, PH) OBP: 0.318, SLG: 0.373 Dave Veres, R (8, 1) Miguel Cairo, R (8, PH) OBP: 0.286, SLG: 0.344 Mike Matthews, L (9, 1)		0-0 ③ G6-3	1-1 ② G5-3	0-3 ③ K		2-2 F5		0-2 HBP 1-2 3-H 1B		1 1 1 1 0 1 0	0 0 0 0 0 0 0	0 0 0 0 0 0 0	0 0 0 0 0 0 1	0 1 1 0 0 0 0	0 0 1 0 0 0 0	0 1 1 0 0 0 0
Inning Stats	R: 1 E: 0 K: 0 S: 14 H: 2 LOB: 2 BB: 0 P: 18	R: 0 E: 0 K: 0 S: 5 H: 1 LOB: 0 BB: 0 P: 9	R: 0 E: 0 K: 0 S: 9 H: 1 LOB: 3 BB: 2 P: 20	R: 3 E: 0 K: 1 S: 12 H: 4 LOB: 2 BB: 1 P: 22	R: 0 E: 0 K: 1 S: 10 H: 0 LOB: 1 BB: 1 P: 15	R: 2 E: 0 K: 0 S: 13 H: 3 LOB: 1 BB: 0 P: 22	R: 0 E: 0 K: 0 S: 12 H: 0 LOB: 0 BB: 0 P: 15	R: 5 E: 0 K: 1 S: 24 H: 6 LOB: 3 BB: 1 P: 45		1B: 10 2B: 6 3B: 0 HR: 1 SF: 0 SAC: 1 DP: 0 HBP: 2						

BOTTOM

Chicago Cubs @ St. Louis Cardinals

Busch Stadium, St. Louis, MO

Tue May 14 2002, 12:10 PM CDT

Att. 47,035 - Cloudy - 66 F

livebaseballscorecards.com

AB	39
R	11
H	17
RBI	10
BB	5
SO	3
LOB	24

PITCHER		IP	WLS	BF	H	R	ER	SO	BB	IBB	HBP	BLK	WP	HR	S	P	ERA	WHIP
Juan Cruz, R ERA: 3.86	(1, 1)	3.2	L	22	8	4	4	0	3	0	1	0	0	0	37	64	9.82	3.000
Ron Mahay, L ERA: 5.84	(4, 1)	2.0		10	3	2	2	2	1	0	0	0	0	1	22	35	9.00	2.000
Pat Mahomes, R ERA:	(6, 1)	0.1		1	0	0	0	0	0	0	0	0	0	0	4	7	0.00	0.000
Scott Chiasson, R ERA: 22.09	(7, 1)	1.1		10	5	5	5	1	0	1	0	0	0	0	27	47	33.75	3.750
Joe Borowski, R ERA: 2.08	(8, 1)	0.2		4	1	0	0	0	0	0	1	0	0	0	9	13	0.00	1.500

PITCHER	IP	WLS	BF	H	R	ER	SO	BB	IBB	HBP	BLK	WP	HR	S	P	ERA	WHIP

WP: 0 PA: 47
PB: 1
SB: 0
CS: 1

Batter	1	2	3	4	5	6	7	8	9	AB	R	H	RBI	BB	SO	LOB
Corey Patterson, L (1, 8) OBP: 0.361, SLG: 0.423	C X 0-1 ① P5		B S F S 1-3 ② K			X 0-0 BB FC2 2-3 1B		C S X 0-2 ② G4-3		4	0	1	0	0	1	0
Delino DeShields, L (1, 4) OBP: 0.252, SLG: 0.303 Antonio Alfonseca, R (8, 1) OBP: 0.500, SLG: 0.500	B F F F B S 2-3 ② K		B F B B C X 3-2 ③ G5-3			B F B F X 2-2 ① FC2 BB 1-2 3-H		B B C X 2-1 ③ F7		4 0	0 0	0 0	0 0	0 0	1 0	2 0
Sammy Sosa, R (1, 9) OBP: 0.476, SLG: 0.754	B B B B 4-0 BB			B B B C S F C 3-3 ① K		B S F B F B B 4-2 1-2 2-3 BB			F B F X 1-2 FC3-6 1B	2	0	1	0	2	1	0
Moises Alou, R (1, 7) OBP: 0.198, SLG: 0.260	F B X 1-1 ③ P4			B X 1-0 ② L8		F X 0-1 ② F9			X 0-0 ① FC3-6 G4-6-3 1-2f	4	0	0	0	0	0	5
Fred McGriff, L (1, 3) OBP: 0.311, SLG: 0.336		B B X 2-0 S E 1B		B B X 2-0 ③ F8		C B F X 1-2 ③ P6			F B X 1-1 ②③ G4-6-3 1-2f	4	1	1	0	0	0	4
Mark Bellhorn, S (1, 5) OBP: 0.333, SLG: 0.425 Bobby Hill, S (8, 4) OBP: 0.235, SLG: 0.250		B C C B X 2-2 ① L6			B C B B C S 3-3 ① K		C B C S 1-3 ① K			3 0	0 0	0 0	0 0	0 0	2 0	1 0
Joe Girardi, R (1, 2) OBP: 0.238, SLG: 0.242		C S B B B X 3-2 ② G6-3 1-H			B S X 1-1 ② G4-3		B F X 1-1 ② F9			3	0	0	0	0	0	0
Augie Ojeda, S (1, 6) OBP: 0.245, SLG: 0.191		B B B C C F X 3-2 ③ G3			C B X 1-1 ③ P6		C B B X 2-1 ③ G3			3	0	0	0	0	0	0
Jason Bere, R (1, 1) OBP: 0.154, SLG: 0.231 Jeff Fassero, L (7, 1) Bill Mueller, S (7, 5) OBP: 0.219, SLG: 0.267			S F B S 1-3 ① K			C F X 0-2 1B FC2 2B		C X 0-1 ① F7		2 0 1	0 0 0	1 0 0	0 0 0	0 0 0	1 0 0	0 0 0
Inning Stats	R: 0 E: 0 K: 1 S: 8 H: 0 LOB: 1 BB: 1 P: 15	R: 1 E: 0 K: 0 S: 11 H: 1 LOB: 0 BB: 0 P: 21	R: 0 E: 0 K: 2 S: 9 H: 0 LOB: 0 BB: 0 P: 14	R: 0 E: 0 K: 1 S: 6 H: 0 LOB: 0 BB: 0 P: 12	R: 0 E: 0 K: 1 S: 7 H: 0 LOB: 0 BB: 0 P: 12	R: 0 E: 0 K: 0 S: 15 H: 2 LOB: 3 BB: 1 P: 22	R: 0 E: 0 K: 1 S: 7 H: 0 LOB: 0 BB: 0 P: 11	R: 0 E: 0 K: 0 S: 7 H: 0 LOB: 0 BB: 0 P: 9	R: 0 E: 0 K: 0 S: 6 H: 1 LOB: 0 BB: 0 P: 8	1B: 3 2B: 1 3B: 0 HR: 0 SF: 0 SAC: 0 DP: 1 HBP: 0						

TOP

Chicago Cubs @ St. Louis Cardinals

Busch Stadium, St. Louis, MO

Wed May 15 2002, 7:10 PM CDT

Att. 40,719 - Cloudy - 76 F

livebaseballscorecards.com

AB	30
R	1
H	4
RBI	0
BB	2
SO	6
LOB	12

WP: 0 PB: 0 SB: 1 CS: 0 PA: 32

PITCHER		IP	WLS	BF	H	R	ER	SO	BB	IBB	HBP	BLK	WP	HR	S	P	ERA	WHIP
Woody Williams, R ERA: 1.13	(1, 1)	6.0		23	3	1	0	5	2	0	0	0	0	0	56	96	0.00	0.833
Gene Stechschulte, R ERA: 3.5	(7, 1)	1.0	W	3	0	0	0	1	0	0	0	0	0	0	7	11	0.00	0.000
Dave Veres, R ERA: 2.7	(8, 1)	1.0	H	3	0	0	0	0	0	0	0	0	0	0	7	9	0.00	0.000
44 Jason Isringhausen, R ERA: 1.21	(9, 1)	1.0	S	3	1	0	0	0	0	0	0	0	0	0	6	8	0.00	1.000

PITCHER	IP	WLS	BF	H	R	ER	SO	BB	IBB	HBP	BLK	WP	HR	S	P	ERA	WHIP

Batter	1	2	3	4	5	6	7	8	9	AB	R	H	RBI	BB	SO	LOB
Fernando Vina, L (1, 4) OBP: 0.357, SLG: 0.410	C C B F X 1-2 G3 ①		F B B X 2-1 S 1B		C X 0-1 G4-3 ③		B X 1-0 5 G6-4-3 1B 3-H			4	0	2	1	0	0	1
J.D. Drew, L (1, 9) OBP: 0.367, SLG: 0.497	C B X 1-1 15 WP 5 G3 1B		B B B B 4-0 1-2 BB			B B C X 2-1 1B 2B	F F F S 0-3 K ①			3	1	2	0	1	1	1
5 Albert Pujols, R (1, 7) OBP: 0.395, SLG: 0.476	B B B C X 3-1 G3 ② 1-2		C C B X 1-2 L1 ③			X 0-0 F9 ①	X 0-0 G6-4-3 ② ③ 1-2f			4	0	0	0	0	0	5
15 Jim Edmonds, L (1, 8) OBP: 0.480, SLG: 0.661	B B C X 2-1 G3 ③ 2-3			B F F F F S 1-3 K ①		F B X 1-1 F7 ②		F B X 1-1 HR		4	1	1	1	0	1	2
Tino Martinez, L (1, 3) OBP: 0.325, SLG: 0.310		C X 0-1 L6 ①		C B C F S 1-3 K2-3 ②		S S B B F X 2-2 2-H 1B		C F X 0-2 G6-3 ①		4	0	1	1	0	1	0
Edgar Renteria, R (1, 6) OBP: 0.342, SLG: 0.399		C B C X 1-2 G4-3 ②		X 0-0 G6-3 ③		B B B I 4-0 FC6-4 IBB		F B F X 1-2 G5-3 ②		3	0	0	0	1	0	0
Placido Polanco, R (1, 5) OBP: 0.294, SLG: 0.298	B X 1-0 G4-3 ③				B C X 1-1 G5-3 ①	B C X 1-1 FC6-4 ③ 1-2f		C X 0-1 G5-3 ③		4	0	0	0	0	0	2
Eli Marrero, R (1, 2) OBP: 0.319, SLG: 0.372			C F X 0-2 G4-3 ①		C F B F C 1-3 K ②		B C F X 1-2 3B 1B			3	1	1	0	0	1	0
Woody Williams, R (1, 1) OBP: 0.500, SLG: 1.000			F C C 0-3 K ②		B B X 2-0 2B		B X 1-0 1-H 1B 3B			2	0	1	0	0	1	0
Gene Stechschulte, R (7, 1)										0	0	0	0	0	0	0
Miguel Cairo, R (7, PH) OBP: 0.306, SLG: 0.424										1	1	1	1	0	0	0
Dave Veres, R (8, 1)										0	0	0	0	0	0	0
44 Jason Isringhausen, R (9, 1)										0	0	0	0	0	0	0
Inning Stats	R: 0 E: 0 K: 0 S: 10 H: 1 LOB: 1 BB: 0 P: 17	R: 0 E: 0 K: 0 S: 6 H: 0 LOB: 0 BB: 0 P: 8	R: 0 E: 0 K: 1 S: 11 H: 1 LOB: 2 BB: 1 P: 18	R: 0 E: 0 K: 2 S: 10 H: 0 LOB: 0 BB: 0 P: 12	R: 0 E: 0 K: 1 S: 9 H: 1 LOB: 1 BB: 0 P: 13	R: 1 E: 0 K: 0 S: 11 H: 2 LOB: 2 BB: 1 P: 21	R: 2 E: 0 K: 1 S: 10 H: 3 LOB: 0 BB: 0 P: 13	R: 1 E: 0 K: 0 S: 10 H: 1 LOB: 0 BB: 0 P: 12		1B: 5 2B: 2 3B: 1 HR: 1	SF: 0 SAC: 0 DP: 1 HBP: 0					

PITCHER		IP	WLS	BF	H	R	ER	SO	BB	IBB	HBP	BLK	WP	HR	S	P	ERA	WHIP
Jason Bere, R ERA: 6.31	(1, 1)	6.0	L	27	7	3	3	4	1	1	0	0	1	0	61	95	4.50	1.333
Jeff Fassero, L ERA: 5.79	(7, 1)	1.1		5	2	1	1	1	0	0	0	0	0	1	11	13	6.75	1.500
Antonio Alfonseca, R ERA: 1.8	(8, 1)	0.2		2	0	0	0	0	0	0	0	0	0	0	5	6	0.00	0.000

PITCHER	IP	WLS	BF	H	R	ER	SO	BB	IBB	HBP	BLK	WP	HR	S	P	ERA	WHIP

BOTTOM

Chicago Cubs @ St. Louis Cardinals

Busch Stadium, St. Louis, MO

Wed May 15 2002, 7:10 PM CDT
Att. 40,719 - Cloudy - 76 F

livebaseballscorecards.com

AB	32
R	4
H	9
RBI	4
BB	2
SO	5
LOB	11

WP: 1 PA: 34
PB: 0
SB: 1
CS: 0

Batter	1	2	3	4	5	6	7	8	9	AB	R	H	RBI	BB	SO	LOB
Darren Lewis, R (1, 8) OBP: 0.316, SLG: 0.343 Augie Ojeda, S (8, 6) OBP: 0.245, SLG: 0.191	C B C X 1-2 G6-3 ①		B C S F X 1-2 G4-6-3 1B		X 0-0 F7 ②		L S B X 1-2 F8 ③			4 0 1 0 0 0 1 0 0 0 0 0 0 0						
Chris Stynes, R (1, 5) (7, 4) OBP: 0.325, SLG: 0.313 Corey Patterson, L (8, PH) OBP: 0.359, SLG: 0.420 (8, 8)	C S T B X 1-2 G4-3 ②		X 0-0 G4-6-3 ① ② 1-2f		C B B X 2-1 L9 ③			S B B F X 2-2 L3 ①		3 0 0 0 0 0 2 1 0 0 0 0 0 0						
Sammy Sosa, R (1, 9) OBP: 0.470, SLG: 0.737	C X 0-1 G1-3 ③		S C B B B B 4-2 FC6-4 BB			F X 0-1 G1-3 ①		X 0-0 G5-3 ②		3 0 0 0 1 0 0						
Fred McGriff, L (1, 3) OBP: 0.303, SLG: 0.326		X 0-0 F7 ①	X 0-0 FC6-4 ③ 1-2f			X 0-0 F8 ②		X 0-0 F9 ③		4 0 0 0 0 0 1						
Moises Alou, R (1, 7) OBP: 0.200, SLG: 0.250		B B B B 4-0 1B 1B BB		C X 0-1 G6-3 ①		F X 0-1 G6-3 ③			B S T X 1-2 G1-3 ①	3 0 0 0 1 0 0						
Mark Bellhorn, S (1, 6) OBP: 0.340, SLG: 0.440 (8, 4)	C C B X 1-2 1B 1-2 1B			C B C B C 2-3 K ②			B F B X 2-1 WP HR 2B		B C B B C S 3-3 K ②	4 1 2 0 0 2 0						
Joe Girardi, R (1, 2) OBP: 0.242, SLG: 0.246 Delino DeShields, L (9, PH) OBP: 0.250, SLG: 0.300	B B F X 2-1 1B 1-2 2-3			B F B X 2-1 P4 ③			B X 1-0 P3 ①		F B C B S 2-3 K ③	3 0 1 0 0 0 1 1 0 0 0 0 1 0						
Bobby Hill, S (1, 4) OBP: 0.250, SLG: 0.263 Pat Mahomes, R (7, 1) Joe Borowski, R (7, 1) OBP: 0.500, SLG: 0.500		B F C F F S 1-3 K ②			B X 1-0 SH3-4 1B		F B F F C 1-3 K ② 2-3			3 0 1 0 0 2 4 0 0 0 0 0 0 0 0 0 0 0 0 0 0						
Matt Clement, R (1, 1) OBP: 0.188, SLG: 0.071 Bill Mueller, S (7, PH) OBP: 0.242, SLG: 0.387 (7, 5)		F S B B F F S 2-3 K ③			X 0-0 SH3-4 ① 1-2		B F X 1-1 HR 3-H			1 0 0 0 0 1 3 1 1 1 2 0 0 0						

TOP

Chicago Cubs @ Milwaukee Brewers

Miller Park, Milwaukee, WI

Fri May 17 2002, 7:05 PM CDT

Att. 34,622 - Dome - 72 F

livebaseballscorecards.com

AB	31
R	2
H	6
RBI	2
BB	2
SO	6
LOB	12

Inning Stats	1	2	3	4	5	6	7	8	9
	R: 0 H: 0 E: 0 LOB: 0 K: 0 BB: 0 S: 9 P: 11	R: 0 H: 2 E: 0 LOB: 3 K: 2 BB: 1 S: 16 P: 26	R: 0 H: 1 E: 0 LOB: 1 K: 0 BB: 1 S: 9 P: 14	R: 0 H: 0 E: 0 LOB: 0 K: 1 BB: 0 S: 7 P: 11	R: 0 H: 1 E: 0 LOB: 1 K: 0 BB: 0 S: 5 P: 8	R: 0 H: 0 E: 0 LOB: 0 K: 0 BB: 0 S: 5 P: 5	R: 2 H: 2 E: 0 LOB: 0 K: 1 BB: 0 S: 12 P: 18	R: 0 H: 0 E: 0 LOB: 0 K: 0 BB: 0 S: 5 P: 7	R: 0 H: 0 E: 0 LOB: 0 K: 2 BB: 0 S: 9 P: 15

1B: 4	SF: 0	WP: 1	PA: 34
2B: 1	SAC: 1	PB: 0	
3B: 0	DP: 1	SB: 0	
HR: 1	HBP: 0	CS: 0	

PITCHER		IP	WLS	BF	H	R	ER	SO	BB	IBB	HBP	BLK	WP	HR	S	P	ERA	WHIP
Glendon Rusch, L ERA: 3.73	(1, 1)	7.0	W	28	6	2	2	4	2	0	0	0	1	1	63	93	2.57	1.143
Luis Vizcaino, R ERA: 2.36	(8, 1)	2.0		6	0	0	0	2	0	0	0	0	0	0	14	22	0.00	0.000

PITCHER		IP	WLS	BF	H	R	ER	SO	BB	IBB	HBP	BLK	WP	HR	S	P	ERA	WHIP

Batter	1	2	3	4	5	6	7	8	9	AB	R	H	RBI	BB	SO	LOB
Alex Sanchez, L (1, 8) OBP: 0.333, SLG: 0.327	F7		CS BB		FC7-2 3B 1-H 2-H 3-H		S 2B 1B 1-3			3	1	2	3	1	0	0
Eric Young Sr., R (1, 4) OBP: 0.273, SLG: 0.244	S 1B 1B		F9 1-2		FC7-2 3-H		2B 1-H 3-H			4	1	2	2	0	0	2
Mark Loretta, R (1, 5) OBP: 0.260, SLG: 0.209	1B 1-H			FC5-4 BB		G4-3	K			3	0	1	1	1	1	1
Richie Sexson, R (1, 3) OBP: 0.304, SLG: 0.545	K			FC5-4 G4-6-3 1-2f		1B		G6-3 2B		4	0	2	0	0	1	2
Geoff Jenkins, L (1, 7) OBP: 0.312, SLG: 0.384	G4-3			G4-6-3 1-2f		F7		K		4	0	0	0	0	1	4
Alex Ochoa, R (1, 9) OBP: 0.349, SLG: 0.451		G1-3			1B 1B 3B BB	G6-3		G6-3 2-3		3	1	0	0	1	0	2
José Hernández, R (1, 6) OBP: 0.352, SLG: 0.536		K			K		K	K		4	0	0	0	0	4	2
Paul Bako, L (1, 2) OBP: 0.385, SLG: 0.397		F8			1B 3B 1B 1-2		F8			3	1	1	0	0	0	0
Glendon Rusch, L (1, 1) OBP: 0.333, SLG: 0.500			G4-3		3B 1B 1-2 2-3		1B 2B 1B			2	1	1	0	0	0	0
Lenny Harris, L (7, PH) OBP: 0.235, SLG: 0.188										1	1	1	0	0	0	0
Luis Vizcaino, R (8, 1)										0	0	0	0	0	0	0
Inning Stats	R: 1 E: 0 K: 1 S: 11 H: 2 LOB: 1 BB: 0 P: 16	R: 0 E: 0 K: 1 S: 10 H: 0 LOB: 0 BB: 0 P: 11	R: 0 E: 0 K: 0 S: 8 H: 0 LOB: 0 BB: 1 P: 14	R: 0 E: 0 K: 0 S: 6 H: 0 LOB: 0 BB: 1 P: 12	R: 3 E: 0 K: 1 S: 11 H: 3 LOB: 0 BB: 1 P: 18	R: 0 E: 0 K: 0 S: 9 H: 1 LOB: 1 BB: 0 P: 12	R: 2 E: 0 K: 2 S: 18 H: 3 LOB: 1 BB: 0 P: 31	R: 0 E: 0 K: 2 S: 11 H: 1 LOB: 1 BB: 0 P: 17		1B: 7 2B: 3 3B: 1 HR: 0 SF: 0 SAC: 0 DP: 2 HBP: 0						

BOTTOM

Chicago Cubs @ Milwaukee Brewers

Miller Park, Milwaukee, WI

Fri May 17 2002, 7:05 PM CDT
Att. 34,622 - Dome - 72 F

livebaseballscorecards.com

AB	31
R	6
H	10
RBI	6
BB	3
SO	7
LOB	13

WP: 0 PB: 0 SB: 2 CS: 1 PA: 34

PITCHER		IP	WLS	BF	H	R	ER	SO	BB	IBB	HBP	BLK	WP	HR	S	P	ERA	WHIP
Matt Clement, R ERA: 4.02	(1, 1)	6.0	L	24	6	4	4	3	3	0	0	0	0	0	55	83	6.00	1.500
Pat Mahomes, R ERA: 18.0	(7, 1)	0.2		4	2	2	2	1	0	0	0	0	0	0	13	23	27.00	3.000
Joe Borowski, R ERA: 1.98	(7, 1)	1.1		6	2	0	0	3	0	0	0	0	0	0	16	25	0.00	1.500

PITCHER	IP	WLS	BF	H	R	ER	SO	BB	IBB	HBP	BLK	WP	HR	S	P	ERA	WHIP

Batter	1	2	3	4	5	6	7	8	9	AB	R	H	RBI	BB	SO	LOB
Corey Patterson, L (1, 8) OBP: 0.366, SLG: 0.426	X 0-0 G3 S 1B		F B F F B B S 2-3 ① K		F B F X 1-2 ① FC4-6 F8 BB 1-2f		X 0-0 BB 1B		C X 0-1 G5-3 1-2 1B	5	0	3	0	0	1	1
Bill Mueller, S (1, 5) OBP: 0.263, SLG: 0.353	B B C X 2-1 ① G3 1-3		B F B B X 3-1 ② G4-3		C B B B B 4-1 1-2 BB		B B B C B 4-1 1-2 BB		C B B X 2-1 ① L5	3	0	0	0	2	0	3
Sammy Sosa, R (1, 9) OBP: 0.462, SLG: 0.715	B S S S 1-3 ② K		B B B S S B 4-1 BB		X 0-0 ② F8 2-3		C S B S 1-3 ③ K		B B B X 3-0 ② G5-3 1-2 2-3	4	0	0	0	1	2	7
Fred McGriff, L (1, 3) OBP: 0.306, SLG: 0.324	F H 1-1 HBP		C B B B X 3-1 ③ F9		B X 1-0 ③ F8			F X 0-1 2B 1B	F B S B B F F S 3-3 ③ K	4	1	1	0	0	1	5
Moises Alou, R (1, 7) OBP: 0.213, SLG: 0.253	X 0-0 ③ F2			B B S X 2-1 FC5-4 1B		B B B B 4-0 FC4-6 BB		B S F B B X 3-2 ① F3		3	0	1	0	1	0	3
Bobby Hill, S (1, 4) OBP: 0.208, SLG: 0.217 Jeff Fassero, L (8, 1)		C B S S 1-3 ① K		X 0-0 ① F8		B C X 1-1 ① FC4-6 G6-4-3 1-2f		B F F S 1-3 ② K		4 0	0 0	0 0	0 0	0 0	2 0	3 0
Joe Girardi, R (1, 2) OBP: 0.246, SLG: 0.265 Roosevelt Brown, L (8, PH) OBP: 0.294, SLG: 0.367 Robert Machado, R (8, 2) OBP: 0.356, SLG: 0.439		B F B B B F F F X 3-2 2B		F S F B F B X 2-2 ② FC5-4 1-2f		S X 0-1 ② ③ G6-4-3 1-2f		B F B B B F F F X 3-2 1-H 2B		3 1 0	0 0 0	1 1 0	0 1 0	0 0 0	0 0 0	2 0 0
Augie Ojeda, S (1, 6) OBP: 0.236, SLG: 0.184 Mark Bellhorn, S (7, PH) OBP: 0.333, SLG: 0.430 (7, 6)		X 0-0 ② F7		B B F F B F C 3-3 ③ K			B C F F B F C 2-3 ① K	B C B S F S 2-3 ③ K		2 2	0 0	0 0	0 0	0 0	1 2	2 1
Jon Lieber, L (1, 1) OBP: 0.278, SLG: 0.278 Chris Stynes, R (7, PH) OBP: 0.321, SLG: 0.308 Pat Mahomes, R (7, 1) Delino DeShields, L (8, 4) OBP: 0.257, SLG: 0.300		C B X 1-1 ③ F7			X 0-0 FC4-6 1B		B C F X 1-2 ② F8		B B B B 4-0 G5-3 1B BB	2 1 0 0	0 0 0 0	1 0 0 1	0 0 0 0	0 0 0 0	0 0 0 1	1 0 0 0
Inning Stats	R: 0 H: 1 E: 0 LOB: 2 K: 1 BB: 0 S: 8 P: 12	R: 0 H: 1 E: 0 LOB: 1 K: 1 BB: 0 S: 11 P: 16	R: 0 H: 0 E: 0 LOB: 1 K: 1 BB: 1 S: 9 P: 21	R: 0 H: 1 E: 0 LOB: 1 K: 1 BB: 0 S: 12 P: 19	R: 0 H: 1 E: 0 LOB: 2 K: 0 BB: 1 S: 7 P: 13	R: 0 H: 0 E: 0 LOB: 0 K: 0 BB: 1 S: 4 P: 9	R: 0 H: 1 E: 0 LOB: 2 K: 2 BB: 1 S: 13 P: 21	R: 1 H: 2 E: 0 LOB: 1 K: 2 BB: 0 S: 16 P: 25	R: 0 H: 1 E: 0 LOB: 2 K: 1 BB: 1 S: 10 P: 22	1B: 6 SF: 0 2B: 2 SAC: 0 3B: 0 DP: 1 HR: 0 HBP: 1						WP: 0 PA: 40 PB: 0 SB: 1 CS: 0

PITCHER		IP	WLS	BF	H	R	ER	SO	BB	IBB	HBP	BLK	WP	HR	S	P	ERA	WHIP
Jose Cabrera, R ERA: 3.62	(1, 1)	5.0	W	22	4	0	0	4	2	0	1	0	0	0	47	81	0.00	1.200
47 Mike Buddie, R ERA: 4.13	(6, 1)	1.0	H	3	0	0	0	0	1	0	0	0	0	0	4	9	0.00	1.000
Ray King, L ERA: 5.27	(7, 1)	0.2	H	4	1	0	0	1	1	0	0	0	0	0	10	17	0.00	3.000
Luis Vizcaino, R ERA: 2.33	(7, 1)	0.1	H	1	0	0	0	1	0	0	0	0	0	0	3	4	0.00	0.000
Mike DeJean, R ERA: 3.04	(8, 1)	2.0	S	10	3	1	1	3	1	0	0	0	0	0	26	47	4.50	2.000

PITCHER	IP	WLS	BF	H	R	ER	SO	BB	IBB	HBP	BLK	WP	HR	S	P	ERA	WHIP

TOP

Chicago Cubs @ Milwaukee Brewers

Miller Park, Milwaukee, WI

Sat May 18 2002, 6:05 PM CDT

Att. 42,280 - Dome - 72 F

livebaseballscorecards.com

AB	34
R	1
H	8
RBI	1
BB	5
SO	9
LOB	28

Batter	1	2	3	4	5	6	7	8	9	AB	R	H	RBI	BB	SO	LOB
Alex Sanchez, L (1, 8) OBP: 0.331, SLG: 0.324	L5		1B G4-3 1B		B5		K			4	1	1	1	0	1	0
Eric Young Sr., R (1, 4) OBP: 0.279, SLG: 0.260	F7		G4-3 1B		2B		F9			4	0	2	0	0	0	0
Jeffrey Hammonds, R (1, 9) OBP: 0.387, SLG: 0.480	2B		G4-3		K		PO 1B			4	0	2	1	0	1	2
Richie Sexson, R (1, 3) OBP: 0.297, SLG: 0.531	G6-3		G4-3		G4-3		PO	F8		4	0	0	0	0	0	3
Geoff Jenkins, L (1, 7) OBP: 0.310, SLG: 0.387		G1-6-3		G4-3		SH FC3-6 2B		G3		4	1	1	0	0	0	0
Mark Loretta, R (1, 5) OBP: 0.264, SLG: 0.217 (5, 6)		F8		1B 1B		SH FC3-6		G3		3	0	1	0	0	0	0
José Hernández, R (1, 6) OBP: 0.350, SLG: 0.532		G1-3		1B		FC3-6 1B				1	0	0	0	0	0	0
Tyler Houston, L (4, PH) OBP: 0.283, SLG: 0.313 (5, 5)										2	0	1	1	0	0	1
Paul Bako, L (1, 2) OBP: 0.382, SLG: 0.393			E3 1B	F9						3	1	1	0	0	0	2
Jose Cabrera, R (1, 1)			F5	K		G4-3				2	0	0	0	0	1	3
47 Mike Buddie, R (6, 1)										0	0	0	0	0	0	0
Lenny Harris, L (6, PH)										1	0	0	0	0	0	1
OBP: 0.229, SLG: 0.182																
Ray King, L (7, 1)										0	0	0	0	0	0	0
Luis Vizcaino, R (7, 1)										0	0	0	0	0	0	0
Mike DeJean, R (8, 1)										0	0	0	0	0	0	0
Inning Stats	R: 0 E: 0 K: 0 S: 10 H: 1 LOB: 1 BB: 0 P: 15	R: 0 E: 0 K: 0 S: 9 H: 0 LOB: 0 BB: 0 P: 11	R: 2 E: 1 K: 0 S: 11 H: 2 LOB: 1 BB: 0 P: 15	R: 0 E: 0 K: 1 S: 12 H: 2 LOB: 2 BB: 0 P: 15	R: 0 E: 0 K: 1 S: 14 H: 1 LOB: 1 BB: 0 P: 20	R: 1 E: 0 K: 0 S: 9 H: 2 LOB: 1 BB: 0 P: 11	R: 0 E: 0 K: 1 S: 9 H: 1 LOB: 0 BB: 0 P: 13	R: 0 E: 0 K: 0 S: 8 H: 0 LOB: 0 BB: 0 P: 12		1B: 6 2B: 3 3B: 0 HR: 0	SF: 0 SAC: 1 DP: 0 HBP: 0					

PITCHER		IP	WLS	BF	H	R	ER	SO	BB	IBB	HBP	BLK	WP	HR	S	P	ERA	WHIP
Jon Lieber, R ERA: 3.4	(1, 1)	6.0	L	27	8	3	1	2	0	0	0	0	0	0	65	87	1.50	1.333
Pat Mahomes, R ERA: 7.71	(7, 1)	1.1		4	1	0	0	1	0	0	0	0	0	0	11	16	0.00	0.750
Jeff Fassero, L ERA: 5.59	(8, 1)	0.2		2	0	0	0	0	0	0	0	0	0	0	6	9	0.00	0.000

PITCHER	IP	WLS	BF	H	R	ER	SO	BB	IBB	HBP	BLK	WP	HR	S	P	ERA	WHIP

BOTTOM

Chicago Cubs @ Milwaukee Brewers

Miller Park, Milwaukee, WI

Sat May 18 2002, 6:05 PM CDT
Att. 42,280 - Dome - 72 F

livebaseballscorecards.com

AB	32
R	3
H	9
RBI	3
BB	0
SO	3
LOB	12

1B: 6	SF: 0	WP: 0	PA: 34
2B: 3	SAC: 1	PB: 0	
3B: 0	DP: 0	SB: 0	
HR: 0	HBP: 0	CS: 0	

Batter	1	2	3	4	5	6	7	8	9	10	11	AB	R	H	RBI	BB	SO	LOB
Corey Patterson, L (1, 8) OBP: 0.371, SLG: 0.441	K		P3			1B		SF8 3B	IBB		SF7 3-H	4	1	2	1	1	1	1
Bill Mueller, S (1, 5) OBP: 0.233, SLG: 0.324	F7		G4-3			F8		SF8 3-H	SF6 3-H		F9	3	0	0	2	0	0	2
Jeff Fassero, L (9, 1)												0	0	0	0	0	0	0
Chris Stynes, R (10, 5) OBP: 0.316, SLG: 0.303												1	0	0	0	0	0	1
Sammy Sosa, R (1, 9) OBP: 0.455, SLG: 0.704	K			L7		F8		HR 2B	G4-3			5	1	1	0	0	1	3
Fred McGriff, L (1, 3) OBP: 0.315, SLG: 0.350		K		BB		1B		2-H HR		K		4	1	2	2	1	2	0
Moises Alou, R (1, 7) OBP: 0.223, SLG: 0.253		FC5-4 1B		L8		F7		BB		G4-3		4	0	1	0	1	0	3
Robert Machado, R (1, 2) OBP: 0.333, SLG: 0.409		FC5-4 1-2f		P4			K	K		L9		3	0	0	0	0	1	2
Roosevelt Brown, L (8, PH) OBP: 0.290, SLG: 0.361												1	0	0	0	0	1	1
Antonio Alfonseca, R (8, 1) OBP: 0.500, SLG: 0.500												0	0	0	0	0	0	0
Mark Bellhorn, S (9, 5) OBP: 0.330, SLG: 0.425												1	0	0	0	0	0	0
Joe Borowski, R (10, 1) OBP: 0.500, SLG: 0.500												0	0	0	0	0	0	0
Bobby Hill, S (1, 4) OBP: 0.241, SLG: 0.222		F7			F8		F7		SH2-4 SH SF6 1B		SH5-4 WP SF7 BB	4	2	1	0	1	0	1
Augie Ojeda, S (1, 6) OBP: 0.241, SLG: 0.192			1B		F7		G6-3		SH 1-2		SH5-4 1-3	3	0	1	0	0	0	0
34 Kerry Wood, R (1, 1) OBP: 0.200, SLG: 0.200			K		K			K	SH2-4 1-2 2-3		IBB	2	0	0	0	0	2	1
Delino DeShields, L (8, PH) OBP: 0.255, SLG: 0.297												1	0	0	0	0	1	0
Joe Girardi, R (8, 2) OBP: 0.257, SLG: 0.265												0	0	0	0	1	0	0
Inning Stats	R: 0 E: 0 K: 2 S: 11 H: 0 LOB: 0 BB: 0 P: 15	R: 0 E: 0 K: 1 S: 13 H: 1 LOB: 1 BB: 0 P: 14	R: 0 E: 0 K: 1 S: 10 H: 1 LOB: 1 BB: 0 P: 11	R: 0 E: 0 K: 0 S: 8 H: 0 LOB: 1 BB: 1 P: 16	R: 0 E: 0 K: 1 S: 9 H: 0 LOB: 0 BB: 0 P: 12	R: 0 E: 0 K: 0 S: 12 H: 2 LOB: 2 BB: 0 P: 17	R: 0 E: 0 K: 1 S: 6 H: 0 LOB: 0 BB: 0 P: 7	R: 3 E: 0 K: 2 S: 18 H: 3 LOB: 1 BB: 1 P: 30	R: 1 E: 0 K: 0 S: 11 H: 1 LOB: 2 BB: 1 P: 20	R: 0 E: 0 K: 1 S: 7 H: 0 LOB: 0 BB: 0 P: 10	R: 1 E: 0 K: 0 S: 10 H: 0 LOB: 1 BB: 2 P: 20	1B: 5 2B: 1 3B: 1 HR: 1	SF: 3 SAC: 3 DP: 0 HBP: 0					WP: 1 PB: 0 SB: 0 CS: 0	PA: 47

PITCHER		IP	WLS	BF	H	R	ER	SO	BB	IBB	HBP	BLK	WP	HR	S	P	ERA	WHIP
Ruben Quevedo, R ERA: 4.13	(1, 1)	7.2		30	6	2	2	7	1	0	0	0	0	0	80	108	2.35	0.913
Luis Vizcaino, R ERA: 2.86	(8, 1)	1.1	B	9	2	2	2	1	1	1	0	0	0	1	18	34	13.50	2.250
Ray King, L ERA: 4.91	(10, 1)	1.0		3	0	0	0	1	0	0	0	0	0	0	7	10	0.00	0.000
Valerio De Los Santos, L ERA: 9.0	(11, 1)	1.0	L	5	0	1	1	0	1	1	0	0	1	0	10	20	9.00	1.000

PITCHER	IP	WLS	BF	H	R	ER	SO	BB	IBB	HBP	BLK	WP	HR	S	P	ERA	WHIP

TOP

Chicago Cubs @ Milwaukee Brewers

Miller Park, Milwaukee, WI

Sun May 19 2002, 1:05 PM CDT

Att. 41,424 - Dome - 72 F

livebaseballscorecards.com

AB	36
R	5
H	8
RBI	5
BB	5
SO	9
LOB	15

Batter	1	2	3	4	5	6	7	8	9	10	11	AB	R	H	RBI	BB	SO	LOB
Alex Sanchez, L (1, 8) OBP: 0.344, SLG: 0.327	F B B B B 4-1 L9 BB		C X 0-1 ③ L5			B F B B B 4-1 CS SH3-4 BB		B X 1-0 CS 1B	F B S B B X 3-2 ③ F9 1-2			2	0	1	0	2	0	0
Alex Ochoa, R (9, PH) OBP: 0.345, SLG: 0.444												1	0	0	0	0	0	2
(10, 9)																		
Ronnie Belliard, R (1, 4) OBP: 0.326, SLG: 0.318	B S 1 F B X SAFE 2-2 ① ② L9 1-2			B B X 2-0 SH1-3 SF8 2B		X 0-0 ① SH3-4 1-2		B B B B 4-0 ② FC5 BB 1-2 BB		B S F S 1-3 ① K		3	1	1	0	1	1	1
(10, 5)																		
Jeffrey Hammonds, R (1, 9) OBP: 0.383, SLG: 0.469	B F X 1-1 ③ F9			X 0-0 ① SH1-3 2-3		F B F F C 1-3 ② ③ K 2-3		C B B C B B 4-2 FC5 1-2 BB		C B F X 1-2 ② G5-3		3	0	0	0	1	1	1
(10, 8)																		
Richie Sexson, R (1, 3) OBP: 0.294, SLG: 0.543		C C S 0-3 ① K		X 0-0 ② SF8 3-H			X 0-0 HR	X 0-0 ③ FC5 1-2 2-3f		B X 1-0 ③ G6-3		4	1	1	2	0	1	2
Geoff Jenkins, L (1, 7) OBP: 0.313, SLG: 0.403		B B B B 4-0 FC4-6 BB		B C B S S 2-3 ③ K			S C B F X 1-2 ① G4-3		B X 1-0 HR		B F S B S 2-3 ① K	4	1	1	1	1	2	0
Tyler Houston, L (1, 5) OBP: 0.291, SLG: 0.350		B C S B X 2-2 ② FC4-6 1-2f			F C B S 1-3 ① K		C B B B X 3-1 HR		C S X 0-2 E S 1B		B F C X 1-2 L4-6 S 1B	4	1	2	1	0	1	1
Eric Young Sr., R (9, PR) OBP: 0.284, SLG: 0.266												1	0	1	0	0	0	0
(10, 4)																		
Mark Loretta, R (1, 6) OBP: 0.208, SLG: 0.208	F B B B X 3-1 ③ G5-3			H 1-0 HBP		B C X 1-1 ② L6			L F L 0-3 ① K	B S F S F B F F F 3-2 ② ③ B X L4-6 1-3		2	0	0	0	0	0	1
Luis Vizcaino, R (8, 1)												0	0	0	0	0	0	0
Glendon Rusch, L (9, PH) OBP: 0.316, SLG: 0.474												1	0	0	0	0	1	1
Ray King, L (10, 1)												0	0	0	0	0	0	0
Valerio De Los Santos, L (11, 1)												0	0	0	0	0	0	0
Lenny Harris, L (11, PH) OBP: 0.222, SLG: 0.176												1	0	0	0	0	0	1
Paul Bako, L (1, 2) OBP: 0.361, SLG: 0.369			B F X 1-1 ① G5-3	B S X 1-1 ② F2		B C B S S 2-3 ③ K			B S C B B X 2-2 ② F5 1-3			4	0	0	0	0	1	2
Ruben Quevedo, R (1, 1)			F C B C 1-3 ② K	C B X 1-1 ③ G3				B X 1-0 ① G4-3	B B B B 4-0 DI BB			2	0	0	0	0	1	1
Luis Lopez, S (8, 6)												1	0	0	0	1	0	0
Inning Stats	R: 0 H: 0 E: 0 LOB: 0 K: 0 BB: 1 S: 6 P: 13	R: 0 H: 0 E: 0 LOB: 1 K: 1 BB: 1 S: 8 P: 17	R: 0 H: 0 E: 0 LOB: 0 K: 1 BB: 0 S: 7 P: 9	R: 1 H: 1 E: 0 LOB: 0 K: 1 BB: 0 S: 6 P: 10	R: 0 H: 0 E: 0 LOB: 1 K: 1 BB: 0 S: 7 P: 11	R: 0 H: 0 E: 0 LOB: 0 K: 1 BB: 1 S: 6 P: 11	R: 2 H: 2 E: 0 LOB: 0 K: 1 BB: 0 S: 12 P: 19	R: 0 H: 1 E: 0 LOB: 2 K: 0 BB: 2 S: 5 P: 15	R: 1 H: 2 E: 0 LOB: 3 K: 1 BB: 1 S: 13 P: 23	R: 0 H: 0 E: 0 LOB: 0 K: 1 BB: 0 S: 7 P: 10	R: 0 H: 1 E: 0 LOB: 0 K: 1 BB: 0 S: 14 P: 20	1B: 3 SF: 1 2B: 2 SAC: 2 3B: 0 DP: 1 HR: 3 HBP: 1						

PITCHER		IP	WLS	BF	H	R	ER	SO	BB	IBB	HBP	BLK	WP	HR	S	P	ERA	WHIP
34 Kerry Wood, R ERA: 2.89	(1, 1)	7.0		26	3	3	3	6	3	0	1	0	0	2	52	90	3.86	0.857
Antonio Alfonseca, R ERA: 2.16	(8, 1)	1.2		10	3	1	1	1	3	0	0	0	0	1	15	32	5.40	3.600
Jeff Fassero, L ERA: 5.49	(9, 1)	0.1		1	0	0	0	0	0	0	0	0	0	0	3	6	0.00	0.000
Joe Borowski, R ERA: 1.84	(10, 1)	2.0	W	6	1	0	0	2	0	0	0	0	0	0	21	30	0.00	0.500

PITCHER	IP	WLS	BF	H	R	ER	SO	BB	IBB	HBP	BLK	WP	HR	S	P	ERA	WHIP

BOTTOM

Chicago Cubs @ Milwaukee Brewers

Miller Park, Milwaukee, WI

Sun May 19 2002, 1:05 PM CDT

Att: 41,424 - Dome - 72 F

livebaseballscorecards.com

AB	33
R	4
H	7
RBI	4
BB	6
SO	9
LOB	13

WP: 0	PA: 43		
PB: 0			
SB: 2			
CS: 2			

Pittsburgh Pirates @ Chicago Cubs

Wrigley Field, Chicago, IL

Tue May 21 2002, 4:05 PM CDT

Sunny - 58 F

livebaseballscorecards.com

TOP

Batter	1	2	3	4	5	6	7	8	9	AB	R	H	RBI	BB	SO	LOB
Chad Hermansen, R (1, 8) (7, 7) OBP: 0.444, SLG: 0.600	FC4-6 SF7 2 1B 1B	K		2-0 2B			IHR 2 1B BB	1-H HR		4	3	3	2	1	1	0
2 Jack Wilson, R (1, 6) OBP: 0.260, SLG: 0.261	1-2 FC4-6 1B		F B B F B B 4-2 3B BB	G5-3			1-2 IHR 1B	G2-3 2B		4	2	3	0	1	0	1
Brian Giles, L (1, 7) OBP: 0.368, SLG: 0.534 Adrian Brown, S (7, 8) OBP: 0.297, SLG: 0.306	0-0 FC4-6 18 2B BB 1-2f 2-3		0-1 1-H SF9 3B		4-1 BB		2-2 1-H 2-H IHR	4-1 G2-3 BB		3 0	3 0	2 0	4 0	1 1	0 0	2 0
Aramis Ramirez, R (1, 5) OBP: 0.319, SLG: 0.410 Mike Benjamin, R (7, 5) OBP: 0.204, SLG: 0.196	2-2 SF7 3-H		0-0 SF9 3-H		1-3 K		0-1 P3	0-0 G2-3 1-2 2-3		2 1	0 0	0 0	2 0	0 0	1 0	1 2
Rob Mackowiak, L (1, 9) OBP: 0.266, SLG: 0.397	4-1 18 2B 1-2 BB		0-1 G4-3		0-0 F8		1-2 F7	0-1 F9		4	1	0	0	1	0	3
18 Jason Kendall, R (1, 2) OBP: 0.336, SLG: 0.328 Craig Wilson, R (9, 2) OBP: 0.325, SLG: 0.351	1-1 1-H 2-H 2B		1-0 P3		1-1 G6-3		0-1 G5-3		1-2 G4-3	5 0	0 0	1 0	2 0	0 0	0 0	1 0
Kevin Young, R (1, 3) OBP: 0.308, SLG: 0.393	0-1 F9			1-1 HR		0-1 G5-3		3-2 1B 2B	2-1 2B	5	2	3	1	0	0	1
Pokey Reese, R (1, 4) OBP: 0.267, SLG: 0.269 Sean Lowe, R (8, 1) OBP: 0.143, SLG: 0.143		0-0 F9		1-0 G6-3		0-3 K		0-2 G5-3	1-2 F8	4 1	0 0	0 0	0 0	1 0	1 0	1 1
Jimmy Anderson, L (1, 1) OBP: 0.250, SLG: 0.250 Abraham Nunez, S (8, PH) (8, 4) OBP: 0.298, SLG: 0.320		2-2 G4-3		1-1 G6-3		1-2 G6-3		1-2 2-H HR 1B	1-1 G6-3	3 2	0 1	0 1	0 1	0 0	0 0	0 1
Inning Stats	R: 3 E: 0 K: 0 S: 16 H: 3 LOB: 1 BB: 1 P: 24	R: 0 E: 0 K: 1 S: 8 H: 0 LOB: 0 BB: 0 P: 12	R: 2 E: 0 K: 0 S: 8 H: 1 LOB: 0 BB: 1 P: 13	R: 1 E: 0 K: 0 S: 10 H: 2 LOB: 1 BB: 0 P: 18	R: 0 E: 0 K: 1 S: 7 H: 0 LOB: 1 BB: 1 P: 13	R: 0 E: 0 K: 1 S: 10 H: 0 LOB: 0 BB: 0 P: 11	R: 3 E: 0 K: 0 S: 13 H: 2 LOB: 0 BB: 1 P: 21	R: 3 E: 0 K: 0 S: 17 H: 4 LOB: 2 BB: 1 P: 25	R: 0 E: 0 K: 0 S: 10 H: 1 LOB: 1 BB: 0 P: 15	1B: 4 2B: 5 3B: 1 HR: 3	SF: 2 SAC: 0 DP: 0 HBP: 0						

AB	38
R	12
H	13
RBI	12
BB	5
SO	3
LOB	14

WP: 0 PB: 0 SB: 0 CS: 0 PA: 45

PITCHER		IP	WLS	BF	H	R	ER	SO	BB	IBB	HBP	BLK	WP	HR	S	P	ERA	WHIP
Jason Bere, R ERA: 6.8	(1, 1)	5.0	L	24	6	6	6	2	3	0	0	0	0	1	49	80	10.80	1.800
Ron Mahay, L ERA: 6.91	(6, 1)	2.0		9	2	3	3	1	1	0	0	0	0	0	23	32	13.50	1.500
Scott Chiasson, R ERA: 23.14	(8, 1)	1.0		8	4	3	3	0	1	0	0	0	0	1	17	25	27.00	5.000
Pat Mahomes, R ERA: 5.4	(9, 1)	1.0		4	1	0	0	0	0	0	0	0	0	0	10	15	0.00	1.000

PITCHER		IP	WLS	BF	H	R	ER	SO	BB	IBB	HBP	BLK	WP	HR	S	P	ERA	WHIP

Pittsburgh Pirates @ Chicago Cubs

Wrigley Field, Chicago, IL

Tue May 21 2002, 4:05 PM CDT

Sunny - 58 F

BOTTOM

livebaseballscorecards.com

Batter	1	2	3	4	5	6	7	8	9	AB	R	H	RBI	BB	SO	LOB
Corey Patterson, L (1, 8) OBP: 0.363, SLG: 0.429	G4-3		G1-3		K			G4-3		4	0	0	0	0	1	1
Bill Mueller, S (1, 5) OBP: 0.255, SLG: 0.308	G5-3		G6-4-3 BB			F8		BB		2	0	0	0	2	0	0
Pat Mahomes, R (9, 1)										0	0	0	0	0	0	0
Sammy Sosa, R (1, 9) OBP: 0.445, SLG: 0.685	F8		G6-4-3 1-2f			L5		K		4	0	0	0	0	1	2
Fred McGriff, L (1, 3) OBP: 0.314, SLG: 0.367		L8		G4-3		K			HR	4	1	1	1	0	1	0
Moises Alou, R (1, 7) OBP: 0.229, SLG: 0.250		BB 1B BB		G6-3			G4-3		G3-1	1	0	0	0	1	0	0
Roosevelt Brown, L (7, 7) OBP: 0.282, SLG: 0.349										2	0	0	0	0	0	0
Robert Machado, R (1, 2) OBP: 0.327, SLG: 0.396		F9		P4			G5-3 1B		K	4	0	1	0	0	1	1
Bobby Hill, S (1, 4) OBP: 0.273, SLG: 0.233		BB 1-2 1B			G1-3 BB		G5-3 1-2		F8	3	0	1	0	1	0	1
Mark Bellhorn, S (1, 6) OBP: 0.330, SLG: 0.416 (9, 5)		FC6-4 1-2 2-3 BB			F8		G5-3			2	0	0	0	1	0	2
Jason Bere, R (1, 1) OBP: 0.143, SLG: 0.214										1	0	0	0	0	0	3
Chris Stynes, R (5, PH) OBP: 0.313, SLG: 0.299										1	0	0	0	0	0	1
Ron Mahay, L (6, 1)										0	0	0	0	0	0	0
Scott Chiasson, R (8, 1)										0	0	0	0	0	0	0
Augie Ojeda, S (8, PH) OBP: 0.237, SLG: 0.189 (9, 6)		FC6-4 1-2f			G1-3 1-2			F2		1	0	0	0	0	0	0
Inning Stats	R: 0 E: 0 K: 0 S: 8 H: 0 LOB: 0 BB: 0 P: 15	R: 0 E: 0 K: 0 S: 10 H: 1 LOB: 3 BB: 2 P: 20	R: 0 E: 0 K: 0 S: 6 H: 0 LOB: 0 BB: 1 P: 13	R: 0 E: 0 K: 0 S: 4 H: 0 LOB: 0 BB: 0 P: 6	R: 0 E: 0 K: 1 S: 12 H: 0 LOB: 1 BB: 1 P: 18	R: 0 E: 0 K: 1 S: 9 H: 0 LOB: 0 BB: 0 P: 14	R: 0 E: 0 K: 0 S: 10 H: 1 LOB: 1 BB: 0 P: 15	R: 0 E: 0 K: 1 S: 9 H: 0 LOB: 1 BB: 1 P: 13	R: 1 E: 0 K: 1 S: 8 H: 1 LOB: 0 BB: 0 P: 11	1B: 2 2B: 0 3B: 0 HR: 1	SF: 0 SAC: 0 DP: 1 HBP: 0						

PITCHER		IP	WLS	BF	H	R	ER	SO	BB	IBB	HBP	BLK	WP	HR	S	P	ERA	WHIP
Jimmy Anderson, L ERA: 4.31	(1, 1)	7.0	W	26	2	0	0	2	4	0	0	0	0	0	59	101	0.00	0.857
Sean Lowe, R ERA: 7.53	(8, 1)	2.0		8	1	1	1	2	1	0	0	0	0	1	17	24	4.50	1.000

PITCHER	IP	WLS	BF	H	R	ER	SO	BB	IBB	HBP	BLK	WP	HR	S	P	ERA	WHIP

AB	29
R	1
H	3
RBI	1
BB	5
SO	4
LOB	11

WP: 0 PA: 34
PB: 0
SB: 0
CS: 0

Batter	1	2	3	4	5	6	7	8	9	AB	R	H	RBI	BB	SO	LOB
Chad Hermansen, R (1, 8) OBP: 0.425, SLG: 0.545	C B B F B B 4-2 2 1B 1B BB	F B S B S 2-3 ③ K			F B B S F B F C 3-3 ③ K		B C C C 1-3 ③ K			3	1	0	0	1	3	2
2 Jack Wilson, R (1, 6) OBP: 0.267, SLG: 0.268	L X 0-1 1B E 1-2 1B		B B C F X 2-2 ① G6-3			B C B F X 2-2 G6-3 1B		B X 1-0 ① F9		4	1	2	0	0	0	0
Brian Giles, L (1, 7) OBP: 0.372, SLG: 0.530	B X 1-0 E9 SF8 1-H 2-H 1B		C F B F H 2-2 L9-3 HBP			B F B X 2-1 ① F9		C B F B X 2-2 ② G4-3		3	1	1	1	0	0	1
Aramis Ramirez, R (1, 5) OBP: 0.305, SLG: 0.390	B C B X 2-1 ① F9		B X 1-0 ②③ L9-3 1-2			B C X 1-1 ② G6-3 1-2		B F F F S 1-3 ③ K		4	0	0	0	0	1	3
Craig Wilson, R (1, 3) OBP: 0.310, SLG: 0.338	X 0-0 ② SF8 3-H			S B B B F S 3-3 ① K		B F C B F B S 3-3 ③ K			B S B B X 2-1 ① G5-3	3	0	0	1	0	2	1
Keith Osik, R (1, 2) OBP: 0.211, SLG: 0.278 18 Jason Kendall, R (9, PH) OBP: 0.333, SLG: 0.326	C X 0-1 2B			B X 1-0 ② G4-3			B B C C B X 3-2 ① L4		B S F F B X 2-2 ② G5-3	3 1	0 0	1 0	0 0	0 0	0 0	0 0
Adrian Brown, S (1, 9) OBP: 0.303, SLG: 0.306	S X 0-1 ③ G3			B B B C B 4-1 CS BB			C B X 1-1 ② G5-3		C F B X 1-2 1B	3	0	1	0	1	0	1
Abraham Nunez, S (1, 4) OBP: 0.295, SLG: 0.316		X 0-0 ① B1-3		P 1-0 ③ CS 1-2	B X 1-0 ① G6-3		B F S X 1-2 S 1B		B C X 1-1 ③ G6-3	4	0	1	0	0	0	1
Josh Fogg, R (1, 1) OBP: 0.118, SLG: 0.118 Rob Mackowiak, L (7, PH) OBP: 0.272, SLG: 0.397 Brian Boehringer, S (7, 1) Joe Beimel, L (8, 1)		C B C F S 1-3 ② K			X 0-0 ② G4-3		C S B B B B 4-2 1-2 BB			2 0 0 0	0 0 0 0	0 0 0 0	0 0 0 0	0 1 0 0	1 0 0 0	0 0 0 0
Inning Stats	R: 3 H: 3 E: 1 LOB: 1 K: 0 BB: 1 S: 12 P: 19	R: 0 H: 0 E: 0 LOB: 0 K: 2 BB: 0 S: 8 P: 11	R: 0 H: 0 E: 0 LOB: 0 K: 0 BB: 0 S: 7 P: 12	R: 0 H: 0 E: 0 LOB: 0 K: 1 BB: 1 S: 6 P: 14	R: 0 H: 0 E: 0 LOB: 0 K: 1 BB: 0 S: 7 P: 11	R: 0 H: 1 E: 0 LOB: 1 K: 1 BB: 0 S: 11 P: 19	R: 0 H: 1 E: 0 LOB: 2 K: 1 BB: 1 S: 13 P: 23	R: 0 H: 0 E: 0 LOB: 0 K: 1 BB: 0 S: 8 P: 12	R: 0 H: 1 E: 0 LOB: 1 K: 0 BB: 0 S: 11 P: 17	1B: 5 SF: 1 2B: 2 SAC: 0 3B: 0 DP: 1 HR: 0 HBP: 1						

PITCHER		IP	WLS	BF	H	R	ER	SO	BB	IBB	HBP	BLK	WP	HR	S	P	ERA	WHIP
Juan Cruz, R ERA: 3.74	(1, 1)	6.0	W	23	4	3	2	5	2	0	1	0	0	0	51	86	3.00	1.000
Joe Borowski, R ERA: 1.76	(7, 1)	1.1	H	6	1	0	0	1	1	0	0	0	0	0	14	25	0.00	1.500
Jeff Fassero, L ERA: 5.4	(8, 1)	0.1	H	1	0	0	0	0	0	0	0	0	0	0	3	5	0.00	0.000
Antonio Alfonseca, R ERA: 2.0	(8, 1)	1.1	S	5	1	0	0	1	0	0	0	0	0	0	15	22	0.00	0.750

PITCHER	IP	WLS	BF	H	R	ER	SO	BB	IBB	HBP	BLK	WP	HR	S	P	ERA	WHIP

TOP

Pittsburgh Pirates @ Chicago Cubs

Wrigley Field, Chicago, IL

Tue May 21 2002, 7:05 PM CDT

Att. 37,175 - Sunny - 54 F

livebaseballscorecards.com

AB	30
R	3
H	6
RBI	2
BB	3
SO	7
LOB	9

Batter	1	2	3	4	5	6	7	8	9	AB	R	H	RBI	BB	SO	LOB
Corey Patterson, L (1, 8) OBP: 0.354, SLG: 0.419	F7			G4-3		P5		G4-3		4	0	0	0	0	0	1
Bill Mueller, S (1, 5) OBP: 0.255, SLG: 0.302	G3			L1		HR 1B		F7		4	1	1	0	0	0	0
Sammy Sosa, R (1, 9) OBP: 0.446, SLG: 0.698	L9			P5		HR		1B IBB BB		3	1	1	3	1	0	0
Fred McGriff, L (1, 3) OBP: 0.318, SLG: 0.373		L8			G4-3 G6-3 2B	F8		1B IBB		3	1	1	0	1	0	0
Roosevelt Brown, L (1, 7) OBP: 0.270, SLG: 0.333 Joe Borowski, R (7, 1) OBP: 0.500, SLG: 0.500 Jeff Fassero, L (8, 1) Antonio Alfonseca, R (8, 1) OBP: 0.667, SLG: 0.667		G3			G4-3	F8		1B		3 0 0 1	0 0 0 0	0 0 0 1	0 0 0 0	0 0 0 0	0 0 0 0	1 0 0 0
Bobby Hill, S (1, 4) OBP: 0.243, SLG: 0.206		F5			G6-3	L8		P3		4	0	0	1	0	0	3
Joe Girardi, R (1, 2) OBP: 0.274, SLG: 0.282			G2-3		1B	G4-6-3 1B				3	0	2	0	0	0	0
Augie Ojeda, S (1, 6) OBP: 0.226, SLG: 0.179			G4-3		G4-3	G4-6-3				3	0	0	0	0	0	2
Juan Cruz, R (1, 1) OBP: 0.154, SLG: 0.154 Delino DeShields, L (6, PH) OBP: 0.261, SLG: 0.297 Darren Lewis, R (7, 7) OBP: 0.308, SLG: 0.333			G3			1B HR BB		F8		1 0 1	0 1 0	0 0 0	0 0 0	0 1 0	0 0 0	0 0 1
Inning Stats	R: 0 E: 0 K: 0 S: 7 H: 0 LOB: 0 BB: 0 P: 8	R: 0 E: 0 K: 0 S: 6 H: 0 LOB: 0 BB: 0 P: 7	R: 0 E: 0 K: 0 S: 6 H: 0 LOB: 0 BB: 0 P: 6	R: 0 E: 0 K: 0 S: 6 H: 0 LOB: 0 BB: 0 P: 6	R: 1 E: 0 K: 0 S: 12 H: 2 LOB: 1 BB: 0 P: 18	R: 3 E: 0 K: 0 S: 11 H: 2 LOB: 0 BB: 1 P: 19	R: 0 E: 0 K: 0 S: 7 H: 1 LOB: 1 BB: 0 P: 9	R: 0 E: 0 K: 0 S: 9 H: 1 LOB: 3 BB: 2 P: 21		1B: 4 2B: 1 3B: 0 HR: 1	SF: 0 SAC: 0 DP: 0 HBP: 0			WP: 0 PB: 0 SB: 0 CS: 0	PA: 33	

PITCHER		IP	WLS	BF	H	R	ER	SO	BB	IBB	HBP	BLK	WP	HR	S	P	ERA	WHIP
Josh Fogg, R ERA: 2.75	(1, 1)	6.0	L	23	4	4	4	0	1	0	0	0	0	1	48	64	6.00	0.833
Brian Boehringer, R ERA: 2.74	(7, 1)	1.0		4	1	0	0	0	0	0	0	0	0	0	7	9	0.00	1.000
Joe Beimel, L ERA: 3.0	(8, 1)	1.0		6	1	0	0	0	1	1	0	0	0	0	9	21	0.00	2.000

PITCHER	IP	WLS	BF	H	R	ER	SO	BB	IBB	HBP	BLK	WP	HR	S	P	ERA	WHIP

BOTTOM

Pittsburgh Pirates @ Chicago Cubs

Wrigley Field, Chicago, IL

Tue May 21 2002, 7:05 PM CDT

Att. 37,175 - Sunny - 54 F

livebaseballscorecards.com

AB	30
R	4
H	6
RBI	4
BB	3
SO	0
LOB	8

Batter	1	2	3	4	5	6	7	8	9	AB	R	H	RBI	BB	SO	LOB
Chad Hermansen, R (1, 8) OBP: 0.422, SLG: 0.514	3-2 2 SH5-4 1B		2-3 ① K		4-1 BB		2-3 ② K 1-2		0-1 ② G6-3	4	0	1	0	1	2	1
2 Jack Wilson, R (1, 6) OBP: 0.259, SLG: 0.260	1-0 ① SH5-4 1-2		2-3 ② K		0-2 ③ L9		1-2 ③ G1-3		0-1 ③ G6-3	4	0	0	0	0	1	2
Brian Giles, L (1, 7) OBP: 0.381, SLG: 0.558	2-3 ② K		1-1 S 1B			0-0 HR		1-0 FC6-4 1B		4	1	3	1	0	1	1
Aramis Ramirez, R (1, 5) OBP: 0.293, SLG: 0.372 Mike Benjamin, R (8, PR) OBP: 0.204, SLG: 0.196 (8, 5)	1-3 ③ K		2-3 ③ K 1-2			1-3 ① K		2-2 ① FC6-4 G5-3 18 1B 1-2f		4 0	0 1	0 0	0 0	0 0	3 0	3 0
Rob Mackowiak, L (1, 9) OBP: 0.273, SLG: 0.390 Craig Wilson, R (8, PH) OBP: 0.307, SLG: 0.333 (8, 9)		4-0 G5-4-3 18 HBP 1B BB		0-3 ① K		1-3 ② K		2-1 ② G5-3 1-2		2 1	1 0	0 0	0 0	1 0	2 0	0 1
18 Jason Kendall, R (1, 2) OBP: 0.338, SLG: 0.326		1-2 G5-4-3 1-2 HBP		1-2 ② G6-3		3-1 ③ G6-3		2-2 BB 2-H 1B		3	0	1	1	0	0	0
Kevin Young, R (1, 3) OBP: 0.313, SLG: 0.386		2-2 ① ② G5-4-3 1-2f 2-3		3-1 ③ F8			4-1 G6-3 1B BB	4-2 1-2 BB		2	1	0	0	2	0	2
Pokey Reese, R (1, 4) OBP: 0.267, SLG: 0.268		0-1 1B 3-H			1-2 ① L8		3-2 ① G6-3 1-2	0-0 ③ F9		4	0	1	1	0	0	3
Dave Williams, L (1, 1) OBP: 0.143, SLG: 0.357 Ron Villone, L (5, 1) OBP: 0.214, SLG: 0.357 Adrian Brown, S (7, PH) OBP: 0.308, SLG: 0.312 Mike Fetters, R (7, 1) Scott Sauerbeck, R (8, 1) Abraham Nunez, S (9, PH) OBP: 0.292, SLG: 0.313		2-3 ③ K			1-3 ② K		1-0 S 2-H 1B		2-2 ① G5-3	2 0 1 0 0 1	0 0 0 0 0 0	0 0 1 0 0 0	0 0 1 0 0 0	0 0 0 0 0 0	2 0 0 0 0 0	1 0 0 0 0 0
Inning Stats	R: 0 H: 1 E: 0 LOB: 1 K: 2 BB: 0 S: 11 P: 18	R: 1 H: 1 E: 0 LOB: 1 K: 1 BB: 1 S: 11 P: 20	R: 0 H: 1 E: 0 LOB: 1 K: 3 BB: 0 S: 15 P: 22	R: 0 H: 0 E: 0 LOB: 0 K: 1 BB: 0 S: 8 P: 12	R: 0 H: 0 E: 0 LOB: 1 K: 1 BB: 1 S: 11 P: 17	R: 1 H: 1 E: 0 LOB: 0 K: 2 BB: 0 S: 9 P: 14	R: 1 H: 1 E: 0 LOB: 1 K: 1 BB: 1 S: 13 P: 24	R: 1 H: 2 E: 0 LOB: 2 K: 0 BB: 1 S: 14 P: 25	R: 0 H: 0 E: 0 LOB: 0 K: 0 BB: 0 S: 8 P: 10	1B: 6 SF: 0 2B: 0 SAC: 1 3B: 0 DP: 1 HR: 1 HBP: 1						

TOP

Pittsburgh Pirates @ Chicago Cubs

Wrigley Field, Chicago, IL

Wed May 22 2002, 7:05 PM CDT

Att. 40,138 - Sunny - 66 F

livebaseballscorecards.com

AB	32
R	4
H	7
RBI	4
BB	4
SO	11
LOB	14

WP: 0 PA: 38
PB: 0
SB: 2
CS: 0

PITCHER		IP	WLS	BF	H	R	ER	SO	BB	IBB	HBP	BLK	WP	HR	S	P	ERA	WHIP
22 Mark Prior, R ERA: 3.0	(1, 1)	6.0	W	24	4	2	2	10	2	0	1	0	0	1	65	103	3.00	1.000
Pat Mahomes, R ERA: 6.23	(7, 1)	1.0	H	5	1	1	1	1	1	0	0	0	0	0	13	24	9.00	2.000
Jeff Fassero, L ERA: 5.75	(8, 1)	0.1	H	2	1	1	1	0	0	0	0	0	0	0	6	9	27.00	3.000
Antonio Alfonseca, R ERA: 1.83	(8, 1)	1.2	S	7	1	0	0	0	1	0	0	0	0	0	16	26	0.00	1.200

PITCHER	IP	WLS	BF	H	R	ER	SO	BB	IBB	HBP	BLK	WP	HR	S	P	ERA	WHIP

Batter	1	2	3	4	5	6	7	8	9	AB	R	H	RBI	BB	SO	LOB
Corey Patterson, L (1, 8) OBP: 0.350, SLG: 0.409	K	F8		G6-3		HBP		G3		4	0	0	0	0	1	3
Joe Girardi, R (1, 2) OBP: 0.282, SLG: 0.303	WP		F9		L4	G4-3			2B	5	1	2	1	0	0	1
Sammy Sosa, R (1, 9) OBP: 0.453, SLG: 0.715	IBB		HR		BB		G6-3			2	3	1	1	2	0	0
Fred McGriff, L (1, 3) OBP: 0.322, SLG: 0.383	2B		P6		SF9		F8			4	1	2	2	0	0	0
Moises Alou, R (1, 7) OBP: 0.250, SLG: 0.286 Antonio Alfonseca, R (8, 1) OBP: 0.667, SLG: 0.667	F9		3B		FC5-4		FC6-4			3 0	0 0	2 0	1 0	1 0	0 0	1 0
Bill Mueller, S (1, 5) OBP: 0.236, SLG: 0.283	G1-3		G1-3		SF9		FC6-4			3	0	0	1	0	0	3
Bobby Hill, S (1, 4) OBP: 0.220, SLG: 0.184		G4-3		E3	FC5-4			K		4	0	0	0	0	1	1
Augie Ojeda, S (1, 6) OBP: 0.246, SLG: 0.207		2B		SH1-3		F8		BB		2	1	1	0	1	0	0
22 Mark Prior, R (1, 1) Chris Stynes, R (6, PH) OBP: 0.309, SLG: 0.294 Pat Mahomes, R (7, 1) Jeff Fassero, L (8, 1) Darren Lewis, R (8, 7) OBP: 0.325, SLG: 0.378		K		G4-3		G6-3		2B		2 1 0 0 1	0 0 0 0 1	0 0 0 0 1	0 0 0 0 1	0 0 0 0 0	1 0 0 0 0	2 0 0 0 0
Inning Stats	R: 2 E: 0 K: 1 S: 12 H: 2 LOB: 1 BB: 1 P: 21	R: 0 E: 0 K: 1 S: 14 H: 1 LOB: 1 BB: 0 P: 22	R: 1 E: 0 K: 0 S: 7 H: 2 LOB: 1 BB: 0 P: 10	R: 0 E: 1 K: 0 S: 10 H: 0 LOB: 1 BB: 0 P: 15	R: 2 E: 0 K: 0 S: 13 H: 2 LOB: 1 BB: 1 P: 21	R: 0 E: 0 K: 0 S: 7 H: 0 LOB: 1 BB: 0 P: 13	R: 0 E: 0 K: 0 S: 7 H: 0 LOB: 1 BB: 1 P: 13	R: 2 E: 0 K: 1 S: 11 H: 2 LOB: 1 BB: 1 P: 17		1B: 3 2B: 4 3B: 1 HR: 1	SF: 1 SAC: 1 DP: 0 HBP: 1			WP: 1 PB: 0 SB: 1 CS: 0	PA: 38	

PITCHER		IP	WLS	BF	H	R	ER	SO	BB	IBB	HBP	BLK	WP	HR	S	P	ERA	WHIP
Dave Williams, L ERA: 5.73	(1, 1)	4.1	L	23	7	5	5	2	1	1	0	0	1	1	52	84	10.38	1.846
Ron Villone, L ERA: 6.26	(5, 1)	1.2		6	0	0	0	0	0	0	1	0	0	0	11	18	0.00	0.000
Mike Fetters, R ERA: 2.12	(7, 1)	1.0		4	0	0	0	0	1	0	0	0	0	0	7	13	0.00	1.000
Scott Sauerbeck, L ERA: 3.32	(8, 1)	1.0		5	2	2	2	1	1	0	0	0	0	0	11	17	18.00	3.000

PITCHER	IP	WLS	BF	H	R	ER	SO	BB	IBB	HBP	BLK	WP	HR	S	P	ERA	WHIP

BOTTOM

Pittsburgh Pirates @ Chicago Cubs

Wrigley Field, Chicago, IL

Wed May 22 2002, 7:05 PM CDT

Att. 40,138 - Sunny - 66 F

livebaseballscorecards.com

AB	31
R	7
H	9
RBI	7
BB	4
SO	3
LOB	11

Batter	1	2	3	4	5	6	7	8	9	AB	R	H	RBI	BB	SO	LOB
Chad Hermansen, R (1, 8) OBP: 0.400, SLG: 0.500	S X 0-1 ① F8		C B X 1-1 E4 2 SH2-3 1-2		X 0-0 ③ F8		B C X 1-1 2B		C S B B C 2-3 ① K	5	0	1	0	0	1	1
2 Jack Wilson, R (1, 6) OBP: 0.252, SLG: 0.252	F B C B B S 3-3 ② K		B S X 1-1 ② SH2-3 1-2 2-3			B X 1-0 ① F7	B F C F X 1-2 ③ L7		B C S S 1-3 ② K	4	0	0	0	0	2	1
Brian Giles, L (1, 7) OBP: 0.400, SLG: 0.603	F B B F B B 4-2 BB		B I I I I 4-0 IBB			B B X 2-0 1B 18 2B 2B		F X 0-1 HR 2B	F C B B F B X 3-2 HR	3	3	3	1	2	0	0
Aramis Ramirez, R (1, 5) OBP: 0.288, SLG: 0.396	B C B S S S 2-3 ③ K		C X 0-1 ③ L9			F B S B F B X 3-2 ② F8		X 0-0 2-H HR	B S F C 1-3 ③ K	5	1	1	2	0	2	5
Rob Mackowiak, L (1, 9) OBP: 0.280, SLG: 0.418		B B C B X 3-1 ① L6		C S C 0-3 ① K2-3		C S X 0-2 18 2B 2-3 1B		C S B B X 2-2 HR		4	2	2	1	0	1	0
18 Jason Kendall, R (1, 2) OBP: 0.344, SLG: 0.340 Keith Osik, R (7, 3) OBP: 0.205, SLG: 0.270		B C F X 1-2 ② G5-3		B X 1-0 K2 1B		B C B F B X 3-2 1-H 3-H 2B		C B B C S 2-3 ① K		3 1	0 0	2 0	2 0	0 0	0 1	0 0
Kevin Young, R (1, 3) OBP: 0.309, SLG: 0.379 Joe Beimel, L (4, 1) Adrian Brown, S (6, PH) OBP: 0.306, SLG: 0.310 Sean Lowe, R (6, 1) OBP: 0.143, SLG: 0.143 Mike Benjamin, R (8, PH) OBP: 0.220, SLG: 0.196 Ron Villone, L (8, 1) OBP: 0.214, SLG: 0.357		C B C X 1-2 ③ G6-3		B S C F B B B F F F 3-3 S ② ③ K2 1-2f		C C B S 1-3 ③ K		B B B B 4-0 FC6-4 BB		2 0 1 0 0 0	0 0 0 0 0 0	0 0 0 0 1 0	0 0 0 0 0 0	0 0 0 0 0 0	1 0 1 0 0 0	1 0 1 0 0 0
Pokey Reese, R (1, 4) OBP: 0.257, SLG: 0.257			B C C S S 1-3 ① K		B X 1-0 ① G4-3		C C B X 1-2 ① G5-3	B B B C F X 3-2 ② P6		4	0	0	0	0	1	1
Kris Benson, R (1, 1) OBP: 0.500, SLG: 0.750 Craig Wilson, R (4, 3) OBP: 0.297, SLG: 0.321 (7, 2)			C C B X 1-2 2 SH2-3 E 1B		C C B F F S 1-3 ② K		B F B B F X 3-2 ② P4	F B S F B X 2-2 ③ FC6-4 1-2f		1 3	0 0	1 0	0 0	0 0	0 1	0 1
Inning Stats	R: 0 H: 0 E: 0 LOB: 1 K: 2 BB: 1 S: 10 P: 19	R: 0 H: 0 E: 0 LOB: 0 K: 0 BB: 0 S: 8 P: 13	R: 0 H: 1 E: 1 LOB: 3 K: 1 BB: 1 S: 12 P: 20	R: 0 H: 1 E: 0 LOB: 1 K: 2 BB: 0 S: 11 P: 15	R: 0 H: 0 E: 0 LOB: 0 K: 1 BB: 0 S: 7 P: 9	R: 2 H: 3 E: 0 LOB: 1 K: 1 BB: 0 S: 15 P: 25	R: 0 H: 1 E: 0 LOB: 1 K: 0 BB: 0 S: 12 P: 18	R: 3 H: 3 E: 0 LOB: 1 K: 1 BB: 1 S: 16 P: 29	R: 1 H: 1 E: 0 LOB: 0 K: 3 BB: 0 S: 13 P: 20	1B: 3 SF: 0 2B: 5 SAC: 1 3B: 0 DP: 1 HR: 3 HBP: 0						WP: 0 PA: 40 PB: 0 SB: 0 CS: 0

PITCHER		IP	WLS	BF	H	R	ER	SO	BB	IBB	HBP	BLK	WP	HR	S	P	ERA	WHIP
Matt Clement, R ERA: 3.83	(1, 1)	7.0	W	29	6	2	2	7	1	1	0	0	0	0	75	119	2.57	1.000
Ron Mahay, L ERA: 8.59	(8, 1)	0.1		5	3	3	3	1	1	0	0	0	0	2	9	17	81.00	12.000
Joe Borowski, R ERA: 1.95	(8, 1)	1.2		6	1	1	1	3	0	0	0	0	0	1	20	32	5.40	0.600

PITCHER	IP	WLS	BF	H	R	ER	SO	BB	IBB	HBP	BLK	WP	HR	S	P	ERA	WHIP

TOP

Pittsburgh Pirates @ Chicago Cubs

Wrigley Field, Chicago, IL

Thu May 23 2002, 1:20 PM CDT

Att. 37,578 - Overcast - 68 F

livebaseballscorecards.com

AB	36
R	6
H	10
RBI	6
BB	3
SO	11
LOB	11

Batter	1	2	3	4	5	6	7	8	9	AB	R	H	RBI	BB	SO	LOB
Corey Patterson, L (1, 8) OBP: 0.355, SLG: 0.412	S X 0-1 ① L7		X 0-0 1B 2-3 1B	C F B F F X 1-2 HR 3-H 1B	B F F X 1-2 ② L8		X 0-0 3B 1B	B B X 2-0 ③ L8		6	3	3	1	0	0	0
Bobby Hill, S (1, 4) OBP: 0.261, SLG: 0.349	X 0-0 ② F7		C F F B X 1-2 PB 1B 1-2 3-H 1B	B C B B X 3-1 1-H HR	C X 0-1 ③ G5-3		B C B X 2-1 1-H G6-3 3B			5	2	3	4	0	0	0
Sammy Sosa, R (1, 9) OBP: 0.451, SLG: 0.705 Ron Mahay, L (8, 1) Joe Borowski, R (8, 1) OBP: 0.500, SLG: 0.500	C X 0-1 FC6-4 1B		X 0-0 ① F9	X 0-0 HR 1B		B B B X 3-0 ① L6	S B B X 2-1 ① G6-3 3-H			5 0 0	1 0 0	2 0 0	1 0 0	0 0 0	0 0 0	2 0 0
Fred McGriff, L (1, 3) OBP: 0.335, SLG: 0.411	C F B X 1-2 ③ FC6-4 1-2f		B X 1-0 PB 1-2 2-H 1B	X 0-0 1-H HR		C B F B B B 4-2 E 2B BB	B B B C F X 3-2 BB 1B			4	2	3	3	1	0	1
Moises Alou, R (1, 7) OBP: 0.257, SLG: 0.284		B C F C 1-3 ① K	C F S 0-3 ② K 1-2 2-3	C C X 0-2 BB BB 1B		X 0-0 E8 1-3 2B	B F B B B F B 4-2 1-2 BB			4	1	1	0	1	2	3
Mark Bellhorn, S (1, 5) OBP: 0.343, SLG: 0.416 Bill Mueller, S (4, PH) OBP: 0.259, SLG: 0.277 (5, 5)	B B B C F F B 4-2 S BB	I I I 4-0 IBB	F B B B C B 4-2 BB 1-2 BB			I I I 4-0 2B IBB	X 0-0 ② F8			0 1	0 0	0 0	0 0	2 2	0 0	0 2
Robert Machado, R (1, 2) OBP: 0.333, SLG: 0.404	B B F F F S 2-3 ② K	X 0-0 ③ F9	S F B B B F F B 4-2 G1-6-4-3 1-2 2-3 BB			B X 1-0 1-3 2-H 3-H 2B	C C X 0-2 L4			4	0	1	2	1	1	6
Augie Ojeda, S (1, 6) OBP: 0.243, SLG: 0.222	C F B F B B F X 3-2 ③ F9 1-2		1-1 SH1-4 1B 2B 1-1 G1-6-4-3 1-2			C F B X 1-2 ② G6-3	B F F B X 2-2 ① G6-3			5	1	1	0	0	0	6
Matt Clement, R (1, 1) OBP: 0.211, SLG: 0.176 Roosevelt Brown, L (8, 9) OBP: 0.267, SLG: 0.328			B F S F B F X 2-2 1B 1B 2B	B X 1-0 ① SH1-4 2-3	X 0-0 ① G6-3	B S F S 1-3 ③ K	B C B X 2-1 ② G6-3			3 1	1 0	1 0	0 0	0 0	1 0	2 0
Inning Stats	R: 0 H: 1 E: 0 LOB: 1 K: 0 BB: 0 S: 8 P: 9	R: 0 H: 0 E: 0 LOB: 1 K: 2 BB: 1 S: 15 P: 25	R: 2 H: 4 E: 0 LOB: 3 K: 1 BB: 1 S: 16 P: 24	R: 5 H: 6 E: 0 LOB: 2 K: 0 BB: 2 S: 23 P: 38	R: 0 H: 0 E: 0 LOB: 0 K: 0 BB: 0 S: 6 P: 7	R: 2 H: 1 E: 1 LOB: 2 K: 1 BB: 2 S: 11 P: 25	R: 2 H: 3 E: 0 LOB: 2 K: 0 BB: 1 S: 14 P: 25	R: 0 H: 0 E: 0 LOB: 0 K: 0 BB: 0 S: 6 P: 12		1B: 9 SF: 0 2B: 3 SAC: 1 3B: 1 DP: 1 HR: 2 HBP: 0						

PITCHER		IP	WLS	BF	H	R	ER	SO	BB	IBB	HBP	BLK	WP	HR	S	P	ERA	WHIP
Kris Benson, R ERA: 9.64	(1, 1)	3.1	L	23	11	7	7	3	1	1	0	0	0	2	54	79	18.90	3.600
Joe Beimel, L ERA: 2.7	(4, 1)	1.2		6	0	0	0	0	2	0	0	0	0	0	14	24	0.00	1.200
Sean Lowe, R ERA: 7.92	(6, 1)	2.0		14	4	4	3	1	2	1	0	0	0	0	25	50	13.50	3.000
Ron Villone, L ERA: 6.13	(8, 1)	1.0		3	0	0	0	0	0	0	0	0	0	0	6	12	0.00	0.000

PITCHER	IP	WLS	BF	H	R	ER	SO	BB	IBB	HBP	BLK	WP	HR	S	P	ERA	WHIP

BOTTOM

Pittsburgh Pirates @ Chicago Cubs

Wrigley Field, Chicago, IL

Thu May 23 2002, 1:20 PM CDT

Att. 37,578 - Overcast - 68 F

livebaseballscorecards.com

AB	38
R	11
H	15
RBI	11
BB	7
SO	4
LOB	22

Batter	1	2	3	4	5	6	7	8	9	10	11	AB	R	H	RBI	BB	SO	LOB
Corey Patterson, L (1, 8) OBP: 0.356, SLG: 0.417	SH1-3 S 1B 1B	K			K			SH2-4 SF9 2B		K		5	2	2	0	0	3	2
Bobby Hill, S (1, 4) OBP: 0.250, SLG: 0.333	SH1-3 1-3	G1-3			F8			SH2-4 2-3			1B 1B	2	0	0	0	0	0	2
Chris Stynes, R (10, 4) OBP: 0.317, SLG: 0.304												1	1	1	0	0	0	0
Sammy Sosa, R (1, 9) OBP: 0.450, SLG: 0.698	1B SF9 BB		K			K		SF9 3-H			1B 1B 1-3 1B	3	2	1	1	1	2	0
Fred McGriff, L (1, 3) OBP: 0.337, SLG: 0.411	1B 1-3 3-H	G6-3				F7		F7			1B 1-2 3-H 1B	5	0	2	2	0	0	0
Moises Alou, R (1, 7) OBP: 0.255, SLG: 0.283	SF9 3-H	G6-3				F8			P6		1-3 2-H 1B	4	0	1	2	0	0	0
Joe Borowski, R (11, 1) OBP: 0.500, SLG: 0.500												0	0	0	0	0	0	0
Bill Mueller, S (1, 5) OBP: 0.254, SLG: 0.288	F8			G3			G1-6-3 2B		F8		F9	5	0	1	0	0	0	1
Joe Girardi, R (1, 2) OBP: 0.293, SLG: 0.304		2B FC1-5-2 1B		L8			G1-6-3 BB		F9			3	0	1	0	1	0	0
Augie Ojeda, S (1, 6) OBP: 0.243, SLG: 0.239		FC1-5-2 1-3 2B		G1-3			G1-6-3 1-2f 2-3			K		4	0	1	0	0	1	2
Jon Lieber, L (1, 1) OBP: 0.238, SLG: 0.238		FC1-5-2 2-3 3-H			G1-3		G1-3			F7		3	0	0	0	0	0	3
Jeff Fassero, L (8, 1)												0	0	0	0	0	0	0
Delino DeShields, L (8, 4) OBP: 0.259, SLG: 0.294												1	0	0	0	0	0	0
Antonio Alfonseca, R (8, 1) OBP: 0.667, SLG: 0.667												0	0	0	0	0	0	0
Pat Mahomes, R (10, 1)												0	0	0	0	0	0	0
Darren Lewis, R (11, 7) OBP: 0.325, SLG: 0.378												0	0	0	0	0	0	0
Inning Stats	R: 2 E: 0 K: 0 S: 12 H: 2 LOB: 1 BB: 1 P: 22	R: 0 E: 0 K: 1 S: 9 H: 2 LOB: 2 BB: 0 P: 15	R: 0 E: 0 K: 1 S: 9 H: 0 LOB: 0 BB: 0 P: 15	R: 0 E: 0 K: 0 S: 5 H: 0 LOB: 0 BB: 0 P: 10	R: 0 E: 0 K: 1 S: 7 H: 0 LOB: 0 BB: 0 P: 9	R: 0 E: 0 K: 1 S: 6 H: 0 LOB: 0 BB: 0 P: 8	R: 0 E: 0 K: 0 S: 10 H: 1 LOB: 1 BB: 1 P: 17	R: 1 E: 0 K: 0 S: 7 H: 1 LOB: 0 BB: 0 P: 10	R: 0 E: 0 K: 0 S: 10 H: 0 LOB: 0 BB: 0 P: 14	R: 0 E: 0 K: 2 S: 8 H: 0 LOB: 0 BB: 0 P: 10	R: 2 E: 0 K: 0 S: 9 H: 4 LOB: 0 BB: 0 P: 12	1B: 7 2B: 3 3B: 0 HR: 0 SF: 2 SAC: 2 DP: 1 HBP: 0						

PITCHER		IP	WLS	BF	H	R	ER	SO	BB	IBB	HBP	BLK	WP	HR	S	P	ERA	WHIP
Tim Redding, R ERA: 4.03	(1, 1)	7.0		27	5	2	2	4	2	0	0	0	0	0	58	96	2.57	1.000
Octavio Dotel, R ERA: 3.54	(8, 1)	2.0		7	1	1	1	0	0	0	0	0	0	0	17	24	4.50	0.500
Billy Wagner, L ERA: 3.1	(10, 1)	2.0	L	8	4	2	2	2	0	0	0	0	0	0	17	22	9.00	2.000

PITCHER	IP	WLS	BF	H	R	ER	SO	BB	IBB	HBP	BLK	WP	HR	S	P	ERA	WHIP

TOP

Chicago Cubs @ Houston Astros

Astros Field, Houston, TX

Fri May 24 2002, 8:05 PM EDT

Att. 30,059 - Sunny - 81 F

livebaseballscorecards.com

AB	36
R	5
H	10
RBI	5
BB	2
SO	6
LOB	10

WP: 0 PA: 42
PB: 0
SB: 1
CS: 0

Batter	1	2	3	4	5	6	7	8	9	10	11	AB	R	H	RBI	BB	SO	LOB
Julio Lugo, R (1, 6) OBP: 0.380, SLG: 0.370	K		FC6-4 17 BB 1-2f		17 FC1-6 1B		L9		K		DI 17 1B 1B	6	1	2	0	0	2	2
Craig Biggio, R (1, 4) OBP: 0.337, SLG: 0.421 Billy Wagner, L (10, 1) Morgan Ensberg, R (11, PH) OBP: 0.353, SLG: 0.417	HR		K		P5			5 G1-6-3 17 BB 1B 1B	17 S 2-H 1B		17 1B 1-2 BB	5 0 0	2 0 0	3 0 0	2 0 0	0 0 1	1 0 0	2 0 0
17 Lance Berkman, S (1, 8) OBP: 0.406, SLG: 0.594 (9, 7)	G3		BB 1-2		FC1-6 5 FC5-4 1-2f			5 G1-6-3 1-2 BB	IBB 1-2		1-3 2-H 1B	3	0	1	1	3	0	1
5 Jeff Bagwell, R (1, 3) OBP: 0.388, SLG: 0.527	G5-3		F9		FC5-4 1-2f			G1-6-3 1-2f 2-3	F8		F7	6	0	0	0	0	0	9
Daryle Ward, L (1, 7) OBP: 0.344, SLG: 0.452 Brian Hunter, R (8, PR) OBP: 0.277, SLG: 0.348 (9, 8)		L8		1B 2B		P4		BB 3-H 1B		F8		4 1	0 0	2 0	1 0	0 0	0 0	0 0
Richard Hidalgo, R (1, 9) OBP: 0.328, SLG: 0.452		F8		P4		K		BB 4-1 1-2		F8		4	0	0	0	1	1	1
Gregg Zaun, S (1, 2) OBP: 0.333, SLG: 0.377		BB		2-3 1B		F8		P4		F7		4	0	1	0	1	0	2
Geoff Blum, S (1, 5) OBP: 0.338, SLG: 0.344		P4		F9			G4-3		SH2-4 1B 1B		P4	5	1	1	0	0	0	3
Tim Redding, R (1, 1) OBP: 0.167, SLG: 0.167 Orlando Merced, S (7, PH) OBP: 0.348, SLG: 0.359 Octavio Dotel, R (8, 1) Jose Vizcaino, S (9, PH) OBP: 0.296, SLG: 0.357 (10, 4)			FC6-4 1B	K			G1-3		SH2-4 1-2		P6	2 1 0 1	0 0 0 0	1 0 0 0	0 0 0 0	0 0 0 0	1 0 0 0	2 0 0 0
Inning Stats	R: 1 H: 1 E: 0 LOB: 0 K: 1 BB: 0 S: 9 P: 16	R: 0 H: 0 E: 0 LOB: 1 K: 0 BB: 1 S: 9 P: 19	R: 0 H: 1 E: 0 LOB: 2 K: 1 BB: 1 S: 9 P: 16	R: 0 H: 2 E: 0 LOB: 2 K: 1 BB: 0 S: 7 P: 11	R: 0 H: 1 E: 0 LOB: 1 K: 0 BB: 0 S: 8 P: 15	R: 0 H: 0 E: 0 LOB: 0 K: 1 BB: 0 S: 5 P: 8	R: 0 H: 0 E: 0 LOB: 0 K: 0 BB: 0 S: 7 P: 10	R: 1 H: 2 E: 0 LOB: 2 K: 0 BB: 2 S: 12 P: 24	R: 1 H: 2 E: 0 LOB: 2 K: 1 BB: 1 S: 13 P: 21	R: 0 H: 0 E: 0 LOB: 0 K: 0 BB: 0 S: 7 P: 11	R: 1 H: 2 E: 0 LOB: 2 K: 0 BB: 1 S: 14 P: 25	1B: 9 SF: 0 2B: 1 SAC: 1 3B: 0 DP: 1 HR: 1 HBP: 0						

PITCHER		IP	WLS	BF	H	R	ER	SO	BB	IBB	HBP	BLK	WP	HR	S	P	ERA	WHIP
Jon Lieber, R ERA: 3.26	(1, 1)	7.2		31	6	2	2	4	3	0	0	0	0	1	60	107	2.35	1.174
Jeff Fassero, L ERA: 5.75	(8, 1)	0.0		1	1	0	0	0	0	0	0	0	0	0	3	5	∞	∞
Antonio Alfonseca, R ERA: 2.14	(8, 1)	1.1	B	8	2	1	1	1	1	1	0	0	0	0	16	28	6.75	2.250
Pat Mahomes, R ERA: 6.0	(10, 1)	1.2	W	7	1	1	1	0	1	0	0	0	0	0	18	30	5.40	1.200
Joe Borowski, R ERA: 1.93	(11, 1)	0.1	S	2	1	0	0	0	0	0	0	0	0	0	3	6	0.00	3.000

PITCHER	IP	WLS	BF	H	R	ER	SO	BB	IBB	HBP	BLK	WP	HR	S	P	ERA	WHIP

BOTTOM

Chicago Cubs @ Houston Astros

Astros Field, Houston, TX

Fri May 24 2002, 8:05 PM EDT

Att. 30,059 - Sunny - 81 F

livebaseballscorecards.com

AB	42
R	4
H	11
RBI	4
BB	6
SO	5
LOB	22

WP: 0	PA: 49				
PB: 0					
SB: 1					
CS: 0					

Batter	1	2	3	4	5	6	7	8	9	AB	R	H	RBI	BB	SO	LOB
Corey Patterson, L (1, 8) OBP: 0.357, SLG: 0.410	B B B B 4-0 2B 2B BB		C S B S 1-3 ① K			X 0-0 ① G4-3		C X 0-1 ① P5	B B B B 4-0 1-2 BB	3	1	0	0	2	1	0
Bobby Hill, S (1, 4) OBP: 0.245, SLG: 0.320	C X 0-1 ① F5		B S C B X 2-2 ② G4-3			C B F B F F S 2-3 ② K		B X 1-0 HR 1B	B B C X 2-1 ③ G4-3	5	1	1	0	0	1	3
Sammy Sosa, R (1, 9) OBP: 0.451, SLG: 0.718	C S X 0-2 1-3 2B 2B		F B S B S 2-3 ③ K			F B B C F F X 2-2 ③ G6-3		B X 1-0 1-H HR		4	2	2	2	0	1	0
Fred McGriff, L (1, 3) OBP: 0.351, SLG: 0.452	B S B F X 2-2 2-H 3-H 2B			B B C B S B 4-2 G5-4-3 BB			B F B X 2-1 HR	B B S F X 2-2 F9 2B		3	1	3	3	1	0	0
Moises Alou, R (1, 7) OBP: 0.254, SLG: 0.282	B X 1-0 ② G5-3			C X 0-1 ① ② G5-4-3 1-2f			C F B B B X 2-2 1B 1B	B B X 2-0 ② F9 2-3		4	0	1	0	0	0	3
Bill Mueller, S (1, 5) OBP: 0.254, SLG: 0.286	B C B X 2-1 ③ G4-3			X 0-0 ③ G4-3			X 0-0 1-2 1B	B B C S F F F S 2-3 ③ K		4	0	1	0	0	1	2
Alex Gonzalez, R (1, 6) OBP: 0.315, SLG: 0.414		S B C X 1-2 ① G6-3			B X 1-0 ① G5-3		B X 1-0 ① F2		C C S 0-3 ① K	4	0	0	0	0	1	2
Joe Girardi, R (1, 2) OBP: 0.279, SLG: 0.289		B X 1-0 ② L4			B S S B X 2-2 ② G5-3		B C S S 1-3 ② K		C S X 0-2 ② G4-3	4	0	0	0	0	1	2
34 Kerry Wood, R (1, 1) OBP: 0.211, SLG: 0.167		B S X 1-1 ③ G6-3			B X 1-0 ③ G6-3		S B B S B F X 3-2 ③ F7		F B F B B F B 4-2 BB BB	3	0	0	0	1	0	2
Inning Stats	R: 2 E: 0 K: 0 S: 11 H: 2 LOB: 1 BB: 1 P: 20	R: 0 E: 0 K: 0 S: 6 H: 0 LOB: 0 BB: 0 P: 9	R: 0 E: 0 K: 2 S: 9 H: 0 LOB: 0 BB: 0 P: 14	R: 0 E: 0 K: 0 S: 5 H: 0 LOB: 0 BB: 1 P: 9	R: 0 E: 0 K: 0 S: 5 H: 0 LOB: 0 BB: 0 P: 9	R: 0 E: 0 K: 1 S: 11 H: 0 LOB: 0 BB: 0 P: 15	R: 1 E: 0 K: 1 S: 14 H: 3 LOB: 2 BB: 0 P: 23	R: 2 E: 0 K: 1 S: 15 H: 3 LOB: 1 BB: 0 P: 23	R: 0 E: 0 K: 1 S: 11 H: 0 LOB: 2 BB: 2 P: 21	1B: 3 2B: 3 3B: 0 HR: 2	SF: 0 SAC: 0 DP: 1 HBP: 0	WP: 0 PB: 0 SB: 0 CS: 0	PA: 38				

TOP

Chicago Cubs @ Houston Astros

Astros Field, Houston, TX

Sat May 25 2002, 8:05 PM EDT

Att. 36,384 - Cloudy - 83 F

livebaseballscorecards.com

AB	34
R	5
H	8
RBI	5
BB	4
SO	6
LOB	14

PITCHER		IP	WLS	BF	H	R	ER	SO	BB	IBB	HBP	BLK	WP	HR	S	P	ERA	WHIP
Dave Micki, R ERA: 3.9	(1, 1)	2.0	L	9	2	2	2	0	1	0	0	0	0	0	17	29	9.00	1.500
Nelson Cruz, R ERA: 8.78	(3, 1)	4.0		12	0	0	0	3	1	0	0	0	0	0	30	47	0.00	0.250
Brandon Puffer, R ERA: 5.79	(7, 1)	1.0		6	3	1	1	1	0	0	0	0	0	1	14	23	9.00	3.000
Pedro Borbon, L ERA: 6.48	(8, 1)	1.0		6	3	2	2	1	0	0	0	0	0	1	15	23	18.00	3.000
Ricky Stone, R ERA: 2.88	(9, 1)	1.0		5	0	0	0	1	2	0	0	0	0	0	11	21	0.00	2.000

PITCHER		IP	WLS	BF	H	R	ER	SO	BB	IBB	HBP	BLK	WP	HR	S	P	ERA	WHIP

Chicago Cubs @ Houston Astros

Astros Field, Houston, TX

Sat May 25 2002, 8:05 PM EDT

Att. 36,384 - Cloudy - 83 F

BOTTOM

Batter	1	2	3	4	5	6	7	8	9	AB	R	H	RBI	BB	SO	LOB
Julio Lugo, R (1, 6) OBP: 0.384, SLG: 0.384	B S B X 2-1 17 G3 2B		C B B S S 2-3 ② K			S C X 0-2 G4-6-3 1B		F B F C 1-3 ③ K		4	0	2	0	0	2	1
Craig Biggio, R (1, 4) OBP: 0.335, SLG: 0.413	C S X 0-2 ① G6-3		B X 1-0 ③ P4			B F X 1-1 ①② G4-6-3 1-2f			C H 1-1 DI 1B HBP	3	1	0	0	0	0	2
17 Lance Berkman, S (1, 8) OBP: 0.398, SLG: 0.580	C B C X 1-2 ② G3 2-3			C B B X 2-1 ① G1-3		F X 0-1 ③ F7			X 0-0 ① F7	4	0	0	0	0	0	2
5 Jeff Bagwell, R (1, 3) OBP: 0.390, SLG: 0.521	F F B B B H 4-2 HBP			B H 2-0 HBP			F X 0-1 ① P3		B F X 1-1 ② L5	2	0	0	0	0	0	1
Daryle Ward, L (1, 7) OBP: 0.341, SLG: 0.447	X 0-0 ③ P6			X 0-0 ② F7			X 0-0 ② P6		B B X 2-0 DI 1-H 1B	4	0	1	1	0	0	3
Gregg Zaun, S (1, 2) OBP: 0.316, SLG: 0.356		B F B B F B F F F X 3-2 ① G3		B S B X 2-1 ③ F8			F X 0-1 ③ F7		B C B X 2-1 ③ G5-3 1-2	4	0	0	0	0	0	2
Morgan Ensberg, R (1, 5) OBP: 0.346, SLG: 0.407		F B B X 2-1 ② F8	C X 0-1 ① G3					X 0-0 ① P6		3	0	0	0	0	0	0
Geoff Blum, S (1, 9) OBP: 0.325, SLG: 0.328		C X 0-1 ③ F7	B S X 1-1 ② F2					B C F B X 2-2 ② F7		3	0	0	0	0	0	0
Dave Mlicki, R (1, 1) OBP: 0.211, SLG: 0.263 Nelson Cruz, R (3, 1) Brandon Puffer, R (7, 1) Pedro Borbon, R (8, 1) Orlando Merced, S (8, PH) OBP: 0.362, SLG: 0.375 Ricky Stone, R (9, 1)		B C S S 1-3 ① K	X 0-0 ③ P4					X 0-0 1B		0 2 0 0 1 0	0 0 0 0 0 0	0 0 0 0 1 0	0 0 0 0 0 0	0 0 0 0 0 0	0 0 0 0 0 0	0 0 0 0 0 0
Inning Stats	R: 0 H: 1 E: 0 LOB: 2 K: 0 BB: 0 S: 11 P: 18	R: 0 H: 0 E: 0 LOB: 0 K: 0 BB: 0 S: 10 P: 15	R: 0 H: 0 E: 0 LOB: 0 K: 2 BB: 0 S: 7 P: 11	R: 0 H: 0 E: 0 LOB: 1 K: 0 BB: 0 S: 5 P: 11	R: 0 H: 0 E: 0 LOB: 0 K: 0 BB: 0 S: 5 P: 6	R: 0 H: 1 E: 0 LOB: 0 K: 0 BB: 0 S: 7 P: 8	R: 0 H: 0 E: 0 LOB: 0 K: 0 BB: 0 S: 5 P: 5	R: 0 H: 1 E: 0 LOB: 1 K: 1 BB: 0 S: 8 P: 11	R: 1 H: 1 E: 0 LOB: 1 K: 0 BB: 0 S: 7 P: 13	1B: 3 SF: 0 2B: 1 SAC: 0 3B: 0 DP: 1 HR: 0 HBP: 3						

livebaseballscorecards.com

AB	30
R	1
H	4
RBI	1
BB	0
SO	3
LOB	11

WP: 0 PA: 33
PB: 0
SB: 0
CS: 0

PITCHER		IP	WLS	BF	H	R	ER	SO	BB	IBB	HBP	BLK	WP	HR	S	P	ERA	WHIP
34 Kerry Wood, R ERA: 2.63	(1, 1)	9.0	W	33	4	1	1	3	0	0	3	0	0	0	65	98	1.00	0.444

PITCHER	IP	WLS	BF	H	R	ER	SO	BB	IBB	HBP	BLK	WP	HR	S	P	ERA	WHIP

Batter	1	2	3	4	5	6	7	8	9	10	AB	R	H	RBI	BB	SO	LOB
Darren Lewis, R (1, 8) OBP: 0.306, SLG: 0.370	K		F9			P4	G6-3		SH1-4		4	0	0	0	0	1	2
Juan Cruz, R (7, 1) OBP: 0.154, SLG: 0.154											0	0	0	0	0	0	0
Delino DeShields, L (9, PH) OBP: 0.259, SLG: 0.294											0	0	0	0	0	0	0
Antonio Alfonseca, R (9, 1) OBP: 0.667, SLG: 0.667											0	0	0	0	0	0	0
Chris Stynes, R (1, 5) OBP: 0.326, SLG: 0.355	G5-3		F8			1B		HR	G3		3	0	1	0	0	0	0
Corey Patterson, L (7, 8) OBP: 0.359, SLG: 0.428											2	1	1	1	0	0	1
Sammy Sosa, R (1, 9) OBP: 0.458, SLG: 0.715	2B		K			1B		BB	K		4	0	2	0	1	2	1
Fred McGriff, L (1, 3) OBP: 0.353, SLG: 0.451	G4-3			G1-3		K		G1-3 1B		F9	5	0	1	0	0	1	3
Moises Alou, R (1, 7) OBP: 0.242, SLG: 0.265		G6-3		G5-3		P3		G1-3		G5-3	5	0	0	0	0	0	4
Alex Gonzalez, R (1, 6) OBP: 0.301, SLG: 0.392		E5 22 FC5-4 BB		F9			FC1-6 1B	L4		G6-3	5	0	1	0	0	0	2
Joe Girardi, R (1, 2) OBP: 0.267, SLG: 0.276		K			P3		FC1-6 1B	G5-3			4	0	0	0	0	1	4
Bobby Hill, S (1, 4) OBP: 0.311, SLG: 0.411		22 FC5-4 BB			22 G4-6-3 BB		FC3-2-5-3 1B		HR		2	1	2	1	2	0	0
22 Mark Prior, R (1, 1)		FC5-4			G4-6-3		FC3-2-5-3		G3 SH1-4 1B		2	0	0	0	0	0	3
Bill Mueller, S (7, PH) OBP: 0.257, SLG: 0.288 (7, 5)											2	0	1	0	0	0	2
Inning Stats	R: 0 E: 0 K: 1 S: 13 H: 1 LOB: 1 BB: 0 P: 18	R: 0 E: 1 K: 1 S: 14 H: 0 LOB: 2 BB: 1 P: 23	R: 0 E: 0 K: 1 S: 11 H: 0 LOB: 0 BB: 0 P: 15	R: 0 E: 0 K: 0 S: 5 H: 0 LOB: 0 BB: 0 P: 5	R: 0 E: 0 K: 0 S: 3 H: 0 LOB: 0 BB: 1 P: 9	R: 0 E: 0 K: 1 S: 10 H: 2 LOB: 2 BB: 0 P: 15	R: 0 E: 0 K: 0 S: 9 H: 2 LOB: 2 BB: 0 P: 13	R: 1 E: 0 K: 0 S: 8 H: 2 LOB: 2 BB: 1 P: 18	R: 1 E: 0 K: 1 S: 13 H: 2 LOB: 1 BB: 0 P: 17	R: 0 E: 0 K: 0 S: 8 H: 0 LOB: 0 BB: 0 P: 15	1B: 6 2B: 1 3B: 0 HR: 2	SF: 0 SAC: 1 DP: 1 HBP: 0						

PITCHER		IP	WLS	BF	H	R	ER	SO	BB	IBB	HBP	BLK	WP	HR	S	P	ERA	WHIP
Dave Williams, L ERA: 4.98	(1, 1)	5.2		22	3	0	0	4	2	0	0	0	0	0	54	80	0.00	0.882
Sean Lowe, R ERA: 7.29	(6, 1)	0.2	H	4	2	0	0	0	0	0	0	0	0	0	8	14	0.00	3.000
Scott Sauerbeck, L ERA: 3.1	(7, 1)	0.2	H	2	0	0	0	0	0	0	0	0	0	0	3	4	0.00	0.000
Mike Fetters, R ERA: 2.37	(8, 1)	1.0	B	6	2	1	1	0	1	0	0	0	0	1	8	18	9.00	3.000
Mike Williams, R ERA: 1.4	(9, 1)	2.0	W	8	2	1	1	1	0	0	0	0	0	1	21	32	4.50	1.000

PITCHER	IP	WLS	BF	H	R	ER	SO	BB	IBB	HBP	BLK	WP	HR	S	P	ERA	WHIP

TOP

Chicago Cubs @ Pittsburgh Pirates

PNC Park, Pittsburgh, PA

Mon May 27 2002, 7:05 PM EDT

Att. 16,215 - Sunny - 78 F

livebaseballscorecards.com

AB	38
R	2
H	9
RBI	2
BB	3
SO	5
LOB	22

WP: 0 PB: 0 SB: 0 CS: 0 PA: 42

Batter	1	2	3	4	5	6	7	8	9	10	AB	R	H	RBI	BB	SO	LOB
Chad Hermansen, R (1, 8) OBP: 0.358, SLG: 0.509	C X 0-1 F7 ①		C C C 0-3 K ②			F B F B C 2-3 K ①		X 0-0 HR		B S B X 2-1 P6 ②	5	1	1	1	0	2	1
2 Jack Wilson, R (1, 6) OBP: 0.263, SLG: 0.267	B F F F B B X 3-2 F9 ②		B B C B X 3-1 G1-3 ③			B X 1-0 F9 ②		F B B F B S 3-3 K ①		B B B B 4-0 1B 1B BB	4	1	0	0	1	1	1
Brian Giles, L (1, 7) OBP: 0.423, SLG: 0.643	C C S 0-3 K ③			B C B C B B 4-2 CS BB		B B C S B B 4-2 BB		B C F F B B X 3-2 G4-3 ②		C B C B X 2-2 1B S 1-3 1B	3	0	1	0	2	1	0
Aramis Ramirez, R (1, 5) OBP: 0.275, SLG: 0.402 Mike Williams, R (9, 1) Keith Osik, R (10, PH) OBP: 0.220, SLG: 0.282		F F B X 1-2 F9 ①		B C F F F B B X 3-2 P4 ①		F F B B B F S 2-3 K ③		X 0-0 G4-3 ③		B F F F B B X 3-2 1-3 3-H 1B	4 0 0 0 0 1 2 0 0 0 0 0 0 0 1 0 1 1 0 0 0						
Rob Mackowiak, L (1, 9) OBP: 0.274, SLG: 0.410		C H 1-1 18 S 1B HBP		B S S C 1-3 K ② ③ 1-2			X 0-0 G4-3 ①		B B C X 2-1 L6 ①		3	1	0	0	0	1	1
18 Jason Kendall, R (1, 2) OBP: 0.343, SLG: 0.346		P C X 1-1 L8 ② 1-2			B X 1-0 L8 ①		C F B B F X 2-2 G6-3 ②		X 0-0 1B		4	0	1	0	0	0	1
Craig Wilson, R (1, 3) OBP: 0.293, SLG: 0.326 Pokey Reese, R (7, PR) OBP: 0.252, SLG: 0.252 Kevin Young, R (8, 3) OBP: 0.299, SLG: 0.358		B C F F X 1-2 CS 2-H 1B			B B F B F X 3-2 F9 ②		B C B X 2-1 2B		C C F S 0-3 K ②		3 0 2 1 0 0 0 0 0 0 0 0 0 0 1 0 0 0 0 1 1						
Abraham Nunez, S (1, 4) OBP: 0.309, SLG: 0.333	B 1-0 CS ③ 1-2		B F C F B X 2-2 2B		X 0-0 1B		I I I I 4-0 IBB		X 0-0 G2-3 ③		3	0	2	0	1	0	1
Dave Williams, L (1, 1) OBP: 0.125, SLG: 0.313 Sean Lowe, R (6, 1) OBP: 0.143, SLG: 0.143 Scott Sauerbeck, R (7, 1) Adrian Brown, S (7, PH) OBP: 0.235, SLG: 0.298 Mike Fetters, R (8, 1) Mike Benjamin, R (9, 5) OBP: 0.204, SLG: 0.180			B L L L 1-3 K ①		B C S C 1-3 K ③		C B C S 1-3 K ③			S S X 0-2 P4 ①	2 0 0 0 0 2 2 0 0 0 0 0 0 0 0 0 0 0 0 0 0 1 0 0 0 0 1 2 0 0 0 0 0 0 0 1 0 0 0 0 0 0						
Inning Stats	R: 0 H: 0 E: 0 LOB: 0 K: 1 BB: 0 S: 9 P: 12	R: 1 H: 1 E: 0 LOB: 0 K: 0 BB: 0 S: 11 P: 15	R: 0 H: 1 E: 0 LOB: 1 K: 2 BB: 0 S: 12 P: 18	R: 0 H: 0 E: 0 LOB: 0 K: 1 BB: 1 S: 9 P: 17	R: 0 H: 1 E: 0 LOB: 1 K: 1 BB: 0 S: 8 P: 13	R: 0 H: 0 E: 0 LOB: 1 K: 2 BB: 1 S: 10 P: 19	R: 0 H: 1 E: 0 LOB: 2 K: 1 BB: 1 S: 10 P: 19	R: 1 H: 1 E: 0 LOB: 0 K: 1 BB: 0 S: 9 P: 15	R: 0 H: 1 E: 0 LOB: 1 K: 1 BB: 0 S: 8 P: 10	R: 1 H: 2 E: 0 LOB: 2 K: 0 BB: 1 S: 11 P: 22	1B: 5 SF: 0 2B: 2 SAC: 0 3B: 0 DP: 0 HR: 1 HBP: 1						

PITCHER		IP	WLS	BF	H	R	ER	SO	BB	IBB	HBP	BLK	WP	HR	S	P	ERA	WHIP
22 Mark Prior, R ERA: 2.25	(1, 1)	6.0		22	3	1	1	7	2	0	1	0	0	0	59	94	1.50	0.833
Juan Cruz, R ERA: 3.78	(7, 1)	2.0		9	2	1	1	2	0	1	0	0	0	1	19	34	4.50	1.000
Antonio Alfonseca, R ERA: 2.38	(9, 1)	1.2	L	9	3	1	1	1	1	0	0	0	0	0	19	32	5.40	2.400

PITCHER	IP	WLS	BF	H	R	ER	SO	BB	IBB	HBP	BLK	WP	HR	S	P	ERA	WHIP

BOTTOM

Chicago Cubs @ Pittsburgh Pirates

PNC Park, Pittsburgh, PA

Mon May 27 2002, 7:05 PM EDT
Att. 16,215 - Sunny - 78 F

livebaseballscorecards.com

AB	35
R	3
H	8
RBI	3
BB	4
SO	10
LOB	12

1B: 5	SF: 0	WP: 0	PA: 41
2B: 2	SAC: 0	PB: 0	
3B: 0	DP: 0	SB: 2	
HR: 1	HBP: 1	CS: 2	

Batter	1	2	3	4	5	6	7	8	9	AB	R	H	RBI	BB	SO	LOB
Corey Patterson, L (1, 8) OBP: 0.350, SLG: 0.416	C F C 0-3 ① K	B B F B F X 3-2 ③ G3	B B S S F S 2-3 ③ K			B B F S S 2-3 ② K			X 0-0 ② L6	5	0	0	0	0	3	6
Bill Mueller, S (1, 5) OBP: 0.280, SLG: 0.328	B C X 1-1 1B	C F F F X 0-2 1B 2B	X 0-0 ① G6-3			B C F S 1-3 ③ K			C B X 1-1 FC6-4 1B	5	1	3	0	0	1	0
Sammy Sosa, R (1, 9) OBP: 0.457, SLG: 0.705	B X 1-0 ② F7	B F S S F X 2-2 FC6-4 BB 1B 2-H 1B	S B B F B B 4-2 G6-4-3 BB				B B F X 2-1 ① L6		X 0-0 ③ FC6-4 1-2f	4	1	1	1	1	0	2
Fred McGriff, L (1, 3) OBP: 0.351, SLG: 0.444	X 0-0 ③ F9		B B B C B 4-1 FC6-4 BB 1-2	X 0-0 ② ③ G6-4-3 1-2f			X 0-0 ② L4			3	0	0	0	1	0	2
Roosevelt Brown, L (1, 7) OBP: 0.253, SLG: 0.310 Darren Lewis, R (8, 7) OBP: 0.306, SLG: 0.370		B F F B F B S 3-3 ① K	B C X 1-1 ① FC6-4 G3-1 1B HBP 1-2f 2-3		B X 1-0 ① G6-3		B F S F B S 2-3 ③ K			4 0	1 0	0 0	0 0	0 0	2 0	2 0
Alex Gonzalez, R (1, 6) OBP: 0.307, SLG: 0.391		C F B F S 1-3 ② K	F S B X 1-2 HBP G3-1 1B 1-2 3-H		B X 1-0 E5 G4-3			B B B B 4-0 CS BB		3	0	1	1	1	1	0
Joe Girardi, R (1, 2) OBP: 0.266, SLG: 0.275		B F F X 1-2 BB BB 1B	B X 1-0 ② G3-1 1-2 2-3		X 0-0 ② G4-3 1-2			F B B S C 2-3 ① K		4	0	1	0	0	1	4
Bobby Hill, S (1, 4) OBP: 0.323, SLG: 0.397		C B B B B 4-1 BB 1-2 BB	I I I I 4-0 HBP IBB		B B C F B S 3-3 ③ K			B 1 SAFE C C B X 2-2 ② ③ G3 1-2		2	0	0	0	2	1	2
Matt Clement, R (1, 1) OBP: 0.261, SLG: 0.158		B B B C B 4-1 BB 1-2 2-3	C B B F H 3-2 HBP 1-2 2-3 3-H			C B F S 1-3 ① K			F X 0-1 ① G1-3	2	0	0	1	1	1	0
Inning Stats	R: 0 H: 1 E: 0 LOB: 1 K: 1 BB: 0 S: 7 P: 9	R: 0 H: 1 E: 0 LOB: 3 K: 2 BB: 2 S: 17 P: 33	R: 3 H: 3 E: 0 LOB: 3 K: 1 BB: 2 S: 22 P: 40	R: 0 H: 0 E: 0 LOB: 0 K: 0 BB: 1 S: 4 P: 8	R: 0 H: 0 E: 1 LOB: 1 K: 1 BB: 0 S: 6 P: 11	R: 0 H: 0 E: 0 LOB: 0 K: 3 BB: 0 S: 9 P: 13	R: 0 H: 0 E: 0 LOB: 0 K: 1 BB: 0 S: 7 P: 11	R: 0 H: 0 E: 0 LOB: 0 K: 1 BB: 1 S: 6 P: 14	R: 0 H: 1 E: 0 LOB: 1 K: 0 BB: 0 S: 6 P: 7	1B: 5 SF: 0 2B: 1 SAC: 0 3B: 0 DP: 1 HR: 0 HBP: 1						

PITCHER		IP	WLS	BF	H	R	ER	SO	BB	IBB	HBP	BLK	WP	HR	S	P	ERA	WHIP
Kris Benson, R ERA: 9.72	(1, 1)	2.2	L	18	5	3	3	3	3	1	1	0	0	0	43	77	10.12	3.000
Joe Beimel, L ERA: 2.38	(3, 1)	3.1		11	0	0	0	5	1	0	0	0	0	0	22	37	0.00	0.300
Ron Villone, L ERA: 5.57	(7, 1)	2.0		6	0	0	0	2	1	0	0	0	0	0	13	25	0.00	0.500
Brian Boehringer, R ERA: 2.92	(9, 1)	1.0		4	1	0	0	0	0	0	0	0	0	0	6	7	0.00	1.000

PITCHER	IP	WLS	BF	H	R	ER	SO	BB	IBB	HBP	BLK	WP	HR	S	P	ERA	WHIP

TOP

Chicago Cubs @ Pittsburgh Pirates

PNC Park, Pittsburgh, PA

Tue May 28 2002, 7:05 PM EDT
Att. 15,060 - Overcast - 66 F

livebaseballscorecards.com

AB	32
R	3
H	6
RBI	3
BB	6
SO	10
LOB	18

BOTTOM

Chicago Cubs @ Pittsburgh Pirates

PNC Park, Pittsburgh, PA

Tue May 28 2002, 7:05 PM EDT

Att. 15,060 - Overcast - 66 F

livebaseballscorecards.com

Batter	1	2	3	4	5	6	7	8	9	AB	R	H	RBI	BB	SO	LOB
Chad Hermansen, R (1, 8) OBP: 0.338, SLG: 0.475 Brian Boehringer, S (9, 1)	C B B B X 3-1 ① G1-3		F S B B S 2-3 ③ K			C X 0-1 ② F7		B B S F F B S 3-3 ③ K		4 0	0 0	0 0	0 0	0 0	2 0	2 0
2 Jack Wilson, R (1, 6) OBP: 0.256, SLG: 0.260	C S B B S 2-3 ② K			C F B S 1-3 ① K		X 0-0 ③ G4-3			C X 0-1 ① G4-3	4	0	0	0	0	2	0
Brian Giles, L (1, 7) OBP: 0.425, SLG: 0.637	C B F B F X 2-2 ③ G3			B B C B F B 4-2 G2-3 BB			B B C X 2-1 G4-6-3 1B		X 0-0 ② P6	3	0	1	0	1	0	0
Aramis Ramirez, R (1, 5) OBP: 0.266, SLG: 0.387		B C B X 2-1 ① G4-3		S F X 0-2 ② G2-3 1-2			B X 1-0 ①② G4-6-3 1-2f		B C X 1-1 ③ F3	4	0	0	0	0	0	2
Craig Wilson, R (1, 3) OBP: 0.294, SLG: 0.319		B B B B 4-0 18 FC5-4 BB		B B S S C 2-3 ③ K			S C F S 0-3 ③ K			2	0	0	0	1	2	1
18 Jason Kendall, R (1, 2) OBP: 0.337, SLG: 0.340		C X 0-1 ② FC5-4 S 1-2f			C X 0-1 ① F8			C X 0-1 ① F8		3	0	0	0	0	0	1
Adrian Brown, S (1, 9) OBP: 0.296, SLG: 0.299 (9, 8)		B X 1-0 ③ G4-3 1-2			C X 0-1 ② L6			F F B B B X 2-2 BB 1B		3	0	1	0	0	0	1
Abraham Nunez, S (1, 4) OBP: 0.310, SLG: 0.326			C X 0-1 ① G6-3		B S X 1-1 ③ G4-3			B B B B 4-0 1-2 BB		2	0	0	0	1	0	0
Kris Benson, R (1, 1) OBP: 0.500, SLG: 0.750 Joe Beimel, L (3, 1) Mike Benjamin, R (6, PH) OBP: 0.200, SLG: 0.176 Ron Villone, L (7, 1) OBP: 0.214, SLG: 0.357 Rob Mackowiak, L (8, PH) OBP: 0.272, SLG: 0.407 (9, 9)			B F B C S 2-3 ② K			B B B C X 3-1 ① F8		B C F F S 1-3 ② K		0 1 1 0 1	0 0 0 0 0	0 0 0 0 0	0 0 0 0 0	0 1 0 0 1	0 0 0 0 2	0 0 0 0 2
Inning Stats	R: 0 H: 0 E: 0 LOB: 0 K: 1 BB: 0 S: 9 P: 16	R: 0 H: 0 E: 0 LOB: 1 K: 0 BB: 1 S: 5 P: 12	R: 0 H: 0 E: 0 LOB: 0 K: 2 BB: 0 S: 8 P: 12	R: 0 H: 0 E: 0 LOB: 1 K: 2 BB: 1 S: 11 P: 18	R: 0 H: 0 E: 0 LOB: 0 K: 0 BB: 0 S: 6 P: 7	R: 0 H: 0 E: 0 LOB: 0 K: 0 BB: 0 S: 5 P: 8	R: 0 H: 1 E: 0 LOB: 0 K: 1 BB: 0 S: 7 P: 10	R: 0 H: 1 E: 0 LOB: 2 K: 2 BB: 1 S: 13 P: 23	R: 0 H: 0 E: 0 LOB: 0 K: 0 BB: 0 S: 5 P: 6	1B: 2 2B: 0 3B: 0 HR: 0	SF: 0 SAC: 0 DP: 1 HBP: 0			WP: 0 PB: 0 SB: 1 CS: 0		PA: 31	

PITCHER	IP	WLS	BF	H	R	ER	SO	BB	IBB	HBP	BLK	WP	HR	S	P	ERA	WHIP
Matt Clement, R (1, 1) ERA: 3.29	9.0	W	31	2	0	0	8	3	0	0	0	0	0	69	112	0.00	0.556

PITCHER	IP	WLS	BF	H	R	ER	SO	BB	IBB	HBP	BLK	WP	HR	S	P	ERA	WHIP

AB	28
R	0
H	2
RBI	0
BB	3
SO	8
LOB	9

Batter	1	2	3	4	5	6	7	8	9	AB	R	H	RBI	BB	SO	LOB
Corey Patterson, L (1, 8) OBP: 0.348, SLG: 0.413	X 0-0 ① F9		C B S B X 2-2 1B			C X 0-1 ② G3		X 0-0 ③ G4-3		4	0	1	0	0	0	1
Bill Mueller, S (1, 5) OBP: 0.266, SLG: 0.309	B C X 1-1 ② G4-3		P C X 1-1 ③ L5			C X 0-1 ③ F7			B C X 1-1 ① G4-3	4	0	0	0	0	0	1
Sammy Sosa, R (1, 9) OBP: 0.457, SLG: 0.698	B B F F F B B 4-2 BB			C F S 0-3 ① K			F S F X 0-2 G3-6-3 1B		S X 0-1 ② G3	3	0	1	0	1	1	0
Fred McGriff, L (1, 3) OBP: 0.346, SLG: 0.436 Courtney Duncan, L (7, 1) Roosevelt Brown, L (9, PH) OBP: 0.263, SLG: 0.310	F F B F B X 2-2 ③ L8			F B C B B X 3-2 ② G3-1			X 0-0 ① ② G3-6-3 1-2f		F H 1-1 1B HBP	3 0 0	0 0 0	0 0 0	0 0 0	0 0 0	0 0 0	2 0 0
Moises Alou, R (1, 7) OBP: 0.250, SLG: 0.274		B C S S X 1-2 ① L9		F S B C 1-3 ③ K			B C F F B X 2-2 WP 1B		X 0-0 1-2 1B	4	0	2	0	0	1	0
Alex Gonzalez, R (1, 6) OBP: 0.299, SLG: 0.379		B X 1-0 ② G5-3			C S F X 0-2 ① F8		S B F B S 2-3 ③ K 1-2		B S C X 1-2 ③ F9	4	0	0	0	0	1	3
Joe Girardi, R (1, 2) OBP: 0.258, SLG: 0.266		B F S B X 2-2 ③ G6-3			X 0-0 ② G5-3			X 0-0 ① G6-3		3	0	0	0	0	0	0
Bobby Hill, S (1, 4) OBP: 0.309, SLG: 0.377			B X 1-0 ① G4-3		C L B S 1-3 ③ K			C X 0-1 ② G6-3		3	0	0	0	0	1	0
Jon Lieber, L (1, 1) OBP: 0.217, SLG: 0.217 Mark Bellhorn, S (7, 3) OBP: 0.349, SLG: 0.416			X 0-0 ② G1-3			F B F B X 2-2 ① F7		B C B S B F B 4-2 BB		2 0	0 0	0 0	0 0	0 1	0 0	0 0
Inning Stats	R: 0 H: 0 E: 0 LOB: 1 K: 0 BB: 1 S: 10 P: 17	R: 0 H: 0 E: 0 LOB: 0 K: 0 BB: 0 S: 7 P: 11	R: 0 H: 1 E: 0 LOB: 1 K: 0 BB: 0 S: 8 P: 11	R: 0 H: 0 E: 0 LOB: 0 K: 2 BB: 0 S: 9 P: 13	R: 0 H: 0 E: 0 LOB: 0 K: 1 BB: 0 S: 8 P: 9	R: 0 H: 0 E: 0 LOB: 0 K: 0 BB: 0 S: 7 P: 9	R: 0 H: 2 E: 0 LOB: 1 K: 1 BB: 0 S: 12 P: 16	R: 0 H: 0 E: 0 LOB: 1 K: 0 BB: 1 S: 7 P: 11	R: 0 H: 1 E: 0 LOB: 2 K: 0 BB: 0 S: 9 P: 12	1B: 4 SF: 0 2B: 0 SAC: 0 3B: 0 DP: 1 HR: 0 HBP: 1						WP: 1 PA: 33 PB: 0 SB: 0 CS: 0

PITCHER		IP	WLS	BF	H	R	ER	SO	BB	IBB	HBP	BLK	WP	HR	S	P	ERA	WHIP
Kip Wells, R ERA: 3.0	(1, 1)	9.0	W	33	4	0	0	4	2	0	1	0	1	0	77	109	0.00	0.667

PITCHER	IP	WLS	BF	H	R	ER	SO	BB	IBB	HBP	BLK	WP	HR	S	P	ERA	WHIP

TOP

Chicago Cubs @ Pittsburgh Pirates

PNC Park, Pittsburgh, PA

Wed May 29 2002, 7:05 PM EDT

Att. 17,116 - Overcast - 76 F

livebaseballscorecards.com

AB	30
R	0
H	4
RBI	0
BB	2
SO	4
LOB	7

Batter	1	2	3	4	5	6	7	8	9	AB	R	H	RBI	BB	SO	LOB
Chad Hermansen, R (1, 8) OBP: 0.342, SLG: 0.470	B X 1-0 18 1B 1B 1B	S C B B S 2-3 ② K		X 0-0 1B 1B		C S B C 1-3 ② K		C S B B S 2-3 ③ K		5	1	2	0	0	3	3
Abraham Nunez, S (1, 4) OBP: 0.317, SLG: 0.333	B X 1-0 FC6-4 18 1B E 1-2 1B	X 0-0 ③ B4-3		B C X 1-1 1-2 1B		F X 0-1 E6 3-H				4	1	2	0	0	0	1
18 Jason Kendall, R (1, 2) OBP: 0.341, SLG: 0.344	C F X 0-2 FC6-4 1-2 2-H 1B		B C F X 1-2 1B 1B	F S F X 0-2 ② F8		B B F F F B X 3-2 ③ G5-3				4	1	2	1	0	0	3
Brian Giles, L (1, 7) OBP: 0.421, SLG: 0.627	F B X 1-1 ① FC6-4 S 1-2f 2-3		B X 1-0 1B 1-2 1B	C B B C B S 3-3 ③ K			B X 1-0 ① F8			4	0	1	0	0	1	4
Aramis Ramirez, R (1, 5) OBP: 0.266, SLG: 0.383	C F S 0-3 ② K		C F S 0-3 ① K		C S X 0-2 G6-3 1B		F S F B F F X 1-2 ② F8			4	0	1	0	0	2	4
Kevin Young, R (1, 3) OBP: 0.297, SLG: 0.354	B B S C B X 3-2 ③ F9 1-2 3-H		X 0-0 1-3 2-H 1B		C B X 1-1 ① F7		F B C F F X 1-2 ③ F9			4	0	1	1	0	0	2
Adrian Brown, S (1, 9) OBP: 0.288, SLG: 0.290		B F F F X 1-2 ① P5	F F F F S 0-3 ② K		C C X 0-2 ②③ G6-3 1-2f			B X 1-0 ① F8		4	0	0	0	0	1	3
2 Jack Wilson, R (1, 6) OBP: 0.268, SLG: 0.292		F B B B X 3-1 1B 2B	C B B S X 2-2 ③ F8			B C B B F X 3-2 E 3B		B F X 1-1 FC2-6 1B		4	2	3	0	0	0	2
Kip Wells, R (1, 1) OBP: 0.154, SLG: 0.269		B S B X 2-1 2-H 1B		X 0-0 ① G1-3		X 0-0 ① G5-3		L F X 0-2 ② FC2-6 1-2f		4	0	1	1	0	0	2
Inning Stats	R: 2 E: 0 K: 1 S: 13 H: 3 LOB: 1 BB: 0 P: 19	R: 1 E: 0 K: 1 S: 11 H: 2 LOB: 1 BB: 0 P: 19	R: 1 E: 0 K: 2 S: 17 H: 3 LOB: 2 BB: 0 P: 21	R: 0 E: 0 K: 1 S: 11 H: 2 LOB: 2 BB: 0 P: 15	R: 0 E: 0 K: 0 S: 8 H: 1 LOB: 0 BB: 0 P: 9	R: 1 E: 1 K: 1 S: 13 H: 1 LOB: 1 BB: 0 P: 20	R: 0 E: 0 K: 0 S: 12 H: 0 LOB: 0 BB: 0 P: 15	R: 0 E: 0 K: 1 S: 9 H: 1 LOB: 1 BB: 0 P: 13		1B: 11 2B: 1 3B: 1 HR: 0	SF: 0 SAC: 0 DP: 1 HBP: 0			WP: 0 PB: 0 SB: 1 CS: 0	PA: 37	

PITCHER		IP	WLS	BF	H	R	ER	SO	BB	IBB	HBP	BLK	WP	HR	S	P	ERA	WHIP
Jon Lieber, R ERA: 3.38	(1, 1)	6.0	L	30	12	5	3	6	0	0	0	0	0	0	73	103	4.50	2.000
Courtney Duncan, R ERA:	(7, 1)	2.0		7	1	0	0	1	0	0	0	0	0	0	21	28	0.00	0.500

PITCHER	IP	WLS	BF	H	R	ER	SO	BB	IBB	HBP	BLK	WP	HR	S	P	ERA	WHIP

BOTTOM

Chicago Cubs @ Pittsburgh Pirates

PNC Park, Pittsburgh, PA

Wed May 29 2002, 7:05 PM EDT

Att. 17,116 - Overcast - 76 F

livebaseballscorecards.com

AB	37
R	5
H	13
RBI	3
BB	0
SO	7
LOB	24

Batter	1	2	3	4	5	6	7	8	9	AB	R	H	RBI	BB	SO	LOB
Darren Lewis, R (1, 8) OBP: 0.315, SLG: 0.360	G4-3	L9		HR HBP		F9		1B		4	1	1	0	0	0	2
Chris Stynes, R (1, 5) OBP: 0.319, SLG: 0.383	F3		G6-3	1-H HR		F9		F8		5	1	1	2	0	0	1
Juan Cruz, R (8, 1) OBP: 0.154, SLG: 0.154										0	0	0	0	0	0	0
Joe Girardi, R (9, 2) OBP: 0.258, SLG: 0.266										0	0	0	0	0	0	0
Sammy Sosa, R (1, 9) OBP: 0.452, SLG: 0.683	G4-3		E 1B HR BB	K		K			F8	4	1	0	0	1	2	0
Moises Alou, R (1, 7) OBP: 0.256, SLG: 0.279		G5-3	E HR 1B 1-2 1B				E5 WP		F7	5	1	2	0	0	0	0
Todd Hundley, S (1, 2) OBP: 0.204, SLG: 0.250		2B 2B	E5 HR 1-2 2-3	K			P6		F7	5	2	1	0	0	1	4
Antonio Alfonseca, R (9, 1) OBP: 0.667, SLG: 0.667										0	0	0	0	0	0	0
Mark Bellhorn, S (1, 3) OBP: 0.364, SLG: 0.451		2B 34 G5-3 BB	1-H 2-H 3-H HR	K			2-3 K BB			2	2	1	4	2	1	1
Alex Gonzalez, R (1, 6) OBP: 0.304, SLG: 0.412		34 G5-3 1-3 2-H 2B	HR		F9		1 SAFE 1-2 K			4	1	2	2	0	1	2
Bobby Hill, S (1, 4) OBP: 0.306, SLG: 0.359		34 G5-3 HBP	G5-3		K			K		3	0	0	0	0	2	0
34 Kerry Wood, R (1, 1) OBP: 0.182, SLG: 0.143		G5-3 1-2 2-3 3-H	G6-3		F8			G1-3		3	0	0	1	0	0	2
Joe Borowski, R (6, 1) OBP: 0.500, SLG: 0.500										0	0	0	0	0	0	0
Bill Mueller, S (8, PH) OBP: 0.263, SLG: 0.304										1	0	0	0	0	0	0
(8, 5)																
Inning Stats	R: 0 E: 0 K: 0 S: 7 H: 0 LOB: 0 BB: 0 P: 13	R: 2 E: 0 K: 0 S: 15 H: 2 LOB: 2 BB: 1 P: 25	R: 5 E: 1 K: 0 S: 12 H: 3 LOB: 0 BB: 1 P: 24	R: 2 E: 0 K: 3 S: 17 H: 2 LOB: 1 BB: 0 P: 27	R: 0 E: 0 K: 1 S: 7 H: 0 LOB: 0 BB: 0 P: 10	R: 0 E: 0 K: 1 S: 6 H: 0 LOB: 0 BB: 0 P: 6	R: 0 E: 1 K: 1 S: 9 H: 0 LOB: 1 BB: 1 P: 17	R: 0 E: 0 K: 1 S: 7 H: 1 LOB: 1 BB: 0 P: 11	R: 0 E: 0 K: 0 S: 5 H: 0 LOB: 0 BB: 0 P: 8	1B: 3 2B: 2 3B: 0 HR: 3 SF: 0 SAC: 0 DP: 0 HBP: 2						

PITCHER		IP	WLS	BF	H	R	ER	SO	BB	IBB	HBP	BLK	WP	HR	S	P	ERA	WHIP
Jimmy Anderson, L ERA: 5.31	(1, 1)	3.0	L	18	5	7	6	0	2	0	1	0	0	2	34	62	18.00	2.333
Sean Lowe, R ERA: 7.18	(4, 1)	3.0		12	2	2	2	5	0	0	1	0	0	1	30	43	6.00	0.667
Mike Fetters, R ERA: 2.25	(7, 1)	1.0		4	0	0	0	1	1	0	0	0	1	0	9	17	0.00	1.000
Scott Sauerbeck, L ERA: 2.95	(8, 1)	1.0		4	1	0	0	1	0	0	0	0	0	0	7	11	0.00	1.000
Brian Boehringer, R ERA: 2.81	(9, 1)	1.0		3	0	0	0	0	0	0	0	0	0	0	5	8	0.00	0.000

PITCHER	IP	WLS	BF	H	R	ER	SO	BB	IBB	HBP	BLK	WP	HR	S	P	ERA	WHIP

TOP

Chicago Cubs @ Pittsburgh Pirates

PNC Park, Pittsburgh, PA

Thu May 30 2002, 12:35 PM EDT

Att. 21,208 - Sunny - 82 F

livebaseballscorecards.com

AB	36
R	9
H	8
RBI	9
BB	3
SO	7
LOB	12

WP: 1 PA: 41
PB: 0
SB: 0
CS: 0

BOTTOM

Chicago Cubs @ Pittsburgh Pirates

PNC Park, Pittsburgh, PA

Thu May 30 2002, 12:35 PM EDT

Att. 21,208 - Sunny - 82 F

livebaseballscorecards.com

Batter	1	2	3	4	5	6	7	8	9	AB	R	H	RBI	BB	SO	LOB
Abraham Nunez, S (1, 4) (7, 6) OBP: 0.303, SLG: 0.316	C F S 0-3 ① K		B C B F F B F X 3-2 ② F9		B S B F X 2-2 ② F2	X 0-0 ② P6		X 0-0 ①② G4-6-3 1-2f 3-H		5	0	0	0	0	1	3
2 Jack Wilson, R (1, 6) OBP: 0.274, SLG: 0.304 Mike Fetters, R (7, 1) Keith Osik, R (8, 4) OBP: 0.214, SLG: 0.275	C F B F B X 3-2 ② G6-3		X 0-0 1B		X 0-0 2B	B B C F F X 2-2 ③ F9		B C B X 2-2 ③ G6-3		4 0 1	0 0 0	2 0 0	0 0 0	0 0 0	0 0 0	2 0 0
18 Jason Kendall, R (1, 2) OBP: 0.332, SLG: 0.333	F B X 1-1 ③ L4		X 0-0 ③ F8		C C X 0-2 ③ G5-3		C F F F B X 1-2 ① P6		B B C C X 2-2 ① G1-3	5	0	0	0	0	0	2
Brian Giles, L (1, 7) OBP: 0.426, SLG: 0.640		B B B B 4-0 2B 1B BB		S B B B B 4-1 E BB		F B X 1-1 ① F7	C B X 1-1 HR		C X 0-1 ② F8	3	2	1	1	2	0	0
Kevin Young, R (1, 3) OBP: 0.301, SLG: 0.371		B C C X 1-2 1-3 1B 2B		X 0-0 E5 1-3		F B S B B F X 3-2 1B 1B 2B	F B B X 2-1 ② G6-3		B X 1-0 ③ P5	5	2	2	0	0	0	1
Rob Mackowiak, L (1, 5) OBP: 0.272, SLG: 0.403 (7, 4) Scott Sauerbeck, R (8, 1) Brian Boehringer, S (9, 1)		B F F X 1-2 ① G3		B F S F S 1-3 ① K		F F F B B F B X 3-2 BB 1B 2-3 1B	C F F X 0-2 ③ F9			4 0 0	1 0 0	1 0 0	0 0 0	0 0 0	1 0 0	4 0 0
Craig Wilson, R (1, 9) OBP: 0.311, SLG: 0.330		C F B F F E X 1-2 G6-3 2-H 3-H 1B		F B B B F C 2-3 ② K		B B B C B 4-1 1B 1B 1-2 BB		X 0-0 E E 1B		3	2	2	2	1	1	2
Adrian Brown, S (1, 8) OBP: 0.288, SLG: 0.289		B F B B F F F E X 3-2 ②③ G6-3 1-2f		B F X 1-1 ③ F8		C B X 1-1 1B 1-2 2-H 3-H 1B		C F X 0-2 E1 1-H G4-6-3		4	1	1	2	0	0	3
Jimmy Anderson, L (1, 1) OBP: 0.238, SLG: 0.238 Mike Benjamin, R (3, PH) OBP: 0.196, SLG: 0.173 Sean Lowe, R (4, 1) OBP: 0.125, SLG: 0.125 Aramis Ramirez, R (6, PH) OBP: 0.277, SLG: 0.388 (7, 5)			S S F S 0-3 ① K		F X 0-1 ① F9	S B B X 2-1 1-2 2-H 1B		C B B B F B 4-2 G4-6-3 BB		0 1 1 1	0 0 0 0	0 0 0 1	0 0 0 1	0 1 0 1	0 0 0 0	0 0 0 0
Inning Stats	R: 0 E: 0 K: 1 S: 9 H: 0 LOB: 0 BB: 0 P: 13	R: 2 E: 0 K: 0 S: 16 H: 2 LOB: 0 BB: 1 P: 26	R: 0 E: 0 K: 1 S: 11 H: 1 LOB: 1 BB: 0 P: 14	R: 0 E: 1 K: 2 S: 12 H: 0 LOB: 2 BB: 1 P: 20	R: 0 E: 0 K: 0 S: 9 H: 1 LOB: 1 BB: 0 P: 11	R: 3 E: 0 K: 0 S: 21 H: 4 LOB: 2 BB: 1 P: 37	R: 1 E: 0 K: 0 S: 13 H: 1 LOB: 0 BB: 0 P: 17	R: 2 E: 1 K: 0 S: 10 H: 1 LOB: 0 BB: 1 P: 16	R: 0 E: 0 K: 0 S: 6 H: 0 LOB: 0 BB: 0 P: 9	1B: 6 2B: 3 3B: 0 HR: 1	SF: 0 SAC: 0 DP: 2 HBP: 0						

	AB	37
	R	8
	H	10
	RBI	6
	BB	4
	SO	4
	LOB	17

PITCHER		IP	WLS	BF	H	R	ER	SO	BB	IBB	HBP	BLK	WP	HR	S	P	ERA	WHIP
34 Kerry Wood, R ERA: 3.07	(1, 1)	5.1	W	27	8	5	5	4	3	0	0	0	0	0	73	114	8.44	2.062
Joe Borowski, R ERA: 2.86	(6, 1)	1.2	H	6	1	1	1	0	0	0	0	0	0	1	18	24	5.40	0.600
Juan Cruz, R ERA: 3.7	(8, 1)	1.0	H	5	1	2	0	0	1	0	0	0	0	0	10	16	0.00	2.000
Antonio Alfonseca, R ERA: 2.28	(9, 1)	1.0	S	3	0	0	0	0	0	0	0	0	0	0	6	9	0.00	0.000

PITCHER	IP	WLS	BF	H	R	ER	SO	BB	IBB	HBP	BLK	WP	HR	S	P	ERA	WHIP

WP: 0 PB: 0 SB: 0 CS: 0 PA: 41

Batter	1	2	3	4	5	6	7	8	9	AB	R	H	RBI	BB	SO	LOB
Julio Lugo, R (1, 6) OBP: 0.368, SLG: 0.385	L B X 1-1 ① P4		B F S X 1-2 ③ F8			C B C F C 1-3 ② K		C S B S 1-3 ② K		4	0	0	0	0	2	0
Craig Biggio, R (1, 4) OBP: 0.340, SLG: 0.410	C X 0-1 ② G6-3			S X 0-1 ① F7		B B C C X 2-2 ③ G5-3		S X 0-1 ③ P4		4	0	0	0	0	0	0
17 Lance Berkman, S (1, 8) (9, 7) OBP: 0.385, SLG: 0.567	B B B C X 3-1 ③ L9			S B F X 1-2 ② L8			C B S X 1-2 ① F7		B S B B F B 4-2 CS 5 1B BB	3	0	0	0	1	0	0
5 Jeff Bagwell, R (1, 3) OBP: 0.409, SLG: 0.532		B B F S B X 3-2 G4-3 1B		B C F B F S 2-3 ③ K			F B C B B B 4-2 HR BB		F C X 0-2 CS 1-2 HR 1B	3	2	2	0	1	1	0
Daryle Ward, L (1, 7) OBP: 0.340, SLG: 0.448 Brian Hunter, R (9, 8) OBP: 0.271, SLG: 0.340	B C F X 1-2 ① ② G4-3 1-2f				F X 0-1 ① P5		C B S S 1-3 ② K		B B B B C F S 3-3 ① ② K 1-2 2-3	4 0	0 0	0 0	0 0	0 0	2 0	4 0
Richard Hidalgo, R (1, 9) OBP: 0.343, SLG: 0.492	B C X 1-1 1B				S B B B B F F X 3-2 1B		C X 0-1 1-H HR		B X 1-0 2-H HR	4	2	4	4	0	0	0
Gregg Zaun, S (1, 2) OBP: 0.325, SLG: 0.355	B C X 1-1 ③ F7				B B X 2-0 ② F2		S X 0-1 1B		B B B B B 4-0 S BB	3	0	1	0	1	0	2
Geoff Blum, S (1, 5) OBP: 0.318, SLG: 0.321		C X 0-1 ① F8			F F B X 1-2 ③ F8		X 0-0 ③ G3		B C F S 1-3 ③ K 1-2	4	0	0	0	0	1	3
Carlos Hernández, S (1, 1) OBP: 0.227, SLG: 0.190 Jose Vizcaino, S (8, PH) OBP: 0.325, SLG: 0.390 Octavio Dotel, R (8, 1) Billy Wagner, L (9, 1)		C S S 0-3 ② K2-3				X 0-0 ① G1-3		X 0-0 ① L8		2 1 0 0	0 0 0 0	0 0 0 0	0 0 0 0	1 0 0 0	0 0 0 0	0 0 0 0
Inning Stats	R: 0 E: 0 K: 0 S: 6 H: 0 LOB: 0 BB: 0 P: 10	R: 0 E: 0 K: 0 S: 10 H: 2 LOB: 1 BB: 0 P: 16	R: 0 E: 0 K: 1 S: 8 H: 0 LOB: 0 BB: 0 P: 9	R: 0 E: 0 K: 1 S: 9 H: 0 LOB: 0 BB: 0 P: 12	R: 0 E: 0 K: 0 S: 10 H: 1 LOB: 1 BB: 0 P: 16	R: 0 E: 0 K: 1 S: 8 H: 0 LOB: 0 BB: 0 P: 11	R: 2 E: 0 K: 1 S: 13 H: 2 LOB: 1 BB: 1 P: 19	R: 0 E: 0 K: 1 S: 6 H: 0 LOB: 0 BB: 0 P: 7	R: 2 E: 0 K: 2 S: 12 H: 2 LOB: 1 BB: 2 P: 25	1B: 5 2B: 1 3B: 0 HR: 2 SF: 0 SAC: 0 DP: 2 HBP: 0						

PITCHER		IP	WLS	BF	H	R	ER	SO	BB	IBB	HBP	BLK	WP	HR	S	P	ERA	WHIP
Jason Bere, R ERA: 5.61	(1, 1)	7.0	L	26	5	2	2	4	1	0	0	0	0	1	64	93	2.57	0.857
Juan Cruz, R ERA: 3.91	(8, 1)	2.0		9	2	2	2	3	2	0	0	0	0	1	18	32	9.00	2.000

PITCHER	IP	WLS	BF	H	R	ER	SO	BB	IBB	HBP	BLK	WP	HR	S	P	ERA	WHIP

TOP

Houston Astros @ Chicago Cubs

Wrigley Field, Chicago, IL

Fri May 31 2002, 2:20 PM CDT

Att. 38,169 - Overcast - 76 F

livebaseballscorecards.com

AB	32
R	4
H	7
RBI	4
BB	3
SO	7
LOB	9

WP: 0	PA: 35
PB: 0	
SB: 1	
CS: 2	

Batter	1	2	3	4	5	6	7	8	9	AB	R	H	RBI	BB	SO	LOB
Darren Lewis, R (1, 8) OBP: 0.310, SLG: 0.352	C X 0-1 L8 BB 1B		C B B X 2-2 ① F9		B F B B C F X 3-2 ① G3		B B X 2-0 ③ P4			4	0	1	0	0	0	0
Bobby Hill, S (9, 4) OBP: 0.306, SLG: 0.359										0	0	0	0	0	0	0
Chris Stynes, R (1, 4) OBP: 0.309, SLG: 0.369	C B B F S 2-3 ① K		C B X 1-1 ② G4-3		B X 1-0 ② G6-3			B C B S S 2-3 ① K		3	0	0	0	0	1	1
Corey Patterson, L (8, PH) OBP: 0.346, SLG: 0.411 (9, 8)										1	0	0	0	0	1	0
Sammy Sosa, R (1, 9) OBP: 0.457, SLG: 0.697	B B B B 4-0 1-2 BB		B B S F B B 4-2 BB BB BB		C B B S B X 3-2 ③ L9			B X 1-0 HR		2	1	1	1	2	0	0
Fred McGriff, L (1, 3) OBP: 0.349, SLG: 0.440	B B X 2-0 ② L8 2-3		B B S C B B 4-2 BB 1-2 BB			C X 0-1 2B		B F C F F F F B F 2-2 X P5 ②		3	0	1	0	1	0	2
Moises Alou, R (1, 7) OBP: 0.255, SLG: 0.272	X 0-0 ③ L7		C B S B B B 4-2 1-2 2-3 BB			F X 0-1 ① G5-3		S S B S 1-3 ③ K		3	0	0	0	1	1	3
Todd Hundley, S (1, 2) OBP: 0.208, SLG: 0.234		B C C B B F B 4-2 G5-4-3 BB	C F C 0-3 ③ K			B X 1-0 ② F7			B S F X 1-2 ① G1-3	3	0	0	0	1	1	4
Alex Gonzalez, R (1, 6) OBP: 0.296, SLG: 0.400	X 0-0 ① ② G5-4-3 1-2f			F C B S 1-3 ① K		F B F B C 2-3 ③ K			C B S F B F C 2-3 ② K	4	0	0	0	0	3	2
Bill Mueller, S (1, 5) OBP: 0.262, SLG: 0.315	C X 0-1 BLK 2B			C B F C 1-3 ② K			C C B F X 1-2 ① F8		B C F B X 2-2 ③ F8	4	0	1	0	0	1	0
Jason Bere, R (1, 1) OBP: 0.167, SLG: 0.278		B B C S S 2-3 ③ K 2-3		S B X 1-1 ③ G1-3			C B C C 1-3 ② K			2	0	0	0	0	1	1
Mark Bellhorn, S (7, PH) OBP: 0.360, SLG: 0.446										1	0	0	0	0	1	0
Juan Cruz, R (8, 1) OBP: 0.154, SLG: 0.154										0	0	0	0	0	0	0
Inning Stats	R: 0 H: 1 E: 0 LOB: 2 K: 1 BB: 1 S: 7 P: 15	R: 0 H: 1 E: 0 LOB: 1 K: 1 BB: 1 S: 9 P: 15	R: 0 H: 0 E: 0 LOB: 3 K: 1 BB: 3 S: 15 P: 30	R: 0 H: 0 E: 0 LOB: 0 K: 2 BB: 0 S: 8 P: 11	R: 0 H: 0 E: 0 LOB: 0 K: 0 BB: 0 S: 8 P: 15	R: 0 H: 1 E: 0 LOB: 1 K: 1 BB: 0 S: 8 P: 11	R: 0 H: 0 E: 0 LOB: 0 K: 1 BB: 0 S: 8 P: 12	R: 1 H: 1 E: 0 LOB: 0 K: 2 BB: 0 S: 15 P: 21	R: 0 H: 0 E: 0 LOB: 0 K: 1 BB: 0 S: 11 P: 16	1B: 1 SF: 0 2B: 2 SAC: 0 3B: 0 DP: 1 HR: 1 HBP: 0						

PITCHER		IP	WLS	BF	H	R	ER	SO	BB	IBB	HBP	BLK	WP	HR	S	P	ERA	WHIP
Carlos Hernández, L ERA: 3.39	(1, 1)	7.0	W	28	3	0	0	7	5	0	0	1	0	0	63	109	0.00	1.143
Octavio Dotel, R ERA: 3.41	(8, 1)	1.0	H	4	1	1	1	2	0	0	0	0	0	1	15	21	9.00	1.000
Billy Wagner, L ERA: 3.09	(9, 1)	1.0	S	3	0	0	0	1	0	0	0	0	0	0	11	16	0.00	0.000

PITCHER	IP	WLS	BF	H	R	ER	SO	BB	IBB	HBP	BLK	WP	HR	S	P	ERA	WHIP

BOTTOM

Houston Astros @ Chicago Cubs

Wrigley Field, Chicago, IL

Fri May 31 2002, 2:20 PM CDT

Att. 38,169 - Overcast - 76 F

livebaseballscorecards.com

AB	30
R	1
H	4
RBI	1
BB	5
SO	10
LOB	13

Batter	1	2	3	4	5	6	7	8	9	AB	R	H	RBI	BB	SO	LOB
Jose Vizcaino, S (1, 6) OBP: 0.318, SLG: 0.372	C C B B F F B S 3-3 ① K	B B X 2-0 ③ F8		X 0-0 ② P6	F B B F B H 4-2 FC6-4 HBP			F C F C 0-3 ① K		4	0	0	0	0	2	3
Craig Biggio, R (1, 4) OBP: 0.341, SLG: 0.406	B B F B B 4-1 5 S BB		B B C S S 2-3 ① K	S X 0-1 17 1B 1-2 1B	B X 1-0 ③ FC6-4 1-2f			B B B C C X 3-2 ② L8		4	1	1	0	1	1	2
17 Lance Berkman, S (1, 8) (9, 7) OBP: 0.389, SLG: 0.581	B B C S X 2-2 ② F9		B C B B X 3-1 HR	B C X 2-1 5 BB 1-3 2-H 1B		B C B B B 4-1 5 G6-4-3 BB		S B X 1-1 ③ G5-3		4	2	2	2	1	0	1
5 Jeff Bagwell, R (1, 3) OBP: 0.405, SLG: 0.521	B B F B F F C 3-3 ③ K 1-2		F B F S 1-3 ② K	B B S B B 4-1 1B 1-2 BB		X 0-0 ① ② G6-4-3 1-2f			C B F B X 2-2 ① G6-3	4	0	0	0	1	2	2
Daryle Ward, L (1, 7) OBP: 0.342, SLG: 0.452 Brian Hunter, R (9, PR) OBP: 0.271, SLG: 0.340 (9, 8)		B B B C X 3-1 ① F8	F B S F X 1-2 ③ F7	B S C X 2-2 1-3 2-H 3-H 1B		B C X 1-1 ③ P4			C B C F B B X 3-2 2B	5 0	0 0	2 0	2 0	0 0	0 0	0 0
Richard Hidalgo, R (1, 9) OBP: 0.349, SLG: 0.516		B C C X 1-2 HR	F B S 2B 3-2 HR x 0-0 ③ F5				X 0-0 1B		C S B S 1-3 ② K	5	2	3	1	0	1	3
Geoff Blum, S (1, 5) OBP: 0.323, SLG: 0.354	B C B B F B 4-2 BB BB			B X 1-0 2-H HR	B B C B X 3-1 ① F8		C F B B S 2-3 ① K	C X 0-1 ③ P6		4	1	1	2	1	1	2
Brad Ausmus, R (1, 2) OBP: 0.338, SLG: 0.364	C B B F F B B 4-2 1-2 BB			F C B X 1-2 17 1B 1B	C F F F X 0-2 44 SH1-4 1B		C F B F B X 2-2 ② L9			3	1	2	0	1	0	1
44 Roy Oswalt, R (1, 1) OBP: 0.161, SLG: 0.107 Octavio Dotel, R (8, 1)	B B X 2-0 ② B3			S C C 0-3 ① K	L L X 0-2 ② SH1-4 1-2		B S F F B X 2-2 ③ P4			3 0	0 0	0 0	0 0	0 0	1 0	4 0
Inning Stats	R: 0 H: 0 E: 0 LOB: 1 K: 2 BB: 1 S: 13 P: 25	R: 1 H: 1 E: 0 LOB: 2 K: 0 BB: 2 S: 12 P: 28	R: 1 H: 1 E: 0 LOB: 0 K: 2 BB: 0 S: 12 P: 19	R: 5 H: 6 E: 0 LOB: 2 K: 1 BB: 1 S: 21 P: 34	R: 0 H: 1 E: 0 LOB: 2 K: 0 BB: 0 S: 13 P: 21	R: 0 H: 0 E: 0 LOB: 0 K: 0 BB: 1 S: 4 P: 9	R: 0 H: 1 E: 0 LOB: 1 K: 1 BB: 0 S: 12 P: 18	R: 0 H: 0 E: 0 LOB: 0 K: 1 BB: 0 S: 9 P: 13	R: 0 H: 1 E: 0 LOB: 1 K: 1 BB: 0 S: 12 P: 18	1B: 6 2B: 2 3B: 0 HR: 3	SF: 0 SAC: 1 DP: 1 HBP: 1					

PITCHER		IP	WLS	BF	H	R	ER	SO	BB	IBB	HBP	BLK	WP	HR	S	P	ERA	WHIP
22 Mark Prior, R ERA: 5.74	(1, 1)	3.2	L	21	7	7	7	5	3	0	0	0	0	3	53	95	17.18	2.727
Courtney Duncan, R ERA:	(4, 1)	0.1		3	1	0	0	0	1	0	0	0	0	0	5	11	0.00	6.000
Pat Mahomes, R ERA: 4.82	(5, 1)	3.0		12	2	0	0	1	1	0	1	0	0	0	29	48	0.00	1.000
Jeff Fassero, L ERA: 6.35	(8, 1)	1.0		3	0	0	0	1	0	0	0	0	0	0	9	13	0.00	0.000
Joe Borowski, R ERA: 2.78	(9, 1)	1.0		4	1	0	0	1	0	0	0	0	0	0	12	18	0.00	1.000

PITCHER	IP	WLS	BF	H	R	ER	SO	BB	IBB	HBP	BLK	WP	HR	S	P	ERA	WHIP

TOP

Houston Astros @ Chicago Cubs

Wrigley Field, Chicago, IL

Sat Jun 01 2002, 3:05 PM CDT

Att. 39,644 - Sunny - 82 F

livebaseballscorecards.com

AB	36
R	7
H	11
RBI	7
BB	5
SO	8
LOB	18

1B: 6 SF: 0 WP: 0 PA: 43
2B: 2 SAC: 1 PB: 0
3B: 0 DP: 1 SB: 1
HR: 3 HBP: 1 CS: 0

BOTTOM

Houston Astros @ Chicago Cubs

Wrigley Field, Chicago, IL

Sat Jun 01 2002, 3:05 PM CDT

Att. 39,644 - Sunny - 82 F

Batter	1	2	3	4	5	6	7	8	9	AB	R	H	RBI	BB	SO	LOB
Corey Patterson, L (1, 8) OBP: 0.343, SLG: 0.405	K	FC6-5 2-3		1B 1-2 2-3			G6-3		K	5	0	1	0	0	2	2
Bill Mueller, S (1, 5) OBP: 0.247, SLG: 0.295	L4		G4-3	G4-3			G4-3		K	5	0	0	0	0	1	4
Sammy Sosa, R (1, 9) OBP: 0.451, SLG: 0.684	1B		G6-3		G6-3			K	K	5	0	1	0	0	2	1
Fred McGriff, L (1, 3) OBP: 0.347, SLG: 0.436	P6		E3		L9			K 1B 1B 1B		4	1	1	0	0	0	1
Moises Alou, R (1, 7) OBP: 0.255, SLG: 0.271		L9	G1-3		L7			1B WP 1-2 1B		4	0	1	0	0	0	1
Alex Gonzalez, R (1, 6) OBP: 0.288, SLG: 0.389		K2-3		K		K		K 1-2 2-3		4	0	0	0	0	4	2
Joe Girardi, R (1, 2) OBP: 0.260, SLG: 0.289		22 2B 3B		F8		G1-3				3	1	1	0	0	0	0
Jeff Fassero, L (8, 1)										0	0	0	0	0	0	0
Roosevelt Brown, L (8, PH) OBP: 0.272, SLG: 0.319										1	0	1	1	0	0	0
Joe Borowski, R (9, 1) OBP: 0.500, SLG: 0.500								2-3 3-H 1B		0	0	0	0	0	0	0
Bobby Hill, S (1, 4) OBP: 0.316, SLG: 0.358		22 2B IBB		1B BB 1B		G6-3		K		3	1	1	0	1	1	2
22 Mark Prior, R (1, 1) OBP: 0.200, SLG: 0.400		FC6-5 1-H 3-H 2B		1B 1-2 BB			K		2-2 1B	1	0	1	2	0	0	0
Courtney Duncan, L (4, 1)										0	0	0	0	0	0	0
Mark Bellhorn, S (4, PH) OBP: 0.366, SLG: 0.446										0	0	0	0	1	0	0
Pat Mahomes, R (5, 1)										0	0	0	0	0	0	0
Robert Machado, R (7, PH) OBP: 0.333, SLG: 0.397										2	0	1	0	0	1	0
(8, 2)																
Inning Stats	R: 0 E: 0 K: 1 S: 8 H: 1 LOB: 1 BB: 0 P: 13	R: 2 E: 0 K: 1 S: 11 H: 2 LOB: 1 BB: 1 P: 19	R: 0 E: 1 K: 0 S: 8 H: 0 LOB: 1 BB: 0 P: 11	R: 0 E: 0 K: 1 S: 12 H: 2 LOB: 3 BB: 1 P: 20	R: 0 E: 0 K: 0 S: 8 H: 0 LOB: 0 BB: 0 P: 11	R: 0 E: 0 K: 1 S: 10 H: 0 LOB: 0 BB: 0 P: 13	R: 0 E: 0 K: 1 S: 6 H: 0 LOB: 0 BB: 0 P: 8	R: 1 E: 0 K: 3 S: 13 H: 3 LOB: 2 BB: 0 P: 16	R: 0 E: 0 K: 3 S: 12 H: 1 LOB: 1 BB: 0 P: 17	1B: 7 2B: 1 3B: 1 HR: 0 SF: 0 SAC: 0 DP: 0 HBP: 0						

	AB	37
	R	3
	H	9
	RBI	3
	BB	2
	SO	11
	LOB	13

WP: 1 PA: 39
PB: 0
SB: 0
CS: 0

livebaseballscorecards.com

PITCHER		IP	WLS	BF	H	R	ER	SO	BB	IBB	HBP	BLK	WP	HR	S	P	ERA	WHIP
44 Roy Oswalt, R ERA: 2.57	(1, 1)	7.2	W	34	8	3	3	7	1	1	0	0	1	0	73	107	3.52	1.174
Octavio Dotel, R ERA: 3.27	(8, 1)	1.1	S	5	1	0	0	4	0	0	0	0	0	0	15	21	0.00	0.750

PITCHER	IP	WLS	BF	H	R	ER	SO	BB	IBB	HBP	BLK	WP	HR	S	P	ERA	WHIP

Batter	1	2	3	4	5	6	7	8	9	AB	R	H	RBI	BB	SO	LOB
Julio Lugo, R (1, 6) OBP: 0.358, SLG: 0.373	C C S 0-3 ① K		C S B F B B F F S 3-3 ② K		F X 0-1 ② ③ G6-3 1-2f			C C S 0-3 ② K		4	0	0	0	0	3	3
Jose Vizcaino, S (1, 4) OBP: 0.315, SLG: 0.367	X 0-0 ② L4		B X 1-0 ③ G3			B C F B F X 2-2 ① P6		S S X 0-2 17 1B 1-2 1B		4	0	1	0	0	0	0
17 Lance Berkman, S (1, 8) OBP: 0.391, SLG: 0.584	B B X 2-0 2B			C S B B X 2-2 ① G4-3		B B B C X 3-1 ② G4-3		S B B F B X 3-2 1-3 2-H 1B		4	0	2	1	0	0	0
5 Jeff Bagwell, R (1, 3) OBP: 0.402, SLG: 0.513	B C F F B F B B 4-2 BB			X 0-0 ② G6-3		F F B B X 2-2 ③ G6-3		B X 1-0 ③ L4		3	0	0	0	1	0	2
Daryle Ward, L (1, 7) OBP: 0.340, SLG: 0.444 Keith Ginter, R (9, PR)	B B X 2-0 ③ P4			C B C B X 2-2 ③ G4-3			S B B F S 2-3 ① K		B B B C B 4-1 G5-4-3 HBP BB	3 0	0 0	0 0	0 0	1 0	1 0	2 0
Richard Hidalgo, R (1, 9) OBP: 0.352, SLG: 0.519		B C B C S 2-3 ① K			B B C B X 3-1 1B 2B		C S X 0-2 ② L4		C B S B B H 4-2 1-2 G5-4-3 HBP	3	1	1	0	0	1	0
Geoff Blum, S (1, 5) OBP: 0.330, SLG: 0.353		B F X 1-1 G4-6-3 1B			B F F F F B B B 4-2 1B BB		C X 0-1 ③ G4-3		C C X 0-2 ① ② G5-4-3 1-2f 2-3	3	0	1	0	1	0	2
Brad Ausmus, R (1, 2) OBP: 0.335, SLG: 0.357		B B C F X 2-2 ② ③ G4-6-3 1-2f			C X 0-1 ① F8			B C F H 2-2 1B 17 1B HBP	F B F B X 2-2 ③ G6-3	3	1	0	0	0	0	5
Shane Reynolds, R (1, 1) OBP: 0.048, SLG: 0.095 Orlando Merced, S (5, PH) OBP: 0.392, SLG: 0.381 Nelson Cruz, R (5, 1) Pedro Borbon, R (7, 1) Gregg Zaun, S (8, PH) OBP: 0.321, SLG: 0.351 Ricky Stone, R (8, 1)			C S S 0-3 ① K		C X 0-1 1-3 2-H G6-3 1B			B X 1-0 ① F8		1 1 0 0 1 0	0 0 0 0 0 0	0 1 0 0 0 0	0 1 0 0 0 0	1 0 0 0 0 0	0 0 0 0 0 0	0 0 0 0 1 0
Inning Stats	R: 0 E: 0 K: 1 S: 10 H: 1 LOB: 2 BB: 1 P: 18	R: 0 E: 0 K: 1 S: 8 H: 1 LOB: 0 BB: 0 P: 13	R: 0 E: 0 K: 2 S: 10 H: 0 LOB: 0 BB: 0 P: 14	R: 0 E: 0 K: 0 S: 7 H: 0 LOB: 0 BB: 0 P: 11	R: 1 E: 0 K: 0 S: 12 H: 2 LOB: 1 BB: 1 P: 19	R: 0 E: 0 K: 0 S: 9 H: 0 LOB: 0 BB: 0 P: 16	R: 0 E: 0 K: 1 S: 8 H: 0 LOB: 0 BB: 0 P: 10	R: 1 E: 0 K: 1 S: 13 H: 2 LOB: 2 BB: 0 P: 20	R: 0 E: 0 K: 0 S: 9 H: 0 LOB: 2 BB: 1 P: 19	1B: 4 2B: 2 3B: 0 HR: 0 SF: 0 SAC: 0 DP: 3 HBP: 2						

PITCHER		IP	WLS	BF	H	R	ER	SO	BB	IBB	HBP	BLK	WP	HR	S	P	ERA	WHIP
Matt Clement, R ERA: 3.18	(1, 1)	7.2	W	29	5	2	2	6	2	0	1	0	0	0	73	113	2.35	0.913
Antonio Alfonseca, R ERA: 2.16	(8, 1)	1.1	S	6	1	0	0	0	1	0	1	0	0	0	13	27	0.00	1.500

PITCHER		IP	WLS	BF	H	R	ER	SO	BB	IBB	HBP	BLK	WP	HR	S	P	ERA	WHIP

TOP

Houston Astros @ Chicago Cubs

Wrigley Field, Chicago, IL

Sun Jun 02 2002, 1:20 PM CDT

Att. 37,643 - Overcast - 62 F

livebaseballscorecards.com

AB	30
R	2
H	6
RBI	2
BB	3
SO	6
LOB	15

WP: 0	PB: 0	SB: 0	CS: 0	PA:	35

Batter	1	2	3	4	5	6	7	8	9	AB	R	H	RBI	BB	SO	LOB
Corey Patterson, L (1, 8) OBP: 0.341, SLG: 0.402	B B C X 2-1 CS 1B		C X 0-1 ① G4-3		L F S 0-3 ① K		B S B B X 3-1 ① F8			4	0	1	0	0	1	0
Mark Bellhorn, S (1, 6) OBP: 0.371, SLG: 0.474 Alex Gonzalez, R (8, 6) OBP: 0.288, SLG: 0.389	B B X 2-0 ① P6		B B C B S B 4-2 1B FC4-6 BB		B F S B B X 3-2 HR		C C B F F C 1-3 ② K			3 0	2 0	1 0	1 0	1 0	1 0	1 0
Sammy Sosa, R (1, 9) OBP: 0.452, SLG: 0.679	C X 0-1 ② ③ F9 1-2		B F C B B X 3-2 FC4-6 1-3 1B		C B F B X 2-2 ② F9		B B C B B 4-1 BB			3	0	1	0	1	0	1
Fred McGriff, L (1, 3) OBP: 0.345, SLG: 0.432		B X 1-0 BB BB G4-6-3 1B	B B F X 2-1 ② FC4-6 CS 1-2f 3-H		S B B B X 3-1 ③ G6-3		S C B S 1-3 ③ K			4	1	1	1	0	1	2
Moises Alou, R (1, 7) OBP: 0.262, SLG: 0.295		B B C B C B 4-2 G4-6-3 BB 1-2 BB	F B C B 2-2 ③ CS 1-2	S S F B F X 1-2 HR		B B S X 2-1 ① G5-3		C B F S 1-3 ① K		3	1	1	1	1	1	0
Bill Mueller, S (1, 5) OBP: 0.258, SLG: 0.321		C B B C B B B 4-2 G4-6-3 1-2 2-3 BB		B B C F X 2-2 ① L9		B C X 1-1 3B		X 0-0 ② G3		3	0	1	0	1	0	0
Todd Hundley, S (1, 2) OBP: 0.228, SLG: 0.240		B C F X 1-2 ① ② G4-6-3 1-2f 2-3 3-H		B X 1-0 1B		S C S 1-3 ② K		B S B B B 4-1 BB		3	0	1	0	1	1	3
Bobby Hill, S (1, 4) OBP: 0.325, SLG: 0.348		C C F H 1-2 S HBP		B B X 2-0 ② F7		I I I I 4-0 S IBB		S S S 0-3 ③ K		2	0	0	0	1	1	2
Matt Clement, R (1, 1) OBP: 0.231, SLG: 0.136 Antonio Alfonseca, R (8, 1) OBP: 0.667, SLG: 0.667		B C C F S 1-3 ③ K 1-2		X 0-0 ③ G1-3		B S S S B C 2-3 ③ K 1-2				3 0	0 0	0 0	0 0	0 0	2 0	5 0
Inning Stats	R: 0 E: 0 K: 0 S: 5 H: 1 LOB: 0 BB: 0 P: 9	R: 1 E: 0 K: 1 S: 15 H: 1 LOB: 2 BB: 2 P: 27	R: 1 E: 0 K: 0 S: 11 H: 1 LOB: 0 BB: 1 P: 22	R: 1 E: 0 K: 0 S: 11 H: 2 LOB: 1 BB: 0 P: 17	R: 1 E: 0 K: 1 S: 11 H: 1 LOB: 0 BB: 0 P: 19	R: 0 E: 0 K: 2 S: 10 H: 1 LOB: 2 BB: 1 P: 20	R: 0 E: 0 K: 2 S: 11 H: 0 LOB: 1 BB: 1 P: 20	R: 0 E: 0 K: 2 S: 8 H: 0 LOB: 1 BB: 1 P: 13		1B: 4 2B: 0 3B: 1 HR: 2 SF: 0 SAC: 0 DP: 1 HBP: 1						

PITCHER		IP	WLS	BF	H	R	ER	SO	BB	IBB	HBP	BLK	WP	HR	S	P	ERA	WHIP
Shane Reynolds, R ERA: 4.48	(1, 1)	4.0	L	18	5	3	3	1	3	0	1	0	0	1	42	75	6.75	2.000
Nelson Cruz, R ERA: 7.27	(5, 1)	2.0		9	2	1	1	3	0	1	0	0	0	1	21	39	4.50	1.000
Pedro Borbon, L ERA: 5.4	(7, 1)	1.0		4	0	0	0	2	1	0	0	0	0	0	11	20	0.00	1.000
Ricky Stone, R ERA: 2.6	(8, 1)	1.0		4	0	0	0	2	1	0	0	0	0	0	8	13	0.00	1.000

PITCHER	IP	WLS	BF	H	R	ER	SO	BB	IBB	HBP	BLK	WP	HR	S	P	ERA	WHIP

BOTTOM

Houston Astros @ Chicago Cubs

Wrigley Field, Chicago, IL

Sun Jun 02 2002, 1:20 PM CDT

Att. 37,643 - Overcast - 62 F

livebaseballscorecards.com

AB	28
R	4
H	7
RBI	3
BB	6
SO	8
LOB	14

Batter	1	2	3	4	5	6	7	8	9	AB	R	H	RBI	BB	SO	LOB
Bobby Hill, S (1, 4) OBP: 0.306, SLG: 0.324	C F S 0-3 ① K		B X 1-0 ② F7		C B B X 2-1 ② G3-1		B B F B X 3-1 ① G6-3		C F C 0-3 ① K	5	0	0	0	0	2	0
Corey Patterson, L (1, 8) OBP: 0.338, SLG: 0.412	C B B F S 2-3 ② K		B X 1-0 ③ L6		X 0-0 HR		S S F S 0-3 ② K		X 0-0 ② G6-3	5	1	1	1	0	2	0
Sammy Sosa, R (1, 9) OBP: 0.451, SLG: 0.685	C C X 0-2 ③ G6-3			B C F F C 1-3 ① K	B X 1-0 HR		B B B F B 4-1 BB		S F F B B S 2-3 ③ K	4	1	1	1	1	2	0
Fred McGriff, L (1, 3) OBP: 0.348, SLG: 0.464		S C B B X 2-2 HR		B F X 1-1 HR	B C C F S 1-3 ③ K2-3		F B F C 1-3 ③ K			4	2	2	2	0	2	1
Moises Alou, R (1, 7) OBP: 0.255, SLG: 0.287		B B X 2-0 ① G6-3		F F B X 1-2 ② F8		B X 1-1 ① F7		B F B C F B F S 3-3 ① K		4	0	0	0	0	1	0
Mark Bellhorn, S (1, 6) OBP: 0.375, SLG: 0.480		C C C 0-3 ② K		B C B B B 4-1 1B BB		B X 1-0 ② F8		F F X 0-2 G3-1 1B 2B		3	2	1	0	1	1	0
Bill Mueller, S (1, 5) OBP: 0.268, SLG: 0.329		B B X 2-0 E6 FC1-4-6		C C B X 2-2 WP 1-H 1B		B B X 2-0 BB 1B		C B X 1-1 ② G3-1 2-3		4	0	2	1	0	0	1
Joe Girardi, R (1, 2) OBP: 0.262, SLG: 0.283 Roosevelt Brown, L (8, PH) OBP: 0.272, SLG: 0.319 Chris Stynes, R (8, PH) OBP: 0.316, SLG: 0.376 Juan Cruz, R (8, 1) OBP: 0.154, SLG: 0.154		C F B X 1-2 ③ FC1-4-6 1-2f		B B F B C C 3-3 ③ K 2-3		B B B B 4-0 1-2 BB		C B B B X 3-1 3-H 1B		2 0 1 0	0 0 0 0	0 0 1 0	0 0 1 0	1 0 0 0	1 0 0 0	2 0 0 0
Jon Lieber, L (1, 1) OBP: 0.192, SLG: 0.192 Joe Borowski, R (7, 1) OBP: 0.500, SLG: 0.500 Jeff Fassero, L (7, 1) Todd Hundley, S (8, PH) OBP: 0.224, SLG: 0.235 (8, 2)			B C X 1-1 ① G6-3		X 0-0 ① G4-3	S F C 0-3 ③ K		B C S F T B F F S 2-3 ③ K		3 0 0 1	0 0 0 0	0 0 0 0	0 0 0 0	0 0 0 0	1 0 0 0	2 0 0 1
Inning Stats	R: 0 H: 0 E: 0 LOB: 0 K: 2 BB: 0 S: 9 P: 11	R: 1 H: 1 E: 1 LOB: 1 K: 1 BB: 0 S: 11 P: 18	R: 0 H: 0 E: 0 LOB: 0 K: 0 BB: 0 S: 4 P: 7	R: 2 H: 2 E: 0 LOB: 1 K: 2 BB: 1 S: 16 P: 28	R: 2 H: 2 E: 0 LOB: 0 K: 1 BB: 0 S: 9 P: 13	R: 0 H: 1 E: 0 LOB: 2 K: 1 BB: 1 S: 7 P: 15	R: 0 H: 0 E: 0 LOB: 1 K: 2 BB: 1 S: 10 P: 18	R: 1 H: 2 E: 0 LOB: 1 K: 2 BB: 0 S: 18 P: 27	R: 0 H: 0 E: 0 LOB: 0 K: 2 BB: 0 S: 8 P: 10	1B: 3 SF: 0 2B: 1 SAC: 0 3B: 0 DP: 0 HR: 4 HBP: 0						WP: 1 PA: 39 PB: 0 SB: 0 CS: 0

PITCHER		IP	WLS	BF	H	R	ER	SO	BB	IBB	HBP	BLK	WP	HR	S	P	ERA	WHIP
Jamey Wright, R ERA: 5.4	(1, 1)	5.0		22	5	5	5	6	1	0	0	0	1	4	49	77	9.00	1.200
Valerio De Los Santos, L ERA: 3.52	(6, 1)	2.0	W	9	1	0	0	3	2	0	0	0	0	0	17	33	0.00	1.500
Luis Vizcaino, R ERA: 2.94	(8, 1)	0.2	H	3	1	1	1	1	0	0	0	0	0	0	10	14	13.50	1.500
Ray King, L ERA: 4.05	(8, 1)	0.1	H	2	1	0	0	1	0	0	0	0	0	0	8	13	0.00	3.000
Mike DeJean, R ERA: 2.56	(9, 1)	1.0	S	3	0	0	0	2	0	0	0	0	0	0	8	10	0.00	0.000

PITCHER	IP	WLS	BF	H	R	ER	SO	BB	IBB	HBP	BLK	WP	HR	S	P	ERA	WHIP

TOP

Chicago Cubs @ Milwaukee Brewers

Miller Park, Milwaukee, WI

Mon Jun 03 2002, 7:05 PM CDT

Att. 28,094 - Dome - 72 F

livebaseballscorecards.com

AB	36
R	6
H	8
RBI	6
BB	3
SO	13
LOB	7

BOTTOM

Chicago Cubs @ Milwaukee Brewers

Miller Park, Milwaukee, WI

Mon Jun 03 2002, 7:05 PM CDT

Att. 28,094 - Dome - 72 F

livebaseballscorecards.com

Batter	1	2	3	4	5	6	7	8	9	AB	R	H	RBI	BB	SO	LOB
Alex Sanchez, L (1, 8) OBP: 0.364, SLG: 0.344	0-0 SH3 S 3B 1B		1-0 G5-3		1-1 FC6-4 1B 1B 1-2f		0-1 G6-3	1-3 K		5	2	1	0	0	1	1
Eric Young Sr., R (1, 4) OBP: 0.319, SLG: 0.307	3-1 SH3 1-3		1-0 2B		1-0 1B 1-2 1B		1-0 S E 1B			3	1	3	0	0	0	0
Jeffrey Hammonds, R (1, 9) OBP: 0.392, SLG: 0.511	2-1 3-H 3B		1-0 F8		2-2 1-3 2-H 1B		2-1 E9 1-H 2B 1B			4	1	3	3	0	0	1
Richie Sexson, R (1, 3) OBP: 0.345, SLG: 0.565	0-0 G1-3			2-3 K	3-2 L7		0-1 3B 2-H 2B			4	1	1	1	0	1	3
Geoff Jenkins, L (1, 7) OBP: 0.310, SLG: 0.408	2-2 F7			0-1 L1		1-1 L3	1-3 K			4	0	0	0	0	1	2
Tyler Houston, L (1, 5) OBP: 0.331, SLG: 0.467		1-2 L4		0-2 1B		1-1 P6	0-0 2-H 3B			4	0	2	1	0	0	0
José Hernández, R (1, 6) OBP: 0.362, SLG: 0.511		3-2 F4		0-0 L9		1-0 F9	4-0 CS IBB			3	0	0	0	1	0	1
Paul Bako, L (1, 2) OBP: 0.320, SLG: 0.363		0-0 G5-3			2-2 G4-3		2-1 HR CS 2-2 1-2	2-3 K		4	1	1	1	0	1	0
Jamey Wright, R (1, 1) OBP: 0.500, SLG: 0.833			3-2 F9		4-2 FC6-4 BB		2-2 HR	1-3 K		1	0	0	0	0	0	0
Matt Stairs, L (5, PH) OBP: 0.200, SLG: 0.222										0	0	0	0	1	0	0
Valerio De Los Santos, L (6, 1)										0	0	0	0	0	0	0
Lenny Harris, L (7, PH) OBP: 0.250, SLG: 0.304										1	1	1	1	0	0	0
Luis Vizcaino, R (8, 1)										0	0	0	0	0	0	0
Ray King, L (8, 1)										0	0	0	0	0	0	0
Alex Ochoa, R (8, PH) OBP: 0.360, SLG: 0.436										1	0	0	0	0	1	0
Mike DeJean, R (9, 1)										0	0	0	0	0	0	0
Inning Stats	R: 1 E: 0 K: 0 S: 9 H: 2 LOB: 1 BB: 0 P: 16	R: 0 E: 0 K: 0 S: 8 H: 0 LOB: 0 BB: 0 P: 12	R: 0 E: 0 K: 0 S: 6 H: 1 LOB: 1 BB: 0 P: 12	R: 0 E: 0 K: 1 S: 9 H: 1 LOB: 1 BB: 0 P: 11	R: 1 E: 0 K: 0 S: 16 H: 2 LOB: 2 BB: 1 P: 29	R: 0 E: 0 K: 0 S: 5 H: 0 LOB: 0 BB: 0 P: 8	R: 5 E: 1 K: 1 S: 18 H: 6 LOB: 1 BB: 1 P: 32	R: 0 E: 0 K: 3 S: 10 H: 0 LOB: 0 BB: 0 P: 14		1B: 6 2B: 2 3B: 2 HR: 2	SF: 0 SAC: 1 DP: 0 HBP: 0					

	AB	34
	R	7
	H	12
	RBI	7
	BB	2
	SO	5
	LOB	8

WP: 0 PB: 0 SB: 2 CS: 1 PA: 38

PITCHER		IP	WLS	BF	H	R	ER	SO	BB	IBB	HBP	BLK	WP	HR	S	P	ERA	WHIP
Jon Lieber, R ERA: 3.7	(1, 1)	6.1		29	9	5	5	1	1	0	0	0	0	2	61	101	7.11	1.579
Joe Borowski, R ERA: 3.28	(7, 1)	0.0	L	2	2	1	1	0	0	0	0	0	0	0	4	6	∞	∞
Jeff Fassero, L ERA: 6.17	(7, 1)	0.2		3	1	1	1	1	0	1	0	0	0	0	6	13	13.50	1.500
Juan Cruz, R ERA: 3.83	(8, 1)	1.0		3	0	0	0	3	0	0	0	0	0	0	10	14	0.00	0.000

PITCHER	IP	WLS	BF	H	R	ER	SO	BB	IBB	HBP	BLK	WP	HR	S	P	ERA	WHIP

Batter	1	2	3	4	5	6	7	8	9	10	11	AB	R	H	RBI	BB	SO	LOB
Bobby Hill, S (1, 4) OBP: 0.311, SLG: 0.312	B C F H 2-2 1B HBP	F S F B F S 1-3 ③ K			X 0-0 ① SH1-4 2-3	C C F B F F H 2-2 HBP		L F B S 1-3 ③ K			X 0-0 ① G4-3	3	0	0	0	0	2	4
Corey Patterson, L (1, 8) OBP: 0.338, SLG: 0.410	X 0-0 1-2 1B	C B B X 2-1 ① G4-3			C X 0-1 FC4-6 S E 3-H 1B	F B F B S 2-3 ③ K			X 0-0 ① G4-3		X 0-0 ② F8	6	1	2	1	0	1	1
Sammy Sosa, R (1, 9) OBP: 0.448, SLG: 0.672	C S C 0-3 ① K	B B S B X 3-1 ② G6-3			F F B F B B B 4-2 FC4-6 1-2 BB		B B F X 2-1 ① F3		B C B B B 4-1 1B BB		C B X 1-1 ③ F7	4	0	0	0	2	1	2
Fred McGriff, L (1, 3) OBP: 0.349, SLG: 0.468	S X 0-1 ② F8	X 0-0 2B			B C X 1-1 ② FC4-6 E HR 1-2f 2-3		B B B F X 3-1 ② F8		B B X 2-0 1-2 1B			5	1	2	0	0	0	4
Moises Alou, R (1, 7) OBP: 0.247, SLG: 0.277	B X 1-0 ③ L9	B F F F B S 2-3 ③ K			B X 1-0 E5 HR 1-2 3-H		F X 0-1 ③ G6-3		S X 0-1 ② P3			5	1	0	0	0	1	6
Todd Hundley, S (1, 2) OBP: 0.238, SLG: 0.291		B B B C B 4-1 FC1-5 1B BB	B S X 1-1 ① G3-1	B B X 2-0 1-H 2-H HR		C B X 1-1 ① F8		B F B C F B S 3-3 ③ K			4	1	1	3	1	1	2
Alex Gonzalez, R (1, 6) OBP: 0.292, SLG: 0.389	C F X 0-2 34 FC6-4 FC1-5 1-2 1B	B C C S 1-3 ② K	B B C F B F X 3-2 ③ L6			C B F X 1-2 34 1B G4-3 1B			B S C B F F X 2-2 ① F9			5	0	2	0	0	1	0
Bill Mueller, S (1, 5) OBP: 0.255, SLG: 0.311	X 0-0 ① FC1-5 34 FC6-4 1-2 2-3f	C B B X 2-1 ③ G4-3		B X 1-0 ① G3		C G B X 1-2 ② G4-3 1-2		X 0-0 ② G4-3			5	0	0	0	0	0	3
34 Kerry Wood, R (1, 1) OBP: 0.231, SLG: 0.200 Kyle Farnsworth, R (8, 1) Antonio Alfonseca, R (9, 1) OBP: 0.667, SLG: 0.667 Roosevelt Brown, L (10, PH) OBP: 0.268, SLG: 0.315 Jeff Fassero, L (10, 1)	X 0-0 ② FC6-4 1-2f 2-3		X 0-0 E7 SH1-4 1B 1B	F B B S B F F S 3-3 ② K		B F C X 1-2 2-3 1B		F B C B S S 2-3 ③ K			4 0 0 1 0	1 0 0 0 0	2 0 0 0 0	0 0 0 0 0	0 0 0 1 0	1 0 0 0 0	2 0 0 0 0
Inning Stats	R: 0 E: 0 K: 1 S: 9 H: 1 LOB: 2 BB: 0 P: 12	R: 0 E: 0 K: 1 S: 11 H: 1 LOB: 2 BB: 1 P: 16	R: 0 E: 0 K: 1 S: 9 H: 1 LOB: 1 BB: 0 P: 16	R: 0 E: 0 K: 1 S: 7 H: 0 LOB: 0 BB: 0 P: 11	R: 5 E: 2 K: 0 S: 15 H: 3 LOB: 0 BB: 1 P: 26	R: 0 E: 0 K: 2 S: 15 H: 0 LOB: 1 BB: 0 P: 23	R: 0 E: 0 K: 0 S: 6 H: 0 LOB: 0 BB: 0 P: 11	R: 0 E: 0 K: 1 S: 14 H: 2 LOB: 2 BB: 0 P: 19	R: 0 E: 0 K: 1 S: 9 H: 1 LOB: 2 BB: 1 P: 18	R: 0 E: 0 K: 1 S: 9 H: 0 LOB: 0 BB: 0 P: 13	R: 0 E: 0 K: 0 S: 4 H: 0 LOB: 0 BB: 0 P: 5	1B: 7 2B: 1 3B: 0 HR: 1	SF: 0 SAC: 1 DP: 0 HBP: 2					

PITCHER		IP	WLS	BF	H	R	ER	SO	BB	IBB	HBP	BLK	WP	HR	S	P	ERA	WHIP
Nelson Figueroa, R ERA: 5.36	(1, 1)	5.0		25	6	5	1	4	2	0	1	0	0	1	51	81	1.80	1.600
Jose Cabrera, R ERA: 4.81	(6, 1)	2.0		7	0	0	0	2	0	0	1	0	0	0	21	34	0.00	0.000
Chad Fox, R ERA:	(8, 1)	2.0		10	3	0	0	2	1	0	0	0	0	0	23	37	0.00	2.000
Luis Vizcaino, R ERA: 2.78	(10, 1)	2.0	W	6	0	0	0	1	0	0	0	0	0	0	13	18	0.00	0.000

PITCHER	IP	WLS	BF	H	R	ER	SO	BB	IBB	HBP	BLK	WP	HR	S	P	ERA	WHIP

TOP

Chicago Cubs @ Milwaukee Brewers

Miller Park, Milwaukee, WI

Tue Jun 04 2002, 7:05 PM CDT

Att. 25,603 - Dome - 72 F

livebaseballscorecards.com

AB	42
R	5
H	9
RBI	4
BB	3
SO	9
LOB	24

WP: 0	PA: 48		
PB: 0			
SB: 1			
CS: 0			

Batter	1	2	3	4	5	6	7	8	9	10	11	AB	R	H	RBI	BB	SO	LOB
Alex Sanchez, L (1, 8) OBP: 0.374, SLG: 0.358	4-1 G4-6-3 BB			0-0 F8 1B 2B	0-1 G4-3 2-3 3-H		1-0 G4-3 1-2f		1-0 2-3 3-H 1B 1B		1-1 1-2 2-H 1B	5	1	3	3	1	0	2
Eric Young Sr., R (1, 4) OBP: 0.316, SLG: 0.304	1-0 G4-6-3 1-2f			3-2 F8 2-3	0-2 G1-3			2-1 G4-3	0-0 2-H 3-H 1B			5	0	1	1	0	0	3
Jeffrey Hammonds, R (1, 9) OBP: 0.392, SLG: 0.506	1-3 K			0-0 BB 3-H 1B		3-3 K		4-2 1B BB	2-3 K			4	0	1	1	1	3	1
Richie Sexson, R (1, 3) OBP: 0.346, SLG: 0.559		2-1 P6		4-2 G3-6-1 1-2 BB		0-1 WP HBP 1B		2-3 K		3-3 K		4	0	1	0	1	2	1
Geoff Jenkins, L (1, 7) OBP: 0.307, SLG: 0.403		1-3 K		0-0 G3-6-1 1-2f		0-2 F5		0-0 1-3 1B		0-2 G3		5	0	1	0	0	1	3
Tyler Houston, L (1, 5) OBP: 0.327, SLG: 0.454		0-0 L5			1-1 F7	1-0 WP 1-2 HBP		0-1 G1-3		1-1 G3		4	0	0	0	0	0	2
José Hernández, R (1, 6) OBP: 0.373, SLG: 0.519			1-2 CS 1B		1-1 BB 2B 1B	3-3 1-2 2-3			3-2 SH1-4 BB 1B 1B		3-0 SH3-4 1B 1B	5	3	4	0	0	1	2
Paul Bako, L (1, 2) OBP: 0.337, SLG: 0.366			3-3 K 1-2		4-2 2B G4-3 1-2 BB		0-1 G4-3 1B		4-2 1B SH1-4 1B 1-2 BB		1-1 SH3-4 1-2	2	2	1	0	2	1	1
Nelson Figueroa, R (1, 1) OBP: 0.300, SLG: 0.222			1-3 K		2-0 G4-3 1-3 2-H 2B		3-2 F2		2-0 SH1-4 1-2 2-3		4-0 1B IBB	1	0	0	0	0	1	0
Matt Stairs, L (5, PH) OBP: 0.238, SLG: 0.270												1	0	1	1	0	0	0
Jose Cabrera, R (6, 1)												0	0	0	0	0	0	0
Lenny Harris, L (7, PH) OBP: 0.245, SLG: 0.298												1	0	0	0	0	0	1
Chad Fox, R (8, 1)												0	0	0	0	0	0	0
Mark Loretta, R (9, PH) OBP: 0.278, SLG: 0.222												0	0	0	0	0	0	0
Luis Vizcaino, R (10, 1)												0	0	0	0	0	0	0
Alex Ochoa, R (11, PH) OBP: 0.366, SLG: 0.436												0	0	0	0	1	0	0
Inning Stats	R: 0 E: 0 K: 1 S: 5 H: 0 LOB: 0 BB: 1 P: 11	R: 0 E: 0 K: 1 S: 6 H: 0 LOB: 0 BB: 0 P: 9	R: 0 E: 0 K: 2 S: 10 H: 1 LOB: 0 BB: 0 P: 15	R: 1 E: 0 K: 0 S: 9 H: 2 LOB: 1 BB: 1 P: 16	R: 2 E: 0 K: 0 S: 12 H: 2 LOB: 1 BB: 1 P: 20	R: 0 E: 0 K: 2 S: 13 H: 1 LOB: 2 BB: 0 P: 20	R: 0 E: 0 K: 0 S: 6 H: 1 LOB: 0 BB: 0 P: 10	R: 0 E: 0 K: 1 S: 14 H: 1 LOB: 2 BB: 1 P: 22	R: 2 E: 0 K: 1 S: 12 H: 3 LOB: 1 BB: 1 P: 24	R: 0 E: 0 K: 1 S: 9 H: 0 LOB: 0 BB: 0 P: 13	R: 1 E: 0 K: 0 S: 5 H: 2 LOB: 2 BB: 1 P: 14	1B: 11 2B: 2 3B: 0 HR: 0	SF: 0 SAC: 2 DP: 3 HBP: 1						

PITCHER		IP	WLS	BF	H	R	ER	SO	BB	IBB	HBP	BLK	WP	HR	S	P	ERA	WHIP
34 Kerry Wood, R ERA: 3.13	(1, 1)	7.1		30	7	3	3	6	4	0	1	0	1	0	67	113	3.68	1.500
Kyle Farnsworth, R ERA:	(8, 1)	0.2	H	3	1	0	0	1	0	0	0	0	0	0	8	10	0.00	1.500
Antonio Alfonseca, R ERA: 2.77	(9, 1)	1.0	B	6	3	2	2	1	1	0	0	0	0	0	12	24	18.00	4.000
Jeff Fassero, L ERA: 6.2	(10, 1)	1.1	L	7	2	1	1	1	0	1	0	0	0	0	14	27	6.75	1.500

PITCHER	IP	WLS	BF	H	R	ER	SO	BB	IBB	HBP	BLK	WP	HR	S	P	ERA	WHIP

BOTTOM

Chicago Cubs @ Milwaukee Brewers

Miller Park, Milwaukee, WI

Tue Jun 04 2002, 7:05 PM CDT

Att. 25,603 - Dome - 72 F

livebaseballscorecards.com

AB	37
R	6
H	13
RBI	6
BB	6
SO	9
LOB	16

WP: 1	PA: 46		
PB: 0			
SB: 0			
CS: 1			

Batter	1	2	3	4	5	6	7	8	9	10	AB	R	H	RBI	BB	SO	LOB
Corey Patterson, L (1, 8) OBP: 0.333, SLG: 0.404	C F B S 1-3 K ①			B B S F S 2-3 K ①	X 0-0 F7 ②			B F C B F B F F B 4-2 F9 SH1-4 2B BB	C X 0-1 SH3-4 ① 1-2 2-3	3	0	0	0	0	2	1
Chris Stynes, R (9, PH) OBP: 0.323, SLG: 0.376 (9, 4)											0	1	0	0	1	0	0
Antonio Alfonseca, R (10, 1) OBP: 0.667, SLG: 0.667											0	0	0	0	0	0	0
Bill Mueller, S (1, 5) OBP: 0.255, SLG: 0.319	B C C F F X 1-2 G4-3 ②			C B S B F B F X 3-2 F8 ②		B F X 1-1 G6-3 ③			B X 1-0 SH1-4 ① 1-2	B X 1-0 WP 1B 2B 2-H 3-H	4	1	1	2	0	0	1
Sammy Sosa, R (1, 9) OBP: 0.444, SLG: 0.659	C B C B X 2-2 F8 ③			C B X 1-1 L8 ③			B S X 1-1 F9 ①		B B F F F X 2-2 F9 ② 2-3	F C B B B B 4-2 1B SF9 BB 2-3	4	1	0	0	1	0	1
Fred McGriff, L (1, 3) OBP: 0.350, SLG: 0.463		B C F C 1-3 K ①			B B C F F B X 3-2 P6 ①		X 0-0 L1 ②		I I I I 4-0 2B IBB	B X 1-0 SF9 1-3 3-H 1B	4	0	1	1	1	1	0
Moises Alou, R (1, 7) OBP: 0.252, SLG: 0.290 (9, 8)		X 0-0 F9 ②			B X 1-0 S 1B		C C B B F F F F B 3-3 C K ③		B F X 1-1 1-3 2B 3-H	B X 1-0 SF9 ② 1-2 3-H	4	0	2	2	0	1	0
Todd Hundley, S (1, 2) OBP: 0.227, SLG: 0.276		B S B F S 2-3 K ③			S F S 0-3 K ②			B F C B F B S 3-3 K 1B	B B B B 4-0 BB	C B B X 2-1 G6-3 ③	3	0	0	0	0	3	1
Darren Lewis, R (8, PR) OBP: 0.310, SLG: 0.352											0	0	0	0	0	0	0
Joe Girardi, R (8, 2) OBP: 0.267, SLG: 0.280											1	0	0	0	1	0	1
Alex Gonzalez, R (1, 6) OBP: 0.291, SLG: 0.386			X 0-0 F8 ①		F C B B S 2-3 K ③ 1-2			B C B L B X 3-2 1-3 1B ① 1-3	B B F C S 2-3 K ③		4	0	1	0	0	2	4
Mark Bellhorn, S (1, 4) OBP: 0.379, SLG: 0.490 (9, 7)		C C C 0-3 K ②				C S B B F B X 3-2 SH5-4 2B		F B S S 1-3 K ②		C B X 1-1 SH3-4 BB 2B 1B	4	1	2	0	0	2	1
Jason Bere, R (1, 1) OBP: 0.158, SLG: 0.263		X 0-0 F8 ③				X 0-0 SH5-4 ① 2-3		B F C C 1-3 K ③		B B B B 4-0 SH3-4 2B BB 1-2	1	0	0	0	0	0	0
Roosevelt Brown, L (8, PH) OBP: 0.265, SLG: 0.311											1	0	0	0	0	1	1
Kyle Farnsworth, R (8, 1)											0	0	0	0	0	0	0
Bobby Hill, S (10, PH) OBP: 0.319, SLG: 0.312 (10, 4)											0	1	0	0	1	0	0
Inning Stats	R: 0 E: 0 K: 1 S: 11 H: 0 LOB: 0 BB: 0 P: 15	R: 0 E: 0 K: 2 S: 7 H: 0 LOB: 0 BB: 0 P: 10	R: 0 E: 0 K: 1 S: 5 H: 0 LOB: 0 BB: 0 P: 5	R: 0 E: 0 K: 1 S: 10 H: 0 LOB: 0 BB: 0 P: 16	R: 0 E: 0 K: 2 S: 11 H: 1 LOB: 1 BB: 0 P: 17	R: 0 E: 0 K: 0 S: 8 H: 1 LOB: 1 BB: 0 P: 12	R: 0 E: 0 K: 1 S: 10 H: 0 LOB: 0 BB: 0 P: 14	R: 0 E: 0 K: 3 S: 13 H: 1 LOB: 1 BB: 0 P: 21	R: 1 E: 0 K: 1 S: 15 H: 1 LOB: 3 BB: 3 P: 33	R: 4 E: 0 K: 0 S: 11 H: 3 LOB: 1 BB: 2 P: 25	1B: 4 2B: 3 3B: 0 HR: 0	SF: 1 SAC: 3 DP: 0 HBP: 0						

PITCHER	IP	WLS	BF	H	R	ER	SO	BB	IBB	HBP	BLK	WP	HR	S	P	ERA	WHIP
Ruben Quevedo, R (1, 1) ERA: 2.88	8.0		27	3	0	0	11	0	0	0	0	1	0	75	110	0.00	0.375
Ray King, L (9, 1) ERA: 4.5	0.0		1	0	1	1	0	1	0	0	0	0	0	5	9	∞	∞
Mike DeJean, R (9, 1) ERA: 3.55	1.1	L	11	3	4	4	1	3	1	0	0	1	0	17	41	27.00	4.500
Valerio De Los Santos, L (10, 1) ERA: 3.24	0.2		3	1	0	0	0	0	0	0	0	0	0	4	8	0.00	1.500

PITCHER	IP	WLS	BF	H	R	ER	SO	BB	IBB	HBP	BLK	WP	HR	S	P	ERA	WHIP

TOP

Chicago Cubs @ Milwaukee Brewers

Miller Park, Milwaukee, WI

Wed Jun 05 2002, 7:05 PM CDT

Att. 24,041 - Dome - 72 F

livebaseballscorecards.com

AB	33
R	5
H	7
RBI	5
BB	5
SO	12
LOB	11

1B: 4	SF: 1	WP: 2	PA: 42
2B: 3	SAC: 3	PB: 0	
3B: 0	DP: 0	SB: 1	
HR: 0	HBP: 0	CS: 0	

Batter	1	2	3	4	5	6	7	8	9	10	AB	R	H	RBI	BB	SO	LOB
Alex Sanchez, L (1, 8) OBP: 0.371, SLG: 0.355 Alex Ochoa, R (8, 9) OBP: 0.363, SLG: 0.432	0-1 SF8 1B		0-0 G3		1-1 G3		0-2 FC4-6 S 1-2f			1-1 L9	4 1	1 0	1 0	0 0	0 0	0 0	1 0
Eric Young Sr., R (1, 4) OBP: 0.318, SLG: 0.307	2-1 G5-3 1-3 1B		1-1 1B		0-0 G4-3		2-0 G5-3 1-2			1-1 G6-3	5	0	2	0	0	0	1
Jeffrey Hammonds, R (1, 9) (8, 8) OBP: 0.390, SLG: 0.503	0-1 SF8 3-H		2-2 1-3 1B			0-1 G4-3		0-0 L9			3	0	1	1	0	0	0
Richie Sexson, R (1, 3) OBP: 0.344, SLG: 0.553	1-0 G5-3 1-3			2-3 K		2-1 HBP 1B		2-3 K			4	0	1	0	0	2	1
Geoff Jenkins, L (1, 7) OBP: 0.302, SLG: 0.395	1-2 G1-3			2-2 G4-3		0-2 F8		1-0 G4-3			4	0	0	0	0	0	2
Tyler Houston, L (1, 5) OBP: 0.338, SLG: 0.455 Valerio De Los Santos, L (10, 1)		4-2 G4-6-3 BB		0-0 WP 1B		1-0 1-2 HBP			1-3 K		2 0	0 0	1 0	0 0	1 0	1 0	0 0
José Hernández, R (1, 6) OBP: 0.370, SLG: 0.511		3-2 G4-6-3 1-2f		4-2 1-2 BB		2-3 K			1-1 G6-3		3	0	0	0	1	1	3
Paul Bako, L (1, 2) OBP: 0.333, SLG: 0.361		2-3 K		1-0 G1-3			2-2 FC4-6 1B		1-2 G4-3		4	0	1	0	0	1	2
Ruben Quevedo, R (1, 1) OBP: 0.087, SLG: 0.045 Ray King, L (9, 1) Mike DeJean, R (9, 1) Ronnie Belliard, R (10, 5) OBP: 0.328, SLG: 0.343			0-3 K		0-3 K					1-3 K	3 0 0 1	0 0 0 0	0 0 0 0	0 0 0 0	0 0 0 1	3 0 0 0	1 0 0 0
Inning Stats	R: 1 H: 2 E: 0 LOB: 1 K: 0 BB: 0 S: 12 P: 15	R: 0 H: 0 E: 0 LOB: 0 K: 1 BB: 1 S: 11 P: 20	R: 0 H: 2 E: 0 LOB: 2 K: 1 BB: 0 S: 9 P: 12	R: 0 H: 1 E: 0 LOB: 2 K: 1 BB: 1 S: 13 P: 22	R: 0 H: 0 E: 0 LOB: 0 K: 1 BB: 0 S: 6 P: 7	R: 0 H: 1 E: 0 LOB: 2 K: 1 BB: 0 S: 10 P: 15	R: 0 H: 1 E: 0 LOB: 1 K: 1 BB: 0 S: 13 P: 17	R: 0 H: 0 E: 0 LOB: 0 K: 1 BB: 0 S: 5 P: 8	R: 0 H: 0 E: 0 LOB: 0 K: 1 BB: 0 S: 10 P: 13	R: 0 H: 0 E: 0 LOB: 0 K: 1 BB: 0 S: 7 P: 10	1B: 7 2B: 0 3B: 0 HR: 0	SF: 1 SAC: 0 DP: 1 HBP: 1					

PITCHER	IP	WLS	BF	H	R	ER	SO	BB	IBB	HBP	BLK	WP	HR	S	P	ERA	WHIP
Jason Bere, R (1, 1) ERA: 5.16	7.0		29	7	1	1	6	2	0	1	0	1	0	74	108	1.29	1.286
Kyle Farnsworth, R (8, 1) ERA:	2.0	W	6	0	0	0	2	0	0	0	0	0	0	15	21	0.00	0.000
Antonio Alfonseca, R (10, 1) ERA: 2.67	1.0		3	0	0	0	1	0	0	0	0	0	0	7	10	0.00	0.000

PITCHER	IP	WLS	BF	H	R	ER	SO	BB	IBB	HBP	BLK	WP	HR	S	P	ERA	WHIP

BOTTOM

Chicago Cubs @ Milwaukee Brewers

Miller Park, Milwaukee, WI

Wed Jun 05 2002, 7:05 PM CDT

Att. 24,041 - Dome - 72 F

livebaseballscorecards.com

AB	34
R	1
H	7
RBI	1
BB	2
SO	9
LOB	11

WP: 1 PA: 38
PB: 0
SB: 1
CS: 0

Batter	1	2	3	4	5	6	7	8	9	AB	R	H	RBI	BB	SO	LOB
Corey Patterson, L (1, 8) OBP: 0.340, SLG: 0.405	BBCCFFBF 4-2 B G1-6-3 BB		FFBFFBBB 4-2 G4-3 S BB		BBX 2-0 1-2 1B		CBSX 1-2 ③ F5			2	0	1	0	2	0	0
Bill Mueller, S (1, 5) OBP: 0.255, SLG: 0.309	BCCBX 2-2 ①② G1-6-3 1-2f		BBCFBX 3-2 ② G4-3 1-3		X 0-0 ③ G1-3			CFBBBFB 4-2 G6-4-3 BB		3	0	0	0	1	0	4
Sammy Sosa, R (1, 9) OBP: 0.444, SLG: 0.675	CBBX 2-1 2B		BBBCFFS 3-3 ③ K			X 0-0 HR		SX 0-1 ①② G6-4-3 1-2f		4	1	2	1	0	1	2
Fred McGriff, L (1, 3) OBP: 0.349, SLG: 0.474	CX 0-1 ③ G3			X 0-0 ① G4-3		BX 1-0 ① G3		BBBSCX 3-2 HR		4	1	1	1	0	0	1
Moises Alou, R (1, 7) OBP: 0.258, SLG: 0.291		CBX 1-1 ① G5-3		CBX 1-1 ② G6-3		BSBFBB 4-2 FC6-4 BB		X 0-0 1B		3	0	1	0	1	0	0
Roosevelt Brown, L (1, 10) OBP: 0.264, SLG: 0.308		BX 1-0 1B		FCFFBS 1-3 ③ K		BFCFFBS 2-3 ② K		X 0-0 ③ F9		4	0	1	0	0	2	2
Alex Gonzalez, R (1, 6) OBP: 0.284, SLG: 0.376		CBSBS 2-3 ② K			CX 0-1 ① L6	X 0-0 ③ FC6-4 1-2f			BSBFX 2-2 ① G6-3	4	0	0	0	0	1	2
Mark Bellhorn, S (1, 4) OBP: 0.370, SLG: 0.476 Bobby Hill, S (8, 4) OBP: 0.315, SLG: 0.308		BCSS 1-3 ③ K			CSFS 0-3 ② K		BX 1-0 ① G3		CCS 0-3 ② K	3 1	0 0	0 0	0 0	0 0	2 1	1 0
Joe Girardi, R (1, 2) OBP: 0.266, SLG: 0.279			CFBS 1-3 ① K		FFBX 1-2 1B		X 0-0 ② G6-3		CX 0-1 ③ F9	4	0	1	0	0	1	0
Inning Stats	R: 0 E: 0 K: 0 S: 13 H: 1 LOB: 1 BB: 1 P: 21	R: 0 E: 0 K: 2 S: 9 H: 1 LOB: 1 BB: 0 P: 14	R: 0 E: 0 K: 2 S: 14 H: 0 LOB: 1 BB: 1 P: 25	R: 0 E: 0 K: 1 S: 8 H: 0 LOB: 0 BB: 0 P: 10	R: 0 E: 0 K: 1 S: 11 H: 2 LOB: 2 BB: 0 P: 14	R: 1 E: 0 K: 1 S: 9 H: 1 LOB: 1 BB: 1 P: 16	R: 0 E: 0 K: 0 S: 5 H: 0 LOB: 0 BB: 0 P: 7	R: 1 E: 0 K: 0 S: 10 H: 2 LOB: 1 BB: 1 P: 17	R: 0 E: 0 K: 1 S: 8 H: 0 LOB: 0 BB: 0 P: 10	1B: 4 2B: 1 3B: 0 HR: 2	SF: 0 SAC: 0 DP: 2 HBP: 0					

PITCHER		IP	WLS	BF	H	R	ER	SO	BB	IBB	HBP	BLK	WP	HR	S	P	ERA	WHIP
Joel Pineiro, R ERA: 3.56	(1, 1)	7.2	L	32	7	2	2	7	4	0	0	0	0	2	78	123	2.35	1.435
Ryan Franklin, R ERA: 3.67	(8, 1)	1.1		4	0	0	0	1	0	0	0	0	0	0	9	11	0.00	0.000

PITCHER	IP	WLS	BF	H	R	ER	SO	BB	IBB	HBP	BLK	WP	HR	S	P	ERA	WHIP

TOP

Chicago Cubs @ Seattle Mariners

Safeco Field, Seattle, WA

Fri Jun 07 2002, 7:05 PM PDT

Att. 46,083 - Sunny - 51 F

livebaseballscorecards.com

AB	32
R	2
H	7
RBI	2
BB	4
SO	8
LOB	12

WP: 0	PA: 36		
PB: 0			
SB: 1			
CS: 0			

Batter	1	2	3	4	5	6	7	8	9	AB	R	H	RBI	BB	SO	LOB
51 Ichiro Suzuki, L (1, 9) OBP: 0.447, SLG: 0.470	C F F B S 1-3 K ①		C F B B B X 3-2 G3 ②		B F C F F B X 2-2 FC5-4 ② 1-2f			B F F S 1-3 K ②		4	0	0	0	0	2	1
Mark McLemore, S (1, 7) OBP: 0.382, SLG: 0.444	F B S B F X 2-2 E6 CS		F B C F B C 2-3 K ③		F B B X 2-1 G4-3 ③			B B C B C S 3-3 K ③		4	0	0	0	0	2	1
Bret Boone, R (1, 4) OBP: 0.323, SLG: 0.411	C B B F B S 3-3 K ② ③ 1-2			S F F X 0-2 1B 1B		S B C X 1-2 G4-3 ①			C B X 1-1 G5-3 ①	4	0	1	0	0	1	1
John Olerud, L (1, 3) OBP: 0.400, SLG: 0.495 23 Luis Ugueto, S (9, PR) OBP: 0.273, SLG: 0.111		B C C F X 1-2 2B		B X 1-0 1B 1-3		C C B F B F S 2-3 K ②			B C F B B X 3-2 S 1B	4 0	0 0	3 0	0 0	0 0	1 0	0 0
Ruben Sierra, S (1, 10) OBP: 0.357, SLG: 0.471		B B B C X 3-1 F8 ①		C X 0-1 F5 ①		B S S F S 1-3 K ③			B X 1-0 G1-3 ② 1-2	4	0	0	0	0	1	4
Mike Cameron, R (1, 8) OBP: 0.341, SLG: 0.445		B C B C B B 4-2 BB		S B B B C S 2-3 K ②			B C C F S 1-3 K ①		B X 1-0 P4 ③	3	0	0	0	1	2	4
Desi Relaford, S (1, 6) OBP: 0.366, SLG: 0.333	S S F B X 1-2 F8 ②			C X 0-1 P6			B F C S 1-3 K ②			3	0	0	0	0	1	4
Dan Wilson, R (1, 2) OBP: 0.346, SLG: 0.361	B C F B S 2-3 K ③				F S B F X 1-2 51 FC5-4 1B		B F S C 1-3 K ③			3	0	1	0	0	2	2
Jeff Cirillo, R (1, 5) OBP: 0.290, SLG: 0.345			S X 0-1 F5 ①		C F F B F F S 1-3 K ①			C B F X 1-2 F8 ①		3	0	0	0	0	1	1
Inning Stats	R: 0 H: 0 E: 1 LOB: 1 K: 2 BB: 0 S: 11 P: 17	R: 0 H: 1 E: 0 LOB: 2 K: 1 BB: 1 S: 15 P: 26	R: 0 H: 0 E: 0 LOB: 0 K: 1 BB: 0 S: 9 P: 14	R: 0 H: 2 E: 0 LOB: 2 K: 1 BB: 0 S: 12 P: 15	R: 0 H: 1 E: 0 LOB: 1 K: 1 BB: 0 S: 17 P: 23	R: 0 H: 0 E: 0 LOB: 0 K: 2 BB: 0 S: 12 P: 16	R: 0 H: 0 E: 0 LOB: 0 K: 3 BB: 0 S: 10 P: 13	R: 0 H: 0 E: 0 LOB: 0 K: 2 BB: 0 S: 9 P: 14	R: 0 H: 1 E: 0 LOB: 2 K: 0 BB: 0 S: 7 P: 13	1B: 4 SF: 0 2B: 2 SAC: 0 3B: 0 DP: 1 HR: 0 HBP: 0						WP: 0 PA: 33 PB: 0 SB: 1 CS: 1

PITCHER	IP	WLS	BF	H	R	ER	SO	BB	IBB	HBP	BLK	WP	HR	S	P	ERA	WHIP
22 Mark Prior, R (1, 1) ERA: 3.97	7.0	W	26	4	0	0	11	1	0	0	0	0	0	86	124	0.00	0.714
Kyle Farnsworth, R (8, 1) ERA:	1.0	H	3	0	0	0	2	0	0	0	0	0	0	9	14	0.00	0.000
Antonio Alfonseca, R (9, 1) ERA: 2.57	1.0	S	4	1	0	0	0	0	0	0	0	0	0	7	13	0.00	1.000

PITCHER	IP	WLS	BF	H	R	ER	SO	BB	IBB	HBP	BLK	WP	HR	S	P	ERA	WHIP

BOTTOM

Chicago Cubs @ Seattle Mariners

Safeco Field, Seattle, WA

Fri Jun 07 2002, 7:05 PM PDT

Att. 46,083 - Sunny - 51 F

livebaseballscorecards.com

AB	32
R	0
H	5
RBI	0
BB	1
SO	13
LOB	18

Batter	1	2	3	4	5	6	7	8	9	AB	R	H	RBI	BB	SO	LOB
Corey Patterson, L (1, 8) OBP: 0.335, SLG: 0.397	X 0-0 ① P4		B S B S C 2-3 ③ K			X 0-0 ② FC3-6 1B 1-2f		B B B C X 3-1 ② G4-3		4	0	0	0	0	1	1
Bill Mueller, S (1, 5) OBP: 0.263, SLG: 0.317	C X 0-1 G5-4-3 1B			C B B F S 2-3 ① K		B B F F X 2-2 BB 1B 1-3		B C B B X 3-1 ③ F8		4	0	2	0	0	1	0
Sammy Sosa, R (1, 9) OBP: 0.442, SLG: 0.665	B B B F X 3-1 ②③ G5-4-3 1-2f			C S B B X 2-2 ② F8		B B C B B 4-1 BB 1-2			X 0-0 E6 WP 1B	3	1	0	0	1	0	1
Fred McGriff, L (1, 3) OBP: 0.343, SLG: 0.465		B C B S S 2-3 ① K		F B S 0-3 ③ K		F B F X 1-2 ③ G4-3			F S B B S 2-3 ① K 1-2	4	0	0	0	0	3	4
Moises Alou, R (1, 10) OBP: 0.263, SLG: 0.296		B F X 1-1 G3 1B			B X 1-0 G4-6-3 1B		C C X 0-2 ① G5-3		B F B C B F C 3-3 ② K	4	0	2	0	0	1	1
Todd Hundley, S (1, 2) OBP: 0.243, SLG: 0.339		C X 0-1 ② G3 1-2			C F X 0-2 ①② G4-6-3 1-2f		S X 0-1 HR		C B B S F X 2-2 2-H 1B	4	1	2	2	0	0	2
Roosevelt Brown, L (1, 7) OBP: 0.253, SLG: 0.293		B C X 1-1 ③ G4-3			B X 1-0 ③ L3		B B S X 2-1 ② G6-3		S F B S 1-3 ③ K	4	0	0	0	0	1	2
Alex Gonzalez, R (1, 6) OBP: 0.285, SLG: 0.371			S F B B B C 2-3 ① K			C B C F B B B 4-2 FC3-6 BB	B X 1-0 ③ G4-3			2	0	0	0	1	1	0
Bobby Hill, S (1, 4) OBP: 0.305, SLG: 0.296			F B S C 1-3 ② K			B F B F C 2-3 ① K		X 0-0 ① B5-3		3	0	0	0	0	2	1
Inning Stats	R: 0 H: 1 E: 0 LOB: 0 K: 0 BB: 0 S: 5 P: 8	R: 0 H: 1 E: 0 LOB: 1 K: 1 BB: 0 S: 9 P: 13	R: 0 H: 0 E: 0 LOB: 0 K: 3 BB: 0 S: 9 P: 14	R: 0 H: 0 E: 0 LOB: 0 K: 2 BB: 0 S: 9 P: 13	R: 0 H: 1 E: 0 LOB: 0 K: 0 BB: 0 S: 5 P: 7	R: 0 H: 1 E: 0 LOB: 3 K: 1 BB: 2 S: 14 P: 27	R: 1 H: 1 E: 0 LOB: 0 K: 0 BB: 0 S: 8 P: 11	R: 0 H: 0 E: 0 LOB: 0 K: 0 BB: 0 S: 5 P: 11	R: 1 H: 1 E: 1 LOB: 1 K: 3 BB: 0 S: 16 P: 24	1B: 5 SF: 0 2B: 0 SAC: 0 3B: 0 DP: 2 HR: 1 HBP: 0						

PITCHER	IP	WLS	BF	H	R	ER	SO	BB	IBB	HBP	BLK	WP	HR	S	P	ERA	WHIP
Freddy Garcia, R (1, 1) ERA: 3.2	8.0	W	29	5	1	1	7	2	0	0	0	0	1	64	104	1.12	0.875
Kazuhiro Sasaki, R (9, 1) ERA: 0.4	1.0	S	5	1	1	0	3	0	0	0	0	1	0	16	24	0.00	1.000

PITCHER	IP	WLS	BF	H	R	ER	SO	BB	IBB	HBP	BLK	WP	HR	S	P	ERA	WHIP

TOP

Chicago Cubs @ Seattle Mariners

Safeco Field, Seattle, WA

Sat Jun 08 2002, 1:05 PM PDT

Att. 45,952 - Overcast - 50 F

livebaseballscorecards.com

AB	32
R	2
H	6
RBI	2
BB	2
SO	10
LOB	12

WP: 1 PA: 34
PB: 0
SB: 0
CS: 0

Batter	1	2	3	4	5	6	7	8	9	AB	R	H	RBI	BB	SO	LOB
51 Ichiro Suzuki, L (1, 9) OBP: 0.440, SLG: 0.463	B B F B F F F X 3-2 ① G5-3		X 0-0 ① P4		C X 0-1 ② G5-3		C X 0-1 ③ G4-3			4	0	0	0	0	0	0
Mark McLemore, S (1, 10) OBP: 0.384, SLG: 0.442	X 0-0 G4-6-3 1B		B B B C F S 3-3 ② K		B B B C B B 4-1 FC6-4 BB			C F B B B F X 3-2 ① F9		3	0	1	0	1	1	0
Bret Boone, R (1, 4) OBP: 0.318, SLG: 0.404	B F S X 1-2 ② ③ G4-6-3 1-2f		C B C B X 2-2 ③ P3		C B F X 1-2 ③ FC6-4 1-2f			B B F C F F B F X 3-2 ② G5-3		4	0	0	0	0	0	2
John Olerud, L (1, 3) OBP: 0.409, SLG: 0.500		C S B X 1-2 BB 3B 1B		B B B C B 4-1 2B SF9 BB		B S B B B 4-1 FC6-4 BB		C X 0-1 FC4 1B		2	2	2	0	2	0	0
Ruben Sierra, S (1, 7) OBP: 0.360, SLG: 0.474 Charles Gipson, R (9, 7) OBP: 0.357, SLG: 0.417		F B B B B 4-1 1-2 3B BB		X 0-0 SF9 1-3 2B		B F X 1-1 ① FC6-4 1-2f		C X 0-1 ③ FC4 1-2f		3 1 1 0 1 0 2 0 0 0 0 0 0 0						
Desi Relaford, S (1, 6) OBP: 0.365, SLG: 0.355	B X 1-0 SF8 1-H 2-H 3B			F B X 1-1 ① SF9 2-3 3-H		F B F B F B F F X 3-2 ② F5				2	1	1	3	0	0	1
Ben Davis, S (1, 2) OBP: 0.327, SLG: 0.341	F S B B F X 2-2 ① SF8 3-H			F F C 0-3 ② K		B S F B X 2-2 ③ F7				2	0	0	1	0	1	2
Mike Cameron, R (1, 8) OBP: 0.337, SLG: 0.439	F L B S 1-3 ② K			B B C C F S 2-3 ③ K			X 0-0 ① G5-3			3	0	0	0	0	2	1
Jeff Cirillo, R (1, 5) OBP: 0.286, SLG: 0.340	C B B F X 2-2 ③ P6				C B X 1-1 ① F3		C B B B F X 3-2 ② F3			3	0	0	0	0	0	0
Inning Stats	R: 0 H: 1 E: 0 LOB: 0 K: 0 BB: 0 S: 9 P: 13	R: 3 H: 2 E: 0 LOB: 0 K: 1 BB: 1 S: 15 P: 26	R: 0 H: 0 E: 0 LOB: 0 K: 1 BB: 0 S: 7 P: 12	R: 1 H: 1 E: 0 LOB: 1 K: 2 BB: 1 S: 11 P: 18	R: 0 H: 0 E: 0 LOB: 1 K: 0 BB: 1 S: 8 P: 14	R: 0 H: 0 E: 0 LOB: 1 K: 0 BB: 1 S: 12 P: 22	R: 0 H: 0 E: 0 LOB: 0 K: 0 BB: 0 S: 6 P: 9	R: 0 H: 1 E: 0 LOB: 1 K: 0 BB: 0 S: 14 P: 20		1B: 3 SF: 2 2B: 1 SAC: 0 3B: 1 DP: 1 HR: 0 HBP: 0						

PITCHER	IP	WLS	BF	H	R	ER	SO	BB	IBB	HBP	BLK	WP	HR	S	P	ERA	WHIP
Matt Clement, R (1, 1) ERA: 3.36	7.0	L	28	4	4	4	4	4	0	0	0	0	0	68	114	5.14	1.143
Jeff Fassero, L (8, 1) ERA: 5.96	1.0		4	1	0	0	0	0	0	0	0	0	0	14	20	0.00	1.000

PITCHER	IP	WLS	BF	H	R	ER	SO	BB	IBB	HBP	BLK	WP	HR	S	P	ERA	WHIP

BOTTOM

Chicago Cubs @ Seattle Mariners

Safeco Field, Seattle, WA

Sat Jun 08 2002, 1:05 PM PDT
Att. 45,952 - Overcast - 50 F

livebaseballscorecards.com

AB	26
R	4
H	5
RBI	4
BB	4
SO	4
LOB	8

Batter	1	2	3	4	5	6	7	8	9	AB	R	H	RBI	BB	SO	LOB
Corey Patterson, L (1, 8) OBP: 0.336, SLG: 0.402	C C C 0-3 ① K		B X 1-0 ① P6			L X 0-1 1B E HR 1B	F C F X 0-2 1B 2B		C F B S 1-3 ② K	5	2	2	0	0	2	0
Bill Mueller, S (1, 5) OBP: 0.269, SLG: 0.321	B C X 1-1 ② F7		B C F B X 2-2 ② P4			1 SAFE B B C X 1-1 1-3 HR 1B	B B C X 2-1 2-H WP 1B		B B C C B X 3-2 ③ F7	5	1	2	1	0	0	0
Sammy Sosa, R (1, 9) OBP: 0.439, SLG: 0.671	B B B X 3-0 E5 BB		B F X 1-1 ③ G6-3			X 0-0 1-H 3-H HR	B B C C C B F S 3-3 2-3 ③ K			4	1	1	3	0	1	1
Fred McGriff, L (1, 10) OBP: 0.346, SLG: 0.477	B B S C F B B 4-2 1-2 BB			B X 1-0 ① F7		F B X 1-1 HR		C B B F S 2-3 ① K		3	1	1	1	1	1	0
Moises Alou, R (1, 7) OBP: 0.263, SLG: 0.295	X 0-0 ③ F9			S B B B F S 2-3 ② K		C F S 0-3 ① K		B X 1-0 1B 1B		4	0	1	0	0	2	2
Todd Hundley, S (1, 2) OBP: 0.243, SLG: 0.333		C B X 1-1 ① P4		C S F X 0-2 ③ F8		C S X 0-2 ② F9		C B B B S B X 3-2 1-2 1B		4	0	1	0	0	0	0
Alex Gonzalez, R (1, 6) OBP: 0.284, SLG: 0.374		B B X 2-0 2B			B B S C F F F B X 3-2 ① L6	B C C B X 2-2 ③ F8		X 0-0 ② F8		4	0	1	0	0	0	2
Mark Bellhorn, S (1, 3) OBP: 0.359, SLG: 0.459		C B B F S 2-3 ② K			B F F F F B S 2-3 ② K		C B B B F X 3-2 ① P4	B B S X 2-1 ③ F8		4	0	0	0	0	2	3
Bobby Hill, S (1, 4) OBP: 0.293, SLG: 0.282		B S F S 1-3 ③ K			C X 0-1 ③ G4-3		F B B X 2-1 ② G4-3		B F B B X 3-1 ① F9	4	0	0	0	0	1	1
Inning Stats	R: 0 H: 0 E: 1 LOB: 2 K: 1 BB: 1 S: 10 P: 18	R: 0 H: 1 E: 0 LOB: 1 K: 2 BB: 0 S: 9 P: 15	R: 0 H: 0 E: 0 LOB: 0 K: 0 BB: 0 S: 6 P: 10	R: 0 H: 0 E: 0 LOB: 0 K: 1 BB: 0 S: 8 P: 11	R: 0 H: 0 E: 0 LOB: 0 K: 1 BB: 0 S: 12 P: 17	R: 4 H: 4 E: 1 LOB: 0 K: 1 BB: 0 S: 16 P: 20	R: 1 H: 2 E: 0 LOB: 1 K: 1 BB: 0 S: 15 P: 25	R: 0 H: 2 E: 0 LOB: 2 K: 1 BB: 0 S: 10 P: 18	R: 0 H: 0 E: 0 LOB: 0 K: 1 BB: 0 S: 8 P: 15	1B: 5 SF: 0 2B: 2 SAC: 0 3B: 0 DP: 0 HR: 2 HBP: 0						WP: 1 PA: 38 PB: 0 SB: 0 CS: 0	

TOP

Chicago Cubs @ Seattle Mariners

Safeco Field, Seattle, WA

Sun Jun 09 2002, 1:35 PM PDT

Att. 46,030 - Sunny - 63 F

livebaseballscorecards.com

AB	37
R	5
H	9
RBI	5
BB	1
SO	9
LOB	9

PITCHER		IP	WLS	BF	H	R	ER	SO	BB	IBB	HBP	BLK	WP	HR	S	P	ERA	WHIP
Rafael Soriano, R ERA: 3.6	(1, 1)	7.0	L	30	7	5	5	7	1	0	0	0	1	2	76	116	6.43	1.143
Shigetoshi Hasegawa, R ERA: 1.26	(8, 1)	1.0		5	2	0	0	1	0	0	0	0	0	0	10	18	0.00	2.000
40 Julio Mateo, R ERA: 4.38	(9, 1)	1.0		3	0	0	0	1	0	0	0	0	0	0	8	15	0.00	0.000

PITCHER	IP	WLS	BF	H	R	ER	SO	BB	IBB	HBP	BLK	WP	HR	S	P	ERA	WHIP

Batter	1	2	3	4	5	6	7	8	9	AB	R	H	RBI	BB	SO	LOB
51 Ichiro Suzuki, L (1, 9) OBP: 0.438, SLG: 0.459	F X 0-1 G4-3 ①		B F X 1-1 F9 ②			C C B X 1-2 G1-3 ①		X 0-0 FC6-4 1-2 1B		4	0	1	0	0	0	1
Mark McLemore, S (1, 5) OBP: 0.377, SLG: 0.432	C B X 1-1 F2 ②		X 0-0 G4-3 ③			F C S 0-3 K ②		X 0-0 P5 ②		4	0	0	0	0	1	3
Bret Boone, R (1, 4) OBP: 0.313, SLG: 0.397	C B X 1-1 G6-3 ③			B F B B F S 3-3 K ①		S B F F F F B X 2-2 G1-3 ③		C X 0-1 FC6-4 1-2f ③		4	0	0	0	0	1	2
John Olerud, L (1, 3) OBP: 0.411, SLG: 0.509		B C X 1-1 1B FC3-2-5-6-4 2B		C S X 0-2 G1-3 ②			C X 0-1 2B		C X 0-1 G4-3 ①	4	0	2	0	0	0	0
Ruben Sierra, S (1, 7) OBP: 0.366, SLG: 0.484		F X 0-1 FC3-2-5-6-4 2-3 1B		B C B F B X 3-2 2B			B F C S 1-3 K ①		C B C B X 2-2 G4-3 1B 1B	4	1	3	0	0	1	1
Carlos Guillen, S (1, 10) OBP: 0.364, SLG: 0.505		B S C B X 2-2 L6 ①		C S S 0-3 K ③			S B B C X 2-2 G6-3 ②		C B F X 1-2 G4-3 ② 1-2	4	0	0	0	0	1	5
Desi Relaford, S (1, 6) OBP: 0.362, SLG: 0.351		F B C X 1-2 FC3-2-5-6-4 ② ③ 1-3 3-H			B F B C F C 2-3 K ①		B F C X 1-2 G5-3 ③		B F B B X 3-1 2-H 1B	4	0	1	1	0	1	3
Ben Davis, S (1, 2) OBP: 0.324, SLG: 0.337			X 0-0 F9 ①		B B B C X 3-1 G4-3 1B			C C X 0-2 F8 ①	C X 0-1 F7 ③	4	0	1	0	0	0	1
Gene Kingsale, S (1, 8) OBP: 0.667, SLG: 0.667			B F X 1-1 1B		C B F B X 2-2 G4-3 ② ③ 1-2f			X 0-0 51 1B 1B		3	0	2	0	0	0	1
Inning Stats	R: 0 H: 0 E: 0 LOB: 0 K: 0 BB: 0 S: 6 P: 8	R: 0 H: 2 E: 0 LOB: 1 K: 0 BB: 0 S: 10 P: 14	R: 0 H: 1 E: 0 LOB: 1 K: 0 BB: 0 S: 6 P: 8	R: 0 H: 1 E: 0 LOB: 1 K: 2 BB: 0 S: 12 P: 18	R: 0 H: 1 E: 0 LOB: 0 K: 1 BB: 0 S: 9 P: 16	R: 0 H: 0 E: 0 LOB: 0 K: 1 BB: 0 S: 12 P: 15	R: 0 H: 1 E: 0 LOB: 1 K: 1 BB: 0 S: 11 P: 15	R: 0 H: 2 E: 0 LOB: 2 K: 0 BB: 0 S: 8 P: 8	R: 1 H: 2 E: 0 LOB: 1 K: 0 BB: 0 S: 12 P: 18	1B: 7 SF: 0 2B: 4 SAC: 0 3B: 0 DP: 2 HR: 0 HBP: 0						

PITCHER	IP	WLS	BF	H	R	ER	SO	BB	IBB	HBP	BLK	WP	HR	S	P	ERA	WHIP
Jon Lieber, R (1, 1) ERA: 3.4	9.0	W	35	10	1	1	5	0	0	0	0	0	0	86	120	1.00	1.111

PITCHER	IP	WLS	BF	H	R	ER	SO	BB	IBB	HBP	BLK	WP	HR	S	P	ERA	WHIP

BOTTOM

Chicago Cubs @ Seattle Mariners

Safeco Field, Seattle, WA

Sun Jun 09 2002, 1:35 PM PDT
Att. 46,030 - Sunny - 63 F

livebaseballscorecards.com

AB	35
R	1
H	10
RBI	1
BB	0
SO	5
LOB	17

WP: 0	PA: 35		
PB: 0			
SB: 0			
CS: 0			

Batter	1	2	3	4	5	6	7	8	9	AB	R	H	RBI	BB	SO	LOB
Corey Patterson, L (1, 8) OBP: 0.339, SLG: 0.421	B5-3		2B		HR			F7		4	1	2	2	0	0	0
Bill Mueller, S (1, 5) OBP: 0.260, SLG: 0.309	G3		F8		F9			F7		4	0	0	0	0	0	1
Sammy Sosa, R (1, 9) OBP: 0.440, SLG: 0.673	2B			K		G6-4-3 1B		K		4	0	2	0	0	2	0
Fred McGriff, L (1, 3) OBP: 0.340, SLG: 0.468	F7			F9		K			F5	4	0	0	0	0	1	2
Moises Alou, R (1, 7) OBP: 0.269, SLG: 0.300		G6-3		E1 1B		G6-4-3 1-2f			BB 1B	4	0	2	0	0	0	1
Todd Hundley, S (1, 2) OBP: 0.244, SLG: 0.319 Darren Lewis, R (9, PR) OBP: 0.310, SLG: 0.352		P6		P5			F8		1-2 BB	3 0	0 0	0 0	0 0	1 0	0 0	1 0
Alex Gonzalez, R (1, 6) OBP: 0.283, SLG: 0.371		L7			S HR 1B		K		K	4	1	1	0	0	2	2
Bobby Hill, S (1, 4) OBP: 0.294, SLG: 0.284 Mark Bellhorn, S (9, PH) OBP: 0.356, SLG: 0.455			K		1-2 K		1B		K	3 1	0 0	1 0	0 0	0 0	2 1	1 2
34 Kerry Wood, R (1, 1) OBP: 0.214, SLG: 0.185 Roosevelt Brown, L (7, PH) OBP: 0.250, SLG: 0.289 Juan Cruz, R (7, 1) OBP: 0.154, SLG: 0.154			K		K		K			2 1 0	0 0 0	0 0 0	0 0 0	0 0 0	2 1 0	1 1 0
Inning Stats	R: 0 E: 0 K: 0 S: 13 H: 1 LOB: 1 BB: 0 P: 20	R: 0 E: 0 K: 0 S: 4 H: 0 LOB: 0 BB: 0 P: 6	R: 0 E: 0 K: 2 S: 10 H: 1 LOB: 1 BB: 0 P: 14	R: 0 E: 1 K: 1 S: 7 H: 1 LOB: 1 BB: 0 P: 11	R: 2 E: 0 K: 2 S: 16 H: 2 LOB: 0 BB: 0 P: 20	R: 0 E: 0 K: 1 S: 7 H: 1 LOB: 0 BB: 0 P: 11	R: 0 E: 0 K: 2 S: 9 H: 1 LOB: 1 BB: 0 P: 16	R: 0 E: 0 K: 1 S: 5 H: 0 LOB: 0 BB: 0 P: 7	R: 0 E: 0 K: 2 S: 13 H: 1 LOB: 2 BB: 1 P: 25	1B: 5 2B: 2 3B: 0 HR: 1	SF: 0 SAC: 0 DP: 1 HBP: 0						

TOP

Chicago Cubs @ Houston Astros

Astros Field, Houston, TX

Mon Jun 10 2002, 8:05 PM EDT

Att. 30,035 - Dome - 72 F

livebaseballscorecards.com

AB	34
R	2
H	8
RBI	2
BB	1
SO	11
LOB	12

PITCHER		IP	WLS	BF	H	R	ER	SO	BB	IBB	HBP	BLK	WP	HR	S	P	ERA	WHIP
Wade Miller, R ERA: 6.75	(1, 1)	7.0	W	27	7	2	2	8	0	0	0	0	0	1	66	98	2.57	1.000
Octavio Dotel, R ERA: 2.97	(8, 1)	1.0	H	3	0	0	0	1	0	0	0	0	0	0	5	7	0.00	0.000
Billy Wagner, L ERA: 2.73	(9, 1)	1.0	S	5	1	0	0	2	1	0	0	0	0	0	13	25	0.00	2.000

PITCHER	IP	WLS	BF	H	R	ER	SO	BB	IBB	HBP	BLK	WP	HR	S	P	ERA	WHIP

WP: 0	PA: 35
PB: 0	
SB: 1	
CS: 0	

Chicago Cubs @ Houston Astros

Astros Field, Houston, TX

Mon Jun 10 2002, 8:05 PM EDT

Att. 30,035 - Dome - 72 F

BOTTOM

Batter	1	2	3	4	5	6	7	8	9	AB	R	H	RBI	BB	SO	LOB
Craig Biggio, R (1, 4) OBP: 0.328, SLG: 0.380	C S X 0-2 2B 2B		C S B B S 2-3 ① K2-3	F X 0-1 ③ F7		C B F C 1-3 ③ K				4	1	1	0	0	2	2
Geoff Blum, S (1, 5) OBP: 0.347, SLG: 0.377	B B B C C X 3-2 2-H 2B		B B B B 4-0 17 2B BB		B F B S X 2-2 ① G3-1		S B C F B X 2-2 ① G3			3	1	1	1	1	0	0
17 Lance Berkman, S (1, 8) (9, 7) OBP: 0.391, SLG: 0.595	B F S S 1-3 ① K		B X 1-0 5 BLK 1-H SF9 2B		C S B B X 2-2 HR		B C B B C S 3-3 ② K			4	2	2	2	0	2	1
5 Jeff Bagwell, R (1, 3) OBP: 0.387, SLG: 0.480	X 0-0 ② P6		C B H 2-1 2-3 HBP		C C B X 1-2 1B 1B		F X 0-1 ③ F9			3	0	1	0	0	0	1
Daryle Ward, L (1, 7) OBP: 0.318, SLG: 0.416 Billy Wagner, L (9, 1)	B C C B X 2-2 ③ G4-3		B B X 2-0 ② SF9 3-H		X 0-0 G6-4-3 1-2 1B			B C X 1-1 ① F8		3 0	0 0	1 0	1 0	0 0	0 0	1 0
Richard Hidalgo, R (1, 9) OBP: 0.365, SLG: 0.526		F B B F B F X 3-2 ① F3	B C B S B X 3-2 ③ G5-3		B B X 2-0 ② ③ G6-4-3 1-2f			C B F B S 2-3 ② K		4	0	0	0	0	1	3
Brad Ausmus, R (1, 2) OBP: 0.341, SLG: 0.365		B F B X 2-1 1B		X 0-0 ① F8		C B X 1-1 SH1-4 1B		B B X 2-0 ③ F9		4	0	2	0	0	0	0
28 Adam Everett, R (1, 6) OBP: 0.306, SLG: 0.214		C X 0-1 ② F7		B C B F X 2-2 S 1B		B B C B F B S 3-3 ① K				3	0	1	0	0	1	2
Wade Miller, R (1, 1) OBP: 0.250, SLG: 0.333 Octavio Dotel, R (8, 1) Brian Hunter, R (9, 8) OBP: 0.296, SLG: 0.415		B F C C 1-3 ③ K		F S S 0-3 ② K 1-2		X 0-0 ② SH1-4 1-2				2 0 0	0 0 0	0 0 0	0 0 0	0 0 0	2 0 0	2 0 0
Inning Stats	R: 1 H: 2 E: 0 LOB: 1 K: 1 BB: 0 S: 13 P: 19	R: 0 H: 1 E: 0 LOB: 1 K: 1 BB: 0 S: 11 P: 17	R: 2 H: 1 E: 0 LOB: 1 K: 1 BB: 1 S: 9 P: 23	R: 0 H: 1 E: 0 LOB: 1 K: 1 BB: 0 S: 9 P: 11	R: 1 H: 3 E: 0 LOB: 1 K: 0 BB: 0 S: 11 P: 18	R: 0 H: 1 E: 0 LOB: 1 K: 2 BB: 0 S: 9 P: 14	R: 0 H: 0 E: 0 LOB: 0 K: 1 BB: 0 S: 9 P: 14	R: 0 H: 0 E: 0 LOB: 0 K: 1 BB: 0 S: 6 P: 11		1B: 5 SF: 1 2B: 3 SAC: 1 3B: 0 DP: 1 HR: 1 HBP: 1						

PITCHER		IP	WLS	BF	H	R	ER	SO	BB	IBB	HBP	BLK	WP	HR	S	P	ERA	WHIP
34 Kerry Wood, R ERA: 3.33	(1, 1)	6.0	L	28	9	4	4	6	1	0	1	1	0	1	62	102	6.00	1.667
Juan Cruz, R ERA: 3.69	(7, 1)	2.0		6	0	0	0	2	0	0	0	0	0	0	15	25	0.00	0.000

PITCHER	IP	WLS	BF	H	R	ER	SO	BB	IBB	HBP	BLK	WP	HR	S	P	ERA	WHIP

livebaseballscorecards.com

AB	30
R	4
H	9
RBI	4
BB	1
SO	8
LOB	12

WP: 0 PA: 34
PB: 0
SB: 1
CS: 0

Batter	1	2	3	4	5	6	7	8	9	AB	R	H	RBI	BB	SO	LOB
Darren Lewis, R (1, 8) (7, 7) OBP: 0.317, SLG: 0.345	B B C F B X 3-2 CS 1B		C X 0-1 P4 ①	B C 1 SAFE 1-1 PO ③ 1-2	B C F S 1-3 K ①	B C B X 2-1 F9 ②		F H 1-1 1B HBP		4	0	1	0	0	1	0
Chris Stynes, R (1, 5) OBP: 0.330, SLG: 0.375 Bill Mueller, S (6, 5) OBP: 0.258, SLG: 0.309	B C C F F C 1-3 ① ② K 1-2	B B X 2-0 ② G6-3			F X 0-1 BB BB WP 1B	F B B B F B 4-2 FC5-4 BB		B X 1-0 ② SF9 3-H		3 0	1 0	1 0	0 1	1 0	1 0	1 0
Sammy Sosa, R (1, 9) OBP: 0.439, SLG: 0.680	B B X 2-0 ③ F8		B B C F B X 3-2 HR		F B B B S S 3-3 ② K	C S B B X 2-2 ③ FC5-4 1-2f		F B B B B F F X 3-2 1-3 1B		5	1	2	1	0	1	2
Fred McGriff, L (1, 3) OBP: 0.345, SLG: 0.466		X 0-0 2B 1B	B S B B B 4-1 BB		B F F B B B B 4-2 WP BB 1B 1-2 BB		X 0-0 ① G3-1	B C B F X 2-2 ③ F8		3	1	1	0	2	0	2
Moises Alou, R (1, 7) OBP: 0.274, SLG: 0.307 Antonio Alfonseca, R (9, 1) OBP: 0.667, SLG: 0.667	S B F F B X 2-2 1-3 2B	F F X 0-2 ③ L5			B B S B F B 4-2 WP 1B 1-2 2-3 BB		B X 1-0 ② F8		F X 0-1 ① P4	3 0	1 0	1 0	0 0	1 0	0 0	1 0
Alex Gonzalez, R (1, 6) OBP: 0.286, SLG: 0.380	F B B S F F F F S 2-3 ① K			B X 1-0 1B 3B	B F B B B 4-1 1B BB 1-2 2-3 3-H		S S B B F C 2-3 ③ K		F B S F F S 1-3 ② K	4	1	1	0	1	3	2
Todd Hundley, S (1, 2) OBP: 0.268, SLG: 0.342 Bobby Hill, S (8, PR) OBP: 0.294, SLG: 0.284 Joe Girardi, R (8, 2) OBP: 0.273, SLG: 0.295	C F B F B C 2-3 ② K			B B X 2-0 PO 3-H 1B	B B S F X 2-2 1-2 2-H 3-H 1B			C B B C X 2-2 2B G5-3 1B	X 0-0 HR 2B	4 0 1	0 1 1	3 0 1	3 0 0	0 0 0	1 0 0	2 0 0
Mark Bellhorn, S (1, 4) OBP: 0.365, SLG: 0.491	I I I I 4-0 IBB		C F B B F S 2-3 ① K		F B S F C 1-3 ③ K			X 0-0 G5-3 SF9 1-3 2B	F F B B B B F X 3-2 2-H HR	4	2	2	2	1	2	3
Jason Bere, R (1, 1) OBP: 0.136, SLG: 0.227 Joe Borowski, R (7, 1) OBP: 0.500, SLG: 0.500 Jeff Fassero, L (7, 1) Corey Patterson, L (7, 8) OBP: 0.336, SLG: 0.417 Kyle Farnsworth, R (7, 1) Roosevelt Brown, L (9, PH) OBP: 0.247, SLG: 0.286	S B X 1-1 ③ G1-3			L L X 0-2 ② F9		F C S 0-3 ① K		B S B F T X 2-2 ① G5-3 2-3 3-H	B S S S X 1-2 ③ F9	3 0 0 2 0 1	0 0 0 0 0 0	0 0 0 1 0 0	0 0 0 0 0 0	1 0 0 0 0 0	4 0 0 2 0 0	4 0 0 2 0 0

TOP

Chicago Cubs @ Houston Astros

Astros Field, Houston, TX

Tue Jun 11 2002, 8:05 PM EDT

Att. 30,060 - Dome - 72 F

livebaseballscorecards.com

AB	37
R	9
H	13
RBI	8
BB	6
SO	10
LOB	19

Inning Stats	1	2	3	4	5	6	7	8	9
	R: 0 E: 0 K: 1 S: 9	H: 1 LOB: 0 BB: 0 P: 15	R: 0 E: 0 K: 2 S: 18	H: 2 LOB: 3 BB: 1 P: 29	R: 1 E: 0 K: 0 S: 10	H: 1 LOB: 1 BB: 1 P: 19	R: 1 E: 0 K: 1 S: 10	H: 2 LOB: 0 BB: 0 P: 16	R: 3 E: 0 K: 3 S: 20	H: 2 LOB: 2 BB: 3 P: 39	R: 0 E: 0 K: 1 S: 10	H: 0 LOB: 1 BB: 1 P: 18	R: 0 E: 0 K: 1 S: 6	H: 0 LOB: 0 BB: 0 P: 9	R: 2 E: 0 K: 0 S: 16	H: 3 LOB: 2 BB: 0 P: 27	R: 2 E: 0 K: 1 S: 15	H: 2 LOB: 0 BB: 0 P: 20

1B: 7	SF: 1	WP: 1	PA: 46
2B: 4	SAC: 0	PB: 0	
3B: 1	DP: 1	SB: 0	
HR: 2	HBP: 1	CS: 1	

PITCHER		IP	WLS	BF	H	R	ER	SO	BB	IBB	HBP	BLK	WP	HR	S	P	ERA	WHIP
Carlos Hernández, L ERA: 3.87	(1, 1)	4.2		24	7	5	5	6	4	1	0	0	1	1	60	108	9.64	2.357
Ricky Stone, R ERA: 2.14	(5, 1)	2.1		9	1	0	0	3	1	0	0	0	0	0	23	37	0.00	0.857
Pedro Borbon, L ERA: 5.79	(8, 1)	1.0	L	7	3	2	2	0	0	0	1	0	0	0	16	27	18.00	3.000
Jim Mann, R ERA: 4.5	(9, 1)	1.0		5	2	2	2	1	0	0	0	0	0	1	15	20	18.00	2.000

PITCHER	IP	WLS	BF	H	R	ER	SO	BB	IBB	HBP	BLK	WP	HR	S	P	ERA	WHIP

Batter	1	2	3	4	5	6	7	8	9	AB	R	H	RBI	BB	SO	LOB
Jose Vizcaino, S (1, 5) (9, 6) OBP: 0.325, SLG: 0.360	K	2B, BB, 1-2		FC8-6, 2-3			17, 1B, 5, SF9, 1B		BB, 17, DI	3	1	1	0	2	1	1
Craig Biggio, R (1, 4) OBP: 0.329, SLG: 0.385	K	1-3, 2-H, 3-H, 2B			K		5, SF9, 17, 1B, 1-2, 1B		K	5	0	2	2	0	3	1
17 Lance Berkman, S (1, 8) (8, 7) OBP: 0.395, SLG: 0.593	L7	L4			5, S, 1B		1-2, 2-3, 1B		BB	4	0	2	0	1	0	2
5 Jeff Bagwell, R (1, 3) OBP: 0.384, SLG: 0.489		HR	K		K, 1-2		SF9, 2-3, 3-H		K	4	1	1	2	0	3	3
Daryle Ward, L (1, 7) OBP: 0.317, SLG: 0.410 Pedro Borbon, R (8, 1) Keith Ginter, R (9, 5) OBP: 0.571, SLG: 0.500		2B, 1B, BB	G4-3		G3		L7			3 0 0	1 0 0	0 0 0	0 0 0	1 0 0	0 0 0	3 0 0
Richard Hidalgo, R (1, 9) OBP: 0.363, SLG: 0.521		P6	1B			F8		G6-3		4	0	1	0	0	0	1
Brad Ausmus, R (1, 2) OBP: 0.339, SLG: 0.368		1B, 1-3, 2B	K			G6-3		L7		4	1	1	0	0	1	1
28 Adam Everett, R (1, 6) OBP: 0.308, SLG: 0.205 Orlando Merced, S (8, PH) OBP: 0.385, SLG: 0.429 Jim Mann, R (9, 1)		F5		FC8-6, SH5-4, BB		K	K	K		2 1 0	0 0 0	0 0 0	0 0 0	1 0 0	1 0 0	2 0 0
Carlos Hernández, S (1, 1) OBP: 0.280, SLG: 0.250 Ricky Stone, R (5, 1) Geoff Blum, S (7, PH) OBP: 0.344, SLG: 0.374 Brian Hunter, R (8, 8) OBP: 0.291, SLG: 0.407		BB, 2-3, 3-H, 2B, 1B		SH5-4, 1-2			G3-1		G4-3	1 0 1 1	1 0 0 0	1 0 0 0	1 0 0 0	0 0 0 0	0 0 0 0	0 0 0 0
Inning Stats	R: 0 E: 0 K: 2 S: 8 H: 0 LOB: 0 BB: 0 P: 11	R: 4 E: 0 K: 0 S: 11 H: 4 LOB: 2 BB: 2 P: 27	R: 0 E: 0 K: 2 S: 11 H: 1 LOB: 1 BB: 0 P: 15	R: 0 E: 0 K: 0 S: 6 H: 0 LOB: 0 BB: 1 P: 10	R: 0 E: 0 K: 2 S: 9 H: 1 LOB: 1 BB: 0 P: 12	R: 0 E: 0 K: 1 S: 7 H: 0 LOB: 0 BB: 0 P: 9	R: 1 E: 0 K: 0 S: 20 H: 3 LOB: 2 BB: 0 P: 27	R: 0 E: 0 K: 1 S: 11 H: 0 LOB: 0 BB: 0 P: 16	R: 0 E: 0 K: 2 S: 13 H: 0 LOB: 2 BB: 2 P: 26	1B: 6 2B: 3 3B: 0 HR: 1 SF: 1 SAC: 1 DP: 1 HBP: 0						

PITCHER		IP	WLS	BF	H	R	ER	SO	BB	IBB	HBP	BLK	WP	HR	S	P	ERA	WHIP
Jason Bere, R ERA: 5.23	(1, 1)	6.0		26	6	4	4	7	3	0	0	0	0	1	52	84	6.00	1.500
Joe Borowski, R ERA: 3.5	(7, 1)	0.1	H	3	2	1	1	0	0	0	0	0	0	0	10	12	27.00	6.000
Jeff Fassero, L ERA: 5.96	(7, 1)	0.0		1	1	0	0	0	0	0	0	0	0	0	1	3	∞	∞
Kyle Farnsworth, R ERA:	(7, 1)	1.2	W	5	0	0	0	1	0	0	0	0	0	0	20	28	0.00	0.000
Antonio Alfonseca, R ERA: 2.48	(9, 1)	1.0		5	0	0	0	2	2	0	0	0	0	0	13	26	0.00	2.000

PITCHER	IP	WLS	BF	H	R	ER	SO	BB	IBB	HBP	BLK	WP	HR	S	P	ERA	WHIP

BOTTOM

Chicago Cubs @ Houston Astros

Astros Field, Houston, TX

Tue Jun 11 2002, 8:05 PM EDT

Att. 30,060 - Dome - 72 F

livebaseballscorecards.com

AB	33
R	5
H	9
RBI	5
BB	5
SO	10
LOB	14

Batter	1	2	3	4	5	6	7	8	9	AB	R	H	RBI	BB	SO	LOB
Corey Patterson, L (1, 8) OBP: 0.339, SLG: 0.423 Darren Lewis, R (9, PH) OBP: 0.313, SLG: 0.339	B X 1-0 1B 1B 2B		B B C X 2-1 1B HR 1B		S F S 0-3 ① K		B B C X 2-1 ③ F7		B S C F X 1-2 ③ F8	4 1	2 0	2 0	0 0	0 0	1 0	1 3
Bill Mueller, S (1, 5) OBP: 0.266, SLG: 0.316	B B C X 2-1 1B 2-3 1B		C B B B X 3-1 HR 1-3 1B		C C X 0-2 ② G1-3			C B S B F S 2-3 ① K		4	1	2	0	0	1	0
Sammy Sosa, R (1, 9) OBP: 0.436, SLG: 0.686	F S S 0-3 ① K		X 0-0 1-H 3-H HR		C S B X 1-2 ③ G5-3			S B B C S 2-3 ② K		4	1	1	3	0	2	2
Fred McGriff, L (1, 3) OBP: 0.344, SLG: 0.463	B C C B F B X 3-2 1-3 3-H 1B		X 0-0 ① F7			B B C F C 2-3 ① K		B B F F B X 3-2 ③ G4-3		4	0	1	1	0	1	0
Moises Alou, R (1, 7) OBP: 0.273, SLG: 0.305 Delino DeShields, L (9, PR) OBP: 0.259, SLG: 0.294	F F S 0-3 ② K		B S B B S X 2-2 ② F9			B F X 1-1 ② G5-3			B F B B B F F X 3-2 PB 1B 1B	4 0	0 0	1 0	0 0	0 0	1 0	2 0
Mark Bellhorn, S (1, 4) OBP: 0.355, SLG: 0.475	B S C S 1-3 ③ K		B B F F F S 2-3 ③ K			S B X 1-1 ③ G3-1			B F X 1-1 ① F7	4	0	0	0	0	2	3
Alex Gonzalez, R (1, 6) OBP: 0.291, SLG: 0.383		F X 0-1 ① F9		X 0-0 G5-4-3 1B			X 0-0 ① F9		X 0-0 PB 1-2 1B	4	0	2	0	0	0	0
Joe Girardi, R (1, 2) OBP: 0.274, SLG: 0.296 Chris Stynes, R (9, PH) OBP: 0.337, SLG: 0.375		F B B X 2-1 ② G6-3		X 0-0 ①② G5-4-3 1-2f			C X 0-1 FC5-4 1B		S B I I I 4-1 1-2 2-3 IBB	3 0	0 0	1 0	0 0	0 1	0 0	1 0
22 Mark Prior, R (1, 1) OBP: 0.143, SLG: 0.286 Roosevelt Brown, L (7, PH) OBP: 0.245, SLG: 0.282 Juan Cruz, R (7, 1) OBP: 0.154, SLG: 0.154 Jeff Fassero, L (7, 1) Joe Borowski, R (7, 1) OBP: 0.500, SLG: 0.500 Todd Hundley, S (9, PH) OBP: 0.265, SLG: 0.338		B S C C 1-3 ③ K		F X 0-1 ③ G6-3			C X 0-1 ② FC5-4 1-2f		C B X 1-1 ② F3	2 1 0 0 0 0 1	0 0 0 0 0 0 0	0 0 0 0 0 0 0	0 0 0 0 0 0 0	1 0 0 0 0 0 0	0 1 0 0 0 0 3	0 1 0 0 0 0 0
Inning Stats	R: 1 H: 3 E: 0 LOB: 2 K: 3 BB: 0 S: 16 P: 23	R: 0 H: 0 E: 0 LOB: 0 K: 1 BB: 0 S: 7 P: 10	R: 3 H: 3 E: 0 LOB: 0 K: 1 BB: 0 S: 13 P: 22	R: 0 H: 1 E: 0 LOB: 0 K: 0 BB: 0 S: 4 P: 4	R: 0 H: 0 E: 0 LOB: 0 K: 1 BB: 0 S: 9 P: 10	R: 0 H: 0 E: 0 LOB: 0 K: 1 BB: 0 S: 7 P: 11	R: 0 H: 1 E: 0 LOB: 1 K: 0 BB: 0 S: 7 P: 9	R: 0 H: 0 E: 0 LOB: 0 K: 2 BB: 0 S: 10 P: 17	R: 0 H: 2 E: 0 LOB: 3 K: 0 BB: 1 S: 14 P: 24	1B: 8 SF: 0 2B: 1 SAC: 0 3B: 0 DP: 1 HR: 1 HBP: 0						WP: 0 PA: 37 PB: 1 SB: 0 CS: 0

Chicago Cubs @ Houston Astros

Astros Field, Houston, TX

Wed Jun 12 2002, 4:05 PM EDT

Att. 29,012 - Dome - 72 F

TOP

livebaseballscorecards.com

AB	36
R	4
H	10
RBI	4
BB	1
SO	9
LOB	16

PITCHER		IP	WLS	BF	H	R	ER	SO	BB	IBB	HBP	BLK	WP	HR	S	P	ERA	WHIP
44 Roy Oswalt, R ERA: 2.98	(1, 1)	7.0	W	28	8	4	4	7	0	0	0	0	0	1	63	89	5.14	1.143
Octavio Dotel, R ERA: 2.9	(8, 1)	1.0	H	3	0	0	0	2	0	0	0	0	0	0	10	17	0.00	0.000
Billy Wagner, L ERA: 2.63	(9, 1)	1.0	S	6	2	0	0	0	0	1	0	0	0	0	14	24	0.00	2.000

PITCHER	IP	WLS	BF	H	R	ER	SO	BB	IBB	HBP	BLK	WP	HR	S	P	ERA	WHIP

Chicago Cubs @ Houston Astros

Astros Field, Houston, TX

Wed Jun 12 2002, 4:05 PM EDT

Att. 29,012 - Dome - 72 F

BOTTOM

Batter	1	2	3	4	5	6	7	8	9	AB	R	H	RBI	BB	SO	LOB
Jose Vizcaino, S (1, 6) OBP: 0.344, SLG: 0.368	BBBB 4-0 5 HR BB	CSBFX 1-2 F9 ③			BFBX 2-1 1B	BX 1-0 17 1B 1B 5 SF7 1-2 2-3 1B	BBII 4-0 IBB			3	2	2	0	2	0	2
Craig Biggio, R (1, 4) OBP: 0.327, SLG: 0.381	BCBCBX 3-2 L6 ①		SBFFFFFBS 2-3 K ①		SBCS 1-3 K ③		CFBX 1-2 17 1B 1-2 2-H 3-H 1B	BSBX 2-1 P3 ②		5	0	1	2	0	2	5
17 Lance Berkman, S (1, 8) OBP: 0.395, SLG: 0.587 (8, 7)	BCSCC 1-3 K ②		BBSBX 3-1 F8 ②			BBBCFFFB 4-2 BB BB	FFBBX 2-2 1-2 2-3 1B	FBBBSS 3-3 K ③		4	0	1	0	1	2	4
5 Jeff Bagwell, R (1, 3) OBP: 0.382, SLG: 0.500	BCBBX 3-1 1-H HR		BX 1-0 G5-3 ③			CX 0-1 F8 ①	BCX 1-1 SF7 3-H ①			3	1	1	3	0	0	1
Daryle Ward, L (1, 7) OBP: 0.316, SLG: 0.405 Octavio Dotel, R (8, 1) Billy Wagner, L (9, 1)	BCBFBS 3-3 K ③			X 0-0 P6 ①		BBBBCB 4-1 1-2 BB	BCBFFBFX 3-2 P6 ②			3 0 0	0 0 0	0 0 0	0 0 0	1 0 0	1 0 0	2 0 0
Richard Hidalgo, R (1, 9) OBP: 0.357, SLG: 0.511		BCFBS 1-3 K ①		SBFBX 2-2 F8 ②		CBFBC 1-3 K ②	BCFBBBX 3-2 F8 ③			4	0	0	0	0	2	4
Geoff Blum, S (1, 5) OBP: 0.349, SLG: 0.382		BSBBFBFB 4-2 44 1B BB		BFCBFBS 2-3 K ③		FBCFFFS 1-3 K ③		BCX 1-1 1B 2B		3	0	1	0	1	2	2
Gregg Zaun, S (1, 2) OBP: 0.294, SLG: 0.309		BX 1-0 F7 ②			BCFFBC 2-3 K ①		BCSSX 1-2 1B 1B 1B 1B	CBX 1-1 2-3 1B		4	1	2	0	0	1	1
44 Roy Oswalt, R (1, 1) OBP: 0.182, SLG: 0.133 Orlando Merced, S (7, PH) OBP: 0.394, SLG: 0.439 Brian Hunter, R (8, 8) OBP: 0.286, SLG: 0.400		FBCX 1-2 1-3 1B			CFFFC 0-3 K ②		BFFFX 1-2 1B 1-2 1B	SBFFFS 1-3 K ①		2 1 1	0 1 0	1 1 0	0 0 0	0 0 0	1 0 1	0 0 2
Inning Stats	R: 2 H: 1 E: 0 LOB: 0 K: 2 BB: 1 S: 11 P: 25	R: 0 H: 1 E: 0 LOB: 2 K: 1 BB: 1 S: 14 P: 22	R: 0 H: 0 E: 0 LOB: 0 K: 1 BB: 0 S: 10 P: 16	R: 0 H: 0 E: 0 LOB: 0 K: 1 BB: 0 S: 8 P: 12	R: 0 H: 1 E: 0 LOB: 1 K: 3 BB: 0 S: 13 P: 18	R: 0 H: 0 E: 0 LOB: 2 K: 2 BB: 2 S: 16 P: 26	R: 3 H: 5 E: 0 LOB: 2 K: 0 BB: 0 S: 23 P: 36	R: 0 H: 2 E: 0 LOB: 3 K: 2 BB: 1 S: 13 P: 25		1B: 8 SF: 1 2B: 1 SAC: 0 3B: 0 DP: 0 HR: 1 HBP: 0						

livebaseballscorecards.com

AB	33
R	5
H	10
RBI	5
BB	5
SO	12
LOB	23

WP: 0 PA: 39
PB: 0
SB: 0
CS: 0

PITCHER		IP	WLS	BF	H	R	ER	SO	BB	IBB	HBP	BLK	WP	HR	S	P	ERA	WHIP
22 Mark Prior, R ERA: 3.77	(1, 1)	6.0		25	3	2	2	10	4	0	0	0	0	1	72	119	3.00	1.167
Juan Cruz, R ERA: 4.19	(7, 1)	0.0	L	4	4	3	3	0	0	0	0	0	0	0	10	14	∞	∞
Jeff Fassero, L ERA: 5.96	(7, 1)	0.0		1	1	0	0	0	0	0	0	0	0	0	3	5	∞	∞
Joe Borowski, R ERA: 3.32	(7, 1)	2.0		9	2	0	0	2	0	1	0	0	0	0	23	42	0.00	1.000

PITCHER	IP	WLS	BF	H	R	ER	SO	BB	IBB	HBP	BLK	WP	HR	S	P	ERA	WHIP

Batter	1	2	3	4	5	6	7	8	9	AB	R	H	RBI	BB	SO	LOB
Kenny Lofton, L (1, 8) OBP: 0.371, SLG: 0.426	G6-3		BB			K		E6 G6-4-3		3	0	0	0	1	1	0
Tony Graffanino, R (1, 5) OBP: 0.362, SLG: 0.487	K		P4			G4-3		G6-4-3 1-2f		4	0	0	0	0	1	3
Magglio Ordonez, R (1, 9) OBP: 0.369, SLG: 0.529	F8			14 G5-4-3 BB		14 HR 1B		14 E 14 S 14 HR 1B		3	2	2	0	1	0	0
14 Paul Konerko, R (1, 3) OBP: 0.365, SLG: 0.535		FC5-4 1B		G5-4-3 1-2f		1-H HR		1-H HR		4	2	3	4	0	0	1
Jose Valentin, S (1, 6) OBP: 0.301, SLG: 0.454		FC5-4 G4-3 1-2f		G5-3		K		K		4	0	0	0	0	2	1
Ray Durham, S (1, 4) OBP: 0.364, SLG: 0.352		G4-3 1-2			F7		F7		FC4-6 1B	4	0	1	0	0	0	1
Carlos Lee, R (1, 7) OBP: 0.293, SLG: 0.416			E4 SH3-4		G3 2B		G5-3		FC4-6 1-2f	4	0	1	0	0	0	1
Mark Johnson, L (1, 2) OBP: 0.289, SLG: 0.246 Willie Harris, L (9, PH)			L8		G3 2-3		BB		P6	2 1	0 0	0 0	0 0	1 0	0 0	2 1
Jon Garland, R (1, 1) Jeff Liefer, L (5, PH) OBP: 0.228, SLG: 0.218 Keith Foulke, R (5, 1) Frank Thomas, R (7, PH) OBP: 0.350, SLG: 0.481 Kelly Wunsch, L (7, 1) Bob Howry, L (8, 1) Damaso Marte, L (8, 1) Aaron Rowand, R (9, PH) OBP: 0.241, SLG: 0.414			SH3-4 1-2		G4-3		K		K	0 1 0 1 0 0 0 0 1	0 0 0 0 0 0 0 0 0	0 0 0 0 0 0 0 0 1	0 0 0 0 0 0 0 0 1	0 0 0 0 0 0 0 0 0	0 0 0 1 0 0 0 0 1	0 1 0 1 0 0 0 0 1
Inning Stats	R: 0 E: 0 K: 1 S: 7 H: 0 LOB: 0 BB: 0 P: 9	R: 0 E: 0 K: 0 S: 9 H: 1 LOB: 1 BB: 0 P: 15	R: 0 E: 1 K: 0 S: 7 H: 0 LOB: 2 BB: 1 P: 13	R: 0 E: 0 K: 0 S: 9 H: 0 LOB: 0 BB: 1 P: 16	R: 0 E: 0 K: 0 S: 5 H: 1 LOB: 1 BB: 0 P: 7	R: 2 E: 0 K: 2 S: 11 H: 2 LOB: 0 BB: 0 P: 18	R: 0 E: 0 K: 1 S: 6 H: 0 LOB: 1 BB: 1 P: 16	R: 2 E: 1 K: 1 S: 10 H: 2 LOB: 0 BB: 0 P: 18	R: 0 E: 0 K: 1 S: 10 H: 1 LOB: 1 BB: 0 P: 16	1B: 4 2B: 1 3B: 0 HR: 2	SF: 0 SAC: 1 DP: 2 HBP: 0			WP: 0 PB: 0 SB: 1 CS: 0	PA: 36	

PITCHER		IP	WLS	BF	H	R	ER	SO	BB	IBB	HBP	BLK	WP	HR	S	P	ERA	WHIP
Matt Clement, R ERA: 3.38	(1, 1)	7.2	W	30	5	3	3	4	3	0	0	0	0	1	59	103	3.52	1.043
Kyle Farnsworth, R ERA: 1.29	(8, 1)	0.1		2	1	1	1	1	0	0	0	0	0	1	5	9	27.00	3.000
Antonio Alfonseca, R ERA: 2.4	(9, 1)	1.0		4	1	0	0	1	0	0	0	0	0	0	10	16	0.00	1.000

PITCHER	IP	WLS	BF	H	R	ER	SO	BB	IBB	HBP	BLK	WP	HR	S	P	ERA	WHIP

Chicago White Sox @ Chicago Cubs

Wrigley Field, Chicago, IL

Fri Jun 14 2002, 2:20 PM CDT

Att. 38,051 - Overcast - 68 F

TOP

livebaseballscorecards.com

AB	32
R	4
H	7
RBI	4
BB	3
SO	6
LOB	13

Batter	1	2	3	4	5	6	7	8	9	AB	R	H	RBI	BB	SO	LOB
Corey Patterson, L (1, 8) OBP: 0.336, SLG: 0.418	B B C F B X 3-2 2B SF8 1B	F C X 0-2 ③ G4-3		F C C 0-3 ③ K			C X 0-1 ① G3	C X 0-1 ③ G3		5	1	1	0	0	1	2
Delino DeShields, L (1, 4) OBP: 0.259, SLG: 0.292	C F S 0-3 ① K		C B B X 2-1 S HR 1B		X 0-0 ① G4-3		X 0-0 ② F7			4	1	1	0	0	1	1
Sammy Sosa, R (1, 9) OBP: 0.441, SLG: 0.703	B F C F X 1-2 1-3 2B		B F B X 2-1 1-H HR		C S B S 1-3 ② K		B B B B 4-0 FC6-4 BB			3	1	2	2	1	1	0
Fred McGriff, L (1, 3) OBP: 0.342, SLG: 0.461	F S B F B X 2-2 ② SF8 3-H		C B B X 2-1 ① F8		X 0-0 1B		B B S S X 2-2 ③ FC6-4 1-2f			3	0	1	1	0	0	1
Moises Alou, R (1, 7) OBP: 0.273, SLG: 0.304	B F S X 1-2 ③ G5-3	X 0-0 ② L7			B B B C X 3-1 ③ F9			B S X 1-1 S E 1B		4	1	1	0	0	0	2
Todd Hundley, S (1, 2) OBP: 0.287, SLG: 0.436		B S X 1-1 G5-3 2B 1B	X 0-0 HR			X 0-0 HR		B S B F B X 3-2 ① P6 1-2		4	3	3	2	0	0	1
Alex Gonzalez, R (1, 6) OBP: 0.285, SLG: 0.374		S X 0-1 ① G5-3 1-2	B B X 2-0 ③ P3				C X 0-1 ① F8	C B B F B S 3-3 ② K		4	0	0	0	0	1	2
Bill Mueller, S (1, 5) OBP: 0.273, SLG: 0.325		B X 1-0 2-H 2B		C X 0-1 ① G4-3			B B C F S 2-3 ② K	B B C B B 4-1 E BB		3	1	1	1	1	1	0
Matt Clement, R (1, 1) OBP: 0.207, SLG: 0.120 Kyle Farnsworth, R (8, 1) Mark Bellhorn, S (8, PH) OBP: 0.359, SLG: 0.487 Antonio Alfonseca, R (9, 1) OBP: 0.667, SLG: 0.667		S S B S 1-3 ② K		B F F B S 2-3 ② K			F B B X 2-1 ③ G4-3	B F B X 2-1 E7 1-H 2-H 2B		3 0 0 0 0 2 1 0 0 0 0 0 0 0 1 0 1 2 0 0 0 0 0 0 0 0 0 0						
Inning Stats	R: 1 H: 2 E: 0 LOB: 1 K: 1 BB: 0 S: 17 P: 24	R: 1 H: 2 E: 0 LOB: 1 K: 1 BB: 0 S: 11 P: 14	R: 3 H: 3 E: 0 LOB: 0 K: 0 BB: 0 S: 9 P: 17	R: 0 H: 0 E: 0 LOB: 0 K: 2 BB: 0 S: 8 P: 10	R: 0 H: 1 E: 0 LOB: 1 K: 1 BB: 0 S: 7 P: 11		R: 1 H: 1 E: 0 LOB: 0 K: 1 BB: 1 S: 8 P: 12	R: 0 H: 0 E: 0 LOB: 1 K: 0 BB: 1 S: 6 P: 12	R: 2 H: 2 E: 1 LOB: 1 K: 1 BB: 1 S: 13 P: 26							

PITCHER		IP	WLS	BF	H	R	ER	SO	BB	IBB	HBP	BLK	WP	HR	S	P	ERA	WHIP
Jon Garland, R ERA: 4.56	(1, 1)	4.0	L	19	7	5	5	4	0	0	0	0	0	2	45	65	11.25	1.750
Keith Foulke, R ERA: 5.2	(5, 1)	2.0		8	2	1	1	2	0	0	0	0	0	1	15	23	4.50	1.000
Kelly Wunsch, L ERA: 2.25	(7, 1)	1.0		4	0	0	0	0	1	0	0	0	0	0	6	12	0.00	1.000
Bob Howry, R ERA: 3.86	(8, 1)	0.2		3	1	1	1	1	0	0	0	0	0	0	8	15	13.50	1.500
Damaso Marte, L ERA: 4.01	(8, 1)	0.1		3	1	1	1	0	1	0	0	0	0	0	5	11	27.00	6.000

PITCHER	IP	WLS	BF	H	R	ER	SO	BB	IBB	HBP	BLK	WP	HR	S	P	ERA	WHIP

BOTTOM

Chicago White Sox @ Chicago Cubs

Wrigley Field, Chicago, IL

Fri Jun 14 2002, 2:20 PM CDT

Att. 38,051 - Overcast - 68 F

livebaseballscorecards.com

AB	34
R	8
H	11
RBI	8
BB	2
SO	7
LOB	10

1B: 5 SF: 1
2B: 3 SAC: 0
3B: 0 DP: 0
HR: 3 HBP: 0

WP: 0 PA: 37
PB: 0
SB: 2
CS: 0

Batter	1	2	3	4	5	6	7	8	9	AB	R	H	RBI	BB	SO	LOB
Ray Durham, S (1, 4) OBP: 0.366, SLG: 0.355	X 0-0 ① F7		B F B X 2-1 1B		B B X 2-0 1-2 2B 1B		B B B C F S 3-3 ② K			4	1	2	0	0	1	0
Jose Valentin, S (1, 5) OBP: 0.300, SLG: 0.455	C B B F X 2-2 ② G3-1		B C B X 2-1 ③ F3		B X 1-0 1-H 2-H 2B		B B X 2-0 ③ P5			4	0	1	2	0	0	1
Magglio Ordonez, R (1, 9) OBP: 0.367, SLG: 0.523	C B B S X 2-2 ③ G4-3			S B X 1-1 ① G4-3	B B B B 4-0 BB			C C B F X 1-2 ① F3		3	0	0	0	1	0	0
14 Paul Konerko, R (1, 3) OBP: 0.360, SLG: 0.527		B B C X 2-1 ① L9		F B S F B X 2-2 ② G6-3	B S B B X 3-1 ③ L4			B B S F B F X 3-2 ② L4		4	0	0	0	0	0	2
Carlos Lee, R (1, 7) OBP: 0.292, SLG: 0.413		C B F C 1-3 ② K		B X 1-0 1B		C X 0-1 ① F8		B X 1-0 ③ L8		4	0	1	0	0	1	0
Aaron Rowand, R (1, 8) OBP: 0.258, SLG: 0.419		B B X 2-0 1B		S S B F S 1-3 ③ K		L F B F F X 2-2 ② G6-3			B C X 1-1 E 1B	4	0	2	0	0	1	1
Mark Johnson, L (1, 2) OBP: 0.288, SLG: 0.271		F F C 0-3 ③ K	L B F B F X 2-2 ① G4-3		C X 0-1 HR				C B B X 2-1 FC1 G6-3 1-2	4	1	1	1	0	1	2
Royce Clayton, R (1, 6) OBP: 0.241, SLG: 0.351 Frank Thomas, R (9, PH) OBP: 0.348, SLG: 0.480			C B X 1-1 ① G3		F S F B B B S 3-3 ② K	F F X 0-2 ③ G6-3			C F S 0-3 ① K	3 1	0 0	0 0	0 0	0 0	1 1	0 2
56 Mark Buehrle, L (1, 1) OBP: 0.500, SLG: 0.500 Rocky Biddle, R (6, 1) Kelly Wunsch, L (6, 1) Willie Harris, L (7, PH) Gary Glover, R (7, 1) Jeff Liefer, L (9, PH) OBP: 0.224, SLG: 0.214			F S C 0-3 ② K		F C X 0-2 1B 2B 1B		C B B S F X 2-2 ① F7		X 0-0 ②③ G6-3 1-2f	2 0 0 1 0 1	1 0 0 0 0 0	1 0 0 0 0 0	0 0 0 0 0 0	0 0 0 0 0 0	1 0 0 0 0 0	0 0 0 0 0 2
Inning Stats	R: 0 E: 0 K: 0 S: 7 H: 0 LOB: 0 BB: 0 P: 11	R: 0 E: 0 K: 2 S: 9 H: 1 LOB: 1 BB: 0 P: 14	R: 0 E: 0 K: 1 S: 9 H: 1 LOB: 1 BB: 0 P: 14	R: 0 E: 0 K: 1 S: 11 H: 1 LOB: 1 BB: 0 P: 16	R: 2 E: 0 K: 1 S: 15 H: 3 LOB: 2 BB: 1 P: 30	R: 1 E: 0 K: 0 S: 13 H: 1 LOB: 0 BB: 0 P: 15	R: 0 E: 0 K: 1 S: 8 H: 0 LOB: 0 BB: 0 P: 15	R: 0 E: 0 K: 0 S: 9 H: 0 LOB: 0 BB: 0 P: 14	R: 0 E: 1 K: 1 S: 8 H: 1 LOB: 1 BB: 0 P: 11	1B: 6 2B: 1 3B: 0 HR: 1	SF: 0 SAC: 0 DP: 1 HBP: 0			WP: 0 PB: 0 SB: 0 CS: 0	PA: 36	

TOP

Chicago White Sox @ Chicago Cubs

Wrigley Field, Chicago, IL

Sat Jun 15 2002, 12:05 PM CDT

Att. 38,860 - Sunny - 73 F

livebaseballscorecards.com

AB	35
R	3
H	8
RBI	3
BB	1
SO	7
LOB	10

PITCHER		IP	WLS	BF	H	R	ER	SO	BB	IBB	HBP	BLK	WP	HR	S	P	ERA	WHIP
Jon Lieber, R ERA: 3.48	(1, 1)	6.0	W	26	7	3	3	5	1	0	0	0	0	1	64	100	4.50	1.333
Juan Cruz, R ERA: 4.04	(7, 1)	2.0		6	0	0	0	1	0	0	0	0	0	0	17	29	0.00	0.000
Antonio Alfonseca, R ERA: 2.32	(9, 1)	1.0		4	1	0	0	1	0	0	0	0	0	0	8	11	0.00	1.000

PITCHER	IP	WLS	BF	H	R	ER	SO	BB	IBB	HBP	BLK	WP	HR	S	P	ERA	WHIP

Batter	1	2	3	4	5	6	7	8	9	AB	R	H	RBI	BB	SO	LOB
Darren Lewis, R (1, 8) OBP: 0.328, SLG: 0.344	C B B C B B 4-2 G5-4-3 BB		F B F S 1-3 K ②		B F F B F F F X 2-2 1B 2-H 3-H	B F F F X 2-2 E3 2B 1-2 2-H		B F X 1-1 S 1B		2	0	1	2	1	1	1
Corey Patterson, L (6, PH) OBP: 0.337, SLG: 0.419 (7, 8)										2	1	1	0	0	0	1
Mark Bellhorn, S (1, 4) OBP: 0.347, SLG: 0.468	X 0-0 G5-4-3 ① ② 1-2f		S B F B S 2-3 K ③		B B B C F F F F F 3-3 C K ②	S C B B B S 3-3 K ②		S B B F S 2-3 K ② 1-2		5	0	0	0	0	4	6
Sammy Sosa, R (1, 9) OBP: 0.440, SLG: 0.699	B S S B X 2-2 F9 ③			B F B B S S 3-3 K ①	I I I 4-0 IBB	C F X 0-2 1-H 2-H 2B		C X 0-1 G5-3 ③		4	0	1	2	1	1	1
Fred McGriff, L (1, 3) OBP: 0.341, SLG: 0.455		C F B S 1-3 K ①		C B B B S F B 4-2 BB	B B X 2-0 L9 ③	F B X 1-1 G3 ③				3	0	0	0	1	1	3
Moises Alou, R (1, 7) OBP: 0.277, SLG: 0.314		B S C C 1-3 K ②		X 0-0 L6 ②		F B B F F X 2-2 1B 1B 2B	C X 0-1 1B			4	1	2	0	0	1	1
Todd Hundley, S (1, 2) OBP: 0.297, SLG: 0.432		B C B C B B 4-2 FC6-4 BB		B X 1-0 G1-3 ③		B B C C C X 2-2 FC5 1B 2-3	B F B F S 2-3 K ①			3	1	1	0	1	1	2
Alex Gonzalez, R (1, 6) OBP: 0.284, SLG: 0.372	X 0-0 FC6-4 ③ 1-2f				S X 0-1 1B 1B	B X 1-0 FC5 1B E 1-2	S C B F F B X 2-2 P3 ②			4	2	1	0	0	0	4
Bill Mueller, S (1, 5) OBP: 0.279, SLG: 0.339			B X 1-0 SH1-4 2B		C B X 1-1 SH1-4 1B 1-3	F B B S X 2-2 P5 ①	F C X 0-2 L4 ③			4	1	2	0	0	0	4
Jon Lieber, L (1, 1) OBP: 0.192, SLG: 0.192			X 0-0 SH1-4 ① 2-3		B S L F X 1-2 SH1-4 ① 1-2	B F F B F X 2-2 E 2B 1B 1-2 2-H 3-H		F C B B C 2-3 K ①		0	0	0	0	0	0	0
Chris Stynes, R (6, PH) OBP: 0.343, SLG: 0.382										1	1	1	2	0	0	0
Juan Cruz, R (7, 1) OBP: 0.154, SLG: 0.154										0	0	0	0	0	0	0
Delino DeShields, L (8, PH) OBP: 0.256, SLG: 0.290										1	0	0	0	0	1	0
Antonio Alfonseca, R (9, 1) OBP: 0.667, SLG: 0.667										0	0	0	0	0	0	0
Inning Stats	R: 0 E: 0 K: 0 S: 6 H: 0 LOB: 0 BB: 1 P: 12	R: 0 E: 0 K: 2 S: 9 H: 0 LOB: 1 BB: 1 P: 15	R: 0 E: 0 K: 2 S: 8 H: 1 LOB: 1 BB: 0 P: 12	R: 0 E: 0 K: 1 S: 8 H: 0 LOB: 1 BB: 1 P: 16	R: 2 E: 0 K: 1 S: 21 H: 3 LOB: 2 BB: 1 P: 34	R: 5 E: 1 K: 1 S: 26 H: 4 LOB: 1 BB: 0 P: 41	R: 0 E: 0 K: 1 S: 13 H: 1 LOB: 1 BB: 0 P: 17	R: 0 E: 0 K: 2 S: 10 H: 1 LOB: 1 BB: 0 P: 15		1B: 7 2B: 3 3B: 0 HR: 0 SF: 0 SAC: 2 DP: 1 HBP: 0				WP: 0 PB: 0 SB: 1 CS: 0 PA: 39		

PITCHER		IP	WLS	BF	H	R	ER	SO	BB	IBB	HBP	BLK	WP	HR	S	P	ERA	WHIP
56 Mark Buehrle, L ERA: 3.01	(1, 1)	5.1	L	27	7	6	4	6	3	1	0	0	0	0	67	113	6.75	1.875
Rocky Biddle, R ERA: 2.2	(6, 1)	0.1		3	1	1	0	1	0	0	0	0	0	0	9	14	0.00	3.000
Kelly Wunsch, L ERA: 2.16	(6, 1)	0.1		1	0	0	0	0	0	0	0	0	0	0	2	3	0.00	0.000
Gary Glover, R ERA: 4.62	(7, 1)	2.0		8	2	0	0	3	0	0	0	0	0	0	23	32	0.00	1.000

PITCHER	IP	WLS	BF	H	R	ER	SO	BB	IBB	HBP	BLK	WP	HR	S	P	ERA	WHIP

BOTTOM

Chicago White Sox @ Chicago Cubs

Wrigley Field, Chicago, IL

Sat Jun 15 2002, 12:05 PM CDT

Att. 38,860 - Sunny - 73 F

livebaseballscorecards.com

AB	33
R	7
H	10
RBI	6
BB	4
SO	10
LOB	23

Batter	1	2	3	4	5	6	7	8	9	AB	R	H	RBI	BB	SO	LOB
Ray Durham, S (1, 4) OBP: 0.373, SLG: 0.355	B C B B B 4-1 2B BB		B B B C B 4-1 1-2 HR BB BB		B C B B B 4-1 HR BB BB	B B C S B X 3-2 G4-3 BLK 1-H 1B		C S B B C 2-3 ③ K		0	3	0	0	3	0	0
Royce Clayton, R (5, 6) OBP: 0.244, SLG: 0.353										2	0	1	1	0	1	0
Tony Graffanino, R (1, 5) (5, 4) OBP: 0.371, SLG: 0.492	B B B C C X 3-2 1-H WP 2B		C C B B F B B 4-2 1-2 2-3 HR BB		B B B C B 4-1 1-2 HR BB	B B C B X 3-1 ② G4-3 1-3			X 0-0 ① F4	3	3	1	1	2	0	1
Carlos Lee, R (1, 7) OBP: 0.303, SLG: 0.448	B C C F F B B F C 3-3 ① 3-H K		X 0-0 1-H 2-H 3-H HR		C B C F F B B X 3-2 1-H 2-H HR	B B C B C B 4-2 14 FC5-4 BB			B C X 1-1 14 G3-6-1 1B	4	2	3	7	1	1	0
14 Paul Konerko, R (1, 3) OBP: 0.357, SLG: 0.521	X 0-0 ② F2		B F F F F F B B X 3-2 ① L8		C F B X 1-2 1B	B B X 2-0 ③ FC5-4 1-2f			C B C X 1-2 ② ③ G3-6-1 1-2f	5	0	1	0	0	0	3
Jose Valentin, S (1, 6) (5, 5) OBP: 0.295, SLG: 0.447	C S S 0-3 ③ K		B B X 2-0 ② L9		C B S F F X 1-2 ① P4		S C X 0-2 ① G1-3			4	0	0	0	0	1	1
Jeff Liefer, L (1, 9) OBP: 0.210, SLG: 0.200		C B B B C X 3-2 ① F9	C S B C 1-3 ③ K		F B B S S 2-3 ② K		B C F S 1-3 ② K			4	0	0	0	0	3	1
Aaron Rowand, R (1, 8) OBP: 0.242, SLG: 0.394		C X 0-1 ② P6		F C F B B S 2-3 ① K	C B B C F S 2-3 ③ K		F B X 1-1 ③ G5-3			4	0	0	0	0	2	1
Mark Johnson, L (1, 2) OBP: 0.287, SLG: 0.264		C X 0-1 ③ G4-3		B B B C C F S 3-3 ② K		B B B B 4-0 WP 1B BB		B C S C 1-3 ① K		3	1	0	0	1	2	0
Todd Ritchie, R (1, 1) Kenny Lofton, L (4, PH) OBP: 0.370, SLG: 0.424 Keith Foulke, R (4, 1) Rocky Biddle, R (6, 1) Damaso Marte, L (7, 1) Antonio Osuna, R (9, 1)			C B B B B 4-1 BB BB HR BB		B S S B C 2-3 ③ K	X 0-0 ① B1		B S F B S 2-3 ② K		0 1 0 0 1 0 0 1 0 0 0 0 1 0 1 0 0 0 0 0 1 0 0 0 0 0 0 0 1 0 0 0 0 1 0 0 0 0 0 0 0 0						
Inning Stats	R: 2 H: 1 E: 0 LOB: 0 K: 2 BB: 1 S: 15 P: 25	R: 0 H: 0 E: 0 LOB: 0 K: 0 BB: 0 S: 7 P: 10	R: 4 H: 1 E: 0 LOB: 0 K: 1 BB: 3 S: 16 P: 34	R: 0 H: 0 E: 0 LOB: 0 K: 3 BB: 0 S: 11 P: 18	R: 3 H: 2 E: 0 LOB: 1 K: 2 BB: 2 S: 22 P: 39	R: 1 H: 1 E: 0 LOB: 2 K: 0 BB: 2 S: 9 P: 25	R: 0 H: 0 E: 0 LOB: 0 K: 1 BB: 0 S: 8 P: 10	R: 0 H: 0 E: 0 LOB: 0 K: 3 BB: 0 S: 9 P: 14	R: 0 H: 1 E: 0 LOB: 0 K: 0 BB: 0 S: 6 P: 8	1B: 3 SF: 0 2B: 1 SAC: 0 3B: 0 DP: 1 HR: 2 HBP: 0						

TOP

Chicago White Sox @ Chicago Cubs

Wrigley Field, Chicago, IL

Sun Jun 16 2002, 1:20 PM CDT

Att. 38,742 - Sunny - 71 F

livebaseballscorecards.com

AB	32
R	10
H	6
RBI	9
BB	8
SO	12
LOB	8

WP: 2 PA: 40
PB: 0
SB: 0
CS: 0

PITCHER		IP	WLS	BF	H	R	ER	SO	BB	IBB	HBP	BLK	WP	HR	S	P	ERA	WHIP
34 Kerry Wood, R ERA: 4.0	(1, 1)	4.0	L	20	2	8	8	6	6	0	0	0	1	1	51	97	18.00	2.000
38 Carlos Zambrano, R ERA: 4.38	(5, 1)	1.1		8	3	2	2	2	1	0	0	0	1	1	24	40	13.50	3.000
Jeff Fassero, L ERA: 5.4	(6, 1)	2.2		9	0	0	0	4	1	0	0	1	0	0	22	38	0.00	0.375
Joe Borowski, R ERA: 3.23	(9, 1)	1.0		3	1	0	0	0	0	0	0	0	0	0	6	8	0.00	1.000

BOTTOM

Chicago White Sox @ Chicago Cubs

Wrigley Field, Chicago, IL

Sun Jun 16 2002, 1:20 PM CDT

Att. 38,742 - Sunny - 71 F

livebaseballscorecards.com

Batter	1	2	3	4	5	6	7	8	9	AB	R	H	RBI	BB	SO	LOB
Corey Patterson, L (1, 8) OBP: 0.335, SLG: 0.415	F8	E8 1-3 1B	G4-3			E6 G6-3		G4-3		5	0	1	0	0	0	1
Bill Mueller, S (1, 5) OBP: 0.284, SLG: 0.336	1B 2B 1B	BB		F9		G6-3 1-2			F7	4	1	1	0	1	0	1
Sammy Sosa, R (1, 9) OBP: 0.443, SLG: 0.700	2B 1-2 1B 1B	K		FC6-4 BB		G6-3			2B	4	1	2	0	1	1	4
Fred McGriff, L (1, 3) OBP: 0.338, SLG: 0.454	1-3 2-H 1B 2B	F7		L8			F8		L8	5	1	1	1	0	0	5
Moises Alou, R (1, 7) OBP: 0.281, SLG: 0.317	G4-6-3 2-H 3-H 1B		HR 1B	FC6-4 1-2f			K		K	5	1	2	2	0	2	2
Todd Hundley, S (1, 2) OBP: 0.295, SLG: 0.459	G4-6-3 1-2f		HR 1-H	K			F7			4	1	1	2	0	1	1
Alex Gonzalez, R (1, 6) OBP: 0.289, SLG: 0.387		HR	HBP	F7				G6-3		3	1	1	1	0	0	0
Augie Ojeda, S (1, 4) OBP: 0.247, SLG: 0.243		E 1B	F8	F5				K		3	0	1	0	0	0	1
Jeff Fassero, L (6, 1)										0	0	0	0	0	0	0
Chris Stynes, R (8, PH) OBP: 0.340, SLG: 0.378										1	0	0	0	0	1	0
Joe Borowski, R (9, 1) OBP: 0.500, SLG: 0.500										0	0	0	0	0	0	0
34 Kerry Wood, R (1, 1) OBP: 0.200, SLG: 0.172	K	P4				G3-1		HR		2	0	0	0	0	1	2
38 Carlos Zambrano, S (5, 1)										0	0	0	0	0	0	0
Mark Bellhorn, S (6, 4) OBP: 0.349, SLG: 0.492										2	1	1	1	0	0	0
Inning Stats	R: 3 E: 0 K: 0 S: 11 H: 4 LOB: 0 BB: 0 P: 16	R: 1 E: 1 K: 2 S: 17 H: 3 LOB: 3 BB: 1 P: 26	R: 2 E: 0 K: 0 S: 13 H: 2 LOB: 1 BB: 0 P: 17	R: 0 E: 0 K: 0 S: 5 H: 0 LOB: 1 BB: 1 P: 11	R: 0 E: 0 K: 1 S: 7 H: 0 LOB: 0 BB: 0 P: 11	R: 0 E: 1 K: 0 S: 10 H: 0 LOB: 1 BB: 0 P: 14	R: 0 E: 0 K: 1 S: 8 H: 0 LOB: 0 BB: 0 P: 11	R: 1 E: 0 K: 1 S: 8 H: 1 LOB: 0 BB: 0 P: 12	R: 0 E: 0 K: 1 S: 8 H: 1 LOB: 1 BB: 0 P: 15	1B: 6 2B: 2 3B: 0 HR: 3 SF: 0 SAC: 0 DP: 1 HBP: 1	WP: 0 PB: 0 SB: 0 CS: 0 PA: 41					

	AB	38
	R	7
	H	11
	RBI	7
	BB	2
	SO	6
	LOB	17

PITCHER		IP	WLS	BF	H	R	ER	SO	BB	IBB	HBP	BLK	WP	HR	S	P	ERA	WHIP
Todd Ritchie, R ERA: 5.23	(1, 1)	3.0		19	9	6	6	2	1	0	1	0	0	2	41	59	18.00	3.333
Keith Foulke, R ERA: 4.75	(4, 1)	2.2	W	10	0	0	0	1	1	0	0	0	0	0	20	33	0.00	0.375
Rocky Biddle, R ERA: 2.16	(6, 1)	0.1		1	0	0	0	0	0	0	0	0	0	0	2	3	0.00	0.000
Damaso Marte, L ERA: 4.05	(7, 1)	2.0		7	1	1	1	2	0	0	0	0	0	1	16	23	4.50	0.500
Antonio Osuna, R ERA: 3.62	(9, 1)	1.0	S	4	1	0	0	1	0	0	0	0	0	0	8	15	0.00	1.000

PITCHER	IP	WLS	BF	H	R	ER	SO	BB	IBB	HBP	BLK	WP	HR	S	P	ERA	WHIP

Batter	1	2	3	4	5	6	7	8	9	AB	R	H	RBI	BB	SO	LOB
Ryan Ludwick, R (1, 8) OBP: 0.333, SLG: 0.386	C B X 1-1 ① G6-3		C F B B F F B S 3-3 ③ K			C B C S 1-3 ③ K		B B B C F S 3-3 ② K 1-2		4	0	0	0	0	3	2
Ivan Rodriguez, R (1, 2) OBP: 0.300, SLG: 0.325	C X 0-1 ② F8			F B B F S 2-3 ① K			B X 1-0 ① F9	C F F B X 1-2 ③ F7		4	0	0	0	0	1	2
Alex Rodriguez, R (1, 6) OBP: 0.392, SLG: 0.588	C C B F S 1-3 ③ K			B X 1-0 ② G5-3			C F B F B X 2-2 ② F9		X 0-0 ① G1-6-3 1B	4	0	1	0	0	1	0
Juan Gonzalez, R (1, 9) OBP: 0.356, SLG: 0.463		X 0-0 ① G4-3		F S S 0-3 ③ K			B F F S 1-3 ③ K		B X 1-0 ① ② G1-6-3 1-2f	4	0	0	0	0	2	1
Rafael Palmeiro, L (1, 3) OBP: 0.360, SLG: 0.518		C B X 1-1 ① HR			B C F B X 2-2 ① P4			B B C F X 2-2 ③ E3 1B 2B	F B B B X 3-1 ③ G3	4	2	1	1	0	0	0
Herbert Perry, R (1, 5) OBP: 0.348, SLG: 0.521		B C B X 2-1 ② P4			B X 1-0 ② F2			B B F B F X 3-2 2B 1-2 SF7 1B		3	1	1	0	0	0	0
Kevin Mench, R (1, 7) OBP: 0.338, SLG: 0.441		C S B F X 1-2 ③ F9			F B F F F X 1-2 ③ L8			B S B B X 3-1 SF7 1-3 2-H 2B		3	0	1	1	0	0	0
10 Michael Young, R (1, 4) OBP: 0.317, SLG: 0.427			C F S 0-3 ① K			C X 0-1 ① G1-3		B C B B B 4-1 S BB		2	0	0	0	1	1	0
Chan Ho Park, R (1, 1) Gabe Kapler, R (6, PH) OBP: 0.286, SLG: 0.329 Anthony Telford, R (6, 1) Mike Lamb, L (8, PH) OBP: 0.333, SLG: 0.449 Jay Powell, R (8, 1) John Rocker, R (8, 1)			B S B F X 2-2 ② G5-3			B X 1-0 ② G6-3		C X 0-1 ① SF7 2-3 3-H		1 1 0 0 0 0	0 0 0 0 0 0	0 0 0 1 0 0	0 0 0 0 0 0	0 0 0 0 0 0	0 0 0 0 0 0	0 0 0 0 0 0
Inning Stats	R: 0 H: 0 E: 0 LOB: 0 K: 1 BB: 0 S: 8 P: 10	R: 1 H: 1 E: 0 LOB: 0 K: 0 BB: 0 S: 9 P: 13	R: 0 H: 0 E: 0 LOB: 0 K: 2 BB: 0 S: 11 P: 16	R: 0 H: 0 E: 0 LOB: 0 K: 2 BB: 0 S: 7 P: 10	R: 0 H: 0 E: 0 LOB: 0 K: 0 BB: 0 S: 9 P: 13	R: 0 H: 0 E: 0 LOB: 0 K: 1 BB: 0 S: 6 P: 8	R: 0 H: 0 E: 0 LOB: 0 K: 1 BB: 0 S: 8 P: 12	R: 2 H: 2 E: 1 LOB: 2 K: 1 BB: 1 S: 20 P: 36	R: 0 H: 1 E: 0 LOB: 0 K: 0 BB: 0 S: 4 P: 8	1B: 2 SF: 1 2B: 1 SAC: 0 3B: 0 DP: 1 HR: 1 HBP: 0						WP: 0 PA: 32 PB: 0 SB: 1 CS: 0

PITCHER		IP	WLS	BF	H	R	ER	SO	BB	IBB	HBP	BLK	WP	HR	S	P	ERA	WHIP
Jason Bere, R ERA: 4.99	(1, 1)	7.0		25	3	3	2	7	0	0	0	0	0	1	66	98	2.57	0.429
Juan Cruz, R ERA: 3.97	(8, 1)	1.0	B	4	0	0	0	1	1	0	0	0	0	0	12	20	0.00	1.000
Antonio Alfonseca, R ERA: 2.25	(9, 1)	1.0	W	3	1	0	0	0	0	0	0	0	0	0	4	8	0.00	1.000

PITCHER	IP	WLS	BF	H	R	ER	SO	BB	IBB	HBP	BLK	WP	HR	S	P	ERA	WHIP

TOP

Texas Rangers @ Chicago Cubs

Wrigley Field, Chicago, IL

Tue Jun 18 2002, 7:05 PM CDT

Att. 39,690 - Sunny - 67 F

livebaseballscorecards.com

AB	30
R	3
H	4
RBI	3
BB	1
SO	8
LOB	5

Texas Rangers @ Chicago Cubs

Wrigley Field, Chicago, IL

Tue Jun 18 2002, 7:05 PM CDT

Att. 39,690 - Sunny - 67 F

livebaseballscorecards.com

BOTTOM

Batter	1	2	3	4	5	6	7	8	9	AB	R	H	RBI	BB	SO	LOB
Corey Patterson, L (1, 8) OBP: 0.341, SLG: 0.436	2-2 ① 2B		2-2 2-H HR		2-2 ② G6-3 3-H		0-1 1B			4	1	3	3	0	0	0
Bill Mueller, S (1, 5) OBP: 0.283, SLG: 0.333	2-1 ② F7		3-2 ② G4-3		3-2 1B		2-3 ③ K			4	0	1	0	0	1	1
Sammy Sosa, R (1, 9) OBP: 0.437, SLG: 0.689	2-0 ③ F9		0-1 ③ F7		0-3 ③ K			0-1 ① F8		4	0	0	0	0	1	1
Fred McGriff, L (1, 3) OBP: 0.344, SLG: 0.452 Mark Bellhorn, S (8, PR) OBP: 0.349, SLG: 0.492 (9, 3)		4-1 CS BB		1-1 ① F8		4-2 BB BB		4-2 BB		1 0	0 0	0 0	0 0	3 0	0 0	0 0
Moises Alou, R (1, 7) OBP: 0.285, SLG: 0.313		3-3 ① ② K 1-2		4-0 BB		4-0 L1-3 1-2 BB		1-2 ② F8		2	0	0	0	2	1	2
Todd Hundley, S (1, 2) OBP: 0.293, SLG: 0.443 Antonio Alfonseca, R (9, 1) OBP: 0.667, SLG: 0.667		4-1 BB		3-3 ② K		3-3 ① K		0-3 ③ K		3 0	0 0	0 0	0 0	1 0	3 0	4 0
Alex Gonzalez, R (1, 6) OBP: 0.288, SLG: 0.400		0-3 ③ K		0-0 ③ F9		1-2 ② ③ L1-3 1-2			2-0 HR	4	1	1	1	0	1	4
Delino DeShields, L (1, 4) OBP: 0.267, SLG: 0.303			4-2 SH2-4 HR BB		2-0 SH1-4 G6-3 2B		0-1 F8			2	2	1	0	1	0	0
Jason Bere, R (1, 1) OBP: 0.130, SLG: 0.217 Juan Cruz, R (8, 1) OBP: 0.154, SLG: 0.154 Joe Girardi, R (9, 2) OBP: 0.274, SLG: 0.296			0-0 ① SH2-4 1-2		0-0 ① SH1-4 2-3		1-3 ② K			1 0 0	0 0 0	0 0 0	0 0 0	0 0 0	1 0 0	0 0 0
Inning Stats	R: 0 E: 0 K: 0 S: 6 H: 1 LOB: 0 BB: 0 P: 12	R: 0 E: 0 K: 2 S: 8 H: 0 LOB: 1 BB: 2 P: 19	R: 2 E: 0 K: 0 S: 12 H: 1 LOB: 0 BB: 1 P: 21	R: 0 E: 0 K: 1 S: 6 H: 0 LOB: 1 BB: 1 P: 14	R: 1 E: 0 K: 1 S: 17 H: 2 LOB: 1 BB: 0 P: 24	R: 0 E: 0 K: 1 S: 11 H: 0 LOB: 1 BB: 2 P: 23	R: 0 E: 0 K: 2 S: 10 H: 1 LOB: 1 BB: 0 P: 13	R: 0 E: 0 K: 1 S: 10 H: 0 LOB: 1 BB: 1 P: 15	R: 1 E: 0 K: 0 S: 1 H: 1 LOB: 0 BB: 0 P: 3	1B: 2 2B: 4 3B: 0 HR: 2	SF: 0 SAC: 2 DP: 2 HBP: 0						

	AB	25
	R	4
	H	6
	RBI	4
	BB	7
	SO	8
	LOB	12

PITCHER		IP	WLS	BF	H	R	ER	SO	BB	IBB	HBP	BLK	WP	HR	S	P	ERA	WHIP
Chan Ho Park, R ERA: 9.4	(1, 1)	5.0		21	4	3	3	4	4	0	0	0	0	1	49	90	5.40	1.600
Anthony Telford, R ERA: 4.3	(6, 1)	2.0		8	1	0	0	3	2	0	0	0	0	0	21	36	0.00	1.500
Jay Powell, R ERA:	(8, 1)	0.2		3	0	0	0	0	1	0	0	0	0	0	7	12	0.00	1.500
John Rocker, L ERA: 6.75	(8, 1)	0.1	L	2	1	1	1	1	0	0	0	0	0	1	4	6	27.00	3.000

PITCHER	IP	WLS	BF	H	R	ER	SO	BB	IBB	HBP	BLK	WP	HR	S	P	ERA	WHIP

Batter	1	2	3	4	5	6	7	8	9	10	AB	R	H	RBI	BB	SO	LOB
Mike Lamb, L (1, 7) (10, 5) OBP: 0.347, SLG: 0.455	B B F C X 2-2 2B BB 1B	B S B F B B 4-2 BB	B C F B F X 2-2 3-H 1B	C X 0-1 1B	X 0-0 ① G4-3	C S C 0-3 ② K	5	1	3	1	1	1	2
Ivan Rodriguez, R (1, 2) OBP: 0.313, SLG: 0.348	B X 1-0 BB 1-3 2B	S S F B S 1-3 ③ K	S F B B F S 2-3 ③ K	B B C S X 2-2 ② F3	F X 0-1 1B	C X 0-1 FC6-4 1-2 1B	6	0	3	0	0	2	3
Alex Rodriguez, R (1, 6) OBP: 0.388, SLG: 0.578	C S S 0-3 ① K	C S B F X 1-2 S 1B	X 0-0 ① L9	B C C S 1-3 ③ K	S F S 0-3 ② K	B B S S X 2-2 ③ FC6-4 1-2f	6	0	1	0	0	3	6
Rafael Palmeiro, L (1, 3) OBP: 0.361, SLG: 0.527	F B B B B B 4-1 BB BB	C F F B X 1-2 ① F8 1-2	C B B B S X 3-2 HR	C B C F S 1-3 ① K	C X 0-1 ③ G6-3		4	1	1	1	1	1	2
Herbert Perry, R (1, 5) OBP: 0.349, SLG: 0.512 Jason Romano, R (10, PR) OBP: 0.275, SLG: 0.304 (10, 7)	B B B B C S B 4-2 1-2 2-3 3-H BB	C F F B X 1-2 ② F8	X 0-0 ② L9	B X 1-0 ② G5-3	C B B F B B 4-2 SH1-4 1B WP BB		3 0	0 1	0 0	1 0	2 0	0 0	1 0
Kevin Mench, R (1, 9) OBP: 0.341, SLG: 0.431	S F S 0-3 ② K	X 0-0 ③ G5-3	B B F F F F B B 4-2 BB	B S C X 1-2 ③ P3	B L L X 1-2 WP SH1-4 1-2 1B 1B		4	1	1	0	1	1	4
Gabe Kapler, R (1, 8) OBP: 0.285, SLG: 0.333	C B B X 2-1 ③ G1-3	B S B X 2-1 G5-3 1B 2B	F B F X 1-2 ③ F9	B B B C F F F X 3-2 ① L5	X 0-0 ① SH1-4 1-2 2-3		4	1	1	0	0	0	4
10 Michael Young, R (1, 4) OBP: 0.319, SLG: 0.438		B C F F C 1-3 ① K	C C B B F F S 2-3 ① K	X 0-0 HR	F X 0-1 ② G6-3	B I I I 4-0 WP 1B IBB	4	2	1	1	1	2	1
Dave Burba, R (1, 1) OBP: 0.200, SLG: 0.200 Juan Alvarez, L (7, 1) Todd Greene, R (8, PH) OBP: 0.245, SLG: 0.314 Jay Powell, R (8, 1) John Rocker, R (8, 1) Hideki Irabu, R (9, 1) Ryan Ludwick, R (10, PH) OBP: 0.347, SLG: 0.400 Francisco Cordero, R (10, 1)	S T S 0-3 ② K	X 0-0 ② G5-3 2-3	C S B S 1-3 ① K	S B B S B S 3-3 ③ K	C C F B B B F X 3-2 1-H 2-H 3-H 1B 1B	3 0 1 0 0 0 0 1	0 0 0 0 0 0 0 0	0 0 0 0 0 0 0 1	0 0 0 0 0 0 0 2	2 0 1 0 0 0 0 0	1 0 0 0 0 0 0 0		
Inning Stats	R: 1 H: 2 E: 0 LOB: 3 K: 2 BB: 2 S: 15 P: 28	R: 0 H: 0 E: 0 LOB: 1 K: 3 BB: 1 S: 13 P: 19	R: 0 H: 1 E: 0 LOB: 1 K: 0 BB: 0 S: 13 P: 16	R: 1 H: 2 E: 0 LOB: 1 K: 2 BB: 0 S: 16 P: 24	R: 1 H: 1 E: 0 LOB: 1 K: 0 BB: 1 S: 12 P: 20	R: 1 H: 2 E: 0 LOB: 1 K: 2 BB: 0 S: 12 P: 16	R: 0 H: 0 E: 0 LOB: 0 K: 1 BB: 0 S: 8 P: 11	R: 0 H: 0 E: 0 LOB: 0 K: 1 BB: 0 S: 10 P: 16	R: 0 H: 1 E: 0 LOB: 1 K: 1 BB: 0 S: 8 P: 8	R: 3 H: 3 E: 0 LOB: 2 K: 1 BB: 2 S: 19 P: 33	1B: 8 2B: 2 3B: 0 HR: 2	SF: 0 SAC: 1 DP: 0 HBP: 0	WP: 1 PB: 0 SB: 1 CS: 0	PA: 48			

PITCHER		IP	WLS	BF	H	R	ER	SO	BB	IBB	HBP	BLK	WP	HR	S	P	ERA	WHIP
22 Mark Prior, R ERA: 4.01	(1, 1)	5.0		25	6	3	3	7	4	0	0	0	0	1	69	107	5.40	2.000
Joe Borowski, R ERA: 3.29	(6, 1)	2.0		8	2	1	1	3	0	0	0	0	0	1	20	27	4.50	1.000
Kyle Farnsworth, R ERA: 1.13	(8, 1)	1.0		3	0	0	0	1	0	0	0	0	0	0	10	16	0.00	0.000
Jeff Fassero, L ERA: 6.0	(9, 1)	1.2	L	10	3	3	3	2	1	1	0	0	1	0	22	34	16.20	2.400
38 Carlos Zambrano, R ERA: 4.26	(10, 1)	0.1		2	1	0	0	0	0	0	0	0	0	0	5	7	0.00	3.000

PITCHER	IP	WLS	BF	H	R	ER	SO	BB	IBB	HBP	BLK	WP	HR	S	P	ERA	WHIP

TOP

Texas Rangers @ Chicago Cubs

Wrigley Field, Chicago, IL

Wed Jun 19 2002, 1:20 PM CDT
Att. 35,581 - Overcast - 79 F

livebaseballscorecards.com

AB	41
R	7
H	12
RBI	6
BB	6
SO	13
LOB	24

Batter	1	2	3	4	5	6	7	8	9	10	AB	R	H	RBI	BB	SO	LOB
Corey Patterson, L (1, 8) OBP: 0.335, SLG: 0.427	G6-3	K			F5		K		FC3-6 1B 1-2f		5	0	0	0	0	2	3
Bill Mueller, S (1, 5) OBP: 0.273, SLG: 0.321	G4-3	L7			L8		F9		F7		5	0	0	0	0	0	3
Sammy Sosa, R (1, 9) OBP: 0.439, SLG: 0.699	HR		K		1B			G5-3	1-3 1B		5	1	3	1	0	1	0
Fred McGriff, L (1, 3) OBP: 0.345, SLG: 0.451	1B		F8		L7			2B 1B	G4-3		5	1	2	0	0	0	3
Moises Alou, R (1, 7) OBP: 0.278, SLG: 0.305	P1		L8			G5-3		L8		K	5	0	0	0	0	1	2
Alex Gonzalez, R (1, 6) OBP: 0.290, SLG: 0.405		2B 1B		K		B5-3		1-H 2B		K	5	1	2	1	0	2	0
Joe Girardi, R (1, 2) OBP: 0.280, SLG: 0.304		1-H 2B		K		F8		BB		K	4	1	1	1	1	2	0
Delino DeShields, L (1, 4) OBP: 0.279, SLG: 0.324		22 SH3-4 2-H 2B		1-2 1B			L7	F5			2	0	2	1	0	0	0
Chris Stynes, R (7, PH) OBP: 0.336, SLG: 0.374											1	0	0	0	0	0	0
Kyle Farnsworth, R (8, 1)											0	0	0	0	0	0	0
Todd Hundley, S (8, PH) OBP: 0.290, SLG: 0.438											1	0	0	0	0	0	2
Jeff Fassero, L (9, 1)											0	0	0	0	0	0	0
38 Carlos Zambrano, S (10, 1)											0	0	0	0	0	0	0
22 Mark Prior, R (1, 1) OBP: 0.125, SLG: 0.250		SH3-4 2-3		K			K	BB		FC3-6 BB	1	0	0	0	0	1	1
Joe Borowski, R (6, 1) OBP: 0.500, SLG: 0.500											0	0	0	0	0	0	0
Mark Bellhorn, S (7, PH) OBP: 0.358, SLG: 0.492											0	0	0	0	2	0	0
(8, 4)																	
Inning Stats	R: 1 H: 2 E: 0 LOB: 1 K: 0 BB: 0 S: 12 P: 20	R: 2 H: 3 E: 0 LOB: 1 K: 1 BB: 0 S: 12 P: 19	R: 0 H: 0 E: 0 LOB: 0 K: 1 BB: 0 S: 9 P: 13	R: 0 H: 1 E: 0 LOB: 1 K: 3 BB: 0 S: 13 P: 19	R: 0 H: 1 E: 0 LOB: 1 K: 0 BB: 0 S: 8 P: 12	R: 0 H: 0 E: 0 LOB: 0 K: 0 BB: 0 S: 6 P: 9	R: 0 H: 0 E: 0 LOB: 1 K: 1 BB: 1 S: 9 P: 17	R: 1 H: 2 E: 0 LOB: 2 K: 0 BB: 1 S: 11 P: 17	R: 0 H: 1 E: 0 LOB: 2 K: 0 BB: 1 S: 10 P: 20	R: 0 H: 0 E: 0 LOB: 0 K: 3 BB: 0 S: 9 P: 10						

Texas Rangers @ Chicago Cubs

Wrigley Field, Chicago, IL

Wed Jun 19 2002, 1:20 PM CDT

Att. 35,581 - Overcast - 79 F

BOTTOM

livebaseballscorecards.com

AB	39
R	4
H	10
RBI	4
BB	3
SO	9
LOB	14

1B: 6 SF: 0 WP: 0 PA: 43
2B: 3 SAC: 1 PB: 0
3B: 0 DP: 0 SB: 0
HR: 1 HBP: 0 CS: 0

PITCHER		IP	WLS	BF	H	R	ER	SO	BB	IBB	HBP	BLK	WP	HR	S	P	ERA	WHIP
Dave Burba, R ERA: 5.4	(1, 1)	6.0		25	7	3	3	5	0	0	0	0	0	1	60	92	4.50	1.167
Juan Alvarez, L ERA: 1.13	(7, 1)	1.0	H	4	0	0	0	1	1	0	0	0	0	0	9	17	0.00	1.000
Jay Powell, R ERA: 2.7	(8, 1)	0.2	B	5	2	1	1	0	1	0	0	0	0	0	8	14	13.50	4.500
John Rocker, L ERA: 6.63	(8, 1)	0.1		1	0	0	0	0	0	0	0	0	0	0	3	3	0.00	0.000
Hideki Irabu, R ERA: 6.03	(9, 1)	1.0	W	5	1	0	0	0	1	0	0	0	0	0	10	20	0.00	2.000

PITCHER		IP	WLS	BF	H	R	ER	SO	BB	IBB	HBP	BLK	WP	HR	S	P	ERA	WHIP
Francisco Cordero, R ERA: 3.57	(10, 1)	1.0	S	3	0	0	0	3	0	0	0	0	0	0	9	10	0.00	0.000

Texas Rangers @ Chicago Cubs

Wrigley Field, Chicago, IL

Thu Jun 20 2002, 1:20 PM CDT

Att. 36,247 - Sunny - 86 F

TOP

livebaseballscorecards.com

Batter	1	2	3	4	5	6	7	8	9	AB	R	H	RBI	BB	SO	LOB
Mike Lamb, L (1, 5) OBP: 0.349, SLG: 0.444	B B C F B F S 3-3 ① K		B F S S 1-3 ③ K		F B B X 2-1 ③ G3		B B B C S B 4-2 BB		B B B C F B 4-2 ② PB BB WP 1-2 BB	3	1	0	0	2	2	1
Ivan Rodriguez, R (1, 2) OBP: 0.317, SLG: 0.344	S F X 0-2 L6-4 1B 1B			S B X 1-1 ① G1		C S B S 1-3 ① K	X 0-0 ③ F9		B S B B B B 4-1 WP PB 1-2 BB	4	0	1	0	1	1	2
Alex Rodriguez, R (1, 6) OBP: 0.388, SLG: 0.573	B B F X 2-1 1-2 1B			B C B S B S 3-3 ② K		S B C S 1-3 ② K		B C X 1-1 ① G6-3	B B B S S B 4-1 WP 1-2 2-3 BB	4	0	1	0	1	2	0
Rafael Palmeiro, L (1, 3) OBP: 0.362, SLG: 0.535	C B F B X 2-2 ② ③ L6-4 2-3			F B F S 1-3 ③ K		S S B B F S 2-3 ③ K		B C F B X 2-2 HR	S B I I 4-1 1-2 2-3 3-H IBB	4	1	1	1	1	2	2
Todd Greene, R (1, 7) OBP: 0.246, SLG: 0.364		B B F B X 3-1 ① F8			S X 0-1 ① G5-3		C X 0-1 HR	B B C F F F S 2-3 ② K	C B C 1-3 ③ K	4	1	1	1	0	1	0
Juan Alvarez, L (8, 1)										0	0	0	0	0	0	0
Hideki Irabu, R (8, 1)										0	0	0	0	0	0	0
Herbert Perry, R (9, PH) OBP: 0.347, SLG: 0.509										1	0	0	0	0	1	3
Francisco Cordero, R (9, 1)										0	0	0	0	0	0	0
Kevin Mench, R (1, 9) OBP: 0.372, SLG: 0.547		B S B B B S B 4-2 CS BB			C F X 0-2 10 1B 2B		B B X 2-0 HR	B F X 1-1 HR		3	3	3	2	1	0	0
Ryan Ludwick, R (1, 8) OBP: 0.340, SLG: 0.375		B B C S F B S 3-3 ② ③ K 1-2			B B B B 4-0 10 1B SH1-4 BB		B X 1-0 ① L7	C F S 0-3 ③ K		3	1	0	0	1	2	1
10 Michael Young, R (1, 4) OBP: 0.322, SLG: 0.436			C F F B S 1-3 ① K		B X 1-0 SH1-4 1-3 2-H 1B		B B C S B B 4-2 G4-3 S BB		B X 1-0 ① F9	3	0	1	1	1	1	0
Ismael Valdez, R (1, 1)			S S S 0-3 ② K		L L B X 1-2 ② SH1-4 1-2 3-H		B B C S X 2-2 ② G4-3 1-3		B C X 1-1 CS 1B	2	0	0	1	0	1	1
Anthony Telford, R (7, 1)										0	0	0	0	0	0	0
Gabe Kapler, R (8, 7) OBP: 0.289, SLG: 0.337										1	0	1	0	0	0	0
Inning Stats	R: 0 H: 2 E: 0 LOB: 1 K: 1 BB: 0 S: 12 P: 19	R: 0 H: 0 E: 0 LOB: 1 K: 1 BB: 1 S: 8 P: 18	R: 0 H: 0 E: 0 LOB: 0 K: 3 BB: 0 S: 11 P: 13	R: 0 H: 0 E: 0 LOB: 0 K: 2 BB: 0 S: 8 P: 13	R: 2 H: 2 E: 0 LOB: 1 K: 0 BB: 1 S: 11 P: 19	R: 0 H: 0 E: 0 LOB: 0 K: 3 BB: 0 S: 10 P: 14	R: 2 H: 2 E: 0 LOB: 2 K: 0 BB: 2 S: 12 P: 25	R: 2 H: 2 E: 0 LOB: 0 K: 2 BB: 0 S: 15 P: 21	R: 1 H: 1 E: 0 LOB: 3 K: 1 BB: 4 S: 11 P: 30	1B: 4 SF: 0 2B: 3 SAC: 1 3B: 0 DP: 2 HR: 4 HBP: 0						

	AB	32
	R	7
	H	9
	RBI	6
	BB	8
	SO	13
	LOB	10

WP: 1 PA: 41
PB: 1
SB: 1
CS: 2

PITCHER		IP	WLS	BF	H	R	ER	SO	BB	IBB	HBP	BLK	WP	HR	S	P	ERA	WHIP
Matt Clement, R ERA: 3.53	(1, 1)	6.1		26	6	4	4	10	3	0	0	0	0	2	66	109	5.68	1.421
Kyle Farnsworth, R ERA: 1.04	(7, 1)	0.2		3	0	0	0	0	1	0	0	0	0	0	6	12	0.00	1.500
Juan Cruz, R ERA: 4.32	(8, 1)	1.2	L	10	3	3	3	2	3	0	0	0	0	2	22	42	16.20	3.600
Joe Borowski, R ERA: 3.27	(9, 1)	0.1		2	0	0	0	1	0	1	0	0	1	0	4	9	0.00	0.000

PITCHER	IP	WLS	BF	H	R	ER	SO	BB	IBB	HBP	BLK	WP	HR	S	P	ERA	WHIP

Texas Rangers @ Chicago Cubs

Wrigley Field, Chicago, IL

Thu Jun 20 2002, 1:20 PM CDT

Att. 36,247 - Sunny - 86 F

livebaseballscorecards.com

BOTTOM

Batter	1	2	3	4	5	6	7	8	9	AB	R	H	RBI	BB	SO	LOB
Corey Patterson, L (1, 8) OBP: 0.333, SLG: 0.436	HR		F2			K		G3		4	1	1	1	0	1	0
Bill Mueller, S (1, 5) OBP: 0.273, SLG: 0.319	L6		G3-1			L9		G3 1B		4	0	1	0	0	0	0
Sammy Sosa, R (1, 9) OBP: 0.434, SLG: 0.688	E5 L8 BB		P6			F8		G3 1-2		4	0	0	0	0	0	1
Fred McGriff, L (1, 3) OBP: 0.344, SLG: 0.445	1-2 BB			P4			F9	G1		3	0	0	0	1	0	1
Moises Alou, R (1, 7) OBP: 0.282, SLG: 0.309	L8 2-3			G6-3			BB HR 1B		BB 1B	4	1	2	0	0	0	2
Todd Hundley, S (1, 2) OBP: 0.288, SLG: 0.424	P5			P4			1-2 HR BB		K	3	1	0	0	1	1	3
Alex Gonzalez, R (1, 6) OBP: 0.290, SLG: 0.417		G5-3			K		1-H 2-H HR		K	4	1	1	3	0	2	1
Delino DeShields, L (1, 4) OBP: 0.272, SLG: 0.316 Juan Cruz, R (8, 1) OBP: 0.154, SLG: 0.154 Joe Borowski, R (9, 1) OBP: 0.500, SLG: 0.500 Roosevelt Brown, L (9, PH) OBP: 0.253, SLG: 0.282		G4-3			G4-3		K		1-2 BB	3 0 0 0	0 0 0 0	0 0 0 0	0 0 0 0	0 0 0 1	1 0 0 0	0 0 0 0
Matt Clement, R (1, 1) OBP: 0.194, SLG: 0.111 Kyle Farnsworth, R (7, 1) Mark Bellhorn, S (7, PH) OBP: 0.353, SLG: 0.484 (8, 4)		G4-3			K		K		K	2 0 2	0 0 0	0 0 0	0 0 0	0 0 0	1 0 2	0 0 2
Inning Stats	R: 1 H: 1 E: 1 LOB: 2 K: 0 BB: 1 S: 9 P: 17	R: 0 H: 0 E: 0 LOB: 0 K: 0 BB: 0 S: 6 P: 8	R: 0 H: 0 E: 0 LOB: 0 K: 0 BB: 0 S: 8 P: 12	R: 0 H: 0 E: 0 LOB: 0 K: 0 BB: 0 S: 5 P: 11	R: 0 H: 0 E: 0 LOB: 0 K: 2 BB: 0 S: 10 P: 14	R: 0 H: 0 E: 0 LOB: 0 K: 1 BB: 0 S: 13 P: 20	R: 3 H: 2 E: 0 LOB: 0 K: 2 BB: 1 S: 16 P: 30	R: 0 H: 1 E: 0 LOB: 1 K: 0 BB: 0 S: 8 P: 12	R: 0 H: 1 E: 0 LOB: 2 K: 3 BB: 1 S: 17 P: 25	1B: 3 SF: 0 2B: 0 SAC: 0 3B: 0 DP: 0 HR: 2 HBP: 0						WP: 0 PA: 36 PB: 0 SB: 0 CS: 0	

	AB	33
	R	4
	H	5
	RBI	4
	BB	3
	SO	8
	LOB	10

PITCHER		IP	WLS	BF	H	R	ER	SO	BB	IBB	HBP	BLK	WP	HR	S	P	ERA	WHIP
Ismael Valdez, R ERA: 3.86	(1, 1)	6.1		24	2	3	3	3	2	0	0	0	0	1	59	98	4.26	0.632
Anthony Telford, R ERA: 4.7	(7, 1)	0.2	W	3	1	1	1	2	0	0	0	0	0	1	8	14	13.50	1.500
Juan Alvarez, L ERA: 1.08	(8, 1)	0.1	H	2	1	0	0	0	0	0	0	0	0	0	5	5	0.00	3.000
Hideki Irabu, R ERA: 5.92	(8, 1)	0.2	H	2	0	0	0	0	0	0	0	0	0	0	3	7	0.00	0.000
Francisco Cordero, R ERA: 3.38	(9, 1)	1.0	S	5	1	0	0	3	1	0	0	0	0	0	17	25	0.00	2.000

PITCHER	IP	WLS	BF	H	R	ER	SO	BB	IBB	HBP	BLK	WP	HR	S	P	ERA	WHIP

Batter	1	2	3	4	5	6	7	8	9	AB	R	H	RBI	BB	SO	LOB
Fernando Vina, L (1, 4) OBP: 0.349, SLG: 0.384	B4-3		L6						G1-3	4	0	1	0	0	0	0
J.D. Drew, L (1, 9) OBP: 0.359, SLG: 0.470	HR			G4-3		K			L3	4	1	1	1	0	1	1
5 Albert Pujols, R (1, 5) OBP: 0.385, SLG: 0.535	K			F8		G6-3			F7	4	0	0	0	0	1	1
15 Jim Edmonds, L (1, 8) OBP: 0.448, SLG: 0.632	F9			1B			G6-3			3	0	1	0	0	0	0
Tino Martinez, L (1, 3) OBP: 0.342, SLG: 0.381		K		G3			P4			3	0	0	0	0	1	1
Edgar Renteria, R (1, 6) OBP: 0.351, SLG: 0.419		G6-3			F9		K			3	0	0	0	0	1	0
Eli Marrero, R (1, 7) OBP: 0.339, SLG: 0.443 (8, 2)		F2			F9			G3		3	0	0	0	0	0	0
Mike Matheny, R (1, 2) OBP: 0.299, SLG: 0.356 Kerry Robinson, L (8, PH) OBP: 0.307, SLG: 0.370 (8, 7)			F7		F8			K		2 1	0 0	0 0	0 0	0 1	0 0	0 0
Woody Williams, R (1, 1) OBP: 0.235, SLG: 0.333 Eduardo Perez, R (8, PH) OBP: 0.225, SLG: 0.290 Dave Veres, R (8, 1) OBP: 0.500, SLG: 0.500			K			G3		K		2 1 0	0 0 0	0 0 0	0 0 0	1 1 0	0 0 0	0 0 0
Inning Stats	R: 1 E: 0 K: 1 S: 8 H: 1 LOB: 0 BB: 0 P: 10	R: 0 E: 0 K: 1 S: 13 H: 0 LOB: 0 BB: 0 P: 17	R: 0 E: 0 K: 1 S: 8 H: 0 LOB: 0 BB: 0 P: 12	R: 0 E: 0 K: 0 S: 12 H: 1 LOB: 1 BB: 0 P: 17	R: 0 E: 0 K: 0 S: 5 H: 0 LOB: 0 BB: 0 P: 5	R: 0 E: 0 K: 1 S: 14 H: 1 LOB: 1 BB: 0 P: 22	R: 0 E: 0 K: 1 S: 7 H: 0 LOB: 0 BB: 0 P: 9	R: 0 E: 0 K: 2 S: 9 H: 0 LOB: 0 BB: 0 P: 10	R: 0 E: 0 K: 0 S: 4 H: 0 LOB: 0 BB: 0 P: 6	1B: 2 2B: 0 3B: 0 HR: 1	SF: 0 SAC: 0 DP: 0 HBP: 0					

TOP

St. Louis Cardinals @ Chicago Cubs

Wrigley Field, Chicago, IL

Fri Jun 21 2002, 2:20 PM CDT

Att. 38,486 - Sunny - 79 F

livebaseballscorecards.com

AB	30
R	1
H	3
RBI	1
BB	0
SO	7
LOB	3

PITCHER		IP	WLS	BF	H	R	ER	SO	BB	IBB	HBP	BLK	WP	HR	S	P	ERA	WHIP
Jon Lieber, R ERA: 3.25	(1, 1)	9.0	W	30	3	1	1	7	0	0	0	0	0	1	80	108	1.00	0.333

PITCHER	IP	WLS	BF	H	R	ER	SO	BB	IBB	HBP	BLK	WP	HR	S	P	ERA	WHIP

BOTTOM

St. Louis Cardinals @ Chicago Cubs

Wrigley Field, Chicago, IL

Fri Jun 21 2002, 2:20 PM CDT

Att. 38,486 - Sunny - 79 F

livebaseballscorecards.com

Batter	1	2	3	4	5	6	7	8	9	AB	R	H	RBI	BB	SO	LOB
Corey Patterson, L (1, 8) OBP: 0.330, SLG: 0.431	B T B S S 2-3 ① K			B S S S 1-3 ① K		S S X 0-2 ② F8				3	0	0	0	0	2	1
Delino DeShields, L (1, 4) OBP: 0.266, SLG: 0.308	C X 0-1 ② L8			C B B B C X 3-2 ② G4-3		C X 0-1 ③ G4-3				3	0	0	0	0	0	1
Sammy Sosa, R (1, 9) OBP: 0.429, SLG: 0.680	B C X 1-1 ③ F9			B X 1-0 ③ G6-3			S B C B B X 3-2 ① L3			3	0	0	0	0	0	0
Fred McGriff, L (1, 3) OBP: 0.347, SLG: 0.472		C C B B T T S 2-3 ① K			C B B B X 3-1 HR		C X 0-1 HR			3	2	2	2	0	1	0
Roosevelt Brown, L (1, 7) OBP: 0.245, SLG: 0.273 Darren Lewis, R (8, 7) OBP: 0.328, SLG: 0.344		F T B C 1-3 ② K			X 0-0 ① P6		F X 0-1 ② F7			3 0	0 0	0 0	0 0	0 0	1 0	0 0
Alex Gonzalez, R (1, 6) OBP: 0.286, SLG: 0.411		B X 1-0 ③ L8			F S B B C 2-3 ② K		B C F S 1-3 ③ K			3	0	0	0	0	2	0
Bill Mueller, S (1, 5) OBP: 0.268, SLG: 0.312			B F B C X 2-2 ① G3		B X 1-0 ③ G3-1			X 0-0 ① F7		3	0	0	0	0	0	0
Joe Girardi, R (1, 2) OBP: 0.273, SLG: 0.296			B X 1-0 ② F9			C B X 1-1 ① G5-3		C B L B B X 3-2 ② G5-3		3	0	0	0	0	0	0
Jon Lieber, L (1, 1) OBP: 0.207, SLG: 0.207			X 0-0 ③ G3-1			B C B X 2-1 1B		C S X 0-2 ③ G3		3	0	1	0	0	0	0
Inning Stats	R: 0 E: 0 K: 1 S: 7 H: 0 LOB: 0 BB: 0 P: 10	R: 0 E: 0 K: 2 S: 9 H: 0 LOB: 0 BB: 0 P: 13	R: 0 E: 0 K: 0 S: 5 H: 0 LOB: 0 BB: 0 P: 8	R: 0 E: 0 K: 1 S: 7 H: 0 LOB: 0 BB: 0 P: 12	R: 1 E: 0 K: 1 S: 7 H: 1 LOB: 0 BB: 0 P: 13	R: 0 E: 0 K: 0 S: 9 H: 1 LOB: 1 BB: 0 P: 12	R: 1 E: 0 K: 1 S: 10 H: 1 LOB: 0 BB: 0 P: 14	R: 0 E: 0 K: 0 S: 7 H: 0 LOB: 0 BB: 0 P: 10		1B: 1 2B: 0 3B: 0 HR: 2 SF: 0 SAC: 0 DP: 0 HBP: 0						

	AB	27
	R	2
	H	3
	RBI	2
	BB	0
	SO	6
	LOB	2

WP: 0 PA: 27
PB: 0
SB: 0
CS: 0

PITCHER		IP	WLS	BF	H	R	ER	SO	BB	IBB	HBP	BLK	WP	HR	S	P	ERA	WHIP
Woody Williams, R ERA: 2.25	(1, 1)	7.0	L	24	3	2	2	6	0	0	0	0	0	2	54	82	2.57	0.429
Dave Veres, R ERA: 3.32	(8, 1)	1.0		3	0	0	0	0	0	0	0	0	0	0	7	10	0.00	0.000

PITCHER	IP	WLS	BF	H	R	ER	SO	BB	IBB	HBP	BLK	WP	HR	S	P	ERA	WHIP

Batter	1	2	3	4	5	6	7	8	9	AB	R	H	RBI	BB	SO	LOB
Fernando Vina, L (1, 4) OBP: 0.350, SLG: 0.382	C X 0-1 1B		F X 0-1 ②③ L3 1-2			F C X 0-2 ① G4-3		B B B B 4-0 5 HR BB	C X 0-1 E4 1-2 2-3	4	1	1	0	1	0	3
J.D. Drew, L (1, 9) OBP: 0.356, SLG: 0.462	C B B X 2-1 ① F9			B C F F S 1-3 ① K		H 1-0 5 1B HBP		X 0-0 ② F9	X 0-0 ③ G4-3	4	0	0	0	0	1	5
5 Albert Pujols, R (1, 5) OBP: 0.386, SLG: 0.545	B B B C X 3-1 ② F8			B X 1-0 ② F8		B C B X 2-1 1-2 1B		C X 0-1 1-H HR		4	1	2	2	0	0	1
15 Jim Edmonds, L (1, 8) OBP: 0.445, SLG: 0.622	X 0-0 ③ F8			B B C B S B 4-2 BB		C B B B X 3-1 ② F7		F B X 1-1 ③ F8		3	0	0	0	1	0	3
Tino Martinez, L (1, 3) OBP: 0.337, SLG: 0.374		C F B C 1-3 ① K		S X 0-1 ③ G6-3		B X 1-0 ③ L7			C F S 0-3 ① K	4	0	0	0	0	2	3
Edgar Renteria, R (1, 6) OBP: 0.350, SLG: 0.416		C X 0-1 ② P4			B B X 2-0 ① G6-3		B B B C C X 3-2 ① G6-3		B B F F B F F X 3-2 FC1-6 BB 1B 1B	4	1	1	0	0	0	0
Kerry Robinson, L (1, 7) OBP: 0.326, SLG: 0.381		C F B F S 1-3 ③ K2-3			X 0-0 G3-1 PB 1B		C F B F B B B X 3-2 G6-4-3 1B		B B B B 4-0 FC1-6 1-2 BB	3	0	2	0	1	1	0
Mike DiFelice, R (1, 2) OBP: 0.268, SLG: 0.338 Luther Hackman, R (7, 1) Miguel Cairo, R (9, PH) OBP: 0.279, SLG: 0.375			C C C 0-3 ① K		B C C X 1-2 ② G3-1 1-3		X 0-0 ②③ G6-4-3 1-2f		X 0-0 ② FC1-6 E 1B 1-2f 2-3	3 0 1	0 0 0	0 0 0	0 0 0	0 0 0	1 0 0	2 0 2
Jason Simontacchi, R (1, 1) OBP: 0.313, SLG: 0.267 Eduardo Perez, R (5, PH) OBP: 0.222, SLG: 0.286 Mike Timlin, R (5, 1) Mike Matthews, L (6, 1) Gene Stechschulte, R (6, 1) Eli Marrero, R (7, 2) OBP: 0.340, SLG: 0.444			B B B C B 4-1 L3 BB		B F S T X 1-2 ③ L3			S X 0-1 ① F2	X 0-0 E 1-2 3-H 1B	0 1 0 0 0 2	0 0 0 0 0 0	0 0 0 0 0 1	0 0 0 0 0 1	1 0 0 0 0 0	0 0 0 0 0 0	0 1 0 0 0 0
Inning Stats	R: 0 E: 0 K: 0 S: 7 H: 1 LOB: 1 BB: 0 P: 12	R: 0 E: 0 K: 2 S: 9 H: 0 LOB: 0 BB: 0 P: 11	R: 0 E: 0 K: 1 S: 6 H: 0 LOB: 0 BB: 1 P: 10	R: 0 E: 0 K: 1 S: 9 H: 0 LOB: 1 BB: 1 P: 15	R: 0 E: 0 K: 0 S: 9 H: 1 LOB: 1 BB: 0 P: 13	R: 0 E: 0 K: 0 S: 8 H: 1 LOB: 2 BB: 0 P: 15	R: 0 E: 0 K: 0 S: 8 H: 1 LOB: 0 BB: 0 P: 14	R: 2 E: 0 K: 0 S: 7 H: 1 LOB: 0 BB: 1 P: 12	R: 1 E: 1 K: 1 S: 13 H: 2 LOB: 3 BB: 1 P: 20	1B: 6 2B: 1 3B: 0 HR: 1 SF: 0 SAC: 0 DP: 2 HBP: 1						

PITCHER		IP	WLS	BF	H	R	ER	SO	BB	IBB	HBP	BLK	WP	HR	S	P	ERA	WHIP
34 Kerry Wood, R ERA: 3.86	(1, 1)	8.0	W	31	5	2	2	4	3	0	1	0	0	1	63	102	2.25	1.000
Antonio Alfonseca, R ERA: 2.45	(9, 1)	1.0		7	2	1	1	1	1	0	0	0	0	0	13	20	9.00	3.000

PITCHER	IP	WLS	BF	H	R	ER	SO	BB	IBB	HBP	BLK	WP	HR	S	P	ERA	WHIP

TOP

St. Louis Cardinals @ Chicago Cubs

Wrigley Field, Chicago, IL

Sun Jun 23 2002, 7:05 PM CDT

Att. 37,647 - Sunny - 86 F

livebaseballscorecards.com

AB	33
R	3
H	7
RBI	3
BB	4
SO	5
LOB	20

WP: 0 PA: 38
PB: 1
SB: 0
CS: 0

BOTTOM

St. Louis Cardinals @ Chicago Cubs
Wrigley Field, Chicago, IL
Sun Jun 23 2002, 7:05 PM CDT
Att. 37,647 - Sunny - 86 F

livebaseballscorecards.com

Batter	1	2	3	4	5	6	7	8	9	AB	R	H	RBI	BB	SO	LOB
Corey Patterson, L (1, 8) OBP: 0.331, SLG: 0.436	F8		SH1-4, SF7, 2B	BB, 1B		SF8 3-H	P6			4	1	2	1	0	0	0
Delino DeShields, L (1, 4) OBP: 0.273, SLG: 0.303	G6-3		SH1-4 2-3	1-2 BB		E, WP, 1B BB		G4-3		2	1	0	0	2	0	0
Sammy Sosa, R (1, 9) OBP: 0.429, SLG: 0.673 Antonio Alfonseca, R (9, 1) OBP: 0.667, SLG: 0.667	1B 1B		HR BB	F8		BB, 1B 1-3 2-H		G5-3		4 0	2 0	1 0	0 0	1 0	0 0	3 0
Fred McGriff, L (1, 3) OBP: 0.349, SLG: 0.474 Mark Bellhorn, S (8, 3) OBP: 0.351, SLG: 0.481	1-2 1B		SF7 3-H		G1-3	1B, BB 1-2 3-H 1B		F7		3 1	0 0	2 0	2 0	0 0	0 0	0 0
Moises Alou, R (1, 7) OBP: 0.286, SLG: 0.325	F9		1-H HR		F7	1B 1-2 2-3 BB				3	1	1	2	1	0	2
Alex Gonzalez, R (1, 6) OBP: 0.294, SLG: 0.432		HR	WP, 1B		K	1-2 2-3 3-H 1B				4	1	3	2	0	1	0
Bill Mueller, S (1, 5) OBP: 0.267, SLG: 0.310		K	G3-1 1-2			E, FC1 SF8 1B G4-3				4	1	1	0	0	1	4
Joe Girardi, R (1, 2) OBP: 0.264, SLG: 0.286		K	L9			FC1 WP, 34, SH3 1-3 E		K		4	1	0	0	0	2	1
34 Kerry Wood, R (1, 1) OBP: 0.182, SLG: 0.156 Darren Lewis, R (9, 9) OBP: 0.328, SLG: 0.344		K	G5-3			SH3 1-2		F8		3 0	0 0	0 0	0 0	0 0	1 0	0 0
Inning Stats	R: 0 E: 0 K: 0 S: 12 H: 2 LOB: 2 BB: 0 P: 18		R: 1 E: 0 K: 3 S: 12 H: 1 LOB: 0 BB: 0 P: 17	R: 3 E: 0 K: 0 S: 13 H: 3 LOB: 1 BB: 1 P: 25	R: 0 E: 0 K: 0 S: 7 H: 1 LOB: 2 BB: 1 P: 13	R: 0 E: 0 K: 1 S: 5 H: 0 LOB: 0 BB: 0 P: 5	R: 4 E: 2 K: 0 S: 15 H: 3 LOB: 3 BB: 2 P: 30	R: 0 E: 0 K: 1 S: 6 H: 0 LOB: 0 BB: 0 P: 9	R: 0 E: 0 K: 0 S: 5 H: 0 LOB: 0 BB: 0 P: 8		1B: 7 2B: 1 3B: 0 HR: 2 SF: 2 SAC: 2 DP: 0 HBP: 0					

	AB	32
	R	8
	H	10
	RBI	7
	BB	4
	SO	5
	LOB	10

WP: 2 PB: 0 SB: 0 CS: 0 PA: 40

PITCHER		IP	WLS	BF	H	R	ER	SO	BB	IBB	HBP	BLK	WP	HR	S	P	ERA	WHIP
Jason Simontacchi, R ERA: 3.0	(1, 1)	4.0	L	21	7	4	4	3	2	0	0	0	1	2	44	73	9.00	2.250
Mike Timlin, R ERA: 2.98	(5, 1)	1.1		6	1	2	0	1	0	0	0	0	0	0	9	11	0.00	0.750
Mike Matthews, L ERA: 3.18	(6, 1)	0.1		2	0	0	0	0	1	0	0	0	0	0	2	6	0.00	3.000
Gene Stechschulte, R ERA: 3.82	(6, 1)	0.1		5	2	2	0	0	1	0	0	0	1	0	9	18	0.00	9.000
Luther Hackman, R ERA: 3.41	(7, 1)	2.0		6	0	0	0	1	0	0	0	0	0	0	11	17	0.00	0.000

PITCHER	IP	WLS	BF	H	R	ER	SO	BB	IBB	HBP	BLK	WP	HR	S	P	ERA	WHIP

Batter	1	2	3	4	5	6	7	8	9	AB	R	H	RBI	BB	SO	LOB
Barry Larkin, R (1, 6) OBP: 0.282, SLG: 0.347	C F S 0-3 ① K			X 0-0 ① G6-3		X 0-0 ① SF9 2-3 3-H		C B B F F S 2-3 ① K	B S X 1-1 ③ G4-3	4	0	0	1	0	2	1
Sean Casey, L (1, 3) OBP: 0.366, SLG: 0.376	C B B B X 3-1 ② F7			C B X 1-1 ② G6-3		B F C X 1-2 ② FC4-6 BB 1-2f 3-H		B X 1-0 S 1B 1B		4	1	1	1	0	0	1
Adam Dunn, L (1, 9) OBP: 0.447, SLG: 0.532	C X 0-1 ③ G4-3			C B C S 1-3 ③ K		C B F F B B F B 4-2 BB 1-2		B C B F F S 2-3 ② K		3	0	0	0	1	2	1
Juan Encarnacion, R (1, 8) OBP: 0.314, SLG: 0.458		B F X 1-1 CS 1B			S B B X 2-1 ① L9	B C F B X 2-2 ③ F9		B X 1-0 1-H 1B		4	0	2	1	0	0	2
Russell Branyan, L (1, 7) OBP: 0.270, SLG: 0.385 John Riedling, R (8, 1)		B F B B B X 3-1 ① ② G3 1-2			S B S S F F B S 2-3 ② K		B S C B B X 3-2 G4-3 2B	C B S F F S 1-3 ③ K		4 0	0 0	1 0	0 0	0 0	2 0	2 0
Aaron Boone, R (1, 5) OBP: 0.292, SLG: 0.360		C S B F S 1-3 ③ K			B C S B X 2-2 ③ L5		X 0-0 G4-3 1B		C X 0-1 1B SF8 1B	4	1	2	0	0	1	0
Todd Walker, L (1, 4) OBP: 0.335, SLG: 0.368			F S X 0-2 ① G6-3			X 0-0 SH SF9 2B	F L X 0-2 ① G4-3 1-2 2-3		C B B X 2-1 1-3 1B	4	1	2	0	0	0	2
Jason LaRue, R (1, 2) OBP: 0.304, SLG: 0.307			X 0-0 ② F9			B B B C B 4-1 SF9 SH FC4-6 BB	S C S 0-3 ② K		S C F B F S 1-3 ① K	3	1	0	0	1	2	4
Elmer Dessens, R (1, 1) OBP: 0.250, SLG: 0.182 Wilton Guerrero, S (7, PH) OBP: 0.275, SLG: 0.243 Scott Williamson, R (7, 1) Reggie Taylor, L (8, 7) OBP: 0.247, SLG: 0.393			C F B B F F F X 2-2 ③ G5-3			B B L X 2-1 SH FC4-6 1-2 2-3	C X 0-1 ③ G6-3		B X 1-0 ② SF8 3-H	1 1 0 0	0 0 0 0	0 0 0 1	0 0 0 0	0 0 0 0	0 0 0 0	0 2 0 0
Inning Stats	R: 0 H: 0 E: 0 LOB: 0 K: 1 BB: 0 S: 7 P: 10	R: 0 H: 1 E: 0 LOB: 0 K: 1 BB: 0 S: 8 P: 13	R: 0 H: 0 E: 0 LOB: 0 K: 0 BB: 0 S: 10 P: 12	R: 0 H: 0 E: 0 LOB: 0 K: 1 BB: 0 S: 6 P: 8	R: 0 H: 0 E: 0 LOB: 0 K: 1 BB: 0 S: 10 P: 16	R: 2 H: 1 E: 0 LOB: 2 K: 0 BB: 2 S: 15 P: 28	R: 0 H: 2 E: 0 LOB: 2 K: 1 BB: 0 S: 12 P: 15	R: 1 H: 2 E: 0 LOB: 1 K: 3 BB: 0 S: 15 P: 22	R: 1 H: 2 E: 0 LOB: 1 K: 1 BB: 0 S: 12 P: 17	1B: 6 SF: 2 2B: 2 SAC: 1 3B: 0 DP: 0 HR: 0 HBP: 0						WP: 0 PA: 37 PB: 0 SB: 1 CS: 1

TOP

Cincinnati Reds @ Chicago Cubs

Wrigley Field, Chicago, IL

Mon Jun 24 2002, 7:05 PM CDT

Att. 38,201 - Sunny - 81 F

livebaseballscorecards.com

AB	32
R	4
H	8
RBI	4
BB	2
SO	9
LOB	15

PITCHER		IP	WLS	BF	H	R	ER	SO	BB	IBB	HBP	BLK	WP	HR	S	P	ERA	WHIP
22 Mark Prior, R ERA: 3.79	(1, 1)	6.2		26	4	2	2	5	2	0	0	0	0	0	66	100	2.70	0.900
Jeff Fassero, L ERA: 5.93	(7, 1)	0.1	W	1	0	0	0	0	0	0	0	0	0	0	2	2	0.00	0.000
Kyle Farnsworth, R ERA: 1.86	(8, 1)	1.0	H	5	2	1	1	3	0	0	0	0	0	0	15	22	9.00	2.000
Antonio Alfonseca, R ERA: 2.65	(9, 1)	1.0	S	5	2	1	1	1	0	0	0	0	0	0	12	17	9.00	2.000

PITCHER	IP	WLS	BF	H	R	ER	SO	BB	IBB	HBP	BLK	WP	HR	S	P	ERA	WHIP

Cincinnati Reds @ Chicago Cubs

Wrigley Field, Chicago, IL

Mon Jun 24 2002, 7:05 PM CDT

Att. 38,201 - Sunny - 81 F

BOTTOM

Batter	1	2	3	4	5	6	7	8	9	AB	R	H	RBI	BB	SO	LOB
Corey Patterson, L (1, 8) OBP: 0.329, SLG: 0.432	F X 0-1 ① F2		B X 1-0 ③ G3		B X 1-0 2-3 1B		F B S S 1-3 ② K	B B X 2-0 ③ G4-3		5	0	1	0	0	1	3
Delino DeShields, L (1, 4) OBP: 0.279, SLG: 0.333	F X 0-1 ② G4-3			C X 0-1 1B 1B G4-6-3 1B	B F B X 2-1 ③ G3		X 0-0 2-H HR			4	2	2	2	0	0	2
Sammy Sosa, R (1, 9) OBP: 0.430, SLG: 0.674	B B B X 3-0 2B			B C X 1-1 G4-6-3 1B 1-2 1B		C B X 1-1 ① L7	B X 1-0 ③ P6			4	0	2	0	0	0	0
Fred McGriff, L (1, 3) OBP: 0.355, SLG: 0.477 Mark Bellhorn, S (8, PR) OBP: 0.351, SLG: 0.481 (9, 3)	F B B B X 3-1 ③ F8			B F B X 2-1 G4-6-3 1-2 2-3 1B		H 1-0 FC6-4 HBP		B X 1-0 G4-3 BB 1B 1B		3 0	0 1	2 0	0 0	0 0	0 0	1 0
Moises Alou, R (1, 7) OBP: 0.286, SLG: 0.320		S X 0-1 ① G6-3		B B B C X 3-1 ① ② G4-6-3 1-2f 2-3 3-H		X 0-0 ② FC6-4 1-2f		B S F B B B 4-2 1B G4-3 1-2 SF7 BB		3	1	0	0	1	0	3
Todd Hundley, S (1, 2) OBP: 0.278, SLG: 0.406 Joe Girardi, R (9, 2) OBP: 0.264, SLG: 0.286		C F F B B F C 2-3 ② K		F B C C 1-3 ③ K		B X 1-0 ③ F7		S X 0-1 ① G4-3 1-2 2-3		4 0	0 0	0 0	0 0	0 0	2 0	4 0
Alex Gonzalez, R (1, 6) OBP: 0.293, SLG: 0.426		S F C 0-3 ③ K			C B F X 1-2 ① G4-3		B F F S 1-3 ① K	I I I I 4-0 1B IBB		3	0	0	0	1	2	0
Bill Mueller, S (1, 5) OBP: 0.273, SLG: 0.311			S X 0-1 ① G4-3		B C X 1-1 ② G6-3		B S B F F B F B 4-2 2B BB	B C F F X 1-2 1-2 2-3 3-H 1B		3	1	1	1	1	0	0
22 Mark Prior, R (1, 1) OBP: 0.200, SLG: 0.400 Jeff Fassero, L (7, 1) Roosevelt Brown, L (7, PH) OBP: 0.253, SLG: 0.292 Kyle Farnsworth, R (8, 1) Angel Echevarria, R (8, PH) Antonio Alfonseca, R (9, 1) OBP: 0.667, SLG: 0.667			C B F X 1-2 ② G3		B B S S X 2-2 1B 2B		B X 1-0 1-H HR 2B	C X 0-1 ② SF7 3-H		2 0 1 0 0 0 0	0 0 1 0 0 0 0	1 0 1 0 0 1 0	0 0 1 0 0 0 0	0 0 1 0 0 0 0	0 0 0 0 0 0 0	0 0 0 0 0 0 0
Inning Stats	R: 0 E: 0 K: 0 S: 7 H: 1 LOB: 1 BB: 0 P: 13	R: 0 E: 0 K: 2 S: 10 H: 0 LOB: 0 BB: 0 P: 12	R: 0 E: 0 K: 0 S: 6 H: 0 LOB: 0 BB: 0 P: 8	R: 1 E: 0 K: 1 S: 11 H: 3 LOB: 1 BB: 0 P: 18	R: 0 E: 0 K: 0 S: 11 H: 2 LOB: 2 BB: 0 P: 18	R: 0 E: 0 K: 0 S: 4 H: 0 LOB: 1 BB: 0 P: 7	R: 3 E: 0 K: 2 S: 13 H: 2 LOB: 0 BB: 1 P: 21	R: 2 E: 0 K: 0 S: 12 H: 2 LOB: 2 BB: 2 P: 24		1B: 6 2B: 3 3B: 0 HR: 1	SF: 1 SAC: 0 DP: 1 HBP: 1					

livebaseballscorecards.com

AB	32
R	6
H	10
RBI	5
BB	3
SO	5
LOB	13

WP: 0 PB: 0 SB: 0 CS: 0 PA: 37

PITCHER		IP	WLS	BF	H	R	ER	SO	BB	IBB	HBP	BLK	WP	HR	S	P	ERA	WHIP
Elmer Dessens, R ERA: 2.56	(1, 1)	6.0		24	6	1	1	3	0	0	1	0	0	0	49	76	1.50	1.000
Scott Williamson, R ERA: 4.25	(7, 1)	1.0	L	6	2	3	3	2	1	0	0	0	0	1	13	21	27.00	3.000
John Riedling, R ERA: 4.05	(8, 1)	1.0		7	2	2	2	0	1	1	0	0	0	0	12	24	18.00	3.000

PITCHER	IP	WLS	BF	H	R	ER	SO	BB	IBB	HBP	BLK	WP	HR	S	P	ERA	WHIP

Cincinnati Reds @ Chicago Cubs

Wrigley Field, Chicago, IL

Tue Jun 25 2002, 1:20 PM CDT

Att. 29,628 - Cloudy - 79 F

TOP

livebaseballscorecards.com

Batter	1	2	3	4	5	6	7	8	9	AB	R	H	RBI	BB	SO	LOB
Todd Walker, L (1, 4) OBP: 0.333, SLG: 0.370	C B X 1-1 SH2-3 G6-3 2B		X 0-0 ① G4-3		C F B X 1-2 ① G6-3		B F S B X 2-2 ① G3		C F B X 1-2 ③ L8	4	1	1	0	0	0	0
Barry Larkin, R (9, PH) OBP: 0.281, SLG: 0.346 (9, 6)										1	0	0	0	0	0	1
Aaron Boone, R (1, 5) OBP: 0.292, SLG: 0.371	X 0-0 ① SH2-3 2-3		C X 0-1 HR		X 0-0 ② F9		B S X 1-1 ② P3			3	1	1	1	0	0	0
Adam Dunn, L (1, 9) OBP: 0.448, SLG: 0.529 (6, 7)	X 0-0 ② G6-3 3-H		C B B B X 3-1 1B		B B B B 4-0 2B BB		C B B F C 2-3 ③			3	1	1	1	1	1	0
Juan Encarnacion, R (1, 8) OBP: 0.313, SLG: 0.458	C B F X 1-2 ③ G5-3		C C B F S 1-3 ② K		X 0-0 1-H 2B			C F F F B S 1-3 ① K		4	0	1	1	0	2	1
Sean Casey, L (1, 3) OBP: 0.364, SLG: 0.386		B F C F X 1-2 HR	C F B B B X 2-2 ③ G4-3		X 0-0 ③ G4-3			F F C 0-3 ② K		4	1	1	1	0	1	2
Russell Branyan, L (1, 7) OBP: 0.275, SLG: 0.402		S C B S S 1-3 ① K		X 0-0 HR		C F F B B B B 4-2 BB		C S F B B S 1-3 ③ K		2	1	1	1	1	1	0
Scott Sullivan, R (6, 1)										0	0	0	0	0	0	0
Bruce Chen, L (6, 1) OBP: 0.357, SLG: 0.429										1	0	0	0	0	1	0
Jason LaRue, R (9, 2) OBP: 0.304, SLG: 0.307										0	0	0	0	0	0	0
Juan Castro, R (1, 6) OBP: 0.167, SLG: 0.125		C X 0-1 ② G5-3		B X 1-0 ① G5-3		F C C 0-3 ① K			S X 0-1 ① G6-3	4	0	0	0	0	1	1
(9, 4)																
Corky Miller, R (1, 2) OBP: 0.354, SLG: 0.500		B C B X 2-1 1B		F F B F S 1-3 ② K		X 0-0 ② L8			F X 0-1 E3	4	0	1	0	0	1	1
Reggie Taylor, L (9, PR) OBP: 0.247, SLG: 0.393										0	0	0	0	0	0	0
Danny Graves, R (9, 1)										0	0	0	0	0	0	0
Luis Pineda, R (1, 1)		F C S 0-3 ③ K		S X 0-1 ③ F8		C F B F F F F B F B 3-3 S K			B C S F B C 2-3 ② K	2	0	0	0	0	1	1
Austin Kearns, R (6, PH) OBP: 0.392, SLG: 0.466 (6, 9)										2	0	0	0	0	2	2

	AB	34
	R	5
	H	7
	RBI	5
	BB	2
	SO	11
	LOB	9

Inning Stats										
	R: 1	H: 1	R: 1	H: 2	R: 1	H: 2	R: 1	H: 1	R: 1	H: 1
	E: 0	LOB: 0	E: 0	LOB: 1	E: 0	LOB: 1	E: 0	LOB: 0	E: 0	LOB: 1
	K: 0	BB: 0	K: 2	BB: 0	K: 1	BB: 0	K: 1	BB: 0	K: 0	BB: 1
	S: 7	P: 9	S: 14	P: 18	S: 12	P: 18	S: 8	P: 10	S: 6	P: 11

Inning Stats										
	R: 0	H: 0	R: 0	H: 0	R: 0	H: 0	R: 0	H: 0	1B: 2	SF: 0
	E: 0	LOB: 1	E: 0	LOB: 0	E: 0	LOB: 0	E: 1	LOB: 1	2B: 2	SAC: 1
	K: 2	BB: 1	K: 1	BB: 0	K: 3	BB: 0	K: 1	BB: 0	3B: 0	DP: 0
	S: 14	P: 21	S: 8	P: 13	S: 12	P: 14	S: 11	P: 14	HR: 3	HBP: 0

PITCHER		IP	WLS	BF	H	R	ER	SO	BB	IBB	HBP	BLK	WP	HR	S	P	ERA	WHIP
Matt Clement, R	(1, 1)	5.0	L	23	7	5	5	4	1	0	0	0	0	3	47	66	9.00	1.600
ERA: 3.82																		
Juan Cruz, R	(6, 1)	1.0		4	0	0	0	2	1	0	0	0	0	0	14	21	0.00	1.000
ERA: 4.25																		
Joe Borowski, R	(7, 1)	2.0		6	0	0	0	4	0	0	0	0	0	0	20	27	0.00	0.000
ERA: 3.12																		
38 Carlos Zambrano, R	(9, 1)	0.2		3	0	0	0	1	0	0	0	0	0	0	8	10	0.00	0.000
ERA: 4.05																		
Jeff Fassero, L	(9, 1)	0.1		1	0	0	0	0	0	0	0	0	0	0	3	4	0.00	0.000
ERA: 5.87																		

PITCHER	IP	WLS	BF	H	R	ER	SO	BB	IBB	HBP	BLK	WP	HR	S	P	ERA	WHIP

WP: 0 PB: 0 SB: 0 CS: 0 PA: 37

Batter	1	2	3	4	5	6	7	8	9	AB	R	H	RBI	BB	SO	LOB
Corey Patterson, L (1, 8) OBP: 0.327, SLG: 0.428	B B B C F C 3-3 ① K		F C F B F F B X 2-2 ② G1-3		B B C F F F X 2-2 WP 1-2 1B	S F B C 1-3 ② K		B B X 2-0 ③ F8		5	0	1	0	0	2	3
Delino DeShields, L (1, 4) OBP: 0.277, SLG: 0.323	C X 0-1 ② G3		B C B B B 4-1 1B BB		F C F B B C 1-3 ① K	X 0-0 ③ G4-3			C C B B X 2-2 G5-3 ①	4	0	0	0	1	1	4
Sammy Sosa, R (1, 9) OBP: 0.426, SLG: 0.665	C S B B S 2-3 ③ K		B X 1-0 1-3 1B		B B B C X 3-1 ② F8 1-2 2-3		B S S S 1-3 ① K		F B C X 1-2 ② L9	5	0	1	0	0	2	2
Moises Alou, R (1, 7) OBP: 0.288, SLG: 0.318		B B B B 4-0 SH3-4 BB BB	C B B B S X 3-2 ③ F7		B B X 2-0 ③ G6-3		C X 0-1 ② G4-3		X 0-0 FC5-4 1B	4	0	1	0	1	0	4
Alex Gonzalez, R (1, 6) OBP: 0.300, SLG: 0.422		B B C B B 4-1 SH3-4 1-2 BB	B B X 2-0 ① F9		F F B B B F F F 4-2 B HR BB	B B B 4-0 FC5-4 BB			F X 0-1 ③ FC5-4 1-2f	2	1	0	0	3	0	1
Chris Stynes, R (1, 5) OBP: 0.345, SLG: 0.415		L X 0-1 ① SH3-4 1-2 2-3	B F C B F B X 3-2 1B		B B F X 2-1 1-H HR	C X 0-1 ③ FC5-4 1-2f				3	1	2	2	0	0	1
Mark Bellhorn, S (1, 3) OBP: 0.348, SLG: 0.470	B S B F B F F B 4-2 G3-6-1 BB		C F B F B S 2-3 ② K		B F B F B S 3-3 ① K			C B F X 1-2 ① F9		3	0	0	0	1	2	1
Joe Girardi, R (1, 2) OBP: 0.264, SLG: 0.285		X 0-0 ② ③ G3-6-1 1-2f	X 0-0 ③ L9		B B C B S F F X 3-2 2B 1B			C X 0-1 ② F3		4	0	1	0	0	0	4
Matt Clement, R (1, 1) OBP: 0.188, SLG: 0.107 Darren Lewis, R (5, PH) OBP: 0.338, SLG: 0.344 Juan Cruz, R (6, 1) OBP: 0.154, SLG: 0.154 Roosevelt Brown, L (6, PH) OBP: 0.260, SLG: 0.311 Joe Borowski, R (7, 1) OBP: 0.500, SLG: 0.500 Angel Echevarria, R (8, PH) OBP: 0.500, SLG: 1.000 38 Carlos Zambrano, S (9, 1) Jeff Fassero, L (9, 1)			C S B C 1-3 ① K		B B B B 4-0 WP 1B BB	B S X 1-1 1-3 2B		C X 0-1 1B		1 0 0 1 0 1 0 1 0	0 0 0 0 0 0 0 0 0	0 0 0 1 0 0 0 0 0	0 0 0 0 0 0 0 0 0	1 0 0 0 0 0 0 0 0	0 0 0 0 0 0 0 0 0	0 0 0 0 0 0 0 0 0
Inning Stats	R: 0 H: 0 E: 0 LOB: 0 K: 2 BB: 0 S: 8 P: 13	R: 0 H: 0 E: 0 LOB: 2 K: 0 BB: 3 S: 8 P: 20	R: 0 H: 1 E: 0 LOB: 2 K: 1 BB: 1 S: 14 P: 25	R: 0 H: 1 E: 0 LOB: 1 K: 1 BB: 0 S: 10 P: 17	R: 0 H: 1 E: 0 LOB: 2 K: 1 BB: 1 S: 11 P: 23	R: 2 H: 3 E: 0 LOB: 2 K: 2 BB: 1 S: 22 P: 36	R: 0 H: 0 E: 0 LOB: 1 K: 1 BB: 1 S: 7 P: 12	R: 0 H: 1 E: 0 LOB: 1 K: 0 BB: 0 S: 8 P: 11	R: 0 H: 1 E: 0 LOB: 1 K: 0 BB: 0 S: 9 P: 12	1B: 6 SF: 0 2B: 1 SAC: 1 3B: 0 DP: 1 HR: 1 HBP: 0						WP: 1 PA: 41 PB: 0 SB: 0 CS: 0

PITCHER		IP	WLS	BF	H	R	ER	SO	BB	IBB	HBP	BLK	WP	HR	S	P	ERA	WHIP
Luis Pineda, R ERA: 2.81	(1, 1)	5.0	W	22	3	0	0	5	5	0	0	0	1	0	51	98	0.00	1.600
Scott Sullivan, R ERA: 4.95	(6, 1)	0.1		4	2	2	2	1	1	0	0	0	0	1	16	28	54.00	9.000
Bruce Chen, L ERA: 6.6	(6, 1)	2.2	H	11	2	0	0	2	1	0	0	0	0	0	21	31	0.00	1.125
Danny Graves, R ERA: 2.72	(9, 1)	1.0	S	4	1	0	0	0	0	0	0	0	0	0	9	12	0.00	1.000

PITCHER	IP	WLS	BF	H	R	ER	SO	BB	IBB	HBP	BLK	WP	HR	S	P	ERA	WHIP

BOTTOM

Cincinnati Reds @ Chicago Cubs

Wrigley Field, Chicago, IL

Tue Jun 25 2002, 1:20 PM CDT

Att. 29,628 - Cloudy - 79 F

livebaseballscorecards.com

AB	33
R	2
H	8
RBI	2
BB	7
SO	8
LOB	20

Cincinnati Reds @ Chicago Cubs

Wrigley Field, Chicago, IL

Wed Jun 26 2002, 1:20 PM CDT

Att. 32,689 - Sunny - 82 F

livebaseballscorecards.com

TOP

Batter	1	2	3	4	5	6	7	8	9	AB	R	H	RBI	BB	SO	LOB
Todd Walker, L (1, 4) OBP: 0.334, SLG: 0.383	X 0-0 HR	B B F B X 3-1 ② SF7 3-H		C B X 1-1 ② G4-3		C C S 0-3 ② K		B C X 1-1 G5-4-3 1-3 1B		4	1	2	2	0	1	0
Aaron Boone, R (1, 5) OBP: 0.290, SLG: 0.365	F X 0-1 ① F7	B B X 2-0 ③ G4-3		B C B H 3-1 CS HBP		C C X 0-2 ③ L9		B F B X 2-1 ②③ G5-4-3 1-2f		4	0	0	0	0	0	3
Adam Dunn, L (1, 7) (9, 9) OBP: 0.454, SLG: 0.549	B B F F F B F X 3-2 HR	S F X 0-2 ① G6-3	C 0-1 ③ CS 1-2	B B B B 4-0 HR BB		F C X 0-2 G6-3 2B		F B X 1-1 G4-6-3 1B		4	2	3	1	1	0	0
Juan Encarnacion, R (1, 8) (7, 9) Danny Graves, R (9, 1) OBP: 0.311, SLG: 0.465	C B B F F F S 2-3 ② K	X 0-0 HR		C X 0-1 ① F7		X 0-0 ① G5-3		F B X 1-1 ①② G4-6-3 1-2f		5 0	1 0	1 0	1 0	0 0	1 0	3 0
Sean Casey, L (1, 3) OBP: 0.365, SLG: 0.402	B C X 1-1 ③ F5	B B X 2-0 F8 2B		X 0-0 1-H HR		B F X 1-1 ② G6-3 2-3		F B F B X 2-2 ③ G4-3		5	1	2	2	0	0	1
Austin Kearns, R (1, 9) John Riedling, R (7, 1) Jose Silva, R (9, 1) Russell Branyan, L (9, 7) OBP: 0.398, SLG: 0.481 OBP: 0.275, SLG: 0.402		B B C C B X 3-2 E S SH 1B	X 0-0 ② F8 2-3	C B B B X 3-1 FC5 3B		B B F B B F B 4-2 BB				3 0 0 0	2 0 0 0	2 0 0 0	0 0 0 0	1 0 0 0	0 0 0 0	1 0 0 0
Barry Larkin, R (1, 6) Juan Castro, R (5, PR) (5, 6) OBP: 0.281, SLG: 0.344 OBP: 0.158, SLG: 0.118		B C X 1-1 ① F8	B B B B 4-0 BB	X 0-0 FC5 G5-4-3 3-H		B B B C F X 3-2 ③ G5-3				2 1	0 0	0 0	1 0	1 0	0 0	1 2
Jason LaRue, R (1, 2) OBP: 0.303, SLG: 0.301	B B B B 4-0 SH 1-3 SF7 BB	B F B F S 2-3 ③ K		B X 1-0 ②③ G5-4-3 1-2f				F B X 1-1 ① L7		3	1	0	0	1	1	3
Jimmy Haynes, R (1, 1) Reggie Taylor, L (7, 8) OBP: 0.143, SLG: 0.179 OBP: 0.255, SLG: 0.400	X 0-0 SH 1-3 3-H	F S S 0-3 ① K			C S C 0-3 ① K			F X 0-1 1B 1B		2 1	0 0	0 1	1 0	0 0	2 0	0 0
Inning Stats	R: 2 H: 2 E: 0 LOB: 0 K: 1 BB: 0 S: 14 P: 20	R: 2 H: 1 E: 1 LOB: 1 K: 0 BB: 1 S: 9 P: 22	R: 1 H: 2 E: 0 LOB: 2 K: 1 BB: 1 S: 9 P: 17	R: 0 H: 0 E: 0 LOB: 0 K: 1 BB: 0 S: 7 P: 11	R: 3 H: 2 E: 0 LOB: 1 K: 0 BB: 1 S: 7 P: 15	R: 0 H: 0 E: 0 LOB: 0 K: 2 BB: 0 S: 9 P: 9	R: 0 H: 1 E: 0 LOB: 2 K: 0 BB: 1 S: 11 P: 19	R: 0 H: 2 E: 0 LOB: 1 K: 0 BB: 0 S: 8 P: 12	R: 0 H: 1 E: 0 LOB: 0 K: 0 BB: 0 S: 7 P: 11	1B: 4 SF: 1 2B: 2 SAC: 1 3B: 1 DP: 3 HR: 4 HBP: 1						

	AB	34
	R	8
	H	11
	RBI	8
	BB	4
	SO	5
	LOB	14

WP: 0 PA: 42
PB: 0
SB: 1
CS: 1

PITCHER		IP	WLS	BF	H	R	ER	SO	BB	IBB	HBP	BLK	WP	HR	S	P	ERA	WHIP
Jason Bere, R ERA: 5.18	(1, 1)	2.1	L	14	5	5	3	1	1	0	0	0	0	3	28	49	11.57	2.571
38 Carlos Zambrano, R ERA: 3.6	(3, 1)	1.2		6	0	0	0	2	1	0	1	0	0	0	11	21	0.00	0.600
Juan Cruz, R ERA: 4.55	(5, 1)	2.0		9	2	3	3	2	1	0	0	0	0	1	16	24	13.50	1.500
Jeff Fassero, L ERA: 5.51	(7, 1)	2.0		9	3	0	0	0	1	0	0	0	0	0	19	31	0.00	2.000
Joe Borowski, R ERA: 3.05	(9, 1)	1.0		3	1	0	0	0	0	0	0	0	0	0	7	11	0.00	1.000

PITCHER	IP	WLS	BF	H	R	ER	SO	BB	IBB	HBP	BLK	WP	HR	S	P	ERA	WHIP

Batter	1	2	3	4	5	6	7	8	9	AB	R	H	RBI	BB	SO	LOB
Corey Patterson, L (1, 8) OBP: 0.321, SLG: 0.420	C X 0-1 ① G4-3	C F F C 0-3 ③ K			B F X 1-1 ① G3-1	B B C F B F X 3-2 ③ F8		C B X 1-1 E4 2-H		5	0	0	0	0	1	4
Chris Stynes, R (1, 4) OBP: 0.339, SLG: 0.414	B B C X 2-1 ② F9		B C F X 1-2 ① L4		B F C X 1-2 G4-3 2B		C F B B F F X 2-2 ① G3	B B X 2-0 ③ G5-3		5	0	1	0	0	0	1
Sammy Sosa, R (1, 9) OBP: 0.423, SLG: 0.657	C C B B S 2-3 ③ K		C B S S 1-3 ② K		C B B F X 2-2 ② G4-3 2-3		X 0-0 2B 1B		B B X 2-0 ① L7	5	0	1	0	0	2	1
Fred McGriff, L (1, 3) OBP: 0.355, SLG: 0.490		B C S B X 2-2 ① G6-3	C X 0-1 ③ P6		X 0-0 ③ P5		F B B C B X 3-2 1-3 2B		B B X 2-0 HR	5	1	2	1	0	0	1
Moises Alou, R (1, 7) OBP: 0.295, SLG: 0.325	C X 0-1 1B 1B 1B			B B B C X 3-1 2B 1B		X 0-0 ① G6-3	S X 0-1 ② G5-3		B B B C X 3-1 G3 1B 1B	5	2	3	0	0	0	2
Todd Hundley, S (1, 2) OBP: 0.283, SLG: 0.436	C S B B B X 3-2 1B 1-2 1B 1B			B B F B F C 3-3 ① K		X 0-0 HR	B S F S 1-3 ③ K		C B B X 2-1 ② G3 1-2	5	2	2	1	0	2	4
Bill Mueller, S (1, 5) OBP: 0.282, SLG: 0.320	B F C X 1-2 SH5-4 1B 1-2 2-H 1B			X 0-0 ② L7		B B X 2-0 PB 1B		C F B B S 2-3 ① K	C X 0-1 2-H 1B	5	0	3	2	0	1	1
Mark Bellhorn, S (1, 6) OBP: 0.362, SLG: 0.481	B C B F X 2-2 SH5-4 1-2 2-H 1B			B S X 1-1 1-3 2B		B C B S B B B 4-2 1-2 BB		B B B B 4-0 WP G5-3 E BB	C S B F B F S 2-3 ③ K	3	1	2	1	2	1	1
Jason Bere, R (1, 1) OBP: 0.130, SLG: 0.217 38 Carlos Zambrano, S (3, 1) Angel Echevarria, R (4, PH) OBP: 0.333, SLG: 0.500 Juan Cruz, R (5, 1) OBP: 0.154, SLG: 0.154 Roosevelt Brown, L (6, PH) OBP: 0.257, SLG: 0.308 Jeff Fassero, L (7, 1) Darren Lewis, R (8, PH) OBP: 0.333, SLG: 0.339 Joe Borowski, R (9, 1) OBP: 0.500, SLG: 0.500	L X 0-1 ② SH5-4 1-2 2-3		C F B B B X 3-2 ③ G6-3		C B S F B B S 2-3 ② K			C B S F X 1-2 ② G5-3 1-2		0 0 0 0 0 0 0 0 0 0 0 0 0 0 1 0 0 0 0 0 2 0 0 0 0 0 0 0 1 0 0 0 0 1 2 0 0 0 0 0 0 0 1 0 0 0 0 0 1 0 0 0 0 0 0 0						
Inning Stats	R: 0 H: 0 E: 0 LOB: 0 K: 1 BB: 0 S: 7 P: 11	R: 2 H: 4 E: 0 LOB: 2 K: 1 BB: 0 S: 20 P: 28	R: 0 H: 0 E: 0 LOB: 0 K: 1 BB: 0 S: 8 P: 10	R: 0 H: 2 E: 0 LOB: 2 K: 1 BB: 0 S: 11 P: 21	R: 0 H: 1 E: 0 LOB: 1 K: 0 BB: 0 S: 9 P: 13	R: 1 H: 2 E: 0 LOB: 2 K: 1 BB: 1 S: 13 P: 24	R: 0 H: 2 E: 0 LOB: 2 K: 1 BB: 0 S: 14 P: 20	R: 1 H: 0 E: 1 LOB: 1 K: 1 BB: 1 S: 10 P: 20	R: 2 H: 3 E: 0 LOB: 1 K: 1 BB: 0 S: 13 P: 24	1B: 9 SF: 0 2B: 3 SAC: 1 3B: 0 DP: 0 HR: 2 HBP: 0						

PITCHER		IP	WLS	BF	H	R	ER	SO	BB	IBB	HBP	BLK	WP	HR	S	P	ERA	WHIP
Jimmy Haynes, R ERA: 4.45	(1, 1)	6.0	W	28	9	3	3	5	1	0	0	0	0	1	68	107	4.50	1.667
John Riedling, R ERA: 3.12	(7, 1)	2.0		10	2	1	0	2	1	0	0	0	1	0	24	40	0.00	1.500
Jose Silva, R ERA: 5.84	(9, 1)	0.1		3	2	2	2	0	0	0	0	0	0	1	4	11	54.00	6.000
Danny Graves, R ERA: 2.68	(9, 1)	0.2	S	3	1	0	0	1	0	0	0	0	0	0	9	13	0.00	1.500

PITCHER	IP	WLS	BF	H	R	ER	SO	BB	IBB	HBP	BLK	WP	HR	S	P	ERA	WHIP

BOTTOM

Cincinnati Reds @ Chicago Cubs

Wrigley Field, Chicago, IL

Wed Jun 26 2002, 1:20 PM CDT

Att. 32,689 - Sunny - 82 F

livebaseballscorecards.com

AB	41
R	6
H	14
RBI	5
BB	2
SO	8
LOB	20

WP: 1 PA: 44
PB: 1
SB: 0
CS: 0

Cincinnati Reds @ Chicago Cubs

Wrigley Field, Chicago, IL

Thu Jun 27 2002, 1:20 PM CDT

Att. 37,129 - Cloudy - 86 F

livebaseballscorecards.com

TOP

Batter	1	2	3	4	5	6	7	8	9	10	AB	R	H	RBI	BB	SO	LOB
Todd Walker, L (1, 4) OBP: 0.333, SLG: 0.381	P4		0-0 G4-6-3 2-3 1B		0-1 G4-6-3 1-2f			2-2 L4		0-1 SH2-4 1-2	4	0	1	0	0	0	1
Aaron Boone, R (1, 6) OBP: 0.289, SLG: 0.362 (10, 5)	K		3-2 G6-3			1-2 1B		1-0 P3		0-1 F8	5	0	1	0	0	1	3
Sean Casey, L (1, 3) OBP: 0.372, SLG: 0.415	K			0-1 2B 2B		0-1 2B			0-0 1B 3B 1B	4-0 BB 1B IBB	4	3	3	0	1	1	0
Adam Dunn, L (1, 7) OBP: 0.456, SLG: 0.552		2-2 G3		0-0 2-H 2B		0-1 P6			2-1 1-2 3B 1B	4-2 1-2 2-3 BB	4	1	2	1	1	0	1
Russell Branyan, L (1, 5) OBP: 0.274, SLG: 0.397 Juan Castro, R (10, 6) OBP: 0.158, SLG: 0.118		2-2 L6		0-3 K		2-0 G6-3			1-0 F9	0-0 2-H 3-H 1B	5	0	1	2	0	1	4
											0	0	0	0	0	0	0
Austin Kearns, R (1, 9) OBP: 0.391, SLG: 0.470		0-1 G6-3		2-3 K			1-1 L9		0-3 K		4	0	0	0	0	2	3
Reggie Taylor, L (1, 8) OBP: 0.255, SLG: 0.415			3-2 G4-3	1-1 L9			1-0 F8		0-2 1-H 2-H 3B		4	0	1	2	0	0	1
Corky Miller, R (1, 2) OBP: 0.343, SLG: 0.483 Juan Encarnacion, R (9, PH) OBP: 0.310, SLG: 0.463 Danny Graves, R (9, 1)			0-2 G2-3		0-2 F7		0-3 K		0-3 K		3	0	0	0	0	1	0
											1	0	0	0	0	1	1
											0	0	0	0	0	0	0
Joey Hamilton, R (1, 1) OBP: 0.273, SLG: 0.381 Barry Larkin, R (8, PH) OBP: 0.280, SLG: 0.342 Scott Sullivan, R (8, 1) Jason LaRue, R (9, 2) OBP: 0.306, SLG: 0.301			0-1 1B 2B		2-2 G4-6-3 1B			0-3 K		4-2 BB SH2-4 1B BB	2	0	2	0	0	0	0
											1	0	0	0	0	1	0
											0	0	0	0	0	0	0
											0	1	0	0	1	0	0
Inning Stats	R: 0 E: 0 K: 2 S: 9 H: 0 LOB: 0 BB: 0 P: 16	R: 0 E: 0 K: 0 S: 9 H: 0 LOB: 0 BB: 0 P: 13	R: 0 E: 0 K: 0 S: 12 H: 2 LOB: 2 BB: 0 P: 18	R: 1 E: 0 K: 2 S: 13 H: 2 LOB: 1 BB: 0 P: 16	R: 0 E: 0 K: 0 S: 8 H: 1 LOB: 0 BB: 0 P: 10	R: 0 E: 0 K: 0 S: 9 H: 2 LOB: 1 BB: 0 P: 12	R: 0 E: 0 K: 1 S: 6 H: 0 LOB: 0 BB: 0 P: 8	R: 0 E: 0 K: 1 S: 8 H: 0 LOB: 0 BB: 0 P: 11	R: 2 E: 0 K: 2 S: 15 H: 3 LOB: 1 BB: 0 P: 18	R: 2 E: 0 K: 0 S: 10 H: 1 LOB: 1 BB: 3 P: 22	1B: 6 2B: 4 3B: 1 HR: 0 SF: 0 SAC: 1 DP: 1 HBP: 0						

PITCHER		IP	WLS	BF	H	R	ER	SO	BB	IBB	HBP	BLK	WP	HR	S	P	ERA	WHIP
Jon Lieber, R ERA: 3.26	(1, 1)	8.0		31	9	3	3	6	0	0	0	0	0	0	77	109	3.38	1.125
Antonio Alfonseca, R ERA: 2.57	(9, 1)	1.0	B	4	1	0	0	2	0	0	0	0	0	0	12	13	0.00	1.000
Kyle Farnsworth, R ERA: 3.38	(10, 1)	1.0	L	6	1	2	2	0	2	1	0	0	0	0	10	22	18.00	3.000

PITCHER	IP	WLS	BF	H	R	ER	SO	BB	IBB	HBP	BLK	WP	HR	S	P	ERA	WHIP

AB	37
R	5
H	11
RBI	5
BB	3
SO	8
LOB	14

WP: 0 PA: 41
PB: 0
SB: 0
CS: 0

Batter	1	2	3	4	5	6	7	8	9	10	AB	R	H	RBI	BB	SO	LOB
Corey Patterson, L (1, 8) OBP: 0.322, SLG: 0.421	C S X 0-2 SH1-3 2B		B B B C B 4-1 BB 1B BB	B C X 1-1 ② G3 1-2			F B F S 2-3 ② K		B B C X 2-1 ③ G4-3		4	1	1	0	1	1	1
Chris Stynes, R (1, 4) OBP: 0.342, SLG: 0.410 Mark Bellhorn, S (7, PH) OBP: 0.358, SLG: 0.474 (8, 4)	X 0-0 ① SH1-3 2-3		B B F C B F B 4-2 BB 1B 1-2 BB	C B B X 2-1 ③ P6			X 0-0 ③ G4-3			C F F C 0-3 ① K	1 2	1 0	0 0	0 0	1 0	0 1	1 0
Sammy Sosa, R (1, 9) OBP: 0.426, SLG: 0.667	C X 0-1 ② L6		B B F C X 2-2 BB BB 1-2 2-H 1B		S B S X 1-2 ① G1-3			C B X 1-1 HR		F X 0-1 1B 1B 1B	5	2	3	2	0	0	1
Fred McGriff, L (1, 3) OBP: 0.359, SLG: 0.489 Delino DeShields, L (10, PR) OBP: 0.277, SLG: 0.323	B C F F P B B 4-2 BB		C B B F B F B 4-2 BB 1-2 2-3 BB		X 0-0 ② G1-3			B F B S X 2-2 ① F8		X 0-0 1B 1-2 1B	3 0	0 0	1 0	0 0	2 0	0 0	0 0
Moises Alou, R (1, 7) OBP: 0.293, SLG: 0.319	B S C S 1-3 ③ K		B B B B 4-0 FC6-4 1-2 2-3 3-H BB		C X 0-1 ③ F7			B C X 1-1 ② P3		B X 1-0 ② F9	4	0	0	1	1	1	4
Todd Hundley, S (1, 2) OBP: 0.288, SLG: 0.443 Darren Lewis, R (10, PR) OBP: 0.333, SLG: 0.339		B B F C S 2-3 ① K	B F S S B F F S 2-3 ② K			B F B F F X 2-2 ① G6-3		C B X 1-1 2B		C C B B X 2-2 1-3 2-H 1B	5 0	0 0	2 0	1 0	0 0	2 0	3 0
Alex Gonzalez, R (1, 6) OBP: 0.294, SLG: 0.412		F S S 0-3 ② K	X 0-0 ③ FC6-4 1-2f			B X 1-0 ② P3		B B F F F X 2-2 ③ F7		X 0-0 ③ L6	5	0	0	0	0	1	6
Bill Mueller, S (1, 5) OBP: 0.282, SLG: 0.314		C B X 1-1 ③ G3		B B B C F F B 4-2 FC2-6 BB		X 0-0 ③ L3			C F X 0-2 ① G1-3		3	0	0	0	1	0	0
Jon Lieber, L (1, 1) OBP: 0.188, SLG: 0.188 Antonio Alfonseca, R (9, 1) OBP: 0.667, SLG: 0.667 Roosevelt Brown, L (9, PH) OBP: 0.255, SLG: 0.304 Kyle Farnsworth, R (10, 1)			B F X 1-1 ① G4-3	S X 0-1 ① FC2-6 G3 1-2f			B B B C X 3-1 ① F7		F F B S 1-3 ② K		3 0 1 0	0 0 0 0	0 0 0 0	0 0 0 0	0 0 1 0	0 0 0 0	1 0 0 0
Inning Stats	R: 0 H: 1 E: 0 LOB: 2 K: 1 BB: 1 S: 13 P: 17	R: 0 H: 0 E: 0 LOB: 0 K: 2 BB: 0 S: 8 P: 11	R: 2 H: 1 E: 0 LOB: 3 K: 1 BB: 4 S: 19 P: 40	R: 0 H: 0 E: 0 LOB: 1 K: 0 BB: 1 S: 9 P: 16	R: 0 H: 0 E: 0 LOB: 0 K: 0 BB: 0 S: 6 P: 7	R: 0 H: 0 E: 0 LOB: 0 K: 0 BB: 0 S: 6 P: 9	R: 0 H: 0 E: 0 LOB: 0 K: 1 BB: 0 S: 6 P: 11	R: 1 H: 2 E: 0 LOB: 1 K: 0 BB: 0 S: 13 P: 20	R: 0 H: 0 E: 0 LOB: 0 K: 1 BB: 0 S: 8 P: 11	R: 1 H: 3 E: 0 LOB: 2 K: 1 BB: 0 S: 12 P: 15	1B: 4 SF: 0 2B: 2 SAC: 1 3B: 0 DP: 0 HR: 1 HBP: 0						WP: 0 PA: 43 PB: 0 SB: 0 CS: 0	

PITCHER		IP	WLS	BF	H	R	ER	SO	BB	IBB	HBP	BLK	WP	HR	S	P	ERA	WHIP
Joey Hamilton, R ERA: 4.66	(1, 1)	7.0		29	2	2	2	5	6	0	0	0	0	0	67	111	2.57	1.143
Scott Sullivan, R ERA: 5.04	(8, 1)	1.0		5	2	1	1	0	0	0	0	0	0	1	13	20	9.00	2.000
Danny Graves, R ERA: 2.76	(9, 1)	2.0	W	9	3	1	1	2	0	0	0	0	0	0	20	26	4.50	1.500

PITCHER	IP	WLS	BF	H	R	ER	SO	BB	IBB	HBP	BLK	WP	HR	S	P	ERA	WHIP

Cincinnati Reds @ Chicago Cubs

Wrigley Field, Chicago, IL

Thu Jun 27 2002, 1:20 PM CDT

Att. 37,129 - Cloudy - 86 F

BOTTOM

livebaseballscorecards.com

AB	36
R	4
H	7
RBI	4
BB	6
SO	7
LOB	17

Batter	1	2	3	4	5	6	7	8	9	AB	R	H	RBI	BB	SO	LOB
Corey Patterson, L (1, 8) OBP: 0.324, SLG: 0.431	L8	HR	1B			G3-1		F8		5	1	2	4	0	0	0
Delino DeShields, L (1, 4) OBP: 0.269, SLG: 0.313 Mark Bellhorn, S (8, PH) OBP: 0.361, SLG: 0.478 (8, 4)	L1	K	K			K		S 1B		4 1	0 0	0 1	0 0	0 0	3 0	2 0
Sammy Sosa, R (1, 9) OBP: 0.425, SLG: 0.660	F3	BB		BB		K		K		3	0	0	0	2	2	1
Fred McGriff, L (1, 3) OBP: 0.354, SLG: 0.480	P5 K			F7			G3	K		5	0	0	0	0	2	3
Moises Alou, R (1, 10) OBP: 0.295, SLG: 0.326		BB E 2B 1B	P3	F8			2B		F9	5	2	2	0	0	0	1
Roosevelt Brown, L (1, 7) OBP: 0.262, SLG: 0.302		E6 BB 1-2 2B	P6	F9			2-H BB 1B		FC6 BB	4	1	1	1	1	0	2
Alex Gonzalez, R (1, 6) OBP: 0.296, SLG: 0.423		2B 1B 1-2 2-3 BB	HR		G5-3		0-3 K		1-3 K	4	2	1	1	1	2	2
Bill Mueller, S (1, 5) OBP: 0.296, SLG: 0.333		1B HR 1-3 2-H 3-H 2B	1B 1B 2B		G6-4-3 BB		1-2 BB		FC6 1-2f	3	2	2	2	2	0	1
Joe Girardi, R (1, 2) OBP: 0.273, SLG: 0.294 Todd Hundley, S (7, PH) OBP: 0.286, SLG: 0.439 (7, 2)		HR 2-3 3-H 1B	1B 2-3 1B		G6-4-3 1-2f		G4-3			3 1	1 0	2 0	1 0	0 0	0 0	1 2
Inning Stats	R: 0 E: 0 K: 0 S: 6 H: 0 LOB: 0 BB: 0 P: 6	R: 6 E: 1 K: 2 S: 23 H: 4 LOB: 1 BB: 2 P: 41	R: 2 E: 0 K: 1 S: 15 H: 4 LOB: 2 BB: 0 P: 24	R: 0 E: 0 K: 0 S: 11 H: 0 LOB: 1 BB: 1 P: 18	R: 0 E: 0 K: 0 S: 7 H: 0 LOB: 0 BB: 1 P: 15	R: 0 E: 0 K: 2 S: 9 H: 0 LOB: 0 BB: 0 P: 11	R: 1 E: 0 K: 1 S: 20 H: 2 LOB: 2 BB: 1 P: 31	R: 0 E: 0 K: 2 S: 9 H: 1 LOB: 1 BB: 0 P: 19	R: 0 E: 0 K: 1 S: 8 H: 0 LOB: 1 BB: 1 P: 17	1B: 6 2B: 3 3B: 0 HR: 2	SF: 0 SAC: 0 DP: 1 HBP: 0						

TOP

Chicago Cubs @ Chicago White Sox

Comiskey Park, Chicago, IL

Fri Jun 28 2002, 2:05 PM EDT

Att. 46,027 - Sunny - 80 F

livebaseballscorecards.com

AB	38
R	9
H	11
RBI	9
BB	6
SO	9
LOB	15

PITCHER		IP	WLS	BF	H	R	ER	SO	BB	IBB	HBP	BLK	WP	HR	S	P	ERA	WHIP
Dan Wright, R ERA: 5.99	(1, 1)	2.2		19	8	8	7	2	2	0	0	0	0	2	41	67	23.62	3.750
Matt Ginter, R ERA: 2.38	(3, 1)	3.1	W	11	0	0	0	3	2	0	0	0	0	0	30	48	0.00	0.600
Antonio Osuna, R ERA: 4.63	(7, 1)	1.0	H	6	2	1	1	1	1	0	0	0	0	0	20	31	9.00	3.000
Damaso Marte, L ERA: 3.48	(8, 1)	0.1	H	2	1	0	0	0	0	0	0	0	0	0	3	7	0.00	3.000
Bob Howry, R ERA: 3.47	(8, 1)	0.1	H	1	0	0	0	1	0	0	0	0	0	0	3	6	0.00	0.000

PITCHER		IP	WLS	BF	H	R	ER	SO	BB	IBB	HBP	BLK	WP	HR	S	P	ERA	WHIP
Kelly Wunsch, L ERA: 4.85	(8, 1)	0.1	H	1	0	0	0	1	0	0	0	0	0	0	3	6	0.00	0.000
Keith Foulke, R ERA: 4.3	(9, 1)	1.0		4	0	0	0	1	1	0	0	0	0	0	8	17	0.00	1.000

BOTTOM

Chicago Cubs @ Chicago White Sox

Comiskey Park, Chicago, IL

Fri Jun 28 2002, 2:05 PM EDT

Att. 46,027 - Sunny - 80 F

livebaseballscorecards.com

Batter	1	2	3	4	5	6	7	8	9	AB	R	H	RBI	BB	SO	LOB
Kenny Lofton, L (1, 8) OBP: 0.355, SLG: 0.392	F7		F7		G4-3 WP FC6-4 BB	SF9 1B 1-2 2-3 BB	1-2 BB	WP BB		2	2	0	0	4	0	1
Ray Durham, S (1, 4) OBP: 0.372, SLG: 0.356	F9		1-2 BB		G4-3 1-3	SF9 1B 1-2 2-3 3-H	K	1-2 2-3 BB		4	1	1	1	2	1	3
Frank Thomas, R (1, 10) OBP: 0.346, SLG: 0.455	F8		K		FC6-4 BB	SF9 1-2 2-3 3-H	G1-3	L6		4	0	0	1	1	1	7
Magglio Ordonez, R (1, 9) OBP: 0.373, SLG: 0.541		G4-3		G6-3	FC6-4 14 HR 1-2f 3-H	14 HR 2-H 3-H 1B		G6-3		5	2	1	3	0	0	1
14 Paul Konerko, R (1, 3) OBP: 0.387, SLG: 0.592		1B		BB 1B HBP	1-H HR	1-H HR		2B 2B		4	4	4	4	0	0	0
Jose Valentin, S (1, 5) OBP: 0.302, SLG: 0.443		F9		1B 1-2 BB	F7	BB		1B 2-H 2B		3	1	1	1	2	0	1
Carlos Lee, R (1, 7) OBP: 0.326, SLG: 0.461		K		1-2 2-H 1B	BB 1B 1B BB L7			CS 1B IBB		3	1	1	1	2	1	2
Aaron Rowand, R (9, 7) OBP: 0.228, SLG: 0.346										0	0	0	0	0	0	0
Mark Johnson, L (1, 2) OBP: 0.300, SLG: 0.282			G3	P4		P6	FC1-6 BB	CS 1-2 2-H 1B		4	1	1	1	1	0	3
Royce Clayton, R (1, 6) OBP: 0.269, SLG: 0.359			BB 1B	G5-3		1B BB 1-2 SF9 1B	FC1-6 1-2f BB	WP 1-H 2-3 1B		5	1	3	1	0	0	3

	AB	34
	R	13
	H	12
	RBI	13
	BB	12
	SO	3
	LOB	21

Inning Stats	1	2	3	4	5	6	7	8	9
	R: 0 E: 0 K: 0 S: 4 H: 0 LOB: 0 BB: 0 P: 9	R: 0 E: 0 K: 1 S: 9 H: 1 LOB: 1 BB: 0 P: 12	R: 0 E: 0 K: 1 S: 10 H: 1 LOB: 2 BB: 1 P: 21	R: 1 E: 0 K: 0 S: 9 H: 1 LOB: 2 BB: 1 P: 17	R: 3 E: 0 K: 0 S: 9 H: 1 LOB: 0 BB: 2 P: 20	R: 6 E: 0 K: 0 S: 16 H: 4 LOB: 1 BB: 3 P: 36	R: 0 E: 0 K: 1 S: 10 H: 0 LOB: 2 BB: 2 P: 22	R: 3 E: 0 K: 0 S: 17 H: 4 LOB: 3 BB: 3 P: 38	

| | | | | | | | | | |

Chicago Cubs @ Chicago White Sox

Comiskey Park, Chicago, IL

Sat Jun 29 2002, 1:15 PM EDT

Att. 45,942 - Sunny - 86 F

livebaseballscorecards.com

TOP

Batter	1	2	3	4	5	6	7	8	9	AB	R	H	RBI	BB	SO	LOB
Corey Patterson, L (1, 8) OBP: 0.322, SLG: 0.425	F H 1-1 G4-3 S G5-3 HBP		B F X 1-1 ② P3		C X 0-1 ② G4-3		C S S 0-3 ① K		X 0-0 ② F8	4	1	0	0	0	1	2
Bill Mueller, S (1, 5) OBP: 0.304, SLG: 0.333	F B B X 2-1 ① G4-3 1-3		C F X 0-2 1B 1B		C B C B B B 4-2 BB BB		C B S X 1-2 ② F7		C C B B B F B 4-2 BB	3	0	1	0	2	0	1
Sammy Sosa, R (1, 9) OBP: 0.425, SLG: 0.654	B C B X 2-1 ② G5-3 3-H		F F B X 1-2 1-2 1B		C C B B B F B 4-2 1-2 BB		F F B S 1-3 ③ K		B S F B B S 2-3 ③ K	4	0	1	1	1	2	3
Fred McGriff, L (1, 3) OBP: 0.349, SLG: 0.473	C B S B X 2-2 ③ G6-3		S X 0-1 ③ G4-3		B B C F B X 3-2 ③ F7			B B C C S 2-3 ① K		4	0	0	0	0	1	4
Moises Alou, R (1, 7) OBP: 0.307, SLG: 0.370		C B X 1-1 HR		B B F X 2-1 HR		B X 1-0 1B 2B		B X 1-0 S 1B		4	3	4	2	0	0	0
Todd Hundley, S (1, 10) OBP: 0.276, SLG: 0.423		B C B X 2-1 ① G3		C S B S 1-3 ① K		S B X 1-1 ① P3		C S B F S 1-3 ② K 1-2		4	0	0	0	0	2	2
Chris Stynes, R (1, 4) OBP: 0.333, SLG: 0.398 Roosevelt Brown, L (8, PH) OBP: 0.259, SLG: 0.299 Mark Bellhorn, S (8, 4) OBP: 0.361, SLG: 0.478		C B B F B X 3-2 ② G6-3		X 0-0 ② G5-3		C F B B X 2-2 ② F3		X 0-0 ③ F9		3 1 0	0 0 0	0 0 0	0 0 0	0 0 0	0 0 0	1 1 0
Alex Gonzalez, R (1, 6) OBP: 0.299, SLG: 0.429 Delino DeShields, L (9, PR) OBP: 0.269, SLG: 0.313		C B B F C 2-3 ③ K		B X 1-0 ③ F9		X 0-0 2-H 1B			B C X 1-1 SH3-4 2B	4 0	0 0	2 0	1 0	0 0	1 0	0 0
Joe Girardi, R (1, 2) OBP: 0.267, SLG: 0.287			C B B F B X 2-2 ① G5-3		C F F B X 1-2 ① G5-3		B F F F B F X 2-2 ③ F8		C X 0-1 ① SH3-4 2-3	3	0	0	0	0	0	1
Inning Stats	R: 1 E: 0 K: 0 S: 8 H: 0 LOB: 0 BB: 0 P: 15	R: 1 E: 0 K: 1 S: 10 H: 1 LOB: 0 BB: 0 P: 18	R: 0 E: 0 K: 0 S: 13 H: 2 LOB: 2 BB: 0 P: 17	R: 1 E: 0 K: 1 S: 7 H: 1 LOB: 0 BB: 0 P: 11	R: 0 E: 0 K: 0 S: 14 H: 0 LOB: 2 BB: 2 P: 26	R: 1 E: 0 K: 0 S: 12 H: 2 LOB: 1 BB: 0 P: 18	R: 0 E: 0 K: 2 S: 9 H: 0 LOB: 0 BB: 0 P: 11	R: 0 E: 0 K: 2 S: 9 H: 1 LOB: 1 BB: 0 P: 13	R: 0 E: 0 K: 1 S: 11 H: 1 LOB: 3 BB: 1 P: 18	1B: 4 2B: 2 3B: 0 HR: 2 SF: 0 SAC: 1 DP: 0 HBP: 1						

	AB	34
	R	4
	H	8
	RBI	4
	BB	3
	SO	7
	LOB	15

WP: 0 PB: 0 SB: 2 CS: 0 PA: 39

PITCHER		IP	WLS	BF	H	R	ER	SO	BB	IBB	HBP	BLK	WP	HR	S	P	ERA	WHIP
Jon Garland, R ERA: 4.52	(1, 1)	6.0	W	27	6	4	4	2	2	0	1	0	0	2	64	105	6.00	1.333
Antonio Osuna, R ERA: 4.26	(7, 1)	3.0	S	12	2	0	0	5	1	0	0	0	0	0	29	42	0.00	1.000

PITCHER	IP	WLS	BF	H	R	ER	SO	BB	IBB	HBP	BLK	WP	HR	S	P	ERA	WHIP

BOTTOM

Chicago Cubs @ Chicago White Sox

Comiskey Park, Chicago, IL

Sat Jun 29 2002, 1:15 PM EDT

Att. 45,942 - Sunny - 86 F

Batter	1	2	3	4	5	6	7	8	9	AB	R	H	RBI	BB	SO	LOB
Kenny Lofton, L (1, 8) OBP: 0.349, SLG: 0.385	C F X 0-2 ① P6		B L L S 1-3 ① K	B B F C C 2-3 ③ K		C B B B S S 3-3 ② K		B C B X 2-1 ③ F8		5	0	0	0	0	3	6
Ray Durham, S (1, 4) OBP: 0.377, SLG: 0.357	X 0-0 ② F8		B B F B X 3-1 SF7 1-3 2-H 1B		B B B B 4-0 HR BB	C B B B B B 4-2 BB				2	1	1	1	2	0	0
Frank Thomas, R (1, 10) OBP: 0.345, SLG: 0.464	B C X 1-1 ③ G5-3		C B B B X 3-1 ② SF7 1-2 3-H		F B C B B F F F X 3-2 HR 1-H	B B C X 2-1 ③ P4				3	1	1	3	0	0	2
Magglio Ordonez, R (1, 9) OBP: 0.372, SLG: 0.541		B F X 1-1 ① F3	B B F X 2-1 ③ G1-3		C F B X 1-2 E6 14 CS		B S F B B X 3-2 14 G4-3 2B			4	0	1	0	0	0	1
14 Paul Konerko, R (1, 3) OBP: 0.385, SLG: 0.591		X 0-0 ② F7		C B F X 1-2 BB 2B	B B C C B X 3-2 ① ② F7 1-2		B B X 2-0 ① G4-3 2-3			4	0	1	0	0	0	2
Jose Valentin, S (1, 5) OBP: 0.305, SLG: 0.439		C S F B F B B B 4-2 BB		L F B F B C 2-3 ① K	S B F B S 2-3 ③ K		B F C B B F F B 4-2 L5-3 BB			2	0	0	0	2	2	1
Carlos Lee, R (1, 7) OBP: 0.329, SLG: 0.472 Aaron Rowand, R (8, 7) OBP: 0.228, SLG: 0.346		B X 1-0 ③ P6		B B B B 4-0 BB BB		B B C B X 3-1 HR	B C B X 2-2 ② ③ L5-3 1-2			3 0	1 0	1 0	1 0	1 0	0 0	3 0
Josh Paul, R (1, 2) OBP: 0.583, SLG: 0.550			B C C B F X 2-2 1B 1B 1B	S F B B F B B 4-2 BB 1-2 2-3		C H 1-1 SH1-4 HBP		B S F B X 2-2 ① F8		2	1	1	0	1	0	0
Royce Clayton, R (1, 6) OBP: 0.269, SLG: 0.358			S B F F F X 1-2 1B 1-2 SF7 1B	B F C F F S 1-3 ② K		B X 1-0 ① SH1-4 1-2		F C B F X 1-2 ② G4-3		3	1	1	0	0	1	3
Inning Stats	R: 0 H: 0 E: 0 LOB: 0 K: 0 BB: 0 S: 6 P: 7	R: 0 H: 0 E: 0 LOB: 1 K: 0 BB: 1 S: 8 P: 14	R: 2 H: 3 E: 0 LOB: 1 K: 1 BB: 0 S: 18 P: 30	R: 0 H: 1 E: 0 LOB: 3 K: 3 BB: 2 S: 18 P: 32	R: 2 H: 1 E: 1 LOB: 0 K: 1 BB: 1 S: 15 P: 28	R: 1 H: 1 E: 0 LOB: 2 K: 1 BB: 1 S: 11 P: 25	R: 0 H: 1 E: 0 LOB: 1 K: 0 BB: 1 S: 11 P: 22	R: 0 H: 0 E: 0 LOB: 0 K: 0 BB: 0 S: 9 P: 14		1B: 3 SF: 1 2B: 3 SAC: 1 3B: 0 DP: 1 HR: 2 HBP: 1						

livebaseballscorecards.com

AB	28
R	5
H	7
RBI	5
BB	6
SO	6
LOB	18

PITCHER	IP	WLS	BF	H	R	ER	SO	BB	IBB	HBP	BLK	WP	HR	S	P	ERA	WHIP
22 Mark Prior, R (1, 1) ERA: 4.17	5.0		24	5	4	4	5	4	0	0	0	0	1	65	111	7.20	1.800
Juan Cruz, R (6, 1) ERA: 4.48	3.0	L	13	2	1	1	1	2	0	1	0	0	1	31	61	3.00	1.333

PITCHER	IP	WLS	BF	H	R	ER	SO	BB	IBB	HBP	BLK	WP	HR	S	P	ERA	WHIP

Batter	1	2	3	4	5	6	7	8	9	AB	R	H	RBI	BB	SO	LOB
Corey Patterson, L (1, 8) OBP: 0.321, SLG: 0.426	F F B F S 1-3 ① K		X 0-0 ① SH3 1-2 2-3	B S X 1-1 ③ G3		B S X 1-1 HR 2-H 3-H 2B		X 0-0 ③ G3-1		4	1	1	2	0	1	2
Mark Bellhorn, S (1, 5) OBP: 0.368, SLG: 0.521	X 0-0 ② F8		B F B S B F B 4-2 1B 1B BB		C F B B F F X 2-2 ① P4	X 0-0 2-H HR			C B C X 1-2 HR	4	3	2	3	1	0	0
Sammy Sosa, R (1, 9) OBP: 0.425, SLG: 0.649 Darren Lewis, R (9, 9) OBP: 0.333, SLG: 0.339	X 0-0 1B		B S X 1-1 1B 1-2 2-3 3-H 1B		F X 0-1 ② P4	B X 1-0 ③ G6-3			F B S B B X 3-2 ① G5-3	5 0	0 0	2 0	1 0	0 0	0 0	0 0
Fred McGriff, L (1, 10) OBP: 0.350, SLG: 0.471	C F B B S 2-3 ③ K		C X 0-1 FC5-4 1-2 2-H 3-H 1B		F C C 0-3 ③ K		C B F B X 2-2 FC6-4 1B		B B C F X 2-2 ② F8	5	0	2	2	0	2	1
Moises Alou, R (1, 7) OBP: 0.309, SLG: 0.368		X 0-0 G1-6-3 1B	B X 1-0 ② F3			X 0-0 ① F9	X 0-0 ① FC6-4 G6-4-3 1-2f		C B C B B B 4-2 BB BB BB	4	0	1	0	1	0	3
Alex Gonzalez, R (1, 6) OBP: 0.301, SLG: 0.425		S S X 0-2 ① ② G1-6-3 1-2f	B X 1-0 ③ FC5-4 1-2f			F F X 0-2 BB 2B 1B	B F B C X 2-2 ② ③ G6-4-3 1-2f		B B B B B 4-0 BB 1-2 BB	4	1	1	0	1	0	4
Todd Hundley, S (1, 2) OBP: 0.289, SLG: 0.421		B S B S X 2-2 ③ G6-3		F B S S 1-3 ① K		B F B B S B 4-2 2B 1-2 2B BB		B F B X 2-1 1B	F B B B B 4-1 1-2 2-3 BB	3	1	1	0	2	1	0
Angel Echevarria, R (1, 3) OBP: 0.375, SLG: 0.571			X 0-0 SH3 BB 1B 1B	B B X 2-0 G1-3		X 0-0 1-3 2-H 2B		B B F F S 2-3 ① K	C F S 0-3 ③ K	5	2	2	1	0	2	4
Chris Stynes, R (1, 4) OBP: 0.339, SLG: 0.390			B B C F B B 4-2 1B SH3 1-2 1B BB	B B C G B B 4-2 BB		B X 1-0 ② F7		B F B C B S 3-3 ② K		2	1	0	0	2	1	3
Inning Stats	R: 0 H: 1 E: 0 LOB: 1 K: 2 BB: 0 S: 9 P: 12	R: 0 H: 1 E: 0 LOB: 0 K: 0 BB: 0 S: 7 P: 9	R: 3 H: 3 E: 0 LOB: 2 K: 0 BB: 2 S: 14 P: 25	R: 0 H: 0 E: 0 LOB: 1 K: 1 BB: 1 S: 8 P: 16	R: 0 H: 0 E: 0 LOB: 0 K: 1 BB: 0 S: 10 P: 12	R: 5 H: 4 E: 0 LOB: 0 K: 0 BB: 1 S: 12 P: 19	R: 0 H: 1 E: 0 LOB: 0 K: 0 BB: 0 S: 7 P: 11	R: 0 H: 1 E: 0 LOB: 1 K: 2 BB: 0 S: 9 P: 16	R: 1 H: 1 E: 0 LOB: 3 K: 1 BB: 3 S: 15 P: 33	1B: 8 SF: 0 2B: 2 SAC: 1 3B: 0 DP: 2 HR: 2 HBP: 0						

PITCHER	IP	WLS	BF	H	R	ER	SO	BB	IBB	HBP	BLK	WP	HR	S	P	ERA	WHIP
56 Mark Buehrle, L (1, 1) ERA: 3.62	5.2	L	29	9	8	8	4	4	0	0	0	0	1	59	91	12.71	2.294
Rocky Biddle, R (6, 1) ERA: 4.3	3.0		14	3	1	1	2	3	0	0	0	0	1	29	59	3.00	2.000
Keith Foulke, R (9, 1) ERA: 4.26	0.1		1	0	0	0	1	0	0	0	0	0	0	3	3	0.00	0.000

PITCHER	IP	WLS	BF	H	R	ER	SO	BB	IBB	HBP	BLK	WP	HR	S	P	ERA	WHIP

TOP

Chicago Cubs @ Chicago White Sox

Comiskey Park, Chicago, IL

Sun Jun 30 2002, 2:05 PM EDT

Att. 45,351 - Sunny - 91 F

livebaseballscorecards.com

AB	36
R	9
H	12
RBI	9
BB	7
SO	7
LOB	17

1B: 8 SF: 0
2B: 2 SAC: 1
3B: 0 DP: 2
HR: 2 HBP: 0

WP: 0 PA: 44
PB: 0
SB: 0
CS: 0

Batter	1	2	3	4	5	6	7	8	9	AB	R	H	RBI	BB	SO	LOB
Kenny Lofton, L (1, 8) OBP: 0.348, SLG: 0.383	X 0-0 G4-6-3 1B			C S B B S 2-3 ① K		X 0-0 ② B1-3		X 0-0 ③ F7		4	0	1	0	0	1	1
Ray Durham, S (1, 4) OBP: 0.379, SLG: 0.363	C B B X 2-1 ① ② G4-6-3 1-2f			B C C F X 1-2 1B		B C X 1-1 ③ F9			X 0-0 2B 2B	4	1	2	0	0	0	1
Frank Thomas, R (1, 10) OBP: 0.343, SLG: 0.459	C B B F C 2-3 ③ K			C C C 0-3 ② K			S B B S S 2-3 ① K		B B B B 4-0 2B SF8 BB	3	1	0	0	1	3	1
Magglio Ordonez, R (1, 9) OBP: 0.373, SLG: 0.544		B B B C S S 3-3 ① K		B S B B C F S 3-3 ③ K			S F X 0-2 1B		B X 1-0 1-3 2-H 2B	4	0	2	1	0	2	1
14 Paul Konerko, R (1, 3) OBP: 0.380, SLG: 0.583		C X 0-1 ② G6-3			B C X 1-1 ① G5-3		B C S X 1-2 ② P4		S F F C 0-3 ① K	4	0	0	0	0	1	3
Jose Valentin, S (1, 5) OBP: 0.301, SLG: 0.434		B B S B C S S 3-3 ③ K			C C B B S 2-3 ② K		F S S 0-3 ③ K		C X 0-1 ② SF8 3-H	3	0	0	1	0	3	1
Carlos Lee, R (1, 7) OBP: 0.331, SLG: 0.474			C S B C 1-3 ① K		B C X 1-1 2B			B B B C B 4-1 BB	B F F C 1-3 ③ K	3	0	1	0	1	2	1
Mark Johnson, L (1, 2) OBP: 0.294, SLG: 0.276			B X 1-0 ② F8		B B C B C X 3-2 ③ G3			C S C 0-3 ① K		3	0	0	0	0	1	2
Royce Clayton, R (1, 6) OBP: 0.266, SLG: 0.354			F X 0-1 ③ G4-3			C X 0-1 ① G6-3		F F S 0-3 ② K		3	0	0	0	0	1	1
Inning Stats	R: 0 H: 1 E: 0 LOB: 0 K: 1 BB: 0 S: 6 P: 10	R: 0 H: 0 E: 0 LOB: 0 K: 2 BB: 0 S: 8 P: 14	R: 0 H: 0 E: 0 LOB: 0 K: 1 BB: 0 S: 6 P: 8	R: 0 H: 1 E: 0 LOB: 1 K: 3 BB: 0 S: 14 P: 20	R: 0 H: 1 E: 0 LOB: 1 K: 1 BB: 0 S: 10 P: 17	R: 0 H: 0 E: 0 LOB: 0 K: 0 BB: 0 S: 5 P: 6	R: 0 H: 1 E: 0 LOB: 1 K: 2 BB: 0 S: 12 P: 15	R: 0 H: 0 E: 0 LOB: 1 K: 2 BB: 1 S: 8 P: 12	R: 2 H: 2 E: 0 LOB: 1 K: 2 BB: 1 S: 11 P: 17	1B: 3 SF: 1 2B: 3 SAC: 0 3B: 0 DP: 1 HR: 0 HBP: 0						WP: 0 PA: 34 PB: 0 SB: 0 CS: 0	

PITCHER		IP	WLS	BF	H	R	ER	SO	BB	IBB	HBP	BLK	WP	HR	S	P	ERA	WHIP
Matt Clement, R ERA: 3.7	(1, 1)	8.0	W	31	6	2	2	12	2	0	0	0	0	0	71	109	2.25	1.000
Antonio Alfonseca, R ERA: 2.5	(9, 1)	1.0		3	0	0	0	2	0	0	0	0	0	0	9	10	0.00	0.000

PITCHER	IP	WLS	BF	H	R	ER	SO	BB	IBB	HBP	BLK	WP	HR	S	P	ERA	WHIP

BOTTOM

Chicago Cubs @ Chicago White Sox

Comiskey Park, Chicago, IL

Sun Jun 30 2002, 2:05 PM EDT
Att. 45,351 - Sunny - 91 F

livebaseballscorecards.com

AB	31
R	2
H	6
RBI	2
BB	2
SO	14
LOB	12

Batter	1	2	3	4	5	6	7	8	9	AB	R	H	RBI	BB	SO	LOB
Darren Lewis, R (1, 8) (8, 9) OBP: 0.329, SLG: 0.323	C C B B C 2-3 ① K		X 0-0 ① B3-1			C S S 0-3 ① K		B C F F B B F B 4-2 F9 1B BB		3	0	0	0	1	2	0
Mark Bellhorn, S (1, 4) OBP: 0.371, SLG: 0.517	S B F B B B 4-2 CS BB		C B B C X 2-2 ② G5-3			B S C S 1-3 ② K		B X 1-0 1-2 1B		3	0	1	0	1	1	0
Sammy Sosa, R (1, 9) OBP: 0.423, SLG: 0.643 Francis Beltran, R (8, 1) Kyle Farnsworth, R (8, 1)	B S C B B S 3-3 ②③ K 1-2		B C S B B X 2-2 ③ G3			B B C B F F B 4-2 BB		C C B B X 2-2 ① F3		3 0 0	0 0 0	0 0 0	0 0 0	1 0 0	1 0 0	3 0 0
Fred McGriff, L (1, 3) OBP: 0.346, SLG: 0.465		C F F B B C 1-3 ① K	X 0-0 ① L7			B X 1-0 ③ F7		F B B B X 3-1 ② F9 2-3		4	0	0	0	0	1	3
Moises Alou, R (1, 7) OBP: 0.308, SLG: 0.370		S B F B F F F X 2-2 BB SF7 2B	F B X 1-1 ② F2				B B B C F F X 3-2 ① F8	B B S B F F S 3-3 ③ K		4	1	1	0	0	1	2
Alex Gonzalez, R (1, 6) OBP: 0.300, SLG: 0.420		B B B B 4-0 BB BB	B S C F F S 1-3 ③ K				X 0-0 ② F8		B C B X 2-1 ① G5-3	3	0	0	0	1	1	0
Bill Mueller, S (1, 5) OBP: 0.314, SLG: 0.339		C B C B B F B 4-2 1-2 2-3 BB	B C F S 1-3 ① K				C X 0-1 2B 1B		B B F B X 3-1 FC5-4 1B	3	0	2	0	1	1	0
Joe Girardi, R (1, 2) OBP: 0.266, SLG: 0.295		F B X 1-1 ② SF7 3-H	B B X 2-0 ② G5-3				B B B C X 3-1 1-3 2B		C F B X 1-2 ② FC5-4 1-2f	3	0	1	1	0	0	1
38 Carlos Zambrano, S (1, 1) Jeff Fassero, L (5, 1) Joe Borowski, R (6, 1) OBP: 0.333, SLG: 0.333 Corey Patterson, L (8, 8) OBP: 0.320, SLG: 0.425		F B C X 1-2 ③ G2-3	F F B B S 2-3 ③ K				C S C 0-3 ③ K		B F X 1-1 ③ F9	2 0 1 1	0 0 0 0	0 0 0 0	0 0 0 0	0 0 0 0	1 0 1 0	2 0 2 1
Inning Stats	R: 0 H: 0 E: 0 LOB: 1 K: 2 BB: 1 S: 8 P: 17	R: 1 H: 1 E: 0 LOB: 2 K: 1 BB: 2 S: 17 P: 30	R: 0 H: 0 E: 0 LOB: 0 K: 0 BB: 0 S: 7 P: 11	R: 0 H: 0 E: 0 LOB: 0 K: 1 BB: 0 S: 8 P: 10	R: 0 H: 0 E: 0 LOB: 0 K: 2 BB: 0 S: 7 P: 12	R: 0 H: 0 E: 0 LOB: 1 K: 2 BB: 1 S: 10 P: 16	R: 0 H: 2 E: 0 LOB: 2 K: 1 BB: 0 S: 12 P: 18	R: 0 H: 1 E: 0 LOB: 2 K: 1 BB: 1 S: 14 P: 27	R: 0 H: 1 E: 0 LOB: 1 K: 0 BB: 0 S: 9 P: 16	1B: 3 2B: 3 3B: 0 HR: 0	SF: 1 SAC: 0 DP: 1 HBP: 0			WP: 0 PB: 0 SB: 0 CS: 1	PA: 36		

TOP

Chicago Cubs @ Florida Marlins

Pro Player Stadium, Miami, FL

Mon Jul 01 2002, 7:05 PM EDT

Att. 7,412 - Cloudy - 76 F

livebaseballscorecards.com

AB	30
R	1
H	5
RBI	1
BB	5
SO	10
LOB	14

PITCHER		IP	WLS	BF	H	R	ER	SO	BB	IBB	HBP	BLK	WP	HR	S	P	ERA	WHIP
Michael Tejera, L ERA: 2.93	(1, 1)	7.0	W	27	3	1	1	9	4	0	0	0	0	0	69	114	1.29	1.000
Kevin Olsen, R ERA: 4.53	(8, 1)	1.0		5	1	0	0	1	1	0	0	0	0	0	14	27	0.00	2.000
46 Oswaldo Mairena, L ERA: 3.86	(9, 1)	1.0		4	1	0	0	0	0	0	0	0	0	0	9	16	0.00	1.000

PITCHER	IP	WLS	BF	H	R	ER	SO	BB	IBB	HBP	BLK	WP	HR	S	P	ERA	WHIP

Chicago Cubs @ Florida Marlins

Pro Player Stadium, Miami, FL

Mon Jul 01 2002, 7:05 PM EDT

Att. 7,412 - Cloudy - 76 F

livebaseballscorecards.com

BOTTOM

Batter	1	2	3	4	5	6	7	8	9	AB	R	H	RBI	BB	SO	LOB
Luis Castillo, S (1, 4) OBP: 0.393, SLG: 0.390 46 Oswaldo Mairena, L (9, 1)	BBBB 4-0 BB	B X 1-0 1-2 3-H 1B			BCBCX 3-2 G3 E 1B X 0-0 1B 2-H 2B		BCCBS 2-3 ① K	CCX 0-2 ③ F8		5 0	1 0	3 0	2 0	1 0	1 0	4 0
Andy Fox, L (1, 6) OBP: 0.309, SLG: 0.318	BCX 1-1 ① F8	BCFBX 2-2 ③ L6			FBBX 2-1 ③ G3 1-2 CX 0-1 ③ 2-3 1B		BCFX 1-2 ② P5			5	0	1	0	0	0	5
Mike Lowell, R (1, 5) OBP: 0.376, SLG: 0.538	CFC 0-3 ② K		BBX 2-0 G4-6-3 BB 1B		BBX 2-0 ② F8 X	0-0 BB 1B 1B	CFBBFFX 2-2 ③ FC5-4 1-2f			5	1	2	0	0	1	3
Cliff Floyd, L (1, 9) OBP: 0.415, SLG: 0.535 Kevin Olsen, R (8, 1) OBP: 0.083, SLG: 0.083 Homer Bush, R (8, PH) OBP: 0.274, SLG: 0.287 (9, 4)	FBX 1-1 ③ G4-3		FBBBSTFFBF 4-2 B G4-6-3 1-2 BB		IIII 4-0 E IBB	BCBSBX 3-2 ① F8		BCFBBX 3-2 BB BB BB 1B		2 0 1	1 0 1	0 0 1	0 0 0	2 0 0	0 0 0	2 0 0
Derrek Lee, R (1, 3) OBP: 0.345, SLG: 0.515		BBBSBFX 3-2 G3 SF8 2B	CX 0-1 ①② G4-6-3 1-2f 2-3		BX 1-0 E6 1-H 2-H 1B	CBBBB 4-1 1B 1-2 BB		CCFBS 1-3 ① K		4	2	1	0	1	1	3
Eric Owens, R (1, 8) OBP: 0.353, SLG: 0.396 (8, 9)	BX 1-0 ① G3 2-3	BX 1-0 ③ G4-3			FFX 0-2 1B 2B 3-H 1B	BBX 2-0 ② P4		BFBSBFB 4-2 BB BB 1-2 BB		4	1	1	1	1	0	4
Kevin Millar, R (1, 7) OBP: 0.340, SLG: 0.439	H 1-0 1B 1B HBP		CBBBFBFS 3-3 ① K		BBBCFFX 2-2 2B 1B 1-2 1B	CX 0-1 1-3 2-H 1B		BBFBBB 4-1 BB 1-2 2-3 BB		3	2	2	1	1	1	0
Charles Johnson, R (1, 2) OBP: 0.329, SLG: 0.366	BFX 1-1 ② SF8 3-H		CBFX 1-2 ② F8		BBBCCCX 3-2 1-3 2-H 2B	BX 1-0 ③ G6-3		CBFBBB 4-2 1-2 2-3 3-H BB		3	1	1	3	1	0	2
Michael Tejera, L (1, 1) OBP: 0.286, SLG: 0.500 Pablo Ozuna, R (7, PH) OBP: 0.333, SLG: 0.333 (8, 8)	FX 0-1 1B 1-3 1B		X 0-0 ③ G6-3		CX 0-1 2B 2-H 3-H 1B		BCFFEBX 2-2 FC5-4 1B	CBCX 1-2 ② F8		3 2	1 0	2 1	2 0	0 0	0 0	0 3
Inning Stats	R: 0 H: 0 E: 0 LOB: 1 K: 1 BB: 1 S: 7 P: 13	R: 2 H: 3 E: 0 LOB: 2 K: 0 BB: 0 S: 12 P: 21	R: 0 H: 1 E: 0 LOB: 1 K: 0 BB: 1 S: 10 P: 17	R: 0 H: 0 E: 0 LOB: 0 K: 1 BB: 0 S: 8 P: 12	R: 7 H: 7 E: 1 LOB: 2 K: 0 BB: 1 S: 22 P: 39	R: 1 H: 2 E: 0 LOB: 2 K: 0 BB: 1 S: 9 P: 19	R: 0 H: 1 E: 0 LOB: 1 K: 1 BB: 0 S: 16 P: 23	R: 1 H: 1 E: 0 LOB: 3 K: 1 BB: 3 S: 19 P: 36		1B: 12 SF: 1 2B: 3 SAC: 0 3B: 0 DP: 1 HR: 0 HBP: 1						

AB	37
R	11
H	15
RBI	9
BB	7
SO	4
LOB	26

WP: 0 PA: 46
PB: 0
SB: 0
CS: 0

PITCHER		IP	WLS	BF	H	R	ER	SO	BB	IBB	HBP	BLK	WP	HR	S	P	ERA	WHIP
38 Carlos Zambrano, R ERA: 3.6	(1, 1)	4.2	L	24	6	6	3	2	2	1	1	0	0	0	47	85	5.79	1.714
Jeff Fassero, L ERA: 6.82	(5, 1)	0.1		5	5	3	2	0	0	0	0	0	0	0	12	17	54.00	15.000
Joe Borowski, R ERA: 3.45	(6, 1)	2.0		10	3	1	1	1	1	0	0	0	0	0	25	42	4.50	2.000
Francis Beltran, R ERA: 9.0	(8, 1)	0.2		6	1	1	1	1	3	0	0	0	0	0	16	33	13.50	6.000
Kyle Farnsworth, R ERA: 5.11	(8, 1)	0.1		1	0	0	0	0	0	0	0	0	0	0	3	3	0.00	0.000

PITCHER	IP	WLS	BF	H	R	ER	SO	BB	IBB	HBP	BLK	WP	HR	S	P	ERA	WHIP

Chicago Cubs @ Florida Marlins

Pro Player Stadium, Miami, FL

Tue Jul 02 2002, 7:05 PM EDT

Att. 9,669 - Cloudy - 82 F

TOP

livebaseballscorecards.com

Batter	1	2	3	4	5	6	7	8	9	AB	R	H	RBI	BB	SO	LOB
Corey Patterson, L (1, 8) OBP: 0.315, SLG: 0.418	F8		F2		G4-3	G6-3		L8		5	0	0	0	0	0	2
Mark Bellhorn, S (1, 4) OBP: 0.378, SLG: 0.523	G4-3		1-2 1B		HR 2B	K			BB 1B BB	4	2	2	0	1	1	0
Sammy Sosa, R (1, 9) OBP: 0.422, SLG: 0.648	F9		K		2-H HR	K			1-2 1B SF8 BB	4	2	1	2	1	2	2
Fred McGriff, L (1, 3) OBP: 0.353, SLG: 0.477		L8		HR	BB 1B 2B		G5-4-3 BB		1-3 2-H BB 1B	3	2	2	2	2	0	0
Moises Alou, R (1, 7) OBP: 0.308, SLG: 0.370 Angel Echevarria, R (6, 7) OBP: 0.333, SLG: 0.500 Tom Gordon, R (8, 1) Delino DeShields, L (9, PH) OBP: 0.267, SLG: 0.313		L9		L9	1-2 2B 1B		1-2f G5-4-3		3-H SF8	3 1 0 0	0 0 0 0	1 0 0 0	0 0 0 1	0 0 0 0	0 0 0 0	0 1 0 0
Todd Hundley, S (1, 2) OBP: 0.286, SLG: 0.412	FC6-4 1B			E3 2B 1B	K		K		K	5	1	1	0	0	3	3
Alex Gonzalez, R (1, 6) OBP: 0.306, SLG: 0.430	1-2f FC6-4			1-3 1B 2B	1-3 2-H 2B			G6-3	BB	4	0	2	1	1	0	1
Bill Mueller, S (1, 5) OBP: 0.316, SLG: 0.337		K	2-3 3-H G3-6-1 1B		FC6-4 IBB			G6-3	G3-1	4	0	1	1	1	1	2
Jon Lieber, L (1, 1) OBP: 0.200, SLG: 0.176 Juan Cruz, R (6, 1) OBP: 0.154, SLG: 0.154 Roosevelt Brown, L (8, PH) OBP: 0.266, SLG: 0.306 (8, 7)		BB 1B	G3-6-1 1-2f		FC6-4 1-2f			1B		2 0 1	0 0 0	0 0 1	0 0 0	1 0 0	0 0 0	5 0 0
Inning Stats	R: 0 E: 0 K: 0 S: 7 H: 0 LOB: 0 BB: 0 P: 13	R: 0 E: 0 K: 0 S: 9 H: 1 LOB: 1 BB: 0 P: 17	R: 0 E: 0 K: 2 S: 11 H: 1 LOB: 2 BB: 1 P: 20	R: 2 E: 1 K: 0 S: 11 H: 3 LOB: 1 BB: 0 P: 18	R: 3 E: 0 K: 1 S: 15 H: 4 LOB: 3 BB: 2 P: 32	R: 0 E: 0 K: 2 S: 8 H: 0 LOB: 0 BB: 0 P: 12	R: 0 E: 0 K: 1 S: 10 H: 0 LOB: 0 BB: 1 P: 17	R: 0 E: 0 K: 0 S: 11 H: 1 LOB: 1 BB: 0 P: 16	R: 2 E: 0 K: 1 S: 12 H: 1 LOB: 2 BB: 3 P: 30	1B: 6 2B: 3 3B: 0 HR: 2 SF: 1 SAC: 0 DP: 2 HBP: 0							

	AB	36
	R	7
	H	11
	RBI	7
	BB	7
	SO	7
	LOB	16

WP: 0 PB: 0 SB: 0 CS: 0 PA: 44

PITCHER		IP	WLS	BF	H	R	ER	SO	BB	IBB	HBP	BLK	WP	HR	S	P	ERA	WHIP
Brad Penny, R ERA: 5.09	(1, 1)	4.1		23	8	5	4	2	2	0	0	0	0	2	45	86	8.31	2.308
Blaine Neal, R ERA: 1.74	(5, 1)	1.2	W	7	1	0	0	3	0	1	0	0	0	0	16	26	0.00	0.600
Armando Almanza, L ERA: 2.6	(7, 1)	1.0	H	3	0	0	0	1	1	0	0	0	0	0	10	17	0.00	1.000
Braden Looper, R ERA: 4.12	(8, 1)	1.0		4	1	0	0	0	0	0	0	0	0	0	11	16	0.00	1.000
Vladimir Nunez, R ERA: 3.38	(9, 1)	1.0		7	1	2	2	1	3	0	0	0	0	0	12	30	18.00	4.000

PITCHER	IP	WLS	BF	H	R	ER	SO	BB	IBB	HBP	BLK	WP	HR	S	P	ERA	WHIP

Batter	1	2	3	4	5	6	7	8	9	AB	R	H	RBI	BB	SO	LOB
Luis Castillo, S (1, 4) OBP: 0.393, SLG: 0.392	0-1 1B E 1B	1-0 G6-3		1-0 SF7 3-H			3-2 E' S SF8 1B	0-3 K		4	2	2	1	0	1	2
Andy Fox, L (1, 6) OBP: 0.312, SLG: 0.318	0-1 E 1B 1-3 1B		0-2 P4	2-3 K			4-2 S S 1B 1-3 BB			3	2	1	0	1	1	1
Mike Lowell, R (1, 5) OBP: 0.375, SLG: 0.545	0-2 E6 1B 1-2 3-H		1-1 HR		0-0 F7		0-0 SF8 3-H			3	1	1	3	0	0	1
Cliff Floyd, L (1, 9) OBP: 0.422, SLG: 0.550	0-0 CS 1-3 2-H 1B		0-0 FC4-6 1B		1-0 HR		4-0 S 1B 1-2 IBB			3	2	3	2	1	0	0
Derrek Lee, R (1, 3) OBP: 0.344, SLG: 0.511	1-3 K 2-3		2-1 L8		3-3 K		1-2 1-H 2-H 1B			4	0	1	2	0	2	2
Eric Owens, R (1, 8) OBP: 0.351, SLG: 0.393		1-1 2B 1B	2-0 FC4-6 1-2f		1-1 G4-3		1-2 E1 CS			4	1	1	0	0	0	1
Kevin Millar, R (1, 7) OBP: 0.343, SLG: 0.446		0-2 F9	2-1 1B SF7 2B		2-2 G1-3 P	1-0 CS 1-2	0-2 1B			4	1	2	0	0	0	1
Charles Johnson, R (1, 2) OBP: 0.327, SLG: 0.363		1-3 K	0-0 2-3 1B		2-1 G1-3		1-3 K			4	0	1	0	0	2	2
Brad Penny, R (1, 1) OBP: 0.158, SLG: 0.211 Blaine Neal, L (5, 1) Pablo Ozuna, R (6, PH) OBP: 0.300, SLG: 0.300 Armando Almanza, L (7, 1) Braden Looper, R (8, 1) Tim Raines, S (8, PH) OBP: 0.264, SLG: 0.300 Vladimir Nunez, R (9, 1) OBP: 0.333, SLG: 0.333	0-0 1-H 2B		0-0 F2		2-2 L8		3-1 F7			2 0 1 0 0 1 0	0 0 0 0 0 0 0	1 0 0 0 0 0 0	1 0 0 0 0 0 0	0 0 0 0 0 0 0	0 0 0 0 0 0 0	2 0 0 0 0 1 0
Inning Stats	R: 2 E: 1 K: 1 S: 11 H: 3 LOB: 1 BB: 0 P: 12	R: 1 E: 0 K: 1 S: 10 H: 2 LOB: 1 BB: 0 P: 13	R: 1 E: 0 K: 0 S: 9 H: 2 LOB: 1 BB: 0 P: 14	R: 1 E: 0 K: 1 S: 11 H: 2 LOB: 1 BB: 0 P: 16	R: 1 E: 0 K: 1 S: 8 H: 1 LOB: 0 BB: 0 P: 13	R: 0 E: 0 K: 0 S: 10 H: 0 LOB: 0 BB: 0 P: 16	R: 3 E: 1 K: 0 S: 13 H: 2 LOB: 0 BB: 2 P: 26	R: 0 E: 0 K: 2 S: 13 H: 1 LOB: 1 BB: 0 P: 17		1B: 9 2B: 3 3B: 0 HR: 2	SF: 2 SAC: 0 DP: 1 HBP: 0			WP: 0 PB: 0 SB: 4 CS: 2	PA: 38		

PITCHER		IP	WLS	BF	H	R	ER	SO	BB	IBB	HBP	BLK	WP	HR	S	P	ERA	WHIP
Jon Lieber, R ERA: 3.52	(1, 1)	5.0	L	24	10	6	5	4	0	0	0	0	0	2	49	68	9.00	2.000
Juan Cruz, R ERA: 4.75	(6, 1)	2.0		9	2	3	3	0	1	1	0	0	0	0	23	42	13.50	1.500
Tom Gordon, R ERA:	(8, 1)	1.0		4	1	0	0	2	0	0	0	0	0	0	13	17	0.00	1.000

PITCHER	IP	WLS	BF	H	R	ER	SO	BB	IBB	HBP	BLK	WP	HR	S	P	ERA	WHIP

BOTTOM

Chicago Cubs @ Florida Marlins

Pro Player Stadium, Miami, FL

Tue Jul 02 2002, 7:05 PM EDT

Att. 9,669 - Cloudy - 82 F

livebaseballscorecards.com

AB	33
R	9
H	13
RBI	9
BB	2
SO	6
LOB	13

Batter	1	2	3	4	5	6	7	8	9	AB	R	H	RBI	BB	SO	LOB
Corey Patterson, L (1, 8) OBP: 0.316, SLG: 0.417	B B X 2-0 G3-1 ①		B X 1-0 SH5-4 1-2 1B		C F X 0-2 BB BB 1B 1B		C S S 0-3 K ①		B S X 1-1 F2 ②	5	1	2	0	0	1	1
Bill Mueller, S (1, 5) OBP: 0.320, SLG: 0.353	X 0-0 F7 ②		C B X 1-1 SH5-4 1-2 2-3 ①		X 0-0 BB BB 1-2 1B		C F S 0-3 K ②		X 0-0 2B 3B 3-H	4	1	2	1	0	1	0
Sammy Sosa, R (1, 9) OBP: 0.419, SLG: 0.646	B C X 1-1 F8 ③		B B X 2-0 SF8 3-H ②		C B S B F F F C 2-3 K ①		S F X 0-2 G6-3 ③		X 0-0 2B 3-H	4	0	1	2	0	1	2
Fred McGriff, L (1, 3) OBP: 0.356, SLG: 0.486		B B B B 4-0 1B BB C B S C 1-3 K ③			F B B B F B 4-2 BB 1-2 2-3 BB			S B F X 1-2 HR	X 0-0 F8 ③	3	1	1	1	2	1	2
Roosevelt Brown, L (1, 7) OBP: 0.277, SLG: 0.310 Darren Lewis, R (7, 7) OBP: 0.338, SLG: 0.323		C B X 1-1 F9 ①		X 0-0 BB 1B	B B B C F F B 4-2 F8-6 1-2 2-3 3-H BB			B B B B 4-0 CS BB		2 0	0 0	1 0	1 0	1 1	0 0	1 0
Alex Gonzalez, R (1, 6) OBP: 0.305, SLG: 0.427		B S B F F X 2-2 G4-6-3 1-2 1B		X 0-0 ① F8	S F X 0-2 ② ③ F8-6 1-2			C B F S 1-3 K ①		4	0	1	0	0	1	5
Todd Hundley, S (1, 2) OBP: 0.277, SLG: 0.398 Joe Girardi, R (8, 2) OBP: 0.266, SLG: 0.295		B B C X 2-1 ② ③ G4-6-3 1-2f		F B C X 1-2 ② F9		B F F B B X 3-2 ① G4-3		C C F S 0-3 ② ③ K 1-2		4 0	0 0	0 0	0 0	0 0	1 0	4 0
Mark Bellhorn, S (1, 4) OBP: 0.386, SLG: 0.546			B C S B B X 3-2 34 1B 3B	B B F F B 4-2 1-2 BB		C S B F B S 2-3 ② K			C B F X 1-2 SH1-4 3B 2B	3	2	2	0	1	1	0
34 Kerry Wood, R (1, 1) OBP: 0.194, SLG: 0.171 Kyle Farnsworth, R (7, 1) Delino DeShields, L (9, PH) OBP: 0.267, SLG: 0.313 Antonio Alfonseca, R (9, 1) OBP: 0.667, SLG: 0.667			S B C B X 2-2 SH5-4 1B SF8 3-H 1B	S F B S 1-3 K ③		B S X 1-1 G6-3 ③			X 0-0 SH1-4 2-3 ①	3 0 0 0	1 0 0 0	1 0 0 0	1 0 0 0	0 0 0 0	1 0 0 0	2 0 0 0
Inning Stats	R: 0 H: 0 E: 0 LOB: 0 K: 0 BB: 0 S: 4 P: 7	R: 0 H: 1 E: 0 LOB: 1 K: 0 BB: 1 S: 8 P: 17	R: 2 H: 3 E: 0 LOB: 1 K: 1 BB: 0 S: 13 P: 23	R: 0 H: 1 E: 0 LOB: 2 K: 1 BB: 1 S: 10 P: 16	R: 1 H: 2 E: 0 LOB: 2 K: 1 BB: 2 S: 18 P: 28	R: 0 H: 0 E: 0 LOB: 0 K: 1 BB: 0 S: 9 P: 15	R: 0 H: 0 E: 0 LOB: 0 K: 2 BB: 0 S: 9 P: 9	R: 1 H: 1 E: 0 LOB: 1 K: 2 BB: 1 S: 10 P: 16	R: 2 H: 3 E: 0 LOB: 1 K: 0 BB: 0 S: 9 P: 11	1B: 6 SF: 1 2B: 4 SAC: 2 3B: 2 DP: 3 HR: 1 HBP: 0						

PITCHER	IP	WLS	BF	H	R	ER	SO	BB	IBB	HBP	BLK	WP	HR	S	P	ERA	WHIP
Ryan Dempster, R (1, 1) ERA: 4.79	6.0	L	27	7	3	3	4	4	0	0	0	0	0	62	106	4.50	1.833
Vic Darensbourg, L (7, 1) ERA: 4.22	1.0		4	1	1	1	2	0	0	0	0	0	1	12	13	9.00	1.000
Blaine Neal, R (8, 1) ERA: 2.38	1.0		4	1	1	1	2	1	0	0	0	0	0	10	16	9.00	2.000
46 Oswaldo Mairena, L (9, 1) ERA: 4.12	1.0		5	2	1	1	0	0	0	0	0	0	0	6	7	9.00	2.000

PITCHER	IP	WLS	BF	H	R	ER	SO	BB	IBB	HBP	BLK	WP	HR	S	P	ERA	WHIP

TOP

Chicago Cubs @ Florida Marlins

Pro Player Stadium, Miami, FL

Wed Jul 03 2002, 7:05 PM EDT

Att. 11,785 - Cloudy - 76 F

livebaseballscorecards.com

AB	32
R	6
H	11
RBI	6
BB	5
SO	8
LOB	17

WP: 0	PA: 40								
PB: 0									
SB: 0									
CS: 1									

BOTTOM

Batter	1	2	3	4	5	6	7	8	9	AB	R	H	RBI	BB	SO	LOB
Luis Castillo, S (1, 4) OBP: 0.390, SLG: 0.387	C B X 1-1 ① L7		B B B C B 4-1 1B HBP WP BB		B F B F X 2-2 ① G4-3		C X 0-1 ① L7		X 0-0 ② F7	4	1	0	0	1	0	2
Andy Fox, L (1, 6) OBP: 0.314, SLG: 0.321	C C X 0-2 ② G6-3		B C S H 2-2 WP 1B 1-2 HBP		S F S 0-3 ② K		F X 0-1 S 2B		C B X 1-1 ③ G4-3	4	0	1	0	0	1	2
Mike Lowell, R (1, 5) OBP: 0.374, SLG: 0.542	C C F B X 1-2 ③ G6-3		S X 0-1 WP 1-2 2-3 1B		F C B F F B S 2-3 ③ K		B C C S 1-3 ② K 2-3			4	0	1	0	0	2	1
Cliff Floyd, L (1, 9) OBP: 0.420, SLG: 0.550		F F B X 1-2 SH1 2B	X 0-0 ① F8			X 0-0 ① F7	B X 1-0 ③ G6-3			4	0	1	0	0	0	4
Derrek Lee, R (1, 3) OBP: 0.345, SLG: 0.508		B B F B B 4-1 SH1 BB	F C B S 1-3 ② K			B C B B B 4-1 WP 1B BB		B B C F X 2-2 ① G6-3		2	1	0	0	2	1	3
Eric Owens, R (1, 8) OBP: 0.347, SLG: 0.388		C X 0-1 ① SH1 1-2 2-3	F F B X 1-2 ③ G1-3 1-2 2-3 3-H			B X 1-0 ② L7		B X 1-0 ② G5-3		3	0	0	0	0	0	3
Kevin Millar, R (1, 7) OBP: 0.347, SLG: 0.444		B C F B S 2-3 ② K	H 1-0 G4-6-3 HBP			B C B C F X 2-2 1-H 1B		C B B S F X 2-2 ③ F3		3	0	1	1	0	1	2
Mike Redmond, R (1, 2) OBP: 0.417, SLG: 0.416 Pablo Ozuna, R (9, PR) OBP: 0.300, SLG: 0.300		I I I I 4-0 IBB	F F B B B X 2-2 ① ② G4-6-3 1-2f			C B B B B I 4-1 IBB			B B C B B 4-1 G1-3 BB	1	0	0	0	3	0	1
										0	0	0	0	0	0	0
Ryan Dempster, R (1, 1) OBP: 0.086, SLG: 0.118 Tim Raines, S (6, PH) OBP: 0.346, SLG: 0.294 Vic Darensbourg, L (7, 1) Blaine Neal, L (8, 1) 46 Oswaldo Mairena, L (9, 1) Preston Wilson, R (9, PH) OBP: 0.346, SLG: 0.441		S F B S 1-3 ③ K	B X 1-0 ③ G5-3			B F S B X 2-2 ③ F2			B C C B X 2-2 ① G1-3 1-2	2	0	0	0	0	1	3
										1	0	0	0	0	0	2
										0	0	0	0	0	0	0
										0	0	0	0	0	0	0
										0	0	0	0	0	0	0
										1	0	0	0	0	0	1
Inning Stats	R: 0 E: 0 K: 0 S: 9 H: 0 LOB: 0 BB: 0 P: 11	R: 0 E: 0 K: 2 S: 12 H: 1 LOB: 3 BB: 2 P: 24	R: 1 E: 0 K: 1 S: 12 H: 1 LOB: 2 BB: 1 P: 20	R: 0 E: 0 K: 0 S: 4 H: 0 LOB: 0 BB: 0 P: 8	R: 0 E: 0 K: 2 S: 11 H: 0 LOB: 0 BB: 0 P: 15	R: 1 E: 0 K: 0 S: 11 H: 1 LOB: 2 BB: 2 P: 24	R: 0 E: 0 K: 1 S: 8 H: 1 LOB: 1 BB: 0 P: 10	R: 0 E: 0 K: 0 S: 8 H: 0 LOB: 0 BB: 0 P: 13	R: 0 E: 0 K: 0 S: 7 H: 0 LOB: 2 BB: 1 P: 14	1B: 2 2B: 2 3B: 0 HR: 0	SF: 0 SAC: 1 DP: 1 HBP: 2						

PITCHER		IP	WLS	BF	H	R	ER	SO	BB	IBB	HBP	BLK	WP	HR	S	P	ERA	WHIP
34 Kerry Wood, R ERA: 4.12	(1, 1)	6.0	W	27	3	2	2	5	3	2	2	0	2	0	59	102	3.00	1.000
Kyle Farnsworth, R ERA: 4.4	(7, 1)	2.0	H	7	1	0	0	1	0	0	0	0	0	0	16	23	0.00	0.500
Antonio Alfonseca, R ERA: 2.43	(9, 1)	1.0		4	0	0	0	0	1	0	0	0	0	0	7	14	0.00	1.000

PITCHER	IP	WLS	BF	H	R	ER	SO	BB	IBB	HBP	BLK	WP	HR	S	P	ERA	WHIP

Chicago Cubs @ Florida Marlins

Pro Player Stadium, Miami, FL

Wed Jul 03 2002, 7:05 PM EDT

Att. 11,785 - Cloudy - 76 F

livebaseballscorecards.com

AB	29
R	2
H	4
RBI	1
BB	6
SO	6
LOB	24

WP: 2 PB: 0 SB: 1 CS: 0 PA: 38

Chicago Cubs @ Atlanta Braves

Turner Field, Atlanta, GA

Thu Jul 04 2002, 7:05 PM EDT

Att. 49,967 - Cloudy - 88 F

TOP

livebaseballscorecards.com

Batter	1	2	3	4	5	6	7	8	9	AB	R	H	RBI	BB	SO	LOB
Corey Patterson, L (1, 8) OBP: 0.321, SLG: 0.420	B B C X 2-1 G4-6-3 1B		X 0-0 ① SH3 2-3		B X 1-0 CS 1B		C B B F S 2-3 ② K		B B B B 4-0 BB BB BB	3	0	2	0	1	1	2
Bill Mueller, S (1, 5) OBP: 0.327, SLG: 0.352	B C X 1-1 ①② G4-6-3 1-2f		B F B B B 4-1 FC5-4 BB		B B B C C X 3-2 ①② F8 1-2		X 0-0 1-2 2-3 1B		B B C B S F B 4-2 BB 1-2 BB	3	0	1	0	2	0	2
Sammy Sosa, R (1, 9) OBP: 0.419, SLG: 0.641	C X 0-1 1B		B F B X 2-1 ② FC5-4 1-2f 3-H		B F B B B X 3-1 ③ G5-3		S F F B B C 2-3 ③ K		B S C F B F B B 4-2 G6-3 1-2 2-3 BB	4	0	1	1	1	1	4
Fred McGriff, L (1, 3) OBP: 0.355, SLG: 0.481 Chris Stynes, R (8, PR) OBP: 0.336, SLG: 0.387 (8, 4)	B B B X 3-0 ③ F7		X 0-0 ③ G4-3			S B S C 1-3 ① K		B C B F B B 4-2 1B SH1-4 BB	S S B S 1-3 ① K	3 1	0 0	0 0	0 0	1 0	1 1	2 3
Roosevelt Brown, L (1, 7) OBP: 0.270, SLG: 0.301 Joe Girardi, R (7, 2) OBP: 0.264, SLG: 0.293		C B B S C 2-3 ① K		B X 1-0 ① G6-3		B F X 1-1 ② F5		S X 0-1 ① SH1-4 1-2	C B X 1-1 ②③ G6-3 1-2f	3 1	0 0	0 0	0 0	0 0	1 0	0 3
Alex Gonzalez, R (1, 6) OBP: 0.301, SLG: 0.420		X 0-0 ② G4-3		F S F S 0-3 ② K		F F B F B S 2-3 ③ K		S B F C 1-3 ② K		4	0	0	0	0	3	2
Todd Hundley, S (1, 2) OBP: 0.286, SLG: 0.395 Darren Lewis, R (7, PR) OBP: 0.347, SLG: 0.323 (7, 7)		B C B F B X 3-2 E6		B B B 4-0 1B BB			B C B F B F B 4-2 1B 22 BB BB	B B B C B 4-1 1B BB		1 0	0 0	0 0	0 0	2 1	0 0	0 0
Mark Bellhorn, S (1, 4) OBP: 0.388, SLG: 0.545 (8, 3)		C B B S B F X 3-2 ③ F7		X 0-0 1-2 1B			C B B X 2-1 ① F7	C B X 1-1 1-2 2-3 1B		4	0	2	0	0	0	2
22 Mark Prior, R (1, 1) OBP: 0.308, SLG: 0.500 Kyle Farnsworth, R (7, 1) Moises Alou, R (8, PH) OBP: 0.307, SLG: 0.368 Tom Gordon, R (8, 1) Joe Borowski, R (8, 1) OBP: 0.333, SLG: 0.333			X 0-0 SH3 FC5-4 2B	C B F S 1-3 ③ K			B C B B L B 4-2 1B 1-2 BB	B B X 2-0 ③ F9		2 0 1 0 0	1 0 0 0 0	1 0 0 0 0	0 0 0 0 0	1 0 0 0 0	1 0 0 0 0	2 0 3 0 0

	AB	30
	R	1
	H	7
	RBI	1
	BB	9
	SO	9
	LOB	25

Inning Stats																								
	R: 0	H: 2	R: 0	H: 0	R: 1	H: 1	R: 0	H: 1	R: 0	H: 1	R: 0	H: 0	R: 0	H: 1	R: 0	H: 0	1B: 6	SF: 0	WP: 0	PA: 41
	E: 0	LOB: 1	E: 1	LOB: 1	E: 0	LOB: 1	E: 0	LOB: 2	E: 0	LOB: 0	E: 0	LOB: 0	E: 0	LOB: 3	E: 0	LOB: 2	2B: 1	SAC: 2	PB: 0	
	K: 0	BB: 0	K: 1	BB: 0	K: 0	BB: 1	K: 2	BB: 1	K: 2	BB: 0	K: 1	BB: 2	K: 1	BB: 2	K: 1	BB: 3	3B: 0	DP: 2	SB: 0	
	S: 7	P: 13	S: 11	P: 19	S: 6	P: 12	S: 9	P: 15	S: 6	P: 13	S: 9	P: 13	S: 15	P: 29	S: 11	P: 23	HR: 0	HBP: 0	CS: 1	

PITCHER		IP	WLS	BF	H	R	ER	SO	BB	IBB	HBP	BLK	WP	HR	S	P	ERA	WHIP
Jason Marquis, R ERA: 3.95	(1, 1)	6.1		27	5	1	1	5	4	0	0	0	0	0	55	102	1.42	1.421
Mike Remlinger, L ERA: 1.51	(7, 1)	0.2	W	3	1	0	0	2	0	0	0	0	0	0	8	12	0.00	1.500
Chris Hammond, L ERA: 1.64	(8, 1)	1.0	H	6	1	0	0	1	2	0	0	0	0	0	11	23	0.00	3.000
Tim Spooneybarger, R ERA: 3.1	(9, 1)	0.0		2	0	0	0	0	2	0	0	0	0	0	3	11	∞	∞
29 John Smoltz, R ERA: 4.44	(9, 1)	1.0	S	3	0	0	0	1	1	0	0	0	0	0	9	15	0.00	1.000

PITCHER	IP	WLS	BF	H	R	ER	SO	BB	IBB	HBP	BLK	WP	HR	S	P	ERA	WHIP

Chicago Cubs @ Atlanta Braves

Turner Field, Atlanta, GA

Thu Jul 04 2002, 7:05 PM EDT

Att. 49,967 - Cloudy - 88 F

BOTTOM

Batter	1	2	3	4	5	6	7	8	9	AB	R	H	RBI	BB	SO	LOB
Rafael Furcal, S (1, 6) OBP: 0.338, SLG: 0.406	BBCCX 2-2 G4-3 S SF7 1B		CBCBX 2-2 1B			BBCBX 2-1 ① F8	BBCCC 2-3 ③ K			4	1	2	0	0	1	3
Matt Franco, L (1, 3) OBP: 0.418, SLG: 0.700 Jesse Garcia, R (8, PR) OBP: 0.196, SLG: 0.196 (9, 4)	BBFBX 3-1 ① G4-3 1-3		PCBBS 2-3 ③ K			BSFBBS 3-3 ② K		X 0-0 10 G1-6-3 HBP E 1B		4 0	0 1	1 0	0 0	0 0	2 0	2 0
Gary Sheffield, R (1, 9) OBP: 0.357, SLG: 0.456	BCX 1-1 ② SF7 3-H			CBFX 1-2 ① G4-3		FFX 0-2 ③ P6		CFFH 1-2 10 G1-6-3 1-2 HBP		2	0	0	1	0	0	0
10 Chipper Jones, S (1, 7) OBP: 0.392, SLG: 0.458	BBX 2-0 ③ F9			SFFFBBS 2-3 ② K			BCFX 1-2 2B 2B	BBX 2-0 ① ② G1-6-3 1-2f 2-3		4	1	1	0	0	1	2
Andruw Jones, R (1, 8) OBP: 0.374, SLG: 0.503		SBBBFBX 3-2 ① F8		BX 1-0 ③ F8			CBSHX 2-2 2B HBP	BBBBB 4-0 E 1B BB		2	1	0	0	1	0	0
Vinny Castilla, R (1, 5) OBP: 0.272, SLG: 0.386		BX 1-0 ② F9			X 0-0 ① F8		BLFX 1-2 ① P5	BFX 1-1 E5 1B 1B 1-2 3-H		4	1	0	0	0	0	3
Javy Lopez, R (1, 2) OBP: 0.296, SLG: 0.373 Henry Blanco, R (9, 2) OBP: 0.238, SLG: 0.290		X 0-0 ③ G4-3			CBFX 1-2 1B		X 0-0 ② 1B 1-H 2-H 2B	FFX 0-2 1B 1-3 2-H 1B		4 0	0 0	3 0	2 0	0 0	0 0	0 0
Keith Lockhart, L (1, 4) OBP: 0.275, SLG: 0.361 Tim Spooneybarger, R (9, 1) 29 John Smoltz, R (9, 1)			BFBX 2-1 ① F7		BX 1-0 ② F8		BCFBBX 3-2 BB 2-3 1B	CFBX 1-2 2-3 3-H 1B		4 0 0	0 0 0	2 0 0	1 0 0	0 0 0	0 0 0	1 0 0
Jason Marquis, L (1, 1) OBP: 0.227, SLG: 0.364 Mike Remlinger, L (7, 1) Darren Bragg, L (7, PH) OBP: 0.390, SLG: 0.447 Chris Hammond, L (8, 1) Julio Franco, R (8, PH) OBP: 0.342, SLG: 0.382 (9, 3)			SBCS 1-3 ② K		BCLBFC 2-3 ③ K		BBBB 4-0 1-2 BB	BCBCS 2-3 ③ K		2 0 0 0 1	0 0 0 0 0	0 0 0 0 0	0 0 1 0 1	2 0 0 0 0	1 0 0 0 2	
Inning Stats	R: 1 E: 0 K: 0 S: 8 H: 1 LOB: 0 BB: 0 P: 16	R: 0 E: 0 K: 0 S: 5 H: 0 LOB: 0 BB: 0 P: 9	R: 0 E: 0 K: 2 S: 12 H: 1 LOB: 1 BB: 0 P: 18	R: 0 E: 0 K: 1 S: 9 H: 0 LOB: 0 BB: 0 P: 13	R: 0 E: 0 K: 1 S: 9 H: 1 LOB: 1 BB: 0 P: 13	R: 0 E: 0 K: 1 S: 8 H: 0 LOB: 0 BB: 0 P: 13	R: 1 E: 0 K: 1 S: 15 H: 3 LOB: 3 BB: 1 P: 28	R: 3 E: 1 K: 1 S: 16 H: 3 LOB: 2 BB: 1 P: 27		1B: 7 2B: 2 3B: 0 HR: 0	SF: 1 SAC: 0 DP: 1 HBP: 2			WP: 0 PB: 0 SB: 1 CS: 0	PA: 36	

livebaseballscorecards.com

AB	31
R	5
H	9
RBI	4
BB	2
SO	7
LOB	14

PITCHER		IP	WLS	BF	H	R	ER	SO	BB	IBB	HBP	BLK	WP	HR	S	P	ERA	WHIP
22 Mark Prior, R ERA: 3.98	(1, 1)	6.2	L	26	6	2	2	5	0	0	1	0	0	0	63	101	2.70	0.900
Kyle Farnsworth, R ERA: 4.3	(7, 1)	0.1		2	0	0	0	1	1	0	0	0	0	0	3	9	0.00	3.000
Tom Gordon, R ERA:	(8, 1)	0.2		7	3	3	0	0	1	0	1	0	0	0	13	22	0.00	6.000
Joe Borowski, R ERA: 3.42	(8, 1)	0.1		1	0	0	0	1	0	0	0	0	0	0	3	5	0.00	0.000

PITCHER	IP	WLS	BF	H	R	ER	SO	BB	IBB	HBP	BLK	WP	HR	S	P	ERA	WHIP

Chicago Cubs @ Atlanta Braves

Turner Field, Atlanta, GA

Fri Jul 05 2002, 7:35 PM EDT

Att. 48,784 - Sunny - 87 F

TOP

Batter	1	2	3	4	5	6	7	8	9	AB	R	H	RBI	BB	SO	LOB
Corey Patterson, L (1, 8) OBP: 0.320, SLG: 0.415	C C B B B F S 3-3 ① K		C S C 0-3 ① K		F H 1-1 G4-6-3 HBP		B C X 1-1 ② G6-3		S S S 0-3 ③ K2-3 1-2	4	0	0	0	0	3	1
Bill Mueller, S (1, 5) OBP: 0.320, SLG: 0.344	B C F B C 2-3 ② K		C B B B X 2-1 ② G6-3		X 0-0 ②③ G4-6-3 1-2f		B B C F X 2-2 ③ L7			4	0	0	0	0	1	1
Moises Alou, R (1, 7) OBP: 0.306, SLG: 0.363	B F F X 1-2 ③ F7		B B F F B F B 4-2 BB BB			B X 1-0 ① F9		S F X 0-2 ① G1-3		3	0	0	0	1	0	0
Fred McGriff, L (1, 3) OBP: 0.360, SLG: 0.497		C X 0-1 HR	B B B B 4-0 1-2 BB			B X 1-0 1B 2B		C C B B F B F F X 3-2 ② G4-3		3	2	2	1	1	0	0
Mark Bellhorn, S (1, 4) OBP: 0.391, SLG: 0.541		B F X 1-1 G4-3 1B	C C S 0-3 ③ K			C B C B B F B 4-2 1B BB		B C B C S 2-3 ③ K		3	0	1	0	1	2	2
Roosevelt Brown, L (1, 9) OBP: 0.271, SLG: 0.302		S T F X 0-2 ① F8		F X 0-1 ① F9		F X 0-1 1-3 2-H 1B			F C F X 0-2 ① G3	3	0	1	1	0	0	1
Joe Borowski, R (6, 1) OBP: 0.333, SLG: 0.333										0	0	0	0	0	0	0
Jeff Fassero, L (8, 1)										0	0	0	0	0	0	0
Darren Lewis, R (9, PH) OBP: 0.342, SLG: 0.318										1	0	0	0	0	0	0
Todd Hundley, S (1, 2) OBP: 0.278, SLG: 0.383		P C B X 2-1 ② G4-3 1-2		B C F F B B C 3-3 ② K		S B B F C 2-3 ② K			S C C 0-3 ② K	4	0	0	0	0	3	3
Alex Gonzalez, R (1, 6) OBP: 0.300, SLG: 0.415	I I I I I 4-0 IBB		C B B S S 2-3 ③ K			X 0-0 ③ G6-3			B C B F S 2-3 K DI 1B	3	1	0	0	1	2	2
Matt Clement, R (1, 1) OBP: 0.176, SLG: 0.100		F F S 0-3 ③ K			C B S X 1-2 ① G3		B C C B X 2-2 ① F8		B C X 1-1 1-H S 1B	2	0	0	0	0	1	2
Delino DeShields, L (6, 9) OBP: 0.270, SLG: 0.316										2	0	1	1	0	0	0

livebaseballscorecards.com

	AB	32
	R	3
	H	5
	RBI	3
	BB	4
	SO	12
	LOB	12

Inning Stats	1	2	3	4	5	6	7	8	9	1B: 3 SF: 0	WP: 1 PA: 37
	R: 0 H: 0	R: 1 H: 2	R: 0 H: 0	R: 0 H: 0	R: 0 H: 0	R: 1 H: 2	R: 0 H: 0	R: 0 H: 0	R: 1 H: 1	2B: 1 SAC: 0	PB: 0
	E: 0 LOB: 0	E: 0 LOB: 2	E: 0 LOB: 2	E: 0 LOB: 0	E: 0 LOB: 0	E: 0 LOB: 2	E: 0 LOB: 0	E: 0 LOB: 0	E: 0 LOB: 1	3B: 0 DP: 1	SB: 1
	K: 2 BB: 0	K: 1 BB: 1	K: 2 BB: 2	K: 2 BB: 0	K: 0 BB: 0	K: 1 BB: 1	K: 0 BB: 0	K: 1 BB: 0	K: 3 BB: 0	HR: 1 HBP: 1	CS: 0
	S: 10 P: 16	S: 14 P: 20	S: 11 P: 21	S: 9 P: 14	S: 5 P: 7	S: 11 P: 19	S: 8 P: 13	S: 12 P: 17	S: 15 P: 18		

PITCHER		IP	WLS	BF	H	R	ER	SO	BB	IBB	HBP	BLK	WP	HR	S	P	ERA	WHIP
Kevin Millwood, R (1, 1) ERA: 3.79		6.0	W	26	4	2	2	8	3	1	1	0	0	1	60	97	3.00	1.167
Kevin Gryboski, R (7, 1) ERA: 1.54		1.0	H	3	0	0	0	0	0	0	0	0	0	0	8	13	0.00	0.000
Mike Remlinger, L (8, 1) ERA: 1.48		1.0	H	3	0	0	0	1	0	0	0	0	0	0	12	17	0.00	0.000
29 John Smoltz, R (9, 1) ERA: 4.53		1.0	S	5	1	1	1	3	0	0	0	0	1	0	15	18	9.00	1.000

PITCHER	IP	WLS	BF	H	R	ER	SO	BB	IBB	HBP	BLK	WP	HR	S	P	ERA	WHIP

Chicago Cubs @ Atlanta Braves

Turner Field, Atlanta, GA

Fri Jul 05 2002, 7:35 PM EDT

Att. 48,784 - Sunny - 87 F

BOTTOM

Batter	1	2	3	4	5	6	7	8	9	AB	R	H	RBI	BB	SO	LOB
Rafael Furcal, S (1, 6) OBP: 0.337, SLG: 0.404	C F B X 1-2 ① G1-4-3		B B F X 2-1 2B 1B	C F C 0-3 ③ K		F B F B F B F S 3-3 ③ K				4	1	1	0	0	2	2
Matt Franco, L (1, 3) OBP: 0.407, SLG: 0.667 Mike Remlinger, L (8, 1) Jesse Garcia, R (9, 4) OBP: 0.196, SLG: 0.196	B F B B C F F X 3-2 1B		B F B B F F S 2-3 ② K		B B X 2-0 ① G4-3		C S X 0-2 ① F7			4 0 0	0 0 0	1 0 0	0 0 0	0 0 0	1 0 0	2 0 0
Gary Sheffield, R (1, 9) OBP: 0.356, SLG: 0.457	S B S S 1-3 ② K		X 0-0 1-H 2-H 2B		B C B X 2-1 ② L7		B C B B F X 3-2 ② F9			4	0	1	2	0	1	1
10 Chipper Jones, S (1, 7) OBP: 0.393, SLG: 0.455	C B X 1-1 ③ P6		B C S B B B 4-2 BB		F B C B B B 4-2 BB		C B B S B S 3-3 ③ K			2	0	0	0	2	1	1
Andruw Jones, R (1, 8) OBP: 0.370, SLG: 0.497		C S S 0-3 ① K	C S S 0-3 ③ K		B B X 2-0 ③ P5			X 0-0 ① G6-3		4	0	0	0	0	2	3
Vinny Castilla, R (1, 5) OBP: 0.275, SLG: 0.388		S S X 0-2 ② G5-3		B X 1-0 HR 1B		S S B F X 1-2 ① G4-3		F X 0-1 G5-3 1B		4	1	2	0	0	0	0
Javy Lopez, R (1, 2) OBP: 0.295, SLG: 0.371		B C X 1-1 ③ G6-3		S F S 0-3 ① K		C B C B X 2-2 1B 1B		B B C S F B X 3-2 G5-3 1-2		4	0	1	0	0	1	2
Keith Lockhart, L (1, 4) OBP: 0.282, SLG: 0.387 Julio Franco, R (8, PH) OBP: 0.340, SLG: 0.380 29 John Smoltz, R (9, 1)			B F B B S F S 3-3 ① K	B F X 1-1 1-H HR	B X 1-0 1-3 1B			B F C B X 2-2 F9		3 1 0	1 0 0	2 0 0	2 0 0	0 0 0	1 0 0	0 1 0
Kevin Millwood, R (1, 1) OBP: 0.188, SLG: 0.344 Darren Bragg, L (6, PH) OBP: 0.386, SLG: 0.442 Kevin Gryboski, R (7, 1) Wes Helms, R (8, 3) OBP: 0.283, SLG: 0.393			B S B F X 2-2 2B 2B	S S B S 1-3 ② K		B C B C S 2-3 ② K				2 1 0 0	1 0 0 0	1 0 0 0	0 0 0 0	1 1 0 0	0 2 0 0	1 2 0 0
Inning Stats	R: 0 E: 0 K: 1 S: 13 H: 1 LOB: 1 BB: 0 P: 19	R: 0 E: 0 K: 1 S: 8 H: 0 LOB: 0 BB: 0 P: 9	R: 2 E: 0 K: 3 S: 20 H: 3 LOB: 2 BB: 1 P: 33	R: 2 E: 0 K: 3 S: 12 H: 2 LOB: 0 BB: 0 P: 15	R: 0 E: 0 K: 0 S: 6 H: 0 LOB: 1 BB: 1 P: 16	R: 0 E: 0 K: 2 S: 16 H: 2 LOB: 2 BB: 0 P: 25	R: 0 E: 0 K: 1 S: 9 H: 0 LOB: 0 BB: 0 P: 15	R: 0 E: 0 K: 0 S: 10 H: 1 LOB: 1 BB: 0 P: 15		1B: 6 2B: 2 3B: 0 HR: 1 SF: 0 SAC: 0 DP: 0 HBP: 0						

livebaseballscorecards.com

AB	33
R	4
H	9
RBI	4
BB	2
SO	11
LOB	14

WP: 0 PA: 35
PB: 0
SB: 0
CS: 0

PITCHER		IP	WLS	BF	H	R	ER	SO	BB	IBB	HBP	BLK	WP	HR	S	P	ERA	WHIP
Matt Clement, R ERA: 3.85	(1, 1)	5.1	L	26	8	4	4	8	2	0	0	0	0	1	67	104	6.75	1.875
Joe Borowski, R ERA: 3.26	(6, 1)	2.1		8	1	0	0	3	0	0	0	0	0	0	24	38	0.00	0.429
Jeff Fassero, L ERA: 6.75	(8, 1)	0.1		1	0	0	0	0	0	0	0	0	0	0	3	5	0.00	0.000

PITCHER		IP	WLS	BF	H	R	ER	SO	BB	IBB	HBP	BLK	WP	HR	S	P	ERA	WHIP

Chicago Cubs @ Atlanta Braves

Turner Field, Atlanta, GA

Sat Jul 06 2002, 7:05 PM EDT

Att. 49,961 - Sunny - 90 F

livebaseballscorecards.com

TOP

Batter	1	2	3	4	5	6	7	8	9	AB	R	H	RBI	BB	SO	LOB
Mark Bellhorn, S (1, 4) OBP: 0.393, SLG: 0.556	BFBSFFBB 4-2 F9 1B 2B BB		FBBSX 2-2 HR		CSC 0-3 ② K		CX 0-1 ① G3-1 2-3			3	2	1	1	1	1	1
Bill Mueller, S (1, 5) OBP: 0.314, SLG: 0.337	X 0-0 ① L8		BBBCX 3-1 ① G5-3		BCBX 2-1 ③ G4-3		BBFX 2-1 ②③ L5 3-H			4	0	0	0	0	0	2
Angel Echevarria, R (1, 9) OBP: 0.308, SLG: 0.417	FFBX 1-2 2B 1-2 1B		BBBX 3-0 ② L9			CBFX 1-2 ① F3		CBBX 2-1 ① G5-3		4	1	1	0	0	0	0
Fred McGriff, L (1, 3) OBP: 0.358, SLG: 0.493	BFCBBX 3-2 ② F9 2-3		BSCX 1-2 ③ G3			SCBX 1-2 HR 1B		SCS 0-3 ② K		4	1	1	0	0	1	2
Moises Alou, R (1, 7) OBP: 0.317, SLG: 0.403	BCX 1-1 1-3 3-H 1B 2B			BX 1-0 HR		X 0-0 1-H HR		BX 1-0 1B		4	3	4	4	0	0	0
Roosevelt Brown, L (1, 8) OBP: 0.270, SLG: 0.300 Darren Lewis, R (9, 8) OBP: 0.342, SLG: 0.318	CBCBX 2-2 CS 2-H 3-H 1B			CCFBFFBS 2-3 ① K		SFX 0-2 ② G3		FCS 0-3 ③ K		4 0	0 0	1 0	2 0	0 0	2 0	1 0
Alex Gonzalez, R (1, 6) OBP: 0.299, SLG: 0.416	S 0-1 ③ CS 1-2	BSBBX 2-1 ① L8		X 0-0 ② F8		X 0-0 2B			CX 0-1 ① L9	4	0	1	0	0	0	0
Todd Hundley, S (1, 2) OBP: 0.270, SLG: 0.371		BCBBFFX 3-2 ② G3-1		CBBBX 3-1 ③ L3		BSX 1-1 ③ F9			BFBX 2-1 ② F9	4	0	0	0	0	0	1
38 Carlos Zambrano, S (1, 1) Kyle Farnsworth, R (6, 1) Delino DeShields, L (7, PH) OBP: 0.275, SLG: 0.328 Jeff Fassero, L (7, 1) Chris Stynes, R (9, PH) OBP: 0.333, SLG: 0.383 Antonio Alfonseca, R (9, 1) OBP: 0.667, SLG: 0.667		SFC 0-3 ③ K			CSBFFBX 2-2 ① G1-3		BCX 1-1 G3-1 L5 2B		CBFFFX 1-2 ③ G4-3	2 0 1 0 1 0	0 0 0 0 0 0	0 0 1 0 0 0	0 0 0 0 0 0	0 0 0 0 0 0	1 0 0 0 0 0	0 0 0 0 0 0
Inning Stats	R: 3 H: 3 E: 0 LOB: 0 K: 0 BB: 1 S: 18 P: 29	R: 0 H: 0 E: 0 LOB: 0 K: 1 BB: 0 S: 9 P: 14	R: 1 H: 1 E: 0 LOB: 0 K: 0 BB: 0 S: 9 P: 18	R: 1 H: 1 E: 0 LOB: 0 K: 1 BB: 0 S: 10 P: 16	R: 0 H: 0 E: 0 LOB: 0 K: 1 BB: 0 S: 10 P: 14	R: 2 H: 3 E: 0 LOB: 1 K: 0 BB: 0 S: 13 P: 16	R: 0 H: 1 E: 0 LOB: 0 K: 0 BB: 0 S: 6 P: 9	R: 0 H: 1 E: 0 LOB: 1 K: 2 BB: 0 S: 9 P: 12	R: 0 H: 0 E: 0 LOB: 0 K: 0 BB: 0 S: 8 P: 11	1B: 4 2B: 4 3B: 0 HR: 3	SF: 0 SAC: 0 DP: 1 HBP: 0				WP: 0 PB: 0 SB: 0 CS: 1	PA: 37	

	AB	35
	R	7
	H	10
	RBI	7
	BB	1
	SO	5
	LOB	7

PITCHER		IP	WLS	BF	H	R	ER	SO	BB	IBB	HBP	BLK	WP	HR	S	P	ERA	WHIP
Tom Glavine, L ERA: 2.27	(1, 1)	4.0	L	17	5	5	5	2	1	0	0	0	0	2	46	77	11.25	1.500
Kerry Ligtenberg, R ERA: 2.35	(5, 1)	2.0		9	3	2	2	1	0	0	0	0	0	1	23	30	9.00	1.500
Darren Holmes, R ERA: 1.51	(7, 1)	1.0		3	1	0	0	0	0	0	0	0	0	0	6	9	0.00	1.000
Damian Moss, L ERA: 3.38	(8, 1)	1.0		4	1	0	0	2	0	0	0	0	0	0	9	12	0.00	1.000
Tim Spooneybarger, R ERA: 2.95	(9, 1)	1.0		3	0	0	0	0	0	0	0	0	0	0	8	11	0.00	0.000

PITCHER		IP	WLS	BF	H	R	ER	SO	BB	IBB	HBP	BLK	WP	HR	S	P	ERA	WHIP

BOTTOM

Chicago Cubs @ Atlanta Braves

Turner Field, Atlanta, GA

Sat Jul 06 2002, 7:05 PM EDT

Att. 49,961 - Sunny - 90 F

Batter	1	2	3	4	5	6	7	8	9	AB	R	H	RBI	BB	SO	LOB
Rafael Furcal, S (1, 6) OBP: 0.338, SLG: 0.402	4-1 FC3-6 BB		1-3 ② K	0-0 ③ L8		1-0 E8 SF8 1-3 2-H 1B		0-1 ③ FC6-4 1-2f		4	0	1	1	1	1	3
Julio Franco, R (1, 3) OBP: 0.337, SLG: 0.377	2-2 ① FC3-6 BB 1-2f		2-1 1B 1B		2-2 ① G6-3	1-0 ② SF8 2-3 3-H			1-1 ① G5-3	4	0	1	1	0	0	1
Gary Sheffield, R (1, 9) OBP: 0.360, SLG: 0.469	4-2 1-2 BB		1-2 10 HBP 1-3 1B		3-1 ② G5-3	1-2 ③ P6			2-2 HR	4	1	2	1	1	0	1
10 Chipper Jones, S (1, 7) OBP: 0.396, SLG: 0.454 Darren Holmes, R (7, 1) Jesse Garcia, R (7, PH) OBP: 0.191, SLG: 0.191 Damian Moss, R (8, 1) OBP: 0.091, SLG: 0.048 Tim Spooneybarger, R (9, 1) Wes Helms, R (9, PH) OBP: 0.281, SLG: 0.390	2-1 ② F7		1-0 1-2 HBP		4-2 BB BB		0-2 ① G1-3		3-3 ② K	1 0 1 0 0 0 1	0 0 0 0 0 0 0	0 0 0 0 0 0 0	0 0 0 0 0 0 0	1 0 0 0 0 0 0	0 0 0 0 0 0 1	2 0 0 0 0 0 0
Andruw Jones, R (1, 8) OBP: 0.368, SLG: 0.491	1-3 ③ K		0-3 ③ K		4-2 1-2 BB		X 0-0 ② F8		2-3 ③ K	4	0	0	0	1	3	5
Vinny Castilla, R (1, 5) OBP: 0.275, SLG: 0.384		X 0-0 ① G5-3		F 4-1 WP BB	X 0-0 ③ L8		S 1-2 ③ G5-3			3	0	0	0	1	0	2
Javy Lopez, R (1, 2) OBP: 0.298, SLG: 0.370		B 1-0 ② F8		C 2-3 ① K		S 1-2 1B 1B 1B		F 4-2 FC4-6 BB		3	1	1	0	1	1	1
Keith Lockhart, L (1, 4) OBP: 0.281, SLG: 0.383		C 0-3 ③ K		X 0-0 ② F9		B 3-2 E SF8 1B 1-2 1B		C 0-1 ① FC4-6 FC6-4 1-2f		4	1	1	0	0	1	2
Tom Glavine, L (1, 1) OBP: 0.105, SLG: 0.132 Matt Franco, L (4, PH) OBP: 0.417, SLG: 0.667 Kerry Ligtenberg, R (5, 1) Darren Bragg, L (6, PH) OBP: 0.379, SLG: 0.432 (7, 7)			C 0-3 ① K	C 4-2 B 1-2 BB		B 1-3 ① K		C 0-3 ② K		1 0 0 2	0 0 0 0	0 0 0 0	0 1 0 0	0 0 0 0	1 0 0 2	0 0 0 3
Inning Stats	R: 0 E: 0 K: 1 S: 11 H: 0 LOB: 2 BB: 2 P: 24	R: 0 E: 0 K: 1 S: 5 H: 0 LOB: 0 BB: 0 P: 6	R: 0 E: 0 K: 3 S: 14 H: 2 LOB: 3 BB: 0 P: 19	R: 0 E: 0 K: 1 S: 12 H: 0 LOB: 2 BB: 2 P: 22	R: 0 E: 0 K: 0 S: 10 H: 0 LOB: 2 BB: 2 P: 23	R: 2 E: 1 K: 1 S: 16 H: 3 LOB: 1 BB: 0 P: 24	R: 0 E: 0 K: 0 S: 9 H: 0 LOB: 0 BB: 0 P: 10	R: 0 E: 0 K: 1 S: 10 H: 0 LOB: 1 BB: 1 P: 14	R: 1 E: 0 K: 2 S: 16 H: 1 LOB: 0 BB: 0 P: 24	1B: 5 2B: 0 3B: 0 HR: 1	SF: 1 SAC: 0 DP: 0 HBP: 1		WP: 1 PB: 0 SB: 0 CS: 0	PA: 41			

livebaseballscorecards.com

AB	32
R	3
H	6
RBI	3
BB	7
SO	10
LOB	20

PITCHER		IP	WLS	BF	H	R	ER	SO	BB	IBB	HBP	BLK	WP	HR	S	P	ERA	WHIP
38 Carlos Zambrano, R ERA: 2.88	(1, 1)	5.0	W	24	2	0	0	6	6	0	1	0	1	0	52	94	0.00	1.600
Kyle Farnsworth, R ERA: 4.6	(6, 1)	1.0		6	3	2	1	1	0	0	0	0	0	0	16	24	9.00	3.000
Jeff Fassero, L ERA: 6.37	(7, 1)	2.0		7	0	0	0	1	1	0	0	0	0	0	19	24	0.00	0.500
Antonio Alfonseca, R ERA: 2.61	(9, 1)	1.0		4	1	1	1	2	0	0	0	0	0	1	16	24	9.00	1.000

PITCHER	IP	WLS	BF	H	R	ER	SO	BB	IBB	HBP	BLK	WP	HR	S	P	ERA	WHIP

Batter	1	2	3	4	5	6	7	8	9	AB	R	H	RBI	BB	SO	LOB
Darren Lewis, R (1, 8) OBP: 0.325, SLG: 0.300	C F B F B X 2-2 ① G1-3		B C B C X 2-2 ③ G5-3			F C B B F F B C 3-3 ② K		B B F X 2-1 ② P5		4	0	0	0	0	1	2
Bill Mueller, S (1, 5) OBP: 0.322, SLG: 0.342	X 0-0 1B			C F B B X 2-2 G5-4-3 1B		F B B B F B 4-2 FC4-6 BB		B X 1-0 ③ FC6-4 1-2f		3	0	2	0	1	0	1
Angel Echevarria, R (1, 9) OBP: 0.250, SLG: 0.333 Delino DeShields, L (9, PH) OBP: 0.273, SLG: 0.326	C F C 0-3 ② K			S X 0-1 ①② G5-4-3 1-2f		X 0-0 ③ FC4-6 1-2f			C X 0-1 ① G6-3	3 1	0 0	0 0	0 0	0 0	1 0	4 0
Fred McGriff, L (1, 3) OBP: 0.354, SLG: 0.487	X 0-0 ③ G3			B F X 1-1 ③ G4-3			B C S B X 2-2 ① G4-3		F F B C 1-3 ② K	4	0	0	0	0	1	1
Moises Alou, R (1, 7) OBP: 0.312, SLG: 0.397		C B X 1-1 ① G5-3			S X 0-1 ① G5-3		X 0-0 ② F8		F B S B X 2-2 ③ F8	4	0	0	0	0	0	0
Chris Stynes, R (1, 4) OBP: 0.326, SLG: 0.373		B C C X 1-2 ② G1-3			X 0-0 ② F8		X 0-0 E3			3	0	0	0	0	0	0
Alex Gonzalez, R (1, 6) OBP: 0.296, SLG: 0.411		B C S B B X 3-2 ③ F8			C C F X 0-2 ③ G5-3		S B F S 1-3 ③ K			3	0	0	0	0	1	1
Joe Girardi, R (1, 2) OBP: 0.273, SLG: 0.304			X 0-0 ① G6-3			B B C X 2-1 G1-3 2B		C S B B B B 4-2 FC6-4 BB		2	0	1	0	1	0	0
Jon Lieber, L (1, 1) OBP: 0.189, SLG: 0.167 Mark Bellhorn, S (8, PH) OBP: 0.391, SLG: 0.552 Tom Gordon, R (8, 1)			C F C 0-3 ② K			X 0-0 ① G1-3 2-3		C B B S B X 3-2 ① P6		2 1 0	0 0 0	0 0 0	0 0 0	0 0 0	1 0 0	1 1 0
Inning Stats	R: 0 H: 1 E: 0 LOB: 1 K: 1 BB: 0 S: 9 P: 11	R: 0 H: 0 E: 0 LOB: 0 K: 0 BB: 0 S: 8 P: 13	R: 0 H: 0 E: 0 LOB: 0 K: 1 BB: 0 S: 7 P: 9	R: 0 H: 1 E: 0 LOB: 0 K: 0 BB: 0 S: 7 P: 10	R: 0 H: 0 E: 0 LOB: 0 K: 0 BB: 0 S: 7 P: 7	R: 0 H: 1 E: 0 LOB: 2 K: 1 BB: 1 S: 11 P: 20	R: 0 H: 0 E: 1 LOB: 1 K: 1 BB: 0 S: 8 P: 11	R: 0 H: 0 E: 0 LOB: 1 K: 0 BB: 1 S: 8 P: 18	R: 0 H: 0 E: 0 LOB: 0 K: 1 BB: 0 S: 8 P: 11	1B: 2 SF: 0 2B: 1 SAC: 0 3B: 0 DP: 1 HR: 0 HBP: 0					WP: 0 PA: 32 PB: 0 SB: 0 CS: 0	

PITCHER		IP	WLS	BF	H	R	ER	SO	BB	IBB	HBP	BLK	WP	HR	S	P	ERA	WHIP
Greg Maddux, R ERA: 2.81	(1, 1)	7.0	W	25	3	0	0	4	1	0	0	0	0	0	57	81	0.00	0.571
Chris Hammond, L ERA: 1.6	(8, 1)	1.0	H	4	0	0	0	0	1	0	0	0	0	0	8	18	0.00	1.000
29 John Smoltz, R ERA: 4.44	(9, 1)	1.0	S	3	0	0	0	1	0	0	0	0	0	0	8	11	0.00	0.000

PITCHER	IP	WLS	BF	H	R	ER	SO	BB	IBB	HBP	BLK	WP	HR	S	P	ERA	WHIP

TOP

Chicago Cubs @ Atlanta Braves

Turner Field, Atlanta, GA

Sun Jul 07 2002, 1:05 PM EDT
Att. 34,140 - Cloudy - 81 F

livebaseballscorecards.com

AB	30
R	0
H	3
RBI	0
BB	2
SO	5
LOB	11

Batter	1	2	3	4	5	6	7	8	9	AB	R	H	RBI	BB	SO	LOB
Rafael Furcal, S (1, 6) OBP: 0.334, SLG: 0.398	B5-3		G3-1		P6			G4-3		4	0	0	0	0	0	1
Darren Bragg, L (1, 7) OBP: 0.374, SLG: 0.424	G4-3		P4		F9			S 1B		4	0	1	0	0	0	1
Gary Sheffield, R (1, 9) OBP: 0.358, SLG: 0.465	BB 1B		L7			F7		K		4	0	1	0	0	1	2
Matt Franco, L (1, 3) OBP: 0.438, SLG: 0.661 Wes Helms, R (9, 3) OBP: 0.281, SLG: 0.390	FC6-4 BB			E SF9 1B		K		BB		2 0	1 0	1 0	0 0	2 0	1 0	0 0
Andruw Jones, R (1, 8) OBP: 0.364, SLG: 0.485	FC6-4			E3		K		K		4	0	0	0	0	2	5
Vinny Castilla, R (1, 5) OBP: 0.275, SLG: 0.387		F3		F8						3	1	1	0	0	0	2
Keith Lockhart, L (1, 4) OBP: 0.276, SLG: 0.378		P6		SF9			G4-3			2	0	0	1	0	0	1
Henry Blanco, R (1, 2) OBP: 0.240, SLG: 0.292		P4		F8			CS 1B			3	0	1	1	0	0	1
Greg Maddux, R (1, 1) OBP: 0.207, SLG: 0.310 Julio Franco, R (7, PH) OBP: 0.335, SLG: 0.375 Chris Hammond, L (8, 1) 29 John Smoltz, R (9, 1)			G3-1 1B		G6-3		K			2 1 0 0	0 0 0 0	1 0 0 0	0 0 0 0	0 1 0 0	0 1 0 0	0 1 0 0
Inning Stats	R: 0 E: 0 K: 0 S: 11 H: 1 LOB: 2 BB: 1 P: 20	R: 0 E: 0 K: 0 S: 7 H: 0 LOB: 0 BB: 0 P: 8	R: 0 E: 0 K: 0 S: 9 H: 1 LOB: 1 BB: 0 P: 11	R: 1 E: 1 K: 0 S: 11 H: 1 LOB: 1 BB: 0 P: 18	R: 0 E: 0 K: 0 S: 8 H: 0 LOB: 0 BB: 0 P: 9	R: 0 E: 0 K: 2 S: 10 H: 0 LOB: 0 BB: 0 P: 14	R: 1 E: 0 K: 1 S: 11 H: 2 LOB: 0 BB: 0 P: 16	R: 0 E: 0 K: 2 S: 14 H: 1 LOB: 2 BB: 1 P: 25		1B: 5 2B: 1 3B: 0 HR: 0 SF: 1 SAC: 0 DP: 0 HBP: 0						

PITCHER		IP	WLS	BF	H	R	ER	SO	BB	IBB	HBP	BLK	WP	HR	S	P	ERA	WHIP
Jon Lieber, R ERA: 3.38	(1, 1)	7.0	L	27	5	2	1	3	1	0	0	0	0	0	67	96	1.29	0.857
Tom Gordon, R ERA:	(8, 1)	1.0		5	1	0	0	2	1	0	0	0	0	0	14	25	0.00	2.000

PITCHER	IP	WLS	BF	H	R	ER	SO	BB	IBB	HBP	BLK	WP	HR	S	P	ERA	WHIP

BOTTOM

Chicago Cubs @ Atlanta Braves

Turner Field, Atlanta, GA

Sun Jul 07 2002, 1:05 PM EDT
Att. 34,140 - Cloudy - 81 F

livebaseballscorecards.com

AB	29
R	2
H	6
RBI	2
BB	2
SO	5
LOB	14

WP: 0 PA: 32
PB: 0
SB: 1
CS: 1

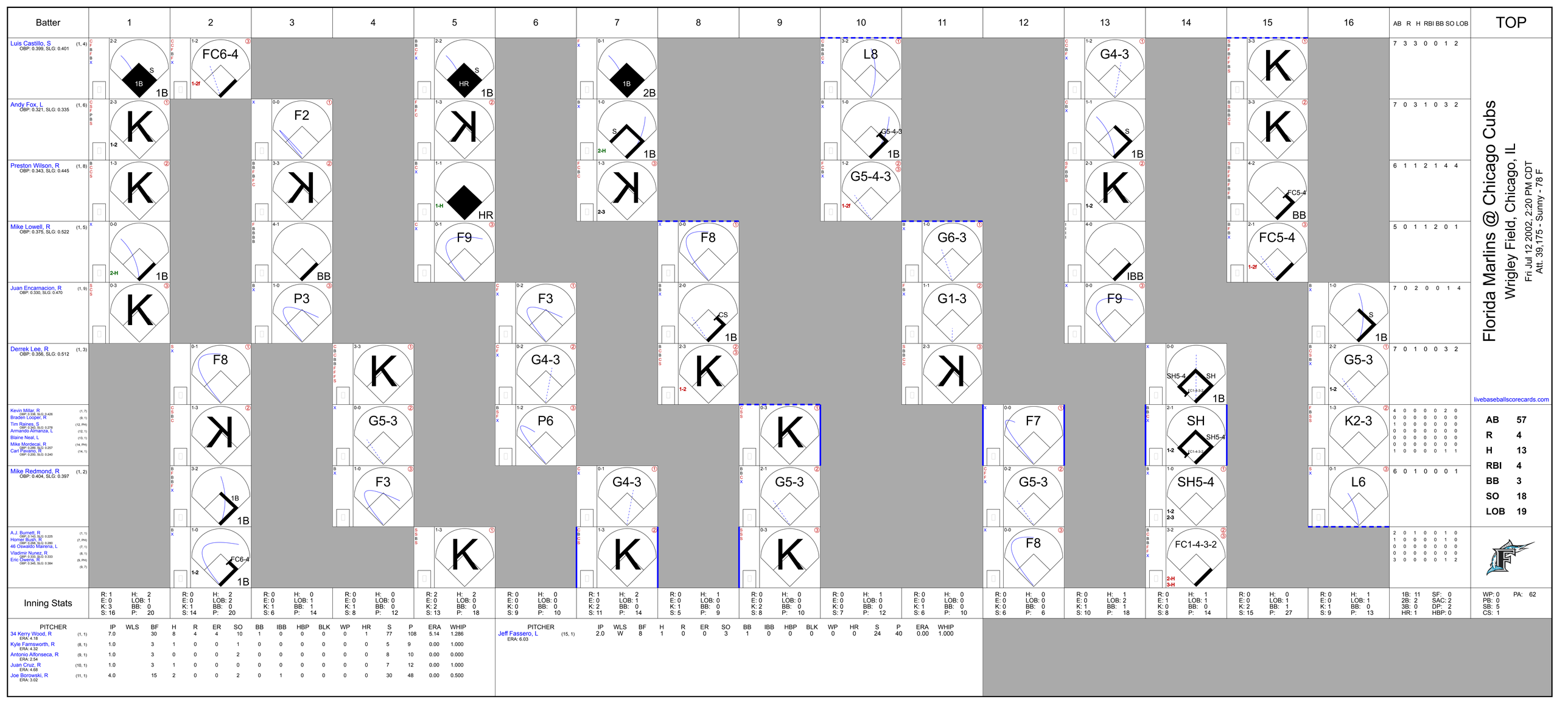
Batter
1
2
3
4
5
6
7
8
9
10
11
12
13
14
15
16
AB R H RBI BB SO LOB
TOP
Luis Castillo, S (1, 4) OBP: 0.399, SLG: 0.401
Andy Fox, L (1, 6) OBP: 0.321, SLG: 0.335
Preston Wilson, R (1, 8) OBP: 0.343, SLG: 0.445
Mike Lowell, R (1, 5) OBP: 0.375, SLG: 0.522
Juan Encarnacion, R (1, 9) OBP: 0.330, SLG: 0.470
Derrek Lee, R (1, 3) OBP: 0.356, SLG: 0.512
Kevin Millar, R (1, 7) OBP: 0.358, SLG: 0.426
Braden Looper, R (9, 1)
Tim Raines, S (12, PH) OBP: 0.345, SLG: 0.278
Armando Almanza, L (12, 1)
Blaine Neal, L (13, 1)
Mike Mordecai, R (14, PH) OBP: 0.250, SLG: 0.257
Carl Pavano, R (14, 1) OBP: 0.200, SLG: 0.240
Mike Redmond, R (1, 2) OBP: 0.404, SLG: 0.397
A.J. Burnett, R (1, 1) OBP: 0.143, SLG: 0.225
Homer Bush, R (7, PH) OBP: 0.286, SLG: 0.280
46 Oswaldo Mairena, L (7, 1)
Vladimir Nunez, R (8, 1) OBP: 0.333, SLG: 0.333
Eric Owens, R (8, PH) OBP: 0.346, SLG: 0.384
Florida Marlins @ Chicago Cubs
Wrigley Field, Chicago, IL
Fri Jul 12 2002, 2:20 PM CDT
Att. 39,175 - Sunny - 78 F
livebaseballscorecards.com
AB 57
R 4
H 13
RBI 4
BB 3
SO 18
LOB 19
Inning Stats
PITCHER IP WLS BF H R ER SO BB IBB HBP BLK WP HR S P ERA WHIP
34 Kerry Wood, R (1, 1) ERA: 4.18
Kyle Farnsworth, R (8, 1) ERA: 4.32
Antonio Alfonseca, R (9, 1) ERA: 2.54
Juan Cruz, R (10, 1) ERA: 4.68
Joe Borowski, R (11, 1) ERA: 3.02
Jeff Fassero, L (15, 1) ERA: 6.03
1B: 11 SF: 0
2B: 2 SAC: 2
3B: 0 DP: 2
HR: 1 HBP: 0
WP: 0 PA: 62
PB: 0
SB: 5
CS: 1

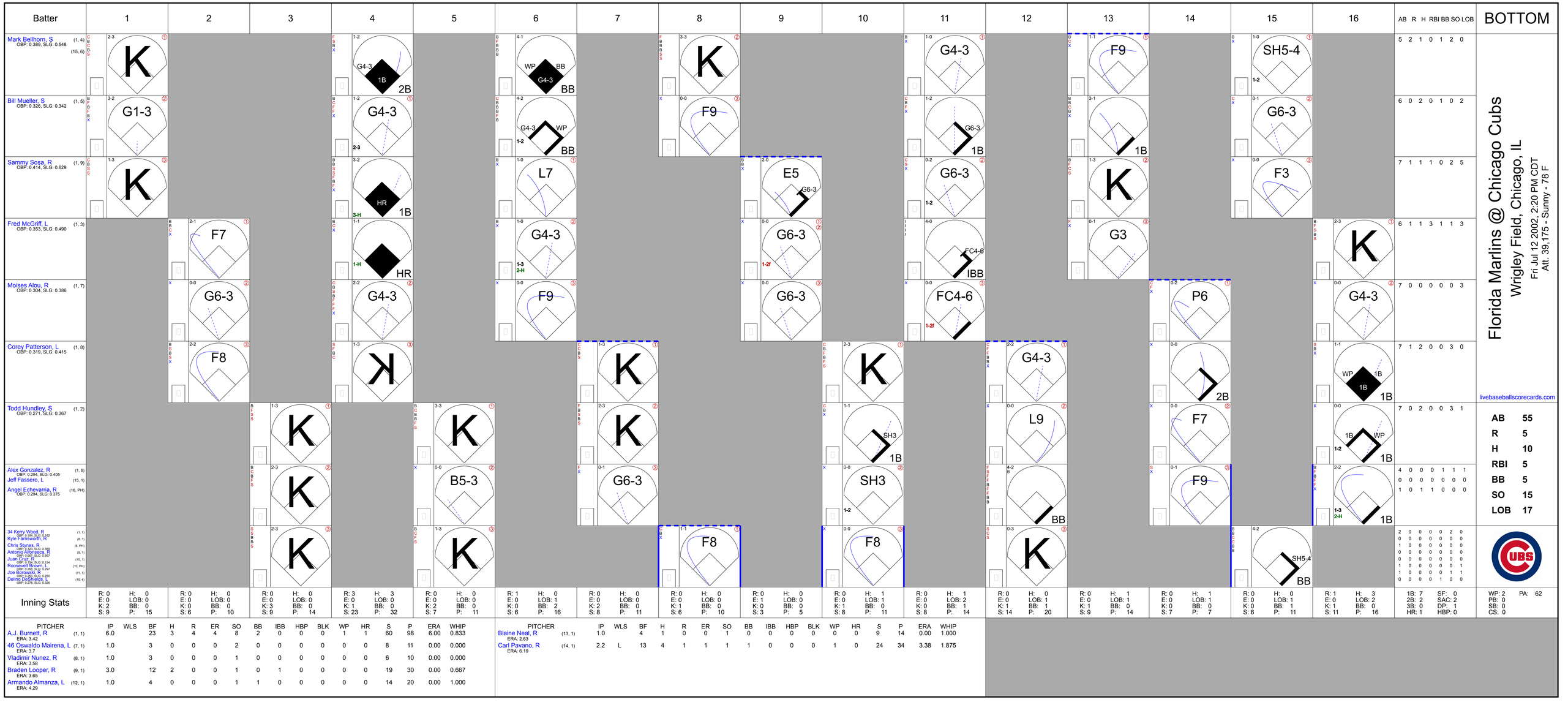
Batter
1
2
3
4
5
6
7
8
9
10
11
12
13
14
15
16
AB R H RBI BB SO LOB
BOTTOM
Mark Bellhorn, S (1, 4) (15, 6)
OBP: 0.389, SLG: 0.548
Bill Mueller, S (1, 5)
OBP: 0.326, SLG: 0.342
Sammy Sosa, R (1, 9)
OBP: 0.414, SLG: 0.629
Fred McGriff, L (1, 3)
OBP: 0.353, SLG: 0.490
Moises Alou, R (1, 7)
OBP: 0.304, SLG: 0.386
Corey Patterson, L (1, 8)
OBP: 0.319, SLG: 0.415
Todd Hundley, S (1, 2)
OBP: 0.271, SLG: 0.367
Alex Gonzalez, R (1, 6)
OBP: 0.294, SLG: 0.405
Jeff Fassero, L (15, 1)
Angel Echevarria, R (16, PH)
OBP: 0.294, SLG: 0.375
34 Kerry Wood, R (1, 1)
OBP: 0.184, SLG: 0.162
Kyle Farnsworth, R (8, 1)
Chris Stynes, R (8, PH)
OBP: 0.333, SLG: 0.368
Antonio Alfonseca, R (9, 1)
OBP: 0.667, SLG: 0.667
Juan Cruz, R (15, 1)
OBP: 0.154, SLG: 0.154
Roosevelt Brown, L (10, PH)
OBP: 0.000, SLG: 0.000
Joe Borowski, R (11, 1)
OBP: 0.250, SLG: 0.250
Delino DeShields, L (15, 4)
OBP: 0.276, SLG: 0.336
Florida Marlins @ Chicago Cubs
Wrigley Field, Chicago, IL
Fri Jul 12 2002, 2:20 PM CDT
Att. 39,175 - Sunny - 78 F
livebaseballscorecards.com
AB 55
R 5
H 10
RBI 5
BB 5
SO 15
LOB 17
WP: 2 PB: 0 CS: 0
PA: 62
Inning Stats
PITCHER IP WLS BF H R ER SO BB IBB HBP BLK WP HR S P ERA WHIP
A.J. Burnett, R (1, 1) ERA: 3.42 6.0 23 3 4 4 8 2 0 0 0 1 1 60 98 6.00 0.833
46 Oswaldo Mairena, L (7, 1) ERA: 3.7 1.0 3 0 0 0 2 0 0 0 0 0 0 8 11 0.00 0.000
Vladimir Nunez, R (8, 1) ERA: 3.58 1.0 3 0 0 0 1 0 0 0 0 0 0 6 10 0.00 0.000
Braden Looper, R (9, 1) ERA: 3.65 3.0 12 2 0 0 1 0 1 0 0 0 0 19 30 0.00 0.667
Armando Almanza, L (12, 1) ERA: 4.29 1.0 4 0 0 0 1 1 0 0 0 0 0 14 20 0.00 1.000
PITCHER IP WLS BF H R ER SO BB IBB HBP BLK WP HR S P ERA WHIP
Blaine Neal, R (13, 1) ERA: 2.63 1.0 4 1 0 0 1 0 0 0 0 0 0 9 14 0.00 1.000
Carl Pavano, R (14, 1) ERA: 6.19 2.2 L 13 4 1 1 1 1 0 0 0 1 0 24 34 3.38 1.875

Florida Marlins @ Chicago Cubs

Wrigley Field, Chicago, IL

Sat Jul 13 2002, 3:05 PM CDT

Att. 39,706 - Sunny - 86 F

TOP

livebaseballscorecards.com

Batter	1	2	3	4	5	6	7	8	9	AB	R	H	RBI	BB	SO	LOB
Luis Castillo, S (1, 4) OBP: 0.398, SLG: 0.402	C B B C F X 2-2 E 2B		B X 1-0 ① G4-3		B C X 1-1 ③ G4-3			B B C C F C 2-3 ② K		4	1	1	0	0	1	2
Andy Fox, L (1, 6) OBP: 0.320, SLG: 0.331	C C X 0-2 E1 WP G3-4-3 2-H		B F C B S 2-3 ② K			B F F C 1-3 ① K		B C B B C B 4-2 FC5 1-2 BB		3	1	0	0	1	2	0
Preston Wilson, R (1, 8) OBP: 0.339, SLG: 0.439	B B X 2-0 ① G3-4-3 2-H		S S X 0-2 ③ F8			C S B B S 2-3 ② K		F S X 0-2 ③ FC5 1-2 2-3f		4	0	0	1	0	1	2
Mike Lowell, R (1, 5) OBP: 0.372, SLG: 0.516	B B F X 2-1 ② F3			C B S X 1-2 ① G4-3		B X 1-0 ③ G1-3			X 0-0 ① F9	4	0	0	0	0	0	0
Derrek Lee, R (1, 3) OBP: 0.352, SLG: 0.506	C S B B S 1-3 ③ K			C B S S B X 2-2 ② L9			C B B B F F F F B F S 3-3 ① K		C C B B B X 3-2 ② G4-3	4	0	0	0	0	2	0
Juan Encarnacion, R (1, 9) OBP: 0.329, SLG: 0.467		C X 0-1 G5-3 1B		C B S B F X 2-2 ③ L6			C S B B X 1-2 ② L9		C F S 0-3 ③ K	4	0	1	0	0	1	0
Kevin Millar, R (1, 7) OBP: 0.338, SLG: 0.422		C B B F X 2-2 ① F8			F B B F B B B 4-2 BB		C F B F C 1-3 ③ K			2	0	0	0	1	1	1
Charles Johnson, R (1, 2) OBP: 0.321, SLG: 0.344		F B B B B X 3-1 ② G5-3 1-2			X 0-0 ① L5			C S X 0-2 ① G5-3		3	0	0	0	0	0	2
Julian Tavarez, L (1, 1) OBP: 0.136, SLG: 0.050 Ramon Castro, R (5, PH) OBP: 0.362, SLG: 0.568 Vic Darensbourg, L (5, 1) Tim Raines, S (8, PH) OBP: 0.352, SLG: 0.291 Blaine Neal, L (8, 1) 46 Oswaldo Mairena, L (8, 1)		B C F C 1-3 ③ K			C C S 0-3 ② K			F B X 1-1 FC5 BB 1B		1 1 0 1 0 0	0 0 0 0 0 0	0 0 0 1 0 0	0 0 0 0 0 0	0 0 0 0 0 0	1 1 0 0 0 0	1 1 0 0 0 0
Inning Stats	R: 2 H: 1 E: 1 LOB: 0 K: 1 BB: 0 S: 13 P: 20	R: 0 H: 1 E: 0 LOB: 1 K: 1 BB: 0 S: 10 P: 16	R: 0 H: 0 E: 0 LOB: 0 K: 1 BB: 0 S: 7 P: 10	R: 0 H: 0 E: 0 LOB: 0 K: 0 BB: 0 S: 10 P: 15	R: 0 H: 0 E: 0 LOB: 1 K: 1 BB: 1 S: 8 P: 13	R: 0 H: 0 E: 0 LOB: 0 K: 2 BB: 0 S: 7 P: 11	R: 0 H: 0 E: 0 LOB: 0 K: 2 BB: 0 S: 13 P: 18	R: 0 H: 1 E: 0 LOB: 2 K: 1 BB: 1 S: 14 P: 21	R: 0 H: 0 E: 0 LOB: 0 K: 1 BB: 0 S: 7 P: 10	1B: 2 SF: 0 2B: 1 SAC: 0 3B: 0 DP: 0 HR: 0 HBP: 0						

AB	31
R	2
H	3
RBI	1
BB	2
SO	10
LOB	9

WP: 1 PA: 33
PB: 0
SB: 0
CS: 0

PITCHER		IP	WLS	BF	H	R	ER	SO	BB	IBB	HBP	BLK	WP	HR	S	P	ERA	WHIP
Matt Clement, R ERA: 3.67	(1, 1)	7.2	W	29	3	2	1	9	2	0	0	0	1	0	79	121	1.17	0.652
Antonio Alfonseca, R ERA: 2.52	(8, 1)	0.1		1	0	0	0	0	0	0	0	0	0	0	3	3	0.00	0.000
Juan Cruz, R ERA: 4.61	(9, 1)	1.0		3	0	0	0	1	0	0	0	0	0	0	7	10	0.00	0.000

PITCHER		IP	WLS	BF	H	R	ER	SO	BB	IBB	HBP	BLK	WP	HR	S	P	ERA	WHIP

Florida Marlins @ Chicago Cubs

Wrigley Field, Chicago, IL

Sat Jul 13 2002, 3:05 PM CDT

Att. 39,706 - Sunny - 86 F

BOTTOM

Batter	1	2	3	4	5	6	7	8	9	AB	R	H	RBI	BB	SO	LOB
Mark Bellhorn, S (1, 4) (9, 3) OBP: 0.399, SLG: 0.550	4-2 E 1B BB	1-1 BB BB 2-H 1B	2-0 G3 ③		4-2 BB			2-2 BB 1B G4-3 1-3 1B		3	2	2	1	2	0	1
Bill Mueller, S (1, 5) OBP: 0.327, SLG: 0.340	2-3 K ①	4-0 BB 1-2 BB		3-1 G4-3 ①	2-2 F7 ③			2-1 G4-3 BB 1-2 3-H 1B		4	0	1	1	1	1	3
Sammy Sosa, R (1, 9) OBP: 0.419, SLG: 0.629 Angel Echevarria, R (8, PR) OBP: 0.294, SLG: 0.375 (9, 9)	1-0 E4 1B 1-2 1B	4-2 G4-6-3 1-2 2-3 BB		1-1 1B WP HBP		1-1 G4-6-3 1B		4-1 G4-3 1-2 2-3 BB		2 0	2 0	1 0	0 0	2 0	0 0	1 0
Fred McGriff, L (1, 3) OBP: 0.354, SLG: 0.489 Roosevelt Brown, L (9, 7) OBP: 0.268, SLG: 0.297	0-0 PB 1B 1-2 2-H 1B	1-2 ②③ G4-6-3 1-2f		1-1 G4-3 WP 1-3 1B		0-0 ① ② G4-6-3 1-2f		0-1 ① G4-3 1-2 2-3 3-H		5 0	0 0	2 0	2 0	0 0	0 0	6 0
Moises Alou, R (1, 7) OBP: 0.302, SLG: 0.382 Juan Cruz, R (9, 1) OBP: 0.154, SLG: 0.154	2-2 G4-3-6-5 PB 1-2 2-H 1B		2-1 ① G5-3	2-2 ② G4-3 1-3 3-H		0-3 ③ K		1-3 ② K		5 0	0 0	1 0	1 0	0 0	2 0	3 0
Corey Patterson, L (1, 8) OBP: 0.318, SLG: 0.413 Antonio Alfonseca, R (8, 1) OBP: 0.667, SLG: 0.667 Chris Stynes, R (8, PH) OBP: 0.321, SLG: 0.366 (9, 4)	3-1 ②③ G4-3-6-5 1-3f 2-3		1-0 PB 2B 1B	0-2 ③ G6-3			0-0 ① L8	1-3 ③ K		4 0 1	1 0 0	1 0 0	0 0 0	0 0 1	0 0 2	3 0 2
Todd Hundley, S (1, 2) OBP: 0.270, SLG: 0.371		3-3 ① K	3-2 1B E 1-H 2B	0-1 ① G6-3			2-1 ② G5-3			4	1	1	1	0	1	0
Alex Gonzalez, R (1, 6) OBP: 0.297, SLG: 0.410		1-2 2B 2B	0-1 E 2-3 1B	0-2 E9 S			2-1 ③ F9			4	1	2	0	0	0	0
Matt Clement, R (1, 1) OBP: 0.189, SLG: 0.152 Darren Lewis, R (8, 8) OBP: 0.333, SLG: 0.310		0-0 1B 2-H 2B	SAFE 0-3 ② K 1-3 3-H	1-2 ② G6-3 2-3				2-0 1B 1B		3 1	1 1	1 1	1 0	0 0	1 0	2 0
Inning Stats	R: 2 E: 1 K: 1 S: 12 H: 2 LOB: 1 BB: 1 P: 24	R: 2 E: 0 K: 1 S: 14 H: 3 LOB: 2 BB: 2 P: 28	R: 2 E: 1 K: 1 S: 13 H: 3 LOB: 1 BB: 0 P: 21	R: 1 E: 0 K: 0 S: 12 H: 1 LOB: 1 BB: 0 P: 19	R: 0 E: 1 K: 0 S: 14 H: 0 LOB: 2 BB: 1 P: 21	R: 0 E: 0 K: 1 S: 7 H: 1 LOB: 0 BB: 0 P: 8	R: 0 E: 0 K: 0 S: 5 H: 0 LOB: 0 BB: 0 P: 9	R: 2 E: 0 K: 2 S: 15 H: 3 LOB: 2 BB: 1 P: 27		1B: 10 2B: 4 3B: 0 HR: 0 SF: 0 SAC: 0 DP: 3 HBP: 1						

livebaseballscorecards.com

AB	36
R	9
H	13
RBI	7
BB	5
SO	6
LOB	21

PITCHER		IP	WLS	BF	H	R	ER	SO	BB	IBB	HBP	BLK	WP	HR	S	P	ERA	WHIP
Julian Tavarez, R ERA: 6.07	(1, 1)	4.0	L	24	9	7	5	3	3	0	1	0	1	0	51	92	11.25	3.000
Vic Darensbourg, L ERA: 3.65	(5, 1)	3.0		11	1	0	0	1	1	0	0	0	0	0	26	38	0.00	0.667
Blaine Neal, R ERA: 3.95	(8, 1)	0.0		4	3	2	2	0	1	0	0	0	0	0	7	17	∞	∞
46 Oswaldo Mairena, L ERA: 3.55	(8, 1)	1.0		3	0	0	0	2	0	0	0	0	0	0	8	10	0.00	0.000

PITCHER	IP	WLS	BF	H	R	ER	SO	BB	IBB	HBP	BLK	WP	HR	S	P	ERA	WHIP

Batter	1	2	3	4	5	6	7	8	9	AB	R	H	RBI	BB	SO	LOB
Luis Castillo, S (1, 4) OBP: 0.398, SLG: 0.401	C X 0-1 ① B1-3		C F X 0-2 ② G3-1		B C B B B 4-1 G4-6-3 BB		B 2 SAFE C F X 1-2 ① CS 2-3 1B		B C C X 1-2 ③ G1-3	4	0	1	0	1	0	1
Andy Fox, L (1, 6) OBP: 0.322, SLG: 0.331	B B B C F F F X 3-2 HBP 1B		S B F B B F B 4-2 S BB		S X 0-1 ② ③ G4-6-3 1-2f		F B C S 1-3 ② ③ K 1-2			3	0	1	0	1	1	2
Juan Encarnacion, R (1, 9) OBP: 0.331, SLG: 0.475	X 0-0 ② F3		B B X 2-0 ③ G6-3 1-2			C F F X 0-2 HR		B S B F B B 4-2 BB		3	1	1	1	1	0	2
Preston Wilson, R (1, 8) OBP: 0.343, SLG: 0.440	H 1-0 1-2 HBP			B B B C B 4-1 2B G5-3 BB		B F X 1-1 G5-4-3 1B		C X 0-1 ① F8		2	1	1	0	1	0	1
Derrek Lee, R (1, 3) OBP: 0.349, SLG: 0.500	B B B C S S 3-3 ③ K			B C F S 1-3 ① K		B X 1-0 ① ② G5-4-3 1-2f		X 0-0 ② F7		4	0	0	0	0	2	5
Eric Owens, R (1, 7) OBP: 0.347, SLG: 0.390		B X 1-0 ① G4-3		S S F F F B F F X 1-2 1-3 2B		X 0-0 1B		B F B F X 2-2 ③ L3		4	0	2	0	0	0	1
Charles Johnson, R (1, 2) OBP: 0.314, SLG: 0.335		C B X 1-1 ② F9		B C C B X 2-2 ② G5-3 3-H		S X 0-1 ③ F8			C B F S 1-3 ① K	4	0	0	1	0	1	2
Mike Mordecai, R (1, 5) OBP: 0.287, SLG: 0.269		C S B S S 1-3 ③ K		B F B C C C 2-3 ③ K			C S X 0-2 2B		C B B X 2-1 ② G6-3	4	1	1	0	0	2	1
Michael Tejera, L (1, 1) OBP: 0.222, SLG: 0.389			C F X 0-2 ① G3		C F F B F B S 2-3 ① K		B B X 2-0 1B 2-H 2B		S B X 1-1 E5 1B	2	0	0	0	0	1	0
Kevin Millar, R (7, PH) OBP: 0.341, SLG: 0.430										1	0	1	1	0	0	0
Vladimir Nunez, R (7, 1) OBP: 0.333, SLG: 0.333										0	0	0	0	0	0	0
46 Oswaldo Mairena, L (8, 1)										0	0	0	0	0	0	0
Homer Bush, R (9, PH) OBP: 0.274, SLG: 0.287										1	0	1	0	0	0	0
Inning Stats	R: 0 E: 0 K: 1 S: 11 H: 1 LOB: 2 BB: 0 P: 18	R: 0 E: 0 K: 1 S: 6 H: 0 LOB: 0 BB: 0 P: 9	R: 0 E: 0 K: 0 S: 10 H: 0 LOB: 1 BB: 1 P: 16	R: 1 E: 0 K: 2 S: 18 H: 1 LOB: 1 BB: 1 P: 28	R: 0 E: 0 K: 1 S: 8 H: 0 LOB: 0 BB: 1 P: 14	R: 1 E: 0 K: 0 S: 10 H: 3 LOB: 1 BB: 0 P: 12	R: 1 E: 0 K: 1 S: 10 H: 3 LOB: 0 BB: 0 P: 14	R: 0 E: 0 K: 0 S: 8 H: 0 LOB: 1 BB: 1 P: 14	R: 0 E: 1 K: 1 S: 10 H: 1 LOB: 1 BB: 0 P: 15	1B: 5 2B: 3 3B: 0 HR: 1 SF: 0 SAC: 0 DP: 2 HBP: 1						

TOP

Florida Marlins @ Chicago Cubs

Wrigley Field, Chicago, IL

Sun Jul 14 2002, 1:20 PM CDT

Att. 38,806 - Sunny - 81 F

livebaseballscorecards.com

AB	32
R	3
H	9
RBI	3
BB	4
SO	7
LOB	15

WP: 0 PB: 0 SB: 1 CS: 1 PA: 37

PITCHER		IP	WLS	BF	H	R	ER	SO	BB	IBB	HBP	BLK	WP	HR	S	P	ERA	WHIP
22 Mark Prior, R ERA: 3.88	(1, 1)	6.0	W	25	5	2	2	5	3	0	1	0	0	1	63	97	3.00	1.333
Tom Gordon, R ERA: 2.45	(7, 1)	1.0	H	4	3	1	1	1	0	0	0	0	0	0	10	14	9.00	3.000
Kyle Farnsworth, R ERA: 3.86	(8, 1)	2.0	S	8	1	0	0	1	1	0	0	0	0	0	18	29	0.00	1.000

PITCHER	IP	WLS	BF	H	R	ER	SO	BB	IBB	HBP	BLK	WP	HR	S	P	ERA	WHIP

Florida Marlins @ Chicago Cubs

Wrigley Field, Chicago, IL

Sun Jul 14 2002, 1:20 PM CDT

Att. 38,806 - Sunny - 81 F

BOTTOM

livebaseballscorecards.com

Batter	1	2	3	4	5	6	7	8	9	AB	R	H	RBI	BB	SO	LOB
Mark Bellhorn, S (1, 4) OBP: 0.399, SLG: 0.563	F9	2B 2-H		3B			K	G6-3		5	0	2	1	0	1	1
Chris Stynes, R (1, 5) OBP: 0.319, SLG: 0.362	1B	K		F9			F7	L9		4	0	1	0	0	1	3
Kyle Farnsworth, R (8, 1)										1	0	0	0	0	0	0
Sammy Sosa, R (1, 9) OBP: 0.420, SLG: 0.636	K		1B 1B SF8-2-5 1B		F9		1-H HR			4	2	2	2	0	1	1
Darren Lewis, R (9, 9) OBP: 0.333, SLG: 0.310										0	0	0	0	0	0	0
Angel Echevarria, R (1, 3) OBP: 0.333, SLG: 0.400	G5-3		SF8-2-5 1B 1-2 1B		G5-4-3 1B		F8			4	0	2	0	0	0	1
Moises Alou, R (1, 7) OBP: 0.301, SLG: 0.380		K	F B T B X 2-2 SF8-2-5 1-2 2-3 1B		1-2f G5-4-3			P5		4	0	1	0	0	1	1
Roosevelt Brown, L (9, 7) OBP: 0.268, SLG: 0.297										0	0	0	0	0	0	0
Corey Patterson, L (1, 8) OBP: 0.317, SLG: 0.421		F9	1-0 SF8-2-5 1-2 2-3 3-H			F9		HR		3	1	1	2	0	0	0
Alex Gonzalez, R (1, 6) OBP: 0.300, SLG: 0.426		22 2B 2B	2-2 G6-3			G1-3		HR		4	2	2	1	0	0	1
Joe Girardi, R (1, 2) OBP: 0.279, SLG: 0.299		22 2B IBB		L7		L9		HR BB		2	2	0	0	2	0	0
22 Mark Prior, R (1, 1) OBP: 0.333, SLG: 0.571		1-H 2-H 2B		K			HR BB	1-H HR		2	1	1	2	0	1	0
Tom Gordon, R (7, 1)										0	0	0	0	0	0	0
Bill Mueller, S (7, PH) OBP: 0.333, SLG: 0.359 (8, 5)										1	2	1	2	1	0	0
Inning Stats	R: 0 E: 0 K: 1 S: 8 / H: 1 LOB: 1 BB: 0 P: 14	R: 3 E: 0 K: 2 S: 16 / H: 3 LOB: 1 BB: 1 P: 29	R: 1 E: 0 K: 0 S: 10 / H: 3 LOB: 1 BB: 0 P: 15	R: 0 E: 0 K: 1 S: 10 / H: 1 LOB: 1 BB: 0 P: 16	R: 0 E: 0 K: 0 S: 6 / H: 1 LOB: 0 BB: 0 P: 10	R: 0 E: 0 K: 0 S: 3 / H: 0 LOB: 0 BB: 0 P: 4	R: 2 E: 0 K: 1 S: 16 / H: 1 LOB: 0 BB: 1 P: 25	R: 4 E: 0 K: 0 S: 16 / H: 3 LOB: 0 BB: 1 P: 27		1B: 5 2B: 4 3B: 1 HR: 4	SF: 1 SAC: 0 DP: 2 HBP: 0			WP: 0 PB: 0 SB: 0 CS: 0	PA: 38		

PITCHER	IP	WLS	BF	H	R	ER	SO	BB	IBB	HBP	BLK	WP	HR	S	P	ERA	WHIP
Michael Tejera, L (1, 1) ERA: 3.15	6.0	L	26	9	4	4	4	0	1	0	0	0	0	53	88	6.00	1.500
Vladimir Nunez, R (7, 1) ERA: 3.86	1.0		5	1	2	2	1	1	0	0	0	0	1	16	25	18.00	2.000
46 Oswaldo Mairena, L (8, 1) ERA: 4.78	1.0		7	3	4	4	0	1	0	0	0	0	3	16	27	36.00	4.000

PITCHER	IP	WLS	BF	H	R	ER	SO	BB	IBB	HBP	BLK	WP	HR	S	P	ERA	WHIP

AB	34
R	10
H	13
RBI	10
BB	3
SO	5
LOB	8

Batter	1	2	3	4	5	6	7	8	9	AB	R	H	RBI	BB	SO	LOB
Rafael Furcal, S (1, 6) OBP: 0.327, SLG: 0.392	B B B C X 3-1 ① G4-3		L B X 1-1 ① G3		F X 0-1 ② G4-3 2-3		X 0-0 ② L8		C B C X 1-2 ③ L7	5	0	0	0	0	0	3
Matt Franco, L (1, 3) OBP: 0.432, SLG: 0.644	C X 0-1 ② G6-3		B F F S 1-3 ② K		B B X 2-0 BB 3-H 1B		B F B X 2-1 ③ P5			4	0	1	1	0	1	1
Gary Sheffield, R (1, 9) OBP: 0.372, SLG: 0.493	C S B X 1-2 10 FC4-6 1B		C S X 0-2 ③ G6-3		B B S B B 4-1 1-2 BB			B B B C B 4-1 E S BB		2	0	1	0	2	0	0
10 Chipper Jones, S (1, 7) OBP: 0.392, SLG: 0.462	B X 1-0 ③ FC4-6 1-2f			B X 1-0 ① F9	C B B F F X 2-2 ③ G4-3			C S S 0-3 ① K		4	0	0	0	0	1	4
Andruw Jones, R (1, 8) OBP: 0.367, SLG: 0.493		B B C B C B 4-2 WP 2B BB		X 0-0 ② G5-3		B B X 2-0 ① G6-3		C S X 0-2 ② G4-3 1-3		3	1	0	0	1	0	1
Vinny Castilla, R (1, 5) OBP: 0.274, SLG: 0.382		C S S B B F S 2-3 ① K 1-2		B S B B F B X 3-2 S 1B		B F T S F X 1-2 ② G5-3		C S B X 1-2 ③ F9		4	0	1	0	0	1	2
Javy Lopez, R (1, 2) OBP: 0.294, SLG: 0.357 Jesse Garcia, R (9, PR) OBP: 0.212, SLG: 0.231		F F X 0-2 ② G1-3		B B C C F F C 2-3 ③ K 1-2		S B S B X 2-2 ③ G4-3			B X 1-0 CS 1B	4 0	0 0	1 0	0 0	0 0	1 0	2 0
Keith Lockhart, L (1, 4) OBP: 0.281, SLG: 0.373		C X 0-1 2-H 2B			C B B B B 4-1 G4-3 SH1-4 1B BB		C B X 1-1 ① G4-3		C B F B F B F X 3-2 ① ② G3 1-2	3	1	1	1	1	0	1
Jason Marquis, L (1, 1) OBP: 0.217, SLG: 0.348 Chris Hammond, L (5, 1) Darren Bragg, L (7, PH) OBP: 0.389, SLG: 0.417 Mike Remlinger, L (7, 1) Kerry Ligtenberg, R (8, 1) Julio Franco, R (9, PH) OBP: 0.340, SLG: 0.380		S S S 0-3 ③ K			L L X 0-2 ① SH1-4 1-2		C B X 1-1 1B		B S F X 1-2 1B	1 0 0 1 0 0 0 1	0 0 0 0 0 0 0 0	0 0 1 0 0 0 0 0	0 0 0 0 0 0 0 0	0 0 0 0 0 0 0 0	1 0 0 0 0 0 0 0	1 0 0 0 0 0 0 0
Inning Stats	R: 0 H: 1 E: 0 LOB: 1 K: 0 BB: 0 S: 8 P: 13	R: 1 H: 1 E: 0 LOB: 1 K: 2 BB: 1 S: 15 P: 20	R: 0 H: 0 E: 0 LOB: 0 K: 1 BB: 0 S: 8 P: 10	R: 0 H: 1 E: 0 LOB: 1 K: 1 BB: 0 S: 10 P: 16	R: 1 H: 1 E: 0 LOB: 2 K: 0 BB: 2 S: 12 P: 24	R: 0 H: 0 E: 0 LOB: 0 K: 0 BB: 0 S: 8 P: 13	R: 0 H: 1 E: 0 LOB: 1 K: 0 BB: 0 S: 7 P: 11	R: 0 H: 0 E: 0 LOB: 1 K: 1 BB: 1 S: 10 P: 15	R: 0 H: 2 E: 0 LOB: 1 K: 0 BB: 0 S: 12 P: 18	1B: 6 2B: 1 3B: 0 HR: 0	SF: 0 SAC: 1 DP: 0 HBP: 0			WP: 1 PB: 0 SB: 2 CS: 1	PA: 37	

PITCHER		IP	WLS	BF	H	R	ER	SO	BB	IBB	HBP	BLK	WP	HR	S	P	ERA	WHIP
38 Carlos Zambrano, R ERA: 2.81	(1, 1)	7.0	W	29	5	2	2	4	3	0	0	0	1	0	68	107	2.57	1.143
Jeff Fassero, L ERA: 5.97	(8, 1)	0.1	H	2	0	0	0	1	1	0	0	0	0	0	4	8	0.00	3.000
Kyle Farnsworth, R ERA: 3.72	(8, 1)	0.2	H	2	0	0	0	0	0	0	0	0	0	0	6	7	0.00	0.000
Antonio Alfonseca, R ERA: 2.45	(9, 1)	1.0	S	4	2	0	0	0	0	0	0	0	0	0	12	18	0.00	2.000

PITCHER	IP	WLS	BF	H	R	ER	SO	BB	IBB	HBP	BLK	WP	HR	S	P	ERA	WHIP

Atlanta Braves @ Chicago Cubs

Wrigley Field, Chicago, IL

Mon Jul 15 2002, 7:05 PM CDT

Att. 40,206 - Sunny - 79 F

TOP

livebaseballscorecards.com

AB	32
R	2
H	7
RBI	2
BB	4
SO	5
LOB	15

Atlanta Braves @ Chicago Cubs

Wrigley Field, Chicago, IL

Mon Jul 15 2002, 7:05 PM CDT

Att. 40,206 - Sunny - 79 F

livebaseballscorecards.com

BOTTOM

Batter	1	2	3	4	5	6	7	8	9	AB	R	H	RBI	BB	SO	LOB
Mark Bellhorn, S (1, 4) OBP: 0.401, SLG: 0.583	G4-3		HR		2B		FC6-4 (1-2f)			4	1	2	1	0	0	1
Bill Mueller, S (1, 5) OBP: 0.332, SLG: 0.356	WP, 1B		L7		K		K			4	0	1	0	0	2	2
Sammy Sosa, R (1, 9) OBP: 0.421, SLG: 0.632 Angel Echevarria, R (9, 3) OBP: 0.333, SLG: 0.400	K (1-2)			BB	IBB		L8			2 0	0 0	0 0	0 0	2 0	1 0	2 0
Fred McGriff, L (1, 3) OBP: 0.352, SLG: 0.484 Darren Lewis, R (8, PR) OBP: 0.333, SLG: 0.310 (9, 9)	G3-1			K	K			CS, BB		3 0	0 0	0 0	0 0	1 0	2 0	4 0
Moises Alou, R (1, 7) OBP: 0.301, SLG: 0.378		P6		F8	1B			F8		4	0	1	0	0	0	2
Corey Patterson, L (1, 8) OBP: 0.314, SLG: 0.416		K		F8	K			K (1-2)		4	0	0	0	0	3	3
Todd Hundley, S (1, 2) OBP: 0.272, SLG: 0.390		G4-3		HR	P6					3	1	1	1	0	0	1
Alex Gonzalez, R (1, 6) OBP: 0.300, SLG: 0.437			K2-3	HR	K					3	1	1	1	0	2	1
38 Carlos Zambrano, S (1, 1) Chris Stynes, R (7, PH) OBP: 0.324, SLG: 0.368 Jeff Fassero, L (8, 1) Kyle Farnsworth, R (8, 1) Antonio Alfonseca, R (9, 1) OBP: 0.667, SLG: 0.667			K	G4-3				FC6-4, 1B		2 1 0 0 0	0 0 0 0 0	0 1 0 0 0	0 0 0 0 0	0 0 0 0 0	1 0 0 0 0	0 0 0 0 0
Inning Stats	R: 0 E: 0 K: 1 S: 8 H: 1 LOB: 1 BB: 0 P: 15	R: 0 E: 0 K: 1 S: 9 H: 0 LOB: 0 BB: 0 P: 14	R: 1 E: 0 K: 2 S: 11 H: 1 LOB: 0 BB: 0 P: 16	R: 0 E: 0 K: 1 S: 14 H: 0 LOB: 1 BB: 1 P: 20	R: 2 E: 0 K: 2 S: 14 H: 3 LOB: 2 BB: 1 P: 22	R: 0 E: 0 K: 2 S: 13 H: 1 LOB: 1 BB: 0 P: 18	R: 0 E: 0 K: 1 S: 8 H: 1 LOB: 1 BB: 0 P: 12	R: 0 E: 0 K: 1 S: 7 H: 0 LOB: 1 BB: 1 P: 15		1B: 3 2B: 2 3B: 0 HR: 3 SF: 0 SAC: 0 DP: 1 HBP: 0						

PITCHER	IP	WLS	BF	H	R	ER	SO	BB	IBB	HBP	BLK	WP	HR	S	P	ERA	WHIP
Jason Marquis, R (1, 1) ERA: 4.07	4.1	L	18	4	3	3	5	1	0	0	0	1	3	49	74	6.23	1.154
Chris Hammond, L (5, 1) ERA: 1.47	1.2		8	2	0	0	4	0	1	0	0	0	0	20	31	0.00	1.200
Mike Remlinger, L (7, 1) ERA: 1.41	1.0		4	1	0	0	1	0	0	0	0	0	0	8	12	0.00	1.000
Kerry Ligtenberg, R (8, 1) ERA: 2.13	1.0		3	0	0	0	1	1	0	0	0	0	0	7	15	0.00	1.000

PITCHER	IP	WLS	BF	H	R	ER	SO	BB	IBB	HBP	BLK	WP	HR	S	P	ERA	WHIP

AB	30
R	3
H	7
RBI	3
BB	3
SO	11
LOB	16

WP: 1 PB: 0 SB: 0 CS: 1 PA: 33

Batter	1	2	3	4	5	6	7	8	9	AB	R	H	RBI	BB	SO	LOB
Rafael Furcal, S (1, 6) OBP: 0.326, SLG: 0.391	B C C S 1-3 ① K	C F X 0-2 ③ P6			X 0-0 1B SH1-3 10 FC4-6 1B		C S C 0-3 ② K			4	1	1	0	0	2	2
Keith Lockhart, L (1, 4) OBP: 0.277, SLG: 0.366	C F X 0-2 ② P4		X 0-0 ① F9		X 0-0 ① SH1-3 1-2		B F C B S 2-3 ③ K			3	0	0	0	0	1	0
Gary Sheffield, R (1, 9) OBP: 0.376, SLG: 0.503	C X 0-1 2B		C B X 1-1 ② L7		C X 0-1 10 FC4-6 2-3 1B			C C X 0-2 2B		4	0	3	0	0	0	0
10 Chipper Jones, S (1, 7) OBP: 0.391, SLG: 0.460	B C F F X 1-2 ③ F9		C F X 0-2 1B		C B S X 1-2 ② FC4-6 1-2f 3-H			F B F B B C 3-3 ① K		4	0	1	1	0	1	3
Andruw Jones, R (1, 8) OBP: 0.366, SLG: 0.490		B S B F X 2-2 1B 1B 1B	C S S 0-3 ③ K		F B F X 1-2 ③ P6			B B X 2-0 ② P6		4	1	1	0	0	1	3
Vinny Castilla, R (1, 5) OBP: 0.274, SLG: 0.380		C F B X 1-2 SH5-4 1B 1B 1-2	S S S 0-3 ① K			S S B F F B X 2-2 ① G6-3		S F B C 1-3 ③ K		4	0	1	0	0	2	1
Wes Helms, R (1, 3) OBP: 0.277, SLG: 0.377		F S S 0-3 ① K	B F B S S B B 4-2 BB			C F X 0-2 ② G4-3			C X 0-1 ① F8	3	0	0	0	1	1	2
Henry Blanco, R (1, 2) OBP: 0.232, SLG: 0.279		S B X 1-1 SH5-4 1-2 2-H 1B	B S C S 1-3 ② K			C B B X 2-1 ③ G6-3			X 0-0 ② F8	4	0	1	1	0	1	1
Kevin Millwood, R (1, 1) OBP: 0.167, SLG: 0.306 Mike Remlinger, L (8, 1) Matt Franco, L (9, PH) OBP: 0.427, SLG: 0.635 29 John Smoltz, R (9, 1)	B X 1-0 ② SH5-4 1-2 2-3		S S B S 1-3 ③ K				S C F B B S 2-3 ① K		B C F F C 1-3 ③ K	2 0 1 0	0 0 0 0	0 0 0 0	0 0 0 0	0 0 0 0	2 0 1 0	1 0 0 0
Inning Stats	R: 0 H: 1 E: 0 LOB: 1 K: 1 BB: 0 S: 12 P: 14	R: 1 H: 3 E: 0 LOB: 2 K: 1 BB: 0 S: 15 P: 20	R: 0 H: 1 E: 0 LOB: 1 K: 1 BB: 0 S: 9 P: 10	R: 0 H: 0 E: 0 LOB: 1 K: 3 BB: 1 S: 11 P: 17	R: 1 H: 2 E: 0 LOB: 1 K: 0 BB: 0 S: 10 P: 12	R: 0 H: 0 E: 0 LOB: 0 K: 0 BB: 0 S: 10 P: 14	R: 0 H: 0 E: 0 LOB: 0 K: 3 BB: 0 S: 10 P: 14	R: 0 H: 1 E: 0 LOB: 1 K: 2 BB: 0 S: 10 P: 16	R: 0 H: 0 E: 0 LOB: 0 K: 1 BB: 0 S: 7 P: 8	1B: 6 2B: 2 3B: 0 HR: 0	SF: 0 SAC: 2 DP: 0 HBP: 0					

PITCHER		IP	WLS	BF	H	R	ER	SO	BB	IBB	HBP	BLK	WP	HR	S	P	ERA	WHIP
Jon Lieber, R ERA: 3.37	(1, 1)	6.0	L	26	7	2	2	6	1	0	0	0	0	0	67	87	3.00	1.333
Joe Borowski, R ERA: 2.91	(7, 1)	2.0		7	1	0	0	5	0	0	0	0	0	0	20	30	0.00	0.500
Tom Gordon, R ERA: 1.93	(9, 1)	1.0		3	0	0	0	1	0	0	0	0	0	0	7	8	0.00	0.000

PITCHER	IP	WLS	BF	H	R	ER	SO	BB	IBB	HBP	BLK	WP	HR	S	P	ERA	WHIP

Atlanta Braves @ Chicago Cubs

Wrigley Field, Chicago, IL

Tue Jul 16 2002, 1:20 PM CDT

Att. 39,118 - Sunny - 81 F

TOP

livebaseballscorecards.com

AB	33
R	2
H	8
RBI	2
BB	1
SO	12
LOB	13

Atlanta Braves @ Chicago Cubs

Wrigley Field, Chicago, IL

Tue Jul 16 2002, 1:20 PM CDT

Att. 39,118 - Sunny - 81 F

livebaseballscorecards.com

BOTTOM

Batter	1	2	3	4	5	6	7	8	9	AB	R	H	RBI	BB	SO	LOB
Delino DeShields, L (1, 4) OBP: 0.277, SLG: 0.319	S B B F C 2-3 ① K		B B B C X 3-1 ③ G6-3			B B B C C F B 4-2 S BB			C C B C 1-3 ① K	3	0	0	0	1	2	0
Roosevelt Brown, L (1, 7) OBP: 0.260, SLG: 0.287	B B B C C X 3-2 ② F7			X 0-0 ① G6-3		F S B S 1-3 ② K 1-2			C S S 0-3 ② K	4	0	0	0	0	2	1
Sammy Sosa, R (1, 9) OBP: 0.416, SLG: 0.625	C F C 0-3 ③ K			B B F F F B C 3-3 ② K		B X 1-0 ③ F9			B S B F S 2-3 ③ K	4	0	0	0	0	3	1
Fred McGriff, L (1, 3) OBP: 0.352, SLG: 0.483		B F B X 2-1 1B		B B C F B X 3-2 ③ G3-1			F B B F X 2-2 ① P6			3	0	1	0	0	0	0
Corey Patterson, L (1, 8) OBP: 0.311, SLG: 0.412		C F B B S 2-3 ① K			S S B F S 1-3 ① K		S B F C 1-3 ② K			3	0	0	0	0	3	1
Alex Gonzalez, R (1, 6) OBP: 0.297, SLG: 0.432		L C B B S 2-3 ② K			S B C B F C 2-3 ② K		B X 1-0 ③ G4-3			3	0	0	0	0	2	1
Bill Mueller, S (1, 5) OBP: 0.332, SLG: 0.356		C B B F F F X 2-2 ③ G4-3			B X 1-0 1B			S B B F F F F S 2-3 ① K		3	0	1	0	0	1	1
Joe Girardi, R (1, 2) OBP: 0.275, SLG: 0.295 Angel Echevarria, R (8, PH) OBP: 0.318, SLG: 0.381 Todd Hundley, S (9, 2) OBP: 0.272, SLG: 0.390			C B F S 1-3 ① K		C B X 1-1 ③ G4-3			B S F F B X 2-2 ② P6		2 1 0	0 0 0	0 0 0	0 0 0	0 0 0	1 0 0	1 0 0
Jon Lieber, L (1, 1) OBP: 0.184, SLG: 0.162 Chris Stynes, R (6, PH) OBP: 0.321, SLG: 0.364 Joe Borowski, R (7, 1) OBP: 0.250, SLG: 0.250 Mark Bellhorn, S (8, PH) OBP: 0.399, SLG: 0.580 Tom Gordon, R (9, 1)			C F B B B C 2-3 ② K			B X 1-0 ① G6-3			B S S S B C 2-3 ③ K	1 1 0 1 0	0 0 0 0 0	0 0 0 0 0	0 0 0 0 0	0 0 0 0 0	1 0 0 1 0	0 0 0 0 0

Inning Stats																																			
	R: 0	E: 0	K: 2	S: 9	H: 0	LOB: 0	BB: 0	P: 14	R: 0	E: 0	K: 2	S: 13	H: 1	LOB: 1	BB: 0	P: 21	R: 0	E: 0	K: 2	S: 8	H: 0	LOB: 0	BB: 0	P: 14	R: 0	E: 0	K: 1	S: 8	H: 0	LOB: 0	BB: 0	P: 14	R: 0	E: 0	K: 2	S: 11	H: 1	LOB: 1	BB: 0	P: 16
	R: 0	E: 0	K: 1	S: 8	H: 0	LOB: 1	BB: 1	P: 15	R: 0	E: 0	K: 1	S: 7	H: 0	LOB: 0	BB: 0	P: 11	R: 0	E: 0	K: 2	S: 13	H: 0	LOB: 0	BB: 0	P: 19	R: 0	E: 0	K: 3	S: 9	H: 0	LOB: 0	BB: 0	P: 12								

1B: 2	SF: 0
2B: 0	SAC: 0
3B: 0	DP: 0
HR: 0	HBP: 0

WP: 0	PA: 30
PB: 0	
SB: 1	
CS: 0	

AB	29
R	0
H	2
RBI	0
BB	1
SO	16
LOB	6

PITCHER		IP	WLS	BF	H	R	ER	SO	BB	IBB	HBP	BLK	WP	HR	S	P	ERA	WHIP
Kevin Millwood, R ERA: 3.68	(1, 1)	7.0	W	24	2	0	0	11	1	0	0	0	0	0	64	105	0.00	0.429
Mike Remlinger, L ERA: 1.38	(8, 1)	1.0	H	3	0	0	0	2	0	0	0	0	0	0	13	19	0.00	0.000
29 John Smoltz, R ERA: 4.26	(9, 1)	1.0	S	3	0	0	0	3	0	0	0	0	0	0	9	12	0.00	0.000

PITCHER	IP	WLS	BF	H	R	ER	SO	BB	IBB	HBP	BLK	WP	HR	S	P	ERA	WHIP

Batter	1	2	3	4	5	6	7	8	9	10	AB	R	H	RBI	BB	SO	LOB
Mark Bellhorn, S (1, 4) OBP: 0.395, SLG: 0.575	BBCX 2-1 BB 2B	BCBX 2-1 P3 ③			BBX 2-0 G3 ①	BCBBFX 3-2 P5 ②		BX 1-0 G5-3 ③			5	0	1	0	0	0	1
Bill Mueller, S (1, 5) OBP: 0.338, SLG: 0.361	BBFX 2-1 P5 ①		BBCBB 4-1 BB		BBX 2-0 1B 2B	BBCBB 4-1 1-2 BB			BX 1-0 G1-3 ①		3	1	1	0	2	0	1
Sammy Sosa, R (1, 9) OBP: 0.419, SLG: 0.621	CSBC 1-3 K ②		BBFBX 3-1 F9 ①		BFBBB 4-1 1B E BB	BBFBFB 4-2 1-2 2-3 BB			CBFBBFB 4-2 G3-6-1 BB		2	1	0	0	3	1	2
Fred McGriff, L (1, 3) OBP: 0.353, SLG: 0.480	BBFBCFFFB 4-2 BB BB		SBBFFS 2-3 K ②		CX 0-1 E7 1H 2H 1B	BFCBX 2-2 G1-3 ③			BFX 1-1 G3-6-1 1-2f ②③		4	0	1	1	1	1	5
Moises Alou, R (1, 7) OBP: 0.299, SLG: 0.372	SBBBBB 4-1 1-2 2-3 BB		BCX 1-1 F9 ③		BX 1-0 G1-3 ②		BBX 2-0 G6-3 ①			BX 1-0 G6-3 ①	4	0	0	0	1	0	2
Corey Patterson, L (1, 8) OBP: 0.313, SLG: 0.411 Jeff Fassero, L (10, 1)	CBX 1-1 P5 ③			FFFBX 1-2 P4 ①	H 1-0 HBP		SX 0-1 L3-6 BLK 1B			CBBFC 2-3 K ②	4 0	0 0	1 0	0 0	0 0	1 0	3 0
Todd Hundley, S (1, 2) OBP: 0.269, SLG: 0.404		BX 1-0 HR		BSX 1-1 G3 ②	X 0-0 G2-3 ③		CBCX 1-2 1-3 L3-6 ②③			SBCBFFBFX 3-2 F8 ③	5	1	1	1	0	0	3
Alex Gonzalez, R (1, 6) OBP: 0.297, SLG: 0.427		FCBS 1-3 K ①		BBSSBB 4-1 BB	X 0-0 F9 ①			FBSS 1-3 K ①			3	0	0	0	1	2	0
34 Kerry Wood, R (1, 1) OBP: 0.190, SLG: 0.150 Antonio Alfonseca, R (9, 1) OBP: 0.667, SLG: 0.667 Darren Lewis, R (10, 8) OBP: 0.333, SLG: 0.310		SBX 1-1 P5 ②		BBX 2-0 G5-3 ③	BBBB 4-0 BB BB BB			CFS 0-3 K ②			3 0 0	0 0 0	0 0 0	0 0 0	1 0 0	1 0 0	1 0 0
Inning Stats	R: 0 E: 0 K: 1 S: 15 H: 1 LOB: 3 BB: 2 P: 29	R: 1 E: 0 K: 1 S: 8 H: 1 LOB: 0 BB: 0 P: 13	R: 0 E: 0 K: 1 S: 8 H: 0 LOB: 1 BB: 1 P: 18	R: 0 E: 0 K: 0 S: 8 H: 0 LOB: 1 BB: 1 P: 16	R: 2 E: 1 K: 0 S: 7 H: 2 LOB: 2 BB: 1 P: 17	R: 0 E: 0 K: 0 S: 10 H: 0 LOB: 3 BB: 3 P: 27	R: 0 E: 0 K: 0 S: 6 H: 1 LOB: 0 BB: 0 P: 9	R: 0 E: 0 K: 2 S: 7 H: 0 LOB: 0 BB: 0 P: 9	R: 0 E: 0 K: 0 S: 6 H: 0 LOB: 0 BB: 1 P: 12	R: 0 E: 0 K: 1 S: 10 H: 0 LOB: 0 BB: 0 P: 16	1B: 2 2B: 3 3B: 0 HR: 1 SF: 0 SAC: 0 DP: 2 HBP: 1						

PITCHER		IP	WLS	BF	H	R	ER	SO	BB	IBB	HBP	BLK	WP	HR	S	P	ERA	WHIP
Robert Person, R ERA: 5.04	(1, 1)	5.2		30	4	3	2	3	8	0	1	0	0	1	53	115	3.18	2.118
Hector Mercado, L ERA: 7.56	(6, 1)	1.1		4	1	0	0	0	0	0	0	1	0	0	9	14	0.00	0.750
Rheal Cormier, L ERA: 5.3	(8, 1)	2.0		6	0	0	0	2	1	0	0	0	0	0	13	21	0.00	0.500
Jose Mesa, R ERA: 3.19	(10, 1)	1.0	W	3	0	0	0	1	0	0	0	0	0	0	10	16	0.00	0.000

PITCHER	IP	WLS	BF	H	R	ER	SO	BB	IBB	HBP	BLK	WP	HR	S	P	ERA	WHIP

TOP

Chicago Cubs @ Philadelphia Phillies

Veterans Stadium, Philadelphia, PA

Wed Jul 17 2002, 7:05 PM EDT

Att. 23,541 - Sunny - 93 F

livebaseballscorecards.com

AB	33
R	3
H	5
RBI	2
BB	9
SO	6
LOB	18

1B: 2	SF: 0	WP: 0	PA: 43
2B: 3	SAC: 0	PB: 0	
3B: 0	DP: 2	SB: 0	
HR: 1	HBP: 1	CS: 0	

Chicago Cubs @ Philadelphia Phillies

Veterans Stadium, Philadelphia, PA

Wed Jul 17 2002, 7:05 PM EDT

Att. 23,541 - Sunny - 93 F

livebaseballscorecards.com

BOTTOM

Batter	1	2	3	4	5	6	7	8	9	10	AB	R	H	RBI	BB	SO	LOB
Jeremy Giambi, L (1, 9) OBP: 0.423, SLG: 0.527 Jason Michaels, R (10, PH) OBP: 0.373, SLG: 0.595	G4-3		K		F7			F5		1B 11 SH1 FC4 1B	4 1	0 1	0 1	0 1	0 0	1 0	0 0
11 Jimmy Rollins, S (1, 6) OBP: 0.312, SLG: 0.401	G4-6-3 1B		G4-3		K			F8		SH1 1-2	4	0	1	0	0	1	0
Bobby Abreu, L (1, 8) OBP: 0.412, SLG: 0.477	G4-6-3 1-2f		K			F8		G4-3		FC4 IBB 2-3 1B	5	0	1	0	0	1	1
Pat Burrell, R (1, 7) OBP: 0.395, SLG: 0.593		HBP BB 1B		HR		K			2B 2B	FC4 1-2 IBB	4	2	3	1	1	1	0
Travis Lee, L (1, 3) OBP: 0.329, SLG: 0.379		HBP 1-2 BB		F9		1B			P3	FC4 1-2 2-3 3-H	4	0	1	1	1	0	3
Scott Rolen, R (1, 5) OBP: 0.355, SLG: 0.472		1-2 2-3 HBP		L8		F9			2B BB		2	1	0	0	1	0	1
Mike Lieberthal, R (1, 2) OBP: 0.324, SLG: 0.406		F9		HBP			G4-3		1-H 2-H 2B		3	0	1	2	0	0	3
Marlon Anderson, L (1, 4) OBP: 0.336, SLG: 0.413		K		L8			G5-3		F8		4	0	0	0	0	1	5
Robert Person, R (1, 1) OBP: 0.154, SLG: 0.333 Hector Mercado, L (6, 1) Doug Glanville, R (7, PH) OBP: 0.275, SLG: 0.288 Rheal Cormier, L (8, 1) Ricky Ledee, L (9, PH) OBP: 0.319, SLG: 0.405 Jose Mesa, R (10, 1)		K	G4-3				F8		F9		2 0 1 0 1 0	0 0 0 0 0 0	0 0 0 0 0 0	0 0 0 0 0 0	0 0 0 0 0 0	1 0 0 0 0 0	3 0 0 0 1 0
Inning Stats	R: 0 E: 0 K: 0 S: 7 H: 1 LOB: 0 BB: 0 P: 11	R: 0 E: 0 K: 2 S: 16 H: 1 LOB: 3 BB: 1 P: 22	R: 0 E: 0 K: 2 S: 8 H: 0 LOB: 0 BB: 0 P: 13	R: 1 E: 0 K: 0 S: 7 H: 1 LOB: 1 BB: 0 P: 13	R: 0 E: 0 K: 1 S: 7 H: 0 LOB: 0 BB: 0 P: 10	R: 0 E: 0 K: 1 S: 12 H: 1 LOB: 1 BB: 0 P: 20	R: 0 E: 0 K: 0 S: 8 H: 0 LOB: 0 BB: 0 P: 12	R: 0 E: 0 K: 0 S: 5 H: 0 LOB: 0 BB: 0 P: 9	R: 2 E: 0 K: 0 S: 16 H: 2 LOB: 1 BB: 1 P: 24	R: 1 E: 0 K: 0 S: 8 H: 2 LOB: 3 BB: 1 P: 17	1B: 5 2B: 2 3B: 0 HR: 1 SF: 0 SAC: 1 DP: 1 HBP: 2	WP: 0 PB: 0 SB: 0 CS: 0 PA: 41					

	AB	35
	R	4
	H	8
	RBI	4
	BB	3
	SO	6
	LOB	17

PITCHER		IP	WLS	BF	H	R	ER	SO	BB	IBB	HBP	BLK	WP	HR	S	P	ERA	WHIP
34 Kerry Wood, R ERA: 4.06	(1, 1)	8.0		31	5	2	2	6	1	0	2	0	0	1	73	113	2.25	0.750
Antonio Alfonseca, R ERA: 2.61	(9, 1)	1.0	B	5	1	1	1	0	1	0	0	0	0	0	13	21	9.00	2.000
Jeff Fassero, L ERA: 6.16	(10, 1)	0.1	L	5	2	1	1	0	0	1	0	0	0	0	8	17	27.00	6.000

PITCHER	IP	WLS	BF	H	R	ER	SO	BB	IBB	HBP	BLK	WP	HR	S	P	ERA	WHIP

Batter	1	2	3	4	5	6	7	8	9	AB	R	H	RBI	BB	SO	LOB
Mark Bellhorn, S (1, 4) OBP: 0.390, SLG: 0.565	F5		F3 (2-3)		1B HR 1B		F7		F7 (1-2)	5	1	1	0	0	0	2
Bill Mueller, S (1, 5) OBP: 0.335, SLG: 0.362	F5		G1-3		F7		2B		F8 (2-3)	5	0	1	0	0	0	3
Sammy Sosa, R (1, 9) OBP: 0.419, SLG: 0.619	K			2B 1B	1-2 HR 1B		K			4	2	2	0	0	2	1
Fred McGriff, L (1, 3) OBP: 0.354, SLG: 0.489		G5-3 1B		F5	1-H 2-H HR			K		4	1	2	3	0	1	1
Moises Alou, R (1, 7) OBP: 0.298, SLG: 0.374		K		1-H E 2B	G4-3			L5		4	1	1	1	0	1	1
Corey Patterson, L (1, 8) OBP: 0.309, SLG: 0.406		G5-3 (1-2)		G5-3		G5-3		K		4	0	0	0	0	1	2
Alex Gonzalez, R (1, 6) OBP: 0.296, SLG: 0.424		F3		E3 FC6-4 (2-H)		F8			SH1-3 (1B) 1B	4	1	1	0	0	0	1
Mike Mahoney, R (1, 2) OBP: 0.333, SLG: 0.333			BLK SH1-4 1B	FC6-4 (1-2f)		P3			SH1-3 (1-2)	3	0	1	0	0	0	1
Matt Clement, R (1, 1) OBP: 0.179, SLG: 0.143 Tom Gordon, R (7, 1) Roosevelt Brown, L (9, PH) OBP: 0.266, SLG: 0.293 Antonio Alfonseca, R (9, 1) OBP: 0.667, SLG: 0.667			SH1-4 (1-2)		F8		L3		WP S (2-H) 1B	2 0 1 0	0 0 0 0	0 0 1 0	0 0 1 0	0 0 0 0	0 0 0 0	0 0 0 0
Inning Stats	R: 0 E: 0 K: 1 S: 5 H: 0 LOB: 0 BB: 0 P: 8	R: 0 E: 0 K: 1 S: 9 H: 1 LOB: 1 BB: 0 P: 11	R: 0 E: 0 K: 0 S: 12 H: 1 LOB: 1 BB: 0 P: 20	R: 2 E: 1 K: 0 S: 14 H: 2 LOB: 1 BB: 0 P: 22	R: 3 E: 0 K: 0 S: 8 H: 3 LOB: 0 BB: 0 P: 16	R: 0 E: 0 K: 0 S: 7 H: 0 LOB: 0 BB: 0 P: 11	R: 0 E: 0 K: 1 S: 7 H: 1 LOB: 1 BB: 0 P: 10	R: 0 E: 0 K: 2 S: 9 H: 0 LOB: 0 BB: 0 P: 14	R: 1 E: 0 K: 0 S: 12 H: 2 LOB: 1 BB: 0 P: 18	1B: 7 2B: 2 3B: 0 HR: 1	SF: 0 SAC: 2 DP: 0 HBP: 0						

TOP

Chicago Cubs @ Philadelphia Phillies

Veterans Stadium, Philadelphia, PA

Thu Jul 18 2002, 1:05 PM EDT

Att. 27,672 - Cloudy - 92 F

livebaseballscorecards.com

AB	36
R	6
H	10
RBI	5
BB	0
SO	5
LOB	12

PITCHER		IP	WLS	BF	H	R	ER	SO	BB	IBB	HBP	BLK	WP	HR	S	P	ERA	WHIP
Vicente Padilla, R ERA: 3.28	(1, 1)	6.0	L	26	7	5	4	2	0	0	0	1	0	1	55	88	6.00	1.167
48 David Coggin, R ERA: 5.37	(7, 1)	1.0		4	1	0	0	1	0	0	0	0	0	0	7	10	0.00	1.000
Dan Plesac, L ERA: 4.26	(8, 1)	1.0		3	0	0	0	2	0	0	0	0	0	0	9	14	0.00	0.000
Carlos Silva, R ERA: 4.37	(9, 1)	1.0		5	2	1	1	0	0	0	0	0	1	0	12	18	9.00	2.000

PITCHER	IP	WLS	BF	H	R	ER	SO	BB	IBB	HBP	BLK	WP	HR	S	P	ERA	WHIP

WP: 1	PA: 38		
PB: 0			
SB: 1			
CS: 0			

Batter	1	2	3	4	5	6	7	8	9	AB	R	H	RBI	BB	SO	LOB
Ricky Ledee, L (1, 8) OBP: 0.329, SLG: 0.398	S B S S 1-3 K ①		B B C B B 4-1 11 FC6-4 BB	C B S S 1-3 K ③			B C B F B B 4-2 3B BB		C C B B B B 4-2 DI 3B BB	2	2	0	0	3	2	3
11 Jimmy Rollins, S (1, 6) OBP: 0.308, SLG: 0.396	X 0-0 G3-1 ②		C B S B X 2-2 FC6-4 ② 1-2f 2-3		X 0-0 B5-3 ①		B B F F S 2-3 K ②		B C B F S 2-3 K ②	5	0	0	0	0	2	4
Bobby Abreu, L (1, 9) OBP: 0.414, SLG: 0.491	C B C B X 2-2 CS 1B		B C F B X 2-2 L6 ③		C X 0-1 G4-3 ②		B B B C X 3-1 1-H 3B		B X 1-0 1-H 1B 3B	5	1	3	2	0	0	2
Pat Burrell, R (1, 7) OBP: 0.398, SLG: 0.596	C B B 2-1 CS ③ 1-2	F X 0-1 G6-3 2B		C B S X 1-2 1B 2B 1B	F B B C F B S 3-3 K ③		B B B C C S 3-3 K ③		B X 1-0 BB 3-H 1B	5	1	3	1	0	2	1
Scott Rolen, R (1, 5) OBP: 0.359, SLG: 0.472		B B X 2-0 G6-3 ①		F B B X 2-1 2B 1-2 1B	F B X 1-1 G5-3 ①			C B B X 2-1 BB 1B	B B B B 4-0 1-2 BB	4	0	2	0	1	0	1
Travis Lee, L (1, 3) OBP: 0.330, SLG: 0.380		F C X 0-2 G6-3 ② 2-3		S B B F X 2-2 1-3 2-H 2B	B B B C B 4-1 FC6-4 BB			B F F C 1-3 K ①	B B S X 2-1 F8 ③	4	0	1	1	1	1	4
Todd Pratt, R (1, 2) OBP: 0.434, SLG: 0.463 Jeremy Giambi, L (8, PH) OBP: 0.424, SLG: 0.527 Carlos Silva, R (9, 1)		B C B F B C 3-3 K ③		S C S 0-3 K ①	X 0-0 FC6-4 ② 1-2f			B F F F B B B 4-2 G4-6-3 1-2 BB		3 0 0	0 0 0	0 0 0	0 0 0	0 1 0	2 0 0	4 0 0
Marlon Anderson, L (1, 4) OBP: 0.336, SLG: 0.411 48 David Coggin, R (7, 1) Dan Plesac, L (8, 1) Mike Lieberthal, R (8, PH) OBP: 0.323, SLG: 0.404 (9, 2)			S B F S 1-3 K 11 FC6-4 SH3-4	I I I 4-0 IBB	C X 0-1 L6 ③			B F X 1-1 G4-6-3 ② ③ 1-2f		2 0 0 1	0 0 0 0	0 0 0 0	0 0 0 0	1 0 0 0	1 0 0 0	1 0 0 2
Vicente Padilla, R (1, 1) OBP: 0.081, SLG: 0.057 Tomas Perez, S (7, 4) OBP: 0.289, SLG: 0.371			L B X 1-1 SH3-4 ① 1-2	S C F S 0-3 K ②			B C F S 1-3 K ①		B C F B X 2-2 F7 ①	1 2	0 0	0 0	0 0	0 0	1 1	3 0
Inning Stats	R: 0 H: 1 E: 0 LOB: 0 K: 1 BB: 0 S: 8 P: 13	R: 0 H: 1 E: 0 LOB: 1 K: 1 BB: 0 S: 9 P: 14	R: 0 H: 0 E: 0 LOB: 2 K: 1 BB: 1 S: 12 P: 22	R: 1 H: 3 E: 0 LOB: 3 K: 3 BB: 1 S: 18 P: 28	R: 0 H: 0 E: 0 LOB: 0 K: 1 BB: 0 S: 7 P: 10	R: 0 H: 0 E: 0 LOB: 1 K: 0 BB: 1 S: 6 P: 11	R: 1 H: 1 E: 0 LOB: 1 K: 3 BB: 1 S: 14 P: 27	R: 0 H: 1 E: 0 LOB: 1 K: 1 BB: 1 S: 10 P: 18	R: 2 H: 2 E: 0 LOB: 2 K: 1 BB: 2 S: 12 P: 28	1B: 5 SF: 0 2B: 2 SAC: 1 3B: 2 DP: 1 HR: 0 HBP: 0						

PITCHER		IP	WLS	BF	H	R	ER	SO	BB	IBB	HBP	BLK	WP	HR	S	P	ERA	WHIP
Matt Clement, R ERA: 3.63	(1, 1)	6.1	W	28	5	2	2	8	3	1	0	0	1	0	65	108	2.84	1.263
Tom Gordon, R ERA: 1.42	(7, 1)	1.2		7	2	0	0	3	1	0	0	0	0	0	19	35	0.00	1.800
Antonio Alfonseca, R ERA: 2.98	(9, 1)	1.0		7	2	2	2	1	2	0	0	0	0	0	12	28	18.00	4.000

PITCHER	IP	WLS	BF	H	R	ER	SO	BB	IBB	HBP	BLK	WP	HR	S	P	ERA	WHIP

BOTTOM

Chicago Cubs @ Philadelphia Phillies

Veterans Stadium, Philadelphia, PA

Thu Jul 18 2002, 1:05 PM EDT
Att. 27,672 - Cloudy - 92 F

livebaseballscorecards.com

AB	34
R	4
H	9
RBI	4
BB	7
SO	12
LOB	25

WP: 1 PA: 43
PB: 0
SB: 0
CS: 1

Batter	1	2	3	4	5	6	7	8	9	AB	R	H	RBI	BB	SO	LOB
Julio Lugo, R (1, 6) OBP: 0.322, SLG: 0.383	C X 0-1 ① G4-3		B B C X 2-1 ② L9			B X 1-0 ② F9			B F C X 1-2 ① F9	4	0	0	0	0	0	0
Craig Biggio, R (1, 4) OBP: 0.349, SLG: 0.414	B F B X 2-1 E4 17 FC5-4		B C F F F B C 2-3 ③ K			B C F X 1-2 2B			B C S B F F F B S 3-3 ② K	4	0	1	0	0	2	0
17 Lance Berkman, S (1, 8) OBP: 0.412, SLG: 0.613	F B C B X 2-2 ② FC5-4 5 1B 1-2f			F B S B C 2-3 ① K		S B C S 1-3 ③ K			B X 1-0 1B	4	0	1	0	0	2	2
5 Jeff Bagwell, R (1, 3) OBP: 0.385, SLG: 0.491	B C B C X 2-2 1-3 1B			C B S F B B F C 3-3 ② K			B C C X 1-2 ① F9		X 0-0 ③ L8	4	0	1	0	0	1	1
Daryle Ward, L (1, 7) OBP: 0.315, SLG: 0.407	B S C F F F X 1-2 ③ F7			B C F X 1-2 ③ G4-3			S B B B F F C 3-3 ② K			3	0	0	0	0	1	2
Richard Hidalgo, R (1, 9) OBP: 0.339, SLG: 0.456		B X 1-0 ① F9			S B X 1-1 ① F8		C C F X 0-2 ③ F9			3	0	0	0	0	0	0
Geoff Blum, S (1, 5) OBP: 0.341, SLG: 0.431		B B F B X 3-1 ② G4-3			S B B X 2-1 ② F7			B X 1-0 ① F8		3	0	0	0	0	0	0
Brad Ausmus, R (1, 2) OBP: 0.317, SLG: 0.336		B S X 1-1 ③ G6-3			B B X 2-0 ③ L3			X 0-0 ② L4		3	0	0	0	0	0	0
Nelson Cruz, R (1, 1) Pedro Borbon, R (6, 1) Ricky Stone, R (6, 1) Orlando Merced, S (8, PH) OBP: 0.387, SLG: 0.481 Tim Redding, R (8, 1) OBP: 0.100, SLG: 0.100 T.J. Mathews, R (8, 1)			C C B B S 2-3 ① K			C S B S 1-3 ① K		C S F F C 0-3 ③ K		2 0 0 1 0 0	0 0 0 0 0 0	0 0 0 0 0 0	0 0 0 0 0 0	0 0 0 0 0 0	2 0 0 1 0 0	0 0 0 0 0 0
Inning Stats	R: 0 H: 1 E: 1 LOB: 2 K: 0 BB: 0 S: 16 P: 23	R: 0 H: 0 E: 0 LOB: 0 K: 0 BB: 0 S: 5 P: 10	R: 0 H: 0 E: 0 LOB: 0 K: 2 BB: 0 S: 10 P: 16	R: 0 H: 0 E: 0 LOB: 0 K: 2 BB: 0 S: 11 P: 17	R: 0 H: 0 E: 0 LOB: 0 K: 0 BB: 0 S: 5 P: 10	R: 0 H: 1 E: 0 LOB: 1 K: 2 BB: 0 S: 10 P: 14	R: 0 H: 0 E: 0 LOB: 0 K: 1 BB: 0 S: 11 P: 15	R: 0 H: 0 E: 0 LOB: 0 K: 1 BB: 0 S: 7 P: 8	R: 0 H: 1 E: 0 LOB: 1 K: 1 BB: 0 S: 11 P: 16	1B: 2 2B: 1 3B: 0 HR: 0	SF: 0 SAC: 0 DP: 0 HBP: 0					

PITCHER		IP	WLS	BF	H	R	ER	SO	BB	IBB	HBP	BLK	WP	HR	S	P	ERA	WHIP
22 Mark Prior, R ERA: 3.41	(1, 1)	8.0	W	27	2	0	0	8	0	0	0	0	0	0	75	113	0.00	0.250
Kyle Farnsworth, R ERA: 3.54	(9, 1)	1.0		4	1	0	0	1	0	0	0	0	0	0	11	16	0.00	1.000

PITCHER	IP	WLS	BF	H	R	ER	SO	BB	IBB	HBP	BLK	WP	HR	S	P	ERA	WHIP

Houston Astros @ Chicago Cubs

Wrigley Field, Chicago, IL

Fri Jul 19 2002, 2:20 PM CDT

Att. 38,566 - Overcast - 78 F

TOP

livebaseballscorecards.com

AB	31
R	0
H	3
RBI	0
BB	0
SO	9
LOB	5

Batter	1	2	3	4	5	6	7	8	9	AB	R	H	RBI	BB	SO	LOB
Mark Bellhorn, S (1, 4) OBP: 0.391, SLG: 0.557	BBCFBFFB 4-2 FC3-6 BB		SX 0-1 ① F9		CBBBCS 3-3 ③ K		BFBBB 4-1 BB	BCBFFBX 3-2 ③ G3		3	0	0	0	2	1	2
Bill Mueller, S (1, 5) OBP: 0.329, SLG: 0.355	BX 1-0 ① FC3-6 WP 1-2f		CFX 0-2 ② P5			BFX 1-1 ① G6-3	CCFX 0-2 ③ G5-3			4	0	0	0	0	0	2
Sammy Sosa, R (1, 9) OBP: 0.418, SLG: 0.614	SX 0-1 ② F8 1-2		BSBCBFFFF 3-3 S ③ K			BBBB 4-0 BB 1B BB		X 0-0 ① G1-3		3	1	0	0	1	1	1
Fred McGriff, L (1, 3) OBP: 0.353, SLG: 0.485	SBBFBS 3-3 ③ K			BBCBFS 3-3 ① K		X 0-0 ② P5		BBBCB 4-1 FC1 BB FC3-2 BB		3	0	0	0	1	2	2
Moises Alou, R (1, 7) OBP: 0.304, SLG: 0.386		BX 1-0 HR		BBSSSS 2-3 ② K		CBCBBBB 4-2 1B 1-2 BB		CBBCFFBFB 4-2 FC3-2 E 1B 1-2 BB		2	2	1	1	2	1	0
Corey Patterson, L (1, 8) OBP: 0.311, SLG: 0.407		X 0-0 ① B1-3		X 0-0 1B		SBX 1-1 1-3 2-H 1B		CSX 0-2 FC1 FC3-2 1B 1-2 2-3		4	1	2	1	0	0	2
Todd Hundley, S (1, 2) OBP: 0.269, SLG: 0.396		BBCBB 4-1 BB		BSBCBFFX 3-2 ③ G4-3		BBX 2-0 G3		CBSBBX 3-2 ② FC3-2 1B 2B 1-2 2-3 3-Hf		3	1	0	0	1	0	6
Alex Gonzalez, R (1, 6) OBP: 0.295, SLG: 0.422		SBSSS 1-3 ② K			CBBSFFFS 2-3 ① K		LBCS 1-3 ① K	FSX 0-2 2B 1-2 2-H 3-H 1B		4	0	1	2	0	3	1
22 Mark Prior, R (1, 1) OBP: 0.278, SLG: 0.471 Roosevelt Brown, L (8, PH) OBP: 0.271, SLG: 0.308 Kyle Farnsworth, R (9, 1)		BSX 1-1 ③ F8			BSSBBS 2-3 ② K		X 0-0 ② G5-3	CX 0-1 1-3 2-H 2B		3 1 0	0 0 0	0 1 0	0 1 0	0 0 0	1 0 0	1 0 0
Inning Stats	R: 0 E: 0 K: 1 S: 10 H: 0 LOB: 1 BB: 1 P: 18	R: 1 E: 0 K: 1 S: 8 H: 1 LOB: 1 BB: 1 P: 15	R: 0 E: 0 K: 1 S: 12 H: 0 LOB: 0 BB: 0 P: 15	R: 0 E: 0 K: 2 S: 12 H: 1 LOB: 1 BB: 0 P: 20	R: 0 E: 0 K: 3 S: 12 H: 0 LOB: 0 BB: 0 P: 19	R: 1 E: 0 K: 0 S: 8 H: 1 LOB: 2 BB: 2 P: 20	R: 0 E: 0 K: 1 S: 9 H: 0 LOB: 1 BB: 1 P: 14	R: 3 E: 1 K: 0 S: 22 H: 2 LOB: 2 BB: 2 P: 36		1B: 3 2B: 1 3B: 0 HR: 1	SF: 0 SAC: 0 DP: 0 HBP: 0			WP: 1 PB: 0 SB: 0 CS: 0	PA: 37	

PITCHER		IP	WLS	BF	H	R	ER	SO	BB	IBB	HBP	BLK	WP	HR	S	P	ERA	WHIP
Nelson Cruz, R ERA: 3.75	(1, 1)	5.1	L	21	2	2	2	8	3	0	0	0	1	1	56	94	3.38	0.938
Pedro Borbon, L ERA: 5.4	(6, 1)	0.1		3	1	0	0	0	1	0	0	0	0	0	5	10	0.00	6.000
Ricky Stone, R ERA: 2.15	(6, 1)	1.1		5	0	0	0	1	1	0	0	0	0	0	10	17	0.00	0.750
Tim Redding, R ERA: 5.43	(8, 1)	0.2		6	1	3	0	0	2	0	0	0	0	0	16	27	0.00	4.500
T.J. Mathews, R ERA: 3.31	(8, 1)	0.1		2	1	0	0	0	0	0	0	0	0	0	6	9	0.00	3.000

PITCHER	IP	WLS	BF	H	R	ER	SO	BB	IBB	HBP	BLK	WP	HR	S	P	ERA	WHIP

BOTTOM

Houston Astros @ Chicago Cubs

Wrigley Field, Chicago, IL

Fri Jul 19 2002, 2:20 PM CDT

Att. 38,566 - Overcast - 78 F

livebaseballscorecards.com

AB	30
R	5
H	5
RBI	5
BB	7
SO	9
LOB	17

Batter	1	2	3	4	5	6	7	8	9	AB	R	H	RBI	BB	SO	LOB
Julio Lugo, R (1, 6) OBP: 0.321, SLG: 0.393	C F B B X 2-2 ① G3			L B B L B S 3-3 ① K		B X 1-0 HR		B B B C X 3-1 ③ G6-3		4	1	1	1	0	1	1
Jose Vizcaino, S (1, 4) OBP: 0.316, SLG: 0.337	B C F B X 2-2 ② F7			B X 1-0 ② G5-3		X 0-0 ② G4-3			B C C B S 2-3 ① K	4	0	0	0	0	1	0
17 Lance Berkman, S (1, 8) OBP: 0.408, SLG: 0.606 (8, 7)	B S F B S 2-3 ③ K			C X 0-1 ③ G4-3		B C S B F B X 3-2 ③ L6			C S S 0-3 ② K	4	0	0	0	0	2	0
5 Jeff Bagwell, R (1, 3) OBP: 0.386, SLG: 0.488		B C S S 1-3 ① K			B B B B 4-0 2B 1B BB		B B B C X 3-1 ① G6-3		B B S F B B 4-2 BB	2	1	0	0	2	1	0
Daryle Ward, L (1, 7) OBP: 0.316, SLG: 0.409 Octavio Dotel, R (8, 1) Orlando Merced, S (9, PH) OBP: 0.383, SLG: 0.477 Billy Wagner, L (9, 1)		B F F F F C 1-3 ② K			B B X 2-0 1-3 1B 2B		B S F X 1-2 ② P6		C S S 0-3 ③ K	3	1	1	0	0	1	0
										0	0	0	0	0	0	0
										1	0	0	0	0	1	1
										0	0	0	0	0	0	0
Richard Hidalgo, R (1, 9) OBP: 0.336, SLG: 0.452		C B F F B S 2-3 ③ K			F F C 0-3 ① K		S B B B S C 2-3 ③ K			3	0	0	0	0	3	2
Geoff Blum, S (1, 5) OBP: 0.341, SLG: 0.429			B S S B S X 2-2 ① F9		B X 1-0 G1-6-3 2-H 3-H 1B			C C F X 0-2 ① G6-3		3	0	1	2	0	0	0
Gregg Zaun, S (1, 2) OBP: 0.297, SLG: 0.341 Barry Wesson, R (8, 8) OBP: 0.250, SLG: 0.250		C B C F F F S 1-3 ② K			F B X 1-1 ②③ G1-6-3 1-2f			F B X 1-1 G4-3 PB 1B		3	0	1	0	0	1	1
										0	0	0	0	0	0	0
Kirk Saarloos, R (1, 1) Alan Zinter, S (6, PH) OBP: 0.200, SLG: 0.467 Pedro Borbon, R (6, 1) Ricky Stone, R (7, 1) Brad Ausmus, R (8, PH) OBP: 0.315, SLG: 0.335 (8, 2)		C S S 0-3 ③ K				S B C S 1-3 ① K		S C B B F F X 2-2 ② G4-3 1-3		1	0	0	0	0	1	0
										1	0	0	0	0	1	0
										0	0	0	0	0	0	0
										0	0	0	0	0	0	0
										1	0	0	0	0	0	1

Inning Stats	1	2	3	4	5	6	7	8	9
R:	0	0	0	0	2	1	0	0	0
E:	0	0	0	0	0	0	0	0	0
K:	1	3	2	1	1	1	1	0	3
S:	9	12	12	6	7	9	8	13	11
H:	0	0	0	0	2	1	0	1	0
LOB:	0	0	0	0	0	0	0	1	1
BB:	0	0	0	0	1	0	0	0	1
P:	15	16	15	10	15	14	14	19	17

1B:	2
2B:	1
3B:	0
HR:	1
SF:	0
SAC:	0
DP:	1
HBP:	0
WP:	0
PB:	1
SB:	0
CS:	0
PA:	32

PITCHER		IP	WLS	BF	H	R	ER	SO	BB	IBB	HBP	BLK	WP	HR	S	P	ERA	WHIP
38 Carlos Zambrano, R ERA: 3.0	(1, 1)	7.0	L	24	3	3	3	10	1	0	0	0	0	1	63	99	3.86	0.571
Jeff Fassero, L ERA: 6.1	(8, 1)	0.1		2	1	0	0	0	0	0	0	0	0	0	6	7	0.00	3.000
Juan Cruz, R ERA: 4.5	(8, 1)	1.2		6	0	0	0	3	1	0	0	0	0	0	18	29	0.00	0.600

PITCHER	IP	WLS	BF	H	R	ER	SO	BB	IBB	HBP	BLK	WP	HR	S	P	ERA	WHIP

TOP

Houston Astros @ Chicago Cubs

Wrigley Field, Chicago, IL

Sat Jul 20 2002, 12:05 PM CDT

Att. 39,298 - Sunny - 78 F

livebaseballscorecards.com

AB	30
R	3
H	4
RBI	3
BB	2
SO	13
LOB	6

Houston Astros @ Chicago Cubs

Wrigley Field, Chicago, IL

Sat Jul 20 2002, 12:05 PM CDT

Att. 39,298 - Sunny - 78 F

livebaseballscorecards.com

BOTTOM

Batter	1	2	3	4	5	6	7	8	9	AB	R	H	RBI	BB	SO	LOB
Mark Bellhorn, S (1, 4) OBP: 0.392, SLG: 0.561	2-2 G6-3 1B 2B		0-0 L9		3-3 K			0-0 BB 1B 1B		4	2	2	0	0	1	2
Bill Mueller, S (1, 5) OBP: 0.332, SLG: 0.355	1-0 G6-3 2-3		3-2 L6		0-0 1-2 2-3 1B			4-2 1B 1-2 BB		3	0	1	0	1	0	1
Sammy Sosa, R (1, 9) OBP: 0.416, SLG: 0.608	2-2 F8 1B HBP		2-3 K		3-2 G1-3			0-3 K		3	0	0	0	0	2	5
Fred McGriff, L (1, 3) OBP: 0.355, SLG: 0.485	2-2 F8 1-2 3-H 1B			0-0 F8		0-1 G5-3		0-0 1-3 2-H 1B		4	0	2	2	0	0	0
Moises Alou, R (1, 7) OBP: 0.300, SLG: 0.380	0-1 F8 1-2 2-3			2-2 F8		3-2 G5-3		0-3 K		4	0	0	0	0	1	4
Corey Patterson, L (1, 8) OBP: 0.308, SLG: 0.402	2-3 K			2-3 K		2-3 K		1-3 K		4	0	0	0	0	4	4
Todd Hundley, S (1, 2) OBP: 0.270, SLG: 0.395		0-3 K			1-2 1B 38 SH 1B		2-0 L9		0-3 K	3	0	1	0	0	1	0
Chris Stynes, R (9, PH) OBP: 0.319, SLG: 0.361										1	0	0	0	0	1	0
Alex Gonzalez, R (1, 6) OBP: 0.292, SLG: 0.416		1-3 K			1-1 L6		0-0 F8		1-2 G6-3	4	0	0	0	0	1	1
38 Carlos Zambrano, S (1, 1)		0-3 K			0-0 SH 1-2 1B		1-3 K		0-3 K	1	0	0	0	0	1	0
Roosevelt Brown, L (7, PH) OBP: 0.269, SLG: 0.305										1	0	0	0	0	1	0
Jeff Fassero, L (8, 1)										0	0	0	0	0	0	0
Juan Cruz, R (8, 1) OBP: 0.154, SLG: 0.154										0	0	0	0	0	0	0
Angel Echevarria, R (9, PH) OBP: 0.304, SLG: 0.364										1	0	0	0	0	1	0
Inning Stats	R: 1 E: 0 K: 1 S: 15 H: 2 LOB: 2 BB: 0 P: 24	R: 0 E: 0 K: 3 S: 10 H: 0 LOB: 0 BB: 0 P: 11	R: 0 E: 0 K: 1 S: 8 H: 0 LOB: 0 BB: 0 P: 13	R: 0 E: 0 K: 1 S: 9 H: 0 LOB: 0 BB: 0 P: 13	R: 0 E: 1 K: 1 S: 16 H: 2 LOB: 3 BB: 0 P: 24	R: 0 E: 0 K: 1 S: 10 H: 0 LOB: 0 BB: 0 P: 15	R: 0 E: 0 K: 1 S: 5 H: 0 LOB: 0 BB: 0 P: 8	R: 1 E: 0 K: 3 S: 22 H: 2 LOB: 2 BB: 1 P: 27	R: 0 E: 0 K: 2 S: 9 H: 0 LOB: 0 BB: 0 P: 10	1B: 5 2B: 1 3B: 0 HR: 0	SF: 0 SAC: 1 DP: 0 HBP: 1						

	AB	33
	R	2
	H	6
	RBI	2
	BB	1
	SO	14
	LOB	17

WP: 0 PB: 0 SB: 0 CS: 0 PA: 36

PITCHER		IP	WLS	BF	H	R	ER	SO	BB	IBB	HBP	BLK	WP	HR	S	P	ERA	WHIP
Kirk Saarloos, R ERA: 11.85	(1, 1)	5.0	W	21	4	1	1	7	0	0	1	0	0	0	58	85	1.80	0.800
Pedro Borbon, L ERA: 5.25	(6, 1)	1.0	H	3	0	0	0	1	0	0	0	0	0	0	10	15	0.00	0.000
Ricky Stone, R ERA: 2.1	(7, 1)	1.0	H	3	0	0	0	1	0	0	0	0	0	0	5	8	0.00	0.000
Octavio Dotel, R ERA: 2.32	(8, 1)	1.0	H	6	2	1	1	3	1	0	0	0	0	0	22	27	9.00	3.000
Billy Wagner, L ERA: 2.93	(9, 1)	1.0	S	3	0	0	0	2	0	0	0	0	0	0	9	10	0.00	0.000

PITCHER	IP	WLS	BF	H	R	ER	SO	BB	IBB	HBP	BLK	WP	HR	S	P	ERA	WHIP

Batter	1	2	3	4	5	6	7	8	9	AB	R	H	RBI	BB	SO	LOB
Julio Lugo, R (1, 6) OBP: 0.320, SLG: 0.390	F8		G6-3		1B		K			4	0	1	0	0	1	2
Craig Biggio, R (1, 4) OBP: 0.348, SLG: 0.412	17 HR 1B		G6-3		L9		K			4	1	1	0	0	1	4
17 Lance Berkman, S (1, 8) OBP: 0.409, SLG: 0.613	HR		1B		G4-3			K		4	1	2	2	0	1	2
Daryle Ward, L (1, 7) OBP: 0.312, SLG: 0.404	K		F9			K		G4-3		4	0	0	0	0	2	1
Alan Zinter, S (1, 3) OBP: 0.167, SLG: 0.389	K			F7		K		1B		3	0	0	0	0	2	0
Tim Redding, R (6, 1) OBP: 0.100, SLG: 0.100										0	0	0	0	0	0	0
Orlando Merced, S (8, PH) OBP: 0.388, SLG: 0.481										1	0	1	0	0	0	0
Brandon Puffer, R (8, 1)										0	0	0	0	0	0	0
Richard Hidalgo, R (1, 9) OBP: 0.332, SLG: 0.446		K		F8		F7		G4-3		4	0	0	0	0	1	1
Geoff Blum, S (1, 5) OBP: 0.339, SLG: 0.423		G5-3		L7			SH1-4 BB		G3-1	3	0	0	0	1	0	0
Brad Ausmus, R (1, 2) OBP: 0.318, SLG: 0.335		1B			L8		SH1-4		F8	3	0	1	0	1	0	0
44 Roy Oswalt, R (1, 1) OBP: 0.184, SLG: 0.152										2	0	1	0	0	1	1
Jose Vizcaino, S (6, 3) OBP: 0.315, SLG: 0.335		K			L9 1B		SH1-4		G6-3	1	0	0	0	0	0	0
Inning Stats	R: 2 E: 0 K: 2 S: 15 H: 2 LOB: 0 BB: 0 P: 19	R: 0 E: 0 K: 2 S: 15 H: 1 LOB: 1 BB: 0 P: 20	R: 0 E: 0 K: 0 S: 12 H: 1 LOB: 1 BB: 0 P: 19	R: 0 E: 0 K: 0 S: 6 H: 0 LOB: 0 BB: 0 P: 7	R: 0 E: 0 K: 0 S: 11 H: 2 LOB: 2 BB: 0 P: 17	R: 0 E: 0 K: 2 S: 8 H: 0 LOB: 0 BB: 0 P: 10	R: 0 E: 0 K: 2 S: 10 H: 0 LOB: 2 BB: 2 P: 18	R: 0 E: 0 K: 1 S: 12 H: 1 LOB: 1 BB: 0 P: 17	R: 0 E: 0 K: 0 S: 7 H: 0 LOB: 0 BB: 0 P: 7	1B: 6 2B: 0 3B: 0 HR: 1	SF: 0 SAC: 1 DP: 0 HBP: 0					

PITCHER		IP	WLS	BF	H	R	ER	SO	BB	IBB	HBP	BLK	WP	HR	S	P	ERA	WHIP
Jon Lieber, R ERA: 3.38	(1, 1)	5.0		21	6	2	2	4	0	0	0	0	0	1	59	82	3.60	1.200
Jeff Fassero, L ERA: 5.95	(6, 1)	1.0	W	3	0	0	0	2	0	0	0	0	0	0	8	10	0.00	0.000
Tom Gordon, R ERA: 1.08	(7, 1)	2.0	H	9	1	0	0	3	2	0	0	0	0	0	22	35	0.00	1.500
Antonio Alfonseca, R ERA: 2.91	(9, 1)	1.0	S	3	0	0	0	0	0	0	0	0	0	0	7	7	0.00	0.000

PITCHER	IP	WLS	BF	H	R	ER	SO	BB	IBB	HBP	BLK	WP	HR	S	P	ERA	WHIP

TOP

Houston Astros @ Chicago Cubs

Wrigley Field, Chicago, IL

Sun Jul 21 2002, 1:20 PM CDT

Att. 37,541 - Sunny - 88 F

livebaseballscorecards.com

AB	33
R	2
H	7
RBI	2
BB	2
SO	9
LOB	11

WP: 0	PB: 0	SB: 0	CS: 0	PA: 36	1B: 6	2B: 0	3B: 0	HR: 1	SF: 0	SAC: 1	DP: 0	HBP: 0				

Houston Astros @ Chicago Cubs

Wrigley Field, Chicago, IL

Sun Jul 21 2002, 1:20 PM CDT

Att. 37,541 - Sunny - 88 F

BOTTOM

Batter	1	2	3	4	5	6	7	8	9	AB	R	H	RBI	BB	SO	LOB
Mark Bellhorn, S (1, 4) OBP: 0.394, SLG: 0.574	B C S B S 2-3 K ①		C X 0-1 1B 1B		C F B X 1-2 HR	F C B B C 2-3 K ③				4	1	2	1	0	2	2
Bill Mueller, S (1, 5) OBP: 0.331, SLG: 0.353	B C C B F B C 3-3 K ②		X 0-0 1-2 1B		C B F F X 1-2 G5-3 ①		B X 1-0 G4-3 ①			4	0	1	0	0	1	0
Sammy Sosa, R (1, 9) OBP: 0.412, SLG: 0.601	S B C B F F S 2-3 K ③		S B F C 1-3 K ②		B X 1-0 G5-3 ②		B S B B S S S 3-3 K ②			4	0	0	0	0	3	2
Fred McGriff, L (1, 3) OBP: 0.356, SLG: 0.493		B B F S B B B 4-2 BB BB	S C B F B B S 3-3 K ③		C B F B F F X 2-2 HR		X 0-0 G1-3 ③			3	1	1	1	1	1	2
Moises Alou, R (1, 7) OBP: 0.300, SLG: 0.376 Angel Echevarria, R (8, PH) OBP: 0.304, SLG: 0.364 (9, 7)		C B B B C B B 4-2 1-2 BB	C S S 0-3 K ①		B S F X 1-2 F9 ③			C F B S 1-3 K ①		2 1	0 0	0 0	0 0	1 0	1 0	0 0
Corey Patterson, L (1, 8) OBP: 0.307, SLG: 0.399		S L B S 1-3 K ①	F F X 0-2 L6 ②			B B B B C B 4-1 FC1-6 WP BB		C X 0-1 P4 ②		3	0	0	0	1	1	2
Todd Hundley, S (1, 2) OBP: 0.271, SLG: 0.390 Darren Lewis, R (6, PR) OBP: 0.333, SLG: 0.310 Tom Gordon, R (7, 1) Delino DeShields, L (8, PH) OBP: 0.276, SLG: 0.317 Antonio Alfonseca, R (9, 1) OBP: 0.667, SLG: 0.667		C S X 0-2 F8 ②	B B S S B B 4-2 1B BB			S F B B X 2-2 FC1-6 ① 1-2 2B		C B S B B S 3-3 K ③		2 0 0 1 0	0 1 0 0 0	0 0 0 0 0	0 0 0 0 0	1 0 0 1 0	0 0 0 0 0	3 0 0 0 0
Alex Gonzalez, R (1, 6) OBP: 0.295, SLG: 0.422		X 0-0 F7 ③	X 0-0 1-3 1B			S S F B X 1-2 E 1-H 2B				3	0	2	1	0	0	2
Jon Lieber, L (1, 1) OBP: 0.175, SLG: 0.154 Jeff Fassero, L (6, 1) Roosevelt Brown, L (6, PH) OBP: 0.267, SLG: 0.303 Mike Mahoney, R (7, 2) OBP: 0.333, SLG: 0.333			C C C 0-3 K ①	B S C B B X 3-2 G6-3 ③		B B B C 2 S C SAFE 3-3 K ② 2-3				2 0 1 0	0 0 0 0	0 0 0 0	0 0 0 0	0 0 0 0	1 0 1 0	2 0 2 0
Inning Stats	R: 0 E: 0 K: 3 S: 12 H: 0 LOB: 0 BB: 0 P: 19	R: 0 E: 0 K: 1 S: 11 H: 0 LOB: 2 BB: 2 P: 20	R: 0 E: 0 K: 3 S: 13 H: 2 LOB: 2 BB: 0 P: 17	R: 0 E: 0 K: 1 S: 12 H: 1 LOB: 2 BB: 1 P: 19	R: 2 E: 0 K: 0 S: 16 H: 2 LOB: 0 BB: 0 P: 22	R: 1 E: 1 K: 2 S: 14 H: 1 LOB: 2 BB: 1 P: 26	R: 0 E: 0 K: 1 S: 5 H: 0 LOB: 0 BB: 0 P: 9	R: 0 E: 0 K: 2 S: 8 H: 0 LOB: 0 BB: 0 P: 12		1B: 3 2B: 1 3B: 0 HR: 2	SF: 0 SAC: 0 DP: 0 HBP: 0				WP: 1 PB: 0 SB: 0 CS: 0	PA: 34	

livebaseballscorecards.com

AB	30	
R	3	
H	6	
RBI	3	
BB	4	
SO	13	
LOB	17	

PITCHER		IP	WLS	BF	H	R	ER	SO	BB	IBB	HBP	BLK	WP	HR	S	P	ERA	WHIP
44 Roy Oswalt, R ERA: 3.6	(1, 1)	5.0		23	5	2	2	8	3	0	0	0	0	2	64	97	3.60	1.600
Tim Redding, R ERA: 5.4	(6, 1)	2.0	L	8	1	1	1	3	1	0	0	0	1	0	19	35	4.50	1.000
Brandon Puffer, R ERA: 4.05	(8, 1)	1.0		3	0	0	0	2	0	0	0	0	0	0	8	12	0.00	0.000

PITCHER	IP	WLS	BF	H	R	ER	SO	BB	IBB	HBP	BLK	WP	HR	S	P	ERA	WHIP

Batter	1	2	3	4	5	6	7	8	9	AB	R	H	RBI	BB	SO	LOB
Doug Glanville, R (1, 8) OBP: 0.276, SLG: 0.292	C F B F S 1-3 ① K		X 0-0 ② F7			B F X 1-1 2B C B B C X 2-2 E9 2B 1B		S S F B B F F B 3-3 S ③ K		5	2	2	0	0	2	3
11 Jimmy Rollins, S (1, 6) OBP: 0.301, SLG: 0.384	C X 0-1 ② G5-3		C X 0-1 ③ F8			B C C C B B B 4-2 2B BB X 0-0 FC5 S 2B			X 0-0 ① B5-3	4	2	0	0	1	0	2
Bobby Abreu, L (1, 9) OBP: 0.409, SLG: 0.494	C X 0-1 ③ G4-3			F X 0-1 CS 1B		B C X 1-1 1-H 2-H 1B 2B X 0-0 ② L4			C B S X 1-2 HR	5	2	3	3	0	0	2
Pat Burrell, R (1, 7) OBP: 0.396, SLG: 0.589 Jose Mesa, R (9, 1)		F C B B F F X 2-2 G4-3 1B		B B F C C 2-3 ① ② K 1-2		C X 0-1 2-H 1B 1B S S B B X 2-2 1-H 3-H 2B			C B S B X 2-2 ② F9	5 0	0 0	3 0	3 0	0 0	1 0	1 0
Travis Lee, L (1, 3) OBP: 0.326, SLG: 0.371		F B X 1-1 ① G4-3 1-2		C X 0-1 ③ F7		B B X 2-0 1-2 1B B S X 1-1 ③ G4-3			B C X 1-1 CS 1B	5	0	2	0	0	0	2
Scott Rolen, R (1, 5) OBP: 0.357, SLG: 0.470		C B X 1-1 ② L7			F C X 0-2 F9 2B	C C B B F S 2-3 ① K		C B S S S 1-3 ① K	C 0-1 ③ CS 1-2	4	0	1	0	0	2	3
Mike Lieberthal, R (1, 2) OBP: 0.326, SLG: 0.408		B C B S B F S 3-3 ③ K			F X 0-1 ① F9 2-3	F B B F B X 3-2 ② F8		B S B B B 4-1 CI BB		3	0	0	0	1	1	4
Marlon Anderson, L (1, 4) OBP: 0.330, SLG: 0.401 Hector Mercado, L (6, 1) Carlos Silva, R (7, 1) Jeremy Giambi, L (8, PH) OBP: 0.423, SLG: 0.520 Rheal Cormier, L (8, 1) Jason Michaels, R (9, 7) OBP: 0.364, SLG: 0.564			S C B C 1-3 ① K		X 0-0 ② F9 C X 0-1 ③ G1-3			C B F B B F X 3-2 CI 1-2		3 0 0 0 0 0	0 0 0 0 0 0	0 0 0 0 0 0	0 0 0 0 0 0	1 0 0 0 0 0	3 0 0 0 0 0	
Robert Person, R (1, 1) OBP: 0.154, SLG: 0.333 Ricky Ledee, L (3, PH) OBP: 0.331, SLG: 0.388 Joe Roa, R (3, 1) OBP: 0.500, SLG: 0.500 Tomas Perez, S (6, 4) OBP: 0.298, SLG: 0.369			B C B B B 4-1 BB		C S S 0-3 ③ K		B F F B X 2-2 ① G4-3	F X 0-1 ② L7		0 0 1 2	0 0 0 0	0 0 0 0	0 0 0 0	0 1 0 0	0 0 1 0	0 0 1 2
Inning Stats	R: 0 H: 0 E: 0 LOB: 0 K: 1 BB: 0 S: 8 P: 9	R: 0 H: 1 E: 0 LOB: 1 K: 1 BB: 0 S: 13 P: 20	R: 0 H: 0 E: 0 LOB: 1 K: 1 BB: 1 S: 7 P: 12	R: 0 H: 1 E: 0 LOB: 0 K: 1 BB: 0 S: 7 P: 9	R: 0 H: 1 E: 0 LOB: 1 K: 1 BB: 0 S: 9 P: 9	R: 3 H: 4 E: 0 LOB: 2 K: 1 BB: 1 S: 18 P: 31	R: 2 H: 2 E: 1 LOB: 1 K: 0 BB: 0 S: 13 P: 20	R: 0 H: 0 E: 1 LOB: 2 K: 2 BB: 1 S: 17 P: 28	R: 1 H: 2 E: 0 LOB: 0 K: 0 BB: 0 S: 10 P: 14	1B: 6 2B: 5 3B: 0 HR: 1	SF: 0 SAC: 0 DP: 1 HBP: 0					WP: 0 PB: 0 SB: 1 CS: 2	PA: 42

PITCHER		IP	WLS	BF	H	R	ER	SO	BB	IBB	HBP	BLK	WP	HR	S	P	ERA	WHIP
34 Kerry Wood, R ERA: 4.08	(1, 1)	6.0		26	7	3	3	6	2	0	0	0	0	0	62	90	4.50	1.500
Jeff Fassero, L ERA: 5.85	(7, 1)	0.2	H	4	1	2	0	0	0	0	0	0	0	0	8	12	0.00	1.500
Joe Borowski, R ERA: 2.88	(7, 1)	0.2	B	5	1	0	0	1	1	0	0	0	0	0	13	24	0.00	3.000
Kyle Farnsworth, R ERA: 3.68	(8, 1)	1.2	W	6	2	1	1	1	0	0	0	0	0	1	19	26	5.40	1.200

PITCHER	IP	WLS	BF	H	R	ER	SO	BB	IBB	HBP	BLK	WP	HR	S	P	ERA	WHIP

TOP

Philadelphia Phillies @ Chicago Cubs

Wrigley Field, Chicago, IL

Mon Jul 22 2002, 1:20 PM CDT

Att. 29,618 - Cloudy - 85 F

livebaseballscorecards.com

AB	37
R	6
H	11
RBI	6
BB	3
SO	8
LOB	23

Batter	1	2	3	4	5	6	7	8	9	AB	R	H	RBI	BB	SO	LOB
Mark Bellhorn, S (1, 4) OBP: 0.402, SLG: 0.583	1-0 1B FC4 2B	4-2 2B BB		1-1 CS 1B		3-2 ③ P5			0-1 SH 1B 1B	4	3	3	0	1	0	3
Chris Stynes, R (1, 5) OBP: 0.331, SLG: 0.377	0-0 FC4 2-3 1B	3-2 1-H 2-H HR 2B		2-1 ③ CS 1-2	0-3 ① K	4-2 G6-3 BB			2-1 SH 1B 1-3 2B	3	2	2	2	1	1	0
Sammy Sosa, R (1, 9) OBP: 0.412, SLG: 0.607	1-3 ① K	0-0 2-H HR			2-2 ② G6-3	1-2 ①② 1-2f G6-3			0-2 2B 1-2 3-H 1B	5	1	2	3	0	1	3
Fred McGriff, L (1, 3) OBP: 0.357, SLG: 0.494	0-0 FC4 FC4-6 1-2 3-H	0-1 ③ P6			0-0 ③ F3		1-0 1B		1-0 1-3 2-H 2B	5	0	2	2	0	0	1
Roosevelt Brown, L (1, 7) OBP: 0.259, SLG: 0.293 Kyle Farnsworth, R (8, 1)	0-3 ② K		2-3 ① K			0-0 ① G4-3	0-1 ③ G3			4 0	0 0	0 0	0 0	0 0	2 0	3 0
Corey Patterson, L (1, 8) OBP: 0.304, SLG: 0.394	1-2 ③ FC4-6 1-2f		1-2 ② G3			0-1 ② F8		2-3 ① K		4	0	0	0	0	1	2
Todd Hundley, S (1, 2) OBP: 0.276, SLG: 0.385		3-2 ① P4	1-1 ③ F8			4-1 BB 1B BB		1-2 HBP		2	0	0	0	1	0	0
Alex Gonzalez, R (1, 6) OBP: 0.298, SLG: 0.421		4-0 34 SH3-4 2B BB		1-2 ① G5-3		0-1 BB 1-2 1B		0-0 ② L8		3	1	1	0	1	0	1
34 Kerry Wood, R (1, 1) OBP: 0.186, SLG: 0.146 Delino DeShields, L (6, PH) OBP: 0.280, SLG: 0.317 Jeff Fassero, L (7, 1) Joe Borowski, R (7, 1) OBP: 0.250, SLG: 0.250 Darren Lewis, R (8, 7) OBP: 0.329, SLG: 0.306		0-1 ② SH3-4 1-2		1-0 ② G5-3		4-2 1-2 2-3 BB		3-1 ③ F7		1 0 0 0 1	0 0 0 0 0	0 0 0 0 0	0 0 0 0 0	0 1 0 0 0	0 0 0 0 0	0 0 0 0 1
Inning Stats	R: 1 E: 0 K: 2 S: 16 H: 2 LOB: 2 BB: 0 P: 19	R: 4 E: 0 K: 0 S: 13 H: 2 LOB: 0 BB: 2 P: 27	R: 0 E: 0 K: 1 S: 8 H: 0 LOB: 0 BB: 0 P: 12	R: 0 E: 0 K: 0 S: 7 H: 1 LOB: 0 BB: 0 P: 12	R: 0 E: 0 K: 1 S: 7 H: 0 LOB: 0 BB: 0 P: 9	R: 0 E: 0 K: 0 S: 11 H: 1 LOB: 3 BB: 2 P: 22	R: 0 E: 0 K: 0 S: 8 H: 1 LOB: 1 BB: 1 P: 14	R: 0 E: 0 K: 1 S: 11 H: 0 LOB: 1 BB: 0 P: 17	R: 2 E: 1 K: 0 S: 9 H: 3 LOB: 2 BB: 0 P: 12	1B: 6 2B: 3 3B: 0 HR: 1 SF: 0 SAC: 2 DP: 1 HBP: 1							

PITCHER		IP	WLS	BF	H	R	ER	SO	BB	IBB	HBP	BLK	WP	HR	S	P	ERA	WHIP
Robert Person, R ERA: 5.44	(1, 1)	2.0		13	4	5	5	2	2	0	0	0	0	1	29	46	22.50	3.000
Joe Roa, R ERA: 2.45	(3, 1)	3.2		13	2	0	0	2	1	0	0	0	0	0	28	43	0.00	0.818
Hector Mercado, L ERA: 7.41	(6, 1)	0.1		3	0	0	0	0	2	0	0	0	0	0	7	18	0.00	6.000
Carlos Silva, R ERA: 3.93	(7, 1)	1.0		3	1	0	0	0	0	0	0	0	0	0	6	8	0.00	1.000
Rheal Cormier, L ERA: 5.17	(8, 1)	1.0		4	0	0	0	1	0	0	1	0	0	0	11	17	0.00	0.000

PITCHER		IP	WLS	BF	H	R	ER	SO	BB	IBB	HBP	BLK	WP	HR	S	P	ERA	WHIP
Jose Mesa, R ERA: 3.38	(9, 1)	0.0	L	4	3	2	1	0	0	0	0	0	0	0	9	12	∞	∞

BOTTOM

Philadelphia Phillies @ Chicago Cubs

Wrigley Field, Chicago, IL

Mon Jul 22 2002, 1:20 PM CDT

Att. 29,618 - Cloudy - 85 F

livebaseballscorecards.com

AB	32
R	7
H	10
RBI	7
BB	5
SO	5
LOB	14

WP: 0 PB: 0 SB: 0 CS: 1 PA: 41

Philadelphia Phillies @ Chicago Cubs

Wrigley Field, Chicago, IL

Tue Jul 23 2002, 1:20 PM CDT

Att. 32,770 - Sunny - 74 F

TOP

livebaseballscorecards.com

Batter	1	2	3	4	5	6	7	8	9	AB	R	H	RBI	BB	SO	LOB
Doug Glanville, R (1, 8) OBP: 0.271, SLG: 0.286	C S B B X 2-2 ① G4-3		C S B X 1-2 ① P4		B X 1-0 ② G1-3 2-3	B C S X 1-2 ③ P3		X 0-0 ③ F9		5	0	0	0	0	0	3
11 Jimmy Rollins, S (1, 6) OBP: 0.302, SLG: 0.383	B F B B B 4-1 HR BB		C X 0-1 ② P6		B X 1-0 BB 3-H 1B		C F B B F S 2-3 ① K		B F B C F F S 2-3 ① K	4	1	1	1	1	2	0
Bobby Abreu, L (1, 9) OBP: 0.409, SLG: 0.500	B B X 2-0 1-H HR		B C X 2-1 ③ G1-3		C B B B 4-1 1-2 BB		C F B B C 2-3 ② K		B C X 1-1 ② G4-3	4	1	1	2	1	1	0
Pat Burrell, R (1, 7) OBP: 0.395, SLG: 0.584 Ricky Ledee, L (9, PH) OBP: 0.329, SLG: 0.385 (9, 7)	C B X 1-1 ② G6-3			C B F C 1-3 ① K	B B S F F B X 3-2 G6-3	B F C H 2-2 1B HR HBP			C B C B X 2-2 ③ F7	3 1	1 0	0 0	0 0	0 0	1 0	2 0
Travis Lee, L (1, 3) OBP: 0.325, SLG: 0.369	F B X 1-1 ③ G4-3			L X 0-1 ② F7		S F B X 1-2 ① P6	B B B C F X 3-2 1-3 HR 1B			4	1	1	0	0	0	0
Scott Rolen, R (1, 5) OBP: 0.358, SLG: 0.478		X 0-0 ① F7		C C B H 2-2 HBP		X 0-0 ② G1-3	B S B S F F F B X 3-2 1-H 3-H HR			3	1	1	3	0	0	0
Mike Lieberthal, R (1, 2) OBP: 0.328, SLG: 0.407		C X 0-1 1B		S X 0-1 ③ L5		B B B 4-0 1B 1B BB	C S B B X 2-2 ③ P6			3	1	1	0	1	0	1
Marlon Anderson, L (1, 4) OBP: 0.332, SLG: 0.400		B S F B B F B F F S 3-3 ② K			B C B B B 4-1 G1-3 SH2-4 11 1B BB	C S X 0-2 1-2 1B 1B		B F F C 1-3 ① K		3	1	1	0	1	2	1
Vicente Padilla, R (1, 1) OBP: 0.079, SLG: 0.056 Jeremy Giambi, L (6, PH) OBP: 0.425, SLG: 0.522 48 David Coggin, R (6, 1) Dan Plesac, L (8, 1) Terry Adams, R (8, 1) OBP: 0.185, SLG: 0.083 Jose Mesa, R (9, 1)		S B X 1-1 ③ G6-3			B L B X 2-1 ① SH2-4 1-2	X 0-0 1-3 2-H 1B		C F B B S 2-3 ② K		1 1 1 0 0 0	0 0 0 0 0 0	0 1 0 0 0 0	0 1 0 0 0 0	0 1 0 0 0 0	0 0 1 0 0 0	1 0 0 0 0 0
Inning Stats	R: 2 E: 0 K: 0 S: 9 H: 1 LOB: 0 BB: 1 P: 19	R: 0 E: 0 K: 1 S: 11 H: 1 LOB: 1 BB: 0 P: 15	R: 0 E: 0 K: 0 S: 7 H: 0 LOB: 0 BB: 0 P: 10	R: 0 E: 0 K: 1 S: 9 H: 0 LOB: 1 BB: 0 P: 12	R: 1 E: 0 K: 0 S: 10 H: 1 LOB: 2 BB: 2 P: 25	R: 1 E: 0 K: 0 S: 11 H: 2 LOB: 2 BB: 1 P: 17	R: 3 E: 0 K: 2 S: 21 H: 2 LOB: 0 BB: 0 P: 35	R: 0 E: 0 K: 2 S: 7 H: 0 LOB: 0 BB: 0 P: 10	R: 0 E: 0 K: 1 S: 11 H: 0 LOB: 0 BB: 0 P: 16	1B: 5 2B: 0 3B: 0 HR: 2	SF: 0 SAC: 1 DP: 0 HBP: 2						

AB	33
R	7
H	7
RBI	7
BB	4
SO	7
LOB	8

WP: 0 PB: 0 SB: 0 CS: 0 PA: 40

PITCHER		IP	WLS	BF	H	R	ER	SO	BB	IBB	HBP	BLK	WP	HR	S	P	ERA	WHIP
Matt Clement, R ERA: 3.86	(1, 1)	6.2	L	32	6	6	6	4	4	0	2	0	0	1	69	119	8.10	1.500
Kyle Farnsworth, R ERA: 4.03	(7, 1)	0.1		2	1	1	1	0	0	0	0	0	0	1	9	14	27.00	3.000
Joe Borowski, R ERA: 2.78	(8, 1)	2.0		6	0	0	0	3	0	0	0	0	0	0	18	26	0.00	0.000

PITCHER	IP	WLS	BF	H	R	ER	SO	BB	IBB	HBP	BLK	WP	HR	S	P	ERA	WHIP

BOTTOM

Philadelphia Phillies @ Chicago Cubs

Wrigley Field, Chicago, IL

Tue Jul 23 2002, 1:20 PM CDT

Att. 32,770 - Sunny - 74 F

livebaseballscorecards.com

Batter	1	2	3	4	5	6	7	8	9	AB	R	H	RBI	BB	SO	LOB
Mark Bellhorn, S (1, 4) OBP: 0.398, SLG: 0.573	G6-4-3 1B		F7		E1 G4-3 2B	G4-3			F5	5	1	1	0	0	0	1
Bill Mueller, S (1, 5) OBP: 0.332, SLG: 0.351	G6-4-3 1-2f		1B		G4-3 2-3		G6-4-3 BB		F7	4	0	1	0	1	0	3
Sammy Sosa, R (1, 9) OBP: 0.409, SLG: 0.604	K		F7		1B 2B 3-H		G6-4-3 1-2f		P4	5	1	1	1	0	1	3
Fred McGriff, L (1, 3) OBP: 0.361, SLG: 0.507		HR		F8 1B 2B	1B FC3-2 IBB		G4-3			3	2	2	1	1	0	0
Roosevelt Brown, L (1, 7) OBP: 0.268, SLG: 0.302 Darren Lewis, R (8, PH) OBP: 0.325, SLG: 0.301 (9, 8)		FC6-4 1B		F8 2-3	PB FC3-2 1B 1-3 2-H			K		3 1	0 0	2 0	1 0	0 0	0 1	1 0
Corey Patterson, L (1, 8) OBP: 0.304, SLG: 0.394 Angel Echevarria, R (8, PH) OBP: 0.292, SLG: 0.348 (9, 7)		FC6-4 G1-3 1-2f		WP 1B 3-H	FC3-2 1-2 3-H			K		3 1	0 0	1 0	1 0	0 0	0 1	3 0
Alex Gonzalez, R (1, 6) OBP: 0.297, SLG: 0.422		G1-3 1-2		F2	L8 2-3			2B		4	0	1	0	0	0	4
Mike Mahoney, R (1, 2) OBP: 0.333, SLG: 0.200 Moises Alou, R (8, PH) OBP: 0.299, SLG: 0.375 Todd Hundley, S (9, 2) OBP: 0.276, SLG: 0.385		G1		IBB 1-2		K		L8		2 1 0	0 0 0	0 0 0	0 0 0	1 0 0	1 0 0	1 1 0
Matt Clement, R (1, 1) OBP: 0.167, SLG: 0.132 Kyle Farnsworth, R (7, 1) Joe Borowski, R (8, 1) OBP: 0.250, SLG: 0.250 Delino DeShields, L (9, PH) OBP: 0.285, SLG: 0.321			K	K		K			1B	3 0 0 1	0 0 0 0	0 0 0 1	0 0 0 0	0 0 0 0	3 0 0 0	2 0 0 0
Inning Stats	R: 0 H: 1 E: 0 LOB: 0 K: 1 BB: 0 S: 10 P: 13	R: 1 H: 2 E: 0 LOB: 1 K: 0 BB: 0 S: 12 P: 17	R: 0 H: 1 E: 0 LOB: 1 K: 1 BB: 0 S: 10 P: 15	R: 1 H: 2 E: 0 LOB: 2 K: 1 BB: 1 S: 11 P: 17	R: 2 H: 2 E: 1 LOB: 2 K: 0 BB: 1 S: 14 P: 22	R: 0 H: 0 E: 0 LOB: 0 K: 2 BB: 0 S: 7 P: 9	R: 0 H: 0 E: 0 LOB: 0 K: 0 BB: 1 S: 6 P: 13	R: 0 H: 1 E: 0 LOB: 1 K: 2 BB: 0 S: 14 P: 21	R: 0 H: 1 E: 0 LOB: 1 K: 0 BB: 0 S: 8 P: 12	1B: 6 2B: 3 3B: 0 HR: 1	SF: 0 SAC: 0 DP: 2 HBP: 0					WP: 1 PB: 1 SB: 0 CS: 0	PA: 39

PITCHER		IP	WLS	BF	H	R	ER	SO	BB	IBB	HBP	BLK	WP	HR	S	P	ERA	WHIP
Vicente Padilla, R ERA: 3.36	(1, 1)	5.0		25	8	4	3	3	0	2	0	0	1	1	57	84	5.40	1.600
48 David Coggin, R ERA: 4.89	(6, 1)	2.0	W	6	0	0	0	2	1	0	0	0	0	0	13	22	0.00	0.500
Dan Plesac, L ERA: 4.15	(8, 1)	0.2	H	3	1	0	0	2	0	0	0	0	0	0	13	19	0.00	1.500
Terry Adams, R ERA: 4.98	(8, 1)	0.1	H	1	0	0	0	0	0	0	0	0	0	0	1	2	0.00	0.000
Jose Mesa, R ERA: 3.31	(9, 1)	1.0	S	4	1	0	0	0	0	0	0	0	0	0	8	12	0.00	1.000

PITCHER	IP	WLS	BF	H	R	ER	SO	BB	IBB	HBP	BLK	WP	HR	S	P	ERA	WHIP

Batter	1	2	3	4	5	6	7	8	9	AB	R	H	RBI	BB	SO	LOB
Doug Glanville, R (1, 8) OBP: 0.270, SLG: 0.285	C X 0-1 ① G6-3		X 0-0 ② L8 2-3		C X 0-1 ③ G5-3		X 0-0 11 S 1B		F X 0-1 ② G6-3	5	0	1	0	0	0	2
11 Jimmy Rollins, S (1, 6) OBP: 0.304, SLG: 0.380	B S B B X 3-1 ② F8		B B B C B 4-1 1-2 BB			B C B B B 4-1 S BB SF9 BB	C B B F X 2-2 ③ L4 1-2		C X 0-1 ③ F8	3	1	0	0	2	0	1
Bobby Abreu, L (1, 9) OBP: 0.410, SLG: 0.497	C F F B S 1-3 ③ K		F F B B F S 2-3 ③ K			B B B C F B 4-2 SF9 S 1-2 BB		B B B C B 4-1 BB 1B BB		2	1	0	0	2	2	3
Pat Burrell, R (1, 7) OBP: 0.393, SLG: 0.579		X 0-0 ① F7		B B B C F S 3-3 ① K		C B S S 1-3 ① K 1-2 2-3		C B C B B B 4-2 1B 1B 1-2 BB		3	1	0	0	1	2	2
Travis Lee, L (1, 3) OBP: 0.324, SLG: 0.369		X 0-0 ② L9		C B C X 1-2 ② F8		F F B B F F B X 2-2 ② SF9 2-3 3-H		B F C X 1-2 G5-3 1B 1-3 2-H 1B		3	0	1	2	0	0	0
Scott Rolen, R (1, 5) OBP: 0.357, SLG: 0.474		C B X 1-1 ③ F8		B B B C B 4-1 2B BB		X 0-0 ③ L9		B C B B F S 3-3 ① K		3	0	0	0	1	1	3
Mike Lieberthal, R (1, 2) OBP: 0.333, SLG: 0.413			C B B S F B B 4-2 L8 1B BB	S B X 1-1 ③ 1-H 2B			C B S S 1-3 ① K	B X 1-0 1-2 3-H 1B		3	0	2	1	1	1	0
Marlon Anderson, L (1, 4) OBP: 0.333, SLG: 0.410			S S B F X 1-2 11 BB 1-2 1B		B X 1-0 ① F8		B B X 2-0 ② HR	B C X 1-1 ②③ G5-3 2-3f		4	1	2	1	0	0	2
39 Brett Myers, R (1, 1) Jeremy Giambi, L (9, PH) OBP: 0.423, SLG: 0.520 Jose Mesa, R (9, 1)			B C B F L 2-3 ① K		C S S 0-3 ② K		C S S 0-3 ② K		C B C F T S 1-3 ① K	3 1 0	0 0 0	0 0 0	0 0 0	0 0 0	3 0 0	2 0 0
Inning Stats	R: 0 E: 0 K: 1 S: 8 H: 0 LOB: 0 BB: 0 P: 12	R: 0 E: 0 K: 0 S: 4 H: 0 LOB: 0 BB: 0 P: 5	R: 0 E: 0 K: 2 S: 16 H: 1 LOB: 3 BB: 2 P: 29	R: 0 E: 0 K: 1 S: 9 H: 1 LOB: 2 BB: 1 P: 18	R: 0 E: 0 K: 1 S: 6 H: 0 LOB: 0 BB: 0 P: 7	R: 1 E: 0 K: 1 S: 12 H: 0 LOB: 1 BB: 2 P: 23	R: 1 E: 0 K: 2 S: 11 H: 2 LOB: 1 BB: 0 P: 16	R: 2 E: 0 K: 1 S: 12 H: 2 LOB: 1 BB: 2 P: 26	R: 0 E: 0 K: 1 S: 8 H: 0 LOB: 0 BB: 0 P: 9	1B: 4 2B: 1 3B: 0 HR: 1 SF: 1 SAC: 0 DP: 1 HBP: 0						

TOP

Philadelphia Phillies @ Chicago Cubs

Wrigley Field, Chicago, IL

Wed Jul 24 2002, 1:20 PM CDT

Att. 32,697 - Cloudy - 72 F

livebaseballscorecards.com

AB	30
R	4
H	6
RBI	4
BB	7
SO	10
LOB	15

PITCHER		IP	WLS	BF	H	R	ER	SO	BB	IBB	HBP	BLK	WP	HR	S	P	ERA	WHIP
22 Mark Prior, R ERA: 3.33	(1, 1)	7.0	L	29	4	2	2	8	5	0	0	0	0	1	66	110	2.57	1.286
Tom Gordon, R ERA: 3.12	(8, 1)	0.1		5	2	2	2	1	2	0	0	0	0	0	10	23	54.00	12.000
Jeff Fassero, L ERA: 5.75	(8, 1)	0.2		1	0	0	0	0	0	0	0	0	0	0	2	3	0.00	0.000
Antonio Alfonseca, R ERA: 2.84	(9, 1)	1.0		3	0	0	0	1	0	0	0	0	0	0	8	9	0.00	0.000

PITCHER	IP	WLS	BF	H	R	ER	SO	BB	IBB	HBP	BLK	WP	HR	S	P	ERA	WHIP

Batter	1	2	3	4	5	6	7	8	9	AB	R	H	RBI	BB	SO	LOB
Mark Bellhorn, S (1, 4) OBP: 0.396, SLG: 0.581	P6		HR			L7			L7	4	1	1	1	0	0	0
Bill Mueller, S (1, 5) OBP: 0.331, SLG: 0.346	FC4-6, BB		G3-1			G3-1			F7	3	0	0	0	1	0	0
Sammy Sosa, R (1, 9) OBP: 0.408, SLG: 0.608	F9			G6-3			G4-3		HR	4	1	1	1	0	0	1
Fred McGriff, L (1, 3) OBP: 0.360, SLG: 0.504	FC4-6, 1-2f			G4-3			L7		1B	4	0	1	0	0	0	1
Moises Alou, R (1, 7) OBP: 0.298, SLG: 0.373 Delino DeShields, L (9, PR) OBP: 0.285, SLG: 0.321		G6-3		K			G5-3		1B	4 0	0 0	1 0	0 0	0 0	1 0	0 0
Corey Patterson, L (1, 8) OBP: 0.301, SLG: 0.390		G1-3			G1-3			L8	K	4	0	0	0	0	1	2
Todd Hundley, S (1, 2) OBP: 0.277, SLG: 0.390		K			F8			2B		3	0	1	0	0	1	0
Alex Gonzalez, R (1, 6) OBP: 0.294, SLG: 0.418			K		K			G5-3		3	0	0	0	0	2	1
22 Mark Prior, R (1, 1) OBP: 0.250, SLG: 0.421 Tom Gordon, R (8, 1) Jeff Fassero, L (8, 1) Chris Stynes, R (8, PH) OBP: 0.329, SLG: 0.374 Antonio Alfonseca, R (9, 1) OBP: 0.667, SLG: 0.667			K			G6-3			F7	2 0 0 1 0	0 0 0 0 0	0 0 0 0 0	0 0 0 0 0	1 0 0 0 0	0 0 0 0 0	0 0 0 1 0
Inning Stats	R: 0 E: 0 K: 0 S: 8 H: 0 LOB: 1 BB: 1 P: 16	R: 0 E: 0 K: 1 S: 7 H: 0 LOB: 0 BB: 0 P: 11	R: 1 E: 0 K: 2 S: 10 H: 1 LOB: 0 BB: 0 P: 18	R: 0 E: 0 K: 1 S: 10 H: 0 LOB: 0 BB: 0 P: 15	R: 0 E: 0 K: 1 S: 7 H: 0 LOB: 0 BB: 0 P: 8	R: 0 E: 0 K: 0 S: 6 H: 0 LOB: 0 BB: 0 P: 9	R: 0 E: 0 K: 0 S: 5 H: 0 LOB: 0 BB: 0 P: 9	R: 0 E: 0 K: 0 S: 4 H: 1 LOB: 1 BB: 0 P: 4	R: 1 E: 0 K: 1 S: 17 H: 3 LOB: 2 BB: 0 P: 28	1B: 2 2B: 1 3B: 0 HR: 2 SF: 0 SAC: 0 DP: 0 HBP: 0						WP: 0 PB: 0 SB: 0 CS: 0 PA: 33

PITCHER		IP	WLS	BF	H	R	ER	SO	BB	IBB	HBP	BLK	WP	HR	S	P	ERA	WHIP
39 Brett Myers, R ERA: 1.13	(1, 1)	8.0	W	27	2	1	1	5	1	0	0	0	0	1	57	90	1.12	0.375
Jose Mesa, R ERA: 3.42	(9, 1)	1.0	S	6	3	1	1	1	0	0	0	0	0	1	17	28	9.00	3.000

PITCHER	IP	WLS	BF	H	R	ER	SO	BB	IBB	HBP	BLK	WP	HR	S	P	ERA	WHIP

BOTTOM

Philadelphia Phillies @ Chicago Cubs

Wrigley Field, Chicago, IL

Wed Jul 24 2002, 1:20 PM CDT

Att. 32,697 - Cloudy - 72 F

livebaseballscorecards.com

AB	32
R	2
H	5
RBI	2
BB	1
SO	6
LOB	6

Batter	1	2	3	4	5	6	7	8	9	AB	R	H	RBI	BB	SO	LOB
Doug Glanville, R (1, 8) OBP: 0.275, SLG: 0.291	1-0 FC6-4 1B		0-2 1B		3-2 F9		2-2 G5-3 1-2		1-1 G4-6-3 S 1B 1B	5	1	3	0	0	0	2
Marlon Anderson, L (1, 4) OBP: 0.330, SLG: 0.405	2-3 K		0-0 P6			2-3 K	2-0 F9		4-2 G4-6-3 1-2 BB	4	0	0	0	0	2	3
Carlos Silva, R (7, 1)										0	0	0	0	0	0	0
Ricky Ledee, L (9, PH) OBP: 0.333, SLG: 0.385										0	0	0	0	1	0	0
Dan Plesac, L (9, 1)										0	0	0	0	0	0	0
Bobby Abreu, L (1, 9) OBP: 0.410, SLG: 0.496	2-2 L8			2-2 1B		2-2 S 1B 1B		2-2 G1-3	0-0 G4-6-3 1-2f 2-3	5	1	2	0	0	0	3
Pat Burrell, R (1, 7) OBP: 0.393, SLG: 0.575	0-0 FC6-4 1-2f			2-3 K		2-3 K		4-2 E 3B BB	2-1 3-H 1B	4	1	1	1	1	2	3
Scott Rolen, R (1, 5) OBP: 0.355, SLG: 0.468		3-3 K		2-0 F8		4-1 1B 1-2 BB		2-1 E7 1-3 3B	0-1 L6	4	1	0	0	1	1	3
Travis Lee, L (1, 3) OBP: 0.326, SLG: 0.369		1-2 P6		1-3 K		3-2 1-3 2-H 1B		4-0 3B IBB		3	1	1	1	1	1	1
Tomas Perez, S (1, 6) OBP: 0.296, SLG: 0.383		3-3 K			3-1 P6	0-1 F7		1-0 11 K2-3 1-H 2-H 3-H 3B		4	1	1	3	0	1	2
(7, 4)																
Todd Pratt, R (1, 2) OBP: 0.435, SLG: 0.464			2-2 P6		2-2 SH1 1B		4-2 G5-3 BB	2-3 K2-3 3-H		2	0	1	0	0	0	0
11 Jimmy Rollins, S (7, PH) OBP: 0.304, SLG: 0.379										1	0	0	0	1	1	0
(7, 6)																
Brandon Duckworth, R (1, 1) OBP: 0.297, SLG: 0.219			3-3 K		0-0 SH1 1-2		2-3 K		0-0 G5-3	1	0	0	0	0	1	0
Jeremy Giambi, L (7, PH) OBP: 0.422, SLG: 0.518										1	0	0	0	0	1	1
Mike Lieberthal, R (7, 2) OBP: 0.332, SLG: 0.412										1	0	0	0	0	0	0
Inning Stats	R: 0 E: 0 K: 1 S: 10 H: 1 LOB: 1 BB: 0 P: 15	R: 0 E: 0 K: 2 S: 9 H: 0 LOB: 0 BB: 0 P: 16	R: 0 E: 0 K: 1 S: 12 H: 1 LOB: 1 BB: 0 P: 17	R: 0 E: 0 K: 2 S: 11 H: 1 LOB: 1 BB: 0 P: 18	R: 0 E: 0 K: 0 S: 13 H: 1 LOB: 1 BB: 0 P: 21	R: 1 E: 0 K: 2 S: 17 H: 2 LOB: 2 BB: 1 P: 30	R: 0 E: 0 K: 1 S: 10 H: 0 LOB: 1 BB: 1 P: 20	R: 4 E: 1 K: 1 S: 14 H: 1 LOB: 0 BB: 2 P: 29	R: 1 E: 0 K: 0 S: 10 H: 2 LOB: 1 BB: 1 P: 17	1B: 8 2B: 0 3B: 1 HR: 0 SF: 0 SAC: 1 DP: 1 HBP: 0						

PITCHER		IP	WLS	BF	H	R	ER	SO	BB	IBB	HBP	BLK	WP	HR	S	P	ERA	WHIP
38 Carlos Zambrano, R ERA: 2.82	(1, 1)	5.2		23	5	1	1	8	1	0	0	0	0	0	67	109	1.59	1.059
Jeff Fassero, L ERA: 5.75	(6, 1)	0.0		1	1	0	0	0	0	0	0	0	0	0	3	6	∞	∞
Juan Cruz, R ERA: 4.42	(6, 1)	1.1	H	5	0	0	0	1	1	0	0	0	0	0	12	22	0.00	0.750
Kyle Farnsworth, R ERA: 4.63	(8, 1)	1.0	L	7	1	4	2	1	1	1	0	0	0	0	14	29	18.00	2.000
Joe Borowski, R ERA: 2.88	(9, 1)	1.0		5	2	1	1	0	1	0	0	0	0	0	10	17	9.00	3.000

PITCHER	IP	WLS	BF	H	R	ER	SO	BB	IBB	HBP	BLK	WP	HR	S	P	ERA	WHIP

TOP

Philadelphia Phillies @ Chicago Cubs

Wrigley Field, Chicago, IL

Thu Jul 25 2002, 1:20 PM CDT

Att. 34,565 - Overcast - 74 F

livebaseballscorecards.com

AB	35
R	6
H	9
RBI	5
BB	5
SO	10
LOB	18

WP: 0 PA: 41
PB: 0
SB: 2
CS: 0

Philadelphia Phillies @ Chicago Cubs

Wrigley Field, Chicago, IL

Thu Jul 25 2002, 1:20 PM CDT

Att. 34,565 - Overcast - 74 F

livebaseballscorecards.com

Batter	1	2	3	4	5	6	7	8	9	AB	R	H	RBI	BB	SO	LOB
Mark Bellhorn, S (1, 4) OBP: 0.394, SLG: 0.573	B F B B F F S 3-3 ① K	B B B B 4-0 BB			B F B F F X 2-2 ② G1-3			F C B F B X 2-2 ① F9		3	0	0	0	1	1	0
Bill Mueller, S (1, 5) OBP: 0.330, SLG: 0.345 Joe Borowski, R (9, 1) OBP: 0.250, SLG: 0.250	C B X 1-1 ② F7	B B C X 2-1 ③ F9			B B X 2-0 ③ F8			B F F B X 2-2 G1-4-3 1B		4 0	0 0	1 0	0 0	0 0	0 0	2 0
Sammy Sosa, R (1, 9) OBP: 0.406, SLG: 0.604	B B C X 2-1 HR 1B	X 0-0 ① G6-3				C F B C 1-3 ① K		S F X 0-2 ② ③ G1-4-3 1-2f		4	1	1	0	0	1	1
Fred McGriff, L (1, 3) OBP: 0.359, SLG: 0.510	X 0-0 1-H HR	C B B B X 3-1 ② F8				B B C F B X 3-2 ② F8			C B F X 1-2 ① G1-3	4	1	1	2	0	0	0
Moises Alou, R (1, 7) OBP: 0.301, SLG: 0.375	C B X 1-1 S 1B		X 0-0 ③ G6-3			X 0-0 ③ G3			F C X 0-2 1B	4	0	2	0	0	0	0
Corey Patterson, L (1, 8) OBP: 0.299, SLG: 0.386 Darren Lewis, R (9, PH) OBP: 0.321, SLG: 0.297	B S B B X 3-1 ③ F3 1-2			B F B C F C 2-3 ① K			C F F S 0-3 ① K		S C F B F F F B F 2-2 ② F X F8	3 1	0 0	0 0	0 0	0 0	2 0	1 1
Todd Hundley, S (1, 2) OBP: 0.273, SLG: 0.383 Angel Echevarria, R (9, PH) OBP: 0.280, SLG: 0.333		B S X 1-1 ① F8		C B S C 1-3 ② K			B X 1-0 ② F7		B S S S B S 2-3 ③ K	3 1	0 0	0 0	0 0	0 0	1 1	0 1
Alex Gonzalez, R (1, 6) OBP: 0.298, SLG: 0.419		B S B B F B 4-2 38 SH1 BB		X 0-0 ③ G6-3			C B S B X 2-2 FC4-6 1B			2	0	1	0	1	0	0
38 Carlos Zambrano, S (1, 1) Jeff Fassero, L (6, 1) Juan Cruz, R (6, 1) OBP: 0.154, SLG: 0.154 Roosevelt Brown, L (7, PH) OBP: 0.266, SLG: 0.299 Kyle Farnsworth, R (8, 1) Chris Stynes, R (9, 5) OBP: 0.329, SLG: 0.374		X 0-0 ② SH1 1-2			F B F S 1-3 ① K		B F F B X 2-2 ③ FC4-6 1-2f			1 0 0 1 0 0 0	0 0 0 0 0 0 0	0 0 0 0 0 0 0	0 0 0 0 0 0 0	0 0 0 0 0 0 0	1 0 0 0 1 0 0	0 0 0 1 0 0 0
Inning Stats	R: 2 E: 0 K: 1 S: 13 H: 3 LOB: 1 BB: 0 P: 23	R: 0 E: 0 K: 0 S: 7 H: 0 LOB: 2 BB: 2 P: 18	R: 0 E: 0 K: 0 S: 4 H: 0 LOB: 0 BB: 0 P: 7	R: 0 E: 0 K: 2 S: 8 H: 0 LOB: 0 BB: 0 P: 11	R: 0 E: 0 K: 1 S: 8 H: 0 LOB: 0 BB: 0 P: 13	R: 0 E: 0 K: 1 S: 7 H: 0 LOB: 0 BB: 0 P: 11	R: 0 E: 0 K: 1 S: 11 H: 1 LOB: 1 BB: 0 P: 16	R: 0 E: 0 K: 0 S: 10 H: 1 LOB: 0 BB: 0 P: 14	R: 0 E: 0 K: 1 S: 18 H: 1 LOB: 1 BB: 0 P: 23	1B: 5 2B: 0 3B: 0 HR: 1	SF: 0 SAC: 1 DP: 1 HBP: 0				WP: 0 PB: 0 SB: 1 CS: 0	PA: 34	

PITCHER		IP	WLS	BF	H	R	ER	SO	BB	IBB	HBP	BLK	WP	HR	S	P	ERA	WHIP
Brandon Duckworth, R ERA: 4.67	(1, 1)	6.0		23	3	2	2	5	2	0	0	0	0	1	47	83	3.00	0.833
Carlos Silva, R ERA: 3.78	(7, 1)	2.0	W	7	2	0	0	1	0	0	0	0	0	0	21	30	0.00	1.000
Dan Plesac, L ERA: 4.0	(9, 1)	1.0		4	1	0	0	1	0	0	0	0	0	0	18	23	0.00	1.000

PITCHER	IP	WLS	BF	H	R	ER	SO	BB	IBB	HBP	BLK	WP	HR	S	P	ERA	WHIP

AB	31
R	2
H	6
RBI	2
BB	2
SO	7
LOB	7

Chicago Cubs @ St. Louis Cardinals

Busch Stadium, St. Louis, MO

Fri Jul 26 2002, 7:10 PM CDT

Att. 48,730 - Sunny - 95 F

TOP

livebaseballscorecards.com

Batter	1	2	3	4	5	6	7	8	9	AB	R	H	RBI	BB	SO	LOB
Mark Bellhorn, S (1, 4) OBP: 0.395, SLG: 0.586	HR		K			G5-3			E 1B	4	2	2	1	0	1	1
Chris Stynes, R (1, 5) OBP: 0.327, SLG: 0.394	K			L8		HR			L4	4	1	1	2	0	1	1
Sammy Sosa, R (1, 9) OBP: 0.407, SLG: 0.603	G4-6-3 1B			G5-3		K			E4	4	0	2	0	0	1	0
Fred McGriff, L (1, 3) OBP: 0.355, SLG: 0.504	G4-6-3			K			G3		F7	4	0	0	0	0	1	2
Moises Alou, R (1, 7) OBP: 0.297, SLG: 0.370		F8			G5-3		L6		F7	4	0	0	0	0	0	1
Darren Lewis, R (1, 8) OBP: 0.322, SLG: 0.299 Tom Gordon, R (7, 1)		K			G5-4-3 1B		F9			3 0	0 0	1 0	0 0	0 0	1 0	0 0
Alex Gonzalez, R (1, 6) OBP: 0.295, SLG: 0.414		G5-3			G5-4-3			K		3	0	0	0	0	1	1
Mike Mahoney, R (1, 2) OBP: 0.333, SLG: 0.375			G5-3			PB HR 2B		K		3	1	1	0	0	1	0
Jon Lieber, L (1, 1) OBP: 0.167, SLG: 0.146 Roosevelt Brown, L (7, 8) OBP: 0.264, SLG: 0.297			K			K		K		2 1	0 0	0 0	0 0	0 0	2 1	1 0

Inning Stats	R: 1 E: 0 K: 1 S: 10	H: 2 LOB: 0 BB: 0 P: 15	R: 0 E: 0 K: 1 S: 6	H: 0 LOB: 0 BB: 0 P: 7	R: 0 E: 0 K: 2 S: 12	H: 0 LOB: 0 BB: 0 P: 17	R: 0 E: 0 K: 1 S: 6	H: 0 LOB: 0 BB: 0 P: 9	R: 0 E: 0 K: 0 S: 3	H: 1 LOB: 0 BB: 0 P: 5
	R: 2 E: 0 K: 2 S: 9	H: 2 LOB: 0 BB: 0 P: 16	R: 0 E: 0 K: 0 S: 9	H: 0 LOB: 0 BB: 0 P: 17	R: 0 E: 0 K: 3 S: 11	H: 0 LOB: 0 BB: 0 P: 15	R: 1 E: 1 K: 0 S: 14	H: 2 LOB: 1 BB: 0 P: 22	1B: 4 2B: 1 3B: 0 HR: 2	SF: 0 SAC: 0 DP: 2 HBP: 0	WP: 0 PB: 1 SB: 0 CS: 0	PA: 32

PITCHER		IP	WLS	BF	H	R	ER	SO	BB	IBB	HBP	BLK	WP	HR	S	P	ERA	WHIP
Chuck Finley, L ERA: 4.45	(1, 1)	6.0	W	21	5	3	3	7	0	0	0	0	0	2	46	69	4.50	0.833
Dave Veres, R ERA: 3.99	(7, 1)	2.0		6	0	0	0	3	0	0	0	0	0	0	20	32	0.00	0.000
Luther Hackman, R ERA: 3.98	(9, 1)	0.1		3	2	1	0	0	0	0	0	0	0	0	10	17	0.00	6.000
Steve Kline, L ERA: 4.0	(9, 1)	0.2		2	0	0	0	0	0	0	0	0	0	0	4	5	0.00	0.000

PITCHER	IP	WLS	BF	H	R	ER	SO	BB	IBB	HBP	BLK	WP	HR	S	P	ERA	WHIP

AB	32
R	4
H	7
RBI	3
BB	0
SO	10
LOB	7

Batter	1	2	3	4	5	6	7	8	9	AB	R	H	RBI	BB	SO	LOB
Kerry Robinson, L (1, 7) OBP: 0.328, SLG: 0.397	B X 1-0 FC5-4 1B		C L X 0-2 5 SF9 SH1-4 1B 1-2	B C X 1-1 G3-4 ② 2-3 3-H		F X 0-1 G3 ②		B B X 2-0 3B		5	0	3	1	0	0	1
Luther Hackman, R (9, 1)										0	0	0	0	0	0	0
Steve Kline, S (9, 1)										0	0	0	0	0	0	0
Placido Polanco, R (1, 4) OBP: 0.314, SLG: 0.388 (9, 5)	C X 0-1 FC5-4 ① 15 HR 1-2f		B X 1-0 SH1-4 ① 1-2 2-3	S B S S 1-3 K ③		B X 1-0 G6-3 ③		B C B C X 2-2 F9 ③		4	1	0	0	0	1	3
15 Jim Edmonds, L (1, 8) OBP: 0.430, SLG: 0.624	B C X 1-1 HR 1-H		I I I I 4-0 5 SF9 IBB		C F B X 1-2 L7 ①		B F B S T S 2-3 K ①			3	1	1	2	1	1	0
5 Albert Pujols, R (1, 5) OBP: 0.394, SLG: 0.553 (9, 7)	X 0-0 G4-3 ②		X 0-0 SF9 ② 1-2 2-3 3-H		C B B B C X 3-2 G4-6-3 1B		X 0-0 G4-3 ②			3	0	1	1	0	0	0
J.D. Drew, L (1, 9) OBP: 0.357, SLG: 0.471	C F S 0-3 K ③		X 0-0 G4-3 ③		B B B C X 3-1 G4-6-3 ② ③ 1-2f		B S B B B 4-1 1B BB			3	0	0	0	1	1	3
Tino Martinez, L (1, 3) OBP: 0.336, SLG: 0.411		F F B S 1-3 K ①		F X 0-1 HR		B C X 1-1 SH5-4 1B HR 1-1	B F X 1-1 1B 1-3			4	2	3	1	0	1	0
Edgar Renteria, R (1, 6) OBP: 0.367, SLG: 0.429		C F X 0-2 G4-3 ②	B F X 1-1 1B G3-4 1B			P B X 2-0 SH5-4 HR 1B 1-2	B S C T F X 1-2 G4-3 ③			4	2	2	0	0	0	2
Mike Matheny, R (1, 2) OBP: 0.275, SLG: 0.316		X 0-0 G6-3 ③	F X 0-1 G3-4 SH5-4 1-3 1B			X 0-0 SH5-4 ① 1-2 2-3		F C S 0-3 K ①		3	0	1	0	0	1	0
Chuck Finley, L (1, 1) OBP: 0.250, SLG: 0.375			F B X 1-1 SH1-4 5 SF9 1B	B S S X 1-2 SH5-4 ① 1-2		F S B X 1-2 2-H 3-H HR		X 0-0 F9 ②		1	1	1	0	0	0	0
Eduardo Perez, R (6, PH) OBP: 0.291, SLG: 0.489										1	1	1	3	0	0	0
Dave Veres, R (7, 1) OBP: 0.333, SLG: 0.333										0	0	0	0	0	0	0
Miguel Cairo, R (8, PH) OBP: 0.280, SLG: 0.361 (9, 4)										1	0	0	0	0	0	0
Inning Stats	R: 2 E: 0 K: 1 S: 9 H: 2 LOB: 0 BB: 0 P: 11	R: 0 E: 0 K: 1 S: 7 H: 0 LOB: 0 BB: 0 P: 8	R: 1 E: 0 K: 0 S: 8 H: 2 LOB: 2 BB: 1 P: 14	R: 2 E: 0 K: 1 S: 14 H: 3 LOB: 1 BB: 0 P: 18	R: 0 E: 0 K: 0 S: 8 H: 1 LOB: 0 BB: 0 P: 15	R: 3 E: 0 K: 0 S: 11 H: 3 LOB: 0 BB: 0 P: 15	R: 0 E: 0 K: 1 S: 13 H: 1 LOB: 2 BB: 1 P: 21	R: 0 E: 0 K: 1 S: 8 H: 1 LOB: 1 BB: 0 P: 12		1B: 9 2B: 0 3B: 1 HR: 3	SF: 1 SAC: 3 DP: 1 HBP: 0						

PITCHER		IP	WLS	BF	H	R	ER	SO	BB	IBB	HBP	BLK	WP	HR	S	P	ERA	WHIP
Jon Lieber, R ERA: 3.76	(1, 1)	6.0	L	29	11	8	8	3	0	1	0	0	0	3	57	81	12.00	1.833
Tom Gordon, R ERA: 2.53	(7, 1)	2.0		9	2	0	0	2	1	0	0	0	0	0	21	33	0.00	1.500

PITCHER	IP	WLS	BF	H	R	ER	SO	BB	IBB	HBP	BLK	WP	HR	S	P	ERA	WHIP

BOTTOM

Chicago Cubs @ St. Louis Cardinals

Busch Stadium, St. Louis, MO

Fri Jul 26 2002, 7:10 PM CDT

Att. 48,730 - Sunny - 95 F

livebaseballscorecards.com

AB	32
R	8
H	13
RBI	8
BB	2
SO	5
LOB	9

WP: 0	PA: 38		
PB: 0			
SB: 0			
CS: 0			

Batter	1	2	3	4	5	6	7	8	9	AB	R	H	RBI	BB	SO	LOB
Mark Bellhorn, S (1, 4) OBP: 0.396, SLG: 0.578	C F B B S 2-3 ① K		C F H 1-2 BB 1B BB HBP	C C X 0-2 ③ G6-3		C B F H 2-2 HBP			B S X 1-1 ① F7	3	1	0	0	0	1	0
Bill Mueller, S (1, 5) OBP: 0.331, SLG: 0.350	C B X 1-1 ② L5		B B F X 2-1 BB BB 1-2 1B 1B		B F B C X 2-2 WP 1B 2B	X 0-0 ③ G5-3			B B X 2-0 ② F7	5	2	2	0	0	0	1
Sammy Sosa, R (1, 9) OBP: 0.408, SLG: 0.600 Darren Lewis, R (7, 9) OBP: 0.330, SLG: 0.308	C B B B S F S 3-3 ③ K		B C C C B B 4-2 BB 1-2 2-3 1B BB		C B F B B B 4-2 WP 1B BB		B X 1-0 ① L7		B X 1-0 1B	2 1	2 0	0 1	0 0	2 0	1 0	0 0
Angel Echevarria, R (1, 3) OBP: 0.300, SLG: 0.321		X 0-0 E5 1B	B S B F B B 4-2 1B 1-2 2-3 3-H BB		C B F X 1-2 G4-3 G5-3 1-H 2-H 1B		B X 1-0 ② G6-3		C X 0-1 ③ F9	4	1	1	3	1	0	1
Moises Alou, R (1, 7) OBP: 0.302, SLG: 0.375		C C B X 1-2 G1-4-3 2-H 1B	B X 1-0 1-2 2-H 3-H 1B		S S B F X 1-2 ① G5-3 1-2		B C F X 1-2 1B			4	0	3	3	0	0	1
Corey Patterson, L (1, 8) OBP: 0.296, SLG: 0.382		X 0-0 ① F7	F S C 0-3 ② K		B X 1-0 ② G4-3 2-3		B X 1-0 ③ F9			4	0	0	0	0	1	5
Alex Gonzalez, R (1, 6) OBP: 0.292, SLG: 0.409		C X 0-1 ②③ G1-4-3 1-2f	S B C B B X 3-2 ③ G1-3		F S S 0-3 ③ K			F B B S X 2-2 ① F3		4	0	0	0	0	1	4
Todd Hundley, S (1, 2) OBP: 0.272, SLG: 0.398 Mike Mahoney, R (8, 2) OBP: 0.333, SLG: 0.375			B S S S X 1-2 HR	B C B X 2-1 ① G4-3		B C B S B X 3-2 ① G4-3		C B S B B X 3-2 ② F7		4 0	1 0	1 0	1 0	0 0	0 0	0 0
34 Kerry Wood, R (1, 1) OBP: 0.174, SLG: 0.136 Juan Cruz, R (7, 1) OBP: 0.143, SLG: 0.143 Antonio Alfonseca, R (8, 1) OBP: 0.667, SLG: 0.667			C X 0-1 ① L4	B C B C X 2-2 ② G5-3		B B C C B S 3-3 ② K		S S S 0-3 ③ K		3 1 0	0 0 0	0 0 0	0 0 0	0 0 0	1 1 0	0 0 0
Inning Stats	R: 0 E: 0 K: 2 S: 9 H: 0 LOB: 0 BB: 0 P: 15	R: 1 E: 1 K: 0 S: 7 H: 1 LOB: 0 BB: 0 P: 8	R: 4 E: 0 K: 1 S: 20 H: 3 LOB: 2 BB: 2 P: 36	R: 0 E: 0 K: 0 S: 8 H: 0 LOB: 0 BB: 0 P: 12	R: 2 E: 0 K: 1 S: 16 H: 2 LOB: 1 BB: 1 P: 25	R: 0 E: 0 K: 1 S: 9 H: 0 LOB: 1 BB: 0 P: 17	R: 0 E: 0 K: 0 S: 6 H: 1 LOB: 1 BB: 0 P: 10	R: 0 E: 0 K: 1 S: 9 H: 0 LOB: 0 BB: 0 P: 14	R: 0 E: 0 K: 0 S: 6 H: 1 LOB: 1 BB: 0 P: 10	1B: 6 2B: 1 3B: 0 HR: 1	SF: 0 SAC: 0 DP: 1 HBP: 2			WP: 1 PB: 0 SB: 0 CS: 0	PA: 40	

PITCHER		IP	WLS	BF	H	R	ER	SO	BB	IBB	HBP	BLK	WP	HR	S	P	ERA	WHIP
Jason Simontacchi, R ERA: 3.33	(1, 1)	4.0	L	21	5	7	6	3	3	0	1	0	0	1	49	82	13.50	2.000
Mike Timlin, R ERA: 2.51	(5, 1)	1.2		7	1	0	0	2	0	0	1	0	1	0	19	30	0.00	0.600
Mike Matthews, L ERA: 3.44	(6, 1)	2.1		8	1	0	0	1	0	0	0	0	0	0	16	25	0.00	0.429
Luther Hackman, R ERA: 3.89	(9, 1)	1.0		4	1	0	0	0	0	0	0	0	0	0	6	10	0.00	1.000

PITCHER	IP	WLS	BF	H	R	ER	SO	BB	IBB	HBP	BLK	WP	HR	S	P	ERA	WHIP

TOP

Chicago Cubs @ St. Louis Cardinals

Busch Stadium, St. Louis, MO

Sat Jul 27 2002, 12:15 PM CDT
Att. 47,110 - Cloudy - 93 F

livebaseballscorecards.com

AB	35
R	7
H	8
RBI	7
BB	3
SO	6
LOB	12

BOTTOM

Chicago Cubs @ St. Louis Cardinals

Busch Stadium, St. Louis, MO

Sat Jul 27 2002, 12:15 PM CDT

Att. 47,110 - Cloudy - 93 F

livebaseballscorecards.com

Batter	1	2	3	4	5	6	7	8	9	AB	R	H	RBI	BB	SO	LOB
Kerry Robinson, L (1, 7) OBP: 0.315, SLG: 0.380	G4-3		K			G4-6-3		L7	G3	5	0	0	1	0	1	5
Placido Polanco, R (1, 4) (8, 5) OBP: 0.318, SLG: 0.392	K			FC1-4 5 2B		F8		BB 1B	BB	4	0	2	0	1	1	0
15 Jim Edmonds, L (1, 8) OBP: 0.432, SLG: 0.625 Eli Marrero, R (8, 8) OBP: 0.326, SLG: 0.432	1B			F7			F8 5 E G6-3 1B	BB	K	3 1	1 0	2 0	0 1	0 1	0 1	1 3
5 Albert Pujols, R (1, 5) OBP: 0.391, SLG: 0.549 Miguel Cairo, R (8, 4) OBP: 0.277, SLG: 0.358	F2			FC1-4			E6 G6-3 F8	L5		3 1	0 0	0 0	0 0	0 0	0 0	3 3
J.D. Drew, L (1, 9) OBP: 0.353, SLG: 0.464 Luther Hackman, R (9, 1)		F9		F8			F8	K		4 0	0 0	0 0	0 0	0 0	1 0	6 0
Tino Martinez, L (1, 3) OBP: 0.335, SLG: 0.407		F2			G6-4-3 BB		G6-3		F8	3	0	0	1	1	0	1
Edgar Renteria, R (1, 6) OBP: 0.366, SLG: 0.427		L7		G6-4-3			F9	HBP DI G3 1B		4	1	1	0	0	0	2
Mike Matheny, R (1, 2) OBP: 0.280, SLG: 0.312			F7		K			1B 1B BB BB	G3 HBP BB	2	1	0	0	2	1	0
Jason Simontacchi, R (1, 1) OBP: 0.241, SLG: 0.185 Mike Timlin, R (5, 1) Mike Matthews, L (6, 1) OBP: 0.167, SLG: 0.167 Eduardo Perez, R (8, PH) OBP: 0.305, SLG: 0.495 (9, 9)			F8			G4-6-3		BB 1B	G3 HBP	1 0 1 1	0 0 0 0	0 0 1 1	0 0 0 0	0 0 0 0	0 0 0 0	0 0 0 0

Inning Stats						
	R: 0 H: 1 E: 0 LOB: 1 K: 1 BB: 0 S: 10 P: 16	R: 0 H: 0 E: 0 LOB: 0 K: 0 BB: 0 S: 6 P: 12	R: 0 H: 0 E: 0 LOB: 0 K: 1 BB: 0 S: 10 P: 12	R: 0 H: 1 E: 0 LOB: 1 K: 0 BB: 0 S: 6 P: 10	R: 0 H: 0 E: 0 LOB: 0 K: 1 BB: 1 S: 7 P: 16	R: 0 H: 1 E: 0 LOB: 1 K: 0 BB: 0 S: 8 P: 13
	R: 1 H: 1 E: 1 LOB: 1 K: 0 BB: 0 S: 12 P: 18	R: 1 H: 2 E: 0 LOB: 3 K: 1 BB: 2 S: 14 P: 28	R: 1 H: 1 E: 0 LOB: 3 K: 1 BB: 2 S: 14 P: 25	1B: 6 SF: 0 2B: 1 SAC: 0 3B: 0 DP: 2 HR: 0 HBP: 1	WP: 0 PA: 39 PB: 0 SB: 0 CS: 0	

PITCHER		IP	WLS	BF	H	R	ER	SO	BB	IBB	HBP	BLK	WP	HR	S	P	ERA	WHIP
34 Kerry Wood, R ERA: 3.9	(1, 1)	6.0	W	22	4	1	0	3	1	0	0	0	0	0	54	87	0.00	0.833
Juan Cruz, R ERA: 4.46	(7, 1)	1.1		7	2	1	1	0	1	0	0	0	0	0	12	25	6.75	2.250
Antonio Alfonseca, R ERA: 2.93	(8, 1)	1.2		10	1	1	1	2	3	0	1	0	0	0	21	38	5.40	2.400

PITCHER	IP	WLS	BF	H	R	ER	SO	BB	IBB	HBP	BLK	WP	HR	S	P	ERA	WHIP

AB	33
R	3
H	7
RBI	3
BB	5
SO	5
LOB	24

Chicago Cubs @ St. Louis Cardinals

Busch Stadium, St. Louis, MO

Sun Jul 28 2002, 7:05 PM CDT

Att. 47,583 - Cloudy - 95 F

TOP

livebaseballscorecards.com

Batter	1	2	3	4	5	6	7	8	9	AB	R	H	RBI	BB	SO	LOB
Mark Bellhorn, S (1, 6) OBP: 0.392, SLG: 0.568	K		F9	E BB		K	FC6-4 1-2f			4	0	0	0	1	2	1
Bill Mueller, S (1, 5) OBP: 0.332, SLG: 0.361	K		G3-1	E4 FC6-4 1-2		BB		HR		4	1	1	1	1	1	1
Sammy Sosa, R (1, 9) OBP: 0.408, SLG: 0.595	2B 1B BB		1B BB	FC6-4 1-2f		F8		K		3	2	0	0	2	1	3
Fred McGriff, L (1, 3) OBP: 0.358, SLG: 0.508	2B 1B 1-2		1B HR 1-3 1B		BB 2B	L8		K		5	2	3	0	0	1	1
Moises Alou, R (1, 7) OBP: 0.307, SLG: 0.380	2B 1-H 2-H		HR 1-3 3-H 1B		BB BB		G5-3	P6		4	1	2	3	1	0	0
Corey Patterson, L (1, 8) OBP: 0.297, SLG: 0.393	P6		1-H 3-H HR		K		1B 2B		K	5	2	2	3	0	2	3
Delino DeShields, L (1, 4) OBP: 0.288, SLG: 0.315		G5-3 S CS BB	K		K		1B SF8 BB		K	3	1	0	0	2	3	2
Todd Hundley, S (1, 2) OBP: 0.276, SLG: 0.394		G5-3 1-3		F8	BB 1-2 2-3		FC6-4 1-3 2-H 1B		F7	4	0	1	1	1	0	1
Matt Clement, R (1, 1) OBP: 0.156, SLG: 0.122		G1-3 3-H		K	G3		SF8 3-H			3	0	0	0	0	1	4
Jeff Fassero, L (6, 1)										0	0	0	0	0	0	0
Kyle Farnsworth, R (6, 1)										0	0	0	1	0	0	0
Tom Gordon, R (9, 1)										0	0	0	0	0	0	0
Antonio Alfonseca, R (9, 1) OBP: 0.667, SLG: 0.667										0	0	0	0	0	0	0
Inning Stats	R: 2 E: 0 K: 2 S: 13 H: 2 LOB: 1 BB: 1 P: 22	R: 0 E: 0 K: 0 S: 11 H: 0 LOB: 0 BB: 1 P: 19	R: 4 E: 0 K: 1 S: 15 H: 3 LOB: 0 BB: 1 P: 21	R: 0 E: 1 K: 1 S: 15 H: 0 LOB: 2 BB: 1 P: 23	R: 0 E: 0 K: 2 S: 17 H: 1 LOB: 3 BB: 2 P: 33	R: 0 E: 0 K: 1 S: 11 H: 0 LOB: 1 BB: 1 P: 19	R: 2 E: 0 K: 0 S: 17 H: 2 LOB: 1 BB: 1 P: 29	R: 1 E: 0 K: 2 S: 13 H: 1 LOB: 0 BB: 0 P: 19	R: 0 E: 0 K: 2 S: 8 H: 0 LOB: 0 BB: 0 P: 14	1B: 4 2B: 3 3B: 0 HR: 2 SF: 1 SAC: 0 DP: 0 HBP: 0							

	AB	35
	R	9
	H	9
	RBI	9
	BB	8
	SO	11
	LOB	16

WP: 0 PB: 0 SB: 1 CS: 1 PA: 44

PITCHER		IP	WLS	BF	H	R	ER	SO	BB	IBB	HBP	BLK	WP	HR	S	P	ERA	WHIP
Matt Morris, R ERA: 3.4	(1, 1)	4.0		21	5	6	6	4	4	0	0	0	0	1	54	85	13.50	2.250
Mike Matthews, L ERA: 3.34	(5, 1)	1.0		6	1	0	0	2	2	0	0	0	0	0	17	33	0.00	3.000
Mike Crudale, R ERA: 1.32	(6, 1)	1.0		4	0	0	0	1	1	0	0	0	0	0	11	19	0.00	1.000
Steve Kline, L ERA: 4.5	(7, 1)	1.0		6	2	2	2	0	1	0	0	0	0	0	17	29	18.00	3.000
Dave Veres, R ERA: 4.01	(8, 1)	2.0	W	7	1	1	1	4	0	0	0	0	0	1	21	33	4.50	0.500

PITCHER		IP	WLS	BF	H	R	ER	SO	BB	IBB	HBP	BLK	WP	HR	S	P	ERA	WHIP

Batter	1	2	3	4	5	6	7	8	9	AB	R	H	RBI	BB	SO	LOB
Fernando Vina, L (1, 4) OBP: 0.333, SLG: 0.357	C X 0-1 G6-3 ①		C X 0-1 G3 ①		F F X 0-2 F8 ②	C F B B F X 2-2 G6-4-3 1-2 2-3 3-H 1B			C B F B X 2-2 2B 1B	5	1	2	1	0	0	2
Placido Polanco, R (1, 5) OBP: 0.316, SLG: 0.389 Mike Crudale, R (6, 1) Eduardo Perez, R (6, PH) OBP: 0.302, SLG: 0.489 Steve Kline, S (7, 1) Dave Veres, R (8, 1) OBP: 0.333, SLG: 0.333 Miguel Cairo, R (9, PH) OBP: 0.283, SLG: 0.373	B C C S 1-3 K ②		X 0-0 L8 ②		B C S X 1-2 L1 ③	X 0-0 G6-4-3 ②③ 1-2f			B B C F B X 3-2 15 1B 1-H 2B	3 0 1 0 0 1	0 0 0 0 0 1	0 0 0 0 0 1	0 0 0 0 0 1	1 0 0 0 0 0	2 0 3 0 0 0	0 0 0 0 0 0
15 Jim Edmonds, L (1, 8) OBP: 0.434, SLG: 0.623	B C B B B 4-1 BB		B C X 1-1 G4-3 ③			F B X 1-1 5 E 1B	C B F B X 2-2 G4-3 ①		B S B X 2-1 5 BB 1B 2-H 1B	4	2	2	1	1	0	0
5 Albert Pujols, R (1, 7) OBP: 0.389, SLG: 0.543 (6, 5)	C B F F B S 2-3 K2-3 ③			C F B B F B X 3-2 G5-3 ①		B F B F F B X 3-2 E6 1-H 2B	S X 0-1 G6-3 ②		B C B B C F B 4-2 1B 1-2 HR BB	4	2	0	0	1	1	1
J.D. Drew, L (1, 9) OBP: 0.357, SLG: 0.468		B F S B B B 4-2 1B BB		B B X 2-0 G4-3 ②		F C B C X 1-2 G4-3 1B 3-H 2B	B B C X 2-1 1B		B C F B C 2-3 K ①	4	1	2	1	1	1	2
Tino Martinez, L (1, 3) OBP: 0.333, SLG: 0.404		F S S 0-3 K ①		C F B X 1-2 F7 ③		C X 0-1 G4-3 ① 2-3	C X 0-1 F4 ③		F X 0-1 HR 1-3 2-H 1B	5	1	1	1	0	1	3
Edgar Renteria, R (1, 6) OBP: 0.369, SLG: 0.441	F C X 0-2 F2 ②			B B B C X 3-1 1B 2B	S X 0-1 2B 1B 3-H 1B		B S X 1-1 G5-3 ①	B X 1-0 1-H 3-H HR	5	2	3	4	0	0	1
Mike DiFelice, R (1, 2) OBP: 0.306, SLG: 0.416	C S X 0-2 1-2 1B			X 0-0 G5-3 ①	B C C X 1-2 1B 1-3 2B		S F B B C 2-3 K ②		4	0	2	0	0	1	1
Matt Morris, R (1, 1) OBP: 0.151, SLG: 0.157 Mike Matthews, L (5, 1) OBP: 0.167, SLG: 0.167 Kerry Robinson, L (5, PH) OBP: 0.323, SLG: 0.382 (6, 7)	C S X 0-2 G3 ③				B B X 2-0 2-3 1B	B C B B B 4-1 1B BB		B X 1-0 G3 ③	1 0 2	0 0 0	0 0 1	0 0 0	0 0 1	0 0 0	2 0 0
Inning Stats	R: 0 E: 0 K: 2 S: 10 H: 0 LOB: 1 BB: 1 P: 17	R: 0 E: 0 K: 1 S: 14 H: 1 LOB: 2 BB: 1 P: 18	R: 0 E: 0 K: 0 S: 5 H: 0 LOB: 0 BB: 0 P: 6	R: 0 E: 0 K: 0 S: 8 H: 0 LOB: 0 BB: 0 P: 14	R: 0 E: 0 K: 0 S: 10 H: 2 LOB: 2 BB: 0 P: 16	R: 4 E: 1 K: 0 S: 22 H: 5 LOB: 2 BB: 1 P: 34	R: 0 E: 0 K: 0 S: 9 H: 1 LOB: 1 BB: 0 P: 13	R: 0 E: 0 K: 1 S: 6 H: 0 LOB: 0 BB: 0 P: 10	R: 6 E: 0 K: 1 S: 17 H: 5 LOB: 0 BB: 1 P: 31	1B: 9 2B: 4 3B: 0 HR: 1 SF: 0 SAC: 0 DP: 1 HBP: 0						WP: 0 PB: 0 SB: 0 CS: 0 PA: 43

PITCHER		IP	WLS	BF	H	R	ER	SO	BB	IBB	HBP	BLK	WP	HR	S	P	ERA	WHIP
Matt Clement, R ERA: 3.78	(1, 1)	5.0		22	4	2	2	3	2	0	0	0	0	0	53	81	3.60	1.200
Jeff Fassero, L ERA: 6.15	(6, 1)	0.1		4	3	1	0	0	0	0	0	0	0	0	10	12	0.00	9.000
Kyle Farnsworth, R ERA: 4.15	(6, 1)	2.2	H	10	2	1	1	1	1	0	0	0	0	0	21	35	3.38	1.125
Tom Gordon, R ERA: 5.06	(9, 1)	0.0		3	3	3	3	0	0	0	0	0	0	0	8	15	∞	∞
Antonio Alfonseca, R ERA: 3.5	(9, 1)	0.1	L	4	2	3	3	1	1	0	0	0	0	1	9	16	81.00	9.000

PITCHER	IP	WLS	BF	H	R	ER	SO	BB	IBB	HBP	BLK	WP	HR	S	P	ERA	WHIP

BOTTOM

Chicago Cubs @ St. Louis Cardinals

Busch Stadium, St. Louis, MO

Sun Jul 28 2002, 7:05 PM CDT
Att. 47,583 - Cloudy - 95 F

livebaseballscorecards.com

AB	39
R	10
H	14
RBI	9
BB	4
SO	5
LOB	17

Batter	1	2	3	4	5	6	7	8	9	AB	R	H	RBI	BB	SO	LOB
Ramón Vázquez, L (1, 4) OBP: 0.324, SLG: 0.317	C C B B F F B X 3-2 S 1B	C X 0-1 ② FC5-2-5 1-3 3-H			C S C 0-3 ② K		S S C 0-3 ① ② K 1-2		B X 1-0 ① G4-1	5	0	1	0	0	2	3
Mark Kotsay, L (1, 8) OBP: 0.369, SLG: 0.438	S B C C 1-3 ① K 1-2	B X 1-0 ③ F8			C F B B B F S 3-3 ③ K		S S B X 1-2 E 1B		C C B F B F F S 2-3 ② K	5	0	1	0	0	3	3
Ryan Klesko, L (1, 3) OBP: 0.384, SLG: 0.509	C B C F B S 2-3 ② K		B B C F C 2-3 ① K			B S C X 1-2 ① G4-3	B B C X 2-1 E4 1-2		B B S S F S 2-3 ③ K	5	0	0	0	0	3	2
Phil Nevin, R (1, 5) OBP: 0.336, SLG: 0.432	F B X 1-1 ③ G5-3		X 0-0 ② F7			S C S 0-3 ② K	F S B S 1-3 ③ K			4	0	0	0	0	2	3
Deivi Cruz, R (1, 6) OBP: 0.301, SLG: 0.382		F B B B F X 2-2 1B 2B 1B	B X 1-0 ③ F9			C S X 0-2 HR 2B		B B F X 2-1 1B 2B		4	3	3	0	0	0	0
Bubba Trammell, R (1, 9) OBP: 0.325, SLG: 0.370		B C X 1-1 2B SH 1-2 1B		C F X 0-2 ① G5-3		B F B S F X 2-2 2-H HR		X 0-0 ① G6-3		4	2	2	2	0	0	1
Gene Kingsale, S (1, 7) OBP: 0.317, SLG: 0.414		B B C X 2-1 SH FC5-2-5 1-3 2-H 2B		S C B B B F F S 3-3 ② K		B C C B F X 3-2 ③ G3		C C B F F B S 2-3 ② K		4	0	1	1	0	2	1
Tom Lampkin, L (1, 2) OBP: 0.292, SLG: 0.344	C C S 0-3 ① K		F B S B C 2-3 ③ K				B B B C X 3-1 HR	F F X 0-2 2-H 1B		4	1	2	2	0	2	2
Bobby Jones, R (1, 1) OBP: 0.143, SLG: 0.143 Brian Buchanan, R (7, PH) OBP: 0.299, SLG: 0.408 Mike Holtz, L (7, 1) Trevor Hoffman, R (9, 1)	B S S B B F X 3-2 SH FC5-2-5 2-3 3-H				C C S 0-3 ① K		C X 0-1 CS 1B	B B C C F S 2-3 ③ K		1 1 1 0	0 0 0 0	0 1 0 0	1 0 0 0	0 0 0 0	1 0 1 0	0 0 1 0

Inning Stats	1	2	3	4	5	6	7	8	9
	R: 0 E: 0 K: 2 S: 15	R: 2 E: 0 K: 1 S: 17	R: 0 E: 0 K: 1 S: 5	R: 0 E: 0 K: 2 S: 11	R: 0 E: 0 K: 3 S: 10	R: 2 E: 0 K: 1 S: 17	R: 1 E: 1 K: 2 S: 15	R: 1 E: 0 K: 2 S: 15	R: 0 E: 0 K: 2 S: 11
	H: 1 LOB: 1 BB: 0 P: 22	H: 3 LOB: 2 BB: 0 P: 26	H: 0 LOB: 0 BB: 0 P: 8	H: 0 LOB: 0 BB: 0 P: 16	H: 0 LOB: 0 BB: 0 P: 13	H: 2 LOB: 0 BB: 0 P: 23	H: 3 LOB: 2 BB: 0 P: 22	H: 2 LOB: 1 BB: 0 P: 21	H: 0 LOB: 0 BB: 0 P: 16

1B: 6 SF: 0
2B: 3 SAC: 1
3B: 0 DP: 0
HR: 2 HBP: 0

WP: 0 PA: 39
PB: 0
SB: 1
CS: 1

PITCHER		IP	WLS	BF	H	R	ER	SO	BB	IBB	HBP	BLK	WP	HR	S	P	ERA	WHIP
22 Mark Prior, R ERA: 3.65	(1, 1)	6.0		27	8	5	5	10	0	0	0	0	0	2	79	115	7.50	1.333
Jeff Fassero, L ERA: 6.05	(7, 1)	0.2		3	1	0	0	1	0	0	0	0	0	0	8	11	0.00	1.500
Tom Gordon, R ERA: 5.25	(7, 1)	1.1	L	6	2	1	1	3	0	0	0	0	0	0	18	25	6.75	1.500
Juan Cruz, R ERA: 4.4	(9, 1)	1.0		3	0	0	0	2	0	0	0	0	0	0	11	16	0.00	0.000

PITCHER	IP	WLS	BF	H	R	ER	SO	BB	IBB	HBP	BLK	WP	HR	S	P	ERA	WHIP

TOP

San Diego Padres @ Chicago Cubs

Wrigley Field, Chicago, IL

Tue Jul 30 2002, 7:05 PM CDT

Att. 39,819 - Sunny - 89 F

livebaseballscorecards.com

AB	38
R	6
H	11
RBI	6
BB	0
SO	16
LOB	16

Batter	1	2	3	4	5	6	7	8	9	AB	R	H	RBI	BB	SO	LOB
Mark Bellhorn, S (1, 4) OBP: 0.388, SLG: 0.573	K	HR			F8		K		F9	5	1	1	1	0	2	1
Bill Mueller, S (1, 5) OBP: 0.333, SLG: 0.373	HR 1B				HR		G5-3		P4	5	2	2	1	0	1	1
Sammy Sosa, R (1, 9) OBP: 0.411, SLG: 0.604	HR		G1-3		1B		BB			3	1	2	2	1	0	0
Fred McGriff, L (1, 3) OBP: 0.355, SLG: 0.503	G6-3		F7		L4		G4-3			4	0	0	0	0	0	2
Moises Alou, R (1, 7) OBP: 0.309, SLG: 0.382	2B 1B		G6-3		1B			G3-1		4	1	2	0	0	0	0
Corey Patterson, L (1, 8) OBP: 0.299, SLG: 0.397	2B			G4-3 1B	F8			K		4	0	2	1	0	1	2
Juan Cruz, R (9, 1) OBP: 0.143, SLG: 0.143										0	0	0	0	0	0	0
Todd Hundley, S (1, 2) OBP: 0.270, SLG: 0.385				G4-3		F8		K		4	0	0	0	0	2	2
Alex Gonzalez, R (1, 6) OBP: 0.291, SLG: 0.407		F9		L8		F9			F9 1B	4	0	1	0	0	0	1
22 Mark Prior, R (1, 1) OBP: 0.217, SLG: 0.364		L7		K		G4-3			B3	3	0	0	0	0	1	1
Jeff Fassero, L (7, 1)										0	0	0	0	0	0	0
Tom Gordon, R (7, 1)										0	0	0	0	0	0	0
Darren Lewis, R (9, 8) OBP: 0.326, SLG: 0.304										1	0	0	0	0	0	1
Inning Stats	R: 3 E: 0 K: 2 S: 16 H: 4 LOB: 1 BB: 0 P: 24	R: 1 E: 0 K: 1 S: 7 H: 1 LOB: 0 BB: 0 P: 11	R: 0 E: 0 K: 0 S: 7 H: 0 LOB: 0 BB: 0 P: 12	R: 0 E: 0 K: 1 S: 9 H: 1 LOB: 1 BB: 0 P: 11	R: 1 E: 0 K: 0 S: 10 H: 3 LOB: 2 BB: 0 P: 15	R: 0 E: 0 K: 0 S: 6 H: 0 LOB: 0 BB: 0 P: 9	R: 0 E: 0 K: 1 S: 10 H: 0 LOB: 1 BB: 1 P: 20	R: 0 E: 0 K: 2 S: 10 H: 0 LOB: 0 BB: 0 P: 14	R: 0 E: 0 K: 0 S: 9 H: 1 LOB: 1 BB: 0 P: 10	1B: 6 2B: 1 3B: 0 HR: 3	SF: 0 SAC: 0 DP: 0 HBP: 0			WP: 0 PB: 0 SB: 0 CS: 0		PA: 38	

PITCHER	IP	WLS	BF	H	R	ER	SO	BB	IBB	HBP	BLK	WP	HR	S	P	ERA	WHIP
Bobby Jones, R (1, 1) ERA: 4.5	6.0		27	9	5	5	4	0	0	0	0	0	3	55	82	7.50	1.500
Mike Holtz, L (7, 1) ERA: 4.26	2.0	W	7	0	0	0	3	1	0	0	0	0	0	20	34	0.00	0.500
Trevor Hoffman, R (9, 1) ERA: 2.23	1.0	S	4	1	0	0	0	0	0	0	0	0	0	9	10	0.00	1.000

PITCHER	IP	WLS	BF	H	R	ER	SO	BB	IBB	HBP	BLK	WP	HR	S	P	ERA	WHIP

BOTTOM

San Diego Padres @ Chicago Cubs

Wrigley Field, Chicago, IL

Tue Jul 30 2002, 7:05 PM CDT

Att. 39,819 - Sunny - 89 F

livebaseballscorecards.com

AB	37
R	5
H	10
RBI	5
BB	1
SO	7
LOB	11

San Diego Padres @ Chicago Cubs

Wrigley Field, Chicago, IL

Wed Jul 31 2002, 1:20 PM CDT

Att. 34,483 - Sunny - 93 F

TOP

livebaseballscorecards.com

Batter	1	2	3	4	5	6	7	8	9	10	11	AB	R	H	RBI	BB	SO	LOB
Ramón Vázquez, L (1, 4) OBP: 0.324, SLG: 0.315	G5-3		HR BB	2-H 1B		K		K			K	5	1	1	1	1	3	0
Mark Kotsay, L (1, 8) OBP: 0.367, SLG: 0.442	K		L7	K		G4-3			G3		HR	6	1	1	1	0	2	2
Ryan Klesko, L (1, 3) OBP: 0.386, SLG: 0.516	1B		1-H HR	K		F7			1B BB		K	5	1	2	2	1	2	1
Phil Nevin, R (1, 5) OBP: 0.340, SLG: 0.461 Trevor Hoffman, R (11, 1)	K		HR	L9			K		1-3 1B		HR	6 0	2 0	3 0	2 0	0 0	2 0	1 0
Ron Gant, R (1, 7) OBP: 0.357, SLG: 0.516 Trenidad Hubbard, R (11, PH) OBP: 0.257, SLG: 0.226 (11, 7)		HR	K	E 1B			1-2 1B		P2		P3	5 1	2 0	3 0	1 0	0 0	1 0	2 0
Bubba Trammell, R (1, 9) OBP: 0.324, SLG: 0.368 Jason Kershner, L (7, 1) Jeremy Fikac, R (7, 1) Tom Lampkin, L (9, PH) OBP: 0.290, SLG: 0.342 Brandon Villafuerte, R (9, 1) Julius Matos, R (11, 5) OBP: 0.291, SLG: 0.327		K	1B			K	L8		F8			4 0 0 0 1 0 0	0 0 0 0 0 0 0	1 0 0 0 0 0 0	0 0 0 0 0 0 0	0 0 0 0 0 0 0	2 0 0 0 0 0 0	2 0 0 0 2 0 0
Deivi Cruz, R (1, 6) OBP: 0.300, SLG: 0.379		P4	F7	E7 1-H 1B			G1-3			G5-3		5	0	1	0	0	0	2
Wil Nieves, R (1, 2) OBP: 0.333, SLG: 0.278		FC6-4 1B		SH1-4 1B 1B				F7		G3		4	1	2	0	1	0	0
Oliver Pérez, L (1, 1) OBP: 0.053, SLG: 0.053 Tom Davey, R (6, 1) Gene Kingsale, S (7, 9) OBP: 0.308, SLG: 0.400		FC6-4 1-2f		SH1-4 1-2	G4-3			F7		F9		2 0 2	0 0 0	0 0 0	0 0 0	0 0 0	0 0 0	3 0 0
Inning Stats	R: 0 E: 0 K: 2 S: 15 H: 1 LOB: 1 BB: 0 P: 20	R: 1 E: 0 K: 1 S: 14 H: 2 LOB: 1 BB: 0 P: 20	R: 3 E: 0 K: 1 S: 15 H: 3 LOB: 1 BB: 1 P: 27	R: 1 E: 0 K: 2 S: 13 H: 2 LOB: 1 BB: 0 P: 20	R: 1 E: 1 K: 1 S: 10 H: 2 LOB: 2 BB: 1 P: 16	R: 0 E: 0 K: 1 S: 6 H: 0 LOB: 0 BB: 0 P: 9	R: 0 E: 0 K: 1 S: 9 H: 1 LOB: 1 BB: 0 P: 12	R: 0 E: 0 K: 1 S: 8 H: 0 LOB: 0 BB: 0 P: 12	R: 0 E: 0 K: 0 S: 5 H: 1 LOB: 2 BB: 1 P: 10	R: 0 E: 0 K: 0 S: 11 H: 0 LOB: 0 BB: 0 P: 12	R: 2 E: 0 K: 2 S: 13 H: 2 LOB: 0 BB: 0 P: 13	1B: 9 2B: 0 3B: 0 HR: 5 SF: 0 SAC: 1 DP: 0 HBP: 0			WP: 0 PB: 0 SB: 0 CS: 0 PA: 50			

	AB	46
	R	8
	H	14
	RBI	7
	BB	3
	SO	12
	LOB	15

PITCHER		IP	WLS	BF	H	R	ER	SO	BB	IBB	HBP	BLK	WP	HR	S	P	ERA	WHIP
38 Carlos Zambrano, R ERA: 3.56	(1, 1)	3.1		19	8	5	5	4	1	0	0	0	0	3	50	77	13.50	2.700
Joe Borowski, R ERA: 2.76	(4, 1)	2.2		11	2	1	0	4	0	1	0	0	0	0	23	35	0.00	0.750
Juan Cruz, R ERA: 4.28	(7, 1)	2.0		7	1	0	0	2	0	0	0	0	0	0	17	24	0.00	0.500
Antonio Alfonseca, R ERA: 3.35	(9, 1)	2.0		8	1	0	0	0	1	0	0	0	0	0	16	22	0.00	1.000
Kyle Farnsworth, R ERA: 4.67	(11, 1)	1.0	L	5	2	2	2	2	0	0	0	0	0	2	13	13	18.00	2.000

PITCHER		IP	WLS	BF	H	R	ER	SO	BB	IBB	HBP	BLK	WP	HR	S	P	ERA	WHIP

Batter	1	2	3	4	5	6	7	8	9	10	11	AB	R	H	RBI	BB	SO	LOB
Mark Bellhorn, S (1, 4) OBP: 0.387, SLG: 0.563 Kyle Farnsworth, R (11, 1)	FSX 0-2 L7 ①	CSBBC 2-3 K ①		BBBB 4-0 BB BB			CBBBFB 4-2 HBP BB	CBBSC 2-3 K ③		C B X 1-1 G5-3 ③		4 0	0 0	0 0	0 0	2 0	2 0	3 0
Bill Mueller, S (1, 5) OBP: 0.337, SLG: 0.369	BSBBB 4-1 1B 1B BB	FBBBS 3-3 K ②		BBBCFFFB 4-2 1-2 BB			SFBFFFC 1-3 K ①		BBBBB 4-0 G6-4-3 BB		F F X 0-2 F9 ①	3	1	0	0	3	2	1
Sammy Sosa, R (1, 9) OBP: 0.410, SLG: 0.599	C B X 1-1 1B 1-2 HR 1B	B X 1-0 1B		B C F S 1-3 K ③			B B X 2-0 L9 ②		F B B X 2-1 G6-4-3 ① ② 1-2f		C S B X 1-2 G5-3 ②	6	1	2	0	0	1	4
Fred McGriff, L (1, 3) OBP: 0.354, SLG: 0.499	F X 0-1 1-3 2-H HR 1B	X 0-0 G3 ③			B C C S 1-3 K ①		H 1-0 1-2 FC5-4 HBP		B F S F S 1-3 K ③		C C C S 0-3 K ③	5	1	1	1	0	3	1
Angel Echevarria, R (1, 7) OBP: 0.314, SLG: 0.424	B X 1-0 1-H 3-H HR		F C B B F X 2-2 G4-3 ①		F C B B B X 2-2 F3 ②		S B B B X 2-1 FC5-4 ③ 1-2f			B B X 2-0 E 1B 1B		5	1	2	3	0	0	2
Corey Patterson, L (1, 8) OBP: 0.300, SLG: 0.397	B B F B S F X 3-2 BB 1B		B C S S 1-3 K ②		C C B B C 2-3 K ③			F F B S 1-3 K 2B		L X 0-1 E3 1-3 IBB 1B		5	1	2	0	0	3	0
Alex Gonzalez, R (1, 6) OBP: 0.293, SLG: 0.408	C S F B B B F B 4-2 1-2 BB		B C S C 1-3 K ③			F S S 0-3 K ①		B C X 1-1 WP 1-H SF8 2B			F F S 0-3 K ①	4	1	1	1	3	2	
Mike Mahoney, R (1, 2) OBP: 0.231, SLG: 0.250 Delino DeShields, L (10, PH) (11, 4) OBP: 0.293, SLG: 0.315	C B F B X 2-2 F9 ②			S C S 0-3 K ①		L C B B S 2-3 K ②		B L L X 1-2 B2 ①			I I I 4-0 1-2 IBB	4 0	0 0	0 0	0 0	0 1	2 0	3 0
38 Carlos Zambrano, S (1, 1) Joe Borowski, R (4, 1) OBP: 0.200, SLG: 0.200 Roosevelt Brown, L (6, PH) OBP: 0.286, SLG: 0.295 Juan Cruz, R (7, 1) OBP: 0.143, SLG: 0.143 Chris Stynes, R (8, PH) OBP: 0.324, SLG: 0.394 Antonio Alfonseca, R (9, 1) OBP: 0.667, SLG: 0.667 Todd Hundley, S (10, PH) OBP: 0.269, SLG: 0.383 (11, 2)	S B B F F S 2-3 K ③			F F S 0-3 K ②		C F F S 0-3 K ③		B X 1-0 SF8 ② 2-H		B B C S S B F F S 3-3 K ②		1 1 1 0 0 0 1	0 0 0 0 0 0 0	0 0 0 0 1 0 0	0 0 0 0 0 0 0	0 0 1 0 0 0 0	1 1 0 0 0 0 1	2 0 0 0 0 0 3
Inning Stats	R: 4 H: 4 E: 0 LOB: 2 K: 1 BB: 2 S: 24 P: 41	R: 0 H: 1 E: 0 LOB: 1 K: 2 BB: 0 S: 8 P: 14	R: 0 H: 0 E: 0 LOB: 0 K: 2 BB: 0 S: 10 P: 14	R: 0 H: 0 E: 0 LOB: 2 K: 3 BB: 2 S: 13 P: 22	R: 0 H: 0 E: 0 LOB: 0 K: 2 BB: 0 S: 9 P: 14	R: 0 H: 0 E: 0 LOB: 0 K: 3 BB: 0 S: 9 P: 11	R: 0 H: 0 E: 0 LOB: 2 K: 1 BB: 1 S: 10 P: 20	R: 2 H: 1 E: 0 LOB: 0 K: 2 BB: 0 S: 12 P: 18	R: 0 H: 0 E: 0 LOB: 0 K: 1 BB: 1 S: 6 P: 13	R: 0 H: 2 E: 1 LOB: 3 K: 2 BB: 1 S: 13 P: 23	R: 0 H: 0 E: 0 LOB: 0 K: 1 BB: 0 S: 10 P: 11						

PITCHER		IP	WLS	BF	H	R	ER	SO	BB	IBB	HBP	BLK	WP	HR	S	P	ERA	WHIP
Oliver Pérez, L ERA: 3.62	(1, 1)	5.0		24	5	4	4	10	4	0	0	0	0	1	64	105	7.20	1.800
Tom Davey, R ERA: 6.75	(6, 1)	1.2	H	6	0	0	0	4	1	0	0	0	0	0	17	26	0.00	0.600
Jason Kershner, L ERA: 13.5	(7, 1)	0.0		1	0	0	0	0	0	0	1	0	0	0	0	1	∞	∞
Jeremy Fikac, R ERA: 5.05	(7, 1)	1.1	B	6	1	2	2	2	0	0	0	0	2	0	14	22	13.50	0.750
Brandon Villafuerte, R ERA:	(9, 1)	2.0	W	9	2	0	0	3	1	1	0	0	0	0	19	36	0.00	1.500

PITCHER		IP	WLS	BF	H	R	ER	SO	BB	IBB	HBP	BLK	WP	HR	S	P	ERA	WHIP
Trevor Hoffman, R ERA: 2.18	(11, 1)	1.0	S	3	0	0	0	1	0	0	0	0	0	0	10	11	0.00	0.000

BOTTOM

San Diego Padres @ Chicago Cubs

Wrigley Field, Chicago, IL

Wed Jul 31 2002, 1:20 PM CDT

Att. 34,483 - Sunny - 93 F

livebaseballscorecards.com

AB	40
R	6
H	8
RBI	6
BB	7
SO	20
LOB	21

1B: 6	SF: 1	WP: 2	PA: 49
2B: 1	SAC: 0	PB: 0	
3B: 0	DP: 1	SB: 0	
HR: 1	HBP: 1	CS: 0	

Batter	1	2	3	4	5	6	7	8	9	AB	R	H	RBI	BB	SO	LOB
Ramón Vázquez, L (1, 6) (7, 4) OBP: 0.326, SLG: 0.325	F B X 1-1 1B SF8 1B		C X 0-1 ② L6			C X 0-1 ② G4-3		C B X 1-1 1B 3B	C X 0-1 ① G3 2-3	5	2	2	0	0	0	1
Mark Kotsay, L (1, 8) OBP: 0.369, SLG: 0.444	B X 1-0 1-3 1B		B X 1-0 ③ F8			C F F B F X 1-2 S 1B		X 0-0 1B 2B 1B 3-H	B F X 1-1 ② G4-3	5	1	3	1	0	0	1
Ryan Klesko, L (1, 3) OBP: 0.384, SLG: 0.511	X 0-0 ① SF8 3-H			C B F S 1-3 ① K		S B C B F C 2-3 ③ K 1-2		S B S X 1-2 ① F7	I I I I 4-0 S IBB	3	0	0	1	1	2	2
Phil Nevin, R (1, 5) OBP: 0.341, SLG: 0.460	C B C S 1-3 ② K			C S S 0-3 ② K			C B F X 1-2 1B FC4-6 1B	B S B X 2-1 1-3 2B 1B	B B C B C C 3-3 ③ K 1-2	5	2	2	0	0	3	3
Ron Gant, R (1, 7) OBP: 0.355, SLG: 0.516	B X 1-0 ③ F2			B B S F B F X 3-2 ③ F8			B S X 1-1 ① F8	S X 0-1 1-H HR 3-H 2B		4	1	1	2	0	0	2
Gene Kingsale, S (1, 9) OBP: 0.319, SLG: 0.453		X 0-0 ① B2-3			C X 0-1 ① G4-3		F C F X 0-2 1-3 FC4-6 1B	B B S B X 3-1 2-H HR		4	1	2	2	0	0	0
Tom Lampkin, L (1, 2) OBP: 0.285, SLG: 0.335		C B S B X 2-2 ② G6-3			B X 1-0 ② F7		B X 1-0 ② FC4-6 E 1-2f 3-H	C B F S 1-3 ② K		4	0	0	1	0	1	1
Julius Matos, R (1, 4) OBP: 0.283, SLG: 0.319 Bobby Jones, R (7, 1) Tom Davey, R (7, 1) Mike Holtz, L (7, 1) Jeremy Fikac, R (8, 1) Trevor Hoffman, R (9, 1)		F B F F X 1-2 ③ P4			B X 1-0 ③ L6		S B B X 2-1 1-3 E3	F B F X 1-2 ③ G6-3		3 0 0 1 0 0	0 0 0 0 0 0	0 0 0 0 0 0	0 0 0 0 0 0	0 0 0 0 0 0	0 0 0 0 0 0	1 0 0 0 0 0
44 Jake Peavy, R (1, 1) OBP: 0.250, SLG: 0.417 Deivi Cruz, R (7, PH) (7, 6) OBP: 0.301, SLG: 0.382			C B F S 1-3 ① K			C B C S 1-3 ① K F X	0-1 ③ G6-3		X 0-0 G3 2B	2 2	0 0	0 1	0 0	0 0	2 0	0 2
Inning Stats	R: 1 E: 0 K: 1 S: 8 H: 2 LOB: 1 BB: 0 P: 12	R: 0 E: 0 K: 0 S: 8 H: 0 LOB: 0 BB: 0 P: 11	R: 0 E: 0 K: 1 S: 6 H: 0 LOB: 0 BB: 0 P: 8	R: 0 E: 0 K: 2 S: 10 H: 0 LOB: 0 BB: 0 P: 14	R: 0 E: 0 K: 0 S: 4 H: 0 LOB: 0 BB: 0 P: 6	R: 0 E: 0 K: 2 S: 14 H: 1 LOB: 1 BB: 0 P: 18	R: 1 E: 1 K: 0 S: 14 H: 2 LOB: 2 BB: 0 P: 19	R: 5 E: 0 K: 1 S: 18 H: 5 LOB: 0 BB: 0 P: 27	R: 0 E: 0 K: 1 S: 8 H: 1 LOB: 2 BB: 1 P: 16	1B: 7 2B: 2 3B: 1 HR: 1	SF: 1 SAC: 0 DP: 0 HBP: 0						

TOP

San Diego Padres @ Chicago Cubs

Wrigley Field, Chicago, IL

Thu Aug 01 2002, 1:20 PM CDT

Att. 33,751 - Sunny - 91 F

livebaseballscorecards.com

AB	38
R	7
H	11
RBI	7
BB	1
SO	8
LOB	13

PITCHER		IP	WLS	BF	H	R	ER	SO	BB	IBB	HBP	BLK	WP	HR	S	P	ERA	WHIP
Jon Lieber, R ERA: 3.7	(1, 1)	7.0		27	5	2	2	6	0	0	0	0	0	0	64	88	2.57	0.714
Kyle Farnsworth, R ERA: 5.93	(8, 1)	0.1	B	5	4	4	4	0	0	0	0	0	0	0	10	14	108.00	12.000
Tom Gordon, R ERA: 5.27	(8, 1)	1.2	W	8	2	1	1	2	0	1	0	0	0	1	16	29	5.40	1.200

PITCHER	IP	WLS	BF	H	R	ER	SO	BB	IBB	HBP	BLK	WP	HR	S	P	ERA	WHIP

Batter	1	2	3	4	5	6	7	8	9	AB	R	H	RBI	BB	SO	LOB
Mark Bellhorn, S (1, 4) (8, 3) OBP: 0.388, SLG: 0.570	K		G4-3 2-3	K			1B SF9 BB	HR 1-H 2-H		4	2	1	3	1	2	2
Bill Mueller, S (1, 5) OBP: 0.338, SLG: 0.377	L5		SF8 3-H 3B		G6-4-3 1B		F8	K		5	1	2	1	0	1	1
Sammy Sosa, R (1, 9) OBP: 0.412, SLG: 0.600	2B BB		SF8 3-H		G6-4-3 1-2f		1B 1-3		FC4-6 1B	3	0	2	1	1	0	1
Roosevelt Brown, L (1, 7) OBP: 0.274, SLG: 0.323	2B 1-3		BB 1B		2B		SF9 3-H		FC4-6 1B 2B 1-2f	4	1	3	1	0	0	1
Angel Echevarria, R (1, 3) OBP: 0.308, SLG: 0.389 Tom Gordon, R (8, 1) Fred McGriff, L (9, PH) OBP: 0.356, SLG: 0.500 Delino DeShields, L (9, PR) OBP: 0.293, SLG: 0.315	K		BB 1-2		G6-3		G2-3		2B 1-2 1B	3 0 1 0	0 0 0 1	0 0 1 0	0 0 0 0	1 0 0 0	1 0 0 0	4 0 0 0
Corey Patterson, L (1, 8) OBP: 0.299, SLG: 0.394		B5-3 F5				K 1B		K		5	0	1	0	0	1	4
Alex Gonzalez, R (1, 6) OBP: 0.294, SLG: 0.409		G5-3		P4		K 1-2		BB HR BB	2B 1-H 2-H	4	1	1	2	1	1	1
Todd Hundley, S (1, 2) OBP: 0.278, SLG: 0.385		F8		SH1-4 1B		BB		HR BB 1-2		2	1	1	0	2	0	0
Jon Lieber, L (1, 1) OBP: 0.182, SLG: 0.186 Kyle Farnsworth, R (8, 1) Chris Stynes, R (8, 4) OBP: 0.322, SLG: 0.391			G4-3 3B 2B	SH1-4 1-2		K		K		2 0 1	1 0 0	1 0 0	0 0 0	0 0 0	1 0 1	1 0 2
Inning Stats	R: 0 E: 0 K: 2 S: 21 H: 1 LOB: 2 BB: 1 P: 30	R: 0 E: 0 K: 0 S: 5 H: 0 LOB: 0 BB: 0 P: 5	R: 2 E: 0 K: 0 S: 9 H: 3 LOB: 2 BB: 1 P: 17	R: 0 E: 0 K: 1 S: 11 H: 1 LOB: 1 BB: 0 P: 18	R: 0 E: 0 K: 0 S: 8 H: 2 LOB: 1 BB: 0 P: 13	R: 0 E: 0 K: 2 S: 7 H: 1 LOB: 1 BB: 1 P: 13	R: 1 E: 0 K: 0 S: 5 H: 1 LOB: 1 BB: 1 P: 12	R: 3 E: 0 K: 3 S: 13 H: 1 LOB: 0 BB: 2 P: 31	R: 2 E: 0 K: 0 S: 14 H: 3 LOB: 2 BB: 0 P: 19	1B: 7 2B: 4 3B: 1 HR: 1 SF: 2 SAC: 1 DP: 1 HBP: 0						

BOTTOM

San Diego Padres @ Chicago Cubs

Wrigley Field, Chicago, IL

Thu Aug 01 2002, 1:20 PM CDT

Att. 33,751 - Sunny - 91 F

livebaseballscorecards.com

AB	34
R	8
H	13
RBI	8
BB	6
SO	8
LOB	17

PITCHER		IP	WLS	BF	H	R	ER	SO	BB	IBB	HBP	BLK	WP	HR	S	P	ERA	WHIP
44 Jake Peavy, R ERA: 5.06	(1, 1)	6.0		27	8	2	2	5	3	0	0	0	0	0	61	96	3.00	1.833
Bobby Jones, L ERA: 5.71	(7, 1)	0.1		2	0	1	1	0	1	0	0	0	0	0	2	8	27.00	3.000
Tom Davey, R ERA: 6.75	(7, 1)	0.0		1	1	0	0	0	0	0	0	0	0	0	1	2	∞	∞
Mike Holtz, L ERA: 4.78	(7, 1)	1.0		5	0	2	2	1	2	0	0	0	0	0	7	18	18.00	2.000
Jeremy Fikac, R ERA: 5.17	(8, 1)	0.2	H	3	1	1	1	2	0	0	0	0	0	1	8	15	13.50	1.500

PITCHER		IP	WLS	BF	H	R	ER	SO	BB	IBB	HBP	BLK	WP	HR	S	P	ERA	WHIP
Trevor Hoffman, R ERA: 2.57	(9, 1)	0.2	L	5	3	2	2	0	0	0	0	0	0	0	14	19	27.00	4.500

WP: 0 PA: 43
PB: 0
SB: 0
CS: 0

Batter	1	2	3	4	5	6	7	8	9	10	11	12	AB	R	H	RBI	BB	SO	LOB
Juan Pierre, L (1, 8) OBP: 0.315, SLG: 0.306	K	B5-3			F7			G5-3 PB BB	K		G5-3		5	0	0	0	1	2	4
Brent Butler, R (1, 4) (9, 5) OBP: 0.291, SLG: 0.449	1B 2B	K			FC6-4 1-2f			G5-3 1-3	G5-3		L8		6	1	1	0	0	1	2
Larry Walker, L (1, 9) OBP: 0.438, SLG: 0.644	BB BB 2-H 1B	G6-3		K			K	K	P6		L7		6	0	1	1	0	2	1
17 Todd Helton, L (1, 3) OBP: 0.433, SLG: 0.577	F9	K		K2-3			P6	P6	1B		K		6	0	1	0	0	3	2
Todd Zeile, R (1, 5) OBP: 0.336, SLG: 0.401 Terry Shumpert, R (9, PR) (9, 4) OBP: 0.321, SLG: 0.373	BB	G1-3		K		K		HR	1B				2 1	0 1	0 1	0 0	2 0	1 0	0 0
Jack Cust, L (1, 7) OBP: 0.400, SLG: 1.000 Justin Speier, R (10, 1) Victor Santos, R (11, 1)	BB	K		K			K	HR	K				4 0 0	1 0 0	1 0 0	2 0 0	1 0 0	3 0 0	2 0 0
Juan Uribe, R (1, 6) OBP: 0.287, SLG: 0.339	K	K		K			HR	G6-3	G4-6-3 1B				5	1	2	1	0	2	4
Gary Bennett, R (1, 2) OBP: 0.307, SLG: 0.342 Greg Norton, S (9, PH) OBP: 0.294, SLG: 0.375 Todd Jones, L (9, 1) Jay Payton, R (10, 7) OBP: 0.336, SLG: 0.413		G4-3			K		K	2B		G4-6-3 1-2f			3 1 0 1	0 0 0 0	0 1 0 0	0 0 0 0	0 0 0 0	2 0 0 1	0 0 0 1
Mike Hampton, R (1, 1) OBP: 0.375, SLG: 0.489 Mark Corey, R (8, 1) Sandy Alomar Jr., R (9, PH) OBP: 0.319, SLG: 0.492 (9, 2)		P4			FC6-4 1B		K	P6					3 0 2	0 0 0	1 0 1	0 0 0	0 0 0	1 0 0	0 0 2
Inning Stats	R: 1 H: 2 E: 0 LOB: 3 K: 2 BB: 2 S: 15 P: 28	R: 0 H: 0 E: 0 LOB: 0 K: 0 BB: 0 S: 8 P: 12	R: 0 H: 0 E: 0 LOB: 0 K: 2 BB: 0 S: 11 P: 14	R: 0 H: 0 E: 0 LOB: 0 K: 2 BB: 0 S: 10 P: 16	R: 0 H: 1 E: 0 LOB: 1 K: 1 BB: 0 S: 11 P: 17	R: 0 H: 0 E: 0 LOB: 0 K: 3 BB: 0 S: 11 P: 14	R: 1 H: 1 E: 0 LOB: 0 K: 3 BB: 0 S: 12 P: 18	R: 0 H: 0 E: 0 LOB: 1 K: 1 BB: 1 S: 11 P: 20	R: 2 H: 2 E: 0 LOB: 2 K: 1 BB: 1 S: 16 P: 28	R: 0 H: 2 E: 0 LOB: 2 K: 1 BB: 0 S: 11 P: 19	R: 0 H: 2 E: 0 LOB: 1 K: 0 BB: 0 S: 7 P: 11	R: 0 H: 0 E: 0 LOB: 0 K: 1 BB: 0 S: 9 P: 16	1B: 6 2B: 2 3B: 0 HR: 2	SF: 0 SAC: 0 DP: 1 HBP: 0						

PITCHER		IP	WLS	BF	H	R	ER	SO	BB	IBB	HBP	BLK	WP	HR	S	P	ERA	WHIP
34 Kerry Wood, R ERA: 3.83	(1, 1)	7.0		27	4	2	2	13	2	0	0	0	0	1	78	119	2.57	0.857
Juan Cruz, R ERA: 4.23	(8, 1)	1.0	H	4	0	0	0	1	1	0	0	0	0	0	11	20	0.00	1.000
Antonio Alfonseca, R ERA: 3.65	(9, 1)	1.0	B	6	2	2	2	1	1	0	0	0	0	1	16	28	18.00	3.000
Jeff Fassero, L ERA: 5.77	(10, 1)	2.0		9	4	0	0	1	0	0	0	0	0	0	18	30	0.00	2.000
Joe Borowski, R ERA: 2.71	(12, 1)	1.0	W	3	0	0	0	1	0	0	0	0	0	0	9	16	0.00	0.000

PITCHER	IP	WLS	BF	H	R	ER	SO	BB	IBB	HBP	BLK	WP	HR	S	P	ERA	WHIP

TOP

Colorado Rockies @ Chicago Cubs

Wrigley Field, Chicago, IL

Fri Aug 02 2002, 2:20 PM CDT

Att. 38,493 - Sunny - 84 F

livebaseballscorecards.com

AB	45
R	4
H	10
RBI	4
BB	4
SO	17
LOB	18

WP: 0 PB: 1 SB: 0 CS: 0 PA: 49

Batter	1	2	3	4	5	6	7	8	9	10	11	12	AB	R	H	RBI	BB	SO	LOB
Mark Bellhorn, S (1, 4) OBP: 0.390, SLG: 0.565	2-1 WP 1B 1B 1B	3-2 F7			4-1 BB		1-2 G5-3		2-2 G3		4-0 DI IBB		4	1	1	0	2	0	0
Corey Patterson, L (1, 8) OBP: 0.300, SLG: 0.394	1-2 1B WP 1B 1B		0-0 FC5-4 BB 1B		0-0 P5		1-1 G5-3		2-3 K		1-1 L8		5	1	2	0	0	1	1
Jeff Fassero, L (10, 1)													0	0	0	0	0	0	0
Delino DeShields, L (11, PH) OBP: 0.291, SLG: 0.313													1	0	0	0	0	0	2
Joe Borowski, R (12, 1) OBP: 0.200, SLG: 0.200													0	0	0	0	0	0	0
Sammy Sosa, R (1, 9) OBP: 0.413, SLG: 0.604	2-1 P4		4-0 FC5-4 BB		1-2 G1-3		3-2 HR		2-3 K			4-2 HR BB	4	2	1	1	2	1	3
Moises Alou, R (1, 7) OBP: 0.313, SLG: 0.397	0-0 1B 1B		0-0 FC5-4			1-1 F8	0-0 2B			3-2 P4		0-0 HR	6	1	3	3	0	0	2
Fred McGriff, L (1, 3) OBP: 0.355, SLG: 0.497	1-3 K		3-2 G1-3			0-1 1B	1-2 G1-3			2-2 P4			4	0	1	0	0	1	4
Juan Cruz, R (8, 1) OBP: 0.143, SLG: 0.143													0	0	0	0	0	0	0
Antonio Alfonseca, R (9, 1) OBP: 0.667, SLG: 0.667													0	0	0	0	0	0	0
Roosevelt Brown, L (10, 8) OBP: 0.272, SLG: 0.321													1	0	0	0	0	0	0
Chris Stynes, R (1, 5) OBP: 0.329, SLG: 0.397	0-0 FC6-4 1B			2-1 F3		0-0 1B		3-3 K		2-0 G6-3			3	0	2	1	0	0	0
Bill Mueller, S (8, 5) OBP: 0.336, SLG: 0.375													2	0	0	0	0	1	0
Alex Gonzalez, R (1, 6) OBP: 0.290, SLG: 0.403	0-0 FC6-4			2-1 L8		2-0 F3		1-0 F9			1-0 E4 L9 SH3-4		5	0	0	0	0	0	4
Joe Girardi, R (1, 2) OBP: 0.275, SLG: 0.289		0-1 G3-1				1-0 G6-3		1-2 G4-3			0-0 SH3-4		3	0	0	0	1	0	2
34 Kerry Wood, R (1, 1) OBP: 0.167, SLG: 0.130		1-3 K			2-3 K		2-1 HR			4-2 BB		1-2 L9	2	0	0	0	0	2	0
Angel Echevarria, R (7, PH) OBP: 0.310, SLG: 0.462										1-3 K			3	1	1	1	0	1	2
(8, 3)																			
Inning Stats	R: 2 E: 0 K: 1 S: 14 H: 4 LOB: 2 BB: 0 P: 20	R: 0 E: 0 K: 1 S: 11 H: 0 LOB: 0 BB: 0 P: 15	R: 0 E: 0 K: 0 S: 5 H: 1 LOB: 1 BB: 1 P: 12	R: 0 E: 0 K: 0 S: 5 H: 0 LOB: 0 BB: 0 P: 10	R: 0 E: 0 K: 0 S: 8 H: 0 LOB: 1 BB: 1 P: 15	R: 0 E: 0 K: 0 S: 10 H: 2 LOB: 2 BB: 0 P: 14	R: 2 E: 0 K: 0 S: 16 H: 3 LOB: 1 BB: 0 P: 24	R: 0 E: 0 K: 2 S: 11 H: 0 LOB: 1 BB: 1 P: 20	R: 0 E: 0 K: 2 S: 10 H: 0 LOB: 0 BB: 0 P: 16	R: 0 E: 0 K: 0 S: 9 H: 0 LOB: 0 BB: 0 P: 16	R: 0 E: 1 K: 0 S: 8 H: 0 LOB: 2 BB: 1 P: 15	R: 2 E: 0 K: 0 S: 3 H: 1 LOB: 0 BB: 1 P: 7	1B: 7 2B: 1 3B: 0 HR: 3 SF: 0 SAC: 1 DP: 1 HBP: 0						

PITCHER		IP	WLS	BF	H	R	ER	SO	BB	IBB	HBP	BLK	WP	HR	S	P	ERA	WHIP
Mike Hampton, L ERA: 6.78	(1, 1)	7.0		32	10	4	4	3	2	0	0	0	1	2	69	110	5.14	1.714
Mark Corey, R ERA: 4.09	(8, 1)	1.0		4	0	0	0	2	1	0	0	0	0	0	11	20	0.00	1.000
Todd Jones, R ERA: 4.55	(9, 1)	1.0		3	0	0	0	2	0	0	0	0	0	0	10	16	0.00	0.000
Justin Speier, R ERA: 3.06	(10, 1)	1.0		3	0	0	0	0	0	0	0	0	0	0	9	16	0.00	0.000
Victor Santos, R ERA: 18.0	(11, 1)	1.0	L	7	1	2	2	0	1	1	0	0	0	1	11	22	18.00	2.000

PITCHER	IP	WLS	BF	H	R	ER	SO	BB	IBB	HBP	BLK	WP	HR	S	P	ERA	WHIP

BOTTOM

Colorado Rockies @ Chicago Cubs

Wrigley Field, Chicago, IL

Fri Aug 02 2002, 2:20 PM CDT

Att. 38,493 - Sunny - 84 F

livebaseballscorecards.com

AB	43
R	6
H	11
RBI	6
BB	5
SO	7
LOB	20

WP: 1 PA: 49
PB: 0
SB: 0
CS: 0

Batter	1	2	3	4	5	6	7	8	9	AB	R	H	RBI	BB	SO	LOB
Jay Payton, R (1, 8) (7, 7) (9, 8) OBP: 0.338, SLG: 0.418	C S B S 1-3 ① K		B X 1-0 ③ F7		B X 1-0 2-H 3-H 2B			F X 0-1 SH2-4 1B		4	0	2	2	0	1	0
Brent Butler, R (1, 4) OBP: 0.287, SLG: 0.442	C S B X 1-2 ② G5-3			X 0-0 ① G1-3	X 0-0 ③ G5-3			L X 0-1 ① SH2-4 1-2		3	0	0	0	0	0	1
Larry Walker, L (1, 9) OBP: 0.441, SLG: 0.647	X 0-0 1B			X 0-0 2B		B C B X 2-1 E3		I I I 4-0 17 G4-6-3 IBB		3	0	2	0	1	0	0
17 Todd Helton, L (1, 3) OBP: 0.429, SLG: 0.571	B B C B X 3-1 ③ G1-3			B B C C B F S 3-3 ② K		B S C S 1-3 ① K		X 0-0 ② ③ G4-6-3 1-2f		4	0	0	0	0	2	5
Todd Zeile, R (1, 5) OBP: 0.335, SLG: 0.399		C B X 1-1 G6-4-3 1B		C X 0-1 ③ F9		B B C C F B X 3-2 ② G5-3			C B F X 1-2 ① G3-1	4	0	1	0	0	0	2
Jack Cust, L (1, 7) OBP: 0.250, SLG: 0.571		F C S 0-3 ① K			B C B B C F C 3-3 ① K	F C S 0-3 ③ K			X 0-0 1B	3	0	0	0	0	3	2
Justin Speier, R (7, 1)										0	0	0	0	0	0	0
Todd Jones, L (8, 1)										0	0	0	0	0	0	0
Gabe Kapler, R (9, PH) (9, 7) OBP: 0.288, SLG: 0.335										1	0	1	0	0	0	0
Sandy Alomar Jr., R (1, 2) OBP: 0.328, SLG: 0.494		B B X 2-0 ② ③ G6-4-3 1-2f			B X 1-0 2B 2B 1B	B B B B 4-0 G4-3 BB			P X 1-0 1-3 1B	3	1	2	0	1	0	1
Juan Uribe, R (1, 6) OBP: 0.287, SLG: 0.341			X 0-0 ① F8		S X 0-1 1-3 2B	L X 0-1 ① ② G4-3 1-2f			S B B B F F S 2-3 ② K	4	1	1	0	0	1	3
Denny Neagle, L (1, 1) OBP: 0.290, SLG: 0.387			F S F X 0-2 ② G3		F B F C 1-3 ② K	B X 1-0 ③ G6-3			B F B C F C 2-3 ③ K	2	0	0	0	0	1	2
Juan Pierre, L (7, PH) (7, 8) OBP: 0.314, SLG: 0.305										1	0	0	0	0	0	0
Greg Norton, S (9, PH) OBP: 0.292, SLG: 0.371										1	0	0	0	0	1	2
Jose Jimenez, R (9, 1)										0	0	0	0	0	0	0
Inning Stats	R: 0 E: 0 K: 1 S: 9 H: 1 LOB: 1 BB: 0 P: 14	R: 0 E: 0 K: 1 S: 6 H: 1 LOB: 0 BB: 0 P: 9	R: 0 E: 0 K: 0 S: 6 H: 0 LOB: 0 BB: 0 P: 7	R: 0 E: 0 K: 1 S: 8 H: 1 LOB: 1 BB: 0 P: 11	R: 2 E: 0 K: 2 S: 12 H: 3 LOB: 1 BB: 0 P: 18	R: 0 E: 1 K: 2 S: 12 H: 0 LOB: 1 BB: 0 P: 18	R: 0 E: 0 K: 0 S: 3 H: 0 LOB: 0 BB: 1 P: 8	R: 0 E: 0 K: 0 S: 5 H: 1 LOB: 1 BB: 1 P: 9	R: 0 E: 0 K: 2 S: 14 H: 2 LOB: 2 BB: 0 P: 19	1B: 6 2B: 3 3B: 0 HR: 0 SF: 0 SAC: 1 DP: 3 HBP: 0						

PITCHER		IP	WLS	BF	H	R	ER	SO	BB	IBB	HBP	BLK	WP	HR	S	P	ERA	WHIP
Matt Clement, R ERA: 3.7	(1, 1)	8.0	L	31	7	2	2	7	1	1	0	0	0	0	61	94	2.25	1.000
Joe Borowski, R ERA: 2.67	(9, 1)	1.0		5	2	0	0	2	0	0	0	0	0	0	14	19	0.00	2.000

PITCHER	IP	WLS	BF	H	R	ER	SO	BB	IBB	HBP	BLK	WP	HR	S	P	ERA	WHIP

TOP

Colorado Rockies @ Chicago Cubs

Wrigley Field, Chicago, IL

Sat Aug 03 2002, 3:05 PM CDT

Att. 39,385 - Sunny - 81 F

livebaseballscorecards.com

AB	33
R	2
H	9
RBI	2
BB	2
SO	9
LOB	18

COLORADO ROCKIES

WP: 0 PB: 0 SB: 0 CS: 0 PA: 36

Batter	1	2	3	4	5	6	7	8	9	AB	R	H	RBI	BB	SO	LOB
Mark Bellhorn, S (1, 4) OBP: 0.385, SLG: 0.556	C S S 0-3 ① K		B X 1-0 ② G6-3			B C C S 1-3 ② K			F C X 0-2 ① L8	4	0	0	0	0	2	0
Corey Patterson, L (1, 8) OBP: 0.300, SLG: 0.393	X 0-0 1B		F S X 0-2 ③ F8			X 0-0 ③ G3			C X 0-1 ② L6	4	0	1	0	0	0	0
Sammy Sosa, R (1, 9) OBP: 0.410, SLG: 0.598	B F F X 1-2 ② F9			X 0-0 ① G6-3			X 0-0 ① G5-3		B F X 1-1 ③ F9	4	0	0	0	0	0	1
Moises Alou, R (1, 7) OBP: 0.310, SLG: 0.393	B S X 1-1 ③ F9			C B B F F B S 3-3 ② K			C C B F X 1-2 ② L7			3	0	0	0	0	1	1
Fred McGriff, L (1, 3) OBP: 0.355, SLG: 0.504		B S S B X 2-1 HR		C X 0-1 ③ F7			X 0-0 ③ P6			3	1	1	1	0	0	0
Bill Mueller, S (1, 5) OBP: 0.332, SLG: 0.370		C B B F X 2-2 ① P3			B C B F S 2-3 ① K			F B B F B X 3-2 ① G3-1		3	0	0	0	0	1	0
Alex Gonzalez, R (1, 6) OBP: 0.291, SLG: 0.402		B S X 1-1 ② G4-3			S S B F X 1-2 ② P4			X 0-0 1B		3	0	1	0	0	0	0
Todd Hundley, S (1, 2) OBP: 0.274, SLG: 0.378		C B B B F C 3-3 ③ K			C B B X 2-1 ③ P6			B F C S 1-3 ② K		3	0	0	0	0	2	1
Matt Clement, R (1, 1) OBP: 0.149, SLG: 0.116			F S S 0-3 ① K			X 0-0 ① F8		F F X 0-2 ③ P6		2	0	0	0	0	1	0
Chris Stynes, R (8, PH) OBP: 0.327, SLG: 0.394										1	0	0	0	0	0	1
Joe Borowski, R (9, 1) OBP: 0.200, SLG: 0.200										0	0	0	0	0	0	0
Inning Stats	R: 0 E: 0 K: 1 S: 9 H: 1 LOB: 1 BB: 0 P: 11	R: 1 E: 0 K: 1 S: 10 H: 1 LOB: 0 BB: 0 P: 18	R: 0 E: 0 K: 1 S: 7 H: 0 LOB: 0 BB: 0 P: 8	R: 0 E: 0 K: 1 S: 7 H: 0 LOB: 0 BB: 0 P: 10	R: 0 E: 0 K: 1 S: 9 H: 0 LOB: 0 BB: 0 P: 14	R: 0 E: 0 K: 1 S: 5 H: 0 LOB: 0 BB: 0 P: 6	R: 0 E: 0 K: 0 S: 6 H: 0 LOB: 0 BB: 0 P: 7	R: 0 E: 0 K: 1 S: 10 H: 1 LOB: 1 BB: 0 P: 14	R: 0 E: 0 K: 0 S: 7 H: 0 LOB: 0 BB: 0 P: 8	1B: 2 2B: 0 3B: 0 HR: 1	SF: 0 SAC: 0 DP: 0 HBP: 0						

PITCHER		IP	WLS	BF	H	R	ER	SO	BB	IBB	HBP	BLK	WP	HR	S	P	ERA	WHIP
Denny Neagle, L ERA: 5.68	(1, 1)	6.0	W	20	2	1	1	6	0	0	0	0	0	1	47	67	1.50	0.333
Justin Speier, R ERA: 2.97	(7, 1)	1.0	H	3	0	0	0	0	0	0	0	0	0	0	6	7	0.00	0.000
Todd Jones, R ERA: 4.47	(8, 1)	1.0	H	4	1	0	0	1	0	0	0	0	0	0	10	14	0.00	1.000
Jose Jimenez, R ERA: 3.44	(9, 1)	1.0	S	3	0	0	0	0	0	0	0	0	0	0	7	8	0.00	0.000

PITCHER	IP	WLS	BF	H	R	ER	SO	BB	IBB	HBP	BLK	WP	HR	S	P	ERA	WHIP

BOTTOM

Colorado Rockies @ Chicago Cubs

Wrigley Field, Chicago, IL

Sat Aug 03 2002, 3:05 PM CDT
Att. 39,385 - Sunny - 81 F

livebaseballscorecards.com

AB	30
R	1
H	3
RBI	1
BB	0
SO	7
LOB	4

1B: 2 SF: 0
2B: 0 SAC: 0
3B: 0 DP: 0
HR: 1 HBP: 0

WP: 0 PA: 30
PB: 0
SB: 0
CS: 0

Batter	1	2	3	4	5	6	7	8	9	AB	R	H	RBI	BB	SO	LOB
Jay Payton, R (1, 8) OBP: 0.337, SLG: 0.413	S C F C 0-3 ① K		C X 0-1 ③ G3			C F S 0-3 ① K		B B B C B 4-1 S BB		3	0	0	0	1	2	1
Terry Shumpert, R (1, 4) OBP: 0.314, SLG: 0.365	B F C B B C 3-3 ② K			C B X 1-1 ① G5-3		C X 0-1 ② G5-3		C B B C B F X 3-2 ③ G5-3 1-2		4	0	0	0	0	1	1
Mark Corey, R (8, 1)										0	0	0	0	0	0	0
17 Todd Helton, L (1, 3) OBP: 0.425, SLG: 0.565	C B C B F B S 3-3 ③ K			F C B S 1-3 ② K		F F B B X 2-2 ③ G1-3			C B S F B F X 2-2 ① F9	4	0	0	0	0	2	0
Todd Zeile, R (1, 5) OBP: 0.332, SLG: 0.395		B B F F X 2-2 ① F9		C C B S 1-3 ③ K			B C F B S 2-3 ① K		B B X 2-0 ② L9	4	0	0	0	0	2	0
Jack Cust, L (1, 7) OBP: 0.250, SLG: 0.400		S S S 0-3 ② K			C C S 0-3 ① K		B F B B F B 4-2 G5-4-3 BB		B F B S B C 3-3 ③ K	3	0	0	0	1	3	0
Gabe Kapler, R (1, 9) OBP: 0.289, SLG: 0.335		B X 1-0 ③ G3			C C B B X 2-2 1B 1B		F X 0-1 ② ③ G5-4-3 1-2f			3	0	1	0	0	0	1
Juan Uribe, R (1, 6) OBP: 0.287, SLG: 0.341			B F X 1-1 ① G6-3		F F F B S 1-3 ② K			B F F B B X 3-2 1B G5-4-3 1B		3	1	1	0	0	1	1
Gary Bennett, R (1, 2) OBP: 0.317, SLG: 0.356			B C X 1-1 2B		B B X 2-0 1-3 1B			B X 1-0 1-3 G5-4-3 1B		3	0	3	0	0	0	0
Shawn Chacon, R (1, 1) OBP: 0.267, SLG: 0.300			S B C S 1-3 ② K		B F C B S 2-3 ③ K			B B F F F X 2-2 ① ② G5-4-3 1-2f 3-H		1	0	0	0	0	1	1
Greg Norton, S (5, PH) OBP: 0.289, SLG: 0.368										1	0	0	0	0	1	2
Rick White, R (5, 1)										0	0	0	0	0	0	0
Victor Santos, R (6, 1)										0	0	0	0	0	0	0
Kent Mercker, L (7, 1)										0	0	0	0	0	0	0
Brent Butler, R (8, PH) OBP: 0.286, SLG: 0.440										1	0	0	0	0	0	1
(8, 4)																
Inning Stats	R: 0 E: 0 K: 3 S: 11 H: 0 LOB: 0 BB: 0 P: 17	R: 0 E: 0 K: 1 S: 7 H: 0 LOB: 0 BB: 0 P: 10	R: 0 E: 0 K: 1 S: 9 H: 1 LOB: 1 BB: 0 P: 12	R: 0 E: 0 K: 2 S: 8 H: 0 LOB: 0 BB: 0 P: 11	R: 0 E: 0 K: 3 S: 14 H: 2 LOB: 2 BB: 0 P: 21	R: 0 E: 0 K: 1 S: 8 H: 0 LOB: 0 BB: 0 P: 10	R: 0 E: 0 K: 1 S: 7 H: 0 LOB: 0 BB: 1 P: 13	R: 1 E: 0 K: 0 S: 12 H: 2 LOB: 1 BB: 1 P: 25	R: 0 E: 0 K: 1 S: 9 H: 0 LOB: 0 BB: 0 P: 16	1B: 4 2B: 1 3B: 0 HR: 0		SF: 0 SAC: 0 DP: 2 HBP: 0				

PITCHER	IP	WLS	BF	H	R	ER	SO	BB	IBB	HBP	BLK	WP	HR	S	P	ERA	WHIP
22 Mark Prior, R (1, 1) ERA: 3.38	9.0	W	32	5	1	1	13	2	0	0	0	0	0	85	135	1.00	0.778

PITCHER	IP	WLS	BF	H	R	ER	SO	BB	IBB	HBP	BLK	WP	HR	S	P	ERA	WHIP

TOP

Colorado Rockies @ Chicago Cubs

Wrigley Field, Chicago, IL

Sun Aug 04 2002, 1:20 PM CDT

Att. 38,474 - Overcast - 85 F

livebaseballscorecards.com

AB	30
R	1
H	5
RBI	0
BB	2
SO	13
LOB	8

WP: 0 PA: 32
PB: 0
SB: 1
CS: 0

Batter	1	2	3	4	5	6	7	8	9	AB	R	H	RBI	BB	SO	LOB
Mark Bellhorn, S (1, 4) OBP: 0.385, SLG: 0.563	B C B X 2-1 L8 ①	F F B B X 2-2 2-H HR		B C B B B 4-1 FC5-4 1-2 BB		B B X 2-0 F8 ①		C S 0-3 K ②		4	1	1	2	1	1	0
Bill Mueller, S (1, 5) OBP: 0.333, SLG: 0.368	B C B F B X 3-2 2B 1B	B C B X 2-1 G4-3 ③		C S B X 1-2 L9 ①		B B B B 4-0 BB BB		X 0-0 P4 ③		4	1	1	0	1	0	2
Sammy Sosa, R (1, 9) OBP: 0.408, SLG: 0.593	B S S S 1-3 K ②		B B B X 3-0 F8 ①	C B X 1-1 1-2f 2-3 FC5-4 ②		C C B F B B F B 4-2 1-2 BB				3	0	0	0	1	1	3
Fred McGriff, L (1, 3) OBP: 0.354, SLG: 0.504	F B F X 1-2 1-H 1B 2B		B B B C C S 3-3 K ②	S B F B F B S 3-3 K ③		B B F B C F F S 3-3 K ②				4	1	1	1	0	3	4
Moises Alou, R (1, 7) OBP: 0.312, SLG: 0.392	B F X 1-1 2-H 1B		B B B B 4-0 BB 1B BB		B X 1-0 L7 ①	F B B C B F B F S 3-3 K ③				3	0	1	1	1	1	2
Corey Patterson, L (1, 8) OBP: 0.302, SLG: 0.397	X 0-0 P4 ③		F X 0-1 1-2 BB 1B		B B B C F X 3-2 22 WP 2B		C B B F X 2-2 G4-3 ①			4	0	2	0	0	0	1
Todd Hundley, S (1, 2) OBP: 0.274, SLG: 0.372		C X 0-1 F8 ①	B B B B 4-0 1-2 2-3 BB		C S B S 1-3 K ②		B C S B S 2-3 K ②			3	0	0	0	1	2	1
Alex Gonzalez, R (1, 6) OBP: 0.293, SLG: 0.400		B S B B B 4-1 22 SH1-4 HR BB	B F B X 2-1 G6-3 ③		B B I I 4-0 22 WP IBB		B B X 2-0 F5 ③			2	1	0	0	2	0	3
22 Mark Prior, R (1, 1) OBP: 0.231, SLG: 0.360		B S X 1-1 SH1-4 ② 1-2		S S X 0-2 FC5-4 BB 1B		B S X 1-1 G1-3 ③ 1-2 2-3		S B S C 1-3 K ①		3	0	1	0	0	1	2
Inning Stats	R: 2 E: 0 K: 1 S: 14 H: 3 LOB: 1 BB: 0 P: 22	R: 2 E: 0 K: 0 S: 10 H: 1 LOB: 0 BB: 1 P: 19	R: 0 E: 0 K: 1 S: 8 H: 1 LOB: 3 BB: 2 P: 24	R: 0 E: 0 K: 1 S: 13 H: 1 LOB: 2 BB: 1 P: 22	R: 0 E: 0 K: 1 S: 9 H: 1 LOB: 2 BB: 1 P: 19	R: 0 E: 0 K: 2 S: 15 H: 0 LOB: 2 BB: 2 P: 31	R: 0 E: 0 K: 1 S: 7 H: 0 LOB: 0 BB: 0 P: 13	R: 0 E: 0 K: 2 S: 7 H: 0 LOB: 0 BB: 0 P: 8		1B: 4 2B: 2 3B: 0 HR: 1 SF: 0 SAC: 1 DP: 0 HBP: 0						

PITCHER		IP	WLS	BF	H	R	ER	SO	BB	IBB	HBP	BLK	WP	HR	S	P	ERA	WHIP
Shawn Chacon, R ERA: 5.04	(1, 1)	4.0	L	22	6	4	4	3	4	0	0	0	0	1	45	87	9.00	2.500
Rick White, R ERA: 5.36	(5, 1)	1.0		5	1	0	0	1	0	1	0	0	1	0	9	19	0.00	1.000
Victor Santos, R ERA: 9.0	(6, 1)	1.0		5	0	0	0	2	2	0	0	0	0	0	15	31	0.00	2.000
Kent Mercker, L ERA: 3.86	(7, 1)	1.0		3	0	0	0	1	0	0	0	0	0	0	7	13	0.00	0.000
Mark Corey, R ERA: 3.75	(8, 1)	1.0		3	0	0	0	2	0	0	0	0	0	0	7	8	0.00	0.000

PITCHER	IP	WLS	BF	H	R	ER	SO	BB	IBB	HBP	BLK	WP	HR	S	P	ERA	WHIP

BOTTOM

Colorado Rockies @ Chicago Cubs

Wrigley Field, Chicago, IL

Sun Aug 04 2002, 1:20 PM CDT

Att. 38,474 - Overcast - 85 F

livebaseballscorecards.com

AB	30
R	4
H	7
RBI	4
BB	7
SO	9
LOB	18

WP: 1 PB: 0 SB: 0 CS: 0 PA: 38

Chicago Cubs @ San Francisco Giants

PacBell Park, San Francisco, CA

Tue Aug 06 2002, 10:15 PM EDT

Att. 41,991 - Sunny - 67 F

TOP

livebaseballscorecards.com

Batter	1	2	3	4	5	6	7	8	9	AB	R	H	RBI	BB	SO	LOB
Mark Bellhorn, S (1, 4) OBP: 0.385, SLG: 0.566	C B B F B S 3-3 ① K		B B B C F B 4-2 1B 2B BB	C C C 0-3 ② K			B X 1-0 E 3B	X 0-0 ② G1-3		4	2	1	0	1	2	2
Bill Mueller, S (1, 5) OBP: 0.338, SLG: 0.376	C B B X 2-1 1B		B X 1-0 2B HR 1-3 1B	X 0-0 3-H 2B			B X 1-0 E6 1B BB SF9 3-H	B F B C X 2-2 ③ F3		5	2	3	1	0	0	1
Sammy Sosa, R (1, 9) OBP: 0.410, SLG: 0.595	C X 0-1 ② F8		B X 1-0 1-3 3-H HR 2B	X 0-0 ③ F3			B B B B 4-0 SF9 1B 1-2 SF9 BB		C S B B F F X 2-2 G4-3 1B	4	3	2	1	1	0	2
Fred McGriff, L (1, 3) OBP: 0.354, SLG: 0.510	F C X 0-2 ③ G3		B B F F B F X 3-2 2-H 3-H HR		B B F F F S 2-3 ① K2-3		F C B F X 1-2 1-2 2-3 1B		X 0-0 ① G4-3 1-2	5	1	2	3	0	1	2
Moises Alou, R (1, 7) OBP: 0.313, SLG: 0.394		S B B X 2-1 G1-6-3 1B	B X 1-0 ② G5-3		B C B S B S 3-3 ② K		B X 1-0 ① SF9 2-3 3-H		B X 1-0 2-H 2B 1B	4	0	2	2	0	1	0
Corey Patterson, L (1, 8) OBP: 0.301, SLG: 0.398		C F B X 1-2 ① ② G1-6-3 1-2f	B B S F X 2-2 ③ G4-3		S C F S 0-3 ③ K		S F X 0-2 ② SF9 3-H		B B S B F X 3-2 1-3 2B	4	0	1	1	0	1	1
Todd Hundley, S (1, 2) OBP: 0.278, SLG: 0.372 Kyle Farnsworth, R (7, 1) Delino DeShields, L (9, PH) OBP: 0.295, SLG: 0.313		B B X 2-0 1B		B C B B S F F F 4-2 F B 2B G3 BB		X 0-0 ① G1-3	B C F S 1-3 ③ K		4-0 FC6-4 IBB	3 0 0	1 0 0	1 0 0	0 0 0	1 0 1	1 0 0	1 0 0
Alex Gonzalez, R (1, 6) OBP: 0.294, SLG: 0.406		B X 1-0 ③ G6-3		C X 0-1 G3 1-3 2B		B S X 1-1 ② P3		B X 1-0 2B	B C F B F C 2-3 ② K	5	1	2	0	0	1	4
39 Steve Smyth, L (1, 1) Roosevelt Brown, L (4, PH) OBP: 0.270, SLG: 0.319 Joe Borowski, R (4, 1) OBP: 0.200, SLG: 0.200 Chad Hermansen, R (6, PH) OBP: 0.271, SLG: 0.379 Tom Gordon, R (6, 1) Joe Girardi, R (7, 2) OBP: 0.271, SLG: 0.285			C X 0-1 ① L8	B B B C X 3-1 ① G3 2-3 3-H		F F B F C 1-3 ③ K		C S B S 1-3 ① K	B X 1-0 ③ FC6-4 1-2f	1 1 0 1 0 2	0 0 0 0 0 0	0 1 0 0 0 1	0 0 0 0 0 4	0 1 0 1 0 1	0 0 0 0 0 0	0 1 0 0 0 4

| | | |

Batter	1	2	3	4	5	6	7	8	9	AB	R	H	RBI	BB	SO	LOB
Kenny Lofton, L (1, 8) OBP: 0.349, SLG: 0.432	SF7 3B	G5-3		L9		F7		E 1B 1-2 2-3		5	2	2	0	0	0	1
Rich Aurilia, R (1, 6) OBP: 0.304, SLG: 0.426	SF7 3-H		HR BB 1B	K		F9		K		4	1	1	1	0	2	4
Jeff Kent, R (1, 4) OBP: 0.380, SLG: 0.549	2B 1B		HR BB 1-2		F9		L9	E5 L4 1-H 2-H 3-H		4	2	1	1	1	0	0
Barry Bonds, L (1, 7) OBP: 0.565, SLG: 0.805 Tom Goodwin, L (8, PR) OBP: 0.308, SLG: 0.309 (9, 7)	HR 2B 1-H		HR 1-H 2-H	K			1B BB 1B	IBB		3 0	3 0	2 0	4 0	2 0	1 0	0 0
Benito Santiago, R (1, 2) OBP: 0.322, SLG: 0.455	G6-3		L7		BB 1B		1B 1B 1-2	L4 2-3		5	0	2	0	0	0	3
Reggie Sanders, R (1, 9) OBP: 0.334, SLG: 0.474	HR 2-H		L9		BB 1-2		G6-3 1-2 2-H 1B			3	1	2	3	1	0	0
Damon Minor, L (1, 3) OBP: 0.337, SLG: 0.486 Tim Worrell, R (8, 1) Robb Nen, R (9, 1)	K		E2		P4		G6-3 1-2f			4 0 0	0 0 0	0 0 0	0 0 0	0 0 0	1 0 0	4 0 0
David Bell, R (1, 5) OBP: 0.319, SLG: 0.433		G6-3	F7			K		1B BB E 1B		4	1	1	0	0	1	1
Ryan Jensen, R (1, 1) OBP: 0.143, SLG: 0.171 Pedro Feliz, R (6, PH) OBP: 0.289, SLG: 0.336 41 Chad Zerbe, L (7, 1) OBP: 0.200, SLG: 0.200 Felix Rodriguez, R (7, 1) OBP: 1.000, SLG: 1.000 J.T. Snow, L (8, 3) OBP: 0.348, SLG: 0.386		K		G4-3		1B		1B E BB 1-2		2 1 0 0 0	0 0 0 0 1	0 1 0 0 0	0 0 0 0 0	0 0 0 0 1	1 0 0 0 0	0 0 0 0 0
Inning Stats	R: 4 H: 4 E: 0 LOB: 0 K: 1 BB: 0 S: 16 P: 30	R: 0 H: 0 E: 0 LOB: 0 K: 1 BB: 0 S: 7 P: 11	R: 3 H: 2 E: 1 LOB: 1 K: 0 BB: 1 S: 15 P: 25	R: 0 H: 0 E: 0 LOB: 0 K: 1 BB: 0 S: 9 P: 14	R: 0 H: 1 E: 0 LOB: 2 K: 1 BB: 1 S: 13 P: 26	R: 0 H: 1 E: 0 LOB: 1 K: 1 BB: 0 S: 11 P: 14	R: 1 H: 2 E: 0 LOB: 1 K: 0 BB: 1 S: 9 P: 16	R: 3 H: 2 E: 1 LOB: 1 K: 1 BB: 2 S: 9 P: 23		1B: 8 SF: 1 2B: 2 SAC: 0 3B: 1 DP: 2 HR: 2 HBP: 0						

PITCHER		IP	WLS	BF	H	R	ER	SO	BB	IBB	HBP	BLK	WP	HR	S	P	ERA	WHIP
39 Steve Smyth, L ERA: 21.0	(1, 1)	3.0		17	6	7	7	2	1	0	0	0	0	2	38	66	21.00	2.333
Joe Borowski, R ERA: 2.59	(4, 1)	2.0		8	1	0	0	2	1	0	0	0	0	0	22	40	0.00	1.000
Tom Gordon, R ERA: 5.4	(6, 1)	1.1		8	3	1	1	1	1	0	0	0	0	0	19	28	6.75	3.000
Kyle Farnsworth, R ERA: 5.9	(7, 1)	1.2	L	8	2	3	1	1	1	1	0	0	0	0	10	25	5.40	1.800

PITCHER	IP	WLS	BF	H	R	ER	SO	BB	IBB	HBP	BLK	WP	HR	S	P	ERA	WHIP

BOTTOM

Chicago Cubs @ San Francisco Giants

PacBell Park, San Francisco, CA

Tue Aug 06 2002, 10:15 PM EDT

Att. 41,991 - Sunny - 67 F

livebaseballscorecards.com

AB	35
R	11
H	12
RBI	9
BB	5
SO	6
LOB	13

WP: 0 PA: 41
PB: 0
SB: 0
CS: 0

Batter	1	2	3	4	5	6	7	8	9	10	AB	R	H	RBI	BB	SO	LOB
Mark Bellhorn, S (1, 4) (8, 3) OBP: 0.379, SLG: 0.555	B B B C X 3-1 P4 ①		B B X 2-0 F9 ①		B C C S 1-3 K ③		F C B X 1-2 G3-1 ③		B F S B S 2-3 K ②		5	0	0	0	0	2	4
Bill Mueller, S (1, 5) OBP: 0.342, SLG: 0.383	B B X 2-0 G4-3 ②		B C B F F B B 4-2 FC5-4 BB			F X 0-1 G4-3 ①		C C B B B F F F B 4-2 1B 2B BB	B X 1-0 2-H 3B		3	1	1	1	2	0	0
Sammy Sosa, R (1, 9) OBP: 0.412, SLG: 0.594	B B X 2-0 1B		B B F X 2-1 FC5-4 ② 1-2f			B F X 1-1 F9 ②		C B B S F X 2-2 1-2 2B 1B	I I I I 4-0 IBB		4	1	2	0	1	0	1
Fred McGriff, L (1, 3) OBP: 0.353, SLG: 0.510 Delino DeShields, L (8, PR) OBP: 0.293, SLG: 0.310 (8, 4)	B B F X 2-1 G3 ③		X 0-0 G3 ③			C B B X 2-1 G5-3 ③		X 0-0 1-H 2-H 2B	B X 1-0 F7 ③		4 1	0 0	1 0	2 0	0 0	0 0	2 2
Moises Alou, R (1, 7) OBP: 0.315, SLG: 0.392		B B B B 4-0 G3 BB		F B B X 2-1 F8 ①			B X 1-0 L6 ① C F B X 1-2 F8 E 1B	B B X 2-0 G4-3 ① F C S 0-3 K ②		X 0-0 G4-6-3 1B	4	0	1	0	1	0	1
Corey Patterson, L (1, 8) OBP: 0.300, SLG: 0.395		C F F F X 0-2 G3 ① 1-2		B S C B S 2-3 K ②						S F F B F X 1-2 G4-6-3 ① ② 1-2f	5	0	1	0	0	2	3
Todd Hundley, S (1, 2) OBP: 0.274, SLG: 0.366 Angel Echevarria, R (8, PH) OBP: 0.302, SLG: 0.450 Joe Girardi, R (8, 2) OBP: 0.269, SLG: 0.283		B C B C B S 3-3 K ②		B S B C S 2-3 K ③			C B X 1-1 E4 BB 1-2	C B B X 2-1 F8 ③		C X 0-1 G5-3 ③	3 1 1	0 0 0	0 0 0	0 0 0	0 0 0	2 0 0	2 1 0
Alex Gonzalez, R (1, 6) OBP: 0.296, SLG: 0.405		B B B B 4-0 BB			B C B F F C 2-3 K ①		B X 1-0 F8 ② 2-3		B B C F X 2-2 SH1-4 3B 1B		3	1	1	0	1	1	2
34 Kerry Wood, R (1, 1) OBP: 0.160, SLG: 0.125 Roosevelt Brown, L (7, PH) OBP: 0.275, SLG: 0.319 Juan Cruz, R (7, 1) OBP: 0.143, SLG: 0.143 Chad Hermansen, R (9, PH) OBP: 0.271, SLG: 0.379 Antonio Alfonseca, R (9, 1) OBP: 0.667, SLG: 0.667		B F B F F S 2-3 K ③			C B C S 1-3 K ②		B S B C B F F B 4-2 1-2 BB		C X 0-1 SH1-4 ① 1-2		2 0 0 0 0	0 0 0 0 0	0 0 0 0 0	0 1 0 0 0	0 0 0 0 0	2 0 0 0 0	2 0 0 0 0
Inning Stats	R: 0 H: 1 E: 0 LOB: 1 K: 0 BB: 0 S: 6 P: 15	R: 0 H: 0 E: 0 LOB: 2 K: 2 BB: 2 S: 12 P: 25	R: 0 H: 0 E: 0 LOB: 1 K: 0 BB: 1 S: 7 P: 15	R: 0 H: 0 E: 0 LOB: 0 K: 2 BB: 0 S: 8 P: 14	R: 0 H: 0 E: 0 LOB: 0 K: 3 BB: 0 S: 10 P: 14	R: 0 H: 0 E: 0 LOB: 0 K: 0 BB: 0 S: 6 P: 9	R: 0 H: 1 E: 1 LOB: 3 K: 0 BB: 1 S: 14 P: 23	R: 2 H: 2 E: 0 LOB: 1 K: 1 BB: 1 S: 16 P: 26	R: 1 H: 2 E: 0 LOB: 2 K: 1 BB: 1 S: 10 P: 20	R: 0 H: 1 E: 0 LOB: 0 K: 0 BB: 0 S: 8 P: 9	1B: 5 SF: 0 2B: 1 SAC: 1 3B: 1 DP: 1 HR: 0 HBP: 0						

PITCHER		IP	WLS	BF	H	R	ER	SO	BB	IBB	HBP	BLK	WP	HR	S	P	ERA	WHIP
Russ Ortiz, R ERA: 3.89	(1, 1)	7.0		28	2	0	0	7	4	0	0	0	0	0	63	115	0.00	0.857
Tim Worrell, R ERA: 2.63	(8, 1)	0.1	H	4	2	2	2	0	1	0	0	0	0	0	11	19	54.00	9.000
41 Chad Zerbe, L ERA: 3.04	(8, 1)	0.1	H	1	0	0	0	1	0	0	0	0	0	0	3	3	0.00	0.000
Felix Rodriguez, R ERA: 5.29	(8, 1)	0.1	H	1	0	0	0	0	0	0	0	0	0	0	2	4	0.00	0.000
Robb Nen, R ERA: 1.88	(9, 1)	2.0	W	9	3	1	1	1	0	1	0	0	0	0	18	29	4.50	1.500

PITCHER	IP	WLS	BF	H	R	ER	SO	BB	IBB	HBP	BLK	WP	HR	S	P	ERA	WHIP

TOP

Chicago Cubs @ San Francisco Giants

PacBell Park, San Francisco, CA

Wed Aug 07 2002, 10:15 PM EDT

Att. 41,408 - Sunny - 72 F

livebaseballscorecards.com

AB	36
R	3
H	7
RBI	3
BB	6
SO	9
LOB	20

WP: 0	PA: 43					
PB: 0						
SB: 0						
CS: 0						

Chicago Cubs @ San Francisco Giants

PacBell Park, San Francisco, CA

Wed Aug 07 2002, 10:15 PM EDT

Att. 41,408 - Sunny - 72 F

livebaseballscorecards.com

BOTTOM

Batter	1	2	3	4	5	6	7	8	9	10	AB	R	H	RBI	BB	SO	LOB
Kenny Lofton, L (1, 8) OBP: 0.349, SLG: 0.431	B F F B X 2-2 1B		X 0-0 ① F8		C X 0-1 ② G4-3		C C X 0-2 1B		X 0-0 ③ G6-3		5	0	2	0	0	0	0
Rich Aurilia, R (1, 6) OBP: 0.302, SLG: 0.423	F F C 0-3 ① K		C B B X 2-1 ② F9		B C B X 2-1 HR 1B		B C B X 2-1 ② L7			X 0-0 ① P5	5	1	1	0	0	1	2
Jeff Kent, R (1, 4) OBP: 0.382, SLG: 0.555	X 0-0 ② P4		F F B B B F B 4-2 BB		F X 0-1 1-H HR		C B B F F B S 3-3 ③ K			B C C X 1-2 1B WP 1B 1B	4	2	2	2	1	1	2
Barry Bonds, L (1, 7) OBP: 0.564, SLG: 0.804 Tom Goodwin, L (8, PR) (9, 7) OBP: 0.315, SLG: 0.316	F X 0-1 ③ F7		S B F C 1-3 ③ K		F C X 0-2 2B			C B B B B 4-1 BB		S B S F B B X 3-2 1-3 1B 1B	3 1	0 0	1 1	0 0	1 0	1 0	2 0
Benito Santiago, R (1, 2) OBP: 0.323, SLG: 0.457		S B X 1-1 G4-3 2B 2B		X 0-0 ① F3	C X 0-1 ③ G5-3			B L X 1-1 ① P5		X 0-0 1-2 3-H 1B	5	1	2	1	0	0	2
J.T. Snow, L (1, 3) OBP: 0.347, SLG: 0.382		X 0-0 ① G4-3 2-3	B F B B S F F B 4-2 BB			S X 0-1 ① G4-3		C C C 0-3 ② K			3	0	0	0	1	1	2
Reggie Sanders, R (1, 9) OBP: 0.331, SLG: 0.469 Robb Nen, R (9, 1)		F B S S 1-3 ② K	C S S 0-3 ② K			B F S F F B X 2-2 ② F8		C B X 1-1 ③ P4			4 0	0 0	0 0	0 0	0 0	2 0	3 0
David Bell, R (1, 5) OBP: 0.318, SLG: 0.433		F C X 0-2 3-H 2B	F B S F F B C 2-3 ③ K			F X 0-1 ③ F2			F S B F F X 1-2 ① F9		4	0	1	1	0	1	1
Russ Ortiz, R (1, 1) OBP: 0.308, SLG: 0.326 Pedro Feliz, R (7, PH) OBP: 0.287, SLG: 0.333 Tim Worrell, R (8, 1) 41 Chad Zerbe, L (8, 1) OBP: 0.200, SLG: 0.200 Felix Rodriguez, R (8, 1) OBP: 1.000, SLG: 1.000 Shawon Dunston, R (9, 9) OBP: 0.245, SLG: 0.276		C C B C 1-3 ③ K			S B S F F B S 2-3 ① K		F B C C 1-3 ① K		F B B S 1-3 ② K		2 1 0 0 0 1	0 0 0 0 0 0	0 0 0 0 0 0	0 0 0 0 0 0	2 1 0 0 0 1	1 0 0 0 0 0	1 0 0 0 0 0
Inning Stats	R: 0 H: 1 E: 0 LOB: 1 K: 1 BB: 0 S: 9 P: 11	R: 1 H: 2 E: 0 LOB: 1 K: 2 BB: 0 S: 12 P: 15	R: 0 H: 0 E: 0 LOB: 1 K: 1 BB: 1 S: 9 P: 16	R: 0 H: 0 E: 0 LOB: 1 K: 2 BB: 1 S: 13 P: 19	R: 2 H: 3 E: 0 LOB: 1 K: 1 BB: 0 S: 16 P: 20	R: 0 H: 0 E: 0 LOB: 0 K: 0 BB: 0 S: 9 P: 11	R: 0 H: 1 E: 0 LOB: 1 K: 2 BB: 0 S: 12 P: 18	R: 0 H: 0 E: 0 LOB: 1 K: 1 BB: 1 S: 8 P: 14	R: 0 H: 0 E: 0 LOB: 0 K: 1 BB: 0 S: 9 P: 11	R: 1 H: 3 E: 0 LOB: 2 K: 0 BB: 0 S: 9 P: 13	1B: 6 2B: 3 3B: 0 HR: 1	SF: 0 SAC: 0 DP: 0 HBP: 0					WP: 1 PB: 0 SB: 0 CS: 0	PA: 41

PITCHER		IP	WLS	BF	H	R	ER	SO	BB	IBB	HBP	BLK	WP	HR	S	P	ERA	WHIP
34 Kerry Wood, R ERA: 3.86	(1, 1)	6.0		26	6	3	3	7	2	0	0	0	0	1	68	92	4.50	1.333
Juan Cruz, R ERA: 4.12	(7, 1)	2.0		8	1	0	0	3	1	0	0	0	0	0	20	32	0.00	1.000
Antonio Alfonseca, R ERA: 3.73	(9, 1)	1.1	L	7	3	1	1	1	0	0	0	0	1	0	18	24	6.75	2.250

PITCHER	IP	WLS	BF	H	R	ER	SO	BB	IBB	HBP	BLK	WP	HR	S	P	ERA	WHIP

AB	38
R	4
H	10
RBI	4
BB	3
SO	11
LOB	15

Chicago Cubs @ San Francisco Giants

PacBell Park, San Francisco, CA

Thu Aug 08 2002, 3:35 PM EDT

Att. 41,617 - Sunny - 79 F

TOP

livebaseballscorecards.com

Batter	1	2	3	4	5	6	7	8	9	AB	R	H	RBI	BB	SO	LOB
Mark Bellhorn, S (1, 4) (8, 3) OBP: 0.386, SLG: 0.555	BCSBBFB 4-2 FC3-6 BB	CBBCX 2-2 E 1B 2-3 1B		CCBBBB 4-2 BB		CSS 0-3 ② K		BBBCB 4-1 HR BB		2	2	1	0	3	1	1
Bill Mueller, S (1, 5) OBP: 0.341, SLG: 0.383 Chris Stynes, R (7, 5) OBP: 0.325, SLG: 0.391	X 0-0 ① FC3-6 1-2f HR	CBCFFBX 2-2 ② SF7 3-H		FCBS 1-3 ② K		BFFBBX 3-2 2-H 1B		BBFBX 3-1 ② L8		3 1	1 0	1 0	2 0	0 0	1 0	2 1
Sammy Sosa, R (1, 9) OBP: 0.412, SLG: 0.606 Chad Hermansen, R (8, 9) OBP: 0.271, SLG: 0.379	CSFX 1-2 2-H HR	CCX 1-2 E4 1B 1-2		CBFS 2-3 ③ K2-3		BSCBS 2-3 ③ K		BX 1-0 1-H HR		5 0	2 0	2 0	4 0	0 0	2 0	3 0
Fred McGriff, L (1, 3) OBP: 0.354, SLG: 0.508 Jeff Fassero, L (8, 1)	CBX 1-1 ② G3	X 0-0 1-2 2-H 1B			X 0-0 ① F8		BFBBSFB 4-2 FC5-4 BB	X 0-0 ③ G3-1		4 0	0 0	1 0	1 0	1 0	0 0	0 0
Moises Alou, R (1, 7) OBP: 0.316, SLG: 0.388 Roosevelt Brown, L (9, 7) OBP: 0.275, SLG: 0.319	CBBBB 4-1 2B 1B BB	SFBX 1-2 ③ F8			BCBCBFB 4-2 BB		FFX 0-2 ① FC5-4 1-2f 1B 1B		FBBFC 2-3 ① K	3 0	1 0	0 0	0 0	2 0	1 0	3 0
Corey Patterson, L (1, 8) OBP: 0.301, SLG: 0.398	CBFX 1-2 1-3 1B 2B	BFBSBX 3-2 ① F7			FFX 0-2 ② P4		X 0-0 1-2 1B 1B		FFX 0-2 ② F8	5	1	2	0	0	0	1
Alex Gonzalez, R (1, 6) OBP: 0.295, SLG: 0.402	BCBSX 2-2 2-H 3-H PO 1B	CCBBFX 2-2 ② L4			SFBX 1-2 ③ G5-3		CCFFBS 1-3 ② K		BFBX 2-1 ③ G6-3	5	0	1	2	0	1	3
Joe Girardi, R (1, 2) OBP: 0.281, SLG: 0.291	CF 1 SAFE 0-2 ③ PO 1-2	BBBCB 4-1 1B SH3-4 SF7 BB	CX 0-1 ③ F8			CX 0-1 1B SH3-4 1B	BBBCX 3-1 1-2 2-H ③ 1B			3	2	2	0	1	0	0
Matt Clement, R (1, 1) OBP: 0.146, SLG: 0.114 Delino DeShields, L (8, PH) (8, 4) OBP: 0.292, SLG: 0.308	X 0-0 ① SH3-4 1-2			SBSS 1-3 ① K		LX 0-1 ① SH3-4 1-2		CSBBFBFC 3-3 ① K		1 1	0 0	0 0	0 0	0 0	1 1	0 0
Inning Stats	R: 4 E: 1 K: 0 S: 19 H: 3 LOB: 0 BB: 2 P: 32	R: 2 E: 1 K: 0 S: 18 H: 2 LOB: 2 BB: 1 P: 28	R: 0 E: 0 K: 0 S: 9 H: 0 LOB: 0 BB: 0 P: 14	R: 0 E: 0 K: 3 S: 11 H: 0 LOB: 1 BB: 1 P: 19	R: 0 E: 0 K: 0 S: 10 H: 0 LOB: 1 BB: 1 P: 15	R: 1 E: 0 K: 2 S: 13 H: 2 LOB: 1 BB: 0 P: 18	R: 0 E: 0 K: 1 S: 14 H: 2 LOB: 2 BB: 1 P: 22	R: 2 E: 0 K: 1 S: 11 H: 1 LOB: 0 BB: 1 P: 22	R: 0 E: 0 K: 1 S: 8 H: 0 LOB: 0 BB: 0 P: 12	1B: 7 2B: 1 3B: 0 HR: 2 SF: 1 SAC: 2 DP: 0 HBP: 0						

	AB	33
	R	9
	H	10
	RBI	9
	BB	7
	SO	8
	LOB	14

WP: 0 PB: 0 SB: 0 CS: 0 PA: 44

PITCHER		IP	WLS	BF	H	R	ER	SO	BB	IBB	HBP	BLK	WP	HR	S	P	ERA	WHIP
Livan Hernandez, R ERA: 4.58	(1, 1)	6.0	L	30	7	7	6	5	5	0	0	0	0	1	80	126	9.00	2.000
Manny Aybar, R ERA: 3.86	(7, 1)	1.0		5	2	0	0	1	1	0	0	0	0	0	14	22	0.00	3.000
Troy Brohawn, L ERA: 7.71	(8, 1)	2.0		8	1	2	2	2	1	0	0	0	0	1	19	34	9.00	1.000

PITCHER	IP	WLS	BF	H	R	ER	SO	BB	IBB	HBP	BLK	WP	HR	S	P	ERA	WHIP

Batter	1	2	3	4	5	6	7	8	9	AB	R	H	RBI	BB	SO	LOB
Kenny Lofton, L (1, 8) OBP: 0.347, SLG: 0.428	B C B X 2-1 G1-3 ①		B B B C X 3-1 G1-3 ③		C X 0-1 G4-3 ③		B S F B F B F S 3-3 K ③		F B B B C C 3-3 K ③	3	0	0	0	0	0	1
Shawon Dunston, R (7, PH) (8, 9) OBP: 0.241, SLG: 0.272										2	0	0	0	0	2	3
Tom Goodwin, L (1, 9) (8, 8) OBP: 0.321, SLG: 0.317	C B X 1-1 P6 ②			B F B B B 4-1 S S BB		B X 1-0 G5-3 ①		X 0-0 HR 1B		3	1	1	0	1	0	0
Barry Bonds, L (1, 7) OBP: 0.566, SLG: 0.801	B B S B B 4-1 BB			B B B B 4-0 1-2 BB		S F B F B B S 3-3 K ②		C X 0-1 1-2 HR 1B		2	0	1	0	2	1	0
Pedro Feliz, R (8, PR) (9, 7) OBP: 0.287, SLG: 0.333										0	1	0	0	0	0	0
Jeff Kent, R (1, 4) OBP: 0.381, SLG: 0.559	S S S 0-3 K ③			B B B C F S 3-3 2-3 K ①		B X 1-0 G6-3 ③		X 0-0 1-H 2-H HR		4	1	1	3	0	2	3
J.T. Snow, L (1, 3) OBP: 0.345, SLG: 0.384		B X 1-0 F7 ①		C F B C 1-3 K ②			B X 1-0 BB 2B	C B B S X 2-2 G4-3 ①		4	0	1	0	0	1	3
David Bell, R (1, 5) OBP: 0.315, SLG: 0.429		B S F F B F X 2-2 P4 ②		S S X 0-2 F3 ③			C C B B S 2-3 K ①	S X 0-1 G5-3 ②		4	0	0	0	0	1	4
Ramon Martinez, R (1, 6) OBP: 0.331, SLG: 0.390	C X 0-1 F3 ③				B B X 2-0 G5-3 ①		B F F B S 2-3 K ②	B B F B F F X 3-2 F9 ③		4	0	0	0	0	1	2
Yorvit Torrealba, R (1, 2) OBP: 0.346, SLG: 0.362			C B C B S 2-3 K ①		B B C B X 3-1 F8 ②		B B B B B 4-0 BB BB		C F B B F X 2-2 G6-3 ①	3	0	0	0	1	1	0
Livan Hernandez, R (1, 1) OBP: 0.277, SLG: 0.370			C C S 0-3 K ②		B X 1-0 1B		B F B B B 4-1 1-2 2-3 BB		S B B S S B S 3-3 K ②	2	0	1	0	0	1	0
Manny Aybar, R (7, 1)										0	0	0	0	0	0	0
Damon Minor, L (7, PH) OBP: 0.341, SLG: 0.486										0	0	0	0	1	0	0
Troy Brohawn, L (8, 1)										0	0	0	0	0	0	0
Reggie Sanders, R (9, PH) OBP: 0.330, SLG: 0.468										1	0	0	0	0	1	0
Inning Stats	R: 0 E: 0 K: 1 S: 8 H: 0 LOB: 1 BB: 1 P: 15	R: 0 E: 0 K: 0 S: 8 H: 0 LOB: 0 BB: 0 P: 11	R: 0 E: 0 K: 2 S: 8 H: 0 LOB: 0 BB: 0 P: 13	R: 0 E: 0 K: 2 S: 10 H: 0 LOB: 2 BB: 2 P: 22	R: 0 E: 0 K: 0 S: 6 H: 1 LOB: 1 BB: 0 P: 12	R: 0 E: 0 K: 1 S: 6 H: 0 LOB: 0 BB: 0 P: 11	R: 0 E: 0 K: 3 S: 13 H: 1 LOB: 3 BB: 2 P: 29	R: 3 E: 0 K: 0 S: 13 H: 3 LOB: 1 BB: 0 P: 18	R: 0 E: 0 K: 2 S: 10 H: 0 LOB: 0 BB: 0 P: 18	1B: 3 2B: 1 3B: 0 HR: 1	SF: 0 SAC: 0 DP: 0 HBP: 0						

PITCHER		IP	WLS	BF	H	R	ER	SO	BB	IBB	HBP	BLK	WP	HR	S	P	ERA	WHIP
Matt Clement, R ERA: 3.52	(1, 1)	7.0	W	28	2	0	0	9	5	0	0	0	0	0	59	113	0.00	1.000
Jeff Fassero, L ERA: 6.11	(8, 1)	2.0		9	3	3	3	2	0	0	0	0	0	1	23	36	13.50	1.500

PITCHER	IP	WLS	BF	H	R	ER	SO	BB	IBB	HBP	BLK	WP	HR	S	P	ERA	WHIP

BOTTOM

Chicago Cubs @ San Francisco Giants

PacBell Park, San Francisco, CA

Thu Aug 08 2002, 3:35 PM EDT
Att. 41,617 - Sunny - 79 F

livebaseballscorecards.com

AB	32
R	3
H	5
RBI	3
BB	5
SO	11
LOB	16

1B: 3	SF: 0	WP: 0	PA: 37
2B: 1	SAC: 0	PB: 0	
3B: 0	DP: 0	SB: 2	
HR: 1	HBP: 0	CS: 0	

Batter	1	2	3	4	5	6	7	8	9	AB	R	H	RBI	BB	SO	LOB
Mark Bellhorn, S (1, 4) OBP: 0.381, SLG: 0.546	C C F S 0-3 ① K		B F X 1-1 ③ F3			C C B C 1-3 ② K		C S B C 1-3 ③ K		4	0	0	0	0	3	1
Chris Stynes, R (1, 5) OBP: 0.316, SLG: 0.380	B S S B B F S 3-3 ② K			F F X 0-2 ① F6		B B F F B F S 3-3 ③ K			C B B S B F X 3-2 ① G5-3	4	0	0	0	0	2	0
Sammy Sosa, R (1, 9) OBP: 0.415, SLG: 0.609	B B F X 2-1 1B			B B S B B 4-1 BB			C F B S 1-3 ① K		B F X 1-1 2B	3	0	2	0	1	1	0
Fred McGriff, L (1, 3) OBP: 0.351, SLG: 0.503	C B S S 1-3 ③ K			B S F X 1-2 ② P5			F S X 0-2 ② G4-3		B S S F B F B X 3-2 ② F8	4	0	0	0	0	1	3
Moises Alou, R (1, 7) OBP: 0.318, SLG: 0.393		B X 1-0 G4-6-3 1B		B S X 1-1 ③ G4-3			C B X 1-1 2B		S B S F X 1-2 ③ G6-3	4	0	2	0	0	0	2
Corey Patterson, L (1, 8) OBP: 0.299, SLG: 0.395		F X 0-1 ① L8			F X 0-1 ① F8		C B X 1-1 ③ G1-6-3			3	0	0	0	0	0	2
Alex Gonzalez, R (1, 6) OBP: 0.296, SLG: 0.408		B S F F X 1-2 ②③ G4-6-3 1-2f			C B F F X 1-2 ② F8			C B X 1-1 3B		3	0	1	0	0	0	1
Joe Girardi, R (1, 2) OBP: 0.278, SLG: 0.287			B B B C F F X 3-2 ① G6-3		B B X 2-0 ③ F9			F B F F F B F S 2-3 ① K		2	0	0	0	0	0	0
Roosevelt Brown, L (8, PH) OBP: 0.273, SLG: 0.316										1	0	0	0	0	1	1
Juan Cruz, R (8, 1) OBP: 0.143, SLG: 0.143										0	0	0	0	0	0	0
38 Carlos Zambrano, S (1, 1)			C F B S 1-3 ② K			F S B S 1-3 ① K		B F F F B X 2-2 ② P6		2	0	0	0	0	2	0
Todd Hundley, S (8, PH) OBP: 0.273, SLG: 0.364										1	0	0	0	0	0	1
(8, 2)																

TOP

Chicago Cubs @ Colorado Rockies

Coors Field, Denver, CO

Fri Aug 09 2002, 7:05 PM MDT

Att. 41,131 - Sunny - 81 F

livebaseballscorecards.com

AB	31
R	0
H	5
RBI	0
BB	1
SO	10
LOB	11

Inning Stats	1	2	3	4	5	6	7	8	9
	R: 0 H: 1 E: 0 LOB: 1 K: 3 BB: 0 S: 13 P: 19	R: 0 H: 1 E: 0 LOB: 0 K: 0 BB: 0 S: 7 P: 9	R: 0 H: 0 E: 0 LOB: 0 K: 1 BB: 0 S: 9 P: 14	R: 0 H: 0 E: 0 LOB: 1 K: 0 BB: 1 S: 9 P: 15	R: 0 H: 0 E: 0 LOB: 0 K: 0 BB: 0 S: 7 P: 10	R: 0 H: 0 E: 0 LOB: 0 K: 3 BB: 0 S: 10 P: 15	R: 0 H: 1 E: 0 LOB: 1 K: 1 BB: 0 S: 10 P: 13	R: 0 H: 1 E: 0 LOB: 1 K: 2 BB: 0 S: 13 P: 19	R: 0 H: 1 E: 0 LOB: 1 K: 0 BB: 0 S: 15 P: 23

1B: 2 SF: 0
2B: 2 SAC: 0
3B: 1 DP: 1
HR: 0 HBP: 0

WP: 0 PA: 32
PB: 0
SB: 0
CS: 0

PITCHER		IP	WLS	BF	H	R	ER	SO	BB	IBB	HBP	BLK	WP	HR	S	P	ERA	WHIP
Denny Neagle, L ERA: 5.34	(1, 1)	7.0	W	24	3	0	0	8	1	0	0	0	0	0	65	95	0.00	0.571
Todd Jones, R ERA: 4.33	(8, 1)	1.0	H	4	1	0	0	2	0	0	0	0	0	0	13	19	0.00	1.000
Jose Jimenez, R ERA: 3.5	(9, 1)	1.0	S	4	1	0	0	0	0	0	0	0	0	0	15	23	0.00	1.000

PITCHER	IP	WLS	BF	H	R	ER	SO	BB	IBB	HBP	BLK	WP	HR	S	P	ERA	WHIP

Chicago Cubs @ Colorado Rockies

Coors Field, Denver, CO

Fri Aug 09 2002, 7:05 PM MDT

Att. 41,131 - Sunny - 81 F

Batter	1	2	3	4	5	6	7	8	9	AB	R	H	RBI	BB	SO	LOB
Juan Pierre, L (1, 8) OBP: 0.314, SLG: 0.309	B C X 1-1 1B G6-3 1B		B C B B X 3-1 G6-3 ③			C C F X 0-2 G3 ②		B C X 1-1 G6-3 ③		4	1	1	0	0	0	0
Jay Payton, R (1, 7) OBP: 0.346, SLG: 0.428	B B X 2-0 G6-3 1-3 1B		B X 1-0 F7 ①			B B C X 2-1 F9 ③				3	0	1	0	0	0	0
Larry Walker, L (1, 9) OBP: 0.432, SLG: 0.634	X 0-0 G6-3 ① ② 1-2f 3-H		B X 1-0 G6-3 ②				F S B F F F X 1-2 G4-3 ①			3	0	0	0	0	0	1
17 Todd Helton, L (1, 3) OBP: 0.429, SLG: 0.576	C B X 1-1 G4-3 ③			B F C S 1-3 K ③			B B F B X 3-1 FC6-4 1B			3	0	1	0	0	1	0
Todd Zeile, R (1, 5) OBP: 0.335, SLG: 0.396		C B B B F B X 3-2 G6-3 ①			B C F B X 2-2 G1-3 ①		B F X 1-1 F8 ②			3	0	0	0	0	0	1
Sandy Alomar Jr., R (1, 2) OBP: 0.325, SLG: 0.492		B C S X 1-2 G6-3 ②			C B C X 1-2 G6-3 ②		B B X 2-0 FC6-4 ③ 1-2f			3	0	0	0	0	0	1
Brent Butler, R (1, 4) OBP: 0.299, SLG: 0.469		C F F F B B X 2-2 L8 ③			B X 1-0 1B			X 0-0 HR		3	1	2	1	0	0	0
Juan Uribe, R (1, 6) OBP: 0.282, SLG: 0.338			C F S 0-3 K ①		X 0-0 G5-3 ③			S C B B S 2-3 K ①		3	0	0	0	0	2	1
Denny Neagle, L (1, 1) OBP: 0.273, SLG: 0.364			S F B B X 2-2 G6-3 ②			F X 0-1 F8 ①		S F F B X 1-2 G4-3 ②		2	0	0	0	0	0	0
Todd Jones, L (8, 1)										0	0	0	0	0	0	0
Jack Cust, L (8, PH) OBP: 0.263, SLG: 0.412										1	0	0	0	0	0	0
Jose Jimenez, R (9, 1)										0	0	0	0	0	0	0

BOTTOM

AB	28
R	2
H	5
RBI	1
BB	0
SO	3
LOB	4

livebaseballscorecards.com

Inning Stats	1	2	3	4	5	6	7	8	9	BOTTOM
R	1	0	0	0	0	0	0	1		
H	2	0	0	0	1	0	1	1		
E	0	0	0	0	0	0	0	0		
LOB	0	0	0	0	1	0	1	1		
K	0	0	1	1	0	0	0	0		
BB	0	0	0	0	0	0	0	0		
S	6	11	8	5	8	8	11	10		
P	10	17	13	8	12	10	18	14		

1B: 4 SF: 0 WP: 0 PA: 28
2B: 0 SAC: 0 PB: 0
3B: 0 DP: 1 SB: 0
HR: 1 HBP: 0 CS: 0

PITCHER	IP	WLS	BF	H	R	ER	SO	BB	IBB	HBP	BLK	WP	HR	S	P	ERA	WHIP
38 Carlos Zambrano, R (1, 1) ERA: 3.27	7.0	L	24	4	1	1	2	0	0	0	0	0	0	57	88	1.29	0.571
Juan Cruz, R (8, 1) ERA: 4.18	1.0		4	1	1	1	1	0	0	0	0	0	1	10	14	9.00	1.000

Batter	1	2	3	4	5	6	7	8	9	AB	R	H	RBI	BB	SO	LOB
Mark Bellhorn, S (1, 4) OBP: 0.389, SLG: 0.549	2-1 G6-4-3 1B		3-2 HR 1B 1-2	3-2 1B HR HBP	0-0 1B HR 1B 1-2 3-H		1-1 ① F7		4-2 BB 1-2 BB	4	3	3	1	1	0	1
Bill Mueller, S (1, 5) OBP: 0.340, SLG: 0.382	1-0 ①② G6-4-3 1-2f		0-3 ① K	0-0 HR 1B 1-2	3-1 HR 1B 1-2 2-H		0-0 ② FC4-6 1-2f		2-1 ① F3	6	2	2	1	0	1	6
Sammy Sosa, R (1, 9) OBP: 0.418, SLG: 0.633 Chad Hermansen, R (6, 9) OBP: 0.273, SLG: 0.378	1-3 ③ K		3-2 HR 1-H 2-H	2-1 HR 1-H 2-H	3-1 HR 1-H 2-H		1-1 ③ F3		4-2 G6-3 BB 1-2 2-3	4	3	3	9	0	1	0
										1	0	0	0	1	0	1
Fred McGriff, L (1, 3) OBP: 0.352, SLG: 0.510 Angel Echevarria, R (6, 3) OBP: 0.289, SLG: 0.429		2-2 1B 1B 1B	2-0 HR	2-2 ③ P5	3-2 ③ G4-3			3-2 ① F8	0-1 ②③ G6-3 1-2f	4	2	2	1	0	0	0
										2	0	0	0	0	0	3
Moises Alou, R (1, 7) OBP: 0.324, SLG: 0.420 Tom Gordon, R (8, 1) Kyle Farnsworth, R (9, 1)		0-0 ① F9	2-0 G4-3 2B		1-0 HR	0-2 HR		0-1 BB 1B		5	2	4	2	0	0	1
										0	0	0	0	0	0	0
										0	0	0	0	0	0	0
Corey Patterson, L (1, 8) OBP: 0.300, SLG: 0.397		0-0 1B 1B 1-2	1-2 ② G4-3 2-3		0-0 F8 1B 2B	2-2 ① G1-3		2-1 ② F9		5	1	2	0	0	0	2
Alex Gonzalez, R (1, 6) OBP: 0.297, SLG: 0.406		1-0 G1-6-3 1B 1-3 2-H	2-2 ③ G6-3		0-0 ① F8 2-3	2-2 ② G6-3		4-1 BB 1-2		4	0	1	1	1	0	2
Todd Hundley, S (1, 2) OBP: 0.271, SLG: 0.357	2-1 ②③ G1-6-3 1-2f			1-2 ① G3-1	2-2 1B 1B HBP	3-2 ③ F7		2-2 ③ F5		4	1	0	0	0	0	4
22 Mark Prior, R (1, 1) OBP: 0.241, SLG: 0.357 Joe Borowski, R (7, PH) OBP: 0.333, SLG: 0.333 (7, 1) Roosevelt Brown, L (8, 7) OBP: 0.278, SLG: 0.321			0-0 1B HR 1B	0-2 ② G6-3	3-3 ② K		2-2 FC4-6 1B		1-0 BB BB 1B	3	1	1	0	0	1	2
										1	0	1	0	0	0	0
										1	0	1	0	0	0	0

Inning Stats	1	2	3	4	5	6	7	8	9
R:	0	1	4	3	6	1	0	0	0
E:	0	0	0	0	0	0	0	0	0
K:	1	0	1	0	1	0	0	0	0
S:	6	8	21	14	16	15	8	13	11
H:	1	3	5	2	5	1	1	1	1
LOB:	0	1	0	0	0	0	1	2	2
BB:	0	0	0	0	0	0	0	1	2
P:	10	13	34	22	31	22	12	24	22

PITCHER		IP	WLS	BF	H	R	ER	SO	BB	IBB	HBP	BLK	WP	HR	S	P	ERA	WHIP
Shawn Chacon, R ERA: 5.52	(1, 1)	4.0	L	22	11	8	8	2	0	0	1	0	0	3	49	79	18.00	2.750
Mark Corey, R ERA: 7.62	(5, 1)	1.0		9	5	6	6	1	0	0	1	0	0	2	16	31	54.00	5.000
28 Aaron Cook, R ERA: 4.5	(6, 1)	2.0		8	2	1	1	0	0	0	0	0	0	1	23	34	4.50	1.000
Victor Santos, R ERA: 4.5	(8, 1)	1.0		5	1	0	0	0	1	0	0	0	0	0	13	24	0.00	2.000
Kent Mercker, L ERA: 3.81	(9, 1)	1.0		5	1	0	0	0	2	0	0	0	0	0	11	22	0.00	3.000

PITCHER	IP	WLS	BF	H	R	ER	SO	BB	IBB	HBP	BLK	WP	HR	S	P	ERA	WHIP

TOP

Chicago Cubs @ Colorado Rockies

Coors Field, Denver, CO

Sat Aug 10 2002, 6:05 PM MDT

Att. 45,474 - Sunny - 89 F

livebaseballscorecards.com

AB	44
R	15
H	20
RBI	15
BB	3
SO	3
LOB	22

1B:	12	SF:	0	WP:	0	PA:	49
2B:	2	SAC:	0	PB:	0		
3B:	0	DP:	3	SB:	0		
HR:	6	HBP:	2	CS:	0		

Batter	1	2	3	4	5	6	7	8	9	AB	R	H	RBI	BB	SO	LOB
Juan Pierre, L (1, 8) OBP: 0.311, SLG: 0.306	C B F S 1-3 ① K		C C F F S 0-3 ② K		X 0-0 ② P4		C B F S 1-3 ③ K			4	0	0	0	0	3	3
Brent Butler, R (1, 6) (7, 5) OBP: 0.298, SLG: 0.465	B F B B X 3-1 1B		C B X 1-1 ③ G5-3		S C S 0-3 ③ K			X 0-0 ① L9		4	0	1	0	0	1	2
Larry Walker, L (1, 9) OBP: 0.432, SLG: 0.633 28 Aaron Cook, R (6, 1) Victor Santos, R (8, 1) Jay Payton, R (8, PH) OBP: 0.345, SLG: 0.427 Kent Mercker, L (9, 1)	S C X 0-2 ② F8			S B F X 1-2 WP 1-7 1B G6-3 1B		C B X 1-1 ① G4-3		F S F X 0-2 ② G5-3		2 1 0 1 0	1 0 0 0 0	1 0 0 0 0	0 0 0 0 0	0 0 0 0 0	0 0 0 0 0	1 0 0 0 0
17 Todd Helton, L (1, 3) OBP: 0.430, SLG: 0.577 Juan Uribe, R (7, 6) OBP: 0.282, SLG: 0.337	C C B B F X 2-2 ③ F7			X 0-0 WP 1-2 1B		X 0-0 FC3-6 1B		B C S B S 2-3 ③ K		3 1	0 0	2 0	0 0	0 0	0 1	1 0
Greg Norton, S (1, 5) (7, 3) OBP: 0.283, SLG: 0.357		B B S S C 2-3 ① K		C S B C 1-3 ① K		F X 0-1 ② FC3-6 1-2f			C F B S 1-3 ① K	4	0	0	0	0	3	3
Jack Cust, L (1, 7) OBP: 0.217, SLG: 0.333		C X 0-1 ② G1-3		C B C B X 2-2 ② G6-3 1-2 2-H		C C B S 1-3 ③ K			B C S S 1-3 ② K	4	0	0	1	0	2	2
Gary Bennett, R (1, 2) OBP: 0.319, SLG: 0.366		C B B F S 2-3 ③ K		F F F X 0-2 ③ L7			C B F X 1-2 ① G4-3		F B B F X 2-2 ③ G6-3	4	0	0	0	0	1	1
Terry Shumpert, R (1, 4) OBP: 0.313, SLG: 0.369			B C F B X 2-2 ① G6-3		C S F B B H 3-2 HBP		X 0-0 ② G6-3			2	0	0	0	0	0	0
Shawn Chacon, R (1, 1) OBP: 0.290, SLG: 0.323 Mark Corey, R (5, 1) Gabe Kapler, R (5, PH) OBP: 0.295, SLG: 0.343 (6, 9)			X 0-0 E7 1B		C B F S 1-3 ① K		C B B C X 2-2 1B			1 0 2	0 0 0	1 0 1	0 0 0	0 0 0	0 0 1	0 0 1
Inning Stats	R: 0 E: 0 K: 1 S: 12 H: 1 LOB: 1 BB: 0 P: 18	R: 0 E: 0 K: 2 S: 8 H: 0 LOB: 0 BB: 0 P: 12	R: 0 E: 1 K: 1 S: 11 H: 1 LOB: 1 BB: 0 P: 14	R: 1 E: 0 K: 1 S: 14 H: 2 LOB: 1 BB: 0 P: 18	R: 0 E: 0 K: 2 S: 10 H: 0 LOB: 1 BB: 0 P: 14	R: 0 E: 0 K: 1 S: 8 H: 1 LOB: 1 BB: 0 P: 10	R: 0 E: 0 K: 1 S: 10 H: 1 LOB: 1 BB: 0 P: 14	R: 0 E: 0 K: 1 S: 8 H: 0 LOB: 0 BB: 0 P: 10	R: 0 E: 0 K: 2 S: 9 H: 0 LOB: 0 BB: 0 P: 13	1B: 6 2B: 0 3B: 0 HR: 0	SF: 0 SAC: 0 DP: 0 HBP: 1				WP: 1 PB: 0 SB: 0 CS: 0	PA: 34	

PITCHER		IP	WLS	BF	H	R	ER	SO	BB	IBB	HBP	BLK	WP	HR	S	P	ERA	WHIP
22 Mark Prior, R ERA: 3.26	(1, 1)	6.0	W	24	5	1	1	8	0	0	1	0	1	0	63	86	1.50	0.833
Joe Borowski, R ERA: 2.55	(7, 1)	1.0		4	1	0	0	1	0	0	0	0	0	0	10	14	0.00	1.000
Tom Gordon, R ERA: 5.06	(8, 1)	1.0		3	0	0	0	1	0	0	0	0	0	0	8	10	0.00	0.000
Kyle Farnsworth, R ERA: 5.7	(9, 1)	1.0		3	0	0	0	2	0	0	0	0	0	0	9	13	0.00	0.000

PITCHER	IP	WLS	BF	H	R	ER	SO	BB	IBB	HBP	BLK	WP	HR	S	P	ERA	WHIP

BOTTOM

Chicago Cubs @ Colorado Rockies

Coors Field, Denver, CO

Sat Aug 10 2002, 6:05 PM MDT

Att. 45,474 - Sunny - 89 F

livebaseballscorecards.com

AB	33
R	1
H	6
RBI	1
BB	0
SO	12
LOB	14

Chicago Cubs @ Colorado Rockies

Coors Field, Denver, CO

Sun Aug 11 2002, 1:05 PM MDT

Att. 37,016 - Sunny - 91 F

TOP

livebaseballscorecards.com

Batter	1	2	3	4	5	6	7	8	9	AB	R	H	RBI	BB	SO	LOB
Mark Bellhorn, S (1, 4) OBP: 0.383, SLG: 0.540	F7		K		F8		F5	L4		5	0	0	0	0	1	3
Antonio Alfonseca, R (8, 1) OBP: 0.667, SLG: 0.667										0	0	0	0	0	0	0
Bill Mueller, S (1, 5) OBP: 0.347, SLG: 0.388	F9			HR BB		2B 2B	HR 1B		1B FC4-6 BB	3	4	2	0	2	0	0
Sammy Sosa, R (1, 9) OBP: 0.419, SLG: 0.642	G5-3			F7		HR 2B	HR		FC4-6 1B	5	2	3	5	0	0	1
Chad Hermansen, R (9, 9) OBP: 0.273, SLG: 0.378										0	0	0	0	0	0	0
Fred McGriff, L (1, 3) OBP: 0.351, SLG: 0.513		F7		HR		F7	F7		FC4-6	5	1	1	3	0	0	2
Angel Echevarria, R (9, 3) OBP: 0.289, SLG: 0.429										0	0	0	0	0	0	0
Moises Alou, R (1, 7) OBP: 0.321, SLG: 0.415		P4		F7		G1-3	E4		F9	4	0	0	0	0	0	1
Jeff Fassero, L (8, 1)										0	0	0	0	0	0	0
Chris Stynes, R (8, 4) OBP: 0.314, SLG: 0.377										1	0	0	0	0	0	1
Corey Patterson, L (1, 8) OBP: 0.301, SLG: 0.411		HR		K		HR	K		F7	5	2	2	3	0	2	2
Alex Gonzalez, R (1, 6) OBP: 0.296, SLG: 0.404		P4			1B	K		G5-3		4	0	1	0	0	1	0
Joe Girardi, R (1, 2) OBP: 0.289, SLG: 0.318			K		HR		1B 39 1B HR 1B	FC3-6 1B		4	2	3	1	0	1	0
39 Steve Smyth, L (1, 1) OBP: 0.250, SLG: 0.250			G6-3		G3-1		1B HR 1B	FC3-6 1-2f		3	1	1	0	0	0	0
Joe Borowski, R (7, 1) OBP: 0.333, SLG: 0.333										0	0	0	0	0	0	0
Roosevelt Brown, L (8, PH) OBP: 0.276, SLG: 0.319										1	0	0	0	0	0	1
(8, 7)																

Inning Stats	1	2	3	4	5	6	7	8	9
	R: 0 E: 0 K: 0 S: 7	H: 0 LOB: 0 BB: 0 P: 12	R: 1 E: 0 K: 0 S: 10	H: 1 LOB: 0 BB: 0 P: 14	R: 0 E: 0 K: 2 S: 8	H: 0 LOB: 0 BB: 0 P: 13	R: 2 E: 0 K: 1 S: 13	H: 1 LOB: 0 BB: 1 P: 26	R: 1 E: 0 K: 0 S: 5	H: 2 LOB: 0 BB: 0 P: 11	R: 3 E: 0 K: 1 S: 12	H: 3 LOB: 0 BB: 0 P: 14	R: 4 E: 1 K: 1 S: 15	H: 4 LOB: 1 BB: 0 P: 23	R: 0 E: 0 K: 0 S: 9	H: 1 LOB: 1 BB: 0 P: 13	R: 1 E: 0 K: 0 S: 11	H: 1 LOB: 1 BB: 1 P: 22

	AB	R	H	RBI	BB	SO	LOB
	40	12	13	12	2	5	11

	1B	SF	WP	PA
	6	0	0	42
	2	0	0	
	0	0	0	
	5	0	0	

	2B	SAC	PB	
	2	0	0	

	3B	DP	SB	
	0	0	0	

	HR	HBP	CS	
	5	0	0	

PITCHER		IP	WLS	BF	H	R	ER	SO	BB	IBB	HBP	BLK	WP	HR	S	P	ERA	WHIP
Denny Stark, R ERA: 4.27	(1, 1)	6.0	L	25	7	7	7	4	1	0	0	0	0	4	55	90	10.50	1.333
Justin Speier, R ERA: 3.86	(7, 1)	1.0		8	4	4	4	1	0	0	0	0	0	1	15	23	36.00	4.000
Victor Santos, R ERA: 4.76	(8, 1)	1.2		8	2	1	1	0	1	0	0	0	0	0	17	31	5.40	1.800
Kent Mercker, L ERA: 3.77	(9, 1)	0.1		1	0	0	0	0	0	0	0	0	0	0	3	4	0.00	0.000

PITCHER		IP	WLS	BF	H	R	ER	SO	BB	IBB	HBP	BLK	WP	HR	S	P	ERA	WHIP

Batter	1	2	3	4	5	6	7	8	9	AB	R	H	RBI	BB	SO	LOB
Jay Payton, R (1, 8) OBP: 0.348, SLG: 0.434	F X 0-1 ① F8		B B B B 4-0 FC3-6 BB		S F B X 1-2 ② F7			B X 1-0 2B 3B	F X 0-1 HBP 17 1B 1-2 1B	4	2	2	0	1	0	1
Brent Butler, R (1, 4) OBP: 0.300, SLG: 0.466	C X 0-1 ② F8		B C X 1-1 ① P3		S B B F X 2-2 ③ G3			X 0-0 1B 3-H 2B	B F H 2-1 17 1B 1-2 2-3 2B HBP	4	2	1	1	0	0	2
Larry Walker, L (1, 9) OBP: 0.429, SLG: 0.629	C X 0-1 ③ G1-6-3		B B X 2-0 ② FC3-6 1-2f			F B C B X 2-2 ① G6-3		B B B C X 3-1 1B 2-H 1B	X 0-0 ② SF7 3-H	4	0	1	2	0	0	1
17 Todd Helton, L (1, 3) OBP: 0.432, SLG: 0.579		X 0-0 1B 3B 2B	B B B X 3-0 ③ F9			C B B B S B 4-2 BB		F B B S C 2-3 ① K	B B X 2-0 1-2 2-H 2B 1B	4	2	2	1	1	1	2
Todd Zeile, R (1, 5) OBP: 0.338, SLG: 0.401		B B X 2-0 3B 2-3 1B		F X 0-1 ① G6-3		C B X 1-1 ② L7		B C B C X 2-2 BB 1-3 1B	B B F C X 2-2 1-H 2-H 2B	5	1	3	2	0	0	1
Sandy Alomar Jr., R (1, 2) OBP: 0.322, SLG: 0.482		F S B B F F X 2-2 ① P4		X 0-0 ② L5		B S B B X 2-1 ③ F7		B B B B 4-0 G4-6-3 1-2 BB	B B B C C S 3-3 ③ K	4	0	0	0	1	1	4
Gabe Kapler, R (1, 7) OBP: 0.296, SLG: 0.352 Jack Cust, L (8, PH) OBP: 0.208, SLG: 0.318 (9, 7)		B C X 1-1 1-H SF8 3-H 3B		X 0-0 ③ G4-3			B B C F F S 2-3 ① K	F B X 1-1 ②③ G4-6-3 1-2f		3 1	1 0	1 0	2 0	0 0	1 0	0 3
Juan Uribe, R (1, 6) OBP: 0.284, SLG: 0.340		F X 0-1 ② SF8 3-H			X 0-0 1B		C C B X 1-2 ② F9		X 0-0 HBP 1B SF7 1B	3	1	2	1	0	0	0
Denny Stark, R (1, 1) OBP: 0.160, SLG: 0.333 Justin Speier, R (7, 1) Juan Pierre, L (7, PH) OBP: 0.310, SLG: 0.306 Victor Santos, R (8, 1) Kent Mercker, L (9, 1) Greg Norton, S (9, PH) OBP: 0.281, SLG: 0.354		B X 1-0 ③ P6			B B X 2-0 ① F8		F B X 1-1 ③ G1-3		B C S F B F B X 3-2 ① F8	2 0 1 0 0 1	0 0 0 0 0 0	0 0 0 0 0 0	0 0 0 0 0 0	0 0 0 0 0 0	0 0 0 0 0 0	1 0 0 0 0 1
Inning Stats	R: 0 E: 0 K: 0 S: 6 H: 0 LOB: 0 BB: 0 P: 6	R: 3 E: 0 K: 0 S: 12 H: 3 LOB: 0 BB: 0 P: 18	R: 0 E: 0 K: 0 S: 4 H: 0 LOB: 1 BB: 1 P: 14	R: 0 E: 0 K: 0 S: 4 H: 0 LOB: 0 BB: 0 P: 4	R: 0 E: 0 K: 0 S: 8 H: 1 LOB: 1 BB: 0 P: 13	R: 0 E: 0 K: 0 S: 9 H: 0 LOB: 1 BB: 1 P: 18	R: 0 E: 0 K: 1 S: 9 H: 0 LOB: 0 BB: 0 P: 13	R: 2 E: 0 K: 1 S: 12 H: 4 LOB: 2 BB: 1 P: 25	R: 4 E: 0 K: 1 S: 17 H: 4 LOB: 1 BB: 0 P: 29	1B: 7 2B: 3 3B: 2 HR: 0 SF: 2 SAC: 0 DP: 1 HBP: 1						

BOTTOM

Chicago Cubs @ Colorado Rockies

Coors Field, Denver, CO

Sun Aug 11 2002, 1:05 PM MDT

Att. 37,016 - Sunny - 91 F

livebaseballscorecards.com

AB	36
R	9
H	12
RBI	9
BB	3
SO	3
LOB	16

WP: 0 PA: 42
PB: 0
SB: 0
CS: 0

PITCHER		IP	WLS	BF	H	R	ER	SO	BB	IBB	HBP	BLK	WP	HR	S	P	ERA	WHIP
39 Steve Smyth, L ERA: 10.0	(1, 1)	6.0	W	24	4	3	3	0	2	0	0	0	0	0	43	73	4.50	1.000
Joe Borowski, R ERA: 2.51	(7, 1)	1.0		3	0	0	0	1	0	0	0	0	0	0	9	13	0.00	0.000
Jeff Fassero, L ERA: 6.46	(8, 1)	0.1		5	4	2	2	1	0	0	0	0	0	0	10	18	54.00	12.000
Antonio Alfonseca, R ERA: 4.3	(8, 1)	1.2		10	4	4	4	1	1	0	1	0	0	0	19	36	21.60	3.000

PITCHER	IP	WLS	BF	H	R	ER	SO	BB	IBB	HBP	BLK	WP	HR	S	P	ERA	WHIP

Batter	1	2	3	4	5	6	7	8	9	AB	R	H	RBI	BB	SO	LOB
Jose Vizcaino, S (1, 6) OBP: 0.347, SLG: 0.388	B C C B X 2-2 ① G3		C B B X 2-1 ② F5	X 0-0 1-2 3-H 1B		F F B X 1-2 ③ L8			X 0-0 FC4-6 1B	5	0	2	1	0	0	0
Craig Biggio, R (1, 4) OBP: 0.344, SLG: 0.417	C B C B S 2-3 ② K		F F B B F F S 2-3 ③ K	S S B S 1-3 ③ K			S X 0-1 ① L9		B B C X 2-1 ③ FC4-6 1-2f	5	0	0	0	0	3	3
17 Lance Berkman, S (1, 8) OBP: 0.406, SLG: 0.580	B B B C X 3-1 ③ F7			C B X 1-1 5 2B 2B	S S B B B S 3-3 ① K		B B B B 4-0 5 G6-4-3 BB			3	1	1	0	1	1	0
5 Jeff Bagwell, R (1, 3)		B F B X 2-1 1B 2B		B B C B X 3-1 2-H 1B 2B	S S B S 1-3 ② K		C C B X 1-2 ②③ G6-4-3 1-2f			4	2	2	1	0	1	1
Daryle Ward, L (1, 7) OBP: 0.327, SLG: 0.427 16 Jason Lane, R (8, 7) OBP: 0.333, SLG: 0.357		C C B S 1-3 ① K2-3		F C F B X 1-2 ① P4	B B B B 4-0 BB BB			C B X 1-1 ① F4		3 0 0 0 1 1 2 0 0 0 0 0 0 0						
Orlando Merced, S (1, 9) OBP: 0.376, SLG: 0.494 Octavio Dotel, R (8, 1) Billy Wagner, L (9, 1)		C X 0-1 G5-3 BB 2-H 1B		B B C S F S 2-3 ② K	B B B B 4-0 1-2 BB			C F B X 1-2 ② P5		3 0 1 1 1 1 1 0 0 0 0 0 0 0 0 0 0 0 0 0 0						
Geoff Blum, S (1, 5) OBP: 0.370, SLG: 0.450		B B C B S B 4-2 1-2 BB		I I I 4-0 1B 1B IBB	F X 0-1 ③ G3			C B X 1-1 ③ P3		2 1 0 0 2 0 2						
Brad Ausmus, R (1, 2) OBP: 0.334, SLG: 0.377	C C B X 1-2 ②③ G5-3 2-3f		X 0-0 1B 1B 1-3 2-H 1B			F F B C 1-3 ① K			B B X 2-0 ① G5-3	4	1	1	1	0	1	2
Pete Munro, R (1, 1) OBP: 0.071, SLG: 0.071 Alan Zinter, S (6, PH) OBP: 0.148, SLG: 0.296 Brandon Puffer, R (6, 1) Ricky Stone, R (7, 1) Richard Hidalgo, R (8, 9) OBP: 0.321, SLG: 0.413			X 0-0 ① G4-3	X 0-0 1B 1-3 3-H 1B		C F B B C 2-3 ② K			B S F F S 1-3 ② K	2 0 1 1 0 0 0 1 0 0 0 0 1 0 0 0 0 0 0 0 0 0 0 0 0 0 0 0 1 0 0 0 0 1 0						
Inning Stats	R: 0 H: 0 E: 0 LOB: 0 K: 1 BB: 0 S: 8 P: 15	R: 1 H: 2 E: 0 LOB: 1 K: 1 BB: 1 S: 12 P: 20	R: 0 H: 0 E: 0 LOB: 0 K: 1 BB: 0 S: 8 P: 12	R: 4 H: 5 E: 0 LOB: 2 K: 2 BB: 1 S: 18 P: 30	R: 0 H: 0 E: 0 LOB: 2 K: 2 BB: 2 S: 8 P: 20	R: 0 H: 0 E: 0 LOB: 0 K: 2 BB: 0 S: 9 P: 13	R: 0 H: 0 E: 0 LOB: 0 K: 0 BB: 1 S: 5 P: 10	R: 0 H: 0 E: 0 LOB: 0 K: 0 BB: 0 S: 7 P: 10	R: 0 H: 1 E: 0 LOB: 1 K: 1 BB: 0 S: 8 P: 13	1B: 5 SF: 0 2B: 3 SAC: 0 3B: 0 DP: 2 HR: 0 HBP: 0						

PITCHER		IP	WLS	BF	H	R	ER	SO	BB	IBB	HBP	BLK	WP	HR	S	P	ERA	WHIP
Matt Clement, R ERA: 3.7	(1, 1)	5.0	L	25	7	5	5	7	3	1	0	0	0	0	54	97	9.00	2.000
Jeff Fassero, L ERA: 6.32	(6, 1)	1.0		3	0	0	0	2	0	0	0	0	0	0	9	13	0.00	0.000
Joe Borowski, R ERA: 2.44	(7, 1)	2.0		6	0	0	0	0	1	0	0	0	0	0	12	20	0.00	0.500
Antonio Alfonseca, R ERA: 4.22	(9, 1)	1.0		4	1	0	0	1	0	0	0	0	0	0	8	13	0.00	1.000

PITCHER	IP	WLS	BF	H	R	ER	SO	BB	IBB	HBP	BLK	WP	HR	S	P	ERA	WHIP

TOP

Houston Astros @ Chicago Cubs

Wrigley Field, Chicago, IL

Tue Aug 13 2002, 1:20 PM CDT

Att. 29,641 - Overcast - 84 F

livebaseballscorecards.com

AB	33
R	5
H	8
RBI	5
BB	5
SO	10
LOB	11

Batter	1	2	3	4	5	6	7	8	9	AB	R	H	RBI	BB	SO	LOB
Mark Bellhorn, S (1, 4) OBP: 0.378, SLG: 0.528	K		1B		L8		G3		G5-3	5	0	1	0	0	1	0
Bill Mueller, S (1, 5) OBP: 0.347, SLG: 0.391	2B		F9		1B 2B		F8			4	0	2	0	0	0	1
Sammy Sosa, R (1, 9) OBP: 0.419, SLG: 0.643	G4-3 BB		G1-3		2-H 1B		G6-3			3	0	1	0	1	0	1
Moises Alou, R (1, 7) OBP: 0.322, SLG: 0.410	G4-3 1-2f			FC1-6 1B WP 1B		G5-3		F8		4	1	1	0	0	0	2
Corey Patterson, L (1, 8) OBP: 0.303, SLG: 0.420		G4-3		1-2 FC1-6 1B		G6-3 2B		G1-3		4	1	2	0	0	0	0
Angel Echevarria, R (1, 3) OBP: 0.294, SLG: 0.404		G5-3		FC1-6 1-2f WP 2-3		G6-3 BB		K		3	1	0	0	1	1	2
Alex Gonzalez, R (1, 6) OBP: 0.301, SLG: 0.421		1B		K		G6-3 1-2 2-3			HR	4	1	2	1	0	1	4
Joe Girardi, R (1, 2) OBP: 0.288, SLG: 0.316		G4-3		K 1-2 3-H		1B 2-H 3-H			F9	4	0	1	2	0	1	2
Matt Clement, R (1, 1) OBP: 0.143, SLG: 0.111 Roosevelt Brown, L (5, PH) OBP: 0.273, SLG: 0.314 Jeff Fassero, L (6, 1) Fred McGriff, L (6, PH) OBP: 0.350, SLG: 0.511 Joe Borowski, R (7, 1) OBP: 0.333, SLG: 0.333 Antonio Alfonseca, R (9, 1) OBP: 0.667, SLG: 0.667 Chris Stynes, R (9, PH) OBP: 0.317, SLG: 0.386			K		G3-1		L9		G6-3	1 1 0 1 0 0 1	0 0 0 0 0 0 0	0 0 0 0 0 0 0	0 0 0 0 0 0 0	0 0 0 0 0 0 0	1 0 0 0 0 0 0	0 0 0 1 0 0 0
Inning Stats	R: 0 E: 0 K: 1 S: 15 H: 1 LOB: 1 BB: 1 P: 24	R: 0 E: 0 K: 0 S: 10 H: 1 LOB: 1 BB: 0 P: 14	R: 0 E: 0 K: 1 S: 8 H: 1 LOB: 1 BB: 0 P: 12	R: 1 E: 0 K: 2 S: 11 H: 2 LOB: 1 BB: 0 P: 16	R: 0 E: 0 K: 0 S: 7 H: 2 LOB: 2 BB: 0 P: 10	R: 2 E: 0 K: 0 S: 15 H: 2 LOB: 1 BB: 1 P: 24	R: 0 E: 0 K: 0 S: 4 H: 0 LOB: 0 BB: 0 P: 7	R: 0 E: 0 K: 1 S: 7 H: 0 LOB: 0 BB: 0 P: 10	R: 1 E: 0 K: 0 S: 8 H: 1 LOB: 0 BB: 0 P: 16	1B: 6 2B: 3 3B: 0 HR: 1	SF: 0 SAC: 0 DP: 1 HBP: 0						

PITCHER		IP	WLS	BF	H	R	ER	SO	BB	IBB	HBP	BLK	WP	HR	S	P	ERA	WHIP
Pete Munro, R ERA: 2.86	(1, 1)	5.0	W	21	7	1	1	4	1	0	0	0	1	0	51	76	1.80	1.600
Brandon Puffer, R ERA: 4.24	(6, 1)	1.0		6	2	2	2	0	1	0	0	0	0	0	15	24	18.00	3.000
Ricky Stone, R ERA: 3.08	(7, 1)	1.0	H	3	0	0	0	0	0	0	0	0	0	0	4	7	0.00	0.000
Octavio Dotel, R ERA: 2.03	(8, 1)	1.0	H	3	0	0	0	1	0	0	0	0	0	0	7	10	0.00	0.000
Billy Wagner, L ERA: 3.1	(9, 1)	1.0	S	4	1	1	1	0	0	0	0	0	0	1	8	16	9.00	1.000

PITCHER	IP	WLS	BF	H	R	ER	SO	BB	IBB	HBP	BLK	WP	HR	S	P	ERA	WHIP

BOTTOM

Houston Astros @ Chicago Cubs

Wrigley Field, Chicago, IL

Tue Aug 13 2002, 1:20 PM CDT

Att. 29,641 - Overcast - 84 F

livebaseballscorecards.com

AB	35
R	4
H	10
RBI	3
BB	2
SO	5
LOB	13

WP: 1 PA: 37
PB: 0
SB: 0
CS: 0

Batter	1	2	3	4	5	6	7	8	9	AB	R	H	RBI	BB	SO	LOB
Jose Vizcaino, S (1, 6) OBP: 0.349, SLG: 0.387	FC3-6 1B		5 BB 17 WP 1B BB	K			L8			3	1	1	0	1	1	0
Craig Biggio, R (1, 4) OBP: 0.343, SLG: 0.422	FC3-6 17 E 5 1B 1-2f		K	G5-3				HR		4	2	1	1	0	1	2
17 Lance Berkman, S (1, 8) OBP: 0.405, SLG: 0.576	E4 FC6-4 5 1B 1-2		1B 5 BB PB 1-2 BB		K		F7			3	1	0	0	1	1	1
5 Jeff Bagwell, R (1, 3) OBP: 0.397, SLG: 0.504	FC6-4 1-2 2-H 1B		PB 1B 1-2 2-3 BB		G6-3			L9		3	0	1	1	1	0	0
Daryle Ward, L (1, 7) OBP: 0.327, SLG: 0.425 16 Jason Lane, R (8, 7) OBP: 0.333, SLG: 0.357	FC6-4 FC5-4 1-2f 2-3		PB 1-2 2-3 3-H 1B		G3			G5-3		4 0	0 0	1 0	1 0	0 0	0 0	2 0
Richard Hidalgo, R (1, 9) OBP: 0.318, SLG: 0.409	FC5-4 1-2f		K			G1-3		K		4	0	0	0	0	2	5
Geoff Blum, S (1, 5) OBP: 0.365, SLG: 0.444		G4-3	K 1-2 2-3 3-H			G4-3			F8	4	0	0	0	0	1	2
Brad Ausmus, R (1, 2) OBP: 0.331, SLG: 0.373		G4-3	L9			G6-3			K	4	0	0	0	0	1	3
Wade Miller, R (1, 1) OBP: 0.195, SLG: 0.225 Pedro Borbon, R (8, 1) Orlando Merced, S (9, PH) OBP: 0.374, SLG: 0.491 Ricky Stone, R (9, 1)		G1-6-3		K			K2-3		K	3 0 1 0	0 0 0 0	0 0 0 0	0 0 0 0	0 0 1 0	2 0 0 0	0 0 0 0
Inning Stats	R: 1 E: 1 K: 0 S: 11 H: 2 LOB: 2 BB: 0 P: 20	R: 0 E: 0 K: 0 S: 8 H: 0 LOB: 0 BB: 0 P: 12	R: 2 E: 0 K: 3 S: 23 H: 1 LOB: 3 BB: 3 P: 41	R: 0 E: 0 K: 2 S: 10 H: 0 LOB: 0 BB: 0 P: 12	R: 0 E: 0 K: 1 S: 6 H: 0 LOB: 0 BB: 0 P: 7	R: 0 E: 0 K: 0 S: 7 H: 0 LOB: 0 BB: 0 P: 9	R: 1 E: 0 K: 1 S: 9 H: 1 LOB: 0 BB: 0 P: 15	R: 0 E: 0 K: 1 S: 5 H: 0 LOB: 0 BB: 0 P: 8	R: 0 E: 0 K: 2 S: 8 H: 0 LOB: 0 BB: 0 P: 10	1B: 3 2B: 0 3B: 0 HR: 1 SF: 0 SAC: 0 DP: 0 HBP: 0						

PITCHER		IP	WLS	BF	H	R	ER	SO	BB	IBB	HBP	BLK	WP	HR	S	P	ERA	WHIP
38 Carlos Zambrano, R ERA: 3.19	(1, 1)	7.0	L	30	4	4	2	7	3	0	0	0	1	1	74	116	2.57	1.000
Tom Gordon, R ERA: 4.5	(8, 1)	1.0		3	0	0	0	1	0	0	0	0	0	0	5	8	0.00	0.000
Kyle Farnsworth, R ERA: 6.61	(9, 1)	1.0		3	0	0	0	2	0	0	0	0	0	0	8	10	0.00	0.000

PITCHER	IP	WLS	BF	H	R	ER	SO	BB	IBB	HBP	BLK	WP	HR	S	P	ERA	WHIP

TOP

Houston Astros @ Chicago Cubs

Wrigley Field, Chicago, IL

Wed Aug 14 2002, 1:20 PM CDT

Att. 34,493 - Overcast - 79 F

livebaseballscorecards.com

AB	33
R	4
H	4
RBI	3
BB	3
SO	10
LOB	15

WP: 1	PB: 1	SB: 0	CS: 0
PA: 36			

Houston Astros @ Chicago Cubs

Wrigley Field, Chicago, IL

Wed Aug 14 2002, 1:20 PM CDT

Att. 34,493 - Overcast - 79 F

livebaseballscorecards.com

BOTTOM

Batter	1	2	3	4	5	6	7	8	9	AB	R	H	RBI	BB	SO	LOB
Mark Bellhorn, S (1, 4) OBP: 0.375, SLG: 0.522	F1		K2			K1		BB1	K3	5	1	1	0	0	3	2
Bill Mueller, S (1, 5) OBP: 0.352, SLG: 0.392	G3-1 1B BB2		G4-3 3			G6-4-3 1B 3		1B BB 1-2 2-3		2	0	1	0	2	0	0
Sammy Sosa, R (1, 9) OBP: 0.419, SLG: 0.642	G3-1 1B 1-2			K1		G6-4-3 2 3 1-2f		1B 1-2 2-H 3-H		4	0	2	2	0	1	1
Fred McGriff, L (1, 3) OBP: 0.347, SLG: 0.506	G3-1 2 1-2 2-3			K2			K1	K3		4	0	0	0	0	3	4
Moises Alou, R (1, 7) OBP: 0.324, SLG: 0.410	G6-3 3			BB			G4-6-3 1B		F2 1	3	0	1	0	1	0	2
Corey Patterson, L (1, 8) OBP: 0.300, SLG: 0.417		G4-3 1		G3 3			G4-6-3 2 3 1-2f		K2	4	0	0	0	0	1	2
Alex Gonzalez, R (1, 6) OBP: 0.300, SLG: 0.419		G6-3 2		G6-3 1				G1-3 1	WP 1B 1B	4	1	1	0	0	0	0
Joe Girardi, R (1, 2) OBP: 0.283, SLG: 0.311		P4 3		G6-3 2				F9 2	1B 1-2 BB	3	0	0	0	0	0	0
Chris Stynes, R (9, PH) OBP: 0.321, SLG: 0.386										0	0	0	0	1	0	0
38 Carlos Zambrano, S (1, 1)			K3					BB 1B 1B 4-2	1B 1-3 2-H 3	2	0	0	0	0	1	0
Tom Gordon, R (8, 1)										0	0	0	0	0	0	0
Roosevelt Brown, L (8, PH) OBP: 0.277, SLG: 0.314										0	1	0	0	1	0	0
Kyle Farnsworth, R (9, 1)										0	0	0	0	0	0	0
Angel Echevarria, R (9, PH) OBP: 0.308, SLG: 0.417										1	0	1	1	0	0	0
Inning Stats	R: 0 E: 0 K: 0 S: 11 H: 1 LOB: 2 BB: 1 P: 17	R: 0 E: 0 K: 0 S: 5 H: 0 LOB: 0 BB: 0 P: 8	R: 0 E: 0 K: 2 S: 9 H: 0 LOB: 0 BB: 0 P: 12	R: 0 E: 0 K: 2 S: 8 H: 0 LOB: 1 BB: 1 P: 13	R: 0 E: 0 K: 0 S: 4 H: 0 LOB: 0 BB: 0 P: 5	R: 0 E: 0 K: 1 S: 8 H: 1 LOB: 0 BB: 0 P: 16	R: 0 E: 0 K: 1 S: 7 H: 1 LOB: 0 BB: 0 P: 10	R: 2 E: 0 K: 1 S: 14 H: 2 LOB: 2 BB: 2 P: 27	R: 1 E: 0 K: 2 S: 14 H: 2 LOB: 2 BB: 1 P: 21	1B: 7 2B: 0 3B: 0 HR: 0 SF: 0 SAC: 0 DP: 2 HBP: 0							

	AB	32
	R	3
	H	7
	RBI	3
	BB	5
	SO	9
	LOB	11

WP: 1 PB: 0 SB: 0 CS: 0 PA: 37

PITCHER		IP	WLS	BF	H	R	ER	SO	BB	IBB	HBP	BLK	WP	HR	S	P	ERA	WHIP
Wade Miller, R ERA: 4.06	(1, 1)	7.2	W	30	5	2	2	6	4	0	0	0	0	0	63	103	2.35	1.174
Pedro Borbon, L ERA: 4.97	(8, 1)	0.1	H	1	0	0	0	1	0	0	0	0	0	0	3	5	0.00	0.000
Ricky Stone, R ERA: 3.18	(9, 1)	1.0	S	6	2	1	1	2	1	0	0	0	1	0	14	21	9.00	3.000

PITCHER	IP	WLS	BF	H	R	ER	SO	BB	IBB	HBP	BLK	WP	HR	S	P	ERA	WHIP

Batter	1	2	3	4	5	6	7	8	9	AB	R	H	RBI	BB	SO	LOB
Orlando Merced, S (1, 7) OBP: 0.370, SLG: 0.483	F F F X 0-2 ① F9	C S B F F S 1-3 ② K			S B B X 2-1 E6 5 S 5 HR		C B X 1-1 ② F8		X 0-0 FC6-4 1B 2-H	5	1	1	1	0	1	2
Craig Biggio, R (1, 4) OBP: 0.344, SLG: 0.423	S T B X 1-2 2B	F S B F B B F S 3-3 ③ K			B B X 2-0 ① F8		B C B B C B 4-2 5 BB 17 S BB		B C S B X 2-2 ① FC6-4 5 DI 1-2f	4	0	1	0	1	1	4
17 Lance Berkman, S (1, 8) OBP: 0.405, SLG: 0.572	H 1-0 HBP		C C B S 1-3 ① K		C B B S B C 3-3 ② K		B B B I 4-0 5 BB 1-2 IBB		F S F S 0-3 ② K	3	0	0	0	1	3	2
5 Jeff Bagwell, R (1, 3) OBP: 0.399, SLG: 0.510	B X 1-0 ② F5		C C B S 1-3 ② K		F S B F B F X 2-2 1-H HR		B B B B 4-0 1-2 2-3 BB		B B B C B 4-1 1-2 BB	3	1	1	2	2	1	2
Geoff Blum, S (1, 5) OBP: 0.359, SLG: 0.435	C T B B C 2-3 ③ K		B S C F B F S 3-3 ③ K		B S S S 1-3 ③ K		B F S B B S 3-3 ③ K		S X 0-1 ③ L7	5	0	0	0	0	4	7
Richard Hidalgo, R (1, 9) OBP: 0.317, SLG: 0.412		X 0-0 1B 3B		B C B C B F F C 2-3 ① K		B X 1-0 ① F9		B F F B F F F C 2-3 ① K		4	1	1	0	0	2	0
Brad Ausmus, R (1, 2) OBP: 0.332, SLG: 0.372		B X 1-0 28 2B 3-H 1B		B B B B 4-0 BB		F X 0-1 ② P5		B C S F S 1-3 ② K		3	0	1	1	1	1	0
28 Adam Everett, R (1, 6) OBP: 0.309, SLG: 0.234 Jose Vizcaino, S (8, PH) OBP: 0.348, SLG: 0.385 (8, 6)		C X 0-1 1-3 2B		B S X 1-1 ② P4		C B B S F S 2-3 ③ K		B B F F X 2-2 ③ P6		3 1	0 0	1 0	0 0	0 0	1 0	1 0
Kirk Saarloos, R (1, 1) OBP: 0.111, SLG: 0.167 Brandon Puffer, R (8, 1) Jim Mann, R (8, 1) Alan Zinter, S (9, PH) OBP: 0.179, SLG: 0.357		B S C S 1-3 ① K		S C C 0-3 ③ K			S B F B B S 3-3 ① K		B X 1-0 1B 2B	3 0 0 1	0 0 0 1	0 0 0 1	0 0 0 0	0 0 0 0	3 0 0 0	3 0 0 0
Inning Stats	R: 0 H: 1 E: 0 LOB: 2 K: 1 BB: 0 S: 11 P: 16	R: 1 H: 3 E: 0 LOB: 2 K: 3 BB: 0 S: 17 P: 23	R: 0 H: 0 E: 0 LOB: 0 K: 3 BB: 0 S: 10 P: 15	R: 0 H: 0 E: 0 LOB: 1 K: 2 BB: 1 S: 10 P: 17	R: 2 H: 1 E: 1 LOB: 0 K: 2 BB: 0 S: 14 P: 24	R: 0 H: 0 E: 0 LOB: 0 K: 1 BB: 0 S: 7 P: 10	R: 0 H: 0 E: 0 LOB: 3 K: 2 BB: 3 S: 10 P: 29	R: 0 H: 0 E: 0 LOB: 0 K: 2 BB: 0 S: 13 P: 18	R: 1 H: 2 E: 0 LOB: 2 K: 1 BB: 1 S: 12 P: 19	1B: 2 SF: 0 2B: 3 SAC: 0 3B: 1 DP: 0 HR: 1 HBP: 1						

PITCHER		IP	WLS	BF	H	R	ER	SO	BB	IBB	HBP	BLK	WP	HR	S	P	ERA	WHIP
22 Mark Prior, R ERA: 3.15	(1, 1)	6.0		26	5	3	1	12	1	0	1	0	0	1	69	105	1.50	1.000
Kyle Farnsworth, R ERA: 6.47	(7, 1)	0.2		5	0	0	0	1	2	1	0	0	0	0	7	23	0.00	3.000
Jeff Fassero, L ERA: 6.27	(7, 1)	0.1	W	1	0	0	0	1	0	0	0	0	0	0	3	6	0.00	0.000
Joe Borowski, R ERA: 2.41	(8, 1)	1.0	H	3	0	0	0	2	0	0	0	0	0	0	13	18	0.00	0.000
Antonio Alfonseca, R ERA: 4.31	(9, 1)	1.0	S	6	2	1	1	1	1	0	0	0	0	0	12	19	9.00	3.000

PITCHER	IP	WLS	BF	H	R	ER	SO	BB	IBB	HBP	BLK	WP	HR	S	P	ERA	WHIP

TOP

Houston Astros @ Chicago Cubs

Wrigley Field, Chicago, IL

Thu Aug 15 2002, 1:20 PM CDT

Att. 37,836 - Sunny - 86 F

livebaseballscorecards.com

AB	35
R	4
H	7
RBI	4
BB	5
SO	17
LOB	21

Houston Astros @ Chicago Cubs

Wrigley Field, Chicago, IL

Thu Aug 15 2002, 1:20 PM CDT

Att. 37,836 - Sunny - 86 F

livebaseballscorecards.com

BOTTOM

Batter	1	2	3	4	5	6	7	8	9	AB	R	H	RBI	BB	SO	LOB
Mark Bellhorn, S (1, 4) OBP: 0.377, SLG: 0.530	F H 1-1 G1-6-3 HBP		C B B B F X 3-2 ① G4-3		B F S B B F F S 3-3 ② K		X 0-0 HR			3	1	1	1	0	1	0
Bill Mueller, S (1, 5) OBP: 0.348, SLG: 0.387	C B X 1-1 ① ② G1-6-3 1-2f		F F S 0-3 ② K		B X 1-0 ③ G4-3		C X 0-1 ③ G3			4	0	0	0	0	1	1
Sammy Sosa, R (1, 9) OBP: 0.422, SLG: 0.649	B C X 1-1 1B 1B 1B		B B B B 4-0 BB			S S B C 1-3 ① K		F F B B F X 2-2 HR		3	2	2	1	1	1	0
Fred McGriff, L (1, 3) OBP: 0.349, SLG: 0.513	S B F X 1-2 1B 1-2 1B		X 0-0 ③ F9			F X 0-1 HR		C F B B X 2-2 ① G3-1		4	1	2	1	0	0	1
Moises Alou, R (1, 7) OBP: 0.326, SLG: 0.419	B X 1-0 1-2 2-H 1B			X 0-0 HR		F B F B F F S 2-3 ② K		F C X 0-2 ② F7		4	1	2	2	0	1	0
Roosevelt Brown, L (1, 8) OBP: 0.272, SLG: 0.308 Kyle Farnsworth, R (7, 1) Jeff Fassero, L (7, 1) Joe Borowski, R (8, 1) OBP: 0.333, SLG: 0.333 Chad Hermansen, R (8, PH) OBP: 0.275, SLG: 0.379 Antonio Alfonseca, R (9, 1) OBP: 0.667, SLG: 0.667	X 0-0 ③ F9			X 0-0 ① G4-3		C F B B F C 2-3 ③ K		X 0-0 1B 1B		3 0 0 0 0 1 0	0 0 0 0 0 0 0	0 0 0 0 0 1 0	0 0 0 0 0 0 0	1 0 0 0 0 0 0	2 0 0 0 0 0 0	
Alex Gonzalez, R (1, 6) OBP: 0.300, SLG: 0.417		B B X 2-0 ① G6-3		C X 0-1 ② G5-3			B B C S F S 2-3 ① K	C P X 1-1 1-2 1B		4	0	1	0	0	1	0
Todd Hundley, S (1, 2) OBP: 0.267, SLG: 0.364 Joe Girardi, R (8, 2) OBP: 0.282, SLG: 0.309		C B C B X 2-2 ② G3		S X 0-1 ③ F7			S X 0-1 ② G3	B F C B B S 3-3 ③ K		3 1	0 0	0 0	0 0	0 0	0 1	0 2
22 Mark Prior, R (1, 1) OBP: 0.226, SLG: 0.333 Corey Patterson, L (7, 8) OBP: 0.302, SLG: 0.425		S X 0-1 ③ G4-3			F F S 0-3 ① K		X 0-0 HR			2 1	0 1	0 1	0 1	0 0	1 0	0 0
Inning Stats	R: 1 E: 0 K: 0 S: 10 H: 3 LOB: 2 BB: 0 P: 15	R: 0 E: 0 K: 0 S: 6 H: 0 LOB: 0 BB: 0 P: 10	R: 0 E: 0 K: 1 S: 7 H: 0 LOB: 1 BB: 1 P: 14	R: 1 E: 0 K: 0 S: 6 H: 1 LOB: 0 BB: 0 P: 6	R: 0 E: 0 K: 2 S: 9 H: 0 LOB: 0 BB: 0 P: 13	R: 1 E: 0 K: 3 S: 14 H: 1 LOB: 0 BB: 0 P: 19	R: 2 E: 0 K: 1 S: 10 H: 2 LOB: 0 BB: 0 P: 12	R: 1 E: 0 K: 1 S: 17 H: 3 LOB: 2 BB: 0 P: 24		1B: 5 2B: 0 3B: 0 HR: 5	SF: 0 SAC: 0 DP: 1 HBP: 1			WP: 0 PB: 0 SB: 0 CS: 0	PA: 35	

	AB	R	H	RBI	BB	SO	LOB
AB	**33**						
R	**6**						
H	**10**						
RBI	**6**						
BB	**1**						
SO	**8**						
LOB	**6**						

PITCHER		IP	WLS	BF	H	R	ER	SO	BB	IBB	HBP	BLK	WP	HR	S	P	ERA	WHIP
Kirk Saarloos, R ERA: 6.13	(1, 1)	7.0	L	29	7	5	5	7	1	0	1	0	0	4	62	89	6.43	1.143
Brandon Puffer, R ERA: 4.35	(8, 1)	0.2		5	3	1	1	0	0	0	0	0	0	1	14	18	13.50	4.500
Jim Mann, R ERA: 3.6	(8, 1)	0.1		1	0	0	0	1	0	0	0	0	0	0	3	6	0.00	0.000

PITCHER		IP	WLS	BF	H	R	ER	SO	BB	IBB	HBP	BLK	WP	HR	S	P	ERA	WHIP

Arizona Diamondbacks @ Chicago Cubs

Wrigley Field, Chicago, IL

Fri Aug 16 2002, 2:20 PM CDT

Att. 39,188 - Overcast - 79 F

TOP

livebaseballscorecards.com

Batter	1	2	3	4	5	6	7	8	9	AB	R	H	RBI	BB	SO	LOB
Tony Womack, L (1, 6) OBP: 0.313, SLG: 0.334	G6-3			E2 L9 SF9 1B		E6 G6-3			K	4	1	1	0	0	1	0
Quinton McCracken, S (1, 9) OBP: 0.385, SLG: 0.502	CS 1B			L9 2-3		G6-3 1-2			G6-3	4	0	1	0	0	0	2
Junior Spivey, R (1, 4) OBP: 0.407, SLG: 0.518	F7			SF9 3-H		K			BB 1B	3	0	1	1	0	1	2
Greg Colbrunn, R (1, 3) OBP: 0.368, SLG: 0.587 Mark Grace, L (8, 3) OBP: 0.347, SLG: 0.386	CS 1-2	F9		G5-3			L9		BB 1-2	3 0	0 0	0 0	0 0	0 1	0 0	0 0
Matt Williams, R (1, 5) OBP: 0.327, SLG: 0.440		K			E WP 2B		L6 1B		L6	4	1	2	0	0	1	2
Steve Finley, L (1, 8) OBP: 0.363, SLG: 0.489		F9			E9 WP 2-3		L9			3	0	0	0	0	0	1
Damian Miller, R (1, 2) OBP: 0.347, SLG: 0.450		K			F8 1-2 3-H			G5-4-3 1B		3	0	1	0	0	1	1
David Dellucci, L (1, 7) OBP: 0.317, SLG: 0.442		G6-3			K			G5-4-3 1-2f		3	0	0	0	0	1	1
Curt Schilling, R (1, 1) OBP: 0.243, SLG: 0.209 Byung-Hyun Kim, R (9, 1) OBP: 1.000, SLG: 1.000		G5-3				G5-3		K		3 0	0 0	0 0	0 0	0 0	1 0	0 0
Inning Stats	R: 0 E: 0 K: 0 S: 11 H: 1 LOB: 0 BB: 0 P: 19	R: 0 E: 0 K: 1 S: 6 H: 0 LOB: 0 BB: 0 P: 11	R: 0 E: 0 K: 1 S: 7 H: 0 LOB: 0 BB: 0 P: 11	R: 1 E: 1 K: 0 S: 10 H: 1 LOB: 0 BB: 0 P: 14	R: 1 E: 1 K: 1 S: 9 H: 1 LOB: 0 BB: 0 P: 16	R: 0 E: 1 K: 1 S: 14 H: 0 LOB: 1 BB: 0 P: 22	R: 0 E: 0 K: 0 S: 9 H: 1 LOB: 0 BB: 0 P: 11	R: 0 E: 0 K: 1 S: 8 H: 1 LOB: 0 BB: 0 P: 11	R: 0 E: 0 K: 1 S: 10 H: 1 LOB: 2 BB: 1 P: 21	1B: 5 2B: 1 3B: 0 HR: 0	SF: 1 SAC: 0 DP: 1 HBP: 0						

	AB	30
	R	2
	H	6
	RBI	1
	BB	1
	SO	6
	LOB	9

WP: 1 PB: 0 SB: 0 CS: 1 PA: 33

PITCHER		IP	WLS	BF	H	R	ER	SO	BB	IBB	HBP	BLK	WP	HR	S	P	ERA	WHIP
39 Steve Smyth, L ERA: 6.6	(1, 1)	6.0	L	21	3	2	1	4	0	0	0	0	1	0	57	93	1.50	0.500
Tom Gordon, R ERA: 4.05	(7, 1)	2.0		6	2	0	0	1	0	0	0	0	0	0	17	22	0.00	1.000
Jeff Fassero, L ERA: 6.19	(9, 1)	0.2		2	0	0	0	1	0	0	0	0	0	0	6	11	0.00	0.000
Francis Beltran, R ERA: 6.75	(9, 1)	0.1		3	1	0	0	0	1	0	0	0	0	0	4	10	0.00	6.000

PITCHER	IP	WLS	BF	H	R	ER	SO	BB	IBB	HBP	BLK	WP	HR	S	P	ERA	WHIP

Batter	1	2	3	4	5	6	7	8	9	AB	R	H	RBI	BB	SO	LOB
Chris Stynes, R (1, 4) OBP: 0.319, SLG: 0.382	C C F B F C 1-3 K ①		X 0-0 CS 1B			C B X 1-1 G6-3 ①			F X 0-1 L7 ①	4	0	1	0	0	1	0
Bill Mueller, S (1, 5) OBP: 0.347, SLG: 0.385	B C F S 1-3 K ②		B B B C C F X 3-2 FC6-4 1-2 1B ②			B B F S F X 2-2 F8 ②			C B F C 1-3 K ②	4	0	1	0	0	2	0
Sammy Sosa, R (1, 9) OBP: 0.421, SLG: 0.652	C S S 0-3 K ③		S S F B X 1-2 FC6-4 1-2f ③			B F B B F F S 3-3 K ③			B S X 1-1 HR	4	1	1	1	0	2	1
Fred McGriff, L (1, 3) OBP: 0.348, SLG: 0.511 Roosevelt Brown, L (9, PR) OBP: 0.272, SLG: 0.308		B S F X 1-2 F7 ①		B F C X 1-2 L7 ①			F F S 0-3 K ①		X 0-0 1B 1B	4 0	0 0	1 0	0 0	0 0	1 0	0 0
Moises Alou, R (1, 7) OBP: 0.327, SLG: 0.420		F B F B X 2-2 1B 1B		S F F F B B S 2-3 K ②			B X 1-0 F9 ②		X 0-0 1-3 1B	4	0	2	0	0	1	0
Corey Patterson, L (1, 8) OBP: 0.299, SLG: 0.421		B F S S F S 1-3 K ②		C F B S 1-3 K ③			B F X 1-1 F5 ③		S X 0-1 L9 ③	4	0	0	0	0	2	3
Alex Gonzalez, R (1, 6) OBP: 0.300, SLG: 0.417		F C X 0-2 FC5-4 1-2 1B			B B X 2-0 G5-3 ①			X 0-0 L8 ①		3	0	1	0	0	0	0
Joe Girardi, R (1, 2) OBP: 0.277, SLG: 0.303		C X 0-1 FC5-4 1-2f ③			B F X 1-1 F8 ②			F S S 0-3 K ②		3	0	0	0	0	1	2
39 Steve Smyth, L (1, 1) OBP: 0.167, SLG: 0.167 Tom Gordon, R (7, 1) Chad Hermansen, R (8, PH) OBP: 0.274, SLG: 0.377 Jeff Fassero, L (9, 1) Francis Beltran, R (9, 1)			B C S S F B S 2-3 K ①		C X 0-1 G6-3 ③			S B S S S 1-3 K ③		2 0 1 0 0	0 0 0 0 0	0 0 0 0 0	0 0 0 0 0	0 0 0 0 0	1 0 1 0 0	0 0 0 0 0
Inning Stats	R: 0 E: 0 K: 3 S: 11 H: 0 LOB: 0 BB: 0 P: 13	R: 0 E: 0 K: 1 S: 16 H: 2 LOB: 2 BB: 0 P: 20	R: 0 E: 0 K: 1 S: 13 H: 2 LOB: 1 BB: 0 P: 19	R: 0 E: 0 K: 2 S: 11 H: 0 LOB: 0 BB: 0 P: 15	R: 0 E: 0 K: 0 S: 5 H: 0 LOB: 0 BB: 0 P: 8	R: 0 E: 0 K: 1 S: 10 H: 0 LOB: 0 BB: 0 P: 16	R: 0 E: 0 K: 1 S: 7 H: 0 LOB: 0 BB: 0 P: 9	R: 0 E: 0 K: 2 S: 7 H: 0 LOB: 0 BB: 0 P: 8	R: 1 E: 0 K: 1 S: 11 H: 3 LOB: 2 BB: 0 P: 13	1B: 6 2B: 0 3B: 0 HR: 1	SF: 0 SAC: 0 DP: 0 HBP: 0						

PITCHER	IP	WLS	BF	H	R	ER	SO	BB	IBB	HBP	BLK	WP	HR	S	P	ERA	WHIP
Curt Schilling, R (1, 1) ERA: 2.69	8.2	W	31	6	1	1	12	0	0	0	0	0	1	88	118	1.04	0.692
Byung-Hyun Kim, R (9, 1) ERA: 2.31	0.1	S	2	1	0	0	0	0	0	0	0	0	0	3	3	0.00	3.000

PITCHER	IP	WLS	BF	H	R	ER	SO	BB	IBB	HBP	BLK	WP	HR	S	P	ERA	WHIP

BOTTOM

Arizona Diamondbacks @ Chicago Cubs

Wrigley Field, Chicago, IL

Fri Aug 16 2002, 2:20 PM CDT

Att. 39,188 - Overcast - 79 F

livebaseballscorecards.com

AB	33
R	1
H	7
RBI	1
BB	0
SO	12
LOB	6

WP: 0 PB: 0 SB: 0 CS: 1 PA: 33

Arizona Diamondbacks @ Chicago Cubs

Wrigley Field, Chicago, IL

Sat Aug 17 2002, 12:05 PM CDT

Att. 38,728 - Overcast - 78 F

TOP

livebaseballscorecards.com

Batter	1	2	3	4	5	6	7	8	9	AB	R	H	RBI	BB	SO	LOB
Tony Womack, L (1, 6) OBP: 0.314, SLG: 0.335	CBBCFX 2-2 CS 1B		LX 0-1 SH1-3 2-H 1B		CCX 0-2 ② G5-3 1-2		CBBX 2-1 ② F8		BBCX 2-1 ② G3	5	0	2	1	0	0	2
Quinton McCracken, S (1, 9) OBP: 0.387, SLG: 0.502	BBX 2-0 ① L7		X 0-0 ① SH1-3 1-2		BX 1-0 ③ L7		X 0-0 FC6-4 1-3 1B		X 0-0 E 1B HR 1B	4	1	2	0	0	0	2
Junior Spivey, R (1, 4) OBP: 0.405, SLG: 0.514	BFCS 1-3 ② K		BSTCS 1-3 ② K			X 0-0 ① G6-3	X 0-0 ③ FC6-4 1-2f		BCCX 1-2 E HR 1B	5	1	1	0	0	2	4
Steve Finley, L (1, 8) OBP: 0.362, SLG: 0.484	S 0-1 ③ CS 1-2	BX 1-0 ① G1-3	BX 1-0 ③ F7			CBFBBX 3-2 ② G4-3		BBBB 4-0 BB BB	BBX 2-0 E6 1-2 2-3 HR	4	1	0	0	1	0	3
Erubiel Durazo, L (1, 3) OBP: 0.411, SLG: 0.662		CBCCC 1-3 ② K		BBCSBB 4-2 G6-4-3 BB		CBBBBX 3-1 FC6-4 1B		BCBBBCB 4-2 1-2 BB	X 0-0 1-H 2-H 3-H HR	3	1	2	4	2	1	0
Matt Williams, R (1, 5) OBP: 0.321, SLG: 0.421		BFBFFBB 4-2 1B BB	BX 1-0 ① ② G6-4-3 1-2f			X 0-0 ③ FC6-4 1-2f		CLS 0-3 ① K	CCX 0-2 ③ F8	4	0	0	0	1	1	4
David Dellucci, L (1, 7) OBP: 0.316, SLG: 0.437		BFX 1-1 1-2 1B	BFBX 2-1 ③ G3-1				BFX 1-1 ① G6-3	CX 0-1 ② F8		4	0	1	0	0	0	2
Rod Barajas, R (1, 2) OBP: 0.279, SLG: 0.333 Mark Grace, L (8, PH) OBP: 0.346, SLG: 0.384 Chad Moeller, R (8, 2) OBP: 0.308, SLG: 0.279	FBFFS 1-3 ③ K				BBCFBB 4-2 G5-3 BB		CFFX 0-2 1B 2B	BX 1-0 ③ G4-3		2 1 0	1 0 0	1 0 0	0 0 0	1 0 0	1 0 0	2 2 0
Miguel Batista, R (1, 1) OBP: 0.256, SLG: 0.351 Jay Bell, R (7, PH) OBP: 0.308, SLG: 0.500 Mike Koplove, R (7, 1) Greg Swindell, L (7, 1) Mike Fetters, R (8, 1) Greg Colbrunn, R (9, PH) OBP: 0.366, SLG: 0.582 Byung-Hyun Kim, R (9, 1) OBP: 1.000, SLG: 1.000			X 0-0 1B 2B		BBBCCL 3-3 ① K		BBSX 2-1 1B 2-H 1B		SSBBBBS 3-3 ① K	2 1 0 0 0 1	1 0 0 0 0 0	1 1 0 0 0 0	0 1 0 0 0 0	1 0 0 0 0 1	1 0 0 0 0 0	1 0 0 0 0 0
Inning Stats	R: 0 H: 1 E: 0 LOB: 0 K: 1 BB: 0 S: 10 P: 15	R: 0 H: 1 E: 0 LOB: 2 K: 2 BB: 1 S: 13 P: 21	R: 1 H: 2 E: 0 LOB: 1 K: 1 BB: 0 S: 9 P: 11	R: 0 H: 0 E: 0 LOB: 0 K: 0 BB: 1 S: 5 P: 12	R: 0 H: 0 E: 0 LOB: 1 K: 1 BB: 1 S: 9 P: 17	R: 0 H: 1 E: 0 LOB: 1 K: 0 BB: 0 S: 7 P: 13	R: 1 H: 3 E: 0 LOB: 2 K: 0 BB: 0 S: 12 P: 17	R: 0 H: 0 E: 0 LOB: 2 K: 1 BB: 2 S: 8 P: 17	R: 4 H: 3 E: 1 LOB: 0 K: 1 BB: 0 S: 14 P: 22	1B: 8 SF: 0 2B: 2 SAC: 1 3B: 0 DP: 1 HR: 1 HBP: 0						

	AB	36
	R	6
	H	11
	RBI	6
	BB	5
	SO	7
	LOB	22

PITCHER		IP	WLS	BF	H	R	ER	SO	BB	IBB	HBP	BLK	WP	HR	S	P	ERA	WHIP
34 Kerry Wood, R ERA: 3.91	(1, 1)	6.0		24	5	1	1	5	3	0	0	0	0	0	53	89	1.50	1.333
Joe Borowski, R ERA: 2.5	(7, 1)	1.0	B	6	3	1	1	0	0	0	0	0	0	0	12	17	9.00	3.000
Jeff Fassero, L ERA: 6.19	(8, 1)	0.0		2	0	0	0	0	2	0	0	0	0	0	2	10	∞	∞
Kyle Farnsworth, R ERA: 6.09	(8, 1)	2.0	L	10	3	4	0	2	0	0	0	0	0	1	20	29	0.00	1.500

PITCHER	IP	WLS	BF	H	R	ER	SO	BB	IBB	HBP	BLK	WP	HR	S	P	ERA	WHIP

Batter	1	2	3	4	5	6	7	8	9	AB	R	H	RBI	BB	SO	LOB
Mark Bellhorn, S (1, 4) OBP: 0.380, SLG: 0.528	B C B X 2-1 2B 1B	B C F F X 1-2 ③ F2			B X 1-0 ② F7		B C B B B 4-1 BB		B C B S B B 4-2 1-2 BB	3	1	1	0	2	0	2
Bill Mueller, S (1, 5) OBP: 0.347, SLG: 0.386	B B C B X 3-1 HR 1-H 2B		C X 0-1 ① L9		B C F B B F B 4-2 1-2 BB		B F S B B B F X 3-2 ③ P4		X 0-0 ③ G4-3	4	0	1	1	1	0	5
Sammy Sosa, R (1, 9) OBP: 0.419, SLG: 0.655	B B S F T B X 3-2 ① 2-3 HR		B F C B X 2-2 ② G4-3		B F B F B X 3-2 ③ G1-3			C S T F B F B S 2-3 ① K		4	1	1	1	0	1	2
Fred McGriff, L (1, 3) OBP: 0.345, SLG: 0.506	B F F C 1-3 ② K		X 0-0 ③ G6-3			C B B X 2-1 ① L7		B F S F F S 1-3 ② K		4	0	0	0	0	2	0
Moises Alou, R (1, 7) OBP: 0.327, SLG: 0.418	X 0-0 1B			X 0-0 ① F8		B X 1-0 ② G1-3		B X 1-0 ③ G3-1		4	0	1	0	0	0	0
Corey Patterson, L (1, 8) OBP: 0.297, SLG: 0.417	X 0-0 ③ G3			B F F S 1-3 ② K		B F S S B S 2-3 ③ K			C C F S 0-3 ① K	4	0	0	0	0	3	1
Alex Gonzalez, R (1, 6) OBP: 0.302, SLG: 0.418		B F C X 1-2 ① L6		C B S S 1-3 ③ K			B F X 1-1 F8 SH2-3 1B		C B X 1-1 1B 1B 1B	4	0	2	0	0	1	0
Todd Hundley, S (1, 2) OBP: 0.272, SLG: 0.373 Joe Girardi, R (9, PR) OBP: 0.277, SLG: 0.303		B B S B X 3-1 34 1B 2B			B F B X 2-1 ① F7		B B X 2-0 ① SH2-3 1-2		C B F X 1-2 1B 1-2 1B	3 0	0 0	2 0	0 0	0 0	0 0	0 0
34 Kerry Wood, R (1, 1) OBP: 0.185, SLG: 0.137 Joe Borowski, R (7, 1) OBP: 0.133, SLG: 0.333 Roosevelt Brown, L (7, PH) OBP: 0.270, SLG: 0.306 Jeff Fassero, L (8, 1) Kyle Farnsworth, R (8, 1) Chris Stynes, R (9, PH) OBP: 0.323, SLG: 0.386		X 0-0 ② 2-3 1B			F B B B B 4-1 BB		B F X 1-1 ② F8 2-3		B C X 1-1 ② BB 1-3 2-H 1B	1 0 0 0 0 1	0 0 0 0 0 0	1 0 0 0 0 0	0 0 0 0 0 0	1 0 0 0 0 0	0 0 0 0 0 0	0 0 1 0 0 0
Inning Stats	R: 2 E: 0 K: 1 S: 13 H: 4 LOB: 1 BB: 0 P: 22	R: 0 E: 0 K: 0 S: 10 H: 2 LOB: 1 BB: 0 P: 15	R: 0 E: 0 K: 0 S: 6 H: 0 LOB: 0 BB: 0 P: 8	R: 0 E: 0 K: 2 S: 7 H: 0 LOB: 0 BB: 0 P: 9	R: 0 E: 0 K: 0 S: 10 H: 0 LOB: 2 BB: 2 P: 24	R: 0 E: 0 K: 1 S: 6 H: 0 LOB: 0 BB: 0 P: 11	R: 0 E: 0 K: 0 S: 10 H: 1 LOB: 2 BB: 1 P: 21	R: 0 E: 0 K: 2 S: 12 H: 0 LOB: 0 BB: 0 P: 16	R: 0 E: 0 K: 1 S: 14 H: 3 LOB: 3 BB: 1 P: 21	1B: 7 2B: 2 3B: 0 HR: 1	SF: 0 SAC: 1 DP: 0 HBP: 0					

PITCHER		IP	WLS	BF	H	R	ER	SO	BB	IBB	HBP	BLK	WP	HR	S	P	ERA	WHIP
Miguel Batista, R ERA: 4.08	(1, 1)	6.0		24	6	2	2	4	2	0	0	0	0	1	52	89	3.00	1.333
Mike Koplove, R ERA: 2.06	(7, 1)	0.2		4	1	0	0	0	1	0	0	0	0	0	6	14	0.00	3.000
Greg Swindell, L ERA: 4.71	(7, 1)	0.1		1	0	0	0	0	0	0	0	0	0	0	4	7	0.00	0.000
Mike Fetters, R ERA: 2.72	(8, 1)	1.0	W	3	0	0	0	2	0	0	0	0	0	0	12	16	0.00	0.000
Byung-Hyun Kim, R ERA: 2.27	(9, 1)	1.0		6	3	0	0	1	1	0	0	0	0	0	14	21	0.00	4.000

PITCHER	IP	WLS	BF	H	R	ER	SO	BB	IBB	HBP	BLK	WP	HR	S	P	ERA	WHIP

BOTTOM

Arizona Diamondbacks @ Chicago Cubs

Wrigley Field, Chicago, IL

Sat Aug 17 2002, 12:05 PM CDT

Att. 38,728 - Overcast - 78 F

livebaseballscorecards.com

AB	33
R	2
H	10
RBI	2
BB	4
SO	7
LOB	11

1B: 7	SF: 0	WP: 0	PA: 38
2B: 2	SAC: 1	PB: 0	
3B: 0	DP: 0	SB: 0	
HR: 1	HBP: 0	CS: 0	

Arizona Diamondbacks @ Chicago Cubs

Wrigley Field, Chicago, IL

Sun Aug 18 2002, 1:20 PM CDT

Att. 38,540 - Sunny - 72 F

TOP

livebaseballscorecards.com

Batter	1	2	3	4	5	6	7	8	9	AB	R	H	RBI	BB	SO	LOB
Tony Womack, L (1, 6) OBP: 0.315, SLG: 0.338	G1-3	E4		K		2B		1B		5	0	2	0	0	1	2
Quinton McCracken, S (1, 9) OBP: 0.384, SLG: 0.494	BB	L7			K	K		G1-2-3		4	1	0	0	1	2	7
Junior Spivey, R (1, 4) OBP: 0.405, SLG: 0.511	E BB HBP	K			1B	L8			G4-3	4	0	1	0	0	1	4
Steve Finley, L (1, 8) OBP: 0.362, SLG: 0.480	E BB		G3-1		L7		K		G5-4-3 BB	3	0	0	0	2	1	1
Jay Bell, R (1, 5) OBP: 0.290, SLG: 0.444	E6		K		1B		K		G5-4-3	5	0	1	1	0	2	3
Mark Grace, L (1, 3) OBP: 0.341, SLG: 0.378	K		G3		K		L8			4	0	0	0	0	2	5
Damian Miller, R (1, 2) OBP: 0.349, SLG: 0.461	G6-3			K		IHR		1B BB G1-2-3		3	1	1	1	1	1	3
David Dellucci, L (1, 7) OBP: 0.314, SLG: 0.429		K		BB		E4 2B		K		3	0	0	0	1	2	1
Rick Helling, R (1, 1) OBP: 0.225, SLG: 0.061		E HBP		K		K		1B BB		2	0	0	0	0	2	2
Erubiel Durazo, L (8, PH) OBP: 0.415, SLG: 0.662										0	0	0	0	1	0	0
Mike Fetters, R (8, 1)										0	0	0	0	0	0	0
Mike Myers, L (8, 1)										0	0	0	0	0	0	0
Matt Mantei, R (9, 1)										0	0	0	0	0	0	0
Inning Stats	R: 1 E: 1 K: 1 S: 16 H: 0 LOB: 3 BB: 2 P: 29	R: 0 E: 1 K: 2 S: 11 H: 0 LOB: 2 BB: 0 P: 18	R: 0 E: 0 K: 1 S: 7 H: 0 LOB: 0 BB: 0 P: 12	R: 0 E: 0 K: 3 S: 9 H: 0 LOB: 1 BB: 1 P: 17	R: 0 E: 0 K: 2 S: 18 H: 2 LOB: 2 BB: 0 P: 27	R: 1 E: 1 K: 2 S: 17 H: 2 LOB: 2 BB: 0 P: 26	R: 0 E: 0 K: 2 S: 7 H: 0 LOB: 0 BB: 0 P: 12	R: 0 E: 0 K: 1 S: 14 H: 1 LOB: 2 BB: 2 P: 25	R: 0 E: 0 K: 0 S: 7 H: 0 LOB: 0 BB: 1 P: 11	1B: 3 2B: 1 3B: 0 HR: 1	SF: 0 SAC: 0 DP: 2 HBP: 2						

AB	33
R	2
H	5
RBI	2
BB	6
SO	14
LOB	28

WP: 0 PB: 0 SB: 0 CS: 0 PA: 41

PITCHER		IP	WLS	BF	H	R	ER	SO	BB	IBB	HBP	BLK	WP	HR	S	P	ERA	WHIP
Matt Clement, R (1, 1) ERA: 3.69		5.1		28	4	2	2	10	3	0	2	0	0	0	73	121	3.38	1.312
Tom Gordon, R (6, 1) ERA: 3.74		1.2		5	0	0	0	3	0	0	0	0	0	0	12	20	0.00	0.000
Joe Borowski, R (8, 1) ERA: 2.47		1.0		5	1	0	0	1	2	0	0	0	0	0	14	25	0.00	3.000
Antonio Alfonseca, R (9, 1) ERA: 4.23		1.0	W	3	0	0	0	0	1	0	0	0	0	0	7	11	0.00	1.000

PITCHER	IP	WLS	BF	H	R	ER	SO	BB	IBB	HBP	BLK	WP	HR	S	P	ERA	WHIP

Batter	1	2	3	4	5	6	7	8	9	AB	R	H	RBI	BB	SO	LOB
Mark Bellhorn, S (1, 4) OBP: 0.380, SLG: 0.530	C B B B X 3-1 1B 2B		F B F C 1-3 ① K		B C C F C 1-3 ③ K			F F B X 1-2 ① G6-3		3	1	1	0	0	2	1
Chris Stynes, R (7, 4) OBP: 0.321, SLG: 0.384										1	0	0	0	0	0	0
Bill Mueller, S (1, 5) OBP: 0.349, SLG: 0.389	B C F F B X 2-2 ① G6-3		B F F B B S 3-3 ② K			X 0-0 2B		C F F B B F B B 4-2 PB WP SF8 BB		3	1	1	0	1	1	1
Sammy Sosa, R (1, 9) OBP: 0.417, SLG: 0.651	C C S 0-3 ② K		B C S S S 1-3 ③ K			X 0-0 ① F3		B B C B F B 4-2 FC6-4 1B 1-3 BB		3	0	0	0	0	2	2
Chad Hermansen, R (7, 9) OBP: 0.277, SLG: 0.377										0	0	0	0	1	0	0
Fred McGriff, L (1, 3) OBP: 0.344, SLG: 0.505	C B B B X 3-1 2-H 1B			B B F F B S 3-3 ① K		C X 0-1 ② L8		C X 0-1 ② SF8 3-H		3	0	1	2	0	1	1
Moises Alou, R (1, 7) OBP: 0.326, SLG: 0.416	X 0-0 ③ P4			X 0-0 ② F8		F B B B X 2-1 ③ F8		B C X 1-1 FC6-4 1-2 1B		4	0	1	0	0	0	2
Corey Patterson, L (1, 8) OBP: 0.296, SLG: 0.416		C X 0-1 G6-3 1B		C B S F B X 2-2 ③ F9			X 0-0 ① G3	S B B S T X 2-2 ③ FC6-4 1-2f 2-3		4	0	1	0	0	0	2
Alex Gonzalez, R (1, 6) OBP: 0.304, SLG: 0.418		B X 1-0 ① G6-3 1-2			C S X 0-2 SH3 1B		X 0-0 ② L7		C X 0-1 S 1B 1B	4	1	2	0	0	0	1
Joe Girardi, R (1, 2) OBP: 0.282, SLG: 0.304		X 0-0 ② F9			B X 1-0 ① F5		B C B B B 4-1 BB		S L X 0-2 1-H 1B	3	0	1	1	1	0	2
Matt Clement, R (1, 1) OBP: 0.140, SLG: 0.109		C S B F B F C 2-3 ③ K			B X 1-0 ② SH3 1-2		B C C B X 2-2 ③ P6			1	0	0	0	0	1	1
Tom Gordon, R (6, 1)										0	0	0	0	0	0	0
Angel Echevarria, R (7, PH) OBP: 0.302, SLG: 0.408										1	0	0	0	0	0	1
Joe Borowski, R (8, 1) OBP: 0.333, SLG: 0.333										0	0	0	0	0	0	0
Antonio Alfonseca, R (9, 1) OBP: 0.667, SLG: 0.667										0	0	0	0	0	0	0
Inning Stats	R: 1 H: 2 E: 0 LOB: 1 K: 1 BB: 0 S: 12 P: 20	R: 0 H: 1 E: 0 LOB: 1 K: 1 BB: 0 S: 9 P: 12	R: 0 H: 0 E: 0 LOB: 0 K: 3 BB: 0 S: 9 P: 14	R: 0 H: 0 E: 0 LOB: 0 K: 1 BB: 0 S: 8 P: 13	R: 0 H: 1 E: 0 LOB: 1 K: 1 BB: 0 S: 9 P: 12	R: 0 H: 1 E: 0 LOB: 1 K: 0 BB: 0 S: 6 P: 8	R: 0 H: 0 E: 0 LOB: 1 K: 0 BB: 1 S: 6 P: 12	R: 1 H: 1 E: 0 LOB: 2 K: 0 BB: 2 S: 18 P: 30	R: 1 H: 2 E: 0 LOB: 1 K: 0 BB: 0 S: 5 P: 5	1B: 6 SF: 1 2B: 2 SAC: 1 3B: 0 DP: 0 HR: 0 HBP: 0						WP: 1 PA: 35 PB: 1 SB: 1 CS: 0	

PITCHER		IP	WLS	BF	H	R	ER	SO	BB	IBB	HBP	BLK	WP	HR	S	P	ERA	WHIP
Rick Helling, R ERA: 4.38	(1, 1)	7.0		27	5	1	1	7	1	0	0	0	0	0	59	91	1.29	0.857
Mike Fetters, R ERA: 2.91	(8, 1)	0.1	H	3	0	1	1	0	2	0	0	0	1	0	10	19	27.00	6.000
Mike Myers, L ERA: 3.9	(8, 1)	0.2	B	3	1	0	0	0	0	0	0	0	0	0	8	11	0.00	1.500
Matt Mantei, R ERA: 5.4	(9, 1)	0.0	L	2	2	1	1	0	0	0	0	0	0	0	5	5	∞	∞

PITCHER	IP	WLS	BF	H	R	ER	SO	BB	IBB	HBP	BLK	WP	HR	S	P	ERA	WHIP

BOTTOM

Arizona Diamondbacks @ Chicago Cubs

Wrigley Field, Chicago, IL

Sun Aug 18 2002, 1:20 PM CDT

Att. 38,540 - Sunny - 72 F

livebaseballscorecards.com

AB	30
R	3
H	8
RBI	3
BB	3
SO	7
LOB	14

Batter	1	2	3	4	5	6	7	8	9	AB	R	H	RBI	BB	SO	LOB
Mark Bellhorn, S (1, 4) OBP: 0.384, SLG: 0.544	0-0 G3-1	0-0 F8				4-1 1B BB 1-2		3-2 HR		5	2	3	2	1	0	1
Bill Mueller, S (1, 5) OBP: 0.349, SLG: 0.386	4-2 1B BB		2-1 E 1B	0-0 G3-1 2-3	2-2 F9	2-1 F9		1-1 F7		5	2	1	0	1	0	3
Sammy Sosa, R (1, 9) OBP: 0.419, SLG: 0.649 Chad Hermansen, R (6, 9) OBP: 0.281, SLG: 0.385	0-1 1B 1-2 1B		0-1 E7 1B G5-4-3 1-3 1B	4-0 1B 1B 1B BB	3-2 E6 E 3B	2-3 K		2-2 2B		4 1	3 0	2 1	0 0	1 0	1 0	2 0
Fred McGriff, L (1, 3) OBP: 0.346, SLG: 0.505	2-3 K		0-0 G5-4-3 2-3 3-H 1B	2-0 1B 1B 1-2 3-H 1B	2-2 E9 1-2 3B	3-1 FC5-4 1-2 2-3 1B		0-3 K		6	2	3	2	0	2	4
Moises Alou, R (1, 7) OBP: 0.326, SLG: 0.415	2-2 1-2 2-H 1B		0-1 G5-4-3 1-2f 3-H	1-0 1B 1B 2B 1-2 2-3 1B	0-2 F9	0-1 FC5-4 1-2f		2-2 F8		6	1	2	1	0	0	7
Corey Patterson, L (1, 8) OBP: 0.301, SLG: 0.423	0-1 G4-3		1-1 S 1B 1B	0-0 1B 2B 1-2 2-3 3-H 1B	1-1 1-H 2-H 3B		0-2 S 1B		0-1 G3-1	6	2	4	3	0	0	2
Alex Gonzalez, R (1, 6) OBP: 0.306, SLG: 0.420		2-0 G6-3	1-1 1-H 1B 1B	0-0 2B 1B 1-2 2-3 3-H 1B	1-0 F7		1-3 K 1-2		2-0 S 1B	6	1	3	2	0	1	2
Todd Hundley, S (1, 2) OBP: 0.278, SLG: 0.391		2-0 1B	1-1 1-2 1B	1-3 K		0-1 HR		0-3 K	3-3 K 1-2	6	1	3	1	0	3	5
38 Carlos Zambrano, S (1, 1) Will Cunnane, R (3, 1) Roosevelt Brown, L (4, PH) OBP: 0.275, SLG: 0.317 Jeff Fassero, L (4, 1) OBP: 0.333, SLG: 0.333 Kyle Farnsworth, R (7, 1) Joe Borowski, R (8, 1) OBP: 0.333, SLG: 0.333 Angel Echevarria, R (9, PH) OBP: 0.296, SLG: 0.400 Antonio Alfonseca, R (9, 1) OBP: 0.667, SLG: 0.667		1-3 K	0-1 G6-3	1-0 1-3 2-H 3-H 2B		0-1 1B BB 1B		2-3 K	0-2 F8	2 0 1 2 0 0 0 1 0	0 0 0 1 0 0 0 0 0	0 0 1 0 0 0 0 0 0	0 0 0 2 1 0 0 0 0	0 0 0 0 0 0 0 1 0	1 0 0 1 0 0 0 0 0	3 0 0 0 1 0 0 1 0
Inning Stats	R: 1 E: 0 K: 1 S: 13 H: 2 LOB: 2 BB: 1 P: 21	R: 0 E: 0 K: 1 S: 6 H: 1 LOB: 1 BB: 0 P: 11	R: 3 E: 1 K: 0 S: 16 H: 6 LOB: 2 BB: 0 P: 20	R: 6 E: 0 K: 1 S: 16 H: 7 LOB: 2 BB: 1 P: 28	R: 2 E: 2 K: 0 S: 15 H: 1 LOB: 1 BB: 0 P: 24	R: 1 E: 0 K: 1 S: 14 H: 3 LOB: 3 BB: 1 P: 25	R: 0 E: 0 K: 3 S: 16 H: 1 LOB: 1 BB: 0 P: 19	R: 1 E: 0 K: 1 S: 16 H: 2 LOB: 1 BB: 0 P: 24	R: 0 E: 0 K: 1 S: 10 H: 1 LOB: 1 BB: 0 P: 15	1B: 18 2B: 3 3B: 1 HR: 2	SF: 0 SAC: 0 DP: 1 HBP: 0			WP: 0 PB: 0 SB: 3 CS: 0	PA: 54	

PITCHER		IP	WLS	BF	H	R	ER	SO	BB	IBB	HBP	BLK	WP	HR	S	P	ERA	WHIP
Kirk Saarloos, R ERA: 6.52	(1, 1)	2.2		16	8	4	4	2	1	0	0	0	0	0	30	47	13.50	3.375
Brandon Puffer, R ERA: 5.37	(3, 1)	1.0	L	10	6	6	6	1	1	0	0	0	0	0	17	25	54.00	7.000
Nelson Cruz, R ERA: 4.57	(4, 1)	2.1		15	6	3	1	1	1	0	0	0	0	1	33	57	3.86	3.000
Dave Mlicki, R ERA: 5.26	(7, 1)	2.0		9	3	1	1	4	0	0	0	0	0	1	32	43	4.50	1.500
Pedro Borbon, L ERA: 4.81	(9, 1)	1.0		4	1	0	0	1	0	0	0	0	0	0	10	15	0.00	1.000

PITCHER	IP	WLS	BF	H	R	ER	SO	BB	IBB	HBP	BLK	WP	HR	S	P	ERA	WHIP

Chicago Cubs @ Houston Astros

Astros Field, Houston, TX

Tue Aug 20 2002, 8:05 PM EDT

Att. 32,663 - Dome - 72 F

TOP

livebaseballscorecards.com

AB	51
R	14
H	24
RBI	13
BB	3
SO	9
LOB	31

BOTTOM

Chicago Cubs @ Houston Astros

Astros Field, Houston, TX

Tue Aug 20 2002, 8:05 PM EDT

Att. 32,663 - Dome - 72 F

Batter	1	2	3	4	5	6	7	8	9	AB	R	H	RBI	BB	SO	LOB
Jose Vizcaino, S (1, 6) OBP: 0.355, SLG: 0.408	E 5 FC5-4 1B 1B	G4-3	2-H 3-H 1B		G6-3		17 2B 3-H 3B		5 G5-3 17 1B 1-2 1B	6	2	4	3	0	0	3
Craig Biggio, R (1, 4) OBP: 0.341, SLG: 0.414	E8 5 FC5-4 17 BB 1-3 1B	17 HR BB 1-2 1B				F8	17 2B HBP		F2	4	2	2	0	1	0	2
17 Lance Berkman, S (1, 8) OBP: 0.406, SLG: 0.588 (7, 9)	5 FC5-4 1-2 BB	1-H HR L4				K2-3	1-H 3-H 2B		5 G5-3 1-2 2-H 1B	5	1	3	5	1	1	2
5 Jeff Bagwell, R (1, 3) OBP: 0.395, SLG: 0.513	FC5-4 G4-6-3 1-2f 2-3 3-H	G6-3 1B 2B	K			1B BB	F8		G5-3 1-2 2-3	5	1	1	1	1	1	5
Daryle Ward, L (1, 7) OBP: 0.327, SLG: 0.417	G4-6-3 1-2f	G6-3 2-3	G4-6-3 BB			1-3 1B		G4-3	F5	5	0	1	0	1	0	5
Orlando Merced, S (1, 9) OBP: 0.365, SLG: 0.464 Dave Mlicki, R (7, 1) OBP: 0.192, SLG: 0.231 Gregg Zaun, S (8, PH) OBP: 0.276, SLG: 0.322 Pedro Borbon, R (9, 1)	SH1-4 BB BB	1B 1B BB	G4-6-3 1-2f		K			0-1 HR		2 0 1 0	1 0 1 0	0 0 1 0	0 0 1 0	2 0 0 0	1 0 0 0	3 0 0 0
Geoff Blum, S (1, 5) OBP: 0.367, SLG: 0.434	SH1-4 1-2 BB	SH3 1B 1-2 3-H 1B	K			P5	G3			4	1	1	1	1	1	0
Brad Ausmus, R (1, 2) OBP: 0.335, SLG: 0.371	K	SH3 1-2 2-H 1B	SH2-4 1B			K	G3			5	1	2	1	0	2	2
Kirk Saarloos, R (1, 1) OBP: 0.111, SLG: 0.167 Brandon Puffer, R (3, 1) Nelson Cruz, R (4, 1) Brian Hunter, R (7, 8) OBP: 0.320, SLG: 0.438	SH1-4 1-2 2-3	SH3 1-2 2-3	SH2-4 1-2			3B 3B	E1 17 1B 1B			0 0 0 2	0 0 0 2	0 0 0 1	0 0 0 0	0 0 0 0	0 0 0 0	0 0 0 0
Inning Stats	R: 1 H: 2 E: 1 LOB: 1 K: 0 BB: 1 S: 10 P: 20	R: 0 H: 0 E: 0 LOB: 2 K: 1 BB: 2 S: 12 P: 24	R: 6 H: 6 E: 0 LOB: 2 K: 0 BB: 2 S: 19 P: 32	R: 0 H: 0 E: 0 LOB: 0 K: 1 BB: 1 S: 10 P: 16	R: 0 H: 1 E: 0 LOB: 1 K: 1 BB: 0 S: 12 P: 16	R: 0 H: 1 E: 0 LOB: 2 K: 2 BB: 1 S: 12 P: 19	R: 3 H: 3 E: 0 LOB: 1 K: 1 BB: 0 S: 13 P: 17	R: 1 H: 1 E: 0 LOB: 0 K: 0 BB: 0 S: 11 P: 16	R: 1 H: 2 E: 1 LOB: 2 K: 0 BB: 0 S: 12 P: 16	1B: 10 SF: 0 2B: 2 SAC: 3 3B: 2 DP: 2 HR: 2 HBP: 1						

livebaseballscorecards.com

AB	39
R	12
H	16
RBI	12
BB	7
SO	6
LOB	22

WP: 0 PA: 50
PB: 0
SB: 0
CS: 0

PITCHER	IP	WLS	BF	H	R	ER	SO	BB	IBB	HBP	BLK	WP	HR	S	P	ERA	WHIP
38 Carlos Zambrano, R (1, 1) ERA: 4.04	2.2		19	7	7	7	1	5	0	0	0	0	1	38	72	23.62	4.500
Will Cunnane, R (3, 1) ERA:	0.1	W	2	1	0	0	0	0	0	0	0	0	0	3	4	0.00	3.000
Jeff Fassero, L (4, 1) ERA: 5.82	3.0		12	2	0	0	4	2	0	0	0	0	0	34	51	0.00	1.333
Kyle Farnsworth, R (7, 1) ERA: 6.88	1.1		9	4	4	4	1	0	0	1	0	0	1	18	22	27.00	3.000
Joe Borowski, R (8, 1) ERA: 2.44	0.2		2	0	0	0	0	0	0	0	0	0	0	6	11	0.00	0.000

PITCHER	IP	WLS	BF	H	R	ER	SO	BB	IBB	HBP	BLK	WP	HR	S	P	ERA	WHIP
Antonio Alfonseca, R (9, 1) ERA: 4.15	1.0	S	6	2	1	0	0	0	0	0	0	0	0	12	16	0.00	2.000

Batter	1	2	3	4	5	6	7	8	9	AB	R	H	RBI	BB	SO	LOB
Mark Bellhorn, S (1, 4) OBP: 0.379, SLG: 0.535	C B B F S 2-3 ① K		C B B X 2-1 ① F8		C S B C 1-3 ② K		B B B C F X 3-2 ② P3		C C B S 1-3 ② K	5	0	0	0	0	3	5
Chris Stynes, R (1, 5) OBP: 0.312, SLG: 0.371	C F X 0-2 ② G4-3		B F S S 1-3 ② K		C B B B F F X 3-2 ③ G3		B B X 2-0 ③ P4		S X 0-1 ③ P4	5	0	0	0	0	1	5
Sammy Sosa, R (1, 9) OBP: 0.417, SLG: 0.645	B B S B B F B 4-2 1B BB		B S B F S 2-3 ③ K		C S X 0-2 ① G5-3			S B X 1-1 ① F5		3	0	0	0	1	1	1
Fred McGriff, L (1, 3) OBP: 0.349, SLG: 0.506	X 0-0 1-2 1B			X 0-0 G6-4-3 1B		C C S 0-3 ② K		B B B B 4-0 BB		3	0	2	0	1	1	0
Moises Alou, R (1, 7) OBP: 0.325, SLG: 0.413	B X 1-0 ③ L3			C S B B B X 3-2 ① ② G6-4-3 1-2f		B X 1-0 PB 1B		S S X 0-2 ② P5		4	0	1	0	0	0	4
Corey Patterson, L (1, 8) OBP: 0.298, SLG: 0.420		S B S S F X 1-2 ① L4		C X 0-1 E4 1B		B S B F S 2-3 ③ K 1-2		F F S 0-3 ③ K		4	0	0	0	0	2	2
Alex Gonzalez, R (1, 6) OBP: 0.311, SLG: 0.422		B B B B 4-0 CS BB		B F X 1-1 FC5-4 1-2 1B			B F X 1-1 FC6-4 1B		F F C 0-3 ① K	3	0	2	0	1	1	0
Joe Girardi, R (1, 2) OBP: 0.281, SLG: 0.302		B B C B C F F S 3-3 ② ③ K 1-2		B B X 2-0 ③ FC5-4 1-2f			X 0-0 ① FC6-4 1B 1-2f		B C C X 1-2 BB 1B	4	0	1	0	0	1	4
22 Mark Prior, R (1, 1) OBP: 0.242, SLG: 0.323			B B B B 4-0 BB		F B B B S S 3-3 ① K		X 0-0 1-2 1B		B B B B 4-0 1-2 BB	1	0	0	0	1	1	0
Will Cunnane, R (5, 1)										0	0	0	0	0	0	0
Roosevelt Brown, L (7, PH) OBP: 0.280, SLG: 0.322										1	0	1	0	0	0	0
Tom Gordon, R (7, 1)										0	0	0	0	0	0	0
Bill Mueller, S (9, PH) OBP: 0.351, SLG: 0.386										0	0	0	0	1	0	0
Inning Stats	R: 0 H: 1 E: 0 LOB: 2 K: 1 BB: 1 S: 10 P: 17	R: 0 H: 0 E: 0 LOB: 1 K: 1 BB: 1 S: 9 P: 17	R: 0 H: 0 E: 0 LOB: 1 K: 2 BB: 1 S: 8 P: 17	R: 0 H: 2 E: 1 LOB: 2 K: 0 BB: 0 S: 9 P: 15	R: 0 H: 0 E: 0 LOB: 0 K: 2 BB: 0 S: 10 P: 17	R: 0 H: 1 E: 0 LOB: 1 K: 2 BB: 0 S: 10 P: 13	R: 0 H: 2 E: 0 LOB: 2 K: 0 BB: 0 S: 8 P: 14	R: 0 H: 0 E: 0 LOB: 1 K: 1 BB: 1 S: 8 P: 13	R: 0 H: 1 E: 0 LOB: 2 K: 2 BB: 1 S: 11 P: 17	1B: 7 SF: 0 2B: 1 SAC: 0 3B: 0 DP: 2 HR: 0 HBP: 0						

PITCHER		IP	WLS	BF	H	R	ER	SO	BB	IBB	HBP	BLK	WP	HR	S	P	ERA	WHIP
Carlos Hernández, L ERA: 4.67	(1, 1)	6.0	W	24	4	0	0	8	3	0	0	0	0	0	56	96	0.00	1.167
Ricky Stone, R ERA: 3.5	(7, 1)	0.2		4	2	0	0	0	0	0	0	0	0	0	7	11	0.00	3.000
Octavio Dotel, R ERA: 1.92	(7, 1)	2.1	S	10	1	0	0	3	2	0	0	0	0	0	20	33	0.00	1.286

PITCHER	IP	WLS	BF	H	R	ER	SO	BB	IBB	HBP	BLK	WP	HR	S	P	ERA	WHIP

TOP

Chicago Cubs @ Houston Astros

Astros Field, Houston, TX

Wed Aug 21 2002, 8:05 PM EDT

Att. 27,582 - Dome - 72 F

livebaseballscorecards.com

AB	33
R	0
H	7
RBI	0
BB	5
SO	11
LOB	21

WP: 0	PB: 1	SB: 0	CS: 1	PA: 38					

Chicago Cubs @ Houston Astros

Astros Field, Houston, TX

Wed Aug 21 2002, 8:05 PM EDT

Att. 27,582 - Dome - 72 F

BOTTOM

Batter	1	2	3	4	5	6	7	8	9	AB	R	H	RBI	BB	SO	LOB
Jose Vizcaino, S (1, 6) OBP: 0.355, SLG: 0.418	HR	F7	F7		1B			G3-1		5	1	2	1	0	0	2
Craig Biggio, R (1, 4) OBP: 0.342, SLG: 0.414	K	5 HBP 17 BB 1B		2B 1B	F2			K		5	1	2	0	0	2	2
17 Lance Berkman, S (1, 8) (9, 7) OBP: 0.409, SLG: 0.588	5 2B 1B 1B	5 HBP 1-2 BB		K		5 CS BB				2	1	1	0	2	1	1
5 Jeff Bagwell, R (1, 3) OBP: 0.396, SLG: 0.514	1B 1B 1-3 2B	1-2 2-3 HBP		L6		K 1-2				3	1	1	0	0	1	2
Daryle Ward, L (1, 7) OBP: 0.329, SLG: 0.421 Octavio Dotel, R (7, 1)	1B 2-3 3-H 1B	G4-3		1-H 1B 2B		K				4 0	0 0	2 0	2 0	0 0	1 0	3 0
Richard Hidalgo, R (1, 9) OBP: 0.317, SLG: 0.413	1-2 3-H 1B		F8	2-H 1B			F8			4	0	2	1	0	0	0
Geoff Blum, S (1, 5) OBP: 0.366, SLG: 0.434	K		G4-3 2B		G3		G1-3			4	0	1	0	0	1	2
Gregg Zaun, S (1, 2) OBP: 0.275, SLG: 0.320	F8		G4-3 2-3		1B 1B		F7			4	0	1	0	0	0	3
Carlos Hernández, S (1, 1) OBP: 0.258, SLG: 0.207 Ricky Stone, R (7, 1) Orlando Merced, S (7, 7) OBP: 0.363, SLG: 0.462 Brian Hunter, R (9, 8) OBP: 0.320, SLG: 0.438		K	BB		K			K		2 0 1 0	0 0 0 0	0 0 0 0	0 0 0 0	1 0 0 0	2 0 1 0	1 0 0 0
Inning Stats	R: 3 E: 0 K: 2 S: 19 H: 5 LOB: 2 BB: 0 P: 29	R: 0 E: 0 K: 1 S: 14 H: 1 LOB: 3 BB: 1 P: 25	R: 0 E: 0 K: 0 S: 14 H: 1 LOB: 2 BB: 1 P: 22	R: 1 E: 0 K: 1 S: 13 H: 3 LOB: 2 BB: 0 P: 16	R: 0 E: 0 K: 1 S: 11 H: 2 LOB: 2 BB: 0 P: 19	R: 0 E: 0 K: 2 S: 9 H: 0 LOB: 0 BB: 1 P: 16	R: 0 E: 0 K: 0 S: 8 H: 0 LOB: 0 BB: 0 P: 13	R: 0 E: 0 K: 2 S: 10 H: 0 LOB: 0 BB: 0 P: 15								

livebaseballscorecards.com

AB	34
R	4
H	12
RBI	4
BB	3
SO	9
LOB	16

1B: 8 SF: 0
2B: 4 SAC: 0
3B: 0 DP: 1
HR: 1 HBP: 1

WP: 0 PA: 38
PB: 0
SB: 0
CS: 1

PITCHER		IP	WLS	BF	H	R	ER	SO	BB	IBB	HBP	BLK	WP	HR	S	P	ERA	WHIP
22 Mark Prior, R ERA: 3.35	(1, 1)	4.2	L	28	12	4	4	5	2	0	1	0	0	1	68	105	7.71	3.000
Will Cunnane, R ERA:	(5, 1)	1.1		4	0	0	0	2	1	0	0	0	0	0	12	22	0.00	0.750
Tom Gordon, R ERA: 3.42	(7, 1)	2.0		6	0	0	0	2	0	0	0	0	0	0	18	28	0.00	0.000

PITCHER	IP	WLS	BF	H	R	ER	SO	BB	IBB	HBP	BLK	WP	HR	S	P	ERA	WHIP

Chicago Cubs @ Houston Astros

Astros Field, Houston, TX

Thu Aug 22 2002, 8:05 PM EDT

Att. 29,152 - Dome - 72 F

TOP

livebaseballscorecards.com

Batter	1	2	3	4	5	6	7	8	9	AB	R	H	RBI	BB	SO	LOB
Mark Bellhorn, S (1, 4) OBP: 0.375, SLG: 0.528	K		K			G3-1		P6		4	0	0	0	0	2	1
Bill Mueller, S (1, 5) OBP: 0.349, SLG: 0.384	G5-4-3 1B		G1-3			G5-3		G4-3		4	0	1	0	0	0	1
Sammy Sosa, R (1, 9) OBP: 0.415, SLG: 0.641	G5-4-3 1-2f			K		G5-3			1B 2B	3	0	0	0	0	1	1
Kyle Farnsworth, R (6, 1)										0	0	0	0	0	0	0
Antonio Alfonseca, R (8, 1) OBP: 0.667, SLG: 0.667										0	0	0	0	0	0	0
Chris Stynes, R (9, PH) OBP: 0.316, SLG: 0.382										1	0	1	0	0	0	0
Fred McGriff, L (1, 3) OBP: 0.351, SLG: 0.514		G4-6-3 E 1B		F8			HR		F7	3	1	2	1	0	0	0
Roosevelt Brown, L (7, 7) OBP: 0.278, SLG: 0.320										1	0	0	0	0	0	1
Moises Alou, R (1, 7) OBP: 0.323, SLG: 0.410		E4 G4-6-3 1-2		G6-3			K		K	3	0	0	0	0	1	1
Angel Echevarria, R (7, 3) OBP: 0.291, SLG: 0.392										1	0	0	0	0	1	1
Corey Patterson, L (1, 8) OBP: 0.300, SLG: 0.423		G4-6-3 1-2f 2-3			G1-3		2B		FC6 2-3 1B	4	0	2	0	0	0	2
Alex Gonzalez, R (1, 6) OBP: 0.310, SLG: 0.418		L7			G1-3 BB	F9			FC6 1-2f	3	0	0	0	1	0	4
Joe Girardi, R (1, 2) OBP: 0.282, SLG: 0.309			2B		G1-3 1-2	G6-3				3	0	1	0	0	0	2
39 Steve Smyth, L (1, 1) OBP: 0.167, SLG: 0.167			K		L3			K		0	0	0	0	0	0	0
Francis Beltran, R (1, 1)										1	0	0	0	0	1	1
Will Cunnane, R (4, 1)										1	0	0	0	0	0	1
Chad Hermansen, R (6, 9) OBP: 0.279, SLG: 0.383										1	0	0	0	0	1	0
Inning Stats	R: 0 H: 1 E: 0 LOB: 0 K: 1 BB: 0 S: 6 P: 9	R: 0 H: 1 E: 1 LOB: 1 K: 0 BB: 0 S: 10 P: 12	R: 0 H: 1 E: 0 LOB: 1 K: 2 BB: 0 S: 10 P: 12	R: 0 H: 0 E: 0 LOB: 0 K: 1 BB: 0 S: 8 P: 11	R: 0 H: 0 E: 0 LOB: 1 K: 0 BB: 1 S: 6 P: 14	R: 0 H: 0 E: 0 LOB: 0 K: 0 BB: 0 S: 7 P: 11	R: 1 H: 2 E: 0 LOB: 1 K: 1 BB: 0 S: 13 P: 18	R: 0 H: 0 E: 0 LOB: 0 K: 1 BB: 0 S: 8 P: 10	R: 0 H: 2 E: 0 LOB: 2 K: 1 BB: 0 S: 13 P: 18	1B: 3 SF: 0 2B: 3 SAC: 0 3B: 0 DP: 2 HR: 1 HBP: 0						

	AB	33
	R	1
	H	7
	RBI	1
	BB	1
	SO	7
	LOB	16

WP: 0 PA: 34
PB: 0
SB: 0
CS: 0

PITCHER		IP	WLS	BF	H	R	ER	SO	BB	IBB	HBP	BLK	WP	HR	S	P	ERA	WHIP
44 Roy Oswalt, R ERA: 3.03	(1, 1)	8.0	W	29	5	1	1	6	1	0	0	0	0	1	68	97	1.12	0.750
Nelson Cruz, R ERA: 4.5	(9, 1)	1.0		5	2	0	0	1	0	0	0	0	0	0	13	18	0.00	2.000

PITCHER		IP	WLS	BF	H	R	ER	SO	BB	IBB	HBP	BLK	WP	HR	S	P	ERA	WHIP

Chicago Cubs @ Houston Astros

Astros Field, Houston, TX

Thu Aug 22 2002, 8:05 PM EDT

Att. 29,152 - Dome - 72 F

BOTTOM

Batter	1	2	3	4	5	6	7	8	9	AB	R	H	RBI	BB	SO	LOB
Brian Hunter, R (1, 8) OBP: 0.324, SLG: 0.430	4-1 WP 1B BB G6-3		1-3 K ③		1-2 1B 1-2 3-H 1B		2-2 L3 ②			4	1	1	1	1	1	3
Craig Biggio, R (1, 4) OBP: 0.342, SLG: 0.414	2-2 17 BB 5 1B 1-H 1B	1-2 G5-3 ①		1-2 G5-3 ①	0-0 1-2 2-3 1B		3-2 F8 ③			5	1	2	1	0	0	0
17 Lance Berkman, S (1, 7) OBP: 0.409, SLG: 0.587	4-1 BB 5 1B 1-2 SF8 BB	1-1 2B		2-2 G4-3 ②	1-3 K ③			1-0 F8 ①		4	1	1	0	1	1	3
5 Jeff Bagwell, R (1, 3) OBP: 0.396, SLG: 0.518 Alan Zinter, S (8, 3) OBP: 0.167, SLG: 0.333	3-2 BB HR 1-2 2-H 1B	0-3 K ②		3-3 K ③		0-0 SF8 3B		1-3 K ②		4 1	2 0	2 0	1 0	0 0	2 1	1 0
Richard Hidalgo, R (1, 9) OBP: 0.318, SLG: 0.412 Orlando Merced, S (4, 9) OBP: 0.367, SLG: 0.468	4-1 HR 1-2 2-3 BB	3-2 L9 ③			1-0 BB 44 1B 1B	0-1 SF8 ① 3-H		1-2 1B		1 2	1 1	0 2	0 1	1 0	0 0	1 0
Jose Vizcaino, S (1, 5) OBP: 0.356, SLG: 0.417	1-0 SF8 ① 3-H		0-0 44 SH1-4 BB 1B		4-2 44 1B 1-2 1B BB	2-1 F8 ②		1-2 F8 ③		3	1	1	1	1	0	1
Brad Ausmus, R (1, 2) OBP: 0.339, SLG: 0.382	1-1 1-H 2-H HR		4-2 44 SH1-4 1-2 BB		1-3 K ① 0-1 1B					3	1	2	3	1	1	2
28 Adam Everett, R (1, 6) OBP: 0.300, SLG: 0.230	1-1 44 SH1-4 1B		2-3 K ①		0-3 K ②	1-3 K ③				4	0	1	0	0	3	5
44 Roy Oswalt, R (1, 1) OBP: 0.152, SLG: 0.127 Nelson Cruz, R (9, 1)	0-0 SH1-4 ② 1-2		0-0 SH1-4 ② 1-2 2-3		1-0 1B 1B 1-3 2-H 1B		2-3 K ①			2 0	0 0	1 0	1 0	0 0	1 0	0 0
Inning Stats	R: 6 E: 0 K: 0 S: 24 H: 4 LOB: 1 BB: 3 P: 45	R: 0 E: 0 K: 1 S: 11 H: 1 LOB: 1 BB: 0 P: 16	R: 0 E: 0 K: 2 S: 13 H: 1 LOB: 2 BB: 1 P: 20	R: 0 E: 0 K: 1 S: 14 H: 0 LOB: 0 BB: 0 P: 20	R: 2 E: 0 K: 3 S: 19 H: 4 LOB: 3 BB: 1 P: 28	R: 1 E: 0 K: 1 S: 10 H: 2 LOB: 1 BB: 0 P: 13	R: 0 E: 0 K: 1 S: 12 H: 0 LOB: 0 BB: 0 P: 19	R: 0 E: 0 K: 1 S: 12 H: 1 LOB: 1 BB: 0 P: 16		1B: 10 2B: 1 3B: 1 HR: 1 SF: 2 SAC: 2 DP: 0 HBP: 0						

livebaseballscorecards.com

AB	33
R	9
H	13
RBI	9
BB	5
SO	10
LOB	16

WP: 1 PA: 42
PB: 0
SB: 0
CS: 0

PITCHER		IP	WLS	BF	H	R	ER	SO	BB	IBB	HBP	BLK	WP	HR	S	P	ERA	WHIP
39 Steve Smyth, L ERA: 9.98	(1, 1)	0.1	L	8	4	6	6	0	3	0	0	0	1	1	21	41	162.00	21.000
Francis Beltran, R ERA: 2.25	(1, 1)	2.2		11	2	0	0	3	1	0	0	0	0	0	27	40	0.00	1.125
Will Cunnane, R ERA: 3.18	(4, 1)	2.0		11	4	2	2	4	1	0	0	0	0	0	33	48	9.00	2.500
Kyle Farnsworth, R ERA: 6.75	(6, 1)	2.0		8	2	1	1	2	0	0	0	0	0	0	22	32	4.50	1.000
Antonio Alfonseca, R ERA: 4.08	(8, 1)	1.0		4	1	0	0	1	0	0	0	0	0	0	12	16	0.00	1.000

PITCHER	IP	WLS	BF	H	R	ER	SO	BB	IBB	HBP	BLK	WP	HR	S	P	ERA	WHIP

Chicago Cubs @ Arizona Diamondbacks

Bank One Ballpark, Phoenix, AZ

Fri Aug 23 2002, 9:05 PM EDT
Att. 47,095 - Dome - 72 F

livebaseballscorecards.com

TOP

Batter	1	2	3	4	5	6	7	8	9	AB	R	H	RBI	BB	SO	LOB
Mark Bellhorn, S (1, 4) OBP: 0.378, SLG: 0.531	FC6-4 1B		K		1-2 BB		SH1-3 2B		E3 G3 1-2	4	0	2	0	1	1	1
Bill Mueller, S (1, 5) OBP: 0.346, SLG: 0.380	FC6-4 2B 1-2f		P5		K		SH1-3 2-3		G3 1-2 2-3	4	0	0	0	0	1	5
Sammy Sosa, R (1, 9) OBP: 0.411, SLG: 0.634	P3			F7	F8 2-3		G4-3		K	5	0	0	0	0	1	7
Fred McGriff, L (1, 3) OBP: 0.352, SLG: 0.516	1-3 2B			1B	F8		K			4	0	2	0	0	1	3
Moises Alou, R (1, 7) OBP: 0.320, SLG: 0.406	P4			F8		G5-3		G5-3		4	0	0	0	0	0	3
Corey Patterson, L (1, 8) OBP: 0.300, SLG: 0.421		K		P6		G6-3 1B		K		4	0	1	0	0	2	1
Alex Gonzalez, R (1, 6) OBP: 0.309, SLG: 0.422		K			HR 3B	G6-3 1-2		F7		4	1	1	0	0	1	1
Todd Hundley, S (1, 2) OBP: 0.286, SLG: 0.408		K			3-H HR	34 FC6-4 IBB			G3 E 1B	3	1	2	2	1	1	0
Chad Hermansen, R (9, PR) OBP: 0.279, SLG: 0.383										0	0	0	0	0	0	0
34 Kerry Wood, R (1, 1) OBP: 0.193, SLG: 0.148			L6		F8 BB 1B	FC6-4 1-2f			B3	3	0	1	0	0	0	2
Chris Stynes, R (9, PH) OBP: 0.314, SLG: 0.379										1	0	0	0	0	0	1

	AB	36
	R	2
	H	9
	RBI	2
	BB	2
	SO	8
	LOB	24

Inning Stats	1	2	3	4	5	6	7	8	9	1B: 5	SF: 0	WP: 0	PA: 39
R:	0	0	0	0	2	0	0	0	0	2B: 2	SAC: 1	PB: 0	
E:	0	0	0	0	0	0	0	0	1	3B: 1	DP: 0	SB: 0	
K:	0	3	1	0	1	0	1	1	1	HR: 1	HBP: 0	CS: 0	
S:	10	9	10	8	14	10	10	6	12				
LOB:	2	0	0	1	2	1	1	1	3				
BB:	0	0	0	0	1	1	0	0	0				
P:	18	14	13	12	24	17	18	8	16				
H:	2	0	0	1	3	1	1	0	1				

PITCHER		IP	WLS	BF	H	R	ER	SO	BB	IBB	HBP	BLK	WP	HR	S	P	ERA	WHIP
Rick Helling, R	(1, 1)	7.0		31	8	2	2	6	1	1	0	0	0	1	71	116	2.57	1.286
ERA: 4.29																		
Mike Koplove, R	(8, 1)	1.0	W	3	0	0	0	1	0	0	0	0	0	0	6	8	0.00	0.000
ERA: 2.13																		
Byung-Hyun Kim, R	(9, 1)	1.0	S	5	1	0	0	1	0	0	0	0	0	0	12	16	0.00	1.000
ERA: 2.18																		

PITCHER	IP	WLS	BF	H	R	ER	SO	BB	IBB	HBP	BLK	WP	HR	S	P	ERA	WHIP

Batter	1	2	3	4	5	6	7	8	9	AB	R	H	RBI	BB	SO	LOB
Tony Womack, L (1, 6) OBP: 0.320, SLG: 0.350	C C F B X 1-2 G3-1 ①		C B S S 1-3 K ②		C C B C 1-3 K ③			F B B B S X 3-2 2-H 2B		4	0	1	1	0	2	2
David Dellucci, L (1, 9) OBP: 0.309, SLG: 0.406 Byung-Hyun Kim, R (9, 1) OBP: 1.000, SLG: 1.000	S B X 1-1 G4-3 ②		B F B F B X 3-2 P6 ③			B B C S 2-3 K ①		F B C C 1-3 K ②		4 0	0 0	0 0	0 0	0 0	2 0	1 0
Junior Spivey, R (1, 4) OBP: 0.403, SLG: 0.506	B B X 2-0 HR 1B			F C C 0-3 K ①		C C F S 0-3 K2-3 ②		X 0-0 G3-1 ③		4	1	1	0	0	2	1
Luis Gonzalez, L (1, 7) OBP: 0.401, SLG: 0.522	C X 0-1 1-H HR			C S S 0-3 K ②		B B X 2-0 G3-1 ③				3	1	1	2	0	1	0
Erubiel Durazo, L (1, 3) OBP: 0.401, SLG: 0.615	B C C B S 2-3 K ③			B X 1-0 G6-3 ③			B B B S C F F S 3-3 K ①			3	0	0	0	0	2	0
Steve Finley, L (1, 8) OBP: 0.368, SLG: 0.494		C X 0-1 F7 ①			C B F B B B 4-2 HBP BB		B B B F F B 4-2 CS BB			1	0	0	0	2	0	0
Jay Bell, R (1, 5) OBP: 0.270, SLG: 0.375		B C B C B F S 3-3 K ②			B H 2-0 1-2 HBP		F B B B B C X 3-2 1-2 G1-4-3 ② ③			2	0	0	0	0	1	1
Damian Miller, R (1, 2) OBP: 0.349, SLG: 0.456 Quinton McCracken, S (8, PH) OBP: 0.383, SLG: 0.496 (9, 9)		F C S 0-3 K ③			C B B B F S 2-3 K ①			B B C B B 4-1 SH1-4 2B BB		2 0	0 1	0 0	0 0	0 1	2 0	2 0
Rick Helling, R (1, 1) OBP: 0.214, SLG: 0.057 Mike Koplove, R (8, 1) Alex Cintron, S (8, PH) OBP: 0.347, SLG: 0.409 Chad Moeller, R (9, 2) OBP: 0.329, SLG: 0.320			B C F F B B X 3-2 G6-3 ①		C X 0-1 B1 ②			B B F X 2-1 1-2 SH1-4 ①		2 0 0 0	0 0 0 0	0 0 0 0	0 0 0 0	0 0 0 0	0 0 0 0	2 0 0 0
Inning Stats	R: 2 H: 2 E: 0 LOB: 0 K: 1 BB: 0 S: 12 P: 18	R: 0 H: 0 E: 0 LOB: 0 K: 2 BB: 0 S: 9 P: 12	R: 0 H: 0 E: 0 LOB: 0 K: 1 BB: 0 S: 10 P: 17	R: 0 H: 0 E: 0 LOB: 0 K: 2 BB: 0 S: 7 P: 8	R: 0 H: 0 E: 0 LOB: 2 K: 2 BB: 1 S: 10 P: 19	R: 0 H: 0 E: 0 LOB: 0 K: 2 BB: 0 S: 8 P: 12	R: 0 H: 0 E: 0 LOB: 0 K: 1 BB: 1 S: 10 P: 20	R: 1 H: 1 E: 0 LOB: 1 K: 1 BB: 1 S: 10 P: 20		1B: 1 SF: 0 2B: 1 SAC: 1 3B: 0 DP: 0 HR: 1 HBP: 1						

PITCHER	IP	WLS	BF	H	R	ER	SO	BB	IBB	HBP	BLK	WP	HR	S	P	ERA	WHIP
34 Kerry Wood, R (1, 1) ERA: 3.89	8.0	L	30	3	3	3	12	3	0	1	0	0	1	76	126	3.38	0.750

PITCHER	IP	WLS	BF	H	R	ER	SO	BB	IBB	HBP	BLK	WP	HR	S	P	ERA	WHIP

BOTTOM

Chicago Cubs @ Arizona Diamondbacks

Bank One Ballpark, Phoenix, AZ

Fri Aug 23 2002, 9:05 PM EDT
Att. 47,095 - Dome - 72 F

livebaseballscorecards.com

AB	25
R	3
H	3
RBI	3
BB	3
SO	12
LOB	9

Chicago Cubs @ Arizona Diamondbacks

Bank One Ballpark, Phoenix, AZ

Sat Aug 24 2002, 4:05 PM EDT

Att. 47,703 - Dome - 72 F

TOP

livebaseballscorecards.com

Batter	1	2	3	4	5	6	7	8	9	AB	R	H	RBI	BB	SO	LOB
Mark Bellhorn, S (1, 4) OBP: 0.378, SLG: 0.537	G5-3	G1-3			P3		HR		BB	4	1	1	1	1	0	2
Corey Patterson, L (1, 8) OBP: 0.301, SLG: 0.421	1B		F9		K		BB, 1B		G5-3	5	0	2	0	0	1	1
Sammy Sosa, R (1, 9) OBP: 0.412, SLG: 0.632	K		K			1B, SF7	1-2 BB			3	1	1	0	1	2	1
Bill Mueller, S (8, 5) OBP: 0.346, SLG: 0.380										0	0	0	0	0	0	0
Moises Alou, R (1, 7) OBP: 0.319, SLG: 0.404	F8		G5-3			1-3 1B	G1-3			4	0	1	0	0	0	3
Fred McGriff, L (1, 3) OBP: 0.352, SLG: 0.516		G3		G4-3, SF8 2B		P4		F9		4	1	1	0	0	0	2
Chris Stynes, R (1, 5) OBP: 0.313, SLG: 0.385		1B 2B		G4-3 2-3		SF7 3-H		G5-3		3	1	1	1	0	0	1
Chad Hermansen, R (8, 9) OBP: 0.279, SLG: 0.383										0	0	0	0	0	0	0
Alex Gonzalez, R (1, 6) OBP: 0.309, SLG: 0.420		FC3-5, 1B BB		SF8 3-H		G1-3		G6-3		2	0	0	1	1	0	1
Joe Girardi, R (1, 2) OBP: 0.286, SLG: 0.313		FC3-5 1-2 2-H 1B		G6-3			G3 1B		G5-3	4	0	2	1	0	0	0
Matt Clement, R (1, 1) OBP: 0.130, SLG: 0.100		FC3-5 1-2 2-3f			K		G3 1-2		K	4	0	0	0	0	2	3
Inning Stats	R: 0 E: 0 K: 1 S: 10	H: 1 LOB: 1 BB: 0 P: 15	R: 1 E: 0 K: 0 S: 13	H: 2 LOB: 2 BB: 1 P: 22	R: 0 E: 0 K: 1 S: 8	H: 0 LOB: 0 BB: 0 P: 12	R: 1 E: 0 K: 0 S: 5	H: 1 LOB: 0 BB: 0 P: 9	R: 0 E: 0 K: 2 S: 9	H: 0 LOB: 0 BB: 0 P: 11	R: 1 E: 0 K: 0 S: 9	H: 2 LOB: 1 BB: 0 P: 13	R: 1 E: 0 K: 0 S: 14	H: 3 LOB: 2 BB: 1 P: 24	R: 0 E: 0 K: 0 S: 7	H: 0 LOB: 0 BB: 0 P: 9	R: 0 E: 0 K: 1 S: 7	H: 0 LOB: 1 BB: 1 P: 13	1B: 6 2B: 2 3B: 0 HR: 1	SF: 2 SAC: 0 DP: 0 HBP: 0	WP: 0 PB: 0 SB: 0 CS: 0	PA: 38

	AB	33
	R	4
	H	9
	RBI	4
	BB	3
	SO	5
	LOB	14

PITCHER	IP	WLS	BF	H	R	ER	SO	BB	IBB	HBP	BLK	WP	HR	S	P	ERA	WHIP
Brian Anderson, L (1, 1) ERA: 4.76	6.2	L	29	9	4	4	4	1	0	0	0	0	1	64	98	5.40	1.500
Matt Mantei, R (7, 1) ERA: 5.52	0.1		2	0	0	0	0	1	0	0	0	0	0	4	8	0.00	3.000
Mike Koplove, R (8, 1) ERA: 2.04	1.2		6	0	0	0	1	1	0	0	0	0	0	13	21	0.00	0.600
Mike Myers, L (9, 1) ERA: 3.82	0.1		1	0	0	0	0	0	0	0	0	0	0	1	1	0.00	0.000

PITCHER	IP	WLS	BF	H	R	ER	SO	BB	IBB	HBP	BLK	WP	HR	S	P	ERA	WHIP

BOTTOM

Chicago Cubs @ Arizona Diamondbacks

Bank One Ballpark, Phoenix, AZ

Sat Aug 24 2002, 4:05 PM EDT
Att. 47,703 - Dome - 72 F

livebaseballscorecards.com

Batter	1	2	3	4	5	6	7	8	9	AB	R	H	RBI	BB	SO	LOB
Tony Womack, L (1, 6) OBP: 0.318, SLG: 0.347	B C B X 2-1 G1-3 ①			B B C X 2-1 B2-3 ①	C X 0-1 L7 ③		F F X 0-2 P1 ③			4	0	0	0	0	0	3
Quinton McCracken, S (1, 9) OBP: 0.381, SLG: 0.493	C C F X 0-2 L3 ②			B X 1-0 L9 ②		F X 0-1 FC4-6 1B		C B B S F F F B X 3-2 F5 ①		4	0	1	0	0	0	0
Steve Finley, L (1, 8) OBP: 0.367, SLG: 0.490	C C B S 1-3 K2-3 ③			B B B B 4-0 BB BB		B C F F F B X 2-2 FC4-6 1B 1-2f ①		F X 0-1 F9 ②		3	0	0	0	1	1	1
Luis Gonzalez, L (1, 7) OBP: 0.400, SLG: 0.518		B B X 2-0 F9 ①		F B B B S B 4-2 1-2 BB		B X 1-0 F8 ②		B S X 1-1 F3 ③		3	0	0	0	1	0	1
Matt Williams, R (1, 5) OBP: 0.311, SLG: 0.409		F S S S 0-3 K ②		X 0-0 F8 ③		S X 0-1 1-2 1B			C S B B S 2-3 K2-3 ①	4	0	1	0	0	2	2
Mark Grace, L (1, 3) OBP: 0.339, SLG: 0.373		B X 1-0 G4-3 ③			B C X 1-1 L8 ①	B F B X 2-1 L5 ③			B B B B 4-0 BB	3	0	0	0	1	0	2
Damian Miller, R (1, 2) OBP: 0.348, SLG: 0.452 Jay Bell, R (9, PH) OBP: 0.263, SLG: 0.364			C B X 1-1 G6-3 ①		B C B B S F B 4-2 G6-3 1B BB		S B B S C 2-3 K ①		F S B S 1-3 K ②	2 1	0 0	0 0	0 0	1 0	1 1	0 1
Alex Cintron, S (1, 4) OBP: 0.358, SLG: 0.404			C B F B X 2-2 F8 ②		B X 1-0 1-2 G6-3 1B		F B F B B F B 4-2 BB		X 0-0 G5-3 ③	3	0	1	0	1	0	1
Brian Anderson, R (1, 1) OBP: 0.146, SLG: 0.200 Matt Mantei, R (7, 1) David Dellucci, L (7, PH) OBP: 0.307, SLG: 0.404 Mike Koplove, R (8, 1) Mike Myers, L (9, 1)			B F S X 1-2 G1-3 ③		F X 0-1 1-2 2-3 G6-3 ②		X 0-0 F8 ②			2 0 1 0 0	0 0 0 0 0	0 0 0 0 0	0 0 0 0 0	0 0 0 0 0	0 0 0 0 0	2 0 1 0 0
Inning Stats	R: 0 E: 0 K: 1 S: 9 H: 0 LOB: 0 BB: 0 P: 12	R: 0 E: 0 K: 1 S: 5 H: 0 LOB: 0 BB: 0 P: 8	R: 0 E: 0 K: 0 S: 8 H: 0 LOB: 0 BB: 0 P: 12	R: 0 E: 0 K: 0 S: 6 H: 0 LOB: 2 BB: 2 P: 17	R: 0 E: 0 K: 0 S: 10 H: 1 LOB: 2 BB: 1 P: 16	R: 0 E: 0 K: 0 S: 11 H: 2 LOB: 2 BB: 0 P: 16	R: 0 E: 0 K: 1 S: 10 H: 0 LOB: 1 BB: 1 P: 16	R: 0 E: 0 K: 0 S: 10 H: 0 LOB: 0 BB: 0 P: 14	R: 0 E: 0 K: 2 S: 7 H: 0 LOB: 1 BB: 1 P: 14	1B: 3 2B: 0 3B: 0 HR: 0	SF: 0 SAC: 0 DP: 0 HBP: 0					

	AB	30
	R	0
	H	3
	RBI	0
	BB	5
	SO	5
	LOB	14

PITCHER	IP	WLS	BF	H	R	ER	SO	BB	IBB	HBP	BLK	WP	HR	S	P	ERA	WHIP
Matt Clement, R (1, 1) ERA: 3.49	9.0	W	35	3	0	0	5	5	0	0	0	0	0	76	125	0.00	0.889

PITCHER	IP	WLS	BF	H	R	ER	SO	BB	IBB	HBP	BLK	WP	HR	S	P	ERA	WHIP

WP: 0 PB: 0 SB: 0 CS: 0 PA: 35

Chicago Cubs @ Arizona Diamondbacks

Bank One Ballpark, Phoenix, AZ

Sun Aug 25 2002, 3:35 PM EDT

Att. 47,304 - Dome - 72 F

TOP

livebaseballscorecards.com

Batter	1	2	3	4	5	6	7	8	9	AB	R	H	RBI	BB	SO	LOB
Mark Bellhorn, S (1, 3) OBP: 0.377, SLG: 0.532	C S 0-3 ① K		S B S S 1-3 ③ K		B C S B B B 4-2 BB		B C S B S 2-3 ③ K			3	0	0	0	1	3	0
Bill Mueller, S (1, 5) OBP: 0.342, SLG: 0.375	B X 1-0 ② F8			C S B F B B S 3-3 ① K	C X 0-1 ③ G5-3			B C X 1-1 ① G4-3		4	0	0	0	0	1	1
Angel Echevarria, R (1, 9) OBP: 0.322, SLG: 0.426	C X 0-1 2B			B C B B B 4-1 1B 1B BB		B X 1-0 F9 1B 1B		X 0-0 ② G6-3		3	0	2	0	1	0	0
Moises Alou, R (1, 7) OBP: 0.321, SLG: 0.405	B B S F S 2-3 ③ K			F B B X 2-1 1B **1-2** 1B		B X 1-0 **1-2** 1B		C F B S 1-3 ③ K		4	0	2	0	0	2	1
Chris Stynes, R (1, 4) OBP: 0.306, SLG: 0.375		C X 0-1 ① F8		B S C B B X 2-2 ② F7		C B S F S 1-3 ① K			S C B B B X 3-2 ① L7	4	0	0	0	0	1	4
Alex Gonzalez, R (1, 6) OBP: 0.311, SLG: 0.425		B C B C F B S 3-3 ② K		C C B X 1-2 **2-3** 1B		C X 0-1 ② F9 **2-3**			B X 1-0 3B	4	0	2	0	0	1	2
Chad Hermansen, R (1, 8) OBP: 0.274, SLG: 0.376		C X 0-1 ③ F8		B S B X 2-1 ③ P4		F C F S 0-3 ③ K			C S S 0-3 ② K	4	0	0	0	0	2	6
Joe Girardi, R (1, 2) OBP: 0.281, SLG: 0.306			C B F F F C 1-3 ① K		B S X 1-1 ① G3		C F C 0-3 ① K		S C S 0-3 ③ K	4	0	0	0	0	3	1
38 Carlos Zambrano, S (1, 1)			S F B S 1-3 ② K2-3		F S S 0-3 ② K		F B F S 1-3 ② K			2	0	0	0	0	2	0
Corey Patterson, L (7, PH) OBP: 0.300, SLG: 0.420										1	0	0	0	0	1	0
Joe Borowski, R (7, 1) OBP: 0.333, SLG: 0.333										0	0	0	0	0	0	0
Jeff Fassero, L (8, 1) OBP: 0.333, SLG: 0.333										0	0	0	0	0	0	0
Juan Cruz, R (8, 1) OBP: 0.143, SLG: 0.143										0	0	0	0	0	0	0
Inning Stats	R: 0 H: 1 E: 0 LOB: 1 K: 2 BB: 0 S: 9 P: 12	R: 0 H: 0 E: 0 LOB: 0 K: 1 BB: 0 S: 8 P: 11	R: 0 H: 0 E: 0 LOB: 0 K: 3 BB: 0 S: 11 P: 14	R: 0 H: 2 E: 0 LOB: 3 K: 1 BB: 1 S: 15 P: 29	R: 0 H: 0 E: 0 LOB: 1 K: 1 BB: 1 S: 9 P: 14	R: 0 H: 2 E: 0 LOB: 2 K: 2 BB: 0 S: 12 P: 15	R: 0 H: 0 E: 0 LOB: 0 K: 3 BB: 0 S: 9 P: 12	R: 0 H: 0 E: 0 LOB: 0 K: 1 BB: 0 S: 6 P: 8	R: 0 H: 1 E: 0 LOB: 1 K: 2 BB: 0 S: 10 P: 14	1B: 4 SF: 0 2B: 1 SAC: 0 3B: 1 DP: 0 HR: 0 HBP: 0					WP: 0 PA: 35 PB: 0 SB: 0 CS: 0	

PITCHER	IP	WLS	BF	H	R	ER	SO	BB	IBB	HBP	BLK	WP	HR	S	P	ERA	WHIP
Randy Johnson, L (1, 1) ERA: 2.44	9.0	W	35	6	0	0	16	2	0	0	0	0	0	89	129	0.00	0.889

PITCHER	IP	WLS	BF	H	R	ER	SO	BB	IBB	HBP	BLK	WP	HR	S	P	ERA	WHIP

AB	33
R	0
H	6
RBI	0
BB	2
SO	16
LOB	15

Chicago Cubs @ Arizona Diamondbacks

Bank One Ballpark, Phoenix, AZ

Sun Aug 25 2002, 3:35 PM EDT

Att. 47,304 - Dome - 72 F

livebaseballscorecards.com

BOTTOM

Batter	1	2	3	4	5	6	7	8	9	AB	R	H	RBI	BB	SO	LOB
Quinton McCracken, S (1, 9) OBP: 0.381, SLG: 0.489	BBBCB 4-1 FC1-4-6 BB		BX 1-0 ② G4-3		BBBB 4-0 CS BB		CX 0-1 ② F7	SBSX 1-2 ② SF9 3-H		2	0	0	1	2	0	1
Steve Finley, L (1, 8) OBP: 0.365, SLG: 0.489	BCBX 2-1 ① FC1-4-6 S 1-2f		CFBX 1-2 2B		BFSFBX 2-2 ②③ G5-3 1-2		BBSFBS 3-3 ③ K	CFBBX 2-2 ③ G3-1		5	0	1	0	0	1	4
Junior Spivey, R (1, 4) OBP: 0.402, SLG: 0.506	BCBX 2-1 ② F8		CX 0-1 ③ G4-3			BFFX 1-2 ① G3-1		X 0-0 BB 1B 2B		4	1	1	0	0	0	2
Luis Gonzalez, L (1, 7) OBP: 0.402, SLG: 0.518	BBFCBFS 3-3 ③ K 1-2			BFBBBX 3-1 3B 1B		BBBB 4-0 F8 BB BB		BBFBB 4-1 1B BB PB BB		2	2	1	0	2	1	1
Erubiel Durazo, L (1, 3) OBP: 0.408, SLG: 0.627		CBX 1-1 ① G6-3		FCBX 1-2 1-H 1B 3B		BFSBBB 4-2 1-2 BB		BBBB 4-0 PB 1B 1-2 2-3 FC5-2 BB		2	1	1	1	2	0	0
Matt Williams, R (1, 5) OBP: 0.325, SLG: 0.416		BBBBB 4-0 BB BB		FX 0-1 G1-6-3 3-H 1B		CFX 0-2 ② F8 2-3		BCX 1-1 FC5-2 PB 1B 1-2 2-3 3-H 1B		3	1	2	2	1	0	2
Alex Cintron, S (1, 6) OBP: 0.368, SLG: 0.388		BBBBB 4-0 G4-6-3 1-2 BB		SX 0-1 ① L4		CBSS 1-3 ③ K		BIII 4-0 FC5-2 1B 1-2 2-3 3-H IBB		2	1	0	0	2	1	3
Chad Moeller, R (1, 2) OBP: 0.315, SLG: 0.304		CBBCX 2-2 ②③ G4-6-3 1-2f		BX 1-0 ②③ G1-6-3 1-2f			BCX 1-1 E8 FC1-5	BFFBBX 3-2 ① FC5-2 1B SF9 1-2 2-3 3-Hf		4	1	0	0	0	0	6
Randy Johnson, R (1, 1) OBP: 0.145, SLG: 0.139			BFCS 1-3 ① K		BSFS 1-3 ① K		CBX 1-1 ① FC1-5 2-3	BSCX 1-2 1-3 2-H 3-H 1B		4	0	1	2	0	2	1

Inning Stats	1	2	3	4	5	6	7	8	9
	R: 0 H: 0 E: 0 LOB: 1 K: 1 BB: 1 S: 9 P: 20	R: 0 H: 0 E: 0 LOB: 1 K: 0 BB: 2 S: 5 P: 16	R: 0 H: 1 E: 0 LOB: 1 K: 1 BB: 0 S: 9 P: 12	R: 2 H: 3 E: 0 LOB: 0 K: 0 BB: 0 S: 10 P: 15	R: 0 H: 0 E: 0 LOB: 1 K: 1 BB: 1 S: 7 P: 14	R: 0 H: 0 E: 0 LOB: 2 K: 1 BB: 2 S: 11 P: 21	R: 0 H: 0 E: 1 LOB: 1 K: 1 BB: 0 S: 9 P: 14	R: 5 H: 3 E: 0 LOB: 1 K: 0 BB: 3 S: 16 P: 36	

1B: 4	SF: 1	WP: 0 PA: 38
2B: 2	SAC: 0	PB: 1
3B: 1	DP: 2	SB: 1
HR: 0	HBP: 0	CS: 1

AB	28
R	7
H	7
RBI	6
BB	9
SO	5
LOB	20

PITCHER		IP	WLS	BF	H	R	ER	SO	BB	IBB	HBP	BLK	WP	HR	S	P	ERA	WHIP
38 Carlos Zambrano, R ERA: 3.95	(1, 1)	6.0	L	25	4	2	2	4	6	0	0	0	0	0	51	98	3.00	1.667
Joe Borowski, R ERA: 2.53	(7, 1)	1.0		5	1	1	1	1	0	0	0	0	0	0	10	15	9.00	1.000
Jeff Fassero, L ERA: 6.18	(8, 1)	0.0		2	0	0	0	0	2	0	0	0	0	0	1	9	∞	∞
Juan Cruz, R ERA: 4.35	(8, 1)	1.0		6	2	4	4	0	0	1	0	0	0	0	14	26	36.00	2.000

PITCHER		IP	WLS	BF	H	R	ER	SO	BB	IBB	HBP	BLK	WP	HR	S	P	ERA	WHIP

Batter	1	2	3	4	5	6	7	8	9	AB	R	H	RBI	BB	SO	LOB
Mark Bellhorn, S (1, 4) OBP: 0.373, SLG: 0.526	C F B B B X 3-2 ① L7		B C C F B X 2-2 ③ F5			C S S 0-3 ② K		C B B X 2-1 ②③ L9-3 1-2		4	0	0	0	0	1	2
Kyle Farnsworth, R (8, 1)										0	0	0	0	0	0	0
Bill Mueller, S (1, 5) OBP: 0.344, SLG: 0.375	C C B X 1-2 ② G1-3			C S B B X 2-2 G3-6-3 1B		C S X 0-2 ③ G3			C F B B B F F F B 4-2 FC6-4 BB BB	3	0	1	0	1	0	1
Roosevelt Brown, L (1, 7) OBP: 0.277, SLG: 0.313	C F X 0-2 ③ G5-3			C F F B F F S 1-3 ① K			X 0-0 ① F7		B B B B 4-0 FC6-4 1-2 BB	3	0	0	0	1	1	1
Fred McGriff, L (1, 3) OBP: 0.351, SLG: 0.515		B B X 2-0 ① F8		B F B B X 3-1 ②③ G3-6-3 1-2f			B B S B F X 3-2 G4-3 2B		C B S S 1-3 ① K	4	0	1	0	0	1	3
Moises Alou, R (1, 9) OBP: 0.320, SLG: 0.404		F X 0-1 1B			X 0-0 ① F8		F B X 1-1 ② G4-3 2-3		B X 1-0 ② FC6-4 1-2f 2-3	4	0	1	0	0	0	3
Corey Patterson, L (1, 8) OBP: 0.298, SLG: 0.416		S S S 0-3 ② K			B F B S F S 2-3 ② K		F F S 0-3 ③ K		B F X 1-1 ③ G4-3	4	0	0	0	0	3	4
Alex Gonzalez, R (1, 6) OBP: 0.311, SLG: 0.427		C X 0-1 ③ F9			X 0-0 ③ F8			X 0-0 G4-3 1B 2B		3	1	1	0	0	0	1
Todd Hundley, S (1, 2) OBP: 0.286, SLG: 0.412			F B C S 1-3 ① K			B X 1-0 2B		C B F F F F B X 2-2 ① G4-3 2-3		3	0	1	0	0	1	1
22 Mark Prior, R (1, 1) OBP: 0.229, SLG: 0.303			S B C S 1-3 ② K			L L S 0-3 ① K		X 0-0 L9-3 1B 3-H		2	0	0	0	0	2	1
Chris Stynes, R (8, PH) OBP: 0.310, SLG: 0.379										1	0	1	1	0	0	0
Bobby Hill, S (8, PR) OBP: 0.294, SLG: 0.284										0	0	0	0	0	0	0
(8, 4)																

TOP

Chicago Cubs @ Milwaukee Brewers

Miller Park, Milwaukee, WI

Mon Aug 26 2002, 7:05 PM CDT

Att. 27,254 - Sunny - 75 F

livebaseballscorecards.com

AB	31
R	1
H	6
RBI	1
BB	2
SO	9
LOB	17

Inning Stats	1	2	3	4	5	6	7	8	9
	R: 0 E: 0 K: 0 S: 9	H: 0 LOB: 0 BB: 0 P: 13	R: 0 E: 0 K: 1 S: 8	H: 1 LOB: 1 BB: 0 P: 10	R: 0 E: 0 K: 2 S: 10	H: 0 LOB: 0 BB: 0 P: 14	R: 0 E: 0 K: 1 S: 11	H: 1 LOB: 0 BB: 0 P: 17	R: 0 E: 0 K: 1 S: 6	H: 0 LOB: 0 BB: 0 P: 8
	R: 0 E: 0 K: 2 S: 10	H: 1 LOB: 1 BB: 0 P: 11	R: 0 E: 0 K: 1 S: 9	H: 1 LOB: 1 BB: 0 P: 13	R: 1 E: 0 K: 0 S: 10	H: 2 LOB: 1 BB: 0 P: 14	R: 0 E: 0 K: 1 S: 11	H: 0 LOB: 2 BB: 2 P: 22	

1B: 3	SF: 0	WP: 0
2B: 4	SAC: 0	PB: 0
3B: 0	DP: 2	SB: 0
HR: 0	HBP: 0	CS: 0

PA: 33

PITCHER		IP	WLS	BF	H	R	ER	SO	BB	IBB	HBP	BLK	WP	HR	S	P	ERA	WHIP
15 Ben Sheets, R ERA: 4.49	(1, 1)	8.0	W	29	6	1	1	8	1	0	0	0	0	0	78	109	1.12	0.875
Mike DeJean, R ERA: 3.56	(9, 1)	1.0	S	4	0	0	0	1	1	0	0	0	0	0	6	13	0.00	1.000

PITCHER	IP	WLS	BF	H	R	ER	SO	BB	IBB	HBP	BLK	WP	HR	S	P	ERA	WHIP

Batter	1	2	3	4	5	6	7	8	9	AB	R	H	RBI	BB	SO	LOB
Alex Sanchez, L (1, 8) OBP: 0.340, SLG: 0.352	B F S B X 2-2 G6-3 ①		B F B S X 2-2 E5 CS S		F X 0-1 F8 ③			X 0-0 B5-3 ②		4	0	0	0	0	0	0
Eric Young Sr., R (1, 4) OBP: 0.330, SLG: 0.360	C B C B F B X 3-2 P6 ②		X 0-0 P6 ①			B B C C F B X 3-2 P4 ①		C X 0-1 G5-3 ③		4	0	0	0	0	0	1
Jeffrey Hammonds, R (1, 9) OBP: 0.336, SLG: 0.407	B B X 2-0 F8 ③		B S B F B F F B 4-2 1-2 BB			B X 1-0 P5 ②				2	0	0	0	1	0	0
Richie Sexson, R (1, 3) OBP: 0.363, SLG: 0.515		C F B X 1-2 P4 ①	B B C B S S 3-3 K 2-3 ② ③			X 0-0 1B				3	0	1	0	0	1	2
Matt Stairs, L (1, 7) OBP: 0.333, SLG: 0.487 Ryan Thompson, R (8, 7) OBP: 0.280, SLG: 0.483		S B F X 1-2 G4-3 ②		B B B S X 3-2 G3 ①		S F B B F F C 2-3 K ③				3 0	0 0	0 0	0 0	0 0	1 0	1 0
José Hernández, R (1, 6) OBP: 0.355, SLG: 0.501		B B B B 4-0 1B 2B BB		C S S 0-3 K ②			F F F B S 1-3 K ①			2	1	0	0	1	2	0
Mark Loretta, R (1, 5) OBP: 0.342, SLG: 0.345		C B F X 1-2 1-2 2B 1B		B F C S 1-3 K ③			B C X 1-1 F7 ②			3	1	1	0	0	1	0
Jorge Fabregas, L (1, 2) OBP: 0.211, SLG: 0.189		B X 1-0 1-H 2-H 2B			B C B X 2-1 F7 ①		C B X 1-1 F2 ③			3	0	1	2	0	0	0
15 Ben Sheets, R (1, 1) OBP: 0.121, SLG: 0.123 Mike DeJean, R (9, 1)		X 0-0 B1-3 ③			C B B C C 2-3 K ②			C C C 0-3 K ①		3 0	0 0	0 0	0 0	0 0	2 0	1 0
Inning Stats	R: 0 H: 0 E: 0 LOB: 0 K: 0 BB: 0 S: 8 P: 15	R: 2 H: 2 E: 0 LOB: 1 K: 0 BB: 1 S: 11 P: 19	R: 0 H: 0 E: 1 LOB: 2 K: 1 BB: 1 S: 11 P: 20	R: 0 H: 0 E: 0 LOB: 0 K: 2 BB: 0 S: 9 P: 13	R: 0 H: 0 E: 0 LOB: 0 K: 1 BB: 0 S: 7 P: 11	R: 0 H: 1 E: 0 LOB: 1 K: 1 BB: 0 S: 11 P: 17	R: 0 H: 0 E: 0 LOB: 0 K: 1 BB: 0 S: 8 P: 11	R: 0 H: 0 E: 0 LOB: 0 K: 1 BB: 0 S: 6 P: 6		1B: 2 SF: 0 2B: 2 SAC: 0 3B: 0 DP: 1 HR: 0 HBP: 0						

PITCHER		IP	WLS	BF	H	R	ER	SO	BB	IBB	HBP	BLK	WP	HR	S	P	ERA	WHIP
22 Mark Prior, R ERA: 3.3	(1, 1)	7.0	L	26	3	2	2	6	2	0	0	0	0	0	65	106	2.57	0.714
Kyle Farnsworth, R ERA: 6.57	(8, 1)	1.0		3	0	0	0	1	0	0	0	0	0	0	6	6	0.00	0.000

PITCHER	IP	WLS	BF	H	R	ER	SO	BB	IBB	HBP	BLK	WP	HR	S	P	ERA	WHIP

BOTTOM

Chicago Cubs @ Milwaukee Brewers

Miller Park, Milwaukee, WI

Mon Aug 26 2002, 7:05 PM CDT
Att. 27,254 - Sunny - 75 F

livebaseballscorecards.com

AB	27
R	2
H	3
RBI	2
BB	2
SO	7
LOB	5

WP: 0 PA: 29
PB: 0
SB: 1
CS: 1

Batter	1	2	3	4	5	6	7	8	9	AB	R	H	RBI	BB	SO	LOB
Mark Bellhorn, S (1, 4) OBP: 0.371, SLG: 0.524	B X 1-0 ① G6-3	B B C B S T X 3-2 ③ G5-3	C F B F C 1-3 ③ K			B B X 2-0 F8 SF8 2B		B X 1-0 ① ② G6-3 1-2f 2-3		5	1	1	0	0	1	6
Corey Patterson, L (1, 8) OBP: 0.297, SLG: 0.414	L X 0-1 F9 1B 1B 1B		C B F S 1-3 ① K	X 0-0 ① L8		F X 0-1 ① F8 2-3		B X 1-0 ③ G4-3		5	1	1	0	0	1	2
Angel Echevarria, R (1, 9) OBP: 0.344, SLG: 0.448	B B F F X 2-2 1B 1-2 1B		B F B F F X 2-2 FC3 BB 1B 1B	C X 0-1 2B 1B		C S B B F X 2-2 ② SF8 3-H			B X 1-0 ① G5-3	4	2	3	1	0	0	0
Moises Alou, R (1, 7) OBP: 0.322, SLG: 0.406 Kyle Farnsworth, R (8, 1) Chad Hermansen, R (9, PH) OBP: 0.273, SLG: 0.374 Antonio Alfonseca, R (9, 1) OBP: 0.667, SLG: 0.667	X 0-0 ② F9 2-3		B B B C B 4-1 1B E 1B BB 1-2	C F B X 1-2 1-H 2B		B S X 1-1 ③ P4			B S C B B F X 3-2 ② F7	3 0 1 0	1 0 0 0	1 0 0 0	1 0 0 0	1 0 0 0	0 0 0 0	2 0 0 0
Fred McGriff, L (1, 3) OBP: 0.351, SLG: 0.514	B C F B F X 2-2 1-2 3-H 1B		S X 0-1 FC3 1B 1B 1-2 2-3	B C S S S 2-3 ② K			C S B S 1-3 ① K		C S B B X 2-2 1B	5	1	2	1	0	2	3
Chris Stynes, R (1, 5) OBP: 0.314, SLG: 0.378 Bill Mueller, S (7, 5) OBP: 0.343, SLG: 0.373	F B X 1-1 ③ F9		B S X 1-1 BB 1B 1B 1-2 2-3 3-H	B X 1-0 ③ F9			H 1-0 G4-6-3 HBP		B C B F B X 3-2 ③ G3-1	3 1	0 0	1 0	1 0	0 0	0 0	3 1
Alex Gonzalez, R (1, 6) OBP: 0.313, SLG: 0.426		B C B B B 4-1 BB	F C X 0-2 BB 1B 1-2 2-H 3-H		C B C S 1-3 ① K	C X 0-1 ② ③ G4-6-3 1-2f				3	0	1	2	1	1	1
Joe Girardi, R (1, 2) OBP: 0.280, SLG: 0.301		C B B B B F F F X 3-2 ① F8	F B F S 1-3 ② K		B B C X 2-1 ② F8			B B B B 4-0 G6-3 BB BB		3	0	0	0	1	1	3
Alan Benes, R (1, 1) Joe Borowski, R (6, 1) OBP: 0.333, SLG: 0.333 Roosevelt Brown, L (8, PH) OBP: 0.281, SLG: 0.313 (8, 7)		L B X 1-1 ② B2	B B C S B B 4-2 1-2 2-3 BB		F S S 0-3 ③ K			B F B B B 4-1 G6-3 1-2 BB		2 0 0	0 0 0	0 0 0	0 0 0	1 0 1	1 0 0	1 0 0
Inning Stats	R: 1 E: 0 K: 0 S: 13 H: 3 LOB: 2 BB: 0 P: 19	R: 0 E: 0 K: 0 S: 12 H: 0 LOB: 1 BB: 1 P: 23	R: 3 E: 1 K: 3 S: 23 H: 3 LOB: 3 BB: 2 P: 37	R: 1 E: 0 K: 1 S: 10 H: 2 LOB: 1 BB: 0 P: 14	R: 0 E: 0 K: 2 S: 8 H: 0 LOB: 0 BB: 0 P: 11	R: 1 E: 0 K: 0 S: 9 H: 1 LOB: 0 BB: 0 P: 14	R: 0 E: 0 K: 1 S: 5 H: 0 LOB: 0 BB: 0 P: 7	R: 0 E: 0 K: 0 S: 3 H: 0 LOB: 1 BB: 2 P: 13	R: 0 E: 0 K: 0 S: 11 H: 1 LOB: 1 BB: 0 P: 20	1B: 8 2B: 2 3B: 0 HR: 0 SF: 1 SAC: 0 DP: 2 HBP: 1						

TOP

Chicago Cubs @ Milwaukee Brewers

Miller Park, Milwaukee, WI

Tue Aug 27 2002, 7:05 PM CDT

Att. 24,231 - Sunny - 71 F

livebaseballscorecards.com

AB	35
R	6
H	10
RBI	6
BB	5
SO	7
LOB	22

PITCHER		IP	WLS	BF	H	R	ER	SO	BB	IBB	HBP	BLK	WP	HR	S	P	ERA	WHIP
Jimmy Osting, L ERA: 7.5	(1, 1)	3.1	L	22	8	5	4	3	3	0	0	0	0	0	54	86	10.80	3.300
Shane Nance, L ERA: 2.45	(4, 1)	1.2		5	0	0	0	3	0	0	0	0	0	0	12	18	0.00	0.000
Valerio De Los Santos, L ERA: 2.35	(6, 1)	1.0		4	1	1	1	0	0	0	0	0	0	0	9	14	9.00	1.000
Jayson Durocher, R ERA: 2.7	(7, 1)	1.0		5	0	0	0	1	2	0	1	0	0	0	6	16	0.00	2.000
Ray King, L ERA: 2.94	(8, 1)	2.0		6	1	0	0	0	0	0	0	0	0	0	13	24	0.00	0.500

PITCHER	IP	WLS	BF	H	R	ER	SO	BB	IBB	HBP	BLK	WP	HR	S	P	ERA	WHIP

Batter	1	2	3	4	5	6	7	8	9	AB	R	H	RBI	BB	SO	LOB
Alex Sanchez, L (1, 8) OBP: 0.343, SLG: 0.356	C F B B S 2-3 ① K		F F B X 1-2 CS 1B		B S F B C 2-3 ② K		C X 0-1 BB 2B 1B		B F X 1-1 1B 1B 1B	5	2	3	0	0	2	0
Eric Young Sr., R (1, 4) OBP: 0.333, SLG: 0.361	C F B B B X 3-2 E4 S		C B B X 2-1 ① ② F9 1-2		X 0-0 WP S 1B		B F B C B B 4-2 2B 1-2 BB		B C B X 2-1 1B 1-3 1B	4	0	2	0	1	0	1
Jeffrey Hammonds, R (1, 9) OBP: 0.336, SLG: 0.404	B B C S B B B 4-2 1-2 BB		S B B B B B 4-2 BB BB		F B C B B S 3-3 ③ K 1-3		F C B X 1-2 ① F7		C B S F F B B F 3-2 ① F X P5	3	0	0	0	2	1	5
Richie Sexson, R (1, 3) OBP: 0.366, SLG: 0.517	C F F B X 1-2 ② F3		B B S B B 4-1 1-2 BB			C B X 1-1 BB 1B 1B	B S X 1-1 1-3 2-H 2B		C B F B S 2-3 ② K	4	0	2	1	1	1	4
Matt Stairs, L (1, 7) OBP: 0.332, SLG: 0.480	F B X 1-1 ③ L7		X 0-0 ③ P6			B F F F F F F B B B 4-2 BB 1B 1-2 BB	S B C B B S 3-3 ② K		S X 0-1 1-3 3-H 1B	3	0	0	0	1	1	6
José Hernández, R (1, 6) OBP: 0.353, SLG: 0.498		C C X 0-2 ① G5-3		F B F F F F C 1-3 ① K		X 0-0 ① BB 1-2 2-H 1B	B B B C X 3-1 ③ G6-3		B C X 1-1 ③ L4	5	0	1	0	0	1	4
Mark Loretta, R (1, 5) OBP: 0.345, SLG: 0.345		B B C X 2-1 E5		C X 0-1 L1-3 1B		B B F B B 4-1 FC6-4 1-2 2-3 BB		B C B X 2-1 ① F7		3	0	1	0	1	0	0
Paul Bako, L (1, 2) OBP: 0.300, SLG: 0.327		B S B S X 2-2 ② F8		F X 0-1 ② ③ L1-3 1-2		S B F F X 1-2 ② L5		B B C F S 3-3 ② K		4	0	0	0	0	1	5
Jimmy Osting, R (1, 1) Shane Nance, L (4, 1) OBP: 0.000, SLG: 1.000 Ronnie Belliard, R (5, PH) OBP: 0.474, SLG: 0.389 Valerio De Los Santos, L (6, 1) Lenny Harris, L (6, PH) OBP: 0.000, SLG: 0.000 Jayson Durocher, R (7, 1) Ryan Thompson, R (8, 1) OBP: 0.417, SLG: 0.478 Ray King, L (8, 1) Jorge Fabregas, L (9, PH) OBP: 0.417, SLG: 0.154	C F S 0-3 ③ K				C F S 0-3 ① K	C B C X 1-2 ③ FC6-4 1-2f		X 0-0 ③ F3		1 0 0 0 0 1 1 0 0 0 0 0 0 0 1 0 0 0 0 1 0 0 0 0 0 0 0 0 1 0 0 0 0 0 3 0 0 0 0 0 0 0 1 0 0 0 0 0 0 0 0 0 0 0 0 0 1 0 1 1 0 0 0						
Inning Stats	R: 0 H: 0 E: 1 LOB: 2 K: 1 BB: 1 S: 14 P: 25	R: 0 H: 0 E: 1 LOB: 1 K: 1 BB: 0 S: 11 P: 15	R: 0 H: 1 E: 0 LOB: 2 K: 0 BB: 2 S: 9 P: 20	R: 0 H: 1 E: 0 LOB: 0 K: 1 BB: 0 S: 9 P: 10	R: 0 H: 1 E: 0 LOB: 1 K: 3 BB: 0 S: 10 P: 15	R: 0 H: 2 E: 0 LOB: 3 K: 0 BB: 2 S: 16 P: 27	R: 1 H: 2 E: 0 LOB: 2 K: 1 BB: 1 S: 14 P: 26	R: 0 H: 0 E: 0 LOB: 0 K: 1 BB: 0 S: 6 P: 11	R: 1 H: 3 E: 0 LOB: 2 K: 1 BB: 0 S: 19 P: 28	1B: 9 2B: 2 3B: 0 HR: 0	SF: 0 SAC: 0 DP: 1 HBP: 0						

PITCHER		IP	WLS	BF	H	R	ER	SO	BB	IBB	HBP	BLK	WP	HR	S	P	ERA	WHIP
Alan Benes, R ERA:	(1, 1)	5.1	W	24	5	0	0	6	4	0	0	0	1	0	61	98	0.00	1.688
Joe Borowski, R ERA: 2.59	(6, 1)	1.2		9	2	1	1	1	2	0	0	0	0	0	22	40	5.40	2.400
Kyle Farnsworth, R ERA: 6.41	(8, 1)	1.0		3	0	0	0	1	0	0	0	0	0	0	6	11	0.00	0.000
Antonio Alfonseca, R ERA: 4.17	(9, 1)	1.0		6	3	1	1	1	0	0	0	0	0	0	19	28	9.00	3.000

PITCHER	IP	WLS	BF	H	R	ER	SO	BB	IBB	HBP	BLK	WP	HR	S	P	ERA	WHIP

BOTTOM

Chicago Cubs @ Milwaukee Brewers

Miller Park, Milwaukee, WI

Tue Aug 27 2002, 7:05 PM CDT
Att. 24,231 - Sunny - 71 F

livebaseballscorecards.com

AB	36
R	2
H	10
RBI	2
BB	6
SO	9
LOB	29

WP: 1	PA: 42		
PB: 0			
SB: 2			
CS: 1			

Batter	1	2	3	4	5	6	7	8	9	AB	R	H	RBI	BB	SO	LOB
Mark Bellhorn, S (1, 4) OBP: 0.372, SLG: 0.526	C B S B X 2-2 SH1-3 SF8 2B		C B X 1-1 FC6-4 1B		C B S B B F F S 3-3 ③ K			B C S C 1-3 ① K		4	1	2	0	0	2	1
Corey Patterson, L (1, 8) OBP: 0.295, SLG: 0.412	C X 0-1 ① SH1-3 2-3		B X 1-0 ① FC6-4 CS 1-2f			B S X 1-1 ① G3		S X 0-1 E1 G3		3	0	0	0	0	0	1
Angel Echevarria, R (1, 9) OBP: 0.338, SLG: 0.443	C B F X 1-2 ② SF8 3-H		B B B C C F X 3-2 ② ③ F8 1-2			F B B X 2-1 1B		B B X 2-0 ② G3 1-2		3	0	1	1	0	0	2
Moises Alou, R (1, 7) OBP: 0.321, SLG: 0.404	B B C B X 3-1 1B			X 0-0 ① F8		B X 1-0 ② L6		B X 1-0 ③ F9		4	0	1	0	0	0	2
Fred McGriff, L (1, 3) OBP: 0.349, SLG: 0.510	B C S B S 2-3 ③ K			B X 1-0 ② G4-3		F B F F B X 2-2 ③ G4-3			S B C C 1-3 ① K	4	0	0	0	0	2	2
Chris Stynes, R (1, 5) OBP: 0.318, SLG: 0.381		B C B S T X 2-2 FC4-6 1B		F C S 0-3 ③ K			B X 1-0 G4-3 WP 1B		C X 0-1 ② F8	4	0	2	0	0	1	0
Alex Gonzalez, R (1, 6) OBP: 0.310, SLG: 0.422		B S X 1-1 ① P4			S B B C S 2-3 ① K		F B S B X 2-2 ① G4-3 1-3		C S X 0-2 ③ G6-3	4	0	0	0	0	1	2
Joe Girardi, R (1, 2) OBP: 0.277, SLG: 0.298 Juan Cruz, R (6, 1) OBP: 0.143, SLG: 0.143 Bobby Hill, S (7, PH) OBP: 0.291, SLG: 0.281 Will Cunnane, R (7, 1)		B B F B C X 3-2 ② FC4-6 1-2f			B C B X 2-1 ② G1-3		S B C B S 2-3 ② K			2 0 1 0	0 0 0 0	0 0 0 0	0 0 0 0	0 0 1 0	0 0 1 0	1 0 1 0
34 Kerry Wood, R (1, 1) OBP: 0.203, SLG: 0.161 Todd Hundley, S (6, 2) OBP: 0.285, SLG: 0.410		C C S 0-3 ③ K2-3			C S B X 1-2 1B		S B S B F B X 3-2 ③ P5			2 1	0 0	1 0	0 0	0 0	1 0	1 1
Inning Stats	R: 1 H: 2 E: 0 LOB: 1 K: 1 BB: 0 S: 13 P: 21	R: 0 H: 1 E: 0 LOB: 1 K: 1 BB: 0 S: 12 P: 18	R: 0 H: 1 E: 0 LOB: 0 K: 0 BB: 0 S: 7 P: 12	R: 0 H: 0 E: 0 LOB: 0 K: 1 BB: 0 S: 5 P: 6	R: 0 H: 1 E: 0 LOB: 1 K: 2 BB: 0 S: 13 P: 21	R: 0 H: 1 E: 0 LOB: 1 K: 0 BB: 0 S: 9 P: 15	R: 0 H: 1 E: 0 LOB: 1 K: 1 BB: 0 S: 11 P: 19	R: 0 H: 0 E: 1 LOB: 1 K: 1 BB: 0 S: 7 P: 11	R: 0 H: 0 E: 0 LOB: 0 K: 1 BB: 0 S: 8 P: 9	1B: 6 SF: 1 2B: 1 SAC: 1 3B: 0 DP: 0 HR: 0 HBP: 0						WP: 1 PA: 34 PB: 0 SB: 0 CS: 1

PITCHER		IP	WLS	BF	H	R	ER	SO	BB	IBB	HBP	BLK	WP	HR	S	P	ERA	WHIP
Glendon Rusch, L ERA: 4.73	(1, 1)	7.0	W	27	7	1	1	6	0	0	0	0	1	0	70	112	1.29	1.000
Ray King, L ERA: 2.92	(8, 1)	0.1	H	2	0	0	0	1	0	0	0	0	0	0	5	6	0.00	0.000
Luis Vizcaino, R ERA: 2.63	(8, 1)	1.2	S	5	0	0	0	1	0	0	0	0	0	0	10	14	0.00	0.000

PITCHER	IP	WLS	BF	H	R	ER	SO	BB	IBB	HBP	BLK	WP	HR	S	P	ERA	WHIP

TOP

Chicago Cubs @ Milwaukee Brewers

Miller Park, Milwaukee, WI

Wed Aug 28 2002, 7:05 PM CDT

Att. 24,385 - Sunny - 70 F

livebaseballscorecards.com

AB	32
R	1
H	7
RBI	1
BB	0
SO	8
LOB	14

Batter	1	2	3	4	5	6	7	8	9	AB	R	H	RBI	BB	SO	LOB
Alex Sanchez, L (1, 8) OBP: 0.340, SLG: 0.352	C F C 0-3 ① K	B F B F X 2-2 ③ G4-3			B B C F F S 2-3 ① K		C S B X 1-2 ① G3			4	0	0	0	0	2	2
Eric Young Sr., R (1, 4) OBP: 0.334, SLG: 0.361	S B X 1-1 1B 1B		B F B B B 4-1 S 1B E BB		X 0-0 ② G6-3		B C X 1-1 ② F8			3	1	1	0	1	0	0
Lenny Harris, L (1, 7) OBP: 0.342, SLG: 0.384	B X 1-0 1-2 1B		C B F X 1-2 1-2 S 1B		F B B C X 2-2 HR 1B		B F X 1-1 HR			4	2	4	1	0	0	0
Richie Sexson, R (1, 3) OBP: 0.365, SLG: 0.521	B S B X 2-1 ② P4		F B B F S 2-3 ① 1-3 K 2-H		B C X 1-1 1-H HR		C C S 0-3 ③ K			4	1	1	2	0	2	3
Matt Stairs, L (1, 9) OBP: 0.332, SLG: 0.475 Ryan Thompson, R (7, 9) OBP: 0.284, SLG: 0.516	B S B F B S 3-3 ③ K		C B B B B 4-1 G6-4-3 BB		C B B C S 2-3 ③ K			X 0-0 HR		2 1	0 1	0 1	0 1	1 0	2 0	2 0
José Hernández, R (1, 6) OBP: 0.354, SLG: 0.497		B B C B X 3-1 G3 BB 1B	B B F X 2-1 ② ③ G6-4-3 1-2f				C B B X 2-1 ① G4-3	B B F B F B 4-2 BB		3	0	1	0	1	0	2
Mark Loretta, R (1, 5) OBP: 0.347, SLG: 0.341		C B C S B B B 4-2 1-2 G3 BB	C B S B B C 3-3 ① K				B B S B B B 4-0 1B BB	C X 0-1 ① L9		2	0	0	0	2	1	1
Robert Machado, R (1, 2) OBP: 0.344, SLG: 0.419		B F X 1-1 ① G3 1-2 2-3	F F B B F X 2-2 ② F8				X 0-0 G6-4-3 1-3 1B	B F F B F B X 3-2 ② F7		4	0	1	0	0	0	3
Glendon Rusch, L (1, 1) OBP: 0.278, SLG: 0.321 Ray King, L (8, 1) Luis Vizcaino, R (8, 1)		C F B B B S 2-3 ② K	B B C S F C 2-3 ③ K				X 0-0 ② ③ G6-4-3 1-2f	C B C C S 1-3 ③ K		3 0 1	0 0 0	0 0 0	0 0 0	0 0 0	2 0 1	4 0 1
Inning Stats	R: 0 H: 2 E: 0 LOB: 2 K: 2 BB: 0 S: 11 P: 18	R: 0 H: 1 E: 0 LOB: 2 K: 1 BB: 1 S: 12 P: 24	R: 1 H: 1 E: 0 LOB: 1 K: 1 BB: 2 S: 10 P: 23	R: 0 H: 0 E: 0 LOB: 0 K: 2 BB: 0 S: 11 P: 18	R: 2 H: 2 E: 0 LOB: 0 K: 2 BB: 0 S: 13 P: 20	R: 0 H: 1 E: 0 LOB: 1 K: 0 BB: 1 S: 4 P: 10	R: 1 H: 1 E: 0 LOB: 0 K: 1 BB: 0 S: 10 P: 13	R: 1 H: 1 E: 0 LOB: 1 K: 1 BB: 1 S: 12 P: 20		1B: 6 SF: 0 2B: 0 SAC: 0 3B: 0 DP: 2 HR: 3 HBP: 0						

BOTTOM

Chicago Cubs @ Milwaukee Brewers

Miller Park, Milwaukee, WI

Wed Aug 28 2002, 7:05 PM CDT
Att. 24,385 - Sunny - 70 F

livebaseballscorecards.com

AB	31
R	5
H	9
RBI	4
BB	5
SO	10
LOB	18

WP: 0 PA: 36
PB: 0
SB: 3
CS: 0

PITCHER		IP	WLS	BF	H	R	ER	SO	BB	IBB	HBP	BLK	WP	HR	S	P	ERA	WHIP
34 Kerry Wood, R ERA: 3.88	(1, 1)	5.0	L	23	6	3	2	8	3	0	0	0	0	1	57	103	3.60	1.800
Juan Cruz, R ERA: 4.3	(6, 1)	1.0		4	1	0	0	0	1	0	0	0	0	0	4	10	0.00	2.000
Will Cunnane, R ERA: 4.7	(7, 1)	2.0		9	2	2	2	2	1	0	0	0	0	2	22	33	9.00	1.500

PITCHER	IP	WLS	BF	H	R	ER	SO	BB	IBB	HBP	BLK	WP	HR	S	P	ERA	WHIP

Chicago Cubs @ Milwaukee Brewers

Miller Park, Milwaukee, WI

Thu Aug 29 2002, 1:05 PM CDT

Att. 29,324 - Sunny - 75 F

TOP

livebaseballscorecards.com

Batter	1	2	3	4	5	6	7	8	9	AB	R	H	RBI	BB	SO	LOB
Bobby Hill, S (1, 4) OBP: 0.303, SLG: 0.305	3-2 2B		3-2 1B 1B	0-1 FC3-2 2B 1B 1-2 2-3 3-H	2-1 F3	1-2 P4			3-2 F7 ①	6	1	3	1	0	0	2
Corey Patterson, L (1, 8) OBP: 0.294, SLG: 0.408	0-2 F7 ①		0-0 F7 ②	0-2 FC3-2 ① 2B SF8 1-2 2-3 3-Hf	1-1 HBP		2-3 K ①		1-3 K ②	5	1	0	0	0	2	5
Angel Echevarria, R (1, 9) OBP: 0.351, SLG: 0.463	1-3 K ②		3-2 1B 1-2	0-0 HR 2B 1-3 2-H 3-H	3-2 G5-3 ③		3-1 2B 1B		1-0 G5-3 ③	6	2	3	2	0	1	2
Moises Alou, R (1, 7) OBP: 0.327, SLG: 0.408 Chad Hermansen, R (7, PR) OBP: 0.273, SLG: 0.374 (7, 7)	4-2 BB		0-2 G4-3 ③	4-0 HR IBB		3-1 BB BB 1B 1B	0-1 1-H 2B			3 0	2 0	2 0	1 0	2 0	0 0	2 0
Alex Gonzalez, R (1, 6) OBP: 0.311, SLG: 0.420	0-1 L7 ③			4-1 HR BB 2-0 SF8 ② 3-H		4-1 1B BB G4-3 BB 1-2	0-0 G6-3 ②			2	2	0	1	2	0	3
Mark Bellhorn, S (1, 3) OBP: 0.375, SLG: 0.544		0-0 F9 ①		1-0 HR 2-2 HR 1-H 2-H		4-1 G4-3 1B BB 1-2 2-3	3-2 P3 ③			4	2	2	5	1	0	1
Bill Mueller, S (1, 5) OBP: 0.344, SLG: 0.383		0-3 K ②		0-2 1B 1B 3-2 HR	2-3 K ①			1-2 G4-3 ①		5	2	2	1	0	2	3
Todd Hundley, S (1, 2) OBP: 0.287, SLG: 0.410	3-2 F7 ③			2-2 1B SH 1-3 FC3-2 1B 2-3 K ③		2-1 G4-3 1B 1-2 2-3 3-H		0-0 P6 ②		5	0	2	1	0	1	0
Matt Clement, R (1, 1) OBP: 0.123, SLG: 0.094 Roosevelt Brown, L (8, PH) OBP: 0.280, SLG: 0.311 Joe Borowski, R (8, 1) OBP: 0.333, SLG: 0.333 Francis Beltran, R (9, 1) Kyle Farnsworth, R (9, 1)			0-1 G1-3 ①	0-0 SH FC3-2 1B 2B 1-2 0-3 K ①		2-2 G4-3 ② 1-2 2-3 3-H		1-3 K ③		3 1 0 0 0	1 0 0 0 0	0 0 0 0 0	1 0 0 0 0	0 1 0 0 0	1 0 0 0 0	2 0 0 0 0

	AB	40
	R	13
	H	14
	RBI	13
	BB	5
	SO	8
	LOB	20

Inning Stats	1	2	3	4	5	6	7	8	9			
	R: 0 H: 1 E: 0 LOB: 2 K: 1 BB: 1 S: 15 P: 23	R: 0 H: 0 E: 0 LOB: 0 K: 1 BB: 0 S: 7 P: 10	R: 0 H: 2 E: 0 LOB: 2 K: 0 BB: 0 S: 14 P: 20	R: 10 H: 7 E: 1 LOB: 0 K: 1 BB: 2 S: 26 P: 46	R: 0 H: 0 E: 0 LOB: 1 K: 1 BB: 0 S: 9 P: 15	R: 2 H: 2 E: 0 LOB: 2 K: 1 BB: 2 S: 16 P: 34	R: 1 H: 2 E: 0 LOB: 1 K: 1 BB: 0 S: 11 P: 19	R: 0 H: 0 E: 0 LOB: 0 K: 1 BB: 0 S: 7 P: 9	R: 0 H: 0 E: 0 LOB: 0 K: 1 BB: 0 S: 7 P: 12	1B: 8 2B: 3 3B: 0 HR: 3	SF: 1 SAC: 1 DP: 0 HBP: 1	WP: 0 PB: 0 SB: 0 CS: 0	PA: 48

PITCHER		IP	WLS	BF	H	R	ER	SO	BB	IBB	HBP	BLK	WP	HR	S	P	ERA	WHIP
Andrew Lorraine, L ERA: 10.8	(1, 1)	3.1	L	21	8	7	6	2	2	0	0	0	0	1	52	76	16.20	3.000
Jose Cabrera, R ERA: 6.63	(4, 1)	0.2		5	2	3	1	1	0	1	0	0	0	2	10	23	13.50	3.000
Valerio De Los Santos, L ERA: 2.49	(5, 1)	1.0		5	1	1	1	1	0	0	1	0	0	0	11	20	9.00	1.000
Shane Nance, L ERA: 4.76	(6, 1)	2.0		11	3	2	2	2	2	0	0	0	0	0	25	48	9.00	2.500
Mike DeJean, R ERA: 3.5	(8, 1)	1.0		3	0	0	0	1	0	0	0	0	0	0	7	9	0.00	0.000

PITCHER		IP	WLS	BF	H	R	ER	SO	BB	IBB	HBP	BLK	WP	HR	S	P	ERA	WHIP
Jayson Durocher, R ERA: 2.62	(9, 1)	1.0		3	0	0	0	1	0	0	0	0	0	0	7	12	0.00	0.000

BOTTOM

Batter	1	2	3	4	5	6	7	8	9	AB	R	H	RBI	BB	SO	LOB
Alex Sanchez, L (1, 8) OBP: 0.341, SLG: 0.349	F7		G3 1-2	1-2 BB		K			HR 1-2 2-3 BB	3	1	0	0	2	1	2
Mark Loretta, R (1, 5) OBP: 0.344, SLG: 0.338	F8		K	F9			F8		HR 1-2 2-3 3-H	5	1	1	1	0	1	5
Lenny Harris, L (1, 7) OBP: 0.343, SLG: 0.385	L7			1B BB 1B	2B		K		P5	5	2	2	0	0	1	3
Richie Sexson, R (1, 3) OBP: 0.365, SLG: 0.526		K		1B 1B 1-2 BB	K		K		HR 1-H 2-H 3-H	4	2	1	4	1	3	1
José Hernández, R (1, 6) OBP: 0.355, SLG: 0.494		G5-3		1B 1B 1-2 2-3	F9			K	SF9 BB	4	2	1	0	1	1	1
Ryan Thompson, R (1, 9) OBP: 0.290, SLG: 0.531		K		K	1-H 2B			K	1-3 2B	5	0	2	1	0	3	3
Ronnie Belliard, R (1, 4) OBP: 0.272, SLG: 0.284			P6	1B 1-2 2-3 3-H 1B	F9			G1-3	3-H SF9	4	0	1	2	0	0	1
Jorge Fabregas, L (1, 2) OBP: 0.225, SLG: 0.198			E6 SH	1-3 2-H 3-H BB 1B		F9			BB BB 1B BB G4-3	4	1	1	2	1	0	1
Andrew Lorraine, L (1, 1)			SH G3 1-3	K		K			1B BB HR 1-2 BB	0	0	0	0	0	0	0
Jose Cabrera, R (4, 1) OBP: 0.059, SLG: 0.059										0	0	0	0	0	0	0
Matt Stairs, L (4, PH) OBP: 0.330, SLG: 0.472										1	0	0	0	0	1	2
Valerio De Los Santos, L (5, 1)										0	0	0	0	0	0	0
Shane Nance, L (6, 1) OBP: 0.500, SLG: 0.500										1	0	0	0	0	1	0
Mike DeJean, R (8, 1)										0	0	0	0	0	0	0
Jayson Durocher, R (9, 1)										0	0	0	0	0	0	0
Paul Bako, L (9, PH) OBP: 0.303, SLG: 0.327										0	1	0	0	1	0	0
Inning Stats	R: 0 E: 0 K: 0 S: 5 H: 0 LOB: 0 BB: 0 P: 7	R: 0 E: 0 K: 2 S: 7 H: 0 LOB: 0 BB: 0 P: 12	R: 0 E: 2 K: 1 S: 9 H: 0 LOB: 2 BB: 0 P: 11	R: 3 E: 0 K: 2 S: 24 H: 4 LOB: 3 BB: 2 P: 41	R: 1 E: 0 K: 1 S: 10 H: 2 LOB: 1 BB: 0 P: 13	R: 0 E: 0 K: 2 S: 8 H: 0 LOB: 0 BB: 0 P: 13	R: 0 E: 0 K: 2 S: 7 H: 0 LOB: 0 BB: 0 P: 12	R: 0 E: 0 K: 2 S: 9 H: 0 LOB: 0 BB: 0 P: 10	R: 6 E: 0 K: 0 S: 22 H: 3 LOB: 1 BB: 4 P: 45	1B: 6 2B: 2 3B: 0 HR: 1 SF: 1 SAC: 1 DP: 0 HBP: 0						

PITCHER		IP	WLS	BF	H	R	ER	SO	BB	IBB	HBP	BLK	WP	HR	S	P	ERA	WHIP
Matt Clement, R ERA: 3.56	(1, 1)	7.0	W	31	6	4	4	10	2	0	0	0	0	0	70	109	5.14	1.143
Joe Borowski, R ERA: 2.56	(8, 1)	1.0		3	0	0	0	2	0	0	0	0	0	0	9	10	0.00	0.000
Francis Beltran, R ERA: 11.25	(9, 1)	0.0		4	1	4	4	0	3	0	0	0	0	0	9	23	∞	∞
Kyle Farnsworth, R ERA: 6.69	(9, 1)	1.0		6	2	2	2	0	1	0	0	0	0	1	13	22	18.00	3.000

PITCHER	IP	WLS	BF	H	R	ER	SO	BB	IBB	HBP	BLK	WP	HR	S	P	ERA	WHIP

Chicago Cubs @ Milwaukee Brewers

Miller Park, Milwaukee, WI

Thu Aug 29 2002, 1:05 PM CDT
Att. 29,324 - Sunny - 75 F

livebaseballscorecards.com

AB	36
R	10
H	9
RBI	10
BB	6
SO	12
LOB	19

WP: 0	PA: 44		
PB: 0			
SB: 0			
CS: 0			

Batter	1	2	3	4	5	6	7	8	9	AB	R	H	RBI	BB	SO	LOB
Miguel Cairo, R (1, 4) OBP: 0.316, SLG: 0.387	B B B B 4-0 5 HR BB BB	C B F X 1-2 2-H 1B 2B		C B B C B B 4-2 BB BB		C B F F B S 2-3 ③ K			C B C S 1-3 ③ K	3	2	1	1	2	2	0
Edgar Renteria, R (1, 6) OBP: 0.356, SLG: 0.436	B C L B B B 4-2 5 HR 1-2 BB	X 0-0 15 HBP 5 2B 2-H 1B		B B B B 4-0 1-2 BB			C X 0-1 ① L4			2	2	1	1	2	0	0
15 Jim Edmonds, L (1, 8) OBP: 0.414, SLG: 0.567	C B F F S 1-3 ① K	H 1-0 5 2B 1-2 HBP		C B F S 1-3 ② K			S S F B C 1-3 ② K			3	0	0	0	0	3	4
5 Albert Pujols, R (1, 7) OBP: 0.391, SLG: 0.561 Kerry Robinson, L (9, 7) OBP: 0.307, SLG: 0.366	C X 0-1 1-H 2-H HR	B X 1-0 1-3 2-H 2B		B B X 2-0 ③ G4-3			B X 1-0 ③ F9			4 0	1 0	2 0	4 0	0 0	0 0	2 0
27 Scott Rolen, R (1, 5) OBP: 0.359, SLG: 0.478	C B S B S 2-3 ② K	B F X 1-1 ③ F2			B F F B F F F F B 3-3 ① S K			C B F C 1-3 ① K		4	0	0	0	0	3	2
Tino Martinez, L (1, 3) OBP: 0.342, SLG: 0.424	C B B B B F X 3-2 ③ G3-1		X 0-0 ① G4-3		B C B X 2-1 ② G2			B B C F X 2-2 L4 1B		4	0	1	0	0	0	0
Eli Marrero, R (1, 9) OBP: 0.314, SLG: 0.402		B C X 1-1 SH1-4 2B 1B	B B S X 2-1 ② F7		C B F B S 2-3 ③ K			F C B B B X 3-2 ② ③ L4 1-2		4	1	1	0	0	1	1
Mike DiFelice, R (1, 2) OBP: 0.286, SLG: 0.367		B F U F F F F X 1-2 ① L9	B F C B B X 2-2 ③ F8			F B C F B X 2-2 ① G6-3			B S C B X 2-2 ① P3	4	0	0	0	0	0	1
Jamey Wright, R (1, 1) OBP: 0.143, SLG: 0.229 Mike Crudale, R (7, 1) Steve Kline, S (7, 1) Rick White, R (7, 1) J.D. Drew, L (9, PH) OBP: 0.357, SLG: 0.425 Dave Veres, R (9, 1) OBP: 0.333, SLG: 0.333		C X 0-1 ② SH1-4 1-2		X 0-0 ① G1-3		S C S 0-3 ② K			B X 1-0 ② F8	2 0 0 0 1 0	0 0 0 0 0 0	0 0 0 0 0 0	0 0 0 0 0 0	1 0 0 0 0 0	0 0 0 0 0 0	0 0 0 0 0 0
Inning Stats	R: 3 E: 0 K: 2 S: 14 H: 1 LOB: 0 BB: 2 P: 28	R: 3 E: 0 K: 0 S: 18 H: 4 LOB: 2 BB: 0 P: 24	R: 0 E: 0 K: 0 S: 6 H: 0 LOB: 0 BB: 0 P: 10	R: 0 E: 0 K: 1 S: 7 H: 0 LOB: 2 BB: 2 P: 18	R: 0 E: 0 K: 2 S: 12 H: 0 LOB: 0 BB: 0 P: 19	R: 0 E: 0 K: 2 S: 11 H: 0 LOB: 0 BB: 0 P: 15	R: 0 E: 0 K: 1 S: 7 H: 0 LOB: 0 BB: 0 P: 9	R: 0 E: 0 K: 1 S: 9 H: 1 LOB: 0 BB: 0 P: 15	R: 0 E: 0 K: 1 S: 7 H: 0 LOB: 0 BB: 0 P: 11	1B: 3 2B: 3 3B: 0 HR: 1 SF: 0 SAC: 1 DP: 1 HBP: 1						

PITCHER		IP	WLS	BF	H	R	ER	SO	BB	IBB	HBP	BLK	WP	HR	S	P	ERA	WHIP
38 Carlos Zambrano, R ERA: 4.4	(1, 1)	5.0	L	25	5	6	6	5	4	0	1	0	0	1	57	99	10.80	1.800
Will Cunnane, R ERA: 3.72	(6, 1)	2.0		6	0	0	0	3	0	0	0	0	0	0	18	24	0.00	0.000
Juan Cruz, R ERA: 4.2	(8, 1)	2.0		6	1	0	0	2	0	0	0	0	0	0	16	26	0.00	0.500

PITCHER	IP	WLS	BF	H	R	ER	SO	BB	IBB	HBP	BLK	WP	HR	S	P	ERA	WHIP

St. Louis Cardinals @ Chicago Cubs

Wrigley Field, Chicago, IL

Fri Aug 30 2002, 2:20 PM CDT

Att. 36,311 - Sunny - 75 F

TOP

livebaseballscorecards.com

AB	31
R	6
H	6
RBI	6
BB	4
SO	10
LOB	10

WP: 0 PB: 0 SB: 0 CS: 0

PA: 37

BOTTOM

St. Louis Cardinals @ Chicago Cubs

Wrigley Field, Chicago, IL

Fri Aug 30 2002, 2:20 PM CDT

Att. 36,311 - Sunny - 75 F

Batter	1	2	3	4	5	6	7	8	9	AB	R	H	RBI	BB	SO	LOB
Mark Bellhorn, S (1, 4) OBP: 0.375, SLG: 0.540	F9		G3		FC4-6 1-2 2-3 BB		2B 1B		K	4	1	1	0	1	1	0
Corey Patterson, L (1, 8) OBP: 0.293, SLG: 0.408	G4-3			K	FC4-6 G5-4-3 1-2f 2-3 3-H		G3 1-H 2B		K	5	0	1	2	0	2	2
Moises Alou, R (1, 9) (8, 7) OBP: 0.330, SLG: 0.415	2B			2B	G5-4-3 1-2f		G3 BB			3	0	2	0	1	0	2
Fred McGriff, L (1, 3) OBP: 0.348, SLG: 0.506	G3-1			BB		P5	G3 1-2 2-3			3	0	0	0	1	0	3
Roosevelt Brown, L (1, 7) OBP: 0.281, SLG: 0.318 Angel Echevarria, R (7, PH) OBP: 0.347, SLG: 0.456 (8, 9)		L8		F7		1B 2B	G5-3			3 1	0 0	1 0	0 0	0 0	0 0	2 2
Alex Gonzalez, R (1, 6) OBP: 0.308, SLG: 0.416		K		K		P4		G6-3		4	0	0	0	0	2	3
Bill Mueller, S (1, 5) OBP: 0.345, SLG: 0.384		F7			WP 1B	2-3 1B		F7		4	1	2	0	0	0	0
Todd Hundley, S (1, 2) OBP: 0.287, SLG: 0.404			P6		BB 1B FC4-6 1-2 BB		G4-1	F2		3	1	0	0	1	0	2
38 Carlos Zambrano, S (1, 1) Chris Stynes, R (5, PH) OBP: 0.321, SLG: 0.385 Will Cunnane, R (6, 1) Bobby Hill, S (7, PH) OBP: 0.300, SLG: 0.302 Juan Cruz, R (8, 1) OBP: 0.143, SLG: 0.143 Chad Hermansen, R (9, PH) OBP: 0.272, SLG: 0.372			G6-3		FC4-6 BB 1-2 2-H 1B		F8		L9	1 1 0 1 0 1	0 0 0 0 0 0	0 1 0 0 0 0	0 1 0 0 0 0	0 0 0 0 0 0	0 0 0 0 0 0	0 0 0 0 0 0
Inning Stats	R: 0 E: 0 K: 0 S: 8 H: 1 LOB: 1 BB: 0 P: 14	R: 0 E: 0 K: 1 S: 9 H: 0 LOB: 0 BB: 0 P: 15	R: 0 E: 0 K: 0 S: 6 H: 0 LOB: 0 BB: 0 P: 8	R: 0 E: 0 K: 2 S: 10 H: 1 LOB: 2 BB: 1 P: 21	R: 2 E: 0 K: 0 S: 13 H: 2 LOB: 1 BB: 2 P: 24	R: 0 E: 0 K: 0 S: 7 H: 2 LOB: 2 BB: 0 P: 13	R: 1 E: 0 K: 0 S: 13 H: 2 LOB: 2 BB: 1 P: 23	R: 0 E: 0 K: 0 S: 11 H: 0 LOB: 0 BB: 0 P: 16	R: 0 E: 0 K: 2 S: 8 H: 0 LOB: 0 BB: 0 P: 14							

PITCHER		IP	WLS	BF	H	R	ER	SO	BB	IBB	HBP	BLK	WP	HR	S	P	ERA	WHIP
Jamey Wright, R ERA: 5.24	(1, 1)	6.0	W	26	6	2	2	3	3	0	0	0	1	0	53	95	3.00	1.500
Mike Crudale, R ERA: 1.91	(7, 1)	0.1		4	2	1	1	0	1	0	0	0	0	0	10	18	27.00	9.000
Steve Kline, L ERA: 4.17	(7, 1)	0.1	H	1	0	0	0	0	0	0	0	0	0	0	2	3	0.00	0.000
Rick White, R ERA: 5.56	(7, 1)	1.1	H	4	0	0	0	0	0	0	0	0	0	0	12	18	0.00	0.000
Dave Veres, R ERA: 3.58	(9, 1)	1.0	S	3	0	0	0	2	0	0	0	0	0	0	8	14	0.00	0.000

PITCHER	IP	WLS	BF	H	R	ER	SO	BB	IBB	HBP	BLK	WP	HR	S	P	ERA	WHIP

AB	34
R	3
H	8
RBI	3
BB	4
SO	5
LOB	16

1B: 4	SF: 0	WP: 1	PA: 38
2B: 4	SAC: 0	PB: 0	
3B: 0	DP: 1	SB: 0	
HR: 0	HBP: 0	CS: 0	

livebaseballscorecards.com

St. Louis Cardinals @ Chicago Cubs

Wrigley Field, Chicago, IL

Sat Aug 31 2002, 12:05 PM CDT

Att. 37,874 - Sunny - 74 F

TOP

livebaseballscorecards.com

Batter	1	2	3	4	5	6	7	8	9	AB	R	H	RBI	BB	SO	LOB
Fernando Vina, L (1, 4) OBP: 0.333, SLG: 0.337	F7		5 1B; 27 1B 1B	G3		3-H 2B			HR SH1-3 BB	4	2	2	1	1	0	1
Miguel Cairo, R (1, 6) OBP: 0.309, SLG: 0.377	K		L9		K	F8			SH1-3 1-2	4	0	0	0	0	2	2
15 Jim Edmonds, L (1, 8) OBP: 0.413, SLG: 0.563	5 2B BB		K		L8		K		HR IBB	3	1	0	0	2	2	1
5 Albert Pujols, R (1, 7) OBP: 0.394, SLG: 0.570 Rick White, R (7, 1) Eduardo Perez, R (9, PH) OBP: 0.291, SLG: 0.480 Dave Veres, R (9, 1) OBP: 0.333, SLG: 0.333	1-3 2B		27 1B 1-3 1B		HR		G4-3		1-H 2-H HR	4 0 1 0	1 0 1 0	3 0 1 0	1 0 3 0	0 0 0 0	0 0 0 0	0 0 0 0
27 Scott Rolen, R (1, 5) OBP: 0.359, SLG: 0.476	K		1-3 3-H 1B		K		G3		BB	4	0	1	1	1	2	2
Tino Martinez, L (1, 3) OBP: 0.341, SLG: 0.424		F8	F7			SH SF7 2B		G4-3	K	5	1	1	0	0	1	3
Eli Marrero, R (1, 9) OBP: 0.316, SLG: 0.416		2B		F7		SH SF7 S 2B 2-3		HR		4	2	2	1	0	1	1
Mike DiFelice, R (1, 2) OBP: 0.285, SLG: 0.367		K		FC1-6 1B		SF7 1-3 3-H		K		3	0	1	1	0	2	1
Luther Hackman, R (1, 1) OBP: 0.125, SLG: 0.067 J.D. Drew, L (6, PH) OBP: 0.357, SLG: 0.424 Jeff Fassero, L (6, 1) OBP: 0.333, SLG: 0.333 Kerry Robinson, L (7, 7) OBP: 0.305, SLG: 0.364		K		FC1-6 1-2f		K		G4-3		2 1 0 1	0 0 0 0	0 0 0 0	0 0 0 0	0 1 0 0	1 1 0 0	2 1 0 0
Inning Stats	R: 0 E: 0 K: 2 S: 15 H: 1 LOB: 2 BB: 1 P: 28	R: 0 E: 0 K: 2 S: 13 H: 1 LOB: 1 BB: 0 P: 22	R: 1 E: 0 K: 1 S: 15 H: 3 LOB: 2 BB: 0 P: 22	R: 0 E: 1 K: 0 S: 11 H: 1 LOB: 1 BB: 0 P: 15	R: 1 E: 0 K: 2 S: 9 H: 1 LOB: 0 BB: 0 P: 11	R: 2 E: 1 K: 1 S: 13 H: 2 LOB: 1 BB: 0 P: 22	R: 0 E: 0 K: 1 S: 8 H: 0 LOB: 0 BB: 0 P: 11	R: 1 E: 0 K: 1 S: 12 H: 1 LOB: 0 BB: 0 P: 16	R: 3 E: 0 K: 2 S: 20 H: 1 LOB: 1 BB: 3 P: 37	1B: 4 2B: 4 3B: 0 HR: 3	SF: 1 SAC: 2 DP: 0 HBP: 0						

	AB	36
	R	8
	H	11
	RBI	8
	BB	4
	SO	12
	LOB	14

WP: 0 PB: 0 SB: 1 CS: 0 PA: 43

PITCHER		IP	WLS	BF	H	R	ER	SO	BB	IBB	HBP	BLK	WP	HR	S	P	ERA	WHIP
22 Mark Prior, R ERA: 3.32	(1, 1)	5.0	L	23	7	2	2	7	1	0	0	0	0	1	63	98	3.60	1.600
Joe Borowski, R ERA: 2.61	(6, 1)	2.0		9	2	2	1	2	0	0	0	0	0	0	21	33	4.50	1.000
Francis Beltran, R ERA: 13.5	(8, 1)	2.0		11	2	4	4	3	2	1	0	0	0	2	32	53	18.00	2.000

PITCHER	IP	WLS	BF	H	R	ER	SO	BB	IBB	HBP	BLK	WP	HR	S	P	ERA	WHIP

Batter	1	2	3	4	5	6	7	8	9	AB	R	H	RBI	BB	SO	LOB
Mark Bellhorn, S (1, 4) OBP: 0.378, SLG: 0.550	S S X 0-2 1B BB 1B		C B X 1-1 ① L9		B F C B C 2-3 ① K		C B X 1-1 HR		B B C C B F X 3-2 1B 1B	5	1	3	1	0	1	1
Corey Patterson, L (1, 8) OBP: 0.291, SLG: 0.405 Joe Borowski, R (6, 1) OBP: 0.333, SLG: 0.333 Bobby Hill, S (7, PH) OBP: 0.306, SLG: 0.309 Francis Beltran, R (8, 1) Chad Hermansen, R (9, PH) OBP: 0.275, SLG: 0.375	X 0-0 ① F8		B S B B B F X 3-2 ② G1-3		S X 0-1 ② FC6-4 FC5-4 1-2f		C B F F B B X 3-2 FC5-4 1B		C F B B B F B X 3-2 1-2 1B	3 0 1 0 1	0 0 0 0 0	0 0 1 0 1	0 0 0 0 0	0 0 0 0 0	0 0 0 0 0	2 0 0 0 0
Moises Alou, R (1, 9) OBP: 0.329, SLG: 0.411 (6, 7)	B B B C B 4-1 1B 1-2 BB		B F B S S 2-3 ③ K		B B X 2-0 ③ FC5-4 1-2f		S B F B B X 3-2 ② FC5-4 BB 1-2f		B F B B C S 3-3 ② K	4	0	0	0	1	2	4
Fred McGriff, L (1, 3) OBP: 0.348, SLG: 0.503	X 0-0 ② F8			B B X 2-0 ① P6		S C B B F F B B 4-2 1B BB	B F C B F B B 4-2 1-2 BB		C B F F B F F B F 3-2 X G4-3	3	0	0	0	2	0	4
Chris Stynes, R (1, 5) OBP: 0.325, SLG: 0.387	F S F X 0-2 1-2 2-3 1B			B B C F X 2-2 ② L7		B B X 2-0 1-2 1B	S X 0-1 ③ F7			4	0	2	0	0	0	2
Roosevelt Brown, L (1, 7) OBP: 0.280, SLG: 0.316 (6, 8)	F F B B X 2-2 ③ G4-3			B B F X 2-1 1B 1B		F F C 0-3 ① K		X 0-0 ① G4-3		4	0	1	0	0	1	5
Alex Gonzalez, R (1, 6) OBP: 0.308, SLG: 0.415		F B C B B X 3-2 ① G4-3		B B F X 2-1 1-2 1B		S F S 0-3 ② K		B C B S B S 3-3 ② K		4	0	1	0	0	2	2
Joe Girardi, R (1, 2) OBP: 0.272, SLG: 0.292		B F F B B X 2-2 ② G1-3		F B F F F X 1-2 ③ L8		S X 0-1 ③ F8		B X 1-0 ③ F9		4	0	0	0	0	0	4
22 Mark Prior, R (1, 1) OBP: 0.216, SLG: 0.286 Angel Echevarria, R (6, 9) OBP: 0.338, SLG: 0.443		C X 0-1 ③ G1-3			C S S 0-3 K FC6-4		B C F B F X 2-2 ① F8		X 0-0 ① G6-3	2 2	0 0	0 0	0 0	0 0	1 0	0 0
Inning Stats	R: 0 H: 2 E: 0 LOB: 3 K: 0 BB: 1 S: 13 P: 19	R: 0 H: 0 E: 0 LOB: 0 K: 0 BB: 0 S: 8 P: 13	R: 0 H: 0 E: 0 LOB: 0 K: 1 BB: 0 S: 8 P: 14	R: 0 H: 2 E: 0 LOB: 2 K: 0 BB: 0 S: 13 P: 22	R: 0 H: 0 E: 0 LOB: 1 K: 2 BB: 0 S: 9 P: 13	R: 0 H: 1 E: 0 LOB: 2 K: 2 BB: 1 S: 13 P: 19	R: 1 H: 2 E: 0 LOB: 2 K: 0 BB: 1 S: 18 P: 31	R: 0 H: 0 E: 0 LOB: 0 K: 1 BB: 0 S: 5 P: 9	R: 0 H: 2 E: 0 LOB: 2 K: 1 BB: 0 S: 19 P: 31	1B: 8 SF: 0 2B: 0 SAC: 0 3B: 0 DP: 0 HR: 1 HBP: 0						WP: 1 PA: 40 PB: 0 SB: 0 CS: 0	

PITCHER		IP	WLS	BF	H	R	ER	SO	BB	IBB	HBP	BLK	WP	HR	S	P	ERA	WHIP
Luther Hackman, R ERA: 4.2	(1, 1)	5.0	W	21	4	0	0	3	1	0	0	0	1	0	51	81	0.00	1.000
Jeff Fassero, L ERA: 6.13	(6, 1)	1.2		10	3	1	1	2	2	0	0	0	0	1	29	48	5.40	3.000
Rick White, R ERA: 5.4	(7, 1)	1.1	H	4	0	0	0	1	0	0	0	0	0	0	7	11	0.00	0.000
Dave Veres, R ERA: 3.53	(9, 1)	1.0		5	2	0	0	1	0	0	0	0	0	0	19	31	0.00	2.000

PITCHER	IP	WLS	BF	H	R	ER	SO	BB	IBB	HBP	BLK	WP	HR	S	P	ERA	WHIP

BOTTOM

St. Louis Cardinals @ Chicago Cubs

Wrigley Field, Chicago, IL

Sat Aug 31 2002, 12:05 PM CDT

Att. 37,874 - Sunny - 74 F

livebaseballscorecards.com

AB	37
R	1
H	9
RBI	1
BB	3
SO	7
LOB	24

Batter	1	2	3	4	5	6	7	8	9	AB	R	H	RBI	BB	SO	LOB
Fernando Vina, L (1, 4) OBP: 0.332, SLG: 0.336	B C X 1-1 ① F8		C X 0-1 1B 15 1B 1B	C X 0-1 ① P3		B C B C B X 3-2 ③ G3-1		B X 1-0 ③ F8		5	1	1	0	0	0	1
Edgar Renteria, R (1, 6) OBP: 0.356, SLG: 0.434	F F B F X 1-2 ② G6-3		B B X 2-0 15 1B 1-3 1B 1B	C X 0-1 ② G5-3			B C B F F F X 2-2 ① L7		B B C B F B 4-2 15 G4-3 BB	4	1	1	0	1	0	0
15 Jim Edmonds, L (1, 8) OBP: 0.413, SLG: 0.568	S B F F B S 2-3 ③ K		C B X 1-1 1B 1-3 HR 3-H 1B	B B C X 2-1 ③ F8			X 0-0 HR		X 0-0 ① ② G4-3 1-2f	5	2	2	2	0	1	1
J.D. Drew, L (1, 9) OBP: 0.362, SLG: 0.430		B B X 2-0 27 PB SF9 2B	X 0-0 27 BB 1-3 HR 3-H 1B		C B C H 2-2 HBP		C F C 0-3 ② K		X 0-0 27 2B 1B	4	2	3	1	0	1	0
27 Scott Rolen, R (1, 5) OBP: 0.360, SLG: 0.477		B S B X 2-1 ① G5-3 2-3	B B F B B 4-1 1-2 HR BB		C C F S 0-3 ① K		B F X 1-1 ③ F8		X 0-0 1-3 2B	4	1	1	0	1	1	2
Eduardo Perez, R (1, 3) OBP: 0.288, SLG: 0.469	C X 0-1 ② SF9 3-H	S S B B F S 2-3 ② K			B X 1-0 ② F9			B B B 4-0 SH1-3 1B SF7 BB	S S S 0-3 ③ K	3	1	0	1	1	2	6
Eli Marrero, R (1, 7) OBP: 0.321, SLG: 0.428	C B F B B B 4-2 BB	B F F X 1-2 1-H 2-H 3-H HR			S B C B F F F F C 2-3 ③ K			B C B C X 2-2 SH1-3 1-2 1B		3	1	2	4	1	1	1
Mike Matheny, R (1, 2) OBP: 0.291, SLG: 0.311	C F B P S 2-3 ③ K	B X 1-0 ③ F8			F F C 0-3 ① K			L B L X 1-2 ① SH1-3 1-2 2-3		3	0	0	0	0	2	1
Andy Benes, R (1, 1) OBP: 0.208, SLG: 0.375			F C B X 1-2 ① L7	X 0-0 HR	S F B S 1-3 ② K			C B X 1-1 ② SF7 3-H		2	1	1	1	0	0	0
Tino Martinez, L (6, PH) OBP: 0.340, SLG: 0.423										1	0	0	0	0	1	0
Steve Kline, S (6, 1)										0	0	0	0	0	0	0
Kerry Robinson, L (8, PH) OBP: 0.303, SLG: 0.364										0	0	0	1	0	0	0
Mike Crudale, R (8, 1)										0	0	0	0	0	0	0
Inning Stats	R: 0 E: 0 K: 1 S: 10 H: 0 LOB: 0 BB: 0 P: 14	R: 1 E: 0 K: 1 S: 11 H: 1 LOB: 1 BB: 1 P: 20	R: 6 E: 0 K: 1 S: 18 H: 5 LOB: 0 BB: 1 P: 30	R: 1 E: 0 K: 0 S: 7 H: 1 LOB: 0 BB: 0 P: 9	R: 0 E: 0 K: 2 S: 14 H: 0 LOB: 1 BB: 0 P: 19	R: 0 E: 0 K: 2 S: 9 H: 0 LOB: 0 BB: 0 P: 13	R: 1 E: 0 K: 1 S: 11 H: 1 LOB: 0 BB: 0 P: 14	R: 1 E: 0 K: 0 S: 9 H: 1 LOB: 1 BB: 1 P: 18	R: 0 E: 0 K: 1 S: 8 H: 2 LOB: 2 BB: 1 P: 12	1B: 6 2B: 2 3B: 0 HR: 3 SF: 2 SAC: 1 DP: 1 HBP: 1						

PITCHER		IP	WLS	BF	H	R	ER	SO	BB	IBB	HBP	BLK	WP	HR	S	P	ERA	WHIP
Jason Bere, R ERA: 5.67	(1, 1)	4.0	L	21	7	8	7	3	2	0	0	0	0	2	46	73	15.75	2.250
Will Cunnane, R ERA: 3.55	(5, 1)	3.0		11	1	1	1	5	0	0	1	0	0	1	34	46	3.00	0.333
Kyle Farnsworth, R ERA: 6.75	(8, 1)	1.0		5	1	1	1	0	1	0	0	0	0	0	9	18	9.00	2.000
Antonio Alfonseca, R ERA: 4.1	(9, 1)	1.0		5	2	0	0	1	1	0	0	0	0	0	8	12	0.00	3.000

PITCHER	IP	WLS	BF	H	R	ER	SO	BB	IBB	HBP	BLK	WP	HR	S	P	ERA	WHIP

TOP

St. Louis Cardinals @ Chicago Cubs

Wrigley Field, Chicago, IL

Sat Aug 31 2002, 7:05 PM CDT

Att. 37,639 - Sunny - 71 F

livebaseballscorecards.com

AB	34
R	10
H	11
RBI	10
BB	4
SO	9
LOB	12

WP: 0 PA: 42
PB: 1
SB: 0
CS: 0

BOTTOM

St. Louis Cardinals @ Chicago Cubs

Wrigley Field, Chicago, IL

Sat Aug 31 2002, 7:05 PM CDT
Att. 37,639 - Sunny - 71 F

Batter	1	2	3	4	5	6	7	8	9	AB	R	H	RBI	BB	SO	LOB
Bobby Hill, S (1, 4) OBP: 0.319, SLG: 0.333	F8		2B		BB BB 1B	E 1B 1B		G4-3		5	1	3	1	0	0	0
Corey Patterson, L (1, 8) OBP: 0.290, SLG: 0.403	L8		F8		P5	E6 1B		G4-3		5	0	1	1	0	0	3
Antonio Alfonseca, R (9, 1) OBP: 0.667, SLG: 0.667										0	0	0	0	0	0	0
Angel Echevarria, R (1, 3) OBP: 0.354, SLG: 0.458	1B BB		BB		SF8	L1-3			L9 2B	2	0	1	1	2	0	2
Moises Alou, R (1, 9) OBP: 0.332, SLG: 0.411	1B		F8		BB	1B BB			L9	3	0	1	0	2	0	3
Mark Bellhorn, S (1, 6) OBP: 0.378, SLG: 0.546	F8			G1-3	BB	1B			K	4	0	1	1	1	1	3
Roosevelt Brown, L (1, 7) OBP: 0.272, SLG: 0.307		G4-3		G3	L4		G4-3		K	5	0	0	0	0	1	4
Bill Mueller, S (1, 5) OBP: 0.347, SLG: 0.384	K			BB		1B G5-3 1B	F3			3	1	1	0	1	1	0
Todd Hundley, S (1, 2) OBP: 0.282, SLG: 0.397	K			L8		G5-3	K			4	0	0	0	0	2	2
Jason Bere, R (1, 1) OBP: 0.125, SLG: 0.208			K		1B SF8 BB	E		K		1	0	0	0	0	1	0
Will Cunnane, R (5, 1) OBP: 0.667, SLG: 0.500										1	2	1	0	1	0	0
Kyle Farnsworth, R (8, 1)										0	0	0	0	0	0	0
Chad Hermansen, R (8, PH) (9, 8) OBP: 0.274, SLG: 0.373										1	0	0	0	0	1	0

	AB	34
	R	4
	H	9
	RBI	4
	BB	7
	SO	7
	LOB	17

livebaseballscorecards.com

Inning Stats	1	2	3	4	5	6	7	8	9
	R: 0 E: 0 K: 0 S: 17	H: 1 LOB: 2 BB: 1 P: 30	R: 0 E: 0 K: 2 S: 9	H: 0 LOB: 0 BB: 0 P: 15	R: 0 E: 0 K: 1 S: 10	H: 1 LOB: 2 BB: 1 P: 17	R: 0 E: 0 K: 0 S: 14	H: 0 LOB: 1 BB: 1 P: 24	R: 1 E: 0 K: 0 S: 17	H: 1 LOB: 3 BB: 3 P: 33	R: 3 E: 1 K: 0 S: 11	H: 5 LOB: 2 BB: 1 P: 22	R: 0 E: 0 K: 1 S: 7	H: 0 LOB: 0 BB: 0 P: 12	R: 0 E: 0 K: 1 S: 8	H: 0 LOB: 0 BB: 0 P: 12	R: 0 E: 0 K: 2 S: 9	H: 1 LOB: 1 BB: 0 P: 14

1B: 7	SF: 1	WP: 0	PA: 42
2B: 2	SAC: 0	PB: 0	
3B: 0	DP: 0	SB: 0	
HR: 0	HBP: 0	CS: 0	

PITCHER		IP	WLS	BF	H	R	ER	SO	BB	IBB	HBP	BLK	WP	HR	S	P	ERA	WHIP
Andy Benes, R ERA: 3.34	(1, 1)	5.0	W	24	3	1	1	3	6	0	0	0	0	0	67	119	1.80	1.800
Steve Kline, L ERA: 4.6	(6, 1)	2.0		11	5	3	3	1	1	0	0	0	0	0	18	34	13.50	3.000
Mike Crudale, R ERA: 1.83	(8, 1)	2.0		7	1	0	0	3	0	0	0	0	0	0	17	26	0.00	0.500

PITCHER	IP	WLS	BF	H	R	ER	SO	BB	IBB	HBP	BLK	WP	HR	S	P	ERA	WHIP

Batter	1	2	3	4	5	6	7	8	9	AB	R	H	RBI	BB	SO	LOB
Fernando Vina, L (1, 4) OBP: 0.331, SLG: 0.335	C X 0-1 ① F9		B B X 2-0 ③ F7		F B X 1-1 1B		F B B X 2-1 ② F9 2-3		C X 0-1 ③ B4-3	5	0	1	0	0	0	1
Edgar Renteria, R (1, 6) OBP: 0.354, SLG: 0.430	B F B C F X 2-2 ② G6-3			B X 1-0 E8 15 1B 5 G6-4-3	B B F X 2-1 ③ F9		B S X 1-1 ③ F8			4	1	0	0	0	0	2
15 Jim Edmonds, L (1, 8) OBP: 0.412, SLG: 0.565	B C X 1-1 ③ F7			C B B X 2-1 5 G6-4-3 2-3 1B		C B B X 2-1 ① G4-3		B F X 1-1 ① G3		4	0	1	0	0	0	0
5 Albert Pujols, R (1, 3) OBP: 0.393, SLG: 0.568		X 0-0 ① F8		S X 0-1 ①② G6-4-3 1-2f 3-H		C X 0-1 1B		F X 0-1 ② G5-3		4	0	1	0	0	0	1
27 Scott Rolen, R (1, 5) OBP: 0.361, SLG: 0.476		B X 1-0 ② F2		F B S X 1-2 HR 1B		C X 0-1 ② P3		B S B B B 4-1 HBP BB		3	1	1	0	1	0	1
J.D. Drew, L (1, 9) OBP: 0.365, SLG: 0.439 Kerry Robinson, L (8, PR) OBP: 0.303, SLG: 0.364 (8, 7)		B F B F F B B 4-2 BB		B F B C F X 2-2 1-H HR		X 0-0 ③ L9		B S H 2-1 1-2 HBP		2 0	1 0	1 0	2 0	1 0	0 0	1 0
Eli Marrero, R (1, 7) OBP: 0.320, SLG: 0.435 (8, 9)	F C B S 1-3 ③ K		B X 1-0 ③ G6-3				C S B F X 1-2 HR	F B F B B F C 3-3 ③ K		4	1	1	1	0	2	3
Mike Matheny, R (1, 2) OBP: 0.291, SLG: 0.311 Miguel Cairo, R (9, PH) OBP: 0.307, SLG: 0.374			C B B F F S 2-3 ① K		B S B F F F X 2-2 ① L8		X 0-0 F9 SH1-4 1B		B C B X 2-1 ① G6-3	3 1	0 0	1 0	0 0	0 0	1 0	0 0
Chuck Finley, L (1, 1) OBP: 0.087, SLG: 0.130 Rick White, R (8, 1) Ivan Cruz, L (9, PH)			C F S 0-3 ② K		B S B B C S 3-3 ② K		X 0-0 ① SH1-4 1-2		B B S F X 2-2 ② G3	2 0 1	0 0 0	0 0 0	0 0 0	0 0 0	2 0 0	0 0 0
Inning Stats	R: 0 H: 0 E: 0 LOB: 0 K: 0 BB: 0 S: 8 P: 11	R: 0 H: 0 E: 0 LOB: 1 K: 1 BB: 1 S: 8 P: 14	R: 0 H: 0 E: 0 LOB: 0 K: 2 BB: 0 S: 8 P: 12	R: 3 H: 3 E: 1 LOB: 0 K: 0 BB: 0 S: 13 P: 20	R: 0 H: 1 E: 0 LOB: 1 K: 1 BB: 0 S: 12 P: 20	R: 0 H: 1 E: 0 LOB: 1 K: 0 BB: 0 S: 7 P: 9	R: 1 H: 2 E: 0 LOB: 1 K: 0 BB: 0 S: 10 P: 14	R: 0 H: 0 E: 0 LOB: 2 K: 1 BB: 1 S: 10 P: 20	R: 0 H: 0 E: 0 LOB: 0 K: 0 BB: 0 S: 7 P: 11	1B: 5 SF: 0 2B: 0 SAC: 1 3B: 0 DP: 1 HR: 2 HBP: 1						

St. Louis Cardinals @ Chicago Cubs

Wrigley Field, Chicago, IL

Sun Sep 01 2002, 1:20 PM CDT

Att. 37,739 - Sunny - 74 F

TOP

livebaseballscorecards.com

AB	33
R	4
H	7
RBI	3
BB	2
SO	5
LOB	9

		WP: 0	PA: 37
		PB: 0	
		SB: 0	
		CS: 0	

PITCHER		IP	WLS	BF	H	R	ER	SO	BB	IBB	HBP	BLK	WP	HR	S	P	ERA	WHIP
Alan Benes, R ERA: 0.73	(1, 1)	7.0		29	7	4	1	4	1	0	0	0	0	2	66	100	1.29	1.143
Juan Cruz, R ERA: 4.15	(8, 1)	1.0	W	5	0	0	0	1	1	0	1	0	0	0	10	20	0.00	1.000
Antonio Alfonseca, R ERA: 4.03	(9, 1)	1.0	S	3	0	0	0	0	0	0	0	0	0	0	7	11	0.00	0.000

PITCHER		IP	WLS	BF	H	R	ER	SO	BB	IBB	HBP	BLK	WP	HR	S	P	ERA	WHIP

BOTTOM

St. Louis Cardinals @ Chicago Cubs

Wrigley Field, Chicago, IL

Sun Sep 01 2002, 1:20 PM CDT

Att. 37,739 - Sunny - 74 F

Batter	1	2	3	4	5	6	7	8	9	AB	R	H	RBI	BB	SO	LOB
Bobby Hill, S (1, 4) OBP: 0.308, SLG: 0.321 Juan Cruz, R (8, 1) OBP: 0.143, SLG: 0.143 Bill Mueller, S (9, 5) OBP: 0.347, SLG: 0.384	C B X 1-1 F9 ①	C S B X 1-2 G6-3 ③			C C B F B C 2-3 K ②		X 0-0 F7 ②			4 0 0	0 0 0	0 0 0	0 0 0	0 0 0	1 0 0	1 0 0
Chad Hermansen, R (1, 8) OBP: 0.274, SLG: 0.371 (9, 7)	B S B X 2-1 1B		B X 1-0 G1-3 ①		B B F F S 2-3 K ③		S B F B F F S 3-3 K ③			4	0	1	0	0	2	0
Angel Echevarria, R (1, 9) OBP: 0.360, SLG: 0.493	C B S S 1-3 K ②		C B B B B 4-1 BB			C F B X 1-2 G5-3 ①		B B X 2-0 HR		3	1	1	1	1	1	1
Fred McGriff, L (1, 3) OBP: 0.350, SLG: 0.501 Corey Patterson, L (8, PR) OBP: 0.290, SLG: 0.403 (9, 8)	F B S S 1-3 K ③		B F F S 1-3 K ②			B F F B B B 4-2 1B WP BB		C F B B B B 4-2 1B SH1-3 BB		2 0	1 1	0 0	0 0	2 0	2 0	2 0
Chris Stynes, R (1, 5) OBP: 0.320, SLG: 0.381 (9, 4)		F X 0-1 F9 ①	B X 1-0 F3 ③			B B C B C C 3-3 K ②		L X 0-1 SH1-3 1-2 ①		3	0	0	0	0	1	2
Alex Gonzalez, R (1, 6) OBP: 0.311, SLG: 0.418		F B F F X 1-2 BB 2B 1B		B B B C F X 3-2 G5-3 ①		C X 0-1 WP S 1-3 1B		B S C F X 1-2 G5-4-3 2-H 1B		4	1	3	1	0	0	0
Roosevelt Brown, L (1, 7) OBP: 0.277, SLG: 0.303 Antonio Alfonseca, R (9, 1) OBP: 0.667, SLG: 0.667		B B B C C B 4-2 1-2 2B BB		F B S B S S 2-3 K ②		B B F S F F B B 4-2 FC6-4 1-3 3-H BB		B F B X 2-1 G5-4-3 ② ③ 1-2f		2 0	1 0	0 0	0 0	2 0	1 0	1 0
Joe Girardi, R (1, 2) OBP: 0.273, SLG: 0.297		C X 0-1 1-H 2-H 2B		B S S S S 1-3 K ③		S X 0-1 FC6-4 ③ 1-2f				3	0	1	2	0	1	2
Alan Benes, R (1, 1) Mark Bellhorn, S (7, PH) OBP: 0.377, SLG: 0.545 (8, 4) (9, 3)		F F B S 1-3 K ②			C F F C 0-3 K ①		B C S S 1-3 K ①			2 1	0 0	0 0	0 0	0 0	2 1	1 0
Inning Stats	R: 0 H: 1 E: 0 LOB: 1 K: 2 BB: 0 S: 10 P: 15	R: 2 H: 2 E: 0 LOB: 1 K: 1 BB: 1 S: 15 P: 22	R: 0 H: 0 E: 0 LOB: 1 K: 1 BB: 1 S: 7 P: 14	R: 0 H: 0 E: 0 LOB: 0 K: 2 BB: 0 S: 9 P: 15	R: 0 H: 0 E: 0 LOB: 0 K: 3 BB: 0 S: 11 P: 15	R: 1 H: 1 E: 0 LOB: 2 K: 1 BB: 2 S: 16 P: 28	R: 0 H: 0 E: 0 LOB: 0 K: 2 BB: 0 S: 9 P: 13	R: 2 H: 2 E: 0 LOB: 1 K: 0 BB: 1 S: 11 P: 20		1B: 4 SF: 0 2B: 1 SAC: 1 3B: 0 DP: 1 HR: 1 HBP: 0				WP: 1 PA: 34 PB: 0 SB: 1 CS: 0		

livebaseballscorecards.com

	AB	28
	R	5
	H	6
	RBI	4
	BB	5
	SO	12
	LOB	10

PITCHER	IP	WLS	BF	H	R	ER	SO	BB	IBB	HBP	BLK	WP	HR	S	P	ERA	WHIP
Chuck Finley, L (1, 1) ERA: 4.15	7.0	L	31	5	5	5	12	5	0	0	0	1	1	80	131	6.43	1.429
Rick White, R (8, 1) ERA: 5.29	1.0		3	1	0	0	0	0	0	0	0	0	0	8	11	0.00	1.000

PITCHER	IP	WLS	BF	H	R	ER	SO	BB	IBB	HBP	BLK	WP	HR	S	P	ERA	WHIP

Batter	1	2	3	4	5	6	7	8	9	AB	R	H	RBI	BB	SO	LOB
Eric Young Sr., R (1, 4) OBP: 0.335, SLG: 0.368	C B F X 1-2 G4-3 1B		X 0-0 ① P6		C B B S B X 3-2 HR	C F B S 1-3 ③ K 1-2		X 0-0 ③ L8		5	1	2	1	0	1	3
Ryan Christenson, R (1, 8)	B C C X 1-2 ①② G4-3 1-2f		X 0-0 ② L9		C F B X 1-2 ② G6-3		B F S C 1-3 ① K		C B X 1-1 ① G3	5	0	0	0	0	1	2
Jeffrey Hammonds, R (1, 9) OBP: 0.337, SLG: 0.406	C C X 0-2 2B		S T C 0-3 ③ K		C B S X 1-2 1B 1B		B X 1-0 ② F5		S C X 0-2 ② F7	5	0	2	0	0	1	1
Richie Sexson, R (1, 3) OBP: 0.369, SLG: 0.524	B B B S F X 3-2 ③ F7			F C B X 1-2 G6-4-3 2B	C B B X 2-1 BB 1-3 1B		B B C B B 4-1 BB		B B S S S B T B 4-2 BB	3	0	2	0	2	0	1
Ryan Thompson, R (1, 7) OBP: 0.319, SLG: 0.615 Luis Vizcaino, R (7, 1) Matt Stairs, L (9, PH) OBP: 0.338, SLG: 0.500 Mike DeJean, R (9, 1)		B B S F S 2-3 ① K	S C H 1-2 G6-4-3 HBP	B S S B B 4-1 1-2 BB			C S B C 1-3 ③ K		C F B S 1-3 ③ K	2 0 1 0	0 0 0 0	0 0 0 0	0 0 0 0	1 0 0 0	2 0 1 0	1 0 1 0
José Hernández, R (1, 6) OBP: 0.354, SLG: 0.495		C B X 1-1 ② G4-3	B X 1-0 ①② G6-4-3 1-2f 2-3	C B B X 2-1 ③ G5-3				B B X 2-0 HR		4	1	1	1	0	0	5
Robert Machado, R (1, 2) OBP: 0.342, SLG: 0.415		X 0-0 ③ F7	B S B S B C 3-3 ③ K			C F B B B X 3-2 WP 1B		B B B C F C 3-3 ① K		4	0	1	0	0	2	1
Ronnie Belliard, R (1, 5) OBP: 0.278, SLG: 0.325			B X 1-0 HR	X 0-0 HR		C S F S 0-3 ① K		X 0-0 G4-3 2B		4	2	3	2	0	1	1
Glendon Rusch, L (1, 1) OBP: 0.281, SLG: 0.321 Valerio De Los Santos, L (7, 1) Lenny Harris, L (7, 7) OBP: 0.343, SLG: 0.409			B B F B X 3-1 1B	F B S B B F F S 3-3 ① K	C F S 0-3 ② K		B C C B X 2-2 ② G4-3 2-3			3 0 1	0 0 0	1 0 0	0 0 0	0 0 0	2 0 0	1 0 1
Inning Stats	R: 0 E: 0 K: 0 S: 12 H: 2 LOB: 1 BB: 0 P: 17	R: 0 E: 0 K: 1 S: 6 H: 0 LOB: 0 BB: 0 P: 9	R: 1 E: 0 K: 1 S: 8 H: 2 LOB: 0 BB: 0 P: 12	R: 0 E: 0 K: 1 S: 9 H: 1 LOB: 1 BB: 0 P: 15	R: 2 E: 0 K: 1 S: 20 H: 4 LOB: 3 BB: 1 P: 36	R: 0 E: 0 K: 3 S: 13 H: 1 LOB: 1 BB: 0 P: 17	R: 0 E: 0 K: 2 S: 8 H: 0 LOB: 1 BB: 1 P: 15	R: 1 E: 0 K: 1 S: 9 H: 2 LOB: 1 BB: 0 P: 16	R: 0 E: 0 K: 1 S: 11 H: 0 LOB: 1 BB: 1 P: 17	1B: 5 2B: 3 3B: 0 HR: 4	SF: 0 SAC: 0 DP: 2 HBP: 1						

PITCHER	IP	WLS	BF	H	R	ER	SO	BB	IBB	HBP	BLK	WP	HR	S	P	ERA	WHIP
39 Steve Smyth, L (1, 1) ERA: 9.0	4.2	L	21	8	3	3	4	0	0	1	0	0	3	50	76	5.79	1.714
Pat Mahomes, R (5, 1) ERA: 4.26	3.1		16	4	1	1	6	2	0	0	0	1	1	35	61	2.70	1.800
Kyle Farnsworth, R (9, 1) ERA: 6.59	1.0		4	0	0	0	1	1	0	0	0	0	0	11	17	0.00	1.000

PITCHER	IP	WLS	BF	H	R	ER	SO	BB	IBB	HBP	BLK	WP	HR	S	P	ERA	WHIP

TOP

Milwaukee Brewers @ Chicago Cubs

Wrigley Field, Chicago, IL

Mon Sep 02 2002, 12:05 PM CDT

Overcast - 78 F

livebaseballscorecards.com

AB	37
R	4
H	12
RBI	4
BB	3
SO	11
LOB	18

1B: 5 2B: 3 3B: 0 HR: 4 SF: 0 SAC: 0 DP: 2 HBP: 1

WP: 1 PB: 0 SB: 0 CS: 0 PA: 41

Milwaukee Brewers @ Chicago Cubs

Wrigley Field, Chicago, IL

Mon Sep 02 2002, 12:05 PM CDT

Overcast - 78 F

BOTTOM

Batter	1	2	3	4	5	6	7	8	9	AB	R	H	RBI	BB	SO	LOB
Bobby Hill, S (1, 4) OBP: 0.312, SLG: 0.333 Kyle Farnsworth, R (9, 1)	P6	G6-3			1B		2B	K		5 0	0 0	2 0	0 0	0 0	1 0	3 0
Chad Hermansen, R (1, 8) OBP: 0.273, SLG: 0.369 Corey Patterson, L (9, PH) OBP: 0.290, SLG: 0.402	K		F9		1-3 1B		B1-4		K	4 1	0 0	1 0	0 0	0 0	1 1	1 0
Sammy Sosa, R (1, 9) OBP: 0.412, SLG: 0.629	HR 1B		G6-3		K		FC4-6 IBB		F9	4	1	1	0	1	1	2
Moises Alou, R (1, 7) OBP: 0.333, SLG: 0.418	1-H HR		BB 1B		K		F8		L8	5	1	2	2	0	1	4
Angel Echevarria, R (1, 3) OBP: 0.371, SLG: 0.506 Fred McGriff, L (7, PH) OBP: 0.349, SLG: 0.500 (8, 3)	2B		1-2 BB		L5		1-2f FC4-6			2 1	0 0	1 0	0 0	1 0	0 0	2 2
Mark Bellhorn, S (1, 6) OBP: 0.379, SLG: 0.546	F8		K		WP 2B			BB		3	0	1	0	1	1	3
Chris Stynes, R (1, 5) OBP: 0.319, SLG: 0.374 (9, 4)		39 SH5-4 BB		F3		G1-3		F9		3	0	0	0	1	0	2
Mike Mahoney, R (1, 2) OBP: 0.250, SLG: 0.267 Roosevelt Brown, L (8, PH) OBP: 0.276, SLG: 0.301 Joe Girardi, R (9, 2) OBP: 0.273, SLG: 0.297		L7		39 B5-4-6 1B		2-3 K		2-3 K		3 1 0	0 0 0	1 0 0	0 0 0	0 0 0	1 1 0	2 1 0
39 Steve Smyth, L (1, 1) OBP: 0.143, SLG: 0.143 Pat Mahomes, R (5, 1) Bill Mueller, S (8, PH) OBP: 0.348, SLG: 0.384 (9, 5)		SH5-4 1-2		1-2f B5-4-6		K		4-1 1-2 BB		1 1 0	0 0 0	0 0 0	0 0 0	0 0 0	0 1 1	1 1 0
Inning Stats	R: 2 E: 0 K: 1 S: 16 H: 3 LOB: 1 BB: 0 P: 28	R: 0 E: 0 K: 0 S: 14 H: 0 LOB: 1 BB: 1 P: 22	R: 0 E: 0 K: 1 S: 13 H: 1 LOB: 2 BB: 1 P: 24	R: 0 E: 0 K: 0 S: 6 H: 1 LOB: 0 BB: 0 P: 12	R: 0 E: 0 K: 2 S: 12 H: 2 LOB: 2 BB: 0 P: 16	R: 0 E: 0 K: 2 S: 12 H: 1 LOB: 2 BB: 1 P: 19	R: 0 E: 0 K: 0 S: 7 H: 1 LOB: 2 BB: 1 P: 18	R: 0 E: 0 K: 2 S: 14 H: 0 LOB: 2 BB: 2 P: 27	R: 0 E: 0 K: 1 S: 7 H: 0 LOB: 0 BB: 0 P: 13	1B: 5 2B: 3 3B: 0 HR: 1 SF: 0 SAC: 1 DP: 1 HBP: 0						

livebaseballscorecards.com

AB	34
R	2
H	9
RBI	2
BB	5
SO	9
LOB	24

WP: 1 PA: 40
PB: 0
SB: 0
CS: 0

PITCHER		IP	WLS	BF	H	R	ER	SO	BB	IBB	HBP	BLK	WP	HR	S	P	ERA	WHIP
Glendon Rusch, L ERA: 4.68	(1, 1)	6.0	W	27	8	2	2	6	2	0	0	0	1	1	73	121	3.00	1.667
Valerio De Los Santos, L ERA: 2.42	(7, 1)	0.1	H	2	1	0	0	0	0	0	0	0	0	0	4	6	0.00	3.000
Luis Vizcaino, R ERA: 2.52	(7, 1)	1.2	H	8	0	0	0	2	2	1	0	0	0	0	17	39	0.00	1.200
Mike DeJean, R ERA: 3.34	(9, 1)	1.0	S	3	0	0	0	1	0	0	0	0	0	0	7	13	0.00	0.000

PITCHER	IP	WLS	BF	H	R	ER	SO	BB	IBB	HBP	BLK	WP	HR	S	P	ERA	WHIP

Batter	1	2	3	4	5	6	7	8	9	AB	R	H	RBI	BB	SO	LOB
Ryan Christenson, R (1, 8) OBP: 0.200, SLG: 0.500	C B S B B X 3-2 1B 1B		B F S B B X 3-2 ① G5-3		B X 1-0 ① P4		X 0-0 HR		C B C X 1-2 ① G6-3	5	1	2	1	0	0	0
Ronnie Belliard, R (1, 4) OBP: 0.276, SLG: 0.319	S C S 0-3 ① K		B X 1-0 ② P4		B X 1-0 ② P4		F B F B B B 4-2 BB		F B S B X 2-2 ② G5-3	4	0	0	0	1	1	1
Lenny Harris, L (1, 5) OBP: 0.349, SLG: 0.417	X 0-0 1-2 1B		C X 0-1 PB 2B		B B B C B 4-1 BB		B B C F X 2-2 ③ P6		B C C F X 1-2 ③ G6-3	4	0	2	0	1	0	1
Richie Sexson, R (1, 3) OBP: 0.367, SLG: 0.520 Robert Machado, R (5, 3) OBP: 0.345, SLG: 0.418	F B X 1-1 ② F9		B X 1-0 ③ G4-3 2-3		S B F B X 2-2 ③ G6-3			B X 1-0 2 HR 1B		3 1	0 1	0 1	0 0	0 0	0 0	4 0
Matt Stairs, L (1, 7) OBP: 0.332, SLG: 0.491	S B B F S 2-3 ③ K			S B F F X 1-2 ① G3		F X 0-1 ① G1-6-3		C C B S 1-3 ① K		4	0	0	0	0	2	3
José Hernández, R (1, 6) OBP: 0.353, SLG: 0.494 2 Bill Hall, R (3, 6) OBP: 0.250, SLG: 1.000		B S B S B X 3-2 ① F9		B S F S 1-3 K		X 0-0 ② F9		C F B F B X 2-2 1-H HR		1 3	0 1	0 1	0 2	0 0	0 1	0 0
Ryan Thompson, R (1, 9) OBP: 0.308, SLG: 0.593		F C C 0-3 ② K	B C S S 1-3 ② K			B S S X 1-1 ③ G5-3		F T S 0-3 ② K		4	0	0	0	0	3	1
Paul Bako, L (1, 2) OBP: 0.308, SLG: 0.338		S B F B B X 3-2 53 FC4-6 1B	C S S 0-3 K				S T B S 1-3 ① K	X 0-0 ③ G4-3		4	0	1	0	0	2	1
53 Ben Diggins, R (1, 1) Andrew Lorraine, L (2, 1) Jayson Durocher, R (6, 1) Ray King, L (8, 1) Jorge Fabregas, L (9, PH) OBP: 0.238, SLG: 0.289		B X 1-0 ③ FC4-6 1-2f	B C C S 1-3 ③ K				C C X 0-2 ② G3		S T B B X 2-2 HR	1 1 1 0 1	0 0 0 0 1	0 0 0 0 1	0 0 0 0 1	0 0 0 0 0	0 1 0 0 0	1 2 0 0 0
Inning Stats	R: 0 H: 2 E: 0 LOB: 2 K: 2 BB: 0 S: 12 P: 18	R: 0 H: 1 E: 0 LOB: 1 K: 1 BB: 0 S: 10 P: 17	R: 0 H: 1 E: 0 LOB: 1 K: 0 BB: 0 S: 7 P: 12	R: 0 H: 0 E: 1 LOB: 2 K: 4 BB: 0 S: 16 P: 20	R: 0 H: 0 E: 0 LOB: 1 K: 0 BB: 1 S: 6 P: 14	R: 0 H: 0 E: 0 LOB: 0 K: 0 BB: 0 S: 5 P: 6	R: 1 H: 1 E: 0 LOB: 1 K: 1 BB: 1 S: 12 P: 19	R: 2 H: 2 E: 0 LOB: 0 K: 2 BB: 0 S: 12 P: 16	R: 1 H: 1 E: 0 LOB: 0 K: 0 BB: 0 S: 13 P: 19	1B: 4 2B: 1 3B: 0 HR: 3	SF: 0 SAC: 0 DP: 0 HBP: 0					WP: 1 PB: 1 SB: 0 CS: 0	PA: 39

PITCHER	IP	WLS	BF	H	R	ER	SO	BB	IBB	HBP	BLK	WP	HR	S	P	ERA	WHIP
34 Kerry Wood, R (1, 1) ERA: 3.78	7.0	W	30	5	1	1	8	2	0	0	0	1	1	68	106	1.29	1.000
Joe Borowski, R (8, 1) ERA: 2.88	2.0		9	3	3	3	2	0	0	0	0	0	2	25	35	13.50	1.500

PITCHER	IP	WLS	BF	H	R	ER	SO	BB	IBB	HBP	BLK	WP	HR	S	P	ERA	WHIP

TOP

Milwaukee Brewers @ Chicago Cubs

Wrigley Field, Chicago, IL

Mon Sep 02 2002, 3:05 PM CDT

Att. 36,797 - Cloudy - 83 F

livebaseballscorecards.com

AB	37
R	4
H	8
RBI	4
BB	2
SO	10
LOB	14

Milwaukee Brewers @ Chicago Cubs

Wrigley Field, Chicago, IL

Mon Sep 02 2002, 3:05 PM CDT

Att. 36,797 - Cloudy - 83 F

livebaseballscorecards.com

BOTTOM

Batter	1	2	3	4	5	6	7	8	9	AB	R	H	RBI	BB	SO	LOB
Mark Bellhorn, S (1, 4) (6, 3) OBP: 0.380, SLG: 0.542	BBBB 4-0 BB 1B BB BB	4-2 BB 1B BB BB 0-2 FC5 1-2 2-H		BCCBBX 3-2 FC3-6 1B	CX 0-1 ③ L7			CBCS 1-3 ② K		4	2	1	0	2	1	2
Corey Patterson, L (1, 8) OBP: 0.290, SLG: 0.402	BCX 1-1 BB BB 1B 1-2 1B	FBBX 2-1 BB BB 2B 1-2 1B	CX 0-1 ① L8	X 0-0 ② FC3-6 HR 1-2f		SX 0-1 ① G1-3		X 0-0 ③ G3-1		6	3	2	0	0	0	1
Sammy Sosa, R (1, 9) OBP: 0.414, SLG: 0.633 Chad Hermansen, R (7, 9) OBP: 0.273, SLG: 0.369	BBBBB 4-1 1B BB PB 1-2 2-3 BB	BBFSSBFFTB 4-2 BB 2B 1-2 2-3 BB	BBSSCX 2-2 ② F3	BX 1-0 HR 1-H		BBFBFS 3-3 ② K				3 0	3 0	1 0	2 0	2 0	1 0	0 0
Fred McGriff, L (1, 3) OBP: 0.352, SLG: 0.500 Bobby Hill, S (6, 4) OBP: 0.310, SLG: 0.330	BBBBB 4-0 PB 1B 1-2 2-3 3-H BB	BBBB 4-0 2B FC5-2 1-2 2-3 3-H BB	CX 0-1 1B	BFCC 1-3 ③ K		FX 0-1 ③ G1-3				2 1	0 0	1 0	2 0	2 0	1 0	0 0
Moises Alou, R (1, 7) OBP: 0.335, SLG: 0.422 Roosevelt Brown, L (5, 7) OBP: 0.273, SLG: 0.298	BBCX 2-1 PB 1-2 2-3 3-H 1B	BSX 1-1 FC5-2 2B 1-3 2-H 3-H 2B	BBFBX 3-1 ③ F9	BX 1-0 ① G3			BSBFX 2-2 ① G6-3			3 2	1 0	2 0	3 0	0 0	0 0	1 0
Alex Gonzalez, R (1, 6) OBP: 0.312, SLG: 0.423	BCBCX 2-2 ① L3 1-2 2-3 3-H	FX 0-1 ② FC5-2 2B 2-3 3-H		FBBBX 3-1 HR	BBBCB 4-1 HR BB		CBBCBFX 3-2 ② G5-3			4	3	1	1	1	0	4
Bill Mueller, S (1, 5) OBP: 0.351, SLG: 0.401	BFSTBBX 3-2 ② F8	FBBX 2-1 34 1B 2-H 3-H 2B		FBFS 1-3 ① K	X 0-0 1-H HR		CBSX 1-2 2B			5	2	3	4	0	1	2
Todd Hundley, S (1, 2) OBP: 0.288, SLG: 0.409 Joe Borowski, R (8, 1) OBP: 0.333, SLG: 0.333	BCCS 1-3 ③ K	CSBBBBB 4-2 FC5 34 1B BB		BBCFFBFB 4-2 34 HR BB	BCCX 1-2 HR		CBBCCS 2-3 ③ K			3 0	2 0	1 0	1 0	2 0	2 0	3 0
34 Kerry Wood, R (1, 1) OBP: 0.222, SLG: 0.233 Mike Mahoney, R (8, 2) OBP: 0.235, SLG: 0.250		0-3 K 1-2 2-H FC5 1B		SCFFX 0-2 1-H HR	CBFX 1-2 ② L6			BX 1-0 ① G1-3		4 1	1 0	2 0	3 0	0 0	1 0	0 0
Inning Stats	R: 3 E: 0 K: 1 S: 15 H: 2 LOB: 2 BB: 3 P: 36	R: 6 E: 0 K: 1 S: 26 H: 4 LOB: 2 BB: 4 P: 48	R: 0 E: 0 K: 0 S: 9 H: 1 LOB: 1 BB: 0 P: 14	R: 5 E: 0 K: 2 S: 22 H: 4 LOB: 0 BB: 1 P: 35	R: 3 E: 0 K: 0 S: 11 H: 2 LOB: 0 BB: 1 P: 18	R: 0 E: 0 K: 1 S: 7 H: 0 LOB: 0 BB: 0 P: 10	R: 0 E: 0 K: 1 S: 13 H: 1 LOB: 1 BB: 0 P: 21	R: 0 E: 0 K: 1 S: 5 H: 0 LOB: 0 BB: 0 P: 7		1B: 6 2B: 3 3B: 0 HR: 5		SF: 0 SAC: 0 DP: 0 HBP: 0			WP: 0 PB: 1 SB: 0 CS: 0	PA: 47	

	AB	38
	R	17
	H	14
	RBI	16
	BB	9
	SO	7
	LOB	13

PITCHER		IP	WLS	BF	H	R	ER	SO	BB	IBB	HBP	BLK	WP	HR	S	P	ERA	WHIP
53 Ben Diggins, R ERA: 47.25	(1, 1)	1.1	L	14	4	8	7	2	6	0	0	0	0	0	29	65	47.25	7.500
Andrew Lorraine, L ERA: 16.71	(2, 1)	3.2		23	9	9	9	2	3	0	0	0	0	5	54	86	22.09	3.273
Jayson Durocher, R ERA: 2.39	(6, 1)	2.0		7	1	0	0	2	0	0	0	0	0	0	20	31	0.00	0.500
Ray King, L ERA: 2.8	(8, 1)	1.0		3	0	0	0	1	0	0	0	0	0	0	5	7	0.00	0.000

PITCHER		IP	WLS	BF	H	R	ER	SO	BB	IBB	HBP	BLK	WP	HR	S	P	ERA	WHIP

Batter	1	2	3	4	5	6	7	8	9	AB	R	H	RBI	BB	SO	LOB
Eric Young Sr., R (1, 4) OBP: 0.333, SLG: 0.366	B F C X 1-2 ① G6-3		B C C B X 2-2 ② G5-3		F C B X 1-2 ② ③ G5-4-3 1-2f			B B B B 4-0 G3 BB		3	0	0	0	0	0	1
2 Bill Hall, R (7, 5) OBP: 0.400, SLG: 1.000										0	0	0	0	1	0	0
Ryan Christenson, R (1, 8) OBP: 0.143, SLG: 0.357	B C C S 1-3 ② K		X 0-0 ③ P6			B X 1-0 ① G6-3		B C S B X 2-2 ② G3 1-2		4	0	0	0	0	1	1
Jeffrey Hammonds, R (1, 9) OBP: 0.339, SLG: 0.407	B X 1-0 1B			B X 1-0 1B FC4-6		F B B F C 2-3 ② K		X 0-0 ③ G5-3		4	1	2	0	0	1	1
Richie Sexson, R (1, 3) OBP: 0.368, SLG: 0.519	X 0-0 ③ G6-3			C B S B B X 3-2 FC4-6 1-3 1B		B C F B B B 4-2 WP BB			B X 1-0 ① F9	3	0	1	0	1	0	1
Lenny Harris, L (1, 5) OBP: 0.351, SLG: 0.418		B S F B B X 3-2 FC6-4 S 1B		X 0-0 ① FC4-6 1-2f 3-H		B C S S 1-3 ③ K 1-2			X 0-0 2B	2	0	1	1	0	0	1
Ronnie Belliard, R (4, PR) OBP: 0.278, SLG: 0.325 (4, 5) (7, 4)										2	0	1	0	0	1	1
José Hernández, R (1, 6) OBP: 0.352, SLG: 0.490		C B B B B 4-2 FC6-4 1-2 BB		F B S S S 1-3 ② K			X 0-0 ① G1-3		B B F S B S 3-3 ② K	3	0	0	0	1	2	2
Jim Rushford, L (1, 7)		C C X 0-2 ① FC6-4 G4-6-3 1-2f 2-3		X 0-0 ③ G6-3			S S S 0-3 ② K		B S B S X 2-2 ③ F7	4	0	0	0	0	1	4
Jorge Fabregas, L (1, 2) OBP: 0.233, SLG: 0.282		B X 1-0 ② ③ G4-6-3 1-2f		C C B X 1-2 ① G3-1			X 0-0 ③ G4-3			3	0	0	0	0	0	2
Valerio De Los Santos, L (7, 1)										0	0	0	0	0	0	0
David Pember, R (1, 1)			C S C 0-3 ① K		B X 1-0 G5-4-3 1B			X 0-0 ① G4-3		1	0	0	0	0	1	0
Jose Cabrera, R (4, 1) OBP: 0.105, SLG: 0.105										1	0	1	0	0	0	0
Paul Bako, L (7, 2) OBP: 0.307, SLG: 0.337										1	0	0	0	0	0	0
Inning Stats	R: 0 H: 1 E: 0 LOB: 1 K: 1 BB: 0 S: 8 P: 11	R: 0 H: 1 E: 0 LOB: 1 K: 0 BB: 1 S: 9 P: 17	R: 0 H: 0 E: 0 LOB: 0 K: 1 BB: 0 S: 7 P: 9	R: 1 H: 2 E: 0 LOB: 1 K: 1 BB: 0 S: 9 P: 14	R: 0 H: 1 E: 0 LOB: 0 K: 0 BB: 0 S: 7 P: 10	R: 0 H: 0 E: 0 LOB: 1 K: 2 BB: 1 S: 9 P: 17	R: 0 H: 0 E: 0 LOB: 0 K: 1 BB: 0 S: 5 P: 5	R: 0 H: 0 E: 0 LOB: 1 K: 0 BB: 1 S: 5 P: 11	R: 0 H: 1 E: 0 LOB: 1 K: 1 BB: 0 S: 8 P: 14	1B: 5 SF: 0 2B: 1 SAC: 0 3B: 0 DP: 2 HR: 0 HBP: 0						

TOP

Milwaukee Brewers @ Chicago Cubs

Wrigley Field, Chicago, IL

Tue Sep 03 2002, 7:05 PM CDT

Att. 30,020 - Sunny - 74 F

livebaseballscorecards.com

AB	31
R	1
H	6
RBI	1
BB	3
SO	7
LOB	14

PITCHER		IP	WLS	BF	H	R	ER	SO	BB	IBB	HBP	BLK	WP	HR	S	P	ERA	WHIP
Matt Clement, R (1, 1) ERA: 3.44		9.0	W	34	6	1	1	7	3	0	0	0	1	0	67	108	1.00	1.000

PITCHER	IP	WLS	BF	H	R	ER	SO	BB	IBB	HBP	BLK	WP	HR	S	P	ERA	WHIP

WP: 1 PA: 34
PB: 0
SB: 1
CS: 0

Milwaukee Brewers @ Chicago Cubs

Wrigley Field, Chicago, IL

Tue Sep 03 2002, 7:05 PM CDT

Att. 30,020 - Sunny - 74 F

livebaseballscorecards.com

BOTTOM

Batter	1	2	3	4	5	6	7	8	9	AB	R	H	RBI	BB	SO	LOB
Mark Bellhorn, S (1, 4) OBP: 0.385, SLG: 0.550	4-2 FC6-4 SF7 1B BB	4-1 BB		4-2 WP BB	2-2 ③ G3		2-2 HR			2	2	1	1	3	0	0
Bobby Hill, S (8, 4) OBP: 0.310, SLG: 0.330										0	0	0	0	0	0	0
Corey Patterson, L (1, 8) OBP: 0.289, SLG: 0.400	0-0 FC6-4 1B 1-2	3-2 ③ F7		1-0 ② L8		1-0 ① F9	1-3 ① K			5	0	1	0	0	1	4
Sammy Sosa, R (1, 9) OBP: 0.413, SLG: 0.630	1-0 ① FC6-4 SF7 1-2f 2-3		3-2 ① L8	4-2 BB 1-2		2-0 3B 1B	2-3 ② K			4	1	1	0	1	1	2
Angel Echevarria, R (8, 9) OBP: 0.371, SLG: 0.506										0	0	0	0	0	0	0
Fred McGriff, L (1, 3) OBP: 0.353, SLG: 0.504	3-0 ② SF7 1-3 3-H		4-0 E HR BB	1-3 ③ K		2-0 1-H 2B 3B	2-3 ③ K			2	2	1	2	1	1	2
Hee-Seop Choi, L (7, 3)										1	0	0	0	0	1	0
Moises Alou, R (1, 7) OBP: 0.336, SLG: 0.425	3-0 ③ P3	1-2 E7 HR 1-3			2-2 BB HR 1B	1-2 1B 3-H 2B		1-1 ① P4		4	2	2	1	0	0	2
Chad Hermansen, R (8, 7) OBP: 0.272, SLG: 0.367										1	0	0	0	0	0	0
Alex Gonzalez, R (1, 6) OBP: 0.315, SLG: 0.434		1-2 1B 2B	1-1 2-H 3-H HR		2-2 ① L7	2-1 ② F8		1-0 G6-4-3 1B		5	1	3	3	0	0	2
Bill Mueller, S (1, 5) OBP: 0.355, SLG: 0.402	1-1 SH3-4 2-3 1B	0-0 ② G6-3		4-2 HR BB 1-2		2-1 IBB 2-3 1B		0-2 ② ③ G6-4-3 1-2f		4	1	2	0	1	0	1
Todd Hundley, S (1, 2) OBP: 0.292, SLG: 0.421	3-3 ① K	2-2 ③ G4-3		3-2 HR 1-H 2-H		4-0 IBB 1-2				3	1	1	3	1	1	2
Matt Clement, R (1, 1) OBP: 0.117, SLG: 0.089	0-0 ② SH3-4 1-2			1-0 ① G6-3	1-3 ② K	2-3 ③ K				3	0	0	0	0	2	3
Inning Stats	R: 1 E: 0 K: 0 S: 6 H: 1 LOB: 1 BB: 1 P: 17	R: 0 E: 0 K: 1 S: 15 H: 2 LOB: 3 BB: 1 P: 27	R: 3 E: 1 K: 0 S: 14 H: 1 LOB: 0 BB: 1 P: 25	R: 0 E: 0 K: 1 S: 10 H: 0 LOB: 2 BB: 2 P: 21	R: 3 E: 0 K: 1 S: 20 H: 2 LOB: 0 BB: 1 P: 34	R: 2 E: 0 K: 1 S: 16 H: 4 LOB: 3 BB: 1 P: 32	R: 1 E: 0 K: 3 S: 15 H: 1 LOB: 0 BB: 0 P: 22	R: 0 E: 0 K: 0 S: 7 H: 1 LOB: 0 BB: 0 P: 9		1B: 6 2B: 2 3B: 1 HR: 3	SF: 1 SAC: 1 DP: 1 HBP: 0			WP: 1 PB: 0 SB: 0 CS: 0	PA: 43		

	AB	34
	R	10
	H	12
	RBI	10
	BB	7
	SO	7
	LOB	18

PITCHER		IP	WLS	BF	H	R	ER	SO	BB	IBB	HBP	BLK	WP	HR	S	P	ERA	WHIP
David Pember, R ERA: 7.36	(1, 1)	3.2	L	21	4	4	3	1	5	0	0	0	1	1	42	86	7.36	2.455
Jose Cabrera, R ERA: 6.8	(4, 1)	2.1		15	6	5	5	3	1	1	0	0	0	1	39	70	19.29	3.000
Valerio De Los Santos, L ERA: 2.5	(7, 1)	2.0		7	2	1	1	3	0	0	0	0	0	1	22	31	4.50	1.000

PITCHER	IP	WLS	BF	H	R	ER	SO	BB	IBB	HBP	BLK	WP	HR	S	P	ERA	WHIP

Batter	1	2	3	4	5	6	7	8	9	AB	R	H	RBI	BB	SO	LOB
Eric Young Sr., R (1, 4) OBP: 0.332, SLG: 0.363	B C B X 2-1 ① G1-3		B F B B B 4-1 S BB			B C X 1-1 ① G6-3		B X 1-0 ②③ G6-3 1-2f		3	0	0	0	1	0	1
Ronnie Belliard, R (1, 5) OBP: 0.277, SLG: 0.321	C B F B B F X 3-2 ② G4-3		B C F B F C 2-3 ③ K 1-2			B C B B B 4-1 G4-6-3 BB			B C X 1-1 ① G1-3	3	0	0	0	1	1	1
Jim Rushford, L (1, 9)	B C C B B B 4-2 BB			S B B F X 2-2 ① P4		C X 0-1 ②③ G4-6-3 1-2f			C S X 0-2 ② G1-3	3	0	0	0	1	0	1
Richie Sexson, R (1, 3) OBP: 0.369, SLG: 0.521	C B F S 1-3 ③ K			B F B X 2-1 ② G5-3			C B X 1-1 G1-4-3 1B 1B		C B B F X 2-2 2B	4	0	2	0	0	1	1
José Hernández, R (1, 6) OBP: 0.352, SLG: 0.488		B F F S 1-3 ① K		B B X 2-0 ③ G6-3			B F B B X 2-1 G1-4-3 1-2 1B		C S B B S 2-3 ③ K	4	0	1	0	0	2	1
Ryan Thompson, R (1, 7) OBP: 0.301, SLG: 0.578		C F S 0-3 ② K			B S B F C 2-3 ① K		X 0-0 ①② G1-4-3 1-2f 2-3			3	0	0	0	0	2	2
Robert Machado, R (1, 2) OBP: 0.345, SLG: 0.417 Ray King, L (7, 1)		B X 1-0 ③ G6-3			B X 1-0 1B		F C X 0-2 ③ L7			3 0	0 0	1 0	0 0	0 0	0 0	1 0
Ryan Christenson, R (1, 8) OBP: 0.118, SLG: 0.294			B C B F B X 3-2 ① P4		X 0-0 ② F9			B C B C S 2-3 ① K		3	0	0	0	0	1	1
Nelson Figueroa, R (1, 1) OBP: 0.188, SLG: 0.133 Valerio De Los Santos, L (6, 1) Jorge Fabregas, L (7, 2) OBP: 0.239, SLG: 0.282			B C X 1-1 ② G6-3		C S B X 1-2 ③ G4-3			C B F B B F F B 4-2 G6-3 BB		2 0 0	0 0 0	0 0 0	0 0 0	0 0 1	0 0 0	1 0 0
Inning Stats	R: 0 H: 0 E: 0 LOB: 1 K: 1 BB: 1 S: 11 P: 21	R: 0 H: 0 E: 0 LOB: 0 K: 2 BB: 0 S: 7 P: 9	R: 0 H: 0 E: 0 LOB: 1 K: 1 BB: 1 S: 10 P: 20	R: 0 H: 0 E: 0 LOB: 0 K: 0 BB: 0 S: 6 P: 12	R: 0 H: 1 E: 0 LOB: 1 K: 1 BB: 0 S: 8 P: 12	R: 0 H: 0 E: 0 LOB: 0 K: 0 BB: 1 S: 5 P: 10	R: 0 H: 2 E: 0 LOB: 1 K: 0 BB: 0 S: 8 P: 11	R: 0 H: 0 E: 0 LOB: 0 K: 1 BB: 1 S: 8 P: 15	R: 0 H: 1 E: 0 LOB: 1 K: 1 BB: 0 S: 11 P: 16	1B: 3 SF: 0 2B: 1 SAC: 0 3B: 0 DP: 3 HR: 0 HBP: 0						

PITCHER		IP	WLS	BF	H	R	ER	SO	BB	IBB	HBP	BLK	WP	HR	S	P	ERA	WHIP
38 Carlos Zambrano, R ERA: 3.98	(1, 1)	8.0	W	28	3	0	0	6	4	0	0	0	0	0	63	110	0.00	0.875
Antonio Alfonseca, R ERA: 3.96	(9, 1)	1.0	S	4	1	0	0	1	0	0	0	0	0	0	11	16	0.00	1.000

PITCHER	IP	WLS	BF	H	R	ER	SO	BB	IBB	HBP	BLK	WP	HR	S	P	ERA	WHIP

TOP

Milwaukee Brewers @ Chicago Cubs

Wrigley Field, Chicago, IL

Wed Sep 04 2002, 1:20 PM CDT

Att. 21,629 - Sunny - 76 F

livebaseballscorecards.com

AB	28
R	0
H	4
RBI	0
BB	4
SO	7
LOB	10

BOTTOM

Milwaukee Brewers @ Chicago Cubs

Wrigley Field, Chicago, IL

Wed Sep 04 2002, 1:20 PM CDT

Att. 21,629 - Sunny - 76 F

livebaseballscorecards.com

Batter	1	2	3	4	5	6	7	8	9	AB	R	H	RBI	BB	SO	LOB
Bobby Hill, S (1, 4) OBP: 0.315, SLG: 0.325	F7		G1-3		SH1-3	BB		IBB		2	0	0	1	2	0	0
Corey Patterson, L (1, 8) OBP: 0.287, SLG: 0.396	B5-3		K		K	L9		G3-1		5	0	0	0	0	2	6
Sammy Sosa, R (1, 9) OBP: 0.414, SLG: 0.627	BB		G5-3		IBB		K			2	1	0	0	2	1	0
Fred McGriff, L (1, 3) OBP: 0.354, SLG: 0.506	1B			WP 2B	G5-3		G4-3			4	1	2	0	0	0	2
Hee-Seop Choi, L (8, 3)										0	0	0	0	0	0	0
Moises Alou, R (1, 7) OBP: 0.342, SLG: 0.430	1B			WP 1B		BB S BB 1B		1B		4	1	4	1	0	0	0
Mark Bellhorn, S (1, 5) OBP: 0.381, SLG: 0.544	K			K		K	K			4	0	0	0	0	4	5
Kevin Orie, R (8, 5)										0	0	0	0	0	0	0
Alex Gonzalez, R (1, 6) OBP: 0.319, SLG: 0.435		K		G5-4-3 IBB		BB BB IBB		SH1-3 1B		2	0	1	0	2	1	0
Joe Girardi, R (1, 2) OBP: 0.274, SLG: 0.294		K		G5-4-3		BB BB		SH1-3		2	0	0	0	1	1	2
38 Carlos Zambrano, S (1, 1) OBP: 0.045, SLG: 0.091		K			SH1-3 2B	L7		K		3	0	1	0	0	1	3
Angel Echevarria, R (8, PH) OBP: 0.367, SLG: 0.500										1	0	0	0	0	1	1
Antonio Alfonseca, R (9, 1) OBP: 0.667, SLG: 0.667										0	0	0	0	0	0	0
Inning Stats	R: 1 E: 0 K: 1 S: 13 H: 2 LOB: 2 BB: 1 P: 21		R: 0 E: 0 K: 3 S: 9 H: 0 LOB: 0 BB: 0 P: 14	R: 0 E: 0 K: 1 S: 10 H: 0 LOB: 0 BB: 0 P: 17	R: 1 E: 0 K: 1 S: 9 H: 2 LOB: 1 BB: 1 P: 20	R: 0 E: 0 K: 1 S: 9 H: 1 LOB: 2 BB: 1 P: 17	R: 1 E: 0 K: 1 S: 13 H: 1 LOB: 3 BB: 3 P: 32	R: 0 E: 0 K: 2 S: 9 H: 1 LOB: 1 BB: 0 P: 12	R: 0 E: 0 K: 1 S: 9 H: 1 LOB: 2 BB: 1 P: 15		1B: 6 2B: 2 3B: 0 HR: 0 SF: 0 SAC: 2 DP: 1 HBP: 0					

AB	29
R	3
H	8
RBI	2
BB	7
SO	11
LOB	19

WP: 2 PA: 38
PB: 0
SB: 1
CS: 0

PITCHER		IP	WLS	BF	H	R	ER	SO	BB	IBB	HBP	BLK	WP	HR	S	P	ERA	WHIP
Nelson Figueroa, R ERA: 5.12	(1, 1)	5.2	L	27	6	3	3	8	2	3	0	0	1	0	60	114	4.76	1.412
Valerio De Los Santos, L ERA: 2.49	(6, 1)	0.1		2	0	0	0	0	1	0	0	0	0	0	3	7	0.00	3.000
Ray King, L ERA: 2.7	(7, 1)	2.0		9	2	0	0	3	0	1	0	0	0	0	18	27	0.00	1.000

Batter	1	2	3	4	5	6	7	8	9	AB	R	H	RBI	BB	SO	LOB
Bobby Hill, S (1, 4) OBP: 0.306, SLG: 0.314	C B F F X 1-2 ① G4-3		C X 0-1 ② F8		X 0-0 ③ FC6 1-2f			C B C C 1-3 ② K		4	0	0	0	0	1	1
Corey Patterson, L (1, 8) OBP: 0.286, SLG: 0.395	B F S C 1-3 ② K		B F X 1-1 ③ F8			X 0-0 ① F8		C X 0-1 1B		4	0	1	0	0	1	0
Sammy Sosa, R (1, 9) OBP: 0.412, SLG: 0.623 Chad Hermansen, R (7, 9) OBP: 0.271, SLG: 0.365	C B F B C 2-3 ③ K			B C F S 1-3 ① K		F C B C 1-3 ② K		S B X 1-1 ③ F7		3 1	0 0	0 0	0 0	0 0	3 0	0 1
Fred McGriff, L (1, 3) OBP: 0.356, SLG: 0.507 Roosevelt Brown, L (6, 7) OBP: 0.271, SLG: 0.296		F B B B X 3-1 1B 1B 1B		B S B X 2-1 ② G4-3		X 0-0 1B			B X 1-0 ① F5	3 1	0 0	2 0	0 0	0 0	0 0	0 0
Moises Alou, R (1, 7) OBP: 0.344, SLG: 0.434 Pat Mahomes, R (6, 1) Francis Beltran, R (8, 1) Kevin Orie, R (9, PH)		F X 0-1 1B 1-2 1B		B X 1-0 2B		F F B C 1-3 ③ K			C B X 1-1 ② F8	3 0 0 1	0 0 0 0	2 0 0 0	0 0 0 0	0 0 0 0	1 0 0 0	1 0 0 0
Mark Bellhorn, S (1, 5) OBP: 0.383, SLG: 0.544		B C B X 2-1 G4-6-3 1-2 2-3 1B		F B C X 1-2 ③ G4-3			B X 1-0 ① P6		B X 1-0 HR 1B	4	1	2	0	0	0	1
Alex Gonzalez, R (1, 6) OBP: 0.318, SLG: 0.440		X 0-0 ① F3			B X 1-0 ① G5-3		F X 0-1 ② G2-3		C X 0-1 1-H HR	4	1	1	2	0	0	3
Todd Hundley, S (1, 2) OBP: 0.295, SLG: 0.424		B B F C F X 2-2 ② ③ G4-6-3 1-2f			C S B B B F B 4-2 FC6 BB		B F X 1-1 ③ F7		B B B C X 3-1 2B	3	0	1	0	1	0	3
Alan Benes, R (1, 1) Jesus Sanchez, L (3, 1) Will Cunnane, R (3, 1) OBP: 0.500, SLG: 0.333 Hee-Seop Choi, L (6, 3)			B B F X 2-1 ① L1		X 0-0 ② L7			F X 0-1 ① F7	F C X 0-2 ③ L3	1 0 1 2	0 0 0 0	0 0 0 0	0 0 0 0	0 0 0 0	0 0 0 0	0 0 1 1
Inning Stats	R: 0 E: 0 K: 2 S: 10 H: 0 LOB: 0 BB: 0 P: 14	R: 0 E: 0 K: 0 S: 11 H: 3 LOB: 2 BB: 0 P: 18	R: 0 E: 0 K: 0 S: 6 H: 0 LOB: 0 BB: 0 P: 9	R: 0 E: 0 K: 1 S: 9 H: 1 LOB: 1 BB: 0 P: 14	R: 0 E: 0 K: 0 S: 6 H: 0 LOB: 1 BB: 1 P: 11	R: 0 E: 0 K: 2 S: 8 H: 1 LOB: 1 BB: 0 P: 10	R: 0 E: 0 K: 0 S: 5 H: 0 LOB: 0 BB: 0 P: 7	R: 0 E: 0 K: 1 S: 9 H: 1 LOB: 1 BB: 0 P: 11	R: 2 E: 0 K: 0 S: 11 H: 3 LOB: 1 BB: 0 P: 17	1B: 6 2B: 2 3B: 0 HR: 1	SF: 0 SAC: 0 DP: 1 HBP: 0						

TOP

Chicago Cubs @ St. Louis Cardinals

Busch Stadium, St. Louis, MO

Fri Sep 06 2002, 7:10 PM CDT

Att. 38,661 - Cloudy - 89 F

livebaseballscorecards.com

AB	35
R	2
H	9
RBI	2
BB	1
SO	6
LOB	12

PITCHER		IP	WLS	BF	H	R	ER	SO	BB	IBB	HBP	BLK	WP	HR	S	P	ERA	WHIP
Andy Benes, R ERA: 3.18	(1, 1)	9.0	W	36	9	2	2	6	1	0	0	0	0	1	75	111	2.00	1.111

PITCHER		IP	WLS	BF	H	R	ER	SO	BB	IBB	HBP	BLK	WP	HR	S	P	ERA	WHIP

BOTTOM

Chicago Cubs @ St. Louis Cardinals

Busch Stadium, St. Louis, MO

Fri Sep 06 2002, 7:10 PM CDT

Att. 38,661 - Cloudy - 89 F

livebaseballscorecards.com

Batter	1	2	3	4	5	6	7	8	9	AB	R	H	RBI	BB	SO	LOB
Fernando Vina, L (1, 4) OBP: 0.333, SLG: 0.332	F8		1B		G1-6-3 1-2f			1B		4	2	2	1	0	0	1
Miguel Cairo, R (8, 4) OBP: 0.308, SLG: 0.373			E8 1B							1	0	1	0	0	0	0
J.D. Drew, L (1, 9) OBP: 0.368, SLG: 0.440	BB		1B		K			F8		0	0	0	0	1	0	0
Eli Marrero, R (3, 9) OBP: 0.322, SLG: 0.433			BB							3	2	1	1	1	1	1
(8, 8)																
15 Jim Edmonds, L (1, 8) OBP: 0.412, SLG: 0.568	K		BB			1B		F8		3	2	2	2	1	1	1
Ivan Cruz, L (8, 3)			2B							1	0	0	0	0	0	1
5 Albert Pujols, R (1, 7) OBP: 0.394, SLG: 0.569	P6		1B			F8		G4-3		3	1	2	4	0	0	1
Kerry Robinson, L (3, PR) OBP: 0.296, SLG: 0.354			2B							2	0	0	0	0	0	2
(4, 7)																
27 Scott Rolen, R (1, 5) OBP: 0.359, SLG: 0.476		F9	K			F8				4	0	0	0	0	2	4
			K													
Tino Martinez, L (1, 3) OBP: 0.342, SLG: 0.431		P4	1B 1-H 2-H 2B		K	G3-1				4	1	1	2	0	1	1
Eduardo Perez, R (8, 9) OBP: 0.291, SLG: 0.470										0	0	0	0	0	0	0
Edgar Renteria, R (1, 6) OBP: 0.355, SLG: 0.439			1B E IBB		F7		K2-3			2	1	1	0	1	0	0
Wilson Delgado, S (7, 6)	2B									1	0	0	0	0	1	0
Mike Matheny, R (1, 2) OBP: 0.290, SLG: 0.307	F7	F8			K		G5-3			4	0	0	0	0	1	3
Andy Benes, R (1, 1) OBP: 0.250, SLG: 0.393			1B		K G1-6-3		F8			4	2	2	1	0	1	0
			E 2B													

Inning Stats	1	2	3	4	5	6	7	8	9
	R: 0 H: 0 E: 0 LOB: 1 K: 1 BB: 1 S: 9 P: 15	R: 0 H: 1 E: 0 LOB: 1 K: 0 BB: 0 S: 7 P: 10	R: 11 H: 9 E: 1 LOB: 1 K: 2 BB: 3 S: 27 P: 50	R: 0 H: 0 E: 0 LOB: 0 K: 2 BB: 0 S: 7 P: 11	R: 0 H: 0 E: 0 LOB: 0 K: 2 BB: 0 S: 9 P: 11	R: 0 H: 1 E: 0 LOB: 1 K: 0 BB: 0 S: 6 P: 9	R: 0 H: 0 E: 0 LOB: 0 K: 1 BB: 0 S: 10 P: 12	R: 0 H: 1 E: 0 LOB: 1 K: 0 BB: 0 S: 8 P: 13	

	AB	36
	R	11
	H	12
	RBI	11
	BB	4
	SO	8
	LOB	15

	1B: 8	SF: 0	WP: 2	PA: 40
	2B: 4	SAC: 0	PB: 0	
	3B: 0	DP: 1	SB: 0	
	HR: 0	HBP: 0	CS: 0	

PITCHER		IP	WLS	BF	H	R	ER	SO	BB	IBB	HBP	BLK	WP	HR	S	P	ERA	WHIP
Alan Benes, R ERA: 5.4	(1, 1)	2.2	L	18	7	8	8	2	2	1	0	0	1	0	32	54	27.00	3.375
Jesus Sanchez, L ERA: 11.05	(3, 1)	0.0		4	3	3	3	0	1	0	0	0	0	0	8	16	∞	∞
Will Cunnane, R ERA: 3.0	(3, 1)	2.1		7	0	0	0	5	0	0	0	0	1	0	19	27	0.00	0.000
Pat Mahomes, R ERA: 3.68	(6, 1)	2.0		7	1	0	0	1	0	0	0	0	0	0	16	21	0.00	0.500
Francis Beltran, R ERA: 11.57	(8, 1)	1.0		4	1	0	0	0	0	0	0	0	0	0	8	13	0.00	1.000

PITCHER	IP	WLS	BF	H	R	ER	SO	BB	IBB	HBP	BLK	WP	HR	S	P	ERA	WHIP

Batter	1	2	3	4	5	6	7	8	9	10	11	12	13	AB	R	H	RBI	BB	SO	LOB
Bobby Hill, S (1, 4) OBP: 0.305, SLG: 0.320	G4-3 2B	FC4-6 2B 1-2f 2-3 3-H	G3			F7			F8		1B		G3	7	1	2	1	0	0	3
Chad Hermansen, R (1, 8) OBP: 0.270, SLG: 0.368	K	E 2B 1-H 3-H		F5			F5		G3-1		K			4	1	1	2	0	1	1
Juan Cruz, R (7, 1) OBP: 0.143, SLG: 0.143														0	0	0	0	0	0	0
Chris Stynes, R (9, PH) OBP: 0.317, SLG: 0.372														1	0	0	0	0	0	0
Hee-Seop Choi, L (9, 3)														1	0	0	0	0	1	1
Sammy Sosa, R (1, 9) OBP: 0.409, SLG: 0.617	G4-3 2-3	F7		G6-3			F2		1B 1B		K			6	0	1	0	0	1	3
Moises Alou, R (1, 7) OBP: 0.346, SLG: 0.432	BB	E IBB		G5-3			G6-3		1B 1-2		F8			4	0	1	0	2	0	1
Fred McGriff, L (1, 3) OBP: 0.353, SLG: 0.502	G3	E3 1-3 2-H			G3			K	L8			F9		5	0	0	0	0	1	5
Pat Mahomes, R (9, 1)														0	0	0	0	0	0	0
Angel Echevarria, R (12, PH) OBP: 0.363, SLG: 0.494														1	0	0	0	0	0	0
Antonio Alfonseca, R (12, 1) OBP: 0.667, SLG: 0.667														0	0	0	0	0	0	0
Mark Bellhorn, S (1, 5) OBP: 0.382, SLG: 0.538	1B 39 1B BB F7				F5			E BB		K		K		4	1	0	0	2	2	2
Alex Gonzalez, R (1, 6) OBP: 0.320, SLG: 0.443	39 1B 1B FC4-6 1-2 1B	G4-3 1B			F9			K		2B		K		6	1	3	0	0	2	1
Joe Girardi, R (1, 2) OBP: 0.271, SLG: 0.291	FC4-6 39 1B 2B 1-2 2-3 1B	G4-3 1-2 1B		G6-3			E6 1-2			K2-3			F8	6	1	1	0	0	1	3
39 Steve Smyth, L (1, 1) OBP: 0.250, SLG: 0.250	FC4-6 1-2 2-3 3-H 1B	K		K			F9			K		F7		1	0	1	1	0	0	0
Roosevelt Brown, L (3, PH) OBP: 0.270, SLG: 0.294														1	0	0	0	0	1	1
Will Cunnane, R (3, 1) OBP: 0.500, SLG: 0.333														0	0	0	0	0	0	0
Joe Borowski, R (5, 1) OBP: 0.286, SLG: 0.286														1	0	0	0	0	1	0
Corey Patterson, L (7, 8) OBP: 0.285, SLG: 0.393														3	0	0	0	0	1	3
Inning Stats	R: 0 E: 0 K: 1 S: 14 H: 1 LOB: 2 BB: 1 P: 23	R: 5 E: 1 K: 0 S: 24 H: 4 LOB: 2 BB: 2 P: 46	R: 0 E: 0 K: 1 S: 13 H: 1 LOB: 1 BB: 0 P: 18	R: 0 E: 0 K: 0 S: 6 H: 0 LOB: 0 BB: 0 P: 12	R: 0 E: 0 K: 0 S: 8 H: 0 LOB: 0 BB: 0 P: 12	R: 0 E: 0 K: 1 S: 8 H: 0 LOB: 0 BB: 0 P: 11	R: 0 E: 0 K: 0 S: 8 H: 0 LOB: 0 BB: 0 P: 11	R: 0 E: 1 K: 2 S: 16 H: 0 LOB: 2 BB: 1 P: 27	R: 0 E: 0 K: 0 S: 7 H: 2 LOB: 2 BB: 0 P: 11	R: 0 E: 0 K: 3 S: 12 H: 1 LOB: 1 BB: 0 P: 18	R: 0 E: 0 K: 2 S: 15 H: 1 LOB: 1 BB: 0 P: 22	R: 0 E: 0 K: 2 S: 7 H: 0 LOB: 0 BB: 0 P: 9	R: 0 E: 0 K: 0 S: 6 H: 0 LOB: 0 BB: 0 P: 11	1B: 7 2B: 3 3B: 0 HR: 0 SF: 0 SAC: 0 DP: 0 HBP: 0	WP: 0 PB: 0 SB: 0 CS: 0 PA: 55						

PITCHER		IP	WLS	BF	H	R	ER	SO	BB	IBB	HBP	BLK	WP	HR	S	P	ERA	WHIP
Chuck Finley, L ERA: 4.32	(1, 1)	1.2		14	5	5	4	1	2	1	0	0	0	0	33	62	21.60	4.200
Gabe Molina, R ERA: 1.13	(2, 1)	0.1		1	0	0	0	0	0	0	0	0	0	0	5	7	0.00	0.000
Luther Hackman, R ERA: 3.93	(3, 1)	3.0		10	1	0	0	1	0	0	0	0	0	0	27	42	0.00	0.333
Mike Crudale, R ERA: 1.78	(6, 1)	1.0		3	0	0	0	1	0	0	0	0	0	0	8	11	0.00	0.000
Rick White, R ERA: 5.11	(7, 1)	1.2		7	0	0	0	2	1	0	0	0	0	0	20	32	0.00	0.600

PITCHER		IP	WLS	BF	H	R	ER	SO	BB	IBB	HBP	BLK	WP	HR	S	P	ERA	WHIP
Steve Kline, L ERA: 4.18	(8, 1)	0.1		1	0	0	0	0	0	0	0	0	0	0	4	6	0.00	0.000
Dave Veres, R ERA: 3.3	(9, 1)	3.0		13	4	0	0	5	0	0	0	0	0	0	34	51	0.00	1.333
Jeff Fassero, L ERA: 5.52	(12, 1)	2.0	W	6	0	0	0	2	0	0	0	0	0	0	13	20	0.00	0.000

TOP

Chicago Cubs @ St. Louis Cardinals

Busch Stadium, St. Louis, MO

Sat Sep 07 2002, 7:10 PM CDT

Att. 46,779 - Cloudy - 93 F

livebaseballscorecards.com

AB	51
R	5
H	10
RBI	4
BB	4
SO	12
LOB	24

Batter	1	2	3	4	5	6	7	8	9	10	11	12	13	AB	R	H	RBI	BB	SO	LOB
Fernando Vina, L (1, 4) OBP: 0.333, SLG: 0.331	4-1 E 27 HR 15 BB BB	1-0 FC4-6 BB 1-2f 2-3		3-1 L6		0-2 G5-3			1-1 SH1-3 1B		2-2 F5			5	1	1	0	1	0	4
Eli Marrero, R (1, 7) OBP: 0.323, SLG: 0.440	1-0 F7	4-1 1-2 BB			1-2 F7		2-1 HR		0-0 SH1-3 1-2		1-1 P6			4	1	1	1	1	0	1
15 Jim Edmonds, L (1, 8) OBP: 0.411, SLG: 0.563	4-2 E 27 HR 1-2 BB	1-3 K			3-3 K		1-3 K		4-0 G6-4-3 IBB			1-1 F8		4	1	0	0	2	3	3
Eduardo Perez, R (1, 9) OBP: 0.293, SLG: 0.467	1-1 F9 1-2 2-3		4-2 27 G4-6-3 BB		2-2 2B		3-3 K		1-2 G6-4-3 1-2f			1-3 K		5	0	1	0	1	2	4
27 Scott Rolen, R (1, 5) OBP: 0.359, SLG: 0.480	1-2 HR 2-H 3-H		2-2 G4-6-3 1-2f		2-2 F2		1-0 F8			0-0 G6-4-3 1B		1-0 G5-3		6	1	2	3	0	0	2
Tino Martinez, L (1, 3) OBP: 0.342, SLG: 0.437	0-1 G4-3	0-0 HR				1-0 FC3-6 G6-3 1B		1-1 L8		1-0 G6-4-3 1-2f			1-2 F8	6	1	2	1	0	0	1
Edgar Renteria, R (1, 6) OBP: 0.356, SLG: 0.438		1-3 K	2-2 G1-3			1-1 G6-3 1-2		1-2 FC1-6 1B		1-0 FC6-4 1B		4-0 S 1B BB		5	1	2	0	1	1	1
Mike Matheny, R (1, 2) OBP: 0.291, SLG: 0.305		1-2 FC4-6 1B		1-3 K		4-1 FC3-6 BB		1-0 FC1-6 1-2f		1-0 FC6-4 1-2f			1-2 G5-3 1-2	5	0	1	0	1	1	3
Chuck Finley, L ERA: 0.00, WHIP: 0.750 (1, 10)		2-2 FC4-6 1B 1-2		1-2 G6-3		1-1 FC3-6 1-2f 2-3		2-3 K			1-1 F8		0-2 2-H 1B							
Gabe Molina, R ERA: 0.00 (0, 4)																				
So Taguchi, R ERA: 0.00, WHIP: 0.000 (2, 10)																				
Luther Hackman, R ERA: 0.00, WHIP: 0.750 (3, 10)																				
Mike Crudale, R ERA: 0.00 (4, 10)																				
J.D. Drew, L ERA: 0.00, WHIP: 0.000 (5, 10)																				
Rick White, R ERA: 0.00 (7, 10)																				
Steve Kline, S ERA: 0.00 (8, 10)																				
Kerry Robinson, L ERA: 0.00, WHIP: 0.000 (9, 10)																				
Dave Veres, R ERA: 0.00, WHIP: 0.000 (10, 10)																				
Miguel Cairo, R ERA: 0.00, WHIP: 0.000 (11, 10)																				
Jeff Fassero, L ERA: 0.00, WHIP: 0.000 (12, 10)																				
Inning Stats	R: 3 E: 1 K: 0 S: 12 H: 1 LOB: 0 BB: 2 P: 23	R: 0 E: 0 K: 2 S: 14 H: 2 LOB: 3 BB: 1 P: 24	R: 1 E: 0 K: 0 S: 13 H: 1 LOB: 0 BB: 1 P: 21	R: 0 E: 0 K: 1 S: 9 H: 0 LOB: 0 BB: 0 P: 14	R: 0 E: 0 K: 1 S: 14 H: 1 LOB: 1 BB: 0 P: 22	R: 0 E: 0 K: 0 S: 9 H: 1 LOB: 2 BB: 1 P: 16	R: 1 E: 0 K: 2 S: 9 H: 1 LOB: 0 BB: 0 P: 16	R: 0 E: 0 K: 1 S: 9 H: 1 LOB: 1 BB: 0 P: 14	R: 0 E: 0 K: 0 S: 6 H: 1 LOB: 1 BB: 1 P: 12	R: 0 E: 0 K: 0 S: 4 H: 2 LOB: 1 BB: 0 P: 7	R: 0 E: 0 K: 0 S: 9 H: 0 LOB: 0 BB: 0 P: 13	R: 0 E: 0 K: 1 S: 6 H: 0 LOB: 0 BB: 0 P: 9	R: 1 E: 0 K: 0 S: 11 H: 1 LOB: 1 BB: 1 P: 17	1B: 8 2B: 1 3B: 0 HR: 3 SF: 0 SAC: 1 DP: 3 HBP: 0	WP: 0 PB: 0 SB: 1 CS: 0 PA: 54						

PITCHER		IP	WLS	BF	H	R	ER	SO	BB	IBB	HBP	BLK	WP	HR	S	P	ERA	WHIP
39 Steve Smyth, L ERA: 9.41	(1, 1)	2.0		12	3	3	3	2	3	0	0	0	0	1	26	47	13.50	3.000
Will Cunnane, R ERA: 3.18	(3, 1)	2.0		7	1	1	1	1	1	0	0	0	0	1	22	35	4.50	1.000
Joe Borowski, R ERA: 2.81	(5, 1)	2.0		9	2	0	0	1	1	0	0	0	0	0	23	38	0.00	1.500
Juan Cruz, R ERA: 4.15	(7, 1)	2.0	B	8	2	1	1	3	0	0	0	0	0	1	18	30	4.50	1.000
Pat Mahomes, R ERA: 3.06	(9, 1)	3.0		11	3	0	0	0	0	1	0	0	0	0	19	32	0.00	1.000

PITCHER		IP	WLS	BF	H	R	ER	SO	BB	IBB	HBP	BLK	WP	HR	S	P	ERA	WHIP
Antonio Alfonseca, R ERA: 4.0	(12, 1)	1.2	L	7	1	1	1	1	1	0	0	0	0	0	17	26	5.40	1.200

BOTTOM

Chicago Cubs @ St. Louis Cardinals

Busch Stadium, St. Louis, MO

Sat Sep 07 2002, 7:10 PM CDT

Att. 46,779 - Cloudy - 93 F

livebaseballscorecards.com

AB	46
R	6
H	12
RBI	6
BB	7
SO	8
LOB	22

Chicago Cubs @ St. Louis Cardinals

Busch Stadium, St. Louis, MO

Sun Sep 08 2002, 1:10 PM CDT

Att. 45,265 - Sunny - 93 F

TOP

livebaseballscorecards.com

Batter	1	2	3	4	5	6	7	8	9	AB	R	H	RBI	BB	SO	LOB
Bobby Hill, S (1, 4) OBP: 0.310, SLG: 0.326	L5		FC4-6, 1B			G4-3			G5-4-3, 1B	4	0	2	0	0	0	0
Corey Patterson, L (1, 8) OBP: 0.283, SLG: 0.390	F7		FC4-6, 1-2f			G5-3			G5-4-3, 1-2f	3	0	0	0	0	0	2
Mark Bellhorn, S (9, PH) OBP: 0.381, SLG: 0.537										1	0	0	0	0	0	1
Sammy Sosa, R (1, 9) OBP: 0.408, SLG: 0.614	K			F8			F9		1B	4	0	1	0	0	1	0
Moises Alou, R (1, 7) OBP: 0.345, SLG: 0.430		G4-6-3, BB		K			G5-3		L6	3	0	0	0	1	1	1
Hee-Seop Choi, L (1, 3) OBP: 0.143, SLG: 0.571		G4-6-3, 1-2f		G6-3			HR			3	1	1	1	0	0	1
Kevin Orie, R (1, 5) OBP: 0.250, SLG: 0.500		G6-3			G3-1, 2B		F5			3	0	1	0	0	0	0
Alex Gonzalez, R (1, 6) OBP: 0.319, SLG: 0.440			P4		K			F7		3	0	0	0	0	1	1
Todd Hundley, S (1, 2) OBP: 0.291, SLG: 0.419			K		G3-1, 2-3			F7		3	0	0	0	0	1	1
34 Kerry Wood, R (1, 1) OBP: 0.231, SLG: 0.242			1B			G6-3		G4-3		2	0	1	0	0	0	0
Fred McGriff, L (8, PH) OBP: 0.352, SLG: 0.501										1	0	0	0	0	0	0
Joe Borowski, R (8, 1) OBP: 0.286, SLG: 0.286										0	0	0	0	0	0	0
Inning Stats	R: 0 E: 0 K: 1 S: 12 H: 0 LOB: 0 BB: 0 P: 18	R: 0 E: 0 K: 0 S: 7 H: 0 LOB: 0 BB: 1 P: 12	R: 0 E: 0 K: 1 S: 13 H: 2 LOB: 2 BB: 0 P: 17	R: 0 E: 0 K: 1 S: 7 H: 0 LOB: 0 BB: 0 P: 13	R: 0 E: 0 K: 1 S: 8 H: 1 LOB: 0 BB: 0 P: 11	R: 0 E: 0 K: 0 S: 6 H: 0 LOB: 0 BB: 0 P: 9	R: 1 E: 0 K: 0 S: 7 H: 1 LOB: 0 BB: 0 P: 9	R: 0 E: 0 K: 0 S: 9 H: 0 LOB: 0 BB: 0 P: 13	R: 0 E: 0 K: 0 S: 11 H: 2 LOB: 1 BB: 0 P: 15	1B: 4 2B: 1 3B: 0 HR: 1 SF: 0 SAC: 0 DP: 2 HBP: 0						

	AB	30
	R	1
	H	6
	RBI	1
	BB	1
	SO	4
	LOB	7

WP: 0 PB: 0 SB: 0 CS: 0 PA: 31

PITCHER		IP	WLS	BF	H	R	ER	SO	BB	IBB	HBP	BLK	WP	HR	S	P	ERA	WHIP
Jason Simontacchi, R ERA: 4.15	(1, 1)	8.0	W	27	4	1	1	4	1	0	0	0	0	1	69	102	1.12	0.625
Steve Kline, L ERA: 4.1	(9, 1)	1.0	S	4	2	0	0	0	0	0	0	0	0	0	11	15	0.00	2.000

PITCHER	IP	WLS	BF	H	R	ER	SO	BB	IBB	HBP	BLK	WP	HR	S	P	ERA	WHIP

Batter	1	2	3	4	5	6	7	8	9	AB	R	H	RBI	BB	SO	LOB
Fernando Vina, L (1, 4) OBP: 0.335, SLG: 0.333	0-0 15 G3 SH5-3 1B		1-0 1B 1-3 1B	4-0 1-2 BB		1-0 L3				3	0	2	0	1	0	0
Kerry Robinson, L (1, 7) OBP: 0.295, SLG: 0.352	0-0 SH5-3 1-2		2-1 1-2 3-H 1B	0-0 F6			3-1 G6-3			3	0	1	1	0	0	2
15 Jim Edmonds, L (1, 8) OBP: 0.408, SLG: 0.557	0-1 G3 2-3		0-3 K		0-0 L8		3-3 K			4	0	0	0	0	2	3
Tino Martinez, L (1, 3) OBP: 0.341, SLG: 0.435	2-3 K		2-3 K		0-0 27 WP 1B		0-0 F7			4	0	1	0	0	2	3
27 Scott Rolen, R (1, 5) OBP: 0.358, SLG: 0.478		2-3 K	0-0 F7		4-0 1-2 BB			0-0 F9		3	0	0	0	1	1	2
Eli Marrero, R (1, 9) OBP: 0.320, SLG: 0.435		0-1 P4		2-3 K	1-0 F7			0-0 F9		4	0	0	0	0	1	2
Mike DiFelice, R (1, 2) OBP: 0.287, SLG: 0.361		3-2 1B		3-3 K	1-0 F9			4-1 2B BB		3	1	1	0	1	1	2
Wilson Delgado, S (1, 6) OBP: 0.333, SLG: 1.000		1-3 K		2-0 HR		2-3 K		1-1 1-H 2B		4	1	2	2	0	2	1
Jason Simontacchi, R (1, 1) OBP: 0.273, SLG: 0.238 Eduardo Perez, R (8, PH) OBP: 0.291, SLG: 0.464 Steve Kline, S (9, 1)			0-0 1B 1B 1B	1-0 PB 1B		0-3 K2-3		3-3 K		3 1 0	1 0 0	2 0 0	0 0 0	0 0 0	1 1 0	0 1 0
Inning Stats	R: 0 E: 0 K: 1 S: 7 H: 1 LOB: 1 BB: 0 P: 9	R: 0 E: 0 K: 2 S: 14 H: 1 LOB: 1 BB: 0 P: 20	R: 1 E: 0 K: 2 S: 11 H: 3 LOB: 2 BB: 0 P: 16	R: 1 E: 0 K: 2 S: 13 H: 2 LOB: 2 BB: 1 P: 25	R: 0 E: 0 K: 0 S: 4 H: 1 LOB: 2 BB: 1 P: 10	R: 0 E: 0 K: 2 S: 7 H: 0 LOB: 0 BB: 0 P: 10	R: 0 E: 0 K: 1 S: 6 H: 0 LOB: 0 BB: 0 P: 12	R: 1 E: 0 K: 1 S: 8 H: 1 LOB: 1 BB: 1 P: 16		1B: 7 2B: 1 3B: 0 HR: 1 SF: 0 SAC: 1 DP: 0 HBP: 0						

PITCHER		IP	WLS	BF	H	R	ER	SO	BB	IBB	HBP	BLK	WP	HR	S	P	ERA	WHIP
34 Kerry Wood, R ERA: 3.73	(1, 1)	7.0	L	31	8	2	2	10	2	0	0	0	1	1	62	102	2.57	1.429
Joe Borowski, R ERA: 2.88	(8, 1)	1.0		5	1	1	1	1	1	0	0	0	0	0	8	16	9.00	2.000

PITCHER	IP	WLS	BF	H	R	ER	SO	BB	IBB	HBP	BLK	WP	HR	S	P	ERA	WHIP

BOTTOM

Chicago Cubs @ St. Louis Cardinals

Busch Stadium, St. Louis, MO

Sun Sep 08 2002, 1:10 PM CDT
Att. 45,265 - Sunny - 93 F

livebaseballscorecards.com

AB	32
R	3
H	9
RBI	3
BB	3
SO	11
LOB	16

WP: 1 PA: 36
PB: 1
SB: 0
CS: 0

Montreal Expos @ Chicago Cubs

Wrigley Field, Chicago, IL

Mon Sep 09 2002, 7:05 PM CDT

Att. 28,162 - Sunny - 82 F

livebaseballscorecards.com

TOP

Batter	1	2	3	4	5	6	7	8	9	AB	R	H	RBI	BB	SO	LOB
Brad Wilkerson, L (1, 8) OBP: 0.375, SLG: 0.478	C B C B B X 3-2 ① G4-3		B B C C S 2-3 ② K		B S B B F F S 3-3 ② K		B C S S 1-3 ② K	C S S 0-3 ③ K		5	0	0	0	0	4	3
Jose Vidro, S (1, 4) OBP: 0.372, SLG: 0.477	F B F X 1-2 E1		B F B B X 2-1 1-3 1B		C B B B B 4-1 BB		X 0-0 BB 1B		C C F B F B F F X 2-2 ① F7	4	0	2	0	1	0	0
Vladimir Guerrero, R (1, 9) OBP: 0.412, SLG: 0.596	F S S 0-3 ② K		I I I I 4-0 IBB		X 0-0 ③ L8		B B B B 4-0 1-2 BB		B X 1-0 ② P4	3	0	0	0	2	1	2
Troy O'Leary, L (1, 7) OBP: 0.363, SLG: 0.377	B X 1-0 ③ G4-3		B B S X 2-1 ③ G4-3			F B F S 1-3 ① K	B B S B X 3-1 ③ G3		C B B C B F X 3-2 ③ G1-3	5	0	0	0	0	1	6
Andres Galarraga, R (1, 3) OBP: 0.344, SLG: 0.394 Jose Macias, S (8, PR) OBP: 0.293, SLG: 0.379 Brian Schneider, L (8, 2) OBP: 0.325, SLG: 0.439		F S B B S 2-3 ① K		S S B F F B F F B 3-3 S ① K		X 0-0 S G3 1B		B B B B 4-0 1B 2B BB		3 0 0	0 1 0	1 0 0	0 0 0	1 0 0	2 0 0	0 0 0
Fernando Tatis, R (1, 5) OBP: 0.306, SLG: 0.409		C S B S 1-3 ② K		X 0-0 ② G4-3		X 0-0 ② G3 1-2		B S S X 1-2 ① L9		4	0	0	0	0	1	2
Orlando Cabrera, R (1, 6) OBP: 0.315, SLG: 0.365		C B F X 1-2 ③ G6-3		B B F B C X 3-2 ③ L9		B B B 4-0 FC4 2-3 BB		B B X 2-0 ② L7		3	0	0	0	1	0	1
Michael Barrett, R (1, 2) OBP: 0.354, SLG: 0.444 (8, 3)			C B B B C F S 3-3 ① K		X 0-0 HR	B C C X 1-2 ③ FC4 1-2f		B C F B X 2-2 2B 1-3 1B		4	1	2	1	0	1	2
Tony Armas, R (1, 1) OBP: 0.116, SLG: 0.143 Matt Cepicky, L (8, PH) OBP: 0.292, SLG: 0.625 Jim Brower, R (8, 1)			C X 0-1 1B 1B		B B C X 2-1 ① G4-3		C F C 0-3 ① K	B F X 1-1 1-3 3-H 2B		3 1 0	0 0 0	1 1 0	0 1 0	0 1 0	1 0 0	0 0 0
Inning Stats	R: 0 H: 0 E: 1 LOB: 1 K: 1 BB: 0 S: 10 P: 15	R: 0 H: 0 E: 0 LOB: 0 K: 2 BB: 0 S: 9 P: 13	R: 0 H: 2 E: 0 LOB: 3 K: 2 BB: 1 S: 13 P: 26	R: 0 H: 0 E: 0 LOB: 0 K: 1 BB: 0 S: 11 P: 17	R: 1 H: 1 E: 0 LOB: 1 K: 1 BB: 1 S: 9 P: 18	R: 0 H: 1 E: 0 LOB: 2 K: 1 BB: 1 S: 8 P: 14	R: 0 H: 1 E: 0 LOB: 2 K: 2 BB: 1 S: 9 P: 17	R: 1 H: 2 E: 0 LOB: 2 K: 1 BB: 1 S: 12 P: 22	R: 0 H: 0 E: 0 LOB: 0 K: 0 BB: 0 S: 12 P: 18	1B: 5 SF: 0 2B: 1 SAC: 0 3B: 0 DP: 0 HR: 1 HBP: 0						WP: 0 PA: 40 PB: 0 SB: 1 CS: 0

	AB	35
	R	2
	H	7
	RBI	2
	BB	5
	SO	11
	LOB	16

PITCHER		IP	WLS	BF	H	R	ER	SO	BB	IBB	HBP	BLK	WP	HR	S	P	ERA	WHIP
Matt Clement, R ERA: 3.41	(1, 1)	4.0		17	3	1	1	6	0	1	0	0	0	1	44	72	2.25	0.750
Juan Cruz, R ERA: 4.01	(5, 1)	3.0		14	2	0	0	4	3	0	0	0	0	0	25	48	0.00	1.667
Kyle Farnsworth, R ERA: 6.7	(8, 1)	0.2	B	5	2	1	1	0	1	0	0	0	0	0	9	19	13.50	4.500
Joe Borowski, R ERA: 2.84	(8, 1)	1.1	W	4	0	0	0	1	0	0	0	0	0	0	15	21	0.00	0.000

PITCHER		IP	WLS	BF	H	R	ER	SO	BB	IBB	HBP	BLK	WP	HR	S	P	ERA	WHIP

Batter	1	2	3	4	5	6	7	8	9	AB	R	H	RBI	BB	SO	LOB
Bobby Hill, S (1, 4) OBP: 0.315, SLG: 0.331	B C B B X 3-1 G4-3 S 2B 1B		B C X 1-1 BLK 1B		B B C C X 2-2 ① G6-3		L B B F S 2-3 ② K			4	1	2	0	0	1	0
Mark Bellhorn, S (1, 5) (9, 3) OBP: 0.378, SLG: 0.531	S X 0-1 ① G4-3 1-3		C B X 1-1 ① F3 1-2		C B B C B S 3-3 ② K		B F F X 1-2 ③ L6			4	0	0	0	0	1	2
Sammy Sosa, R (1, 9) OBP: 0.405, SLG: 0.609	S B S S 1-3 ② K		B F S S 1-3 ② K		B X 1-0 ③ G1-3			B C X 1-1 ① G1-3		4	0	0	0	0	2	2
Fred McGriff, L (1, 3) Chad Hermansen, R (8, PR) Kevin Orie, R (9, 5) OBP: 0.355, SLG: 0.504 OBP: 0.270, SLG: 0.368 OBP: 0.250, SLG: 0.500	X 0-0 2B 3-H		I I I I 4-0 IBB			S B B X 2-1 ① F7		B X 1-0 G6-4-3 1B		3 0 0	0 0 0	2 0 0	1 0 0	1 0 0	0 0 0	0 0 0
Moises Alou, R (1, 7) OBP: 0.344, SLG: 0.430	X 0-0 ③ F8		C C B B C 2-3 ③ K			C B B X 2-1 2B		X 0-0 ② ③ G6-4-3 1-2f		4	0	1	0	0	1	4
Roosevelt Brown, L (1, 8) OBP: 0.269, SLG: 0.289		X 0-0 ① G4-3		B F F B B B 4-2 BB		X 0-0 ② F7			B C F C 1-3 ① K	3	0	0	0	1	1	1
Alex Gonzalez, R (1, 6) OBP: 0.318, SLG: 0.445		B S S B S 2-3 ② K		B F S X 1-2 ① F9		B S B B C S 3-3 ③ K			S S B B X 2-2 HR	4	1	1	1	0	2	2
Joe Girardi, R (1, 2) Corey Patterson, L (7, PH) Kyle Farnsworth, R (8, 1) Joe Borowski, R (8, 1) OBP: 0.273, SLG: 0.289 OBP: 0.285, SLG: 0.397 OBP: 0.286, SLG: 0.286		B B B 4-0 FC4-6 BB		B B S X 2-1 ② P3			B B C B X 3-1 HR			1 1 0 0	0 1 0 0	0 1 0 0	0 1 0 0	1 0 0 0	0 0 0 0	1 0 0 0
Matt Clement, R (1, 1) Juan Cruz, R (5, 1) Hee-Seop Choi, L (7, PH) Mike Mahoney, R (8, 2) OBP: 0.113, SLG: 0.086 OBP: 0.143, SLG: 0.143 OBP: 0.125, SLG: 0.500 OBP: 0.235, SLG: 0.250		S X 0-1 ③ FC4-6 1-2f		S B C B C 2-3 ③ K			B F B X 2-1 ① F9			2 0 1 0	0 0 0 0	0 0 0 0	0 0 0 0	0 0 0 0	1 0 0 0	2 0 0 0
Inning Stats	R: 1 H: 2 E: 0 LOB: 1 K: 1 BB: 0 S: 9 P: 13	R: 0 H: 0 E: 0 LOB: 1 K: 1 BB: 1 S: 6 P: 12	R: 0 H: 1 E: 0 LOB: 2 K: 2 BB: 1 S: 10 P: 19	R: 0 H: 0 E: 0 LOB: 1 K: 1 BB: 1 S: 10 P: 19	R: 0 H: 0 E: 0 LOB: 0 K: 1 BB: 0 S: 7 P: 13	R: 0 H: 1 E: 0 LOB: 1 K: 1 BB: 0 S: 8 P: 15	R: 1 H: 1 E: 0 LOB: 0 K: 1 BB: 0 S: 10 P: 18	R: 0 H: 1 E: 0 LOB: 1 K: 0 BB: 0 S: 4 P: 6	R: 1 H: 1 E: 0 LOB: 0 K: 1 BB: 0 S: 6 P: 9	1B: 3 SF: 0 2B: 2 SAC: 0 3B: 0 DP: 1 HR: 2 HBP: 0						WP: 0 PA: 34 PB: 0 SB: 1 CS: 0

PITCHER	IP	WLS	BF	H	R	ER	SO	BB	IBB	HBP	BLK	WP	HR	S	P	ERA	WHIP
Tony Armas, R (1, 1) ERA: 4.64	7.0		29	5	2	2	8	2	1	0	1	0	1	60	109	2.57	1.000
Jim Brower, R (8, 1) ERA: 4.58	1.1	L	5	2	1	1	1	0	0	0	0	0	1	10	15	6.75	1.500

PITCHER	IP	WLS	BF	H	R	ER	SO	BB	IBB	HBP	BLK	WP	HR	S	P	ERA	WHIP

BOTTOM

Montreal Expos @ Chicago Cubs

Wrigley Field, Chicago, IL

Mon Sep 09 2002, 7:05 PM CDT

Att. 28,162 - Sunny - 82 F

livebaseballscorecards.com

AB	31
R	3
H	7
RBI	3
BB	3
SO	9
LOB	14

Batter	1	2	3	4	5	6	7	8	9	AB	R	H	RBI	BB	SO	LOB
Endy Chavez, L (1, 8) OBP: 0.184, SLG: 0.271	B B C X 2-1 E6 FC6-4	C B S F X 1-2 1-H 3B			B C B X 2-1 ① SH1-4 1-2	C C B F S 1-3 ② K		C X 0-1 ③ G6-3		4	0	1	1	0	1	1
Jose Vidro, S (1, 4) OBP: 0.371, SLG: 0.475	B C B S B X 3-2 ① F8	C X 0-1 ③ G1-3			C S F F B X 1-2 1B PB 2-H 1B	C F F C 0-3 ③ K			C B F X 1-2 ① G4-3	5	1	1	1	0	1	2
Vladimir Guerrero, R (1, 9) OBP: 0.413, SLG: 0.596	B F X 1-1 FC6-4 1B	B S X 1-1 ① F8			B X 1-0 PB 1B 1-3 1B	C F X 0-2 ① G6-3			B S C F F F X 1-2 E S 1B	5	1	3	0	0	0	0
Matt Cepicky, L (1, 7) OBP: 0.276, SLG: 0.536	B X 1-0 ② FC6-4 1-2f 2-3	C B F B S 2-3 ② K			B B B B 4-0 BB 1B 1-3 3-H BB	X 0-0 ② F9			B B F B F F X 3-2 ② G1-3 1-3	4	0	0	0	1	1	3
Fernando Tatis, R (1, 5) OBP: 0.305, SLG: 0.406	B F F S 1-3 ③ K	C S F B B X 2-2 ③ F3			X 0-0 BB 1-2 3-H 1B	B C B F S 2-3 ③ K			S S B X 1-2 ③ F9	5	0	1	1	0	2	3
Brad Wilkerson, L (1, 3) OBP: 0.375, SLG: 0.482		C B X 1-1 ① G3		B C B F S 2-3 ① K	B F B B B X 3-1 ② F8			B B X 2-0 HR		4	1	1	1	0	1	2
Orlando Cabrera, R (1, 6) OBP: 0.318, SLG: 0.366		C F B F F X 1-2 S 1B 1B		C B B X 2-1 ② L4	C S F B B F B B 4-2 1-2 2-3 BB			B B B B 4-0 G4-3 G6-3 BB		2	1	1	0	2	0	0
Michael Barrett, R (1, 2) OBP: 0.350, SLG: 0.439		B B B C F F S 3-3 ② K 1-3		B F C F F S 1-3 ③ K	C B F X 1-2 ③ G3			B C F F X 1-2 ① G6-3 1-2		4	0	0	0	0	2	5
Javier Vazquez, R (1, 1) OBP: 0.188, SLG: 0.164 Wilton Guerrero, S (8, PH) OBP: 0.264, SLG: 0.261 Joey Eischen, L (8, 1) OBP: 0.333, SLG: 0.400		C B F B B B X 3-2 3B 3-H 1B			C B B B B 4-1 SH1-4 1B BB	B C C B X 2-2 ① G6-3		S X 0-1 ② G4-3 2-3		2 1 0	2 0 0	1 0 0	1 0 0	1 0 0	0 0 0	0 1 0
Inning Stats	R: 0 E: 1 K: 1 S: 11 H: 1 LOB: 2 BB: 0 P: 19	R: 2 E: 0 K: 1 S: 20 H: 3 LOB: 1 BB: 0 P: 29	R: 0 E: 0 K: 1 S: 9 H: 0 LOB: 0 BB: 0 P: 14	R: 0 E: 0 K: 2 S: 10 H: 0 LOB: 0 BB: 0 P: 15	R: 3 E: 0 K: 0 S: 19 H: 3 LOB: 3 BB: 3 P: 39	R: 0 E: 0 K: 2 S: 11 H: 0 LOB: 0 BB: 0 P: 14	R: 0 E: 0 K: 1 S: 7 H: 0 LOB: 0 BB: 0 P: 9	R: 1 E: 0 K: 0 S: 9 H: 1 LOB: 1 BB: 1 P: 16	R: 0 E: 0 K: 0 S: 16 H: 1 LOB: 1 BB: 0 P: 22	1B: 7 2B: 0 3B: 1 HR: 1 SF: 0 SAC: 1 DP: 0 HBP: 0						

TOP

Montreal Expos @ Chicago Cubs

Wrigley Field, Chicago, IL

Tue Sep 10 2002, 7:05 PM CDT

Att. 29,587 - Overcast - 69 F

livebaseballscorecards.com

AB	36
R	6
H	9
RBI	5
BB	4
SO	8
LOB	17

PITCHER		IP	WLS	BF	H	R	ER	SO	BB	IBB	HBP	BLK	WP	HR	S	P	ERA	WHIP
38 Carlos Zambrano, R ERA: 4.28	(1, 1)	4.2	L	25	7	5	5	5	3	0	0	0	0	0	66	112	9.64	2.143
Pat Mahomes, R ERA: 2.7	(5, 1)	2.1		7	0	0	0	3	0	0	0	0	0	0	21	27	0.00	0.000
Will Cunnane, R ERA: 3.5	(8, 1)	1.0		5	1	1	1	0	1	0	0	0	0	1	9	16	9.00	2.000
Antonio Alfonseca, R ERA: 3.94	(9, 1)	1.0		4	1	0	0	0	0	0	0	0	0	0	16	22	0.00	1.000

PITCHER	IP	WLS	BF	H	R	ER	SO	BB	IBB	HBP	BLK	WP	HR	S	P	ERA	WHIP

Batter	1	2	3	4	5	6	7	8	9	AB	R	H	RBI	BB	SO	LOB
Bobby Hill, S (1, 4) OBP: 0.305, SLG: 0.319	C F X 0-2 ① G6-3		B F X 1-1 ① G1-3		C B F X 1-2 ① G4-3		X 0-0 ① L8		C B C B C 2-3 ② K	5	0	0	0	0	1	3
Mark Bellhorn, S (1, 5) OBP: 0.376, SLG: 0.535	C B B X 2-1 HR		F S B S 1-3 ② K		B S X 1-1 ② P3		B S S B S 2-3 ② K		B B C X 2-1 ③ 1-2f FC5-4	5	1	1	1	0	2	3
Sammy Sosa, R (1, 9) OBP: 0.404, SLG: 0.609	C S B B B S 3-3 ② K		C S X 0-2 2B 2B		S C B B S 2-3 ③ K		B C F S 1-3 ③ K			4	1	1	0	0	3	2
Fred McGriff, L (1, 3) OBP: 0.354, SLG: 0.504	B X 1-0 ③ G3		S X 0-1 2-H 2B			B B C S B F X 3-2 ① F7		S B B B F X 3-2 ① G4-3		4	0	1	1	0	0	0
Moises Alou, R (1, 7) OBP: 0.345, SLG: 0.432		B S X 1-1 G3 2B	C B B X 2-1 ③ G1-3			B B S X 2-1 ② G1-3		B B F C B B 4-2 BB		3	0	1	0	1	0	1
Roosevelt Brown, L (1, 8) OBP: 0.270, SLG: 0.295 Chris Stynes, R (8, PH) OBP: 0.316, SLG: 0.370 Antonio Alfonseca, R (9, 1) OBP: 0.667, SLG: 0.667		X 0-0 ① G3 2-3		B X 1-0 ① G4-3		F X 0-1 2B		C S B S 1-3 ② K		3 1 0	0 0 0	1 0 0	0 0 0	0 0 0	0 1 0	1 1 0
Alex Gonzalez, R (1, 6) OBP: 0.315, SLG: 0.441		S F C 0-3 ② K		B S S S B S 2-3 ② K		B F S 1-3 ③ K		X 0-0 ③ G1-3		4	0	0	0	0	3	3
Todd Hundley, S (1, 2) OBP: 0.299, SLG: 0.421 Angel Echevarria, R (9, PH) OBP: 0.359, SLG: 0.488		I I I I 4-0 IBB		B S B B B 4-1 BB			B S S F F B F F F 2-2 X BB 1B		X 0-0 ① G1-3	1 1	0 0	1 0	0 0	2 0	0 0	0 0
38 Carlos Zambrano, S (1, 1) OBP: 0.042, SLG: 0.083 Pat Mahomes, R (5, 1) Hee-Seop Choi, L (7, PH) OBP: 0.222, SLG: 0.500 Will Cunnane, R (8, 1) OBP: 0.500, SLG: 0.333 Chad Hermansen, R (9, 8) OBP: 0.273, SLG: 0.368		F S B S 1-3 ③ K		B C S S 1-3 ③ K			C S B B B B F F B 4-2 1-2 BB		C B B B B B 4-1 FC5-4 BB	2 0 0 0 0	0 0 0 0 0	0 0 0 0 0	0 0 0 0 0	0 0 1 0 1	2 0 0 0 0	3 0 0 0 0
Inning Stats	R: 1 E: 0 K: 1 S: 10 H: 1 LOB: 0 BB: 0 P: 16	R: 0 E: 0 K: 2 S: 10 H: 1 LOB: 2 BB: 1 P: 16	R: 1 E: 0 K: 1 S: 12 H: 2 LOB: 1 BB: 0 P: 16	R: 0 E: 0 K: 2 S: 8 H: 0 LOB: 1 BB: 1 P: 16	R: 0 E: 0 K: 1 S: 8 H: 0 LOB: 0 BB: 0 P: 12	R: 0 E: 0 K: 1 S: 11 H: 1 LOB: 1 BB: 0 P: 17	R: 0 E: 0 K: 2 S: 19 H: 1 LOB: 2 BB: 1 P: 28	R: 0 E: 0 K: 1 S: 9 H: 0 LOB: 1 BB: 1 P: 17	R: 0 E: 0 K: 1 S: 7 H: 0 LOB: 1 BB: 1 P: 15	1B: 1 2B: 4 3B: 0 HR: 1		SF: 0 SAC: 0 DP: 0 HBP: 0		WP: 0 PB: 0 SB: 0 CS: 0	PA: 38	

PITCHER	IP	WLS	BF	H	R	ER	SO	BB	IBB	HBP	BLK	WP	HR	S	P	ERA	WHIP
Javier Vazquez, R (1, 1) ERA: 4.06	7.0	W	30	6	2	2	10	2	1	0	0	0	1	78	121	2.57	1.143
Joey Eischen, L (8, 1) ERA: 1.15	2.0		8	0	0	0	2	2	0	0	0	0	0	16	32	0.00	1.000

PITCHER	IP	WLS	BF	H	R	ER	SO	BB	IBB	HBP	BLK	WP	HR	S	P	ERA	WHIP

Montreal Expos @ Chicago Cubs

Wrigley Field, Chicago, IL

Tue Sep 10 2002, 7:05 PM CDT

Att. 29,587 - Overcast - 69 F

BOTTOM

livebaseballscorecards.com

AB	33
R	2
H	6
RBI	2
BB	5
SO	12
LOB	17

Batter	1	2	3	4	5	6	7	8	9	AB	R	H	RBI	BB	SO	LOB
Endy Chavez, L (1, 8) OBP: 0.208, SLG: 0.288	C B B F F F B F X 3-2 ① G5-3		F B X 1-1 ②③ L1-3 1-2			B B C X 2-1 1B 2B 1B		B C X 1-1 S 1B		4	1	2	0	0	0	1
Jamey Carroll, R (1, 5) OBP: 0.750, SLG: 0.667	C F X 0-2 ② G4-3			C F B X 1-2 G4-6-3 1B		F B X 1-1 1-2 2B 1B		C F B B B F B 4-2 G4-6-3 1-2 BB		3	1	2	0	1	0	0
Jose Vidro, S (1, 4) OBP: 0.370, SLG: 0.475	C B X 1-1 ③ G1-3			C X 0-1 ①② G4-6-3 1-2f		B X 1-0 1-H 2-H 1B 2B		F X 0-1 ②③ G4-6-3 1-2f		4	1	1	2	0	0	3
Vladimir Guerrero, R (1, 9) OBP: 0.414, SLG: 0.595		B F B X 2-1 S 1B		B X 1-0 ③ F9		F B C F X 1-2 2-H 1B			B F X 1-1 ① G5-3	4	0	2	1	0	0	0
Brad Wilkerson, L (1, 3) OBP: 0.374, SLG: 0.480		B S B B B C S 3-3 ① K 1-2			C C B B S 2-3 ① K2-3	S C C 0-3 ③ K			C X 0-1 G4-6-3 1B	4	0	1	0	0	3	2
Orlando Cabrera, R (1, 6) OBP: 0.316, SLG: 0.363		B B B C S S X 3-2 ② L8			B B X 2-0 ② G5-3		C B X 1-1 ① F9		X 0-0 ②③ G4-6-3 1-2f	4	0	0	0	0	0	2
Matt Cepicky, L (1, 7) OBP: 0.250, SLG: 0.484		C B X 1-1 ③ G4-3			S B F C 1-3 ③ K		C B X 1-1 ② G6-3			3	0	0	0	0	1	1
Brian Schneider, L (1, 2) OBP: 0.325, SLG: 0.437			C B F F X 1-2 L1-3 1B			C B B C X 2-2 ① L6	B X 1-0 ③ F7			3	0	1	0	0	0	0
Masato Yoshii, R (1, 1) OBP: 0.154, SLG: 0.086			F L L 0-3 ① K			C B X 1-1 ② G5-3		C C C 0-3 ① K		1	0	0	0	0	1	1
Fernando Tatis, R (6, PH) OBP: 0.304, SLG: 0.405										1	0	0	0	0	0	0
Sun-Woo Kim, R (6, 1)										0	0	0	0	0	0	0
Wilton Guerrero, S (8, PH) OBP: 0.262, SLG: 0.259										1	0	0	0	0	1	0
Britt Reames, R (8, 1) OBP: 0.125, SLG: 0.125										0	0	0	0	0	0	0
Inning Stats	R: 0 E: 0 K: 0 S: 11 H: 0 LOB: 0 BB: 0 P: 15	R: 0 E: 0 K: 1 S: 10 H: 1 LOB: 1 BB: 0 P: 19	R: 0 E: 0 K: 1 S: 9 H: 1 LOB: 0 BB: 0 P: 11	R: 0 E: 0 K: 0 S: 6 H: 1 LOB: 0 BB: 0 P: 8	R: 0 E: 0 K: 2 S: 7 H: 0 LOB: 0 BB: 0 P: 12	R: 3 E: 0 K: 1 S: 17 H: 4 LOB: 1 BB: 0 P: 25	R: 0 E: 0 K: 0 S: 5 H: 0 LOB: 0 BB: 0 P: 8	R: 0 E: 0 K: 1 S: 10 H: 1 LOB: 1 BB: 1 P: 15	R: 0 E: 0 K: 0 S: 5 H: 1 LOB: 0 BB: 0 P: 6	1B: 8 2B: 2 3B: 0 HR: 0 SF: 0 SAC: 0 DP: 4 HBP: 0						

PITCHER		IP	WLS	BF	H	R	ER	SO	BB	IBB	HBP	BLK	WP	HR	S	P	ERA	WHIP
Alan Benes, R ERA: 4.91	(1, 1)	7.0	W	26	7	3	3	5	0	0	0	0	0	0	65	98	3.86	1.000
Joe Borowski, R ERA: 2.8	(8, 1)	1.0	H	4	1	0	0	1	1	0	0	0	0	0	10	15	0.00	2.000
Antonio Alfonseca, R ERA: 3.88	(9, 1)	1.0	S	3	1	0	0	0	0	0	0	0	0	0	5	6	0.00	1.000

PITCHER	IP	WLS	BF	H	R	ER	SO	BB	IBB	HBP	BLK	WP	HR	S	P	ERA	WHIP

TOP

Montreal Expos @ Chicago Cubs

Wrigley Field, Chicago, IL

Wed Sep 11 2002, 1:20 PM CDT

Att. 20,503 - Sunny - 67 F

livebaseballscorecards.com

AB	32
R	3
H	9
RBI	3
BB	1
SO	6
LOB	10

1B: 8 SF: 0
2B: 2 SAC: 0
3B: 0 DP: 4
HR: 0 HBP: 0

WP: 0 PA: 33
PB: 0
SB: 2
CS: 0

Montreal Expos @ Chicago Cubs

Wrigley Field, Chicago, IL

Wed Sep 11 2002, 1:20 PM CDT

Att. 20,503 - Sunny - 67 F

livebaseballscorecards.com

BOTTOM

Batter	1	2	3	4	5	6	7	8	9	AB	R	H	RBI	BB	SO	LOB
Mark Bellhorn, S (1, 6) (7, 4) OBP: 0.375, SLG: 0.539	HR	G3			F9		L9			4	1	1	1	0	0	0
Corey Patterson, L (1, 8) OBP: 0.283, SLG: 0.394	L9	K			G4-3		L4			4	0	0	0	0	1	0
Sammy Sosa, R (1, 9) OBP: 0.407, SLG: 0.616	1B		G4-6-3 1B		HR		G6-3			4	2	3	1	0	0	0
Hee-Seop Choi, L (1, 3) OBP: 0.231, SLG: 0.364	BB		K		K			K		3	1	0	0	1	3	1
Roosevelt Brown, L (1, 7) OBP: 0.270, SLG: 0.294	1B		G4-6-3			K		K		4	1	1	0	0	2	1
Chris Stynes, R (1, 4) OBP: 0.316, SLG: 0.380 Alex Gonzalez, R (7, 6) OBP: 0.315, SLG: 0.440	E6			SF9 3B		K		K		3 1	1 0	1 0	1 0	0 0	1 1	1 0
Kevin Orie, R (1, 5) OBP: 0.286, SLG: 0.800	SF7			SF9		2B				1	0	1	2	0	0	0
Joe Girardi, R (1, 2) OBP: 0.274, SLG: 0.286	F8			K2-3		IBB				2	0	0	0	1	1	1
Alan Benes, R (1, 1) Joe Borowski, R (8, 1) OBP: 0.286, SLG: 0.286 Antonio Alfonseca, R (9, 1) OBP: 0.667, SLG: 0.667		G1-3			F9	K				3 0 0	0 0 0	0 0 0	0 0 0	0 0 0	1 0 0	2 0 0
Inning Stats	R: 4 H: 3 E: 1 LOB: 1 K: 0 BB: 1 S: 13 P: 23	R: 0 H: 0 E: 0 LOB: 0 K: 1 BB: 0 S: 9 P: 13	R: 0 H: 1 E: 0 LOB: 0 K: 1 BB: 0 S: 8 P: 11	R: 1 H: 1 E: 0 LOB: 0 K: 1 BB: 0 S: 9 P: 10	R: 1 H: 1 E: 0 LOB: 0 K: 1 BB: 0 S: 10 P: 15	R: 0 H: 1 E: 0 LOB: 2 K: 3 BB: 1 S: 12 P: 20	R: 0 H: 0 E: 0 LOB: 0 K: 0 BB: 0 S: 3 P: 6	R: 0 H: 0 E: 0 LOB: 0 K: 3 BB: 0 S: 12 P: 16		1B: 3 SF: 2 2B: 1 SAC: 0 3B: 1 DP: 1 HR: 2 HBP: 0				WP: 0 PA: 33 PB: 0 SB: 0 CS: 0		

	AB	29
	R	6
	H	7
	RBI	5
	BB	2
	SO	10
	LOB	6

PITCHER		IP	WLS	BF	H	R	ER	SO	BB	IBB	HBP	BLK	WP	HR	S	P	ERA	WHIP
Masato Yoshii, R ERA: 4.11	(1, 1)	5.0	L	22	6	6	4	4	1	0	0	0	0	2	49	72	7.20	1.400
Sun-Woo Kim, R ERA: 6.97	(6, 1)	2.0		8	1	0	0	3	0	1	0	0	0	0	15	26	0.00	0.500
Britt Reames, R ERA: 5.13	(8, 1)	1.0		3	0	0	0	3	0	0	0	0	0	0	12	16	0.00	0.000

PITCHER	IP	WLS	BF	H	R	ER	SO	BB	IBB	HBP	BLK	WP	HR	S	P	ERA	WHIP

Chicago Cubs @ Cincinnati Reds

Cinergy Field, Cincinnati, OH

Thu Sep 12 2002, 7:10 PM EDT

Att. 16,918 - Sunny - 80 F

TOP

Batter	1	2	3	4	5	6	7	8	9	AB	R	H	RBI	BB	SO	LOB
Bobby Hill, S (1, 4) OBP: 0.325, SLG: 0.343	BBCBB 4-1 BB HBP 1B BB	X 0-0 1B 2B		BSCFFBX 2-2 ① F8	CBBFX 2-2 1-3 2-H 1B		FBX 1-1 2B 1B 3-H 1B	BBCX 2-1 E7 2B 2-H 1B		5	4	4	3	1	0	0
Corey Patterson, L (1, 8) OBP: 0.287, SLG: 0.400	H 1-0 1B BB 1B 1-2 HBP	X 0-0 G6-3 2-H 1B		BBX 2-0 ② G2-3	SX 0-1 ③ F7		BX 1-0 1B 1-3 2B	X 0-0 1B 3-H 2B		5	2	3	2	0	0	2
Sammy Sosa, R (1, 9) OBP: 0.411, SLG: 0.616	BCBBSFB 4-2 1B 1B 2B 1-2 2-3 BB	BBX 2-0 ① P5		FFFBX 1-2 1B 1B		FSBX 1-2 2B 1B	BFBBBB 4-1 1B BB	IIII 4-0 1B IBB		3	1	2	0	3	0	1
Moises Alou, R (1, 7) OBP: 0.347, SLG: 0.433	FX 0-1 1B 2B 1-2 2-3 3-H 1B	1 SAFE BX 1-0 ②③ G6-3 1-2		X 0-0 1-2 1B	BCX 1-1 ① F8	X 0-0 1-2 3-H 1B	BFFC 1-3 ② K			6	1	3	2	0	1	4
Fred McGriff, L (1, 3) OBP: 0.356, SLG: 0.505 Kyle Farnsworth, R (8, 1)	FFBBBBFFC 3-3 ① K		BBBBB 4-1 G1-6-3 BB	SX 0-1 ③ G3-1		X 0-0 1-3 2B	BBBX 3-0 ① F8	X 0-0 1-3 2-H 1B		5	0	2	1	1	1	8
Kevin Orie, R (1, 5) OBP: 0.364, SLG: 0.667 Juan Cruz, R (6, 1) OBP: 0.143, SLG: 0.143 Chris Stynes, R (7, PH) OBP: 0.314, SLG: 0.378 Francis Beltran, R (7, 1) Angel Echevarria, R (8, PH) OBP: 0.359, SLG: 0.488 Hee-Seop Choi, L (8, PH) OBP: 0.214, SLG: 0.333	BX 1-0 2B 1-2 2-3 3-H 1B		X 0-0 ①② G1-6-3 1-2f	X 0-0 1B 1B	CSS 0-3 ② K	FFX 0-2 ② P3	BBCSSS 2-3 ③ K2-3			0 0 0 0 0 1	0 0 0 0 0 0	0 0 0 0 0 0	0 0 0 0 0 0	0 0 0 0 0 0	0 0 0 0 0 0	0 0 0 0 0 0
Alex Gonzalez, R (1, 6) OBP: 0.317, SLG: 0.440	CFBBS 2-3 ② K		BFX 1-1 1B 1B	CBX 1-1 1B 1-2 1B	BFBCFBB 4-2 BB	BCCBS 2-3 ③ K		CBBBCC 3-3 ① K		5	0	2	0	1	3	6
Mike Mahoney, R (1, 2) OBP: 0.318, SLG: 0.429 Roosevelt Brown, L (9, PH) OBP: 0.269, SLG: 0.293	CBX 1-1 1-H 2-H 3-H 2B		CBCFFX 1-2 1B	FCS 0-3 ① K	X 0-0 ③ P5		BX 1-0 E 2B	BFFBBX 2-2 ② F7		5 1	1 0	3 0	3 0	0 0	1 0	5 0
39 Steve Smyth, L (1, 1) OBP: 0.222, SLG: 0.222 Todd Hundley, S (3, PH) OBP: 0.298, SLG: 0.419 Pat Mahomes, R (3, 1) Will Cunnane, R (6, 1) OBP: 0.500, SLG: 0.333 Mark Bellhorn, S (6, 5) OBP: 0.374, SLG: 0.543	BBSX 2-1 ③ G4-3		BBCSBFFX 3-2 ③ F7	X 0-0 ② L8		BCX 1-1 ① 1B 3B	CSBBFC 2-3 ① K	FSBBS 2-3 ③ K		1 1 1 0 3	0 0 0 0 1	0 0 0 0 1	0 0 0 0 1	0 0 0 0 0	0 0 0 0 2	1 2 2 0 1
Inning Stats	R: 5 E: 0 K: 2 S: 19 H: 3 LOB: 1 BB: 2 P: 37	R: 1 E: 0 K: 0 S: 4 H: 2 LOB: 0 BB: 0 P: 7	R: 0 E: 0 K: 0 S: 13 H: 2 LOB: 2 BB: 1 P: 22	R: 0 E: 0 K: 0 S: 13 H: 2 LOB: 2 BB: 0 P: 18	R: 1 E: 0 K: 1 S: 12 H: 3 LOB: 2 BB: 0 P: 15	R: 0 E: 0 K: 1 S: 13 H: 2 LOB: 3 BB: 1 P: 19	R: 2 E: 0 K: 1 S: 14 H: 4 LOB: 3 BB: 1 P: 26	R: 3 E: 1 K: 3 S: 15 H: 4 LOB: 2 BB: 1 P: 27	R: 0 E: 0 K: 2 S: 9 H: 0 LOB: 0 BB: 0 P: 16							

AB	47
R	12
H	22
RBI	12
BB	6
SO	10
LOB	40

1B: 15 SF: 0
2B: 6 SAC: 0
3B: 1 DP: 1
HR: 0 HBP: 1

WP: 0 PA: 54
PB: 0
SB: 0
CS: 0

livebaseballscorecards.com

PITCHER		IP	WLS	BF	H	R	ER	SO	BB	IBB	HBP	BLK	WP	HR	S	P	ERA	WHIP
Shawn Estes, L ERA: 5.1	(1, 1)	1.0		11	5	6	6	2	2	0	1	0	0	0	21	39	54.00	7.000
Jose Silva, R ERA: 4.15	(2, 1)	3.0		12	4	0	0	0	1	0	0	0	0	0	28	45	0.00	1.667
Jared Fernandez, R ERA: 4.53	(5, 1)	1.1		9	5	1	1	1	0	0	0	0	0	0	18	23	6.75	3.750
Scott Sullivan, R ERA: 5.87	(6, 1)	0.2		3	0	0	0	1	1	0	0	0	0	0	7	11	0.00	1.500
Joey Hamilton, R ERA: 5.67	(7, 1)	1.2	B	14	7	5	5	3	1	1	0	0	0	0	25	47	27.00	4.800

PITCHER		IP	WLS	BF	H	R	ER	SO	BB	IBB	HBP	BLK	WP	HR	S	P	ERA	WHIP
Bruce Chen, L ERA: 5.69	(8, 1)	0.0		1	1	0	0	0	0	0	0	0	0	0	1	1	∞	∞
John Riedling, R ERA: 2.56	(8, 1)	0.1	W	1	0	0	0	1	0	0	0	0	0	0	3	5	0.00	0.000
Scott Williamson, R ERA: 2.98	(9, 1)	1.0	S	3	0	0	0	2	0	0	0	0	0	0	9	16	0.00	0.000

Chicago Cubs @ Cincinnati Reds

Cinergy Field, Cincinnati, OH

Thu Sep 12 2002, 7:10 PM EDT

Att. 16,918 - Sunny - 80 F

livebaseballscorecards.com

BOTTOM

Batter	1	2	3	4	5	6	7	8	9	AB	R	H	RBI	BB	SO	LOB
Todd Walker, L (1, 4) OBP: 0.352, SLG: 0.424 Scott Williamson, R (9, 1)	C F B F S 1-3 K ① X 0-0 G3-1 ② 3-H		B C X 1-1 1B		B C F B F X 2-2 1B BB 2-3 1B	X 0-0 E5 G1-6-3 1-3 2-H 1B	C B B S F B X 3-2 1-H 2-H 3-H 2B		6 0	1 0	4 0	4 0	0 0	1 0	0 0
Barry Larkin, R (1, 6) OBP: 0.311, SLG: 0.375	C B X 1-1 2B 2B C B X 1-1 F7 ③			X 0-0 P4 ③		C B C F F B B B 4-2 1B 1-2 2B BB	X 0-0 SF7 ① 3-H	C X 0-1 G5-3 ③		4	2	1	1	1	0	3
Aaron Boone, R (1, 5) OBP: 0.313, SLG: 0.438	L F X 0-2 2B 2-H		C X 0-1 B1-3 ①		S B B B F F B 4-2 CS BB	X 0-0 P6 ② B F B X	2-1 G1-6-3 ②③ 1-2f			4	0	1	1	1	0	4
Jose Guillen, R (1, 9) OBP: 0.290, SLG: 0.398 (6, 7)	F B F S 1-3 K2-3 ② B S B B X 3-1 L9 ②				B B X 2-0 HR ① 1-2	C F B B X 2-2 2B 1B 1-3 2-H 3-H		B C B S X 2-2 2B WP 1B		5	3	3	3	0	1	1
Ruben Mateo, R (1, 8) OBP: 0.288, SLG: 0.343 (6, 9)	C B F B S 2-3 K ③ B S B X 2-1 BB 1B				B X 1-0 G5-3 ②	C F B X 1-2 2B 2-H 3-H		B B F L S 2-3 K ①		5	0	2	2	0	2	2
Russell Branyan, L (1, 3) OBP: 0.319, SLG: 0.446	F S F F F B B X 2-2 HR B F F B B B 4-2 BB 1-2				C B B B 4-1 BB	I I I 4-0 IBB		B C B B X 3-1 WP 2B 1-3		2	2	2	1	3	0	0
Wily Mo Peña, R (1, 7) OBP: 0.000, SLG: 1.250 Scott Sullivan, R (8, 1) OBP: 0.333, SLG: 0.333 Adam Dunn, L (6, PH) OBP: 0.400, SLG: 0.400 Joey Hamilton, R (7, 1) OBP: 0.261, SLG: 0.357 Bruce Chen, L (8, 1) OBP: 0.333, SLG: 0.400 John Riedling, R (8, 1) Ken Griffey Jr., L (6, PH) OBP: 0.404, SLG: 0.424 Danny Graves, R (8, PH) Juan Castro, R (6, 4) OBP: 0.287, SLG: 0.290	C X 0-1 HR F B B F B S 3-3 K ③		F B B F B B X 3-2 F9 ③		S B X 1-1 F8 ③	I I I I 4-0 WP 2B IBB				3 0 1 0 0 0 0 0 0 0	1 0 0 0 0 0 0 0 0 0	1 0 0 0 0 0 0 0 1 0	1 0 0 0 0 0 0 0 0 0	0 0 0 0 0 0 0 0 0 0	1 0 2 0 0 0 0 0 0 0	3 0 0 0 0 0 0 0 0 0
Jason LaRue, R (1, 2) OBP: 0.321, SLG: 0.404	F B F X 1-2 SH3-4 G3-1 2B			B S F C 1-3 K ①		B F X 1-1 L9 ① X	0-0 1B BB E 1B	S F S 0-3 K ②		5	2	2	0	0	2	3
Shawn Estes, R (1, 1) OBP: 0.070, SLG: 0.163 Jose Silva, R (2, 1) Gookie Dawkins, R (4, PH) OBP: 0.176, SLG: 0.156 Jared Fernandez, R (5, 1) OBP: 0.273, SLG: 0.200 Reggie Taylor, L (6, 8) OBP: 0.304, SLG: 0.445	L B X 1-1 SH3-4 ① 2-3			B S S F F X 2-2 F8 ②		B F X 2-1 1B 1B 2B	B B B B 4-0 E SF7 BB 1-2	C B B S F F B B 4-2 2B BB 1-2 2-3 3-H		0 0 1 0 1	0 0 0 0 3	0 0 0 0 1	0 0 0 0 0	0 0 0 0 2	0 0 0 0 0	0 0 0 0 0
Inning Stats	R: 1 H: 2 E: 0 LOB: 1 K: 3 BB: 0 S: 15 P: 20	R: 3 H: 3 E: 0 LOB: 0 K: 0 BB: 0 S: 16 P: 21	R: 0 H: 1 E: 0 LOB: 2 K: 1 BB: 1 S: 11 P: 23	R: 0 H: 1 E: 0 LOB: 1 K: 1 BB: 0 S: 10 P: 14	R: 1 H: 1 E: 0 LOB: 1 K: 0 BB: 2 S: 10 P: 24	R: 4 H: 4 E: 0 LOB: 2 K: 0 BB: 2 S: 21 P: 38	R: 2 H: 2 E: 1 LOB: 0 K: 0 BB: 1 S: 5 P: 11	R: 4 H: 3 E: 0 LOB: 2 K: 2 BB: 2 S: 21 P: 39		1B: 7 SF: 1 2B: 7 SAC: 1 3B: 0 DP: 1 HR: 3 HBP: 0				WP: 1 PA: 47 PB: 0 SB: 0 CS: 1		

AB	37
R	15
H	17
RBI	13
BB	8
SO	7
LOB	18

PITCHER		IP	WLS	BF	H	R	ER	SO	BB	IBB	HBP	BLK	WP	HR	S	P	ERA	WHIP
39 Steve Smyth, L ERA: 10.13	(1, 1)	2.0		11	5	4	4	3	0	0	0	0	0	2	31	41	18.00	2.500
Pat Mahomes, R ERA: 2.74	(3, 1)	3.0		14	3	1	1	2	3	0	0	0	0	1	31	61	3.00	2.000
Will Cunnane, R ERA: 5.3	(6, 1)	0.2	B	8	4	4	4	0	1	1	0	0	0	0	19	35	54.00	7.500
Juan Cruz, R ERA: 4.0	(6, 1)	0.1		1	0	0	0	0	0	0	0	0	0	0	2	3	0.00	0.000
Francis Beltran, R ERA: 11.25	(7, 1)	1.0		5	2	2	1	0	1	0	0	0	0	0	5	11	9.00	3.000

PITCHER		IP	WLS	BF	H	R	ER	SO	BB	IBB	HBP	BLK	WP	HR	S	P	ERA	WHIP
Kyle Farnsworth, R ERA: 7.36	(8, 1)	1.0	L	8	3	4	4	2	1	1	0	0	1	0	21	39	36.00	4.000

Batter	1	2	3	4	5	6	7	8	9	AB	R	H	RBI	BB	SO	LOB
Bobby Hill, S (1, 4) OBP: 0.329, SLG: 0.347	C B F X 1-2 ① G4-3		B B C B X 3-1 1B		C F B B C 2-3 ② K		B C X 1-1 G5-4-3 1B PB 1B		X 0-0 E5 FC4-6 2-3	4	1	2	0	0	1	0
Kevin Orie, R (7, 5) OBP: 0.333, SLG: 0.600										1	0	0	0	0	0	1
Corey Patterson, L (1, 8) OBP: 0.288, SLG: 0.400	C F S 0-3 ② K		B B F F S 2-3 ③ K		B F B X 2-1 1B E 1B		L X 0-1 G5-4-3 1-2 1B		S S S 0-3 ② K	5	1	2	0	0	3	3
Sammy Sosa, R (1, 9) OBP: 0.411, SLG: 0.614	B B F C X 2-2 ③ G5-3			B C S B B X 3-2 BB HR 1B	B X 1-0 E8 1-H HR 1B		C B S X 1-2 ①② G5-4-3 1-2f 2-3		B B X 2-0 ③ FC4-6 1-2f	5	2	2	0	0	0	4
Fred McGriff, L (1, 3) OBP: 0.357, SLG: 0.510		B X 1-0 ① F8		C B B F B B 4-2 1-2 HR BB	X 0-0 3-H HR		B F F F B X 2-2 ③ F7 3-H			3	2	1	2	1	0	0
Hee-Seop Choi, L (9, 3) OBP: 0.214, SLG: 0.333										0	0	0	0	0	0	0
Moises Alou, R (1, 7) OBP: 0.349, SLG: 0.440		B C X 1-1 ② L5		B B X 2-0 1-H 2-H HR	B F X 1-1 WP 1B			S C B S 1-3 ① K		4	1	2	3	0	1	0
Mark Bellhorn, S (1, 5) OBP: 0.376, SLG: 0.541		C B B C T B F F B 4-2 BB		B F C B X 2-2 G6-3 1B	C S B B C 2-3 ③ K 1-2			F B S B B F X 3-2 ② F9		3	0	1	0	1	1	1
(7, 4)																
Alex Gonzalez, R (1, 6) OBP: 0.315, SLG: 0.436		B C T S 1-3 ③ K		B C B X 2-1 ①② G6-3 1-2f		C S S 0-3 ① K		C B S S 1-3 ③ K		4	0	0	0	0	3	2
Joe Girardi, R (1, 2) OBP: 0.273, SLG: 0.286			X 0-0 ① G6-3	B B C X 2-1 ③ L8		C B B X 2-1 ② G1-3			F B X 2-1 E WP 1B	4	0	1	0	0	0	0
34 Kerry Wood, R (1, 1) OBP: 0.221, SLG: 0.231			B X 1-0 ② G4-3		B F C S 1-3 ① K	C B F B F C 2-3 ③ K			F L B B F 2-3 ① 1-2 K	3	0	0	0	0	2	0
Joe Borowski, R (8, 1) OBP: 0.286, SLG: 0.286										0	0	0	0	0	0	0
Chad Hermansen, R (9, PH) OBP: 0.272, SLG: 0.366										1	0	0	0	0	1	1
Antonio Alfonseca, R (9, 1) OBP: 0.667, SLG: 0.667										0	0	0	0	0	0	0
Inning Stats	R: 0 E: 0 K: 1 S: 9 H: 0 LOB: 0 BB: 0 P: 12	R: 0 E: 0 K: 1 S: 11 H: 0 LOB: 1 BB: 1 P: 18	R: 0 E: 0 K: 1 S: 7 H: 1 LOB: 1 BB: 0 P: 13	R: 3 E: 0 K: 0 S: 13 H: 3 LOB: 0 BB: 1 P: 28	R: 3 E: 1 K: 3 S: 15 H: 4 LOB: 1 BB: 0 P: 24	R: 0 E: 0 K: 2 S: 9 H: 0 LOB: 0 BB: 0 P: 13	R: 1 E: 0 K: 0 S: 11 H: 2 LOB: 0 BB: 0 P: 15	R: 0 E: 0 K: 2 S: 10 H: 0 LOB: 0 BB: 0 P: 15	R: 0 E: 1 K: 2 S: 10 H: 1 LOB: 2 BB: 0 P: 16	1B: 9 2B: 0 3B: 0 HR: 2 SF: 0 SAC: 0 DP: 2 HBP: 0						

PITCHER		IP	WLS	BF	H	R	ER	SO	BB	IBB	HBP	BLK	WP	HR	S	P	ERA	WHIP
Jimmy Haynes, R ERA: 4.26	(1, 1)	6.0		27	8	6	6	8	2	0	0	0	1	2	64	108	9.00	1.667
Chris Reitsma, R ERA: 3.69	(7, 1)	3.0	L	12	3	1	0	4	0	0	0	0	1	0	31	46	0.00	1.000

PITCHER	IP	WLS	BF	H	R	ER	SO	BB	IBB	HBP	BLK	WP	HR	S	P	ERA	WHIP

TOP

Chicago Cubs @ Cincinnati Reds

Cinergy Field, Cincinnati, OH

Fri Sep 13 2002, 7:10 PM EDT

Att. 21,791 - Cloudy - 86 F

livebaseballscorecards.com

AB	37
R	7
H	11
RBI	5
BB	2
SO	12
LOB	12

WP: 2 PA: 39
PB: 1
SB: 0
CS: 0

Chicago Cubs @ Cincinnati Reds

Cinergy Field, Cincinnati, OH

Fri Sep 13 2002, 7:10 PM EDT

Att. 21,791 - Cloudy - 86 F

BOTTOM

Batter	1	2	3	4	5	6	7	8	9	AB	R	H	RBI	BB	SO	LOB
Reggie Taylor, L (1, 8) OBP: 0.306, SLG: 0.457	2-1 HR 1B	1-1 G6-3		3-3 K		0-0 1-H HR			0-3 K	5	2	2	2	0	2	2
Barry Larkin, R (1, 6) OBP: 0.308, SLG: 0.371	1-0 L7		1-1 F7		2-0 F7	0-2 P4			3-1 2-3 F7	5	0	0	0	0	0	2
Todd Walker, L (1, 4) OBP: 0.354, SLG: 0.429	0-0 1-H HR		4-0 S 3B BB		0-2 G4-3		3-1 F7		4-0 IBB	3	2	1	2	2	0	0
Jose Guillen, R (1, 9) OBP: 0.288, SLG: 0.392	1-2 L5		3-3 K 1-2		2-0 1B 1B		3-1 G4-3		1-0 G6-3	5	0	1	0	0	1	4
Adam Dunn, L (1, 7) OBP: 0.410, SLG: 0.465	4-2 BB		4-1 3B BB		1-1 1-3 1B		0-3 K			2	1	1	0	2	1	0
Aaron Boone, R (1, 5) OBP: 0.313, SLG: 0.440	0-0 F9		0-1 1-H 2-H 3B		1-3 K			1-2 G4-3		4	0	1	2	0	1	3
Russell Branyan, L (1, 3) OBP: 0.315, SLG: 0.440		1-3 K	0-3 K			3-1 F9		2-3 K		4	0	0	0	0	3	1
Jason LaRue, R (1, 2) OBP: 0.320, SLG: 0.402		3-1 SH1-4 1B		1-3 K		0-0 F7		3-2 G5-3		4	0	1	0	0	1	0
Jimmy Haynes, R (1, 1) OBP: 0.190, SLG: 0.211		0-1 SH1-4 1-2		0-3 K		4-1 HR BB			3-1 F7 2B	1	0	0	0	0	1	0
Gookie Dawkins, R (6, PH) OBP: 0.200, SLG: 0.156										0	1	0	0	1	0	0
Chris Reitsma, R (7, 1) OBP: 0.129, SLG: 0.100										0	0	0	0	0	0	0
Ken Griffey Jr., L (9, PH) OBP: 0.367, SLG: 0.434										1	0	1	0	0	0	0
Wily Mo Peña, R (9, PR) OBP: 0.500, SLG: 1.250										0	0	0	0	0	0	0
Inning Stats	R: 2 E: 0 K: 0 S: 10 H: 2 LOB: 1 BB: 1 P: 18	R: 0 E: 0 K: 1 S: 9 H: 1 LOB: 1 BB: 0 P: 14	R: 2 E: 0 K: 2 S: 14 H: 1 LOB: 1 BB: 2 P: 26	R: 0 E: 0 K: 3 S: 10 H: 0 LOB: 0 BB: 0 P: 14	R: 0 E: 0 K: 1 S: 10 H: 2 LOB: 2 BB: 0 P: 16	R: 2 E: 0 K: 0 S: 8 H: 1 LOB: 0 BB: 1 P: 15	R: 0 E: 0 K: 1 S: 9 H: 0 LOB: 0 BB: 0 P: 15	R: 0 E: 0 K: 1 S: 10 H: 0 LOB: 0 BB: 0 P: 16	R: 0 E: 0 K: 1 S: 8 H: 1 LOB: 3 BB: 1 P: 19	1B: 4 2B: 1 3B: 1 HR: 2	SF: 0 SAC: 1 DP: 0 HBP: 0						

PITCHER	IP	WLS	BF	H	R	ER	SO	BB	IBB	HBP	BLK	WP	HR	S	P	ERA	WHIP
34 Kerry Wood, R (1, 1) ERA: 3.88	7.0	W	32	7	6	6	8	4	0	0	0	0	2	70	118	7.71	1.571
Joe Borowski, R (8, 1) ERA: 2.77	1.0	H	3	0	0	0	1	0	0	0	0	0	0	10	16	0.00	0.000
Antonio Alfonseca, R (9, 1) ERA: 3.82	1.0	S	5	1	0	0	1	0	1	0	0	0	0	8	19	0.00	1.000

PITCHER	IP	WLS	BF	H	R	ER	SO	BB	IBB	HBP	BLK	WP	HR	S	P	ERA	WHIP

AB	34
R	6
H	8
RBI	6
BB	5
SO	10
LOB	12

WP: 0 PB: 0 SB: 1 CS: 0 PA: 40

livebaseballscorecards.com

Batter	1	2	3	4	5	6	7	8	9	AB	R	H	RBI	BB	SO	LOB
Mark Bellhorn, S (1, 4) OBP: 0.381, SLG: 0.544	X 0-0 S 1B		B B F B B B 4-1 S BB			C C B F B B B 4-2 CS 1B BB		B B C X 2-1 FC6-4 1B		2	0	2	0	2	0	0
Corey Patterson, L (1, 8) OBP: 0.288, SLG: 0.399	F B S S 1-3 ① K		C X 0-1 ③ G4-3 1-2			X 0-0 1-2 1B		B X 1-0 ③ FC6-4 1-2f		3	0	1	0	0	1	2
Juan Cruz, R (6, 1) OBP: 0.143, SLG: 0.143										0	0	0	0	0	0	0
Chris Stynes, R (8, PH) OBP: 0.313, SLG: 0.376										1	0	0	0	0	0	1
Joe Borowski, R (8, 1) OBP: 0.286, SLG: 0.286										0	0	0	0	0	0	0
Sammy Sosa, R (1, 9) OBP: 0.408, SLG: 0.609	B S X 1-1 ② F3			B B X 2-0 ① F8		B S B S B F S 3-3 ① K			B X 1-0 ① G6-3	4	0	0	0	0	1	3
Moises Alou, R (1, 7) OBP: 0.346, SLG: 0.436	B C F F C 1-3 ③ K 1-2			B F X 1-1 ② G5-3		B C B F B F S 3-3 ② ③ K 2-3			B B B C C X 3-2 ② G5-3	4	0	0	0	0	2	3
Hee-Seop Choi, L (1, 3) OBP: 0.167, SLG: 0.250		C F F B S 1-3 ① K		C B B S B X 3-2 ③ F2			B F B F B S 3-3 ① K		X 0-0 ③ G4-3	4	0	0	0	0	2	0
Kevin Orie, R (1, 5) OBP: 0.267, SLG: 0.462		C X 0-1 ② G5-3			C B C F B S 2-3 ① K		X 0-0 ② G5-3			3	0	0	0	0	1	0
Alex Gonzalez, R (1, 6) OBP: 0.313, SLG: 0.433		B F C B S 2-3 ③ K			C S F B S 1-3 ② K		B C F B B X 3-2 ③ G5-3			3	0	0	0	0	2	0
Joe Girardi, R (1, 2) OBP: 0.271, SLG: 0.283			X 0-0 ① P4		X 0-0 ③ F9			F X 0-1 ① F9		2	0	0	0	0	0	0
Fred McGriff, L (8, PH) OBP: 0.356, SLG: 0.509										1	0	0	0	0	0	0
Mike Mahoney, R (8, 2) OBP: 0.318, SLG: 0.429										0	0	0	0	0	0	0
Matt Clement, R (1, 1) OBP: 0.111, SLG: 0.085			C B C B C 2-3 ② K			S B C F X 1-2 HR		S B B F S 2-3 ② K		1	0	0	0	0	1	0
Roosevelt Brown, L (6, PH) OBP: 0.271, SLG: 0.311										2	1	1	1	0	1	0
(6, 8)																
Inning Stats	R: 0 H: 1 E: 0 LOB: 1 K: 2 BB: 0 S: 10 P: 13	R: 0 H: 0 E: 0 LOB: 0 K: 2 BB: 0 S: 9 P: 12	R: 0 H: 0 E: 0 LOB: 1 K: 1 BB: 1 S: 7 P: 13	R: 0 H: 0 E: 0 LOB: 0 K: 0 BB: 0 S: 6 P: 12	R: 0 H: 0 E: 0 LOB: 0 K: 2 BB: 0 S: 9 P: 12	R: 1 H: 2 E: 0 LOB: 2 K: 2 BB: 1 S: 16 P: 27	R: 0 H: 0 E: 0 LOB: 0 K: 1 BB: 0 S: 7 P: 13	R: 0 H: 1 E: 0 LOB: 1 K: 1 BB: 0 S: 8 P: 13	R: 0 H: 0 E: 0 LOB: 0 K: 0 BB: 0 S: 5 P: 9	1B: 3 SF: 0 2B: 1 SAC: 0 3B: 0 DP: 1 HR: 1 HBP: 0						

PITCHER		IP	WLS	BF	H	R	ER	SO	BB	IBB	HBP	BLK	WP	HR	S	P	ERA	WHIP
Ryan Dempster, R ERA: 5.6	(1, 1)	7.0	W	25	3	1	1	10	2	0	0	0	0	1	64	102	1.29	0.714
John Riedling, R ERA: 2.5	(8, 1)	1.0	H	4	1	0	0	1	0	0	0	0	0	0	8	13	0.00	1.000
Scott Williamson, R ERA: 2.94	(9, 1)	1.0	S	3	0	0	0	0	0	0	0	0	0	0	5	9	0.00	0.000

PITCHER	IP	WLS	BF	H	R	ER	SO	BB	IBB	HBP	BLK	WP	HR	S	P	ERA	WHIP

TOP

Chicago Cubs @ Cincinnati Reds

Cinergy Field, Cincinnati, OH

Sat Sep 14 2002, 1:15 PM EDT
Att. 24,292 - Sunny - 76 F

livebaseballscorecards.com

AB	30
R	1
H	4
RBI	1
BB	2
SO	11
LOB	9

WP: 0	PA: 32		
PB: 0			
SB: 2			
CS: 1			

Chicago Cubs @ Cincinnati Reds

Cinergy Field, Cincinnati, OH

Sat Sep 14 2002, 1:15 PM EDT

Att. 24,292 - Sunny - 76 F

livebaseballscorecards.com

Batter	1	2	3	4	5	6	7	8	9	AB	R	H	RBI	BB	SO	LOB
Reggie Taylor, L (1, 8) OBP: 0.305, SLG: 0.454	P6		K G6-4-3		2B 1B		G4-3			4	1	1	1	0	1	0
Jose Guillen, R (1, 9) OBP: 0.287, SLG: 0.395	K		G6-4-3		2B		G6-3			4	0	1	1	0	1	1
Todd Walker, L (1, 4) OBP: 0.353, SLG: 0.429 Scott Williamson, R (9, 1)	2B			F8	K			G4-3		4 0	0 0	1 0	0 0	0 0	1 0	1 0
Adam Dunn, L (1, 7) OBP: 0.409, SLG: 0.466	K			2B	F5			K		4	0	1	0	0	2	2
Aaron Boone, R (1, 5) OBP: 0.314, SLG: 0.440		G6-3		BB BB		G6-3		2B 1B		3	1	1	0	1	0	0
Russell Branyan, L (1, 3) OBP: 0.317, SLG: 0.442		F8		G6-4-3 BB		G4-3		1B 2B		3	0	1	1	1	0	0
Gookie Dawkins, R (1, 6) OBP: 0.256, SLG: 0.176		BB		G6-4-3		BB		1B		2	0	1	0	2	0	3
Kelly Stinnett, R (1, 2) OBP: 0.350, SLG: 0.328		F8			SH2-4 1B	G6-3				3	1	1	0	0	0	2
Ryan Dempster, R (1, 1) OBP: 0.169, SLG: 0.193 Wily Mo Peña, R (7, PH) OBP: 0.400, SLG: 1.000 John Riedling, R (8, 1) Juan Castro, R (9, 4) OBP: 0.267, SLG: 0.290			P4		SH2-4		K			1 1 0 0	0 0 0 0	0 0 0 0	0 0 0 0	0 1 0 0	0 0 0 0	0 0 0 0
Inning Stats	R: 0 E: 0 K: 2 S: 10 H: 1 LOB: 1 BB: 0 P: 13	R: 0 E: 0 K: 0 S: 15 H: 0 LOB: 1 BB: 1 P: 23	R: 0 E: 0 K: 1 S: 7 H: 0 LOB: 0 BB: 0 P: 10	R: 0 E: 0 K: 0 S: 8 H: 1 LOB: 2 BB: 2 P: 18	R: 2 E: 0 K: 1 S: 15 H: 3 LOB: 1 BB: 0 P: 23	R: 0 E: 0 K: 0 S: 12 H: 0 LOB: 1 BB: 1 P: 23	R: 0 E: 0 K: 1 S: 8 H: 0 LOB: 0 BB: 0 P: 11	R: 1 E: 0 K: 1 S: 15 H: 3 LOB: 2 BB: 0 P: 25		1B: 4 2B: 4 3B: 0 HR: 0 SF: 0 SAC: 1 DP: 2 HBP: 0						

	AB	29
	R	3
	H	8
	RBI	3
	BB	4
	SO	6
	LOB	9

WP: 1 PB: 0 SB: 0 CS: 0 PA: 34

PITCHER		IP	WLS	BF	H	R	ER	SO	BB	IBB	HBP	BLK	WP	HR	S	P	ERA	WHIP
Matt Clement, R ERA: 3.42	(1, 1)	5.0	L	22	5	2	2	4	3	0	0	0	1	0	55	87	3.60	1.600
Juan Cruz, R ERA: 3.91	(6, 1)	2.0		7	0	0	0	1	1	0	0	0	0	0	20	34	0.00	0.500
Joe Borowski, R ERA: 2.84	(8, 1)	1.0		5	3	1	1	1	0	0	0	0	0	0	15	25	9.00	3.000

PITCHER	IP	WLS	BF	H	R	ER	SO	BB	IBB	HBP	BLK	WP	HR	S	P	ERA	WHIP

Chicago Cubs @ Cincinnati Reds

Cinergy Field, Cincinnati, OH

Sun Sep 15 2002, 1:15 PM EDT

Att. 22,201 - Cloudy - 70 F

livebaseballscorecards.com

TOP

Batter	1	2	3	4	5	6	7	8	9	AB	R	H	RBI	BB	SO	LOB
Bobby Hill, S (1, 4) OBP: 0.331, SLG: 0.364	G5-3		F8			G1		HR, BB	HR	4	2	1	3	1	0	0
Corey Patterson, L (1, 8) OBP: 0.287, SLG: 0.399	G3-1		K			2B		F8	P3	5	0	1	0	0	1	2
Sammy Sosa, R (1, 9) OBP: 0.407, SLG: 0.612	F8			G5-3		G5-3		HR		4	1	1	3	0	0	1
Hee-Seop Choi, L (1, 3) OBP: 0.182, SLG: 0.250		G4-3		G4-3		K		1B		4	0	1	0	0	1	1
Angel Echevarria, R (1, 7) OBP: 0.344, SLG: 0.464		G3		G4-3			F8	G5-4-3		4	0	0	0	0	0	1
Mark Bellhorn, S (1, 5) OBP: 0.382, SLG: 0.542		1B			G3		BB		K	3	0	1	0	1	1	0
Alex Gonzalez, R (1, 6) OBP: 0.314, SLG: 0.434		1B			FC5-4		F8		G6-3	4	0	2	0	0	0	1
Mike Mahoney, R (1, 2) OBP: 0.292, SLG: 0.391		G5-3			FC5-4 (38 FC6-4)		K		E8	2	0	0	0	0	0	3
Fred McGriff, L (7, PH) OBP: 0.355, SLG: 0.508										1	0	0	0	0	1	1
Joe Girardi, R (7, 2) OBP: 0.270, SLG: 0.282										1	1	0	0	0	0	0
38 Carlos Zambrano, S (1, 1) OBP: 0.038, SLG: 0.077			G6-3		FC6-4			BB, HR	HR	2	0	0	0	0	0	1
Chris Stynes, R (8, PH) OBP: 0.316, SLG: 0.380										1	1	1	0	0	0	0
Pat Mahomes, R (8, 1)										0	0	0	0	0	0	0
Todd Hundley, S (9, PH) OBP: 0.300, SLG: 0.422										1	1	1	0	0	0	0
Antonio Alfonseca, R (9, 1) OBP: 0.667, SLG: 0.667										0	0	0	0	0	0	0

Totals	AB	R	H	RBI	BB	SO	LOB
	36	6	9	6	2	4	11

Inning Stats	1	2	3	4	5	6	7	8	9
R	0	0	0	0	0	0	0	3	3
E	0	0	0	0	0	0	0	0	1
K	0	0	1	0	0	1	1	0	1
S	8	13	7	6	7	11	9	11	10
H	0	2	0	0	1	1	0	3	2
LOB	0	2	0	0	1	1	1	0	0
BB	0	0	0	0	0	0	1	1	0
P	11	21	7	8	10	16	16	18	14

1B	6
2B	1
3B	0
HR	2
SF	0
SAC	0
DP	1
HBP	0
WP	0
PB	0
SB	0
CS	0
PA	38

PITCHER		IP	WLS	BF	H	R	ER	SO	BB	IBB	HBP	BLK	WP	HR	S	P	ERA	WHIP
Danny Graves, R (1, 1) ERA: 3.18		5.0		18	3	0	0	1	0	0	0	0	0	0	41	57	0.00	0.600
Joey Hamilton, R (6, 1) ERA: 5.57		2.0		8	1	0	0	2	1	0	0	0	0	0	20	32	0.00	1.000
Scott Sullivan, R (8, 1) ERA: 6.09		1.2	L	11	5	6	3	1	1	0	0	0	0	2	20	31	16.20	3.600
Bruce Chen, L (9, 1) ERA: 5.67		0.1		1	0	0	0	0	0	0	0	0	0	0	1	1	0.00	0.000

Batter	1	2	3	4	5	6	7	8	9	AB	R	H	RBI	BB	SO	LOB
Reggie Taylor, L (1, 8) OBP: 0.307, SLG: 0.455	C B B B B 4-1 CS BB		F X 0-1 ③ G1-3		B F F S 1-3 ③ K		C F B X 1-2 1-3 2B		C B B X 2-1 ③ L6 1-2	4	0	1	0	1	1	3
Barry Larkin, R (1, 6) OBP: 0.308, SLG: 0.372	S B S S F F X 1-2 ① 1-2 2B			C B C F B B X 3-2 ① G5-3		C B B C X 2-2 ① G1-3	B B X 2-0 ③ G4-3			4	0	1	0	0	0	2
Todd Walker, L (1, 4) OBP: 0.356, SLG: 0.429	F F S 0-3 ② K			B B B B 4-0 G5-3 BB		C S B B B F B 4-2 1B BB		C B F F B B X 3-2 S 1B		2	0	1	0	2	1	1
Aaron Boone, R (1, 5) OBP: 0.314, SLG: 0.439	B C B F X 2-2 ③ F9			B X 1-0 ② G5-3 1-2		B B C X 2-1 1-2 1B		B X 1-0 ① F7		4	0	1	0	0	0	3
Adam Dunn, L (1, 7) OBP: 0.407, SLG: 0.462		C B B B X 3-1 ① F8		C F F S 0-3 ③ K		B X 1-0 ② F7		B C B C F S 2-3 ② K 1-2		4	0	0	0	0	2	4
Russell Branyan, L (1, 3) OBP: 0.314, SLG: 0.437		B S C B X 2-2 ② F5			B S S S 1-3 ① K	F B S B S S 2-3 ③ K		B X 1-0 ③ L9		4	0	0	0	0	2	3
Wily Mo Peña, R (1, 9) OBP: 0.429, SLG: 0.857 Joey Hamilton, R (6, 1) OBP: 0.241, SLG: 0.357 Juan Castro, R (7, PH) OBP: 0.263, SLG: 0.286 Scott Sullivan, R (8, 1) OBP: 0.333, SLG: 0.333 Bruce Chen, L (9, 1) OBP: 0.333, SLG: 0.400 Ken Griffey Jr., L (9, PH) OBP: 0.365, SLG: 0.431		C S S S 0-3 ③ K			S S X 0-2 1B 1B		S B B B F B C 3-3 ① K		B C C C B S 2-3 ① K	2 0 1 0 0 0 1	0 0 0 0 0 0 0	1 0 0 0 0 0 0	0 0 0 0 0 0 0	0 0 1 0 0 0 0	1 0 0 0 0 0 0	0 0 0 0 0 0 0
Jason LaRue, R (1, 2) OBP: 0.319, SLG: 0.400			C B S B B C 3-3 ① K		B X 1-0 1-3 1B		X 0-0 ② F3		B B C F F X 2-2 ② G5-3	4	0	1	0	0	1	0
Danny Graves, R (1, 1) Jose Guillen, R (5, PH) OBP: 0.293, SLG: 0.396 (6, 9)			X 0-0 ② G5-3		F F X 0-2 ② F7		B S X 1-1 2B 1B		B B B B 4-0 DI BB	1 2	0 0	0 1	0 0	0 1	0 0	0 2
Inning Stats	R: 0 H: 1 E: 0 LOB: 1 K: 1 BB: 1 S: 12 P: 19	R: 0 H: 0 E: 0 LOB: 0 K: 1 BB: 0 S: 8 P: 13	R: 0 H: 0 E: 0 LOB: 0 K: 1 BB: 0 S: 6 P: 9	R: 0 H: 0 E: 0 LOB: 1 K: 1 BB: 1 S: 9 P: 17	R: 0 H: 2 E: 0 LOB: 2 K: 2 BB: 0 S: 13 P: 16	R: 0 H: 1 E: 0 LOB: 2 K: 1 BB: 1 S: 12 P: 23	R: 0 H: 2 E: 0 LOB: 2 K: 1 BB: 0 S: 10 P: 17	R: 0 H: 1 E: 0 LOB: 1 K: 1 BB: 0 S: 10 P: 17	R: 0 H: 0 E: 0 LOB: 1 K: 1 BB: 1 S: 9 P: 19	1B: 5 2B: 2 3B: 0 HR: 0	SF: 0 SAC: 0 DP: 0 HBP: 0			WP: 0 PB: 0 SB: 1 CS: 1	PA: 37		

PITCHER		IP	WLS	BF	H	R	ER	SO	BB	IBB	HBP	BLK	WP	HR	S	P	ERA	WHIP
38 Carlos Zambrano, R ERA: 3.97	(1, 1)	7.0	W	29	6	0	0	8	3	0	0	0	0	0	70	114	0.00	1.286
Pat Mahomes, R ERA: 2.63	(8, 1)	1.0	H	4	1	0	0	1	0	0	0	0	0	0	10	17	0.00	1.000
Antonio Alfonseca, R ERA: 3.76	(9, 1)	1.0		4	0	0	0	1	1	0	0	0	0	0	9	19	0.00	1.000

PITCHER	IP	WLS	BF	H	R	ER	SO	BB	IBB	HBP	BLK	WP	HR	S	P	ERA	WHIP

BOTTOM

Chicago Cubs @ Cincinnati Reds

Cinergy Field, Cincinnati, OH

Sun Sep 15 2002, 1:15 PM EDT
Att. 22,201 - Cloudy - 70 F

livebaseballscorecards.com

AB	33
R	0
H	7
RBI	0
BB	4
SO	10
LOB	18

Batter	1	2	3	4	5	6	7	8	9	AB	R	H	RBI	BB	SO	LOB
Bobby Hill, S (1, 4) OBP: 0.324, SLG: 0.355	B C F B B X 3-2 ① G1-3		C B C B X 2-2 ② L7		B B B C C F X 3-2 ③ G5-3			X 0-0 ② G6-3		4	0	0	0	0	0	1
Corey Patterson, L (1, 8) OBP: 0.285, SLG: 0.396	S X 0-1 ② G4-3		C S B B S 1-3 ③ K			L X 0-1 ① G4-3		F S B B S 1-3 ③ K		4	0	0	0	0	2	0
Sammy Sosa, R (1, 9) OBP: 0.408, SLG: 0.616	C B X 1-1 E5 1B			X 0-0 HR		B B B B 4-0 FC6-4 BB			X 0-0 ① F2	3	1	1	1	1	0	0
Moises Alou, R (1, 7) OBP: 0.347, SLG: 0.437	B C X 1-1 1-2 1B			C B S B X 2-2 ① G2-3		F X 0-1 ② FC6-4 1-2f			B F B B C T X 3-2 S 1B	4	0	2	0	0	0	1
Fred McGriff, L (1, 3) OBP: 0.355, SLG: 0.505 Hee-Seop Choi, L (9, PR) OBP: 0.182, SLG: 0.250 (9, 3)	B F B B C C 2-3 ③ K			B C B B X 2-1 ② G3		X 0-0 ③ F8			B F B B S F B B 4-2 1-2 BB	3 0	0 0	0 0	0 0	1 0	1 0	3 0
Mark Bellhorn, S (1, 5) OBP: 0.379, SLG: 0.537		C F B C C 1-3 ① K		C B B X 2-1 ③ F7			B F B X 2-1 ① P5		C C B B F S 2-3 ② K	4	0	0	0	0	2	2
Alex Gonzalez, R (1, 6) OBP: 0.312, SLG: 0.430		X 0-0 ② G6-3			C F B F B X 2-2 ① G6-3		B C B C B F S 3-3 ② K		C S S 0-3 ③ K	4	0	0	0	0	2	2
Joe Girardi, R (1, 2) OBP: 0.270, SLG: 0.282		B S B F B X 3-2 ③ G5-3			C B X 1-1 E S 1B		X 0-0 ③ G5-3			3	0	1	0	0	0	0
Alan Benes, R (1, 1) Angel Echevarria, R (8, PH) OBP: 0.340, SLG: 0.459 Juan Cruz, R (8, 1) OBP: 0.143, SLG: 0.143			C S B S 1-3 ① K		S S S 0-3 ② K 1-3			B F S B F S 3-3 ① K		2 1 0	0 0 0	0 0 0	0 0 0	0 0 0	2 1 0	1 0 0
Inning Stats	R: 0 E: 1 K: 1 S: 12 H: 1 LOB: 2 BB: 0 P: 19	R: 0 E: 0 K: 1 S: 7 H: 0 LOB: 0 BB: 0 P: 11	R: 0 E: 0 K: 2 S: 9 H: 0 LOB: 0 BB: 0 P: 13	R: 1 E: 0 K: 0 S: 8 H: 1 LOB: 0 BB: 0 P: 14	R: 0 E: 0 K: 1 S: 13 H: 1 LOB: 1 BB: 0 P: 19	R: 0 E: 0 K: 0 S: 5 H: 0 LOB: 1 BB: 1 P: 9	R: 0 E: 0 K: 1 S: 7 H: 0 LOB: 0 BB: 0 P: 12	R: 0 E: 0 K: 2 S: 8 H: 0 LOB: 0 BB: 0 P: 12	R: 0 E: 0 K: 2 S: 15 H: 1 LOB: 2 BB: 1 P: 24	1B: 3 2B: 0 3B: 0 HR: 1	SF: 0 SAC: 0 DP: 0 HBP: 0					

TOP

Chicago Cubs @ New York Mets

Shea Stadium, Flushing, NY

Tue Sep 17 2002, 7:10 PM EDT

Att. 36,772 - Sunny - 75 F

livebaseballscorecards.com

AB	32
R	1
H	4
RBI	1
BB	2
SO	10
LOB	10

PITCHER		IP	WLS	BF	H	R	ER	SO	BB	IBB	HBP	BLK	WP	HR	S	P	ERA	WHIP
Al Leiter, L ERA: 3.27	(1, 1)	8.1		32	4	1	1	8	2	0	0	0	0	1	77	124	1.08	0.720
David Weathers, R ERA: 2.86	(9, 1)	0.2	W	2	0	0	0	2	0	0	0	0	0	0	7	9	0.00	0.000

PITCHER	IP	WLS	BF	H	R	ER	SO	BB	IBB	HBP	BLK	WP	HR	S	P	ERA	WHIP

BOTTOM

Chicago Cubs @ New York Mets

Shea Stadium, Flushing, NY

Tue Sep 17 2002, 7:10 PM EDT

Att. 36,772 - Sunny - 75 F

Batter	1	2	3	4	5	6	7	8	9	AB	R	H	RBI	BB	SO	LOB
Roger Cedeno, S (1, 7) OBP: 0.318, SLG: 0.350	1-1 L9 ①		0-0 G4-6-3 1B 1-2 2-3		4-2 BB			2-2 F8 ①		3	0	1	0	1	0	0
Roberto Alomar, S (1, 4) OBP: 0.332, SLG: 0.382	1-2 G4-3 ②		1-0 G4-6-3 ① ② 1-2f 2-3 3-H		2-1 F7 ③			1-2 G4-3 ②		4	0	0	0	0	0	4
31 Mike Piazza, R (1, 2) OBP: 0.360, SLG: 0.544 Esix Snead, S (8, PR) Vance Wilson, R (9, 2) OBP: 0.298, SLG: 0.374	4-2 BB		2-1 F8 ③			0-1 F9 ①		0-1 CS 1B		3 0 0	0 0 0	1 0 0	0 0 0	1 0 0	0 0 0	1 0 0
Mo Vaughn, L (1, 3) OBP: 0.349, SLG: 0.455	3-1 G3 ③			1-0 F2 ①		1-3 K ②		2-0 CS ③ 1-2	3-1 G3-1 ①	4	0	0	0	0	1	1
Edgardo Alfonzo, R (1, 5) OBP: 0.396, SLG: 0.469		1-1 F2 ①		2-2 G6-3 ②		2-2 F8 ③			0-1 HR 1B	4	1	1	0	0	0	0
Jeromy Burnitz, L (1, 9) OBP: 0.317, SLG: 0.381		1-3 K ②		1-1 L9 ③			0-2 P3 ①		3-2 1-H HR	4	1	1	2	0	1	0
Timo Perez, L (1, 8) OBP: 0.332, SLG: 0.439		2-0 P6 ③			1-2 E4 1B		0-1 2B			3	0	2	0	0	0	0
Rey Ordonez, R (1, 6) OBP: 0.286, SLG: 0.320			2-2 1B BB G4-6-3 1B		0-1 P4 ①		1-3 K ②			3	1	1	0	0	1	2
Al Leiter, L (1, 1) OBP: 0.259, SLG: 0.160 David Weathers, R (9, 1)			4-2 G4-6-3 1B 1-2 BB		2-3 K ②		0-1 F5 ③			2 0	0 0	0 0	0 0	1 0	1 0	2 0
Inning Stats	R: 0 E: 0 K: 0 S: 9 H: 0 LOB: 1 BB: 1 P: 18	R: 0 E: 0 K: 1 S: 7 H: 0 LOB: 0 BB: 0 P: 11	R: 1 E: 0 K: 0 S: 10 H: 2 LOB: 1 BB: 1 P: 19	R: 0 E: 0 K: 0 S: 6 H: 0 LOB: 0 BB: 0 P: 10	R: 0 E: 1 K: 1 S: 17 H: 1 LOB: 2 BB: 1 P: 26	R: 0 E: 0 K: 1 S: 9 H: 0 LOB: 0 BB: 0 P: 12	R: 0 E: 0 K: 1 S: 10 H: 1 LOB: 1 BB: 0 P: 11	R: 0 E: 0 K: 0 S: 10 H: 1 LOB: 1 BB: 0 P: 15	R: 2 E: 0 K: 0 S: 10 H: 2 LOB: 0 BB: 0 P: 16	1B: 5 2B: 1 3B: 0 HR: 1 SF: 0 SAC: 0 DP: 1 HBP: 0							

PITCHER		IP	WLS	BF	H	R	ER	SO	BB	IBB	HBP	BLK	WP	HR	S	P	ERA	WHIP
Alan Benes, R ERA: 4.03	(1, 1)	7.0		27	4	1	1	4	3	0	0	0	0	0	68	107	1.29	1.000
Juan Cruz, R ERA: 4.05	(8, 1)	1.1	L	6	3	2	2	0	0	0	0	0	0	1	20	31	13.50	2.250

PITCHER	IP	WLS	BF	H	R	ER	SO	BB	IBB	HBP	BLK	WP	HR	S	P	ERA	WHIP

AB	30
R	3
H	7
RBI	2
BB	3
SO	4
LOB	10

WP: 0 PB: 0 SB: 0 CS: 1 PA: 34

livebaseballscorecards.com

Batter	1	2	3	4	5	6	7	8	9	AB	R	H	RBI	BB	SO	LOB
Bobby Hill, S (1, 4) OBP: 0.322, SLG: 0.352	C F B X 1-2 G6-3 ①		C B C X 1-2 F5 ①		F B X 1-1 G1-3 ② 1-2			B F X 1-1 G4-6-3 1B		4	0	1	0	0	0	1
Corey Patterson, L (1, 8) OBP: 0.287, SLG: 0.396	S B X 1-1 S 1B		B S B B B S B 4-2 WP BB		X 0-0 P6 ③			S X 0-1 G4-6-3 ① ② 1-2f		3	0	1	0	1	0	2
Sammy Sosa, R (1, 9) OBP: 0.405, SLG: 0.612	C S B B S 2-3 K ②		B S B S S S 2-3 K ② 1-2			B S X 1-1 G5-3 ①		C B B F X 2-2 G5-3 ③		4	0	0	0	0	2	2
Moises Alou, R (1, 7) OBP: 0.346, SLG: 0.434	B B S B B 4-1 1-2 BB		B C X 1-1 G5-3 ③			B B X 2-0 G5-3 ②			B X 1-0 G4-3 ①	3	0	0	0	1	0	1
Hee-Seop Choi, L (1, 3) OBP: 0.231, SLG: 0.304	S B B X 2-1 F8 ③			C B C F B X 2-2 F2 ①		B B S B B 4-1 BB			B B X 2-0 2B	3	0	1	0	1	0	2
Mark Bellhorn, S (1, 5) OBP: 0.376, SLG: 0.532		C B S S S 1-3 K ①		B X 1-0 F8 ②		C F B B S 2-3 K ③			X 0-0 L6 ②	4	0	0	0	0	2	2
Todd Hundley, S (1, 2) OBP: 0.303, SLG: 0.433 Chad Hermansen, R (9, PR) OBP: 0.272, SLG: 0.366		C B X 1-1 HR		B B B C X 3-1 F8 ③			C B S C 1-3 K ①		C B S B B F B 4-2 BB	3 0	1 0	1 0	1 0	1 0	1 0	0 0
Alex Gonzalez, R (1, 6) OBP: 0.311, SLG: 0.429		X 0-0 F8 ②			B B X 2-0 G1-3 1B		B C B S S X 2-2 F9 ②		B C B S S S 2-3 K ③	4	0	1	0	0	1	2
34 Kerry Wood, R (1, 1) OBP: 0.211, SLG: 0.221		S B F F F F F S 1-3 K ③			X 0-0 F8 ①		X 0-0 F3 ③			3	0	0	0	0	1	1
Inning Stats	R: 0 E: 0 K: 1 S: 11 H: 1 LOB: 2 BB: 1 P: 21	R: 1 E: 0 K: 2 S: 13 H: 1 LOB: 0 BB: 0 P: 16	R: 0 E: 0 K: 1 S: 10 H: 0 LOB: 1 BB: 1 P: 18	R: 0 E: 0 K: 0 S: 7 H: 0 LOB: 0 BB: 0 P: 13	R: 0 E: 0 K: 0 S: 5 H: 1 LOB: 1 BB: 0 P: 8	R: 0 E: 0 K: 1 S: 7 H: 0 LOB: 1 BB: 1 P: 16	R: 0 E: 0 K: 1 S: 7 H: 0 LOB: 0 BB: 0 P: 10	R: 0 E: 0 K: 0 S: 7 H: 1 LOB: 0 BB: 0 P: 10	R: 0 E: 0 K: 1 S: 9 H: 1 LOB: 2 BB: 1 P: 18	1B: 3 2B: 1 3B: 0 HR: 1 SF: 0 SAC: 0 DP: 1 HBP: 0						

PITCHER		IP	WLS	BF	H	R	ER	SO	BB	IBB	HBP	BLK	WP	HR	S	P	ERA	WHIP
Steve Trachsel, R ERA: 3.44	(1, 1)	7.0	W	27	3	1	1	6	3	0	0	0	1	1	60	102	1.29	0.857
Steve Reed, R ERA: 1.99	(8, 1)	1.0	H	3	1	0	0	0	0	0	0	0	0	0	7	10	0.00	1.000
Armando Benitez, R ERA: 2.45	(9, 1)	1.0	S	5	1	0	0	1	1	0	0	0	0	0	9	18	0.00	2.000

PITCHER	IP	WLS	BF	H	R	ER	SO	BB	IBB	HBP	BLK	WP	HR	S	P	ERA	WHIP

TOP

Chicago Cubs @ New York Mets

Shea Stadium, Flushing, NY

Wed Sep 18 2002, 7:10 PM EDT
Att. 28,190 - Cloudy - 71 F

livebaseballscorecards.com

AB	31
R	1
H	5
RBI	1
BB	4
SO	7
LOB	13

WP: 1 PA: 35
PB: 0
SB: 1
CS: 0

Batter	1	2	3	4	5	6	7	8	9	AB	R	H	RBI	BB	SO	LOB
Roger Cedeno, S (1, 7) OBP: 0.318, SLG: 0.351	B F B X 2-1 SH3-1 31 HR 2B		C B X 1-1 ① G4-3		B S S B X 3-2 ③ F7		C B B F X 2-2 ③ G1-3			4	1	1	0	0	0	1
Roberto Alomar, S (1, 4) OBP: 0.333, SLG: 0.383	X 0-0 ① SH3-1 2-3		C B B B B 4-1 BB			B C S X 1-2 S 1B		B F X 1-1 ① G3		2	0	1	0	1	0	0
31 Mike Piazza, R (1, 2) OBP: 0.360, SLG: 0.548	X 0-0 3-H HR		B B X 2-0 ② F9			B B B C X 3-1 ① F8		C S X 0-2 ② G5-3		4	1	1	2	0	0	2
Mo Vaughn, L (1, 3) OBP: 0.350, SLG: 0.453 Esix Snead, S (8, PR) Armando Benitez, R (9, 1)	B B X 2-0 ② F8		X 0-0 ③ F9			B B B C B 4-1 1-2 BB		B B C B B 4-1 BB		2 0 0 0 2 0 1 0 0 0 0 0 0 0 0 0 0 0 0 0 0						
Edgardo Alfonzo, R (1, 5) OBP: 0.393, SLG: 0.465	B B F C X 2-2 ③ F9			B B B C X 3-1 ① F7		F S F B F S 1-3 ② K		B X 1-0 ③ F8		4	0	0	0	0	1	3
Jeromy Burnitz, L (1, 9) OBP: 0.315, SLG: 0.378		F C X 0-2 ① F8		B F B B F S 3-3 ② K		C C B B F S 2-3 ③ K				3	0	0	0	0	2	2
Timo Perez, L (1, 8) OBP: 0.332, SLG: 0.438		F X 0-1 ② F7		C B B X 1-2 ③ F7			B X 1-0 FC3-6 1B			3	0	1	0	0	0	0
Rey Ordonez, R (1, 6) OBP: 0.288, SLG: 0.323		B X 1-0 1B			X 0-0 G1-6-4 1B		L X 0-1 ① FC3-6 1-2f			3	0	2	0	0	0	1
Steve Trachsel, R (1, 1) OBP: 0.116, SLG: 0.163 John Valentin, R (7, PH) OBP: 0.339, SLG: 0.355 Steve Reed, R (8, 1) Ty Wigginton, R (9, 3) OBP: 0.343, SLG: 0.531		B F F B S 2-3 ③ K			X 0-0 ① ② G1-6-4 1-2f		C B X 1-1 ② F8			2 0 0 0 0 1 2 1 0 0 0 0 0 1 0 0 0 0 0 0 0 0 0 0 0 0 0 0						
Inning Stats	R: 2 H: 2 E: 0 LOB: 0 K: 0 BB: 0 S: 8 P: 14	R: 0 H: 1 E: 0 LOB: 1 K: 1 BB: 0 S: 9 P: 12	R: 0 H: 0 E: 0 LOB: 1 K: 0 BB: 1 S: 5 P: 12	R: 0 H: 0 E: 0 LOB: 0 K: 1 BB: 0 S: 8 P: 15	R: 0 H: 1 E: 0 LOB: 0 K: 0 BB: 0 S: 5 P: 8	R: 0 H: 1 E: 0 LOB: 2 K: 2 BB: 1 S: 15 P: 26	R: 0 H: 1 E: 0 LOB: 1 K: 0 BB: 0 S: 8 P: 12	R: 0 H: 0 E: 0 LOB: 1 K: 0 BB: 1 S: 7 P: 13		1B: 4 SF: 0 2B: 1 SAC: 1 3B: 0 DP: 1 HR: 1 HBP: 0						

PITCHER	IP	WLS	BF	H	R	ER	SO	BB	IBB	HBP	BLK	WP	HR	S	P	ERA	WHIP
34 Kerry Wood, R (1, 1) ERA: 3.81	8.0	L	32	6	2	2	4	3	0	0	0	0	1	65	112	2.25	1.125

PITCHER	IP	WLS	BF	H	R	ER	SO	BB	IBB	HBP	BLK	WP	HR	S	P	ERA	WHIP

BOTTOM

Chicago Cubs @ New York Mets

Shea Stadium, Flushing, NY

Wed Sep 18 2002, 7:10 PM EDT

Att. 28,190 - Cloudy - 71 F

livebaseballscorecards.com

AB	28
R	2
H	6
RBI	2
BB	3
SO	4
LOB	13

WP: 0 PA: 32
PB: 0
SB: 1
CS: 0

Batter	1	2	3	4	5	6	7	8	9	10	11	12	AB	R	H	RBI	BB	SO	LOB
Bobby Hill, S (1, 4) OBP: 0.328, SLG: 0.372	C C F B B X 2-2 G4-3 ①		C B B C B F B 4-2 G5-3 BB		C B B X 2-1 HR		B X 1-0 F7 ②			B B C F S 2-3 K ①		C B B X 3-1 BB 1B	5	1	2	1	1	1	1
Corey Patterson, L (1, 8) OBP: 0.284, SLG: 0.392	C B S S 1-3 K ②		F X 0-1 B5 ①		B S B F B S 3-3 K ②		C S S 0-3 K ③			B F F S 1-3 K ②		C F B S 2-3 K ②	6	0	0	0	0	5	3
Sammy Sosa, R (1, 9) OBP: 0.403, SLG: 0.606	X 0-0 F7 ③		C B X 1-1 G5-3 ② 1-2		C S S 0-3 K ③			X 0-0 G6-3 ①		S S S 0-3 K ③		B S S B B B 4-2 BB ② 1-2	5	0	0	0	1	2	1
Fred McGriff, L (1, 3) OBP: 0.354, SLG: 0.503 Joe Borowski, R (8, 1) OBP: 0.286, SLG: 0.286 Antonio Alfonseca, R (9, 1) OBP: 0.667, SLG: 0.667 Mark Bellhorn, S (11, PH) OBP: 0.376, SLG: 0.530 (11, 5)		B B F F F B X 3-2 G4-3 ①	F X 0-1 F8 ③			C B C F B X 2-2 1B		B C C B F S 2-3 K ②			C S B C B B 4-2 E E BB	X 0-0 P6 ③	4 0 1 0	0 0 0 0	1 0 0 0	0 0 0 0	1 0 0 1	1 0 0 2
Moises Alou, R (1, 7) OBP: 0.343, SLG: 0.429	X 0-0 G5-3 ②			B X 1-0 G1-3 ①		F F B X 1-2 P6 ①		F B F X 1-2 P5 ③			B T F B X 2-2 F8 ①		5	0	0	0	0	0	2
Kevin Orie, R (1, 5) OBP: 0.300, SLG: 0.444 Mike Mahoney, R (11, 2) OBP: 0.292, SLG: 0.391	S B B C F F X 2-2 1B 1B 1B			X 0-0 F7 ②		B B B S S F X 3-2 F7 ②			B C B B X 3-1 SH2-4 1B		F X 0-1 E6 ① 1-3		5 0	1 0	2 0	0 0	0 0	0 0	2 0
Alex Gonzalez, R (1, 6) OBP: 0.313, SLG: 0.429	B F C X 1-2 1B ① 1-3			C B F B F X 2-2 1B		B C B B X 3-1 G5-3 ③			X 0-0 SH2-4 ① 1-2		P S X 1-1 F5 ②		4	0	2	0	0	0	3
Joe Girardi, R (1, 2) OBP: 0.274, SLG: 0.286 Chris Stynes, R (11, PH) OBP: 0.315, SLG: 0.378 Will Cunnane, R (11, 1) OBP: 0.500, SLG: 0.333	S X 0-1 ① 1-3 3-H		C X 0-1 L7 ③				C C F B B B X 2-2 SH3 1B		C B B F S 2-3 K ②		B F F S 1-3 K ③		4 1 0	0 0 0	2 0 0	1 0 0	0 1 0	1 2 0	2 2 0
Matt Clement, R (1, 1) OBP: 0.108, SLG: 0.082 Hee-Seop Choi, L (8, 3) OBP: 0.214, SLG: 0.280	S S B F B S 2-3 K ③			F S F B S 1-3 K ①			X 0-0 SH3 ① 1-2		B C S B B C 3-3 K ③			X 0-0 F9 ①	2 2	0 0	0 0	0 0	2 1	2 1	2 1
Inning Stats	R: 0 H: 0 E: 0 LOB: 0 K: 1 BB: 0 S: 8 P: 11	R: 1 H: 3 E: 0 LOB: 2 K: 1 BB: 0 S: 19 P: 27	R: 0 H: 0 E: 0 LOB: 1 K: 0 BB: 1 S: 9 P: 14	R: 0 H: 1 E: 0 LOB: 1 K: 0 BB: 0 S: 8 P: 11	R: 1 H: 1 E: 0 LOB: 0 K: 3 BB: 0 S: 12 P: 18	R: 0 H: 1 E: 0 LOB: 1 K: 0 BB: 0 S: 13 P: 22	R: 0 H: 1 E: 0 LOB: 1 K: 1 BB: 0 S: 9 P: 12	R: 0 H: 0 E: 0 LOB: 0 K: 1 BB: 0 S: 8 P: 11	R: 0 H: 1 E: 0 LOB: 1 K: 2 BB: 0 S: 9 P: 17	R: 0 H: 0 E: 0 LOB: 0 K: 3 BB: 0 S: 9 P: 12	R: 0 H: 0 E: 1 LOB: 2 K: 1 BB: 1 S: 13 P: 20	R: 0 H: 1 E: 0 LOB: 2 K: 1 BB: 1 S: 9 P: 18	1B: 8 2B: 0 3B: 0 HR: 1	SF: 0 SAC: 2 DP: 0 HBP: 0		WP: 0 PB: 0 SB: 0 CS: 0		PA: 49	

PITCHER		IP	WLS	BF	H	R	ER	SO	BB	IBB	HBP	BLK	WP	HR	S	P	ERA	WHIP
Jason Middlebrook, R ERA: 4.66	(1, 1)	6.0		25	6	2	2	5	1	0	0	0	0	1	69	103	3.00	1.167
Scott Strickland, R ERA: 3.65	(7, 1)	0.2		3	1	0	0	0	0	0	0	0	0	0	6	9	0.00	1.500
Mark Guthrie, L ERA: 2.38	(7, 1)	0.1		1	0	0	0	1	0	0	0	0	0	0	3	3	0.00	0.000
David Weathers, R ERA: 2.78	(8, 1)	2.0		7	1	0	0	3	0	0	0	0	0	0	17	28	0.00	0.500
Armando Benitez, R ERA: 2.38	(10, 1)	2.0		8	0	0	0	4	1	0	0	0	0	0	22	32	0.00	0.500

PITCHER		IP	WLS	BF	H	R	ER	SO	BB	IBB	HBP	BLK	WP	HR	S	P	ERA	WHIP
Jaime Cerda, L ERA: 2.66	(12, 1)	0.2		3	1	0	0	1	0	0	0	0	0	0	6	11	0.00	1.500
Grant Roberts, R ERA: 2.03	(12, 1)	0.1	W	2	0	0	0	0	1	0	0	0	0	0	3	7	0.00	3.000

Chicago Cubs @ New York Mets

Shea Stadium, Flushing, NY

Thu Sep 19 2002, 7:10 PM EDT

Att. 34,664 - Cloudy - 71 F

TOP

livebaseballscorecards.com

AB	44
R	2
H	9
RBI	2
BB	3
SO	14
LOB	22

Batter	1	2	3	4	5	6	7	8	9	10	11	12	AB	R	H	RBI	BB	SO	LOB
Roger Cedeno, S (1, 7) OBP: 0.318, SLG: 0.351	B B C X 2-1 ① G1-3		B F C B X 2-2 ① FC3-6 31 E 31 S 1-2f			S F B B B X 2-2 BB 31 1B SF7 1B	B S X 1-1 ③ L6			B F B B C 3-3 ② K		B B F F X 2-2 1B 3-H	6	1	2	1	0	1	2
Roberto Alomar, S (1, 4) OBP: 0.334, SLG: 0.383	C B F B B X 3-2 1B		C B S S 1-3 ② K			X 0-0 ① F7		F B X 1-1 ① G4-3		B C X 1-1 FC6-4 1B			5	0	2	0	0	1	2
31 Mike Piazza, R (1, 2) OBP: 0.361, SLG: 0.546 Esix Snead, S (8, PR) Vance Wilson, R (9, 2) OBP: 0.296, SLG: 0.372	C S S 0-3 ② K		B S F C 1-3 ③ K 1-3			X 0-0 BB 1-2 1B		B B B B 4-0 CS BB		B X 1-0 FC6-4 1-2f ③			3 0 1	0 0 0	1 0 0	0 0 0	1 0 0	2 0 1	2 0 1
Mo Vaughn, L (1, 3) OBP: 0.348, SLG: 0.449	C B B X 2-1 ③ G4-3			B C B S S 2-3 ① K		B B S B B 4-1 1-2 2-3 BB		C F B P B C 2-3 ② ③ K 1-2			C B S S B S 2-3 ① K		4	0	0	0	1	3	2
Ty Wigginton, R (1, 5) OBP: 0.339, SLG: 0.525 Joe McEwing, R (9, PR) OBP: 0.251, SLG: 0.315 (10, 6)		C S S 0-3 ① K		X 0-0 ② F7		F B X 0-2 ② SF7 3-H			S F B B X 1-2 1B G6-4-3 1B		C B C F B F B F F 3-2 ② X F8		3 1	0 1	1 1	1 0	0 0	1 0	0 0
Jeromy Burnitz, L (1, 9) OBP: 0.315, SLG: 0.377		B X 1-0 ② P6		B S B F S 2-3 ③ K2-3		F S F B S 1-3 ③ K			S B F X 1-2 G6-4-3 1-3 1B			B C B B F F F B 4-2 BB	4	0	1	0	1	2	2
Timo Perez, L (1, 8) OBP: 0.333, SLG: 0.438 Grant Roberts, R (12, 1) OBP: 1.000, SLG: 1.000		F X 0-1 1B	B C C F X 1-2 ① F8			B F B B B C X 3-2 G5-3 SH1-4 1B			B X 1-0 ① ② G6-4-3 1-2f 3-H		B B C C F F X 2-2 ③ F8		5 0	0 0	2 0	0 0	0 0	0 0	2 0
Rey Ordonez, R (1, 6) OBP: 0.287, SLG: 0.321 Edgardo Alfonzo, R (9, PH) OBP: 0.393, SLG: 0.464 Armando Benitez, R (10, 1) Jaime Cerda, L (12, 1) Raul Gonzalez, R (12, 8) OBP: 0.337, SLG: 0.435		S F S 0-3 ③ K	B F B F B S 3-3 ② K			L X 0-1 ① SH1-4 1-2			B S F B S 2-3 ③ K			F B C B X 2-2 G4-3 1B 2B	2 1 0 0 1	0 0 0 0 1	0 0 0 0 1	0 0 0 0 1	2 1 0 0 0	1 1 0 0 0
Jason Middlebrook, R (1, 1) OBP: 0.300, SLG: 0.222 Scott Strickland, R (7, 1) Mark Guthrie, R (7, 1) John Valentin, R (7, PH) OBP: 0.338, SLG: 0.353 David Weathers, R (8, 1) Marco Scutaro, R (10, 5) OBP: 0.231, SLG: 0.308			B B C B B C F B 4-2 FC3-6 BB			B C B B B C X 3-2 G6-3		C B B C C X 2-2 G5-3 2-3		C F B C 1-3		L B F F F B X 2-2 G4-3 2-3	1 0 0 1 0 2	0 0 0 0 0 0	0 0 0 0 0 1	0 0 0 0 0 1	1 0 0 0 0 1	0 0 0 1 0 1	0 0 0 1 0 1
Inning Stats	R: 0 E: 0 K: 1 S: 10 H: 1 LOB: 1 BB: 0 P: 17	R: 0 E: 0 K: 2 S: 9 H: 1 LOB: 1 BB: 0 P: 10	R: 0 E: 0 K: 2 S: 12 H: 0 LOB: 1 BB: 1 P: 20	R: 0 E: 0 K: 2 S: 7 H: 0 LOB: 0 BB: 0 P: 11	R: 0 E: 0 K: 1 S: 10 H: 0 LOB: 0 BB: 0 P: 17	R: 1 E: 0 K: 1 S: 13 H: 2 LOB: 2 BB: 1 P: 20	R: 0 E: 0 K: 0 S: 10 H: 1 LOB: 1 BB: 0 P: 16	R: 0 E: 0 K: 1 S: 6 H: 0 LOB: 1 BB: 1 P: 12	R: 1 E: 0 K: 1 S: 10 H: 2 LOB: 1 BB: 0 P: 15	R: 0 E: 0 K: 2 S: 9 H: 1 LOB: 0 BB: 0 P: 15	R: 0 E: 0 K: 1 S: 19 H: 0 LOB: 1 BB: 1 P: 30	R: 1 E: 0 K: 0 S: 12 H: 2 LOB: 1 BB: 0 P: 18	1B: 9 2B: 1 3B: 0 HR: 0	SF: 1 SAC: 1 DP: 1 HBP: 0	WP: 0 PB: 0 SB: 1 CS: 1	PA: 46		

PITCHER		IP	WLS	BF	H	R	ER	SO	BB	IBB	HBP	BLK	WP	HR	S	P	ERA	WHIP
Matt Clement, R ERA: 3.34	(1, 1)	7.0		28	5	1	1	9	2	0	0	0	0	0	71	111	1.29	1.000
Joe Borowski, R ERA: 2.81	(8, 1)	1.0	H	3	0	0	0	1	1	0	0	0	0	0	6	12	0.00	1.000
Antonio Alfonseca, R ERA: 3.78	(9, 1)	2.0	B	8	3	1	1	3	0	0	0	0	0	0	19	30	4.50	1.500
Will Cunnane, R ERA: 5.4	(11, 1)	1.1	L	7	2	1	1	1	1	0	0	0	0	0	31	48	6.75	2.250

PITCHER	IP	WLS	BF	H	R	ER	SO	BB	IBB	HBP	BLK	WP	HR	S	P	ERA	WHIP

Chicago Cubs @ New York Mets

Shea Stadium, Flushing, NY

Thu Sep 19 2002, 7:10 PM EDT

Att. 34,664 - Cloudy - 71 F

BOTTOM

livebaseballscorecards.com

AB	40
R	3
H	10
RBI	2
BB	4
SO	14
LOB	17

Chicago Cubs @ Pittsburgh Pirates

PNC Park, Pittsburgh, PA

Fri Sep 20 2002, 7:05 PM EDT

Att. 22,299 - Overcast - 81 F

TOP

livebaseballscorecards.com

Batter	1	2	3	4	5	6	7	8	9	AB	R	H	RBI	BB	SO	LOB
Bobby Hill, S (1, 4) OBP: 0.326, SLG: 0.370	P4		BB 1B BB		F4		G6-3		K	1	0	0	0	0	0	0
Mark Bellhorn, S (1, 4) OBP: 0.375, SLG: 0.526										3	0	0	0	1	1	1
Roosevelt Brown, L (1, 8) OBP: 0.274, SLG: 0.314	G6-4-3 1B		1-2 BB 1B		L9		G5-3		G4-6-3 1-2f	5	0	2	0	0	0	1
Antonio Alfonseca, R (9, 1) OBP: 0.667, SLG: 0.667										0	0	0	0	0	0	0
Sammy Sosa, R (1, 9) OBP: 0.403, SLG: 0.610	G6-4-3 1-2f		1-2 2-3 FC6-4 BB			HR		K		3	1	1	1	1	1	1
Hee-Seop Choi, L (1, 3) OBP: 0.250, SLG: 0.286		F8	K			2B G6-4-3 1B		PB 2B BB		3	2	1	0	1	1	3
Angel Echevarria, R (1, 7) OBP: 0.347, SLG: 0.472		HBP 1B	1-2f FC6-4			G6-4-3 1-3 2B		K		4	0	2	0	0	1	4
Kevin Orie, R (1, 5) OBP: 0.375, SLG: 0.524		L5		1B		G6-4-3 BB		E 1-H 1B 2B		3	1	2	1	1	0	1
Alex Gonzalez, R (1, 6) OBP: 0.314, SLG: 0.429		1-2 HBP		G4-3		1-2f 2-3 3-H G6-4-3		2-3 E4 1B 1B		3	0	1	0	0	0	2
Mike Mahoney, R (1, 2) OBP: 0.259, SLG: 0.346	K			F8		K		2-H 3-H 1B		3	0	0	0	0	2	3
Chris Stynes, R (8, PH) OBP: 0.318, SLG: 0.381										1	0	1	1	0	0	0
Joe Girardi, R (8, 2) OBP: 0.274, SLG: 0.286										0	0	0	0	0	0	0
38 Carlos Zambrano, S (1, 1) OBP: 0.036, SLG: 0.071			G5-3		G5-3		P4		G4-6-3 BB	2	0	0	0	0	0	0
Chad Hermansen, R (7, PH) OBP: 0.271, SLG: 0.364										1	0	0	0	0	0	0
Juan Cruz, R (7, 1) OBP: 0.143, SLG: 0.143										0	0	0	0	0	0	0
Joe Borowski, R (8, 1) OBP: 0.286, SLG: 0.286										0	0	0	0	0	0	0
Moises Alou, R (9, PH) OBP: 0.344, SLG: 0.429										0	0	0	0	1	0	0
Corey Patterson, L (9, PR) OBP: 0.284, SLG: 0.392										0	0	0	0	0	0	0
(9, 8)																

	AB	32
	R	4
	H	10
	RBI	3
	BB	5
	SO	6
	LOB	16

Inning Stats									
	R: 0 E: 0 K: 0 S: 3	H: 1 LOB: 0 BB: 0 P: 5	R: 0 E: 0 K: 1 S: 7	H: 1 LOB: 2 BB: 0 P: 10	R: 0 E: 0 K: 1 S: 13	H: 1 LOB: 3 BB: 2 P: 21	R: 0 E: 0 K: 0 S: 6	H: 1 LOB: 0 BB: 0 P: 7	R: 0 E: 0 K: 0 S: 7	H: 0 LOB: 0 BB: 0 P: 8
	R: 2 E: 0 K: 1 S: 11	H: 3 LOB: 1 BB: 1 P: 18	R: 0 E: 0 K: 0 S: 7	H: 0 LOB: 0 BB: 0 P: 11	R: 2 E: 1 K: 2 S: 19	H: 3 LOB: 2 BB: 1 P: 28	R: 0 E: 0 K: 1 S: 5	H: 0 LOB: 1 BB: 1 P: 10	1B: 7 2B: 2 3B: 0 HR: 1	SF: 0 SAC: 0 DP: 3 HBP: 1	WP: 0 PB: 1 SB: 0 CS: 0	PA: 38

PITCHER		IP	WLS	BF	H	R	ER	SO	BB	IBB	HBP	BLK	WP	HR	S	P	ERA	WHIP
16 Salomon Torres, R ERA: 2.7	(1, 1)	5.0		23	7	2	2	2	2	0	1	0	0	1	42	59	3.60	1.800
Mike Lincoln, R ERA: 3.21	(6, 1)	2.0	B	6	0	0	0	1	1	0	0	0	0	0	12	21	0.00	0.500
Brian Boehringer, R ERA: 3.36	(8, 1)	1.0	B	6	3	2	2	2	1	0	0	0	0	0	19	28	18.00	4.000
Scott Sauerbeck, L ERA: 2.2	(9, 1)	1.0	W	3	0	0	0	1	1	0	0	0	0	0	5	10	0.00	1.000

PITCHER	IP	WLS	BF	H	R	ER	SO	BB	IBB	HBP	BLK	WP	HR	S	P	ERA	WHIP

Chicago Cubs @ Pittsburgh Pirates

PNC Park, Pittsburgh, PA

Fri Sep 20 2002, 7:05 PM EDT

Att. 22,299 - Overcast - 81 F

livebaseballscorecards.com

BOTTOM

Batter	1	2	3	4	5	6	7	8	9	AB	R	H	RBI	BB	SO	LOB
Pokey Reese, R (1, 4) OBP: 0.328, SLG: 0.353	P4	PB 1B			G4-3		K			4	0	1	0	0	1	0
Abraham Nunez, S (1, 6) OBP: 0.310, SLG: 0.316 Brian Boehringer, S (8, 1) Scott Sauerbeck, R (9, 1)	18 FC6-4 BB	18 FC6-4 1-2 BB			P4		K			1 0 0	0 0 0	0 0 0	0 0 0	2 0 0	0 0 0	0 0 0
18 Jason Kendall, R (1, 2) OBP: 0.348, SLG: 0.353	FC6-4 2B E 1-2f	FC6-4 1-2f			G6-3			G4-6-3 1B		4	1	1	0	0	0	3
Brian Giles, L (1, 7) OBP: 0.443, SLG: 0.601	E E 1-3 2B		K			G1-3		F7		4	1	1	0	0	1	1
Aramis Ramirez, R (1, 5) OBP: 0.283, SLG: 0.384	E BB		K			HR		G4-6-3 1-2f		3	1	1	1	1	1	1
Kevin Young, R (1, 3) OBP: 0.320, SLG: 0.402	E5 WP 1-3 2-H 3-H		K			G6-3			2B 1B	4	1	1	0	0	1	1
Armando Rios, L (1, 9) OBP: 0.299, SLG: 0.319 Mike Benjamin, R (9, PR) OBP: 0.198, SLG: 0.179	F5 1-2			G6-3		2B			SH5-4 2 1B 1-H 2B	4 0	0 1	2 0	1 0	0 0	0 0	2 0
Tony Alvarez, R (1, 8) OBP: 0.400, SLG: 0.250		G1-3		K		G1			SH5-4 2-3	3	0	0	0	0	1	1
16 Salomon Torres, R (1, 1) OBP: 0.111, SLG: 0.111 2 Jack Wilson, R (6, 6) OBP: 0.302, SLG: 0.335 Mike Lincoln, R (6, 1) Adrian Brown, S (7, PH) OBP: 0.279, SLG: 0.294		G6-3		F9			P4		1B 3-H	2 2 0 1	0 0 0 0	0 1 0 0	0 1 0 0	0 0 0 0	0 0 0 1	0 0 0 0
Inning Stats	R: 2 E: 1 K: 0 S: 9 H: 1 LOB: 2 BB: 2 P: 23	R: 0 E: 0 K: 0 S: 8 H: 1 LOB: 2 BB: 1 P: 16	R: 0 E: 0 K: 3 S: 17 H: 0 LOB: 0 BB: 0 P: 21	R: 0 E: 0 K: 1 S: 6 H: 0 LOB: 0 BB: 0 P: 11	R: 0 E: 0 K: 0 S: 8 H: 0 LOB: 0 BB: 0 P: 15	R: 1 E: 0 K: 0 S: 11 H: 2 LOB: 1 BB: 0 P: 16	R: 0 E: 0 K: 2 S: 9 H: 0 LOB: 0 BB: 0 P: 13	R: 0 E: 0 K: 0 S: 9 H: 1 LOB: 0 BB: 0 P: 11	R: 2 E: 0 K: 0 S: 8 H: 3 LOB: 2 BB: 0 P: 11	1B: 4 2B: 3 3B: 0 HR: 1 SF: 0 SAC: 1 DP: 1 HBP: 0							

AB	32
R	5
H	8
RBI	3
BB	3
SO	6
LOB	9

WP: 1 PB: 1 SB: 0 CS: 0 PA: 36

PITCHER		IP	WLS	BF	H	R	ER	SO	BB	IBB	HBP	BLK	WP	HR	S	P	ERA	WHIP
38 Carlos Zambrano, R ERA: 3.82	(1, 1)	6.0		26	4	3	1	4	3	0	0	0	1	1	59	102	1.50	1.167
Juan Cruz, R ERA: 4.01	(7, 1)	1.0		3	0	0	0	2	0	0	0	0	0	0	9	13	0.00	0.000
Joe Borowski, R ERA: 2.78	(8, 1)	1.0	H	3	1	0	0	0	0	0	0	0	0	0	9	11	0.00	1.000
Antonio Alfonseca, R ERA: 4.02	(9, 1)	0.1	L	4	3	2	2	0	0	0	0	0	0	0	8	11	54.00	9.000

PITCHER	IP	WLS	BF	H	R	ER	SO	BB	IBB	HBP	BLK	WP	HR	S	P	ERA	WHIP

Chicago Cubs @ Pittsburgh Pirates

PNC Park, Pittsburgh, PA

Sat Sep 21 2002, 7:05 PM EDT

Att. 33,653 - Sunny - 75 F

TOP

livebaseballscorecards.com

Batter	1	2	3	4	5	6	7	8	9	AB	R	H	RBI	BB	SO	LOB
Mark Bellhorn, S (1, 4) OBP: 0.377, SLG: 0.527	C B C S 1-3 ① K		X 0-0 G4-6-3 1B		C B C B F S 2-3 ② K		B S X 1-1 WP HBP 1B 2-3 1B		B C X 1-1 E 1B	5	1	3	0	0	2	0
Roosevelt Brown, L (1, 8) OBP: 0.275, SLG: 0.311 Angel Echevarria, R (7, PH) OBP: 0.353, SLG: 0.472 Will Cunnane, R (7, 1) OBP: 0.500, SLG: 0.333 Joe Borowski, R (8, 1) OBP: 0.286, SLG: 0.286 Chris Stynes, R (9, PH) OBP: 0.316, SLG: 0.379 Hee-Seop Choi, L (9, 3) OBP: 0.250, SLG: 0.286	B B C B B 4-1 FC4-6 BB BB		B F F X 1-2 ② ③ G4-6-3 1-2f		X 0-0 ③ G4-3		B B S H 3-1 1B 1-2 1B HBP		C S 1 SAFE S 0-3 ② K 1-3	2 0 0 0 1 0	0 1 0 0 0 0	0 0 0 0 0 0	0 0 0 0 0 0	1 0 0 0 0 1	0 0 0 0 0 0	1 0 0 0 1 0
Sammy Sosa, R (1, 9) OBP: 0.407, SLG: 0.610	B B F C B B 4-2 FC4-6 1-2 BB			F X 0-1 1B 1B 1B	C X 0-1 ① F9	B S S T B B X 3-2 1-H 2-H 3-H 1B		I I I I 4-0 IBB		3	1	2	2	2	0	0
Fred McGriff, L (1, 3) OBP: 0.354, SLG: 0.502 Juan Cruz, R (9, 1) OBP: 0.143, SLG: 0.143	F C B X 1-2 ② FC4-6 1-2f 2-3			X 0-0 1B 1-2 1B	B F B F B X 3-2 FC5-4 1B	C C B C 1-3 ③ K			X 0-0 ③ G4-3	5 0	0 0	2 0	0 0	0 0	1 0	5 0
Moises Alou, R (1, 7) OBP: 0.342, SLG: 0.426	X 0-0 ③ F8			C B F B X 2-2 ① F8	S F X 0-2 ② FC5-4 S 1-2f			B X 1-0 ① F9		4	0	0	0	0	0	5
Kevin Orie, R (1, 5) OBP: 0.393, SLG: 0.500		C B F X 1-2 ① F8		C X 0-1 1-2 2-H 1B	C B X 1-1 ③ G5-3 1-2			F C B B F B F F 4-2 F H G2-3 HBP		3	0	1	1	0	0	1
Todd Hundley, S (1, 2) OBP: 0.299, SLG: 0.426		S B S S B B F S 3-3 ② K		S X 0-1 ② F7			X 0-0 ① F7	B F X 1-1 ② G2-3 1-2		4	0	0	0	0	1	3
Alex Gonzalez, R (1, 6) OBP: 0.312, SLG: 0.425		B B X 2-0 ③ F9		F B F S 1-3 ③ K			B B B C C S 3-3 ② K	C X 0-1 ③ G1-3		4	0	0	0	0	2	3
Pat Mahomes, R (1, 1) Kyle Farnsworth, R (6, 1) Corey Patterson, L (7, PH) OBP: 0.285, SLG: 0.394 (7, 8)			S C F C 0-3 ① K		B X 1-0 ① P6		X 0-0 1B WP 2B		C X 0-1 ① G5-3	2 0 2	0 0 1	0 0 1	0 0 0	0 0 0	1 0 0	0 0 0
Inning Stats	R: 0 H: 0 E: 0 LOB: 2 K: 1 BB: 2 S: 10 P: 20	R: 0 H: 0 E: 0 LOB: 0 K: 1 BB: 0 S: 8 P: 14	R: 0 H: 1 E: 0 LOB: 0 K: 1 BB: 0 S: 8 P: 9	R: 1 H: 3 E: 0 LOB: 2 K: 1 BB: 0 S: 13 P: 16	R: 0 H: 0 E: 0 LOB: 0 K: 1 BB: 0 S: 6 P: 9	R: 0 H: 1 E: 0 LOB: 1 K: 0 BB: 0 S: 10 P: 14	R: 3 H: 3 E: 0 LOB: 1 K: 2 BB: 0 S: 15 P: 26	R: 0 H: 0 E: 0 LOB: 1 K: 0 BB: 0 S: 12 P: 18	R: 0 H: 1 E: 1 LOB: 2 K: 1 BB: 1 S: 8 P: 13	1B: 8 SF: 0 2B: 1 SAC: 0 3B: 0 DP: 1 HR: 0 HBP: 2						WP: 1 PA: 40 PB: 0 SB: 1 CS: 0

PITCHER		IP	WLS	BF	H	R	ER	SO	BB	IBB	HBP	BLK	WP	HR	S	P	ERA	WHIP
Kip Wells, R ERA: 3.56	(1, 1)	6.2		27	6	2	2	6	2	0	0	0	0	0	60	90	2.70	1.200
Scott Sauerbeck, L ERA: 2.35	(7, 1)	0.0	L	1	1	0	0	0	0	0	0	0	0	0	2	3	∞	∞
Al Reyes, R ERA: 2.25	(7, 1)	1.1	B	7	1	2	2	1	0	0	2	0	1	0	20	33	13.50	0.750
Joe Beimel, L ERA: 4.63	(9, 1)	1.0		5	1	0	0	1	0	1	0	0	0	0	8	13	0.00	1.000

PITCHER	IP	WLS	BF	H	R	ER	SO	BB	IBB	HBP	BLK	WP	HR	S	P	ERA	WHIP

AB	35
R	4
H	9
RBI	3
BB	3
SO	8
LOB	19

Batter	1	2	3	4	5	6	7	8	9	AB	R	H	RBI	BB	SO	LOB
Pokey Reese, R (1, 4) OBP: 0.327, SLG: 0.349	B B B B 4-0 18 1B 1B BB	C X 0-1 ③ F9		C C F B X 1-2 ③ G5-3		B C B B S S 3-3 ② K 1-2 2-3		B F B F S 2-3 ③ K		4	1	0	0	1	2	6
2 Jack Wilson, R (1, 6) OBP: 0.299, SLG: 0.331	L F S 0-3 ① K		B S X 1-1 ① F9		B C B F B F X 3-2 ① F8	C C B F B S 2-3 ③ K			B B B C C X 2-2 E3 18 BB	5	0	0	0	0	2	3
18 Jason Kendall, R (1, 2) OBP: 0.350, SLG: 0.355	C X 0-1 1B 1-2 1B		F C B F S 1-3 ② K		C X 0-1 ② F7		B B C X 2-1 1B 1B		B B B C B 4-1 FC5-4 1-2 BB	4	0	2	0	1	1	0
Brian Giles, L (1, 7) OBP: 0.444, SLG: 0.603	B B C B S X 3-2 ② F8		B F C B B X 3-2 1B		B B X 2-0 2B		B X 1-0 ① 1-3 1B		X 0-0 ① F8	5	0	3	0	0	0	4
Aramis Ramirez, R (1, 5) OBP: 0.282, SLG: 0.382	B B F X 2-1 1-2 2-H 1B		X 0-0 ③ F9		C B C C 1-3 ③ K		B F S B S 2-3 ② K		B B F B X 3-1 ② P4	5	0	1	1	0	2	5
Kevin Young, R (1, 3) OBP: 0.321, SLG: 0.411	X 0-0 ③ F7			B X 1-0 FC1-6-5 2B		F F B B B X 3-2 HR	C C F S 0-3 ③ K		B C X 1-1 ③ FC5-4 1-2f	5	1	2	1	0	1	5
Armando Rios, L (1, 9) OBP: 0.298, SLG: 0.314		B S B X 2-1 ① G4-3		B F C B B X 2-2 ① FC1-6-5 SH1-4 2-3		B F B B B 4-1 S BB BB		C B X 1-1 ① F7		3	0	0	0	1	0	1
Rob Mackowiak, L (1, 8) OBP: 0.328, SLG: 0.432		B B S B S X 3-2 ② F8		B B B B 4-0 SH1-4 BB		B B B C B 4-1 S 1-2 BB		B S F B B X 3-2 ② F7		2	0	0	0	2	0	0
Kip Wells, R (1, 1) OBP: 0.197, SLG: 0.279 Scott Sauerbeck, R (7, 1) Al Reyes, R (7, 1) Abraham Nunez, S (8, PH) OBP: 0.313, SLG: 0.319 Joe Beimel, L (9, 1) OBP: 0.364, SLG: 0.400		B S X 1-1 2B		S X 0-1 ② SH1-4 1-2 2-3		S S F L 0-3 ① K		X 0-0 1B		2 0 0 1 0	0 0 0 0 0	1 0 0 1 0	0 0 0 0 0	0 0 0 0 0	1 0 0 0 0	2 0 0 0 0
Inning Stats	R: 1 H: 2 E: 0 LOB: 2 K: 1 BB: 1 S: 11 P: 20	R: 0 H: 1 E: 0 LOB: 1 K: 0 BB: 0 S: 9 P: 15	R: 0 H: 1 E: 0 LOB: 1 K: 1 BB: 0 S: 10 P: 15	R: 0 H: 1 E: 0 LOB: 2 K: 0 BB: 1 S: 10 P: 18	R: 0 H: 1 E: 0 LOB: 1 K: 1 BB: 0 S: 10 P: 16	R: 1 H: 1 E: 0 LOB: 2 K: 3 BB: 2 S: 16 P: 32	R: 0 H: 2 E: 0 LOB: 1 K: 2 BB: 0 S: 10 P: 15	R: 0 H: 1 E: 0 LOB: 2 K: 1 BB: 1 S: 9 P: 15	R: 0 H: 0 E: 1 LOB: 2 K: 0 BB: 1 S: 9 P: 19	1B: 6 2B: 3 3B: 0 HR: 1	SF: 0 SAC: 1 DP: 0 HBP: 0			WP: 0 PB: 0 SB: 2 CS: 0	PA: 42		

PITCHER		IP	WLS	BF	H	R	ER	SO	BB	IBB	HBP	BLK	WP	HR	S	P	ERA	WHIP
Pat Mahomes, R ERA: 2.76	(1, 1)	5.1		27	7	2	2	4	4	0	0	0	0	1	59	104	3.38	2.062
Kyle Farnsworth, R ERA: 7.25	(6, 1)	0.2	W	2	0	0	0	2	0	0	0	0	0	0	7	12	0.00	0.000
Will Cunnane, R ERA: 4.98	(7, 1)	1.2	H	7	3	0	0	2	0	0	0	0	0	0	16	25	0.00	1.800
Joe Borowski, R ERA: 2.77	(8, 1)	0.1	H	1	0	0	0	1	0	0	0	0	0	0	3	5	0.00	0.000
Juan Cruz, R ERA: 3.97	(9, 1)	1.0	S	5	0	0	0	0	1	0	0	0	0	0	9	19	0.00	1.000

PITCHER	IP	WLS	BF	H	R	ER	SO	BB	IBB	HBP	BLK	WP	HR	S	P	ERA	WHIP

BOTTOM

Chicago Cubs @ Pittsburgh Pirates

PNC Park, Pittsburgh, PA

Sat Sep 21 2002, 7:05 PM EDT
Att. 33,653 - Sunny - 75 F

livebaseballscorecards.com

AB	36
R	2
H	10
RBI	2
BB	5
SO	9
LOB	26

Batter	1	2	3	4	5	6	7	8	9	AB	R	H	RBI	BB	SO	LOB
Mark Bellhorn, S (1, 6) OBP: 0.377, SLG: 0.525	P6		G3-4-1 BB		F9		G3-1		FC6-4 1B	4	0	1	1	1	0	1
Chad Hermansen, R (1, 8) OBP: 0.274, SLG: 0.378	G3 HR 1B		G3-4-1		HR			K	FC6-4	5	2	2	1	0	1	4
Sammy Sosa, R (1, 9) OBP: 0.407, SLG: 0.609	G3		BB		F2			1B		3	0	1	0	1	0	1
Fred McGriff, L (1, 3) OBP: 0.354, SLG: 0.506 Antonio Alfonseca, R (8, 1) OBP: 0.667, SLG: 0.667	HR		K			K		L8		4 0	1 0	1 0	2 0	0 0	2 0	4 0
Moises Alou, R (1, 7) OBP: 0.339, SLG: 0.422	F3		F7			F8		F8		4	0	0	0	0	0	4
Kevin Orie, R (1, 5) OBP: 0.344, SLG: 0.429		P6		P4		K			G5-3	4	0	0	0	0	1	0
Chris Stynes, R (1, 4) OBP: 0.317, SLG: 0.378 Corey Patterson, L (9, PH) OBP: 0.286, SLG: 0.395		P6		G6-4-3 1B			F9		1B 1B	3 1	0 1	1 1	0 0	0 0	0 0	0 0
Joe Girardi, R (1, 2) OBP: 0.271, SLG: 0.283 Todd Hundley, S (9, PH) OBP: 0.298, SLG: 0.424		G4-3		G6-4-3			K		P5	3 1	0 0	0 0	0 0	0 0	1 0	1 1
Alan Benes, R (1, 1) OBP: 0.154, SLG: 0.083 Joe Borowski, R (5, 1) OBP: 0.286, SLG: 0.286 Francis Beltran, R (6, 1) Roosevelt Brown, L (7, PH) OBP: 0.278, SLG: 0.311 Will Cunnane, R (7, 1) OBP: 0.500, SLG: 0.333 Hee-Seop Choi, L (8, 3) OBP: 0.273, SLG: 0.310			G3-4-1 BB 1B		K		BB		1B 1B	2 0 0 0 0 1	0 0 0 0 0 0	1 0 0 0 0 1	0 0 0 0 0 0	0 0 0 0 1 0	1 0 0 0 0 0	0 0 0 0 0 0
Inning Stats	R: 2 E: 0 K: 0 S: 16 H: 2 LOB: 0 BB: 0 P: 28	R: 0 E: 0 K: 0 S: 6 H: 0 LOB: 0 BB: 0 P: 8	R: 0 E: 0 K: 1 S: 13 H: 1 LOB: 3 BB: 2 P: 24	R: 0 E: 0 K: 0 S: 7 H: 1 LOB: 0 BB: 0 P: 9	R: 1 E: 0 K: 1 S: 13 H: 1 LOB: 0 BB: 0 P: 21	R: 0 E: 0 K: 2 S: 9 H: 0 LOB: 0 BB: 0 P: 11	R: 0 E: 0 K: 1 S: 7 H: 0 LOB: 1 BB: 1 P: 14	R: 0 E: 0 K: 1 S: 11 H: 1 LOB: 1 BB: 0 P: 17	R: 1 E: 0 K: 0 S: 13 H: 3 LOB: 2 BB: 0 P: 19	1B: 7 2B: 0 3B: 0 HR: 2 SF: 0 SAC: 0 DP: 1 HBP: 0						

PITCHER		IP	WLS	BF	H	R	ER	SO	BB	IBB	HBP	BLK	WP	HR	S	P	ERA	WHIP
Kris Benson, R ERA: 4.7	(1, 1)	5.0	W	21	5	3	3	2	2	0	0	0	0	2	55	90	5.40	1.400
Bronson Arroyo, R ERA: 4.15	(6, 1)	2.0	H	7	0	0	0	3	1	0	0	0	0	0	16	25	0.00	0.500
Brian Boehringer, R ERA: 3.32	(8, 1)	1.0	H	4	1	0	0	1	0	0	0	0	0	0	11	17	0.00	1.000
Mike Williams, R ERA: 3.03	(9, 1)	1.0	S	6	3	1	1	0	0	0	0	0	0	0	13	19	9.00	3.000

PITCHER	IP	WLS	BF	H	R	ER	SO	BB	IBB	HBP	BLK	WP	HR	S	P	ERA	WHIP

TOP

Chicago Cubs @ Pittsburgh Pirates

PNC Park, Pittsburgh, PA

Sun Sep 22 2002, 1:35 PM EDT
Att. 25,026 - Overcast - 73 F

livebaseballscorecards.com

AB	35
R	4
H	9
RBI	4
BB	3
SO	6
LOB	16

WP: 0	PB: 0	SB: 0	CS: 0	PA: 38		

BOTTOM

Chicago Cubs @ Pittsburgh Pirates

PNC Park, Pittsburgh, PA

Sun Sep 22 2002, 1:35 PM EDT

Att. 25,026 - Overcast - 73 F

livebaseballscorecards.com

Batter	1	2	3	4	5	6	7	8	9	AB	R	H	RBI	BB	SO	LOB
Pokey Reese, R (1, 4) OBP: 0.328, SLG: 0.353	C B B S X 2-2 1B		C S B B B F F X 3-2 ① F9		F F B F X 1-2 2 1B 1-3 SF9 2B	C S B F F F B X 2-2 ③ F8 1-3				4	1	2	0	0	0	1
2 Jack Wilson, R (1, 6) OBP: 0.302, SLG: 0.332	X 0-0 ① P3		C B B B B X 4-1 1B SF9 BB		B C S F X 1-2 S 2-3 1B 3-H 1B		B B B C B 4-1 1B G5-4-3 BB			2	3	1	1	2	0	1
Brian Giles, L (1, 7) OBP: 0.444, SLG: 0.604	S X 0-1 ② P2		B C F B X 2-2 1-3 1B		B X 1-0 ① SF9 3-H		F B B B C F F F X 3-2 G5-4-3 1-3 1B			3	0	2	1	0	0	1
Aramis Ramirez, R (1, 5) OBP: 0.280, SLG: 0.380 Brian Boehringer, S (8, 1) Mike Williams, R (9, 1)	F C S 0-3 ③ K		C F B F B X 2-2 ② SF9 3-H		C B S X 1-2 ② P6		B X 1-0 ① ② G5-4-3 1-2f 3-H			3 0 0	0 0 0	0 0 0	1 0 0	0 0 0	1 0 0	3 0 0
Rob Mackowiak, L (1, 9) OBP: 0.328, SLG: 0.431 Bronson Arroyo, R (6, 1) Armando Rios, L (7, PH) OBP: 0.301, SLG: 0.314 Mike Benjamin, R (8, 5) OBP: 0.198, SLG: 0.179		B S F X 1-2 ① F7	B B B F S 2-3 ③ K		B C S S B X 3-2 1-H 1B		B F B F F B F B 4-2 BB			3 0 0 0	0 0 0 0	1 0 0 0	1 0 1 0	0 0 0 0	1 0 0 0	1 0 0 0
Craig Wilson, R (1, 3) OBP: 0.359, SLG: 0.440 Kevin Young, R (7, 3) OBP: 0.320, SLG: 0.410		B B B C X 3-1 11 1B 1B		B F F X 1-2 ① F7	F C B B B F X 3-2 ③ F7		B F B C C 2-3 ③ K			3 1	0 0	1 0	0 0	0 0	0 1	1 1
Tony Alvarez, R (1, 8) OBP: 0.368, SLG: 0.250 (6, 9)		B X 1-0 ② F8		F B F B B X 3-2 ② F9	B C B X 2-1 11 G4-3 11 S FC4-2 1B		F B F X 1-2 ① G5-3			4	0	1	0	0	0	1
11 Humberto Cota, R (1, 2) OBP: 0.222, SLG: 0.222		C B F B F B X 3-2 1-3 1B		B X 1-0 ③ F2	B X 1-0 ① G4-3 1-3		S F S 0-3 ② K			4	0	1	0	0	1	1
Kris Benson, R (1, 1) OBP: 0.175, SLG: 0.200 Adrian Brown, S (5, PH) OBP: 0.280, SLG: 0.294 (6, 8)		B B B C S S 3-3 ③ K			C C B F X 1-2 2B 2 1B 1B	X 0-0 ② FC4-2 WP S 3-H	C X 0-1 ③ G3			1 3	0 1	0 1	0 0	0 0	1 0	2 1
Inning Stats	R: 0 E: 0 K: 1 S: 9 H: 1 LOB: 1 BB: 0 P: 11	R: 0 E: 0 K: 1 S: 13 H: 2 LOB: 2 BB: 0 P: 24	R: 1 E: 0 K: 1 S: 16 H: 1 LOB: 1 BB: 1 P: 29	R: 0 E: 0 K: 0 S: 7 H: 0 LOB: 0 BB: 0 P: 12	R: 3 E: 0 K: 0 S: 23 H: 4 LOB: 1 BB: 0 P: 34	R: 0 E: 0 K: 0 S: 10 H: 1 LOB: 1 BB: 0 P: 15	R: 1 E: 0 K: 1 S: 15 H: 1 LOB: 1 BB: 2 P: 29	R: 0 E: 0 K: 1 S: 8 H: 0 LOB: 0 BB: 0 P: 9		1B: 9 2B: 1 3B: 0 HR: 0	SF: 2 SAC: 0 DP: 1 HBP: 0			WP: 1 PB: 0 SB: 3 CS: 0	PA: 36	

	AB	31
	R	5
	H	10
	RBI	4
	BB	3
	SO	5
	LOB	14

PITCHER		IP	WLS	BF	H	R	ER	SO	BB	IBB	HBP	BLK	WP	HR	S	P	ERA	WHIP
Alan Benes, R ERA: 4.59	(1, 1)	4.1	L	21	7	4	4	3	1	0	0	0	0	0	58	93	8.31	1.846
Joe Borowski, R ERA: 2.75	(5, 1)	0.2		3	1	0	0	0	0	0	0	0	0	0	10	17	0.00	1.500
Francis Beltran, R ERA: 10.0	(6, 1)	1.0		4	1	0	0	0	0	0	0	0	1	0	10	15	0.00	1.000
Will Cunnane, R ERA: 5.16	(7, 1)	1.0		5	1	1	1	1	2	0	0	0	0	0	15	29	9.00	3.000
Antonio Alfonseca, R ERA: 3.97	(8, 1)	1.0		3	0	0	0	1	0	0	0	0	0	0	8	9	0.00	0.000

PITCHER	IP	WLS	BF	H	R	ER	SO	BB	IBB	HBP	BLK	WP	HR	S	P	ERA	WHIP

Batter	1	2	3	4	5	6	7	8	9	AB	R	H	RBI	BB	SO	LOB
Todd Walker, L (1, 4) OBP: 0.354, SLG: 0.426	B F C X 1-2 ① G6-3		C B X 1-1 ① P6		B B X 2-0 ① F9		C B F B B F F C 3-3 ③ K			4	0	0	0	0	1	1
Aaron Boone, R (1, 5) OBP: 0.313, SLG: 0.443	F X 0-1 HR		B B C B X 3-1 BB 1B		F B B C C 2-3 ② K			S B B B C B 4-2 G1-3 S BB		3	1	2	1	1	1	0
Ken Griffey Jr., L (1, 8) OBP: 0.362, SLG: 0.432	B S B B F S 3-3 ② K		C B B B B 4-1 1-2 BB		C B X 2-1 ③ F7			B B S S S 2-3 ① 1-2 K		3	0	0	0	1	2	1
Adam Dunn, L (1, 7) OBP: 0.406, SLG: 0.462	B X 1-0 ③ F7		F C S 0-3 ② K			C B B B S F X 3-2 G3-6-1 1B		I I I I 4-0 G1-3 IBB		3	0	1	0	1	1	2
Russell Branyan, L (1, 3) OBP: 0.316, SLG: 0.439		B B B C B 4-1 1B BB	S B S C 1-3 ③ K			C X 0-1 ① ② 1-2f G3-6-1		C F B B F X 2-2 ② 1-2 2-3 G1-3		3	0	0	0	1	1	5
Barry Larkin, R (1, 6) OBP: 0.304, SLG: 0.366 Gookie Dawkins, R (6, 6) OBP: 0.256, SLG: 0.211		X 0-0 1-2 1B		X 0-0 2B		B B X 2-0 ③ G4-3		B S F F S 1-3 ③ K		3 1	0 0	2 0	0 0	0 0	0 1	0 2
Reggie Taylor, L (1, 9) OBP: 0.297, SLG: 0.439		C F C 0-3 ① K	X 0-0 ① B2				B X 1-0 2B		B F B S F F F X 2-2 ① G3	4	0	1	0	0	1	3
Kelly Stinnett, R (1, 2) OBP: 0.354, SLG: 0.378	B C F B B S 3-3 ② K		B B B S S X 3-1 ② F8				B S L B F S 2-3 ① K		B B S S S S 2-3 ② K	4	0	0	0	0	3	4
Jimmy Haynes, R (1, 1) OBP: 0.177, SLG: 0.197 Jose Guillen, R (7, PH) OBP: 0.278, SLG: 0.374 John Riedling, R (7, 1) Ruben Mateo, R (9, PH) OBP: 0.311, SLG: 0.390 Scott Williamson, R (9, 1)		B S B B X 3-1 ③ G3	C C F X 0-2 ③ G4-3				B C B F X 2-2 ② G5-3		C S S 0-3 ③ K	2 1 0 1 0	0 0 0 0 0	0 0 0 0 0	0 0 0 0 0	0 0 0 0 0	0 0 0 1 0	3 1 0 0 0
Inning Stats	R: 1 H: 1 E: 0 LOB: 0 K: 1 BB: 0 S: 9 P: 14	R: 0 H: 1 E: 0 LOB: 2 K: 2 BB: 1 S: 10 P: 20	R: 0 H: 1 E: 0 LOB: 2 K: 2 BB: 1 S: 11 P: 20	R: 0 H: 1 E: 0 LOB: 1 K: 0 BB: 0 S: 8 P: 11	R: 0 H: 0 E: 0 LOB: 0 K: 1 BB: 0 S: 6 P: 12	R: 0 H: 1 E: 0 LOB: 0 K: 0 BB: 0 S: 7 P: 12	R: 0 H: 1 E: 0 LOB: 1 K: 2 BB: 0 S: 13 P: 21	R: 0 H: 0 E: 0 LOB: 2 K: 2 BB: 2 S: 13 P: 26	R: 0 H: 0 E: 0 LOB: 0 K: 2 BB: 0 S: 12 P: 16	1B: 3 SF: 0 2B: 2 SAC: 0 3B: 0 DP: 1 HR: 1 HBP: 0						

PITCHER		IP	WLS	BF	H	R	ER	SO	BB	IBB	HBP	BLK	WP	HR	S	P	ERA	WHIP
34 Kerry Wood, R ERA: 3.73	(1, 1)	7.0	L	28	6	1	1	8	2	0	0	0	0	1	64	110	1.29	1.143
Antonio Alfonseca, R ERA: 3.86	(8, 1)	2.0		8	0	0	0	4	1	1	0	0	0	0	25	42	0.00	0.500

PITCHER	IP	WLS	BF	H	R	ER	SO	BB	IBB	HBP	BLK	WP	HR	S	P	ERA	WHIP

Cincinnati Reds @ Chicago Cubs

Wrigley Field, Chicago, IL

Tue Sep 24 2002, 7:05 PM CDT

Att. 28,919 - Sunny - 61 F

TOP

livebaseballscorecards.com

AB	32
R	1
H	6
RBI	1
BB	4
SO	12
LOB	22

WP: 0 PA: 36
PB: 0
SB: 1
CS: 0

Batter	1	2	3	4	5	6	7	8	9	AB	R	H	RBI	BB	SO	LOB
Bobby Hill, S (1, 4) OBP: 0.319, SLG: 0.361	B1-3		G6-3		G3		K			4	0	0	0	0	1	1
Mark Bellhorn, S (1, 5) OBP: 0.378, SLG: 0.523	CS BB		1B		G3-1		G4-3			3	0	1	0	1	0	1
Sammy Sosa, R (1, 9) OBP: 0.405, SLG: 0.604	P4		K		K			K		4	0	0	0	0	3	2
Moises Alou, R (1, 7) OBP: 0.338, SLG: 0.421	CS 1-2	K	K			BB		G1-6-3 1B		1	0	0	0	0	1	0
Roosevelt Brown, L (3, 7) OBP: 0.284, SLG: 0.313										2	0	1	0	1	1	1
Hee-Seop Choi, L (1, 3) OBP: 0.270, SLG: 0.303		BB WP 1B		F7		F7		G1-6-3 1-2f		4	0	1	0	0	0	2
Corey Patterson, L (1, 8) OBP: 0.285, SLG: 0.394		K		E8 1B		K			L7	4	0	1	0	0	2	2
Todd Hundley, S (1, 2) OBP: 0.297, SLG: 0.419		BB 1-2 BB		K		G4-3			F2	3	0	0	0	1	1	2
Alex Gonzalez, R (1, 6) OBP: 0.313, SLG: 0.423		1-2 2-3 BB		IBB			G3-1		F8	2	0	0	0	2	0	0
34 Kerry Wood, R (1, 1) OBP: 0.205, SLG: 0.214		G1-3		P3			E3			2	0	0	0	0	0	5
Fred McGriff, L (7, PH) OBP: 0.353, SLG: 0.505										1	0	0	0	0	0	0
Pat Mahomes, R (7, PR)										0	0	0	0	0	0	0
Antonio Alfonseca, R (8, 1) OBP: 0.667, SLG: 0.667										0	0	0	0	0	0	0
Inning Stats	R: 0 H: 0 E: 0 LOB: 0 K: 0 BB: 1 S: 5 P: 12	R: 0 H: 1 E: 0 LOB: 3 K: 2 BB: 2 S: 16 P: 33	R: 0 H: 1 E: 0 LOB: 1 K: 2 BB: 0 S: 14 P: 22	R: 0 H: 1 E: 1 LOB: 2 K: 1 BB: 1 S: 10 P: 18	R: 0 H: 0 E: 0 LOB: 0 K: 1 BB: 0 S: 6 P: 10	R: 0 H: 0 E: 0 LOB: 1 K: 1 BB: 1 S: 8 P: 17	R: 0 H: 0 E: 1 LOB: 1 K: 1 BB: 0 S: 7 P: 14	R: 0 H: 1 E: 0 LOB: 0 K: 1 BB: 0 S: 7 P: 11	R: 0 H: 0 E: 0 LOB: 0 K: 0 BB: 0 S: 8 P: 12	1B: 4 SF: 0 2B: 0 SAC: 0 3B: 0 DP: 1 HR: 0 HBP: 0						WP: 1 PA: 36 PB: 0 SB: 0 CS: 1

PITCHER		IP	WLS	BF	H	R	ER	SO	BB	IBB	HBP	BLK	WP	HR	S	P	ERA	WHIP
Jimmy Haynes, R ERA: 3.99	(1, 1)	6.0	W	25	3	0	0	7	4	1	0	0	1	0	59	112	0.00	1.167
John Riedling, R ERA: 2.74	(7, 1)	2.0	H	7	1	0	0	2	0	0	0	0	0	0	14	25	0.00	0.500
Scott Williamson, R ERA: 2.96	(9, 1)	1.0	S	3	0	0	0	0	0	0	0	0	0	0	8	12	0.00	0.000

PITCHER	IP	WLS	BF	H	R	ER	SO	BB	IBB	HBP	BLK	WP	HR	S	P	ERA	WHIP

BOTTOM

Cincinnati Reds @ Chicago Cubs

Wrigley Field, Chicago, IL

Tue Sep 24 2002, 7:05 PM CDT

Att. 28,919 - Sunny - 61 F

livebaseballscorecards.com

AB	30
R	0
H	4
RBI	0
BB	5
SO	9
LOB	16

Batter	1	2	3	4	5	6	7	8	9	AB	R	H	RBI	BB	SO	LOB
Todd Walker, L (1, 4) OBP: 0.355, SLG: 0.433	B B F B F F X 3-2 ① F7		B C B B X 3-1 HR	X 0-0 ① L8	B X 1-0 ③ F7		B F X 1-1 1-3 2B			5	1	2	1	0	0	1
Aaron Boone, R (1, 5) OBP: 0.315, SLG: 0.444	B B B B 4-0 FC3-6 BB		S X 0-1 HR 2B	B B B C F B 4-2 WP 1B BB		C F S 0-3 ① K	B F S F S 1-3 ③ K			3	2	1	0	2	2	2
Adam Dunn, L (1, 7) OBP: 0.406, SLG: 0.461	C B X 1-1 ② FC3-6 1B 1-2f		B B B B 4-0 HR BB	B C B F F C 2-3 ② K 1-2		C C B X 1-2 FC5 BB 1B		B C S S 1-3 ① K		4	1	1	0	1	2	2
Russell Branyan, L (1, 3) OBP: 0.322, SLG: 0.450	B S B C B X 3-2 1-3 1B		B B X 2-0 1-H 2-H HR	X 0-0 1B 2-H 1B		B B B B 4-0 FC5 1-2 BB		C S S 0-3 ② K		4	1	3	4	1	1	0
Jose Guillen, R (1, 9) OBP: 0.281, SLG: 0.372	S B B F X 2-2 ③ L9		C X 0-1 ① F9	B B B C F X 3-2 2-3 1B		F X 0-1 ② F7		B B B B C B 4-1 BB		4	0	1	0	1	0	4
Reggie Taylor, L (1, 8)		C B B X 2-1 ① P6	B B X 2-0 E6 HR 2B	C B F B F B S 3-3 ③ K		F X 0-1 ③ FC5 1-2 2-3f		B S F F X 1-2 ③ G4-3		5	1	1	0	0	1	5
Kelly Stinnett, R (1, 2) OBP: 0.347, SLG: 0.402		C F B X 1-2 HR	B B S F B F X 3-2 ② G3	C F F X 0-2 ① G6-3		X 0-0 ① F7		B S C F F F S 1-3 ① K		5	1	1	1	0	1	1
Juan Castro, R (1, 6) OBP: 0.276, SLG: 0.338	F F S 0-3 ② K		X 0-0 3-H HR	B F X 1-1 SH3 1B		B F B B B F B 4-2 2B BB		C F F B B B F X 2-2 ② F7		4	1	2	2	1	1	0
Ryan Dempster, R (1, 1) OBP: 0.154, SLG: 0.175		F B C F X 1-2 ③ L5	F B F B B F S 3-3 ③ K	X 0-0 ② SH3 1-2		X 0-0 ② B2		S F B S 1-3 ③ K		4	0	0	0	0	2	1
Inning Stats	R: 0 H: 1 E: 0 LOB: 2 K: 0 BB: 1 S: 13 P: 26	R: 1 H: 1 E: 0 LOB: 0 K: 1 BB: 0 S: 12 P: 16	R: 6 H: 5 E: 1 LOB: 0 K: 1 BB: 1 S: 17 P: 34	R: 1 H: 2 E: 0 LOB: 2 K: 2 BB: 1 S: 16 P: 28	R: 0 H: 1 E: 0 LOB: 1 K: 0 BB: 0 S: 8 P: 10	R: 0 H: 1 E: 0 LOB: 2 K: 1 BB: 1 S: 10 P: 15	R: 0 H: 1 E: 0 LOB: 2 K: 1 BB: 1 S: 10 P: 16	R: 0 H: 0 E: 0 LOB: 1 K: 2 BB: 1 S: 11 P: 17	R: 0 H: 0 E: 0 LOB: 0 K: 2 BB: 0 S: 14 P: 18	1B: 5 SF: 0 2B: 3 SAC: 1 3B: 0 DP: 0 HR: 4 HBP: 0						

PITCHER		IP	WLS	BF	H	R	ER	SO	BB	IBB	HBP	BLK	WP	HR	S	P	ERA	WHIP
Matt Clement, R ERA: 3.6	(1, 1)	3.0	L	18	7	7	7	2	2	0	0	0	0	4	42	76	21.00	3.000
Jesus Sanchez, L ERA: 10.8	(4, 1)	1.0		6	2	1	1	2	1	0	0	0	1	0	16	28	9.00	3.000
Will Cunnane, R ERA: 4.74	(5, 1)	2.0		9	2	0	0	1	1	0	0	0	0	0	18	25	0.00	1.500
Francis Beltran, R ERA: 8.18	(7, 1)	2.0		9	1	0	0	3	2	0	0	0	0	0	21	33	0.00	1.500
Kyle Farnsworth, R ERA: 7.09	(9, 1)	1.0		3	0	0	0	2	0	0	0	0	0	0	14	18	0.00	0.000

PITCHER	IP	WLS	BF	H	R	ER	SO	BB	IBB	HBP	BLK	WP	HR	S	P	ERA	WHIP

TOP

Cincinnati Reds @ Chicago Cubs

Wrigley Field, Chicago, IL

Wed Sep 25 2002, 7:05 PM CDT

Att. 29,658 - Sunny - 63 F

livebaseballscorecards.com

AB	38
R	8
H	12
RBI	8
BB	6
SO	10
LOB	16

WP: 1	PA: 45				
PB: 0					
SB: 0					
CS: 0					

Cincinnati Reds @ Chicago Cubs

Wrigley Field, Chicago, IL

Wed Sep 25 2002, 7:05 PM CDT

Att. 29,658 - Sunny - 63 F

BOTTOM

livebaseballscorecards.com

Batter	1	2	3	4	5	6	7	8	9	AB	R	H	RBI	BB	SO	LOB
Bobby Hill, S (1, 4) OBP: 0.323, SLG: 0.360	G6-3			G4-3		1B 1B		G6-4-3 BB		3	0	1	0	1	0	0
Mark Bellhorn, S (1, 5) OBP: 0.377, SLG: 0.521	G3			L8		G4-6-3 1B 1-2		G6-4-3 1-2f		4	0	1	0	0	0	1
Sammy Sosa, R (1, 9) OBP: 0.402, SLG: 0.600	G1-3			G5-3		G4-6-3 1-2f			F9	4	0	0	0	0	0	2
Hee-Seop Choi, L (1, 3) OBP: 0.268, SLG: 0.297		K			F7		G3 BB FC1 1B		G4-3	4	0	1	0	0	1	0
Roosevelt Brown, L (1, 7) OBP: 0.292, SLG: 0.314		G4-6-3 BB			G3-1		FC1 G3 BB 1-2		1B	2	0	1	0	2	0	0
Corey Patterson, L (1, 8) OBP: 0.285, SLG: 0.395		G4-6-3 1-2f			HR 2B		G3 1-2 2-3		L8	4	1	1	0	0	0	4
Alex Gonzalez, R (1, 6) OBP: 0.313, SLG: 0.429		K			HR 2-H		FC1 FC4-6 2-3 3-H			3	1	1	2	0	1	2
Joe Girardi, R (1, 2) OBP: 0.267, SLG: 0.279		L8			G4-3		FC4-6 1-2f			3	0	0	0	0	0	2
Matt Clement, R (1, 1) OBP: 0.108, SLG: 0.082										0	0	0	0	0	0	0
Todd Hundley, S (3, PH) OBP: 0.206, SLG: 0.418										1	0	0	0	0	0	0
Jesus Sanchez, L (4, 1)										0	0	0	0	0	0	0
Will Cunnane, R (5, 1) OBP: 0.500, SLG: 0.333										0	0	0	0	0	0	0
Chris Stynes, R (6, PH) OBP: 0.315, SLG: 0.376										1	0	0	0	0	0	0
Francis Beltran, R (7, 1)										0	0	0	0	0	0	0
Chad Hermansen, R (8, PH) OBP: 0.273, SLG: 0.377										1	0	0	0	0	0	0
Kyle Farnsworth, R (9, 1)						G4-3		G6-3		0	0	0	0	0	0	0

	AB	30
	R	2
	H	6
	RBI	2
	BB	3
	SO	2
	LOB	11

Inning Stats	1	2	3	4	5	6	7	8	9
	R: 0 H: 0	R: 0 H: 0	R: 0 H: 0	R: 0 H: 0	R: 2 H: 2	R: 0 H: 2	R: 0 H: 1	R: 0 H: 0	R: 0 H: 1
	E: 0 LOB: 0	E: 0 LOB: 0	E: 0 LOB: 0	E: 0 LOB: 0	E: 0 LOB: 0	E: 0 LOB: 1	E: 0 LOB: 2	E: 0 LOB: 0	E: 0 LOB: 1
	K: 0 BB: 0	K: 1 BB: 1	K: 1 BB: 0	K: 0 BB: 0	K: 0 BB: 0	K: 0 BB: 1	K: 0 BB: 1	K: 0 BB: 1	K: 0 BB: 0
	S: 5 P: 5	S: 7 P: 15	S: 5 P: 11	S: 6 P: 10	S: 8 P: 15	S: 15 P: 23	S: 9 P: 16	S: 4 P: 9	S: 8 P: 9

	1B: 4	SF: 0	WP: 0	PA: 33
	2B: 1	SAC: 0	PB: 0	
	3B: 0	DP: 3	SB: 0	
	HR: 1	HBP: 0	CS: 0	

PITCHER		IP	WLS	BF	H	R	ER	SO	BB	IBB	HBP	BLK	WP	HR	S	P	ERA	WHIP
Ryan Dempster, R ERA: 5.38	(1, 1)	9.0	W	33	6	2	2	2	3	0	0	0	0	1	67	113	2.00	1.000

PITCHER	IP	WLS	BF	H	R	ER	SO	BB	IBB	HBP	BLK	WP	HR	S	P	ERA	WHIP

Cincinnati Reds @ Chicago Cubs

Wrigley Field, Chicago, IL

Thu Sep 26 2002, 1:20 PM CDT

Att. 20,032 - Sunny - 77 F

livebaseballscorecards.com

Batter	1	2	3	4	5	6	7	8	9	AB	R	H	RBI	BB	SO	LOB
Todd Walker, L (1, 4) OBP: 0.354, SLG: 0.431	G6-3		F7		IBB			K		3	0	0	0	1	1	0
Aaron Boone, R (1, 5) OBP: 0.316, SLG: 0.444	P4			G4-3, G4-1, 1B, BB	P4			S, 1B		3	1	1	0	1	0	2
Ken Griffey Jr., L (1, 8) OBP: 0.360, SLG: 0.425	G3			G4-1		G4-6-3, BB		K		3	0	0	0	1	1	2
Adam Dunn, L (1, 7) OBP: 0.403, SLG: 0.457		K		G4-3		G4-6-3		K		4	0	0	0	0	2	3
Jose Guillen, R (1, 9) OBP: 0.285, SLG: 0.371 Scott Williamson, R (9, 1)		1B, 7-1-6, BB		1B		F9			F8	3 0	0 0	1 0	1 0	1 0	0 0	0 0
Russell Branyan, L (1, 3) OBP: 0.324, SLG: 0.451	1B		K		K		1B		S, 1B	4	0	2	0	0	2	1
Gookie Dawkins, R (1, 6) OBP: 0.255, SLG: 0.195		7-1-6, 3-Hf			CS, BB		G4-3		K	3	0	0	0	1	1	3
Corky Miller, R (1, 2) OBP: 0.328, SLG: 0.429			G6-3		SH3, 1B		1B		K	4	0	2	0	0	1	1
Danny Graves, R (1, 1) Ruben Mateo, R (7, PH) OBP: 0.308, SLG: 0.386 Joey Hamilton, R (7, 1) OBP: 0.241, SLG: 0.357 Reggie Taylor, L (9, 9) OBP: 0.295, SLG: 0.438			G1-3		SH3		F7			1 1 0 0	0 0 0 0	0 0 0 0	0 0 0 0	0 0 0 0	0 0 0 0	0 1 0 0
Inning Stats	R: 0 E: 0 K: 0 S: 4 H: 0 LOB: 0 BB: 0 P: 8	R: 0 E: 0 K: 1 S: 10 H: 1 LOB: 1 BB: 1 P: 20	R: 0 E: 0 K: 0 S: 5 H: 0 LOB: 0 BB: 0 P: 6	R: 1 E: 0 K: 1 S: 10 H: 1 LOB: 1 BB: 1 P: 22	R: 0 E: 0 K: 0 S: 7 H: 1 LOB: 2 BB: 2 P: 17	R: 0 E: 0 K: 0 S: 7 H: 0 LOB: 0 BB: 1 P: 15	R: 0 E: 0 K: 1 S: 10 H: 1 LOB: 1 BB: 0 P: 16	R: 0 E: 0 K: 3 S: 12 H: 1 LOB: 1 BB: 0 P: 16	R: 0 E: 0 K: 2 S: 10 H: 1 LOB: 1 BB: 0 P: 17	1B: 6 2B: 1 3B: 0 HR: 0 SF: 0 SAC: 1 DP: 2 HBP: 0						

	AB	29
	R	1
	H	6
	RBI	1
	BB	5
	SO	8
	LOB	13

WP: 0 PB: 0 SB: 2 CS: 1 PA: 35

PITCHER		IP	WLS	BF	H	R	ER	SO	BB	IBB	HBP	BLK	WP	HR	S	P	ERA	WHIP
38 Carlos Zambrano, R ERA: 3.66	(1, 1)	7.0	L	27	4	1	1	3	4	1	0	0	0	0	53	104	1.29	1.143
Joe Borowski, R ERA: 2.69	(8, 1)	2.0		8	2	0	0	5	0	0	0	0	0	0	22	33	0.00	1.000

PITCHER	IP	WLS	BF	H	R	ER	SO	BB	IBB	HBP	BLK	WP	HR	S	P	ERA	WHIP

Cincinnati Reds @ Chicago Cubs

Wrigley Field, Chicago, IL

Thu Sep 26 2002, 1:20 PM CDT

Att. 20,032 - Sunny - 77 F

BOTTOM

livebaseballscorecards.com

Batter	1	2	3	4	5	6	7	8	9	AB	R	H	RBI	BB	SO	LOB
Bobby Hill, S (1, 4) OBP: 0.321, SLG: 0.358	C C B S 1-3 ① K		C F B S 1-3 ② K		B F B X 2-1 CS 1B		C F B S 1-3 ③ K 1-2			4	0	1	0	0	3	1
Roosevelt Brown, L (1, 8) OBP: 0.291, SLG: 0.313	B B F F S 2-3 ② K		F C X 0-2 ③ G3		F F B B X 2-2 ② 1-2 1B			B B X 2-0 ① G4-3		4	0	1	0	0	1	0
Sammy Sosa, R (1, 9) OBP: 0.401, SLG: 0.597	B C S B B C 3-3 ③ K			C B F B X 2-2 G5-3 E 1B	X 0-0 ③ G4-3			B B X 2-0 ② G5-3		4	0	1	0	0	1	1
Hee-Seop Choi, L (1, 3) OBP: 0.267, SLG: 0.275		B F B B T B 4-2 1B BB		B B F X 2-1 ① F7		F X 0-1 ① L4		S X 0-1 ③ G1-3		3	0	0	0	1	0	1
Angel Echevarria, R (1, 7) OBP: 0.340, SLG: 0.452		C B S S 1-3 ① K		B X 1-0 FC4 G5-3 1-2		C X 0-1 ② G5-3			X 0-0 ① F7	4	0	0	0	0	1	2
Kevin Orie, R (1, 5) OBP: 0.306, SLG: 0.375		B X 1-0 ② F8		C B C X 1-2 ② G5-3 1-2 2-3		B F B F F X 2-2 ③ G6-3			C F F F F S 0-3 ② K	4	0	0	0	0	1	3
Alex Gonzalez, R (1, 6) OBP: 0.315, SLG: 0.428		C X 0-1 1-2 1B		B B C B B 4-1 BB			B X 1-0 ① G6-3		B X 1-0 ③ G6-3	3	0	1	0	1	0	0
Mike Mahoney, R (1, 2) OBP: 0.241, SLG: 0.321 Corey Patterson, L (7, PH) OBP: 0.285, SLG: 0.394 Joe Borowski, R (8, 1) OBP: 0.286, SLG: 0.286		B C S S 1-3 ③ K2-1		C F B F F F C 1-3 ③ K			C B B B F S 2-3 ② K			2	0	0	0	0	2	5
										1	0	0	0	0	1	0
										0	0	0	0	0	0	0
38 Carlos Zambrano, S (1, 1) OBP: 0.033, SLG: 0.067 Todd Hundley, S (7, PH) OBP: 0.299, SLG: 0.420 (8, 2)			X 0-0 ① G3		C X 0-1 ① G4-3		B B X 2-0 WP 1B			2	0	0	0	0	0	0
										1	0	1	0	0	0	0
Inning Stats	R: 0 H: 0 E: 0 LOB: 0 K: 3 BB: 0 S: 9 P: 15	R: 0 H: 1 E: 0 LOB: 2 K: 2 BB: 1 S: 11 P: 18	R: 0 H: 0 E: 0 LOB: 0 K: 1 BB: 0 S: 7 P: 8	R: 0 H: 1 E: 1 LOB: 3 K: 1 BB: 1 S: 16 P: 27	R: 0 H: 2 E: 0 LOB: 1 K: 0 BB: 0 S: 8 P: 12	R: 0 H: 0 E: 0 LOB: 0 K: 0 BB: 0 S: 8 P: 10	R: 0 H: 1 E: 0 LOB: 1 K: 2 BB: 0 S: 8 P: 14	R: 0 H: 0 E: 0 LOB: 0 K: 0 BB: 0 S: 4 P: 8	R: 0 H: 0 E: 0 LOB: 0 K: 1 BB: 0 S: 9 P: 10	1B: 5 SF: 0 2B: 0 SAC: 0 3B: 0 DP: 0 HR: 0 HBP: 0						

	AB	32
	R	0
	H	5
	RBI	0
	BB	2
	SO	10
	LOB	13

WP: 1 PA: 34
PB: 0
SB: 0
CS: 1

PITCHER		IP	WLS	BF	H	R	ER	SO	BB	IBB	HBP	BLK	WP	HR	S	P	ERA	WHIP
Danny Graves, R ERA: 3.19	(1, 1)	6.0	W	24	4	0	0	7	2	0	0	0	0	0	59	90	0.00	1.000
Joey Hamilton, R ERA: 5.28	(7, 1)	2.0	H	7	1	0	0	2	0	0	0	0	1	0	12	22	0.00	0.500
Scott Williamson, R ERA: 2.92	(9, 1)	1.0	S	3	0	0	0	1	0	0	0	0	0	0	9	10	0.00	0.000

PITCHER	IP	WLS	BF	H	R	ER	SO	BB	IBB	HBP	BLK	WP	HR	S	P	ERA	WHIP

Pittsburgh Pirates @ Chicago Cubs

Wrigley Field, Chicago, IL

Fri Sep 27 2002, 2:20 PM CDT

Att. 27,637 - Sunny - 64 F

TOP

livebaseballscorecards.com

Batter	1	2	3	4	5	6	7	8	9	AB	R	H	RBI	BB	SO	LOB
Pokey Reese, R (1, 4) OBP: 0.330, SLG: 0.353	C X 0-1 ① G6-3		B C F B X 2-2 2 G6-3 18 2B 2B	B B B C B 4-1 2 2 1B E 2 BB	C B B B C F B 4-2 BB 2 1B 2B BB	C S C 0-3 ② K		C B X 1-1 2 FC5-4 1-3 1B		4	3	2	0	2	1	1
Abraham Nunez, S (9, 4) OBP: 0.312, SLG: 0.317										0	0	0	0	0	0	0
2 Jack Wilson, R (1, 6) OBP: 0.304, SLG: 0.331	C B C B F X 2-2 ② F9		B C B L F F X 2-2 ① G6-3 2-3	B C X 1-1 E9 18 E 1-H HR 1B	C X 0-1 BB 1-2 2B 1B	C B X 1-1 18 FC5-4 1-2 1B		F B X 1-1 ③ FC5-4 1-2f		6	2	3	0	0	0	3
18 Jason Kendall, R (1, 2) OBP: 0.350, SLG: 0.356	B B C S B X 3-2 ③ G5-3		C B B X 2-1 2B 3-H 2B	B B B C 2 B B SAFE 4-1 HR 2-3 BB	C B F S 1-3 ② K	C B X 2-1 ③ FC5-4 1-2f			B X 1-0 HR 2B	4	2	1	1	1	1	4
11 Humberto Cota, R (7, 2) OBP: 0.300, SLG: 0.400										1	1	1	0	0	0	0
Brian Giles, L (1, 7) OBP: 0.450, SLG: 0.616		B B B B 4-0 E 2B BB	C X 0-1 S E 2-H 2B	B C F F B X 3-2 1-H 3-H HR	B B C B B 4-1 2B 1B 1-2 2-3 BB		C B F B B X 3-2 ① P4		F X 0-1 2-H HR	4	5	3	6	2	0	0
J.J. Davis, R (9, 9) OBP: 0.182, SLG: 0.100										0	0	0	0	0	0	0
Aramis Ramirez, R (1, 5) OBP: 0.278, SLG: 0.383	B S X 1-1 ① F7	S F B B B X 3-2 ② G6-3 2-H	X 0-0 1B 1B	C B C C B X 2-2 1B 1-3 2-H 3-H 2B	B C F B F B F F C 3-3 ② K		C B X 1-1 ① F9		6	0	2	2	0	1	1
Duaner Sanchez, R (9, 1) OBP: 0.250, SLG: 0.375										0	0	0	0	0	0	0
Armando Rios, L (1, 9) OBP: 0.317, SLG: 0.330	B B X 2-0 E3 1-3 2B	S X 0-1 1B 1B	B B B X 3-0 1-2 1B	C B B F X 2-2 2-3 3-H 1B	S F X 0-2 ③ F8	C B C B F X 3-2 G5-4-3 1B		5	0	3	1	0	0	1
Ron Villone, L (7, 1) OBP: 0.250, SLG: 0.375										0	0	0	0	0	0	0
Adrian Brown, S (9, PH) OBP: 0.286, SLG: 0.301										1	0	1	0	0	0	0
(9, 8)																
Kevin Young, R (1, 3) OBP: 0.321, SLG: 0.409	B F B F X 2-2 ② 1-H 3-H 2B	B S B X 2-1 1-2 1B	X 0-0 ② L8	B F F S 1-3 ③ K				B X 1-0 ① G4-3	B B X 2-0 ② ③ G5-4-3 1-2f	6	0	2	1	0	1	5
Rob Mackowiak, L (1, 8) OBP: 0.329, SLG: 0.430	I I I I I 4-0 IBB	S F B B B F X 2-2 ③ L8	C F B S 1-3 ③ K		B F B S X 2-2 ① G6-3			C B X 1-1 ② G4-3		4	0	0	0	1	1	4
(9, 5)																
16 Salomon Torres, R (1, 1) OBP: 0.154, SLG: 0.154	F C S 0-3 ③ K		B C B F F S 2-3 ① K	B X 1-0 ① G6-3	S B X 1-1 2 1B 1B			B B B C B 4-1 1B BB		4	0	1	0	0	2	2
Adam Hyzdu, R (7, 9) OBP: 0.326, SLG: 0.487										0	0	0	0	1	0	0
(9, 7)																

Inning Stats	1	2	3	4	5	6	7	8	9
	R: 0 E: 0 K: 0 S: 9	H: 0 LOB: 0 BB: 0 P: 14	R: 1 E: 1 K: 1 S: 9	H: 1 LOB: 2 BB: 2 P: 22	R: 3 E: 0 K: 0 S: 23	H: 5 LOB: 2 BB: 0 P: 36	R: 4 E: 2 K: 2 S: 18	H: 4 LOB: 2 BB: 2 P: 36	R: 3 E: 0 K: 2 S: 19	H: 3 LOB: 2 BB: 2 P: 34	R: 0 E: 0 K: 1 S: 12	H: 2 LOB: 2 BB: 0 P: 18	R: 0 E: 0 K: 1 S: 12	H: 0 LOB: 0 BB: 0 P: 18	R: 0 E: 0 K: 0 S: 8	H: 1 LOB: 2 BB: 1 P: 16	R: 2 E: 0 K: 0 S: 10	H: 3 LOB: 0 BB: 0 P: 17

	AB	45
	R	13
	H	19
	RBI	11
	BB	7
	SO	7
	LOB	21

	1B: 11	SF: 0	WP: 0	PA: 52
	2B: 6	SAC: 0	PB: 0	
	3B: 0	DP: 1	SB: 1	
	HR: 2	HBP: 0	CS: 0	

PITCHER		IP	WLS	BF	H	R	ER	SO	BB	IBB	HBP	BLK	WP	HR	S	P	ERA	WHIP
Pat Mahomes, R ERA: 3.86	(1, 1)	3.1	L	20	7	6	5	2	2	1	0	0	0	0	48	86	13.50	2.700
Jesus Sanchez, L ERA: 12.96	(4, 1)	0.0		3	2	2	2	0	1	0	0	0	0	1	6	13	∞	∞
Will Cunnane, R ERA: 5.47	(4, 1)	1.2		11	4	3	3	3	2	0	0	0	0	0	24	43	16.20	3.600
Francis Beltran, R ERA: 7.5	(6, 1)	1.0		5	2	0	0	1	0	0	0	0	0	0	12	18	0.00	2.000
39 Steve Smyth, L ERA: 9.35	(7, 1)	2.0		8	1	0	0	1	1	0	0	0	0	0	20	34	0.00	1.000

PITCHER		IP	WLS	BF	H	R	ER	SO	BB	IBB	HBP	BLK	WP	HR	S	P	ERA	WHIP
Kyle Farnsworth, R ERA: 7.33	(9, 1)	1.0		5	3	2	2	0	0	0	0	0	0	1	10	17	18.00	3.000

Batter	1	2	3	4	5	6	7	8	9	AB	R	H	RBI	BB	SO	LOB
Bobby Hill, S (1, 4) OBP: 0.318, SLG: 0.354	K	G3			G3-1		BB, 1B, 2-H		G4-3, 2-3	5	0	1	1	0	1	4
Mark Bellhorn, S (1, 5) OBP: 0.376, SLG: 0.517	F7		PB, 1B, 1B		L8		F7		G3	5	1	1	0	0	0	2
Sammy Sosa, R (1, 9) OBP: 0.400, SLG: 0.593	G5-3		K, 1-2		G5-3		BB, 1-2		K	4	0	0	0	1	2	2
Hee-Seop Choi, L (1, 3) OBP: 0.265, SLG: 0.273		G4-3	F9			FC3-6, 1B	G4-3			4	0	1	0	0	0	3
Roosevelt Brown, L (1, 7) OBP: 0.300, SLG: 0.318		BB, 1B, 1B	1B, 2-H			F5		G5-4-3, 1B		3	1	2	1	1	0	1
Corey Patterson, L (1, 8) OBP: 0.285, SLG: 0.394 39 Steve Smyth, L (7, 1) OBP: 0.222, SLG: 0.222 Mike Mahoney, R (8, PH) OBP: 0.233, SLG: 0.310 (9, 2)	1B, 1B, 1-3, 1B	G3-1				FC3-6, 1-2f		G5-4-3, 1-2f		3 0 1	0 0 0	1 0 0	0 0 0	0 0 0	0 0 0	2 0 1
Alex Gonzalez, R (1, 6) OBP: 0.316, SLG: 0.431	1B, 1-2, 3-H		L7			L8		2B		4	0	2	1	0	0	1
Joe Girardi, R (1, 2) OBP: 0.271, SLG: 0.283 Kyle Farnsworth, R (9, 1)	1B, 1-2, 2-3		F9				G5-3, 1B	G6-3		4 0	1 0	2 0	0 0	0 0	0 0	1 0
Pat Mahomes, R (1, 1) Jesus Sanchez, L (4, 1) Will Cunnane, R (4, 1) OBP: 0.400, SLG: 0.250 Francis Beltran, R (6, 1) Chad Hermansen, R (7, 8) OBP: 0.275, SLG: 0.382		K	G6-3				G5-3, 1-2		G4-3, 2B	1 0 1 0 2	0 0 0 0 0	0 0 0 0 1	0 0 0 0 0	0 0 0 0 0	1 0 0 0 0	3 0 0 0 1
Inning Stats	R: 0 E: 0 K: 1 S: 5 H: 0 LOB: 0 BB: 0 P: 10	R: 1 E: 0 K: 1 S: 14 H: 3 LOB: 3 BB: 1 P: 24	R: 1 E: 0 K: 1 S: 11 H: 2 LOB: 1 BB: 0 P: 19	R: 0 E: 0 K: 0 S: 4 H: 0 LOB: 0 BB: 0 P: 6	R: 0 E: 0 K: 0 S: 7 H: 0 LOB: 0 BB: 0 P: 12	R: 0 E: 0 K: 0 S: 5 H: 1 LOB: 1 BB: 0 P: 5	R: 1 E: 0 K: 0 S: 14 H: 2 LOB: 2 BB: 1 P: 26	R: 0 E: 0 K: 0 S: 8 H: 2 LOB: 1 BB: 0 P: 14	R: 0 E: 0 K: 1 S: 9 H: 1 LOB: 1 BB: 0 P: 12	1B: 9 2B: 2 3B: 0 HR: 0	SF: 0 SAC: 0 DP: 1 HBP: 0				WP: 0 PB: 1 SB: 0 CS: 0	PA: 39	

PITCHER		IP	WLS	BF	H	R	ER	SO	BB	IBB	HBP	BLK	WP	HR	S	P	ERA	WHIP
16 Salomon Torres, R ERA: 2.7	(1, 1)	6.2	W	30	8	3	2	3	2	0	0	0	0	0	57	98	2.70	1.500
Ron Villone, L ERA: 5.71	(7, 1)	1.1		5	2	0	0	0	0	0	0	0	0	0	11	18	0.00	1.500
Duaner Sanchez, R ERA: 9.0	(9, 1)	1.0		4	1	0	0	1	0	0	0	0	0	0	9	12	0.00	1.000

PITCHER	IP	WLS	BF	H	R	ER	SO	BB	IBB	HBP	BLK	WP	HR	S	P	ERA	WHIP

BOTTOM

Pittsburgh Pirates @ Chicago Cubs

Wrigley Field, Chicago, IL

Fri Sep 27 2002, 2:20 PM CDT

Att. 27,637 - Sunny - 64 F

livebaseballscorecards.com

AB	37
R	3
H	11
RBI	3
BB	2
SO	4
LOB	21

Batter	1	2	3	4	5	6	7	8	9	AB	R	H	RBI	BB	SO	LOB
Tony Alvarez, R (1, 7) OBP: 0.400, SLG: 0.409	C B B X 2-1 G6-3 ①		X 0-0 1-H 2B		S F B X 1-2 F9 ③			B B X 2-0 1-H HR		3	0	1	1	0	0	1
Brian Giles, L (8, PH) OBP: 0.451, SLG: 0.623										1	1	1	2	0	0	0
(8, 7)																
Rob Mackowiak, L (1, 8) OBP: 0.329, SLG: 0.428	F S B B B S 3-3 K ②		C S C 0-3 K ③			C B C B B X 3-2 G4-6-3 1B		F X 0-1 G3-1 ②		4	0	1	0	0	2	1
Scott Sauerbeck, R (8, 1)										0	0	0	0	0	0	0
Mike Lincoln, R (8, 1)										0	0	0	0	0	0	0
Pokey Reese, R (9, 4) OBP: 0.330, SLG: 0.353										0	0	0	0	0	0	0
Aramis Ramirez, R (1, 5) OBP: 0.276, SLG: 0.380	S B B F F F X 2-2 P3 ③			B B X 2-0 F8 ①		F B X 1-1 L7 ①		C S S 0-3 K ③		4	0	0	0	0	1	1
Armando Rios, L (1, 9) OBP: 0.316, SLG: 0.329		B C X 1-1 G3 ①		B X 1-0 F7 ②		B C X 1-1 G4-6-3 ②③ 1-2f			S B S X 1-2 11 1B 1B	4	0	1	0	0	0	1
Craig Wilson, R (1, 3) OBP: 0.356, SLG: 0.442		S S B B S 2-3 K ②		S B X 1-1 HR			F X 0-1 G6-3 ①		S B C C 1-3 K ①	4	1	1	1	0	2	1
Kevin Young, R (9, 3) OBP: 0.321, SLG: 0.409										0	0	0	0	0	0	0
11 Humberto Cota, R (1, 2) OBP: 0.286, SLG: 0.357		C X 0-1 F8 ③		S F C 0-3 K ③			S B B B S F X 2-2 G6-3 ②		B X 1-0 1-2 1B	4	0	1	0	0	1	0
Abraham Nunez, S (1, 6) OBP: 0.312, SLG: 0.321			F C F C 0-3 K ①		C F B X 1-2 2B		X 0-0 G4-3 ③		C B B S F S 1-3 K ②	3	0	1	0	0	1	0
Joe Beimel, L (7, 1) OBP: 0.364, SLG: 0.400										0	0	0	0	0	0	0
Al Reyes, R (8, 1)										0	0	0	0	0	0	0
Adrian Brown, S (8, 8) OBP: 0.285, SLG: 0.300										1	0	0	0	0	1	2
Mike Benjamin, R (1, 4) OBP: 0.202, SLG: 0.183			X 0-0 2B 1B		B C F F F F F B F 2-3 S K ①			S S S 0-3 K ①	S X 0-1 F7 ③	3	1	1	0	0	2	1
Adam Hyzdu, R (9, PH) OBP: 0.324, SLG: 0.484										1	0	0	0	0	0	2
Ron Villone, L (9, 1) OBP: 0.250, SLG: 0.375										0	0	0	0	0	0	0
Brian Boehringer, S (9, 1)										0	0	0	0	0	0	0
Kip Wells, R (1, 1) OBP: 0.190, SLG: 0.270			L F B L 1-3 K ②		S S B F S 1-3 K ②			B B C B B 4-1 HR BB		2	0	0	0	0	2	2
2 Jack Wilson, R (7, 6) OBP: 0.305, SLG: 0.331										0	1	0	0	1	0	0
Inning Stats	R: 0 E: 0 K: 1 S: 10 H: 0 LOB: 0 BB: 0 P: 17	R: 0 E: 0 K: 1 S: 7 H: 0 LOB: 0 BB: 0 P: 10	R: 1 E: 0 K: 3 S: 12 H: 2 LOB: 0 BB: 0 P: 13	R: 1 E: 0 K: 1 S: 7 H: 1 LOB: 0 BB: 0 P: 11	R: 0 E: 0 K: 2 S: 18 H: 1 LOB: 1 BB: 0 P: 23	R: 0 E: 0 K: 0 S: 7 H: 1 LOB: 0 BB: 0 P: 12	R: 0 E: 0 K: 0 S: 7 H: 0 LOB: 0 BB: 0 P: 9	R: 2 E: 0 K: 2 S: 10 H: 1 LOB: 0 BB: 1 P: 16	R: 0 E: 0 K: 2 S: 14 H: 2 LOB: 2 BB: 0 P: 18	1B: 4 2B: 2 3B: 0 HR: 2 SF: 0 SAC: 0 DP: 1 HBP: 0						

TOP

Pittsburgh Pirates @ Chicago Cubs

Wrigley Field, Chicago, IL

Sat Sep 28 2002, 3:05 PM CDT

Att. 38,617 - Sunny - 68 F

livebaseballscorecards.com

AB	34
R	4
H	8
RBI	4
BB	1
SO	12
LOB	12

WP: 0 PB: 0 SB: 0 CS: 0 PA: 35

PITCHER		IP	WLS	BF	H	R	ER	SO	BB	IBB	HBP	BLK	WP	HR	S	P	ERA	WHIP
Alan Benes, R ERA: 4.35	(1, 1)	6.0		22	5	2	2	8	0	0	0	0	0	1	61	86	3.00	0.833
Antonio Alfonseca, R ERA: 4.0	(7, 1)	2.0	B	8	1	2	2	2	1	0	0	0	0	1	17	25	9.00	1.000
Juan Cruz, R ERA: 3.92	(9, 1)	1.0	W	5	2	0	0	2	0	0	0	0	0	0	14	18	0.00	2.000

PITCHER	IP	WLS	BF	H	R	ER	SO	BB	IBB	HBP	BLK	WP	HR	S	P	ERA	WHIP

BOTTOM

Pittsburgh Pirates @ Chicago Cubs

Wrigley Field, Chicago, IL

Sat Sep 28 2002, 3:05 PM CDT

Att. 38,617 - Sunny - 68 F

Batter	1	2	3	4	5	6	7	8	9	AB	R	H	RBI	BB	SO	LOB
Bobby Hill, S (1, 4) OBP: 0.320, SLG: 0.355	B F F C 1-3 ① K			B F X 1-1 ① F8		B F B B F F X 3-2 S 1B 1B	B X 1-0 ③ F8		X 0-0 1-2 2-H 1B	5	1	2	1	0	1	2
Mark Bellhorn, S (1, 5) OBP: 0.375, SLG: 0.515	B X 1-0 ② F7			C B B F X 2-2 ② G4-3		B F B B F X 3-2 1-H HR 1B		B S B C B F C 3-3 ① K		4	1	1	1	0	1	0
Sammy Sosa, R (1, 9) OBP: 0.399, SLG: 0.590	C B F C 1-3 ③ K			B F B B S X 3-2 E6		S X 0-1 ② F9		C B F B B B 4-2 BB		3	0	0	0	1	1	1
Hee-Seop Choi, L (1, 3) OBP: 0.264, SLG: 0.333		B S B B X 3-1 ① G3		B B B X 3-0 ③ F8		B F X 1-1 1-H HR		B S B S S 2-3 ② K		4	1	1	2	0	1	2
Roosevelt Brown, L (1, 7) OBP: 0.300, SLG: 0.315 Antonio Alfonseca, R (7, 1) OBP: 0.667, SLG: 0.667 Moises Alou, R (8, PH) OBP: 0.338, SLG: 0.420 Juan Cruz, R (9, 1) OBP: 0.143, SLG: 0.143	B X 1-0 ② G1-3				C B B B S B 4-2 BB	B F S F S 1-3 ③ K		B X 1-0 ③ G6-3		2 0 1 0	0 0 0 0	0 0 0 0	0 0 0 0	1 0 0 0	1 0 0 0	0 0 1 0
Corey Patterson, L (1, 8) OBP: 0.284, SLG: 0.392 Angel Echevarria, R (9, PH) OBP: 0.346, SLG: 0.457	X 0-0 ③ P4				B X 1-0 ① F7		B S B S S 2-3 ① K		B X 1-0 SH1-4 1B 1B	3 1	0 1	0 1	0 0	0 0	1 0	1 0
Alex Gonzalez, R (1, 6) OBP: 0.314, SLG: 0.428		F X 0-1 ① L1			F S F S 0-3 ② K		X 0-0 ② G6-3		B C X 1-1 1-2 SH1-4	3	0	0	0	0	1	1
Todd Hundley, S (1, 2) OBP: 0.301, SLG: 0.421 Pat Mahomes, R (9, PR)		B B C F B X 3-2 ② P5			B B B F C B X 3-2 ③ G3		B C X 1-1 BB 1B		B C X 1-1 2-H BB 1B	4 0	0 1	2 0	1 0	0 0	0 0	1 0
Alan Benes, R (1, 1) OBP: 0.143, SLG: 0.077 Chris Stynes, R (6, PH) OBP: 0.314, SLG: 0.374 Chad Hermansen, R (7, 7) OBP: 0.280, SLG: 0.382		C B C B S 2-3 ③ K				X 0-0 ① G5-3	B S F B F F B B 4-2 1-2 BB		C B B B B B 4-1 1-2 1B BB	1 1 0	0 0 0	0 0 0	0 0 0	0 0 2	1 0 0	0 0 0
Inning Stats	R: 0 E: 0 K: 2 S: 7 H: 0 LOB: 0 BB: 0 P: 10	R: 0 E: 0 K: 0 S: 4 H: 0 LOB: 0 BB: 0 P: 8	R: 0 E: 0 K: 1 S: 8 H: 0 LOB: 0 BB: 0 P: 13	R: 0 E: 1 K: 0 S: 9 H: 0 LOB: 1 BB: 0 P: 18	R: 0 E: 0 K: 1 S: 10 H: 0 LOB: 1 BB: 1 P: 18	R: 3 E: 0 K: 1 S: 16 H: 3 LOB: 0 BB: 0 P: 24	R: 0 E: 0 K: 1 S: 11 H: 1 LOB: 2 BB: 1 P: 19	R: 0 E: 0 K: 2 S: 10 H: 0 LOB: 1 BB: 1 P: 20	R: 2 E: 0 K: 0 S: 7 H: 3 LOB: 2 BB: 1 P: 14	1B: 6 2B: 0 3B: 0 HR: 1	SF: 0 SAC: 1 DP: 0 HBP: 0						

livebaseballscorecards.com

AB	32
R	5
H	7
RBI	5
BB	4
SO	8
LOB	9

WP: 0 PB: 0 SB: 1 CS: 0 PA: 37

PITCHER		IP	WLS	BF	H	R	ER	SO	BB	IBB	HBP	BLK	WP	HR	S	P	ERA	WHIP
Kip Wells, R ERA: 3.58	(1, 1)	6.0		23	3	3	3	5	1	0	0	0	0	1	54	91	4.50	0.667
Joe Beimel, L ERA: 4.54	(7, 1)	1.0		5	1	0	0	1	1	0	0	0	0	0	11	19	0.00	2.000
Al Reyes, R ERA: 2.2	(8, 1)	0.1	H	2	0	0	0	1	1	0	0	0	0	0	6	13	0.00	3.000
Scott Sauerbeck, L ERA: 2.3	(8, 1)	0.1	H	1	0	0	0	1	0	0	0	0	0	0	3	5	0.00	0.000
Mike Lincoln, R ERA: 3.17	(8, 1)	0.1	H	1	0	0	0	0	0	0	0	0	0	0	1	2	0.00	0.000

PITCHER		IP	WLS	BF	H	R	ER	SO	BB	IBB	HBP	BLK	WP	HR	S	P	ERA	WHIP
Ron Villone, L ERA: 5.81	(9, 1)	0.0		1	1	1	1	0	0	0	0	0	0	0	1	2	∞	∞
Brian Boehringer, R ERA: 3.39	(9, 1)	0.1	L	4	2	1	1	0	1	0	0	0	0	0	6	12	27.00	9.000

Pittsburgh Pirates @ Chicago Cubs

Wrigley Field, Chicago, IL

Sun Sep 29 2002, 1:20 PM CDT

Att. 37,541 - Sunny - 73 F

livebaseballscorecards.com

TOP

Batter	1	2	3	4	5	6	7	8	9	AB	R	H	RBI	BB	SO	LOB
Pokey Reese, R (1, 4) OBP: 0.330, SLG: 0.352	F F B C 1-3 ① K	B X 1-0 ③ F9			C C S 0-3 ③ K		F B X 1-1 1-3 1B		X 0-0 BB 2 1B 1-3 1B	4	0	1	0	0	2	3
Armando Rios, L (9, PH) OBP: 0.319, SLG: 0.332										1	0	1	0	0	0	0
2 Jack Wilson, R (1, 6) OBP: 0.306, SLG: 0.332	B F C B X 2-2 G3-6-3 1B		F B C F B B S 3-3 ① K			B X 1-0 ① F8	C F B B S 2-3 ③ K		C B S X 1-2 BB 1-2 3-H 1B	5	0	2	1	0	2	2
Brian Giles, L (1, 7) OBP: 0.450, SLG: 0.622	S X 0-1 ② ③ G3-6-3 1-2f		B B F C S 2-3 ② K			B C F S 1-3 ② K		C B F X 1-2 HR	B C F B S 2-3 ② K	1	0	0	0	0	0	1
Tony Alvarez, R (1, 7) OBP: 0.379, SLG: 0.500										4	1	1	1	0	3	2
Kevin Young, R (1, 3) OBP: 0.322, SLG: 0.408		F F F B F X 1-2 ① F7	C B B B X 3-1 ③ L8			X 0-0 BB 1B		C F S 0-3 ① K	B C B B S B 4-2 FC5-4 1-2 2-3 BB	4	0	1	0	1	1	0
Aramis Ramirez, R (1, 5) OBP: 0.279, SLG: 0.387		B B B X 3-0 HR		B B S X 2-2 ① F9		S S B B F B B 4-2 FC5-4 1-2 BB		F B X 1-1 1B	X 0-0 ③ FC5-4 1-2f	4	1	2	1	1	0	3
Craig Wilson, R (1, 9) OBP: 0.355, SLG: 0.443		X 0-0 BB 2B		B C B S S 2-3 ② K		C B F F X 1-2 ③ FC5-4 1-2f		S S B S 1-3 ② K		4	0	1	0	0	2	3
Rob Mackowiak, L (1, 8) OBP: 0.328, SLG: 0.426		B F C F B S 2-3 ② K		B B X 2-0 ③ F7			X 0-0 1B 1B	B F F X 1-2 ③ F8		4	0	1	0	0	1	2
11 Humberto Cota, R (1, 2) OBP: 0.333, SLG: 0.353	I I I I I 4-0 BB IBB				S S B B B S 3-3 ① K		C F X 0-2 ① L7		X 0-0 1B 2 1B 1B	3	1	1	0	1	1	1
Josh Fogg, R (1, 1) OBP: 0.150, SLG: 0.121 Bronson Arroyo, R (6, 1) Adrian Brown, S (7, PH) OBP: 0.284, SLG: 0.298 Al Reyes, R (7, 1) Joe Beimel, L (7, 1) OBP: 0.364, SLG: 0.400 Mike Lincoln, R (7, 1) Abraham Nunez, S (9, PH) OBP: 0.311, SLG: 0.320	F B B C B F F B 4-2 1-2 2-3 BB				C B C S 1-3 ② K		C F B S 1-3 ② K		B B C F T S 2-3 ① K	1	0	0	0	1	1	0
										0	0	0	0	0	0	0
										1	0	0	0	0	1	1
										0	0	0	0	0	0	0
										0	0	0	0	0	0	0
										0	0	0	0	0	0	0
										1	0	0	0	0	1	1
Inning Stats	R: 0 E: 0 K: 1 S: 8 H: 1 LOB: 0 BB: 0 P: 11	R: 1 E: 0 K: 1 S: 16 H: 2 LOB: 3 BB: 2 P: 31	R: 0 E: 0 K: 2 S: 9 H: 0 LOB: 0 BB: 0 P: 17	R: 0 E: 0 K: 1 S: 7 H: 0 LOB: 0 BB: 0 P: 13	R: 0 E: 0 K: 3 S: 9 H: 0 LOB: 0 BB: 0 P: 13	R: 0 E: 0 K: 1 S: 11 H: 1 LOB: 2 BB: 1 P: 18	R: 0 E: 0 K: 2 S: 12 H: 2 LOB: 2 BB: 0 P: 16	R: 1 E: 0 K: 2 S: 14 H: 2 LOB: 1 BB: 0 P: 18	R: 1 E: 0 K: 2 S: 15 H: 3 LOB: 3 BB: 1 P: 24	1B: 8 2B: 1 3B: 0 HR: 2 SF: 0 SAC: 0 DP: 1 HBP: 0	WP: 0 PB: 0 SB: 0 CS: 0 PA: 41					

	AB	37
	R	3
	H	11
	RBI	3
	BB	4
	SO	15
	LOB	19

PITCHER		IP	WLS	BF	H	R	ER	SO	BB	IBB	HBP	BLK	WP	HR	S	P	ERA	WHIP
34 Kerry Wood, R ERA: 3.66	(1, 1)	6.0	W	24	4	1	1	9	2	1	0	0	0	1	60	103	1.50	1.000
Joe Borowski, R ERA: 2.73	(7, 1)	2.0		10	4	1	1	4	0	0	0	0	0	1	26	34	4.50	2.000
Juan Cruz, R ERA: 3.98	(9, 1)	1.0		7	3	1	1	2	1	0	0	0	0	0	15	24	9.00	4.000

PITCHER	IP	WLS	BF	H	R	ER	SO	BB	IBB	HBP	BLK	WP	HR	S	P	ERA	WHIP

BOTTOM

Pittsburgh Pirates @ Chicago Cubs

Wrigley Field, Chicago, IL

Sun Sep 29 2002, 1:20 PM CDT

Att. 37,541 - Sunny - 73 F

livebaseballscorecards.com

Batter	1	2	3	4	5	6	7	8	9	AB	R	H	RBI	BB	SO	LOB
Bobby Hill, S (1, 4) OBP: 0.327, SLG: 0.374	HR 3B		E BB		K		1B 2B	G4-3		4	2	2	0	1	1	2
Mark Bellhorn, S (1, 5) OBP: 0.374, SLG: 0.512	F7		E3 1-2		BB BB 2B 2-3 1B		G6-3			4	1	1	0	0	0	3
Sammy Sosa, R (1, 9) OBP: 0.399, SLG: 0.594	3-H HR		K		BB 2B 1-2 BB		K			3	2	1	2	1	2	3
Hee-Seop Choi, L (1, 3) OBP: 0.281, SLG: 0.320	K		K		2B 1-2 2-3 3-H BB		1B 1B BB			2	1	0	1	2	2	2
Angel Echevarria, R (1, 7) OBP: 0.351, SLG: 0.469	K			F8	2B 1-3 2-H 3-H		1-H 2-H 1B			4	0	2	4	0	1	0
Chad Hermansen, R (1, 8) OBP: 0.276, SLG: 0.376		P4	F7	F8			K			4	0	0	0	0	1	3
Alex Gonzalez, R (1, 6) OBP: 0.312, SLG: 0.425		K	G5-3			G4-3		K		4	0	0	0	0	2	0
Joe Girardi, R (1, 2) OBP: 0.275, SLG: 0.291		G5-3			1B BB 2B	G4-3		1B		4	1	2	0	0	0	0
34 Kerry Wood, R (1, 1) OBP: 0.200, SLG: 0.208			L4		K	F8		F8		2	0	0	0	0	1	1
Moises Alou, R (6, PH) OBP: 0.337, SLG: 0.419										1	0	0	0	0	0	0
Joe Borowski, R (7, 1) OBP: 0.286, SLG: 0.286										0	0	0	0	0	0	0
Roosevelt Brown, L (8, PH) OBP: 0.299, SLG: 0.314										1	0	0	0	0	0	1
Juan Cruz, R (9, 1) OBP: 0.143, SLG: 0.143										0	0	0	0	0	0	0
Inning Stats	R: 2 E: 0 K: 2 S: 13 H: 2 LOB: 0 BB: 0 P: 21	R: 0 E: 0 K: 1 S: 7 H: 0 LOB: 0 BB: 0 P: 10	R: 0 E: 1 K: 2 S: 10 H: 0 LOB: 2 BB: 1 P: 17	R: 0 E: 0 K: 0 S: 8 H: 0 LOB: 0 BB: 0 P: 10	R: 3 E: 0 K: 2 S: 21 H: 3 LOB: 2 BB: 2 P: 33	R: 0 E: 0 K: 0 S: 6 H: 0 LOB: 0 BB: 0 P: 9	R: 2 E: 0 K: 2 S: 18 H: 2 LOB: 1 BB: 1 P: 35	R: 0 E: 0 K: 1 S: 11 H: 1 LOB: 1 BB: 0 P: 19		1B: 3 2B: 3 3B: 1 HR: 1	SF: 0 SAC: 0 DP: 0 HBP: 0						

AB	33
R	7
H	8
RBI	7
BB	4
SO	10
LOB	15

WP: 0 PB: 0 SB: 0 CS: 0 PA: 37

PITCHER		IP	WLS	BF	H	R	ER	SO	BB	IBB	HBP	BLK	WP	HR	S	P	ERA	WHIP
Josh Fogg, R ERA: 4.35	(1, 1)	5.0	L	24	5	5	5	7	3	0	0	0	0	1	59	91	9.00	1.600
Bronson Arroyo, R ERA: 4.0	(6, 1)	1.0		3	0	0	0	0	0	0	0	0	0	0	6	9	0.00	0.000
Al Reyes, R ERA: 2.65	(7, 1)	0.2		3	1	1	1	1	0	0	0	0	0	0	10	18	13.50	1.500
Joe Beimel, L ERA: 4.64	(7, 1)	0.0		1	0	0	0	0	1	0	0	0	0	0	2	6	∞	∞
Mike Lincoln, R ERA: 3.11	(7, 1)	1.1		6	2	1	1	2	0	0	0	0	0	0	17	30	6.75	1.500

PITCHER	IP	WLS	BF	H	R	ER	SO	BB	IBB	HBP	BLK	WP	HR	S	P	ERA	WHIP