

Chicago Cubs - 2002


Batter	1	2	3	4	5	6	7	8	9	AB R H RBI BB SO LOB	TOP												
Delino DeShields, L OBP: 0.444, SLG: 0.571 (1.4) X	G4-3 ①		2B BB	1B 3B		SH1-4 ① 1-2 2-3		P6 ① 3-2		3 2 1 0 1 0 0	Chicago Cubs @ Cincinnati Reds Cinergy Field, Cincinnati, OH Wed Apr 03 2002, 7:10 PM EST Att: 19,745 - Cloudy - 45 F livebaseballscores.com												
Corey Patterson, L OBP: 0.800, SLG: 1.143 (1.8) B	WP BB		F8 2B 1-H	E 1B S		HR 1B 2-H 3-H		G6-3 ② 0-0		4 2 3 4 1 0 0													
Sammy Sosa, R OBP: 0.300, SLG: 0.556 Darren Lewis, R OBP: 1.000, SLG: 1.000 (1.9) C (9.9) B	K ② 1-2		F8 2B 2-3	E5 1-H		HR 1-H		K ③ 2-3		5 1 1 2 0 2 2 0 0 0 0 0 0 0													
Fred McGriff, L OBP: 0.300, SLG: 0.333 Antonio Alfonseca, R (9.1) X	F8 ③ 3-2		FC6-4 BB 1-2	F8 ③ 0-1		G3 ② 0-1		HBP 2B 1B 1-2		4 1 1 0 1 0 2 0 0 0 0 0 0 0													
Roosevelt Brown, L OBP: 0.200, SLG: 0.222 (1.7) C	G4-3 ①		FC6-4 1-2		L9 ① 1-0	G1-3 ③ 1-0		HBP 2B 1B 1-1 1-2		4 0 0 0 0 0 2													
Alex Gonzalez, R OBP: 0.700, SLG: 0.857 (1.6) B	CS BB			HR 1B	K ② 1-3		L9 2B 1-1	HBP 2B 1-0 1-3 2-H		4 1 3 1 1 1 0													
Todd Hundley, S OBP: 0.556, SLG: 1.000 (1.2) B	2B ② 3-2			HR 1-H	L7 ③ 1-1		L9 ① 1-1	HBP 1-1		4 1 2 2 0 0 1													
Mark Bellhorn, S OBP: 0.167, SLG: 0.167 (1.5) C	G4-3 ③			G1-3 ① 1-0		SH1-4 1B 3-2	P6 ② 0-0	K ① 1-3		5 1 1 0 0 1 5													
34 Kerry Wood, R Chris Stynes, R Joe Borowski, R Donovan Osborne, S Robert Machado, R (5.1) X (6.1) X (8.1) X (9.1) X	B1-3 ① 0-0			G4-3 ② 0-2		SH1-4 1B 1-2	K ③ 2-3	L5 ③ 0-1 3-H		2 0 0 0 0 0 0 1 1 1 0 0 0 0 1 0 0 0 0 1 1 0 0 0 0 0 0 0 1 0 0 0 0 0 3													
Inning Stats	R: 0 E: 0 K: 1 S: 10	H: 0 LOB: 1 BB: 1 P: 20	R: 0 E: 0 K: 0 S: 13	H: 1 LOB: 1 BB: 1 P: 22	R: 1 E: 0 K: 0 S: 16	H: 1 LOB: 2 BB: 2 P: 28	R: 4 E: 1 K: 0 S: 19	H: 4 LOB: 1 BB: 0 P: 28	R: 0 E: 0 K: 1 S: 7	H: 0 LOB: 0 BB: 0 P: 10		R: 4 E: 0 K: 0 S: 17	H: 4 LOB: 0 BB: 0 P: 26	R: 0 E: 0 K: 1 S: 8	H: 1 LOB: 1 BB: 0 P: 12	R: 0 E: 0 K: 1 S: 7	H: 0 LOB: 0 BB: 0 P: 12	R: 1 E: 0 K: 1 S: 11	H: 2 LOB: 2 BB: 0 P: 16	1B: 6 2B: 5 3B: 1 HR: 2	SF: 0 SAC: 1 DP: 1 HBP: 2	WP: 1 PB: 0 SB: 1 CS: 1	PA: 45
PITCHER	IP WLS BF H R ER SO BB IBB HBP BLK WP HR S P ERA WHIP											IP WLS BF H R ER SO BB IBB HBP BLK WP HR S P ERA WHIP											
Elmer Dessens, R ERA: 9.82 (1.1)	3.2 L 19 5 4 4 1 4 0 0 0 1 1 50 87 9.82 2.455											Scott Sullivan, R ERA: (9.1)	1.0 0 2 0 0 0 1 0 0 0 0 0 7 11 0.00 3.000										
Jose Rijo, R ERA: (4.1)	0.1 3 1 1 0 0 0 0 0 0 0 0 0 8 11 0.00 3.000																						
Gabe White, L ERA: (5.1)	1.0 3 0 0 0 1 0 0 0 0 0 0 7 10 0.00 0.000																						
Jim Brower, R ERA: 18.0 (6.1)	2.0 11 5 4 4 1 0 0 0 0 0 1 25 38 18.00 2.500																						
Luis Pineda, R ERA: 9.0 (8.1)	1.0 7 2 1 1 1 0 0 2 0 0 0 13 22 9.00 2.000																						

Batter	1	2	3	4	5	6	7	8	9	AB R H RBI BB SO LOB	BOTTOM												
Todd Walker, L OBP: 0.333, SLG: 0.889 (1.4) C	K ① 0-3				F8 ① 3-1		G4-6-3 ③ 0-2		F7 ③ 0-2	5 0 0 0 0 2 5	Chicago Cubs @ Cincinnati Reds Cinergy Field, Cincinnati, OH Wed Apr 03 2002, 7:10 PM EST Att: 19,745 - Cloudy - 45 F livebaseballscores.com												
Barry Larkin, R OBP: 0.333, SLG: 0.250 (1.6) B	K ② 0-3	G6-3 ③ 0-0			F8 ② 3-2			F9 ① 1-2		4 0 0 0 0 1 2													
Ken Griffey Jr., L OBP: 0.333, SLG: 0.429 (1.8) C	BB ③ 4-2				2B ③ 1-0			K ② 2-3		3 0 1 0 1 2 0													
Sean Casey, L OBP: 0.444, SLG: 0.286 (1.3) C	K ③ 3-3				K ③ 3-3			G4-3 ③ 0-1		3 0 0 0 1 2 2													
Aaron Boone, R OBP: 0.222, SLG: 0.143 (1.5) C		S 1B 1B 3-2			K ② 0-3		F9 ① 0-0	2B BB 4-2		3 2 1 0 1 1 1													
Adam Dunn, L OBP: 0.375, SLG: 0.167 (1.7) B	1B G4-3 BB 1-2				K ③ 2-3		K ② 3-3	2B 1B 1-1 1-2		3 1 1 0 1 2 1													
Juan Encarnacion, R OBP: 0.375, SLG: 0.500 (1.9) F	G4-3 1B 1-3 2-H				G6-3 ① 0-1		G6-3 ③ 1-2	1B 2B 3-2 1-3 2-H		4 0 2 2 0 0 0													
Jason LaRue, R OBP: 0.500, SLG: 0.500 (1.2) B	G4-3 BB 1-2				K ② 1-3			K ① 1-3		3 0 0 0 1 3 2													
Elmer Dessens, R Jose Rijo, R Wilson Guerrero, S Gabe White, L Jim Brower, R Hogan Jeter, R Luis Pineda, R Scott Sullivan, R Donovan Osborne, R (1.1) X (2.1) X (3.1) X (4.1) X (5.1) X (6.1) X (7.1) X (8.1) X	G4-3 ① 2-2				K ③ 3-3		G4-6-3 1B 0-2	K ② 2-3		1 0 0 0 1 0 0 1 0 1 0 0 0 0 0 2													
Inning Stats	R: 0 E: 0 K: 3 S: 14	H: 0 LOB: 1 BB: 1 P: 21	R: 2 E: 0 K: 1 S: 15	H: 2 LOB: 2 BB: 2 P: 33	R: 0 E: 0 K: 3 S: 11	H: 0 LOB: 1 BB: 1 P: 17	R: 0 E: 0 K: 2 S: 8	H: 0 LOB: 0 BB: 0 P: 12	R: 0 E: 0 K: 1 S: 10	H: 1 LOB: 1 BB: 0 P: 20		R: 0 E: 0 K: 1 S: 9	H: 0 LOB: 0 BB: 0 P: 13	R: 0 E: 0 K: 1 S: 11	H: 1 LOB: 0 BB: 0 P: 13	R: 0 E: 0 K: 1 S: 11	H: 0 LOB: 0 BB: 0 P: 14	R: 1 E: 0 K: 2 S: 17	H: 2 LOB: 2 BB: 1 P: 28	1B: 4 2B: 2 3B: 0 HR: 0	SF: 0 SAC: 0 DP: 1 HBP: 0	WP: 0 PB: 0 SB: 2 CS: 0	PA: 37
PITCHER	IP WLS BF H R ER SO BB IBB HBP BLK WP HR S P ERA WHIP											IP WLS BF H R ER SO BB IBB HBP BLK WP HR S P ERA WHIP											
34 Kerry Wood, R ERA: 3.6 (1.1)	5.0 W 22 3 2 2 10 4 0 0 0 0 0 20 26 0.00 0.500																						
Joe Borowski, R ERA: (6.1)	2.0 6 1 0 0 2 0 0 0 0 0 0 11 14 0.00 0.000																						
Donovan Osborne, L ERA: 3.38 (8.1)	1.0 3 0 0 0 1 0 0 0 0 0 0 17 28 0.00 3.000																						
Antonio Alfonseca, R ERA: 9.0 (9.1)	1.0 6 2 1 1 2 1 0 0 0 0 0 0 17 28 9.00 3.000																						

Batter	1	2	3	4	5	6	7	8	9	AB	R	H	RBI	BB	SO	LOB	TOP											
Delino DeShields, L OBP: 0.500, SLG: 0.583 (1.4)	1-2 WP F8 1B		2-1 G3		1-2 1B			2-2 G4-3 1B	1-1 G4-3	5	0	3	0	0	0	2												
Corey Patterson, L OBP: 0.571, SLG: 0.727 (1.8)	0-3 K			3-2 F8	2-1 P4			0-1 G4-3		4	0	0	0	0	1	3												
Sammy Sosa, R OBP: 0.357, SLG: 0.750 (1.9)	2-1 F8			1-1 HR				4-2 BB		3	1	1	1	1	0	1												
Fred McGriff, L OBP: 0.286, SLG: 0.250 (1.3)	1-2 G4-3			4-2 1B BB				0-1 L9		3	0	0	0	1	1	3												
Roosevelt Brown, L OBP: 0.214, SLG: 0.308 Kyle Farnsworth, R (8.1)			3-3 K	2-3 K				1-3 K		4	0	1	0	0	3	3												
Alex Gonzalez, R OBP: 0.643, SLG: 0.727 (1.6)	1-2 G4-3			2-1 1B				1-1 1B		4	0	2	0	0	0	1												
Todd Hundley, S Joe Girardi, R (9, PR)			2-3 K	1-3 K				0-0 1B		4	0	1	0	0	2	2												
Chris Stynes, R Jeff Fassero, L (7.1)			1-2 F8		2-2 F3			0-2 F7		3	0	0	0	0	0	0												
Darren Lewis, R OBP: 0.500, SLG: 0.500 (8.7)								1-3 K		1	0	0	0	0	2													
Juan Cruz, R Jesus Sanchez, L Mark Bellhorn, S (7, PH)			0-1 G1-3		0-1 G3-1			1-1 F7		2	0	0	0	0	0	0												
Inning Stats	R: 0 H: 1 E: 0 K: 1 S: 12	H: 1 LOB: 1 BB: 0 P: 16	R: 0 H: 0 E: 0 K: 2 S: 12	H: 0 LOB: 0 BB: 0 P: 18	R: 0 H: 0 E: 0 K: 0 S: 7	H: 0 LOB: 0 BB: 0 P: 10	R: 1 H: 2 E: 0 K: 2 S: 17	H: 2 LOB: 2 BB: 1 P: 30	R: 0 H: 1 E: 0 K: 1 S: 10	H: 1 LOB: 1 BB: 0 P: 15	R: 0 H: 0 E: 0 K: 1 S: 7	H: 0 LOB: 0 BB: 0 P: 10	R: 0 H: 1 E: 0 K: 1 S: 13	H: 1 LOB: 2 BB: 1 P: 20	R: 0 H: 2 E: 0 K: 0 S: 10	H: 2 LOB: 2 BB: 0 P: 13	1B: 6 2B: 1 3B: 0 HR: 1	SF: 0 SAC: 0 DP: 0 HBP: 0	WP: 1 PB: 0 SB: 0 CS: 0	PA: 37								
PITCHER	IP	WLS	BF	H	R	ER	SO	BB	IBB	HBP	BLK	WP	HR	S	P	ERA	WHIP											
Jose Acevedo, R ERA: 1.5 Scott Sullivan, R ERA: 1.000 Danny Graves, R ERA: 1.200	(1.1)	6.0	W	24	5	1	1	6	1	0	0	0	1	1	68	107	1.50	1.000										
Batter	1	2	3	4	5	6	7	8	9	AB	R	H	RBI	BB	SO	LOB	BOTTOM											
Todd Walker, L OBP: 0.308, SLG: 0.667 (1.4)	3-3 K		3-3 K		4-2 G6-3 1B BB	2-1 F9				3	1	0	0	1	2	1												
Barry Larkin, R OBP: 0.231, SLG: 0.167 (1.6)	1-0 L9		0-3 K		1-1 G6-3	2-3 K				4	0	0	0	0	2	2												
Ken Griffey Jr., L OBP: 0.385, SLG: 0.400 (1.8)	3-2 G1-3		2-1 HBP		0-0 FC4-6 2H 1B					3	0	1	1	0	1	0												
Sean Casey, L OBP: 0.462, SLG: 0.400 (1.3)		0-2 E 2B		0-0 F8		4-2 FC4-6 BB				3	1	1	0	1	0	1												
Aaron Boone, R OBP: 0.231, SLG: 0.100 (1.5)		0-0 E3 2B		4-0 S BB		2-2 FC4-6 BB				3	1	0	0	1	1	2												
Adam Dunn, L OBP: 0.333, SLG: 0.111 Reggie Taylor, L OBP: 1.000, SLG: 1.000	(1.7) (9.7)	2-0 L7		3-3 K		4-2 BB				3	0	0	0	1	1	2												
Juan Encarnacion, R OBP: 0.250, SLG: 0.333 (1.9)		2-3 K		1-0 L9		0-3 K				4	0	0	0	0	2	5												
Jason LaRue, R OBP: 0.500, SLG: 0.556 (1.2)		2-0 1H 2B		4-0 IBB		1-0 F2				3	0	1	1	1	0	0												
Jose Acevedo, R Brady Clark, R Scott Sullivan, R Danny Graves, R	(1.1) (6, PH) (7.1) (8.1)	1-3 K		1-3 K		4-1 BB				2	0	0	0	0	2	3												
Inning Stats	R: 0 H: 0 E: 0 K: 1 S: 13	H: 2 LOB: 1 BB: 0 P: 20	R: 2 H: 2 E: 1 K: 2 S: 13	H: 2 LOB: 1 BB: 0 P: 20	R: 0 H: 0 E: 0 K: 2 S: 11	H: 0 LOB: 1 BB: 0 P: 16	R: 0 H: 0 E: 0 K: 2 S: 7	H: 0 LOB: 2 BB: 2 P: 20	R: 1 H: 1 E: 0 K: 1 S: 18	H: 1 LOB: 3 BB: 3 P: 33	R: 0 H: 0 E: 0 K: 1 S: 7	H: 0 LOB: 0 BB: 1 P: 16	R: 0 H: 0 E: 0 K: 0 S: 8	H: 0 LOB: 0 BB: 0 P: 14	R: 0 H: 0 E: 0 K: 0 S: 9	H: 0 LOB: 0 BB: 0 P: 14	1B: 1 2B: 2 3B: 0 HR: 0	SF: 0 SAC: 0 DP: 0 HBP: 1	WP: 0 PB: 0 SB: 1 CS: 0	PA: 35								
PITCHER	IP	WLS	BF	H	R	ER	SO	BB	IBB	HBP	BLK	WP	HR	S	P	ERA	WHIP											
Juan Cruz, R Jesus Sanchez, L Jeff Fassero, L Kyle Farnsworth, R	(1.1) (5.1) (7.1) (8.1)	4.2	L	23	3	3	1	7	3	0	0	0	0	12	25	0.00	1.500											


Chicago Cubs @ Cincinnati Reds
Cinergy Field, Cincinnati, OH
Thu Apr 04 2002, 7:10 PM EST
Att: 16,448 - Sunny - 43 F

AB 35
R 1
H 8
RBI 1
BB 2
SO 8
LOB 19



Chicago Cubs @ Cincinnati Reds
Cinergy Field, Cincinnati, OH
Thu Apr 04 2002, 7:10 PM EST
Att: 16,448 - Sunny - 43 F

AB 28
R 3
H 3
RBI 2
BB 6
SO 11
LOB 16



Batter	1	2	3	4	5	6	7	8	9	AB	R	H	RBI	BB	SO	LOB	TOP								
Adrian Brown, S OBP: 0.235, SLG: 0.267 (1, 8)	G1-3			HBP				P6		3	0	1	0	0	0	0									
18 Jason Kendall, R OBP: 0.235, SLG: 0.200 (1, 2)	G4-3			FC1-6-5-4		F8		L7		4	0	0	0	0	0	2									
Armando Rios, L OBP: 0.353, SLG: 0.267 (1, 7)	G5-3			K				P5		4	0	0	0	0	1	1									
Aramis Ramirez, R OBP: 0.412, SLG: 0.533 Mike Benjamin, R OBP: 0.296, SLG: 0.286 (9, PR) (9, 5)		L8				2B		2B		4	1	3	0	0	0	0									
Rob Mackowiak, L OBP: 0.111, SLG: 0.222 (1, 9)	G5-3			K		2B		SH3		3	1	1	1	0	1	1									
Kevin Young, R OBP: 0.375, SLG: 0.462 (1, 3)	L9			F7		K		IBB		3	0	0	0	1	1	2									
2 Jack Wilson, R OBP: 0.125, SLG: 0.125 (1, 6)			F7			K		G3		4	0	1	1	0	1	3									
Pokey Reese, R OBP: 0.545, SLG: 0.444 (1, 4)			L9			P3		IBB		2	0	0	0	1	0	0									
Dave Williams, L Abraham Nunez, S Sean Lowe, L Joe Beimel, L Mike Fetters, R Scott Sauerbeck, R Brian Boehringer, S Mike Williams, R (11, 1) (7, PH) (7, 1) (7, 1) (8, 1) (8, 1) (8, 1) (8, 1)			K2-3			K		K		2	0	0	0	0	2	0									
Inning Stats	R: 0 E: 0 K: 0 S: 8	H: 0 LOB: 0 BB: 0 P: 12	R: 0 E: 0 K: 0 S: 10	H: 0 LOB: 0 BB: 0 P: 16	R: 0 E: 0 K: 1 S: 6	H: 0 LOB: 0 BB: 0 P: 7	R: 0 E: 0 K: 1 S: 7	H: 0 LOB: 0 BB: 0 P: 12	R: 0 E: 0 K: 1 S: 9	H: 1 LOB: 1 BB: 0 P: 15	R: 0 E: 0 K: 1 S: 9	H: 1 LOB: 1 BB: 0 P: 15	R: 2 E: 0 K: 2 S: 14	H: 3 LOB: 2 BB: 1 P: 27	R: 0 E: 0 K: 0 S: 6	H: 0 LOB: 0 BB: 0 P: 8	R: 0 E: 0 K: 0 S: 10	H: 1 LOB: 1 BB: 1 P: 20	1B: 2 2B: 3 3B: 1 HR: 0	SF: 0 SAC: 1 DP: 0 HBP: 1	WP: 0 PB: 1 SB: 2 CS: 3	PA: 34			
PITCHER	IP	WLS	BF	H	R	ER	SO	BB	IBB	HBP	BLK	WP	HR	S	P	ERA	WHIP								
Jason Bere, R ERA: 1.35 (1, 1)	6.2	L	25	5	2	1	6	0	0	1	0	0	0	59	93	1.35	0.750								
Kyle Farnsworth, R ERA: (7, 1)	0.1		2	0	0	0	1	0	1	0	0	0	0	4	11	0.00	0.000								
Joe Borowski, R ERA: (8, 1)	2.0		7	1	0	0	0	0	1	0	0	0	0	16	28	0.00	0.500								

Pittsburgh Pirates @ Chicago Cubs
Wrigley Field, Chicago, IL
Fri Apr 05 2002, 2:20 PM CST
Att: 41,555 - Overcast - 44 F

AB	30
R	2
H	6
RBI	2
BB	2
SO	7
LOB	11



Batter	1	2	3	4	5	6	7	8	9	AB	R	H	RBI	BB	SO	LOB	BOTTOM								
Delino DeShields, L OBP: 0.444, SLG: 0.467 (1, 4)	K					K	L7			3	0	0	0	1	2	3									
Corey Patterson, L OBP: 0.500, SLG: 0.600 (1, 8)	G1-3					K		S		4	0	1	0	0	1	1									
Sammy Sosa, R OBP: 0.389, SLG: 0.867 (1, 9)	P4					HR		K		3	1	1	1	1	1	1									
Fred McGriff, L OBP: 0.278, SLG: 0.200 (1, 3)						K				3	0	0	0	1	2	1									
Alex Gonzalez, R OBP: 0.611, SLG: 0.643 (1, 6)								P4		3	0	1	0	1	1	2									
Todd Hundley, S OBP: 0.438, SLG: 0.615 Joe Girardi, R (7, PR) (8, 2)	P6					K		G1-3		2	0	0	0	1	1	2									
Chris Stynes, R OBP: 0.250, SLG: 0.182 Joe Borowski, R (8, 1)	FC6-4									1	0	0	0	0	0	2									
Roosevelt Brown, L OBP: 0.200, SLG: 0.286 (9, PH)										3	0	1	0	0	0	1									
Darren Lewis, R OBP: 0.167, SLG: 0.167 (1, 7)										4	0	0	0	0	1	2									
Jason Bere, R (1, 1)										2	0	0	0	0	1	0									
Kyle Farnsworth, R (7, 1)										0	0	0	0	0	0	0									
Mark Bellhorn, S OBP: 0.200, SLG: 0.111 (8, 5)										1	0	0	0	1	1	0									
Inning Stats	R: 0 E: 0 K: 1 S: 9	H: 0 LOB: 0 BB: 0 P: 12	R: 0 E: 0 K: 1 S: 8	H: 1 LOB: 1 BB: 0 P: 13	R: 0 E: 0 K: 1 S: 7	H: 0 LOB: 1 BB: 1 P: 15	R: 0 E: 0 K: 1 S: 9	H: 0 LOB: 2 BB: 2 P: 18	R: 1 E: 0 K: 3 S: 11	H: 1 LOB: 0 BB: 0 P: 15	R: 0 E: 0 K: 1 S: 8	H: 1 LOB: 3 BB: 2 P: 18	R: 0 E: 0 K: 1 S: 12	H: 1 LOB: 2 BB: 1 P: 21	R: 0 E: 0 K: 1 S: 13	H: 0 LOB: 0 BB: 0 P: 19	1B: 3 2B: 0 3B: 0 HR: 1	SF: 0 SAC: 0 DP: 1 HBP: 0	WP: 0 PB: 0 SB: 2 CS: 0	PA: 36					
PITCHER	IP	WLS	BF	H	R	ER	SO	BB	IBB	HBP	BLK	WP	HR	S	P	ERA	WHIP								
Dave Williams, L ERA: 1.5 (1, 1)	6.0	W	22	2	1	1	8	3	0	0	0	0	0	6	16	0.00	4.500								
Sean Lowe, R ERA: 9.0 (7, 1)	0.2	H	5	1	0	0	1	2	0	0	0	0	0	5	6	0.00	3.000								
Joe Beimel, L ERA: (7, 1)	0.1	H	2	1	0	0	0	0	0	0	0	0	0	3	5	0.00	0.000								
Mike Fetters, R ERA: (8, 1)	0.1	H	1	0	0	0	1	0	0	0	0	0	0	3	5	0.00	0.000								
Scott Sauerbeck, L ERA: 4.5 (8, 1)	0.0		1	0	0	0	0	1	0	0	0	0	0	3	7	∞	∞								

Pittsburgh Pirates @ Chicago Cubs
Wrigley Field, Chicago, IL
Fri Apr 05 2002, 2:20 PM CST
Att: 41,555 - Overcast - 44 F


AB	30
R	1
H	4
RBI	1
BB	6
SO	11
LOB	15



Batter	1	2	3	4	5	6	7	8	9	AB	R	H	RBI	BB	SO	LOB	TOP						
Adrian Brown, S OBP: 0.318, SLG: 0.278 (1, 8)	G4-3		FC6-4 BB		G6-4-3 1B	P3			WP G4-3 BB	3	1	1	0	2	0	1							
18 Jason Kendall, R OBP: 0.182, SLG: 0.150 (1, 2)	P4		FC6-4 FC1-6		G6-4-3 1-2		P4		G4-3	5	0	0	0	0	0	4							
Armando Rios, L OBP: 0.364, SLG: 0.300 (1, 7)	K		FC1-6 1-2			1B			G4-3	5	1	2	1	0	1	1							
Aramis Ramirez, R OBP: 0.409, SLG: 0.550 (1, 5)		F9 2B		K		F9 2 1B		F9	F7	5	2	2	0	0	1	2							
Rob Mackowiak, L OBP: 0.154, SLG: 0.231 (1, 9)		F9 2-3		K		2 1B		G3		4	1	1	1	0	1	2							
Kevin Young, R OBP: 0.400, SLG: 0.500 (1, 3)				F9		F9			2 SH2-3 BB	3	0	1	1	1	0	2							
2 Jack Wilson, R OBP: 0.182, SLG: 0.182 (1, 6)		K		P6		2B G4-3 1B			SH2-3	3	1	1	1	0	1	1							
Pokey Reese, R OBP: 0.600, SLG: 0.583 (1, 4)						1B			G4-3	3	0	2	1	1	0	1							
Josh Fogg, R (1, 1)									K	3	0	0	1	0	2	4							
Craig Wilson, R OBP: 0.125, SLG: 0.125 (8, PH)									K	1	0	0	0	0	1	1							
Joe Beimel, L (8, 1)										0	0	0	0	0	0	0							
Mike Fetters, R (9, 1)										0	0	0	0	0	0	0							
Inning Stats	R: 0 E: 0 K: 1 S: 8	H: 0 LOB: 0 BB: 0 P: 10	R: 1 E: 0 K: 2 S: 14	H: 2 LOB: 2 BB: 1 P: 25	R: 0 E: 0 K: 1 S: 10	H: 0 LOB: 1 BB: 1 P: 16	R: 0 E: 0 K: 1 S: 6	H: 0 LOB: 0 BB: 0 P: 9	R: 0 E: 0 K: 1 S: 10	H: 2 LOB: 1 BB: 0 P: 18	R: 4 E: 0 K: 0 S: 11	H: 5 LOB: 1 BB: 0 P: 14	R: 0 E: 0 K: 0 S: 9	H: 1 LOB: 1 BB: 0 P: 13	R: 0 E: 0 K: 1 S: 8	H: 0 LOB: 1 BB: 1 P: 16	R: 1 E: 0 K: 0 S: 6	H: 0 LOB: 0 BB: 1 P: 13	1B: 7 2B: 3 3B: 0 HR: 0	SF: 0 SAC: 1 DP: 1 HBP: 0	WP: 1 PB: 0 SB: 0 CS: 0	PA: 40	
PITCHER	IP WLS BF H R ER SO	IP WLS BF H R ER SO	IP WLS BF H R ER SO	IP WLS BF H R ER SO	IP WLS BF H R ER SO	IP WLS BF H R ER SO	IP WLS BF H R ER SO	IP WLS BF H R ER SO	IP WLS BF H R ER SO	IP WLS BF H R ER SO	IP WLS BF H R ER SO	IP WLS BF H R ER SO	IP WLS BF H R ER SO	IP WLS BF H R ER SO	IP WLS BF H R ER SO	IP WLS BF H R ER SO	IP WLS BF H R ER SO	IP WLS BF H R ER SO	IP WLS BF H R ER SO	ERA WHIP	ERA WHIP	ERA WHIP	ERA WHIP
Matt Clement, R ERA: 8.44 (1, 1)	5.1	L	26	9	5	5	6	1	1	0	0	0	0	0	0	56	88	8.44	1.875				
Donovan Osborne, L ERA: 1.59 (6, 1)	2.2		10	1	0	0	1	1	0	0	0	0	0	0	0	20	33	0.00	0.750				
Jesus Sanchez, L ERA: 3.86 (9, 1)	1.0		4	0	1	1	0	1	0	0	0	0	1	0	6	13	9.00	1.000					

Pittsburgh Pirates @ Chicago Cubs
Wrigley Field, Chicago, IL
Sat Apr 06 2002, 1:20 PM CST
Att: 34,956 - Sunny - 48 F


AB	35
R	6
H	10
RBI	6
BB	4
SO	7
LOB	19



Batter	1	2	3	4	5	6	7	8	9	AB	R	H	RBI	BB	SO	LOB	BOTTOM						
Delino DeShields, L OBP: 0.364, SLG: 0.368 (1, 4)	K		G1-3			G4-3		G6-3		4	0	0	0	0	1	0							
Corey Patterson, L OBP: 0.455, SLG: 0.579 (1, 8)			P6			K		L8		4	0	1	0	0	1	0							
Sammy Sosa, R OBP: 0.318, SLG: 0.684 (1, 9)	K				G4-3	G1-3			E6 1B	4	1	0	0	0	1	1							
Fred McGriff, L OBP: 0.318, SLG: 0.222 (1, 3)					F7			FC3-6 1B	K	3	0	1	0	1	1	1							
Alex Gonzalez, R OBP: 0.636, SLG: 0.722 (1, 6)	K							FC3-6 1B	BB	4	0	3	1	0	1	2							
Roosevelt Brown, L OBP: 0.211, SLG: 0.278 (1, 7)					P4			FC3-6 BB	K	4	0	1	0	0	1	4							
Chris Stynes, R OBP: 0.313, SLG: 0.154 (1, 5)		G4-6-3 1-2			F7			G4-6-3 BB		2	0	0	0	2	0	1							
Joe Girardi, R (1, 2)		G4-3			G4-3			G4-6-3 1-2	BB	4	0	0	0	0	1	5							
Matt Clement, R (1, 1)										2	0	0	0	0	1	0							
Donovan Osborne, S (6, 1)										0	0	0	0	0	0	0							
Mark Bellhorn, S OBP: 0.182, SLG: 0.100 (8, PH)										1	0	0	0	0	0	0							
Jesus Sanchez, L (9, 1)										0	0	0	0	0	0	0							
Inning Stats	R: 0 E: 0 K: 3 S: 16	H: 1 LOB: 2 BB: 1 P: 29	R: 0 E: 0 K: 0 S: 6	H: 1 LOB: 0 BB: 0 P: 9	R: 0 E: 0 K: 1 S: 6	H: 0 LOB: 0 BB: 0 P: 11	R: 0 E: 0 K: 0 S: 8	H: 1 LOB: 1 BB: 0 P: 15	R: 0 E: 0 K: 1 S: 9	H: 0 LOB: 0 BB: 0 P: 8	R: 0 E: 0 K: 1 S: 7	H: 0 LOB: 2 BB: 1 P: 14	R: 0 E: 0 K: 0 S: 7	H: 0 LOB: 0 BB: 0 P: 15	R: 1 E: 1 K: 3 S: 17	H: 1 LOB: 2 BB: 1 P: 29	1B: 4 2B: 2 3B: 0 HR: 0	SF: 0 SAC: 0 DP: 2 HBP: 0	WP: 0 PB: 0 SB: 0 CS: 0	PA: 35			
PITCHER	IP WLS BF H R ER SO	IP WLS BF H R ER SO	IP WLS BF H R ER SO	IP WLS BF H R ER SO	IP WLS BF H R ER SO	IP WLS BF H R ER SO	IP WLS BF H R ER SO	IP WLS BF H R ER SO	IP WLS BF H R ER SO	IP WLS BF H R ER SO	IP WLS BF H R ER SO	IP WLS BF H R ER SO	IP WLS BF H R ER SO	IP WLS BF H R ER SO	IP WLS BF H R ER SO	IP WLS BF H R ER SO	IP WLS BF H R ER SO	IP WLS BF H R ER SO	IP WLS BF H R ER SO	ERA WHIP	ERA WHIP	ERA WHIP	ERA WHIP
Josh Fogg, R ERA: 1.00 (1, 1)	7.0	W	26	5	0	0	5	2	0	0	0	0	0	0	0	58	101	0.00	1.000				
Joe Beimel, L ERA: 1.00 (8, 1)	1.0		3	0	0	0	0	0	0	0	7	15	0.00	0.000									
Mike Fetters, R ERA: 2.000 (9, 1)	1.0		6	1	1	0	3	1	0	0	17	29	0.00	2.000									

Pittsburgh Pirates @ Chicago Cubs
Wrigley Field, Chicago, IL
Sat Apr 06 2002, 1:20 PM CST
Att: 34,956 - Sunny - 48 F

AB	32
R	1
H	6
RBI	1
BB	3
SO	8
LOB	14




Batter	1	2	3	4	5	6	7	8	9	AB	R	H	RBI	BB	SO	LOB	TOP				
Roger Cedeno, S OBP: 0.357, SLG: 0.320 Grant Roberts, R (8, 1)	0-1 G4-3		3-1 G4-3			0-3 K		0-1 G4-3		4	0	0	0	0	1	0	New York Mets @ Chicago Cubs Wrigley Field, Chicago, IL Tue Apr 09 2002, 1:20 PM CDT Att: 18,151 - Overcast - 45 F				
Roberto Alomar, S OBP: 0.265, SLG: 0.194	2-2 F9		2-0 1B			4-1 FC5-4 BB		4-1 G4-3		3	0	1	0	1	0	0					
Jeromy Burnitz, L OBP: 0.345, SLG: 0.480	1-1 F2		1-3 K			1-1 F2		2-3 K2-3		4	0	0	0	0	2	2					
31 Mike Piazza, R OBP: 0.375, SLG: 0.421		1-2 F9		2-2 G5-3		1-0 FC5-4		1-3 K		4	0	0	0	0	1	1					
Edgardo Alfonzo, R OBP: 0.500, SLG: 0.500		4-2 1B BB		2-2 F8		1-0 F7				2	0	0	0	1	0	0					
Mark Johnson, L OBP: 0.143, SLG: 0.143		2-3 K		1-3 K		1-1 F7				3	0	0	0	0	2	1					
Jay Payton, R OBP: 0.300, SLG: 0.360		2-1 1B			2-2 F9		0-2 F9			3	0	1	0	0	0	0					
Rey Ordenez, R OBP: 0.310, SLG: 0.333		0-1 G6-3			3-3 K			0-1 F9		3	0	0	0	0	1	2					
Steve Trachsel, R (1, 1)				0-3 K		0-3 K		0-0 F8		2	0	0	0	0	2	0					
Mark Guthrie, R (6, 1)										0	0	0	0	0	0	0					
Kane Davis, R (7, 1)										0	0	0	0	0	0	0					
Timo Perez, L (8, 7)										1	0	0	0	0	0	0					
Inning Stats	R: 0 E: 0 K: 0 S: 7	H: 0 LOB: 0 BB: 0 P: 10	R: 0 E: 0 K: 1 S: 12	H: 1 LOB: 2 BB: 1 P: 21	R: 0 E: 0 K: 2 S: 10	H: 1 LOB: 1 BB: 0 P: 16	R: 0 E: 0 K: 1 S: 14	H: 0 LOB: 0 BB: 0 P: 19	R: 0 E: 0 K: 1 S: 9	H: 0 LOB: 2 BB: 0 P: 14	R: 0 E: 0 K: 1 S: 7	H: 0 LOB: 1 BB: 1 P: 13	R: 0 E: 0 K: 0 S: 6	H: 0 LOB: 0 BB: 0 P: 8	R: 0 E: 0 K: 0 S: 5	H: 0 LOB: 0 BB: 0 P: 5	R: 0 E: 0 K: 2 S: 8	H: 0 LOB: 0 BB: 0 P: 11	1B: 2 2B: 2 3B: 0 HR: 0	SF: 0 SAC: 0 DP: 0 HBP: 0	WP: 0 PA: 31 PB: 0 SB: 0 CS: 0
PITCHER	IP WLS BF H R ER SO BB IBB HBP BLK WP HR S P ERA WHIP																				
Jon Lieber, R ERA: 2.08	(1, 1) 8.0 W 28 2 0 0 7 2 0 0 0 0 0 0 70 106 0.00 0.500																				
Antonio Alfonseca, R ERA: 4.5	(9, 1) 1.0 S 3 0 0 0 2 0 0 0 0 0 0 0 8 11 0.00 0.000																				

Batter	1	2	3	4	5	6	7	8	9	AB	R	H	RBI	BB	SO	LOB	BOTTOM			
Delino DeShields, L OBP: 0.370, SLG: 0.375	0-0 L8	1-2 E6			1-2 2B	1-1 1B		0-0 G4-3		5	1	2	0	0	0	1	New York Mets @ Chicago Cubs Wrigley Field, Chicago, IL Tue Apr 09 2002, 1:20 PM CDT Att: 18,151 - Overcast - 45 F			
Corey Patterson, L OBP: 0.481, SLG: 0.609	4-2 1B S BB	0-0 F7			0-2 F8 1-H	1-0 G3		1-2 E S 1B		4	0	2	1	1	0	4				
Sammy Sosa, R OBP: 0.333, SLG: 0.591	4-1 1B BB		1-1 L9		1-1 F8		4-2 SH BB SF9 BB	2-2 E6 BB		3	1	0	0	2	0	2				
Fred McGriff, L OBP: 0.407, SLG: 0.250	0-0 1B		2-2 E7 1B		4-0 FC4-8 IBB		4-2 SF9 SH BB	4-2 1B BB		2	0	1	0	3	0	0				
Alex Gonzalez, R OBP: 0.538, SLG: 0.591	2-2 F9		0-0 G5-3		1-3 K		0-0 SH	0-2 G4-3		4	0	0	0	0	1	9				
Roosevelt Brown, L OBP: 0.217, SLG: 0.273 Darren Lewis, R OBP: 0.167, SLG: 0.167	1-1 F8		2-2 1B		0-0 FC4-6		1-2 2-3 K			4	0	1	0	0	1	8				
Chris Stynes, R OBP: 0.263, SLG: 0.125 Augie Ojeda, S (7, 5)		3-1 F9		0-3 K		2-1 L8	1-2 SF9			3	0	0	0	0	1	0				
Joe Girardi, R OBP: 0.111, SLG: 0.222		2-1 E 2B		1-1 G5-3		0-0 G1-3	0-3 K			4	0	1	0	0	1	2				
Jon Lieber, L OBP: 0.460, SLG: 0.400 Mark Bellhorn, S OBP: 0.197, SLG: 0.091 Antonio Alfonseca, R (9, 1)		3-2 F7		1-0 L4		3-2 1B 1B		2-3 K		3	0	1	0	0	0	1				
Inning Stats	R: 0 E: 0 K: 0 S: 12	H: 1 LOB: 3 BB: 2 P: 23	R: 0 E: 1 K: 0 S: 11	H: 1 LOB: 2 BB: 0 P: 20	R: 0 E: 0 K: 1 S: 9	H: 0 LOB: 0 BB: 0 P: 14	R: 0 E: 0 K: 1 S: 6	H: 0 LOB: 2 BB: 0 P: 8	R: 1 E: 0 K: 1 S: 13	H: 2 LOB: 2 BB: 1 P: 20	R: 0 E: 0 K: 2 S: 9	H: 2 LOB: 2 BB: 0 P: 16	R: 1 E: 0 K: 2 S: 17	H: 0 LOB: 2 BB: 2 P: 28	R: 0 E: 1 K: 1 S: 18	H: 1 LOB: 3 BB: 1 P: 27		1B: 6 2B: 2 3B: 0 HR: 0	SF: 1 SAC: 1 DP: 0 HBP: 0	WP: 0 PA: 41 PB: 0 SB: 2 CS: 0
PITCHER	IP WLS BF H R ER SO BB IBB HBP BLK WP HR S P ERA WHIP																			
Steve Trachsel, R ERA: 1.54	(1, 1) 5.2 L 28 7 1 1 2 2 0 0 0 0 0 0 1 2 0.00 0.000																			
Mark Guthrie, L ERA: 3.86	(6, 1) 0.1 1 0 0 0 0 0 0 0 0 0 0 0 1 2 0.00 0.000																			
Kane Davis, R ERA: 3.86	(7, 1) 1.0 6 0 1 1 2 2 0 0 0 0 0 0 17 28 9.00 2.000																			
Grant Roberts, R ERA:	(8, 1) 1.0 6 1 0 0 1 1 0 0 0 0 0 0 18 27 0.00 2.000																			


Batter	1	2	3	4	5	6	7	8	9	AB	R	H	RBI	BB	SO	LOB	TOP			
Roger Cedeno, S (1.7) OBP: 0.333, SLG: 0.303	E5 1B F7-2	G3			P6		E4 2H			4	0	0	0	0	0	2	New York Mets @ Chicago Cubs Wrigley Field, Chicago, IL Thu Apr 11 2002, 1:20 PM CDT Att: 29,496 - Sunny - 67 F			
Mark Johnson, L (1.3) OBP: 0.231, SLG: 0.167			P4		F3		G3			4	0	1	0	0	0	1				
Roberto Alomar, S (1.4) OBP: 0.286, SLG: 0.289					F8			F7		3	1	1	0	1	0	0				
31 Mike Piazza, R (1.2) OBP: 0.344, SLG: 0.593										4	1	1	1	0	1	4				
Edgardo Alfonzo, R (1.5) OBP: 0.500, SLG: 0.469										4	0	1	1	0	1	3				
Jeremy Burnitz, L (1.9) OBP: 0.376, SLG: 0.452										4	0	1	0	0	1	1				
Armando Benitez, R (9.1)										0	0	0	0	0	0	0				
Jay Payton, R (1.8) OBP: 0.294, SLG: 0.321										3	0	0	0	1	0	0				
Rey Ordenez, R (1.6) OBP: 0.270, SLG: 0.294										4	1	1	0	0	2	2				
Pedro Astacio, R (1.1) OBP: 0.200, SLG: 0.200										2	0	0	0	0	2	2				
Kane Davis, R (8.1)										0	0	0	0	0	0	0				
Scott Strickland, R (8.1)										0	0	0	0	0	0	0				
Timo Perez, L (8.9)										1	0	0	0	0	0	0				
Inning Stats	R: 0 E: 1 K: 0 S: 12	H: 1 LOB: 2 BB: 1 P: 18	R: 0 E: 0 K: 2 S: 10	H: 1 LOB: 2 BB: 1 P: 19	R: 1 E: 0 K: 1 S: 10	H: 2 LOB: 1 BB: 0 P: 18	R: 0 E: 0 K: 2 S: 10	H: 0 LOB: 0 BB: 0 P: 12	R: 0 E: 0 K: 1 S: 8	H: 0 LOB: 0 BB: 0 P: 13	R: 1 E: 1 K: 0 S: 13	H: 1 LOB: 1 BB: 0 P: 16	R: 1 E: 0 K: 1 S: 11	H: 1 LOB: 0 BB: 0 P: 15	R: 0 E: 0 K: 0 S: 6	H: 0 LOB: 0 BB: 0 P: 8	1B: 5 2B: 1 3B: 0 HR: 1	SF: 0 SAC: 1 DP: 1 HBP: 0	WP: 0 PB: 0 SB: 1 CS: 0	PA: 36
PITCHER	IP WLS BF H R ER SO BB IBB HBP BLK WP HR S P ERA WHIP																			
Juan Cruz, R (1.1) ERA: 1.59	6.2 L 28 5 2 1 6 2 0 0 0 0 0 0 68 104 1.35 1.050																			
Donovan Osborne, L (7.1) ERA: 1.5	0.2 2 0 0 0 0 0 0 0 0 0 0 0 4 5 0.00 0.000																			
Joe Borowski, R (8.1) ERA: 1.59	0.2 3 1 1 1 1 0 0 0 0 0 0 0 8 11 13.50 1.500																			
38 Carlos Zambrano, R (9.1) ERA:	1.0 3 0 0 0 0 0 0 0 0 0 0 0 6 8 0.00 0.000																			

Batter	1	2	3	4	5	6	7	8	9	AB	R	H	RBI	BB	SO	LOB	BOTTOM	
Delino DeShields, L (1.4) OBP: 0.313, SLG: 0.310	F8		G1-3		F8		G6-3		SH1-3	4	0	0	0	0	0	1	New York Mets @ Chicago Cubs Wrigley Field, Chicago, IL Thu Apr 11 2002, 1:20 PM CDT Att: 29,496 - Sunny - 67 F	
Corey Patterson, L (1.8) OBP: 0.500, SLG: 0.552										4	0	1	0	1	1	1		
Sammy Sosa, R (1.9) OBP: 0.389, SLG: 0.724										4	1	3	1	0	0	1		
Fred McGriff, L (1.3) OBP: 0.343, SLG: 0.214										4	0	1	0	0	0	5		
Alex Gonzalez, R (1.6) OBP: 0.529, SLG: 0.600										4	0	2	0	0	1	2		
Roosevelt Brown, L (1.7) OBP: 0.214, SLG: 0.259										4	0	1	0	0	2	1		
Todd Hundley, S (1.2) OBP: 0.500, SLG: 0.500										3	0	0	0	0	2	1		
Donovan Osborne, S (7.1) ERA: 3.86										0	0	0	0	0	0	0		
Joe Borowski, R (8.1) ERA: 1.59										0	0	0	0	0	0	0		
Mario Encarnacion, R (8. PH) ERA: 4.5										1	0	0	0	0	0	3		
38 Carlos Zambrano, S (9.1) ERA:										0	0	0	0	0	0	0		
Mark Bellhorn, S (1.5) OBP: 0.235, SLG: 0.375										4	1	2	1	0	2	0		
Juan Cruz, R (1.1) OBP: 0.231, SLG: 0.308										2	0	0	0	0	1	2		
Joe Girardi, R (7.2) OBP: 0.231, SLG: 0.308										2	0	2	0	0	0	0		
Inning Stats	R: 0 E: 0 K: 0 S: 12	H: 1 LOB: 2 BB: 1 P: 20	R: 0 E: 0 K: 2 S: 9	H: 0 LOB: 0 BB: 0 P: 13	R: 0 E: 0 K: 3 S: 13	H: 1 LOB: 2 BB: 0 P: 17	R: 0 E: 0 K: 2 S: 9	H: 0 LOB: 0 BB: 0 P: 13	R: 0 E: 0 K: 1 S: 5	H: 1 LOB: 1 BB: 0 P: 11	R: 1 E: 0 K: 0 S: 13	H: 4 LOB: 2 BB: 0 P: 19	R: 1 E: 0 K: 0 S: 14	H: 2 LOB: 1 BB: 0 P: 21	1B: 9 2B: 1 3B: 1 HR: 2	SF: 0 SAC: 1 DP: 1 HBP: 1	WP: 0 PB: 0 SB: 1 CS: 0	PA: 39
PITCHER	IP WLS BF H R ER SO BB IBB HBP BLK WP HR S P ERA WHIP																	
Pedro Astacio, R (1.1) ERA: 2.97	7.1 W 31 8 1 1 1 9 1 0 1 0 0 0 68 107 1.23 1.227																	
Kane Davis, R (8.1) ERA: 3.86	0.0 2 2 0 0 0 0 0 0 0 0 0 0 4 5 - - -																	
Scott Strickland, R (8.1) ERA:	0.2 H 1 0 0 0 0 0 0 0 0 0 0 2 2 0.00 0.000																	
Armando Benitez, R (9.1) ERA: 4.5	1.0 S 5 2 1 1 0 0 0 0 0 0 0 1 14 21 9.00 2.000																	

AB 33
R 3
H 6
RBI 2
BB 2
SO 7
LOB 15



AB 36
R 2
H 12
RBI 2
BB 1
SO 9
LOB 17



Batter	1	2	3	4	5	6	7	8	9	AB	R	H	RBI	BB	SO	LOB	TOP		
Chris Stynes, R (1.5) OBP: 0.308, SLG: 0.182 Augie Ojeda, S (7.5)	G6-3		BB		L3		1B	F7		3	1	2	2	1	0	0			
Corey Patterson, L (1.8) OBP: 0.463, SLG: 0.485	G4-3		K		L3		1B		F7	4	1	0	0	1	1	3			
Sammy Sosa, R (1.9) OBP: 0.390, SLG: 0.758	G3		BB				K		K	4	1	1	1	1	2	2			
Fred McGriff, L (1.3) OBP: 0.325, SLG: 0.212		G3	L4		L3		1B		F7	5	0	1	1	0	0	3			
Alex Gonzalez, R (1.6) OBP: 0.500, SLG: 0.559	F8				G6-3		F9			4	0	1	1	0	0	0			
Mario Encarnacion, R (1.7) Joe Borowski, R (7.1) Antonio Alfonseca, R (9.1)	G6-3				K		K			4	0	0	0	0	3	2			
Mark Bellhorn, S (1.4) OBP: 0.238, SLG: 0.500			HR		K		K		K	4	1	1	1	0	3	0			
Robert Machado, R (1.2) OBP: 0.500, SLG: 1.000			SH5-4				2B		FC5-4	3	2	3	1	1	0	0			
Jason Bere, R (1.1) Darren Lewis, R (7, PH) OBP: 0.167, SLG: 0.250			SH5-4		B5-3				FC5-4	1	0	0	0	0	0	0			
Inning Stats	R: 0 E: 0 K: 0 S: 7	H: 0 LOB: 0 BB: 0 P: 12	R: 0 E: 0 K: 0 S: 8	H: 0 LOB: 0 BB: 0 P: 12	R: 1 E: 0 K: 1 S: 15	H: 2 LOB: 3 BB: 2 P: 24	R: 0 E: 0 K: 2 S: 8	H: 0 LOB: 0 BB: 0 P: 12	R: 1 E: 0 K: 0 S: 10	H: 2 LOB: 0 BB: 0 P: 15	R: 4 E: 0 K: 3 S: 21	H: 5 LOB: 2 BB: 1 P: 35	R: 0 E: 0 K: 1 S: 9	H: 0 LOB: 1 BB: 1 P: 16	R: 0 E: 0 K: 1 S: 6	H: 0 LOB: 0 BB: 0 P: 11	1B: 5 2B: 3 3B: 0 HR: 3	SF: 0 SAC: 1 DP: 1 HBP: 0	WP: 0 PA: 40 CS: 0
PITCHER	IP	WLS	BF	H	R	ER	SO	BB	IBB	HBP	BLK	WP	HR	S	P	ERA	WHIP		
Dave Williams, L (1.1) ERA: 3.0	6.0	L	24	5	3	3	4	2	0	0	0	0	3	59	96	4.50	1.167		
Sean Lowe, R (7.1) ERA: 11.81	0.2		6	3	4	4	2	1	0	0	0	0	0	14	23	54.00	6.000		
Joe Beimel, L (7.1) ERA:	1.1		7	2	0	0	2	1	0	0	0	0	0	16	28	0.00	2.250		
Brian Boehringer, R (9.1) ERA: 1.93	1.0		3	0	0	0	1	0	0	0	0	0	0	6	11	0.00	0.000		

Chicago Cubs @ Pittsburgh Pirates
PNC Park, Pittsburgh, PA
Fri Apr 12 2002, 7:05 PM EDT
Att: 24,002 - Overcast - 64 F

livebaseballscores.com

AB 35
R 7
H 10
RBI 7
BB 4
SO 9
LOB 12



Batter	1	2	3	4	5	6	7	8	9	AB	R	H	RBI	BB	SO	LOB	BOTTOM				
Adrian Brown, S (1.8) OBP: 0.282, SLG: 0.273	G6-3		B3		F9		G3			4	0	0	0	0	0	0					
Pokey Reese, R (1.4) OBP: 0.433, SLG: 0.423	K		F9		G6-3			K		4	0	0	0	0	2	0					
1B Jason Kendall, R (1.2) OBP: 0.158, SLG: 0.143	G5-3		K		F2			F9		4	0	0	0	0	1	0					
Brian Giles, L (1.7) OBP: 0.313, SLG: 0.500		1B	S		L9		G6-3			3	1	1	0	1	0	0					
Aramis Ramirez, R (1.5) OBP: 0.405, SLG: 0.484		K			BB		K		F9	3	0	0	0	1	2	2					
Armando Rios, L (1.9) OBP: 0.387, SLG: 0.357 Sean Lowe, R (7.1) Joe Beimel, L (7.1) Brian Boehringer, S (9.1) Abraham Nunez, S (9, PH) OBP: 0.200, SLG: 0.125		2B	SF9		1B		G3		K	2	0	1	0	1	0	0					
Kevin Young, R (1.3) OBP: 0.400, SLG: 0.571		SF9			L9			F3		2	0	0	1	1	0	2					
2 Jack Wilson, R (1.6) OBP: 0.136, SLG: 0.136		3H			G1-3		L7		G1-3	4	0	1	0	0	3						
Dave Williams, L (1.1) OBP: 0.250, SLG: 1.000 Rob Mackowiak, L (7.9) OBP: 0.150, SLG: 0.350		F7						HR		2	1	1	1	0	0	2					
Inning Stats	R: 0 E: 0 K: 1 S: 5	H: 0 LOB: 0 BB: 0 P: 8	R: 1 E: 0 K: 1 S: 13	H: 2 LOB: 1 BB: 1 P: 24	R: 0 E: 0 K: 0 S: 9	H: 0 LOB: 0 BB: 0 P: 13	R: 0 E: 0 K: 0 S: 11	H: 0 LOB: 2 BB: 2 P: 20	R: 1 E: 0 K: 0 S: 11	H: 1 LOB: 0 BB: 0 P: 19	R: 0 E: 0 K: 1 S: 8	H: 0 LOB: 0 BB: 0 P: 11	R: 1 E: 0 K: 0 S: 8	H: 1 LOB: 0 BB: 0 P: 10	R: 0 E: 0 K: 1 S: 13	H: 1 LOB: 1 BB: 0 P: 22	R: 0 E: 0 K: 1 S: 9	H: 0 LOB: 1 BB: 1 P: 17	1B: 3 2B: 0 3B: 0 HR: 2	SF: 1 SAC: 0 DP: 0 HBP: 0	WP: 0 PA: 36 CS: 0
PITCHER	IP	WLS	BF	H	R	ER	SO	BB	IBB	HBP	BLK	WP	HR	S	P	ERA	WHIP				
Jason Bere, R (1.1) ERA: 2.13	6.0	W	24	3	2	2	4	3	0	0	0	0	1	57	95	3.00	1.000				
Joe Borowski, R (7.1) ERA: 2.35	2.0		8	2	1	1	1	0	0	0	0	0	1	21	32	4.50	1.000				
Antonio Alfonseca, R (9.1) ERA: 3.0	1.0		4	0	0	0	1	1	0	0	0	0	0	9	17	0.00	1.000				

Chicago Cubs @ Pittsburgh Pirates
PNC Park, Pittsburgh, PA
Fri Apr 12 2002, 7:05 PM EDT
Att: 24,002 - Overcast - 64 F

livebaseballscores.com

AB 31
R 3
H 5
RBI 3
BB 4
SO 6
LOB 10



Batter	1	2	3	4	5	6	7	8	9	AB	R	H	RBI	BB	SO	LOB	TOP								
Delino DeShields, L OBP: 0.333, SLG: 0.424 (1, 4)	B2-3 ①		G4-3 ③			HR ③			3-2 S 1B ①	4	2	2	1	0	0	1	Chicago Cubs @ Pittsburgh Pirates PNC Park, Pittsburgh, PA Sat Apr 13 2002, 1:35 PM EDT Att: 17,971 - Overcast - 66 F								
Corey Patterson, L OBP: 0.444, SLG: 0.459 (1, 8)	K ②			G4-3 ①		F8 ③			1-2 1B ①	4	0	1	0	0	1	0									
Sammy Sosa, R OBP: 0.378, SLG: 0.703 (1, 9)	P6 ③			L7 ②			F7 BB 1B ①		1-3 K ①	4	0	1	0	0	1	2									
Fred McGriff, L OBP: 0.341, SLG: 0.222 (1, 3)		F9 ①			K ③				1-0 G6-4-3 1B ①	3	0	1	1	1	1	0									
Alex Gonzalez, R OBP: 0.452, SLG: 0.500 (1, 6)		F8 ②				G6-3 ①			1-2 BB ②	4	0	0	0	0	0	4									
Roosevelt Brown, L OBP: 0.194, SLG: 0.233 (1, 7)		F8 ③				G3 ②			1-2 G3-1 ③	3	0	0	0	0	0	1									
Todd Hundley, S OBP: 0.350, SLG: 0.500 (1, 2)			K ①			G4-3 ③			1-1 F8 ①	0	0	0	0	0	0	0									
Joe Girardi, R OBP: 0.188, SLG: 0.250 (2, 2)										3	0	0	0	0	1	0									
Mark Bellhorn, S OBP: 0.250, SLG: 0.522 (1, 5)				2B ②		K ①			3-2 G3 ②	3	0	1	0	0	1	0									
Matt Clement, R (1, 1)				K ②					1-1 G6-3 ③	2	0	0	0	0	2	1									
Chris Stynes, R OBP: 0.296, SLG: 0.174 (8, PH)										1	0	0	0	0	0	0									
Jeff Fassero, L (8, 1)										0	0	0	0	0	0	0									
Inning Stats	R: 0 E: 0 K: 1 S: 6	H: 0 LOB: 0 BB: 0 P: 7	R: 0 E: 0 K: 0 S: 7	H: 0 LOB: 0 BB: 0 P: 10	R: 0 E: 0 K: 2 S: 11	H: 1 LOB: 1 BB: 0 P: 15	R: 0 E: 0 K: 1 S: 6	H: 0 LOB: 0 BB: 0 P: 9	R: 0 E: 0 K: 0 S: 6	H: 0 LOB: 0 BB: 0 P: 6	R: 1 E: 0 K: 2 S: 10	H: 1 LOB: 0 BB: 0 P: 14	R: 0 E: 0 K: 0 S: 9	H: 1 LOB: 1 BB: 1 P: 14	R: 0 E: 0 K: 0 S: 7	H: 0 LOB: 0 BB: 0 P: 12	R: 1 E: 0 K: 1 S: 13	H: 3 LOB: 1 BB: 0 P: 19	1B: 4 2B: 1 3B: 0 HR: 1	SF: 0 SAC: 0 DP: 1 HBP: 0	WP: 0 PB: 0 SB: 2 CS: 0	PA: 32			
PITCHER	IP	WLS	BF	H	R	ER	SO	BB	IBB	HBP	BLK	WP	HR	S	P	ERA	WHIP								
Josh Fogg, R ERA: 0.64 (1, 1)	7.0	W	24	3	1	1	6	1	0	0	0	0	1	55	75	1.29	0.571								
Mike Fetters, R ERA (8, 1)	1.0	H	3	0	0	0	0	0	0	0	0	0	0	7	12	0.00	0.000								
Mike Williams, R ERA: 1.8 (9, 1)	1.0	S	5	3	1	1	1	0	0	0	0	0	0	13	19	9.00	3.000								

AB	31
R	2
H	6
RBI	2
BB	1
SO	7
LOB	9



Batter	1	2	3	4	5	6	7	8	9	AB	R	H	RBI	BB	SO	LOB	BOTTOM								
Rob Mackowiak, L OBP: 0.167, SLG: 0.333 (1, 8)	G4-3 ①		G4-3 ③			G4-3 ②			0-1 1B ③	4	0	1	0	0	0	0	Chicago Cubs @ Pittsburgh Pirates PNC Park, Pittsburgh, PA Sat Apr 13 2002, 1:35 PM EDT Att: 17,971 - Overcast - 66 F								
Pokey Reese, R OBP: 0.382, SLG: 0.367 (1, 4)	K ②				F9 ①	K ③			3-1 G4-3 ③	4	0	0	0	0	2	1									
Brian Giles, L OBP: 0.368, SLG: 0.588 (1, 7)	K ③								0-0 1B 2B ①	3	1	2	0	0	1	0									
Aramis Ramirez, R OBP: 0.400, SLG: 0.471 (1, 5)		K ①							1-2 1B WP ①	3	1	1	1	0	2	1									
Armando Rios, L OBP: 0.353, SLG: 0.323 (1, 9)									1-0 F8 ①	3	0	0	0	0	2	1									
Mike Fetters, R (8, 1)										0	0	0	0	0	0	0									
Mike Williams, R (9, 1)										0	0	0	0	0	0	0									
Craig Wilson, R OBP: 0.231, SLG: 0.167 (1, 3)									1-2 F8 ①	2	0	1	1	0	1	0									
Adrian Brown, S OBP: 0.282, SLG: 0.273 (7, PR)									1-1 2 CS ①	0	0	0	0	0	0	0									
Keith Osik, R OBP: 0.200, SLG: 0.800 (1, 2)									0-3 2H 1B ②	3	1	1	1	0	1	2									
2 Jack Wilson, R OBP: 0.120, SLG: 0.120 (1, 6)									0-3 1-2 K ②	3	1	1	1	0	1	2									
Josh Fogg, R (1, 1)									1-0 CS ③	3	0	0	0	0	1	1									
Kevin Young, R OBP: 0.389, SLG: 0.552 (8, 3)									2-2 G6-3 ①	2	0	0	0	0	2	0									
Keith Osik, R OBP: 0.200, SLG: 0.800 (1, 2)									3-3 K ②	1	0	0	0	0	1	0									
Inning Stats	R: 0 E: 0 K: 2 S: 8	H: 0 LOB: 0 BB: 0 P: 15	R: 0 E: 0 K: 3 S: 10	H: 0 LOB: 0 BB: 0 P: 12	R: 1 E: 0 K: 2 S: 12	H: 1 LOB: 0 BB: 0 P: 17	R: 0 E: 0 K: 1 S: 9	H: 1 LOB: 0 BB: 0 P: 16	R: 0 E: 0 K: 1 S: 7	H: 0 LOB: 0 BB: 0 P: 14	R: 2 E: 0 K: 1 S: 11	H: 3 LOB: 1 BB: 0 P: 15	R: 0 E: 0 K: 1 S: 11	H: 1 LOB: 1 BB: 0 P: 19	R: 0 E: 0 K: 1 S: 11	H: 1 LOB: 1 BB: 0 P: 19	1B: 4 2B: 2 3B: 0 HR: 1	SF: 0 SAC: 0 DP: 1 HBP: 1	WP: 1 PB: 0 SB: 0 CS: 2	PA: 30					
PITCHER	IP	WLS	BF	H	R	ER	SO	BB	IBB	HBP	BLK	WP	HR	S	P	ERA	WHIP								
Matt Clement, R ERA: 5.84 (1, 1)	7.0	L	25	5	3	3	12	5	3	3	12	1	1	64	98	3.86	0.714								
Jeff Fassero, L ERA: 5.4 (8, 1)	1.0		4	1	0	0	1	0	0	0	0	0	0	11	19	0.00	1.000								

AB	28
R	3
H	6
RBI	3
BB	0
SO	13
LOB	6



Batter	1	2	3	4	5	6	7	8	9	AB	R	H	RBI	BB	SO	LOB	TOP
Chris Stynes, R OBP: 0.344, SLG: 0.231 (1, 5)	P1		1B SH1-3 BB	G4-3		SH5-3 1B 2B		G6-4-3 1B BB		3	2	1	0	2	0	0	
Darren Lewis, R OBP: 0.200, SLG: 0.267 (1, 8)	G6-3		SH1-3	G6-3		SH5-3		G6-4-3 1B		3	0	1	0	0	0	0	
Sammy Sosa, R OBP: 0.420, SLG: 0.707 (1, 9)	1B		1B IBB	1B		1B		G6-4-3 1-2 2-3		4	1	3	1	1	0	2	
Fred McGriff, L OBP: 0.347, SLG: 0.244 (1, 3)	K		1B WP 2B	F7		FC4-6 1B		K		5	1	2	0	0	2	3	
Alex Gonzalez, R OBP: 0.435, SLG: 0.476 (1, 6)		G1-3	1B WP 2B		G3	F8				4	1	1	2	0	0	2	
Mario Encarnacion, R (1, 7)		1B BB	2B BB		G4-3	FC4-6				2	0	0	0	2	0	2	
Mark Bellhorn, S OBP: 0.321, SLG: 0.577 (1, 4)		1B	2B		1B BB			K		3	0	2	2	1	1	0	
Joe Girardi, R OBP: 0.200, SLG: 0.250 (1, 2)		F7	F9		1B	F8				4	0	1	0	0	0	4	
Jon Lieber, L OBP: 0.375, SLG: 0.375 Donovan Osborne, S Joe Borowski, R (7, 1)		1B	F8		G4-3	G4-3				3	0	1	0	0	0	4	
		1-2 2-H								1	0	0	0	0	0	0	
										0	0	0	0	0	0	0	
Inning Stats	R: 0 E: 0 K: 1 S: 8	H: 1 LOB: 1 BB: 0 P: 13	R: 0 E: 0 K: 0 S: 9	H: 2 LOB: 2 BB: 1 P: 17	R: 4 E: 0 K: 0 S: 17	H: 3 LOB: 3 BB: 3 P: 35	R: 0 E: 0 K: 0 S: 7	H: 1 LOB: 1 BB: 0 P: 12	R: 0 E: 0 K: 0 S: 12	H: 1 LOB: 2 BB: 1 P: 21	R: 1 E: 0 K: 0 S: 13	H: 3 LOB: 1 BB: 0 P: 21	R: 0 E: 0 K: 1 S: 7	H: 0 LOB: 0 BB: 0 P: 11	R: 0 E: 0 K: 1 S: 9	H: 1 LOB: 1 BB: 1 P: 19	
PITCHER	IP WLS BF H R ER SO BB IBB HBP BLK WP HR S P ERA WHIP																
Ron Villone, L ERA: 4.7 Mike Lincoln, R ERA: 2.7 Brian Boehringer, R ERA: 2.7 Scott Sauerbeck, L ERA: 1.93	3.0 L 18 6 4 4 1 3 1 0 0 0 1 0 34 65 12.00 3.000																

Chicago Cubs @ Pittsburgh Pirates
PNC Park, Pittsburgh, PA
Sun Apr 14 2002, 1:35 PM EDT
Att: 16,045 - Overcast - 64 F

livebaseballscorecards.com

AB	32
R	5
H	12
RBI	5
BB	6
SO	3
LOB	17



WP	1	PA	40
PB	0		
3B	0		
CS	0		

Batter	1	2	3	4	5	6	7	8	9	AB	R	H	RBI	BB	SO	LOB	BOTTOM
Adrian Brown, S OBP: 0.262, SLG: 0.250 (1, 8)	G4-3		G1-3			G6-3				3	0	0	0	0	0	0	
Abraham Nunez, S OBP: 0.231, SLG: 0.182 (1, 4)	F7			1B FC3-6		B5-3				3	1	1	0	0	0	0	
Brian Giles, L OBP: 0.364, SLG: 0.600 (1, 7)	F7			F7		2B				3	0	1	0	0	0	1	
Aramis Ramirez, R OBP: 0.395, SLG: 0.459 (1, 5)		G6-3		FC3-6 1B		K				3	0	1	0	0	1	1	
Armando Rios, L OBP: 0.378, SLG: 0.333 (1, 9)		1B		FC3-6		18 BB				2	0	1	1	1	0	1	
18 Jason Kendall, R OBP: 0.195, SLG: 0.162 (1, 2)		1B		1-2 3-H		BB				2	0	1	0	1	0	1	
Kevin Young, R OBP: 0.359, SLG: 0.500 (1, 3)		G6-3		G5-3		BB				3	0	0	0	0	0	4	
2 Jack Wilson, R OBP: 0.107, SLG: 0.107 (1, 6)			G5-3		F9					3	0	0	0	0	2		
Ron Villone, L Mike Benjamin, R Mike Lincoln, R Keith Osk, R Brian Boehringer, S Craig Wilson, R Scott Sauerbeck, L	(1, 1) (3, PH) (4, 1) (5, PH) (6, 1) (7, PH) (8, 1)		G6-3		F9					0	0	0	0	0	0	0	
Inning Stats	R: 0 E: 0 K: 0 S: 7	H: 0 LOB: 0 BB: 0 P: 10	R: 0 E: 0 K: 0 S: 11	H: 2 LOB: 1 BB: 0 P: 14	R: 0 E: 0 K: 0 S: 5	H: 0 LOB: 0 BB: 0 P: 6	R: 1 E: 0 K: 0 S: 11	H: 2 LOB: 1 BB: 0 P: 12	R: 0 E: 0 K: 0 S: 9	H: 0 LOB: 0 BB: 0 P: 15	R: 0 E: 0 K: 1 S: 10	H: 1 LOB: 1 BB: 0 P: 16	R: 0 E: 0 K: 0 S: 9	H: 0 LOB: 2 BB: 2 P: 19	R: 0 E: 0 K: 0 HR: 0	H: 0 LOB: 2 DP: 1 HBP: 0	
PITCHER	IP WLS BF H R ER SO BB IBB HBP BLK WP HR S P ERA WHIP																
Jon Lieber, L ERA: 2.0 Donovan Osborne, L ERA: 1.17 Joe Borowski, R ERA: 2.25	5.0 W 18 4 1 1 0 2 0 0 0 0 0 0 18 33 0.00 1.800																

Chicago Cubs @ Pittsburgh Pirates
PNC Park, Pittsburgh, PA
Sun Apr 14 2002, 1:35 PM EDT
Att: 16,045 - Overcast - 64 F

livebaseballscorecards.com

AB	25
R	1
H	5
RBI	1
BB	2
SO	1
LOB	12



WP	0	PA	27
PB	0		
3B	0		
CS	0		

Batter	1	2	3	4	5	6	7	8	9	AB	R	H	RBI	BB	SO	LOB	TOP					
Delino DeShields, L OBP: 0.293, SLG: 0.368	G4-3		K		G4-3	G3		G4-3		5	0	0	0	0	1	3						
Corey Patterson, L OBP: 0.460, SLG: 0.524	3B		1B		F8			F8		5	1	3	0	0	0	0						
Sammy Sosa, R OBP: 0.473, SLG: 0.814	BB		BB		HR			BB 1B		2	2	2	2	3	0	0						
Fred McGriff, L OBP: 0.352, SLG: 0.311	K		BB		HR			F8		4	1	1	2	1	1	4						
Moises Alou, R 38 Carlos Zambrano, S Jeff Fassero, L	K		G5-4-3		P6			BB 1B		4	0	0	0	0	2	6						
Augie Ojeda, S Antonio Alfonseca, R	K		1-2					BB 1B		0	0	0	0	0	0	0						
Alex Gonzalez, R OBP: 0.451, SLG: 0.467		G6-3			P4			1B		3	0	1	0	2	0	0						
Mark Bellhorn, S OBP: 0.313, SLG: 0.533		G3			K			1B		4	0	1	0	0	2	2						
Joe Girardi, R OBP: 0.200, SLG: 0.240		F8			1B			1B		5	0	1	0	0	2	4						
34 Kerry Wood, R Darren Lewis, R			1B		FC4-6			G1-3		2	1	1	0	0	0	1						
Inning Stats	R: 0 E: 0 K: 2 S: 10	H: 1 LOB: 2 BB: 1 P: 17	R: 0 E: 0 K: 0 S: 6	H: 0 LOB: 0 BB: 0 P: 10	R: 1 E: 0 K: 1 S: 15	H: 2 LOB: 2 BB: 2 P: 28	R: 0 E: 0 K: 1 S: 12	H: 1 LOB: 1 BB: 0 P: 18	R: 2 E: 0 K: 0 S: 9	H: 2 LOB: 0 BB: 0 P: 16	R: 0 E: 0 K: 1 S: 9	H: 2 LOB: 2 BB: 0 P: 11	R: 1 E: 0 K: 2 S: 12	H: 2 LOB: 1 BB: 1 P: 22	R: 0 E: 0 K: 1 S: 13	H: 0 LOB: 0 BB: 0 P: 18	R: 2 E: 0 K: 0 S: 16	H: 2 LOB: 2 BB: 2 P: 30	1B: 8 2B: 1 3B: 1 HR: 2	SF: 0 SAC: 1 DP: 1 HBP: 0	WP: 0 PB: 0 SB: 0 CS: 0	PA: 44
PITCHER	IP	WLS	BF	H	R	ER	SO	BB	IBB	HBP	BLK	WP	HR	S	P	ERA	WHIP					
Carl Pavano, R ERA: 3.86	6.0	L	30	10	4	4	5	3	0	0	0	0	2	64	104	6.00	2.167					
Bruce Chen, L ERA: 2.09	1.0		4	0	0	0	2	0	1	0	0	0	0	9	18	0.00	0.000					
Britt Reames, R ERA: 9.95	0.2		2	0	0	0	1	0	0	0	0	0	0	9	12	0.00	0.000					
Graeme Lloyd, L ERA: 7.11	0.1		1	0	0	0	0	0	0	0	0	0	0	4	6	0.00	0.000					
Matt Herges, R ERA: 4.82	1.0		7	2	2	2	0	2	0	0	0	0	0	16	30	18.00	4.000					

Chicago Cubs @ Montreal Expos
Olympic Stadium, Montreal, QB
Mon Apr 15 2002, 7:05 PM EDT
Att. 4,917 - Dome - 72 F

AB 37
R 6
H 12
RBI 6
BB 6
SO 8
LOB 20



Batter	1	2	3	4	5	6	7	8	9	AB	R	H	RBI	BB	SO	LOB	BOTTOM					
Peter Bergeron, L OBP: 0.400, SLG: 0.273	BB 1B		SH1-3		HBP			G5-3		2	1	1	0	2	0	0						
Jose Vidro, S OBP: 0.420, SLG: 0.444	F7		L4		FC4-6			BB 1B		4	1	2	2	0	0	2						
Vladimir Guerrero, R OBP: 0.419, SLG: 0.490	BB 1B		S		FC4-6			BB 1B		3	0	1	0	2	1	3						
Lee Stevens, L OBP: 0.404, SLG: 0.378	BB		P5		IBB			BB 1B		4	0	1	1	1	0	4						
Orlando Cabrera, R OBP: 0.291, SLG: 0.280	G6-4-3		P5		P6			G5-3		5	1	1	0	0	0	4						
Brian Schneider, L OBP: 0.388, SLG: 0.632	K		K		G3			G4-3		4	0	1	0	0	2	0						
Chris Truby, R OBP: 0.333, SLG: 0.434	P4		F8		F9			K		4	0	0	0	0	1	2						
Henry Rodriguez, L OBP: 0.077, SLG: 0.077	G3		G4-3		G4-3			G4-3		4	1	1	1	0	0	1						
Carl Pavano, R Bruce Chen, L Mike Mordcaai, R Britt Reames, R Graeme Lloyd, L Andres Calatranga, R Matt Herges, L	SH1-3		2B		G4-3			G5-3		2	0	1	0	0	0	0						
Inning Stats	R: 0 E: 0 K: 0 S: 8	H: 1 LOB: 2 BB: 2 P: 16	R: 0 E: 0 K: 1 S: 7	H: 0 LOB: 0 BB: 0 P: 13	R: 0 E: 0 K: 0 S: 7	H: 1 LOB: 1 BB: 1 P: 12	R: 0 E: 0 K: 1 S: 12	H: 0 LOB: 0 BB: 0 P: 18	R: 0 E: 0 K: 0 S: 5	H: 0 LOB: 0 BB: 0 P: 9	R: 2 E: 0 K: 1 S: 15	H: 2 LOB: 2 BB: 2 P: 31	R: 1 E: 0 K: 1 S: 11	H: 2 LOB: 1 BB: 0 P: 18	R: 1 E: 0 K: 1 S: 13	H: 2 LOB: 1 BB: 0 P: 18	1B: 6 2B: 3 3B: 0 HR: 0	SF: 0 SAC: 1 DP: 1 HBP: 1	WP: 0 PB: 0 SB: 2 CS: 0	PA: 41		
PITCHER	IP	WLS	BF	H	R	ER	SO	BB	IBB	HBP	BLK	WP	HR	S	P	ERA	WHIP					
34 Kerry Wood, R ERA: 1.5	6.0	W	24	3	0	0	2	3	0	1	0	0	0	44	75	0.00	1.000					
38 Carlos Zambrano, R ERA: 5.4	0.2		3	1	1	1	1	0	0	0	0	0	0	8	13	13.50	1.500					
Jeff Fassero, L ERA: 6.46	0.1		6	3	2	2	0	1	1	0	0	0	0	12	27	54.00	12.000					
Antonio Alfonseca, R ERA: 3.6	2.0	S	8	2	1	1	2	0	0	0	0	0	0	19	27	4.50	1.000					

Chicago Cubs @ Montreal Expos
Olympic Stadium, Montreal, QB
Mon Apr 15 2002, 7:05 PM EDT
Att. 4,917 - Dome - 72 F

AB 34
R 4
H 9
RBI 4
BB 5
SO 5
LOB 18



Batter	1	2	3	4	5	6	7	8	9	AB	R	H	RBI	BB	SO	LOB	TOP						
Delino DeShields, L (1.4) OBP: 0.283, SLG: 0.349	F7			L8		G3	1B		G3-1	5	0	1	0	0	0	0	Chicago Cubs @ Montreal Expos Olympic Stadium, Montreal, QB Tue Apr 16 2002, 7:05 PM EDT Att. 4,486 - Dome - 72 F						
Corey Patterson, L (1.8) OBP: 0.473, SLG: 0.522	F9			1B S BB		G4-3	1B		1B	4	0	2	0	1	0	0							
Sammy Sosa, R (1.9) OBP: 0.467, SLG: 0.813	L7			G4-6-3 1B					G6-3	5	1	2	0	0	1	1							
Fred McGriff, L (1.3) OBP: 0.362, SLG: 0.347		G3-1		G4-6-3						4	1	2	1	0	0	2							
Moises Alou, R (1.7) 3B Carlos Zambrano, S (6.1)		G6-3			G4-3	G4-3				3	0	0	0	0	0	1							
Mark Bellhorn, S (8. PH) Joe Borowski, R (8.1)									K	0	0	0	0	0	0	0							
Alex Gonzalez, R (1.6) OBP: 0.455, SLG: 0.479		L9								1	0	0	0	0	0	0							
Chris Stynes, R (1.5) OBP: 0.389, SLG: 0.333				K						4	1	3	1	0	1	0							
Robert Machado, R (1.2) Roosevelt Brown, L (8. PH) Joe Girardi, R (8.2)				G5-3		G6-3				3	0	0	1	0	0	2							
Juan Cruz, R (1.1) Jesus Sanchez, L (4.1) Darren Lewis, R (6.7)				G6-3		L4				1	0	0	0	0	0	0							
Inning Stats	R: 0 E: 0 K: 0 S: 5	H: 0 LOB: 0 BB: 0 P: 8	R: 0 E: 0 K: 0 S: 6	H: 0 LOB: 0 BB: 0 P: 7	R: 0 E: 0 K: 1 S: 7	H: 0 LOB: 0 BB: 0 P: 10	R: 0 E: 0 K: 0 S: 5	H: 1 LOB: 1 BB: 1 P: 10	R: 1 E: 0 K: 0 S: 11	H: 2 LOB: 1 BB: 0 P: 19	R: 1 E: 0 K: 0 S: 10	H: 2 LOB: 1 BB: 0 P: 14	R: 3 E: 0 K: 1 S: 15	H: 4 LOB: 2 BB: 0 P: 24	R: 1 E: 0 K: 2 S: 18	H: 2 LOB: 2 BB: 1 P: 31		R: 0 E: 0 K: 0 S: 14	H: 1 LOB: 1 BB: 0 P: 21	1B: 8 2B: 3 3B: 1 HR: 0	SF: 0 SAC: 0 DP: 1 HBP: 0	WP: 0 PB: 1 SB: 1 CS: 0	PA: 39
PITCHER	IP	WLS	BF	H	R	ER	SO	BB	IBB	HBP	BLK	WP	HR	S	P	ERA		WHIP					
Masato Yoshii, R (1.1) ERA: 3.07	5.0	W	18	3	1	1	1	1	0	0	0	0	0	34	54	1.80		0.800					
Scott Stewart, L (6.1) ERA: 2.09	1.2		10	5	2	2	1	0	0	0	0	0	0	22	35	10.80		3.000					
Graeme Lloyd, L (7.1) ERA: 7.36	1.0		6	3	1	1	2	1	0	0	0	0	0	18	31	9.00		4.000					
52 T.J. Tucker, R (8.1) ERA: 2.84	1.1	S	5	1	0	0	0	0	0	0	0	0	0	17	24	0.00	0.750						

AB	37
R	4
H	12
RBI	4
BB	2
SO	4
LOB	10



Batter	1	2	3	4	5	6	7	8	9	AB	R	H	RBI	BB	SO	LOB	BOTTOM					
Peter Bergeron, L (1.8) OBP: 0.400, SLG: 0.292	K	G6-3		1B 2B		K	S BB			4	1	1	1	1	2	1	Chicago Cubs @ Montreal Expos Olympic Stadium, Montreal, QB Tue Apr 16 2002, 7:05 PM EDT Att. 4,486 - Dome - 72 F					
Jose Vidro, S (1.4) OBP: 0.418, SLG: 0.440	G4-3		K	WP 1B		HR 1B	F8			5	2	2	2	0	1	1						
Vladimir Guerrero, R (1.9) OBP: 0.433, SLG: 0.611	HR		F9	E 1B		HR			E3	5	2	3	4	0	0	0						
Michael Barrett, R (1.2) OBP: 0.476, SLG: 0.861	BB		G5-3	SAFE BB		BB			K	2	0	0	0	3	1	1						
Lee Stevens, L (1.3) OBP: 0.385, SLG: 0.341	BB			G3		F7			K	4	0	0	0	1	1	3						
Orlando Cabrera, R (1.6) OBP: 0.305, SLG: 0.283	G5-3			G4-3	G4-6-3 HBP 1B	BB				3	0	1	0	1	0	2						
Chris Truby, R (1.5) OBP: 0.344, SLG: 0.429		G5-3		BB 1B	G4-6-3 HBP	K				3	1	1	0	0	1	2						
Brad Wilkerson, L (1.7) OBP: 0.370, SLG: 0.209		SH2-4 HBP		E 2B BB	G4-6-3	K				2	1	0	0	1	1	2						
Masato Yoshii, R (1.1) Andres Galarraga, R (8. PH) Scott Stewart, R (6.1) Graeme Lloyd, L (7.1) 52 T.J. Tucker, R (8.1)				E5		K			G2-3	1	0	0	0	0	0	0						
Inning Stats	R: 1 E: 0 K: 1 S: 17	H: 1 LOB: 2 BB: 2 P: 29	R: 0 E: 0 K: 0 S: 6	H: 0 LOB: 0 BB: 0 P: 9	R: 0 E: 0 K: 1 S: 5	H: 0 LOB: 0 BB: 0 P: 9	R: 5 E: 2 K: 0 S: 23	H: 4 LOB: 2 BB: 2 P: 40	R: 0 E: 0 K: 1 S: 6	H: 1 LOB: 1 BB: 0 P: 11	R: 2 E: 0 K: 2 S: 15	H: 2 LOB: 2 BB: 2 P: 33	R: 0 E: 0 K: 1 S: 13	H: 0 LOB: 1 BB: 1 P: 23	R: 0 E: 1 K: 2 S: 13	H: 0 LOB: 0 BB: 0 P: 20		1B: 5 2B: 2 3B: 0 HR: 2	SF: 0 SAC: 1 DP: 2 HBP: 2	WP: 1 PB: 0 SB: 1 CS: 1	PA: 41	
PITCHER	IP	WLS	BF	H	R	ER	SO	BB	IBB	HBP	BLK	WP	HR	S	P	ERA		WHIP				
Juan Cruz, R (1.1) ERA: 1.8	3.2	L	21	5	6	1	2	3	0	1	0	0	1	47	79	2.46		2.182				
Jesus Sanchez, L (4.1) ERA: 6.23	2.0		12	3	2	2	2	3	0	1	0	0	0	22	47	9.00		3.000				
3B Carlos Zambrano, R (6.1) ERA: 3.0	1.1		5	0	0	0	2	1	0	0	0	0	0	16	28	0.00		0.750				
Joe Borowski, R (8.1) ERA: 2.0	1.0		3	0	0	0	2	0	0	0	0	0	0	13	20	0.00		0.000				



Batter	1	2	3	4	5	6	7	8	9	AB	R	H	RBI	BB	SO	LOB	TOP					
Todd Walker, L (1.4) OBP: 0.284, SLG: 0.391	E6 WP 1B		K		K			2B 1B		4	1	1	0	0	2	1	Cincinnati Reds @ Chicago Cubs Wrigley Field, Chicago, IL Fri Apr 19 2002, 2:20 PM CDT Att: 33,949 - Cloudy - 55 F					
Barry Larkin, R (1.6) OBP: 0.254, SLG: 0.271	K		1B			K		K		4	0	1	0	0	3	2						
Adam Dunn, L (1.7) OBP: 0.397, SLG: 0.314	WP 1B		K			K		F2		4	0	1	0	0	2	2						
Aaron Boone, R (1.5) OBP: 0.328, SLG: 0.446	K				F8	1B		1B 2B		4	1	2	0	0	1	2						
Sean Casey, L (1.3) OBP: 0.365, SLG: 0.340	K				K	1B		2B		4	0	2	2	0	2	2						
Juan Encarnacion, R (1.8) OBP: 0.324, SLG: 0.515		G5-3			F8	L9		G5-3		4	0	0	0	0	0	3						
Austin Kearns, R (1.9) OBP: 0.231, SLG: 0.167		G2-3			K			K2-3		4	0	0	0	0	2	0						
Jason LaRue, R (1.2) OBP: 0.356, SLG: 0.333										2	0	0	0	1	1	0						
Reggie Taylor, L (9, PH) OBP: 0.250, SLG: 0.320					SH3 BB			F9		1	0	0	0	0	0	0						
Joey Hamilton, R (1.1) OBP: 0.333, SLG: 0.600										1	0	0	0	0	0	0						
Brady Clark, R (7, PH) OBP: 0.253, SLG: 0.125										1	0	0	0	0	0	1						
Scott Williamson, R (7, 1) OBP: 0.250, SLG: 0.320										0	0	0	0	0	0	0						
Luis Pineda, R (8, 1)										0	0	0	0	0	0	0						
Wilton Guerrero, S (9, PH) OBP: 0.421, SLG: 0.471										1	0	0	0	0	0	1						
Inning Stats	R: 0 E: 1 K: 3 S: 15	H: 1 LOB: 2 BB: 0 P: 23	R: 0 E: 0 K: 1 S: 8	H: 0 LOB: 0 BB: 0 P: 14	R: 0 E: 0 K: 2 S: 12	H: 1 LOB: 1 BB: 0 P: 16	R: 0 E: 0 K: 1 S: 9	H: 0 LOB: 0 BB: 1 P: 14	R: 0 E: 0 K: 2 S: 11	H: 2 LOB: 2 BB: 0 P: 18	R: 0 E: 0 K: 1 S: 12	H: 0 LOB: 1 BB: 1 P: 17	R: 0 E: 0 K: 2 S: 9	H: 0 LOB: 0 BB: 0 P: 15	R: 2 E: 0 K: 1 S: 16	H: 3 LOB: 1 BB: 0 P: 25	R: 0 E: 0 K: 2 S: 11	H: 0 LOB: 0 BB: 0 P: 15	1B: 6 2B: 1 3B: 0 HR: 0	SF: 0 SAC: 1 DP: 0 HBP: 0	WP: 1 PB: 0 SB: 0 CS: 0	PA: 36
PITCHER	IP WLS BF H R ER SO BB IBB HBP BLK WP HR S P ERA WHIP																					
Matt Clement, R (1.1) ERA: 3.72	7.0 W 27 4 0 0 12 1 0 0 0 0 1 0 0 76 117 0.00 0.714																					
Jeff Fassero, L (8, 1) ERA: 7.88	0.2 5 3 2 2 1 0 0 0 0 0 0 0 2 14 20 27.00 4.500																					
Joe Borowski, R (8, 1) ERA: 2.93	0.1 H 1 0 0 0 0 0 0 0 0 0 0 0 2 5 0.00 0.000																					
Antonio Alfonseca, R (9, 1) ERA: 3.0	1.0 S 3 0 0 0 2 0 0 0 0 0 0 0 0 11 15 0.00 0.000																					

AB	34
R	2
H	7
RBI	2
BB	1
SO	15
LOB	12



Batter	1	2	3	4	5	6	7	8	9	AB	R	H	RBI	BB	SO	LOB	BOTTOM			
Delino DeShields, L (1.4) OBP: 0.291, SLG: 0.423	G1-3 E 1B	SH1-3 2B		G5-3		F4		K		5	1	2	0	0	1	2	Cincinnati Reds @ Chicago Cubs Wrigley Field, Chicago, IL Fri Apr 19 2002, 2:20 PM CDT Att: 33,949 - Cloudy - 55 F			
Corey Patterson, L (1.8) OBP: 0.428, SLG: 0.463	G1-3 1B	SH1-3		K		K				3	0	0	0	0	2	2				
Sammy Sosa, R (1.9) OBP: 0.449, SLG: 0.750	E BB	K				G5-3		K		3	1	0	0	1	2	1				
Fred McGriff, L (1.3) OBP: 0.358, SLG: 0.321	E1 HR	L4				G3		G4-3		4	1	0	0	0	0	1				
Roosevelt Brown, L (1.7) OBP: 0.237, SLG: 0.314				G6-3						2	1	1	2	2	0	0				
Jeff Fassero, L (8, 1) ERA: 7.88										0	0	0	0	0	0	0				
Joe Borowski, R (8, 1) ERA: 2.93						FC6-4 BB				0	0	0	0	0	0	0				
Antonio Alfonseca, R (9, 1) OBP: 1.000, SLG: 1.000	2H HR									0	0	0	0	0	0	0				
Alex Gonzalez, R (1.6) OBP: 0.422, SLG: 0.464	WP BB			G1-3		FC6-4		K		3	0	0	0	1	1	2				
Chris Stynes, R (1.5) ERA: 3.38										1	1	1	0	2	0	0				
Augie Ojeda, S (7, 5) OBP: 0.167, SLG: 0.200								G6-3 1B		1	0	0	0	0	0	0				
Joe Girardi, R (1.2) OBP: 0.172, SLG: 0.207	F8					G6-3		G3		4	0	0	0	0	0	4				
Matt Clement, R (1.1) OBP: 0.143, SLG: 0.143										3	0	1	1	0	1	2				
Darren Lewis, R (8, 7) OBP: 0.263, SLG: 0.278				G4-3						0	0	0	0	1	0	0				
Inning Stats	R: 4 E: 1 K: 1 S: 17	H: 2 LOB: 2 BB: 3 P: 34	R: 0 E: 0 K: 1 S: 15	H: 1 LOB: 1 BB: 0 P: 20	R: 0 E: 0 K: 0 S: 7	H: 0 LOB: 1 BB: 1 P: 16	R: 0 E: 0 K: 1 S: 8	H: 0 LOB: 0 BB: 0 P: 12	R: 0 E: 0 K: 0 S: 9	H: 0 LOB: 1 BB: 1 P: 18	R: 1 E: 0 K: 1 S: 11	H: 2 LOB: 1 BB: 0 P: 16	R: 0 E: 0 K: 2 S: 10	H: 0 LOB: 1 BB: 1 P: 21	R: 0 E: 0 K: 1 S: 13	H: 0 LOB: 1 BB: 1 P: 23	1B: 2 2B: 2 3B: 0 HR: 1	SF: 0 SAC: 1 DP: 0 HBP: 0	WP: 1 PB: 0 SB: 1 CS: 0	PA: 37
PITCHER	IP WLS BF H R ER SO BB IBB HBP BLK WP HR S P ERA WHIP																			
Joey Hamilton, R (1.1) ERA: 3.38	6.0 L 29 5 5 4 4 5 0 0 0 0 0 0 0 10 67 116 6.00 1.667																			
Scott Williamson, R (7, 1) ERA: 9.0	1.0 4 0 0 0 2 1 0 0 0 0 0 0 0 10 21 0.00 1.000																			
Luis Pineda, R (8, 1) ERA: 3.68	1.0 4 0 0 0 1 1 0 0 0 0 0 0 0 13 23 0.00 1.000																			

AB	29
R	5
H	5
RBI	3
BB	7
SO	7
LOB	14



Batter	1	2	3	4	5	6	7	8	9	AB	R	H	RBI	BB	SO	LOB	TOP			
Barry Larkin, R (1, 6) OBP: 0.254, SLG: 0.270 Gookie Dawkins, R (7, 6) OBP: 0.214, SLG: 0.154										4	1	1	0	0	2	0				
Wilton Guerrero, S (1, 4) OBP: 0.456, SLG: 0.450										3	1	1	0	2	0	0				
Sean Casey, L (1, 3) OBP: 0.368, SLG: 0.346										5	2	2	0	0	0	3				
Adam Dunn, L (1, 7) OBP: 0.382, SLG: 0.291 Scott Sullivan, R (9, 1)										4	1	0	0	1	3	4				
Aaron Boone, R (1, 5) OBP: 0.348, SLG: 0.450										4	1	2	0	1	1	4				
Juan Encarnacion, R (1, 9) OBP: 0.319, SLG: 0.529										2	0	1	4	1	0	1				
Reggie Taylor, L (1, 8) OBP: 0.258, SLG: 0.310										4	0	1	2	0	2	2				
Jason LaRue, R (1, 2) OBP: 0.366, SLG: 0.333										3	0	1	0	1	1	2				
Elmer Dessens, R (1, 1) OBP: 0.143, SLG: 0.143 Gabe White, L (8, 1) Brady Clark, R (9, 7) OBP: 0.263, SLG: 0.125										3	0	0	0	0	0	2				
Inning Stats	R: 3 E: 1 K: 1 S: 17	H: 3 LOB: 1 BB: 0 P: 22	R: 0 E: 0 K: 2 S: 7	H: 0 LOB: 0 BB: 0 P: 9	R: 0 E: 0 K: 1 S: 9	H: 0 LOB: 0 BB: 1 P: 17	R: 0 E: 0 K: 1 S: 9	H: 1 LOB: 2 BB: 1 P: 17	R: 3 E: 0 K: 1 S: 22	H: 2 LOB: 2 BB: 4 P: 41	R: 0 E: 0 K: 1 S: 9	H: 1 LOB: 1 BB: 0 P: 17	R: 0 E: 0 K: 1 S: 8	H: 1 LOB: 1 BB: 0 P: 13	R: 0 E: 0 K: 1 S: 10	H: 1 LOB: 1 BB: 0 P: 13	1B: 8 2B: 1 3B: 0 HR: 0	SF: 0 SAC: 2 DP: 1 HBP: 0	WP: 0 PB: 0 SB: 0 CS: 1	PA: 41
PITCHER	IP WLS BF H R ER SO BB IBB HBP BLK WP HR S P ERA WHIP																			
34 Kerry Wood, R (1, 1) ERA: 2.38	4.2 L 25 6 6 3 6 5 1 0 0 0 0 0 62 104 5.79 2.357																			
38 Carlos Zambrano, R (5, 1) ERA: 1.59	2.1 8 1 0 0 1 0 0 0 0 0 0 0 21 31 0.00 0.429																			
Donovan Osborne, L (8, 1) ERA: 6.75	2.0 8 2 0 0 2 0 0 0 0 0 0 0 18 26 0.00 1.000																			

Cincinnati Reds @ Chicago Cubs
Wrigley Field, Chicago, IL
Sat Apr 20 2002, 1:20 PM CDT
Att: 36,476 - Cloudy - 47 F

AB	33
R	6
H	9
RBI	6
BB	6
SO	9
LOB	19



Batter	1	2	3	4	5	6	7	8	9	AB	R	H	RBI	BB	SO	LOB	BOTTOM					
Delino DeShields, L (1, 4) OBP: 0.322, SLG: 0.436										3	0	2	0	1	0	1						
Corey Patterson, L (1, 8) OBP: 0.403, SLG: 0.431										4	0	0	0	0	1	4						
Sammy Sosa, R (1, 9) OBP: 0.425, SLG: 0.700										4	0	0	0	0	0	2						
Fred McGriff, L (1, 3) OBP: 0.357, SLG: 0.322 Donovan Osborne, S (8, 1) Darren Lewis, R (9, PH) OBP: 0.250, SLG: 0.263										3	0	1	0	0	0	1						
Roosevelt Brown, L (1, 7) OBP: 0.286, SLG: 0.436										4	1	3	1	0	0	0						
Alex Gonzalez, R (1, 6) OBP: 0.397, SLG: 0.433										4	0	0	0	0	4	2						
Chris Stynes, R (1, 5) OBP: 0.435, SLG: 0.459										3	0	0	0	0	0	2						
Robert Machado, R (1, 2) OBP: 0.333, SLG: 0.588										3	0	1	0	0	0	0						
34 Kerry Wood, R (1, 1) OBP: 0.143, SLG: 0.143 38 Carlos Zambrano, S (5, 1) Mark Bellhorn, S (8, 3) OBP: 0.306, SLG: 0.500										1	0	0	0	0	1	0						
Inning Stats	R: 0 E: 0 K: 0 S: 12	H: 1 LOB: 1 BB: 0 P: 17	R: 0 E: 0 K: 1 S: 7	H: 0 LOB: 0 BB: 0 P: 11	R: 0 E: 0 K: 1 S: 9	H: 1 LOB: 1 BB: 0 P: 12	R: 0 E: 0 K: 0 S: 12	H: 1 LOB: 0 BB: 0 P: 16	R: 0 E: 0 K: 1 S: 6	H: 0 LOB: 0 BB: 0 P: 11	R: 0 E: 0 K: 0 S: 10	H: 0 LOB: 1 BB: 1 P: 18	R: 0 E: 0 K: 1 S: 8	H: 2 LOB: 1 BB: 0 P: 10	R: 0 E: 0 K: 1 S: 8	H: 1 LOB: 1 BB: 0 P: 12	R: 1 E: 0 K: 2 S: 15	H: 1 LOB: 0 BB: 0 P: 17	1B: 6 2B: 0 3B: 0 HR: 1	SF: 0 SAC: 0 DP: 1 HBP: 0	WP: 0 PB: 0 SB: 0 CS: 1	PA: 34
PITCHER	IP WLS BF H R ER SO BB IBB HBP BLK WP HR S P ERA WHIP																					
Elmer Dessens, R (1, 1) ERA: 1.88	7.1 W 27 6 0 0 4 1 0 0 0 0 0 0 68 100 0.00 0.955																					
Gabe White, L (8, 1) ERA: 0.73	0.2 2 0 0 0 1 0 0 0 0 0 0 0 4 7 0.00 0.000																					
Scott Sullivan, R (9, 1) ERA: 0.73	1.0 4 1 1 1 2 0 0 0 0 0 0 1 15 17 9.00 1.000																					

Cincinnati Reds @ Chicago Cubs
Wrigley Field, Chicago, IL
Sat Apr 20 2002, 1:20 PM CDT
Att: 36,476 - Cloudy - 47 F

AB	32
R	1
H	7
RBI	1
BB	1
SO	7
LOB	13



Batter	1	2	3	4	5	6	7	8	9	AB	R	H	RBI	BB	SO	LOB	TOP		
Juan Encarnacion, R OBP: 0.325, SLG: 0.514	4-1 SH 3B BB	1-0 F8			0-0 FC6-4 1B		1-1 G6-3		0-1 E5 FC5-2	4	1	1	0	1	0	2			
Wilton Guerrero, S OBP: 0.423, SLG: 0.409	1-1 SH G5-3 3B	1-0 F8			1-0 FC6-4 1-2f		1-1 F8		0-1 FC5-2	2	1	0	0	0	0	2			
Gookie Dawkins, R OBP: 0.188, SLG: 0.133										2	0	0	0	0	0	2			
Sean Casey, L OBP: 0.339, SLG: 0.316	0-2 G5-3		2-1 F7		1-2 L7		1-3 K		3-H G1-3	5	0	0	0	0	1	5			
Adam Dunn, L OBP: 0.389, SLG: 0.328	3-1 SF9 2H 3-H 3B		4-2 E S BB		3-3 K			2-3 K		3	1	1	2	1	2	1			
Aaron Boone, R OBP: 0.342, SLG: 0.444	1-2 SF9		2-1 G6-3		1-0 G6-4-3 1B		1-2 G6-3			3	0	1	1	0	0	1			
Todd Walker, L OBP: 0.288, SLG: 0.368	1-1 G6-3		1-0 P6		0-0 G6-4-3 1-2f		1-1 G4-3			4	0	0	0	0	0	2			
Austin Kearns, R OBP: 0.353, SLG: 0.533		0-1 HR		3-3 K		4-2 BB BB		3-2 SH3-4 FC4 2B	3	2	2	1	1	1	0				
Corky Miller, R OBP: 0.500, SLG: 0.500		4-0 SH2-4 BB		1-0 L4		4-1 BB BB		1-0 SH3-4	1	0	0	0	2	0	0				
Jose Rijo, R OBP: 0.333, SLG: 0.333		1-0 SH2-4		0-3 K		2-2 P4		1-2 FC4 FC5-2 3-H	1	0	0	0	0	0	1	0			
Rubén Marmola, R OBP: 0.370, SLG: 0.550									1	0	0	0	0	0	0	2			
Gabe White, L ERA: 0.71									0	0	0	0	0	0	0	0			
Scott Sullivan, R ERA: 0.68									0	0	0	0	0	0	0	0			
Reggie Taylor, L OBP: 0.290, SLG: 0.300									1	0	0	1	0	0	0	0			
Danny Graves, R ERA: 2.13									0	0	0	0	0	0	0	0			
Inning Stats	R: 3 E: 1 K: 0 S: 14	H: 1 LOB: 0 BB: 1 P: 23	R: 1 E: 0 K: 0 S: 5	H: 1 LOB: 1 BB: 1 P: 12	R: 0 E: 0 K: 0 S: 7	H: 0 LOB: 1 BB: 1 P: 16	R: 0 E: 0 K: 2 S: 7	H: 0 LOB: 0 BB: 0 P: 11	R: 0 E: 0 K: 1 S: 9	H: 1 LOB: 2 BB: 2 P: 14	R: 0 E: 0 K: 1 S: 8	H: 0 LOB: 0 BB: 0 P: 11	R: 0 E: 0 K: 1 S: 9	H: 0 LOB: 0 BB: 0 P: 13	R: 1 E: 1 K: 0 S: 15	H: 1 LOB: 2 BB: 0 P: 20	1B: 2 2B: 1 3B: 1 HR: 1	SF: 1 SAC: 3 DP: 1 HBP: 0	WP: 0 PA: 39 PB: 0 SB: 1 CS: 0
PITCHER	IP WLS BF H R ER SO BB IBB HBP BLK WP HR S P ERA WHIP	IP WLS BF H R ER SO BB IBB HBP BLK WP HR S P ERA WHIP	IP WLS BF H R ER SO BB IBB HBP BLK WP HR S P ERA WHIP	IP WLS BF H R ER SO BB IBB HBP BLK WP HR S P ERA WHIP	IP WLS BF H R ER SO BB IBB HBP BLK WP HR S P ERA WHIP	IP WLS BF H R ER SO BB IBB HBP BLK WP HR S P ERA WHIP	IP WLS BF H R ER SO BB IBB HBP BLK WP HR S P ERA WHIP	IP WLS BF H R ER SO BB IBB HBP BLK WP HR S P ERA WHIP	IP WLS BF H R ER SO BB IBB HBP BLK WP HR S P ERA WHIP	IP WLS BF H R ER SO BB IBB HBP BLK WP HR S P ERA WHIP	IP WLS BF H R ER SO BB IBB HBP BLK WP HR S P ERA WHIP	IP WLS BF H R ER SO BB IBB HBP BLK WP HR S P ERA WHIP	IP WLS BF H R ER SO BB IBB HBP BLK WP HR S P ERA WHIP	IP WLS BF H R ER SO BB IBB HBP BLK WP HR S P ERA WHIP	IP WLS BF H R ER SO BB IBB HBP BLK WP HR S P ERA WHIP	IP WLS BF H R ER SO BB IBB HBP BLK WP HR S P ERA WHIP	IP WLS BF H R ER SO BB IBB HBP BLK WP HR S P ERA WHIP		

Cincinnati Reds @ Chicago Cubs
Wrigley Field, Chicago, IL
Sun Apr 21 2002, 1:20 PM CDT
Att: 29,458 - Cloudy - 40 F

AB	30
R	5
H	5
RBI	5
BB	5
SO	5
LOB	17



Batter	1	2	3	4	5	6	7	8	9	AB	R	H	RBI	BB	SO	LOB	BOTTOM		
Delino DeShields, L OBP: 0.297, SLG: 0.400	3-2 L8		0-0 P6		0-1 E3 1-2		1-1 F8 2-3		1-2 G4-3 2-3	5	0	0	0	0	0	3			
Corey Patterson, L OBP: 0.380, SLG: 0.403	1-1 F8		0-1 G4-3		0-1 F7		0-1 L5			4	0	0	0	0	0	3			
Sammy Sosa, R OBP: 0.416, SLG: 0.672	3-3 K		1-1 L9 E BB 1B		2-2 L8		0-1 F8			4	1	1	0	0	1	2			
Fred McGriff, L OBP: 0.351, SLG: 0.306		3-2 L7		4-2 E BB 1-2		3-2 F7		0-0 F5		3	0	0	0	1	0	0			
Roosevelt Brown, L OBP: 0.281, SLG: 0.395		3-2 G3-1		2-2 L9		0-1 F8		3-2 P5		4	0	0	0	0	0	2			
Antonio Alfonseca, R OBP: 1.000, SLG: 1.000										0	0	0	0	0	0	0			
Chris Stynes, R OBP: 0.429, SLG: 0.450		1-1 E6		1-2 E6		3-2 F9		0-0 1B		3	0	1	0	0	0	1			
Joe Borowski, R ERA: 2.14										0	0	0	0	0	0	0			
Darren Lewis, R OBP: 0.296, SLG: 0.300		1-2 1B		1-2 1B				1-2 E 1B		1	1	1	0	0	0	0			
Robert Machado, R OBP: 0.364, SLG: 0.619		2-1 F8		3-H L6		2-1 2B 2B		2-1 E9 1-H 1B	4	1	2	0	0	0	3				
Augie Ojeda, S OBP: 0.111, SLG: 0.125			2-2 G3		3-2 L9		0-1 G6-3		3-3 K	3	0	0	0	0	0	1			
Todd Hundley, S OBP: 0.316, SLG: 0.444										1	0	0	0	0	1	1			
Juan Cruz, R OBP: 0.143, SLG: 0.143			1-2 L9		0-0 E 1B		1-1 F8 2H 2B		2-3 K	2	0	1	0	0	0	0			
Mark Bellhorn, S OBP: 0.316, SLG: 0.528										2	0	1	1	0	1	1			
Inning Stats	R: 0 E: 0 K: 1 S: 8	H: 0 LOB: 0 BB: 0 P: 15	R: 0 E: 0 K: 0 S: 12	H: 1 LOB: 1 BB: 0 P: 21	R: 0 E: 0 K: 0 S: 9	H: 0 LOB: 0 BB: 0 P: 12	R: 1 E: 1 K: 0 S: 15	H: 1 LOB: 2 BB: 1 P: 24	R: 0 E: 0 K: 0 S: 12	H: 0 LOB: 0 BB: 0 P: 17	R: 0 E: 0 K: 0 S: 8	H: 0 LOB: 0 BB: 0 P: 14	R: 0 E: 0 K: 0 S: 10	H: 0 LOB: 0 BB: 0 P: 11	R: 1 E: 1 K: 2 S: 14	H: 2 LOB: 1 BB: 0 P: 22	1B: 5 2B: 2 3B: 0 HR: 0	SF: 0 SAC: 0 DP: 0 HBP: 0	WP: 1 PA: 37 PB: 0 SB: 0 CS: 0
PITCHER	IP WLS BF H R ER SO BB IBB HBP BLK WP HR S P ERA WHIP	IP WLS BF H R ER SO BB IBB HBP BLK WP HR S P ERA WHIP	IP WLS BF H R ER SO BB IBB HBP BLK WP HR S P ERA WHIP	IP WLS BF H R ER SO BB IBB HBP BLK WP HR S P ERA WHIP	IP WLS BF H R ER SO BB IBB HBP BLK WP HR S P ERA WHIP	IP WLS BF H R ER SO BB IBB HBP BLK WP HR S P ERA WHIP	IP WLS BF H R ER SO BB IBB HBP BLK WP HR S P ERA WHIP	IP WLS BF H R ER SO BB IBB HBP BLK WP HR S P ERA WHIP	IP WLS BF H R ER SO BB IBB HBP BLK WP HR S P ERA WHIP	IP WLS BF H R ER SO BB IBB HBP BLK WP HR S P ERA WHIP	IP WLS BF H R ER SO BB IBB HBP BLK WP HR S P ERA WHIP	IP WLS BF H R ER SO BB IBB HBP BLK WP HR S P ERA WHIP	IP WLS BF H R ER SO BB IBB HBP BLK WP HR S P ERA WHIP	IP WLS BF H R ER SO BB IBB HBP BLK WP HR S P ERA WHIP	IP WLS BF H R ER SO BB IBB HBP BLK WP HR S P ERA WHIP	IP WLS BF H R ER SO BB IBB HBP BLK WP HR S P ERA WHIP	IP WLS BF H R ER SO BB IBB HBP BLK WP HR S P ERA WHIP		

Cincinnati Reds @ Chicago Cubs
Wrigley Field, Chicago, IL
Sun Apr 21 2002, 1:20 PM CDT
Att: 29,458 - Cloudy - 40 F

AB	36
R	3
H	7
RBI	1
BB	1
SO	3
LOB	17



Batter	1	2	3	4	5	6	7	8	9	AB	R	H	RBI	BB	SO	LOB	TOP				
David Bell, R OBP: 0.325, SLG: 0.437 Pedro Feliz, R OBP: 0.423, SLG: 0.440	1-2 F7	0-0 FC5	0-0 SF7		3-3 K	0-0 HR		0-0 F9		4	1	1	3	0	1	2	4 1 1 3 0 1 2 1 0 0 0 0 0 1				
Rich Aurilia, R OBP: 0.377, SLG: 0.520 Ramon Martinez, R OBP: 0.344, SLG: 0.483	1-0 1B		3-H G1-3		0-1 2B	1-3 K		0-1 G1-3		5	1	3	0	0	1	2	5 1 3 0 0 1 2 1 0 0 0 0 0 1				
Barry Bonds, L OBP: 0.622, SLG: 1.000 Marvin Benard, L OBP: 0.273, SLG: 0.333	2-0 P4		1-0 BB HBP	1-2 F7	0-0 P5		1-2 P5		0-1 F8	3	1	0	0	0	0	2	3 1 0 0 0 0 2 2 0 0 0 0 0 0				
Jeff Kent, R OBP: 0.299, SLG: 0.407	3-1 P4		4-1 BB SF8 BB	0-1 HR	4-1 BB		1-2 BB 1B		2-0 E6	4	2	2	0	2	0	1	4 2 2 0 2 0 1				
Reggie Sanders, R OBP: 0.333, SLG: 0.387 Shawon Dunston, R OBP: 0.143, SLG: 0.357		4-2 2B S FC6-5 BB	4-0 SF8 BB WP BB	2-1 HR	2-3 K		3-2 F9		1-3 K	2	3	1	3	2	1	2	2 3 1 3 2 1 2 2 0 0 0 0 1 2				
J.T. Snow, L OBP: 0.364, SLG: 0.323 41 Chad Zerbe, L	1-1 F7	1-1 WP SF8 SF7 BB	4-2 L8		4-2 1B SF7 BB		4-2 BB		1-2 G4-3	2	2	0	1	3	0	1	2 2 0 1 3 0 1 1 0 0 0 0 0 1				
Tsuyoshi Shinjo, R OBP: 0.273, SLG: 0.377	3-2 FC6-5 2B	1-1 SF8	1-1 HR		1-0 HR 1B		0-0 G6-3			4	2	3	2	0	0	2	4 2 3 2 0 0 2				
Benito Santiago, R OBP: 0.308, SLG: 0.441 Yovani Torrealba, R OBP: 0.067, SLG: 0.067	1-1 FC6-5 FC5 1B	4-0 WP IBB	2-2 2B		1-2 P4		2-1 P4			3	0	1	1	1	0	3	3 0 1 1 1 0 3 1 0 0 0 0 0 0				
Kirk Rueter, L OBP: 0.182, SLG: 0.111 Damon Minor, L OBP: 0.250, SLG: 0.500	0-0 FC5 1B	3-2 E6	0-0 L7		1-1 SF7		1-0 2B			3	0	1	1	0	0	3	3 0 1 1 0 0 3 1 0 1 0 0 0 0				
Inning Stats	R: 0 E: 0 K: 0 S: 8	H: 1 LOB: 1 BB: 0 P: 15	R: 1 E: 0 K: 0 S: 12	H: 2 LOB: 2 BB: 1 P: 21	R: 5 E: 1 K: 0 S: 18	H: 1 LOB: 2 BB: 4 P: 41	R: 3 E: 0 K: 0 S: 15	H: 4 LOB: 1 BB: 0 P: 22	R: 0 E: 0 K: 1 S: 11	H: 1 LOB: 2 BB: 1 P: 20	R: 0 E: 0 K: 0 S: 13	H: 1 LOB: 2 BB: 1 P: 22	R: 0 E: 0 K: 0 S: 6	H: 1 LOB: 1 BB: 0 P: 9	R: 0 E: 1 K: 1 S: 10	H: 0 LOB: 1 BB: 0 P: 14	1B: 6 2B: 4 3B: 0 HR: 3	SF: 3 SAC: 0 DP: 0 HBP: 1	WP: 1 PB: 0 SB: 1 CS: 0	PA: 51	
PITCHER	IP WLS BF H R ER SO BB IBB HBP BLK WP HR S P ERA WHIP	IP WLS BF H R ER SO BB IBB HBP BLK WP HR S P ERA WHIP	IP WLS BF H R ER SO BB IBB HBP BLK WP HR S P ERA WHIP	IP WLS BF H R ER SO BB IBB HBP BLK WP HR S P ERA WHIP	IP WLS BF H R ER SO BB IBB HBP BLK WP HR S P ERA WHIP	IP WLS BF H R ER SO BB IBB HBP BLK WP HR S P ERA WHIP	IP WLS BF H R ER SO BB IBB HBP BLK WP HR S P ERA WHIP	IP WLS BF H R ER SO BB IBB HBP BLK WP HR S P ERA WHIP	IP WLS BF H R ER SO BB IBB HBP BLK WP HR S P ERA WHIP	IP WLS BF H R ER SO BB IBB HBP BLK WP HR S P ERA WHIP	IP WLS BF H R ER SO BB IBB HBP BLK WP HR S P ERA WHIP	IP WLS BF H R ER SO BB IBB HBP BLK WP HR S P ERA WHIP	IP WLS BF H R ER SO BB IBB HBP BLK WP HR S P ERA WHIP	IP WLS BF H R ER SO BB IBB HBP BLK WP HR S P ERA WHIP	IP WLS BF H R ER SO BB IBB HBP BLK WP HR S P ERA WHIP	IP WLS BF H R ER SO BB IBB HBP BLK WP HR S P ERA WHIP	IP WLS BF H R ER SO BB IBB HBP BLK WP HR S P ERA WHIP	IP WLS BF H R ER SO BB IBB HBP BLK WP HR S P ERA WHIP	IP WLS BF H R ER SO BB IBB HBP BLK WP HR S P ERA WHIP	IP WLS BF H R ER SO BB IBB HBP BLK WP HR S P ERA WHIP	IP WLS BF H R ER SO BB IBB HBP BLK WP HR S P ERA WHIP

San Francisco Giants @ Chicago Cubs
Wrigley Field, Chicago, IL
Tue Apr 23 2002, 7:05 PM CDT
Att: 30,643 - Sunny - 48 F

AB 39
R 12
H 13
RBI 11
BB 8
SO 4
LOB 23



Batter	1	2	3	4	5	6	7	8	9	AB	R	H	RBI	BB	SO	LOB	BOTTOM					
Corey Patterson, L OBP: 0.382, SLG: 0.403	2-2 BB G4-3 1B		0-1 F9			1-1 F7		2-2 G5-3	1-1 G4-6-3 1B	5	0	2	1	0	0	1	5 0 2 1 0 0 1					
Chris Stynes, R OBP: 0.407, SLG: 0.409	2-1 L9		2-2 F9			4-2 HR BB		1-1 G3	1-1 G4-6-3 1-2 1-2	4	1	0	0	1	0	5	4 1 0 0 1 0 5					
Sammy Sosa, R OBP: 0.420, SLG: 0.701 Jeff Fassero, L	2-2 G4-3		3-3 K			0-0 HR		4-0 BB		3	1	1	2	1	1	1	3 1 1 2 1 1 1 0 0 0 0 0 0 0					
Fred McGriff, L OBP: 0.351, SLG: 0.297 Roosevelt Brown, L OBP: 0.255, SLG: 0.386	4-2 BB				1-2 F7		1-0 P5		0-0 L9	2	0	0	0	1	0	0	2 0 0 0 1 0 0 1 0 0 0 0 0 2					
Moises Alou, R OBP: 0.154, SLG: 0.167 38 Carlos Zambrano, S	4-0 BB				1-1 G6-3		1-1 F9		1-2 G5-3	2	0	0	0	1	0	0	2 0 0 0 1 0 0 0 0 0 0 0 0 0					
Darren Lewis, R OBP: 0.273, SLG: 0.286	1-2 2-3 BB									1	0	0	0	0	0	0	1 0 0 0 0 0 0					
Alex Gonzalez, R OBP: 0.389, SLG: 0.413	2-2 F8				2-2 L5				4-2 1B E BB BB	3	1	0	0	1	0	3	3 1 0 0 1 0 3					
Joe Girardi, R OBP: 0.152, SLG: 0.182		1-2 G6-3			0-0 G6-3			0-2 F8	1-0 E4 BB 1B	4	1	0	0	0	0	1	4 1 0 0 0 0 1					
Augie Ojeda, S OBP: 0.154, SLG: 0.167		1-1 F8			1-1 L3			1-0 F7	1-0 1B BB 1B	4	0	1	0	0	0	0	4 0 1 0 0 0 0					
Jason Bere, R OBP: 0.167, SLG: 0.167 Jesus Sanchez, L Donovan Osborne, S Mark Bellhorn, S	1-0 L7				2-1 G1-3			1-2 G3 G5-3 1B	4-0 1B BB	1	0	0	0	0	0	0	1 0 0 0 0 0 0 0 0 0 0 0 0 0 1 0 0 0 0 0 0 1 0 1 1 1 0 0					
Inning Stats	R: 0 E: 0 K: 0 S: 20	H: 1 LOB: 3 BB: 2 P: 36	R: 0 E: 0 K: 0 S: 6	H: 0 LOB: 0 BB: 0 P: 9	R: 0 E: 0 K: 1 S: 10	H: 0 LOB: 0 BB: 0 P: 15	R: 0 E: 0 K: 0 S: 12	H: 0 LOB: 0 BB: 0 P: 16	R: 0 E: 0 K: 0 S: 5	H: 0 LOB: 0 BB: 0 P: 8	R: 2 E: 0 K: 0 S: 8	H: 1 LOB: 0 BB: 1 P: 15	R: 0 E: 0 K: 0 S: 5	H: 0 LOB: 0 BB: 0 P: 6	R: 0 E: 0 K: 0 S: 10	H: 1 LOB: 2 BB: 1 P: 18	R: 2 E: 1 K: 0 S: 12	H: 2 LOB: 2 BB: 2 P: 25	1B: 4 2B: 0 3B: 0 HR: 1	SF: 0 SAC: 0 DP: 1 HBP: 0	WP: 0 PB: 0 SB: 0 CS: 0	PA: 38
PITCHER	IP WLS BF H R ER SO BB IBB HBP BLK WP HR S P ERA WHIP	IP WLS BF H R ER SO BB IBB HBP BLK WP HR S P ERA WHIP	IP WLS BF H R ER SO BB IBB HBP BLK WP HR S P ERA WHIP	IP WLS BF H R ER SO BB IBB HBP BLK WP HR S P ERA WHIP	IP WLS BF H R ER SO BB IBB HBP BLK WP HR S P ERA WHIP	IP WLS BF H R ER SO BB IBB HBP BLK WP HR S P ERA WHIP	IP WLS BF H R ER SO BB IBB HBP BLK WP HR S P ERA WHIP	IP WLS BF H R ER SO BB IBB HBP BLK WP HR S P ERA WHIP	IP WLS BF H R ER SO BB IBB HBP BLK WP HR S P ERA WHIP	IP WLS BF H R ER SO BB IBB HBP BLK WP HR S P ERA WHIP	IP WLS BF H R ER SO BB IBB HBP BLK WP HR S P ERA WHIP	IP WLS BF H R ER SO BB IBB HBP BLK WP HR S P ERA WHIP	IP WLS BF H R ER SO BB IBB HBP BLK WP HR S P ERA WHIP	IP WLS BF H R ER SO BB IBB HBP BLK WP HR S P ERA WHIP	IP WLS BF H R ER SO BB IBB HBP BLK WP HR S P ERA WHIP	IP WLS BF H R ER SO BB IBB HBP BLK WP HR S P ERA WHIP	IP WLS BF H R ER SO BB IBB HBP BLK WP HR S P ERA WHIP	IP WLS BF H R ER SO BB IBB HBP BLK WP HR S P ERA WHIP	IP WLS BF H R ER SO BB IBB HBP BLK WP HR S P ERA WHIP	IP WLS BF H R ER SO BB IBB HBP BLK WP HR S P ERA WHIP	IP WLS BF H R ER SO BB IBB HBP BLK WP HR S P ERA WHIP	

San Francisco Giants @ Chicago Cubs
Wrigley Field, Chicago, IL
Tue Apr 23 2002, 7:05 PM CDT
Att: 30,643 - Sunny - 48 F

AB 32
R 4
H 5
RBI 4
BB 6
SO 1
LOB 13



Batter	1	2	3	4	5	6	7	8	9	AB	R	H	RBI	BB	SO	LOB	TOP						
Marvin Benard, L OBP: 0.296, SLG: 0.320	G4-3		B1-3														4 0 1 0 1 1 2						
David Bell, R OBP: 0.329, SLG: 0.467	HR		F8														4 1 1 1 1 1 2 1						
Rich Aurilia, R OBP: 0.379, SLG: 0.500	G4-3		F9														4 1 1 0 1 0 2						
Jeff Kent, R OBP: 0.306, SLG: 0.406	G6-3																5 1 2 0 0 2 3						
J.T. Snow, L OBP: 0.358, SLG: 0.319		G4-3															4 1 1 1 0 0 2						
Shawon Dunston, R OBP: 0.111, SLG: 0.278		K2-3															4 0 0 0 0 3 3						
Tsuyoshi Shinjo, R OBP: 0.284, SLG: 0.384																	4 0 2 2 0 0 1						
Benito Santiago, R OBP: 0.304, SLG: 0.419																	3 0 0 0 1 2 1						
Jason Schmidt, R Damon Minor, L Aaron Fultz, L Tim Worrell, R 41 Chad Zerbe, L Pedro Feliz, R																	2 0 0 0 0 0 2 2 1 0 1 0 1 0 0 0 0 0 0 0						
Inning Stats	R: 1 E: 0 K: 0 S: 8	H: 1 LOB: 0 BB: 0 P: 11	R: 0 E: 0 K: 2 S: 11	H: 1 LOB: 2 BB: 1 P: 18	R: 0 E: 0 K: 0 S: 4	H: 0 LOB: 0 BB: 0 P: 8	R: 0 E: 0 K: 0 S: 9	H: 1 LOB: 1 BB: 0 P: 12	R: 0 E: 0 K: 2 S: 9	H: 0 LOB: 1 BB: 1 P: 18	R: 3 E: 0 K: 3 S: 15	H: 5 LOB: 2 BB: 0 P: 24	R: 0 E: 0 K: 2 S: 11	H: 0 LOB: 1 BB: 1 P: 17	R: 0 E: 0 K: 2 S: 10	H: 0 LOB: 0 BB: 0 P: 13	R: 0 E: 0 K: 1 S: 12	H: 1 LOB: 2 BB: 1 P: 21	1B: 8 2B: 0 3B: 0 HR: 1	SF: 0 SAC: 0 DP: 0 HBP: 0	WP: 1 PB: 0 SB: 0 CS: 0	PA: 40	
PITCHER	IP WLS BF H R ER SO BB IBB HBP BLK WP HR S P ERA WHIP	IP WLS BF H R ER SO BB IBB HBP BLK WP HR S P ERA WHIP	IP WLS BF H R ER SO BB IBB HBP BLK WP HR S P ERA WHIP	IP WLS BF H R ER SO BB IBB HBP BLK WP HR S P ERA WHIP	IP WLS BF H R ER SO BB IBB HBP BLK WP HR S P ERA WHIP	IP WLS BF H R ER SO BB IBB HBP BLK WP HR S P ERA WHIP	IP WLS BF H R ER SO BB IBB HBP BLK WP HR S P ERA WHIP	IP WLS BF H R ER SO BB IBB HBP BLK WP HR S P ERA WHIP	IP WLS BF H R ER SO BB IBB HBP BLK WP HR S P ERA WHIP	IP WLS BF H R ER SO BB IBB HBP BLK WP HR S P ERA WHIP	IP WLS BF H R ER SO BB IBB HBP BLK WP HR S P ERA WHIP	IP WLS BF H R ER SO BB IBB HBP BLK WP HR S P ERA WHIP	IP WLS BF H R ER SO BB IBB HBP BLK WP HR S P ERA WHIP	IP WLS BF H R ER SO BB IBB HBP BLK WP HR S P ERA WHIP	IP WLS BF H R ER SO BB IBB HBP BLK WP HR S P ERA WHIP	IP WLS BF H R ER SO BB IBB HBP BLK WP HR S P ERA WHIP	IP WLS BF H R ER SO BB IBB HBP BLK WP HR S P ERA WHIP	IP WLS BF H R ER SO BB IBB HBP BLK WP HR S P ERA WHIP	IP WLS BF H R ER SO BB IBB HBP BLK WP HR S P ERA WHIP	IP WLS BF H R ER SO BB IBB HBP BLK WP HR S P ERA WHIP	IP WLS BF H R ER SO BB IBB HBP BLK WP HR S P ERA WHIP	IP WLS BF H R ER SO BB IBB HBP BLK WP HR S P ERA WHIP	IP WLS BF H R ER SO BB IBB HBP BLK WP HR S P ERA WHIP

San Francisco Giants @ Chicago Cubs
Wrigley Field, Chicago, IL
Wed Apr 24 2002, 7:05 PM CDT
Att: 28,817 - Overcast - 52 F

AB 36
R 4
H 9
RBI 4
BB 4
SO 12
LOB 17



Batter	1	2	3	4	5	6	7	8	9	AB	R	H	RBI	BB	SO	LOB	BOTTOM					
Corey Patterson, L OBP: 0.370, SLG: 0.417	L7	P5															5 1 1 0 0 0 4					
Delino DeShields, L OBP: 0.290, SLG: 0.375	K																4 1 0 0 1 4 2					
Sammy Sosa, R OBP: 0.442, SLG: 0.718																	4 3 3 0 1 0 2					
Fred McGriff, L OBP: 0.366, SLG: 0.338	L9																4 0 2 4 1 0 2					
Moises Alou, R Antonio Alfonseca, R																	4 2 1 0 1 1 3 0 0 0 0 0 0 0 0					
Mark Bellhorn, S Joe Borowski, R Darren Lewis, R																	3 1 1 2 0 0 2 1 1 1 0 0 0 0 1 0 1 2 0 0 0					
Alex Gonzalez, R OBP: 0.390, SLG: 0.426																	5 1 2 0 0 0 2					
Robert Machado, R OBP: 0.423, SLG: 0.625																	3 0 2 1 1 0 0					
Matt Clement, R Chris Stynes, R Aguie Ojeda, S																	1 0 0 0 0 0 1 1 0 0 1 0 1 0 0 0 0 0 0 0 0					
Inning Stats	R: 0 E: 0 K: 1 S: 11	H: 1 LOB: 1 BB: 0 P: 14	R: 2 E: 0 K: 0 S: 17	H: 2 LOB: 1 BB: 1 P: 30	R: 1 E: 1 K: 1 S: 12	H: 2 LOB: 2 BB: 0 P: 17	R: 0 E: 0 K: 0 S: 10	H: 0 LOB: 1 BB: 1 P: 20	R: 3 E: 0 K: 2 S: 11	H: 2 LOB: 1 BB: 2 P: 26	R: 1 E: 0 K: 0 S: 14	H: 3 LOB: 1 BB: 0 P: 16	R: 2 E: 0 K: 1 S: 10	H: 2 LOB: 1 BB: 1 P: 17	R: 2 E: 0 K: 1 S: 10	H: 2 LOB: 1 BB: 1 P: 17	1B: 8 2B: 2 3B: 3 HR: 1	SF: 1 SAC: 1 DP: 1 HBP: 0	WP: 0 PB: 0 SB: 1 CS: 0	PA: 43		
PITCHER	IP WLS BF H R ER SO BB IBB HBP BLK WP HR S P ERA WHIP	IP WLS BF H R ER SO BB IBB HBP BLK WP HR S P ERA WHIP	IP WLS BF H R ER SO BB IBB HBP BLK WP HR S P ERA WHIP	IP WLS BF H R ER SO BB IBB HBP BLK WP HR S P ERA WHIP	IP WLS BF H R ER SO BB IBB HBP BLK WP HR S P ERA WHIP	IP WLS BF H R ER SO BB IBB HBP BLK WP HR S P ERA WHIP	IP WLS BF H R ER SO BB IBB HBP BLK WP HR S P ERA WHIP	IP WLS BF H R ER SO BB IBB HBP BLK WP HR S P ERA WHIP	IP WLS BF H R ER SO BB IBB HBP BLK WP HR S P ERA WHIP	IP WLS BF H R ER SO BB IBB HBP BLK WP HR S P ERA WHIP	IP WLS BF H R ER SO BB IBB HBP BLK WP HR S P ERA WHIP	IP WLS BF H R ER SO BB IBB HBP BLK WP HR S P ERA WHIP	IP WLS BF H R ER SO BB IBB HBP BLK WP HR S P ERA WHIP	IP WLS BF H R ER SO BB IBB HBP BLK WP HR S P ERA WHIP	IP WLS BF H R ER SO BB IBB HBP BLK WP HR S P ERA WHIP	IP WLS BF H R ER SO BB IBB HBP BLK WP HR S P ERA WHIP	IP WLS BF H R ER SO BB IBB HBP BLK WP HR S P ERA WHIP	IP WLS BF H R ER SO BB IBB HBP BLK WP HR S P ERA WHIP	IP WLS BF H R ER SO BB IBB HBP BLK WP HR S P ERA WHIP	IP WLS BF H R ER SO BB IBB HBP BLK WP HR S P ERA WHIP	IP WLS BF H R ER SO BB IBB HBP BLK WP HR S P ERA WHIP	IP WLS BF H R ER SO BB IBB HBP BLK WP HR S P ERA WHIP

San Francisco Giants @ Chicago Cubs
Wrigley Field, Chicago, IL
Wed Apr 24 2002, 7:05 PM CDT
Att: 28,817 - Overcast - 52 F

AB 36
R 10
H 14
RBI 10
BB 5
SO 6
LOB 18



Batter	1	2	3	4	5	6	7	8	9	AB	R	H	RBI	BB	SO	LOB	TOP										
Dave Roberts, L (1, 8) OBP: 0.358, SLG: 0.316	3-2 2B		4-1 FC1-6 BB		4-0 2B 1B BB	4-1 2B BB	2-0 P4		4-2 1B BB	2	3	1	0	4	0	0	Los Angeles Dodgers @ Chicago Cubs Wrigley Field, Chicago, IL Fri Apr 26 2002, 2:20 PM CDT Att: 23,686 - Sunny - 45 F										
Cesar Izuris, S (1, 6) OBP: 0.315, SLG: 0.409	2-2 F2		1-0 FC1-6 FC6-4		2-1 1B 2B	2-1 1B 2B	0-2 L6		0-0 1B	6	2	3	1	0	0	2											
Paul Lo Duca, R (1, 2) OBP: 0.333, SLG: 0.420	3-3 K		1-1 FC6-4		2-2 1B 1B SF9 HBP	2-1 2B 1B	2-2 F8		0-0 1B	5	2	2	2	0	1	2											
Shawn Green, L (1, 9) OBP: 0.299, SLG: 0.391	4-2 BB		0-3 K		3-2 SF9 1B 2B	1-0 E 2B 2B		2-2 L9	1-2 G4-3	5	1	2	3	1	1	3											
Brian Jordan, R (1, 7) OBP: 0.372, SLG: 0.461	1-1 P4			4-1 G6-3 BB	1-0 P6	2-2 E4 2B 2B		3-2 F3		4	1	0	0	1	0	5											
Hiram Bocachica, R (8, 7) OBP: 0.357, SLG: 0.769										0	0	0	0	0	0	0											
Eric Karros, R (1, 3) OBP: 0.380, SLG: 0.479		1-0 F9		0-0 L8	0-0 E 1B	2-2 2B 2B		4-1 BB		4	1	2	1	1	0	1											
Adrián Beltré, R (1, 5) OBP: 0.370, SLG: 0.450		4-2 BB		3-2 G6-3	2-1 SF9	2-2 2B		2-3 K		3	0	1	3	1	1	2											
Mark Grudzielanek, R (1, 4) OBP: 0.321, SLG: 0.366		0-0 F8		4-0 IBB	4-0 G6-3	1-2 K		0-0 G6-3		4	0	0	0	1	1	4											
Odalis Pérez, L (1, 1) OBP: 0.077, SLG: 0.154		1-3 K		3-1 F9		L8		0-1 L9		5	0	0	0	0	1	4											
Inning Stats	R: 0 E: 0 K: 1 S: 17	H: 1 LOB: 2 BB: 1 P: 30	R: 0 E: 0 K: 1 S: 7	H: 0 LOB: 1 BB: 1 P: 13	R: 0 E: 0 K: 1 S: 7	H: 0 LOB: 1 BB: 1 P: 13	R: 0 E: 0 K: 0 S: 7	H: 0 LOB: 2 BB: 2 P: 21	R: 3 E: 1 K: 1 S: 17	H: 3 LOB: 2 BB: 1 P: 32	R: 0 E: 0 K: 0 S: 8	H: 0 LOB: 0 BB: 0 P: 12	R: 0 E: 0 K: 1 S: 10	H: 0 LOB: 1 BB: 1 P: 21	R: 1 E: 0 K: 0 S: 10	H: 2 LOB: 2 BB: 1 P: 15	1B: 5 2B: 6 3B: 0 HR: 0	SF: 1 SAC: 0 DP: 0 HBP: 1	WP: 1 PB: 0 SB: 1 CS: 0	PA: 49							
PITCHER	IP	WLS	BF	H	R	ER	SO	BB	IBB	HBP	BLK	WP	HR	S	P	ERA	WHIP										
34 Kerry Wood, R (1, 1) ERA: 3.54	5.1	L	29	5	5	5	3	6	1	1	0	0	0	62	123	8.44	2.062										
38 Carlos Zambrano, R (6, 1) ERA: 4.91	0.0		5	4	4	3	0	0	0	0	0	1	0	16	25	∞	∞										
Ron Mahay, L (6, 1) ERA: 4.91	2.2		9	0	0	0	2	1	0	0	0	0	0	23	42	0.00	0.375										
Jeff Fassero, L (9, 1) ERA: 7.2	1.0		6	2	1	1	0	1	0	0	0	0	0	10	15	9.00	3.000										

AB	38
R	10
H	11
RBI	10
BB	9
SO	5
LOB	23



Batter	1	2	3	4	5	6	7	8	9	AB	R	H	RBI	BB	SO	LOB	BOTTOM										
Corey Patterson, L (1, 8) OBP: 0.398, SLG: 0.449	1-1 G4-3			1-0 P4			0-1 G6-4-3 1B			3	0	1	0	0	0	0	Los Angeles Dodgers @ Chicago Cubs Wrigley Field, Chicago, IL Fri Apr 26 2002, 2:20 PM CDT Att: 23,686 - Sunny - 45 F										
Chris Stynes, R (1, 5) OBP: 0.373, SLG: 0.375	0-1 P6			2-2 G5-3			2-2 G6-4-3			3	0	0	0	0	0	1											
Sammy Sosa, R (1, 9) OBP: 0.419, SLG: 0.705	1-3 K			3-1 L3			0-1 G5-3			3	0	0	0	0	1	0											
Roosevelt Brown, L (9, 7) OBP: 0.255, SLG: 0.386										0	0	0	0	0	0	0											
Fred McGriff, L (1, 3) OBP: 0.341, SLG: 0.311		1-3 K		1-0 P5				0-3 K		3	0	0	0	0	2	0											
Moises Alou, R (1, 7) OBP: 0.208, SLG: 0.182		2-3 K		0-0 L9				0-0 G4-3		3	0	0	0	0	1	0											
Jeff Fassero, L (9, 1) ERA: 7.2										0	0	0	0	0	0	0											
Mark Bellhorn, S (1, 4) OBP: 0.313, SLG: 0.533		3-3 K		2-3 K				0-1 L7		2	0	0	0	0	2	0											
38 Carlos Zambrano, S (6, 1) ERA: 4.91										0	0	0	0	0	0	0											
Ron Mahay, L (6, 1) ERA: 4.91										0	0	0	0	0	0	0											
Darren Lewis, R (8, PH) OBP: 0.292, SLG: 0.391										1	0	0	0	0	0	0											
Alex Gonzalez, R (1, 6) OBP: 0.373, SLG: 0.405				2-0 G6-3			0-2 F9		1-2 G6-3	3	0	0	0	0	0	0											
Joe Girardi, R (1, 2) OBP: 0.158, SLG: 0.184				0-0 G4-3			1-1 F9		2-2 G6-3	2	0	0	0	0	0	0											
Robert Machado, R (7, 2) OBP: 0.407, SLG: 0.600										1	0	0	0	0	0	0											
34 Kerry Wood, R (1, 1) OBP: 0.125, SLG: 0.125				2-1 G1-3			1-1 F9		1-0 G1-3	1	0	0	0	0	0	0											
Augie Ojeda, S (6, 4) OBP: 0.133, SLG: 0.143										2	0	0	0	0	0	0											
Inning Stats	R: 0 E: 0 K: 1 S: 7	H: 0 LOB: 0 BB: 0 P: 9	R: 0 E: 0 K: 3 S: 11	H: 0 LOB: 0 BB: 0 P: 17	R: 0 E: 0 K: 0 S: 4	H: 0 LOB: 0 BB: 0 P: 8	R: 0 E: 0 K: 0 S: 6	H: 0 LOB: 0 BB: 0 P: 12	R: 0 E: 0 K: 1 S: 5	H: 0 LOB: 0 BB: 0 P: 8	R: 0 E: 0 K: 0 S: 8	H: 1 LOB: 0 BB: 0 P: 10	R: 0 E: 0 K: 1 S: 6	H: 0 LOB: 0 BB: 0 P: 6	R: 0 E: 0 K: 0 S: 7	H: 0 LOB: 0 BB: 0 P: 11	1B: 1 2B: 0 3B: 0 HR: 0	SF: 0 SAC: 0 DP: 1 HBP: 0	WP: 0 PB: 0 SB: 0 CS: 0	PA: 27							
PITCHER	IP	WLS	BF	H	R	ER	SO	BB	IBB	HBP	BLK	WP	HR	S	P	ERA	WHIP										
Odalis Pérez, L (1, 1) ERA: 1.64	9.0	W	27	1	0	0	6	0	0	0	0	0	0	62	91	0.00	0.111										

AB	27
R	0
H	1
RBI	0
BB	0
SO	6
LOB	1




Batter	1	2	3	4	5	6	7	8	9	AB	R	H	RBI	BB	SO	LOB	TOP						
Dave Roberts, L (1, 8) OBP: 0.352, SLG: 0.300 Marquis Grissom, R (9, PH) OBP: 0.372, SLG: 0.590	G1-3																3 0 0 0 1 0 2 1 1 1 0 0 0 0						
Cesar Izturis, S (1, 6) OBP: 0.313, SLG: 0.402																	4 0 1 0 0 1 4						
Shawn Green, L (1, 9) OBP: 0.324, SLG: 0.393																	2 1 1 0 3 0 0						
Brian Jordan, R (1, 7) OBP: 0.374, SLG: 0.494																	5 1 2 3 0 1 5						
Eric Karros, R (1, 3)																	5 1 2 0 0 0 1						
Adrian Beltré, R (1, 5) OBP: 0.381, SLG: 0.464																	4 1 2 0 1 0 0						
Mark Grudzielanek, R (1, 4) OBP: 0.319, SLG: 0.365																	3 0 1 1 0 0 3						
Chad Kreuter, S (1, 2) OBP: 0.292, SLG: 0.211																	4 0 2 1 0 2 2						
Kaz Ishii, L (1, 1) OBP: 0.250, SLG: 0.182 Dave Hansen, L (8, PH) OBP: 0.290, SLG: 0.296 Jesse Orosco, R (8, 1) ERA: 1.59 Giovanni Carrara, R (9, 1) ERA: 2.51 Eric Gagne, R (9, 1) ERA: 0.69																	2 0 0 0 1 2 1 1 0 0 0 0 0 2 0						
Inning Stats	R: 0 E: 0 K: 0 S: 7	H: 1 LOB: 1 BB: 1 P: 13	R: 2 E: 0 K: 1 S: 26	H: 3 LOB: 2 BB: 1 P: 38	R: 0 E: 0 K: 1 S: 8	H: 0 LOB: 0 BB: 1 P: 17	R: 0 E: 0 K: 1 S: 7	H: 0 LOB: 0 BB: 0 P: 9	R: 0 E: 0 K: 2 S: 9	H: 0 LOB: 0 BB: 0 P: 13	R: 0 E: 0 K: 0 S: 10	H: 2 LOB: 2 BB: 2 P: 16	R: 0 E: 0 K: 0 S: 10	H: 1 LOB: 3 BB: 2 P: 20	R: 0 E: 0 K: 1 S: 15	H: 2 LOB: 2 BB: 0 P: 22	R: 3 E: 0 K: 0 S: 13	H: 3 LOB: 0 BB: 0 P: 23	1B: 10 2B: 1 3B: 0 HR: 1	SF: 1 SAC: 1 DP: 1 HBP: 0	WP: 0 PB: 0 SB: 0 CS: 2	PA: 43	
PITCHER	IP	WLS	BF	H	R	ER	SO	BB	IBB	HBP	BLK	WP	HR	S	P	ERA	WHIP						
Juan Cruz, R (1, 1) ERA: 2.33	6.0	L	25	6	2	2	5	4	0	0	0	0	0	67	106	3.00	1.667						
Joe Borowski, R (7, 1) ERA: 1.59	2.0		11	3	0	0	1	1	1	0	0	0	0	25	42	0.00	2.000						
Jeff Fassero, L (9, 1) ERA: 9.0	1.0	S	6	3	3	3	0	0	0	0	0	0	1	13	23	27.00	3.000						

Los Angeles Dodgers @ Chicago Cubs
Wrigley Field, Chicago, IL
Sun Apr 28 2002, 12:05 PM CDT
Overcast - 48 F

livebaseballscores.com

AB 34
R 5
H 12
RBI 5
BB 6
SO 6
LOB 20




Batter	1	2	3	4	5	6	7	8	9	AB	R	H	RBI	BB	SO	LOB	BOTTOM						
Corey Patterson, L (1, 8) OBP: 0.391, SLG: 0.476																	4 1 1 1 0 3 0						
Chris Stynes, R (1, 5) OBP: 0.365, SLG: 0.353																	3 0 0 0 1 0 0						
Sammy Sosa, R (1, 9) OBP: 0.433, SLG: 0.704																	3 1 2 0 1 1 0						
Moises Alou, R (1, 7) OBP: 0.214, SLG: 0.308																	4 1 1 2 0 0 3						
Alex Gonzalez, R (1, 6) OBP: 0.356, SLG: 0.385																	4 0 0 0 0 1 2						
Mark Bellhorn, S (1, 3) OBP: 0.346, SLG: 0.553																	2 1 1 0 1 1 0						
Robert Machado, R (1, 2) ERA: 3.63 Roosevelt Brown, L (9, PH) OBP: 0.271, SLG: 0.422																	2 0 0 0 1 2 1 1 0 1 1 0 0 0						
Augie Ojeda, S (1, 4) OBP: 0.111, SLG: 0.118 Todd Hundley, S (9, PH) OBP: 0.304, SLG: 0.421																	3 0 0 0 0 1 2 1 0 0 0 0 1 1						
Juan Cruz, R (1, 1) OBP: 0.111, SLG: 0.111 Joe Borowski, R (7, 1) OBP: 0.500, SLG: 0.500 Darren Lewis, R (9, PH) OBP: 0.280, SLG: 0.375 Jeff Fassero, L (9, 1) ERA: 9.0 Fred McGriff, L (9, PH) OBP: 0.337, SLG: 0.307																	2 0 0 0 0 1 2 0 0 0 0 0 0 0 1 0 0 0 0 0 0 0 0 0 0 0 0 0 1 0 0 0 0 1 1						
Inning Stats	R: 1 E: 0 K: 0 S: 10	H: 2 LOB: 0 BB: 0 P: 16	R: 0 E: 0 K: 1 S: 7	H: 0 LOB: 2 BB: 1 P: 17	R: 0 E: 0 K: 1 S: 14	H: 0 LOB: 2 BB: 2 P: 28	R: 0 E: 0 K: 2 S: 12	H: 0 LOB: 0 BB: 0 P: 17	R: 0 E: 0 K: 2 S: 8	H: 0 LOB: 0 BB: 0 P: 9	R: 0 E: 0 K: 1 S: 8	H: 0 LOB: 0 BB: 0 P: 12	R: 0 E: 0 K: 1 S: 9	H: 1 LOB: 0 BB: 0 P: 12	R: 0 E: 0 K: 1 S: 6	H: 0 LOB: 0 BB: 0 P: 9	R: 3 E: 0 K: 3 S: 17	H: 3 LOB: 1 BB: 1 P: 27	1B: 2 2B: 3 3B: 0 HR: 2	SF: 0 SAC: 0 DP: 1 HBP: 1	WP: 0 PB: 0 SB: 0 CS: 1	PA: 36	
PITCHER	IP	WLS	BF	H	R	ER	SO	BB	IBB	HBP	BLK	WP	HR	S	P	ERA	WHIP						
Kaz Ishii, L (1, 1) ERA: 3.63 Jesse Orosco, L (8, 1) ERA: 1.5 Giovanni Carrara, R (9, 1) ERA: 2.51 Eric Gagne, R (9, 1) ERA: 0.69	7.0		26	3	1	1	8	3	0	0	0	0	0	68	111	1.29	0.857						
Juan Cruz, R (1, 1) ERA: 2.33	1.0	H	3	0	0	0	1	0	0	0	0	0	0	6	9	0.00	0.000						
Joe Borowski, R (7, 1) ERA: 1.59	0.0		2	2	2	2	0	0	0	0	0	0	1	3	5	*	*						
Eric Gagne, R (9, 1) ERA: 0.69	1.0	S	5	1	1	1	3	1	0	0	0	0	0	14	22	9.00	2.000						

Los Angeles Dodgers @ Chicago Cubs
Wrigley Field, Chicago, IL
Sun Apr 28 2002, 12:05 PM CDT
Overcast - 48 F

livebaseballscores.com

AB 31
R 4
H 6
RBI 4
BB 4
SO 12
LOB 12



Batter	1	2	3	4	5	6	7	8	9	AB	R	H	RBI	BB	SO	LOB	TOP											
Cesar Izturis, S OBP: 0.310, SLG: 0.406 (1, 6)										4	0	1	1	0	1	3	Los Angeles Dodgers @ Chicago Cubs Wrigley Field, Chicago, IL Sun Apr 28 2002, 3:05 PM CDT Att: 35,527 - Overcast - 43 F											
Marquis Grissom, R OBP: 0.362, SLG: 0.558 (1, 8)										4	1	1	0	0	1	0												
Paul Lo Duca, R OBP: 0.341, SLG: 0.435 (1, 2)										4	0	2	1	0	1	0												
Shawn Green, L OBP: 0.321, SLG: 0.387 (1, 9)										4	0	1	0	0	0	2												
Brian Jordan, R OBP: 0.368, SLG: 0.494 (1, 7)											4	1	1	0	0	1		1										
Dave Hansen, L OBP: 0.211, SLG: 0.333 (1, 3)											4	1	1	1	0	0		1										
Adrian Beltré, R OBP: 0.376, SLG: 0.455 (1, 5)											4	0	1	0	0	1		0										
Alex Cora, L OBP: 0.438, SLG: 0.769 (1, 4)										3	1	2	1	0	0	1												
Andy Ashby, R OBP: 0.125, SLG: 0.125 (1, 1)										3	0	0	0	0	2	4												
Paul Quantrill, L (9, 1)										0	0	0	0	0	0	0												
Inning Stats	R: 0 H: 0 E: 0 K: 2 S: 11	H: 0 LOB: 0 BB: 0 P: 15	R: 0 H: 1 E: 0 K: 0 S: 5	H: 0 LOB: 0 BB: 0 P: 7	R: 0 H: 0 E: 1 K: 0 S: 10	H: 0 LOB: 1 BB: 0 P: 14	R: 0 H: 1 E: 0 K: 0 S: 7	H: 1 LOB: 0 BB: 0 P: 11	R: 2 H: 4 E: 0 K: 1 S: 13	H: 4 LOB: 1 BB: 0 P: 22	R: 0 H: 0 E: 0 K: 1 S: 7	H: 0 LOB: 0 BB: 0 P: 9	R: 0 H: 0 E: 0 K: 0 S: 9	H: 0 LOB: 0 BB: 0 P: 14	R: 2 H: 4 E: 0 K: 1 S: 19	H: 4 LOB: 1 BB: 0 P: 28	R: 0 H: 0 E: 0 K: 2 S: 8	H: 0 LOB: 0 BB: 0 P: 13	1B: 5 2B: 4 3B: 1 HR: 0	SF: 0 SAC: 0 DP: 2 HBP: 0	WP: 0 PA: 34 PB: 0 SB: 0 CS: 3							
PITCHER	IP	WLS	BF	H	R	ER	SO	BB	IBB	HBP	BLK	WP	HR	S	P	ERA	WHIP											
Jason Bere, R ERA: 6.48 (1, 1)	7.2	L	30	10	4	4	5	0	0	0	0	0	0	0	78	115	4.70	1.304										
38 Carlos Zambrano, R ERA: 4.7 (8, 1)	0.1		1	0	0	0	0	0	0	0	0	0	0	0	3	5	0.00	0.000										
Antonio Alfonseca, R ERA: 2.7 (9, 1)	1.0		3	0	0	0	2	0	0	0	0	0	0	0	8	13	0.00	0.000										

Batter	1	2	3	4	5	6	7	8	9	AB	R	H	RBI	BB	SO	LOB	BOTTOM											
Corey Patterson, L OBP: 0.385, SLG: 0.465 (1, 8)											4	0	1	0	0	1	0											
Delino DeShields, L OBP: 0.276, SLG: 0.306 (1, 4)										3	1	1	0	0	2	0												
Sammy Sosa, R OBP: 0.426, SLG: 0.682 (1, 9)										4	0	1	1	0	1	1												
Fred McGriff, L OBP: 0.323, SLG: 0.291 (1, 3)										4	0	0	0	0	0	2												
Todd Hundley, S OBP: 0.269, SLG: 0.364 (1, 2)										3	0	0	0	0	2	0												
Roosevelt Brown, L OBP: 0.275, SLG: 0.404 (1, 7)										2	0	0	0	0	0	0												
Alex Gonzalez, R OBP: 0.344, SLG: 0.370 (1, 6)										3	0	0	0	0	0	1												
Mark Bellhorn, S OBP: 0.327, SLG: 0.520 (1, 5)										3	0	0	0	0	1	1												
Jason Bere, R OBP: 0.125, SLG: 0.125 (1, 1)											2	0	0	0	2	0												
38 Carlos Zambrano, S ERA: 2.9 (8, 1)										0	0	0	0	0	0	0												
Antonio Alfonseca, R OBP: 1.000, SLG: 1.000 (9, 1)										0	0	0	0	0	0	0												
Chris Stynes, R OBP: 0.359, SLG: 0.346 (9, PH)										1	0	0	0	0	0	0												
Inning Stats	R: 0 H: 0 E: 0 K: 1 S: 8	H: 0 LOB: 0 BB: 0 P: 12	R: 0 H: 0 E: 0 K: 0 S: 4	H: 0 LOB: 0 BB: 0 P: 5	R: 0 H: 0 E: 0 K: 1 S: 10	H: 0 LOB: 0 BB: 0 P: 15	R: 0 H: 1 E: 0 K: 1 S: 9	H: 1 LOB: 0 BB: 0 P: 17	R: 0 H: 0 E: 0 K: 2 S: 11	H: 0 LOB: 0 BB: 0 P: 12	R: 0 H: 0 E: 0 K: 1 S: 8	H: 0 LOB: 0 BB: 0 P: 14	R: 0 H: 0 E: 0 K: 1 S: 9	H: 0 LOB: 0 BB: 0 P: 14	R: 2 H: 2 E: 0 K: 1 S: 11	H: 2 LOB: 1 BB: 0 P: 18	1B: 2 2B: 1 3B: 0 HR: 0	SF: 0 SAC: 1 DP: 0 HBP: 1	WP: 0 PA: 31 PB: 0 SB: 0 CS: 0									
PITCHER	IP	WLS	BF	H	R	ER	SO	BB	IBB	HBP	BLK	WP	HR	S	P	ERA	WHIP											
Andy Ashby, R ERA: 2.9 (1, 1)	8.0	W	26	1	0	0	8	0	0	0	0	0	0	0	66	96	0.00	0.125										
Paul Quantrill, R ERA: 5.4 (9, 1)	1.0		5	2	1	1	1	0	0	0	0	0	0	11	18	9.00	2.000											

AB	34
R	4
H	10
RBI	4
BB	0
SO	7
LOB	12



AB	29
R	1
H	3
RBI	1
BB	0
SO	9
LOB	5



Batter	1	2	3	4	5	6	7	8	9	AB	R	H	RBI	BB	SO	LOB	TOP			
Corey Patterson, L (1, 8) OBP: 0.400, SLG: 0.489	G4-3 1-2		FC6-4 1B					2B		4	1	3	0	0	0	0	Chicago Cubs @ San Diego Padres Qualcomm Stadium, San Diego, CA Tue Apr 30 2002, 10:05 PM EDT Att: 20,389 - Cloudy - 66 F			
Alex Gonzalez, R (1, 6) OBP: 0.340, SLG: 0.376	G5-3 1-0		K					2B		4	0	1	1	0	1	2				
Sammy Sosa, R (1, 9) OBP: 0.429, SLG: 0.670	1B		FC6-4 1-2					IBB		3	0	1	0	1	0	1				
Fred McGriff, L (1, 3) OBP: 0.320, SLG: 0.289	E3 FC5-4							K		4	0	1	0	0	1	3				
Moises Alou, R (1, 7) OBP: 0.188, SLG: 0.267	FC5-4 1-2							F8		4	0	0	0	0	0	5				
Mark Bellhorn, S (1, 5) OBP: 0.322, SLG: 0.491		F8								3	0	0	0	1	1	0				
Delino DeShields, L (1, 4) OBP: 0.275, SLG: 0.351		L1								3	0	0	0	1	0	1				
Joe Girardi, R (1, 2) OBP: 0.146, SLG: 0.171										3	0	0	0	0	1	0				
Todd Hundley, S (9, PH) OBP: 0.250, SLG: 0.348										1	0	0	0	0	0	1				
Matt Clement, R (1, 1) OBP: 0.100, SLG: 0.100										2	0	0	0	0	0	0				
Ron Mahay, L (7, 1) OBP: 0.266, SLG: 0.356										0	0	0	0	0	0	0				
Roosevelt Brown, L (8, PH) OBP: 0.266, SLG: 0.356										0	0	0	0	0	0	0				
Joe Borowski, R (8, 1) OBP: 0.266, SLG: 0.356										0	0	0	0	0	0	0				
Jeff Fassero, L (8, 1) OBP: 0.266, SLG: 0.356										0	0	0	0	0	0	0				
Chris Stynes, R (8, PH) OBP: 0.266, SLG: 0.356										1	0	0	0	0	0	1				
Inning Stats	R: 0 E: 1 K: 0 S: 11	H: 1 LOB: 2 BB: 0 P: 15	R: 0 E: 0 K: 1 S: 5	H: 0 LOB: 0 BB: 0 P: 10	R: 0 E: 0 K: 1 S: 7	H: 1 LOB: 1 BB: 0 P: 11	R: 0 E: 0 K: 0 S: 8	H: 1 LOB: 1 BB: 0 P: 19	R: 0 E: 0 K: 0 S: 8	H: 0 LOB: 0 BB: 0 P: 7	R: 0 E: 0 K: 0 S: 7	H: 0 LOB: 0 BB: 0 P: 10	R: 1 E: 0 K: 1 S: 9	H: 2 LOB: 2 BB: 1 P: 17	R: 0 E: 0 K: 1 S: 6	H: 0 LOB: 1 BB: 1 P: 13	1B: 4 2B: 2 3B: 0 HR: 0	SF: 0 SAC: 0 DP: 1 HBP: 0	WP: 0 PA: 36 PB: 0 SB: 0 CS: 0	
PITCHER	IP	WLS	BF	H	R	ER	SO	BB	IBB	HBP	BLK	WP	HR	S	P	ERA	WHIP			
Brian Lawrence, R (1, 1) ERA: 2.11	7.1		30	6	1	1	2	1	1	0	0	0	0	55	93	1.23	0.955			
Alan Embree, L (8, 1) ERA: 2.08	0.1	W	1	0	0	0	1	0	0	0	0	0	0	3	4	0.00	0.000			
Jeremy Fikac, R (8, 1) ERA: 1.46	0.1	S	4	0	0	0	1	0	0	0	0	0	0	1	2	0.00	0.000			
Trevor Hoffman, R (9, 1) ERA: 2.0	1.0			0	0	0	1	1	0	0	0	0	0	6	13	0.00	1.000			

AB	33
R	1
H	6
RBI	1
BB	3
SO	4
LOB	14



Batter	1	2	3	4	5	6	7	8	9	AB	R	H	RBI	BB	SO	LOB	BOTTOM			
D'Angelo Jimenez, S (1, 4) OBP: 0.330, SLG: 0.362	G4-3 2-1		FC6-4 BB							3	0	0	0	1	0	1	Chicago Cubs @ San Diego Padres Qualcomm Stadium, San Diego, CA Tue Apr 30 2002, 10:05 PM EDT Att: 20,389 - Cloudy - 66 F			
Mark Kotsay, L (1, 8) OBP: 0.350, SLG: 0.388	G4-3 3-2		FC6-4 1-2							4	0	0	0	0	1	3				
Ryan Klesko, L (1, 9) OBP: 0.420, SLG: 0.551										3	0	0	0	1	1	0				
Trenidad Hubbard, R (8, 9) OBP: 0.318, SLG: 0.333										0	0	0	0	0	0	0				
Phil Nevin, R (1, 3) OBP: 0.421, SLG: 0.537	G3 2-2									4	1	2	0	0	0	1				
Ray Lankford, L (1, 7) OBP: 0.280, SLG: 0.267										3	0	0	0	0	2	1				
Sean Burroughs, L (1, 5) OBP: 0.316, SLG: 0.390										3	1	1	1	1	0	1				
Tom Lampkin, L (1, 2) OBP: 0.224, SLG: 0.280										4	0	2	0	0	0	1				
Ramón Vázquez, L (1, 6) OBP: 0.212, SLG: 0.170										1	0	0	1	1	0	0				
Deivi Cruz, R (8, PH) OBP: 0.285, SLG: 0.412										1	0	0	0	0	0	1				
Brian Lawrence, R (1, 1) OBP: 0.313, SLG: 0.308										1	0	0	0	2	1	2				
Alan Embree, L (8, 1) ERA: 2.08										0	0	0	0	0	0	0				
Jeremy Fikac, R (8, 1) ERA: 1.46										0	0	0	0	0	0	0				
Trevor Hoffman, R (9, 1) ERA: 2.0										0	0	0	0	0	0	0				
Inning Stats	R: 0 E: 0 K: 0 S: 13	H: 0 LOB: 1 BB: 1 P: 24	R: 1 E: 0 K: 0 S: 18	H: 1 LOB: 3 BB: 3 P: 33	R: 0 E: 0 K: 1 S: 13	H: 1 LOB: 1 BB: 0 P: 19	R: 0 E: 0 K: 0 S: 5	H: 0 LOB: 1 BB: 1 P: 12	R: 0 E: 0 K: 2 S: 10	H: 1 LOB: 2 BB: 1 P: 19	R: 0 E: 0 K: 1 S: 7	H: 0 LOB: 0 BB: 0 P: 12	R: 1 E: 0 K: 0 S: 14	H: 2 LOB: 1 BB: 0 P: 23	R: 0 E: 0 K: 0 S: 6	H: 1 LOB: 1 BB: 0 P: 13	1B: 3 2B: 1 3B: 1 HR: 0	SF: 1 SAC: 1 DP: 0 HBP: 0	WP: 0 PA: 35 PB: 1 SB: 0 CS: 0	
PITCHER	IP	WLS	BF	H	R	ER	SO	BB	IBB	HBP	BLK	WP	HR	S	P	ERA	WHIP			
Matt Clement, R (1, 1) ERA: 3.77	6.0		27	3	1	1	4	5	0	0	0	0	0	66	116	1.50	1.333			
Ron Mahay, L (7, 1) ERA: 2.08	1.0		3	0	0	0	1	0	0	0	0	0	0	7	12	0.00	0.000			
Joe Borowski, R (8, 1) ERA: 2.08	0.1	L	3	2	1	1	0	0	0	0	0	0	0	9	15	27.00	6.000			
Jeff Fassero, L (8, 1) ERA: 8.49	0.2		2	0	0	0	0	0	0	0	0	0	0	5	8	0.00	0.000			



Batter	1	2	3	4	5	6	7	8	9	AB	R	H	RBI	BB	SO	LOB	TOP							
Corey Patterson, L (1, 8) OBP: 0.380, SLG: 0.464	K		SF7		F5		K2-3			3	0	0	1	0	2	1	Chicago Cubs @ San Diego Padres Qualcomm Stadium, San Diego, CA Thu May 02 2002, 5:05 PM EDT Att: 31,651 - Sunny - 68 F							
Mark Bellhorn, S (1, 5) OBP: 0.302, SLG: 0.456	G3		K		K			G1-3		4	0	0	0	0	2	1								
Sammy Sosa, R (1, 9) OBP: 0.434, SLG: 0.781	F9				HR			F8		4	2	2	2	0	0	0								
Moises Alou, R (1, 7) OBP: 0.225, SLG: 0.351		F9			L9					3	1	1	1	1	0	0								
Fred McGriff, L (1, 3) OBP: 0.324, SLG: 0.281		L4-3 BB			G3					3	0	0	0	1	1	1								
Todd Hundley, S (1, 2) OBP: 0.297, SLG: 0.300					G4-3					4	0	0	0	0	1	1								
Joe Girardi, R (9, 2) OBP: 0.146, SLG: 0.171		L4-3 1-2								0	0	0	0	0	0	0								
Alex Gonzalez, R (1, 6) OBP: 0.343, SLG: 0.409										4	2	2	1	0	1	0								
Augie Ojeda, S (1, 4) OBP: 0.182, SLG: 0.238										4	1	2	1	0	0	0								
34 Kerry Wood, R (1, 1) OBP: 0.125, SLG: 0.125										0	0	0	0	0	0	0								
Delino DeShields, L (7, PH) OBP: 0.259, SLG: 0.329										1	0	0	0	0	0	0								
Jeff Fassero, L (7, 1) OBP: 0.146, SLG: 0.171										0	0	0	0	0	0	0								
Joe Borowski, R (8, 1) OBP: 0.500, SLG: 0.500										0	0	0	0	0	0	0								
Inning Stats	R: 0 E: 0 K: 1 S: 9	H: 0 LOB: 0 BB: 0 P: 14	R: 0 E: 0 K: 0 S: 8	H: 0 LOB: 0 BB: 1 P: 14	R: 2 E: 0 K: 1 S: 9	H: 2 LOB: 0 BB: 0 P: 11	R: 1 E: 0 K: 0 S: 11	H: 1 LOB: 0 BB: 0 P: 17	R: 1 E: 0 K: 1 S: 13	H: 2 LOB: 1 BB: 0 P: 18	R: 2 E: 0 K: 2 S: 10	H: 2 LOB: 0 BB: 0 P: 18	R: 0 E: 0 K: 1 S: 5	H: 0 LOB: 0 BB: 0 P: 8	R: 0 E: 0 K: 0 S: 9	H: 0 LOB: 1 BB: 1 P: 17	R: 0 E: 0 K: 1 S: 8	H: 0 LOB: 0 BB: 0 P: 11	1B: 2 2B: 2 3B: 0 HR: 4	SF: 1 SAC: 2 DP: 1 HBP: 0	WP: 0 PB: 0 SB: 0 CS: 0	PA: 35		
PITCHER	IP	WLS	BF	H	R	ER	SO	BB	IBB	HBP	BLK	WP	HR	S	P	ERA	WHIP							
Brett Tomko, R (1, 1) ERA: 2.5	5.0	L	22	7	6	6	3	1	0	0	0	0	4	52	79	10.80	1.600							
Jason Boyd, R (6, 1) ERA: 5.65	2.2		9	0	0	0	3	1	0	0	0	0	0	19	33	0.00	0.375							
Matt DeWitt, R (8, 1) ERA: 1.23	1.1		4	0	0	0	1	0	0	0	0	0	0	11	16	0.00	0.000							

AB	30
R	6
H	7
RBI	6
BB	2
SO	7
LOB	4



Batter	1	2	3	4	5	6	7	8	9	AB	R	H	RBI	BB	SO	LOB	BOTTOM							
D'Angelo Jimenez, S (1, 4) OBP: 0.333, SLG: 0.366	FC4 BB		G3-1			F7 SF8 2B		K		3	1	1	0	1	1	1	Chicago Cubs @ San Diego Padres Qualcomm Stadium, San Diego, CA Thu May 02 2002, 5:05 PM EDT Att: 31,651 - Sunny - 68 F							
Mark Kotsay, L (1, 8) OBP: 0.343, SLG: 0.402	FC4 1-2		K			F7				3	0	0	0	1	1	3								
Ryan Klesko, L (1, 9) OBP: 0.409, SLG: 0.527	L7				F8-5 BB BB	SF8		F7		2	0	0	1	1	0	2								
Phil Nevin, R (1, 3) OBP: 0.391, SLG: 0.495	F9 1-2				P3	G6-3				4	0	0	0	0	1	2								
Ray Lankford, L (1, 7) OBP: 0.291, SLG: 0.286		F8								1	0	0	0	1	0	0								
Bubba Trammell, R (7, PH) OBP: 0.350, SLG: 0.300										1	0	1	0	1	0	0								
Sean Burroughs, L (1, 5) OBP: 0.302, SLG: 0.369										4	0	0	0	0	1	4								
Deivi Cruz, R (1, 6) OBP: 0.273, SLG: 0.432										3	0	1	0	0	0	1								
Matt DeWitt, R (8, 1) ERA: 1.23										0	0	0	0	0	0	0								
Mark Sweeney, L (9, PH) OBP: 0.353, SLG: 0.154										0	0	0	0	1	0	0								
Tom Lampkin, L (1, 2) OBP: 0.238, SLG: 0.278										2	0	1	0	0	0	0								
Javier Cardona, R (7, PH) OBP: 0.145, SLG: 0.115										1	0	0	0	0	1	1								
Ramón Vázquez, L (9, PH) OBP: 0.208, SLG: 0.167										1	0	0	0	0	0	2								
Brett Tomko, R (1, 1) OBP: 0.214, SLG: 0.286										1	0	0	0	0	1	0								
Jason Boyd, R (6, 1) ERA: 5.65										0	0	0	0	0	0	0								
Cesar Crespo, S (8, 6) OBP: 0.167, SLG: 0.333										1	0	0	0	0	0	0								
Inning Stats	R: 0 E: 0 K: 0 S: 11	H: 0 LOB: 1 BB: 1 P: 21	R: 0 E: 0 K: 1 S: 6	H: 0 LOB: 0 BB: 0 P: 9	R: 0 E: 0 K: 1 S: 9	H: 1 LOB: 1 BB: 0 P: 14	R: 0 E: 0 K: 0 S: 7	H: 0 LOB: 1 BB: 2 P: 17	R: 0 E: 0 K: 1 S: 7	H: 1 LOB: 0 BB: 0 P: 11	R: 1 E: 0 K: 0 S: 12	H: 1 LOB: 0 BB: 0 P: 21	R: 0 E: 0 K: 1 S: 11	H: 1 LOB: 1 BB: 0 P: 17	R: 0 E: 0 K: 1 S: 8	H: 0 LOB: 1 BB: 1 P: 14	R: 0 E: 0 K: 1 S: 8	H: 0 LOB: 2 BB: 2 P: 22	1B: 1 2B: 4 3B: 0 HR: 0	SF: 1 SAC: 1 DP: 1 HBP: 0	WP: 0 PB: 0 SB: 1 CS: 0	PA: 35		
PITCHER	IP	WLS	BF	H	R	ER	SO	BB	IBB	HBP	BLK	WP	HR	S	P	ERA	WHIP							
34 Kerry Wood, R (1, 1) ERA: 3.18	6.0	W	22	3	1	1	3	3	0	0	0	0	0	52	93	1.50	1.000							
Jeff Fassero, L (7, 1) ERA: 7.92	1.0		4	1	0	0	1	0	0	0	0	0	0	11	17	0.00	1.000							
Joe Borowski, R (8, 1) ERA: 1.86	2.0		9	0	0	0	2	3	0	0	0	0	0	16	36	0.00	1.500							

AB	27
R	1
H	4
RBI	1
BB	6
SO	6
LOB	16



Batter	1	2	3	4	5	6	7	8	9	AB	R	H	RBI	BB	SO	LOB	TOP		
Corey Patterson, L OBP: 0.389, SLG: 0.475	3-2 G4-6-3 HBP	2-1 G4-3			0-1 G3-1		0-1 HR 2B	1-2 1B		4	1	2	1	0	0	1			
Mark Bellhorn, S OBP: 0.338, SLG: 0.458	1-1 G4-6-3		4-0 G5-3 BB		4-0 1B BB		1-2 HR HBP	0-0 1B		2	1	1	1	2	0	1			
Sammy Sosa, R OBP: 0.432, SLG: 0.772	1-0 2B		3-2 G5-3		3-2 G6-4-3 1B		1-3 K	3-H F8		5	0	2	0	0	1	5			
Moises Alou, R OBP: 0.200, SLG: 0.310	0-2 G6-3		1-3 K		0-1 G6-4-3		0-1 F7			5	0	0	0	0	1	6			
Fred McGriff, L OBP: 0.336, SLG: 0.355		4-2 HR BB	2-2 G4-3			0-1 HR	1-0 HR			4	3	2	4	1	0	1			
Todd Hundley, S OBP: 0.231, SLG: 0.265		1-3 K		0-0 G4-3		1-1 G4-3	0-3 K			4	0	0	0	0	2	1			
Joe Girardi, R OBP: 0.143, SLG: 0.167										1	0	0	0	0	1	0			
Alex Gonzalez, R OBP: 0.349, SLG: 0.438		0-1 HR		4-2 FC1-6 BB		1-3 K		2-1 G6-3		3	1	1	2	1	1	0			
Augie Ojeda, S OBP: 0.299, SLG: 0.298 38 Carlos Zambrano, S Ron Mahay, L Chris Stynes, R Joe Borowski, R Antonio Alfonseca, R	0-1 E3 SH3-4	0-1 SH3-4		0-1 FC1-6		2-2 L4		1-0 1B 2B		3	0	0	0	0	0	1			
Juan Cruz, R OBP: 0.100, SLG: 0.100	0-0 SH3-4			0-1 G1			2-2 2B	2-2 G1-3		1	0	0	0	0	0	1			
Delino DeShields, L OBP: 0.254, SLG: 0.346		1-2								2	1	1	0	0	0	1			
Inning Stats	R: 0 E: 0 K: 0 S: 9	H: 1 LOB: 1 BB: 0 P: 14	R: 2 E: 1 K: 1 S: 16	H: 1 LOB: 1 BB: 1 P: 23	R: 0 E: 0 K: 1 S: 13	H: 0 LOB: 1 BB: 1 P: 23	R: 0 E: 0 K: 0 S: 7	H: 0 LOB: 1 BB: 1 P: 11	R: 1 E: 0 K: 1 S: 10	H: 1 LOB: 0 BB: 0 P: 14	R: 4 E: 0 K: 2 S: 17	H: 3 LOB: 0 BB: 0 P: 22	R: 1 E: 0 K: 0 S: 12	H: 3 LOB: 2 BB: 0 P: 19	R: 0 E: 0 K: 1 S: 6	H: 0 LOB: 0 BB: 0 P: 7	1B: 3 2B: 4 3B: 0 HR: 3	SF: 0 SAC: 1 DP: 2 HBP: 2	WP: 0 PA: 42 PB: 0 SB: 0 CS: 0
PITCHER	IP WLS BF H R ER SO BB IBB HBP BLK WP HR S P ERA WHIP																		
Andy Ashby, R ERA: 3.18	(1, 1) 6.0 26 4 3 3 3 4 0 1 0 0 0 2 62 99 4.50 1.333																		
Jesse Orosco, L ERA: 4.26	(7, 1) 0.0 L 2 2 2 2 0 0 0 0 0 0 0 0 5 7 ∞ ∞																		
Paul Quantrill, R ERA: 5.87	(7, 1) 1.0 5 1 2 2 2 0 0 0 1 0 0 1 12 15 18.00 1.000																		
Terry Mulholland, L ERA: 10.8	(8, 1) 2.0 9 3 1 1 1 0 0 0 0 0 0 0 18 26 4.50 1.500																		

Chicago Cubs @ Los Angeles Dodgers
 Dodger Stadium, Los Angeles, CA
 Fri May 03 2002, 7:10 PM PDT
 Att: 46,026 - Sunny - 61 F

AB	35
R	8
H	10
RBI	8
BB	4
SO	6
LOB	18



Batter	1	2	3	4	5	6	7	8	9	AB	R	H	RBI	BB	SO	LOB	BOTTOM		
Dave Roberts, L OBP: 0.384, SLG: 0.329	0-0 B1-3		4-0 1B BB	0-0 FC1-6		2-3 K			1-0 G6-3	2	1	0	0	1	0	1			
Marquis Grissom, R OBP: 0.321, SLG: 0.471				1-2 K						2	0	0	0	0	1	3			
Cesar Izturis, S OBP: 0.297, SLG: 0.372	1-1 F9		2-2 1B 1B	1-2 F9		0-0 F9			0-3 K	5	1	1	0	0	1	4			
Paul Lo Duca, R OBP: 0.345, SLG: 0.447	3-3 K		1-0 1B	1-2 2H 1B	2-2 F9		1-1 G4-3		0-2 G5-3	5	0	1	1	0	1	0			
Shawn Green, L OBP: 0.323, SLG: 0.387		1-2 1B 1B	2-1 1B 1B	0-2 G5-3 1B		0-3 K				4	1	3	1	0	1	0			
Brian Jordan, R OBP: 0.327, SLG: 0.433		0-2 F9	3-1 F3	1-2 G5-3		2-2 F2				4	0	0	0	0	0	4			
Terry Mulholland, R ERA: 10.8				1-2 K						0	0	0	0	0	0	0			
Eric Karros, R OBP: 0.353, SLG: 0.421		2-2 G4-3	0-0 P6			0-2 BB 1B		0-0 G6-3		4	0	1	0	0	0	3			
Adrián Beltré, R OBP: 0.378, SLG: 0.438		4-0 1B BB	2-2 F8			0-0 BB 1B		1-2 BB 1B		3	0	2	0	1	0	2			
Mark Grudzielanek, R OBP: 0.317, SLG: 0.367		1-1 1B		0-0 FC1-6 1B		0-3 K		1-2 P4		4	0	2	1	0	1	3			
Andy Ashby, R OBP: 0.100, SLG: 0.100	1-2 G5-3			1-3 K		4-1 BB		0-1 FC6-4		2	0	0	0	0	1	3			
Dave Hansen, L OBP: 0.227, SLG: 0.300										0	0	0	0	1	0	0			
Jesse Orosco, R ERA: 4.5										0	0	0	0	0	0	0			
Paul Quantrill, L ERA: 5.87										0	0	0	0	0	0	0			
Hiram Bocachica, R OBP: 0.278, SLG: 0.588										1	0	0	0	0	0	1			
Inning Stats	R: 0 E: 0 K: 1 S: 7	H: 0 LOB: 0 BB: 0 P: 11	R: 1 E: 0 K: 0 S: 14	H: 2 LOB: 2 BB: 1 P: 23	R: 2 E: 0 K: 0 S: 14	H: 3 LOB: 2 BB: 1 P: 28	R: 0 E: 1 K: 1 S: 8	H: 1 LOB: 1 BB: 0 P: 10	R: 0 E: 0 K: 2 S: 12	H: 2 LOB: 3 BB: 1 P: 15	R: 0 E: 0 K: 1 S: 9	H: 0 LOB: 0 BB: 0 P: 12	R: 0 E: 0 K: 0 S: 11	H: 1 LOB: 1 BB: 0 P: 13	R: 0 E: 0 K: 1 S: 7	H: 0 LOB: 0 BB: 0 P: 8	1B: 10 2B: 0 3B: 0 HR: 0	SF: 0 SAC: 0 DP: 1 HBP: 0	WP: 0 PA: 39 PB: 0 SB: 0 CS: 0
PITCHER	IP WLS BF H R ER SO BB IBB HBP BLK WP HR S P ERA WHIP																		
Juan Cruz, R ERA: 2.81	(1, 1) 5.0 23 7 3 3 2 2 0 0 0 0 0 0 7 7 0.00 6.000																		
38 Carlos Zambrano, R ERA: 4.5	(6, 1) 0.1 3 2 0 0 0 1 0 0 0 0 0 0 0 7 7 0.00 6.000																		
Ron Mahay, L ERA: 4.5	(6, 1) 1.2 W 6 0 0 0 0 2 1 0 0 0 0 0 0 16 25 0.00 0.600																		
Joe Borowski, R ERA: 1.77	(8, 1) 1.0 4 1 0 0 0 0 0 0 0 0 0 0 0 11 13 0.00 1.000																		
Antonio Alfonseca, R ERA: 2.45	(9, 1) 1.0 3 0 0 0 0 1 0 0 0 0 0 0 0 7 8 0.00 0.000																		

Chicago Cubs @ Los Angeles Dodgers
 Dodger Stadium, Los Angeles, CA
 Fri May 03 2002, 7:10 PM PDT
 Att: 46,026 - Sunny - 61 F

AB	36
R	3
H	10
RBI	3
BB	3
SO	6
LOB	24



Batter	1	2	3	4	5	6	7	8	9	AB	R	H	RBI	BB	SO	LOB	TOP			
Darren Lewis, R (1, 8) OBP: 0.310, SLG: 0.346 Roosevelt Brown, L (9, PH) OBP: 0.259, SLG: 0.380	4-2 G6-4-3 BB		1-2 F9 SH3 HBP		0-3 K		0-1 G1		1-3 K	2	0	0	0	1	1	0	Chicago Cubs @ Los Angeles Dodgers Dodger Stadium, Los Angeles, CA Sat May 04 2002, 7:10 PM PDT Att: 47,381 - Sunny - 62 F			
Mark Bellhorn, S (1, 4) OBP: 0.338, SLG: 0.443	0-0 G6-4-3 1-2f		0-0 SH3		4-2 PB 1B BB		3-2 G6-3			2	1	0	0	1	0	1				
Sammy Sosa, R (1, 9) OBP: 0.443, SLG: 0.798	2-2 HR		4-1		3-2 2B 1B		0-0 G6-3			3	1	2	2	1	0	0				
Moises Alou, R (1, 7) OBP: 0.204, SLG: 0.326	2-0 F8		2-2 F9		0-0 1B				0-0 F8	4	0	1	0	0	0	2				
Fred McGriff, L (1, 3) OBP: 0.325, SLG: 0.340		2-3 K FC1-5 BB	0-1 G1		2-3 K				2-2 P5	4	0	0	0	0	2	4				
Alex Gonzalez, R (1, 6) OBP: 0.345, SLG: 0.424		4-2 FC1-5 1B BB		2-0 G6-3	0-3 K				0-3 K	3	0	0	0	1	2	2				
Chris Stynes, R (1, 5) OBP: 0.307, SLG: 0.339 Delino DeShields, L (9, PH) OBP: 0.273, SLG: 0.346		0-1 FC1-5 1B		4-2 S BB		2-1 F2			4-0 SH3-4 BB	2	0	0	0	1	0	2				
Robert Machado, R (1, 2) OBP: 0.394, SLG: 0.533		0-0 1B		2-3 K		1-2 G4-3			0-0 SH3-4	3	0	1	0	0	1	1				
Jason Bere, R (1, 1) OBP: 0.100, SLG: 0.100 Todd Hundley, S (6, PH) OBP: 0.225, SLG: 0.257 Donovan Osborne, S (6, 1) 3B Carlos Zambrano, S (7, 1) Corey Patterson, L (9, PH)		1-3 K		0-0 G1-3		1-3 K			0-3 K	2	0	0	0	0	1	3				
Inning Stats	R: 1 E: 0 K: 0 S: 7	H: 1 LOB: 0 BB: 1 P: 15	R: 0 E: 0 K: 2 S: 11	H: 1 LOB: 2 BB: 1 P: 18	R: 0 E: 0 K: 0 S: 10	H: 0 LOB: 2 BB: 1 P: 17	R: 0 E: 0 K: 1 S: 9	H: 0 LOB: 1 BB: 1 P: 17	R: 1 E: 0 K: 3 S: 16	H: 2 LOB: 2 BB: 1 P: 25	R: 0 E: 0 K: 0 S: 8	H: 0 LOB: 0 BB: 0 P: 10	R: 0 E: 0 K: 1 S: 8	H: 0 LOB: 0 BB: 0 P: 10	R: 0 E: 0 K: 2 S: 7	H: 0 LOB: 1 BB: 1 P: 12		1B: 2 2B: 1 3B: 0 HR: 1	SF: 0 SAC: 2 DP: 1 HBP: 1	WP: 1 PB: 1 SB: 1 CS: 0
PITCHER	IP WLS BF H R ER SO	IP WLS BF H R ER SO	IP WLS BF H R ER SO	IP WLS BF H R ER SO	IP WLS BF H R ER SO	IP WLS BF H R ER SO	IP WLS BF H R ER SO	IP WLS BF H R ER SO	IP WLS BF H R ER SO	IP WLS BF H R ER SO	IP WLS BF H R ER SO	IP WLS BF H R ER SO	IP WLS BF H R ER SO	IP WLS BF H R ER SO	IP WLS BF H R ER SO	IP WLS BF H R ER SO	ERA WHIP	ERA WHIP		
Kaz Ishii, L (1, 1) ERA: 2.95 Giovanni Carrara, R (8, 1) ERA: 2.37 Eric Gagne, R (9, 1) ERA: 0.6	7.0 W 30 4 2 2 7	1.0 H 3 0 0 0 1	1.0 S 4 0 0 0 2	1.0 S 4 0 0 0 2	1.0 S 4 0 0 0 2	1.0 S 4 0 0 0 2	1.0 S 4 0 0 0 2	1.0 S 4 0 0 0 2	1.0 S 4 0 0 0 2	1.0 S 4 0 0 0 2	1.0 S 4 0 0 0 2	1.0 S 4 0 0 0 2	1.0 S 4 0 0 0 2	1.0 S 4 0 0 0 2	1.0 S 4 0 0 0 2	1.0 S 4 0 0 0 2	2.57 1.143	0.00 0.000	0.00 1.000	

AB	28
R	2
H	4
RBI	2
BB	6
SO	10
LOB	17



Batter	1	2	3	4	5	6	7	8	9	AB	R	H	RBI	BB	SO	LOB	BOTTOM			
Dave Roberts, L (1, 8) OBP: 0.411, SLG: 0.364	0-1 F8 2B	1-0 S 1B		2-2 1-2 3H 1B			2-1 G5-3 1B			4	1	4	2	0	0	0	Chicago Cubs @ Los Angeles Dodgers Dodger Stadium, Los Angeles, CA Sat May 04 2002, 7:10 PM PDT Att: 47,381 - Sunny - 62 F			
Cesar Izturis, S (1, 6) OBP: 0.287, SLG: 0.359	2-0 F8	1-0 G3		0-3 K			1-2 G5-3			4	0	0	0	0	1	5				
Paul Lo Duca, R (1, 2) OBP: 0.351, SLG: 0.453	1-2 3H 2B		2-2 F8		0-0 P5		4-0 IBB			3	0	1	1	1	0	0				
Shawn Green, L (1, 9) OBP: 0.328, SLG: 0.395	4-1 BB		3-3 K		0-0 WP 2B		2-3 K			3	0	1	0	1	2	2				
Brian Jordan, R (1, 7) OBP: 0.315, SLG: 0.416	0-3 K		1-1 F7		3-2 L5		0-3 K			4	0	0	0	0	2	5				
Eric Karros, R (1, 3) OBP: 0.358, SLG: 0.424 Hiram Bocachica, R (8, FR) OBP: 0.278, SLG: 0.588 Eric Gagne, R (9, 1)	0-1 F7		1-0 F 1B 1B		2-2 G2-3				3-2 G4-3 1B	4	1	2	0	0	0	3				
Adrian Beltré, R (1, 5) OBP: 0.374, SLG: 0.440		1-1 1B 2B		1-0 F8		0-0 F9			0-2 G4-3	4	1	1	0	0	0	2				
Mark Grudzielanek, R (1, 4) OBP: 0.324, SLG: 0.372		1-0 B2-6-4 1B		1-1 1B 1B		2-3 K			3-1 P3	4	0	2	0	0	1	2				
Kaz Ishii, L (1, 1) OBP: 0.200, SLG: 0.143 Giovanni Carrara, R (8, 1) Dave Hansen, L (8, PH) OBP: 0.217, SLG: 0.286		0-1 B2-6-4		1-3 K		0-1 G4-3			3-2 G2-3	3	0	0	0	0	1	4				
Inning Stats	R: 1 E: 0 K: 1 S: 12	H: 2 LOB: 2 BB: 1 P: 19	R: 1 E: 0 K: 0 S: 7	H: 3 LOB: 1 BB: 0 P: 11	R: 0 E: 0 K: 1 S: 9	H: 0 LOB: 0 BB: 0 P: 15	R: 1 E: 1 K: 2 S: 14	H: 3 LOB: 2 BB: 0 P: 20	R: 0 E: 0 K: 0 S: 9	H: 1 LOB: 1 BB: 0 P: 14	R: 0 E: 0 K: 1 S: 7	H: 0 LOB: 0 BB: 0 P: 9	R: 0 E: 0 K: 2 S: 13	H: 1 LOB: 2 BB: 1 P: 22	R: 0 E: 0 K: 0 S: 11	H: 1 LOB: 2 BB: 0 P: 20		1B: 8 2B: 3 3B: 0 HR: 0	SF: 0 SAC: 0 DP: 1 HBP: 0	WP: 1 PB: 0 SB: 2 CS: 0
PITCHER	IP WLS BF H R ER SO	IP WLS BF H R ER SO	IP WLS BF H R ER SO	IP WLS BF H R ER SO	IP WLS BF H R ER SO	IP WLS BF H R ER SO	IP WLS BF H R ER SO	IP WLS BF H R ER SO	IP WLS BF H R ER SO	IP WLS BF H R ER SO	IP WLS BF H R ER SO	IP WLS BF H R ER SO	IP WLS BF H R ER SO	IP WLS BF H R ER SO	IP WLS BF H R ER SO	IP WLS BF H R ER SO	ERA WHIP	ERA WHIP		
Jason Bere, R (1, 1) ERA: 6.0 Donovan Osborne, L (6, 1) ERA: 8.91 3B Carlos Zambrano, R (7, 1) ERA: 3.86	5.0 L 24 9 3 2 4	1.2 7 1 0 0 2	1.1 5 1 0 0 1	1.1 5 1 0 0 1	1.1 5 1 0 0 1	1.1 5 1 0 0 1	1.1 5 1 0 0 1	1.1 5 1 0 0 1	1.1 5 1 0 0 1	1.1 5 1 0 0 1	1.1 5 1 0 0 1	1.1 5 1 0 0 1	1.1 5 1 0 0 1	1.1 5 1 0 0 1	1.1 5 1 0 0 1	1.1 5 1 0 0 1	3.60 2.000	0.00 0.600	0.00 0.750	



Batter	1	2	3	4	5	6	7	8	9	AB	R	H	RBI	BB	SO	LOB	TOP					
Delino DeShields, L (1.4) Alex Gonzalez, R (7.6) OBP: 0.272, SLG: 0.341 OBP: 0.345, SLG: 0.424	K			K	1B		G1-3			4	1	1	0	0	2	0	Chicago Cubs @ Los Angeles Dodgers Dodger Stadium, Los Angeles, CA Sun May 05 2002, 5:10 PM PDT Att: 52,758 - Sunny - 67 F					
Mark Bellhorn, S (1.5) OBP: 0.347, SLG: 0.492	F9			HR	1B			K		4	1	2	3	0	1	0						
Sammy Sosa, R (1.9) OBP: 0.452, SLG: 0.794	G6-3			1B	1B			1B		3	0	2	0	1	0	0						
Fred McGriff, L (1.3) OBP: 0.314, SLG: 0.327		P6		P6	F7			K		4	0	0	0	0	1	4						
Moises Alou, R (1.7) OBP: 0.208, SLG: 0.320	F8			1B			K	G4-3		4	0	1	0	0	1	1						
Todd Hundley, S (1.2) Joe Girardi, R (9.2) OBP: 0.205, SLG: 0.231 OBP: 0.143, SLG: 0.167	K			G4-3			G3		F8	4	0	0	0	0	1	2						
Roosevelt Brown, L (1.8) Joe Borowski, R (6.1) Jeff Fassero, L (8.1) Antonio Alfonseca, R (8.1) OBP: 0.246, SLG: 0.358 OBP: 0.500, SLG: 0.500 OBP: 0.500, SLG: 0.500			F5		G4-3		G3-1		G3	3	0	0	0	0	0	0						
Augie Ojeda, S (1.6) OBP: 0.172, SLG: 0.214			B3-6-4		G3			F7	F8	4	0	1	0	0	0	0						
Matt Clement, R (1.1) Ron Mahay, L (5.1) Darren Lewis, R (6.8) OBP: 0.167, SLG: 0.091 OBP: 0.300, SLG: 0.333			B3-6-4		1B		G6-3			1	1	0	0	0	0	1						
Inning Stats	R: 0 E: 0 K: 1 S: 7	H: 0 LOB: 0 BB: 0 P: 10	R: 0 E: 0 K: 1 S: 5	H: 0 LOB: 0 BB: 0 P: 7	R: 0 E: 0 K: 0 S: 6	H: 1 LOB: 0 BB: 0 P: 9	R: 1 E: 0 K: 1 S: 8	H: 2 LOB: 2 BB: 1 P: 15	R: 2 E: 0 K: 0 S: 16	H: 3 LOB: 2 BB: 0 P: 23	R: 0 E: 0 K: 1 S: 9	H: 0 LOB: 0 BB: 0 P: 13	R: 0 E: 0 K: 0 S: 8	H: 0 LOB: 0 BB: 0 P: 11	R: 0 E: 0 K: 2 S: 13	H: 1 LOB: 1 BB: 0 P: 19		R: 0 E: 0 K: 0 S: 8	H: 0 LOB: 0 BB: 0 P: 13	1B: 6 2B: 0 3B: 0 HR: 1	SF: 0 SAC: 0 DP: 1 HBP: 1	WP: 0 PB: 0 SB: 2 CS: 0
PITCHER	IP	WLS	BF	H	R	ER	SO	BB	IBB	HBP	BLK	WP	HR	S	P	ERA	WHIP					
Kevin Brown, R (1.1) ERA: 4.44	7.0	L	28	6	3	3	4	1	0	1	0	0	1	59	88	3.86	1.000					
Paul Quantrill, R (8.1) ERA: 5.19	2.0		7	1	0	0	2	0	0	0	0	0	0	21	32	0.00	0.500					

AB	33
R	3
H	7
RBI	3
BB	1
SO	6
LOB	8



Batter	1	2	3	4	5	6	7	8	9	AB	R	H	RBI	BB	SO	LOB	BOTTOM					
Dave Roberts, L (1.8) Marquis Grissom, R (8.8) OBP: 0.398, SLG: 0.350 OBP: 0.316, SLG: 0.462	G4-3		G3		K			F8		3	0	0	0	0	1	1	Chicago Cubs @ Los Angeles Dodgers Dodger Stadium, Los Angeles, CA Sun May 05 2002, 5:10 PM PDT Att: 52,758 - Sunny - 67 F					
Cesar Izturis, S (1.6) OBP: 0.286, SLG: 0.350	G6-3			K			G5-3	FC6-4		3	0	0	0	1	1	0						
Shawn Green, L (1.9) OBP: 0.318, SLG: 0.381	F9			E3			G1-3	K		4	0	0	0	0	1	1						
Brian Jordan, R (1.7) OBP: 0.313, SLG: 0.410		K		F5			G1-3	FC6-4		4	0	1	0	0	1	2						
Dave Hansen, L (1.3) Paul Lo Duca, R (7.3) OBP: 0.240, SLG: 0.273 OBP: 0.353, SLG: 0.454		G1-3		BB			F9	FC6-4		1	0	0	0	1	0	0						
Adrian Beltré, R (1.5) OBP: 0.382, SLG: 0.425		E2		F7			G6-3	P4		4	0	0	0	0	3							
Mark Grudzielanek, R (1.4) OBP: 0.321, SLG: 0.367		F7					F8	1B		4	0	1	0	0	0	2						
Chad Kreuter, S (1.2) Hiram Bocachica, R (9.8) OBP: 0.259, SLG: 0.182 OBP: 0.263, SLG: 0.556			G4-3		K		K	FC6-4		3	0	0	0	0	2	1						
Kevin Brown, R (1.1) Alex Cora, L (7.7) Paul Quantrill, L (8.1) OBP: 0.444, SLG: 0.889 OBP: 0.450, SLG: 0.765			K		1B		K			2	0	1	0	0	1	0						
Inning Stats	R: 0 E: 0 K: 0 S: 7	H: 0 LOB: 0 BB: 0 P: 11	R: 0 E: 1 K: 1 S: 7	H: 0 LOB: 1 BB: 0 P: 13	R: 0 E: 0 K: 1 S: 9	H: 0 LOB: 0 BB: 0 P: 14	R: 0 E: 1 K: 1 S: 12	H: 0 LOB: 2 BB: 1 P: 22	R: 0 E: 0 K: 2 S: 13	H: 1 LOB: 1 BB: 0 P: 20	R: 0 E: 0 K: 0 S: 10	H: 1 LOB: 1 BB: 0 P: 14	R: 0 E: 0 K: 2 S: 13	H: 1 LOB: 1 BB: 0 P: 20	R: 0 E: 0 K: 1 S: 13	H: 0 LOB: 1 BB: 1 P: 22		R: 0 E: 0 K: 0 S: 8	H: 1 LOB: 0 BB: 0 P: 12	1B: 4 2B: 0 3B: 0 HR: 0	SF: 0 SAC: 0 DP: 0 HBP: 0	WP: 0 PB: 0 SB: 0 CS: 0
PITCHER	IP	WLS	BF	H	R	ER	SO	BB	IBB	HBP	BLK	WP	HR	S	P	ERA	WHIP					
Matt Clement, R (1.1) ERA: 3.34	1.2	W	7	2	0	0	2	0	0	0	0	0	0	19	29	0.00	1.200					
Joe Borowski, R (6.1) ERA: 1.66	1.1	H	5	1	0	0	2	0	0	0	0	0	0	17	25	0.00	0.750					
Jeff Fassero, L (8.1) ERA: 7.43	0.2	H	3	0	0	0	1	1	0	0	0	0	0	10	18	1.500	1.500					
Antonio Alfonseca, R (8.1) ERA: 2.19	1.1	S	5	1	0	0	0	0	0	0	0	0	0	11	16	0.00	0.750					


AB	33
R	0
H	4
RBI	0
BB	2
SO	8
LOB	13



Batter	1	2	3	4	5	6	7	8	9	AB R H RBI BB SO LOB	TOP										
Fernando Vina, L (1.4) OBP: 0.342, SLG: 0.397	0-2 G4-6-3 1B		2-2 F3		0-1 F8		0-0 G1-6-3		2-2 F7	5 0 1 0 0 0 2	St. Louis Cardinals @ Chicago Cubs Wrigley Field, Chicago, IL Mon May 06 2002, 7:05 PM CDT Att: 35,083 - Sunny - 68 F										
J.D. Drew, L (1.9) OBP: 0.364, SLG: 0.483	1-2 P4		0-1 2B		1-1 G4-3		1-1 1B		3-3 K	5 0 2 1 0 1 1											
5 Albert Pujols, R (1.5) OBP: 0.403, SLG: 0.504	0-0 G4-6-3 1-2		2-2 F7		0-1 15 HR 2B		0-1 L8			4 1 1 0 0 0 4											
15 Jim Edmonds, L (1.8) OBP: 0.496, SLG: 0.717		0-0 P4		2-2 HR 1B	0-1 2H HR			3-2 F7		4 2 2 2 0 0 0											
Tino Martinez, L (1.3) OBP: 0.320, SLG: 0.298	1-1 G6-4-3 1B		1-3 K		1-2 F7			2-3 K		4 0 1 0 0 2 1											
Edgar Renteria, R (1.6) OBP: 0.347, SLG: 0.400	2-1 G6-4-3 1-2		2-2 HR		1-1 G6-3		4-1 1B BB			3 1 1 2 1 0 1											
Mike Matheny, R (1.2) OBP: 0.338, SLG: 0.472			2-3 K		1-2 G3		0-0 K		1-3 1B	4 0 1 0 0 2 0											
Kerry Robinson, L (1.7) OBP: 0.318, SLG: 0.415			0-0 1B 2B		1-2 1B		0-0 G4-3		2-3 K	4 1 2 0 0 1 2											
Mike Timlin, R (8.1)			1-3 K							0 0 0 0 0 0 0											
Travis Smith, R (1.1) OBP: 0.222, SLG: 0.222			0-0 2B 1B		1-3 K		0-1 L8		1-2 G6-3	3 0 1 0 0 1 1											
Placido Polanco, R (8.5) OBP: 0.286, SLG: 0.294										1 0 0 0 0 0 0											
Inning Stats	R: 0 E: 0 K: 0 S: 8	H: 1 LOB: 0 BB: 0 P: 9	R: 0 E: 0 K: 0 S: 5	H: 1 LOB: 0 BB: 0 P: 8	R: 1 E: 0 K: 1 S: 14	H: 3 LOB: 2 BB: 0 P: 20	R: 2 E: 0 K: 2 S: 20	H: 3 LOB: 1 BB: 0 P: 28	R: 2 E: 0 K: 1 S: 11	H: 2 LOB: 0 BB: 0 P: 13	R: 0 E: 0 K: 1 S: 6	H: 0 LOB: 0 BB: 0 P: 8	R: 0 E: 0 K: 0 S: 7	H: 1 LOB: 1 BB: 0 P: 8	R: 0 E: 0 K: 2 S: 11	H: 1 LOB: 2 BB: 1 P: 22	R: 0 E: 0 K: 1 S: 11	H: 0 LOB: 0 BB: 0 P: 17	1B: 8 2B: 2 3B: 0 HR: 2	SF: 0 SAC: 0 DP: 2 HBP: 0	WP: 0 PA: 38 PB: 0 SB: 0 CS: 0
PITCHER	IP WLS BF H R ER SO BB IBB HBP BLK WP HR S P ERA WHIP											IP WLS BF H R ER SO BB IBB HBP BLK WP HR S P ERA WHIP									
Jon Lieber, R (1.1) ERA: 3.07	7.0 30 11 5 5 4 0 0 0 0 0 2 71 94 6.43 1.571																				
Ron Mahay, L (8.1) ERA:	0.2 2 0 0 0 1 0 0 0 0 0 0 6 11 0.00 0.000																				
3B Carlos Zambrano, R (8.1) ERA: 3.72	0.1 3 1 0 0 1 1 0 0 0 0 0 5 11 0.00 6.000																				
Jeff Fassero, L (9.1) ERA: 6.91	1.0 W 3 0 0 0 1 0 0 0 0 0 0 11 17 0.00 0.000																				

Batter	1	2	3	4	5	6	7	8	9	AB R H RBI BB SO LOB	BOTTOM										
Corey Patterson, L (1.8) OBP: 0.381, SLG: 0.462	0-1 F7		1-1 G3		2-3 K		1-2 WP 1B			4 0 1 0 0 1 1	St. Louis Cardinals @ Chicago Cubs Wrigley Field, Chicago, IL Mon May 06 2002, 7:05 PM CDT Att: 35,083 - Sunny - 68 F										
Bill Mueller, S (1.5) OBP: 0.500, SLG: 1.250	2-2 F9		0-2 BB 2B 1B		2-1 HR		1-1 1-3			4 2 2 1 0 0 1											
Sammy Sosa, R (1.9) OBP: 0.454, SLG: 0.780	4-0 BB		4-0 2B 1B BB		2-3 K		0-1 G6-3			2 1 0 0 2 1 0											
Fred McGriff, L (1.3) OBP: 0.320, SLG: 0.343	1-2 P4		2-0 1B 2B		2-0 F7		1-0 G5-4-3 1B			4 1 2 2 0 0 1											
Moises Alou, R (1.7) OBP: 0.211, SLG: 0.315		1-0 F8		0-0 2H 3H		1-1 G5-6-3		0-1 G5-4-3		4 0 1 2 0 0 1											
Mark Bellhorn, S (1.4) OBP: 0.329, SLG: 0.464		2-3 K		0-3 K		0-0 F9		0-1 G4-3		4 0 0 0 0 2 1											
Alex Gonzalez, R (1.6) OBP: 0.342, SLG: 0.447		0-1 G6-3		1-2 G4-3		3-2 G6-3		1-0 HR		4 1 1 1 0 0 0											
Joe Girardi, R (1.2) OBP: 0.133, SLG: 0.156			1-3 K		0-3 K		0-0 G5-3			3 0 0 0 0 2 0											
Jon Lieber, L (1.1) OBP: 0.287, SLG: 0.287			1-1 1B G3		1-0 G3-1		2-3 K			2 1 1 0 0 0 0											
Delino DeShields, L (7. Ph) OBP: 0.259, SLG: 0.337										1 0 0 0 0 1 0											
Ron Mahay, L (8.1)										0 0 0 0 0 0 0											
3B Carlos Zambrano, S (8.1)										0 0 0 0 0 0 0											
Jeff Fassero, L (9.1)										0 0 0 0 0 0 0											
Inning Stats	R: 0 E: 0 K: 0 S: 8	H: 0 LOB: 1 BB: 1 P: 15	R: 0 E: 0 K: 1 S: 6	H: 0 LOB: 0 BB: 0 P: 9	R: 4 E: 0 K: 2 S: 15	H: 4 LOB: 1 BB: 1 P: 24	R: 0 E: 0 K: 1 S: 7	H: 0 LOB: 0 BB: 0 P: 9	R: 1 E: 0 K: 2 S: 10	H: 1 LOB: 0 BB: 0 P: 18	R: 0 E: 0 K: 0 S: 7	H: 0 LOB: 0 BB: 0 P: 11	R: 0 E: 0 K: 1 S: 9	H: 1 LOB: 1 BB: 0 P: 13	R: 0 E: 0 K: 0 S: 5	H: 1 LOB: 0 BB: 0 P: 6	R: 1 E: 0 K: 0 S: 3	H: 1 LOB: 0 BB: 0 P: 4	1B: 5 2B: 1 3B: 0 HR: 2	SF: 0 SAC: 0 DP: 1 HBP: 0	WP: 1 PA: 34 PB: 0 SB: 0 CS: 0
PITCHER	IP WLS BF H R ER SO BB IBB HBP BLK WP HR S P ERA WHIP											IP WLS BF H R ER SO BB IBB HBP BLK WP HR S P ERA WHIP									
Travis Smith, R (1.1) ERA: 5.47	7.0 29 6 5 5 7 2 0 0 0 0 1 82 99 6.43 1.143																				
Mike Timlin, R (8.1) ERA: 3.32	1.1 L 5 2 1 1 0 0 0 0 0 0 1 8 10 6.75 1.500																				

AB	37
R	5
H	12
RBI	5
BB	1
SO	7
LOB	12



AB	32
R	6
H	8
RBI	6
BB	2
SO	7
LOB	5



Batter	1	2	3	4	5	6	7	8	9	AB	R	H	RBI	BB	SO	LOB	TOP			
Fernando Vina, L OBP: 0.342, SLG: 0.403 Eduardo Perez, R OBP: 0.222, SLG: 0.438	G5-3		F7			2B		G6-4-3		3	0	1	0	0	0	0	3			
J.D. Drew, L OBP: 0.361, SLG: 0.475	K			1B		K			F7	4	0	1	0	0	2	1	4			
5 Albert Pujols, R OBP: 0.394, SLG: 0.491 Mike DiFelice, R OBP: 0.283, SLG: 0.395	L6			F8		F9			F8	3	0	0	0	0	0	2	3			
15 Jim Edmonds, L OBP: 0.492, SLG: 0.705 Mike Crudate, R Mike Matthews, L				K		K			K	0	0	0	0	0	0	0	0			
Tino Martinez, L OBP: 0.320, SLG: 0.292				K						2	0	0	0	1	1	2	2			
Edgar Renteria, R OBP: 0.335, SLG: 0.389										3	0	0	0	0	1	2	2			
Miguel Cairo, R OBP: 0.273, SLG: 0.333										3	0	1	0	0	0	1	2			
Eli Marrero, R OBP: 0.313, SLG: 0.373										3	0	0	0	0	1	1	2			
Bud Smith, L OBP: 0.250, SLG: 0.143 Luther Hackman, R Kerry Robinson, L OBP: 0.333, SLG: 0.415										1	0	0	0	0	1	0	1			
Inning Stats	R: 0 E: 0 K: 1 S: 5	H: 0 LOB: 0 BB: 0 P: 5	R: 0 E: 0 K: 0 S: 6	H: 1 LOB: 1 BB: 1 P: 11	R: 0 E: 0 K: 2 S: 8	H: 0 LOB: 0 BB: 0 P: 13	R: 0 E: 0 K: 2 S: 11	H: 1 LOB: 1 BB: 0 P: 17	R: 0 E: 0 K: 1 S: 13	H: 1 LOB: 1 BB: 0 P: 19	R: 0 E: 0 K: 0 S: 10	H: 0 LOB: 0 BB: 1 P: 16	R: 0 E: 0 K: 0 S: 5	H: 0 LOB: 0 BB: 1 P: 11	R: 0 E: 0 K: 1 S: 11	H: 0 LOB: 0 BB: 0 P: 11	1B: 3 2B: 1 3B: 0 HR: 0	SF: 0 SAC: 0 DP: 2 HBP: 0	WP: 0 PB: 1 SB: 0 CS: 0	PA: 31
PITCHER 34 Kerry Wood, R ERA: 2.51	IP: 9.0 WLS: W BF: 31 H: 4 R: 0 ER: 0 SO: 9 BB: 2 IBB: 0 HBP: 0 BLK: 0 WP: 0 HR: 0 S: 72 P: 114 ERA: 0.00 WHIP: 0.667															PITCHER				

St. Louis Cardinals @ Chicago Cubs
Wrigley Field, Chicago, IL
Tue May 07 2002, 7:05 PM CDT
Att: 35,748 - Sunny - 53 F

AB 29
R 0
H 4
RBI 0
BB 2
SO 9
LOB 13



Batter	1	2	3	4	5	6	7	8	9	AB	R	H	RBI	BB	SO	LOB	BOTTOM			
Corey Patterson, L OBP: 0.390, SLG: 0.464	1B							G6-3		4	2	2	0	0	0	1	4			
Bill Mueller, S OBP: 0.375, SLG: 0.714	1B							P4		3	1	0	0	1	0	2	2			
Sammy Sosa, R OBP: 0.463, SLG: 0.773 Roosevelt Brown, L OBP: 0.241, SLG: 0.352	1B							K		1	2	0	0	3	0	0	3			
Fred McGriff, L OBP: 0.317, SLG: 0.343 Mark Bellhorn, S OBP: 0.325, SLG: 0.464	1B									3	0	1	2	0	0	2	2			
Moises Alou, R OBP: 0.213, SLG: 0.298 Darren Lewis, R OBP: 0.300, SLG: 0.333	1B									3	1	0	1	1	0	2	2			
Alex Gonzalez, R OBP: 0.339, SLG: 0.449	1B									4	1	1	4	0	1	1	2			
Joe Girardi, R OBP: 0.184, SLG: 0.188	1B									3	0	2	0	1	0	0	2			
Augie Ojeda, S OBP: 0.182, SLG: 0.219	G6-3									4	0	1	1	0	0	3	2			
34 Kerry Wood, R OBP: 0.250, SLG: 0.250										4	1	2	0	0	1	0	2			
Inning Stats	R: 3 E: 0 K: 0 S: 16	H: 2 LOB: 2 BB: 2 P: 31	R: 5 E: 0 K: 0 S: 16	H: 4 LOB: 3 BB: 3 P: 36	R: 0 E: 0 K: 0 S: 7	H: 1 LOB: 2 BB: 1 P: 18	R: 0 E: 0 K: 0 S: 7	H: 0 LOB: 0 BB: 0 P: 10	R: 0 E: 0 K: 1 S: 6	H: 0 LOB: 0 BB: 0 P: 9	R: 0 E: 0 K: 0 S: 6	H: 0 LOB: 0 BB: 0 P: 9	R: 0 E: 0 K: 1 S: 11	H: 1 LOB: 1 BB: 0 P: 17	R: 0 E: 0 K: 1 S: 9	H: 1 LOB: 1 BB: 0 P: 15	1B: 8 2B: 1 3B: 0 HR: 0	SF: 1 SAC: 1 DP: 0 HBP: 1	WP: 1 PB: 1 SB: 0 CS: 0	PA: 39
PITCHER Bud Smith, L ERA: 9.72 Luther Hackman, R ERA: 3.05 Mike Crudate, R ERA: 3.0 Mike Matthews, L ERA: 2.77	IP: 2.0 WLS: L BF: 17 H: 1 R: 0 ER: 0 SO: 1 BB: 3 IBB: 2 HBP: 1 BLK: 0 WP: 0 HR: 0 S: 26 P: 67 ERA: 0.00 WHIP: 4.500															PITCHER				

St. Louis Cardinals @ Chicago Cubs
Wrigley Field, Chicago, IL
Tue May 07 2002, 7:05 PM CDT
Att: 35,748 - Sunny - 53 F

AB 30
R 8
H 9
RBI 8
BB 6
SO 3
LOB 12



Batter	1	2	3	4	5	6	7	8	9	AB	R	H	RBI	BB	SO	LOB	TOP			
Fernando Vina, L (1,4) OBP: 0.338, SLG: 0.394	F8			SF9		G6-3		K2-3		3	0	0	1	1	1	0				
J.D. Drew, L (1,9) OBP: 0.362, SLG: 0.468	15 HBP 5 BB SF8	CS	F9			K		F7		4	1	1	0	1	1	0				
5 Albert Pujols, R (1,7) OBP: 0.395, SLG: 0.492	BB 15 HBP 1-2 BB		K	G4-3				L7		4	0	1	0	1	1	2				
15 Jim Edmonds, L (1,8) OBP: 0.496, SLG: 0.691	BB 1-2 HBP				G4-3 1B			F8		2	0	0	0	2	0	1				
Tino Martinez, L (1,3) OBP: 0.311, SLG: 0.284	SF8		F8			F7				3	0	0	1	0	0	2				
Edgar Renteria, R (1,6) OBP: 0.352, SLG: 0.391	3-H 4-2 1-2 BB 2-3			S 1B BB	G4-3 1B			F8		2	1	1	0	2	0	0				
Mike DiFelice, R (1,2) OBP: 0.280, SLG: 0.383	F9			SH2-4 1-H SF9 1B	G4-3			F2		4	1	1	1	0	0	5				
Piacleo Polanco, R (1,5) OBP: 0.294, SLG: 0.288			G5-3	SF9 SH2-4 HBP				G3-1		2	0	0	0	1	0	0				
Matt Morris, R (1,1) OBP: 0.190, SLG: 0.200			G5-3	SH2-4						3	0	0	0	0	2	3				
44 Jason Istringhausen, R (9,1)				1-2 2-3	K			K		0	0	0	0	0	0	0				
Inning Stats	R: 1 E: 0 K: 0 S: 15	H: 1 LOB: 3 BB: 2 P: 31	R: 0 E: 0 K: 0 S: 6	H: 0 LOB: 0 BB: 1 P: 13	R: 0 E: 0 K: 1 S: 8	H: 0 LOB: 1 BB: 1 P: 16	R: 2 E: 0 K: 0 S: 14	H: 1 LOB: 2 BB: 2 P: 28	R: 0 E: 0 K: 1 S: 12	H: 1 LOB: 3 BB: 2 P: 25	R: 0 E: 0 K: 1 S: 12	H: 0 LOB: 0 BB: 0 P: 11	R: 0 E: 0 K: 2 S: 9	H: 0 LOB: 0 BB: 0 P: 12	R: 0 E: 0 K: 0 S: 6	H: 0 LOB: 0 BB: 0 P: 9	1B: 3 2B: 1 3B: 0 HR: 0	SF: 2 SAC: 1 DP: 0 HBP: 2	WP: 0 PB: 0 SB: 1 CS: 1	PA: 41
PITCHER	IP WLS BF H R ER SO BB IBB HBP BLK WP HR S P ERA WHIP	IP WLS BF H R ER SO BB IBB HBP BLK WP HR S P ERA WHIP	IP WLS BF H R ER SO BB IBB HBP BLK WP HR S P ERA WHIP	IP WLS BF H R ER SO BB IBB HBP BLK WP HR S P ERA WHIP	IP WLS BF H R ER SO BB IBB HBP BLK WP HR S P ERA WHIP	IP WLS BF H R ER SO BB IBB HBP BLK WP HR S P ERA WHIP	IP WLS BF H R ER SO BB IBB HBP BLK WP HR S P ERA WHIP	IP WLS BF H R ER SO BB IBB HBP BLK WP HR S P ERA WHIP	IP WLS BF H R ER SO BB IBB HBP BLK WP HR S P ERA WHIP	IP WLS BF H R ER SO BB IBB HBP BLK WP HR S P ERA WHIP	IP WLS BF H R ER SO BB IBB HBP BLK WP HR S P ERA WHIP	IP WLS BF H R ER SO BB IBB HBP BLK WP HR S P ERA WHIP	IP WLS BF H R ER SO BB IBB HBP BLK WP HR S P ERA WHIP	IP WLS BF H R ER SO BB IBB HBP BLK WP HR S P ERA WHIP	IP WLS BF H R ER SO BB IBB HBP BLK WP HR S P ERA WHIP	IP WLS BF H R ER SO BB IBB HBP BLK WP HR S P ERA WHIP	IP WLS BF H R ER SO BB IBB HBP BLK WP HR S P ERA WHIP			

St. Louis Cardinals @ Chicago Cubs
Wrigley Field, Chicago, IL
Wed May 08 2002, 1:20 PM CDT
Att: 33,473 - Overcast - 61 F

AB	27
R	3
H	4
RBI	3
BB	8
SO	5
LOB	13



Batter	1	2	3	4	5	6	7	8	9	AB	R	H	RBI	BB	SO	LOB	BOTTOM					
Corey Patterson, L (1,8) OBP: 0.386, SLG: 0.456	HR 1B	K			G4-6-3			F7		4	1	1	0	0	1	2						
Delino DeShields, L (1,4) OBP: 0.298, SLG: 0.326	F5		K			G6-3		WP BB		3	0	0	0	1	1	1						
Sammy Sosa, R (1,9) OBP: 0.471, SLG: 0.795	1-H HR		K			BB BB		1-2 IBB		2	1	1	2	2	1	0						
Fred McGriff, L (1,3) OBP: 0.315, SLG: 0.333	F9		G4-1			G4-6-3 BB		L7		3	0	0	0	1	0	2						
Moises Alou, R (1,7) OBP: 0.215, SLG: 0.295			F8			G4-6-3		K		4	0	1	0	0	1	2						
Mark Bellhorn, S (1,5) OBP: 0.325, SLG: 0.444	G3		K					S BB		3	0	0	0	1	2	1						
Alex Gonzalez, R (1,6) OBP: 0.328, SLG: 0.432			K2-3			K		K		4	0	0	0	0	4	1						
Robert Machado, R (1,2) OBP: 0.361, SLG: 0.485			G6-3			G6-3		L7		3	0	0	0	0	1	0						
Bill Mueller, S (9,PH) OBP: 0.333, SLG: 0.625										1	0	0	0	0	0	1						
Juan Cruz, R (1,1) OBP: 0.193, SLG: 0.193										1	0	1	0	0	0	0						
Donovan Osborne, S (5,1)										0	0	0	0	0	0	0						
Ron Mahay, L (5,1)										0	0	0	0	0	0	0						
Joe Borowski, R (7,1)										0	0	0	0	0	0	0						
Roosevelt Brown, L (8,PH) OBP: 0.137, SLG: 0.137										1	0	0	0	0	0	0						
Antonio Alfonseca, R (9,1) OBP: 0.000, SLG: 0.000										0	0	0	0	0	0	0						
Inning Stats	R: 2 E: 0 K: 0 S: 15	H: 3 LOB: 1 BB: 0 P: 24	R: 0 E: 0 K: 2 S: 11	H: 1 LOB: 1 BB: 0 P: 15	R: 0 E: 0 K: 2 S: 8	H: 0 LOB: 0 BB: 0 P: 15	R: 0 E: 0 K: 2 S: 7	H: 0 LOB: 0 BB: 0 P: 10	R: 0 E: 0 K: 1 S: 6	H: 0 LOB: 0 BB: 0 P: 8	R: 0 E: 0 K: 0 S: 6	H: 0 LOB: 1 BB: 2 P: 16	R: 0 E: 0 K: 3 S: 11	H: 0 LOB: 0 BB: 0 P: 18	R: 0 E: 0 K: 0 S: 9	H: 0 LOB: 2 BB: 2 P: 20	R: 0 E: 0 K: 2 S: 12	H: 0 LOB: 1 BB: 1 P: 20	1B: 3 2B: 0 3B: 0 HR: 1	SF: 0 SAC: 0 DP: 2 HBP: 0	WP: 1 PB: 1 SB: 1 CS: 0	PA: 35
PITCHER	IP WLS BF H R ER SO BB IBB HBP BLK WP HR S P ERA WHIP	IP WLS BF H R ER SO BB IBB HBP BLK WP HR S P ERA WHIP	IP WLS BF H R ER SO BB IBB HBP BLK WP HR S P ERA WHIP	IP WLS BF H R ER SO BB IBB HBP BLK WP HR S P ERA WHIP	IP WLS BF H R ER SO BB IBB HBP BLK WP HR S P ERA WHIP	IP WLS BF H R ER SO BB IBB HBP BLK WP HR S P ERA WHIP	IP WLS BF H R ER SO BB IBB HBP BLK WP HR S P ERA WHIP	IP WLS BF H R ER SO BB IBB HBP BLK WP HR S P ERA WHIP	IP WLS BF H R ER SO BB IBB HBP BLK WP HR S P ERA WHIP	IP WLS BF H R ER SO BB IBB HBP BLK WP HR S P ERA WHIP	IP WLS BF H R ER SO BB IBB HBP BLK WP HR S P ERA WHIP	IP WLS BF H R ER SO BB IBB HBP BLK WP HR S P ERA WHIP	IP WLS BF H R ER SO BB IBB HBP BLK WP HR S P ERA WHIP	IP WLS BF H R ER SO BB IBB HBP BLK WP HR S P ERA WHIP	IP WLS BF H R ER SO BB IBB HBP BLK WP HR S P ERA WHIP	IP WLS BF H R ER SO BB IBB HBP BLK WP HR S P ERA WHIP	IP WLS BF H R ER SO BB IBB HBP BLK WP HR S P ERA WHIP					

St. Louis Cardinals @ Chicago Cubs
Wrigley Field, Chicago, IL
Wed May 08 2002, 1:20 PM CDT
Att: 33,473 - Overcast - 61 F

AB	30
R	2
H	4
RBI	2
BB	5
SO	12
LOB	10



Batter	1	2	3	4	5	6	7	8	9	AB	R	H	RBI	BB	SO	LOB	TOP					
Eric Young Sr. R OBP: 0.275, SLG: 0.240	G4-3		F8		G6-3	BB 1B BB		K	F7	5	0	0	0	1	1	0	Milwaukee Brewers @ Chicago Cubs Wrigley Field, Chicago, IL Thu May 09 2002, 1:20 PM CDT Att: 27,738 - Sunny - 59 F					
Alex Sanchez L OBP: 0.275, SLG: 0.276	F8					1B		F8 1B		5	1	4	1	0	0	0						
Ronnie Belliard R OBP: 0.346, SLG: 0.352	G1-3		F9			2B				3	1	1	1	2	0	1						
Richie Sexson R OBP: 0.298, SLG: 0.531		K			F9			F8		5	1	1	2	0	2	5						
Geoff Jenkins L OBP: 0.338, SLG: 0.438	1B 1B				F9		K	G1-3		5	1	2	0	0	1	2						
Matt Stairs L OBP: 0.216, SLG: 0.242	F8					HR			HR	2	1	0	0	1	1	1						
Alex Ochoa R OBP: 0.333, SLG: 0.469						BB			BB	0	1	0	0	2	0	0						
José Hernández R OBP: 0.369, SLG: 0.617						HR			HR	4	2	3	4	1	1	0						
Paul Bako L OBP: 0.352, SLG: 0.306						15 SH1-4 1B				4	1	1	0	1	3	2						
15 Ben Sheets R OBP: 0.063, SLG: 0.063										3	0	0	0	0	1	2						
Ray King L ERA: 3.27										0	0	0	0	0	0	0						
Luis Vizcaino R ERA: 2.53										0	0	0	0	0	0	0						
Mark Loretta R OBP: 0.227, SLG: 0.205										1	0	0	0	0	0	0						
Brian Mallette R ERA: 12.0										0	0	0	0	0	0	0						
Inning Stats	R: 0 E: 0 K: 0 S: 6	H: 0 LOB: 0 BB: 0 P: 11	R: 0 E: 0 K: 2 S: 11	H: 2 LOB: 2 BB: 0 P: 18	R: 0 E: 0 K: 0 S: 14	H: 1 LOB: 1 BB: 0 P: 22	R: 1 E: 1 K: 2 S: 11	H: 1 LOB: 0 BB: 0 P: 13	R: 0 E: 0 K: 2 S: 10	H: 0 LOB: 0 BB: 0 P: 14	R: 6 E: 0 K: 1 S: 20	H: 6 LOB: 3 BB: 3 P: 38	R: 0 E: 0 K: 1 S: 7	H: 0 LOB: 2 BB: 3 P: 19	R: 0 E: 0 K: 1 S: 11	H: 1 LOB: 2 BB: 1 P: 23		R: 2 E: 0 K: 1 S: 11	H: 1 LOB: 0 BB: 1 P: 19	1B: 7 2B: 2 3B: 0 HR: 3	SF: 0 SAC: 1 DP: 0 HBP: 0	WP: 1 PB: 0 SB: 3 CS: 1
PITCHER	IP WLS BF H R ER SO BB IBB HBP BLK WP HR S P ERA WHIP																					
Jason Bere R ERA: 6.62	5.1 L 26 9 7 6 6 1 0 0 0 0 1 2 65 101 10.12 1.875																					
38 Carlos Zambrano R ERA: 3.27	1.1 9 1 0 0 2 5 0 0 0 0 0 0 11 31 0.00 4.500																					
Scott Chiasson R ERA: 1.93	1.1 6 1 0 0 1 1 0 0 0 0 0 0 14 26 0.00 1.500																					
Ron Mahay L ERA: 1.93	1.0 5 1 2 2 1 1 0 0 0 0 0 1 11 19 18.00 2.000																					

Batter	1	2	3	4	5	6	7	8	9	AB	R	H	RBI	BB	SO	LOB	BOTTOM					
Corey Patterson L OBP: 0.394, SLG: 0.471	G3 2B 1B	L9					FC4-6 1B			5	1	3	1	0	0	2	Milwaukee Brewers @ Chicago Cubs Wrigley Field, Chicago, IL Thu May 09 2002, 1:20 PM CDT Att: 27,738 - Sunny - 59 F					
Bill Mueller S OBP: 0.214, SLG: 0.385	G3 1-2		F7	G1-3			F8			5	0	0	0	0	1	4						
Sammy Sosa R OBP: 0.483, SLG: 0.817	2B IBB			HR		G4-6-3 BB				3	2	2	1	2	1	1						
Fred McGriff L OBP: 0.321, SLG: 0.348	2B		FC1-6 1B		G4-6-3					4	0	2	2	0	1	3						
Moises Alou R OBP: 0.221, SLG: 0.297	F9									3	0	1	0	0	1	1						
38 Carlos Zambrano S ERA: 8.0										0	0	0	0	0	0	0						
Scott Chiasson R ERA: 2.53										0	0	0	0	0	0	0						
Chris Stynes R OBP: 0.342, SLG: 0.333										1	0	0	0	0	0	0						
Ron Mahay L ERA: 12.0										0	0	0	0	0	0	0						
Alex Gonzalez R OBP: 0.325, SLG: 0.429	G5-3		FC1-6							1	0	0	0	0	0	1						
Augie Ojeda S OBP: 0.167, SLG: 0.200										3	0	0	0	0	2	2						
Delino DeShields L OBP: 0.297, SLG: 0.312		G2	G4-3							4	0	0	0	0	2	2						
Robert Machado R OBP: 0.375, SLG: 0.472					G5-3					3	0	1	0	1	0	0						
Jason Bere R OBP: 0.091, SLG: 0.091										1	0	0	0	0	0	0						
Roosevelt Brown L OBP: 0.246, SLG: 0.339	SH1-4				G4-3					1	1	0	0	1	0	1						
Inning Stats	R: 2 E: 0 K: 0 S: 7	H: 2 LOB: 1 BB: 1 P: 18	R: 0 E: 0 K: 0 S: 8	H: 0 LOB: 1 BB: 1 P: 13	R: 1 E: 0 K: 0 S: 15	H: 3 LOB: 2 BB: 0 P: 21	R: 0 E: 0 K: 0 S: 9	H: 1 LOB: 1 BB: 0 P: 13	R: 0 E: 0 K: 1 S: 6	H: 0 LOB: 0 BB: 1 P: 12	R: 0 E: 0 K: 2 S: 7	H: 0 LOB: 0 BB: 0 P: 10	R: 0 E: 0 K: 1 S: 15	H: 1 LOB: 2 BB: 1 P: 23	R: 0 E: 0 K: 2 S: 9	H: 0 LOB: 0 BB: 0 P: 14	R: 1 E: 0 K: 2 S: 14	H: 2 LOB: 1 BB: 0 P: 22	1B: 6 2B: 2 3B: 0 HR: 1	SF: 0 SAC: 1 DP: 1 HBP: 0	WP: 0 PB: 0 SB: 1 CS: 0	PA: 39
PITCHER	IP WLS BF H R ER SO BB IBB HBP BLK WP HR S P ERA WHIP																					
15 Ben Sheets R ERA: 4.57	6.0 W 26 6 3 3 3 2 1 0 0 0 0 0 15 23 4.50 1.333																					
Ray King L ERA: 8.0	1.0 5 1 0 0 1 1 0 0 0 0 0 0 9 14 0.00 2.000																					
Luis Vizcaino R ERA: 2.53	1.0 3 0 0 0 2 0 0 0 0 0 0 0 9 14 0.00 0.000																					
Brian Mallette R ERA: 12.0	1.0 5 2 1 1 2 0 0 0 0 0 0 0 14 22 9.00 2.000																					

Batter	1	2	3	4	5	6	7	8	9	AB	R	H	RBI	BB	SO	LOB	TOP							
Eric Young Sr. R OBP: 0.272, SLG: 0.231 (1, 4)	G6-3		BB		P1-4		F2		E5	4	0	0	0	1	0	2								
Alex Sanchez L OBP: 0.271, SLG: 0.272 (1, 8)	G4-3		B5-3		G4-3		HR		G1-3	5	1	1	0	0	0	3								
Jeffrey Hammonds R OBP: 0.392, SLG: 0.515 (1, 9)	K			G5-3		FC3-6 HR	HR		G4-3	5	2	2	2	0	1	2								
Richie Sexson R OBP: 0.303, SLG: 0.549 (1, 3)		K		HR		FC3-6 BB	F9			3	1	1	1	1	1	0								
Geoff Jenkins L OBP: 0.342, SLG: 0.435 (1, 7)		1B		FC3-6 BB		FC3-6 HR			G1-3	3	1	1	0	1	0	2								
Tyler Houston L OBP: 0.306, SLG: 0.342 (1, 5)	K			FC3-6 BB		HR			F8	4	1	1	3	0	1	2								
José Hernández R OBP: 0.366, SLG: 0.602 (1, 6)	K			BB		G4-3			F9	3	0	0	0	1	1	1								
Raul Casanova S OBP: 0.253, SLG: 0.203 (1, 2)			K	P4		F7			E6	4	0	0	0	0	1	2								
Everett Stull R OBP: 0.000, SLG: 0.000 (1, 1)			K						SH3-4	2	0	1	0	0	0	1	0							
Takanio Nomura L OBP: 0.000, SLG: 0.000 (6, 1)										0	0	0	0	0	0	0	0							
Ray King L OBP: 0.000, SLG: 0.000 (7, PH)										0	0	0	0	0	0	0	0							
Lenny Harris L OBP: 0.000, SLG: 0.000 (7, PH)										0	0	0	0	0	0	0	0							
Jose Cabrera R OBP: 0.000, SLG: 0.000 (7, PH)										0	0	0	0	0	0	0	0							
Luis Vizcaino R OBP: 0.000, SLG: 0.000 (7, PH)										0	0	0	0	0	0	0	0							
Glendon Rusch R OBP: 0.000, SLG: 0.000 (9, PH)										0	0	0	0	0	0	0	0							
Mike DeJean R OBP: 0.000, SLG: 0.000 (9, PH)										0	0	0	0	0	0	0	0							
Inning Stats	R: 0 E: 0 K: 1 S: 5	H: 0 LOB: 0 BB: 0 P: 8	R: 0 E: 0 K: 3 S: 10	H: 1 LOB: 1 BB: 0 P: 17	R: 0 E: 0 K: 2 S: 11	H: 0 LOB: 1 BB: 1 P: 18	R: 1 E: 0 K: 0 S: 12	H: 1 LOB: 0 BB: 2 P: 23	R: 0 E: 0 K: 0 S: 7	H: 1 LOB: 0 BB: 0 P: 9	R: 3 E: 0 K: 0 S: 13	H: 2 LOB: 0 BB: 1 P: 20	R: 2 E: 0 K: 0 S: 15	H: 2 LOB: 0 BB: 0 P: 23	R: 0 E: 0 K: 0 S: 5	H: 0 LOB: 0 BB: 0 P: 8	R: 0 E: 2 K: 0 S: 8	H: 0 LOB: 2 BB: 0 P: 14	1B: 4 2B: 1 3B: 0 HR: 3	SF: 0 SAC: 1 DP: 1 HBP: 0	WP: 0 PB: 0 SB: 1 CS: 0	PA: 39		
PITCHER	IP	WLS	BF	H	R	ER	SO	BB	IBB	HBP	BLK	WP	HR	S	P	ERA	WHIP							
Matt Clement R ERA: 3.73 (1, 1)	6.0		26	5	4	4	6	4	0	0	0	0	2	58	95	6.00	1.500							
Joe Borowski R ERA: 2.22 (7, 1)	1.0	L	5	2	2	2	0	0	0	0	0	0	1	15	23	18.00	2.000							
Jeff Fassero L ERA: 6.06 (8, 1)	2.0		8	0	0	0	0	0	0	0	0	0	0	13	22	0.00	0.000							

Milwaukee Brewers @ Chicago Cubs
Wrigley Field, Chicago, IL
Fri May 10 2002, 2:20 PM CDT
Att: 34,005 - Sunny - 68 F

AB 34
R 6
H 7
RBI 6
BB 4
SO 6
LOB 14



Batter	1	2	3	4	5	6	7	8	9	AB	R	H	RBI	BB	SO	LOB	BOTTOM							
Corey Patterson L OBP: 0.377, SLG: 0.448 (1, 8)	G1-3	FC6-4		L4		G4-3	L3		G3	6	0	0	0	0	0	6								
Bobby Hill S (1, 4)	G3-1	F7		G6-3		BB			L7	4	0	0	0	1	0	2								
Bill Mueller S OBP: 0.263, SLG: 0.353 (1, 5)	BB	L8			BB	F8			F8	4	2	1	0	1	0	3								
Sammy Sosa R OBP: 0.486, SLG: 0.805 (1, 9)	BB			G1-3	P2					3	1	1	0	2	0	1								
Fred McGriff L OBP: 0.317, SLG: 0.336 (1, 3)	1B			K	F7	FC4-6			K	4	0	0	0	1	2	4								
Roosevelt Brown L OBP: 0.273, SLG: 0.339 (1, 7)	S			1B		1B			F7	3	1	1	2	2	0	0								
Joe Girardi R OBP: 0.241, SLG: 0.245 (1, 2)	G6-3			1B	1B				G3	5	0	4	1	0	0	2								
Augie Ojeda S OBP: 0.200, SLG: 0.231 (1, 6)		FC6-4		F9						4	0	2	1	0	0	3								
Delino DeShields L OBP: 0.265, SLG: 0.319 (9, PH)		HBP								1	0	1	0	0	0	0								
Matt Clement R OBP: 0.200, SLG: 0.077 (1, 1)										2	0	0	0	0	2	2								
Joe Borowski R OBP: 0.500, SLG: 0.500 (7, PH)										0	0	0	0	0	0	0								
Mark Bellhorn S OBP: 0.333, SLG: 0.444 (7, PH)										0	0	0	0	1	0	0								
Jeff Fassero L (8, 1)										0	0	0	0	0	0	0								
Meisses Alou R OBP: 0.217, SLG: 0.292 (9, PH)										1	0	0	0	0	0	2								
Inning Stats	R: 2 E: 0 K: 0 S: 12	H: 2 LOB: 2 BB: 2 P: 29	R: 0 E: 1 K: 0 S: 9	H: 1 LOB: 2 BB: 0 P: 12	R: 0 E: 0 K: 1 S: 13	H: 1 LOB: 2 BB: 1 P: 22	R: 0 E: 0 K: 1 S: 7	H: 0 LOB: 0 BB: 0 P: 12	R: 2 E: 0 K: 0 S: 10	H: 3 LOB: 2 BB: 1 P: 25	R: 0 E: 0 K: 0 S: 6	H: 0 LOB: 2 BB: 1 P: 15	R: 0 E: 0 K: 1 S: 10	H: 0 LOB: 1 BB: 1 P: 20	R: 0 E: 0 K: 0 S: 12	H: 2 LOB: 2 BB: 0 P: 20	1B: 10 2B: 0 3B: 0 HR: 0	SF: 0 SAC: 0 DP: 0 HBP: 1	WP: 0 PB: 0 SB: 2 CS: 0	PA: 46				
PITCHER	IP	WLS	BF	H	R	ER	SO	BB	IBB	HBP	BLK	WP	HR	S	P	ERA	WHIP							
Everett Stull R ERA: 7.2 (6, 1)	5.0		27	7	4	4	3	4	0	1	0	0	0	7	18	0.00	3.000							
Takanio Nomura L ERA: 8.03 (6, 1)	0.2		4	0	0	0	0	2	0	0	0	0	0	3	4	0.00	0.000							
Ray King L ERA: 7.71 (6, 1)	0.1	W	1	0	0	0	0	0	0	0	0	0	0	3	4	0.00	0.000							
Jose Cabrera R ERA: 3.52 (7, 1)	0.2	H	4	1	0	0	0	1	0	0	0	0	0	5	13	0.00	3.000							
Luis Vizcaino R ERA: 2.38 (7, 1)	1.1	H	5	0	0	0	1	1	0	0	0	0	0	11	22	0.00	0.750							
PITCHER	IP	WLS	BF	H	R	ER	SO	BB	IBB	HBP	BLK	WP	HR	S	P	ERA	WHIP							
Mike DeJean R ERA: 2.89 (9, 1)	1.0		5	2	0	0	0	0	0	0	0	0	0	12	20	0.00	2.000							

Milwaukee Brewers @ Chicago Cubs
Wrigley Field, Chicago, IL
Fri May 10 2002, 2:20 PM CDT
Att: 34,005 - Sunny - 68 F

AB 37
R 4
H 10
RBI 4
BB 8
SO 4
LOB 25



Batter	1	2	3	4	5	6	7	8	9	AB	R	H	RBI	BB	SO	LOB	TOP								
Alex Sanchez, L (1, 8) OBP: 0.297, SLG: 0.291	G4-3		G4-3	G5-3				E1		5	2	3	1	1	0	1									
Ronnie Belliard, R (1, 4) OBP: 0.345, SLG: 0.333	L9		G4-3					G4-3	G4-3	4	2	0	0	2	0	4									
Jeffrey Hammonds, R (1, 9) OBP: 0.398, SLG: 0.599 Alex Ochoa, R (8, PH) OBP: 0.338, SLG: 0.462	E6		G4-3					G4-3	G5-3	3	2	1	1	1	1	0									
Richie Sexson, R (1, 3) OBP: 0.307, SLG: 0.565	G3-1		G4-3					G5-3		5	1	2	5	0	0	2									
Geoff Jenkins, L (1, 7) OBP: 0.344, SLG: 0.430		G3-1						G6-3		4	1	1	1	1	1	0									
Tyler Houston, L (1, 5) OBP: 0.300, SLG: 0.345 47 Mike Buddie, R (8, 1)		K		F8				G6-3		5	1	1	0	0	1	4									
José Hernández, R (1, 6) OBP: 0.367, SLG: 0.590		G6-3						G6-3		4	2	1	1	1	1	0									
Raul Casanova, S (1, 2) OBP: 0.261, SLG: 0.241				F7	G3			G4-3		4	1	1	4	0	0	0									
Glendon Rusch, L (1, 1) OBP: 0.313, SLG: 0.500 Lenny Harris, L (8, 5) OBP: 0.143, SLG: 0.111				K				G4-3		3	0	1	0	0	2	0									
Inning Stats	R: 0 E: 1 K: 0 S: 8	H: 0 LOB: 1 BB: 0 P: 9	R: 0 E: 0 K: 1 S: 9	H: 0 LOB: 0 BB: 0 P: 13	R: 3 E: 0 K: 1 S: 17	H: 4 LOB: 2 BB: 1 P: 25	R: 0 E: 0 K: 1 S: 6	H: 1 LOB: 1 BB: 0 P: 8	R: 0 E: 0 K: 1 S: 9	H: 0 LOB: 0 BB: 0 P: 15	R: 2 E: 0 K: 0 S: 16	H: 3 LOB: 2 BB: 0 P: 22	R: 4 E: 0 K: 1 S: 14	H: 1 LOB: 0 BB: 3 P: 32	R: 4 E: 1 K: 1 S: 13	H: 2 LOB: 2 BB: 1 P: 25	R: 0 E: 1 K: 0 S: 13	H: 0 LOB: 2 BB: 1 P: 19	1B: 8 2B: 1 3B: 0 HR: 2	SF: 0 SAC: 1 DP: 0 HBP: 1	WP: 0 PB: 0 SB: 0 CS: 0	PA: 48			
PITCHER	IP	WLS	BF	H	R	ER	SO	BB	IBB	HBP	BLK	WP	HR	S	P	ERA	WHIP								
Jon Lieber, R (1, 1) ERA: 3.64	6.0	L	29	8	5	5	4	1	0	1	0	0	0	65	92	7.50	1.500								
Scott Chiasson, R (7, 1) ERA: 15.43	1.0		7	1	4	4	1	3	0	0	0	0	1	14	32	36.00	4.000								
Ron Mahay, L (8, 1) ERA: 5.23	1.0		7	2	4	4	1	2	0	0	0	0	1	13	25	36.00	4.000								
Antonio Alfonseca, R (9, 1) ERA: 1.88	1.0		5	0	0	0	0	1	0	0	0	0	0	13	19	0.00	1.000								

Milwaukee Brewers @ Chicago Cubs
Wrigley Field, Chicago, IL
Sun May 12 2002, 1:20 PM CDT
Att: 35,717 - Overcast - 53 F

AB 39
R 13
H 11
RBI 13
BB 7
SO 6
LOB 13



Batter	1	2	3	4	5	6	7	8	9	AB	R	H	RBI	BB	SO	LOB	BOTTOM								
Corey Patterson, L (1, 8) OBP: 0.378, SLG: 0.446	G4-3		G4-3		G3-1			G5-3	G1-3	5	1	2	1	0	0	2									
Bobby Hill, S (1, 4) OBP: 0.222, SLG: 0.125	G4-3		G6-3		G6-3			G5-3		4	0	1	1	0	0	2									
Sammy Sosa, R (1, 9) OBP: 0.497, SLG: 0.793 Antonio Alfonseca, R (9, 1) OBP: 0.500, SLG: 0.500	G4-3				K			G4-3		3	1	1	0	1	1	0									
Fred McGriff, L (1, 3) OBP: 0.322, SLG: 0.350	K				K			G4-3		4	0	2	2	0	1	2									
Bill Mueller, S (1, 5) OBP: 0.217, SLG: 0.286	G6-3				K			G4-3		4	0	0	0	0	1	4									
Darren Lewis, R (1, 7) OBP: 0.324, SLG: 0.355		G1-6-3			FC6-4			G6-3		4	0	2	0	0	0	2									
Joe Girardi, R (1, 2) OBP: 0.246, SLG: 0.250 Robert Machado, R (9, 2) OBP: 0.366, SLG: 0.459		G1-6-3						G6-4-3		3	1	1	0	0	0	2									
Augie Ojeda, S (1, 6) OBP: 0.209, SLG: 0.220 Ron Mahay, L (8, 1)		G6-3						G1-3		2	0	0	0	0	0	0									
Roosevelt Brown, L (9, 9) OBP: 0.284, SLG: 0.339					G3-1			G4-3		0	0	0	0	1	0	0									
Jon Lieber, L (1, 1) OBP: 0.250, SLG: 0.250 Scott Chiasson, R (7, 1)		G6-3						G4-3		1	0	0	0	0	0	0									
Mark Bellhorn, S (8, 4) OBP: 0.337, SLG: 0.446					SH1-4			G5-3		2	1	1	0	0	0	1									
Inning Stats	R: 0 E: 0 K: 1 S: 10	H: 3 LOB: 2 BB: 0 P: 14	R: 0 E: 0 K: 0 S: 5	H: 1 LOB: 0 BB: 0 P: 7	R: 0 E: 0 K: 0 S: 12	H: 0 LOB: 0 BB: 0 P: 16	R: 0 E: 0 K: 2 S: 11	H: 1 LOB: 1 BB: 0 P: 15	R: 0 E: 0 K: 0 S: 9	H: 1 LOB: 1 BB: 0 P: 13	R: 0 E: 0 K: 0 S: 5	H: 0 LOB: 0 BB: 0 P: 5	R: 0 E: 0 K: 0 S: 8	H: 1 LOB: 0 BB: 0 P: 12	R: 3 E: 0 K: 0 S: 14	H: 3 LOB: 1 BB: 1 P: 25	R: 0 E: 0 K: 0 S: 6	H: 0 LOB: 1 BB: 1 P: 12	1B: 9 2B: 1 3B: 0 HR: 0	SF: 0 SAC: 1 DP: 2 HBP: 1	WP: 0 PB: 0 SB: 0 CS: 0	PA: 37			
PITCHER	IP	WLS	BF	H	R	ER	SO	BB	IBB	HBP	BLK	WP	HR	S	P	ERA	WHIP								
Glendon Rusch, L (1, 1) ERA: 3.88	7.1	W	31	10	4	4	3	1	0	0	0	0	0	9	17	0.00	0.600								
47 Mike Buddie, R (8, 1) ERA: 4.45	1.2		6	0	0	0	0	1	0	0	0	0	0	9	17	0.00	0.600								


Milwaukee Brewers @ Chicago Cubs
Wrigley Field, Chicago, IL
Sun May 12 2002, 1:20 PM CDT
Att: 35,717 - Overcast - 53 F

AB 33
R 4
H 10
RBI 4
BB 2
SO 3
LOB 15




Batter	1	2	3	4	5	6	7	8	9	AB	R	H	RBI	BB	SO	LOB	TOP					
Corey Patterson, L (1, 8) OBP: 0.374, SLG: 0.440	F9		G5-3 1B		P6			F8		4	0	1	0	0	0	1	Chicago Cubs @ St. Louis Cardinals Busch Stadium, St. Louis, MO Mon May 13 2002, 7:10 PM CDT Att: 45,720 - Sunny - 67 F					
Bill Mueller, S (1, 5) OBP: 0.185, SLG: 0.240	F8		L5		L8			G4-3		4	0	0	0	0	0	2						
Sammy Sosa, R (1, 9) OBP: 0.481, SLG: 0.776	E S 1B		G5-3					K		4	0	1	0	0	2	1						
Fred McGriff, L (1, 3) OBP: 0.313, SLG: 0.339	F8		K2-3					G4-3		4	0	0	0	0	1	2						
Moises Alou, R (1, 7)		G5-3						F9		4	0	1	0	0	1	0						
Bobby Hill, S (1, 4) OBP: 0.154, SLG: 0.083		K						G1-3		4	0	0	0	0	3	1						
Joe Girardi, R (1, 2) OBP: 0.250, SLG: 0.254		FC5 BB 1B			G4-3			G6-3		3	0	1	0	0	0	0						
Augie Ojeda, S (1, 6) OBP: 0.239, SLG: 0.214		FC5 BB 1B						G3		1	0	0	0	2	0	0						
34 Kerry Wood, R (1, 1) OBP: 0.231, SLG: 0.231 Joe Borowski, R (7, 1) OBP: 0.500, SLG: 0.500 Delino DeShields, L (8, PH) OBP: 0.282, SLG: 0.316 Jeff Fassero, L (8, 1)		FC5			SH3-4 BB			G5-3		1	0	0	0	0	0	2						
Inning Stats	R: 0 E: 0 K: 0 S: 12	H: 1 LOB: 1 BB: 0 P: 16	R: 0 E: 0 K: 1 S: 12	H: 1 LOB: 2 BB: 1 P: 18	R: 0 E: 0 K: 1 S: 8	H: 1 LOB: 1 BB: 0 P: 13	R: 0 E: 0 K: 2 S: 7	H: 0 LOB: 0 BB: 0 P: 8	R: 0 E: 0 K: 0 S: 7	H: 0 LOB: 1 BB: 1 P: 14	R: 0 E: 0 K: 1 S: 6	H: 0 LOB: 0 BB: 0 P: 10	R: 0 E: 0 K: 0 S: 6	H: 0 LOB: 0 BB: 0 P: 11	R: 0 E: 0 K: 0 S: 8	H: 0 LOB: 0 BB: 0 P: 11	R: 0 E: 0 K: 2 S: 9	H: 1 LOB: 1 BB: 0 P: 17	1B: 4 2B: 0 3B: 0 HR: 0	SF: 0 SAC: 1 DP: 0 HBP: 0	WP: 0 PB: 0 SB: 2 CS: 0	PA: 33
PITCHER Matt Morris, R (1, 1) ERA: 2.53	IP: 9.0 WLS: W BF: 33 H: 4 R: 0 ER: 0 SO: 7 BB: 2 IBB: 0 HBP: 0 BLK: 0 WP: 0 HR: 0 S: 75 P: 118 ERA: 0.00 WHIP: 0.667															PITCHER	IP: 9.0 WLS: W BF: 33 H: 4 R: 0 ER: 0 SO: 7 BB: 2 IBB: 0 HBP: 0 BLK: 0 WP: 0 HR: 0 S: 75 P: 118 ERA: 0.00 WHIP: 0.667					

AB	30
R	0
H	4
RBI	0
BB	2
SO	7
LOB	9



Batter	1	2	3	4	5	6	7	8	9	AB	R	H	RBI	BB	SO	LOB	BOTTOM					
Fernando Vina, L (1, 4) OBP: 0.343, SLG: 0.395	K			5 1B 15 WP BB	F9			G1-3		3	1	0	0	1	1	0	Chicago Cubs @ St. Louis Cardinals Busch Stadium, St. Louis, MO Mon May 13 2002, 7:10 PM CDT Att: 45,720 - Sunny - 67 F					
J.D. Drew, L (1, 9) OBP: 0.346, SLG: 0.454	F9			F8			K	G4-3		4	0	0	0	0	1	1						
5 Albert Pujols, R (1, 5) OBP: 0.399, SLG: 0.478	F8			BB 15 WP 1B			F7	G4-3		4	0	1	0	0	0	0						
15 Jim Edmonds, L (1, 8) OBP: 0.475, SLG: 0.624		F7		BB BB			HR BB			1	1	0	0	2	0	0						
Tino Martinez, L (1, 3) OBP: 0.324, SLG: 0.320	F7			BB BB			HR HR			2	1	1	2	1	0	0						
Edgar Renteria, R (1, 6) OBP: 0.350, SLG: 0.415	G6-3			L4			G1-3			3	0	0	0	0	0	3						
Kerry Robinson, L (1, 7) OBP: 0.315, SLG: 0.380 Placido Polanco, R (8, 5) OBP: 0.303, SLG: 0.307			G5-3	K			G1-3			3	0	0	0	0	1	3						
Mike DiFelice, R (1, 2) OBP: 0.264, SLG: 0.360		K			G6-3		L7			3	0	0	0	0	1	0						
Matt Morris, R (1, 1) OBP: 0.167, SLG: 0.174		K			L6		G6-3			3	0	0	0	0	1	0						
Inning Stats	R: 0 E: 0 K: 1 S: 7	H: 0 LOB: 0 BB: 0 P: 9	R: 0 E: 0 K: 0 S: 5	H: 0 LOB: 0 BB: 0 P: 6	R: 0 E: 0 K: 2 S: 9	H: 0 LOB: 0 BB: 0 P: 14	R: 1 E: 0 K: 1 S: 22	H: 1 LOB: 3 BB: 3 P: 44	R: 0 E: 0 K: 0 S: 6	H: 0 LOB: 0 BB: 0 P: 11	R: 2 E: 0 K: 1 S: 9	H: 1 LOB: 1 BB: 1 P: 15	R: 0 E: 0 K: 0 S: 9	H: 0 LOB: 0 BB: 0 P: 12	R: 0 E: 0 K: 0 S: 6	H: 0 LOB: 0 BB: 0 P: 9	R: 0 E: 0 K: 0 S: 6	H: 0 LOB: 0 BB: 0 P: 9	1B: 1 2B: 0 3B: 0 HR: 1	SF: 0 SAC: 0 DP: 0 HBP: 0	WP: 1 PB: 0 SB: 0 CS: 0	PA: 30
PITCHER 34 Kerry Wood, R (1, 1) ERA: 2.76 Joe Borowski, R (7, 1) ERA: 2.13 Jeff Fassero, L (8, 1) ERA: 5.71	IP: 6.0 WLS: L BF: 24 H: 2 R: 3 ER: 3 SO: 5 BB: 4 IBB: 0 HBP: 0 BLK: 0 WP: 1 HR: 1 S: 58 P: 99 ERA: 4.50 WHIP: 1.000															PITCHER	IP: 6.0 WLS: L BF: 24 H: 2 R: 3 ER: 3 SO: 5 BB: 4 IBB: 0 HBP: 0 BLK: 0 WP: 1 HR: 1 S: 58 P: 99 ERA: 4.50 WHIP: 1.000					

AB	26
R	3
H	2
RBI	2
BB	4
SO	5
LOB	7



Batter	1	2	3	4	5	6	7	8	9	AB	R	H	RBI	BB	SO	LOB	TOP			
Corey Patterson, L OBP: 0.364, SLG: 0.428										4	0	0	0	0	1	2				
Bobby Hill, S OBP: 0.235, SLG: 0.250										4	2	2	0	0	1	0				
Bill Mueller, S OBP: 0.226, SLG: 0.276										4	0	2	1	0	0	1				
Sammy Sosa, R OBP: 0.469, SLG: 0.758										3	0	0	1	0	2	2				
Moises Alou, R OBP: 0.208, SLG: 0.274										4	0	0	0	0	0	1				
Mark Bellhorn, S OBP: 0.344, SLG: 0.442										3	0	1	0	1	0	0				
Robert Machado, R OBP: 0.356, SLG: 0.439										4	0	1	0	0	1	2				
Augie Ojeda, S OBP: 0.260, SLG: 0.205										2	0	0	0	2	0	0				
Juan Cruz, R Ron Mahay, L Pat Mahomes, R Chris Stynes, R Scott Chiasson, R Joe Borowski, R										1	0	0	0	0	1	2				
Inning Stats	R: 1 E: 0 K: 2 S: 12	H: 2 LOB: 1 BB: 0 P: 17	R: 0 E: 0 K: 1 S: 14	H: 0 LOB: 2 BB: 2 P: 25	R: 0 E: 0 K: 1 S: 6	H: 1 LOB: 2 BB: 1 P: 20	R: 0 E: 0 K: 1 S: 7	H: 1 LOB: 1 BB: 0 P: 9	R: 0 E: 0 K: 0 S: 4	H: 0 LOB: 0 BB: 0 P: 6	R: 0 E: 0 K: 0 S: 7	H: 0 LOB: 0 BB: 0 P: 9	R: 1 E: 1 K: 0 S: 9	H: 1 LOB: 0 BB: 0 P: 13	R: 0 E: 0 K: 0 S: 8	H: 1 LOB: 0 BB: 0 P: 12	1B: 5 2B: 1 3B: 0 HR: 0	SF: 1 SAC: 1 DP: 1 HBP: 0	WP: 0 PA: 35 PB: 0 SB: 1 CS: 0	
PITCHER	IP: 4.0 WLS: 0 BF: 18 ERA: 2.25 WHIP: 1.500	IP: 3.0 WLS: 1 BF: 10 ERA: 3.16 WHIP: 0.333	IP: 1.0 WLS: 0 BF: 4 ERA: 2.82 WHIP: 1.000	IP: 1.0 WLS: 0 BF: 3 ERA: 2.57 WHIP: 1.000	IP: 4.0 WLS: 0 BF: 18 ERA: 2.25 WHIP: 1.500	IP: 3.0 WLS: 1 BF: 10 ERA: 3.16 WHIP: 0.333	IP: 1.0 WLS: 0 BF: 4 ERA: 2.82 WHIP: 1.000	IP: 1.0 WLS: 0 BF: 3 ERA: 2.57 WHIP: 1.000	IP: 4.0 WLS: 0 BF: 18 ERA: 2.25 WHIP: 1.500	IP: 3.0 WLS: 1 BF: 10 ERA: 3.16 WHIP: 0.333	IP: 1.0 WLS: 0 BF: 4 ERA: 2.82 WHIP: 1.000	IP: 1.0 WLS: 0 BF: 3 ERA: 2.57 WHIP: 1.000	IP: 4.0 WLS: 0 BF: 18 ERA: 2.25 WHIP: 1.500	IP: 3.0 WLS: 1 BF: 10 ERA: 3.16 WHIP: 0.333	IP: 1.0 WLS: 0 BF: 4 ERA: 2.82 WHIP: 1.000	IP: 1.0 WLS: 0 BF: 3 ERA: 2.57 WHIP: 1.000	IP: 4.0 WLS: 0 BF: 18 ERA: 2.25 WHIP: 1.500	IP: 3.0 WLS: 1 BF: 10 ERA: 3.16 WHIP: 0.333	IP: 1.0 WLS: 0 BF: 4 ERA: 2.82 WHIP: 1.000	IP: 1.0 WLS: 0 BF: 3 ERA: 2.57 WHIP: 1.000
Batter	1	2	3	4	5	6	7	8	9	AB	R	H	RBI	BB	SO	LOB	BOTTOM			
Fernando Vina, L OBP: 0.354, SLG: 0.407										5	3	3	1	0	0	0				
J.D. Drew, L OBP: 0.358, SLG: 0.486										5	2	3	1	1	1	4				
5 Albert Pujols, R OBP: 0.405, SLG: 0.489										3	2	2	1	1	0	1				
15 Jim Edmonds, L OBP: 0.486, SLG: 0.649										5	1	4	3	0	0	3				
Tino Martinez, L OBP: 0.327, SLG: 0.312										3	1	0	1	2	1	5				
Edgar Renteria, R OBP: 0.345, SLG: 0.407										5	1	1	1	0	0	6				
Kerry Robinson, L Placido Polanco, R										2	1	2	0	0	0	0				
Mike Matheny, R OBP: 0.326, SLG: 0.430										3	0	0	0	1	0	3				
Garrett Stephenson, R Eduardo Perez, R Mike Timlin, L Eli Marrero, R Dave Veres, R Miguel Cairo, R Mike Matthews, L										1	0	0	0	0	0	0				
Inning Stats	R: 1 E: 0 K: 0 S: 14	H: 2 LOB: 2 BB: 0 P: 18	R: 0 E: 0 K: 0 S: 5	H: 1 LOB: 0 BB: 0 P: 9	R: 0 E: 0 K: 1 S: 9	H: 1 LOB: 3 BB: 2 P: 20	R: 3 E: 0 K: 1 S: 12	H: 4 LOB: 1 BB: 1 P: 22	R: 0 E: 0 K: 1 S: 10	H: 0 LOB: 1 BB: 1 P: 15	R: 2 E: 0 K: 0 S: 13	H: 3 LOB: 1 BB: 0 P: 22	R: 0 E: 0 K: 0 S: 12	H: 0 LOB: 0 BB: 0 P: 15	R: 5 E: 0 K: 1 S: 24	H: 6 LOB: 3 BB: 1 P: 45	1B: 10 2B: 6 3B: 0 HR: 1	SF: 0 SAC: 1 DP: 0 HBP: 2	WP: 0 PA: 47 PB: 1 SB: 0 CS: 1	
PITCHER	IP: 3.2 WLS: 0 BF: 22 ERA: 3.86 WHIP: 2.000	IP: 2.0 WLS: 1 BF: 10 ERA: 5.84 WHIP: 0.000	IP: 0.1 WLS: 0 BF: 1 ERA: 22.09 WHIP: 3.750	IP: 0.2 WLS: 0 BF: 4 ERA: 2.08 WHIP: 1.500	IP: 3.2 WLS: 0 BF: 18 ERA: 2.25 WHIP: 1.500	IP: 2.0 WLS: 1 BF: 10 ERA: 3.16 WHIP: 0.333	IP: 1.1 WLS: 0 BF: 5 ERA: 33.75 WHIP: 3.750	IP: 0.2 WLS: 0 BF: 4 ERA: 2.08 WHIP: 1.500	IP: 3.2 WLS: 0 BF: 18 ERA: 2.25 WHIP: 1.500	IP: 2.0 WLS: 1 BF: 10 ERA: 3.16 WHIP: 0.333	IP: 1.1 WLS: 0 BF: 5 ERA: 33.75 WHIP: 3.750	IP: 0.2 WLS: 0 BF: 4 ERA: 2.08 WHIP: 1.500	IP: 3.2 WLS: 0 BF: 18 ERA: 2.25 WHIP: 1.500	IP: 2.0 WLS: 1 BF: 10 ERA: 3.16 WHIP: 0.333	IP: 1.1 WLS: 0 BF: 5 ERA: 33.75 WHIP: 3.750	IP: 0.2 WLS: 0 BF: 4 ERA: 2.08 WHIP: 1.500	IP: 3.2 WLS: 0 BF: 18 ERA: 2.25 WHIP: 1.500	IP: 2.0 WLS: 1 BF: 10 ERA: 3.16 WHIP: 0.333	IP: 1.1 WLS: 0 BF: 5 ERA: 33.75 WHIP: 3.750	IP: 0.2 WLS: 0 BF: 4 ERA: 2.08 WHIP: 1.500


Chicago Cubs @ St. Louis Cardinals
 Busch Stadium, St. Louis, MO
 Tue May 14 2002, 12:10 PM CDT
 Att: 47,035 - Cloudy - 66 F

AB 30
 R 2
 H 6
 RBI 2
 BB 3
 SO 6
 LOB 10



Chicago Cubs @ St. Louis Cardinals
 Busch Stadium, St. Louis, MO
 Tue May 14 2002, 12:10 PM CDT
 Att: 47,035 - Cloudy - 66 F

AB 39
 R 11
 H 17
 RBI 10
 BB 5
 SO 3
 LOB 24



Batter	1	2	3	4	5	6	7	8	9	AB	R	H	RBI	BB	SO	LOB	TOP										
Corey Patterson, L (1, 8) OBP: 0.361, SLG: 0.423	P5		K					G4-3		4	0	1	0	0	1	0	Chicago Cubs @ St. Louis Cardinals Busch Stadium, St. Louis, MO Wed May 15 2002, 7:10 PM CDT Att: 40,719 - Cloudy - 76 F										
Delino DeShields, L (1, 4) Antonio Alfonseca, R (8, 1) OBP: 0.500, SLG: 0.500	K		G5-3					F7		4	0	0	0	0	1	2											
Sammy Sosa, R (1, 9) OBP: 0.476, SLG: 0.754		BB								2	0	1	0	2	1	0											
Moises Alou, R (1, 7) OBP: 0.198, SLG: 0.260	P4									4	0	0	0	0	0	5											
Fred McGriff, L (1, 3) OBP: 0.311, SLG: 0.336										4	1	1	0	0	0	4											
Mark Bellhorn, S (1, 5) Bobby Hill, S (8, 4) OBP: 0.235, SLG: 0.250										3	0	0	0	0	2	1											
Joe Girardi, R (1, 2) OBP: 0.238, SLG: 0.242										3	0	0	0	0	0	0											
Augie Ojeda, S (1, 6) OBP: 0.245, SLG: 0.191										3	0	0	0	0	0	0											
Jason Bere, R (1, 1) OBP: 0.154, SLG: 0.231 Jeff Fassero, L (7, 1)										2	0	1	0	0	1	0											
Bill Mueller, S (7, 5) OBP: 0.219, SLG: 0.267										0	0	0	0	0	0	0											
Inning Stats	R: 0 E: 0 K: 1 S: 8	H: 0 LOB: 1 BB: 1 P: 15	R: 1 E: 0 K: 0 S: 11	H: 1 LOB: 0 BB: 0 P: 21	R: 0 E: 0 K: 2 S: 9	H: 0 LOB: 0 BB: 0 P: 14	R: 0 E: 0 K: 1 S: 6	H: 0 LOB: 0 BB: 0 P: 12	R: 0 E: 0 K: 1 S: 7	H: 0 LOB: 0 BB: 0 P: 12	R: 0 E: 0 K: 0 S: 15	H: 2 LOB: 3 BB: 1 P: 22	R: 0 E: 0 K: 1 S: 7	H: 0 LOB: 0 BB: 0 P: 11	R: 0 E: 0 K: 0 S: 7	H: 0 LOB: 0 BB: 0 P: 9	R: 0 E: 0 K: 0 S: 6	H: 1 LOB: 0 BB: 0 P: 8	1B: 3 2B: 1 3B: 0 HR: 0	SF: 0 SAC: 0 DP: 1 HBP: 0	WP: 0 PB: 0 SB: 1 CS: 0	PA: 32					
PITCHER	IP	WLS	BF	H	R	ER	SO	BB	IBB	HBP	BLK	WP	HR	S	P	ERA	WHIP										
Woody Williams, R (1, 1) ERA: 1.13	6.0		23	3	1	0	5	2	0	0	0	0	0	56	96	0.00	0.833										
Gene Stechschulte, R (7, 1) ERA: 3.5	1.0	W	3	0	0	0	1	0	0	0	0	0	0	7	11	0.00	0.000										
Dave Veres, R (8, 1) ERA: 2.7	1.0	H	3	0	0	0	0	0	0	0	0	0	0	7	9	0.00	0.000										
44 Jason Isringhausen, R (9, 1) ERA: 1.21	1.0	S	3	1	0	0	0	0	0	0	0	0	0	6	8	0.00	1.000										

Chicago Cubs @ St. Louis Cardinals
 Busch Stadium, St. Louis, MO
 Wed May 15 2002, 7:10 PM CDT
 Att: 40,719 - Cloudy - 76 F

AB 30
 R 1
 H 4
 RBI 0
 BB 2
 SO 6
 LOB 12



Batter	1	2	3	4	5	6	7	8	9	AB	R	H	RBI	BB	SO	LOB	BOTTOM										
Fernando Vina, L (1, 4) OBP: 0.397, SLG: 0.410	G3									4	0	2	1	0	0	1	Chicago Cubs @ St. Louis Cardinals Busch Stadium, St. Louis, MO Wed May 15 2002, 7:10 PM CDT Att: 40,719 - Cloudy - 76 F										
J.D. Drew, L (1, 9) OBP: 0.367, SLG: 0.497										3	1	2	0	1	1	1											
5 Albert Pujols, R (1, 7) OBP: 0.395, SLG: 0.476										4	0	0	0	0	0	5											
15 Jim Edmonds, L (1, 8) OBP: 0.480, SLG: 0.661										4	1	1	1	0	1	2											
Tino Martinez, L (1, 3) OBP: 0.325, SLG: 0.310										4	0	1	1	0	1	0											
Edgar Renteria, R (1, 6) OBP: 0.342, SLG: 0.399										3	0	0	0	1	0	0											
Placido Polanco, R (1, 5) OBP: 0.294, SLG: 0.298										4	0	0	0	0	0	2											
Eli Marrero, R (1, 2) OBP: 0.319, SLG: 0.372										3	1	1	0	0	1	0											
Woody Williams, R (1, 1) OBP: 0.500, SLG: 1.000 Gene Stechschulte, R (7, 1) ERA: 6.31										2	0	1	0	0	1	0											
Miguel Cairo, R (7, PH) OBP: 0.398, SLG: 0.424 Dave Veres, R (8, 1) 44 Jason Isringhausen, R (9, 1) ERA: 1.8										0	0	0	0	0	0	0											
Inning Stats	R: 0 E: 0 K: 0 S: 10	H: 1 LOB: 1 BB: 0 P: 17	R: 0 E: 0 K: 0 S: 6	H: 0 LOB: 0 BB: 0 P: 8	R: 0 E: 0 K: 1 S: 11	H: 1 LOB: 2 BB: 1 P: 18	R: 0 E: 0 K: 2 S: 10	H: 0 LOB: 0 BB: 0 P: 12	R: 0 E: 0 K: 1 S: 9	H: 1 LOB: 1 BB: 0 P: 13	R: 1 E: 0 K: 0 S: 11	H: 2 LOB: 2 BB: 1 P: 21	R: 2 E: 0 K: 1 S: 10	H: 3 LOB: 0 BB: 0 P: 13	R: 1 E: 0 K: 0 S: 10	H: 1 LOB: 0 BB: 0 P: 12	1B: 5 2B: 2 3B: 1 HR: 1	SF: 0 SAC: 0 DP: 1 HBP: 0	WP: 1 PB: 0 SB: 1 CS: 0	PA: 34							
PITCHER	IP	WLS	BF	H	R	ER	SO	BB	IBB	HBP	BLK	WP	HR	S	P	ERA	WHIP										
Jason Bere, R (1, 1) ERA: 6.31	6.0	L	27	7	3	3	4	1	0	0	0	0	1	11	13	6.75	1.500										
Jeff Fassero, L (7, 1) ERA: 5.79	1.1		5	2	1	1	1	0	0	0	0	0	0	5	6	0.00	0.000										
Antonio Alfonseca, R (8, 1) ERA: 1.8	0.2		2	0	0	0	0	0	0	0	0	0	0	5	6	0.00	0.000										

Chicago Cubs @ St. Louis Cardinals
 Busch Stadium, St. Louis, MO
 Wed May 15 2002, 7:10 PM CDT
 Att: 40,719 - Cloudy - 76 F

AB 32
 R 4
 H 9
 RBI 4
 BB 2
 SO 5
 LOB 11



Batter	1	2	3	4	5	6	7	8	9	AB	R	H	RBI	BB	SO	LOB	TOP		
Darren Lewis, R OBP: 0.316, SLG: 0.343 Augie Ojeda, S OBP: 0.245, SLG: 0.191	1-2 G6-3		1-2 G4-6-3 1B		0-0 F7		1-2 F8			4	0	1	0	0	0	1			
Chris Stynes, R OBP: 0.325, SLG: 0.313 Corey Patterson, L OBP: 0.359, SLG: 0.420	1-2 G4-3		0-0 G4-6-3 1-2f		2-1 L9			2-2 L3		3	0	0	0	0	0	2			
Sammy Sosa, R OBP: 0.470, SLG: 0.737	0-1 G1-3		4-2 FC6-4 BB		0-1 G1-3			0-0 G5-3		3	0	0	0	1	0	0			
Fred McGriff, L OBP: 0.303, SLG: 0.326		0-0 F7	0-0 FC6-4 1-2f		0-0 F8			0-0 F9		4	0	0	0	0	0	1			
Moises Alou, R OBP: 0.200, SLG: 0.250		4-0 1B BB		0-1 G6-3		0-1 G6-3			1-2 G1-3	3	0	0	0	1	0	0			
Mark Bellhorn, S OBP: 0.340, SLG: 0.440		1-2 1B		2-3 K			2-1 WP HR 2B		3-3 K	4	1	2	0	0	2	0			
Joe Girardi, R OBP: 0.242, SLG: 0.246 Delino DeShields, L OBP: 0.250, SLG: 0.300		2-1 1B		2-1 P4			1-0 P3		2-3 K	3	0	1	0	0	0	1			
Bobby Hill, S OBP: 0.250, SLG: 0.263 Pat Mahomes, R Joe Borowski, R OBP: 0.500, SLG: 0.500		1-3 K			1-0 SH3-4 1B		1-3 K			3	0	1	0	0	2	4			
Matt Clement, R OBP: 0.188, SLG: 0.071 Bill Mueller, S OBP: 0.242, SLG: 0.387		2-3 K			0-0 SH3-4 1-2		1-1 HR			1	0	0	0	0	1	3			
Inning Stats	R: 0 E: 0 K: 0 S: 9	H: 0 LOB: 0 BB: 0 P: 11	R: 0 E: 0 K: 2 S: 16	H: 2 LOB: 3 BB: 1 P: 26	R: 0 E: 0 K: 0 S: 9	H: 1 LOB: 1 BB: 1 P: 14	R: 0 E: 0 K: 1 S: 7	H: 0 LOB: 0 BB: 0 P: 11	R: 0 E: 0 K: 0 S: 5	H: 0 LOB: 0 BB: 0 P: 5	R: 2 E: 0 K: 1 S: 12	H: 2 LOB: 0 BB: 0 P: 18	R: 0 E: 0 K: 2 S: 9	H: 0 LOB: 0 BB: 0 P: 15	1B: 4 2B: 1 3B: 0 HR: 1	SF: 0 SAC: 1 DP: 1 HBP: 0	WP: 1 PB: 0 SB: 0 CS: 0	PA: 34	
PITCHER	IP	WLS	BF	H	R	ER	SO	BB	IBB	HBP	BLK	WP	HR	S	P	ERA	WHIP		
Glendon Rusch, L ERA: 3.73 Luis Vizcaino, R ERA: 2.36	(1, 1) 7.0	W	28	6	2	2	4	2	0	0	0	1	1	63	93	2.57	1.143		

Chicago Cubs @ Milwaukee Brewers
Miller Park, Milwaukee, WI
Fri May 17 2002, 7:05 PM CDT
Att: 34,622 - Dome - 72 F

AB	31
R	2
H	6
RBI	2
BB	2
SO	6
LOB	12



Batter	1	2	3	4	5	6	7	8	9	AB	R	H	RBI	BB	SO	LOB	BOTTOM			
Alex Sanchez, L OBP: 0.333, SLG: 0.327	1-2 F7		4-2 CS BB		0-0 FC7-2 1H 2H 3H 3B		2-2 S 2B 1B			3	1	2	3	1	0	0				
Eric Young Sr., R OBP: 0.273, SLG: 0.244	2-1 S 1B		2-1 F9 1-2		2-0 FC7-2 3H		3-1 1H 3H 2B			4	1	2	2	0	0	2				
Mark Loretta, R OBP: 0.280, SLG: 0.209	1-0 1H 1B			4-2 FC5-4 BB		1-2 G4-3				3	0	1	1	1	1	1				
Richie Sexson, R OBP: 0.304, SLG: 0.545	1-3 K			1-2 FC5-4 G4-6-3 1-2f		1-0 1B		2-2 G6-3 2B		4	0	2	0	0	1	2				
Geoff Jenkins, L OBP: 0.312, SLG: 0.384	0-0 G4-3			1-0 G4-6-3 1-2f		0-0 F7		2-3 K		4	0	0	0	0	1	4				
Alex Ochoa, R OBP: 0.348, SLG: 0.451		0-2 G1-3			4-2 1B 3B BB		1-2 G6-3		1-0 G6-3	3	1	0	0	1	0	2				
José Hernández, R OBP: 0.352, SLG: 0.536		0-3 K			0-3 K		3-3 K		1-3 K	4	0	0	0	0	4	2				
Paul Bako, L OBP: 0.385, SLG: 0.397		1-2 F8			1-0 1B 3B 1B		3-1 F8			3	1	1	0	0	0	0				
Glendon Rusch, L ERA: 4.02 Lenny Harris, L OBP: 0.235, SLG: 0.188 Luis Vizcaino, R ERA: 1.98	(1, 1) 6.0	L	24	4	4	4	3	3	0	0	0	0	0	0	0	0	27.00	3.000		
Inning Stats	R: 1 E: 0 K: 1 S: 11	H: 2 LOB: 1 BB: 0 P: 16	R: 0 E: 0 K: 1 S: 10	H: 0 LOB: 0 BB: 0 P: 11	R: 0 E: 0 K: 0 S: 8	H: 0 LOB: 0 BB: 1 P: 14	R: 0 E: 0 K: 0 S: 6	H: 0 LOB: 0 BB: 1 P: 12	R: 3 E: 0 K: 1 S: 11	H: 3 LOB: 0 BB: 1 P: 18	R: 0 E: 0 K: 0 S: 9	H: 1 LOB: 1 BB: 0 P: 12	R: 2 E: 0 K: 2 S: 18	H: 3 LOB: 1 BB: 0 P: 31	R: 0 E: 0 K: 2 S: 11	H: 1 LOB: 1 BB: 0 P: 17	1B: 7 2B: 3 3B: 1 HR: 0	SF: 0 SAC: 0 DP: 2 HBP: 0	WP: 0 PB: 0 SB: 2 CS: 1	PA: 34
PITCHER	IP	WLS	BF	H	R	ER	SO	BB	IBB	HBP	BLK	WP	HR	S	P	ERA	WHIP			

Chicago Cubs @ Milwaukee Brewers
Miller Park, Milwaukee, WI
Fri May 17 2002, 7:05 PM CDT
Att: 34,622 - Dome - 72 F

AB	31
R	6
H	10
RBI	6
BB	3
SO	7
LOB	13



Batter	1	2	3	4	5	6	7	8	9	AB	R	H	RBI	BB	SO	LOB	TOP											
Corey Patterson, L (1, 8) OBP: 0.366, SLG: 0.426	G3 S 1B		K		FC4-6 F8 BB 1-2		BB 1B		G5-3 1B	5	0	3	0	0	1	1	Chicago Cubs @ Milwaukee Brewers Miller Park, Milwaukee, WI Sat May 18 2002, 6:05 PM CDT Att: 42,280 - Dome - 72 F livebaseballscorecards.com											
Bill Mueller, S (1, 5) OBP: 0.263, SLG: 0.353	G3 1-3		G4-3		BB 1-2		BB 1-2		L5 1B	3	0	0	0	2	0	3												
Sammy Sosa, R (1, 9) OBP: 0.462, SLG: 0.715	K		BB		F8 2-3		K		G5-3 1-2 2-3	4	0	0	0	1	2	7												
Fred McGriff, L (1, 3) OBP: 0.306, SLG: 0.324	HBP		F9		F8				K 2B 1B	4	1	1	0	0	1	5												
Moises Alou, R (1, 7) OBP: 0.213, SLG: 0.253	F2				FC5-4 1B				F3 1B	3	0	1	0	1	0	3												
Bobby Hill, S (1, 4) OBP: 0.208, SLG: 0.217 Jeff Fassero, L (8, 1)			K		F8				K	4	0	0	0	0	2	3												
Joe Girardi, R (1, 2) OBP: 0.246, SLG: 0.265 Roosevelt Brown, L (8, PH) OBP: 0.294, SLG: 0.367 Robert Machado, R (8, 2) OBP: 0.356, SLG: 0.439			2B		FC5-4 1-2				G6-4-3 1-2	3	0	1	0	0	0	2												
Augie Ojeda, S (1, 6) OBP: 0.236, SLG: 0.184 Mark Bellhorn, S (7, PH) OBP: 0.333, SLG: 0.430			F7		K				2B	1	0	1	1	0	0	0												
Jon Lieber, L (1, 1) OBP: 0.278, SLG: 0.278 Chris Stynes, R (7, PH) OBP: 0.321, SLG: 0.308 Pat Mahomes, R (7, 1) Delino DeShields, L (8, 4) OBP: 0.257, SLG: 0.300			F7						G5-3 1B BB	2	0	1	0	0	0	1												
Inning Stats	R: 0 E: 0 K: 1 S: 8	H: 1 LOB: 2 BB: 0 P: 12	R: 0 E: 0 K: 1 S: 11	H: 1 LOB: 1 BB: 0 P: 16	R: 0 E: 0 K: 1 S: 9	H: 0 LOB: 1 BB: 1 P: 21	R: 0 E: 0 K: 1 S: 12	H: 1 LOB: 1 BB: 0 P: 19	R: 0 E: 0 K: 0 S: 7	H: 0 LOB: 0 BB: 1 P: 9	R: 0 E: 0 K: 2 S: 13	H: 1 LOB: 2 BB: 1 P: 21	R: 1 E: 0 K: 2 S: 16	H: 2 LOB: 1 BB: 0 P: 25	R: 0 E: 0 K: 1 S: 10	H: 1 LOB: 2 BB: 1 P: 22		1B: 6 2B: 2 3B: 0 HR: 0	SF: 0 SAC: 0 DP: 1 HBP: 1	WP: 0 PB: 0 SB: 1 CS: 0	PA: 40							
PITCHER	IP	WLS	BF	H	R	ER	SO	BB	IBB	HBP	BLK	WP	HR	S	P	ERA		WHIP										
Jose Cabrera, R (1, 1) ERA: 3.62	5.0	W	22	4	0	0	4	2	0	1	0	0	0	47	81	0.00		1.200										
47 Mike Buddie, R (8, 1) ERA: 4.13	1.0	H	3	0	0	0	0	1	0	0	0	0	0	4	9	0.00		1.000										
Ray King, L (7, 1) ERA: 5.27	0.2	H	4	1	0	0	1	1	0	0	0	0	0	10	17	0.00		3.000										
Luis Vizcaino, R (7, 1) ERA: 2.33	0.1	H	1	0	0	0	1	0	0	0	0	0	0	3	4	0.00	0.000											
Mike DeJean, R (8, 1) ERA: 3.04	2.0	S	10	3	1	1	3	1	0	0	0	0	0	26	47	4.50	2.000											
Alex Sanchez, L (1, 8) OBP: 0.331, SLG: 0.324	L5		1B G4-3		B5												4	1	1	1	0	1	0	Chicago Cubs @ Milwaukee Brewers Miller Park, Milwaukee, WI Sat May 18 2002, 6:05 PM CDT Att: 42,280 - Dome - 72 F livebaseballscorecards.com				
Eric Young Sr., R (1, 4) OBP: 0.279, SLG: 0.260	F7		1B G4-3		2B												4	0	2	0	0	0	0					
Jeffrey Hammonds, R (1, 9) OBP: 0.387, SLG: 0.480	2B		1B G4-3		2B												4	0	2	1	0	1	2					
Richie Sexson, R (1, 3) OBP: 0.297, SLG: 0.531	G6-3		1B G4-3		1B G4-3												4	0	0	0	0	0	3					
Geoff Jenkins, L (1, 7) OBP: 0.310, SLG: 0.387			G1-6-3		SH FC3-6 2B												4	1	1	0	0	0	0					
Mark Loretta, R (1, 5) OBP: 0.284, SLG: 0.217	F8		1B		SH FC3-6												3	0	1	0	0	0	0					
José Hernández, R (1, 6) OBP: 0.350, SLG: 0.532 Tyler Houston, L (4, PH) OBP: 0.283, SLG: 0.313			G1-3		1B FC3-6												1	0	0	0	0	0	0					
Paul Bako, L (1, 2) OBP: 0.382, SLG: 0.393			E3 1B		1B FC3-6												2	0	1	1	0	0	1					
Jose Cabrera, R (1, 1) ERA: 3.4 47 Mike Buddie, R (8, 1) ERA: 4.13 Lenny Harris, L (8, PH) OBP: 0.229, SLG: 0.182 Ray King, L (7, 1) ERA: 5.27 Luis Vizcaino, R (7, 1) ERA: 2.33 Mike DeJean, R (8, 1) ERA: 3.04			F5		1B												3	1	1	0	0	0	2					
Inning Stats	R: 0 E: 0 K: 0 S: 10	H: 1 LOB: 1 BB: 0 P: 15	R: 0 E: 0 K: 0 S: 9	H: 0 LOB: 0 BB: 0 P: 11	R: 2 E: 1 K: 0 S: 11	H: 2 LOB: 1 BB: 0 P: 15	R: 0 E: 0 K: 1 S: 12	H: 2 LOB: 2 BB: 0 P: 15	R: 0 E: 0 K: 1 S: 14	H: 1 LOB: 1 BB: 0 P: 20	R: 1 E: 0 K: 0 S: 9	H: 2 LOB: 1 BB: 0 P: 11	R: 0 E: 0 K: 1 S: 9	H: 1 LOB: 0 BB: 0 P: 13	R: 0 E: 0 K: 0 S: 8	H: 0 LOB: 0 BB: 0 P: 12	1B: 6 2B: 3 3B: 0 HR: 0	SF: 0 SAC: 1 DP: 0 HBP: 0	WP: 0 PB: 0 SB: 0 CS: 0	PA: 34								
PITCHER	IP	WLS	BF	H	R	ER	SO	BB	IBB	HBP	BLK	WP	HR	S	P	ERA	WHIP											
Jon Lieber, R (1, 1) ERA: 3.4	6.0	L	27	8	3	1	2	0	0	0	0	0	0	65	87	1.50	1.333											
Pat Mahomes, R (7, 1) ERA: 7.71	1.1		4	1	0	0	1	0	0	0	0	0	0	11	16	0.00	0.750											
Jeff Fassero, L (8, 1) ERA: 5.59	0.2		2	0	0	0	0	0	0	0	0	0	0	6	9	0.00	0.000											

Batter	1	2	3	4	5	6	7	8	9	10	11	AB	R	H	RBI	BB	SO	LOB	TOP						
Cory Patterson, L OBP: 0.371, SLG: 0.441 (1, 8)	K (1, 3)		P3 (1, 1)			1B (2, 2)		SF8 (0, 1)	IBB (4, 0)		SF7 (1, 2)	4	1	2	1	1	1	1							
Bill Mueller, S OBP: 0.324, SLG: 0.324 (9, 11)	F7 (2, 2)		G4-3 (0, 0)			F8 (2, 2)		SF8 (3, 1)	SF6 (1, 0)		F9 (0, 1)	3	0	0	2	0	0	2							
Chris Stynes, R OBP: 0.316, SLG: 0.303 (10, 5)												1	0	0	0	0	0	1							
Sammy Sosa, R OBP: 0.455, SLG: 0.704 (1, 9)	K (1, 3)					F8 (0, 1)		HR (1, 2)	G4-3 (1, 2)			5	1	1	0	0	1	3							
Fred McGriff, L OBP: 0.315, SLG: 0.350 (1, 3)		K (0, 3)						HR (0, 0)		K (1, 3)		4	1	2	2	1	2	0							
Moises Alou, R OBP: 0.223, SLG: 0.253 (1, 7)						1B (1, 0)				G4-3 (1, 0)		4	0	1	0	1	0	3							
Robert Machado, R OBP: 0.333, SLG: 0.409 (8, PH)																									
Roosevelt Brown, L OBP: 0.299, SLG: 0.351 (8, 1)																									
Antonio Alfonseca, R OBP: 0.500, SLG: 0.500 (8, 5)																									
Mark Bellhorn, S OBP: 0.330, SLG: 0.425 (10, 1)																									
Joe Borowski, R OBP: 0.500, SLG: 0.500 (10, 1)																									
Bobby Hill, S OBP: 0.241, SLG: 0.222 (1, 4)						F8 (1, 2)						4	2	1	0	1	0	1							
Augie Ojeda, S OBP: 0.241, SLG: 0.192 (1, 6)						F7 (2, 1)						3	0	1	0	0	0	0							
34 Kerry Wood, R OBP: 0.200, SLG: 0.200 (8, PH)																									
Delino DeShields, L OBP: 0.255, SLG: 0.297 (8, 2)																									
Joe Girardi, R OBP: 0.257, SLG: 0.265 (8, 2)																									
Inning Stats	R: 0 E: 0 K: 2 S: 11	H: 0 LOB: 0 BB: 0 P: 15	R: 0 E: 0 K: 1 S: 13	H: 1 LOB: 1 BB: 0 P: 14	R: 0 E: 0 K: 1 S: 10	H: 1 LOB: 1 BB: 0 P: 11	R: 0 E: 0 K: 0 S: 8	H: 0 LOB: 1 BB: 1 P: 16	R: 0 E: 0 K: 1 S: 9	H: 0 LOB: 0 BB: 0 P: 12	R: 0 E: 0 K: 0 S: 12	H: 2 LOB: 2 BB: 0 P: 17	R: 3 E: 0 K: 2 S: 18	H: 3 LOB: 1 BB: 1 P: 30	R: 1 E: 0 K: 0 S: 11	H: 1 LOB: 2 BB: 2 P: 20	R: 0 E: 0 K: 1 S: 7	H: 0 LOB: 0 BB: 0 P: 10	R: 1 E: 0 K: 0 S: 10	H: 0 LOB: 1 BB: 2 P: 20	1B: 5 2B: 1 3B: 1 HR: 1	SF: 3 SAC: 3 DP: 0 HBP: 0	WP: 1 PB: 0 SB: 0 CS: 0	PA: 47	
PITCHER	IP WLS BF H R ER SO	IP WLS BF H R ER SO	IP WLS BF H R ER SO	IP WLS BF H R ER SO	IP WLS BF H R ER SO	IP WLS BF H R ER SO	IP WLS BF H R ER SO	IP WLS BF H R ER SO	IP WLS BF H R ER SO	IP WLS BF H R ER SO	IP WLS BF H R ER SO	IP WLS BF H R ER SO	IP WLS BF H R ER SO	IP WLS BF H R ER SO	IP WLS BF H R ER SO	IP WLS BF H R ER SO	IP WLS BF H R ER SO	IP WLS BF H R ER SO	IP WLS BF H R ER SO	IP WLS BF H R ER SO	ERA WHIP	ERA WHIP			
Ruben Quevedo, R ERA: 4.13 (1, 1)	7.2 1.1 9 2 2 2 1	30 B 2 2 2 2 1	6 2 2 2 1 1 1	2 2 2 0 0 1 1	7 1 1 0 0 0 0	108 18 34 13.50 2.250																			
Luis Vizcaino, R ERA: 3.96 (8, 1)	1.0 1.0 3 0 0 0 1	3 0 0 0 0 0 0	0 0 0 0 0 0 0	0 0 0 0 0 0 0	0 0 0 0 0 0 0	7 10 0.00 0.000																			
Ray King, L ERA: 4.91 (10, 1)	1.0 L 5 0 1 1 0	5 0 1 1 0 1 1	0 1 1 0 0 1 1	0 0 0 0 0 0 0	0 0 0 0 0 0 0	10 20 9.00 1.000																			
Valerio De Los Santos, L ERA: 9.0 (11, 1)																									

Chicago Cubs @ Milwaukee Brewers
Miller Park, Milwaukee, WI
Sun May 19 2002, 1:05 PM CDT
Att. 41,424 - Dome - 72 F

AB 36
R 5
H 8
RBI 5
BB 5
SO 9
LOB 15



Batter	1	2	3	4	5	6	7	8	9	10	11	AB	R	H	RBI	BB	SO	LOB	BOTTOM					
Alex Sanchez, L OBP: 0.344, SLG: 0.327 (1, 8)	L9 (4, 1)		L5 (0, 1)			CS (4, 1)		CS (1, 0)	F9 (3, 2)			2	0	1	0	2	0	0						
Alex Ochoa, R OBP: 0.345, SLG: 0.444 (9, PH)	BB (10, 9)					SH3-4 (0, 0)		SH3-4 (1, 2)				1	0	0	0	0	2							
Ronnie Belliard, R OBP: 0.326, SLG: 0.318 (1, 4)	L9 (10, 5)					SF8 (1, 2)		BB (1, 2)				3	1	1	0	1	1	1						
Jeffrey Hammonds, R OBP: 0.363, SLG: 0.469 (1, 9)	F9 (10, 8)					SH1-3 (0, 0)		FC5 (4, 2)				3	0	0	0	1	1	1						
Richie Sexson, R OBP: 0.294, SLG: 0.543 (1, 3)		K (0, 3)				SF8 (2, 3)		FC5 (0, 0)		G6-3 (1, 0)		4	1	1	2	0	1	2						
Geoff Jenkins, L OBP: 0.313, SLG: 0.403 (1, 7)						K (2, 3)		HR (1, 2)				4	1	1	1	1	2	0						
Tyler Houston, L OBP: 0.291, SLG: 0.350 (1, 5)						G4-3 (1, 2)																		
Eric Young Sr., R OBP: 0.294, SLG: 0.266 (9, PR)	FC4-6 (2, 2)							HR (3, 1)				4	1	2	1	0	1	1						
Mark Loretta, R OBP: 0.268, SLG: 0.208 (8, 1)								HR (1, 1)				1	0	1	0	0	0	0						
Luis Vizcaino, R ERA: 3.96 (8, PH)								L6 (1, 1)																
Ray King, L ERA: 4.91 (10, 1)								K (0, 3)																
Valerio De Los Santos, L ERA: 9.0 (11, 1)																								
Lenny Harris, R OBP: 0.222, SLG: 0.176 (11, PH)																								
Paul Bako, L OBP: 0.361, SLG: 0.369 (1, 2)						G5-3 (1, 1)						4	0	0	0	0	1	2						
Ruben Quevedo, R (1, 1)																								
Luis Lopez, S (8, 6)						G3 (1, 1)						2	0	0	0	0	1	1						
Inning Stats	R: 0 E: 0 K: 0 S: 6	H: 0 LOB: 0 BB: 1 P: 13	R: 0 E: 0 K: 1 S: 8	H: 0 LOB: 1 BB: 1 P: 17	R: 0 E: 0 K: 1 S: 7	H: 0 LOB: 0 BB: 0 P: 9	R: 1 E: 0 K: 1 S: 6	H: 1 LOB: 0 BB: 1 P: 10	R: 0 E: 0 K: 1 S: 7	H: 0 LOB: 0 BB: 0 P: 11	R: 2 E: 0 K: 1 S: 12	H: 2 LOB: 2 BB: 0 P: 19	R: 0 E: 0 K: 0 S: 5	H: 1 LOB: 2 BB: 2 P: 15	R: 1 E: 0 K: 1 S: 13	H: 2 LOB: 3 BB: 1 P: 23	R: 0 E: 0 K: 1 S: 7	H: 0 LOB: 0 BB: 0 P: 10	R: 0 E: 0 K: 1 S: 14	H: 1 LOB: 0 BB: 0 P: 20	1B: 3 2B: 2 3B: 0 HR: 3	SF: 1 SAC: 2 DP: 1 HBP: 1	WP: 0 PB: 0 SB: 2 CS: 2	PA: 43
PITCHER	IP WLS BF H R ER SO	IP WLS BF H R ER SO	IP WLS BF H R ER SO	IP WLS BF H R ER SO	IP WLS BF H R ER SO	IP WLS BF H R ER SO	IP WLS BF H R ER SO	IP WLS BF H R ER SO	IP WLS BF H R ER SO	IP WLS BF H R ER SO	IP WLS BF H R ER SO	IP WLS BF H R ER SO	IP WLS BF H R ER SO	IP WLS BF H R ER SO	IP WLS BF H R ER SO	IP WLS BF H R ER SO	IP WLS BF H R ER SO	IP WLS BF H R ER SO	IP WLS BF H R ER SO	IP WLS BF H R ER SO	ERA WHIP	ERA WHIP		
34 Kerry Wood, R ERA: 2.89 (8, 1)	1.2 10 3 3 3 3 1	3 3 3 3 3 3 0	3 3 3 3 3 3 0	3 3 3 3 3 3 0	1 15 32 5.40 3.600																			
Antonio Alfonseca, R ERA: 1.15 (8, 1)	0.1 1 0 0 0 0 0	0 0 0 0 0 0 0	0 0 0 0 0 0 0	0 0 0 0 0 0 0	0 0 0 0 0 0 0	3 6 0.00 0.000																		
Jeff Fassero, L ERA: 5.49 (10, 1)	2.0 W 6 1 0 0 2	6 1 0 0 0 2 0	0 0 0 0 0 0 0	0 0 0 0 0 0 0	0 0 0 0 0 0 0	21 30 0.00 0.500																		


Chicago Cubs @ Milwaukee Brewers
Miller Park, Milwaukee, WI
Sun May 19 2002, 1:05 PM CDT
Att. 41,424 - Dome - 72 F

AB 33
R 4
H 7
RBI 4
BB 6
SO 9
LOB 13




Batter	1	2	3	4	5	6	7	8	9	AB	R	H	RBI	BB	SO	LOB	TOP			
Chad Hermansen, R (1,8) OBP: 0.444, SLG: 0.600	FC4-6 SF7 1B	K		2B			IHR BB	HR		4	3	3	2	1	1	0	Pittsburgh Pirates @ Chicago Cubs Wrigley Field, Chicago, IL Tue May 21 2002, 4:05 PM CDT Sunny - 58 F			
2 Jack Wilson, R (1,6) OBP: 0.260, SLG: 0.261	FC4-6 1B		3B	G5-3			IHR 1B	G2-3 2B		4	2	3	0	1	0	1				
Brian Giles, L (1,7) Adrian Brown, S (7,8) OBP: 0.534, SLG: 0.534 OBP: 0.297, SLG: 0.306	FC4-6 BB 1-2 2-3		1-H SF9 3B				IHR 1-H 2-H	G2-3 BB		3	3	2	4	1	0	2				
Aramis Ramirez, R (1,5) Mike Benjamin, R (7,5) OBP: 0.319, SLG: 0.410 OBP: 0.204, SLG: 0.196	SF7		SF9		K		P3	G2-3		2	0	0	2	0	1	1				
Rob Mackowiak, L (1,9) OBP: 0.266, SLG: 0.397	3-H 1-2 18 2B BB		3-H G4-3		F8		F7	F9		4	1	0	0	1	0	3				
18 Jason Kendall, R (1,2) Craig Wilson, R (9,2) OBP: 0.336, SLG: 0.328 OBP: 0.325, SLG: 0.351	1-H 2-H 2B		P3		G6-3		G5-3		G4-3	5	0	1	2	0	0	1				
Kevin Young, R (1,3) OBP: 0.308, SLG: 0.393	F9			HR		G5-3		1B 2B		5	2	3	1	0	0	1				
Pokey Reese, R (1,4) Sean Lowe, R (8,1) OBP: 0.267, SLG: 0.269 OBP: 0.143, SLG: 0.143		F9		G6-3		K		G5-3	F8	4	0	0	0	0	1	1				
Jimmy Anderson, L (1,1) Abraham Nunez, S (8,PH) OBP: 0.250, SLG: 0.250 OBP: 0.298, SLG: 0.320		G4-3		G6-3		G6-3		HR 1B	G6-3	3	0	0	0	0	0	0				
Inning Stats	R: 3 E: 0 K: 0 S: 16	H: 3 LOB: 1 BB: 1 P: 24	R: 0 E: 0 K: 1 S: 8	H: 0 LOB: 0 BB: 0 P: 12	R: 2 E: 0 K: 0 S: 8	H: 1 LOB: 0 BB: 1 P: 13	R: 1 E: 0 K: 1 S: 10	H: 2 LOB: 1 BB: 0 P: 18	R: 0 E: 0 K: 1 S: 10	H: 0 LOB: 1 BB: 0 P: 11	R: 3 E: 0 K: 0 S: 13	H: 2 LOB: 0 BB: 1 P: 21	R: 3 E: 0 K: 0 S: 17	H: 4 LOB: 2 BB: 1 P: 25	R: 0 E: 0 K: 0 S: 10	H: 1 LOB: 1 BB: 0 P: 15		1B: 4 2B: 5 3B: 1 HR: 3	SF: 2 SAC: 0 DP: 0 HBP: 0	WP: 0 PB: 0 SB: 0 CS: 0
PITCHER	IP	WLS	BF	H	R	ER	SO	BB	IBB	HBP	BLK	WP	HR	S	P	ERA	WHIP			
Jason Bere, R (1,1) ERA: 6.8	5.0	L	24	6	6	6	2	3	0	0	0	0	1	49	80	10.80	1.800			
Ron Mahay, L (6,1) ERA: 9.91	2.0		9	2	3	3	1	1	0	0	0	0	0	23	32	13.50	1.500			
Scott Chiasson, R (8,1) ERA: 23.14	1.0		8	4	3	3	0	1	0	0	0	0	1	17	25	27.00	5.000			
Pat Mahomes, R (9,1) ERA: 5.4	1.0		4	1	0	0	0	0	0	0	0	0	0	10	15	0.00	1.000			

AB 38
R 12
H 13
RBI 12
BB 5
SO 3
LOB 14



Batter	1	2	3	4	5	6	7	8	9	AB	R	H	RBI	BB	SO	LOB	BOTTOM					
Corey Patterson, L (1,8) OBP: 0.363, SLG: 0.429	G4-3		G1-3		K			G4-3		4	0	0	0	0	1	1	Pittsburgh Pirates @ Chicago Cubs Wrigley Field, Chicago, IL Tue May 21 2002, 4:05 PM CDT Sunny - 58 F					
Bill Mueller, S (1,5) Pat Mahomes, R (9,1) OBP: 0.255, SLG: 0.308	G5-3		G6-4-3 BB			F8		BB		2	0	0	0	2	0	0						
Sammy Sosa, R (1,9) OBP: 0.445, SLG: 0.685	F8		G6-4-3			L5		K		4	0	0	0	0	1	2						
Fred McGriff, L (1,3) OBP: 0.314, SLG: 0.367		L8		G4-3		K		HR		4	1	1	1	0	1	0						
Moises Alou, R (1,7) Roosevelt Brown, L (7,7) OBP: 0.229, SLG: 0.250 OBP: 0.282, SLG: 0.349		BB 1B BB		G6-3		G4-3		G3-1		1	0	0	0	1	0	0						
Robert Machado, R (1,2) OBP: 0.327, SLG: 0.396		F9		P4		G5-3 1B		K		4	0	1	0	0	1	1						
Bobby Hill, S (1,4) OBP: 0.273, SLG: 0.233		BB 1B		G1-3 BB		G5-3		F8		3	0	1	0	1	0	1						
Mark Bellhorn, S (1,6) OBP: 0.330, SLG: 0.416		FC6-4 BB		F8		G5-3				2	0	0	0	1	0	2						
Jason Bere, R (1,1) Chris Snyders, R (5,PH) Ron Mahay, L (8,1) Scott Chiasson, R (8,1) Aguie Ojeda, S (8,PH) OBP: 0.143, SLG: 0.214 OBP: 0.317, SLG: 0.299		FC6-4		G1-3		G1-3		F2		1	0	0	0	0	0	3						
Inning Stats	R: 0 E: 0 K: 0 S: 8	H: 0 LOB: 0 BB: 0 P: 15	R: 0 E: 0 K: 0 S: 10	H: 1 LOB: 2 BB: 2 P: 20	R: 0 E: 0 K: 0 S: 6	H: 0 LOB: 0 BB: 1 P: 13	R: 0 E: 0 K: 1 S: 4	H: 0 LOB: 0 BB: 0 P: 6	R: 0 E: 0 K: 1 S: 12	H: 0 LOB: 1 BB: 1 P: 18	R: 0 E: 0 K: 1 S: 9	H: 0 LOB: 1 BB: 0 P: 14	R: 0 E: 0 K: 0 S: 10	H: 1 LOB: 1 BB: 0 P: 15	R: 0 E: 0 K: 1 S: 9	H: 0 LOB: 1 BB: 1 P: 13		R: 1 E: 0 K: 1 S: 8	H: 1 LOB: 0 BB: 0 P: 11	1B: 2 2B: 0 3B: 0 HR: 1	SF: 0 SAC: 0 DP: 1 HBP: 0	WP: 0 PB: 0 SB: 0 CS: 0
PITCHER	IP	WLS	BF	H	R	ER	SO	BB	IBB	HBP	BLK	WP	HR	S	P	ERA	WHIP					
Jimmy Anderson, L (1,1) ERA: 4.31	7.0	W	26	2	0	0	2	4	0	0	0	0	0	59	101	0.00	0.857					
Sean Lowe, R (8,1) ERA: 7.53	2.0		8	1	1	1	2	1	0	0	0	0	1	17	24	4.50	1.000					

AB 29
R 1
H 3
RBI 1
BB 5
SO 4
LOB 11



Batter	1	2	3	4	5	6	7	8	9	AB	R	H	RBI	BB	SO	LOB	TOP			
Chad Hermansen, R (1, 8) OBP: 0.425, SLG: 0.545										3	1	0	0	1	3	2				
2 Jack Wilson, R (1, 6) OBP: 0.267, SLG: 0.268										4	1	2	0	0	0	0				
Brian Giles, L (1, 7) OBP: 0.372, SLG: 0.530										3	1	1	1	0	0	1				
Aramis Ramirez, R (1, 5) OBP: 0.305, SLG: 0.390										4	0	0	0	0	1	3				
Craig Wilson, R (1, 3) OBP: 0.310, SLG: 0.338										3	0	0	1	0	2	1				
Keith Osiak, R (1, 2) OBP: 0.211, SLG: 0.278										3	0	1	0	0	0	0				
18 Jason Kendall, R (9, PH) OBP: 0.333, SLG: 0.326										1	0	0	0	0	0	0				
Adrian Brown, S (1, 9) OBP: 0.303, SLG: 0.306										3	0	1	0	1	0	1				
Abraham Nunez, S (1, 4) OBP: 0.295, SLG: 0.316										4	0	1	0	0	0	1				
Josh Fogg, R (1, 1) OBP: 0.118, SLG: 0.118										2	0	0	0	0	1	0				
Rob Mackowiak, L (7, PH) OBP: 0.272, SLG: 0.397										0	0	0	0	1	0	0				
Brian Boehringer, S (7, 1)										0	0	0	0	0	0	0				
Joe Beimel, L (8, 1)										0	0	0	0	0	0	0				
Inning Stats	R: 3 H: 3 E: 1 K: 0 S: 12	H: 3 R: 1 LOB: 1 BB: 1 P: 19	R: 0 H: 0 E: 0 K: 2 S: 8	H: 0 R: 0 LOB: 0 BB: 0 P: 11	R: 0 H: 0 E: 0 K: 0 S: 7	H: 0 R: 0 LOB: 0 BB: 0 P: 12	R: 0 H: 0 E: 0 K: 1 S: 6	H: 0 R: 0 LOB: 0 BB: 1 P: 14	R: 0 H: 0 E: 0 K: 1 S: 7	H: 1 R: 0 LOB: 1 BB: 0 P: 19	R: 0 H: 1 E: 0 K: 1 S: 13	H: 1 R: 0 LOB: 2 BB: 1 P: 23	R: 0 H: 0 E: 0 K: 1 S: 8	H: 0 R: 0 LOB: 0 BB: 0 P: 12	R: 0 H: 1 E: 0 K: 0 S: 11	H: 1 R: 0 LOB: 1 BB: 0 P: 17	1B: 5 2B: 2 3B: 0 HR: 0	SF: 1 SAC: 0 DP: 1 HBP: 1	WP: 0 PB: 0 SB: 1 CS: 1	PA: 36
PITCHER	IP	WLS	BF	H	R	ER	SO	BB	IBB	HBP	BLK	WP	HR	S	P	ERA	WHIP			
Juan Cruz, R (1, 1) ERA: 3.74	6.0	W	23	4	3	2	5	2	0	1	0	0	0	14	25	3.00	1.000			
Joe Borowski, R (7, 1) ERA: 1.76	1.1	H	6	1	0	0	1	1	0	0	0	0	0	3	5	0.00	1.500			
Jeff Fassero, L (8, 1) ERA: 5.4	0.1	H	1	0	0	0	0	0	0	0	0	0	0	3	5	0.00	0.000			
Antonio Alfonseca, R (8, 1) ERA: 2.0	1.1	S	5	1	0	0	1	0	0	0	0	0	0	15	22	0.00	0.750			

Pittsburgh Pirates @ Chicago Cubs
Wrigley Field, Chicago, IL
Tue May 21 2002, 7:05 PM CDT
Att: 37,175 - Sunny - 54 F

AB	30
R	3
H	6
RBI	2
BB	3
SO	7
LOB	9



Batter	1	2	3	4	5	6	7	8	9	AB	R	H	RBI	BB	SO	LOB	BOTTOM			
Corey Patterson, L (1, 8) OBP: 0.354, SLG: 0.419										4	0	0	0	0	0	1				
Bill Mueller, S (1, 5) OBP: 0.255, SLG: 0.302										4	1	1	0	0	0	0				
Sammy Sosa, R (1, 9) OBP: 0.446, SLG: 0.698										3	1	1	3	1	0	0				
Fred McGriff, L (1, 3) OBP: 0.318, SLG: 0.373										3	1	1	0	1	0	0				
Roosevelt Brown, L (1, 7) OBP: 0.270, SLG: 0.333										3	0	0	0	0	0	1				
Joe Borowski, R (7, 1) OBP: 0.500, SLG: 0.500										0	0	0	0	0	0	0				
Jeff Fassero, L (8, 1)										0	0	0	0	0	0	0				
Antonio Alfonseca, R (8, 1) OBP: 0.667, SLG: 0.667										1	0	1	0	0	0	0				
Bobby Hill, S (1, 4) OBP: 0.243, SLG: 0.206										4	0	0	1	0	0	3				
Joe Girardi, R (1, 2) OBP: 0.274, SLG: 0.282										3	0	2	0	0	0	0				
Augie Ojeda, S (1, 6) OBP: 0.226, SLG: 0.179										3	0	0	0	0	0	2				
Juan Cruz, R (1, 1) OBP: 0.154, SLG: 0.154										1	0	0	0	0	0	0				
Delino DeShields, L (6, PH) OBP: 0.251, SLG: 0.257										0	1	0	0	1	0	0				
Darren Lewis, R (7, 7) OBP: 0.308, SLG: 0.333										1	0	0	0	0	0	1				
Inning Stats	R: 0 H: 0 E: 0 K: 0 S: 7	H: 0 R: 0 LOB: 0 BB: 0 P: 8	R: 0 H: 0 E: 0 K: 0 S: 6	H: 0 R: 0 LOB: 0 BB: 0 P: 7	R: 0 H: 0 E: 0 K: 0 S: 6	H: 0 R: 0 LOB: 0 BB: 0 P: 6	R: 1 H: 2 E: 0 K: 0 S: 12	H: 2 R: 0 LOB: 1 BB: 0 P: 18	R: 3 H: 2 E: 0 K: 0 S: 11	H: 0 R: 0 LOB: 0 BB: 1 P: 19	R: 0 H: 1 E: 0 K: 0 S: 7	H: 1 R: 0 LOB: 3 BB: 2 P: 9	R: 0 H: 1 E: 0 K: 0 S: 9	H: 0 R: 0 LOB: 0 BB: 0 P: 21	1B: 4 2B: 1 3B: 0 HR: 1	SF: 0 SAC: 0 DP: 0 HBP: 0	WP: 0 PB: 0 SB: 0 CS: 0	PA: 33		
PITCHER	IP	WLS	BF	H	R	ER	SO	BB	IBB	HBP	BLK	WP	HR	S	P	ERA	WHIP			
Josh Fogg, R (1, 1) ERA: 2.75	6.0	L	23	4	4	4	0	1	0	0	0	0	0	14	21	6.00	0.833			
Brian Boehringer, R (7, 1) ERA: 2.74	1.0		4	1	0	0	0	0	0	0	0	0	0	7	9	0.00	1.000			
Joe Beimel, L (8, 1) ERA: 3.0	1.0		6	1	0	0	0	1	1	0	0	0	0	9	21	0.00	2.000			

Pittsburgh Pirates @ Chicago Cubs
Wrigley Field, Chicago, IL
Tue May 21 2002, 7:05 PM CDT
Att: 37,175 - Sunny - 54 F

AB	30
R	4
H	6
RBI	4
BB	3
SO	0
LOB	8



Batter	1	2	3	4	5	6	7	8	9	AB R H RBI BB SO LOB	TOP													
Chad Hermansen, R OBP: 0.422, SLG: 0.514 (1, 8)										4 0 1 0 1 2 1	Pittsburgh Pirates @ Chicago Cubs Wrigley Field, Chicago, IL Wed May 22, 2002, 7:05 PM CDT Att. 40,138 - Sunny - 66 F													
2 Jack Wilson, R OBP: 0.259, SLG: 0.260 (1, 6)										4 0 0 0 0 1 2														
Brian Giles, L OBP: 0.381, SLG: 0.558 (1, 7)										4 1 3 1 0 1 1														
Aramis Ramirez, R OBP: 0.293, SLG: 0.372 Mike Benjamin, R OBP: 0.204, SLG: 0.196 (8, PR) (8, 5)										4 0 0 0 0 3 3 0 1 0 0 0 0 0														
Rob Mackowiak, L OBP: 0.273, SLG: 0.390 Craig Wilson, R OBP: 0.307, SLG: 0.333 (8, PH) (8, 9)										2 1 0 0 1 2 0 1 0 0 0 0 0 1														
18 Jason Kendall, R OBP: 0.338, SLG: 0.326 (1, 2)										3 0 1 1 0 0 0														
Kevin Young, R OBP: 0.313, SLG: 0.386 (1, 3)										2 1 0 0 2 0 2														
Pokey Reese, R OBP: 0.267, SLG: 0.268 (1, 4)										4 0 1 1 0 0 3														
Dave Williams, L OBP: 0.143, SLG: 0.357 Ron Villone, L OBP: 0.214, SLG: 0.357 Adrian Brown, R OBP: 0.306, SLG: 0.512 Mike Fetters, R OBP: 0.212, SLG: 0.312 Scott Sauerbeck, R OBP: 0.252, SLG: 0.313 Abraham Nunez, S OBP: 0.252, SLG: 0.313 (1, 1) (5, 1) (7, PH) (7, 1) (8, 1) (8, PH)										2 0 0 0 0 2 1 0 0 0 0 0 0 0 1 0 1 1 0 0 0 0 0 0 0 0 0 0 0 0 0 0 0 0 0 1 0 0 0 0 0 0														
Inning Stats	R: 0 E: 0 K: 2 S: 11	H: 1 W: 24 LOB: 1 BB: 0 P: 18	R: 1 E: 0 K: 1 S: 11	H: 1 R: 2 LOB: 1 BB: 0 P: 20	R: 0 E: 0 K: 1 S: 15	H: 1 R: 2 LOB: 1 BB: 0 P: 22	R: 0 E: 0 K: 1 S: 8	H: 0 R: 0 LOB: 0 BB: 0 P: 12	R: 0 E: 0 K: 2 S: 11	H: 0 R: 0 LOB: 1 BB: 1 P: 17		R: 1 E: 0 K: 1 S: 9	H: 1 R: 0 LOB: 0 BB: 0 P: 14	R: 1 E: 0 K: 1 S: 13	H: 1 R: 0 LOB: 1 BB: 1 P: 24	R: 1 E: 0 K: 0 S: 14	H: 2 R: 2 LOB: 2 BB: 1 P: 25	R: 0 E: 0 K: 0 S: 8	H: 0 R: 0 LOB: 0 BB: 0 P: 10	1B: 6 2B: 0 3B: 0 HR: 1	SF: 0 SAC: 1 DP: 1 HBP: 1	WP: 0 PB: 0 SB: 2 CS: 0	PA: 38	
PITCHER	IP WLS BF H R ER SO BB IBB HBP BLK WP HR S P ERA WHIP	IP WLS BF H R ER SO BB IBB HBP BLK WP HR S P ERA WHIP	IP WLS BF H R ER SO BB IBB HBP BLK WP HR S P ERA WHIP	IP WLS BF H R ER SO BB IBB HBP BLK WP HR S P ERA WHIP	IP WLS BF H R ER SO BB IBB HBP BLK WP HR S P ERA WHIP	IP WLS BF H R ER SO BB IBB HBP BLK WP HR S P ERA WHIP	IP WLS BF H R ER SO BB IBB HBP BLK WP HR S P ERA WHIP	IP WLS BF H R ER SO BB IBB HBP BLK WP HR S P ERA WHIP	IP WLS BF H R ER SO BB IBB HBP BLK WP HR S P ERA WHIP	IP WLS BF H R ER SO BB IBB HBP BLK WP HR S P ERA WHIP	IP WLS BF H R ER SO BB IBB HBP BLK WP HR S P ERA WHIP	IP WLS BF H R ER SO BB IBB HBP BLK WP HR S P ERA WHIP	IP WLS BF H R ER SO BB IBB HBP BLK WP HR S P ERA WHIP	IP WLS BF H R ER SO BB IBB HBP BLK WP HR S P ERA WHIP	IP WLS BF H R ER SO BB IBB HBP BLK WP HR S P ERA WHIP	IP WLS BF H R ER SO BB IBB HBP BLK WP HR S P ERA WHIP	IP WLS BF H R ER SO BB IBB HBP BLK WP HR S P ERA WHIP	IP WLS BF H R ER SO BB IBB HBP BLK WP HR S P ERA WHIP	IP WLS BF H R ER SO BB IBB HBP BLK WP HR S P ERA WHIP	IP WLS BF H R ER SO BB IBB HBP BLK WP HR S P ERA WHIP	IP WLS BF H R ER SO BB IBB HBP BLK WP HR S P ERA WHIP	IP WLS BF H R ER SO BB IBB HBP BLK WP HR S P ERA WHIP	IP WLS BF H R ER SO BB IBB HBP BLK WP HR S P ERA WHIP	
22 Mark Prior, R ERA: 3.0	6.0 W 24	4 2 2 10	2 0 1 0	0 0 1 65	103 3.00 1.000																			
Pat Mahomes, R ERA: 6.23	1.0 H 5	1 1 1 1	1 0 0 0	0 0 0 13	24 9.00 2.000																			
Jeff Fassero, L ERA: 5.75	0.1 H 2	1 1 1 0	0 0 0 0	0 0 6 9	27.00 3.000																			
Antonio Alfonseca, R ERA: 1.83	1.2 S 7	1 0 0 0	1 0 0 0	0 0 16	26 0.00 1.200																			

Batter	1	2	3	4	5	6	7	8	9	AB R H RBI BB SO LOB	BOTTOM													
Corey Patterson, L OBP: 0.350, SLG: 0.409 (1, 8)										4 0 0 0 0 1 3	Pittsburgh Pirates @ Chicago Cubs Wrigley Field, Chicago, IL Wed May 22, 2002, 7:05 PM CDT Att. 40,138 - Sunny - 66 F													
Joe Girardi, R OBP: 0.282, SLG: 0.303 (1, 2)										5 1 2 1 0 0 1														
Sammy Sosa, R OBP: 0.453, SLG: 0.715 (1, 9)										2 3 1 1 2 0 0														
Fred McGriff, L OBP: 0.322, SLG: 0.383 (1, 3)										4 1 2 2 0 0 0														
Moises Alou, R OBP: 0.250, SLG: 0.286 Antonio Alfonseca, R OBP: 0.667, SLG: 0.667 (1, 7) (8, 1)										3 0 2 1 1 0 1 0 0 0 0 0 0 0														
Bill Mueller, S OBP: 0.236, SLG: 0.283 (1, 5)										3 0 0 1 0 0 3														
Bobby Hill, S OBP: 0.220, SLG: 0.184 (1, 4)										4 0 0 0 0 1 1														
Augie Ojeda, S OBP: 0.246, SLG: 0.207 (1, 6)										2 1 1 0 1 0 0														
22 Mark Prior, R Chris Stynes, R OBP: 0.309, SLG: 0.294 Pat Mahomes, R ERA: 6.23 Jeff Fassero, L ERA: 2.12 Darren Lewis, R OBP: 0.325, SLG: 0.378 (1, 1) (6, PH) (7, 1) (8, 1) (8, 7)										2 0 0 0 0 1 2 1 0 1 1 1 1 0 0 0														
Inning Stats	R: 2 E: 0 K: 1 S: 12	H: 2 W: 23 LOB: 1 BB: 1 P: 21	R: 0 E: 0 K: 1 S: 14	H: 1 R: 5 LOB: 0 BB: 0 P: 22	R: 1 E: 0 K: 0 S: 7	H: 2 R: 1 LOB: 1 BB: 0 P: 10	R: 0 E: 1 K: 0 S: 10	H: 0 R: 1 LOB: 1 BB: 0 P: 15	R: 2 E: 0 K: 0 S: 13	H: 2 R: 0 LOB: 1 BB: 1 P: 21		R: 0 E: 0 K: 0 S: 7	H: 0 R: 0 LOB: 0 BB: 0 P: 13	R: 0 E: 0 K: 0 S: 7	H: 0 R: 0 LOB: 1 BB: 1 P: 13	R: 2 E: 0 K: 1 S: 11	H: 2 R: 2 LOB: 1 BB: 1 P: 17	R: 2 E: 0 K: 1 S: 11	H: 2 R: 4 LOB: 1 BB: 1 P: 17	1B: 3 2B: 4 3B: 1 HR: 1	SF: 1 SAC: 1 DP: 0 HBP: 1	WP: 1 PB: 0 SB: 1 CS: 0	PA: 38	
PITCHER	IP WLS BF H R ER SO BB IBB HBP BLK WP HR S P ERA WHIP	IP WLS BF H R ER SO BB IBB HBP BLK WP HR S P ERA WHIP	IP WLS BF H R ER SO BB IBB HBP BLK WP HR S P ERA WHIP	IP WLS BF H R ER SO BB IBB HBP BLK WP HR S P ERA WHIP	IP WLS BF H R ER SO BB IBB HBP BLK WP HR S P ERA WHIP	IP WLS BF H R ER SO BB IBB HBP BLK WP HR S P ERA WHIP	IP WLS BF H R ER SO BB IBB HBP BLK WP HR S P ERA WHIP	IP WLS BF H R ER SO BB IBB HBP BLK WP HR S P ERA WHIP	IP WLS BF H R ER SO BB IBB HBP BLK WP HR S P ERA WHIP	IP WLS BF H R ER SO BB IBB HBP BLK WP HR S P ERA WHIP	IP WLS BF H R ER SO BB IBB HBP BLK WP HR S P ERA WHIP	IP WLS BF H R ER SO BB IBB HBP BLK WP HR S P ERA WHIP	IP WLS BF H R ER SO BB IBB HBP BLK WP HR S P ERA WHIP	IP WLS BF H R ER SO BB IBB HBP BLK WP HR S P ERA WHIP	IP WLS BF H R ER SO BB IBB HBP BLK WP HR S P ERA WHIP	IP WLS BF H R ER SO BB IBB HBP BLK WP HR S P ERA WHIP	IP WLS BF H R ER SO BB IBB HBP BLK WP HR S P ERA WHIP	IP WLS BF H R ER SO BB IBB HBP BLK WP HR S P ERA WHIP	IP WLS BF H R ER SO BB IBB HBP BLK WP HR S P ERA WHIP	IP WLS BF H R ER SO BB IBB HBP BLK WP HR S P ERA WHIP	IP WLS BF H R ER SO BB IBB HBP BLK WP HR S P ERA WHIP	IP WLS BF H R ER SO BB IBB HBP BLK WP HR S P ERA WHIP	IP WLS BF H R ER SO BB IBB HBP BLK WP HR S P ERA WHIP	
Dave Williams, L ERA: 5.73	4.1 L 23	7 5 5 2	0 0 0 0	0 0 1 11	18 0.00 0.000																			
Ron Villone, L ERA: 6.23	1.2 6	0 0 0 0	0 0 0 0	0 0 7 13	0.00 1.000																			
Mike Fetters, R ERA: 2.12	1.0 4	0 0 0 0	0 0 0 0	0 0 11	17 18.00 3.000																			
Scott Sauerbeck, L ERA: 3.32	1.0 5	2 2 2 1	1 0 0 0	0 0 11	17 18.00 3.000																			



Batter	1	2	3	4	5	6	7	8	9	AB	R	H	RBI	BB	SO	LOB	TOP					
Chad Hermansen, R (1.8)	F8		E4		F8				K	5	0	1	0	0	1	1						
2 Jack Wilson, R (1.6)	K		SH2-3			F7	L7		K	4	0	0	0	0	2	1						
Brian Giles, L (1.7)										3	3	3	1	2	0	0						
Aramis Ramirez, R (1.5)	K		L9			F8			K	5	1	1	2	0	2	5						
Rob Mackowiak, L (1.9)		L6		K2-3						4	2	2	1	0	1	0						
18 Jason Kendall, R (1.2)		G5-3								3	0	2	2	0	0	0						
Keith Osik, R (7.3)										1	0	0	0	0	1	0						
Kevin Young, R (1.3)										2	0	0	0	0	1	1	AB 36					
Joe Beigel, L (4.1)										0	0	0	0	0	0	0	R 6					
Adrian Brown, S (6.9)										1	0	0	0	0	1	1	H 10					
Sean Lowe, R (6.1)										0	0	0	0	0	0	0	RBI 6					
Mike Schumacher, R (6.9)										0	0	0	0	1	0	0	BB 3					
Ron Villone, L (8.1)										0	0	0	0	0	0	0	SO 11					
Ron Villone, L (8.1)										0	0	0	0	0	0	0	LOB 11					
Pokey Reese, R (1.4)			K		G4-3		G5-3		P6	4	0	0	0	0	1	1						
Kris Benson, R (1.1)										1	0	1	0	0	0	0						
Craig Wilson, R (4.3)			SH2-3	E	K		P4		FC6-4	3	0	0	0	0	1	1						
Inning Stats	R: 0 E: 0 K: 2 S: 10	H: 0 LOB: 1 BB: 1 P: 19	R: 0 E: 0 K: 0 S: 8	H: 0 LOB: 0 BB: 0 P: 13	R: 0 E: 1 K: 1 S: 12	H: 1 LOB: 3 BB: 1 P: 20	R: 0 E: 0 K: 2 S: 11	H: 1 LOB: 1 BB: 0 P: 15	R: 0 E: 0 K: 1 S: 7	H: 0 LOB: 0 BB: 0 P: 9	R: 2 E: 0 K: 1 S: 15	H: 3 LOB: 1 BB: 0 P: 25	R: 0 E: 0 K: 0 S: 12	H: 1 LOB: 1 BB: 0 P: 18	R: 3 E: 0 K: 1 S: 16	H: 3 LOB: 1 BB: 1 P: 29	R: 1 E: 0 K: 3 S: 13	H: 1 LOB: 0 BB: 0 P: 20	1B: 3 2B: 5 3B: 0 HR: 3	SF: 0 SAC: 1 DP: 1 HBP: 0	WP: 0 PB: 0 SB: 0 CS: 0	PA: 40
PITCHER	IP	WLS	BF	H	R	ER	SO	BB	IBB	HBP	BLK	WP	HR	S	P	ERA	WHIP					
Matt Clement, R (1.1)	7.0	W	29	6	2	2	7	1	1	0	0	0	0	75	119	2.57	1.000					
Ron Mahay, L (8.1)	0.1		5	3	3	3	1	1	0	0	0	0	2	9	17	81.00	12.000					
Joe Borowski, R (8.1)	1.2		6	1	1	1	3	0	0	0	0	0	1	20	32	5.40	0.600					

Pittsburgh Pirates @ Chicago Cubs
Wrigley Field, Chicago, IL
Thu May 23 2002, 1:20 PM CDT
Att: 37,578 - Overcast - 68 F

AB	36
R	6
H	10
RBI	6
BB	3
SO	11
LOB	11



Batter	1	2	3	4	5	6	7	8	9	AB	R	H	RBI	BB	SO	LOB	BOTTOM					
Corey Patterson, L (1.8)	L7				L8				L8	6	3	3	1	0	0	0						
Bobby Hill, S (1.4)	F7				G5-3					5	2	3	4	0	0	0						
Sammy Sosa, R (1.9)										5	1	2	1	0	0	2						
Ron Mahay, L (8.1)										0	0	0	0	0	0	0						
Joe Borowski, R (8.1)										0	0	0	0	0	0	0						
Fred McGriff, L (1.3)	FC6-4									4	2	3	3	1	0	1						
Moises Alou, R (1.7)										4	1	1	0	1	2	3						
Mark Bellhorn, S (1.5)										0	0	0	0	2	0	0						
Bill Mueller, S (4.9)										1	0	0	0	2	0	2						
Robert Machado, R (1.2)										4	0	1	2	1	1	6						
Augie Ojeda, S (1.6)										5	1	1	0	0	0	6						
Matt Clement, R (1.1)										3	1	1	0	0	1	2						
Roosevelt Brown, L (8.9)										1	0	0	0	0	0	0						
Inning Stats	R: 0 E: 0 K: 0 S: 8	H: 1 LOB: 1 BB: 0 P: 9	R: 0 E: 0 K: 2 S: 15	H: 0 LOB: 1 BB: 1 P: 25	R: 2 E: 0 K: 1 S: 16	H: 4 LOB: 3 BB: 1 P: 24	R: 5 E: 0 K: 0 S: 23	H: 6 LOB: 2 BB: 2 P: 38	R: 0 E: 0 K: 1 S: 6	H: 0 LOB: 0 BB: 0 P: 7	R: 2 E: 1 K: 1 S: 11	H: 1 LOB: 2 BB: 1 P: 25	R: 2 E: 0 K: 0 S: 14	H: 3 LOB: 2 BB: 1 P: 25	R: 0 E: 0 K: 0 S: 6	H: 0 LOB: 0 BB: 0 P: 12	R: 1 E: 0 K: 3 S: 13	H: 0 LOB: 0 BB: 0 P: 20	1B: 9 2B: 3 3B: 1 HR: 2	SF: 0 SAC: 1 DP: 1 HBP: 0	WP: 0 PB: 1 SB: 1 CS: 0	PA: 46
PITCHER	IP	WLS	BF	H	R	ER	SO	BB	IBB	HBP	BLK	WP	HR	S	P	ERA	WHIP					
Kris Benson, R (1.1)	3.1	L	23	11	7	7	3	1	1	0	0	0	0	14	24	0.00	1.200					
Joe Beigel, L (4.1)	1.2		6	0	0	0	0	2	0	0	0	0	0	6	12	0.00	0.000					
Sean Lowe, R (6.1)	2.0		14	4	4	3	1	2	1	0	0	0	0	25	50	13.50	3.000					
Ron Villone, L (8.1)	1.0		3	0	0	0	0	0	0	0	0	0	0	6	12	0.00	0.000					

Pittsburgh Pirates @ Chicago Cubs
Wrigley Field, Chicago, IL
Thu May 23 2002, 1:20 PM CDT
Att: 37,578 - Overcast - 68 F

AB	38
R	11
H	15
RBI	11
BB	7
SO	4
LOB	22



Batter	1	2	3	4	5	6	7	8	9	10	11	AB	R	H	RBI	BB	SO	LOB	TOP							
Corey Patterson, L OBP: 0.356, SLG: 0.417 (1, 8)	SH1-3 1B S	K			K			SH2-4 2B SF9		K		5	2	2	0	0	3	2								
Bobby Hill, S OBP: 0.259, SLG: 0.333 Chris Stynes, R OBP: 0.317, SLG: 0.304 (1, 4) (10, 4)	SH1-3	G1-3			F8			SH2-4			1B 1B	2	0	0	0	0	0	2								
Sammy Sosa, R OBP: 0.450, SLG: 0.698 (1, 9)	1B SF9 BB				K			SF9			1B 1B	3	2	1	1	1	2	0								
Fred McGriff, L OBP: 0.337, SLG: 0.411 (1, 3)	2B 1B				G6-3			F7			1B 1B	5	0	2	2	0	0	0								
Moises Alou, R OBP: 0.255, SLG: 0.283 Joe Borowski, R OBP: 0.500, SLG: 0.500 (1, 7) (11, 1)	SF9				G6-3			F8			1B 1B	4	0	1	2	0	0	0								
Bill Mueller, S OBP: 0.254, SLG: 0.288 (1, 5)	F8				G3			G1-6-3 2B			F9	5	0	1	0	0	0	1								
Joe Girardi, R OBP: 0.293, SLG: 0.304 (1, 2)					L8			G1-6-3 BB			F9	3	0	1	0	1	0	0								
Augie Ojeda, S OBP: 0.243, SLG: 0.239 (1, 6)					G1-3			G1-6-3			K	4	0	1	0	0	1	2								
Jon Lieber, L OBP: 0.225, SLG: 0.238 Jeff Fassero, L OBP: 0.259, SLG: 0.294 Antonio Alfonseca, R OBP: 0.467, SLG: 0.567 Pat Mahomes, R OBP: 0.325, SLG: 0.379 (1, 1) (8, 1) (8, 1) (10, 1) (11, 7)	FC1-5-2				G1-3			G1-3			F7	3	0	0	0	0	0	3								
Inning Stats	R: 2 E: 0 K: 0 S: 12	H: 2 LOB: 1 BB: 1 P: 22	R: 0 E: 0 K: 1 S: 9	H: 2 LOB: 2 BB: 0 P: 15	R: 0 E: 0 K: 1 S: 9	H: 0 LOB: 0 BB: 0 P: 15	R: 0 E: 0 K: 0 S: 5	H: 0 LOB: 0 BB: 0 P: 10	R: 0 E: 0 K: 1 S: 7	H: 0 LOB: 0 BB: 0 P: 9	R: 0 E: 0 K: 1 S: 6	H: 0 LOB: 0 BB: 0 P: 8	R: 0 E: 0 K: 0 S: 10	H: 1 LOB: 1 BB: 1 P: 17	R: 1 E: 0 K: 0 S: 7	H: 1 LOB: 0 BB: 0 P: 10	R: 0 E: 0 K: 0 S: 10	H: 0 LOB: 0 BB: 0 P: 14	R: 0 E: 0 K: 2 S: 8	H: 0 LOB: 0 BB: 0 P: 10	R: 2 E: 0 K: 0 S: 9	H: 4 LOB: 0 BB: 0 P: 12	1B: 7 2B: 3 3B: 0 HR: 0	SF: 2 SAC: 2 DP: 1 HBP: 0	WP: 0 PB: 0 SB: 1 CS: 0	PA: 42
PITCHER	IP ERA WLS BF H R ER SO BB IBB HBP BLK WP HR S P ERA WHIP	IP ERA WLS BF H R ER SO BB IBB HBP BLK WP HR S P ERA WHIP																								
Tim Redding, R ERA: 4.03 Octavio Dotel, R ERA: 3.54 Billy Wagner, L ERA: 3.1 (1, 1) (8, 1) (10, 1)	7.0 4.03 2.0 7 1 1 1 0 0 0 0 0 0 0 0 17 24 4.50 0.500	2.0 L 8 4 2 2 2 0 0 0 0 0 0 0 0 17 22 9.00 2.000																								

Chicago Cubs @ Houston Astros
Astros Field, Houston, TX
Fri May 24 2002, 8:05 PM EDT
Att: 30,059 - Sunny - 81 F

AB 36
R 5
H 10
RBI 5
BB 2
SO 6
LOB 10



Batter	1	2	3	4	5	6	7	8	9	10	11	AB	R	H	RBI	BB	SO	LOB	BOTTOM
Julio Lugo, R OBP: 0.380, SLG: 0.370 (1, 6)	K				FC6-4 17 BB 1B			L9		K		6	1	2	0	0	2	2	
Craig Biggio, R OBP: 0.397, SLG: 0.421 Billy Wagner, L (1, 4) (10, 1)					P5			G1-6-3 1B 1B			17 S 1B	5	2	3	2	0	1	2	
Morgan Ensberg, R OBP: 0.353, SLG: 0.417 (11, PH)	HR				K			G1-6-3 1B 1B			17 S 1B	0	0	0	0	0	0	0	
17 Lance Berkman, S OBP: 0.406, SLG: 0.594 (1, 8) (9, 7)	G3				FC1-6 5 FC5-4			G1-6-3 1B 1B			1B 1B	3	0	1	1	3	0	1	
5 Jeff Bagwell, R OBP: 0.388, SLG: 0.527 (1, 3)	G5-3				F9			G1-6-3			F8	6	0	0	0	0	0	9	
Daryle Ward, L OBP: 0.167, SLG: 0.167 Brian Hunter, R OBP: 0.277, SLG: 0.348 (1, 7) (8, PR) (9, 8)	L8				P4 1B 2B			P4			F8	4	0	2	1	0	0	0	
Richard Hidalgo, R OBP: 0.328, SLG: 0.452 (1, 9)	F8				P4			K			F8	4	0	0	0	1	1	1	
Gregg Zaun, S OBP: 0.333, SLG: 0.377 (1, 2)					F8			F8			F7	4	0	1	0	1	0	2	
Geoff Blum, S OBP: 0.338, SLG: 0.344 (1, 5)	P4				F9			G4-3			P4	5	1	1	0	0	0	3	
Tim Redding, R ERA: 4.03 Orlando Merced, S OBP: 0.348, SLG: 0.359 Octavio Dotel, R (8, 1) Jose Vizcaino, S OBP: 0.296, SLG: 0.357 (10, 4) (11, 1)	7.2 4.03 0.0 1 1 1 1 0 0 0 0 0 0 0 0 16 31 2.35 1.174	2.0 L 8 4 2 2 2 0 0 0 0 0 0 0 0 17 22 9.00 2.000																	
PITCHER	IP ERA WLS BF H R ER SO BB IBB HBP BLK WP HR S P ERA WHIP	IP ERA WLS BF H R ER SO BB IBB HBP BLK WP HR S P ERA WHIP																	
Jon Lieber, R ERA: 3.26 Jeff Fassero, L ERA: 4.75 Antonio Alfonseca, R ERA: 2.14 Pat Mahomes, R ERA: 6.0 Joe Borowski, R ERA: 1.55 (1, 1) (8, 1) (8, 1) (10, 1) (11, 1)	7.2 3.26 0.0 31 1 1 1 1 3 0 0 0 0 0 0 16 31 2.35 1.174	2.0 L 8 4 2 2 2 0 0 0 0 0 0 0 0 17 22 9.00 2.000																	

Chicago Cubs @ Houston Astros
Astros Field, Houston, TX
Fri May 24 2002, 8:05 PM EDT
Att: 30,059 - Sunny - 81 F

AB 42
R 4
H 11
RBI 4
BB 6
SO 5
LOB 22



Batter	1	2	3	4	5	6	7	8	9	AB	R	H	RBI	BB	SO	LOB	TOP										
Corey Patterson, L OBP: 0.357, SLG: 0.410	4-0 2B BB		1-3 K			0-0 G4-3		0-1 P5	4-0 BB	3	1	0	0	2	1	0	Chicago Cubs @ Houston Astros Astros Field, Houston, TX Sat May 25 2002, 8:05 PM EDT Att: 36,384 - Cloudy - 83 F										
Bobby Hill, S OBP: 0.245, SLG: 0.320	0-1 F5		2-2 G4-3			2-3 K		1-0 HR	2-1 G4-3	5	1	1	0	0	1	3											
Sammy Sosa, R OBP: 0.451, SLG: 0.718	0-2 2B		2-3 K			2-2 G6-3		1-0 HR		4	2	2	2	0	1	0											
Fred McGriff, L OBP: 0.351, SLG: 0.452	2-2 2B			4-2 BB			2-1 HR	2-2 F9		3	1	3	3	1	0	0											
Moises Alou, R OBP: 0.254, SLG: 0.282	1-0 G5-3			0-1 G5-4-3			2-2 1B	2-0 F9		4	0	1	0	0	0	3											
Bill Mueller, S OBP: 0.254, SLG: 0.286	2-1 G4-3			0-0 G4-3			0-0 1B	2-3 K		4	0	1	0	0	1	2											
Alex Gonzalez, R OBP: 0.315, SLG: 0.414		1-2 G6-3			1-0 G5-3		1-0 F2		0-3 K	4	0	0	0	0	1	2	livebaseballscorecards.com										
Joe Girardi, R OBP: 0.279, SLG: 0.289		1-0 L4			2-2 G5-3		1-3 K		0-2 G4-3	4	0	0	0	0	1	2											
34 Kerry Wood, R OBP: 0.211, SLG: 0.167		1-1 G6-3			1-0 G6-3		3-2 F7		4-2 BB	3	0	0	0	1	0	2											
Inning Stats	R: 2 H: 2 E: 0 K: 0 S: 11	H: 2 LOB: 1 BB: 1 P: 20	R: 0 H: 0 E: 0 K: 0 S: 6	H: 0 LOB: 0 BB: 0 P: 9	R: 0 H: 0 E: 0 K: 2 S: 9	H: 0 LOB: 0 BB: 1 P: 14	R: 0 H: 0 E: 0 K: 0 S: 5	H: 0 LOB: 0 BB: 0 P: 9	R: 0 H: 0 E: 0 K: 1 S: 11	H: 0 LOB: 0 BB: 0 P: 15	R: 1 H: 3 E: 0 K: 1 S: 14	H: 3 LOB: 2 BB: 0 P: 23	R: 2 H: 3 E: 0 K: 1 S: 15	H: 3 LOB: 1 BB: 2 P: 23	R: 0 H: 0 E: 0 K: 1 S: 11	H: 0 LOB: 2 BB: 2 P: 21		1B: 3 2B: 3 3B: 0 HR: 2	SF: 0 SAC: 0 DP: 1 HBP: 0	WP: 0 PA: 38 PB: 0 SB: 0 CS: 0							
PITCHER	IP	WLS	BF	H	R	ER	SO	BB	IBB	HBP	BLK	WP	HR	S	P	ERA	WHIP										
Dave Milicki, R ERA: 3.9	2.0	L	9	2	2	2	0	1	0	0	0	0	0	17	29	9.00	1.500										
Nelson Cruz, R ERA: 8.73	4.0		12	0	0	0	3	1	0	0	0	0	0	30	47	0.00	0.250										
Brandon Puffer, R ERA: 5.79	1.0		6	3	1	1	1	0	0	0	0	0	1	14	23	9.00	3.000										
Pedro Borbon, L ERA: 6.48	1.0		6	3	2	2	1	0	0	0	0	0	1	15	23	18.00	3.000										
Ricky Stone, R ERA: 2.89	1.0		5	0	0	0	1	2	0	0	0	0	0	11	21	0.00	2.000										
Batter	1	2	3	4	5	6	7	8	9	AB	R	H	RBI	BB	SO	LOB	BOTTOM										
Julio Lugo, R OBP: 0.384, SLG: 0.384	2-1 17 G3 2B		2-3 K			0-2 G4-6-3 1B		1-3 K		4	0	2	0	0	2	1	Chicago Cubs @ Houston Astros Astros Field, Houston, TX Sat May 25 2002, 8:05 PM EDT Att: 36,384 - Cloudy - 83 F										
Craig Biggio, R OBP: 0.335, SLG: 0.413	0-2 G6-3		1-0 P4			1-1 G4-6-3			1-1 DI 1B HBP	3	1	0	0	0	0	2											
17 Lance Berkman, S OBP: 0.398, SLG: 0.580	1-2 G3			2-1 G1-3		0-1 F7			0-0 F7	4	0	0	0	0	0	2											
5 Jeff Bagwell, R OBP: 0.390, SLG: 0.521	4-2 HBP			2-0 HBP			0-1 P3		1-1 L5	2	0	0	0	0	0	1											
Daryle Ward, L OBP: 0.341, SLG: 0.447	0-0 P6			0-0 F7			0-0 P6		2-0 DI 1B	4	0	1	1	0	0	3											
Gregg Zaun, S OBP: 0.316, SLG: 0.356		3-2 G3		2-1 F8			0-1 F7		2-1 G5-3	4	0	0	0	0	0	2											
Morgan Ensberg, R OBP: 0.346, SLG: 0.407		2-1 F8			0-1 G3			0-0 P6		3	0	0	0	0	0	0											
Geoff Blum, S OBP: 0.325, SLG: 0.328		0-1 F7			1-1 F2			2-2 F7		3	0	0	0	0	0	0											
Dave Milicki, R OBP: 0.211, SLG: 0.283			1-3 K					0-0 1B		0	0	0	0	0	0	0											
Nelson Cruz, R										2	0	0	0	0	1	0											
Brandon Puffer, R										0	0	0	0	0	0	0											
Pedro Borbon, R										0	0	0	0	0	0	0											
Orlando Merced, S OBP: 0.362, SLG: 0.375										1	0	1	0	0	0	0											
Ricky Stone, R										0	0	0	0	0	0	0											
Inning Stats	R: 0 H: 1 E: 0 K: 0 S: 11	H: 0 LOB: 0 BB: 0 P: 18	R: 0 H: 0 E: 0 K: 0 S: 10	H: 0 LOB: 0 BB: 0 P: 15	R: 0 H: 0 E: 0 K: 2 S: 7	H: 0 LOB: 0 BB: 0 P: 11	R: 0 H: 0 E: 0 K: 0 S: 5	H: 0 LOB: 0 BB: 0 P: 11	R: 0 H: 1 E: 0 K: 0 S: 7	H: 0 LOB: 0 BB: 0 P: 8	R: 0 H: 0 E: 0 K: 0 S: 5	H: 0 LOB: 0 BB: 0 P: 5	R: 0 H: 1 E: 0 K: 1 S: 8	H: 1 LOB: 1 BB: 0 P: 11	R: 1 H: 1 E: 0 K: 0 S: 7	H: 1 LOB: 1 BB: 0 P: 13	1B: 3 2B: 1 3B: 0 HR: 0	SF: 0 SAC: 0 DP: 1 HBP: 3	WP: 0 PA: 33 PB: 0 SB: 0 CS: 0								
PITCHER	IP	WLS	BF	H	R	ER	SO	BB	IBB	HBP	BLK	WP	HR	S	P	ERA	WHIP										
34 Kerry Wood, R ERA: 2.83	9.0	W	33	4	1	1	3	0	0	3	0	0	0	65	98	1.00	0.444										

Batter	1	2	3	4	5	6	7	8	9	10	AB	R	H	RBI	BB	SO	LOB	TOP			
Darren Lewis, R OBP: 0.306, SLG: 0.370 Juan Cruz, R OBP: 0.154, SLG: 0.154 Delino DeShields, L OBP: 0.299, SLG: 0.294 Antonio Alfonseca, R OBP: 0.667, SLG: 0.667	1-3 K		0-2 F9			0-1 P4	1-1 G6-3		0-0 SH1-4		4	0	0	0	0	1	2	Chicago Cubs @ Pittsburgh Pirates PNC Park, Pittsburgh, PA Mon May 27 2002, 7:05 PM EDT Att. 16,215 - Sunny - 78 F			
Chris Stynes, R OBP: 0.326, SLG: 0.355 Corey Patterson, L OBP: 0.359, SLG: 0.428	2-2 G5-3		1-2 F8			2-1 1B		0-0 HR	2-2 G3		3	0	1	0	0	0	0				
Sammy Sosa, R OBP: 0.458, SLG: 0.715	1-1 2B		3-3 K			0-0 1B		4-1 1B	0-3 K		4	0	2	0	1	2	1				
Fred McGriff, L OBP: 0.353, SLG: 0.451	1-2 G4-3					0-3 K		2-0 1B	1-3 1B		5	0	1	0	0	1	3				
Moises Alou, R OBP: 0.242, SLG: 0.265		1-1 G6-3				0-0 G5-3		0-0 G1-3	3-2 G5-3		5	0	0	0	0	0	4				
Alex Gonzalez, R OBP: 0.301, SLG: 0.392		3-2 E5 FC5-4 BB				0-1 F9		0-0 L4	2-2 G6-3		5	0	1	0	0	0	2				
Joe Girardi, R OBP: 0.267, SLG: 0.276		1-3 K				0-0 P3		1-0 FC1-6 1B	3-2 G5-3		4	0	0	0	0	1	4				
Bobby Hill, S OBP: 0.311, SLG: 0.411		4-2 BB FC5-4				4-1 BB G4-6-3		3-2 1B FC3-2-5-3	1-1 HR		2	1	2	1	2	0	0				
22 Mark Prior, R Bill Mueller, S OBP: 0.257, SLG: 0.288		0-0 FC5-4				2-0 G4-6-3		0-0 FC3-2-5-3	1-0 G3 SH1-4 1B		2	0	0	0	0	0	3				
		1-2 2-3				1-2		1-3 3-H			2	0	1	0	0	0	2				
Inning Stats	R: 0 E: 0 K: 1 S: 13	H: 1 LOB: 1 BB: 0 P: 18	R: 0 E: 1 K: 1 S: 14	H: 0 LOB: 2 BB: 1 P: 23	R: 0 E: 0 K: 1 S: 11	H: 0 LOB: 0 BB: 0 P: 15	R: 0 E: 0 K: 0 S: 5	H: 0 LOB: 0 BB: 1 P: 9	R: 0 E: 0 K: 1 S: 10	H: 2 LOB: 2 BB: 0 P: 15	R: 0 E: 0 K: 0 S: 9	H: 2 LOB: 2 BB: 0 P: 13	R: 1 E: 0 K: 1 S: 8	H: 2 LOB: 2 BB: 1 P: 18	R: 1 E: 0 K: 1 S: 13	H: 2 LOB: 1 BB: 0 P: 17	R: 0 E: 0 K: 0 S: 8	H: 0 LOB: 0 BB: 0 P: 15	1B: 6 2B: 1 3B: 0 HR: 2	SF: 0 SAC: 1 DP: 1 HBP: 0	WP: 0 PA: 42
PITCHER	IP 5.2	WLS H	BF 22	H 3	R 0	ER 0	SO 4	BB 2	IBB 0	HBP 0	BLK 0	WP 0	HR 0	S 54	P 80	ERA 0.00	WHIP 0.882				
Dave Williams, L ERA: 4.98	(1, 1)																				
Sean Lowe, R ERA: 7.29	(6, 1)	0.2	H	4	2	0	0	0	0	0	0	0	0	0	8	14	0.00	3.000			
Scott Sauerbeck, L ERA: 3.1	(7, 1)	0.2	H	2	0	0	0	0	0	0	0	0	0	3	4	0.00	0.000				
Mike Fetters, R ERA: 2.37	(8, 1)	1.0	B	6	2	1	1	0	1	0	0	0	1	8	18	9.00	3.000				
Mike Williams, R ERA: 1.4	(9, 1)	2.0	W	8	2	1	1	1	0	0	0	0	0	1	21	32	4.50	1.000			

AB	38
R	2
H	9
RBI	2
BB	3
SO	5
LOB	22



Batter	1	2	3	4	5	6	7	8	9	10	AB	R	H	RBI	BB	SO	LOB	BOTTOM			
Chad Hermansen, R OBP: 0.358, SLG: 0.509	0-1 F7		0-3 K			2-3 K		0-0 HR		2-1 P6	5	1	1	1	0	2	1	Chicago Cubs @ Pittsburgh Pirates PNC Park, Pittsburgh, PA Mon May 27 2002, 7:05 PM EDT Att. 16,215 - Sunny - 78 F			
2 Jack Wilson, R OBP: 0.263, SLG: 0.267	3-2 F9		3-1 G1-3			1-0 F9		3-3 K		4-0 1B BB	4	1	0	0	1	1	1				
Brian Giles, L OBP: 0.423, SLG: 0.643	0-3 K					4-2 BB		3-2 G4-3		2-2 1B S	3	0	1	0	2	1	0				
Aramis Ramirez, R OBP: 0.275, SLG: 0.402 Mike Williams, R OBP: 0.220, SLG: 0.282		1-2 F9				3-2 P4		0-0 G4-3		3-2 1B	4	0	0	0	0	1	2				
Keith Osik, R OBP: 0.220, SLG: 0.282						2-3 K				1-3 1B	1	0	1	1	0	0	0				
Rob Mackowiak, L OBP: 0.274, SLG: 0.410		1-1 1B HBP				1-3 K		0-0 G4-3		2-1 L6	3	1	0	0	0	1	1				
18 Jason Kendall, R OBP: 0.343, SLG: 0.346		1-1 L8				1-0 L8		2-2 G6-3		0-0 1B	4	0	1	0	0	0	1				
Craig Wilson, R OBP: 0.293, SLG: 0.326 Pokey Reese, R OBP: 0.252, SLG: 0.252 Kevin Young, R OBP: 0.299, SLG: 0.358		1-2 1B				3-2 F9		2-1 2B		0-3 K	3	0	2	1	0	0	0				
Abraham Nunez, S OBP: 0.309, SLG: 0.333		1-0 CS				0-0 1B		4-0 1B		0-0 G2-3	3	0	2	0	1	0	1				
Dave Williams, L ERA: 4.98 Sean Lowe, R ERA: 7.29 Scott Sauerbeck, R ERA: 3.1 Adrian Brown, S ERA: 3.75 Mike Fetters, R ERA: 2.37 Mike Benjamin, R ERA: 1.80	(1, 1)					1-3 K		1-3 K		0-2 P4	2	0	0	0	0	2	2				
		6.0	9	2	1	1	2	0	1	2	0	0	0	0	0	0	0				
		2.0	9	2	1	1	2	0	1	2	0	0	0	0	1	2	0				
		1.2	L	9	3	1	1	1	1	1	0	0	0	0	0	0	0				
Inning Stats	R: 0 E: 0 K: 1 S: 9	H: 0 LOB: 0 BB: 0 P: 12	R: 1 E: 0 K: 0 S: 11	H: 1 LOB: 1 BB: 0 P: 15	R: 0 E: 0 K: 2 S: 12	H: 1 LOB: 1 BB: 0 P: 18	R: 0 E: 0 K: 1 S: 9	H: 0 LOB: 0 BB: 1 P: 17	R: 0 E: 0 K: 1 S: 8	H: 1 LOB: 1 BB: 0 P: 13	R: 0 E: 0 K: 2 S: 10	H: 0 LOB: 1 BB: 0 P: 19	R: 0 E: 0 K: 1 S: 9	H: 1 LOB: 2 BB: 1 P: 15	R: 1 E: 0 K: 1 S: 8	H: 1 LOB: 1 BB: 0 P: 10	R: 0 E: 0 K: 0 S: 11	H: 2 LOB: 2 BB: 1 P: 22	1B: 5 2B: 2 3B: 0 HR: 1	SF: 0 SAC: 0 DP: 0 HBP: 1	WP: 0 PA: 41
PITCHER	IP 6.0	WLS H	BF 22	H 3	R 1	ER 1	SO 7	BB 2	IBB 0	HBP 1	BLK 0	WP 0	HR 0	S 59	P 94	ERA 1.50	WHIP 0.833				
22 Mark Prior, R ERA: 2.25	(1, 1)																				
Juan Cruz, R ERA: 3.75	(7, 1)	2.0	9	2	1	1	2	0	1	2	0	0	0	0	1	19	34	4.50	1.000		
Antonio Alfonseca, R ERA: 2.38	(9, 1)	1.2	L	9	3	1	1	1	1	1	0	0	0	0	19	32	5.40	2.400			



Batter	1	2	3	4	5	6	7	8	9	AB	R	H	RBI	BB	SO	LOB	TOP										
Corey Patterson, L OBP: 0.350, SLG: 0.416 (1, 8)										5	0	0	0	0	3	6											
Bill Mueller, S OBP: 0.280, SLG: 0.328 (1, 5)										5	1	3	0	0	1	0											
Sammy Sosa, R OBP: 0.457, SLG: 0.705 (1, 9)										4	1	1	1	1	0	2											
Fred McGriff, L OBP: 0.351, SLG: 0.444 (1, 3)										3	0	0	0	1	0	2											
Roosevelt Brown, L OBP: 0.253, SLG: 0.310 Darren Lewis, R OBP: 0.306, SLG: 0.370 (8, 7)										4	1	0	0	0	2	2											
Alex Gonzalez, R OBP: 0.307, SLG: 0.391 (1, 6)										3	0	1	1	1	1	0											
Joe Girardi, R OBP: 0.266, SLG: 0.275 (1, 2)										4	0	1	0	0	1	4											
Bobby Hill, S OBP: 0.323, SLG: 0.397 (1, 4)										2	0	0	0	2	1	2											
Matt Clement, R OBP: 0.261, SLG: 0.158 (1, 1)										2	0	0	1	1	1	0											
Inning Stats	R: 0 E: 0 K: 1 S: 7	H: 1 LOB: 1 BB: 0 P: 9	R: 0 E: 0 K: 2 S: 17	H: 1 LOB: 3 BB: 2 P: 33	R: 3 E: 0 K: 1 S: 22	H: 3 LOB: 3 BB: 2 P: 40	R: 0 E: 0 K: 0 S: 4	H: 0 LOB: 0 BB: 1 P: 8	R: 0 E: 1 K: 1 S: 6	H: 0 LOB: 1 BB: 0 P: 11	R: 0 E: 0 K: 3 S: 9	H: 0 LOB: 0 BB: 0 P: 13	R: 0 E: 0 K: 1 S: 7	H: 0 LOB: 0 BB: 0 P: 11	R: 0 E: 0 K: 1 S: 6	H: 0 LOB: 0 BB: 1 P: 14	R: 0 E: 0 K: 0 S: 6	H: 1 LOB: 1 BB: 0 P: 7	1B: 5 2B: 1 3B: 0 HR: 0	SF: 0 SAC: 0 DP: 1 HBP: 1	WP: 0 PB: 0 SB: 0 CS: 1	PA: 39					
PITCHER	IP	WLS	BF	H	R	ER	SO	BB	IBB	HBP	BLK	WP	HR	S	P	ERA	WHIP										
Kris Benson, R ERA: 9.72 Joe Beemel, L ERA: 2.38 Ron Villone, L ERA: 5.57 Brian Boehringer, R ERA: 2.92	(1, 1)	2.2	L	18	5	3	3	3	1	1	0	0	0	43	77	10.12	3.000										

Chicago Cubs @ Pittsburgh Pirates
PNC Park, Pittsburgh, PA
Tue May 28 2002, 7:05 PM EDT
Att: 15,060 - Overcast - 66 F

AB	32
R	3
H	6
RBI	3
BB	6
SO	10
LOB	18



Batter	1	2	3	4	5	6	7	8	9	AB	R	H	RBI	BB	SO	LOB	BOTTOM										
Chad Hermansen, R OBP: 0.338, SLG: 0.475 Brian Boehringer, S (9, 1)										4	0	0	0	0	2	2											
Jack Wilson, R OBP: 0.256, SLG: 0.260 (1, 6)										4	0	0	0	0	2	0											
Brian Giles, L OBP: 0.425, SLG: 0.637 (1, 7)										3	0	1	0	1	0	0											
Aramis Ramirez, R OBP: 0.266, SLG: 0.387 (1, 5)										4	0	0	0	0	0	2											
Craig Wilson, R OBP: 0.294, SLG: 0.319 (1, 3)										2	0	0	0	1	2	1											
Jason Kendall, R OBP: 0.337, SLG: 0.340 (1, 2)										3	0	0	0	0	0	1											
Adrian Brown, S OBP: 0.296, SLG: 0.299 (9, 8)										3	0	1	0	0	0	1											
Abraham Nunez, S OBP: 0.310, SLG: 0.326 (1, 4)										2	0	0	0	1	0	0											
Kris Benson, R OBP: 0.260, SLG: 0.750 Joe Beemel, L OBP: 0.208, SLG: 0.357 Mike Benjamin, R OBP: 0.176, SLG: 0.176 Ron Villone, L OBP: 0.274, SLG: 0.357 Rob Mackowiak, L OBP: 0.372, SLG: 0.637 (9, 9)	(1, 1)	(3, 1)	(6, PH)	(7, 1)	(8, PH)	(9, 9)				0	0	0	0	0	0	0											
Inning Stats	R: 0 E: 0 K: 1 S: 9	H: 0 LOB: 0 BB: 0 P: 16	R: 0 E: 0 K: 0 S: 5	H: 0 LOB: 1 BB: 1 P: 12	R: 0 E: 0 K: 2 S: 8	H: 0 LOB: 0 BB: 0 P: 12	R: 0 E: 0 K: 2 S: 11	H: 0 LOB: 1 BB: 1 P: 18	R: 0 E: 0 K: 0 S: 6	H: 0 LOB: 0 BB: 0 P: 7	R: 0 E: 0 K: 0 S: 5	H: 0 LOB: 0 BB: 0 P: 8	R: 0 E: 0 K: 1 S: 7	H: 1 LOB: 0 BB: 0 P: 10	R: 0 E: 0 K: 2 S: 13	H: 1 LOB: 2 BB: 1 P: 23	R: 0 E: 0 K: 0 S: 5	H: 0 LOB: 0 BB: 0 P: 6	1B: 2 2B: 0 3B: 0 HR: 0	SF: 0 SAC: 0 DP: 1 HBP: 0	WP: 0 PB: 0 SB: 1 CS: 0	PA: 31					
PITCHER	IP	WLS	BF	H	R	ER	SO	BB	IBB	HBP	BLK	WP	HR	S	P	ERA	WHIP										
Matt Clement, R ERA: 3.29	(1, 1)	9.0	W	31	2	0	0	8	3	0	0	0	0	69	112	0.00	0.556										

Chicago Cubs @ Pittsburgh Pirates
PNC Park, Pittsburgh, PA
Tue May 28 2002, 7:05 PM EDT
Att: 15,060 - Overcast - 66 F


AB	28
R	0
H	2
RBI	0
BB	3
SO	8
LOB	9



Batter	1	2	3	4	5	6	7	8	9	AB	R	H	RBI	BB	SO	LOB	TOP			
Corey Patterson, L OBP: 0.348, SLG: 0.413 (1, 8)	F9		1B			G3		G4-3		4	0	1	0	0	0	1				
Bill Mueller, S OBP: 0.266, SLG: 0.309 (1, 5)	G4-3		L5			F7		G4-3		4	0	0	0	0	0	1				
Sammy Sosa, R OBP: 0.457, SLG: 0.698 (1, 9)	BB							G3		3	0	1	0	1	1	0				
Fred McGriff, L OBP: 0.346, SLG: 0.436 Courtney Duncan, L (7, 1)	L8					G3-1		G3-6-3		3	0	0	0	0	0	2				
Roosevelt Brown, L OBP: 0.263, SLG: 0.310 (9, FH)								HBP		0	0	0	0	0	0	0				
Moises Alou, R OBP: 0.250, SLG: 0.274 (1, 7)		L9						WP		4	0	2	0	0	1	0				
Alex Gonzalez, R OBP: 0.299, SLG: 0.379 (1, 6)		G5-3				F8		1B		4	0	0	0	0	1	3				
Joe Girardi, R OBP: 0.258, SLG: 0.266 (1, 2)		G6-3				G5-3		G6-3		3	0	0	0	0	0	0				
Bobby Hill, S OBP: 0.309, SLG: 0.377 (1, 4)						G4-3		G6-3		3	0	0	0	0	1	0				
Jon Lieber, L OBP: 0.217, SLG: 0.217 Mark Bellhorn, S OBP: 0.349, SLG: 0.416 (7, 3)						G1-3		BB		2	0	0	0	0	0	0				
Inning Stats	R: 0 E: 0 K: 0 S: 10	H: 0 LOB: 1 BB: 1 P: 17	R: 0 E: 0 K: 0 S: 7	H: 0 LOB: 0 BB: 0 P: 11	R: 0 E: 0 K: 2 S: 8	H: 1 LOB: 1 BB: 0 P: 11	R: 0 E: 0 K: 1 S: 9	H: 0 LOB: 0 BB: 0 P: 13	R: 0 E: 0 K: 1 S: 8	H: 0 LOB: 0 BB: 0 P: 9	R: 0 E: 0 K: 12 S: 12	H: 2 LOB: 1 BB: 0 P: 16	R: 0 E: 0 K: 0 S: 7	H: 0 LOB: 1 BB: 1 P: 11	R: 0 E: 0 K: 0 S: 9	H: 1 LOB: 2 BB: 0 P: 12	1B: 4 2B: 0 3B: 0 HR: 0	SF: 0 SAC: 0 DP: 1 HBP: 1	WP: 1 PB: 0 SB: 0 CS: 0	PA: 33
PITCHER Kip Wells, R ERA: 3.0 (1, 1)	IP: 9.0 WLS: W BF: 33 H: 4 R: 0 ER: 0 SO: 4 BB: 2 IBB: 0 HBP: 1 BLK: 0 WP: 1 HR: 0 S: 77 P: 109 ERA: 0.00 WHIP: 0.667															PITCHER Kip Wells, R ERA: 3.0 (1, 1)	IP: 9.0 WLS: W BF: 33 H: 4 R: 0 ER: 0 SO: 4 BB: 2 IBB: 0 HBP: 1 BLK: 0 WP: 1 HR: 0 S: 77 P: 109 ERA: 0.00 WHIP: 0.667			

Chicago Cubs @ Pittsburgh Pirates
PNC Park, Pittsburgh, PA
Wed May 29 2002, 7:05 PM EDT
Att: 17,116 - Overcast - 76 F


AB	30
R	0
H	4
RBI	0
BB	2
SO	4
LOB	7



Batter	1	2	3	4	5	6	7	8	9	AB	R	H	RBI	BB	SO	LOB	BOTTOM			
Chad Hermansen, R OBP: 0.342, SLG: 0.470 (1, 8)	1B					K		K		5	1	2	0	0	3	3				
Abraham Nunez, S OBP: 0.317, SLG: 0.333 (1, 4)	1B					E6				4	1	2	0	0	0	1				
1B Jason Kendall, R OBP: 0.341, SLG: 0.344 (1, 2)	1B					F8		G5-3		4	1	2	1	0	0	3				
Brian Giles, L OBP: 0.421, SLG: 0.627 (1, 7)	1B					K		F8		4	0	1	0	0	1	4				
Aramis Ramirez, R OBP: 0.266, SLG: 0.383 (1, 5)	K					K		F8		4	0	1	0	0	2	4				
Kevin Young, R OBP: 0.297, SLG: 0.354 (1, 3)	F9					F7		F9		4	0	1	1	0	0	2				
Adrian Brown, S OBP: 0.288, SLG: 0.290 (1, 9)						G6-3		F8		4	0	0	0	0	1	3				
2 Jack Wilson, R OBP: 0.268, SLG: 0.292 (1, 6)						F8		E		4	2	3	0	0	0	2				
Kip Wells, R OBP: 0.154, SLG: 0.269 (1, 1)						G1-3		G5-3		4	0	1	1	0	0	2				
Inning Stats	R: 2 E: 0 K: 1 S: 13	H: 3 LOB: 1 BB: 0 P: 19	R: 1 E: 0 K: 1 S: 11	H: 2 LOB: 1 BB: 0 P: 19	R: 1 E: 0 K: 2 S: 17	H: 3 LOB: 2 BB: 0 P: 21	R: 0 E: 0 K: 1 S: 11	H: 2 LOB: 0 BB: 0 P: 15	R: 0 E: 0 K: 1 S: 13	H: 1 LOB: 1 BB: 0 P: 20	R: 0 E: 0 K: 0 S: 12	H: 0 LOB: 0 BB: 0 P: 15	R: 0 E: 0 K: 1 S: 9	H: 1 LOB: 1 BB: 0 P: 13	R: 0 E: 0 K: 1 S: 9	H: 1 LOB: 0 BB: 0 P: 13	1B: 11 2B: 1 3B: 1 HR: 0	SF: 0 SAC: 0 DP: 1 HBP: 0	WP: 0 PB: 0 SB: 1 CS: 0	PA: 37
PITCHER Jon Lieber, R ERA: 3.38 Courtney Duncan, R ERA: (7, 1)	IP: 6.0 WLS: L BF: 30 H: 12 R: 5 ER: 3 SO: 6 BB: 0 IBB: 0 HBP: 0 BLK: 0 WP: 0 HR: 0 S: 73 P: 103 ERA: 4.50 WHIP: 2.000															PITCHER Jon Lieber, R ERA: 3.38 Courtney Duncan, R ERA: (7, 1)	IP: 6.0 WLS: L BF: 30 H: 12 R: 5 ER: 3 SO: 6 BB: 0 IBB: 0 HBP: 0 BLK: 0 WP: 0 HR: 0 S: 73 P: 103 ERA: 4.50 WHIP: 2.000			

Chicago Cubs @ Pittsburgh Pirates
PNC Park, Pittsburgh, PA
Wed May 29 2002, 7:05 PM EDT
Att: 17,116 - Overcast - 76 F

AB	37
R	5
H	13
RBI	3
BB	0
SO	7
LOB	24



Batter	1	2	3	4	5	6	7	8	9	AB	R	H	RBI	BB	SO	LOB	TOP				
Darren Lewis, R OBP: 0.315, SLG: 0.360 (1, 8)	2-1 G4-3	0-0 L9		4-2 HR		0-0 F9		0-1 1B		4	1	1	0	0	0	2	Chicago Cubs @ Pittsburgh Pirates PNC Park, Pittsburgh, PA Thu May 30 2002, 12:35 PM EDT Att: 21,208 - Sunny - 82 F				
Chris Stynes, R OBP: 0.319, SLG: 0.383 (1, 5)	1-2 F3		2-1 G6-3	1-0 HR		0-1 F9		1-0 F8		5	1	1	2	0	0	1					
Juan Cruz, R OBP: 0.154, SLG: 0.154 (8, 1)										0	0	0	0	0	0	0					
Joe Girardi, R OBP: 0.258, SLG: 0.266 (9, 2)										0	0	0	0	0	0	0					
Sammy Sosa, R OBP: 0.452, SLG: 0.683 (1, 9)	3-1 G4-3		4-0 1B HR	1-3 K		0-3 K			3-2 F8	4	1	0	0	1	2	0					
Moises Alou, R OBP: 0.256, SLG: 0.279 (1, 7)		3-2 G5-3	0-0 HR	1-2 1B			2-0 E5 WP		0-0 F7	5	1	2	0	0	0	0					
Todd Hundley, S OBP: 0.204, SLG: 0.250 (9, 1)		0-1 2B	3-2 E5 HR	0-3 K			1-0 P6		0-0 F7	5	2	1	0	0	1	4					
Mark Bellhorn, S OBP: 0.364, SLG: 0.451 (1, 3)		4-0 2B 34 G5-3	1-1 HR	3-3 K			4-2 K BB			2	2	1	4	2	1	1					
Alex Gonzalez, R OBP: 0.304, SLG: 0.412 (1, 6)		0-1 G5-3 34 2-H	1-0 HR		0-1 F9		1-3 K			4	1	2	2	0	1	2					
Bobby Hill, S OBP: 0.306, SLG: 0.359 (1, 4)		2-1 34 G5-3 HBP	0-0 G5-3		3-3 K			2-3 K		3	0	0	0	0	2	0					
34 Kerry Wood, R OBP: 0.182, SLG: 0.143 (6, 1)	1-2 G5-3	1-1 G6-3			0-0 F8			1-0 G1-3		3	0	0	1	0	0	2					
Joe Borowski, R OBP: 0.500, SLG: 0.500 (8, PH)										0	0	0	0	0	0	0					
Bill Mueller, S OBP: 0.263, SLG: 0.304 (8, 5)		1-2 2-3 3-H								1	0	0	0	0	0	0					
Inning Stats	R: 0 E: 0 K: 0 S: 7	H: 0 LOB: 0 BB: 0 P: 13	R: 2 E: 0 K: 0 S: 15	H: 2 LOB: 2 BB: 1 P: 25	R: 5 E: 1 K: 0 S: 12	H: 3 LOB: 0 BB: 1 P: 24	R: 2 E: 0 K: 3 S: 17	H: 2 LOB: 1 BB: 0 P: 27	R: 0 E: 0 K: 1 S: 6	H: 0 LOB: 0 BB: 0 P: 6	R: 0 E: 1 K: 1 S: 9	H: 0 LOB: 1 BB: 1 P: 17	R: 0 E: 0 K: 1 S: 7	H: 1 LOB: 1 BB: 0 P: 11	R: 0 E: 0 K: 0 S: 5	H: 0 LOB: 0 BB: 0 P: 8	1B: 3 2B: 2 3B: 0 HR: 3	SF: 0 SAC: 0 DP: 0 HBP: 2	WP: 1 PB: 0 SB: 0 CS: 0	PA: 41	
PITCHER	IP	WLS	BF	H	R	ER	SO	BB	IBB	HBP	BLK	WP	HR	S	P	ERA	WHIP				
Jimmy Anderson, L ERA: 5.31 (1, 1)	3.0	L	18	5	7	6	0	2	0	1	0	0	2	34	62	18.00	2.333				
Sean Lowe, R ERA: 7.18 (4, 1)	3.0		12	2	2	2	5	0	0	1	0	0	1	30	43	6.00	0.667				
Mike Fetters, R ERA: 2.25 (7, 1)	1.0		4	0	0	0	1	1	0	0	0	1	0	9	17	0.00	1.000				
Scott Sauerbeck, L ERA: 2.95 (8, 1)	1.0		4	1	0	0	1	0	0	0	0	0	0	7	11	0.00	1.000				
Brian Boehringer, R ERA: 2.81 (9, 1)	1.0		3	0	0	0	0	0	0	0	0	0	0	5	8	0.00	0.000				

AB	36
R	9
H	8
RBI	9
BB	3
SO	7
LOB	12



Batter	1	2	3	4	5	6	7	8	9	AB	R	H	RBI	BB	SO	LOB	BOTTOM				
Abraham Nunez, S OBP: 0.303, SLG: 0.316 (1, 4)	0-3 K		3-2 F9		2-2 F2	0-0 P6		0-0 G4-6-3		5	0	0	0	0	1	3	Chicago Cubs @ Pittsburgh Pirates PNC Park, Pittsburgh, PA Thu May 30 2002, 12:35 PM EDT Att: 21,208 - Sunny - 82 F				
2 Jack Wilson, R OBP: 0.274, SLG: 0.304 (7, 1)	3-2 G6-3		0-0		0-0	2-2 F9		2-2 G6-3		4	0	2	0	0	0	2					
Keith Osik, R OBP: 0.214, SLG: 0.275 (8, 4)										0	0	0	0	0	0	0					
18 Jason Kendall, R OBP: 0.332, SLG: 0.333 (1, 2)	1-1 L4		0-0 F8		0-2 G5-3		1-2 P6		2-2 G1-3	5	0	0	0	0	0	2					
Brian Giles, L OBP: 0.426, SLG: 0.640 (1, 7)		4-0 2B 1B BB		4-1 E BB		1-1 F7	1-1 HR		0-1 F8	3	2	1	1	2	0	0					
Kevin Young, R OBP: 0.301, SLG: 0.371 (1, 3)		1-2 1B 2B		0-0 E5	1-3 K	3-2 1B 2B	2-1 G6-3		1-0 P5	5	2	2	0	0	0	1					
Rob Mackowiak, L OBP: 0.272, SLG: 0.403 (7, 4)		1-2 G3		1-3 K		3-2 1B 1B	0-2 F9			4	1	1	0	0	1	4					
Scott Sauerbeck, R (8, 1)										0	0	0	0	0	0	0					
Brian Boehringer, S (9, 1)										0	0	0	0	0	0	0					
Craig Wilson, R OBP: 0.311, SLG: 0.330 (1, 9)		1-2 G6-3 2-H 3-H		2-3 K		4-1 1B 1B BB		0-0 E 1B		3	2	2	2	1	1	2					
Adrian Brown, S OBP: 0.288, SLG: 0.289 (1, 8)		G6-3		1-1 F8		1-1 1B 1B	0-2 E1 G4-6-3		4-2 E BB	4	1	1	2	0	0	3					
Jimmy Anderson, L OBP: 0.238, SLG: 0.238 (1, 1)										0	0	0	0	0	0	0					
Mike Benjamin, R OBP: 0.196, SLG: 0.173 (3, PH)										1	0	0	0	0	1	0					
Sean Lowe, R OBP: 0.125, SLG: 0.125 (8, PH)										1	0	0	0	0	0	0					
Aramis Ramirez, R OBP: 0.277, SLG: 0.388 (7, 5)						1-2 2-H				1	0	1	1	1	0	0					
Inning Stats	R: 0 E: 0 K: 1 S: 9	H: 0 LOB: 0 BB: 0 P: 13	R: 2 E: 0 K: 0 S: 16	H: 2 LOB: 0 BB: 1 P: 26	R: 0 E: 1 K: 2 S: 12	H: 1 LOB: 2 BB: 1 P: 20	R: 0 E: 0 K: 0 S: 9	H: 1 LOB: 1 BB: 0 P: 11	R: 3 E: 0 K: 0 S: 21	H: 4 LOB: 2 BB: 1 P: 37	R: 1 E: 0 K: 0 S: 13	H: 1 LOB: 0 BB: 0 P: 17	R: 2 E: 1 K: 0 S: 10	H: 1 LOB: 0 BB: 1 P: 16	R: 0 E: 0 K: 0 S: 6	H: 0 LOB: 0 BB: 0 P: 9	1B: 6 2B: 3 3B: 0 HR: 1	SF: 0 SAC: 0 DP: 2 HBP: 0	WP: 0 PB: 0 SB: 0 CS: 0	PA: 41	
PITCHER	IP	WLS	BF	H	R	ER	SO	BB	IBB	HBP	BLK	WP	HR	S	P	ERA	WHIP				
34 Kerry Wood, R ERA: 3.07 (1, 1)	5.1	W	27	4	5	4	0	3	0	0	0	0	0	18	24	5.40	0.600				
Joe Borowski, R ERA: 2.86 (8, 1)	1.0	H	6	1	1	1	0	0	0	0	0	0	0	10	16	0.00	2.000				
Juan Cruz, R ERA: 3.7 (8, 1)	1.0	S	3	0	0	0	0	0	0	0	0	0	0	6	9	0.00	0.000				
Antonio Alfonseca, R ERA: 2.28 (9, 1)	1.0	S	3	0	0	0	0	0	0	0	0	0	0	6	9	0.00	0.000				

AB	37
R	8
H	10
RBI	6
BB	4
SO	4
LOB	17



Batter	1	2	3	4	5	6	7	8	9	AB	R	H	RBI	BB	SO	LOB	TOP				
Julio Lugo, R (1, 6) OBP: 0.368, SLG: 0.385	1-1 P4		1-2 F8			1-3 K		1-3 K		4	0	0	0	0	2	0					
Craig Biggio, R (1, 4) OBP: 0.340, SLG: 0.410	0-1 G6-3			0-1 F7		2-2 G5-3		0-1 P4		4	0	0	0	0	0	0					
17 Lance Berkman, S (1, 8) (9, 7) OBP: 0.385, SLG: 0.567	3-1 L9			1-2 L8			1-2 F7		4-2 CS 5 1B BB	3	0	0	0	1	0	0					
5 Jeff Bagwell, R (1, 3) OBP: 0.409, SLG: 0.532		3-2 G4-3 1B		2-3 K			4-2 HR BB		0-2 CS 1B	3	2	2	0	1	1	0					
Daryle Ward, L (1, 7) OBP: 0.340, SLG: 0.448	1-2 G4-3				0-1 P5		1-3 K		3-3 K	4	0	0	0	0	2	4					
Brian Hunter, R (9, 8) OBP: 0.271, SLG: 0.340	1-2 G4-3							1-2 2-3 K		0	0	0	0	0	0	0					
Richard Hidalgo, R (1, 9) OBP: 0.343, SLG: 0.492	1-1 1B				3-2 1B		0-1 HR		1-0 HR	4	2	4	4	0	0	0					
Gregg Zaun, S (1, 2) OBP: 0.325, SLG: 0.355	1-1 F7				2-0 F2		0-1 1B		4-0 S BB	3	0	1	0	1	0	2					
Geoff Blum, S (1, 5) OBP: 0.318, SLG: 0.321			0-1 F8		1-2 F8		0-0 G3		1-3 K	4	0	0	0	0	1	3					
Carlos Hernández, S (1, 1) OBP: 0.227, SLG: 0.190			0-3 K2-3			0-0 G1-3			0-0 L8	2	0	0	0	0	1	0					
Jose Vizcaino, S (8, PH) OBP: 0.325, SLG: 0.390										1	0	0	0	0	0	0					
Octavio Dotel, R (8, 1)										0	0	0	0	0	0	0					
Billy Wagner, L (9, 1)										0	0	0	0	0	0	0					
Inning Stats	R: 0 E: 0 K: 0 S: 6	H: 0 LOB: 0 BB: 0 P: 10	R: 0 E: 0 K: 0 S: 10	H: 2 LOB: 1 BB: 0 P: 16	R: 0 E: 0 K: 1 S: 8	H: 0 LOB: 0 BB: 0 P: 9	R: 0 E: 0 K: 1 S: 9	H: 0 LOB: 0 BB: 0 P: 12	R: 0 E: 0 K: 0 S: 10	H: 1 LOB: 1 BB: 0 P: 16	R: 0 E: 0 K: 1 S: 8	H: 0 LOB: 0 BB: 0 P: 11	R: 2 E: 0 K: 1 S: 13	H: 2 LOB: 1 BB: 1 P: 19	R: 0 E: 0 K: 1 S: 6	H: 0 LOB: 0 BB: 0 P: 7	R: 2 E: 0 K: 2 S: 12	H: 2 LOB: 1 BB: 2 P: 25	1B: 5 2B: 1 3B: 0 HR: 2	SF: 0 SAC: 0 DP: 2 HBP: 0	WP: 0 PA: 35 PB: 0 SB: 1 CS: 2
PITCHER	IP	WLS	BF	H	R	ER	SO	BB	IBB	HBP	BLK	WP	HR	S	P	ERA	WHIP				
Jason Bere, R (1, 1) ERA: 5.61	7.0	L	26	5	2	2	4	1	0	0	0	0	1	64	93	2.57	0.857				
Juan Cruz, R (8, 1) ERA: 3.91	2.0		9	2	2	2	3	2	0	0	0	0	1	18	32	9.00	2.000				

Houston Astros @ Chicago Cubs
Wrigley Field, Chicago, IL
Fri May 31 2002, 2:20 PM CDT
Att: 38,169 - Overcast - 76 F

AB	32
R	4
H	7
RBI	4
BB	3
SO	7
LOB	9



Batter	1	2	3	4	5	6	7	8	9	AB	R	H	RBI	BB	SO	LOB	BOTTOM				
Darren Lewis, R (1, 8) OBP: 0.310, SLG: 0.352	0-1 L8 BB 1B		2-2 F9		3-2 G3		2-0 P4			4	0	1	0	0	0	0					
Bobby Hill, S (9, 4) OBP: 0.306, SLG: 0.359										0	0	0	0	0	0	0					
Chris Stynes, R (1, 4) OBP: 0.309, SLG: 0.369	2-3 K		1-1 G4-3		1-0 G6-3			2-3 K		3	0	0	0	0	1	1					
Corey Patterson, L (8, PH) OBP: 0.346, SLG: 0.411										1	0	0	0	0	1	0					
Sammy Sosa, R (1, 9) OBP: 0.457, SLG: 0.697	4-0 1-2 BB		4-2 BB BB		3-2 L9			1-0 HR		2	1	1	1	2	0	0					
Fred McGriff, L (1, 3) OBP: 0.349, SLG: 0.440	2-0 L8		4-2 BB		1-2 BB		0-1 2B		2-2 P5	3	0	1	0	1	0	2					
Moises Alou, R (1, 7) OBP: 0.255, SLG: 0.272	0-0 L7		4-2 BB		1-2 BB		0-1 G5-3		1-3 K	3	0	0	0	1	1	3					
Todd Hundley, S (1, 2) OBP: 0.208, SLG: 0.234		4-2 G5-4-3 BB	0-3 K				1-0 F7		1-2 G1-3	3	0	0	0	1	1	4					
Alex Gonzalez, R (1, 6) OBP: 0.296, SLG: 0.490		0-0 G5-4-3		1-3 K		2-3 K			2-3 K	4	0	0	0	0	3	2					
Bill Mueller, S (1, 5) OBP: 0.262, SLG: 0.315		0-1 BLK 2B		1-3 K			1-2 F8		2-2 F8	4	0	1	0	0	1	0					
Jason Bere, R (1, 1) OBP: 0.167, SLG: 0.278		2-3 K		1-1 G1-3			1-3 K			2	0	0	0	0	1	1					
Mark Bellhorn, S (7, PH) OBP: 0.360, SLG: 0.446										1	0	0	0	0	1	0					
Juan Cruz, R (8, 1) OBP: 0.154, SLG: 0.154										0	0	0	0	0	0	0					
Inning Stats	R: 0 E: 0 K: 1 S: 7	H: 1 LOB: 2 BB: 1 P: 15	R: 0 E: 0 K: 1 S: 9	H: 1 LOB: 1 BB: 1 P: 15	R: 0 E: 0 K: 1 S: 15	H: 0 LOB: 3 BB: 3 P: 30	R: 0 E: 0 K: 2 S: 8	H: 0 LOB: 0 BB: 0 P: 11	R: 0 E: 0 K: 0 S: 8	H: 0 LOB: 0 BB: 0 P: 15	R: 0 E: 0 K: 1 S: 8	H: 1 LOB: 1 BB: 0 P: 11	R: 0 E: 0 K: 1 S: 8	H: 0 LOB: 0 BB: 0 P: 12	R: 1 E: 0 K: 2 S: 15	H: 1 LOB: 0 BB: 0 P: 21	R: 0 E: 0 K: 1 S: 11	H: 0 LOB: 0 BB: 0 P: 16	1B: 1 2B: 2 3B: 0 HR: 1	SF: 0 SAC: 0 DP: 1 HBP: 0	WP: 0 PA: 35 PB: 0 SB: 0 CS: 0
PITCHER	IP	WLS	BF	H	R	ER	SO	BB	IBB	HBP	BLK	WP	HR	S	P	ERA	WHIP				
Carlos Hernández, L (1, 1) ERA: 3.38	7.0	W	28	3	0	0	7	5	0	0	1	0	0	63	109	0.00	1.143				
Octavio Dotel, R (8, 1) ERA: 3.41	1.0	H	4	1	1	1	2	0	0	0	0	0	1	15	21	9.00	1.000				
Billy Wagner, L (9, 1) ERA: 3.08	1.0	S	3	0	0	0	1	0	0	0	0	0	0	11	16	0.00	0.000				

Houston Astros @ Chicago Cubs
Wrigley Field, Chicago, IL
Fri May 31 2002, 2:20 PM CDT
Att: 38,169 - Overcast - 76 F

AB	30
R	1
H	4
RBI	1
BB	5
SO	10
LOB	13



Batter	1	2	3	4	5	6	7	8	9	AB	R	H	RBI	BB	SO	LOB	TOP			
Jose Vizcaino, S OBP: 0.318, SLG: 0.372 (1, 6)	K	F8		P6	FC6-4 HBP			K		4	0	0	0	0	2	3				
Craig Biggio, R OBP: 0.341, SLG: 0.406 (1, 4)	BB		K	17 1B	FC6-4			L8		4	1	1	0	1	1	2				
17 Lance Berkman, S OBP: 0.389, SLG: 0.581 (1, 8) (9, 7)	F9		HR	1B	5 BB			G5-3		4	2	2	2	1	0	1				
5 Jeff Bagwell, R OBP: 0.405, SLG: 0.521 (1, 3)	K		K	1B	BB			G6-4-3		4	0	0	0	1	2	2				
Daryle Ward, L OBP: 0.342, SLG: 0.452 Brian Hunter, R OBP: 0.271, SLG: 0.340 (9, PR) (9, 8)	F8	F7		1B				P4		5	0	2	2	0	0	0				
Richard Hidalgo, R OBP: 0.348, SLG: 0.516 (1, 9)	HR			HR	F5			1B		5	2	3	1	0	1	3				
Geoff Blum, S OBP: 0.323, SLG: 0.354 (1, 5)	BB			HR	F8			P6		4	1	1	2	1	1	2				
Brad Ausmus, R OBP: 0.338, SLG: 0.364 (1, 2)	BB			1B	L9			L9		3	1	2	0	1	0	1				
44 Roy Oswalt, R OBP: 0.161, SLG: 0.107 Octavio Dotel, R (8, 1)	B3			K	SH1-4			P4		3	0	0	0	0	1	4				
										0	0	0	0	0	0	0				
Inning Stats	R: 0 E: 0 K: 2 S: 13	H: 0 LOB: 1 BB: 1 P: 25	R: 1 E: 0 K: 0 S: 12	H: 1 LOB: 2 BB: 2 P: 28	R: 1 E: 0 K: 2 S: 12	H: 1 LOB: 0 BB: 0 P: 19	R: 5 E: 0 K: 1 S: 21	H: 6 LOB: 2 BB: 1 P: 34	R: 0 E: 0 K: 0 S: 4	H: 0 LOB: 0 BB: 1 P: 9	R: 0 E: 0 K: 1 S: 12	H: 1 LOB: 1 BB: 0 P: 18	R: 0 E: 0 K: 1 S: 9	H: 0 LOB: 0 BB: 0 P: 13	R: 0 E: 0 K: 1 S: 12	H: 1 LOB: 1 BB: 0 P: 18	1B: 6 2B: 2 3B: 0 HR: 3	SF: 0 SAC: 1 DP: 1 HBP: 1	WP: 0 PB: 0 SB: 1 CS: 0	PA: 43
PITCHER	IP WLS BF H R ER SO	IP WLS BF H R ER SO	IP WLS BF H R ER SO	IP WLS BF H R ER SO	IP WLS BF H R ER SO	IP WLS BF H R ER SO	IP WLS BF H R ER SO	IP WLS BF H R ER SO	IP WLS BF H R ER SO	IP WLS BF H R ER SO	IP WLS BF H R ER SO	IP WLS BF H R ER SO	IP WLS BF H R ER SO	IP WLS BF H R ER SO	IP WLS BF H R ER SO	IP WLS BF H R ER SO	ERA WHIP	ERA WHIP		
22 Mark Prior, R ERA: 5.74	3.2 L 21 7 7 7 5	3.2 L 21 7 7 7 5	3.2 L 21 7 7 7 5	3.2 L 21 7 7 7 5	3.2 L 21 7 7 7 5	3.2 L 21 7 7 7 5	3.2 L 21 7 7 7 5	3.2 L 21 7 7 7 5	3.2 L 21 7 7 7 5	3.2 L 21 7 7 7 5	3.2 L 21 7 7 7 5	3.2 L 21 7 7 7 5	3.2 L 21 7 7 7 5	3.2 L 21 7 7 7 5	3.2 L 21 7 7 7 5	3.2 L 21 7 7 7 5	17.18	2.727		
Courtney Duncan, R ERA: 4.82	0.1 3 1 0 0 0 1	0.1 3 1 0 0 0 1	0.1 3 1 0 0 0 1	0.1 3 1 0 0 0 1	0.1 3 1 0 0 0 1	0.1 3 1 0 0 0 1	0.1 3 1 0 0 0 1	0.1 3 1 0 0 0 1	0.1 3 1 0 0 0 1	0.1 3 1 0 0 0 1	0.1 3 1 0 0 0 1	0.1 3 1 0 0 0 1	0.1 3 1 0 0 0 1	0.1 3 1 0 0 0 1	0.1 3 1 0 0 0 1	0.1 3 1 0 0 0 1	0.00	6.000		
Pat Mahomes, R ERA: 4.82	3.0 12 2 0 0 1 1	3.0 12 2 0 0 1 1	3.0 12 2 0 0 1 1	3.0 12 2 0 0 1 1	3.0 12 2 0 0 1 1	3.0 12 2 0 0 1 1	3.0 12 2 0 0 1 1	3.0 12 2 0 0 1 1	3.0 12 2 0 0 1 1	3.0 12 2 0 0 1 1	3.0 12 2 0 0 1 1	3.0 12 2 0 0 1 1	3.0 12 2 0 0 1 1	3.0 12 2 0 0 1 1	3.0 12 2 0 0 1 1	3.0 12 2 0 0 1 1	0.00	1.000		
Jeff Fassero, L ERA: 6.35	1.0 3 0 0 0 1 0	1.0 3 0 0 0 1 0	1.0 3 0 0 0 1 0	1.0 3 0 0 0 1 0	1.0 3 0 0 0 1 0	1.0 3 0 0 0 1 0	1.0 3 0 0 0 1 0	1.0 3 0 0 0 1 0	1.0 3 0 0 0 1 0	1.0 3 0 0 0 1 0	1.0 3 0 0 0 1 0	1.0 3 0 0 0 1 0	1.0 3 0 0 0 1 0	1.0 3 0 0 0 1 0	1.0 3 0 0 0 1 0	1.0 3 0 0 0 1 0	0.00	0.000		
Joe Borowski, R ERA: 2.79	1.0 4 1 0 0 1 0	1.0 4 1 0 0 1 0	1.0 4 1 0 0 1 0	1.0 4 1 0 0 1 0	1.0 4 1 0 0 1 0	1.0 4 1 0 0 1 0	1.0 4 1 0 0 1 0	1.0 4 1 0 0 1 0	1.0 4 1 0 0 1 0	1.0 4 1 0 0 1 0	1.0 4 1 0 0 1 0	1.0 4 1 0 0 1 0	1.0 4 1 0 0 1 0	1.0 4 1 0 0 1 0	1.0 4 1 0 0 1 0	1.0 4 1 0 0 1 0	0.00	1.000		

Houston Astros @ Chicago Cubs
Wrigley Field, Chicago, IL
Sat Jun 01 2002, 3:05 PM CDT
Att: 39,644 - Sunny - 82 F

AB 36
R 7
H 11
RBI 7
BB 5
SO 8
LOB 18



Batter	1	2	3	4	5	6	7	8	9	AB	R	H	RBI	BB	SO	LOB	BOTTOM			
Corey Patterson, L OBP: 0.343, SLG: 0.405 (1, 8)	K	FC6-5		1B			G6-3		K	5	0	1	0	0	2	2				
Bill Mueller, S OBP: 0.247, SLG: 0.295 (1, 5)	L4		G4-3	G4-3			G4-3		K	5	0	0	0	0	1	4				
Sammy Sosa, R OBP: 0.451, SLG: 0.684 (1, 9)	1B		G6-3		G6-3			K	K	5	0	1	0	0	2	1				
Fred McGriff, L OBP: 0.347, SLG: 0.436 (1, 3)	P6		E3		L9			K 1B	1B	4	1	1	0	0	0	1				
Moises Alou, R OBP: 0.255, SLG: 0.271 (1, 7)	L9		G1-3		L7			1B WP	1B	4	0	1	0	0	0	1				
Alex Gonzalez, R OBP: 0.288, SLG: 0.389 (1, 6)	K2-3			K			K	K		4	0	0	0	0	4	2				
Joe Girardi, R OBP: 0.260, SLG: 0.289 Jeff Fassero, L (8, 1)				F8			G1-3			3	1	1	0	0	0	0				
Roosevelt Brown, L OBP: 0.272, SLG: 0.319 (8, PH) Joe Borowski, R OBP: 0.500, SLG: 0.500 (9, 1)		22 2B						1B		1	0	1	1	0	0	0				
Bobby Hill, S OBP: 0.316, SLG: 0.358 (1, 4)		22 2B		1B	BB		G6-3		K	3	1	1	0	1	1	2				
22 Mark Prior, R OBP: 0.260, SLG: 0.490 Courtney Duncan, L (4, PH) Mark Belthorn, S OBP: 0.448 Pat Mahomes, R (5, 1) Robert Machado, R OBP: 0.333, SLG: 0.337 (8, 2)		FC6-5		1B	BB			K		1	0	1	2	0	0	0				
Inning Stats	R: 0 E: 0 K: 1 S: 8	H: 1 LOB: 1 BB: 0 P: 13	R: 2 E: 0 K: 1 S: 11	H: 2 LOB: 1 BB: 1 P: 19	R: 0 E: 1 K: 0 S: 8	H: 0 LOB: 1 BB: 0 P: 11	R: 0 E: 0 K: 1 S: 12	H: 2 LOB: 3 BB: 1 P: 20	R: 0 E: 0 K: 1 S: 10	H: 0 LOB: 0 BB: 0 P: 13	R: 0 E: 0 K: 1 S: 6	H: 0 LOB: 0 BB: 0 P: 8	R: 1 E: 0 K: 3 S: 13	H: 3 LOB: 2 BB: 0 P: 16	R: 0 E: 0 K: 3 S: 12	H: 1 LOB: 1 BB: 0 P: 17	1B: 7 2B: 1 3B: 1 HR: 0	SF: 0 SAC: 0 DP: 0 HBP: 0	WP: 1 PB: 0 SB: 0 CS: 0	PA: 39
PITCHER	IP WLS BF H R ER SO	IP WLS BF H R ER SO	IP WLS BF H R ER SO	IP WLS BF H R ER SO	IP WLS BF H R ER SO	IP WLS BF H R ER SO	IP WLS BF H R ER SO	IP WLS BF H R ER SO	IP WLS BF H R ER SO	IP WLS BF H R ER SO	IP WLS BF H R ER SO	IP WLS BF H R ER SO	IP WLS BF H R ER SO	IP WLS BF H R ER SO	IP WLS BF H R ER SO	IP WLS BF H R ER SO	ERA WHIP	ERA WHIP		
44 Roy Oswalt, R ERA: 2.57	7.2 W 34 8 3 3 7	7.2 W 34 8 3 3 7	7.2 W 34 8 3 3 7	7.2 W 34 8 3 3 7	7.2 W 34 8 3 3 7	7.2 W 34 8 3 3 7	7.2 W 34 8 3 3 7	7.2 W 34 8 3 3 7	7.2 W 34 8 3 3 7	7.2 W 34 8 3 3 7	7.2 W 34 8 3 3 7	7.2 W 34 8 3 3 7	7.2 W 34 8 3 3 7	7.2 W 34 8 3 3 7	7.2 W 34 8 3 3 7	7.2 W 34 8 3 3 7	0.00	0.750		
Octavio Dotel, R ERA: 3.27	1.1 S 5 1 0 0 4	1.1 S 5 1 0 0 4	1.1 S 5 1 0 0 4	1.1 S 5 1 0 0 4	1.1 S 5 1 0 0 4	1.1 S 5 1 0 0 4	1.1 S 5 1 0 0 4	1.1 S 5 1 0 0 4	1.1 S 5 1 0 0 4	1.1 S 5 1 0 0 4	1.1 S 5 1 0 0 4	1.1 S 5 1 0 0 4	1.1 S 5 1 0 0 4	1.1 S 5 1 0 0 4	1.1 S 5 1 0 0 4	1.1 S 5 1 0 0 4	0.00	0.750		

Houston Astros @ Chicago Cubs
Wrigley Field, Chicago, IL
Sat Jun 01 2002, 3:05 PM CDT
Att: 39,644 - Sunny - 82 F

AB 37
R 3
H 9
RBI 3
BB 2
SO 11
LOB 13



Batter	1	2	3	4	5	6	7	8	9	AB	R	H	RBI	BB	SO	LOB	TOP					
Julio Lugo, R OBP: 0.358, SLG: 0.373 (1, 6)										4	0	0	0	0	3	3	Houston Astros @ Chicago Cubs Wrigley Field, Chicago, IL Sun Jun 02 2002, 1:20 PM CDT Att: 37,643 - Overcast - 62 F					
Jose Vizcaino, S OBP: 0.315, SLG: 0.367 (1, 4)										4	0	1	0	0	0	0						
17 Lance Berkman, S OBP: 0.391, SLG: 0.584 (1, 8)										4	0	2	1	0	0	0						
5 Jeff Bagwell, R OBP: 0.402, SLG: 0.513 (1, 3)										3	0	0	0	1	0	2						
Daryle Ward, L OBP: 0.340, SLG: 0.444 (9, PR)										3	0	0	0	1	1	2						
Richard Hidalgo, R OBP: 0.352, SLG: 0.519 (1, 9)										3	1	1	0	0	1	0						
Geoff Blum, S OBP: 0.330, SLG: 0.353 (1, 5)										3	0	1	0	1	0	2						
Brad Ausmus, R OBP: 0.335, SLG: 0.357 (1, 2)										3	1	0	0	0	0	5						
Shane Reynolds, R OBP: 0.448, SLG: 0.956 (5, PH)										1	0	0	0	0	1	0						
Orlando Merced, S OBP: 0.392, SLG: 0.381 (5, PH)										1	0	1	1	0	0	0						
Nelson Cruz, R OBP: 0.327, SLG: 0.351 (5, PH)										0	0	0	0	0	0	0						
Pedro Borbon, R OBP: 0.321, SLG: 0.351 (8, PH)										0	0	0	0	0	0	0						
Gregg Zaun, S OBP: 0.321, SLG: 0.351 (8, PH)										1	0	0	0	0	0	1						
Ricky Stone, R OBP: 0.321, SLG: 0.351 (8, PH)										0	0	0	0	0	0	0						
Inning Stats	R: 0 E: 0 K: 1 S: 10	H: 1 LOB: 2 BB: 1 P: 18	R: 0 E: 0 K: 1 S: 8	H: 1 LOB: 0 BB: 1 P: 13	R: 0 E: 0 K: 2 S: 10	H: 0 LOB: 0 BB: 0 P: 14	R: 0 E: 0 K: 0 S: 7	H: 0 LOB: 0 BB: 0 P: 11	R: 1 E: 0 K: 0 S: 12	H: 2 LOB: 1 BB: 1 P: 19	R: 0 E: 0 K: 1 S: 9	H: 0 LOB: 0 BB: 0 P: 16	R: 0 E: 0 K: 1 S: 8	H: 0 LOB: 0 BB: 0 P: 10	R: 1 E: 0 K: 1 S: 13	H: 2 LOB: 2 BB: 1 P: 20	R: 0 E: 0 K: 0 S: 9	H: 0 LOB: 2 BB: 1 P: 19	1B: 4 2B: 2 3B: 0 HR: 0	SF: 0 SAC: 0 DP: 3 HBP: 2	WP: 0 PB: 0 SB: 0 CS: 0	PA: 35
PITCHER	IP WLS BF H R ER SO BB IBB HBP BLK WP HR S P ERA WHIP																					
Matt Clement, R ERA: 3.18 (1, 1)	7.2 W 29 5 2 2 6 2 0 1 0 0 0 73 113 2.35 0.913																					
Antonio Alfonseca, R ERA: 2.16 (8, 1)	1.1 S 6 1 0 0 0 1 0 1 0 0 0 13 27 0.00 1.500																					

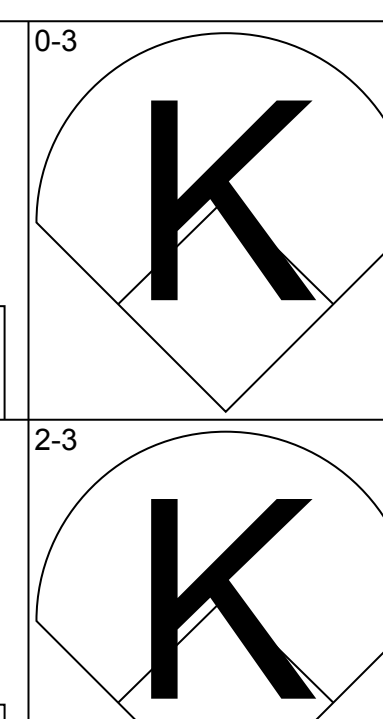
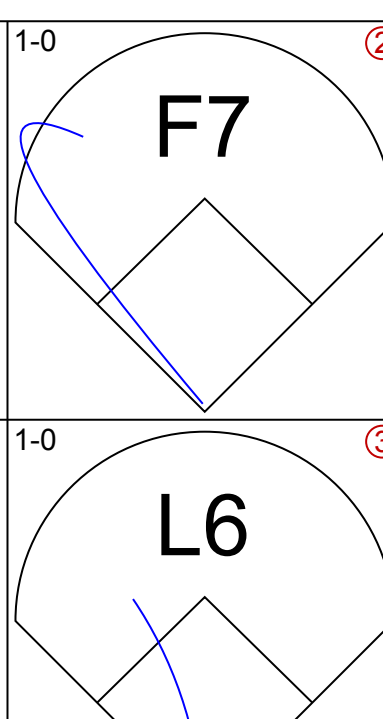
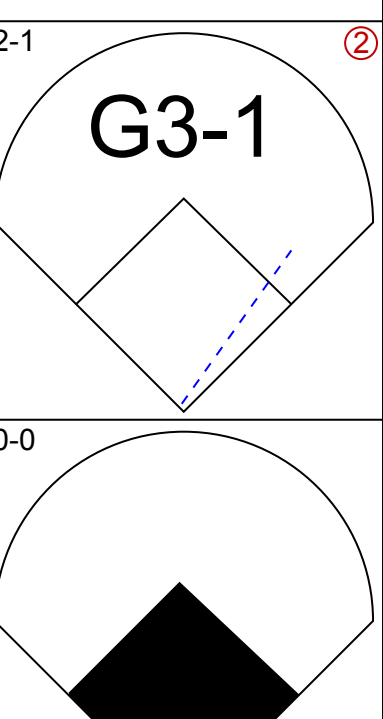
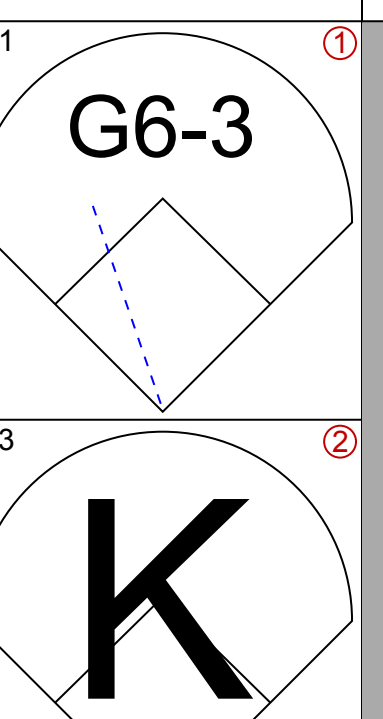

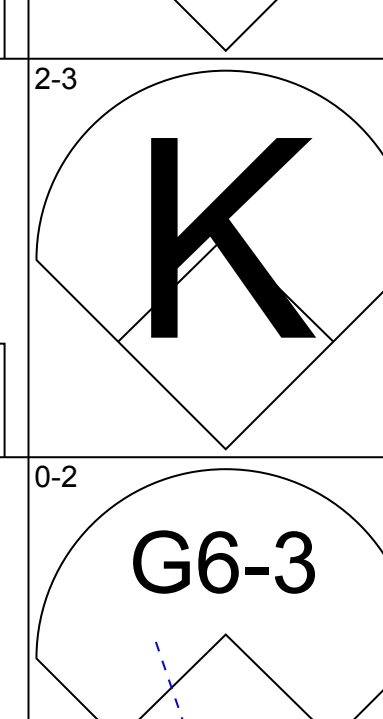
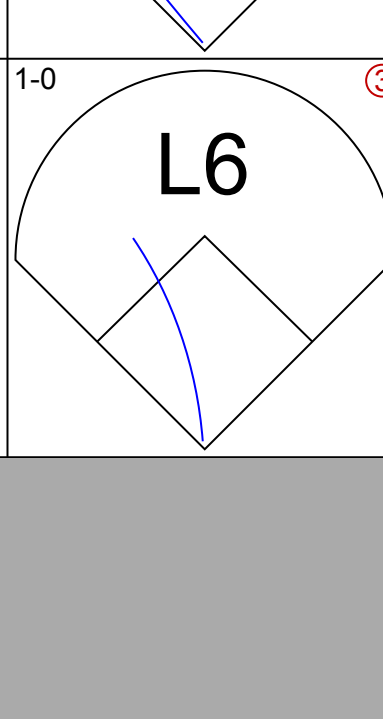
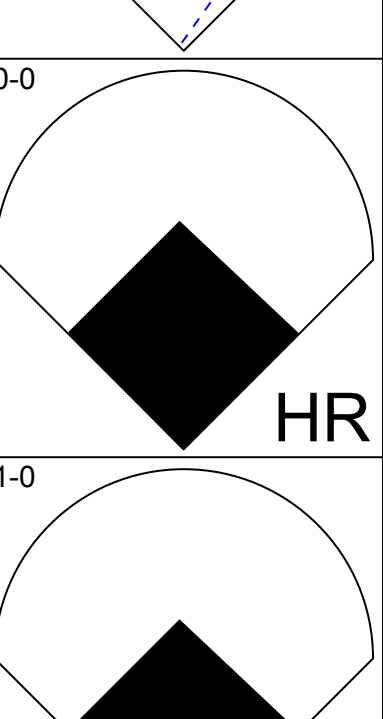
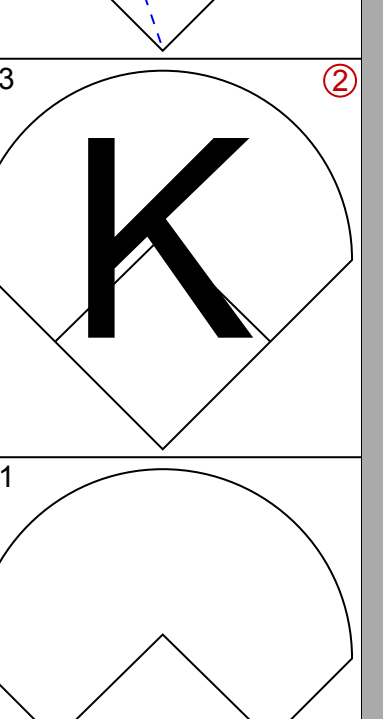
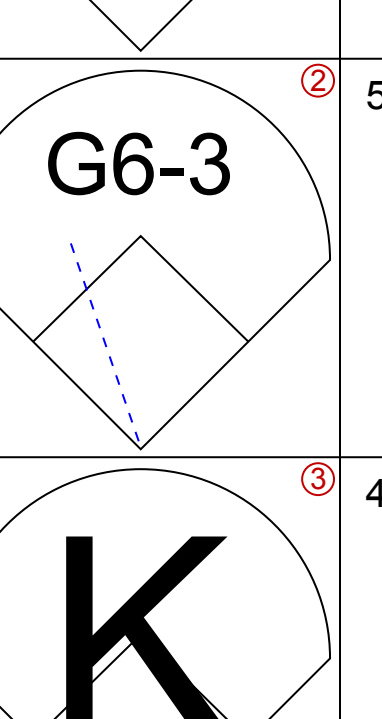
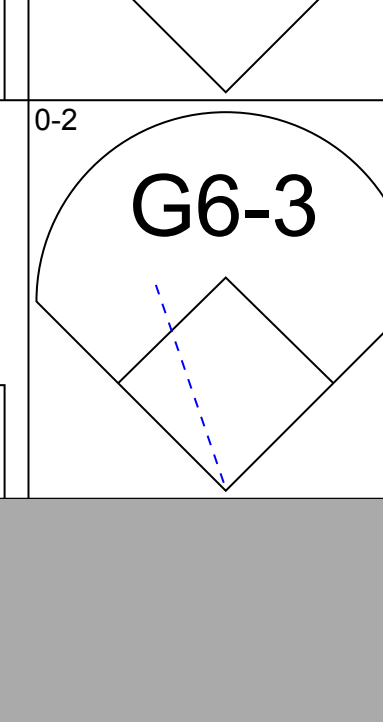
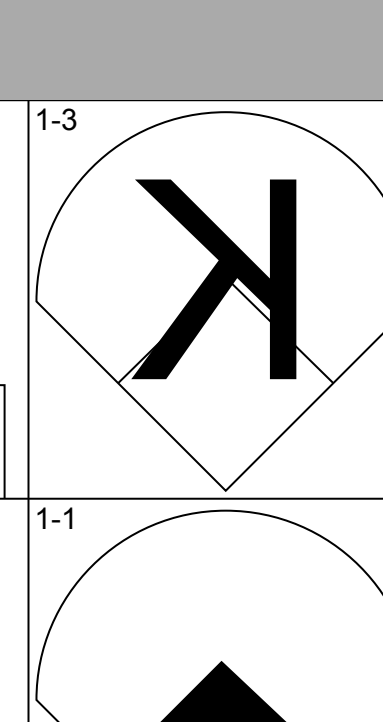
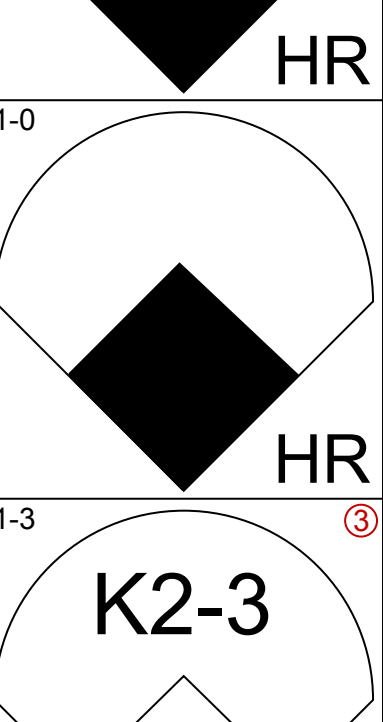
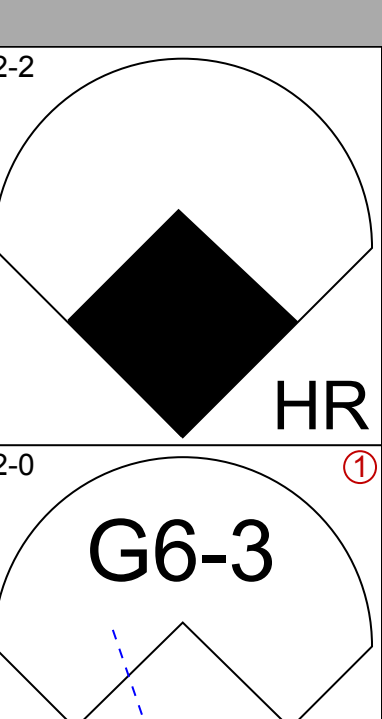
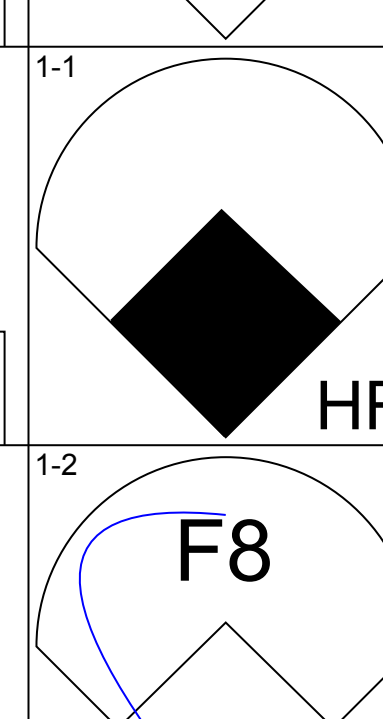
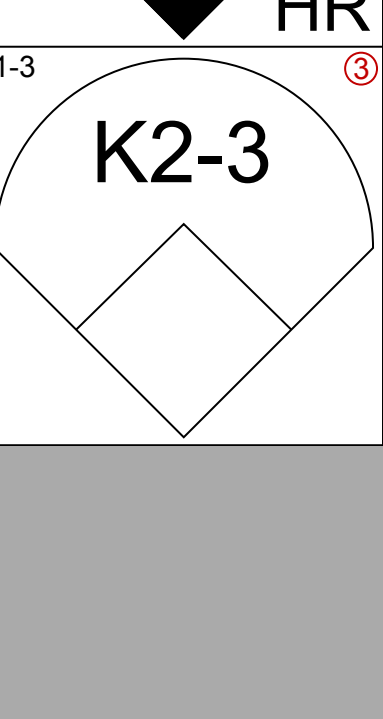
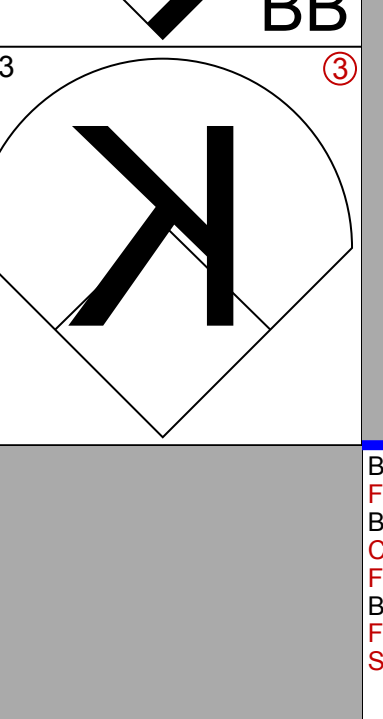
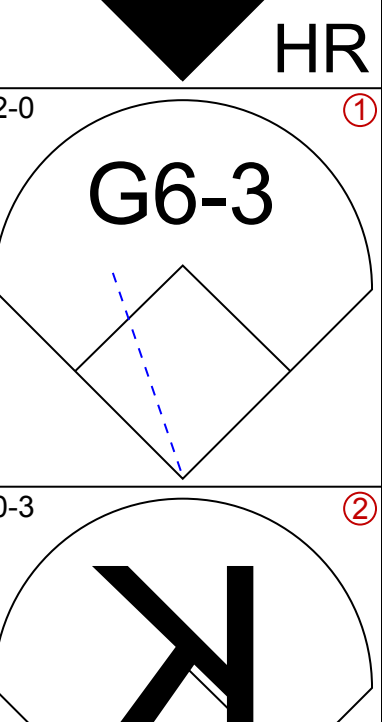
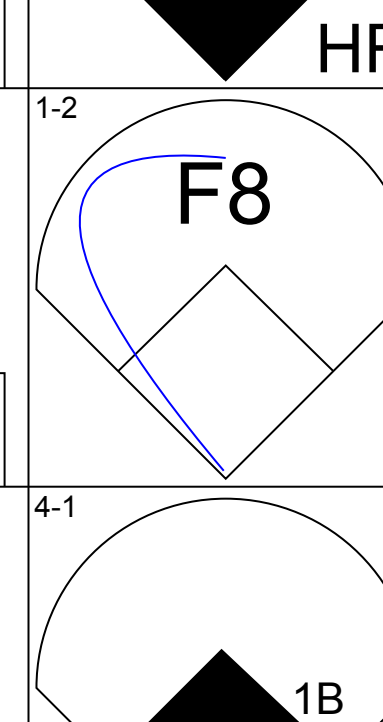
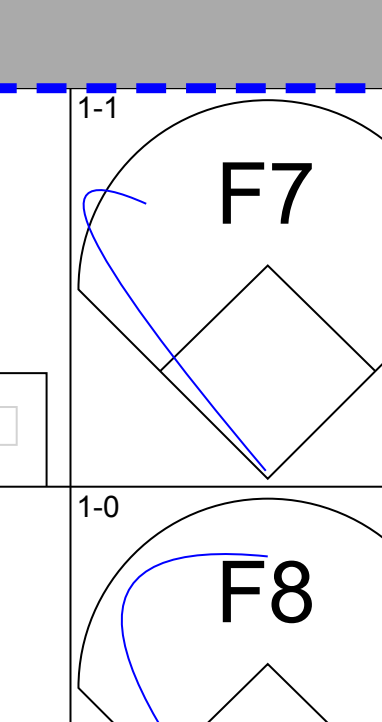

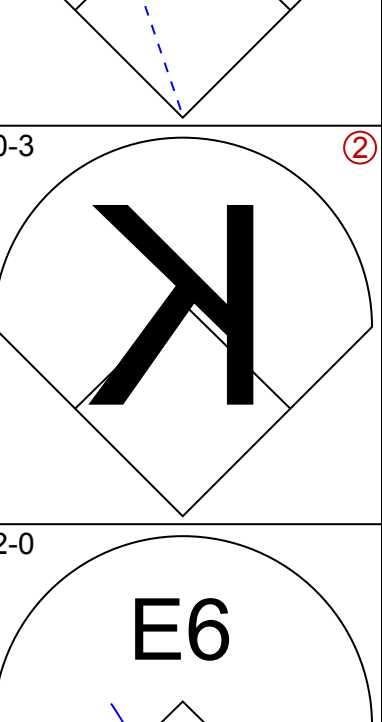
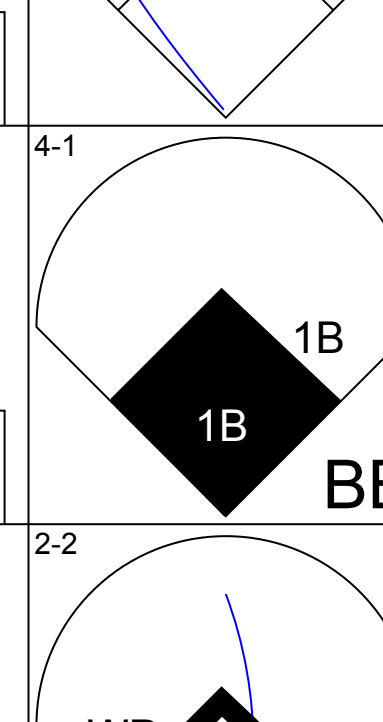

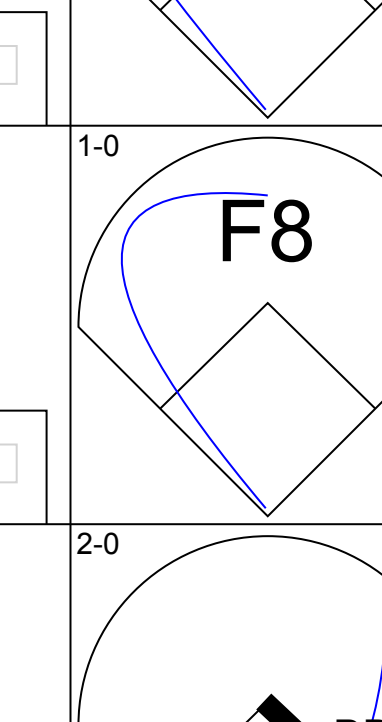
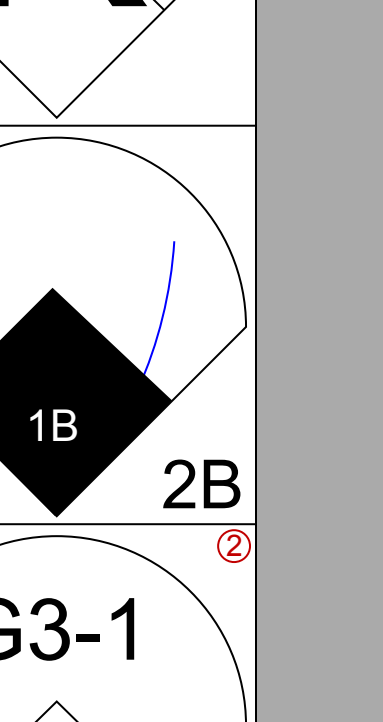
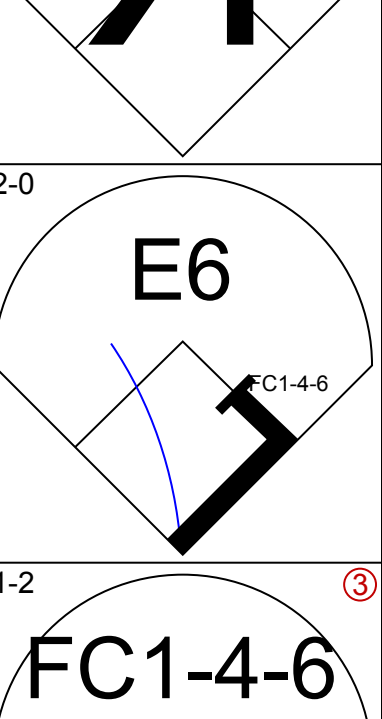
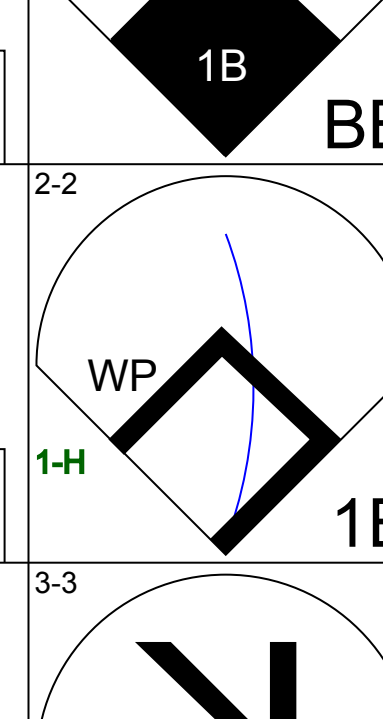

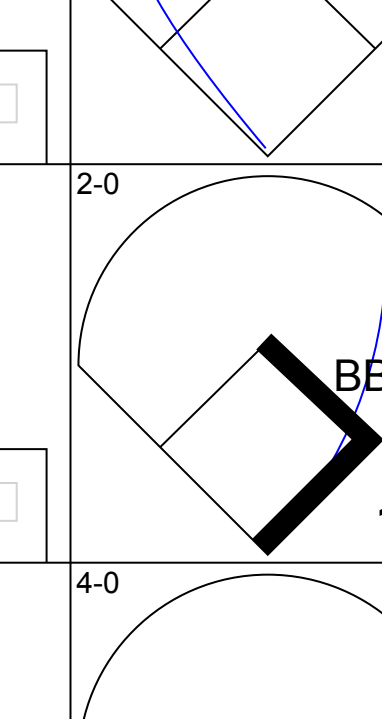

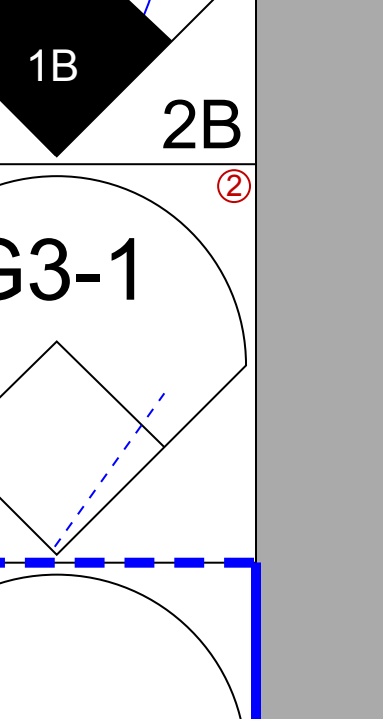
AB	30
R	2
H	6
RBI	2
BB	3
SO	6
LOB	15



Batter	1	2	3	4	5	6	7	8	9	AB	R	H	RBI	BB	SO	LOB	BOTTOM			
Corey Patterson, L OBP: 0.341, SLG: 0.402 (1, 8)										4	0	1	0	0	1	0	Houston Astros @ Chicago Cubs Wrigley Field, Chicago, IL Sun Jun 02 2002, 1:20 PM CDT Att: 37,643 - Overcast - 62 F			
Mark Bellhorn, S OBP: 0.371, SLG: 0.474 (1, 6)										3	2	1	1	1	1	1				
Alex Gonzalez, R OBP: 0.288, SLG: 0.389 (8, 6)										0	0	0	0	0	0	0				
Sammy Sosa, R OBP: 0.452, SLG: 0.679 (1, 9)										3	0	1	0	1	0	1				
Fred McGriff, L OBP: 0.345, SLG: 0.432 (1, 3)										4	1	1	1	0	1	2				
Moises Alou, R OBP: 0.262, SLG: 0.295 (1, 7)										3	1	1	1	1	1	0				
Bill Mueller, S OBP: 0.258, SLG: 0.321 (1, 5)										3	0	1	0	1	0	0				
Todd Hundley, S OBP: 0.228, SLG: 0.240 (1, 2)										3	0	1	0	1	1	3				
Bobby Hill, S OBP: 0.325, SLG: 0.348 (1, 4)										2	0	0	0	1	1	2				
Matt Clement, R OBP: 0.231, SLG: 0.136 (1, 1)										3	0	0	0	0	2	5				
Antonio Alfonseca, R OBP: 0.697, SLG: 0.697 (8, 1)										0	0	0	0	0	0	0				
Inning Stats	R: 0 E: 0 K: 0 S: 5	H: 1 LOB: 0 BB: 0 P: 9	R: 1 E: 0 K: 1 S: 15	H: 1 LOB: 2 BB: 2 P: 27	R: 1 E: 0 K: 0 S: 11	H: 1 LOB: 1 BB: 0 P: 22	R: 1 E: 0 K: 0 S: 11	H: 2 LOB: 1 BB: 0 P: 17	R: 1 E: 0 K: 1 S: 11	H: 1 LOB: 0 BB: 0 P: 19	R: 0 E: 0 K: 2 S: 10	H: 1 LOB: 2 BB: 1 P: 20	R: 0 E: 0 K: 2 S: 11	H: 0 LOB: 1 BB: 1 P: 20	R: 0 E: 0 K: 2 S: 8	H: 0 LOB: 1 BB: 1 P: 13	1B: 4 2B: 0 3B: 1 HR: 2	SF: 0 SAC: 0 DP: 1 HBP: 1	WP: 0 PB: 0 SB: 2 CS: 2	PA: 36
PITCHER	IP WLS BF H R ER SO BB IBB HBP BLK WP HR S P ERA WHIP																			
Shane Reynolds, R ERA: 4.48 (1, 1)	4.0 L 18 5 3 3 3 1 0 1 0 0 0 1 21 39 4.50 1.000																			
Nelson Cruz, R ERA: 7.27 (5, 1)	2.0 9 2 1 1 3 0 1 0 0 0 0 1 21 39 4.50 1.000																			
Pedro Borbon, L ERA: 5.4 (7, 1)	1.0 4 0 0 0 2 1 0 0 0 0 0 0 11 20 0.00 1.000																			
Ricky Stone, R ERA: 2.6 (8, 1)	1.0 4 0 0 0 2 1 0 0 0 0 0 0 8 13 0.00 1.000																			

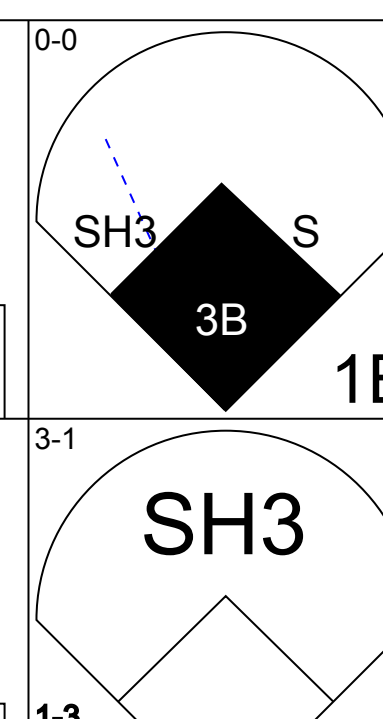
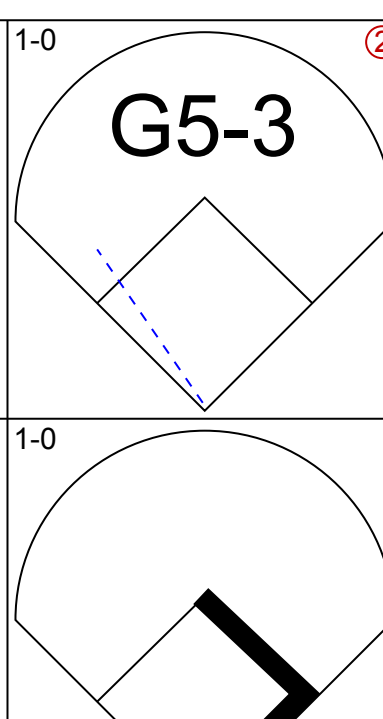
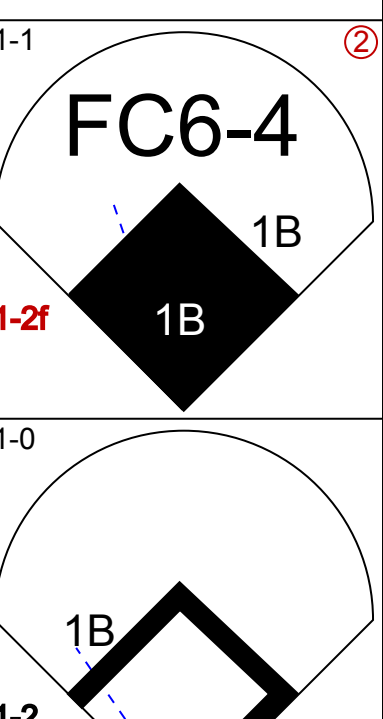
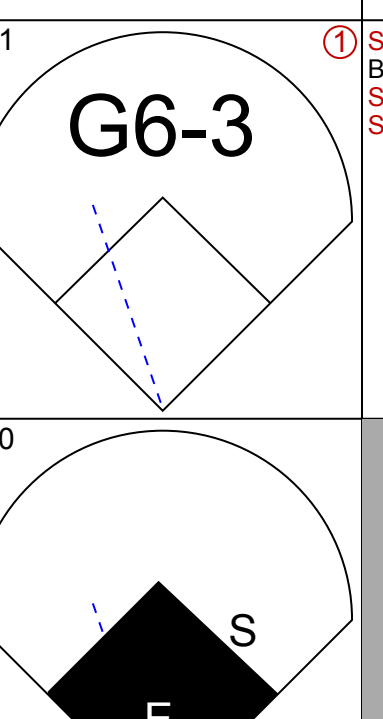

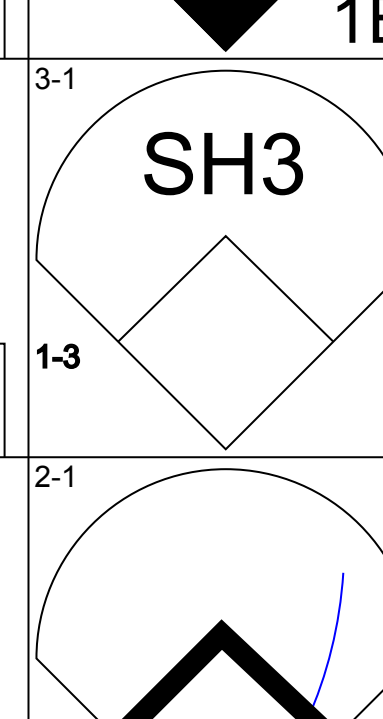
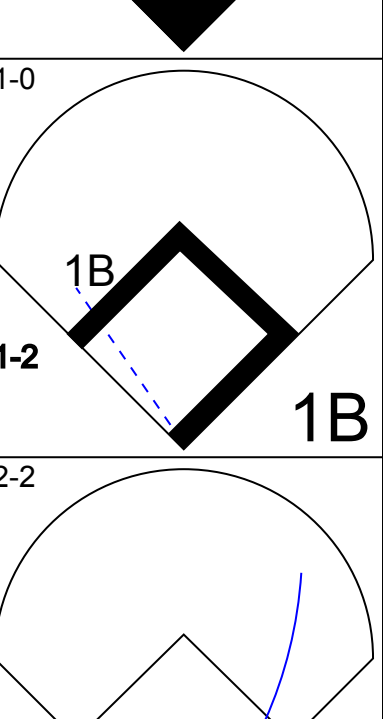
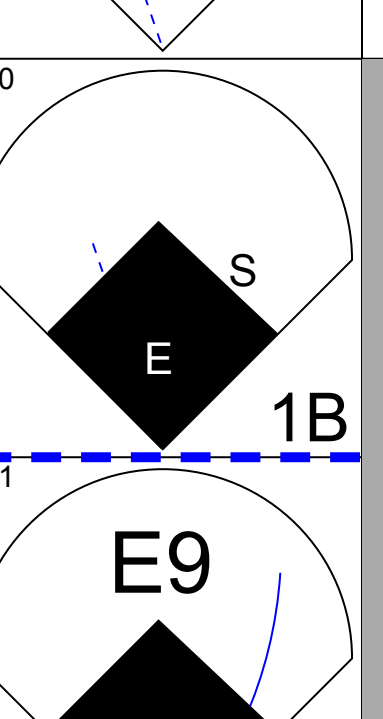
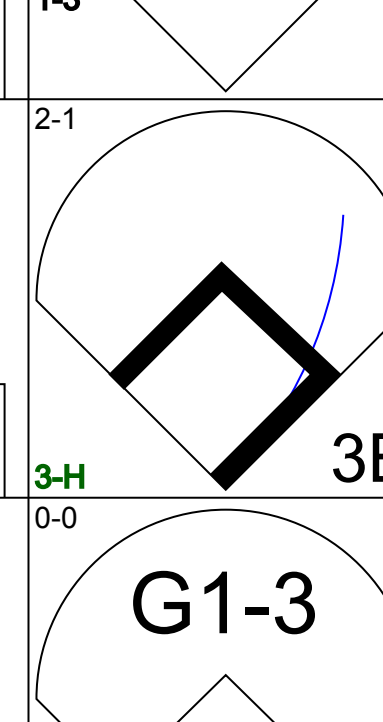
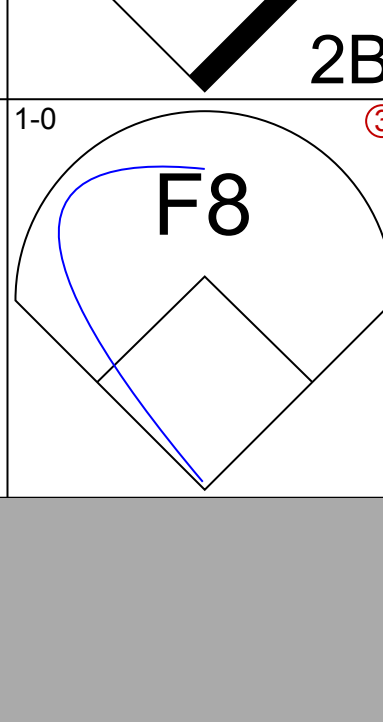
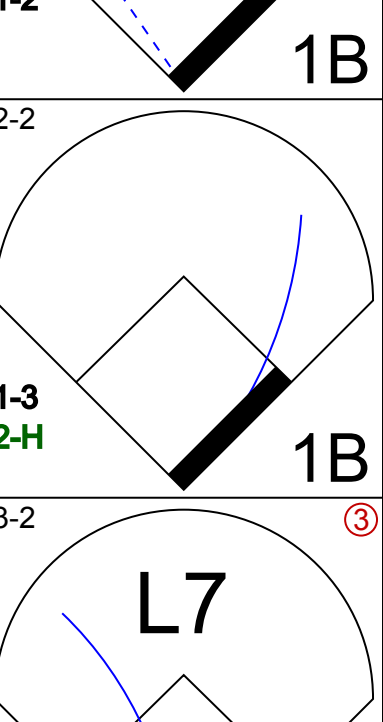
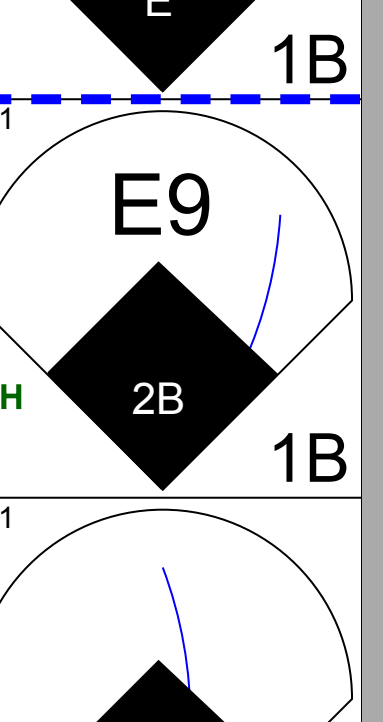
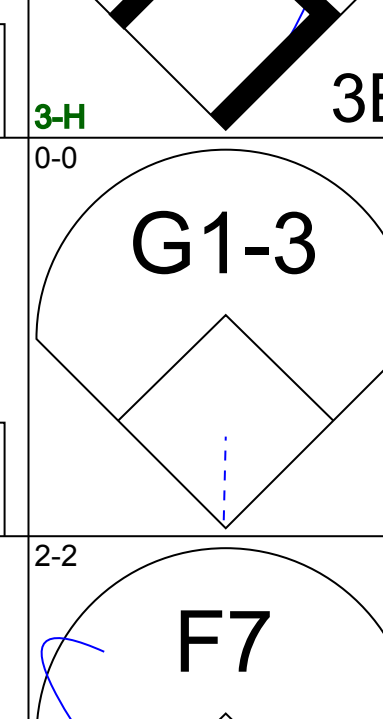
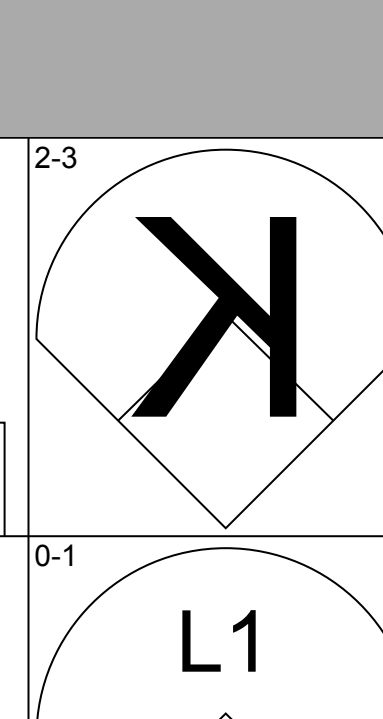
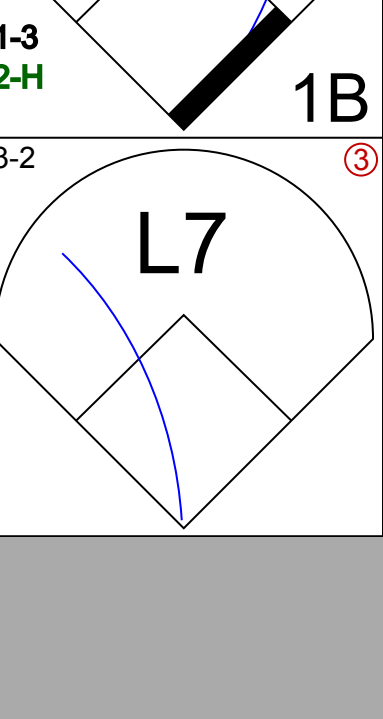
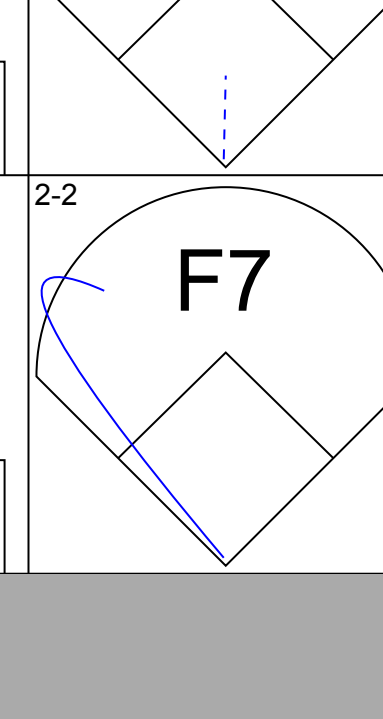
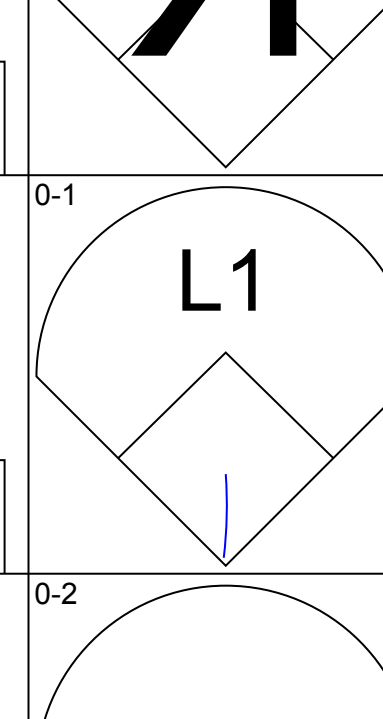
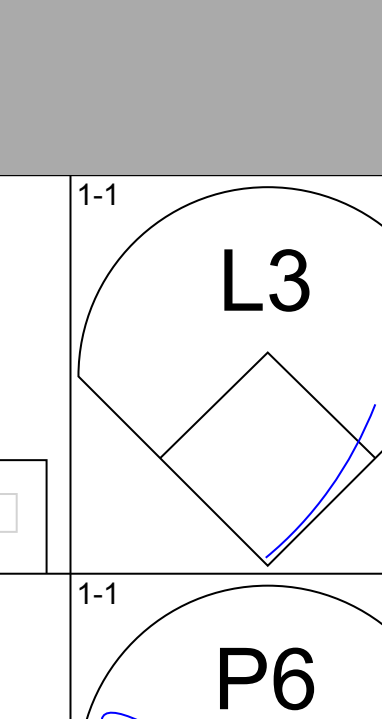

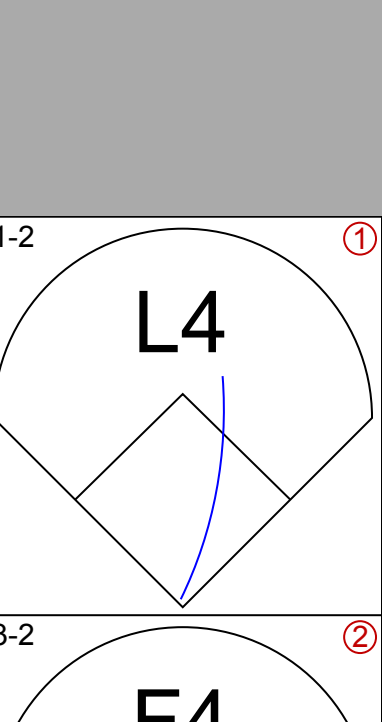
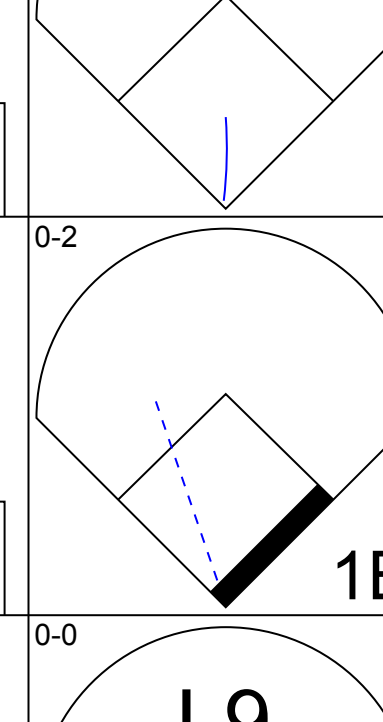
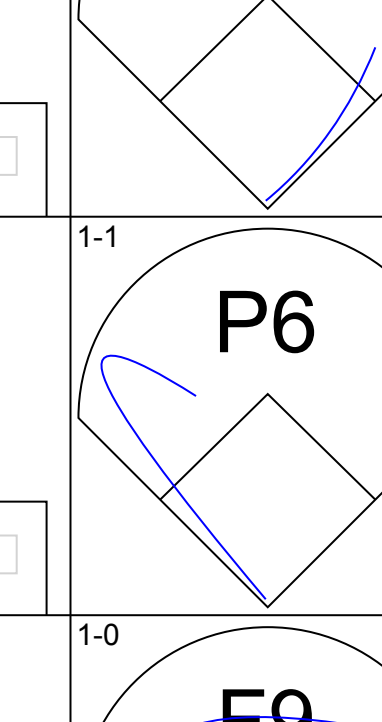

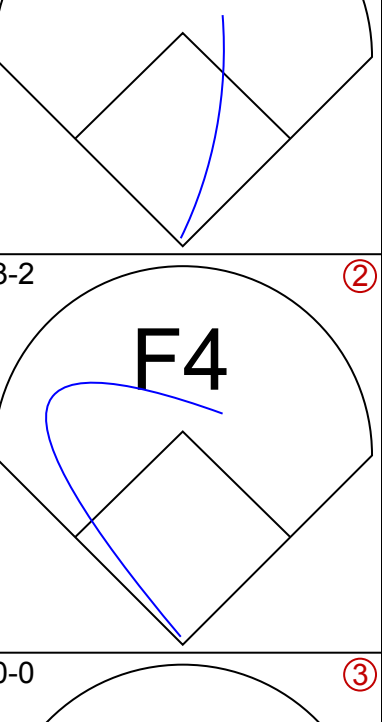
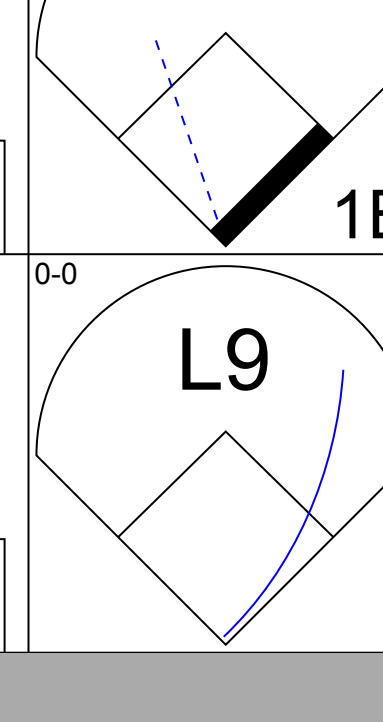
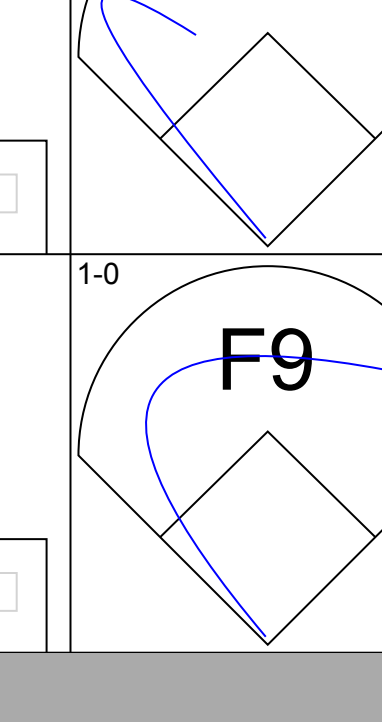

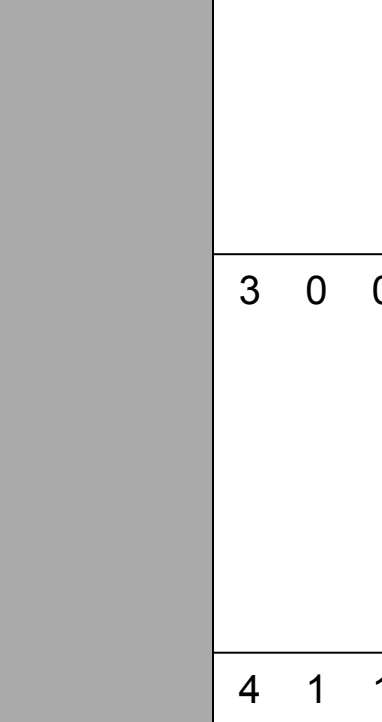
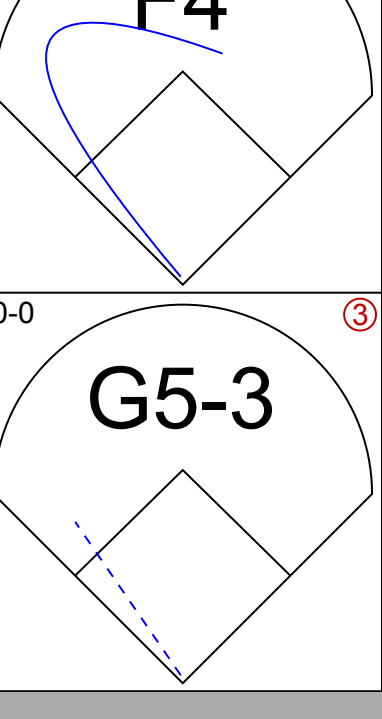
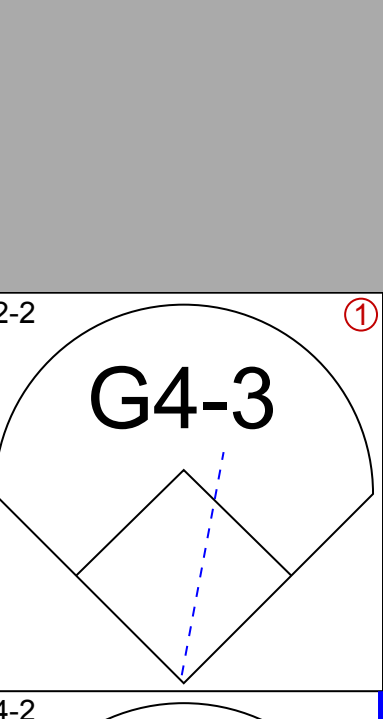
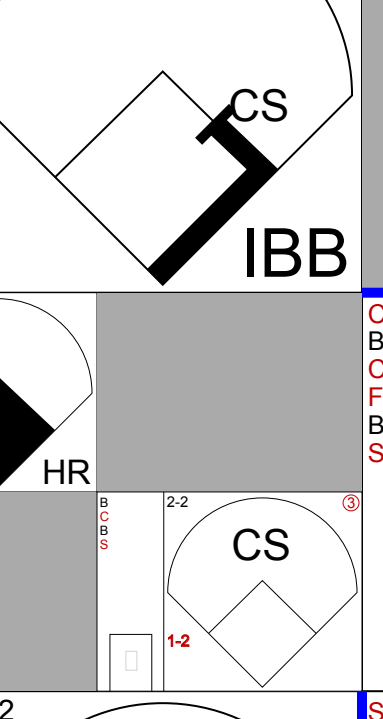

AB	28
R	4
H	7
RBI	3
BB	6
SO	8
LOB	14




Batter	1	2	3	4	5	6	7	8	9	AB	R	H	RBI	BB	SO	LOB	TOP					
Bobby Hill, S OBP: 0.306, SLG: 0.324 (1, 4)										5	0	0	0	0	2	0	Chicago Cubs @ Milwaukee Brewers Miller Park, Milwaukee, WI Mon Jun 03 2002, 7:05 PM CDT Att: 28,094 - Dome - 72 F					
Corey Patterson, L OBP: 0.338, SLG: 0.412 (1, 8)										5	1	1	1	0	2	0						
Sammy Sosa, R OBP: 0.451, SLG: 0.685 (1, 9)										4	1	1	1	1	2	0						
Fred McGriff, L OBP: 0.348, SLG: 0.464 (1, 3)										4	2	2	2	0	2	1						
Moises Alou, R OBP: 0.255, SLG: 0.287 (1, 7)										4	0	0	0	0	1	0						
Mark Bellhorn, S OBP: 0.375, SLG: 0.480 (1, 6)										3	2	1	0	1	1	0						
Bill Mueller, S OBP: 0.268, SLG: 0.329 (1, 5)										4	0	2	1	0	0	1						
Joe Girardi, R OBP: 0.262, SLG: 0.283 (8, PH)										2	0	0	0	1	1	2						
Roosevelt Brown, L OBP: 0.272, SLG: 0.319 (8, PH)										0	0	0	0	0	0	0						
Chris Stynes, R OBP: 0.316, SLG: 0.376 (8, PH)										1	0	1	1	0	0	0						
Juan Cruz, R OBP: 0.154, SLG: 0.154 (8, 1)										0	0	0	0	0	0	0						
Jon Lieber, L OBP: 0.192, SLG: 0.192 (7, 1)										3	0	0	0	0	1	2						
Joe Borowski, R OBP: 0.500, SLG: 0.500 (7, 1)										0	0	0	0	0	0	0						
Jeff Fassero, L OBP: 0.224, SLG: 0.235 (8, 2)										0	0	0	0	0	0	0						
Todd Hundley, S OBP: 0.224, SLG: 0.235 (8, 2)										1	0	0	0	0	1	1						
Inning Stats	R: 0 E: 0 K: 2 S: 9	H: 0 LOB: 0 BB: 0 P: 11	R: 1 E: 1 K: 1 S: 11	H: 1 LOB: 1 BB: 0 P: 18	R: 0 E: 0 K: 0 S: 4	H: 0 LOB: 0 BB: 0 P: 7	R: 2 E: 0 K: 2 S: 16	H: 2 LOB: 1 BB: 1 P: 28	R: 2 E: 0 K: 1 S: 9	H: 2 LOB: 2 BB: 1 P: 13	R: 0 E: 0 K: 1 S: 7	H: 1 LOB: 2 BB: 1 P: 15	R: 0 E: 0 K: 2 S: 10	H: 0 LOB: 1 BB: 1 P: 18	R: 1 E: 0 K: 2 S: 18	H: 2 LOB: 1 BB: 0 P: 27	R: 0 E: 0 K: 2 S: 8	H: 0 LOB: 0 BB: 0 P: 10	1B: 3 2B: 1 3B: 0 HR: 4	SF: 0 SAC: 0 DP: 0 HBP: 0	WP: 1 PB: 0 SB: 0 CS: 0	PA: 39
PITCHER	IP	WLS	BF	H	R	ER	SO	BB	IBB	HBP	BLK	WP	HR	S	P	ERA	WHIP					
Jamey Wright, R ERA: 5.4	5.0		22	5	5	5	6	1	0	0	0	1	4	49	77	9.00	1.200					
Valerio De Los Santos, L ERA: 3.52	2.0	W	9	1	0	0	3	2	0	0	0	0	0	17	33	0.00	1.500					
Luis Vizcaino, R ERA: 2.94	0.2	H	3	1	1	1	1	0	0	0	0	0	0	10	14	13.50	1.500					
Ray King, L ERA: 4.05	0.1	H	2	1	0	0	1	0	0	0	0	0	0	8	13	0.00	3.000					
Mike DeJean, R ERA: 2.56	1.0	S	3	0	0	0	2	0	0	0	0	0	0	8	10	0.00	0.000					

AB	36
R	6
H	8
RBI	6
BB	3
SO	13
LOB	7



Batter	1	2	3	4	5	6	7	8	9	AB	R	H	RBI	BB	SO	LOB	BOTTOM				
Alex Sanchez, L OBP: 0.364, SLG: 0.344 (1, 8)										5	2	1	0	0	1	1	Chicago Cubs @ Milwaukee Brewers Miller Park, Milwaukee, WI Mon Jun 03 2002, 7:05 PM CDT Att: 28,094 - Dome - 72 F				
Eric Young Sr., R OBP: 0.319, SLG: 0.307 (1, 4)										3	1	3	0	0	0	0					
Jeffrey Hammonds, R OBP: 0.392, SLG: 0.511 (1, 9)										4	1	3	3	0	0	1					
Richie Sexson, R OBP: 0.345, SLG: 0.565 (1, 3)										4	1	1	1	0	1	3					
Geoff Jenkins, L OBP: 0.310, SLG: 0.408 (1, 7)										4	0	0	0	0	1	2					
Tyler Houston, L OBP: 0.331, SLG: 0.467 (1, 5)										4	0	2	1	0	0	0					
José Hernández, R OBP: 0.362, SLG: 0.511 (1, 6)										3	0	0	0	1	0	1					
Paul Bako, L OBP: 0.320, SLG: 0.363 (1, 2)										4	1	1	1	0	1	0					
Jamey Wright, R ERA: 5.4										1	0	0	0	0	0	0					
Matt Stairs, L ERA: 3.29										0	0	0	0	0	1	0					
Valerio De Los Santos, L ERA: 3.52										0	0	0	0	0	0	0					
Lenny Harris, L ERA: 2.94										1	1	1	1	0	0	0					
Luis Vizcaino, R ERA: 2.94										0	0	0	0	0	0	0					
Ray King, L ERA: 4.05										0	0	0	0	0	0	0					
Alex Ochoa, R ERA: 2.56										1	0	0	0	0	1	0					
Mike DeJean, R ERA: 2.56										0	0	0	0	0	0	0					
Inning Stats	R: 1 E: 0 K: 0 S: 9	H: 2 LOB: 1 BB: 0 P: 16	R: 0 E: 0 K: 0 S: 8	H: 0 LOB: 0 BB: 0 P: 12	R: 0 E: 0 K: 0 S: 6	H: 1 LOB: 1 BB: 0 P: 12	R: 0 E: 0 K: 1 S: 9	H: 1 LOB: 0 BB: 0 P: 11	R: 1 E: 0 K: 0 S: 16	H: 2 LOB: 2 BB: 1 P: 29	R: 0 E: 0 K: 0 S: 5	H: 0 LOB: 0 BB: 0 P: 8	R: 5 E: 1 K: 1 S: 18	H: 6 LOB: 1 BB: 1 P: 32	R: 0 E: 0 K: 3 S: 10	H: 0 LOB: 0 BB: 0 P: 14	1B: 6 2B: 2 3B: 2 HR: 2	SF: 0 SAC: 1 DP: 0 HBP: 0	WP: 0 PB: 0 SB: 2 CS: 1	PA: 38	
PITCHER	IP	WLS	BF	H	R	ER	SO	BB	IBB	HBP	BLK	WP	HR	S	P	ERA	WHIP				
Jon Lieber, R ERA: 3.7	6.1		29	9	5	5	1	1	0	0	0	0	0	4	6	7.11	1.579				
Joe Borowski, R ERA: 3.29	0.0	L	2	2	1	1	0	0	0	0	0	0	0	6	13	13.50	1.500				
Jeff Fassero, L ERA: 6.17	0.2		3	1	1	1	1	0	1	0	0	0	0	6	13	13.50	1.500				
Juan Cruz, R ERA: 3.83	1.0		3	0	0	0	3	0	0	0	0	0	0	10	14	0.00	0.000				

AB	34
R	7
H	12
RBI	7
BB	2
SO	5
LOB	8



Batter	1	2	3	4	5	6	7	8	9	10	11	AB	R	H	RBI	BB	SO	LOB	TOP					
Bobby Hill, S OBP: 0.311, SLG: 0.312 (1, 4)	2-2 HBP	1-3 K			0-0 SH1-4	2-2 HBP		1-3 K			0-0 G4-3	3	0	0	0	0	2	4						
Corey Patterson, L OBP: 0.338, SLG: 0.410 (1, 8)	0-0 1B		2-1 G4-3		0-1 FC4-6 E	2-3 K			0-0 G4-3		0-0 F8	6	1	2	1	0	1	1						
Sammy Sosa, R OBP: 0.448, SLG: 0.672 (1, 9)	0-3 K		3-1 G6-3		4-2 FC4-6 1B		2-1 F3		4-1 1B BB		1-1 F7	4	0	0	0	2	1	2						
Fred McGriff, L OBP: 0.349, SLG: 0.468 (1, 3)	0-1 F8		0-0 2B		1-1 FC4-6 HR		3-1 F8		2-0 1B			5	1	2	0	0	0	4						
Moises Alou, R OBP: 0.247, SLG: 0.277 (1, 7)	1-0 L9		2-3 K		1-0 E5 HR		0-1 G6-3		0-1 P3			5	1	0	0	0	1	6						
Todd Hundley, S OBP: 0.238, SLG: 0.291 (1, 2)					4-1 FC1-5 BB		1-1 G3-1		1-1 F8		3-3 K	4	1	1	3	1	1	2						
Alex Gonzalez, R OBP: 0.292, SLG: 0.389 (1, 6)		0-2 FC6-4 FC1-5 1B		1-3 K	3-2 L6			1-2 34 1B G4-3		2-2 F9		5	0	2	0	0	1	0						
Bill Mueller, S OBP: 0.255, SLG: 0.311 (1, 5)		0-0 FC1-5 FC6-4 1B		2-1 G4-3		1-0 G3		1-2 G4-3		0-0 G4-3		5	0	0	0	0	0	3						
34 Kerry Wood, R OBP: 0.221, SLG: 0.200 Kyle Farnsworth, R OBP: 0.667, SLG: 0.667 Antonio Alfonseca, R OBP: 0.268, SLG: 0.315 Roosevelt Brown, L OBP: 0.268, SLG: 0.315 Jeff Fassero, L OBP: 0.268, SLG: 0.315 (1, 1) (8, 1) (9, 1) (10, PH) (10, 1)		0-0 FC6-4			0-0 SH1-4 1B	3-3 K		1-2 1B		2-3 K		4	1	2	0	0	1	2						
Inning Stats	R: 0 E: 0 K: 1 S: 9	H: 1 LOB: 2 BB: 1 P: 12	R: 0 E: 0 K: 1 S: 11	H: 1 LOB: 2 BB: 1 P: 16	R: 0 E: 0 K: 1 S: 9	H: 1 LOB: 0 BB: 0 P: 16	R: 0 E: 0 K: 1 S: 7	H: 0 LOB: 0 BB: 0 P: 11	R: 5 E: 2 K: 0 S: 15	H: 3 LOB: 0 BB: 1 P: 26	R: 0 E: 0 K: 2 S: 15	H: 0 LOB: 1 BB: 0 P: 23	R: 0 E: 0 K: 1 S: 14	H: 2 LOB: 2 BB: 1 P: 19	R: 0 E: 0 K: 1 S: 9	H: 1 LOB: 0 BB: 0 P: 18	R: 0 E: 0 K: 1 S: 9	H: 0 LOB: 0 BB: 0 P: 13	R: 0 E: 0 K: 0 S: 4	H: 0 LOB: 0 BB: 0 P: 5	1B: 7 2B: 1 3B: 0 HR: 1	SF: 0 SAC: 1 DP: 0 HBP: 2	WP: 0 PB: 0 SB: 1 CS: 0	PA: 48
PITCHER	IP ERA WLS BF H R ER SO BB IBB HBP BLK WP HR S P ERA WHIP	5.0 5.36 2.0 7 0 0 0 2 0 0 1 0 0 0 0 21 34 0.00 1.600	6.1 4.81 2.0 10 3 0 0 2 1 0 0 0 0 0 0 23 37 0.00 2.000	8.1 2.78 2.0 W 6 0 0 0 1 0 0 0 0 0 0 13 18 0.00 0.000	PITCHER										IP ERA WLS BF H R ER SO BB IBB HBP BLK WP HR S P ERA WHIP									

Chicago Cubs @ Milwaukee Brewers
Miller Park, Milwaukee, WI
Tue Jun 04 2002, 7:05 PM CDT
Att: 25,603 - Dome - 72 F

AB 42
R 5
H 9
RBI 4
BB 3
SO 9
LOB 24



Batter	1	2	3	4	5	6	7	8	9	10	11	AB	R	H	RBI	BB	SO	LOB	BOTTOM					
Alex Sanchez, L OBP: 0.374, SLG: 0.358 (1, 8)	4-1 G4-6-3 BB			0-0 F8 1B	0-1 G4-3		1-0 G4-3		1-0 1B		1-1 1B	5	1	3	3	1	0	2						
Eric Young Sr., R OBP: 0.316, SLG: 0.304 (1, 4)	1-0 G4-6-3		3-2 F8	2-3 3H	0-2 G1-3			2-1 G4-3	0-0 1B		2-3 3H	5	0	1	1	0	0	3						
Jeffrey Hammonds, R OBP: 0.392, SLG: 0.506 (1, 9)	1-3 K		0-0 BB 1B	3-3 K		4-2 1B BB		2-3 K				4	0	1	1	1	3	1						
Richie Sexson, R OBP: 0.346, SLG: 0.559 (1, 3)		2-1 P6		4-2 G3-6-1 BB		0-1 WP HBP 1B		2-3 K		3-3 K		4	0	1	0	1	2	1						
Geoff Jenkins, L OBP: 0.307, SLG: 0.403 (1, 7)		1-3 K		0-0 G3-6-1		0-2 F5		0-0 1B		1-3 1B		5	0	1	0	0	1	3						
Tyler Houston, L OBP: 0.327, SLG: 0.454 (1, 5)		0-0 L5		1-1 F7		1-0 WP HBP		0-1 G1-3		1-1 G3		4	0	0	0	0	0	2						
José Hernández, R OBP: 0.373, SLG: 0.519 (1, 6)			1-2 CS 1B		1-1 BB 2B 1B		3-3 K		3-2 SH1-4 BB 1B		3-0 SH3-4 1B	5	3	4	0	0	1	2						
Paul Bako, L OBP: 0.337, SLG: 0.366 (1, 2)		3-3 K		4-2 2B G4-3 BB		0-1 G4-3 1B		4-2 1B SH1-4 BB		1-1 SH3-4		2	2	1	0	2	1	1						
Nelson Figueroa, R OBP: 0.290, SLG: 0.322 Matt Stairs, L OBP: 0.238, SLG: 0.270 Jose Cabrera, R OBP: 0.248, SLG: 0.298 Lenny Harris, L OBP: 0.248, SLG: 0.298 Chad Fox, R OBP: 0.248, SLG: 0.298 Mark Loretta, R OBP: 0.248, SLG: 0.298 Luis Vizcaino, R OBP: 0.248, SLG: 0.298 Alex Ochoa, R OBP: 0.248, SLG: 0.298 (1, 1) (5, PH) (8, 1) (7, PH) (8, 1) (9, PH) (10, 1) (10, PH)		1-3 K		2-0 G4-3 2B		3-2 F2		2-0 SH1-4		4-0 1B		1	0	0	0	0	1	0						
Inning Stats	R: 0 E: 0 K: 1 S: 5	H: 0 LOB: 0 BB: 1 P: 11	R: 0 E: 0 K: 1 S: 6	H: 0 LOB: 0 BB: 0 P: 9	R: 0 E: 0 K: 2 S: 10	H: 1 LOB: 0 BB: 0 P: 15	R: 1 E: 0 K: 0 S: 9	H: 2 LOB: 1 BB: 1 P: 16	R: 2 E: 0 K: 0 S: 12	H: 2 LOB: 1 BB: 1 P: 20	R: 0 E: 0 K: 2 S: 13	H: 1 LOB: 0 BB: 0 P: 20	R: 0 E: 0 K: 1 S: 14	H: 1 LOB: 2 BB: 1 P: 22	R: 2 E: 0 K: 1 S: 12	H: 3 LOB: 1 BB: 1 P: 24	R: 0 E: 0 K: 1 S: 9	H: 0 LOB: 0 BB: 0 P: 13	R: 1 E: 0 K: 0 S: 5	H: 2 LOB: 2 BB: 1 P: 14	1B: 11 2B: 2 3B: 0 HR: 0	SF: 0 SAC: 2 DP: 3 HBP: 1	WP: 1 PB: 0 SB: 0 CS: 1	PA: 46
PITCHER	IP ERA WLS BF H R ER SO BB IBB HBP BLK WP HR S P ERA WHIP	7.1 3.13 0.2 H 3 1 0 0 1 0 0 0 0 0 8 10 0.00 1.500	1.0 B 6 3 2 2 1 1 0 0 0 0 0 0 12 24 18.00 4.000	1.1 L 7 2 1 1 1 1 0 1 0 0 0 0 14 27 6.75 1.500	PITCHER										IP ERA WLS BF H R ER SO BB IBB HBP BLK WP HR S P ERA WHIP									

Chicago Cubs @ Milwaukee Brewers
Miller Park, Milwaukee, WI
Tue Jun 04 2002, 7:05 PM CDT
Att: 25,603 - Dome - 72 F


AB 37
R 6
H 13
RBI 6
BB 6
SO 9
LOB 16



Batter	1	2	3	4	5	6	7	8	9	10	AB	R	H	RBI	BB	SO	LOB							
Corey Patterson, L OBP: 0.333, SLG: 0.404 Chris Stynes, R OBP: 0.323, SLG: 0.376	K			K		F7			F9 SH1-4 2B BB	SH3-4	3	0	0	0	0	2	1							
Antonio Alfonseca, R OBP: 0.667, SLG: 0.667											0	1	0	0	1	0	0							
Bill Mueller, S OBP: 0.255, SLG: 0.319	G4-3			F8		G6-3			SH1-4	WP 1B 2B	4	1	1	2	0	0	1							
Sammy Sosa, R OBP: 0.444, SLG: 0.659	F8			L8			F9		F9	1B SF9 BB	4	1	0	0	1	0	1							
Fred McGriff, L OBP: 0.350, SLG: 0.463					P6		L1		2B IBB	SF9 1B	4	0	1	1	1	1	0							
Moises Alou, R OBP: 0.232, SLG: 0.290					F9					SF9	4	0	2	2	0	1	0							
Todd Hundley, S OBP: 0.227, SLG: 0.276 Darren Lewis, R OBP: 0.310, SLG: 0.352 Joe Girardi, R OBP: 0.267, SLG: 0.280											3	0	0	0	0	3	1							
Alex Gonzalez, R OBP: 0.291, SLG: 0.386					F8					G6-3	1	0	0	0	1	0	1							
Mark Bellhorn, S OBP: 0.379, SLG: 0.490											4	0	1	0	0	2	4							
Jason Bere, R OBP: 0.158, SLG: 0.263 Roosevelt Brown, L OBP: 0.255, SLG: 0.311 Kyle Farnsworth, R Bobby Hill, S OBP: 0.319, SLG: 0.312											1	0	0	0	0	0	0							
Inning Stats	R: 0 E: 0 K: 1 S: 11	H: 0 LOB: 0 BB: 0 P: 15	R: 0 E: 0 K: 2 S: 7	H: 0 LOB: 0 BB: 0 P: 10	R: 0 E: 0 K: 1 S: 5	H: 0 LOB: 0 BB: 0 P: 5	R: 0 E: 0 K: 1 S: 10	H: 0 LOB: 0 BB: 0 P: 16	R: 0 E: 0 K: 2 S: 11	H: 1 LOB: 1 BB: 0 P: 17	R: 0 E: 0 K: 0 S: 8	H: 1 LOB: 1 BB: 0 P: 12	R: 0 E: 0 K: 1 S: 10	H: 0 LOB: 0 BB: 0 P: 14	R: 0 E: 0 K: 3 S: 13	H: 1 LOB: 1 BB: 0 P: 21	R: 1 E: 0 K: 1 S: 15	H: 1 LOB: 3 BB: 3 P: 33	R: 4 E: 0 K: 0 S: 11	H: 3 LOB: 1 BB: 2 P: 25	1B: 4 2B: 3 3B: 0 HR: 0	SF: 1 SAC: 3 DP: 0 HBP: 0	WP: 2 PB: 0 SB: 1 CS: 0	PA: 42
PITCHER	IP WLS BF H R ER SO BB IBB HBP BLK WP HR S P ERA WHIP	8.0 0.0 1.1 0.2	27 1 11 3	3 0 1 0	0 0 1 0	11 0 0 0	0 0 0 0	0 0 0 0	0 0 0 0	0 0 0 0	0 0 0 0	1 0 1 0	75 5 9 41	110 ∞ 27.00 8	0.00 ∞ 4.500 0.00	0.375 ∞ 4.500 1.500								

Chicago Cubs @ Milwaukee Brewers
Miller Park, Milwaukee, WI
Wed Jun 05 2002, 7:05 PM CDT
Att. 24,041 - Dome - 72 F


AB	33
R	5
H	7
RBI	5
BB	5
SO	12
LOB	11



Batter	1	2	3	4	5	6	7	8	9	10	AB	R	H	RBI	BB	SO	LOB							
Alex Sanchez, L OBP: 0.371, SLG: 0.355 Alex Ochoa, R OBP: 0.353, SLG: 0.432	SF8 1B		G3		G3		FC4-6 S 1-2			L9	4	1	1	0	0	0	1							
Eric Young Sr., R OBP: 0.318, SLG: 0.307	G5-3 1B				G4-3		G5-3			G6-3	5	0	2	0	0	0	1							
Jeffrey Hammonds, R OBP: 0.390, SLG: 0.503	SF8						G4-3				3	0	1	1	0	0	0							
Richie Sexson, R OBP: 0.344, SLG: 0.553	G5-3						HBP 1B			K	4	0	1	0	0	2	1							
Geoff Jenkins, L OBP: 0.302, SLG: 0.395	G1-3				G4-3		F8			G4-3	4	0	0	0	0	0	2							
Tyler Houston, L OBP: 0.338, SLG: 0.455 Valerio De Los Santos, L											2	0	1	0	1	1	0							
José Hernández, R OBP: 0.370, SLG: 0.511											0	0	0	0	0	0	0							
Paul Bako, L OBP: 0.333, SLG: 0.361											4	0	1	0	0	1	2							
Ruben Quevedo, R OBP: 0.087, SLG: 0.045 Ray King, L Mike DeJean, R Ronnie Belliard, R OBP: 0.328, SLG: 0.343											3	0	0	0	1	1	3							
Inning Stats	R: 1 E: 0 K: 0 S: 12	H: 2 LOB: 1 BB: 0 P: 15	R: 0 E: 0 K: 1 S: 11	H: 0 LOB: 0 BB: 1 P: 20	R: 0 E: 0 K: 1 S: 9	H: 2 LOB: 2 BB: 0 P: 12	R: 0 E: 0 K: 1 S: 13	H: 1 LOB: 2 BB: 1 P: 22	R: 0 E: 0 K: 1 S: 6	H: 0 LOB: 0 BB: 0 P: 7	R: 0 E: 0 K: 1 S: 10	H: 1 LOB: 2 BB: 0 P: 15	R: 0 E: 0 K: 1 S: 13	H: 1 LOB: 1 BB: 0 P: 17	R: 0 E: 0 K: 1 S: 5	H: 0 LOB: 0 BB: 0 P: 8	R: 0 E: 0 K: 1 S: 10	H: 0 LOB: 0 BB: 0 P: 13	R: 0 E: 0 K: 1 S: 7	H: 0 LOB: 0 BB: 0 P: 10	1B: 7 2B: 0 3B: 0 HR: 0	SF: 1 SAC: 0 DP: 1 HBP: 1	WP: 1 PB: 0 SB: 1 CS: 0	PA: 38
PITCHER	IP WLS BF H R ER SO BB IBB HBP BLK WP HR S P ERA WHIP	7.0 2.0 1.0	29 6 3	7 0 0	1 0 0	6 2 0	1 0 0	0 0 0	0 0 0	0 0 0	0 0 0	0 0 0	74 15 7	108 21 10	0.00 0.000 0.000	1.286 0.000 0.000								

Chicago Cubs @ Milwaukee Brewers
Miller Park, Milwaukee, WI
Wed Jun 05 2002, 7:05 PM CDT
Att. 24,041 - Dome - 72 F

AB	34
R	1
H	7
RBI	1
BB	2
SO	9
LOB	11



Batter	1	2	3	4	5	6	7	8	9	AB	R	H	RBI	BB	SO	LOB	TOP			
Corey Patterson, L (1.8) OBP: 0.340, SLG: 0.405										2	0	1	0	2	0	0				
Bill Mueller, S (1.5) OBP: 0.255, SLG: 0.309										3	0	0	0	1	0	4				
Sammy Sosa, R (1.9) OBP: 0.444, SLG: 0.675										4	1	2	1	0	1	2				
Fred McGriff, L (1.3) OBP: 0.349, SLG: 0.474										4	1	1	1	0	0	1				
Moises Alou, R (1.7) OBP: 0.258, SLG: 0.291										3	0	1	0	1	0	0				
Roosevelt Brown, L (1.10) OBP: 0.284, SLG: 0.308										4	0	1	0	0	2	2				
Alex Gonzalez, R (1.6) OBP: 0.284, SLG: 0.376										4	0	0	0	0	1	2				
Mark Bellhorn, S (1.4) OBP: 0.370, SLG: 0.476										3	0	0	0	0	2	1				
Bobby Hill, S (8.4) OBP: 0.315, SLG: 0.308										1	0	0	0	0	1	0				
Joe Girardi, R (1.2) OBP: 0.266, SLG: 0.279										4	0	1	0	0	1	0				
Inning Stats	R: 0 H: 1 E: 0 K: 0 S: 13	H: 1 LOB: 1 BB: 1 P: 21	R: 0 H: 1 E: 0 K: 2 S: 9	H: 1 LOB: 1 BB: 0 P: 14	R: 0 H: 0 E: 0 K: 2 S: 14	H: 0 LOB: 0 BB: 1 P: 25	R: 0 H: 0 E: 0 K: 1 S: 8	H: 2 LOB: 2 BB: 0 P: 14	R: 1 H: 1 E: 0 K: 1 S: 9	H: 0 LOB: 0 BB: 0 P: 16	R: 0 H: 0 E: 0 K: 0 S: 5	H: 0 LOB: 0 BB: 0 P: 7	R: 1 H: 2 E: 0 K: 0 S: 10	H: 0 LOB: 1 BB: 1 P: 17	R: 0 H: 0 E: 0 K: 1 S: 8	H: 0 LOB: 0 BB: 0 P: 10	1B: 4 2B: 1 3B: 0 HR: 2	SF: 0 SAC: 0 DP: 2 HBP: 0	WP: 0 PB: 0 SB: 1 CS: 0	PA: 36
PITCHER	IP WLS BF H R ER SO BB IBB HBP BLK WP HR S P ERA WHIP																	PITCHER	IP WLS BF H R ER SO BB IBB HBP BLK WP HR S P ERA WHIP	
Joel Pineiro, R (1.1) ERA: 3.56	7.2 L 32 7 2 2 7 4 0 0 0 0 0 2 78 123 2.35 1.435																	Ryan Franklin, R (8.1) ERA: 3.67	1.1 4 0 0 0 1 0 0 0 0 0 0 0 9 11 0.00 0.000	

Chicago Cubs @ Seattle Mariners
Safeco Field, Seattle, WA
Fri Jun 07 2002, 7:05 PM PDT
Att: 46,083 - Sunny - 51 F

AB	32
R	2
H	7
RBI	2
BB	4
SO	8
LOB	12



Batter	1	2	3	4	5	6	7	8	9	AB	R	H	RBI	BB	SO	LOB	BOTTOM			
51 Ichiro Suzuki, L (1.9) OBP: 0.447, SLG: 0.470										4	0	0	0	0	2	1				
Mark McLemore, S (1.7) OBP: 0.382, SLG: 0.444										4	0	0	0	0	2	1				
Bret Boone, R (1.4) OBP: 0.323, SLG: 0.411										4	0	1	0	0	1	1				
John Olerud, L (1.3) OBP: 0.400, SLG: 0.495										4	0	3	0	0	1	0				
23 Luis Ugueto, S (9, PR) OBP: 0.273, SLG: 0.111										0	0	0	0	0	0	0				
Ruben Sierra, S (1.10) OBP: 0.357, SLG: 0.471										4	0	0	0	0	1	4				
Mike Cameron, R (1.8) OBP: 0.341, SLG: 0.445										3	0	0	0	1	2	4				
Desi Relaford, S (1.6) OBP: 0.366, SLG: 0.333										3	0	0	0	0	1	4				
Dan Wilson, R (1.2) OBP: 0.346, SLG: 0.361										3	0	1	0	0	2	2				
Jeff Cirillo, R (1.5) OBP: 0.290, SLG: 0.345										3	0	0	0	0	1	1				
Inning Stats	R: 0 H: 0 E: 1 K: 2 S: 11	H: 1 LOB: 2 BB: 0 P: 17	R: 0 H: 1 E: 0 K: 1 S: 15	H: 0 LOB: 0 BB: 0 P: 14	R: 0 H: 2 E: 0 K: 1 S: 12	H: 2 LOB: 2 BB: 0 P: 15	R: 0 H: 0 E: 0 K: 2 S: 12	H: 0 LOB: 0 BB: 0 P: 16	R: 0 H: 0 E: 0 K: 3 S: 10	H: 0 LOB: 0 BB: 0 P: 13	R: 0 H: 0 E: 0 K: 2 S: 9	H: 0 LOB: 0 BB: 0 P: 14	R: 0 H: 1 E: 0 K: 0 S: 7	H: 1 LOB: 2 BB: 0 P: 13	R: 0 H: 0 E: 0 K: 0 S: 8	H: 0 LOB: 0 BB: 0 P: 10	1B: 4 2B: 2 3B: 0 HR: 0	SF: 0 SAC: 0 DP: 1 HBP: 0	WP: 0 PB: 0 SB: 1 CS: 1	PA: 33
PITCHER	IP WLS BF H R ER SO BB IBB HBP BLK WP HR S P ERA WHIP																	PITCHER	IP WLS BF H R ER SO BB IBB HBP BLK WP HR S P ERA WHIP	
22 Mark Prior, R (1.1) ERA: 3.97	7.0 W 26 4 0 0 11 1 0 0 0 0 0 0 9 14 0.00 0.714																	Kyle Farnsworth, R (8.1) ERA:	1.0 H 3 0 0 0 2 0 0 0 0 0 0 0 9 14 0.00 0.000	
Antonio Alfonseca, R (9.1) ERA: 2.57	1.0 S 4 1 0 0 0 0 0 0 0 0 0 0 7 13 0.00 1.000																			

Chicago Cubs @ Seattle Mariners
Safeco Field, Seattle, WA
Fri Jun 07 2002, 7:05 PM PDT
Att: 46,083 - Sunny - 51 F

AB	32
R	0
H	5
RBI	0
BB	1
SO	13
LOB	18



Batter	1	2	3	4	5	6	7	8	9	AB	R	H	RBI	BB	SO	LOB	TOP				
Corey Patterson, L OBP: 0.335, SLG: 0.397 (1, 8)										4	0	0	0	0	1	1					
Bill Mueller, S OBP: 0.263, SLG: 0.317 (1, 5)										4	0	2	0	0	1	0					
Sammy Sosa, R OBP: 0.442, SLG: 0.665 (1, 9)										3	1	0	0	1	0	1					
Fred McGriff, L OBP: 0.343, SLG: 0.465 (1, 3)										4	0	0	0	0	3	4					
Moises Alou, R OBP: 0.263, SLG: 0.296 (1, 10)										4	0	2	0	0	1	1					
Todd Hundley, S OBP: 0.243, SLG: 0.339 (1, 2)										4	1	2	2	0	0	2					
Roosevelt Brown, L OBP: 0.253, SLG: 0.293 (1, 7)										4	0	0	0	0	1	2					
Alex Gonzalez, R OBP: 0.285, SLG: 0.371 (1, 6)										2	0	0	0	1	1	0					
Bobby Hill, S OBP: 0.305, SLG: 0.296 (1, 4)										3	0	0	0	0	2	1					
Inning Stats	R: 0 E: 0 K: 0 S: 5	H: 1 LOB: 0 BB: 0 P: 8	R: 0 E: 0 K: 1 S: 9	H: 1 LOB: 1 BB: 0 P: 13	R: 0 E: 0 K: 3 S: 9	H: 0 LOB: 0 BB: 0 P: 14	R: 0 E: 0 K: 2 S: 9	H: 0 LOB: 0 BB: 0 P: 13	R: 0 E: 0 K: 0 S: 14	H: 1 LOB: 3 BB: 2 P: 27	R: 1 E: 0 K: 0 S: 8	H: 1 LOB: 0 BB: 0 P: 11	R: 0 E: 0 K: 0 S: 5	H: 0 LOB: 0 BB: 0 P: 11	R: 1 E: 1 K: 3 S: 16	H: 1 LOB: 1 BB: 0 P: 24	1B: 5 2B: 0 3B: 0 HR: 1	SF: 0 SAC: 0 DP: 2 HBP: 0	WP: 1 PB: 0 SB: 0 CS: 0	PA: 34	
PITCHER	IP	WLS	BF	H	R	ER	SO	BB	IBB	HBP	BLK	WP	HR	S	P	ERA	WHIP				
Freddy Garcia, R ERA: 3.2 (1, 1)	8.0	W	29	5	1	1	7	2	0	0	0	0	1	64	104	1.12	0.875				
Kazuhiro Sasaki, R ERA: 0.4 (9, 1)	1.0	S	5	1	1	0	3	0	0	0	0	1	0	16	24	0.00	1.000				

Chicago Cubs @ Seattle Mariners
Safeco Field, Seattle, WA
Sat Jun 08 2002, 1:05 PM PDT
Att. 45,952 - Overcast - 50 F

AB	32
R	2
H	6
RBI	2
BB	2
SO	10
LOB	12



Batter	1	2	3	4	5	6	7	8	9	AB	R	H	RBI	BB	SO	LOB	BOTTOM				
51 Ichiro Suzuki, L OBP: 0.440, SLG: 0.463 (1, 9)										4	0	0	0	0	0	0					
Mark McLemore, S OBP: 0.384, SLG: 0.442 (1, 10)										3	0	1	0	1	1	0					
Bret Boone, R OBP: 0.318, SLG: 0.404 (1, 4)										4	0	0	0	0	0	2					
John Olerud, L OBP: 0.409, SLG: 0.500 (1, 3)										2	2	2	0	2	0	0					
Ruben Sierra, S OBP: 0.360, SLG: 0.474 (1, 7)										3	1	1	0	1	0	2					
Charles Gipson, R OBP: 0.357, SLG: 0.417 (9, 7)										0	0	0	0	0	0	0					
Dest Relaford, S OBP: 0.365, SLG: 0.355 (1, 6)										2	1	1	3	0	0	1					
Ben Davis, S OBP: 0.327, SLG: 0.341 (1, 2)										2	0	0	1	0	1	2					
Mike Cameron, R OBP: 0.337, SLG: 0.439 (1, 8)										3	0	0	0	0	2	1					
Jeff Cirillo, R OBP: 0.286, SLG: 0.340 (1, 5)										3	0	0	0	0	0	0					
Inning Stats	R: 0 E: 0 K: 0 S: 9	H: 1 LOB: 0 BB: 1 P: 13	R: 3 E: 0 K: 1 S: 15	H: 2 LOB: 0 BB: 1 P: 26	R: 0 E: 0 K: 1 S: 7	H: 0 LOB: 0 BB: 0 P: 12	R: 1 E: 0 K: 2 S: 11	H: 1 LOB: 1 BB: 1 P: 18	R: 0 E: 0 K: 0 S: 8	H: 0 LOB: 1 BB: 1 P: 14	R: 0 E: 0 K: 0 S: 12	H: 0 LOB: 1 BB: 1 P: 22	R: 0 E: 0 K: 0 S: 6	H: 0 LOB: 0 BB: 0 P: 9	R: 0 E: 0 K: 0 S: 14	H: 1 LOB: 1 BB: 0 P: 20	1B: 3 2B: 1 3B: 1 HR: 0	SF: 2 SAC: 0 DP: 1 HBP: 0	WP: 0 PB: 0 SB: 0 CS: 0	PA: 32	
PITCHER	IP	WLS	BF	H	R	ER	SO	BB	IBB	HBP	BLK	WP	HR	S	P	ERA	WHIP				
Matt Clement, R ERA: 3.36 (1, 1)	7.0	L	28	4	4	4	4	4	0	0	0	0	0	68	114	5.14	1.143				
Jeff Fassero, L ERA: 5.96 (8, 1)	1.0		4	1	0	0	0	0	0	0	0	0	0	14	20	0.00	1.000				

Chicago Cubs @ Seattle Mariners
Safeco Field, Seattle, WA
Sat Jun 08 2002, 1:05 PM PDT
Att. 45,952 - Overcast - 50 F

AB	26
R	4
H	5
RBI	4
BB	4
SO	4
LOB	8



Batter	1	2	3	4	5	6	7	8	9	AB	R	H	RBI	BB	SO	LOB	TOP								
Corey Patterson, L OBP: 0.336, SLG: 0.402	0-3 K		1-0 P6			0-1 1B E HR	0-2 1B 2B		1-3 K	5	2	2	0	0	2	0									
Bill Mueller, S OBP: 0.269, SLG: 0.321	1-1 F7		2-2 P4			1-1 SAFE HR	2-1 WP 1B		3-2 F7	5	1	2	1	0	0	0									
Sammy Sosa, R OBP: 0.439, SLG: 0.671	3-0 E5 BB		1-1 G6-3			0-0 HR	3-3 K			4	1	1	3	0	1	1									
Fred McGriff, L OBP: 0.346, SLG: 0.477	4-2 1-2 BB			1-0 F7		1-1 HR		2-3 K		3	1	1	1	1	1	0									
Moises Alou, R OBP: 0.263, SLG: 0.295	0-0 F9			2-3 K		0-3 K		1-0 1B		4	0	1	0	0	2	2									
Todd Hundley, S OBP: 0.243, SLG: 0.333		1-1 P4		0-2 F8		0-2 F9		3-2 1B		4	0	1	0	0	0	0									
Alex Gonzalez, R OBP: 0.284, SLG: 0.374		2-0 2B		3-2 L6		2-2 F8		0-0 F8		4	0	1	0	0	0	2	AB 37								
Mark Bellhorn, S OBP: 0.359, SLG: 0.459		2-3 K		2-3 K		3-2 P4		2-1 F8		4	0	0	0	0	2	3	R 5								
Bobby Hill, S OBP: 0.293, SLG: 0.282		1-3 K		0-1 G4-3		2-1 G4-3		3-1 F9		4	0	0	0	0	1	1	H 9								
Inning Stats	R: 0 E: 1 K: 1 S: 10	H: 0 LOB: 2 BB: 1 P: 18	R: 0 E: 0 K: 2 S: 9	H: 1 LOB: 1 BB: 0 P: 15	R: 0 E: 0 K: 0 S: 6	H: 0 LOB: 0 BB: 0 P: 10	R: 0 E: 0 K: 1 S: 8	H: 0 LOB: 0 BB: 0 P: 11	R: 0 E: 0 K: 1 S: 12	H: 0 LOB: 0 BB: 0 P: 17	R: 4 E: 1 K: 1 S: 16	H: 4 LOB: 1 BB: 0 P: 20	R: 1 E: 0 K: 1 S: 15	H: 2 LOB: 1 BB: 0 P: 25	R: 0 E: 0 K: 1 S: 10	H: 2 LOB: 2 BB: 0 P: 18	R: 0 E: 0 K: 1 S: 8	H: 0 LOB: 0 BB: 0 P: 15	1B: 5 2B: 2 3B: 0 HR: 2	SF: 0 SAC: 0 DP: 0 HBP: 0	WP: 1 PB: 0 SB: 0 CS: 0	PA: 38			
PITCHER	IP	WLS	BF	H	R	ER	SO	BB	IBB	HBP	BLK	WP	HR	S	P	ERA	WHIP								
Rafael Soriano, R ERA: 3.8	7.0	L	30	7	5	5	7	1	0	0	0	1	2	76	116	6.43	1.143								
Shigetoshi Hasegawa, R ERA: 1.26	1.0		5	2	0	0	1	0	0	0	0	0	0	10	18	0.00	2.000								
40 Julio Mateo, R ERA: 4.38	1.0		3	0	0	0	1	0	0	0	0	0	0	8	15	0.00	0.000								

Chicago Cubs @ Seattle Mariners
Safeco Field, Seattle, WA
Sun Jun 09 2002, 1:35 PM PDT
Att: 46,030 - Sunny - 63 F

AB	37
R	5
H	9
RBI	5
BB	1
SO	9
LOB	9



Batter	1	2	3	4	5	6	7	8	9	AB	R	H	RBI	BB	SO	LOB	BOTTOM								
51 Ichiro Suzuki, L OBP: 0.438, SLG: 0.459	0-1 G4-3		1-1 F9			1-2 G1-3		0-0 FC6-4 1B		4	0	1	0	0	0	1									
Mark McLemore, S OBP: 0.377, SLG: 0.432	1-1 F2		0-0 G4-3			0-3 K		0-0 P5		4	0	0	0	0	1	3									
Bret Boone, R OBP: 0.313, SLG: 0.397	1-1 G6-3			3-3 K		2-2 G1-3		0-1 FC6-4		4	0	0	0	0	1	2									
John Olerud, L OBP: 0.411, SLG: 0.509		1-1 1B 2B		0-2 G1-3		0-1 2B		0-1 G4-3		4	0	2	0	0	0	0									
Ruben Sierra, S OBP: 0.366, SLG: 0.484		0-1 FC3-2-5-6 1B		3-2 2B		1-3 K		2-2 G4-3 1B		4	1	3	0	0	1	1									
Carlos Guillen, S OBP: 0.384, SLG: 0.505		2-2 L6		0-3 K		2-2 G6-3		1-2 G4-3		4	0	0	0	0	1	5									
Desi Relaford, S OBP: 0.362, SLG: 0.351		1-2 FC3-2-5-6-4 1-3 3-H			2-3 K		1-2 G5-3		3-1 1B	4	0	1	1	0	1	3	AB 35								
Ben Davis, S OBP: 0.324, SLG: 0.337			0-0 F9		3-1 G4-3 1B			0-2 F8	0-1 F7	4	0	1	0	0	0	1	R 1								
Gene Kingsale, S OBP: 0.667, SLG: 0.667			1-1 1B		2-2 G4-3			0-0 51 1B		3	0	2	0	0	0	1	H 10								
Inning Stats	R: 0 E: 0 K: 0 S: 6	H: 2 LOB: 1 BB: 0 P: 14	R: 0 E: 0 K: 0 S: 10	H: 1 LOB: 1 BB: 0 P: 8	R: 0 E: 0 K: 2 S: 12	H: 1 LOB: 1 BB: 0 P: 18	R: 0 E: 0 K: 1 S: 9	H: 1 LOB: 0 BB: 0 P: 16	R: 0 E: 0 K: 1 S: 12	H: 0 LOB: 0 BB: 0 P: 15	R: 0 E: 0 K: 1 S: 11	H: 1 LOB: 1 BB: 0 P: 15	R: 0 E: 0 K: 0 S: 8	H: 2 LOB: 2 BB: 0 P: 8	R: 0 E: 0 K: 0 S: 12	H: 2 LOB: 1 BB: 0 P: 18	R: 1 E: 0 K: 0 S: 12	H: 2 LOB: 1 BB: 0 P: 18	1B: 7 2B: 4 3B: 0 HR: 0	SF: 0 SAC: 0 DP: 2 HBP: 0	WP: 0 PB: 0 SB: 0 CS: 0	PA: 35			
PITCHER	IP	WLS	BF	H	R	ER	SO	BB	IBB	HBP	BLK	WP	HR	S	P	ERA	WHIP								
Jon Lieber, R ERA: 3.4	9.0	W	35	10	1	1	5	0	0	0	0	0	0	86	120	1.00	1.111								

Chicago Cubs @ Seattle Mariners
Safeco Field, Seattle, WA
Sun Jun 09 2002, 1:35 PM PDT
Att: 46,030 - Sunny - 63 F

AB	35
R	1
H	10
RBI	1
BB	0
SO	5
LOB	17



Batter	1	2	3	4	5	6	7	8	9	AB	R	H	RBI	BB	SO	LOB	TOP				
Corey Patterson, L (1, 8) OBP: 0.339, SLG: 0.421	B5-3		2B		HR			F7		4	1	2	2	0	0	0	Chicago Cubs @ Houston Astros Astros Field, Houston, TX Mon Jun 10 2002, 8:05 PM EDT Att: 30,035 - Dome - 72 F				
Bill Mueller, S (1, 5) OBP: 0.260, SLG: 0.309	G3		F8		F9			F7		4	0	0	0	0	0	1					
Sammy Sosa, R (1, 9) OBP: 0.440, SLG: 0.673	2B							K		4	0	2	0	0	2	0					
Fred McGriff, L (1, 3) OBP: 0.340, SLG: 0.468	F7							K		4	0	0	0	0	1	2					
Moises Alou, R (1, 7) OBP: 0.269, SLG: 0.300		G6-3		E1				G6-4-3		4	0	2	0	0	0	1					
Todd Hundley, S (1, 2) OBP: 0.244, SLG: 0.319		P6								3	0	0	0	1	0	1					
Darren Lewis, R (9, PH) OBP: 0.310, SLG: 0.352				P5						0	0	0	0	0	0	0					
Alex Gonzalez, R (1, 6) OBP: 0.283, SLG: 0.371										4	1	1	0	0	2	2					
Bobby Hill, S (1, 4) OBP: 0.294, SLG: 0.284										3	0	1	0	0	2	1					
Mark Bellhorn, S (9, PH) OBP: 0.356, SLG: 0.455										1	0	0	0	0	1	2					
34 Kerry Wood, R (1, 1) OBP: 0.214, SLG: 0.185										2	0	0	0	0	2	1					
Roosevelt Brown, L (7, PH) OBP: 0.250, SLG: 0.289										1	0	0	0	0	1	1					
Juan Cruz, R (7, 1) OBP: 0.154, SLG: 0.154										0	0	0	0	0	0	0					
Inning Stats	R: 0 E: 0 K: 0 S: 13	H: 1 LOB: 1 BB: 0 P: 20	R: 0 E: 0 K: 0 S: 4	H: 0 LOB: 0 BB: 0 P: 6	R: 0 E: 0 K: 2 S: 10	H: 1 LOB: 1 BB: 0 P: 14	R: 0 E: 1 K: 1 S: 7	H: 1 LOB: 1 BB: 0 P: 11	R: 2 E: 0 K: 2 S: 16	H: 2 LOB: 0 BB: 0 P: 20	R: 0 E: 0 K: 1 S: 9	H: 1 LOB: 1 BB: 0 P: 16	R: 0 E: 0 K: 1 S: 5	H: 0 LOB: 0 BB: 0 P: 7	R: 0 E: 0 K: 2 S: 13	H: 1 LOB: 2 BB: 1 P: 25	1B: 5 2B: 2 3B: 0 HR: 1	SF: 0 SAC: 0 DP: 1 HBP: 0	WP: 0 PB: 0 SB: 1 CS: 0	PA: 35	
PITCHER	IP	WLS	BF	H	R	ER	SO	BB	IBB	HBP	BLK	WP	HR	S	P	ERA	WHIP				
Wade Miller, R (1, 1) ERA: 6.75	7.0	W	27	7	2	2	8	0	0	0	0	0	1	66	98	2.57	1.000				
Octavio Dotel, R (8, 1) ERA: 2.97	1.0	H	3	0	0	0	1	0	0	0	0	0	0	5	7	0.00	0.000				
Billy Wagner, L (9, 1) ERA: 2.73	1.0	S	5	1	0	0	2	1	0	0	0	0	0	13	25	0.00	2.000				

AB	34
R	2
H	8
RBI	2
BB	1
SO	11
LOB	12



Batter	1	2	3	4	5	6	7	8	9	AB	R	H	RBI	BB	SO	LOB	BOTTOM				
Craig Biggio, R (1, 4) OBP: 0.328, SLG: 0.380	2B		K2-3		F7			K		4	1	1	0	0	2	2	Chicago Cubs @ Houston Astros Astros Field, Houston, TX Mon Jun 10 2002, 8:05 PM EDT Att: 30,035 - Dome - 72 F				
Geoff Blum, S (1, 5) OBP: 0.347, SLG: 0.377	2B		17 2B					G3		3	1	1	1	1	0	0					
17 Lance Berkman, S (1, 8) OBP: 0.391, SLG: 0.595	K		5 BLK					K		4	2	2	2	0	2	1					
5 Jeff Bagwell, R (1, 3) OBP: 0.387, SLG: 0.480	P6		1H					F9		3	0	1	0	0	0	1					
Daryle Ward, L (1, 7) OBP: 0.318, SLG: 0.416										3	0	1	1	0	0	1					
Billy Wagner, L (9, 1) ERA: 2.73	G4-3		SF9					F8		0	0	0	0	0	0	0					
Richard Hidalgo, R (1, 9) OBP: 0.385, SLG: 0.526		F3						K		4	0	0	0	0	1	3					
Brad Ausmus, R (1, 2) OBP: 0.341, SLG: 0.365								F9		4	0	2	0	0	0	0					
28 Adam Everett, R (1, 6) OBP: 0.306, SLG: 0.214										3	0	1	0	0	1	2					
Wade Miller, R (1, 1) OBP: 0.250, SLG: 0.333										2	0	0	0	0	2	2					
Octavio Dotel, R (8, 1) ERA: 2.97										0	0	0	0	0	0	0					
Brian Hunter, R (9, 8) OBP: 0.296, SLG: 0.415										0	0	0	0	0	0	0					
Inning Stats	R: 1 E: 0 K: 1 S: 13	H: 2 LOB: 1 BB: 0 P: 19	R: 0 E: 0 K: 1 S: 11	H: 1 LOB: 1 BB: 0 P: 17	R: 2 E: 0 K: 1 S: 9	H: 1 LOB: 1 BB: 1 P: 23	R: 0 E: 0 K: 1 S: 9	H: 1 LOB: 1 BB: 0 P: 11	R: 1 E: 0 K: 0 S: 11	H: 3 LOB: 1 BB: 0 P: 18	R: 0 E: 0 K: 2 S: 9	H: 1 LOB: 1 BB: 0 P: 14	R: 0 E: 0 K: 1 S: 6	H: 0 LOB: 0 BB: 0 P: 11	R: 0 E: 0 K: 1 S: 6	H: 0 LOB: 0 BB: 0 P: 11	1B: 5 2B: 3 3B: 0 HR: 1	SF: 1 SAC: 1 DP: 1 HBP: 1	WP: 0 PB: 0 SB: 1 CS: 0	PA: 34	
PITCHER	IP	WLS	BF	H	R	ER	SO	BB	IBB	HBP	BLK	WP	HR	S	P	ERA	WHIP				
34 Kerry Wood, R (1, 1) ERA: 3.33	6.0	L	28	9	4	4	6	1	0	1	1	1	1	62	102	6.00	1.667				
Juan Cruz, R (7, 1) ERA: 3.69	2.0		6	0	0	0	2	0	0	0	0	0	0	15	25	0.00	0.000				


AB	30
R	4
H	9
RBI	4
BB	1
SO	8
LOB	12



Batter	1	2	3	4	5	6	7	8	9	AB	R	H	RBI	BB	SO	LOB	TOP						
Darren Lewis, R OBP: 0.317, SLG: 0.345 (1, 8)										4	0	1	0	0	1	0							
Chris Stynes, R OBP: 0.330, SLG: 0.375 Bill Mueller, S OBP: 0.258, SLG: 0.309 (6, 5)										3	1	1	0	1	1	1							
Sammy Sosa, R OBP: 0.439, SLG: 0.680 (1, 9)										5	1	2	1	0	1	2							
Fred McGriff, L OBP: 0.345, SLG: 0.466 (1, 3)										3	1	1	0	2	0	2							
Moises Alou, R OBP: 0.274, SLG: 0.307 Antonio Alfonseca, R OBP: 0.667, SLG: 0.667 (9, 1)										3	1	1	0	1	0	1							
Alex Gonzalez, R OBP: 0.286, SLG: 0.380 (1, 6)										4	1	1	0	1	3	2							
Todd Hundley, S OBP: 0.268, SLG: 0.342 Bobby Hill, S OBP: 0.294, SLG: 0.284 Joe Girardi, R OBP: 0.273, SLG: 0.295 (8, 2)										4	0	3	3	0	1	2							
Mark Bellhorn, S OBP: 0.365, SLG: 0.491 (1, 4)										4	2	2	2	1	2	3							
Jason Bere, R OBP: 0.138, SLG: 0.227 Joe Borowski, R OBP: 0.500, SLG: 0.500 Jeff Fassero, L OBP: 0.596, SLG: 0.596 Corey Patterson, L OBP: 0.273, SLG: 0.295 Kyle Farnsworth, R OBP: 0.273, SLG: 0.295 Roosevelt Brown, L OBP: 0.273, SLG: 0.295 (7, 1)										3	0	0	0	0	1	4							
Inning Stats	R: 0 E: 0 K: 1 S: 9	H: 1 LOB: 0 BB: 0 P: 15	R: 0 E: 0 K: 2 S: 18	H: 2 LOB: 3 BB: 1 P: 29	R: 1 E: 0 K: 0 S: 10	H: 1 LOB: 1 BB: 1 P: 19	R: 1 E: 0 K: 1 S: 10	H: 2 LOB: 0 BB: 0 P: 16	R: 3 E: 0 K: 3 S: 20	H: 2 LOB: 2 BB: 3 P: 39	R: 0 E: 0 K: 1 S: 10	H: 0 LOB: 1 BB: 1 P: 18	R: 0 E: 0 K: 1 S: 6	H: 0 LOB: 0 BB: 0 P: 9	R: 2 E: 0 K: 0 S: 16	H: 3 LOB: 2 BB: 0 P: 27	R: 2 E: 0 K: 1 S: 15	H: 2 LOB: 0 BB: 0 P: 20	1B: 7 2B: 4 3B: 1 HR: 2	SF: 1 SAC: 0 DP: 1 HBP: 1	WP: 1 PB: 0 SB: 0 CS: 1	PA: 46	
PITCHER	IP	WLS	BF	H	R	ER	SO	BB	IBB	HBP	BLK	WP	HR	S	P	ERA	WHIP						
Carlos Hernández, L ERA: 3.87 Ricky Stone, R ERA: 2.14 Pedro Borbon, L ERA: 5.79 Jim Mann, R ERA: 4.5	4.2		24	7	5	5	6	4	1	0	0	1	1	60	108	9.64	2.357						

Chicago Cubs @ Houston Astros
Astros Field, Houston, TX
Tue Jun 11 2002, 8:05 PM EDT
Att: 30,060 - Dome - 72 F


AB 37
R 9
H 13
RBI 8
BB 6
SO 10
LOB 19



Batter	1	2	3	4	5	6	7	8	9	AB	R	H	RBI	BB	SO	LOB	BOTTOM						
Jose Vizcaino, S OBP: 0.325, SLG: 0.360 (1, 5)										3	1	1	0	2	1	1							
Craig Biggio, R OBP: 0.329, SLG: 0.385 (1, 4)										5	0	2	2	0	3	1							
17 Lance Berkman, S OBP: 0.395, SLG: 0.593 (8, 7)										4	0	2	0	1	0	2							
5 Jeff Bagwell, R OBP: 0.384, SLG: 0.489 (1, 3)										4	1	1	2	0	3	3							
Daryle Ward, L OBP: 0.317, SLG: 0.410 Pedro Borbon, R OBP: 0.571, SLG: 0.500 (8, 1)										3	1	0	0	1	0	3							
Richard Hidalgo, R OBP: 0.383, SLG: 0.521 (1, 9)										4	0	1	0	0	0	1							
Brad Ausmus, R OBP: 0.339, SLG: 0.368 (1, 2)										4	1	1	0	0	1	1							
28 Adam Everett, R OBP: 0.308, SLG: 0.205 Orlando Merced, S OBP: 0.385, SLG: 0.429 Jim Mann, R OBP: 0.291, SLG: 0.407 (8, 1)										2	0	0	0	1	1	2							
Carlos Hernández, S OBP: 0.280, SLG: 0.250 Ricky Stone, R OBP: 0.344, SLG: 0.374 Geoff Blum, S OBP: 0.291, SLG: 0.407 Brian Hunter, R OBP: 0.291, SLG: 0.407 (7, 1)										1	1	1	1	0	0	0							
Inning Stats	R: 0 E: 0 K: 2 S: 8	H: 0 LOB: 0 BB: 0 P: 11	R: 4 E: 0 K: 0 S: 11	H: 4 LOB: 2 BB: 2 P: 27	R: 0 E: 0 K: 2 S: 11	H: 1 LOB: 1 BB: 0 P: 15	R: 0 E: 0 K: 0 S: 6	H: 0 LOB: 0 BB: 1 P: 10	R: 0 E: 0 K: 2 S: 9	H: 1 LOB: 1 BB: 0 P: 12	R: 0 E: 0 K: 1 S: 7	H: 0 LOB: 0 BB: 0 P: 9	R: 1 E: 0 K: 0 S: 20	H: 3 LOB: 2 BB: 0 P: 27	R: 0 E: 0 K: 1 S: 11	H: 0 LOB: 2 BB: 0 P: 16	R: 0 E: 0 K: 2 S: 13	H: 0 LOB: 2 BB: 2 P: 26	1B: 6 2B: 3 3B: 0 HR: 1	SF: 1 SAC: 1 DP: 1 HBP: 0	WP: 0 PB: 0 SB: 1 CS: 0	PA: 40	
PITCHER	IP	WLS	BF	H	R	ER	SO	BB	IBB	HBP	BLK	WP	HR	S	P	ERA	WHIP						
Jason Bere, R ERA: 5.23 Joe Borowski, R ERA: 3.5 Jeff Fassero, L ERA: 5.96 Kyle Farnsworth, R ERA: 5.96 Antonio Alfonseca, R ERA: 2.48	6.0		26	4	4	4	7	3	0	0	0	0	0	10	12	27.00	6.000						

Chicago Cubs @ Houston Astros
Astros Field, Houston, TX
Tue Jun 11 2002, 8:05 PM EDT
Att: 30,060 - Dome - 72 F

AB 33
R 5
H 9
RBI 5
BB 5
SO 10
LOB 14



Batter	1	2	3	4	5	6	7	8	9	AB	R	H	RBI	BB	SO	LOB	TOP									
Corey Patterson, L (1, 8) OBP: 0.339, SLG: 0.423 Darren Lewis, R (9, PH) OBP: 0.313, SLG: 0.339	1-0 1B 1B 2B		2-1 1B HR 1B		0-3 K		2-1 F7		1-2 F8	4	2	2	0	0	1	1	Chicago Cubs @ Houston Astros Astros Field, Houston, TX Wed Jun 12 2002, 4:05 PM EDT Att: 29,012 - Dome - 72 F									
Bill Mueller, S (1, 5) OBP: 0.266, SLG: 0.316	2-1 1B 2-3 1B		3-1 HR 1B		0-2 G1-3		2-3 K			4	1	2	0	0	1	0										
Sammy Sosa, R (1, 9) OBP: 0.436, SLG: 0.686	0-3 K		0-0 HR		1-2 G5-3		2-3 K			4	1	1	3	0	2	2										
Fred McGriff, L (1, 3) OBP: 0.344, SLG: 0.463	3-2 1B		0-0 F7		2-3 K		3-2 G4-3			4	0	1	1	0	1	0										
Moises Alou, R (1, 7) OBP: 0.273, SLG: 0.305 Delino DeShields, L (9, PH) OBP: 0.259, SLG: 0.294	0-3 K		2-2 F9		1-1 G5-3		3-2 PB 1B			4	0	1	0	0	1	2										
Mark Bellhorn, S (1, 4) OBP: 0.355, SLG: 0.475	1-3 K		2-3 K		1-1 G3-1		1-1 F7			4	0	0	0	0	2	3										
Alex Gonzalez, R (1, 6) OBP: 0.291, SLG: 0.383		0-1 F9		0-0 G5-4-3 1B		0-0 F9		0-0 PB 1B		4	0	2	0	0	0	0										
Joe Girardi, R (1, 2) OBP: 0.274, SLG: 0.296 Chris Stynes, R (9, PH) OBP: 0.337, SLG: 0.375		2-1 G6-3		0-0 G5-4-3		0-1 FC5-4 1B		4-1 1-2 2-3 1BB		3	0	1	0	0	0	1										
22 Mark Prior, R (1, 1) Rogers, L (7, PH) Juan Cruz, R (7, 1) Jeff Fassero, L (7, 1) Joe Borowski, R (7, 1) Todd Hundley, S (9, PH)		1-3 K		0-1 G6-3		0-1 FC5-4		1-1 F3		2	0	0	0	0	1	0										
Inning Stats	R: 1 E: 0 K: 3 S: 16	H: 3 LOB: 2 BB: 0 P: 23	R: 0 E: 0 K: 1 S: 7	H: 0 LOB: 0 BB: 0 P: 10	R: 3 E: 0 K: 1 S: 13	H: 3 LOB: 0 BB: 0 P: 22	R: 0 E: 0 K: 0 S: 4	H: 1 LOB: 0 BB: 0 P: 4	R: 0 E: 0 K: 1 S: 9	H: 0 LOB: 0 BB: 0 P: 10	R: 0 E: 0 K: 1 S: 7	H: 0 LOB: 0 BB: 0 P: 11	R: 0 E: 0 K: 0 S: 7	H: 1 LOB: 1 BB: 0 P: 9	R: 0 E: 0 K: 2 S: 10	H: 0 LOB: 0 BB: 0 P: 17		R: 0 E: 0 K: 0 S: 14	H: 2 LOB: 3 BB: 1 P: 24	1B: 8 2B: 1 3B: 0 HR: 1	SF: 0 SAC: 0 DP: 1 HBP: 0	WP: 0 PB: 1 SB: 0 CS: 0	PA: 37			
PITCHER	IP WLS BF H R ER SO BB IBB HBP BLK WP HR S P ERA WHIP	IP WLS BF H R ER SO BB IBB HBP BLK WP HR S P ERA WHIP	IP WLS BF H R ER SO BB IBB HBP BLK WP HR S P ERA WHIP	IP WLS BF H R ER SO BB IBB HBP BLK WP HR S P ERA WHIP	IP WLS BF H R ER SO BB IBB HBP BLK WP HR S P ERA WHIP	IP WLS BF H R ER SO BB IBB HBP BLK WP HR S P ERA WHIP	IP WLS BF H R ER SO BB IBB HBP BLK WP HR S P ERA WHIP	IP WLS BF H R ER SO BB IBB HBP BLK WP HR S P ERA WHIP	IP WLS BF H R ER SO BB IBB HBP BLK WP HR S P ERA WHIP	IP WLS BF H R ER SO BB IBB HBP BLK WP HR S P ERA WHIP	IP WLS BF H R ER SO BB IBB HBP BLK WP HR S P ERA WHIP	IP WLS BF H R ER SO BB IBB HBP BLK WP HR S P ERA WHIP	IP WLS BF H R ER SO BB IBB HBP BLK WP HR S P ERA WHIP	IP WLS BF H R ER SO BB IBB HBP BLK WP HR S P ERA WHIP	IP WLS BF H R ER SO BB IBB HBP BLK WP HR S P ERA WHIP	IP WLS BF H R ER SO BB IBB HBP BLK WP HR S P ERA WHIP		IP WLS BF H R ER SO BB IBB HBP BLK WP HR S P ERA WHIP	IP WLS BF H R ER SO BB IBB HBP BLK WP HR S P ERA WHIP	IP WLS BF H R ER SO BB IBB HBP BLK WP HR S P ERA WHIP	IP WLS BF H R ER SO BB IBB HBP BLK WP HR S P ERA WHIP	IP WLS BF H R ER SO BB IBB HBP BLK WP HR S P ERA WHIP	IP WLS BF H R ER SO BB IBB HBP BLK WP HR S P ERA WHIP	IP WLS BF H R ER SO BB IBB HBP BLK WP HR S P ERA WHIP	IP WLS BF H R ER SO BB IBB HBP BLK WP HR S P ERA WHIP	IP WLS BF H R ER SO BB IBB HBP BLK WP HR S P ERA WHIP

AB	36
R	4
H	10
RBI	4
BB	1
SO	9
LOB	16



Batter	1	2	3	4	5	6	7	8	9	AB	R	H	RBI	BB	SO	LOB	BOTTOM								
Jose Vizcaino, S (1, 6) OBP: 0.344, SLG: 0.368	4-0 5 HR BB	1-2 F9			2-1 1B		1-0 17 1B 5 SF7 1B		4-0 1BB	3	2	2	0	2	0	2	Chicago Cubs @ Houston Astros Astros Field, Houston, TX Wed Jun 12 2002, 4:05 PM EDT Att: 29,012 - Dome - 72 F								
Craig Biggio, R (1, 4) OBP: 0.327, SLG: 0.381	3-2 L6		2-3 K		1-3 K		1-2 17 1B 2-3 2-3 2-3 1B		2-1 P3	5	0	1	2	0	2	5									
17 Lance Berkman, S (1, 8) OBP: 0.395, SLG: 0.587	1-3 K		3-1 F8		4-2 BB BB		2-2 1-2 2-3 1B		3-3 K	4	0	1	0	1	2	4									
5 Jeff Bagwell, R (1, 3) OBP: 0.382, SLG: 0.500	3-1 1H HR		1-0 G5-3		0-1 F8		1-1 SF7			3	1	1	3	0	0	1									
Daryle Ward, L (1, 7) OBP: 0.316, SLG: 0.405 Octavio Dotel, R (8, 1) Billy Wagner, L (9, 1)	3-3 K		0-0 P6		4-1 1-2 BB		3-2 P6			3	0	0	0	1	1	2									
Richard Hidalgo, R (1, 9) OBP: 0.357, SLG: 0.511		1-3 K		2-2 F8		1-3 K		3-2 F8		4	0	0	0	0	2	4									
Geoff Blum, S (1, 5) OBP: 0.349, SLG: 0.382		4-2 44 1B BB		2-3 K		1-3 K		1-1 1B 2B		3	0	1	0	1	2	2									
Gregg Zaun, S (1, 2) OBP: 0.294, SLG: 0.309	1-0 F7		2-3 K		2-3 K		1-2 1B 1B 1B		1-1 2-3 1B	4	1	2	0	0	1	1									
44 Roy Oswalt, R (1, 1) OBP: 0.182, SLG: 0.133 Orlando Merced, S (7, PH) Brian Hunter, R (8, 8)	1-2 1B		0-3 K		1-2 1B 1B		1-3 K			2	0	1	0	0	1	0									
Inning Stats	R: 2 E: 0 K: 2 S: 11	H: 1 LOB: 1 BB: 1 P: 25	R: 0 E: 0 K: 1 S: 14	H: 1 LOB: 2 BB: 1 P: 22	R: 0 E: 0 K: 1 S: 10	H: 0 LOB: 0 BB: 0 P: 16	R: 0 E: 0 K: 1 S: 8	H: 0 LOB: 0 BB: 0 P: 12	R: 0 E: 0 K: 3 S: 13	H: 1 LOB: 1 BB: 0 P: 18	R: 0 E: 0 K: 2 S: 16	H: 0 LOB: 2 BB: 2 P: 26	R: 3 E: 0 K: 0 S: 23	H: 5 LOB: 2 BB: 0 P: 36	R: 0 E: 0 K: 2 S: 13	H: 2 LOB: 3 BB: 1 P: 25		1B: 8 2B: 1 3B: 0 HR: 1	SF: 1 SAC: 0 DP: 0 HBP: 0	WP: 0 PB: 0 SB: 0 CS: 0	PA: 39				
PITCHER	IP WLS BF H R ER SO BB IBB HBP BLK WP HR S P ERA WHIP	IP WLS BF H R ER SO BB IBB HBP BLK WP HR S P ERA WHIP	IP WLS BF H R ER SO BB IBB HBP BLK WP HR S P ERA WHIP	IP WLS BF H R ER SO BB IBB HBP BLK WP HR S P ERA WHIP	IP WLS BF H R ER SO BB IBB HBP BLK WP HR S P ERA WHIP	IP WLS BF H R ER SO BB IBB HBP BLK WP HR S P ERA WHIP	IP WLS BF H R ER SO BB IBB HBP BLK WP HR S P ERA WHIP	IP WLS BF H R ER SO BB IBB HBP BLK WP HR S P ERA WHIP	IP WLS BF H R ER SO BB IBB HBP BLK WP HR S P ERA WHIP	IP WLS BF H R ER SO BB IBB HBP BLK WP HR S P ERA WHIP	IP WLS BF H R ER SO BB IBB HBP BLK WP HR S P ERA WHIP	IP WLS BF H R ER SO BB IBB HBP BLK WP HR S P ERA WHIP	IP WLS BF H R ER SO BB IBB HBP BLK WP HR S P ERA WHIP	IP WLS BF H R ER SO BB IBB HBP BLK WP HR S P ERA WHIP	IP WLS BF H R ER SO BB IBB HBP BLK WP HR S P ERA WHIP	IP WLS BF H R ER SO BB IBB HBP BLK WP HR S P ERA WHIP		IP WLS BF H R ER SO BB IBB HBP BLK WP HR S P ERA WHIP	IP WLS BF H R ER SO BB IBB HBP BLK WP HR S P ERA WHIP	IP WLS BF H R ER SO BB IBB HBP BLK WP HR S P ERA WHIP	IP WLS BF H R ER SO BB IBB HBP BLK WP HR S P ERA WHIP	IP WLS BF H R ER SO BB IBB HBP BLK WP HR S P ERA WHIP	IP WLS BF H R ER SO BB IBB HBP BLK WP HR S P ERA WHIP	IP WLS BF H R ER SO BB IBB HBP BLK WP HR S P ERA WHIP	IP WLS BF H R ER SO BB IBB HBP BLK WP HR S P ERA WHIP

AB	33
R	5
H	10
RBI	5
BB	5
SO	12
LOB	23



Batter	1	2	3	4	5	6	7	8	9	AB	R	H	RBI	BB	SO	LOB	TOP					
Kenny Lofton, L OBP: 0.371, SLG: 0.426	G6-3		BB			K		E6		3	0	0	0	1	1	0	Chicago White Sox @ Chicago Cubs Wrigley Field, Chicago, IL Fri Jun 14 2002, 2:20 PM CDT Att: 38,051 - Overcast - 68 F					
Tony Graffanino, R OBP: 0.362, SLG: 0.487	K		P4			G4-3		G6-4-3		4	0	0	0	0	1	3						
Magglio Ordonez, R OBP: 0.369, SLG: 0.529	F8							14 HR		3	2	2	0	1	0	0						
14 Paul Konerko, R OBP: 0.365, SLG: 0.535								14 HR		4	2	3	4	0	0	1						
Jose Valentin, S OBP: 0.301, SLG: 0.454								HR		4	0	0	0	0	2	1						
Ray Durham, S OBP: 0.384, SLG: 0.352										4	0	1	0	0	0	1						
Carlos Lee, R OBP: 0.293, SLG: 0.416										4	0	1	0	0	0	1						
Mark Johnson, L OBP: 0.289, SLG: 0.246										2	0	0	0	1	0	2						
Willie Harris, L (9, PH)										1	0	0	0	0	0	1						
Jon Garland, R ERA: 3.38										0	0	0	0	0	0	0						
Jeff Liefer, L ERA: 5.2										1	0	0	0	0	0	1						
Keith Foulke, R ERA: 5.2										0	0	0	0	0	0	0						
Frank Thomas, R ERA: 3.86										1	0	0	0	0	0	1						
Kelly Wunsch, L ERA: 2.25										0	0	0	0	0	0	0						
Bob Howry, L ERA: 3.86										0	0	0	0	0	0	0						
Damaso Marte, L ERA: 4.01										1	0	0	0	0	0	1						
Inning Stats	R: 0 E: 0 K: 1 S: 7	H: 0 LOB: 0 BB: 0 P: 9	R: 0 E: 0 K: 0 S: 9	H: 1 LOB: 1 BB: 0 P: 15	R: 0 E: 1 K: 0 S: 7	H: 0 LOB: 2 BB: 1 P: 13	R: 0 E: 0 K: 0 S: 9	H: 0 LOB: 0 BB: 1 P: 16	R: 0 E: 0 K: 0 S: 5	H: 1 LOB: 1 BB: 0 P: 7	R: 2 E: 0 K: 2 S: 11	H: 2 LOB: 0 BB: 0 P: 18	R: 0 E: 0 K: 1 S: 6	H: 0 LOB: 1 BB: 1 P: 16	R: 2 E: 1 K: 1 S: 10	H: 2 LOB: 0 BB: 0 P: 18	R: 0 E: 0 K: 1 S: 10	H: 1 LOB: 1 BB: 0 P: 16	1B: 4 2B: 1 3B: 0 HR: 2	SF: 0 SAC: 1 DP: 2 HBP: 0	WP: 0 PB: 0 SB: 1 CS: 0	PA: 36
PITCHER	IP	WLS	BF	H	R	ER	SO	BB	IBB	HBP	BLK	WP	HR	S	P	ERA	WHIP					
Matt Clement, R ERA: 3.38	7.2	W	30	5	3	3	4	3	0	0	0	0	1	59	103	3.52	1.043					
Kyle Farnsworth, R ERA: 1.29	0.1		2	1	1	1	1	0	0	0	0	0	1	5	9	27.00	3.000					
Antonio Alfonseca, R ERA: 2.4	1.0		4	1	0	0	1	0	0	0	0	0	0	10	16	0.00	1.000					


Batter	1	2	3	4	5	6	7	8	9	AB	R	H	RBI	BB	SO	LOB	BOTTOM					
Corey Patterson, L OBP: 0.336, SLG: 0.418	2B SF8	G4-3		K			G3	G3		5	1	1	0	0	1	2	Chicago White Sox @ Chicago Cubs Wrigley Field, Chicago, IL Fri Jun 14 2002, 2:20 PM CDT Att: 38,051 - Overcast - 68 F					
Delino DeShields, L OBP: 0.299, SLG: 0.292	K		S HR			G4-3	F7			4	1	1	0	0	1	1						
Sammy Sosa, R OBP: 0.441, SLG: 0.703	2B		HR			K		FC6-4		3	1	2	2	1	1	0						
Fred McGriff, L OBP: 0.342, SLG: 0.461	SF8		F8					FC6-4		3	0	1	1	0	0	1						
Moises Alou, R OBP: 0.273, SLG: 0.304	G5-3		L7			F9				4	1	1	0	0	0	2						
Todd Hundley, S OBP: 0.287, SLG: 0.436			2B HR							4	3	3	2	0	0	1						
Alex Gonzalez, R OBP: 0.285, SLG: 0.374			G5-3			F8		K		4	0	0	0	0	1	2						
Bill Mueller, S OBP: 0.273, SLG: 0.325						G4-3		K		3	1	1	1	1	1	0						
Matt Clement, R ERA: 4.56										3	0	0	0	0	2	1						
Keith Foulke, R ERA: 5.2										0	0	0	0	0	0	0						
Kelly Wunsch, L ERA: 2.25										1	0	1	2	0	0	0						
Bob Howry, R ERA: 3.86										0	0	0	0	0	0	0						
Damaso Marte, L ERA: 4.01										0	0	0	0	0	0	0						
Inning Stats	R: 1 E: 0 K: 1 S: 17	H: 2 LOB: 1 BB: 0 P: 24	R: 1 E: 0 K: 1 S: 11	H: 2 LOB: 1 BB: 0 P: 14	R: 3 E: 0 K: 0 S: 9	H: 3 LOB: 0 BB: 0 P: 17	R: 0 E: 0 K: 2 S: 8	H: 0 LOB: 0 BB: 0 P: 10	R: 0 E: 0 K: 1 S: 7	H: 1 LOB: 1 BB: 0 P: 11	R: 1 E: 0 K: 1 S: 8	H: 1 LOB: 0 BB: 0 P: 12	R: 0 E: 0 K: 0 S: 6	H: 0 LOB: 1 BB: 1 P: 12	R: 2 E: 1 K: 1 S: 13	H: 2 LOB: 1 BB: 1 P: 26	R: 2 E: 1 K: 1 S: 13	H: 2 LOB: 1 BB: 1 P: 26	1B: 5 2B: 3 3B: 0 HR: 3	SF: 1 SAC: 0 DP: 0 HBP: 0	WP: 0 PB: 0 SB: 2 CS: 0	PA: 37
PITCHER	IP	WLS	BF	H	R	ER	SO	BB	IBB	HBP	BLK	WP	HR	S	P	ERA	WHIP					
Jon Garland, R ERA: 4.56	4.0	L	19	7	5	5	4	0	0	0	0	0	1	15	23	4.50	1.000					
Keith Foulke, R ERA: 5.2	2.0		8	2	1	1	2	0	0	0	0	0	0	6	12	0.00	1.000					
Kelly Wunsch, L ERA: 2.25	1.0		4	0	0	0	0	1	0	0	0	0	0	8	15	13.50	1.500					
Bob Howry, R ERA: 3.86	0.2		3	1	1	1	1	0	0	0	0	0	0	5	11	27.00	6.000					
Damaso Marte, L ERA: 4.01	0.1		3	1	1	1	0	1	0	0	0	0	0	5	11	27.00	6.000					



Batter	1	2	3	4	5	6	7	8	9	AB	R	H	RBI	BB	SO	LOB	TOP					
Ray Durham, S OBP: 0.366, SLG: 0.355	(1,4) X F7		(2-1) B B X 1B		(2-0) B X 2B 1B		(3-3) B B B B B K			4	1	2	0	0	1	0	Chicago White Sox @ Chicago Cubs Wrigley Field, Chicago, IL Sat Jun 15 2002, 12:05 PM CDT Att: 38,860 - Sunny - 73 F					
Jose Valentin, S OBP: 0.300, SLG: 0.455	(1,5) C B B B B F X G3-1		(2-1) B X F3		(1-0) B X 2B		(2-0) B X P5			4	0	1	2	0	0	1						
Magglio Ordonez, R OBP: 0.367, SLG: 0.523	(1,9) C B B B B F X G4-3			(1-1) S B B B B X G4-3		(4-0) B B B B B BB		(1-2) C B B B B X F3		3	0	0	0	1	0	0						
14 Paul Konerko, R OBP: 0.360, SLG: 0.527		(2-1) X C B B B X L9		(2-2) S B B B B X G6-3		(3-1) B B B B B L4		(3-2) B B B B B L4		4	0	0	0	0	0	2						
Carlos Lee, R OBP: 0.292, SLG: 0.413	(1,7) C B B C X K		(1-0) B X 1B		(0-1) C X F8		(1-0) B X L8			4	0	1	0	0	1	0						
Aaron Rowand, R OBP: 0.258, SLG: 0.419	(1,8) B B B B X 1B			(1-3) S B B B B X K		(2-2) C X G6-3		(1-1) B C B B B X E 1B		4	0	2	0	0	1	1						
Mark Johnson, L OBP: 0.288, SLG: 0.271	(1,2) C B B C X K			(0-3) C B B C X K		(2-2) L B B B B X G4-3		(0-1) C X HR		4	1	1	1	0	1	2						
Royce Clayton, R OBP: 0.241, SLG: 0.351	(1,6) C B B C X K			(1-1) C B B B B X G3		(3-3) X C B B B X K		(0-2) S B B B B X G6-3		3	0	0	0	0	1	0						
Frank Thomas, R OBP: 0.345, SLG: 0.480	(9, PH)								(2-1) C B B C X G6-3	1	0	0	0	0	1	2						
56 Mark Buehrle, L OBP: 0.200, SLG: 0.500	(6, 1)			(0-3) C B B C X K		(0-2) C B B B B X 1B		(2-2) C B B B B X F7		2	1	1	0	0	1	0						
Rocky Biddle, R	(6, 1)								(0-0) B B B B B X G6-3	0	0	0	0	0	0	0						
Kelly Wunsch, L	(6, 1)								(1-2) B B B B B X 1B	0	0	0	0	0	0	0						
Willie Harris, L	(7, PH)									0	0	0	0	0	0	0						
Gary Glover, R	(7, 1)									0	0	0	0	0	0	0						
Jeff Liefer, L OBP: 0.224, SLG: 0.214	(9, PH)								(1-2) B B B B B X 1B	1	0	0	0	0	0	2						
Inning Stats	R: 0 E: 0 K: 0 S: 7	H: 0 LOB: 0 BB: 0 P: 11	R: 0 E: 0 K: 2 S: 9	H: 1 LOB: 1 BB: 0 P: 14	R: 0 E: 0 K: 1 S: 9	H: 1 LOB: 1 BB: 0 P: 14	R: 0 E: 0 K: 1 S: 11	H: 1 LOB: 1 BB: 0 P: 16	R: 2 E: 0 K: 1 S: 15	H: 3 LOB: 2 BB: 1 P: 30	R: 1 E: 0 K: 0 S: 13	H: 1 LOB: 0 BB: 0 P: 15	R: 0 E: 0 K: 1 S: 8	H: 0 LOB: 0 BB: 0 P: 15	R: 0 E: 0 K: 0 S: 9	H: 0 LOB: 0 BB: 0 P: 14	R: 0 E: 1 K: 1 S: 8	H: 1 LOB: 1 BB: 0 P: 11	1B: 6 2B: 1 3B: 0 HR: 1	SF: 0 SAC: 0 DP: 1 HBP: 0	WP: 0 PB: 0 SB: 0 CS: 0	PA: 36
PITCHER	IP WLS BF H R ER SO BB IBB HBP BLK WP HR S P ERA WHIP																					
Jon Lieber, R ERA: 3.48	(1, 1)	6.0 W 26 7 3 3 5 1 0 0 0 0 0 1 64 100 4.50 1.333																				
Juan Cruz, R ERA: 4.04	(7, 1)	2.0 6 0 0 0 1 0 0 0 0 0 0 0 0 17 29 0.00 0.000																				
Antonio Alfonseca, R ERA: 2.32	(9, 1)	1.0 4 1 0 0 1 0 0 0 0 0 0 0 0 8 11 0.00 1.000																				

Batter	1	2	3	4	5	6	7	8	9	AB	R	H	RBI	BB	SO	LOB	BOTTOM			
Darren Lewis, R OBP: 0.328, SLG: 0.344	(1,8) C B B B B X G5-4-3 BB		(1-3) S B B B B X K		(2-2) B B B B B X 1B		(2-2) B B B B B X E3 2B		(1-1) B B B B B X S 1B	2	0	1	2	1	1	1	Chicago White Sox @ Chicago Cubs Wrigley Field, Chicago, IL Sat Jun 15 2002, 12:05 PM CDT Att: 38,860 - Sunny - 73 F			
Corey Patterson, L OBP: 0.337, SLG: 0.419	(7,8)				(2-H 3-H) C B B B B X 1B		(1-2 2-H) B B B B B X K		(2-3) S B B B B X K	5	0	0	0	0	4	6				
Mark Bellhorn, S OBP: 0.347, SLG: 0.468	(1,4) X G5-4-3 1-2		(2-3) S B B B B X K		(3-3) B B B B B X K		(0-2) B B B B B X IBB 2B		(0-1) C X G5-3	4	0	1	2	1	1	1				
Sammy Sosa, R OBP: 0.440, SLG: 0.699	(1,9) B B B B B X F9			(3-3) B B B B B X K		(4-0) B B B B B X IBB		(0-2) B B B B B X 1B 2B		3	0	0	0	1	1	3				
Fred McGriff, L OBP: 0.341, SLG: 0.455	(1,3)		(1-3) C B B C X K		(4-2) B B B B B X BB		(2-0) B B B B B X L9		(1-1) C X G3	4	1	2	0	0	1	1				
Moises Alou, R OBP: 0.277, SLG: 0.314	(1,7) C B B C X K			(0-0) X L6		(2-2) B B B B B X 1B 2B		(0-1) C X 1B		4	1	2	0	0	1	1				
Todd Hundley, S OBP: 0.297, SLG: 0.432	(1,2) B B B B B X FC6-4 BB		(4-2) B B B B B X FC6-4 BB		(1-0) B X G1-3		(2-2) B B B B B X 1B 1B		(2-3) B B B B B X K	3	1	1	0	1	1	2				
Alex Gonzalez, R OBP: 0.284, SLG: 0.372	(1,6) X FC6-4		(0-0) S X FC6-4			(0-1) B X 1B 1B		(1-0) B X FC5 1B		4	2	1	0	0	0	4				
Bill Mueller, S OBP: 0.279, SLG: 0.339	(1,5)			(1-0) B X SH1-4 2B		(1-1) C B B B B X 1B 1B		(2-2) B B B B B X P5		4	1	2	0	0	0	4				
Jon Lieber, L OBP: 0.192, SLG: 0.192	(1, 1)			(0-0) X SH1-4		(1-2) C B B B B X SH1-4 1B		(2-2) B B B B B X E 2B 1B		0	0	0	0	0	0	0				
Chris Stynes, R OBP: 0.353, SLG: 0.382	(6, PH)								(2-3) C B B B B X K	1	1	1	2	0	0	0				
Juan Cruz, R ERA: 2.2	(7, 1)									0	0	0	0	0	0	0				
Delino DeShields, L OBP: 0.256, SLG: 0.290	(8, PH)									0	0	0	0	0	1	0				
Antonio Alfonseca, R ERA: 0.607, SLG: 0.067	(9, 1)									0	0	0	0	0	0	0				
Inning Stats	R: 0 E: 0 K: 0 S: 6	H: 0 LOB: 0 BB: 1 P: 12	R: 0 E: 0 K: 2 S: 9	H: 0 LOB: 1 BB: 1 P: 15	R: 0 E: 0 K: 2 S: 8	H: 1 LOB: 1 BB: 0 P: 12	R: 0 E: 0 K: 1 S: 8	H: 0 LOB: 1 BB: 1 P: 16	R: 2 E: 0 K: 1 S: 21	H: 3 LOB: 2 BB: 1 P: 34	R: 5 E: 1 K: 1 S: 26	H: 4 LOB: 1 BB: 0 P: 41	R: 0 E: 0 K: 1 S: 13	H: 1 LOB: 1 BB: 0 P: 17	R: 0 E: 0 K: 2 S: 10	H: 1 LOB: 1 BB: 0 P: 15	1B: 7 2B: 3 3B: 0 HR: 0	SF: 0 SAC: 2 DP: 1 HBP: 0	WP: 0 PB: 0 SB: 1 CS: 0	PA: 39
PITCHER	IP WLS BF H R ER SO BB IBB HBP BLK WP HR S P ERA WHIP																			
56 Mark Buehrle, L ERA: 3.01	(1, 1)	5.1 L 27 7 6 4 6 3 0 0 0 0 0 0 0 9 113 6.75 1.875																		
Rocky Biddle, R ERA: 2.2	(6, 1)	0.1 3 1 1 0 1 0 0 0 0 0 0 0 0 9 14 0.00 3.000																		
Kelly Wunsch, L ERA: 2.16	(6, 1)	0.1 1 0 0 0 0 0 0 0 0 0 0 0 0 2 3 0.00 0.000																		
Gary Glover, R ERA: 4.62	(7, 1)	2.0 8 2 0 0 3 0 0 0 0 0 0 0 0 23 32 0.00 1.000																		

AB 35
R 3
H 8
RBI 3
BB 1
SO 7
LOB 10



AB 33
R 7
H 10
RBI 6
BB 4
SO 10
LOB 23

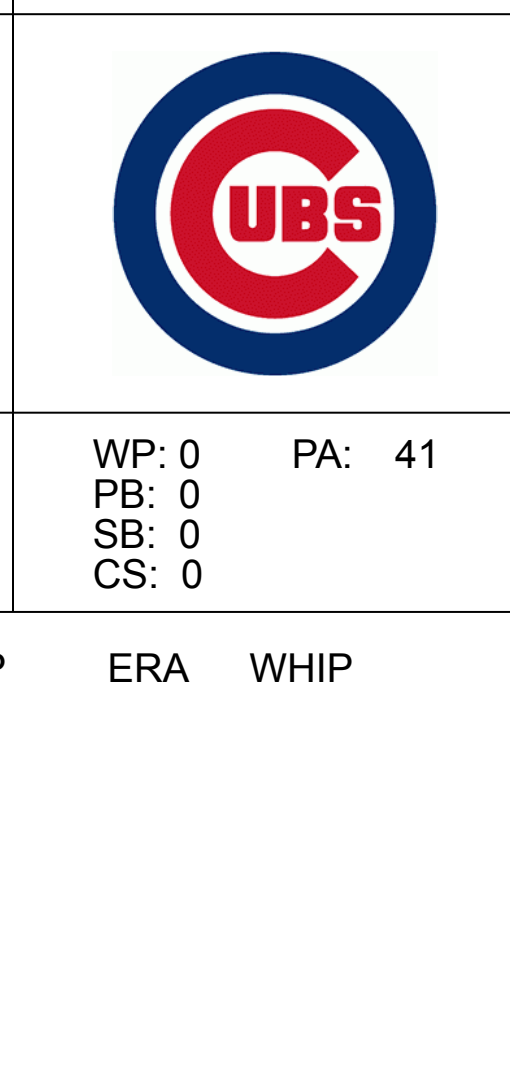


Batter	1	2	3	4	5	6	7	8	9	AB	R	H	RBI	BB	SO	LOB	TOP			
Ray Durham, S (1, 4) OBP: 0.373, SLG: 0.355 Royce Clayton, R (5, 6) OBP: 0.244, SLG: 0.353	4-1 2B BB		4-1 HR BB		4-1 HR BB	3-2 G4-3 BLK 1B		2-3 K		0 3 0 0 3 0 0 2 0 1 1 0 1 0								Chicago White Sox @ Chicago Cubs Wrigley Field, Chicago, IL Sun Jun 16 2002, 1:20 PM CDT Att: 38,742 - Sunny - 71 F		
Tony Graffanino, R (1, 5) OBP: 0.371, SLG: 0.492	3-2 WP 2B		4-2 HR BB		4-1 HR BB	3-1 G4-3		0-0 F4		3 3 1 1 2 0 1										
Carlos Lee, R (1, 7) OBP: 0.303, SLG: 0.448	3-3 K		0-0 HR		3-2 HR	4-2 FC5-4 1B		1-1 14 G3-6 1B		4 2 3 7 1 1 0										
14 Paul Konerko, R (1, 3) OBP: 0.357, SLG: 0.521	0-0 F2		1-2 L8		1-2 1B	2-0 FC5-4 1B		1-2 G3-6-1 1B		5 0 1 0 0 0 3										
Jose Valentin, S (1, 6) OBP: 0.295, SLG: 0.447	0-3 K		2-0 L9		1-2 P4		0-2 G1-3		4 0 0 0 0 1 1											
Jeff Liefer, L (1, 9) OBP: 0.210, SLG: 0.200		3-2 F9	1-3 K		2-3 K		1-3 K		4 0 0 0 0 3 1											
Aaron Rowand, R (1, 8) OBP: 0.242, SLG: 0.394		0-1 P6		2-3 K	2-3 K		1-1 G5-3		4 0 0 0 0 2 1											
Mark Johnson, L (1, 2) OBP: 0.287, SLG: 0.264		0-1 G4-3		3-3 K		4-0 WP 1B BB		1-3 K		3 1 0 0 1 2 0										
Todd Ritchie, R (1, 1) Kenny Lofton, L (4, PH) Keith Foulke, R (4, 1) Rocky Biddle, R (6, 1) Damaso Marte, L (7, 1) Antonio Osuna, R (9, 1)			4-1 BB HR BB		2-3 K	0-0 B1		2-3 K		0 1 0 0 1 0 0 1 0 0 0 0 1 0 1 0 0 0 0 0 0 1 0 0 0 0 0 0 1 0 0 0 0 1 0 0 0 0 0 0 0 0										
Inning Stats	R: 2 E: 0 K: 2 S: 15	H: 1 LOB: 0 BB: 1 P: 25	R: 0 E: 0 K: 0 S: 7	H: 0 LOB: 0 BB: 0 P: 10	R: 4 E: 0 K: 1 S: 16	H: 1 LOB: 0 BB: 3 P: 34	R: 0 E: 0 K: 3 S: 11	H: 0 LOB: 0 BB: 0 P: 18	R: 3 E: 0 K: 2 S: 22	H: 2 LOB: 1 BB: 2 P: 39	R: 0 E: 0 K: 1 S: 9	H: 0 LOB: 0 BB: 0 P: 10	R: 0 E: 0 K: 3 S: 9	H: 0 LOB: 0 BB: 0 P: 14	R: 0 E: 0 K: 0 S: 6	H: 1 LOB: 0 BB: 0 P: 8	1B: 3 2B: 1 3B: 0 HR: 2		SF: 0 SAC: 0 DP: 1 HBP: 0	WP: 2 PB: 0 SB: 0 CS: 0
PITCHER	IP WLS BF H R ER SO BB IBB HBP BLK WP HR S P ERA WHIP																PITCHER	IP WLS BF H R ER SO BB IBB HBP BLK WP HR S P ERA WHIP		
34 Kerry Wood, R (1, 1) ERA: 4.0	4.0 L 20 2 8 8 6 6 0 0 0 1 1 51 97 18.00 2.000																			
38 Carlos Zambrano, R (5, 1) ERA: 4.39	1.1 8 3 2 2 2 1 0 0 0 1 1 24 40 13.50 3.000																			
Jeff Fassero, L (6, 1) ERA: 5.4	2.2 9 0 0 0 4 1 0 0 1 0 0 22 38 0.00 0.375																			
Joe Borowski, R (9, 1) ERA: 3.23	1.0 3 1 0 0 0 0 0 0 0 0 0 6 8 0.00 1.000																			

Batter	1	2	3	4	5	6	7	8	9	AB	R	H	RBI	BB	SO	LOB	BOTTOM					
Corey Patterson, L (1, 8) OBP: 0.335, SLG: 0.415	2-1 F8	0-1 E8 1B	0-0 G4-3			1-1 E6 G6-3		0-0 G4-3		5 0 1 0 0 0 1								Chicago White Sox @ Chicago Cubs Wrigley Field, Chicago, IL Sun Jun 16 2002, 1:20 PM CDT Att: 38,742 - Sunny - 71 F				
Bill Mueller, S (1, 5) OBP: 0.284, SLG: 0.336	0-1 1B 2B	4-2 BB		1-1 F9		0-1 G6-3		0-1 F7		4 1 1 0 1 0 1												
Sammy Sosa, R (1, 9) OBP: 0.443, SLG: 0.700	0-0 1B 2B	0-3 K		4-0 FC6-4 BB		1-1 G6-3		3-1 2B		4 1 2 0 1 1 4												
Fred McGriff, L (1, 3) OBP: 0.338, SLG: 0.454	1-1 1B 2B	3-2 F7		0-1 L8		1-2 F8		2-0 L8		5 1 1 1 0 0 5												
Moises Alou, R (1, 7) OBP: 0.281, SLG: 0.317	0-0 G4-6-3 1B		0-2 HR 1B		1-0 FC6-4		0-3 K		2-3 K		5 1 2 2 0 2 2											
Todd Hundley, S (1, 2) OBP: 0.295, SLG: 0.459	2-2 G4-6-3		0-0 HR		3-3 K		2-1 F7		4 1 1 2 0 1 1													
Alex Gonzalez, R (1, 6) OBP: 0.289, SLG: 0.387		1-0 HR		2-1 HBP		0-1 F7		0-0 G6-3		3 1 1 1 0 0 0												
Augie Ojeda, S (1, 4) OBP: 0.247, SLG: 0.243 Jeff Fassero, L (6, 1) Chris Stynes, R (8, PH) OBP: 0.340, SLG: 0.378 Joe Borowski, R (9, 1) OBP: 0.500, SLG: 0.500	0-0 1B		2-1 F8		1-1 F5		2-3 K		3 0 1 0 0 0 1 0 0 0 0 0 0 0 1 0 0 0 0 1 0 0 0 0 0 0 0 0													
34 Kerry Wood, R (1, 1) OBP: 0.200, SLG: 0.172 38 Carlos Zambrano, S (5, 1) Mark Bellhorn, S (6, 4) OBP: 0.349, SLG: 0.492	1-3 K		1-2 P4		2-2 G3-1		2-2 HR		2 0 0 0 0 1 2 0 0 0 0 0 0 0 2 1 1 1 0 0 0													
Inning Stats	R: 3 E: 0 K: 0 S: 11	H: 4 LOB: 0 BB: 0 P: 16	R: 1 E: 1 K: 2 S: 17	H: 3 LOB: 1 BB: 1 P: 26	R: 2 E: 0 K: 0 S: 13	H: 2 LOB: 1 BB: 0 P: 17	R: 0 E: 0 K: 0 S: 5	H: 0 LOB: 1 BB: 1 P: 11	R: 0 E: 0 K: 1 S: 7	H: 0 LOB: 0 BB: 0 P: 11	R: 0 E: 0 K: 0 S: 10	H: 0 LOB: 0 BB: 0 P: 14	R: 0 E: 0 K: 1 S: 8	H: 0 LOB: 0 BB: 0 P: 11	R: 1 E: 0 K: 1 S: 8	H: 1 LOB: 0 BB: 0 P: 12	R: 0 E: 0 K: 1 S: 8		H: 1 LOB: 1 BB: 0 P: 15	1B: 6 2B: 2 3B: 0 HR: 3	SF: 0 SAC: 0 DP: 1 HBP: 1	WP: 0 PB: 0 SB: 0 CS: 0
PITCHER	IP WLS BF H R ER SO BB IBB HBP BLK WP HR S P ERA WHIP																PITCHER	IP WLS BF H R ER SO BB IBB HBP BLK WP HR S P ERA WHIP				
Todd Ritchie, R (1, 1) ERA: 5.23	3.0 W 19 0 0 0 6 2 1 0 0 0 2 41 19 18.00 3.333																					
Keith Foulke, R (4, 1) ERA: 4.75	2.2 W 10 0 0 0 1 1 0 0 0 0 20 33 0.00 0.375																					
Rocky Biddle, R (6, 1) ERA: 2.16	0.1 1 0 0 0 0 0 0 0 0 0 0 2 3 0.00 0.000																					
Damaso Marte, L (7, 1) ERA: 4.05	2.0 S 7 1 1 1 2 0 0 0 0 0 1 16 23 4.50 0.500																					
Antonio Osuna, R (9, 1) ERA: 3.82	1.0 S 4 1 0 0 1 0 0 0 0 0 8 15 0.00 1.000																					

AB	32
R	10
H	6
RBI	9
BB	8
SO	12
LOB	8

AB	38
R	7
H	11
RBI	7
BB	2
SO	6
LOB	17



Batter	1	2	3	4	5	6	7	8	9	AB	R	H	RBI	BB	SO	LOB	TOP										
Ryan Ludwick, R (1, 8) OBP: 0.333, SLG: 0.386	G6-3		K			K		K		4	0	0	0	0	3	2	Texas Rangers @ Chicago Cubs Wrigley Field, Chicago, IL Tue Jun 18 2002, 7:05 PM CDT Att: 39,690 - Sunny - 67 F										
Ivan Rodriguez, R (1, 2) OBP: 0.300, SLG: 0.325	F8			K			F9	F7		4	0	0	0	0	1	2											
Alex Rodriguez, R (1, 6) OBP: 0.392, SLG: 0.588	K			G5-3			F9		G1-6-3	4	0	1	0	0	1	0											
Juan Gonzalez, R (1, 9) OBP: 0.356, SLG: 0.463		G4-3		K			K		G1-6-3	4	0	0	0	0	2	1											
Rafael Palmeiro, L (1, 3) OBP: 0.360, SLG: 0.518		HR			P4			E3	G3	4	2	1	1	0	0	0											
Herbert Perry, R (1, 5) OBP: 0.348, SLG: 0.521		P4			F2			2B	SF7	3	1	1	0	0	0	0											
Kevin Mench, R (1, 7) OBP: 0.338, SLG: 0.441		F9			L8			SF7	SF7	3	0	1	1	0	0	0											
10 Michael Young, R (1, 4) OBP: 0.317, SLG: 0.427			K			G1-3			S	2	0	0	0	1	1	0											
Chan Ho Park, R (5, PH) Gabe Kapler, R (5, PH) Anthony Tetford, R (5, PH) Mike Lamb, L (5, PH) Jay Powell, R (5, PH) John Rocker, R (5, PH)			G5-3			G6-3		SF7		1	0	0	0	0	0	0											
Inning Stats	R: 0 E: 0 K: 1 S: 8	H: 0 LOB: 0 BB: 0 P: 10	R: 1 E: 0 K: 0 S: 9	H: 1 LOB: 0 BB: 0 P: 13	R: 0 E: 0 K: 2 S: 11	H: 0 LOB: 0 BB: 0 P: 16	R: 0 E: 0 K: 2 S: 7	H: 0 LOB: 0 BB: 0 P: 10	R: 0 E: 0 K: 1 S: 6	H: 0 LOB: 0 BB: 0 P: 8	R: 0 E: 0 K: 1 S: 8	H: 0 LOB: 0 BB: 0 P: 12	R: 2 E: 1 K: 1 S: 20	H: 2 LOB: 2 BB: 1 P: 36	R: 0 E: 0 K: 0 S: 4	H: 1 LOB: 0 BB: 0 P: 8		1B: 2 2B: 1 3B: 0 HR: 1	SF: 1 SAC: 0 DP: 1 HBP: 0	WP: 0 PB: 0 SB: 1 CS: 0	PA: 32						
PITCHER	IP	WLS	BF	H	R	ER	SO	BB	IBB	HBP	BLK	WP	HR	S	P	ERA	WHIP										
Jason Bere, R (1, 1) ERA: 4.99	7.0		25	3	3	2	7	0	0	0	0	0	1	66	98	2.57	0.429										
Juan Cruz, R (5, 1) ERA: 3.97	1.0	B	4	0	0	0	1	1	0	0	0	0	0	12	20	0.00	1.000										
Antonio Alfonseca, R (5, 1) ERA: 2.25	1.0	W	3	1	0	0	0	0	0	0	0	0	0	4	8	0.00	1.000										

Batter	1	2	3	4	5	6	7	8	9	AB	R	H	RBI	BB	SO	LOB	BOTTOM										
Corey Patterson, L (1, 8) OBP: 0.341, SLG: 0.436	2B		HR		G6-3			1B		4	1	3	3	0	0	0	Texas Rangers @ Chicago Cubs Wrigley Field, Chicago, IL Tue Jun 18 2002, 7:05 PM CDT Att: 39,690 - Sunny - 67 F										
Bill Mueller, S (1, 5) OBP: 0.283, SLG: 0.333	F7		G4-3		1B		K			4	0	1	0	0	1	1											
Sammy Sosa, R (1, 9) OBP: 0.437, SLG: 0.689	F9		F7		K			F8		4	0	0	0	0	1	1											
Fred McGriff, L (1, 3) OBP: 0.344, SLG: 0.452		CS			F8			BB		1	0	0	0	3	0	0											
Mark Bellhorn, S (5, PR) OBP: 0.349, SLG: 0.492		BB			F8			BB		0	0	0	0	0	0	0											
Moises Alou, R (1, 7) OBP: 0.285, SLG: 0.313		K			BB			BB		2	0	0	0	2	1	2											
Todd Hundley, S (1, 2) OBP: 0.293, SLG: 0.443		BB			K			K		3	0	0	0	1	3	4											
Antonio Alfonseca, R (5, 1) OBP: 0.687, SLG: 0.687		BB			K			K		0	0	0	0	0	0	0											
Alex Gonzalez, R (1, 6) OBP: 0.288, SLG: 0.490		K			F9			L1-3		4	1	1	1	0	1	4											
Delino DeShields, L (1, 4) OBP: 0.267, SLG: 0.303			SH2-4		HR			SH1-4		2	2	1	0	1	0	0											
Jason Bere, R (1, 1) OBP: 0.130, SLG: 0.217			SH2-4		BB			SH1-4		1	0	0	0	0	1	0											
Juan Cruz, R (5, 1) OBP: 0.154, SLG: 0.154					SH1-4					0	0	0	0	0	0	0											
Joe Girardi, R (5, 2) OBP: 0.274, SLG: 0.296								K		0	0	0	0	0	0	0											
Inning Stats	R: 0 E: 0 K: 0 S: 6	H: 1 LOB: 0 BB: 0 P: 12	R: 0 E: 0 K: 2 S: 8	H: 0 LOB: 2 BB: 2 P: 19	R: 2 E: 0 K: 0 S: 12	H: 1 LOB: 0 BB: 1 P: 21	R: 0 E: 0 K: 1 S: 6	H: 0 LOB: 1 BB: 1 P: 14	R: 1 E: 0 K: 1 S: 17	H: 2 LOB: 1 BB: 0 P: 24	R: 0 E: 0 K: 1 S: 11	H: 0 LOB: 2 BB: 2 P: 23	R: 0 E: 0 K: 2 S: 10	H: 1 LOB: 1 BB: 0 P: 13	R: 0 E: 0 K: 1 S: 10	H: 0 LOB: 1 BB: 1 P: 15	R: 1 E: 0 K: 0 S: 1	H: 1 LOB: 0 BB: 0 P: 3	1B: 2 2B: 4 3B: 0 HR: 2	SF: 0 SAC: 2 DP: 2 HBP: 0	WP: 0 PB: 0 SB: 0 CS: 1	PA: 34					
PITCHER	IP	WLS	BF	H	R	ER	SO	BB	IBB	HBP	BLK	WP	HR	S	P	ERA	WHIP										
Chan Ho Park, R (1, 1) ERA: 9.4	5.0		21	4	3	3	4	4	0	0	0	0	1	49	90	5.40	1.600										
Anthony Tetford, R (5, 1) ERA: 4.3	2.0		8	1	0	0	3	2	0	0	0	0	0	21	36	0.00	1.500										
Jay Powell, R (5, 1) ERA: 4.3	0.2		3	0	0	0	0	1	0	0	0	0	0	7	12	0.00	1.500										
John Rocker, L (5, 1) ERA: 6.75	0.1	L	2	1	1	1	1	0	0	0	0	0	1	4	6	27.00	3.000										

AB	30
R	3
H	4
RBI	3
BB	1
SO	8
LOB	5



AB	25
R	4
H	6
RBI	4
BB	7
SO	8
LOB	12



Batter	1	2	3	4	5	6	7	8	9	10	AB	R	H	RBI	BB	SO	LOB	TOP								
Mike Lamb, L OBP: 0.347, SLG: 0.455 (1, 7)	2-2 BB 1B	4-2 BB		2-2 3-H 1B		0-1 1B			0-0 G4-3	0-3 K	5	1	3	1	1	1	2	Texas Rangers @ Chicago Cubs Wrigley Field, Chicago, IL Wed Jun 19 2002, 1:20 PM CDT Att: 35,581 - Overcast - 79 F								
Ivan Rodriguez, R OBP: 0.313, SLG: 0.348 (1, 2)	1-0 BB 2B	1-3 K				2-2 F3			0-1 1B	0-1 FC6-4 1B	6	0	3	0	0	2	3									
Alex Rodriguez, R OBP: 0.388, SLG: 0.578 (1, 6)	0-3 K			1-2 S 1B		0-0 L9			0-3 K	2-2 FC6-4 1B	6	0	1	0	0	3	6									
Rafael Palmeiro, L OBP: 0.351, SLG: 0.527 (1, 3)	4-1 BB BB			1-2 F8		3-2 HR			0-1 G6-3		4	1	1	1	1	1	2									
Herbert Perry, R OBP: 0.349, SLG: 0.512 Jason Romano, R OBP: 0.275, SLG: 0.304 (10, PR) (10, 7)	4-2 BB			1-2 F8		0-0 L9			1-0 G5-3	4-2 SH1-4 1B WP	3	0	0	1	2	0	1									
Kevin Mench, R OBP: 0.341, SLG: 0.431 (1, 9)	0-3 K			0-0 G5-3		4-2 BB			1-2 P3	1-2 WP SH1-4 1B	4	1	1	0	1	1	4									
Gabe Kapler, R OBP: 0.285, SLG: 0.333 (1, 8)	2-1 G1-3			2-1 G5-3 1B 2B		1-2 F9			3-2 L5	0-0 SH1-4	4	1	1	0	0	0	4									
10 Michael Young, R OBP: 0.319, SLG: 0.438 (1, 4)		1-3 K		2-3 K		0-0 HR			0-1 G6-3	4-0 WP 1B IBB	4	2	1	1	1	2	1									
Dave Burba, R OBP: 0.302, SLG: 0.280 (7, 1)		0-3 K		0-0 G5-3		1-3 K			3-3 K	3-2 1B	3	0	0	0	0	2	1									
Todd Greene, R OBP: 0.330, SLG: 0.314 Jay Powell, R OBP: 0.307, SLG: 0.400 John Rocker, R OBP: 0.310, SLG: 0.400 Hideki Irabu, R OBP: 0.307, SLG: 0.400 Ryan Ludwick, R OBP: 0.307, SLG: 0.400 Francisco Cordero, R OBP: 0.307, SLG: 0.400 (10, 1)				2-3						1-4 2-H 3-H 1B	0	0	0	0	0	0	0									
Inning Stats	R: 1 E: 0 K: 2 S: 15	H: 2 LOB: 3 BB: 2 P: 28	R: 0 E: 0 K: 13 S: 13	H: 0 LOB: 1 BB: 1 P: 19	R: 0 E: 0 K: 13 S: 13	H: 1 LOB: 1 BB: 0 P: 16	R: 1 E: 0 K: 2 S: 16	H: 2 LOB: 1 BB: 0 P: 24	R: 1 E: 0 K: 0 S: 12	H: 1 LOB: 1 BB: 1 P: 20	R: 0 E: 0 K: 1 S: 8	H: 0 LOB: 0 BB: 0 P: 11	R: 0 E: 0 K: 1 S: 10	H: 0 LOB: 0 BB: 0 P: 16	R: 0 E: 0 K: 1 S: 8	H: 1 LOB: 1 BB: 0 P: 8	R: 3 E: 0 K: 1 S: 19		H: 3 LOB: 2 BB: 2 P: 33	1B: 8 2B: 2 3B: 0 HR: 2	SF: 0 SAC: 1 DP: 0 HBP: 0	WP: 1 PA: 48				
PITCHER	IP 5.0	WLS 25	BF 6	H 3	R 3	ER 3	SO 7	BB 4	IBB 0	HBP 0	BLK 0	WP 0	HR 1	S 69	P 107	ERA 5.40	WHIP 2.000									
22 Mark Prior, R ERA: 4.01	2.0	8	2	1	1	3	0	0	0	0	0	0	1	20	27	4.50	1.000									
Joe Borowski, R ERA: 3.29	1.0	3	0	0	0	1	0	0	0	0	0	0	0	10	16	0.00	0.000									
Kyle Farnsworth, R ERA: 1.13	1.2	L	10	3	3	3	2	1	1	0	0	1	0	22	34	16.20	2.400									
Jeff Fassero, L ERA: 6.0	0.1	2	1	0	0	0	0	0	0	0	0	0	0	5	7	0.00	3.000									
38 Carlos Zambrano, R ERA: 4.26																										

Texas Rangers @ Chicago Cubs
 Wrigley Field, Chicago, IL
 Wed Jun 19 2002, 1:20 PM CDT
 Att: 35,581 - Overcast - 79 F

AB 41
 R 7
 H 12
 RBI 6
 BB 6
 SO 13
 LOB 24

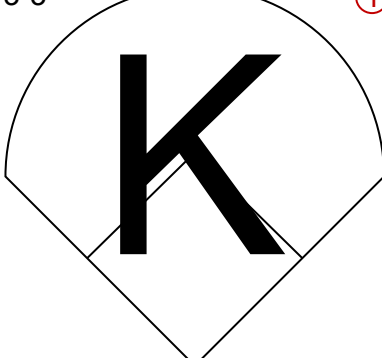
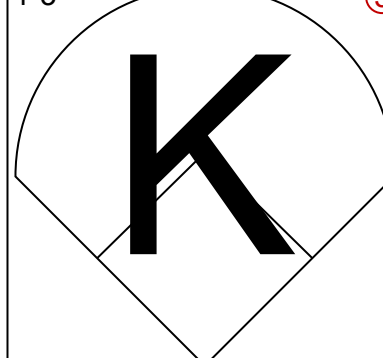
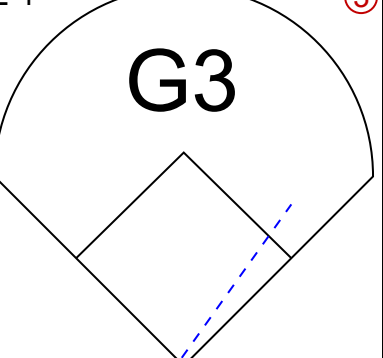
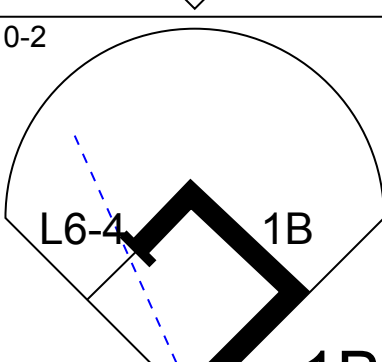
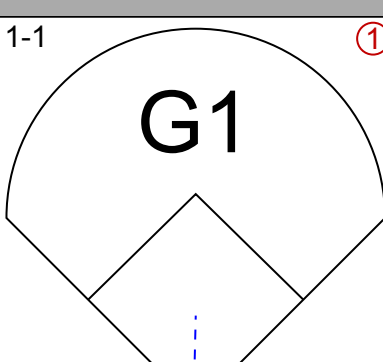
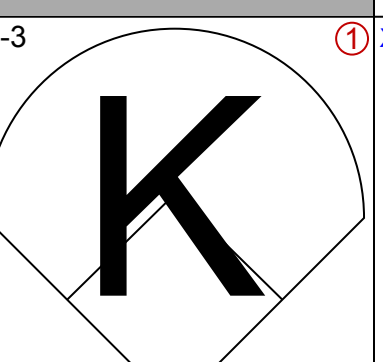
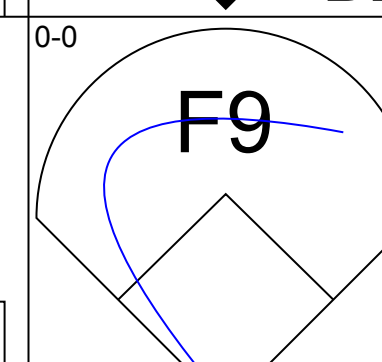
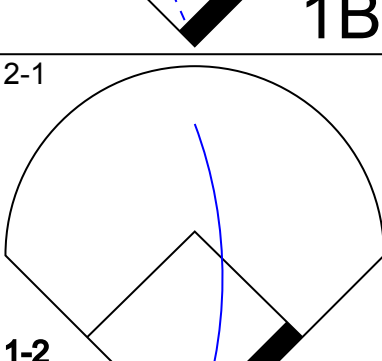
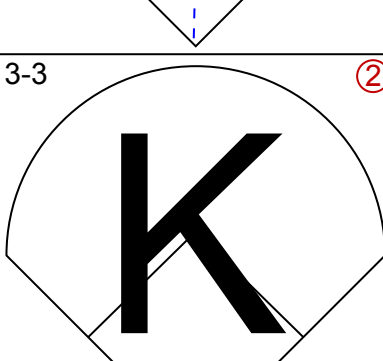
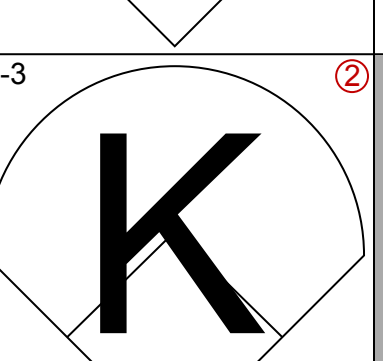
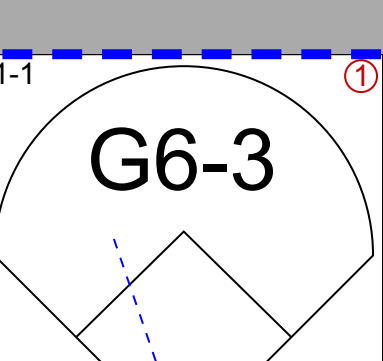
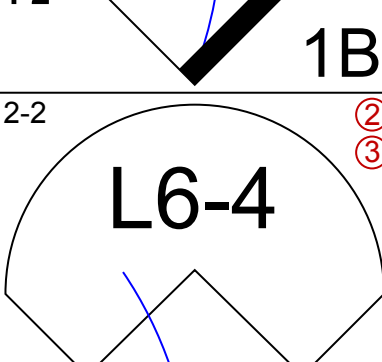
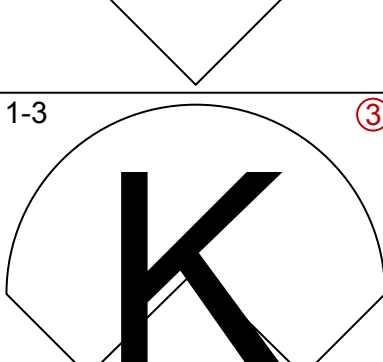
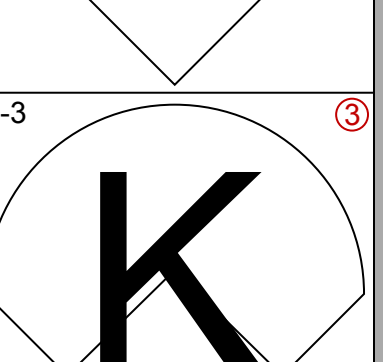
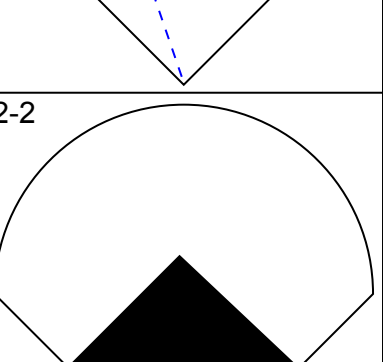
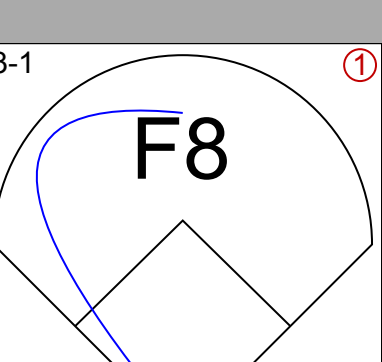
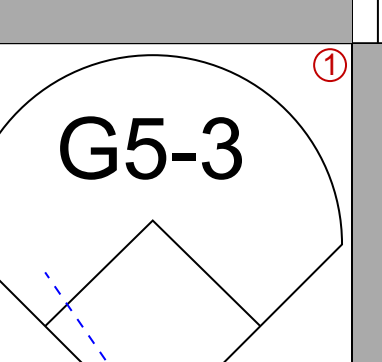
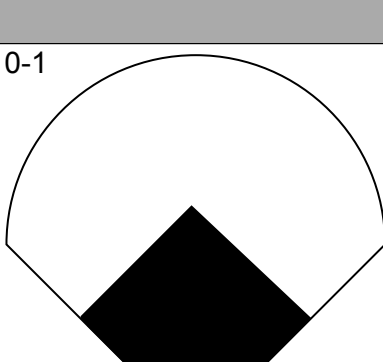
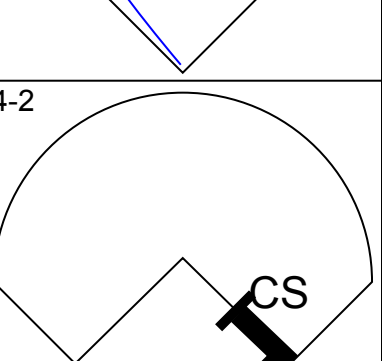
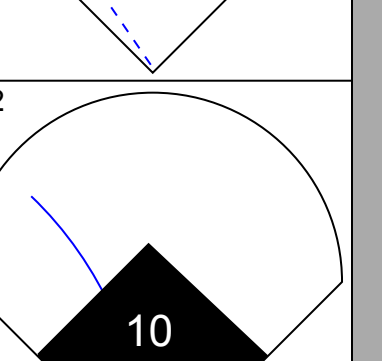
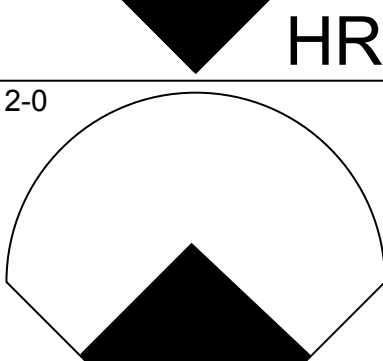
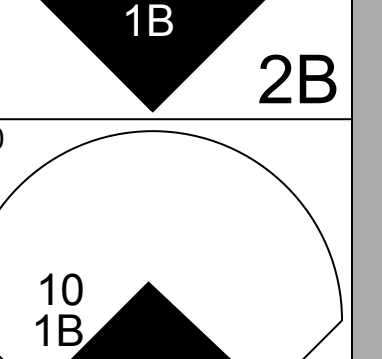
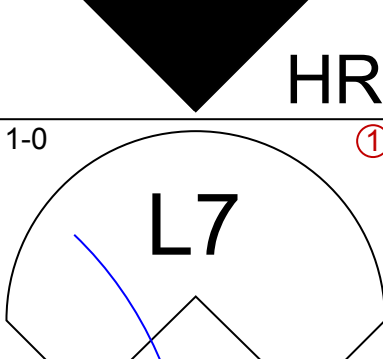


Batter	1	2	3	4	5	6	7	8	9	10	AB	R	H	RBI	BB	SO	LOB	BOTTOM								
Corey Patterson, L OBP: 0.335, SLG: 0.427 (1, 8)	1-0 G6-3	3-3 K			1-1 F5				0-2 FC3-6 1B		5	0	0	0	0	2	3	Texas Rangers @ Chicago Cubs Wrigley Field, Chicago, IL Wed Jun 19 2002, 1:20 PM CDT Att: 35,581 - Overcast - 79 F								
Bill Mueller, S OBP: 0.273, SLG: 0.321 (1, 5)	2-2 G4-3	2-2 L7			3-2 L8				1-0 F9	1-0 F7	5	0	0	0	0	0	3									
Sammy Sosa, R OBP: 0.439, SLG: 0.699 (1, 9)	2-1 HR			3-3 K		0-0 1B			0-1 G5-3	3-2 1B	5	1	3	1	0	1	0									
Fred McGriff, L OBP: 0.345, SLG: 0.451 (1, 3)	3-2 1B			0-0 F8		0-1 L7			0-0 2B 1B	2-0 G4-3	5	1	2	0	0	0	3									
Moises Alou, R OBP: 0.278, SLG: 0.305 (1, 7)	0-0 P1			1-1 L8		0-0 G5-3			2-1 L8		5	0	0	0	0	1	2									
Alex Gonzalez, R OBP: 0.290, SLG: 0.405 (1, 6)		0-0 2B 1B		2-3 K		0-0 B5-3			0-0 1H 2B	0-3 K	5	1	2	1	0	2	0									
Joe Girardi, R OBP: 0.280, SLG: 0.304 (1, 2)		2-0 1H 2B 2B		3-3 K		3-2 F8			4-2 BB	1-3 K	4	1	1	1	1	2	0									
Dwight Gooden, L OBP: 0.279, SLG: 0.324 (7, PR)		0-0		1-2					3-2 L7	0-2 F5	2	0	2	1	0	0	0									
Kyle Farnsworth, R OBP: 0.330, SLG: 0.314 Todd Hundley, S OBP: 0.307, SLG: 0.400 Jeff Fassero, L OBP: 0.307, SLG: 0.400 38 Carlos Zambrano, S OBP: 0.307, SLG: 0.400 (10, 1)		0-0 22 SH3-4		0-0					0-2		0	0	0	0	0	0	0									
22 Mark Prior, R OBP: 0.125, SLG: 0.250 Joe Borowski, R OBP: 0.500, SLG: 0.500 Mark Bellhorn, S OBP: 0.358, SLG: 0.492 (8, 4)		0-0 SH3-4		0-3 K					4-2 BB	4-2 FC3-6 BB	1	0	0	0	0	1	1									
Inning Stats	R: 1 E: 0 K: 0 S: 12	H: 2 LOB: 1 BB: 0 P: 20	R: 2 E: 0 K: 1 S: 12	H: 3 LOB: 0 BB: 0 P: 19	R: 0 E: 0 K: 1 S: 9	H: 0 LOB: 0 BB: 0 P: 13	R: 0 E: 0 K: 3 S: 13	H: 1 LOB: 1 BB: 0 P: 19	R: 0 E: 0 K: 0 S: 8	H: 1 LOB: 1 BB: 1 P: 12	R: 0 E: 0 K: 1 S: 9	H: 0 LOB: 1 BB: 1 P: 17	R: 1 E: 0 K: 0 S: 11	H: 2 LOB: 2 BB: 1 P: 17	R: 0 E: 0 K: 0 S: 10	H: 1 LOB: 2 BB: 1 P: 20	R: 0 E: 0 K: 3 S: 9		H: 0 LOB: 0 BB: 0 P: 10	1B: 6 2B: 3 3B: 0 HR: 1	SF: 0 SAC: 1 DP: 0 HBP: 0	WP: 0 PA: 43				
PITCHER	IP 6.0	WLS 25	BF 7	H 3	R 3	ER 3	SO 5	BB 1	IBB 0	HBP 0	BLK 0	WP 0	HR 1	S 90	P 156	ERA 4.50	WHIP 1.167									
Dave Burba, R ERA: 5.4	1.0	H	4	0	0	0	1	1	0	0	0	0	0	9	17	0.00	1.000									
Juan Alvarez, L ERA: 1.13	0.2	B	5	2	1	1	0	1	0	0	0	0	0	8	14	13.50	4.500									
Jay Powell, R ERA: 2.7	0.1	1	0	0	0	0	0	0	0	0	0	0	0	3	3	0.00	0.000									
John Rocker, L ERA: 6.63	1.0	W	5	1	0	0	0	1	0	0	0	0	0	10	20	0.00	2.000									
Hideki Irabu, R ERA: 6.03																										

Texas Rangers @ Chicago Cubs
 Wrigley Field, Chicago, IL
 Wed Jun 19 2002, 1:20 PM CDT
 Att: 35,581 - Overcast - 79 F

AB 39
 R 4
 H 10
 RBI 4
 BB 3
 SO 9
 LOB 14

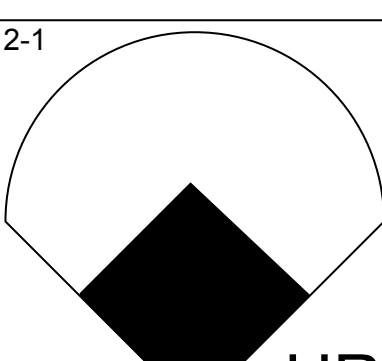
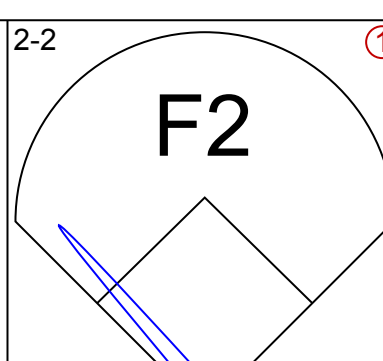
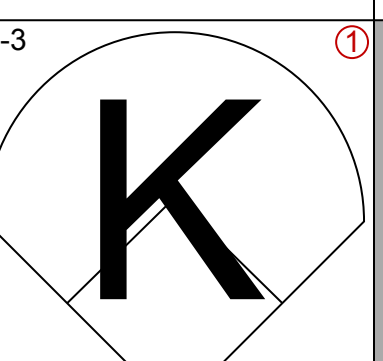
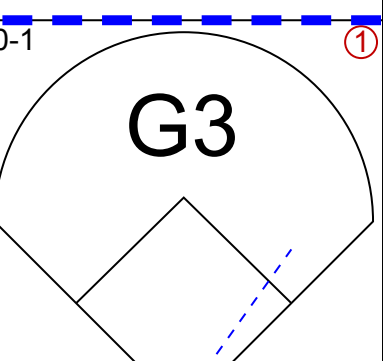
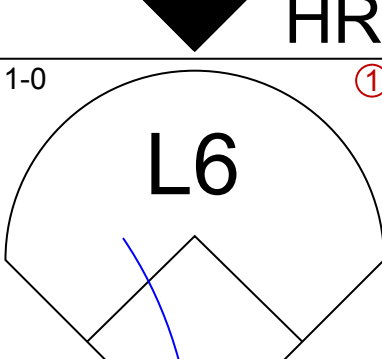
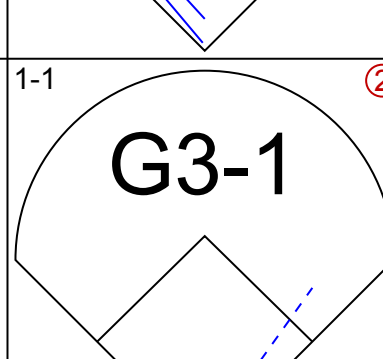
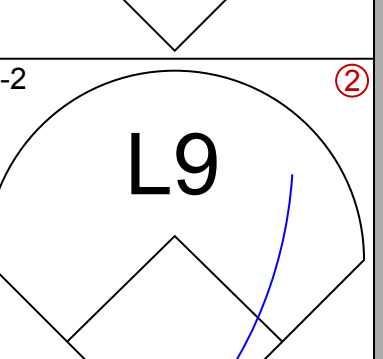
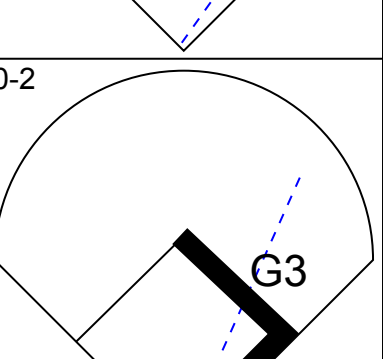
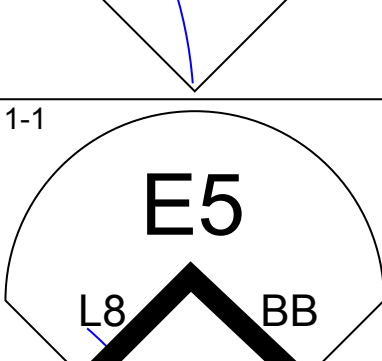
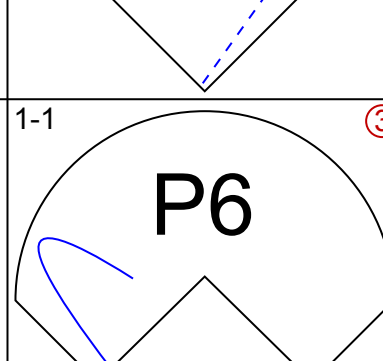
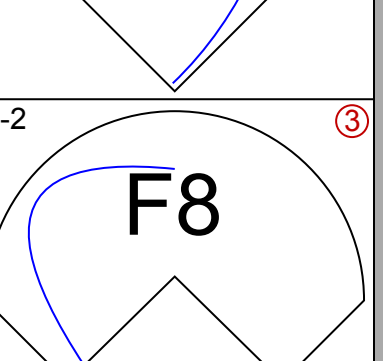
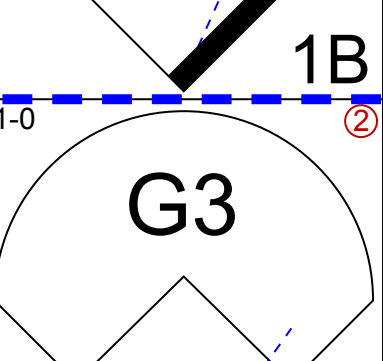
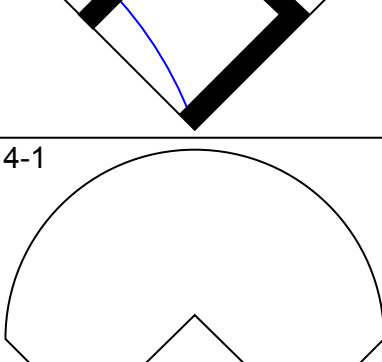
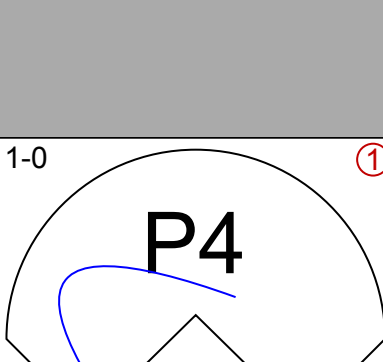
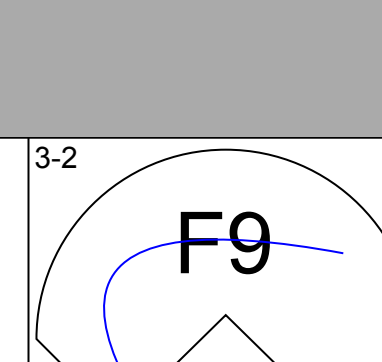
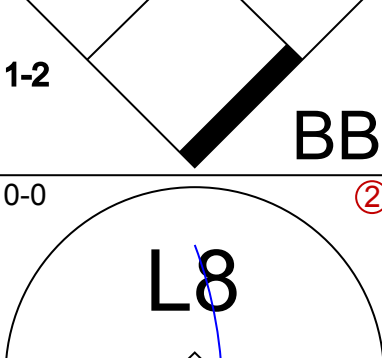
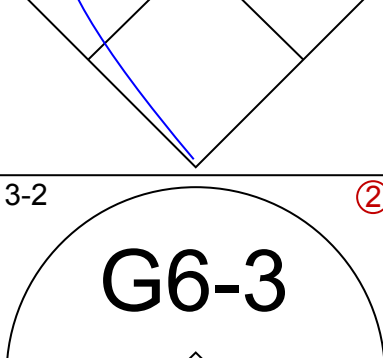
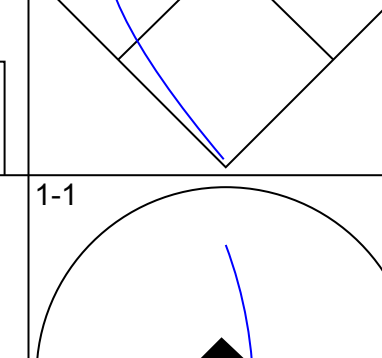
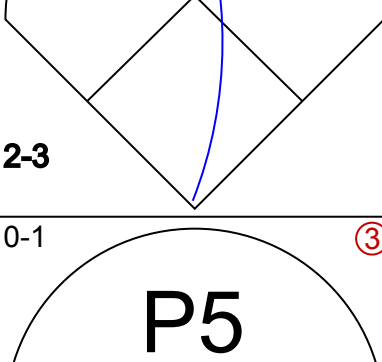
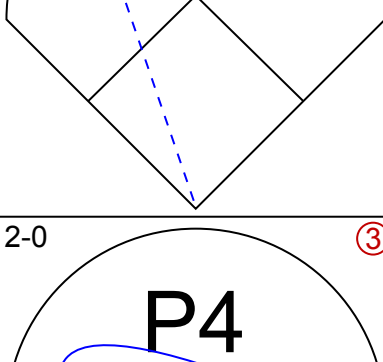
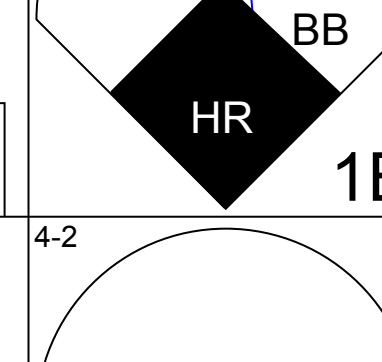
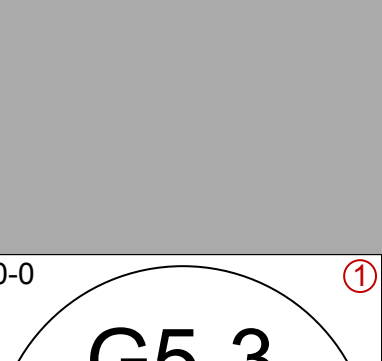

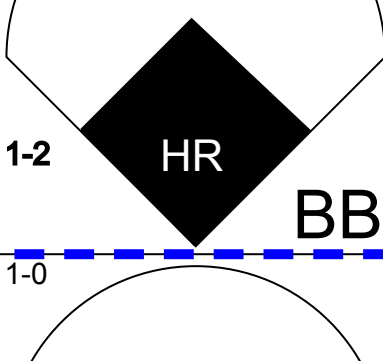
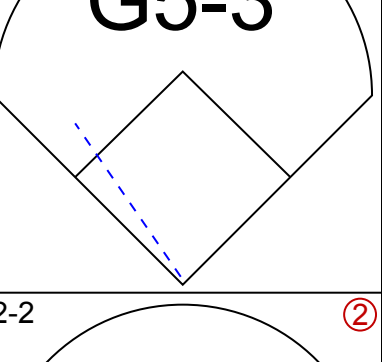
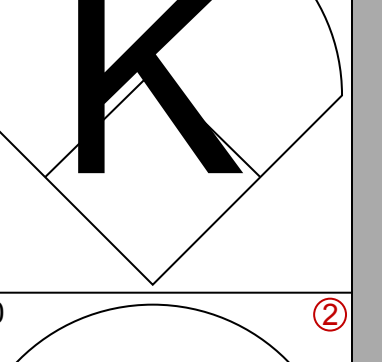
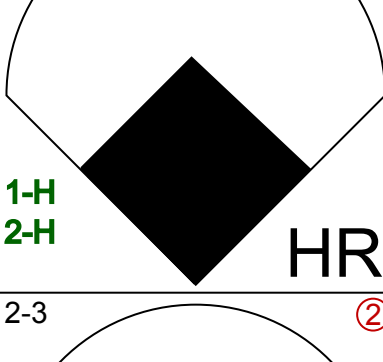
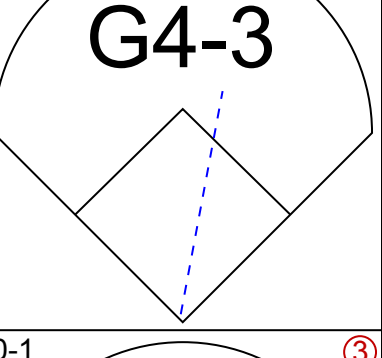
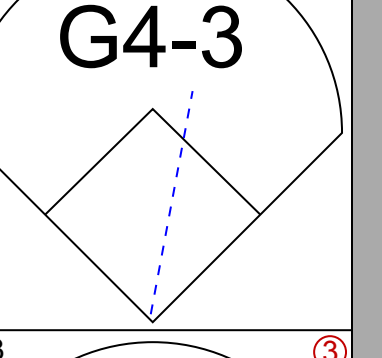
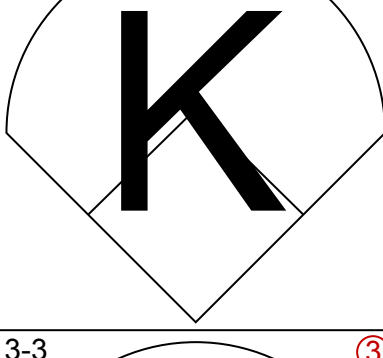
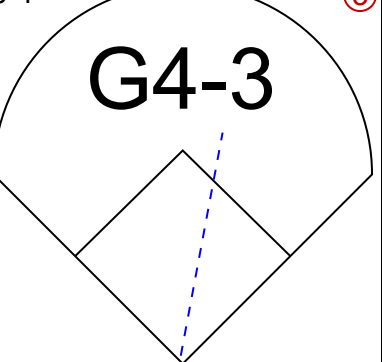
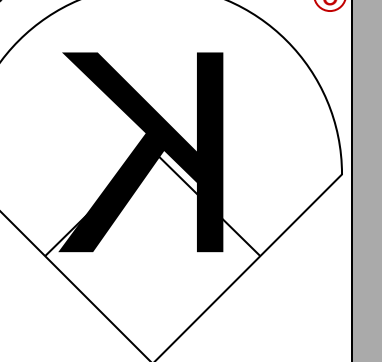
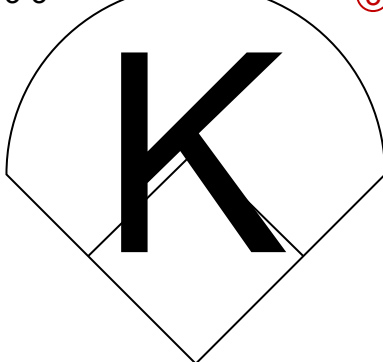


Batter	1	2	3	4	5	6	7	8	9	AB	R	H	RBI	BB	SO	LOB	TOP							
Mike Lamb, L OBP: 0.349, SLG: 0.444 (1, 5)																	3 1 0 0 2 2 1							
Ivan Rodriguez, R OBP: 0.317, SLG: 0.344 (1, 2)																	4 0 1 0 1 1 2							
Alex Rodriguez, R OBP: 0.388, SLG: 0.573 (1, 6)																	4 0 1 0 1 2 0							
Rafael Palmeiro, L OBP: 0.362, SLG: 0.535 (1, 3)																	4 1 1 1 1 2 2							
Todd Greene, R OBP: 0.246, SLG: 0.364 Juan Alvarez, L (8, 1)																	4 1 1 1 0 1 0							
Hideki Irabu, R OBP: 0.347, SLG: 0.509 Francisco Cordero, R (9, 1)																	0 0 0 0 0 0 0							
Herbert Perry, R OBP: 0.347, SLG: 0.509 Francisco Cordero, R (9, 1)																	0 0 0 0 0 0 0							
Kevin Mench, R OBP: 0.372, SLG: 0.547 (1, 9)																	3 3 3 2 1 0 0							
Ryan Ludwick, R OBP: 0.340, SLG: 0.375 (1, 8)																	3 1 0 0 1 2 1							
10 Michael Young, R OBP: 0.322, SLG: 0.436 (1, 4)																	3 0 1 1 1 1 0							
Ismael Valdez, R (1, 1)																	2 0 0 1 0 1 1							
Anthony Telford, R (7, 1)																	0 0 0 0 0 0 0							
Gabe Kapler, R OBP: 0.289, SLG: 0.337 (8, 7)																	1 0 1 0 0 0 0							
Inning Stats	R: 0 E: 0 K: 1 S: 12	H: 2 LOB: 1 BB: 0 P: 19	R: 0 E: 0 K: 1 S: 8	H: 0 LOB: 1 BB: 1 P: 18	R: 0 E: 0 K: 3 S: 11	H: 0 LOB: 0 BB: 0 P: 13	R: 0 E: 0 K: 2 S: 8	H: 0 LOB: 0 BB: 0 P: 13	R: 2 E: 0 K: 0 S: 11	H: 2 LOB: 1 BB: 1 P: 19	R: 0 E: 0 K: 3 S: 10	H: 0 LOB: 0 BB: 0 P: 14	R: 2 E: 0 K: 0 S: 12	H: 2 LOB: 2 BB: 2 P: 25	R: 2 E: 0 K: 2 S: 15	H: 2 LOB: 0 BB: 0 P: 21	R: 1 E: 0 K: 1 S: 11	H: 1 LOB: 3 BB: 4 P: 30	1B: 4 2B: 3 3B: 0 HR: 4	SF: 0 SAC: 1 DP: 2 HBP: 0	WP: 1 PB: 1 SB: 1 CS: 2	PA: 41		
PITCHER	IP	WLS	BF	H	R	ER	SO	BB	IBB	HBP	BLK	WP	HR	S	P	ERA	WHIP							
Matt Clement, R ERA: 3.53 (1, 1)	6.1		26	6	4	4	10	3	0	0	0	0	2	66	109	5.68	1.421							
Kyle Farnsworth, R ERA: 1.04 (7, 1)	0.2	3	0	0	0	0	1	0	0	0	0	0	0	6	12	0.00	1.500							
Juan Cruz, R ERA: 4.32 (8, 1)	1.2	L	10	3	3	3	2	3	0	0	0	0	2	22	42	16.20	3.600							
Joe Borowski, R ERA: 3.27 (9, 1)	0.1		2	0	0	0	1	0	1	0	0	1	0	4	9	0.00	0.000							

Texas Rangers @ Chicago Cubs
Wrigley Field, Chicago, IL
Thu Jun 20 2002, 1:20 PM CDT
Att: 36,247 - Sunny - 86 F

AB 32
R 7
H 9
RBI 6
BB 8
SO 13
LOB 10



Batter	1	2	3	4	5	6	7	8	9	AB	R	H	RBI	BB	SO	LOB	BOTTOM							
Corey Patterson, L OBP: 0.333, SLG: 0.436 (1, 8)																	4 1 1 1 0 1 0							
Bill Mueller, S OBP: 0.273, SLG: 0.319 (1, 5)																	4 0 1 0 0 0 0							
Sammy Sosa, R OBP: 0.434, SLG: 0.688 (1, 9)																	4 0 0 0 0 0 1							
Fred McGriff, L OBP: 0.344, SLG: 0.445 (1, 3)																	3 0 0 0 1 0 1							
Moises Alou, R OBP: 0.282, SLG: 0.309 (1, 7)																	4 1 2 0 0 0 2							
Todd Hundley, S OBP: 0.286, SLG: 0.424 (1, 2)																	3 1 0 0 1 1 3							
Alex Gonzalez, R OBP: 0.290, SLG: 0.417 (1, 6)																	4 1 1 3 0 2 1							
Delino DeShields, L OBP: 0.272, SLG: 0.316 Juan Cruz, R OBP: 0.154, SLG: 0.154 Joe Borowski, R OBP: 0.500, SLG: 0.500 Roosevelt Brown, L OBP: 0.253, SLG: 0.282 (8, 1)																	3 0 0 0 0 1 0							
Matt Clement, R OBP: 0.194, SLG: 0.111 Kyle Farnsworth, R (7, 1)																	0 0 0 0 0 0 0							
Mark Bellhorn, S OBP: 0.353, SLG: 0.484 (7, PH) (8, 4)																	2 0 0 0 0 2 2							
Inning Stats	R: 1 E: 1 K: 0 S: 9	H: 1 LOB: 2 BB: 1 P: 17	R: 0 E: 0 K: 0 S: 6	H: 0 LOB: 0 BB: 0 P: 8	R: 0 E: 0 K: 0 S: 8	H: 0 LOB: 0 BB: 0 P: 12	R: 0 E: 0 K: 0 S: 5	H: 0 LOB: 0 BB: 0 P: 11	R: 0 E: 0 K: 2 S: 10	H: 0 LOB: 0 BB: 0 P: 14	R: 0 E: 0 K: 1 S: 13	H: 0 LOB: 0 BB: 0 P: 20	R: 3 E: 0 K: 2 S: 16	H: 2 LOB: 1 BB: 1 P: 30	R: 0 E: 0 K: 0 S: 8	H: 1 LOB: 1 BB: 0 P: 12	R: 0 E: 0 K: 3 S: 17	H: 1 LOB: 2 BB: 1 P: 25	1B: 3 2B: 0 3B: 0 HR: 2	SF: 0 SAC: 0 DP: 0 HBP: 0	WP: 0 PB: 0 SB: 0 CS: 0	PA: 36		
PITCHER	IP	WLS	BF	H	R	ER	SO	BB	IBB	HBP	BLK	WP	HR	S	P	ERA	WHIP							
Ismael Valdez, R ERA: 3.98 (1, 1)	6.1		24	2	3	3	3	2	0	0	0	0	1	59	98	4.26	0.632							
Anthony Telford, R ERA: 4.7 (7, 1)	0.2	W	3	1	1	1	2	0	0	0	0	0	1	8	14	13.50	1.500							
Juan Alvarez, L ERA: 1.08 (8, 1)	0.1	H	2	1	0	0	0	0	0	0	0	0	0	5	5	0.00	3.000							
Hideki Irabu, R ERA: 5.92 (8, 1)	0.2	H	2	0	0	0	0	0	0	0	0	0	0	3	7	0.00	0.000							
Francisco Cordero, R ERA: 3.38 (9, 1)	1.0	S	5	1	0	0	3	1	0	0	0	0	0	17	25	0.00	2.000							

Texas Rangers @ Chicago Cubs
Wrigley Field, Chicago, IL
Thu Jun 20 2002, 1:20 PM CDT
Att: 36,247 - Sunny - 86 F

AB 33
R 4
H 5
RBI 4
BB 3
SO 8
LOB 10



Batter	1	2	3	4	5	6	7	8	9	AB	R	H	RBI	BB	SO	LOB	TOP					
Fernando Vina, L (1,4) OBP: 0.349, SLG: 0.384	1-1 B4-3		1-2 L6			1-2 1B			1-1 G1-3	4	0	1	0	0	0	0	St. Louis Cardinals @ Chicago Cubs Wrigley Field, Chicago, IL Fri Jun 21 2002, 2:20 PM CDT Att: 38,486 - Sunny - 79 F					
J.D. Drew, L (1,9) OBP: 0.359, SLG: 0.470	0-0 HR			0-1 G4-3		1-3 K			1-0 L3	4	1	1	1	0	1	1						
5 Albert Pujols, R (1,5) OBP: 0.395, SLG: 0.535	1-3 K			2-2 F8		3-2 G6-3			0-0 F7	4	0	0	0	0	1	1						
15 Jim Edmonds, L (1,8) OBP: 0.448, SLG: 0.632	0-0 F9			3-2 1B					0-1 G6-3	3	0	1	0	0	0	0						
Tino Martinez, L (1,3) OBP: 0.342, SLG: 0.381		0-3 K		0-0 G3					0-0 P4	3	0	0	0	0	1	1						
Edgar Renteria, R (1,6) OBP: 0.351, SLG: 0.419		2-2 G6-3			0-1 F9				2-3 K	3	0	0	0	0	1	0						
Eli Marrero, R (1,7) (8, 2)		2-2 F2			0-0 F9				0-2 G3	3	0	0	0	0	0	0						
Mike Matheny, R (1,2) OBP: 0.299, SLG: 0.356			1-0 F7		0-1 F8				0-3 K	2	0	0	0	0	0	0						
Kerry Robinson, L (8, PH) OBP: 0.307, SLG: 0.370									1-3 K	1	0	0	0	0	1	0						
Woody Williams, R (1,1) OBP: 0.235, SLG: 0.333			2-3 K			3-2 G3			1-3 K	2	0	0	0	0	1	0						
Eduardo Perez, R (8, PH) OBP: 0.225, SLG: 0.290										1	0	0	0	0	1	0						
Dave Veres, R (8, 1) OBP: 0.500, SLG: 0.500										0	0	0	0	0	0	0						
Inning Stats	R: 1 E: 0 K: 1 S: 8	H: 1 LOB: 0 BB: 0 P: 10	R: 0 E: 0 K: 1 S: 13	H: 0 LOB: 0 BB: 0 P: 17	R: 0 E: 0 K: 1 S: 8	H: 0 LOB: 0 BB: 0 P: 12	R: 0 E: 0 K: 0 S: 12	H: 1 LOB: 1 BB: 0 P: 17	R: 0 E: 0 K: 0 S: 5	H: 0 LOB: 0 BB: 0 P: 5	R: 0 E: 0 K: 1 S: 14	H: 1 LOB: 1 BB: 0 P: 22	R: 0 E: 0 K: 1 S: 7	H: 0 LOB: 0 BB: 0 P: 9	R: 0 E: 0 K: 2 S: 9	H: 0 LOB: 0 BB: 0 P: 10	R: 0 E: 0 K: 0 S: 4	H: 0 LOB: 0 BB: 0 P: 6	1B: 2 2B: 0 3B: 0 HR: 1	SF: 0 SAC: 0 DP: 0 HBP: 0	WP: 0 PB: 0 SB: 0 CS: 0	PA: 30
PITCHER Jon Lieber, R (1,1) ERA: 3.25	IP: 9.0 WLS: W BF: 30 H: 3 R: 1 ER: 1 SO: 7 BB: 0 IBB: 0 HBP: 0 BLK: 0 WP: 0 HR: 1 S: 80 P: 108 ERA: 1.00 WHIP: 0.333															PITCHER						

AB	30
R	1
H	3
RBI	1
BB	0
SO	7
LOB	3



Batter	1	2	3	4	5	6	7	8	9	AB	R	H	RBI	BB	SO	LOB	BOTTOM					
Corey Patterson, L (1,8) OBP: 0.330, SLG: 0.431	2-3 K			1-3 K		0-2 F8				3	0	0	0	0	2	1	St. Louis Cardinals @ Chicago Cubs Wrigley Field, Chicago, IL Fri Jun 21 2002, 2:20 PM CDT Att: 38,486 - Sunny - 79 F					
Delino DeShields, L (1,4) OBP: 0.296, SLG: 0.308	0-1 L8			3-2 G4-3		0-1 G4-3				3	0	0	0	0	0	1						
Sammy Sosa, R (1,9) OBP: 0.429, SLG: 0.680	1-1 F9			1-0 G6-3					3-2 L3	3	0	0	0	0	0	0						
Fred McGriff, L (1,3) OBP: 0.347, SLG: 0.472		2-3 K			3-1 HR				0-1 HR	3	2	2	2	0	1	0						
Roosevelt Brown, L (1,7) OBP: 0.245, SLG: 0.273		1-3 K			0-0 P6				0-1 F7	3	0	0	0	0	1	0						
Darren Lewis, R (8, 7) OBP: 0.328, SLG: 0.344										0	0	0	0	0	0	0						
Alex Gonzalez, R (1,6) OBP: 0.286, SLG: 0.411		1-0 L8			2-3 K				1-3 K	3	0	0	0	0	2	0						
Bill Mueller, S (1,5) OBP: 0.268, SLG: 0.312				2-2 G3		1-0 G3-1			0-0 F7	3	0	0	0	0	0	0						
Joe Girardi, R (1,2) OBP: 0.273, SLG: 0.296				1-0 F9					1-1 G5-3	3	0	0	0	0	0	0						
Jon Lieber, L (1,1) OBP: 0.207, SLG: 0.207				0-0 G3-1					2-1 1B	3	0	1	0	0	0	0						
Inning Stats	R: 0 E: 0 K: 1 S: 7	H: 0 LOB: 0 BB: 0 P: 10	R: 0 E: 0 K: 2 S: 9	H: 0 LOB: 0 BB: 0 P: 13	R: 0 E: 0 K: 0 S: 5	H: 0 LOB: 0 BB: 0 P: 8	R: 0 E: 0 K: 1 S: 7	H: 0 LOB: 0 BB: 0 P: 12	R: 1 E: 0 K: 1 S: 7	H: 1 LOB: 0 BB: 0 P: 13	R: 0 E: 0 K: 0 S: 9	H: 1 LOB: 1 BB: 0 P: 12	R: 1 E: 0 K: 1 S: 10	H: 1 LOB: 0 BB: 0 P: 14	R: 0 E: 0 K: 0 S: 7	H: 0 LOB: 0 BB: 0 P: 10	R: 0 E: 0 K: 0 S: 7	H: 0 LOB: 0 BB: 0 P: 10	1B: 1 2B: 0 3B: 0 HR: 2	SF: 0 SAC: 0 DP: 0 HBP: 0	WP: 0 PB: 0 SB: 0 CS: 0	PA: 27
PITCHER Woody Williams, R (1,1) ERA: 2.25	IP: 7.0 WLS: L BF: 24 H: 3 R: 2 ER: 2 SO: 6 BB: 0 IBB: 0 HBP: 0 BLK: 0 WP: 0 HR: 2 S: 54 P: 82 ERA: 2.57 WHIP: 0.429															PITCHER						
Dave Veres, R (8, 1) ERA: 3.32	IP: 1.0 WLS: 3 BF: 3 H: 0 R: 0 ER: 0 SO: 0 BB: 0 IBB: 0 HBP: 0 BLK: 0 WP: 0 HR: 0 S: 7 P: 10 ERA: 0.00 WHIP: 0.000															PITCHER						



Batter	1	2	3	4	5	6	7	8	9	AB	R	H	RBI	BB	SO	LOB	TOP			
Fernando Vina, L OBP: 0.350, SLG: 0.382 (1, 4) 										4	1	1	0	1	0	3	St. Louis Cardinals @ Chicago Cubs Wrigley Field, Chicago, IL Sun Jun 23 2002, 7:05 PM CDT Att: 37,647 - Sunny - 86 F			
J.D. Drew, L OBP: 0.356, SLG: 0.462 (1, 9) 										4	0	0	0	0	1	5				
5 Albert Pujols, R OBP: 0.386, SLG: 0.545 (1, 5) 										4	1	2	2	0	0	1				
15 Jim Edmonds, L OBP: 0.445, SLG: 0.622 (1, 8) 										3	0	0	0	1	0	3				
Tino Martinez, L OBP: 0.337, SLG: 0.374 (1, 3) 										4	0	0	0	0	2	3				
Edgar Renteria, R OBP: 0.350, SLG: 0.416 (1, 6) 										4	1	1	0	0	0	0				
Kerry Robinson, L OBP: 0.326, SLG: 0.381 (1, 7) 										3	0	2	0	1	1	0				
Mike DiFelice, R OBP: 0.268, SLG: 0.338 Luther Hackman, R (7, 1) Miguel Cairo, R OBP: 0.279, SLG: 0.375 (9, PH)										3	0	0	0	0	1	2				
Jason Simontacchi, R OBP: 0.113, SLG: 0.287 (5, PH) Edgardo Renez, R OBP: 0.227, SLG: 0.286 (5, 1) Mike Timlin, R (6, 1) Gene Stechschulte, R (6, 1) Eli Marrero, R OBP: 0.360, SLG: 0.644 (7, 2)										0	0	0	0	1	0	0				
Inning Stats	R: 0 E: 0 K: 0 S: 7	H: 1 LOB: 1 BB: 0 P: 12	R: 0 E: 0 K: 2 S: 9	H: 0 LOB: 0 BB: 0 P: 11	R: 0 E: 0 K: 1 S: 6	H: 0 LOB: 0 BB: 1 P: 10	R: 0 E: 0 K: 1 S: 9	H: 0 LOB: 1 BB: 1 P: 15	R: 0 E: 0 K: 0 S: 8	H: 1 LOB: 2 BB: 0 P: 15	R: 0 E: 0 K: 0 S: 8	H: 1 LOB: 0 BB: 0 P: 14	R: 2 E: 0 K: 0 S: 7	H: 1 LOB: 3 BB: 1 P: 20	R: 1 E: 1 K: 1 S: 13	H: 2 LOB: 3 BB: 1 P: 20		1B: 6 2B: 1 3B: 0 HR: 1	SF: 0 SAC: 0 DP: 2 HBP: 1	WP: 0 PB: 1 SB: 0 CS: 0
PITCHER	IP WLS BF H R ER SO BB IBB HBP BLK WP HR S P ERA WHIP	8.0 W 31 5 2 2 4 3 0 1 0 0 1 63 102 2.25 1.000	1.0 7 2 1 1 1 1 0 0 0 0 0 0 13 20 9.00 3.000														IP WLS BF H R ER SO BB IBB HBP BLK WP HR S P ERA WHIP			

Batter	1	2	3	4	5	6	7	8	9	AB	R	H	RBI	BB	SO	LOB	BOTTOM			
Corey Patterson, L OBP: 0.331, SLG: 0.436 (1, 8) 										4	1	2	1	0	0	0	St. Louis Cardinals @ Chicago Cubs Wrigley Field, Chicago, IL Sun Jun 23 2002, 7:05 PM CDT Att: 37,647 - Sunny - 86 F			
Delino DeShields, L OBP: 0.273, SLG: 0.303 (1, 4) 										2	1	0	0	2	0	0				
Sammy Sosa, R OBP: 0.429, SLG: 0.673 Antonio Alfonseca, R OBP: 0.667, SLG: 0.667 (9, 1)										4	2	1	0	1	0	3				
Fred McGriff, L OBP: 0.349, SLG: 0.474 Mark Bellhorn, S OBP: 0.351, SLG: 0.481 (8, 3)										3	0	2	2	0	0	0				
Moises Alou, R OBP: 0.286, SLG: 0.325 (1, 7) 										3	1	1	2	1	0	2				
Alex Gonzalez, R OBP: 0.294, SLG: 0.432 (1, 6) 										4	1	3	2	0	1	0				
Bill Mueller, S OBP: 0.287, SLG: 0.310 (1, 5) 										4	1	1	0	0	1	4				
Joe Girardi, R OBP: 0.264, SLG: 0.286 (1, 2) 										4	1	0	0	0	2	1				
34 Kerry Wood, R OBP: 0.182, SLG: 0.156 Darren Lewis, R OBP: 0.328, SLG: 0.344 (9, 9)										3	0	0	0	0	1	0				
Inning Stats	R: 0 E: 0 K: 0 S: 12	H: 2 LOB: 2 BB: 0 P: 18	R: 1 E: 0 K: 3 S: 12	H: 1 LOB: 0 BB: 0 P: 17	R: 3 E: 0 K: 0 S: 13	H: 3 LOB: 1 BB: 1 P: 25	R: 0 E: 0 K: 0 S: 7	H: 1 LOB: 2 BB: 1 P: 13	R: 0 E: 0 K: 1 S: 5	H: 0 LOB: 0 BB: 0 P: 5	R: 4 E: 2 K: 0 S: 15	H: 3 LOB: 3 BB: 2 P: 30	R: 0 E: 0 K: 1 S: 6	H: 0 LOB: 0 BB: 0 P: 9	R: 0 E: 0 K: 0 S: 5	H: 0 LOB: 0 BB: 0 P: 8		1B: 7 2B: 1 3B: 0 HR: 2	SF: 2 SAC: 2 DP: 0 HBP: 0	WP: 2 PB: 0 SB: 0 CS: 0
PITCHER	IP WLS BF H R ER SO BB IBB HBP BLK WP HR S P ERA WHIP	4.0 L 21 7 4 4 3 2 0 0 0 0 0 0 9 11 0.00 0.750	1.1 6 1 2 0 1 0 0 0 0 0 0 0 9 11 0.00 0.750	0.1 2 0 0 0 0 1 0 0 0 0 0 0 2 6 0.00 3.000	0.1 5 2 2 0 0 1 0 0 0 0 1 0 9 18 0.00 9.000	0.1 6 0 0 0 1 0 0 0 0 0 0 0 11 17 0.00 0.000														IP WLS BF H R ER SO BB IBB HBP BLK WP HR S P ERA WHIP

Batter	1	2	3	4	5	6	7	8	9	AB	R	H	RBI	BB	SO	LOB	TOP				
Barry Larkin, R OBP: 0.282, SLG: 0.347 (1, 6)	K			G6-3		SF9		K	G4-3	4	0	0	1	0	2	1	Cincinnati Reds @ Chicago Cubs Wrigley Field, Chicago, IL Mon Jun 24 2002, 7:05 PM CDT Att: 38,201 - Sunny - 81 F				
Sean Casey, L OBP: 0.356, SLG: 0.376 (1, 3)	F7			G6-3		FC4-6		1B		4	1	1	1	0	0	1					
Adam Dunn, L OBP: 0.447, SLG: 0.532 (1, 9)	G4-3			K				K		3	0	0	0	1	2	1					
Juan Encarnacion, R OBP: 0.314, SLG: 0.458 (1, 8)		1B			L9	F9		1B		4	0	2	1	0	0	2					
Russell Branyan, L OBP: 0.270, SLG: 0.385 John Riedling, R (8, 1)	G3			K			G4-3	K		4	0	1	0	0	2	2					
Aaron Boone, R OBP: 0.292, SLG: 0.360 (1, 5)	K				L5					4	1	2	0	0	1	0					
Todd Walker, L OBP: 0.335, SLG: 0.368 (1, 4)				G6-3		SF9	G4-3		1B	4	1	2	0	0	0	2					
Jason LaRue, R OBP: 0.304, SLG: 0.307 (1, 2)				F9		SF9	K		K	3	1	0	0	1	2	4					
Elmer Dessens, R OBP: 0.250, SLG: 0.182 Wilton Guerrero, S OBP: 0.275, SLG: 0.243 Scott Williamson, R Reggie Taylor, L OBP: 0.247, SLG: 0.393 (1, 1) (7, PH) (7, 1) (8, 7)	G5-3					SH	G6-3	SF8		1	0	0	0	0	0	0					
Inning Stats	R: 0 E: 0 K: 1 S: 7	H: 0 LOB: 0 BB: 0 P: 10	R: 0 E: 0 K: 1 S: 8	H: 1 LOB: 0 BB: 0 P: 13	R: 0 E: 0 K: 0 S: 10	H: 0 LOB: 0 BB: 0 P: 12	R: 0 E: 0 K: 1 S: 6	H: 0 LOB: 0 BB: 0 P: 8	R: 0 E: 0 K: 1 S: 10	H: 0 LOB: 0 BB: 0 P: 16	R: 2 E: 0 K: 0 S: 15	H: 1 LOB: 2 BB: 2 P: 28	R: 0 E: 0 K: 1 S: 12	H: 2 LOB: 2 BB: 0 P: 15	R: 1 E: 0 K: 3 S: 15	H: 2 LOB: 1 BB: 0 P: 22	R: 1 E: 0 K: 1 S: 12	H: 2 LOB: 1 BB: 0 P: 17	1B: 6 2B: 2 3B: 0 HR: 0	SF: 2 DP: 0 HBP: 0	WP: 0 PA: 37 PB: 0 SB: 1 CS: 1
PITCHER	IP	WLS	BF	H	R	ER	SO	BB	IBB	HBP	BLK	WP	HR	S	P	ERA	WHIP				
22 Mark Prior, R ERA: 3.79 Jeff Fassero, L ERA: 5.93 Kyle Farnsworth, R ERA: 1.88 Antonio Alfonseca, R ERA: 2.65	6.2		26	4	2	2	5	2	0	0	0	0	0	66	100	2.70	0.900				
	0.1	W	1	0	0	0	0	0	0	0	0	0	0	2	2	0.00	0.000				
	1.0	H	5	2	1	1	3	0	0	0	0	0	0	15	22	9.00	2.000				
	1.0	S	5	2	1	1	1	0	0	0	0	0	0	12	17	9.00	2.000				

AB	32
R	4
H	8
RBI	4
BB	2
SO	9
LOB	15



Batter	1	2	3	4	5	6	7	8	9	AB	R	H	RBI	BB	SO	LOB	BOTTOM				
Corey Patterson, L OBP: 0.329, SLG: 0.432 (1, 8)	F2		G3				K	G4-3		5	0	1	0	0	1	3	Cincinnati Reds @ Chicago Cubs Wrigley Field, Chicago, IL Mon Jun 24 2002, 7:05 PM CDT Att: 38,201 - Sunny - 81 F				
Delino DeShields, L OBP: 0.279, SLG: 0.333 (1, 4)	G4-3			1B	G3					4	2	2	2	0	0	2					
Sammy Sosa, R OBP: 0.430, SLG: 0.674 (1, 9)	2B			G4-6-3	1B	L7	P6			4	0	2	0	0	0	0					
Fred McGriff, L OBP: 0.355, SLG: 0.477 Mark Bellhorn, S OBP: 0.351, SLG: 0.481 (1, 3) (8, PR) (9, 3)	F8			G4-6-3	1B	FC6-4		G4-3	1B	3	0	2	0	0	0	1					
Moises Alou, R OBP: 0.286, SLG: 0.320 (1, 7)		G6-3		G4-6-3		FC6-4		1B	G4-3	3	1	0	0	1	0	3					
Todd Hundley, S OBP: 0.276, SLG: 0.406 Joe Girardi, R OBP: 0.264, SLG: 0.286 (1, 2) (9, 2)	K			K		F7		G4-3		4	0	0	0	0	2	4					
Alex Gonzalez, R OBP: 0.293, SLG: 0.426 (1, 6)					G4-3				1B	3	0	0	0	1	2	0					
Bill Mueller, S OBP: 0.273, SLG: 0.311 (1, 5)			G4-3		G6-3		2B	1B		3	1	1	1	1	0	0					
22 Mark Prior, R ERA: 2.56 Roosevelt Brown, L OBP: 0.230, SLG: 0.252 Kyle Farnsworth, R Angel Echevarria, R Antonio Alfonseca, R OBP: 0.267, SLG: 0.387 (1, 1) (7, 1) (7, PH) (8, 1) (8, PH) (9, 1)	G3					1B		SF7		2	0	1	0	0	0	0					
Inning Stats	R: 0 E: 0 K: 0 S: 7	H: 1 LOB: 1 BB: 0 P: 13	R: 0 E: 0 K: 2 S: 10	H: 0 LOB: 0 BB: 0 P: 12	R: 0 E: 0 K: 0 S: 6	H: 0 LOB: 0 BB: 0 P: 8	R: 1 E: 0 K: 1 S: 11	H: 3 LOB: 1 BB: 0 P: 18	R: 0 E: 0 K: 0 S: 11	H: 2 LOB: 2 BB: 0 P: 18	R: 0 E: 0 K: 0 S: 4	H: 0 LOB: 1 BB: 0 P: 7	R: 3 E: 0 K: 2 S: 13	H: 2 LOB: 0 BB: 1 P: 21	R: 2 E: 0 K: 0 S: 12	H: 2 LOB: 2 BB: 2 P: 24	1B: 6 2B: 3 3B: 0 HR: 1	SF: 1 DP: 1 HBP: 1	WP: 0 PA: 37 PB: 0 SB: 0 CS: 0		
PITCHER	IP	WLS	BF	H	R	ER	SO	BB	IBB	HBP	BLK	WP	HR	S	P	ERA	WHIP				
Elmer Dessens, R ERA: 4.25 Scott Williamson, R John Riedling, R ERA: 4.08	6.0		24	6	1	1	3	1	0	0	0	0	1	13	21	27.00	3.000				
	1.0	L	6	2	3	3	2	1	0	0	0	0	0	12	24	18.00	3.000				



Batter	1	2	3	4	5	6	7	8	9	AB	R	H	RBI	BB	SO	LOB	TOP										
Todd Walker, L (1,4) OBP: 0.333, SLG: 0.370 Barry Larkin, R (9, PH) OBP: 0.281, SLG: 0.346	1-1 SH2-3 G6-3 2B		0-0 G4-3		1-2 G6-3		2-2 G3		1-2 L8	4	1	1	0	0	0	0											
Aaron Boone, R (1,5) OBP: 0.292, SLG: 0.371	0-0 SH2-3		0-1		0-0 F9		1-1 P3			3	1	1	1	0	0	0											
Adam Dunn, L (1,9) OBP: 0.448, SLG: 0.529	0-0 G6-3		3-1		4-0 2B		2-3 K			3	1	1	1	1	1	0											
Juan Encarnacion, R (1,8) OBP: 0.313, SLG: 0.458	1-2 G5-3		1-3 K		0-0 2B				1-3 K	4	0	1	1	0	2	1											
Sean Casey, L (1,3) OBP: 0.364, SLG: 0.386		1-2 HR	2-2 G4-3		0-0 G4-3				0-3 K	4	1	1	1	0	1	2											
Russell Branyan, L (1,7) OBP: 0.275, SLG: 0.402 Scott Sullivan, R (6,1) Bruce Chen, L (6,1) Jason LaRue, R (9,2) OBP: 0.304, SLG: 0.307				0-0 HR		4-2 BB			1-3 K	2	1	1	1	1	1	0											
Juan Castro, R (1,6) OBP: 0.167, SLG: 0.125	0-1 G5-3		1-0 G5-3		0-3 K				0-1 G6-3	4	0	0	0	0	1	1											
Corky Miller, R (1,2) OBP: 0.354, SLG: 0.500 Reggie Taylor, L (9, PR) OBP: 0.247, SLG: 0.393 Danny Graves, R (9,1)	2-1 1B		1-3 K		0-0 L8				0-1 E3	4	0	1	0	0	1	1											
Luis Pineda, R (1,1) Austin Kearns, R (6, PH) OBP: 0.392, SLG: 0.466	0-3 K		0-1 F8		3-3 K				2-3 K	2	0	0	0	0	1	1											
Inning Stats	R: 1 E: 0 K: 0 S: 7	H: 1 LOB: 0 BB: 0 P: 9	R: 1 E: 0 K: 2 S: 14	H: 2 LOB: 1 BB: 0 P: 18	R: 1 E: 0 K: 1 S: 12	H: 2 LOB: 1 BB: 0 P: 18	R: 1 E: 0 K: 1 S: 8	H: 1 LOB: 0 BB: 0 P: 10	R: 1 E: 0 K: 0 S: 6	H: 1 LOB: 1 BB: 1 P: 11	R: 0 E: 0 K: 2 S: 14	H: 0 LOB: 0 BB: 0 P: 21	R: 0 E: 0 K: 1 S: 8	H: 0 LOB: 0 BB: 0 P: 13	R: 0 E: 0 K: 3 S: 12	H: 0 LOB: 0 BB: 0 P: 14	R: 0 E: 0 K: 1 S: 11	H: 0 LOB: 1 BB: 0 P: 14	1B: 2 2B: 2 3B: 0 HR: 3	SF: 0 SAC: 1 DP: 0 HBP: 0	WP: 0 PB: 0 SB: 0 CS: 0	PA: 37					
PITCHER	IP	WLS	BF	H	R	ER	SO	BB	IBB	HBP	BLK	WP	HR	S	P	ERA	WHIP										
Matt Clement, R (1,1) ERA: 3.82	5.0	L	23	7	5	5	4	1	0	0	0	0	3	47	66	9.00	1.600										
Juan Cruz, R (6,1) ERA: 4.25	1.0		4	0	0	0	2	1	0	0	0	0	0	14	21	0.00	1.000										
Joe Borowski, R (7,1) ERA: 3.12	2.0		6	0	0	0	4	0	0	0	0	0	0	20	27	0.00	0.000										
38 Carlos Zambrano, R (9,1) ERA: 4.05	0.2		3	0	0	0	1	0	0	0	0	0	0	8	10	0.00	0.000										
Jeff Fassero, L (9,1) ERA: 5.87	0.1		1	0	0	0	0	0	0	0	0	0	0	3	4	0.00	0.000										

Cincinnati Reds @ Chicago Cubs
Wrigley Field, Chicago, IL
Tue Jun 25 2002, 1:20 PM CDT
Att: 29,628 - Cloudy - 79 F

AB	34
R	5
H	7
RBI	5
BB	2
SO	11
LOB	9



Batter	1	2	3	4	5	6	7	8	9	AB	R	H	RBI	BB	SO	LOB	BOTTOM										
Corey Patterson, L (1,8) OBP: 0.327, SLG: 0.428	3-3 K		2-2 G1-3		2-2 WP 1B		1-3 K		2-0 F8	5	0	1	0	0	2	3											
Delino DeShields, L (1,4) OBP: 0.277, SLG: 0.323	0-1 G3		4-1 1B BB		1-3 K		0-0 G4-3		2-2 G5-3	4	0	0	0	1	1	4											
Sammy Sosa, R (1,9) OBP: 0.426, SLG: 0.665	2-3 K		1-0 1B		3-1 F8		1-3 K		1-2 L9	5	0	1	0	0	2	2											
Moises Alou, R (1,7) OBP: 0.288, SLG: 0.318		4-0 SH3-4 BB BB	3-2 F7		2-0 G6-3		0-1 G4-3		0-0 FC5-4 1B	4	0	1	0	1	0	4											
Alex Gonzalez, R (1,6) OBP: 0.300, SLG: 0.422		4-1 SH3-4 BB		2-0 F9		4-2 HR BB		4-0 FC5-4 BB	2	1	0	0	3	0	1												
Chris Stynes, R (1,5) OBP: 0.345, SLG: 0.415		0-1 SH3-4		3-2 1B		2-1 HR		0-1 FC5-4	3	1	2	2	0	0	1												
Mark Bellhorn, S (1,3) OBP: 0.348, SLG: 0.470		4-2 G3-6-1 BB		2-3 K		3-3 K		1-2 F9	3	0	0	0	1	2	1												
Joe Girardi, R (1,2) OBP: 0.264, SLG: 0.285		0-0 G3-6-1		0-0 L9		3-2 2B 1B		0-1 F3	4	0	1	0	0	0	4												
Matt Clement, R (1,1) Darrin LeFevre, R (5, PH) Juan Cruz, R (6,1) Roosevelt Brown, L (6, PH) Joe Borowski, R (7,1) Angel Echevarria, R (8, PH) 38 Carlos Zambrano, S (9,1) Jeff Fassero, L (9,1)			1-3 K		4-0 WP 1B BB		1-1 2B		0-1 1B	1	0	0	0	0	1	0											
Inning Stats	R: 0 E: 0 K: 2 S: 8	H: 0 LOB: 0 BB: 0 P: 13	R: 0 E: 0 K: 0 S: 8	H: 0 LOB: 2 BB: 3 P: 20	R: 0 E: 0 K: 1 S: 14	H: 1 LOB: 2 BB: 1 P: 25	R: 0 E: 0 K: 1 S: 10	H: 1 LOB: 1 BB: 0 P: 17	R: 0 E: 0 K: 1 S: 11	H: 1 LOB: 2 BB: 1 P: 23	R: 2 E: 0 K: 2 S: 22	H: 3 LOB: 2 BB: 1 P: 36	R: 0 E: 0 K: 1 S: 7	H: 0 LOB: 1 BB: 1 P: 12	R: 0 E: 0 K: 0 S: 8	H: 1 LOB: 1 BB: 0 P: 11	R: 0 E: 0 K: 0 S: 9	H: 1 LOB: 1 BB: 0 P: 12	1B: 6 2B: 1 3B: 0 HR: 1	SF: 0 SAC: 1 DP: 1 HBP: 0	WP: 1 PB: 0 SB: 0 CS: 0	PA: 41					
PITCHER	IP	WLS	BF	H	R	ER	SO	BB	IBB	HBP	BLK	WP	HR	S	P	ERA	WHIP										
Luis Pineda, R (1,1) ERA: 2.81	5.0	W	22	3	2	2	1	1	0	0	0	0	1	16	28	54.00	9.000										
Scott Sullivan, R (6,1) ERA: 4.95	0.1		4	2	2	2	1	1	0	0	0	0	0	16	28	54.00	9.000										
Bruce Chen, L (6,1) ERA: 6.6	2.2	H	11	2	0	0	2	1	0	0	0	0	0	21	31	0.00	1.125										
Danny Graves, R (9,1) ERA: 2.72	1.0	S	4	1	0	0	0	0	0	0	0	0	0	9	12	0.00	1.000										

Cincinnati Reds @ Chicago Cubs
Wrigley Field, Chicago, IL
Tue Jun 25 2002, 1:20 PM CDT
Att: 29,628 - Cloudy - 79 F

AB	33
R	2
H	8
RBI	2
BB	7
SO	8
LOB	20



Batter	1	2	3	4	5	6	7	8	9	AB	R	H	RBI	BB	SO	LOB	TOP								
Todd Walker, L OBP: 0.334, SLG: 0.383	0-0 HR	3-1 SF7		1-1 G4-3		0-3 K		1-1 G5-4-3 1B		4	1	2	2	0	1	0	Cincinnati Reds @ Chicago Cubs Wrigley Field, Chicago, IL Wed Jun 26 2002, 1:20 PM CDT Att: 32,689 - Sunny - 82 F								
Aaron Boone, R OBP: 0.290, SLG: 0.365	0-1 F7	2-0 G4-3		3-1 CS HBP		0-2 L9		2-1 G5-4-3 1-2		4	0	0	0	0	0	3									
Adam Dunn, L OBP: 0.454, SLG: 0.549	3-2 HR		0-2 G6-3	0-1 CS	4-0 HR		0-2 G6-3 2B	1-1 G4-6-3 1B		4	2	3	1	1	0	0									
Juan Encarnacion, R OBP: 0.311, SLG: 0.465	2-3 K		0-0 HR		0-1 F7		0-0 G5-3	1-1 G4-6-3 1B		5	1	1	1	0	1	3									
Danny Graves, R								1-2		0	0	0	0	0	0	0									
Sean Casey, L OBP: 0.365, SLG: 0.402	1-1 F5		2-0 F8 2B		0-0 HR		1-1 G6-3	2-2 G4-3		5	1	2	2	0	0	1									
Austin Kearns, R OBP: 0.398, SLG: 0.481		3-2 E S SH 1B	0-0 F8		3-1 FC5 3B		4-2 BB			3	2	0	1	0	1										
John Riedling, R										0	0	0	0	0	0	0									
Jose Silva, R										0	0	0	0	0	0	0									
Russell Branyan, L OBP: 0.275, SLG: 0.402										0	0	0	0	0	0	0									
Barry Larkin, R OBP: 0.281, SLG: 0.344	1-1 F8		4-0 BB		0-0 FC5 G5-4-3		3-2 G5-3			2	0	0	1	1	0	1									
Juan Castro, R OBP: 0.158, SLG: 0.118										1	0	0	0	0	0	2									
Jason LaRue, R OBP: 0.303, SLG: 0.301	4-0 SH SF7 BB		2-3 K		3-1 G5-4-3 1-2			1-1 L7		3	1	0	0	1	1	3									
Jimmy Haynes, R OBP: 0.143, SLG: 0.179	0-0 SH				0-3 K			0-1 1B		2	0	0	1	0	2	0									
Reggie Taylor, L OBP: 0.255, SLG: 0.400	1-3 3H									1	0	1	0	0	0	0									
Inning Stats	R: 2 E: 0 K: 1 S: 14	H: 2 LOB: 0 BB: 0 P: 20	R: 2 E: 1 K: 0 S: 9	H: 1 LOB: 1 BB: 1 P: 22	R: 1 E: 0 K: 1 S: 9	H: 2 LOB: 2 BB: 1 P: 17	R: 0 E: 0 K: 1 S: 7	H: 0 LOB: 0 BB: 0 P: 11	R: 3 E: 0 K: 0 S: 7	H: 2 LOB: 1 BB: 1 P: 15	R: 0 E: 0 K: 2 S: 9	H: 0 LOB: 0 BB: 0 P: 9	R: 0 E: 0 K: 0 S: 11	H: 1 LOB: 2 BB: 1 P: 19	R: 0 E: 0 K: 0 S: 8	H: 2 LOB: 1 BB: 0 P: 12	R: 0 E: 0 K: 0 S: 7	H: 1 LOB: 0 BB: 0 P: 11	1B: 4 2B: 2 3B: 1 HR: 4	SF: 1 SAC: 1 DP: 3 HBP: 1	WP: 0 PB: 0 SB: 1 CS: 1	PA: 42			
PITCHER	IP	WLS	BF	H	R	ER	SO	BB	IBB	HBP	BLK	WP	HR	S	P	ERA	WHIP								
Jason Bere, R ERA: 5.18	2.1	L	14	5	5	3	1	1	0	0	0	0	3	28	49	11.57	2.571								
38 Carlos Zambrano, R ERA: 3.5	1.2		6	0	0	0	2	1	0	1	0	0	0	11	21	0.00	0.600								
Juan Cruz, R ERA: 4.55	2.0		9	2	3	3	2	1	0	0	0	0	1	16	24	13.50	1.500								
Jeff Fassero, L ERA: 5.51	2.0		9	3	0	0	0	1	0	0	0	0	0	19	31	0.00	2.000								
Joe Borowski, R ERA: 3.65	1.0		3	1	0	0	0	0	0	0	0	0	0	7	11	0.00	1.000								

AB	34
R	8
H	11
RBI	8
BB	4
SO	5
LOB	14



Batter	1	2	3	4	5	6	7	8	9	AB	R	H	RBI	BB	SO	LOB	BOTTOM								
Corey Patterson, L OBP: 0.321, SLG: 0.420	0-1 G4-3				1-1 G3-1	3-2 F8		1-1 E4		5	0	0	0	0	1	4	Cincinnati Reds @ Chicago Cubs Wrigley Field, Chicago, IL Wed Jun 26 2002, 1:20 PM CDT Att: 32,689 - Sunny - 82 F								
Chris Stynes, R OBP: 0.339, SLG: 0.414	2-1 F9		1-2 L4		1-2 G4-3 2B		2-2 G3	2-0 G5-3		5	0	1	0	0	0	1									
Sammy Sosa, R OBP: 0.423, SLG: 0.657	2-3 K		1-3 K		2-2 G4-3		0-0 2B	1B	2-0 L7	5	0	1	0	0	2	1									
Fred McGriff, L OBP: 0.355, SLG: 0.490		2-2 G6-3	0-1 P6		0-0 P5		3-2 2B	1-3 2B	2-0 HR	5	1	2	1	0	0	1									
Moises Alou, R OBP: 0.295, SLG: 0.325		0-1 1B 1B		3-1 2B 1B		0-0 G6-3	0-1 G5-3	3-1 G3 1B		5	2	3	0	0	0	2									
Todd Hundley, S OBP: 0.283, SLG: 0.436		3-2 1B 1B		3-3 K		0-0 HR	1-3 K	2-1 G3		5	2	2	1	0	2	4									
Bill Mueller, S OBP: 0.282, SLG: 0.320		1-2 SH5-4 1B 1-2 2H 1B		0-0 L7		2-0 PB 1B		2-3 K	0-1 1B	5	0	3	2	0	1	1									
Mark Bellhorn, S OBP: 0.362, SLG: 0.481		2-2 SH5-4 1B		1-1 2B		4-2 BB		4-0 WP E G5-3 BB	2-3 K	3	1	2	1	2	1	1									
Jason Bere, R OBP: 0.139, SLG: 0.217		0-1 SH5-4		3-2 G6-3		2-3 K		1-2 G5-3		0	0	0	0	0	0	0									
38 Carlos Zambrano, S ERA: 3.12										0	0	0	0	0	0	0									
Angel Echevarria, R OBP: 0.500, SLG: 0.500										1	0	0	0	0	0	2									
Juan Cruz, R OBP: 0.154, SLG: 0.154										0	0	0	0	0	0	0									
Roosevelt Brown, L OBP: 0.327, SLG: 0.536										1	0	0	0	0	0	0									
Jeff Fassero, L ERA: 5.51										0	0	0	0	0	0	0									
Darren Lewis, R OBP: 0.333, SLG: 0.333										1	0	0	0	0	0	1									
Joe Borowski, R ERA: 3.65										0	0	0	0	0	0	0									
Inning Stats	R: 0 E: 0 K: 1 S: 7	H: 0 LOB: 0 BB: 0 P: 11	R: 2 E: 0 K: 1 S: 20	H: 4 LOB: 2 BB: 0 P: 28	R: 0 E: 0 K: 1 S: 8	H: 0 LOB: 0 BB: 0 P: 10	R: 0 E: 0 K: 1 S: 11	H: 2 LOB: 2 BB: 0 P: 21	R: 0 E: 0 K: 0 S: 9	H: 1 LOB: 1 BB: 0 P: 13	R: 1 E: 0 K: 1 S: 13	H: 2 LOB: 2 BB: 1 P: 24	R: 0 E: 0 K: 1 S: 14	H: 2 LOB: 2 BB: 0 P: 20	R: 1 E: 1 K: 1 S: 10	H: 0 LOB: 1 BB: 1 P: 20	R: 2 E: 0 K: 1 S: 13	H: 3 LOB: 1 BB: 0 P: 24	1B: 9 2B: 3 3B: 0 HR: 2	SF: 0 SAC: 1 DP: 0 HBP: 0	WP: 1 PB: 1 SB: 0 CS: 0	PA: 44			
PITCHER	IP	WLS	BF	H	R	ER	SO	BB	IBB	HBP	BLK	WP	HR	S	P	ERA	WHIP								
Jimmy Haynes, R ERA: 4.45	6.0	W	28	8	3	3	5	1	0	0	0	0	0	68	107	4.50	1.667								
John Riedling, R ERA: 3.12	2.0		10	2	1	0	2	1	0	0	0	1	0	24	40	0.00	1.500								
Jose Silva, R ERA: 5.84	0.1		3	2	2	2	0	0	0	0	0	0	1	4	11	54.00	6.000								
Danny Graves, R ERA: 2.88	0.2	S	3	1	0	0	1	0	0	0	0	0	0	9	13	0.00	1.500								



Batter	1	2	3	4	5	6	7	8	9	10	AB	R	H	RBI	BB	SO	LOB	TOP	
Todd Walker, L OBP: 0.333, SLG: 0.381 (1, 4)	P4		1B		G4-6-3			L4		SH2-4	4	0	1	0	0	0	1		
Aaron Boone, R OBP: 0.289, SLG: 0.362 (1, 6) (10, 5)	K		G6-3					P3		F8	5	0	1	0	0	1	3		
Sean Casey, L OBP: 0.372, SLG: 0.415 (1, 3)	K				2B					1B	4	3	3	0	1	1	0		
Adam Dunn, L OBP: 0.456, SLG: 0.552 (1, 7)		G3			2B			P6		1B	4	1	2	1	1	0	1		
Russell Branyan, L OBP: 0.274, SLG: 0.397 Juan Castro, R OBP: 0.158, SLG: 0.118 (1, 5) (10, 6)	L6				2B			G6-3		F9	5	0	1	2	0	1	4		
Austin Kearns, R OBP: 0.391, SLG: 0.470 (1, 9)	G6-3				K			L9		K	4	0	0	0	0	2	3		
Reggie Taylor, L OBP: 0.255, SLG: 0.415 (1, 8)			G4-3		L9			F8		3B	4	0	1	2	0	0	1		
Corky Miller, R OBP: 0.343, SLG: 0.483 Juan Encarnacion, R OBP: 0.310, SLG: 0.463 Danny Graves, R (9, PH) (9, 1)	G2-3				F7			K		K	3	0	0	0	0	1	0		
Joey Hamilton, R OBP: 0.273, SLG: 0.381 Barry Larkin, R OBP: 0.260, SLG: 0.342 Scott Sullivan, R (8, PH) (8, 1)	1B				G4-6-3			K		SH2-4	2	0	2	0	0	0	0		
Jason LaRue, R OBP: 0.306, SLG: 0.301 (9, 2)	2B				1B					1B	0	1	0	0	1	0	0		
Inning Stats	R: 0 E: 0 K: 2 S: 9	H: 0 LOB: 0 BB: 0 P: 16	R: 0 E: 0 K: 0 S: 9	H: 0 LOB: 0 BB: 0 P: 13	R: 0 E: 0 K: 0 S: 12	H: 2 LOB: 2 BB: 0 P: 18	R: 1 E: 0 K: 2 S: 13	H: 2 LOB: 1 BB: 0 P: 16	R: 0 E: 0 K: 0 S: 8	H: 0 LOB: 0 BB: 0 P: 8	R: 0 E: 0 K: 1 S: 6	H: 0 LOB: 0 BB: 0 P: 11	R: 2 E: 0 K: 2 S: 15	H: 3 LOB: 1 BB: 0 P: 18	R: 2 E: 0 K: 0 S: 10	H: 1 LOB: 1 BB: 3 P: 22	1B: 6 2B: 4 3B: 1 HR: 0	SF: 0 SAC: 1 DP: 1 HBP: 0	WP: 0 PA: 41 PB: 0 SB: 0 CS: 0
PITCHER	IP WLS BF H R ER SO	IP WLS BF H R ER SO	IP WLS BF H R ER SO	IP WLS BF H R ER SO	IP WLS BF H R ER SO	IP WLS BF H R ER SO	IP WLS BF H R ER SO	IP WLS BF H R ER SO	IP WLS BF H R ER SO	IP WLS BF H R ER SO	IP WLS BF H R ER SO	IP WLS BF H R ER SO	IP WLS BF H R ER SO	IP WLS BF H R ER SO	IP WLS BF H R ER SO	IP WLS BF H R ER SO	ERA WHIP	ERA WHIP	
Jon Lieber, R ERA: 3.26 Antonio Alfonseca, R ERA: 2.27 Kyle Farnsworth, R ERA: 3.38 (1, 1) (9, 1) (10, 1)	8.0 1.0 1.0	31 4 6	9 1 1	3 0 2	6 0 0	0 0 2	0 0 2	0 0 0	0 0 0	0 0 0	0 0 0	0 0 0	0 0 0	0 0 0	0 0 0	0 0 0	0 0 0	3.38 0.00 18.00	1.125 1.000 3.000

Cincinnati Reds @ Chicago Cubs
Wrigley Field, Chicago, IL
Thu Jun 27 2002, 1:20 PM CDT
Att: 37,129 - Cloudy - 86 F

AB	37
R	5
H	11
RBI	5
BB	3
SO	8
LOB	14



Batter	1	2	3	4	5	6	7	8	9	10	AB	R	H	RBI	BB	SO	LOB	BOTTOM			
Corey Patterson, L OBP: 0.322, SLG: 0.421 (1, 8)	SH1-3		1B		G3			K		G4-3	4	1	1	0	1	1	1				
Chris Stynes, R OBP: 0.342, SLG: 0.410 Mark Bellhorn, S OBP: 0.358, SLG: 0.474 (7, PH) (8, 4)	SH1-3		1B		P6			G4-3		K	1	1	0	0	1	0	1				
Sammy Sosa, R OBP: 0.426, SLG: 0.667 (1, 9)	L6		1B							1B	5	2	3	2	0	0	1				
Fred McGriff, L OBP: 0.359, SLG: 0.489 Delino DeShields, L OBP: 0.277, SLG: 0.323 (1, 3) (10, PR)	BB		1B		G1-3			F8		1B	3	0	1	0	2	0	0				
Moises Alou, R OBP: 0.293, SLG: 0.319 (1, 7)	K		1B		F7			P3		F9	4	0	0	1	1	1	4				
Todd Hundley, S OBP: 0.288, SLG: 0.443 Darren Lewis, R OBP: 0.333, SLG: 0.339 (1, 2) (10, PR)	K		K		G6-3			2B		1B	5	0	2	1	0	2	3				
Alex Gonzalez, R OBP: 0.294, SLG: 0.412 (1, 6)	K		FC6-4		P3			F7		L6	5	0	0	0	0	1	6				
Bill Mueller, S OBP: 0.282, SLG: 0.314 (1, 5)	G3				L3			G1-3			3	0	0	0	1	0	0				
Jon Lieber, L OBP: 0.188, SLG: 0.188 Antonio Alfonseca, R OBP: 0.667, SLG: 0.667 Roosevelt Brown, L OBP: 0.225, SLG: 0.334 Kyle Farnsworth, R (9, PH) (10, 1)	G4-3		FC2-6		FC2-6			F7		K	3	0	0	0	0	0	1				
Inning Stats	R: 0 E: 0 K: 1 S: 13	H: 1 LOB: 2 BB: 1 P: 17	R: 0 E: 0 K: 2 S: 8	H: 0 LOB: 0 BB: 0 P: 11	R: 2 E: 0 K: 1 S: 19	H: 1 LOB: 3 BB: 4 P: 40	R: 0 E: 0 K: 0 S: 9	H: 0 LOB: 1 BB: 1 P: 16	R: 0 E: 0 K: 0 S: 6	H: 0 LOB: 0 BB: 0 P: 9	R: 0 E: 0 K: 1 S: 6	H: 0 LOB: 0 BB: 0 P: 11	R: 1 E: 0 K: 0 S: 13	H: 2 LOB: 1 BB: 0 P: 20	R: 0 E: 0 K: 1 S: 8	H: 0 LOB: 0 BB: 0 P: 11	R: 1 E: 0 K: 1 S: 12	H: 3 LOB: 2 BB: 0 P: 15	1B: 4 2B: 2 3B: 0 HR: 1	SF: 0 SAC: 1 DP: 0 HBP: 0	WP: 0 PA: 43 PB: 0 SB: 0 CS: 0
PITCHER	IP WLS BF H R ER SO	IP WLS BF H R ER SO	IP WLS BF H R ER SO	IP WLS BF H R ER SO	IP WLS BF H R ER SO	IP WLS BF H R ER SO	IP WLS BF H R ER SO	IP WLS BF H R ER SO	IP WLS BF H R ER SO	IP WLS BF H R ER SO	IP WLS BF H R ER SO	IP WLS BF H R ER SO	IP WLS BF H R ER SO	IP WLS BF H R ER SO	IP WLS BF H R ER SO	IP WLS BF H R ER SO	ERA WHIP	ERA WHIP			
Joey Hamilton, R ERA: 4.66 Scott Sullivan, R ERA: 5.04 Danny Graves, R ERA: 2.76 (1, 1) (8, 1) (9, 1)	7.0 1.0 2.0	29 5 9	2 2 3	2 1 1	5 0 2	6 0 0	6 0 0	0 1 20	11 13 26	2.57 9.00 4.50	1.143 2.000 1.500										

Cincinnati Reds @ Chicago Cubs
Wrigley Field, Chicago, IL
Thu Jun 27 2002, 1:20 PM CDT
Att: 37,129 - Cloudy - 86 F

AB	36
R	4
H	7
RBI	4
BB	6
SO	7
LOB	17



Batter	1	2	3	4	5	6	7	8	9	AB	R	H	RBI	BB	SO	LOB	TOP								
Corey Patterson, L (1, 8) OBP: 0.322, SLG: 0.425	1-1 G4-3 G5-3 HBP		1-1 P3		0-1 G4-3		0-3 K		0-0 F8	4	1	0	0	0	1	2	Chicago Cubs @ Chicago White Sox Comiskey Park, Chicago, IL Sat Jun 29 2002, 1:15 PM EDT Att: 45,942 - Sunny - 86 F								
Bill Mueller, S (1, 5) OBP: 0.304, SLG: 0.333	2-1 G4-3		0-2 1B		4-2 BB		1-2 F7		4-2 BB	3	0	1	0	2	0	1									
Sammy Sosa, R (1, 9) OBP: 0.425, SLG: 0.654	2-1 G5-3		1-2 1B		4-2 BB		1-3 K		2-3 K	4	0	1	1	1	2	3									
Fred McGriff, L (1, 3) OBP: 0.349, SLG: 0.473	3-H 2-2 G6-3		0-1 G4-3		3-2 F7				2-3 K	4	0	0	0	0	1	4									
Moises Alou, R (1, 7) OBP: 0.307, SLG: 0.370		1-1 HR		2-1 HR		1-0 1B 2B		1-0 1B		4	3	4	2	0	0	0									
Todd Hundley, S (1, 10) OBP: 0.276, SLG: 0.423		2-1 G3		1-3 K		1-1 P3		1-3 K		4	0	0	0	0	2	2									
Chris Stynes, R (1, 4) OBP: 0.333, SLG: 0.398		3-2 G6-3		0-0 G5-3		2-2 F3		0-0 F9		3	0	0	0	0	0	1									
Roosevelt Brown, L (8, PH) OBP: 0.259, SLG: 0.299										1	0	0	0	0	0	1									
Mark Bellhorn, S (8, 4) OBP: 0.361, SLG: 0.478										0	0	0	0	0	0	0									
Alex Gonzalez, R (1, 6) OBP: 0.299, SLG: 0.429										4	0	2	1	0	1	0									
Delino DeShields, L (9, PR) OBP: 0.269, SLG: 0.313										0	0	0	0	0	0	0									
Joe Girardi, R (1, 2) OBP: 0.267, SLG: 0.287			2-2 G5-3		1-2 G5-3		2-2 F8		0-1 SH3-4 2B	3	0	0	0	0	0	1									
Inning Stats	R: 1 E: 0 K: 0 S: 8	H: 0 LOB: 0 BB: 0 P: 15	R: 1 E: 0 K: 1 S: 10	H: 1 LOB: 0 BB: 0 P: 18	R: 0 E: 0 K: 0 S: 13	H: 2 LOB: 2 BB: 0 P: 17	R: 1 E: 0 K: 1 S: 7	H: 1 LOB: 0 BB: 0 P: 11	R: 0 E: 0 K: 0 S: 14	H: 0 LOB: 2 BB: 2 P: 26	R: 1 E: 0 K: 0 S: 12	H: 2 LOB: 1 BB: 0 P: 18	R: 0 E: 0 K: 2 S: 9	H: 0 LOB: 0 BB: 0 P: 11	R: 0 E: 0 K: 2 S: 9	H: 1 LOB: 1 BB: 1 P: 13	R: 0 E: 0 K: 1 S: 11	H: 1 LOB: 3 BB: 1 P: 18	1B: 4 2B: 2 3B: 0 HR: 2	SF: 0 SAC: 1 DP: 0 HBP: 1	WP: 0 PB: 0 SB: 2 CS: 0	PA: 39			
PITCHER	IP	WLS	BF	H	R	ER	SO	BB	IBB	HBP	BLK	WP	HR	S	P	ERA	WHIP								
Jon Garland, R (1, 1) ERA: 4.52	6.0	W	27	6	4	4	2	2	0	1	0	0	2	64	105	6.00	1.333								
Antonio Osuna, R (7, 1) ERA: 4.26	3.0	S	12	2	0	0	5	1	0	0	0	0	0	29	42	0.00	1.000								

Batter	1	2	3	4	5	6	7	8	9	AB	R	H	RBI	BB	SO	LOB	BOTTOM								
Kenny Lofton, L (1, 8) OBP: 0.349, SLG: 0.385	0-2 P6		1-3 K		2-3 K		3-3 K		2-1 F8	5	0	0	0	0	3	6	Chicago Cubs @ Chicago White Sox Comiskey Park, Chicago, IL Sat Jun 29 2002, 1:15 PM EDT Att: 45,942 - Sunny - 86 F								
Ray Durham, S (1, 4) OBP: 0.377, SLG: 0.357	0-0 F8		3-1 SF7 1B		4-0 HR BB		4-2 BB			2	1	1	1	2	0	0									
Frank Thomas, R (1, 10) OBP: 0.345, SLG: 0.464	1-1 G5-3		3-1 SF7 1B		3-2 HR BB		2-1 P4			3	1	1	3	0	0	2									
Magglio Ordonez, R (1, 9) OBP: 0.372, SLG: 0.541		1-1 F3		2-1 G1-3		1-2 E6 14 CS		3-2 14 G4-3 2B		4	0	1	0	0	0	1									
14 Paul Konerko, R (1, 3) OBP: 0.385, SLG: 0.591		0-0 F7			1-2 BB 2B		3-2 F7		2-0 G4-3	4	0	1	0	0	0	2									
Jose Valentin, S (1, 5) OBP: 0.305, SLG: 0.439		4-2 BB		2-3 K		2-3 K		4-2 L5-3 BB		2	0	0	0	2	2	1									
Carlos Lee, R (1, 7) OBP: 0.329, SLG: 0.472		1-0 P6			4-0 BB BB		3-1 HR		2-2 L5-3	3	1	1	1	1	0	3									
Aaron Rowand, R (8, 7) OBP: 0.228, SLG: 0.346										0	0	0	0	0	0	0									
Josh Paul, R (1, 2) OBP: 0.583, SLG: 0.550			2-2 1B 1B		4-2 BB		1-1 SH1-4 HBP		2-2 F8	2	1	1	0	1	0	0									
Royce Clayton, R (1, 6) OBP: 0.269, SLG: 0.358			1-2 1B SF7 1B		1-3 K		1-0 SH1-4		1-2 G4-3	3	1	1	0	0	1	3									
Inning Stats	R: 0 E: 0 K: 0 S: 6	H: 0 LOB: 0 BB: 0 P: 7	R: 0 E: 0 K: 0 S: 8	H: 0 LOB: 1 BB: 1 P: 14	R: 2 E: 0 K: 1 S: 18	H: 3 LOB: 1 BB: 0 P: 30	R: 0 E: 0 K: 3 S: 18	H: 1 LOB: 3 BB: 2 P: 32	R: 2 E: 1 K: 1 S: 15	H: 1 LOB: 2 BB: 1 P: 28	R: 1 E: 0 K: 0 S: 11	H: 1 LOB: 1 BB: 1 P: 25	R: 0 E: 0 K: 0 S: 11	H: 1 LOB: 1 BB: 1 P: 22	R: 0 E: 0 K: 0 S: 9	H: 0 LOB: 0 BB: 0 P: 14	1B: 3 2B: 3 3B: 0 HR: 2	SF: 1 SAC: 1 DP: 1 HBP: 1	WP: 0 PB: 0 SB: 0 CS: 1	PA: 37					
PITCHER	IP	WLS	BF	H	R	ER	SO	BB	IBB	HBP	BLK	WP	HR	S	P	ERA	WHIP								
22 Mark Prior, R (1, 1) ERA: 4.17	5.0	L	24	5	4	4	5	4	0	0	0	0	1	65	111	7.20	1.800								
Juan Cruz, R (6, 1) ERA: 4.46	3.0	L	13	2	1	1	1	2	0	1	0	0	1	31	61	3.00	1.333								

AB	34
R	4
H	8
RBI	4
BB	3
SO	7
LOB	15



AB	28
R	5
H	7
RBI	5
BB	6
SO	6
LOB	18



Batter	1	2	3	4	5	6	7	8	9	AB	R	H	RBI	BB	SO	LOB	TOP				
Corey Patterson, L OBP: 0.321, SLG: 0.426 (1, 8)	K		SH3	G3		HR		G3-1		4	1	1	2	0	1	2					
Mark Bellhorn, S OBP: 0.388, SLG: 0.521 (1, 5)	F8		1B		P4	HR			HR	4	3	2	3	1	0	0					
Sammy Sosa, R OBP: 0.425, SLG: 0.649 Darren Lewis, R OBP: 0.333, SLG: 0.339 (1, 9) (9, 9)	1B		1B		P4	G6-3		G5-3		5	0	2	1	0	0	0					
Fred McGriff, L OBP: 0.350, SLG: 0.471 (1, 10)	K		FC5-4		K		FC6-4	F8		5	0	2	2	0	2	1					
Moises Alou, R OBP: 0.309, SLG: 0.368 (1, 7)		G1-6-3	F3		F9	FC6-4		BB	BB	4	0	1	0	1	0	3					
Alex Gonzalez, R OBP: 0.301, SLG: 0.425 (1, 6)	G1-6-3		FC5-4		BB	G6-4-3		BB	BB	4	1	1	0	1	0	4					
Todd Hundley, S OBP: 0.289, SLG: 0.421 (1, 2)	G6-3			K		2B		1B	BB	3	1	1	0	2	1	0					
Angel Echevarria, R OBP: 0.375, SLG: 0.571 (1, 3)			SH3	G1-3		2B		K	K	5	2	2	1	0	2	4					
Chris Stynes, R OBP: 0.339, SLG: 0.390 (1, 4)			1B		F7			K		2	1	0	0	2	1	3					
Inning Stats	R: 0 E: 0 K: 2 S: 9	H: 1 LOB: 1 BB: 0 P: 12	R: 0 E: 0 K: 0 S: 7	H: 1 LOB: 0 BB: 0 P: 9	R: 3 E: 0 K: 0 S: 14	H: 3 LOB: 2 BB: 2 P: 25	R: 0 E: 0 K: 1 S: 8	H: 0 LOB: 1 BB: 1 P: 16	R: 0 E: 0 K: 1 S: 10	H: 0 LOB: 0 BB: 0 P: 12	R: 5 E: 0 K: 0 S: 12	H: 4 LOB: 0 BB: 1 P: 19	R: 0 E: 0 K: 2 S: 9	H: 1 LOB: 1 BB: 0 P: 16	R: 1 E: 0 K: 1 S: 15	H: 1 LOB: 3 BB: 3 P: 33	1B: 8 2B: 2 3B: 0 HR: 2	SF: 0 SAC: 1 DP: 2 HBP: 0	WP: 0 PB: 0 SB: 0 CS: 0	PA: 44	
PITCHER	IP	WLS	BF	H	R	ER	SO	BB	IBB	HBP	BLK	WP	HR	S	P	ERA	WHIP				
56 Mark Buehrle, L ERA: 3.62	5.2	L	29	9	8	8	4	4	0	0	0	0	1	59	91	12.71	2.294				
Rocky Biddle, R ERA: 4.3	3.0		14	3	1	1	2	3	0	0	0	0	1	29	59	3.00	2.000				
Keith Foulke, R ERA: 4.26	0.1		1	0	0	0	1	0	0	0	0	0	0	3	3	0.00	0.000				

Chicago Cubs @ Chicago White Sox
Comiskey Park, Chicago, IL
Sun Jun 30 2002, 2:05 PM EDT
Att: 45,351 - Sunny - 91 F



Batter	1	2	3	4	5	6	7	8	9	AB	R	H	RBI	BB	SO	LOB	BOTTOM					
Kenny Lofton, L OBP: 0.348, SLG: 0.383 (1, 8)	G4-6-3			K		B1-3		F7		4	0	1	0	0	1	1						
Ray Durham, S OBP: 0.379, SLG: 0.363 (1, 4)	G4-6-3			1B		F9			2B	4	1	2	0	0	0	1						
Frank Thomas, R OBP: 0.343, SLG: 0.459 (1, 10)	K			K					2B	3	1	0	0	1	3	1						
Magglio Ordonez, R OBP: 0.373, SLG: 0.544 (1, 9)		K		K				1B	2B	4	0	2	1	0	2	1						
14 Paul Konerko, R OBP: 0.380, SLG: 0.583 (1, 3)	G6-3				G5-3		P4		K	4	0	0	0	0	1	3						
Jose Valentin, S OBP: 0.301, SLG: 0.434 (1, 5)	K			K					SF8	3	0	0	1	0	3	1						
Carlos Lee, R OBP: 0.331, SLG: 0.474 (1, 7)				K				BB	K	3	0	1	0	1	2	1						
Mark Johnson, L OBP: 0.294, SLG: 0.276 (1, 2)				F8		G3			K	3	0	0	0	0	1	2						
Royce Clayton, R OBP: 0.266, SLG: 0.354 (1, 6)				G4-3		G6-3			K	3	0	0	0	0	1	1						
Inning Stats	R: 0 E: 0 K: 1 S: 6	H: 1 LOB: 0 BB: 0 P: 10	R: 0 E: 0 K: 2 S: 8	H: 0 LOB: 0 BB: 0 P: 14	R: 0 E: 0 K: 1 S: 6	H: 0 LOB: 0 BB: 0 P: 8	R: 0 E: 0 K: 3 S: 14	H: 1 LOB: 1 BB: 0 P: 20	R: 0 E: 0 K: 1 S: 10	H: 1 LOB: 1 BB: 0 P: 17	R: 0 E: 0 K: 0 S: 5	H: 0 LOB: 0 BB: 0 P: 6	R: 0 E: 0 K: 2 S: 12	H: 1 LOB: 1 BB: 0 P: 15	R: 0 E: 0 K: 2 S: 8	H: 0 LOB: 1 BB: 1 P: 12	R: 2 E: 0 K: 2 S: 11	H: 2 LOB: 1 BB: 1 P: 17	1B: 3 2B: 3 3B: 0 HR: 0	SF: 1 SAC: 0 DP: 1 HBP: 0	WP: 0 PB: 0 SB: 0 CS: 0	PA: 34
PITCHER	IP	WLS	BF	H	R	ER	SO	BB	IBB	HBP	BLK	WP	HR	S	P	ERA	WHIP					
Matt Clement, R ERA: 3.7	8.0	W	31	6	2	2	12	2	0	0	0	0	0	71	109	2.25	1.000					
Antonio Alfonseca, R ERA: 2.5	1.0		3	0	0	0	2	0	0	0	0	0	0	9	10	0.00	0.000					

Chicago Cubs @ Chicago White Sox
Comiskey Park, Chicago, IL
Sun Jun 30 2002, 2:05 PM EDT
Att: 45,351 - Sunny - 91 F



Batter	1	2	3	4	5	6	7	8	9	AB	R	H	RBI	BB	SO	LOB	TOP				
Darren Lewis, R OBP: 0.329, SLG: 0.323 (1, 8)			B3-1			K		F9 1B BB		3	0	0	0	1	2	0					
Mark Bellhorn, S OBP: 0.371, SLG: 0.517 (1, 4)			G5-3			K		1B		3	0	1	0	1	1	0					
Sammy Sosa, R Francis Beltran, R Kyle Farnsworth, R (1, 9) (8, 1) (8, 1)			G3					F3		3	0	0	0	1	1	3					
Fred McGriff, L OBP: 0.346, SLG: 0.465 (1, 3)					L7			F9		4	0	0	0	0	1	3					
Moises Alou, R OBP: 0.308, SLG: 0.370 (1, 7)		BB SF7			F2			F8		4	1	1	0	0	1	2					
Alex Gonzalez, R OBP: 0.300, SLG: 0.420 (1, 6)					K			F8		3	0	0	0	1	1	0					
Bill Mueller, S OBP: 0.314, SLG: 0.339 (1, 5)						K		F8		3	0	2	0	1	1	0					
Joe Girardi, R OBP: 0.266, SLG: 0.295 (1, 2)		SF7			G5-3			FC5-4		3	0	1	1	0	0	1					
3B Carlos Zambrano, S Jeff Fassero, L Joe Borowski, R Corey Patterson, L (1, 1) (5, 1) (6, 1) (8, 8)		G2-3			K			F9		2	0	0	0	0	1	2					
Inning Stats	R: 0 E: 0 K: 2 S: 8	H: 0 LOB: 1 BB: 1 P: 17	R: 1 E: 0 K: 1 S: 17	H: 1 LOB: 2 BB: 2 P: 30	R: 0 E: 0 K: 0 S: 7	H: 0 LOB: 0 BB: 0 P: 11	R: 0 E: 0 K: 1 S: 8	H: 0 LOB: 0 BB: 0 P: 10	R: 0 E: 0 K: 1 S: 7	H: 0 LOB: 0 BB: 0 P: 12	R: 0 E: 0 K: 2 S: 10	H: 2 LOB: 2 BB: 1 P: 16	R: 0 E: 0 K: 1 S: 14	H: 1 LOB: 2 BB: 1 P: 27	R: 0 E: 0 K: 0 S: 9	H: 1 LOB: 1 BB: 0 P: 16	1B: 3 2B: 3 3B: 0 HR: 0	SF: 1 SAC: 0 DP: 1 HBP: 0	WP: 0 PB: 0 SB: 0 CS: 1	PA: 36	
PITCHER	IP	WLS	BF	H	R	ER	SO	BB	IBB	HBP	BLK	WP	HR	S	P	ERA	WHIP				
Michael Tejera, L ERA: 2.93 (1, 1)	7.0	W	27	3	1	1	9	4	0	0	0	0	0	69	114	1.29	1.000				
Kevin Olsen, R ERA: 4.53 (8, 1)	1.0		5	1	0	0	1	1	0	0	0	0	0	14	27	0.00	2.000				
46 Oswaldo Mairena, L ERA: 3.86 (9, 1)	1.0		4	1	0	0	0	0	0	0	0	0	0	9	16	0.00	1.000				

Chicago Cubs @ Florida Marlins
Pro Player Stadium, Miami, FL
Mon Jul 01 2002, 7:05 PM EDT
Att: 7,412 - Cloudy - 76 F

AB	30
R	1
H	5
RBI	1
BB	5
SO	10
LOB	14



Batter	1	2	3	4	5	6	7	8	9	AB	R	H	RBI	BB	SO	LOB	BOTTOM				
Luis Castillo, S 46 Oswaldo Mairena, L (1, 4) (9, 1)		BB						F8		5	1	3	2	1	1	4					
Andy Fox, L OBP: 0.305, SLG: 0.318 (1, 6)	F8	L6			G3			P5		5	0	1	0	0	0	5					
Mike Lowell, R OBP: 0.376, SLG: 0.538 (1, 5)			G4-6-3		F8		FC5-4			5	1	2	0	0	1	3					
Cliff Floyd, L Kevin Olsen, R Homer Bush, R (1, 9) (8, 1) (8, PH) (9, 4)	G4-3		G4-6-3		E		F8	BB BB		2	1	0	0	2	0	2					
Derrek Lee, R OBP: 0.345, SLG: 0.515 (1, 3)		G3	SF8		E6		1B	K		4	2	1	0	1	1	3					
Eric Owens, R OBP: 0.353, SLG: 0.396 (1, 8) (8, 9)	G3	G3	G4-3		1B		P4	BB BB		4	1	1	1	1	0	4					
Kevin Millar, R OBP: 0.340, SLG: 0.439 (1, 7)	1B	HBP			K		2B	BB		3	2	2	1	1	1	0					
Charles Johnson, R OBP: 0.329, SLG: 0.366 (1, 2)	SF8				F8		G6-3			3	1	1	3	1	0	2					
Michael Tejera, L Pablo Ozuna, R OBP: 0.286, SLG: 0.500 OBP: 0.333, SLG: 0.333 (1, 1) (7, PH) (8, 8)	1B	1B			G6-3			F8		3	1	2	2	0	0	0					
Inning Stats	R: 0 E: 0 K: 1 S: 7	H: 0 LOB: 1 BB: 1 P: 13	R: 2 E: 0 K: 0 S: 12	H: 3 LOB: 2 BB: 0 P: 21	R: 0 E: 0 K: 0 S: 10	H: 1 LOB: 1 BB: 1 P: 17	R: 0 E: 0 K: 1 S: 8	H: 0 LOB: 0 BB: 0 P: 12	R: 7 E: 1 K: 0 S: 22	H: 7 LOB: 2 BB: 1 P: 39	R: 1 E: 0 K: 0 S: 9	H: 2 LOB: 2 BB: 1 P: 19	R: 0 E: 0 K: 1 S: 16	H: 1 LOB: 1 BB: 0 P: 23	R: 1 E: 0 K: 1 S: 19	H: 1 LOB: 3 BB: 3 P: 36	1B: 12 2B: 3 3B: 0 HR: 0	SF: 1 SAC: 0 DP: 1 HBP: 1	WP: 0 PB: 0 SB: 0 CS: 0	PA: 46	
PITCHER	IP	WLS	BF	H	R	ER	SO	BB	IBB	HBP	BLK	WP	HR	S	P	ERA	WHIP				
38 Carlos Zambrano, R ERA: 3.6 (1, 1)	4.2	L	24	6	6	3	2	0	0	0	0	0	0	12	17	54.00	15.000				
Jeff Fassero, L ERA: 6.82 (5, 1)	0.1		5	5	3	2	0	0	0	0	0	0	0	12	17	54.00	15.000				
Joe Borowski, R ERA: 3.45 (6, 1)	2.0		10	3	1	1	1	1	0	0	0	0	0	25	42	4.50	2.000				
Francis Beltran, R ERA: 9.0 (8, 1)	0.2		6	1	1	1	1	3	0	0	0	0	0	16	33	13.50	6.000				
Kyle Farnsworth, R ERA: 5.11 (8, 1)	0.1		1	0	0	0	0	0	0	0	0	0	0	3	3	0.00	0.000				

Chicago Cubs @ Florida Marlins
Pro Player Stadium, Miami, FL
Mon Jul 01 2002, 7:05 PM EDT
Att: 7,412 - Cloudy - 76 F

AB	37
R	11
H	15
RBI	9
BB	7
SO	4
LOB	26



Batter	1	2	3	4	5	6	7	8	9	AB	R	H	RBI	BB	SO	LOB	TOP					
Corey Patterson, L (1.8) OBP: 0.315, SLG: 0.418	1-1 F8		1-0 F2		0-2 G4-3	0-0 G6-3		2-2 L8		5	0	0	0	0	0	2						
Mark Bellhorn, S (1.4) OBP: 0.378, SLG: 0.523	2-1 G4-3		1-0 1B		1-0 HR	3-3 K			4-2 BB 1B	4	2	2	0	1	1	0						
Sammy Sosa, R (1.9) OBP: 0.422, SLG: 0.648	3-2 F9		1-3 K		3-0 HR	1-3 K			4-1 1B SF8 BB	4	2	1	2	1	2	2						
Fred McGriff, L (1.3) OBP: 0.353, SLG: 0.477		1-1 L8		1-0 HR	4-0 1B 2B		4-1 G5-4-3 BB		2-1 BB 1B	3	2	2	2	2	0	0						
Moises Alou, R (1.7) OBP: 0.308, SLG: 0.370		3-2 L9		2-1 L9	3-1 2B		2-2 G5-4-3		2-2 SF8	3	0	1	0	0	0	0						
Angel Echevarria, R (6.7) OBP: 0.333, SLG: 0.500					1-2 1B		1-2 1B			1	0	0	0	0	0	1						
Tom Gordon, R (8.1) OBP: 0.267, SLG: 0.313										0	0	0	0	0	0	0						
Delino DeShields, L (8. PH) OBP: 0.267, SLG: 0.313										0	0	0	1	0	0	0						
Todd Hundley, S (1.2) OBP: 0.286, SLG: 0.412		3-1 FC6-4 1B		0-2 E3 2B 1B	1-3 K		1-3 K		3-3 K	5	1	1	0	0	3	3						
Alex Gonzalez, R (1.6) OBP: 0.306, SLG: 0.430		1-1 FC6-4		0-0 1B	1-1 2B		2-2 G6-3		4-0 1B BB	4	0	2	1	1	0	1						
Bill Mueller, S (1.5) OBP: 0.316, SLG: 0.337			2-3 K	3-2 G3-6-1 1B	4-0 FC6-4 IBB		0-0 G6-3		1-0 G3-1	4	0	1	1	1	1	2						
Jon Lieber, L (1.1) OBP: 0.200, SLG: 0.176			4-2 1B	1-0 G3-6-1	0-2 FC6-4		1-2 1B			2	0	0	0	1	0	5						
Juan Cruz, R (6.1) OBP: 0.154, SLG: 0.154				1-2 1B	1-2 1B					0	0	0	0	0	0	0						
Roosevelt Brown, L (6. PH) OBP: 0.266, SLG: 0.306										1	0	1	0	0	0	0						
Inning Stats	R: 0 E: 0 K: 0 S: 7	H: 0 LOB: 0 BB: 0 P: 13	R: 0 E: 0 K: 0 S: 9	H: 1 LOB: 1 BB: 0 P: 17	R: 0 E: 0 K: 2 S: 11	H: 1 LOB: 2 BB: 1 P: 20	R: 2 E: 1 K: 0 S: 11	H: 3 LOB: 1 BB: 0 P: 18	R: 3 E: 0 K: 1 S: 15	H: 4 LOB: 3 BB: 2 P: 32	R: 0 E: 0 K: 2 S: 8	H: 0 LOB: 0 BB: 0 P: 12	R: 0 E: 1 K: 1 S: 10	H: 0 LOB: 0 BB: 1 P: 17	R: 0 E: 0 K: 0 S: 11	H: 1 LOB: 1 BB: 0 P: 16	R: 2 E: 0 K: 1 S: 12	H: 1 LOB: 2 BB: 3 P: 30	1B: 6 2B: 3 3B: 0 HR: 2	SF: 1 SAC: 0 DP: 2 HBP: 0	WP: 0 PB: 0 SB: 0 CS: 0	PA: 44
PITCHER	IP	WLS	BF	H	R	ER	SO	BB	IBB	HBP	BLK	WP	HR	S	P	ERA	WHIP					
Brad Penny, R (1.1) ERA: 5.09	4.1		23	8	5	4	2	2	0	0	0	0	2	45	86	8.31	2.308					
Blaine Neal, R (5.1) ERA: 1.74	1.2	W	7	1	0	0	3	0	1	0	0	0	0	16	26	0.00	0.600					
Armando Almanza, L (7.1) ERA: 2.6	1.0	H	3	0	0	0	1	1	0	0	0	0	0	16	17	0.00	1.000					
Braden Looper, R (8.1) ERA: 4.12	1.0		4	1	0	0	0	0	0	0	0	0	0	11	16	0.00	1.000					
Vladimir Nunez, R (9.1) ERA: 3.59	1.0		7	1	2	2	1	3	0	0	0	0	0	12	30	18.00	4.000					

Chicago Cubs @ Florida Marlins
Pro Player Stadium, Miami, FL
Tue Jul 02 2002, 7:05 PM EDT
Att: 9,669 - Cloudy - 82 F

AB 36
R 7
H 11
RBI 7
BB 7
SO 7
LOB 16



Batter	1	2	3	4	5	6	7	8	9	AB	R	H	RBI	BB	SO	LOB	BOTTOM					
Luis Castillo, S (1.4) OBP: 0.393, SLG: 0.392	0-1 1B E		1-0 G6-3		1-0 SF7		3-2 E S SF8 1B	0-3 K		4	2	2	1	0	1	2						
Andy Fox, L (1.6) OBP: 0.312, SLG: 0.318	0-1 1B E		0-2 P4		2-3 K		4-2 S S 1B BB			3	2	1	0	1	1	1						
Mike Lowell, R (1.5) OBP: 0.375, SLG: 0.545	0-2 1B E6		1-1 HR		0-0 F7		0-0 SF8			3	1	1	3	0	0	1						
Cliff Floyd, L (1.9) OBP: 0.422, SLG: 0.550	0-0 CS 1B		0-0 FC4-6 1B		1-0 HR		3-3 S 1B IBB			3	2	3	2	1	0	0						
Derrek Lee, R (1.3) OBP: 0.344, SLG: 0.511	1-3 K		2-1 L8		3-3 K		1-2 1B			4	0	1	2	0	2	2						
Eric Owens, R (1.8) OBP: 0.351, SLG: 0.393		1-1 2B 1B	2-0 FC4-6		1-1 G4-3		1-2 E1 CS			4	1	1	0	0	0	1						
Kevin Millar, R (1.7) OBP: 0.343, SLG: 0.446		0-2 F9		2-1 1B SF7 2B		2-2 G1-3	1-0 CS	0-2 1B		4	1	2	0	0	0	1						
Charles Johnson, R (1.2) OBP: 0.327, SLG: 0.363		1-3 K		0-0 1B		2-1 G1-3		1-3 K		4	0	1	0	0	2	2						
Brad Penny, R (1.1) ERA: 3.52		0-0 1B		0-0 F2		2-2 L8		3-1 F7		2	0	1	1	0	0	2						
Pablo Ozuna, R (5. PH) OBP: 0.354, SLG: 0.300										0	0	0	0	0	0	0						
Armando Almanza, L (7.1) ERA: 2.6										0	0	0	0	0	0	0						
Braden Looper, R (8.1) ERA: 4.12										0	0	0	0	0	0	0						
Tim Raines, S (8. PH) OBP: 0.354, SLG: 0.300										0	0	0	0	0	0	1						
Vladimir Nunez, R (9.1) ERA: 3.59										0	0	0	0	0	0	0						
Inning Stats	R: 2 E: 1 K: 1 S: 11	H: 3 LOB: 1 BB: 0 P: 12	R: 1 E: 0 K: 1 S: 10	H: 2 LOB: 0 BB: 0 P: 13	R: 1 E: 0 K: 0 S: 9	H: 2 LOB: 1 BB: 0 P: 14	R: 1 E: 0 K: 1 S: 11	H: 2 LOB: 1 BB: 0 P: 16	R: 1 E: 0 K: 1 S: 8	H: 1 LOB: 0 BB: 0 P: 13	R: 0 E: 0 K: 0 S: 10	H: 0 LOB: 0 BB: 2 P: 16	R: 3 E: 1 K: 0 S: 13	H: 2 LOB: 0 BB: 2 P: 26	R: 0 E: 0 K: 2 S: 13	H: 1 LOB: 1 BB: 0 P: 17	1B: 9 2B: 3 3B: 0 HR: 2	SF: 2 SAC: 0 DP: 1 HBP: 0	WP: 0 PB: 0 SB: 4 CS: 2	PA: 38		
PITCHER	IP	WLS	BF	H	R	ER	SO	BB	IBB	HBP	BLK	WP	HR	S	P	ERA	WHIP					
Jon Lieber, L (1.1) ERA: 3.52	5.0	L	24	10	6	5	4	0	0	0	0	0	2	49	68	9.00	2.000					
Juan Cruz, R (6.1) ERA: 4.75	2.0		9	2	3	3	0	1	1	0	0	0	0	23	42	13.50	1.500					
Tom Gordon, R (8.1) ERA: 1.74	1.0		4	1	0	0	2	0	0	0	0	0	0	13	17	0.00	1.000					

Chicago Cubs @ Florida Marlins
Pro Player Stadium, Miami, FL
Tue Jul 02 2002, 7:05 PM EDT
Att: 9,669 - Cloudy - 82 F

AB 33
R 9
H 13
RBI 9
BB 2
SO 6
LOB 13



Batter	1	2	3	4	5	6	7	8	9	AB	R	H	RBI	BB	SO	LOB	TOP					
Corey Patterson, L (1, 8) OBP: 0.316, SLG: 0.417	G3-1		SH5-4 1B		BB 1B		K		F2	5	1	2	0	0	1	1						
Bill Mueller, S (1, 5) OBP: 0.320, SLG: 0.353	F7		SH5-4		BB 1B		K		2B 3B	4	1	2	1	0	1	0						
Sammy Sosa, R (1, 9) OBP: 0.419, SLG: 0.646	F8		SF8				G6-3		2B	4	0	1	2	0	1	2						
Fred McGriff, L (1, 3) OBP: 0.356, SLG: 0.486		1B BB			BB BB				F8	3	1	1	1	2	1	2						
Roosevelt Brown, L (1, 7) OBP: 0.277, SLG: 0.310	F9				BB 1B				CS BB	2	0	1	1	1	0	1						
Darren Lewis, R (7, 7) OBP: 0.338, SLG: 0.323					BB 1B					0	0	0	0	1	0	0						
Alex Gonzalez, R (1, 6) OBP: 0.305, SLG: 0.427		G4-6-3 1B			F8		F8-6		K	4	0	1	0	0	1	5						
Todd Hundley, S (1, 2) OBP: 0.287, SLG: 0.333	G4-6-3				F9		G4-3		K	4	0	0	0	0	1	4						
Joe Girardi, R (8, 2) OBP: 0.266, SLG: 0.295										0	0	0	0	0	0	0						
Mark Bellhorn, S (1, 4) OBP: 0.386, SLG: 0.546			34 1B 3B		BB		K		SH1-4 3B 2B	3	2	2	0	1	1	0						
34 Kerry Wood, R (1, 1) OBP: 0.194, SLG: 0.171							G6-3		SH1-4	3	1	1	1	0	1	2						
Kyle Farnsworth, R (7, 1) OBP: 0.287, SLG: 0.313			SH5-4 1B							0	0	0	0	0	0	0						
Delino DeShields, L (9, PH) OBP: 0.667, SLG: 0.667			SF8 1B							0	0	0	0	0	0	0						
Antonio Alfonseca, R (9, 1) OBP: 0.667, SLG: 0.667										0	0	0	0	0	0	0						
Inning Stats	R: 0 E: 0 K: 0 S: 4	H: 0 LOB: 0 BB: 0 P: 7	R: 0 E: 0 K: 0 S: 8	H: 1 LOB: 1 BB: 1 P: 17	R: 2 E: 0 K: 1 S: 13	H: 3 LOB: 0 BB: 0 P: 23	R: 0 E: 0 K: 1 S: 10	H: 1 LOB: 2 BB: 1 P: 16	R: 1 E: 0 K: 1 S: 18	H: 2 LOB: 0 BB: 2 P: 28	R: 0 E: 0 K: 2 S: 9	H: 0 LOB: 0 BB: 0 P: 15	R: 0 E: 0 K: 2 S: 9	H: 0 LOB: 1 BB: 1 P: 9	R: 1 E: 0 K: 2 S: 10	H: 1 LOB: 1 BB: 1 P: 16	R: 2 E: 0 K: 0 S: 9	H: 3 LOB: 1 BB: 0 P: 11	1B: 6 2B: 4 3B: 2 HR: 1	SF: 1 SAC: 2 DP: 3 HBP: 0	WP: 0 PB: 0 SB: 0 CS: 1	PA: 40
PITCHER	IP	WLS	BF	H	R	ER	SO	BB	IBB	HBP	BLK	WP	HR	S	P	ERA	WHIP					
Ryan Dempster, R (1, 1) ERA: 4.79	6.0	L	27	7	3	3	4	4	0	0	0	0	0	62	106	4.50	1.833					
Vic Darenbourg, L (7, 1) ERA: 4.22	1.0		4	1	1	1	2	0	0	0	0	0	1	12	13	9.00	1.000					
Blaine Neal, R (8, 1) ERA: 2.38	1.0		4	1	1	1	2	1	0	0	0	0	0	10	16	9.00	2.000					
46 Oswaldo Mairesna, L (9, 1) ERA: 4.12	1.0		5	2	1	1	0	0	0	0	0	0	0	6	7	9.00	2.000					

Chicago Cubs @ Florida Marlins
Pro Player Stadium, Miami, FL
Wed Jul 03 2002, 7:05 PM EDT
Att: 11,785 - Cloudy - 76 F

AB 32
R 6
H 11
RBI 6
BB 5
SO 8
LOB 17



Batter	1	2	3	4	5	6	7	8	9	AB	R	H	RBI	BB	SO	LOB	BOTTOM					
Luis Castillo, S (1, 4) OBP: 0.390, SLG: 0.387	L7		1B HBP WP BB		G4-3		L7		F7	4	1	0	0	1	0	2						
Andy Fox, L (1, 6) OBP: 0.314, SLG: 0.321	G6-3		WP 1B HBP		K		S 2B		G4-3	4	0	1	0	0	1	2						
Mike Lowell, R (1, 5) OBP: 0.374, SLG: 0.542	G6-3		WP 1B		K		K			4	0	1	0	0	2	1						
Cliff Floyd, L (1, 9) OBP: 0.420, SLG: 0.550		SH1 2B	F8		F7		G6-3			4	0	1	0	0	0	4						
Derrek Lee, R (1, 3) OBP: 0.345, SLG: 0.508		SH1 BB	K		WP 1B BB		G6-3			2	1	0	0	2	1	3						
Eric Owens, R (1, 8) OBP: 0.347, SLG: 0.388	SH1		G1-3		L7		G5-3			3	0	0	0	0	0	3						
Kevin Millar, R (1, 7) OBP: 0.347, SLG: 0.444		K			G4-6-3 HBP		1B		F3	3	0	1	1	0	1	2						
Mike Redmond, R (1, 2) OBP: 0.417, SLG: 0.416					G4-6-3				G1-3	1	0	0	0	3	0	1						
Pablo Ozuna, R (9, PR) OBP: 0.300, SLG: 0.300					1B IBB					0	0	0	0	0	0	0						
Ryan Dempster, R (1, 1) OBP: 0.286, SLG: 0.315					G5-3				G1-3	2	0	0	0	0	1	3						
Tim Lincecum, S (9, PH) OBP: 0.348, SLG: 0.294										1	0	0	0	0	0	2						
Vic Darenbourg, L (7, 1) ERA: 4.12										0	0	0	0	0	0	0						
Blaine Neal, L (8, 1) ERA: 2.38										0	0	0	0	0	0	0						
46 Oswaldo Mairesna, L (9, 1) ERA: 4.12										0	0	0	0	0	0	0						
Preston Wilson, R (9, PH) OBP: 0.346, SLG: 0.441										1	0	0	0	0	0	1						
Inning Stats	R: 0 E: 0 K: 0 S: 9	H: 0 LOB: 0 BB: 0 P: 11	R: 0 E: 0 K: 2 S: 12	H: 1 LOB: 2 BB: 2 P: 24	R: 1 E: 0 K: 1 S: 12	H: 1 LOB: 2 BB: 1 P: 20	R: 0 E: 0 K: 0 S: 4	H: 0 LOB: 0 BB: 0 P: 8	R: 0 E: 0 K: 2 S: 11	H: 0 LOB: 0 BB: 2 P: 15	R: 1 E: 0 K: 0 S: 11	H: 1 LOB: 2 BB: 2 P: 24	R: 0 E: 0 K: 1 S: 8	H: 1 LOB: 1 BB: 0 P: 10	R: 0 E: 0 K: 0 S: 8	H: 0 LOB: 0 BB: 0 P: 13	R: 0 E: 0 K: 0 S: 7	H: 0 LOB: 2 BB: 1 P: 14	1B: 2 2B: 2 3B: 0 HR: 0	SF: 0 SAC: 1 DP: 1 HBP: 2	WP: 2 PB: 0 SB: 1 CS: 0	PA: 38
PITCHER	IP	WLS	BF	H	R	ER	SO	BB	IBB	HBP	BLK	WP	HR	S	P	ERA	WHIP					
34 Kerry Wood, R (1, 1) ERA: 4.12	6.0	W	27	3	2	2	5	3	2	0	0	0	0	59	102	3.00	1.000					
Kyle Farnsworth, R (7, 1) ERA: 4.4	2.0	H	7	1	0	0	1	0	0	0	0	0	0	16	23	0.00	0.500					
Antonio Alfonseca, R (9, 1) ERA: 2.43	1.0		4	0	0	0	0	1	0	0	0	0	0	7	14	0.00	1.000					

Chicago Cubs @ Florida Marlins
Pro Player Stadium, Miami, FL
Wed Jul 03 2002, 7:05 PM EDT
Att: 11,785 - Cloudy - 76 F


AB 29
R 2
H 4
RBI 1
BB 6
SO 6
LOB 24



Batter	1	2	3	4	5	6	7	8	9	AB	R	H	RBI	BB	SO	LOB	TOP					
Corey Patterson, L (1, 8) OBP: 0.321, SLG: 0.420	2-1 G4-6-3 1B		0-0 SH3		1-0 CS 1B		2-3 K		4-0 BB BB BB	3	0	2	0	1	1	2						
Bill Mueller, S (1, 5) OBP: 0.327, SLG: 0.352	1-1 G4-6-3 1-2		4-1 FC5-4 BB		3-2 F8 1-2		0-0 1-2 2-3 1B		4-2 BB BB	3	0	1	0	2	0	2						
Sammy Sosa, R (1, 9) OBP: 0.419, SLG: 0.641	0-1 1B		2-1 FC5-4 1-2 3-H 0-0		3-1 G5-3		2-3 K		4-2 BB BB	4	0	1	1	1	1	4						
Fred McGriff, L (1, 3) OBP: 0.355, SLG: 0.481 Chris Stynes, R (8, PR) OBP: 0.336, SLG: 0.387 (8, 4)	3-0 F7		0-0 G4-3		1-3 K		4-2 1B SH1-4 BB		1-3 K	3	0	0	0	1	1	2						
Roosevelt Brown, L (1, 7) OBP: 0.270, SLG: 0.301 Joe Girardi, R (7, PR) OBP: 0.264, SLG: 0.293		2-3 K		1-0 G6-3		1-1 F5		0-1 SH1-4 BB	1-1 G6-3	3	0	0	0	0	1	0						
Alex Gonzalez, R (1, 6) OBP: 0.301, SLG: 0.420		0-0 G4-3		0-3 K		2-3 K		1-3 K		4	0	0	0	0	3	2						
Todd Hundley, S (1, 2) Darren Lewis, R (7, PR) OBP: 0.347, SLG: 0.323 (7, 7)		3-2 E6		4-0 1B BB		4-2 1B 22 BB BB		4-1 1B BB		1	0	0	0	2	0	0						
Mark Bellhorn, S (1, 4) OBP: 0.388, SLG: 0.545 (8, 3)		3-2 F7		0-0 1-2 1B		2-1 F7		1-1 1-2 2-3 1B		4	0	2	0	0	0	2						
22 Mark Prior, R (1, 1) OBP: 0.308, SLG: 0.500 Kyle Farnsworth, R (7, 1) Moises Alou, R (8, PH) OBP: 0.307, SLG: 0.368 Tom Gordon, R (8, 1) Joe Borowski, R (8, 1) OBP: 0.333, SLG: 0.333			0-0 SH3 FC5-4 2B		1-3 K		4-2 1B BB	2-0 F9		2	1	1	0	1	1	2						
Inning Stats	R: 0 E: 0 K: 0 S: 7	H: 2 LOB: 1 BB: 0 P: 13	R: 0 E: 1 K: 1 S: 11	H: 0 LOB: 1 BB: 0 P: 19	R: 1 E: 0 K: 0 S: 6	H: 1 LOB: 1 BB: 1 P: 12	R: 0 E: 0 K: 2 S: 9	H: 1 LOB: 2 BB: 1 P: 15	R: 0 E: 0 K: 2 S: 9	H: 0 LOB: 0 BB: 0 P: 13	R: 0 E: 0 K: 2 S: 15	H: 1 LOB: 3 BB: 2 P: 29	R: 0 E: 1 K: 1 S: 11	H: 1 LOB: 2 BB: 3 P: 23	R: 0 E: 0 K: 1 S: 12	H: 0 LOB: 2 BB: 3 P: 26	1B: 6 2B: 1 3B: 0 HR: 0	SF: 0 SAC: 2 DP: 2 HBP: 0	WP: 0 PB: 0 SB: 0 CS: 1	PA: 41		
PITCHER	IP WLS BF H R ER SO	IP WLS BF H R ER SO	IP WLS BF H R ER SO	IP WLS BF H R ER SO	IP WLS BF H R ER SO	IP WLS BF H R ER SO	IP WLS BF H R ER SO	IP WLS BF H R ER SO	IP WLS BF H R ER SO	IP WLS BF H R ER SO	IP WLS BF H R ER SO	IP WLS BF H R ER SO	IP WLS BF H R ER SO	IP WLS BF H R ER SO	IP WLS BF H R ER SO	IP WLS BF H R ER SO	ERA WHIP	ERA WHIP				
Jason Marquis, R (1, 1) ERA: 3.98	6.1 W 27 5 1 1 5	0.2 W 3 1 0 0 2	1.0 H 6 1 0 0 1	0.0 S 3 0 0 0 1	0.0 S 3 0 0 0 1	0.0 S 3 0 0 0 1	0.0 S 3 0 0 0 1	0.0 S 3 0 0 0 1	0.0 S 3 0 0 0 1	0.0 S 3 0 0 0 1	0.0 S 3 0 0 0 1	0.0 S 3 0 0 0 1	0.0 S 3 0 0 0 1	0.0 S 3 0 0 0 1	0.0 S 3 0 0 0 1	0.0 S 3 0 0 0 1	1.42 1.421	0.00 1.500	0.00 3.000	= =	0.00 1.000	

Chicago Cubs @ Atlanta Braves
Turner Field, Atlanta, GA
Thu Jul 04 2002, 7:05 PM EDT
Att: 49,967 - Cloudy - 88 F

AB	30
R	1
H	7
RBI	1
BB	9
SO	9
LOB	25



Batter	1	2	3	4	5	6	7	8	9	AB	R	H	RBI	BB	SO	LOB	BOTTOM				
Rafael Furcal, S (1, 6) OBP: 0.338, SLG: 0.406	2-2 G4-3 SF7 1B		2-2 1B			2-1 F8	2-3 K			4	1	2	0	0	1	3					
Matt Franco, L (1, 3) OBP: 0.418, SLG: 0.700 Jesse Garcia, R (8, PR) OBP: 0.196, SLG: 0.196 (9, 4)	3-1 G4-3 1-3		2-3 K			3-3 K		0-0 G1-6-3 HBP E 1B		4	0	1	0	0	2	2					
Gary Sheffield, R (1, 9) OBP: 0.357, SLG: 0.456	1-1 SF7 3-H			1-2 G4-3		0-2 P6		1-2 G1-6-3 HBP		2	0	0	1	0	0	0					
10 Chipper Jones, S (1, 7) OBP: 0.392, SLG: 0.458	2-0 F9			2-3 K		1-2 2B		2-0 G1-6-3 1-2 2-3		4	1	1	0	0	1	2					
Andruw Jones, R (1, 8) OBP: 0.374, SLG: 0.503		3-2 F8		1-0 F8		2-2 2B HBP		4-0 E 1B BB		2	1	0	0	1	0	0					
Vinny Castilla, R (1, 5) OBP: 0.272, SLG: 0.386		1-0 F9			0-0 F8		1-2 P5	1-1 E5 1B 1B		4	1	0	0	0	3						
Javy Lopez, R (1, 2) OBP: 0.296, SLG: 0.373 Henry Blanco, R (9, 2) OBP: 0.238, SLG: 0.290		0-0 G4-3			1-2 F8 1B		0-0 F8 1B 2B	0-2 3-H 0-2 1B 1B		4	0	3	2	0	0	0					
Keith Lockhart, L (1, 4) OBP: 0.275, SLG: 0.361 Tim Lincecum, R (9, 1) 29 John Smoltz, R (9, 1)			2-1 F7		1-0 F8 1B		3-2 BB	1-2 1B 1B		4	0	2	1	0	0	1					
Jason Marquis, L (1, 1) OBP: 0.297, SLG: 0.364 Mike Remlinger, L (7, PR) Darren Bragg, L (8, 1) Chris Hammond, L (8, 1) Julio Franco, R (8, PR) OBP: 0.342, SLG: 0.382 (9, 3)			1-3 K		2-3 K		4-0 1-2 BB	2-3 3-H 2-3 1B		2	0	0	0	0	2	1					
Inning Stats	R: 1 E: 0 K: 0 S: 8	H: 1 LOB: 0 BB: 0 P: 16	R: 0 E: 0 K: 0 S: 5	H: 0 LOB: 0 BB: 0 P: 9	R: 0 E: 0 K: 2 S: 12	H: 1 LOB: 1 BB: 0 P: 18	R: 0 E: 0 K: 1 S: 9	H: 0 LOB: 0 BB: 0 P: 13	R: 0 E: 0 K: 1 S: 8	H: 0 LOB: 0 BB: 0 P: 13	R: 1 E: 0 K: 1 S: 15	H: 3 LOB: 3 BB: 1 P: 28	R: 3 E: 1 K: 1 S: 16	H: 3 LOB: 2 BB: 1 P: 27	1B: 7 2B: 2 3B: 0 HR: 0	SF: 1 SAC: 0 DP: 1 HBP: 2	WP: 0 PB: 0 SB: 1 CS: 0	PA: 36			
PITCHER	IP WLS BF H R ER SO	IP WLS BF H R ER SO	IP WLS BF H R ER SO	IP WLS BF H R ER SO	IP WLS BF H R ER SO	IP WLS BF H R ER SO	IP WLS BF H R ER SO	IP WLS BF H R ER SO	IP WLS BF H R ER SO	IP WLS BF H R ER SO	IP WLS BF H R ER SO	IP WLS BF H R ER SO	IP WLS BF H R ER SO	IP WLS BF H R ER SO	IP WLS BF H R ER SO	IP WLS BF H R ER SO	ERA WHIP	ERA WHIP			
22 Mark Prior, R (1, 1) ERA: 3.98	6.2 L 26 6 2 2 5	0.1 2 0 0 0 1	0.2 7 3 3 0 0	0.1 1 0 0 0 1	0.0 S 3 0 0 0	0.0 S 3 0 0 0	0.0 S 3 0 0 0	0.0 S 3 0 0 0	0.0 S 3 0 0 0	0.0 S 3 0 0 0	0.0 S 3 0 0 0	0.0 S 3 0 0 0	0.0 S 3 0 0 0	0.0 S 3 0 0 0	0.0 S 3 0 0 0	0.0 S 3 0 0 0	2.70 0.900	0.00 3.000	0.00 6.000	0.00 0.000	

Chicago Cubs @ Atlanta Braves
Turner Field, Atlanta, GA
Thu Jul 04 2002, 7:05 PM EDT
Att: 49,967 - Cloudy - 88 F

AB	31
R	5
H	9
RBI	4
BB	2
SO	7
LOB	14



Batter	1	2	3	4	5	6	7	8	9	AB	R	H	RBI	BB	SO	LOB	TOP										
Corey Patterson, L (1, 8) OBP: 0.320, SLG: 0.415										4	0	0	0	0	3	1	Chicago Cubs @ Atlanta Braves Turner Field, Atlanta, GA Fri Jul 05 2002, 7:35 PM EDT Att: 48,784 - Sunny - 87 F										
Bill Mueller, S (1, 5) OBP: 0.320, SLG: 0.344										4	0	0	0	0	1	1											
Moises Alou, R (1, 7) OBP: 0.306, SLG: 0.363										3	0	0	0	1	0	0											
Fred McGriff, L (1, 3) OBP: 0.360, SLG: 0.497										3	2	2	1	1	0	0											
Mark Bellhorn, S (1, 4) OBP: 0.391, SLG: 0.541										3	0	1	0	1	2	2											
Roosevelt Brown, L (1, 9) OBP: 0.271, SLG: 0.302										3	0	1	1	0	0	1											
Joe Borowski, R (6, 1) OBP: 0.333, SLG: 0.333										0	0	0	0	0	0	0											
Jeff Fassero, L (8, 1)										0	0	0	0	0	0	0											
Darren Lewis, R (9, PH) OBP: 0.342, SLG: 0.318										1	0	0	0	0	0	0											
Todd Hundley, S (1, 2) OBP: 0.278, SLG: 0.383										4	0	0	0	0	3	3											
Alex Gonzalez, R (1, 6) OBP: 0.300, SLG: 0.415										3	1	0	0	1	2	2											
Matt Clement, R (1, 1) OBP: 0.176, SLG: 0.100										2	0	0	0	0	1	2											
Delino DeShields, L (6, 9) OBP: 0.270, SLG: 0.316										2	0	1	1	0	0	0											
Inning Stats	R: 0 E: 2 K: 10 S: 10	H: 0 LOB: 0 BB: 0 P: 16	R: 1 E: 0 K: 14 S: 14	H: 2 LOB: 2 BB: 1 P: 20	R: 0 E: 0 K: 11 S: 11	H: 0 LOB: 0 BB: 2 P: 21	R: 0 E: 0 K: 2 S: 9	H: 0 LOB: 0 BB: 0 P: 14	R: 0 E: 0 K: 0 S: 5	H: 2 LOB: 2 BB: 1 P: 7	R: 0 E: 0 K: 0 S: 8	H: 0 LOB: 0 BB: 0 P: 13	R: 0 E: 0 K: 1 S: 12	H: 0 LOB: 0 BB: 0 P: 17	R: 1 E: 0 K: 3 S: 15	H: 1 LOB: 1 BB: 0 P: 18		1B: 3 2B: 1 3B: 0 HR: 1	SF: 0 SAC: 0 DP: 1 HBP: 1	WP: 1 PB: 0 SB: 1 CS: 0	PA: 37						
PITCHER	IP	WLS	BF	H	R	ER	SO	BB	IBB	HBP	BLK	WP	HR	S	P	ERA		WHIP									
Kevin Millwood, R (1, 1) ERA: 3.79	6.0	W	26	4	2	2	8	3	1	1	0	0	1	60	97	3.00	1.167										
Kevin Gryboski, R (7, 1) ERA: 1.54	1.0	H	3	0	0	0	0	0	0	0	0	0	0	8	13	0.00	0.000										
Mike Remlinger, L (8, 1) ERA: 1.48	1.0	H	3	0	0	0	1	0	0	0	0	0	0	12	17	0.00	0.000										
29 John Smoltz, R (9, 1) ERA: 4.53	1.0	S	5	1	1	1	3	0	0	0	0	1	0	15	18	9.00	1.000										

Batter	1	2	3	4	5	6	7	8	9	AB	R	H	RBI	BB	SO	LOB	BOTTOM										
Rafael Furcal, S (1, 6) OBP: 0.337, SLG: 0.404										4	1	1	0	0	2	2	Chicago Cubs @ Atlanta Braves Turner Field, Atlanta, GA Fri Jul 05 2002, 7:35 PM EDT Att: 48,784 - Sunny - 87 F										
Matt Franco, L (1, 3) OBP: 0.407, SLG: 0.667										4	0	1	0	0	1	2											
Mike Remlinger, L (8, 1)										0	0	0	0	0	0	0											
Jesse Garcia, R (9, 4) OBP: 0.196, SLG: 0.196										0	0	0	0	0	0	0											
Gary Sheffield, R (1, 9) OBP: 0.356, SLG: 0.457										4	0	1	2	0	1	1											
10 Chipper Jones, S (1, 7) OBP: 0.393, SLG: 0.455										2	0	0	0	2	1	1											
Andruw Jones, R (1, 8) OBP: 0.370, SLG: 0.497										4	0	0	0	0	2	3											
Vinny Castilla, R (1, 5) OBP: 0.275, SLG: 0.388										4	1	2	0	0	0	0											
Javy Lopez, R (1, 2) OBP: 0.295, SLG: 0.371										4	0	1	0	0	1	2											
Keith Lockhart, L (1, 4) OBP: 0.282, SLG: 0.387										3	1	2	2	0	1	0											
Julio Franco, R (6, PH) OBP: 0.340, SLG: 0.380										1	0	0	0	0	0	1											
29 John Smoltz, R (9, 1) ERA: 3.29										0	0	0	0	0	0	0											
Kevin Millwood, R (1, 1) OBP: 0.188, SLG: 0.344										2	1	1	0	0	1	0											
Darren Bragg, L (6, PH) OBP: 0.386, SLG: 0.442										1	0	0	0	0	1	2											
Kevin Gryboski, R (7, 1) ERA: 3.29										0	0	0	0	0	0	0											
Wes Helms, R (8, 3) OBP: 0.283, SLG: 0.393										0	0	0	0	0	0	0											
Inning Stats	R: 0 E: 0 K: 1 S: 13	H: 1 LOB: 1 BB: 0 P: 19	R: 0 E: 0 K: 1 S: 8	H: 0 LOB: 0 BB: 0 P: 9	R: 2 E: 0 K: 3 S: 20	H: 3 LOB: 1 BB: 1 P: 33	R: 2 E: 0 K: 3 S: 12	H: 2 LOB: 0 BB: 0 P: 15	R: 0 E: 0 K: 0 S: 6	H: 0 LOB: 1 BB: 1 P: 16	R: 0 E: 0 K: 2 S: 16	H: 2 LOB: 2 BB: 0 P: 25	R: 0 E: 0 K: 1 S: 9	H: 0 LOB: 0 BB: 0 P: 15	R: 0 E: 0 K: 0 S: 10	H: 1 LOB: 1 BB: 0 P: 15	1B: 6 2B: 2 3B: 0 HR: 1	SF: 0 SAC: 0 DP: 0 HBP: 0	WP: 0 PB: 0 SB: 0 CS: 0	PA: 35							
PITCHER	IP	WLS	BF	H	R	ER	SO	BB	IBB	HBP	BLK	WP	HR	S	P	ERA	WHIP										
Matt Clement, R (1, 1) ERA: 3.85	5.1	L	26	8	4	4	8	2	0	0	0	0	0	24	38	0.00	0.429										
Joe Borowski, R (6, 1) ERA: 3.29	2.1		8	1	0	0	3	0	0	0	0	0	0	3	5	0.00	0.000										
Jeff Fassero, L (8, 1) ERA: 6.75	0.1		1	0	0	0	0	0	0	0	0	0	0	3	5	0.00	0.000										

Batter	1	2	3	4	5	6	7	8	9	AB	R	H	RBI	BB	SO	LOB	TOP			
Mark Bellhorn, S OBP: 0.393, SLG: 0.556 (1, 4)	F9 1B 2B BB		2-2 HR		0-3 K		0-1 G3-1			3	2	1	1	1	1	1				
Bill Mueller, S OBP: 0.314, SLG: 0.337 (1, 5)	L8		3-1 G5-3		2-1 G4-3		2-1 L5			4	0	0	0	0	0	2				
Angel Echevarria, R OBP: 0.309, SLG: 0.417 (1, 9)	1-2 2B 1B		3-0 L9			1-2 F3		2-1 G5-3		4	1	1	0	0	0	0				
Fred McGriff, L OBP: 0.358, SLG: 0.493 (1, 3)	3-2 F9		1-2 G3			1-2 HR 1B		0-3 K		4	1	1	0	0	1	2				
Moises Alou, R OBP: 0.317, SLG: 0.403 (1, 7)	1-1 1B 2B			1-0 HR		0-0 HR		1-0 1B		4	3	4	4	0	0	0				
Roosevelt Brown, L OBP: 0.270, SLG: 0.300 Darren Lewis, R OBP: 0.342, SLG: 0.318 (1, 8) (9, 8)	2-2 CS 1B			2-3 K		0-2 G3		0-3 K		4	0	1	2	0	2	1				
Alex Gonzalez, R OBP: 0.299, SLG: 0.416 (1, 6)	0-1 CS	2-1 L8		0-0 F8		0-0 2B		0-1 L9		4	0	1	0	0	0	0				
Todd Hundley, S OBP: 0.270, SLG: 0.371 (1, 2)		3-2 G3-1		3-1 L3		1-1 F9		2-1 F9		4	0	0	0	0	0	1				
38 Carlos Zambrano, S Kyle Farnsworth, R Delino DeShields, L Jeff Fassero, L Chris Stynes, R Antonio Alfonseca, R (1, 1) (6, 1) (7, PH) (7, 1) (9, PH) (9, 1)			0-3 K		2-2 G1-3		1-1 G3-1 L5 2B		1-2 G4-3	2	0	0	0	0	1	0				
Inning Stats	R: 3 E: 0 K: 0 S: 18	H: 3 LOB: 0 BB: 1 P: 29	R: 0 E: 0 K: 1 S: 9	H: 0 LOB: 0 BB: 0 P: 14	R: 1 E: 0 K: 0 S: 9	H: 1 LOB: 0 BB: 0 P: 18	R: 1 E: 0 K: 1 S: 10	H: 1 LOB: 0 BB: 0 P: 16	R: 0 E: 0 K: 0 S: 13	H: 3 LOB: 1 BB: 0 P: 16	R: 0 E: 0 K: 0 S: 6	H: 1 LOB: 0 BB: 0 P: 9	R: 0 E: 0 K: 2 S: 9	H: 1 LOB: 1 BB: 0 P: 12	R: 0 E: 0 K: 0 S: 8	H: 0 LOB: 0 BB: 0 P: 11	1B: 4 2B: 4 3B: 0 HR: 3	SF: 0 SAC: 0 DP: 1 HBP: 0	WP: 0 PB: 0 SB: 0 CS: 1	PA: 37
PITCHER	IP WLS BF H R ER SO BB IBB HBP BLK WP HR S P ERA WHIP	IP WLS BF H R ER SO BB IBB HBP BLK WP HR S P ERA WHIP	IP WLS BF H R ER SO BB IBB HBP BLK WP HR S P ERA WHIP	IP WLS BF H R ER SO BB IBB HBP BLK WP HR S P ERA WHIP	IP WLS BF H R ER SO BB IBB HBP BLK WP HR S P ERA WHIP	IP WLS BF H R ER SO BB IBB HBP BLK WP HR S P ERA WHIP	IP WLS BF H R ER SO BB IBB HBP BLK WP HR S P ERA WHIP	IP WLS BF H R ER SO BB IBB HBP BLK WP HR S P ERA WHIP	IP WLS BF H R ER SO BB IBB HBP BLK WP HR S P ERA WHIP	IP WLS BF H R ER SO BB IBB HBP BLK WP HR S P ERA WHIP	IP WLS BF H R ER SO BB IBB HBP BLK WP HR S P ERA WHIP	IP WLS BF H R ER SO BB IBB HBP BLK WP HR S P ERA WHIP	IP WLS BF H R ER SO BB IBB HBP BLK WP HR S P ERA WHIP	IP WLS BF H R ER SO BB IBB HBP BLK WP HR S P ERA WHIP	IP WLS BF H R ER SO BB IBB HBP BLK WP HR S P ERA WHIP	IP WLS BF H R ER SO BB IBB HBP BLK WP HR S P ERA WHIP	IP WLS BF H R ER SO BB IBB HBP BLK WP HR S P ERA WHIP			

Chicago Cubs @ Atlanta Braves
Turner Field, Atlanta, GA
Sat Jul 06 2002, 7:05 PM EDT
Att: 49,961 - Sunny - 90 F

AB	35
R	7
H	10
RBI	7
BB	1
SO	5
LOB	7



Batter	1	2	3	4	5	6	7	8	9	AB	R	H	RBI	BB	SO	LOB	BOTTOM			
Rafael Furcal, S OBP: 0.338, SLG: 0.402 (1, 6)	4-1 FC3-6 BB		1-3 K	0-0 L8		1-0 E8 SF8 1B		0-1 FC6-4		4	0	1	1	1	1	3				
Julio Franco, R OBP: 0.337, SLG: 0.377 (1, 3)	2-2 FC3-6 BB		2-1 1B		2-2 G6-3	1-0 SF8		1-1 G5-3		4	0	1	1	0	0	1				
Gary Sheffield, R OBP: 0.360, SLG: 0.469 (1, 9)	4-2 BB		1-2 10 HBP 1B		3-1 G5-3	1-2 P6		2-2 HR		4	1	2	1	1	0	1				
10 Chipper Jones, S Darren Holmes, R Jesse Garcia, R Damian Moss, R Tim Lincecum, R Wes Helms, R (1, 7) (7, 1) (7, PH) (8, 1) (9, PH) (9, 1)	2-1 F7		1-0 HBP		4-2 BB		0-2 G1-3		3-3 K	0	1	0	0	0	1	0				
Andrew Jones, R OBP: 0.368, SLG: 0.491 (1, 8)	1-3 K		0-3 K		4-2 BB		0-0 F8		2-3 K	4	0	0	0	1	3	5				
Vinny Castilla, R OBP: 0.275, SLG: 0.384 (1, 5)		0-0 G5-3		4-1 WP BB		0-0 L8		1-2 G5-3		3	0	0	0	1	0	2				
Javy Lopez, R OBP: 0.298, SLG: 0.370 (1, 2)	1-0 F8		2-3 K		1-2 1B 1B		4-2 FC4-6 BB			3	1	1	0	1	1	1				
Keith Lockhart, L OBP: 0.281, SLG: 0.383 (1, 4)	0-3 K		0-0 F9		3-2 1B 1B		0-1 FC4-6 FC6-4			4	1	1	0	0	1	2				
Tom Glavine, L Matt Franco, L Kerry Ligtenberg, R Darren Bragg, L (1, 1) (4, PH) (5, 1) (6, PH) (7, 7)	4-2 K		0-3 K		4-2 BB		0-3 K		0-3 K	1	0	0	0	0	1	0				
Inning Stats	R: 0 E: 0 K: 1 S: 11	H: 0 LOB: 2 BB: 2 P: 24	R: 0 E: 0 K: 1 S: 5	H: 0 LOB: 0 BB: 0 P: 6	R: 0 E: 0 K: 3 S: 14	H: 2 LOB: 0 BB: 0 P: 19	R: 0 E: 0 K: 1 S: 12	H: 0 LOB: 2 BB: 2 P: 22	R: 0 E: 0 K: 1 S: 16	H: 3 LOB: 1 BB: 0 P: 24	R: 0 E: 0 K: 0 S: 9	H: 0 LOB: 0 BB: 0 P: 10	R: 0 E: 0 K: 1 S: 10	H: 0 LOB: 1 BB: 1 P: 14	R: 1 E: 0 K: 2 S: 16	H: 1 LOB: 0 BB: 0 P: 24	1B: 5 2B: 0 3B: 0 HR: 1	SF: 1 SAC: 0 DP: 0 HBP: 1	WP: 1 PB: 0 SB: 0 CS: 0	PA: 41
PITCHER	IP WLS BF H R ER SO BB IBB HBP BLK WP HR S P ERA WHIP	IP WLS BF H R ER SO BB IBB HBP BLK WP HR S P ERA WHIP	IP WLS BF H R ER SO BB IBB HBP BLK WP HR S P ERA WHIP	IP WLS BF H R ER SO BB IBB HBP BLK WP HR S P ERA WHIP	IP WLS BF H R ER SO BB IBB HBP BLK WP HR S P ERA WHIP	IP WLS BF H R ER SO BB IBB HBP BLK WP HR S P ERA WHIP	IP WLS BF H R ER SO BB IBB HBP BLK WP HR S P ERA WHIP	IP WLS BF H R ER SO BB IBB HBP BLK WP HR S P ERA WHIP	IP WLS BF H R ER SO BB IBB HBP BLK WP HR S P ERA WHIP	IP WLS BF H R ER SO BB IBB HBP BLK WP HR S P ERA WHIP	IP WLS BF H R ER SO BB IBB HBP BLK WP HR S P ERA WHIP	IP WLS BF H R ER SO BB IBB HBP BLK WP HR S P ERA WHIP	IP WLS BF H R ER SO BB IBB HBP BLK WP HR S P ERA WHIP	IP WLS BF H R ER SO BB IBB HBP BLK WP HR S P ERA WHIP	IP WLS BF H R ER SO BB IBB HBP BLK WP HR S P ERA WHIP	IP WLS BF H R ER SO BB IBB HBP BLK WP HR S P ERA WHIP	IP WLS BF H R ER SO BB IBB HBP BLK WP HR S P ERA WHIP			


Chicago Cubs @ Atlanta Braves
Turner Field, Atlanta, GA
Sat Jul 06 2002, 7:05 PM EDT
Att: 49,961 - Sunny - 90 F

AB	32
R	3
H	6
RBI	3
BB	7
SO	10
LOB	20




Batter	1	2	3	4	5	6	7	8	9	AB	R	H	RBI	BB	SO	LOB	TOP				
Darren Lewis, R OBP: 0.325, SLG: 0.300 (1, 8)	G1-3		G5-3			K		P5		4	0	0	0	0	1	2	Chicago Cubs @ Atlanta Braves Turner Field, Atlanta, GA Sun Jul 07 2002, 1:05 PM EDT Att: 34,140 - Cloudy - 81 F				
Bill Mueller, S OBP: 0.322, SLG: 0.342 (1, 5)	1B			G5-4-3		FC4-6		FC6-4		3	0	2	0	1	0	1					
Angel Echevarria, R OBP: 0.250, SLG: 0.333 Delino DeShields, L OBP: 0.273, SLG: 0.326 (1, 9) (9, PH)	K			G5-4-3		FC4-6		G6-3		3	0	0	0	0	1	4					
Fred McGriff, L OBP: 0.354, SLG: 0.487 (1, 3)	G3			G4-3			G4-3		K	4	0	0	0	0	1	1					
Moises Alou, R OBP: 0.312, SLG: 0.397 (1, 7)		G5-3			G5-3		F8		F8	4	0	0	0	0	0	0					
Chris Stynes, R OBP: 0.326, SLG: 0.373 (1, 4)		G1-3			F8		E3			3	0	0	0	0	0	0					
Alex Gonzalez, R OBP: 0.296, SLG: 0.411 (1, 6)		F8			G5-3		K			3	0	0	0	0	1	1					
Joe Girardi, R OBP: 0.273, SLG: 0.304 (1, 2)			G6-3			G1-3		FC6-4		2	0	1	0	1	0	0					
Jon Lieber, L OBP: 0.189, SLG: 0.167 Mark Bellhorn, S OBP: 0.391, SLG: 0.552 Tom Gordon, R (8, 1)			K			G1-3		P6		2	0	0	0	0	1	1					
Inning Stats	R: 0 E: 0 K: 1 S: 9	H: 1 LOB: 1 BB: 0 P: 11	R: 0 E: 0 K: 0 S: 8	H: 0 LOB: 0 BB: 0 P: 13	R: 0 E: 0 K: 1 S: 7	H: 0 LOB: 0 BB: 0 P: 9	R: 0 E: 0 K: 0 S: 7	H: 1 LOB: 0 BB: 0 P: 10	R: 0 E: 0 K: 1 S: 11	H: 1 LOB: 2 BB: 1 P: 20	R: 0 E: 1 K: 1 S: 8	H: 0 LOB: 1 BB: 0 P: 11	R: 0 E: 0 K: 0 S: 8	H: 0 LOB: 0 BB: 0 P: 18	R: 0 E: 0 K: 1 S: 8	H: 0 LOB: 0 BB: 0 P: 11		1B: 2 2B: 1 3B: 0 HR: 0	SF: 0 SAC: 0 DP: 1 HBP: 0	WP: 0 PB: 0 CS: 0	PA: 32
PITCHER	IP	WLS	BF	H	R	ER	SO	BB	IBB	HBP	BLK	WP	HR	S	P	ERA	WHIP				
Greg Maddux, R ERA: 2.81 (1, 1)	7.0	W	25	3	0	0	4	1	0	0	0	0	0	57	81	0.00	0.571				
Chris Hammond, L ERA: 1.6 (8, 1)	1.0	H	4	0	0	0	0	1	0	0	0	0	0	8	18	0.00	1.000				
29 John Smoltz, R ERA: 4.44 (9, 1)	1.0	S	3	0	0	0	1	0	0	0	0	0	0	8	11	0.00	0.000				

AB	30
R	0
H	3
RBI	0
BB	2
SO	5
LOB	11



Batter	1	2	3	4	5	6	7	8	9	AB	R	H	RBI	BB	SO	LOB	BOTTOM				
Rafael Furcal, S OBP: 0.334, SLG: 0.398 (1, 6)	B5-3		G3-1		P6			G4-3		4	0	0	0	0	0	1	Chicago Cubs @ Atlanta Braves Turner Field, Atlanta, GA Sun Jul 07 2002, 1:05 PM EDT Att: 34,140 - Cloudy - 81 F				
Darren Bragg, L OBP: 0.374, SLG: 0.424 (1, 7)	G4-3		P4		F9			1B		4	0	1	0	0	0	1					
Gary Sheffield, R OBP: 0.358, SLG: 0.465 (1, 9)	1B		L7			F7		K		4	0	1	0	0	1	2					
Matt Franco, L OBP: 0.438, SLG: 0.661 Wes Helms, R OBP: 0.335, SLG: 0.390 (9, 3)	FC6-4			SF9		K		1B		2	1	1	0	2	1	0					
Andrew Jones, R OBP: 0.364, SLG: 0.485 (1, 8)	FC6-4			E3		K		K		4	0	0	0	0	2	5					
Vinny Castilla, R OBP: 0.275, SLG: 0.387 (1, 5)		F3			F8		G4-3	1B		3	1	1	0	0	0	2					
Keith Lockhart, L OBP: 0.276, SLG: 0.378 (1, 4)		P6			SF9		G4-3			2	0	0	1	0	0	1					
Henry Blanco, R OBP: 0.240, SLG: 0.292 (1, 2)		P4			F8			1B		3	0	1	1	0	0	1					
Greg Maddux, R OBP: 0.207, SLG: 0.310 Julio Franco, R OBP: 0.335, SLG: 0.375 Chris Hammond, L (8, 1) 29 John Smoltz, R (9, 1)			G3-1			G6-3		K		2	0	1	0	0	0	0					
Inning Stats	R: 0 E: 0 K: 0 S: 11	H: 1 LOB: 2 BB: 1 P: 20	R: 0 E: 0 K: 0 S: 7	H: 0 LOB: 0 BB: 0 P: 8	R: 0 E: 0 K: 0 S: 9	H: 1 LOB: 1 BB: 0 P: 11	R: 1 E: 1 K: 0 S: 11	H: 1 LOB: 1 BB: 0 P: 18	R: 0 E: 0 K: 2 S: 10	H: 0 LOB: 0 BB: 0 P: 14	R: 1 E: 0 K: 1 S: 11	H: 2 LOB: 0 BB: 0 P: 16	R: 0 E: 0 K: 2 S: 14	H: 1 LOB: 2 BB: 1 P: 25	1B: 5 2B: 1 3B: 0 HR: 0	SF: 1 SAC: 0 DP: 0 HBP: 0		WP: 0 PB: 0 CS: 1	PA: 32		
PITCHER	IP	WLS	BF	H	R	ER	SO	BB	IBB	HBP	BLK	WP	HR	S	P	ERA	WHIP				
Jon Lieber, R ERA: 3.38 (1, 1)	7.0	L	27	5	2	1	3	1	0	0	0	0	0	67	96	0.00	0.857				
Tom Gordon, R ERA: (8, 1)	1.0		5	1	0	0	2	1	0	0	0	0	0	14	25	0.00	2.000				

AB	29
R	2
H	6
RBI	2
BB	2
SO	5
LOB	14



Batter	1	2	3	4	5	6	7	8	9	10	11	12	13	14	15	16	AB	R	H	RBI	BB	SO	LOB	TOP						
Luis Castillo, S OBP: 0.399, SLG: 0.401 (1.4)																	7	3	3	0	0	1	2							
Andy Fox, L OBP: 0.327, SLG: 0.335 (1.8)																	7	0	3	1	0	3	2							
Preston Wilson, R OBP: 0.343, SLG: 0.445 (1.8)																	6	1	1	2	1	4	4							
Mike Lowell, R OBP: 0.375, SLG: 0.522 (1.5)																	5	0	1	1	2	0	1							
Juan Encarnacion, R OBP: 0.330, SLG: 0.470 (1.9)																	7	0	2	0	0	1	4							
Derek Lee, R OBP: 0.356, SLG: 0.512 (1.3)																		7	0	1	0	0	3	2						
Kevin Millar, R OBP: 0.348 (1.7)																		4	0	0	0	0	2	0						
Tim Lincecum, R OBP: 0.327, SLG: 0.335 (1.8)																		6	0	1	0	0	0	1						
Blaine Neal, L OBP: 0.330, SLG: 0.327 (1.4)																		2	0	1	0	0	1	0						
Mike Redmond, R OBP: 0.404, SLG: 0.397 (1.2)																														
A.J. Burnett, R ERA: 4.19 (1.1)																														
Inning Stats	R: 1 E: 0 K: 3 S: 16	H: 2 LOB: 1 BB: 0 P: 20	R: 0 E: 0 K: 1 S: 14	H: 2 LOB: 2 BB: 0 P: 20	R: 0 E: 0 K: 1 S: 6	H: 0 LOB: 1 BB: 1 P: 14	R: 0 E: 0 K: 1 S: 8	H: 0 LOB: 0 BB: 0 P: 12	R: 2 E: 0 K: 2 S: 13	H: 2 LOB: 0 BB: 0 P: 16	R: 0 E: 0 K: 0 S: 9	H: 0 LOB: 0 BB: 0 P: 10	R: 0 E: 0 K: 2 S: 8	H: 0 LOB: 0 BB: 0 P: 10	R: 0 E: 0 K: 1 S: 7	H: 1 LOB: 0 BB: 0 P: 12	R: 0 E: 0 K: 0 S: 6	H: 0 LOB: 0 BB: 0 P: 6	R: 0 E: 0 K: 1 S: 10	H: 1 LOB: 2 BB: 1 P: 18	R: 0 E: 1 K: 0 S: 8	H: 1 LOB: 1 BB: 0 P: 14	R: 0 E: 0 K: 2 S: 15	H: 0 LOB: 1 BB: 1 P: 27	R: 0 E: 0 K: 1 S: 9	H: 1 LOB: 1 BB: 0 P: 13	1B: 11 2B: 2 3B: 0 HR: 1	SF: 0 SAC: 2 DP: 2 HBP: 0	WP: 0 PB: 0 SB: 5 CS: 1	PA: 62
PITCHER	IP: 7.0 WLS: 3 BF: 30 R: 8 ER: 4 SO: 10 BB: 1 IBB: 0 HBP: 0 BLK: 0 WP: 0 HR: 1 S: 11 P: 77 ERA: 5.14 WHIP: 1.286	IP: 2.0 WLS: 0 BF: 8 R: 1 ER: 0 SO: 3 BB: 1 IBB: 0 HBP: 0 BLK: 0 WP: 0 HR: 0 S: 8 P: 10 ERA: 0.00 WHIP: 1.000	IP: 1.0 WLS: 0 BF: 3 R: 0 ER: 0 SO: 0 BB: 0 IBB: 0 HBP: 0 BLK: 0 WP: 0 HR: 0 S: 5 P: 9 ERA: 0.00 WHIP: 0.000	IP: 1.0 WLS: 0 BF: 3 R: 0 ER: 0 SO: 0 BB: 0 IBB: 0 HBP: 0 BLK: 0 WP: 0 HR: 0 S: 7 P: 12 ERA: 0.00 WHIP: 1.000	IP: 4.0 WLS: 15 BF: 20 R: 2 ER: 0 SO: 7 BB: 1 IBB: 1 HBP: 0 BLK: 0 WP: 0 HR: 0 S: 28 P: 48 ERA: 0.00 WHIP: 0.500																									

Florida Marlins @ Chicago Cubs
Wrigley Field, Chicago, IL
Fri Jul 12 2002, 2:20 PM CDT
Att: 39,175 - Sunny - 78 F

AB 57
R 13
H 4
RBI 4
BB 3
SO 18
LOB 19



Batter	1	2	3	4	5	6	7	8	9	10	11	12	13	14	15	16	AB	R	H	RBI	BB	SO	LOB	BOTTOM		
Mark Bellhorn, S OBP: 0.389, SLG: 0.548 (15.6)																	5	2	1	0	1	2	0			
Bill Mueller, S OBP: 0.526, SLG: 0.342 (1.5)																	6	0	2	0	1	0	2			
Sammy Sosa, R OBP: 0.414, SLG: 0.629 (1.9)																	7	1	1	1	0	2	5			
Fred McGriff, L OBP: 0.553, SLG: 0.490 (1.3)																		6	1	1	3	1	1	3		
Moises Alou, R OBP: 0.304, SLG: 0.386 (1.7)																		7	0	0	0	0	3			
Corey Patterson, L OBP: 0.319, SLG: 0.415 (1.8)																		7	1	2	0	0	3	0		
Todd Hundley, S OBP: 0.271, SLG: 0.367 (1.2)																		7	0	2	0	0	3	1		
Alex Gonzalez, R OBP: 0.294, SLG: 0.405 (1.4)																		4	0	0	0	1	1	1		
Angel Echevarria, R OBP: 0.284, SLG: 0.375 (16. PH)																		1	0	1	1	0	0	0		
34 Kerry Wood, R ERA: 3.27 (1.1)																		2	0	0	0	0	2	0		
Inning Stats	R: 0 E: 0 K: 2 S: 9	H: 0 LOB: 0 BB: 0 P: 15	R: 0 E: 0 K: 3 S: 6	H: 0 LOB: 0 BB: 0 P: 10	R: 0 E: 0 K: 3 S: 9	H: 0 LOB: 0 BB: 0 P: 14	R: 0 E: 0 K: 1 S: 23	H: 3 LOB: 0 BB: 0 P: 32	R: 0 E: 0 K: 2 S: 7	H: 0 LOB: 0 BB: 0 P: 11	R: 0 E: 0 K: 0 S: 8	H: 0 LOB: 0 BB: 0 P: 5	R: 0 E: 0 K: 1 S: 8	H: 1 LOB: 1 BB: 0 P: 11	R: 0 E: 0 K: 0 S: 14	H: 1 LOB: 2 BB: 1 P: 14	R: 0 E: 0 K: 1 S: 7	H: 0 LOB: 1 BB: 0 P: 7	R: 0 E: 0 K: 0 S: 6	H: 0 LOB: 1 BB: 0 P: 11	R: 0 E: 0 K: 1 S: 11	H: 3 LOB: 2 BB: 0 P: 16	1B: 7 2B: 2 3B: 0 HR: 1	SF: 0 SAC: 2 DP: 1 HBP: 0	WP: 2 PB: 0 SB: 0 CS: 0	PA: 62
PITCHER	IP: 6.0 WLS: 3 BF: 23 R: 4 ER: 4 SO: 8 BB: 2 IBB: 0 HBP: 0 BLK: 0 WP: 1 HR: 0 S: 60 P: 98 ERA: 6.00 WHIP: 0.833	IP: 1.0 WLS: 0 BF: 3 R: 0 ER: 0 SO: 0 BB: 0 IBB: 0 HBP: 0 BLK: 0 WP: 0 HR: 0 S: 8 P: 11 ERA: 0.00 WHIP: 0.000	IP: 1.0 WLS: 0 BF: 3 R: 0 ER: 0 SO: 0 BB: 0 IBB: 0 HBP: 0 BLK: 0 WP: 0 HR: 0 S: 6 P: 10 ERA: 0.00 WHIP: 0.000	IP: 3.0 WLS: 12 BF: 20 R: 0 ER: 0 SO: 19 BB: 1 IBB: 1 HBP: 0 BLK: 0 WP: 0 HR: 0 S: 30 P: 30 ERA: 0.00 WHIP: 0.667	IP: 1.0 WLS: 4 BF: 0 R: 0 ER: 0 SO: 14 BB: 0 IBB: 0 HBP: 0 BLK: 0 WP: 0 HR: 0 S: 24 P: 34 ERA: 3.38 WHIP: 1.875																					

Florida Marlins @ Chicago Cubs
Wrigley Field, Chicago, IL
Fri Jul 12 2002, 2:20 PM CDT
Att: 39,175 - Sunny - 78 F

AB 55
R 10
H 5
RBI 5
BB 5
SO 15
LOB 17



Batter	1	2	3	4	5	6	7	8	9	AB	R	H	RBI	BB	SO	LOB	TOP										
Luis Castillo, S OBP: 0.398, SLG: 0.402										4	1	1	0	0	1	2											
Andy Fox, L OBP: 0.320, SLG: 0.331										3	1	0	0	1	2	0											
Preston Wilson, R OBP: 0.339, SLG: 0.439										4	0	0	1	0	1	2											
Mike Lowell, R OBP: 0.372, SLG: 0.516										4	0	0	0	0	0	0											
Derrek Lee, R OBP: 0.352, SLG: 0.506										4	0	0	0	0	2	0											
Juan Encarnacion, R OBP: 0.329, SLG: 0.467										4	0	1	0	0	1	0											
Kevin Millar, R OBP: 0.338, SLG: 0.422										2	0	0	0	1	1	1											
Charles Johnson, R OBP: 0.321, SLG: 0.344										3	0	0	0	0	0	2											
Julian Tavarez, L OBP: 0.136, SLG: 0.050 Ramon Cabrera, R OBP: 0.340, SLG: 0.368 Vic Darenbourg, L ERA: 3.65 Tim Raines, S OBP: 0.295, SLG: 0.297 Blaine Neal, L ERA: 3.95 46 Oswaldo Mairesna, L ERA: 3.55										1	0	0	0	0	1	1											
Inning Stats	R: 2 E: 1 K: 1 S: 13	H: 1 LOB: 0 BB: 0 P: 20	R: 0 E: 0 K: 1 S: 10	H: 1 LOB: 1 BB: 0 P: 16	R: 0 E: 0 K: 1 S: 7	H: 0 LOB: 0 BB: 0 P: 10	R: 0 E: 0 K: 0 S: 10	H: 0 LOB: 0 BB: 0 P: 15	R: 0 E: 0 K: 1 S: 8	H: 0 LOB: 1 BB: 1 P: 13	R: 0 E: 0 K: 2 S: 7	H: 0 LOB: 0 BB: 0 P: 11	R: 0 E: 0 K: 2 S: 13	H: 0 LOB: 0 BB: 0 P: 18	R: 0 E: 0 K: 1 S: 14	H: 1 LOB: 2 BB: 1 P: 21	R: 0 E: 0 K: 1 S: 7	H: 0 LOB: 0 BB: 0 P: 10	1B: 2 2B: 1 3B: 0 HR: 0	SF: 0 SAC: 0 DP: 0 HBP: 0	WP: 1 PB: 0 SB: 0 CS: 0	PA: 33					
PITCHER	IP	WLS	BF	H	R	ER	SO	BB	IBB	HBP	BLK	WP	HR	S	P	ERA	WHIP										
Matt Clement, R ERA: 3.67	7.2	W	29	3	2	1	9	2	0	0	0	1	0	79	121	1.17	0.652										
Antonio Alfonseca, R ERA: 2.52	0.1		1	0	0	0	0	0	0	0	0	0	0	3	3	0.00	0.000										
Juan Cruz, R ERA: 4.61	1.0		3	0	0	0	1	0	0	0	0	0	0	7	10	0.00	0.000										

Florida Marlins @ Chicago Cubs
Wrigley Field, Chicago, IL
Sat Jul 13 2002, 3:05 PM CDT
Att: 39,706 - Sunny - 86 F

AB 31
R 2
H 3
RBI 1
BB 2
SO 10
LOB 9



Batter	1	2	3	4	5	6	7	8	9	AB	R	H	RBI	BB	SO	LOB	BOTTOM										
Mark Bellhorn, S OBP: 0.399, SLG: 0.550										3	2	2	1	2	0	1											
Bill Mueller, S OBP: 0.327, SLG: 0.340										4	0	1	1	1	1	3											
Sammy Sosa, R OBP: 0.419, SLG: 0.629 Angel Echevarria, R OBP: 0.294, SLG: 0.375										2	2	1	0	2	0	1											
Fred McGriff, L OBP: 0.354, SLG: 0.489 Roosevelt Brown, L OBP: 0.298, SLG: 0.297										5	0	2	2	0	0	6											
Moises Alou, R OBP: 0.302, SLG: 0.382 Juan Cruz, R OBP: 0.154, SLG: 0.154										5	0	1	1	0	2	3											
Corey Patterson, L OBP: 0.318, SLG: 0.413 Antonio Alfonseca, R OBP: 0.667, SLG: 0.867 Chris Stynes, R OBP: 0.321, SLG: 0.366										4	1	1	0	0	0	3											
Todd Hundley, S OBP: 0.270, SLG: 0.371										4	1	1	1	0	1	0											
Alex Gonzalez, R OBP: 0.297, SLG: 0.410										4	1	2	0	0	0	0											
Matt Clement, R OBP: 0.189, SLG: 0.152 Darren Lewis, R OBP: 0.333, SLG: 0.310										3	1	1	1	0	1	2											
Inning Stats	R: 2 E: 1 K: 1 S: 12	H: 2 LOB: 1 BB: 1 P: 24	R: 2 E: 0 K: 1 S: 14	H: 3 LOB: 2 BB: 2 P: 28	R: 2 E: 1 K: 1 S: 13	H: 3 LOB: 1 BB: 0 P: 21	R: 1 E: 0 K: 0 S: 12	H: 1 LOB: 1 BB: 0 P: 19	R: 0 E: 0 K: 1 S: 14	H: 0 LOB: 2 BB: 1 P: 21	R: 0 E: 0 K: 1 S: 7	H: 1 LOB: 0 BB: 0 P: 8	R: 0 E: 0 K: 0 S: 5	H: 0 LOB: 0 BB: 0 P: 9	R: 2 E: 0 K: 2 S: 15	H: 3 LOB: 2 BB: 1 P: 27	1B: 10 2B: 4 3B: 0 HR: 0	SF: 0 SAC: 0 DP: 3 HBP: 1	WP: 1 PB: 2 SB: 1 CS: 0	PA: 42							
PITCHER	IP	WLS	BF	H	R	ER	SO	BB	IBB	HBP	BLK	WP	HR	S	P	ERA	WHIP										
Julian Tavarez, R ERA: 6.07	4.0	L	24	9	7	5	3	3	0	1	0	0	0	51	92	11.25	3.000										
Vic Darenbourg, L ERA: 3.65	3.0		11	1	0	0	1	1	0	0	0	0	0	26	38	0.00	0.667										
Blaine Neal, R ERA: 3.95	0.0		4	3	2	2	0	1	0	0	0	0	0	7	17	∞	∞										
46 Oswaldo Mairesna, L ERA: 3.55	1.0		3	0	0	0	2	0	0	0	0	0	0	8	10	0.00	0.000										

Florida Marlins @ Chicago Cubs
Wrigley Field, Chicago, IL
Sat Jul 13 2002, 3:05 PM CDT
Att: 39,706 - Sunny - 86 F

AB 36
R 9
H 13
RBI 7
BB 5
SO 6
LOB 21



Batter	1	2	3	4	5	6	7	8	9	AB	R	H	RBI	BB	SO	LOB	TOP								
Luis Castillo, S (1,4) OBP: 0.398, SLG: 0.401	0-1 B1-3		0-2 G3-1		4-1 G4-6-3 BB		1-2 CS 1B		1-2 G1-3	4	0	1	0	1	0	1	Florida Marlins @ Chicago Cubs Wrigley Field, Chicago, IL Sun Jul 14 2002, 1:20 PM CDT Att: 38,806 - Sunny - 81 F								
Andy Fox, L (1,6) OBP: 0.322, SLG: 0.331	3-2 HBP 1B		4-2 S BB		0-1 G4-6-3 1-2f		1-3 K			3	0	1	0	1	1	2									
Juan Encarnacion, R (1,9) OBP: 0.331, SLG: 0.475	0-0 F3		2-0 G6-3 1-2		0-2 HR			4-2 BB		3	1	1	1	1	0	2									
Preston Wilson, R (1,8) OBP: 0.343, SLG: 0.440	1-0 HBP			4-1 2B G5-3 BB		1-1 G5-4-3 1B		0-1 F8		2	1	1	0	1	0	1									
Derrek Lee, R (1,3) OBP: 0.349, SLG: 0.500	3-3 K			1-3 K		1-0 G5-4-3 1-2f		0-0 F7		4	0	0	0	0	2	5									
Eric Owens, R (1,7) OBP: 0.347, SLG: 0.390		1-0 G4-3		1-2 2B		0-0 1B		2-2 L3		4	0	2	0	0	0	1									
Charles Johnson, R (1,2) OBP: 0.314, SLG: 0.335		1-1 F9		2-2 G5-3		0-1 F8			1-3 K	4	0	0	1	0	1	2									
Mike Mordecai, R (1,5) OBP: 0.287, SLG: 0.269		1-3 K		3-H 2-3 K		0-2 2B			2-1 G6-3	4	1	1	0	0	2	1									
Michael Tejera, L (1,1) OBP: 0.222, SLG: 0.389			0-2 G3		2-3 K		2-0 1B 2H		1-1 E5 1B	2	0	0	0	0	1	0									
Kevin Millar, R (7, PH) OBP: 0.341, SLG: 0.430										1	0	1	1	0	0	0									
Vladimir Nunez, R (7, PH) OBP: 0.333, SLG: 0.333										0	0	0	0	0	0	0									
46 Oswaldo Mairesna, L (8, 1)										0	0	0	0	0	0	0									
Homer Bush, R (9, PH) OBP: 0.274, SLG: 0.287										1	0	1	0	0	0	0									
Inning Stats	R: 0 E: 0 K: 1 S: 11	H: 1 LOB: 2 BB: 0 P: 18	R: 0 E: 0 K: 1 S: 6	H: 0 LOB: 0 BB: 0 P: 9	R: 0 E: 0 K: 0 S: 10	H: 0 LOB: 1 BB: 1 P: 16	R: 1 E: 0 K: 2 S: 18	H: 1 LOB: 1 BB: 1 P: 28	R: 0 E: 0 K: 1 S: 8	H: 0 LOB: 0 BB: 0 P: 14	R: 1 E: 0 K: 0 S: 10	H: 3 LOB: 1 BB: 0 P: 12	R: 1 E: 0 K: 1 S: 10	H: 3 LOB: 0 BB: 0 P: 14	R: 0 E: 0 K: 0 S: 8	H: 0 LOB: 1 BB: 0 P: 14	R: 0 E: 1 K: 1 S: 10	H: 1 LOB: 1 BB: 0 P: 15	1B: 5 2B: 3 3B: 0 HR: 1	SF: 0 SAC: 0 DP: 2 HBP: 1	WP: 0 PB: 0 SB: 1 CS: 1	PA: 37			
PITCHER	IP WLS BF H R ER SO BB IBB HBP BLK WP HR S P ERA WHIP	6.0 W 25 5 2 2 5 3 0 1 0 0 1 63 97 3.00 1.333	1.0 H 4 3 1 1 1 0 0 0 0 0 0 10 14 9.00 3.000	2.0 S 8 1 0 0 1 1 0 0 0 0 0 18 29 0.00 1.000																					

Batter	1	2	3	4	5	6	7	8	9	AB	R	H	RBI	BB	SO	LOB	BOTTOM							
Mark Bellhorn, S (1,4) OBP: 0.399, SLG: 0.563	1-0 F9	1-0 2H 2B		2-2 3B			2-3 K	1-2 G6-3		5	0	2	1	0	1	1	Florida Marlins @ Chicago Cubs Wrigley Field, Chicago, IL Sun Jul 14 2002, 1:20 PM CDT Att: 38,806 - Sunny - 81 F							
Chris Stynes, R (1,5) OBP: 0.319, SLG: 0.362	1-1 K	2-3 K		1-1 F9			1-2 F7	1-2 L9		4	0	1	0	0	1	3								
Kyle Farnsworth, R (8, 1)										1	0	0	0	0	0	0								
Sammy Sosa, R (1,9) OBP: 0.420, SLG: 0.636	1-3 K		0-0 1B 1B		1-0 F9		1-0 HR			4	2	2	2	0	1	1								
Darren Lewis, R (9, 9) OBP: 0.333, SLG: 0.310										0	0	0	0	0	0	0								
Angel Echevarria, R (1,3) OBP: 0.333, SLG: 0.400	3-1 G5-3		0-0 1B		3-2 G5-4-3 1B		1-2 F8			4	0	2	0	0	0	1								
Moises Alou, R (1,7) OBP: 0.301, SLG: 0.380		2-3 K	2-2 1B		0-1 G5-4-3 1-2f			1-0 P5		4	0	1	0	0	1	1								
Roosevelt Brown, L (9, 7) OBP: 0.268, SLG: 0.297			1-2 2-3 1B							0	0	0	0	0	0	0								
Corey Patterson, L (1,8) OBP: 0.317, SLG: 0.421		0-1 F9	1-0 SF8-2-5 1B		0-0 F9			3-2 HR		3	1	1	2	0	0	0								
Alex Gonzalez, R (1,6) OBP: 0.300, SLG: 0.426		1-1 2B			1-0 G1-3			1-0 HR		4	2	2	1	0	0	1								
Joe Girardi, R (1,2) OBP: 0.279, SLG: 0.299		4-0 2B		2-1 L7		0-0 L9		4-0 HR		2	2	0	0	2	0	0								
22 Mark Prior, R (1,1) OBP: 0.333, SLG: 0.571		3-2 IBB		1-3 K			4-2 HR	0-2 BB		2	1	1	2	0	1	0								
Tom Gordon, R (7, 1)										0	0	0	0	0	0	0								
Bill Mueller, S (7, PH) OBP: 0.333, SLG: 0.359		1-H 2H 2B								1	2	1	2	1	0	0								
Inning Stats	R: 0 E: 0 K: 1 S: 8	H: 1 LOB: 1 BB: 0 P: 14	R: 3 E: 0 K: 2 S: 16	H: 3 LOB: 1 BB: 1 P: 29	R: 1 E: 0 K: 0 S: 10	H: 3 LOB: 1 BB: 0 P: 15	R: 0 E: 0 K: 1 S: 10	H: 1 LOB: 0 BB: 0 P: 16	R: 0 E: 0 K: 0 S: 6	H: 0 LOB: 0 BB: 0 P: 10	R: 0 E: 0 K: 0 S: 3	H: 0 LOB: 0 BB: 0 P: 4	R: 2 E: 0 K: 1 S: 16	H: 1 LOB: 0 BB: 1 P: 25	R: 4 E: 0 K: 0 S: 16	H: 3 LOB: 0 BB: 1 P: 27	1B: 5 2B: 4 3B: 1 HR: 4	SF: 1 SAC: 0 DP: 2 HBP: 0	WP: 0 PB: 0 SB: 0 CS: 0	PA: 38				
PITCHER	IP WLS BF H R ER SO BB IBB HBP BLK WP HR S P ERA WHIP	6.0 L 26 9 4 4 4 0 0 0 0 0 1 16 25 18.00 2.000	1.0 5 1 2 2 1 1 0 0 0 0 0 1 16 25 18.00 2.000	1.0 7 3 4 4 0 1 0 0 0 0 0 3 16 27 36.00 4.000																				



Batter	1	2	3	4	5	6	7	8	9	AB	R	H	RBI	BB	SO	LOB	TOP										
Rafael Furcal, S OBP: 0.327, SLG: 0.392	G4-3		G3		G4-3		L8		L7	5	0	0	0	0	0	3	Atlanta Braves @ Chicago Cubs Wrigley Field, Chicago, IL Mon Jul 15 2002, 7:05 PM CDT Att: 40,206 - Sunny - 79 F										
Matt Franco, L OBP: 0.432, SLG: 0.644	G6-3		K		BB		P5			4	0	1	1	0	1												
Gary Sheffield, R OBP: 0.372, SLG: 0.493	FC4-6		G6-3		BB				BB	2	0	1	0	2	0												
10 Chipper Jones, S OBP: 0.392, SLG: 0.462	FC4-6				G4-3				K	4	0	0	0	0	1	4											
Andruw Jones, R OBP: 0.367, SLG: 0.493		WP			G5-3				G4-3	3	1	0	0	1	0	1											
Vinny Castilla, R OBP: 0.274, SLG: 0.382	K				G5-3				F9	4	0	1	0	0	1	2											
Javy Lopez, R OBP: 0.217, SLG: 0.357										4	0	1	0	0	1	2											
Jesse Garcia, R OBP: 0.212, SLG: 0.231	G1-3								CS	0	0	0	0	0	0	0											
Keith Lockhart, L OBP: 0.281, SLG: 0.373							G4-3		G3	3	1	1	1	1	0	1											
Jason Marquis, L OBP: 0.217, SLG: 0.348										1	0	0	0	0	0	1											
Chris Hammond, L OBP: 0.287, SLG: 0.417					SH1-4					1	0	0	0	0	0	0											
Darren Bragg, L OBP: 0.287, SLG: 0.417										0	0	0	0	0	0	0											
Mike Remlinger, L OBP: 0.287, SLG: 0.417										0	0	0	0	0	0	0											
Kerry Ligtenberg, R OBP: 0.287, SLG: 0.417										0	0	0	0	0	0	0											
Julio Franco, R OBP: 0.287, SLG: 0.417										1	0	1	0	0	0	0											
Inning Stats	R: 0 E: 0 K: 0 S: 8	H: 1 LOB: 1 BB: 0 P: 13	R: 1 E: 0 K: 2 S: 15	H: 1 LOB: 1 BB: 1 P: 20	R: 0 E: 0 K: 1 S: 8	H: 0 LOB: 0 BB: 0 P: 10	R: 0 E: 0 K: 1 S: 10	H: 1 LOB: 1 BB: 0 P: 16	R: 1 E: 0 K: 0 S: 12	H: 1 LOB: 2 BB: 2 P: 24	R: 0 E: 0 K: 0 S: 8	H: 0 LOB: 0 BB: 0 P: 13	R: 0 E: 0 K: 0 S: 7	H: 1 LOB: 1 BB: 0 P: 11	R: 0 E: 0 K: 1 S: 10	H: 0 LOB: 1 BB: 1 P: 15	R: 0 E: 0 K: 0 S: 12	H: 2 LOB: 1 BB: 0 P: 18	1B: 6 2B: 1 3B: 0 HR: 0	SF: 0 SAC: 1 DP: 0 HBP: 0	WP: 1 PB: 0 SB: 2 CS: 1	PA: 37					
PITCHER	IP	WLS	BF	H	R	ER	SO	BB	IBB	HBP	BLK	WP	HR	S	P	ERA	WHIP										
38 Carlos Zambrano, R ERA: 2.81	7.0	W	29	5	2	2	4	3	0	0	0	1	0	68	107	2.57	1.143										
Jeff Fassero, L ERA: 5.97	0.1	H	2	0	0	0	1	1	0	0	0	0	0	4	8	0.00	3.000										
Kyle Farnsworth, R ERA: 3.72	0.2	H	2	0	0	0	0	0	0	0	0	0	0	6	7	0.00	0.000										
Antonio Alfonseca, R ERA: 2.45	1.0	S	4	2	0	0	0	0	0	0	0	0	0	12	18	0.00	2.000										


Batter	1	2	3	4	5	6	7	8	9	AB	R	H	RBI	BB	SO	LOB	BOTTOM										
Mark Bellhorn, S OBP: 0.401, SLG: 0.583	G4-3		HR		2B		FC6-4			4	1	2	1	0	0	1	Atlanta Braves @ Chicago Cubs Wrigley Field, Chicago, IL Mon Jul 15 2002, 7:05 PM CDT Att: 40,206 - Sunny - 79 F										
Bill Mueller, S OBP: 0.332, SLG: 0.356	WP		L7		K		K			4	0	1	0	0	2	2											
Sammy Sosa, R OBP: 0.421, SLG: 0.632										2	0	0	0	2	1	2											
Angel Echevarria, R OBP: 0.333, SLG: 0.400	K				BB		L8			0	0	0	0	0	0	0											
Fred McGriff, L OBP: 0.352, SLG: 0.484					BB					3	0	0	0	1	2	4											
Darren Lewis, R OBP: 0.333, SLG: 0.310	G3-1				K		K		CS	0	0	0	0	0	0	0											
Moises Alou, R OBP: 0.301, SLG: 0.378		P6			F8				F8	4	0	1	0	0	0	2											
Corey Patterson, L OBP: 0.314, SLG: 0.416					F8				1B	4	0	0	0	0	3	3											
Todd Hundley, S OBP: 0.272, SLG: 0.390										3	1	1	1	0	0	1											
Alex Gonzalez, R OBP: 0.300, SLG: 0.437					HR					3	1	1	1	0	2	1											
38 Carlos Zambrano, S ERA: 4.07										2	0	0	0	0	1	0											
Chris Stynes, R OBP: 0.354, SLG: 0.368										1	0	1	0	0	0	0											
Jeff Fassero, L ERA: 1.47										0	0	0	0	0	0	0											
Kyle Farnsworth, R ERA: 1.41										0	0	0	0	0	0	0											
Antonio Alfonseca, R OBP: 0.667, SLG: 0.667										0	0	0	0	0	0	0											
Inning Stats	R: 0 E: 0 K: 1 S: 8	H: 1 LOB: 1 BB: 0 P: 15	R: 0 E: 0 K: 1 S: 9	H: 0 LOB: 0 BB: 0 P: 14	R: 1 E: 0 K: 2 S: 11	H: 1 LOB: 0 BB: 0 P: 16	R: 0 E: 0 K: 1 S: 14	H: 0 LOB: 1 BB: 1 P: 20	R: 2 E: 0 K: 2 S: 14	H: 3 LOB: 2 BB: 1 P: 22	R: 0 E: 0 K: 2 S: 13	H: 1 LOB: 1 BB: 0 P: 18	R: 0 E: 0 K: 1 S: 8	H: 1 LOB: 1 BB: 0 P: 12	R: 0 E: 0 K: 1 S: 7	H: 0 LOB: 1 BB: 1 P: 15	R: 0 E: 0 K: 1 S: 7	H: 0 LOB: 1 BB: 1 P: 15	1B: 3 2B: 2 3B: 0 HR: 3	SF: 0 SAC: 0 DP: 1 HBP: 0	WP: 1 PB: 0 SB: 0 CS: 1	PA: 33					
PITCHER	IP	WLS	BF	H	R	ER	SO	BB	IBB	HBP	BLK	WP	HR	S	P	ERA	WHIP										
Jason Marquis, R ERA: 4.07	4.1	L	18	4	3	3	5	1	3	49	74	6.23	1.154														
Chris Hammond, L ERA: 1.47	1.2		8	2	0	0	4	0	1	0	0	0	0	20	31	0.00	1.200										
Mike Remlinger, L ERA: 1.41	1.0		4	1	0	0	1	0	0	0	0	0	0	8	12	0.00	1.000										
Kerry Ligtenberg, R ERA: 2.13	1.0		3	0	0	0	1	1	0	0	0	0	0	7	15	0.00	1.000										



Batter	1	2	3	4	5	6	7	8	9	AB	R	H	RBI	BB	SO	LOB	TOP			
Rafael Furcal, S OBP: 0.326, SLG: 0.391										4	1	1	0	0	2	2	Atlanta Braves @ Chicago Cubs Wrigley Field, Chicago, IL Tue Jul 16 2002, 1:20 PM CDT Att: 39,118 - Sunny - 81 F			
Keith Lockhart, L OBP: 0.277, SLG: 0.366										3	0	0	0	0	1	0				
Gary Sheffield, R OBP: 0.376, SLG: 0.503										4	0	3	0	0	0	0				
10 Chipper Jones, S OBP: 0.391, SLG: 0.460										4	0	1	1	0	1	3				
Andruw Jones, R OBP: 0.366, SLG: 0.490										4	1	1	0	0	1	3				
Vinny Castilla, R OBP: 0.274, SLG: 0.380										4	0	1	0	0	2	1				
Wes Helms, R OBP: 0.277, SLG: 0.377										3	0	0	0	1	1	2				
Henry Blanco, R OBP: 0.232, SLG: 0.279										4	0	1	1	0	1	1				
Kevin Millwood, R OBP: 0.167, SLG: 0.306										2	0	0	0	0	2	1				
Mike Remlinger, L OBP: 0.427, SLG: 0.635										0	0	0	0	0	0	0				
29 John Smoltz, R ERA: 1.93										0	0	0	0	0	0	0				
Inning Stats	R: 0 H: 1 E: 0 K: 1 S: 12	H: 1 LOB: 0 BB: 0 P: 14	R: 1 H: 3 E: 0 K: 1 S: 15	H: 3 LOB: 2 BB: 0 P: 20	R: 0 H: 1 E: 0 K: 1 S: 9	H: 1 LOB: 1 BB: 0 P: 10	R: 0 H: 0 E: 0 K: 3 S: 11	H: 0 LOB: 1 BB: 1 P: 17	R: 1 H: 2 E: 0 K: 0 S: 10	H: 2 LOB: 1 BB: 0 P: 12	R: 0 H: 0 E: 0 K: 3 S: 10	H: 0 LOB: 0 BB: 0 P: 14	R: 0 H: 1 E: 0 K: 2 S: 10	H: 1 LOB: 1 BB: 0 P: 16	R: 0 H: 0 E: 0 K: 1 S: 7	H: 0 LOB: 0 BB: 0 P: 8	1B: 6 2B: 2 3B: 0 HR: 0	SF: 0 SAC: 2 DP: 0 HBP: 0	WP: 0 PB: 0 SB: 0 CS: 0	PA: 36
PITCHER	IP WLS BF H R ER SO BB IBB HBP BLK WP HR S P ERA WHIP																			
Jon Lieber, R ERA: 3.37	6.0 L 26 7 2 2 6 1 0 0 0 0 0 0 67 87 3.00 1.333																			
Joe Borowski, R ERA: 2.91	2.0 7 1 0 0 5 0 0 0 0 0 0 0 20 30 0.00 0.500																			
Tom Gordon, R ERA: 1.93	1.0 3 0 0 0 1 0 0 0 0 0 0 0 7 8 0.00 0.000																			

Batter	1	2	3	4	5	6	7	8	9	AB	R	H	RBI	BB	SO	LOB	BOTTOM					
Delino DeShields, L OBP: 0.277, SLG: 0.319										3	0	0	0	1	2	0	Atlanta Braves @ Chicago Cubs Wrigley Field, Chicago, IL Tue Jul 16 2002, 1:20 PM CDT Att: 39,118 - Sunny - 81 F					
Roosevelt Brown, L OBP: 0.260, SLG: 0.287										4	0	0	0	0	2	1						
Sammy Sosa, R OBP: 0.416, SLG: 0.625										4	0	0	0	0	3	1						
Fred McGriff, L OBP: 0.352, SLG: 0.483										3	0	1	0	0	0	0						
Corey Patterson, L OBP: 0.311, SLG: 0.412										3	0	0	0	0	3	1						
Alex Gonzalez, R OBP: 0.297, SLG: 0.432										3	0	0	0	0	2	1						
Bill Mueller, S OBP: 0.332, SLG: 0.356										3	0	1	0	0	1	1						
Joe Girardi, R OBP: 0.279, SLG: 0.295										2	0	0	0	0	1	1						
Angel Echevarria, R OBP: 0.318, SLG: 0.381										1	0	0	0	0	0	0						
Todd Hundley, S OBP: 0.272, SLG: 0.390										0	0	0	0	0	0	0						
Jon Lieber, L OBP: 0.184, SLG: 0.162										1	0	0	0	0	1	0						
Chris Stynes, R OBP: 0.321, SLG: 0.364										1	0	0	0	0	0	0						
Joe Borowski, R OBP: 0.250, SLG: 0.250										0	0	0	0	0	0	0						
Mark Bellhorn, S OBP: 0.399, SLG: 0.580										1	0	0	0	0	1	0						
29 John Smoltz, R ERA: 4.26										0	0	0	0	0	0	0						
Inning Stats	R: 0 H: 0 E: 0 K: 2 S: 9	H: 0 LOB: 0 BB: 0 P: 14	R: 0 H: 1 E: 0 K: 2 S: 13	H: 1 LOB: 0 BB: 0 P: 21	R: 0 H: 0 E: 0 K: 2 S: 8	H: 0 LOB: 0 BB: 0 P: 14	R: 0 H: 0 E: 0 K: 1 S: 8	H: 0 LOB: 0 BB: 0 P: 14	R: 0 H: 1 E: 0 K: 2 S: 11	H: 1 LOB: 1 BB: 0 P: 16	R: 0 H: 0 E: 0 K: 1 S: 8	H: 0 LOB: 0 BB: 1 P: 15	R: 0 H: 0 E: 0 K: 1 S: 7	H: 0 LOB: 0 BB: 0 P: 11	R: 0 H: 0 E: 0 K: 2 S: 13	H: 0 LOB: 0 BB: 0 P: 19	R: 0 H: 0 E: 0 K: 3 S: 9	H: 0 LOB: 0 BB: 0 P: 12	1B: 2 2B: 0 3B: 0 HR: 0	SF: 0 SAC: 0 DP: 0 HBP: 0	WP: 0 PB: 0 SB: 1 CS: 0	PA: 30
PITCHER	IP WLS BF H R ER SO BB IBB HBP BLK WP HR S P ERA WHIP																					
Kevin Millwood, R ERA: 3.88	7.0 W 24 2 0 0 11 1 0 0 0 0 0 0 64 105 0.00 0.429																					
Mike Remlinger, L ERA: 1.39	1.0 H 3 0 0 0 2 0 0 0 0 0 0 0 13 19 0.00 0.000																					
29 John Smoltz, R ERA: 4.26	1.0 S 3 0 0 0 3 0 0 0 0 0 0 0 9 12 0.00 0.000																					

AB	33
R	2
H	8
RBI	2
BB	1
SO	12
LOB	13



Batter	1	2	3	4	5	6	7	8	9	10	AB	R	H	RBI	BB	SO	LOB	TOP
Mark Bellhorn, S OBP: 0.395, SLG: 0.575											5	0	1	0	0	0	1	
Bill Mueller, S OBP: 0.338, SLG: 0.361											3	1	1	0	2	0	1	
Sammy Sosa, R OBP: 0.419, SLG: 0.621											2	1	0	0	3	1	2	
Fred McGriff, L OBP: 0.353, SLG: 0.480											4	0	1	1	1	1	5	
Moises Alou, R OBP: 0.299, SLG: 0.372											4	0	0	0	1	0	2	
Corey Patterson, L OBP: 0.313, SLG: 0.411 Jeff Fassero, L (10, 1)											4	0	1	0	0	1	3	
Todd Hundley, S OBP: 0.269, SLG: 0.404											5	1	1	1	0	0	3	
Alex Gonzalez, R OBP: 0.297, SLG: 0.427											3	0	0	0	1	2	0	
34 Kerry Wood, R OBP: 0.190, SLG: 0.150 Antonio Alfonseca, R OBP: 0.667, SLG: 0.667 Darren Lewis, R OBP: 0.333, SLG: 0.310											3	0	0	0	1	1	1	
Inning Stats	R: 0 E: 0 K: 1 S: 15	H: 1 LOB: 3 BB: 2 P: 29	R: 1 E: 0 K: 1 S: 8	H: 1 LOB: 0 BB: 0 P: 13	R: 0 E: 0 K: 1 S: 8	H: 0 LOB: 1 BB: 1 P: 16	R: 2 E: 1 K: 0 S: 7	H: 2 LOB: 2 BB: 1 P: 17	R: 0 E: 0 K: 0 S: 10	H: 0 LOB: 3 BB: 3 P: 27	R: 0 E: 0 K: 2 S: 6	H: 0 LOB: 0 BB: 0 P: 12	R: 0 E: 0 K: 1 S: 10	H: 0 LOB: 1 BB: 0 P: 16	1B: 2 2B: 3 3B: 0 HR: 1	SF: 0 SAC: 0 DP: 2 HBP: 1	WP: 0 PB: 0 SB: 0 CS: 0	PA: 43
PITCHER	IP 5.2	WLS 30	BF 4	H 3	R 2	ER 3	SO 3	BB 8	IBB 0	HBP 1	BLK 0	WP 0	HR 1	S 53	P 115	ERA 3.18	WHIP 2.118	
Robert Person, R ERA: 5.04	(1, 1)																	
Hector Mercado, L ERA: 7.56	(6, 1)	1.1	4	1	0	0	0	0	0	0	1	0	0	9	14	0.00	0.750	
Rheal Cormier, L ERA: 5.3	(8, 1)	2.0	6	0	0	0	2	1	0	0	0	0	0	13	21	0.00	0.500	
Jose Mesa, R ERA: 3.19	(10, 1)	1.0	3	0	0	0	1	0	0	0	0	0	0	10	16	0.00	0.000	

Chicago Cubs @ Philadelphia Phillies
Veterans Stadium, Philadelphia, PA
Wed Jul 17 2002, 7:05 PM EDT
Att. 23,541 - Sunny - 93 F

AB	33
R	3
H	5
RBI	2
BB	9
SO	6
LOB	18



Batter	1	2	3	4	5	6	7	8	9	10	AB	R	H	RBI	BB	SO	LOB	BOTTOM				
Jeremy Giambi, L OBP: 0.423, SLG: 0.527 Jason Michaels, R OBP: 0.373, SLG: 0.595											4	0	0	0	0	1	0					
11 Jimmy Rollins, S OBP: 0.312, SLG: 0.401											4	0	1	0	0	1	0					
Bobby Abreu, L OBP: 0.412, SLG: 0.477											5	0	1	0	0	1	1					
Pat Burrell, R OBP: 0.395, SLG: 0.593											4	2	3	1	1	1	0					
Travis Lee, L OBP: 0.329, SLG: 0.379											4	0	1	1	1	0	3					
Scott Rolen, R OBP: 0.355, SLG: 0.472											2	1	0	0	1	0	1					
Mike Lieberthal, R OBP: 0.324, SLG: 0.406											3	0	1	2	0	0	3					
Marlon Anderson, L OBP: 0.336, SLG: 0.413											4	0	0	0	0	1	5					
Robert Person, R ERA: 5.04 Hector Mercado, L ERA: 7.56 Doug Glavine, R OBP: 0.376, SLG: 0.288 Rheal Cormier, L ERA: 5.3 Ricky Ledee, R OBP: 0.312, SLG: 0.405 Jose Mesa, R ERA: 3.19											2	0	0	0	0	1	3					
Inning Stats	R: 0 E: 0 K: 0 S: 7	H: 1 LOB: 3 BB: 1 P: 11	R: 0 E: 0 K: 2 S: 16	H: 1 LOB: 0 BB: 1 P: 22	R: 0 E: 0 K: 2 S: 8	H: 0 LOB: 0 BB: 0 P: 13	R: 1 E: 0 K: 0 S: 7	H: 1 LOB: 1 BB: 0 P: 13	R: 0 E: 0 K: 1 S: 7	H: 0 LOB: 0 BB: 0 P: 10	R: 0 E: 0 K: 1 S: 12	H: 1 LOB: 0 BB: 0 P: 20	R: 0 E: 0 K: 0 S: 8	H: 0 LOB: 0 BB: 0 P: 12	R: 0 E: 0 K: 0 S: 16	H: 2 LOB: 1 BB: 1 P: 24	R: 1 E: 0 K: 0 S: 8	H: 2 LOB: 3 BB: 1 P: 17	1B: 5 2B: 2 3B: 0 HR: 1	SF: 0 SAC: 1 DP: 1 HBP: 2	WP: 0 PB: 0 SB: 0 CS: 0	PA: 41
PITCHER	IP 8.0	WLS 31	BF 31	H 5	R 2	ER 2	SO 6	BB 1	IBB 0	HBP 2	BLK 0	WP 0	HR 1	S 73	P 113	ERA 2.25	WHIP 0.750					
34 Kerry Wood, R ERA: 4.06	(1, 1)																					
Antonio Alfonseca, R ERA: 2.81	(9, 1)	1.0	5	1	1	1	0	1	0	0	0	0	0	13	21	9.00	2.000					
Jeff Fassero, L ERA: 6.16	(10, 1)	0.1	5	2	1	1	0	0	1	0	0	0	0	8	17	27.00	6.000					

Chicago Cubs @ Philadelphia Phillies
Veterans Stadium, Philadelphia, PA
Wed Jul 17 2002, 7:05 PM EDT
Att. 23,541 - Sunny - 93 F

AB	35
R	4
H	8
RBI	4
BB	3
SO	6
LOB	17



Batter	1	2	3	4	5	6	7	8	9	AB	R	H	RBI	BB	SO	LOB	TOP										
Mark Bellhorn, S (1,4) OBP: 0.390, SLG: 0.565	F5		F3		1B HR		F7		F7	5	1	1	0	0	0	2	Chicago Cubs @ Philadelphia Phillies Veterans Stadium, Philadelphia, PA Thu Jul 18 2002, 1:05 PM EDT Att: 27,672 - Cloudy - 92 F										
Bill Mueller, S (1,5) OBP: 0.335, SLG: 0.362	F5		G1-3		F7		2B		F8	5	0	1	0	0	0	3											
Sammy Sosa, R (1,9) OBP: 0.419, SLG: 0.619	K			2B 1B	HR		K			4	2	2	0	0	2	1											
Fred McGriff, L (1,3)		G5-3 1B		F5	HR				K	4	1	2	3	0	1	1											
Moises Alou, R (1,7) OBP: 0.298, SLG: 0.374	K			E	HR		G4-3		L5	4	1	1	1	0	1	1											
Corey Patterson, L (1,8) OBP: 0.309, SLG: 0.406	G5-3			G5-3			G5-3		K	4	0	0	0	0	1	2											
Alex Gonzalez, R (1,6) OBP: 0.296, SLG: 0.424	F3			E3	FC6-4		F8		SH1-3 1B	4	1	1	0	0	0	1											
Mike Mahoney, R (1,2) OBP: 0.333, SLG: 0.333			BLK SH1-4 1B	FC6-4			P3		SH1-3	3	0	1	0	0	0	1											
Matt Clement, R (1,1) OBP: 0.179, SLG: 0.143 Tom Gordon, R (7,1)			SH1-4				F8		WP S 1B	2	0	0	0	0	0	0											
Roosevelt Brown, L (9,PH) OBP: 0.269, SLG: 0.293 Antonio Alfonseca, R (9,1) OBP: 0.667, SLG: 0.667							L3			0	0	0	0	0	0	0											
Inning Stats	R: 0 E: 0 K: 1 S: 5	H: 0 LOB: 0 BB: 0 P: 8	R: 0 E: 0 K: 1 S: 9	H: 1 LOB: 1 BB: 0 P: 11	R: 0 E: 0 K: 0 S: 12	H: 1 LOB: 1 BB: 0 P: 20	R: 2 E: 1 K: 0 S: 14	H: 2 LOB: 1 BB: 0 P: 22	R: 3 E: 0 K: 0 S: 8	H: 3 LOB: 0 BB: 0 P: 16	R: 0 E: 0 K: 0 S: 7	H: 0 LOB: 0 BB: 0 P: 11	R: 0 E: 0 K: 1 S: 7	H: 1 LOB: 0 BB: 0 P: 10	R: 0 E: 0 K: 2 S: 9	H: 0 LOB: 0 BB: 0 P: 14	R: 1 E: 0 K: 0 S: 12	H: 2 LOB: 1 BB: 0 P: 18	1B: 7 2B: 2 3B: 0 HR: 1	SF: 0 SAC: 2 DP: 0 HBP: 0	WP: 1 PB: 0 SB: 1 CS: 0	PA: 38					
PITCHER	IP	WLS	BF	H	R	ER	SO	BB	IBB	HBP	BLK	WP	HR	S	P	ERA	WHIP										
Vicente Padilla, R (1,1) ERA: 3.28	6.0	L	26	7	5	4	2	0	0	0	1	0	1	55	88	6.00	1.167										
48 David Coggin, R (7,1) ERA: 5.37	1.0		4	1	0	0	1	0	0	0	0	0	0	7	10	0.00	1.000										
Dan Plesac, L (8,1) ERA: 4.26	1.0		3	0	0	0	2	0	0	0	0	0	0	9	14	0.00	0.000										
Carlos Silva, R (9,1) ERA: 4.37	1.0		5	2	1	1	0	0	0	0	0	1	0	12	18	9.00	2.000										

AB	36
R	6
H	10
RBI	5
BB	0
SO	5
LOB	12



Batter	1	2	3	4	5	6	7	8	9	AB	R	H	RBI	BB	SO	LOB	BOTTOM										
Ricky Ledee, L (1,8) OBP: 0.329, SLG: 0.398	K		FC6-4 BB	K			3B BB		DI 3B BB	2	2	0	0	3	2	3	Chicago Cubs @ Philadelphia Phillies Veterans Stadium, Philadelphia, PA Thu Jul 18 2002, 1:05 PM EDT Att: 27,672 - Cloudy - 92 F										
11 Jimmy Rollins, S (1,6) OBP: 0.308, SLG: 0.396	G3-1		FC6-4		B5-3		K		K	5	0	0	0	0	2	4											
Bobby Abreu, L (1,9) OBP: 0.414, SLG: 0.491	CS 1B		L6		G4-3		3B		1B 3B	5	1	3	2	0	0	2											
Pat Burrell, R (1,7) OBP: 0.398, SLG: 0.596	CS	G6-3 2B		1B 2B 1B	K		K		BB 1B	5	1	3	1	0	2	1											
Scott Rolen, R (1,5) OBP: 0.359, SLG: 0.472		G6-3		2B 1B		G5-3		BB 1B	BB BB	4	0	2	0	1	0	1											
Travis Lee, L (1,3) OBP: 0.330, SLG: 0.380	G6-3			2B		FC6-4 BB		K	F8	4	0	1	1	1	1	4											
Todd Pratt, R (1,2) ERA: 3.63 Jeremy Giambi, L (6,PH) OBP: 0.424, SLG: 0.527 Carlos Silva, R (9,1)	K			K		FC6-4		G4-6-3 BB		3	0	0	0	0	2	4											
Marlon Anderson, L (1,4) OBP: 0.336, SLG: 0.411 48 David Coggin, R (7,1) Dan Plesac, L (8,1)			K FC6-4 SH3-4				L6		G4-6-3	0	0	0	0	0	0	0											
Mike Lieberthal, R (8,PH) OBP: 0.323, SLG: 0.404										1	0	0	0	0	0	2											
Vicente Padilla, R (1,1) OBP: 0.081, SLG: 0.057 Tomas Perez, S (7,4) OBP: 0.289, SLG: 0.371			SH3-4		K		K		F7	2	0	0	0	0	1	0											
Inning Stats	R: 0 E: 0 K: 1 S: 8	H: 1 LOB: 0 BB: 0 P: 13	R: 0 E: 0 K: 1 S: 9	H: 1 LOB: 1 BB: 0 P: 14	R: 0 E: 0 K: 1 S: 12	H: 0 LOB: 1 BB: 1 P: 22	R: 1 E: 0 K: 3 S: 18	H: 3 LOB: 3 BB: 1 P: 28	R: 0 E: 0 K: 1 S: 7	H: 0 LOB: 0 BB: 0 P: 10	R: 0 E: 0 K: 0 S: 6	H: 0 LOB: 1 BB: 1 P: 11	R: 1 E: 0 K: 3 S: 14	H: 1 LOB: 1 BB: 1 P: 27	R: 0 E: 0 K: 1 S: 10	H: 1 LOB: 1 BB: 1 P: 18	R: 2 E: 0 K: 1 S: 12	H: 2 LOB: 2 BB: 2 P: 28	1B: 5 2B: 2 3B: 2 HR: 0	SF: 0 SAC: 1 DP: 1 HBP: 0	WP: 1 PB: 0 SB: 0 CS: 1	PA: 43					
PITCHER	IP	WLS	BF	H	R	ER	SO	BB	IBB	HBP	BLK	WP	HR	S	P	ERA	WHIP										
Matt Clement, R (1,1) ERA: 1.42	6.1	W	28	5	2	2	8	3	1	0	0	0	0	65	108	2.84	1.263										
Tom Gordon, R (7,1) ERA: 1.42	1.2		7	2	0	0	3	1	0	0	0	0	0	19	35	0.00	1.800										
Antonio Alfonseca, R (9,1) ERA: 2.98	1.0		7	2	2	2	1	2	0	0	0	0	0	12	28	18.00	4.000										

AB	34
R	4
H	9
RBI	4
BB	7
SO	12
LOB	25



Batter	1	2	3	4	5	6	7	8	9	AB	R	H	RBI	BB	SO	LOB	TOP																			
Julio Lugo, R (1, 6) OBP: 0.322, SLG: 0.383	G4-3		L9			F9			F9	4	0	0	0	0	0	0	Houston Astros @ Chicago Cubs Wrigley Field, Chicago, IL Fri Jul 19, 2002, 2:20 PM CDT Att: 38,566 - Overcast - 78 F																			
Craig Biggio, R (1, 4) OBP: 0.349, SLG: 0.414	E4		K			2B			K	4	0	1	0	0	2	0																				
17 Lance Berkman, S (1, 8) OBP: 0.412, SLG: 0.613	FC5-4					K			K	4	0	1	0	0	2	2																				
5 Jeff Bagwell, R (1, 3) OBP: 0.385, SLG: 0.491	1B					K			F9	4	0	1	0	0	1	1																				
Daryle Ward, L (1, 7) OBP: 0.315, SLG: 0.407	F7					G4-3			K	3	0	0	0	0	1	2																				
Richard Hidalgo, R (1, 9) OBP: 0.339, SLG: 0.456						F8			F9	3	0	0	0	0	0	0																				
Geoff Blum, S (1, 5) OBP: 0.341, SLG: 0.431	G4-3					F7			F8	3	0	0	0	0	0	0																				
Brad Ausmus, R (1, 2) OBP: 0.317, SLG: 0.336	G6-3					L3			L4	3	0	0	0	0	0	0																				
Nelson Cruz, R (1, 1) Pedro Borbon, R (6, 1) Ricky Stone, R (6, 1) Orlando Merced, S (8, PH) Tim Redding, R (8, 1) T.J. Mathews, R (8, 1)			K						K	2	0	0	0	0	2	0																				
Inning Stats	R: 0 H: 1 E: 1 K: 0 S: 16	H: 0 LOB: 0 BB: 0 P: 23	R: 0 H: 0 E: 0 K: 0 S: 5	H: 0 LOB: 0 BB: 0 P: 10	R: 0 H: 0 E: 0 K: 2 S: 10	H: 0 LOB: 0 BB: 0 P: 16	R: 0 H: 0 E: 0 K: 0 S: 11	H: 0 LOB: 0 BB: 0 P: 17	R: 0 H: 0 E: 0 K: 0 S: 5	H: 0 LOB: 0 BB: 0 P: 10	R: 0 H: 1 E: 0 K: 2 S: 10	H: 1 LOB: 1 BB: 0 P: 14	R: 0 H: 0 E: 0 K: 1 S: 11	H: 0 LOB: 0 BB: 0 P: 15	R: 0 H: 0 E: 0 K: 1 S: 7	H: 0 LOB: 0 BB: 0 P: 8		R: 0 H: 1 E: 0 K: 1 S: 11	H: 1 LOB: 1 BB: 0 P: 16	1B: 2 2B: 1 3B: 0 HR: 0	SF: 0 SAC: 0 DP: 0 HBP: 0	WP: 0 PA: 31 PB: 0 SB: 0 CS: 0														
PITCHER	IP	WLS	BF	H	R	ER	SO	BB	IBB	HBP	BLK	WP	HR	S	P	ERA	WHIP	PITCHER		IP	WLS	BF	H	R	ER	SO	BB	IBB	HBP	BLK	WP	HR	S	P	ERA	WHIP
22 Mark Prior, R (1, 1) ERA: 3.41	8.0	W	27	2	0	0	8	0	0	0	0	0	0	75	113	0.00	0.250			1.0	4	1	0	0	1	0	0	0	0	0	0	0	0	0	0.00	1.000
Kyle Farnsworth, R (9, 1) ERA: 3.54														11	16	0.00	1.000																			

AB	31
R	0
H	3
RBI	0
BB	0
SO	9
LOB	5



Batter	1	2	3	4	5	6	7	8	9	AB	R	H	RBI	BB	SO	LOB	BOTTOM																			
Mark Bellhorn, S (1, 4) OBP: 0.391, SLG: 0.557	FC3-6		F9			K			G3	3	0	0	0	2	1	2	Houston Astros @ Chicago Cubs Wrigley Field, Chicago, IL Fri Jul 19, 2002, 2:20 PM CDT Att: 38,566 - Overcast - 78 F																			
Bill Mueller, S (1, 5) OBP: 0.329, SLG: 0.355	FC3-6		P5			G6-3			G5-3	4	0	0	0	0	2	0																				
Sammy Sosa, R (1, 9) OBP: 0.418, SLG: 0.614	F8		K			BB			G1-3	3	1	0	0	1	1	1																				
Fred McGriff, L (1, 3) OBP: 0.353, SLG: 0.485	K					K			P5	3	0	0	0	1	2	2																				
Moises Alou, R (1, 7) OBP: 0.304, SLG: 0.386						K			FC3-2	2	2	1	1	2	1	0																				
Corey Patterson, L (1, 8) OBP: 0.311, SLG: 0.407	B1-3					1B			FC1	4	1	2	1	0	0	2																				
Todd Hundley, S (1, 2) OBP: 0.269, SLG: 0.396						G4-3			G3	3	1	0	0	1	0	6																				
Alex Gonzalez, R (1, 6) OBP: 0.295, SLG: 0.422						K			K	4	0	1	2	0	3	1																				
22 Mark Prior, R (1, 1) OBP: 0.278, SLG: 0.471						K			K	3	0	0	0	0	1	1																				
Roosevelt Brown, L (8, PH) OBP: 0.271, SLG: 0.308						K			G5-3	1	0	1	1	0	0	0																				
Kyle Farnsworth, R (9, 1) ERA: 3.31									2B	0	0	0	0	0	0	0																				
Inning Stats	R: 0 H: 0 E: 0 K: 1 S: 10	H: 1 LOB: 1 BB: 1 P: 18	R: 1 H: 1 E: 0 K: 1 S: 8	H: 1 LOB: 1 BB: 1 P: 15	R: 0 H: 0 E: 0 K: 1 S: 12	H: 0 LOB: 0 BB: 0 P: 15	R: 0 H: 1 E: 0 K: 2 S: 12	H: 1 LOB: 1 BB: 0 P: 20	R: 0 H: 0 E: 0 K: 3 S: 12	H: 0 LOB: 0 BB: 0 P: 19	R: 1 H: 1 E: 0 K: 0 S: 8	H: 1 LOB: 2 BB: 2 P: 20	R: 0 H: 0 E: 0 K: 1 S: 9	H: 0 LOB: 1 BB: 1 P: 14	R: 3 H: 2 E: 1 K: 0 S: 22	H: 2 LOB: 2 BB: 2 P: 36	1B: 3 2B: 1 3B: 0 HR: 1	SF: 0 SAC: 0 DP: 0 HBP: 0	WP: 1 PA: 37 PB: 0 SB: 0 CS: 0																	
PITCHER	IP	WLS	BF	H	R	ER	SO	BB	IBB	HBP	BLK	WP	HR	S	P	ERA	WHIP	PITCHER		IP	WLS	BF	H	R	ER	SO	BB	IBB	HBP	BLK	WP	HR	S	P	ERA	WHIP
Nelson Cruz, R (1, 1) ERA: 3.75	5.1	L	21	2	2	2	8	3	0	0	0	0	0	5	10	0.00	6.000			0.1	3	1	0	0	0	1	0	0	0	0	0	5	10	0.00	6.000	
Pedro Borbon, L (6, 1) ERA: 5.4														10	17	0.00	0.750			1.1	5	0	0	0	1	1	0	0	0	0	0	10	17	0.00	0.750	
Ricky Stone, R (6, 1) ERA: 2.15														16	27	0.00	4.500			0.2	6	1	3	0	0	2	0	0	0	0	0	16	27	0.00	4.500	
Tim Redding, R (8, 1) ERA: 5.43														6	9	0.00	3.000			0.1	2	1	0	0	0	0	0	0	0	0	6	9	0.00	3.000		
T.J. Mathews, R (8, 1) ERA: 3.31																																				

AB	30
R	5
H	5
RBI	5
BB	7
SO	9
LOB	17



Batter	1	2	3	4	5	6	7	8	9	AB	R	H	RBI	BB	SO	LOB	TOP										
Julio Lugo, R (1, 6) OBP: 0.321, SLG: 0.393	G3			K		HR		G6-3		4	1	1	1	0	1	1	Houston Astros @ Chicago Cubs Wrigley Field, Chicago, IL Sat Jul 20 2002, 12:05 PM CDT Att: 39,298 - Sunny - 78 F										
Jose Vizcaino, S (1, 4) OBP: 0.316, SLG: 0.337	F7			G5-3		G4-3			K	4	0	0	0	0	1	0											
17 Lance Berkman, S (1, 8) OBP: 0.408, SLG: 0.606	K			G4-3		L6			K	4	0	0	0	0	2	0											
5 Jeff Bagwell, R (1, 3) OBP: 0.386, SLG: 0.488		K			2B 1B			G6-3		2	1	0	0	2	1	0											
Daryle Ward, L (1, 7) OBP: 0.316, SLG: 0.409 Octavio Dotel, R (8, 1)		K			1B			P6		3	1	1	0	0	1	0											
Orlando Merced, S (9, PH) OBP: 0.383, SLG: 0.477 Billy Wagner, L (9, 1)					1B 2B				K	0	0	0	0	0	0	0											
Richard Hidalgo, R (1, 9) OBP: 0.336, SLG: 0.452					K					1	0	0	0	0	1	1											
Geoff Blum, S (1, 5) OBP: 0.341, SLG: 0.429								G6-3		3	0	1	2	0	0	0											
Gregg Zaun, S (1, 2) OBP: 0.297, SLG: 0.341 Barry Wesson, R (8, 8)										3	0	1	0	0	1	1											
Kirk Saarloos, R (1, 1) Alan Zinter, S (6, PH) Pedro Borbon, R (6, 1) Ricky Stone, R (7, 1) Brad Ausmus, R (8, PH) OBP: 0.316, SLG: 0.335										1	0	0	0	0	1	0											
Inning Stats	R: 0 E: 0 K: 1 S: 9	H: 0 LOB: 0 BB: 0 P: 15	R: 0 E: 0 K: 3 S: 12	H: 0 LOB: 0 BB: 0 P: 16	R: 0 E: 0 K: 2 S: 12	H: 0 LOB: 0 BB: 0 P: 15	R: 2 E: 0 K: 1 S: 7	H: 2 LOB: 0 BB: 1 P: 15	R: 1 E: 0 K: 1 S: 9	H: 1 LOB: 0 BB: 0 P: 14	R: 0 E: 0 K: 1 S: 8	H: 0 LOB: 0 BB: 0 P: 14	R: 0 E: 0 K: 0 S: 13	H: 1 LOB: 1 BB: 0 P: 19	R: 0 E: 0 K: 3 S: 11	H: 0 LOB: 1 BB: 1 P: 17	1B: 2 2B: 1 3B: 0 HR: 1	SF: 0 SAC: 0 DP: 1 HBP: 0	WP: 0 PB: 1 SB: 0 CS: 0	PA: 32							
PITCHER	IP	WLS	BF	H	R	ER	SO	BB	IBB	HBP	BLK	WP	HR	S	P	ERA	WHIP										
38 Carlos Zambrano, R (1, 1) ERA: 3.0	7.0	L	24	3	3	3	10	1	0	0	0	0	1	63	99	3.86	0.571										
Jeff Fassero, L (8, 1) ERA: 6.1	0.1		2	1	0	0	0	0	0	0	0	0	0	6	7	0.00	3.000										
Juan Cruz, R (8, 1) ERA: 4.5	1.2		6	0	0	0	3	1	0	0	0	0	0	18	29	0.00	0.600										

AB	30
R	3
H	4
RBI	3
BB	2
SO	13
LOB	6



Batter	1	2	3	4	5	6	7	8	9	AB	R	H	RBI	BB	SO	LOB	BOTTOM										
Mark Bellhorn, S (1, 4) OBP: 0.392, SLG: 0.561	G6-3 1B 2B		L9		K					4	2	2	0	0	1	2	Houston Astros @ Chicago Cubs Wrigley Field, Chicago, IL Sat Jul 20 2002, 12:05 PM CDT Att: 39,298 - Sunny - 78 F										
Bill Mueller, S (1, 5) OBP: 0.332, SLG: 0.355	G6-3		L6							3	0	1	0	1	0	1											
Sammy Sosa, R (1, 9) OBP: 0.416, SLG: 0.608	F8 1B HBP		K		G1-3					3	0	0	0	0	2	5											
Fred McGriff, L (1, 3) OBP: 0.355, SLG: 0.485	F8 1B									4	0	2	2	0	0	0											
Moises Alou, R (1, 7) OBP: 0.300, SLG: 0.380	F8									4	0	0	0	0	1	4											
Corey Patterson, L (1, 8) OBP: 0.308, SLG: 0.402	K									4	0	0	0	0	4	4											
Todd Hundley, S (1, 2) OBP: 0.270, SLG: 0.395 Chris Stynes, R (9, PH) OBP: 0.319, SLG: 0.361										3	0	1	0	0	1	0											
Alex Gonzalez, R (1, 6) OBP: 0.292, SLG: 0.416										4	0	0	0	0	1	1											
38 Carlos Zambrano, S (1, 1) Roosevelt Brown, L (7, PH) Jeff Fassero, L (8, 1) Juan Cruz, R (8, 1) Angel Echevarria, R (9, PH) OBP: 0.154, SLG: 0.154 OBP: 0.304, SLG: 0.364										1	0	0	0	0	1	0											
Inning Stats	R: 1 E: 0 K: 1 S: 15	H: 2 LOB: 2 BB: 0 P: 24	R: 0 E: 0 K: 3 S: 10	H: 0 LOB: 0 BB: 0 P: 11	R: 0 E: 0 K: 1 S: 8	H: 0 LOB: 0 BB: 0 P: 13	R: 0 E: 0 K: 1 S: 9	H: 0 LOB: 0 BB: 0 P: 13	R: 0 E: 0 K: 1 S: 16	H: 2 LOB: 3 BB: 0 P: 24	R: 0 E: 0 K: 1 S: 10	H: 0 LOB: 0 BB: 0 P: 15	R: 0 E: 0 K: 1 S: 5	H: 0 LOB: 0 BB: 0 P: 8	R: 1 E: 0 K: 3 S: 22	H: 2 LOB: 2 BB: 1 P: 27		R: 0 E: 0 K: 2 S: 9	H: 0 LOB: 0 BB: 0 P: 10	1B: 5 2B: 1 3B: 0 HR: 0	SF: 0 SAC: 1 DP: 0 HBP: 1	WP: 0 PB: 0 SB: 0 CS: 0	PA: 36				
PITCHER	IP	WLS	BF	H	R	ER	SO	BB	IBB	HBP	BLK	WP	HR	S	P	ERA	WHIP										
Kirk Saarloos, R (1, 1) ERA: 11.85	5.0	W	21	4	1	1	7	0	0	1	0	0	0	10	15	0.00	0.800										
Pedro Borbon, L (6, 1) ERA: 5.25	1.0	H	3	0	0	0	1	0	0	0	0	0	0	5	8	0.00	0.000										
Ricky Stone, R (7, 1) ERA: 2.1	1.0	H	3	0	0	0	1	0	0	0	0	0	0	5	8	0.00	0.000										
Octavio Dotel, R (8, 1) ERA: 2.32	1.0	H	6	2	1	1	3	1	0	0	0	0	0	22	27	9.00	3.000										
Billy Wagner, L (9, 1) ERA: 2.93	1.0	S	3	0	0	0	2	0	0	0	0	0	0	9	10	0.00	0.000										

AB	33
R	2
H	6
RBI	2
BB	1
SO	14
LOB	17



Batter	1	2	3	4	5	6	7	8	9	AB	R	H	RBI	BB	SO	LOB	TOP
Julio Lugo, R (1, 6) OBP: 0.320, SLG: 0.390	F8		G6-3														4 0 1 0 0 1 2
Craig Biggio, R (1, 4) OBP: 0.348, SLG: 0.412	17 HR		G6-3														4 1 1 0 0 1 4
17 Lance Berkman, S (1, 8) OBP: 0.409, SLG: 0.613	1-H HR																4 1 2 2 0 1 2
Daryle Ward, L (1, 7) OBP: 0.312, SLG: 0.404	K																4 0 0 0 0 2 1
Alan Zinter, S (1, 3) OBP: 0.167, SLG: 0.389	K																3 0 0 0 0 2 0
Tim Redding, R (6, 1) OBP: 0.100, SLG: 0.100	K																0 0 0 0 0 0 0
Orlando Merced, S (6, PH) OBP: 0.388, SLG: 0.481	K																1 0 1 0 0 0 0
Brandon Puffer, R (8, 1)																	0 0 0 0 0 0 0
Richard Hidalgo, R (1, 9) OBP: 0.332, SLG: 0.446																	4 0 0 0 0 1 1
Geoff Blum, S (1, 5) OBP: 0.339, SLG: 0.423																	3 0 0 0 1 0 0
Brad Ausmus, R (1, 2) OBP: 0.318, SLG: 0.335																	3 0 1 0 1 0 0
44 Roy Oswalt, R (1, 1) OBP: 0.184, SLG: 0.152																	2 0 1 0 0 1 1
Jose Vizcaino, S (6, 3) OBP: 0.315, SLG: 0.335																	1 0 0 0 0 0 0
Inning Stats	R: 2 H: 2 E: 0 K: 2 S: 15	H: 2 LOB: 0 BB: 0 P: 19	R: 0 H: 1 E: 0 K: 2 S: 15	H: 1 LOB: 1 BB: 0 P: 20	R: 0 H: 1 E: 0 K: 0 S: 12	H: 0 LOB: 0 BB: 0 P: 7	R: 0 H: 2 E: 0 K: 0 S: 11	H: 0 LOB: 2 BB: 0 P: 10	R: 0 H: 0 E: 0 K: 2 S: 10	H: 1 LOB: 1 BB: 0 P: 17	R: 0 H: 0 E: 0 K: 1 S: 12	H: 0 LOB: 0 BB: 0 P: 7	R: 0 H: 0 E: 0 K: 0 S: 7	H: 0 LOB: 0 BB: 0 P: 7	1B: 6 2B: 0 3B: 0 HR: 1	SF: 0 SAC: 1 DP: 0 HBP: 0	WP: 0 PA: 36 PB: 0 SB: 0 CS: 0
PITCHER	IP WLS BF H R ER SO BB IBB HBP BLK WP HR S P ERA WHIP																
Jon Lieber, R (1, 1) ERA: 3.38	5.0	21	6	2	2	4	0	0	0	0	0	1	59	82	3.60	1.200	
Jeff Fassero, L (6, 1) ERA: 5.95	1.0	W	3	0	0	2	0	0	0	0	0	0	8	10	0.00	0.000	
Tom Gordon, R (7, 1) ERA: 1.08	2.0	H	9	1	0	3	2	0	0	0	0	0	22	35	0.00	1.500	
Antonio Alfonseca, R (9, 1) ERA: 2.91	1.0	S	3	0	0	0	0	0	0	0	0	0	7	7	0.00	0.000	

Houston Astros @ Chicago Cubs
Wrigley Field, Chicago, IL
Sun Jul 21 2002, 1:20 PM CDT
Att: 37,541 - Sunny - 88 F

AB 33
R 2
H 7
RBI 2
BB 2
SO 9
LOB 11



Batter	1	2	3	4	5	6	7	8	9	AB	R	H	RBI	BB	SO	LOB	BOTTOM		
Mark Bellhorn, S (1, 4) OBP: 0.394, SLG: 0.574	K																4 1 2 1 0 2 2		
Bill Mueller, S (1, 5) OBP: 0.331, SLG: 0.353	K																4 0 1 0 0 1 0		
Sammy Sosa, R (1, 9) OBP: 0.412, SLG: 0.601	K																4 0 0 0 0 3 2		
Fred McGriff, L (1, 3) OBP: 0.356, SLG: 0.493																	3 1 1 1 1 1 2		
Moises Alou, R (1, 7) OBP: 0.300, SLG: 0.376																	2 0 0 0 1 1 0		
Angel Echevarria, R (8, PH) OBP: 0.304, SLG: 0.364																	1 0 0 0 0 1 0		
Corey Patterson, L (1, 8) OBP: 0.307, SLG: 0.399																	3 0 0 0 1 1 2		
Todd Hundley, S (1, 2) OBP: 0.271, SLG: 0.390																	2 0 0 0 1 0 3		
Darren Lewis, R (6, PH) OBP: 0.333, SLG: 0.310																	0 1 0 0 0 0 0		
Tom Gordon, R (7, 1) ERA: 1.08																	0 0 0 0 0 0 0		
Delino DeShields, L (8, PH) OBP: 0.279, SLG: 0.317																	1 0 0 0 0 1 0		
Antonio Alfonseca, R (9, 1) OBP: 0.667, SLG: 0.667																	0 0 0 0 0 0 0		
Alex Gonzalez, R (1, 6) OBP: 0.295, SLG: 0.422																	3 0 2 1 0 0 2		
Jon Lieber, L (1, 1) OBP: 0.175, SLG: 0.154																	2 0 0 0 0 1 2		
Jeff Fassero, L (6, 1) ERA: 5.95																	0 0 0 0 0 0 0		
Roosevelt Brown, L (6, PH) OBP: 0.267, SLG: 0.303																	1 0 0 0 0 1 2		
Mike Mahoney, R (7, 2) OBP: 0.333, SLG: 0.333																	0 0 0 0 0 0 0		
Inning Stats	R: 0 H: 0 E: 0 K: 3 S: 12	H: 0 LOB: 0 BB: 0 P: 19	R: 0 H: 0 E: 0 K: 1 S: 11	H: 0 LOB: 2 BB: 2 P: 20	R: 0 H: 2 E: 0 K: 3 S: 13	H: 2 LOB: 2 BB: 0 P: 17	R: 0 H: 1 E: 0 K: 1 S: 12	H: 1 LOB: 1 BB: 1 P: 19	R: 2 H: 2 E: 0 K: 0 S: 16	H: 2 LOB: 0 BB: 0 P: 22	R: 1 H: 1 E: 1 K: 2 S: 14	H: 1 LOB: 2 BB: 1 P: 26	R: 0 H: 0 E: 0 K: 1 S: 5	H: 0 LOB: 0 BB: 0 P: 9	R: 0 H: 0 E: 0 K: 2 S: 8	H: 0 LOB: 0 BB: 0 P: 12	1B: 3 2B: 1 3B: 0 HR: 2	SF: 0 SAC: 0 DP: 0 HBP: 0	WP: 1 PA: 34 PB: 0 SB: 0 CS: 0
PITCHER	IP WLS BF H R ER SO BB IBB HBP BLK WP HR S P ERA WHIP																		
44 Roy Oswalt, R (1, 1) ERA: 3.6	5.0	23	5	2	2	8	3	0	0	0	1	0	64	97	3.60	1.600			
Tim Redding, R (6, 1) ERA: 5.4	2.0	L	8	1	1	3	1	0	0	0	1	0	19	35	4.50	1.000			
Brandon Puffer, R (8, 1) ERA: 4.05	1.0		3	0	0	2	0	0	0	0	0	0	8	12	0.00	0.000			

Houston Astros @ Chicago Cubs
Wrigley Field, Chicago, IL
Sun Jul 21 2002, 1:20 PM CDT
Att: 37,541 - Sunny - 88 F

AB 30
R 3
H 6
RBI 3
BB 4
SO 13
LOB 17



Batter	1	2	3	4	5	6	7	8	9	AB	R	H	RBI	BB	SO	LOB	TOP										
Doug Glanville, R OBP: 0.276, SLG: 0.292 (1, 8)	1-3 K		0-0 F7			1-1 2B	2-2 E9 2B 1B	3-3 K		5	2	2	0	0	2	3											
11 Jimmy Rollins, S OBP: 0.301, SLG: 0.384 (1, 6)	0-1 G5-3		0-1 F8			4-2 2B	0-0 FC5 2B		0-0 B5-3	4	2	0	0	1	0	2											
Bobby Abreu, L OBP: 0.409, SLG: 0.494 (1, 9)	0-1 G4-3			0-1 CS 1B		1-1 1B 2B	0-0 L4		1-2 HR	5	2	3	3	0	0	2											
Pat Burrell, R OBP: 0.396, SLG: 0.589 Jose Mesa, R (9, 1)		2-2 G4-3 1B		2-3 K		0-1 1B	2-2 K		2-2 F9	5	0	3	3	0	1	1											
Travis Lee, L OBP: 0.326, SLG: 0.371 (1, 3)	1-1 G4-3		0-1 F7			2-0 1B	1-1 G4-3		1-1 CS 1B	5	0	2	0	0	0	2											
Scottolen, R OBP: 0.357, SLG: 0.470 (1, 5)	1-1 L7			0-2 F9 2B		2-3 K		1-3 K	0-1 CS	4	0	1	0	0	2	3											
Mike Lieberthal, R OBP: 0.326, SLG: 0.408 (1, 2)	3-3 K			0-1 F9		3-2 F8		4-1 CI BB		3	0	0	0	1	1	4											
Marlon Anderson, L OBP: 0.326, SLG: 0.408 Hector Mercado, L Carlos Silva, R Jeremy Ciambi, L Rheal Cormier, L Jason Michaels, R (1, 4) (8, 1) (7, 1) (8, 6) (8, 1) (8, 7)			1-3 K		0-0 F9	0-1 G1-3		3-2 CI	1-2 K	3	0	0	0	0	1	3											
Robert Person, R OBP: 0.154, SLG: 0.333 Ricky Ledee, L OBP: 0.331, SLG: 0.388 Joe Roa, R OBP: 0.500, SLG: 0.500 Tomas Perez, S OBP: 0.298, SLG: 0.369 (1, 1) (3, PH) (3, 1) (6, 4)			4-1 BB		0-3 K		2-2 G4-3	0-1 L7		0	0	0	0	0	0	0											
Inning Stats	R: 0 E: 0 K: 1 S: 8	H: 0 LOB: 0 BB: 0 P: 9	R: 0 E: 0 K: 1 S: 13	H: 1 LOB: 1 BB: 0 P: 20	R: 0 E: 0 K: 1 S: 7	H: 1 LOB: 1 BB: 0 P: 9	R: 0 E: 0 K: 1 S: 9	H: 1 LOB: 1 BB: 0 P: 9	R: 3 E: 0 K: 1 S: 18	H: 4 LOB: 2 BB: 1 P: 31	R: 2 E: 1 K: 0 S: 13	H: 2 LOB: 1 BB: 0 P: 20	R: 0 E: 1 K: 2 S: 17	H: 0 LOB: 2 BB: 1 P: 28	R: 1 E: 0 K: 0 S: 10	H: 2 LOB: 0 BB: 0 P: 14	1B: 6 2B: 5 3B: 0 HR: 1	SF: 0 SAC: 0 DP: 1 HBP: 0	WP: 0 PB: 0 SB: 1 CS: 2	PA: 42							
PITCHER	IP	WLS	BF	H	R	ER	SO	BB	IBB	HBP	BLK	WP	HR	S	P	ERA	WHIP										
34 Kerry Wood, R ERA: 4.08 Jeff Fassero, L ERA: 5.85 Joe Borowski, R ERA: 2.88 Kyle Farnsworth, R ERA: 3.88 (1, 1) (7, 1) (7, 1) (8, 1)	6.0		26	7	3	3	6	2	0	0	0	0	0	62	90	4.50	1.500										

Philadelphia Phillies @ Chicago Cubs
Wrigley Field, Chicago, IL
Mon Jul 22 2002, 1:20 PM CDT
Att: 29,618 - Cloudy - 85 F

AB	37
R	6
H	11
RBI	6
BB	3
SO	8
LOB	23



Batter	1	2	3	4	5	6	7	8	9	AB	R	H	RBI	BB	SO	LOB	BOTTOM										
Mark Bellhorn, S OBP: 0.402, SLG: 0.583 (1, 4)	1-0 1B FC4 2B	4-2 2B BB		1-1 CS 1B		3-2 P5			0-1 SH 1B	4	3	3	0	1	0	3											
Chris Stynes, R OBP: 0.331, SLG: 0.377 (1, 5)	0-0 FC4 1B	3-2 HR 2B		2-1 CS	0-3 K		4-2 G6-3 BB		2-1 SH 1B 2B	3	2	2	2	1	1	0											
Sammy Sosa, R OBP: 0.412, SLG: 0.607 (1, 9)	1-3 K	0-0 HR		2-2 G6-3		1-2 G6-3		0-2 2B 1B	0-2 2B 1B	5	1	2	3	0	1	3											
Fred McGriff, L OBP: 0.357, SLG: 0.494 (1, 3)	0-0 FC4 FC4-B	0-1 P6		0-0 F3		1-0 1B		1-0 1B	1-0 2B	5	0	2	2	0	0	1											
Roosevelt Brown, L OBP: 0.259, SLG: 0.293 Kyle Farnsworth, R (8, 1)	0-3 K		2-3 K		0-0 G4-3	0-1 G3				4	0	0	0	0	2	3											
Corey Patterson, L OBP: 0.304, SLG: 0.394 (1, 8)	1-2 FC4-6		1-2 G3		0-1 F8		2-3 K			4	0	0	0	0	1	2											
Todd Hundley, S OBP: 0.276, SLG: 0.385 (1, 2)		3-2 P4	1-1 F8		4-1 BB 1B BB		1-2 K			2	0	0	0	1	0	0											
Alex Gonzalez, R OBP: 0.298, SLG: 0.421 (1, 6)		4-0 34 SH3-4 2B BB		1-2 G5-3		0-1 BB 1B		0-0 L8		3	1	1	0	1	0	1											
34 Kerry Wood, R OBP: 0.186, SLG: 0.146 Delino DeShields, L OBP: 0.250, SLG: 0.317 Jeff Fassero, L Joe Borowski, R Darren Lewis, R (1, 1) (6, PH) (7, 1) (7, 1) (8, 7)	2.0		13	4	5	5	2	2	0	0	0	0	0	0	0	0											
Inning Stats	R: 1 E: 0 K: 2 S: 16	H: 2 LOB: 2 BB: 0 P: 19	R: 4 E: 0 K: 0 S: 13	H: 2 LOB: 2 BB: 2 P: 27	R: 0 E: 0 K: 1 S: 8	H: 0 LOB: 0 BB: 0 P: 12	R: 0 E: 0 K: 1 S: 7	H: 0 LOB: 0 BB: 0 P: 9	R: 0 E: 0 K: 0 S: 11	H: 1 LOB: 3 BB: 2 P: 22	R: 0 E: 0 K: 0 S: 8	H: 1 LOB: 1 BB: 1 P: 14	R: 0 E: 0 K: 1 S: 11	H: 0 LOB: 1 BB: 0 P: 17	R: 2 E: 1 K: 0 S: 9	H: 3 LOB: 2 BB: 0 P: 12	1B: 6 2B: 3 3B: 0 HR: 1	SF: 0 SAC: 2 DP: 1 HBP: 1	WP: 0 PB: 0 SB: 0 CS: 1	PA: 41							
PITCHER	IP	WLS	BF	H	R	ER	SO	BB	IBB	HBP	BLK	WP	HR	S	P	ERA	WHIP										
Robert Person, R ERA: 5.44 Joe Roa, R ERA: 2.45 Hector Mercado, L ERA: 7.41 Carlos Silva, R ERA: 3.93 Rheal Cormier, L ERA: 5.17 (1, 1) (3, 1) (6, 1) (7, 1) (8, 1)	2.0		13	4	5	5	2	2	0	0	0	0	0	28	43	0.00	0.818										
Jose Mesa, R ERA: 3.38 (9, 1)	0.0	L	4	3	2	1	0	0	0	0	0	0	0	7	18	0.00	6.000										

Philadelphia Phillies @ Chicago Cubs
Wrigley Field, Chicago, IL
Mon Jul 22 2002, 1:20 PM CDT
Att: 29,618 - Cloudy - 85 F

AB	32
R	7
H	10
RBI	7
BB	5
SO	5
LOB	14



Batter	1	2	3	4	5	6	7	8	9	AB	R	H	RBI	BB	SO	LOB	TOP										
Doug Glanville, R OBP: 0.271, SLG: 0.286 (1, 8)	G4-3		P4		G1-3	P3		F9		5	0	0	0	0	0	3	Philadelphia Phillies @ Chicago Cubs Wrigley Field, Chicago, IL Tue Jul 23 2002, 1:20 PM CDT Att: 32,770 - Sunny - 74 F										
11 Jimmy Rollins, S OBP: 0.302, SLG: 0.383 (1, 6)	HR		P6		BB		K		K	4	1	1	1	1	2	0											
Bobby Abreu, L OBP: 0.409, SLG: 0.500 (1, 9)	HR		G1-3		BB		K		G4-3	4	1	1	2	1	1	0											
Pat Burrell, R OBP: 0.395, SLG: 0.584 Ricky Ledee, L OBP: 0.329, SLG: 0.385 (9, PH) (9, 7)	G6-3				G6-3		1B		F7	3	1	0	0	0	1	2											
Travis Lee, L OBP: 0.325, SLG: 0.369 (1, 3)	G4-3						HR			4	1	1	0	0	0	0											
Scottolen, R OBP: 0.358, SLG: 0.478 (1, 5)							1B			3	1	1	3	0	0	0											
Mike Lieberthal, R OBP: 0.328, SLG: 0.407 (1, 2)							HR			3	1	1	0	1	0	1											
Marlon Anderson, L OBP: 0.332, SLG: 0.400 (1, 4)										3	1	1	0	1	2	1											
Vicente Padilla, R OBP: 0.276, SLG: 0.256 Jeremy Giambi, L OBP: 0.255, SLG: 0.287 48 David Coggin, R OBP: 0.255, SLG: 0.287 Dan Plesac, L OBP: 0.255, SLG: 0.287 Terry Adams, R OBP: 0.255, SLG: 0.287 Jose Mesa, R OBP: 0.255, SLG: 0.287 (1, 1) (5, PH) (8, 1) (8, 1) (9, 1)	G6-3									1	0	0	0	0	0	1	livebaseballscorecards.com										
Inning Stats	R: 2 E: 0 K: 0 S: 9	H: 1 LOB: 0 BB: 1 P: 19	R: 0 E: 0 K: 1 S: 11	H: 1 LOB: 1 BB: 0 P: 15	R: 0 E: 0 K: 1 S: 7	H: 0 LOB: 1 BB: 0 P: 10	R: 0 E: 0 K: 1 S: 9	H: 0 LOB: 1 BB: 0 P: 12	R: 1 E: 0 K: 0 S: 10	H: 1 LOB: 2 BB: 2 P: 25	R: 1 E: 0 K: 0 S: 11	H: 2 LOB: 2 BB: 1 P: 17	R: 3 E: 0 K: 2 S: 21	H: 2 LOB: 0 BB: 0 P: 35	R: 0 E: 0 K: 2 S: 7	H: 0 LOB: 0 BB: 0 P: 10		R: 0 E: 0 K: 1 S: 11	H: 0 LOB: 0 BB: 0 P: 16	1B: 5 2B: 0 3B: 0 HR: 2	SF: 0 SAC: 1 DP: 0 HBP: 2	WP: 0 PB: 0 SB: 0 CS: 0	PA: 40				
PITCHER	IP	WLS	BF	H	R	ER	SO	BB	IBB	HBP	BLK	WP	HR	S	P	ERA	WHIP										
Matt Clement, R ERA: 3.86 (1, 1)	6.2	L	32	6	6	6	4	4	0	2	0	0	1	69	119	8.10	1.500										
Kyle Farnsworth, R ERA: 4.03 (7, 1)	0.1		2	1	1	1	0	0	0	0	0	0	1	9	14	27.00	3.000										
Joe Borowski, R ERA: 2.78 (8, 1)	2.0		6	0	0	0	3	0	0	0	0	0	0	18	26	0.00	0.000										

Batter	1	2	3	4	5	6	7	8	9	AB	R	H	RBI	BB	SO	LOB	BOTTOM										
Mark Bellhorn, S OBP: 0.398, SLG: 0.573 (1, 4)	G6-4-3		F7		E1	G4-3		F5		5	1	1	0	0	0	1	Philadelphia Phillies @ Chicago Cubs Wrigley Field, Chicago, IL Tue Jul 23 2002, 1:20 PM CDT Att: 32,770 - Sunny - 74 F										
Bill Mueller, S OBP: 0.332, SLG: 0.351 (1, 5)	G6-4-3		G4-3		G4-3		G6-4-3		F7	4	0	1	0	1	0	3											
Sammy Sosa, R OBP: 0.409, SLG: 0.604 (1, 9)	K		F7		1B		G6-4-3		P4	5	1	1	1	0	1	3											
Fred McGriff, L OBP: 0.361, SLG: 0.507 (1, 3)					1B		G4-3			3	2	2	1	1	0	0											
Roosevelt Brown, L OBP: 0.268, SLG: 0.302 Darren Lewis, R OBP: 0.325, SLG: 0.301 (8, PH) (9, 8)					1B					3	0	2	1	0	0	1											
Corey Patterson, L OBP: 0.304, SLG: 0.394 Angel Echevarria, R OBP: 0.292, SLG: 0.348 (8, PH) (9, 7)					1B					1	0	0	0	0	1	0											
Alex Gonzalez, R OBP: 0.297, SLG: 0.422 (1, 6)										4	0	1	0	0	0	4											
Mike Mahoney, R OBP: 0.333, SLG: 0.200 Moises Alou, R OBP: 0.299, SLG: 0.375 Todd Hundley, S OBP: 0.276, SLG: 0.385 (1, 2) (8, PH) (9, 2)	G1									2	0	0	0	1	1	1											
Matt Clement, R OBP: 0.167, SLG: 0.132 Kyle Farnsworth, R OBP: 0.167, SLG: 0.132 Joe Borowski, R OBP: 0.250, SLG: 0.250 Delino DeShields, L OBP: 0.285, SLG: 0.321 (1, 1) (7, 1) (8, 1) (9, PH)										3	0	0	0	0	3	2	livebaseballscorecards.com										
Inning Stats	R: 0 E: 0 K: 1 S: 10	H: 1 LOB: 0 BB: 0 P: 13	R: 1 E: 0 K: 0 S: 12	H: 2 LOB: 1 BB: 0 P: 17	R: 0 E: 0 K: 1 S: 10	H: 1 LOB: 1 BB: 0 P: 15	R: 1 E: 0 K: 1 S: 11	H: 2 LOB: 2 BB: 1 P: 17	R: 2 E: 0 K: 2 S: 14	H: 2 LOB: 2 BB: 1 P: 22	R: 0 E: 0 K: 2 S: 7	H: 0 LOB: 0 BB: 0 P: 9	R: 0 E: 0 K: 0 S: 6	H: 0 LOB: 0 BB: 1 P: 13	R: 0 E: 0 K: 2 S: 14	H: 1 LOB: 1 BB: 0 P: 21		R: 0 E: 0 K: 0 S: 8	H: 1 LOB: 1 BB: 0 P: 12	1B: 6 2B: 3 3B: 0 HR: 1	SF: 0 SAC: 0 DP: 2 HBP: 0	WP: 1 PB: 1 SB: 0 CS: 0	PA: 39				
PITCHER	IP	WLS	BF	H	R	ER	SO	BB	IBB	HBP	BLK	WP	HR	S	P	ERA	WHIP										
Vicente Padilla, R ERA: 3.36 (6, 1)	5.0		25	8	4	3	3	0	2	0	0	0	0	13	22	0.00	0.500										
48 David Coggin, R ERA: 4.89 (8, 1)	2.0	W	6	0	0	0	2	1	0	0	0	0	0	13	19	0.00	1.500										
Dan Plesac, L ERA: 4.15 (8, 1)	0.2	H	3	1	0	0	2	0	0	0	0	0	0	1	2	0.00	0.000										
Terry Adams, R ERA: 4.98 Jose Mesa, R ERA: 3.31 (8, 1) (9, 1)	0.1	H	1	0	0	0	0	0	0	0	0	0	0	1	2	0.00	0.000										
1.0	S	4	1	0	0	0	1	0	0	0	0	0	0	8	12	0.00	1.000										



Batter	1	2	3	4	5	6	7	8	9	AB	R	H	RBI	BB	SO	LOB	TOP					
Doug Glanville, R (1, 8) OBP: 0.270, SLG: 0.285	G6-3		L8		G5-3		1B		G6-3	5	0	1	0	0	0	2						
11 Jimmy Rollins, S (1, 6) OBP: 0.304, SLG: 0.380	F8		BB			SF9	L4		F8	3	1	0	0	2	0	1						
Bobby Abreu, L (1, 9) OBP: 0.410, SLG: 0.497	K		K			SF9		BB		2	1	0	0	2	2	3						
Pat Burrell, R (1, 7) OBP: 0.393, SLG: 0.579		F7			K			BB		3	1	0	0	1	2	2						
Travis Lee, L (1, 3) OBP: 0.324, SLG: 0.369		L9			F8			BB		3	0	1	2	0	0	0						
Scott Rolen, R (1, 5) OBP: 0.357, SLG: 0.474		F8			2B			K		3	0	0	0	1	1	3						
Mike Lieberthal, R (1, 2) OBP: 0.333, SLG: 0.413			L8	1B	2B			BB		3	0	2	1	1	1	0						
Marlon Anderson, L (1, 4) OBP: 0.333, SLG: 0.410			1B	BB				BB		4	1	2	1	0	0	2						
39 Brett Myers, R (1, 1) Jeremy Giambi, L (9, PH) Jose Mesa, R (9, 1)			K		K			K		3	0	0	0	0	3	2						
Inning Stats	R: 0 E: 0 K: 1 S: 8	H: 0 LOB: 0 BB: 0 P: 12	R: 0 E: 0 K: 0 S: 4	H: 0 LOB: 0 BB: 0 P: 5	R: 0 E: 0 K: 2 S: 16	H: 1 LOB: 3 BB: 2 P: 29	R: 0 E: 0 K: 1 S: 9	H: 1 LOB: 2 BB: 1 P: 18	R: 0 E: 0 K: 1 S: 6	H: 0 LOB: 0 BB: 0 P: 7	R: 1 E: 0 K: 2 S: 12	H: 0 LOB: 1 BB: 2 P: 23	R: 1 E: 0 K: 2 S: 11	H: 2 LOB: 1 BB: 0 P: 16	R: 2 E: 0 K: 1 S: 12	H: 2 LOB: 1 BB: 2 P: 26	R: 0 E: 0 K: 1 S: 8	H: 0 LOB: 0 BB: 0 P: 9	1B: 4 2B: 1 3B: 0 HR: 1	SF: 1 SAC: 0 DP: 1 HBP: 0	WP: 0 PB: 0 SB: 3 CS: 0	PA: 38
PITCHER	IP	WLS	BF	H	R	ER	SO	BB	IBB	HBP	BLK	WP	HR	S	P	ERA	WHIP					
22 Mark Prior, R (1, 1) ERA: 3.33	7.0	L	29	4	2	2	8	5	0	0	0	0	1	66	110	2.57	1.286					
Tom Gordon, R (8, 1) ERA: 3.12	0.1		5	2	2	2	1	2	0	0	0	0	0	10	23	54.00	12.000					
Jeff Fassero, L (8, 1) ERA: 5.75	0.2		1	0	0	0	0	0	0	0	0	0	2	3	0.00	0.000						
Antonio Alfonseca, R (9, 1) ERA: 2.84	1.0		3	0	0	0	1	0	0	0	0	0	0	8	9	0.00	0.000					

Philadelphia Phillies @ Chicago Cubs
Wrigley Field, Chicago, IL
Wed Jul 24 2002, 1:20 PM CDT
Att: 32,697 - Cloudy - 72 F

AB	30
R	4
H	6
RBI	4
BB	7
SO	10
LOB	15



Batter	1	2	3	4	5	6	7	8	9	AB	R	H	RBI	BB	SO	LOB	BOTTOM					
Mark Bellhorn, S (1, 4) OBP: 0.396, SLG: 0.581	P6		HR			L7			L7	4	1	1	1	0	0	0						
Bill Mueller, S (1, 5) OBP: 0.331, SLG: 0.346	FC4-6		G3-1			G3-1			F7	3	0	0	0	1	0	0						
Sammy Sosa, R (1, 9) OBP: 0.408, SLG: 0.608	F9				G6-3				HR	4	1	1	1	0	0	1						
Fred McGriff, L (1, 3) OBP: 0.360, SLG: 0.504	FC4-6				G4-3				1B	4	0	1	0	0	0	1						
Moises Alou, R (1, 7) OBP: 0.298, SLG: 0.373			G6-3							4	0	1	0	0	1	0						
Delino DeShields, L (9, PH) OBP: 0.265, SLG: 0.321					K				1B	0	0	0	0	0	0	0						
Corey Patterson, L (1, 8) OBP: 0.301, SLG: 0.390		G1-3			G1-3				L8	4	0	0	0	0	1	2						
Todd Hundley, S (1, 2) OBP: 0.277, SLG: 0.390		K			F8				2B	3	0	1	0	0	1	0						
Alex Gonzalez, R (1, 6) OBP: 0.294, SLG: 0.418			K		K				G5-3	3	0	0	0	0	2	1						
22 Mark Prior, R (1, 1) Tom Gordon, R (8, 1) Jeff Fassero, L (8, 1) Chris Stynes, R (8, PH) Antonio Alfonseca, R (9, 1)			K		K				G6-3	2	0	0	0	0	1	0						
Inning Stats	R: 0 E: 0 K: 0 S: 8	H: 0 LOB: 1 BB: 1 P: 16	R: 0 E: 0 K: 1 S: 7	H: 0 LOB: 0 BB: 0 P: 11	R: 1 E: 0 K: 2 S: 10	H: 1 LOB: 0 BB: 0 P: 18	R: 0 E: 0 K: 1 S: 10	H: 0 LOB: 0 BB: 0 P: 15	R: 0 E: 0 K: 1 S: 7	H: 0 LOB: 0 BB: 0 P: 8	R: 0 E: 0 K: 0 S: 6	H: 0 LOB: 0 BB: 0 P: 9	R: 0 E: 0 K: 0 S: 5	H: 0 LOB: 0 BB: 0 P: 9	R: 0 E: 0 K: 0 S: 4	H: 1 LOB: 1 BB: 0 P: 4	R: 1 E: 0 K: 1 S: 17	H: 3 LOB: 2 BB: 0 P: 28	1B: 2 2B: 1 3B: 0 HR: 2	SF: 0 SAC: 0 DP: 0 HBP: 0	WP: 0 PB: 0 SB: 0 CS: 0	PA: 33
PITCHER	IP	WLS	BF	H	R	ER	SO	BB	IBB	HBP	BLK	WP	HR	S	P	ERA	WHIP					
39 Brett Myers, R (1, 1) ERA: 1.13	1.0	S	6	3	1	1	1	0	0	0	0	0	1	17	28	9.00	3.000					
Jose Mesa, R (9, 1) ERA: 3.42																						

Philadelphia Phillies @ Chicago Cubs
Wrigley Field, Chicago, IL
Wed Jul 24 2002, 1:20 PM CDT
Att: 32,697 - Cloudy - 72 F

AB	32
R	2
H	5
RBI	2
BB	1
SO	6
LOB	6



Batter	1	2	3	4	5	6	7	8	9	AB	R	H	RBI	BB	SO	LOB	TOP										
Doug Glanville, R OBP: 0.275, SLG: 0.291	1-0 FC6-4 1B		0-2 1B		3-2 F9		2-2 G5-3		1-1 G4-6-3 1B	5	1	3	0	0	0	2											
Marlon Anderson, L OBP: 0.330, SLG: 0.405 Carlos Silva, R OBP: 0.333, SLG: 0.385 Ricky Ledee, L OBP: 0.385, SLG: 0.385 Dan Plesac, L OBP: 0.385, SLG: 0.385	2-3 K		0-0 P6		2-3 K		2-0 F9		4-2 G4-6-3 BB	4	0	0	0	0	2	3											
Bobby Abreu, L OBP: 0.410, SLG: 0.496	2-2 L8			2-2 1B		2-2 1B		2-2 G1-3	0-0 G4-6-3	5	1	2	0	0	0	3											
Pat Burrell, R OBP: 0.393, SLG: 0.575	0-0 FC6-4			2-3 K		2-3 K		4-2 3B	2-1 1B	4	1	1	1	1	2	3											
Scott Rolen, R OBP: 0.355, SLG: 0.468		3-3 K		2-0 F8		4-1 1B		2-1 E7	3-H L6	4	1	0	0	1	1	3											
Travis Lee, L OBP: 0.326, SLG: 0.369	1-2 P6			1-3 K		3-2 BB		4-0 3B		3	1	1	1	1	1	1											
Tomas Perez, S OBP: 0.296, SLG: 0.383		3-3 K		3-1 P6		0-1 F7		1-0 11 K2-3		4	1	1	3	0	1	2											
Todd Pratt, R OBP: 0.435, SLG: 0.464 11 Jimmy Rollins, S OBP: 0.304, SLG: 0.379			2-2 P6		2-2 SH1		4-2 G5-3		2-3 K2-3	2	0	1	0	0	0	0											
Brandon Duckworth, R OBP: 0.297, SLG: 0.219 Jeremy Giambi, L OBP: 0.422, SLG: 0.518 Mike Lieberthal, R OBP: 0.332, SLG: 0.412			3-3 K		0-0 SH1		2-3 K		0-0 G5-3	1	0	0	0	0	1	0											
Inning Stats	R: 0 E: 0 K: 1 S: 10	H: 1 LOB: 1 BB: 0 P: 15	R: 0 E: 0 K: 2 S: 9	H: 0 LOB: 0 BB: 0 P: 16	R: 0 E: 0 K: 1 S: 12	H: 1 LOB: 1 BB: 0 P: 17	R: 0 E: 0 K: 2 S: 11	H: 1 LOB: 1 BB: 0 P: 18	R: 0 E: 0 K: 1 S: 13	H: 1 LOB: 1 BB: 0 P: 21	R: 1 E: 0 K: 2 S: 17	H: 2 LOB: 2 BB: 1 P: 30	R: 0 E: 0 K: 1 S: 10	H: 0 LOB: 1 BB: 1 P: 20	R: 4 E: 1 K: 1 S: 14	H: 1 LOB: 2 BB: 2 P: 29	R: 1 E: 0 K: 0 S: 10	H: 2 LOB: 1 BB: 1 P: 17	1B: 8 2B: 0 3B: 1 HR: 0	SF: 0 SAC: 1 DP: 1 HBP: 0	WP: 0 PB: 0 SB: 2 CS: 0	PA: 41					
PITCHER	IP	WLS	BF	H	R	ER	SO	BB	IBB	HBP	BLK	WP	HR	S	P	ERA	WHIP										
38 Carlos Zambrano, R ERA: 2.82	5.2		23	5	1	1	8	1	0	0	0	0	0	67	109	1.59	1.059										
Jeff Fassero, L ERA: 5.75	0.0		1	1	0	0	0	0	0	0	0	0	0	3	6	∞	∞										
Juan Cruz, R ERA: 4.42	1.1	H	5	0	0	0	1	1	0	0	0	0	0	12	22	0.00	0.750										
Kyle Farnsworth, R ERA: 4.63	1.0	L	7	1	4	2	1	1	1	0	0	0	0	14	29	18.00	2.000										
Joe Borowski, R ERA: 2.89	1.0		5	2	1	1	0	1	0	0	0	0	0	10	17	9.00	3.000										

Philadelphia Phillies @ Chicago Cubs
Wrigley Field, Chicago, IL
Thu Jul 25 2002, 1:20 PM CDT
Att: 34,565 - Overcast - 74 F

AB	35
R	6
H	9
RBI	5
BB	5
SO	10
LOB	18



Batter	1	2	3	4	5	6	7	8	9	AB	R	H	RBI	BB	SO	LOB	BOTTOM										
Mark Bellhorn, S OBP: 0.394, SLG: 0.573	3-3 K				2-2 G1-3			2-2 F9		3	0	0	0	1	1	0											
Bill Mueller, S OBP: 0.330, SLG: 0.345 Joe Borowski, R OBP: 0.250, SLG: 0.250	1-1 F7	2-1 BB			2-0 F8			2-2 G1-4-3 1B		4	0	1	0	0	0	2											
Sammy Sosa, R OBP: 0.406, SLG: 0.604	2-1 HR				0-0 G6-3			0-2 G1-4-3		4	1	1	0	0	1	1											
Fred McGriff, L OBP: 0.359, SLG: 0.510	0-0 HR			3-1 F8			3-2 F8		1-2 G1-3	4	1	1	2	0	0	0											
Moises Alou, R OBP: 0.301, SLG: 0.375	1-1 S			0-0 G6-3			0-0 G3		0-2 1B	4	0	2	0	0	0	0											
Corey Patterson, L OBP: 0.299, SLG: 0.386 Darren Lewis, R OBP: 0.321, SLG: 0.297	3-1 F3				2-3 K			0-3 K		3	0	0	0	0	2	1											
Todd Hundley, S OBP: 0.273, SLG: 0.383 Angel Echevarria, R OBP: 0.280, SLG: 0.333		1-1 F8			1-3 K			1-0 F7		3	0	0	0	0	1	0											
Alex Gonzalez, R OBP: 0.298, SLG: 0.419		4-2 SH1			0-0 G6-3			2-2 FC4-6		2	0	1	0	1	0	0											
38 Carlos Zambrano, S Jeff Fassero, L Juan Cruz, R Roosevelt Brown, L Dan Plesac, L Kyle Farnsworth, R Chris Stynes, R		0-0 SH1						2-2 FC4-6		1	0	0	0	0	0	0											
Inning Stats	R: 2 E: 0 K: 1 S: 13	H: 3 LOB: 1 BB: 0 P: 23	R: 0 E: 0 K: 0 S: 7	H: 0 LOB: 2 BB: 2 P: 18	R: 0 E: 0 K: 0 S: 4	H: 0 LOB: 0 BB: 0 P: 7	R: 0 E: 0 K: 2 S: 8	H: 0 LOB: 0 BB: 0 P: 11	R: 0 E: 0 K: 1 S: 8	H: 0 LOB: 0 BB: 0 P: 13	R: 0 E: 0 K: 1 S: 7	H: 0 LOB: 0 BB: 0 P: 11	R: 0 E: 0 K: 1 S: 11	H: 1 LOB: 1 BB: 0 P: 16	R: 0 E: 0 K: 0 S: 10	H: 1 LOB: 0 BB: 0 P: 14	R: 0 E: 0 K: 1 S: 18	H: 1 LOB: 1 BB: 0 P: 23	1B: 5 2B: 0 3B: 0 HR: 1	SF: 0 SAC: 1 DP: 1 HBP: 0	WP: 0 PB: 0 SB: 1 CS: 0	PA: 34					
PITCHER	IP	WLS	BF	H	R	ER	SO	BB	IBB	HBP	BLK	WP	HR	S	P	ERA	WHIP										
Brandon Duckworth, R ERA: 4.67	6.0		23	3	2	2	5	2	0	0	0	0	0	21	30	0.00	1.000										
Carlos Silva, R ERA: 3.78	2.0	W	7	2	0	0	1	0	0	0	0	0	0	18	23	0.00	1.000										
Dan Plesac, L ERA: 4.0	1.0		4	1	0	0	1	0	0	0	0	0	0	18	23	0.00	1.000										

Philadelphia Phillies @ Chicago Cubs
Wrigley Field, Chicago, IL
Thu Jul 25 2002, 1:20 PM CDT
Att: 34,565 - Overcast - 74 F

AB	31
R	2
H	6
RBI	2
BB	2
SO	7
LOB	7



Batter	1	2	3	4	5	6	7	8	9	AB	R	H	RBI	BB	SO	LOB	TOP								
Mark Bellhorn, S OBP: 0.395, SLG: 0.586	3-2 HR		3-3 K			0-0 G5-3			1-2 E 1B	4	2	2	1	0	1	1									
Chris Stynes, R OBP: 0.327, SLG: 0.394	0-3 K				0-0 L8				3-2 L4	4	1	1	2	0	1	1									
Sammy Sosa, R OBP: 0.407, SLG: 0.603	2-2 G4-6-3 1B				1-1 G5-3				3-2 E4 1B	4	0	2	0	0	1	0									
Fred McGriff, L OBP: 0.355, SLG: 0.504	0-0 G4-6-3				2-3 K				1-0 F7	4	0	0	0	0	1	2									
Moises Alou, R OBP: 0.297, SLG: 0.370		0-0 F8				2-0 G5-3			0-2 F7	4	0	0	0	0	0	1									
Darren Lewis, R OBP: 0.322, SLG: 0.299		1-3 K				0-0 G5-4-3 1B				3	0	1	0	0	1	0									
Tom Gordon, R (7, 1)										0	0	0	0	0	0	0									
Alex Gonzalez, R OBP: 0.295, SLG: 0.414		0-1 G5-3				0-0 G5-4-3			2-3 K	3	0	0	0	0	1	1									
Mike Mahoney, R OBP: 0.333, SLG: 0.375			1-2 G5-3			0-0 PB HR 2B			1-3 K	3	1	1	0	0	1	0									
Jon Lieber, L OBP: 0.167, SLG: 0.146			1-3 K			2-3 K			1-3 K	2	0	0	0	0	2	1									
Roosevelt Brown, L OBP: 0.264, SLG: 0.297						2-3 K				1	0	0	0	0	1	0									
Inning Stats	R: 1 E: 0 K: 1 S: 10	H: 2 LOB: 0 BB: 0 P: 15	R: 0 E: 0 K: 1 S: 6	H: 0 LOB: 0 BB: 0 P: 7	R: 0 E: 0 K: 2 S: 12	H: 0 LOB: 0 BB: 0 P: 17	R: 0 E: 0 K: 1 S: 6	H: 0 LOB: 0 BB: 0 P: 9	R: 0 E: 0 K: 0 S: 3	H: 1 LOB: 0 BB: 0 P: 5	R: 2 E: 0 K: 2 S: 9	H: 2 LOB: 0 BB: 0 P: 16	R: 0 E: 0 K: 0 S: 9	H: 0 LOB: 0 BB: 0 P: 17	R: 0 E: 0 K: 3 S: 11	H: 0 LOB: 0 BB: 0 P: 15	R: 1 E: 1 K: 0 S: 14	H: 2 LOB: 1 BB: 0 P: 22	1B: 4 2B: 1 3B: 0 HR: 2	SF: 0 SAC: 0 DP: 2 HBP: 0	WP: 0 PB: 1 SB: 0 CS: 0	PA: 32			
PITCHER	IP	WLS	BF	H	R	ER	SO	BB	IBB	HBP	BLK	WP	HR	S	P	ERA	WHIP								
Chuck Finley, L ERA: 4.45	6.0	W	21	5	3	3	7	0	0	0	0	0	2	46	69	4.50	0.833								
Dave Veres, R ERA: 3.99	2.0		6	0	0	0	3	0	0	0	0	0	0	20	32	0.00	0.000								
Luther Hackman, R ERA: 3.98	0.1		3	2	1	0	0	0	0	0	0	0	0	10	17	0.00	6.000								
Steve Kline, L ERA: 4.0	0.2		2	0	0	0	0	0	0	0	0	0	0	4	5	0.00	0.000								

Chicago Cubs @ St. Louis Cardinals
 Busch Stadium, St. Louis, MO
 Fri Jul 26, 2002, 7:10 PM CDT
 Att: 48,730 - Sunny - 95 F

livebaseballscores.com

AB 32
 R 4
 H 7
 RBI 3
 BB 0
 SO 10
 LOB 7



Batter	1	2	3	4	5	6	7	8	9	AB	R	H	RBI	BB	SO	LOB	BOTTOM								
Kerry Robinson, L OBP: 0.328, SLG: 0.397	1-0 FC5-4 1B		0-2 SF9 SH1-4 1B		1-1 G3-4				2-0 G3	5	0	3	1	0	0	1									
Luther Hackman, R (9, 1)										0	0	0	0	0	0	0									
Steve Kline, S (9, 1)										0	0	0	0	0	0	0									
Placido Polanco, R OBP: 0.314, SLG: 0.388	0-1 FC5-4 15 HR		1-0 SH1-4		1-3 K				1-0 G6-3	4	1	0	0	0	1	3									
15 Jim Edmonds, L OBP: 0.430, SLG: 0.624	1-1 1H HR		4-0 SF9 IBB		1-2 L7				2-3 K	3	1	1	2	1	1	0									
5 Albert Pujols, R OBP: 0.394, SLG: 0.553	0-0 G4-3		0-0 SF9		3-2 G4-6-3 1B				0-0 G4-3	3	0	1	1	0	0	0									
J.D. Drew, L OBP: 0.357, SLG: 0.471	0-3 K		0-0 G4-3		3-1 G4-6-3				4-1 1B BB	3	0	0	0	1	1	3									
Tino Martinez, L OBP: 0.336, SLG: 0.411		1-3 K			0-1 HR				1-1 SH5-4 1B	4	2	3	1	0	1	0									
Edgar Renteria, R OBP: 0.367, SLG: 0.429		0-2 G4-3			1-1 1B G3-4 1B				2-0 SH5-4 1B	4	2	2	0	0	0	2									
Mike Matheny, R OBP: 0.275, SLG: 0.316		0-0 G6-3			0-1 G3-4 SH5-4 1B				0-0 SH5-4	3	0	1	0	0	1	0									
Chuck Finley, L OBP: 0.250, SLG: 0.375					1-2 SH5-4				1-2 F9	1	1	1	0	0	0	0									
Eduardo Perez, R OBP: 0.291, SLG: 0.489										1	1	1	3	0	0	0									
Dave Veres, R OBP: 0.333, SLG: 0.333										0	0	0	0	0	0	0									
Miguel Cairo, R OBP: 0.280, SLG: 0.361										1	0	0	0	0	0	0									
Inning Stats	R: 2 E: 0 K: 1 S: 9	H: 2 LOB: 0 BB: 0 P: 11	R: 0 E: 0 K: 1 S: 7	H: 0 LOB: 0 BB: 0 P: 8	R: 1 E: 0 K: 0 S: 8	H: 2 LOB: 2 BB: 1 P: 14	R: 2 E: 0 K: 1 S: 14	H: 3 LOB: 1 BB: 0 P: 18	R: 0 E: 0 K: 0 S: 8	H: 1 LOB: 0 BB: 0 P: 15	R: 3 E: 0 K: 0 S: 11	H: 3 LOB: 0 BB: 0 P: 15	R: 0 E: 0 K: 1 S: 13	H: 1 LOB: 2 BB: 1 P: 21	R: 0 E: 0 K: 1 S: 8	H: 1 LOB: 1 BB: 0 P: 12	R: 0 E: 0 K: 1 S: 8	H: 1 LOB: 1 BB: 0 P: 12	1B: 9 2B: 0 3B: 1 HR: 3	SF: 1 SAC: 3 DP: 1 HBP: 0	WP: 0 PB: 0 SB: 0 CS: 0	PA: 38			
PITCHER	IP	WLS	BF	H	R	ER	SO	BB	IBB	HBP	BLK	WP	HR	S	P	ERA	WHIP								
Jon Lieber, R ERA: 3.76	6.0	L	29	11	8	8	3	0	0	0	0	0	0	21	33	0.00	1.500								
Tom Gordon, R ERA: 2.53	2.0		9	2	0	0	2	1	0	0	0	0	0	21	33	0.00	1.500								

Chicago Cubs @ St. Louis Cardinals
 Busch Stadium, St. Louis, MO
 Fri Jul 26, 2002, 7:10 PM CDT
 Att: 48,730 - Sunny - 95 F

livebaseballscores.com

AB 32
 R 8
 H 13
 RBI 8
 BB 2
 SO 5
 LOB 9



Batter	1	2	3	4	5	6	7	8	9	AB	R	H	RBI	BB	SO	LOB	TOP			
Mark Bellhorn, S OBP: 0.396, SLG: 0.578	K		BB 1B HBP	G6-3		HBP			F7	3	1	0	0	0	1	0				
Bill Mueller, S OBP: 0.331, SLG: 0.350	L5		BB 1B		WP 1B 2B	G5-3			F7	5	2	2	0	0	0	1				
Sammy Sosa, R Darren Lewis, R OBP: 0.330, SLG: 0.308	K		BB 1B		WP 1B BB		L7		1B	2	2	0	0	2	1	0				
Angel Echevarria, R OBP: 0.300, SLG: 0.321		E5 1B		1B BB	G4-3 G5-3 1B		G6-3		F9	4	1	1	3	1	0	1				
Moises Alou, R OBP: 0.302, SLG: 0.375		G1-4-3 1B		1B	G5-3		1B			4	0	3	3	0	0	1				
Corey Patterson, L OBP: 0.296, SLG: 0.382	F7		K		G4-3		F9			4	0	0	0	0	1	5				
Alex Gonzalez, R OBP: 0.292, SLG: 0.409		G1-4-3		G1-3		K		F3		4	0	0	0	0	1	4				
Todd Hundley, S Mike Mahoney, R OBP: 0.272, SLG: 0.398			HR		G4-3		G4-3		F7	4	1	1	1	0	0	0				
34 Kerry Wood, R Juan Cruz, R Antonio Alfonseca, R OBP: 0.174, SLG: 0.136			L4		G5-3		K		K	3	0	0	0	0	1	0				
Inning Stats	R: 0 E: 0 K: 2 S: 9	H: 0 LOB: 0 BB: 0 P: 15	R: 1 E: 1 K: 0 S: 7	H: 1 LOB: 0 BB: 0 P: 8	R: 4 E: 0 K: 1 S: 20	H: 3 LOB: 2 BB: 2 P: 36	R: 0 E: 0 K: 0 S: 8	H: 0 LOB: 0 BB: 0 P: 12	R: 2 E: 0 K: 1 S: 16	H: 2 LOB: 1 BB: 1 P: 25	R: 0 E: 0 K: 0 S: 6	H: 1 LOB: 1 BB: 0 P: 10	R: 0 E: 0 K: 1 S: 9	H: 0 LOB: 0 BB: 0 P: 14	R: 0 E: 0 K: 0 S: 6	H: 1 LOB: 1 BB: 0 P: 10	1B: 6 2B: 1 3B: 0 HR: 1	SF: 0 SAC: 0 DP: 1 HBP: 2	WP: 1 PB: 0 CS: 0	PA: 40
PITCHER	IP	WLS	BF	H	R	ER	SO	BB	IBB	HBP	BLK	WP	HR	S	P	ERA	WHIP			
Jason Simontacchi, R ERA: 3.35	4.0	L	21	5	7	6	3	3	0	1	0	0	1	49	82	13.50	2.000			
Mike Timlin, R ERA: 2.51	1.2		7	1	0	0	2	0	0	1	0	1	0	19	30	0.00	0.600			
Mike Mathews, L ERA: 3.44	2.1		8	1	0	0	1	0	0	0	0	0	0	16	25	0.00	0.429			
Luther Hackman, R ERA: 3.89	1.0		4	1	0	0	0	0	0	0	0	0	0	6	10	0.00	1.000			

Chicago Cubs @ St. Louis Cardinals
 Busch Stadium, St. Louis, MO
 Sat Jul 27 2002, 12:15 PM CDT
 Att: 47,110 - Cloudy - 93 F

AB	35
R	7
H	8
RBI	7
BB	3
SO	6
LOB	12



Batter	1	2	3	4	5	6	7	8	9	AB	R	H	RBI	BB	SO	LOB	BOTTOM					
Kerry Robinson, L OBP: 0.315, SLG: 0.380	G4-3		K			G4-6-3		L7	G3	5	0	0	1	0	1	5						
Placido Polanco, R OBP: 0.318, SLG: 0.392	K			FC1-4 2B		F8		BB 1B	BB	4	0	2	0	1	1	0						
15 Jim Edmonds, L Eli Marrero, R OBP: 0.326, SLG: 0.432			F7				F8 1B	BB	K	3	1	2	0	0	0	1						
5 Albert Pujols, R Miguel Cairo, R OBP: 0.277, SLG: 0.358	F2			FC1-4		E6 G6-3 F8		L5		3	0	0	0	0	0	3						
J.D. Drew, L Luther Hackman, R OBP: 0.353, SLG: 0.464		F9		F8		F8		K		4	0	0	0	0	1	6						
Tino Martinez, L OBP: 0.335, SLG: 0.407		F2			G6-4-3 BB		G6-3		F8	3	0	0	1	1	0	1						
Edgar Renteria, R OBP: 0.366, SLG: 0.427		L7			G6-4-3		F9		HBP DI G3 1B	4	1	1	0	0	0	2						
Mike Matheny, R OBP: 0.280, SLG: 0.312			F7		K			1B BB BB	G3 HBP BB	2	1	0	0	2	1	0						
Jason Simontacchi, R Mike Timlin, R Mike Mathews, L Eduardo Perez, R OBP: 0.305, SLG: 0.495			F8			G4-6-3 1B		1B	G3 HBP	1	0	0	0	0	0	0						
Inning Stats	R: 0 E: 0 K: 1 S: 10	H: 1 LOB: 1 BB: 0 P: 16	R: 0 E: 0 K: 0 S: 6	H: 0 LOB: 0 BB: 0 P: 12	R: 0 E: 0 K: 1 S: 10	H: 0 LOB: 0 BB: 0 P: 12	R: 0 E: 0 K: 0 S: 6	H: 1 LOB: 1 BB: 0 P: 10	R: 0 E: 0 K: 0 S: 7	H: 0 LOB: 0 BB: 1 P: 16	R: 0 E: 0 K: 0 S: 8	H: 1 LOB: 0 BB: 0 P: 13	R: 1 E: 1 K: 0 S: 12	H: 1 LOB: 1 BB: 0 P: 18	R: 1 E: 0 K: 1 S: 14	H: 2 LOB: 3 BB: 2 P: 28	R: 1 E: 0 K: 1 S: 14	H: 1 LOB: 3 BB: 2 P: 25	1B: 6 2B: 1 3B: 0 HR: 0	SF: 0 SAC: 0 DP: 2 HBP: 1	WP: 0 PB: 0 CS: 0	PA: 39
PITCHER	IP	WLS	BF	H	R	ER	SO	BB	IBB	HBP	BLK	WP	HR	S	P	ERA	WHIP					
34 Kerry Wood, R ERA: 3.9	6.0	W	22	4	1	0	3	1	0	0	0	0	0	54	87	0.00	0.833					
Juan Cruz, R ERA: 4.46	1.1		7	2	1	1	0	1	0	0	0	0	0	12	25	6.75	2.250					
Antonio Alfonseca, R ERA: 2.93	1.2		10	1	1	1	2	3	0	1	0	0	0	21	38	5.40	2.400					

Chicago Cubs @ St. Louis Cardinals
 Busch Stadium, St. Louis, MO
 Sat Jul 27 2002, 12:15 PM CDT
 Att: 47,110 - Cloudy - 93 F

AB	33
R	3
H	7
RBI	3
BB	5
SO	5
LOB	24



Batter	1	2	3	4	5	6	7	8	9	AB	R	H	RBI	BB	SO	LOB	TOP					
Mark Bellhorn, S OBP: 0.392, SLG: 0.568	(1, 6) K		(1, 6) F9	(1, 6) E BB		(1, 6) K	(1, 6) FC6-4			4	0	0	0	1	2	1						
Bill Mueller, S OBP: 0.332, SLG: 0.361	(1, 5) K		(1, 5) G3-1	(1, 5) E4		(1, 5) BB		(1, 5) HR		4	1	1	1	1	1	1						
Sammy Sosa, R OBP: 0.408, SLG: 0.595	(1, 9) 1B 2B BB		(1, 9) 1B BB			(1, 9) F8		(1, 9) K		3	2	0	0	2	1	3						
Fred McGriff, L OBP: 0.358, SLG: 0.508	(1, 3) 2B 1B		(1, 3) 1B HR 1B			(1, 3) BB 2B		(1, 3) K		5	2	3	0	0	1	1						
Moises Alou, R OBP: 0.307, SLG: 0.380	(1, 7) 2B		(1, 7) HR 1B			(1, 7) BB BB		(1, 7) P6		4	1	2	3	1	0	0						
Corey Patterson, L OBP: 0.297, SLG: 0.393	(1, 8) P6		(1, 8) HR			(1, 8) K		(1, 8) 1B 2B		5	2	2	3	0	2	3						
Delino DeShields, L OBP: 0.289, SLG: 0.315			(1, 4) G5-3 S BB			(1, 4) K		(1, 4) 1B SF8 BB		3	1	0	0	2	3	2						
Todd Hundley, S OBP: 0.276, SLG: 0.394			(1, 2) G5-3			(1, 2) F8		(1, 2) FC6-4 1B		4	0	1	1	1	0	1						
Matt Clement, R OBP: 0.156, SLG: 0.122			(1, 1) G1-3			(1, 1) K		(1, 1) SF8		3	0	0	0	0	1	4						
Jeff Fassero, L ERA: 3.34										0	0	0	0	0	0	0						
Kyle Farnsworth, R ERA: 4.15										0	0	0	1	0	0	0						
Tom Gordon, R ERA: 5.06										0	0	0	0	0	0	0						
Antonio Alfonseca, R ERA: 3.5										0	0	0	0	0	0	0						
Inning Stats	R: 2 E: 0 K: 2 S: 13	H: 2 LOB: 1 BB: 1 P: 22	R: 0 E: 0 K: 0 S: 11	H: 0 LOB: 0 BB: 1 P: 19	R: 4 E: 0 K: 1 S: 15	H: 3 LOB: 0 BB: 1 P: 21	R: 0 E: 1 K: 1 S: 15	H: 0 LOB: 2 BB: 1 P: 23	R: 0 E: 0 K: 2 S: 17	H: 1 LOB: 3 BB: 2 P: 33	R: 0 E: 0 K: 1 S: 11	H: 0 LOB: 1 BB: 1 P: 19	R: 2 E: 0 K: 0 S: 17	H: 2 LOB: 1 BB: 1 P: 29	R: 1 E: 0 K: 2 S: 13	H: 1 LOB: 0 BB: 0 P: 19	R: 0 E: 0 K: 2 S: 8	H: 0 LOB: 0 BB: 0 P: 14	1B: 4 2B: 3 3B: 0 HR: 2	SF: 1 SAC: 0 DP: 0 HBP: 0	WP: 0 PB: 0 SB: 1 CS: 1	PA: 44
PITCHER	IP WLS BF H R ER SO BB IBB HBP BLK WP HR S P ERA WHIP																					
Matt Morris, R ERA: 3.4	(1, 1) 4.0 21 5 6 6 4 4 0 0 0 0 1 54 85 13.50 2.250																					
Mike Matthews, L ERA: 3.34	(5, 1) 1.0 6 1 0 0 2 2 0 0 0 0 0 17 33 0.00 3.000																					
Mike Crudale, R ERA: 1.32	(6, 1) 1.0 4 0 0 0 1 1 0 0 0 0 0 11 19 0.00 1.000																					
Steve Kline, L ERA: 4.5	(7, 1) 1.0 6 2 2 2 0 1 0 0 0 0 0 17 29 18.00 3.000																					
Dave Veres, R ERA: 4.01	(8, 1) 2.0 W 7 1 1 1 4 0 0 0 0 0 1 21 33 4.50 0.500																					

Chicago Cubs @ St. Louis Cardinals
 Busch Stadium, St. Louis, MO
 Sun Jul 28 2002, 7:05 PM CDT
 Att: 47,583 - Cloudy - 95 F

AB	35
R	9
H	9
RBI	9
BB	8
SO	11
LOB	16





Batter	1	2	3	4	5	6	7	8	9	AB	R	H	RBI	BB	SO	LOB	BOTTOM					
Fernando Vina, L OBP: 0.333, SLG: 0.357	(1, 4) G6-3		(1, 4) G3			(1, 4) F8		(1, 4) G6-4-3 1B		5	1	2	1	0	0	2						
Placido Polanco, R OBP: 0.318, SLG: 0.389	(1, 5) K		(1, 5) L8			(1, 5) L1		(1, 5) G6-4-3 1B		3	0	0	0	0	1	2						
Mike Crudale, R OBP: 0.302, SLG: 0.489										0	0	0	0	0	0	0						
Steve Kline, S ERA: 4.15										0	0	0	0	0	0	0						
Dave Veres, R OBP: 0.333, SLG: 0.333										1	1	1	1	0	0	0						
Miguel Cairo, R OBP: 0.283, SLG: 0.373										0	0	0	0	0	0	0						
15 Jim Edmonds, L OBP: 0.434, SLG: 0.623	(1, 8) BB		(1, 8) G4-3			(1, 8) 1B		(1, 8) G4-3		4	2	2	1	1	0	0						
5 Albert Pujols, R OBP: 0.389, SLG: 0.543	(6, 5) K2-3					(6, 5) G5-3		(6, 5) E6 2B		4	2	0	0	1	1	1						
J.D. Drew, L OBP: 0.357, SLG: 0.468						(1, 9) G4-3		(1, 9) G4-3 1B 2B		4	1	2	1	1	1	2						
Tino Martinez, L OBP: 0.333, SLG: 0.404	(1, 3) K					(1, 3) F7		(1, 3) G4-3		5	1	1	1	0	1	3						
Edgar Renteria, R OBP: 0.369, SLG: 0.441	(1, 6) F2					(1, 6) 1B 2B		(1, 6) 2B 1B		5	2	3	4	0	0	1						
Mike DiFelice, R OBP: 0.306, SLG: 0.416	(1, 2) 1B					(1, 2) G5-3		(1, 2) 1B 2B		4	0	2	0	0	1	1						
Matt Morris, R OBP: 0.151, SLG: 0.157										1	0	0	0	0	0	2						
Mike Matthews, L OBP: 0.167, SLG: 0.167										0	0	0	0	0	0	0						
Kerry Robinson, L OBP: 0.323, SLG: 0.382										2	0	1	0	1	0	0						
Inning Stats	R: 0 E: 0 K: 2 S: 10	H: 0 LOB: 1 BB: 1 P: 17	R: 0 E: 0 K: 1 S: 14	H: 1 LOB: 2 BB: 1 P: 18	R: 0 E: 0 K: 0 S: 5	H: 0 LOB: 0 BB: 0 P: 6	R: 0 E: 0 K: 0 S: 8	H: 0 LOB: 0 BB: 0 P: 14	R: 0 E: 0 K: 0 S: 10	H: 2 LOB: 2 BB: 0 P: 16	R: 4 E: 1 K: 0 S: 22	H: 5 LOB: 2 BB: 1 P: 34	R: 0 E: 0 K: 0 S: 9	H: 1 LOB: 1 BB: 0 P: 13	R: 0 E: 0 K: 1 S: 6	H: 0 LOB: 0 BB: 0 P: 10	R: 6 E: 0 K: 1 S: 17	H: 5 LOB: 0 BB: 1 P: 31	1B: 9 2B: 4 3B: 0 HR: 1	SF: 0 SAC: 0 DP: 1 HBP: 0	WP: 0 PB: 0 SB: 0 CS: 0	PA: 43
PITCHER	IP WLS BF H R ER SO BB IBB HBP BLK WP HR S P ERA WHIP																					
Matt Clement, R ERA: 3.78	(1, 1) 5.0 22 4 2 2 3 2 0 0 0 0 0 53 81 3.60 1.200																					
Jeff Fassero, L ERA: 6.15	(6, 1) 0.1 4 3 1 0 0 0 0 0 0 0 0 10 12 0.00 9.000																					
Kyle Farnsworth, R ERA: 4.15	(6, 1) 2.2 H 10 2 1 1 1 1 0 0 0 0 0 21 35 3.38 1.125																					
Tom Gordon, R ERA: 5.06	(9, 1) 0.0 3 3 3 3 0 0 0 0 0 0 0 8 15 = =																					
Antonio Alfonseca, R ERA: 3.5	(9, 1) 0.1 L 4 2 3 3 1 1 0 0 0 0 0 1 9 16 81.00 9.000																					

Chicago Cubs @ St. Louis Cardinals
 Busch Stadium, St. Louis, MO
 Sun Jul 28 2002, 7:05 PM CDT
 Att: 47,583 - Cloudy - 95 F

AB	39
R	10
H	14
RBI	9
BB	4
SO	5
LOB	17



Batter	1	2	3	4	5	6	7	8	9	AB R H RBI BB SO LOB	TOP																		
Ramón Vázquez, L (1, 4) OBP: 0.324, SLG: 0.317	3-2 S 1B	0-1 FC5-2-5			0-3 K		0-3 K		1-0 G4-1	5 0 1 0 0 2 3	<p>San Diego Padres @ Chicago Cubs Wrigley Field, Chicago, IL Tue Jul 30 2002, 7:05 PM CDT Att: 39,819 - Sunny - 89 F</p> <p>AB 38 R 6 H 11 RBI 6 BB 0 SO 16 LOB 16</p> 																		
Mark Kotsay, L (1, 8) OBP: 0.365, SLG: 0.438	1-3 K	1-0 F8			3-3 K		1-2 E 1B		2-3 K	5 0 1 0 0 3 3																			
Ryan Klesko, L (1, 3) OBP: 0.384, SLG: 0.509	2-3 K				2-3 K		1-2 G4-3	2-1 E4	2-3 K	5 0 0 0 0 3 2																			
Phil Nevin, R (1, 5) OBP: 0.336, SLG: 0.432	1-1 G5-3				0-0 F7		0-3 K	1-3 K		4 0 0 0 0 2 3																			
Deivi Cruz, R (1, 6) OBP: 0.301, SLG: 0.382		2-2 1B 2B			1-0 F9		0-2 HR 2B	2-1 1B 2B		4 3 3 0 0 0 0																			
Bubba Trammell, R (1, 9) OBP: 0.325, SLG: 0.370		1-1 2B SH 1B			0-2 G5-3		2-2 HR	0-0 G6-3		4 2 2 2 0 0 1																			
Gene Kingsale, S (1, 7) OBP: 0.317, SLG: 0.414		2-1 SH 2B			3-3 K		3-2 G3	2-3 K		4 0 1 1 0 2 1																			
Tom Lampkin, L (1, 2) OBP: 0.292, SLG: 0.344		0-3 K			2-3 K		3-1 HR	0-2 1B		4 1 2 2 0 2 2																			
Bobby Jones, R (1, 1) OBP: 0.143, SLG: 0.143		3-2 SH			0-3 K		0-1 CS 1B	2-3 K		1 0 0 1 0 1 0																			
Brian Buchanan, R (7, PH) OBP: 0.299, SLG: 0.408		2-3 3H								1 0 1 0 0 0 0																			
Mike Holtz, L (7, 1)										1 0 0 0 0 1 1																			
Trevor Hoffman, R (9, 1)										0 0 0 0 0 0 0																			
Inning Stats	R: 0 E: 0 K: 2 S: 15	H: 1 LOB: 1 BB: 0 P: 22	R: 2 E: 0 K: 1 S: 17	H: 3 LOB: 2 BB: 0 P: 26	R: 0 E: 0 K: 1 S: 5	H: 0 LOB: 0 BB: 0 P: 8	R: 0 E: 0 K: 2 S: 11	H: 0 LOB: 0 BB: 0 P: 16	R: 0 E: 0 K: 3 S: 10	H: 0 LOB: 0 BB: 0 P: 13	R: 2 E: 0 K: 1 S: 17	H: 2 LOB: 0 BB: 0 P: 23	R: 1 E: 1 K: 2 S: 15	H: 3 LOB: 2 BB: 0 P: 22	R: 1 E: 0 K: 2 S: 15	H: 2 LOB: 1 BB: 0 P: 21	R: 0 E: 0 K: 2 S: 11	H: 0 LOB: 0 BB: 0 P: 16	1B: 6 2B: 3 3B: 0 HR: 2	SF: 0 SAC: 1 DP: 0 HBP: 0	WP: 0 PB: 0 SB: 1 CS: 1	PA: 39							
PITCHER	IP WLS BF H R ER SO BB IBB HBP BLK WP HR S P ERA WHIP											PITCHER	IP WLS BF H R ER SO BB IBB HBP BLK WP HR S P ERA WHIP																
22 Mark Prior, R (1, 1) ERA: 3.65	6.0	27	8	5	5	10	0	0	0	0	0	0	0	0	2	79	115	7.50	1.333										
Jeff Fassero, L (7, 1) ERA: 5.05	0.2	3	1	0	0	1	0	0	0	0	0	0	0	0	0	8	11	0.00	1.500										
Tom Gordon, R (7, 1) ERA: 5.25	1.1	L	6	2	1	3	0	0	0	0	0	0	0	0	0	18	25	6.75	1.500										
Juan Cruz, R (9, 1) ERA: 4.4	1.0	3	0	0	0	2	0	0	0	0	0	0	0	0	0	11	16	0.00	0.000										

Batter	1	2	3	4	5	6	7	8	9	AB R H RBI BB SO LOB	BOTTOM																	
Mark Bellhorn, S (1, 4) OBP: 0.388, SLG: 0.573	0-3 K	0-0 HR			1-0 F8		2-3 K		0-2 F9	5 1 1 1 0 2 1	<p>San Diego Padres @ Chicago Cubs Wrigley Field, Chicago, IL Tue Jul 30 2002, 7:05 PM CDT Att: 39,819 - Sunny - 89 F</p> <p>AB 37 R 5 H 10 RBI 5 BB 1 SO 7 LOB 11</p> 																	
Bill Mueller, S (1, 5) OBP: 0.333, SLG: 0.373	1-0 HR	1-3 K			0-2 HR		2-2 G5-3		1-2 P4	5 2 2 1 0 1 1																		
Sammy Sosa, R (1, 9) OBP: 0.411, SLG: 0.604	1-1 HR				0-0 1B		4-1 BB			3 1 2 2 1 0 0																		
Fred McGriff, L (1, 3) OBP: 0.355, SLG: 0.503	1-2 G6-3				2-1 F7		0-0 L4		2-2 G4-3	4 0 0 0 0 0 2																		
Moises Alou, R (1, 7) OBP: 0.309, SLG: 0.382	3-1 2B				2-2 G6-3		2-1 1B		3-2 G3-1	4 1 2 0 0 0 0																		
Corey Patterson, L (1, 8) OBP: 0.299, SLG: 0.397	1-1 2B				0-0 G4-3		2-0 F8		1-3 K	4 0 2 1 0 1 2																		
Juan Cruz, R (9, 1) OBP: 0.143, SLG: 0.143										0 0 0 0 0 0 0																		
Todd Hundley, S (1, 2) OBP: 0.270, SLG: 0.385	1-3 K				0-1 G4-3		2-1 F8		0-3 K	4 0 0 0 0 2 2																		
Alex Gonzalez, R (1, 6) OBP: 0.291, SLG: 0.407		2-0 F9			2-2 L8		1-0 F9		0-0 F9 1B	4 0 1 0 0 0 1																		
22 Mark Prior, R (1, 1) ERA: 4.5	6.0	W	7	0	0	3	1	0	0	0		0	0	0	0	20	34	0.00	0.500									
Mike Holtz, L (7, 1) ERA: 4.23	2.0	S	4	1	0	0	0	0	0	0	0	0	0	0	9	10	0.00	1.000										
Trevor Hoffman, R (9, 1) ERA: 2.23	1.0	S	4	1	0	0	0	0	0	0	0	0	0	0	9	10	0.00	1.000										
Inning Stats	R: 3 E: 0 K: 2 S: 16	H: 4 LOB: 1 BB: 0 P: 24	R: 1 E: 0 K: 1 S: 7	H: 1 LOB: 0 BB: 0 P: 11	R: 0 E: 0 K: 0 S: 7	H: 0 LOB: 0 BB: 0 P: 12	R: 0 E: 0 K: 1 S: 9	H: 1 LOB: 0 BB: 0 P: 11	R: 1 E: 0 K: 0 S: 10	H: 3 LOB: 2 BB: 0 P: 15	R: 0 E: 0 K: 0 S: 6	H: 0 LOB: 0 BB: 0 P: 9	R: 0 E: 0 K: 1 S: 10	H: 0 LOB: 1 BB: 1 P: 20	R: 0 E: 0 K: 2 S: 10	H: 0 LOB: 0 BB: 0 P: 14	R: 0 E: 0 K: 0 S: 9	H: 1 LOB: 1 BB: 0 P: 10	1B: 6 2B: 1 3B: 0 HR: 3	SF: 0 SAC: 0 DP: 0 HBP: 0	WP: 0 PB: 0 SB: 0 CS: 0	PA: 38						
PITCHER	IP WLS BF H R ER SO BB IBB HBP BLK WP HR S P ERA WHIP											PITCHER	IP WLS BF H R ER SO BB IBB HBP BLK WP HR S P ERA WHIP															

Batter	1	2	3	4	5	6	7	8	9	AB	R	H	RBI	BB	SO	LOB	TOP				
Ramón Vázquez, L OBP: 0.326, SLG: 0.325 (1, 6)	1-1 SF8 1B		0-1 L6			0-1 G4-3		1-1 1B 3B	0-1 G3	5	2	2	0	0	0	1					
Mark Kotsay, L OBP: 0.365, SLG: 0.444 (1, 8)	1-0 1B		1-0 F8			1-2 1B		0-0 1B 2B 1B	1-1 G4-3	5	1	3	1	0	0	1					
Ryan Klesko, L OBP: 0.384, SLG: 0.511 (1, 3)	0-0 SF8			1-3 K		2-3 K		1-2 F7	4-0 IBB	3	0	0	1	1	2	2					
Phil Nevin, R OBP: 0.341, SLG: 0.460 (1, 5)	1-3 K			0-3 K				2-1 1B 2B 1B	3-3 K	5	2	2	0	0	3	3					
Ron Gant, R OBP: 0.355, SLG: 0.516 (1, 7)	1-0 F2			3-2 F8				1-1 F8	0-1 HR 2B	4	1	1	2	0	0	2					
Gene Kingsale, S OBP: 0.319, SLG: 0.453 (1, 9)		0-0 B2-3				0-1 G4-3		0-2 FC4-6 1B	3-1 HR	4	1	2	2	0	0	0					
Tom Lampkin, L OBP: 0.285, SLG: 0.335 (1, 2)		2-2 G6-3				1-0 F7		1-0 FC4-6 1B	1-3 K	4	0	0	1	0	1	1					
Julius Matos, R OBP: 0.285, SLG: 0.319 Bobby Jones, R Tom Davey, R Mike Holtz, L Jeremy Fikac, R Trevor Hoffman, R (1, 4)		1-2 P4				1-0 L6		2-1 E3	1-2 G6-3	3	0	0	0	0	0	0	1				
44 Jake Peavy, R OBP: 0.250, SLG: 0.417 Deivi Cruz, R OBP: 0.301, SLG: 0.382 (7, PH)				1-3 K				1-3 K	0-0 G3 2B	2	0	0	0	0	0	2	0				
										2	0	1	0	0	0	2					
Inning Stats	R: 1 E: 0 K: 1 S: 8	H: 2 LOB: 1 BB: 0 P: 12	R: 0 E: 0 K: 0 S: 8	H: 0 LOB: 0 BB: 0 P: 11	R: 0 E: 0 K: 1 S: 6	H: 0 LOB: 0 BB: 0 P: 8	R: 0 E: 0 K: 2 S: 10	H: 0 LOB: 0 BB: 0 P: 14	R: 0 E: 0 K: 0 S: 4	H: 1 LOB: 1 BB: 0 P: 18	R: 1 E: 0 K: 0 S: 14	H: 2 LOB: 2 BB: 0 P: 19	R: 5 E: 0 K: 1 S: 18	H: 5 LOB: 0 BB: 1 P: 27	R: 0 E: 0 K: 1 S: 8	H: 1 LOB: 2 BB: 1 P: 16	1B: 7 2B: 2 3B: 1 HR: 1	SF: 1 SAC: 0 DP: 0 HBP: 0	WP: 0 PB: 0 SB: 2 CS: 0	PA: 40	
PITCHER	IP WLS BF H R ER SO BB IBB HBP BLK WP HR S P ERA WHIP	7.0 B 5 4 4 2 6 0 0 0 0 0 0 64 88 2.57 0.714	0.1 B 5 4 4 0 0 0 0 0 0 0 0 10 14 108.00 12.000	1.2 W 8 2 1 1 2 0 1 0 0 0 1 16 29 5.40 1.200																	

San Diego Padres @ Chicago Cubs
Wrigley Field, Chicago, IL
Thu Aug 01 2002, 1:20 PM CDT
Att: 33,751 - Sunny - 91 F

AB	38
R	7
H	11
RBI	7
BB	1
SO	8
LOB	13



Batter	1	2	3	4	5	6	7	8	9	AB	R	H	RBI	BB	SO	LOB	BOTTOM						
Mark Bellhorn, S OBP: 0.388, SLG: 0.570 (1, 4)	1-3 K		2-1 G4-3	3-3 K			4-0 1B SF9	3-1 HR		4	2	1	3	1	2	2							
Bill Mueller, S OBP: 0.338, SLG: 0.377 (1, 5)	2-2 L5		0-0 SF8		1-1 G6-4-3 1B		2-1 F8	1-3 K		5	1	2	1	0	1	1							
Sammy Sosa, R OBP: 0.412, SLG: 0.600 (1, 9)	4-2 2B BB		1-1 SF8		1-2 G6-4-3		1-0 1B		2-0 FC4-6 1B	3	0	2	1	1	0	1							
Roosevelt Brown, L OBP: 0.274, SLG: 0.323 (1, 7)	2-2 2B		0-0 BB		0-0 2B		0-0 SF9		1-2 FC4-6 1B 2B	4	1	3	1	0	0	1							
Angel Echevarria, R OBP: 0.308, SLG: 0.389 Tom Gordon, R Fred McGriff, L OBP: 0.350, SLG: 0.500 Delino DeShields, L OBP: 0.293, SLG: 0.315 (1, 3)	0-3 K		4-1 BB		3-1 G6-3		0-0 G2-3		1-2 2B 1B	3	0	0	0	1	1	4							
Corey Patterson, L OBP: 0.299, SLG: 0.394 (1, 8)		0-0 B5-3	1-0 F5			0-0 1B		3-3 K	1-2 L5	5	0	1	0	0	1	4							
Alex Gonzalez, R OBP: 0.294, SLG: 0.409 (1, 6)		0-0 G5-3		0-0 P4		1-3 K		4-0 BB HR BB	0-2 2B	4	1	1	2	1	1	1							
Todd Hundley, S OBP: 0.278, SLG: 0.385 (1, 2)		0-2 F8		3-2 SH1-4 1B		4-0 BB		4-2 HR BB		2	1	1	0	2	0	0							
Jon Lieber, L OBP: 0.182, SLG: 0.186 Kyle Farnsworth, R Chris Stynes, R OBP: 0.322, SLG: 0.391 (1, 1)			0-0 G4-3	1-2 SH1-4 1B		1-3 K		3-3 K		2	1	1	0	0	1	1							
										0	0	0	0	0	0	0							
										1	0	0	0	0	1	2							
Inning Stats	R: 0 E: 0 K: 2 S: 21	H: 1 LOB: 2 BB: 1 P: 30	R: 0 E: 0 K: 0 S: 5	H: 0 LOB: 0 BB: 0 P: 5	R: 2 E: 0 K: 0 S: 9	H: 3 LOB: 2 BB: 1 P: 17	R: 0 E: 0 K: 1 S: 11	H: 1 LOB: 1 BB: 0 P: 18	R: 0 E: 0 K: 0 S: 8	H: 2 LOB: 1 BB: 0 P: 13	R: 0 E: 0 K: 2 S: 7	H: 1 LOB: 1 BB: 1 P: 13	R: 1 E: 0 K: 0 S: 5	H: 1 LOB: 1 BB: 1 P: 12	R: 3 E: 0 K: 3 S: 13	H: 1 LOB: 0 BB: 2 P: 31	R: 2 E: 0 K: 0 S: 14	H: 3 LOB: 2 BB: 0 P: 19	1B: 7 2B: 4 3B: 1 HR: 1	SF: 2 SAC: 1 DP: 1 HBP: 0	WP: 0 PB: 0 SB: 0 CS: 0	PA: 43	
PITCHER	IP WLS BF H R ER SO BB IBB HBP BLK WP HR S P ERA WHIP	6.0 L 27 2 0 2 2 3 0 0 0 0 0 2 8 3.00 1.833	0.1 L 2 0 1 1 0 1 0 0 0 0 0 2 8 27.00 3.000	0.0 L 1 0 0 0 0 0 0 0 0 0 0 1 2 ∞ ∞	1.0 L 5 0 2 2 1 2 0 0 0 0 0 7 18 18.00 2.000	4.78 H 3 1 1 1 2 0 0 0 0 0 1 8 15 13.50 1.500																	

San Diego Padres @ Chicago Cubs
Wrigley Field, Chicago, IL
Thu Aug 01 2002, 1:20 PM CDT
Att: 33,751 - Sunny - 91 F


AB	34
R	8
H	13
RBI	8
BB	6
SO	8
LOB	17



Batter	1	2	3	4	5	6	7	8	9	10	11	12	AB	R	H	RBI	BB	SO	LOB	TOP		
Juan Pierre, L OBP: 0.315, SLG: 0.306 (1, 8)	1-3 K	1-0 B5-3			0-0 F7			4-2 G5-3 PB BB	2-3 K		2-1 G5-3		5	0	0	0	1	2	4			
Brent Butler, R OBP: 0.291, SLG: 0.449 (1, 4) (9, 5)	1-0 1B 2B		2-3 K		1-1 FC6-4			3-1 G5-3		3-1 G5-3		1-2 L8		6	1	1	0	0	1	2		
Larry Walker, L OBP: 0.438, SLG: 0.644 (1, 9)	0-2 BB BB 2-H		1-2 G6-3			0-3 K		1-3 K		2-1 P6		3-1 L7		6	0	1	1	0	2	1		
17 Todd Helton, L OBP: 0.433, SLG: 0.577 (1, 3)	2-1 F9		0-3 K			1-3 K2-3		1-2 P6		3-2 1B 1B		3-3 K		6	0	1	0	0	3	2		
Todd Zeile, R OBP: 0.336, SLG: 0.401 Terry Shumpert, R OBP: 0.321, SLG: 0.373 (1, 5) (9, PR) (9, 4)	4-2 BB BB			3-2 G1-3		2-3 K			4-1 HR BB		0-0 1B 1B		2	0	0	0	2	1	0			
Jack Cust, L OBP: 0.400, SLG: 1.000 Justin Speier, R Victor Santos, R (1, 7) (10, 1) (11, 1)	4-0 BB BB			3-3 K		3-3 K		3-3 K		3-2 HR BB		0-3 K		4	1	1	2	1	3	2		
Juan Uribe, R OBP: 0.287, SLG: 0.339 (1, 6)	1-3 K			0-3 K		1-2 HR			0-0 G6-3		2-2 G4-6-3 1B		5	1	2	1	0	2	4			
Gary Bennett, R Greg Norton, S Todd Jones, L Jay Payton, R OBP: 0.307, SLG: 0.342 OBP: 0.294, SLG: 0.375 (9, PH) (9, 1) (10, 7) OBP: 0.338, SLG: 0.413		1-2 G4-3			3-3 K		0-3 K		2-2 2B		0-0 G4-6-3 1B		3	0	0	0	0	2	0			
Mike Hampton, R Mark Corey, R Sandy Alomar Jr., R OBP: 0.375, SLG: 0.489 (8, PH) (8, 1) (9, 2)	2-2 P4			2-2 FC6-4 1B		2-3 K		2-3 K		1-1 P6		0-0 1B		3	0	1	0	0	1	0		
Inning Stats	R: 1 E: 0 K: 2 S: 15	H: 2 LOB: 3 BB: 2 P: 28	R: 0 E: 0 K: 1 S: 8	H: 0 LOB: 0 BB: 0 P: 12	R: 0 E: 0 K: 2 S: 11	H: 0 LOB: 0 BB: 0 P: 14	R: 0 E: 0 K: 1 S: 11	H: 1 LOB: 1 BB: 0 P: 17	R: 0 E: 0 K: 3 S: 11	H: 0 LOB: 0 BB: 0 P: 14	R: 1 E: 0 K: 3 S: 12	H: 1 LOB: 1 BB: 1 P: 18	R: 0 E: 0 K: 1 S: 11	H: 2 LOB: 2 BB: 1 P: 20	R: 0 E: 0 K: 1 S: 9	H: 2 LOB: 1 BB: 0 P: 11	R: 0 E: 0 K: 1 S: 9	H: 0 LOB: 0 BB: 0 P: 16	1B: 6 2B: 2 3B: 0 HR: 2	SF: 0 SAC: 0 DP: 1 HBP: 0	WP: 0 PB: 1 SB: 0 CS: 0	PA: 49
PITCHER	IP WLS BF H R ER SO BB IBB HBP BLK WP HR S P ERA WHIP	34 Kerry Wood, R OBP: 0.390, SLG: 0.565 EPA: 3.93 Juan Cruz, R EPA: 4.23 Antonio Alfonseca, R EPA: 3.65 Jeff Fassero, L EPA: 5.77 Joe Borowski, R EPA: 2.71	7.0 1.0 1.0 2.0 1.0	32 4 0 9 3	10 2 0 4 0	4 2 0 0 0	4 2 1 0 1	3 13 1 1 1	0 0 0 0 0	0 0 0 0 0	0 0 0 0 0	1 0 0 0 0	1 1 1 18 9	20 11 28 30 16	0.00 2.57 0.857 0.00 1.000 18.000 2.000 0.000							

Colorado Rockies @ Chicago Cubs
Wrigley Field, Chicago, IL
Fri Aug 02 2002, 2:20 PM CDT
Att. 38,493 - Sunny - 84 F


AB 45
R 4
H 10
RBI 4
BB 4
SO 17
LOB 18

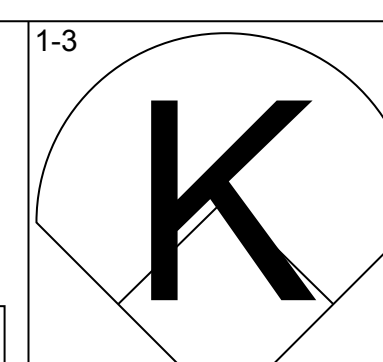
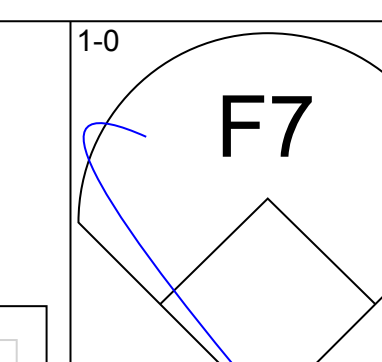
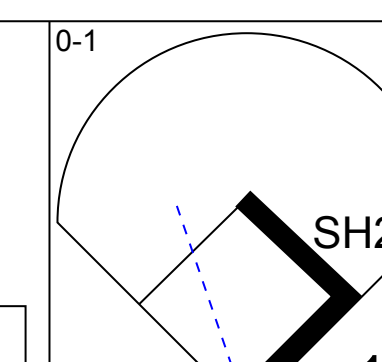
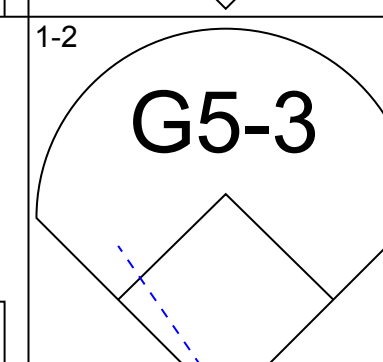
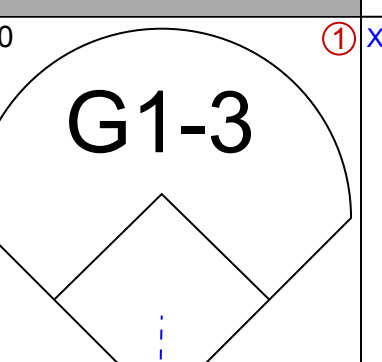
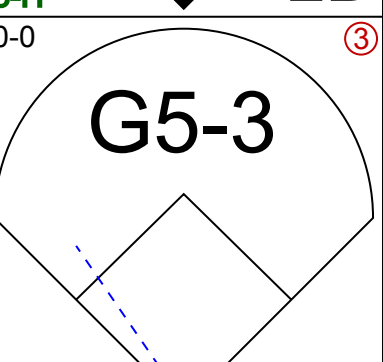
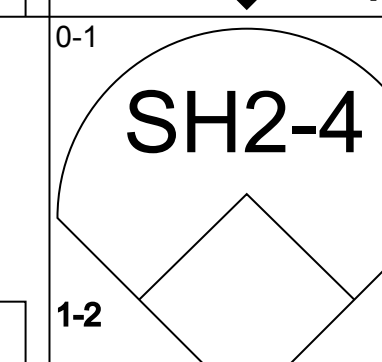
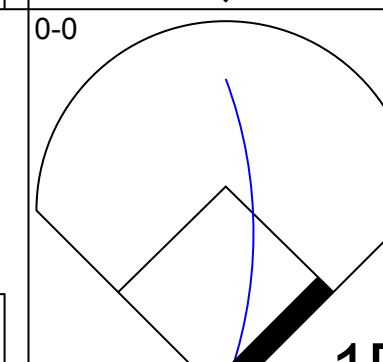
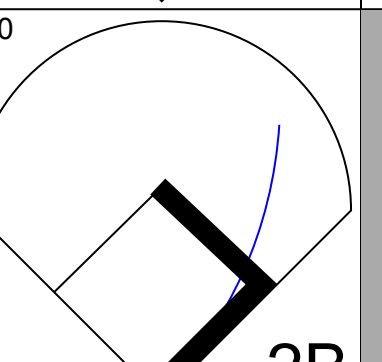
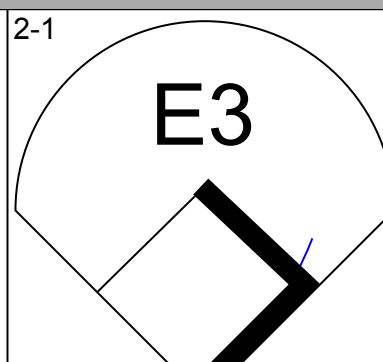
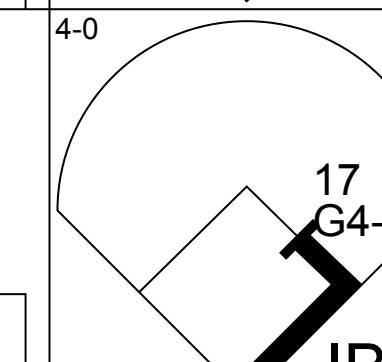
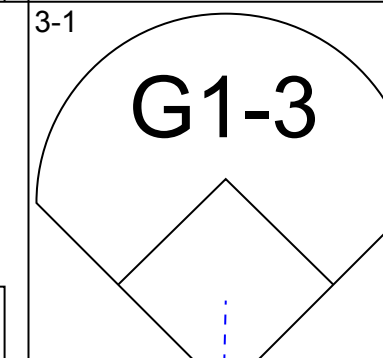

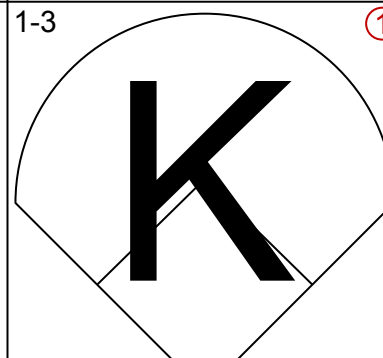
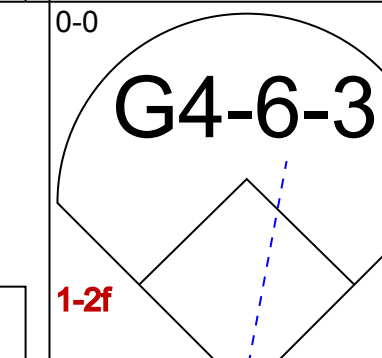
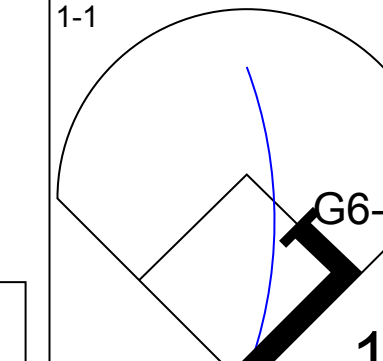
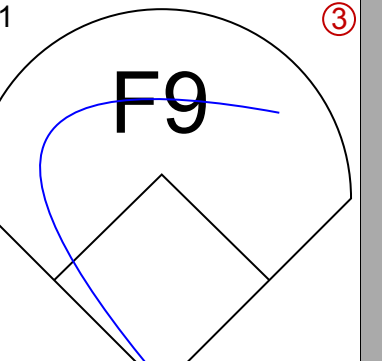
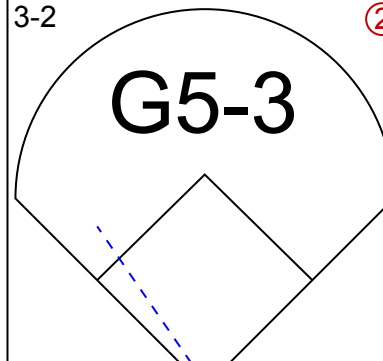
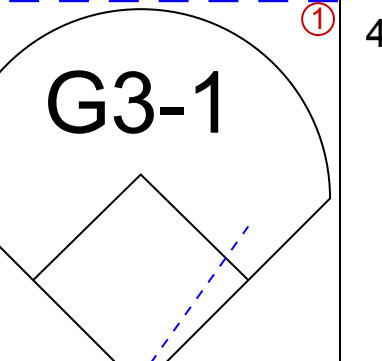

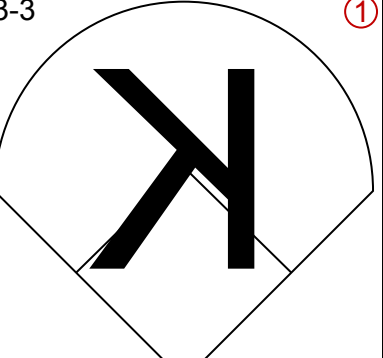
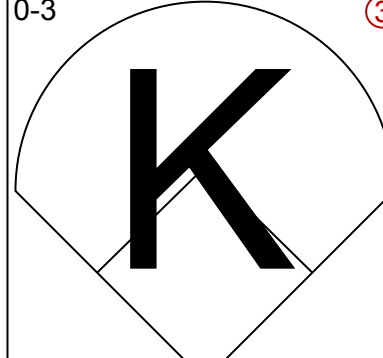
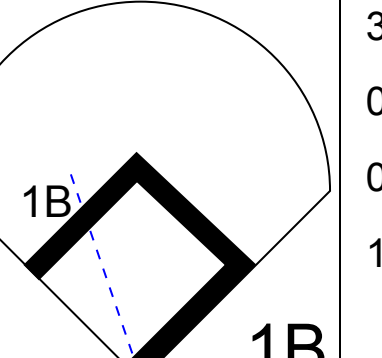
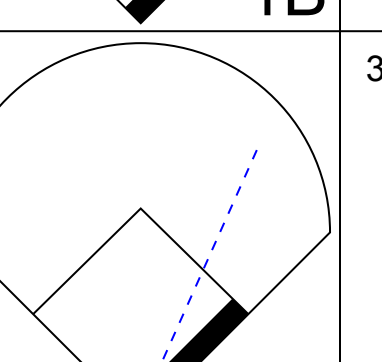
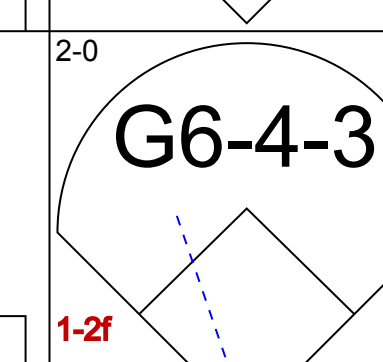
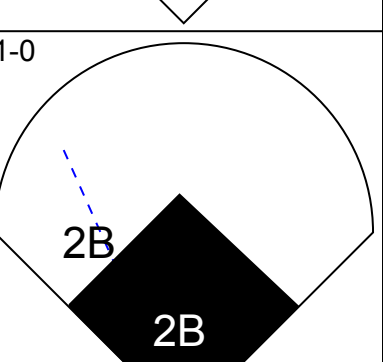
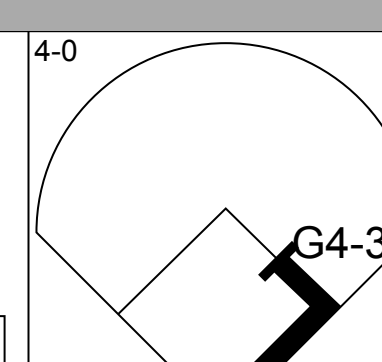
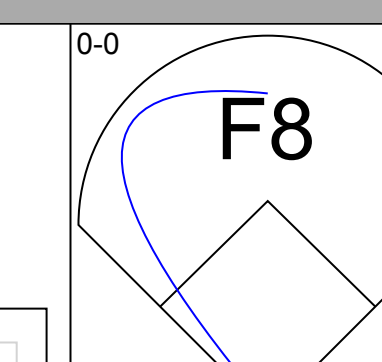
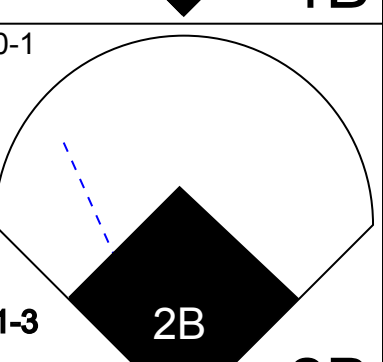
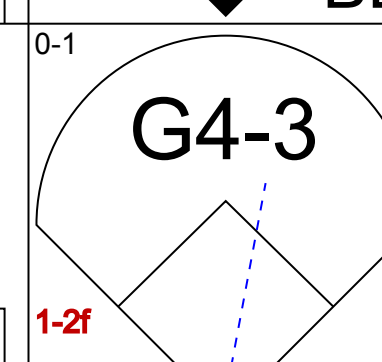
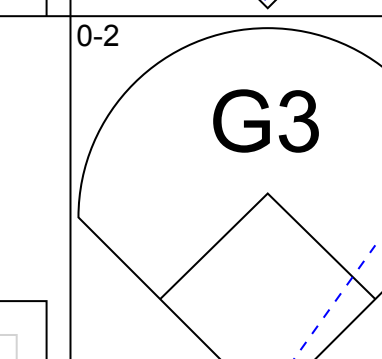
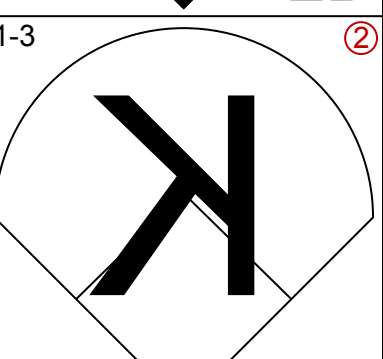
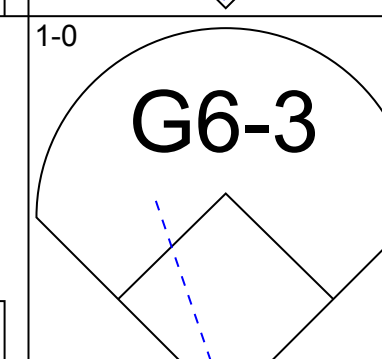
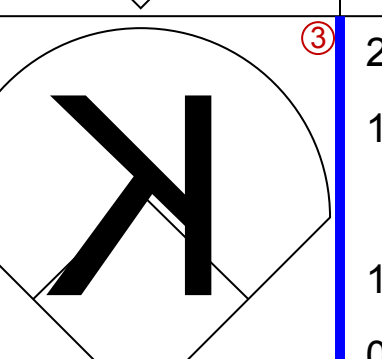


Batter	1	2	3	4	5	6	7	8	9	10	11	12	AB	R	H	RBI	BB	SO	LOB	BOTTOM								
Mark Bellhorn, S OBP: 0.390, SLG: 0.565 (1, 4)	2-1 WP 1B 1B	3-2 F7			4-1 BB			1-2 G5-3		2-2 G3		4-0 DI IBB		4	1	1	0	2	0									
Corey Patterson, L OBP: 0.300, SLG: 0.394 Jeff Fassero, L Delino DeShields, L Joe Borowski, R OBP: 0.291, SLG: 0.313 OBP: 0.200, SLG: 0.200 (1, 8) (10, 1) (11, PH) (12, 1)	1-2 1B WP 1B 1B		0-0 FC5-4 BB 1B		0-0 P5		1-1 G5-3		2-3 K		1-1 L8		5	1	2	0	0	1	1									
Sammy Sosa, R OBP: 0.413, SLG: 0.604 (1, 9)	2-1 P4		4-0 FC5-4 BB		1-2 G1-3		3-2 HR		2-3 K			4-2 HR BB		4	2	1	1	2	1	3								
Moises Alou, R OBP: 0.313, SLG: 0.397 (1, 7)	0-0 1B 1B		0-0 FC5-4 1-2 2-3		1-1 F8		0-0 2B		3-2 P4		0-0 HR BB		6	1	3	3	0	0	2									
Fred McGriff, L Juan Cruz, R Antonio Alfonseca, R Roosevelt Brown, L OBP: 0.355, SLG: 0.497 OBP: 0.143, SLG: 0.143 OBP: 0.287, SLG: 0.367 OBP: 0.272, SLG: 0.321 (1, 3) (8, 1) (9, 1) (10, 8)	1-3 K		3-2 G1-3		0-1 1B		1-2 G1-3		2-2 P4		2-0 P4		4	0	1	0	0	1	4									
Chris Stynes, R Bill Mueller, S OBP: 0.329, SLG: 0.397 OBP: 0.336, SLG: 0.375 (1, 5) (8, 5)	0-0 FC6-4 1B			2-1 F3		0-0 1B		3-3 K		2-0 G6-3			3	0	2	1	0	0	0									
Alex Gonzalez, R OBP: 0.290, SLG: 0.403 (1, 6)	3-H FC6-4 1-2			2-1 L8		2-0 F3		1-0 F9		1-0 E4 L9 SH3-4			5	0	0	0	0	4										
Joe Girardi, R OBP: 0.275, SLG: 0.289 (1, 2)		0-1 G3-1		1-0 G6-3		1-2 G4-3		4-2 BB		0-0 SH3-4			3	0	0	0	1	0	2									
34 Kerry Wood, R Angel Echevarria, R OBP: 0.167, SLG: 0.130 OBP: 0.310, SLG: 0.462 (1, 1) (7, PH) (8, 3)	1-3 K			2-3 K		2-1 HR		1-3 K		1-2 L9			2	0	0	0	0	2	0									
Inning Stats	R: 2 E: 0 K: 1 S: 14	H: 4 LOB: 2 BB: 0 P: 20	R: 0 E: 0 K: 1 S: 11	H: 0 LOB: 0 BB: 0 P: 15	R: 0 E: 0 K: 0 S: 5	H: 1 LOB: 1 BB: 1 P: 12	R: 0 E: 0 K: 0 S: 5	H: 0 LOB: 0 BB: 0 P: 10	R: 0 E: 0 K: 1 S: 8	H: 0 LOB: 1 BB: 0 P: 15	R: 0 E: 0 K: 0 S: 10	H: 2 LOB: 2 BB: 0 P: 14	R: 2 E: 0 K: 2 S: 16	H: 3 LOB: 1 BB: 1 P: 24	R: 0 E: 0 K: 2 S: 11	H: 0 LOB: 1 BB: 1 P: 20	R: 0 E: 0 K: 2 S: 10	H: 0 LOB: 0 BB: 0 P: 16	R: 0 E: 0 K: 0 S: 9	H: 0 LOB: 0 BB: 0 P: 16	R: 0 E: 1 K: 0 S: 8	H: 0 LOB: 2 BB: 1 P: 15	R: 2 E: 0 K: 0 S: 3	H: 1 LOB: 0 BB: 1 P: 7	1B: 7 2B: 1 3B: 0 HR: 3	SF: 0 SAC: 1 DP: 1 HBP: 0	WP: 1 PB: 0 SB: 0 CS: 0	PA: 49
PITCHER	IP WLS BF H R ER SO BB IBB HBP BLK WP HR S P ERA WHIP	Mike Hampton, L EPA: 4.09 Mark Corey, R EPA: 4.09 Todd Jones, R EPA: 4.55 Justin Speier, R EPA: 3.06 Victor Santos, R EPA: 18.0	7.0 1.0 1.0 1.0 1.0	32 4 0 0 0	10 4 0 0 2	4 4 0 0 2	3 13 1 1 1	0 0 0 0 0	0 0 0 0 0	0 0 0 0 0	0 0 0 0 0	1 0 0 0 0	1 1 18 9	20 11 22 16 16	0.00 0.000 0.000 0.000 18.000 2.000													

Colorado Rockies @ Chicago Cubs
Wrigley Field, Chicago, IL
Fri Aug 02 2002, 2:20 PM CDT
Att. 38,493 - Sunny - 84 F

AB 43
R 6
H 11
RBI 6
BB 5
SO 7
LOB 20

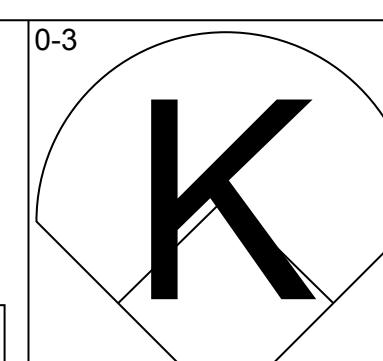
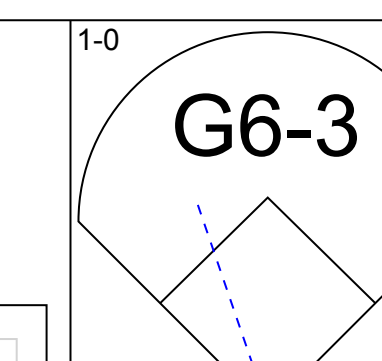
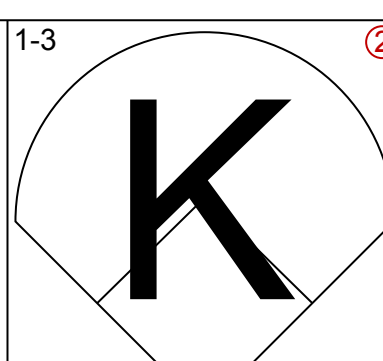
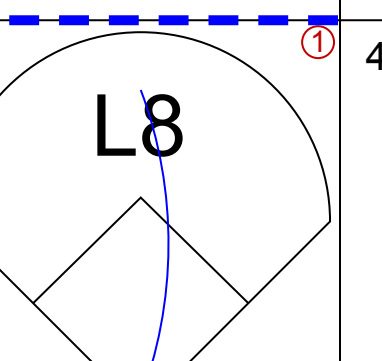
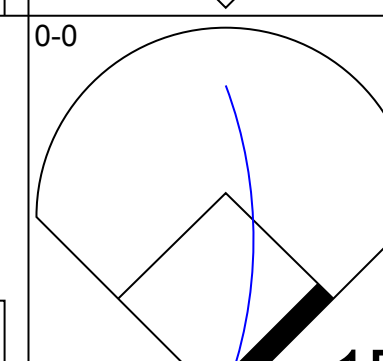
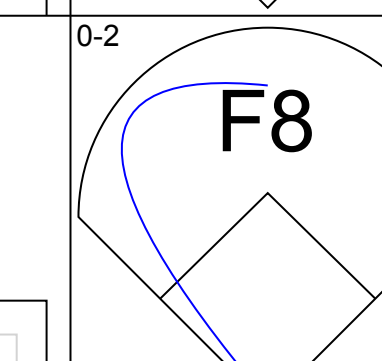
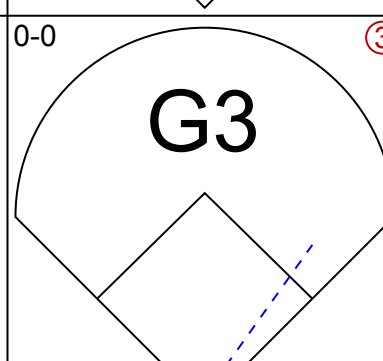
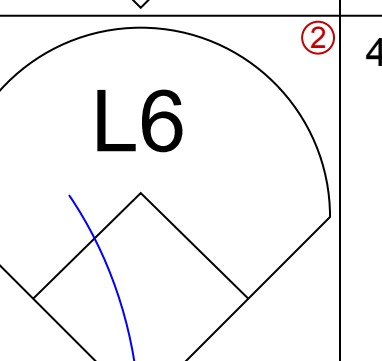
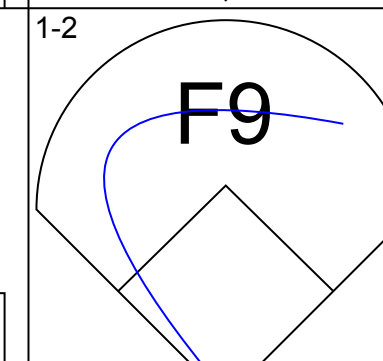
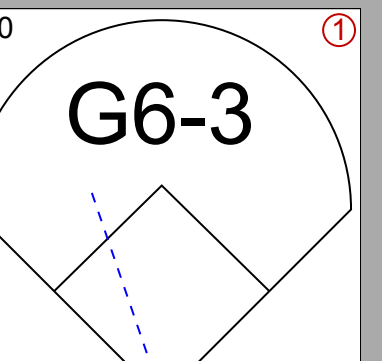
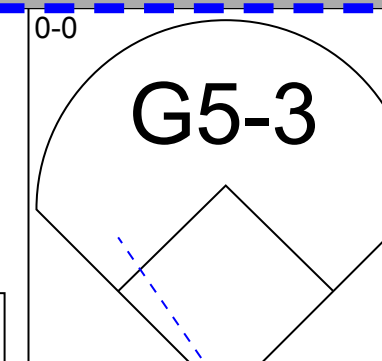
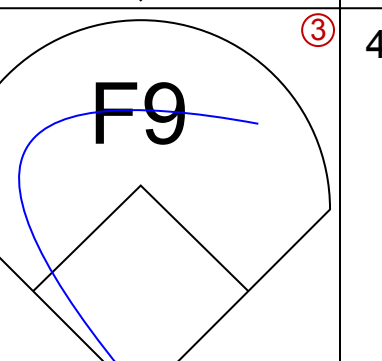
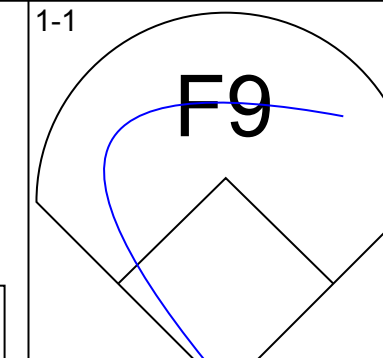

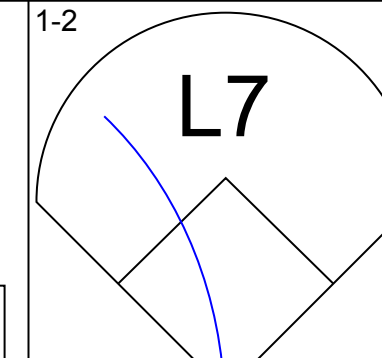
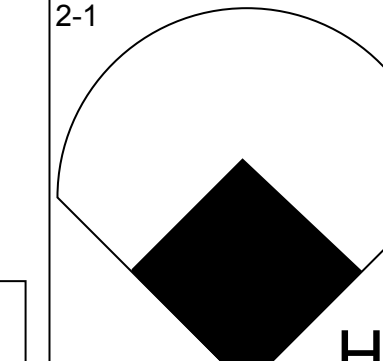
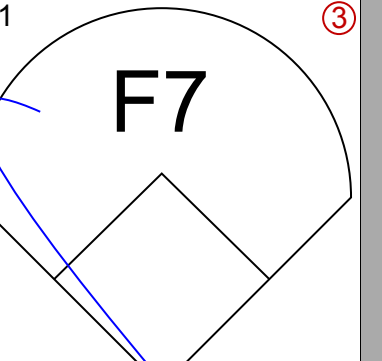
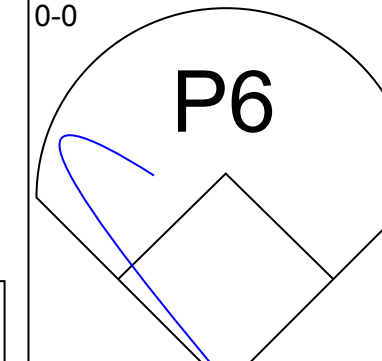
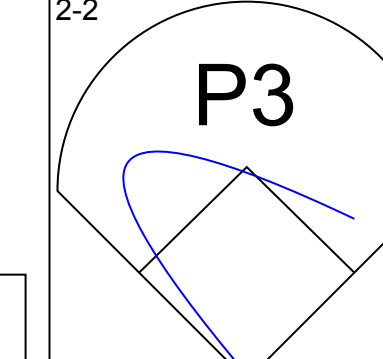
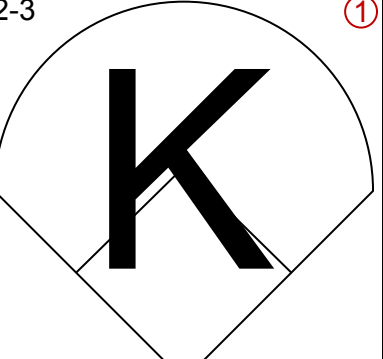
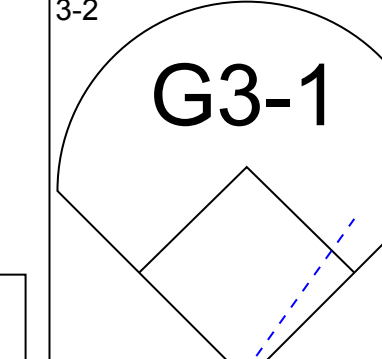
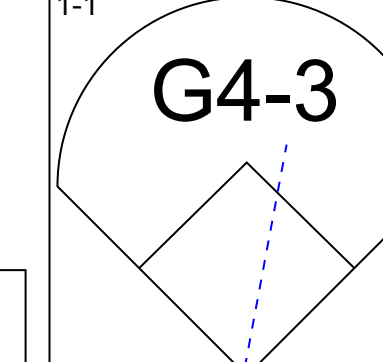
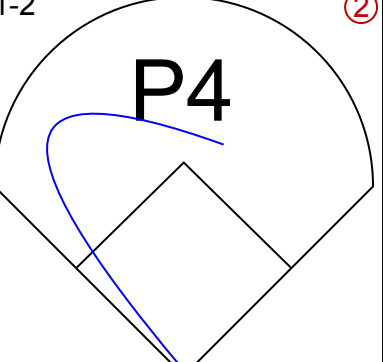
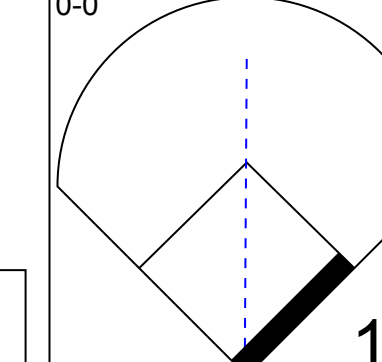
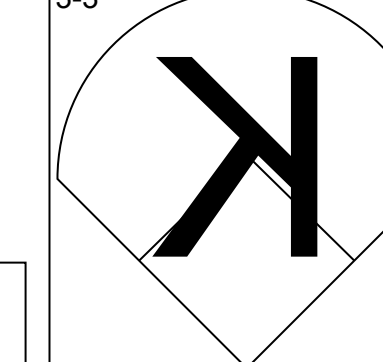
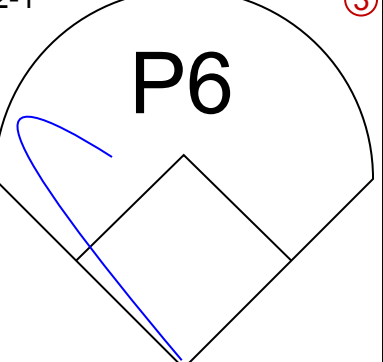
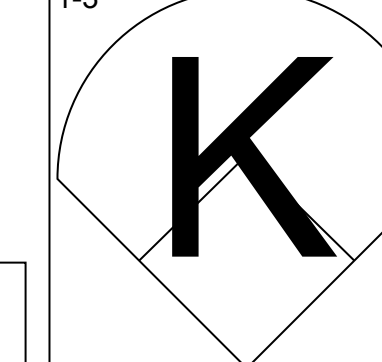
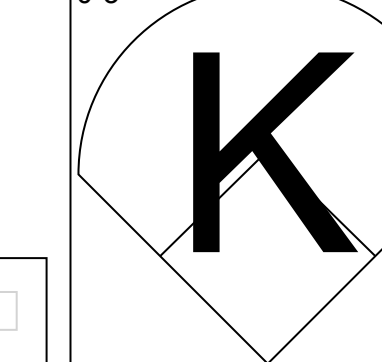
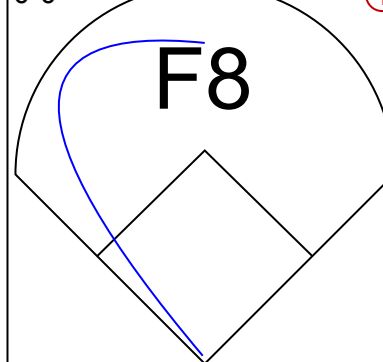
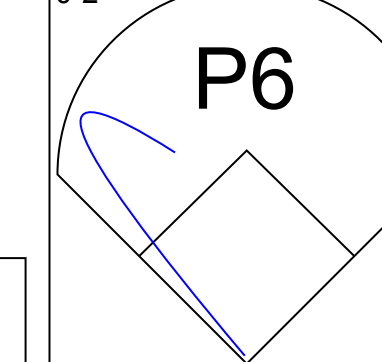


Batter	1	2	3	4	5	6	7	8	9	AB	R	H	RBI	BB	SO	LOB	TOP																
Jay Payton, R OBP: 0.338, SLG: 0.418 (1, 8)										4	0	2	2	0	1	0																	
Brent Butler, R OBP: 0.287, SLG: 0.442 (1, 4)										3	0	0	0	0	0	1																	
Larry Walker, L OBP: 0.441, SLG: 0.647 (1, 9)										3	0	2	0	1	0	0																	
17 Todd Helton, L OBP: 0.429, SLG: 0.571 (1, 3)										4	0	0	0	0	2	5																	
Todd Zeile, R OBP: 0.335, SLG: 0.399 (1, 5)										4	0	1	0	0	0	2																	
Jack Cust, L OBP: 0.250, SLG: 0.387 Justin Speier, R (7, 1)										3	0	0	0	0	3	2																	
Todd Jones, L (8, 1)										0	0	0	0	0	0	0																	
Gabe Kapler, R OBP: 0.288, SLG: 0.335 (9, PH)										0	0	0	0	0	0	0																	
Sandy Alomar Jr., R OBP: 0.329, SLG: 0.494 (1, 2)										3	1	2	0	1	0	1																	
Juan Uribe, R OBP: 0.287, SLG: 0.341 (1, 6)										4	1	1	0	0	1	3																	
Denny Neagle, L OBP: 0.290, SLG: 0.387 Juan Pierre, L OBP: 0.314, SLG: 0.305 (7, PH)										2	0	0	0	0	1	2																	
Greg Norton, S OBP: 0.292, SLG: 0.371 Jose Jimenez, R (9, 1)										1	0	0	0	0	0	0																	
Inning Stats	R: 0 E: 0 K: 1 S: 9	H: 1 LOB: 1 BB: 0 P: 14	R: 0 E: 0 K: 1 S: 6	H: 1 LOB: 0 BB: 0 P: 9	R: 0 E: 0 K: 0 S: 6	H: 0 LOB: 0 BB: 0 P: 7	R: 0 E: 0 K: 1 S: 8	H: 1 LOB: 1 BB: 0 P: 11	R: 2 E: 0 K: 2 S: 12	H: 3 LOB: 1 BB: 0 P: 18	R: 0 E: 1 K: 2 S: 12	H: 0 LOB: 0 BB: 0 P: 18	R: 0 E: 0 K: 0 S: 3	H: 0 LOB: 0 BB: 1 P: 8	R: 0 E: 0 K: 0 S: 5	H: 1 LOB: 1 BB: 1 P: 9	R: 0 E: 0 K: 2 S: 14	H: 2 LOB: 2 BB: 0 P: 19	1B: 6 2B: 3 3B: 0 HR: 0	SF: 0 SAC: 1 DP: 3 HBP: 0	WP: 0 PB: 0 SB: 0 CS: 0	PA: 36											
PITCHER	IP WLS BF H R ER SO BB IBB HBP BLK WP HR S P ERA WHIP																																
Matt Clement, R ERA: 3.7 Joe Borowski, R ERA: 2.67	(1, 1) (9, 1)	8.0 5	L 2	31 0	7 2	2 0	7 2	1 0	1 0	0 0	0 0	0 0	0 0	0 14	19	0.00	2.000																

Colorado Rockies @ Chicago Cubs
Wrigley Field, Chicago, IL
Sat Aug 03 2002, 3:05 PM CDT
Att: 39,385 - Sunny - 81 F

AB	33
R	2
H	9
RBI	2
BB	2
SO	9
LOB	18

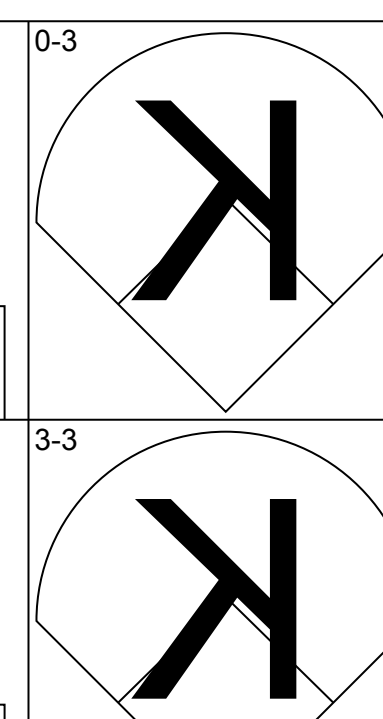
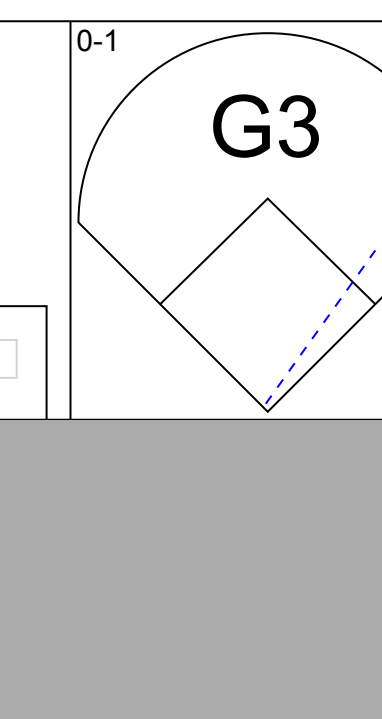
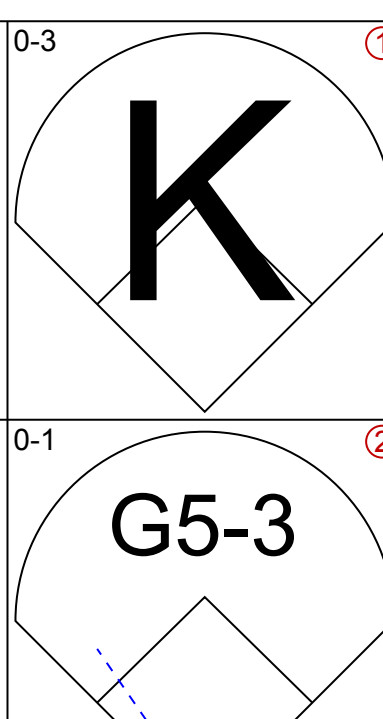
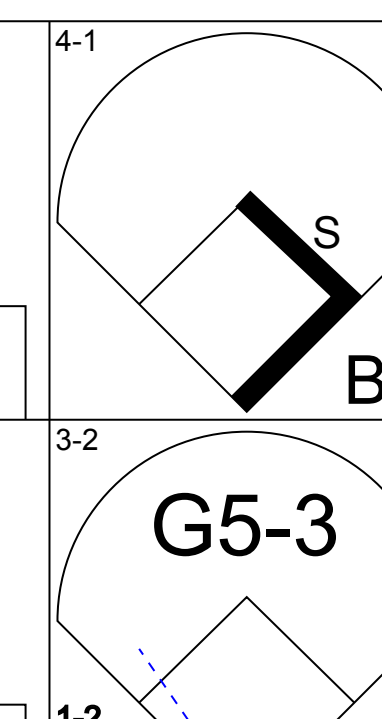
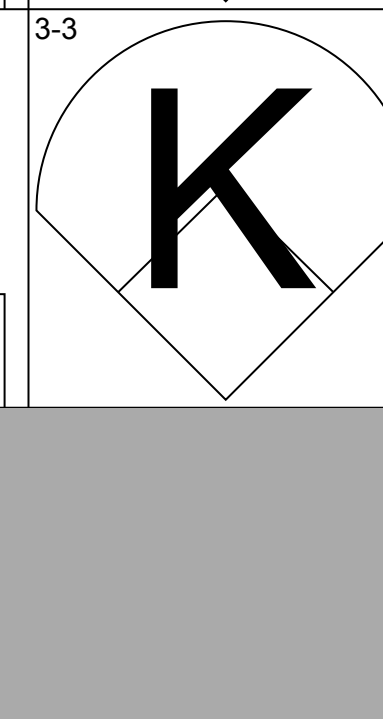


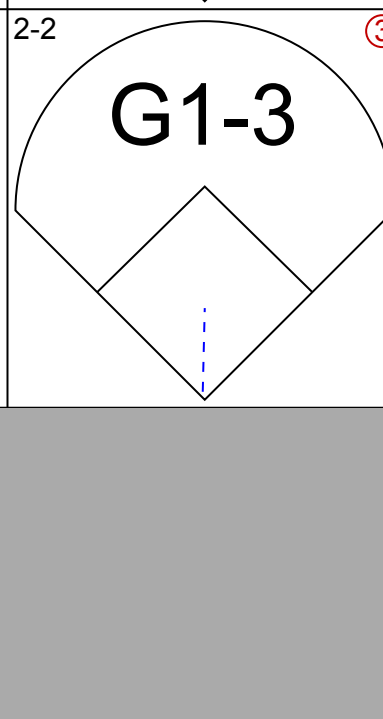



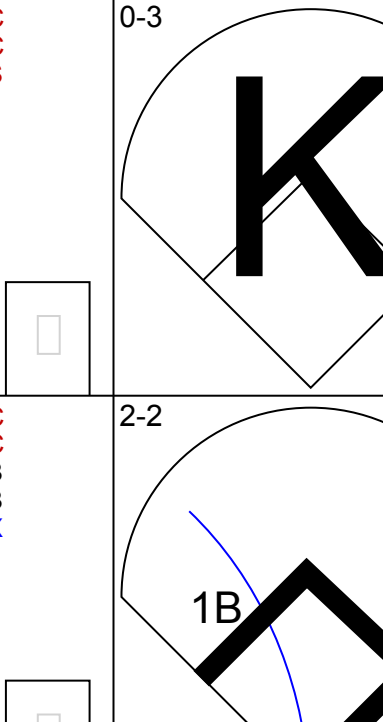

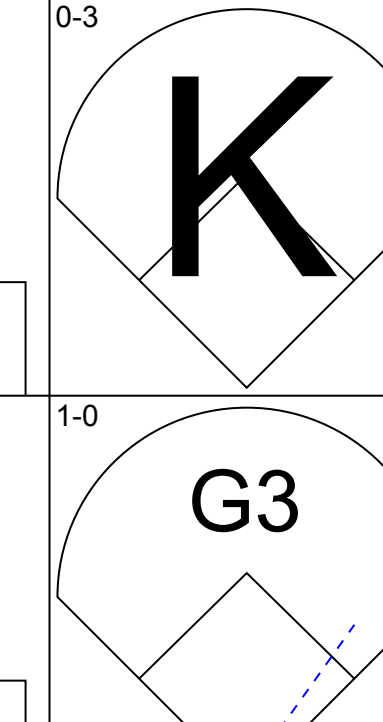

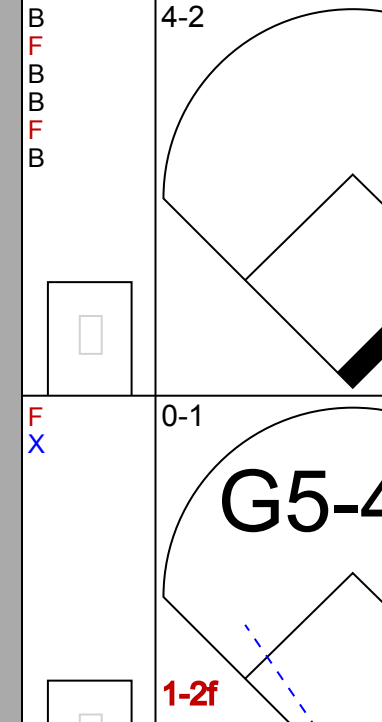
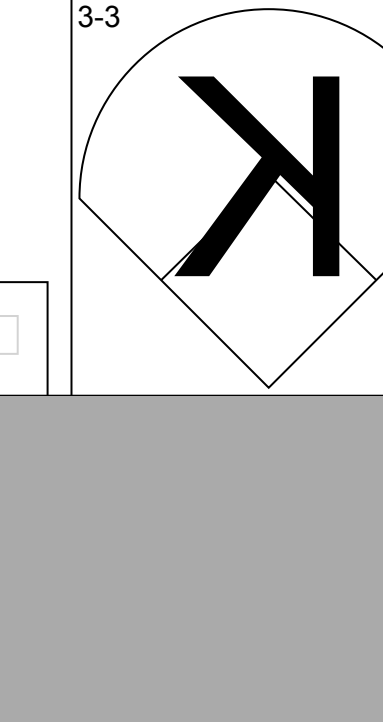
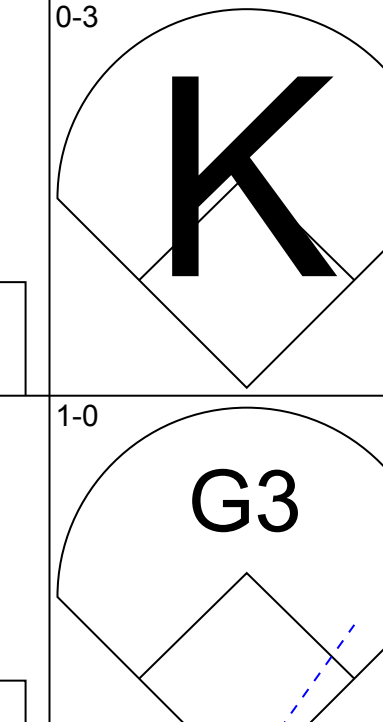
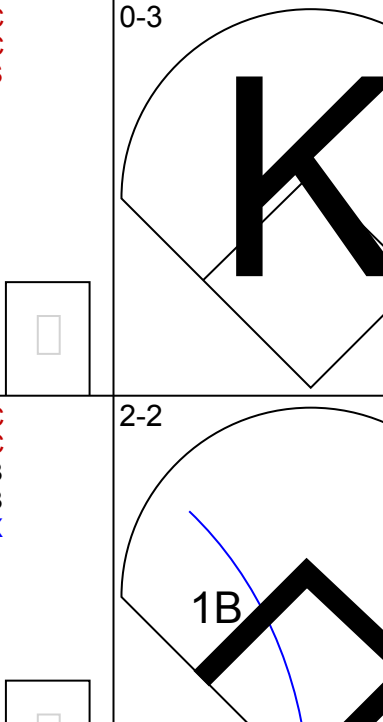
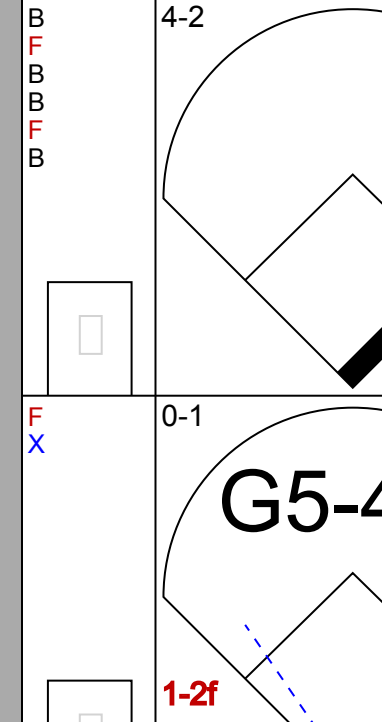
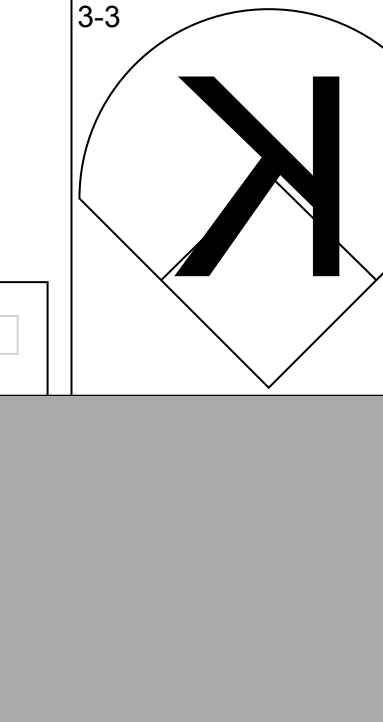

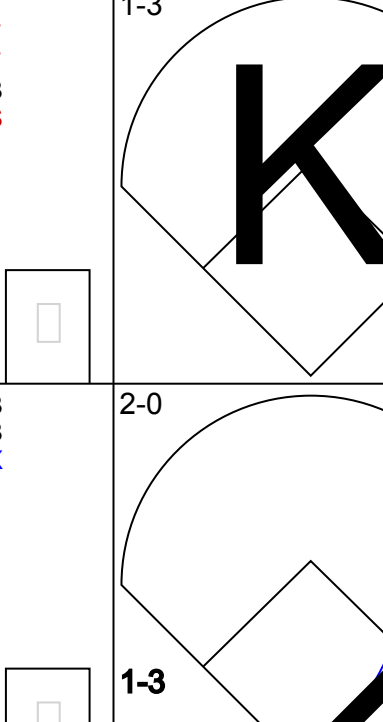

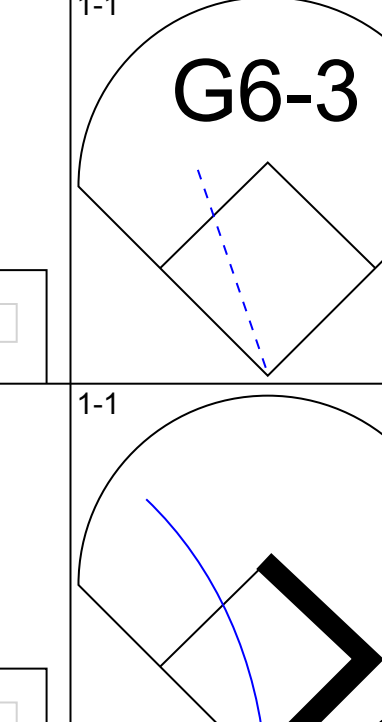
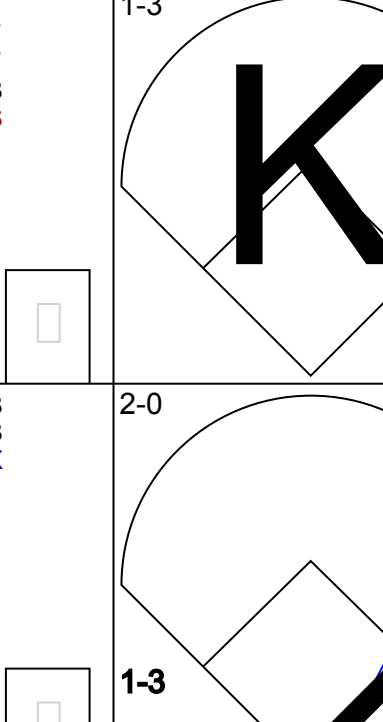
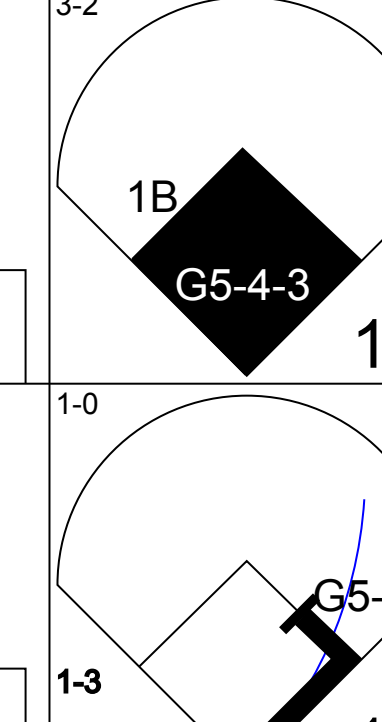
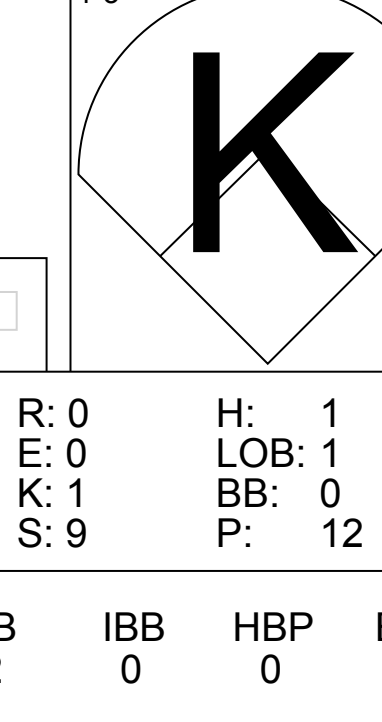
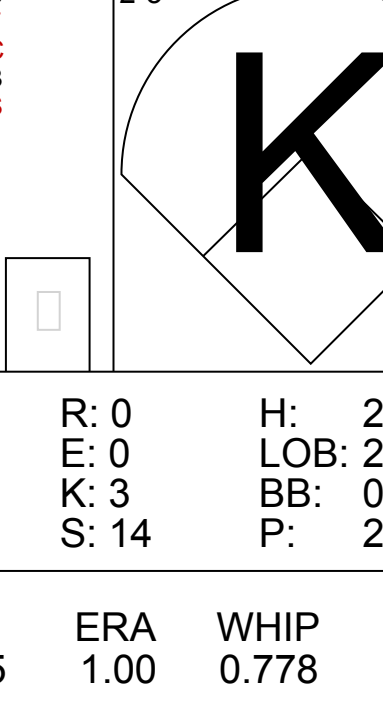
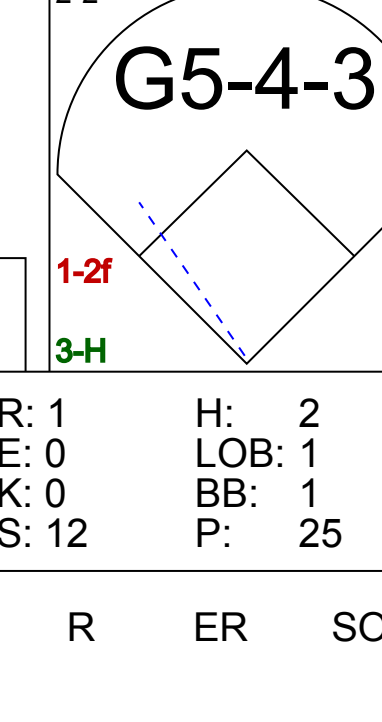
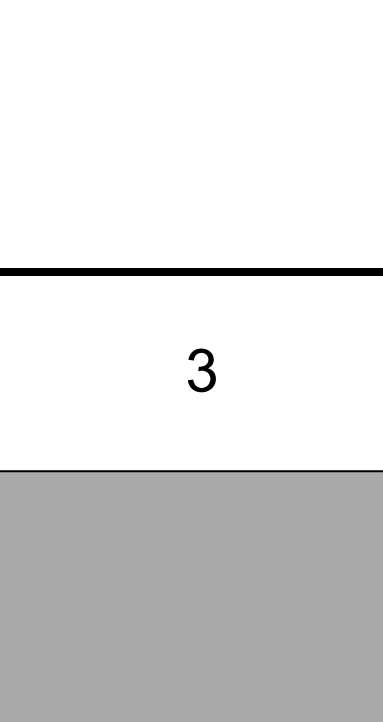
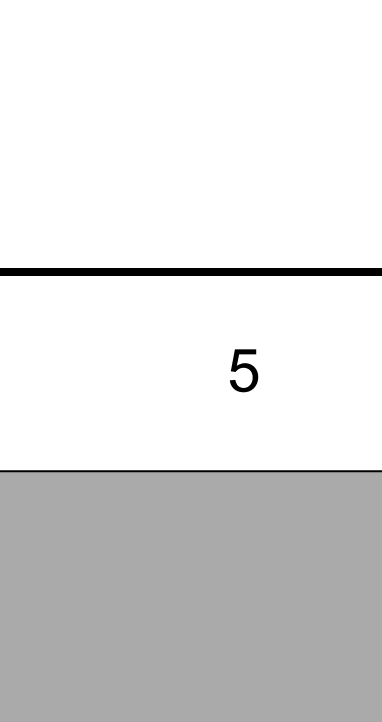
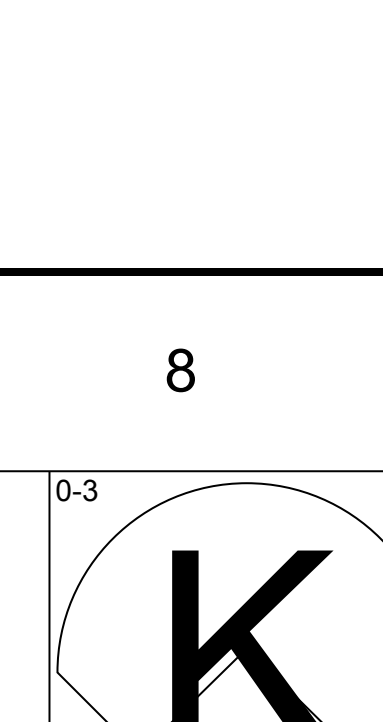


Batter	1	2	3	4	5	6	7	8	9	AB	R	H	RBI	BB	SO	LOB	BOTTOM														
Mark Bellhorn, S OBP: 0.385, SLG: 0.556 (1, 4)										4	0	0	0	0	2	0															
Corey Patterson, L OBP: 0.300, SLG: 0.393 (1, 8)										4	0	1	0	0	0	0															
Sammy Sosa, R OBP: 0.410, SLG: 0.598 (1, 9)										4	0	0	0	0	0	1															
Moises Alou, R OBP: 0.310, SLG: 0.393 (1, 7)										3	0	0	0	0	1	1															
Fred McGriff, L OBP: 0.355, SLG: 0.504 (1, 3)										3	1	1	1	0	0	0															
Bill Mueller, S OBP: 0.332, SLG: 0.370 (1, 5)										3	0	0	0	0	1	0															
Alex Gonzalez, R OBP: 0.291, SLG: 0.402 (1, 6)										3	0	1	0	0	0	0															
Todd Hundley, S OBP: 0.274, SLG: 0.378 (1, 2)										3	0	0	0	0	2	1															
Matt Clement, R OBP: 0.149, SLG: 0.116 Chris Stynes, R OBP: 0.327, SLG: 0.394 Joe Borowski, R OBP: 0.200, SLG: 0.200 (8, PH)										2	0	0	0	0	1	0															
Inning Stats	R: 0 E: 0 K: 1 S: 9	H: 1 LOB: 1 BB: 0 P: 11	R: 1 E: 0 K: 1 S: 10	H: 1 LOB: 0 BB: 0 P: 18	R: 0 E: 0 K: 1 S: 7	H: 0 LOB: 0 BB: 0 P: 8	R: 0 E: 0 K: 1 S: 7	H: 0 LOB: 0 BB: 0 P: 10	R: 0 E: 0 K: 1 S: 5	H: 0 LOB: 0 BB: 0 P: 6	R: 0 E: 0 K: 0 S: 6	H: 0 LOB: 0 BB: 0 P: 7	R: 0 E: 0 K: 1 S: 10	H: 1 LOB: 1 BB: 0 P: 14	R: 0 E: 0 K: 0 S: 7	H: 0 LOB: 0 BB: 0 P: 8	1B: 2 2B: 0 3B: 0 HR: 1	SF: 0 SAC: 0 DP: 0 HBP: 0	WP: 0 PB: 0 SB: 0 CS: 0	PA: 30											
PITCHER	IP WLS BF H R ER SO BB IBB HBP BLK WP HR S P ERA WHIP																														
Denny Neagle, L ERA: 5.68 Justin Speier, R ERA: 2.97 Todd Jones, R ERA: 4.47 Jose Jimenez, R ERA: 3.44	(1, 1) (7, 1) (8, 1) (9, 1)	6.0 1.0 1.0 1.0	W H H S	20 3 4 3	2 0 1 0	0 0 0 0	0 0 1 0	0 0 0 0	0 0 0 0	0 0 0 0	0 0 0 0	0 6 10 7	47 7 14 8	1.50 0.00 0.00 0.00	0.333 0.000 1.000 0.000																

Colorado Rockies @ Chicago Cubs
Wrigley Field, Chicago, IL
Sat Aug 03 2002, 3:05 PM CDT
Att: 39,385 - Sunny - 81 F

AB	30
R	1
H	3
RBI	1
BB	0
SO	7
LOB	4

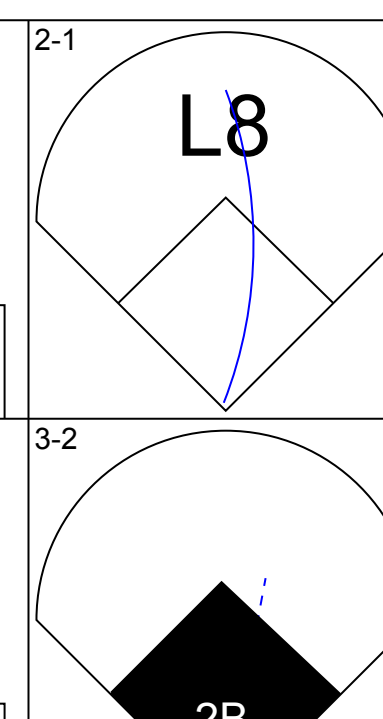
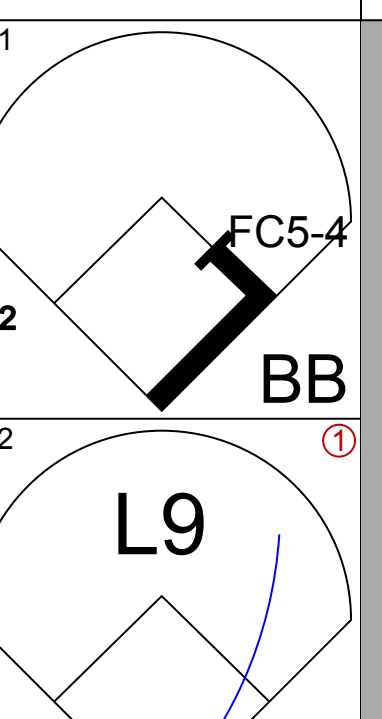
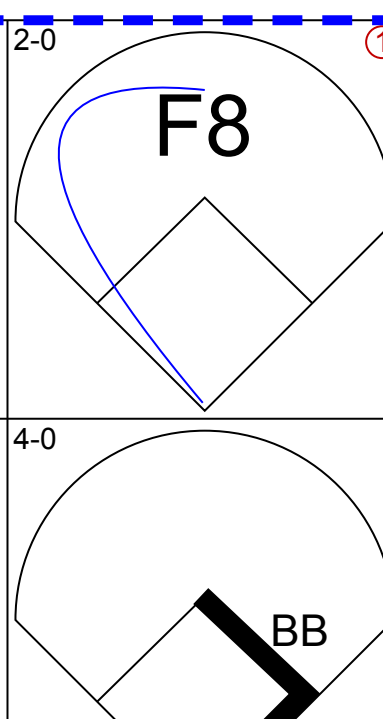
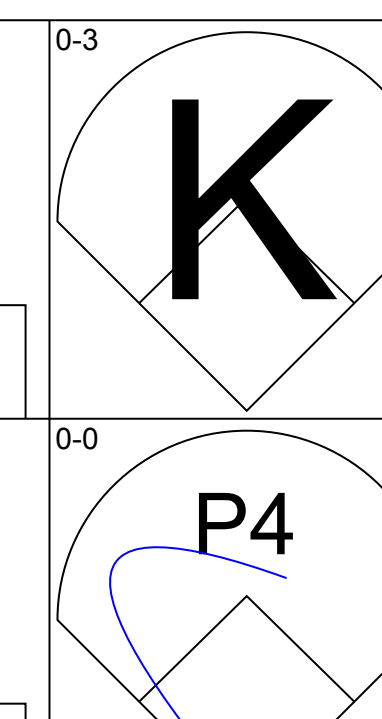
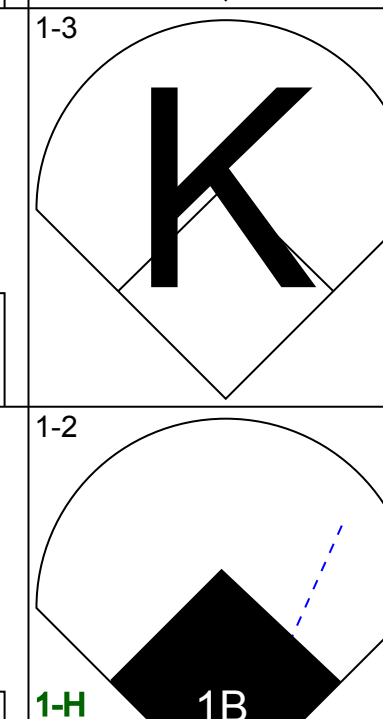

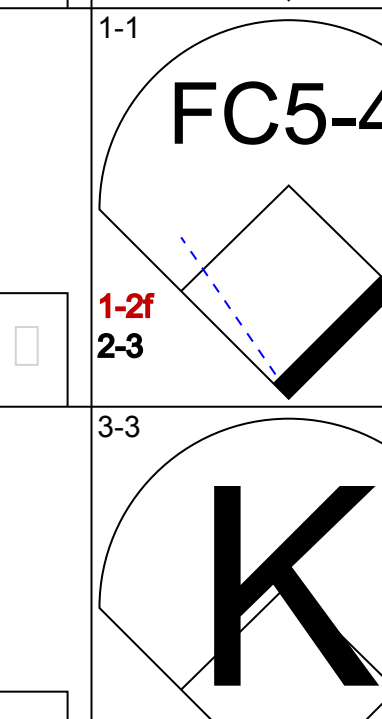
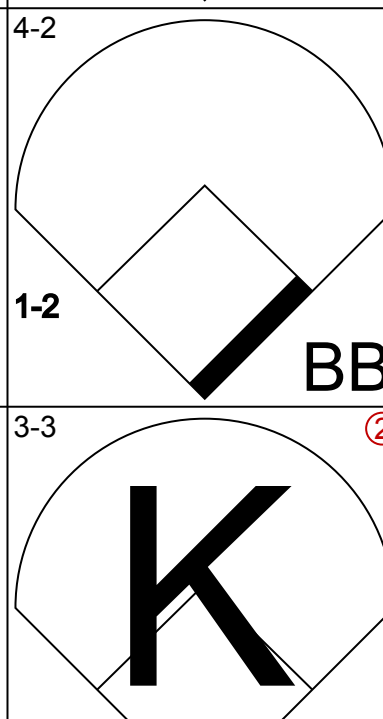

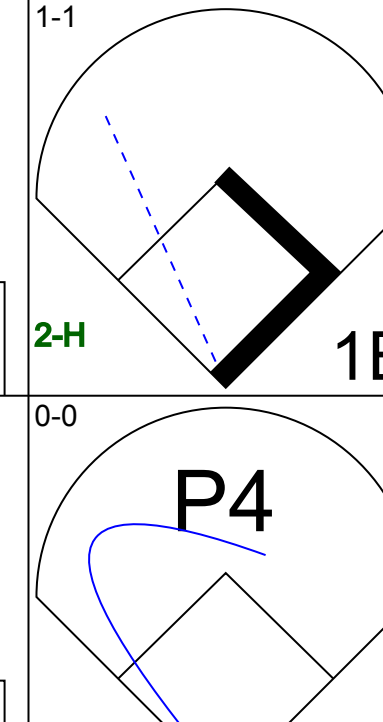
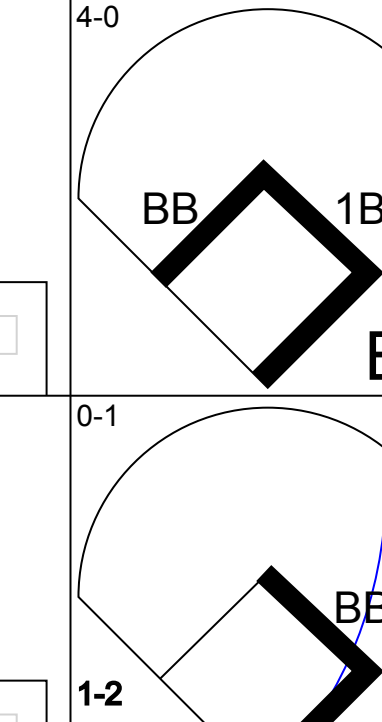



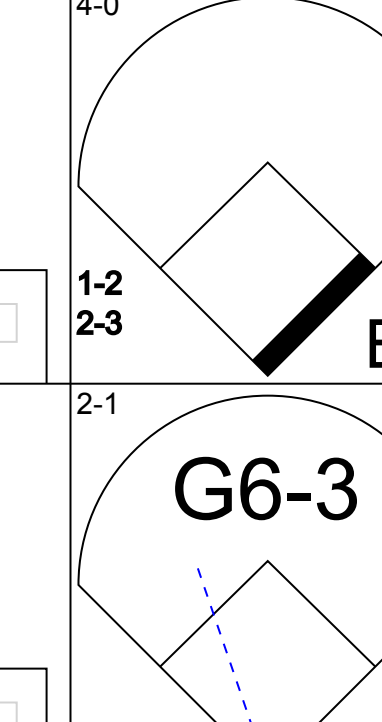



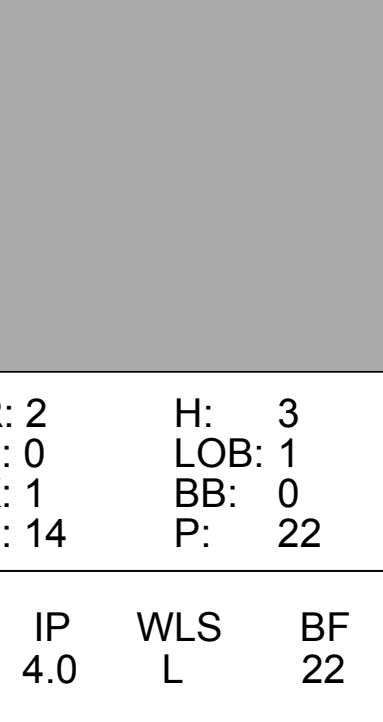
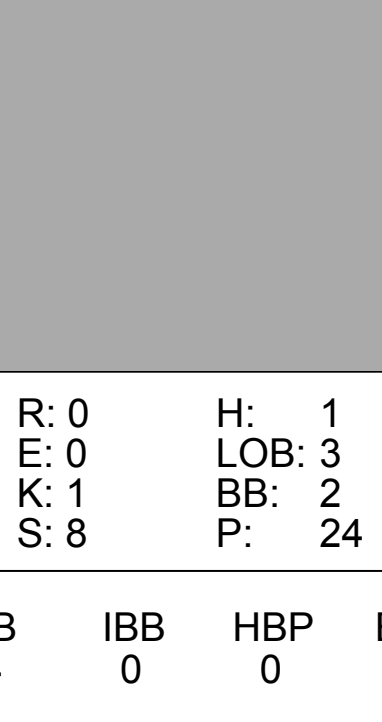
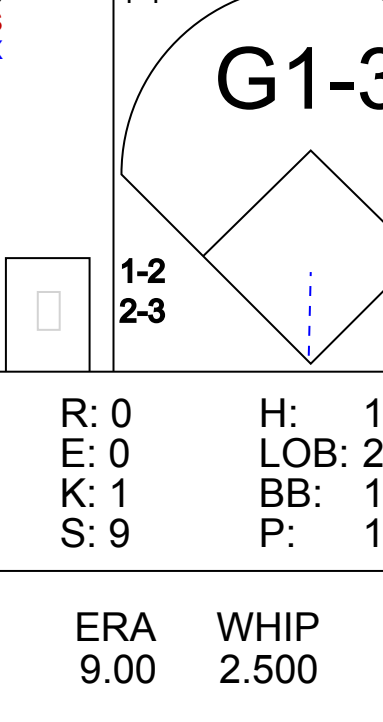













Batter	1	2	3	4	5	6	7	8	9	AB	R	H	RBI	BB	SO	LOB	TOP		
Jay Payton, R OBP: 0.337, SLG: 0.413 (1, 8)										3	0	0	0	1	2	1			
Terry Shumbert, R OBP: 0.314, SLG: 0.365 Mark Corey, R (8, 1)										4	0	0	0	0	1	1			
17 Todd Helton, L OBP: 0.425, SLG: 0.565 (1, 3)										4	0	0	0	0	2	0			
Todd Zeile, R OBP: 0.332, SLG: 0.395 (1, 5)										4	0	0	0	0	2	0			
Jack Cust, L OBP: 0.250, SLG: 0.400 (1, 7)										3	0	0	0	1	3	0			
Gabe Kapler, R OBP: 0.289, SLG: 0.335 (1, 9)										3	0	1	0	0	0	1			
Juan Uribe, R OBP: 0.287, SLG: 0.341 (1, 6)										3	1	1	0	0	1	1			
Gary Bennett, R OBP: 0.317, SLG: 0.356 (1, 2)										3	0	3	0	0	0	0			
Shawn Chacon, R OBP: 0.287, SLG: 0.300 Greg Norton, S OBP: 0.289, SLG: 0.368 Rick White, R (5, 1) Victor Santos, R (6, 1) Kent Mercker, L (7, 1) Brent Butler, R OBP: 0.296, SLG: 0.440 (8, 4)										1	0	0	0	0	1	1			
Inning Stats	R: 0 E: 0 K: 3 S: 11	H: 0 LOB: 0 BB: 0 P: 17	R: 0 E: 0 K: 1 S: 7	H: 0 LOB: 0 BB: 0 P: 10	R: 0 E: 0 K: 1 S: 9	H: 1 LOB: 1 BB: 0 P: 12	R: 0 E: 0 K: 2 S: 8	H: 0 LOB: 0 BB: 0 P: 11	R: 0 E: 0 K: 3 S: 14	H: 2 LOB: 2 BB: 0 P: 21	R: 0 E: 0 K: 1 S: 8	H: 0 LOB: 0 BB: 1 P: 13	R: 0 E: 0 K: 0 S: 12	H: 2 LOB: 1 BB: 1 P: 25	R: 0 E: 0 K: 1 S: 9	H: 0 LOB: 0 BB: 0 P: 16	1B: 4 2B: 1 3B: 0 HR: 0	SF: 0 SAC: 0 DP: 2 HBP: 0	WP: 0 PA: 32 PB: 0 SB: 1 CS: 0
PITCHER 22 Mark Prior, R ERA: 3.38 (1, 1)	IP: 9.0 WLS: W BF: 32 H: 5 R: 1 ER: 1 SO: 13 BB: 2 IBB: 0 HBP: 0 BLK: 0 WP: 0 HR: 0 S: 85 P: 135 ERA: 1.00 WHIP: 0.778															PITCHER IP: WLS: BF: H: R: ER: SO: BB: IBB: HBP: BLK: WP: HR: S: P: ERA: WHIP			

Colorado Rockies @ Chicago Cubs
Wrigley Field, Chicago, IL
Sun Aug 04 2002, 1:20 PM CDT
Att: 38,474 - Overcast - 85 F

AB	30
R	1
H	5
RBI	0
BB	2
SO	13
LOB	8



Batter	1	2	3	4	5	6	7	8	9	AB	R	H	RBI	BB	SO	LOB	BOTTOM		
Mark Bellhorn, S OBP: 0.385, SLG: 0.563 (1, 4)										4	1	1	2	1	1	0			
Bill Mueller, S OBP: 0.333, SLG: 0.368 (1, 5)										4	1	1	0	1	0	2			
Sammy Sosa, R OBP: 0.408, SLG: 0.593 (1, 9)										3	0	0	0	1	1	3			
Fred McGriff, L OBP: 0.354, SLG: 0.504 (1, 3)										4	1	1	1	0	3	4			
Moises Alou, R OBP: 0.312, SLG: 0.392 (1, 7)										3	0	1	1	1	1	2			
Corey Patterson, L OBP: 0.302, SLG: 0.397 (1, 8)										4	0	2	0	0	0	1			
Todd Hundley, S OBP: 0.274, SLG: 0.372 (1, 2)										3	0	0	0	1	2	1			
Alex Gonzalez, R OBP: 0.293, SLG: 0.400 (1, 6)										2	1	0	0	2	0	3			
22 Mark Prior, R OBP: 0.231, SLG: 0.360 (1, 1)										3	0	1	0	0	1	2			
Inning Stats	R: 2 E: 0 K: 1 S: 14	H: 3 LOB: 1 BB: 0 P: 22	R: 2 E: 0 K: 0 S: 10	H: 1 LOB: 1 BB: 1 P: 19	R: 0 E: 0 K: 1 S: 8	H: 1 LOB: 3 BB: 2 P: 24	R: 0 E: 0 K: 1 S: 13	H: 1 LOB: 2 BB: 1 P: 22	R: 0 E: 0 K: 2 S: 15	H: 0 LOB: 2 BB: 2 P: 31	R: 0 E: 0 K: 1 S: 7	H: 0 LOB: 0 BB: 0 P: 13	R: 0 E: 0 K: 2 S: 7	H: 0 LOB: 0 BB: 0 P: 8	R: 0 E: 0 K: 1 S: 9	H: 0 LOB: 0 BB: 0 P: 16	1B: 4 2B: 2 3B: 0 HR: 1	SF: 0 SAC: 1 DP: 0 HBP: 0	WP: 1 PA: 38 PB: 0 SB: 0 CS: 0
PITCHER Shawn Chacon, R ERA: 5.04 Rick White, R ERA: 5.98 Victor Santos, R ERA: 9.0 Kent Mercker, L ERA: 3.86 Mark Corey, R ERA: 3.75	IP: 4.0 WLS: L BF: 22 H: 6 R: 4 ER: 4 SO: 4 BB: 4 IBB: 0 HBP: 0 BLK: 0 WP: 1 HR: 1 S: 45 P: 87 ERA: 9.00 WHIP: 2.500															PITCHER IP: WLS: BF: H: R: ER: SO: BB: IBB: HBP: BLK: WP: HR: S: P: ERA: WHIP			

Colorado Rockies @ Chicago Cubs
Wrigley Field, Chicago, IL
Sun Aug 04 2002, 1:20 PM CDT
Att: 38,474 - Overcast - 85 F

AB	30
R	4
H	7
RBI	4
BB	7
SO	9
LOB	18



Batter	1	2	3	4	5	6	7	8	9	AB	R	H	RBI	BB	SO	LOB	TOP					
Mark Bellhorn, S OBP: 0.385, SLG: 0.566 (1, 4)										4	2	1	0	1	2	2	Chicago Cubs @ San Francisco Giants PacBell Park, San Francisco, CA Tue Aug 06 2002, 10:15 PM EDT Att: 41,991 - Sunny - 67 F					
Bill Mueller, S OBP: 0.338, SLG: 0.376 (1, 5)										5	2	3	1	0	0	1						
Sammy Sosa, R OBP: 0.410, SLG: 0.595 (1, 9)										4	3	2	1	1	0	2						
Fred McGriff, L OBP: 0.354, SLG: 0.510 (1, 3)										5	1	2	3	0	1	2						
Moises Alou, R OBP: 0.313, SLG: 0.394 (1, 7)										4	0	2	2	0	1	0						
Corey Patterson, L OBP: 0.301, SLG: 0.398 (1, 8)										4	0	1	1	0	1	1						
Todd Hundley, S OBP: 0.279, SLG: 0.372 (7, 1)										3	1	1	0	1	1	1						
Delino DeShields, L OBP: 0.295, SLG: 0.313 (9, PH)										0	0	0	0	0	0	0						
Alex Gonzalez, R OBP: 0.294, SLG: 0.406 (1, 6)										5	1	2	0	0	1	4						
39 Steve Smyth, L OBP: 0.226, SLG: 0.319 (4, PH)										1	0	0	0	0	0	0						
Roosevelt Brown, L OBP: 0.226, SLG: 0.319 (4, PH)										1	0	0	1	0	0	1						
Joe Borowski, R OBP: 0.226, SLG: 0.319 (4, PH)										0	0	0	0	0	0	0						
Chad Hermanson, R OBP: 0.226, SLG: 0.319 (4, PH)										0	0	0	0	0	0	0						
Tom Gordon, R OBP: 0.226, SLG: 0.319 (4, PH)										0	0	0	0	0	0	0						
Joe Girardi, R OBP: 0.226, SLG: 0.319 (4, PH)										2	0	0	0	0	1	4						
Inning Stats	R: 0 E: 0 K: 1 S: 11	H: 1 LOB: 1 BB: 0 P: 16	R: 0 E: 0 K: 0 S: 7	H: 2 LOB: 1 BB: 0 P: 13	R: 4 E: 0 K: 0 S: 14	H: 3 LOB: 0 BB: 1 P: 26	R: 2 E: 0 K: 1 S: 16	H: 2 LOB: 1 BB: 1 P: 23	R: 0 E: 0 K: 3 S: 11	H: 0 LOB: 0 BB: 0 P: 16	R: 0 E: 0 K: 1 S: 7	H: 0 LOB: 0 BB: 0 P: 9	R: 3 E: 1 K: 1 S: 13	H: 2 LOB: 1 BB: 1 P: 22	R: 0 E: 0 K: 1 S: 8	H: 1 LOB: 1 BB: 0 P: 12	R: 1 E: 0 K: 1 S: 15	H: 3 LOB: 3 BB: 1 P: 28	1B: 7 2B: 5 3B: 1 HR: 1	SF: 2 SAC: 0 DP: 1 HBP: 0	WP: 0 PB: 0 SB: 0 CS: 0	PA: 45
PITCHER	IP	WLS	BF	H	R	ER	SO	BB	IBB	HBP	BLK	WP	HR	S	P	ERA	WHIP					
Ryan Jensen, R ERA: 4.63 (1, 1)	6.0		27	8	6	6	6	2	0	0	0	0	1	66	103	9.00	1.667					
41 Chad Zerbe, L ERA: 3.09 (7, 1)	0.0	B	2	1	2	2	0	0	0	0	0	0	0	2	4	∞	∞					
Felix Rodriguez, R ERA: 5.32 (7, 1)	1.0		5	1	1	0	1	1	0	0	0	0	0	11	18	0.00	2.000					
Tim Worrell, R ERA: 2.29 (8, 1)	1.0	W	4	1	0	0	1	0	0	0	0	0	0	8	12	0.00	1.000					
Robb Nen, R ERA: 1.79 (9, 1)	1.0	S	7	3	1	1	1	0	1	0	0	0	0	15	28	9.00	3.000					

AB 39
R 10
H 14
RBI 9
BB 4
SO 9
LOB 18



Batter	1	2	3	4	5	6	7	8	9	AB	R	H	RBI	BB	SO	LOB	BOTTOM				
Kenny Lofton, L OBP: 0.349, SLG: 0.432 (1, 8)										5	2	2	0	0	0	1	Chicago Cubs @ San Francisco Giants PacBell Park, San Francisco, CA Tue Aug 06 2002, 10:15 PM EDT Att: 41,991 - Sunny - 67 F				
Rich Aurilia, R OBP: 0.304, SLG: 0.426 (1, 6)										4	1	1	1	0	2	4					
Jeff Kent, R OBP: 0.380, SLG: 0.549 (1, 4)										4	2	1	1	1	0	0					
Barry Bonds, L OBP: 0.565, SLG: 0.805 (6, PR)										3	3	2	4	2	1	0					
Tom Goodwin, L OBP: 0.308, SLG: 0.309 (9, 7)										0	0	0	0	0	0	0					
Bento Santiago, R OBP: 0.322, SLG: 0.455 (1, 2)										5	0	2	0	0	0	3					
Reggie Sanders, R OBP: 0.334, SLG: 0.474 (1, 9)										3	1	2	3	1	0	0					
Damon Minor, L OBP: 0.337, SLG: 0.486 (8, 1)										4	0	0	0	0	1	4					
Tim Worrell, R (8, 1)										0	0	0	0	0	0	0					
Robb Nen, R (9, 1)										0	0	0	0	0	0	0					
David Bell, R OBP: 0.319, SLG: 0.433 (1, 5)										4	1	1	0	0	1	1					
Ryan Jensen, R OBP: 0.143, SLG: 0.171 (1, 1)										2	0	0	0	0	1	0					
Pedro Feliz, R OBP: 0.289, SLG: 0.336 (6, PH)										1	0	1	0	0	0	0					
41 Chad Zerbe, L OBP: 0.200, SLG: 0.200 (7, 1)										0	0	0	0	0	0	0					
Felix Rodriguez, R OBP: 1.000, SLG: 1.000 (7, 1)										0	0	0	0	0	0	0					
J.T. Snow, L OBP: 0.348, SLG: 0.386 (8, 3)										0	1	0	0	1	0	0					
Inning Stats	R: 4 E: 0 K: 1 S: 16	H: 4 LOB: 0 BB: 0 P: 30	R: 0 E: 0 K: 1 S: 7	H: 0 LOB: 0 BB: 0 P: 11	R: 3 E: 1 K: 0 S: 15	H: 2 LOB: 1 BB: 1 P: 25	R: 0 E: 0 K: 1 S: 9	H: 0 LOB: 0 BB: 0 P: 14	R: 0 E: 0 K: 1 S: 13	H: 1 LOB: 2 BB: 1 P: 26	R: 0 E: 0 K: 1 S: 11	H: 1 LOB: 1 BB: 0 P: 14	R: 1 E: 0 K: 0 S: 9	H: 2 LOB: 1 BB: 1 P: 16	R: 3 E: 1 K: 1 S: 9	H: 2 LOB: 1 BB: 2 P: 23	1B: 8 2B: 2 3B: 1 HR: 2	SF: 1 SAC: 0 DP: 2 HBP: 0	WP: 0 PB: 0 SB: 0 CS: 0	PA: 41	
PITCHER	IP	WLS	BF	H	R	ER	SO	BB	IBB	HBP	BLK	WP	HR	S	P	ERA	WHIP				
39 Steve Smyth, L ERA: 21.0 (1, 1)	3.0		17	7	7	7	2	1	0	0	0	0	0	22	40	0.00	1.000				
Joe Borowski, R ERA: 2.59 (4, 1)	2.0		8	1	0	0	2	1	0	0	0	0	0	22	40	0.00	1.000				
Tom Gordon, R ERA: 5.4 (6, 1)	1.1		8	3	1	1	1	1	0	0	0	0	0	19	28	6.75	3.000				
Kyle Farnsworth, R ERA: 5.9 (7, 1)	1.2	L	8	2	3	1	1	1	1	0	0	0	0	10	25	5.40	1.800				

AB 35
R 11
H 12
RBI 9
BB 5
SO 6
LOB 13



Batter	1	2	3	4	5	6	7	8	9	10	AB	R	H	RBI	BB	SO	LOB						
Mark Bellhorn, S OBP: 0.379, SLG: 0.555 (1.4) (8, 3)											5	0	0	0	0	2	4						
Bill Mueller, S OBP: 0.342, SLG: 0.383 (1.5)											3	1	1	1	2	0	0						
Sammy Sosa, R OBP: 0.412, SLG: 0.594 (1.9)											4	1	2	0	1	0	1						
Fred McGriff, L OBP: 0.353, SLG: 0.510 (8, PR) (8, 4)											4	0	1	2	0	0	2						
Delino DeShields, L OBP: 0.293, SLG: 0.310 (8, 4)											1	0	0	0	0	0	2						
Moises Alou, R OBP: 0.315, SLG: 0.392 (1.7)											4	0	1	0	1	0	1						
Corey Patterson, L OBP: 0.300, SLG: 0.395 (1.8)											5	0	1	0	0	2	3						
Todd Hundley, S OBP: 0.274, SLG: 0.366 (8, PH)											3	0	0	0	0	2	2						
Angel Echevarria, R OBP: 0.143, SLG: 0.143 (8, PH)											1	0	0	0	0	0	1						
Joe Girardi, R OBP: 0.269, SLG: 0.283 (8, 2)											1	0	0	0	0	0	0						
Alex Gonzalez, R OBP: 0.296, SLG: 0.405 (1.6)											3	1	1	0	1	1	2						
34 Kerry Wood, R OBP: 0.160, SLG: 0.125 (7, PH)											2	0	0	0	0	2	2						
Roosevelt Brown, L OBP: 0.275, SLG: 0.319 (7, 1)											0	0	0	0	1	0	0						
Juan Cruz, R OBP: 0.143, SLG: 0.143 (9, PH)											0	0	0	0	0	0	0						
Chad Hermansen, R OBP: 0.271, SLG: 0.379 (8, 1)											0	0	0	0	0	0	0						
Antonio Alfonseca, R OBP: 0.667, SLG: 0.667 (8, 1)											0	0	0	0	0	0	0						
Inning Stats	R: 0 E: 0 K: 0 S: 6	H: 1 LOB: 1 BB: 0 P: 15	R: 0 E: 0 K: 2 S: 12	H: 0 LOB: 2 BB: 2 P: 25	R: 0 E: 0 K: 0 S: 7	H: 0 LOB: 1 BB: 1 P: 15	R: 0 E: 0 K: 2 S: 8	H: 0 LOB: 0 BB: 0 P: 14	R: 0 E: 0 K: 1 S: 6	H: 0 LOB: 0 BB: 0 P: 9	R: 0 E: 1 K: 0 S: 14	H: 1 LOB: 3 BB: 1 P: 23	R: 2 E: 0 K: 1 S: 16	H: 2 LOB: 1 BB: 1 P: 26	R: 1 E: 0 K: 1 S: 10	H: 2 LOB: 2 BB: 1 P: 20	R: 0 E: 0 K: 0 S: 8	H: 1 LOB: 0 BB: 0 P: 9	1B: 5 2B: 1 3B: 1 HR: 0	SF: 0 SAC: 1 DP: 1 HBP: 0	WP: 0 PB: 0 SB: 0 CS: 0	PA: 43	
PITCHER	IP	WLS	BF	H	R	ER	SO	BB	IBB	HBP	BLK	WP	HR	S	P	ERA	WHIP						
Russ Ortiz, R ERA: 3.89 (1.1)	7.0		28	2	0	0	7	4	0	0	0	0	0	63	115	0.00	0.857						
Tim Worrell, R ERA: 2.63 (8, 1)	0.1	H	4	2	2	2	0	1	0	0	0	0	0	11	19	54.00	9.000						
41 Chad Zerbe, L ERA: 3.04 (8, 1)	0.1	H	1	0	0	0	1	0	0	0	0	0	0	3	3	0.00	0.000						
Felix Rodriguez, R ERA: 5.29 (8, 1)	0.1	H	1	0	0	0	0	0	0	0	0	0	0	2	4	0.00	0.000						
Robb Nen, R ERA: 1.89 (9, 1)	2.0	W	9	3	1	1	1	0	1	0	0	0	0	18	29	4.50	1.500						

TOP

Chicago Cubs @ San Francisco Giants
PacBell Park, San Francisco, CA
Wed Aug 07 2002, 10:15 PM EDT
Att. 41,408 - Sunny - 72 F

AB	R	H	RBI	BB	SO	LOB
5	0	0	0	0	2	4
3	1	1	1	2	0	0
4	1	2	0	1	0	1
4	0	1	2	0	0	2
1	0	0	0	0	0	2
4	0	1	0	1	0	1
5	0	1	0	0	2	3
3	0	0	0	0	2	2
1	0	0	0	0	0	1
1	0	0	0	0	0	0
3	1	1	0	1	1	2
2	0	0	0	0	2	2
0	0	0	0	1	0	0
0	0	0	0	0	0	0
0	0	0	0	0	0	0
0	0	0	0	0	0	0

AB 36
R 3
H 7
RBI 3
BB 6
SO 9
LOB 20

Batter	1	2	3	4	5	6	7	8	9	10	AB	R	H	RBI	BB	SO	LOB						
Kenny Lofton, L OBP: 0.349, SLG: 0.431 (1.8)											5	0	2	0	0	0	0						
Rich Aurilia, R OBP: 0.302, SLG: 0.423 (1.6)											5	1	1	0	0	1	2						
Jeff Kent, R OBP: 0.362, SLG: 0.555 (1.4)											4	2	2	2	1	1	2						
Barry Bonds, L OBP: 0.564, SLG: 0.804 (1.7)											3	0	1	0	1	1	2						
Tom Goodwin, L OBP: 0.315, SLG: 0.316 (8, PR) (9, 7)											1	0	1	0	0	0	0						
Benito Santiago, R OBP: 0.323, SLG: 0.457 (1.2)											5	1	2	1	0	0	2						
J.T. Snow, L OBP: 0.347, SLG: 0.382 (1.3)											3	0	0	0	1	1	2						
Reggie Sanders, R OBP: 0.331, SLG: 0.469 (1.9)											4	0	0	0	0	2	3						
Robb Nen, R (9, 1)											0	0	0	0	0	0	0						
David Bell, R OBP: 0.318, SLG: 0.433 (1.5)											4	0	1	1	0	1	1						
Russ Ortiz, R OBP: 0.329, SLG: 0.328 (7, PH)											2	0	0	0	0	1	1						
Pedro Feliz, R OBP: 0.259, SLG: 0.333 (8, 1)											0	0	0	0	0	0	0						
41 Chad Zerbe, L OBP: 0.000, SLG: 0.200 (8, 1)											0	0	0	0	0	0	0						
Felix Rodriguez, R OBP: 0.208, SLG: 0.279 (8, 1)											0	0	0	0	0	0	0						
Shawon Dunston, R OBP: 0.346, SLG: 0.579 (9, 9)											1	0	0	0	0	1	0						
Inning Stats	R: 0 E: 0 K: 1 S: 9	H: 1 LOB: 1 BB: 0 P: 11	R: 1 E: 0 K: 2 S: 12	H: 2 LOB: 1 BB: 0 P: 15	R: 0 E: 0 K: 1 S: 9	H: 0 LOB: 1 BB: 1 P: 16	R: 0 E: 0 K: 2 S: 13	H: 0 LOB: 1 BB: 1 P: 19	R: 2 E: 0 K: 1 S: 16	H: 3 LOB: 1 BB: 0 P: 20	R: 0 E: 0 K: 2 S: 9	H: 0 LOB: 0 BB: 0 P: 11	R: 0 E: 0 K: 1 S: 8	H: 0 LOB: 1 BB: 1 P: 14	R: 0 E: 0 K: 1 S: 9	H: 0 LOB: 0 BB: 0 P: 11	R: 1 E: 0 K: 0 S: 9	H: 3 LOB: 2 BB: 0 P: 13	1B: 6 2B: 3 3B: 0 HR: 1	SF: 0 SAC: 0 DP: 0 HBP: 0	WP: 1 PB: 0 SB: 0 CS: 0	PA: 41	
PITCHER	IP	WLS	BF	H	R	ER	SO	BB	IBB	HBP	BLK	WP	HR	S	P	ERA	WHIP						
34 Kerry Wood, R ERA: 3.86 (1.1)	6.0		26	6	3	3	7	2	0	0	0	0	0	68	92	4.50	1.333						
Juan Cruz, R ERA: 1.12 (7, 1)	2.0		8	1	0	0	3	1	0	0	0	0	0	20	32	0.00	1.000						
Antonio Alfonseca, R ERA: 3.73 (9, 1)	1.1	L	7	3	1	1	1	0	0	0	0	1	0	18	24	6.75	2.250						

BOTTOM

Chicago Cubs @ San Francisco Giants
PacBell Park, San Francisco, CA
Wed Aug 07 2002, 10:15 PM EDT
Att. 41,408 - Sunny - 72 F

AB	R	H	RBI	BB	SO	LOB
5	0	2	0	0	0	0
5	1	1	0	0	1	2
4	2	2	2	1	1	2
3	0	1	0	1	1	2
1	0	1	0	0	0	0
5	1	2	1	0	0	2
3	0	0	0	1	1	2
4	0	0	0	0	2	3
0	0	0	0	0	0	0
0	0	0	0	0	0	0
0	0	0	0	0	0	0
4	0	1	1	0	1	1
2	0	0	0	0	2	1
1	0	0	0	0	1	0
0	0	0	0	0	0	0
0	0	0	0	0	0	0
0	0	0	0	0	0	0
1	0	0	0	0	1	0

AB 38
R 4
H 10
RBI 4
BB 3
SO 11
LOB 15

Batter	1	2	3	4	5	6	7	8	9	AB	R	H	RBI	BB	SO	LOB	TOP					
Mark Bellhorn, S OBP: 0.396, SLG: 0.555 (1, 4)	4-2 FC3-6 BB	2-2 E 1B		4-2 BB		0-3 K		4-1 HR BB		2	2	1	0	3	1	1						
Bill Mueller, S OBP: 0.341, SLG: 0.383 Chris Stynes, R OBP: 0.325, SLG: 0.391 (1, 5)	0-0 FC3-6 HR	2-2 SF7		1-3 K		3-2 1B		3-1 L8		3	1	1	2	0	1	2						
Sammy Sosa, R OBP: 0.696 Chad Hermansen, R OBP: 0.271, SLG: 0.379 (8, 9)	1-2 HR	1-2 E4 1B		2-3 K2-3		2-3 K		1-0 HR		5	2	2	4	0	2	3						
Fred McGriff, L OBP: 0.354, SLG: 0.508 Jeff Fassero, L (8, 1)	1-1 G3	0-0 1B			0-0 F8		4-2 FC5-4 BB	0-0 G3-1		4	0	1	1	1	0	0						
Moises Alou, R OBP: 0.316, SLG: 0.388 Roosevelt Brown, L OBP: 0.275, SLG: 0.319 (1, 7)	4-1 2B 1B BB	1-2 F8			4-2 BB		0-2 FC5-4 1B		2-3 K	3	1	0	0	2	1	3						
Corey Patterson, L OBP: 0.301, SLG: 0.398 (1, 8)	1-2 1B 2B		3-2 F7		0-2 P4		0-0 1B	0-2 F8		5	1	2	0	0	0	1						
Alex Gonzalez, R OBP: 0.295, SLG: 0.402 (1, 6)	2-2 PO 1B		2-2 L4		1-2 G5-3		1-3 K	2-1 G6-3		5	0	1	2	0	1	3						
Joe Girardi, R OBP: 0.281, SLG: 0.291 (1, 2)	0-2 PO	4-1 1B SH3-4 BB	0-1 F8		0-1 SH3-4 1B		3-1 1B			3	2	2	0	1	0	0						
Matt Clement, R OBP: 0.146, SLG: 0.114 Delino DeShields, L OBP: 0.292, SLG: 0.308 (8, 4)		0-0 SH3-4		1-3 K		0-1 SH3-4		3-3 K		1	0	0	0	0	1	0						
Inning Stats	R: 4 E: 1 K: 0 S: 19	H: 3 LOB: 0 BB: 2 P: 32	R: 2 E: 1 K: 0 S: 18	H: 2 LOB: 2 BB: 1 P: 28	R: 0 E: 0 K: 0 S: 9	H: 0 LOB: 0 BB: 0 P: 14	R: 0 E: 0 K: 3 S: 11	H: 0 LOB: 1 BB: 1 P: 19	R: 0 E: 0 K: 2 S: 10	H: 0 LOB: 1 BB: 1 P: 15	R: 1 E: 0 K: 2 S: 13	H: 2 LOB: 1 BB: 0 P: 18	R: 0 E: 0 K: 1 S: 14	H: 2 LOB: 2 BB: 1 P: 22	R: 2 E: 0 K: 1 S: 11	H: 1 LOB: 0 BB: 0 P: 22	R: 0 E: 0 K: 1 S: 8	H: 0 LOB: 0 BB: 0 P: 12	1B: 7 2B: 1 3B: 0 HR: 2	SF: 1 SAC: 2 DP: 0 HBP: 0	WP: 0 PB: 0 SB: 0 CS: 0	PA: 44
PITCHER	IP WLS BF H R ER SO BB IBB HBP BLK WP HR S P ERA WHIP	IP WLS BF H R ER SO BB IBB HBP BLK WP HR S P ERA WHIP															IP WLS BF H R ER SO BB IBB HBP BLK WP HR S P ERA WHIP					
Livan Hernandez, R ERA: 4.58 (1, 1)	6.0 L 30 7 7 6 5 5 0 0 0 0 1 80 126 9.00 2.000	1.0 5 2 0 0 1 1 0 0 0 0 0 14 22 0.00 3.000	2.0 8 1 2 2 2 1 0 0 0 0 1 19 34 9.00 1.000																			

Chicago Cubs @ San Francisco Giants
PacBell Park, San Francisco, CA
Thu Aug 08 2002, 3:35 PM EDT
Att: 41,617 - Sunny - 79 F

AB 33
R 9
H 10
RBI 9
BB 7
SO 8
LOB 14

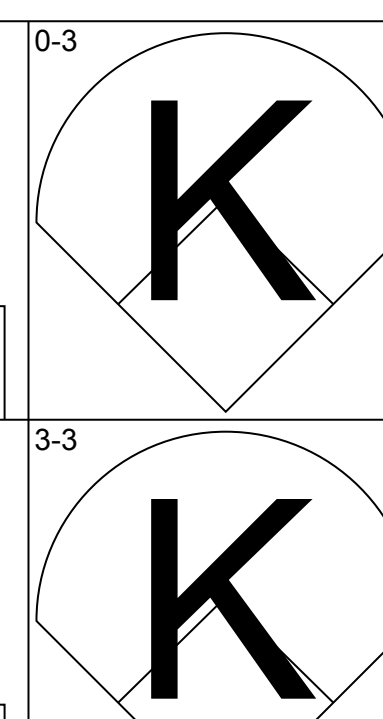
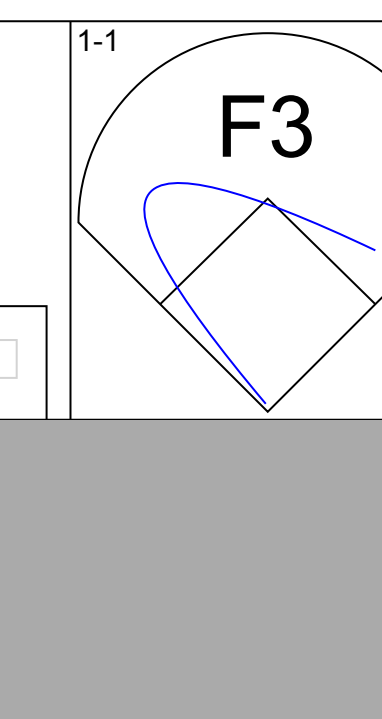
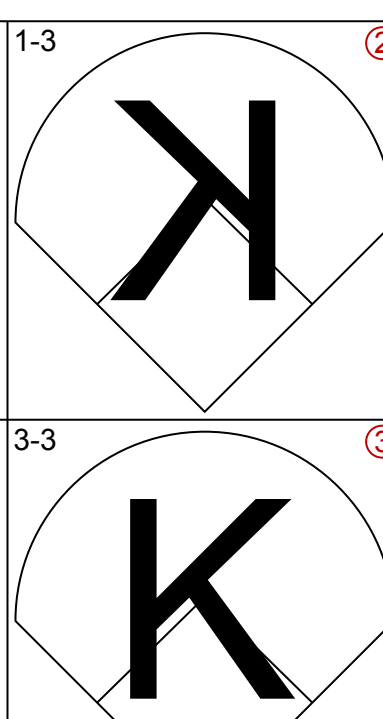
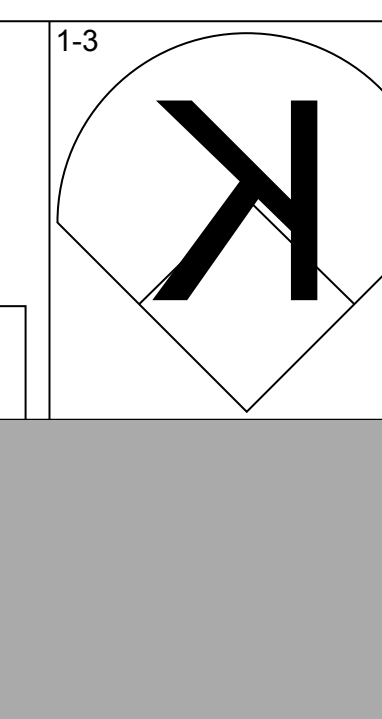
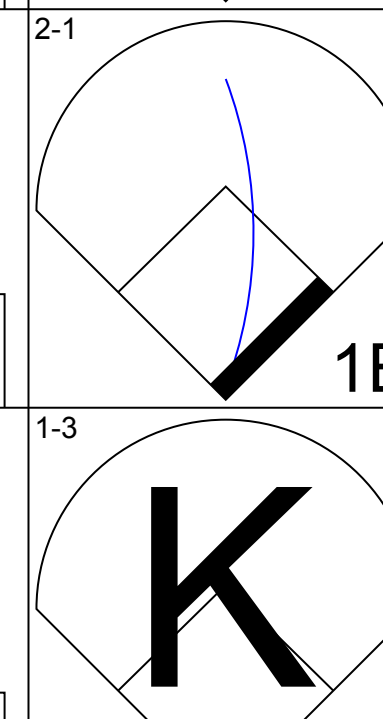
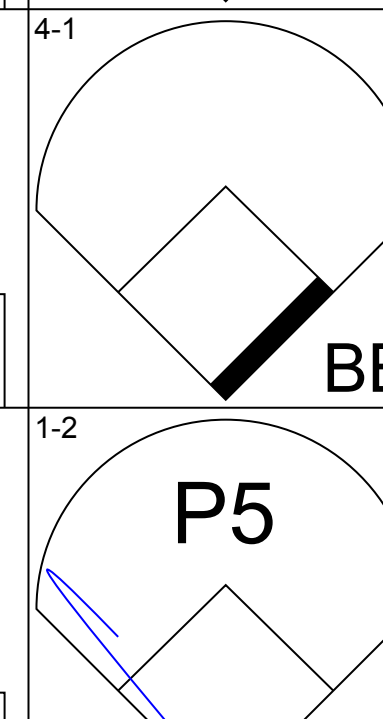

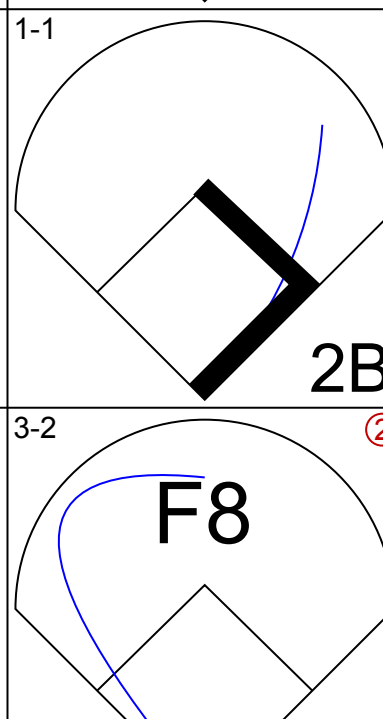

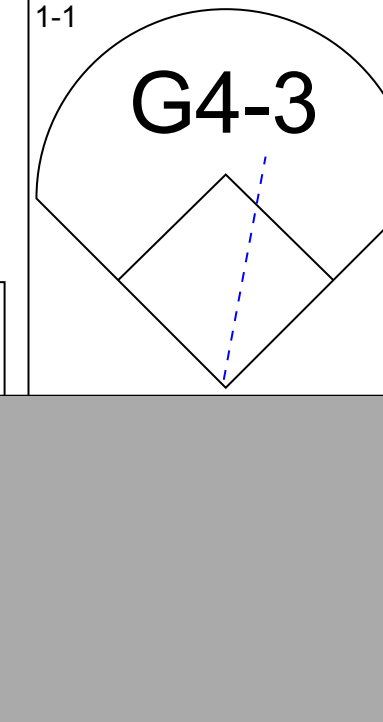
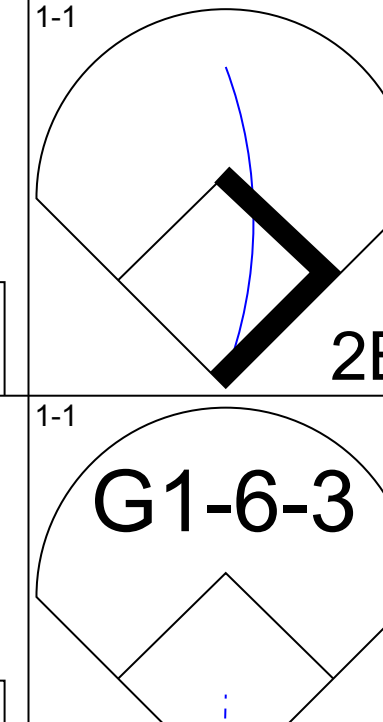
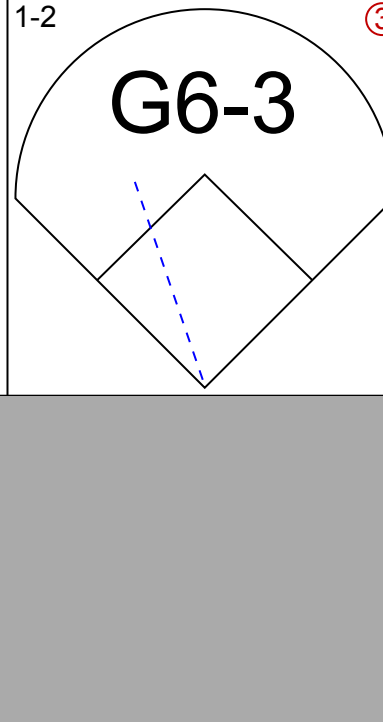




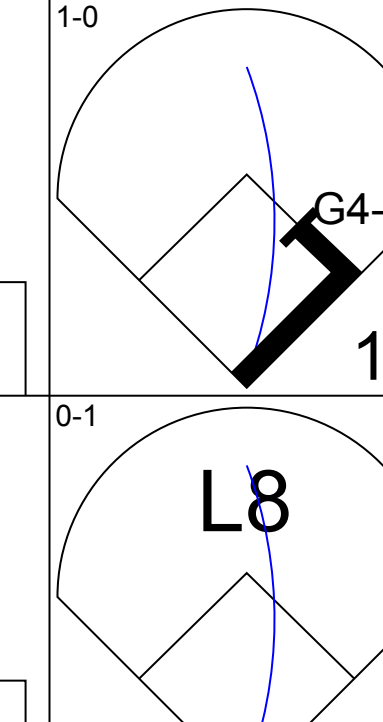
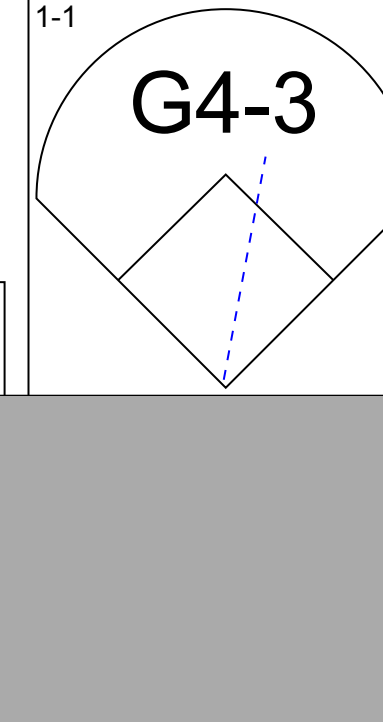
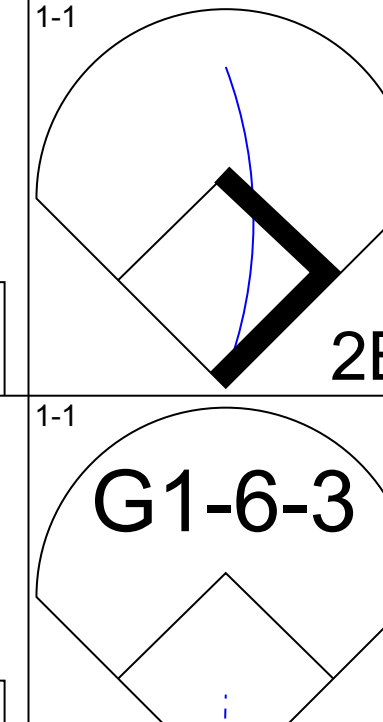
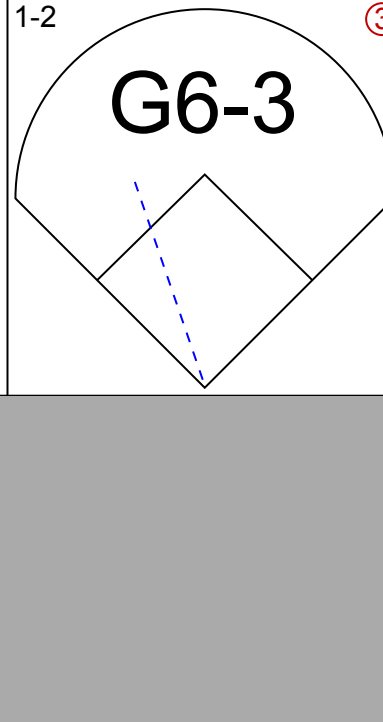
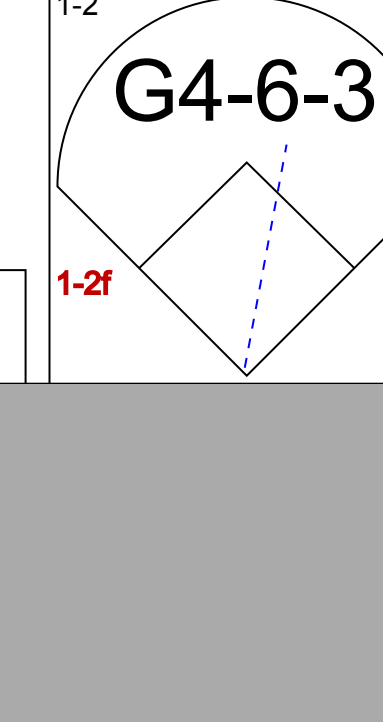
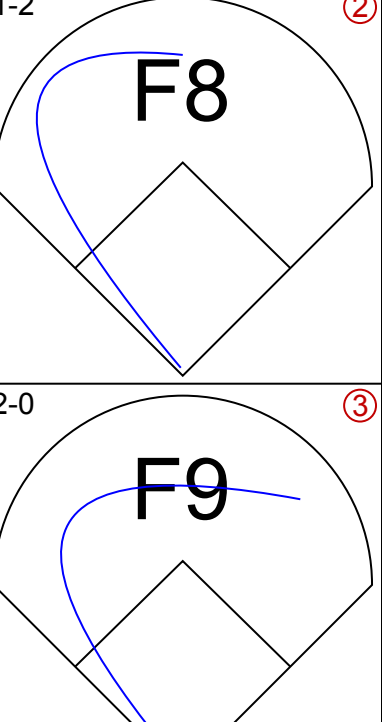



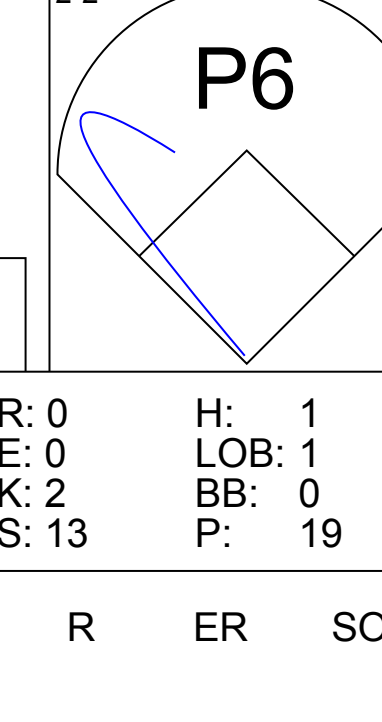
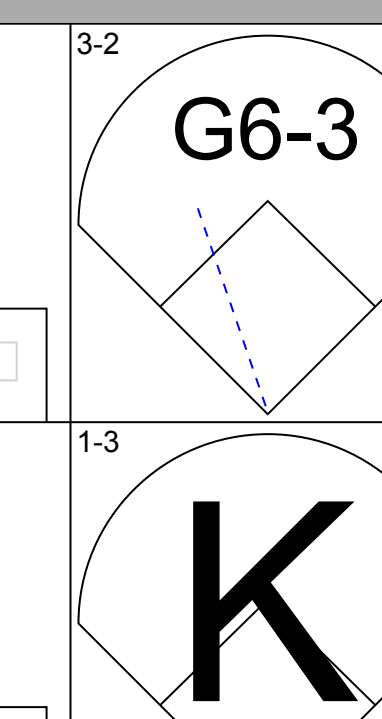
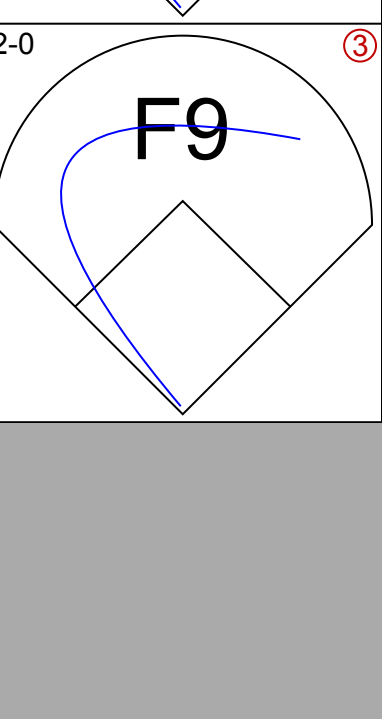
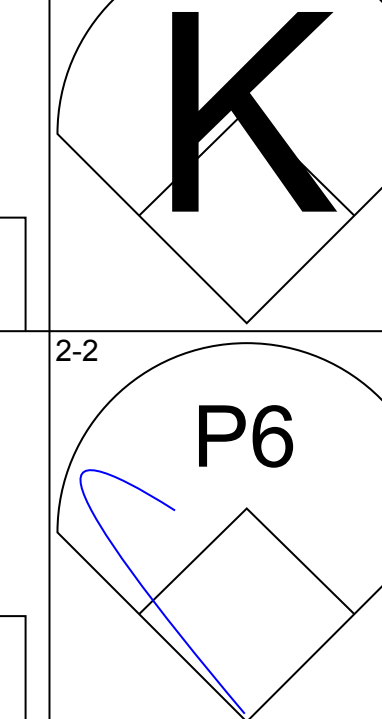
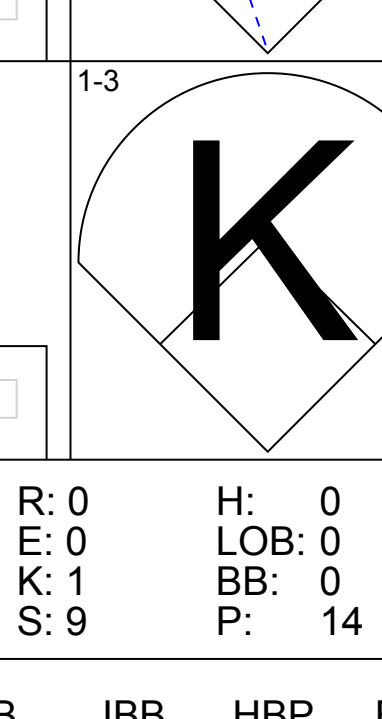
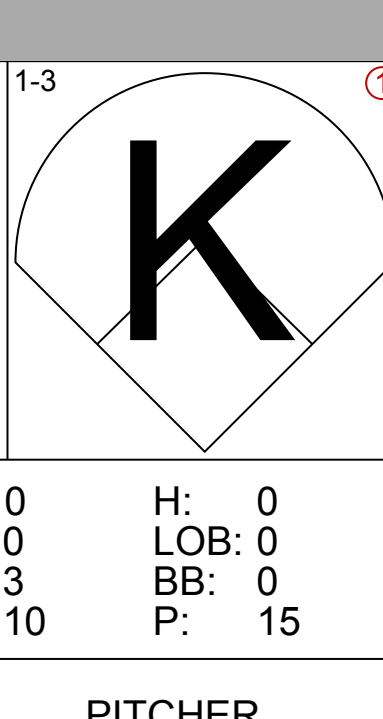
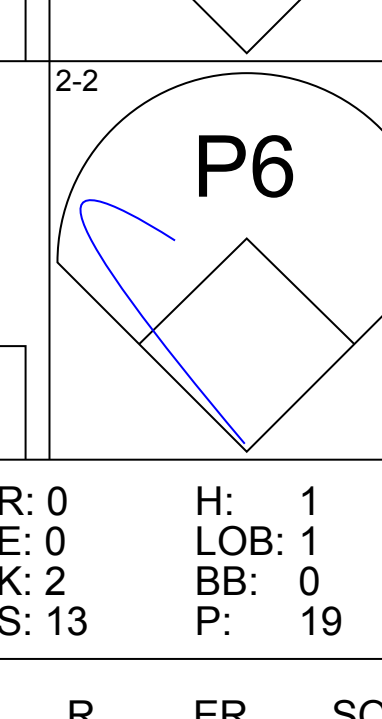


Batter	1	2	3	4	5	6	7	8	9	AB	R	H	RBI	BB	SO	LOB	BOTTOM					
Kenny Lofton, L OBP: 0.347, SLG: 0.428 Shawon Dunston, R OBP: 0.241, SLG: 0.272 (1, 8)	2-1 G1-3		3-1 G1-3		0-1 G4-3				3-3 K	3	0	0	0	0	0	1						
Tom Goodwin, L OBP: 0.321, SLG: 0.317 (1, 9)	1-1 P6			4-1 S BB		1-0 G5-3		0-0 HR 1B		3	1	1	0	1	0	0						
Barry Bonds, L OBP: 0.566, SLG: 0.801 Pedro Feliz, R OBP: 0.287, SLG: 0.333 (1, 7)	4-1 BB			4-0 BB		3-3 K		0-1 HR 1B		2	0	1	0	2	1	0						
Jeff Kent, R OBP: 0.381, SLG: 0.559 (1, 4)	0-3 K			1-2 BB		1-0 G6-3		0-0 HR		4	1	1	3	0	2	3						
J.T. Snow, L OBP: 0.345, SLG: 0.384 (1, 3)		1-0 F7		1-3 K			1-0 BB 2B	2-2 G4-3		4	0	1	0	0	1	3						
David Bell, R OBP: 0.315, SLG: 0.429 (1, 5)		2-2 P4		0-2 F3			2-3 K	0-1 G5-3		4	0	0	0	0	1	4						
Ramon Martinez, R OBP: 0.331, SLG: 0.390 (1, 6)		0-1 F3			2-0 G5-3		2-3 K	3-2 F9		4	0	0	0	0	1	2						
Yorvit Torrealba, R OBP: 0.346, SLG: 0.362 (1, 2)			2-3 K		3-1 F8		4-0 BB	2-2 G6-3		3	0	0	0	1	1	0						
Livan Hernandez, R OBP: 0.277, SLG: 0.370 Manny Aybar, R (7, 1)			0-3 K		1-0 1B		4-1 BB	3-3 K		2	0	1	0	0	1	0						
Damon Minor, L OBP: 0.341, SLG: 0.486 Troy Brohawn, L OBP: 0.330, SLG: 0.468 (8, 1)							1-2 BB			0	0	0	0	0	0	0						
Inning Stats	R: 0 E: 0 K: 1 S: 8	H: 0 LOB: 1 BB: 1 P: 15	R: 0 E: 0 K: 0 S: 8	H: 0 LOB: 0 BB: 0 P: 11	R: 0 E: 0 K: 2 S: 8	H: 0 LOB: 0 BB: 0 P: 13	R: 0 E: 0 K: 2 S: 10	H: 0 LOB: 2 BB: 2 P: 22	R: 0 E: 0 K: 0 S: 6	H: 1 LOB: 1 BB: 0 P: 12	R: 0 E: 0 K: 1 S: 6	H: 0 LOB: 0 BB: 0 P: 11	R: 0 E: 0 K: 3 S: 13	H: 1 LOB: 3 BB: 2 P: 29	R: 3 E: 0 K: 0 S: 13	H: 3 LOB: 1 BB: 0 P: 18	R: 0 E: 0 K: 2 S: 10	H: 0 LOB: 0 BB: 0 P: 18	1B: 3 2B: 1 3B: 0 HR: 1	SF: 0 SAC: 0 DP: 0 HBP: 0	WP: 0 PB: 0 SB: 2 CS: 0	PA: 37
PITCHER	IP WLS BF H R ER SO BB IBB HBP BLK WP HR S P ERA WHIP	IP WLS BF H R ER SO BB IBB HBP BLK WP HR S P ERA WHIP															IP WLS BF H R ER SO BB IBB HBP BLK WP HR S P ERA WHIP					
Matt Clement, R ERA: 3.52 Jeff Fassero, L ERA: 6.11 (8, 1)	7.0 W 28 3 3 3 2 5 0 0 0 0 1 23 36 13.50 1.500	2.0 9 3 3 3 2 0 0 0 0 0 1 23 36 13.50 1.500																				

Chicago Cubs @ San Francisco Giants
PacBell Park, San Francisco, CA
Thu Aug 08 2002, 3:35 PM EDT
Att: 41,617 - Sunny - 79 F

AB 32
R 3
H 5
RBI 3
BB 5
SO 11
LOB 16

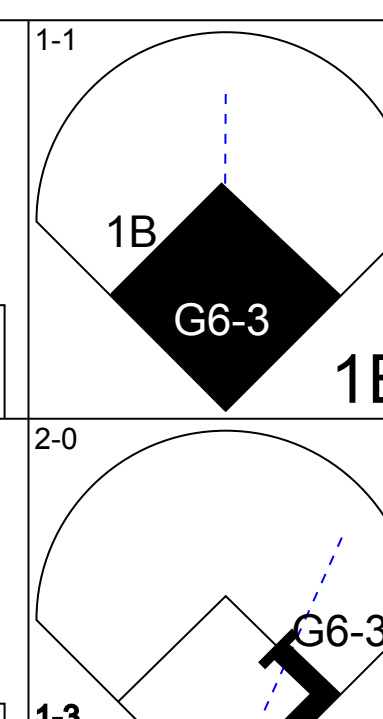
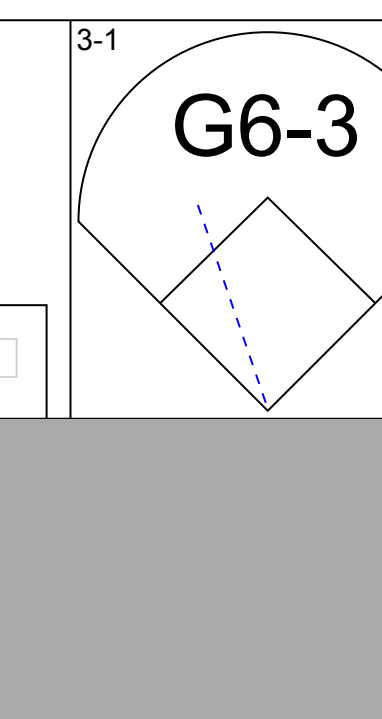
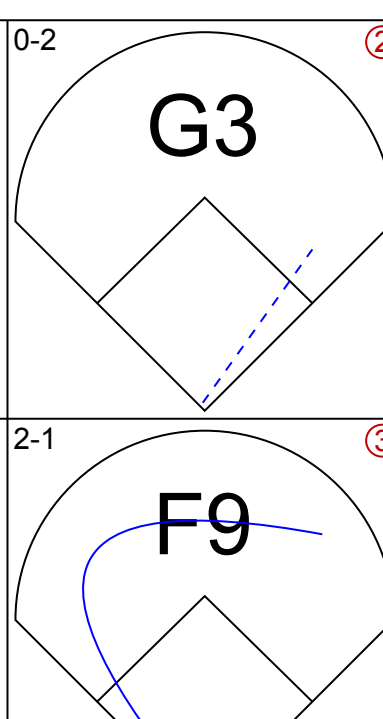
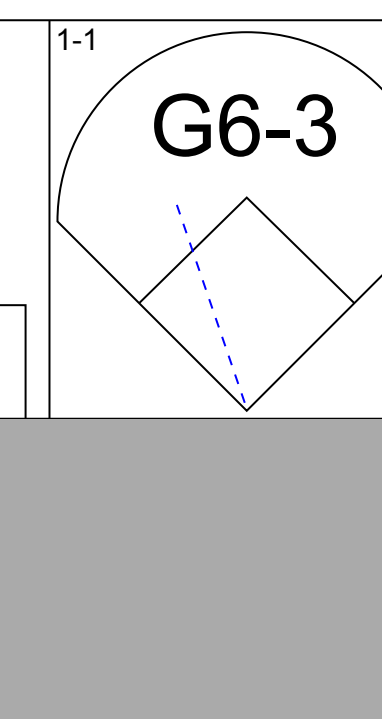
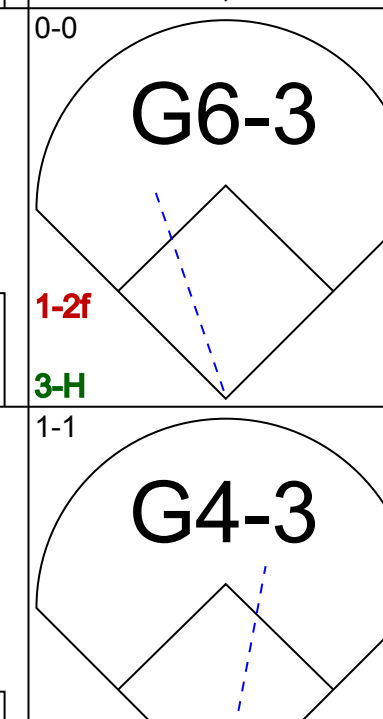
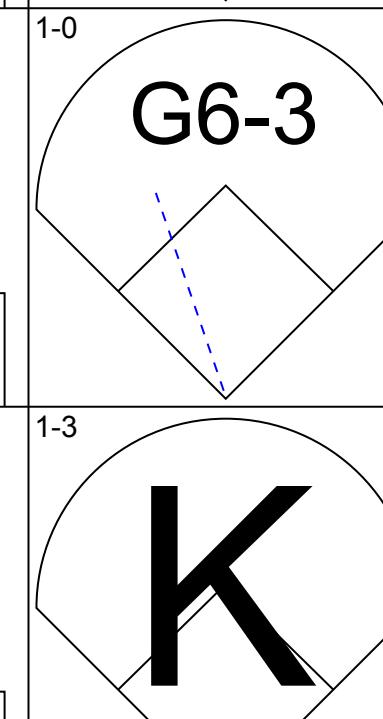



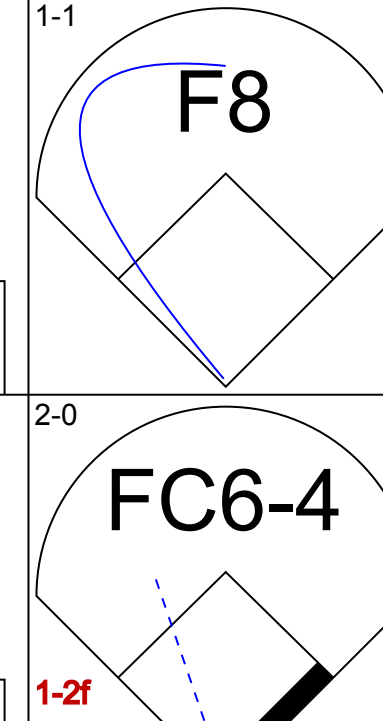



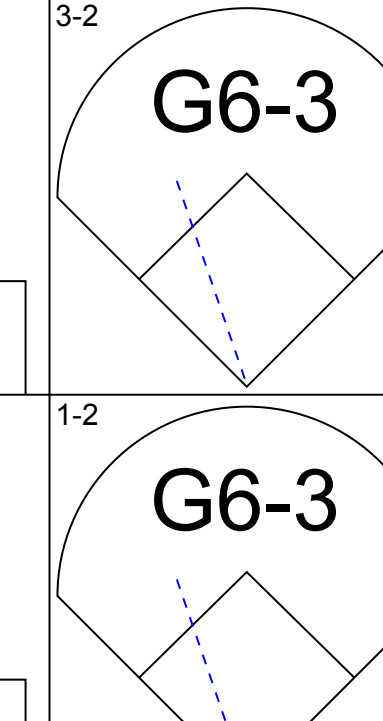
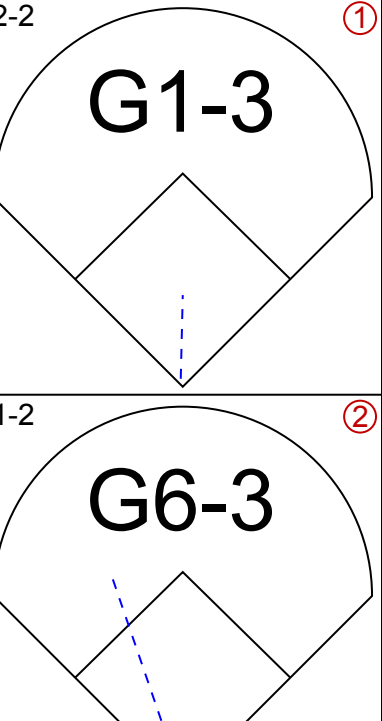
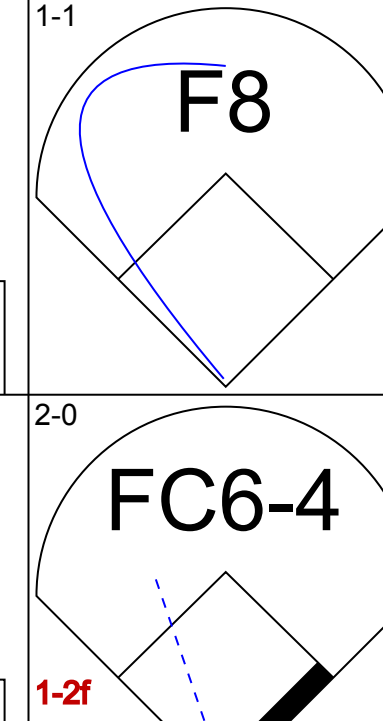
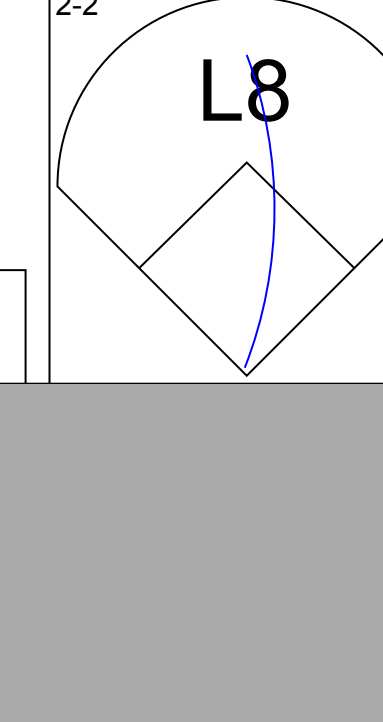
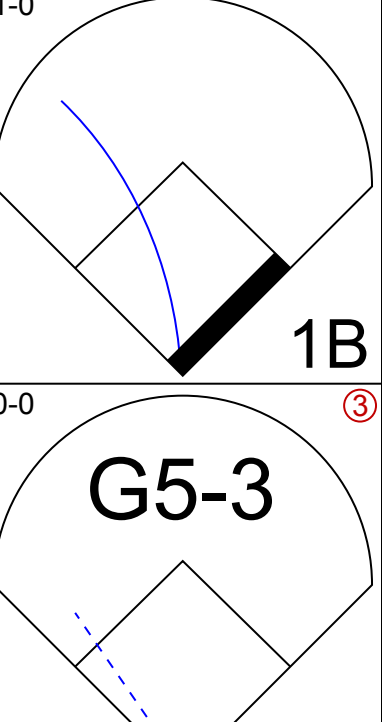

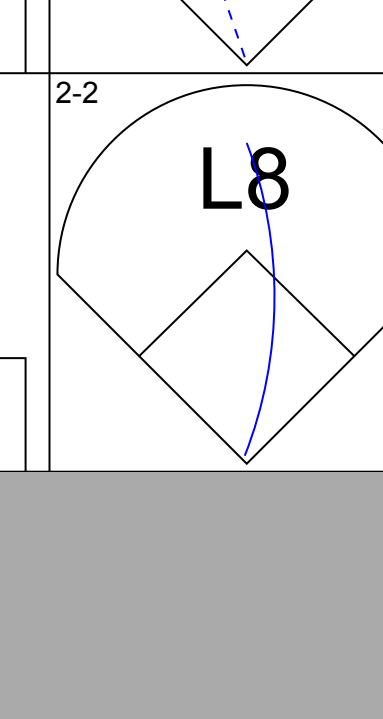
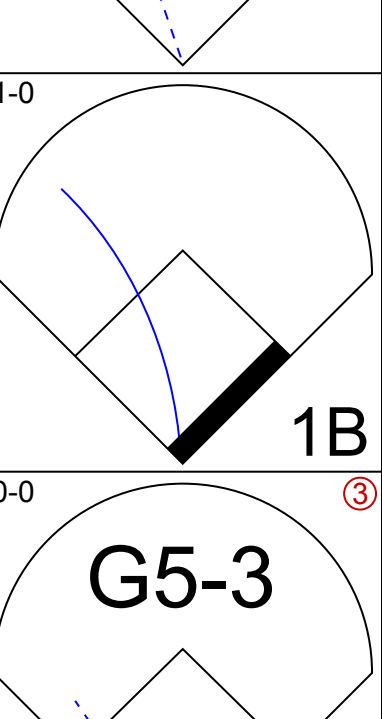
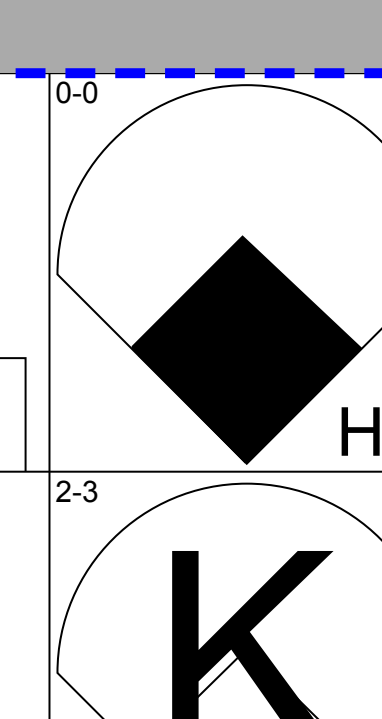
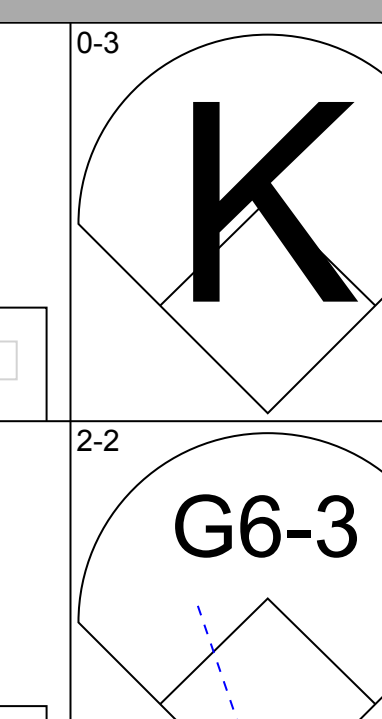
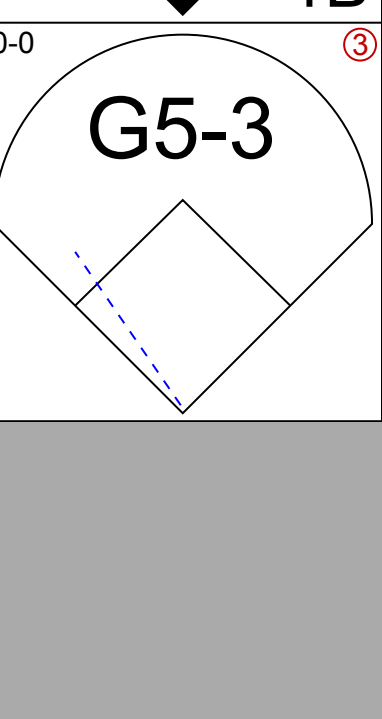
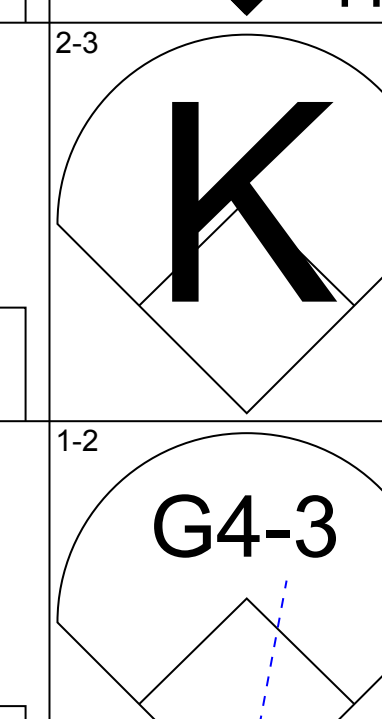
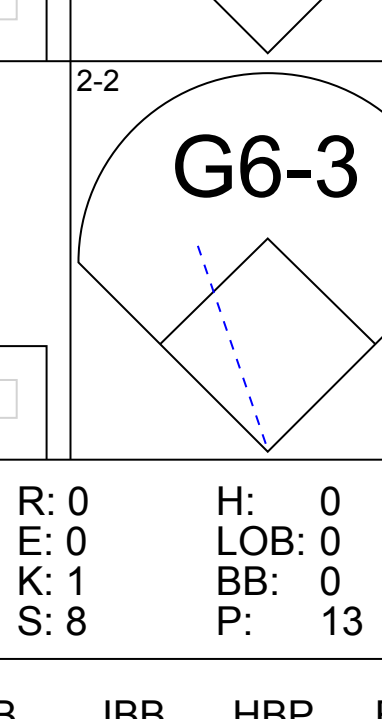
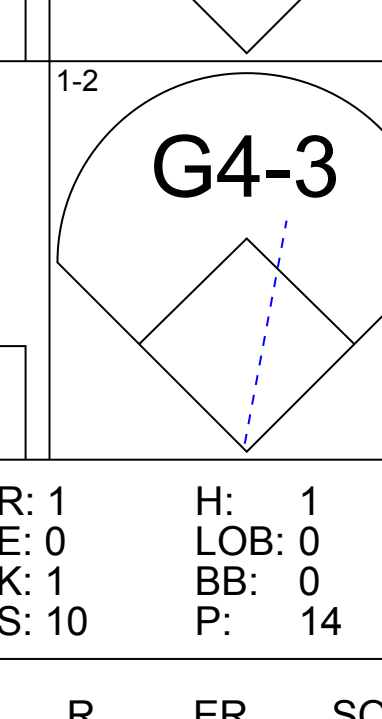
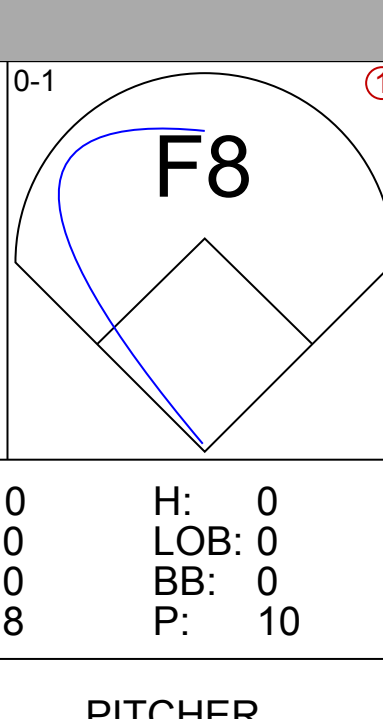


Batter	1	2	3	4	5	6	7	8	9	AB	R	H	RBI	BB	SO	LOB	TOP		
Mark Bellhorn, S (1,4) OBP: 0.391, SLG: 0.546										4	0	0	0	0	3	1			
Chris Stynes, R (1,5) OBP: 0.316, SLG: 0.380										4	0	0	0	0	2	0			
Sammy Sosa, R (1,9) OBP: 0.415, SLG: 0.609										3	0	2	0	1	1	0			
Fred McGriff, L (1,3) OBP: 0.351, SLG: 0.503										4	0	0	0	0	1	3			
Moises Alou, R (1,7) OBP: 0.318, SLG: 0.393										4	0	2	0	0	0	2			
Corey Patterson, L (1,8) OBP: 0.299, SLG: 0.395										3	0	0	0	0	0	2			
Alex Gonzalez, R (1,6) OBP: 0.296, SLG: 0.408										3	0	1	0	0	0	1			
Joe Girardi, R (1,2) OBP: 0.278, SLG: 0.287										2	0	0	0	0	0	0			
Roosevelt Brown, L (8, PH) OBP: 0.273, SLG: 0.316										1	0	0	0	0	1	1			
Juan Cruz, R (8,1) OBP: 0.143, SLG: 0.143										0	0	0	0	0	0	0			
38 Carlos Zambrano, S (1,1) OBP: 0.273, SLG: 0.364										2	0	0	0	0	2	0			
Todd Hundley, S (8, PH) OBP: 0.273, SLG: 0.364										1	0	0	0	0	0	1			
Inning Stats	R: 0 H: 1 E: 0 K: 3 S: 13	H: 1 LOB: 1 BB: 0 P: 19	R: 0 H: 1 E: 0 K: 0 S: 7	H: 0 LOB: 0 BB: 0 P: 9	R: 0 H: 0 E: 0 K: 1 S: 9	H: 0 LOB: 0 BB: 1 P: 14	R: 0 H: 0 E: 0 K: 0 S: 9	H: 0 LOB: 0 BB: 0 P: 15	R: 0 H: 0 E: 0 K: 3 S: 10	H: 0 LOB: 0 BB: 0 P: 10	R: 0 H: 1 E: 0 K: 1 S: 10	H: 1 LOB: 1 BB: 0 P: 13	R: 0 H: 1 E: 0 K: 2 S: 13	H: 1 LOB: 1 BB: 0 P: 19	R: 0 H: 1 E: 0 K: 0 S: 15	H: 1 LOB: 1 BB: 0 P: 23	1B: 2 2B: 2 3B: 1 HR: 0	SF: 0 SAC: 0 DP: 1 HBP: 0	WP: 0 PA: 32 PB: 0 SB: 0 CS: 0
PITCHER	IP	WLS	BF	H	R	ER	SO	BB	IBB	HBP	BLK	WP	HR	S	P	ERA	WHIP		
Denny Neagle, L (1,1) ERA: 5.34	7.0	W	24	3	0	0	8	1	0	0	0	0	0	65	95	0.00	0.571		
Todd Jones, R (8,1) ERA: 4.33	1.0	H	4	1	0	0	2	0	0	0	0	0	0	13	19	0.00	1.000		
Jose Jimenez, R (9,1) ERA: 3.5	1.0	S	4	1	0	0	0	0	0	0	0	0	0	15	23	0.00	1.000		

Chicago Cubs @ Colorado Rockies
Coors Field, Denver, CO
Fri Aug 09 2002, 7:05 PM MDT
Att: 41,131 - Sunny - 81 F

AB 31
R 0
H 5
RBI 0
BB 1
SO 10
LOB 11



Batter	1	2	3	4	5	6	7	8	9	AB	R	H	RBI	BB	SO	LOB	BOTTOM		
Juan Pierre, L (1,8) OBP: 0.314, SLG: 0.309										4	1	1	0	0	0	0			
Jay Payton, R (1,7) OBP: 0.346, SLG: 0.428										3	0	1	0	0	0	0			
Larry Walker, L (1,9) OBP: 0.432, SLG: 0.634										3	0	0	0	0	0	1			
17 Todd Helton, L (1,3) OBP: 0.429, SLG: 0.576										3	0	1	0	0	1	0			
Todd Zeile, R (1,5) OBP: 0.335, SLG: 0.396										3	0	0	0	0	0	1			
Sandy Alomar Jr, R (1,2) OBP: 0.325, SLG: 0.492										3	0	0	0	0	0	1			
Brent Butler, R (1,4) OBP: 0.299, SLG: 0.469										3	1	2	1	0	0	0			
Juan Uribe, R (1,6) OBP: 0.282, SLG: 0.338										3	0	0	0	0	2	1			
Denny Neagle, L (1,1) OBP: 0.273, SLG: 0.364										2	0	0	0	0	0	0			
Todd Jones, L (8,1) ERA: 4.19										0	0	0	0	0	0	0			
Jack Cust, L (8, PH) OBP: 0.263, SLG: 0.412										1	0	0	0	0	0	0			
Jose Jimenez, R (9,1) ERA: 3.27										0	0	0	0	0	0	0			
Inning Stats	R: 1 H: 2 E: 0 K: 0 S: 6	H: 2 LOB: 0 BB: 0 P: 10	R: 0 H: 0 E: 0 K: 0 S: 11	H: 0 LOB: 0 BB: 0 P: 17	R: 0 H: 0 E: 0 K: 1 S: 8	H: 0 LOB: 0 BB: 0 P: 13	R: 0 H: 0 E: 0 K: 1 S: 5	H: 0 LOB: 0 BB: 0 P: 8	R: 0 H: 0 E: 0 K: 0 S: 8	H: 1 LOB: 1 BB: 0 P: 12	R: 0 H: 0 E: 0 K: 0 S: 8	H: 0 LOB: 0 BB: 0 P: 10	R: 0 H: 1 E: 0 K: 0 S: 11	H: 1 LOB: 1 BB: 0 P: 18	R: 1 H: 1 E: 0 K: 1 S: 10	H: 1 LOB: 0 BB: 0 P: 14	1B: 4 2B: 0 3B: 0 HR: 1	SF: 0 SAC: 0 DP: 1 HBP: 0	WP: 0 PA: 28 PB: 0 SB: 0 CS: 0
PITCHER	IP	WLS	BF	H	R	ER	SO	BB	IBB	HBP	BLK	WP	HR	S	P	ERA	WHIP		
38 Carlos Zambrano, R (1,1) ERA: 3.27	7.0	L	24	4	1	1	2	0	0	0	0	0	0	57	88	9.00	1.000		
Juan Cruz, R (8,1) ERA: 4.19	1.0		4	1	1	1	1	0	0	0	0	0	1	10	14	9.00	1.000		

Chicago Cubs @ Colorado Rockies
Coors Field, Denver, CO
Fri Aug 09 2002, 7:05 PM MDT
Att: 41,131 - Sunny - 81 F

AB 28
R 2
H 5
RBI 1
BB 0
SO 3
LOB 4



Batter	1	2	3	4	5	6	7	8	9	AB	R	H	RBI	BB	SO	LOB	TOP								
Mark Bellhorn, S (1, 4) OBP: 0.389, SLG: 0.549										4	3	3	1	1	0	1									
Bill Mueller, S (1, 5) OBP: 0.340, SLG: 0.382										6	2	2	1	0	1	6									
Sammy Sosa, R (1, 9) Chad Hermansen, R (6, 9) OBP: 0.418, SLG: 0.633 OBP: 0.273, SLG: 0.378										4	3	3	9	0	1	0									
Fred McGriff, L (1, 3) Angel Echevarria, R (6, 3) OBP: 0.352, SLG: 0.610 OBP: 0.289, SLG: 0.429										4	2	2	1	0	0	0									
Moises Alou, R (1, 7) Tom Gordon, R (8, 1) Kyle Farnsworth, R (9, 1)										5	2	4	2	0	0	1									
Corey Patterson, L (1, 8)										5	1	2	0	0	0	2									
Alex Gonzalez, R (1, 6)										4	0	1	1	1	0	2									
Todd Hundley, S (1, 2)										4	1	0	0	0	0	4									
22 Mark Prior, R (1, 1) Joe Borowski, R (7, PH) Roosevelt Brown, L (8, 7) OBP: 0.241, SLG: 0.357 OBP: 0.333, SLG: 0.333 OBP: 0.278, SLG: 0.321										3	1	1	0	0	1	2									
Inning Stats	R: 0 E: 0 K: 1 S: 6	H: 1 LOB: 0 BB: 0 P: 10	R: 1 E: 0 K: 0 S: 8	H: 3 LOB: 1 BB: 0 P: 13	R: 4 E: 0 K: 1 S: 21	H: 5 LOB: 1 BB: 0 P: 34	R: 3 E: 0 K: 0 S: 14	H: 2 LOB: 0 BB: 0 P: 22	R: 6 E: 0 K: 1 S: 16	H: 5 LOB: 0 BB: 0 P: 31	R: 1 E: 0 K: 0 S: 15	H: 1 LOB: 0 BB: 0 P: 22	R: 0 E: 0 K: 0 S: 8	H: 1 LOB: 1 BB: 0 P: 12	R: 0 E: 0 K: 0 S: 13	H: 1 LOB: 2 BB: 2 P: 24	R: 0 E: 0 K: 0 S: 11	H: 1 LOB: 2 BB: 2 P: 22	1B: 12 2B: 2 3B: 0 HR: 6	SF: 0 SAC: 0 DP: 3 HBP: 2	WP: 0 PB: 0 SB: 0 CS: 0	PA: 49			
PITCHER	IP	WLS	BF	H	R	ER	SO	BB	IBB	HBP	BLK	WP	HR	S	P	ERA	WHIP								
Shawn Chacon, R (1, 1) ERA: 5.52	4.0	L	22	11	8	8	2	0	0	1	0	0	3	49	79	18.00	2.750								
Mark Corey, R (5, 1) ERA: 7.52	1.0		9	5	6	6	1	0	0	1	0	0	2	16	31	54.00	5.000								
2B Aaron Cook, R (6, 1) ERA: 4.5	2.0		8	2	1	1	0	0	0	0	0	0	1	23	34	4.50	1.000								
Victor Santos, R (8, 1) ERA: 4.5	1.0		5	1	0	0	0	1	0	0	0	0	0	13	24	0.00	2.000								
Kent Mercker, L (9, 1) ERA: 3.81	1.0		5	1	0	0	0	2	0	0	0	0	0	11	22	0.00	3.000								

Chicago Cubs @ Colorado Rockies
Coors Field, Denver, CO
Sat Aug 10 2002, 6:05 PM MDT
Att: 45,474 - Sunny - 89 F


AB 44
R 15
H 20
RBI 15
BB 3
SO 3
LOB 22



Batter	1	2	3	4	5	6	7	8	9	AB	R	H	RBI	BB	SO	LOB	BOTTOM								
Juan Pierre, L (1, 8) OBP: 0.311, SLG: 0.306										4	0	0	0	0	3	3									
Brent Butler, R (1, 6) OBP: 0.298, SLG: 0.465										4	0	1	0	0	1	2									
Lary Walker, L (1, 9) 2B Aaron Cook, R (6, 1) Victor Santos, R (8, 1) OBP: 0.432, SLG: 0.633 OBP: 0.345, SLG: 0.427										2	1	1	0	0	0	1									
Jay Payton, R (8, PH) Kent Mercker, L (9, 1)										3	0	2	0	0	0	1									
17 Todd Helton, L (1, 3) Juan Uribe, R (7, 6) OBP: 0.430, SLG: 0.577 OBP: 0.292, SLG: 0.337										1	0	0	0	0	1	0									
Greg Norton, S (1, 5) OBP: 0.283, SLG: 0.357										4	0	0	0	0	3	3									
Jack Cust, L (1, 7) OBP: 0.217, SLG: 0.333										4	0	0	1	0	2	2									
Gary Bennett, R (1, 2) OBP: 0.319, SLG: 0.366										4	0	0	0	0	1	1									
Terry Shumpert, R (1, 4) OBP: 0.313, SLG: 0.369										2	0	0	0	0	0	0									
Shawn Chacon, R (1, 1) Mark Corey, R (5, 1) Gabe Kapler, R (5, PH) OBP: 0.290, SLG: 0.323 OBP: 0.295, SLG: 0.343										1	0	1	0	0	0	0									
Inning Stats	R: 0 E: 0 K: 1 S: 12	H: 1 LOB: 1 BB: 0 P: 18	R: 0 E: 0 K: 2 S: 8	H: 0 LOB: 0 BB: 0 P: 12	R: 0 E: 1 K: 1 S: 11	H: 1 LOB: 1 BB: 0 P: 14	R: 1 E: 0 K: 1 S: 14	H: 2 LOB: 1 BB: 0 P: 18	R: 0 E: 0 K: 2 S: 10	H: 0 LOB: 1 BB: 0 P: 14	R: 0 E: 0 K: 1 S: 8	H: 1 LOB: 1 BB: 0 P: 10	R: 0 E: 0 K: 1 S: 10	H: 1 LOB: 1 BB: 0 P: 14	R: 0 E: 0 K: 1 S: 8	H: 0 LOB: 0 BB: 0 P: 10	R: 0 E: 0 K: 2 S: 9	H: 0 LOB: 0 BB: 0 P: 13	1B: 6 2B: 0 3B: 0 HR: 0	SF: 0 SAC: 0 DP: 0 HBP: 1	WP: 1 PB: 0 SB: 0 CS: 0	PA: 34			
PITCHER	IP	WLS	BF	H	R	ER	SO	BB	IBB	HBP	BLK	WP	HR	S	P	ERA	WHIP								
22 Mark Prior, R (1, 1) ERA: 3.26	6.0	W	24	5	1	1	8	0	0	1	0	0	1	10	14	0.00	1.000								
Joe Borowski, R (7, 1) ERA: 2.55	1.0		4	1	0	0	1	0	0	0	0	0	0	8	10	0.00	0.000								
Tom Gordon, R (8, 1) ERA: 5.06	1.0		3	0	0	0	1	0	0	0	0	0	0	9	13	0.00	0.000								
Kyle Farnsworth, R (9, 1) ERA: 5.7	1.0		3	0	0	0	2	0	0	0	0	0	0	9	13	0.00	0.000								

Chicago Cubs @ Colorado Rockies
Coors Field, Denver, CO
Sat Aug 10 2002, 6:05 PM MDT
Att: 45,474 - Sunny - 89 F

AB 33
R 1
H 6
RBI 1
BB 0
SO 12
LOB 14



Batter	1	2	3	4	5	6	7	8	9	AB	R	H	RBI	BB	SO	LOB	TOP					
Mark Bellhorn, S (1.4) <small>OBP: 0.383, SLG: 0.540</small> Antonio Alfonseca, R (8.1) <small>OBP: 0.667, SLG: 0.667</small>	F7		K		F8		F5	L4		5	0	0	0	0	1	3						
Bill Mueller, S (1.5) <small>OBP: 0.347, SLG: 0.388</small>	F9			HR	BB	2B	HR	1B	1B	3	4	2	0	2	0	0						
Sammy Sosa, R (1.9) <small>OBP: 0.419, SLG: 0.642</small> Chad Hermansen, R (9.9) <small>OBP: 0.273, SLG: 0.378</small>	G5-3		F7		F7	HR	HR	HR	FC4-6	5	2	3	5	0	0	1						
Fred McGriff, L (1.3) <small>OBP: 0.351, SLG: 0.513</small> Angel Echevarria, R (9.3) <small>OBP: 0.289, SLG: 0.429</small>	F7			HR		F7	F7	FC4-6	FC4-6	5	1	1	3	0	0	2						
Moises Alou, R (1.7) <small>OBP: 0.321, SLG: 0.415</small> Jeff Fassero, L (8.1) <small>OBP: 0.314, SLG: 0.377</small>	P4		F7		G1-3	E4	F9	F9	F9	4	0	0	0	0	0	1						
Corey Patterson, L (1.8) <small>OBP: 0.301, SLG: 0.411</small>	HR		K		HR	K	K	F7	F7	5	2	2	3	0	2	2						
Alex Gonzalez, R (1.6) <small>OBP: 0.296, SLG: 0.404</small>	P4				1B	K		G5-3		4	0	1	0	0	1	0						
Joe Girardi, R (1.2) <small>OBP: 0.289, SLG: 0.318</small>			K		HR		HR	FC3-6	FC3-6	4	2	3	1	0	1	0						
39 Steve Smyth, L (1.1) <small>OBP: 0.250, SLG: 0.250</small> Joe Borowski, R (7.1) <small>OBP: 0.333, SLG: 0.333</small> Roosevelt Brown, L (8.7) <small>OBP: 0.276, SLG: 0.319</small>	G6-3		G6-3		G3-1		HR	FC3-6	FC3-6	3	1	1	0	0	0	0						
Inning Stats	R: 0 E: 0 K: 0 S: 7	H: 0 LOB: 0 BB: 0 P: 12	R: 1 E: 0 K: 0 S: 10	H: 1 LOB: 0 BB: 0 P: 14	R: 0 E: 0 K: 2 S: 8	H: 0 LOB: 0 BB: 0 P: 13	R: 2 E: 0 K: 1 S: 13	H: 1 LOB: 0 BB: 1 P: 26	R: 1 E: 0 K: 0 S: 5	H: 2 LOB: 0 BB: 0 P: 11	R: 3 E: 0 K: 1 S: 12	H: 3 LOB: 0 BB: 0 P: 14	R: 4 E: 1 K: 1 S: 15	H: 4 LOB: 1 BB: 0 P: 23	R: 0 E: 0 K: 0 S: 9	H: 1 LOB: 1 BB: 0 P: 13	R: 1 E: 0 K: 0 S: 11	H: 1 LOB: 1 BB: 1 P: 22	1B: 6 2B: 2 3B: 0 HR: 5	SF: 0 SAC: 0 DP: 0 HBP: 0	WP: 0 PB: 0 SB: 0 CS: 0	PA: 42
PITCHER	IP WLS BF H R ER SO BB IBB HBP BLK WP HR S P ERA WHIP																					
Denny Stark, R (1.1) ERA: 4.27	6.0 L 25 7 7 7 4 1 0 0 0 0 0 4 55 90 10.50 1.333																					
Justin Speier, R (7.1) ERA: 3.89	1.0 8 4 4 4 1 0 0 0 0 0 1 15 23 36.00 4.000																					
Victor Santos, R (8.1) ERA: 4.76	1.2 8 2 1 1 0 1 0 0 0 0 0 0 17 31 5.40 1.800																					
Kent Mercker, L (9.1) ERA: 3.77	0.1 1 0 0 0 0 0 0 0 0 0 0 0 3 4 0.00 0.000																					

Chicago Cubs @ Colorado Rockies
Coors Field, Denver, CO
Sun Aug 11 2002, 1:05 PM MDT
Att: 37,016 - Sunny - 91 F

AB	40
R	12
H	13
RBI	12
BB	2
SO	5
LOB	11



Batter	1	2	3	4	5	6	7	8	9	AB	R	H	RBI	BB	SO	LOB	BOTTOM					
Jay Payton, R (1.8) <small>OBP: 0.348, SLG: 0.434</small>	F8		FC3-6		F7			2B	HBP	4	2	2	0	1	0	1						
Brent Butler, R (1.4) <small>OBP: 0.300, SLG: 0.466</small>	F8		P3		G3			1B	2B	4	2	1	1	0	0	2						
Larry Walker, L (1.9) <small>OBP: 0.429, SLG: 0.629</small>	G1-6-3		FC3-6		G6-3			1B	SF7	4	0	1	2	0	0	1						
17 Todd Helton, L (1.3) <small>OBP: 0.432, SLG: 0.579</small>		1B	F9					K	2B	4	2	2	1	1	1	2						
Todd Zeile, R (1.5) <small>OBP: 0.338, SLG: 0.401</small>		3B	G6-3		L7			BB	2B	5	1	3	2	0	0	1						
Sandy Alomar Jr., R (1.2) <small>OBP: 0.322, SLG: 0.482</small>	P4		L5		F7			BB	K	4	0	0	0	1	1	4						
Gabe Kapler, R (1.7) <small>OBP: 0.352, SLG: 0.352</small> Jack Cust, L (8.7) <small>OBP: 0.208, SLG: 0.318</small>	SF8		G4-3		G4-3		K	G4-6-3		3	1	1	2	0	1	0						
Juan Uribe, R (1.6) <small>OBP: 0.284, SLG: 0.340</small>	SF8						F9		HBP	3	1	2	1	0	0	0						
Denny Stark, R (1.1) <small>OBP: 0.160, SLG: 0.333</small> Justin Speier, R (7.1) <small>OBP: 0.316, SLG: 0.306</small> Victor Santos, R (8.1) <small>OBP: 0.445, SLG: 0.354</small> Kent Mercker, L (9.1) <small>OBP: 0.201, SLG: 0.354</small>	P6		F8		F8		G1-3	F8	F8	2	0	0	0	0	0	1						
Inning Stats	R: 0 E: 0 K: 0 S: 6	H: 3 LOB: 0 BB: 0 P: 6	R: 3 E: 0 K: 0 S: 12	H: 3 LOB: 0 BB: 0 P: 18	R: 0 E: 0 K: 0 S: 4	H: 0 LOB: 1 BB: 1 P: 14	R: 0 E: 0 K: 0 S: 4	H: 0 LOB: 0 BB: 0 P: 4	R: 0 E: 0 K: 0 S: 8	H: 1 LOB: 1 BB: 0 P: 13	R: 0 E: 0 K: 0 S: 9	H: 0 LOB: 1 BB: 1 P: 18	R: 0 E: 0 K: 1 S: 9	H: 0 LOB: 0 BB: 0 P: 13	R: 2 E: 0 K: 1 S: 12	H: 4 LOB: 2 BB: 1 P: 25	R: 4 E: 0 K: 1 S: 17	H: 4 LOB: 1 BB: 0 P: 29	1B: 7 2B: 3 3B: 2 HR: 0	SF: 2 SAC: 0 DP: 1 HBP: 1	WP: 0 PB: 0 SB: 0 CS: 0	PA: 42
PITCHER	IP WLS BF H R ER SO BB IBB HBP BLK WP HR S P ERA WHIP																					
39 Steve Smyth, L (1.1) ERA: 10.0	6.0 W 24 4 3 3 0 2 0 0 0 0 0 0 43 73 4.50 1.000																					
Joe Borowski, R (7.1) ERA: 2.51	1.0 3 0 0 0 0 1 0 0 0 0 0 0 9 13 0.00 0.000																					
Jeff Fassero, L (8.1) ERA: 6.46	0.1 5 4 2 2 1 0 0 0 0 0 0 0 10 18 54.00 12.000																					
Antonio Alfonseca, R (8.1) ERA: 4.3	1.2 10 4 4 4 1 1 0 0 1 0 0 0 19 36 21.60 3.000																					

Chicago Cubs @ Colorado Rockies
Coors Field, Denver, CO
Sun Aug 11 2002, 1:05 PM MDT
Att: 37,016 - Sunny - 91 F

AB	36
R	9
H	12
RBI	9
BB	3
SO	3
LOB	16



Batter	1	2	3	4	5	6	7	8	9	AB	R	H	RBI	BB	SO	LOB	TOP		
Jose Vizcaino, S (1, 6) OBP: 0.347, SLG: 0.388	G3		F5			L8			FC4-6 1B	5	0	2	1	0	0	0			
Craig Biggio, R (1, 4) OBP: 0.344, SLG: 0.417	K		K	K			L9		FC4-6 1-2	5	0	0	0	0	0	3			
17 Lance Berkman, S (1, 8) OBP: 0.406, SLG: 0.580	F7									3	1	1	0	1	1	0			
5 Jeff Bagwell, R (1, 3) OBP: 0.396, SLG: 0.505										4	2	2	1	0	1	1			
Daryle Ward, L (1, 7) OBP: 0.327, SLG: 0.427										3	0	0	0	1	1	2			
16 Jason Lane, R (8, 7) OBP: 0.333, SLG: 0.357										0	0	0	0	0	0	0			
Orlando Merced, S (1, 9) OBP: 0.376, SLG: 0.494										3	0	1	1	1	1	1			
Octavio Dotel, R (8, 1)										0	0	0	0	0	0	0			
Billy Wagner, L (9, 1)										0	0	0	0	0	0	0			
Geoff Blum, S (1, 5) OBP: 0.370, SLG: 0.450										2	1	0	0	2	0	2			
Brad Ausmus, R (1, 2) OBP: 0.334, SLG: 0.377										4	1	1	1	0	1	2			
Pete Munro, R (1, 1) OBP: 0.071, SLG: 0.071										2	0	1	1	0	0	0			
Alan Zinter, S (6, PH) OBP: 0.140, SLG: 0.296										1	0	0	0	0	1	0			
Brandon Puffer, R (6, 1)										0	0	0	0	0	0	0			
Ricky Stone, R (7, 1)										0	0	0	0	0	0	0			
Richard Hidalgo, R (8, 9) OBP: 0.321, SLG: 0.413										1	0	0	0	0	1	0			
Inning Stats	R: 0 E: 0 K: 1 S: 8	H: 0 LOB: 0 BB: 0 P: 15	R: 1 E: 0 K: 1 S: 12	H: 2 LOB: 1 BB: 1 P: 20	R: 0 E: 0 K: 1 S: 8	H: 0 LOB: 0 BB: 0 P: 12	R: 4 E: 0 K: 2 S: 18	H: 5 LOB: 2 BB: 1 P: 30	R: 0 E: 0 K: 2 S: 9	H: 0 LOB: 0 BB: 0 P: 13	R: 0 E: 0 K: 0 S: 5	H: 0 LOB: 0 BB: 1 P: 10	R: 0 E: 0 K: 0 S: 7	H: 0 LOB: 0 BB: 0 P: 10	R: 0 E: 0 K: 1 S: 8	H: 1 LOB: 1 BB: 0 P: 13	1B: 5 2B: 3 3B: 0 HR: 0	SF: 0 SAC: 0 DP: 2 HBP: 0	WP: 0 PA: 38 PB: 0 SB: 0 CS: 0
PITCHER	IP WLS BF H R ER SO BB IBB HBP BLK WP HR S P ERA WHIP																		
Matt Clement, R (1, 1) ERA: 3.7	5.0 L 25 7 5 5 7 3 1 0 0 0 0 0 54 97 9.00 2.000																		
Jeff Fassero, L (6, 1) ERA: 6.32	1.0 0 3 0 0 0 2 0 0 0 0 0 0 9 13 0.00 0.500																		
Joe Borowski, R (7, 1) ERA: 2.44	2.0 6 0 0 0 0 1 0 0 0 0 0 0 12 20 0.00 0.500																		
Antonio Alfonseca, R (9, 1) ERA: 4.22	1.0 4 1 0 0 0 1 0 0 0 0 0 0 8 13 0.00 1.000																		

Houston Astros @ Chicago Cubs
Wrigley Field, Chicago, IL
Tue Aug 13 2002, 1:20 PM CDT
Att: 29,641 - Overcast - 84 F

AB	33
R	5
H	8
RBI	5
BB	5
SO	10
LOB	11



Batter	1	2	3	4	5	6	7	8	9	AB	R	H	RBI	BB	SO	LOB	BOTTOM				
Mark Bellhorn, S (1, 4) OBP: 0.378, SLG: 0.528	K					L8			G5-3	5	0	1	0	0	1	0					
Bill Mueller, S (1, 5) OBP: 0.347, SLG: 0.391										4	0	2	0	0	0	1					
Sammy Sosa, R (1, 9) OBP: 0.419, SLG: 0.643										3	0	1	0	1	0	1					
Moises Alou, R (1, 7) OBP: 0.322, SLG: 0.410										4	1	1	0	0	0	2					
Corey Patterson, L (1, 8) OBP: 0.303, SLG: 0.420										4	1	2	0	0	0	0					
Angel Echevarria, R (1, 3) OBP: 0.284, SLG: 0.404										3	1	0	0	1	1	2					
Alex Gonzalez, R (1, 6) OBP: 0.301, SLG: 0.421										4	1	2	1	0	1	4					
Joe Girardi, R (1, 2) OBP: 0.288, SLG: 0.316										4	0	1	2	0	1	2					
Matt Clement, R (1, 1) OBP: 0.143, SLG: 0.111										1	0	0	0	0	1	0					
Roosevelt Brown, L (5, PH) OBP: 0.273, SLG: 0.314										1	0	0	0	0	0	0					
Jeff Fassero, L (6, 1) ERA: 4.24										0	0	0	0	0	0	0					
Fred McGriff, L (6, PH) OBP: 0.330, SLG: 0.511										1	0	0	0	0	0	1					
Joe Borowski, R (7, 1) OBP: 0.320, SLG: 0.333										0	0	0	0	0	0	0					
Antonio Alfonseca, R (9, 1) OBP: 0.267, SLG: 0.287										0	0	0	0	0	0	0					
Chris Stynes, R (9, PH) OBP: 0.137, SLG: 0.380										1	0	0	0	0	0	0					
Inning Stats	R: 0 E: 0 K: 1 S: 15	H: 1 LOB: 1 BB: 1 P: 24	R: 0 E: 0 K: 0 S: 10	H: 1 LOB: 1 BB: 0 P: 14	R: 0 E: 0 K: 1 S: 8	H: 1 LOB: 1 BB: 0 P: 12	R: 1 E: 0 K: 2 S: 11	H: 2 LOB: 1 BB: 0 P: 16	R: 0 E: 0 K: 0 S: 7	H: 2 LOB: 2 BB: 0 P: 10	R: 2 E: 0 K: 0 S: 15	H: 2 LOB: 1 BB: 1 P: 24	R: 0 E: 0 K: 1 S: 4	H: 0 LOB: 0 BB: 0 P: 7	R: 0 E: 0 K: 1 S: 7	H: 0 LOB: 0 BB: 0 P: 10	R: 1 E: 0 K: 0 S: 8	H: 1 LOB: 0 BB: 0 P: 16	1B: 6 2B: 3 3B: 0 HR: 1	SF: 0 SAC: 0 DP: 1 HBP: 0	WP: 1 PA: 37 PB: 0 SB: 0 CS: 0
PITCHER	IP WLS BF H R ER SO BB IBB HBP BLK WP HR S P ERA WHIP																				
Pete Munro, R (1, 1) ERA: 2.86	5.0 W 21 7 1 1 4 1 0 0 0 0 0 1 51 76 1.80 1.600																				
Brandon Puffer, R (6, 1) ERA: 4.24	1.0 6 2 2 2 0 1 0 0 0 0 0 0 15 24 18.00 3.000																				
Ricky Stone, R (7, 1) ERA: 3.08	1.0 H 3 0 0 0 0 0 0 0 0 0 0 0 4 7 0.00 0.000																				
Octavio Dotel, R (8, 1) ERA: 2.03	1.0 H 3 0 0 0 1 0 0 0 0 0 0 0 7 10 0.00 0.000																				
Billy Wagner, L (9, 1) ERA: 3.1	1.0 S 4 1 1 1 0 0 0 0 0 0 0 0 8 16 9.00 1.000																				

Houston Astros @ Chicago Cubs
Wrigley Field, Chicago, IL
Tue Aug 13 2002, 1:20 PM CDT
Att: 29,641 - Overcast - 84 F

AB	35
R	4
H	10
RBI	3
BB	2
SO	5
LOB	13



Batter	1	2	3	4	5	6	7	8	9	AB	R	H	RBI	BB	SO	LOB	TOP																			
Jose Vizcaino, S (1, 6) OBP: 0.349, SLG: 0.387	2-1 FC3-6 1B		4-2 5 BB 17 WP 1B BB	1-3 K			1-1 L8			3	1	1	0	1	1	0	Houston Astros @ Chicago Cubs																			
Craig Biggio, R (1, 4) OBP: 0.343, SLG: 0.422	0-0 FC3-6 17 E 5 1B		0-3 K	1-1 G5-3			2-0 HR			4	2	1	1	0	1	2	Wrigley Field, Chicago, IL																			
17 Lance Berkman, S (1, 8) OBP: 0.405, SLG: 0.576	3-2 FC6-4 5 1B		4-1 1B 5 BB PB BB		1-3 K		3-2 F7			3	1	0	0	1	1	1	Wed Aug 14 2002, 1:20 PM CDT																			
5 Jeff Bagwell, R (1, 3) OBP: 0.397, SLG: 0.504	1-0 FC6-4 2H 1B		4-0 PB 1B BB		0-0 G6-3		2-0 L9			3	0	1	1	1	0	0	Att: 34,493 - Overcast - 79 F																			
Daryle Ward, L (1, 7) OBP: 0.327, SLG: 0.425	0-1 FC6-4 FC5-4		0-2 PB 1B		0-1 G3		0-0 G5-3			4	0	1	1	0	0	2																				
16 Jason Lane, R (8, 7) OBP: 0.333, SLG: 0.357	1-2 2-3 FC5-4		1-2 2-3 3H 1B							0	0	0	0	0	0	0																				
Richard Hidalgo, R (1, 9) OBP: 0.318, SLG: 0.409	3-1 FC5-4		3-3 K		0-1 G1-3		1-3 K			4	0	0	0	0	2	5																				
Geoff Blum, S (1, 5) OBP: 0.365, SLG: 0.444		1-1 G4-3	0-3 K		2-2 G4-3			0-0 F8		4	0	0	0	0	1	2	AB 33																			
Brad Ausmus, R (1, 2) OBP: 0.331, SLG: 0.373		2-2 G4-3	1-2 2-3 3H L9		0-1 G6-3			1-3 K		4	0	0	0	0	1	3	R 4																			
Wade Miller, R (1, 1) OBP: 0.195, SLG: 0.225		1-2 G1-6-3		0-3 K			0-3 K2-3		1-3 K	3	0	0	0	0	2	0	H 4																			
Pedro Borbon, R (8, 1)										0	0	0	0	0	0	0	RBI 3																			
Orlando Merced, S (9, PH)										1	0	0	0	0	1	0	BB 3																			
Ricky Stone, R (9, 1)										0	0	0	0	0	0	0	SO 10																			
Inning Stats	R: 1 E: 1 K: 0 S: 11	H: 2 LOB: 2 BB: 0 P: 20	R: 0 E: 0 K: 0 S: 8	H: 0 LOB: 0 BB: 0 P: 12	R: 2 E: 0 K: 3 S: 23	H: 1 LOB: 3 BB: 3 P: 41	R: 0 E: 0 K: 2 S: 10	H: 0 LOB: 0 BB: 0 P: 12	R: 0 E: 0 K: 1 S: 6	H: 0 LOB: 0 BB: 0 P: 7	R: 0 E: 0 K: 0 S: 7	H: 0 LOB: 0 BB: 0 P: 9	R: 1 E: 0 K: 1 S: 9	H: 1 LOB: 0 BB: 0 P: 15	R: 0 E: 0 K: 1 S: 5	H: 0 LOB: 0 BB: 0 P: 8	R: 0 E: 0 K: 2 S: 8	H: 0 LOB: 0 BB: 0 P: 10	1B: 3 2B: 0 3B: 0 HR: 1	SF: 0 SAC: 0 DP: 0 HBP: 0	WP: 1 PB: 1 SB: 0 CS: 0	PA: 36														
PITCHER	IP	WLS	BF	H	R	ER	SO	BB	IBB	HBP	BLK	WP	HR	S	P	ERA	WHIP	PITCHER	IP	WLS	BF	H	R	ER	SO	BB	IBB	HBP	BLK	WP	HR	S	P	ERA	WHIP	
38 Carlos Zambrano, R (1, 1) ERA: 3.19	7.0	L	30	4	4	2	7	3	0	0	0	1	1	74	116	2.57	1.000																			
Tom Gordon, R (8, 1) ERA: 4.5	1.0		3	0	0	0	1	0	0	0	0	0	0	5	8	0.00	0.000																			
Kyle Farnsworth, R (9, 1) ERA: 6.61	1.0	S	3	0	0	0	2	0	0	0	0	0	0	8	10	0.00	0.000																			

Batter	1	2	3	4	5	6	7	8	9	AB	R	H	RBI	BB	SO	LOB	BOTTOM																			
Mark Bellhorn, S (1, 4) OBP: 0.375, SLG: 0.522	1-1 F2		2-3 K			2-3 K		0-0 BB 1B	1-3 K	5	1	1	0	0	3	2	Houston Astros @ Chicago Cubs																			
Bill Mueller, S (1, 5) OBP: 0.352, SLG: 0.392	4-2 G3-1 1B BB		1-1 G4-3			3-1 G6-4-3 1B		4-1 1B BB	1-2 2-3 BB	2	0	1	0	2	0	0	Wrigley Field, Chicago, IL																			
Sammy Sosa, R (1, 9) OBP: 0.419, SLG: 0.642	1-0 G3-1 1B			0-3 K		3-1 G6-4-3		1-1 1B	1-2 2-3 3H 1B	4	0	2	2	0	1	1	Wed Aug 14 2002, 1:20 PM CDT																			
Fred McGriff, L (1, 3) OBP: 0.347, SLG: 0.506	0-2 G3-1		1-3 K			1-3 K		1-3 K	1-2 2-3 K	4	0	0	0	0	3	4	Att: 34,493 - Overcast - 79 F																			
Moises Alou, R (1, 7) OBP: 0.324, SLG: 0.410	0-1 G6-3		4-0 BB		1-1 K		1-1 G4-6-3 1B		2-2 F2	3	0	1	0	1	0	2																				
Corey Patterson, L (1, 8) OBP: 0.300, SLG: 0.417		2-2 G4-3		0-1 G3		1-1 G4-6-3		1-1 K	0-3 K	4	0	0	0	0	1	2																				
Alex Gonzalez, R (1, 6) OBP: 0.300, SLG: 0.419		0-0 G6-3			0-0 G6-3			1-1 G1-3	0-1 WP 1B	4	1	1	0	0	0	0	AB 32																			
Joe Girardi, R (1, 2) OBP: 0.283, SLG: 0.311		1-0 P4			1-1 G6-3			1-2 F9	4-0 1B	3	0	0	0	0	0	0	R 3																			
Chris Stynes, R (9, PH) OBP: 0.321, SLG: 0.386									1-2 BB	0	0	0	0	1	0	0	RBI 3																			
38 Carlos Zambrano, S (1, 1) ERA: 3.19				0-3 K		0-0 G6-3		4-2 BB 1B BB	0-1 1B	2	0	0	0	0	1	0	BB 5																			
Tom Gordon, R (8, 1) ERA: 4.06										0	0	0	0	0	0	0	SO 9																			
Roosevelt Brown, L (8, PH) OBP: 0.277, SLG: 0.314										0	1	0	0	1	0	0	LOB 11																			
Kyle Farnsworth, R (9, 1) ERA: 4.97										0	0	0	0	0	0	0																				
Angel Echevarria, R (9, PH) OBP: 0.308, SLG: 0.417									1-3 2H 1B	1	0	1	1	0	0	0																				
Inning Stats	R: 0 E: 0 K: 0 S: 11	H: 1 LOB: 2 BB: 1 P: 17	R: 0 E: 0 K: 0 S: 5	H: 0 LOB: 0 BB: 0 P: 8	R: 0 E: 0 K: 2 S: 9	H: 0 LOB: 0 BB: 0 P: 12	R: 0 E: 0 K: 2 S: 8	H: 0 LOB: 1 BB: 1 P: 13	R: 0 E: 0 K: 1 S: 4	H: 0 LOB: 0 BB: 0 P: 5	R: 0 E: 0 K: 1 S: 8	H: 1 LOB: 0 BB: 0 P: 16	R: 0 E: 0 K: 1 S: 7	H: 1 LOB: 0 BB: 0 P: 10	R: 2 E: 0 K: 1 S: 14	H: 2 LOB: 2 BB: 2 P: 27	R: 1 E: 0 K: 2 S: 14	H: 2 LOB: 2 BB: 1 P: 21	1B: 7 2B: 0 3B: 0 HR: 0	SF: 0 SAC: 0 DP: 2 HBP: 0	WP: 1 PB: 0 SB: 0 CS: 0	PA: 37														
PITCHER	IP	WLS	BF	H	R	ER	SO	BB	IBB	HBP	BLK	WP	HR	S	P	ERA	WHIP	PITCHER	IP	WLS	BF	H	R	ER	SO	BB	IBB	HBP	BLK	WP	HR	S	P	ERA	WHIP	
Wade Miller, R (1, 1) ERA: 4.06	7.2	W	30	5	2	2	6	4	0	0	0	0	0	63	103	2.35	1.174																			
Pedro Borbon, L (8, 1) ERA: 4.97	0.1	H	1	0	0	0	1	0	0	0	0	0	0	3	5	0.00	0.000																			
Ricky Stone, R (9, 1) ERA: 3.18	1.0	S	6	2	1	1	2	1	0	0	0	1	0	14	21	9.00	3.000																			

Houston Astros @ Chicago Cubs
Wrigley Field, Chicago, IL
Wed Aug 14 2002, 1:20 PM CDT
Att: 34,493 - Overcast - 79 F

livebaseballscorecards.com



Batter	1	2	3	4	5	6	7	8	9	AB	R	H	RBI	BB	SO	LOB	TOP																
Orlando Merced, S OBP: 0.370, SLG: 0.483	F9	K			E6 5 HR		F8		FC6-4 1B	5	1	1	1	0	1	2	Houston Astros @ Chicago Cubs Wrigley Field, Chicago, IL Thu Aug 15 2002, 1:20 PM CDT Att: 37,836 - Sunny - 86 F																
Craig Biggio, R OBP: 0.344, SLG: 0.423	2B	K			F8		BB 5 BB 17 S		FC6-4 5 DI 1-2f	4	0	1	0	1	1	4																	
17 Lance Berkman, S OBP: 0.405, SLG: 0.572	HBP		K		K		IBB 5 BB		K	3	0	0	0	1	3	2																	
5 Jeff Bagwell, R OBP: 0.399, SLG: 0.510	F5		K		K		BB			3	1	1	2	2	1	2																	
Geoff Blum, S OBP: 0.359, SLG: 0.435	K		K		K		BB		L7	5	0	0	0	0	4	7																	
Richard Hidalgo, R OBP: 0.317, SLG: 0.412					K					4	1	1	0	0	2	0																	
Brad Ausmus, R OBP: 0.332, SLG: 0.372		3B								3	0	1	1	1	1	0																	
28 Adam Everett, R OBP: 0.309, SLG: 0.234 Jose Vizcaino, S OBP: 0.345, SLG: 0.385	1B				BB					3	0	1	0	0	1	1																	
28 Adam Everett, R OBP: 0.309, SLG: 0.234 Jose Vizcaino, S OBP: 0.345, SLG: 0.385	2B				P4					1	0	0	0	0	0	0																	
Kirk Saarloos, R OBP: 0.311, SLG: 0.167 Brandon Puffer, R OBP: 0.311, SLG: 0.167 Jim Mann, R OBP: 0.311, SLG: 0.167 Alan Zinter, S OBP: 0.179, SLG: 0.357	K				K				1B 2B	3	0	0	0	0	3	3																	
Inning Stats	R: 0 E: 0 K: 1 S: 11	H: 1 LOB: 2 BB: 0 P: 16	R: 1 E: 0 K: 3 S: 17	H: 3 LOB: 2 BB: 0 P: 23	R: 0 E: 0 K: 3 S: 10	H: 0 LOB: 1 BB: 0 P: 15	R: 0 E: 0 K: 2 S: 10	H: 0 LOB: 1 BB: 1 P: 17	R: 2 E: 1 K: 2 S: 14	H: 1 LOB: 0 BB: 0 P: 24	R: 0 E: 0 K: 1 S: 7	H: 0 LOB: 0 BB: 0 P: 10	R: 0 E: 0 K: 2 S: 10	H: 0 LOB: 3 BB: 3 P: 29	R: 0 E: 0 K: 2 S: 13	H: 0 LOB: 0 BB: 0 P: 18	R: 1 E: 0 K: 1 S: 12	H: 2 LOB: 2 BB: 1 P: 19	1B: 2 2B: 3 3B: 1 HR: 1	SF: 0 SAC: 0 DP: 0 HBP: 1	WP: 0 PB: 0 SB: 2 CS: 0	PA: 41											
PITCHER	IP WLS BF H R ER SO BB IBB HBP BLK WP HR S P ERA WHIP																																
22 Mark Prior, R ERA: 3.15	6.0	26	5	3	1	12	1	0	1	0	0	0	1	69	105	1.50	1.000																
Kyle Farnsworth, R ERA: 6.47	0.2	5	0	0	0	1	2	1	0	0	0	0	0	7	23	0.00	3.000																
Jeff Fassero, L ERA: 6.27	0.1	W	1	0	0	0	1	0	0	0	0	0	0	3	6	0.00	0.000																
Joe Borowski, R ERA: 2.41	1.0	H	3	0	0	0	2	0	0	0	0	0	0	13	18	0.00	0.000																
Antonio Alfonseca, R ERA: 4.31	1.0	S	6	2	1	1	1	1	0	0	0	0	0	12	19	9.00	3.000																

AB	35
R	4
H	7
RBI	4
BB	5
SO	17
LOB	21



Batter	1	2	3	4	5	6	7	8	9	AB	R	H	RBI	BB	SO	LOB	BOTTOM															
Mark Bellhorn, S OBP: 0.377, SLG: 0.530	HBP		G4-3		K					3	1	1	1	0	1	0	Houston Astros @ Chicago Cubs Wrigley Field, Chicago, IL Thu Aug 15 2002, 1:20 PM CDT Att: 37,836 - Sunny - 86 F															
Bill Mueller, S OBP: 0.348, SLG: 0.387	G1-6-3		K		G4-3		G3			4	0	0	0	0	1	1																
Sammy Sosa, R OBP: 0.422, SLG: 0.649	1B									3	2	2	1	1	1	0																
Fred McGriff, L OBP: 0.349, SLG: 0.513	1B				BB					4	1	2	1	0	0	1																
Moises Alou, R OBP: 0.326, SLG: 0.419	1B									4	1	2	2	0	1	0																
Roosevelt Brown, L OBP: 0.252, SLG: 0.330 Kyle Farnsworth, R ERA: 6.47 Jeff Fassero, L ERA: 6.27 Joe Borowski, R ERA: 2.41 Chad Hermanson, R OBP: 0.275, SLG: 0.370 Antonio Alfonseca, R OBP: 0.167, SLG: 0.667	F9									3	0	0	0	0	1	2																
Alex Gonzalez, R OBP: 0.300, SLG: 0.417										4	0	1	0	0	1	0																
Todd Hundley, S OBP: 0.267, SLG: 0.364 Joe Girardi, R OBP: 0.282, SLG: 0.309	G3									3	0	0	0	0	0	0																
22 Mark Prior, R OBP: 0.226, SLG: 0.333 Corey Patterson, L OBP: 0.302, SLG: 0.425	G4-3									2	0	0	0	0	1	0																
Inning Stats	R: 1 E: 0 K: 0 S: 10	H: 3 LOB: 0 BB: 0 P: 15	R: 0 E: 0 K: 0 S: 6	H: 0 LOB: 0 BB: 0 P: 10	R: 0 E: 0 K: 1 S: 7	H: 0 LOB: 1 BB: 1 P: 14	R: 1 E: 0 K: 0 S: 6	H: 1 LOB: 0 BB: 0 P: 6	R: 0 E: 0 K: 2 S: 9	H: 0 LOB: 0 BB: 0 P: 13	R: 1 E: 0 K: 3 S: 14	H: 1 LOB: 0 BB: 0 P: 19	R: 2 E: 0 K: 1 S: 10	H: 2 LOB: 0 BB: 0 P: 12	R: 1 E: 0 K: 1 S: 17	H: 3 LOB: 2 BB: 0 P: 24		1B: 5 2B: 0 3B: 0 HR: 5	SF: 0 SAC: 0 DP: 1 HBP: 1	WP: 0 PB: 0 SB: 0 CS: 0	PA: 35											
PITCHER	IP WLS BF H R ER SO BB IBB HBP BLK WP HR S P ERA WHIP																															
Kirk Saarloos, R ERA: 6.13	7.0	L	29	7	5	7	1	0	1	0	0	4	62	18	6.43	1.143																
Brandon Puffer, R ERA: 4.35	0.2	5	3	1	1	0	0	0	0	0	0	1	14	18	13.50	4.500																
Jim Mann, R ERA: 3.6	0.1	1	0	0	0	1	0	0	0	0	0	3	6	0.00	0.000																	


AB	33
R	6
H	10
RBI	6
BB	1
SO	8
LOB	6




Batter	1	2	3	4	5	6	7	8	9	AB R H RBI BB SO LOB	TOP											
Tony Womack, L (1, 6) OBP: 0.313, SLG: 0.334	G6-3			E2 L9 SF9 1B		E6 G6-3			K	4 1 1 0 0 1 0	Arizona Diamondbacks @ Chicago Cubs Wrigley Field, Chicago, IL Fri Aug 16 2002, 2:20 PM CDT Att: 39,188 - Overcast - 79 F											
Quinton McCracken, S (1, 9) OBP: 0.385, SLG: 0.502	CS 1B			L9		G6-3			G6-3	4 0 1 0 0 0 2												
Junior Spivey, R (1, 4) OBP: 0.407, SLG: 0.518	F7			SF9		K			K BB 1B	3 0 1 1 0 1 2												
Greg Colbrunn, R (1, 3) OBP: 0.368, SLG: 0.587	CS			G5-3						3 0 0 0 0 0 0												
Mark Grace, L (8, 3) OBP: 0.347, SLG: 0.386	1-2	F9					L9			0 0 0 0 1 0 0												
Matt Williams, R (1, 5) OBP: 0.327, SLG: 0.440		K			E WP 2B					4 1 2 0 0 1 2												
Steve Finley, L (1, 8) OBP: 0.383, SLG: 0.489		F9			E9 WP		L9			3 0 0 0 0 0 1												
Damian Miller, R (1, 2) OBP: 0.347, SLG: 0.450				K						3 0 1 0 0 1 1												
David Dellucci, L (1, 7) OBP: 0.317, SLG: 0.442				G6-3						3 0 0 0 0 1 1												
Curt Schilling, R (1, 1) OBP: 0.243, SLG: 0.209				G5-3						3 0 0 0 0 1 0												
Byung-Hyun Kim, R (9, 1) OBP: 1.000, SLG: 1.000						G5-3				0 0 0 0 0 0 0												
Inning Stats	R: 0 E: 0 K: 0 S: 11	H: 1 LOB: 0 BB: 0 P: 19	R: 0 E: 0 K: 1 S: 6	H: 0 LOB: 0 BB: 0 P: 11	R: 0 E: 0 K: 1 S: 7	H: 0 LOB: 0 BB: 0 P: 11	R: 1 E: 1 K: 0 S: 10	H: 1 LOB: 0 BB: 0 P: 14	R: 1 E: 1 K: 1 S: 9	H: 1 LOB: 0 BB: 0 P: 16	R: 0 E: 1 K: 1 S: 14	H: 0 LOB: 1 BB: 0 P: 22	R: 0 E: 0 K: 0 S: 9	H: 1 LOB: 0 BB: 0 P: 11	R: 0 E: 0 K: 1 S: 8	H: 1 LOB: 0 BB: 0 P: 11	R: 0 E: 0 K: 1 S: 10	H: 1 LOB: 2 BB: 1 P: 21	1B: 5 2B: 1 3B: 0 HR: 0	SF: 1 SAC: 0 DP: 1 HBP: 0	WP: 1 PB: 0 SB: 0 CS: 1	PA: 33
PITCHER	IP WLS BF H R ER SO BB IBB HBP BLK WP HR S P ERA WHIP											IP WLS BF H R ER SO BB IBB HBP BLK WP HR S P ERA WHIP										
39 Steve Smyth, L (1, 1) ERA: 6.6	6.0 L 21 3 2 1 4 0 0 0 0 0 0 0 57 93 1.50 0.500																					
Tom Gordon, R (7, 1) ERA: 4.05	2.0 6 2 0 0 1 0 0 0 0 0 0 0 17 22 0.00 1.000																					
Jeff Fassero, L (9, 1) ERA: 6.19	0.2 2 0 0 0 1 0 0 0 0 0 0 0 6 11 0.00 0.000																					
Francis Beltran, R (9, 1) ERA: 6.75	0.1 3 1 0 0 0 1 0 0 0 0 0 0 4 10 0.00 6.000																					

Batter	1	2	3	4	5	6	7	8	9	AB R H RBI BB SO LOB	BOTTOM											
Chris Stynes, R (1, 4) OBP: 0.319, SLG: 0.382	K			CS 1B		G6-3			L7	4 0 1 0 0 1 0	Arizona Diamondbacks @ Chicago Cubs Wrigley Field, Chicago, IL Fri Aug 16 2002, 2:20 PM CDT Att: 39,188 - Overcast - 79 F											
Bill Mueller, S (1, 5) OBP: 0.347, SLG: 0.385	K			FC6-4 1B		F8			K	4 0 1 0 0 2 0												
Sammy Sosa, R (1, 9) OBP: 0.421, SLG: 0.652	K			FC6-4		K			HR	4 1 1 1 0 2 1												
Fred McGriff, L (1, 3) OBP: 0.348, SLG: 0.511										4 0 1 0 0 1 0												
Roosevelt Brown, L (9, PR) OBP: 0.272, SLG: 0.398		F7			L7				1B 1B	0 0 0 0 0 0 0												
Moises Alou, R (1, 7) OBP: 0.327, SLG: 0.420		1B 1B			K					4 0 2 0 0 1 0												
Corey Patterson, L (1, 8) OBP: 0.299, SLG: 0.421		K			K				1B	4 0 0 0 0 2 3												
Alex Gonzalez, R (1, 6) OBP: 0.300, SLG: 0.417										3 0 1 0 0 0 0												
Joe Girardi, R (1, 2) OBP: 0.277, SLG: 0.303										3 0 0 0 0 1 2												
39 Steve Smyth, L (1, 1) OBP: 0.167, SLG: 0.167										2 0 0 0 0 1 0												
Tom Gordon, R (7, 1) ERA: 2.69										0 0 0 0 0 0 0												
Chad Hermansen, R (8, PH) OBP: 0.274, SLG: 0.377										1 0 0 0 0 1 0												
Jeff Fassero, L (9, 1) ERA: 2.31										0 0 0 0 0 0 0												
Francis Beltran, R (9, 1)										0 0 0 0 0 0 0												
Inning Stats	R: 0 E: 0 K: 3 S: 11	H: 0 LOB: 0 BB: 0 P: 13	R: 0 E: 0 K: 1 S: 16	H: 2 LOB: 2 BB: 0 P: 20	R: 0 E: 0 K: 1 S: 13	H: 2 LOB: 1 BB: 0 P: 19	R: 0 E: 0 K: 2 S: 11	H: 0 LOB: 0 BB: 0 P: 15	R: 0 E: 0 K: 0 S: 5	H: 0 LOB: 0 BB: 0 P: 8	R: 0 E: 0 K: 1 S: 10	H: 0 LOB: 0 BB: 0 P: 16	R: 0 E: 0 K: 1 S: 7	H: 0 LOB: 0 BB: 0 P: 9	R: 0 E: 0 K: 2 S: 7	H: 0 LOB: 0 BB: 0 P: 8	R: 1 E: 0 K: 1 S: 11	H: 3 LOB: 2 BB: 0 P: 13	1B: 6 2B: 0 3B: 0 HR: 1	SF: 0 SAC: 0 DP: 0 HBP: 0	WP: 0 PB: 0 SB: 0 CS: 1	PA: 33
PITCHER	IP WLS BF H R ER SO BB IBB HBP BLK WP HR S P ERA WHIP											IP WLS BF H R ER SO BB IBB HBP BLK WP HR S P ERA WHIP										
Curt Schilling, R (1, 1) ERA: 2.69	8.2 W 31 6 1 1 12 0 0 0 0 0 0 0 88 118 1.04 0.692																					
Byung-Hyun Kim, R (9, 1) ERA: 2.31	0.1 S 2 1 0 0 0 0 0 0 0 0 0 0 3 3 0.00 3.000																					



Batter	1	2	3	4	5	6	7	8	9	AB	R	H	RBI	BB	SO	LOB	TOP																					
Tony Womack, L (1, 6) OBP: 0.314, SLG: 0.335	2-2 CS 1B		0-1 SH1-3 2H 1B		0-2 G5-3 1-2		2-1 F8		2-1 G3	5	0	2	1	0	0	2	<p>Arizona Diamondbacks @ Chicago Cubs Wrigley Field, Chicago, IL</p> <p>Sat Aug 17 2002, 12:05 PM CDT Att: 38,728 - Overcast - 78 F</p> <p>livebaseballscores.com</p> <p>AB 36 R 6 H 11 RBI 6 BB 5 SO 7 LOB 22</p> 																					
Quinton McCracken, S (1, 9) OBP: 0.387, SLG: 0.502	2-0 L7		0-0 SH1-3 1-2		1-0 L7		0-0 FC6-4 1-3 1B		0-0 F HR 1B	4	1	2	0	0	0	2																						
Junior Spivey, R (1, 4) OBP: 0.405, SLG: 0.514	1-3 K		1-3 K			0-0 G6-3	0-0 FC6-4 1-2		1-2 HR 1B	5	1	1	0	0	2	4																						
Steve Finley, L (1, 8) OBP: 0.362, SLG: 0.484	0-1 CS 1-2	1-0 G1-3	1-0 F7			3-2 G4-3		4-0 BB BB	2-0 E6 1-2 HR 1B	4	1	0	0	1	0	3																						
Erubiel Durazo, L (1, 3) OBP: 0.411, SLG: 0.662		1-3 K		4-2 G6-4-3 BB		3-1 FC6-4 1B		4-2 BB BB	0-0 HR 1H 2H 3H	3	1	2	4	2	1	0																						
Matt Williams, R (1, 5) OBP: 0.321, SLG: 0.421		4-2 1B BB		1-0 G6-4-3 1-2		0-0 FC6-4 1-2		0-3 K	0-2 F8	4	0	0	0	1	1	4																						
David Dellucci, L (1, 7) OBP: 0.316, SLG: 0.437		1-1 1B		2-1 G3-1			1-1 G6-3	0-1 F8		4	0	1	0	0	0	2																						
Rod Barajas, R (1, 2) OBP: 0.279, SLG: 0.333		1-3 K			4-2 G5-3 BB		0-2 1B 2B	1-0 G4-3		2	1	1	0	1	1	2																						
Mark Grace, L (8, PH) OBP: 0.346, SLG: 0.384										1	0	0	0	0	0	2																						
Chad Moeller, R (8, 2) OBP: 0.308, SLG: 0.279										0	0	0	0	0	0	0																						
Miguel Batista, R (1, 1) OBP: 0.266, SLG: 0.351			0-0 1B 2B			3-3 K		2-1 1B 2H	3-3 K	2	1	1	0	0	1	1																						
Jay Bell, R (7, PH) OBP: 0.208, SLG: 0.500										1	0	1	1	0	0	0																						
Mike Koplove, R (7, 1) OBP: 0.276, SLG: 0.306										0	0	0	0	0	0	0																						
Greg Swindell, L (7, 1) OBP: 0.276, SLG: 0.306										0	0	0	0	0	0	0																						
Mike Fetters, R (8, 1) OBP: 0.272, SLG: 0.373										1	0	0	0	0	0	0																						
Mike Fetters, R (8, PH) OBP: 0.272, SLG: 0.373										1	0	0	0	0	0	0																						
Byung-Hyun Kim, R (9, PH) OBP: 1.000, SLG: 1.000										0	0	0	0	0	0	0																						
Inning Stats	R: 0 E: 0 K: 1 S: 10	H: 1 LOB: 0 BB: 0 P: 15	R: 0 E: 0 K: 2 S: 13	H: 1 LOB: 2 BB: 1 P: 21	R: 1 E: 0 K: 1 S: 9	H: 2 LOB: 1 BB: 0 P: 11	R: 0 E: 0 K: 0 S: 5	H: 0 LOB: 0 BB: 1 P: 12	R: 0 E: 0 K: 1 S: 9	H: 0 LOB: 1 BB: 1 P: 17	R: 0 E: 0 K: 0 S: 7	H: 1 LOB: 1 BB: 0 P: 13	R: 1 E: 0 K: 0 S: 12	H: 3 LOB: 2 BB: 0 P: 17	R: 0 E: 0 K: 1 S: 8	H: 0 LOB: 2 BB: 2 P: 17	R: 4 E: 1 K: 1 S: 14	H: 3 LOB: 0 BB: 0 P: 22	1B: 8 2B: 2 3B: 0 HR: 1	SF: 0 SAC: 1 DP: 1 HBP: 0	WP: 0 PB: 0 SB: 0 CS: 1	PA: 43																
PITCHER	IP WLS BF H R ER SO BB IBB HBP BLK WP HR S P ERA WHIP																																					
34 Kerry Wood, R (1, 1) ERA: 3.91	6.0		24	5	1	1	5	3	0	0	0	0	0	0	0	53	89	1.50	1.333																			
Joe Borowski, R (7, 1) ERA: 2.5	1.0	B	6	3	1	1	0	0	0	0	0	0	0	0	0	12	17	9.00	3.000																			
Jeff Fassero, L (8, 1) ERA: 6.19	0.0		2	0	0	0	0	2	0	0	0	0	0	0	2	10																						
Kyle Farnsworth, R (8, 1) ERA: 6.09	2.0	L	10	3	4	0	2	0	0	0	0	0	0	1	20	29	0.00	1.500																				

Batter	1	2	3	4	5	6	7	8	9	AB	R	H	RBI	BB	SO	LOB	BOTTOM																				
Mark Bellhorn, S (1, 4) OBP: 0.380, SLG: 0.528	2-1 2B 1B	1-2 F2			1-0 F7		4-1 BB		4-2 BB	3	1	1	0	2	0	2	<p>Arizona Diamondbacks @ Chicago Cubs Wrigley Field, Chicago, IL</p> <p>Sat Aug 17 2002, 12:05 PM CDT Att: 38,728 - Overcast - 78 F</p> <p>livebaseballscores.com</p> <p>AB 33 R 2 H 10 RBI 2 BB 4 SO 7 LOB 11</p> 																				
Bill Mueller, S (1, 5) OBP: 0.347, SLG: 0.386	3-1 HR 1H 2B		0-1 L9		4-2 BB 1-2		3-2 P4		0-0 G4-3	4	0	1	1	1	0	5																					
Sammy Sosa, R (1, 9) OBP: 0.419, SLG: 0.655	3-2 2B HR		2-2 G4-3		3-2 G1-3			2-3 K		4	1	1	1	0	1	2																					
Fred McGriff, L (1, 3) OBP: 0.345, SLG: 0.506	1-3 K		0-0 G6-3			2-1 L7		1-3 K		4	0	0	0	0	2	0																					
Moises Alou, R (1, 7) OBP: 0.327, SLG: 0.418	0-0 1B			0-0 F8		1-0 G1-3		1-0 G3-1		4	0	1	0	0	0	0																					
Corey Patterson, L (1, 8) OBP: 0.297, SLG: 0.417	0-0 G3			1-3 K		2-3 K			0-3 K	4	0	0	0	0	3	1																					
Alex Gonzalez, R (1, 6) OBP: 0.302, SLG: 0.418		1-2 L6		1-3 K			1-1 F8 SH2-3 1B		1-1 1B 1B	4	0	2	0	0	1	0																					
Todd Hundley, S (1, 2) OBP: 0.272, SLG: 0.373		3-1 34 1B 2B			2-1 F7		2-0 SH2-3		1-2 1B 1B	3	0	2	0	0	0	0																					
Joe Girardi, R (9, PR) OBP: 0.277, SLG: 0.303							1-2 1B 1B		1-2 1B	0	0	0	0	0	0	0																					
34 Kerry Wood, R (1, 1) ERA: 3.91			0-0 1B 2B			4-1 BB		1-1 F8	2-3 1B 1B	1	0	1	0	1	0	0																					
Joe Borowski, R (7, 1) ERA: 2.5										0	0	0	0	0	0	0																					
Rooswell Brown, L (7, PH) OBP: 0.276, SLG: 0.306										1	0	0	0	0	0	1																					
Jeff Fassero, L (8, 1) ERA: 6.19										0	0	0	0	0	0	0																					
Kyle Farnsworth, R (8, 1) ERA: 6.09										1	0	1	0	0	0	0																					
Chris Stynes, R (9, PH) OBP: 1.000, SLG: 1.000										1	0	1	0	0	0	0																					
Inning Stats	R: 2 E: 0 K: 1 S: 13	H: 4 LOB: 1 BB: 0 P: 22	R: 0 E: 0 K: 0 S: 10	H: 2 LOB: 0 BB: 0 P: 15	R: 0 E: 0 K: 0 S: 6	H: 0 LOB: 0 BB: 0 P: 8	R: 0 E: 0 K: 2 S: 7	H: 0 LOB: 0 BB: 0 P: 9	R: 0 E: 0 K: 0 S: 10	H: 0 LOB: 2 BB: 2 P: 24	R: 0 E: 0 K: 1 S: 6	H: 0 LOB: 0 BB: 0 P: 11	R: 0 E: 0 K: 0 S: 10	H: 1 LOB: 2 BB: 1 P: 21	R: 0 E: 0 K: 2 S: 12	H: 0 LOB: 0 BB: 0 P: 16	R: 0 E: 0 K: 1 S: 14	H: 3 LOB: 3 BB: 1 P: 21	1B: 7 2B: 2 3B: 0 HR: 1	SF: 0 SAC: 1 DP: 0 HBP: 0	WP: 0 PB: 0 SB: 0 CS: 0	PA: 38															
PITCHER	IP WLS BF H R ER SO BB IBB HBP BLK WP HR S P ERA WHIP																																				
Miguel Batista, R (1, 1) ERA: 4.08	6.0		24	6	2	2	4	2	0	0	0	0	0	0	6	14	0.00	3.000																			
Mike Koplove, R (7, 1) ERA: 2.09	0.2		4	1	0	0	0	1	0	0	0	0	0	0	6	14	0.00	3.000																			
Greg Swindell, L (7, 1) ERA: 4.71	0.1		1	0	0	0	0	0	0	0	0	0	0	0	4	7	0.00	0.000																			
Mike Fetters, R (8, 1) ERA: 2.72	1.0	W	3	0	0	0	2	0	0	0	0	0	0	12	16	0.00	0.000																				
Byung-Hyun Kim, R (9, 1) ERA: 2.27	1.0		6	3	0	0	1	1	0	0	0	0	0	14	21	0.00	4.000																				

Batter	1	2	3	4	5	6	7	8	9	AB	R	H	RBI	BB	SO	LOB	TOP					
Tony Womack, L OBP: 0.315, SLG: 0.338 (1, 6)	G1-3	E4		K						5	0	2	0	0	1	2	Arizona Diamondbacks @ Chicago Cubs Wrigley Field, Chicago, IL Sun Aug 18 2002, 1:20 PM CDT Att: 38,540 - Sunny - 72 F					
Quinton McCracken, S OBP: 0.384, SLG: 0.694 (1, 9)	BB E HBP BB	L7			K	K		G1-2-3		4	1	0	0	1	2	7						
Junior Spivey, R OBP: 0.405, SLG: 0.511 (1, 4)	E BB HBP	K				L8			G4-3	4	0	1	0	0	1	4						
Steve Finley, L OBP: 0.362, SLG: 0.480 (1, 8)	E BB		G3-1		L7		K		G5-4-3 BB	3	0	0	0	2	1	1						
Jay Bell, R OBP: 0.290, SLG: 0.444 (1, 5)	E6		K				K		G5-4-3	5	0	1	1	0	2	3						
Mark Grace, L OBP: 0.341, SLG: 0.378 (1, 3)	K		G3		K		L8			4	0	0	0	0	2	5						
Damian Miller, R OBP: 0.349, SLG: 0.461 (1, 2)	G6-3			K				1B BB G1-2-3 BB		3	1	1	1	1	1	3						
David Dellucci, L OBP: 0.314, SLG: 0.429 (1, 7)		K			E4 2B			K		3	0	0	0	1	2	1						
Rick Helling, R OBP: 0.225, SLG: 0.061 (1, 1)										2	0	0	0	0	2	2						
Erubiel Durazo, L OBP: 0.415, SLG: 0.662 (8, PH)										0	0	0	0	1	0	0						
Mike Fetters, R (8, 1)										0	0	0	0	0	0	0						
Mike Myers, L (8, 1)										0	0	0	0	0	0	0						
Matt Mantei, R (9, 1)										0	0	0	0	0	0	0						
Inning Stats	R: 1 E: 1 K: 1 S: 16	H: 0 LOB: 3 BB: 2 P: 29	R: 0 E: 1 K: 2 S: 11	H: 0 LOB: 2 BB: 0 P: 18	R: 0 E: 0 K: 1 S: 7	H: 0 LOB: 0 BB: 0 P: 12	R: 0 E: 0 K: 3 S: 9	H: 0 LOB: 1 BB: 1 P: 17	R: 0 E: 0 K: 2 S: 18	H: 2 LOB: 2 BB: 0 P: 27	R: 1 E: 1 K: 2 S: 17	H: 2 LOB: 2 BB: 0 P: 26	R: 0 E: 0 K: 2 S: 7	H: 0 LOB: 0 BB: 0 P: 12	R: 0 E: 0 K: 1 S: 14	H: 1 LOB: 2 BB: 2 P: 25	R: 0 E: 0 K: 0 S: 7	H: 0 LOB: 0 BB: 1 P: 11	1B: 3 2B: 1 3B: 0 HR: 1	SF: 0 SAC: 0 DP: 2 HBP: 2	WP: 0 PB: 0 SB: 0 CS: 0	PA: 41
PITCHER	IP WLS BF H R ER SO BB IBB HBP BLK WP HR S P ERA WHIP																					
Matt Clement, R ERA: 3.69 (1, 1)	5.1 28 4 2 2 10 3 0 2 0 0 0 0 73 121 3.38 1.312																					
Tom Gordon, R ERA: 3.74 (8, 1)	1.2 5 0 0 0 3 0 0 0 0 0 0 0 12 20 0.00 0.000																					
Joe Borowski, R ERA: 2.47 (8, 1)	1.0 5 1 0 0 1 2 0 0 0 0 0 0 14 25 0.00 3.000																					
Antonio Alfonseca, R ERA: 4.23 (9, 1)	1.0 W 3 0 0 0 0 1 0 0 0 0 0 0 7 11 0.00 1.000																					

Batter	1	2	3	4	5	6	7	8	9	AB	R	H	RBI	BB	SO	LOB	BOTTOM					
Mark Bellhorn, S OBP: 0.380, SLG: 0.530 (1, 4)	1B 2B		K					G6-3		3	1	1	0	0	2	1	Arizona Diamondbacks @ Chicago Cubs Wrigley Field, Chicago, IL Sun Aug 18 2002, 1:20 PM CDT Att: 38,540 - Sunny - 72 F					
Chris Stynes, R OBP: 0.321, SLG: 0.384 (7, 4)										1	0	0	0	0	0	0						
Bill Mueller, S OBP: 0.349, SLG: 0.389 (1, 5)	G6-3		K					2B		3	1	1	0	1	1	1						
Sammy Sosa, R OBP: 0.417, SLG: 0.651 (1, 9)										3	0	0	0	0	2	2						
Chad Hermansen, R OBP: 0.277, SLG: 0.377 (7, 9)	K		K				F3	1B BB		0	0	0	0	1	0	0						
Fred McGriff, L OBP: 0.344, SLG: 0.505 (1, 3)	2H 1B			K			L8	SF8		3	0	1	2	0	1	1						
Moises Alou, R OBP: 0.326, SLG: 0.416 (1, 7)	P4			F8			F8	FC6-4 1B		4	0	1	0	0	0	2						
Corey Patterson, L OBP: 0.296, SLG: 0.416 (1, 8)				F9			G3	FC6-4		4	0	1	0	0	0	2						
Alex Gonzalez, R OBP: 0.304, SLG: 0.418 (1, 6)	G6-3						L7	1B		4	1	2	0	0	0	1						
Joe Girardi, R OBP: 0.282, SLG: 0.304 (1, 2)				F9			F5	1B		3	0	1	1	1	0	2						
Matt Clement, R OBP: 0.140, SLG: 0.109 (1, 1)							SH3			1	0	0	0	0	1	1						
Angel Echevarria, R OBP: 0.332, SLG: 0.438 (7, PH)										0	0	0	0	0	0	1						
Joe Borowski, R OBP: 0.333, SLG: 0.333 (8, 1)										1	0	0	0	0	0	0						
Antonio Alfonseca, R OBP: 0.607, SLG: 0.667 (9, 1)										0	0	0	0	0	0	0						
Inning Stats	R: 1 E: 0 K: 1 S: 12	H: 2 LOB: 1 BB: 0 P: 20	R: 0 E: 0 K: 1 S: 9	H: 1 LOB: 1 BB: 0 P: 12	R: 0 E: 0 K: 3 S: 9	H: 0 LOB: 0 BB: 0 P: 14	R: 0 E: 0 K: 1 S: 8	H: 0 LOB: 0 BB: 0 P: 13	R: 0 E: 0 K: 1 S: 9	H: 1 LOB: 1 BB: 0 P: 12	R: 0 E: 0 K: 0 S: 6	H: 1 LOB: 1 BB: 0 P: 8	R: 0 E: 0 K: 0 S: 6	H: 0 LOB: 1 BB: 1 P: 12	R: 1 E: 0 K: 0 S: 18	H: 1 LOB: 2 BB: 2 P: 30	R: 1 E: 0 K: 0 S: 5	H: 2 LOB: 1 BB: 0 P: 5	1B: 6 2B: 2 3B: 0 HR: 0	SF: 1 SAC: 1 DP: 0 HBP: 0	WP: 1 PB: 1 SB: 1 CS: 0	PA: 35
PITCHER	IP WLS BF H R ER SO BB IBB HBP BLK WP HR S P ERA WHIP																					
Rick Helling, R ERA: 4.38 (1, 1)	7.0 27 5 1 1 7 1 0 0 0 0 1 0 59 91 1.29 0.857																					
Mike Fetters, R ERA: 2.91 (8, 1)	0.1 H 3 0 1 1 0 2 0 0 0 0 1 0 10 19 27.00 6.000																					
Mike Myers, L ERA: 3.9 (8, 1)	0.2 B 3 1 0 0 0 0 0 0 0 0 0 0 8 11 0.00 1.500																					
Matt Mantei, R ERA: 5.4 (9, 1)	0.0 L 2 2 1 1 0 0 0 0 0 0 0 0 5 5 ∞ ∞																					

AB	33
R	2
H	5
RBI	2
BB	6
SO	14
LOB	28




Batter	1	2	3	4	5	6	7	8	9	AB	R	H	RBI	BB	SO	LOB	TOP					
Mark Bellhorn, S OBP: 0.384, SLG: 0.544	G3-1	F8								5	2	3	2	1	0	1	Chicago Cubs @ Houston Astros Astros Field, Houston, TX Tue Aug 20 2002, 8:05 PM EDT Att: 32,663 - Dome - 72 F					
Bill Mueller, S OBP: 0.349, SLG: 0.386	1B BB		1B	G3-1	F9	F9		F7		5	2	1	0	1	0	3						
Sammy Sosa, R OBP: 0.419, SLG: 0.649 Chad Hermansen, R OBP: 0.281, SLG: 0.385	1B		E7 1B G5-4-3	1B BB	E6 3B	K				4	3	2	0	1	1	2						
Fred McGriff, L OBP: 0.346, SLG: 0.505	K		G5-4-3 1B	1B BB	E9 3B	K		K		6	2	3	2	0	2	4						
Moises Alou, R OBP: 0.326, SLG: 0.415	1B		G5-4-3 1B	1B BB	F9	FC5-4		F8		6	1	2	1	0	0	7						
Corey Patterson, L OBP: 0.301, SLG: 0.423	G4-3		1B	1B BB	3B			G3-1		6	2	4	3	0	0	2						
Alex Gonzalez, R OBP: 0.306, SLG: 0.420		G6-3	1B	2B 1B	F7		K	S 1B		6	1	3	2	0	1	2						
Todd Hundley, S OBP: 0.278, SLG: 0.391		1B	1B	K			K	K		6	1	3	1	0	3	5						
38 Carlos Zambrano, S Will Cunnane, R Roosevelt Brown, L Jeff Fassero, L Kyle Farnsworth, R Joe Borowski, R Angel Echevarria, R Antonio Alfonseca, R	K	G6-3	G6-3	1B 2B		1B BB	K	F8		2	0	0	0	0	1	3						
Inning Stats	R: 1 E: 0 K: 1 S: 13	H: 2 LOB: 2 BB: 1 P: 21	R: 0 E: 0 K: 1 S: 6	H: 1 LOB: 1 BB: 0 P: 11	R: 3 E: 1 K: 0 S: 16	H: 6 LOB: 2 BB: 0 P: 20	R: 6 E: 0 K: 1 S: 16	H: 7 LOB: 2 BB: 1 P: 28	R: 2 E: 2 K: 0 S: 15	H: 1 LOB: 1 BB: 0 P: 24	R: 1 E: 0 K: 3 S: 14	H: 3 LOB: 3 BB: 1 P: 25	R: 0 E: 0 K: 3 S: 16	H: 1 LOB: 1 BB: 0 P: 19	R: 1 E: 0 K: 1 S: 16	H: 2 LOB: 1 BB: 0 P: 24		R: 0 E: 0 K: 1 S: 10	H: 1 LOB: 1 BB: 0 P: 15	1B: 18 2B: 3 3B: 1 HR: 2	SF: 0 SAC: 0 DP: 1 HBP: 0	WP: 0 PB: 0 SB: 3 CS: 0
PITCHER	IP	WLS	BF	H	R	ER	SO	BB	IBB	HBP	BLK	WP	HR	S	P	ERA	WHIP					
Kirk Saarloos, R	(1.1)	2.2	16	8	4	4	2	1	0	0	0	0	0	30	47	13.50	3.375					
Brandon Puffer, R	(3.1)	1.0	L 10	6	6	6	1	1	0	0	0	0	0	17	25	54.00	7.000					
Nelson Cruz, R	(4.1)	2.1	15	6	3	1	1	1	0	0	0	0	1	33	57	3.86	3.000					
Dave Milicki, R	(7.1)	2.0	9	3	1	1	4	0	0	0	0	0	1	32	43	4.50	1.500					
Pedro Borbon, L	(9.1)	1.0	4	1	0	0	1	0	0	0	0	0	0	10	15	0.00	1.000					

AB	51
R	14
H	24
RBI	13
BB	3
SO	9
LOB	31



Batter	1	2	3	4	5	6	7	8	9	AB	R	H	RBI	BB	SO	LOB	BOTTOM					
Jose Vizcaino, S OBP: 0.355, SLG: 0.408	E 5 FC5-4 1B	G4-3	1B							6	2	4	3	0	0	3	Chicago Cubs @ Houston Astros Astros Field, Houston, TX Tue Aug 20 2002, 8:05 PM EDT Att: 32,663 - Dome - 72 F					
Craig Biggio, R OBP: 0.341, SLG: 0.414	E8 5 FC5-4 1B									4	2	2	0	1	0	2						
17 Lance Berkman, S OBP: 0.406, SLG: 0.588	5 C5-4 BB									5	1	3	5	1	1	2						
5 Jeff Bagwell, R OBP: 0.395, SLG: 0.513	FC5-4 G4-6-3		G6-3 1B 2B							5	1	1	1	1	1	5						
Daryle Ward, L OBP: 0.327, SLG: 0.417	G4-6-3		G6-3							5	0	1	0	1	0	5						
Orlando Merced, S OBP: 0.385, SLG: 0.464 Dave Milicki, R OBP: 0.192, SLG: 0.231 Gregg Zaun, S OBP: 0.276, SLG: 0.322 Pedro Borbon, R	SH1-4 BB		1B BB							2	1	0	0	2	1	3						
Geoff Blum, S OBP: 0.367, SLG: 0.434	SH1-4 BB		SH3 1B 1B							4	1	1	1	1	1	0						
Brad Ausmus, R OBP: 0.335, SLG: 0.371	K		SH3 1B 1B							5	1	2	1	0	2	2						
Kirk Saarloos, R OBP: 0.111, SLG: 0.167 Brandon Puffer, R Nelson Cruz, R Brian Hunter, R	SH1-4		SH3							0	0	0	0	0	0	0						
Inning Stats	R: 1 E: 1 K: 0 S: 10	H: 2 LOB: 1 BB: 1 P: 20	R: 0 E: 0 K: 1 S: 12	H: 0 LOB: 2 BB: 2 P: 24	R: 6 E: 0 K: 0 S: 19	H: 6 LOB: 2 BB: 2 P: 32	R: 0 E: 0 K: 1 S: 10	H: 0 LOB: 0 BB: 1 P: 16	R: 0 E: 0 K: 2 S: 12	H: 1 LOB: 2 BB: 1 P: 19	R: 3 E: 0 K: 1 S: 13	H: 3 LOB: 1 BB: 0 P: 17	R: 1 E: 0 K: 0 S: 11	H: 1 LOB: 0 BB: 0 P: 16	R: 1 E: 1 K: 0 S: 12	H: 2 LOB: 2 BB: 0 P: 16		1B: 10 2B: 2 3B: 2 HR: 2	SF: 0 SAC: 3 DP: 2 HBP: 1	WP: 0 PB: 0 SB: 0 CS: 0	PA: 50	
PITCHER	IP	WLS	BF	H	R	ER	SO	BB	IBB	HBP	BLK	WP	HR	S	P	ERA	WHIP					
38 Carlos Zambrano, R	(1.1)	2.2	19	7	7	7	1	5	0	0	0	0	0	3	4	0.00	3.000					
Will Cunnane, R	(3.1)	0.1	W 2	1	0	0	0	0	0	0	0	0	0	3	4	0.00	3.000					
Jeff Fassero, L	(4.1)	3.0	12	2	0	0	4	2	0	0	0	0	0	34	51	0.00	1.333					
Kyle Farnsworth, R	(7.1)	1.1	9	4	4	4	1	0	0	1	0	0	1	18	22	27.00	3.000					
Joe Borowski, R	(8.1)	0.2	2	0	0	0	0	0	0	0	0	0	0	6	11	0.00	0.000					

AB	39
R	12
H	16
RBI	12
BB	7
SO	6
LOB	22



Batter	1	2	3	4	5	6	7	8	9	AB	R	H	RBI	BB	SO	LOB	TOP	
Mark Bellhorn, S OBP: 0.379, SLG: 0.535	(1, 4) K		(1) F8				(2) K		(2) K	5	0	0	0	0	3	5	Chicago Cubs @ Houston Astros Astros Field, Houston, TX Wed Aug 21 2002, 8:05 PM EDT Att: 27,582 - Dome - 72 F livebaseballscorecards.com	
Chris Stynes, R OBP: 0.312, SLG: 0.371	(1, 5) G4-3		(2) K				(3) G3		(3) P4	5	0	0	0	0	1	5		
Sammy Sosa, R OBP: 0.417, SLG: 0.645	(1, 9) 1B		(3) K						(1) F5	3	0	0	0	1	1	1		
Fred McGriff, L OBP: 0.349, SLG: 0.506	(1, 3) 1B								(2) K	3	0	2	0	1	1	0		
Moises Alou, R OBP: 0.325, SLG: 0.413	(1, 7) L3		(2) G6-4-3						(2) P5	4	0	1	0	0	0	4		
Corey Patterson, L OBP: 0.298, SLG: 0.420			(1) L4						(3) K	4	0	0	0	0	2	2		
Alex Gonzalez, R OBP: 0.311, SLG: 0.422			(1) E4						(1) K	3	0	2	0	1	1	0		
Joe Girardi, R OBP: 0.281, SLG: 0.302			(2) CS						(1) K	4	0	1	0	0	1	4		
22 Mark Prior, R OBP: 0.242, SLG: 0.323			(2) K						(1) BB	1	0	0	0	0	1	0		
Will Cunnane, R OBP: 0.280, SLG: 0.322			(1) FC5-4						(1) BB	1	0	0	0	0	0	0		
Roosevelt Brown, L OBP: 0.280, SLG: 0.322			(1) FC6-4						(1) BB	1	0	0	0	0	0	0		
Tom Gordon, R OBP: 0.351, SLG: 0.386			(1) FC5-4						(1) BB	1	0	0	0	0	0	0		
Bill Mueller, S OBP: 0.351, SLG: 0.386			(1) FC6-4						(1) BB	1	0	0	0	0	1	0		
Inning Stats	R: 0 E: 0 K: 10 S: 10	H: 1 LOB: 2 BB: 1 P: 17	R: 0 E: 0 K: 1 S: 9	H: 0 LOB: 1 BB: 1 P: 17	R: 0 E: 0 K: 2 S: 8	H: 2 LOB: 2 BB: 0 P: 15	R: 0 E: 0 K: 2 S: 10	H: 1 LOB: 1 BB: 0 P: 13	R: 0 E: 0 K: 0 S: 8	H: 0 LOB: 2 BB: 1 P: 13	R: 0 E: 0 K: 1 S: 8	H: 0 LOB: 1 BB: 1 P: 13	R: 0 E: 0 K: 2 S: 11	H: 1 LOB: 2 BB: 1 P: 17	1B: 7 2B: 1 3B: 0 HR: 0	SF: 0 SAC: 0 DP: 2 HBP: 0	WP: 0 PA: 38 PB: 1 SB: 0 CS: 1	
PITCHER	IP	WLS	BF	H	R	ER	SO	BB	IBB	HBP	BLK	WP	HR	S	P	ERA	WHIP	
Carlos Hernández, L ERA: 4.67	(1, 1)	6.0	W	24	4	0	0	8	3	0	0	0	0	56	96	0.00	1.167	
Ricky Stone, R ERA: 3.5	(7, 1)	0.2		4	2	0	0	0	0	0	0	0	0	7	11	0.00	3.000	
Octavio Dotel, R ERA: 1.92	(7, 1)	2.1	S	10	1	0	0	3	2	0	0	0	0	20	33	0.00	1.286	

Batter	1	2	3	4	5	6	7	8	9	AB	R	H	RBI	BB	SO	LOB	BOTTOM	
Jose Vizcaino, S OBP: 0.355, SLG: 0.418	(1, 6) HR		(2) F7						(2) G3-1	5	1	2	1	0	0	2	Chicago Cubs @ Houston Astros Astros Field, Houston, TX Wed Aug 21 2002, 8:05 PM EDT Att: 27,582 - Dome - 72 F livebaseballscorecards.com	
Craig Biggio, R OBP: 0.342, SLG: 0.414	(1, 4) K		(3) F7				(3) F2		(3) K	5	1	2	0	0	2	2		
17 Lance Berkman, S OBP: 0.409, SLG: 0.588	(1, 8) 2B		(1) 5 HBP				(1) 17 BB			2	1	1	0	2	1	1		
5 Jeff Bagwell, R OBP: 0.396, SLG: 0.514	(1, 3) 1B		(1) 5 HBP				(1) CS		(1) BB	3	1	1	0	0	1	2		
Daryle Ward, L OBP: 0.329, SLG: 0.421	(1, 7) 1B		(2) 1B				(2) L6		(1) K	4	0	2	2	0	1	3		
Octavio Dotel, R ERA: 1.92	(7, 1) 1B		(3) G4-3				(3) 1B		(3) K	0	0	0	0	0	0	0		
Richard Hidalgo, R OBP: 0.317, SLG: 0.413	(1, 9) 1B		(1) 2B				(1) 1B		(1) F8	4	0	2	1	0	0	0		
Geoff Blum, S OBP: 0.366, SLG: 0.434	(1, 5) K		(1) F8				(1) 1B		(2) G1-3	4	0	1	0	0	1	2		
Gregg Zaun, S OBP: 0.275, SLG: 0.320	(1, 2) F8		(2) G4-3				(2) 2B		(3) F7	4	0	1	0	0	0	3		
Carlos Hernández, S OBP: 0.258, SLG: 0.207	(1, 1) K		(1) 2B				(2) 1B		(1) K	2	0	0	0	0	1	1		
Ricky Stone, R ERA: 3.35	(7, 1) K		(1) BB				(2) K		(2) K	0	0	0	0	0	0	0		
Orlando Merced, S OBP: 0.353, SLG: 0.462	(7, 7) K									1	0	0	0	0	1	0		
Brian Hunter, R OBP: 0.320, SLG: 0.438	(9, 8) K									0	0	0	0	0	0	0		
Inning Stats	R: 3 E: 0 K: 2 S: 19	H: 5 LOB: 2 BB: 0 P: 29	R: 0 E: 0 K: 1 S: 14	H: 1 LOB: 3 BB: 1 P: 25	R: 0 E: 0 K: 0 S: 14	H: 1 LOB: 2 BB: 1 P: 22	R: 1 E: 0 K: 1 S: 13	H: 3 LOB: 2 BB: 0 P: 16	R: 0 E: 0 K: 2 S: 9	H: 0 LOB: 0 BB: 1 P: 16	R: 0 E: 0 K: 0 S: 8	H: 0 LOB: 0 BB: 0 P: 13	R: 0 E: 0 K: 2 S: 10	H: 0 LOB: 0 BB: 0 P: 15	1B: 8 2B: 4 3B: 0 HR: 1	SF: 0 SAC: 0 DP: 1 HBP: 1	WP: 0 PA: 38 PB: 0 SB: 0 CS: 1	
PITCHER	IP	WLS	BF	H	R	ER	SO	BB	IBB	HBP	BLK	WP	HR	S	P	ERA	WHIP	
22 Mark Prior, R ERA: 3.35	(1, 1)	4.2	L	28	12	4	4	4	2	0	1	0	0	68	105	7.71	3.000	
Will Cunnane, R ERA: 3.35	(5, 1)	1.1		4	0	0	0	2	1	0	0	0	0	12	22	0.00	0.750	
Tom Gordon, R ERA: 3.42	(7, 1)	2.0		6	0	0	0	2	0	0	0	0	0	18	28	0.00	0.000	

Batter	1	2	3	4	5	6	7	8	9	AB	R	H	RBI	BB	SO	LOB	TOP				
Mark Bellhorn, S OBP: 0.375, SLG: 0.528										4	0	0	0	0	2	1	Chicago Cubs @ Houston Astros Astros Field, Houston, TX Thu Aug 22 2002, 8:05 PM EDT Att: 29,152 - Dome - 72 F				
Bill Mueller, S OBP: 0.349, SLG: 0.384										4	0	1	0	0	0	1					
Sammy Sosa, R OBP: 0.413, SLG: 0.641 Kyle Farnsworth, R OBP: 0.667, SLG: 0.667 Chris Stynes, R OBP: 0.316, SLG: 0.382										3	0	0	0	0	1	1					
Fred McGriff, L OBP: 0.351, SLG: 0.514 Roosevelt Brown, L OBP: 0.276, SLG: 0.320										3	1	2	1	0	0	0					
Moises Alou, R OBP: 0.323, SLG: 0.410 Angel Echevarria, R OBP: 0.291, SLG: 0.392										3	0	0	0	0	1	1					
Corey Patterson, L OBP: 0.300, SLG: 0.423										4	0	2	0	0	0	2					
Alex Gonzalez, R OBP: 0.310, SLG: 0.418										3	0	0	0	1	0	4					
Joe Girardi, R OBP: 0.282, SLG: 0.309										3	0	1	0	0	0	2					
39 Steve Smyth, L OBP: 0.167, SLG: 0.167 Francis Beltran, R OBP: 0.167, SLG: 0.167 Will Cunnane, R OBP: 0.279, SLG: 0.383										0	0	0	0	0	0	0					
Inning Stats	R: 0 E: 0 K: 1 S: 6	H: 1 LOB: 0 BB: 0 P: 9	R: 0 E: 1 K: 0 S: 10	H: 1 LOB: 1 BB: 0 P: 12	R: 0 E: 0 K: 2 S: 10	H: 0 LOB: 0 BB: 0 P: 11	R: 0 E: 0 K: 0 S: 6	H: 0 LOB: 1 BB: 1 P: 14	R: 0 E: 0 K: 0 S: 7	H: 0 LOB: 0 BB: 0 P: 11	R: 1 E: 0 K: 1 S: 13	H: 2 LOB: 1 BB: 0 P: 18	R: 0 E: 0 K: 1 S: 8	H: 0 LOB: 0 BB: 0 P: 10	R: 0 E: 0 K: 1 S: 13	H: 2 LOB: 2 BB: 0 P: 18		1B: 3 2B: 3 3B: 0 HR: 1	SF: 0 SAC: 0 DP: 2 HBP: 0	WP: 0 PB: 0 SB: 0 CS: 0	PA: 34
PITCHER	IP	WLS	BF	H	R	ER	SO	BB	IBB	HBP	BLK	WP	HR	S	P	ERA	WHIP				
44 Roy Oswalt, R ERA: 3.03 Nelson Cruz, R ERA: 4.5	8.0	W	29	5	1	1	6	1	0	0	0	0	0	68	97	1.12	0.750				

Chicago Cubs @ Houston Astros
Astros Field, Houston, TX
Thu Aug 22 2002, 8:05 PM EDT
Att: 29,152 - Dome - 72 F

AB	33
R	1
H	7
RBI	1
BB	1
SO	7
LOB	16





Batter	1	2	3	4	5	6	7	8	9	AB	R	H	RBI	BB	SO	LOB	BOTTOM				
Brian Hunter, R OBP: 0.324, SLG: 0.430										4	1	1	1	1	1	3	Chicago Cubs @ Houston Astros Astros Field, Houston, TX Thu Aug 22 2002, 8:05 PM EDT Att: 29,152 - Dome - 72 F				
Craig Biggio, R OBP: 0.342, SLG: 0.414										5	1	2	1	0	0	0					
17 Lance Berkman, S OBP: 0.409, SLG: 0.587										4	1	1	0	1	1	3					
5 Jeff Bagwell, R OBP: 0.396, SLG: 0.518 Alan Zinter, S OBP: 0.167, SLG: 0.333										4	2	2	1	0	2	1					
Richard Hidalgo, R OBP: 0.318, SLG: 0.412 Orlando Merced, S OBP: 0.367, SLG: 0.468										1	1	0	0	1	0	1					
Jose Vizcaino, S OBP: 0.395, SLG: 0.417										3	1	1	1	1	0	1					
Brad Ausmus, R OBP: 0.339, SLG: 0.382										3	1	2	3	1	1	2					
28 Adam Everett, R OBP: 0.300, SLG: 0.230										4	0	1	0	0	3	5					
44 Roy Oswalt, R OBP: 0.152, SLG: 0.127 Nelson Cruz, R										2	0	1	1	0	1	0					
Inning Stats	R: 6 E: 0 K: 0 S: 24	H: 4 LOB: 1 BB: 3 P: 45	R: 0 E: 0 K: 1 S: 11	H: 1 LOB: 1 BB: 0 P: 16	R: 0 E: 0 K: 2 S: 13	H: 1 LOB: 2 BB: 1 P: 20	R: 0 E: 0 K: 1 S: 14	H: 0 LOB: 0 BB: 0 P: 20	R: 2 E: 0 K: 3 S: 19	H: 4 LOB: 3 BB: 1 P: 28	R: 1 E: 0 K: 1 S: 10	H: 2 LOB: 1 BB: 0 P: 13	R: 0 E: 0 K: 1 S: 12	H: 0 LOB: 0 BB: 0 P: 19	R: 0 E: 0 K: 1 S: 12	H: 1 LOB: 1 BB: 0 P: 16		1B: 10 2B: 1 3B: 1 HR: 1	SF: 2 SAC: 2 DP: 0 HBP: 0	WP: 1 PB: 0 SB: 0 CS: 0	PA: 42
PITCHER	IP	WLS	BF	H	R	ER	SO	BB	IBB	HBP	BLK	WP	HR	S	P	ERA	WHIP				
39 Steve Smyth, L ERA: 9.98 Francis Beltran, R ERA: 2.25 Will Cunnane, R ERA: 3.18 Kyle Farnsworth, R ERA: 6.75 Antonio Alfonseca, R ERA: 4.08	0.1	L	11	2	0	0	3	1	0	0	0	0	0	27	40	0.00	1.125				

Chicago Cubs @ Houston Astros
Astros Field, Houston, TX
Thu Aug 22 2002, 8:05 PM EDT
Att: 29,152 - Dome - 72 F

AB	33
R	9
H	13
RBI	9
BB	5
SO	10
LOB	16



Batter	1	2	3	4	5	6	7	8	9	AB	R	H	RBI	BB	SO	LOB	TOP			
Mark Bellhorn, S (1,4) OBP: 0.378, SLG: 0.531	2-1 FC6-4 1B		0-3 K		4-2 BB		3-2 SH1-3 2B		3-2 E3 G3	4	0	2	0	1	1	1	Chicago Cubs @ Arizona Diamondbacks Bank One Ballpark, Phoenix, AZ Fri Aug 23 2002, 9:05 PM EDT Att: 47,095 - Dome - 72 F AB 36 R 2 H 9 RBI 2 BB 2 SO 8 LOB 24 			
Bill Mueller, S (1,5) OBP: 0.346, SLG: 0.380	1-1 FC6-4 2B		2-2 P5		2-3 K		2-0 SH1-3		0-2 G3	4	0	0	0	0	1	5				
Sammy Sosa, R (1,9) OBP: 0.411, SLG: 0.634	3-1 P3			1-2 F7	0-1 F8		0-0 G4-3		1-3 K	5	0	0	0	0	1	7				
Fred McGriff, L (1,3) OBP: 0.352, SLG: 0.516	1-1 2B			1-1 1B	0-0 F8		3-3 K			4	0	2	0	0	1	3				
Moises Alou, R (1,7) OBP: 0.320, SLG: 0.406	1-1 P4			1-0 F8		0-0 G5-3		1-0 G5-3		4	0	0	0	0	0	3				
Corey Patterson, L (1,8) OBP: 0.300, SLG: 0.421		2-3 K		1-1 P6		2-1 G6-3 1B		1-3 K		4	0	1	0	0	2	1				
Alex Gonzalez, R (1,6) OBP: 0.309, SLG: 0.422		2-3 K			2-2 HR 3B		0-2 G6-3		0-1 F7	4	1	1	0	0	1	1				
Todd Hundley, S (1,2) OBP: 0.286, SLG: 0.408		1-3 K			2-1 HR		4-0 FC6-4 IBB		0-0 G3 E 1B	3	1	2	2	1	1	0				
Chad Hermansen, R (9, PR) OBP: 0.279, SLG: 0.383					3-H HR					0	0	0	0	0	0	0				
34 Kerry Wood, R (1,1) OBP: 0.193, SLG: 0.148			1-2 L6		0-0 F8 BB 1B		1-1 FC6-4		0-0 B3	3	0	1	0	0	0	2				
Chris Stynes, R (9, PH) OBP: 0.314, SLG: 0.379										1	0	0	0	0	0	1				
Inning Stats	R: 0 E: 0 K: 0 S: 10	H: 2 LOB: 2 BB: 0 P: 18	R: 0 E: 0 K: 3 S: 9	H: 0 LOB: 0 BB: 0 P: 14	R: 0 E: 0 K: 1 S: 10	H: 0 LOB: 0 BB: 0 P: 13	R: 0 E: 0 K: 0 S: 8	H: 1 LOB: 1 BB: 0 P: 12	R: 2 E: 0 K: 1 S: 14	H: 3 LOB: 2 BB: 1 P: 24	R: 0 E: 0 K: 0 S: 10	H: 1 LOB: 1 BB: 0 P: 17	R: 0 E: 0 K: 1 S: 10	H: 0 LOB: 0 BB: 0 P: 8	R: 0 E: 1 K: 1 S: 12	H: 0 LOB: 3 BB: 0 P: 16	1B: 5 2B: 2 3B: 1 HR: 1	SF: 0 SAC: 1 DP: 0 HBP: 0	WP: 0 PB: 0 SB: 0 CS: 0	PA: 39
PITCHER	IP WLS BF H R ER SO BB IBB HBP BLK WP HR S P ERA WHIP	7.0 L 31 8 2 2 6 1 1 0 0 0 1 71 116 2.57 1.286	1.0 W 3 0 0 0 1 0 0 0 0 0 0 6 8 0.00 0.000	1.0 S 5 1 0 0 1 0 0 0 0 0 0 12 16 0.00 1.000	PITCHER															

Batter	1	2	3	4	5	6	7	8	9	AB	R	H	RBI	BB	SO	LOB	BOTTOM			
Tony Womack, L (1,6) OBP: 0.320, SLG: 0.350	1-2 G3-1		1-3 K		1-3 K			3-2 2H 2B		4	0	1	1	0	2	2	Chicago Cubs @ Arizona Diamondbacks Bank One Ballpark, Phoenix, AZ Fri Aug 23 2002, 9:05 PM EDT Att: 47,095 - Dome - 72 F AB 25 R 3 H 3 RBI 3 BB 3 SO 12 LOB 9 			
David Dellucci, L (1,9) OBP: 0.309, SLG: 0.406	1-1 G4-3		3-2 P6			2-3 K		1-3 K		4	0	0	0	0	2	1				
Byung-Hyun Kim, R (9,1) OBP: 1.000, SLG: 1.000										0	0	0	0	0	0	0				
Junior Spivey, R (1,4) OBP: 0.403, SLG: 0.506	2-0 HR 1B			0-3 K		0-3 K2-3		0-0 G3-1		4	1	1	0	0	2	1				
Luis Gonzalez, L (1,7) OBP: 0.401, SLG: 0.522	0-1 HR			0-3 K		2-0 G3-1				3	1	1	2	0	1	0				
Erubiel Durazo, L (1,3) OBP: 0.401, SLG: 0.615	2-3 K			1-0 G6-3			3-3 K			3	0	0	0	0	2	0				
Steve Finley, L (1,8) OBP: 0.388, SLG: 0.494		0-1 F7			4-2 HBP BB		4-2 CS BB			1	0	0	0	2	0	0				
Jay Bell, R (1,5) OBP: 0.270, SLG: 0.375		3-3 K			2-0 HBP		3-2 G1-4-3			2	0	0	0	0	1	1				
Damian Miller, R (1,2) OBP: 0.349, SLG: 0.496		0-3 K			2-3 K			4-1 SH1-4 2B BB		2	0	0	0	0	2	2				
Quinton McCracken, S (8, PH) OBP: 0.383, SLG: 0.496										0	1	0	0	1	0	0				
Rick Helling, R (1,1) OBP: 0.214, SLG: 0.057			3-2 G6-3		0-1 B1			2-1 SH1-4		2	0	0	0	0	0	2				
Mike Koplove, R (8,1) OBP: 0.347, SLG: 0.409										0	0	0	0	0	0	0				
Alex Cintron, S (8, PH) OBP: 0.329, SLG: 0.320										0	0	0	0	0	0	0				
Chad Moeller, R (9,2) OBP: 0.329, SLG: 0.320										0	0	0	0	0	0	0				
Inning Stats	R: 2 E: 0 K: 1 S: 12	H: 2 LOB: 0 BB: 0 P: 18	R: 0 E: 0 K: 2 S: 9	H: 0 LOB: 0 BB: 0 P: 12	R: 0 E: 0 K: 1 S: 10	H: 0 LOB: 0 BB: 0 P: 17	R: 0 E: 0 K: 2 S: 7	H: 0 LOB: 0 BB: 0 P: 8	R: 0 E: 0 K: 2 S: 10	H: 0 LOB: 2 BB: 1 P: 19	R: 0 E: 0 K: 2 S: 8	H: 0 LOB: 0 BB: 0 P: 12	R: 0 E: 0 K: 1 S: 10	H: 0 LOB: 1 BB: 1 P: 20	R: 1 E: 0 K: 1 S: 10	H: 1 LOB: 1 BB: 1 P: 20	1B: 1 2B: 1 3B: 0 HR: 1	SF: 0 SAC: 1 DP: 0 HBP: 1	WP: 0 PB: 0 SB: 0 CS: 1	PA: 30
PITCHER	IP WLS BF H R ER SO BB IBB HBP BLK WP HR S P ERA WHIP	8.0 L 30 3 3 3 12 3 0 1 0 0 76 126 3.38 0.750	PITCHER																	

Batter	1	2	3	4	5	6	7	8	9	AB	R	H	RBI	BB	SO	LOB	TOP					
Mark Bellhorn, S OBP: 0.378, SLG: 0.537 (1, 4)	G5-3	G1-3			P3		HR		BB	4	1	1	1	1	0	2	Chicago Cubs @ Arizona Diamondbacks Bank One Ballpark, Phoenix, AZ Sat Aug 24 2002, 4:05 PM EDT Att: 47,703 - Dome - 72 F					
Corey Patterson, L OBP: 0.301, SLG: 0.421 (1, 8)	1B		F9		K		BB		G5-3	5	0	2	0	0	1							
Sammy Sosa, R OBP: 0.412, SLG: 0.632 Bill Mueller, S OBP: 0.346, SLG: 0.380 (8, 5)	K		K			1B				3	1	1	0	1	2	1						
Moises Alou, R OBP: 0.319, SLG: 0.404 (1, 7)	F8		G5-3			1B				4	0	1	0	0	0	3						
Fred McGriff, L OBP: 0.352, SLG: 0.516 (1, 3)		G3			G4-3	SF8			F9	4	1	1	0	0	2							
Chris Stynes, R OBP: 0.313, SLG: 0.385 Chad Hermansen, R OBP: 0.279, SLG: 0.383 (8, 9)		1B			G4-3				G5-3	3	1	1	1	0	0	1						
Alex Gonzalez, R OBP: 0.309, SLG: 0.420 (1, 6)		2B			SF8				G6-3	2	0	0	1	1	0	1						
Joe Girardi, R OBP: 0.286, SLG: 0.313 (1, 2)		1B			G6-3				G5-3	4	0	2	1	0	0	0						
Matt Clement, R OBP: 0.130, SLG: 0.100 (1, 1)	FC3-5				K				K	4	0	0	0	0	2	3						
Inning Stats	R: 0 E: 0 K: 1 S: 10	H: 1 LOB: 1 BB: 0 P: 15	R: 1 E: 0 K: 0 S: 13	H: 2 LOB: 2 BB: 1 P: 22	R: 0 E: 0 K: 1 S: 8	H: 0 LOB: 0 BB: 0 P: 12	R: 1 E: 0 K: 0 S: 5	H: 1 LOB: 0 BB: 0 P: 9	R: 0 E: 0 K: 0 S: 9	H: 0 LOB: 0 BB: 0 P: 11	R: 1 E: 0 K: 0 S: 9	H: 2 LOB: 1 BB: 0 P: 13	R: 1 E: 0 K: 0 S: 14	H: 3 LOB: 2 BB: 1 P: 24	R: 0 E: 0 K: 0 S: 7	H: 0 LOB: 0 BB: 0 P: 9		R: 0 E: 0 K: 1 S: 7	H: 0 LOB: 1 BB: 1 P: 13	1B: 6 2B: 2 3B: 0 HR: 1	SF: 2 SAC: 0 DP: 0 HBP: 0	WP: 0 PB: 0 SB: 0 CS: 0
PITCHER	IP	WLS	BF	H	R	ER	SO	BB	IBB	HBP	BLK	WP	HR	S	P	ERA	WHIP					
Brian Anderson, L ERA: 4.76 (1, 1)	6.2	L	29	9	4	4	4	1	0	0	0	0	0	1	64	98	5.40	1.500				
Matt Mantei, R ERA: 5.52 (7, 1)	0.1		2	0	0	0	0	1	0	0	0	0	0	4	8	0.00	3.000					
Mike Koplove, R ERA: 2.04 (8, 1)	1.2		6	0	0	0	1	1	0	0	0	0	0	13	21	0.00	0.600					
Mike Myers, L ERA: 3.82 (9, 1)	0.1		1	0	0	0	0	0	0	0	0	0	0	1	1	0.00	0.000					

AB 33
R 4
H 9
RBI 4
BB 3
SO 5
LOB 14



Batter	1	2	3	4	5	6	7	8	9	AB	R	H	RBI	BB	SO	LOB	BOTTOM					
Tony Womack, L OBP: 0.318, SLG: 0.347 (1, 6)	G1-3			B2-3	L7		P1			4	0	0	0	0	0	3	Chicago Cubs @ Arizona Diamondbacks Bank One Ballpark, Phoenix, AZ Sat Aug 24 2002, 4:05 PM EDT Att: 47,703 - Dome - 72 F					
Quinton McCracken, S OBP: 0.381, SLG: 0.463 (1, 9)	L3			L9		FC4-6			F5	4	0	1	0	0	0	0						
Steve Finley, L OBP: 0.367, SLG: 0.490 (1, 8)	K2-3			BB		FC4-6			F9	3	0	0	0	1	1	1						
Luis Gonzalez, L OBP: 0.400, SLG: 0.518 (1, 7)		F9		BB		F8			F3	3	0	0	0	1	0	1						
Matt Williams, R OBP: 0.311, SLG: 0.409 (1, 5)		K			F8				K2-3	4	0	1	0	0	2	2						
Mark Grace, L OBP: 0.339, SLG: 0.373 (1, 3)		G4-3			L8		L5		BB	3	0	0	0	1	0	2						
Damian Miller, R OBP: 0.348, SLG: 0.452 Jay Bell, R OBP: 0.283, SLG: 0.364 (9, PH)				G6-3		G6-3			K	2	0	0	0	1	1	0						
Alex Cintron, S OBP: 0.358, SLG: 0.404 (1, 4)				F8		G6-3			G5-3	3	0	1	0	1	0	1						
Brian Anderson, R OBP: 0.146, SLG: 0.200 Matt Mantei, R (7, 1)				G1-3		G6-3				2	0	0	0	0	0	2						
David Dellucci, L OBP: 0.307, SLG: 0.404 Mike Koplove, R (8, 1) Mike Myers, L (9, 1)									F8	0	0	0	0	0	0	0						
Inning Stats	R: 0 E: 0 K: 1 S: 9	H: 0 LOB: 0 BB: 0 P: 12	R: 0 E: 0 K: 1 S: 5	H: 0 LOB: 0 BB: 0 P: 8	R: 0 E: 0 K: 0 S: 8	H: 0 LOB: 0 BB: 0 P: 12	R: 0 E: 0 K: 0 S: 6	H: 0 LOB: 2 BB: 2 P: 17	R: 0 E: 0 K: 0 S: 10	H: 1 LOB: 2 BB: 1 P: 16	R: 0 E: 0 K: 0 S: 11	H: 2 LOB: 2 BB: 0 P: 16	R: 0 E: 0 K: 1 S: 10	H: 0 LOB: 1 BB: 1 P: 16	R: 0 E: 0 K: 0 S: 10	H: 0 LOB: 0 BB: 0 P: 14	R: 0 E: 0 K: 2 S: 7	H: 0 LOB: 1 BB: 1 P: 14	1B: 3 2B: 0 3B: 0 HR: 0	SF: 0 SAC: 0 DP: 0 HBP: 0	WP: 0 PB: 0 SB: 0 CS: 0	PA: 35
PITCHER	IP	WLS	BF	H	R	ER	SO	BB	IBB	HBP	BLK	WP	HR	S	P	ERA	WHIP					
Matt Clement, R ERA: 3.49 (1, 1)	9.0	W	35	3	0	0	5	5	0	0	0	0	0	76	125	0.00	0.889					

AB 30
R 0
H 3
RBI 0
BB 5
SO 5
LOB 14



Batter	1	2	3	4	5	6	7	8	9	AB	R	H	RBI	BB	SO	LOB	TOP					
Mark Bellhorn, S (1, 3) OBP: 0.377, SLG: 0.532										3	0	0	0	1	3	0	Chicago Cubs @ Arizona Diamondbacks Bank One Ballpark, Phoenix, AZ Sun Aug 25 2002, 3:35 PM EDT Att: 47,304 - Dome - 72 F					
Bill Mueller, S (1, 5) OBP: 0.342, SLG: 0.375										4	0	0	0	0	1	1						
Angel Echevarria, R (1, 9) OBP: 0.322, SLG: 0.426										3	0	2	0	1	0	0						
Moises Alou, R (1, 7) OBP: 0.321, SLG: 0.405										4	0	2	0	0	2	1						
Chris Stynes, R (1, 4) OBP: 0.306, SLG: 0.375										4	0	0	0	0	1	4						
Alex Gonzalez, R (1, 6) OBP: 0.311, SLG: 0.425										4	0	2	0	0	1	2						
Chad Hermansen, R (1, 8) OBP: 0.274, SLG: 0.376										4	0	0	0	0	2	6						
Joe Girardi, R (1, 2) OBP: 0.281, SLG: 0.306										4	0	0	0	0	3	1						
3B Carlos Zambrano, S (1, 1) Corey Patterson, L (7, PH) Joe Borowski, R (7, 1) Jeff Fassero, L (8, 1) Juan Cruz, R (8, 1)										2	0	0	0	0	2	0						
Inning Stats	R: 0 E: 0 K: 2 S: 9	H: 1 LOB: 1 BB: 0 P: 12	R: 0 E: 0 K: 1 S: 8	H: 0 LOB: 0 BB: 0 P: 11	R: 0 E: 0 K: 3 S: 11	H: 0 LOB: 0 BB: 0 P: 14	R: 0 E: 0 K: 1 S: 15	H: 2 LOB: 3 BB: 1 P: 29	R: 0 E: 0 K: 1 S: 9	H: 0 LOB: 1 BB: 1 P: 14	R: 0 E: 0 K: 3 S: 12	H: 2 LOB: 2 BB: 0 P: 15	R: 0 E: 0 K: 3 S: 9	H: 0 LOB: 0 BB: 0 P: 12	R: 0 E: 0 K: 1 S: 6	H: 0 LOB: 0 BB: 0 P: 8		R: 0 E: 0 K: 2 S: 10	H: 1 LOB: 1 BB: 0 P: 14	1B: 4 2B: 1 3B: 1 HR: 0	SF: 0 SAC: 0 DP: 0 HBP: 0	WP: 0 PB: 0 SB: 0 CS: 0
PITCHER Randy Johnson, L (1, 1) ERA: 2.44	IP: 9.0 WLS: W BF: 35 H: 6 R: 0 ER: 0 SO: 16 BB: 2 IBB: 0 HBP: 0 BLK: 0 WP: 0 HR: 0 S: 89 P: 129 ERA: 0.00 WHIP: 0.889											PITCHER	IP: 9.0 WLS: W BF: 35 H: 6 R: 0 ER: 0 SO: 16 BB: 2 IBB: 0 HBP: 0 BLK: 0 WP: 0 HR: 0 S: 89 P: 129 ERA: 0.00 WHIP: 0.889									

Chicago Cubs @ Arizona Diamondbacks
Bank One Ballpark, Phoenix, AZ
Sun Aug 25 2002, 3:35 PM EDT
Att: 47,304 - Dome - 72 F

AB	33
R	0
H	6
RBI	0
BB	2
SO	16
LOB	15



Batter	1	2	3	4	5	6	7	8	9	AB	R	H	RBI	BB	SO	LOB	BOTTOM			
Quinton McCracken, S (1, 9) OBP: 0.381, SLG: 0.489										2	0	0	1	2	0	1	Chicago Cubs @ Arizona Diamondbacks Bank One Ballpark, Phoenix, AZ Sun Aug 25 2002, 3:35 PM EDT Att: 47,304 - Dome - 72 F			
Steve Finley, L (1, 8) OBP: 0.385, SLG: 0.489										5	0	1	0	0	1	4				
Junior Spivey, R (1, 4) OBP: 0.402, SLG: 0.506										4	1	1	0	0	0	2				
Luis Gonzalez, L (1, 7) OBP: 0.402, SLG: 0.518										2	2	1	0	2	1	1				
Erubiel Durazo, L (1, 3) OBP: 0.408, SLG: 0.627										2	1	1	1	2	0	0				
Matt Williams, R (1, 5) OBP: 0.325, SLG: 0.416										3	1	2	2	1	0	2				
Alex Cintron, S (1, 6) OBP: 0.368, SLG: 0.388										2	1	0	0	2	1	3				
Chad Moeller, R (1, 2) OBP: 0.315, SLG: 0.304										4	1	0	0	0	0	6				
Randy Johnson, R (1, 1) OBP: 0.145, SLG: 0.139										4	0	1	2	0	2	1				
Inning Stats	R: 0 E: 0 K: 1 S: 9	H: 0 LOB: 1 BB: 1 P: 20	R: 0 E: 0 K: 0 S: 5	H: 0 LOB: 2 BB: 2 P: 16	R: 0 E: 0 K: 1 S: 9	H: 1 LOB: 1 BB: 0 P: 12	R: 2 E: 0 K: 0 S: 10	H: 3 LOB: 0 BB: 0 P: 15	R: 0 E: 0 K: 1 S: 7	H: 0 LOB: 0 BB: 1 P: 14	R: 0 E: 0 K: 1 S: 11	H: 0 LOB: 2 BB: 2 P: 21	R: 0 E: 1 K: 1 S: 9	H: 0 LOB: 1 BB: 0 P: 14	R: 5 E: 0 K: 0 S: 16	H: 3 LOB: 1 BB: 3 P: 36		1B: 4 2B: 2 3B: 1 HR: 0	SF: 1 SAC: 0 DP: 2 HBP: 0	WP: 0 PB: 1 SB: 1 CS: 1
PITCHER 3B Carlos Zambrano, R (1, 1) ERA: 3.95 Joe Borowski, R (7, 1) ERA: 2.53 Jeff Fassero, L (8, 1) ERA: 6.18 Juan Cruz, R (8, 1) ERA: 4.35	IP: 6.0 WLS: L BF: 25 H: 4 R: 2 ER: 2 SO: 4 BB: 6 IBB: 0 HBP: 0 BLK: 0 WP: 0 HR: 0 S: 51 P: 98 ERA: 3.00 WHIP: 1.667											PITCHER	IP: 6.0 WLS: L BF: 25 H: 4 R: 2 ER: 2 SO: 4 BB: 6 IBB: 0 HBP: 0 BLK: 0 WP: 0 HR: 0 S: 51 P: 98 ERA: 3.00 WHIP: 1.667							

Chicago Cubs @ Arizona Diamondbacks
Bank One Ballpark, Phoenix, AZ
Sun Aug 25 2002, 3:35 PM EDT
Att: 47,304 - Dome - 72 F

AB	28
R	7
H	7
RBI	6
BB	9
SO	5
LOB	20



Batter	1	2	3	4	5	6	7	8	9	AB	R	H	RBI	BB	SO	LOB	TOP					
Mark Bellhorn, S (1,4) OBP: 0.373, SLG: 0.526 Kyle Farnsworth, R (8,1)	L7		F5			K		L9-3		4	0	0	0	0	1	2						
Bill Mueller, S (1,5) OBP: 0.344, SLG: 0.375	G1-3					G3			FC6-4 BB	3	0	1	0	1	0	1						
Roosevelt Brown, L (1,7) OBP: 0.277, SLG: 0.313	G5-3					K			FC6-4 BB	3	0	0	0	1	1	1						
Fred McGriff, L (1,3)		F8				G3-6-3			K	4	0	1	0	0	1	3						
Moises Alou, R (1,9) OBP: 0.320, SLG: 0.404						F8			FC6-4	4	0	1	0	0	0	3						
Corey Patterson, L (1,8) OBP: 0.298, SLG: 0.416						K			G4-3	4	0	0	0	0	3	4						
Alex Gonzalez, R (1,6) OBP: 0.311, SLG: 0.427						F8				3	1	1	0	0	0	1						
Todd Hundley, S (1,2) OBP: 0.286, SLG: 0.412						K			G4-3	3	0	1	0	0	1	1						
22 Mark Prior, R (1,1) OBP: 0.229, SLG: 0.303 (8, PH) Chris Stynes, R (8, PH) Bobby Hill, S (8, PR) OBP: 0.310, SLG: 0.379 (8, PR) OBP: 0.294, SLG: 0.284 (8,4)						K				2	0	0	0	0	2	1						
						K				1	0	1	1	0	0	0						
						K				0	0	0	0	0	0	0						
Inning Stats	R: 0 E: 0 K: 0 S: 9	H: 0 LOB: 0 BB: 0 P: 13	R: 0 E: 0 K: 1 S: 8	H: 1 LOB: 1 BB: 0 P: 10	R: 0 E: 0 K: 2 S: 10	H: 0 LOB: 0 BB: 0 P: 14	R: 0 E: 0 K: 1 S: 11	H: 1 LOB: 0 BB: 0 P: 17	R: 0 E: 0 K: 1 S: 6	H: 0 LOB: 0 BB: 0 P: 8	R: 0 E: 0 K: 2 S: 10	H: 1 LOB: 1 BB: 0 P: 11	R: 0 E: 0 K: 1 S: 9	H: 1 LOB: 1 BB: 0 P: 13	R: 0 E: 0 K: 0 S: 10	H: 2 LOB: 1 BB: 0 P: 14	R: 0 E: 0 K: 1 S: 11	H: 0 LOB: 2 BB: 2 P: 22	1B: 3 2B: 4 3B: 0 HR: 0	SF: 0 SAC: 0 DP: 2 HBP: 0	WP: 0 PB: 0 SB: 0 CS: 0	PA: 33
PITCHER	IP	WLS	BF	H	R	ER	SO	BB	IBB	HBP	BLK	WP	HR	S	P	ERA	WHIP					
15 Ben Sheets, R (1,1) ERA: 4.49 Mike DeJean, R (9,1) ERA: 3.56	8.0	W	29	6	1	1	8	1	0	0	0	0	0	78	109	1.12	0.875					
	1.0	S	4	0	0	0	1	1	0	0	0	0	0	6	13	0.00	1.000					

Chicago Cubs @ Milwaukee Brewers
Miller Park, Milwaukee, WI
Mon Aug 26 2002, 7:05 PM CDT
Att: 27,254 - Sunny - 75 F

AB	31
R	1
H	6
RBI	1
BB	2
SO	9
LOB	17



Batter	1	2	3	4	5	6	7	8	9	AB	R	H	RBI	BB	SO	LOB	BOTTOM				
Alex Sanchez, L (1,8) OBP: 0.340, SLG: 0.352	G6-3		E5			F8		B5-3		4	0	0	0	0	0	0					
Eric Young Sr., R (1,4) OBP: 0.330, SLG: 0.360	P6		P6					G5-3		4	0	0	0	0	0	1					
Jeffrey Hammonds, R (1,9) OBP: 0.336, SLG: 0.497	F8									2	0	0	0	1	0	0					
Richie Sexson, R (1,3) OBP: 0.363, SLG: 0.515		P4								3	0	1	0	0	1	2					
Matt Stairs, L (1,7) OBP: 0.333, SLG: 0.487 Ryan Thompson, R (8,7) OBP: 0.280, SLG: 0.483		G4-3								3	0	0	0	0	1	1					
										0	0	0	0	0	0	0					
José Hernández, R (1,6) OBP: 0.385, SLG: 0.501										2	1	0	0	1	2	0					
Mark Loretta, R (1,5) OBP: 0.342, SLG: 0.345										3	1	1	0	0	1	0					
Jorge Fabregas, L (1,2) OBP: 0.211, SLG: 0.189										3	0	1	2	0	0	0					
15 Ben Sheets, R (1,1) ERA: 3.3 Mike DeJean, R (9,1) ERA: 6.57										3	0	0	0	0	2	1					
										0	0	0	0	0	0	0					
Inning Stats	R: 0 E: 0 K: 0 S: 8	H: 0 LOB: 0 BB: 0 P: 15	R: 2 E: 0 K: 0 S: 11	H: 2 LOB: 1 BB: 1 P: 19	R: 0 E: 1 K: 1 S: 11	H: 0 LOB: 2 BB: 1 P: 20	R: 0 E: 0 K: 2 S: 9	H: 0 LOB: 0 BB: 0 P: 13	R: 0 E: 0 K: 1 S: 7	H: 0 LOB: 0 BB: 0 P: 11	R: 0 E: 0 K: 1 S: 11	H: 1 LOB: 1 BB: 0 P: 17	R: 0 E: 0 K: 1 S: 8	H: 0 LOB: 0 BB: 0 P: 11	R: 0 E: 0 K: 1 S: 6	H: 0 LOB: 0 BB: 0 P: 6	1B: 2 2B: 2 3B: 0 HR: 0	SF: 0 SAC: 0 DP: 1 HBP: 0	WP: 0 PB: 0 SB: 1 CS: 1	PA: 29	
PITCHER	IP	WLS	BF	H	R	ER	SO	BB	IBB	HBP	BLK	WP	HR	S	P	ERA	WHIP				
22 Mark Prior, R (1,1) ERA: 3.3 Kyle Farnsworth, R (8,1) ERA: 6.57	7.0	L	26	3	2	2	6	2	0	0	0	0	0	65	106	2.57	0.714				
	1.0		3	0	0	0	1	0	0	0	0	0	0	6	6	0.00	0.000				

Chicago Cubs @ Milwaukee Brewers
Miller Park, Milwaukee, WI
Mon Aug 26 2002, 7:05 PM CDT
Att: 27,254 - Sunny - 75 F

AB	27
R	2
H	3
RBI	2
BB	2
SO	7
LOB	5




Batter	1	2	3	4	5	6	7	8	9	AB	R	H	RBI	BB	SO	LOB	TOP										
Mark Bellhorn, S OBP: 0.371, SLG: 0.524 (1, 4)	G6-3	G5-3	K			F8 SF8 2B		G6-3		5	1	1	0	0	1	6	Chicago Cubs @ Milwaukee Brewers Miller Park, Milwaukee, WI Tue Aug 27 2002, 7:05 PM CDT Att: 24,231 - Sunny - 71 F										
Corey Patterson, L OBP: 0.297, SLG: 0.414 (1, 8)	F9 1B		K	L8		F8		G4-3		5	1	1	0	0	1	2											
Angel Echevarria, R OBP: 0.344, SLG: 0.448 (1, 9)	1B		FC3 BB 1B	2B 1B		SF8		G5-3		4	2	3	1	0	0	0											
Moises Alou, R OBP: 0.322, SLG: 0.406 Kyle Farnsworth, R (8, 1)	F9		1B E 1B BB	1-2 2B		P4		F7		3	1	1	1	1	0	2											
Chad Hermansen, R OBP: 0.273, SLG: 0.374 Antonio Alfonseca, R OBP: 0.667, SLG: 0.667 (9, PH) (9, 1)	2-3		1-2 2B	1-2 2B						1	0	0	0	0	0	0											
Fred McGriff, L OBP: 0.351, SLG: 0.514 (1, 3)	1-2 1B		FC3 1B	K						5	1	2	1	0	2	3											
Chris Stynes, R OBP: 0.314, SLG: 0.378 Bill Mueller, S OBP: 0.343, SLG: 0.373 (1, 5) (7, 5)	F9		BB 1B	F9				G3-1		3	0	1	1	0	0	3											
Alex Gonzalez, R OBP: 0.313, SLG: 0.426 (1, 6)		4-1 BB	1-2 2B 3H 1B			G4-6-3 HBP				3	0	1	2	1	1	1											
Joe Girardi, R OBP: 0.280, SLG: 0.301 (1, 2)	F8		K	F8				G6-3 BB		3	0	0	0	1	1	3											
Alan Benes, R (1, 1)		1-1 B2	4-2 BB					G6-3 BB		2	0	0	0	1	1	1											
Joe Borowski, R OBP: 0.333, SLG: 0.333 Roosevelt Brown, L OBP: 0.281, SLG: 0.313 (6, PH) (8, 7)			1-2 2B BB							0	0	0	0	0	0	0											
Inning Stats	R: 1 E: 0 K: 0 S: 13	H: 3 LOB: 2 BB: 0 P: 19	R: 0 E: 0 K: 0 S: 12	H: 0 LOB: 1 BB: 1 P: 23	R: 3 E: 1 K: 3 S: 23	H: 3 LOB: 3 BB: 2 P: 37	R: 1 E: 0 K: 1 S: 10	H: 2 LOB: 1 BB: 0 P: 14	R: 0 E: 0 K: 2 S: 8	H: 0 LOB: 0 BB: 0 P: 11	R: 1 E: 0 K: 0 S: 9	H: 1 LOB: 0 BB: 0 P: 14	R: 0 E: 0 K: 1 S: 5	H: 0 LOB: 0 BB: 0 P: 7	R: 0 E: 0 K: 0 S: 3	H: 0 LOB: 1 BB: 2 P: 13	R: 0 E: 0 K: 0 S: 11	H: 1 LOB: 1 BB: 0 P: 20	1B: 8 2B: 2 3B: 0 HR: 0	SF: 1 SAC: 0 DP: 2 HBP: 1	WP: 0 PB: 0 SB: 0 CS: 0	PA: 42					
PITCHER	IP	WLS	BF	H	R	ER	SO	BB	IBB	HBP	BLK	WP	HR	S	P	ERA	WHIP										
Jimmy Osting, L ERA: 7.5 (1, 1)	3.1	L	22	8	5	4	3	3	0	0	0	0	0	54	86	10.80	3.300										
Shane Nance, L ERA: 2.45 (4, 1)	1.2		5	0	0	0	3	0	0	0	0	0	0	12	18	0.00	0.000										
Valerio De Los Santos, L ERA: 2.25 (6, 1)	1.0		4	1	1	1	0	0	0	0	0	0	0	9	14	9.00	1.000										
Jayson Durocher, R ERA: 2.7 (7, 1)	1.0		5	0	0	0	1	2	0	1	0	0	0	6	16	0.00	2.000										
Ray King, L ERA: 2.94 (8, 1)	2.0		6	1	0	0	0	0	0	0	0	0	0	13	24	0.00	0.500										

AB	35
R	6
H	10
RBI	6
BB	5
SO	7
LOB	22



Batter	1	2	3	4	5	6	7	8	9	AB	R	H	RBI	BB	SO	LOB	BOTTOM										
Alex Sanchez, L OBP: 0.343, SLG: 0.356 (1, 8)	K		CS 1B						1B 1B	5	2	3	0	0	2	0	Chicago Cubs @ Milwaukee Brewers Miller Park, Milwaukee, WI Tue Aug 27 2002, 7:05 PM CDT Att: 24,231 - Sunny - 71 F										
Eric Young Sr., R OBP: 0.333, SLG: 0.361 (1, 4)	E4 S		F9			WP S 1B		2B BB	1B	4	0	2	0	1	0	1											
Jeffrey Hammonds, R OBP: 0.336, SLG: 0.404 (1, 9)	BB		BB			K		F7		3	0	0	0	2	1	5											
Richie Sexson, R OBP: 0.366, SLG: 0.517 (1, 3)	F3		BB			BB 1B		1-3 2B		4	0	2	1	1	1	4											
Matt Stairs, L OBP: 0.332, SLG: 0.480 (1, 7)	L7		BB			BB 1B		K		3	0	0	0	1	1	6											
José Hernández, R OBP: 0.353, SLG: 0.498 (1, 6)		G5-3				BB 1B		G6-3		5	0	1	0	0	1	4											
Mark Loretta, R OBP: 0.346, SLG: 0.345 (1, 5)	E5		1-3 1B			FC6-4 BB		F7		3	0	1	0	1	0	0											
Paul Bako, L OBP: 0.300, SLG: 0.327 (1, 2)	F8		L1-3			L5		K		4	0	0	0	0	1	5											
Jimmy Osting, R Shane Nance, L Valerio De Los Santos, L Lenny Harris, L Jayson Durocher, R Ryan Thompson, R Ray King, L Joe Borowski, R (1, 1) (1, 1) (6, 1) (8, 1) (9, 1)	K					FC6-4		F3		1	0	0	0	0	0	1											
Inning Stats	R: 0 E: 1 K: 1 S: 14	H: 0 LOB: 1 BB: 1 P: 25	R: 0 E: 1 K: 1 S: 11	H: 0 LOB: 0 BB: 0 P: 15	R: 0 E: 0 K: 1 S: 9	H: 1 LOB: 2 BB: 2 P: 20	R: 0 E: 0 K: 1 S: 9	H: 1 LOB: 0 BB: 0 P: 10	R: 0 E: 0 K: 3 S: 10	H: 1 LOB: 1 BB: 0 P: 15	R: 0 E: 0 K: 0 S: 16	H: 2 LOB: 3 BB: 2 P: 27	R: 1 E: 0 K: 1 S: 14	H: 2 LOB: 2 BB: 1 P: 26	R: 0 E: 0 K: 1 S: 6	H: 0 LOB: 0 BB: 0 P: 11		R: 1 E: 0 K: 1 S: 19	H: 3 LOB: 2 BB: 0 P: 28	1B: 9 2B: 2 3B: 0 HR: 0	SF: 0 SAC: 0 DP: 1 HBP: 0	WP: 1 PB: 0 SB: 2 CS: 1	PA: 42				
PITCHER	IP	WLS	BF	H	R	ER	SO	BB	IBB	HBP	BLK	WP	HR	S	P	ERA	WHIP										
Alan Benes, R ERA: 2.59 (1, 1)	5.1	W	24	5	0	0	6	4	0	0	0	0	0	61	98	0.00	1.688										
Joe Borowski, R ERA: 2.59 (6, 1)	1.2		9	2	1	1	1	2	0	0	0	0	0	22	40	5.40	2.400										
Kyle Farnsworth, R ERA: 6.41 (8, 1)	1.0		3	0	0	0	1	0	0	0	0	0	0	6	11	0.00	0.000										
Antonio Alfonseca, R ERA: 4.17 (9, 1)	1.0		6	3	1	1	1	0	0	0	0	0	0	19	28	9.00	3.000										

AB	36
R	2
H	10
RBI	2
BB	6
SO	9
LOB	29




Batter	1	2	3	4	5	6	7	8	9	AB	R	H	RBI	BB	SO	LOB	TOP					
Mark Bellhorn, S (1,4) OBP: 0.372, SLG: 0.526	2-2 SH1-3 SF8 2B		1-1 FC6-4 1B		3-3 K			1-3 K		4	1	2	0	0	2	1	Chicago Cubs @ Milwaukee Brewers Miller Park, Milwaukee, WI Wed Aug 28 2002, 7:05 PM CDT Att: 24,385 - Sunny - 70 F					
Corey Patterson, L (1,8) OBP: 0.295, SLG: 0.412	0-1 SH1-3 2-3		1-0 FC6-4 CS 1-2			1-1 G3		0-1 E1 G3		3	0	0	0	0	0	1						
Angel Echevarria, R (1,9) OBP: 0.339, SLG: 0.443	1-2 SF8 3-H		3-2 F8 1-2			2-1 1B		2-0 G3 1-2		3	0	1	1	0	0	2						
Moises Alou, R (1,7) OBP: 0.321, SLG: 0.404	3-1 1B			0-0 F8		1-0 L6		1-0 F9		4	0	1	0	0	0	2						
Fred McGriff, L (1,3) OBP: 0.349, SLG: 0.510	2-3 K			1-0 G4-3		2-2 G4-3			1-3 K	4	0	0	0	0	2	2						
Chris Stynes, R (1,5)		2-2 FC4-6 1B		0-3 K			1-0 G4-3 WP 1B		0-1 F8	4	0	2	0	0	1	0						
Alex Gonzalez, R (1,6)		1-1 P4			2-3 K		2-2 G4-3 1-3		0-2 G6-3	4	0	0	0	0	1	2						
Joe Girardi, R (1,2) OBP: 0.277, SLG: 0.298		3-2 FC4-6			2-1 G1-3		2-3 K			2	0	0	0	0	0	1						
Juan Cruz, R (6,1) OBP: 0.143, SLG: 0.143		1-2 1B			1-2 K2-3					0	0	0	0	0	0	0						
Bobby Hill, S (7, FH) OBP: 0.291, SLG: 0.281										0	0	0	0	0	0	0						
Will Cunnane, R (7,1) OBP: 0.285, SLG: 0.410										0	0	0	0	0	0	0						
34 Kerry Wood, R (1,1) OBP: 0.203, SLG: 0.161										2	0	1	0	0	1	1						
Todd Hundley, S (6,2)										1	0	0	0	0	0	1						
Inning Stats	R: 1 E: 0 K: 1 S: 13	H: 2 LOB: 1 BB: 0 P: 21	R: 0 E: 0 K: 1 S: 12	H: 1 LOB: 1 BB: 0 P: 18	R: 0 E: 0 K: 0 S: 7	H: 1 LOB: 0 BB: 0 P: 12	R: 0 E: 0 K: 1 S: 5	H: 0 LOB: 0 BB: 0 P: 6	R: 0 E: 0 K: 2 S: 13	H: 1 LOB: 1 BB: 0 P: 21	R: 0 E: 0 K: 0 S: 9	H: 1 LOB: 1 BB: 0 P: 15	R: 0 E: 1 K: 1 S: 11	H: 1 LOB: 1 BB: 0 P: 19	R: 0 E: 1 K: 1 S: 7	H: 0 LOB: 1 BB: 0 P: 11	R: 0 E: 0 K: 1 S: 8	H: 0 LOB: 0 BB: 0 P: 9	1B: 6 2B: 1 3B: 0 HR: 0	SF: 1 SAC: 1 DP: 0 HBP: 0	WP: 1 PB: 0 SB: 0 CS: 1	PA: 34
PITCHER	IP ERA WHIP	WLS BF	H R ER SO	BB IBB HBP BLK	WP HR S P	ERA WHIP	PITCHER														IP ERA WHIP	
Glendon Rusch, L (1,1) ERA: 4.73	7.0 W 27	7 1 1 6	0 0 0 0	0 0 0 0	1 0 70 112	1.29 1.000																
Ray King, L (8,1) ERA: 2.92	0.1 H 2	0 0 0 1	0 0 0 0	0 0 0 0	0 0 5 6	0.00 0.000																
Luis Vizcaino, R (8,1) ERA: 2.63	1.2 S 5	0 0 0 1	0 0 0 0	0 0 0 0	0 0 10 14	0.00 0.000																

AB	32
R	1
H	7
RBI	1
BB	0
SO	8
LOB	14



Batter	1	2	3	4	5	6	7	8	9	AB	R	H	RBI	BB	SO	LOB	BOTTOM					
Alex Sanchez, L (1,8) OBP: 0.340, SLG: 0.352	0-3 K	2-2 G4-3			2-3 K		1-2 G3			4	0	0	0	0	2	2	Chicago Cubs @ Milwaukee Brewers Miller Park, Milwaukee, WI Wed Aug 28 2002, 7:05 PM CDT Att: 24,385 - Sunny - 70 F					
Eric Young Sr., R (1,4) OBP: 0.334, SLG: 0.361	1-1 1B		4-1 S E 1B BB		0-0 G6-3		1-1 F8			3	1	1	0	1	0	0						
Lenny Harris, L (1,7) OBP: 0.342, SLG: 0.384	1-0 1B		1-2 S 1B		2-2 HR 1B		1-1 HR			4	2	4	1	0	0	0						
Richie Sexson, R (1,3) OBP: 0.365, SLG: 0.521	2-1 P4		2-3 K		1-1 HR		0-3 K			4	1	1	2	0	2	3						
Matt Stairs, L (1,9) OBP: 0.332, SLG: 0.475	3-3 K		4-1 G6-4-3 BB		2-3 K			0-0 HR		2	0	0	0	1	2	2						
Ryan Thompson, R (7,9) OBP: 0.284, SLG: 0.516										1	1	1	1	0	0	0						
José Hernández, R (1,6) OBP: 0.354, SLG: 0.497		3-1 G3 BB 1B	2-1 G6-4-3			2-1 G4-3		4-2 HR BB		3	0	1	0	1	0	2						
Mark Loretta, R (1,5) OBP: 0.347, SLG: 0.341		4-2 G3 BB		3-3 K		4-0 1B BB		0-1 L9		2	0	0	0	2	1	1						
Robert Machado, R (1,2) OBP: 0.344, SLG: 0.419		1-1 G3		2-2 F8		0-0 G6-4-3 1B		3-2 F7		4	0	1	0	0	0	3						
Glendon Rusch, L (1,1) OBP: 0.278, SLG: 0.321		2-3 K		2-3 K		0-0 G6-4-3		1-3 K		3	0	0	0	0	2	4						
Ray King, L (8,1)										0	0	0	0	0	0	0						
Luis Vizcaino, R (8,1)										1	0	0	0	0	1	1						
Inning Stats	R: 0 E: 0 K: 2 S: 11	H: 2 LOB: 2 BB: 0 P: 18	R: 0 E: 0 K: 1 S: 12	H: 1 LOB: 2 BB: 1 P: 24	R: 1 E: 0 K: 1 S: 10	H: 1 LOB: 1 BB: 2 P: 23	R: 0 E: 0 K: 2 S: 11	H: 0 LOB: 0 BB: 0 P: 18	R: 2 E: 0 K: 2 S: 13	H: 2 LOB: 0 BB: 0 P: 20	R: 0 E: 0 K: 0 S: 4	H: 1 LOB: 1 BB: 1 P: 10	R: 1 E: 0 K: 1 S: 10	H: 1 LOB: 0 BB: 0 P: 13	R: 1 E: 0 K: 1 S: 12	H: 1 LOB: 1 BB: 1 P: 20	R: 1 E: 0 K: 1 S: 8	H: 1 LOB: 1 BB: 1 P: 9	1B: 6 2B: 0 3B: 0 HR: 3	SF: 0 SAC: 0 DP: 2 HBP: 0	WP: 0 PB: 0 SB: 3 CS: 0	PA: 36
PITCHER	IP ERA WHIP	WLS BF	H R ER SO	BB IBB HBP BLK	WP HR S P	ERA WHIP	PITCHER														IP ERA WHIP	
34 Kerry Wood, R (1,1) ERA: 3.88	5.0 L 23	6 3 2 8	3 0 0 0	3 0 0 0	1 57 103	3.60 1.800																
Juan Cruz, R (6,1) ERA: 4.3	1.0 4	1 0 0 0	1 0 0 0	0 0 0 0	0 0 4 10	0.00 2.000																
Will Cunnane, R (7,1) ERA: 4.7	2.0 9	2 2 2 2	1 0 0 0	0 0 0 0	0 2 22 33	9.00 1.500																

AB	31
R	5
H	9
RBI	4
BB	5
SO	10
LOB	18



Batter	1	2	3	4	5	6	7	8	9	AB	R	H	RBI	BB	SO	LOB	TOP					
Bobby Hill, S OBP: 0.303, SLG: 0.305 (1, 4)	3-2 2B		3-2 1B	0-1 FC3-2 2B 1B	2-1 F3	1-2 P4			3-2 F7	6	1	3	1	0	0	2						
Corey Patterson, L OBP: 0.294, SLG: 0.408 (1, 8)	0-2 F7		0-0 F7	0-2 FC3-2 2B SF8	1-1				1-3 K	5	1	0	0	0	2	5						
Angel Echevarria, R OBP: 0.351, SLG: 0.463 (1, 9)	1-3 K		3-2 1B	0-0 HR 2B	3-2 G5-3				1-0 G5-3	6	2	3	2	0	1	2						
Moises Alou, R OBP: 0.327, SLG: 0.408 (7, PR)	4-2 BB		0-2 G4-3	1-3 2-3 3-H 4-0 HR IBB		3-1 BB 1B			1-3 K	3	2	2	1	2	0	2						
Chad Hermansen, R OBP: 0.273, SLG: 0.374 (7, 7)										0	0	0	0	0	0	0						
Alex Gonzalez, R OBP: 0.311, SLG: 0.420 (1, 6)	0-1 L7					4-1 1B BB			0-0 G6-3	2	2	0	1	2	0	3						
Mark Bellhorn, S OBP: 0.375, SLG: 0.544 (1, 3)		0-0 F9				4-1 G4-3 1B BB			3-2 P3	4	2	2	5	1	0	1						
Bill Mueller, S OBP: 0.344, SLG: 0.383 (1, 5)		0-3 K				2-3 K			1-2 G4-3	5	2	2	1	0	2	3						
Todd Hundley, S OBP: 0.287, SLG: 0.410 (1, 2)		3-2 F7				2-1 G4-3 1B			0-0 P6	5	0	2	1	0	1	0						
Matt Clement, R OBP: 0.123, SLG: 0.094 (8, PH)				0-1 G1-3		1-2 2-3 3-H 2-2 G4-3			1-3 K	3	1	0	1	0	1	2						
Roosevelt Brown, L OBP: 0.280, SLG: 0.311 (8, PH)				0-0 SH FC3-2 1B 2B						1	0	0	0	0	1	0						
Joe Borowski, R OBP: 0.333, SLG: 0.333 (9, 1)										0	0	0	0	0	0	0						
Francis Beltran, R OBP: 0.333, SLG: 0.333 (9, 1)										0	0	0	0	0	0	0						
Kyle Farnsworth, R OBP: 0.287, SLG: 0.410 (9, 1)										0	0	0	0	0	0	0						
Inning Stats	R: 0 E: 0 K: 1 S: 15	H: 1 LOB: 2 BB: 1 P: 23	R: 0 E: 0 K: 1 S: 7	H: 0 LOB: 0 BB: 0 P: 10	R: 0 E: 0 K: 0 S: 14	H: 2 LOB: 2 BB: 0 P: 20	R: 10 E: 1 K: 1 S: 26	H: 7 LOB: 1 BB: 2 P: 46	R: 0 E: 0 K: 1 S: 9	H: 0 LOB: 1 BB: 0 P: 15	R: 2 E: 0 K: 1 S: 16	H: 2 LOB: 2 BB: 2 P: 34	R: 1 E: 0 K: 1 S: 11	H: 2 LOB: 1 BB: 0 P: 19	R: 0 E: 0 K: 1 S: 7	H: 0 LOB: 0 BB: 0 P: 9	R: 0 E: 0 K: 1 S: 7	H: 0 LOB: 0 BB: 0 P: 12	1B: 8 2B: 3 3B: 0 HR: 3	SF: 1 SAC: 1 DP: 0 HBP: 1	WP: 0 PB: 0 SB: 0 CS: 0	PA: 48
PITCHER	IP WLS BF H R ER SO BB IBB HBP BLK WP HR S P ERA WHIP																					
Andrew Lorraine, L ERA: 10.8 (1, 1)	3.1 L 21 8 7 6 2 2 0 0 0 0 0 1 52 76 16.20 3.000																					
Jose Cabrera, R ERA: 6.63 (4, 1)	0.2 5 2 3 1 1 0 1 0 0 0 0 2 10 23 13.50 3.000																					
Valerio De Los Santos, L ERA: 2.49 (5, 1)	1.0 5 1 1 1 1 1 0 0 1 0 0 0 11 20 9.00 1.000																					
Shane Nance, L ERA: 4.76 (6, 1)	2.0 11 3 2 2 2 2 0 0 0 0 0 0 25 48 9.00 2.500																					
Mike DeJean, R ERA: 3.5 (8, 1)	1.0 3 0 0 0 0 1 0 0 0 0 0 0 7 9 0.00 0.000																					
Jayson Durocher, R ERA: 2.62 (9, 1)	1.0 3 0 0 0 0 0 0 0 0 0 0 1 10 23 9.00 1.000																					

Chicago Cubs @ Milwaukee Brewers
Miller Park, Milwaukee, WI
Thu Aug 29 2002, 1:05 PM CDT
Att: 29,324 - Sunny - 75 F

AB 40
R 13
H 14
RBI 13
BB 5
SO 8
LOB 20



Batter	1	2	3	4	5	6	7	8	9	AB	R	H	RBI	BB	SO	LOB	BOTTOM					
Alex Sanchez, L OBP: 0.341, SLG: 0.349 (1, 8)	0-0 F7		0-0 G3	4-2 BB		1-3 K			4-1 1B HR BB	3	1	0	0	2	1	2						
Mark Loretta, R OBP: 0.344, SLG: 0.338 (1, 5)	2-1 F8		1-3 K	3-1 F9			0-0 F8		2-2 HR BB	5	1	1	1	0	1	5						
Lenny Harris, L OBP: 0.343, SLG: 0.385 (1, 7)	0-1 L7			3-2 1B 1B	0-0 2B 1B		2-3 K		1-0 P5	5	2	2	0	0	1	3						
Richie Sexson, R OBP: 0.365, SLG: 0.526 (1, 3)		1-3 K		4-2 1B 1B BB	2-3 K		3-3 K		3-2 HR	4	2	1	4	1	3	1						
José Hernández, R OBP: 0.355, SLG: 0.494 (1, 6)		3-0 G5-3		1-0 1B 1B	1-1 F9		0-3 K		4-2 2B SF9	4	2	1	0	1	1	1						
Ryan Thompson, R OBP: 0.290, SLG: 0.531 (1, 9)		1-3 K		0-3 K	0-1 2B		0-3 K		0-2 2B	5	0	2	1	0	3	3						
Ronnie Belliard, R OBP: 0.272, SLG: 0.284 (1, 4)			0-0 P6	1-2 1B	0-0 F9		1-2 G1-3		0-0 SF9	4	0	1	2	0	0	1						
Jorge Fabregas, L OBP: 0.225, SLG: 0.198 (1, 2)			1-1 E6	1-2 1B		1-0 F9			3-H BB	4	1	1	2	1	0	1						
Andrew Lorraine, L ERA: 10.8 (1, 1)			0-1 SH	0-3 K		3-3 K			4-2 1B BB HR	0	0	0	0	0	0	0						
Jose Cabrera, R ERA: 6.63 (4, 1)										0	0	0	0	0	0	0						
Matt Stairs, L ERA: 2.56 (5, 1)										0	0	0	0	0	1	2						
Valerio De Los Santos, L ERA: 2.49 (5, 1)										0	0	0	0	0	0	0						
Shane Nance, L ERA: 4.76 (6, 1)										0	0	0	0	0	0	0						
Mike DeJean, R ERA: 3.5 (8, 1)										0	0	0	0	0	0	0						
Jayson Durocher, R ERA: 2.62 (9, 1)										0	0	0	0	0	0	0						
Paul Bako, L ERA: 3.00, SLG: 0.327 (9, PH)										0	0	0	0	0	0	0						
Inning Stats	R: 0 E: 0 K: 0 S: 5	H: 0 LOB: 0 BB: 0 P: 7	R: 0 E: 0 K: 2 S: 7	H: 0 LOB: 0 BB: 0 P: 12	R: 0 E: 2 K: 1 S: 9	H: 0 LOB: 2 BB: 0 P: 11	R: 3 E: 0 K: 2 S: 24	H: 4 LOB: 3 BB: 2 P: 41	R: 1 E: 0 K: 1 S: 10	H: 2 LOB: 1 BB: 0 P: 13	R: 0 E: 0 K: 2 S: 8	H: 0 LOB: 0 BB: 0 P: 13	R: 0 E: 0 K: 2 S: 7	H: 0 LOB: 0 BB: 0 P: 12	R: 0 E: 0 K: 2 S: 9	H: 0 LOB: 0 BB: 0 P: 10	R: 0 E: 0 K: 0 S: 22	H: 3 LOB: 1 BB: 4 P: 45	1B: 6 2B: 2 3B: 0 HR: 1	SF: 1 SAC: 1 DP: 0 HBP: 0	WP: 0 PB: 0 SB: 0 CS: 0	PA: 44
PITCHER	IP WLS BF H R ER SO BB IBB HBP BLK WP HR S P ERA WHIP																					
Matt Clement, R ERA: 3.56 (1, 1)	7.0 W 31 6 4 4 10 2 0 0 0 0 0 0 70 109 5.14 1.143																					
Joe Borowski, R ERA: 2.56 (8, 1)	1.0 3 0 0 0 2 0 0 0 0 0 0 0 9 10 0.00 0.000																					
Francis Beltran, R ERA: 11.25 (9, 1)	0.0 4 1 4 4 0 3 0 0 0 0 0 0 9 23 ∞ ∞																					
Kyle Farnsworth, R ERA: 6.69 (9, 1)	1.0 6 2 2 2 0 1 0 0 0 0 0 1 13 22 18.00 3.000																					

Chicago Cubs @ Milwaukee Brewers
Miller Park, Milwaukee, WI
Thu Aug 29 2002, 1:05 PM CDT
Att: 29,324 - Sunny - 75 F

AB 36
R 10
H 9
RBI 10
BB 6
SO 12
LOB 19



Batter	1	2	3	4	5	6	7	8	9	AB R H RBI BB SO LOB	TOP									
Miguel Cairo, R (1.4) OBP: 0.316, SLG: 0.387	4-0 5 HR BB BB	1-2 1B 2B		4-2 BB BB		2-3 K			1-3 K	3 2 1 1 2 2 0	St. Louis Cardinals @ Chicago Cubs Wrigley Field, Chicago, IL Fri Aug 30 2002, 2:20 PM CDT Att: 36,311 - Sunny - 75 F									
Edgar Renteria, R (1.6) OBP: 0.356, SLG: 0.436	4-2 5 HR BB	0-0 15 HBP 2B 1B		4-0 BB			0-1 L4			2 2 1 1 2 0 0										
15 Jim Edmonds, L (1.8) OBP: 0.414, SLG: 0.567	1-3 K	1-0 5 2B HBP		1-3 K			1-3 K			3 0 0 0 0 3 4										
5 Albert Pujols, R (1.7) Kerry Robinson, L (9.7) OBP: 0.391, SLG: 0.561 OBP: 0.307, SLG: 0.366	0-1 2H HR	1-0 2B		2-0 G4-3			1-0 F9			4 1 2 4 0 0 2 0 0 0 0 0 0 0										
27 Scott Rolen, R (1.5) OBP: 0.359, SLG: 0.478	2-3 K	1-1 F2			3-3 K			1-3 K		4 0 0 0 0 3 2										
Tino Martinez, L (1.3) OBP: 0.342, SLG: 0.424	3-2 G3-1		0-0 G4-3		2-1 G2			2-2 1B		4 0 1 0 0 0 0										
Eli Marrero, R (1.9) OBP: 0.314, SLG: 0.402		1-1 SH1-4 2B 1B	2-1 F7		2-3 K			3-2 L4		4 1 1 0 0 1 1										
Mike DiFelice, R (1.2) OBP: 0.286, SLG: 0.367		1-2 L9	2-2 F8			2-2 G6-3		2-2 P3		4 0 0 0 0 0 1										
Jamey Wright, R (1.1) Mike Crutcher, R (7.1) Steve Kline, S (7.1) Rick White, R (7.1) J.D. Drew, L (9. PH) Dave Veres, R (9.1) OBP: 0.141, SLG: 0.229 OBP: 0.327, SLG: 0.425 OBP: 0.333, SLG: 0.333	0-1 SH1-4		0-0 G1-3			0-3 K		1-0 F8		2 0 0 0 0 0 1 0 1 0 0 0 0 0 0 0 0 0 0 0 0 0										
Inning Stats	R: 3 E: 0 K: 2 S: 14	H: 1 LOB: 0 BB: 2 P: 28	R: 3 E: 0 K: 0 S: 18	H: 4 LOB: 2 BB: 0 P: 24	R: 0 E: 0 K: 0 S: 6	H: 0 LOB: 0 BB: 0 P: 10	R: 0 E: 0 K: 1 S: 7	H: 0 LOB: 2 BB: 2 P: 18	R: 0 E: 0 K: 2 S: 12	H: 0 LOB: 0 BB: 0 P: 19		R: 0 E: 0 K: 1 S: 7	H: 0 LOB: 0 BB: 0 P: 9	R: 0 E: 0 K: 1 S: 9	H: 1 LOB: 0 BB: 0 P: 15	R: 0 E: 0 K: 1 S: 7	H: 0 LOB: 0 BB: 0 P: 11	1B: 3 2B: 3 3B: 0 HR: 1	SF: 0 SAC: 1 DP: 1 HBP: 1	WP: 0 PB: 0 SB: 0 CS: 0
PITCHER	IP WLS BF H R ER SO BB IBB HBP BLK WP HR S P ERA WHIP											IP WLS BF H R ER SO BB IBB HBP BLK WP HR S P ERA WHIP								
38 Carlos Zambrano, R (1.1) ERA: 4.4	5.0 L 25 5 6 6 5 4 0 0 1 0 0 1 57 99 10.80 1.800																			
Will Cunnane, R (6.1) ERA: 3.72	2.0 6 0 0 0 3 0 0 0 0 0 0 0 18 24 0.00 0.000																			
Juan Cruz, R (8.1) ERA: 4.2	2.0 6 1 0 0 2 0 0 0 0 0 0 0 16 26 0.00 0.500																			

Batter	1	2	3	4	5	6	7	8	9	AB R H RBI BB SO LOB	BOTTOM											
Mark Bellhorn, S (1.4) OBP: 0.375, SLG: 0.540	3-2 F9		1-1 G3		4-2 FC4-6 BB		2-1 2B 1B		2-3 K	4 1 1 0 1 1 0	St. Louis Cardinals @ Chicago Cubs Wrigley Field, Chicago, IL Fri Aug 30 2002, 2:20 PM CDT Att: 36,311 - Sunny - 75 F											
Corey Patterson, L (1.8) OBP: 0.293, SLG: 0.408	1-0 G4-3			2-3 K	2-2 FC4-6 G5-4-3		0-1 G3 2B		2-3 K	5 0 1 2 0 2 2												
Moises Alou, R (1.9) OBP: 0.330, SLG: 0.415	2-2 2B			2-1 2B	0-1 G5-4-3		4-2 G3 BB			3 0 2 0 1 0 2												
Fred McGriff, L (1.3) OBP: 0.348, SLG: 0.506	0-0 G3-1			4-0 BB		2-0 P5	1-1 G3			3 0 0 0 1 0 3												
Roosevelt Brown, L (1.7) Angel Echevarria, R (7. PH) OBP: 0.281, SLG: 0.318 OBP: 0.347, SLG: 0.456		1-1 L8		3-1 F7		0-0 1B 2B	1-0 G5-3			3 0 1 0 0 0 2 1 0 0 0 0 0 2												
Alex Gonzalez, R (1.6) OBP: 0.308, SLG: 0.416		3-3 K		0-3 K		0-0 P4		2-1 G6-3		4 0 0 0 0 2 3												
Bill Mueller, S (1.5) OBP: 0.345, SLG: 0.384		2-2 F7			1-0 WP 1B	3-2 1B		2-2 F7		4 1 2 0 0 0 0												
Todd Hundley, S (1.2) OBP: 0.287, SLG: 0.404			0-0 P6		4-2 BB 1B FC4-6 BB	1-0 G4-1		1-1 F2		3 1 0 0 1 0 2												
38 Carlos Zambrano, S (1.1) Chris Stynes, R (5. PH) Will Cunnane, R (6.1) Bobby Hill, S (7. PH) Juan Cruz, R (8.1) Chad Hermansen, R (9. PH) OBP: 0.327, SLG: 0.392 OBP: 0.327, SLG: 0.372			1-2 G6-3		0-0 FC4-6 BB 1B		2-2 F8		2-1 L9	1 0 0 0 0 0 0 1 0 1 1 0 0 0 0 0 0 0 0 0 0 1 0 0 0 0 0 0 0 0 0 0 0 0 0 1 0 0 0 0 0 0												
Inning Stats	R: 0 E: 0 K: 0 S: 8	H: 1 LOB: 1 BB: 0 P: 14	R: 0 E: 0 K: 1 S: 9	H: 0 LOB: 0 BB: 0 P: 15	R: 0 E: 0 K: 0 S: 6	H: 0 LOB: 0 BB: 0 P: 8	R: 0 E: 0 K: 2 S: 10	H: 1 LOB: 2 BB: 1 P: 21	R: 2 E: 0 K: 0 S: 13	H: 2 LOB: 1 BB: 2 P: 24		R: 0 E: 0 K: 0 S: 7	H: 2 LOB: 2 BB: 0 P: 13	R: 1 E: 0 K: 0 S: 13	H: 2 LOB: 2 BB: 1 P: 23	R: 0 E: 0 K: 0 S: 11	H: 0 LOB: 0 BB: 0 P: 16	R: 0 E: 0 K: 2 S: 8	H: 0 LOB: 0 BB: 0 P: 14	1B: 4 2B: 4 3B: 0 HR: 0	SF: 0 SAC: 0 DP: 1 HBP: 0	WP: 1 PB: 0 SB: 0 CS: 0
PITCHER	IP WLS BF H R ER SO BB IBB HBP BLK WP HR S P ERA WHIP											IP WLS BF H R ER SO BB IBB HBP BLK WP HR S P ERA WHIP										
Jamey Wright, R (1.1) ERA: 5.24	6.0 W 26 6 2 2 3 3 0 0 0 0 0 0 10 18 3.00 1.500																					
Mike Crutcher, R (7.1) ERA: 1.91	0.1 4 2 1 1 0 1 0 0 0 0 0 0 10 18 27.00 9.000																					
Steve Kline, L (7.1) ERA: 4.17	0.1 H 1 0 0 0 0 0 0 0 0 0 0 0 2 3 0.00 0.000																					
Rick White, R (7.1) ERA: 5.56	1.1 H 4 0 0 0 0 0 0 0 0 0 0 0 12 18 0.00 0.000																					
Dave Veres, R (9.1) ERA: 3.58	1.0 S 3 0 0 0 2 0 0 0 0 0 0 0 8 14 0.00 0.000																					

AB 31
R 6
H 6
RBI 6
BB 4
SO 10
LOB 10



AB 34
R 3
H 8
RBI 3
BB 4
SO 5
LOB 16



Batter	1	2	3	4	5	6	7	8	9	AB	R	H	RBI	BB	SO	LOB	TOP								
Fernando Vina, L (1,4) OBP: 0.333, SLG: 0.337	F7		5 1B 27 1B	G3		3-H 2B			SH1-3 HR BB	4	2	2	1	1	0	1									
Miguel Cairo, R (1,6) OBP: 0.309, SLG: 0.377	K		L9			F8			SH1-3	4	0	0	0	0	2	2									
15 Jim Edmonds, L (1,8) OBP: 0.413, SLG: 0.563	5 2B BB		K			L8			HR IBB	3	1	0	0	2	2	1									
5 Albert Pujols, R (1,7) OBP: 0.394, SLG: 0.570 Rick White, R (7,1)			27 1B			HR			G4-3	4	1	3	1	0	0	0									
Eduardo Perez, R (9,PH) OBP: 0.291, SLG: 0.480 Dave Veres, R (9,1)			1B			HR			HR	1	1	1	3	0	0	0									
27 Scott Rolen, R (1,5) OBP: 0.359, SLG: 0.476	K		1B			K			G3	4	0	1	1	1	2	2									
Tino Martinez, L (1,3) OBP: 0.341, SLG: 0.424		F8	F7			SH SF7 2B			G4-3	5	1	1	0	0	1	3									
Eli Marrero, R (1,9) OBP: 0.316, SLG: 0.416		2B		F7		SH SF7 2B			HR	4	2	2	1	0	1	1									
Mike DiFelice, R (1,2) OBP: 0.285, SLG: 0.367		K		FC1-6 1B		SF7			K	3	0	1	1	0	2	1									
Luther Hackman, R (1,1) OBP: 0.125, SLG: 0.067 J.D. Drew, L (6,PH) Jeff Fassero, L (6,1) Kerry Robinson, L (7,7)		K		FC1-6		K			G4-3	2	0	0	0	0	1	2									
Inning Stats	R: 0 E: 0 K: 2 S: 15	H: 1 LOB: 2 BB: 1 P: 28	R: 0 E: 0 K: 2 S: 13	H: 1 LOB: 1 BB: 0 P: 22	R: 1 E: 0 K: 1 S: 15	H: 3 LOB: 2 BB: 0 P: 22	R: 0 E: 1 K: 0 S: 11	H: 1 LOB: 1 BB: 0 P: 15	R: 1 E: 0 K: 2 S: 9	H: 1 LOB: 0 BB: 0 P: 11	R: 2 E: 1 K: 1 S: 13	H: 2 LOB: 1 BB: 0 P: 22	R: 0 E: 0 K: 1 S: 8	H: 0 LOB: 0 BB: 0 P: 11	R: 1 E: 0 K: 1 S: 12	H: 1 LOB: 0 BB: 3 P: 16	R: 3 E: 0 K: 2 S: 20	H: 1 LOB: 1 BB: 3 P: 37	1B: 4 2B: 4 3B: 0 HR: 3	SF: 1 SAC: 2 DP: 0 HBP: 0	WP: 0 PB: 0 SB: 1 CS: 0	PA: 43			
PITCHER	IP	WLS	BF	H	R	ER	SO	BB	IBB	HBP	BLK	WP	HR	S	P	ERA	WHIP								
22 Mark Prior, R (1,1) ERA: 3.32	5.0	L	23	7	2	2	7	1	0	0	0	0	1	63	98	3.60	1.600								
Joe Borowski, R (6,1) ERA: 2.61	2.0		9	2	2	1	2	0	0	0	0	0	0	21	33	4.50	1.000								
Francis Beltran, R (8,1) ERA: 13.5	2.0		11	2	4	4	3	2	1	0	0	0	2	32	53	18.00	2.000								

St. Louis Cardinals @ Chicago Cubs
Wrigley Field, Chicago, IL
Sat Aug 31 2002, 12:05 PM CDT
Att: 37,874 - Sunny - 74 F

AB 36
R 8
H 11
RBI 8
BB 4
SO 12
LOB 14



Batter	1	2	3	4	5	6	7	8	9	AB	R	H	RBI	BB	SO	LOB	BOTTOM								
Mark Bellhorn, S (1,4) OBP: 0.378, SLG: 0.550	1B BB 1B		L9			HR			1B	5	1	3	1	0	1	1									
Corey Patterson, L (1,8) OBP: 0.291, SLG: 0.405 Joe Borowski, R (6,1) Bobby Hill, S (7,PH) Francis Beltran, R (8,1)	F8		G1-3		FC6-4 FC5-4	FC5-4 1B			1B	3	0	0	0	0	0	2									
Chad Hermansen, R (9,PH) OBP: 0.275, SLG: 0.375	1B BB		K		FC5-4	FC5-4 BB			K	4	0	0	0	1	2	4									
Moises Alou, R (1,9) OBP: 0.329, SLG: 0.411	1B BB		K		FC5-4	FC5-4 BB			K	4	0	0	0	1	2	4									
Fred McGriff, L (1,3) OBP: 0.348, SLG: 0.503	F8			P6		1B BB			G4-3	3	0	0	0	2	0	4									
Chris Stynes, R (1,5) OBP: 0.325, SLG: 0.387	1B		L7			1B			F7	4	0	2	0	0	0	2									
Roosevelt Brown, L (1,7) OBP: 0.280, SLG: 0.316	G4-3		1B		1B				G4-3	4	0	1	0	0	1	5									
Alex Gonzalez, R (1,6) OBP: 0.308, SLG: 0.415		G4-3		1B		K			K	4	0	1	0	0	2	2									
Joe Girardi, R (1,2) OBP: 0.272, SLG: 0.292		G1-3		L8		F8			F9	4	0	0	0	0	0	4									
22 Mark Prior, R (1,1) ERA: 4.2 Angel Echevarria, R (6,9)		G1-3		K FC6-4		F8			G6-3	2	0	0	0	0	1	0									
Inning Stats	R: 0 E: 0 K: 0 S: 13	H: 2 LOB: 3 BB: 1 P: 19	R: 0 E: 0 K: 0 S: 8	H: 0 LOB: 0 BB: 0 P: 13	R: 0 E: 0 K: 1 S: 8	H: 0 LOB: 0 BB: 0 P: 14	R: 0 E: 0 K: 0 S: 13	H: 2 LOB: 2 BB: 0 P: 22	R: 0 E: 0 K: 2 S: 9	H: 0 LOB: 1 BB: 0 P: 13	R: 1 E: 0 K: 2 S: 18	H: 2 LOB: 2 BB: 1 P: 31	R: 0 E: 0 K: 1 S: 5	H: 0 LOB: 0 BB: 0 P: 9	R: 0 E: 0 K: 1 S: 19	H: 2 LOB: 2 BB: 0 P: 31	1B: 8 2B: 0 3B: 0 HR: 1	SF: 0 SAC: 0 DP: 0 HBP: 0	WP: 1 PB: 0 SB: 0 CS: 0	PA: 40					
PITCHER	IP	WLS	BF	H	R	ER	SO	BB	IBB	HBP	BLK	WP	HR	S	P	ERA	WHIP								
Luther Hackman, R (1,1) ERA: 4.2	5.0	W	21	4	0	0	3	1	0	0	0	0	1	51	81	0.00	1.000								
Jeff Fassero, L (6,1) ERA: 6.13	1.2		10	3	1	1	2	2	0	0	0	0	1	29	48	5.40	3.000								
Rick White, R (7,1) ERA: 5.4	1.1	H	4	0	0	0	1	0	0	0	0	0	0	7	11	0.00	0.000								
Dave Veres, R (9,1) ERA: 3.53	1.0		5	2	0	0	1	0	0	0	0	0	0	19	31	0.00	2.000								

St. Louis Cardinals @ Chicago Cubs
Wrigley Field, Chicago, IL
Sat Aug 31 2002, 12:05 PM CDT
Att: 37,874 - Sunny - 74 F

AB 37
R 1
H 9
RBI 1
BB 3
SO 7
LOB 24



Batter	1	2	3	4	5	6	7	8	9	AB	R	H	RBI	BB	SO	LOB	TOP										
Fernando Vina, L (1.4) OBP: 0.332, SLG: 0.336	F8		1B	P3		G3-1		F8		5	1	1	0	0	0	1											
Edgar Renteria, R (1.6) OBP: 0.356, SLG: 0.434	G6-3		1B	G5-3			L7		G4-3	4	1	1	0	1	0	0											
15 Jim Edmonds, L (1.8) OBP: 0.413, SLG: 0.568	K		1B	F8					G4-3	5	2	2	2	0	1	1											
J.D. Drew, L (1.9) OBP: 0.362, SLG: 0.430			1B							4	2	3	1	0	1	0											
27 Scott Rolen, R (1.5) OBP: 0.360, SLG: 0.477			1B							4	1	1	0	1	1	2											
Eduardo Perez, R (1.3) OBP: 0.288, SLG: 0.469			1B							3	1	0	1	1	2	6											
Eli Marrero, R (1.7) OBP: 0.321, SLG: 0.428			1B							3	1	2	4	1	1	1											
Mike Matheny, R (1.2) OBP: 0.291, SLG: 0.311			1B							3	0	0	0	0	2	1											
Andy Benes, R (1.1) OBP: 0.208, SLG: 0.375			1B							2	1	1	1	0	0	0											
Tino Martinez, L (6, PH) OBP: 0.340, SLG: 0.423			1B							1	0	0	0	0	1	0											
Steve Kline, S (6, PH)			1B							0	0	0	0	0	0	0											
Kerry Robinson, L (8, PH) OBP: 0.303, SLG: 0.364			1B							0	0	0	1	0	0	0											
Mike Crudate, R (8, PH) OBP: 0.303, SLG: 0.364			1B							0	0	0	0	0	0	0											
Inning Stats	R: 0 E: 0 K: 1 S: 10	H: 0 LOB: 0 BB: 0 P: 14	R: 1 E: 0 K: 1 S: 11	H: 1 LOB: 1 BB: 1 P: 20	R: 6 E: 0 K: 1 S: 18	H: 5 LOB: 0 BB: 1 P: 30	R: 1 E: 0 K: 0 S: 7	H: 1 LOB: 0 BB: 0 P: 9	R: 0 E: 0 K: 2 S: 14	H: 0 LOB: 1 BB: 0 P: 19	R: 0 E: 0 K: 1 S: 9	H: 0 LOB: 0 BB: 0 P: 13	R: 1 E: 0 K: 1 S: 11	H: 1 LOB: 0 BB: 0 P: 14	R: 0 E: 0 K: 0 S: 9	H: 2 LOB: 2 BB: 1 P: 12	1B: 6 2B: 2 3B: 0 HR: 3	SF: 2 SAC: 1 DP: 1 HBP: 1	WP: 0 PB: 1 SB: 0 CS: 0	PA: 42							
PITCHER	IP	WLS	BF	H	R	ER	SO	BB	IBB	HBP	BLK	WP	HR	S	P	ERA	WHIP										
Jason Bere, R (1.1) ERA: 5.67	4.0	L	21	7	8	7	3	2	0	0	0	0	2	46	73	15.75	2.250										
Will Cunnane, R (5.1) ERA: 3.55	3.0		11	1	1	1	5	0	0	1	0	0	1	34	46	3.00	0.333										
Kyle Farnsworth, R (8.1) ERA: 6.75	1.0		5	1	1	1	0	1	0	0	0	0	0	9	18	9.00	2.000										
Antonio Alfonseca, R (9.1) ERA: 4.1	1.0		5	2	0	0	1	1	0	0	0	0	0	8	12	0.00	3.000										

St. Louis Cardinals @ Chicago Cubs
Wrigley Field, Chicago, IL
Sat Aug 31 2002, 7:05 PM CDT
Att: 37,639 - Sunny - 71 F

AB 34
R 10
H 11
RBI 10
BB 4
SO 9
LOB 12



Batter	1	2	3	4	5	6	7	8	9	AB	R	H	RBI	BB	SO	LOB	BOTTOM										
Bobby Hill, S (1.4) OBP: 0.319, SLG: 0.333	F8		2B			BB		G4-3		5	1	3	1	0	0	0											
Corey Patterson, L (1.8) OBP: 0.290, SLG: 0.403	L8		F8			1B		G4-3		5	0	1	1	0	0	3											
Antonio Alfonseca, R (9.1) OBP: 0.667, SLG: 0.667										0	0	0	0	0	0	0											
Angel Echevarria, R (1.3) OBP: 0.354, SLG: 0.458	1B		BB							2	0	1	1	2	0	2											
Moises Alou, R (1.9) OBP: 0.332, SLG: 0.411	1B		F8							3	0	1	0	2	0	3											
Mark Bellhorn, S (1.6) OBP: 0.378, SLG: 0.546	F8									4	0	1	1	1	1	3											
Roosevelt Brown, L (1.7) OBP: 0.272, SLG: 0.307	G4-3									5	0	0	0	0	1	4											
Bill Mueller, S (1.5) OBP: 0.347, SLG: 0.384	K									3	1	1	0	1	1	0											
Todd Hundley, S (1.2) OBP: 0.282, SLG: 0.397	K									4	0	0	0	0	2	2											
Jason Bere, R (1.1) OBP: 0.125, SLG: 0.208										1	0	0	0	0	1	0											
Will Cunnane, R (5.1) OBP: 0.667, SLG: 0.500										1	2	1	0	1	0	0											
Kyle Farnsworth, R (8.1) ERA: 4.5										0	0	0	0	0	0	0											
Chad Hermansen, R (8, PH) OBP: 0.274, SLG: 0.373										1	0	0	0	0	1	0											
Inning Stats	R: 0 E: 0 K: 0 S: 17	H: 1 LOB: 2 BB: 1 P: 30	R: 0 E: 0 K: 2 S: 9	H: 0 LOB: 0 BB: 0 P: 15	R: 0 E: 0 K: 1 S: 10	H: 1 LOB: 2 BB: 1 P: 17	R: 0 E: 0 K: 0 S: 14	H: 0 LOB: 1 BB: 1 P: 24	R: 1 E: 0 K: 0 S: 17	H: 1 LOB: 3 BB: 3 P: 33	R: 3 E: 1 K: 0 S: 11	H: 5 LOB: 2 BB: 1 P: 22	R: 0 E: 0 K: 1 S: 7	H: 0 LOB: 0 BB: 0 P: 12	R: 0 E: 0 K: 1 S: 8	H: 0 LOB: 0 BB: 0 P: 12	R: 0 E: 0 K: 2 S: 9	H: 1 LOB: 1 BB: 0 P: 14	1B: 7 2B: 2 3B: 0 HR: 0	SF: 1 SAC: 0 DP: 0 HBP: 0	WP: 0 PB: 0 SB: 0 CS: 0	PA: 42					
PITCHER	IP	WLS	BF	H	R	ER	SO	BB	IBB	HBP	BLK	WP	HR	S	P	ERA	WHIP										
Andy Benes, R (1.1) ERA: 3.34	5.0	W	24	3	1	1	3	6	0	0	0	0	0	67	119	1.80	1.800										
Steve Kline, L (6.1) ERA: 4.5	2.0		11	5	3	3	1	1	0	0	0	0	0	18	34	13.50	3.000										
Mike Crudate, R (8.1) ERA: 1.83	2.0		7	1	0	0	3	0	0	0	0	0	0	17	26	0.00	0.500										

St. Louis Cardinals @ Chicago Cubs
Wrigley Field, Chicago, IL
Sat Aug 31 2002, 7:05 PM CDT
Att: 37,639 - Sunny - 71 F

AB 34
R 4
H 9
RBI 4
BB 7
SO 7
LOB 17



Batter	1	2	3	4	5	6	7	8	9	AB	R	H	RBI	BB	SO	LOB	TOP							
Fernando Vina, L OBP: 0.331, SLG: 0.335 (1, 4)	F9		F7				F9		B4-3	5	0	1	0	0	0	1								
Edgar Renteria, R OBP: 0.354, SLG: 0.430 (1, 6)	G6-3			E8 15 1B 5 G6-4-3			F9			4	1	0	0	0	0	2								
15 Jim Edmonds, L OBP: 0.412, SLG: 0.565 (1, 8)	F7									4	0	1	0	0	0	0								
5 Albert Pujols, R OBP: 0.393, SLG: 0.568 (1, 3)		F8		G6-4-3			G4-3		G3	4	0	1	0	0	0	1								
27 Scott Rolen, R OBP: 0.361, SLG: 0.476 (1, 5)		F2								4	0	1	0	0	0	1								
J.D. Drew, L OBP: 0.365, SLG: 0.439 Kerry Robinson, L OBP: 0.303, SLG: 0.364 (8, PH) (8, 7)										3	1	1	0	1	0	1								
Eli Marrero, R OBP: 0.320, SLG: 0.435 (8, 9) (1, 7)										2	1	1	2	1	0	1								
Mike Matheny, R OBP: 0.291, SLG: 0.311 Miguel Cairo, R OBP: 0.307, SLG: 0.374 (9, PH) (8, 7)										0	0	0	0	0	0	0								
Chuck Finley, L OBP: 0.087, SLG: 0.130 Rick White, R Ivan Cruz, L (9, PH)										4	1	1	1	0	2	3								
										3	0	1	0	0	1	0								
										1	0	0	0	0	0	0								
										2	0	0	0	0	2	0								
										0	0	0	0	0	0	0								
										1	0	0	0	0	0	0								
Inning Stats	R: 0 E: 0 K: 0 S: 8	H: 0 LOB: 0 BB: 0 P: 11	R: 0 E: 0 K: 1 S: 8	H: 0 LOB: 1 BB: 1 P: 14	R: 0 E: 0 K: 2 S: 8	H: 0 LOB: 0 BB: 0 P: 12	R: 3 E: 1 K: 0 S: 13	H: 3 LOB: 0 BB: 0 P: 20	R: 0 E: 0 K: 1 S: 12	H: 1 LOB: 1 BB: 0 P: 20	R: 0 E: 0 K: 0 S: 7	H: 1 LOB: 1 BB: 0 P: 9	R: 1 E: 0 K: 0 S: 10	H: 2 LOB: 1 BB: 0 P: 14	R: 0 E: 0 K: 1 S: 10	H: 0 LOB: 2 BB: 1 P: 20	R: 0 E: 0 K: 0 S: 7	H: 0 LOB: 0 BB: 0 P: 11	1B: 5 2B: 0 3B: 0 HR: 2	SF: 0 SAC: 1 DP: 1 HBP: 1	WP: 0 PB: 0 SB: 0 CS: 0	PA: 37		
PITCHER	IP WLS BF H R ER SO BB IBB HBP BLK WP HR S P ERA WHIP	IP WLS BF H R ER SO BB IBB HBP BLK WP HR S P ERA WHIP	IP WLS BF H R ER SO BB IBB HBP BLK WP HR S P ERA WHIP	IP WLS BF H R ER SO BB IBB HBP BLK WP HR S P ERA WHIP	IP WLS BF H R ER SO BB IBB HBP BLK WP HR S P ERA WHIP	IP WLS BF H R ER SO BB IBB HBP BLK WP HR S P ERA WHIP	IP WLS BF H R ER SO BB IBB HBP BLK WP HR S P ERA WHIP	IP WLS BF H R ER SO BB IBB HBP BLK WP HR S P ERA WHIP	IP WLS BF H R ER SO BB IBB HBP BLK WP HR S P ERA WHIP	IP WLS BF H R ER SO BB IBB HBP BLK WP HR S P ERA WHIP	IP WLS BF H R ER SO BB IBB HBP BLK WP HR S P ERA WHIP	IP WLS BF H R ER SO BB IBB HBP BLK WP HR S P ERA WHIP	IP WLS BF H R ER SO BB IBB HBP BLK WP HR S P ERA WHIP	IP WLS BF H R ER SO BB IBB HBP BLK WP HR S P ERA WHIP	IP WLS BF H R ER SO BB IBB HBP BLK WP HR S P ERA WHIP	IP WLS BF H R ER SO BB IBB HBP BLK WP HR S P ERA WHIP	IP WLS BF H R ER SO BB IBB HBP BLK WP HR S P ERA WHIP	IP WLS BF H R ER SO BB IBB HBP BLK WP HR S P ERA WHIP	IP WLS BF H R ER SO BB IBB HBP BLK WP HR S P ERA WHIP	IP WLS BF H R ER SO BB IBB HBP BLK WP HR S P ERA WHIP	IP WLS BF H R ER SO BB IBB HBP BLK WP HR S P ERA WHIP	IP WLS BF H R ER SO BB IBB HBP BLK WP HR S P ERA WHIP	IP WLS BF H R ER SO BB IBB HBP BLK WP HR S P ERA WHIP	IP WLS BF H R ER SO BB IBB HBP BLK WP HR S P ERA WHIP

St. Louis Cardinals @ Chicago Cubs
Wrigley Field, Chicago, IL
Sun Sep 01 2002, 1:20 PM CDT
Att: 37,739 - Sunny - 74 F

AB 33
R 4
H 7
RBI 3
BB 2
SO 5
LOB 9



Batter	1	2	3	4	5	6	7	8	9	AB	R	H	RBI	BB	SO	LOB	BOTTOM								
Bobby Hill, S OBP: 0.308, SLG: 0.321 Juan Cruz, R OBP: 0.143, SLG: 0.143 Bill Mueller, S OBP: 0.347, SLG: 0.384 (1, 4) (8, 1) (9, 5)	F9	G6-3								4	0	0	0	0	1	1									
Chad Hermansen, R OBP: 0.274, SLG: 0.371 (1, 8) (9, 7)										4	0	1	0	0	2	0									
Angel Echevarria, R OBP: 0.360, SLG: 0.493 (1, 9) (8, 8)										3	1	1	1	1	1	1									
Fred McGriff, L OBP: 0.350, SLG: 0.501 Corey Patterson, L OBP: 0.290, SLG: 0.403 (8, PH) (9, 8)										2	1	0	0	2	2	2									
Chris Stynes, R OBP: 0.320, SLG: 0.381 (1, 5) (9, 4)										3	0	0	0	0	1	2									
Alex Gonzalez, R OBP: 0.311, SLG: 0.418 (1, 6) (8, 4) (9, 3)										4	1	3	1	0	0	0									
Roosevelt Brown, L OBP: 0.277, SLG: 0.303 Antonio Alfonseca, R OBP: 0.667, SLG: 0.667 (1, 7) (9, 1)										2	1	0	0	2	1	1									
Joe Girardi, R OBP: 0.273, SLG: 0.297 (1, 2) (8, 4) (9, 3)										3	0	1	2	0	1	2									
Alan Benes, R Mark Bellhorn, S OBP: 0.377, SLG: 0.545 (1, 1) (7, PH) (8, 4) (9, 3)										2	0	0	0	2	1	1									
										1	0	0	0	1	0	0									
Inning Stats	R: 0 E: 0 K: 2 S: 10	H: 1 LOB: 1 BB: 0 P: 15	R: 2 E: 0 K: 1 S: 15	H: 2 LOB: 1 BB: 1 P: 22	R: 0 E: 0 K: 1 S: 7	H: 0 LOB: 1 BB: 1 P: 14	R: 0 E: 0 K: 2 S: 9	H: 0 LOB: 0 BB: 0 P: 15	R: 0 E: 0 K: 3 S: 11	H: 0 LOB: 0 BB: 0 P: 15	R: 1 E: 0 K: 1 S: 16	H: 1 LOB: 2 BB: 2 P: 28	R: 0 E: 0 K: 2 S: 9	H: 0 LOB: 0 BB: 0 P: 13	R: 2 E: 0 K: 0 S: 11	H: 2 LOB: 1 BB: 1 P: 20	R: 2 E: 0 K: 0 S: 11	H: 2 LOB: 1 BB: 1 P: 20	1B: 4 2B: 1 3B: 0 HR: 1	SF: 0 SAC: 1 DP: 1 HBP: 0	WP: 1 PB: 0 SB: 1 CS: 0	PA: 34			
PITCHER	IP WLS BF H R ER SO BB IBB HBP BLK WP HR S P ERA WHIP	IP WLS BF H R ER SO BB IBB HBP BLK WP HR S P ERA WHIP	IP WLS BF H R ER SO BB IBB HBP BLK WP HR S P ERA WHIP	IP WLS BF H R ER SO BB IBB HBP BLK WP HR S P ERA WHIP	IP WLS BF H R ER SO BB IBB HBP BLK WP HR S P ERA WHIP	IP WLS BF H R ER SO BB IBB HBP BLK WP HR S P ERA WHIP	IP WLS BF H R ER SO BB IBB HBP BLK WP HR S P ERA WHIP	IP WLS BF H R ER SO BB IBB HBP BLK WP HR S P ERA WHIP	IP WLS BF H R ER SO BB IBB HBP BLK WP HR S P ERA WHIP	IP WLS BF H R ER SO BB IBB HBP BLK WP HR S P ERA WHIP	IP WLS BF H R ER SO BB IBB HBP BLK WP HR S P ERA WHIP	IP WLS BF H R ER SO BB IBB HBP BLK WP HR S P ERA WHIP	IP WLS BF H R ER SO BB IBB HBP BLK WP HR S P ERA WHIP	IP WLS BF H R ER SO BB IBB HBP BLK WP HR S P ERA WHIP	IP WLS BF H R ER SO BB IBB HBP BLK WP HR S P ERA WHIP	IP WLS BF H R ER SO BB IBB HBP BLK WP HR S P ERA WHIP	IP WLS BF H R ER SO BB IBB HBP BLK WP HR S P ERA WHIP	IP WLS BF H R ER SO BB IBB HBP BLK WP HR S P ERA WHIP	IP WLS BF H R ER SO BB IBB HBP BLK WP HR S P ERA WHIP	IP WLS BF H R ER SO BB IBB HBP BLK WP HR S P ERA WHIP	IP WLS BF H R ER SO BB IBB HBP BLK WP HR S P ERA WHIP	IP WLS BF H R ER SO BB IBB HBP BLK WP HR S P ERA WHIP	IP WLS BF H R ER SO BB IBB HBP BLK WP HR S P ERA WHIP	IP WLS BF H R ER SO BB IBB HBP BLK WP HR S P ERA WHIP	IP WLS BF H R ER SO BB IBB HBP BLK WP HR S P ERA WHIP

St. Louis Cardinals @ Chicago Cubs
Wrigley Field, Chicago, IL
Sun Sep 01 2002, 1:20 PM CDT
Att: 37,739 - Sunny - 74 F

AB 28
R 5
H 6
RBI 4
BB 5
SO 12
LOB 10



Batter	1	2	3	4	5	6	7	8	9	AB	R	H	RBI	BB	SO	LOB	TOP																				
Eric Young Sr., R OBP: 0.335, SLG: 0.368	1-2 G4-3 1B		0-0 P6					0-0 L8		5	1	2	1	0	1	3																					
Ryan Christenson, R (1.8)	1-2 G4-3		0-0 L9						1-1 G3	5	0	0	0	0	1	2																					
Jeffrey Hammonds, R OBP: 0.337, SLG: 0.406	0-2 2B		0-3 K						0-2 F7	5	0	2	0	0	1	1																					
Richie Sexson, R OBP: 0.369, SLG: 0.524	3-2 F7			1-2 G6-4-3 2B	2-1 BB 1B				4-2 BB	3	0	2	0	2	0	1																					
Ryan Thompson, R OBP: 0.319, SLG: 0.615 Luis Vizcaino, R (7.1)		2-3 K		1-2 G6-4-3 HBP	4-1 BB				1-3 K	2	0	0	0	1	2	1																					
Matt Stairs, L OBP: 0.338, SLG: 0.500 Mike DeJean, R (9.1)		1-1 G4-3		1-0 G6-4-3 HBP	1-2 BB				1-3 K	1	0	0	0	0	1	1																					
José Hernández, R OBP: 0.354, SLG: 0.495		1-1 G4-3		1-0 G6-4-3	2-1 G5-3				2-0 HR	4	1	1	1	0	0	5																					
Robert Machado, R OBP: 0.342, SLG: 0.415		0-0 F7		3-3 K		3-2 WP 1B			3-3 K	4	0	1	0	0	2	1																					
Ronnie Belliard, R OBP: 0.278, SLG: 0.325			1-0 HR		0-0 HR				0-0 G4-3 2B	4	2	3	2	0	1	1																					
Glendon Rusch, L OBP: 0.281, SLG: 0.321 Valerio De Los Santos, L (7.1) Lenny Harris, L OBP: 0.343, SLG: 0.409 (7.7)			3-1 1B		3-3 K				2-2 G4-3	3	0	1	0	0	2	1																					
Inning Stats	R: 0 E: 0 K: 0 S: 12	H: 2 LOB: 1 BB: 0 P: 17	R: 0 E: 0 K: 1 S: 6	H: 0 LOB: 0 BB: 0 P: 9	R: 1 E: 0 K: 1 S: 8	H: 2 LOB: 1 BB: 0 P: 12	R: 0 E: 0 K: 1 S: 9	H: 1 LOB: 1 BB: 0 P: 15	R: 2 E: 0 K: 3 S: 13	H: 4 LOB: 3 BB: 1 P: 17	R: 0 E: 0 K: 2 S: 8	H: 0 LOB: 1 BB: 1 P: 15	R: 1 E: 0 K: 1 S: 9	H: 2 LOB: 1 BB: 0 P: 16	R: 0 E: 0 K: 1 S: 11	H: 0 LOB: 1 BB: 1 P: 17	1B: 5 2B: 3 3B: 0 HR: 4	SF: 0 SAC: 0 DP: 2 HBP: 1	WP: 1 PB: 0 SB: 0 CS: 0	PA: 41																	
PITCHER	IP	WLS	BF	H	R	ER	SO	BB	IBB	HBP	BLK	WP	HR	S	P	ERA	WHIP	PITCHER			IP	WLS	BF	H	R	ER	SO	BB	IBB	HBP	BLK	WP	HR	S	P	ERA	WHIP
39 Steve Smyth, L ERA: 9.0	4.2	L	21	8	3	3	4	0	0	1	0	0	3	50	76	5.79	1.714																				
Pat Mahomes, R ERA: 4.25	3.1		16	4	1	1	6	2	0	0	0	1	1	35	61	2.70	1.800																				
Kyle Farnsworth, R ERA: 6.59	1.0		4	0	0	0	1	1	0	0	0	0	0	11	17	0.00	1.000																				

Milwaukee Brewers @ Chicago Cubs
Wrigley Field, Chicago, IL
Mon Sep 02 2002, 12:05 PM CDT
Overcast - 78 F

AB	37
R	4
H	12
RBI	4
BB	3
SO	11
LOB	18



Batter	1	2	3	4	5	6	7	8	9	AB	R	H	RBI	BB	SO	LOB	BOTTOM																				
Bobby Hill, S OBP: 0.312, SLG: 0.333 Kyle Farnsworth, R (9.1)	2-1 P6	3-2 G6-3			1-0 1B		2-1 2B	1-3 K		5	0	2	0	0	1	3																					
Chad Hermansen, R OBP: 0.273, SLG: 0.369 Corey Patterson, L OBP: 0.290, SLG: 0.402 (9, PH)			1-0 F9		0-1 1B		0-1 B1-4		3-3 K	4	0	1	0	0	1	1																					
Sammy Sosa, R OBP: 0.412, SLG: 0.629	3-2 HR 1B		2-2 G6-3		2-3 K 1B		4-0 FC4-6 IBB		0-0 F9	4	1	1	0	1	1	2																					
Moises Alou, R OBP: 0.333, SLG: 0.418	2-1 HR		3-2 BB 1B		0-3 K		3-0 F8		3-2 L8	5	1	2	2	0	1	4																					
Angel Echevarria, R OBP: 0.371, SLG: 0.506 Fred McGriff, L OBP: 0.349, SLG: 0.500 (8.3)	2-1 2B		4-2 BB		1-2 BB		2-1 FC4-6		2-1 FC4-6	2	0	1	0	1	0	2																					
Mark Bellhorn, S OBP: 0.379, SLG: 0.546	0-1 F8		1-3 K			0-0 WP 2B		4-2 BB BB		3	0	1	0	1	1	3																					
Chris Stynes, R OBP: 0.319, SLG: 0.374 (9.4)		4-2 SH5-4 BB		3-2 F3		2-2 G1-3		2-2 F9		3	0	0	0	1	0	2																					
Mike Mahoney, R OBP: 0.250, SLG: 0.267 Roosevelt Brown, L OBP: 0.276, SLG: 0.301 Joe Girardi, R OBP: 0.273, SLG: 0.297 (9.2)		1-1 L7		2-1 SH5-4 BB		2-3 K		2-3 K		3	0	1	0	0	1	2																					
39 Steve Smyth, L OBP: 0.143, SLG: 0.143 Pat Mahomes, R (5.1) Bill Mueller, S OBP: 0.348, SLG: 0.384 (9.5)		0-2 SH5-4		1-0 B5-4-6 1B		3-3 K		4-1 BB		1	0	0	0	0	0	1																					
Inning Stats	R: 2 E: 0 K: 1 S: 16	H: 3 LOB: 1 BB: 0 P: 28	R: 0 E: 0 K: 0 S: 14	H: 0 LOB: 1 BB: 1 P: 22	R: 0 E: 0 K: 1 S: 13	H: 1 LOB: 0 BB: 0 P: 24	R: 0 E: 0 K: 0 S: 6	H: 1 LOB: 0 BB: 0 P: 12	R: 0 E: 0 K: 2 S: 12	H: 2 LOB: 2 BB: 0 P: 16	R: 0 E: 0 K: 2 S: 12	H: 1 LOB: 1 BB: 0 P: 19	R: 0 E: 0 K: 0 S: 7	H: 1 LOB: 2 BB: 1 P: 18	R: 0 E: 0 K: 2 S: 14	H: 0 LOB: 2 BB: 2 P: 27	R: 0 E: 0 K: 1 S: 7	H: 0 LOB: 0 BB: 0 P: 13	1B: 5 2B: 3 3B: 0 HR: 1	SF: 0 SAC: 1 DP: 1 HBP: 0	WP: 1 PB: 0 SB: 0 CS: 0	PA: 40															
PITCHER	IP	WLS	BF	H	R	ER	SO	BB	IBB	HBP	BLK	WP	HR	S	P	ERA	WHIP	PITCHER			IP	WLS	BF	H	R	ER	SO	BB	IBB	HBP	BLK	WP	HR	S	P	ERA	WHIP
Glendon Rusch, L ERA: 4.88	6.0	W	27	8	2	2	6	2	0	0	0	0	0	4	6	0.00	3.000																				
Valerio De Los Santos, L ERA: 2.42	0.1	H	2	1	0	0	0	0	0	0	0	0	0	4	6	0.00	3.000																				
Luis Vizcaino, R ERA: 2.25	1.2	H	8	0	0	0	2	2	1	0	0	0	0	17	39	0.00	1.200																				
Mike DeJean, R ERA: 3.34	1.0	S	3	0	0	0	1	0	0	0	0	0	0	7	13	0.00	0.000																				

Milwaukee Brewers @ Chicago Cubs
Wrigley Field, Chicago, IL
Mon Sep 02 2002, 12:05 PM CDT
Overcast - 78 F

AB	34
R	2
H	9
RBI	2
BB	5
SO	9
LOB	24



Batter	1	2	3	4	5	6	7	8	9	AB	R	H	RBI	BB	SO	LOB	TOP				
Ryan Christenson, R OBP: 0.200, SLG: 0.500	3-2 1B 1B		3-2 G5-3		1-0 P4		0-0 HR		1-2 G6-3	5	1	2	1	0	0	0					
Ronnie Belliard, R OBP: 0.276, SLG: 0.319	0-3 K		1-0 P4		1-0 P4		4-2 BB		2-2 G5-3	4	0	0	0	1	1	1					
Lenny Harris, L OBP: 0.349, SLG: 0.417	0-0 1B		0-1 PB 2B		4-1 BB		2-2 P6		1-2 G6-3	4	0	2	0	1	0	1					
Richie Sexson, R OBP: 0.367, SLG: 0.520 Robert Machado, R OBP: 0.345, SLG: 0.418	1-1 F9		1-0 G4-3		2-2 G6-3				1-0 2 HR 1B	3	0	0	0	0	0	4					
Matt Stairs, L OBP: 0.332, SLG: 0.491	2-3 K			1-2 G3		0-1 G1-6-3		1-3 K		4	0	0	0	0	2	3					
José Hernández, R OBP: 0.353, SLG: 0.494 2 Bill Hall, R OBP: 0.250, SLG: 1.000		3-2 F9		1-3 K		0-0 F9		2-2 HR		1	0	0	0	0	0	0					
Ryan Thompson, R OBP: 0.308, SLG: 0.593	0-3 K		1-3 K		1-1 G5-3			0-3 K		4	0	0	0	0	3	1					
Paul Bako, L OBP: 0.308, SLG: 0.338	3-2 53 FC4-6 1B		0-3 K				1-3 K	0-0 G4-3		4	0	1	0	0	2	1					
53 Ben Diggins, R Andrew Lorraine, L Jayson Durocher, R Ray King, L Jorge Fabregas, L (9, PH)	1-0 FC4-6		1-3 K		0-2 G3			2-2 HR		1	0	0	0	0	0	1					
Inning Stats	R: 0 E: 0 K: 2 S: 12	H: 2 LOB: 2 BB: 0 P: 18	R: 0 E: 0 K: 1 S: 10	H: 1 LOB: 1 BB: 0 P: 17	R: 0 E: 0 K: 0 S: 7	H: 1 LOB: 1 BB: 0 P: 12	R: 0 E: 1 K: 4 S: 16	H: 0 LOB: 2 BB: 1 P: 20	R: 0 E: 0 K: 0 S: 5	H: 0 LOB: 1 BB: 0 P: 6	R: 1 E: 0 K: 1 S: 12	H: 1 LOB: 1 BB: 1 P: 19	R: 2 E: 0 K: 2 S: 12	H: 2 LOB: 0 BB: 0 P: 16	R: 1 E: 0 K: 0 S: 13	H: 1 LOB: 0 BB: 0 P: 19	1B: 4 2B: 1 3B: 0 HR: 3	SF: 0 SAC: 0 DP: 0 HBP: 0	WP: 1 PB: 1 SB: 0 CS: 0	PA: 39	
PITCHER	IP WLS BF H R ER SO BB IBB HBP BLK WP HR S P ERA WHIP	7.0 W 30 5 1 1 8 2 0 0 0 1 1 68 106 1.29 1.000	2.0 9 3 3 3 2 0 0 0 0 0 2 25 35 13.50 1.500																		

Milwaukee Brewers @ Chicago Cubs
Wrigley Field, Chicago, IL
Mon Sep 02 2002, 3:05 PM CDT
Att: 36,797 - Cloudy - 83 F

AB 37
R 4
H 8
RBI 4
BB 2
SO 10
LOB 14



Batter	1	2	3	4	5	6	7	8	9	AB	R	H	RBI	BB	SO	LOB	BOTTOM				
Mark Bellhorn, S OBP: 0.380, SLG: 0.542	4-0 BB 1B BB			3-2 FC3-6 1B	0-1 L7			1-3 K		4	2	1	0	2	1	2					
Corey Patterson, L OBP: 0.290, SLG: 0.402	1-1 BB 1B	2-1 BB 2B 1B	0-1 L8	0-0 FC3-6 HR		0-1 G1-3		0-0 G3-1		6	3	2	0	0	0	1					
Sammy Sosa, R OBP: 0.414, SLG: 0.633 Chad Hermansen, R OBP: 0.273, SLG: 0.369	4-1 1B PB BB	4-2 2B BB BB	2-2 F3	1-0 HR		3-3 K				3	3	1	2	2	1	0					
Fred McGriff, L OBP: 0.352, SLG: 0.500 Bobby Hill, S OBP: 0.310, SLG: 0.330	4-0 PB 1B BB	4-0 2B FC5-2 BB	0-1 1B	1-3 K		0-1 G1-3				2	0	1	2	2	1	0					
Moises Alou, R OBP: 0.335, SLG: 0.422 Roosevelt Brown, L OBP: 0.273, SLG: 0.298	2-1 PB 1B	1-1 FC5-2 2B 2B	3-1 F9		1-0 G3		2-2 G6-3			3	1	2	3	0	0	1					
Alex Gonzalez, R OBP: 0.312, SLG: 0.423	2-2 L3	0-1 FC5-2 2B		3-1 HR	4-1 HR BB		3-2 G5-3			4	3	1	1	1	0	4					
Bill Mueller, S OBP: 0.351, SLG: 0.401	3-2 F8	3-2 34 1B 2B		1-3 K	0-0 HR		1-2 2B			5	2	3	4	0	1	2					
Todd Hundley, S OBP: 0.288, SLG: 0.409 Joe Borowski, R OBP: 0.333, SLG: 0.333	1-3 K	4-2 FC5 34 1B BB		4-2 34 HR BB	1-2 HR		2-3 K			3	2	1	1	2	2	3					
34 Kerry Wood, R OBP: 0.222, SLG: 0.233 Mike Mahoney, R OBP: 0.235, SLG: 0.250		K		0-2 HR	1-2 L6		1-0 G1-3			4	1	2	3	0	1	0					
Inning Stats	R: 3 E: 0 K: 1 S: 15	H: 2 LOB: 2 BB: 3 P: 36	R: 6 E: 0 K: 1 S: 26	H: 4 LOB: 4 BB: 4 P: 48	R: 0 E: 0 K: 0 S: 9	H: 1 LOB: 1 BB: 0 P: 14	R: 5 E: 0 K: 2 S: 22	H: 4 LOB: 1 BB: 1 P: 35	R: 3 E: 0 K: 0 S: 11	H: 2 LOB: 0 BB: 1 P: 18	R: 0 E: 0 K: 1 S: 7	H: 0 LOB: 0 BB: 0 P: 10	R: 0 E: 0 K: 1 S: 13	H: 0 LOB: 0 BB: 0 P: 21	R: 0 E: 0 K: 1 S: 5	H: 0 LOB: 0 BB: 0 P: 7	1B: 6 2B: 3 3B: 0 HR: 5	SF: 0 SAC: 0 DP: 0 HBP: 0	WP: 0 PB: 1 SB: 0 CS: 0	PA: 47	
PITCHER	IP WLS BF H R ER SO BB IBB HBP BLK WP HR S P ERA WHIP	1.1 L 14 4 8 7 2 6 0 0 0 0 0 29 65 47.25 7.500	3.2 9 9 9 2 3 0 0 0 0 0 5 54 86 22.09 3.273	2.0 7 1 0 0 2 0 0 0 0 0 0 20 31 0.00 0.500	2.39 1.0 3 0 0 0 1 0 0 0 0 0 5 7 0.00 0.000																

Milwaukee Brewers @ Chicago Cubs
Wrigley Field, Chicago, IL
Mon Sep 02 2002, 3:05 PM CDT
Att: 36,797 - Cloudy - 83 F

AB 38
R 17
H 14
RBI 16
BB 9
SO 7
LOB 13

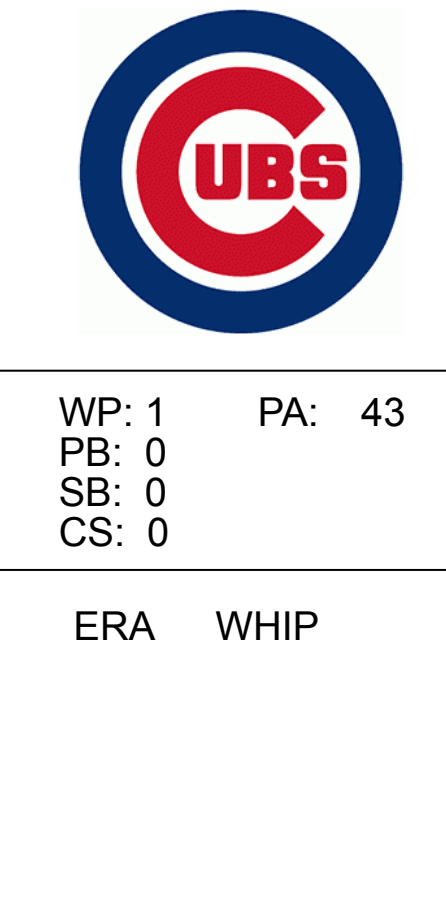


Batter	1	2	3	4	5	6	7	8	9	AB	R	H	RBI	BB	SO	LOB	TOP			
Eric Young Sr. R OBP: 0.333, SLG: 0.366 2 Bill Hall, R OBP: 0.400, SLG: 1.000	G6-3		G5-3		G5-4-3			G3 BB		3	0	0	0	0	0	1	Milwaukee Brewers @ Chicago Cubs Wrigley Field, Chicago, IL Tue Sep 03 2002, 7:05 PM CDT Att: 30,020 - Sunny - 74 F			
Ryan Christenson, R OBP: 0.143, SLG: 0.267	K		P6				G6-3	G3		4	0	0	0	0	1	1				
Jeffrey Hammonds, R OBP: 0.339, SLG: 0.497								G5-3		4	1	2	0	0	1	1				
Richie Sexson, R OBP: 0.368, SLG: 0.519	G6-3								F9	3	0	1	0	1	0	1				
Lenny Harris, L OBP: 0.351, SLG: 0.418 Ronnie Belliard, R OBP: 0.278, SLG: 0.325										2	0	1	1	0	0	1				
José Hernández, R OBP: 0.352, SLG: 0.490										2	0	1	0	0	1	1				
Jim Rushford, L (1, 7)										3	0	0	0	1	2	2				
Jorge Fabregas, L OBP: 0.233, SLG: 0.282 Valerio De Los Santos, L (7, 1)										3	0	0	0	0	0	2				
David Pember, R (1, 1) Jose Cabrera, R OBP: 0.105, SLG: 0.105 Paul Bako, L OBP: 0.307, SLG: 0.337										1	0	0	0	0	1	0				
										1	0	1	0	0	0	0				
										1	0	0	0	0	0	0				
Inning Stats	R: 0 E: 0 K: 1 S: 8	H: 1 LOB: 1 BB: 0 P: 11	R: 0 E: 0 K: 0 S: 9	H: 1 LOB: 1 BB: 1 P: 17	R: 0 E: 0 K: 1 S: 7	H: 0 LOB: 0 BB: 0 P: 9	R: 1 E: 0 K: 1 S: 9	H: 2 LOB: 1 BB: 0 P: 14	R: 0 E: 0 K: 0 S: 7	H: 1 LOB: 0 BB: 0 P: 10	R: 0 E: 0 K: 1 S: 5	H: 0 LOB: 0 BB: 0 P: 5	R: 0 E: 0 K: 0 S: 5	H: 0 LOB: 1 BB: 1 P: 11	R: 0 E: 0 K: 1 S: 8	H: 1 LOB: 1 BB: 0 P: 14	1B: 5 2B: 1 3B: 0 HR: 0	SF: 0 SAC: 0 DP: 2 HBP: 0	WP: 1 PB: 0 SB: 1 CS: 1	PA: 34
PITCHER Matt Clement, R ERA: 3.44	IP: 9.0 WLS: W BF: 34 H: 6 R: 1 ER: 1 SO: 7 BB: 3 IBB: 0 HBP: 0 BLK: 0 WP: 1 HR: 0 S: 67 P: 108 ERA: 1.00 WHIP: 1.000																			

Batter	1	2	3	4	5	6	7	8	9	AB	R	H	RBI	BB	SO	LOB	BOTTOM			
Mark Bellhorn, S OBP: 0.385, SLG: 0.550 Bobby Hill, S OBP: 0.310, SLG: 0.330	FC6-4 1B SF7 BB									2	2	1	1	3	0	0	Milwaukee Brewers @ Chicago Cubs Wrigley Field, Chicago, IL Tue Sep 03 2002, 7:05 PM CDT Att: 30,020 - Sunny - 74 F			
Corey Patterson, L OBP: 0.288, SLG: 0.400										5	0	1	0	0	1	4				
Sammy Sosa, R OBP: 0.413, SLG: 0.630 Angel Echevarria, R OBP: 0.371, SLG: 0.506	FC6-4 SF7 1-2 2-3									4	1	1	0	1	1	2				
Fred McGriff, L OBP: 0.353, SLG: 0.504 Hee-Seop Choi, L (7, 3)	SF7									2	2	1	2	1	1	2				
Moises Alou, R OBP: 0.336, SLG: 0.425 Chad Hermansen, R OBP: 0.272, SLG: 0.367	P3									4	2	2	1	0	0	2				
Alex Gonzalez, R OBP: 0.315, SLG: 0.434										1	0	0	0	0	0	0				
Bill Mueller, S OBP: 0.355, SLG: 0.402										4	1	2	0	1	0	1				
Todd Hundley, S OBP: 0.292, SLG: 0.421										3	1	1	3	1	1	2				
Matt Clement, R OBP: 0.117, SLG: 0.089										3	0	0	0	0	2	3				
Inning Stats	R: 1 E: 0 K: 0 S: 6	H: 1 LOB: 1 BB: 1 P: 17	R: 0 E: 0 K: 1 S: 15	H: 2 LOB: 3 BB: 1 P: 27	R: 3 E: 1 K: 0 S: 14	H: 1 LOB: 0 BB: 1 P: 25	R: 0 E: 0 K: 1 S: 10	H: 0 LOB: 2 BB: 2 P: 21	R: 3 E: 0 K: 1 S: 20	H: 2 LOB: 0 BB: 1 P: 34	R: 2 E: 0 K: 3 S: 16	H: 4 LOB: 3 BB: 1 P: 32	R: 1 E: 0 K: 3 S: 15	H: 1 LOB: 0 BB: 0 P: 22	R: 0 E: 0 K: 0 S: 7	H: 1 LOB: 0 BB: 0 P: 9	1B: 6 2B: 2 3B: 1 HR: 3	SF: 1 SAC: 1 DP: 1 HBP: 0	WP: 1 PB: 0 SB: 0 CS: 0	PA: 43
PITCHER David Pember, R ERA: 7.36 Jose Cabrera, R ERA: 6.8 Valerio De Los Santos, L ERA: 2.5	IP: 3.2 WLS: L BF: 21 H: 4 R: 4 ER: 3 SO: 3 BB: 5 IBB: 1 HBP: 0 BLK: 0 WP: 0 HR: 1 S: 42 P: 70 ERA: 19.29 WHIP: 3.000																			

AB	31
R	1
H	6
RBI	1
BB	3
SO	7
LOB	14

AB	34
R	10
H	12
RBI	10
BB	7
SO	7
LOB	18



Batter	1	2	3	4	5	6	7	8	9	AB	R	H	RBI	BB	SO	LOB	TOP					
Eric Young Sr. R OBP: 0.332, SLG: 0.363 (1, 4)	G1-3					G6-3		G6-3		3	0	0	0	1	0	1	Milwaukee Brewers @ Chicago Cubs Wrigley Field, Chicago, IL Wed Sep 04 2002, 1:20 PM CDT Att: 21,629 - Sunny - 76 F					
Ronnie Belliard R OBP: 0.277, SLG: 0.321 (1, 5)	G4-3								G1-3	3	0	0	0	1	1							
Jim Rushford, L (1, 9)									G1-3	3	0	0	0	1	0	1						
Richie Sexson, R OBP: 0.369, SLG: 0.521 (1, 3)										4	0	2	0	0	1	1						
José Hernández, R OBP: 0.352, SLG: 0.488 (1, 6)										4	0	1	0	0	2	1						
Ryan Thompson, R OBP: 0.301, SLG: 0.578 (1, 7)										3	0	0	0	0	2	2						
Robert Machado, R OBP: 0.345, SLG: 0.417 Ray King, L (7, 1)										3	0	1	0	0	0	1						
Ryan Christenson, R OBP: 0.118, SLG: 0.294 (1, 8)										3	0	0	0	0	1	1						
Nelson Figueroa, R OBP: 0.188, SLG: 0.133 Valerio De Los Santos, L (6, 1)										2	0	0	0	0	0	1						
Jorge Fabregas, L OBP: 0.239, SLG: 0.282 (7, 2)										0	0	0	0	0	0	0						
Inning Stats	R: 0 E: 0 K: 1 S: 11	H: 0 LOB: 1 BB: 1 P: 21	R: 0 E: 0 K: 2 S: 7	H: 0 LOB: 0 BB: 0 P: 9	R: 0 E: 0 K: 1 S: 10	H: 0 LOB: 1 BB: 1 P: 20	R: 0 E: 0 K: 0 S: 6	H: 0 LOB: 0 BB: 0 P: 12	R: 0 E: 0 K: 1 S: 8	H: 1 LOB: 1 BB: 0 P: 12	R: 0 E: 0 K: 0 S: 5	H: 0 LOB: 0 BB: 1 P: 10	R: 0 E: 0 K: 0 S: 8	H: 2 LOB: 1 BB: 0 P: 11	R: 0 E: 0 K: 1 S: 8	H: 0 LOB: 0 BB: 1 P: 15	R: 0 E: 0 K: 1 S: 11	H: 1 LOB: 1 BB: 0 P: 16	1B: 3 2B: 1 3B: 0 HR: 0	SF: 0 SAC: 0 DP: 3 HBP: 0	WP: 0 PB: 0 SB: 1 CS: 0	PA: 32
PITCHER	IP	WLS	BF	H	R	ER	SO	BB	IBB	HBP	BLK	WP	HR	S	P	ERA	WHIP					
38 Carlos Zambrano, R ERA: 3.88 Antonio Alfonseca, R ERA: 3.96	(1, 1)	8.0	W	28	3	0	0	6	4	0	0	0	0	63	110	0.00	0.875					
(9, 1)	1.0	S	4	1	0	0	1	0	0	0	0	0	0	11	16	0.00	1.000					

AB	28
R	0
H	4
RBI	0
BB	4
SO	7
LOB	10




Batter	1	2	3	4	5	6	7	8	9	AB	R	H	RBI	BB	SO	LOB	BOTTOM				
Bobby Hill, S OBP: 0.315, SLG: 0.325 (1, 4)	F7									2	0	0	1	2	0	0	Milwaukee Brewers @ Chicago Cubs Wrigley Field, Chicago, IL Wed Sep 04 2002, 1:20 PM CDT Att: 21,629 - Sunny - 76 F				
Corey Patterson, L OBP: 0.287, SLG: 0.396 (1, 8)	B5-3									5	0	0	0	0	2	6					
Sammy Sosa, R OBP: 0.414, SLG: 0.627 (1, 9)										2	1	0	0	2	1	0					
Fred McGriff, L OBP: 0.354, SLG: 0.506 Hee-Seop Choi, L (8, 3)										4	1	2	0	0	0	2					
Moises Alou, R OBP: 0.342, SLG: 0.430 (1, 7)										4	1	4	1	0	0	0					
Mark Bellhorn, S OBP: 0.381, SLG: 0.544 Kevin Orle, R (8, 5)										4	0	0	0	0	4	5					
Alex Gonzalez, R OBP: 0.319, SLG: 0.435 (1, 6)										2	0	1	0	2	1	0					
Joe Girardi, R OBP: 0.274, SLG: 0.294 (1, 2)										2	0	0	0	1	1	2					
38 Carlos Zambrano, S OBP: 0.045, SLG: 0.091 Angel Echevarria, R OBP: 0.357, SLG: 0.500 Antonio Alfonseca, R OBP: 0.667, SLG: 0.667 (9, 1)										3	0	1	0	0	1	3					
Inning Stats	R: 1 E: 0 K: 1 S: 13	H: 2 LOB: 2 BB: 1 P: 21	R: 0 E: 0 K: 3 S: 9	H: 0 LOB: 0 BB: 0 P: 14	R: 0 E: 0 K: 1 S: 10	H: 0 LOB: 0 BB: 0 P: 17	R: 1 E: 0 K: 1 S: 9	H: 2 LOB: 1 BB: 1 P: 20	R: 0 E: 0 K: 1 S: 9	H: 1 LOB: 2 BB: 1 P: 17	R: 1 E: 0 K: 0 S: 13	H: 1 LOB: 3 BB: 3 P: 32	R: 0 E: 0 K: 2 S: 9	H: 1 LOB: 1 BB: 0 P: 12	R: 0 E: 0 K: 1 S: 9	H: 1 LOB: 2 BB: 1 P: 15		1B: 6 2B: 2 3B: 0 HR: 0	SF: 0 SAC: 2 DP: 1 HBP: 0	WP: 2 PB: 0 SB: 1 CS: 0	PA: 38
PITCHER	IP	WLS	BF	H	R	ER	SO	BB	IBB	HBP	BLK	WP	HR	S	P	ERA	WHIP				
Nelson Figueroa, R ERA: 5.12 Valerio De Los Santos, L ERA: 2.49 Ray King, L ERA: 2.7	(1, 1)	5.2	L	27	6	3	3	8	2	3	0	0	0	0	114	4.76	1.412				
(6, 1)	0.1		2	0	0	0	0	1	0	0	0	0	0	3	7	0.00	3.000				
(7, 1)	2.0		9	2	0	0	3	0	1	0	0	0	0	18	27	0.00	1.000				




Batter	1	2	3	4	5	6	7	8	9	AB	R	H	RBI	BB	SO	LOB	TOP						
Bobby Hill, S OBP: 0.306, SLG: 0.314 (1,4)	G4-3		F8		FC6			K		4	0	0	0	0	1	1	Chicago Cubs @ St. Louis Cardinals Busch Stadium, St. Louis, MO Fri Sep 06 2002, 7:10 PM CDT Att: 38,661 - Cloudy - 89 F						
Corey Patterson, L OBP: 0.286, SLG: 0.395 (1,8)	K		F8			F8				4	0	1	0	0	1	0							
Sammy Sosa, R OBP: 0.412, SLG: 0.623 Chad Hermansen, R OBP: 0.271, SLG: 0.365 (7,9)	K			K		K		F7		3	0	0	0	0	3	0							
Fred McGriff, L OBP: 0.356, SLG: 0.507 Roosevelt Brown, L OBP: 0.271, SLG: 0.296 (6,7)		1B		G4-3					F5	3	0	2	0	0	0	0							
Moises Alou, R OBP: 0.344, SLG: 0.434 Pat Mahomes, R (6,1) Francis Beltran, R (8,1) Kevin Orte, R (9,PH)		1B							F8	3	0	2	0	0	1	1							
Mark Bellhorn, S OBP: 0.383, SLG: 0.544 (1,5)		1B		G4-3						4	1	2	0	0	0	1							
Alex Gonzalez, R OBP: 0.318, SLG: 0.440 (1,6)									HR	4	1	1	2	0	0	3							
Todd Hundley, S OBP: 0.295, SLG: 0.424 (1,2)										3	0	1	0	1	0	3							
Alan Benes, R (1,1) Jesus Sanchez, L (3,1) Will Cunnane, R OBP: 0.500, SLG: 0.333 Hee-Seop Choi, L (6,3)				L1						1	0	0	0	0	0	0							
Inning Stats	R: 0 E: 0 K: 2 S: 10	H: 0 LOB: 0 BB: 0 P: 14	R: 0 E: 0 K: 0 S: 11	H: 3 LOB: 2 BB: 0 P: 18	R: 0 E: 0 K: 0 S: 6	H: 0 LOB: 0 BB: 0 P: 9	R: 0 E: 0 K: 1 S: 9	H: 1 LOB: 1 BB: 0 P: 14	R: 0 E: 0 K: 0 S: 6	H: 0 LOB: 1 BB: 1 P: 11	R: 0 E: 0 K: 0 S: 8	H: 1 LOB: 0 BB: 0 P: 10	R: 0 E: 0 K: 1 S: 5	H: 0 LOB: 0 BB: 0 P: 7	R: 0 E: 0 K: 1 S: 9	H: 1 LOB: 1 BB: 0 P: 11		R: 2 E: 0 K: 0 S: 11	H: 3 LOB: 1 BB: 0 P: 17	1B: 6 2B: 2 3B: 0 HR: 1	SF: 0 SAC: 0 DP: 1 HBP: 0	WP: 0 PB: 0 SB: 0 CS: 0	PA: 36
PITCHER Andy Benes, R ERA: 3.18 (1,1)	IP: 9.0 WLS: W BF: 36 H: 9 R: 2 ER: 2 SO: 6 BB: 1 IBB: 0 HBP: 0 BLK: 0 WP: 0 HR: 1 S: 75 P: 111 ERA: 2.00 WHIP: 1.111																						

Batter	1	2	3	4	5	6	7	8	9	AB	R	H	RBI	BB	SO	LOB	BOTTOM				
Fernando Vina, L OBP: 0.333, SLG: 0.332 Miguel Cairo, R OBP: 0.308, SLG: 0.373 (8,4)	F8				G1-6-3					4	2	2	1	0	0	1	Chicago Cubs @ St. Louis Cardinals Busch Stadium, St. Louis, MO Fri Sep 06 2002, 7:10 PM CDT Att: 38,661 - Cloudy - 89 F				
J.D. Drew, L OBP: 0.368, SLG: 0.440 Eli Marrero, R OBP: 0.322, SLG: 0.433 (3,9)										0	0	0	0	1	0	0					
15 Jim Edmonds, L OBP: 0.412, SLG: 0.568 Ivan Cruz, L (8,3)										3	2	2	2	1	1	1					
5 Albert Pujols, R OBP: 0.394, SLG: 0.569 Kerry Robinson, L OBP: 0.296, SLG: 0.354 (3,PR)										3	1	2	4	0	0	1					
27 Scott Rolen, R OBP: 0.359, SLG: 0.476 (1,5)										4	0	0	0	0	2	4					
Tino Martinez, L OBP: 0.342, SLG: 0.431 Eduardo Perez, R OBP: 0.291, SLG: 0.470 (8,9)										4	1	1	2	0	1	1					
Edgar Renteria, R OBP: 0.355, SLG: 0.439 Wilson Delgado, S (7,6)										2	1	1	0	1	0	0					
Mike Matheny, R OBP: 0.290, SLG: 0.307 (1,2)										4	0	0	0	0	1	3					
Andy Benes, R OBP: 0.250, SLG: 0.393 (1,1)										4	2	2	1	0	1	0					
Inning Stats	R: 0 E: 0 K: 1 S: 9	H: 0 LOB: 1 BB: 1 P: 15	R: 0 E: 0 K: 0 S: 7	H: 1 LOB: 1 BB: 0 P: 10	R: 11 E: 1 K: 2 S: 27	H: 9 LOB: 1 BB: 3 P: 50	R: 0 E: 0 K: 2 S: 7	H: 0 LOB: 0 BB: 0 P: 11	R: 0 E: 0 K: 0 S: 6	H: 1 LOB: 0 BB: 0 P: 9	R: 0 E: 0 K: 1 S: 10	H: 0 LOB: 0 BB: 0 P: 12	R: 0 E: 0 K: 0 S: 8	H: 1 LOB: 1 BB: 0 P: 13	R: 0 E: 0 K: 0 S: 8	H: 1 LOB: 1 BB: 0 P: 13		1B: 8 2B: 4 3B: 0 HR: 0	SF: 0 SAC: 0 DP: 1 HBP: 0	WP: 2 PB: 0 SB: 0 CS: 0	PA: 40
PITCHER Alan Benes, R ERA: 5.4 (1,1) Jesus Sanchez, L ERA: 11.05 (3,1) Will Cunnane, R ERA: 3.0 (3,1) Pat Mahomes, R ERA: 3.68 (6,1) Francis Beltran, R ERA: 11.57 (8,1)	IP: 2.2 WLS: L BF: 18 H: 7 R: 8 ER: 8 SO: 2 BB: 2 IBB: 0 HBP: 0 BLK: 0 WP: 1 HR: 0 S: 32 P: 54 ERA: 27.00 WHIP: 3.375																				

AB 35
R 2
H 9
RBI 2
BB 1
SO 6
LOB 12



AB 36
R 11
H 12
RBI 11
BB 4
SO 8
LOB 15



Batter	1	2	3	4	5	6	7	8	9	10	11	12	13	AB	R	H	RBI	BB	SO	LOB	TOP							
Bobby Hill, S OBP: 0.305, SLG: 0.320	G4-3 2B	FC4-6 2B	G3			F7			F8				G3	7	1	2	1	0	0	3								
Chad Hermansen, R OBP: 0.143, SLG: 0.143	K	E 2B				F5			G3-1					4	1	1	2	0	1	1								
Chris Stynes, R OBP: 0.317, SLG: 0.372														0	0	0	0	0	0	0								
Hee-Seop Choi, L OBP: 0.409, SLG: 0.617	G4-3 2-3	F7 2-2				G6-3			F2					6	0	1	0	0	1	3								
Sammy Sosa, R OBP: 0.346, SLG: 0.432									G6-3					4	0	1	0	2	0	1								
Moises Alou, R OBP: 0.320, SLG: 0.432														4	0	1	0	2	0	1								
Fred McGriff, L OBP: 0.303, SLG: 0.502														5	0	0	0	0	1	5								
Pat Mahomes, R OBP: 0.067, SLG: 0.067														0	0	0	0	0	0	0								
Angel Echevarria, R OBP: 0.363, SLG: 0.404														1	0	0	0	0	0	0								
Antonio Alfonseca, R OBP: 0.067, SLG: 0.067														0	0	0	0	0	0	0								
Mark Bellhorn, S OBP: 0.362, SLG: 0.538														4	1	0	0	2	2	2								
Alex Gonzalez, R OBP: 0.320, SLG: 0.443														6	1	3	0	0	2	1								
Joe Girardi, R OBP: 0.271, SLG: 0.291														6	1	1	0	0	1	3								
39 Steve Smyth, L OBP: 0.250, SLG: 0.250														1	0	1	1	0	0	0								
Roosevelt Brown, L OBP: 0.270, SLG: 0.294														1	0	0	0	0	1	1								
Will Cunnane, R OBP: 0.300, SLG: 0.333														0	0	0	0	0	0	0								
Joe Borowski, R OBP: 0.286, SLG: 0.286														1	0	0	0	0	1	0								
Corey Patterson, R OBP: 0.289, SLG: 0.393														3	0	0	0	0	1	3								
Inning Stats	R: 0 E: 0 K: 1 S: 14	H: 1 LOB: 2 BB: 1 P: 23	R: 5 E: 1 K: 0 S: 24	H: 4 LOB: 2 BB: 2 P: 46	R: 0 E: 0 K: 1 S: 13	H: 1 LOB: 1 BB: 0 P: 18	R: 0 E: 0 K: 0 S: 6	H: 0 LOB: 0 BB: 0 P: 12	R: 0 E: 0 K: 0 S: 8	H: 0 LOB: 0 BB: 0 P: 11	R: 0 E: 0 K: 1 S: 8	H: 2 LOB: 2 BB: 0 P: 11	R: 0 E: 0 K: 0 S: 12	H: 1 LOB: 1 BB: 0 P: 18	R: 0 E: 0 K: 2 S: 7	H: 0 LOB: 0 BB: 0 P: 9	R: 0 E: 0 K: 0 S: 6	H: 0 LOB: 0 BB: 0 P: 11	1B: 7 2B: 3 3B: 0 HR: 0	SF: 0 SAC: 0 DP: 0 HBP: 0	WIP: 0 PB: 0 SB: 0 CS: 0	PA: 55						
PITCHER	IP 1.2	WLS 14	H 5	R 5	ER 4	SO 1	BB 2	IBB 1	HBP 0	BLK 0	WP 0	HR 0	S 33	P 62	ERA 21.60	WHIP 4.200												
Chuck Finley, L ERA: 4.32	0.1		0	0	0	0	0	0	0	0	0	0	5	7	0.00	0.000												
Gabe Molina, R ERA: 1.13	3.0	1	0	0	0	1	0	0	0	0	0	0	27	42	0.00	0.333												
Luther Hackman, R ERA: 3.99	1.0	3	0	0	0	1	0	0	0	0	0	0	8	11	0.00	0.000												
Mike Crutale, R ERA: 1.76	1.2	7	0	0	0	2	1	0	0	0	0	0	20	32	0.00	0.600												
Rick White, R ERA: 5.11																												
PITCHER	IP 8.1	WLS 1	H 0	R 0	ER 0	SO 0	BB 0	IBB 0	HBP 0	BLK 0	WP 0	HR 0	S 4	P 6	ERA 0.00	WHIP 0.000												
Steve Kline, L ERA: 4.18	3.0	13	4	0	0	5	0	0	0	0	0	0	34	51	0.00	1.333												
Dave Vares, R ERA: 3.3	2.0	W	6	0	0	2	0	0	0	0	0	0	13	20	0.00	0.000												
Jeff Fassero, L ERA: 5.52																												
Batter	1	2	3	4	5	6	7	8	9	10	11	12	13	AB	R	H	RBI	BB	SO	LOB	BOTTOM							
Fernando Vina, L OBP: 0.333, SLG: 0.331	E 15 BB 27 HR BB	FC4-6 BB				L6			G5-3					5	1	1	0	1	0	4								
Eli Marrero, R OBP: 0.323, SLG: 0.440	F7													4	1	1	1	1	0	1								
15 Jim Edmonds, L OBP: 0.411, SLG: 0.563														4	1	0	0	2	3	3								
Eduardo Perez, R OBP: 0.293, SLG: 0.467														5	0	1	0	1	2	4								
27 Scott Rojen, R OBP: 0.359, SLG: 0.480														6	1	2	3	0	0	2								
Tino Martinez, L OBP: 0.342, SLG: 0.437														6	1	2	1	0	0	1								
Edgar Renteria, R OBP: 0.356, SLG: 0.438														5	1	2	0	1	1	1								
Mike Matheny, R OBP: 0.291, SLG: 0.305														5	0	1	0	1	1	3								
Chris Cappelletti, L ERA: 3.06														0	0	0	0	0	0	0								
Gene Mingo, R ERA: 3.16														1	0	0	0	0	0	0								
Will Cunnane, R ERA: 3.16														0	0	0	0	0	0	0								
Joe Borowski, R ERA: 2.81														0	0	0	0	0	0	0								
Juan Cruz, R ERA: 4.15														0	0	0	0	0	0	0								
Pat Mahomes, R ERA: 3.06														0	0	0	0	0	0	0								
Inning Stats	R: 3 E: 1 K: 0 S: 12	H: 1 LOB: 0 BB: 2 P: 23	R: 0 E: 0 K: 2 S: 14	H: 2 LOB: 3 BB: 1 P: 24	R: 1 E: 0 K: 0 S: 13	H: 1 LOB: 0 BB: 0 P: 21	R: 0 E: 0 K: 1 S: 9	H: 0 LOB: 0 BB: 0 P: 14	R: 0 E: 0 K: 1 S: 9	H: 1 LOB: 1 BB: 0 P: 16	R: 1 E: 0 K: 2 S: 9	H: 1 LOB: 0 BB: 0 P: 16	R: 0 E: 0 K: 0 S: 6	H: 1 LOB: 1 BB: 0 P: 14	R: 0 E: 0 K: 0 S: 9	H: 1 LOB: 0 BB: 0 P: 12	R: 0 E: 0 K: 0 S: 4	H: 2 LOB: 1 BB: 0 P: 7	R: 0 E: 0 K: 0 S: 9	H: 0 LOB: 0 BB: 0 P: 13	R: 0 E: 0 K: 1 S: 6	H: 0 LOB: 0 BB: 0 P: 9	R: 1 E: 0 K: 0 S: 11	H: 1 LOB: 1 BB: 0 P: 17	1B: 8 2B: 1 3B: 0 HR: 3	SF: 0 SAC: 1 DP: 3 HBP: 0	WIP: 0 PB: 0 SB: 1 CS: 0	PA: 54
PITCHER	IP 2.0	WLS 12	H 3	R 3	ER 3	SO 2	BB 3	IBB 0	HBP 0	BLK 0	WP 0	HR 1	S 26	P 47	ERA 13.50	WHIP 3.000												
39 Steve Smyth, L ERA: 9.41	2.0	7	1	1	1	1	1	0	0	0	0	1	22	35	4.50	1.000												
Will Cunnane, R ERA: 3.16	2.0	9	2	0	0	1	1	0	0	0	0	0	23	38	0.00	1.500												
Joe Borowski, R ERA: 2.81	2.0	B	8	2	1	1	3	0	0	0	0	1	18	30	4.50	1.000												
Juan Cruz, R ERA: 4.15	3.0	11	3	0	0	0	0	1	0	0	0	0	19	32	0.00	1.000												
Pat Mahomes, R ERA: 3.06																												
PITCHER	IP 12.1	WLS L	H 7	R 1	ER 1	SO 1	BB 1	IBB 0	HBP 0	BLK 0	WP 0	HR 0	S 17	P 26	ERA 5.40	WHIP 1.200												
Antonio Alfonseca, R ERA: 4.0	1.2																											

Chicago Cubs @ St. Louis Cardinals
 Busch Stadium, St. Louis, MO
 Sat Sep 07 2002, 7:10 PM CDT
 Att. 46,779 - Cloudy - 93 F

AB 51
 R 5
 H 10
 RBI 4
 BB 4
 SO 12
 LOB 24



BOTTOM

Chicago Cubs @ St. Louis Cardinals
 Busch Stadium, St. Louis, MO
 Sat Sep 07 2002, 7:10 PM CDT
 Att. 46,779 - Cloudy - 93 F

AB 46
 R 6
 H 12
 RBI 6
 BB 7
 SO 8
 LOB 22



Batter	1	2	3	4	5	6	7	8	9	AB	R	H	RBI	BB	SO	LOB	TOP							
Bobby Hill, S (1,4) OBP: 0.310, SLG: 0.326	L5		FC4-6 1B			G4-3			G5-4-3 1B	4	0	2	0	0	0	0								
Corey Patterson, L (1,8) OBP: 0.283, SLG: 0.390	F7		FC4-6			G5-3			G5-4-3	3	0	0	0	0	0	2								
Mark Bellhorn, S (9,PH) OBP: 0.381, SLG: 0.537										1	0	0	0	0	0	1								
Sammy Sosa, R (1,9) OBP: 0.408, SLG: 0.614	K				F8				F9	4	0	1	0	0	1	0								
Moises Alou, R (1,7) OBP: 0.345, SLG: 0.430		G4-6-3 BB			K				G5-3	3	0	0	0	1	1	1								
Hee-Seop Choi, L (1,3) OBP: 0.143, SLG: 0.571		G4-6-3			G6-3					3	1	1	1	0	0	1								
Kevin Orte, R (1,5) OBP: 0.250, SLG: 0.500		G6-3							HR	3	0	1	0	0	0	0								
Alex Gonzalez, R (1,6) OBP: 0.319, SLG: 0.440									F7	3	0	0	0	0	1	1								
Todd Hundley, S (1,2) OBP: 0.291, SLG: 0.419									F7	3	0	0	0	0	1	1								
34 Kerry Wood, R (1,1) OBP: 0.231, SLG: 0.242										2	0	1	0	0	0	0								
Fred McGriff, L (8,PH) OBP: 0.352, SLG: 0.501										1	0	0	0	0	0	0								
Joe Borowski, R (8,1) OBP: 0.286, SLG: 0.286										0	0	0	0	0	0	0								
Inning Stats	R: 0 H: 0 E: 0 K: 1 S: 12	H: 0 LOB: 0 BB: 0 P: 18	R: 0 H: 0 E: 0 K: 0 S: 7	H: 0 LOB: 0 BB: 1 P: 12	R: 0 H: 2 E: 0 K: 1 S: 13	H: 2 LOB: 2 BB: 0 P: 17	R: 0 H: 0 E: 0 K: 1 S: 7	H: 0 LOB: 0 BB: 0 P: 13	R: 0 H: 1 E: 0 K: 1 S: 8	H: 1 LOB: 0 BB: 0 P: 11	R: 0 H: 0 E: 0 K: 0 S: 6	H: 0 LOB: 0 BB: 0 P: 9	R: 1 H: 1 E: 0 K: 0 S: 7	H: 1 LOB: 0 BB: 0 P: 9	R: 0 H: 0 E: 0 K: 0 S: 9	H: 0 LOB: 0 BB: 0 P: 13	R: 0 H: 2 E: 0 K: 0 S: 11	H: 2 LOB: 1 BB: 0 P: 15	1B: 4 2B: 1 3B: 0 HR: 1	SF: 0 SAC: 0 DP: 2 HBP: 0	WP: 0 PB: 0 SB: 0 CS: 0	PA: 31		
PITCHER	IP	WLS	BF	H	R	ER	SO	BB	IBB	HBP	BLK	WP	HR	S	P	ERA	WHIP							
Jason Simontacchi, R (1,1) ERA: 4.15	8.0	W	27	4	1	1	4	1	0	0	0	0	1	69	102	1.12	0.625							
Steve Kline, L (9,1) ERA: 4.1	1.0	S	4	2	0	0	0	0	0	0	0	0	0	11	15	0.00	2.000							

Chicago Cubs @ St. Louis Cardinals
 Busch Stadium, St. Louis, MO
 Sun Sep 08 2002, 1:10 PM CDT
 Att: 45,265 - Sunny - 93 F

AB	30
R	1
H	6
RBI	1
BB	1
SO	4
LOB	7



Batter	1	2	3	4	5	6	7	8	9	AB	R	H	RBI	BB	SO	LOB	BOTTOM							
Fernando Vina, L (1,4) OBP: 0.335, SLG: 0.333	15 G3 SH5-3 1B		1B			L3				3	0	2	0	1	0	0								
Kerry Robinson, L (1,7) OBP: 0.295, SLG: 0.352	SH5-3		1B		F6				G6-3	3	0	1	1	0	0	2								
15 Jim Edmonds, L (1,8) OBP: 0.408, SLG: 0.557	G3		K			L8			K	4	0	0	0	0	2	3								
Tino Martinez, L (1,3) OBP: 0.341, SLG: 0.435	K		K			F7				4	0	1	0	0	2	3								
27 Scott Rolen, R (1,5) OBP: 0.358, SLG: 0.478		K	F7						F9	3	0	0	0	1	1	2								
Eli Marrero, R (1,9) OBP: 0.320, SLG: 0.435		P4							F9	4	0	0	0	0	1	2								
Mike DiFelice, R (1,2) OBP: 0.287, SLG: 0.361										3	1	1	0	1	1	2								
Wilson Delgado, S (1,6) OBP: 0.333, SLG: 1.000		K								4	1	2	2	0	2	1								
Jason Simontacchi, R (1,1) OBP: 0.273, SLG: 0.238										3	1	2	0	0	1	0								
Eduardo Perez, R (8,PH) OBP: 0.291, SLG: 0.464										1	0	0	0	0	1	1								
Steve Kline, S (9,1) ERA: 2.89										0	0	0	0	0	0	0								
Inning Stats	R: 0 H: 1 E: 0 K: 1 S: 7	H: 1 LOB: 1 BB: 0 P: 9	R: 0 H: 1 E: 0 K: 2 S: 14	H: 1 LOB: 1 BB: 0 P: 20	R: 1 H: 3 E: 0 K: 2 S: 11	H: 3 LOB: 2 BB: 0 P: 16	R: 1 H: 2 E: 0 K: 2 S: 13	H: 2 LOB: 2 BB: 1 P: 25	R: 0 H: 1 E: 0 K: 0 S: 4	H: 1 LOB: 2 BB: 1 P: 10	R: 0 H: 0 E: 0 K: 2 S: 7	H: 0 LOB: 0 BB: 0 P: 10	R: 0 H: 0 E: 0 K: 1 S: 6	H: 0 LOB: 0 BB: 0 P: 12	R: 1 H: 1 E: 0 K: 1 S: 8	H: 1 LOB: 1 BB: 1 P: 16	1B: 7 2B: 1 3B: 0 HR: 1	SF: 0 SAC: 1 DP: 0 HBP: 0	WP: 1 PB: 1 SB: 0 CS: 0	PA: 36				
PITCHER	IP	WLS	BF	H	R	ER	SO	BB	IBB	HBP	BLK	WP	HR	S	P	ERA	WHIP							
34 Kerry Wood, R (1,1) ERA: 3.73	7.0	L	31	8	2	2	10	2	0	0	0	0	1	62	102	2.57	1.429							
Joe Borowski, R (8,1) ERA: 2.89	1.0		5	1	1	1	1	1	0	0	0	0	0	8	16	9.00	2.000							

Chicago Cubs @ St. Louis Cardinals
 Busch Stadium, St. Louis, MO
 Sun Sep 08 2002, 1:10 PM CDT
 Att: 45,265 - Sunny - 93 F

AB	32
R	3
H	9
RBI	3
BB	3
SO	11
LOB	16



Batter	1	2	3	4	5	6	7	8	9	AB	R	H	RBI	BB	SO	LOB	TOP										
Brad Wilkerson, L (1, 8) OBP: 0.375, SLG: 0.478	G4-3		K				K	K		5	0	0	0	0	4	3	Montreal Expos @ Chicago Cubs Wrigley Field, Chicago, IL Mon Sep 09 2002, 7:05 PM CDT Att: 28,162 - Sunny - 82 F										
Jose Vidro, S (1, 4) OBP: 0.372, SLG: 0.477	E1		1B				1B		F7	4	0	2	0	1	0	0											
Vladimir Guerrero, R (1, 9) OBP: 0.412, SLG: 0.596	K								P4	3	0	0	0	2	1	2											
Troy O'Leary, L (1, 7) OBP: 0.363, SLG: 0.377	G4-3		G4-3				K	G3	G1-3	5	0	0	0	0	1	6											
Andres Galarraga, R (1, 3) OBP: 0.344, SLG: 0.394		K								3	0	1	0	1	2	0											
Jose Macias, S (8, PR) OBP: 0.293, SLG: 0.379										0	1	0	0	0	0	0											
Brian Schneider, L (8, 2) OBP: 0.325, SLG: 0.439										0	0	0	0	0	0	0											
Fernando Tatis, R (1, 5) OBP: 0.306, SLG: 0.409	K						G3	L9		4	0	0	0	0	1	2											
Orlando Cabrera, R (1, 6) OBP: 0.315, SLG: 0.365	G6-3						L9	L7		3	0	0	0	1	0	1											
Michael Barrett, R (1, 2) OBP: 0.354, SLG: 0.444										4	1	2	1	0	1	2											
Tony Armas, R (1, 1) OBP: 0.116, SLG: 0.143										3	0	1	0	0	1	0											
Matt Cepicky, L (8, PH) OBP: 0.292, SLG: 0.625							G4-3			1	0	1	1	0	0	0											
Jim Brower, R (8, 1)			1B							0	0	0	0	0	0	0											
Inning Stats	R: 0 E: 1 K: 1 S: 10	H: 0 LOB: 1 BB: 0 P: 15	R: 0 E: 0 K: 2 S: 9	H: 0 LOB: 0 BB: 0 P: 13	R: 0 E: 0 K: 2 S: 13	H: 2 LOB: 3 BB: 1 P: 26	R: 0 E: 0 K: 1 S: 11	H: 0 LOB: 0 BB: 0 P: 17	R: 1 E: 0 K: 1 S: 9	H: 1 LOB: 1 BB: 1 P: 18	R: 0 E: 0 K: 2 S: 8	H: 1 LOB: 2 BB: 1 P: 14	R: 0 E: 0 K: 1 S: 9	H: 1 LOB: 2 BB: 1 P: 17	R: 1 E: 0 K: 1 S: 12	H: 2 LOB: 2 BB: 1 P: 22	R: 0 E: 0 K: 0 S: 12	H: 0 LOB: 0 BB: 0 P: 18	1B: 5 2B: 1 3B: 0 HR: 1	SF: 0 SAC: 0 DP: 0 HBP: 0	WP: 0 PB: 0 SB: 1 CS: 0	PA: 40					
PITCHER	IP	WLS	BF	H	R	ER	SO	BB	IBB	HBP	BLK	WP	HR	S	P	ERA	WHIP										
Matt Clement, R (1, 1) ERA: 3.41	4.0		17	3	1	1	6	0	1	0	0	0	1	44	72	2.25	0.750										
Juan Cruz, R (8, 1) ERA: 4.01	3.0	B	14	2	0	0	4	3	0	0	0	0	0	25	48	0.00	1.667										
Kyle Farnsworth, R (8, 1) ERA: 6.7	0.2	B	5	2	1	1	0	1	0	0	0	0	0	9	19	13.50	4.500										
Joe Borowski, R (8, 1) ERA: 2.84	1.1	W	4	0	0	0	1	0	0	0	0	0	0	15	21	0.00	0.000										

Batter	1	2	3	4	5	6	7	8	9	AB	R	H	RBI	BB	SO	LOB	BOTTOM										
Bobby Hill, S (1, 4) OBP: 0.315, SLG: 0.331	G4-3		BLK				K			4	1	2	0	0	1	0	Montreal Expos @ Chicago Cubs Wrigley Field, Chicago, IL Mon Sep 09 2002, 7:05 PM CDT Att: 28,162 - Sunny - 82 F										
Mark Bellhorn, S (1, 5) OBP: 0.378, SLG: 0.531	G4-3		F3				L6			4	0	0	0	0	1	2											
Sammy Sosa, R (1, 9) OBP: 0.405, SLG: 0.609	K		K				G1-3			4	0	0	0	0	2	2											
Fred McGriff, L (1, 3) OBP: 0.355, SLG: 0.504										3	0	2	1	1	0	0											
Chad Hermansen, R (8, PR) OBP: 0.270, SLG: 0.399										0	0	0	0	0	0	0											
Kevin Orle, R (8, 5) OBP: 0.250, SLG: 0.500										0	0	0	0	0	0	0											
Moises Alou, R (1, 7) OBP: 0.344, SLG: 0.430	F8									4	0	1	0	0	1	4											
Roosevelt Brown, L (1, 8) OBP: 0.269, SLG: 0.289										3	0	0	0	1	1	1											
Alex Gonzalez, R (1, 6) OBP: 0.318, SLG: 0.445										4	1	1	1	0	2	2											
Joe Girardi, R (1, 2) OBP: 0.273, SLG: 0.289										1	0	0	0	1	0	1											
Corey Patterson, L (7, PH) OBP: 0.285, SLG: 0.397										1	1	1	1	0	0	0											
Kyle Farnsworth, R (8, 1)										0	0	0	0	0	0	0											
Joe Borowski, R (8, 1) OBP: 0.286, SLG: 0.286										0	0	0	0	0	0	0											
Matt Clement, R (1, 1) OBP: 0.113, SLG: 0.086										2	0	0	0	0	1	2											
Juan Cruz, R (8, 1) OBP: 0.143, SLG: 0.143										0	0	0	0	0	0	0											
Hee-Seop Choi, L (7, PH) OBP: 0.125, SLG: 0.500										1	0	0	0	0	0	0											
Mike Mahoney, R (8, 2) OBP: 0.235, SLG: 0.250										0	0	0	0	0	0	0											
Inning Stats	R: 1 E: 0 K: 1 S: 9	H: 2 LOB: 1 BB: 0 P: 13	R: 0 E: 0 K: 1 S: 6	H: 0 LOB: 1 BB: 1 P: 12	R: 0 E: 0 K: 2 S: 10	H: 1 LOB: 2 BB: 1 P: 19	R: 0 E: 0 K: 1 S: 10	H: 0 LOB: 0 BB: 1 P: 19	R: 0 E: 0 K: 1 S: 7	H: 0 LOB: 0 BB: 0 P: 13	R: 0 E: 0 K: 1 S: 8	H: 1 LOB: 1 BB: 0 P: 15	R: 1 E: 0 K: 1 S: 10	H: 1 LOB: 0 BB: 0 P: 18	R: 0 E: 0 K: 0 S: 4	H: 1 LOB: 1 BB: 0 P: 6	R: 1 E: 0 K: 1 S: 6	H: 1 LOB: 0 BB: 0 P: 9	1B: 3 2B: 2 3B: 0 HR: 2	SF: 0 SAC: 0 DP: 1 HBP: 0	WP: 0 PB: 0 SB: 1 CS: 0	PA: 34					
PITCHER	IP	WLS	BF	H	R	ER	SO	BB	IBB	HBP	BLK	WP	HR	S	P	ERA	WHIP										
Tony Armas, R (1, 1) ERA: 4.64	7.0		29	5	2	2	8	2	1	0	1	0	1	60	109	2.57	1.000										
Jim Brower, R (8, 1) ERA: 4.99	1.1	L	5	2	1	1	1	0	0	0	0	0	1	10	15	6.75	1.500										

AB	35
R	2
H	7
RBI	2
BB	5
SO	11
LOB	16



livebaseballscorecards.com

Batter	1	2	3	4	5	6	7	8	9	AB	R	H	RBI	BB	SO	LOB	TOP										
Andy Chavez, L (1, 8) OBP: 0.184, SLG: 0.271	E6 FC6-4	1-H 3B			SH1-4 1-2	K		G6-3		4	0	1	1	0	1	1											
Jose Vidro, S (1, 4) OBP: 0.371, SLG: 0.475	F8	G1-3			1B 2H 1B	K		G4-3		5	1	1	1	0	1	2											
Vladimir Guerrero, R (1, 9) OBP: 0.413, SLG: 0.596	FC6-4 1B		F8		PB 1B 1B		G6-3	E S 1B		5	1	3	0	0	0	0											
Matt Cepicky, L (1, 7) OBP: 0.276, SLG: 0.536	FC6-4 1-2 2-3		K		BB 1B BB		F9	G1-3		4	0	0	0	1	1	3											
Fernando Tatis, R (1, 5) OBP: 0.305, SLG: 0.406	K		F3		BB 1B		K	F9		5	0	1	1	0	2	3											
Brad Wilkerson, L (1, 3) OBP: 0.375, SLG: 0.482		G3		K	F8			HR		4	1	1	1	0	1	2											
Orlando Cabrera, R (1, 6) OBP: 0.318, SLG: 0.366		S 1B 1B		L4	1-2 2-3 BB		G4-3 G6-3 BB			2	1	1	0	2	0	0											
Michael Barrett, R (1, 2) OBP: 0.350, SLG: 0.439		K		K	G3		G6-3			4	0	0	0	0	2	5											
Javier Vazquez, R (1, 1) OBP: 0.188, SLG: 0.164		3-2 3B 1B			4-1 SH1-4 1B BB		G6-3			2	2	1	1	1	0	0											
Wilton Guerrero, S (8, PH) OBP: 0.264, SLG: 0.261										1	0	0	0	0	0	1											
Joey Eischen, L (8, 1) OBP: 0.333, SLG: 0.400		3H 3B 1B								0	0	0	0	0	0	0											
Inning Stats	R: 0 E: 1 K: 1 S: 11	H: 1 LOB: 2 BB: 0 P: 19	R: 2 E: 0 K: 1 S: 20	H: 3 LOB: 1 BB: 0 P: 29	R: 0 E: 0 K: 1 S: 9	H: 0 LOB: 0 BB: 0 P: 14	R: 0 E: 0 K: 2 S: 10	H: 0 LOB: 0 BB: 0 P: 15	R: 3 E: 0 K: 0 S: 19	H: 3 LOB: 3 BB: 3 P: 39	R: 0 E: 0 K: 1 S: 11	H: 0 LOB: 0 BB: 0 P: 14	R: 0 E: 0 K: 1 S: 7	H: 0 LOB: 0 BB: 0 P: 9	R: 1 E: 0 K: 0 S: 9	H: 1 LOB: 1 BB: 1 P: 16	R: 0 E: 0 K: 0 S: 16	H: 1 LOB: 1 BB: 0 P: 22	1B: 7 2B: 2 3B: 1 HR: 1	SF: 0 SAC: 1 DP: 0 HBP: 0	WP: 0 PA: 41						
PITCHER	IP	WLS	BF	H	R	ER	SO	BB	IBB	HBP	BLK	WP	HR	S	P	ERA	WHIP										
38 Carlos Zambrano, R (1, 1) ERA: 4.28	4.2	L	25	7	5	5	5	3	0	0	0	0	0	66	112	9.64	2.143										
Pat Mahomes, R (5, 1) ERA: 2.7	2.1		7	0	0	0	3	0	0	0	0	0	0	21	27	0.00	0.000										
Will Cunnane, R (8, 1) ERA: 3.5	1.0		5	1	1	1	0	1	0	0	0	0	1	9	16	9.00	2.000										
Antonio Alfonseca, R (9, 1) ERA: 3.94	1.0		4	1	0	0	0	0	0	0	0	0	0	16	22	0.00	1.000										

Montreal Expos @ Chicago Cubs
Wrigley Field, Chicago, IL
Tue Sep 10 2002, 7:05 PM CDT
Att: 29,587 - Overcast - 69 F

AB	36
R	6
H	9
RBI	5
BB	4
SO	8
LOB	17



Batter	1	2	3	4	5	6	7	8	9	AB	R	H	RBI	BB	SO	LOB	BOTTOM										
Bobby Hill, S (1, 4) OBP: 0.305, SLG: 0.319	G6-3		G1-3		G4-3		L8		K	5	0	0	0	0	1	3											
Mark Bellhorn, S (1, 5) OBP: 0.376, SLG: 0.535	HR		K		P3		K		FC5-4	5	1	1	1	0	2	3											
Sammy Sosa, R (1, 9) OBP: 0.404, SLG: 0.609	K		2B		K		K			4	1	1	0	0	3	2											
Fred McGriff, L (1, 3) OBP: 0.354, SLG: 0.504	G3		2B		F7		G4-3			4	0	1	1	0	0	0											
Moises Alou, R (1, 7) OBP: 0.345, SLG: 0.432		G3 2B	G1-3		G1-3		BB			3	0	1	0	1	0	1											
Roosevelt Brown, L (1, 8) OBP: 0.270, SLG: 0.295					G4-3					3	0	1	0	0	0	1											
Chris Stynes, R (8, PH) OBP: 0.316, SLG: 0.370										1	0	0	0	0	1	1											
Antonio Alfonseca, R (9, 1) OBP: 0.667, SLG: 0.667										0	0	0	0	0	0	0											
Alex Gonzalez, R (1, 6) OBP: 0.315, SLG: 0.441										4	0	0	0	0	3	3											
Todd Hundley, S (1, 2) OBP: 0.299, SLG: 0.421										1	0	1	0	2	0	0											
Angel Echevarria, R (8, PH) OBP: 0.359, SLG: 0.488										1	0	0	0	0	0	0											
3B Carlos Zambrano, S (1, 1) OBP: 0.042, SLG: 0.083										2	0	0	0	0	2	3											
Pat Mahomes, R (5, 1)										0	0	0	0	0	0	0											
Hee-Seop Choi, L (7, PH) OBP: 0.222, SLG: 0.500										0	0	0	0	1	0	0											
Will Cunnane, R (8, 1)										0	0	0	0	0	0	0											
Chad Hermansen, R (9, 8) OBP: 0.273, SLG: 0.368										0	0	0	0	1	0	0											
Inning Stats	R: 1 E: 0 K: 1 S: 10	H: 1 LOB: 0 BB: 0 P: 16	R: 0 E: 0 K: 2 S: 10	H: 1 LOB: 2 BB: 1 P: 16	R: 1 E: 0 K: 1 S: 12	H: 2 LOB: 1 BB: 0 P: 16	R: 0 E: 0 K: 2 S: 8	H: 0 LOB: 1 BB: 1 P: 16	R: 0 E: 0 K: 1 S: 8	H: 0 LOB: 0 BB: 0 P: 12	R: 0 E: 0 K: 1 S: 11	H: 1 LOB: 1 BB: 0 P: 17	R: 0 E: 0 K: 2 S: 19	H: 1 LOB: 2 BB: 1 P: 28	R: 0 E: 0 K: 1 S: 9	H: 0 LOB: 1 BB: 1 P: 17	R: 0 E: 0 K: 1 S: 7	H: 0 LOB: 1 BB: 1 P: 15	1B: 1 2B: 4 3B: 0 HR: 1	SF: 0 SAC: 0 DP: 0 HBP: 0	WP: 0 PA: 38						
PITCHER	IP	WLS	BF	H	R	ER	SO	BB	IBB	HBP	BLK	WP	HR	S	P	ERA	WHIP										
Javier Vazquez, R (1, 1) ERA: 4.06	7.0	W	30	6	2	2	10	2	0	0	0	0	0	78	121	2.57	1.143										
Joey Eischen, L (8, 1) ERA: 1.15	2.0		8	0	0	0	2	2	0	0	0	0	0	16	32	0.00	1.000										

Montreal Expos @ Chicago Cubs
Wrigley Field, Chicago, IL
Tue Sep 10 2002, 7:05 PM CDT
Att: 29,587 - Overcast - 69 F

AB	33
R	2
H	6
RBI	2
BB	5
SO	12
LOB	17



Batter	1	2	3	4	5	6	7	8	9	AB	R	H	RBI	BB	SO	LOB	TOP					
Endy Chavez , L (1, 8) OBP: 0.208, SLG: 0.288	G5-3		L1-3			1B 2B 1B		1B		4	1	2	0	0	0	1	Montreal Expos @ Chicago Cubs Wrigley Field, Chicago, IL Wed Sep 11 2002, 1:20 PM CDT Att: 20,503 - Sunny - 67 F					
Jamey Carroll , R (1, 5) OBP: 0.150, SLG: 0.667	G4-3			1B		1B 2B 1B		BB		3	1	2	0	1	0	0						
Jose Vidro , S (1, 4) OBP: 0.370, SLG: 0.475	G1-3		G4-6-3			1B 2B		G4-6-3		4	1	1	2	0	0	3						
Vladimir Guerrero , R (1, 9) OBP: 0.414, SLG: 0.595		1B		F9		1B		G5-3		4	0	2	1	0	0	0						
Brad Wilkerson , L (1, 3) OBP: 0.374, SLG: 0.480	K				K2-3	K		G4-6-3		4	0	1	0	0	3	2						
Orlando Cabrera , R (1, 6) OBP: 0.316, SLG: 0.363	L8				G5-3			F9		4	0	0	0	0	0	2						
Matt Cepicky , L (1, 7) OBP: 0.250, SLG: 0.484	G4-3				K			G6-3		3	0	0	0	0	1	1						
Brian Schneider , L (1, 2) OBP: 0.325, SLG: 0.437			L1-3			L6		F7		3	0	1	0	0	0	0						
Masato Yoshii , R (1, 1) OBP: 0.154, SLG: 0.086			K			G5-3		K		1	0	0	0	0	1	1						
Fernando Tatis , R (6, PH) OBP: 0.304, SLG: 0.405										1	0	0	0	0	0	0						
Sun-Woo Kim , R (6, 1) OBP: 0.262, SLG: 0.259										1	0	0	0	0	1	0						
Wilton Guerrero , S (8, PH) OBP: 0.125, SLG: 0.125										0	0	0	0	0	0	0						
Inning Stats	R: 0 E: 0 K: 0 S: 11	H: 0 LOB: 0 BB: 0 P: 15	R: 0 E: 0 K: 1 S: 10	H: 1 LOB: 1 BB: 0 P: 19	R: 0 E: 0 K: 1 S: 9	H: 1 LOB: 0 BB: 0 P: 11	R: 0 E: 0 K: 0 S: 6	H: 1 LOB: 0 BB: 0 P: 8	R: 0 E: 0 K: 2 S: 7	H: 0 LOB: 0 BB: 0 P: 12	R: 3 E: 0 K: 1 S: 17	H: 4 LOB: 1 BB: 0 P: 25	R: 0 E: 0 K: 0 S: 5	H: 0 LOB: 0 BB: 0 P: 8	R: 0 E: 0 K: 1 S: 10	H: 1 LOB: 1 BB: 1 P: 15	R: 0 E: 0 K: 0 S: 5	H: 1 LOB: 0 BB: 0 P: 6	1B: 8 2B: 2 3B: 0 HR: 0	SF: 0 SAC: 0 DP: 4 HBP: 0	WP: 0 PB: 0 SB: 2 CS: 0	PA: 33
PITCHER	IP WLS BF H R ER SO BB IBB HBP BLK WP HR S P ERA WHIP																					
Alan Benes , R (1, 1) ERA: 4.91	7.0 W 26 7 3 3 5 0 0 0 0 0 0 0 65 98 3.86 1.000																					
Joe Borowski , R (8, 1) ERA: 2.8	1.0 H 4 1 0 0 1 1 0 0 0 0 0 0 10 15 0.00 2.000																					
Antonio Alfonseca , R (9, 1) ERA: 0.88	1.0 S 3 1 0 0 0 0 0 0 0 0 0 0 5 6 0.00 1.000																					

AB	32
R	3
H	9
RBI	3
BB	1
SO	6
LOB	10



Batter	1	2	3	4	5	6	7	8	9	AB	R	H	RBI	BB	SO	LOB	BOTTOM			
Mark Bellhorn , S (1, 6) OBP: 0.375, SLG: 0.539	HR	G3			F9		L9			4	1	1	1	0	0	0	Montreal Expos @ Chicago Cubs Wrigley Field, Chicago, IL Wed Sep 11 2002, 1:20 PM CDT Att: 20,503 - Sunny - 67 F			
Corey Patterson , L (1, 8) OBP: 0.283, SLG: 0.394	L9	K			G4-3		L4			4	0	0	0	0	1	0				
Sammy Sosa , R (1, 9) OBP: 0.407, SLG: 0.616	1B BB E		G4-6-3		HR		G6-3			4	2	3	1	0	0	0				
Hee-Seop Choi , L (1, 3) OBP: 0.231, SLG: 0.364	E 1B BB		K		K			K		3	1	0	0	1	3	1				
Roosevelt Brown , L (1, 7) OBP: 0.270, SLG: 0.294	SF7 1B		G4-6-3				K			4	1	1	0	0	2	1				
Chris Stynes , R (1, 4) OBP: 0.316, SLG: 0.380	E6 SF7				SF9		K			3	1	1	1	0	1	1				
Alex Gonzalez , R (7, 6) OBP: 0.315, SLG: 0.440	SF7 2H 3H				SF9		K			1	0	0	0	0	1	0				
Kevin Orte , R (1, 5) OBP: 0.286, SLG: 0.800	SF7				SF9					1	0	1	2	0	0	0				
Joe Girardi , R (1, 2) OBP: 0.274, SLG: 0.286	F8				K2-3					2	0	0	0	1	1	1				
Alan Benes , R (1, 1) ERA: 4.11		G1-3			F9					3	0	0	0	0	1	2				
Joe Borowski , R (8, 1) OBP: 0.296, SLG: 0.296										0	0	0	0	0	0	0				
Antonio Alfonseca , R (9, 1) OBP: 0.687, SLG: 0.687										0	0	0	0	0	0	0				
Inning Stats	R: 4 E: 1 K: 0 S: 13	H: 3 LOB: 1 BB: 1 P: 23	R: 0 E: 0 K: 1 S: 9	H: 0 LOB: 0 BB: 0 P: 13	R: 0 E: 0 K: 1 S: 8	H: 1 LOB: 0 BB: 0 P: 11	R: 1 E: 0 K: 1 S: 9	H: 1 LOB: 0 BB: 0 P: 10	R: 1 E: 0 K: 1 S: 10	H: 1 LOB: 0 BB: 0 P: 15	R: 0 E: 0 K: 3 S: 12	H: 1 LOB: 2 BB: 1 P: 20	R: 0 E: 0 K: 0 S: 3	H: 0 LOB: 0 BB: 0 P: 6	R: 0 E: 0 K: 3 S: 12	H: 0 LOB: 0 BB: 0 P: 16	1B: 3 2B: 1 3B: 1 HR: 2	SF: 2 SAC: 0 DP: 1 HBP: 0	WP: 0 PB: 0 SB: 0 CS: 0	PA: 33
PITCHER	IP WLS BF H R ER SO BB IBB HBP BLK WP HR S P ERA WHIP																			
Masato Yoshii , R (1, 1) ERA: 4.11	5.0 L 22 6 6 4 4 1 0 0 0 0 0 0 2 49 72 1.400																			
Sun-Woo Kim , R (6, 1) ERA: 6.07	2.0 8 1 0 0 3 0 1 0 0 0 0 0 15 26 0.00 0.500																			
Britt Reames , R (8, 1) ERA: 5.13	1.0 3 0 0 0 3 0 0 0 0 0 0 0 12 16 0.00 0.000																			

AB	29
R	6
H	7
RBI	5
BB	2
SO	10
LOB	6



Batter	1	2	3	4	5	6	7	8	9	AB	R	H	RBI	BB	SO	LOB	TOP										
Bobby Hill, S OBP: 0.329, SLG: 0.347 Kevin Orle, R OBP: 0.333, SLG: 0.600	G4-3		1B				G5-4-3 PB 1B		E5 FC4-6	4	1	2	0	0	1	0	Chicago Cubs @ Cincinnati Reds Cinergy Field, Cincinnati, OH Fri Sep 13 2002, 7:10 PM EDT Att: 21,791 - Cloudy - 86 F										
Corey Patterson, L OBP: 0.288, SLG: 0.400	K		K				G5-4-3 1B		K	5	1	2	0	0	3	3											
Sammy Sosa, R OBP: 0.411, SLG: 0.614	G5-3						G5-4-3 1B		FC4-6	5	2	2	0	0	0	4											
Fred McGriff, L OBP: 0.357, SLG: 0.510 Hee-Seop Choi, L OBP: 0.214, SLG: 0.333		F8					F7			3	2	1	2	1	0	0											
Moises Alou, R OBP: 0.349, SLG: 0.440	L5									4	1	2	3	0	1	0											
Mark Bellhorn, S OBP: 0.376, SLG: 0.541										3	0	1	0	1	1	1											
Alex Gonzalez, R OBP: 0.315, SLG: 0.436										4	0	0	0	0	3	2											
Joe Girardi, R OBP: 0.273, SLG: 0.286										4	0	1	0	0	0	0											
34 Kerry Wood, R OBP: 0.221, SLG: 0.231 Joe Borowski, R OBP: 0.286, SLG: 0.286 Chad Hermansen, R OBP: 0.272, SLG: 0.386 Antonio Alfonseca, R OBP: 0.667, SLG: 0.667			G4-3							3	0	0	0	0	2	0											
Inning Stats	R: 0 E: 0 K: 1 S: 9	H: 0 LOB: 0 BB: 0 P: 12	R: 0 E: 0 K: 1 S: 11	H: 0 LOB: 1 BB: 1 P: 18	R: 0 E: 0 K: 1 S: 7	H: 1 LOB: 1 BB: 0 P: 13	R: 3 E: 0 K: 0 S: 13	H: 3 LOB: 0 BB: 1 P: 28	R: 3 E: 1 K: 3 S: 15	H: 4 LOB: 1 BB: 0 P: 24	R: 0 E: 0 K: 0 S: 9	H: 0 LOB: 0 BB: 0 P: 13	R: 1 E: 0 K: 0 S: 11	H: 2 LOB: 0 BB: 0 P: 15	R: 0 E: 0 K: 2 S: 10	H: 0 LOB: 0 BB: 0 P: 15		R: 0 E: 1 K: 2 S: 10	H: 1 LOB: 2 BB: 0 P: 16	1B: 9 2B: 0 3B: 0 HR: 2	SF: 0 SAC: 0 DP: 2 HBP: 0	WP: 2 PB: 1 SB: 0 CS: 0	PA: 39				
PITCHER	IP	WLS	BF	H	R	ER	SO	BB	IBB	HBP	BLK	WP	HR	S	P	ERA	WHIP										
Jimmy Haynes, R ERA: 4.26 Chris Reitsma, R ERA: 3.69	(1, 1) (7, 1)	6.0 L	27 12	8 3	6 1	6 0	8 4	2 0	0 0	0 0	0 0	1 1	2 0	64 31	108 46	9.00 0.00	1.667 1.000										

AB	37
R	7
H	11
RBI	5
BB	2
SO	12
LOB	12



Batter	1	2	3	4	5	6	7	8	9	AB	R	H	RBI	BB	SO	LOB	BOTTOM										
Reggie Taylor, L OBP: 0.306, SLG: 0.457	HR 1B	G6-3		K			1-H HR		K	5	2	2	2	0	2	2	Chicago Cubs @ Cincinnati Reds Cinergy Field, Cincinnati, OH Fri Sep 13 2002, 7:10 PM EDT Att: 21,791 - Cloudy - 86 F										
Barry Larkin, R OBP: 0.308, SLG: 0.371	L7		F7			F7	P4		F7	5	0	0	0	0	2												
Todd Walker, L OBP: 0.354, SLG: 0.429	1-H HR		3B BB			G4-3	F7		4B IBB	3	2	1	2	2	0	0											
Jose Guillen, R OBP: 0.288, SLG: 0.392	L5		K			1B	G4-3		G6-3	5	0	1	0	0	1	4											
Adam Dunn, L OBP: 0.410, SLG: 0.465	BB		3B BB			1B	K			2	1	1	0	2	1	0											
Aaron Boone, R OBP: 0.313, SLG: 0.440	F9		1-H 2-H 3B			K			G4-3	4	0	1	2	0	1	3											
Russell Branyan, L OBP: 0.315, SLG: 0.440		K	K				F9		K	4	0	0	0	0	3	1											
Jason LaRue, R OBP: 0.320, SLG: 0.402		SH1-4 1B		K			F7		G5-3	4	0	1	0	0	1	0											
Jimmy Haynes, R OBP: 0.180, SLG: 0.211 Gookie Dawkins, R OBP: 0.200, SLG: 0.156 Chris Reitsma, R OBP: 0.129, SLG: 0.100 Ken Griffey Jr., L OBP: 0.367, SLG: 0.434 Wily Mo Peña, R OBP: 0.500, SLG: 1.250							HR BB		F7 2B	1	0	0	0	0	1	0											
Inning Stats	R: 2 E: 0 K: 0 S: 10	H: 2 LOB: 1 BB: 1 P: 18	R: 0 E: 0 K: 1 S: 9	H: 1 LOB: 0 BB: 0 P: 14	R: 2 E: 0 K: 2 S: 14	H: 1 LOB: 1 BB: 2 P: 26	R: 0 E: 0 K: 3 S: 10	H: 0 LOB: 0 BB: 0 P: 14	R: 0 E: 0 K: 1 S: 10	H: 2 LOB: 2 BB: 0 P: 16	R: 2 E: 0 K: 0 S: 8	H: 1 LOB: 0 BB: 1 P: 15	R: 0 E: 0 K: 1 S: 9	H: 0 LOB: 0 BB: 0 P: 15	R: 0 E: 0 K: 1 S: 10	H: 0 LOB: 0 BB: 0 P: 16		R: 0 E: 0 K: 1 S: 8	H: 1 LOB: 3 BB: 1 P: 19	1B: 4 2B: 1 3B: 1 HR: 2	SF: 0 SAC: 1 DP: 0 HBP: 0	WP: 0 PB: 0 SB: 1 CS: 0	PA: 40				
PITCHER	IP	WLS	BF	H	R	ER	SO	BB	IBB	HBP	BLK	WP	HR	S	P	ERA	WHIP										
34 Kerry Wood, R ERA: 3.88 Joe Borowski, R ERA: 2.77 Antonio Alfonseca, R ERA: 3.82	(1, 1) (8, 1) (9, 1)	7.0 H	32 3	7 0	6 0	6 0	8 1	4 0	0 0	0 0	0 0	0 0	2 10	70 16	118 16	7.71 0.00	1.571 0.000										

AB	34
R	6
H	8
RBI	6
BB	5
SO	10
LOB	12



Batter	1	2	3	4	5	6	7	8	9	AB	R	H	RBI	BB	SO	LOB	TOP				
Mark Bellhorn, S (1,4) OBP: 0.381, SLG: 0.544	0-0 1B		4-1 BB			4-2 CS 1B BB		2-1 FC6-4 1B		2	0	2	0	2	0	0					
Corey Patterson, L (1,8) OBP: 0.288, SLG: 0.399	1-3 K		0-1 G4-3			0-0 1B		1-0 FC6-4 1-2		3	0	1	0	0	1	2					
Juan Cruz, R (6,1) OBP: 0.143, SLG: 0.143										0	0	0	0	0	0	0					
Chris Stynes, R (6,PH) OBP: 0.313, SLG: 0.376										1	0	0	0	0	0	1					
Joe Borowski, R (6,1) OBP: 0.286, SLG: 0.286										0	0	0	0	0	0	0					
Sammy Sosa, R (1,9) OBP: 0.408, SLG: 0.609	1-1 F3				2-0 F8			3-3 K		4	0	0	0	0	1	3					
Moises Alou, R (1,7) OBP: 0.346, SLG: 0.436	1-3 K				1-1 G5-3			3-3 K		4	0	0	0	0	2	3					
Hee-Seop Choi, L (1,3) OBP: 0.167, SLG: 0.250			1-3 K		3-2 F2			3-3 K		4	0	0	0	0	2	0					
Kevin Orte, R (1,5) OBP: 0.597, SLG: 0.462			0-1 G5-3			2-3 K		0-0 G5-3		3	0	0	0	0	1	0					
Alex Gonzalez, R (1,6) OBP: 0.313, SLG: 0.433			2-3 K			1-3 K		3-2 G5-3		3	0	0	0	0	2	0					
Joe Girardi, R (1,2) OBP: 0.271, SLG: 0.283					0-0 P4			0-1 F9		2	0	0	0	0	0	0					
Fred McGriff, L (6,PH) OBP: 0.356, SLG: 0.509										1	0	0	0	0	0	0					
Mike Mahoney, R (8,2) OBP: 0.318, SLG: 0.429										0	0	0	0	0	0	0					
Matt Clement, R (1,1) OBP: 0.111, SLG: 0.085					2-3 K			2-3 K		1	0	0	0	0	1	0					
Roosevelt Brown, L (6,PH) OBP: 0.271, SLG: 0.311								1-2 HR		2	1	1	1	0	1	0					
Inning Stats	R: 0 E: 0 K: 2 S: 10	H: 1 LOB: 1 BB: 0 P: 13	R: 0 E: 0 K: 2 S: 9	H: 0 LOB: 0 BB: 0 P: 12	R: 0 E: 0 K: 1 S: 7	H: 0 LOB: 1 BB: 1 P: 13	R: 0 E: 0 K: 0 S: 6	H: 0 LOB: 0 BB: 0 P: 12	R: 0 E: 0 K: 2 S: 16	H: 2 LOB: 2 BB: 1 P: 27	R: 0 E: 0 K: 1 S: 7	H: 0 LOB: 0 BB: 0 P: 13	R: 0 E: 0 K: 1 S: 8	H: 1 LOB: 1 BB: 0 P: 10	R: 0 E: 0 K: 0 S: 5	H: 0 LOB: 0 BB: 0 P: 9	1B: 3 2B: 1 3B: 0 HR: 1	SF: 0 SAC: 0 DP: 1 HBP: 0	WP: 0 PB: 0 SB: 2 CS: 1	PA: 32	
PITCHER	IP WLS BF H R ER SO BB IBB HBP BLK WP HR S P ERA WHIP	IP WLS BF H R ER SO BB IBB HBP BLK WP HR S P ERA WHIP	IP WLS BF H R ER SO BB IBB HBP BLK WP HR S P ERA WHIP	IP WLS BF H R ER SO BB IBB HBP BLK WP HR S P ERA WHIP	IP WLS BF H R ER SO BB IBB HBP BLK WP HR S P ERA WHIP	IP WLS BF H R ER SO BB IBB HBP BLK WP HR S P ERA WHIP	IP WLS BF H R ER SO BB IBB HBP BLK WP HR S P ERA WHIP	IP WLS BF H R ER SO BB IBB HBP BLK WP HR S P ERA WHIP	IP WLS BF H R ER SO BB IBB HBP BLK WP HR S P ERA WHIP	IP WLS BF H R ER SO BB IBB HBP BLK WP HR S P ERA WHIP	IP WLS BF H R ER SO BB IBB HBP BLK WP HR S P ERA WHIP	IP WLS BF H R ER SO BB IBB HBP BLK WP HR S P ERA WHIP	IP WLS BF H R ER SO BB IBB HBP BLK WP HR S P ERA WHIP	IP WLS BF H R ER SO BB IBB HBP BLK WP HR S P ERA WHIP	IP WLS BF H R ER SO BB IBB HBP BLK WP HR S P ERA WHIP	IP WLS BF H R ER SO BB IBB HBP BLK WP HR S P ERA WHIP	IP WLS BF H R ER SO BB IBB HBP BLK WP HR S P ERA WHIP	IP WLS BF H R ER SO BB IBB HBP BLK WP HR S P ERA WHIP	IP WLS BF H R ER SO BB IBB HBP BLK WP HR S P ERA WHIP	IP WLS BF H R ER SO BB IBB HBP BLK WP HR S P ERA WHIP	IP WLS BF H R ER SO BB IBB HBP BLK WP HR S P ERA WHIP

Chicago Cubs @ Cincinnati Reds
Cinergy Field, Cincinnati, OH
Sat Sep 14 2002, 1:15 PM EDT
Att: 24,292 - Sunny - 76 F

AB	30
R	1
H	4
RBI	1
BB	2
SO	11
LOB	9



Batter	1	2	3	4	5	6	7	8	9	AB	R	H	RBI	BB	SO	LOB	BOTTOM				
Reggie Taylor, L (1,8) OBP: 0.305, SLG: 0.454	1-1 P6		1-3 K		3-2 2B		3-2 G4-3			4	1	1	1	0	1	0					
Jose Guillen, R (1,9) OBP: 0.287, SLG: 0.395	0-3 K		0-1 G6-4-3		1-1 2B		0-0 G6-3			4	0	1	1	0	1	1					
Todd Walker, L (1,4) OBP: 0.353, SLG: 0.429	0-1 2B				0-1 F8		1-3 K		2-2 G4-3	4	0	1	0	0	1	1					
Scott Williamson, R (9,1)										0	0	0	0	0	0	0					
Adam Dunn, L (1,7) OBP: 0.409, SLG: 0.466	2-3 K				2-2 BB		1-1 F5		3-3 K	4	0	1	0	0	2	2					
Aaron Boone, R (1,5) OBP: 0.314, SLG: 0.440			1-2 G6-3		4-1 BB		2-2 G6-3		2-2 2B	3	1	1	0	1	0	0					
Russell Branyan, L (1,3) OBP: 0.317, SLG: 0.442			2-1 F8		4-1 BB		2-1 G4-3		3-2 2B	3	0	1	1	1	0	0					
Gookie Dawkins, R (1,6) OBP: 0.256, SLG: 0.176					1-2 BB		4-0 BB		0-0 2B	2	0	1	0	2	0	3					
Kelly Stinnett, R (1,2) OBP: 0.350, SLG: 0.328			1-2 F8				3-2 G6-3			3	1	1	0	0	0	2					
Ryan Dempster, R (1,1) OBP: 0.169, SLG: 0.193					1-2 SH2-4		1-1 1B			1	0	0	0	0	0	0					
Wily Mo Peña, R (7,PH) OBP: 0.400, SLG: 1.000										1	0	0	0	0	1	0					
John Riedling, R (8,1) OBP: 0.267, SLG: 0.290					2-1 P4		1-2 SH2-4		0-3 K	0	0	0	0	0	0	0					
Juan Castro, R (9,4) OBP: 0.267, SLG: 0.290										0	0	0	0	0	0	0					
Inning Stats	R: 0 E: 0 K: 2 S: 10	H: 1 LOB: 1 BB: 0 P: 13	R: 0 E: 0 K: 0 S: 15	H: 0 LOB: 1 BB: 1 P: 23	R: 0 E: 0 K: 1 S: 7	H: 0 LOB: 0 BB: 0 P: 10	R: 0 E: 0 K: 0 S: 8	H: 1 LOB: 2 BB: 2 P: 18	R: 2 E: 0 K: 1 S: 15	H: 3 LOB: 1 BB: 0 P: 23	R: 0 E: 0 K: 0 S: 12	H: 0 LOB: 1 BB: 1 P: 23	R: 0 E: 0 K: 1 S: 8	H: 0 LOB: 0 BB: 0 P: 11	R: 1 E: 0 K: 1 S: 15	H: 3 LOB: 2 BB: 0 P: 25	1B: 4 2B: 4 3B: 0 HR: 0	SF: 0 SAC: 1 DP: 2 HBP: 0	WP: 1 PB: 0 SB: 0 CS: 0	PA: 34	
PITCHER	IP WLS BF H R ER SO BB IBB HBP BLK WP HR S P ERA WHIP	IP WLS BF H R ER SO BB IBB HBP BLK WP HR S P ERA WHIP	IP WLS BF H R ER SO BB IBB HBP BLK WP HR S P ERA WHIP	IP WLS BF H R ER SO BB IBB HBP BLK WP HR S P ERA WHIP	IP WLS BF H R ER SO BB IBB HBP BLK WP HR S P ERA WHIP	IP WLS BF H R ER SO BB IBB HBP BLK WP HR S P ERA WHIP	IP WLS BF H R ER SO BB IBB HBP BLK WP HR S P ERA WHIP	IP WLS BF H R ER SO BB IBB HBP BLK WP HR S P ERA WHIP	IP WLS BF H R ER SO BB IBB HBP BLK WP HR S P ERA WHIP	IP WLS BF H R ER SO BB IBB HBP BLK WP HR S P ERA WHIP	IP WLS BF H R ER SO BB IBB HBP BLK WP HR S P ERA WHIP	IP WLS BF H R ER SO BB IBB HBP BLK WP HR S P ERA WHIP	IP WLS BF H R ER SO BB IBB HBP BLK WP HR S P ERA WHIP	IP WLS BF H R ER SO BB IBB HBP BLK WP HR S P ERA WHIP	IP WLS BF H R ER SO BB IBB HBP BLK WP HR S P ERA WHIP	IP WLS BF H R ER SO BB IBB HBP BLK WP HR S P ERA WHIP	IP WLS BF H R ER SO BB IBB HBP BLK WP HR S P ERA WHIP	IP WLS BF H R ER SO BB IBB HBP BLK WP HR S P ERA WHIP	IP WLS BF H R ER SO BB IBB HBP BLK WP HR S P ERA WHIP	IP WLS BF H R ER SO BB IBB HBP BLK WP HR S P ERA WHIP	IP WLS BF H R ER SO BB IBB HBP BLK WP HR S P ERA WHIP

Chicago Cubs @ Cincinnati Reds
Cinergy Field, Cincinnati, OH
Sat Sep 14 2002, 1:15 PM EDT
Att: 24,292 - Sunny - 76 F


AB	29
R	3
H	8
RBI	3
BB	4
SO	6
LOB	9



Batter	1	2	3	4	5	6	7	8	9	AB	R	H	RBI	BB	SO	LOB	TOP				
Bobby Hill, S OBP: 0.331, SLG: 0.364 (1,4)	G5-3		F8			G1		HR	HR	4	2	1	3	1	0	0	Chicago Cubs @ Cincinnati Reds Cinergy Field, Cincinnati, OH Sun Sep 15 2002, 1:15 PM EDT Att: 22,201 - Cloudy - 70 F				
Corey Patterson, L OBP: 0.287, SLG: 0.399 (1,8)	G3-1		K			2B		F8	P3	5	0	1	0	0	1	2					
Sammy Sosa, R OBP: 0.407, SLG: 0.612 (1,9)	F8			G5-3		G5-3		HR		4	1	1	3	0	0	1					
Hee-Seop Choi, L OBP: 0.182, SLG: 0.250 (1,3)		G4-3		G4-3		K		HR		4	0	1	0	0	1	1					
Angel Echevarria, R OBP: 0.344, SLG: 0.464 (1,7)	G3			G4-3			F8	G5-4-3		4	0	0	0	0	0	1					
Mark Bellhorn, S OBP: 0.382, SLG: 0.542 (1,5)					G3				K	3	0	1	0	1	1	0					
Alex Gonzalez, R OBP: 0.314, SLG: 0.434 (1,6)							BB			4	0	2	0	0	0	1					
Mike Mahoney, R OBP: 0.292, SLG: 0.391 (1,2)										2	0	0	0	0	0	3					
Fred McGriff, L OBP: 0.355, SLG: 0.508 (7, PH)										1	0	0	0	0	1	1					
Joe Girardi, R OBP: 0.270, SLG: 0.282 (7,2)										1	1	0	0	0	0	0					
38 Carlos Zambrano, S OBP: 0.038, SLG: 0.077 (8, PH)										2	0	0	0	0	0	1					
Chris Stynes, R OBP: 0.316, SLG: 0.390 (8,1)										0	0	0	0	0	0	0					
Pat Mahomes, R OBP: 0.300, SLG: 0.422 (9, PH)										1	1	1	0	0	0	0					
Todd Hundley, S OBP: 0.300, SLG: 0.422 (9, PH)										0	0	0	0	0	0	0					
Antonio Alfonseca, R OBP: 0.607, SLG: 0.607 (9,1)										0	0	0	0	0	0	0					
Inning Stats	R: 0 E: 0 K: 0 S: 8	H: 0 LOB: 0 BB: 0 P: 11	R: 0 E: 0 K: 0 S: 13	H: 2 LOB: 2 BB: 0 P: 21	R: 0 E: 0 K: 1 S: 7	H: 0 LOB: 0 BB: 0 P: 7	R: 0 E: 0 K: 0 S: 6	H: 0 LOB: 1 BB: 0 P: 8	R: 0 E: 0 K: 1 S: 11	H: 1 LOB: 1 BB: 0 P: 16	R: 0 E: 0 K: 1 S: 9	H: 0 LOB: 1 BB: 1 P: 16	R: 3 E: 0 K: 0 S: 11	H: 3 LOB: 0 BB: 1 P: 18	R: 3 E: 1 K: 1 S: 10	H: 2 LOB: 0 BB: 0 P: 14	1B: 6 2B: 1 3B: 0 HR: 2	SF: 0 SAC: 0 DP: 1 HBP: 0	WP: 0 PB: 0 SB: 0 CS: 0	PA: 38	
PITCHER	IP	WLS	BF	H	R	ER	SO	BB	IBB	HBP	BLK	WP	HR	S	P	ERA	WHIP				
Danny Graves, R ERA: 3.18 (1,1)	5.0		18	3	0	0	1	0	0	0	0	0	0	41	57	0.00	0.600				
Joey Hamilton, R ERA: 5.57 (6,1)	2.0		8	1	0	0	2	1	0	0	0	0	0	20	32	0.00	1.000				
Scott Sullivan, R ERA: 6.09 (8,1)	1.2	L	11	5	6	3	1	1	0	0	0	0	2	20	31	16.20	3.600				
Bruce Chen, L ERA: 5.67 (9,1)	0.1		1	0	0	0	0	0	0	0	0	0	0	1	1	0.00	0.000				

Batter	1	2	3	4	5	6	7	8	9	AB	R	H	RBI	BB	SO	LOB	BOTTOM					
Reggie Taylor, L OBP: 0.307, SLG: 0.455 (1,8)	CS		G1-3						L6	4	0	1	0	1	1	3	Chicago Cubs @ Cincinnati Reds Cinergy Field, Cincinnati, OH Sun Sep 15 2002, 1:15 PM EDT Att: 22,201 - Cloudy - 70 F					
Bary Larkin, R OBP: 0.308, SLG: 0.372 (1,6)	BB			G5-3		G1-3	G4-3			4	0	1	0	0	0	2						
Todd Walker, L OBP: 0.356, SLG: 0.429 (1,4)										2	0	1	0	2	1	1						
Aaron Boone, R OBP: 0.314, SLG: 0.439 (1,5)										4	0	1	0	0	0	3						
Adam Dunn, L OBP: 0.407, SLG: 0.462 (1,7)										4	0	0	0	0	2	4						
Russell Branyan, L OBP: 0.314, SLG: 0.437 (1,3)										4	0	0	0	0	2	3						
Wily Mo Peña, R OBP: 0.405, SLG: 0.857 (1,9)										2	0	1	0	0	1	0						
Joey Hamilton, R ERA: 3.97 (8,1)										0	0	0	0	0	0	0						
Juan Castro, R OBP: 0.288, SLG: 0.286 (7, PH)										0	0	0	0	0	0	0						
Bruce Chen, L OBP: 0.333, SLG: 0.333 (9,1)										1	0	0	0	0	1	0						
Jason LaRue, R OBP: 0.319, SLG: 0.400 (1,2)										4	0	1	0	0	1	0						
Danny Graves, R ERA: 3.97 (1,1)										1	0	0	0	0	0	0						
Jose Guillen, R OBP: 0.293, SLG: 0.396 (6,9)										2	0	1	0	1	0	2						
Inning Stats	R: 0 E: 0 K: 1 S: 12	H: 1 LOB: 1 BB: 1 P: 19	R: 0 E: 0 K: 1 S: 8	H: 0 LOB: 0 BB: 0 P: 13	R: 0 E: 0 K: 1 S: 6	H: 0 LOB: 0 BB: 0 P: 9	R: 0 E: 0 K: 1 S: 9	H: 0 LOB: 1 BB: 1 P: 17	R: 0 E: 0 K: 2 S: 13	H: 2 LOB: 2 BB: 0 P: 16	R: 0 E: 0 K: 1 S: 12	H: 1 LOB: 2 BB: 1 P: 23	R: 0 E: 0 K: 1 S: 10	H: 2 LOB: 2 BB: 0 P: 17	R: 0 E: 0 K: 1 S: 10	H: 1 LOB: 1 BB: 0 P: 17	R: 0 E: 0 K: 1 S: 9	H: 0 LOB: 1 BB: 1 P: 19	1B: 5 2B: 2 3B: 0 HR: 0	SF: 0 SAC: 0 DP: 0 HBP: 0	WP: 0 PB: 0 SB: 1 CS: 1	PA: 37
PITCHER	IP	WLS	BF	H	R	ER	SO	BB	IBB	HBP	BLK	WP	HR	S	P	ERA	WHIP					
38 Carlos Zambrano, R ERA: 3.97 (1,1)	7.0		29	6	0	0	8	3	0	0	0	0	0	70	114	0.00	1.286					
Pat Mahomes, R ERA: 2.63 (8,1)	1.0	H	4	1	0	0	1	0	0	0	0	0	0	10	17	0.00	1.000					
Antonio Alfonseca, R ERA: 3.76 (9,1)	1.0		4	0	0	0	1	1	0	0	0	0	0	9	19	0.00	1.000					

livebaseballscores.com




Batter	1	2	3	4	5	6	7	8	9	AB	R	H	RBI	BB	SO	LOB	TOP				
Bobby Hill, S OBP: 0.324, SLG: 0.355 (1,4)	G1-3		L7		G5-3			G6-3		4	0	0	0	0	0	1					
Corey Patterson, L OBP: 0.285, SLG: 0.396 (1,8)	G4-3		K				G4-3	K		4	0	0	0	0	2	0					
Sammy Sosa, R OBP: 0.408, SLG: 0.616 (1,9)	E5			HR			FC6-4 BB	F2		3	1	1	1	1	0	0					
Moises Alou, R OBP: 0.347, SLG: 0.437 (1,7)	1B			G2-3			FC6-4 1-2	1B		4	0	2	0	0	0	1					
Fred McGriff, L OBP: 0.355, SLG: 0.505 (1,3)				G3			F8			3	0	0	0	1	1	3					
Hee-Seop Choi, L OBP: 0.182, SLG: 0.250 (9, PR)	K							BB		0	0	0	0	0	0	0					
Mark Bellhorn, S OBP: 0.379, SLG: 0.537 (1,5)				F7			P5	K		4	0	0	0	0	2	2					
Alex Gonzalez, R OBP: 0.312, SLG: 0.430 (1,6)				G6-3			G6-3	K		4	0	0	0	0	2	2					
Joe Girardi, R OBP: 0.270, SLG: 0.282 (1,2)				G5-3			G5-3			3	0	1	0	0	0	0					
Alan Benes, R OBP: 0.360, SLG: 0.459 (8, PH)				K			K			2	0	0	0	0	2	1					
Angel Echevarria, R OBP: 0.143, SLG: 0.143 (8, 1)							K			1	0	0	0	0	1	0					
Inning Stats	R: 0 H: 1 E: 1 K: 1 S: 12	H: 0 LOB: 2 BB: 0 P: 19	R: 0 H: 0 E: 0 K: 1 S: 7	H: 0 LOB: 0 BB: 0 P: 11	R: 0 H: 0 E: 0 K: 2 S: 9	H: 0 LOB: 0 BB: 0 P: 13	R: 1 H: 1 E: 0 K: 0 S: 8	H: 0 LOB: 1 BB: 0 P: 14	R: 0 H: 1 E: 0 K: 1 S: 13	H: 0 LOB: 0 BB: 1 P: 9	R: 0 H: 0 E: 0 K: 1 S: 7	H: 0 LOB: 0 BB: 0 P: 12	R: 0 H: 0 E: 0 K: 2 S: 8	H: 0 LOB: 2 BB: 1 P: 24	R: 0 H: 1 E: 0 K: 2 S: 15	H: 1 LOB: 2 BB: 1 P: 24	1B: 3 2B: 0 3B: 0 HR: 1	SF: 0 SAC: 0 DP: 0 HBP: 0	WP: 0 PB: 0 SB: 2 CS: 0	PA: 34	
PITCHER	IP	WLS	BF	H	R	ER	SO	BB	IBB	HBP	BLK	WP	HR	S	P	ERA	WHIP				
Al Leiter, L ERA: 3.27 (1, 1)	8.1		32	4	1	1	8	2	0	0	0	0	1	77	124	1.08	0.720				
David Weathers, R ERA: 2.95 (9, 1)	0.2	W	2	0	0	0	2	0	0	0	0	0	0	7	9	0.00	0.000				

Chicago Cubs @ New York Mets
Shea Stadium, Flushing, NY
Tue Sep 17 2002, 7:10 PM EDT
Att: 36,772 - Sunny - 75 F

AB	32
R	1
H	4
RBI	1
BB	2
SO	10
LOB	10



Batter	1	2	3	4	5	6	7	8	9	AB	R	H	RBI	BB	SO	LOB	BOTTOM				
Roger Cedeno, S OBP: 0.318, SLG: 0.350 (1,7)	L9		G4-6-3 1B		BB			F8		3	0	1	0	1	0	0					
Roberto Alomar, S OBP: 0.332, SLG: 0.382 (1,4)	G4-3		G4-6-3		F7			G4-3		4	0	0	0	0	0	4					
31 Mike Piazza, R OBP: 0.544 (8, PR)			F8				F9			3	0	1	0	1	0	1					
Esix Snead, S OBP: 0.298, SLG: 0.374 (9, 2)	BB							CS 1B		0	0	0	0	0	0	0					
Vance Wilson, R OBP: 0.349, SLG: 0.455 (1,3)	G3			F2			K	CS 1B		4	0	0	0	0	1	1					
Mo Vaughn, L OBP: 0.349, SLG: 0.455 (1,3)				G6-3			F8			4	1	1	0	0	0	0					
Edgardo Alfonzo, R OBP: 0.396, SLG: 0.469 (1,5)				F2				HR 1B		4	1	1	0	0	0	0					
Jeromy Burnitz, L OBP: 0.317, SLG: 0.381 (1,9)				L9			P3			4	1	1	2	0	1	0					
Timo Perez, L OBP: 0.332, SLG: 0.439 (1,8)				P6			E4 1B			3	0	2	0	0	0	0					
Rey Ordenez, R OBP: 0.286, SLG: 0.320 (1,6)				1B BB G4-6-3 1B			P4			3	1	1	0	0	1	2					
Al Leiter, L OBP: 0.259, SLG: 0.160 (1, 1)				G4-6-3 1B BB			F5			2	0	0	0	1	1	2					
David Weathers, R ERA: 4.05 (9, 1)										0	0	0	0	0	0	0					
Inning Stats	R: 0 H: 0 E: 0 K: 0 S: 9	H: 0 LOB: 0 BB: 1 P: 18	R: 0 H: 0 E: 0 K: 1 S: 7	H: 0 LOB: 0 BB: 0 P: 11	R: 1 H: 2 E: 0 K: 0 S: 10	H: 1 LOB: 1 BB: 1 P: 19	R: 0 H: 0 E: 0 K: 0 S: 6	H: 0 LOB: 0 BB: 0 P: 10	R: 0 H: 1 E: 1 K: 1 S: 17	H: 0 LOB: 2 BB: 1 P: 26	R: 0 H: 0 E: 0 K: 1 S: 9	H: 0 LOB: 0 BB: 0 P: 12	R: 0 H: 1 E: 0 K: 0 S: 10	H: 1 LOB: 1 BB: 0 P: 15	R: 2 H: 2 E: 0 K: 0 S: 10	H: 2 LOB: 0 BB: 0 P: 16	1B: 5 2B: 1 3B: 0 HR: 1	SF: 0 SAC: 0 DP: 1 HBP: 0	WP: 0 PB: 0 SB: 0 CS: 1	PA: 34	
PITCHER	IP	WLS	BF	H	R	ER	SO	BB	IBB	HBP	BLK	WP	HR	S	P	ERA	WHIP				
Alan Benes, R ERA: 4.03 (1, 1)	7.0		27	4	1	1	4	3	0	0	0	0	1	20	31	13.50	2.250				
Juan Cruz, R ERA: 4.05 (8, 1)	1.1	L	6	3	2	2	0	0	0	0	0	0	1	20	31	13.50	2.250				

Chicago Cubs @ New York Mets
Shea Stadium, Flushing, NY
Tue Sep 17 2002, 7:10 PM EDT
Att: 36,772 - Sunny - 75 F

AB	30
R	3
H	7
RBI	2
BB	3
SO	4
LOB	10



Batter	1	2	3	4	5	6	7	8	9	AB	R	H	RBI	BB	SO	LOB	TOP				
Bobby Hill, S OBP: 0.322, SLG: 0.352 (1,4)	G6-3		F5		G1-3			G4-6-3 1B		4	0	1	0	0	0	1					
Corey Patterson, L OBP: 0.287, SLG: 0.396 (1,8)	1B		WP BB		P6			G4-6-3 1-2		3	0	1	0	1	0	2					
Sammy Sosa, R OBP: 0.405, SLG: 0.612 (1,9)	K		K		G5-3			G5-3		4	0	0	0	0	2	2					
Moises Alou, R OBP: 0.346, SLG: 0.434 (1,7)	1-2 BB		G5-3		G5-3			G4-3		3	0	0	0	1	0	1					
Hee-Seop Choi, L OBP: 0.231, SLG: 0.304 (1,3)	F8				F2			2B		3	0	1	0	1	0	2					
Mark Bellhorn, S OBP: 0.376, SLG: 0.532 (1,5)		K			F8			L6		4	0	0	0	0	2	2					
Todd Hundley, S OBP: 0.303, SLG: 0.433 (1,2)					F8					3	1	1	1	1	1	0					
Chad Hermansen, R OBP: 0.272, SLG: 0.366 (8, PR)		HR			F8			BB		0	0	0	0	0	0	0					
Alex Gonzalez, R OBP: 0.311, SLG: 0.429 (1,6)		F8			G1-3 1B			F9		4	0	1	0	0	1	2					
34 Kerry Wood, R OBP: 0.211, SLG: 0.221 (1,1)		K			F8			F3		3	0	0	0	0	1	1					
Inning Stats	R: 0 E: 0 K: 11 S: 11	H: 1 LOB: 2 BB: 1 P: 21	R: 1 E: 0 K: 13 S: 13	H: 1 LOB: 0 BB: 0 P: 16	R: 0 E: 0 K: 10 S: 10	H: 0 LOB: 1 BB: 1 P: 18	R: 0 E: 0 K: 7 S: 7	H: 0 LOB: 0 BB: 0 P: 13	R: 0 E: 0 K: 2 S: 5	H: 1 LOB: 1 BB: 0 P: 8	R: 0 E: 0 K: 1 S: 7	H: 0 LOB: 0 BB: 0 P: 10	R: 0 E: 0 K: 1 S: 7	H: 1 LOB: 0 BB: 0 P: 10	R: 0 E: 0 K: 1 S: 9	H: 1 LOB: 2 BB: 1 P: 18	1B: 3 2B: 1 3B: 0 HR: 1	SF: 0 SAC: 0 DP: 1 HBP: 0	WP: 1 PB: 0 SB: 1 CS: 0	PA: 35	
PITCHER	IP	WLS	BF	H	R	ER	SO	BB	IBB	HBP	BLK	WP	HR	S	P	ERA	WHIP				
Steve Trachsel, R ERA: 3.44 (1,1)	7.0	W	27	3	1	1	6	3	0	0	0	1	1	60	102	1.29	0.857				
Steve Reed, R ERA: 1.99 (8,1)	1.0	H	3	1	0	0	0	0	0	0	0	0	0	7	10	0.00	1.000				
Armando Benitez, R ERA: 2.45 (9,1)	1.0	S	5	1	0	0	1	1	0	0	0	0	0	9	18	0.00	2.000				

Chicago Cubs @ New York Mets
Shea Stadium, Flushing, NY
Wed Sep 18 2002, 7:10 PM EDT
Att: 28,190 - Cloudy - 71 F

AB	31
R	1
H	5
RBI	1
BB	4
SO	7
LOB	13



Batter	1	2	3	4	5	6	7	8	9	AB	R	H	RBI	BB	SO	LOB	BOTTOM				
Roger Cedeno, S OBP: 0.318, SLG: 0.351 (1,7)	SH3-1 31 HR 2B		G4-3		F7		G1-3			4	1	1	0	0	0	1					
Roberto Alomar, S OBP: 0.333, SLG: 0.383 (1,4)	SH3-1		BB					G3		2	0	1	0	1	0	0					
31 Mike Piazza, R OBP: 0.360, SLG: 0.548 (1,2)	HR		F9		F8			G5-3		4	1	1	2	0	0	2					
Mo Vaughn, L OBP: 0.350, SLG: 0.453 (1,3)	F8		F9					BB		2	0	0	0	2	0	1					
Esix Snead, S OBP: 0.339, SLG: 0.355 (8, PR)								BB		0	0	0	0	0	0	0					
Armando Benitez, R OBP: 0.288, SLG: 0.323 (1,6)								BB		0	0	0	0	0	0	0					
Edgardo Alfonzo, R OBP: 0.393, SLG: 0.465 (1,5)	F9		F7		K			F8		4	0	0	0	0	1	3					
Jeromy Burnitz, L OBP: 0.315, SLG: 0.378 (1,9)		F8			K			K		3	0	0	0	0	2	2					
Timo Perez, L OBP: 0.332, SLG: 0.438 (1,8)		F7			F7			FC3-6 1B		3	0	1	0	0	0	0					
Rey Ordonez, R OBP: 0.288, SLG: 0.323 (1,6)								FC3-6 1-2		3	0	2	0	0	0	1					
Steve Trachsel, R OBP: 0.116, SLG: 0.163 (1,1)								F8		2	0	0	0	0	1	2					
John Valentin, R OBP: 0.339, SLG: 0.355 (7, PH)		K			G1-6-4					1	0	0	0	0	0	1					
Steve Reed, R OBP: 0.343, SLG: 0.531 (8,1)										0	0	0	0	0	0	0					
Ty Wigginton, R OBP: 0.343, SLG: 0.531 (9,3)										0	0	0	0	0	0	0					
Inning Stats	R: 2 E: 0 K: 8 S: 8	H: 2 LOB: 0 BB: 0 P: 14	R: 0 E: 0 K: 9 S: 9	H: 1 LOB: 0 BB: 0 P: 12	R: 0 E: 0 K: 1 S: 5	H: 0 LOB: 1 BB: 1 P: 12	R: 0 E: 0 K: 1 S: 8	H: 0 LOB: 0 BB: 0 P: 15	R: 0 E: 0 K: 2 S: 15	H: 1 LOB: 2 BB: 1 P: 26	R: 0 E: 0 K: 0 S: 8	H: 1 LOB: 1 BB: 0 P: 12	R: 0 E: 0 K: 0 S: 7	H: 0 LOB: 1 BB: 1 P: 13	1B: 4 2B: 1 3B: 0 HR: 1	SF: 0 SAC: 1 DP: 1 HBP: 0	WP: 0 PB: 0 SB: 1 CS: 0	PA: 32			
PITCHER	IP	WLS	BF	H	R	ER	SO	BB	IBB	HBP	BLK	WP	HR	S	P	ERA	WHIP				
34 Kerry Wood, R ERA: 3.81 (1,1)	8.0	L	32	6	2	2	4	3	0	0	0	0	1	65	112	2.25	1.125				

Chicago Cubs @ New York Mets
Shea Stadium, Flushing, NY
Wed Sep 18 2002, 7:10 PM EDT
Att: 28,190 - Cloudy - 71 F

AB	28
R	2
H	6
RBI	2
BB	3
SO	4
LOB	13



Batter	1	2	3	4	5	6	7	8	9	AB	R	H	RBI	BB	SO	LOB	TOP					
Bobby Hill, S OBP: 0.326, SLG: 0.370 Mark Bellhorn, S OBP: 0.375, SLG: 0.526										1	0	0	0	0	0	0	Chicago Cubs @ Pittsburgh Pirates PNC Park, Pittsburgh, PA Fri Sep 20 2002, 7:05 PM EDT Att: 22,299 - Overcast - 81 F					
Roosevelt Brown, L OBP: 0.274, SLG: 0.314 Antonio Alfonseca, R OBP: 0.667, SLG: 0.667										5	0	2	0	0	0	1						
Sammy Sosa, R OBP: 0.403, SLG: 0.610									3	1	1	1	1	1	1							
Hee-Seop Choi, L OBP: 0.250, SLG: 0.286									3	2	1	0	1	1	3							
Angel Echevarria, R OBP: 0.347, SLG: 0.472									4	0	2	0	0	1	4							
Kevin Orta, R OBP: 0.375, SLG: 0.524									3	1	2	1	1	0	1							
Alex Gonzalez, R OBP: 0.314, SLG: 0.429									3	0	1	0	0	0	2							
Mike Mahoney, R OBP: 0.259, SLG: 0.346 Chris Stynes, R OBP: 0.318, SLG: 0.381 Joe Girardi, R OBP: 0.274, SLG: 0.286									3	0	0	0	0	2	3							
38 Carlos Zambrano, S OBP: 0.036, SLG: 0.077 Chad Hermanson, R OBP: 0.277, SLG: 0.364 Juan Cruz, R OBP: 0.143, SLG: 0.143 Joe Borowski, R OBP: 0.344, SLG: 0.398 Moises Alou, R OBP: 0.344, SLG: 0.425 Corey Patterson, L OBP: 0.204, SLG: 0.352										2	0	0	0	0	0	0						
Inning Stats	R: 0 E: 0 K: 0 S: 3	H: 1 LOB: 0 BB: 0 P: 5	R: 0 E: 0 K: 1 S: 7	H: 1 LOB: 2 BB: 0 P: 10	R: 0 E: 0 K: 1 S: 13	H: 1 LOB: 3 BB: 2 P: 21	R: 0 E: 0 K: 0 S: 6	H: 1 LOB: 0 BB: 0 P: 7	R: 0 E: 0 K: 0 S: 7	H: 0 LOB: 0 BB: 0 P: 8	R: 2 E: 0 K: 1 S: 11	H: 3 LOB: 1 BB: 1 P: 18	R: 0 E: 0 K: 0 S: 7	H: 0 LOB: 2 BB: 1 P: 11	R: 2 E: 1 K: 2 S: 19	H: 3 LOB: 2 BB: 1 P: 28		R: 0 E: 0 K: 1 S: 5	H: 0 LOB: 1 BB: 1 P: 10	1B: 7 2B: 2 3B: 0 HR: 1	SF: 0 SAC: 0 DP: 3 HBP: 1	WP: 0 PB: 1 SB: 0 CS: 0
PITCHER	IP WLS BF H R ER SO BB IBB HBP BLK WP HR S P ERA WHIP																					
16 Salomon Torres, R ERA: 2.7	5.0 23 7 2 2 2 2 0 1 0 0 1 42 59 3.60 1.800																					
Mike Lincoln, R ERA: 3.21	2.0 B 6 0 0 0 1 1 0 0 0 0 0 12 21 0.00 0.500																					
Brian Boehringer, R ERA: 3.36	1.0 B 6 3 2 2 2 1 0 0 0 0 0 0 19 28 18.00 4.000																					
Scott Sauerbeck, L ERA: 2.2	1.0 W 3 0 0 0 1 1 0 0 0 0 0 0 5 10 0.00 1.000																					

AB	32
R	4
H	10
RBI	3
BB	5
SO	6
LOB	16



Batter	1	2	3	4	5	6	7	8	9	AB	R	H	RBI	BB	SO	LOB	BOTTOM			
Pokey Reese, R OBP: 0.328, SLG: 0.353										4	0	1	0	0	1	0	Chicago Cubs @ Pittsburgh Pirates PNC Park, Pittsburgh, PA Fri Sep 20 2002, 7:05 PM EDT Att: 22,299 - Overcast - 81 F			
Abraham Nunez, S OBP: 0.310, SLG: 0.316 Brian Boehringer, S Scott Sauerbeck, R										1	0	0	0	2	0	0				
18 Jason Kendall, R OBP: 0.348, SLG: 0.353										4	1	1	0	0	0	3				
Brian Giles, L OBP: 0.443, SLG: 0.601									4	1	1	0	0	1	1					
Aramis Ramirez, R OBP: 0.283, SLG: 0.384									3	1	1	1	1	1	1					
Kevin Young, R OBP: 0.320, SLG: 0.402										4	1	1	0	0	1	1				
Armando Rios, L OBP: 0.299, SLG: 0.319 Mike Benjamin, R OBP: 0.198, SLG: 0.179										4	0	2	1	0	0	2				
Tony Alvarez, R OBP: 0.400, SLG: 0.250										3	0	0	0	0	1	1				
16 Salomon Torres, R OBP: 0.111, SLG: 0.111 2 Jack Wilson, R OBP: 0.302, SLG: 0.335 Mike Lincoln, R Adrian Brown, S OBP: 0.279, SLG: 0.294										2	0	0	0	0	0	0				
Inning Stats	R: 2 E: 1 K: 0 S: 9	H: 1 LOB: 2 BB: 2 P: 23	R: 0 E: 0 K: 0 S: 8	H: 1 LOB: 1 BB: 1 P: 16	R: 0 E: 0 K: 3 S: 17	H: 0 LOB: 0 BB: 0 P: 21	R: 0 E: 0 K: 1 S: 6	H: 0 LOB: 0 BB: 0 P: 11	R: 0 E: 0 K: 0 S: 8	H: 2 LOB: 1 BB: 0 P: 15	R: 1 E: 0 K: 2 S: 9	H: 0 LOB: 0 BB: 0 P: 13	R: 0 E: 0 K: 0 S: 9	H: 1 LOB: 0 BB: 0 P: 11	R: 2 E: 0 K: 0 S: 8	H: 3 LOB: 2 BB: 0 P: 11		1B: 4 2B: 3 3B: 0 HR: 1	SF: 0 SAC: 1 DP: 1 HBP: 0	WP: 1 PB: 1 SB: 0 CS: 0
PITCHER	IP WLS BF H R ER SO BB IBB HBP BLK WP HR S P ERA WHIP																			
38 Carlos Zambrano, R ERA: 3.62	6.0 26 4 3 1 4 3 0 0 0 0 0 0 0 9 13 0.00 0.000																			
Juan Cruz, R ERA: 4.01	1.0 3 0 0 0 2 0 0 0 0 0 0 0 9 11 0.00 1.000																			
Joe Borowski, R ERA: 2.78	1.0 H 3 1 0 0 0 0 0 0 0 0 0 0 9 11 0.00 1.000																			
Antonio Alfonseca, R ERA: 4.02	0.1 L 4 3 2 2 0 0 0 0 0 0 0 0 0 8 11 54.00 9.000																			

AB	32
R	5
H	8
RBI	3
BB	3
SO	6
LOB	9



Batter	1	2	3	4	5	6	7	8	9	AB	R	H	RBI	BB	SO	LOB	TOP
Mark Bellhorn, S <small>OBP: 0.377, SLG: 0.527</small> 										5	1	3	0	0	2	0	Chicago Cubs @ Pittsburgh Pirates PNC Park, Pittsburgh, PA Sat Sep 21 2002, 7:05 PM EDT Att: 33,653 - Sunny - 75 F
Roosevelt Brown, L <small>OBP: 0.299, SLG: 0.311</small> Will Cunnane, R <small>OBP: 0.303, SLG: 0.472</small> Joe Borowski, R <small>OBP: 0.206, SLG: 0.333</small> Ching Stryker, R <small>OBP: 0.286, SLG: 0.286</small> Hee-Sung Choi, L <small>OBP: 0.276, SLG: 0.379</small> <small>OBP: 0.250, SLG: 0.286</small>									2 0 0 0 0 1 0 1 0 1 0 0 0 0 0 0 0 0 0 0 0 0 0 0 1 0 0 0 0 0 1 1 0 0 0 0 0 0 0 0								
Sammy Sosa, R <small>OBP: 0.407, SLG: 0.610</small>									3 1 2 2 2 0 0								
Fred McGriff, L <small>OBP: 0.354, SLG: 0.502</small> Juan Cruz, R <small>OBP: 0.143, SLG: 0.143</small>									5 0 2 0 0 1 1 5 0 0 0 0 0 0 0 0								
Moises Alou, R <small>OBP: 0.342, SLG: 0.426</small>									4 0 0 0 0 0 5								
Kevin Orle, R <small>OBP: 0.393, SLG: 0.500</small>									3 0 1 1 0 0 1								
Todd Hundley, S <small>OBP: 0.299, SLG: 0.426</small>									4 0 0 0 0 1 3								
Alex Gonzalez, R <small>OBP: 0.312, SLG: 0.425</small>									4 0 0 0 0 2 3								
Pat Mahomes, R Kyle Farnsworth, R Corey Patterson, L <small>OBP: 0.285, SLG: 0.394</small>									2 0 0 0 0 1 0 0 0 0 0 0 0 0 2 1 1 0 0 0 0								
Inning Stats	R: 0 H: 0 E: 0 LOB: 2 K: 1 BB: 2 S: 10 P: 20	R: 0 H: 0 E: 0 LOB: 0 K: 1 BB: 0 S: 8 P: 14	R: 0 H: 1 E: 0 LOB: 0 K: 1 BB: 0 S: 8 P: 9	R: 1 H: 3 E: 0 LOB: 2 K: 1 BB: 0 S: 13 P: 16	R: 0 H: 0 E: 0 LOB: 0 K: 1 BB: 0 S: 6 P: 9	R: 0 H: 1 E: 0 LOB: 1 K: 0 BB: 0 S: 10 P: 14	R: 3 H: 3 E: 0 LOB: 1 K: 2 BB: 0 S: 15 P: 26	R: 0 H: 0 E: 1 LOB: 1 K: 0 BB: 0 S: 12 P: 18	R: 0 H: 1 E: 1 LOB: 2 K: 1 BB: 1 S: 8 P: 13	1B: 8 SF: 0 2B: 1 SAC: 0 3B: 0 DP: 1 HR: 0 HBP: 2	WP: 1 PA: 40 PB: 0 SB: 1 CS: 0						
PITCHER	IP WLS BF H R ER SO BB IBB HBP BLK WP HR S P ERA WHIP	PITCHER										IP WLS BF H R ER SO BB IBB HBP BLK WP HR S P ERA WHIP					
Kip Wells, R <small>ERA: 3.56</small> Scott Sauerbeck, L <small>ERA: 2.35</small> Al Reyes, R <small>ERA: 2.25</small> Joe Beimel, L <small>ERA: 4.63</small>	6.2 0 0 27 6 2 2 6 2 0 0 0 0 0 0 60 90 2.70 1.200																
Batter	1	2	3	4	5	6	7	8	9	AB	R	H	RBI	BB	SO	LOB	BOTTOM
Pokey Reese, R <small>OBP: 0.327, SLG: 0.349</small>										4	1	0	0	1	2	6	Chicago Cubs @ Pittsburgh Pirates PNC Park, Pittsburgh, PA Sat Sep 21 2002, 7:05 PM EDT Att: 33,653 - Sunny - 75 F
Jack Wilson, R <small>OBP: 0.299, SLG: 0.331</small>									5 0 0 0 0 2 3								
Jason Kendall, R <small>OBP: 0.350, SLG: 0.355</small>									4 0 2 0 1 1 0								
Brian Giles, L <small>OBP: 0.444, SLG: 0.603</small>									5 0 3 0 0 0 4								
Aramis Ramirez, R <small>OBP: 0.282, SLG: 0.382</small>									5 0 1 1 1 0 2 5								
Kevin Young, R <small>OBP: 0.321, SLG: 0.411</small>									5 1 2 1 0 1 5								
Armando Rios, L <small>OBP: 0.298, SLG: 0.314</small>									3 0 0 0 1 0 1								
Rob Mackowiak, L <small>OBP: 0.328, SLG: 0.432</small>									2 0 0 0 2 0 0								
Kip Wells, R <small>OBP: 0.197, SLG: 0.279</small> Scott Sauerbeck, R Al Reyes, R Abraham Nunez, S <small>OBP: 0.313, SLG: 0.319</small> Joe Beimel, L <small>OBP: 0.364, SLG: 0.400</small>									2 0 1 0 0 1 2 0 0 0 0 0 0 0 0 0 0 0 0 0 0 1 0 1 0 0 0 0 0 0 0 0 0 0 0								
Inning Stats	R: 1 H: 2 E: 0 LOB: 1 K: 1 BB: 1 S: 11 P: 20	R: 0 H: 1 E: 0 LOB: 0 K: 0 BB: 0 S: 9 P: 15	R: 0 H: 1 E: 0 LOB: 1 K: 1 BB: 0 S: 10 P: 15	R: 0 H: 1 E: 0 LOB: 2 K: 0 BB: 1 S: 10 P: 18	R: 0 H: 1 E: 0 LOB: 1 K: 1 BB: 0 S: 10 P: 16	R: 1 H: 1 E: 0 LOB: 2 K: 3 BB: 2 S: 16 P: 32	R: 0 H: 2 E: 0 LOB: 1 K: 2 BB: 0 S: 10 P: 15	R: 0 H: 1 E: 1 LOB: 2 K: 1 BB: 0 S: 9 P: 15	R: 0 H: 0 E: 1 LOB: 2 K: 0 BB: 1 S: 9 P: 19	1B: 6 SF: 0 2B: 3 SAC: 1 3B: 0 DP: 0 HR: 1 HBP: 0	WP: 0 PA: 42 PB: 0 SB: 2 CS: 0						
PITCHER	IP WLS BF H R ER SO BB IBB HBP BLK WP HR S P ERA WHIP	PITCHER										IP WLS BF H R ER SO BB IBB HBP BLK WP HR S P ERA WHIP					
Pat Mahomes, R <small>ERA: 2.76</small> Kyle Farnsworth, R <small>ERA: 7.25</small> Will Cunnane, R <small>ERA: 4.98</small> Joe Borowski, R <small>ERA: 2.7</small> Juan Cruz, R <small>ERA: 3.97</small>	5.1 0 0 27 7 2 2 4 4 0 0 0 0 0 0 59 104 3.38 2.062																
Pat Mahomes, R <small>ERA: 2.76</small> Kyle Farnsworth, R <small>ERA: 7.25</small> Will Cunnane, R <small>ERA: 4.98</small> Joe Borowski, R <small>ERA: 2.7</small> Juan Cruz, R <small>ERA: 3.97</small>	0.2 W 2 0 0 0 2 0 0 0 0 0 0 0 7 12 0.00 0.000																

Batter	1	2	3	4	5	6	7	8	9	AB	R	H	RBI	BB	SO	LOB	TOP								
Mark Bellhorn, S OBP: 0.377, SLG: 0.525 (1, 6)										4	0	1	1	1	0	1									
Chad Hermansen, R OBP: 0.274, SLG: 0.378 (1, 8)										5	2	2	1	0	1	4									
Sammy Sosa, R OBP: 0.407, SLG: 0.609 (1, 9)										3	0	1	0	1	0	1									
Fred McGriff, L OBP: 0.354, SLG: 0.506 Antonio Alfonseca, R OBP: 0.667, SLG: 0.667 (1, 3) (8, 1)										4	1	1	2	0	2	4									
Moises Alou, R OBP: 0.339, SLG: 0.422 (1, 7)										4	0	0	0	0	0	4									
Kevin Oris, R OBP: 0.344, SLG: 0.429 (1, 5)										4	0	0	0	0	1	0									
Chris Stynes, R OBP: 0.317, SLG: 0.378 Corey Patterson, L OBP: 0.286, SLG: 0.395 (9, PH)										3	0	1	0	0	0	0									
Joe Girardi, R OBP: 0.271, SLG: 0.283 Todd Hundley, S OBP: 0.236, SLG: 0.424 (9, PH)										3	0	0	0	0	1	1									
Alan Benes, R OBP: 0.154, SLG: 0.083 Joe Borowski, R OBP: 0.296, SLG: 0.296 Francis Beltran, R OBP: 0.332, SLG: 0.331 Roosevelt Brown, L OBP: 0.196, SLG: 0.233 Will Cunnane, R OBP: 0.196, SLG: 0.233 Hee-Seop Choi, L OBP: 0.271, SLG: 0.310 (1, 1) (5, 1) (6, 1) (7, PH) (7, 1) (8, 3)										2	0	1	0	0	1	0									
Inning Stats	R: 2 E: 0 K: 0 S: 16	H: 2 LOB: 0 BB: 0 P: 28	R: 0 E: 0 K: 0 S: 6	H: 0 LOB: 0 BB: 0 P: 8	R: 0 E: 0 K: 1 S: 13	H: 1 LOB: 3 BB: 2 P: 24	R: 0 E: 0 K: 0 S: 7	H: 1 LOB: 0 BB: 0 P: 9	R: 1 E: 0 K: 1 S: 13	H: 1 LOB: 0 BB: 0 P: 21	R: 0 E: 0 K: 2 S: 9	H: 0 LOB: 0 BB: 0 P: 11	R: 0 E: 0 K: 1 S: 7	H: 0 LOB: 1 BB: 1 P: 14	R: 0 E: 0 K: 1 S: 11	H: 1 LOB: 1 BB: 0 P: 17	R: 1 E: 0 K: 0 S: 13	H: 3 LOB: 2 BB: 0 P: 19	1B: 7 2B: 0 3B: 0 HR: 2	SF: 0 SAC: 0 DP: 1 HBP: 0	WP: 0 PB: 0 SB: 0 CS: 0	PA: 38			
PITCHER	IP	WLS	BF	H	R	ER	SO	BB	IBB	HBP	BLK	WP	HR	S	P	ERA	WHIP								
Kris Benson, R ERA: 4.7 (1, 1)	5.0	W	21	5	3	3	2	2	0	0	0	0	2	55	90	5.40	1.400								
Bronson Arroyo, R ERA: 4.15 (6, 1)	2.0	H	7	0	0	0	3	1	0	0	0	0	0	16	25	0.00	0.500								
Brian Boehringer, R ERA: 3.32 (8, 1)	1.0	H	4	1	0	0	1	0	0	0	0	0	0	11	17	0.00	1.000								
Mike Williams, R ERA: 3.03 (9, 1)	1.0	S	6	3	1	1	0	0	0	0	0	0	0	13	19	9.00	3.000								

Chicago Cubs @ Pittsburgh Pirates
PNC Park, Pittsburgh, PA
Sun Sep 22 2002, 1:35 PM EDT
Att: 25,026 - Overcast - 73 F

AB 35
R 4
H 9
RBI 4
BB 3
SO 6
LOB 16



Batter	1	2	3	4	5	6	7	8	9	AB	R	H	RBI	BB	SO	LOB	BOTTOM								
Pokey Reese, R OBP: 0.328, SLG: 0.353 (1, 4)										4	1	2	0	0	0	1									
Jack Wilson, R OBP: 0.302, SLG: 0.332 (1, 6)										2	3	1	1	2	0	1									
Brian Giles, L OBP: 0.444, SLG: 0.604 (1, 7)										3	0	2	1	0	0	1									
Aramis Ramirez, R OBP: 0.290, SLG: 0.380 Brian Boehringer, S Mike Williams, R (1, 5) (8, 1) (9, 1)										3	0	0	1	0	1	3									
Rob Mackowiak, L OBP: 0.328, SLG: 0.431 Bronson Arroyo, R Armando Rios, L OBP: 0.301, SLG: 0.314 Mike Benjamin, R OBP: 0.198, SLG: 0.179 (1, 9) (6, 1) (7, PH) (8, 5)										3	0	1	1	0	1	1									
Craig Wilson, R OBP: 0.399, SLG: 0.440 Kevin Young, R OBP: 0.320, SLG: 0.410 (1, 3) (7, 3)										3	0	1	0	0	0	1									
Tony Alvarez, R OBP: 0.368, SLG: 0.250 (1, 8) (6, 9)										4	0	1	0	0	0	1									
11 Humberto Cota, R OBP: 0.222, SLG: 0.222 (1, 2)										4	0	1	0	0	1	1									
Kris Benson, R OBP: 0.175, SLG: 0.200 Adrian Brown, S OBP: 0.280, SLG: 0.294 (1, 1) (5, PH) (6, 8)										1	0	0	0	0	1	2									
Inning Stats	R: 0 E: 0 K: 1 S: 9	H: 1 LOB: 1 BB: 0 P: 11	R: 0 E: 0 K: 1 S: 13	H: 2 LOB: 2 BB: 0 P: 24	R: 1 E: 0 K: 1 S: 16	H: 1 LOB: 1 BB: 1 P: 29	R: 0 E: 0 K: 0 S: 7	H: 0 LOB: 0 BB: 0 P: 12	R: 3 E: 0 K: 0 S: 23	H: 4 LOB: 1 BB: 0 P: 34	R: 0 E: 0 K: 0 S: 10	H: 1 LOB: 1 BB: 0 P: 15	R: 1 E: 0 K: 1 S: 15	H: 1 LOB: 1 BB: 2 P: 29	R: 0 E: 0 K: 1 S: 8	H: 0 LOB: 0 BB: 0 P: 9	1B: 9 2B: 1 3B: 0 HR: 0	SF: 2 SAC: 0 DP: 1 HBP: 0	WP: 1 PB: 0 SB: 3 CS: 0	PA: 36					
PITCHER	IP	WLS	BF	H	R	ER	SO	BB	IBB	HBP	BLK	WP	HR	S	P	ERA	WHIP								
Alan Benes, R ERA: 4.58 (1, 1)	4.1	L	21	7	4	4	3	1	0	0	0	0	0	10	17	0.00	1.500								
Joe Borowski, R ERA: 2.75 (5, 1)	0.2		3	1	0	0	0	0	0	0	0	0	0	10	15	0.00	1.000								
Francis Beltran, R ERA: 10.0 (6, 1)	1.0		4	1	0	0	0	0	0	0	0	1	0	10	15	0.00	1.000								
Will Cunnane, R ERA: 5.16 (7, 1)	1.0		5	1	1	1	1	2	0	0	0	0	0	15	29	9.00	3.000								
Antonio Alfonseca, R ERA: 3.97 (8, 1)	1.0		3	0	0	0	1	0	0	0	0	0	0	8	9	0.00	0.000								

Chicago Cubs @ Pittsburgh Pirates
PNC Park, Pittsburgh, PA
Sun Sep 22 2002, 1:35 PM EDT
Att: 25,026 - Overcast - 73 F

AB 31
R 5
H 10
RBI 4
BB 3
SO 5
LOB 14



Batter	1	2	3	4	5	6	7	8	9	AB	R	H	RBI	BB	SO	LOB	TOP			
Todd Walker, L (1,4) OBP: 0.354, SLG: 0.426	G6-3		P6		F9		K			4	0	0	0	0	1	1	Cincinnati Reds @ Chicago Cubs Wrigley Field, Chicago, IL Tue Sep 24 2002, 7:05 PM CDT Att: 28,919 - Sunny - 61 F			
Aaron Boone, R (1,5) OBP: 0.313, SLG: 0.443	HR		BB		K		G1-3 BB			3	1	2	1	1	1	0				
Ken Griffey Jr., L (1,8) OBP: 0.362, SLG: 0.432	K		BB		F7		K			3	0	0	0	1	2	1				
Adam Dunn, L (1,7) OBP: 0.406, SLG: 0.462	F7		BB				G1-3 IBB			3	0	1	0	1	1	2				
Russell Branyan, L (1,3)		BB	K		G3-6-1 1B		G1-3			3	0	0	0	1	1	5				
Barry Larkin, R (1,6) OBP: 0.394, SLG: 0.366		BB			G4-3		K			3	0	2	0	0	0	0				
Gookie Dawkins, R (6,6) OBP: 0.256, SLG: 0.211		BB								1	0	0	0	0	1	2				
Reggie Taylor, L (1,9) OBP: 0.297, SLG: 0.439		K			B2		BB			4	0	1	0	0	1	3				
Kelly Stinnett, R (1,2) OBP: 0.354, SLG: 0.378		K			F8		K			4	0	0	0	0	3	4				
Jimmy Haynes, R (1,1) OBP: 0.177, SLG: 0.197		G3			G4-3		G5-3			2	0	0	0	0	0	3				
Jose Guillen, R (7,PH) OBP: 0.279, SLG: 0.374										1	0	0	0	0	0	1				
John Riedling, R (7,1)										0	0	0	0	0	0	0				
Ruben Mateo, R (9,PH) OBP: 0.311, SLG: 0.390										1	0	0	0	0	1	0				
Scott Williamson, R (9,1)										0	0	0	0	0	0	0				
Inning Stats	R: 1 E: 0 K: 1 S: 9	H: 1 LOB: 0 BB: 0 P: 14	R: 0 E: 0 K: 2 S: 10	H: 1 LOB: 2 BB: 1 P: 20	R: 0 E: 0 K: 2 S: 11	H: 1 LOB: 1 BB: 1 P: 20	R: 0 E: 0 K: 0 S: 8	H: 0 LOB: 0 BB: 0 P: 12	R: 0 E: 0 K: 1 S: 7	H: 1 LOB: 0 BB: 0 P: 12	R: 0 E: 0 K: 2 S: 13	H: 1 LOB: 1 BB: 0 P: 21	R: 0 E: 0 K: 2 S: 13	H: 0 LOB: 2 BB: 2 P: 26	R: 0 E: 0 K: 2 S: 12	H: 0 LOB: 0 BB: 0 P: 16	1B: 3 2B: 2 3B: 0 HR: 1	SF: 0 SAC: 0 DP: 1 HBP: 0	WP: 0 PB: 0 SB: 1 CS: 0	PA: 36
PITCHER	IP WLS BF H R ER SO BB IBB HBP BLK WP HR S P ERA WHIP																			
34 Kerry Wood, R (1,1) ERA: 3.75	7.0 L 28 6 1 1 8 2 0 0 0 0 0 1 64 110 1.29 1.143																			
Antonio Alfonseca, R (8,1) ERA: 3.86	2.0 8 0 0 0 4 1 1 0 0 0 0 0 25 42 0.00 0.500																			


Batter	1	2	3	4	5	6	7	8	9	AB	R	H	RBI	BB	SO	LOB	BOTTOM					
Bobby Hill, S (1,4) OBP: 0.319, SLG: 0.361	B1-3		G6-3		G3		K			4	0	0	0	0	1	1	Cincinnati Reds @ Chicago Cubs Wrigley Field, Chicago, IL Tue Sep 24 2002, 7:05 PM CDT Att: 28,919 - Sunny - 61 F					
Mark Bellhorn, S (1,5) OBP: 0.376, SLG: 0.523	CS BB		BB		G3-1		G4-3			3	0	1	0	1	0	1						
Sammy Sosa, R (1,9) OBP: 0.405, SLG: 0.604	P4		K		K		K			4	0	0	0	0	3	2						
Moises Alou, R (1,7) OBP: 0.338, SLG: 0.421	CS		K		K					1	0	0	0	0	1	0						
Roosevelt Brown, L (3,7) OBP: 0.294, SLG: 0.313										2	0	1	0	1	1	1						
Hee-Seop Choi, L (1,3) OBP: 0.270, SLG: 0.303		BB WP 1B			F7		F7			4	0	1	0	0	0	2						
Corey Patterson, L (1,8) OBP: 0.285, SLG: 0.394		K			E8 1B		K			4	0	1	0	0	2	2						
Todd Hundley, S (1,2) OBP: 0.297, SLG: 0.419		BB BB			K		G4-3			3	0	0	0	1	1	2						
Alex Gonzalez, R (1,6) OBP: 0.313, SLG: 0.423		BB BB					G3-1			2	0	0	0	2	0	0						
34 Kerry Wood, R (1,1) OBP: 0.295, SLG: 0.214		G1-3			P3		E3			2	0	0	0	0	0	5						
Fred McGriff, L (7,PH) ERA: 3.96										1	0	0	0	0	0	0						
Pat Mahomes, R (7,PR)										0	0	0	0	0	0	0						
Antonio Alfonseca, R (8,1) OBP: 0.667, SLG: 0.667										0	0	0	0	0	0	0						
Inning Stats	R: 0 E: 0 K: 0 S: 5	H: 0 LOB: 0 BB: 1 P: 12	R: 0 E: 0 K: 2 S: 16	H: 1 LOB: 3 BB: 2 P: 33	R: 0 E: 0 K: 2 S: 14	H: 1 LOB: 1 BB: 0 P: 22	R: 0 E: 1 K: 1 S: 10	H: 1 LOB: 2 BB: 1 P: 18	R: 0 E: 0 K: 1 S: 6	H: 0 LOB: 0 BB: 0 P: 10	R: 0 E: 0 K: 1 S: 8	H: 0 LOB: 1 BB: 1 P: 17	R: 0 E: 1 K: 1 S: 7	H: 0 LOB: 1 BB: 0 P: 14	R: 0 E: 0 K: 1 S: 7	H: 1 LOB: 0 BB: 0 P: 11	R: 0 E: 0 K: 0 S: 8	H: 0 LOB: 0 BB: 0 P: 12	1B: 4 2B: 0 3B: 0 HR: 0	SF: 0 SAC: 0 DP: 1 HBP: 0	WP: 1 PB: 0 SB: 0 CS: 1	PA: 36
PITCHER	IP WLS BF H R ER SO BB IBB HBP BLK WP HR S P ERA WHIP																					
Jimmy Haynes, R (1,1) ERA: 3.96	6.0 W 25 3 0 0 7 4 1 0 0 0 0 1 0 59 112 0.00 1.167																					
John Riedling, R (7,1) ERA: 2.74	2.0 H 7 1 0 0 2 0 0 0 0 0 0 0 0 14 25 0.00 0.500																					
Scott Williamson, R (8,1) ERA: 2.96	1.0 S 3 0 0 0 0 0 0 0 0 0 0 0 0 8 12 0.00 0.000																					



Batter	1	2	3	4	5	6	7	8	9	AB	R	H	RBI	BB	SO	LOB	TOP								
Todd Walker, L OBP: 0.355, SLG: 0.433 (1,4)	F7		HR	L8	F7		2B			5	1	2	1	0	0	1	Cincinnati Reds @ Chicago Cubs Wrigley Field, Chicago, IL Wed Sep 25 2002, 7:05 PM CDT Att: 29,658 - Sunny - 63 F livebaseballscorecards.com								
Aaron Boone, R OBP: 0.315, SLG: 0.444 (1,5)	FC3-6 BB		HR	2B	WP 1B BB	K	K			3	2	1	0	2	2										
Adam Dunn, L OBP: 0.406, SLG: 0.461 (1,7)	FC3-6 1B 1-2		HR	BB	K					4	1	1	0	1	2	2									
Russell Branyan, L OBP: 0.322, SLG: 0.450 (1,3)	1B		HR	1B	1B	FC5 BB	K			4	1	3	4	1	1	0									
Jose Guillen, R OBP: 0.281, SLG: 0.372 (1,9)	L9		F9	1B	F7					4	0	1	0	1	0	4									
Reggie Taylor, L OBP: 0.285, SLG: 0.438 (1,8)		P6	E6 HR	2B	K	FC5		G4-3		5	1	1	0	0	1	5									
Kelly Stinnett, R OBP: 0.347, SLG: 0.402 (1,2)	HR		G3		G6-3		F7		K	5	1	1	1	0	1	1									
Juan Castro, R OBP: 0.276, SLG: 0.338 (1,6)	K		HR		SH3 1B		2B		F7	4	1	2	2	1	1	0									
Ryan Dempster, R OBP: 0.154, SLG: 0.175 (1,1)	L5		K		SH3		B2		K	4	0	0	0	0	2	1									
Inning Stats	R: 0 E: 0 K: 0 S: 13	H: 1 LOB: 2 BB: 1 P: 26	R: 1 E: 0 K: 1 S: 12	H: 1 LOB: 0 BB: 0 P: 16	R: 6 E: 1 K: 1 S: 17	H: 5 LOB: 0 BB: 1 P: 34	R: 1 E: 0 K: 2 S: 16	H: 2 LOB: 2 BB: 1 P: 28	R: 0 E: 0 K: 0 S: 8	H: 1 LOB: 1 BB: 0 P: 10	R: 0 E: 0 K: 1 S: 10	H: 1 LOB: 2 BB: 1 P: 15	R: 0 E: 0 K: 1 S: 10	H: 1 LOB: 1 BB: 1 P: 16	R: 0 E: 0 K: 2 S: 11	H: 0 LOB: 1 BB: 1 P: 17		R: 0 E: 0 K: 2 S: 14	H: 0 LOB: 0 BB: 0 P: 18	1B: 5 2B: 3 3B: 0 HR: 4	SF: 0 SAC: 1 DP: 0 HBP: 0	WP: 1 PB: 0 SB: 0 CS: 0	PA: 45		
PITCHER	IP	WLS	BF	H	R	ER	SO	BB	IBB	HBP	BLK	WP	HR	S	P	ERA	WHIP								
Matt Clement, R ERA: 3.6 (1,1)	3.0	L	18	7	7	7	2	2	0	0	0	0	4	42	76	21.00	3.000								
Jesus Sanchez, L ERA: 10.8 (4,1)	1.0	6	2	1	1	2	1	1	0	0	0	1	0	16	28	9.00	3.000								
Will Cunnane, R ERA: 4.74 (5,1)	2.0	9	2	0	0	1	1	0	0	0	0	0	0	18	25	0.00	1.500								
Francis Beltran, R ERA: 8.18 (7,1)	2.0	9	1	0	0	3	2	0	0	0	0	0	0	21	33	0.00	1.500								
Kyle Farnsworth, R ERA: 7.09 (9,1)	1.0	3	0	0	0	2	0	0	0	0	0	0	0	14	18	0.00	0.000								

Cincinnati Reds @ Chicago Cubs
Wrigley Field, Chicago, IL
Wed Sep 25 2002, 7:05 PM CDT
Att: 29,658 - Sunny - 63 F
livebaseballscorecards.com


AB 38
R 8
H 12
RBI 8
BB 6
SO 10
LOB 16



Batter	1	2	3	4	5	6	7	8	9	AB	R	H	RBI	BB	SO	LOB	BOTTOM								
Bobby Hill, S OBP: 0.323, SLG: 0.360 (1,4)	G6-3			G4-3		1B		G6-4-3 BB		3	0	1	0	1	0	0	Cincinnati Reds @ Chicago Cubs Wrigley Field, Chicago, IL Wed Sep 25 2002, 7:05 PM CDT Att: 29,658 - Sunny - 63 F livebaseballscorecards.com								
Mark Bellhorn, S OBP: 0.377, SLG: 0.521 (1,5)	G3			L8		1B	G4-6-3 1B	G6-4-3 1-2		4	0	1	0	0	0	1									
Sammy Sosa, R OBP: 0.402, SLG: 0.600 (1,9)	G1-3			G5-3		G4-6-3 1-2			F9	4	0	0	0	0	0	2									
Hee-Seop Choi, L OBP: 0.268, SLG: 0.297 (1,3)		K			F7		G3 FC1 BB 1B	G4-3		4	0	1	0	0	1	0									
Roosevelt Brown, L OBP: 0.292, SLG: 0.314 (1,7)		G4-6-3 BB			G3-1		FC1 G3 BB		1B	2	0	1	0	2	0	0									
Corey Patterson, L OBP: 0.285, SLG: 0.395 (1,8)		G4-6-3 1-2			HR		G3		L8	4	1	1	0	0	0	4									
Alex Gonzalez, R OBP: 0.313, SLG: 0.429 (1,6)				K		2H HR		FC1 FC4-6		3	1	1	2	0	1	2									
Joe Girardi, R OBP: 0.267, SLG: 0.279 (1,2)				L8		G4-3		FC4-6		3	0	0	0	0	0	2									
Matt Clement, R BP: 0.086, SLG: 0.082 (3,PH)										0	0	0	0	0	0	0									
Todd Hundley, S OBP: 0.298, SLG: 0.416 (4,1)										1	0	0	0	0	0	0									
Will Cunnane, R OBP: 0.366, SLG: 0.333 (5,1)										0	0	0	0	0	0	0									
Chris Stynes, R OBP: 0.312, SLG: 0.376 (6,PH)										1	0	0	0	0	0	0									
Francis Beltran, R OBP: 0.275, SLG: 0.375 (7,1)										0	0	0	0	0	0	0									
Chad Hermansen, R OBP: 0.275, SLG: 0.375 (8,PH)										1	0	0	0	0	0	0									
Kyle Farnsworth, R ERA: 7.09 (9,1)										0	0	0	0	0	0	0									
Inning Stats	R: 0 E: 0 K: 0 S: 5	H: 0 LOB: 0 BB: 0 P: 5	R: 0 E: 0 K: 1 S: 7	H: 0 LOB: 0 BB: 1 P: 15	R: 0 E: 0 K: 1 S: 5	H: 0 LOB: 0 BB: 0 P: 11	R: 0 E: 0 K: 0 S: 6	H: 0 LOB: 0 BB: 0 P: 10	R: 2 E: 0 K: 0 S: 8	H: 2 LOB: 1 BB: 0 P: 15	R: 0 E: 0 K: 0 S: 15	H: 2 LOB: 1 BB: 0 P: 23	R: 0 E: 0 K: 0 S: 9	H: 1 LOB: 2 BB: 1 P: 16	R: 0 E: 0 K: 0 S: 4	H: 0 LOB: 1 BB: 1 P: 9	R: 0 E: 0 K: 0 S: 8	H: 1 LOB: 1 BB: 0 P: 9	1B: 4 2B: 1 3B: 0 HR: 1	SF: 0 SAC: 0 DP: 3 HBP: 0	WP: 0 PB: 0 SB: 0 CS: 0	PA: 33			
PITCHER	IP	WLS	BF	H	R	ER	SO	BB	IBB	HBP	BLK	WP	HR	S	P	ERA	WHIP								
Ryan Dempster, R ERA: 5.38 (1,1)	9.0	W	33	6	2	2	2	3	0	0	0	0	1	67	113	2.00	1.000								

Cincinnati Reds @ Chicago Cubs
Wrigley Field, Chicago, IL
Wed Sep 25 2002, 7:05 PM CDT
Att: 29,658 - Sunny - 63 F
livebaseballscorecards.com

AB 30
R 2
H 6
RBI 2
BB 3
SO 2
LOB 11



Batter	1	2	3	4	5	6	7	8	9	AB	R	H	RBI	BB	SO	LOB	TOP				
Todd Walker, L (1,4) OBP: 0.354, SLG: 0.431	G6-3		F7					K		3	0	0	0	1	1	0	Cincinnati Reds @ Chicago Cubs Wrigley Field, Chicago, IL Thu Sep 26 2002, 1:20 PM CDT Att: 20,032 - Sunny - 77 F				
Aaron Boone, R (1,5) OBP: 0.316, SLG: 0.444	P4			G4-3 1B BB	G4-1		P4	1B		3	1	1	0	1	0	2					
Ken Griffey Jr., L (1,8) OBP: 0.360, SLG: 0.425	G3			G4-1				K		3	0	0	0	1	1	2					
Adam Dunn, L (1,7) OBP: 0.403, SLG: 0.457		K		G4-3			G4-6-3 BB	K		4	0	0	0	0	2	3					
Jose Guillen, R (1,9) Scott Williamson, R (9,1) OBP: 0.285, SLG: 0.371		1B 7-1-6 BB					F9	F8		3	0	1	1	1	0	0					
Russell Branyan, L (1,3) OBP: 0.324, SLG: 0.451				3H 2-3 K				1B		4	0	2	0	0	2	1					
Gookie Dawkins, R (1,6) OBP: 0.255, SLG: 0.195		7-1-6						1B		3	0	0	0	1	1	3					
Corky Miller, R (1,2) OBP: 0.328, SLG: 0.429			G6-3					K		4	0	2	0	0	1	1					
Danny Graves, R (1,1) Ruben Mateo, R (7,PH) Joe Hamilton, R (7,1) Reggie Taylor, L (9,9) OBP: 0.308, SLG: 0.386			G1-3					F7		1	0	0	0	0	0	0					
										1	0	0	0	0	0	1					
										0	0	0	0	0	0	0					
										0	0	0	0	0	0	0					
Inning Stats	R: 0 E: 0 K: 0 S: 4	H: 0 LOB: 0 BB: 0 P: 8	R: 0 E: 0 K: 1 S: 10	H: 1 LOB: 1 BB: 1 P: 20	R: 0 E: 0 K: 0 S: 5	H: 0 LOB: 0 BB: 0 P: 6	R: 1 E: 0 K: 1 S: 10	H: 1 LOB: 1 BB: 1 P: 22	R: 0 E: 0 K: 0 S: 7	H: 0 LOB: 0 BB: 1 P: 15	R: 0 E: 0 K: 1 S: 10	H: 1 LOB: 1 BB: 0 P: 16	R: 0 E: 0 K: 3 S: 12	H: 1 LOB: 1 BB: 0 P: 16	R: 0 E: 0 K: 2 S: 10	H: 1 LOB: 1 BB: 0 P: 17	1B: 6 2B: 1 3B: 0 HR: 0	SF: 0 SAC: 1 DP: 2 HBP: 0	WP: 0 PB: 0 SB: 2 CS: 1	PA: 35	
PITCHER	IP	WLS	BF	H	R	ER	SO	BB	IBB	HBP	BLK	WP	HR	S	P	ERA	WHIP				
3B Carlos Zambrano, R (1,1) ERA: 3.66	7.0	L	27	4	1	1	3	4	1	0	0	0	0	53	104	1.29	1.143				
Joe Borowski, R (8,1) ERA: 2.69	2.0		8	2	0	0	5	0	0	0	0	0	0	22	33	0.00	1.000				

Batter	1	2	3	4	5	6	7	8	9	AB	R	H	RBI	BB	SO	LOB	BOTTOM				
Bobby Hill, S (1,4) OBP: 0.321, SLG: 0.358	K		K					K		4	0	1	0	0	3	1	Cincinnati Reds @ Chicago Cubs Wrigley Field, Chicago, IL Thu Sep 26 2002, 1:20 PM CDT Att: 20,032 - Sunny - 77 F				
Roosevelt Brown, L (1,8) OBP: 0.291, SLG: 0.313	K		G3					G4-3		4	0	1	0	0	1	0					
Sammy Sosa, R (1,9) OBP: 0.401, SLG: 0.597	K							G4-3		4	0	1	0	0	1	1					
Hee-Seop Choi, L (1,3) OBP: 0.267, SLG: 0.275								G1-3		3	0	0	0	1	0	1					
Angel Echevarria, R (1,7) OBP: 0.340, SLG: 0.452								F7		4	0	0	0	0	1	2					
Kevin Orte, R (1,5) OBP: 0.306, SLG: 0.375								K		4	0	0	0	0	1	3					
Alex Gonzalez, R (1,6) OBP: 0.315, SLG: 0.428								G6-3		3	0	1	0	1	0	0					
Mike Mahoney, R (1,2) OBP: 0.241, SLG: 0.321								K		2	0	0	0	0	2	5					
Corey Patterson, L (7,PH) OBP: 0.285, SLG: 0.394								K		1	0	0	0	0	1	0					
Joe Borowski, R (8,1) OBP: 0.286, SLG: 0.286								K		0	0	0	0	0	0	0					
3B Carlos Zambrano, S (1,1) OBP: 0.033, SLG: 0.067								G4-3		2	0	0	0	0	0	0					
Todd Hundley, S (7,PH) OBP: 0.299, SLG: 0.420								WP 1B		1	0	1	0	0	0	0					
Inning Stats	R: 0 E: 0 K: 3 S: 9	H: 0 LOB: 0 BB: 0 P: 15	R: 0 E: 0 K: 2 S: 11	H: 1 LOB: 2 BB: 1 P: 18	R: 0 E: 0 K: 1 S: 7	H: 0 LOB: 0 BB: 0 P: 8	R: 0 E: 1 K: 1 S: 16	H: 1 LOB: 3 BB: 1 P: 27	R: 0 E: 0 K: 0 S: 8	H: 2 LOB: 1 BB: 0 P: 12	R: 0 E: 0 K: 2 S: 8	H: 1 LOB: 1 BB: 0 P: 14	R: 0 E: 0 K: 0 S: 4	H: 0 LOB: 0 BB: 0 P: 8	R: 0 E: 0 K: 1 S: 9	H: 0 LOB: 0 BB: 0 P: 10	1B: 5 2B: 0 3B: 0 HR: 0	SF: 0 SAC: 0 DP: 0 HBP: 0	WP: 1 PB: 0 SB: 0 CS: 1	PA: 34	
PITCHER	IP	WLS	BF	H	R	ER	SO	BB	IBB	HBP	BLK	WP	HR	S	P	ERA	WHIP				
Danny Graves, R (1,1) ERA: 3.19	6.0	W	24	4	0	0	7	2	0	0	0	0	0	59	90	0.00	1.000				
Joey Hamilton, R (7,1) ERA: 5.28	2.0	H	7	1	0	0	2	0	0	0	0	1	0	12	22	0.00	0.500				
Scott Williamson, R (9,1) ERA: 2.92	1.0	S	3	0	0	0	1	0	0	0	0	0	0	9	10	0.00	0.000				

AB	29
R	1
H	6
RBI	1
BB	5
SO	8
LOB	13



AB	32
R	0
H	5
RBI	0
BB	2
SO	10
LOB	13



Batter	1	2	3	4	5	6	7	8	9	AB	R	H	RBI	BB	SO	LOB	TOP					
Pokey Reese, R (1,4) OBP: 0.330, SLG: 0.353 Abraham Nunez, S (9,4) OBP: 0.312, SLG: 0.317	G6-3		G6-3 2B	2B	2B	BB	BB	FC5-4 1B		4	3	2	0	2	1	1						
2 Jack Wilson, R (1,6) OBP: 0.394, SLG: 0.331	F9		G6-3	E9 HR	2B	BB	BB	FC5-4 1B		6	2	3	0	0	0	3						
18 Jason Kendall, R (1,2) OBP: 0.359, SLG: 0.356 11 Humberto Cota, R (7,2) OBP: 0.300, SLG: 0.400	G5-3		2B	HR	BB	BB	BB	FC5-4 1B		4	2	1	1	1	1	4						
Brian Giles, L (1,7) OBP: 0.450, SLG: 0.616 J.J. Davis, R (9,9) OBP: 0.182, SLG: 0.100		E 2B	S E 2B	HR	1B	BB	BB	HR		4	5	3	6	2	0	0						
Aramis Ramirez, R (1,5) OBP: 0.278, SLG: 0.383 Duaner Sanchez, R (9,1)	F7		G6-3	1B	1B	2B	BB	F9		6	0	2	2	0	1	1						
Armando Rios, L (1,9) OBP: 0.317, SLG: 0.330 Ron Villone, L (7,1) OBP: 0.250, SLG: 0.375 Adrian Brown, S (9,PH) OBP: 0.286, SLG: 0.301	E3 2B		1B	1B	1B	1B	1B	G5-4-3 1B		5	0	3	1	0	0	1						
Kevin Young, R (1,3) OBP: 0.321, SLG: 0.409		1B	1B	L8	BB	BB	BB	G4-3		6	0	2	1	0	1	5						
Rob Mackowiak, L (1,8) OBP: 0.329, SLG: 0.430			L8	K				G4-3		4	0	0	0	1	1	4						
16 Salomon Torres, R (1,1) OBP: 0.154, SLG: 0.154 Adam Hyzdu, R (7,9) OBP: 0.326, SLG: 0.487	K			K	G6-3	1B	BB	1B		4	0	1	0	0	2	2						
Inning Stats	R: 0 H: 0 E: 0 K: 1 S: 9	H: 0 LOB: 0 BB: 0 P: 14	R: 1 H: 1 E: 1 K: 1 S: 9	LOB: 2 BB: 2 P: 22	R: 3 H: 5 E: 0 K: 0 S: 23	LOB: 5 BB: 0 P: 36	R: 4 H: 4 E: 2 K: 2 S: 18	H: 4 LOB: 2 BB: 2 P: 36	R: 3 H: 3 E: 0 K: 2 S: 19	H: 3 LOB: 2 BB: 2 P: 34	R: 0 H: 2 E: 0 K: 1 S: 12	H: 2 LOB: 2 BB: 0 P: 18	R: 0 H: 0 E: 0 K: 1 S: 12	H: 0 LOB: 0 BB: 0 P: 18	R: 0 H: 1 E: 0 K: 0 S: 8	H: 1 LOB: 2 BB: 1 P: 16	R: 2 H: 3 E: 0 K: 0 S: 10	H: 3 LOB: 0 BB: 0 P: 17	1B: 11 2B: 6 3B: 0 HR: 2	SF: 0 SAC: 0 DP: 1 HBP: 0	WP: 0 PB: 0 SB: 1 CS: 0	PA: 52
PITCHER	IP	WLS	BF	H	R	ER	SO	BB	IBB	HBP	BLK	WP	HR	S	P	ERA	WHIP					
Pat Mahomes, R (1,1) ERA: 3.86	3.1	L	20	7	6	5	2	2	1	0	0	0	0	48	86	13.50	2.700					
Jesus Sanchez, L (4,1) ERA: 12.96	0.0		3	2	2	0	1	0	0	0	0	0	1	6	13	∞	∞					
Will Cunnane, R (4,1) ERA: 5.47	1.2		11	4	3	3	3	2	0	0	0	0	0	24	43	16.20	3.600					
Francis Beltran, R (6,1) ERA: 7.5	1.0		5	2	0	0	1	0	0	0	0	0	0	12	18	0.00	2.000					
39 Steve Smyth, L (7,1) ERA: 9.35	2.0		8	1	0	0	1	1	0	0	0	0	0	20	34	0.00	1.000					
PITCHER	IP	WLS	BF	H	R	ER	SO	BB	IBB	HBP	BLK	WP	HR	S	P	ERA	WHIP					
Kyle Farnsworth, R (9,1) ERA: 7.33	1.0		5	3	2	2	0	0	0	0	0	0	0	1	17	18.00	3.000					

Pittsburgh Pirates @ Chicago Cubs
Wrigley Field, Chicago, IL
Fri Sep 27 2002, 2:20 PM CDT
Att: 27,637 - Sunny - 64 F

AB 45
R 13
H 19
RBI 11
BB 7
SO 7
LOB 21



Batter	1	2	3	4	5	6	7	8	9	AB	R	H	RBI	BB	SO	LOB	BOTTOM				
Bobby Hill, S (1,4) OBP: 0.318, SLG: 0.354	K	G3			G3-1				G4-3	5	0	1	1	0	1	4					
Mark Bellhorn, S (1,5) OBP: 0.376, SLG: 0.517	F7		1B		L8		F7		G3	5	1	1	0	0	2						
Sammy Sosa, R (1,9) OBP: 0.400, SLG: 0.593	G5-3		K		G5-3		BB		K	4	0	0	0	1	2	2					
Hee-Seop Choi, L (1,3) OBP: 0.265, SLG: 0.273		G4-3	F9				G4-3			4	0	1	0	0	0	3					
Roosevelt Brown, L (1,7) OBP: 0.300, SLG: 0.318		1B	1B				F5		G5-4-3 1B	3	1	2	1	1	0	1					
Corey Patterson, L (1,8) OBP: 0.285, SLG: 0.394 39 Steve Smyth, L (7,1) OBP: 0.222, SLG: 0.222 Mike Mahoney, R (8,PH) OBP: 0.233, SLG: 0.310		1B	1B		G3-1		FC3-6		G5-4-3	3	0	1	0	0	0	2					
Alex Gonzalez, R (1,6) OBP: 0.316, SLG: 0.431		1B			L7		L8			4	0	2	1	0	0	1					
Joe Girardi, R (1,2) OBP: 0.271, SLG: 0.283 Kyle Farnsworth, R (9,1)					F9				G6-3	4	1	2	0	0	0	1					
Pat Mahomes, R (1,1) Jesus Sanchez, L (4,1) Will Cunnane, R (4,1) OBP: 0.400, SLG: 0.250 Francis Beltran, R (6,1) Chad Hermansen, R (7,8) OBP: 0.275, SLG: 0.382		K			G6-3		G5-3		G4-3	1	0	0	0	0	0	0					
Inning Stats	R: 0 H: 0 E: 0 K: 1 S: 5	H: 3 LOB: 3 BB: 1 P: 24	R: 1 H: 2 E: 0 K: 1 S: 11	H: 2 LOB: 1 BB: 0 P: 19	R: 0 H: 0 E: 0 K: 0 S: 4	H: 0 LOB: 0 BB: 0 P: 6	R: 0 H: 1 E: 0 K: 0 S: 5	H: 2 LOB: 2 BB: 1 P: 26	R: 0 H: 2 E: 0 K: 0 S: 8	H: 2 LOB: 1 BB: 0 P: 14	R: 0 H: 1 E: 0 K: 1 S: 9	H: 1 LOB: 1 BB: 0 P: 12	1B: 9 2B: 2 3B: 0 HR: 0	SF: 0 SAC: 0 DP: 1 HBP: 0	WP: 0 PB: 1 SB: 0 CS: 0	PA: 39					
PITCHER	IP	WLS	BF	H	R	ER	SO	BB	IBB	HBP	BLK	WP	HR	S	P	ERA	WHIP				
16 Salomon Torres, R (1,1) ERA: 2.7	6.2	W	30	8	3	2	3	2	0	0	0	0	0	11	18	0.00	1.500				
Ron Villone, L (7,1) ERA: 5.71	1.1		5	2	0	0	0	0	0	0	0	0	0	11	18	0.00	1.500				
Duaner Sanchez, R (9,1) ERA: 9.0	1.0		4	1	0	0	1	0	0	0	0	0	0	9	12	0.00	1.000				

Pittsburgh Pirates @ Chicago Cubs
Wrigley Field, Chicago, IL
Fri Sep 27 2002, 2:20 PM CDT
Att: 27,637 - Sunny - 64 F

AB 37
R 3
H 11
RBI 3
BB 2
SO 4
LOB 21



Batter	1	2	3	4	5	6	7	8	9	AB	R	H	RBI	BB	SO	LOB	TOP															
Tony Alvarez, R (1, 7) OBP: 0.400, SLG: 0.409 Brian Giles, L (8, FH) OBP: 0.451, SLG: 0.623 (8, 7)	G6-3 (1)		1-H 2B		F9 (3)			1-H HR		3	0	1	1	0	0	1																
Rob Mackowiak, L (1, 8) OBP: 0.329, SLG: 0.428 Scott Sauerbeck, R (8, 1) Mike Lincoln, R (8, 1) Pokey Reese, R (9, 4) OBP: 0.330, SLG: 0.353	K (2)		K (3)			G4-6-3 1B		G3-1 (2)		4	0	1	0	0	2	1																
Aramis Ramirez, R (1, 5) OBP: 0.276, SLG: 0.380	P3 (3)			F8 (1)		L7 (1)		K (3)		4	0	0	0	0	1	1																
Armando Rios, L (1, 9) OBP: 0.316, SLG: 0.329		G3 (1)		F7 (2)		G4-6-3 (2)		11 1B		4	0	1	0	0	0	1																
Craig Wilson, R (1, 3) OBP: 0.356, SLG: 0.442 Kevin Young, R (9, 3) OBP: 0.321, SLG: 0.409	K (2)			HR			G6-3 (1)	K (1)		4	1	1	1	0	2	1																
11 Humberto Cota, R (1, 2) OBP: 0.286, SLG: 0.357	F8 (3)			K (3)			G6-3 (2)	1-2 1B		4	0	1	0	0	1	0																
Abraham Nunez, S (1, 6) Joe Beigel, L (7, 1) Al Reyes, R (8, 1) Adrian Brown, S (8, 8) OBP: 0.285, SLG: 0.300			K (1)		1-2 2B		G4-3 (3)	K (2)		3	0	1	0	0	1	0																
Mike Benjamin, R (1, 4) Adam Hyzdu, R (9, PH) Ron Villone, L (9, 1) Brian Boehringer, S (9, 1)			2B 1B		K (1)			F7 (3)		3	1	1	0	0	2	1																
Kip Wells, R (1, 1) OBP: 0.190, SLG: 0.270 2 Jack Wilson, R (7, 6) OBP: 0.305, SLG: 0.331	K (2)				K (2)			HR BB		2	0	0	0	0	2	2																
										0	1	0	0	1	0	0																
Inning Stats	R: 0 E: 0 K: 1 S: 10	H: 0 LOB: 0 BB: 0 P: 17	R: 0 E: 0 K: 1 S: 7	H: 0 LOB: 0 BB: 0 P: 10	R: 1 E: 0 K: 3 S: 12	H: 2 LOB: 1 BB: 0 P: 13	R: 1 E: 0 K: 1 S: 7	H: 1 LOB: 0 BB: 0 P: 11	R: 0 E: 0 K: 2 S: 18	H: 1 LOB: 1 BB: 0 P: 23	R: 0 E: 0 K: 0 S: 7	H: 0 LOB: 0 BB: 0 P: 9	R: 2 E: 0 K: 2 S: 10	H: 1 LOB: 0 BB: 1 P: 16	R: 0 E: 0 K: 2 S: 14	H: 2 LOB: 2 BB: 0 P: 18	1B: 4 2B: 2 3B: 0 HR: 2	SF: 0 SAC: 0 DP: 1 HBP: 0	WP: 0 PB: 0 SB: 0 CS: 0	PA: 35												
PITCHER	IP WLS BF H R ER SO BB IBB HBP BLK WP HR S P ERA WHIP																															
Alan Benes, R (1, 1) ERA: 4.35	6.0	22	5	2	2	8	0	0	0	0	0	1	61	86	3.00	0.833																
Antonio Alfonseca, R (7, 1) ERA: 4.0	2.0	8	1	2	2	2	1	0	0	0	0	1	17	25	9.00	1.000																
Juan Cruz, R (9, 1) ERA: 3.92	1.0	5	2	0	0	2	0	0	0	0	0	0	14	18	0.00	2.000																

Pittsburgh Pirates @ Chicago Cubs
Wrigley Field, Chicago, IL
Sat Sep 28 2002, 3:05 PM CDT
Att: 38,617 - Sunny - 68 F


AB 34
R 4
H 8
RBI 4
BB 1
SO 12
LOB 12



Batter	1	2	3	4	5	6	7	8	9	AB	R	H	RBI	BB	SO	LOB	BOTTOM															
Bobby Hill, S (1, 4) OBP: 0.320, SLG: 0.355	K (1)			F8 (1)		1B		F8 (3)		5	1	2	1	0	1	2																
Mark Bellhorn, S (1, 5) OBP: 0.375, SLG: 0.515	F7 (2)			G4-3 (2)		HR 1B		K (1)		4	1	1	1	0	1	0																
Sammy Sosa, R (1, 9) OBP: 0.399, SLG: 0.590	K (3)			E6		F9 (2)		BB		3	0	0	0	1	1	1																
Hee-Seop Choi, L (1, 3) OBP: 0.264, SLG: 0.333		G3 (1)		F8 (3)		HR		K (2)		4	1	1	2	0	1	2																
Roosevelt Brown, L (1, 7) OBP: 0.300, SLG: 0.315 Antonio Alfonseca, R (7, 1) Moises Alou, R (8, PH) Juan Cruz, R (9, 1) OBP: 0.143, SLG: 0.143		G1-3 (2)		BB		K (3)		G6-3 (3)		2	0	0	0	1	1	0																
Corey Patterson, L (1, 8) OBP: 0.284, SLG: 0.392 Angel Echevarria, R (9, PH) OBP: 0.340, SLG: 0.457		P4 (3)		F7 (1)		K (1)		K (1)		3	0	0	0	0	1	1																
Alex Gonzalez, R (1, 6) OBP: 0.314, SLG: 0.428			L1 (1)		K (2)		G6-3 (2)		SH1-4 1B	3	0	0	0	0	1	1																
Todd Hundley, S (1, 2) OBP: 0.301, SLG: 0.421 Pat Mahomes, R (9, PR)			P5 (2)		G3 (3)		BB 1B		SH1-4 1B	4	0	2	1	0	0	1																
Alan Benes, R (1, 1) ERA: 3.58 Chris Stynes, R (6, PH) Chad Hermansen, R (7, 7) OBP: 0.280, SLG: 0.382			K (3)				G5-3 (1)		1B	1	0	0	0	0	1	0																
										0	0	0	0	2	0	0																
Inning Stats	R: 0 E: 0 K: 2 S: 7	H: 0 LOB: 0 BB: 0 P: 10	R: 0 E: 0 K: 0 S: 4	H: 0 LOB: 0 BB: 0 P: 8	R: 0 E: 0 K: 1 S: 8	H: 0 LOB: 0 BB: 0 P: 13	R: 0 E: 1 K: 0 S: 9	H: 0 LOB: 1 BB: 0 P: 18	R: 0 E: 0 K: 1 S: 10	H: 0 LOB: 1 BB: 1 P: 18	R: 3 E: 0 K: 1 S: 16	H: 3 LOB: 0 BB: 0 P: 24	R: 0 E: 0 K: 1 S: 11	H: 1 LOB: 2 BB: 1 P: 19	R: 0 E: 0 K: 2 S: 10	H: 0 LOB: 1 BB: 1 P: 20	R: 2 E: 0 K: 0 S: 7	H: 3 LOB: 2 BB: 1 P: 14	1B: 6 2B: 0 3B: 0 HR: 1	SF: 0 SAC: 1 DP: 0 HBP: 0	WP: 0 PB: 0 SB: 1 CS: 0	PA: 37										
PITCHER	IP WLS BF H R ER SO BB IBB HBP BLK WP HR S P ERA WHIP																															
Kip Wells, R (1, 1) ERA: 3.58	1.0	5	1	0	0	1	1	0	0	0	0	0	11	19	0.00	2.000																
Joe Beigel, L (7, 1) ERA: 4.54	0.1	H	2	0	0	1	1	0	0	0	0	0	6	13	0.00	3.000																
Scott Sauerbeck, L (8, 1) ERA: 2.3	0.1	H	1	0	0	1	0	0	0	0	0	0	3	5	0.00	0.000																
Mike Lincoln, R (8, 1) ERA: 3.17	0.1	H	1	0	0	0	0	0	0	0	0	0	1	2	0.00	0.000																
PITCHER	IP WLS BF H R ER SO BB IBB HBP BLK WP HR S P ERA WHIP																															
Ron Villone, L (9, 1) ERA: 5.81	0.0	L	1	1	1	0	0	0	0	0	0	0	0	0	0	0																
Brian Boehringer, R (9, 1) ERA: 3.39	0.1	L	4	2	1	0	1	0	0	0	0	0	6	12	27.00	9.000																

Pittsburgh Pirates @ Chicago Cubs
Wrigley Field, Chicago, IL
Sat Sep 28 2002, 3:05 PM CDT
Att: 38,617 - Sunny - 68 F

AB 32
R 5
H 7
RBI 5
BB 4
SO 8
LOB 9



Batter	1	2	3	4	5	6	7	8	9	AB	R	H	RBI	BB	SO	LOB	TOP			
Pokey Reese, R (1, 4) OBP: 0.330, SLG: 0.352										4	0	1	0	0	2	3	Pittsburgh Pirates @ Chicago Cubs Wrigley Field, Chicago, IL Sun Sep 29 2002, 1:20 PM CDT Att: 37,541 - Sunny - 73 F			
Armando Rios, L (9, FH) OBP: 0.319, SLG: 0.332										1	0	1	0	0	0	0				
2 Jack Wilson, R (1, 6) OBP: 0.350, SLG: 0.332										5	0	2	1	0	2	2				
Brian Giles, L (1, 7) OBP: 0.450, SLG: 0.622										1	0	0	0	0	0	1				
Tony Alvarez, R (1, 7) OBP: 0.379, SLG: 0.500										4	1	1	1	0	3	2				
Kevin Young, R (1, 3) OBP: 0.322, SLG: 0.408										4	0	1	0	1	1	0				
Aramis Ramirez, R (1, 5) OBP: 0.279, SLG: 0.387										4	1	2	1	1	0	3				
Craig Wilson, R (1, 9) OBP: 0.355, SLG: 0.443										4	0	1	0	0	2	3				
Rob Mackowiak, L (1, 8) OBP: 0.328, SLG: 0.426										4	0	1	0	0	1	2				
11 Humberto Cota, R (1, 2) OBP: 0.333, SLG: 0.353										3	1	1	0	1	1	1				
Josh Fogg, R (1, 1) OBP: 0.450, SLG: 0.521										1	0	0	0	0	1	0				
Bronson Arroyo, R (6, PH) OBP: 0.288, SLG: 0.298										0	0	0	0	0	0	0				
Adrian Brown, S (7, PH) OBP: 0.288, SLG: 0.298										0	0	0	0	0	0	0				
Al Reyes, R (7, 1) OBP: 0.288, SLG: 0.298										0	0	0	0	0	0	0				
Joe Beigel, L (7, 1) OBP: 0.354, SLG: 0.400										0	0	0	0	0	0	0				
Mike Lincoln, R (7, 1) OBP: 0.354, SLG: 0.400										0	0	0	0	0	0	0				
Abraham Nunez, S (9, PH) OBP: 0.331, SLG: 0.320										1	0	0	0	0	1	1				
Inning Stats	R: 0 E: 0 K: 1 S: 8	H: 1 LOB: 0 BB: 0 P: 11	R: 1 E: 0 K: 1 S: 16	H: 2 LOB: 3 BB: 2 P: 31	R: 0 E: 0 K: 2 S: 9	H: 0 LOB: 0 BB: 0 P: 17	R: 0 E: 0 K: 1 S: 7	H: 0 LOB: 0 BB: 0 P: 13	R: 0 E: 0 K: 3 S: 9	H: 0 LOB: 2 BB: 1 P: 18	R: 0 E: 0 K: 2 S: 12	H: 2 LOB: 2 BB: 0 P: 16	R: 1 E: 0 K: 2 S: 14	H: 2 LOB: 1 BB: 0 P: 18	R: 1 E: 0 K: 2 S: 15	H: 3 LOB: 3 BB: 1 P: 24	1B: 8 2B: 1 3B: 0 HR: 2	SF: 0 SAC: 0 DP: 1 HBP: 0	WP: 0 PB: 0 SB: 0 CS: 0	PA: 41
PITCHER	IP	WLS	BF	H	R	ER	SO	BB	IBB	HBP	BLK	WP	HR	S	P	ERA	WHIP			
34 Kerry Wood, R (1, 1) ERA: 3.66	6.0	W	24	4	1	1	9	2	1	0	0	0	1	60	103	1.50	1.000			
Joe Borowski, R (7, 1) ERA: 2.73	2.0		10	4	1	1	4	0	0	0	0	0	1	26	34	4.50	2.000			
Juan Cruz, R (9, 1) ERA: 3.98	1.0		7	3	1	1	2	1	0	0	0	0	0	15	24	9.00	4.000			

Batter	1	2	3	4	5	6	7	8	9	AB	R	H	RBI	BB	SO	LOB	BOTTOM			
Bobby Hill, S (1, 4) OBP: 0.327, SLG: 0.374										4	2	2	0	1	1	2	Pittsburgh Pirates @ Chicago Cubs Wrigley Field, Chicago, IL Sun Sep 29 2002, 1:20 PM CDT Att: 37,541 - Sunny - 73 F			
Mark Bellhorn, S (1, 5) OBP: 0.374, SLG: 0.512										4	1	1	0	0	0	3				
Sammy Sosa, R (1, 9) OBP: 0.399, SLG: 0.594										3	2	1	2	1	2	3				
Hee-Seop Choi, L (1, 3) OBP: 0.281, SLG: 0.320										2	1	0	1	2	2	2				
Angel Echevarria, R (1, 7) OBP: 0.351, SLG: 0.469										4	0	2	4	0	1	0				
Chad Hermansen, R (1, 8) OBP: 0.276, SLG: 0.376										4	0	0	0	0	1	3				
Alex Gonzalez, R (1, 6) OBP: 0.312, SLG: 0.425										4	0	0	0	0	2	0				
Joe Girardi, R (1, 2) OBP: 0.275, SLG: 0.291										4	1	2	0	0	0	0				
34 Kerry Wood, R (1, 1) OBP: 0.200, SLG: 0.208										2	0	0	0	0	1	1				
Moises Alou, R (6, PH) OBP: 0.337, SLG: 0.419										1	0	0	0	0	0	0				
Joe Borowski, R (7, 1) OBP: 0.286, SLG: 0.286										0	0	0	0	0	0	0				
Roosevelt Brown, L (8, PH) OBP: 0.299, SLG: 0.314										1	0	0	0	0	0	1				
Juan Cruz, R (9, 1) OBP: 0.143, SLG: 0.143										0	0	0	0	0	0	0				
Inning Stats	R: 2 E: 0 K: 2 S: 13	H: 2 LOB: 0 BB: 0 P: 21	R: 0 E: 0 K: 1 S: 7	H: 0 LOB: 0 BB: 0 P: 10	R: 0 E: 1 K: 2 S: 10	H: 0 LOB: 2 BB: 1 P: 17	R: 0 E: 0 K: 0 S: 8	H: 0 LOB: 0 BB: 0 P: 10	R: 3 E: 0 K: 2 S: 21	H: 3 LOB: 2 BB: 2 P: 33	R: 0 E: 0 K: 0 S: 6	H: 0 LOB: 0 BB: 0 P: 9	R: 2 E: 0 K: 2 S: 18	H: 2 LOB: 1 BB: 1 P: 35	R: 0 E: 0 K: 1 S: 11	H: 1 LOB: 1 BB: 0 P: 19	1B: 3 2B: 3 3B: 1 HR: 1	SF: 0 SAC: 0 DP: 0 HBP: 0	WP: 0 PB: 0 SB: 0 CS: 0	PA: 37
PITCHER	IP	WLS	BF	H	R	ER	SO	BB	IBB	HBP	BLK	WP	HR	S	P	ERA	WHIP			
Josh Fogg, R (1, 1) ERA: 4.35	5.0	L	24	5	5	5	7	3	0	0	0	0	0	6	9	0.00	0.000			
Bronson Arroyo, R (6, 1) ERA: 4.6	1.0		3	0	0	0	0	0	0	0	0	0	0	6	9	0.00	0.000			
Al Reyes, R (7, 1) ERA: 2.65	0.2		3	1	1	1	1	0	0	0	0	0	0	10	18	13.50	1.500			
Joe Beigel, L (7, 1) ERA: 4.64	0.0		1	0	0	0	0	1	0	0	0	0	0	2	6	∞	∞			
Mike Lincoln, R (7, 1) ERA: 3.11	1.1		6	2	1	1	2	0	0	0	0	0	0	17	30	6.75	1.500			

