

Chicago Cubs - 2003

Batter	1	2	3	4	5	6	7	8	9	AB	R	H	RBI	BB	SO	LOB	TOP						
Mark Grudzielanek, R (1.4) <small>OBP: 1.000, SLG: 1.000</small> Ramon Martinez, R (5.4)										3	1	3	0	1	0	0							
Alex Gonzalez, R (1.6) <small>OBP: 0.500, SLG: 0.600</small>										5	1	2	0	1	0	3							
Sammy Sosa, R (1.9) <small>OBP: 1.000, SLG: 1.000</small> Lenny Harris, L (7.9)										2	3	1	1	3	0	2							
Moises Alou, R (1.7) <small>OBP: 0.800, SLG: 1.000</small> Tom Goodwin, L (7.7)										3	2	2	2	2	0	2							
Hee-Seop Choi, L (1.3)										4	3	1	0	2	2	4							
Mark Bellhorn, S (1.5) <small>OBP: 0.500, SLG: 1.000</small>										3	2	1	4	2	0	1							
Corey Patterson, L (1.8)										6	2	4	7	0	1	2							
Damian Miller, R (1.2)										6	0	0	0	0	1	6							
34 Kerry Wood, R (1.1) <small>OBP: 0.333, SLG: 0.333</small> Troy Liles, L (5.1) Juan Cruz, R (6.1) Eric Karros, R (6.1) Mark Guthrie, R (8.1) Joe Borowski, R (9.1)										3	0	1	1	0	0	0							
Inning Stats	R: 4 H: 4 E: 1 K: 1 S: 16	H: 4 LOB: 1 BB: 2 P: 34	R: 0 H: 0 E: 0 K: 0 S: 17	H: 1 LOB: 2 BB: 1 P: 31	R: 1 H: 2 E: 0 K: 1 S: 9	H: 2 LOB: 0 BB: 0 P: 12	R: 0 H: 1 E: 0 K: 0 S: 9	H: 1 LOB: 3 BB: 2 P: 20	R: 1 H: 2 E: 0 K: 1 S: 14	H: 2 LOB: 2 BB: 1 P: 23	R: 4 H: 2 E: 0 K: 1 S: 14	H: 2 LOB: 1 BB: 3 P: 35	R: 0 H: 2 E: 1 K: 1 S: 15	H: 0 LOB: 1 BB: 0 P: 20	1B: 10 2B: 3 3B: 1 HR: 2	SF: 1 SAC: 0 DP: 2 HBP: 0	WP: 0 PA: 53 FB: 0 SB: 1 CS: 1						
PITCHER	IP: 3.2 WLS: L BF: 21	H: 8 R: 2 ER: 1 SO: 5	BB: 4 IBB: 0 HBP: 0 BLK: 0	WP: 0 HR: 0 S: 48 P: 90	ERA: 12.27 WHIP: 3.273	PITCHER	IP: 3.2 WLS: L BF: 21	H: 8 R: 2 ER: 1 SO: 5	BB: 4 IBB: 0 HBP: 0 BLK: 0	WP: 0 HR: 0 S: 48 P: 90	ERA: 12.27 WHIP: 3.273	PITCHER	IP: 3.2 WLS: L BF: 21	H: 8 R: 2 ER: 1 SO: 5	BB: 4 IBB: 0 HBP: 0 BLK: 0	WP: 0 HR: 0 S: 48 P: 90	ERA: 12.27 WHIP: 3.273	PITCHER	IP: 3.2 WLS: L BF: 21	H: 8 R: 2 ER: 1 SO: 5	BB: 4 IBB: 0 HBP: 0 BLK: 0	WP: 0 HR: 0 S: 48 P: 90	ERA: 12.27 WHIP: 3.273
Tom Glavine, L (1.1) <small>ERA: 12.27</small> Scott Strickland, R (4.1) <small>ERA: 6.75</small> Mike Bacsik, L (6.1) <small>ERA: 40.5</small> Graeme Lloyd, L (8.1) <small>ERA:</small> David Weathers, R (9.1) <small>ERA:</small>	IP: 3.2 WLS: L BF: 21	H: 8 R: 2 ER: 1 SO: 5	BB: 4 IBB: 0 HBP: 0 BLK: 0	WP: 0 HR: 0 S: 48 P: 90	ERA: 12.27 WHIP: 3.273	PITCHER	IP: 3.2 WLS: L BF: 21	H: 8 R: 2 ER: 1 SO: 5	BB: 4 IBB: 0 HBP: 0 BLK: 0	WP: 0 HR: 0 S: 48 P: 90	ERA: 12.27 WHIP: 3.273	PITCHER	IP: 3.2 WLS: L BF: 21	H: 8 R: 2 ER: 1 SO: 5	BB: 4 IBB: 0 HBP: 0 BLK: 0	WP: 0 HR: 0 S: 48 P: 90	ERA: 12.27 WHIP: 3.273	PITCHER	IP: 3.2 WLS: L BF: 21	H: 8 R: 2 ER: 1 SO: 5	BB: 4 IBB: 0 HBP: 0 BLK: 0	WP: 0 HR: 0 S: 48 P: 90	ERA: 12.27 WHIP: 3.273
Roger Cedeño, S (1.8)										3	0	0	0	1	2	1							
Roberto Alomar, S (1.4) David Weathers, R (9.1)										2	0	0	0	2	0	1							
Cliff Floyd, L (1.7)										4	0	0	0	0	1	3							
31 Mike Piazza, R (1.2) <small>OBP: 0.250, SLG: 0.250</small> Jason Phillips, R (9.3)										4	0	1	0	0	1	2							
Mo Vaughn, L (1.3) <small>OBP: 0.333, SLG: 0.333</small> Jay Bell, R (9.4)										3	1	1	0	0	2	2							
Ty Wigginton, R (1.5)										3	1	0	0	0	1	1							
Jeremy Burnitz, L (1.9) <small>OBP: 0.500, SLG: 1.000</small>										4	0	2	1	0	1	1							
Rey Sanchez, R (1.6)										4	0	0	1	0	1	2							
Tom Glavine, L (1.1) <small>ERA: 3.6</small> Juan Cruz, R (6.1) <small>ERA:</small> Mark Guthrie, L (8.1) <small>ERA:</small> Joe Borowski, R (9.1) <small>ERA:</small>	IP: 5.0 WLS: W BF: 21	H: 2 R: 2 ER: 2 SO: 2	BB: 3 IBB: 0 HBP: 1 BLK: 0	WP: 0 HR: 0 S: 50 P: 88	ERA: 3.60 WHIP: 1.000	PITCHER	IP: 3.2 WLS: L BF: 21	H: 8 R: 2 ER: 1 SO: 5	BB: 4 IBB: 0 HBP: 0 BLK: 0	WP: 0 HR: 0 S: 48 P: 90	ERA: 12.27 WHIP: 3.273	PITCHER	IP: 3.2 WLS: L BF: 21	H: 8 R: 2 ER: 1 SO: 5	BB: 4 IBB: 0 HBP: 0 BLK: 0	WP: 0 HR: 0 S: 48 P: 90	ERA: 12.27 WHIP: 3.273	PITCHER	IP: 3.2 WLS: L BF: 21	H: 8 R: 2 ER: 1 SO: 5	BB: 4 IBB: 0 HBP: 0 BLK: 0	WP: 0 HR: 0 S: 48 P: 90	ERA: 12.27 WHIP: 3.273

Chicago Cubs @ New York Mets
 Shea Stadium, Flushing, NY
 Mon Mar 31 2003, 1:10 PM EST
 Att: 53,586 - Sunny - 39 F

AB	40
R	15
H	16
RBI	15
BB	12
SO	6
LOB	23



Chicago Cubs @ New York Mets
 Shea Stadium, Flushing, NY
 Mon Mar 31 2003, 1:10 PM EST
 Att: 53,586 - Sunny - 39 F

AB	31
R	2
H	4
RBI	2
BB	3
SO	12
LOB	14



Batter	1	2	3	4	5	6	7	8	9	AB	R	H	RBI	BB	SO	LOB	TOP				
Corey Patterson, L (1, 8) OBP: 0.500, SLG: 1.100	0-3 K		1-0 G4-3			0-0 F7 BB 1B		1-3 K		4	0	1	0	0	2	0	Chicago Cubs @ New York Mets Shea Stadium, Flushing, NY Wed Apr 02 2003, 7:10 PM EST Att: 20,594 - Cloudy - 50 F				
Alex Gonzalez, R (1, 6) OBP: 0.500, SLG: 0.625	3-1 1B 2B		2-2 G3-1			4-2 G6-3 BB		2-3 K		3	1	1	0	1	1	0					
Sammy Sosa, R (1, 9) OBP: 0.667, SLG: 0.250	4-2 1B BB			4-2 G5-3 BB		1-1 F7		1-3 K		2	0	0	0	2	1	2					
Moises Alou, R (1, 7) OBP: 0.667, SLG: 0.857	0-1 G6-4-3 1B		2-2 P5			2-2 G6-3		1-0 2B		4	0	2	1	0	0	3					
Eric Karros, R (1, 3) OBP: 0.200, SLG: 0.200	3-1 G6-4-3		3-2 G5-3			3-2 G4-3 1B		1-1 G5-3		4	0	1	0	0	0	4					
Mark Bellhorn, S (1, 5) OBP: 0.300, SLG: 0.429		3-1 P3		1-2 G2-3		1-0 G4-3		0-2 P5		4	0	0	0	0	0	3					
Ramon Martinez, R (1, 4) OBP: 0.400, SLG: 0.250		1-3 K		3-1 G5-4-3 1B		2-1 F7				3	0	1	0	0	1	1					
Damian Miller, R (1, 2)		2-0 G4-3		1-0 G5-4-3		3-3 K				3	0	0	0	0	1	2					
Matt Clement, R (1, 1) Mark Guthrie, R (4, 1) Lenny Harris, L (5, PH) Joe Borowski, R (5, 1) Tom Goodwin, L (8, PH) Kyle Farnsworth, R (8, 1)			2-3 K		0-2 G3			0-1 F8		1	0	0	0	0	1	0					
Inning Stats	R: 1 E: 0 K: 1 S: 12	H: 2 LOB: 1 BB: 1 P: 22	R: 0 E: 0 K: 1 S: 6	H: 0 LOB: 0 BB: 0 P: 12	R: 0 E: 0 K: 1 S: 8	H: 0 LOB: 0 BB: 0 P: 13	R: 0 E: 0 K: 0 S: 13	H: 1 LOB: 0 BB: 1 P: 23	R: 0 E: 0 K: 0 S: 9	H: 1 LOB: 1 BB: 1 P: 16	R: 0 E: 0 K: 1 S: 12	H: 1 LOB: 1 BB: 0 P: 21	R: 0 E: 0 K: 2 S: 11	H: 0 LOB: 0 BB: 0 P: 14	R: 0 E: 0 K: 1 S: 9	H: 1 LOB: 1 BB: 0 P: 12	1B: 4 2B: 2 3B: 0 HR: 0	SF: 0 SAC: 0 DP: 3 HBP: 0	WP: 0 PB: 0 SB: 0 CS: 0	PA: 33	
PITCHER	IP	WLS	BF	H	R	ER	SO	BB	IBB	HBP	BLK	WP	HR	S	P	ERA	WHIP				
Al Leiter, L (1, 1) ERA: 1.5	6.0	W	22	4	1	1	3	3	0	0	0	0	0	55	97	1.50	1.167				
David Weathers, R (7, 1) ERA	1.0	H	4	1	0	0	1	0	0	0	0	0	0	12	21	0.00	1.000				
Mike Stanton, L (8, 1) ERA	1.0	H	3	0	0	0	2	0	0	0	0	0	0	11	14	0.00	0.000				
Armando Benitez, R (9, 1) ERA	1.0	S	4	1	0	0	1	0	0	0	0	0	0	9	12	0.00	1.000				

AB 30
R 1
H 6
RBI 1
BB 3
SO 7
LOB 15



Batter	1	2	3	4	5	6	7	8	9	AB	R	H	RBI	BB	SO	LOB	BOTTOM				
Roger Cedeno, S (1, 8) OBP: 0.250, SLG: 0.571	1-0 G2-3	2-2 HR		0-3 K2-3		1-1 G4-3				4	1	1	1	0	1	2	Chicago Cubs @ New York Mets Shea Stadium, Flushing, NY Wed Apr 02 2003, 7:10 PM EST Att: 20,594 - Cloudy - 50 F				
Roberto Alomar, S (1, 4) OBP: 0.500, SLG: 0.500	3-1 HR 2B	2-0 G3 1B		2-3 K2-3		2-1 P6				4	1	2	0	0	1	0					
Cliff Floyd, L (1, 7) OBP: 0.125, SLG: 0.500	0-0 HR	2-2 G3			1-3 K	2-2 F9				4	1	1	2	0	1	1					
Mo Vaughn, L (1, 3) OBP: 0.286, SLG: 0.167 Mike Stanton, L (8, 1) Armando Benitez, R (9, 1)	1-1 F9	4-0 IBB			1-3 K	2-1 G6-3				3	0	0	0	1	1	0					
Ty Wigginton, R (1, 5) OBP: 0.375, SLG: 0.167	1-2 WP K 1B	1-1 F9			1-3 K		4-2 FC6-4 BB			3	1	1	0	1	1	2					
Jeremy Burnitz, L (1, 9) OBP: 0.250, SLG: 0.500	3-3 K WP		3-1 G4-3			3-2 G3		1-3 K		4	0	0	0	0	2	1					
Vance Wilson, R (1, 2)	4-2 BB		1-1 P4			1-3 K2-3		0-1 FC6-4		3	0	0	0	1	1	1					
Rey Sanchez, R (1, 6)	0-3 K		1-1 F7			0-0 E5 1B		2-3 K		4	0	0	0	0	2	3					
Al Leiter, L (1, 1) Timo Perez, L (6, PH) David Weathers, R (7, 1) Jay Bell, R (8, 3)		1-0 G4-3		3-3 K		1-0 1B				2	0	0	0	0	1	0					
Inning Stats	R: 3 E: 1 K: 2 S: 18	H: 3 LOB: 2 BB: 1 P: 31	R: 1 E: 0 K: 0 S: 11	H: 2 LOB: 2 BB: 1 P: 23	R: 0 E: 0 K: 0 S: 6	H: 0 LOB: 0 BB: 0 P: 11	R: 0 E: 0 K: 3 S: 9	H: 0 LOB: 0 BB: 0 P: 14	R: 0 E: 1 K: 1 S: 10	H: 1 LOB: 2 BB: 0 P: 16	R: 0 E: 0 K: 0 S: 7	H: 0 LOB: 0 BB: 0 P: 13	R: 0 E: 0 K: 2 S: 10	H: 0 LOB: 1 BB: 1 P: 17	R: 0 E: 0 K: 1 S: 9	H: 1 LOB: 1 BB: 0 P: 12	1B: 3 2B: 1 3B: 0 HR: 2	SF: 0 SAC: 0 DP: 0 HBP: 0	WP: 3 PB: 0 SB: 0 CS: 0	PA: 35	
PITCHER	IP	WLS	BF	H	R	ER	SO	BB	IBB	HBP	BLK	WP	HR	S	P	ERA	WHIP				
Matt Clement, R (1, 1) ERA: 9.0	3.0	L	17	5	4	3	2	1	0	0	0	0	0	9	14	9.00	2.000				
Mark Guthrie, L (4, 1) ERA	1.0		3	0	0	0	3	0	0	0	0	0	0	26	41	0.00	0.333				
Joe Borowski, R (5, 1) ERA	3.0		11	1	0	0	4	0	0	0	0	0	0	10	17	0.00	1.000				

AB 32
R 4
H 6
RBI 3
BB 3
SO 11
LOB 10



Batter	1	2	3	4	5	6	7	8	9	AB	R	H	RBI	BB	SO	LOB	TOP					
Mark Grudzielanek, R OBP: 0.692, SLG: 0.727	G1-3		F9			2B		BB		5	1	2	0	0	1	0	Chicago Cubs @ Cincinnati Reds Great American Ball Park, Cincinnati, OH Fri Apr 04 2003, 7:10 PM EST Att: 29,048 - Cloudy - 74 F					
Alex Gonzalez, R OBP: 0.526, SLG: 0.688	FC6-4		F7		1B	HR		BB		4	1	2	1	1	0	0						
Sammy Sosa, R OBP: 0.611, SLG: 0.636	FC6-4		K					HR		4	1	1	1	0	2	3						
Moises Alou, R OBP: 0.611, SLG: 0.733	FC6-4				1B	HR		G1-3		4	1	3	0	1	0	2						
Hee-Seop Choi, L OBP: 0.455, SLG: 0.750					1B	HR		G1-3		4	2	1	3	1	1	5						
Corey Patterson, L OBP: 0.398, SLG: 0.684	F7				1B	G4-3		L9		5	1	1	0	0	0	4						
Mark Bellhorn, S OBP: 0.250			F8		1B	K		G3		2	0	0	0	0	1	1						
Juan Cruz, R					1B	K				0	0	0	0	0	0	0						
Tom Goodwin, L					1B	K				1	0	0	0	0	0	0						
Dave Veres, R					1B	K				0	0	0	0	0	0	0						
Mark Guthrie, R					1B	K				0	0	0	0	0	0	0						
Troy O'Leary, L					1B	K				1	0	0	0	0	1	0						
Damian Miller, R OBP: 0.143, SLG: 0.214	G5-3							K		5	1	2	2	0	1	0						
Shawn Estes, R								HR														
Lenny Harris, L OBP: 0.500, SLG: 1.250	G5-3							L7		2	1	1	2	0	0	0						
								HR		2	1	1	2	0	0	0						
Inning Stats	R: 0 E: 0 K: 0 S: 11	H: 1 LOB: 3 BB: 1 P: 20	R: 0 E: 0 K: 0 S: 8	H: 0 LOB: 0 BB: 0 P: 12	R: 0 E: 0 K: 1 S: 7	H: 0 LOB: 0 BB: 0 P: 12	R: 2 E: 0 K: 1 S: 12	H: 3 LOB: 1 BB: 1 P: 19	R: 4 E: 0 K: 2 S: 17	H: 4 LOB: 0 BB: 0 P: 26	R: 0 E: 0 K: 1 S: 12	H: 0 LOB: 0 BB: 0 P: 17	R: 1 E: 0 K: 0 S: 13	H: 2 LOB: 1 BB: 0 P: 17	R: 2 E: 0 K: 2 S: 19	H: 3 LOB: 3 BB: 2 P: 39	R: 0 E: 0 K: 1 S: 6	H: 0 LOB: 0 BB: 0 P: 10	1B: 7 2B: 3 3B: 0 HR: 3	SF: 0 SAC: 0 DP: 0 HBP: 1	WP: 0 PB: 0 SB: 0 CS: 0	PA: 44
PITCHER	IP WLS BF H R ER SO BB IBB HBP BLK WP HR S P ERA WHIP																					
Danny Graves, R ERA: 10.8	(1, 1) 5.0 25 8 6 6 3 2 0 0 1 0 0 1 55 89 6.75 1.500																					
Scott Sullivan, R ERA: 2.08	(6, 1) 1.1 H 6 2 1 1 2 0 0 0 0 0 0 1 22 31 6.75 1.500																					
Gabe White, L ERA: 3.38	(7, 1) 0.2 H 2 0 0 0 0 0 0 0 0 0 0 0 3 3 0.00 0.000																					
John Riedling, R ERA: 15.43	(8, 1) 0.1 B 5 3 2 2 0 1 0 0 0 0 0 1 12 24 54.00 12.000																					
Scott Williamson, R ERA:	(8, 1) 1.2 W 6 0 0 0 3 1 0 0 0 0 0 0 0 13 25 0.00 0.600																					

AB	39
R	9
H	13
RBI	9
BB	4
SO	8
LOB	15



Batter	1	2	3	4	5	6	7	8	9	AB	R	H	RBI	BB	SO	LOB	BOTTOM			
Barry Larkin, R OBP: 0.438, SLG: 0.500	G3		HR			G6-3		2B		4	1	3	1	1	0	0	Chicago Cubs @ Cincinnati Reds Great American Ball Park, Cincinnati, OH Fri Apr 04 2003, 7:10 PM EST Att: 29,048 - Cloudy - 74 F			
Aaron Boone, R OBP: 0.222, SLG: 0.611	G3		HR		1B	K		F7		5	2	1	2	0	1	3				
Ken Griffey Jr., L OBP: 0.353, SLG: 0.600	L9				1B			F8		4	1	1	0	1	0	2				
Austin Kearns, R OBP: 0.563, SLG: 0.923	K				1B			F8		4	2	3	2	0	1	1				
Sean Casey, L OBP: 0.125, SLG: 0.313					1B			F8		4	1	0	0	0	0	4				
Brandon Larson, R OBP: 0.143, SLG: 0.083								G6-3		2	0	0	1	0	1	0				
Scott Sullivan, R ERA: 2.08										0	0	0	0	0	0	0				
Gabe White, L ERA: 3.38										0	0	0	0	0	0	0				
Reggie Taylor, L OBP: 0.667, SLG: 0.667										1	0	1	0	0	0	0				
Adam Dunn, L OBP: 0.290, SLG: 0.357										3	2	1	1	1	1	1				
John Riedling, R ERA: 15.43										0	0	0	0	0	0	0				
Scott Williamson, R ERA:										0	0	0	0	0	0	0				
Jason LaRue, R OBP: 0.313, SLG: 0.357										3	1	1	3	0	0	0				
Danny Graves, R ERA: 10.8										2	0	0	0	0	0	0				
Felipe Lopez, S ERA:										1	0	0	0	0	0	0				
Inning Stats	R: 0 E: 0 K: 1 S: 8	H: 1 LOB: 1 BB: 0 P: 15	R: 1 E: 0 K: 0 S: 5	H: 1 LOB: 0 BB: 0 P: 8	R: 6 E: 1 K: 0 S: 17	H: 4 LOB: 1 BB: 2 P: 30	R: 1 E: 0 K: 0 S: 10	H: 2 LOB: 2 BB: 1 P: 17	R: 0 E: 0 K: 2 S: 8	H: 0 LOB: 0 BB: 0 P: 12	R: 0 E: 0 K: 1 S: 7	H: 0 LOB: 0 BB: 0 P: 12	R: 1 E: 0 K: 0 S: 11	H: 2 LOB: 1 BB: 0 P: 16	R: 1 E: 0 K: 0 S: 8	H: 1 LOB: 1 BB: 0 P: 15	1B: 6 2B: 2 3B: 0 HR: 3	SF: 1 SAC: 1 DP: 0 HBP: 1	WP: 0 PB: 0 SB: 0 CS: 0	PA: 39
PITCHER	IP WLS BF H R ER SO BB IBB HBP BLK WP HR S P ERA WHIP																			
Shawn Estes, L ERA: 9.0	(1, 1) 4.0 23 8 4 4 1 3 0 0 0 0 0 1 26 40 9.00 2.750																			
Juan Cruz, R ERA: 1.8	(5, 1) 3.0 11 2 1 1 3 0 0 0 0 0 0 1 26 40 3.00 0.667																			
Dave Veres, R ERA: 16.2	(8, 1) 0.2 L 4 1 1 1 0 0 0 0 1 1 0 0 7 14 13.50 1.500																			
Mark Guthrie, L ERA:	(8, 1) 0.1 1 0 0 0 0 0 0 0 0 0 0 0 1 1 0.00 0.000																			

AB	33
R	10
H	11
RBI	10
BB	3
SO	4
LOB	11



Batter	1	2	3	4	5	6	7	8	9	AB	R	H	RBI	BB	SO	LOB	TOP							
Mark Grudzielanek, R OBP: 0.542, SLG: 0.591	0-1 SH 2B	0-0 FC6-4		0-0 G6-3		1-1 G5-3			0-1 G6-4-3 1B	5	1	2	0	0	0	2	Chicago Cubs @ Cincinnati Reds Great American Ball Park, Cincinnati, OH Sun Apr 06 2003, 1:15 PM EDT Att: 24,023 - Overcast - 38 F							
Alex Gonzalez, R OBP: 0.552, SLG: 0.760	0-0 SH 1B	0-0 G5-4-3		1-0 G5-3		1-0 G5-3			1-3 K	4	1	1	0	0	1	3								
Sammy Sosa, R OBP: 0.586, SLG: 0.471	4-1 1B FC5 BB		1-2 G5-3		2-0 L4				1-2 G6-4-3	3	1	0	0	2	0	1								
Moises Alou, R OBP: 0.429, SLG: 0.480	1-2 F8		0-2 G5-3		0-0 G5-3				2-1 F9	4	0	0	0	0	0	4								
Hee-Seop Choi, L OBP: 0.529, SLG: 0.667	4-2 FC5 1B		2-2 2B		2-1 E8				0-0 P3	2	0	1	0	1	0	0								
Eric Karros, R OBP: 0.250, SLG: 0.100	1-2 FC5 BB		1-2 2B		0-1 E8					1	0	0	0	0	0	2								
Corey Patterson, L OBP: 0.393, SLG: 0.630	0-0 E 1B		0-1 2B		0-1 G4-3				0-1 F7	4	1	2	1	0	0	1								
Lenny Harris, L OBP: 0.375, SLG: 0.750	3-2 FC5 1B		1-0 G4-3		0-0 G5-4-3 1B				0-0 F7	4	0	1	1	0	0	3								
Damian Miller, R OBP: 0.222, SLG: 0.389	1-2 F8		0-2 SH5-4 2B		0-0 G5-4-3				0-1 2B	4	0	2	0	0	0	2								
34 Kerry Wood, R OBP: 0.400, SLG: 0.400		0-1 FC6-4 1B		0-0 SH5-4		1-1 G5-3			0-0 F8	2	0	1	0	0	0	0								
Mark Bellhorn, S OBP: 0.304, SLG: 0.168										1	0	0	0	0	0	1								
Mark Guthrie, R OBP: 0.188, SLG: 0.188										0	0	0	0	0	0	0								
Joe Borowski, R OBP: 0.188, SLG: 0.188										0	0	0	0	0	0	0								
Inning Stats	R: 4 E: 2 K: 0 S: 18	H: 2 LOB: 1 BB: 2 P: 31	R: 0 E: 0 K: 0 S: 4	H: 1 LOB: 0 BB: 0 P: 4	R: 0 E: 0 K: 0 S: 12	H: 2 LOB: 2 BB: 0 P: 16	R: 0 E: 0 K: 0 S: 6	H: 1 LOB: 1 BB: 0 P: 7	R: 0 E: 1 K: 0 S: 6	H: 0 LOB: 1 BB: 0 P: 10	R: 0 E: 0 K: 0 S: 4	H: 1 LOB: 0 BB: 5 P: 5	R: 0 E: 0 K: 0 S: 6	H: 1 LOB: 1 BB: 14 P: 14	R: 0 E: 0 K: 0 S: 6	H: 1 LOB: 1 BB: 6 P: 10	R: 0 E: 0 K: 1 S: 8	H: 1 LOB: 0 BB: 10 P: 10	1B: 5 2B: 5 3B: 0 HR: 0	SF: 0 SAC: 2 DP: 3 HBP: 0	WP: 0 PB: 0 SB: 0 CS: 0	PA: 39		
PITCHER	IP WLS BF H R ER SO BB IBB HBP BLK WP HR S P ERA WHIP	6.2 1.1 5 1 0 0 0 0 0 0 0 0 0 0 0 0 0 1.35 0.750	1.0 S 3 1 0 0 1 0 0 0 0 0 0 0 0 0 0 0.00 1.000	1.0 W 5 1 0 0 0 0 0 0 0 0 0 0 0 0 0 0.00 0.750	1.1 S 3 1 0 0 1 0 0 0 0 0 0 0 0 0 0 0.00 1.000	1.1 W 5 1 0 0 0 0 0 0 0 0 0 0 0 0 0 0.00 0.750	1.1 S 3 1 0 0 1 0 0 0 0 0 0 0 0 0 0 0.00 1.000	1.1 S 3 1 0 0 1 0 0 0 0 0 0 0 0 0 0 0.00 1.000	1.1 S 3 1 0 0 1 0 0 0 0 0 0 0 0 0 0 0.00 1.000	1.1 S 3 1 0 0 1 0 0 0 0 0 0 0 0 0 0 0.00 1.000	1.1 S 3 1 0 0 1 0 0 0 0 0 0 0 0 0 0 0.00 1.000	1.1 S 3 1 0 0 1 0 0 0 0 0 0 0 0 0 0 0.00 1.000	1.1 S 3 1 0 0 1 0 0 0 0 0 0 0 0 0 0 0.00 1.000	1.1 S 3 1 0 0 1 0 0 0 0 0 0 0 0 0 0 0.00 1.000	1.1 S 3 1 0 0 1 0 0 0 0 0 0 0 0 0 0 0.00 1.000	1.1 S 3 1 0 0 1 0 0 0 0 0 0 0 0 0 0 0.00 1.000	1.1 S 3 1 0 0 1 0 0 0 0 0 0 0 0 0 0 0.00 1.000	1.1 S 3 1 0 0 1 0 0 0 0 0 0 0 0 0 0 0.00 1.000	1.1 S 3 1 0 0 1 0 0 0 0 0 0 0 0 0 0 0.00 1.000	1.1 S 3 1 0 0 1 0 0 0 0 0 0 0 0 0 0 0.00 1.000	1.1 S 3 1 0 0 1 0 0 0 0 0 0 0 0 0 0 0.00 1.000	1.1 S 3 1 0 0 1 0 0 0 0 0 0 0 0 0 0 0.00 1.000	1.1 S 3 1 0 0 1 0 0 0 0 0 0 0 0 0 0 0.00 1.000	1.1 S 3 1 0 0 1 0 0 0 0 0 0 0 0 0 0 0.00 1.000

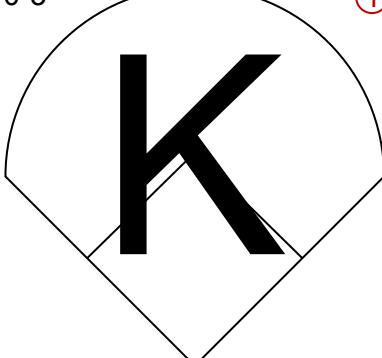
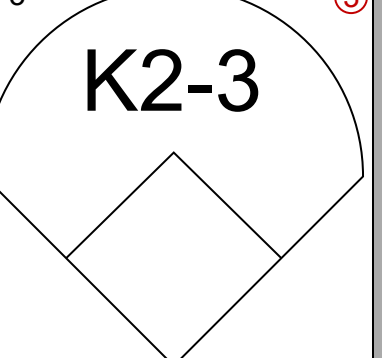
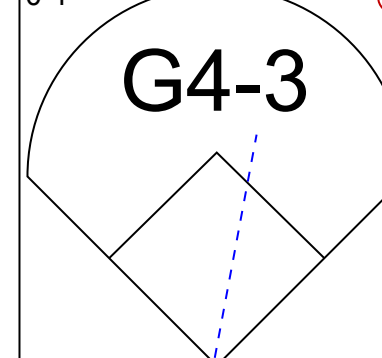
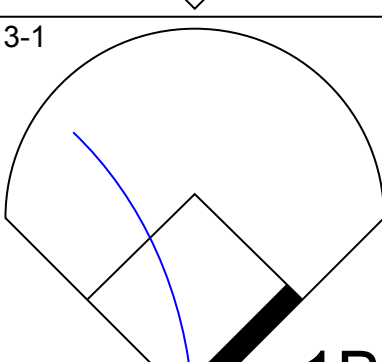
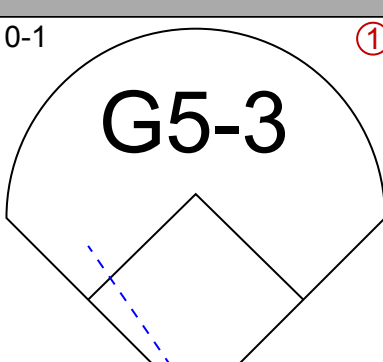
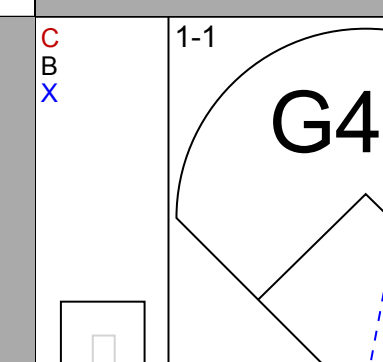
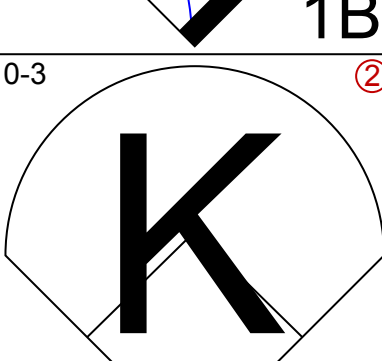
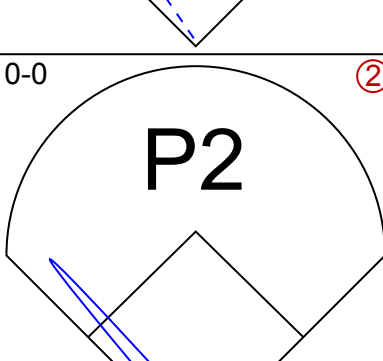
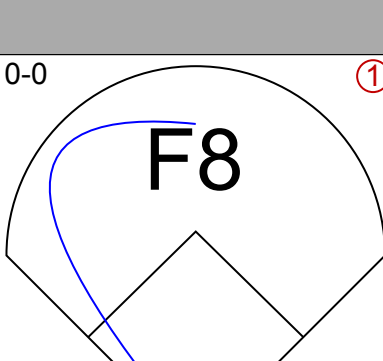
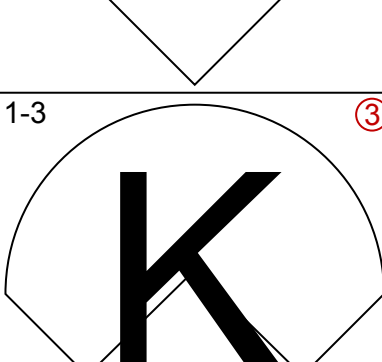
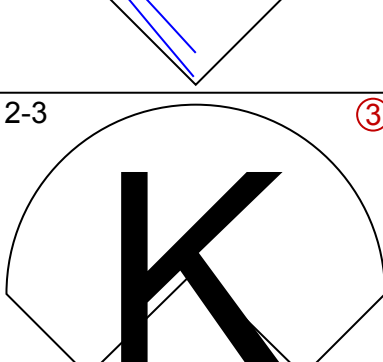
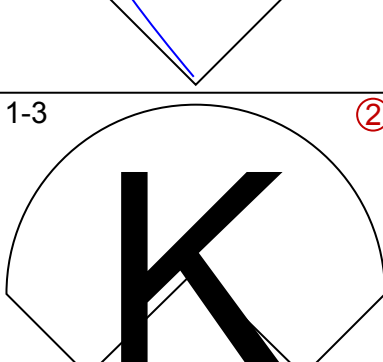
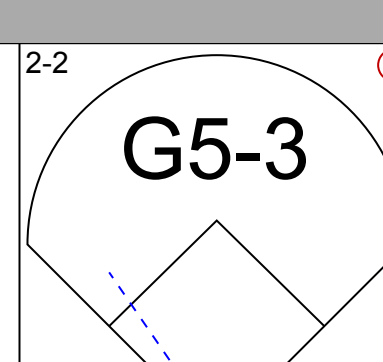
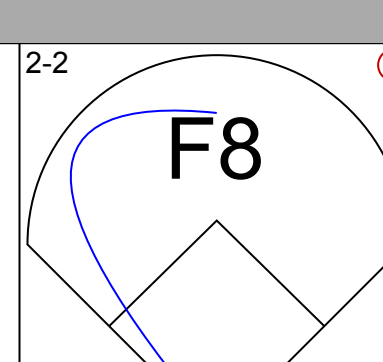
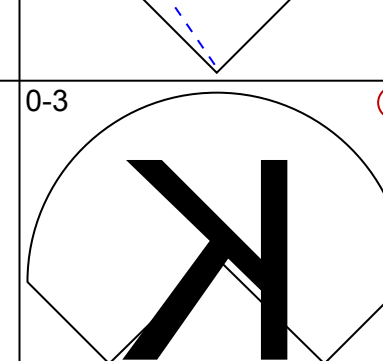
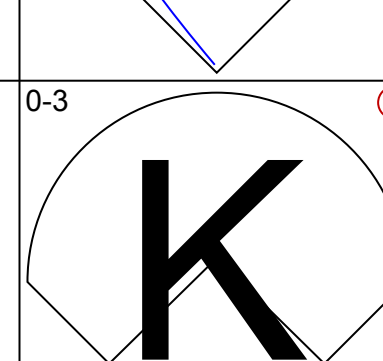
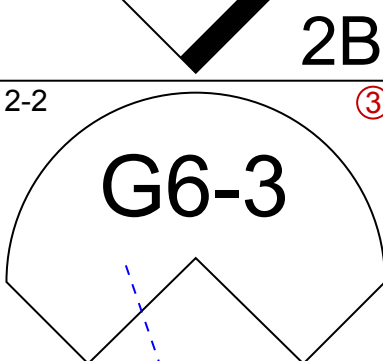
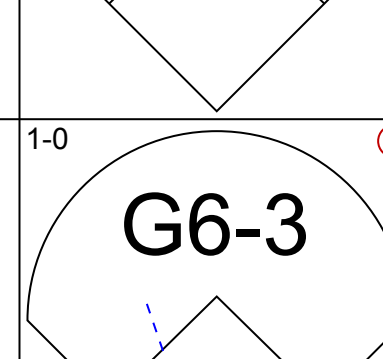
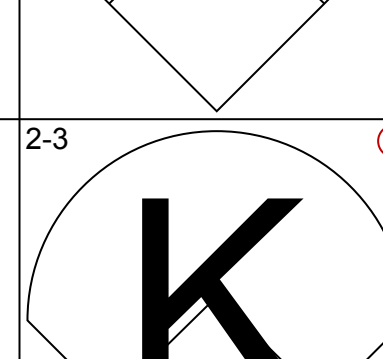
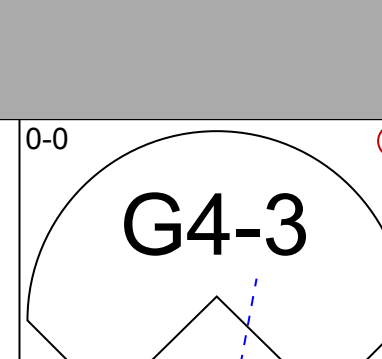
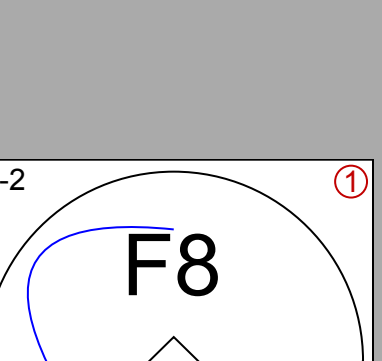
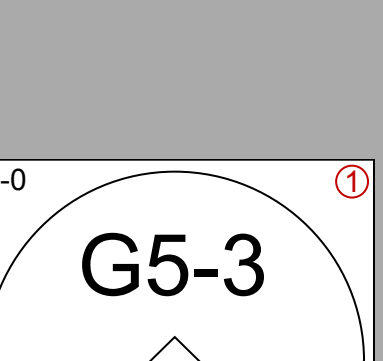
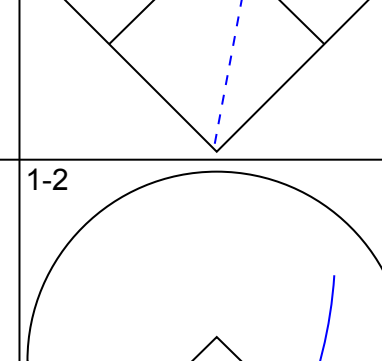
AB 34
R 4
H 10
RBI 2
BB 3
SO 1
LOB 19

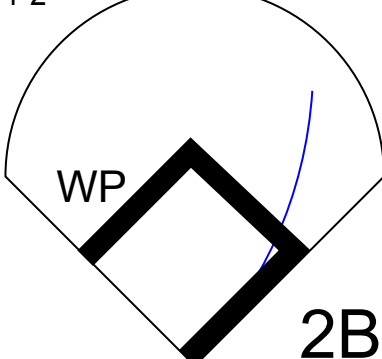
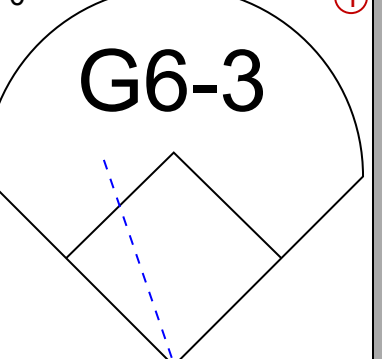
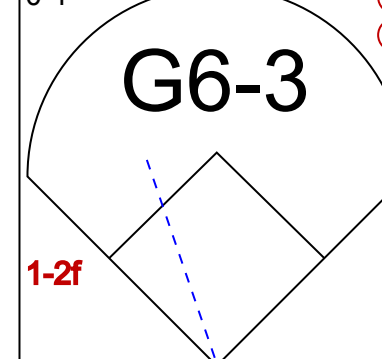
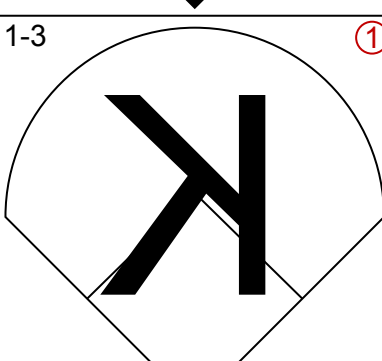
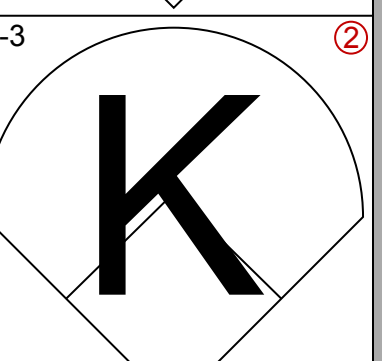
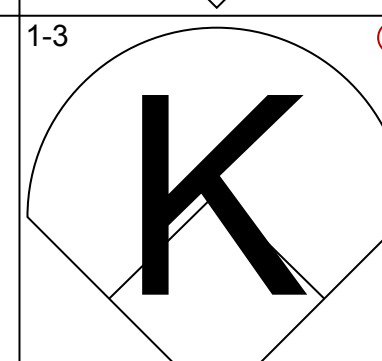
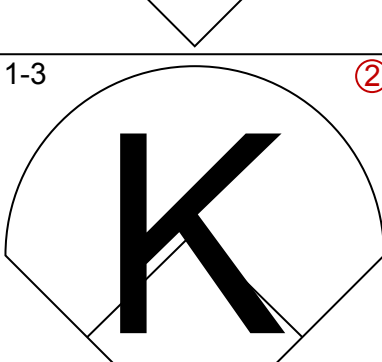
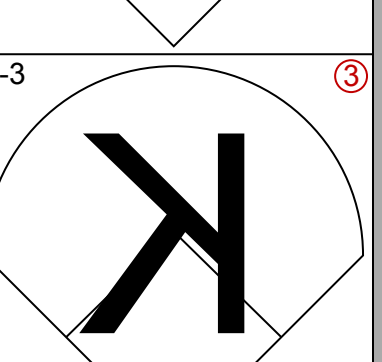
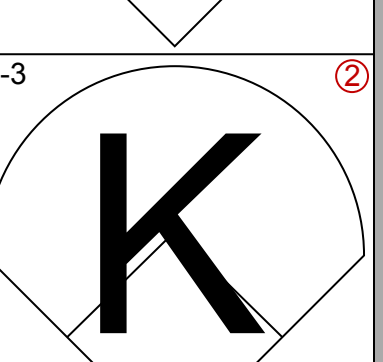
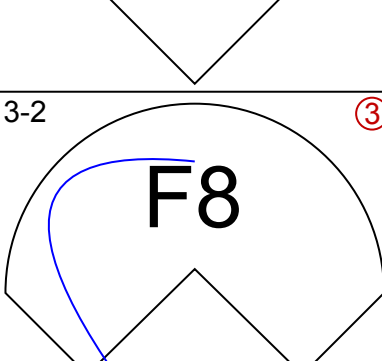
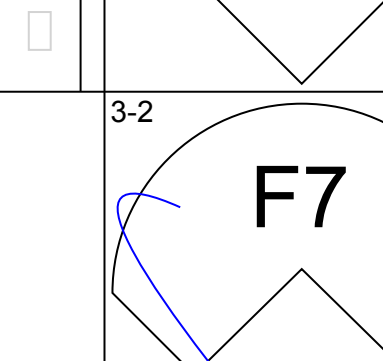
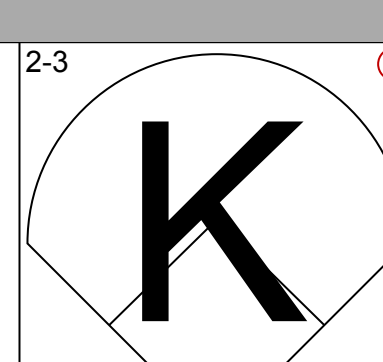
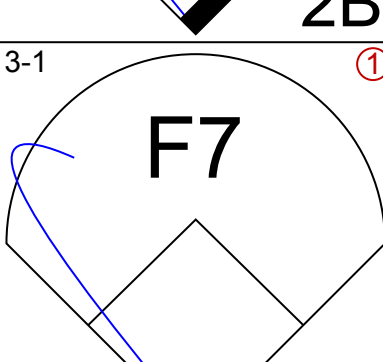
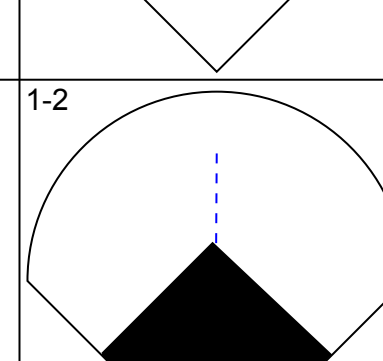
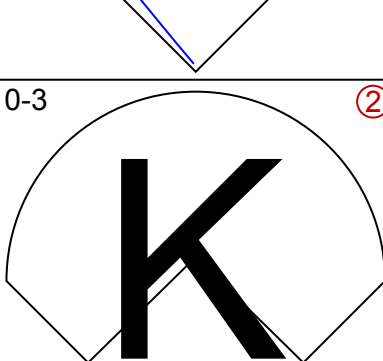
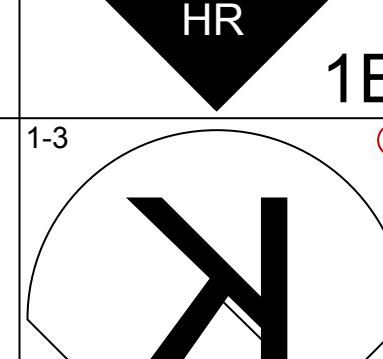
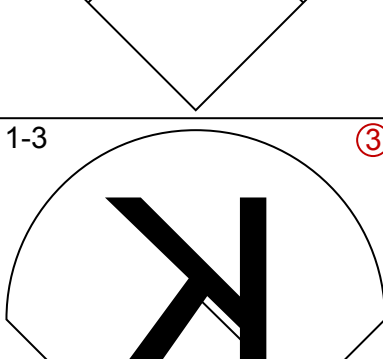
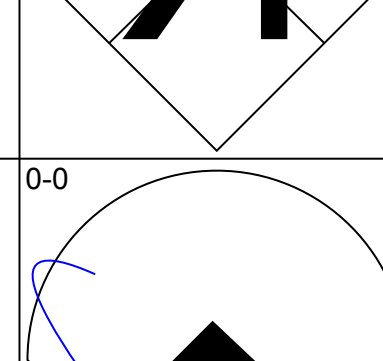
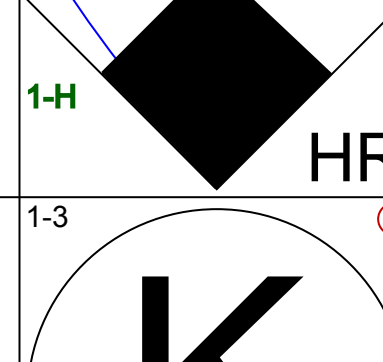
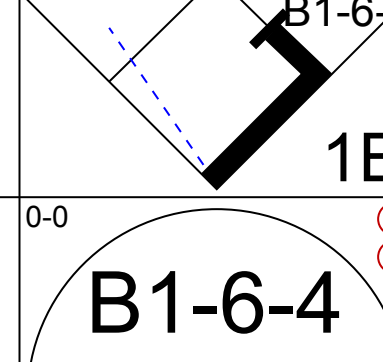


Batter	1	2	3	4	5	6	7	8	9	AB	R	H	RBI	BB	SO	LOB	BOTTOM									
Barry Larkin, R OBP: 0.320, SLG: 0.348	1-0 G5-3		3-2 P4			0-3 K	3-2 G6-3			4	0	0	0	0	1	1	Chicago Cubs @ Cincinnati Reds Great American Ball Park, Cincinnati, OH Sun Apr 06 2003, 1:15 PM EDT Att: 24,023 - Overcast - 38 F									
Aaron Boone, R OBP: 0.222, SLG: 0.593	2-1 P6			0-0 F8		3-1 1B	2-2 L9			4	1	1	0	0	0	1										
Adam Dunn, L OBP: 0.292, SLG: 0.619	1-2 P6			2-2 G3-1		4-2 1B BB			3-3 K	3	1	0	0	1	1	0										
Austin Kearns, R OBP: 0.500, SLG: 0.850		0-0 HR		1-0 2B 1B		0-0 P6			2-0 G1-3	4	2	2	1	0	0	2										
Sean Casey, L OBP: 0.292, SLG: 0.565	0-1 F7			1-2 2B		2-1 1B	1-2 HR		1-2 HR	4	1	3	3	0	0	0										
Brandon Larson, R OBP: 0.187, SLG: 0.125				3-3 K		2-2 1B			0-1 F7	3	0	1	1	0	2	1										
Gabe White, L OBP: 0.187, SLG: 0.125										0	0	0	0	0	0	0										
Ruben Mateo, R OBP: 0.187, SLG: 0.125										0	0	0	0	0	0	0										
Scott Williamson, R OBP: 0.187, SLG: 0.125										0	0	0	0	0	0	0										
Reggie Taylor, L OBP: 0.286, SLG: 0.286						1-3 K	1-3 K			3	0	0	0	0	3	2										
Jason LaRue, R OBP: 0.304, SLG: 0.263						1-3 K			0-2 F9	3	0	0	0	0	1	0										
Paul Wilson, R OBP: 0.273, SLG: 0.222						1-3 K			2-2 G6-3 2B	2	0	0	0	0	1	0										
Inning Stats	R: 0 E: 0 K: 0 S: 6	H: 0 LOB: 0 BB: 0 P: 10	R: 1 E: 0 K: 2 S: 9	H: 1 LOB: 0 BB: 0 P: 10	R: 0 E: 0 K: 0 S: 6	H: 0 LOB: 0 BB: 0 P: 9	R: 1 E: 0 K: 1 S: 11	H: 2 LOB: 1 BB: 0 P: 18	R: 0 E: 0 K: 3 S: 10	H: 0 LOB: 0 BB: 0 P: 13	R: 2 E: 0 K: 2 S: 19	H: 3 LOB: 2 BB: 1 P: 31	R: 0 E: 0 K: 0 S: 13	H: 1 LOB: 1 BB: 0 P: 20	R: 1 E: 0 K: 1 S: 10	H: 1 LOB: 0 BB: 0 P: 16	R: 1 E: 0 K: 1 S: 10	H: 1 LOB: 0 BB: 0 P: 16	1B: 3 2B: 2 3B: 1 HR: 2	SF: 0 SAC: 0 DP: 0 HBP: 0	WP: 0 PB: 0 SB: 0 CS: 0	PA: 33				
PITCHER	IP WLS BF H R ER SO BB IBB HBP BLK WP HR S P ERA WHIP	7.0 L 3 1 1 1 1 0 0 0 0 0 0 0 0 0 0 4.5 1.500	0.2 L 3 1 1 1 1 0 0 0 0 0 0 0 0 0 0 13.50 1.500	0.1 L 3 1 1 1 1 0 0 0 0 0 0 0 0 0 0 0.00 0.000	0.1 L 3 1 1 1 1 0 0 0 0 0 0 0 0 0 0 0.00 0.000	0.1 L 3 1 1 1 1 0 0 0 0 0 0 0 0 0 0 0.00 0.000	0.1 L 3 1 1 1 1 0 0 0 0 0 0 0 0 0 0 0.00 0.000	0.1 L 3 1 1 1 1 0 0 0 0 0 0 0 0 0 0 0.00 0.000	0.1 L 3 1 1 1 1 0 0 0 0 0 0 0 0 0 0 0.00 0.000	0.1 L 3 1 1 1 1 0 0 0 0 0 0 0 0 0 0 0.00 0.000	0.1 L 3 1 1 1 1 0 0 0 0 0 0 0 0 0 0 0.00 0.000	0.1 L 3 1 1 1 1 0 0 0 0 0 0 0 0 0 0 0.00 0.000	0.1 L 3 1 1 1 1 0 0 0 0 0 0 0 0 0 0 0.00 0.000	0.1 L 3 1 1 1 1 0 0 0 0 0 0 0 0 0 0 0.00 0.000	0.1 L 3 1 1 1 1 0 0 0 0 0 0 0 0 0 0 0.00 0.000	0.1 L 3 1 1 1 1 0 0 0 0 0 0 0 0 0 0 0.00 0.000	0.1 L 3 1 1 1 1 0 0 0 0 0 0 0 0 0 0 0.00 0.000	0.1 L 3 1 1 1 1 0 0 0 0 0 0 0 0 0 0 0.00 0.000	0.1 L 3 1 1 1 1 0 0 0 0 0 0 0 0 0 0 0.00 0.000	0.1 L 3 1 1 1 1 0 0 0 0 0 0 0 0 0 0 0.00 0.000	0.1 L 3 1 1 1 1 0 0 0 0 0 0 0 0 0 0 0.00 0.000	0.1 L 3 1 1 1 1 0 0 0 0 0 0 0 0 0 0 0.00 0.000	0.1 L 3 1 1 1 1 0 0 0 0 0 0 0 0 0 0 0.00 0.000	0.1 L 3 1 1 1 1 0 0 0 0 0 0 0 0 0 0 0.00 0.000	0.1 L 3 1 1 1 1 0 0 0 0 0 0 0 0 0 0 0.00 0.000	0.1 L 3 1 1 1 1 0 0 0 0 0 0 0 0 0 0 0.00 0.000

AB 32
R 5
H 8
RBI 5
BB 1
SO 9
LOB 7



Batter	1	2	3	4	5	6	7	8	9	AB	R	H	RBI	BB	SO	LOB	TOP					
Endy Chavez, L OBP: 0.314, SLG: 0.364 (1, 8)										4	0	1	0	0	2	1	Montreal Expos @ Chicago Cubs Wrigley Field, Chicago, IL Wed Apr 09 2003, 1:20 PM CDT Att: 29,966 - Sunny - 40 F					
Henny Mates, S OBP: 0.429, SLG: 0.429 (1, 4)										4	0	1	0	0	1	1						
Vladimir Guerrero, R OBP: 0.360, SLG: 0.476 (1, 9)										4	0	0	0	0	1	1						
Jeff Liefer, L OBP: 0.417, SLG: 0.524 (1, 3)										4	0	0	0	0	4	1						
Orlando Cabrera, R OBP: 0.273, SLG: 0.406 (1, 6)										3	0	1	0	0	0	0						
Brad Wilkerson, L OBP: 0.344, SLG: 0.467 (1, 7)										3	0	0	0	0	2	1						
Fernando Tatis, R OBP: 0.200, SLG: 0.207 (1, 5)										3	0	0	0	0	1	0						
Michael Barrett, R OBP: 0.150, SLG: 0.105 (1, 2)										3	0	1	0	0	0	0						
Javier Vazquez, R (1, 1)										2	0	0	0	0	0	0						
Ronald Calloway, L OBP: 0.400, SLG: 0.375 (8, PH)										1	0	0	0	0	1	1						
Luis Ayala, R (8, 1)										0	0	0	0	0	0	0						
Inning Stats	R: 0 E: 0 K: 3 S: 11	H: 1 LOB: 1 BB: 0 P: 15	R: 0 E: 0 K: 1 S: 7	H: 0 LOB: 0 BB: 0 P: 10	R: 0 E: 0 K: 1 S: 17	H: 0 LOB: 0 BB: 0 P: 20	R: 0 E: 0 K: 1 S: 6	H: 0 LOB: 0 BB: 0 P: 8	R: 0 E: 0 K: 2 S: 9	H: 0 LOB: 0 BB: 0 P: 13	R: 0 E: 0 K: 1 S: 11	H: 1 LOB: 1 BB: 0 P: 13	R: 0 E: 0 K: 1 S: 10	H: 1 LOB: 1 BB: 0 P: 13	R: 0 E: 0 K: 1 S: 10	H: 1 LOB: 1 BB: 0 P: 11	R: 0 E: 0 K: 1 S: 7	H: 0 LOB: 0 BB: 0 P: 9	1B: 3 2B: 1 3B: 0 HR: 0	SF: 0 SAC: 0 DP: 0 HBP: 0	WP: 0 PB: 0 SB: 0 CS: 0	PA: 31
PITCHER 22 Mark Prior, R ERA: 0.6 (1, 1)	IP: 9.0 WLS: W BF: 31	H: 4 R: 0 ER: 0 SO: 12	BB: 0 IBB: 0 HBP: 0 BLK: 0	WP: 0 HR: 0 S: 88 P: 112	ERA: 0.00 WHIP: 0.444	PITCHER											IP: 9.0 WLS: W BF: 31	H: 4 R: 0 ER: 0 SO: 12	BB: 0 IBB: 0 HBP: 0 BLK: 0	WP: 0 HR: 0 S: 88 P: 112	ERA: 0.00 WHIP: 0.444	

Batter	1	2	3	4	5	6	7	8	9	AB	R	H	RBI	BB	SO	LOB	BOTTOM					
Mark Grudzielanek, R OBP: 0.455, SLG: 0.516 (1, 4)										4	0	1	0	0	0	1	Montreal Expos @ Chicago Cubs Wrigley Field, Chicago, IL Wed Apr 09 2003, 1:20 PM CDT Att: 29,966 - Sunny - 40 F					
Alex Gonzalez, R OBP: 0.541, SLG: 0.719 (1, 6)										4	0	0	0	0	4	1						
Sammy Sosa, R OBP: 0.528, SLG: 0.391 (1, 9)										3	0	0	0	0	3	1						
Moises Alou, R OBP: 0.429, SLG: 0.533 (1, 7)										3	0	1	0	0	0	1						
Hee-Seop Choi, L OBP: 0.500, SLG: 0.529 (1, 3)										3	0	0	0	0	2	1						
Corey Patterson, L OBP: 0.343, SLG: 0.529 (1, 8)										3	1	1	0	0	2	1						
Mark Bellhorn, S OBP: 0.267, SLG: 0.136 (1, 5)										3	0	0	0	0	3	2						
Damian Miller, R OBP: 0.280, SLG: 0.560 (1, 2)										3	2	3	2	0	0	0						
22 Mark Prior, R OBP: 0.400, SLG: 0.400 (1, 1)										3	0	1	1	0	1	1						
Inning Stats	R: 0 E: 0 K: 2 S: 13	H: 1 LOB: 1 BB: 0 P: 19	R: 2 E: 0 K: 3 S: 13	H: 2 LOB: 0 BB: 0 P: 18	R: 0 E: 0 K: 2 S: 8	H: 0 LOB: 0 BB: 0 P: 11	R: 0 E: 0 K: 2 S: 12	H: 1 LOB: 1 BB: 0 P: 16	R: 0 E: 0 K: 0 S: 3	H: 0 LOB: 0 BB: 0 P: 4	R: 0 E: 0 K: 2 S: 9	H: 0 LOB: 0 BB: 0 P: 13	R: 0 E: 0 K: 3 S: 9	H: 0 LOB: 0 BB: 0 P: 15	R: 1 E: 0 K: 1 S: 13	H: 2 LOB: 0 BB: 0 P: 17	R: 0 E: 0 K: 1 S: 7	H: 0 LOB: 0 BB: 0 P: 9	1B: 3 2B: 3 3B: 0 HR: 1	SF: 0 SAC: 0 DP: 2 HBP: 0	WP: 1 PB: 0 SB: 0 CS: 0	PA: 29
PITCHER Javier Vazquez, R ERA: 1.42 Luis Ayala, R ERA: 3.35 (1, 1) (8, 1)	IP: 7.0 WLS: L BF: 25	H: 5 R: 2 ER: 2 SO: 14	BB: 0 IBB: 0 HBP: 0 BLK: 0	WP: 1 HR: 1 S: 67 P: 96	ERA: 2.57 WHIP: 0.714	PITCHER											IP: 1.0 WLS: L BF: 4	H: 2 R: 1 ER: 1 SO: 1	BB: 0 IBB: 0 HBP: 0 BLK: 0	WP: 0 HR: 0 S: 13 P: 17	ERA: 9.00 WHIP: 2.000	

Batter	1	2	3	4	5	6	7	8	9	AB	R	H	RBI	BB	SO	LOB	TOP				
Jose Macias, S OBP: 0.333, SLG: 0.200	2-1 G5-3	1-2 1B		1-2 F9			4-1 HR	0-0 P5		4	2	1	0	1	0	1					
Jose Vidro, S OBP: 0.417, SLG: 0.517	0-0 1B	1-2 1B			1-2 F9		0-1 F8	1-2 1B		5	1	3	0	0	0	1					
Vladimir Guerrero, R OBP: 0.367, SLG: 0.571	1-2 1B	1-2 1B			2-3 K		1-1 HR	3-2 G4-3		5	2	2	3	0	1	3					
Wil Cordero, R OBP: 0.368, SLG: 0.250	2-2 1B	1-1 G1-4-3			4-0 BB		3-2 BB	4-2 G6-4-3		3	1	2	1	2	0	2					
Orlando Cabrera, R OBP: 0.289, SLG: 0.389	1-2 1B		0-0 P4		1-3 K		4-0 BB	0-1 G6-4-3		4	1	1	1	1	1	2					
Fernando Tatis, R OBP: 0.200, SLG: 0.206	FC1		0-1 G6-3			2-1 CS	0-1 P3	1-0 G6-3		5	0	1	1	0	0	2					
Michael Barrett, R OBP: 0.167, SLG: 0.130	3-H G6-3		2-1 L4			0-2 1B	0-3 K			4	0	1	0	0	1	3					
Ronald Calloway, L OBP: 0.357, SLG: 0.273				0-0 L9		1-3 K		4-2 1B		3	0	0	0	1	2	2					
Tony Armas, R OBP: 0.333, SLG: 0.333					0-1 G3			1-3 K		3	0	0	0	0	1	1					
Jeff Liefer, L OBP: 0.400, SLG: 0.500		0-1 G3-1								1	0	0	0	0	1	1					
Joey Eischen, L OBP: 0.333, SLG: 0.250										0	0	0	0	0	0	0					
Rocky Biddle, R OBP: 0.333, SLG: 0.250										0	0	0	0	0	0	0					
Inning Stats	R: 4 H: 3 E: 3 K: 1 S: 19	H: 3 LOB: 1 BB: 0 P: 27	R: 1 H: 3 E: 0 K: 0 S: 23	H: 3 LOB: 1 BB: 0 P: 28	R: 0 H: 0 E: 0 K: 0 S: 5	H: 0 LOB: 0 BB: 0 P: 7	R: 0 H: 0 E: 0 K: 0 S: 7	H: 0 LOB: 0 BB: 1 P: 8	R: 0 H: 2 E: 0 K: 2 S: 11	H: 2 LOB: 1 BB: 0 P: 15	R: 2 H: 2 E: 0 K: 1 S: 18	H: 2 LOB: 2 BB: 2 P: 30	R: 0 H: 1 E: 0 K: 1 S: 16	H: 0 LOB: 2 BB: 1 P: 25	R: 0 H: 0 E: 0 K: 0 S: 6	H: 0 LOB: 0 BB: 1 P: 11	1B: 10 2B: 0 3B: 0 HR: 1	SF: 0 SAC: 0 DP: 2 HBP: 0	WP: 0 PB: 0 SB: 0 CS: 1	PA: 42	
PITCHER	IP WLS BF H R ER SO BB IBB HBP BLK WP HR S P ERA WHIP	IP WLS BF H R ER SO BB IBB HBP BLK WP HR S P ERA WHIP	IP WLS BF H R ER SO BB IBB HBP BLK WP HR S P ERA WHIP	IP WLS BF H R ER SO BB IBB HBP BLK WP HR S P ERA WHIP	IP WLS BF H R ER SO BB IBB HBP BLK WP HR S P ERA WHIP	IP WLS BF H R ER SO BB IBB HBP BLK WP HR S P ERA WHIP	IP WLS BF H R ER SO BB IBB HBP BLK WP HR S P ERA WHIP	IP WLS BF H R ER SO BB IBB HBP BLK WP HR S P ERA WHIP	IP WLS BF H R ER SO BB IBB HBP BLK WP HR S P ERA WHIP	IP WLS BF H R ER SO BB IBB HBP BLK WP HR S P ERA WHIP	IP WLS BF H R ER SO BB IBB HBP BLK WP HR S P ERA WHIP	IP WLS BF H R ER SO BB IBB HBP BLK WP HR S P ERA WHIP	IP WLS BF H R ER SO BB IBB HBP BLK WP HR S P ERA WHIP	IP WLS BF H R ER SO BB IBB HBP BLK WP HR S P ERA WHIP	IP WLS BF H R ER SO BB IBB HBP BLK WP HR S P ERA WHIP	IP WLS BF H R ER SO BB IBB HBP BLK WP HR S P ERA WHIP	IP WLS BF H R ER SO BB IBB HBP BLK WP HR S P ERA WHIP	IP WLS BF H R ER SO BB IBB HBP BLK WP HR S P ERA WHIP	IP WLS BF H R ER SO BB IBB HBP BLK WP HR S P ERA WHIP	IP WLS BF H R ER SO BB IBB HBP BLK WP HR S P ERA WHIP	IP WLS BF H R ER SO BB IBB HBP BLK WP HR S P ERA WHIP

Montreal Expos @ Chicago Cubs
Wrigley Field, Chicago, IL
Thu Apr 10 2003, 1:20 PM CDT
Att: 30,225 - Sunny - 44 F

AB	37
R	7
H	11
RBI	6
BB	5
SO	7
LOB	18



Batter	1	2	3	4	5	6	7	8	9	AB	R	H	RBI	BB	SO	LOB	BOTTOM				
Mark Grudzielanek, R OBP: 0.459, SLG: 0.543	1-2 BB		3-3 K			2-3 K			2-1 WP	4	1	2	0	0	2	0					
Alex Gonzalez, R OBP: 0.500, SLG: 0.657	0-3 K		1-3 K			0-0 L9			3-2 SF7	3	0	0	0	0	2	1					
Ramon Martinez, R OBP: 0.333, SLG: 0.250									2-H SF7	0	0	0	1	0	0	0					
Sammy Sosa, R OBP: 0.525, SLG: 0.360	4-0 BB			2-3 K		4-2 1B			1-3 K	2	0	0	0	2	2	0					
Moises Alou, R OBP: 0.421, SLG: 0.515	0-2 F7			1-2 F8		3-1 BB			1-0 G6-3	3	0	1	0	0	0	2					
Kyle Farnsworth, R OBP: 0.258, SLG: 0.130						1-3 G4-6-3				1	0	0	0	0	0	0					
Hee-Seop Choi, L OBP: 0.444, SLG: 0.450	2-3 K			1-1 P6		1-3 K				3	0	0	0	0	2	4					
Corey Patterson, L OBP: 0.342, SLG: 0.514		1-2 F7			2-2 L3		0-0 G4-6-3			3	0	1	0	0	0	2					
Lenny Harris, L OBP: 0.273, SLG: 0.545		2-3 K			2-2 L3			1-3 K		3	0	0	0	0	2	1					
Dave Veres, R OBP: 0.250, SLG: 0.500					1-1 K					0	0	0	0	0	0	0					
Damian Miller, R OBP: 0.250, SLG: 0.500					3-3 K				2-1 F8	3	0	0	0	0	2	0					
Shawn Estes, R OBP: 0.250, SLG: 0.500					1-3 K					1	0	0	0	0	1	0					
Tom Goodwin, L OBP: 0.250, SLG: 0.500						2-1 L7				1	0	0	0	0	0	0					
Juan Cruz, R OBP: 0.250, SLG: 0.500										0	0	0	0	0	0	0					
Troy O'Leary, L OBP: 0.250, SLG: 0.500										1	0	0	0	0	1	0					
Inning Stats	R: 0 H: 1 E: 0 K: 2 S: 14	H: 0 LOB: 0 BB: 1 P: 21	R: 0 H: 0 E: 0 K: 2 S: 11	H: 0 LOB: 0 BB: 0 P: 15	R: 0 H: 0 E: 0 K: 3 S: 9	H: 0 LOB: 0 BB: 0 P: 14	R: 0 H: 0 E: 0 K: 1 S: 8	H: 0 LOB: 0 BB: 0 P: 12	R: 0 H: 1 E: 0 K: 1 S: 9	H: 0 LOB: 1 BB: 1 P: 17	R: 0 H: 0 E: 0 K: 2 S: 8	H: 0 LOB: 0 BB: 0 P: 12	R: 1 H: 1 E: 0 K: 1 S: 10	H: 1 LOB: 0 BB: 0 P: 17	1B: 3 2B: 2 3B: 0 HR: 0	SF: 1 SAC: 0 DP: 2 HBP: 0	WP: 1 PB: 0 SB: 0 CS: 0	PA: 31			
PITCHER	IP WLS BF H R ER SO BB IBB HBP BLK WP HR S P ERA WHIP	IP WLS BF H R ER SO BB IBB HBP BLK WP HR S P ERA WHIP	IP WLS BF H R ER SO BB IBB HBP BLK WP HR S P ERA WHIP	IP WLS BF H R ER SO BB IBB HBP BLK WP HR S P ERA WHIP	IP WLS BF H R ER SO BB IBB HBP BLK WP HR S P ERA WHIP	IP WLS BF H R ER SO BB IBB HBP BLK WP HR S P ERA WHIP	IP WLS BF H R ER SO BB IBB HBP BLK WP HR S P ERA WHIP	IP WLS BF H R ER SO BB IBB HBP BLK WP HR S P ERA WHIP	IP WLS BF H R ER SO BB IBB HBP BLK WP HR S P ERA WHIP	IP WLS BF H R ER SO BB IBB HBP BLK WP HR S P ERA WHIP	IP WLS BF H R ER SO BB IBB HBP BLK WP HR S P ERA WHIP	IP WLS BF H R ER SO BB IBB HBP BLK WP HR S P ERA WHIP	IP WLS BF H R ER SO BB IBB HBP BLK WP HR S P ERA WHIP	IP WLS BF H R ER SO BB IBB HBP BLK WP HR S P ERA WHIP	IP WLS BF H R ER SO BB IBB HBP BLK WP HR S P ERA WHIP	IP WLS BF H R ER SO BB IBB HBP BLK WP HR S P ERA WHIP	IP WLS BF H R ER SO BB IBB HBP BLK WP HR S P ERA WHIP	IP WLS BF H R ER SO BB IBB HBP BLK WP HR S P ERA WHIP	IP WLS BF H R ER SO BB IBB HBP BLK WP HR S P ERA WHIP	IP WLS BF H R ER SO BB IBB HBP BLK WP HR S P ERA WHIP	IP WLS BF H R ER SO BB IBB HBP BLK WP HR S P ERA WHIP

Montreal Expos @ Chicago Cubs
Wrigley Field, Chicago, IL
Thu Apr 10 2003, 1:20 PM CDT
Att: 30,225 - Sunny - 44 F

AB	28
R	1
H	4
RBI	1
BB	2
SO	14
LOB	10



Batter	1	2	3	4	5	6	7	8	9	AB	R	H	RBI	BB	SO	LOB	TOP											
Kenny Lofton, L (1, 8) OBP: 0.293, SLG: 0.400	G3		1B		G4-3		P3			4	0	1	0	0	0	2	Pittsburgh Pirates @ Chicago Cubs Wrigley Field, Chicago, IL Fri Apr 11 2003, 2:20 PM CDT Att: 33,605 - Sunny - 67 F											
18 Jason Kendall, R (1, 2) OBP: 0.425, SLG: 0.588	1B		1B		L5			L8		3	1	1	0	1	0	0												
Matt Stairs, L (1, 7) Joe Beimel, L (7, 1) Julian Tavarez, L (8, 1) Mike Williams, R (9, 1)	P5		1B		L9-3		F8	L7		3	0	0	0	0	0	2												
Aramis Ramirez, R (1, 5)	1B		1B		L7			L7		3	1	2	1	1	0	0												
Randall Simon, L (1, 3) Kevin Young, R (8, 3)	K		1B		K			G6-3		4	0	1	0	0	2	2												
Reggie Sanders, R (1, 9)			K		K			F7		4	0	1	0	0	2	2												
Pokey Reese, R (1, 4)			1B		SF8			F8		3	1	1	1	0	1	0												
2 Jack Wilson, R (1, 6)			G6-3		F8			P4		4	0	1	0	0	0	1												
Jeff D'Amico, R (1, 1) 16 Salomon Torres, R (6, 1) Rob Mackowiak, L (7, PH) Joe Borowski, R (9, 1)	K		K		K			BB		2	0	0	0	0	2	0												
Inning Stats	R: 1 E: 0 K: 1 S: 12	H: 2 LOB: 1 BB: 0 P: 19	R: 1 E: 1 K: 2 S: 10	H: 1 LOB: 0 BB: 0 P: 17	R: 0 E: 0 K: 0 S: 8	H: 1 LOB: 0 BB: 1 P: 17	R: 1 E: 0 K: 1 S: 12	H: 1 LOB: 1 BB: 1 P: 21	R: 0 E: 0 K: 1 S: 12	H: 0 LOB: 0 BB: 0 P: 15	R: 0 E: 0 K: 1 S: 10	H: 2 LOB: 2 BB: 1 P: 18	R: 0 E: 0 K: 1 S: 13	H: 1 LOB: 1 BB: 0 P: 18	R: 0 E: 0 K: 1 S: 7	H: 0 LOB: 0 BB: 0 P: 10		1B: 8 2B: 1 3B: 0 HR: 0	SF: 1 SAC: 0 DP: 1 HBP: 0	WP: 1 PB: 0 SB: 1 CS: 0	PA: 35							
PITCHER	IP	WLS	BF	H	R	ER	SO	BB	IBB	HBP	BLK	WP	HR	S	P	ERA		WHIP										
38 Carlos Zambrano, R (1, 1) ERA: 2.19	6.2	L	27	7	3	2	6	3	0	0	0	0	0	69	115	2.70		1.500										
Mark Guthrie, L (7, 1) ERA: 2.25	0.1	1	0	0	0	0	0	0	0	0	0	0	0	5	8	0.00		0.000										
Dave Veres, R (8, 1) ERA: 7.36	1.0	4	1	0	0	0	0	0	0	0	0	1	0	13	18	0.00	1.000											
Joe Borowski, R (9, 1) ERA:	1.0	3	0	0	0	1	0	0	0	0	0	0	0	7	10	0.00	0.000											

Batter	1	2	3	4	5	6	7	8	9	AB	R	H	RBI	BB	SO	LOB	BOTTOM											
Tom Goodwin, L (1, 8)	K		B2-3		G4-3			K		4	0	0	0	0	2	1	Pittsburgh Pirates @ Chicago Cubs Wrigley Field, Chicago, IL Fri Apr 11 2003, 2:20 PM CDT Att: 33,605 - Sunny - 67 F											
Mark Czudzielanek, R (1, 4)	G4-3				F9		K	G4-3		4	0	0	0	0	1	0												
Alex Gonzalez, R (1, 6)	F7				2B		FC4-6	G5-3		4	1	2	0	0	0	0												
Sammy Sosa, R (1, 9)					1B		FC4-6	G6-3		4	1	2	0	0	0	1												
Moises Alou, R (1, 7)					2B		K	G5-3		3	0	2	2	1	1	1												
Eric Karros, R (1, 3)	L9				L9-4-6			G5-4-3		4	0	1	0	0	0	4												
Mark Bellhorn, S (1, 5)	G4-6-3				G1		K			3	0	0	0	0	1	3												
Paul Bako, L (1, 2) Damian Miller, R (7, PH) Joe Borowski, R (9, 1)					P5		F7			2	0	0	0	0	0	0												
38 Carlos Zambrano, S (1, 1) Mark Guthrie, R (7, 1) Lenny Harris, L (7, PH) Dave Veres, R (8, 1) Joe Borowski, R (9, 1)					G5-3			K		2	0	1	0	0	0	0												
Inning Stats	R: 0 E: 0 K: 1 S: 9	H: 0 LOB: 0 BB: 0 P: 13	R: 0 E: 0 K: 0 S: 6	H: 2 LOB: 1 BB: 0 P: 8	R: 0 E: 0 K: 0 S: 7	H: 0 LOB: 0 BB: 0 P: 9	R: 2 E: 0 K: 0 S: 11	H: 3 LOB: 1 BB: 0 P: 16	R: 0 E: 0 K: 2 S: 11	H: 1 LOB: 1 BB: 0 P: 23	R: 0 E: 0 K: 3 S: 11	H: 1 LOB: 1 BB: 0 P: 15	R: 0 E: 0 K: 1 S: 7	H: 0 LOB: 0 BB: 0 P: 12	R: 0 E: 0 K: 0 S: 3	H: 0 LOB: 0 BB: 1 P: 8		1B: 5 2B: 4 3B: 0 HR: 0	SF: 0 SAC: 0 DP: 3 HBP: 0	WP: 0 PB: 0 SB: 0 CS: 0	PA: 33							
PITCHER	IP	WLS	BF	H	R	ER	SO	BB	IBB	HBP	BLK	WP	HR	S	P	ERA		WHIP										
Jeff D'Amico, R (1, 1) ERA: 5.79	5.0	W	19	6	2	2	1	0	0	0	0	0	0	42	58	3.60		1.200										
16 Salomon Torres, R (6, 1) ERA: 2.57	1.0	H	4	1	0	0	2	0	0	0	0	0	0	11	23	0.00		1.000										
Joe Beimel, L (7, 1) ERA: 6.75	1.1	H	5	1	0	0	4	0	0	0	0	0	0	15	22	0.00	0.750											
Julian Tavarez, R (8, 1) ERA: 4.5	0.2	H	2	0	0	0	0	0	0	0	0	0	0	3	5	0.00	0.000											
Mike Williams, R (9, 1) ERA:	1.0	S	3	0	0	0	0	1	0	0	0	0	0	3	8	0.00	1.000											

AB	31
R	3
H	8
RBI	2
BB	3
SO	7
LOB	9



AB	32
R	2
H	8
RBI	2
BB	1
SO	7
LOB	12



Batter	1	2	3	4	5	6	7	8	9	AB	R	H	RBI	BB	SO	LOB	TOP										
Kenny Lofton, L (1, 8) OBP: 0.289, SLG: 0.372	G6-3		4-2 BB			3-3 K		2-3 K		3	0	0	0	1	2	0	Pittsburgh Pirates @ Chicago Cubs Wrigley Field, Chicago, IL Sat Apr 12 2003, 1:20 PM CDT Att: 35,226 - Cloudy - 45 F										
18 Jason Kendall, R (1, 2) OBP: 0.406, SLG: 0.541	G3-1		3-3 K			0-2 G6-3		4-0 BB		3	0	0	0	1	1												
Kevin Young, R (1, 9) OBP: 0.333, SLG: 0.588	1B		1-0 F9			0-2 1B		1-0 F9		4	0	2	0	0	0	2											
Aramis Ramirez, R (1, 5) OBP: 0.311, SLG: 0.308	K			1-2 CS 1B		0-2 F9			2-2 G5-3	4	0	1	0	0	1	2											
Randall Simon, L (1, 3) OBP: 0.353, SLG: 0.606		0-3 K		0-3 K			1-3 K		0-1 BB 1B	4	0	1	0	0	3	1											
Rob Mackowiak, L (1, 4) OBP: 0.421, SLG: 0.471 Pokey Reese, R (9, PH) OBP: 0.286, SLG: 0.355		2-3 K		3-3 K			1-3 K		4-2 BB 1-2 BB	3	0	0	0	0	3	1											
Craig Wilson, R (1, 7) Matt Stairs, L (9, PH) OBP: 0.222, SLG: 0.176		4-2 BB			1-2 G5-3		4-1 BB		1-3 K	1	0	0	0	2	0	0											
2 Jack Wilson, R (1, 6) OBP: 0.162, SLG: 0.167		0-3 K			0-2 G4-3		0-0 F9		1-2 G4-3	4	0	0	0	0	1	4											
Kris Benson, R (1, 1) Abraham Nunez, S (8, PH) OBP: 0.273, SLG: 0.273 Dennys Reyes, R (8, 1)			0-1 G4-3			3-3 K		1-3 K		2	0	0	0	0	1	0											
										1	0	0	0	0	1	0											
										0	0	0	0	0	0	0											
Inning Stats	R: 0 E: 0 K: 1 S: 7	H: 1 LOB: 1 BB: 0 P: 11	R: 0 E: 0 K: 3 S: 11	H: 0 LOB: 1 BB: 1 P: 17	R: 0 E: 0 K: 1 S: 10	H: 0 LOB: 1 BB: 1 P: 18	R: 0 E: 0 K: 2 S: 9	H: 1 LOB: 1 BB: 0 P: 13	R: 0 E: 0 K: 1 S: 10	H: 0 LOB: 0 BB: 0 P: 14	R: 0 E: 0 K: 1 S: 15	H: 1 LOB: 1 BB: 0 P: 18	R: 0 E: 0 K: 2 S: 8	H: 0 LOB: 1 BB: 1 P: 14	R: 0 E: 0 K: 2 S: 7	H: 0 LOB: 1 BB: 1 P: 15	R: 0 E: 0 K: 1 S: 13	H: 1 LOB: 2 BB: 1 P: 21	1B: 4 2B: 1 3B: 0 HR: 0	SF: 0 SAC: 0 DP: 1 HBP: 0	WP: 0 PB: 0 SB: 1 CS: 1	PA: 35					
PITCHER	IP	WLS	BF	H	R	ER	SO	BB	IBB	HBP	BLK	WP	HR	S	P	ERA	WHIP										
34 Kerry Wood, R (1, 1) ERA: 2.7	8.0	W	30	3	0	0	13	4	0	0	0	0	0	77	120	0.00	0.875										
Mike Remlinger, L (9, 1) ERA: 4.91	0.1		3	1	0	0	0	1	0	0	0	0	0	7	13	0.00	6.000										
Joe Borowski, R (9, 1) ERA:	0.2	S	2	0	0	0	1	0	0	0	0	0	0	6	8	0.00	0.000										

AB	30
R	0
H	4
RBI	0
BB	5
SO	14
LOB	13



Batter	1	2	3	4	5	6	7	8	9	AB	R	H	RBI	BB	SO	LOB	BOTTOM										
Mark Grudzielanek, R (1, 4) OBP: 0.400, SLG: 0.465	F9		1-0 P6			1-1 F8	1-1 1B			4	0	1	1	0	0	0	Pittsburgh Pirates @ Chicago Cubs Wrigley Field, Chicago, IL Sat Apr 12 2003, 1:20 PM CDT Att: 35,226 - Cloudy - 45 F										
Alex Gonzalez, R (1, 6) OBP: 0.458, SLG: 0.581	K		1-1 L6			1-0 G1-3	1-0 P4			4	0	0	0	0	1	1											
Sammy Sosa, R (1, 9) OBP: 0.521, SLG: 0.438	G5-3			0-1 P4		2-2 2B		4-0 FC3-6 BB		3	0	1	0	1	0	0											
Moises Alou, R (1, 7) OBP: 0.435, SLG: 0.513		2-1 L5		1-0 E7		4-0 IBB		2-2 FC3-6 WP		3	0	0	0	1	0	1											
Hee-Seop Choi, L (1, 3) OBP: 0.419, SLG: 0.391		1-3 K		0-3 K		1-1 F8		4-2 BB		3	0	0	0	1	2	3											
Corey Patterson, L (1, 8) OBP: 0.333, SLG: 0.512		2-1 1B 2B		0-3 K			1-1 E9 1B	2-3 K		4	2	1	0	0	2	3											
Mark Bellhorn, S (1, 5) OBP: 0.237, SLG: 0.133		0-1 CS 2H 1B			3-2 F7		0-3 K	2-3 K		4	0	1	1	0	2	3											
Damian Miller, R (1, 2) OBP: 0.281, SLG: 0.594		1-2 CS	0-0 HR		0-2 G3		3-1 SH2-4 1B			3	2	2	2	0	0	0											
34 Kerry Wood, R (1, 1) OBP: 0.286, SLG: 0.286 Mike Remlinger, L (9, 1) Joe Borowski, R (9, 1)			0-3 K		2-2 G3		0-1 SH2-4			2	0	0	0	0	1	0											
										0	0	0	0	0	0	0											
										0	0	0	0	0	0	0											
Inning Stats	R: 0 E: 0 K: 1 S: 6	H: 0 LOB: 0 BB: 0 P: 10	R: 1 E: 0 K: 1 S: 11	H: 2 LOB: 0 BB: 0 P: 17	R: 1 E: 0 K: 1 S: 7	H: 1 LOB: 0 BB: 0 P: 9	R: 0 E: 1 K: 2 S: 9	H: 0 LOB: 1 BB: 0 P: 10	R: 0 E: 0 K: 0 S: 8	H: 0 LOB: 0 BB: 0 P: 14	R: 2 E: 1 K: 1 S: 12	H: 2 LOB: 1 BB: 0 P: 18	R: 0 E: 0 K: 2 S: 11	H: 0 LOB: 2 BB: 2 P: 25	R: 0 E: 0 K: 2 S: 13	H: 0 LOB: 2 BB: 2 P: 21	1B: 3 2B: 2 3B: 0 HR: 1	SF: 0 SAC: 1 DP: 0 HBP: 0	WP: 1 PB: 0 SB: 1 CS: 1	PA: 35							
PITCHER	IP	WLS	BF	H	R	ER	SO	BB	IBB	HBP	BLK	WP	HR	S	P	ERA	WHIP										
Kris Benson, R (1, 1) ERA: 0.89	7.0	L	29	6	4	2	6	0	0	0	0	0	0	62	95	2.57	0.857										
Dennys Reyes, L (8, 1) ERA:	1.0		5	0	0	0	2	2	0	0	0	1	0	11	25	0.00	2.000										



Batter	1	2	3	4	5	6	7	8	9	AB	R	H	RBI	BB	SO	LOB	TOP											
Kenny Lofton, L OBP: 0.306, SLG: 0.370 (1, 8)	B2-3		2B		F8		1B			3	1	1	1	1	0	0	Pittsburgh Pirates @ Chicago Cubs Wrigley Field, Chicago, IL Sun Apr 13 2003, 1:20 PM CDT Att: 29,568 - Sunny - 58 F											
18 Jason Kendall, R OBP: 0.396, SLG: 0.537 (1, 2)	FC4-6 2B		F4		K		FC5-4 1B			4	0	1	0	0	1	3												
Aramis Ramirez, R OBP: 0.327, SLG: 0.333 (1, 5)	FC4-6 HBP		2B		F8		P4			3	0	1	2	0	0	0												
Randall Simon, L OBP: 0.342, SLG: 0.656 Brian Boehringer, S Scott Sauerbeck, R Mike Williams, R (1, 3) (8, 1) (8, 1) (8, 1)	FC4-6 1-2 2-3		BB		G5-3		G4-3			3	0	0	0	1	0	2												
Reggie Sanders, R OBP: 0.343, SLG: 0.667 (1, 9)	K		K		L9		BB			3	0	0	0	1	2	4												
Rob Mackowiak, L OBP: 0.348, SLG: 0.381 (1, 7)		G4-3	K		F7		K			4	0	0	0	0	2	3												
Pokey Reese, R OBP: 0.256, SLG: 0.314 (1, 4)		G6-3		G6-3		F9		G6-3		4	0	0	0	0	0	0												
2 Jack Wilson, R OBP: 0.150, SLG: 0.154 Abraham Nunez, S (9, PH)	K2-3			G5-3		E3 G4-3 WP 1B		K		3	1	0	0	0	1	0												
Kip Wells, R OBP: 0.400, SLG: 0.400 Matt Stairs, L 16 Salomon Torres, R Kevin Young, R (1, 1) (7, PH) (7, 1) (8, 3)			BB 2B 1B	G5-3		G4-3		F9		2	1	1	0	0	0	0												
Inning Stats	R: 0 E: 0 K: 1 S: 9	H: 1 LOB: 2 BB: 0 P: 16	R: 0 E: 0 K: 1 S: 6	H: 0 LOB: 0 BB: 0 P: 9	R: 2 E: 0 K: 2 S: 19	H: 2 LOB: 2 BB: 2 P: 37	R: 0 E: 0 K: 0 S: 6	H: 0 LOB: 0 BB: 0 P: 7	R: 0 E: 0 K: 0 S: 7	H: 0 LOB: 0 BB: 0 P: 11	R: 1 E: 1 K: 0 S: 14	H: 1 LOB: 1 BB: 0 P: 21	R: 0 E: 0 K: 1 S: 10	H: 0 LOB: 1 BB: 1 P: 18	R: 0 E: 0 K: 1 S: 9	H: 0 LOB: 0 BB: 0 P: 16		1B: 2 2B: 2 3B: 0 HR: 0	SF: 0 SAC: 0 DP: 0 HBP: 1	WP: 1 PB: 0 SB: 0 CS: 0	PA: 36							
PITCHER	IP	WLS	BF	H	R	ER	SO	BB	IBB	HBP	BLK	WP	HR	S	P	ERA		WHIP										
Matt Clement, R ERA: 3.12 (1, 1)	7.0		29	4	3	2	5	2	0	1	0	1	0	70	116	2.57		0.857										
Kyle Farnsworth, R ERA: 3.96 (8, 1)	1.0	W	4	0	0	0	1	1	0	0	0	0	0	10	18	0.00		1.000										
Joe Borowski, R ERA: (9, 1)	1.0	S	3	0	0	0	1	0	0	0	0	0	0	9	16	0.00		0.000										

Batter	1	2	3	4	5	6	7	8	9	AB	R	H	RBI	BB	SO	LOB	BOTTOM											
Mark Grudzielanek, R OBP: 0.367, SLG: 0.426 (1, 4)	G4-3	FC4-6 1-2		G1-3			G4-3			4	0	0	0	0	0	5	Pittsburgh Pirates @ Chicago Cubs Wrigley Field, Chicago, IL Sun Apr 13 2003, 1:20 PM CDT Att: 29,568 - Sunny - 58 F											
Ramon Martinez, R OBP: 0.200, SLG: 0.125 (1, 6)	E4		G1-3		L9		G5-3			4	0	0	0	0	0	0												
Sammy Sosa, R OBP: 0.500, SLG: 0.444 (1, 9)	K		F9		L9			1B 2B		4	1	1	0	0	1	1												
Moises Alou, R OBP: 0.420, SLG: 0.512 (1, 7)		BB 2B	G6-3		F8		L3			4	1	1	0	0	0	1												
Hee-Seop Choi, L OBP: 0.441, SLG: 0.375 Eric Karros, R Lenny Harris, L (1, 3) (8, PH) (8, PH) (9, 3)		BB BB BB		F7		BB	BB 1B IBB			1	0	0	0	2	0	0												
Corey Patterson, L OBP: 0.370, SLG: 0.512 (1, 8)		BB BB	E 1B BB		K		BB 1B			2	1	1	1	2	1	1												
Mark Bellhorn, S OBP: 0.262, SLG: 0.152 (1, 5)		K	E5 1B		K		BB			3	0	1	0	1	2	4												
Damian Miller, R OBP: 0.314, SLG: 0.588 Troy O'Leary, L Joe Borowski, R (1, 2) (8, PH) (9, 1)		FC4-6 BB		SH2-3 1B		K		SF9		2	0	1	2	1	1	1												
Matt Clement, R ERA: 3.94 (1, 1)				SH2-3			F9			1	0	0	0	0	1	3												
Tom Goodwin, L (7, PH)								L6		1	0	0	0	0	0	0												
Kyle Farnsworth, R (8, 1)										0	0	0	0	0	0	0												
Paul Bako, L OBP: 0.417, SLG: 0.545 (8, PH) (9, 2)										1	0	0	0	0	0	2												
Inning Stats	R: 0 E: 1 K: 1 S: 8	H: 0 LOB: 0 BB: 0 P: 13	R: 1 E: 0 K: 2 S: 18	H: 1 LOB: 3 BB: 3 P: 35	R: 0 E: 0 K: 0 S: 7	H: 0 LOB: 0 BB: 0 P: 8	R: 1 E: 1 K: 0 S: 14	H: 2 LOB: 2 BB: 1 P: 25	R: 0 E: 0 K: 0 S: 7	H: 0 LOB: 0 BB: 0 P: 10	R: 0 E: 0 K: 3 S: 13	H: 0 LOB: 1 BB: 1 P: 23	R: 0 E: 0 K: 0 S: 8	H: 0 LOB: 0 BB: 0 P: 12	R: 2 E: 0 K: 0 S: 9	H: 2 LOB: 2 BB: 2 P: 21		1B: 3 2B: 2 3B: 0 HR: 0	SF: 1 SAC: 1 DP: 0 HBP: 0	WP: 0 PB: 0 SB: 0 CS: 0	PA: 36							
PITCHER	IP	WLS	BF	H	R	ER	SO	BB	IBB	HBP	BLK	WP	HR	S	P	ERA		WHIP										
Kip Wells, R ERA: 2.25 (1, 1)	6.0		26	3	2	2	6	5	0	0	0	0	0	8	12	0.00		0.000										
16 Salomon Torres, R ERA: 2.25 (7, 1)	1.0	H	3	0	0	0	0	0	0	0	0	0	0	4	5	27.00		3.000										
Brian Boehringer, R ERA: 12.46 (8, 1)	0.1	L	2	1	1	1	0	0	0	0	0	0	0	4	5	27.00	3.000											
Scott Sauerbeck, L ERA: (8, 1)	0.0	B	3	1	0	0	0	1	1	0	0	0	0	1	9	=	=											
Mike Williams, R ERA: (8, 1)	0.2		2	0	1	1	0	0	0	0	0	0	0	4	7	13.50	0.000											



Batter	1	2	3	4	5	6	7	8	9	AB	R	H	RBI	BB	SO	LOB	TOP										
Felipe Lopez, S OBP: 0.219, SLG: 0.207	F7		F7			E7		SH	F8								4 1 1 2 0 0 0										
Aaron Boone, R OBP: 0.293, SLG: 0.426	P2		G6-3			K		K	K								5 0 0 0 0 3 3										
Sean Casey, L OBP: 0.364, SLG: 0.481	G3-1			G6-3				2B	1B	1B							5 2 3 2 0 0 0										
Austin Kearns, R OBP: 0.434, SLG: 0.727		G4-3				K		K	1B	1B							4 0 0 0 1 2 2										
Adam Dunn, L OBP: 0.319, SLG: 0.610 John Riedling, R		2B				K											2 1 1 1 2 1 0 1 0 0 0 0 1 0										
Jason LaRue, R OBP: 0.348, SLG: 0.436		WP															5 2 3 1 0 2 2										
Reggie Taylor, L OBP: 0.192, SLG: 0.269		SH1-3															4 0 0 1 0 3 5										
Brandon Larson, R OBP: 0.227, SLG: 0.108																	3 3 1 0 1 1 1										
Jimmy Anderson, L																	1 0 0 0 0 0 0										
Kent Mercker, L																	0 0 0 0 0 0 0										
Scott Sullivan, R																	0 0 0 0 0 0 0										
Jose Guillen, R OBP: 0.333, SLG: 0.545																	2 2 2 2 0 0 0										
Inning Stats	R: 0 E: 0 K: 0 S: 6	H: 0 LOB: 0 BB: 0 P: 9	R: 2 E: 0 K: 1 S: 14	H: 1 LOB: 0 BB: 23 P: 21	R: 0 E: 0 K: 0 S: 10	H: 0 LOB: 0 BB: 0 P: 13	R: 0 E: 0 K: 2 S: 9	H: 0 LOB: 0 BB: 0 P: 12	R: 2 E: 2 K: 2 S: 13	H: 2 LOB: 1 BB: 0 P: 15	R: 1 E: 0 K: 1 S: 13	H: 2 LOB: 1 BB: 1 P: 23	R: 4 E: 1 K: 3 S: 27	H: 3 LOB: 2 BB: 2 P: 43	R: 2 E: 0 K: 1 S: 14	H: 3 LOB: 1 BB: 0 P: 19	R: 0 E: 0 K: 3 S: 9	H: 0 LOB: 0 BB: 0 P: 13	1B: 7 2B: 3 3B: 0 HR: 1	SF: 0 SAC: 3 DP: 0 HBP: 0	WP: 2 PB: 0 SB: 0 CS: 1	PA: 43					
PITCHER	IP	WLS	BF	H	R	ER	SO	BB	IBB	HBP	BLK	WP	HR	S	P	ERA	WHIP										
22 Mark Prior, R ERA: 1.71	6.0	L	25	5	5	3	6	2	0	0	0	1	0	65	95	4.50	1.167										
Juan Cruz, R ERA: 8.53	0.1		6	2	4	3	1	2	0	0	0	0	0	17	29	81.00	12.000										
Mike Remlinger, L ERA: 4.15	0.2		3	1	0	0	2	0	0	0	0	0	0	14	14	0.00	1.500										
Dave Veres, R ERA: 7.94	2.0		9	3	2	2	4	0	0	0	0	0	1	23	32	9.00	1.500										

Cincinnati Reds @ Chicago Cubs
Wrigley Field, Chicago, IL
Mon Apr 14 2003, 7:05 PM CDT
Att: 37,528 - Sunny - 79 F

AB	36
R	11
H	11
RBI	9
BB	4
SO	13
LOB	13



Batter	1	2	3	4	5	6	7	8	9	AB	R	H	RBI	BB	SO	LOB	BOTTOM										
Mark Grudzielanek, R OBP: 0.352, SLG: 0.404	G2-3		G4-3			FC6-4			K								5 0 1 0 0 1 5										
Alex Gonzalez, R OBP: 0.415, SLG: 0.521	K		F9			G5-3			G5-3								5 0 0 0 0 2 3										
Sammy Sosa, R OBP: 0.500, SLG: 0.475	K					FC4-6			G5-3								4 2 2 0 0 1 0										
Moises Alou, R OBP: 0.426, SLG: 0.511			F9			FC4-6			G5-3								4 1 2 1 0 0 0										
Eric Karros, R OBP: 0.333, SLG: 0.222			F7-4			FC4-6			G6-3								4 0 2 0 0 0 2										
Mark Bellhorn, S OBP: 0.283, SLG: 0.222						SF9			G3-1								3 0 2 2 0 0 0										
Corey Patterson, L OBP: 0.340, SLG: 0.468			F7-4			G4-3			K								4 0 0 0 0 2 5										
Damian Miller, R OBP: 0.282, SLG: 0.526						G6-3			G5-3								4 0 0 0 0 1 2										
22 Mark Prior, R ERA: 1.71 Troy O'Liver, L																	2 0 1 0 0 0 0										
Juan Cruz, R																	0 0 0 0 0 1 0										
Mike Remlinger, L																	0 0 0 0 0 0 0										
Dave Veres, R																	0 0 0 0 0 0 0										
Lenny Harris, L OBP: 0.308, SLG: 0.338																	1 0 1 0 0 0 0										
Inning Stats	R: 0 E: 0 K: 2 S: 9	H: 0 LOB: 0 BB: 0 P: 15	R: 0 E: 0 K: 0 S: 7	H: 2 LOB: 1 BB: 0 P: 12	R: 0 E: 0 K: 0 S: 9	H: 1 LOB: 1 BB: 0 P: 13	R: 1 E: 0 K: 0 S: 7	H: 2 LOB: 1 BB: 0 P: 11	R: 0 E: 0 K: 2 S: 17	H: 1 LOB: 3 BB: 1 P: 29	R: 0 E: 0 K: 1 S: 7	H: 0 LOB: 0 BB: 0 P: 11	R: 0 E: 0 K: 1 S: 7	H: 0 LOB: 0 BB: 0 P: 9	R: 0 E: 0 K: 1 S: 9	H: 1 LOB: 1 BB: 0 P: 15	1B: 8 2B: 4 3B: 0 HR: 0	SF: 1 SAC: 0 DP: 1 HBP: 0	WP: 0 PB: 0 SB: 0 CS: 0	PA: 38							
PITCHER	IP	WLS	BF	H	R	ER	SO	BB	IBB	HBP	BLK	WP	HR	S	P	ERA	WHIP										
Jimmy Anderson, L ERA: 7.47	5.0	W	24	10	3	3	2	0	0	0	0	0	0	44	70	5.40	2.000										
Kent Mercker, L ERA	0.1	H	1	0	0	0	1	0	0	0	0	0	0	3	5	0.00	0.000										
Scott Sullivan, R ERA: 6.14	0.2	H	3	0	0	0	1	0	1	0	0	0	0	9	15	0.00	0.000										
John Riedling, R ERA: 5.4	3.0	S	10	1	0	0	3	0	0	0	0	0	0	23	35	0.00	0.333										

Cincinnati Reds @ Chicago Cubs
Wrigley Field, Chicago, IL
Mon Apr 14 2003, 7:05 PM CDT
Att: 37,528 - Sunny - 79 F

AB	36
R	3
H	11
RBI	3
BB	1
SO	7
LOB	17



Batter	1	2	3	4	5	6	7	8	9	AB	R	H	RBI	BB	SO	LOB	TOP				
Felipe Lopez, S OBP: 0.222, SLG: 0.188 (1, 6)	G5-3			G1-3 BB		G5-3		F7		3	0	0	0	1	0	2					
Aaron Boone, R OBP: 0.279, SLG: 0.404 Josias Manzanillo, R (6, 1) Jose Guillen, R OBP: 0.385, SLG: 0.583 Felix Heredia, L (8, 1)	L8			G1-3		F7		1B		3	0	0	0	0	0	2					
Sean Casey, L OBP: 0.373, SLG: 0.473 (1, 3)	G5-3			G4-6-3 HBP				F9		3	1	1	0	0	0	2					
Austin Kearns, R OBP: 0.404, SLG: 0.667 (1, 9)		G4-3		G4-6-3				F8		4	0	0	0	0	0	3					
Adam Dunn, L OBP: 0.294, SLG: 0.556 (1, 7)	K					F8		G4-3		4	0	0	1	0	1	0					
Ruben Mateo, R OBP: 0.235, SLG: 0.133 (1, 8)	G5-3					G4-3		WP 1B		3	0	1	0	1	0	0					
Brandon Larson, R OBP: 0.208, SLG: 0.098 (1, 5)				K		F9		G1-3		4	0	0	0	0	2	2					
Kelly Stinnett, R OBP: 0.500, SLG: 1.125 (1, 2)				G4-3				2B		3	0	1	0	0	0	0					
Danny Graves, R (1, 1) Wily Mo Peña, R (6, PH) Juan Castro, R OBP: 1.000, SLG: 1.000 (6, 4)				K				K		1	0	0	0	0	1	0					
Inning Stats	R: 0 E: 0 K: 0 S: 6	H: 0 LOB: 0 BB: 0 P: 13	R: 0 E: 0 K: 1 S: 6	H: 0 LOB: 0 BB: 0 P: 9	R: 0 E: 0 K: 2 S: 10	H: 0 LOB: 0 BB: 0 P: 13	R: 0 E: 0 K: 0 S: 4	H: 0 LOB: 1 BB: 1 P: 13	R: 0 E: 0 K: 1 S: 6	H: 1 LOB: 1 BB: 0 P: 9	R: 1 E: 0 K: 0 S: 8	H: 2 LOB: 1 BB: 0 P: 15	R: 0 E: 0 K: 1 S: 11	H: 2 LOB: 2 BB: 0 P: 17	R: 0 E: 0 K: 1 S: 7	H: 0 LOB: 1 BB: 1 P: 14	1B: 4 2B: 1 3B: 0 HR: 0	SF: 0 SAC: 0 DP: 1 HBP: 1	WP: 1 PB: 0 SB: 0 CS: 0	PA: 34	
PITCHER Shawn Estes, L ERA: 3.5 Kyle Farnsworth, R ERA: 3.18	IP	WLS	BF	H	R	ER	SO	BB	IBB	HBP	BLK	WP	HR	S	P	ERA	WHIP				
	8.0	W	30	5	1	1	4	1	0	1	0	1	0	57	100	1.12	0.750				
	1.0		4	0	0	0	1	1	0	0	0	0	0	7	14	0.00	1.000				

Cincinnati Reds @ Chicago Cubs
Wrigley Field, Chicago, IL
Tue Apr 15 2003, 1:20 PM CDT
Att: 31,642 - Sunny - 79 F

AB	31
R	1
H	5
RBI	1
BB	2
SO	5
LOB	12



Batter	1	2	3	4	5	6	7	8	9	AB	R	H	RBI	BB	SO	LOB	BOTTOM				
Corey Patterson, L OBP: 0.345, SLG: 0.481 (1, 8)	G4-3		L5	2B	E 2B 1B	K				5	1	2	2	0	1	2					
Alex Gonzalez, R OBP: 0.379, SLG: 0.472 (1, 6)	G1-3		L5	L6	E5 2B 1B		P3			5	0	0	0	0	0	5					
Sammy Sosa, R OBP: 0.525, SLG: 0.614 (1, 9)	2B			HR			K			4	1	3	3	1	1	0					
Troy O'Leary, L OBP: 0.167, SLG: 0.100 (1, 7)	G6-3			1B	G4-3		K			5	1	1	0	0	1	6					
Hee-Seop Choi, L OBP: 0.462, SLG: 0.500 (1, 3)		K		1B	2B	HR		K		4	3	2	1	1	2	0					
Ramon Martinez, R OBP: 0.287, SLG: 0.308 (1, 4)	G5-3			1B	FC4-6 1B 2B	G6-3		L7		5	2	2	1	0	0	0					
Mark Bellhorn, S OBP: 0.314, SLG: 0.325 (1, 5)	K			SF	G1-3	HR				4	2	2	3	1	1	1					
Paul Bako, L OBP: 0.471, SLG: 0.571 (1, 2)				SF	FC4-6 BB			K		3	0	2	1	1	1	1					
Shawn Estes, R Kyle Farnsworth, R (9, 1)	SH1-4			B3	FC4-6 1B 2B	SH1-4				2	1	0	0	0	0	4					
Inning Stats	R: 0 E: 0 K: 0 S: 11	H: 1 LOB: 1 BB: 0 P: 18	R: 0 E: 0 K: 2 S: 9	H: 0 LOB: 0 BB: 0 P: 14	R: 0 E: 1 K: 0 S: 12	H: 1 LOB: 3 BB: 2 P: 31	R: 4 E: 1 K: 0 S: 19	H: 4 LOB: 2 BB: 1 P: 31	R: 2 E: 0 K: 1 S: 14	H: 3 LOB: 1 BB: 0 P: 21	R: 0 E: 0 K: 2 S: 8	H: 0 LOB: 0 BB: 0 P: 12	R: 0 E: 0 K: 2 S: 9	H: 0 LOB: 1 BB: 1 P: 19	R: 0 E: 0 K: 2 S: 7	H: 0 LOB: 1 BB: 1 P: 14	1B: 7 2B: 4 3B: 0 HR: 3	SF: 1 SAC: 2 DP: 0 HBP: 0	WP: 0 PB: 0 SB: 1 CS: 0	PA: 44	
PITCHER Danny Graves, R ERA: 8.62 Josias Manzanillo, R ERA: 7.56 Felix Heredia, L ERA: 1.17	IP	WLS	BF	H	R	ER	SO	BB	IBB	HBP	BLK	WP	HR	S	P	ERA	WHIP				
	5.0	L	31	11	9	6	2	2	1	0	0	0	2	22	33	9.00	1.500				
	1.0		4	0	0	0	2	1	0	0	0	0	0	9	19	0.00	1.000				

Cincinnati Reds @ Chicago Cubs
Wrigley Field, Chicago, IL
Tue Apr 15 2003, 1:20 PM CDT
Att: 31,642 - Sunny - 79 F


AB	37
R	11
H	14
RBI	11
BB	4
SO	7
LOB	19



Batter	1	2	3	4	5	6	7	8	9	AB	R	H	RBI	BB	SO	LOB	TOP										
Felipe Lopez, S OBP: 0.268, SLG: 0.270	G4-3		G4-3 PB 1B	F7			2-1 2B	1-2 1B		5	1	3	0	0	0	2											
Aaron Boone, R OBP: 0.273, SLG: 0.377	F7		F9	PB HBP			2-3 K	0-0 P4		4	0	0	0	0	1	4											
Sean Casey, L OBP: 0.375, SLG: 0.483	2B		G4-3	K			0-2 F7		3-1 BB WP 1B	5	1	2	0	0	1	4											
Austin Kearns, R OBP: 0.435, SLG: 0.653	K		PB BB		G6-4-3 BB		4-0 BB		4-2 WP BB 1-2 BB	1	0	0	0	4	1	1											
Adam Dunn, L OBP: 0.321, SLG: 0.542		G6-3 HBP 1B	4-2 BB		G6-4-3 1-2		2-1 K		4-1 WP BB	3	0	1	0	2	1	3											
Jason LaRue, R OBP: 0.347, SLG: 0.415		3-0 HBP	2-3 K		2-3 K			1-2 L4	2-3 K	2	0	0	0	0	2	2											
Ruben Mateo, R OBP: 0.273, SLG: 0.250	P6			1-2 FC5-4 1B		1-3 K		1-1 G6-3 2B	K	5	1	2	0	0	2	4											
Juan Castro, R OBP: 0.500, SLG: 0.400	G6-3		2-1 FC5-4 HBP SH PB	1-2 1B		0-1 CS 1B		0-0 G6-3	4-0 BB	4	1	1	0	1	0	4											
Paul Wilson, R OBP: 0.455, SLG: 1.000	K		0-1 SH PB HBP	1-2 K		1-2 K		2-2 1B 2B	2-3 K	1	0	0	0	0	1	2											
Inning Stats	R: 0 E: 0 K: 1 S: 12	H: 1 LOB: 1 BB: 0 P: 16	R: 0 E: 0 K: 1 S: 9	H: 1 LOB: 2 BB: 0 P: 19	R: 1 E: 1 K: 1 S: 11	H: 1 LOB: 2 BB: 2 P: 26	R: 1 E: 0 K: 1 S: 12	H: 1 LOB: 0 BB: 1 P: 16	R: 0 E: 0 K: 2 S: 8	H: 1 LOB: 1 BB: 0 P: 15	R: 0 E: 0 K: 2 S: 13	H: 1 LOB: 2 BB: 1 P: 22	R: 1 E: 0 K: 0 S: 15	H: 3 LOB: 3 BB: 0 P: 20	R: 1 E: 0 K: 3 S: 14	H: 1 LOB: 3 BB: 3 P: 36	1B: 6 2B: 5 3B: 0 HR: 0	SF: 0 SAC: 1 DP: 2 HBP: 2	WP: 1 PB: 2 SB: 0 CS: 1	PA: 45							
PITCHER	IP	WLS	BF	H	R	ER	SO	BB	IBB	HBP	BLK	WP	HR	S	P	ERA	WHIP										
38 Carlos Zambrano, R ERA: 1.47	6.0	W	27	5	2	0	7	3	0	2	0	0	0	63	108	0.00	1.333										
Kyle Farnsworth, R ERA: 2.84	0.2		4	1	0	0	1	1	0	0	0	0	0	9	17	0.00	3.000										
Mark Guthrie, L ERA: 2.08	0.1		1	0	0	0	1	0	0	0	0	0	0	4	5	0.00	0.000										
Juan Cruz, R ERA: 8.59	1.0		6	3	1	1	0	0	0	0	0	0	0	15	20	9.00	3.000										
Mike Remlinger, L ERA: 5.4	0.2		6	1	1	1	2	3	0	0	0	1	0	11	31	13.50	6.000										

Cincinnati Reds @ Chicago Cubs
Wrigley Field, Chicago, IL
Wed Apr 16 2003, 1:20 PM CDT
Att: 27,388 - Overcast - 45 F


AB 35
R 4
H 10
RBI 1
BB 7
SO 12
LOB 32



Batter	1	2	3	4	5	6	7	8	9	AB	R	H	RBI	BB	SO	LOB	BOTTOM										
Mark Grudzielanek, R OBP: 0.367, SLG: 0.404	E6 1B HR	F9		1B BB HBP	1-2 WP 1B		1-2 WP HR 1B	L6		5	3	2	1	0	0	1											
Alex Gonzalez, R OBP: 0.397, SLG: 0.483	HR	F8		BB BB 1B	1-1 WP		2-3 K	F9		5	1	3	0	0	1	2											
Ramon Martinez, R OBP: 0.250, SLG: 0.286	HR 1B			BB BB 1B	1-2 1B		4-2 K	G4-3		1	0	0	0	0	0	0											
Sammy Sosa, R OBP: 0.674	HR		4-2 BB	4-2 BB	2-3 K		4-2 HR BB		2-2 1-3 HR BB	2	2	1	3	3	1	2											
Troy O'Leary, L OBP: 0.154, SLG: 0.091	HR		BB	BB	1-2 2-3		1-3 HR BB			1	0	0	0	0	0	0											
Moises Alou, R OBP: 0.407, SLG: 0.538	K		F7	F8		2-3 K	1-0 HR			5	1	1	3	0	2	4											
Tom Goodwin, L	K						1-3 HR			0	0	0	0	0	0	0											
Hee-Seop Choi, L OBP: 0.523, SLG: 0.621	HR		4-0 BB	4-2 BB		4-2 BB	4-2 HR			1	1	1	2	4	0	0											
Juan Cruz, R	HR		1-2 BB	1-2 BB		4-2 BB	1B BB			0	0	0	0	0	0	0											
Mike Remlinger, L OBP: 0.455, SLG: 1.000	HR		BB	BB		BB	BB			0	0	0	0	0	0	0											
Joe Borowski, R	HR		BB	BB		BB	BB			0	0	0	0	0	0	0											
Corey Patterson, L OBP: 0.333, SLG: 0.456	P5		F7	G3-1		SAFE	1-3 BB		0-0 BB	5	0	1	0	0	1	6											
Mark Bellhorn, S OBP: 0.321, SLG: 0.302	F8		L3		0-3 K	4-2 BB	4-2 BB		4-2 BB	3	0	0	0	2	1	2											
Damian Miller, R OBP: 0.341, SLG: 0.610		38 SH4-3 1B		3-2 HR	4-2 38 SH2-4 1B BB	4-2 BB	1-2 2-3 BB		1-3 K	3	2	2	1	2	1	3											
38 Carlos Zambrano, S ERA: 1.47		0-0 SH4-3		1-0 G5-3	1-2 SH2-4 BB	1-2 G5-3	1-1 G4-3			1	0	0	0	0	0	0											
Lenny Harris, R ERA: 2.86										1	0	0	0	0	3	3											
Kyle Farnsworth, R ERA: 2.84										0	0	0	0	0	0	0											
Mark Guthrie, L ERA: 2.08										0	0	0	0	0	0	0											
Eric Karros, R OBP: 0.376, SLG: 0.291										1	0	0	0	0	0	3											
Inning Stats	R: 4 E: 1 K: 1 S: 15	H: 3 LOB: 0 BB: 0 P: 25	R: 0 E: 0 K: 0 S: 6	H: 1 LOB: 1 BB: 0 P: 9	R: 0 E: 0 K: 0 S: 8	H: 0 LOB: 2 BB: 2 P: 18	R: 2 E: 0 K: 0 S: 11	H: 2 LOB: 3 BB: 2 P: 27	R: 1 E: 0 K: 2 S: 17	H: 2 LOB: 2 BB: 1 P: 26	R: 0 E: 0 K: 2 S: 16	H: 0 LOB: 3 BB: 3 P: 33	R: 3 E: 0 K: 2 S: 20	H: 3 LOB: 3 BB: 3 P: 38	R: 0 E: 0 K: 0 S: 5	H: 0 LOB: 0 BB: 0 P: 5	1B: 7 2B: 0 3B: 0 HR: 4	SF: 0 SAC: 2 DP: 0 HBP: 1	WP: 3 PB: 0 SB: 0 CS: 0	PA: 48							
PITCHER	IP	WLS	BF	H	R	ER	SO	BB	IBB	HBP	BLK	WP	HR	S	P	ERA	WHIP										
Paul Wilson, R ERA: 1.93	3.2	L	22	6	6	5	1	3	0	1	0	0	0	37	71	12.27	2.455										
Kent Mercker, L ERA: 1.93	1.0		7	2	1	1	1	2	0	0	0	0	0	17	29	9.00	4.000										
Scott Williamson, R ERA: 7.71	1.1		7	0	0	0	3	3	0	0	0	1	0	19	38	0.00	2.250										
John Riedling, R ERA: 2.25	1.0		9	3	3	3	2	3	0	0	0	1	1	20	38	27.00	6.000										
Gabe White, L ERA: 2.25	1.0		3	0	0	0	0	0	0	0	0	0	0	5	5	0.00	0.000										

Cincinnati Reds @ Chicago Cubs
Wrigley Field, Chicago, IL
Wed Apr 16 2003, 1:20 PM CDT
Att: 27,388 - Overcast - 45 F

AB 34
R 10
H 11
RBI 10
BB 11
SO 7
LOB 26



Batter	1	2	3	4	5	6	7	8	9	AB R H RBI BB SO LOB	TOP											
Felipe Lopez, S (1,6) OBP: 0.304, SLG: 0.275	G6-3		BB		F8-3 1B		G4-3 BB		K	3 0 1 0 2 1 1	Cincinnati Reds @ Chicago Cubs Wrigley Field, Chicago, IL Thu Apr 17 2003, 1:20 PM CDT Att: 29,672 - Overcast - 43 F											
Jose Guillen, R (1,7) OBP: 0.278, SLG: 0.412	G4-3		K2-3		F8-3		G4-3		F8	4 0 0 0 0 1 5												
Juan Castro, R (7,4) OBP: 0.429, SLG: 0.333										1 0 0 0 0 0 1												
Aaron Boone, R (1,4) OBP: 0.286, SLG: 0.400										4 2 2 0 0 0 1												
Felix Heredia, L (7,1) OBP: 0.286, SLG: 0.400	P3				HBP BB SF9 1B		HR 2B			0 0 0 0 0 0 0												
Austin Kearns, R (1,8) OBP: 0.415, SLG: 0.615										3 0 0 0 0 1 2												
Wily Mo Peña, R (8,PH) OBP: 0.143, SLG: 0.143										1 0 1 0 0 0 0												
Adam Dunn, L (1,3) OBP: 0.333, SLG: 0.588										3 1 1 2 1 1 1												
Ruben Mateo, R (1,9) OBP: 0.308, SLG: 0.261										3 0 1 0 0 1 1												
Brandon Larson, R (1,5) OBP: 0.212, SLG: 0.093										2 0 0 1 1 1 2												
Jason LaRue, R (1,2) OBP: 0.340, SLG: 0.386										3 0 0 0 1 0 4												
Jimmy Haynes, R (1,1) OBP: 0.400, SLG: 0.600										1 0 0 0 0 0 0												
Josias Manzanillo, R (5,1) OBP: 0.207, SLG: 0.250										0 0 0 0 0 0 0												
Reggie Taylor, L (7,PH) OBP: 0.207, SLG: 0.250										1 0 0 0 1 1 1												
Reggie Taylor, L (7,PH) OBP: 0.207, SLG: 0.250										1 0 0 0 1 1 1												
Inning Stats	R: 0 E: 0 K: 0 S: 7	H: 0 LOB: 0 BB: 0 P: 12	R: 0 E: 0 K: 1 S: 7	H: 0 LOB: 0 BB: 0 P: 13	R: 0 E: 0 K: 1 S: 9	H: 0 LOB: 2 BB: 2 P: 19	R: 1 E: 0 K: 1 S: 10	H: 1 LOB: 2 BB: 1 P: 22	R: 0 E: 0 K: 0 S: 10	H: 1 LOB: 0 BB: 0 P: 15	R: 2 E: 0 K: 0 S: 11	H: 3 LOB: 1 BB: 2 P: 23	R: 0 E: 0 K: 0 S: 9	H: 0 LOB: 1 BB: 2 P: 18	R: 0 E: 0 K: 2 S: 10	H: 1 LOB: 1 BB: 1 P: 15	R: 0 E: 0 K: 2 S: 10	H: 0 LOB: 1 BB: 1 P: 17	1B: 4 2B: 2 3B: 0 HR: 1	SF: 1 SAC: 1 DP: 2 HBP: 1	WP: 0 PB: 0 SB: 0 CS: 0	PA: 38
PITCHER	IP WLS BF H R ER SO BB IBB HBP BLK WP HR S P ERA WHIP												IP WLS BF H R ER SO BB IBB HBP BLK WP HR S P ERA WHIP									
34 Kerry Wood, R (1,1) ERA: 3.12	6.0 W 26 5 3 3 3 3 0 0 1 0 0 1 54 104 4.50 1.333												3.0 S 12 1 0 0 4 3 0 0 1 0 0 0 29 50 0.00 1.333									
Alan Benes, R (7,1) ERA: 1.12																						

Batter	1	2	3	4	5	6	7	8	9	AB R H RBI BB SO LOB	BOTTOM									
Mark Grudzielanek, R (1,4) OBP: 0.385, SLG: 0.475	F8									4 2 2 3 1 0 0	Cincinnati Reds @ Chicago Cubs Wrigley Field, Chicago, IL Thu Apr 17 2003, 1:20 PM CDT Att: 29,672 - Overcast - 43 F									
Ramon Martinez, R (8,4) OBP: 0.294, SLG: 0.400										1 0 1 1 0 0 0										
Alex Gonzalez, R (1,6) OBP: 0.391, SLG: 0.460	G5-3									5 1 1 0 1 1 2										
Sammy Sosa, R (1,9) OBP: 0.549, SLG: 0.714										3 2 1 3 2 1 1										
Alan Benes, R (7,1) ERA: 1.12	BB 1B BB									0 0 0 0 0 0 0										
Moises Alou, R (1,7) OBP: 0.413, SLG: 0.527										3 1 1 0 1 0 2										
Tom Goodwin, L (7,9) OBP: 0.091, SLG: 0.091	BB 1B 1B									1 0 1 0 0 0 0										
Hee-Seop Choi, L (1,3) OBP: 0.521, SLG: 0.688										3 2 1 1 1 0 3										
Eric Karros, R (7,PH) OBP: 0.304, SLG: 0.200	1B E BB									1 0 0 0 0 0 1										
Corey Patterson, L (1,8) OBP: 0.354, SLG: 0.516										5 3 3 2 0 0 0										
Mark Bellhorn, S (1,5) OBP: 0.367, SLG: 0.370										3 2 3 3 1 0 0										
Lenny Harris, L (6,5) OBP: 0.267, SLG: 0.467	E7 E6 1B									1 0 0 0 0 0 0										
Damian Miller, R (1,2) OBP: 0.327, SLG: 0.556										4 0 0 0 1 1 4										
34 Kerry Wood, R (1,1) OBP: 0.300, SLG: 0.600										3 1 1 2 0 1 2										
Troy O'Leary, L (6,PH) OBP: 0.267, SLG: 0.167										1 2 1 1 1 0 0										
Inning Stats	R: 4 E: 2 K: 0 S: 13	H: 3 LOB: 2 BB: 2 P: 25	R: 0 E: 0 K: 1 S: 9	H: 1 LOB: 1 BB: 0 P: 14	R: 2 E: 0 K: 0 S: 9	H: 3 LOB: 1 BB: 1 P: 17	R: 0 E: 0 K: 0 S: 8	H: 1 LOB: 2 BB: 1 P: 14	R: 5 E: 0 K: 1 S: 23	H: 3 LOB: 1 BB: 3 P: 45	R: 4 E: 0 K: 2 S: 15	H: 3 LOB: 0 BB: 1 P: 25	R: 0 E: 0 K: 0 S: 3	H: 1 LOB: 0 BB: 0 P: 4	R: 1 E: 0 K: 0 S: 7	H: 1 LOB: 1 BB: 1 P: 13	1B: 7 2B: 4 3B: 1 HR: 4	SF: 0 SAC: 0 DP: 2 HBP: 0	WP: 1 PB: 0 SB: 0 CS: 0	PA: 47
PITCHER	IP WLS BF H R ER SO BB IBB HBP BLK WP HR S P ERA WHIP												IP WLS BF H R ER SO BB IBB HBP BLK WP HR S P ERA WHIP							
Jimmy Haynes, R (1,1) ERA: 12.74	4.2 L 29 10 10 2 6 0 0 0 0 0 2 2 22 40 33.75 4.500												2.0 8 2 1 1 0 1 0 0 0 0 0 10 17 4.50 1.500							
Josias Manzanillo, R (5,1) ERA: 11.17																				
Felix Heredia, L (7,1) ERA: 1.86																				

AB	R	H	RBI	BB	SO	LOB
29	3	6	3	6	7	19



Batter	1	2	3	4	5	6	7	8	9	AB	R	H	RBI	BB	SO	LOB	TOP
Mark Grudzielanek, R OBP: 0.400, SLG: 0.500										5	2	3	1	0	0	1	
Alex Gonzalez, R OBP: 0.405, SLG: 0.471										5	1	3	2	0	0	1	
Sammy Sosa, R OBP: 0.526, SLG: 0.667										5	1	1	1	0	0	3	
Moises Alou, R OBP: 0.412, SLG: 0.500										3	1	0	0	2	1	1	
Hee-Seop Choi, L OBP: 0.519, SLG: 0.694										4	0	2	2	0	1	1	
Corey Patterson, L OBP: 0.333, SLG: 0.492										3	0	0	1	0	1	2	
Mark Bellhorn, S OBP: 0.375, SLG: 0.367										3	1	1	0	1	1	1	AB 32
Damian Miller, R OBP: 0.327, SLG: 0.532										2	0	0	0	1	0	3	R 7
Matt Clement, R Kyle Farnsworth, R Lenny Harris, L Joe Borowski, R										2	0	0	0	0	1	0	H 10
	R: 4, H: 4, E: 1, LOB: 1, K: 1, S: 23	R: 0, H: 0, E: 0, LOB: 0, K: 0, S: 5	R: 0, H: 0, E: 0, LOB: 1, K: 1, S: 12	R: 0, H: 0, E: 0, LOB: 1, K: 0, S: 5	R: 0, H: 1, E: 0, LOB: 0, K: 1, S: 7	R: 0, H: 1, E: 0, LOB: 1, K: 0, S: 5	R: 0, H: 1, E: 0, LOB: 1, K: 1, S: 12	R: 0, H: 0, E: 0, LOB: 0, K: 1, S: 7	R: 3, H: 3, E: 0, LOB: 1, K: 0, S: 13	1B: 8, SF: 1, 2B: 2, SAC: 2, 3B: 0, DP: 2, HR: 0, HBP: 0	WP: 0, PA: 40						
PITCHER	IP WLS BF H R ER SO BB IBB HBP BLK WP HR S P ERA WHIP																
Kris Benson, R ERA: 1.98	7.0 L 30 7 4 4 4 3 1 0 0 0 0 69 117 5.14 1.429																
Joe Beimel, L ERA: 3.95	1.0 3 0 0 0 1 0 0 0 0 0 0 7 11 0.00 0.000																
Julian Tavarez, R ERA: 7.27	1.0 7 3 3 3 0 0 1 0 0 0 0 13 21 27.00 3.000																

Chicago Cubs @ Pittsburgh Pirates
PNC Park, Pittsburgh, PA
Fri Apr 18 2003, 7:05 PM EDT
Att. 15,037 - Overcast - 50 F

AB	32
R	7
H	10
RBI	7
BB	5
SO	5
LOB	13



Batter	1	2	3	4	5	6	7	8	9	AB	R	H	RBI	BB	SO	LOB	BOTTOM
Kenny Lofton, L OBP: 0.269, SLG: 0.290										3	0	0	0	1	0	0	
18 Jason Kendall, R OBP: 0.376, SLG: 0.456										3	0	0	0	1	0	1	
Aramis Ramirez, R OBP: 0.308, SLG: 0.351										3	0	0	0	1	1	2	
Matt Stairs, L OBP: 0.267, SLG: 0.214										3	0	0	0	1	1	2	
Reggie Sanders, R OBP: 0.412, SLG: 0.711										3	2	2	1	0	1	0	
Rob Mackowiak, L OBP: 0.310, SLG: 0.308										4	0	0	0	0	2	3	
Pokey Reese, R OBP: 0.241, SLG: 0.300										4	0	0	0	0	4	4	AB 30
2 Jack Wilson, R OBP: 0.192, SLG: 0.180										4	0	1	1	0	2	1	R 2
Kris Benson, R Abraham Nunez, S Joe Beimel, L Julian Tavarez, L										2	0	0	0	0	0	1	H 3
	R: 0, H: 0, E: 0, LOB: 1, K: 2, S: 9	R: 1, H: 2, E: 0, LOB: 1, K: 1, S: 15	R: 0, H: 0, E: 0, LOB: 1, K: 0, S: 7	R: 0, H: 0, E: 1, LOB: 1, K: 3, S: 11	R: 0, H: 0, E: 0, LOB: 0, K: 0, S: 5	R: 0, H: 0, E: 0, LOB: 2, K: 2, S: 10	R: 0, H: 0, E: 0, LOB: 0, K: 2, S: 11	R: 0, H: 0, E: 0, LOB: 0, K: 0, S: 7	R: 1, H: 1, E: 0, LOB: 0, K: 2, S: 11	1B: 1, SF: 0, 2B: 1, SAC: 0, 3B: 0, DP: 1, HR: 1, HBP: 1	WP: 0, PA: 35						
PITCHER	IP WLS BF H R ER SO BB IBB HBP BLK WP HR S P ERA WHIP																
Matt Clement, R ERA: 2.59	7.0 W 28 2 1 1 10 3 0 1 0 0 0 68 114 1.29 0.714																
Kyle Farnsworth, R ERA: 2.45	1.0 H 3 0 0 0 0 1 0 0 0 0 0 7 11 0.00 1.000																
Joe Borowski, R ERA: 0.93	1.0 4 1 1 1 2 0 0 0 0 0 1 11 17 9.00 1.000																

Chicago Cubs @ Pittsburgh Pirates
PNC Park, Pittsburgh, PA
Fri Apr 18 2003, 7:05 PM EDT
Att. 15,037 - Overcast - 50 F

AB	30
R	2
H	3
RBI	2
BB	4
SO	12
LOB	14




Batter	1	2	3	4	5	6	7	8	9	10	AB R H RBI BB SO LOB																
Mark Grudzielanek, R OBP: 0.387, SLG: 0.479	F8		G5-3		G6-3			G4-3		G6-3	5 1 1 1 0 0 2																
Alex Gonzalez, R OBP: 0.392, SLG: 0.466	G6-3		F8		K			P4		G6-3	5 1 1 1 0 1 0																
Sammy Sosa, R OBP: 0.506, SLG: 0.627	F8		G6-3		F8			K		G6-3	5 1 1 2 0 1 0																
Moises Alou, R OBP: 0.425, SLG: 0.492		G5-3		2B HBP		K2-3				G6-3	3 1 1 0 1 1 0																
Hee-Seop Choi, L OBP: 0.500, SLG: 0.675		K						K		G6-3	4 0 1 1 0 2 1																
Ramon Martinez, R OBP: 0.278, SLG: 0.400		K								G6-3	0 0 0 1 0 0 0																
Corey Patterson, L OBP: 0.324, SLG: 0.471		G3						F8		G6-3	5 0 1 0 0 1 2																
Mark Bellhorn, S OBP: 0.391, SLG: 0.365										G6-3	3 0 1 0 2 1 2																
Joe Borowski, R										G6-3	0 0 0 0 0 0 0																
Damian Miller, R OBP: 0.339, SLG: 0.520										G6-3	3 0 1 0 1 1 2																
Tom Goodwin, L OBP: 0.091, SLG: 0.091										G6-3	0 1 0 0 0 0 0																
Paul Bako, L OBP: 0.471, SLG: 0.571										G6-3	0 0 0 0 0 0 0																
22 Mark Prior, R OBP: 0.300, SLG: 0.400										G6-3	3 0 0 0 0 2 4																
Eric Karros, R OBP: 0.333, SLG: 0.200										G6-3	0 1 0 0 1 0 0																
Inning Stats	R: 0 E: 0 K: 0 S: 8	H: 0 LOB: 0 BB: 0 P: 9	R: 0 E: 0 K: 1 S: 7	H: 0 LOB: 0 BB: 0 P: 12	R: 0 E: 1 K: 1 S: 10	H: 1 LOB: 1 BB: 0 P: 15	R: 1 E: 0 K: 2 S: 14	H: 1 LOB: 1 BB: 0 P: 24	R: 0 E: 0 K: 1 S: 11	H: 0 LOB: 1 BB: 1 P: 19	R: 0 E: 1 K: 2 S: 9	H: 0 LOB: 2 BB: 2 P: 33	R: 0 E: 0 K: 1 S: 10	H: 0 LOB: 0 BB: 0 P: 14	R: 0 E: 0 K: 0 S: 8	H: 0 LOB: 0 BB: 1 P: 14	R: 5 E: 0 K: 1 S: 17	H: 6 LOB: 2 BB: 1 P: 33	1B: 6 2B: 2 3B: 0 HR: 0	SF: 1 SAC: 0 DP: 1 HBP: 1	WP: 0 PB: 0 SB: 1 CS: 0	PA: 43					
PITCHER	IP WLS BF H R ER SO BB IBB HBP BLK WP HR S P ERA WHIP	IP WLS BF H R ER SO BB IBB HBP BLK WP HR S P ERA WHIP	IP WLS BF H R ER SO BB IBB HBP BLK WP HR S P ERA WHIP	IP WLS BF H R ER SO BB IBB HBP BLK WP HR S P ERA WHIP	IP WLS BF H R ER SO BB IBB HBP BLK WP HR S P ERA WHIP	IP WLS BF H R ER SO BB IBB HBP BLK WP HR S P ERA WHIP	IP WLS BF H R ER SO BB IBB HBP BLK WP HR S P ERA WHIP	IP WLS BF H R ER SO BB IBB HBP BLK WP HR S P ERA WHIP	IP WLS BF H R ER SO BB IBB HBP BLK WP HR S P ERA WHIP	IP WLS BF H R ER SO BB IBB HBP BLK WP HR S P ERA WHIP	IP WLS BF H R ER SO BB IBB HBP BLK WP HR S P ERA WHIP	IP WLS BF H R ER SO BB IBB HBP BLK WP HR S P ERA WHIP	IP WLS BF H R ER SO BB IBB HBP BLK WP HR S P ERA WHIP	IP WLS BF H R ER SO BB IBB HBP BLK WP HR S P ERA WHIP	IP WLS BF H R ER SO BB IBB HBP BLK WP HR S P ERA WHIP	IP WLS BF H R ER SO BB IBB HBP BLK WP HR S P ERA WHIP	IP WLS BF H R ER SO BB IBB HBP BLK WP HR S P ERA WHIP	IP WLS BF H R ER SO BB IBB HBP BLK WP HR S P ERA WHIP	IP WLS BF H R ER SO BB IBB HBP BLK WP HR S P ERA WHIP	IP WLS BF H R ER SO BB IBB HBP BLK WP HR S P ERA WHIP	IP WLS BF H R ER SO BB IBB HBP BLK WP HR S P ERA WHIP	IP WLS BF H R ER SO BB IBB HBP BLK WP HR S P ERA WHIP	IP WLS BF H R ER SO BB IBB HBP BLK WP HR S P ERA WHIP	IP WLS BF H R ER SO BB IBB HBP BLK WP HR S P ERA WHIP	IP WLS BF H R ER SO BB IBB HBP BLK WP HR S P ERA WHIP	IP WLS BF H R ER SO BB IBB HBP BLK WP HR S P ERA WHIP	IP WLS BF H R ER SO BB IBB HBP BLK WP HR S P ERA WHIP

Chicago Cubs @ Pittsburgh Pirates
PNC Park, Pittsburgh, PA
Sat Apr 19 2003, 7:05 PM EDT
Att: 31,518 - Cloudy - 67 F

livebaseballscorecards.com

AB	36
R	6
H	8
RBI	6
BB	5
SO	10
LOB	13





Batter	1	2	3	4	5	6	7	8	9	10	AB R H RBI BB SO LOB																
Kenny Lofton, L OBP: 0.254, SLG: 0.273	B2		G6-3			G3		G6-3			4 0 0 0 0 0 0																
18 Jason Kendall, R OBP: 0.414, SLG: 0.525			G6-3			G3-1		G3-1		WP G3	4 1 4 0 0 0 0																
Matt Stairs, L OBP: 0.265, SLG: 0.194			F7			G3-1		G3		G4-3	3 0 0 0 1 0 3																
Aramis Ramirez, R OBP: 0.304, SLG: 0.333			G5-4-3			P2		G3		G4-3	3 0 0 0 1 1 3																
Pokey Reese, R OBP: 0.241, SLG: 0.300			G5-4-3			K		G4-3		WP BB	0 0 0 0 0 0 0																
Randall Simon, L OBP: 0.340, SLG: 0.521			G4-3			G4-3		G4-3		G4-3	4 0 1 1 0 0 1																
Mike Williams, R			G4-3			G2		G4-3		G4-3	0 0 0 0 0 0 0																
Dennys Reyes, R			G4-3			G2		G4-3		G4-3	0 0 0 0 0 0 0																
Reggie Sanders, R OBP: 0.382, SLG: 0.653			FC5-4			F9		G2		K	4 0 0 0 0 1 3																
Rob Mackowiak, L OBP: 0.303, SLG: 0.300			FC5-4			F9		G2		K	4 0 0 0 0 1 3																
Abraham Nunez, S OBP: 0.227, SLG: 0.150			FC5-4			F9		G2		K	4 0 0 0 0 1 3																
Rob Mackowiak, L OBP: 0.303, SLG: 0.300			G5-4-3			K		G5-3		K	4 0 1 0 0 2 0																
Abraham Nunez, S OBP: 0.227, SLG: 0.150			G5-4-3			G6-3		G5-3		G3-1	4 0 0 0 0 0 2																
Kip Wells, R OBP: 0.286, SLG: 0.286			K			G6-3		G5-3		G3-1	2 0 0 0 0 2 0																
Brian Boehringer, S			K			K		K		F7	0 0 0 0 0 0 0																
Adam Hyzdu, R OBP: 0.500, SLG: 0.667			K			K		K		F7	1 0 0 0 0 1 0																
Scott Sauerbeck, R			K			K		K		F7	0 0 0 0 0 0 0																
Kevin Young, R OBP: 0.292, SLG: 0.458			K			K		K		F7	1 0 0 0 0 0 0																
Inning Stats	R: 0 E: 0 K: 0 S: 4	H: 1 LOB: 1 BB: 1 P: 8	R: 0 E: 0 K: 0 S: 12	H: 2 LOB: 1 BB: 0 P: 14	R: 0 E: 0 K: 1 S: 10	H: 1 LOB: 1 BB: 0 P: 13	R: 0 E: 0 K: 0 S: 7	H: 0 LOB: 0 BB: 0 P: 9	R: 0 E: 0 K: 2 S: 8	H: 0 LOB: 0 BB: 0 P: 12	R: 0 E: 0 K: 0 S: 5	H: 0 LOB: 0 BB: 0 P: 9	R: 0 E: 0 K: 1 S: 14	H: 1 LOB: 2 BB: 1 P: 21	R: 1 E: 0 K: 1 S: 14	H: 1 LOB: 0 BB: 0 P: 14	R: 0 E: 0 K: 1 S: 10	H: 0 LOB: 0 BB: 0 P: 14	1B: 4 2B: 2 3B: 0 HR: 0	SF: 0 SAC: 0 DP: 2 HBP: 0	WP: 1 PB: 0 SB: 0 CS: 0	PA: 36					
PITCHER	IP WLS BF H R ER SO BB IBB HBP BLK WP HR S P ERA WHIP	IP WLS BF H R ER SO BB IBB HBP BLK WP HR S P ERA WHIP	IP WLS BF H R ER SO BB IBB HBP BLK WP HR S P ERA WHIP	IP WLS BF H R ER SO BB IBB HBP BLK WP HR S P ERA WHIP	IP WLS BF H R ER SO BB IBB HBP BLK WP HR S P ERA WHIP	IP WLS BF H R ER SO BB IBB HBP BLK WP HR S P ERA WHIP	IP WLS BF H R ER SO BB IBB HBP BLK WP HR S P ERA WHIP	IP WLS BF H R ER SO BB IBB HBP BLK WP HR S P ERA WHIP	IP WLS BF H R ER SO BB IBB HBP BLK WP HR S P ERA WHIP	IP WLS BF H R ER SO BB IBB HBP BLK WP HR S P ERA WHIP	IP WLS BF H R ER SO BB IBB HBP BLK WP HR S P ERA WHIP	IP WLS BF H R ER SO BB IBB HBP BLK WP HR S P ERA WHIP	IP WLS BF H R ER SO BB IBB HBP BLK WP HR S P ERA WHIP	IP WLS BF H R ER SO BB IBB HBP BLK WP HR S P ERA WHIP	IP WLS BF H R ER SO BB IBB HBP BLK WP HR S P ERA WHIP	IP WLS BF H R ER SO BB IBB HBP BLK WP HR S P ERA WHIP	IP WLS BF H R ER SO BB IBB HBP BLK WP HR S P ERA WHIP	IP WLS BF H R ER SO BB IBB HBP BLK WP HR S P ERA WHIP	IP WLS BF H R ER SO BB IBB HBP BLK WP HR S P ERA WHIP	IP WLS BF H R ER SO BB IBB HBP BLK WP HR S P ERA WHIP	IP WLS BF H R ER SO BB IBB HBP BLK WP HR S P ERA WHIP	IP WLS BF H R ER SO BB IBB HBP BLK WP HR S P ERA WHIP	IP WLS BF H R ER SO BB IBB HBP BLK WP HR S P ERA WHIP	IP WLS BF H R ER SO BB IBB HBP BLK WP HR S P ERA WHIP	IP WLS BF H R ER SO BB IBB HBP BLK WP HR S P ERA WHIP	IP WLS BF H R ER SO BB IBB HBP BLK WP HR S P ERA WHIP	IP WLS BF H R ER SO BB IBB HBP BLK WP HR S P ERA WHIP


Chicago Cubs @ Pittsburgh Pirates
PNC Park, Pittsburgh, PA
Sat Apr 19 2003, 7:05 PM EDT
Att: 31,518 - Cloudy - 67 F

livebaseballscorecards.com

AB	34
R	1
H	6
RBI	1
BB	2
SO	7
LOB	12



Batter	1	2	3	4	5	6	7	8	9	AB	R	H	RBI	BB	SO	LOB	TOP																						
Ramón Vázquez, L (1.6) OBP: 0.442, SLG: 0.408										3	1	2	0	1	0	0	San Diego Padres @ Chicago Cubs Wrigley Field, Chicago, IL Thu Apr 24 2003, 1:20 PM CDT Att: 35,673 - Cloudy - 51 F AB 32 R 2 H 7 RBI 2 BB 2 SO 7 LOB 16 																						
Keith Lockhart, L (1.4) OBP: 0.321, SLG: 0.346										3	1	1	1	0	1	1																							
Ryan Klesko, L (1.3) OBP: 0.346, SLG: 0.423										4	0	1	1	0	2	3																							
Rondell White, R (1.7) OBP: 0.301, SLG: 0.427										4	0	0	0	0	1	4																							
Sean Burroughs, L (1.5) OBP: 0.258, SLG: 0.300										4	0	1	0	0	0	0																							
Xavier Nady, R (1.9) OBP: 0.326, SLG: 0.386										4	0	1	0	0	0	1																							
Mike Rivera, R (1.2) OBP: 0.231, SLG: 0.250										3	0	0	0	1	0	2																							
Shane Victorino, S (1.8) OBP: 0.200, SLG: 0.136										4	0	0	0	0	2	3																							
Oliver Pérez, L (1.1) Luther Hackman, R (7.1) Mike Matthews, L (7.1) Brian Buchanan, R (8. PH) Jaret Wright, R (8.1) OBP: 0.500, SLG: 1.000										2	0	0	0	0	1	2																							
Inning Stats	R: 0 E: 0 K: 1 S: 8	H: 1 LOB: 1 BB: 0 P: 12	R: 0 E: 0 K: 1 S: 11	H: 1 LOB: 2 BB: 1 P: 20	R: 2 E: 0 K: 0 S: 11	H: 3 LOB: 0 BB: 0 P: 16	R: 0 E: 0 K: 0 S: 4	H: 0 LOB: 0 BB: 0 P: 5	R: 0 E: 0 K: 1 S: 9	H: 0 LOB: 0 BB: 0 P: 11	R: 0 E: 0 K: 0 S: 5	H: 1 LOB: 0 BB: 0 P: 6	R: 0 E: 0 K: 2 S: 13	H: 1 LOB: 2 BB: 1 P: 22	R: 0 E: 0 K: 1 S: 10	H: 0 LOB: 1 BB: 0 P: 14		1B: 5 2B: 2 3B: 0 HR: 0	SF: 0 SAC: 1 DP: 2 HBP: 0	WP: 0 PB: 0 SB: 0 CS: 0	PA: 35																		
PITCHER	IP	WLS	BF	H	R	ER	SO	BB	IBB	HBP	BLK	WP	HR	S	P	ERA		WHIP	PITCHER				IP	WLS	BF	H	R	ER	SO	BB	IBB	HBP	BLK	WP	HR	S	P	ERA	WHIP
Matt Clement, R (1.1) ERA: 2.59	7.0	L	26	6	2	2	4	1	0	0	0	0	0	56	83	2.57		1.000																					
Mark Guthrie, L (8.1) ERA: 1.5	0.2		4	1	0	0	1	1	0	0	0	0	0	9	16	0.00	3.000																						
Juan Cruz, R (8.1) ERA: 6.17	1.1		5	0	0	0	2	0	0	0	0	0	0	14	20	0.00	0.000																						

Batter	1	2	3	4	5	6	7	8	9	AB	R	H	RBI	BB	SO	LOB	BOTTOM																					
Tom Goodwin, L (1.8) OBP: 0.200, SLG: 0.200										4	1	2	0	0	2	2	San Diego Padres @ Chicago Cubs Wrigley Field, Chicago, IL Thu Apr 24 2003, 1:20 PM CDT Att: 35,673 - Cloudy - 51 F AB 31 R 1 H 7 RBI 1 BB 2 SO 10 LOB 11 																					
Mark Czuzdzianek, R (1.4) OBP: 0.369, SLG: 0.432										4	0	0	1	0	0	1																						
Alex Gonzalez, R (1.6) OBP: 0.358, SLG: 0.409										3	0	1	0	1	1	0																						
Sammy Sosa, R (1.9) OBP: 0.495, SLG: 0.648										4	0	1	0	0	1	1																						
Moises Alou, R (1.7) OBP: 0.371, SLG: 0.408										4	0	0	0	0	1	2																						
Eric Karros, R (1.3) OBP: 0.394, SLG: 0.321										4	0	2	0	0	0	0																						
Ramon Martinez, R (1.5) OBP: 0.263, SLG: 0.389										3	0	1	0	0	2	1																						
Troy O'Leary, L (8. PH) OBP: 0.222, SLG: 0.133										1	0	0	0	0	1	0																						
Damian Miller, R (1.2) OBP: 0.333, SLG: 0.500										2	0	0	0	1	1	2																						
Matt Clement, R (1.1) Lenny Harris, L (7. PH) Mark Guthrie, R (8.1) Juan Cruz, R (8.1)										1	0	0	0	0	1	0																						
Inning Stats	R: 0 E: 0 K: 1 S: 14	H: 3 LOB: 2 BB: 0 P: 24	R: 0 E: 0 K: 1 S: 5	H: 0 LOB: 0 BB: 0 P: 7	R: 0 E: 0 K: 2 S: 11	H: 0 LOB: 0 BB: 0 P: 16	R: 0 E: 0 K: 0 S: 5	H: 0 LOB: 0 BB: 0 P: 10	R: 0 E: 0 K: 0 S: 10	H: 0 LOB: 0 BB: 1 P: 14	R: 0 E: 0 K: 1 S: 11	H: 2 LOB: 2 BB: 0 P: 15	R: 1 E: 0 K: 2 S: 10	H: 1 LOB: 0 BB: 0 P: 15	R: 0 E: 0 K: 1 S: 6	H: 0 LOB: 0 BB: 0 P: 7		1B: 6 2B: 1 3B: 0 HR: 0	SF: 0 SAC: 1 DP: 2 HBP: 0	WP: 1 PB: 0 SB: 1 CS: 0	PA: 34																	
PITCHER	IP	WLS	BF	H	R	ER	SO	BB	IBB	HBP	BLK	WP	HR	S	P	ERA		WHIP	PITCHER				IP	WLS	BF	H	R	ER	SO	BB	IBB	HBP	BLK	WP	HR	S	P	ERA
Oliver Pérez, L (1.1) ERA: 6.66	6.1	W	25	6	0	0	6	2	0	0	0	0	0	62	99	0.00	1.263																					
Luther Hackman, R (7.1) ERA: 2.59	0.1	H	1	0	0	0	1	0	0	0	0	0	0	3	5	0.00	0.000																					
Mike Matthews, L (7.1) ERA: 3.38	0.1	H	1	0	0	0	0	0	0	0	0	0	0	1	1	0.00	0.000																					
Jaret Wright, R (8.1) ERA: 4.05	2.0	S	7	1	1	1	3	0	0	0	0	1	0	16	22	4.50	0.500																					

Batter	1	2	3	4	5	6	7	8	9	AB	R	H	RBI	BB	SO	LOB	TOP														
Mark Grudzielanek, R OBP: 0.347, SLG: 0.409 (1.4)	G4-3		G6-3		G6-3	FC5		G4-6-3	G4-6-3	5	0	0	0	1	0	4															
Alex Gonzalez, R OBP: 0.350, SLG: 0.402 (1.6)	G5-3		1B 1B		G6-3			K		4	2	1	0	1	1	1															
Sammy Sosa, R OBP: 0.500, SLG: 0.658 (1.9)	K		1B		K					5	1	3	0	0	2	0															
Hee-Seop Choi, L OBP: 0.464, SLG: 0.560 (1.3)		HR BB	G4-6-3 1B			K	FC1-6 1B			4	1	1	1	1	2	3															
Troy O'Leary, L OBP: 0.281, SLG: 0.263 (1.7) Joe Borowski, R (9.1)	P5		G4-6-3 1B			G3-1 2B 1B	SF8			4	2	2	2	0	0	3															
Corey Patterson, L OBP: 0.341, SLG: 0.535 (1.8)		HR			G4-3	G3-1 2B 1B				5	3	4	3	0	0	0															
Mark Bellhorn, S OBP: 0.353, SLG: 0.303 (1.5)	F7				F7	G3-1 2B 1B				5	0	1	0	0	1	4															
Damian Miller, R OBP: 0.352, SLG: 0.492 (1.2)	P3					2B IBB				3	1	1	0	1	1	0															
22 Mark Prior, R (1.1) Mike Remlinger, L (8.1) Kyle Farnsworth, R (8.1) Tom Goodwin, L (9.7) OBP: 0.250, SLG: 0.250			HR		G5-3	FC5 2B				4	1	2	4	0	1	1															
Inning Stats	R: 0 E: 0 K: 1 S: 7	H: 0 LOB: 0 BB: 0 P: 10	R: 2 E: 0 K: 0 S: 9	H: 1 LOB: 0 BB: 1 P: 16	R: 2 E: 0 K: 0 S: 19	H: 4 LOB: 1 BB: 0 P: 29	R: 0 E: 0 K: 0 S: 7	H: 1 LOB: 1 BB: 0 P: 9	R: 0 E: 0 K: 1 S: 5	H: 0 LOB: 0 BB: 0 P: 10	R: 3 E: 0 K: 1 S: 15	H: 3 LOB: 1 BB: 1 P: 30	R: 1 E: 0 K: 1 S: 17	H: 2 LOB: 2 BB: 1 P: 26	R: 0 E: 0 K: 3 S: 13	H: 0 LOB: 1 BB: 1 P: 21	R: 3 E: 0 K: 1 S: 23	H: 5 LOB: 2 BB: 0 P: 31	1B: 11 2B: 3 3B: 0 HR: 2	SF: 1 SAC: 0 DP: 2 HBP: 1	WP: 0 PA: 46 PB: 0 SB: 0 CS: 0										
PITCHER	IP WLS BF	H R ER SO	BB IBB HBP BLK	WP HR S P	ERA WHIP	PITCHER															IP WLS BF	H R ER SO	BB IBB HBP BLK	WP HR S P	ERA WHIP						
Nelson Cruz, R (1.1) ERA: 4.61	5.2	L 27	9 7 7 3	1 1 0 0	0 0 16 24	11.12 1.765																0 0 25	0 16 16 31	0 0 0 0	0 0 0 0	0 0 0 0	0 0 27.00 5.000				
Justin Speier, R (6.1) ERA: 5.73	1.0	6 2 1 1	0 0 0 4	1 0 0 0	0 0 16 24	9.00 3.000																0 0 16 25	0 0 0 0	0 0 0 0	0 0 0 0	0 0 0.00 0.750					
40 Brian Fuentes, L (7.1) ERA: 2.53	1.1	5 0 0 0	0 0 4 1	0 0 0 0	0 0 16 24	0.00 0.750																0 0 16 31	0 0 0 0	0 0 0 0	0 0 0 0	0 0 27.00 5.000					
Todd Jones, R (9.1) ERA: 6.35	1.0	8 5 3 3	1 0 0 1	0 0 1 0	0 0 23 31	27.00 5.000																0 0 23 31	0 0 0 0	0 0 0 0	0 0 0 0	0 0 27.00 5.000					
Batter	1	2	3	4	5	6	7	8	9	AB	R	H	RBI	BB	SO	LOB	BOTTOM														
Ronnie Belliard, R OBP: 0.368, SLG: 0.351 (1.4)	G6-3		K						E5 1B 17 2B	4	2	1	0	1	1	1															
Jay Payton, R OBP: 0.351, SLG: 0.545 (1.7)	G1-3				G4-3 17 F7 1B HBP			K		4	2	1	1	0	2	3															
17 Todd Helton, L OBP: 0.462, SLG: 0.659 (1.3)	F9				F7 1B					5	1	3	4	0	0	1															
Larry Walker, L OBP: 0.402, SLG: 0.584 (1.9)		F8 1B			G4-3			K		5	1	1	1	0	2	3															
Preston Wilson, R OBP: 0.400, SLG: 0.584 (1.8)		G5-3			S 1B			P4		5	0	1	1	0	2	2															
José Hernández, R OBP: 0.381, SLG: 0.465 (1.6) 40 Brian Fuentes, L (7.1) Gabe Kapler, R (8.7) Todd Jones, L (9.1)					G6-3			K		3	0	1	0	0	1	2															
Bobby Esterella, R OBP: 0.351, SLG: 0.667 (1.2)		K								4	0	1	0	0	2	2															
Chris Stynes, R (1.5) Greg Norton, S (9.7) OBP: 0.214, SLG: 0.160			K							3	0	0	0	0	1	1															
Nelson Cruz, R (1.1) ERA: 1.7 Justin Speier, R (6.1) Brent Butler, R (7.6) OBP: 0.285, SLG: 0.167			G6-3							2	0	0	0	0	0	1															
Inning Stats	R: 0 E: 0 K: 0 S: 7	H: 0 LOB: 0 BB: 0 P: 13	R: 0 E: 0 K: 1 S: 10	H: 1 LOB: 1 BB: 0 P: 13	R: 0 E: 0 K: 2 S: 9	H: 0 LOB: 0 BB: 0 P: 12	R: 1 E: 0 K: 0 S: 12	H: 1 LOB: 1 BB: 0 P: 19	R: 0 E: 0 K: 1 S: 17	H: 2 LOB: 2 BB: 0 P: 24	R: 0 E: 0 K: 2 S: 10	H: 1 LOB: 1 BB: 0 P: 12	R: 0 E: 0 K: 1 S: 12	H: 0 LOB: 0 BB: 0 P: 17	R: 3 E: 0 K: 3 S: 20	H: 3 LOB: 1 BB: 1 P: 34	R: 3 E: 1 K: 3 S: 26	H: 3 LOB: 1 BB: 0 P: 38	1B: 8 2B: 1 3B: 0 HR: 2	SF: 0 SAC: 0 DP: 0 HBP: 1	WP: 0 PA: 41 PB: 0 SB: 1 CS: 0										
PITCHER	IP WLS BF	H R ER SO	BB IBB HBP BLK	WP HR S P	ERA WHIP	PITCHER															IP WLS BF	H R ER SO	BB IBB HBP BLK	WP HR S P	ERA WHIP						
22 Mark Prior, R (1.1) ERA: 1.7	7.0	28 W	8 2 2 7	1 0 1 0	0 0 2 14	2.57 0.857																0 0 26 38	0 0 0 0	0 0 0 0	0 0 0 0	0 0 18.00 3.000					
Mike Remlinger, L (8.1) ERA: 5.19	0.2	5 3	2 2 2	0 0 0	0 2 14	27.00 4.500																0 2 14	0 0 4	0 0 0	0 0 0	0 0 0.00 0.000					
Kyle Farnsworth, R (8.1) ERA: 1.86	0.1	1 0	0 0	0 0	0 4	0.00 0.000																0 4	0 0	0 0	0 0	0 0.00 0.000					
Joe Borowski, R (9.1) ERA: 2.13	1.0	7 3	3 2 3	0 0 0	0 0 26	18.00 3.000																0 0 26 38	0 0 0 0	0 0 0 0	0 0 0 0	0 0 18.00 3.000					

Chicago Cubs @ Colorado Rockies
Coors Field, Denver, CO
Fri Apr 25 2003, 7:05 PM MDT
Att: 32,162 - Cloudy - 61 F

livebaseballscorecards.com


AB	40
R	11
H	16
RBI	11
BB	4
SO	8
LOB	16



Chicago Cubs @ Colorado Rockies
Coors Field, Denver, CO
Fri Apr 25 2003, 7:05 PM MDT
Att: 32,162 - Cloudy - 61 F

livebaseballscorecards.com

AB	39
R	7
H	11
RBI	7
BB	1
SO	13
LOB	16



Batter	1	2	3	4	5	6	7	8	9	AB	R	H	RBI	BB	SO	LOB	TOP				
Corey Patterson, L OBP: 0.337, SLG: 0.556 (1, 8)	E4 1B FC5-4		K		F7			HR		4	2	1	1	0	1	0	Chicago Cubs @ Colorado Rockies Coors Field, Denver, CO Sat Apr 26 2003, 1:05 PM MDT Att: 35,604 - Cloudy - 66 F				
Alex Gonzalez, R OBP: 0.375, SLG: 0.404 (1, 6)	FC5-4 1B		HBP		G5-3			HR HBP		2	1	1	0	0	0						
Sammy Sosa, R OBP: 0.490, SLG: 0.638 (1, 9)	FC5-4 2B		1B		K			F9		4	1	1	1	0	1	2					
Moises Alou, R OBP: 0.366, SLG: 0.413 (1, 7)	FC5-4 2B		K		F9			F8		4	0	1	1	0	1	3					
Hee-Seop Choi, L OBP: 0.452, SLG: 0.593 (1, 3)	G4-3		K		F7			HR		4	1	1	2	0	1	2					
Mark Bellhorn, S OBP: 0.348, SLG: 0.290 (1, 5)					K			K		3	0	0	0	1	2	0					
Ramon Martinez, R OBP: 0.308, SLG: 0.333 (1, 4)	L5				F7					3	0	0	0	1	1	2					
Paul Bako, L OBP: 0.435, SLG: 0.474 (1, 2)	K				F8					3	0	0	0	0	1	2					
Troy O'Leary, L OBP: 0.250, SLG: 0.250 (9, PH)	K				F8			K		1	0	0	0	0	1	1					
Shawn Estes, R Alan Benes, R Lenny Harris, L Kyle Farnsworth, R Mark Guthrie, R Eric Karros, R	K				G1-3			G6-4-3		1	0	0	0	0	1	1					
Inning Stats	R: 2 E: 1 K: 0 S: 11	H: 2 LOB: 0 BB: 0 P: 17	R: 0 E: 0 K: 2 S: 10	H: 0 LOB: 1 BB: 1 P: 16	R: 0 E: 0 K: 3 S: 13	H: 1 LOB: 2 BB: 0 P: 23	R: 0 E: 0 K: 1 S: 5	H: 0 LOB: 0 BB: 0 P: 6	R: 0 E: 0 K: 1 S: 7	H: 0 LOB: 0 BB: 0 P: 15	R: 0 E: 1 K: 1 S: 11	H: 0 LOB: 1 BB: 0 P: 19	R: 3 E: 0 K: 1 S: 12	H: 2 LOB: 0 BB: 1 P: 19	R: 0 E: 0 K: 1 S: 5	H: 0 LOB: 0 BB: 1 P: 11	1B: 2 2B: 1 3B: 0 HR: 2	SF: 0 SAC: 0 DP: 1 HBP: 2	WP: 0 PB: 0 SB: 1 CS: 0	PA: 36	
PITCHER	IP	WLS	BF	H	R	ER	SO	BB	IBB	HBP	BLK	WP	HR	S	P	ERA	WHIP				
Shawn Chacon, R ERA: 1.04 (1, 1)	7.0	W	27	3	2	1	8	1	0	1	0	0	0	62	105	1.29	0.571				
Steve Reed, R ERA: 4.09 (8, 1)	0.2		5	2	3	3	0	0	0	1	0	0	2	9	15	40.50	3.000				
Javier López, L ERA: 2.08 (8, 1)	0.1	H	1	0	0	0	1	0	0	0	0	0	0	3	4	0.00	0.000				
Jose Jimenez, R ERA: 8.74 (9, 1)	1.0	S	3	0	0	0	1	1	0	0	0	0	0	5	11	0.00	1.000				

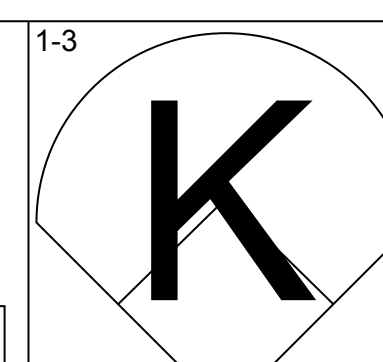
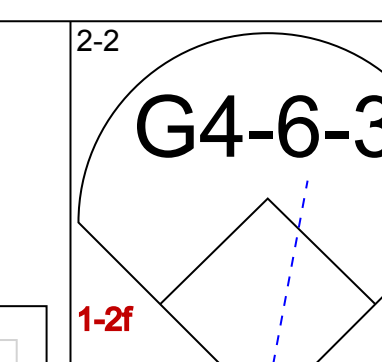
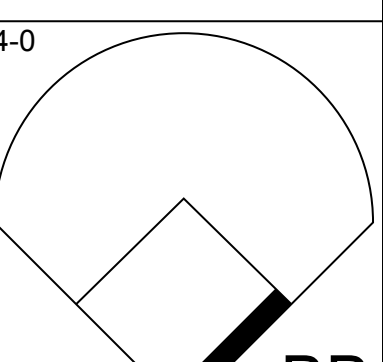
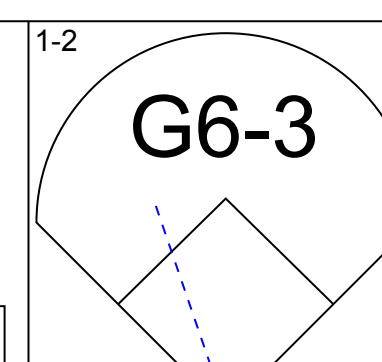
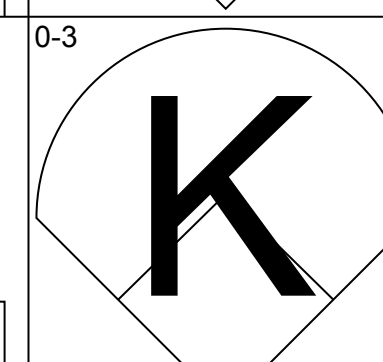
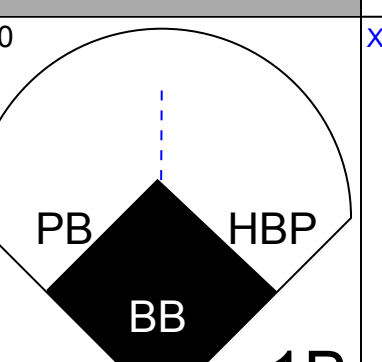
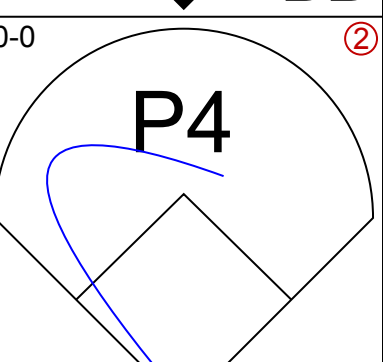
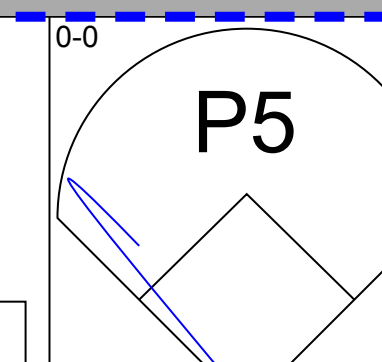
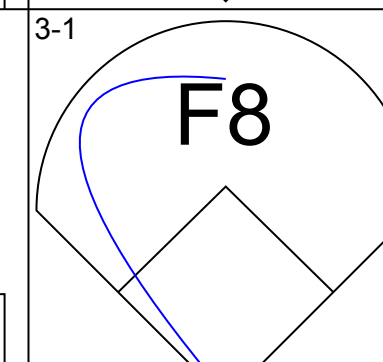
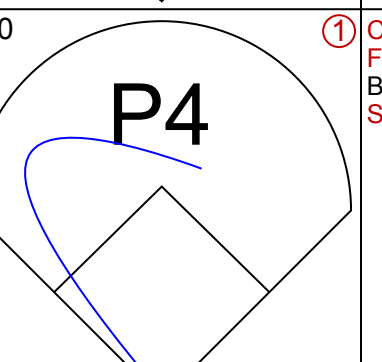
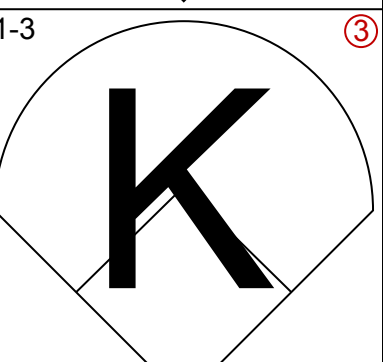
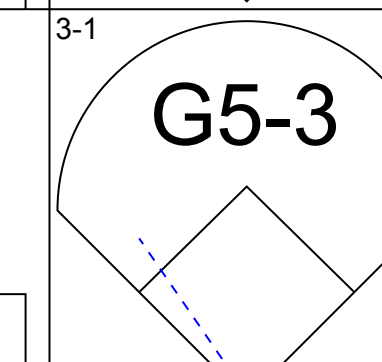
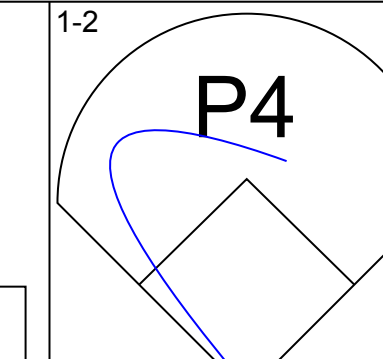
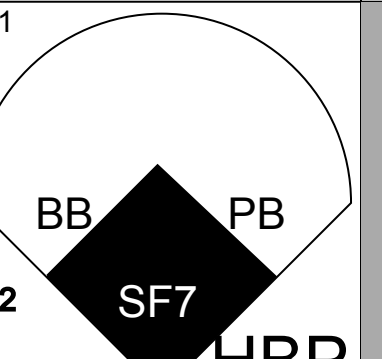
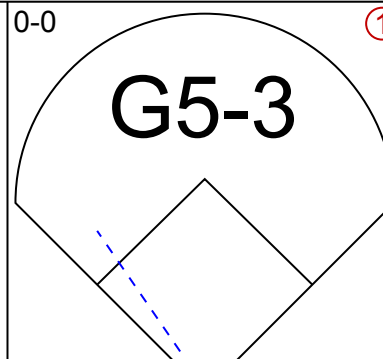
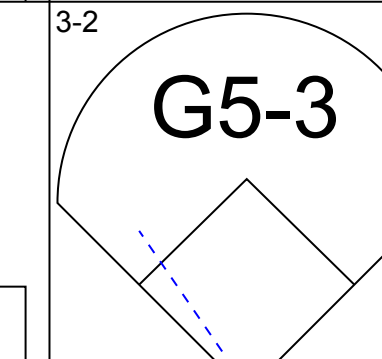
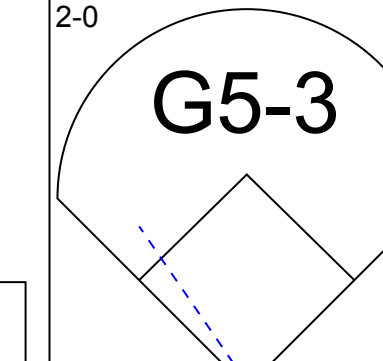
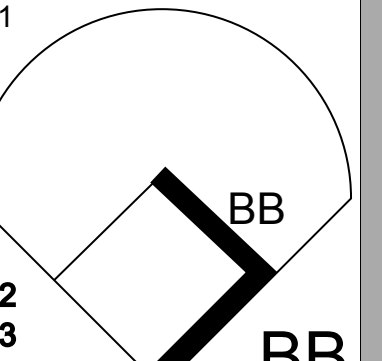
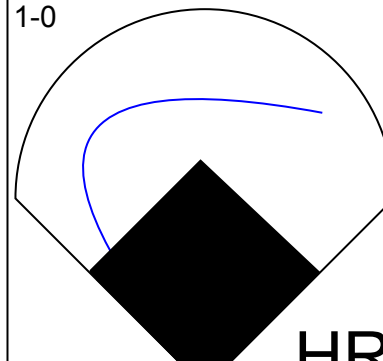
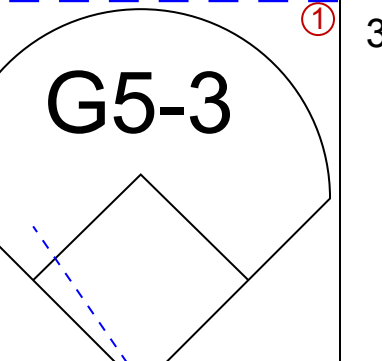
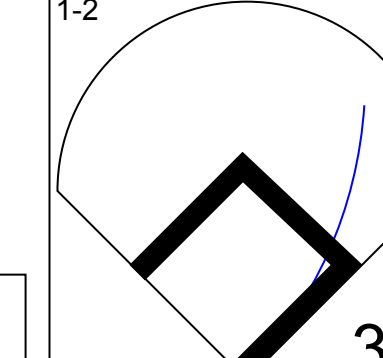
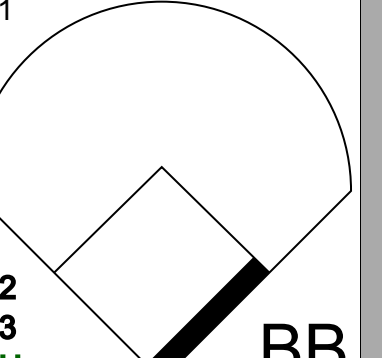
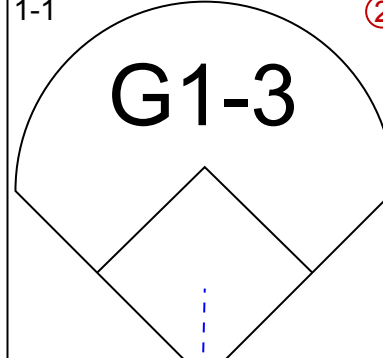
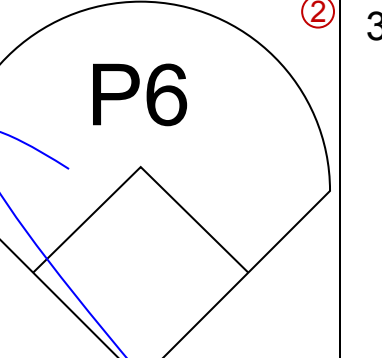
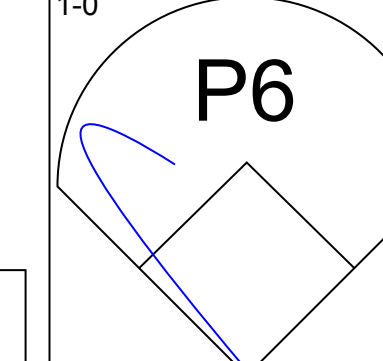
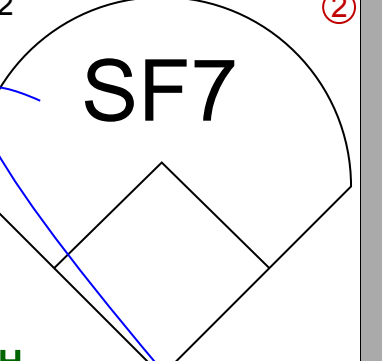
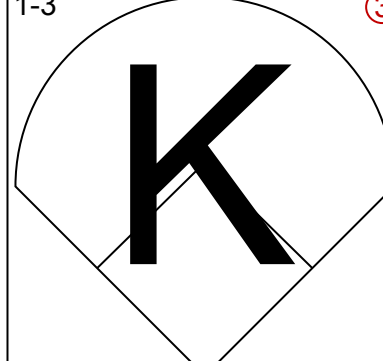
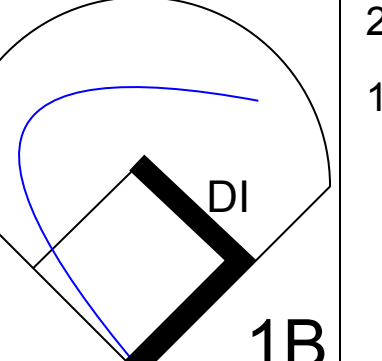
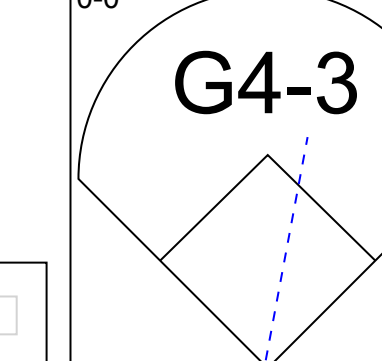
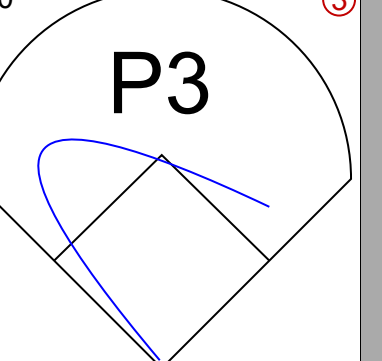
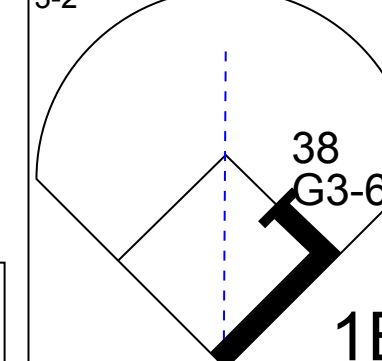
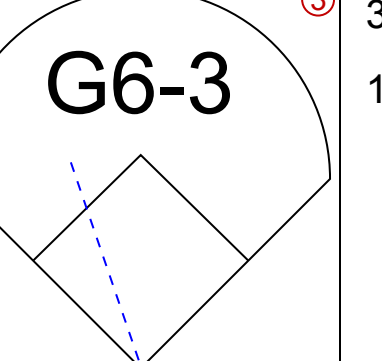
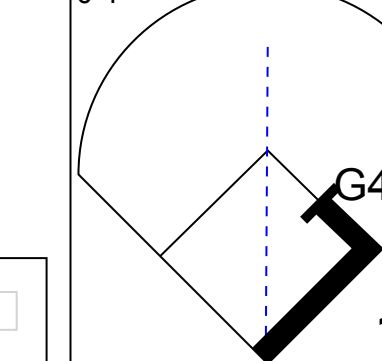
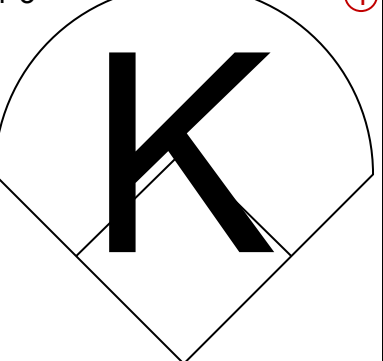
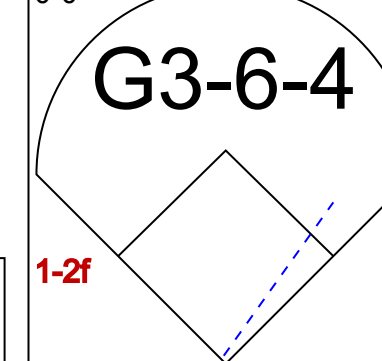
AB	32
R	5
H	5
RBI	5
BB	2
SO	10
LOB	15



Batter	1	2	3	4	5	6	7	8	9	AB	R	H	RBI	BB	SO	LOB	BOTTOM				
Ronnie Belliard, R OBP: 0.359, SLG: 0.354 (1, 4)	G5-3	1B 2B	K		FC3-2-5-1 1B		K			5	1	1	1	0	2	5	Chicago Cubs @ Colorado Rockies Coors Field, Denver, CO Sat Apr 26 2003, 1:05 PM MDT Att: 35,604 - Cloudy - 66 F				
Jay Payton, R OBP: 0.363, SLG: 0.548 (1, 7)	G1-3 1B	17 2B 1B	K		17 G6-3 1B			G4-3		5	1	3	2	0	1	2					
17 Todd Helton, L OBP: 0.468, SLG: 0.678 (1, 3)	G1-3 1B	2H 3H 1B 2B			G6-3			L3		5	2	3	1	0	0	3					
Preston Wilson, R OBP: 0.390, SLG: 0.574 (1, 8)	G1-3	K			G3 2B			G5-3		5	0	1	1	0	1	3					
Larry Walker, L OBP: 0.396, SLG: 0.568 (1, 9)	G4-3	2H 1B			G3			P5		4	0	1	1	0	0	3					
José Hernández, R OBP: 0.386, SLG: 0.461 (1, 6)		1B BB	1B 1B		K			F9		3	2	1	0	1	1	1					
Charles Johnson, R OBP: 0.266, SLG: 0.321 (1, 2)		1B 1B	1B 1B		L9			G5-3		4	0	2	0	0	0	1					
Chris Stynes, R OBP: 0.391, SLG: 0.493 (1, 5)		1B 2B	1B 1B		1B BB			E S		3	1	3	2	1	0	0					
Shawn Chacon, R OBP: 0.250, SLG: 0.500 (1, 1)		2B 1B	1B 1B		1B BB			K		3	1	2	0	0	1	2					
Chris Richard, L OBP: 0.250, SLG: 0.435 (7, PH)		2B 1B	K		1B BB			K		1	0	0	0	0	1	1					
Steve Reed, R Javier López, L Jose Jimenez, R		2B 1B	1B 1B		1B BB			K		0	0	0	0	0	0	0					
Inning Stats	R: 0 E: 0 K: 0 S: 8	H: 2 LOB: 2 BB: 0 P: 11	R: 6 E: 0 K: 1 S: 18	H: 7 LOB: 1 BB: 1 P: 25	R: 1 E: 0 K: 3 S: 20	H: 3 LOB: 2 BB: 0 P: 29	R: 1 E: 0 K: 1 S: 15	H: 2 LOB: 1 BB: 0 P: 23	R: 0 E: 0 K: 0 S: 4	H: 0 LOB: 0 BB: 0 P: 6	R: 0 E: 0 K: 2 S: 13	H: 1 LOB: 1 BB: 0 P: 20	R: 0 E: 0 K: 0 S: 8	H: 0 LOB: 0 BB: 0 P: 13	1B: 13 2B: 4 3B: 0 HR: 0	SF: 0 SAC: 0 DP: 1 HBP: 0	WP: 0 PB: 0 SB: 1 CS: 0	PA: 40			
PITCHER	IP	WLS	BF	H	R	ER	SO	BB	IBB	HBP	BLK	WP	HR	S	P	ERA	WHIP				
Shawn Estes, L ERA: 7.43 (1, 1)	2.0	L	17	12	7	7	1	1	0	0	0	0	0	34	49	31.50	6.500				
Alan Benes, R ERA: 1.29 (3, 1)	4.0		16	4	1	1	4	1	0	0	0	0	0	46	68	2.25	1.250				
Kyle Farnsworth, R ERA: 1.64 (7, 1)	1.1		5	1	0	0	2	0	0	0	0	0	0	14	23	0.00	0.750				
Mark Guthrie, L ERA: 1.35 (8, 1)	0.2		2	0	0	0	0	0	0	0	0	0	0	7	10	0.00	0.000				

AB	38
R	8
H	17
RBI	8
BB	2
SO	7
LOB	21

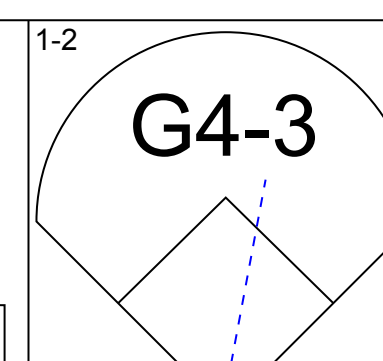
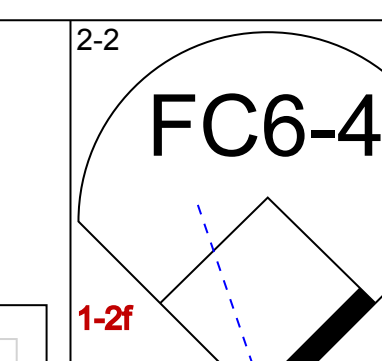
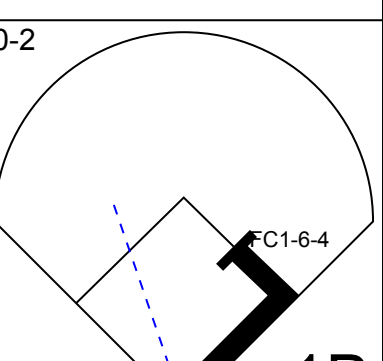
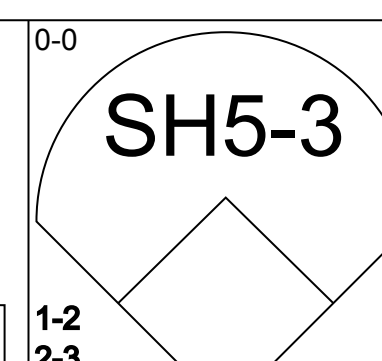
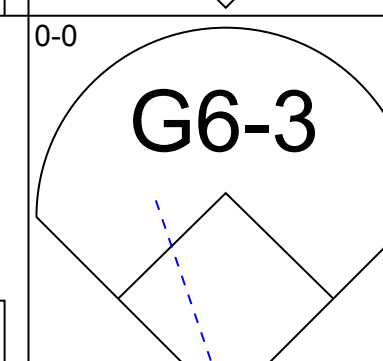
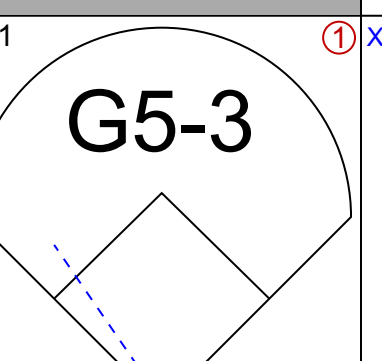
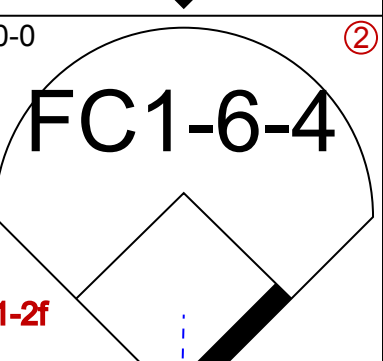
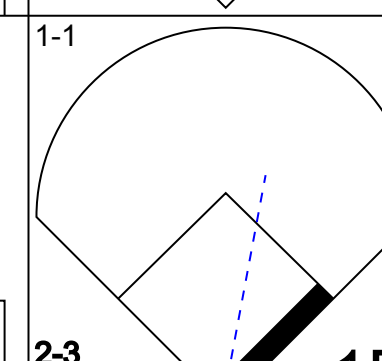
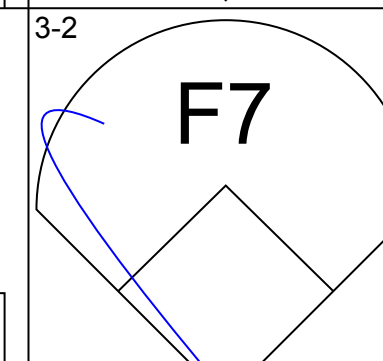
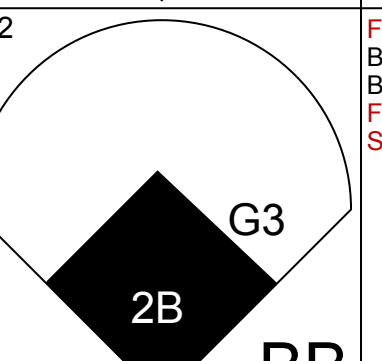
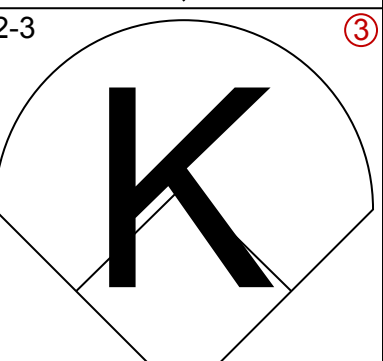
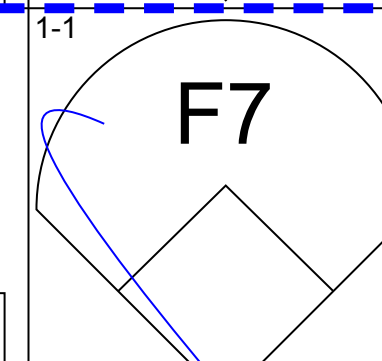
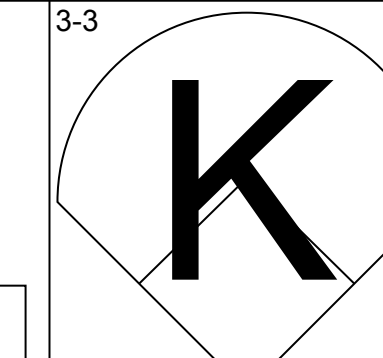
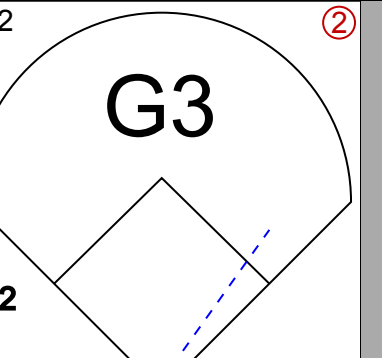
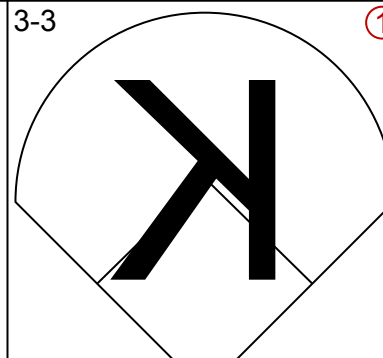
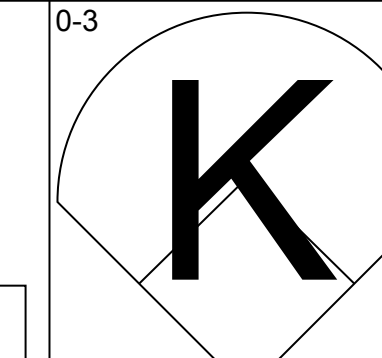
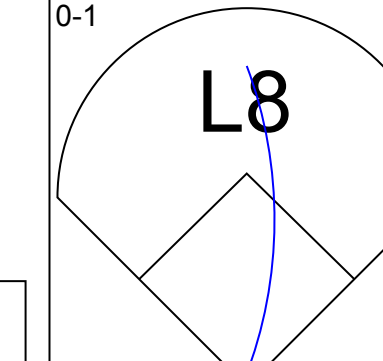
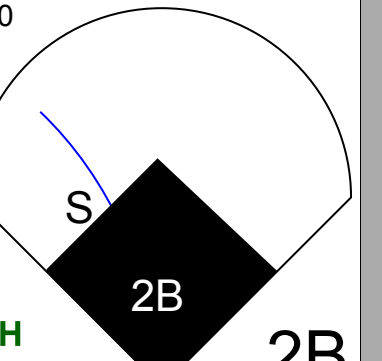
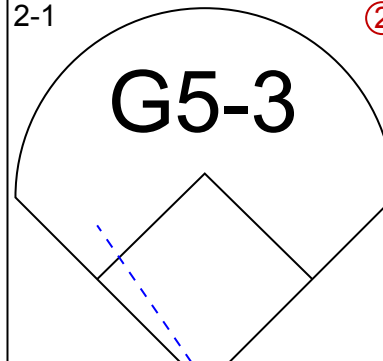
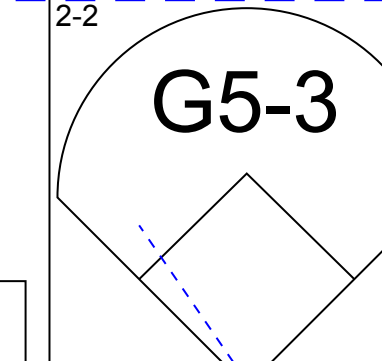
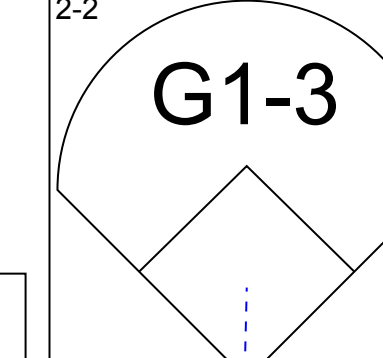
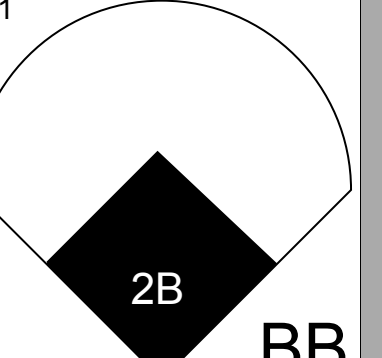
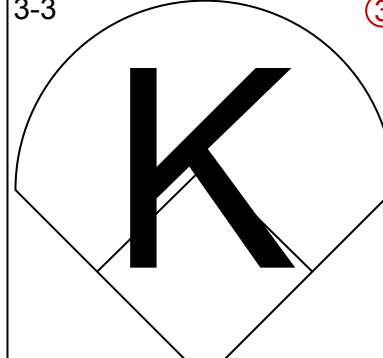
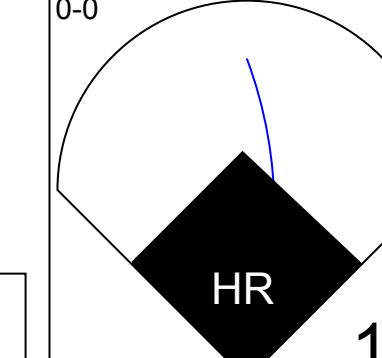
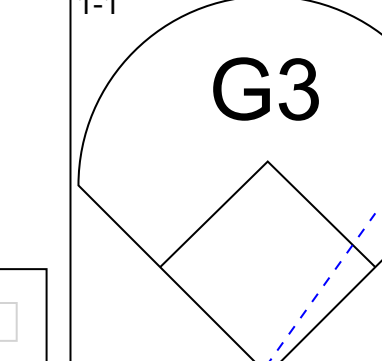
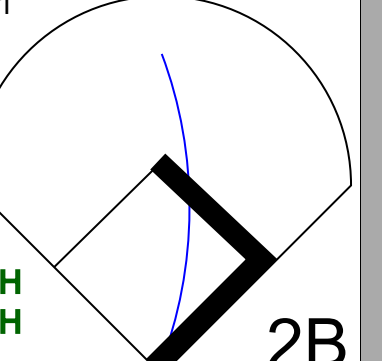
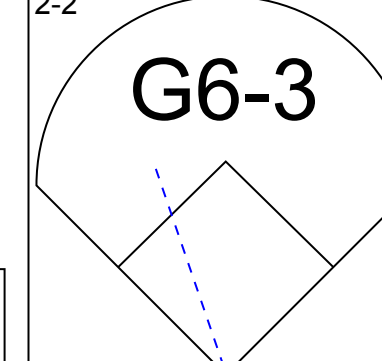
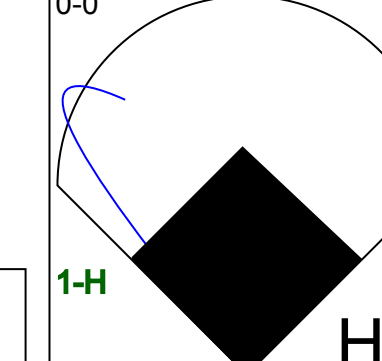
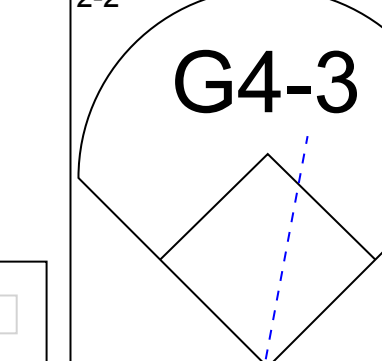
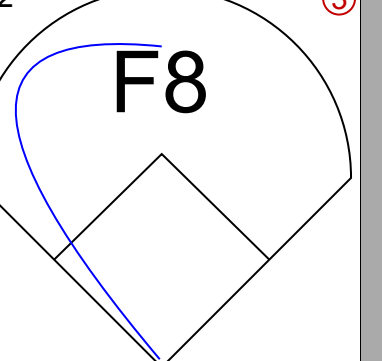
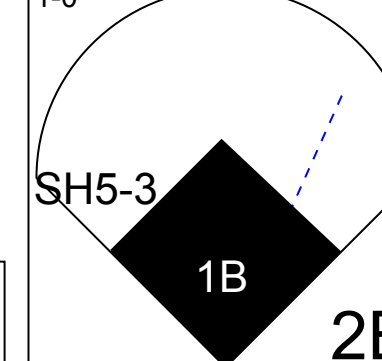
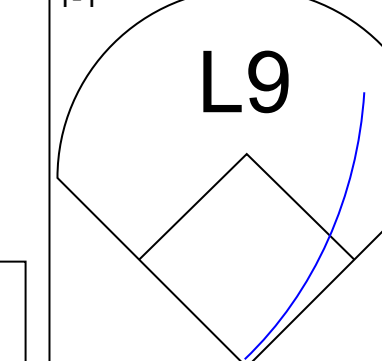
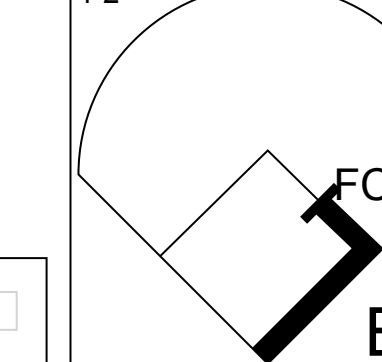
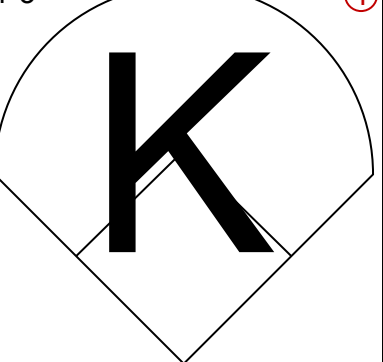
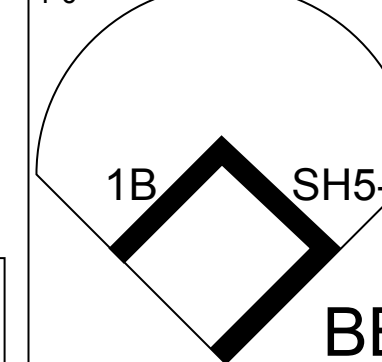


Batter	1	2	3	4	5	6	7	8	9	AB	R	H	RBI	BB	SO	LOB	TOP					
Mark Grudzielanek, R (1,4) OBP: 0.343, SLG: 0.396																	3 0 0 0 1 1 1					
Alex Gonzalez, R (1,6) OBP: 0.370, SLG: 0.398																	4 1 1 0 0 1 1					
Sammy Sosa, R (1,9) OBP: 0.472, SLG: 0.607																	4 0 0 0 0 1 2					
Moises Alou, R (1,7) OBP: 0.361, SLG: 0.398																	3 1 0 0 0 0 0					
Eric Karros, R (1,3) OBP: 0.395, SLG: 0.406																	3 1 1 1 1 0 0					
Corey Patterson, L (1,8) OBP: 0.343, SLG: 0.570																	3 0 1 1 1 0 0					
Ramon Martinez, R (1,5) Lenny Harris, L (9, PH) OBP: 0.286, SLG: 0.400																	2 0 0 1 0 1 1 1 0 1 0 0 0 0					
Damian Miller, R (1,2) Troy O'Leary, L (9, PH) OBP: 0.245, SLG: 0.238																	3 0 1 0 0 0 2 1 0 0 0 0 0 1					
3B Carlos Zambrano, S (1,1) Mark Guthrie, R (7,1) Kyle Farnsworth, R (8,1)																	3 0 1 0 0 1 1 0 0 0 0 0 0 0 0 0 0 0 0 0 0					
Inning Stats	R: 0 E: 0 K: 2 S: 10	H: 0 LOB: 0 BB: 0 P: 14	R: 0 E: 0 K: 0 S: 9	H: 1 LOB: 1 BB: 0 P: 14	R: 0 E: 0 K: 0 S: 6	H: 1 LOB: 0 BB: 0 P: 8	R: 2 E: 0 K: 0 S: 13	H: 1 LOB: 2 BB: 2 P: 27	R: 0 E: 0 K: 2 S: 8	H: 0 LOB: 1 BB: 1 P: 14	R: 1 E: 0 K: 1 S: 7	H: 1 LOB: 0 BB: 0 P: 10	R: 0 E: 0 K: 0 S: 8	H: 1 LOB: 0 BB: 0 P: 12	R: 0 E: 0 K: 0 S: 6	H: 0 LOB: 0 BB: 0 P: 12	R: 0 E: 0 K: 0 S: 7	H: 1 LOB: 1 BB: 0 P: 13	1B: 4 2B: 0 3B: 1 HR: 1	SF: 1 SAC: 0 DP: 2 HBP: 1	WP: 0 PB: 1 SB: 0 CS: 0	PA: 35
PITCHER	IP WLS BF H R ER SO BB IBB HBP BLK WP HR S P ERA WHIP																					
Darren Oliver, L (1,1) ERA: 5.81	7.0 W 28 5 3 3 5 3 0 1 0 0 0 1 61 99 3.86 1.143																					
Justin Speier, R (8,1) ERA: 5.25	1.0 H 3 0 0 0 0 0 0 0 0 0 0 0 6 12 0.00 0.000																					
Jose Jimenez, R (9,1) ERA: 8.03	1.0 S 4 1 0 0 0 0 0 0 0 0 0 0 7 13 0.00 1.000																					

Chicago Cubs @ Colorado Rockies
Coors Field, Denver, CO
Sun Apr 27 2003, 1:05 PM MDT
Att: 35,070 - Sunny - 61 F

AB	30
R	3
H	6
RBI	3
BB	3
SO	5
LOB	9





Batter	1	2	3	4	5	6	7	8	9	AB	R	H	RBI	BB	SO	LOB	BOTTOM			
Ronnie Belliard, R (1,4) OBP: 0.358, SLG: 0.353																	3 0 1 0 0 0 1			
Jay Payton, R (1,7) OBP: 0.358, SLG: 0.536																	4 0 1 1 0 0 1			
17 Todd Helton, L (1,3) OBP: 0.461, SLG: 0.656																	3 1 0 0 1 1 3			
Larry Walker, L (1,9) OBP: 0.380, SLG: 0.541																	4 0 0 0 0 3 1			
Preston Wilson, R (1,8) OBP: 0.385, SLG: 0.571																	4 1 1 1 0 0 0			
José Hernández, R (1,6) OBP: 0.390, SLG: 0.457																	3 2 1 0 1 1 0			
Charles Johnson, R (1,2) OBP: 0.279, SLG: 0.490																	4 1 2 4 0 0 0			
Greg Norton, S (1,5) OBP: 0.219, SLG: 0.207																	4 1 1 0 0 0 1			
Darren Oliver, R (1,1) Chris Richard, L (7, PH) Justin Speier, R (8,1) Jose Jimenez, R (9,1)																	1 0 0 0 1 1 0 0 0 0 0 1 0 0 0 0 0 0 0 0 0 0 0 0 0 0 0 0			
Inning Stats	R: 0 E: 0 K: 0 S: 7	H: 0 LOB: 0 BB: 0 P: 11	R: 0 E: 0 K: 1 S: 9	H: 0 LOB: 0 BB: 0 P: 14	R: 0 E: 0 K: 0 S: 13	H: 0 LOB: 1 BB: 1 P: 22	R: 3 E: 0 K: 0 S: 15	H: 2 LOB: 1 BB: 2 P: 30	R: 0 E: 0 K: 2 S: 10	H: 1 LOB: 1 BB: 0 P: 13	R: 0 E: 0 K: 2 S: 8	H: 0 LOB: 0 BB: 0 P: 16	R: 1 E: 0 K: 0 S: 9	H: 2 LOB: 2 BB: 1 P: 18	R: 2 E: 0 K: 1 S: 10	H: 2 LOB: 0 BB: 0 P: 13	1B: 3 2B: 3 3B: 0 HR: 1	SF: 0 SAC: 1 DP: 0 HBP: 0	WP: 0 PB: 0 SB: 1 CS: 0	PA: 35
PITCHER	IP WLS BF H R ER SO BB IBB HBP BLK WP HR S P ERA WHIP																			
3B Carlos Zambrano, R (1,1) ERA: 2.61	6.2 L 29 5 4 4 5 4 0 0 0 0 0 0 69 121 5.40 1.350																			
Mark Guthrie, L (7,1) ERA: 1.23	0.2 2 0 0 0 1 0 0 0 0 0 0 5 6 0.00 0.000																			
Kyle Farnsworth, R (8,1) ERA: 3.09	0.2 4 2 2 2 0 0 0 0 0 0 0 1 7 10 27.00 3.000																			

Chicago Cubs @ Colorado Rockies
Coors Field, Denver, CO
Sun Apr 27 2003, 1:05 PM MDT
Att: 35,070 - Sunny - 61 F

AB	30
R	6
H	7
RBI	6
BB	4
SO	6
LOB	7



Batter	1	2	3	4	5	6	7	8	9	AB	R	H	RBI	BB	SO	LOB	TOP			
Mark Grudzielanek, R OBP: 0.336, SLG: 0.396	G1-3		G6-4-3 1B		G6-3		K		L5	5	1	1	0	0	1	0	<p>Chicago Cubs @ San Francisco Giants PacBell Park, San Francisco, CA Tue Apr 29 2003, 10:15 PM EDT Att: 39,839 - Cloudy - 55 F</p> <p>AB 34 R 4 H 9 RBI 3 BB 5 SO 6 LOB 14</p> 			
Alex Gonzalez, R OBP: 0.381, SLG: 0.406	P3		G6-4-3 1B BB		F9 1B 2B		F9		BB	3	1	1	0	2	0					
Sammy Sosa, R OBP: 0.469, SLG: 0.591	FC6-4 BB		G6-4-3 1B		F9 2-3		F8		P4	4	0	1	0	1	0	2				
Moises Alou, R OBP: 0.366, SLG: 0.437	FC6-4		G6-4-3		PO 1B				HR	4	1	2	2	0	0	3				
Eric Karros, R OBP: 0.415, SLG: 0.412					PO 1-2		G5-3		K	2	0	1	0	1	0	0				
Hee-Seop Choi, L OBP: 0.446, SLG: 0.582										1	0	0	0	0	1	0				
Corey Patterson, L OBP: 0.340, SLG: 0.567									K	4	1	1	0	0	2	3				
Ramon Martinez, R OBP: 0.303, SLG: 0.308										3	0	1	1	1	1	1				
Damian Miller, R OBP: 0.346, SLG: 0.471									FC5-4 BB	4	0	1	0	0	0	2				
34 Kerry Wood, R OBP: 0.200, SLG: 0.400										3	0	0	0	0	1	3				
Juan Cruz, R										0	0	0	0	0	0	0				
Mike Remlinger, L										0	0	0	0	0	0	0				
Lenny Harris, L OBP: 0.273, SLG: 0.381										1	0	0	0	0	0	0				
Joe Borowski, R										0	0	0	0	0	0	0				
Inning Stats	R: 0 E: 0 K: 0 S: 10	H: 0 LOB: 1 BB: 1 P: 19	R: 0 E: 0 K: 2 S: 15	H: 2 LOB: 2 BB: 0 P: 23	R: 1 E: 0 K: 0 S: 13	H: 2 LOB: 2 BB: 2 P: 25	R: 0 E: 0 K: 1 S: 6	H: 0 LOB: 0 BB: 0 P: 11	R: 1 E: 0 K: 0 S: 7	H: 2 LOB: 0 BB: 0 P: 14	R: 0 E: 0 K: 1 S: 10	H: 0 LOB: 0 BB: 0 P: 16	R: 1 E: 0 K: 2 S: 14	H: 1 LOB: 1 BB: 1 P: 25	R: 0 E: 0 K: 0 S: 6	H: 0 LOB: 1 BB: 1 P: 14	1B: 5 2B: 3 3B: 0 HR: 1	SF: 0 SAC: 0 DP: 1 HBP: 0	WP: 0 PB: 0 SB: 0 CS: 0	PA: 40
PITCHER	IP WLS BF H R ER SO BB IBB HBP BLK WP HR S P ERA WHIP																			
Kirk Rueter, L ERA: 3.34	6.0 L 27 8 3 3 3 3 0 0 0 0 0 0 66 117 4.50 1.833																			
Joe Nathan, R ERA:	7.1 1.0 3 0 0 0 1 0 0 0 0 0 0 10 16 0.00 0.000																			
Felix Rodriguez, R ERA: 2.93	8.1 1.0 5 1 1 1 2 1 0 0 0 0 0 1 14 25 9.00 2.000																			
Jim Brower, R ERA: 6.23	9.1 1.0 4 0 0 0 0 1 0 0 0 0 0 0 6 14 0.00 1.000																			

Batter	1	2	3	4	5	6	7	8	9	AB	R	H	RBI	BB	SO	LOB	BOTTOM			
Ray Durham, S OBP: 0.425, SLG: 0.507	HR	G5-3		SH5-4		K	P2			4	1	1	1	0	1	3	<p>Chicago Cubs @ San Francisco Giants PacBell Park, San Francisco, CA Tue Apr 29 2003, 10:15 PM EDT Att: 39,839 - Cloudy - 55 F</p> <p>AB 35 R 2 H 9 RBI 2 BB 6 SO 9 LOB 27</p> 			
Rich Aurilia, R OBP: 0.298, SLG: 0.389	P4		G5-3		K				F9	3	0	0	0	0	1	2				
Nelfi Perez, S OBP: 0.231, SLG: 0.240										2	0	0	0	0	1	0				
Barry Bonds, L OBP: 0.484, SLG: 0.600	1B		2B HBP	FC5-4 BB IBB		BB HBP			F8	2	0	1	0	1	0	0				
José Cruz Jr., S OBP: 0.452, SLG: 0.615	1B		2B	BB		BB			BB	2	0	2	1	3	0	0				
Benito Santiago, R OBP: 0.363, SLG: 0.458	K		BB	FC5		K			G5-3	4	0	0	0	1	2	8				
J.T. Snow, L OBP: 0.437, SLG: 0.514	G4-3		K			F8			K	5	0	1	0	0	2	5				
Edgardo Alfonzo, R OBP: 0.284, SLG: 0.253		F8	F9			1B			F8	5	0	1	0	0	0	4				
Marquis Grissom, R OBP: 0.297, SLG: 0.455		K		SH5-4 BB SH 1B		K			G1-3 1B	4	1	2	0	1	2	1				
Kirk Rueter, L OBP: 0.231, SLG: 0.231										2	0	1	0	0	0	1				
Joe Nathan, R ERA: 2.77										0	0	0	0	0	0	0				
Andres Galarraga, R ERA: 5.84										1	0	0	0	0	0	2				
Felix Rodriguez, R OBP: 0.190, SLG: 0.100										0	0	0	0	0	0	0				
Jim Brower, R OBP: 0.190, SLG: 0.100										0	0	0	0	0	0	0				
Marvin Benard, L OBP: 0.240, SLG: 0.143										1	0	0	0	0	0	1				
Inning Stats	R: 1 E: 0 K: 1 S: 14	H: 3 LOB: 2 BB: 0 P: 25	R: 0 E: 0 K: 1 S: 8	H: 1 LOB: 1 BB: 0 P: 12	R: 0 E: 0 K: 1 S: 10	H: 1 LOB: 3 BB: 1 P: 21	R: 1 E: 1 K: 1 S: 10	H: 1 LOB: 2 BB: 2 P: 21	R: 0 E: 0 K: 3 S: 13	H: 0 LOB: 2 BB: 1 P: 24	R: 0 E: 0 K: 0 S: 15	H: 2 LOB: 2 BB: 0 P: 24	R: 0 E: 0 K: 0 S: 9	H: 0 LOB: 1 BB: 1 P: 17	R: 0 E: 0 K: 1 S: 8	H: 0 LOB: 1 BB: 1 P: 14	1B: 7 2B: 1 3B: 0 HR: 1	SF: 0 SAC: 2 DP: 0 HBP: 2	WP: 0 PB: 0 SB: 0 CS: 0	PA: 45
PITCHER	IP WLS BF H R ER SO BB IBB HBP BLK WP HR S P ERA WHIP																			
34 Kerry Wood, R ERA: 2.77	6.0 W 32 7 2 1 8 3 1 2 0 0 0 0 64 115 1.50 1.667																			
Juan Cruz, R ERA: 5.84	0.2 H 4 2 0 0 0 0 0 0 0 0 0 0 13 21 0.00 3.000																			
Mike Remlinger, L ERA: 4.5	7.1 1.1 H 5 0 0 0 0 1 0 0 0 0 0 0 11 20 0.00 0.750																			
Joe Borowski, R ERA: 1.98	9.1 1.0 S 4 0 0 0 1 1 0 0 0 0 0 0 8 14 0.00 1.000																			

Batter	1	2	3	4	5	6	7	8	9	AB	R	H	RBI	BB	SO	LOB	TOP
Mark Grudzielanek, R OBP: 0.333, SLG: 0.390	G5-3			BB HBP 1B	P4			F7		4	0	1	0	0	0	2	Chicago Cubs @ San Francisco Giants PacBell Park, San Francisco, CA Wed Apr 30 2003, 10:05 PM EDT Att: 40,124 - Sunny - 52 F
Alex Gonzalez, R OBP: 0.368, SLG: 0.390 Mark Guthrie, R (8, 1)	F9			F9			F7	P6		4	0	0	0	0	0	2	
Sammy Sosa, R OBP: 0.462, SLG: 0.571	K			P4			K			3	0	0	0	1	2	1	
Moises Alou, R OBP: 0.362, SLG: 0.422		P2		BB HBP			G5-3			3	0	0	0	0	0	1	
Hee-Seop Choi, L OBP: 0.436, SLG: 0.552		K		BB HBP						3	0	0	0	1	2	0	
Corey Patterson, L OBP: 0.330, SLG: 0.550		K		BB						3	0	0	0	0	3	3	
Lenny Harris, L OBP: 0.280, SLG: 0.417 Kyle Farnsworth, R (7, 1) Ramon Martinez, R OBP: 0.303, SLG: 0.308			G6-3				G3			3	0	1	0	0	0	0	
Paul Bako, L OBP: 0.385, SLG: 0.409			K				K			3	0	0	0	0	3	1	
Matt Clement, R Mark Bellhorn, S OBP: 0.356, SLG: 0.300			K							2	0	0	0	0	2	1	
										1	0	1	0	0	0	0	
Inning Stats	R: 0 H: 0 E: 0 LOB: 0 K: 1 S: 6	H: 0 R: 0 ER: 0 SO: 7 BB: 0 P: 8	H: 0 R: 0 ER: 0 SO: 12 BB: 2 P: 14	H: 1 R: 0 ER: 0 SO: 18 BB: 1 P: 18	H: 1 R: 0 ER: 0 SO: 18 BB: 0 P: 18	H: 0 R: 0 ER: 0 SO: 8 BB: 0 P: 8	H: 0 R: 0 ER: 0 SO: 14 BB: 0 P: 14	H: 1 R: 0 ER: 0 SO: 16 BB: 1 P: 16	H: 0 R: 0 ER: 0 SO: 14 BB: 1 P: 14	1B: 2 2B: 1 3B: 0 HR: 0	SF: 0 SAC: 0 DP: 1 HBP: 1	WP: 0 PB: 0 SB: 0 CS: 0	PA: 32				
PITCHER Jason Schmidt, R ERA: 1.77	IP: 9.0 WLS: W BF: 32 H: 3 R: 0 ER: 0 SO: 12 BB: 2 IBB: 0 HBP: 1 BLK: 0 WP: 0 HR: 0 S: 80 P: 117 ERA: 0.00 WHIP: 0.556																

AB	29
R	0
H	3
RBI	0
BB	2
SO	12
LOB	11



Batter	1	2	3	4	5	6	7	8	9	AB	R	H	RBI	BB	SO	LOB	BOTTOM
Ray Durham, S OBP: 0.407, SLG: 0.480	K		F8		P6			K		4	0	0	0	0	2	1	Chicago Cubs @ San Francisco Giants PacBell Park, San Francisco, CA Wed Apr 30 2003, 10:05 PM EDT Att: 40,124 - Sunny - 52 F
Neftali Perez, S OBP: 0.232, SLG: 0.226	G5-3		WP HR BB		F7			G4-3		3	1	0	0	1	0	0	
Barry Bonds, L OBP: 0.454, SLG: 0.681 Ruben Rivera, R OBP: 0.185, SLG: 0.346	L8		HR				HR	G4-3		4	2	2	3	0	0	0	
José Cruz Jr., S OBP: 0.454, SLG: 0.606		1B BB	G4-3				HR	G4-3		3	1	1	0	1	1	0	
J.T. Snow, L OBP: 0.433, SLG: 0.506		G6-3 1B	G4-6-3		G3-1			G4-3		3	1	1	0	0	0	1	
Benito Santiago, R OBP: 0.361, SLG: 0.453		G5-3 1B			F8			G5-3		3	0	1	1	0	0	0	
Edgardo Alfonzo, R OBP: 0.276, SLG: 0.244		G6-3			G6-3			P3		3	0	0	0	0	0	2	
Marquis Grissom, R OBP: 0.298, SLG: 0.462		G5-3			P2					3	0	1	1	0	0	1	
Jason Schmidt, R (1, 1)		G4-3			G1-3			K		3	0	0	0	0	1	2	
										1B: 3 2B: 1 3B: 0 HR: 2	SF: 0 SAC: 0 DP: 1 HBP: 0	WP: 1 PB: 0 SB: 0 CS: 0	PA: 31				
PITCHER Matt Clement, R ERA: 3.38 Kyle Farnsworth, R ERA: 2.84 Mark Guthrie, L ERA: 1.08	IP: 6.0 WLS: L BF: 24 H: 5 R: 5 ER: 5 SO: 2 BB: 2 IBB: 0 HBP: 0 BLK: 0 WP: 1 HR: 2 S: 100 P: 100 ERA: 7.50 WHIP: 1.167																

AB	29
R	5
H	6
RBI	5
BB	2
SO	4
LOB	7



Batter	1	2	3	4	5	6	7	8	9	AB	R	H	RBI	BB	SO	LOB	TOP										
Ronnie Belliard, R OBP: 0.358, SLG: 0.365	4-0 G4-6-3 1B BB		0-2 G4-3			0-2 G1-3		0-2 E 17 SF7 1B		3	1	1	1	1	0	1											
Jay Payton, R OBP: 0.370, SLG: 0.523	1-2 17 G4-6-3 1B		2-3 K			0-0 17 1B		0-0 E8 17 SF7 1B		4	0	3	0	0	1	0											
17 Todd Helton, L OBP: 0.459, SLG: 0.612	0-1 G4-6-3			0-2 G3-1		2-2 G3-6-1 1B		2-2 SF7		3	0	1	2	0	0	2											
Preston Wilson, R OBP: 0.370, SLG: 0.553	2-2 P4			1-0 G6-3		0-0 G3-6-1		1-3 3-H 0-0 K		4	0	0	0	0	1	4											
Larry Walker, L OBP: 0.389, SLG: 0.547		0-0 G4-3		1-1 P5			0-1 G4-6-3 1B	4-2 BB		3	0	1	0	1	0	0											
José Hernández, R OBP: 0.377, SLG: 0.435		2-3 K			2-2 G1-3		0-0 G4-6-3	1-0 L9		4	0	0	0	0	1	3											
Charles Johnson, R OBP: 0.333, SLG: 0.493		1-1 1B			3-2 G6-4-3 1B		0-0 G5-3	1-3 K		4	0	2	0	0	1	0											
Chris Stynes, R OBP: 0.380, SLG: 0.452		3-1 G4-3			0-1 G6-4-3			4-2 B 1B WP 1B BB	0-2 G1-3	3	1	0	0	1	0	2											
Shawn Chacon, R Gabe Kapler, R Dan Miceli, R Todd Jones, L Brent Butler, R Jose Jimenez, R Greg Norton, S			0-0 G6-3			0-0 1B 17 1B 2B		2-2 1B 1B E 1B	2-2 F8	1	0	0	0	0	0	0											
Inning Stats	R: 0 E: 0 K: 0 S: 9	H: 1 LOB: 1 BB: 1 P: 16	R: 0 E: 0 K: 1 S: 10	H: 1 LOB: 1 BB: 0 P: 16	R: 0 E: 0 K: 1 S: 8	H: 0 LOB: 0 BB: 0 P: 10	R: 0 E: 0 K: 0 S: 6	H: 0 LOB: 0 BB: 0 P: 8	R: 0 E: 0 K: 0 S: 11	H: 1 LOB: 0 BB: 0 P: 16	R: 1 E: 0 K: 0 S: 9	H: 3 LOB: 1 BB: 0 P: 11	R: 0 E: 0 K: 0 S: 4	H: 1 LOB: 0 BB: 0 P: 4	R: 3 E: 1 K: 1 S: 27	H: 3 LOB: 2 BB: 2 P: 43	R: 0 E: 0 K: 1 S: 10	H: 0 LOB: 0 BB: 0 P: 13	1B: 9 2B: 1 3B: 0 HR: 0	SF: 1 SAC: 0 DP: 4 HBP: 0	WP: 2 PA: 36 PB: 0 SB: 0 CS: 0						
PITCHER	IP	WLS	BF	H	R	ER	SO	BB	IBB	HBP	BLK	WP	HR	S	P	ERA	WHIP										
Shawn Estes, L	7.1	W	30	10	4	3	2	2	0	0	0	1	0	76	108	3.68	1.636										
Kyle Farnsworth, R	0.1	H	1	0	0	0	1	0	0	0	0	1	0	5	8	0.00	0.000										
Mark Guthrie, L	0.0		1	0	0	0	0	1	0	0	0	0	0	2	6	∞	∞										
Joe Borowski, R	1.1	S	4	0	0	0	1	0	0	0	0	0	0	11	15	0.00	0.000										

Colorado Rockies @ Chicago Cubs
Wrigley Field, Chicago, IL
Fri May 02 2003, 2:20 PM CDT
Att: 29,236 - Sunny - 47 F

AB 32
R 4
H 10
RBI 3
BB 3
SO 4
LOB 12



Batter	1	2	3	4	5	6	7	8	9	AB	R	H	RBI	BB	SO	LOB	BOTTOM										
Corey Patterson, L OBP: 0.330, SLG: 0.532	0-2 S 1B		3-3 K		1-0 F8			2-0 G5-4-3 1B		5	0	2	0	0	1	1											
Alex Gonzalez, R OBP: 0.370, SLG: 0.439	4-0 G5-4-3 BB		1-0 WP 2B 1B		0-2 G1-3		3-2 K	0-1 G5-4-3		4	1	1	0	1	1	2											
Sammy Sosa, R Troy O'Leary, L Tom Goodwin, L	1-3 K		1-0 BB G1-3 2B		1-0 G3-1 1B 2B		4-2 2B SF8 BB	2-2 G3		3	3	2	1	1	1	2											
Moises Alou, R	0-2 G5-4-3		2-2 P5		1-2 G5-3		0-3 K			4	0	0	0	0	1	5											
Hee-Seop Choi, L		0-0 2B 2B	4-2 G1-3 BB WP BB		2-2 G3-1		1-0 SF8 2B			3	2	2	0	1	0	1											
Mark Bellhorn, S		3-1 CS 2B	4-2 WP G1-3 BB		0-2 FC5 HBP 1B		1-0 SF8			2	0	2	3	1	0	0											
Ramon Martinez, R		2-3 K	1-1 G1-3		1-2 HBP					2	0	0	1	1	1	3											
Paul Bako, L		4-1 CS 1B BB	0-1 P6		0-2 FC5		2-3 K			3	1	0	0	1	1	5											
Shawn Estes, R Kyle Farnsworth, R Mark Guthrie, R Joe Borowski, R Damian Miller, R		0-1 1B		0-1 G5-3		1-3 K		4-2 G5-4-3 1B BB		3	0	1	1	0	1	0											
Inning Stats	R: 0 E: 0 K: 1 S: 9	H: 1 LOB: 1 BB: 1 P: 14	R: 2 E: 0 K: 2 S: 12	H: 3 LOB: 1 BB: 1 P: 24	R: 3 E: 0 K: 0 S: 14	H: 2 LOB: 1 BB: 2 P: 27	R: 0 E: 0 K: 0 S: 7	H: 0 LOB: 0 BB: 0 P: 8	R: 1 E: 0 K: 0 S: 16	H: 2 LOB: 2 BB: 0 P: 21	R: 0 E: 0 K: 2 S: 8	H: 0 LOB: 0 BB: 0 P: 13	R: 1 E: 0 K: 2 S: 11	H: 1 LOB: 2 BB: 2 P: 23	R: 0 E: 0 K: 0 S: 9	H: 1 LOB: 1 BB: 1 P: 17	1B: 5 2B: 5 3B: 0 HR: 0	SF: 1 SAC: 0 DP: 2 HBP: 1	WP: 2 PA: 39 PB: 0 SB: 1 CS: 2								
PITCHER	IP	WLS	BF	H	R	ER	SO	BB	IBB	HBP	BLK	WP	HR	S	P	ERA	WHIP										
Shawn Chacon, R	5.0	L	26	8	6	3	6	4	0	0	0	0	0	8	94	10.80	2.400										
Dan Miceli, R	1.0		3	0	0	0	2	0	0	0	0	0	0	8	13	0.00	0.000										
Todd Jones, R	1.0		6	1	1	1	2	2	0	0	0	0	0	11	23	9.00	3.000										
Jose Jimenez, R	1.0		4	1	0	0	0	1	0	0	0	0	0	9	17	0.00	2.000										

Colorado Rockies @ Chicago Cubs
Wrigley Field, Chicago, IL
Fri May 02 2003, 2:20 PM CDT
Att: 29,236 - Sunny - 47 F

AB 30
R 7
H 10
RBI 6
BB 7
SO 7
LOB 20



Batter	1	2	3	4	5	6	7	8	9	AB	R	H	RBI	BB	SO	LOB	TOP		
Ronnie Belliard, R OBP: 0.363, SLG: 0.374	1-1 BB 2B		0-1 F9	0-0 G4-3		4-2 G4-6-3 BB		0-1 SH1		3	0	1	0	1	0	0			
Jay Payton, R OBP: 0.379, SLG: 0.522 Steve Reed, R (8, 1) Jose Jimenez, R (9, 1)	2-2 BB HBP		0-1 17 1B	1-3 K		0-0 G4-6-3 1-2		2-0 17 CS 2-H 1B		4	1	2	1	0	1	2			
17 Todd Helton, L OBP: 0.471, SLG: 0.613	3-3 K		3-2 1B 1B		2-2 FC6-4 1B		4-2 BB BB	4-1 1-2 HR BB		3	2	2	0	2	1	2			
Preston Wilson, R OBP: 0.364, SLG: 0.563	0-2 F9		0-3 K		1 SAFE 2-3 K		1-2 L6	0-0 1-H HR		5	1	1	2	0	2	6			
Larry Walker, L OBP: 0.398, SLG: 0.541	4-0 BB 1-2 2-3 BB		1-0 1B 1B		0-2 FC6-4 1-2 BB		4-2 BB BB	2-0 G1-3		3	1	1	1	2	0	2			
Jose Hernández, R OBP: 0.376, SLG: 0.429	1-3 K		2-2 1B 1B		4-0 1-2 BB		2-3 K		1-3 K	4	0	1	0	1	3	5			
Charles Johnson, R OBP: 0.337, SLG: 0.480		0-0 G1-3	0-0 FC6-4 1B		1-3 K		4-2 1-2 2-3 BB		0-1 G4-3	4	0	1	2	1	1	2			
Greg Norton, S OBP: 0.205, SLG: 0.220		1-2 G6-3	0-0 FC6-4 1-2		1-3 K		3-2 SH1-4 1B		2-3 K	5	0	1	0	0	2	5			
Darren Oliver, R OBP: 0.206, SLG: 0.111 Justin Speier, R Brent Butler, R Mark Swearingen, L Gabe Kapler, R OBP: 0.371, SLG: 0.333	1-2 F7		1-3 K		0-0 SH1-4 1-2		4-2 WP SH1 1B BB			2	0	0	0	0	1	0			
Inning Stats	R: 0 E: 0 K: 2 S: 13	H: 1 LOB: 3 BB: 1 P: 24	R: 0 E: 0 K: 0 S: 8	H: 0 LOB: 0 BB: 0 P: 10	R: 3 E: 0 K: 1 S: 16	H: 5 LOB: 2 BB: 0 P: 22	R: 0 E: 0 K: 2 S: 10	H: 0 LOB: 0 BB: 0 P: 12	R: 0 E: 0 K: 0 S: 17	H: 1 LOB: 1 BB: 1 P: 15	R: 0 E: 0 K: 2 S: 20	H: 0 LOB: 3 BB: 3 P: 37	R: 3 E: 0 K: 0 S: 9	H: 2 LOB: 1 BB: 2 P: 21	R: 0 E: 0 K: 2 S: 9	H: 0 LOB: 0 BB: 0 P: 12	1B: 8 2B: 1 3B: 0 HR: 1	SF: 0 SAC: 2 DP: 1 HBP: 1	WP: 1 PA: 44 PB: 0 SB: 0 CS: 1
PITCHER	IP WLS BF H R ER SO BB IBB HBP BLK WP HR S P ERA WHIP	IP WLS BF H R ER SO BB IBB HBP BLK WP HR S P ERA WHIP	IP WLS BF H R ER SO BB IBB HBP BLK WP HR S P ERA WHIP	IP WLS BF H R ER SO BB IBB HBP BLK WP HR S P ERA WHIP	IP WLS BF H R ER SO BB IBB HBP BLK WP HR S P ERA WHIP	IP WLS BF H R ER SO BB IBB HBP BLK WP HR S P ERA WHIP	IP WLS BF H R ER SO BB IBB HBP BLK WP HR S P ERA WHIP	IP WLS BF H R ER SO BB IBB HBP BLK WP HR S P ERA WHIP	IP WLS BF H R ER SO BB IBB HBP BLK WP HR S P ERA WHIP	IP WLS BF H R ER SO BB IBB HBP BLK WP HR S P ERA WHIP	IP WLS BF H R ER SO BB IBB HBP BLK WP HR S P ERA WHIP	IP WLS BF H R ER SO BB IBB HBP BLK WP HR S P ERA WHIP	IP WLS BF H R ER SO BB IBB HBP BLK WP HR S P ERA WHIP	IP WLS BF H R ER SO BB IBB HBP BLK WP HR S P ERA WHIP	IP WLS BF H R ER SO BB IBB HBP BLK WP HR S P ERA WHIP	IP WLS BF H R ER SO BB IBB HBP BLK WP HR S P ERA WHIP	IP WLS BF H R ER SO BB IBB HBP BLK WP HR S P ERA WHIP	IP WLS BF H R ER SO BB IBB HBP BLK WP HR S P ERA WHIP	IP WLS BF H R ER SO BB IBB HBP BLK WP HR S P ERA WHIP

Colorado Rockies @ Chicago Cubs
Wrigley Field, Chicago, IL
Sat May 03 2003, 1:20 PM CDT
Att: 38,332 - Sunny - 50 F

AB 33
R 6
H 10
RBI 6
BB 8
SO 11
LOB 24



Batter	1	2	3	4	5	6	7	8	9	AB	R	H	RBI	BB	SO	LOB	BOTTOM				
Tom Goodwin, L OBP: 0.190, SLG: 0.190 Corey Patterson, L OBP: 0.336, SLG: 0.536	1-2 G4-3	1-1 FC1-2 BB S		0-2 L8		2-2 F8		1-2 FC6-4 1B		4	0	0	0	0	0	2					
Mark Czudzielanek, R OBP: 0.322, SLG: 0.368	1-0 G1-3	4-0 BB BB		0-0 G6-3		1-2 F9		3-1 FC6-4 1-2		4	0	0	0	1	0	1					
Alex Gonzalez, R OBP: 0.386, SLG: 0.440	4-2 BB	4-2 BB BB		0-0 1B		4-2 BB		3-2 G6-3		2	0	1	1	3	0	0					
Sammy Sosa, R OBP: 0.458, SLG: 0.596	1-3 K	1-3 K		0-0 1B		0-2 P6		3-2 G1-3		5	0	1	0	0	2	5					
Moises Alou, R OBP: 0.345, SLG: 0.394		3-2 1B BB 1B	2-2 F8	2-3 K		0-0 G4-1		2-3 K		5	1	1	0	0	2	2					
Eric Karros, R OBP: 0.417, SLG: 0.400 Hee-Seop Choi, L OBP: 0.446, SLG: 0.581		0-1 BB 38 G5-3 1B	4-0 BB		0-1 1B		1-0 P4			3	1	2	0	1	0	0					
Mark Bellhorn, S OBP: 0.367, SLG: 0.329 Kyle Farnsworth, R Mark Guthrie, R Juan Cruz, R		1-2 BB 38 G5-3 1B	2-2 F9		1-3 K		0-1 G3-1			4	0	1	0	0	1	2					
Damian Miller, R OBP: 0.356, SLG: 0.453		4-2 FC1-2 BB 38 G5-3 BB	1-3 K		1 SAFE 0-2 P5		2-1 G5-3			3	1	0	1	1	1	2					
3B Carlos Zambrano, S OBP: 0.214, SLG: 0.500 Mike Remlinger, L Ramon Martinez, R OBP: 0.357, SLG: 0.313		0-1 G5-3	2-1 HR		1 SAFE 0-3 K		1-2 P5			3	1	1	2	0	1	3					
Inning Stats	R: 0 E: 0 K: 1 S: 9	H: 0 LOB: 1 BB: 1 P: 16	R: 3 E: 0 K: 1 S: 24	H: 3 LOB: 3 BB: 3 P: 42	R: 0 E: 0 K: 1 S: 14	H: 0 LOB: 1 BB: 1 P: 23	R: 1 E: 0 K: 1 S: 12	H: 3 LOB: 2 BB: 0 P: 16	R: 0 E: 0 K: 2 S: 12	H: 1 LOB: 1 BB: 0 P: 13	R: 0 E: 0 K: 0 S: 16	H: 0 LOB: 1 BB: 1 P: 23	R: 0 E: 0 K: 0 S: 4	H: 0 LOB: 0 BB: 0 P: 5	R: 0 E: 0 K: 0 S: 10	H: 1 LOB: 1 BB: 0 P: 17	R: 0 E: 0 K: 1 S: 9	H: 0 LOB: 0 BB: 0 P: 17	1B: 7 2B: 0 3B: 0 HR: 1	SF: 0 SAC: 0 DP: 0 HBP: 0	WP: 0 PA: 41 PB: 0 SB: 1 CS: 0
PITCHER	IP WLS BF H R ER SO BB IBB HBP BLK WP HR S P ERA WHIP	IP WLS BF H R ER SO BB IBB HBP BLK WP HR S P ERA WHIP	IP WLS BF H R ER SO BB IBB HBP BLK WP HR S P ERA WHIP	IP WLS BF H R ER SO BB IBB HBP BLK WP HR S P ERA WHIP	IP WLS BF H R ER SO BB IBB HBP BLK WP HR S P ERA WHIP	IP WLS BF H R ER SO BB IBB HBP BLK WP HR S P ERA WHIP	IP WLS BF H R ER SO BB IBB HBP BLK WP HR S P ERA WHIP	IP WLS BF H R ER SO BB IBB HBP BLK WP HR S P ERA WHIP	IP WLS BF H R ER SO BB IBB HBP BLK WP HR S P ERA WHIP	IP WLS BF H R ER SO BB IBB HBP BLK WP HR S P ERA WHIP	IP WLS BF H R ER SO BB IBB HBP BLK WP HR S P ERA WHIP	IP WLS BF H R ER SO BB IBB HBP BLK WP HR S P ERA WHIP	IP WLS BF H R ER SO BB IBB HBP BLK WP HR S P ERA WHIP	IP WLS BF H R ER SO BB IBB HBP BLK WP HR S P ERA WHIP	IP WLS BF H R ER SO BB IBB HBP BLK WP HR S P ERA WHIP	IP WLS BF H R ER SO BB IBB HBP BLK WP HR S P ERA WHIP	IP WLS BF H R ER SO BB IBB HBP BLK WP HR S P ERA WHIP	IP WLS BF H R ER SO BB IBB HBP BLK WP HR S P ERA WHIP	IP WLS BF H R ER SO BB IBB HBP BLK WP HR S P ERA WHIP		

Colorado Rockies @ Chicago Cubs
Wrigley Field, Chicago, IL
Sat May 03 2003, 1:20 PM CDT
Att: 38,332 - Sunny - 50 F

AB 35
R 4
H 8
RBI 4
BB 6
SO 7
LOB 17



Batter	1	2	3	4	5	6	7	8	9	AB	R	H	RBI	BB	SO	LOB	TOP			
Alex Sanchez, L (1.8) OBP: 0.336, SLG: 0.422	0-1 CS 1B		4-2 S 1B BB		2-3 K		0-2 S 1B			3	1	2	0	1	1	0	Milwaukee Brewers @ Chicago Cubs Wrigley Field, Chicago, IL Mon May 05 2003, 7:05 PM CDT Att: 35,304 - Sunny - 70 F			
Keith Cinter, R (1.4) OBP: 0.319, SLG: 0.222	1-3 K		1-1 WP HR 1B		1-2 G2-3		2-3 K			4	1	1	1	0	2	2				
Richie Sexson, R (1.3) OBP: 0.368, SLG: 0.587	1-3 K		2-2 1-H HR		2-2 F8		2-1 G6-3			4	1	1	2	0	1	1				
Geoff Jenkins, L (1.7) OBP: 0.315, SLG: 0.459		1-0 L1	3-2 G4-3			1-0 G3		0-0 G3		4	0	0	0	0	0	0				
John Vander Wal, L (1.9) OBP: 0.351, SLG: 0.508		2-3 K		1-1 2B		1-0 HR 1B		0-1 F8		4	1	2	0	0	1	0				
Wes Helms, R (1.5) OBP: 0.308, SLG: 0.436		4-2 BB		4-2 BB		0-0 1-H HR		1-3 K		2	1	1	2	2	1	0				
Keith Osik, R (1.2) OBP: 0.271, SLG: 0.209		0-3 K		1-3 K		1-2 G4-3			1-3 K	4	0	0	0	0	3	3				
Royce Clayton, R (1.6) OBP: 0.347, SLG: 0.449			0-0 P5	0-1 P6		2-3 K		0-2 G4-3		4	0	0	0	0	1	2				
15 Ben Sheets, R (1.1) OBP: 0.100, SLG: 0.100			2-2 L9	2-2 G5-3			1-3 K		2-3 K	3	0	0	0	0	1	2				
Luis Vizcaino, R (8.1)										0	0	0	0	0	0	0				
Scott Podsednik, L (9. PH) OBP: 0.373, SLG: 0.353										1	0	0	0	0	1	0				
Mike DeJean, R (9.1) OBP: 0.373, SLG: 0.353										0	0	0	0	0	0	0				
Inning Stats	R: 0 E: 0 K: 2 S: 8	H: 1 LOB: 0 BB: 0 P: 10	R: 0 E: 0 K: 2 S: 9	H: 0 LOB: 1 BB: 1 P: 16	R: 3 E: 0 K: 0 S: 15	H: 2 LOB: 0 BB: 1 P: 27	R: 0 E: 0 K: 1 S: 13	H: 1 LOB: 2 BB: 1 P: 21	R: 0 E: 0 K: 1 S: 11	H: 0 LOB: 0 BB: 0 P: 16	R: 2 E: 0 K: 1 S: 11	H: 2 LOB: 0 BB: 0 P: 16	R: 0 E: 0 K: 1 S: 6	H: 1 LOB: 1 BB: 0 P: 16	R: 0 E: 0 K: 2 S: 10	H: 0 LOB: 0 BB: 0 P: 13	1B: 4 2B: 1 3B: 0 HR: 2	SF: 0 SAC: 0 DP: 0 HBP: 0	WP: 1 PB: 0 CS: 1	PA: 36
PITCHER	IP WLS BF H R ER SO BB IBB HBP BLK WP HR S P ERA WHIP	IP WLS BF H R ER SO BB IBB HBP BLK WP HR S P ERA WHIP	IP WLS BF H R ER SO BB IBB HBP BLK WP HR S P ERA WHIP	IP WLS BF H R ER SO BB IBB HBP BLK WP HR S P ERA WHIP	IP WLS BF H R ER SO BB IBB HBP BLK WP HR S P ERA WHIP	IP WLS BF H R ER SO BB IBB HBP BLK WP HR S P ERA WHIP	IP WLS BF H R ER SO BB IBB HBP BLK WP HR S P ERA WHIP	IP WLS BF H R ER SO BB IBB HBP BLK WP HR S P ERA WHIP	IP WLS BF H R ER SO BB IBB HBP BLK WP HR S P ERA WHIP	IP WLS BF H R ER SO BB IBB HBP BLK WP HR S P ERA WHIP	IP WLS BF H R ER SO BB IBB HBP BLK WP HR S P ERA WHIP	IP WLS BF H R ER SO BB IBB HBP BLK WP HR S P ERA WHIP	IP WLS BF H R ER SO BB IBB HBP BLK WP HR S P ERA WHIP	IP WLS BF H R ER SO BB IBB HBP BLK WP HR S P ERA WHIP	IP WLS BF H R ER SO BB IBB HBP BLK WP HR S P ERA WHIP	IP WLS BF H R ER SO BB IBB HBP BLK WP HR S P ERA WHIP	IP WLS BF H R ER SO BB IBB HBP BLK WP HR S P ERA WHIP			
Matt Clement, R (1.1) ERA: 3.95	6.0 L	26 6	5 5	7 5	3 0	0 0	0 0	0 0	1 2	67 106	7.50 1.500									
Antonio Alfonseca, R (7.1) ERA: 2.53	1.0 4	1 1	0 0	2 2	0 0	0 0	0 0	0 0	11 16	0.00 1.000										
Mark Guthrie, L (8.1) ERA: 2.53	0.2 2	0 0	0 0	0 0	0 0	0 0	0 0	3 3	0.00 0.000											
Kyle Farnsworth, R (8.1) ERA: 3.07	1.1 4	0 0	0 0	3 3	0 0	0 0	0 0	13 17	0.00 0.000											

Batter	1	2	3	4	5	6	7	8	9	AB	R	H	RBI	BB	SO	LOB	BOTTOM					
Mark Grudzielanek, R (1.4) OBP: 0.323, SLG: 0.355	1-1 G5-4-3 1B		1-0 L8			3-2 L9		4-1 1B BB		3	0	1	0	1	0	1	Milwaukee Brewers @ Chicago Cubs Wrigley Field, Chicago, IL Mon May 05 2003, 7:05 PM CDT Att: 35,304 - Sunny - 70 F					
Alex Gonzalez, R (1.6) OBP: 0.387, SLG: 0.467	1-2 G5-4-3		2-2 G4-3			2-2 SF7		2-1 1B		3	0	1	1	0	0	1						
Sammy Sosa, R (1.9) OBP: 0.436, SLG: 0.554	2-2 P2			1-3 K		3-3 K		0-3 K		4	0	0	0	0	3	2						
Moises Alou, R (1.7) OBP: 0.336, SLG: 0.369		3-2 F7		0-1 G5-3		0-1 L4		2-1 G5-3		4	0	0	0	0	0	0						
Hee-Seop Choi, L (1.3) OBP: 0.451, SLG: 0.618		0-2 HR		3-3 K		1-1 G3-1		4-2 PB BB		3	1	1	1	0	1	0						
Kyle Farnsworth, R (8.1)										0	0	0	0	0	0	0						
Troy O'Leary, L (9. PH) OBP: 0.295, SLG: 0.227										0	0	0	0	1	0	0						
Corey Patterson, L (1.8) OBP: 0.323, SLG: 0.508		3-2 P3			2-0 L4		2-3 K		2-0 G6-3	4	0	0	0	0	1	1						
Lenny Harris, L (1.5) OBP: 0.287, SLG: 0.379		3-2 G3 1B			2-3 K			3-2 G5-3	3-1 L8	4	0	1	0	0	1	1						
Paul Bako, L (1.2) OBP: 0.333, SLG: 0.321		2-1 G3			0-0 G3-1			1-1 G3-1		3	0	0	0	0	0	1						
Matt Clement, R (1.1) ERA: 4.77	7.2 W	28 3	3 3	5 5	1 0	0 0	0 0	0 0	2 7	77 127	3.52 0.783											
Luis Vizcaino, R (8.1) ERA: 10.5	0.1 H	2 1	0 0	1 1	0 0	0 0	0 0	5 7	0.00 3.000													
Mike DeJean, R (9.1) ERA: 3.0	1.0 S	4 0	0 0	0 0	1 0	0 0	0 0	7 18	0.00 1.000													
Inning Stats	R: 0 E: 0 K: 0 S: 8	H: 1 LOB: 0 BB: 0 P: 12	R: 1 E: 0 K: 0 S: 16	H: 2 LOB: 1 BB: 0 P: 27	R: 0 E: 0 K: 0 S: 8	H: 0 LOB: 0 BB: 0 P: 13	R: 0 E: 0 K: 2 S: 10	H: 0 LOB: 0 BB: 0 P: 14	R: 0 E: 0 K: 1 S: 5	H: 0 LOB: 0 BB: 0 P: 9	R: 1 E: 0 K: 1 S: 14	H: 1 LOB: 0 BB: 0 P: 24	R: 0 E: 0 K: 1 S: 8	H: 0 LOB: 0 BB: 0 P: 11	R: 1 E: 0 K: 1 S: 13	H: 2 LOB: 2 BB: 1 P: 24	R: 0 E: 0 K: 0 S: 7	H: 0 LOB: 1 BB: 1 P: 18	1B: 4 2B: 0 3B: 0 HR: 2	SF: 1 SAC: 0 DP: 1 HBP: 0	WP: 0 PB: 1 CS: 0	PA: 34
PITCHER	IP WLS BF H R ER SO BB IBB HBP BLK WP HR S P ERA WHIP	IP WLS BF H R ER SO BB IBB HBP BLK WP HR S P ERA WHIP	IP WLS BF H R ER SO BB IBB HBP BLK WP HR S P ERA WHIP	IP WLS BF H R ER SO BB IBB HBP BLK WP HR S P ERA WHIP	IP WLS BF H R ER SO BB IBB HBP BLK WP HR S P ERA WHIP	IP WLS BF H R ER SO BB IBB HBP BLK WP HR S P ERA WHIP	IP WLS BF H R ER SO BB IBB HBP BLK WP HR S P ERA WHIP	IP WLS BF H R ER SO BB IBB HBP BLK WP HR S P ERA WHIP	IP WLS BF H R ER SO BB IBB HBP BLK WP HR S P ERA WHIP	IP WLS BF H R ER SO BB IBB HBP BLK WP HR S P ERA WHIP	IP WLS BF H R ER SO BB IBB HBP BLK WP HR S P ERA WHIP	IP WLS BF H R ER SO BB IBB HBP BLK WP HR S P ERA WHIP	IP WLS BF H R ER SO BB IBB HBP BLK WP HR S P ERA WHIP	IP WLS BF H R ER SO BB IBB HBP BLK WP HR S P ERA WHIP	IP WLS BF H R ER SO BB IBB HBP BLK WP HR S P ERA WHIP	IP WLS BF H R ER SO BB IBB HBP BLK WP HR S P ERA WHIP						
15 Ben Sheets, R (1.1) ERA: 4.77	7.2 W	28 3	3 3	5 5	1 0	0 0	0 0	0 0	2 7	77 127	3.52 0.783											
Luis Vizcaino, R (8.1) ERA: 10.5	0.1 H	2 1	0 0	1 1	0 0	0 0	0 0	5 7	0.00 3.000													
Mike DeJean, R (9.1) ERA: 3.0	1.0 S	4 0	0 0	0 0	1 0	0 0	0 0	7 18	0.00 1.000													



Batter	1	2	3	4	5	6	7	8	9	AB	R	H	RBI	BB	SO	LOB	TOP
Alex Sanchez, L OBP: 0.329, SLG: 0.409 (1, 8)										4	0	1	0	0	1	1	Milwaukee Brewers @ Chicago Cubs Wrigley Field, Chicago, IL Wed May 07 2003, 1:20 PM CDT Att: 37,574 - Cloudy - 57 F
Keith Cinter, R OBP: 0.346, SLG: 0.261 (1, 4)										3	0	0	0	1	2	0	
Richie Sexson, R OBP: 0.359, SLG: 0.556 (1, 3)										3	1	0	0	1	1	2	
Geoff Jenkins, L OBP: 0.308, SLG: 0.439 (1, 7)										4	0	1	0	0	3	0	
Brady Clark, R OBP: 0.324, SLG: 0.357 (1, 9)										4	0	2	1	0	1	0	
Wes Helms, R OBP: 0.326, SLG: 0.424 (1, 5)										3	0	1	0	1	0	0	
Keith Osk, R OBP: 0.255, SLG: 0.196 John Vander Wal, L OBP: 0.375, SLG: 0.507 (9, PH)										3	0	0	0	0	0	3	
Royce Clayton, R OBP: 0.338, SLG: 0.425 (1, 6)										2	0	0	0	2	2	3	
Glendon Rusch, L OBP: 0.267, SLG: 0.154 (1, 1)										2	0	0	0	0	0	2	
Inning Stats	R: 0 H: 0 E: 0 K: 2 S: 9	H: 0 R: 0 ER: 0 LOB: 0 BB: 0 P: 11	R: 0 H: 0 E: 0 K: 2 S: 7	H: 0 R: 0 ER: 0 LOB: 1 BB: 1 P: 22	R: 1 H: 2 E: 0 K: 1 S: 13	H: 2 R: 0 ER: 0 LOB: 2 BB: 2 P: 27	R: 0 H: 1 E: 0 K: 0 S: 10	H: 0 R: 0 ER: 0 LOB: 0 BB: 0 P: 13	R: 0 H: 0 E: 1 K: 1 S: 9	H: 0 R: 0 ER: 0 LOB: 0 BB: 0 P: 13	R: 0 H: 0 E: 0 K: 3 S: 6	H: 2 R: 0 ER: 0 LOB: 2 BB: 0 P: 25	1B: 4 2B: 1 3B: 0 HR: 0	SF: 0 SAC: 1 DP: 3 HBP: 0	WP: 0 PB: 0 CS: 0	PA: 35	
PITCHER	IP WLS BF H R ER SO BB IBB HBP BLK WP HR S P ERA WHIP																
Shawn Estes, L ERA: 5.54 Antonio Alfonseca, R ERA: 6.11 Joe Borowski, R ERA: 1.59	(1, 1) (8, 1) (9, 1)	7.0 1.0 1.0	W H S	27 3 5	3 0 2	1 0 0	1 0 0	7 1 3	5 0 0	0 0 0	0 0 0	0 0 0	0 0 0	0 6 16	66 8 25	116 0.00 0.00	1.29 0.00 2.000

Batter	1	2	3	4	5	6	7	8	9	AB	R	H	RBI	BB	SO	LOB	BOTTOM
Tom Goodwin, L OBP: 0.185, SLG: 0.185 (1, 8)										4	0	0	0	0	0	1	Milwaukee Brewers @ Chicago Cubs Wrigley Field, Chicago, IL Wed May 07 2003, 1:20 PM CDT Att: 37,574 - Cloudy - 57 F
Alex Gonzalez, R OBP: 0.383, SLG: 0.434 (1, 6)										4	0	0	0	0	0	0	
Sammy Sosa, R OBP: 0.450, SLG: 0.551 (1, 9)										4	1	2	0	0	1	0	
Eric Karros, R OBP: 0.466, SLG: 0.510 Mark Grudzielanek, R OBP: 0.319, SLG: 0.349 (8, PR) (9, 4)										4	0	3	0	0	1	1	
Moises Alou, R OBP: 0.343, SLG: 0.375 (1, 7)										4	0	2	0	0	0	1	
Mark Bellhorn, S OBP: 0.373, SLG: 0.310 Joe Borowski, R (9, 1)										2	0	0	1	2	1	3	
Ramon Martinez, R OBP: 0.373, SLG: 0.439 (1, 4) (9, 5)										3	1	2	0	0	0	3	
Damian Miller, R OBP: 0.344, SLG: 0.422 (1, 2)										2	0	1	1	0	0	0	
Shawn Estes, R OBP: 0.083, SLG: 0.083 Troy O'Leary, L OBP: 0.250, SLG: 0.217 Antonio Alfonseca, R Hee-Seop Choi, L OBP: 0.446, SLG: 0.609 (7, PH) (8, 1) (9, 3)										2	0	0	0	0	0	1	
Inning Stats	R: 1 H: 3 E: 0 K: 0 S: 12	H: 3 R: 2 ER: 2 LOB: 3 BB: 1 P: 25	R: 0 H: 0 E: 0 K: 0 S: 9	H: 1 R: 0 ER: 0 LOB: 1 BB: 0 P: 15	R: 1 H: 2 E: 0 K: 0 S: 15	H: 2 R: 0 ER: 0 LOB: 1 BB: 1 P: 23	R: 0 H: 0 E: 0 K: 1 S: 6	H: 1 R: 0 ER: 0 LOB: 0 BB: 0 P: 10	R: 0 H: 1 E: 0 K: 0 S: 5	H: 1 R: 0 ER: 0 LOB: 2 BB: 0 P: 7	R: 0 H: 2 E: 0 K: 0 S: 8	H: 2 R: 0 ER: 0 LOB: 2 BB: 0 P: 13	1B: 9 2B: 2 3B: 0 HR: 0	SF: 0 SAC: 1 DP: 1 HBP: 0	WP: 0 PB: 0 CS: 2	PA: 33	
PITCHER	IP WLS BF H R ER SO BB IBB HBP BLK WP HR S P ERA WHIP																
Glendon Rusch, L ERA: 6.29	(1, 1)	8.0 L	33 33	10 10	2 2	2 2	3 3	2 2	0 0	0 0	0 0	0 0	0 0	0 0	0 0	0 0	2.25 1.500




Batter	1	2	3	4	5	6	7	8	9	AB R H RBI BB SO LOB	TOP								
Fernando Vina, L (1.4) OBP: 0.271, SLG: 0.370	2-3 K	0-0 HR		0-3 K			1-0 B4-3		2-3 K	5 1 1 4 0 3 2	St. Louis Cardinals @ Chicago Cubs Wrigley Field, Chicago, IL Fri May 09 2003, 2:20 PM CDT Att: 38,531 - Sunny - 70 F								
J.D. Drew, L (1.9) OBP: 0.318, SLG: 0.524	0-2 F7	0-0 G4-3			2-3 K2-3			3-2 HR	2-3 K	5 1 1 1 0 2 1									
5 Albert Pujols, R (1.7) OBP: 0.416, SLG: 0.648 Jeff Fassero, L (9.1)	2-2 1B				1-1 G6-3			3-2 G6-3	0-2 G4-3	5 0 1 0 0 0 1 0 0 0 0 0 0 0									
15 Jim Edmonds, L (1.8) OBP: 0.451, SLG: 0.695	0-3 K				1-3 K			0-0 27 2B		4 1 2 0 0 2 1									
27 Scott Rolen, R (1.5) OBP: 0.424, SLG: 0.562		1-0 G4-3		1-0 F8		1-1 P4		0-0 G3 2H		4 0 1 1 0 0 1									
Tino Martinez, L (1.3) OBP: 0.347, SLG: 0.450		0-0 G4-3		0-1 L7		4-0 G6-4-3 BB		2-1 G3		3 0 0 0 1 0 2									
Edgar Renteria, R (1.6) OBP: 0.404, SLG: 0.574		1-1 1B HR		1-1 G6-3		0-0 G6-4-3 1-2		4-0 IBB		3 1 2 0 1 0 1									
Mike Matheny, R (1.2) OBP: 0.323, SLG: 0.392		4-2 1B HR		0-0 G6-3			2-3 K	1-0 F9		3 1 0 0 1 1 3									
Matt Morris, R (1.1) OBP: 0.333, SLG: 0.474 Orlando Palmeiro, L (9. PH) OBP: 0.352, SLG: 0.368		0-0 1-2 HR		1-0 G1-3			2-0 G6-3	0-0 1B		3 1 1 0 0 0 1 1 0 1 0 0 0 0									
Inning Stats	R: 0 E: 0 K: 2 S: 15	H: 1 LOB: 1 BB: 0 P: 19	R: 4 E: 0 K: 0 S: 9	H: 3 LOB: 0 BB: 1 P: 15	R: 0 E: 0 K: 1 S: 6	H: 1 LOB: 1 BB: 0 P: 8	R: 0 E: 0 K: 0 S: 9	H: 0 LOB: 0 BB: 0 P: 13	R: 0 E: 0 K: 1 S: 3	H: 0 LOB: 0 BB: 1 P: 8	R: 0 E: 0 K: 0 S: 5	H: 0 LOB: 0 BB: 0 P: 10	R: 2 E: 0 K: 0 S: 12	H: 3 LOB: 2 BB: 1 P: 25	R: 0 E: 0 K: 2 S: 10	H: 1 LOB: 1 BB: 0 P: 14	1B: 6 2B: 2 3B: 0 HR: 2	SF: 0 SAC: 0 DP: 1 HBP: 0	WP: 0 PA: 39 PB: 0 SB: 0 CS: 0
PITCHER	IP WLS BF H R ER SO BB IBB HBP BLK WP HR S P ERA WHIP											IP WLS BF H R ER SO BB IBB HBP BLK WP HR S P ERA WHIP							
38 Carlos Zambrano, R (1.1) ERA: 3.65	7.1 L 31 8 6 6 6 2 0 0 0 0 0 2 63 97 7.36 1.364																		
Antonio Alfonseca, R (8.1) ERA: 3.0	0.2 5 2 0 0 0 0 0 1 0 0 0 0 5 12 0.00 3.000																		
Mark Guthrie, L (9.1) ERA: 3.0	0.2 2 0 0 0 2 0 0 0 0 0 0 0 6 10 0.00 0.000																		
Kyle Farnsworth, R (9.1) ERA: 3.0	0.1 1 0 0 0 0 0 0 0 0 0 0 0 3 3 0.00 0.000																		

AB	36
R	6
H	10
RBI	6
BB	3
SO	8
LOB	13



Batter	1	2	3	4	5	6	7	8	9	AB R H RBI BB SO LOB	BOTTOM								
Mark Grudzielanek, R (1.4) OBP: 0.314, SLG: 0.344	1-2 G1-3		0-1 G6-4-3 1B		1-0 G4-3		0-3 K		0-3 K	5 0 1 0 0 2 0	St. Louis Cardinals @ Chicago Cubs Wrigley Field, Chicago, IL Fri May 09 2003, 2:20 PM CDT Att: 38,531 - Sunny - 70 F								
Alex Gonzalez, R (1.6) OBP: 0.353, SLG: 0.421	1-0 G6-3		0-0 G6-4-3 1-2		0-1 G6-3		0-3 K			4 0 0 0 0 1 1									
Sammy Sosa, R (1.9) OBP: 0.444, SLG: 0.541	0-0 P3		0-0 F8		1-0 1B			2-3 K		4 0 1 0 0 1 0									
Moises Alou, R (1.7) OBP: 0.355, SLG: 0.407		1-3 K		2-0 HR	0-0 1B			4-2 1B BB		3 1 2 1 1 1 0									
Hee-Seop Choi, L (1.3) OBP: 0.438, SLG: 0.589		1-2 G3-1		1-2 BB 1B	1-3 K			3-3 K		4 0 1 0 0 2 3									
Corey Patterson, L (1.8) OBP: 0.333, SLG: 0.556		0-0 HR		1-2 BB 1B		1-3 K		1-0 FC6 1B		4 1 3 1 0 1 0									
Lenny Harris, L (1.5) OBP: 0.285, SLG: 0.364		3-2 1B		1-2 L4		0-1 G1		1-1 FC6		4 0 1 0 0 0 4									
Paul Bako, L (1.2) OBP: 0.333, SLG: 0.300 Ramon Martinez, R (9. PH) OBP: 0.365, SLG: 0.429		1-3 K		4-1 38 G4-3 BB		0-0 G6-3			1-2 G5-3	2 0 0 0 1 1 1 1 0 0 0 0 0 0									
38 Carlos Zambrano, S (1.1) OBP: 0.235, SLG: 0.529 Antonio Alfonseca, R (8.1) Mark Guthrie, R (9.1) Kyle Farnsworth, R (9.1) Mark Bellhorn, S (9. PH) OBP: 0.369, SLG: 0.306			0-0 1B G6-4-3 2B		0-0 G4-3		0-3 K		0-0 G6-3	3 1 1 0 0 1 3 0 1 0 0 0 0 0 0									
Inning Stats	R: 0 E: 0 K: 0 S: 6	H: 0 LOB: 0 BB: 0 P: 8	R: 1 E: 0 K: 2 S: 14	H: 2 LOB: 1 BB: 0 P: 20	R: 1 E: 0 K: 0 S: 8	H: 2 LOB: 0 BB: 0 P: 10	R: 1 E: 0 K: 0 S: 13	H: 3 LOB: 2 BB: 1 P: 22	R: 0 E: 0 K: 1 S: 8	H: 2 LOB: 0 BB: 0 P: 11	R: 0 E: 0 K: 3 S: 10	H: 0 LOB: 0 BB: 0 P: 10	R: 0 E: 0 K: 2 S: 12	H: 1 LOB: 2 BB: 1 P: 23	R: 0 E: 0 K: 1 S: 7	H: 0 LOB: 0 BB: 0 P: 8	1B: 7 2B: 1 3B: 0 HR: 2	SF: 0 SAC: 0 DP: 2 HBP: 0	WP: 0 PA: 37 PB: 0 SB: 0 CS: 0
PITCHER	IP WLS BF H R ER SO BB IBB HBP BLK WP HR S P ERA WHIP											IP WLS BF H R ER SO BB IBB HBP BLK WP HR S P ERA WHIP							
Matt Morris, R (1.1) ERA: 2.56	8.0 W 34 10 3 3 0 2 2 77 111 3.38 1.500																		
Jeff Fassero, L (9.1) ERA: 6.57	1.0 S 3 0 0 0 1 0 0 0 0 0 0 0 7 8 0.00 0.000																		

AB	35
R	3
H	10
RBI	2
BB	2
SO	10
LOB	12




Batter	1	2	3	4	5	6	7	8	9	10	AB	R	H	RBI	BB	SO	LOB	TOP
Fernando Vina, L OBP: 0.276, SLG: 0.374 (1.4)	F7		2B		G6-3		HBP		G5-3		4	0	1	0	0	0	1	
Orlando Palmeiro, L OBP: 0.344, SLG: 0.350 (1.9)	K		L4		FC5-4 BB		K2-3		F7		4	0	0	0	1	2	3	
5 Albert Pujols, R OBP: 0.409, SLG: 0.624 (1.7)	G5-3				FC5-4 1-2f				G6-3		4	0	0	0	1	0	1	
15 Jim Edmonds, L OBP: 0.433, SLG: 0.664 (1.8)		F7	F7		K				G6-3		5	0	0	0	0	1	4	
27 Scott Rolen, R OBP: 0.419, SLG: 0.576 (1.5)		HR			G6-3				G6-3		4	1	1	1	0	1	0	
Tino Martinez, L OBP: 0.336, SLG: 0.434 (1.3)	G6-3		G3						K		4	0	0	0	0	2	0	
Edgar Renteria, R OBP: 0.406, SLG: 0.568 (1.6)	P3				1B						3	1	1	0	1	0	0	
Mike Matheny, R OBP: 0.323, SLG: 0.390 J.D. Drew, L OBP: 0.353, SLG: 0.535 Eli Marrero, R OBP: 0.280, SLG: 0.373 (1.2)					K				K		3	0	1	0	0	2	0	
Woody Williams, R OBP: 0.450, SLG: 0.375 Miguel Cairo, R OBP: 0.322, SLG: 0.500 Cal Eldred, R (1.1)					1B				1B		1	0	1	1	0	0	0	
					2B				G3		2	0	0	0	1	1	2	
									P5		1	0	0	0	0	0	1	
									1-2		0	0	0	0	0	0	0	
											2	0	0	0	1	1	2	
											1	0	0	0	0	0	1	
											0	0	0	0	0	0	0	
											2	0	0	0	1	1	2	
											1	0	0	0	0	0	1	
											0	0	0	0	0	0	0	
											2	0	0	0	1	1	2	
											1	0	0	0	0	0	1	
											0	0	0	0	0	0	0	
											3	1	1	0	1	0	0	
											1	0	0	0	0	0	0	
											0	0	0	0	0	0	0	
											2	0	0	0	1	1	2	
											1	0	0	0	0	0	1	
											0	0	0	0	0	0	0	
											3	1	1	0	1	0	0	
											1	0	0	0	0	0	1	
											0	0	0	0	0	0	0	
											2	0	0	0	1	1	2	
											1	0	0	0	0	0	1	
											0	0	0	0	0	0	0	
											3	1	1	0	1	0	0	
											1	0	0	0	0	0	1	
											0	0	0	0	0	0	0	
											2	0	0	0	1	1	2	
											1	0	0	0	0	0	1	
											0	0	0	0	0	0	0	
											3	1	1	0	1	0	0	
											1	0	0	0	0	0	1	
											0	0	0	0	0	0	0	
											2	0	0	0	1	1	2	
											1	0	0	0	0	0	1	
											0	0	0	0	0	0	0	
											3	1	1	0	1	0	0	
											1	0	0	0	0	0	1	
											0	0	0	0	0	0	0	
											2	0	0	0	1	1	2	
											1	0	0	0	0	0	1	
											0	0	0	0	0	0	0	
											3	1	1	0	1	0	0	
											1	0	0	0	0	0	1	
											0	0	0	0	0	0	0	
											2	0	0	0	1	1	2	
											1	0	0	0	0	0	1	
											0	0	0	0	0	0	0	
											3	1	1	0	1	0	0	
											1	0	0	0	0	0	1	
											0	0	0	0	0	0	0	
											2	0	0	0	1	1	2	
											1	0	0	0	0	0	1	
											0	0	0	0	0	0	0	
											3	1	1	0	1	0	0	
											1	0	0	0	0	0	1	
											0	0	0	0	0	0	0	
											2	0	0	0	1	1	2	
											1	0	0	0	0	0	1	
											0	0	0	0	0	0	0	
											3	1	1	0	1	0	0	
											1	0	0	0	0	0	1	
											0	0	0	0	0	0	0	
											2	0	0	0	1	1	2	
											1	0	0	0	0	0	1	
											0	0	0	0	0	0	0	
											3	1	1	0	1	0	0	
											1	0	0	0	0	0	1	
											0	0	0	0	0	0	0	
											2	0	0	0	1	1	2	
											1	0	0	0	0	0	1	
											0	0	0	0	0	0	0	
											3	1	1	0	1	0	0	
											1	0	0	0	0	0	1	
											0	0	0	0	0	0	0	
											2	0	0	0	1	1	2	
											1	0	0	0	0	0	1	
											0	0	0	0	0	0	0	
											3	1	1	0	1	0	0	
											1	0	0	0	0	0	1	
											0	0	0	0	0	0	0	
											2	0	0	0	1	1	2	
											1	0	0	0	0	0	1	
											0	0	0	0	0	0	0	
											3	1	1	0	1	0	0	
											1	0	0	0	0	0	1	
											0	0	0	0	0	0	0	
											2	0	0	0	1	1	2	
											1	0	0	0	0	0	1	
											0	0	0	0	0	0	0	
											3	1	1	0	1	0	0	
											1	0	0	0	0	0		

Batter	1	2	3	4	5	6	7	8	9	AB	R	H	RBI	BB	SO	LOB	TOP										
Mark Grudzielanek, R (1.4) OBP: 0.355, SLG: 0.400	2-2 K	1-2 F9						0-2 1B		5	2	3	0	0	1	3	Chicago Cubs @ Milwaukee Brewers Miller Park, Milwaukee, WI Tue May 13 2003, 7:05 PM CDT Att: 18,454 - Sunny - 59 F										
Alex Gonzalez, R (1.6) OBP: 0.344, SLG: 0.427	1-2 P3	0-0 FC5-4			SH1-3 SF9 2B		2-1 P6	1-0 F9		4	0	0	0	0	0	5											
Troy O'Leary, L (1.9) OBP: 0.256, SLG: 0.324	0-0 L8				0-0 SF9		2-0 1B	2-1 L7		4	1	1	1	0	0	1											
Moises Alou, R (1.7) OBP: 0.365, SLG: 0.464		2-2 HR			3-H 1-0 F7		1-2 1B	1-1 F9		5	2	2	1	0	0	1											
Hee-Seop Choi, L (1.3) OBP: 0.429, SLG: 0.605		0-2 2H HR					1-0 P3			4	2	2	2	0	0	0											
Corey Patterson, L (1.8) OBP: 0.336, SLG: 0.547		0-1 L9					1-1 G1-3			5	0	1	2	0	0	1											
Mark Bellhorn, S (1.5) OBP: 0.368, SLG: 0.309		1-2 1B					2-0 1B			4	0	2	1	1	0	2											
Damian Miller, R (1.2) OBP: 0.385, SLG: 0.456		4-0 1B					4-0 1B			2	0	0	0	3	0	1											
Shawn Estes, R (1.1) OBP: 0.198, SLG: 0.188		1-0 BB					1-0 IBB			4	0	2	0	0	1	4											
Antonio Alfonseca, R (8.1)		1-2 FC5-4					1-2 1B			0	0	0	0	0	0	0											
Joe Borowski, R (9.1)		1-2 1B					1-2 1B			0	0	0	0	0	0	0											
Inning Stats	R: 0 E: 0 K: 1 S: 9	H: 0 LOB: 0 BB: 0 P: 12	R: 2 E: 0 K: 0 S: 18	H: 4 LOB: 3 BB: 1 P: 27	R: 0 E: 0 K: 0 S: 5	H: 0 LOB: 1 BB: 0 P: 8	R: 0 E: 0 K: 0 S: 7	H: 0 LOB: 1 BB: 1 P: 13	R: 1 E: 0 K: 0 S: 5	H: 1 LOB: 0 BB: 0 P: 9	R: 0 E: 0 K: 0 S: 5	H: 2 LOB: 2 BB: 1 P: 13	R: 3 E: 0 K: 1 S: 16	H: 4 LOB: 3 BB: 1 P: 32	R: 0 E: 0 K: 0 S: 9	H: 1 LOB: 0 BB: 0 P: 10	R: 1 E: 0 K: 0 S: 6	H: 1 LOB: 0 BB: 0 P: 10	1B: 8 2B: 4 3B: 0 HR: 1	SF: 1 SAC: 1 DP: 0 HBP: 1	WP: 0 PB: 0 SB: 1 CS: 0	PA: 44					
PITCHER	IP	WLS	BF	H	R	ER	SO	BB	IBB	HBP	BLK	WP	HR	S	P	ERA	WHIP										
Ruben Quevedo, R (1.1) ERA: 5.84	6.1	L	31	10	6	6	1	2	1	0	0	0	1	56	95	8.53	1.895										
John Foster, L (7.1) ERA: 4.5	0.2		5	1	0	0	1	0	1	1	0	0	0	9	19	0.00	1.500										
Leo Estrella, R (8.1) ERA: 2.25	1.0		4	1	0	0	0	0	0	0	0	0	0	9	13	0.00	1.000										
Mike DeJean, R (9.1) ERA: 4.0	1.0		4	1	1	1	0	0	0	0	0	0	0	6	10	9.00	1.000										

AB	37
R	7
H	13
RBI	7
BB	4
SO	2
LOB	18



Batter	1	2	3	4	5	6	7	8	9	AB	R	H	RBI	BB	SO	LOB	BOTTOM										
Scott Podsednik, L (1.8) OBP: 0.375, SLG: 0.305	1-3 K		2-2 E4							4	0	0	0	0	1	2	Chicago Cubs @ Milwaukee Brewers Miller Park, Milwaukee, WI Tue May 13 2003, 7:05 PM CDT Att: 18,454 - Sunny - 59 F										
Eric Young Sr., R (1.4) OBP: 0.346, SLG: 0.483	0-1 G4-3 S 1B		0-0 G3							3	1	1	0	1	0	1											
Richie Sexson, R (1.3) OBP: 0.390, SLG: 0.607	3-2 G4-3			0-1 HR						4	1	1	1	0	0	2											
Geoff Jenkins, L (1.7) OBP: 0.340, SLG: 0.519	2-3 K			2-2 G1-4-3 1B						4	0	1	0	0	3	2											
Brady Clark, R (1.9) OBP: 0.286, SLG: 0.286				2-1 G1-4-3						3	0	0	0	1	0	1											
Wes Helms, R (1.5) OBP: 0.301, SLG: 0.381				2-1 F9						4	0	1	1	0	1	0											
Eddie Pérez, R (1.2) OBP: 0.305, SLG: 0.429										4	0	1	0	0	0	2											
Royce Clayton, R (1.6) OBP: 0.336, SLG: 0.406										2	0	0	0	1	0	1											
Ruben Quevedo, R (1.1) ERA: 5.84										1	0	0	0	0	1	0											
John Foster, L (7.1) ERA: 4.5										0	0	0	0	0	0	0											
Keith Ginter, R (7. PH) OBP: 0.364, SLG: 0.303										1	0	0	0	0	1	1											
Leo Estrella, R (8.1) ERA: 2.25										0	0	0	0	0	0	0											
Mike DeJean, R (9.1) ERA: 4.0										0	0	0	0	0	0	0											
Inning Stats	R: 0 E: 0 K: 2 S: 13	H: 1 LOB: 1 BB: 0 P: 19	R: 0 E: 0 K: 0 S: 5	H: 0 LOB: 0 BB: 0 P: 8	R: 0 E: 1 K: 1 S: 8	H: 0 LOB: 1 BB: 0 P: 13	R: 1 E: 0 K: 0 S: 9	H: 2 LOB: 0 BB: 0 P: 15	R: 0 E: 0 K: 0 S: 10	H: 1 LOB: 1 BB: 0 P: 15	R: 1 E: 0 K: 1 S: 13	H: 1 LOB: 2 BB: 2 P: 26	R: 0 E: 0 K: 1 S: 8	H: 0 LOB: 0 BB: 1 P: 16	R: 0 E: 0 K: 1 S: 9	H: 0 LOB: 0 BB: 0 P: 12	R: 0 E: 0 K: 1 S: 8	H: 0 LOB: 0 BB: 0 P: 11	1B: 4 2B: 0 3B: 0 HR: 1	SF: 0 SAC: 1 DP: 2 HBP: 0	WP: 0 PB: 0 SB: 2 CS: 0	PA: 34					
PITCHER	IP	WLS	BF	H	R	ER	SO	BB	IBB	HBP	BLK	WP	HR	S	P	ERA	WHIP										
Shawn Estes, L (1.1) ERA: 5.08	7.0	W	28	5	2	2	5	3	0	0	0	0	0	66	112	2.57	1.143										
Antonio Alfonseca, R (8.1) ERA: 1.88	1.0		3	0	0	0	1	0	0	0	0	0	0	9	12	0.00	0.000										
Joe Borowski, R (9.1) ERA: 1.88	1.0		3	0	0	0	1	0	0	0	0	0	0	8	11	0.00	0.000										



Batter	1	2	3	4	5	6	7	8	9	AB	R	H	RBI	BB	SO	LOB	TOP							
Mark Grudzielanek, R (1, 4) OBP: 0.345, SLG: 0.383	1-1 CS HBP	0-0 G6-3			3-1 P3		1-1 G6-3		2-2 G4-3	4	0	0	1	0	0	1								
Alex Gonzalez, R (1, 6) OBP: 0.345, SLG: 0.421	4-0 1B BB	2-3 3-H F3			1-0 2B 1B		0-0 G4-1 2B		3-2 G4-3	4	2	2	0	1	0	1								
Troy O'Leary, L (1, 9) OBP: 0.254, SLG: 0.396	1-1 1B		1-1 G3-1		2-1 2B 1H		0-1 G4-1			4	0	2	1	0	0	1								
Moises Alou, R (1, 7) OBP: 0.363, SLG: 0.461	0-0 1B		0-0 F7		2-2 1B 2B		2-0 F8			4	1	2	1	0	0	1								
Hee-Seop Choi, L (1, 3) OBP: 0.419, SLG: 0.587	0-1 F7		3-2 F8		1-3 K		2-3 K			4	0	0	0	0	2	3								
Corey Patterson, L (1, 8) OBP: 0.346, SLG: 0.566	2-1 G3		0-2 F8		0-2 1B 2H		2-1 2B			4	0	2	1	0	0	2								
Mark Bellhorn, S (1, 5) OBP: 0.353, SLG: 0.292		4-2 SH2-4 BB G6-3 BB		1-1 G4-3		0-1 P5		3-3 K		3	1	0	0	1	1	2	AB 33							
Paul Bako, L (1, 2) OBP: 0.333, SLG: 0.316		4-1 G6-3 SH2-4 BB		1-3 K		0-0 SAFE SAFE		3-2 G1-3		3	0	1	0	1	1	1	R 4							
Matt Clement, R (1, 1) Todd Wellemeyer, R (7, 1) Lenny Harris, L (9, PH) OBP: 0.286, SLG: 0.316		1-2 SH2-4		2-3 K		1-3 K		0-1 G5-3		2	0	0	0	0	2	2	H 9							
		1-2 2-3								0	0	0	0	0	0	0	RBI 4							
										1	0	0	0	0	0	0	BB 3							
																	SO 6							
																	LOB 14							
Inning Stats	R: 1 E: 0 K: 0 S: 8	H: 2 LOB: 2 BB: 1 P: 16	R: 1 E: 0 K: 0 S: 8	H: 0 LOB: 1 BB: 2 P: 19	R: 0 E: 0 K: 0 S: 6	H: 0 LOB: 0 BB: 0 P: 10	R: 0 E: 0 K: 1 S: 8	H: 0 LOB: 0 BB: 0 P: 10	R: 1 E: 0 K: 1 S: 8	H: 2 LOB: 1 BB: 0 P: 16	R: 1 E: 0 K: 2 S: 16	H: 3 LOB: 2 BB: 0 P: 20	R: 0 E: 0 K: 0 S: 6	H: 1 LOB: 1 BB: 0 P: 9	R: 0 E: 0 K: 2 S: 12	H: 1 LOB: 1 BB: 0 P: 22	R: 0 E: 0 K: 0 S: 9	H: 0 LOB: 0 BB: 0 P: 14	1B: 5 2B: 4 3B: 0 HR: 0	SF: 0 SAC: 1 DP: 0 HBP: 1	WP: 0 PB: 0 SB: 0 CS: 1	PA: 38		
PITCHER	IP WLS BF H R ER SO BB IBB HBP BLK WP HR S P ERA WHIP	8.0 W 35 9 4 4 6 3 0 1 0 0 0 72 122 4.50 1.500	1.0 S 3 0 0 0 0 0 0 0 0 0 0 9 14 0.00 0.000																					

Chicago Cubs @ St. Louis Cardinals
 Busch Stadium, St. Louis, MO
 Fri May 16 2003, 7:10 PM CDT
 Att: 42,589 - Cloudy - 69 F

AB	33
R	4
H	9
RBI	4
BB	3
SO	6
LOB	14



Batter	1	2	3	4	5	6	7	8	9	AB	R	H	RBI	BB	SO	LOB	BOTTOM						
Fernando Vina, L (1, 4) OBP: 0.298, SLG: 0.396	2-2 1B HBP	3-1 2H 1B			2-1 HR 2B	0-0 E8				3	2	3	3	0	0	0							
J.D. Drew, L (1, 9) OBP: 0.327, SLG: 0.560	2-2 1B SF8	2-1 L8			0-0 K	0-3 K				4	2	2	2	0	1	2							
5 Albert Pujols, R (1, 7) OBP: 0.392, SLG: 0.608 Kerry Robinson, L (8, 7) OBP: 0.237, SLG: 0.194	2-2 1B		0-0 G1-3		2-3 K	1-1 G5-3				4	0	1	1	0	1	1							
15 Jim Edmonds, L (1, 8) OBP: 0.399, SLG: 0.616	1-3 K		3-3 K		1-3 K		0-1 F8			4	0	0	0	0	3	2							
27 Scott Rolen, R (1, 5) OBP: 0.424, SLG: 0.574	2-1 SF8		1-0 G6-3		1-2 2B		3-3 K			3	0	1	1	0	1	0							
Edgar Renteria, R (1, 6) OBP: 0.400, SLG: 0.552	1-1 L9		2-0 G6-3		3-2 F8		1-1 G1-3			4	0	0	0	0	2								
Tino Martinez, L (1, 3) OBP: 0.338, SLG: 0.416		1-1 SH2-4 HBP 1B		3-2 G1-3 HBP		4-2 SH BB		3-1 F9		2	1	1	0	1	0	0	AB 29						
Mike Matheny, R (1, 2) OBP: 0.315, SLG: 0.371		2-2 SH2-4 1B HBP		0-0 G1-3		1-3 K		1-2 F8		3	1	0	0	0	1	2	R 7						
Woody Williams, R (1, 1) OBP: 0.429, SLG: 0.353 Orlando Palmeiro, L (8, PH) OBP: 0.330, SLG: 0.333 Cal Eldred, R (9, 1)		0-2 SH2-4		1-2 G6-3		0-0 SH		2-2 F8		1	1	0	0	0	0	1	H 8						
		1-2 2-3				1-3 E				1	0	0	0	0	0	0	RBI 7						
										0	0	0	0	0	0	0	BB 1						
										0	0	0	0	0	0	0	SO 7						
																	LOB 10						
Inning Stats	R: 2 E: 0 K: 1 S: 16	H: 2 LOB: 1 BB: 0 P: 26	R: 1 E: 0 K: 0 S: 12	H: 2 LOB: 1 BB: 0 P: 20	R: 0 E: 0 K: 1 S: 7	H: 0 LOB: 0 BB: 0 P: 11	R: 0 E: 0 K: 0 S: 8	H: 0 LOB: 1 BB: 0 P: 14	R: 2 E: 0 K: 2 S: 16	H: 3 LOB: 1 BB: 0 P: 25	R: 2 E: 2 K: 2 S: 14	H: 1 LOB: 1 BB: 1 P: 19	R: 0 E: 0 K: 1 S: 7	H: 0 LOB: 0 BB: 0 P: 11	R: 0 E: 0 K: 0 S: 9	H: 0 LOB: 0 BB: 0 P: 15	1B: 5 2B: 2 3B: 0 HR: 1	SF: 1 SAC: 2 DP: 0 HBP: 3	WP: 0 PB: 0 SB: 0 CS: 0	PA: 36			
PITCHER	IP WLS BF H R ER SO BB IBB HBP BLK WP HR S P ERA WHIP	6.0 L 30 8 7 6 6 1 0 0 0 0 0 73 115 9.00 1.500	2.0 6 0 0 0 1 0 0 0 0 0 0 16 26 0.00 0.000																				

Chicago Cubs @ St. Louis Cardinals
 Busch Stadium, St. Louis, MO
 Fri May 16 2003, 7:10 PM CDT
 Att: 42,589 - Cloudy - 69 F

AB	29
R	7
H	8
RBI	7
BB	1
SO	7
LOB	10



Batter	1	2	3	4	5	6	7	8	9	AB	R	H	RBI	BB	SO	LOB	TOP		
Mark Grudzielanek, R OBP: 0.351, SLG: 0.383	1-1 G5-3		0-1 G5-3			2-2 G6-3		2-2 HBP		3	0	0	0	0	0	0			
Alex Gonzalez, R OBP: 0.333, SLG: 0.401	2-0 G1-4-3		0-0 G4-3			0-0 F9		0-0 F9		4	0	0	0	0	0	1			
Corey Patterson, L OBP: 0.341, SLG: 0.556	0-0 L7			0-3 K			0-0 1B 2B	0-1 L7		4	1	1	0	0	1	1			
Moises Alou, R OBP: 0.361, SLG: 0.460		3-1 G6-3		2-0 G6-3			0-0 BB BB G6-4-3 1B	0-0 G6-3		4	1	1	1	0	0	0			
Troy O'Leary, L OBP: 0.294, SLG: 0.390	1-1 2B 1B		2-0 G3-1			4-1 SAFE G6-4-3 BB 1-2 BB		2-1 1B		3	1	2	0	1	0	0			
Hee-Seop Choi, L OBP: 0.425, SLG: 0.596 Eric Karros, R OBP: 0.413, SLG: 0.508	0-1 1-H 2B			1-1 G3-1		4-1 SAFE G6-4-3 BB 1-2 2-3 BB		0-1 SAFE SAFE L8		2	0	1	1	1	0	0			
Ramon Martinez, R OBP: 0.374, SLG: 0.367 Antonio Alfonseca, R Mark Bellhorn, S OBP: 0.355, SLG: 0.324	3-2 F8		0-0 G4-3			1-1 SAFE G6-4-3 BB 1-2 2-3 1-H 2-H 3-H		0-3 K		3	0	0	0	0	0	3			
Damian Miller, R OBP: 0.350, SLG: 0.404	3-3 K		0-1 G5-3			0-1 G5-3				3	0	0	0	0	1	2			
Shawn Estes, R OBP: 0.176, SLG: 0.176 Tom Goodwin, L OBP: 0.156, SLG: 0.156 Juan Cruz, R Phil Norton, R Lenny Harris, L OBP: 0.310	1-1 F9			1-3 K			1-0 G6-3			1	0	0	0	0	0	0			
Inning Stats	R: 0 E: 0 K: 0 S: 4	H: 0 LOB: 0 BB: 0 P: 7	R: 1 E: 0 K: 1 S: 12	H: 2 LOB: 1 BB: 0 P: 22	R: 0 E: 0 K: 0 S: 5	H: 0 LOB: 0 BB: 0 P: 6	R: 0 E: 0 K: 1 S: 5	H: 0 LOB: 0 BB: 0 P: 6	R: 0 E: 0 K: 1 S: 8	H: 0 LOB: 0 BB: 0 P: 11	R: 2 E: 0 K: 0 S: 8	H: 2 LOB: 1 BB: 2 P: 17	R: 0 E: 0 K: 1 S: 7	H: 0 LOB: 1 BB: 0 P: 10	R: 0 E: 0 K: 1 S: 8	H: 1 LOB: 1 BB: 0 P: 10	1B: 3 2B: 2 3B: 0 HR: 0	SF: 0 SAC: 0 DP: 1 HBP: 1	WP: 0 PA: 34 PB: 0 SB: 0 CS: 0
PITCHER	IP WLS BF H R ER SO BB IBB HBP BLK WP HR S P ERA WHIP	IP WLS BF H R ER SO BB IBB HBP BLK WP HR S P ERA WHIP	IP WLS BF H R ER SO BB IBB HBP BLK WP HR S P ERA WHIP	IP WLS BF H R ER SO BB IBB HBP BLK WP HR S P ERA WHIP	IP WLS BF H R ER SO BB IBB HBP BLK WP HR S P ERA WHIP	IP WLS BF H R ER SO BB IBB HBP BLK WP HR S P ERA WHIP	IP WLS BF H R ER SO BB IBB HBP BLK WP HR S P ERA WHIP	IP WLS BF H R ER SO BB IBB HBP BLK WP HR S P ERA WHIP	IP WLS BF H R ER SO BB IBB HBP BLK WP HR S P ERA WHIP	IP WLS BF H R ER SO BB IBB HBP BLK WP HR S P ERA WHIP	IP WLS BF H R ER SO BB IBB HBP BLK WP HR S P ERA WHIP	IP WLS BF H R ER SO BB IBB HBP BLK WP HR S P ERA WHIP	IP WLS BF H R ER SO BB IBB HBP BLK WP HR S P ERA WHIP	IP WLS BF H R ER SO BB IBB HBP BLK WP HR S P ERA WHIP	IP WLS BF H R ER SO BB IBB HBP BLK WP HR S P ERA WHIP	IP WLS BF H R ER SO BB IBB HBP BLK WP HR S P ERA WHIP	IP WLS BF H R ER SO BB IBB HBP BLK WP HR S P ERA WHIP	IP WLS BF H R ER SO BB IBB HBP BLK WP HR S P ERA WHIP	IP WLS BF H R ER SO BB IBB HBP BLK WP HR S P ERA WHIP

Chicago Cubs @ St. Louis Cardinals
 Busch Stadium, St. Louis, MO
 Sun May 18 2003, 1:10 PM CDT
 Att: 45,773 - Cloudy - 71 F

AB	31
R	3
H	5
RBI	2
BB	2
SO	4
LOB	9



Batter	1	2	3	4	5	6	7	8	9	AB	R	H	RBI	BB	SO	LOB	BOTTOM		
Miguel Cairo, R OBP: 0.318, SLG: 0.475	2-2 E8 15 F8 27 2B 1B	1-1 1B		2-1 G1-3			1-2 SAFE SH1-4			3	1	2	0	0	0	0			
15 Jim Edmonds, L OBP: 0.391, SLG: 0.591	1-1 F8	1-1 SAFE F7			2-3 K		0-2 SAFE G1			4	0	0	0	0	1	3			
5 Albert Pujols, R OBP: 0.404, SLG: 0.626	4-1 27 2B BB	1-1 SAFE P4		4-2 BB			1-1 SAFE E1 27 HR 1B			2	2	1	1	2	0	1			
27 Scott Rolen, R OBP: 0.427, SLG: 0.594	3-2 F9 1-H 1B 2B		3-2 F9		0-0 F9		3-H 2-0 HR			4	2	2	4	0	0	1			
Eduardo Perez, R OBP: 0.436, SLG: 0.630 Orlando Palmeiro, L OBP: 0.333, SLG: 0.337 Jeff Fassero, L Cal Eldred, R	1-0 F9	1-2 2B	1-2 2B	1-3 K			3-H 2-1 G1-3			3	0	1	0	0	1	2			
Edgar Renteria, R OBP: 0.393, SLG: 0.534	4-2 1B BB		3-2 G5-3			1-2 L9		2-2 L9		3	0	0	0	1	0	1			
Mike Matheny, R OBP: 0.313, SLG: 0.368	2-0 1-2 3-H 1B		1-0 L3			0-1 G4-3		2-3 K		4	0	1	1	0	1	1			
Wilson Delgado, S OBP: 0.206, SLG: 0.188 Kerry Robinson, L OBP: 0.231, SLG: 0.189	1-2 G1-3			3-2 G5-3			0-0 G3			3	0	0	0	0	0	2			
Jason Simontacchi, R OBP: 0.063, SLG: 0.063 Dustin Hermanson, R Fernando Vina, L OBP: 0.301, SLG: 0.392		1-2 F8		2-3 K			4-0 15 G1 5 M SH1-4 BB			2	0	0	0	0	1	0			
Inning Stats	R: 3 E: 1 K: 0 S: 19	H: 3 LOB: 2 BB: 2 P: 37	R: 0 E: 0 K: 0 S: 9	H: 1 LOB: 1 BB: 0 P: 14	R: 0 E: 0 K: 1 S: 9	H: 0 LOB: 0 BB: 0 P: 16	R: 0 E: 0 K: 2 S: 10	H: 0 LOB: 1 BB: 1 P: 17	R: 0 E: 0 K: 0 S: 7	H: 0 LOB: 0 BB: 0 P: 8	R: 3 E: 1 K: 0 S: 11	H: 2 LOB: 0 BB: 1 P: 21	R: 0 E: 0 K: 1 S: 13	H: 0 LOB: 0 BB: 0 P: 17	1B: 4 2B: 2 3B: 0 HR: 1	SF: 0 SAC: 1 DP: 0 HBP: 0	WP: 0 PA: 35 PB: 0 SB: 0 CS: 0		
PITCHER	IP WLS BF H R ER SO BB IBB HBP BLK WP HR S P ERA WHIP	IP WLS BF H R ER SO BB IBB HBP BLK WP HR S P ERA WHIP	IP WLS BF H R ER SO BB IBB HBP BLK WP HR S P ERA WHIP	IP WLS BF H R ER SO BB IBB HBP BLK WP HR S P ERA WHIP	IP WLS BF H R ER SO BB IBB HBP BLK WP HR S P ERA WHIP	IP WLS BF H R ER SO BB IBB HBP BLK WP HR S P ERA WHIP	IP WLS BF H R ER SO BB IBB HBP BLK WP HR S P ERA WHIP	IP WLS BF H R ER SO BB IBB HBP BLK WP HR S P ERA WHIP	IP WLS BF H R ER SO BB IBB HBP BLK WP HR S P ERA WHIP	IP WLS BF H R ER SO BB IBB HBP BLK WP HR S P ERA WHIP	IP WLS BF H R ER SO BB IBB HBP BLK WP HR S P ERA WHIP	IP WLS BF H R ER SO BB IBB HBP BLK WP HR S P ERA WHIP	IP WLS BF H R ER SO BB IBB HBP BLK WP HR S P ERA WHIP	IP WLS BF H R ER SO BB IBB HBP BLK WP HR S P ERA WHIP	IP WLS BF H R ER SO BB IBB HBP BLK WP HR S P ERA WHIP	IP WLS BF H R ER SO BB IBB HBP BLK WP HR S P ERA WHIP	IP WLS BF H R ER SO BB IBB HBP BLK WP HR S P ERA WHIP	IP WLS BF H R ER SO BB IBB HBP BLK WP HR S P ERA WHIP	IP WLS BF H R ER SO BB IBB HBP BLK WP HR S P ERA WHIP

Chicago Cubs @ St. Louis Cardinals
 Busch Stadium, St. Louis, MO
 Sun May 18 2003, 1:10 PM CDT
 Att: 45,773 - Cloudy - 71 F

AB	30
R	6
H	7
RBI	6
BB	4
SO	4
LOB	11



Batter	1	2	3	4	5	6	7	8	9	AB	R	H	RBI	BB	SO	LOB	TOP					
Mark Grudzielanek, R (1.4)	G6-3		G5-4-3			G4-3			G5-3	4	0	1	0	0	0	1	Chicago Cubs @ St. Louis Cardinals Busch Stadium, St. Louis, MO Mon May 19 2003, 12:10 PM CDT Att. 46,734 - Overcast - 79 F livebaseballscorecards.com					
Alex Gonzalez, R (1.6)	G5-3			K		G4-3			K	4	0	0	0	0	2	1						
Corey Patterson, L (1.8)				K		F9			F7	4	0	1	0	0	1	1						
Moises Alou, R (1.7)	G4-3			F8					G5-3	3	0	0	0	0	0	1						
Troy O'Leary, L (1.9)		G1-3				G6-3			G3-1	3	0	0	0	0	0	0						
Hee-Seop Choi, L (1.3)		K				K			K	3	0	0	0	0	3	0						
Lenny Harris, L (1.5)		G4-3							L5	3	0	1	0	0	0	0						
Paul Bako, L (1.2)						G4-3			F9	3	0	1	0	0	0	1						
3B Carlos Zambrano, S (1.1)									F9	2	0	0	0	0	2	1						
Tom Goodwin, L (8, PH)									F9	1	0	0	0	0	0	0						
Kyle Farnsworth, R (8.1)										0	0	0	0	0	0	0						
Inning Stats	R: 0 E: 0 K: 0 S: 8	H: 1 LOB: 1 BB: 0 P: 12	R: 0 E: 0 K: 1 S: 9	H: 0 LOB: 0 BB: 0 P: 13	R: 0 E: 0 K: 1 S: 6	H: 1 LOB: 0 BB: 0 P: 7	R: 0 E: 0 K: 2 S: 11	H: 0 LOB: 0 BB: 0 P: 14	R: 0 E: 0 K: 1 S: 12	H: 1 LOB: 1 BB: 0 P: 19	R: 0 E: 0 K: 1 S: 10	H: 1 LOB: 1 BB: 0 P: 14	R: 0 E: 0 K: 1 S: 8	H: 0 LOB: 0 BB: 0 P: 11	R: 0 E: 0 K: 0 S: 8	H: 0 LOB: 0 BB: 0 P: 13	R: 0 E: 0 K: 1 S: 10	H: 0 LOB: 0 BB: 0 P: 14	1B: 1 2B: 3 3B: 0 HR: 0	SF: 0 SAC: 0 DP: 1 HBP: 0	WP: 0 PB: 0 SB: 0 CS: 0	PA: 30
PITCHER Matt Morris, R (1.1) ERA: 2.53	IP: 9.0 WLS: W BF: 30 H: 4 R: 0 ER: 0 SO: 8 BB: 0 IBB: 0 HBP: 0 BLK: 0 WP: 0 HR: 0 S: 82 P: 117 ERA: 0.00 WHIP: 0.444															PITCHER Matt Morris, R (1.1) ERA: 2.53						

Batter	1	2	3	4	5	6	7	8	9	AB	R	H	RBI	BB	SO	LOB	BOTTOM			
Fernando Vina, L (1.4)	B1-3		G4-6-3			G3			G4-3	4	0	0	0	0	0	2	Chicago Cubs @ St. Louis Cardinals Busch Stadium, St. Louis, MO Mon May 19 2003, 12:10 PM CDT Att. 46,734 - Overcast - 79 F livebaseballscorecards.com			
J.D. Drew, L (1.9)						K			F7	3	0	1	0	1	1	1				
5 Albert Pujols, R (1.7)										4	1	1	1	0	1	2				
15 Jim Edmonds, L (1.8)										4	0	1	0	0	0	1				
27 Scott Rolen, R (1.5)										4	0	1	0	0	1	1				
Edgar Renteria, R (1.6)										4	0	2	0	0	0	0				
Tino Martinez, L (1.3)										3	0	0	0	0	1	3				
Mike Matheny, R (1.2)										1	1	1	0	2	0	0				
Matt Morris, R (1.1)										2	0	0	0	0	1	4				
Inning Stats	R: 0 E: 0 K: 0 S: 8	H: 1 LOB: 1 BB: 0 P: 14	R: 0 E: 0 K: 1 S: 9	H: 0 LOB: 0 BB: 0 P: 12	R: 1 E: 1 K: 0 S: 8	H: 1 LOB: 1 BB: 1 P: 16	R: 0 E: 0 K: 1 S: 13	H: 2 LOB: 3 BB: 1 P: 27	R: 0 E: 0 K: 0 S: 9	H: 0 LOB: 0 BB: 0 P: 12	R: 0 E: 0 K: 0 S: 8	H: 1 LOB: 1 BB: 0 P: 10	R: 0 E: 0 K: 0 S: 8	H: 0 LOB: 1 BB: 1 P: 15	R: 1 E: 0 K: 1 S: 12	H: 2 LOB: 0 BB: 0 P: 20		1B: 5 2B: 2 3B: 0 HR: 1	SF: 0 SAC: 1 DP: 2 HBP: 0	WP: 0 PB: 0 SB: 0 CS: 1
PITCHER 3B Carlos Zambrano, R (1.1) ERA: 2.88 Kyle Farnsworth, R (8.1) ERA: 2.7	IP: 7.0 WLS: L BF: 29 H: 5 R: 1 ER: 1 SO: 4 BB: 2 IBB: 1 HBP: 0 BLK: 0 WP: 0 HR: 0 S: 63 P: 106 ERA: 0.00 WHIP: 1.000															PITCHER 3B Carlos Zambrano, R (1.1) ERA: 2.88 Kyle Farnsworth, R (8.1) ERA: 2.7				

Chicago Cubs @ St. Louis Cardinals
 Busch Stadium, St. Louis, MO
 Mon May 19 2003, 12:10 PM CDT
 Att. 46,734 - Overcast - 79 F

AB 30
 R 0
 H 4
 RBI 0
 BB 0
 SO 8
 LOB 6



Chicago Cubs @ St. Louis Cardinals
 Busch Stadium, St. Louis, MO
 Mon May 19 2003, 12:10 PM CDT
 Att. 46,734 - Overcast - 79 F

AB 29
 R 2
 H 7
 RBI 1
 BB 3
 SO 5
 LOB 14



Batter	1	2	3	4	5	6	7	8	9	AB	R	H	RBI	BB	SO	LOB	TOP			
Mark Grudzielanek, R (1,4) OBP: 0.357, SLG: 0.391	E6 1B		HBP			G5-3		2B 1B		3	1	2	0	0	0	0				
Alex Gonzalez, R (1,6) OBP: 0.325, SLG: 0.394	G5-3		F9			G5-3		2B 1B		4	0	1	2	0	0	2				
Corey Patterson, L (1,8) OBP: 0.331, SLG: 0.542	L8		F9			P3		F7		4	0	0	0	0	0	3				
Moises Alou, R (1,7) OBP: 0.353, SLG: 0.446	K				G4-6-3 1B			G4-3		4	0	1	0	0	1	2				
Troy O'Leary, L (1,9) OBP: 0.267, SLG: 0.348		F9			G4-6-3 1-2		G4-3		E4 BB	4	0	0	0	0	0	1				
Hee-Seop Choi, L (1,3) OBP: 0.408, SLG: 0.574		F7			K		2B		E4 BB	4	0	1	0	0	1	1				
Mark Bellhorn, S (1,5) OBP: 0.359, SLG: 0.324						G4-3		F9		3	0	1	0	1	0	1	AB 34			
Damian Miller, R (1,2) OBP: 0.349, SLG: 0.402						F9				3	1	1	0	0	1	1	R 2			
Tom Goodwin, L (9,PH) OBP: 0.147, SLG: 0.147										1	0	0	0	0	1	3	H 7			
34 Kerry Wood, R (1,1) OBP: 0.190, SLG: 0.333										2	0	0	0	0	1	0	RBI 2			
Todd Wellemeyer, R (6,1)										0	0	0	0	0	0	0	BB 1			
Lenny Harris, L (8,PH) OBP: 0.280, SLG: 0.326										1	0	0	0	0	0	1	SO 5			
Phil Norton, R (8,1)										1	0	0	0	0	0	0	LOB 18			
Eric Karros, R (9,PH) OBP: 0.408, SLG: 0.500										1	0	0	0	0	0	3				
Inning Stats	R: 0 E: 1 K: 1 S: 9	H: 1 LOB: 1 BB: 0 P: 12	R: 0 E: 0 K: 1 S: 13	H: 1 LOB: 1 BB: 0 P: 19	R: 0 E: 0 K: 1 S: 6	H: 0 LOB: 1 BB: 0 P: 9	R: 0 E: 0 K: 1 S: 6	H: 1 LOB: 0 BB: 0 P: 9	R: 0 E: 0 K: 0 S: 7	H: 0 LOB: 0 BB: 0 P: 13	R: 0 E: 0 K: 0 S: 7	H: 1 LOB: 1 BB: 0 P: 9	R: 2 E: 0 K: 0 S: 13	H: 3 LOB: 1 BB: 0 P: 20	R: 0 E: 2 K: 1 S: 11	H: 0 LOB: 2 BB: 1 P: 20	1B: 5 2B: 2 3B: 0 HR: 0	SF: 0 SAC: 0 DP: 2 HBP: 1	WP: 0 PB: 0 SB: 0 CS: 0	PA: 36
PITCHER	IP WLS BF H R ER SO BB IBB HBP BLK WP HR S P ERA WHIP																			
Jeff D'Amico, R (1,1) ERA: 3.33	7.1 W 29 7 2 2 4 0 0 1 0 0 0 64 95 2.46 0.955																			
Scott Sauerbeck, L (8,1) ERA: 3.93	0.2 H 2 0 0 0 0 0 0 0 0 0 0 4 5 0.00 0.000																			
Mike Williams, R (9,1) ERA: 5.4	1.0 S 5 0 0 0 1 1 0 0 0 0 0 0 11 20 0.00 1.000																			

Chicago Cubs @ Pittsburgh Pirates
PNC Park, Pittsburgh, PA
Wed May 21, 2003, 7:05 PM EDT
Att: 35,086 - Cloudy - 59 F

AB	34
R	2
H	7
RBI	2
BB	1
SO	5
LOB	18



Batter	1	2	3	4	5	6	7	8	9	AB	R	H	RBI	BB	SO	LOB	BOTTOM			
Kenny Lofton, L (1,8) OBP: 0.358, SLG: 0.421	G4-3 2S 1B BB		SF4 1B		F7		G4-3			3	2	1	0	1	0	0				
2 Jack Wilson, R (1,6) OBP: 0.308, SLG: 0.381	K		PO S 1B			HR	F9			4	1	2	1	0	1	1				
Brian Giles, L (1,7) OBP: 0.381, SLG: 0.390	G4-3		P5			HR		L3		4	1	1	1	0	0	3				
Aramis Ramirez, R (1,5) OBP: 0.306, SLG: 0.356			SF4			18 BB 1B		G4-3		3	1	2	2	0	0	0				
Randall Simon, L (1,3) OBP: 0.321, SLG: 0.435			PO							3	0	0	0	0	1	2				
Kevin Young, R (8,PH) OBP: 0.266, SLG: 0.367	G4-3		PO							0	0	0	0	1	0	0				
18 Jason Kendall, R (1,2) OBP: 0.379, SLG: 0.380										3	0	0	0	1	0	1				
Craig Wilson, R (1,9) OBP: 0.357, SLG: 0.393										2	0	0	0	0	1	2				
Abraham Nunez, S (1,4) OBP: 0.301, SLG: 0.215										3	0	2	1	0	1	1				
Jeff D'Amico, R (1,1) OBP: 0.200, SLG: 0.143										3	0	0	0	0	1	2				
Scott Sauerbeck, R (8,1)										0	0	0	0	0	0	0				
Mike Williams, R (9,1)										0	0	0	0	0	0	0				
Inning Stats	R: 1 E: 0 K: 1 S: 13	H: 1 LOB: 1 BB: 1 P: 22	R: 0 E: 0 K: 1 S: 12	H: 0 LOB: 0 BB: 0 P: 17	R: 1 E: 0 K: 0 S: 11	H: 2 LOB: 0 BB: 0 P: 18	R: 0 E: 0 K: 0 S: 4	H: 0 LOB: 0 BB: 0 P: 6	R: 0 E: 0 K: 0 S: 6	H: 1 LOB: 0 BB: 0 P: 11	R: 3 E: 0 K: 2 S: 17	H: 4 LOB: 2 BB: 1 P: 27	R: 0 E: 0 K: 1 S: 7	H: 0 LOB: 0 BB: 0 P: 12	R: 0 E: 0 K: 0 S: 7	H: 0 LOB: 1 BB: 1 P: 13	1B: 6 2B: 0 3B: 0 HR: 2	SF: 1 SAC: 0 DP: 1 HBP: 1	WP: 0 PB: 0 SB: 2 CS: 0	PA: 34
PITCHER	IP WLS BF H R ER SO BB IBB HBP BLK WP HR S P ERA WHIP																			
34 Kerry Wood, R (1,1) ERA: 2.94	5.1 L 24 7 5 5 3 2 0 0 1 0 0 2 58 94 8.44 1.688																			
Todd Wellemeyer, R (6,1)	1.2 5 1 0 0 2 0 0 0 0 0 0 12 19 0.00 0.600																			
Phil Norton, L (8,1)	1.0 4 0 0 0 0 1 0 0 0 0 0 7 13 0.00 1.000																			

Chicago Cubs @ Pittsburgh Pirates
PNC Park, Pittsburgh, PA
Wed May 21, 2003, 7:05 PM EDT
Att: 35,086 - Cloudy - 59 F

AB	28
R	5
H	8
RBI	5
BB	3
SO	5
LOB	12



Batter	1	2	3	4	5	6	7	8	9	AB	R	H	RBI	BB	SO	LOB	TOP										
Tom Goodwin, L (1, 9) OBP: 0.295, SLG: 0.282	0-0 1B		0-0 2B 1B		2-0 F8		0-1 F8		2-2 HR	5	2	3	1	0	0	2	Chicago Cubs @ Pittsburgh Pirates PNC Park, Pittsburgh, PA Thu May 22 2003, 7:05 PM EDT Att: 14,544 - Cloudy - 61 F										
Mark Grudzielanek, R (1, 4) OBP: 0.359, SLG: 0.397	1-3 K		2-3 K		4-0 BB		0-0 1B		2-3 K	4	0	1	0	1	3	3											
Corey Patterson, L (1, 8) OBP: 0.335, SLG: 0.547	1-0 F9		0-0 2B		3-2 P3		0-0 1B			4	0	2	2	0	0	3											
Moises Alou, R (1, 7) OBP: 0.351, SLG: 0.448	1-0 P4		2-1 F7							4	0	1	0	0	0	2											
Lenny Harris, L (1, 5) OBP: 0.296, SLG: 0.327		1-2 G6-3		2-1 G4-3		2-1 1B		4-2 BB		3	0	1	0	1	0	0											
Eric Karros, R (1, 3) OBP: 0.400, SLG: 0.486		3-3 K		0-0 1B		1-3 K		1-2 F8		4	0	1	0	0	2	3											
Alex Gonzalez, R (1, 6) OBP: 0.318, SLG: 0.385		2-2 G5-3		0-1 G6-4-3		1-1 G4-6-3		1-1 F9		4	0	0	0	0	0	4											
Paul Bako, L (1, 2) OBP: 0.314, SLG: 0.295			0-0 G3-1		1-1 F9		1-1 F7		1-1 G1-3	3	0	0	0	0	0	0											
Mark Bellhorn, S (9, PH) OBP: 0.357, SLG: 0.321										1	0	0	0	0	0	0											
Joe Borowski, R (9, 1)										0	0	0	0	0	0	0											
Matt Clement, R (1, 1) OBP: 0.188, SLG: 0.188			0-1 1B		0-1 WP		2-2 1B		1-2 G3	3	1	3	0	0	0	0											
Mike Remlinger, L (8, 1)										0	0	0	0	0	0	0											
Damian Miller, R (9, PH) OBP: 0.346, SLG: 0.398			1-2 2B 1B							1	0	0	0	0	0	0											
Inning Stats	R: 0 E: 0 K: 1 S: 6	H: 1 LOB: 1 BB: 0 P: 9	R: 0 E: 0 K: 1 S: 10	H: 0 LOB: 0 BB: 0 P: 16	R: 2 E: 0 K: 1 S: 10	H: 3 LOB: 1 BB: 0 P: 14	R: 0 E: 0 K: 0 S: 5	H: 1 LOB: 0 BB: 0 P: 7	R: 0 E: 0 K: 0 S: 9	H: 1 LOB: 2 BB: 1 P: 19	R: 0 E: 0 K: 0 S: 11	H: 2 LOB: 1 BB: 0 P: 16	R: 0 E: 0 K: 0 S: 9	H: 3 LOB: 2 BB: 0 P: 12	R: 0 E: 0 K: 0 S: 12	H: 0 LOB: 1 BB: 1 P: 20	R: 1 E: 0 K: 1 S: 11	H: 1 LOB: 0 BB: 0 P: 17	1B: 9 2B: 2 3B: 0 HR: 1	SF: 0 SAC: 0 DP: 2 HBP: 0	WP: 1 PB: 0 SB: 1 CS: 0	PA: 38					
PITCHER	IP	WLS	BF	H	R	ER	SO	BB	IBB	HBP	BLK	WP	HR	S	P	ERA	WHIP										
Kris Benson, R (1, 1) ERA: 3.62	8.0		34	11	2	2	4	2	0	0	0	1	0	72	113	2.25	1.625										
Scott Sauerbeck, L (9, 1) ERA: 4.19	1.0	L	4	1	1	1	1	0	0	0	0	0	1	11	17	9.00	1.000										

AB	36
R	3
H	12
RBI	3
BB	2
SO	5
LOB	17



Batter	1	2	3	4	5	6	7	8	9	AB	R	H	RBI	BB	SO	LOB	BOTTOM										
Kenny Lofton, L (1, 8) OBP: 0.355, SLG: 0.423	0-0 G6-3		2-2 FC1-6		1-2 2B			0-2 G1-3		4	0	1	0	0	0	1	Chicago Cubs @ Pittsburgh Pirates PNC Park, Pittsburgh, PA Thu May 22 2003, 7:05 PM EDT Att: 14,544 - Cloudy - 61 F										
2 Jack Wilson, R (1, 6) OBP: 0.301, SLG: 0.372	0-1 G5-3		1-3 K		3-2 P4			2-2 F9		4	0	0	0	0	1	2											
Brian Giles, L (1, 7) OBP: 0.386, SLG: 0.425	2-1 F7			3-1 HR		4-1 BB		2-1 P5		3	1	1	1	1	0	0											
Aramis Ramirez, R (1, 5) OBP: 0.305, SLG: 0.353		0-0 F8		0-1 L6-3		3-1 G6-4-3		1-0 P2		4	0	1	0	0	0	1											
Randall Simon, L (1, 3) OBP: 0.312, SLG: 0.422		0-1 G5-3		1-0 L6-3		0-1 P4		2-2 G4-3		4	0	0	0	0	0	1											
18 Jason Kendall, R (1, 2) OBP: 0.381, SLG: 0.383		0-2 G6-3		1-1 1B			1-3 K2-3		1-1 1B	4	0	2	0	0	1	0											
Reggie Sanders, R (1, 9) OBP: 0.311, SLG: 0.470			0-0 HR	1-3 K			0-0 G4-3		1-3 K	4	1	1	1	1	0	2											
Rob Mackowiak, L (1, 4) OBP: 0.324, SLG: 0.323			0-0 FC1-6 SH1-4		1-3 K		4-2 BB			2	0	1	0	1	1	0											
Kris Benson, R (1, 1)			0-0 SH1-4		1-3 K					2	0	0	0	0	2	1											
Scott Sauerbeck, R (9, 1)			1-2 K							0	0	0	0	0	0	0											
Inning Stats	R: 0 E: 0 K: 0 S: 5	H: 0 LOB: 0 BB: 0 P: 7	R: 0 E: 0 K: 0 S: 6	H: 0 LOB: 0 BB: 0 P: 6	R: 1 E: 0 K: 1 S: 9	H: 2 LOB: 1 BB: 0 P: 12	R: 1 E: 0 K: 1 S: 10	H: 3 LOB: 1 BB: 0 P: 16	R: 0 E: 0 K: 2 S: 15	H: 1 LOB: 1 BB: 0 P: 21	R: 0 E: 0 K: 0 S: 5	H: 0 LOB: 0 BB: 1 P: 12	R: 0 E: 0 K: 2 S: 9	H: 0 LOB: 1 BB: 1 P: 16	R: 0 E: 0 K: 0 S: 9	H: 0 LOB: 0 BB: 0 P: 13	R: 0 E: 0 K: 1 S: 10	H: 1 LOB: 1 BB: 0 P: 15	1B: 4 2B: 2 3B: 0 HR: 2	SF: 0 SAC: 1 DP: 2 HBP: 0	WP: 0 PB: 0 SB: 0 CS: 0	PA: 34					
PITCHER	IP	WLS	BF	H	R	ER	SO	BB	IBB	HBP	BLK	WP	HR	S	P	ERA	WHIP										
Matt Clement, R (1, 1) ERA: 4.31	7.0		27	6	2	2	6	2	0	0	0	0	2	59	90	2.57	1.143										
Mike Remlinger, L (8, 1) ERA: 2.54	1.0	W	3	0	0	0	0	0	0	0	0	0	0	9	13	0.00	0.000										
Joe Borowski, R (9, 1) ERA: 2.05	1.0	S	4	1	0	0	1	0	0	0	0	0	0	10	15	0.00	1.000										

AB	31
R	2
H	7
RBI	2
BB	2
SO	7
LOB	8



Batter	1	2	3	4	5	6	7	8	9	AB	R	H	RBI	BB	SO	LOB	TOP		
Mark Grudzielanek, R OBP: 0.359, SLG: 0.393	1-1 P2		2-2 F7	1-0 1B		0-1 G5-4-3			1-1 1B	5	1	2	1	0	0	1			
Ramon Martinez, R OBP: 0.380, SLG: 0.406	2-2 HR		0-1 1B	0-0 1B			4-1 BB		0-0 1B	4	1	4	1	1	0	0			
Corey Patterson, L OBP: 0.337, SLG: 0.559	1-1 HR		2-0 1B	2-3 G3			1-2 BB		0-2 K	5	1	2	2	0	1	5			
Moises Alou, R OBP: 0.357, SLG: 0.455	0-0 2B		2-0 HBP		2-2 F8				1-0 1B	4	0	2	1	0	0	0			
Troy O'Leary, L OBP: 0.266, SLG: 0.333	1-2 F7		1-2 F7		4-1 BB				0-3 K	3	0	0	0	1	1	3			
Alex Gonzalez, R OBP: 0.317, SLG: 0.383			2-3 F7						0-3 K	1	0	0	0	0	1	2			
Eric Karros, R OBP: 0.381, SLG: 0.459	0-1 F8		0-0 P3		3-0 P4				1-2 G5-3	4	0	0	0	0	0	2			
Mark Bellhorn, S OBP: 0.361, SLG: 0.330		1-3 K		3-2 2B		1-0 P3			4-1 BB	3	1	1	0	1	1	1	AB 36		
Damian Miller, R OBP: 0.346, SLG: 0.391		2-3 K		4-0 2B		0-3 K			0-0 G4-3	2	1	0	0	1	2	0	R 5		
Lenny Harris, L OBP: 0.291, SLG: 0.320				2B						1	0	0	0	0	0	1	H 12		
Paul Bako, L OBP: 0.314, SLG: 0.295				1B						0	0	0	0	0	0	0	RBI 5		
22 Mark Prior, R OBP: 0.345, SLG: 0.552		3-1 G4-3		2-1 P3		0-1 G5-4-3			0-0 G6-3	3	0	1	0	0	0	2	BB 4		
Antonio Alfonseca, R OBP: 0.200, SLG: 0.275										0	0	0	0	0	0	0	SO 6		
Tom Goodwin, L OBP: 0.200, SLG: 0.275										1	0	0	0	0	0	0	LOB 17		
Inning Stats	R: 2 E: 0 K: 0 S: 18	H: 3 LOB: 1 BB: 0 P: 23	R: 0 E: 0 K: 2 S: 9	H: 0 LOB: 0 BB: 0 P: 15	R: 0 E: 0 K: 0 S: 11	H: 2 LOB: 2 BB: 0 P: 18	R: 2 E: 0 K: 0 S: 11	H: 3 LOB: 2 BB: 1 P: 22	R: 0 E: 0 K: 1 S: 7	H: 1 LOB: 0 BB: 0 P: 7	R: 0 E: 0 K: 0 S: 5	H: 0 LOB: 1 BB: 1 P: 10	R: 0 E: 0 K: 1 S: 9	H: 0 LOB: 1 BB: 0 P: 17	R: 1 E: 0 K: 2 S: 11	H: 3 LOB: 2 BB: 0 P: 13	1B: 8 2B: 3 3B: 0 HR: 1	SF: 0 SAC: 0 DP: 2 HBP: 1	WP: 1 PA: 41 PB: 0 SB: 0 CS: 0
PITCHER	IP WLS BF H R ER SO BB IBB HBP BLK WP HR S P ERA WHIP	IP WLS BF H R ER SO BB IBB HBP BLK WP HR S P ERA WHIP	IP WLS BF H R ER SO BB IBB HBP BLK WP HR S P ERA WHIP	IP WLS BF H R ER SO BB IBB HBP BLK WP HR S P ERA WHIP	IP WLS BF H R ER SO BB IBB HBP BLK WP HR S P ERA WHIP	IP WLS BF H R ER SO BB IBB HBP BLK WP HR S P ERA WHIP	IP WLS BF H R ER SO BB IBB HBP BLK WP HR S P ERA WHIP	IP WLS BF H R ER SO BB IBB HBP BLK WP HR S P ERA WHIP	IP WLS BF H R ER SO BB IBB HBP BLK WP HR S P ERA WHIP	IP WLS BF H R ER SO BB IBB HBP BLK WP HR S P ERA WHIP	IP WLS BF H R ER SO BB IBB HBP BLK WP HR S P ERA WHIP	IP WLS BF H R ER SO BB IBB HBP BLK WP HR S P ERA WHIP	IP WLS BF H R ER SO BB IBB HBP BLK WP HR S P ERA WHIP	IP WLS BF H R ER SO BB IBB HBP BLK WP HR S P ERA WHIP	IP WLS BF H R ER SO BB IBB HBP BLK WP HR S P ERA WHIP	IP WLS BF H R ER SO BB IBB HBP BLK WP HR S P ERA WHIP	IP WLS BF H R ER SO BB IBB HBP BLK WP HR S P ERA WHIP	IP WLS BF H R ER SO BB IBB HBP BLK WP HR S P ERA WHIP	

Chicago Cubs @ Houston Astros
Minute Maid Park, Houston, TX
Fri May 23 2003, 7:05 PM CDT
Att: 29,660 - Cloudy - 88 F

AB	36
R	5
H	12
RBI	5
BB	4
SO	6
LOB	17



Batter	1	2	3	4	5	6	7	8	9	AB	R	H	RBI	BB	SO	LOB	BOTTOM		
Craig Biggio, R OBP: 0.336, SLG: 0.422	1-1 E6 5 PB 1B FC5			4-0 BB			0-0 F8			3	1	1	0	1	0	0			
Morgan Ensberg, R OBP: 0.410, SLG: 0.591	0-0 17 BB 5 PB 1B		2-2 P6	4-1 5 G4-6-3 BB			0-1 5 WP 1B			3	2	2	0	1	0	1			
5 Jeff Bagwell, R OBP: 0.368, SLG: 0.500	1-0 P6		0-3 K	1-0 G4-6-3			2-2 G6-3		2-2 G6-3	4	0	0	0	0	1	7			
Jeff Kent, R OBP: 0.381, SLG: 0.549	2-1 FC5 17 BB 1B		2-1 F9		2-3 K		0-0 17 S 1B		2-2 L7	4	1	1	2	0	1	2			
17 Lance Berkman, S OBP: 0.382, SLG: 0.418	4-2 1B HR BB		2-3 K2-3		2-3 K		2-1 L7			3	1	0	0	1	2	1			
Orlando Merced, S OBP: 0.324, SLG: 0.419	0-1 HR 1B		3-2 G5-3		1-0 P6			0-1 G4-3		4	1	1	2	0	0	0			
Jose Vizcaino, S OBP: 0.253, SLG: 0.304			3-2 F7			0-1 G3		1-0 G3-1		4	1	1	3	0	0	0	AB 32		
Billy Wagner, L										0	0	0	0	0	0	0	R 7		
Brad Ausmus, R OBP: 0.269, SLG: 0.301					0-0 BB 2B		1-2 G5-3		0-1 F9	4	0	1	0	0	1	0	H 7		
Scott Linebrink, R					1-3 2B					2	0	0	0	0	1	1	RBI 7		
Kirk Saarloos, R										1	0	0	0	0	0	0	BB 3		
54 Brad Lidge, R										0	0	0	0	0	0	0	SO 6		
Octavio Dotel, R										0	0	0	0	0	0	0	LOB 12		
28 Adam Everett, R OBP: 0.338, SLG: 0.452										0	0	0	0	0	0	0			
Inning Stats	R: 6 E: 1 K: 1 S: 17	H: 3 LOB: 0 BB: 1 P: 28	R: 0 E: 0 K: 1 S: 10	H: 1 LOB: 0 BB: 0 P: 16	R: 0 E: 0 K: 1 S: 11	H: 0 LOB: 0 BB: 0 P: 19	R: 0 E: 0 K: 1 S: 6	H: 1 LOB: 2 BB: 2 P: 16	R: 0 E: 0 K: 2 S: 8	H: 0 LOB: 0 BB: 0 P: 13	R: 0 E: 0 K: 0 S: 7	H: 0 LOB: 1 BB: 0 P: 8	R: 1 E: 0 K: 0 S: 11	H: 2 LOB: 1 BB: 0 P: 15	R: 0 E: 0 K: 0 S: 5	H: 0 LOB: 0 BB: 0 P: 6	1B: 5 2B: 1 3B: 0 HR: 1	SF: 0 SAC: 0 DP: 1 HBP: 0	WP: 1 PA: 35 PB: 1 SB: 1 CS: 0
PITCHER	IP WLS BF H R ER SO BB IBB HBP BLK WP HR S P ERA WHIP	IP WLS BF H R ER SO BB IBB HBP BLK WP HR S P ERA WHIP	IP WLS BF H R ER SO BB IBB HBP BLK WP HR S P ERA WHIP	IP WLS BF H R ER SO BB IBB HBP BLK WP HR S P ERA WHIP	IP WLS BF H R ER SO BB IBB HBP BLK WP HR S P ERA WHIP	IP WLS BF H R ER SO BB IBB HBP BLK WP HR S P ERA WHIP	IP WLS BF H R ER SO BB IBB HBP BLK WP HR S P ERA WHIP	IP WLS BF H R ER SO BB IBB HBP BLK WP HR S P ERA WHIP	IP WLS BF H R ER SO BB IBB HBP BLK WP HR S P ERA WHIP	IP WLS BF H R ER SO BB IBB HBP BLK WP HR S P ERA WHIP	IP WLS BF H R ER SO BB IBB HBP BLK WP HR S P ERA WHIP	IP WLS BF H R ER SO BB IBB HBP BLK WP HR S P ERA WHIP	IP WLS BF H R ER SO BB IBB HBP BLK WP HR S P ERA WHIP	IP WLS BF H R ER SO BB IBB HBP BLK WP HR S P ERA WHIP	IP WLS BF H R ER SO BB IBB HBP BLK WP HR S P ERA WHIP	IP WLS BF H R ER SO BB IBB HBP BLK WP HR S P ERA WHIP	IP WLS BF H R ER SO BB IBB HBP BLK WP HR S P ERA WHIP	IP WLS BF H R ER SO BB IBB HBP BLK WP HR S P ERA WHIP	

Chicago Cubs @ Houston Astros
Minute Maid Park, Houston, TX
Fri May 23 2003, 7:05 PM CDT
Att: 29,660 - Cloudy - 88 F


AB	32
R	7
H	7
RBI	7
BB	3
SO	6
LOB	12



Batter	1	2	3	4	5	6	7	8	9	AB	R	H	RBI	BB	SO	LOB	TOP							
Mark Grudzielanek, R (1.4)	G6-3		1-3 2B		2-2 1B		0-0 2B 1B	1-3 K		5	1	3	0	0	1	1								
Alex Gonzalez, R (1.6)	K		4-2 HBP		3-1 F9		1-0 2B 2B		1-1 G1-3	4	1	1	1	0	1	1								
Corey Patterson, L (1.8)	K		0-3 K			0-0 2B 1B	0-0 2B 2B		1-2 G6-3	5	1	2	1	0	2	3								
Moises Alou, R (1.7)		2-0 G4-3			0-1 F9	1-1 G4-3 2B	4-0 2B IBB		0-0 2B	4	0	2	1	1	0	0								
Hee-Seop Choi, L (1.3)	F7	2-1			2-1 F8 2B	1-1 G4-3	4-0 1-2 2-3 BB		3-3 K	4	0	1	0	1	1	2								
Troy O'Leary, L (1.9)	G4-3				2-0 F8	1-1 FC6-2	3-3 K			4	0	0	0	0	1	5								
Lenny Harris, L (1.5)			0-2 G1-4-3		3-0 F8	1-0 L9		0-0 SH1-4 1B		4	0	1	0	0	0	2								
Damian Miller, R (1.2)			0-1 F9			2-2 G1-3		0-0 SH1-4		3	0	0	0	0	0	0								
Shawn Estes, R (1.1)			4-0 2B BB			1-2 F7		0-3 K		2	0	0	0	1	1	0								
Mike Remlinger, L (7.1)										0	0	0	0	0	0	0								
Mark Bellhorn, S (8. PH)										1	0	0	0	0	1	1								
Antonio Alfonseca, R (8.1)										0	0	0	0	0	0	0								
Joe Borowski, R (9.1)										0	0	0	0	0	0	0								
Inning Stats	R: 0 E: 0 K: 2 S: 9	H: 0 LOB: 0 BB: 0 P: 13	R: 0 E: 0 K: 0 S: 4	H: 0 LOB: 0 BB: 0 P: 8	R: 0 E: 0 K: 1 S: 17	H: 1 LOB: 3 BB: 1 P: 26	R: 0 E: 0 K: 0 S: 6	H: 1 LOB: 1 BB: 0 P: 13	R: 0 E: 0 K: 0 S: 12	H: 1 LOB: 1 BB: 0 P: 20	R: 1 E: 0 K: 0 S: 7	H: 2 LOB: 1 BB: 0 P: 12	R: 2 E: 0 K: 2 S: 12	H: 3 LOB: 2 BB: 2 P: 26	R: 0 E: 0 K: 2 S: 8	H: 1 LOB: 1 BB: 0 P: 9	R: 0 E: 0 K: 1 S: 10	H: 1 LOB: 1 BB: 0 P: 15	1B: 4 2B: 6 3B: 0 HR: 0	SF: 0 SAC: 1 DP: 0 HBP: 1	WP: 0 PB: 0 SB: 1 CS: 0	PA: 41		
PITCHER	IP	WLS	BF	H	R	ER	SO	BB	IBB	HBP	BLK	WP	HR	S	P	ERA	WHIP							
Tim Redding, R (1.1)	6.2	L	29	7	3	3	4	1	0	1	0	0	0	63	103	4.05	1.200							
Nate Bland, L (7.1)	0.1		4	1	0	0	1	1	1	0	0	0	0	4	15	0.00	6.000							
Brandon Puffer, R (8.1)	1.0		4	1	0	0	2	0	0	0	0	0	0	8	9	0.00	1.000							
Kirk Saarloos, R (9.1)	1.0		4	1	0	0	1	0	0	0	0	0	0	10	15	0.00	1.000							

Chicago Cubs @ Houston Astros
Minute Maid Park, Houston, TX
Sat May 24 2003, 6:05 PM CDT
Att: 37,839 - Dome - 72 F

AB	36
R	3
H	10
RBI	3
BB	3
SO	8
LOB	15



Batter	1	2	3	4	5	6	7	8	9	AB	R	H	RBI	BB	SO	LOB	BOTTOM							
Craig Biggio, R (1.8)	G4-3		3-1 G5-3			3-2 FC6-4	4-0 IBB		0-0 F8	4	0	0	0	1	0	2								
Brian Hunter, R (1.9)	G6-4-3 1B				3-2 G4-3	3-1 F8	1-3 K			4	0	1	0	0	1	4								
5 Jeff Bagwell, R (1.3)	G6-4-3				1-3 K	0-1 F8		2-2 SH 1B		4	0	1	0	0	1	2								
Jeff Kent, R (1.4)		3-2 17 P3 2B			3-0 F9	2-2 1B 2B 1B	2-3 K	1-2 K		4	1	2	0	0	1	1								
17 Lance Berkman, S (1.7)		1-2 P3				0-0 G5-3	1-1 2B 1B	2-2 L6		4	1	1	0	0	0	2								
Jose Vizcaino, S (1.5)		2-3				2-1 L8	0-0 2B 1B	1-1 F8		3	0	1	0	0	1	1								
Brandon Puffer, R (8.1)							1-2 2B 1B			0	0	0	0	0	0	0								
Orlando Merced, S (8. PH)							2B 1B			1	0	0	0	0	0	1								
Kirk Saarloos, R (9.1)							1-2 2-3 1B			0	0	0	0	0	0	0								
Brad Ausmus, R (1.2)		3-0 G6-3				4-0 BB	1-1 2B		4-2 28 SH1-4 BB	1	0	0	0	1	0	1								
Morgan Ensberg, R (7. PH)							1-3 2-H 3-H 2-1		0-0 SH1-4	1	0	1	2	1	0	0								
28 Adam Everett, R (1.6)			1-0 B2-3			0-1 G6-3			0-0 SH1-4	3	0	0	0	0	0	3								
Tim Redding, R (1.1)			1-3 K				0-0 FC6-4 1B		1-3 K	2	0	1	0	0	1	0								
Nate Bland, L (7.1)										0	0	0	0	0	0	0								
Gregg Zaun, S (7. PH)										2	0	0	0	0	2	3								
Inning Stats	R: 0 E: 0 K: 0 S: 7	H: 1 LOB: 0 BB: 0 P: 9	R: 0 E: 0 K: 1 S: 12	H: 1 LOB: 0 BB: 0 P: 20	R: 0 E: 0 K: 1 S: 6	H: 0 LOB: 0 BB: 0 P: 11	R: 0 E: 0 K: 1 S: 7	H: 0 LOB: 0 BB: 0 P: 14	R: 0 E: 0 K: 0 S: 5	H: 0 LOB: 1 BB: 1 P: 11	R: 0 E: 0 K: 0 S: 8	H: 1 LOB: 1 BB: 0 P: 14	R: 2 E: 0 K: 2 S: 16	H: 4 LOB: 3 BB: 1 P: 28	R: 0 E: 0 K: 1 S: 12	H: 1 LOB: 1 BB: 0 P: 19	R: 0 E: 0 K: 1 S: 9	H: 0 LOB: 1 BB: 1 P: 16	1B: 6 2B: 2 3B: 0 HR: 0	SF: 0 SAC: 1 DP: 1 HBP: 0	WP: 0 PB: 0 SB: 1 CS: 0	PA: 37		
PITCHER	IP	WLS	BF	H	R	ER	SO	BB	IBB	HBP	BLK	WP	HR	S	P	ERA	WHIP							
Shawn Estes, L (1.1)	6.0	W	25	7	2	2	3	1	0	0	0	0	0	53	91	3.00	1.333							
Mike Remlinger, L (7.1)	1.0	H	4	0	0	0	2	0	1	0	0	0	0	8	16	0.00	0.000							
Antonio Alfonseca, R (8.1)	1.0	H	4	1	0	0	1	0	0	0	0	0	0	12	19	0.00	1.000							
Joe Borowski, R (9.1)	1.0	S	4	0	0	0	1	1	0	0	0	0	0	9	16	0.00	1.000							

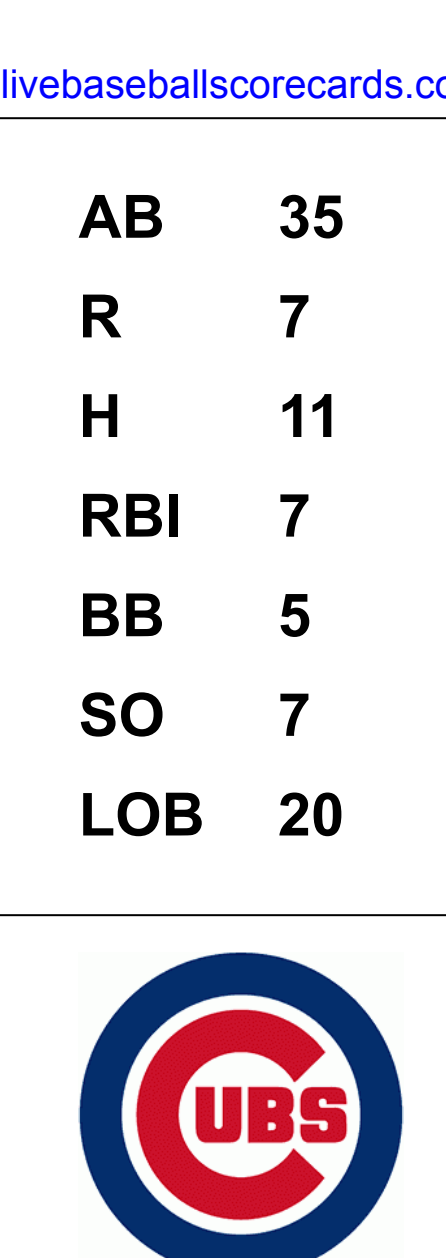
Chicago Cubs @ Houston Astros
Minute Maid Park, Houston, TX
Sat May 24 2003, 6:05 PM CDT
Att: 37,839 - Dome - 72 F

AB	33
R	2
H	8
RBI	2
BB	3
SO	7
LOB	20



Batter	1	2	3	4	5	6	7	8	9	AB	R	H	RBI	BB	SO	LOB	TOP				
Tom Goodwin, L (1.9) OBP: 0.222, SLG: 0.295	G3		G4-3 1B 2B		G1-3		G4-3			4	2	1	0	1	0	1	<p>Chicago Cubs @ Houston Astros Minute Maid Park, Houston, TX Sun May 25 2003, 1:05 PM CDT Att: 37,565 - Dome - 72 F</p> <p>livebaseballscores.com</p>				
Mark Grudzielanek, R (1.4) OBP: 0.366, SLG: 0.410	G6-3		G4-3		G4-3 1B 1B		G6-3			5	2	2	0	0	0	1					
Corey Patterson, L (1.8) OBP: 0.340, SLG: 0.556			K		P4		1B FC6-4 1B		E3 G4-6-3	5	1	2	0	0	1	3					
Moises Alou, R (1.7) OBP: 0.374, SLG: 0.473	CS		1B		1B 1B		FC6-4 1B		L7	4	1	3	3	1	0	1					
Hee-Seop Choi, L (1.3)			G4-3		K		K		G4-6-3	4	1	0	0	1	2	6					
Alex Gonzalez, R (1.6) OBP: 0.317, SLG: 0.383			K		G5-3		FC6-4 BB			4	0	1	2	0	1	3					
Lenny Harris, L (1.5) OBP: 0.302, SLG: 0.316 Kyle Farnsworth, R (7.1) Mike Remlinger, L (9.1)			1B		G4-3		K			3	0	1	2	1	1	0		AB 35 R 7 H 11 RBI 7 BB 5 SO 7 LOB 20			
Paul Bako, L (1.2) OBP: 0.327, SLG: 0.298			K		G4-3		F8			3	0	1	0	1	1	3					
3B Carlos Zambrano, S (1.1) OBP: 0.167, SLG: 0.375 Ramon Martinez, R (7.5) OBP: 0.355, SLG: 0.400			G1-3		K		SH3		G4-3	2	0	0	0	0	1	2					
										1	0	0	0	0	0	0		WP: 1 PA: 42 PB: 0 SB: 1 CS: 1			
Inning Stats	R: 0 E: 0 K: 0 S: 10	H: 1 LOB: 0 BB: 0 P: 12	R: 2 E: 0 K: 2 S: 15	H: 1 LOB: 1 BB: 2 P: 26	R: 1 E: 0 K: 1 S: 16	H: 2 LOB: 1 BB: 0 P: 22	R: 0 E: 0 K: 1 S: 8	H: 1 LOB: 1 BB: 0 P: 9	R: 2 E: 0 K: 1 S: 15	H: 3 LOB: 2 BB: 1 P: 28	R: 0 E: 0 K: 1 S: 6	H: 0 LOB: 1 BB: 1 P: 12	R: 2 E: 0 K: 1 S: 14	H: 3 LOB: 2 BB: 1 P: 28	R: 0 E: 0 K: 0 S: 7	H: 0 LOB: 0 BB: 0 P: 12		R: 0 E: 1 K: 0 S: 7	H: 0 LOB: 0 BB: 0 P: 9	1B: 9 2B: 2 3B: 0 HR: 0	SF: 0 SAC: 1 DP: 1 HBP: 0
PITCHER	IP WLS BF H R ER SO BB IBB HBP BLK WP HR S P ERA WHIP	IP WLS BF H R ER SO BB IBB HBP BLK WP HR S P ERA WHIP	IP WLS BF H R ER SO BB IBB HBP BLK WP HR S P ERA WHIP	IP WLS BF H R ER SO BB IBB HBP BLK WP HR S P ERA WHIP	IP WLS BF H R ER SO BB IBB HBP BLK WP HR S P ERA WHIP	IP WLS BF H R ER SO BB IBB HBP BLK WP HR S P ERA WHIP	IP WLS BF H R ER SO BB IBB HBP BLK WP HR S P ERA WHIP	IP WLS BF H R ER SO BB IBB HBP BLK WP HR S P ERA WHIP	IP WLS BF H R ER SO BB IBB HBP BLK WP HR S P ERA WHIP	IP WLS BF H R ER SO BB IBB HBP BLK WP HR S P ERA WHIP	IP WLS BF H R ER SO BB IBB HBP BLK WP HR S P ERA WHIP	IP WLS BF H R ER SO BB IBB HBP BLK WP HR S P ERA WHIP	IP WLS BF H R ER SO BB IBB HBP BLK WP HR S P ERA WHIP	IP WLS BF H R ER SO BB IBB HBP BLK WP HR S P ERA WHIP	IP WLS BF H R ER SO BB IBB HBP BLK WP HR S P ERA WHIP	IP WLS BF H R ER SO BB IBB HBP BLK WP HR S P ERA WHIP		IP WLS BF H R ER SO BB IBB HBP BLK WP HR S P ERA WHIP	IP WLS BF H R ER SO BB IBB HBP BLK WP HR S P ERA WHIP	IP WLS BF H R ER SO BB IBB HBP BLK WP HR S P ERA WHIP	IP WLS BF H R ER SO BB IBB HBP BLK WP HR S P ERA WHIP
Wade Miller, R (1.1) ERA: 5.37 Nate Bland, L (6.1) ERA: 6.3 Ricky Stone, R (7.1) ERA: 2.12																					

Batter	1	2	3	4	5	6	7	8	9	AB	R	H	RBI	BB	SO	LOB	BOTTOM				
Brian Hunter, R (1.8) OBP: 0.250, SLG: 0.244	G5-3 1B BB		G6-4-3 1B		K		G6-3			3	1	1	1	1	1	0	<p>Chicago Cubs @ Houston Astros Minute Maid Park, Houston, TX Sun May 25 2003, 1:05 PM CDT Att: 37,565 - Dome - 72 F</p> <p>livebaseballscores.com</p>				
Morgan Ensberg, R (1.5) OBP: 0.405, SLG: 0.577	G5-3		F8		F9		F7			4	0	0	0	0	0	2					
5 Jeff Bagwell, R (1.3) OBP: 0.359, SLG: 0.485	F8		G6-4-3		K		G5-3			4	0	0	0	0	1	2					
Jeff Kent, R (1.4) OBP: 0.390, SLG: 0.555	17 BB 1B		FC3-6 17 BB BB		17 1B 1B		K			3	0	2	1	1	1	0					
17 Lance Berkman, S (1.7) OBP: 0.387, SLG: 0.414			FC3-6 BB		FC3-6 1B		G6-3			2	0	1	0	2	0	0					
Orlando Merced, S (1.9) OBP: 0.306, SLG: 0.394	L7		FC3-6 G4-6-3		K		K			3	0	0	0	0	1	6					
Brad Ausmus, R (1.2) OBP: 0.272, SLG: 0.299 Gregg Zaun, S (2.2) OBP: 0.375, SLG: 0.417			G4-6-3		F9		F9			0	0	0	0	0	0	0		AB 31 R 3 H 6 RBI 3 BB 5 SO 8 LOB 14			
28 Adam Everett, R (1.6) OBP: 0.319, SLG: 0.412			G4-6-3		K		2B BB		G5-3	3	1	0	0	1	1	1					
Wade Miller, R (1.1) Trip Tucker, R (5.9) Nate Bland, L (6.1) Ricky Stone, R (7.1) Geoff Blum, S (7.9) Jose Vizcaino, S (9.9)			K		F9		WP G6-3 2B		K	1	0	0	0	0	1	0					
										1	0	0	0	0	1	0		WP: 1 PA: 36 PB: 0 SB: 0 CS: 0			
Inning Stats	R: 1 E: 0 K: 0 S: 12	H: 1 LOB: 2 BB: 2 P: 25	R: 0 E: 0 K: 1 S: 9	H: 0 LOB: 0 BB: 0 P: 10	R: 0 E: 0 K: 0 S: 6	H: 1 LOB: 0 BB: 0 P: 8	R: 0 E: 0 K: 2 S: 7	H: 0 LOB: 1 BB: 2 P: 17	R: 0 E: 0 K: 2 S: 9	H: 0 LOB: 0 BB: 0 P: 13	R: 0 E: 0 K: 2 S: 10	H: 2 LOB: 2 BB: 0 P: 15	R: 2 E: 0 K: 0 S: 13	H: 1 LOB: 0 BB: 1 P: 24	R: 0 E: 0 K: 1 S: 6	H: 0 LOB: 0 BB: 0 P: 9		R: 0 E: 0 K: 2 S: 14	H: 1 LOB: 1 BB: 0 P: 19	1B: 4 2B: 2 3B: 0 HR: 0	SF: 0 SAC: 0 DP: 2 HBP: 0
PITCHER	IP WLS BF H R ER SO BB IBB HBP BLK WP HR S P ERA WHIP	IP WLS BF H R ER SO BB IBB HBP BLK WP HR S P ERA WHIP	IP WLS BF H R ER SO BB IBB HBP BLK WP HR S P ERA WHIP	IP WLS BF H R ER SO BB IBB HBP BLK WP HR S P ERA WHIP	IP WLS BF H R ER SO BB IBB HBP BLK WP HR S P ERA WHIP	IP WLS BF H R ER SO BB IBB HBP BLK WP HR S P ERA WHIP	IP WLS BF H R ER SO BB IBB HBP BLK WP HR S P ERA WHIP	IP WLS BF H R ER SO BB IBB HBP BLK WP HR S P ERA WHIP	IP WLS BF H R ER SO BB IBB HBP BLK WP HR S P ERA WHIP	IP WLS BF H R ER SO BB IBB HBP BLK WP HR S P ERA WHIP	IP WLS BF H R ER SO BB IBB HBP BLK WP HR S P ERA WHIP	IP WLS BF H R ER SO BB IBB HBP BLK WP HR S P ERA WHIP	IP WLS BF H R ER SO BB IBB HBP BLK WP HR S P ERA WHIP	IP WLS BF H R ER SO BB IBB HBP BLK WP HR S P ERA WHIP	IP WLS BF H R ER SO BB IBB HBP BLK WP HR S P ERA WHIP	IP WLS BF H R ER SO BB IBB HBP BLK WP HR S P ERA WHIP		IP WLS BF H R ER SO BB IBB HBP BLK WP HR S P ERA WHIP	IP WLS BF H R ER SO BB IBB HBP BLK WP HR S P ERA WHIP	IP WLS BF H R ER SO BB IBB HBP BLK WP HR S P ERA WHIP	IP WLS BF H R ER SO BB IBB HBP BLK WP HR S P ERA WHIP
3B Carlos Zambrano, R (1.1) ERA: 3.02 Kyle Farnsworth, R (7.1) ERA: 2.49 Mike Remlinger, L (9.1) ERA: 2.57																					



Batter	1	2	3	4	5	6	7	8	9	AB	R	H	RBI	BB	SO	LOB	TOP									
Kenny Lofton, L (1, 8) OBP: 0.369, SLG: 0.446 Julian Tavarez, L (8, 1)	F7		K		K					5	2	2	0	0	2	1										
Jeff Reboulet, R (1, 4) OBP: 0.412, SLG: 0.400	K			K		K				4	1	1	2	0	3	0										
Brian Giles, L (1, 7) OBP: 0.421, SLG: 0.447						P5				2	2	1	2	3	0	0										
Aramis Ramirez, R (1, 5) OBP: 0.329, SLG: 0.376	CS	F9								4	0	2	1	1	0	2										
Kevin Young, R (1, 3)		K				K				3	1	1	1	2	2	1										
18 Jason Kendall, R (1, 2) OBP: 0.377, SLG: 0.388 Craig Wilson, R (8, 2) OBP: 0.342, SLG: 0.373	G6-3			K			G5-3		K	3	1	0	1	1	1	3										
Rob Mackowiak, L (1, 9) OBP: 0.308, SLG: 0.294				G3-1			L1		K	4	1	0	0	0	1	6										
Abraham Nunez, S (1, 6) OBP: 0.276, SLG: 0.205	F7				G6-3		F8	K	K	5	0	0	0	0	2	5										
Josh Fogg, R (1, 1) OBP: 0.333, SLG: 0.250 Randall Simon, L (8, PH) OBP: 0.323, SLG: 0.436 Adam Hyzdu, R (8, 8) OBP: 0.250, SLG: 0.300	K									2	1	0	0	1	2	1										
Inning Stats	R: 0 E: 0 K: 1 S: 8	H: 0 LOB: 0 BB: 1 P: 18	R: 0 E: 0 K: 1 S: 7	H: 0 LOB: 0 BB: 0 P: 12	R: 0 E: 0 K: 2 S: 9	H: 0 LOB: 1 BB: 0 P: 17	R: 1 E: 0 K: 2 S: 17	H: 1 LOB: 2 BB: 2 P: 29	R: 0 E: 0 K: 2 S: 9	H: 0 LOB: 0 BB: 0 P: 14	R: 0 E: 0 K: 0 S: 9	H: 0 LOB: 0 BB: 1 P: 15	R: 0 E: 0 K: 0 S: 7	H: 0 LOB: 0 BB: 0 P: 8	R: 9 E: 0 K: 1 S: 25	H: 6 LOB: 2 BB: 4 P: 54	R: 0 E: 0 K: 3 S: 13	H: 1 LOB: 1 BB: 0 P: 18	1B: 8 2B: 0 3B: 0 HR: 0	SF: 0 SAC: 0 DP: 0 HBP: 2	WP: 2 PB: 0 SB: 1 CS: 1	PA: 45				
PITCHER	IP	WLS	BF	H	R	ER	SO	BB	IBB	HBP	BLK	WP	HR	S	P	ERA	WHIP									
34 Kerry Wood, R (1, 1) ERA: 2.78 Phil Norton, L (8, 1) ERA: 13.5 Juan Cruz, R (8, 1) ERA: 7.4 Antonio Alfonseca, R (8, 1) ERA: 4.38 Todd Wellemeyer, R (9, 1) ERA:	7.0	L	26	1	1	1	10	4	0	1	0	2	0	66	113	1.29	0.714									

Pittsburgh Pirates @ Chicago Cubs
Wrigley Field, Chicago, IL
Mon May 26 2003, 1:20 PM CDT
Att: 40,225 - Sunny - 59 F


AB 34
R 10
H 8
RBI 9
BB 8
SO 14
LOB 20



Batter	1	2	3	4	5	6	7	8	9	AB	R	H	RBI	BB	SO	LOB	BOTTOM									
Tom Goodwin, L (1, 9) OBP: 0.204, SLG: 0.271	K		G4-3			G4-3			F8	4	0	0	0	0	1	1										
Alex Gonzalez, R (1, 6) OBP: 0.321, SLG: 0.385						B1-3			G6-3	4	0	2	0	0	0	0										
Corey Patterson, L (1, 8) OBP: 0.338, SLG: 0.550	G4-6-3			F7		F7			1B	4	0	1	0	0	0	2										
Moises Alou, R (1, 7) OBP: 0.376, SLG: 0.471		G5-3				K			1B	3	0	1	0	1	1	0										
Hee-Seop Choi, L (1, 3) OBP: 0.400, SLG: 0.541 Todd Wellemeyer, R (9, 1)		L8				K			FC4-6	2	0	0	0	1	1	0										
Troy O'Leary, L (9, PH) OBP: 0.250, SLG: 0.311						K			FC4-6	0	0	0	0	0	0	0										
Ramon Martinez, R (1, 4) OBP: 0.354, SLG: 0.388						G5-3				2	0	0	0	1	0	2										
Lenny Harris, L (1, 5) OBP: 0.288, SLG: 0.300			K			G6-3			K	3	0	0	0	0	2	1										
Damian Miller, R (1, 2) OBP: 0.338, SLG: 0.379						G5-3			K	3	0	1	0	0	1	0										
34 Kerry Wood, R (1, 1) OBP: 0.174, SLG: 0.304 Phil Norton, R (8, 1) Juan Cruz, R (8, 1) Eric Karros, R (8, 3) Antonio Alfonseca, R (8, 1)			K			G5-3			L8	2	0	0	0	0	1	1										
Inning Stats	R: 0 E: 0 K: 1 S: 8	H: 1 LOB: 0 BB: 0 P: 10	R: 0 E: 0 K: 1 S: 6	H: 0 LOB: 1 BB: 1 P: 15	R: 0 E: 0 K: 1 S: 7	H: 1 LOB: 0 BB: 0 P: 8	R: 0 E: 0 K: 0 S: 10	H: 1 LOB: 2 BB: 2 P: 20	R: 0 E: 0 K: 0 S: 5	H: 0 LOB: 0 BB: 0 P: 7	R: 0 E: 0 K: 2 S: 8	H: 0 LOB: 0 BB: 0 P: 12	R: 0 E: 0 K: 2 S: 7	H: 0 LOB: 0 BB: 0 P: 10	R: 0 E: 0 K: 0 S: 10	H: 2 LOB: 2 BB: 0 P: 16	1B: 5 2B: 0 3B: 0 HR: 0	SF: 0 SAC: 0 DP: 2 HBP: 0	WP: 0 PB: 0 SB: 0 CS: 1	PA: 32						
PITCHER	IP	WLS	BF	H	R	ER	SO	BB	IBB	HBP	BLK	WP	HR	S	P	ERA	WHIP									
Josh Fogg, R (1, 1) ERA: 3.25 Julian Tavarez, R (8, 1) ERA: 5.99	7.0	W	24	3	0	0	5	3	0	0	0	0	0	17	26	0.00	1.000									

Pittsburgh Pirates @ Chicago Cubs
Wrigley Field, Chicago, IL
Mon May 26 2003, 1:20 PM CDT
Att: 40,225 - Sunny - 59 F

AB 29
R 0
H 5
RBI 0
BB 3
SO 7
LOB 9



Batter	1	2	3	4	5	6	7	8	9	AB	R	H	RBI	BB	SO	LOB	TOP										
Kenny Lofton L (1.8) OBP: 0.375, SLG: 0.455	F8		SH2-4 1B 2B	2B 1B		E1 SH5-4 1B	2B 1B			5	3	3	1	0	0	0	Pittsburgh Pirates @ Chicago Cubs Wrigley Field, Chicago, IL Tue May 27 2003, 7:05 PM CDT Att: 35,961 - Sunny - 61 F										
Jeff Reboulet R (1.4) OBP: 0.400, SLG: 0.444	G1-3		SH2-4 2-3	1-H 2B		SH5-4	G4-3			3	0	1	1	0	0	1											
Brian Giles L (1.7) Adam Hyzdu R (6, PR) OBP: 0.437, SLG: 0.454 OBP: 0.250, SLG: 0.300	1B BB		1B 2B	BB		1B	1B		G6-4-3 1B	3	2	2	1	2	0	1											
Aramis Ramirez R (1.5) OBP: 0.340, SLG: 0.387	1B		2B 18 G6-3 1B			FC2-5 G4-3 1B	1B		G6-4-3 1-2	5	1	4	1	0	0	1											
Randall Simon L (1.3) Kevin Young R (8, PH) OBP: 0.327, SLG: 0.444 OBP: 0.319, SLG: 0.365	1B		18 G6-3 1B	1-3 2-H 2B		G4-3	P2		18 WP BB	4	0	2	2	0	0	3											
18 Jason Kendall R (1.2) OBP: 0.373, SLG: 0.379	G1-3		G6-3			FC2-5 2B HBP	K		F9	4	1	0	1	0	1	6											
Rob Mackowiak L (1.9) OBP: 0.289, SLG: 0.274		G6-3	K			FC2-5 2B	K		G6-3	5	1	0	0	0	2	3	AB 38 R 9 H 14 RBI 9 BB 3 SO 4 LOB 16										
Abraham Nunez S (1.6) OBP: 0.283, SLG: 0.229		K			G4-3		SH1-4 1B 1B		G6-3	5	1	2	2	0	1	0											
Kris Benson R (1.1) Joe Beimel L (8, 1) Craig Wilson R (9, PH) 16 Salomon Torres R (9, 1) OBP: 0.338, SLG: 0.367		G6-3			L9	G5-3	SH1-4		L6	3	0	0	0	0	0	1	P										
Inning Stats	R: 1 E: 0 K: 0 S: 14	H: 2 LOB: 2 BB: 1 P: 23	R: 0 E: 0 K: 1 S: 7	H: 0 LOB: 0 BB: 0 P: 10	R: 3 E: 0 K: 1 S: 12	H: 3 LOB: 1 BB: 1 P: 18	R: 1 E: 0 K: 0 S: 9	H: 2 LOB: 1 BB: 0 P: 12	R: 2 E: 0 K: 0 S: 13	H: 2 LOB: 1 BB: 0 P: 21	R: 1 E: 1 K: 1 S: 12	H: 2 LOB: 2 BB: 0 P: 18	R: 1 E: 0 K: 1 S: 12	H: 2 LOB: 1 BB: 0 P: 18	R: 0 E: 0 K: 0 S: 10	H: 1 LOB: 2 BB: 1 P: 17	R: 0 E: 0 K: 0 S: 6	H: 0 LOB: 0 BB: 0 P: 9	1B: 10 2B: 4 3B: 0 HR: 0	SF: 0 SAC: 3 DP: 1 HBP: 1	WP: 1 PB: 0 SB: 0 CS: 0	PA: 45					
PITCHER	IP	WLS	BF	H	R	ER	SO	BB	IBB	HBP	BLK	WP	HR	S	P	ERA	WHIP										
Matt Clement R (1.1) ERA: 4.99	5.0	L	27	9	7	7	2	2	0	0	0	0	0	55	84	12.60	2.200										
Juan Cruz R (6, 1) ERA: 7.15	2.0		11	4	2	1	2	0	0	0	0	0	0	24	36	4.50	2.000										
Phil Norton L (8, 1) ERA: 5.4	2.0		7	1	0	0	0	1	0	0	0	1	0	16	26	0.00	1.000										

Batter	1	2	3	4	5	6	7	8	9	AB	R	H	RBI	BB	SO	LOB	BOTTOM										
Mark Grudzielanek R (1.4) OBP: 0.359, SLG: 0.401	K		P3		G3-1			K		4	0	0	0	0	2	1	Pittsburgh Pirates @ Chicago Cubs Wrigley Field, Chicago, IL Tue May 27 2003, 7:05 PM CDT Att: 35,961 - Sunny - 61 F										
Alex Gonzalez R (1.6) Ramon Martinez R (8, 6) OBP: 0.321, SLG: 0.385 OBP: 0.350, SLG: 0.382	BB 1B		L3		G6-3			F7		3	0	1	0	0	0	0											
Corey Patterson L (1.8) OBP: 0.337, SLG: 0.559	F7			G3		G3		HR		4	1	1	2	0	0	1											
Moises Alou R (1.7) OBP: 0.379, SLG: 0.468		G5-3		G5-3		F9		1B		3	0	1	0	1	0	0											
Lenny Harris L (1.5) OBP: 0.286, SLG: 0.297	G5-3			HR 1B		G6-3		G5-3		4	1	1	0	0	0	3											
Eric Karros R (1.3) OBP: 0.371, SLG: 0.481		G5-3		HR		G5-3		F8		4	1	1	2	0	0	0											
Troy O'Leary L (1.9) OBP: 0.250, SLG: 0.308	L8			1B		F7		G4-3		4	0	1	0	0	0	0	AB 34 R 4 H 7 RBI 4 BB 2 SO 5 LOB 8										
Damian Miller R (1.2) Phil Norton R (8, 1) Hee-Seop Choi L (9, PH) OBP: 0.331, SLG: 0.370 OBP: 0.200, SLG: 0.265 OBP: 0.404, SLG: 0.541		G2-3		K		F9		BB		3	0	0	0	0	1	1											
Matt Clement R (1.1) Tom Goodwin L (5, PH) Juan Cruz R (6, 1) Paul Bako L (8, 2) OBP: 0.176, SLG: 0.176 OBP: 0.200, SLG: 0.265 OBP: 0.333, SLG: 0.306			K		P6		HR 1B	K		1	0	0	0	0	1	0	Cubs										
Inning Stats	R: 0 E: 0 K: 1 S: 14	H: 1 LOB: 2 BB: 1 P: 25	R: 0 E: 0 K: 0 S: 5	H: 0 LOB: 0 BB: 0 P: 7	R: 0 E: 0 K: 1 S: 7	H: 0 LOB: 0 BB: 0 P: 11	R: 2 E: 0 K: 1 S: 11	H: 3 LOB: 1 BB: 0 P: 17	R: 0 E: 0 K: 0 S: 8	H: 0 LOB: 0 BB: 0 P: 10	R: 0 E: 0 K: 0 S: 7	H: 0 LOB: 0 BB: 0 P: 13	R: 0 E: 0 K: 0 S: 4	H: 0 LOB: 0 BB: 0 P: 8	R: 2 E: 0 K: 1 S: 18	H: 3 LOB: 1 BB: 0 P: 27	R: 0 E: 0 K: 1 S: 8	H: 0 LOB: 1 BB: 1 P: 12	1B: 5 2B: 0 3B: 0 HR: 2	SF: 0 SAC: 0 DP: 0 HBP: 0	WP: 0 PB: 0 SB: 0 CS: 0	PA: 36					
PITCHER	IP	WLS	BF	H	R	ER	SO	BB	IBB	HBP	BLK	WP	HR	S	P	ERA	WHIP										
Kris Benson R (1.1) ERA: 3.73	7.2	W	31	7	4	4	4	1	0	0	0	0	2	73	116	4.70	1.043										
Joe Beimel L (8, 1) ERA: 2.38	0.1		1	0	0	0	0	0	0	0	0	0	0	1	2	0.00	0.000										
16 Salomon Torres R (9, 1) ERA: 4.14	1.0		4	0	0	0	1	1	0	0	0	0	0	8	12	0.00	1.000										

Batter	1	2	3	4	5	6	7	8	9	AB	R	H	RBI	BB	SO	LOB	TOP							
Abraham Nunez, S (1, 6) OBP: 0.268, SLG: 0.216										5	0	0	0	0	1	3	Pittsburgh Pirates @ Chicago Cubs Wrigley Field, Chicago, IL Wed May 28 2003, 1:20 PM CDT Att: 32,406 - Overcast - 69 F							
Jeff Reboulet, R (1, 4) OBP: 0.375, SLG: 0.409										4	1	1	1	0	1	0								
Brian Giles, L (1, 7) OBP: 0.431, SLG: 0.455										4	0	1	0	0	1	1								
Aramis Ramirez, R (1, 5) OBP: 0.338, SLG: 0.390										4	0	1	1	0	1	1								
Randall Simon, L (1, 3) OBP: 0.325, SLG: 0.439										4	0	1	0	0	1	2								
Scott Sauerbeck, R (8, 1)										0	0	0	0	0	0	0								
18 Jason Kendall, R (1, 2) OBP: 0.375, SLG: 0.382										4	1	2	0	0	0	1								
Craig Wilson, R (1, 9) OBP: 0.333, SLG: 0.375										4	1	1	1	0	1	2								
Rob Mackowiak, L (1, 8) OBP: 0.287, SLG: 0.273										4	0	1	1	0	2	1								
Jeff D'Amico, R (1, 1) OBP: 0.176, SLG: 0.125										2	0	0	0	0	1	1								
2 Jack Wilson, R (8, PH) OBP: 0.296, SLG: 0.365										1	1	1	0	0	0	0								
Julian Tavarez, L (8, 1)										0	0	0	0	0	0	0								
Kevin Young, R (8, 3) OBP: 0.329, SLG: 0.365										0	0	0	0	1	0	0								
Inning Stats	R: 0 E: 0 K: 3 S: 10	H: 0 LOB: 0 BB: 0 P: 14	R: 2 E: 0 K: 1 S: 18	H: 3 LOB: 1 BB: 0 P: 28	R: 0 E: 0 K: 0 S: 6	H: 0 LOB: 0 BB: 0 P: 11	R: 0 E: 0 K: 1 S: 10	H: 1 LOB: 1 BB: 0 P: 14	R: 0 E: 0 K: 1 S: 7	H: 0 LOB: 0 BB: 0 P: 10	R: 0 E: 0 K: 0 S: 12	H: 1 LOB: 1 BB: 0 P: 15	R: 0 E: 0 K: 2 S: 10	H: 0 LOB: 0 BB: 0 P: 13	R: 2 E: 0 K: 0 S: 14	H: 3 LOB: 1 BB: 0 P: 22		R: 0 E: 0 K: 1 S: 12	H: 1 LOB: 2 BB: 1 P: 18	1B: 5 2B: 4 3B: 0 HR: 0	SF: 0 SAC: 0 DP: 0 HBP: 0	WP: 1 PB: 0 SB: 0 CS: 0	PA: 37	
PITCHER	IP	WLS	BF	H	R	ER	SO	BB	IBB	HBP	BLK	WP	HR	S	P	ERA		WHIP						
22 Mark Prior, R (1, 1) ERA: 2.82	7.2	W	31	8	4	4	8	0	0	0	0	1	0	84	123	4.70		1.043						
Mike Remlinger, L (8, 1) ERA: 2.53	0.1	H	1	0	0	0	0	0	0	0	0	0	0	3	4	0.00	0.000							
Joe Borowski, R (9, 1) ERA: 1.88	1.0	S	5	1	0	0	1	1	0	0	0	0	0	12	18	0.00	2.000							

AB 36
R 4
H 9
RBI 4
BB 1
SO 9
LOB 12



Batter	1	2	3	4	5	6	7	8	9	AB	R	H	RBI	BB	SO	LOB	BOTTOM							
Tom Goodwin, L (1, 7) OBP: 0.185, SLG: 0.245										4	0	0	0	0	1	0	Pittsburgh Pirates @ Chicago Cubs Wrigley Field, Chicago, IL Wed May 28 2003, 1:20 PM CDT Att: 32,406 - Overcast - 69 F							
Mark Czajkowski, R (1, 4) OBP: 0.357, SLG: 0.395										3	0	0	0	1	0	0								
Corey Patterson, L (1, 8) OBP: 0.330, SLG: 0.548										4	0	0	0	0	0	1								
Hee-Seop Choi, L (1, 3) OBP: 0.403, SLG: 0.535										3	1	1	0	0	0	0								
Troy O'Leary, L (1, 9) OBP: 0.253, SLG: 0.321										3	1	1	0	0	0	1								
Alex Gonzalez, R (1, 6) OBP: 0.321, SLG: 0.399										3	1	1	2	0	1	1								
Mark Bellhorn, S (1, 5) OBP: 0.356, SLG: 0.328										3	1	1	0	0	2	0								
Ramon Martinez, R (9, 5) OBP: 0.350, SLG: 0.382										0	0	0	0	0	0	0								
Damian Miller, R (1, 2) OBP: 0.331, SLG: 0.393										3	1	1	3	0	0	0								
22 Mark Prior, R (1, 1) OBP: 0.323, SLG: 0.516										2	0	0	0	0	2	0								
Mike Remlinger, L (8, 1)										0	0	0	0	0	0	0								
Lenny Harris, L (8, PH) OBP: 0.282, SLG: 0.292										1	0	0	0	0	0	0								
Joe Borowski, R (9, 1)										0	0	0	0	0	0	0								
Inning Stats	R: 0 E: 0 K: 0 S: 6	H: 0 LOB: 0 BB: 0 P: 6	R: 3 E: 0 K: 1 S: 22	H: 3 LOB: 0 BB: 0 P: 27	R: 0 E: 0 K: 0 S: 3	H: 0 LOB: 0 BB: 0 P: 3	R: 2 E: 0 K: 1 S: 12	H: 2 LOB: 0 BB: 0 P: 17	R: 0 E: 0 K: 1 S: 8	H: 0 LOB: 0 BB: 0 P: 11	R: 0 E: 0 K: 0 S: 8	H: 0 LOB: 0 BB: 0 P: 11	R: 0 E: 0 K: 2 S: 9	H: 0 LOB: 0 BB: 0 P: 13	R: 0 E: 0 K: 1 S: 6	H: 0 LOB: 1 BB: 1 P: 10		1B: 2 2B: 1 3B: 0 HR: 2	SF: 0 SAC: 0 DP: 0 HBP: 0	WP: 0 PB: 0 SB: 0 CS: 0	PA: 30			
PITCHER	IP	WLS	BF	H	R	ER	SO	BB	IBB	HBP	BLK	WP	HR	S	P	ERA		WHIP						
Jeff D'Amico, R (1, 1) ERA: 3.69	7.0	L	26	5	5	5	5	0	0	0	0	0	0	68	88	6.43		0.714						
Julian Tavarez, R (8, 1) ERA: 5.49	0.1	1	0	0	0	0	0	0	0	0	0	0	0	1	1	0.00	0.000							
Scott Sauerbeck, L (8, 1) ERA: 3.8	0.2	3	0	0	0	0	1	1	0	0	0	0	0	5	9	0.00	1.500							

AB 29
R 5
H 5
RBI 5
BB 1
SO 6
LOB 3



Batter	1	2	3	4	5	6	7	8	9	AB R H RBI BB SO LOB	TOP											
Craig Biggio, R OBP: 0.347, SLG: 0.436 Colin Porter, L (8, FH) (8, 9)	G6-3		G6-3	L9	F8			K		4 0 0 0 0 0 2 1 0 0 0 0 1 0	Houston Astros @ Chicago Cubs Wrigley Field, Chicago, IL Fri May 30 2003, 2:20 PM CDT Att: 36,687 - Overcast - 63 F											
Jose Vizcaino, S OBP: 0.265, SLG: 0.301 (1, 6) (8, 4)	F9		G4-3		G5-3	BB		K		4 1 1 0 1 1 0												
5 Jeff Bagwell, R OBP: 0.360, SLG: 0.475 (1, 3)	1B		F8		G5-3	K		P3		5 0 1 0 0 1 2												
Jeff Kent, R OBP: 0.396, SLG: 0.566 28 Adam Everett, R OBP: 0.314, SLG: 0.388 (1, 4) (8, 6)	G4-3		F8		17 1B 2B	K		G1-4-3		3 1 0 0 1 1 2 1 0 0 0 0 0 0												
17 Lance Berkman, S OBP: 0.388, SLG: 0.443 (1, 7)	G6-3			1B 2B	2B	K		L6		5 2 2 1 0 1 1												
Morgan Ensberg, R OBP: 0.396, SLG: 0.548 (1, 5)	HR			1B 2B	2B	K				2 3 1 1 2 1 0												
Brian Hunter, R OBP: 0.267, SLG: 0.286 (1, 9) (8, 8)	G6-3			2B	2B	G4-3				4 1 2 2 0 0 0												
Brad Ausmus, R OBP: 0.266, SLG: 0.288 (1, 2)	BB			G1 WP	2B	FC6		K		3 1 1 3 1 1 1												
Wade Miller, R OBP: 0.208, SLG: 0.250 (1, 1)	G4-3			G1	P4			K		4 0 0 0 0 1 4												
Inning Stats	R: 0 E: 0 K: 0 S: 8	H: 1 LOB: 1 BB: 0 P: 14	R: 1 E: 0 K: 0 S: 8	H: 1 LOB: 1 BB: 1 P: 15	R: 0 E: 0 K: 0 S: 6	H: 0 LOB: 0 BB: 0 P: 7	R: 4 E: 0 K: 0 S: 10	H: 3 LOB: 0 BB: 1 P: 22	R: 4 E: 1 K: 0 S: 20	H: 3 LOB: 2 BB: 2 P: 36		R: 0 E: 0 K: 0 S: 13	H: 0 LOB: 1 BB: 1 P: 25	R: 0 E: 0 K: 0 S: 14	H: 0 LOB: 0 BB: 0 P: 23	R: 0 E: 0 K: 0 S: 9	H: 0 LOB: 0 BB: 0 P: 12	R: 0 E: 0 K: 0 S: 8	H: 0 LOB: 0 BB: 0 P: 10	1B: 5 2B: 2 3B: 0 HR: 1	SF: 0 SAC: 0 DP: 0 HBP: 0	WP: 1 PB: 0 SB: 0 CS: 0
PITCHER	IP WLS BF H R ER SO BB IBB HBP BLK WP HR S P ERA WHIP											PITCHER	IP WLS BF H R ER SO BB IBB HBP BLK WP HR S P ERA WHIP									
Shawn Estes, L ERA: 5.73 Juan Cruz, R ERA: 6.39 Kyle Farnsworth, R ERA: 2.35 Antonio Alfonseca, R ERA: 4.05	4.1 L 23 7 8 8 0 3 0 0 0 0 1 1 37 69 16.61 2.308																					

AB	36
R	9
H	8
RBI	7
BB	5
SO	8
LOB	12



Batter	1	2	3	4	5	6	7	8	9	AB R H RBI BB SO LOB	BOTTOM											
Mark Grudzielanek, R OBP: 0.350, SLG: 0.387 (1, 4)	L3		PO	G3		F9		K		4 0 0 0 0 1 0	Houston Astros @ Chicago Cubs Wrigley Field, Chicago, IL Fri May 30 2003, 2:20 PM CDT Att: 36,687 - Overcast - 63 F											
Alex Gonzalez, R OBP: 0.315, SLG: 0.391 (1, 6)	K			K		G5-3		K		4 0 0 0 0 3 1												
Sammy Sosa, R OBP: 0.433, SLG: 0.524 (1, 9)	K			K		K		P2		4 0 0 0 0 3 1												
Moises Alou, R OBP: 0.375, SLG: 0.464 Troy O'Leary, L OBP: 0.250, SLG: 0.317 (1, 7) (6, 7)	F9					K		F7		2 0 0 0 0 1 0 1 0 0 0 0 0 0												
Corey Patterson, L OBP: 0.330, SLG: 0.559 (1, 8)	K			HR		G3-1				3 1 1 1 0 1 0												
Hee-Seop Choi, L OBP: 0.395, SLG: 0.521 (1, 3)	K			K		G4-3				3 0 0 0 0 2 0												
Lenny Harris, L OBP: 0.284, SLG: 0.284 (1, 5)			L6		P5			BB		2 0 0 0 1 0 0												
Damian Miller, R OBP: 0.331, SLG: 0.392 (1, 2)			PO SH1-4 1B			K		K		3 0 1 0 0 2 1												
Shawn Estes, R OBP: 0.200, SLG: 0.158 Juan Cruz, R Kyle Farnsworth, R Antonio Alfonseca, R Mark Bellhorn, S OBP: 0.350, SLG: 0.325 (1, 1) (5, 1) (8, 1) (9, PH)	SH1-4			G4-3				K		0 0 0 0 0 0 0 1 0 1 0 0 0 0 1 0												
Inning Stats	R: 0 E: 0 K: 2 S: 8	H: 0 LOB: 0 BB: 0 P: 10	R: 0 E: 0 K: 2 S: 8	H: 0 LOB: 0 BB: 0 P: 11	R: 0 E: 0 K: 0 S: 6	H: 1 LOB: 0 BB: 0 P: 9	R: 0 E: 0 K: 2 S: 9	H: 0 LOB: 0 BB: 0 P: 13	R: 1 E: 0 K: 2 S: 9	H: 1 LOB: 0 BB: 0 P: 13		R: 0 E: 0 K: 1 S: 8	H: 0 LOB: 0 BB: 0 P: 9	R: 0 E: 0 K: 1 S: 8	H: 0 LOB: 0 BB: 0 P: 11	R: 0 E: 0 K: 1 S: 9	H: 0 LOB: 1 BB: 1 P: 16	R: 0 E: 0 K: 3 S: 11	H: 0 LOB: 1 BB: 0 P: 13	1B: 1 2B: 0 3B: 0 HR: 1	SF: 0 SAC: 1 DP: 0 HBP: 0	WP: 1 PB: 0 SB: 0 CS: 0
PITCHER	IP WLS BF H R ER SO BB IBB HBP BLK WP HR S P ERA WHIP											PITCHER	IP WLS BF H R ER SO BB IBB HBP BLK WP HR S P ERA WHIP									
Wade Miller, R ERA: 4.76	9.0 W 30 2 1 1 14 1 0 0 0 1 1 76 105 1.00 0.333																					



Batter	1	2	3	4	5	6	7	8	9	10	11	12	13	14	15	16	AB	R	H	RBI	BB	SO	LOB	TOP						
Crain Biggio, R OBP: 0.349, SLG: 0.430 (1.8)																	5	0	1	0	1	1	0							
Geoff Blum, S OBP: 0.308, SLG: 0.414 (1.9)																	6	0	0	0	0	2	4							
17 Lance Berkman, S OBP: 0.389, SLG: 0.436 (1.7)																	5	0	1	0	2	2	1							
Jeff Kent, R OBP: 0.384, SLG: 0.547 (1.4)																	7	0	0	0	0	3	5							
Oriando Merced, S OBP: 0.297, SLG: 0.376 (1.5)																	5	0	1	0	1	1	3							
Colin Porter, L OBP: 0.295, SLG: 0.250 (9. PH)																	3	0	1	0	0	1	1							
Morgan Ensberg, R OBP: 0.402, SLG: 0.553 (9. PH)																	1	0	1	0	0	0	0							
Brian Hunter, R OBP: 0.274, SLG: 0.281 (9.9)																	1	0	0	0	1	0	0							
Brad Ausmus, R OBP: 0.303, SLG: 0.280 (1.2)																	5	0	0	0	1	0	4							
28 Adam Everett, R OBP: 0.304, SLG: 0.365 (1.6)																	5	0	0	0	1	2	2							
44 Roy Oswalt, R ERA: 2.49 (1.1)																														
Inning Stats	R: 0 E: 0 K: 1 S: 11	H: 0 LOB: 0 BB: 0 P: 17	R: 0 E: 0 K: 0 S: 6	H: 1 LOB: 0 BB: 0 P: 9	R: 0 E: 0 K: 0 S: 4	H: 0 LOB: 0 BB: 1 P: 10	R: 0 E: 0 K: 1 S: 5	H: 0 LOB: 0 BB: 0 P: 8	R: 0 E: 0 K: 1 S: 5	H: 0 LOB: 2 BB: 1 P: 14	R: 0 E: 0 K: 0 S: 4	H: 2 LOB: 3 BB: 1 P: 24	R: 0 E: 0 K: 1 S: 9	H: 1 LOB: 2 BB: 1 P: 19	R: 0 E: 0 K: 1 S: 6	H: 0 LOB: 0 BB: 1 P: 13	R: 0 E: 0 K: 1 S: 7	H: 0 LOB: 0 BB: 0 P: 12	R: 0 E: 0 K: 2 S: 11	H: 0 LOB: 0 BB: 0 P: 17	R: 0 E: 0 K: 1 S: 14	H: 1 LOB: 3 BB: 2 P: 29	R: 0 E: 0 K: 2 S: 10	H: 0 LOB: 0 BB: 0 P: 15	R: 0 E: 0 K: 2 S: 9	H: 0 LOB: 0 BB: 0 P: 16	1B: 6 2B: 1 3B: 0 HR: 0	SF: 0 DP: 3 HBP: 1	WP: 2 PB: 0 SB: 0 CS: 0	PA: 58
PITCHER	IP	WLS	BF	H	R	ER	SO	BB	IBB	HBP	BLK	WP	HR	S	P	ERA	WHIP													
38 Carlos Zambrano, R ERA: 2.49 (1.1)	8.0	29	3	0	0	0	0	3	0	0	0	0	0	8	17	0.00	0.750													
Mike Reiminger, L ERA: 2.49 (1.1)	0.2	3	0	0	0	0	1	1	0	0	0	0	0	8	17	0.00	1.500													
Antonio Alfonseca, R ERA: 3.69 (9.1)	1.1	4	1	0	0	0	0	1	0	0	0	0	0	7	15	0.00	1.500													
Joe Borowski, R ERA: 1.33 (11.1)	2.0	7	1	0	0	2	0	0	0	0	0	0	0	15	22	0.00	0.500													
Kyle Farnsworth, R ERA: 2.19 (13.1)	2.0	9	1	0	0	3	1	1	1	0	0	1	0	25	46	0.00	1.000													

Houston Astros @ Chicago Cubs
Wrigley Field, Chicago, IL
Sat May 31 2003, 3:05 PM CDT
Att: 37,719 - Sunny - 51 F

AB 49
R 0
H 6
RBI 0
BB 7
SO 14
LOB 21



Batter	1	2	3	4	5	6	7	8	9	10	11	12	13	14	15	16	AB	R	H	RBI	BB	SO	LOB	BOTTOM						
Mark Grudzielanek, R OBP: 0.344, SLG: 0.379 (1.4)																	7	0	1	0	0	3	2							
Alex Gonzalez, R OBP: 0.314, SLG: 0.389 (1.6)																	6	1	1	0	1	3	3							
Corey Patterson, L OBP: 0.338, SLG: 0.558 (1.8)																	6	0	3	0	1	2	0							
Sammy Sosa, R OBP: 0.421, SLG: 0.594 (1.9)																	7	0	1	1	0	5	5							
Moises Alou, R OBP: 0.369, SLG: 0.455 (1.7)																	6	0	1	0	0	1	3							
Hee-Seop Choi, L OBP: 0.386, SLG: 0.504 (1.3)																	6	0	1	0	0	4	1							
Todd Wellemeyer, R ERA: 1.19 (15.1)																	0	0	0	0	0	0	0							
Ramon Martinez, R OBP: 0.360, SLG: 0.384 (1.5)																	5	0	2	0	1	0	0							
44 Roy Oswalt, R ERA: 2.49 (1.1)	7.0	24	5	0	0	0	8	0	0	0	0	0	0	18	32	0.00	0.714													
Octavio Dotel, R ERA: 1.47 (8.1)	2.0	8	0	0	0	4	2	0	0	0	0	0	0	18	32	0.00	1.000													
54 Brad Lidge, R ERA: 1.6 (10.1)	3.0	13	3	0	0	6	0	1	0	0	0	0	0	32	53	0.00	1.000													
Billy Wagner, L ERA: 1.6 (13.1)	2.0	6	0	0	0	4	0	0	0	0	0	0	0	16	22	0.00	0.000													
Ricky Stone, R ERA: 1.89 (15.1)	1.1	L	7	2	1	0	1	1	0	0	0	0	0	17	26	0.00	2.250													
Inning Stats	R: 0 E: 0 K: 1 S: 10	H: 2 LOB: 2 BB: 0 P: 14	R: 0 E: 0 K: 1 S: 8	H: 1 LOB: 0 BB: 0 P: 12	R: 0 E: 0 K: 0 S: 10	H: 0 LOB: 0 BB: 0 P: 11	R: 0 E: 0 K: 1 S: 11	H: 1 LOB: 0 BB: 0 P: 16	R: 0 E: 0 K: 1 S: 10	H: 0 LOB: 2 BB: 0 P: 14	R: 0 E: 0 K: 2 S: 10	H: 0 LOB: 2 BB: 2 P: 21	R: 0 E: 0 K: 2 S: 9	H: 0 LOB: 0 BB: 0 P: 11	R: 0 E: 0 K: 3 S: 10	H: 1 LOB: 1 BB: 1 P: 19	R: 0 E: 0 K: 2 S: 13	H: 2 LOB: 2 BB: 0 P: 22	R: 0 E: 0 K: 3 S: 9	H: 0 LOB: 0 BB: 0 P: 17	R: 0 E: 0 K: 1 S: 7	H: 0 LOB: 0 BB: 0 P: 10	R: 0 E: 0 K: 1 S: 8	H: 0 LOB: 0 BB: 0 P: 11	R: 1 E: 1 K: 0 S: 9	H: 2 LOB: 2 BB: 1 P: 15	1B: 9 2B: 1 3B: 0 HR: 0	SF: 0 DP: 1 HBP: 0	WP: 0 PB: 0 SB: 0 CS: 1	PA: 59
PITCHER	IP	WLS	BF	H	R	ER	SO	BB	IBB	HBP	BLK	WP	HR	S	P	ERA	WHIP													
44 Roy Oswalt, R ERA: 2.49 (1.1)	7.0	24	5	0	0	0	8	0	0	0	0	0	0	18	32	0.00	0.714													
Octavio Dotel, R ERA: 1.47 (8.1)	2.0	8	0	0	0	4	2	0	0	0	0	0	0	18	32	0.00	1.000													
54 Brad Lidge, R ERA: 1.6 (10.1)	3.0	13	3	0	0	6	0	1	0	0	0	0	0	32	53	0.00	1.000													
Billy Wagner, L ERA: 1.6 (13.1)	2.0	6	0	0	0	4	0	0	0	0	0	0	0	16	22	0.00	0.000													
Ricky Stone, R ERA: 1.89 (15.1)	1.1	L	7	2	1	0	1	1	0	0	0	0	0	17	26	0.00	2.250													

Houston Astros @ Chicago Cubs
Wrigley Field, Chicago, IL
Sat May 31 2003, 3:05 PM CDT
Att: 37,719 - Sunny - 51 F

AB 53
R 1
H 10
RBI 1
BB 4
SO 23
LOB 19



Batter	1	2	3	4	5	6	7	8	9	AB	R	H	RBI	BB	SO	LOB	TOP
Orlando Merced, S OBP: 0.302, SLG: 0.372	G5-3			1B 2B BB	1B WP		F7	K		4	2	1	0	1	1	1	
Geoff Blum, S OBP: 0.302, SLG: 0.404	F7			K	P3		P2		5 G5-4-3 BB	4	0	0	0	1	1	2	
5 Jeff Bagwell, R OBP: 0.351, SLG: 0.462	K			K	K		F9		G5-4-3 1-2	5	0	0	0	0	3	3	
Jeff Kent, R OBP: 0.393, SLG: 0.551		L6		17 2B 1B	WP 17 BB			17 HR 1B		4	2	3	0	1	0	0	
17 Lance Berkman, S OBP: 0.394, SLG: 0.459	K			1B	WP BB			HR	K	4	2	2	3	1	2	1	
Colin Porter, L OBP: 0.286, SLG: 0.167				1B						2	1	0	0	1	2	2	
Brian Hunter, R OBP: 0.270, SLG: 0.276	K			1B						1	0	0	0	0	1	0	
Jose Vizcaino, S OBP: 0.282, SLG: 0.316				K	1B		G3-1		E6 G4-3 HR 1B	4	0	2	1	0	1	0	
28 Adam Everett, R OBP: 0.304, SLG: 0.365				1-2 2-3 3-H	1B					0	1	0	0	0	0	0	
Gregg Zaun, S OBP: 0.338, SLG: 0.368				P2	1-2 2-H 3-H		P5		G4-3	4	0	1	2	0	0	1	
Jerome Robertson, L OBP: 0.111, SLG: 0.111				K	1-3		K			3	0	0	0	0	0	3	2
Ricky Stone, R OBP: 0.111, SLG: 0.111				K	1-3					0	0	0	0	0	0	0	
Kirk Saarloos, R OBP: 0.111, SLG: 0.111				K	1-3					0	0	0	0	0	0	0	
Morgan Ensberg, R OBP: 0.111, SLG: 0.111				K	1-3					1	1	1	2	0	0	0	
Octavio Dotel, R OBP: 0.111, SLG: 0.111				K	1-3					0	0	0	0	0	0	0	
Pete Munro, R OBP: 0.111, SLG: 0.111				K	1-3					0	0	0	0	0	0	0	
Inning Stats	R: 0 H: 0 E: 0 K: 1 S: 7	H: 0 R: 0 ER: 0 SO: 10	H: 0 R: 0 ER: 0 SO: 10	H: 0 R: 0 ER: 0 SO: 11	H: 4 R: 4 ER: 0 SO: 26	H: 2 R: 2 ER: 0 SO: 27	H: 0 R: 0 ER: 0 SO: 10	H: 0 R: 0 ER: 0 SO: 12	H: 4 R: 4 ER: 1 SO: 26	H: 0 R: 0 ER: 0 SO: 15	H: 0 R: 0 ER: 0 SO: 12	H: 4 R: 4 ER: 1 SO: 26	H: 0 R: 0 ER: 0 SO: 15	1B: 7 2B: 1 3B: 0 HR: 2	SF: 0 SAC: 0 DP: 1 HBP: 0	WP: 1 PB: 0 SB: 1 CS: 0	PA: 41
PITCHER	IP WLS BF H R ER SO BB IBB HBP BLK WP HR S P ERA WHIP																
34 Kerry Wood, R ERA: 3.14	6.0 L 27 6 5 5 11 3 0 0 0 0 1 0 71 109 7.50 1.500																
Kyle Farnsworth, R ERA: 2.45	1.0 4 1 1 1 0 0 0 0 0 0 0 0 12 19 9.00 1.000																
Mike Remlinger, L ERA: 3.38	2.0 10 3 3 3 3 2 0 0 0 0 0 2 19 34 13.50 2.500																

Houston Astros @ Chicago Cubs
Wrigley Field, Chicago, IL
Sun Jun 01 2003, 1:20 PM CDT
Att: 37,787 - Sunny - 52 F

AB	36
R	9
H	10
RBI	8
BB	5
SO	14
LOB	12



Batter	1	2	3	4	5	6	7	8	9	AB	R	H	RBI	BB	SO	LOB	BOTTOM
Mark Grudzielanek, R OBP: 0.342, SLG: 0.376	G4-3		1B			K		F9		4	0	1	0	0	1	2	
Alex Gonzalez, R OBP: 0.313, SLG: 0.387	1B		P4			G6-3		P3		4	0	1	1	0	0	2	
Corey Patterson, L OBP: 0.336, SLG: 0.550	K			G4-6-3 HBP		K		F7		3	0	0	0	0	2	2	
Sammy Sosa, R OBP: 0.417, SLG: 0.504	F8			P4			HR 2B		G6-3	4	1	1	0	0	0	2	
Moises Alou, R OBP: 0.363, SLG: 0.446	G5-3			G4-6-3		G6-3		L4		4	0	0	0	0	0	2	
Eric Karros, R OBP: 0.372, SLG: 0.512	G6-3					F8		HR 2B		4	1	2	2	0	0	0	
Ramon Martinez, R OBP: 0.360, SLG: 0.382	F9					G6-3		G1-6-3 1B		3	0	1	0	0	0	0	
Damian Miller, R OBP: 0.316, SLG: 0.371	L8					G5-3		G1-6-3		4	0	0	0	0	1	3	
34 Kerry Wood, R ERA: 6.08						G3-1				1	0	0	0	0	0	0	
Tom Gooden, L ERA: 2.14										1	1	0	0	0	0	0	
Kyle Farnsworth, R ERA: 2.14										0	0	0	0	0	0	0	
Mike Remlinger, L ERA: 1.42										0	0	0	0	0	0	0	
Lenny Harris, L ERA: 1.42										0	0	0	0	1	0	0	
Mark Bellhorn, S ERA: 3.86										1	0	1	0	0	0	0	
Inning Stats	R: 0 H: 1 E: 0 K: 1 S: 14	H: 0 R: 0 ER: 0 SO: 10	H: 0 R: 0 ER: 0 SO: 10	H: 1 R: 1 ER: 0 SO: 11	H: 0 R: 0 ER: 0 SO: 12	H: 0 R: 0 ER: 0 SO: 6	H: 1 R: 1 ER: 0 SO: 15	H: 3 R: 3 ER: 0 SO: 14	H: 0 R: 0 ER: 0 SO: 16	H: 2 R: 2 ER: 0 SO: 22	1B: 5 2B: 2 3B: 0 HR: 1	SF: 0 SAC: 0 DP: 2 HBP: 1	WP: 1 PB: 0 SB: 1 CS: 0	PA: 35			
PITCHER	IP WLS BF H R ER SO BB IBB HBP BLK WP HR S P ERA WHIP																
Jerome Robertson, L ERA: 6.08	6.0 W 22 4 2 2 3 0 0 0 0 0 0 1 6 7 27.00 6.000																
Ricky Stone, R ERA: 2.14	0.1 3 2 1 1 0 0 0 0 0 0 0 0 2 3 0.00 0.000																
Kirk Saarloos, R ERA: 7.43	0.2 H 1 0 0 0 0 0 0 0 0 0 0 0 2 3 0.00 0.000																
Octavio Dotel, R ERA: 1.42	1.0 4 0 0 0 0 0 1 0 0 0 0 1 0 9 16 0.00 1.000																
Pete Munro, R ERA: 3.86	1.0 5 2 0 0 1 0 0 0 0 0 0 0 0 13 22 0.00 2.000																

Houston Astros @ Chicago Cubs
Wrigley Field, Chicago, IL
Sun Jun 01 2003, 1:20 PM CDT
Att: 37,787 - Sunny - 52 F

AB	33
R	3
H	8
RBI	3
BB	1
SO	4
LOB	13



Batter	1	2	3	4	5	6	7	8	9	AB	R	H	RBI	BB	SO	LOB	TOP						
Julio Lugo, R (1,6) OBP: 0.331, SLG: 0.298	2-1 F8	4-0 BB	2-1 FC5			1-0 G1-3		0-3 K									4 0 0 0 1 1 4						
Marlon Anderson, L (1,4) OBP: 0.333, SLG: 0.345	0-1 E	0-1 P4		1-0 G4-3			1-3 K2-3	2-0 G3									5 1 1 0 0 1 5						
5 Rocco Baldelli, R (1,8) OBP: 0.362, SLG: 0.463	3-3 K			1-0 2B	0-0 G4-3		1-1 1B	SF9	0-0 18 BB								5 2 3 0 0 1 1						
Aubrey Huff, L (1,9) OBP: 0.365, SLG: 0.578	3-1 E2		0-1 BB	2-3 K			1-0 1B		0-2 18 BB								5 1 4 1 0 1 0						
Toby Hall, R (1,2) OBP: 0.308, SLG: 0.370	2-2 F9		0-1 G6-3		2-1 G3		0-1 SF9		0-0 F5								4 0 0 1 0 0 4						
Travis Lee, L (1,3) OBP: 0.335, SLG: 0.391		3-2 E4	4-2 BB		1-3 K		0-0 P5		0-0 F5								4 1 0 0 1 1 3						
Terry Shupert, R (1,5) OBP: 0.316, SLG: 0.440		1-2 SH5-4	4-1 SH1-4		1-1 G5-3			0-0 FC3-6	4-2 13								2 0 1 0 1 0 0						
Jason Tyner, L (8,PH) OBP: 0.438, SLG: 0.533		2-3 1B	1-2 2-3 BB						1-2 2-3 BB								1 0 1 0 0 0 0						
18 Jared Sandberg, R (8,5) OBP: 0.322, SLG: 0.412																	0 0 0 0 1 0 0						
13 Carl Crawford, L (1,7) OBP: 0.291, SLG: 0.335		1-2 F8	1-1 FC5		1-1 G4-3			0-0 FC3-6	0-0 G3								5 0 1 2 0 0 6						
Victor Zambrano, S (1,1)		0-0 SH5-4	0-1 SH1-4														1 0 0 0 0 0 0						
Al Martin, L (8,PH)																	0 0 0 0 1 0 0						
Travis Harper, L (8,1)																	0 0 0 0 0 0 0						
Lance Carter, R (9,1)		1-2	1-2 2-3							1-2 BB							0 0 0 0 0 0 0						
Inning Stats	R: 1 E: 1 K: 1 S: 12	H: 2 LOB: 1 BB: 0 P: 22	R: 0 E: 1 K: 0 S: 13	H: 1 LOB: 3 BB: 1 P: 22	R: 3 E: 0 K: 0 S: 15	H: 3 LOB: 2 BB: 2 P: 27	R: 0 E: 0 K: 1 S: 5	H: 0 LOB: 0 BB: 0 P: 8	R: 0 E: 0 K: 1 S: 8	H: 0 LOB: 0 BB: 0 P: 12	R: 0 E: 0 K: 0 S: 4	H: 0 LOB: 0 BB: 0 P: 6	R: 0 E: 0 K: 1 S: 9	H: 2 LOB: 1 BB: 0 P: 12	R: 0 E: 0 K: 1 S: 6	H: 1 LOB: 2 BB: 1 P: 12	R: 0 E: 0 K: 0 S: 9	H: 2 LOB: 3 BB: 1 P: 13	1B: 9 2B: 2 3B: 0 HR: 0	SF: 1 SAC: 2 DP: 0 HBP: 0	WP: 0 PB: 0 SB: 1 CS: 0	PA: 44	
PITCHER	IP	WLS	BF	H	R	ER	SO	BB	IBB	HBP	BLK	WP	HR	S	P	ERA	WHIP						
Shawn Estes, L (1,1) ERA: 5.07	7.0	L	33	8	5	4	4	3	0	0	0	0	0	66	109	5.14	1.571						
Antonio Alfonseca, R (8,1) ERA: 3.45	1.0		5	1	0	0	1	1	0	0	0	0	0	6	12	0.00	2.000						
Mark Guthrie, L (9,1) ERA: 3.29	1.0		6	2	0	0	0	1	0	0	0	0	0	9	13	0.00	3.000						

Tampa Bay Devil Rays @ Chicago Cubs
Wrigley Field, Chicago, IL
Wed Jun 04 2003, 7:05 PM CDT
Att: 33,317 - Sunny - 67 F

AB 36
R 5
H 11
RBI 4
BB 5
SO 5
LOB 23



Batter	1	2	3	4	5	6	7	8	9	AB	R	H	RBI	BB	SO	LOB	BOTTOM						
Mark Bellhorn, S (1,5) OBP: 0.348, SLG: 0.325	2-2 G3		1-0 G4-3		3-3 K			2-2 G4-3									4 0 0 0 0 1 0						
Alex Gonzalez, R (1,6) OBP: 0.314, SLG: 0.391	2-1 F7			0-0 1B		3-2 F8		1-1 G3-1									4 1 1 0 0 0 0						
Corey Patterson, L (1,8) OBP: 0.341, SLG: 0.555	1-2 S		1-3 K			1-2 G3			1-1 F8								4 1 2 0 0 1 1						
Sammy Sosa, R (1,9) OBP: 0.410, SLG: 0.493	3-3 K		1-3 K			0-3 K			3-2 G3								4 0 1 0 0 3 2						
Moises Alou, R (1,7) OBP: 0.357, SLG: 0.436		3-2 P4		0-2 BB		2-0 P6			2-1 F8								4 0 1 1 0 0 2						
Hee-Seop Choi, L (1,3) OBP: 0.391, SLG: 0.504		2-1 F8		4-2 BB		2-0 G4-3			2-2 E4								3 0 0 1 1 0 1						
Ramon Martinez, R (1,4) OBP: 0.361, SLG: 0.378		3-2 G5-3		0-2 P3			4-2 BB		3-2 G3								3 0 0 0 1 0 4						
Paul Bako, L (1,2) OBP: 0.308, SLG: 0.298			2-3 K			1-2 L5			2-2 G6-3								3 0 0 0 0 1 1						
Troy O'Leary, L (9,PH) OBP: 0.255, SLG: 0.318							0-1 L6										1 0 0 0 0 0 2						
Shawn Estes, R (1,1) ERA: 5.07			1-3 K				0-3 K		1-1 F7								2 0 0 0 0 2 0						
Antonio Alfonseca, R (8,1)																	0 0 0 0 0 0 0						
Lenny Harris, L (8,PH)																	1 0 0 0 0 0 0						
Mark Guthrie, R (9,1)																	0 0 0 0 0 0 0						
Inning Stats	R: 0 E: 0 K: 1 S: 12	H: 1 LOB: 1 BB: 0 P: 19	R: 0 E: 0 K: 0 S: 10	H: 0 LOB: 0 BB: 0 P: 18	R: 0 E: 0 K: 2 S: 8	H: 0 LOB: 0 BB: 0 P: 12	R: 1 E: 0 K: 2 S: 16	H: 2 LOB: 1 BB: 1 P: 22	R: 0 E: 0 K: 2 S: 9	H: 0 LOB: 0 BB: 0 P: 13	R: 0 E: 0 K: 1 S: 10	H: 0 LOB: 0 BB: 0 P: 14	R: 0 E: 0 K: 0 S: 8	H: 0 LOB: 1 BB: 1 P: 16	R: 0 E: 0 K: 0 S: 7	H: 0 LOB: 0 BB: 0 P: 11	R: 1 E: 1 K: 0 S: 18	H: 2 LOB: 2 BB: 0 P: 30	1B: 4 2B: 1 3B: 0 HR: 0	SF: 0 SAC: 0 DP: 0 HBP: 0	WP: 0 PB: 0 SB: 1 CS: 0	PA: 35	
PITCHER	IP	WLS	BF	H	R	ER	SO	BB	IBB	HBP	BLK	WP	HR	S	P	ERA	WHIP						
Victor Zambrano, R (1,1) ERA: 5.07	7.0	W	26	3	1	1	8	2	0	0	0	0	0	73	114	1.29	0.714						
Travis Harper, R (8,1) ERA: 3.19	1.0		3	0	0	0	0	0	0	0	0	0	0	7	11	0.00	0.000						
Lance Carter, R (9,1) ERA: 3.16	1.0		6	2	1	1	0	0	0	0	0	0	0	18	30	9.00	2.000						

Tampa Bay Devil Rays @ Chicago Cubs
Wrigley Field, Chicago, IL
Wed Jun 04 2003, 7:05 PM CDT
Att: 33,317 - Sunny - 67 F

AB 33
R 2
H 5
RBI 2
BB 2
SO 8
LOB 13



Batter	1	2	3	4	5	6	7	8	9	AB	R	H	RBI	BB	SO	LOB	TOP													
Alfonso Soriano, R <small>OBP: 0.361, SLG: 0.565</small>	G5-3		25 SF8	K		F9		P3		5	1	1	0	0	1	2														
2 Derek Jeter, R <small>OBP: 0.339, SLG: 0.480</small>	25 HR		E5	K		SH1-3 25 BB		K		4	1	2	0	1	2	1														
25 Jason Giambi, L <small>OBP: 0.371, SLG: 0.464</small>	1-H		SF8	G3-1		SH1-3				2	1	1	3	1	0	1														
Robin Ventura, L <small>OBP: 0.373, SLG: 0.476</small>			2B			SH1-3		F7		3	1	1	0	1	1	1														
Raul Mondesi, R <small>OBP: 0.362, SLG: 0.515</small>	F7		1B			F8		K		5	1	1	0	0	2	4														
55 Hideki Matsui, L <small>OBP: 0.311, SLG: 0.386</small>	G1-3					K				2	0	0	0	2	1	1														
Juan Rivera, R <small>OBP: 0.250, SLG: 0.283</small>		G5-3	1B			P4		K		4	0	1	2	0	1	3														
John Flaherty, R <small>OBP: 0.282, SLG: 0.297</small>	G6-3		FC6-4					K		4	0	1	0	0	1	2														
David Wells, L <small>OBP: 0.250, SLG: 0.500</small>	G1-3					K		G3-1		4	0	1	0	0	1	1														
Antonio Osuna, R <small>OBP: 0.282, SLG: 0.297</small>										0	0	0	0	0	0	0														
42 Mariano Rivera, R <small>OBP: 0.282, SLG: 0.297</small>										0	0	0	0	0	0	0														
Inning Stats	R: 2 E: 0 K: 0 S: 15	H: 2 LOB: 1 BB: 1 P: 21	R: 0 E: 0 K: 0 S: 4	H: 0 LOB: 0 BB: 0 P: 7	R: 3 E: 1 K: 0 S: 19	H: 4 LOB: 2 BB: 2 P: 34	R: 0 E: 0 K: 2 S: 10	H: 1 LOB: 1 BB: 0 P: 19	R: 0 E: 0 K: 1 S: 8	H: 1 LOB: 1 BB: 0 P: 11	R: 0 E: 0 K: 2 S: 12	H: 1 LOB: 3 BB: 2 P: 23	R: 0 E: 0 K: 1 S: 10	H: 0 LOB: 1 BB: 0 P: 14	R: 0 E: 0 K: 2 S: 10	H: 0 LOB: 1 BB: 0 P: 17	1B: 6 2B: 2 3B: 0 HR: 1	SF: 1 SAC: 1 DP: 0 HBP: 1	WP: 0 PB: 0 SB: 0 CS: 1	PA: 41										
PITCHER	IP	WLS	BF	H	R	ER	SO	BB	IBB	HBP	BLK	WP	HR	S	P	ERA	WHIP													
38 Carlos Zambrano, R <small>ERA: 3.05</small>	6.0	L	29	9	5	5	5	2	1	0	0	0	1	72	113	7.50	1.833													
Mark Guthrie, L <small>ERA: 3.21</small>	0.1		2	0	0	0	0	1	0	0	0	0	0	2	6	0.00	3.000													
Antonio Alfonseca, R <small>ERA: 3.31</small>	0.2		3	0	0	0	2	1	0	0	0	0	0	7	13	0.00	1.500													
Kyle Farnsworth, R <small>ERA: 2.25</small>	1.1		4	0	0	0	2	0	0	0	0	0	0	13	20	0.00	0.000													
Mike Remlinger, L <small>ERA: 3.16</small>	0.2		3	0	0	0	1	0	0	1	0	0	0	7	11	0.00	0.000													

New York Yankees @ Chicago Cubs
Wrigley Field, Chicago, IL

AB 33
R 5
H 9
RBI 5
BB 5
SO 10
LOB 16



Batter	1	2	3	4	5	6	7	8	9	AB	R	H	RBI	BB	SO	LOB	BOTTOM													
Ramon Martinez, R <small>OBP: 0.362, SLG: 0.416</small>	P6		1-H			P4		L5		4	1	1	2	0	0	0														
Alex Gonzalez, R <small>OBP: 0.312, SLG: 0.395</small>	G6-3		G5-3			P4		G1-3		4	0	0	0	0	0	0														
Corey Patterson, L <small>OBP: 0.346, SLG: 0.579</small>	F7		L8					HR		4	1	2	1	0	0	0														
Sammy Sosa, R <small>OBP: 0.403, SLG: 0.480</small>		FC6-4	K			F9		K		4	0	1	0	0	2	1														
Moises Alou, R <small>OBP: 0.357, SLG: 0.433</small>		K				L9		G1-3		4	0	2	0	0	1	2														
Eric Karros, R <small>OBP: 0.364, SLG: 0.494</small>			FC6-4			L8		P4		4	0	1	0	0	0	3														
Mark Bellhorn, S <small>OBP: 0.346, SLG: 0.323</small>		FC6-4				K		G5-3		4	0	1	0	0	1	3														
Damian Miller, R <small>OBP: 0.308, SLG: 0.355</small>										3	0	0	0	0	1	3														
Lenny Harris, L <small>OBP: 0.277, SLG: 0.267</small>	G4-3					K		G1-3		1	0	0	0	0	0	2														
38 Carlos Zambrano, S <small>ERA: 3.36</small>										2	1	1	0	0	0	0														
Mark Guthrie, R <small>ERA: 3.21</small>										0	0	0	0	0	0	0														
Antonio Alfonseca, R <small>ERA: 3.31</small>										0	0	0	0	0	0	0														
Troy O'Leary, L <small>ERA: 3.21</small>										1	0	0	0	0	0	0														
Kyle Farnsworth, R <small>ERA: 2.25</small>										0	0	0	0	0	0	0														
Mike Remlinger, L <small>ERA: 3.16</small>										0	0	0	0	0	0	0														
Hee-Seop Choi, S <small>ERA: 3.99</small>			HR							1	0	0	0	0	1	2														
Inning Stats	R: 0 E: 0 K: 0 S: 8	H: 0 LOB: 0 BB: 0 P: 10	R: 0 E: 0 K: 1 S: 7	H: 2 LOB: 2 BB: 0 P: 9	R: 2 E: 0 K: 1 S: 13	H: 2 LOB: 0 BB: 0 P: 20	R: 0 E: 0 K: 2 S: 16	H: 1 LOB: 1 BB: 0 P: 20	R: 0 E: 0 K: 0 S: 5	H: 0 LOB: 0 BB: 0 P: 5	R: 0 E: 0 K: 0 S: 8	H: 1 LOB: 1 BB: 0 P: 13	R: 0 E: 0 K: 1 S: 9	H: 1 LOB: 0 BB: 0 P: 11	R: 0 E: 0 K: 1 S: 8	H: 2 LOB: 2 BB: 0 P: 12	1B: 7 2B: 0 3B: 0 HR: 2	SF: 0 SAC: 0 DP: 0 HBP: 0	WP: 0 PB: 0 SB: 0 CS: 0	PA: 36										
PITCHER	IP	WLS	BF	H	R	ER	SO	BB	IBB	HBP	BLK	WP	HR	S	P	ERA	WHIP													
David Wells, L <small>ERA: 3.36</small>	7.2	W	30	7	3	3	4	0	0	0	0	0	2	67	89	3.52	0.913													
Antonio Osuna, R <small>ERA: 1.5</small>	0.1	H	1	0	0	0	1	0	0	0	0	0	0	4	5	0.00	0.000													
42 Mariano Rivera, R <small>ERA: 2.51</small>	1.0	S	5	2	0	0	1	0	0	0	0	0	0	8	12	0.00	2.000													

New York Yankees @ Chicago Cubs
Wrigley Field, Chicago, IL

AB 36
R 3
H 9
RBI 3
BB 0
SO 6
LOB 16



Fri Jun 06 2003, 2:20 PM CDT
Att: 39,359 - Overcast - 62 F

Batter	1	2	3	4	5	6	7	8	9	AB	R	H	RBI	BB	SO	LOB	TOP							
Alfonso Soriano, R OBP: 0.397, SLG: 0.557 (1, 4)	1-3 K S: 6, BB: 1, SO: 6		0-0 F7 X			2-2 P6 S: 5, BB: 1, SO: 6		1-2 F7 S: 6, BB: 1, SO: 6		4	0	0	0	0	1	3	New York Yankees @ Chicago Cubs Wrigley Field, Chicago, IL Sat Jun 07 2003, 12:15 PM CDT Att: 39,363 - Sunny - 70 F							
2 Derek Jeter, R OBP: 0.336, SLG: 0.467 (1, 6)	0-0 G6-3 S: 6, BB: 1, SO: 6			1-3 K S: 6, BB: 1, SO: 6		1-3 K S: 5, BB: 1, SO: 6		4-2 BB S: 6, BB: 1, SO: 6		3	0	0	0	1	2	0								
25 Jason Giambi, L OBP: 0.369, SLG: 0.458 (1, 3)	1-3 K S: 6, BB: 1, SO: 6			1-0 P3 S: 6, BB: 1, SO: 6			4-0 BB S: 6, BB: 1, SO: 6	3-2 K S: 6, BB: 1, SO: 6		3	0	0	0	1	2	3								
20 Jorge Posada, S OBP: 0.389, SLG: 0.543 (1, 2)		2-3 K S: 6, BB: 1, SO: 6		1-3 K S: 6, BB: 1, SO: 6			0-1 L7 S: 6, BB: 1, SO: 6		1-2 HR S: 6, BB: 1, SO: 6	4	1	1	1	0	2	1								
Robin Ventura, L OBP: 0.365, SLG: 0.466 (1, 5)		0-3 K S: 6, BB: 1, SO: 6			1-3 K S: 6, BB: 1, SO: 6		3-2 F7 S: 6, BB: 1, SO: 6		0-0 G6-3 S: 6, BB: 1, SO: 6	4	0	0	0	0	2	1								
Raul Mondesi, R OBP: 0.360, SLG: 0.511 (1, 9)		3-2 P4 S: 6, BB: 1, SO: 6			3-3 K S: 6, BB: 1, SO: 6		1-0 F7 S: 6, BB: 1, SO: 6		1-1 55 1B S: 6, BB: 1, SO: 6	4	0	1	0	0	1	1								
55 Hideki Matsui, L OBP: 0.318, SLG: 0.404 (1, 8)			2-2 G3 S: 6, BB: 1, SO: 6		3-2 HR S: 6, BB: 1, SO: 6			1-1 2B 1B S: 6, BB: 1, SO: 6	3-1 1B S: 6, BB: 1, SO: 6	4	1	3	1	0	0	0								
Juan Rivera, R OBP: 0.250, SLG: 0.268 (1, 7)			4-0 SH1 BB S: 6, BB: 1, SO: 6		1-0 F9 S: 6, BB: 1, SO: 6			1-3 K S: 6, BB: 1, SO: 6	3-3 K S: 6, BB: 1, SO: 6	3	0	0	0	1	2	3								
Roger Clemens, R OBP: 0.375, SLG: 0.600 (7, 1)			0-1 SH1 S: 6, BB: 1, SO: 6				0-3 K S: 6, BB: 1, SO: 6		2-2 G1-3 S: 6, BB: 1, SO: 6	1	0	0	0	0	1	0								
Juan Acevedo, R OBP: 0.238, SLG: 0.450 (6, PH)										0	0	0	0	0	0	0								
Ruben Sierra, S OBP: 0.221, SLG: 0.422 (6, PH)										0	0	0	0	0	0	0								
Charles Simpson, R OBP: 0.227, SLG: 0.227 (8, PH)										0	0	0	0	0	0	0								
Jeff Weaver, R OBP: 0.309, SLG: 0.430 (8, 1)										0	0	0	0	0	0	0								
Chris Hammond, L OBP: 0.291, SLG: 0.400 (9, PH)										0	0	0	0	0	0	2								
Todd Zelle, R OBP: 0.301, SLG: 0.400 (9, PH)										0	0	0	0	0	0	0								
Inning Stats	R: 0 E: 0 K: 2 S: 7	H: 0 LOB: 0 BB: 0 P: 9	R: 0 E: 0 K: 2 S: 10	H: 0 LOB: 0 BB: 0 P: 15	R: 0 E: 0 K: 0 S: 7	H: 0 LOB: 1 BB: 1 P: 13	R: 0 E: 0 K: 2 S: 7	H: 0 LOB: 0 BB: 0 P: 10	R: 1 E: 0 K: 2 S: 13	H: 1 LOB: 0 BB: 0 P: 21	R: 0 E: 0 K: 2 S: 10	H: 0 LOB: 1 BB: 1 P: 13	R: 0 E: 0 K: 0 S: 9	H: 0 LOB: 1 BB: 1 P: 17	R: 0 E: 0 K: 2 S: 16	H: 2 LOB: 3 BB: 0 P: 28	R: 1 E: 0 K: 1 S: 18	H: 3 LOB: 2 BB: 0 P: 28	1B: 4 2B: 0 3B: 0 HR: 2	SF: 0 SAC: 1 DP: 0 HBP: 0	WP: 0 PB: 0 SB: 0 CS: 0	PA: 36		
PITCHER	IP WLS BF H R ER SO BB IBB HBP BLK WP HR S P ERA WHIP	7.2 W 29 3 1 1 11 3 0 0 0 0 1 76 120 1.17 0.783	0.1 H 1 0 0 0 1 0 0 0 0 0 0 3 6 0.00 0.000	1.0 6 3 1 1 1 0 0 0 0 0 1 18 28 9.00 3.000																				

New York Yankees @ Chicago Cubs
Wrigley Field, Chicago, IL
Sat Jun 07 2003, 12:15 PM CDT
Att: 39,363 - Sunny - 70 F

Batter	1	2	3	4	5	6	7	8	9	AB	R	H	RBI	BB	SO	LOB	BOTTOM					
Mark Grudzielanek, R OBP: 0.349, SLG: 0.375 (1, 4)	3-1 G4-3 SH1-3 S: 6, BB: 1, SO: 6		2-0 L8 S: 6, BB: 1, SO: 6			1-2 FC4-6 S: 6, BB: 1, SO: 6		0-0 SH1-4 S: 6, BB: 1, SO: 6		3	0	1	0	0	0	1	New York Yankees @ Chicago Cubs Wrigley Field, Chicago, IL Sat Jun 07 2003, 12:15 PM CDT Att: 39,363 - Sunny - 70 F					
Alex Gonzalez, R OBP: 0.312, SLG: 0.398 (1, 6)	1-0 SH1-3 S: 6, BB: 1, SO: 6			0-0 G6-3 S: 6, BB: 1, SO: 6		1-2 G5-3 S: 6, BB: 1, SO: 6		3-1 1B S: 6, BB: 1, SO: 6		3	1	1	1	0	0	1						
Corey Patterson, L OBP: 0.340, SLG: 0.569 (1, 8)	0-1 G4-3 S: 6, BB: 1, SO: 6			0-0 G4-3 S: 6, BB: 1, SO: 6			1-3 K S: 6, BB: 1, SO: 6	1-2 P2 S: 6, BB: 1, SO: 6		4	0	0	0	0	1	2						
Sammy Sosa, R OBP: 0.405, SLG: 0.481 (1, 9)	1-2 G5-3 S: 6, BB: 1, SO: 6			0-1 L4 S: 6, BB: 1, SO: 6			3-2 BB S: 6, BB: 1, SO: 6	1-0 FC6-4 S: 6, BB: 1, SO: 6		4	1	2	1	0	0	1						
Moises Alou, R OBP: 0.355, SLG: 0.427 (1, 7)		1-2 F7 S: 6, BB: 1, SO: 6			1-3 K S: 6, BB: 1, SO: 6		4-1 HR S: 6, BB: 1, SO: 6	1-1 FC6-4 S: 6, BB: 1, SO: 6		3	1	0	0	1	1	1						
Hee-Seop Choi, L OBP: 0.389, SLG: 0.496 (1, 3)		0-0 P5 S: 6, BB: 1, SO: 6			3-3 K S: 6, BB: 1, SO: 6			0-0 HR S: 6, BB: 1, SO: 6		1	0	0	0	0	0	0						
Eric Karros, R OBP: 0.366, SLG: 0.527 (4, 3)								1-1 HR S: 6, BB: 1, SO: 6		2	1	1	3	0	1	0						
Lenny Harris, L OBP: 0.287, SLG: 0.256 (8, 1)		3-2 F7 S: 6, BB: 1, SO: 6			2-3 K S: 6, BB: 1, SO: 6			1-1 L3 S: 6, BB: 1, SO: 6		3	0	0	0	0	1	0						
Joe Borowski, R (9, 1)										0	0	0	0	0	0	0						
Damian Miller, R OBP: 0.309, SLG: 0.362 (1, 2)					0-1 G6-3 S: 6, BB: 1, SO: 6			1-0 G5-3 S: 6, BB: 1, SO: 6		3	0	1	0	0	0	0						
34 Kerry Wood, R OBP: 0.154, SLG: 0.269 (1, 1)					1-3 K S: 6, BB: 1, SO: 6			0-0 FC1-5 S: 6, BB: 1, SO: 6		2	0	0	0	0	1	1						
Ramon Martinez, R OBP: 0.368, SLG: 0.422 (8, 5)								3-2 SH1-4 S: 6, BB: 1, SO: 6		1	1	1	0	0	0	0						
Inning Stats	R: 0 E: 0 K: 0 S: 8	H: 1 LOB: 1 BB: 0 P: 13	R: 0 E: 0 K: 0 S: 9	H: 0 LOB: 0 BB: 0 P: 13	R: 0 E: 0 K: 1 S: 6	H: 0 LOB: 0 BB: 0 P: 9	R: 0 E: 0 K: 0 S: 4	H: 0 LOB: 0 BB: 0 P: 4	R: 0 E: 0 K: 3 S: 10	H: 0 LOB: 0 BB: 0 P: 16	R: 0 E: 0 K: 0 S: 8	H: 1 LOB: 1 BB: 0 P: 11	R: 3 E: 0 K: 1 S: 15	H: 2 LOB: 1 BB: 1 P: 24	R: 2 E: 0 K: 0 S: 14	H: 3 LOB: 1 BB: 0 P: 23	1B: 4 2B: 2 3B: 0 HR: 1	SF: 0 SAC: 2 DP: 0 HBP: 0	WP: 0 PB: 0 SB: 1 CS: 0	PA: 32		
PITCHER	IP WLS BF H R ER SO BB IBB HBP BLK WP HR S P ERA WHIP	6.1 L 23 3 2 2 5 3 2 2 0 0 0 1 5 6 2.84 0.632	0.2 B 3 1 1 1 0 0 0 0 0 0 0 1 5 6 13.50 1.500	0.1 3 2 2 2 0 0 0 0 0 0 0 8 14 54.00 6.000	0.2 3 1 0 0 0 0 0 0 0 0 0 6 9 0.00 1.500																	

New York Yankees @ Chicago Cubs
Wrigley Field, Chicago, IL
Sat Jun 07 2003, 12:15 PM CDT
Att: 39,363 - Sunny - 70 F



Batter	1	2	3	4	5	6	7	8	9	AB	R	H	RBI	BB	SO	LOB	TOP																
Mark Grudzielanek R OBP: 0.349, SLG: 0.376	(1, 4) C 1-2 P2	(1, 1) C 1-1 G4-3		(1, 1) F 9			(1) K		(2) G1-3	5	0	0	0	0	1	3																	
Alex Gonzalez R OBP: 0.317, SLG: 0.417	(1, 6) X 0-0 F9		(1, 1) C 3-1 HR		(1) 2B 1B		(2) K		(2, 0) 2B 1B	5	1	3	1	0	1	1																	
Corey Patterson L OBP: 0.348, SLG: 0.593	(1, 8) B 1-0 L9		(1, 1) C 3B		(1, 2) 2B		(3) K		(2, 1) 2B	5	1	3	0	0	1	1																	
Sammy Sosa R OBP: 0.407, SLG: 0.481		(1, 9) 2-0 2B	(1, 3) K		(2) G4-3			(1, 1) 1B	(3) K	5	1	2	0	0	2	4																	
Moises Alou R OBP: 0.364, SLG: 0.454	(1, 10) X 0-0 2B 1B		(2) SF8		(3) F7			(2, 1) 1B		3	1	2	1	0	0	1																	
Eric Karros R OBP: 0.367, SLG: 0.525	(1, 3) F 3-2 1-3 2-H	(1) 1B 2B	(1, 1) 3-1 1B			(1) G5-3		(1) K		4	0	2	1	0	1	2																	
Troy O'Leary L OBP: 0.252, SLG: 0.312	(1, 7) B 1-0 1B 1B	(1) 1B	(3) K		(2) F7			(2) K		4	0	1	1	0	2	3																	
Lenny Harris L OBP: 0.253, SLG: 0.241	(1, 5) X 0-1 L5			(1, 2) G3				(3) G4-3		4	0	0	0	0	1	3																	
Ramon Martinez R OBP: 0.364, SLG: 0.447	(8, 5) X 0-0									0	0	0	0	0	0	0																	
Paul Bako L OBP: 0.319, SLG: 0.300	(1, 2) X 0-2 1B			(2) F9					(1) K	3	0	1	0	1	1	0																	
Inning Stats	R: 0 E: 0 K: 0 S: 5	H: 0 LOB: 0 BB: 0 P: 7	R: 2 E: 0 K: 0 S: 15	H: 5 LOB: 2 BB: 0 P: 22	R: 2 E: 0 K: 2 S: 13	H: 3 LOB: 1 BB: 0 P: 23	R: 0 E: 0 K: 0 S: 8	H: 0 LOB: 0 BB: 0 P: 11	R: 0 E: 0 K: 1 S: 9	H: 2 LOB: 1 BB: 0 P: 15	R: 0 E: 0 K: 0 S: 15	H: 0 LOB: 1 BB: 1 P: 22	R: 0 E: 0 K: 2 S: 12	H: 2 LOB: 2 BB: 0 P: 21	R: 0 E: 0 K: 0 S: 14	H: 2 LOB: 2 BB: 0 P: 26	1B: 8 2B: 4 3B: 1 HR: 1	SF: 1 SAC: 0 DP: 0 HBP: 0	WP: 0 PA: 40 PB: 0 SB: 0 CS: 0														
PITCHER	IP	WLS	BF	H	R	ER	SO	BB	IBB	HBP	BLK	WP	HR	S	P	ERA	WHIP																
Pat Hentgen R ERA: 5.24	(1, 1)	7.0	L	30	10	4	4	6	1	0	0	0	0	1	73	115	5.14	1.571															
Kerry Ligtenberg R ERA: 3.55	(8, 1)	0.1		3	2	0	0	1	0	0	0	0	0	0	7	12	0.00	6.000															
Buddy Groom L ERA: 7.13	(8, 1)	0.2		2	0	0	0	1	0	0	0	0	0	0	5	9	0.00	0.000															
Jorge Julio R ERA: 4.26	(9, 1)	1.0		5	2	0	0	2	0	0	0	0	0	0	14	26	0.00	2.000															

Chicago Cubs @ Baltimore Orioles
 Oriole Park at Camden Yards, Baltimore, MD
 Tue Jun 10 2003, 7:05 PM EDT
 Att: 32,484 - Cloudy - 87 F

AB	38
R	4
H	14
RBI	4
BB	1
SO	10
LOB	18



Batter	1	2	3	4	5	6	7	8	9	AB	R	H	RBI	BB	SO	LOB	BOTTOM																
1 Brian Roberts S OBP: 0.356, SLG: 0.443	(1, 4) B 1-1 G4-3		(2) G1-3		(2) L8			(1) G6-4-3 1B		4	0	1	0	0	0	0																	
6 Melvin Mora R OBP: 0.466, SLG: 0.592	(1, 7) C 3-2 1B		(1, 1) C 4-0 FC6-4 BB		(3) L8			(1) K		3	0	1	0	1	1	1																	
David Segui S OBP: 0.380, SLG: 0.411	(1, 10) B 2-0 F9		(3) FC6-4			(1) K		(2, 1) G6-4-3		4	0	0	0	0	1	3																	
Jeff Conine R OBP: 0.331, SLG: 0.443	(1, 3) C 1-2 G1-3			(1) K		(1, 0) 31 1B		(2, 0) 1B		4	0	2	0	0	1	1																	
31 Jay Gibbons L OBP: 0.351, SLG: 0.462		(1, 9) 4-1 BB		(1, 1) 1B WP		(1, 1) G6-4-3 1B		(1, 1) P6		3	0	2	0	1	0	1																	
Tony Batista R OBP: 0.313, SLG: 0.447	(1, 5) B 1-0 F8		(1) K	(2) K		(1, 3) G6-4-3		(2) L7		4	0	0	0	0	1	5																	
Luis Matos R OBP: 0.470, SLG: 0.667	(1, 8) B 2-3 K		(2) K	(1, 2) S 1B			(1, 2) G6-4-3 1B		(1, 0) 1B	4	0	3	0	0	1	1																	
Deivi Cruz R OBP: 0.262, SLG: 0.412	(1, 6) 1-1 G4-3		(3) G5-3		(1, 2) G6-4-3		(2) G6-4-3		(3) F8	4	0	0	0	0	0	6																	
Geronimo Gil R OBP: 0.326, SLG: 0.352	(1, 2) C 2-3 K			(1) K		(1, 1) G1-3		(3) G4-3		3	0	0	0	0	1	0																	
Inning Stats	R: 0 E: 0 K: 0 S: 9	H: 1 LOB: 1 BB: 0 P: 17	R: 0 E: 0 K: 1 S: 7	H: 0 LOB: 1 BB: 1 P: 15	R: 0 E: 0 K: 1 S: 9	H: 0 LOB: 1 BB: 1 P: 18	R: 0 E: 0 K: 2 S: 19	H: 2 LOB: 2 BB: 0 P: 25	R: 0 E: 0 K: 0 S: 5	H: 0 LOB: 0 BB: 0 P: 8	R: 0 E: 0 K: 1 S: 7	H: 2 LOB: 1 BB: 0 P: 12	R: 0 E: 0 K: 0 S: 8	H: 1 LOB: 0 BB: 0 P: 15	R: 0 E: 0 K: 1 S: 7	H: 1 LOB: 0 BB: 0 P: 10	R: 0 E: 0 K: 0 S: 8	H: 2 LOB: 2 BB: 0 P: 13	1B: 9 2B: 0 3B: 0 HR: 0	SF: 0 SAC: 0 DP: 3 HBP: 0	WP: 1 PA: 35 PB: 0 SB: 1 CS: 0												
PITCHER	IP	WLS	BF	H	R	ER	SO	BB	IBB	HBP	BLK	WP	HR	S	P	ERA	WHIP																
Shawn Estes L ERA: 5.13	(1, 1)	7.0	W	27	6	0	0	5	2	0	0	0	0	64	110	0.00	1.143																
Antonio Alfonseca R ERA: 2.95	(8, 1)	1.0		3	1	0	0	1	0	0	0	0	0	7	10	0.00	1.000																
Joe Borowski R ERA: 2.4	(9, 1)	1.0		5	2	0	0	0	0	0	0	0	0	8	13	0.00	2.000																

Chicago Cubs @ Baltimore Orioles
 Oriole Park at Camden Yards, Baltimore, MD
 Tue Jun 10 2003, 7:05 PM EDT
 Att: 32,484 - Cloudy - 87 F

AB	33
R	0
H	9
RBI	0
BB	2
SO	6
LOB	18



Batter	1	2	3	4	5	6	7	8	9	AB R H RBI BB SO LOB	TOP											
Mark Grudzielanek R OBP: 0.343, SLG: 0.370	G5-3		F7		SF9 SH1-4 1B BB	G5-3		K		4 1 0 0 1 1 2	Chicago Cubs @ Baltimore Orioles Oriole Park at Camden Yards, Baltimore, MD Wed Jun 11 2003, 7:05 PM EDT Att: 28,013 - Cloudy - 91 F											
Alex Gonzalez R OBP: 0.316, SLG: 0.414	G3-1			E6 F9 2B	SH1-4		FC6-4 1B	F8	4 1 1 0 0 0 0													
Corey Patterson L OBP: 0.341, SLG: 0.584	K			F9	SF9	FC6-4 F9 1-2		K	4 0 0 1 0 2 2													
Moises Alou R OBP: 0.364, SLG: 0.457		G5-3				F9 FC4-6 1B		G6-3	5 1 2 2 0 0 1													
Eric Karros R OBP: 0.372, SLG: 0.515		FC4-6 BB			FC4-6 2B BB	L9			2 1 0 0 2 0 2													
Damian Miller R OBP: 0.312, SLG: 0.369	FC4-6 1-2				1B 2B			G1-3	4 1 2 2 0 0 1													
Ramon Martinez R OBP: 0.351, SLG: 0.429	F7			F8	G5-3 1B	G5-3		G5-3	4 0 0 0 0 0 3													
David Kelton R OBP: 0.400, SLG: 0.600 Troy O'Leary L OBP: 0.252, SLG: 0.312			K		E5 G4-3		WP 1B 2B		4 1 2 1 0 1 0 0 0 0 0 0 0 0													
Tom Goodwin L OBP: 0.238, SLG: 0.267			G4-3		G4-3				4 1 2 1 0 0 1													
Inning Stats	R: 0 H: 0 E: 0 K: 1 S: 9	H: 0 LOB: 0 BB: 0 P: 13	R: 0 H: 0 E: 0 K: 0 S: 7	H: 0 LOB: 1 BB: 1 P: 14	R: 0 H: 0 E: 0 K: 1 S: 8	H: 0 LOB: 0 BB: 0 P: 10	R: 3 H: 3 E: 1 K: 0 S: 8	H: 3 LOB: 1 BB: 1 P: 13	R: 2 H: 2 E: 0 K: 0 S: 14	H: 2 LOB: 1 BB: 1 P: 27	R: 1 H: 1 E: 1 K: 0 S: 13	H: 1 LOB: 1 BB: 0 P: 22	R: 0 H: 1 E: 0 K: 0 S: 8	H: 1 LOB: 1 BB: 0 P: 13	R: 1 H: 2 E: 0 K: 1 S: 12	H: 2 LOB: 1 BB: 0 P: 19	R: 0 H: 0 E: 0 K: 1 S: 8	H: 0 LOB: 0 BB: 0 P: 15	1B: 6 2B: 3 3B: 0 HR: 0	SF: 1 SAC: 1 DP: 0 HBP: 0	WP: 2 PB: 0 SB: 3 CS: 0	PA: 40
PITCHER	IP WLS BF H R ER SO BB IBB HBP BLK WP HR S P ERA WHIP	PITCHER										IP WLS BF H R ER SO BB IBB HBP BLK WP HR S P ERA WHIP										
Omar Daal L ERA: 5.06	(1, 1) 5.0 L 23 5 5 4 2 3 0 0 0 0 0 0 46 77 7.20 1.600																					
Rick Bauer R ERA: 4.75	(6, 1) 3.0 14 4 2 2 1 0 0 0 0 2 0 33 54 6.00 1.333																					
Willis Roberts R ERA: 4.94	(9, 1) 1.0 3 0 0 0 1 0 0 0 0 0 0 8 15 0.00 0.000																					

Batter	1	2	3	4	5	6	7	8	9	AB R H RBI BB SO LOB	BOTTOM											
1 Brian Roberts S OBP: 0.348, SLG: 0.422	F7		K			G4-6-3 1B BB	K		K	4 1 0 0 1 3 3	Chicago Cubs @ Baltimore Orioles Oriole Park at Camden Yards, Baltimore, MD Wed Jun 11 2003, 7:05 PM EDT Att: 28,013 - Cloudy - 91 F											
6 Melvin Mora R OBP: 0.469, SLG: 0.593	G1-3		K			G4-6-3 1B	1B		5 1 3 0 0 1 2													
David Segui S OBP: 0.376, SLG: 0.407 Jose Morban S OBP: 0.250, SLG: 0.400 Deivi Cruz R OBP: 0.261, SLG: 0.410	L3			K2-3		G4-6-3 1-2 2-3	1B	F9	4 0 1 0 0 1 2 0 1 0 0 0 0 0 1 0 0 0 0 0 1													
Jeff Conine R OBP: 0.332, SLG: 0.437	G4-3			G6-3		31 2B HBP		F8	3 2 0 0 1 0 1													
31 Jay Gibbons L OBP: 0.349, SLG: 0.463	G4-3			G6-3		1-1 1-2 2-3		L5	4 0 1 2 0 0 3													
Tony Batista R OBP: 0.312, SLG: 0.444	K			F7		K2-3		FC6-4 1B	4 1 1 2 0 2 1													
B.J. Surhoff L OBP: 0.364, SLG: 0.423			SH1-4 BB 1B		G6-3 2B		S 1B	FC6-4 1B	4 0 4 1 0 0 0													
Luis Matos R OBP: 0.457, SLG: 0.636			SH1-4 BB		G6-3		K 1B	FC6-4 PB S 1-2	3 0 0 1 1 1 3													
Geronimo Gil R OBP: 0.319, SLG: 0.344			SH1-4		K		K	K	3 0 0 0 0 3 3													
Inning Stats	R: 0 H: 0 E: 0 K: 0 S: 7	H: 0 LOB: 0 BB: 0 P: 14	R: 0 H: 0 E: 0 K: 1 S: 7	H: 0 LOB: 0 BB: 0 P: 13	R: 0 H: 1 E: 0 K: 2 S: 12	H: 1 LOB: 2 BB: 1 P: 21	R: 0 H: 0 E: 0 K: 1 S: 7	H: 0 LOB: 0 BB: 0 P: 10	R: 0 H: 1 E: 0 K: 1 S: 11	H: 1 LOB: 1 BB: 0 P: 15	R: 2 H: 2 E: 0 K: 1 S: 13	H: 2 LOB: 1 BB: 1 P: 23	R: 0 H: 1 E: 0 K: 3 S: 13	H: 1 LOB: 1 BB: 0 P: 14	R: 4 H: 4 E: 0 K: 1 S: 21	H: 4 LOB: 2 BB: 1 P: 36	R: 0 H: 1 E: 0 K: 1 S: 12	H: 1 LOB: 0 BB: 0 P: 16	1B: 8 2B: 2 3B: 0 HR: 0	SF: 0 SAC: 1 DP: 1 HBP: 1	WP: 0 PB: 1 SB: 2 CS: 0	PA: 40
PITCHER	IP WLS BF H R ER SO BB IBB HBP BLK WP HR S P ERA WHIP	PITCHER										IP WLS BF H R ER SO BB IBB HBP BLK WP HR S P ERA WHIP										
Matt Clement R ERA: 4.48	(1, 1) 6.0 W 24 4 2 2 6 2 0 1 0 0 0 0 46 96 3.00 1.000																					
Kyle Farnsworth R ERA: 2.73	(7, 1) 1.0 6 3 2 2 3 0 0 0 0 0 0 22 29 18.00 3.000																					
Antonio Alfonseca R ERA: 3.88	(8, 1) 0.1 3 1 0 0 0 1 0 0 0 0 0 4 8 0.00 6.000																					
Mark Guthrie L ERA: 3.21	(8, 1) 0.0 1 1 1 1 0 0 0 0 0 0 0 3 4 = =																					
Joe Bonwicki R ERA: 2.27	(8, 1) 1.2 S 6 1 1 1 2 0 0 0 0 0 0 0 17 25 5.40 0.600																					

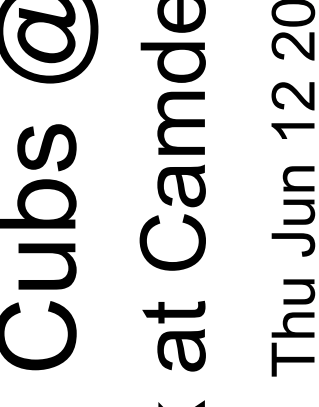
Batter	1	2	3	4	5	6	7	8	9	AB R H RBI BB SO LOB	TOP
Mark Grudzielanek, R OBP: 0.341, SLG: 0.368	0-0 WP 1B		1-1 G3			1-2 G6-3		0-1 E6 G5-4-3		4 0 1 0 0 0 0	<p>Chicago Cubs @ Baltimore Orioles Oriole Park at Camden Yards, Baltimore, MD Thu Jun 12 2003, 7:05 PM EDT Att: 30,557 - Cloudy - 81 F</p>
Alex Gonzalez, R OBP: 0.311, SLG: 0.407	1-2 F8		0-2 F9			0-3 K		0-1 G5-4-3		4 0 0 0 0 1 2	
Corey Patterson, L OBP: 0.336, SLG: 0.574	3-2 L3					0-3 K			0-1 G6-3	4 0 0 0 0 1 1	
Moises Alou, R OBP: 0.363, SLG: 0.453	2-2 F9								1-3 K	4 1 1 0 0 1 1	
Troy O'Leary, L OBP: 0.252, SLG: 0.309									1-0 G6-3	4 0 1 0 0 1 1	
Eric Karros, R OBP: 0.379, SLG: 0.538										3 0 2 1 0 0 1	
Ramon Martinez, R OBP: 0.350, SLG: 0.426										3 0 1 0 0 0 2	
Paul Bako, L OBP: 0.306, SLG: 0.286										3 0 0 0 0 1 3	
Tom Goodwin, L OBP: 0.227, SLG: 0.254										3 0 0 0 0 0 1	
Inning Stats	R: 0 H: 1 E: 0 LOB: 1 K: 0 BB: 0 S: 13 P: 19	R: 0 H: 1 E: 0 LOB: 1 K: 2 BB: 0 S: 10 P: 14	R: 0 H: 0 E: 0 LOB: 0 K: 0 BB: 0 S: 9 P: 13	R: 0 H: 1 E: 0 LOB: 1 K: 0 BB: 0 S: 9 P: 17	R: 0 H: 1 E: 0 LOB: 0 K: 0 BB: 0 S: 7 P: 10	R: 0 H: 0 E: 0 LOB: 0 K: 2 BB: 0 S: 10 P: 11	R: 1 H: 2 E: 1 LOB: 1 K: 0 BB: 0 S: 14 P: 21	R: 0 H: 0 E: 1 LOB: 0 K: 1 BB: 0 S: 6 P: 6	R: 0 H: 0 E: 0 LOB: 0 K: 1 BB: 0 S: 6 P: 8	1B: 4 SF: 0 2B: 2 SAC: 0 3B: 0 DP: 2 HR: 0 HBP: 0	
PITCHER	IP WLS BF H R ER SO BB IBB HBP BLK WP HR S P ERA WHIP	IP WLS BF H R ER SO BB IBB HBP BLK WP HR S P ERA WHIP	IP WLS BF H R ER SO BB IBB HBP BLK WP HR S P ERA WHIP	IP WLS BF H R ER SO BB IBB HBP BLK WP HR S P ERA WHIP	IP WLS BF H R ER SO BB IBB HBP BLK WP HR S P ERA WHIP	IP WLS BF H R ER SO BB IBB HBP BLK WP HR S P ERA WHIP	IP WLS BF H R ER SO BB IBB HBP BLK WP HR S P ERA WHIP	IP WLS BF H R ER SO BB IBB HBP BLK WP HR S P ERA WHIP	IP WLS BF H R ER SO BB IBB HBP BLK WP HR S P ERA WHIP	IP WLS BF H R ER SO BB IBB HBP BLK WP HR S P ERA WHIP	IP WLS BF H R ER SO BB IBB HBP BLK WP HR S P ERA WHIP
Rick Helling, R ERA: 5.72	5.0 W 18 4 0 0 2 0 0 0 0 2 0 48 73 0.00 0.800										
Travis Driskill, R ERA: 5.67	4.0 S 14 2 1 1 3 0 0 0 0 0 0 36 46 2.25 0.500										

Batter	1	2	3	4	5	6	7	8	9	AB R H RBI BB SO LOB	BOTTOM
1 Brian Roberts, S OBP: 0.351, SLG: 0.425	4-2 1B 6 SF9 BB		1-2 F8			1-2 P5		2-2 F9		4 1 1 0 1 0 5	<p>Chicago Cubs @ Baltimore Orioles Oriole Park at Camden Yards, Baltimore, MD Thu Jun 12 2003, 7:05 PM EDT Att: 30,557 - Cloudy - 81 F</p>
Luis Matos, R OBP: 0.440, SLG: 0.606	0-2 1B 31 1B		1-3 K			1-1 F8		0-0 F9		5 1 1 0 0 1 5	
6 Melvin Mora, R OBP: 0.465, SLG: 0.604	0-0 SF9		2-0 G6-3			1-1 G5-3		3-2 2B HR		3 1 1 3 0 0 1	
Jeff Conine, R OBP: 0.331, SLG: 0.434	3-H 1-1 1B 31 1B E		3-H 1-1 G6-3			1-2 P3		2-2 F9		4 1 1 0 0 0 1	
31 Jay Gibbons, L OBP: 0.352, SLG: 0.461	0-1 1-2 2-H 1B		1-1 G5-3			4-2 G4-6-3 BB		3-2 F9		3 0 1 1 1 0 0	
Tony Batista, R OBP: 0.307, SLG: 0.437	1-1 P3		2-1 P3			1-2 P3		2-0 P4		4 0 0 0 0 0 3	
B.J. Surhoff, L OBP: 0.369, SLG: 0.455	1-1 E5		1-0 HR			1-0 G4-6-3 1-2		2-1 1B 1B		4 1 2 1 0 0 2	
Deivi Cruz, R OBP: 0.266, SLG: 0.409	3-2 L9		4-1 1B BB			2-2 G5-3		1-2 G5-3 1B		3 0 1 0 1 0 2	
Brook Fordyce, R OBP: 0.312, SLG: 0.356			0-1 1B 2B 6 G6-3			0-1 G5-3		2-1 1-2 2-3 1B		4 1 3 0 0 0 0	
Inning Stats	R: 3 H: 3 E: 1 LOB: 2 K: 0 BB: 1 S: 19 P: 29	R: 1 H: 2 E: 0 LOB: 1 K: 1 BB: 0 S: 10 P: 14	R: 1 H: 2 E: 0 LOB: 2 K: 0 BB: 1 S: 12 P: 23	R: 0 H: 0 E: 0 LOB: 0 K: 0 BB: 0 S: 8 P: 10	R: 0 H: 0 E: 0 LOB: 0 K: 0 BB: 1 S: 7 P: 13	R: 0 H: 0 E: 0 LOB: 0 K: 0 BB: 0 S: 8 P: 11	R: 1 H: 1 E: 0 LOB: 0 K: 0 BB: 0 S: 13 P: 22	R: 0 H: 3 E: 0 LOB: 3 K: 0 BB: 0 S: 13 P: 22	R: 0 H: 3 E: 0 LOB: 3 K: 0 BB: 0 S: 13 P: 22	1B: 8 SF: 1 2B: 1 SAC: 0 3B: 0 DP: 1 HR: 2 HBP: 0	
PITCHER	IP WLS BF H R ER SO BB IBB HBP BLK WP HR S P ERA WHIP	IP WLS BF H R ER SO BB IBB HBP BLK WP HR S P ERA WHIP	IP WLS BF H R ER SO BB IBB HBP BLK WP HR S P ERA WHIP	IP WLS BF H R ER SO BB IBB HBP BLK WP HR S P ERA WHIP	IP WLS BF H R ER SO BB IBB HBP BLK WP HR S P ERA WHIP	IP WLS BF H R ER SO BB IBB HBP BLK WP HR S P ERA WHIP	IP WLS BF H R ER SO BB IBB HBP BLK WP HR S P ERA WHIP	IP WLS BF H R ER SO BB IBB HBP BLK WP HR S P ERA WHIP	IP WLS BF H R ER SO BB IBB HBP BLK WP HR S P ERA WHIP	IP WLS BF H R ER SO BB IBB HBP BLK WP HR S P ERA WHIP	IP WLS BF H R ER SO BB IBB HBP BLK WP HR S P ERA WHIP
38 Carlos Zambrano, R ERA: 3.31	2.0 L 13 5 4 3 1 1 0 0 0 0 0 29 43 13.50 3.000										
Todd Wellemeyer, R ERA: 1.42	5.0 19 3 2 2 0 2 0 0 0 0 2 48 79 3.60 1.000										
Mark Guthrie, L ERA: 3.0	1.0 6 3 0 0 0 0 0 0 0 0 0 13 22 0.00 3.000										

AB	R	H	RBI	BB	SO	LOB
32	1	6	1	0	5	12



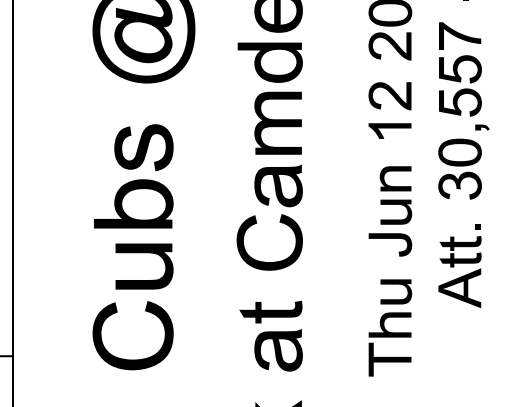
AB	R	H	RBI	BB	SO	LOB
34	6	11	5	3	1	19



AB	R	H	RBI	BB	SO	LOB
32	1	6	1	0	5	12



AB	R	H	RBI	BB	SO	LOB
34	6	11	5	3	1	19



Batter	1	2	3	4	5	6	7	8	9	AB R H RBI BB SO LOB	TOP						
Mark Grudzielanek, R OBP: 0.339, SLG: 0.364 (1, 4)	1-2 G4-3	2-1 F4		2-3 K			0-0 1B		1-2 F8	5 0 1 0 0 1 4	Chicago Cubs @ Toronto Blue Jays SkyDome, Toronto, ON Fri Jun 13 2003, 7:05 PM EDT Att: 23,018 - Dome - 72 F						
Alex Gonzalez, R OBP: 0.313, SLG: 0.407 (1, 6)	0-0 1B	0-3 K			0-2 G5-4-3 1B		0-3 K		1-3 K	5 0 2 0 0 3 4							
Corey Patterson, L OBP: 0.338, SLG: 0.573 (1, 8)	1-1 1B			0-0 G4-3	0-1 G5-4-3 1B		0-0 P3			4 0 2 0 0 0 1							
Moises Alou, R OBP: 0.361, SLG: 0.450 (1, 10)	2-0 1B			3-2 G6-3	3-2 G5-4-3 1B			3-3 K		4 0 1 0 0 1 2							
Eric Karros, R OBP: 0.375, SLG: 0.528 (1, 3)	2-3 K			0-1 1B				2-1 G6-3		4 0 1 0 0 1 4							
Troy O'Leary, L OBP: 0.243, SLG: 0.297 (1, 7)	3-3 K			3-2 F8			1-0 G4-3		0-0 G3-1	4 0 0 0 0 1 4							
Ramon Martinez, R OBP: 0.339, SLG: 0.410 (1, 5)				0-1 G4-3			0-0 P4		0-1 P4	4 0 0 0 0 1 0							
Damian Miller, R OBP: 0.316, SLG: 0.379 (1, 2)				2-2 1B	0-3 K		1-3 K		2-2 2B	4 1 2 0 0 2 0							
Tom Goodwin, L OBP: 0.257, SLG: 0.299 (1, 9)				0-0 1B	0-2 S 1B		1-3 K		0-0 2H 2B	4 0 3 1 0 1 0							
Inning Stats	R: 0 H: 3 E: 0 K: 2 S: 15	H: 3 LOB: 3 BB: 0 P: 24	R: 0 H: 2 E: 0 K: 2 S: 13	H: 2 LOB: 2 BB: 0 P: 17	R: 0 H: 1 E: 0 K: 2 S: 9	H: 1 LOB: 1 BB: 0 P: 15	R: 0 H: 2 E: 0 K: 1 S: 10	H: 0 LOB: 0 BB: 0 P: 7	R: 0 H: 1 E: 0 K: 2 S: 10	H: 1 LOB: 1 BB: 0 P: 11	R: 0 H: 0 E: 0 K: 1 S: 6	H: 0 LOB: 0 BB: 0 P: 11	R: 1 H: 2 E: 0 K: 1 S: 14	H: 2 LOB: 1 BB: 0 P: 18	1B: 10 2B: 2 3B: 0 HR: 0	SF: 0 SAC: 0 DP: 1 HBP: 0	WP: 0 PA: 38 PB: 0 SB: 1 CS: 0
PITCHER	IP WLS BF H R ER SO BB IBB HBP BLK WP HR S P ERA WHIP											IP WLS BF H R ER SO BB IBB HBP BLK WP HR S P ERA WHIP					
Kelvin Escobar, R ERA: 4.05 (1, 1)	8.1 W 36 12 1 1 10 0 0 0 0 0 0 87 121 1.08 1.440																
Aquilino Lopez, R ERA: 3.41 (9, 1)	0.2 2 0 0 0 1 0 0 0 0 0 0 8 10 0.00 0.000																

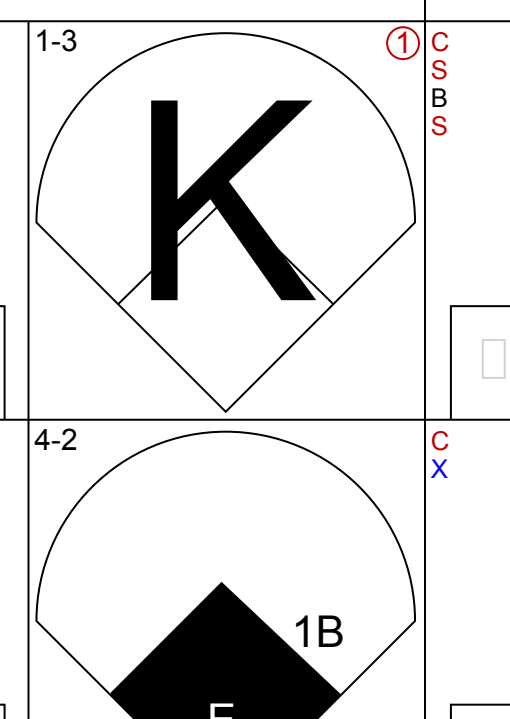
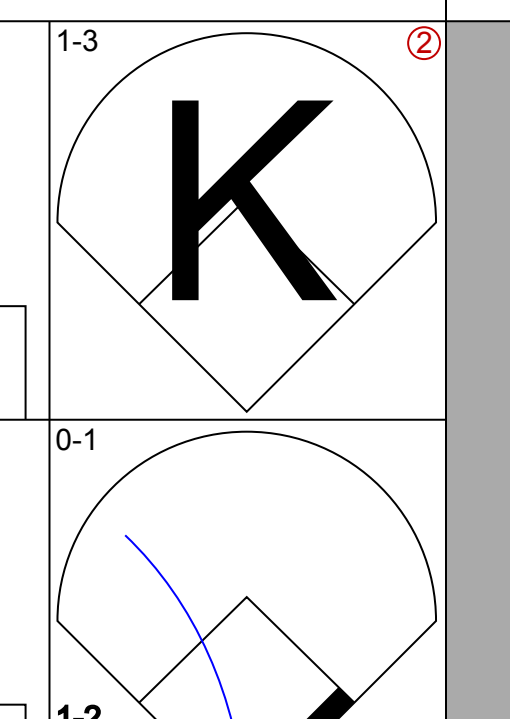
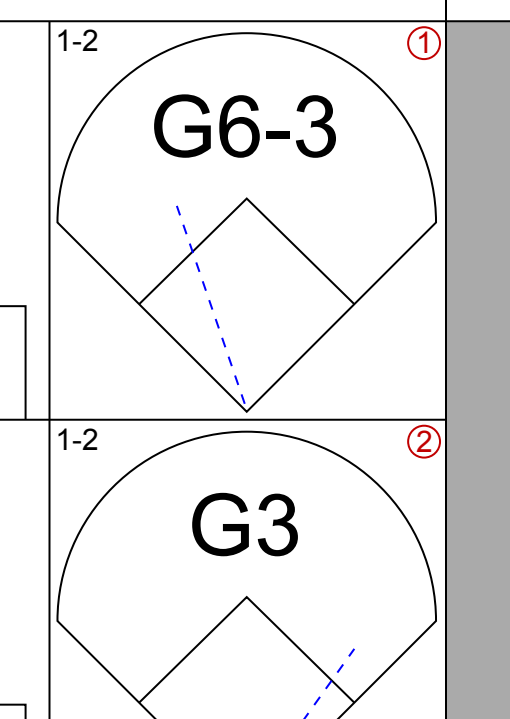
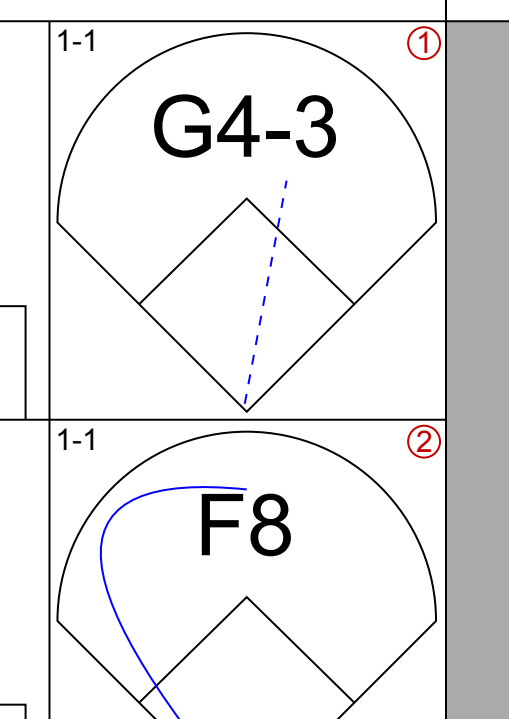
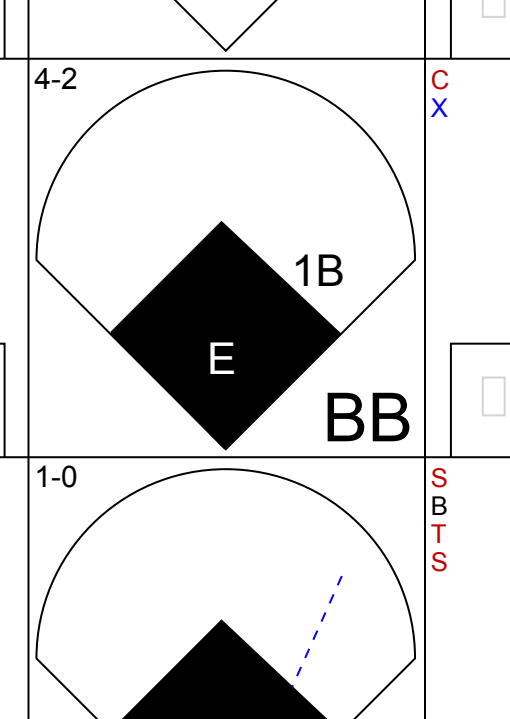
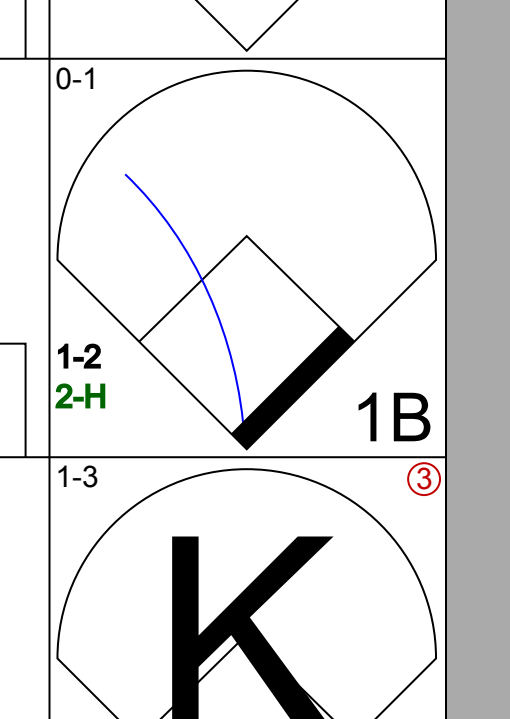
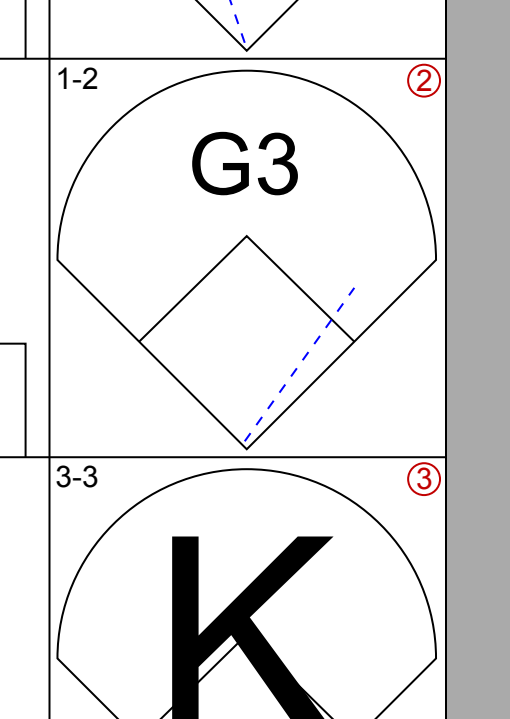
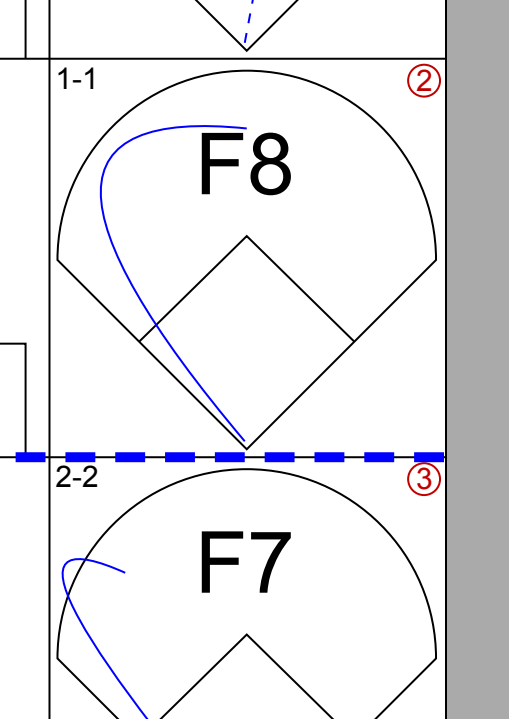
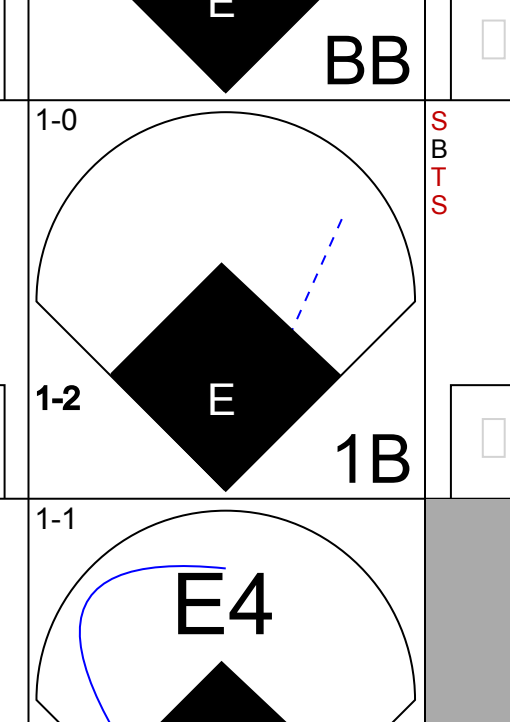
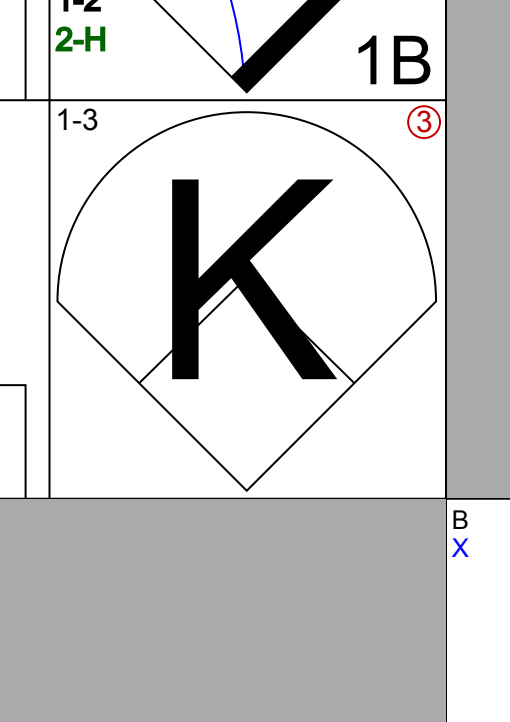
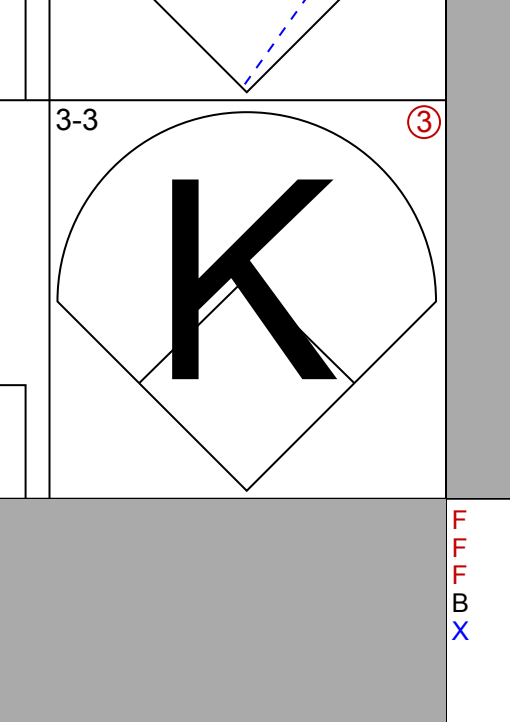
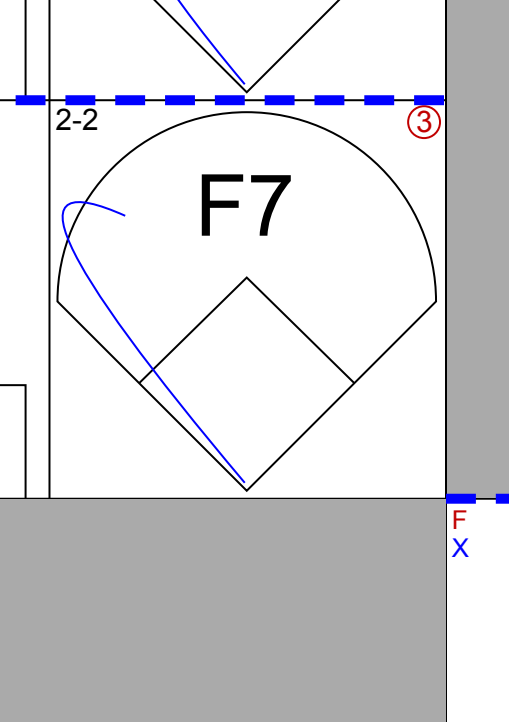
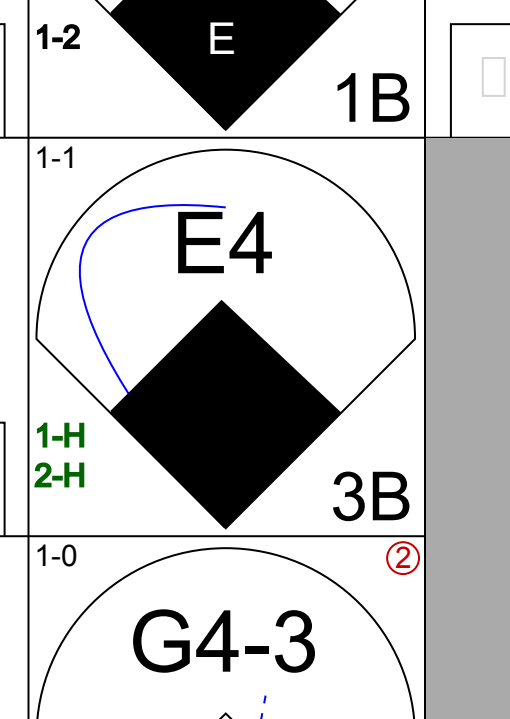
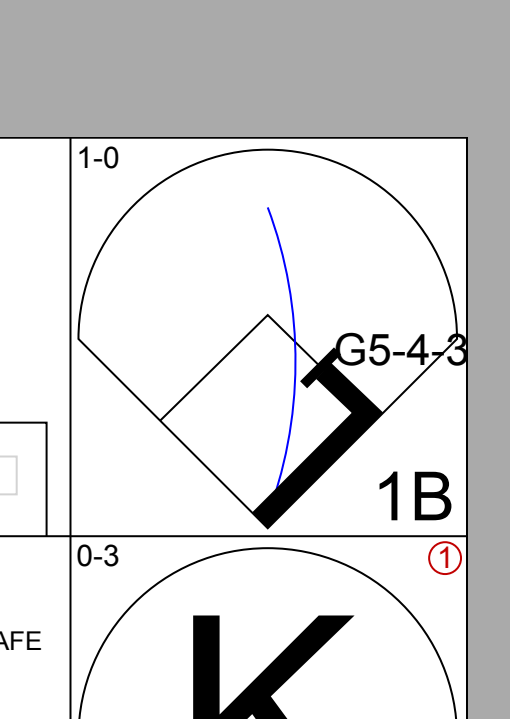
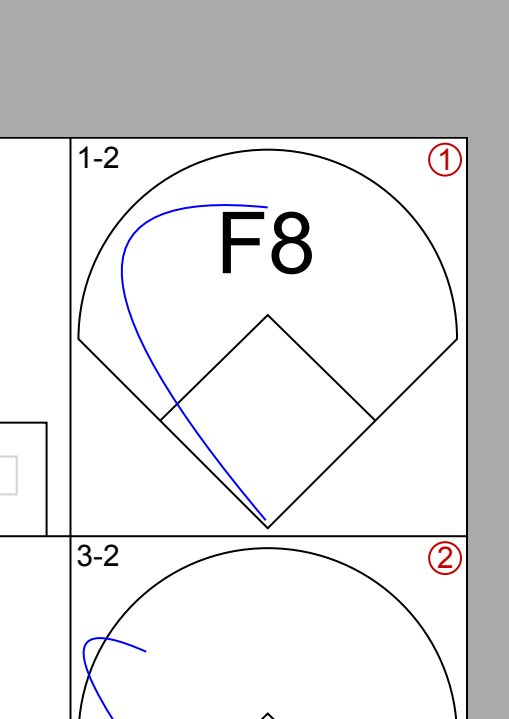
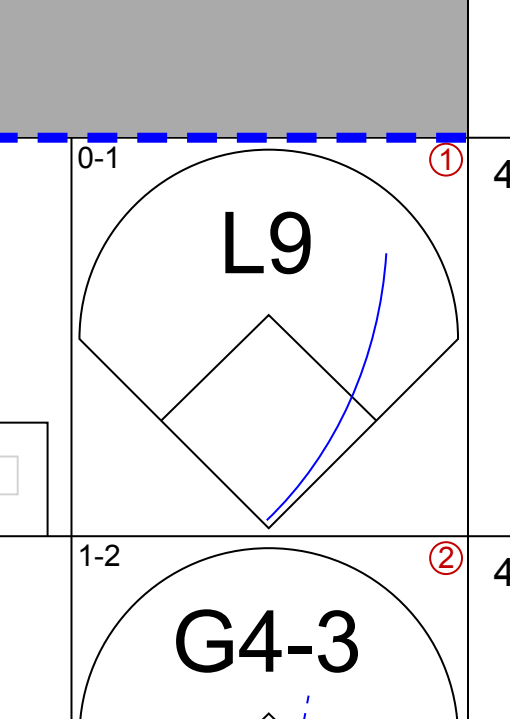
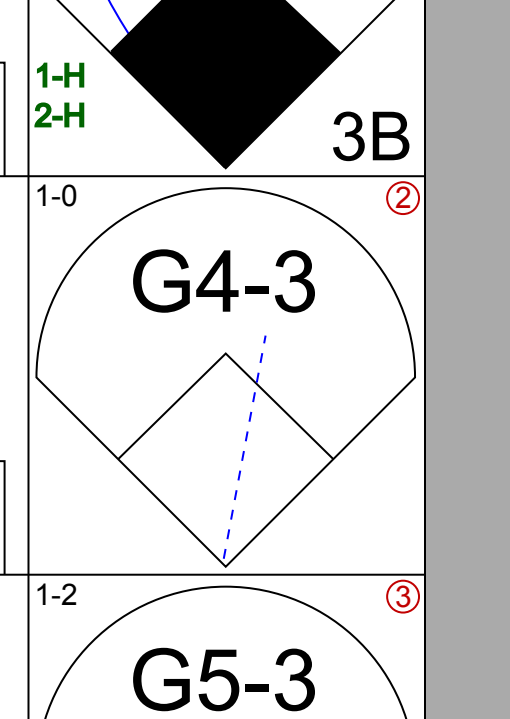
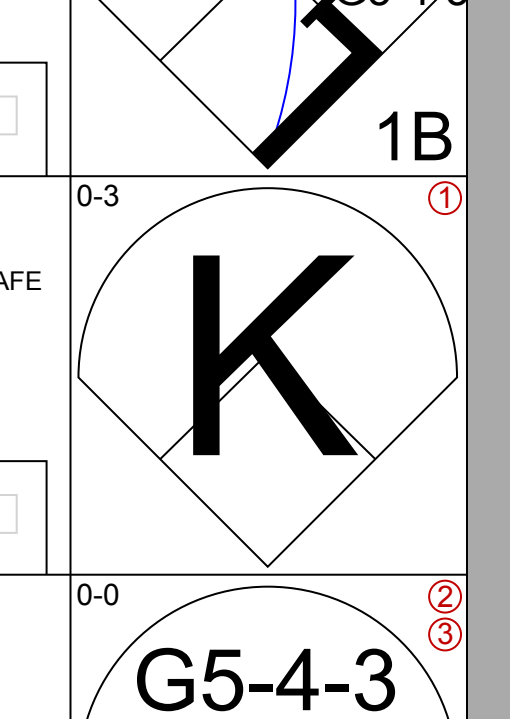
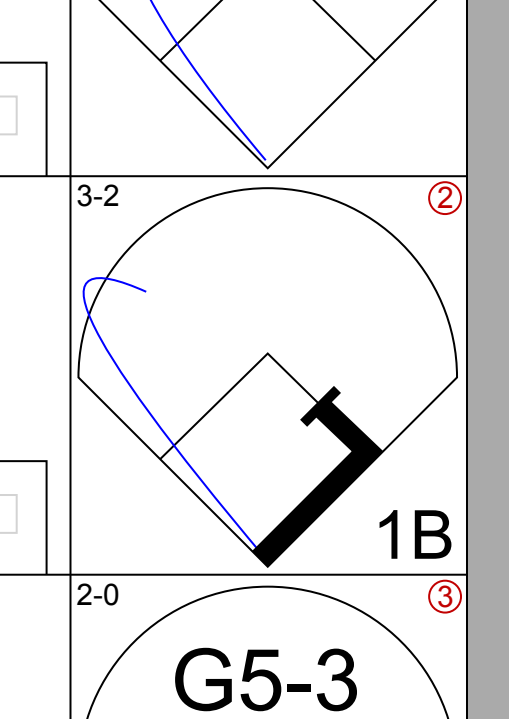
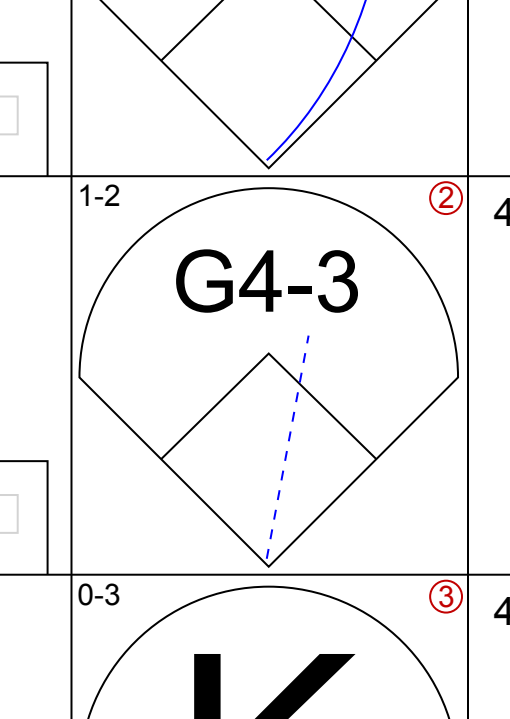
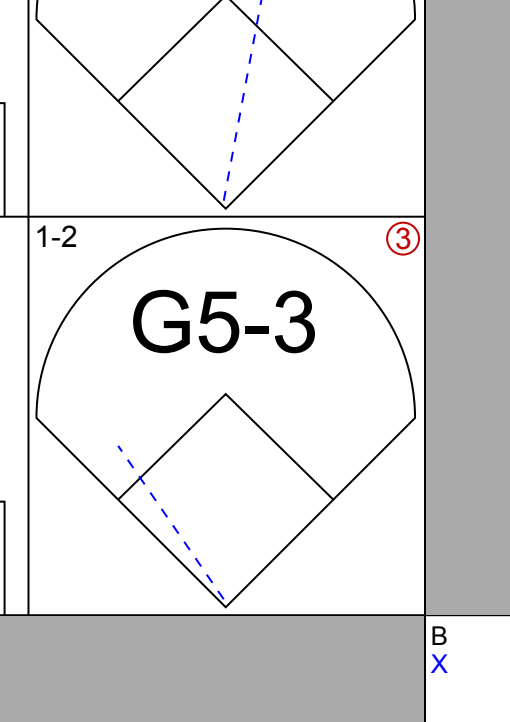
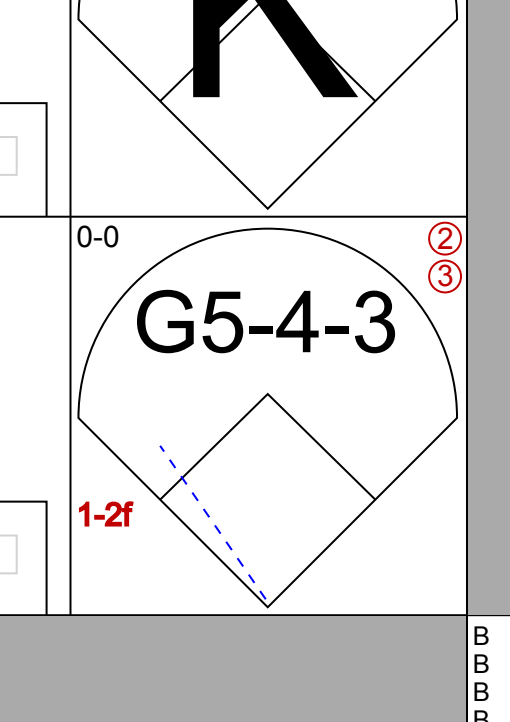
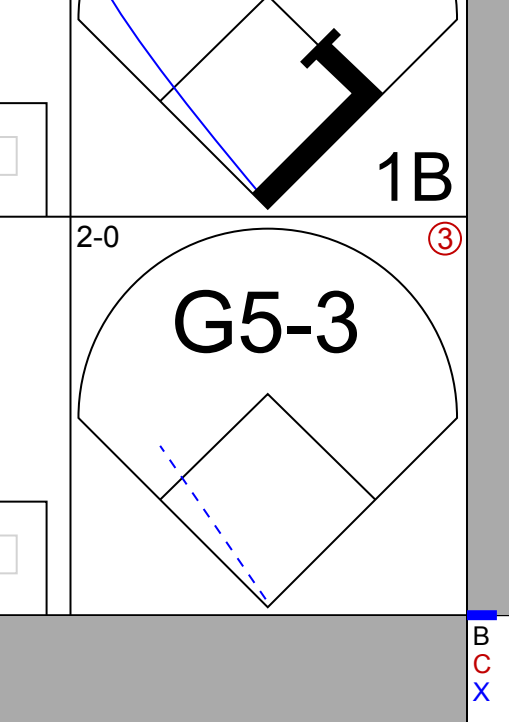
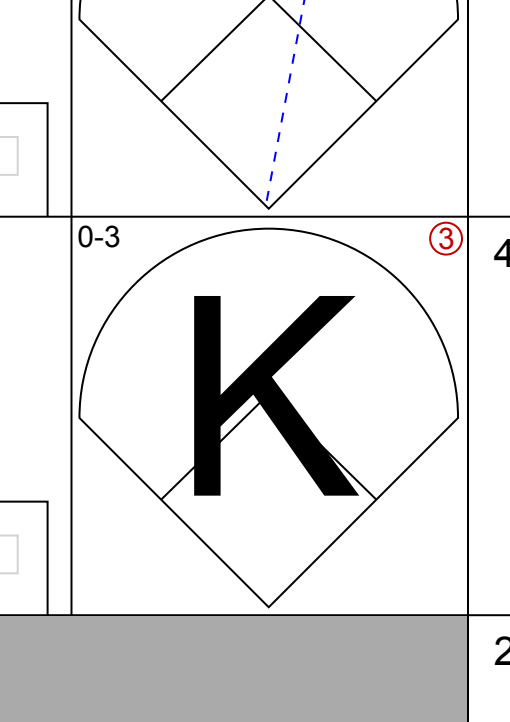
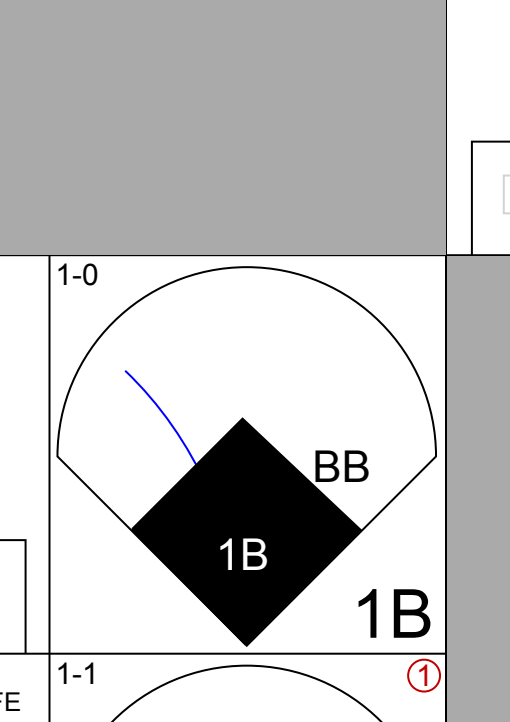
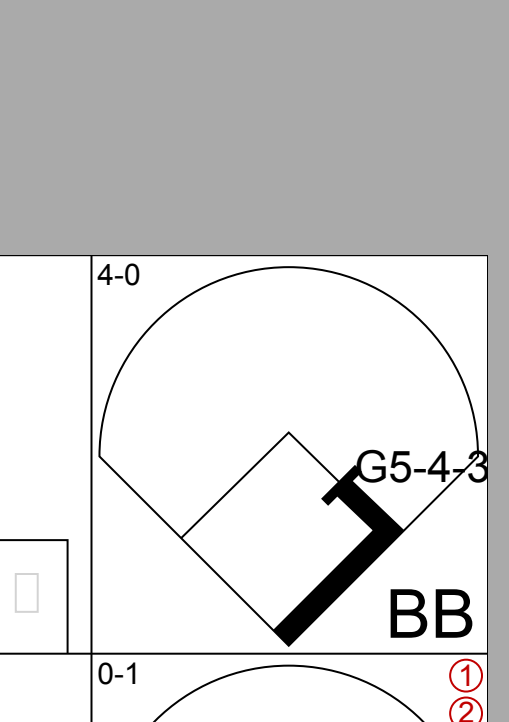
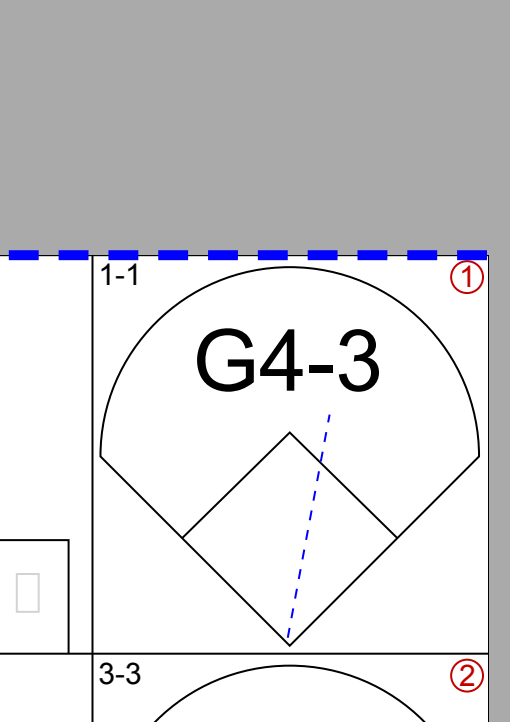
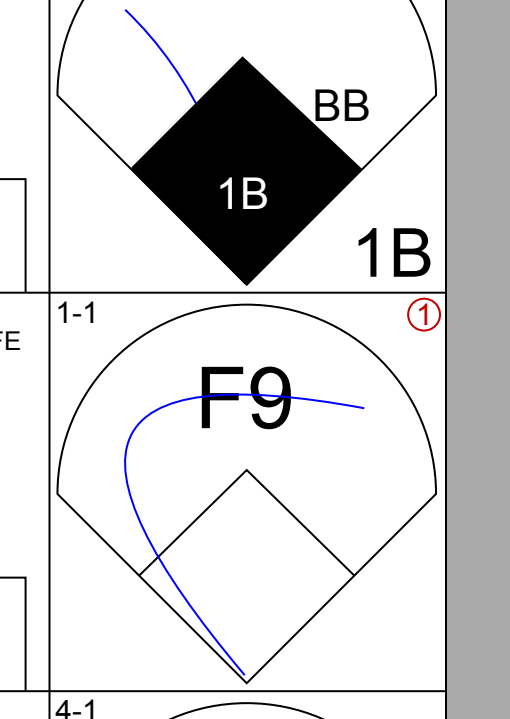
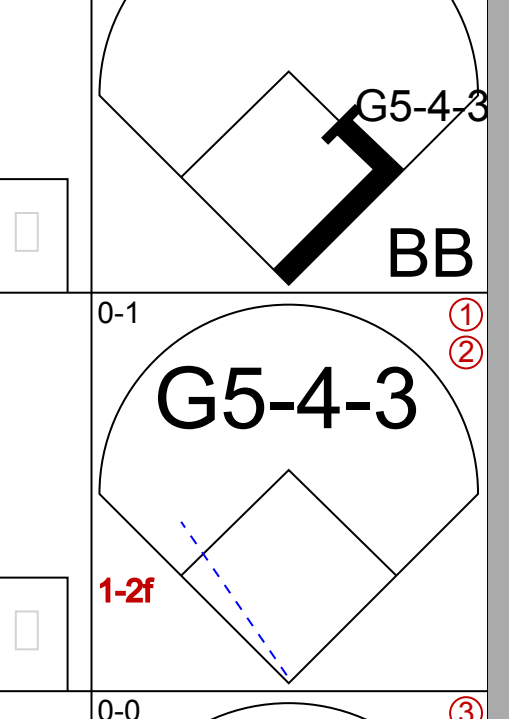
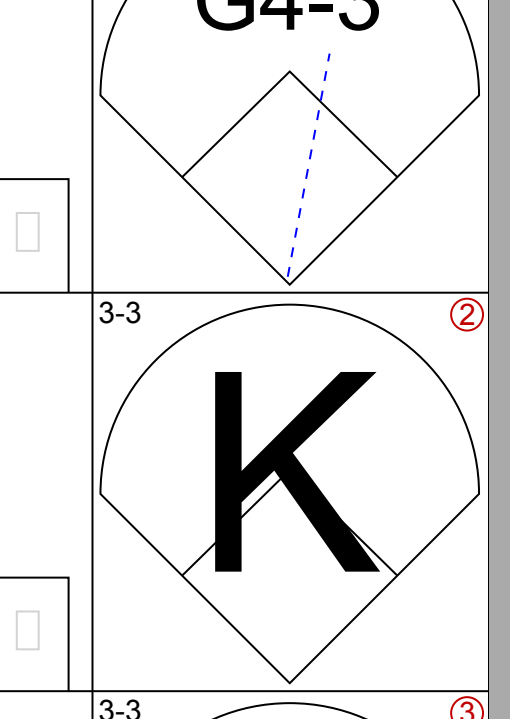
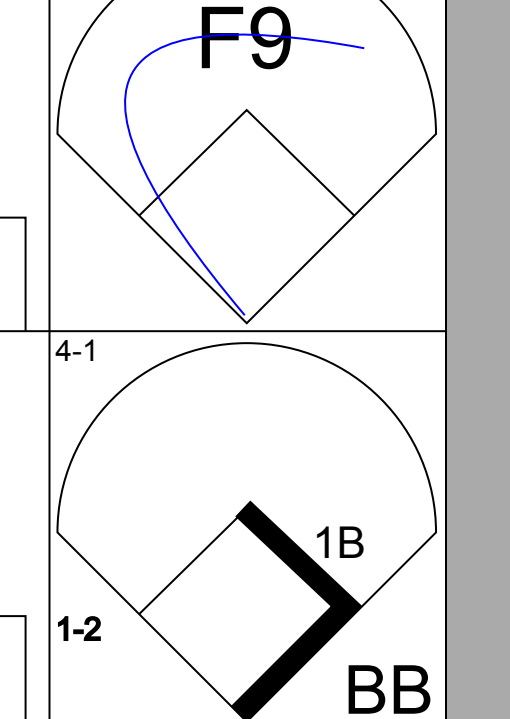
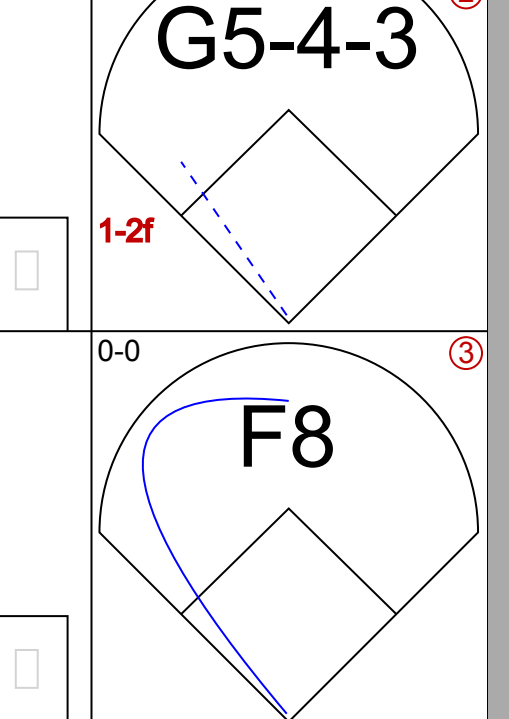
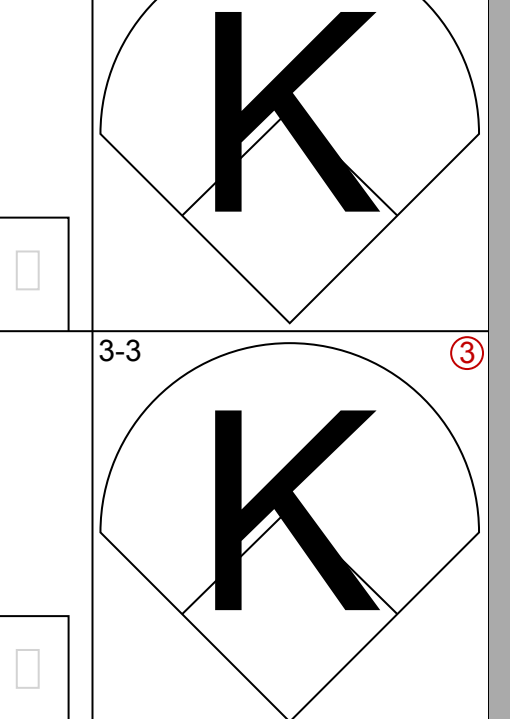
AB 38
R 1
H 12
RBI 1
BB 0
SO 11
LOB 19



Batter	1	2	3	4	5	6	7	8	9	AB R H RBI BB SO LOB	BOTTOM						
3 Reed Johnson, R OBP: 0.358, SLG: 0.470 (1, 9)	1-3 K		3-2 HR		2-2 1B 10 1B HBP		4-2 10 1B BB			2 2 1 1 1 1 0	Chicago Cubs @ Toronto Blue Jays SkyDome, Toronto, ON Fri Jun 13 2003, 7:05 PM EDT Att: 23,018 - Dome - 72 F						
Frank Catalanotto, L OBP: 0.372, SLG: 0.528 (1, 7)	1-1 G4-3		1-0 F7		0-0 10 1B		1-3 K			4 0 1 0 0 1 1							
10 Vernon Wells, R OBP: 0.335, SLG: 0.533 (1, 8)	1-2 G4-3		2-2 F8		1-1 G4-6-3 1B		3-2 1B			4 0 2 1 0 0 0							
Carlos Delgado, L OBP: 0.434, SLG: 0.657 (1, 3)			0-3 K		0-0 G4-6-3 1-2		1-3 K			4 0 0 0 0 3 4							
Greg Myers, L OBP: 0.436, SLG: 0.570 (1, 2)					0-2 G6-3		2-2 HR		1-3 K	4 2 2 1 0 1 0							
Josh Phelps, R OBP: 0.383, SLG: 0.446 (1, 10)					2-3 K		2-3 K		1-1 FC6-4 HBP	2 0 0 0 1 2 0							
Orlando Hudson, S OBP: 0.345, SLG: 0.411 (1, 4)					2-2 G3		3-3 K		3-3 K	4 0 0 0 0 3 3							
Chris Woodward, R OBP: 0.336, SLG: 0.436 (1, 6)					1-0 HR		2-3 K		0-0 FC6-4	3 1 1 1 1 1 1							
Howie Clark, L OBP: 0.560, SLG: 0.565 Mike Bordick, R OBP: 0.305, SLG: 0.391 (8, 5)					1-2 G6-3		0-2 F9			3 0 1 1 0 0 0 0 0 0 0 0 0 0							
Inning Stats	R: 0 H: 0 E: 0 K: 1 S: 8	H: 0 LOB: 0 BB: 0 P: 11	R: 1 H: 1 E: 0 K: 1 S: 10	H: 1 LOB: 0 BB: 0 P: 16	R: 0 H: 0 E: 0 K: 1 S: 9	H: 0 LOB: 0 BB: 0 P: 13	R: 2 H: 3 E: 0 K: 0 S: 10	H: 3 LOB: 1 BB: 0 P: 15	R: 1 H: 1 E: 0 K: 3 S: 12	H: 1 LOB: 2 BB: 1 P: 21	R: 0 H: 1 E: 0 K: 2 S: 21	H: 1 LOB: 1 BB: 0 P: 30	R: 0 H: 0 E: 0 K: 2 S: 11	H: 0 LOB: 1 BB: 0 P: 16	1B: 4 2B: 1 3B: 0 HR: 3	SF: 0 SAC: 0 DP: 1 HBP: 2	WP: 0 PA: 35 PB: 0 SB: 0 CS: 0
PITCHER	IP WLS BF H R ER SO BB IBB HBP BLK WP HR S P ERA WHIP											IP WLS BF H R ER SO BB IBB HBP BLK WP HR S P ERA WHIP					
34 Kerry Wood, R ERA: 3.26 (1, 1)	6.0 L 26 7 5 5 8 2 0 1 0 0 0 3 63 7.50 1.500																
Kyle Farnsworth, R ERA: 2.67 (7, 1)	0.2 4 1 0 0 1 1 0 0 0 0 0 18 26 0.00 3.000																
Mike Remlinger, L ERA: 3.58 (7, 1)	1.1 5 0 0 0 3 0 0 0 1 0 0 0 14 20 0.00 0.000																

AB 30
R 5
H 8
RBI 5
BB 3
SO 12
LOB 9

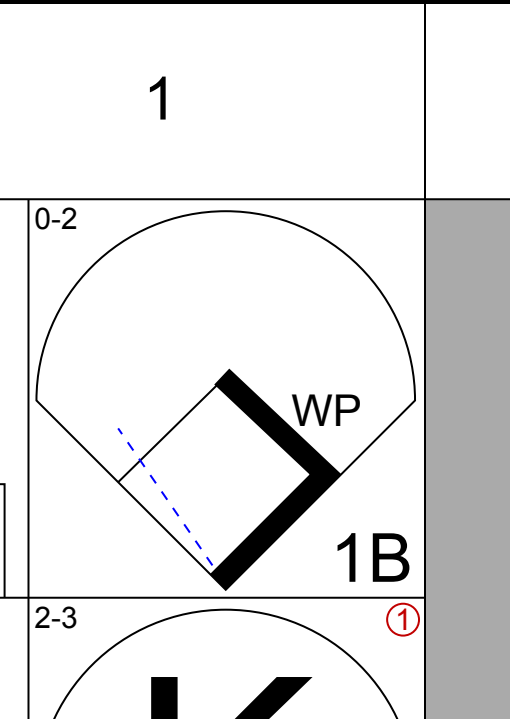
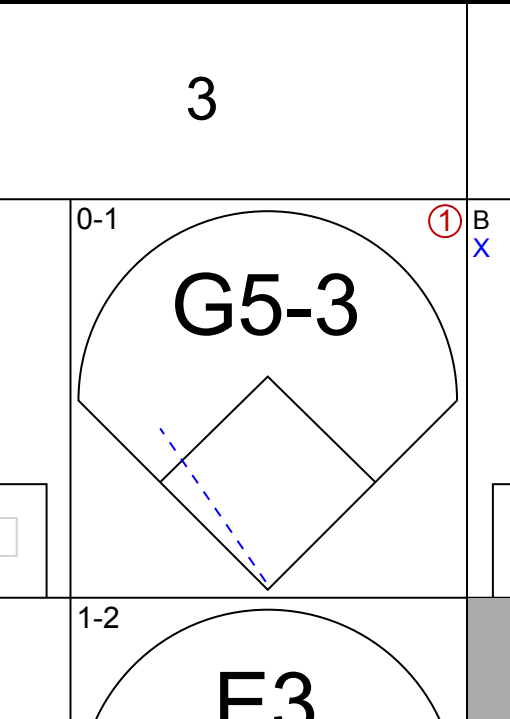
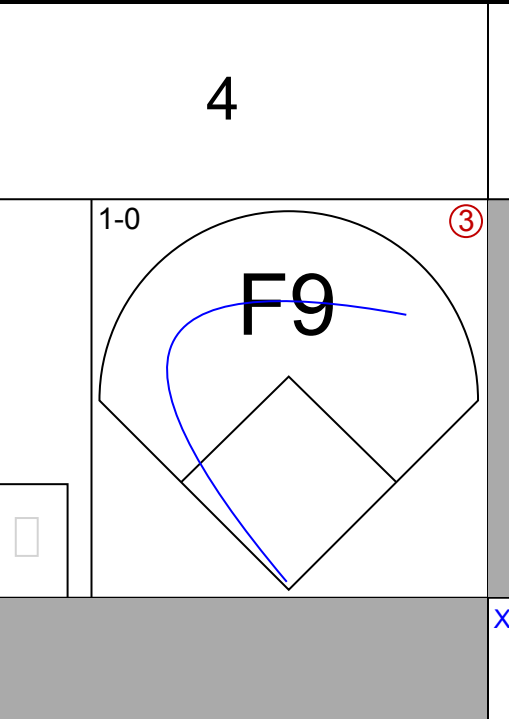
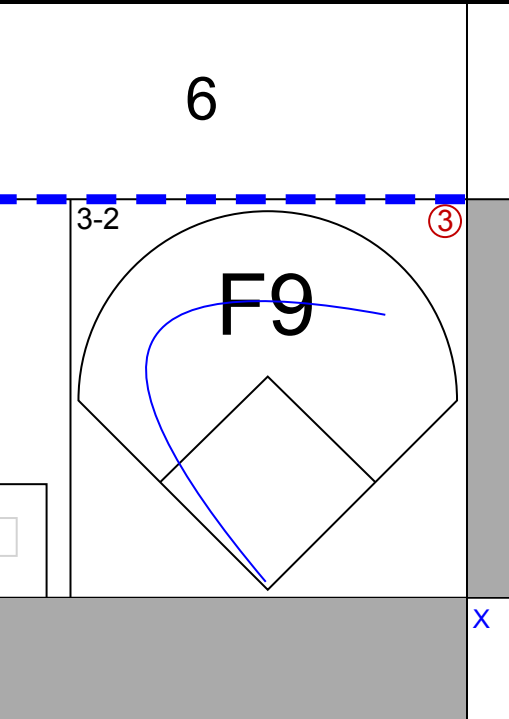
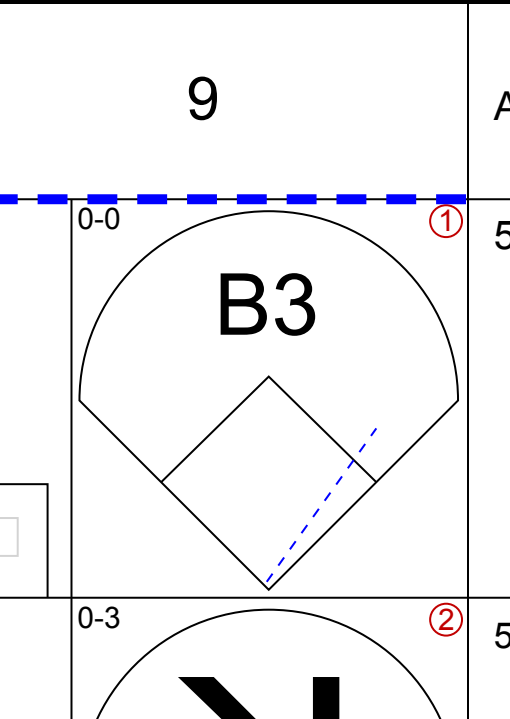
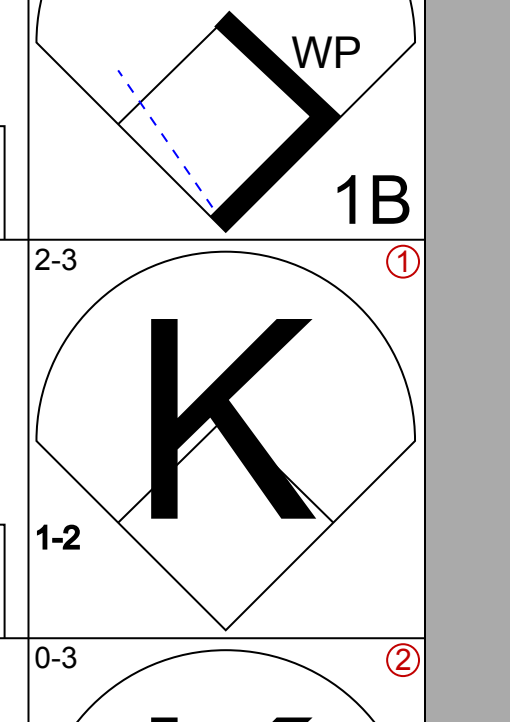
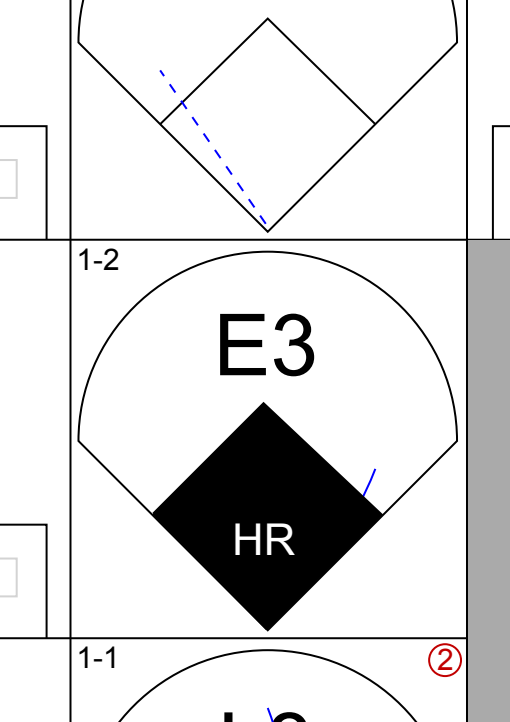
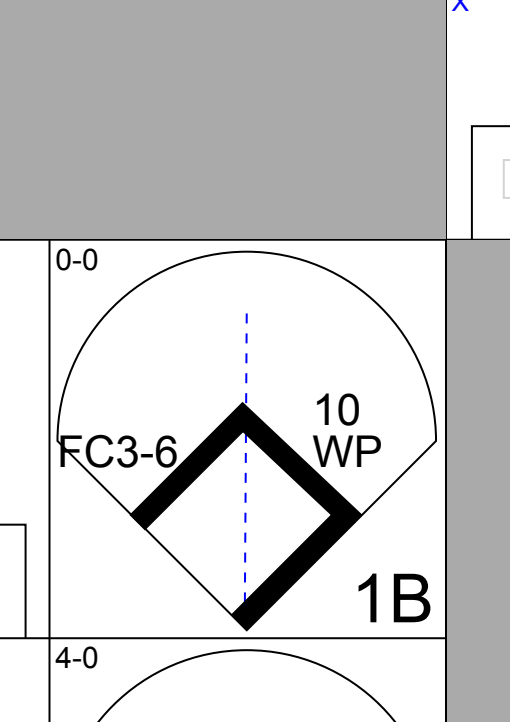
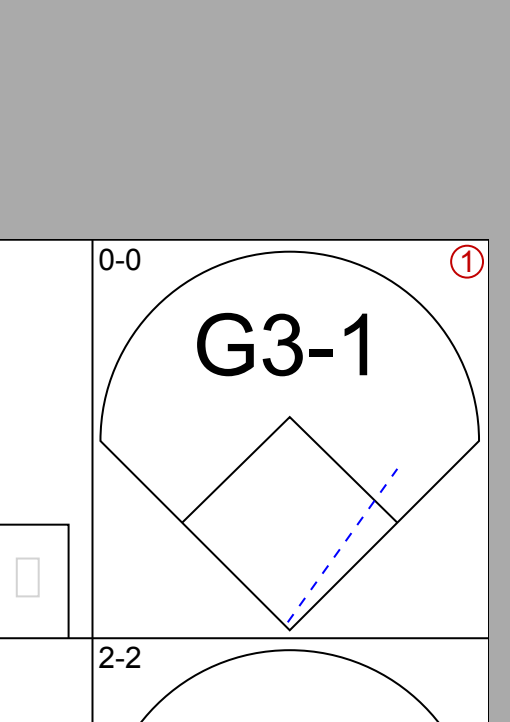
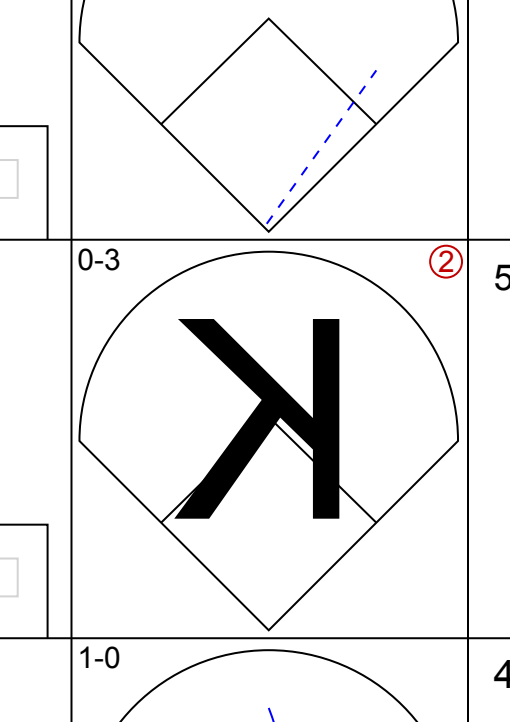
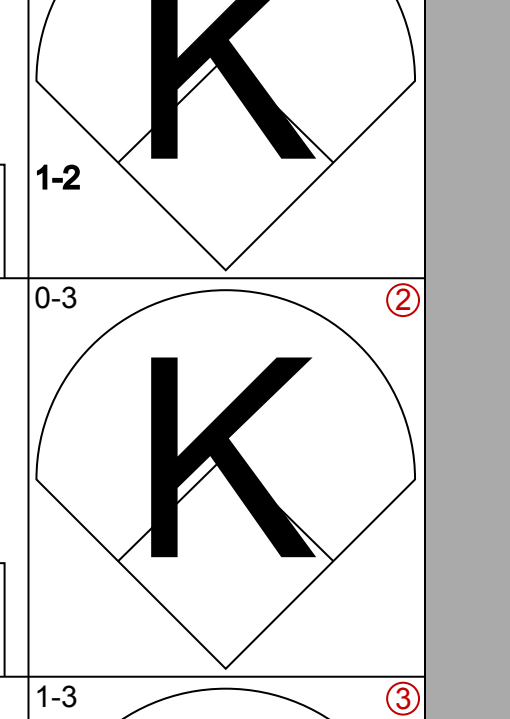
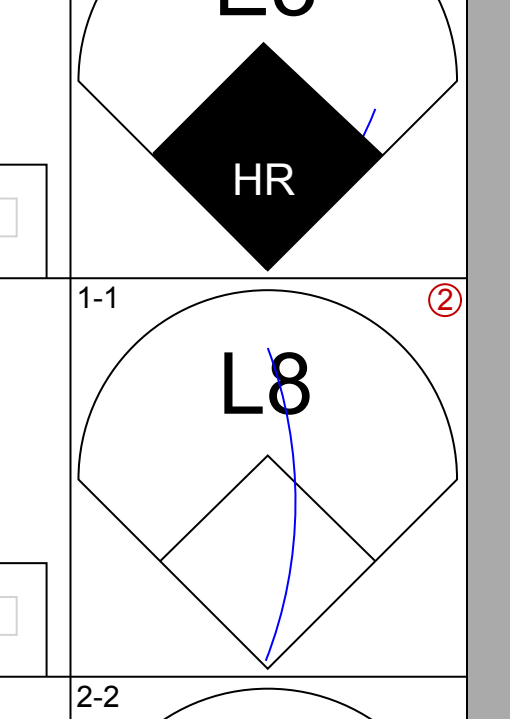
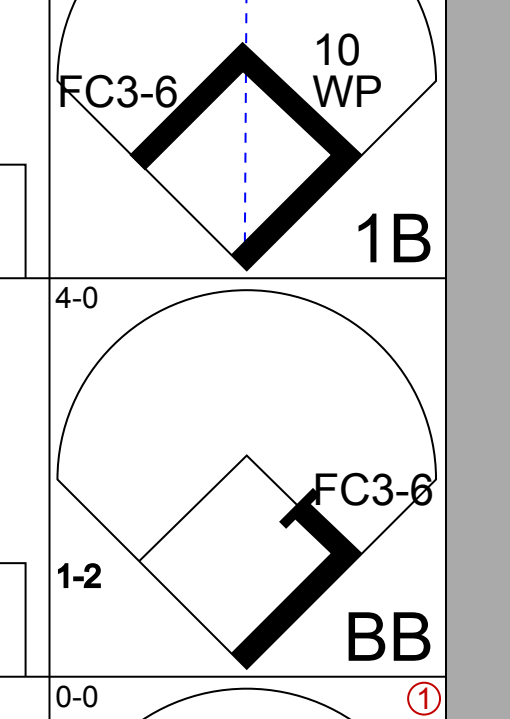
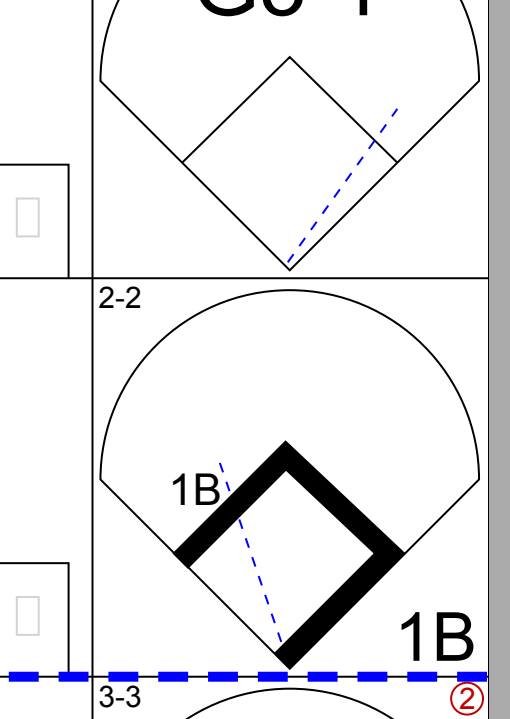
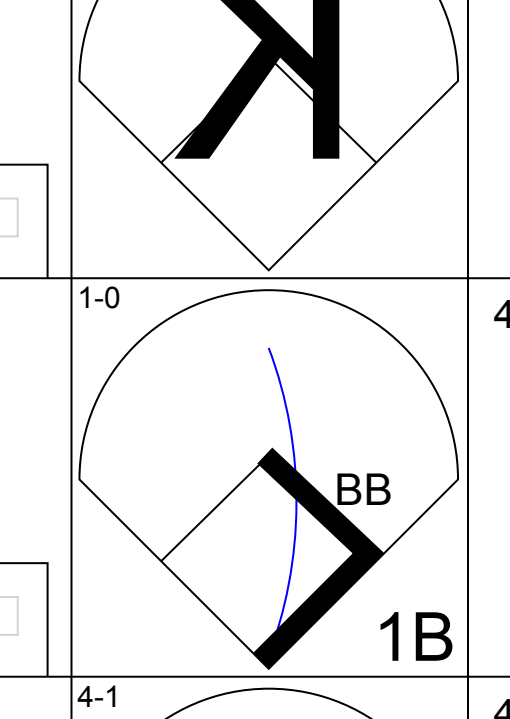
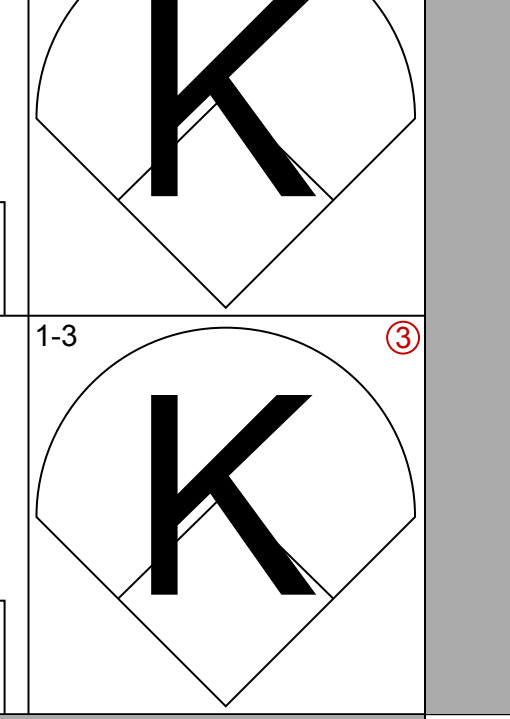
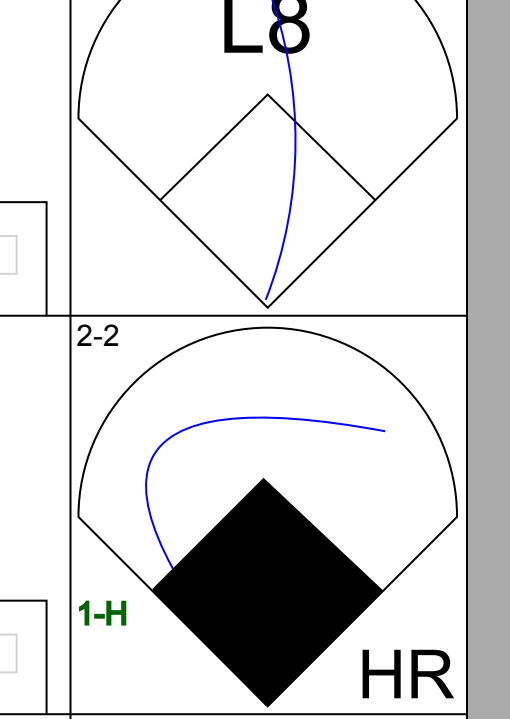
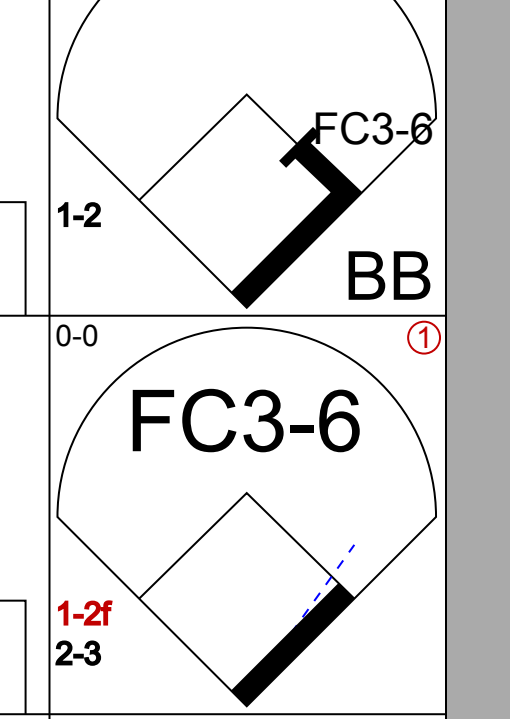
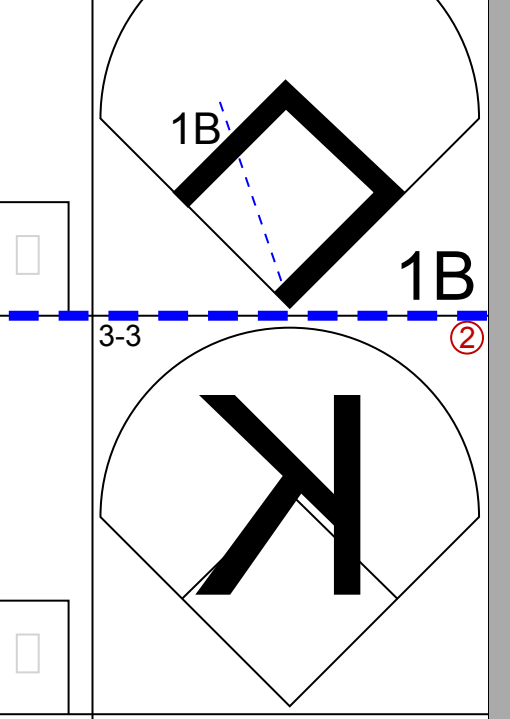
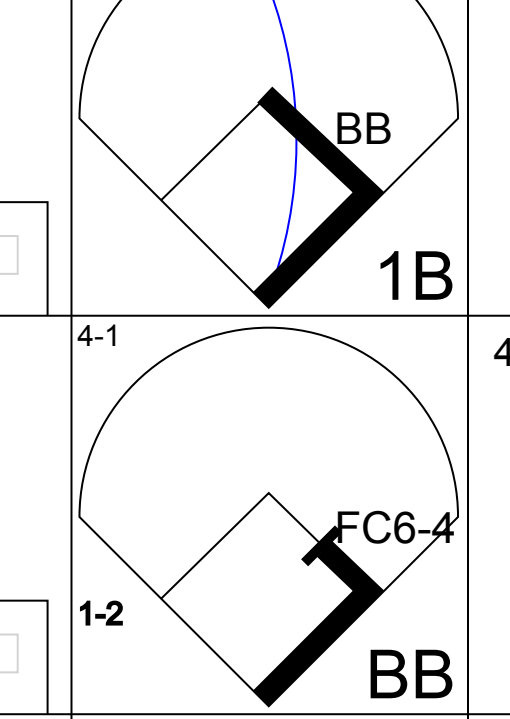
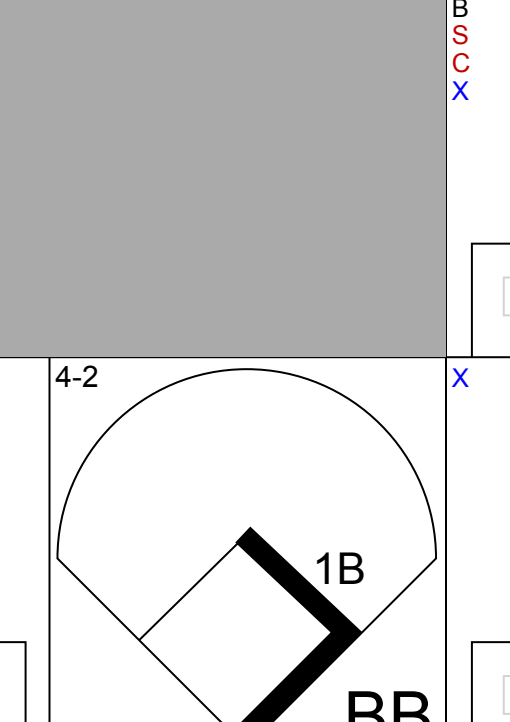
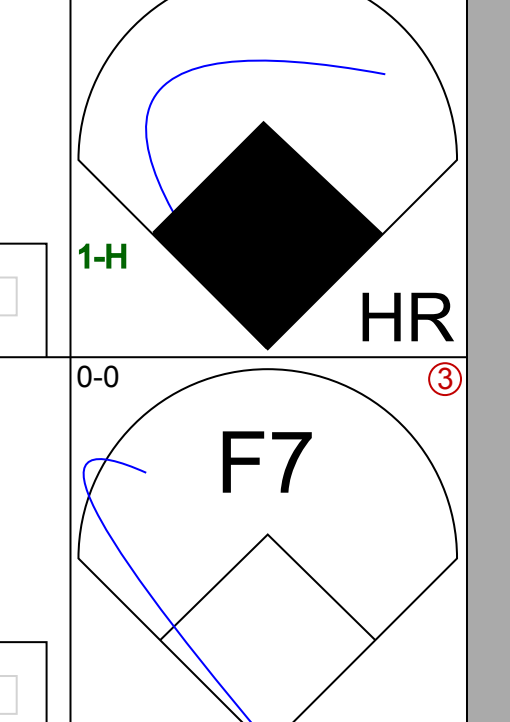
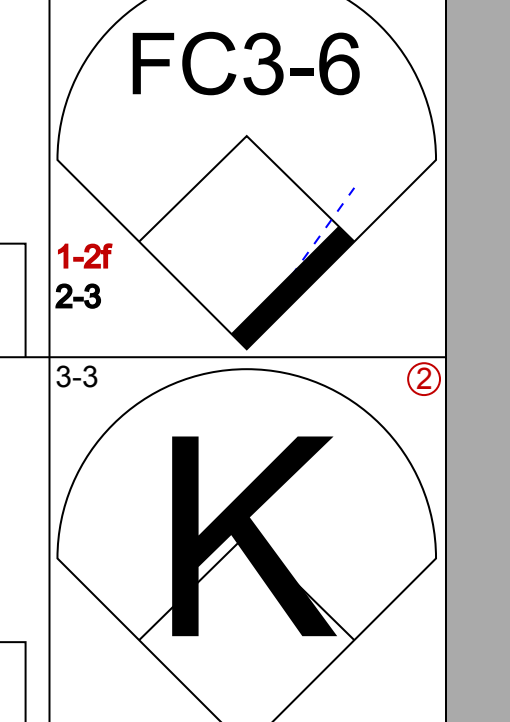
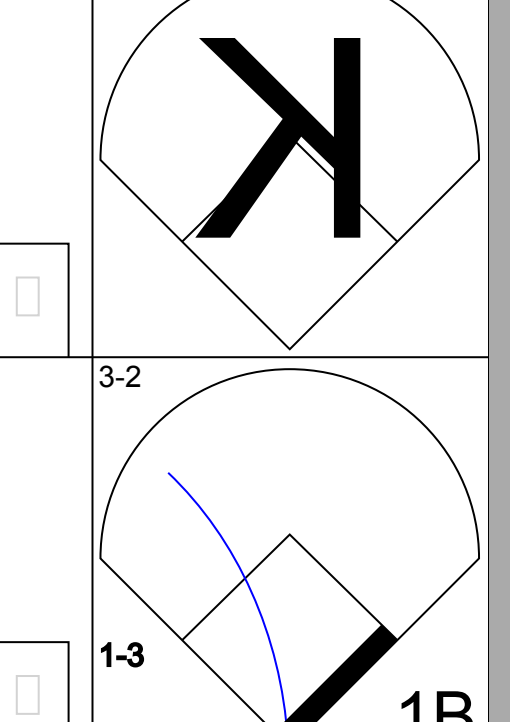
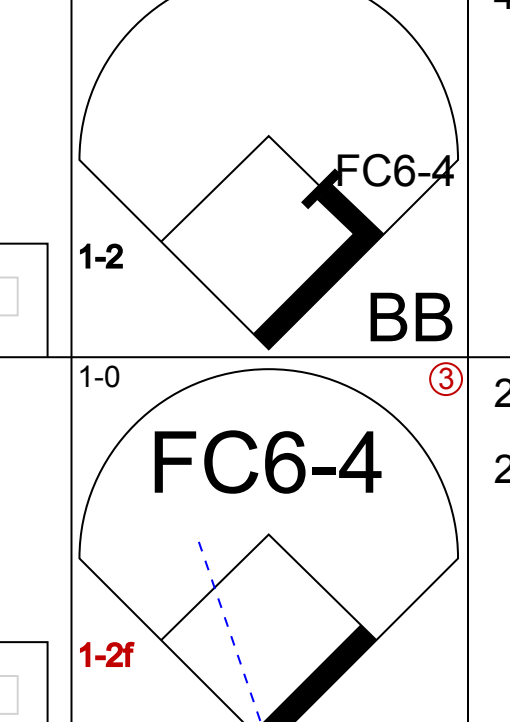
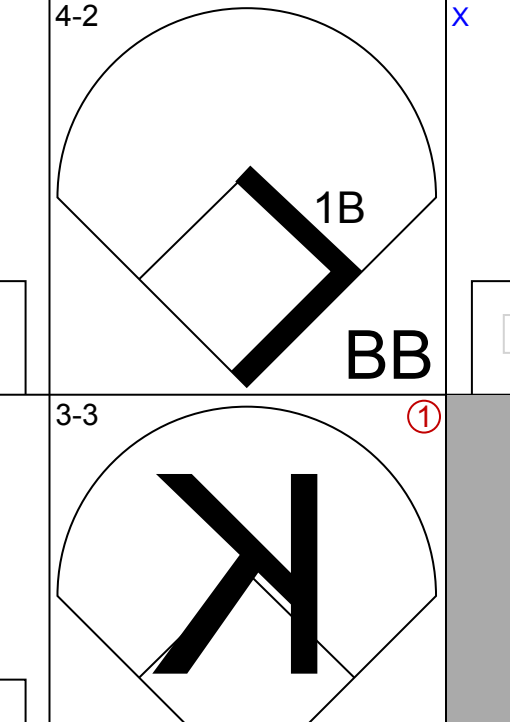
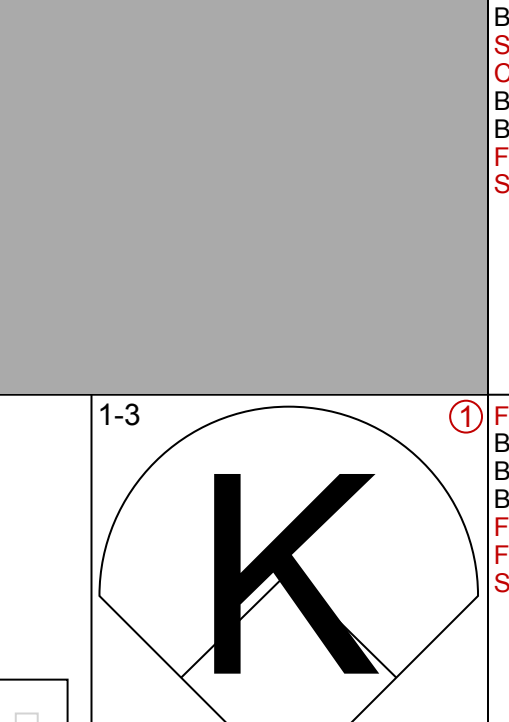
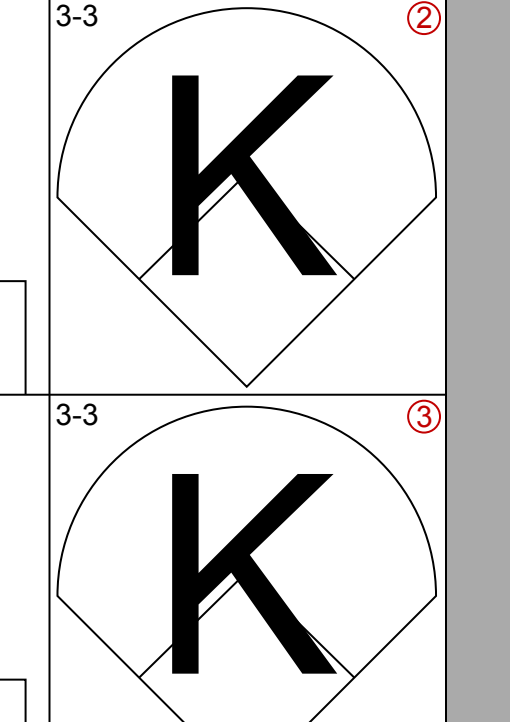
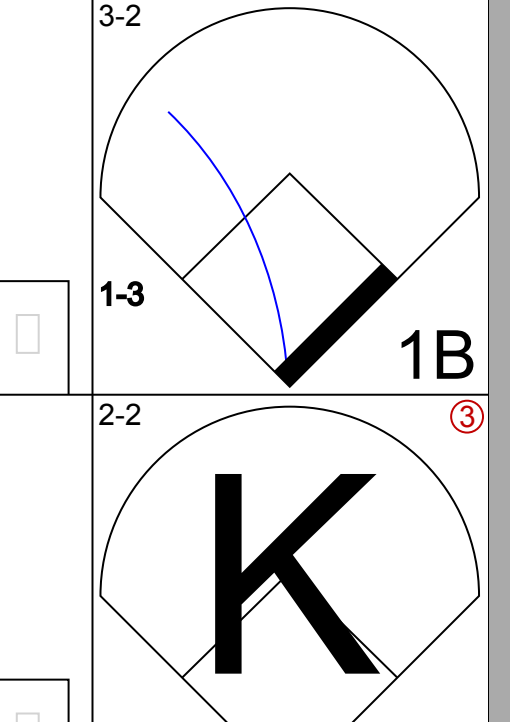
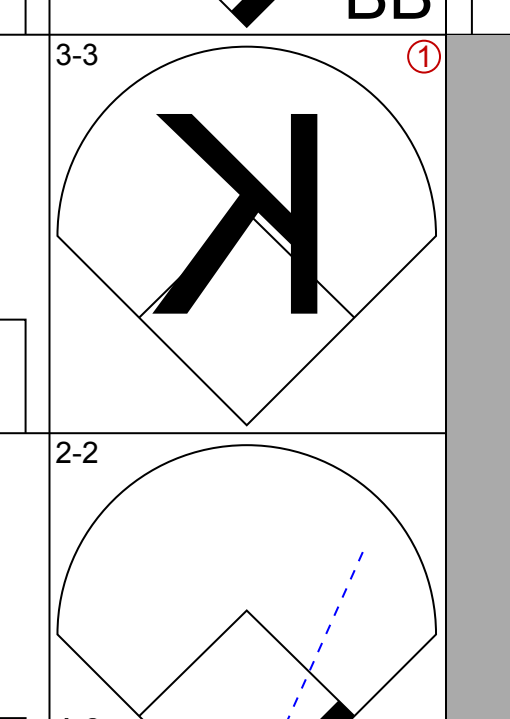
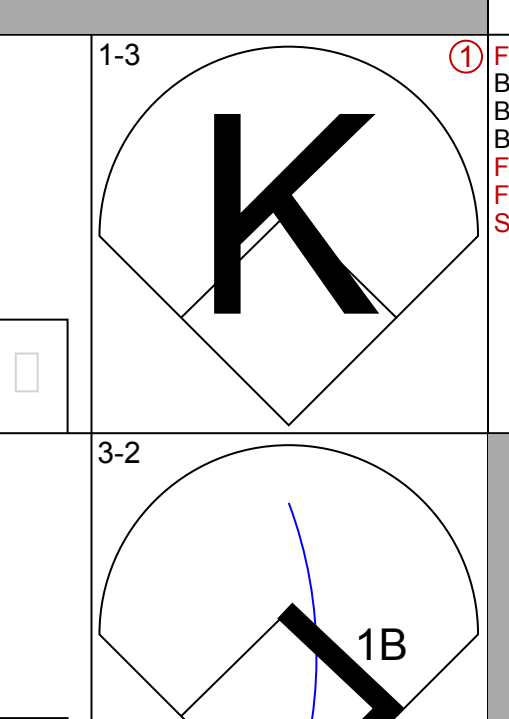
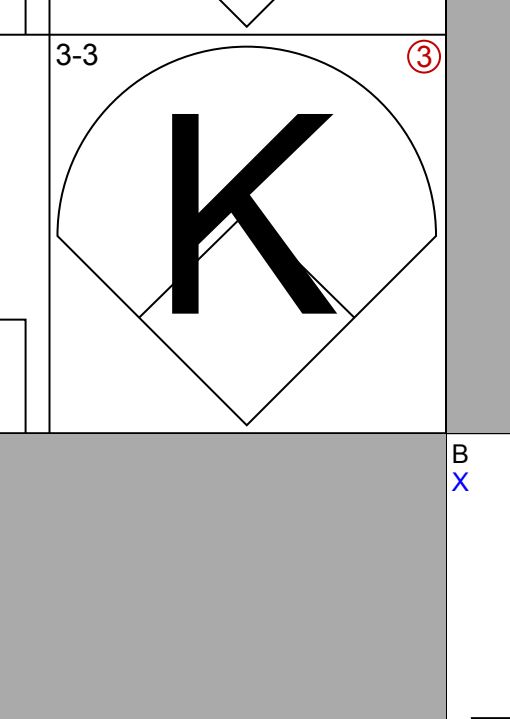
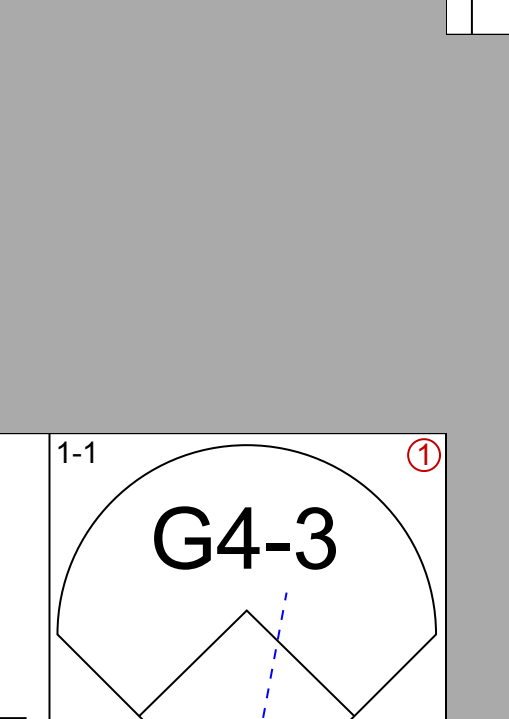
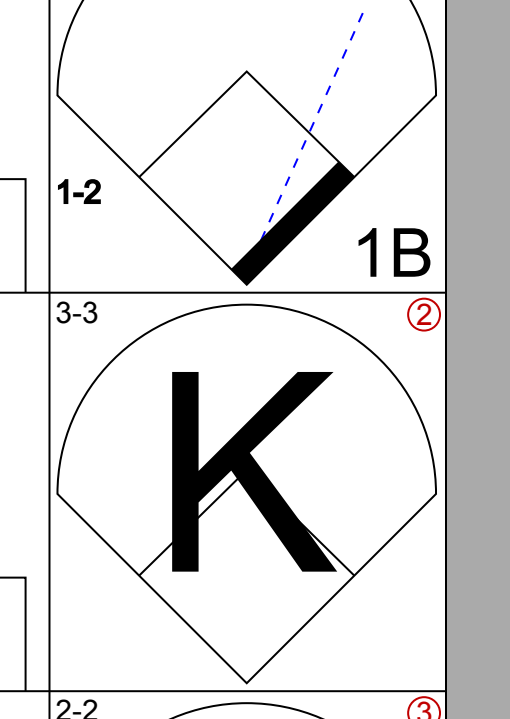
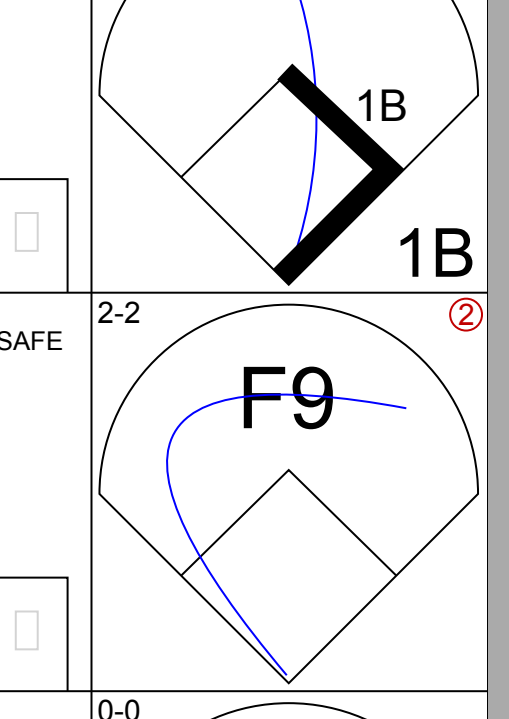
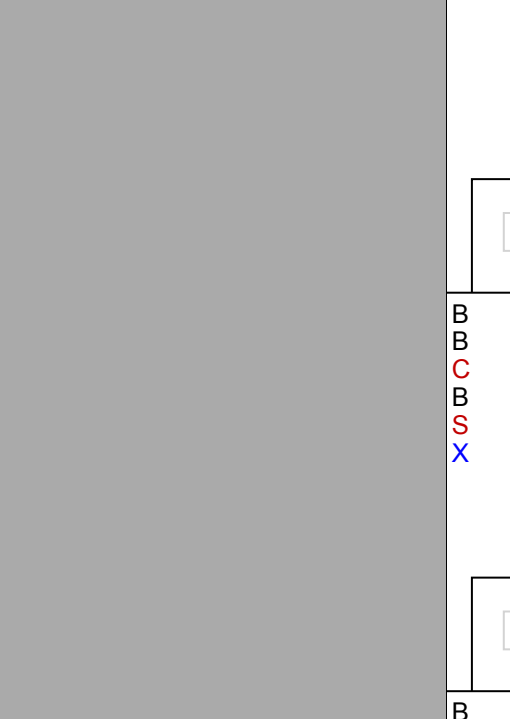
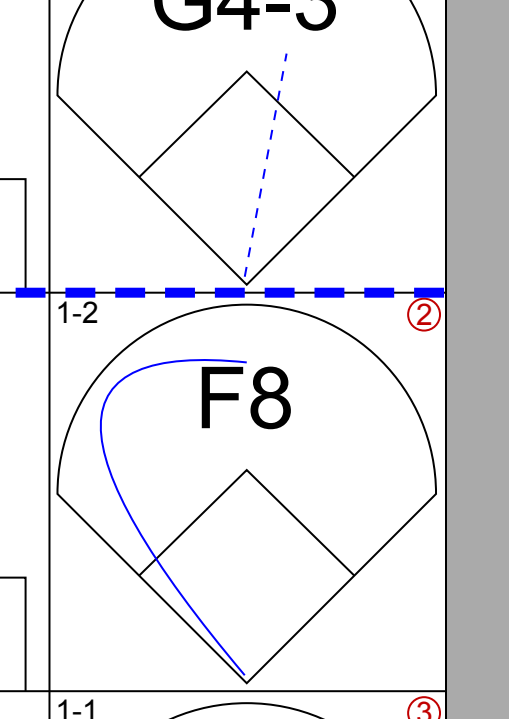
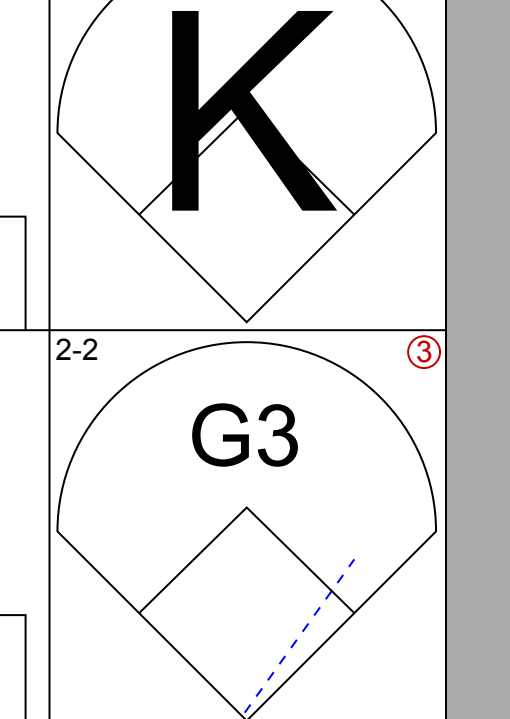
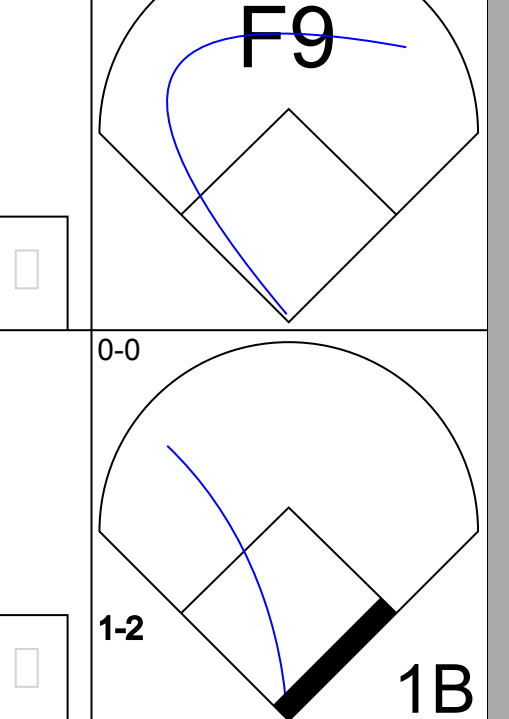
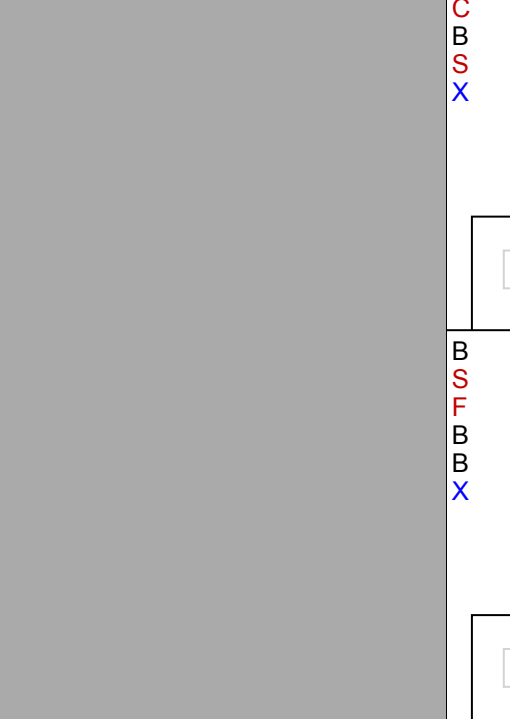
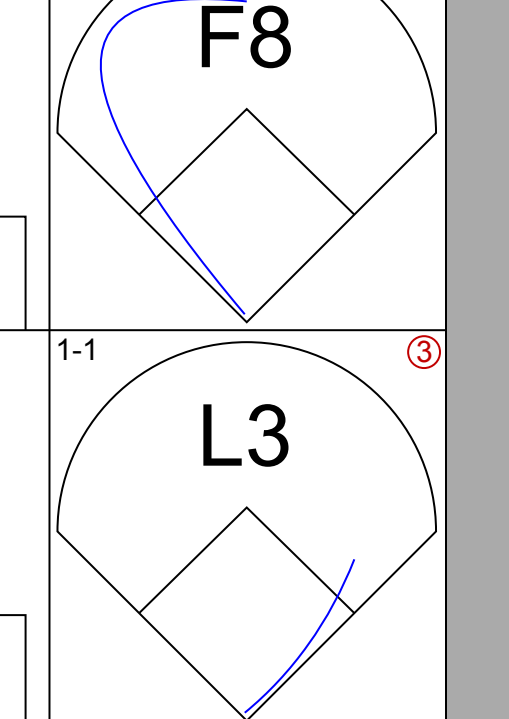


Batter	1	2	3	4	5	6	7	8	9	AB	R	H	RBI	BB	SO	LOB	TOP			
David Kelton, R (1, 7) OBP: 0.250, SLG: 0.375 Tom Goodwin, L (7, 7) OBP: 0.254, SLG: 0.294										3	0	0	0	0	2	2				
Ramon Martinez, R (1, 4) OBP: 0.344, SLG: 0.407										3	1	1	1	1	0	0				
Corey Patterson, L (1, 8) OBP: 0.337, SLG: 0.568										4	1	1	0	0	2	2				
Moises Alou, R (1, 10) OBP: 0.363, SLG: 0.459										4	1	2	2	0	0	0				
Eric Karros, R (1, 3) OBP: 0.371, SLG: 0.518										4	0	1	0	0	1	1				
Alex Gonzalez, R (1, 6) OBP: 0.308, SLG: 0.401										4	0	0	0	0	1	1				
Troy O'Leary, L (1, 9) OBP: 0.254, SLG: 0.301										2	1	1	0	1	0	0				
Mark Bellhorn, S (1, 5) OBP: 0.339, SLG: 0.316										3	0	0	0	0	1	2				
Damian Miller, R (1, 2) OBP: 0.316, SLG: 0.374										2	0	0	0	1	1	0				
Inning Stats	R: 3 E: 1 K: 1 S: 15	H: 2 LOB: 0 BB: 1 P: 24	R: 1 E: 0 K: 2 S: 12	H: 2 LOB: 2 BB: 1 P: 20	R: 0 E: 0 K: 1 S: 9	H: 1 LOB: 0 BB: 0 P: 10	R: 0 E: 0 K: 0 S: 3	H: 0 LOB: 0 BB: 1 P: 7	R: 0 E: 0 K: 1 S: 13	H: 1 LOB: 0 BB: 0 P: 14	R: 0 E: 0 K: 0 S: 9	H: 0 LOB: 0 BB: 0 P: 16	R: 0 E: 0 K: 0 S: 7	H: 0 LOB: 0 BB: 0 P: 11	R: 0 E: 0 K: 1 S: 8	H: 0 LOB: 0 BB: 0 P: 9	1B: 5 2B: 0 3B: 1 HR: 0	SF: 0 SAC: 0 DP: 2 HBP: 0	WP: 0 PB: 0 SB: 0 CS: 0	PA: 33
PITCHER	IP WLS BF H R ER SO BB IBB HBP BLK WP HR S P ERA WHIP																			
Doug Davis, L (1, 1) ERA: 5.53	6.0 L 24 6 4 4 5 3 0 0 0 0 0 0 60 93 6.00 1.500																			
Tanyon Sturtze, R (7, 1) ERA: 5.81	1.2 5 0 0 0 2 0 0 0 0 0 0 0 13 22 0.00 0.000																			
Trever Miller, L (8, 1) ERA: 5.16	0.1 1 0 0 0 0 0 0 0 0 0 0 0 3 5 0.00 0.000																			
Cliff Politte, R (9, 1) ERA: 5.9	1.0 3 0 0 0 1 0 0 0 0 0 0 0 8 9 0.00 0.000																			

Chicago Cubs @ Toronto Blue Jays
SkyDome, Toronto, ON
Sat Jun 14 2003, 4:05 PM EDT
Att: 33,167 - Sunny - 72 F

AB	30
R	4
H	6
RBI	3
BB	3
SO	8
LOB	8



Batter	1	2	3	4	5	6	7	8	9	AB	R	H	RBI	BB	SO	LOB	BOTTOM			
3 Reed Johnson, R (1, 9) OBP: 0.350, SLG: 0.455										5	0	1	0	0	0	3				
Frank Catalanotto, L (1, 7) OBP: 0.369, SLG: 0.522										5	1	1	0	0	2	1				
10 Vernon Wells, R (1, 8) OBP: 0.340, SLG: 0.532										4	0	2	0	1	1	2				
Carlos Delgado, L (1, 3) OBP: 0.434, SLG: 0.663										4	1	1	2	1	2	4				
Greg Myers, L (1, 10) OBP: 0.434, SLG: 0.563 Josh Phelps, R (7, PH) OBP: 0.364, SLG: 0.447											2	0	0	0	1	1	2			
Tom Wilson, R (1, 2) OBP: 0.348, SLG: 0.476											4	0	0	0	0	4	5			
Orlando Hudson, S (1, 4) OBP: 0.348, SLG: 0.413											4	0	2	0	0	0				
Chris Woodward, R (1, 6) OBP: 0.330, SLG: 0.427											4	0	0	0	0	1	3			
Howie Clark, L (1, 5) OBP: 0.552, SLG: 0.630											4	0	2	0	0	0	2			
Inning Stats	R: 0 E: 0 K: 3 S: 12	H: 1 LOB: 1 BB: 0 P: 15	R: 0 E: 0 K: 2 S: 20	H: 1 LOB: 2 BB: 1 P: 34	R: 2 E: 1 K: 0 S: 14	H: 1 LOB: 0 BB: 0 P: 18	R: 0 E: 0 K: 1 S: 11	H: 2 LOB: 2 BB: 0 P: 18	R: 0 E: 0 K: 2 S: 10	H: 1 LOB: 1 BB: 0 P: 20	R: 0 E: 0 K: 0 S: 10	H: 1 LOB: 2 BB: 0 P: 26	R: 0 E: 0 K: 0 S: 8	H: 0 LOB: 0 BB: 0 P: 11	R: 0 E: 0 K: 1 S: 7	H: 1 LOB: 2 BB: 1 P: 13	1B: 8 2B: 0 3B: 1 HR: 1	SF: 0 SAC: 0 DP: 0 HBP: 0	WP: 2 PB: 0 SB: 0 CS: 0	PA: 41
PITCHER	IP WLS BF H R ER SO BB IBB HBP BLK WP HR S P ERA WHIP																			
22 Mark Prior, R (1, 1) ERA: 2.71	5.2 W 27 7 2 0 0 8 2 0 0 0 0 0 74 119 0.00 1.588																			
Kyle Farnsworth, R (6, 1) ERA: 2.81	0.2 H 3 1 0 0 0 0 0 0 0 0 0 0 10 15 0.00 1.500																			
Mike Remlinger, L (7, 1) ERA: 3.45	1.0 H 4 1 0 0 2 0 0 0 0 0 0 0 11 20 0.00 1.000																			
Antonio Alfonseca, R (8, 1) ERA: 3.72	0.2 H 2 0 0 0 0 0 0 0 0 0 0 0 6 8 0.00 0.000																			
Joe Borowski, R (9, 1) ERA: 2.2	1.0 S 5 1 0 0 1 1 0 0 0 0 0 0 7 13 0.00 2.000																			

Chicago Cubs @ Toronto Blue Jays
SkyDome, Toronto, ON
Sat Jun 14 2003, 4:05 PM EDT
Att: 33,167 - Sunny - 72 F

AB	38
R	2
H	10
RBI	2
BB	3
SO	11
LOB	24



Batter	1	2	3	4	5	6	7	8	9	10	AB	R	H	RBI	BB	SO	LOB	TOP	
Mark Grudzielanek, R OBP: 0.332, SLG: 0.357 (1.4)	G3		G6-3		CS	K	K		G4-3		5	0	0	0	0	2	1		
Lenny Harris, L OBP: 0.240, SLG: 0.227 (1.5)	G6-3		L4			F7			G4-3		5	0	0	0	0	0	0		
Corey Patterson, L OBP: 0.338, SLG: 0.565 (1.8)	P6				K	BB HR			F8 1B		5	1	2	0	0	1	0		
Moises Alou, R OBP: 0.364, SLG: 0.453 (1.10)	G6-3				P2				F8 1B		3	1	0	0	2	0	0		
Eric Karros, R OBP: 0.375, SLG: 0.513 (1.3)	G6-3				FC4-6 1B	HR BB			F8		3	1	1	0	1	0	2		
Troy O'Leary, L OBP: 0.263, SLG: 0.336 (1.7)					FC4-6 1B	HR			P5		4	1	2	4	0	0	3		
Ramon Martinez, R OBP: 0.349, SLG: 0.411 (1.6)					G6-3	G6-3			G4-3 SH2-3 1B		4	0	2	0	0	0	0		
Paul Bako, L OBP: 0.293, SLG: 0.273 (1.2)	G1-3				G3				F9		3	0	0	0	0	0	2		
Tom Goodwin, L OBP: 0.253, SLG: 0.292 (1.9)			G3-1			G1-3			G4-3		4	0	1	0	0	0	1		
Inning Stats	R: 0 E: 0 K: 0 S: 7	H: 0 LOB: 0 BB: 0 P: 15	R: 0 E: 0 K: 0 S: 12	H: 2 LOB: 2 BB: 0 P: 18	R: 0 E: 0 K: 0 S: 8	H: 1 LOB: 1 BB: 0 P: 9	R: 0 E: 0 K: 1 S: 8	H: 1 LOB: 0 BB: 2 P: 25	R: 0 E: 0 K: 1 S: 7	H: 0 LOB: 0 BB: 0 P: 10	R: 0 E: 0 K: 0 S: 8	H: 1 LOB: 2 BB: 1 P: 14	R: 0 E: 0 K: 0 S: 11	H: 1 LOB: 1 BB: 0 P: 15	R: 0 E: 0 K: 0 S: 5	H: 0 LOB: 0 BB: 0 P: 9	1B: 7 2B: 0 3B: 0 HR: 1	SF: 0 SAC: 1 DP: 0 HBP: 0	WP: 0 PA: 41 PB: 0 SB: 1 CS: 1
PITCHER	IP WLS BF H R ER SO BB IBB HBP BLK WP HR S P ERA WHIP	IP WLS BF H R ER SO BB IBB HBP BLK WP HR S P ERA WHIP	IP WLS BF H R ER SO BB IBB HBP BLK WP HR S P ERA WHIP	IP WLS BF H R ER SO BB IBB HBP BLK WP HR S P ERA WHIP	IP WLS BF H R ER SO BB IBB HBP BLK WP HR S P ERA WHIP	IP WLS BF H R ER SO BB IBB HBP BLK WP HR S P ERA WHIP	IP WLS BF H R ER SO BB IBB HBP BLK WP HR S P ERA WHIP	IP WLS BF H R ER SO BB IBB HBP BLK WP HR S P ERA WHIP	IP WLS BF H R ER SO BB IBB HBP BLK WP HR S P ERA WHIP	IP WLS BF H R ER SO BB IBB HBP BLK WP HR S P ERA WHIP	IP WLS BF H R ER SO BB IBB HBP BLK WP HR S P ERA WHIP	IP WLS BF H R ER SO BB IBB HBP BLK WP HR S P ERA WHIP	IP WLS BF H R ER SO BB IBB HBP BLK WP HR S P ERA WHIP	IP WLS BF H R ER SO BB IBB HBP BLK WP HR S P ERA WHIP	IP WLS BF H R ER SO BB IBB HBP BLK WP HR S P ERA WHIP	IP WLS BF H R ER SO BB IBB HBP BLK WP HR S P ERA WHIP	IP WLS BF H R ER SO BB IBB HBP BLK WP HR S P ERA WHIP	IP WLS BF H R ER SO BB IBB HBP BLK WP HR S P ERA WHIP	IP WLS BF H R ER SO BB IBB HBP BLK WP HR S P ERA WHIP
Cory Lidle, R ERA: 5.07 (1.1)	7.0	28	6	4	4	3	2	0	0	0	0	0	0	0	0	0	0	5.14	1.143
Trever Miller, L ERA: 5.09 (8.1)	0.1	2	1	0	0	0	0	0	0	0	0	0	0	0	0	0	0	0.00	3.000
Aquilino Lopez, R ERA: 3.16 (8.1)	2.2	10	1	0	0	0	1	0	0	0	0	0	0	0	0	0	0	0.00	0.750

Chicago Cubs @ Toronto Blue Jays
SkyDome, Toronto, ON
Sun Jun 15 2003, 1:05 PM EDT
Att. 34,221 - Sunny - 73 F


AB 36
R 4
H 8
RBI 4
BB 3
SO 3
LOB 9



Batter	1	2	3	4	5	6	7	8	9	10	AB	R	H	RBI	BB	SO	LOB	BOTTOM			
3 Reed Johnson, R OBP: 0.356, SLG: 0.527 (1.9)	HR		SH1-3		SF9		F8			HR	3	2	2	3	0	0	0				
Frank Catalanotto, L OBP: 0.367, SLG: 0.516 (1.7)	F7		F7		BB		K				3	0	0	0	1	1	1				
10 Vernon Wells, R OBP: 0.338, SLG: 0.529 (1.8)	FC6-5 1B		G5-3		G1-6-4-3		K				4	0	1	0	0	1	4				
Carlos Delgado, L OBP: 0.431, SLG: 0.660 (1.3)	FC6-5		G3-1		G3-1		2B		F8		4	1	1	0	0	0	1				
Tom Wilson, R OBP: 0.354, SLG: 0.484 (1.2)	G4-3				G6-4-3		G4-6-3 1B		G5-4-3 1B		2	1	1	1	1	0	1				
Howie Clark, L OBP: 0.567, SLG: 0.643 (8. PH) (9.5)					BB		2B		G5-4-3		1	0	1	0	0	0	0				
Josh Phelps, R OBP: 0.367, SLG: 0.442 (1.10)			G5-4-3 BB		G6-4-3		G4-6-3 BB		G5-4-3		2	0	0	0	2	0	2				
Orlando Hudson, S OBP: 0.346, SLG: 0.410 (1.4)			G5-4-3				G4-6-3		G6-3		4	1	1	0	0	0	3				
Chris Woodward, R OBP: 0.333, SLG: 0.426 (1.6)			G6-3				SF9 1B		F9		3	0	1	1	1	0	0				
Mike Bordick, R OBP: 0.314, SLG: 0.393 (1.5)							BB		G3-1		2	0	1	0	1	1	1				
Greg Myers, L OBP: 0.431, SLG: 0.559 (9.2)			SH1-3 1B				K				1	0	0	0	0	0	0				
Inning Stats	R: 1 E: 0 K: 0 S: 13	H: 2 LOB: 1 BB: 0 P: 22	R: 0 E: 0 K: 0 S: 6	H: 0 LOB: 0 BB: 1 P: 11	R: 0 E: 0 K: 0 S: 5	H: 1 LOB: 1 BB: 0 P: 7	R: 0 E: 0 K: 0 S: 9	H: 0 LOB: 0 BB: 1 P: 16	R: 1 E: 0 K: 0 S: 8	H: 1 LOB: 2 BB: 3 P: 24	R: 2 E: 0 K: 1 S: 17	H: 3 LOB: 1 BB: 1 P: 30	R: 0 E: 0 K: 0 S: 7	H: 1 LOB: 0 BB: 0 P: 9	R: 0 E: 0 K: 0 S: 6	H: 0 LOB: 0 BB: 0 P: 11	R: 1 E: 0 K: 0 S: 1	H: 1 LOB: 0 BB: 0 P: 3	1B: 5 2B: 2 3B: 0 HR: 2	SF: 1 SAC: 1 DP: 5 HBP: 0	WP: 0 PA: 37 PB: 0 SB: 1 CS: 0
PITCHER	IP WLS BF H R ER SO BB IBB HBP BLK WP HR S P ERA WHIP	IP WLS BF H R ER SO BB IBB HBP BLK WP HR S P ERA WHIP	IP WLS BF H R ER SO BB IBB HBP BLK WP HR S P ERA WHIP	IP WLS BF H R ER SO BB IBB HBP BLK WP HR S P ERA WHIP	IP WLS BF H R ER SO BB IBB HBP BLK WP HR S P ERA WHIP	IP WLS BF H R ER SO BB IBB HBP BLK WP HR S P ERA WHIP	IP WLS BF H R ER SO BB IBB HBP BLK WP HR S P ERA WHIP	IP WLS BF H R ER SO BB IBB HBP BLK WP HR S P ERA WHIP	IP WLS BF H R ER SO BB IBB HBP BLK WP HR S P ERA WHIP	IP WLS BF H R ER SO BB IBB HBP BLK WP HR S P ERA WHIP	IP WLS BF H R ER SO BB IBB HBP BLK WP HR S P ERA WHIP	IP WLS BF H R ER SO BB IBB HBP BLK WP HR S P ERA WHIP	IP WLS BF H R ER SO BB IBB HBP BLK WP HR S P ERA WHIP	IP WLS BF H R ER SO BB IBB HBP BLK WP HR S P ERA WHIP	IP WLS BF H R ER SO BB IBB HBP BLK WP HR S P ERA WHIP	IP WLS BF H R ER SO BB IBB HBP BLK WP HR S P ERA WHIP	IP WLS BF H R ER SO BB IBB HBP BLK WP HR S P ERA WHIP	IP WLS BF H R ER SO BB IBB HBP BLK WP HR S P ERA WHIP	IP WLS BF H R ER SO BB IBB HBP BLK WP HR S P ERA WHIP		
Shawn Estes, L ERA: 5.2 (1.1)	6.0	27	7	4	4	1	6	0	0	0	0	0	0	0	0	0	0	6.00	2.167		
Antonio Alfonseca, R ERA: 3.38 (7.1)	2.0	6	1	0	0	2	0	0	0	0	0	0	0	0	0	0	0	0.00	0.500		
Mark Guthrie, L ERA: 3.38 (9.1)	1.0	4	1	1	1	0	0	0	0	0	0	0	0	0	0	0	0	9.00	1.000		

Chicago Cubs @ Toronto Blue Jays
SkyDome, Toronto, ON
Sun Jun 15 2003, 1:05 PM EDT
Att. 34,221 - Sunny - 73 F

AB 29
R 5
H 9
RBI 5
BB 6
SO 3
LOB 13



Batter	1	2	3	4	5	6	7	8	9	AB	R	H	RBI	BB	SO	LOB	TOP
Mark Grudzielanek, R OBP: 0.331, SLG: 0.359	1-1 G4-3		1-0 1B FC6-4 2B		1-2 F8		1-3 K			4	1	1	0	0	1	1	Chicago Cubs @ Cincinnati Reds Great American Ball Park, Cincinnati, OH Mon Jun 16 2003, 7:10 PM EDT Att: 28,669 - Sunny - 78 F
Ramon Martinez, R OBP: 0.346, SLG: 0.405	2-2 E5 G1-3		2-0 FC6-4 1B		0-0 G6-3		2-3 K			4	0	1	0	0	1		
Corey Patterson, L OBP: 0.333, SLG: 0.556	1-0 G1-3		0-0 FC6-4 1-2f 3-H		0-0 B1-3			0-0 P5		4	0	0	1	0	2		
Moises Alou, R OBP: 0.366, SLG: 0.464	1-0 G5-3		1-2 G6-4-3 BB		1-1 HR			1-2 G6-3		3	1	1	1	1	0	1	
Eric Karros, R OBP: 0.371, SLG: 0.529		2-1 F8	1-1 G6-4-3		1-0 HR			1-2 L9		4	1	1	1	0	2		
Troy O'Leary, L OBP: 0.282, SLG: 0.333		2-1 1B 1B		1-0 G1-3		1-1 G3			1-0 F8	4	1	1	0	0	0		
Alex Gonzalez, R OBP: 0.311, SLG: 0.400		1-0 1B 1-3 1B		2-2 G4-3		1-0 G4-3			4-1 G6-4-3 BB	3	0	1	0	1	0	0	
Damian Miller, R OBP: 0.320, SLG: 0.377		2-1 1-3 3-H 1B		1-3 K			1-1 WP 1B		0-0 G6-4-3	4	0	2	1	0	1	1	
Matt Clement, R OBP: 0.190, SLG: 0.190		0-0 G1-3		1-3 K			2-3 K			2	0	0	0	0	1	1	
Bobby Hill, S (7, PH)										1	0	0	0	0	1	1	
Kyle Farnsworth, R (7, 1)										0	0	0	0	0	0	0	
Antonio Alfonseca, R (8, 1)										0	0	0	0	0	0	0	
Joe Borowski, R (9, 1)										0	0	0	0	0	0	0	
Inning Stats	R: 0 E: 1 K: 0 S: 7	H: 0 LOB: 1 BB: 0 P: 12	R: 1 E: 0 K: 0 S: 8	H: 3 LOB: 1 BB: 0 P: 15	R: 1 E: 0 K: 0 S: 6	H: 2 LOB: 1 BB: 1 P: 14	R: 0 E: 0 K: 1 S: 7	H: 0 LOB: 0 BB: 0 P: 11	R: 0 E: 0 K: 1 S: 8	H: 1 LOB: 1 BB: 0 P: 17	R: 0 E: 0 K: 0 S: 7	H: 0 LOB: 0 BB: 0 P: 9	R: 0 E: 0 K: 0 S: 3	H: 0 LOB: 0 BB: 1 P: 8	1B: 5 2B: 1 3B: 0 HR: 2	SF: 0 SAC: 0 DP: 2 HBP: 0	WP: 1 PA: 35 PB: 0 SB: 1 CS: 0
PITCHER	IP WLS BF H R ER SO BB IBB HBP BLK WP HR S P ERA WHIP	IP WLS BF H R ER SO BB IBB HBP BLK WP HR S P ERA WHIP	IP WLS BF H R ER SO BB IBB HBP BLK WP HR S P ERA WHIP	IP WLS BF H R ER SO BB IBB HBP BLK WP HR S P ERA WHIP	IP WLS BF H R ER SO BB IBB HBP BLK WP HR S P ERA WHIP	IP WLS BF H R ER SO BB IBB HBP BLK WP HR S P ERA WHIP	IP WLS BF H R ER SO BB IBB HBP BLK WP HR S P ERA WHIP	IP WLS BF H R ER SO BB IBB HBP BLK WP HR S P ERA WHIP	IP WLS BF H R ER SO BB IBB HBP BLK WP HR S P ERA WHIP	IP WLS BF H R ER SO BB IBB HBP BLK WP HR S P ERA WHIP	IP WLS BF H R ER SO BB IBB HBP BLK WP HR S P ERA WHIP	IP WLS BF H R ER SO BB IBB HBP BLK WP HR S P ERA WHIP	IP WLS BF H R ER SO BB IBB HBP BLK WP HR S P ERA WHIP	IP WLS BF H R ER SO BB IBB HBP BLK WP HR S P ERA WHIP	IP WLS BF H R ER SO BB IBB HBP BLK WP HR S P ERA WHIP	IP WLS BF H R ER SO BB IBB HBP BLK WP HR S P ERA WHIP	IP WLS BF H R ER SO BB IBB HBP BLK WP HR S P ERA WHIP

AB 33
R 4
H 8
RBI 4
BB 2
SO 5
LOB 10



Batter	1	2	3	4	5	6	7	8	9	AB	R	H	RBI	BB	SO	LOB	BOTTOM				
Adam Dunn, L OBP: 0.332, SLG: 0.528	2-0 S 1B 1B		3-3 K		0-0 P5		2-3 K		4-0 BB	4	1	1	0	1	2	2	Chicago Cubs @ Cincinnati Reds Great American Ball Park, Cincinnati, OH Mon Jun 16 2003, 7:10 PM EDT Att: 28,669 - Sunny - 78 F				
Barry Larkin, R OBP: 0.397, SLG: 0.388	0-1 S 1B 1B		1-2 F9		2-0 G5-3		0-2 G1-3		2-3 K	5	1	1	0	0	1	2					
Ken Griffey Jr., L OBP: 0.370, SLG: 0.553	1-3 K		2-1 F9		0-0 1B 2B		0-0 G1-3			4	1	1	0	0	1	2					
Austin Kearns, R OBP: 0.397, SLG: 0.523	3-3 K		4-2 BB		0-0 1B 1B			2-2 G1-3		3	0	1	1	1	1	2					
Aaron Boone, R OBP: 0.355, SLG: 0.528	0-1 2-H 3-H 1B		1-3 K		3-2 FC6-4 1B			3-3 K		4	0	2	2	0	2	1					
Sean Casey, L OBP: 0.345, SLG: 0.412	1-3 K				0-0 FC6-4			0-2 G6-3		4	0	1	0	0	1	3					
Chris Reitsma, R OBP: 0.125, SLG: 0.125					1-2f 1B					0	0	0	0	0	0	0					
Jason LaRue, R OBP: 0.353, SLG: 0.503		3-1 1B G4-3 1B		3-3 K		1-3 K			1-0 G6-3	4	0	1	0	0	2	1					
Juan Castro, R OBP: 0.279, SLG: 0.373		0-1 G4-3		0-0 L9		2-2 F8			3-3 K	3	0	0	0	0	2						
Russell Branyan, L OBP: 0.346, SLG: 0.350		1-2 1B		2-3 K					1-2 BB	1	0	0	0	0	1	0					
Jimmy Anderson, L OBP: 0.375, SLG: 0.167		3-2 1B		2-3 K		3-3 K			1-2 1B	2	0	1	0	0	1	1					
Reggie Taylor, L OBP: 0.253, SLG: 0.375										1	0	0	0	0	1	0					
Scott Sullivan, R (7, 1)										0	0	0	0	0	0	0					
Jose Guillen, R OBP: 0.387, SLG: 0.616										1	0	1	0	0	0	0					
Ray Olmedo, S OBP: 0.273, SLG: 0.333										0	0	0	0	0	0	0					
Inning Stats	R: 2 E: 0 K: 3 S: 15	H: 3 LOB: 1 BB: 0 P: 22	R: 0 E: 0 K: 1 S: 10	H: 2 LOB: 0 BB: 0 P: 19	R: 0 E: 0 K: 1 S: 12	H: 0 LOB: 1 BB: 1 P: 20	R: 0 E: 0 K: 2 S: 10	H: 1 LOB: 1 BB: 0 P: 15	R: 1 E: 0 K: 0 S: 9	H: 3 LOB: 2 BB: 0 P: 14	R: 0 E: 0 K: 2 S: 10	H: 0 LOB: 0 BB: 0 P: 16	R: 0 E: 0 K: 1 S: 7	H: 0 LOB: 0 BB: 0 P: 9	R: 0 E: 0 K: 1 S: 11	H: 0 LOB: 0 BB: 0 P: 16	R: 0 E: 0 K: 2 S: 10	H: 1 LOB: 2 BB: 1 P: 21	1B: 9 2B: 2 3B: 0 HR: 0	SF: 0 SAC: 0 DP: 1 HBP: 0	WP: 0 PA: 38 PB: 0 SB: 2 CS: 1
PITCHER	IP WLS BF H R ER SO BB IBB HBP BLK WP HR S P ERA WHIP	IP WLS BF H R ER SO BB IBB HBP BLK WP HR S P ERA WHIP	IP WLS BF H R ER SO BB IBB HBP BLK WP HR S P ERA WHIP	IP WLS BF H R ER SO BB IBB HBP BLK WP HR S P ERA WHIP	IP WLS BF H R ER SO BB IBB HBP BLK WP HR S P ERA WHIP	IP WLS BF H R ER SO BB IBB HBP BLK WP HR S P ERA WHIP	IP WLS BF H R ER SO BB IBB HBP BLK WP HR S P ERA WHIP	IP WLS BF H R ER SO BB IBB HBP BLK WP HR S P ERA WHIP	IP WLS BF H R ER SO BB IBB HBP BLK WP HR S P ERA WHIP	IP WLS BF H R ER SO BB IBB HBP BLK WP HR S P ERA WHIP	IP WLS BF H R ER SO BB IBB HBP BLK WP HR S P ERA WHIP	IP WLS BF H R ER SO BB IBB HBP BLK WP HR S P ERA WHIP	IP WLS BF H R ER SO BB IBB HBP BLK WP HR S P ERA WHIP	IP WLS BF H R ER SO BB IBB HBP BLK WP HR S P ERA WHIP	IP WLS BF H R ER SO BB IBB HBP BLK WP HR S P ERA WHIP	IP WLS BF H R ER SO BB IBB HBP BLK WP HR S P ERA WHIP	IP WLS BF H R ER SO BB IBB HBP BLK WP HR S P ERA WHIP				

AB 36
R 3
H 10
RBI 3
BB 2
SO 13
LOB 16



Batter	1	2	3	4	5	6	7	8	9	10	AB	R	H	RBI	BB	SO	LOB	TOP			
Tom Goodwin, L OBP: 0.238, SLG: 0.273	P4	G3			F9		K		L6-4		5	0	0	0	0	1	6				
Mark Grudzielanek, R OBP: 0.328, SLG: 0.356	E3				K		K			P3	5	0	1	0	0	2	2				
Corey Patterson, L OBP: 0.331, SLG: 0.554	F9				P2				F9	K	5	0	1	1	0	1	2				
Moises Alou, R OBP: 0.370, SLG: 0.465					F8					FC6-4	4	0	2	0	1	0	2				
Eric Karros, R OBP: 0.328, SLG: 0.508					G6-3					BB	4	0	2	0	1	0	2				
Todd Wellemeyer, R (10, 1)	G4-3				F9					FC6-4	5	0	0	0	0	1	5				
Mark Bellhorn, S OBP: 0.337, SLG: 0.309										BB	3	0	0	0	1	1	1				
Alex Gonzalez, R OBP: 0.314, SLG: 0.403					G4-3						3	0	1	0	1	0	0				
Damian Miller, R OBP: 0.321, SLG: 0.383					G5-3						3	0	1	0	0	1	1				
38 Carlos Zambrano, S OBP: 0.226, SLG: 0.400											2	1	1	0	1	1	1				
Lenny Harris, L OBP: 0.247, SLG: 0.227											0	0	0	0	1	0	0				
Mike Remlinger, L (9, 1)											0	0	0	0	0	0	0				
Ramon Martinez, R OBP: 0.346, SLG: 0.405											0	0	0	0	0	0	0				
Inning Stats	R: 0 E: 1 K: 0 S: 8	H: 1 LOB: 2 BB: 0 P: 11	R: 0 E: 0 K: 0 S: 13	H: 1 LOB: 2 BB: 2 P: 21	R: 0 E: 0 K: 1 S: 7	H: 1 LOB: 1 BB: 0 P: 13	R: 0 E: 0 K: 1 S: 7	H: 0 LOB: 0 BB: 0 P: 14	R: 1 E: 0 K: 1 S: 13	H: 2 LOB: 1 BB: 0 P: 21	R: 0 E: 0 K: 2 S: 9	H: 0 LOB: 0 BB: 0 P: 16	R: 0 E: 0 K: 3 S: 13	H: 1 LOB: 1 BB: 0 P: 18	R: 0 E: 0 K: 0 S: 6	H: 0 LOB: 1 BB: 2 P: 15	R: 0 E: 0 K: 0 S: 7	H: 0 LOB: 1 BB: 1 P: 13	1B: 3 2B: 5 3B: 0 HR: 0	SF: 0 SAC: 1 DP: 1 HBP: 0	WP: 0 PA: 41 PB: 0 SB: 0 CS: 1
PITCHER	IP WLS BF H R ER SO	IP WLS BF H R ER SO	IP WLS BF H R ER SO	IP WLS BF H R ER SO	IP WLS BF H R ER SO	IP WLS BF H R ER SO	IP WLS BF H R ER SO	IP WLS BF H R ER SO	IP WLS BF H R ER SO	IP WLS BF H R ER SO	IP WLS BF H R ER SO	IP WLS BF H R ER SO	IP WLS BF H R ER SO	IP WLS BF H R ER SO	IP WLS BF H R ER SO	IP WLS BF H R ER SO	IP WLS BF H R ER SO	ERA WHIP	ERA WHIP		
Ryan Dempster, R ERA: 6.5	7.0	7.0	7.0	7.0	7.0	7.0	7.0	7.0	7.0	7.0	1.29	1.143									
Gabe White, L ERA: 3.92	1.0	1.0	1.0	1.0	1.0	1.0	1.0	1.0	1.0	1.0	0.00	1.000									
Scott Williamson, R ERA: 2.79	2.0	2.0	2.0	2.0	2.0	2.0	2.0	2.0	2.0	2.0	0.00	1.000									

Chicago Cubs @ Cincinnati Reds
Great American Ball Park, Cincinnati, OH
Tue Jun 17 2003, 7:10 PM EDT
Att: 28,999 - Cloudy - 78 F

AB 35
R 1
H 7
RBI 1
BB 5
SO 8
LOB 20



Batter	1	2	3	4	5	6	7	8	9	10	AB	R	H	RBI	BB	SO	LOB	BOTTOM
Barry Larkin, R OBP: 0.361, SLG: 0.380	K				G5-3				G3-1		4	0	1	1	0	1	0	
Jose Guillen, R OBP: 0.388, SLG: 0.605										SH1	3	0	0	0	1	0	3	
Sean Casey, L OBP: 0.343, SLG: 0.411					G3					L9	5	0	1	1	0	3	2	
Austin Kearns, R OBP: 0.399, SLG: 0.520											2B	3	0	1	0	1	0	
Aaron Boone, R OBP: 0.353, SLG: 0.527											2B	4	0	1	0	0	4	
Adam Dunn, L OBP: 0.335, SLG: 0.523											2B	2	0	0	0	2	2	
Jason LaRue, R OBP: 0.346, SLG: 0.492											2B	4	0	0	0	1	3	
Juan Castro, R OBP: 0.278, SLG: 0.377											2B	4	1	1	0	0	0	
Ryan Dempster, R ERA: 6.5	8.0	8.0	8.0	8.0	8.0	8.0	8.0	8.0	8.0	8.0	1.12	0.875						
Mike Remlinger, L ERA: 3.6	1.1	1.1	1.1	1.1	1.1	1.1	1.1	1.1	1.1	1.1	6.75	0.750						
Todd Wellemeyer, R ERA: 1.38	0.1	0.1	0.1	0.1	0.1	0.1	0.1	0.1	0.1	0.1	0.00	3.000						

Chicago Cubs @ Cincinnati Reds
Great American Ball Park, Cincinnati, OH
Tue Jun 17 2003, 7:10 PM EDT
Att: 28,999 - Cloudy - 78 F

AB 32
R 2
H 5
RBI 2
BB 5
SO 9
LOB 15



Batter	1	2	3	4	5	6	7	8	9	AB R H RBI BB SO LOB	TOP											
Tom Goodwin, L (1, 8) OBP: 0.247, SLG: 0.280	2-2 CS 1B		1-0 G4-3		1-0 1B	1-3 K			1-0 L9	5 1 2 0 0 1 2	Chicago Cubs @ Cincinnati Reds Great American Ball Park, Cincinnati, OH Wed Jun 18 2003, 7:10 PM EDT Att: 39,053 - Cloudy - 78 F											
Mark Crutzielnek, R (1, 4) OBP: 0.333, SLG: 0.368	2-2 L8		1-0 2B		1-1 HR 1B		0-0 2B	3-3 K	5 1 3 1 0 1 1													
Sammy Sosa, R (1, 9) OBP: 0.409, SLG: 0.500	2-1 1B		0-0 G6-3		2-0 HR		0-1 F8		4 1 2 2 0 0 2													
Moises Alou, R (1, 7) OBP: 0.368, SLG: 0.461	2-1 1B		3-1 F9		3-1 F8		1-2 F8		4 0 1 0 0 0 2													
Eric Karros, R (1, 3) OBP: 0.355, SLG: 0.500	2-2 F7			0-0 F7		1-0 2B 34 G4-3 1B		0-0 G5-3	4 1 1 0 0 0 3													
Mark Bellhorn, S (1, 5) OBP: 0.341, SLG: 0.317		4-2 G3-6-1 1B BB		2-0 G4-3		2-2 34 G4-3 2B		0-3 K	3 0 1 0 1 1 0													
Alex Gonzalez, R (1, 6) OBP: 0.313, SLG: 0.401		2-2 G3-6-1 1B		0-1 G5-3		3-2 F7		1-0 G5-3	4 0 1 0 0 0 2													
Paul Bako, L (1, 2) OBP: 0.291, SLG: 0.261		0-1 G3-6-1			1-0 P6		4-0 34 G4-3 IBB	1-1 G4-3	3 0 0 0 1 0 2													
34 Kerry Wood, R (1, 1) OBP: 0.133, SLG: 0.233		3-2 G6-3			2-2 G1-3		0-1 G4-3	1-3 K	4 0 0 1 0 1 3													
Inning Stats	R: 0 E: 0 K: 0 S: 16	H: 3 LOB: 2 BB: 0 P: 26	R: 0 E: 0 K: 0 S: 14	H: 1 LOB: 1 BB: 1 P: 23	R: 0 E: 0 K: 0 S: 5	H: 1 LOB: 1 BB: 0 P: 10	R: 0 E: 0 K: 0 S: 4	H: 0 LOB: 0 BB: 0 P: 6	R: 3 E: 0 K: 0 S: 10	H: 3 LOB: 0 BB: 0 P: 20	R: 1 E: 0 K: 1 S: 12	H: 2 LOB: 2 BB: 1 P: 23	R: 0 E: 0 K: 0 S: 7	H: 1 LOB: 1 BB: 0 P: 8	R: 0 E: 0 K: 1 S: 6	H: 0 LOB: 0 BB: 0 P: 8	R: 0 E: 0 K: 2 S: 8	H: 0 LOB: 0 BB: 0 P: 13	1B: 7 2B: 3 3B: 0 HR: 1	SF: 0 SAC: 0 DP: 1 HBP: 0	WP: 0 PB: 0 SB: 1 CS: 1	PA: 38
PITCHER	IP WLS BF H R ER SO BB IBB HBP BLK WP HR S P ERA WHIP											PITCHER	IP WLS BF H R ER SO BB IBB HBP BLK WP HR S P ERA WHIP									
Jimmy Haynes, R (1, 1) ERA: 7.16	5.2 L 27 10 4 4 0 1 1 0 0 0 0 1 58 104 6.35 1.941																					
Kent Mercker, L (6, 1) ERA: 1.79	0.1 1 0 0 0 1 0 0 0 0 0 0 0 3 4 0.00 0.000																					
Scott Sullivan, R (7, 1) ERA: 4.89	1.0 4 1 0 0 0 0 0 0 0 0 0 0 7 8 0.00 1.000																					
Felix Heredia, L (8, 1) ERA: 2.55	2.0 6 0 0 0 3 0 0 0 0 0 0 0 14 21 0.00 0.000																					

AB	36
R	4
H	11
RBI	4
BB	2
SO	4
LOB	17



Batter	1	2	3	4	5	6	7	8	9	AB R H RBI BB SO LOB	BOTTOM									
Barry Larkin, R (1, 6) OBP: 0.345, SLG: 0.360	1-1 G6-3			0-2 G6-3		2-2 G4-3			3-1 L9	4 0 0 0 0 0 1	Chicago Cubs @ Cincinnati Reds Great American Ball Park, Cincinnati, OH Wed Jun 18 2003, 7:10 PM EDT Att: 39,053 - Cloudy - 78 F									
Jose Guillen, R (1, 9) OBP: 0.385, SLG: 0.614	2-2 G4-3			0-3 K		2-2 HR		2-3 K	4 1 1 1 0 2 0											
Sean Casey, L (1, 3) OBP: 0.342, SLG: 0.410	2-1 G6-3			1-3 K		0-0 G6-4-3 1B			3 0 1 0 0 1 0											
Austin Kearns, R (1, 8) OBP: 0.394, SLG: 0.514		2-3 K			3-2 G4-3		1-2 G6-4-3		3 0 0 0 0 1 1											
Aaron Boone, R (1, 5) OBP: 0.349, SLG: 0.521		3-3 K2-3			3-2 F8		1-0 L7		3 0 0 0 0 1 0											
Adam Dunn, L (1, 7) OBP: 0.331, SLG: 0.516		1-0 F8			2-3 K			0-3 K	3 0 0 0 0 2 0											
Kelly Stinnett, R (1, 2) OBP: 0.325, SLG: 0.479			1-1 L8			2-3 K		2-3 K	3 0 0 0 0 2 0											
Juan Castro, R (1, 4) OBP: 0.273, SLG: 0.369			1-1 G1-3			0-1 F7		0-1 G6-3	3 0 0 0 0 0 0											
Jimmy Haynes, R (1, 1) ERA: 7.16			0-0 P4			0-1 1B			1 0 0 0 0 0 0											
Kent Mercker, L (6, 1) ERA: 1.79									0 0 0 0 0 0 0											
Reggie Taylor, L (6, PH) OBP: 0.266, SLG: 0.378									1 0 1 0 0 0 0											
Scott Sullivan, R (7, 1) ERA: 4.89									0 0 0 0 0 0 0											
Felix Heredia, L (8, 1) ERA: 2.55									0 0 0 0 0 0 0											
Russell Branyan, L (8, PH) OBP: 0.307, SLG: 0.333									1 0 0 0 0 0 0											
Inning Stats	R: 0 E: 0 K: 0 S: 7	H: 0 LOB: 0 BB: 0 P: 12	R: 0 E: 0 K: 2 S: 7	H: 0 LOB: 0 BB: 0 P: 13	R: 0 E: 0 K: 0 S: 5	H: 0 LOB: 0 BB: 0 P: 7	R: 0 E: 0 K: 2 S: 9	H: 0 LOB: 0 BB: 0 P: 10	R: 0 E: 0 K: 1 S: 10	H: 1 LOB: 1 BB: 0 P: 18	R: 1 E: 0 K: 0 S: 8	H: 2 LOB: 0 BB: 0 P: 12	R: 0 E: 0 K: 2 S: 8	H: 0 LOB: 0 BB: 0 P: 10	R: 0 E: 0 K: 1 S: 6	H: 0 LOB: 0 BB: 0 P: 12	1B: 2 2B: 0 3B: 0 HR: 1	SF: 0 SAC: 0 DP: 1 HBP: 0	WP: 0 PB: 0 SB: 0 CS: 0	PA: 29
PITCHER	IP WLS BF H R ER SO BB IBB HBP BLK WP HR S P ERA WHIP											PITCHER	IP WLS BF H R ER SO BB IBB HBP BLK WP HR S P ERA WHIP							
34 Kerry Wood, R (1, 1) ERA: 3.06	9.0 W 29 3 1 1 9 0 0 0 0 0 1 70 108 1.00 0.333																			

AB	29
R	1
H	3
RBI	1
BB	0
SO	9
LOB	2



Batter	1	2	3	4	5	6	7	8	9	AB	R	H	RBI	BB	SO	LOB	TOP										
Willie Harris, L (1.8) OBP: 0.213, SLG: 0.217	K2-3	FC4-6	1B		B1-3		K			5	0	2	2	0	2	0											
D'Angelo Jimenez, S (1.4) OBP: 0.339, SLG: 0.427	K	FC4-6	G4-3					K		4	0	0	0	1	2	4											
Magglio Ordonez, R (1.9) OBP: 0.349, SLG: 0.493	1B		2B	F8	L8			P3		5	1	2	0	0	0	1											
Brian Daubach, L (1.3) OBP: 0.373, SLG: 0.407	K		G3	1B	G4-3			K		4	2	1	1	1	2	2											
Carlos Lee, R (1.7) OBP: 0.315, SLG: 0.433		F7	G3	24 1B				G4-3		4	0	0	0	0	1	1											
Aaron Rowand, R (9.7) OBP: 0.263, SLG: 0.297				2B	HBP					0	0	0	0	0	0	0											
Jose Valentin, S (1.6) OBP: 0.317, SLG: 0.409		G3-1	24 1B	1B	1B			K		4	1	1	0	1	2	0											
24 Joe Crede, R (1.5) OBP: 0.276, SLG: 0.358		56 1B	1B	2B	1B			F7		5	2	3	2	0	0	0											
Josh Paul, R (1.2) OBP: 0.450, SLG: 0.353		56 1B	1B	2B	1B			K		3	1	1	1	1	2	3											
56 Mark Buehrle, L (1.1) OBP: 0.167, SLG: 0.167		1B	FC3-6	1B						4	0	1	1	0	1	5											
Tom Gordon, R (7.1)		1B	FC3-6	1B	G6-3			K		0	0	0	0	0	0	0											
Billy Koch, R (9.1)		1B	1B	1B				K		0	0	0	0	0	0	0											
Inning Stats	R: 0 E: 0 K: 3 S: 10	H: 1 LOB: 1 BB: 0 P: 13	R: 2 E: 0 K: 0 S: 17	H: 3 LOB: 2 BB: 1 P: 30	R: 4 E: 0 K: 0 S: 12	H: 5 LOB: 2 BB: 1 P: 22	R: 1 E: 0 K: 1 S: 15	H: 2 LOB: 3 BB: 1 P: 30	R: 0 E: 0 K: 2 S: 13	H: 0 LOB: 0 BB: 0 P: 19	R: 0 E: 0 K: 3 S: 9	H: 0 LOB: 0 BB: 0 P: 14	R: 0 E: 0 K: 1 S: 16	H: 0 LOB: 0 BB: 0 P: 19	R: 0 E: 0 K: 1 S: 16	H: 0 LOB: 0 BB: 0 P: 19	1B: 7 2B: 4 3B: 0 HR: 0	SF: 0 SAC: 0 DP: 0 HBP: 1	WP: 0 PB: 0 SB: 0 CS: 0	PA: 43							
PITCHER	IP	WLS	BF	H	R	ER	SO	BB	IBB	HBP	BLK	WP	HR	S	P	ERA	WHIP										
Matt Clement, R (1.1) ERA: 5.06	3.1	L	25	11	7	7	3	3	0	1	0	0	0	49	36	18.90	4.200										
Kyle Farnsworth, R (4.1) ERA: 2.52	2.2		9	0	0	0	3	1	0	0	0	0	0	24	39	0.00	0.375										
Mike Rentlinger, L (7.1) ERA: 3.27	2.0		6	0	0	0	5	0	0	0	0	0	0	19	28	0.00	0.000										
Antonio Alfonseca, R (9.1) ERA: 2.96	1.0		3	0	0	0	1	0	0	0	0	0	0	16	19	0.00	0.000										

Chicago White Sox @ Chicago Cubs
Wrigley Field, Chicago, IL
Sat Jun 21 2003, 12:15 PM CDT
Att: 38,938 - Sunny - 73 F

livebaseballscores.com

AB 38
R 7
H 11
RBI 7
BB 4
SO 12
LOB 16



Batter	1	2	3	4	5	6	7	8	9	AB	R	H	RBI	BB	SO	LOB	BOTTOM										
Mark Grudzielanek, R (1.4) OBP: 0.333, SLG: 0.372	F9		K		K		1B		1B	5	2	2	1	0	2	1											
Corey Patterson, L (1.8) OBP: 0.327, SLG: 0.537	F8		P4		F8		2B		K	5	0	1	1	0	1	2											
Sammy Sosa, R (1.9) OBP: 0.410, SLG: 0.489	L4			HR	BB		1B		1B	4	1	2	1	1	0	1											
Tom Goodwin, L (9. PR) OBP: 0.253, SLG: 0.286				1B	BB				CS	0	0	0	0	0	0	0											
Moises Alou, R (1.7) OBP: 0.373, SLG: 0.470		F9		HR	G5-3		P4		1B	4	1	1	2	1	0	2											
Eric Karros, R (1.3) OBP: 0.359, SLG: 0.489		1B		G6-4-3		G5-4-3		FC6-4		5	1	4	0	0	0	1											
José Hernández, R (1.5) OBP: 0.305, SLG: 0.355		P6		G6-4-3		F8		FC6-4		3	0	0	0	1	0	3											
Alex Gonzalez, R (1.6) OBP: 0.390, SLG: 0.401		F7		G6-4-3		G5-4-3		1B		3	0	0	0	0	0	4											
Mike Remlinger, L (7.1)				BB						0	0	0	0	0	0	0											
Lenny Harris, L (9. PR) OBP: 0.248, SLG: 0.228				1B						1	0	1	0	0	0	0											
Antonio Alfonseca, R (9.1)				1B						0	0	0	0	0	0	0											
Damian Miller, R (1.2) OBP: 0.321, SLG: 0.386			G5-3				2B		F9	4	0	2	1	0	0	2											
Matt Clement, R (1.1) OBP: 0.227, SLG: 0.227							1B			1	0	1	0	0	0	0											
Kyle Farnsworth, R (4.1)					P4				P3	1	0	0	0	0	0	1											
Ramon Martinez, R (7.5) OBP: 0.338, SLG: 0.400				1B			2B			2	1	1	0	0	0	2											
Inning Stats	R: 0 E: 0 K: 0 S: 7	H: 0 LOB: 0 BB: 0 P: 11	R: 0 E: 0 K: 0 S: 6	H: 1 LOB: 1 BB: 0 P: 8	R: 0 E: 0 K: 1 S: 8	H: 1 LOB: 1 BB: 0 P: 15	R: 3 E: 0 K: 0 S: 15	H: 4 LOB: 1 BB: 1 P: 24	R: 0 E: 0 K: 0 S: 10	H: 1 LOB: 0 BB: 0 P: 14	R: 2 E: 0 K: 0 S: 13	H: 4 LOB: 1 BB: 0 P: 20	R: 0 E: 0 K: 0 S: 17	H: 2 LOB: 2 BB: 0 P: 22	R: 1 E: 0 K: 1 S: 12	H: 2 LOB: 1 BB: 1 P: 23	1B: 10 2B: 4 3B: 0 HR: 1	SF: 0 SAC: 0 DP: 2 HBP: 0	WP: 0 PB: 1 SB: 0 CS: 1	PA: 41							
PITCHER	IP	WLS	BF	H	R	ER	SO	BB	IBB	HBP	BLK	WP	HR	S	P	ERA	WHIP										
56 Mark Buehrle, L (1.1) ERA: 4.9	6.1	W	27	9	4	4	2	2	0	0	0	0	0	56	93	5.68	1.737										
Tom Gordon, R (7.1) ERA: 3.75	1.2		9	4	1	1	0	0	0	0	0	0	0	27	37	5.40	2.400										
Billy Koch, R (9.1) ERA: 4.73	1.0	S	5	2	1	1	1	1	0	0	0	0	0	12	23	9.00	3.000										

Chicago White Sox @ Chicago Cubs
Wrigley Field, Chicago, IL
Sat Jun 21 2003, 12:15 PM CDT
Att: 38,938 - Sunny - 73 F

livebaseballscores.com

AB 38
R 6
H 15
RBI 6
BB 3
SO 3
LOB 19



Batter	1	2	3	4	5	6	7	8	9	AB	R	H	RBI	BB	SO	LOB	TOP							
Willie Harris, L (1, 8) OBP: 0.227, SLG: 0.231										5	0	2	0	0	1	0	Chicago White Sox @ Chicago Cubs Wrigley Field, Chicago, IL Sun Jun 22 2003, 1:20 PM CDT Att: 38,223 - Sunny - 81 F							
D'Angelo Jimenez, S (1, 4) OBP: 0.336, SLG: 0.422										3	0	0	0	0	1	1								
Frank Thomas, R (1, 3) OBP: 0.418, SLG: 0.551										1	0	0	0	2	0	0								
Magglio Ordonez, R (1, 9) OBP: 0.347, SLG: 0.487										3	0	0	0	1	0	4								
Carlos Lee, R (1, 7) OBP: 0.314, SLG: 0.431										4	0	1	0	0	1	4								
Jose Valentin, S (1, 6) OBP: 0.320, SLG: 0.415											4	1	2	0	0	1								
24 Joe Crede, R (1, 5) OBP: 0.338, SLG: 0.353											3	0	0	0	1	0		2						
Damaso Marte, L (8, 1) Rick White, R (8, 1)										0	0	0	0	0	0	0								
Miguel Olivo, R (1, 2) OBP: 0.298, SLG: 0.406										2	0	1	1	1	0	0								
Bartolo Colon, R (1, 1) Tony Graffanino, R (8, 5) Brian Daubach, L (9, PH) OBP: 0.369, SLG: 0.402										3	0	0	0	0	2	4								
Inning Stats	R: 0 E: 0 K: 1 S: 8	H: 0 LOB: 0 BB: 0 P: 15	R: 0 E: 0 K: 1 S: 10	H: 1 LOB: 3 BB: 2 P: 20	R: 0 E: 0 K: 0 S: 14	H: 1 LOB: 2 BB: 1 P: 24	R: 0 E: 0 K: 1 S: 7	H: 2 LOB: 1 BB: 0 P: 10	R: 0 E: 0 K: 2 S: 11	H: 0 LOB: 2 BB: 2 P: 22	R: 1 E: 0 K: 0 S: 6	H: 1 LOB: 1 BB: 0 P: 8	R: 0 E: 0 K: 0 S: 10	H: 1 LOB: 1 BB: 0 P: 15	R: 0 E: 0 K: 0 S: 6	H: 0 LOB: 0 BB: 0 P: 9	R: 0 E: 0 K: 1 S: 8	H: 0 LOB: 0 BB: 0 P: 11	1B: 5 2B: 1 3B: 0 HR: 0	SF: 1 SAC: 1 DP: 2 HBP: 1	WP: 0 PB: 1 SB: 0 CS: 0	PA: 37		
PITCHER	IP	WLS	BF	H	R	ER	SO	BB	IBB	HBP	BLK	WP	HR	S	P	ERA	WHIP							
3B Carlos Zambrano, R (1, 1) ERA: 2.95	8.0	W	34	6	1	1	5	5	0	1	0	0	0	72	123	1.12	1.375							
Joe Borowski, R (9, 1) ERA: 2.02	1.0	S	3	0	0	0	1	0	0	0	0	0	0	8	11	0.00	0.000							

Chicago White Sox @ Chicago Cubs
Wrigley Field, Chicago, IL
Sun Jun 22 2003, 1:20 PM CDT
Att: 38,223 - Sunny - 81 F

livebaseballscores.com

AB 29
R 1
H 6
RBI 1
BB 5
SO 6
LOB 16

Batter	1	2	3	4	5	6	7	8	9	AB	R	H	RBI	BB	SO	LOB	BOTTOM							
Mark Grudzielanek, R (1, 4) OBP: 0.332, SLG: 0.370										4	1	1	0	0	0	0	Chicago White Sox @ Chicago Cubs Wrigley Field, Chicago, IL Sun Jun 22 2003, 1:20 PM CDT Att: 38,223 - Sunny - 81 F							
Ramon Martinez, R (1, 6) OBP: 0.349, SLG: 0.414										3	1	2	1	1	0	0								
Corey Patterson, L (1, 8) OBP: 0.329, SLG: 0.535										3	0	1	1	1	1	1								
Sammy Sosa, R (1, 9) OBP: 0.412, SLG: 0.483										2	0	0	0	2	1	2								
Moises Alou, R (1, 7) OBP: 0.368, SLG: 0.463										4	0	0	0	0	0	3								
Eric Karros, R (1, 3) OBP: 0.385, SLG: 0.489										2	0	1	0	1	0	0								
Tom Goodwin, L (7, PR) OBP: 0.253, SLG: 0.286										0	0	0	0	0	0	0								
Alex Gonzalez, R (8, 6) OBP: 0.306, SLG: 0.401										0	0	0	0	0	0	0								
Lenny Harris, L (1, 5) OBP: 0.250, SLG: 0.232										3	0	1	0	0	2	2								
José Hernández, R (9, 5) OBP: 0.305, SLG: 0.355										0	0	0	0	0	0	0								
Damian Miller, R (1, 2) OBP: 0.316, SLG: 0.379										3	0	0	0	0	1	4								
3B Carlos Zambrano, S (1, 1) OBP: 0.212, SLG: 0.375										2	0	0	0	0	0	0								
Troy O'Leary, L (8, PH) OBP: 0.270, SLG: 0.348										1	0	0	0	0	0	0								
Joe Borowski, R (9, 1) ERA: 6.91										0	0	0	0	0	0	0								
Inning Stats	R: 0 E: 0 K: 1 S: 7	H: 0 LOB: 0 BB: 0 P: 11	R: 0 E: 0 K: 1 S: 9	H: 0 LOB: 2 BB: 2 P: 21	R: 0 E: 0 K: 1 S: 13	H: 1 LOB: 1 BB: 1 P: 20	R: 0 E: 0 K: 1 S: 7	H: 0 LOB: 0 BB: 0 P: 8	R: 0 E: 0 K: 0 S: 6	H: 0 LOB: 0 BB: 1 P: 11	R: 0 E: 0 K: 0 S: 8	H: 2 LOB: 1 BB: 0 P: 16	R: 2 E: 0 K: 0 S: 8	H: 3 LOB: 1 BB: 1 P: 18	R: 0 E: 0 K: 0 S: 8	H: 0 LOB: 0 BB: 1 P: 11	1B: 5 2B: 2 3B: 0 HR: 0	SF: 0 SAC: 0 DP: 3 HBP: 0	WP: 0 PB: 1 SB: 0 CS: 0	PA: 32				
PITCHER	IP	WLS	BF	H	R	ER	SO	BB	IBB	HBP	BLK	WP	HR	S	P	ERA	WHIP							
Bartolo Colon, R (1, 1) ERA: 3.93	7.0	L	26	3	0	0	0	4	0	0	0	0	0	7	15	54.00	9.000							
Damaso Marte, L (8, 1) ERA: 2.4	0.1	L	5	3	2	2	0	0	1	0	0	0	0	1	3	0.00	0.000							
Rick White, R (8, 1) ERA: 6.91	0.2	L	1	0	0	0	0	0	0	0	0	0	0	1	3	0.00	0.000							

Chicago White Sox @ Chicago Cubs
Wrigley Field, Chicago, IL
Sun Jun 22 2003, 1:20 PM CDT
Att: 38,223 - Sunny - 81 F

livebaseballscores.com

AB 27
R 2
H 6
RBI 2
BB 5
SO 5
LOB 12

Batter	1	2	3	4	5	6	7	8	9	AB	R	H	RBI	BB	SO	LOB	TOP			
Eric Young Sr. R OBP: 0.333, SLG: 0.424 (1, 4)	 2B	 P4			 1B			 1B		4	0	2	0	0	1	3	Milwaukee Brewers @ Chicago Cubs Wrigley Field, Chicago, IL Tue Jun 24 2003, 7:05 PM CDT Att: 40,389 - Sunny - 90 F			
Scott Podsednik L OBP: 0.378, SLG: 0.420 (1, 8)	 FC1-6-5-3-4-3		 BB		 F8			 G1-6-3		3	0	0	0	1	0	2				
Geoff Jenkins L OBP: 0.360, SLG: 0.548 (1, 7)	 HR		 K			 K		 K		4	1	1	1	0	3	1				
Richie Sexson R OBP: 0.358, SLG: 0.502 (1, 3)	 K		 P3			 P3			 G6-3	4	0	0	0	0	1	1				
John Vander Wal L OBP: 0.372, SLG: 0.488 Brady Clark R OBP: 0.275, SLG: 0.318 (8, 9)		 G3-1	 PO	 1B			 K		 G5-3	3	0	1	0	0	1	0				
Wes Helms R OBP: 0.337, SLG: 0.469 (1, 5)	 1B			 G6-4-3			 2B		 E6	4	0	3	0	0	0	0				
Eddie Pérez R OBP: 0.322, SLG: 0.435 Keith Osik R OBP: 0.341, SLG: 0.318 (8, 2)	 1B		 F8		 K			 F7		3	0	1	0	0	1	3				
Royce Clayton R OBP: 0.301, SLG: 0.350 (1, 6)	 G6-4-3			 1B			 K			3	0	1	0	0	1	3				
Ruben Quevedo R OBP: 0.336, SLG: 0.300 Matt Ford S OBP: 0.215, SLG: 0.143 Enrique Cruz R OBP: 0.345, SLG: 0.588 Luis Vizcaino R OBP: 0.345, SLG: 0.588 Brooks Kieschnick L OBP: 0.345, SLG: 0.588 John Foster L OBP: 0.345, SLG: 0.588 (1, 1)	 K		 G1-3				 F8			0	0	0	0	0	0	0				
Inning Stats	R: 1 E: 0 K: 1 S: 11	H: 2 LOB: 0 BB: 0 P: 21	R: 0 E: 0 K: 1 S: 16	H: 3 LOB: 3 BB: 0 P: 23	R: 0 E: 0 K: 1 S: 10	H: 0 LOB: 0 BB: 1 P: 17	R: 0 E: 0 K: 0 S: 8	H: 2 LOB: 1 BB: 0 P: 14	R: 0 E: 0 K: 1 S: 7	H: 0 LOB: 0 BB: 0 P: 10	R: 0 E: 0 K: 2 S: 12	H: 1 LOB: 1 BB: 0 P: 19	R: 0 E: 0 K: 1 S: 8	H: 1 LOB: 0 BB: 0 P: 11	R: 0 E: 1 K: 0 S: 9	H: 0 LOB: 1 BB: 0 P: 15		1B: 6 2B: 3 3B: 0 HR: 1	SF: 0 SAC: 0 DP: 3 HBP: 0	WP: 0 PB: 0 SB: 0 CS: 0
PITCHER	IP WLS BF H R ER SO BB IBB HBP BLK WP HR S P ERA WHIP																			
34 Kerry Wood R ERA: 2.94	7.0 W 27 8 1 1 8 1 0 0 0 0 0 1 71 114 1.29 1.286																			
Mark Guthrie L ERA: 3.0	1.0 3 1 0 0 1 0 0 0 0 0 0 0 8 11 0.00 1.000																			
Antonio Alfonseca R ERA: 2.84	1.0 4 0 0 0 0 0 0 0 0 0 0 0 9 15 0.00 0.000																			

Batter	1	2	3	4	5	6	7	8	9	AB	R	H	RBI	BB	SO	LOB	BOTTOM			
Mark Grudzielanek R OBP: 0.339, SLG: 0.384 Bobby Hill S OBP: 0.250, SLG: 0.250 (8, 9)	 HR	 BB		 P3		 HR		 G6-4-3		3	2	2	1	1	0	0	Milwaukee Brewers @ Chicago Cubs Wrigley Field, Chicago, IL Tue Jun 24 2003, 7:05 PM CDT Att: 40,389 - Sunny - 90 F			
Alex Gonzalez R OBP: 0.304, SLG: 0.408 (1, 6)	 F8	 G1-4-6-3		 K		 HR		 G6-3		5	1	1	1	0	1	3				
Corey Patterson L OBP: 0.328, SLG: 0.541 (1, 8)	 HR	 P2			 K		 K			4	1	1	2	0	2	0				
Sammy Sosa R OBP: 0.423, SLG: 0.530 (1, 9)	 HR		 FC6-4	 SF9	 HR		 2B			3	3	3	2	1	0	0				
Moises Alou R OBP: 0.370, SLG: 0.462 Mark Guthrie R Antonio Alfonseca R (1, 7)	 SF9		 FC6-4	 1B	 F8		 G1-3			3	1	1	0	1	0	1				
Eric Karros R OBP: 0.369, SLG: 0.490 (1, 3)	 1B		 FC6-4	 1B	 P5		 G1-6-3			4	0	2	0	0	0	2				
Ramon Martinez R OBP: 0.340, SLG: 0.498 (1, 5)	 SF9		 SF9	 K		 K		 G1-6-3		2	0	0	2	0	1	2				
Damian Miller R OBP: 0.318, SLG: 0.381 Paul Bako L OBP: 0.301, SLG: 0.288 (6, 2)	 1B		 K		 F8		 G6-4-3			2	0	1	0	0	1	1				
34 Kerry Wood R OBP: 0.152, SLG: 0.333 Troy O'Leary L OBP: 0.276, SLG: 0.348 (8, 7)	 K		 K		 K		 HR		 G6-4-3	3	1	1	1	0	2	2				
Inning Stats	R: 4 E: 0 K: 1 S: 21	H: 5 LOB: 2 BB: 1 P: 41	R: 0 E: 0 K: 0 S: 8	H: 0 LOB: 1 BB: 1 P: 15	R: 1 E: 0 K: 1 S: 11	H: 1 LOB: 1 BB: 1 P: 24	R: 0 E: 0 K: 2 S: 10	H: 0 LOB: 0 BB: 0 P: 14	R: 1 E: 0 K: 1 S: 10	H: 1 LOB: 0 BB: 0 P: 13	R: 3 E: 0 K: 2 S: 14	H: 3 LOB: 1 BB: 0 P: 18	R: 0 E: 0 K: 0 S: 9	H: 2 LOB: 1 BB: 0 P: 10	R: 0 E: 0 K: 0 S: 6	H: 1 LOB: 1 BB: 1 P: 11		1B: 5 2B: 2 3B: 0 HR: 6	SF: 2 SAC: 0 DP: 3 HBP: 0	WP: 0 PB: 0 SB: 0 CS: 0
PITCHER	IP WLS BF H R ER SO BB IBB HBP BLK WP HR S P ERA WHIP																			
Ruben Quevedo R ERA: 6.53	0.2 L 12 1 1 1 4 2 0 0 0 0 0 0 32 57 2.70 0.900																			
Matt Ford L ERA: 2.15	3.1 8 3 3 3 2 0 0 0 0 0 0 3 18 24 16.20 1.800																			
Luis Vizcaino R ERA: 9.85	1.2 6 3 1 1 1 0 0 0 0 0 0 1 15 17 6.75 2.250																			
Brooks Kieschnick R ERA: 6.25	1.0 4 1 0 0 0 1 0 0 0 0 0 0 6 11 0.00 2.000																			
John Foster L ERA: 4.05	1.0 4 1 0 0 0 1 0 0 0 0 0 0 6 11 0.00 2.000																			

Batter	1	2	3	4	5	6	7	8	9	10	AB	R	H	RBI	BB	SO	LOB	TOP					
Eric Young Sr., R OBP: 0.337, SLG: 0.428 (1.4)	E4 F8 1B		K		SF7		P3	WP 1B		HR 1B	5	2	3	1	0	1	0						
Scott Podsednik, L OBP: 0.385, SLG: 0.422 (1.8)	F8						2B 1B	L8		HR BB	4	2	2	0	2	0	2						
Geoff Jenkins, L OBP: 0.363, SLG: 0.561 (1.7)	L5		L7		G4-3		1B 2B	BB 1B		HR	6	2	3	4	0	0	3						
Richie Sexson, R OBP: 0.366, SLG: 0.502 (1.3)	BB				G6-4-3 1B		1B BB	FC3-6 HBP		K	2	1	1	0	3	1	0						
Wes Helms, R OBP: 0.333, SLG: 0.462 (1.5)	K				G6-4-3		K	K		L4	6	0	1	2	0	3	6						
Brady Clark, R OBP: 0.276, SLG: 0.312 (7.9)		G6-3					K	FC3-6 1B		F8	2	0	0	0	1	1	1						
John Vander Wal, L OBP: 0.376, SLG: 0.488 (7.9)					BB		1B	FC3-6 FC6-4		E BB	2	1	1	0	1	0	0						
Keith Osik, R OBP: 0.336, SLG: 0.313 (10.2)		F9			F9		1B	FC3-6 FC6-4		G5-3	5	0	1	1	0	0	3						
Eddie Pérez, R OBP: 0.326, SLG: 0.450 (10.2)								1-2 2-3 3-H		E4 3B	1	1	1	1	0	0	0						
Royce Clayton, R OBP: 0.288, SLG: 0.345 (1.6)		G6-3			E1 SH2-4 SF7 1B		K	FC6-4		P2	6	1	1	0	0	2	4						
15 Ben Sheets, R Karl Glatz, R Curt Leskanic, R Dan Kolb, R Valerio De Los Santos, L Luis Vizcaino, R Ramon Martinez, R Mike DeJean, R					SH2-4			HR		G6-3	1	0	0	0	0	0	0						
Inning Stats	R: 0 E: 1 K: 1 S: 9	H: 1 LOB: 2 BB: 1 P: 21	R: 0 E: 0 K: 0 S: 7	H: 0 LOB: 0 BB: 0 P: 11	R: 0 E: 0 K: 2 S: 13	H: 1 LOB: 1 BB: 0 P: 18	R: 0 E: 0 K: 0 S: 4	H: 1 LOB: 1 BB: 1 P: 17	R: 0 E: 0 K: 3 S: 11	H: 1 LOB: 2 BB: 1 P: 21	R: 4 E: 0 K: 2 S: 24	H: 5 LOB: 2 BB: 0 P: 32	R: 1 E: 0 K: 1 S: 17	H: 2 LOB: 2 BB: 1 P: 30	R: 0 E: 0 K: 0 S: 8	H: 0 LOB: 0 BB: 0 P: 14	R: 6 E: 1 K: 2 S: 19	H: 4 LOB: 0 BB: 2 P: 29	1B: 11 2B: 1 3B: 1 HR: 3	SF: 1 SAC: 1 DP: 1 HBP: 1	WP: 1 PB: 0 SB: 1 CS: 0	PA: 53	
PITCHER	IP WLS BF H R ER SO BB IBB HBP BLK WP HR S P ERA WHIP	6.0 0.1 1.1 0.0 1.1	26 4 8 1 5	5 3 3 0 2	1 3 2 0 0	0 3 2 0 0	6 0 0 0 1	4 0 0 0 0	0 0 0 0 0	0 0 0 0 0	0 1 12 16	0.00 81.00	1.500 9.000	10.1	1.0 L 9 4 6 5 2	19 2 0 0 0	29 0 0 0 0	29 2 19 29	45.00 6.000				

Milwaukee Brewers @ Chicago Cubs
Wrigley Field, Chicago, IL
Wed Jun 25 2003, 1:20 PM CDT
Att. 38,357 - Sunny - 90 F

AB 43
R 12
H 16
RBI 11
BB 7
SO 9
LOB 19



Batter	1	2	3	4	5	6	7	8	9	10	AB	R	H	RBI	BB	SO	LOB	BOTTOM						
Mark Grudzielanek, R OBP: 0.333, SLG: 0.379 (1.4)	G6-3		G5-3		L9		K			SH1-4	4	0	0	0	0	1	1							
José Hernández, R OBP: 0.301, SLG: 0.390 (7.6)	K		K		K		K			BB	4	0	0	0	0	4	1							
Bobby Hill, S OBP: 0.400, SLG: 0.250 (10.1)											0	0	0	0	1	0	0							
Corey Patterson, L OBP: 0.329, SLG: 0.537 (1.8)	K				G4-3		1B S 1B	BB WP SF8 BB		F8	4	2	1	0	1	1	2							
Sammy Sosa, R OBP: 0.427, SLG: 0.527 (1.9)		G5-3 BB			1B 1B		HR BB	K		K	3	2	1	0	2	2	3							
Moises Alou, R OBP: 0.374, SLG: 0.473 (1.7)		G5-3			FC5-4 PB 1B		HR	BB BB		G6-3	4	2	2	3	1	0	1							
Eric Karros, R OBP: 0.370, SLG: 0.483 (1.3)		K			FC5-4 1B		K	BB BB		F8	4	0	1	1	1	2	1							
Alex Gonzalez, R OBP: 0.331, SLG: 0.404 (7.1)		F9			P2		P6	SF8		G3	3	0	0	0	0	0	3							
Paul Bako, L OBP: 0.289, SLG: 0.299 (1.2)					FC5-4 PB 2B		K	P5			4	0	1	0	0	1	4							
Shawn Estes, R OBP: 0.167, SLG: 0.130 (7.5)					B3		G5-3			SH1-4 1B	2	0	0	0	0	1	2							
Ramon Martinez, R OBP: 0.342, SLG: 0.409 (8.6)					K						2	0	1	0	0	0	0							
Inning Stats	R: 0 E: 0 K: 2 S: 10	H: 0 LOB: 0 BB: 0 P: 15	R: 0 E: 0 K: 1 S: 7	H: 0 LOB: 1 BB: 1 P: 16	R: 0 E: 0 K: 1 S: 12	H: 1 LOB: 1 BB: 0 P: 17	R: 3 E: 0 K: 1 S: 11	H: 4 LOB: 1 BB: 0 P: 22	R: 0 E: 0 K: 1 S: 5	H: 0 LOB: 0 BB: 0 P: 5	R: 2 E: 0 K: 2 S: 14	H: 1 LOB: 0 BB: 1 P: 24	R: 0 E: 0 K: 2 S: 8	H: 0 LOB: 0 BB: 0 P: 13	R: 1 E: 0 K: 1 S: 12	H: 0 LOB: 2 BB: 3 P: 27	R: 0 E: 0 K: 1 S: 13	H: 1 LOB: 1 BB: 1 P: 21	R: 0 E: 0 K: 0 S: 7	H: 0 LOB: 0 BB: 0 P: 10	1B: 5 2B: 1 3B: 0 HR: 1	SF: 1 SAC: 1 DP: 0 HBP: 0	WP: 1 PB: 1 SB: 1 CS: 0	PA: 43
PITCHER	IP WLS BF H R ER SO BB IBB HBP BLK WP HR S P ERA WHIP	6.0 1.0 0.1 0.1 1.1	26 3 4 0 5	5 0 0 0 0	0 2 0 0 0	0 0 0 0 0	0 0 0 0 0	0 0 0 0 0	0 0 0 0 0	0 0 0 0 0	0 8 13	0.00 0.000	10.1	1.0 L 3 0 0 0 0	10 0 7 10	0.00 0.000								

Milwaukee Brewers @ Chicago Cubs
Wrigley Field, Chicago, IL
Wed Jun 25 2003, 1:20 PM CDT
Att. 38,357 - Sunny - 90 F

AB 35
R 6
H 7
RBI 5
BB 6
SO 12
LOB 18



Batter	1	2	3	4	5	6	7	8	9	AB R H RBI BB SO LOB	TOP											
Scott Podsednik, L (1, 8) OBP: 0.391, SLG: 0.428										4 2 3 0 0 1 0	Milwaukee Brewers @ Chicago Cubs Wrigley Field, Chicago, IL Thu Jun 26 2003, 1:20 PM CDT Att: 39,711 - Sunny - 68 F											
Keith Ginter, R (1, 4) OBP: 0.352, SLG: 0.346										3 2 1 2 1 2 1												
Geoff Jenkins, L (1, 7) OBP: 0.362, SLG: 0.568										4 1 1 3 0 2 1												
Richie Sexson, R (1, 3)										4 0 0 0 0 2 0												
John Vander Wal, L (1, 9) OBP: 0.374, SLG: 0.489 Mike DeJean, R (9, 1)										4 0 1 0 0 2 0 0 0 0 0 0 0 0												
Wes Helms, R (1, 5) OBP: 0.329, SLG: 0.454										4 0 0 0 0 3 1												
Keith Osik, R (1, 2) OBP: 0.328, SLG: 0.304										3 0 0 0 0 2 1												
Enrique Cruz, R (1, 6) OBP: 0.196, SLG: 0.130										3 0 0 0 0 2 0												
Wayne Franklin, L (1, 1) OBP: 0.094, SLG: 0.094 Luis Vizcaino, R (7, 1) Brooks Kieschnick, L (8, PH) Leo Estrella, R (8, 1) Brady Clark, R (9, 9) OBP: 0.276, SLG: 0.312										2 0 0 0 0 0 0 0 0 0 0 0 0 0 1 0 0 0 0 1 0 0 0 0 0 0 0 0 0 0 0 0 0 0 0												
Inning Stats	R: 0 E: 0 K: 2 S: 10	H: 1 LOB: 1 BB: 0 P: 17	R: 0 E: 0 K: 3 S: 14	H: 1 LOB: 1 BB: 0 P: 21	R: 0 E: 0 K: 1 S: 12	H: 0 LOB: 0 BB: 0 P: 15	R: 0 E: 0 K: 2 S: 10	H: 0 LOB: 0 BB: 0 P: 15	R: 0 E: 0 K: 1 S: 8	H: 0 LOB: 0 BB: 0 P: 9		R: 2 E: 0 K: 1 S: 13	H: 2 LOB: 0 BB: 0 P: 21	R: 0 E: 0 K: 3 S: 10	H: 0 LOB: 0 BB: 0 P: 18	R: 0 E: 0 K: 3 S: 9	H: 0 LOB: 0 BB: 0 P: 11	R: 3 E: 0 K: 1 S: 12	H: 2 LOB: 0 BB: 1 P: 24	1B: 3 2B: 2 3B: 0 HR: 2	SF: 0 SAC: 0 DP: 1 HBP: 0	WP: 1 PB: 0 SB: 1 CS: 1
PITCHER	IP WLS BF H R ER SO BB IBB HBP BLK WP HR S P ERA WHIP											IP WLS BF H R ER SO BB IBB HBP BLK WP HR S P ERA WHIP										
22 Mark Prior, R (1, 1) ERA: 2.61 Joe Borowski, R (9, 1) ERA: 2.61	8.0 27 4 2 2 16 0 0 0 0 1 1 86 127 2.25 0.500											1.0 L 6 2 3 3 1 1 0 0 0 0 0 1 12 24 27.00 3.000										


AB	32
R	5
H	6
RBI	5
BB	1
SO	17
LOB	4




Batter	1	2	3	4	5	6	7	8	9	AB R H RBI BB SO LOB	BOTTOM											
Mark Grudzielanek, R (1, 4) OBP: 0.341, SLG: 0.382										3 1 2 0 2 0 0	Milwaukee Brewers @ Chicago Cubs Wrigley Field, Chicago, IL Thu Jun 26 2003, 1:20 PM CDT Att: 39,711 - Sunny - 68 F											
Corey Patterson, L (1, 8) OBP: 0.331, SLG: 0.535										3 0 1 0 1 2 2												
Sammy Sosa, R (1, 9) OBP: 0.424, SLG: 0.537										4 1 1 2 0 2 5												
Moises Alou, R (1, 7) OBP: 0.372, SLG: 0.470										4 1 1 0 0 0 3												
Eric Karros, R (1, 3) OBP: 0.367, SLG: 0.484										4 0 1 0 0 1 0												
Alex Gonzalez, R (1, 6) OBP: 0.297, SLG: 0.398										4 0 0 1 0 0 1												
José Hernández, R (1, 5) OBP: 0.300, SLG: 0.346										3 0 0 0 1 1 0												
Paul Bako, L (1, 2) OBP: 0.289, SLG: 0.288 Lenny Harris, L (9, PH) OBP: 0.243, SLG: 0.227										3 0 0 0 0 0 2 1 0 0 0 0 0 0												
22 Mark Prior, R (1, 1) OBP: 0.268, SLG: 0.400 Joe Borowski, R (9, 1) Troy O'Leary, L (9, PH) OBP: 0.273, SLG: 0.345										3 0 0 0 0 2 2 0 0 0 0 0 0 0 1 0 0 0 0 0 0												
Inning Stats	R: 0 E: 0 K: 1 S: 10	H: 1 LOB: 0 BB: 0 P: 12	R: 0 E: 0 K: 2 S: 8	H: 0 LOB: 0 BB: 0 P: 12	R: 0 E: 0 K: 2 S: 15	H: 1 LOB: 2 BB: 1 P: 26	R: 1 E: 0 K: 1 S: 14	H: 2 LOB: 2 BB: 1 P: 23	R: 2 E: 0 K: 1 S: 8	H: 2 LOB: 0 BB: 0 P: 15		R: 0 E: 0 K: 0 S: 3	H: 0 LOB: 0 BB: 0 P: 3	R: 0 E: 0 K: 1 S: 7	H: 0 LOB: 2 BB: 2 P: 16	R: 0 E: 0 K: 0 S: 6	H: 0 LOB: 0 BB: 0 P: 7	R: 0 E: 0 K: 0 S: 4	H: 0 LOB: 0 BB: 0 P: 6	1B: 4 2B: 1 3B: 0 HR: 1	SF: 0 SAC: 0 DP: 0 HBP: 0	WP: 0 PB: 0 SB: 0 CS: 0
PITCHER	IP WLS BF H R ER SO BB IBB HBP BLK WP HR S P ERA WHIP											IP WLS BF H R ER SO BB IBB HBP BLK WP HR S P ERA WHIP										
Wayne Franklin, L (1, 1) ERA: 5.02 Luis Vizcaino, R (7, 1) ERA: 9.51 Leo Estrella, R (8, 1) ERA: 1.35 Mike DeJean, R (9, 1) ERA: 3.99	6.1 29 0 0 0 1 0 0 0 0 0 0 4 5 0.00 0.000	0.2 2 0 0 0 1 0 0 0 0 0 0 4 5 0.00 0.000	1.0 W 3 0 0 0 0 0 0 0 0 0 0 6 7 0.00 0.000	1.0 S 3 0 0 0 0 0 0 0 0 0 0 4 6 0.00 0.000																		

AB	33
R	3
H	6
RBI	3
BB	4
SO	8
LOB	15



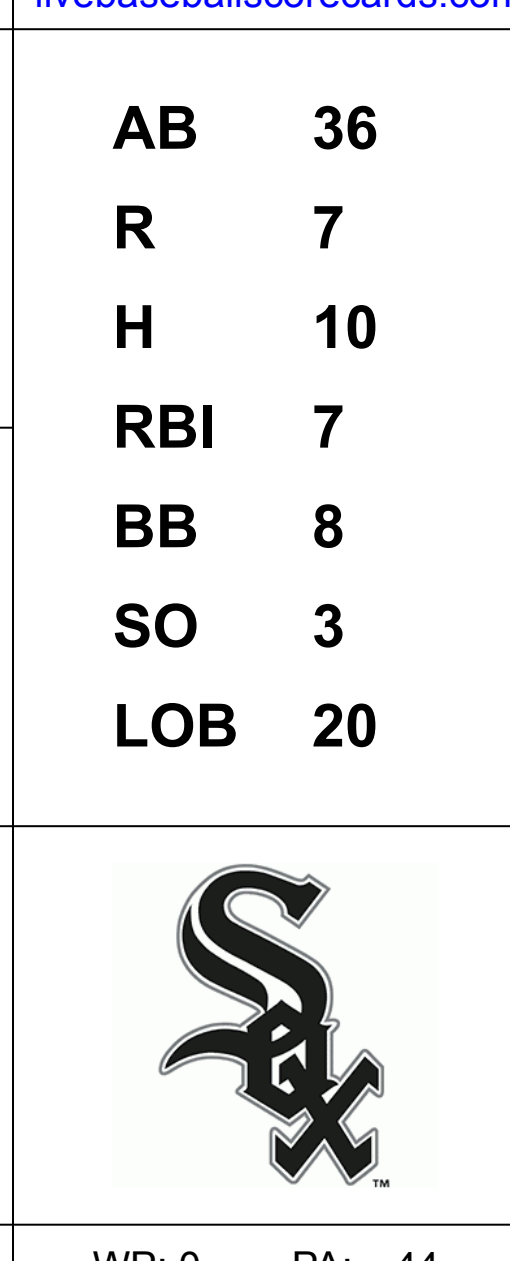
Batter	1	2	3	4	5	6	7	8	9	AB R H RBI BB SO LOB	TOP									
Mark Grudzielanek, R OBP: 0.349, SLG: 0.389	F9		G3-1 1B		FC5 SH1-4 1-2 1B		WP E 1B		SF8 BB 1-2 1B	5 1 4 0 0 0 0	Chicago Cubs @ Chicago White Sox U.S. Cellular Field, Chicago, IL Fri Jun 27 2003, 2:05 PM EDT Att: 45,147 - Sunny - 78 F									
Alex Gonzalez, R OBP: 0.300, SLG: 0.408	HR		G3-1		SH1-4		FC6 WP		1B 1-2 2-3 BB	3 1 1 1 1 0 2										
Corey Patterson, L OBP: 0.335, SLG: 0.537	2B		G4-3		BB		1-2 2-3 IBB		K 0-3	3 0 1 0 2 1 4										
Sammy Sosa, R OBP: 0.415, SLG: 0.526	K				F9 1-2 2-3 K		K		SF8 3-1	4 0 0 1 0 3 7										
Moises Alou, R OBP: 0.370, SLG: 0.465	K				G6-3		FC5		2-3 3-H 1B	5 0 1 1 0 1 7										
Eric Karros, R OBP: 0.362, SLG: 0.471					2B BB 4-0		G4-3		G6-3	4 0 0 0 1 0 2										
Ramon Martinez, R OBP: 0.340, SLG: 0.412	G6-3				SAFE 3-1 2B		G4-3		F9	4 0 1 0 0 0 0										
Paul Bako, L OBP: 0.277, SLG: 0.274	L4				F9		F8		G6-3	4 0 0 0 0 0 2										
Tom Goodwin, L OBP: 0.264, SLG: 0.287					F8		SH1-4 1B BB		F8	3 1 1 0 1 0 0										
									BB SF8 1B											
Inning Stats	R: 1 E: 0 K: 2 S: 12	H: 2 LOB: 1 BB: 0 P: 20	R: 0 E: 0 K: 0 S: 6	H: 0 LOB: 0 BB: 0 P: 8	R: 0 E: 0 K: 0 S: 9	H: 1 LOB: 1 BB: 0 P: 13	R: 0 E: 0 K: 0 S: 6	H: 1 LOB: 2 BB: 1 P: 13	R: 0 E: 0 K: 1 S: 10	H: 0 LOB: 0 BB: 0 P: 9	R: 0 E: 1 K: 1 S: 15	H: 1 LOB: 3 BB: 1 P: 28	R: 0 E: 0 K: 0 S: 10	H: 0 LOB: 0 BB: 0 P: 12	R: 2 E: 0 K: 1 S: 12	H: 3 LOB: 2 BB: 1 P: 22	1B: 6 2B: 2 3B: 0 HR: 1	SF: 1 SAC: 1 DP: 0 HBP: 0	WP: 1 PB: 0 SB: 0 CS: 0	PA: 42
PITCHER	IP WLS BF H R ER SO BB IBB HBP BLK WP HR S P ERA WHIP											IP WLS BF H R ER SO BB IBB HBP BLK WP HR S P ERA WHIP								
Dan Wright, R ERA: 5.03	(1, 1) 6.1 30 6 1 1 3 3 1 0 0 1 1 55 98 1.42 1.421																			
Tom Gordon, R ERA: 3.95	(7, 1) 1.2 8 2 2 2 1 1 0 0 0 0 0 23 38 10.80 1.800																			
Billy Koch, R ERA: 4.76	(9, 1) 1.0 W 4 1 0 0 1 0 0 0 0 0 0 7 10 0.00 1.000																			

Batter	1	2	3	4	5	6	7	8	9	AB R H RBI BB SO LOB	BOTTOM											
Willie Harris, L OBP: 0.215, SLG: 0.208	G3		F7			G3-1		SH3-4 1-2		3 0 0 0 0 0 0	Chicago Cubs @ Chicago White Sox U.S. Cellular Field, Chicago, IL Fri Jun 27 2003, 2:05 PM EDT Att: 45,147 - Sunny - 78 F											
D'Angelo Jimenez, S OBP: 0.329, SLG: 0.412	K		F7			G4-3		G4-3		4 0 0 0 0 1 2												
Frank Thomas, R OBP: 0.424, SLG: 0.557 14 Paul Konerko, R OBP: 0.263, SLG: 0.269	G5-3				F7		HR	1B BB		3 1 1 1 1 0 0 0 0 0 0 0 0 0												
Magglio Ordonez, R OBP: 0.347, SLG: 0.479			F9		G4-3		G5-3	1B		4 0 1 1 0 0 0												
Brian Daubach, L OBP: 0.347, SLG: 0.382			K		K		G3-1	G4-3		4 0 0 0 0 2 2												
Carlos Lee, R OBP: 0.316, SLG: 0.440	1B				G4-3		HR		K	4 1 2 1 0 1 0												
Jose Valentin, S OBP: 0.322, SLG: 0.447	1B		FC5-4 1B		G3-1		F9		HR	4 1 2 1 0 0 0												
24 Joe Crede, R OBP: 0.274, SLG: 0.342	FC5-4				FC6-4 BB		F8			2 0 0 0 1 0 2												
Sandy Alomar Jr., R OBP: 0.280, SLG: 0.342 Miguel Olivo, R OBP: 0.294, SLG: 0.399			F7		FC6-4 1-2 BB		G4-3 SH3-4 1B			3 0 1 0 0 0 1 0 1 0 0 0 0 0												
									G4-3 SH3-4 1B													
Inning Stats	R: 0 E: 0 K: 1 S: 6	H: 0 LOB: 0 BB: 0 P: 9	R: 0 E: 0 K: 1 S: 10	H: 2 LOB: 2 BB: 0 P: 14	R: 0 E: 0 K: 0 S: 7	H: 0 LOB: 0 BB: 0 P: 12	R: 0 E: 0 K: 1 S: 8	H: 0 LOB: 0 BB: 0 P: 12	R: 0 E: 0 K: 0 S: 10	H: 0 LOB: 1 BB: 1 P: 16	R: 1 E: 0 K: 0 S: 8	H: 1 LOB: 0 BB: 0 P: 11	R: 1 E: 0 K: 0 S: 6	H: 1 LOB: 0 BB: 0 P: 9	R: 1 E: 0 K: 0 S: 6	H: 2 LOB: 2 BB: 1 P: 15	R: 1 E: 0 K: 1 S: 5	H: 1 LOB: 0 BB: 0 P: 7	1B: 4 2B: 0 3B: 0 HR: 3	SF: 0 SAC: 1 DP: 0 HBP: 0	WP: 0 PB: 0 SB: 0 CS: 0	PA: 34
PITCHER	IP WLS BF H R ER SO BB IBB HBP BLK WP HR S P ERA WHIP											IP WLS BF H R ER SO BB IBB HBP BLK WP HR S P ERA WHIP										
Matt Clement, R ERA: 4.83	(1, 1) 7.2 30 3 3 3 3 2 0 0 0 0 2 59 95 3.52 0.913																					
Antonio Alfonseca, R ERA: 3.62	(8, 1) 0.2 L 4 2 1 1 1 0 0 0 0 0 0 1 7 10 13.50 3.000																					

Batter	1	2	3	4	5	6	7	8	9	AB	R	H	RBI	BB	SO	LOB	TOP					
Mark Grudzielanek, R OBP: 0.349, SLG: 0.387 (1, 4)	1-1 BB BB BB 1B	1-1 L7			0-1 G6-3	4-1 1B BB		0-1 G4-3		4	1	1	0	1	0	2	<p>Chicago Cubs @ Chicago White Sox</p> <p>U.S. Cellular Field, Chicago, IL</p> <p>Sat Jun 28 2003, 4:05 PM EDT</p> <p>Att: 45,440 - Cloudy - 79 F</p>					
Lenny Harris, L OBP: 0.252, SLG: 0.230 Alex Gonzalez, R OBP: 0.302, SLG: 0.408 (8, PH) (8, 6)	4-1 BB BB 1B BB	0-3 K			2-2 BB BB 1B	2-3 BB BB K		4-1 BB		3	2	1	0	1	2	3						
Corey Patterson, L OBP: 0.333, SLG: 0.531 (1, 8)	1-3 BB BB K	1-0 F7			2-0 F8	0-0 BB 1B		1-3 BB K		5	0	1	1	0	2	6						
Sammy Sosa, R OBP: 0.414, SLG: 0.520 (1, 9)	1-3 BB BB K		2-1 BB BB G6-4-3 1B		4-1 BB BB 1B	0-0 BB F7		3-2 BB BB G6-3		4	1	1	0	1	1	4						
Moises Alou, R OBP: 0.370, SLG: 0.460 (1, 10)	4-0 BB BB 1B BB		1-0 BB BB G6-4-3		4-2 BB BB 1B BB		1-3 BB BB K		1-1 BB BB G5-3		3	1	0	0	2	1						
Eric Karros, R OBP: 0.383, SLG: 0.466 (1, 3)	4-2 BB BB 1B BB		0-1 BB BB L6		0-0 BB BB 1B		0-1 BB BB G6-3		3-2 BB BB G6-3		4	0	1	3	1	0						
Troy O'Leary, L OBP: 0.280, SLG: 0.350 (1, 7)	1-2 BB BB 1B		0-0 BB BB G6-3 1B		0-0 BB BB F7		1-1 BB BB G1-6-3				4	0	2	2	0	2						
Ramon Martinez, R OBP: 0.338, SLG: 0.407 (8, 5)	1-1 BB BB P6		2-2 BB BB G6-3		0-1 BB BB P4		1-1 BB BB G4-3 SH1-3 1B				4	0	1	0	0	3						
Damian Miller, R OBP: 0.318, SLG: 0.376 (1, 2)		2-0 BB BB E5		2-0 BB BB G6-3		4-2 BB BB BB 1B		0-0 BB BB SH1-3		2	1	0	0	1	0	0						
Inning Stats	R: 3 E: 0 K: 2 S: 16	H: 2 LOB: 2 BB: 3 P: 33	R: 0 E: 1 K: 1 S: 7	H: 0 LOB: 1 BB: 0 P: 11	R: 0 E: 0 K: 0 S: 5	H: 1 LOB: 0 BB: 0 P: 8	R: 0 E: 0 K: 0 S: 5	H: 1 LOB: 2 BB: 2 P: 9	R: 2 E: 0 K: 1 S: 11	H: 2 LOB: 2 BB: 2 P: 23	R: 1 E: 0 K: 1 S: 11	H: 1 LOB: 0 BB: 2 P: 21	R: 0 E: 0 K: 1 S: 8	H: 0 LOB: 0 BB: 0 P: 10	R: 0 E: 0 K: 1 S: 11	H: 1 LOB: 2 BB: 1 P: 17		R: 0 E: 0 K: 0 S: 10	H: 0 LOB: 0 BB: 0 P: 17	1B: 8 2B: 0 3B: 0 HR: 0	SF: 0 SAC: 1 DP: 2 HBP: 0	WP: 0 PB: 0 SB: 0 CS: 0
PITCHER	IP WLS BF H R ER SO BB IBB HBP BLK WP HR S P ERA WHIP	IP WLS BF H R ER SO BB IBB HBP BLK WP HR S P ERA WHIP																				
Bartolo Colon, R ERA: 4.2 (1, 1)	5.1	28	6	6	6	3	7	0	0	0	0	0	0	0	0	50	98	10.12	2.438			
David Sanders, L ERA: 4.86 (6, 1)	0.1	2	1	0	0	1	0	0	0	0	0	0	0	0	4	6	0.00	3.000				
Rick White, R ERA: 6.46 (6, 1)	2.0	7	1	0	0	1	0	0	0	0	0	0	0	14	17	0.00	0.500					
Damaso Marte, L ERA: 2.16 (8, 1)	0.1	2	0	0	0	1	1	0	0	0	0	0	0	6	11	0.00	3.000					
Billy Koch, R ERA: 4.63 (9, 1)	1.0	W	3	0	0	0	0	0	0	0	0	0	0	10	17	0.00	0.000					

Batter	1	2	3	4	5	6	7	8	9	AB	R	H	RBI	BB	SO	LOB	BOTTOM					
Willie Harris, L OBP: 0.214, SLG: 0.207 (1, 4)	0-1 F7	0-0 F8		1-2 BB 1B		1-1 BB BB G4-1		2-1 BB BB FC4-6 HR		5	1	1	0	0	0	1	<p>Chicago Cubs @ Chicago White Sox</p> <p>U.S. Cellular Field, Chicago, IL</p> <p>Sat Jun 28 2003, 4:05 PM EDT</p> <p>Att: 45,440 - Cloudy - 79 F</p>					
Aaron Rowand, R OBP: 0.253, SLG: 0.318 (1, 8)	3-2 BB BB G5-3		1-0 BB BB P6	0-0 BB BB F8		0-1 BB BB G6-3		1-1 BB BB HR		5	1	1	2	0	0	1						
Frank Thomas, R OBP: 0.427, SLG: 0.558 (1, 10)	1-2 BB BB 2B		2-3 BB BB K		4-0 BB BB 2B BB		4-1 BB BB F9 BB		1-2 BB BB F8		3	1	1	0	2	1						
Magglio Ordonez, R OBP: 0.354, SLG: 0.485 (1, 9)	4-1 BB BB 2B BB		3-0 BB BB 1B 2B		1-2 BB BB F9		2-2 BB BB 1B		4-2 BB BB F9 BB		3	3	2	0	2	0						
Carlos Lee, R OBP: 0.321, SLG: 0.450 (1, 7)	2-2 BB BB 2B		1-0 BB BB 1B		1-2 BB BB 2B		0-1 BB BB L7		3-2 BB BB F9		5	1	3	2	0	3						
Jose Valentin, S OBP: 0.326, SLG: 0.449 (1, 6)	1-0 BB BB 2B		4-0 BB BB IBB		4-0 BB BB 24 FC6-4 IBB		0-1 BB BB F9		2-3 BB BB K		3	0	1	2	2	1						
14 Paul Konerko, R ERA: 3.13 Brian Daubach, L OBP: 0.347, SLG: 0.382 Tony Graffanino, R OBP: 0.341, SLG: 0.415 (7, PH) (7, PH) (8, 3)	1-1 BB BB F8		0-0 BB BB L6		1-2 BB BB F5		0-1 BB BB G5-3		4-0 BB BB IBB		3	0	0	0	0	6						
24 Joe Crede, R OBP: 0.271, SLG: 0.338 D'Angelo Jimenez, S OBP: 0.330, SLG: 0.413 (8, PH) (9, 5)	2-3 BB BB K		1-0 BB BB F8		1-1 BB BB FC6-4		1-2 BB BB G4-3		0-1 BB BB 1B		3	0	0	0	0	1						
Miguel Olivo, R OBP: 0.289, SLG: 0.392 Armando Rios, L OBP: 0.270, SLG: 0.330 Sandy Alomar Jr., R OBP: 0.280, SLG: 0.342 (8, PH) (9, 2)	0-2 BB BB P4		0-1 BB BB G3-1		0-0 BB BB G6-3		4-0 BB BB FC4-6 BB				3	0	0	0	0	0						
Inning Stats	R: 3 E: 0 K: 0 S: 16	H: 3 LOB: 1 BB: 1 P: 28	R: 0 E: 0 K: 1 S: 9	H: 0 LOB: 0 BB: 0 P: 11	R: 1 E: 0 K: 1 S: 7	H: 2 LOB: 1 BB: 1 P: 18	R: 0 E: 0 K: 0 S: 7	H: 1 LOB: 1 BB: 0 P: 9	R: 0 E: 0 K: 0 S: 11	H: 0 LOB: 0 BB: 2 P: 23	R: 0 E: 0 K: 0 S: 5	H: 0 LOB: 0 BB: 0 P: 6	R: 0 E: 0 K: 0 S: 10	H: 1 LOB: 2 BB: 1 P: 16	R: 2 E: 0 K: 0 S: 12	H: 1 LOB: 0 BB: 1 P: 21		R: 1 E: 0 K: 1 S: 16	H: 1 LOB: 2 BB: 2 P: 29	1B: 4 2B: 5 3B: 0 HR: 1	SF: 0 SAC: 0 DP: 0 HBP: 0	WP: 0 PB: 0 SB: 1 CS: 0
PITCHER	IP WLS BF H R ER SO BB IBB HBP BLK WP HR S P ERA WHIP	IP WLS BF H R ER SO BB IBB HBP BLK WP HR S P ERA WHIP																				
38 Carlos Zambrano, R ERA: 2.48 Kyle Farnsworth, R ERA: 2.48 Mark Guthrie, L ERA: 2.95 Antonio Alfonseca, R ERA: 4.13 Juan Cruz, R ERA: 6.66 (1, 1) (7, 1) (7, 1) (8, 1) (9, 1)	6.0	29	7	4	4	2	2	2	0	0	0	0	0	0	8	14	0.00	3.000				
Mike Remlinger, L ERA: 4.01 (9, 1)	0.1	3	1	0	0	1	0	0	0	0	0	0	0	5	11	0.00	3.000					

AB	33
R	6
H	8
RBI	6
BB	8
SO	6
LOB	21



Batter	1	2	3	4	5	6	7	8	9	AB	R	H	RBI	BB	SO	LOB	TOP			
Mark Grudzielanek, R OBP: 0.350, SLG: 0.385 Ramon Martinez, R OBP: 0.338, SLG: 0.407	4-2 G6-4-3 BB		1-3 K		2-0 E FC4-6 1B		1-1 G5-3		1-0 F9	4	1	1	0	1	1	1				
Alex Gonzalez, R OBP: 0.350, SLG: 0.407	2-1 G6-4-3 1-2		0-0 F9		1-2 E5 FC4-6		1-0 2B		2-1 P3	5	0	1	0	0	0	3				
Corey Patterson, L OBP: 0.329, SLG: 0.524	0-1 L1			1-2 G4-3	1-2 FC4-6 G5-3		0-0 E5			4	0	0	1	0	0	2				
Sammy Sosa, R OBP: 0.412, SLG: 0.515		0-1 F9		0-0 HR 1B	1-2 G5-3		0-3 K			4	1	1	0	0	1	3				
Moises Alou, R OBP: 0.369, SLG: 0.468		0-1 P4		0-0 HR	1-0 G5-3		1-0 F9			4	1	1	2	0	0	3				
Eric Karros, R OBP: 0.372, SLG: 0.485		0-2 2B		2-2 1B 2B		1-1 F8		0-1 G4-3 1B		4	1	3	0	0	0	0				
José Hernández, R OBP: 0.299, SLG: 0.355		2-2 G3-1		1-0 F9		0-0 HR		1-2 F9		4	1	1	1	0	0	3				
Tom Goodwin, L OBP: 0.274, SLG: 0.308			1-2 WP 2B	1-2 2H 1B		1-3 K		3-2 G4-3		4	0	2	1	0	1	1				
Damian Miller, R OBP: 0.312, SLG: 0.368			1-3 K	3-2 F8		0-2 F7		3-1 F9		4	0	0	0	0	1	2				
Inning Stats	R: 0 E: 0 K: 0 S: 9	H: 0 LOB: 0 BB: 1 P: 14	R: 0 E: 0 K: 0 S: 10	H: 1 LOB: 1 BB: 0 P: 12	R: 0 E: 0 K: 2 S: 14	H: 1 LOB: 1 BB: 0 P: 17	R: 3 E: 0 K: 0 S: 16	H: 4 LOB: 1 BB: 0 P: 24	R: 1 E: 1 K: 0 S: 10	H: 1 LOB: 1 BB: 0 P: 11	R: 0 E: 1 K: 1 S: 8	H: 1 LOB: 2 BB: 0 P: 11	R: 0 E: 0 K: 0 S: 10	H: 1 LOB: 1 BB: 0 P: 14	R: 0 E: 0 K: 0 S: 5	H: 0 LOB: 0 BB: 0 P: 11	1B: 4 2B: 4 3B: 0 HR: 2	SF: 0 SAC: 0 DP: 1 HBP: 0	WP: 1 PB: 0 SB: 0 CS: 0	PA: 38
PITCHER	IP WLS BF H R ER SO BB IBB HBP BLK WP HR S P ERA WHIP	7.0 L 32 9 5 4 4 1 0 0 0 1 2 76 106 5.14 1.429	2.0 6 1 0 0 0 0 0 0 0 0 0 0 15 25 0.00 0.500	PITCHER																

Chicago Cubs @ Chicago White Sox
U.S. Cellular Field, Chicago, IL
Sun Jun 29 2003, 2:05 PM EDT
Att: 44,858 - Cloudy - 82 F

AB 37
R 5
H 10
RBI 5
BB 1
SO 4
LOB 18



Batter	1	2	3	4	5	6	7	8	9	AB	R	H	RBI	BB	SO	LOB	BOTTOM					
Willie Harris, L OBP: 0.202, SLG: 0.195	3-2 L6		0-0 B1			2-1 F8	0-2 P4		3-2 G3-1	5	0	0	0	0	0	4						
D'Angelo Jimenez, S OBP: 0.332, SLG: 0.410	4-0 G5-4-3 BB		2-2 G6-3			4-2 FC6-4 BB		1-0 L6		2	0	0	0	2	0	0						
Frank Thomas, R OBP: 0.425, SLG: 0.553	1-2 G5-4-3 1-2		0-1 G6-3			2-2 K		1-2 WP 1B		4	0	1	0	0	1	2						
Magglio Ordonez, R OBP: 0.355, SLG: 0.481		4-2 1B SF7 BB		1-0 G4-3		0-2 FC6-4 1-2		4-2 1B BB		2	1	0	0	2	0	1						
Brian Daubach, L OBP: 0.344, SLG: 0.371		1-3 K		1-3 K		4-2 F9 1B BB		2-2 F7		3	0	0	0	1	2	3						
Carlos Lee, R OBP: 0.323, SLG: 0.451		1-1 SAFE 1B			0-3 K		1-2 F9 1B		1-3 K	4	0	2	0	0	2	2						
Jose Valentin, S OBP: 0.286, SLG: 0.387 Tony Graffanino, R OBP: 0.338, SLG: 0.412		0-0 SF7 3-H		0-1 G6-3		0-1 G6-3		0-0 F9		2	0	0	1	0	0	2						
Aaron Rowand, R OBP: 0.274, SLG: 0.364		1-1 SAFE F8			0-0 HR		4-0 BB		0-1 1B	3	1	2	1	1	0	1						
Miguel Olivo, R OBP: 0.286, SLG: 0.387 Armando Rios, L OBP: 0.287, SLG: 0.328 Sandy Alomar Jr., R OBP: 0.277, SLG: 0.338			1-3 K		0-2 G5-3		1-3 K		2-2 P2	2	0	0	0	0	1	0						
Inning Stats	R: 0 E: 0 K: 0 S: 6	H: 0 LOB: 0 BB: 1 P: 14	R: 1 E: 0 K: 1 S: 12	H: 1 LOB: 1 BB: 1 P: 20	R: 0 E: 0 K: 1 S: 7	H: 0 LOB: 0 BB: 0 P: 10	R: 0 E: 0 K: 1 S: 6	H: 0 LOB: 0 BB: 0 P: 8	R: 1 E: 0 K: 1 S: 9	H: 1 LOB: 0 BB: 0 P: 9	R: 0 E: 0 K: 1 S: 11	H: 0 LOB: 1 BB: 1 P: 19	R: 0 E: 0 K: 1 S: 15	H: 1 LOB: 3 BB: 2 P: 25	R: 0 E: 0 K: 1 S: 12	H: 1 LOB: 2 BB: 1 P: 21	R: 0 E: 0 K: 1 S: 14	H: 1 LOB: 1 BB: 0 P: 21	1B: 4 2B: 0 3B: 0 HR: 1	SF: 1 SAC: 0 DP: 1 HBP: 0	WP: 1 PB: 0 SB: 0 CS: 0	PA: 37
PITCHER	IP WLS BF H R ER SO BB IBB HBP BLK WP HR S P ERA WHIP	8.0 W 33 4 2 2 7 6 0 0 0 0 0 3 5 0.00 0.000	0.1 H 1 0 0 0 1 0 0 0 0 0 0 0 11 16 0.00 1.500	PITCHER																		

Chicago Cubs @ Chicago White Sox
U.S. Cellular Field, Chicago, IL
Sun Jun 29 2003, 2:05 PM EDT
Att: 44,858 - Cloudy - 82 F

AB 30
R 2
H 5
RBI 2
BB 6
SO 8
LOB 19



Batter	1	2	3	4	5	6	7	8	9	AB	R	H	RBI	BB	SO	LOB	TOP			
Lenny Harris, L (1, 5) OBP: 0.243, SLG: 0.221	F8		K		K			G4-3		4	0	0	0	0	2	2	Chicago Cubs @ Philadelphia Phillies Veterans Stadium, Philadelphia, PA Mon Jun 30 2003, 7:05 PM EDT Att: 23,323 - Cloudy - 88 F			
Alex Gonzalez, R (1, 6) OBP: 0.300, SLG: 0.405	K			1B		F7		G5-3		4	1	1	0	0	1					
Corey Patterson, L (1, 8) OBP: 0.331, SLG: 0.522	K			G6-4-3	1B			G6-3		3	1	1	0	1	1					
Sammy Sosa, R (1, 9) OBP: 0.413, SLG: 0.512		P6		G6-4-3	1B			P4		3	0	1	1	1	0	0				
Moises Alou, R (1, 7) OBP: 0.364, SLG: 0.462	L9			G6-4-3	1B			G5-3		4	0	0	0	0	0	4				
Hee-Seop Choi, L (1, 3) OBP: 0.386, SLG: 0.496	F8			F8				G3-1		4	0	1	0	0	0	0				
Ramon Martinez, R (1, 4) OBP: 0.335, SLG: 0.399			G3-1		G4-3			G5-3		3	0	0	0	1	0	0				
Damian Miller, R (1, 2) OBP: 0.313, SLG: 0.368			G6-3							3	0	1	0	0	1	0				
Troy O'Leary, L (9, PH) OBP: 0.276, SLG: 0.347					SH1-4			G6-3		1	0	0	0	0	0	2				
Shawn Estes, R (1, 1) OBP: 0.200, SLG: 0.292										1	1	1	1	0	0	0				
Tom Goodwin, L (8, PH) OBP: 0.281, SLG: 0.315					SH1-4					1	0	1	0	0	0	0				
Mark Guthrie, R (8, 1)										0	0	0	0	0	0	0				
Kyle Farnsworth, R (8, 1)				HR				G4-3		0	0	0	0	0	0	0				
Inning Stats	R: 0 E: 0 K: 2 S: 8	H: 0 LOB: 0 BB: 0 P: 11	R: 0 E: 0 K: 0 S: 5	H: 0 LOB: 0 BB: 0 P: 7	R: 1 E: 0 K: 1 S: 13	H: 1 LOB: 0 BB: 0 P: 16	R: 2 E: 0 K: 0 S: 11	H: 3 LOB: 0 BB: 0 P: 20	R: 0 E: 0 K: 1 S: 8	H: 1 LOB: 1 BB: 2 P: 10	R: 0 E: 0 K: 0 S: 7	H: 0 LOB: 1 BB: 0 P: 10	R: 0 E: 0 K: 1 S: 6	H: 1 LOB: 1 BB: 0 P: 12	R: 0 E: 0 K: 0 S: 12	H: 1 LOB: 2 BB: 1 P: 19	1B: 5 2B: 1 3B: 0 HR: 1	SF: 0 SAC: 1 DP: 2 HBP: 0	WP: 0 PB: 1 SB: 1 CS: 0	PA: 35
PITCHER	IP WLS BF H R ER SO BB IBB HBP BLK WP HR S P ERA WHIP																			
Vicente Padilla, R (1, 1) ERA: 3.88	7.0 W 26 5 3 2 5 2 0 0 0 0 0 1 60 92 2.57 1.000																			
Terry Adams, R (8, 1) ERA: 2.53	0.2 H 3 1 0 0 0 0 0 0 0 0 0 0 5 10 0.00 1.500																			
Dan Plesac, L (8, 1) ERA: 2.45	0.1 H 1 0 0 0 0 0 0 0 0 0 0 0 1 2 0.00 0.000																			
Jose Mesa, R (9, 1) ERA: 4.5	1.0 S 5 1 0 0 0 1 0 0 0 0 0 0 12 19 0.00 2.000																			


AB	31
R	3
H	7
RBI	2
BB	3
SO	5
LOB	10




Batter	1	2	3	4	5	6	7	8	9	AB	R	H	RBI	BB	SO	LOB	BOTTOM	
Placido Polanco, R (1, 4) OBP: 0.332, SLG: 0.407	G6-3				F9			G1-3		4	0	1	0	0	0	0	Chicago Cubs @ Philadelphia Phillies Veterans Stadium, Philadelphia, PA Mon Jun 30 2003, 7:05 PM EDT Att: 23,323 - Cloudy - 88 F	
11 Jimmy Rollins, S (1, 6) OBP: 0.310, SLG: 0.383	K		1B		K			HR		4	1	1	0	0	2	1		
Jim Thome, L (1, 3) OBP: 0.387, SLG: 0.542				1B				HR		2	2	2	2	2	0	0		
Mike Lieberthal, R (1, 2) OBP: 0.393, SLG: 0.453	P5			1B				K		4	1	1	0	0	1	2		
Bobby Abreu, L (1, 9) OBP: 0.390, SLG: 0.458	K			L6				G4-3		4	0	0	0	0	1	2		
Pat Burrell, R (1, 7) OBP: 0.308, SLG: 0.399	F8			1B				G5-3		2	0	0	0	2	0	0		
David Bell, R (1, 5) OBP: 0.296, SLG: 0.292	F8			1B				P6		4	0	1	1	0	0	1		
Marlon Byrd, R (1, 8) OBP: 0.347, SLG: 0.362				SF9				K		2	0	1	1	0	1	1		
Vicente Padilla, R (1, 1) OBP: 0.167, SLG: 0.063				B2-6-4						2	0	0	0	0	1	3		
Jason Michaels, R (7, PH) OBP: 0.393, SLG: 0.566			B2-6-4							1	0	0	0	0	1	0		
Terry Adams, R (8, 1)										0	0	0	0	0	0	0		
Dan Plesac, L (8, 1)										0	0	0	0	0	0	0		
Jose Mesa, R (9, 1)										0	0	0	0	0	0	0		
Inning Stats	R: 0 E: 0 K: 1 S: 9	H: 0 LOB: 1 BB: 1 P: 15	R: 0 E: 0 K: 1 S: 9	H: 0 LOB: 0 BB: 0 P: 13	R: 0 E: 0 K: 0 S: 6	H: 2 LOB: 1 BB: 0 P: 13	R: 2 E: 0 K: 1 S: 15	H: 3 LOB: 2 BB: 1 P: 27	R: 0 E: 0 K: 1 S: 7	H: 0 LOB: 1 BB: 1 P: 13	R: 2 E: 0 K: 2 S: 12	H: 2 LOB: 0 BB: 0 P: 21	R: 0 E: 0 K: 0 S: 5	H: 0 LOB: 0 BB: 0 P: 8	1B: 6 2B: 0 3B: 0 HR: 1	SF: 1 SAC: 0 DP: 1 HBP: 0	WP: 0 PB: 0 SB: 0 CS: 0	PA: 34
PITCHER	IP WLS BF H R ER SO BB IBB HBP BLK WP HR S P ERA WHIP																	
Shawn Estes, L (1, 1) ERA: 5.38	7.0 L 31 7 4 4 7 4 0 0 0 0 0 0 1 67 119 5.14 1.571																	
Mark Guthrie, L (8, 1) ERA: 2.53	0.1 1 0 0 0 0 0 0 0 0 0 0 0 3 5 0.00 0.000																	
Kyle Farnsworth, R (8, 1) ERA: 2.43	0.2 2 0 0 0 0 0 0 0 0 0 0 0 2 3 0.00 0.000																	

AB	29
R	4
H	7
RBI	4
BB	4
SO	7
LOB	10



Batter	1	2	3	4	5	6	7	8	9	AB	R	H	RBI	BB	SO	LOB	TOP				
Tom Goodwin, L (1,8) OBP: 0.270, SLG: 0.302 Corey Patterson, L (9,PH) OBP: 0.330, SLG: 0.521	G4-3		K	K			F8		P1	4	0	0	0	0	2	1	Chicago Cubs @ Philadelphia Phillies Veterans Stadium, Philadelphia, PA Tue Jul 01 2003, 7:05 PM EDT Att: 25,307 - Cloudy - 86 F livebaseballscores.com AB 36 R 3 H 10 RBI 3 BB 1 SO 9 LOB 14 				
Alex Gonzalez, R (1,6) OBP: 0.305, SLG: 0.420	1B		HR		G5-3		K			4	1	3	1	0	1	0					
Sammy Sosa, R (1,9) OBP: 0.410, SLG: 0.507	P4		L9		K			G5-4-3		4	0	1	0	0	1	2					
Moises Alou, R (1,7) OBP: 0.360, SLG: 0.455	K		G6-3		G5-3			G5-4-3		4	0	0	0	0	1	3					
Eric Karros, R (1,3) OBP: 0.380, SLG: 0.503 Hee-Seop Choi, L (8,PR) OBP: 0.386, SLG: 0.496		S			3B		P4		1B	4	1	3	0	0	0	1					
Jose Hernández, R (1,5) OBP: 0.302, SLG: 0.365	F8				G6-3		K		1B	4	1	2	1	0	1	1					
Ramon Martinez, R (1,4) OBP: 0.333, SLG: 0.390 Mike Remlinger, L (8,1) Antonio Alfonseca, R (9,1)			G6-3		G6-3		K		F8	3	0	0	1	1	1	2					
Damian Miller, R (1,2) OBP: 0.307, SLG: 0.360		BB					K			0	0	0	0	0	0	0					
	L9		F7		F9				F9	4	0	0	0	0	0	2					
22 Mark Prior, R (1,1) OBP: 0.273, SLG: 0.395 Kyle Farnsworth, R (7,1) Lenny Harris, L (8,5) OBP: 0.241, SLG: 0.219							K		G4-3	3	0	1	0	0	2	2					
	K									0	0	0	0	0	0	0					
										1	0	0	0	0	0	0					
Inning Stats	R: 0 E: 0 K: 1 S: 8	H: 1 LOB: 1 BB: 0 P: 11	R: 0 E: 0 K: 1 S: 16	H: 1 LOB: 2 BB: 1 P: 24	R: 1 E: 0 K: 1 S: 14	H: 1 LOB: 0 BB: 0 P: 20	R: 2 E: 0 K: 1 S: 12	H: 3 LOB: 1 BB: 0 P: 19	R: 0 E: 0 K: 2 S: 7	H: 0 LOB: 0 BB: 0 P: 11	R: 0 E: 0 K: 2 S: 14	H: 0 LOB: 0 BB: 0 P: 18	R: 0 E: 0 K: 0 S: 8	H: 3 LOB: 2 BB: 0 P: 14	R: 0 E: 0 K: 0 S: 6	H: 0 LOB: 0 BB: 0 P: 9		1B: 6 2B: 2 3B: 1 HR: 1	SF: 0 SAC: 0 DP: 1 HBP: 0	WP: 0 PB: 0 SB: 1 CS: 0	PA: 37
PITCHER	IP WLS BF H R ER SO BB IBB HBP BLK WP HR S P ERA WHIP																				
Randy Wolf, L (1,1) ERA: 3.23	6.0	26	7	3	3	7	1	0	0	0	0	0	0	1	68	103		4.50	1.333		
Rheal Cormier, L (7,1) ERA: 1.55	2.0	8	3	0	0	2	0	0	0	0	0	0	0	0	22	32	0.00	1.500			
Terry Adams, R (9,1) ERA: 2.76	1.0	W	3	0	0	0	0	0	0	0	0	0	0	0	6	9	0.00	0.000			

Batter	1	2	3	4	5	6	7	8	9	AB	R	H	RBI	BB	SO	LOB	BOTTOM						
Placido Polanco, R (1,4) OBP: 0.331, SLG: 0.405	L3				1B		F7		SH3	4	0	1	0	0	0	2	Chicago Cubs @ Philadelphia Phillies Veterans Stadium, Philadelphia, PA Tue Jul 01 2003, 7:05 PM EDT Att: 25,307 - Cloudy - 86 F livebaseballscores.com AB 36 R 4 H 11 RBI 4 BB 4 SO 9 LOB 17 						
11 Jimmy Rollins, S (1,6) OBP: 0.309, SLG: 0.379	G1-3		F8		F8		K		1B	4	0	0	0	1	1	1							
Jim Thome, L (1,3) OBP: 0.387, SLG: 0.540	K		P5		G4-6-3		1B		F8	5	0	2	0	0	1	2							
Bobby Abreu, L (1,9) OBP: 0.390, SLG: 0.455		E5			G4-6-3		1B		1B	4	1	1	0	1	1	2							
Mike Lieberthal, R (1,2) OBP: 0.394, SLG: 0.456		G6-3					K		BB	5	1	2	1	0	2	3							
David Bell, R (1,5) OBP: 0.299, SLG: 0.295		E7			L4		G3		1B	4	1	2	1	0	0	1							
Pat Burrell, R (1,7) OBP: 0.308, SLG: 0.490		L9					G3		1B	4	0	1	1	0	1	2							
Ricky Ledee, L (1,8) OBP: 0.343, SLG: 0.448		BB			K				G3	3	0	1	1	1	1	1							
Randy Wolf, L (1,1) OBP: 0.200, SLG: 0.189 Tomas Perez, S (6,PH) OBP: 0.360, SLG: 0.423 Rheal Cormier, L (7,1) OBP: 0.500, SLG: 0.500 Terry Adams, R (9,1) Jason Michaels, R (9,PH) OBP: 0.403, SLG: 0.574										1	0	0	0	1	1	1							
										1	0	0	0	0	1	2							
										0	0	0	0	0	0	0							
										0	0	0	0	0	0	0							
										1	1	1	0	0	0	0							
Inning Stats	R: 0 E: 0 K: 1 S: 6	H: 0 LOB: 0 BB: 0 P: 9	R: 2 E: 2 K: 0 S: 15	H: 2 LOB: 2 BB: 1 P: 27	R: 0 E: 0 K: 1 S: 8	H: 0 LOB: 0 BB: 0 P: 13	R: 1 E: 0 K: 2 S: 11	H: 2 LOB: 1 BB: 0 P: 20	R: 0 E: 0 K: 0 S: 8	H: 2 LOB: 1 BB: 0 P: 9	R: 0 E: 0 K: 2 S: 10	H: 1 LOB: 2 BB: 1 P: 18	R: 0 E: 0 K: 2 S: 12	H: 2 LOB: 2 BB: 0 P: 23	R: 0 E: 0 K: 1 S: 6	H: 0 LOB: 0 BB: 0 P: 7		R: 1 E: 0 K: 0 S: 12	H: 2 LOB: 3 BB: 2 P: 24	1B: 9 2B: 2 3B: 0 HR: 0	SF: 0 SAC: 1 DP: 1 HBP: 0	WP: 0 PB: 0 SB: 0 CS: 0	PA: 41
PITCHER	IP WLS BF H R ER SO BB IBB HBP BLK WP HR S P ERA WHIP																						
22 Mark Prior, R (1,1) ERA: 2.54	6.2	31	9	3	1	7	1	1	0	0	0	0	0	0	67	115	1.35	1.500					
Kyle Farnsworth, R (7,1) ERA: 2.37	1.0	3	0	0	0	2	0	0	0	0	0	0	0	8	9	0.00	0.000						
Mike Remlinger, L (8,1) ERA: 4.11	1.0	L	6	1	1	1	0	0	0	0	0	0	0	10	21	9.00	3.000						
Antonio Alfonseca, R (9,1) ERA: 4.13	0.0	1	1	0	0	0	0	0	0	0	0	0	0	3	5	*	*						

Batter	1	2	3	4	5	6	7	8	9	AB	R	H	RBI	BB	SO	LOB	TOP				
Mark Grudzielanek, R OBP: 0.343, SLG: 0.375	0-3 K		0-1 G6-3		2-2 G4-6-3		4-0 BB		2-1 G5-3	4	0	0	0	1	1	4	Chicago Cubs @ Philadelphia Phillies Veterans Stadium, Philadelphia, PA Thu Jul 03 2003, 6:05 PM EDT Att: 57,326 - Cloudy - 79 F				
Alex Gonzalez, R OBP: 0.304, SLG: 0.413	1-2 1B		0-2 G6-3			0-3 K	0-1 P3			4	0	1	0	0	1	3					
Corey Patterson, L OBP: 0.328, SLG: 0.513	1-3 K		1-1 G3-1			1-1 G3-1		2-1 G1-3		4	0	0	0	0	1	1					
Sammy Sosa, R OBP: 0.405, SLG: 0.512	0-1 P4			0-0 G5-3		0-0 FC6-4 1B		1-1 G6-3		4	0	1	0	0	0	1					
Moises Alou, R OBP: 0.356, SLG: 0.450 Juan Cruz, R (8, 1)		0-0 G5-3		0-1 G6-3		1-2 FC6-4 1B		0-0 G5-3		4	0	0	0	0	0	1					
Hee-Seop Choi, L OBP: 0.383, SLG: 0.490		2-3 K2-3		2-0 F7			1-1 G1-3 1B		0-0 G3	4	0	1	0	0	1	0					
José Hernández, R OBP: 0.304, SLG: 0.365		0-1 HR 1B		1-1 3B 1B G5-3 1B		2-2 L9		1-3 K		4	1	2	0	0	1	1					
Damian Miller, R OBP: 0.315, SLG: 0.380		3-2 1-H HR		1-0 G5-3		2-0 G1-3 1B		4-0 BB		3	1	2	2	1	0	1					
38 Carlos Zambrano, S OBP: 0.228, SLG: 0.362 Lenny Harris, L OBP: 0.209, SLG: 0.217 Mike Remlinger, L (7, 1) Antonio Alfonseca, R Mark Guthrie, R Troy O'Leary, L OBP: 0.275, SLG: 0.338		0-3 K		0-0 G4-6-3 1B		1-2 2-3 BB		4-2 BB		2	0	1	0	0	1	0					
Inning Stats	R: 0 E: 0 K: 2 S: 12	H: 1 LOB: 1 BB: 0 P: 14	R: 2 E: 0 K: 2 S: 15	H: 2 LOB: 0 BB: 0 P: 20	R: 0 E: 0 K: 0 S: 7	H: 0 LOB: 0 BB: 0 P: 8	R: 0 E: 0 K: 0 S: 4	H: 0 LOB: 0 BB: 0 P: 6	R: 0 E: 0 K: 1 S: 9	H: 1 LOB: 1 BB: 0 P: 11	R: 0 E: 0 K: 0 S: 10	H: 2 LOB: 1 BB: 1 P: 19	R: 0 E: 0 K: 0 S: 5	H: 0 LOB: 0 BB: 0 P: 8	R: 0 E: 0 K: 1 S: 8	H: 0 LOB: 2 BB: 2 P: 19		1B: 7 2B: 0 3B: 0 HR: 1	SF: 0 SAC: 0 DP: 1 HBP: 0	WP: 0 PB: 0 SB: 0 CS: 0	PA: 37
PITCHER	IP WLS BF H R ER SO BB IBB HBP BLK WP HR S P ERA WHIP	IP WLS BF H R ER SO BB IBB HBP BLK WP HR S P ERA WHIP	IP WLS BF H R ER SO BB IBB HBP BLK WP HR S P ERA WHIP	IP WLS BF H R ER SO BB IBB HBP BLK WP HR S P ERA WHIP	IP WLS BF H R ER SO BB IBB HBP BLK WP HR S P ERA WHIP	IP WLS BF H R ER SO BB IBB HBP BLK WP HR S P ERA WHIP	IP WLS BF H R ER SO BB IBB HBP BLK WP HR S P ERA WHIP	IP WLS BF H R ER SO BB IBB HBP BLK WP HR S P ERA WHIP	IP WLS BF H R ER SO BB IBB HBP BLK WP HR S P ERA WHIP	IP WLS BF H R ER SO BB IBB HBP BLK WP HR S P ERA WHIP	IP WLS BF H R ER SO BB IBB HBP BLK WP HR S P ERA WHIP	IP WLS BF H R ER SO BB IBB HBP BLK WP HR S P ERA WHIP	IP WLS BF H R ER SO BB IBB HBP BLK WP HR S P ERA WHIP	IP WLS BF H R ER SO BB IBB HBP BLK WP HR S P ERA WHIP	IP WLS BF H R ER SO BB IBB HBP BLK WP HR S P ERA WHIP	IP WLS BF H R ER SO BB IBB HBP BLK WP HR S P ERA WHIP	IP WLS BF H R ER SO BB IBB HBP BLK WP HR S P ERA WHIP	IP WLS BF H R ER SO BB IBB HBP BLK WP HR S P ERA WHIP	IP WLS BF H R ER SO BB IBB HBP BLK WP HR S P ERA WHIP	IP WLS BF H R ER SO BB IBB HBP BLK WP HR S P ERA WHIP	IP WLS BF H R ER SO BB IBB HBP BLK WP HR S P ERA WHIP

AB	34
R	2
H	8
RBI	2
BB	3
SO	6
LOB	14



Batter	1	2	3	4	5	6	7	8	9	AB	R	H	RBI	BB	SO	LOB	BOTTOM				
Piacleo Polanco, R OBP: 0.331, SLG: 0.414	0-1 G6-3			1-1 G5-3	0-1 11 2B		2-0 11 2B	1-1 BB		5	3	3	3	0	0	0	Chicago Cubs @ Philadelphia Phillies Veterans Stadium, Philadelphia, PA Thu Jul 03 2003, 6:05 PM EDT Att: 57,326 - Cloudy - 79 F				
11 Jimmy Rollins, S OBP: 0.315, SLG: 0.381	2-3 K			4-2 WP 2B	0-0 2B		1-2 2B	4-1 BB G3		3	4	2	1	2	1	0					
Jim Thome, L OBP: 0.386, SLG: 0.540	3-3 K			0-2 WP 2B	2-2 2B		2-0 1B	2-2 G3		5	1	3	2	0	1	2					
Bobby Abreu, L OBP: 0.394, SLG: 0.454		1-3 K		2-2 G1-3 2B	4-0 IBB		1-3 K	0-2 G4-3		4	0	1	2	1	2	4					
Mike Lieberthal, R OBP: 0.388, SLG: 0.443		1-1 G4-3		2-0 G1-3	1-0 G1-3		4-0 1B	2-0 BB BB		3	1	0	0	1	0	3					
Ricky Ledee, L OBP: 0.344, SLG: 0.443		1-0 G6-3		1-0 G4-3		0-0 F7	1-1 G6-4-3 1B	4-2 BB BB		4	0	1	2	1	0	1					
David Bell, R OBP: 0.297, SLG: 0.290			1-2 G5-3		1-0 G1-4-3	1-1 G4-3	0-2 G6-4-3	4-1 BB BB		4	0	0	1	1	0	3					
Marlon Byrd, R OBP: 0.365, SLG: 0.377			0-0 39 B1-6-4 1B		3-2 39 G1-3 2B			1-2 BB		3	2	3	1	2	0	0					
39 Brett Myers, R OBP: 0.156, SLG: 0.129 Rheal Cormier, L OBP: 0.500, SLG: 0.500 Tomas Perez, S OBP: 0.360, SLG: 0.421 Hector Mercado, L (9, 1)			0-1 B1-6-4		0-0 G1-3	2-2 G1-3		4-1 BB K		3	0	0	0	0	0	3					
Inning Stats	R: 0 E: 0 K: 2 S: 8	H: 0 LOB: 0 BB: 0 P: 13	R: 0 E: 0 K: 1 S: 6	H: 0 LOB: 0 BB: 0 P: 9	R: 0 E: 0 K: 0 S: 7	H: 1 LOB: 0 BB: 0 P: 8	R: 2 E: 0 K: 0 S: 12	H: 2 LOB: 1 BB: 1 P: 22	R: 3 E: 0 K: 0 S: 13	H: 4 LOB: 2 BB: 1 P: 24	R: 0 E: 0 K: 0 S: 10	H: 1 LOB: 1 BB: 0 P: 16	R: 2 E: 0 K: 1 S: 13	H: 4 LOB: 2 BB: 1 P: 24	R: 5 E: 0 K: 1 S: 19	H: 2 LOB: 3 BB: 5 P: 44		1B: 7 2B: 6 3B: 1 HR: 0	SF: 0 SAC: 0 DP: 2 HBP: 1	WP: 1 PB: 0 SB: 0 CS: 0	PA: 45
PITCHER	IP WLS BF H R ER SO BB IBB HBP BLK WP HR S P ERA WHIP	IP WLS BF H R ER SO BB IBB HBP BLK WP HR S P ERA WHIP	IP WLS BF H R ER SO BB IBB HBP BLK WP HR S P ERA WHIP	IP WLS BF H R ER SO BB IBB HBP BLK WP HR S P ERA WHIP	IP WLS BF H R ER SO BB IBB HBP BLK WP HR S P ERA WHIP	IP WLS BF H R ER SO BB IBB HBP BLK WP HR S P ERA WHIP	IP WLS BF H R ER SO BB IBB HBP BLK WP HR S P ERA WHIP	IP WLS BF H R ER SO BB IBB HBP BLK WP HR S P ERA WHIP	IP WLS BF H R ER SO BB IBB HBP BLK WP HR S P ERA WHIP	IP WLS BF H R ER SO BB IBB HBP BLK WP HR S P ERA WHIP	IP WLS BF H R ER SO BB IBB HBP BLK WP HR S P ERA WHIP	IP WLS BF H R ER SO BB IBB HBP BLK WP HR S P ERA WHIP	IP WLS BF H R ER SO BB IBB HBP BLK WP HR S P ERA WHIP	IP WLS BF H R ER SO BB IBB HBP BLK WP HR S P ERA WHIP	IP WLS BF H R ER SO BB IBB HBP BLK WP HR S P ERA WHIP	IP WLS BF H R ER SO BB IBB HBP BLK WP HR S P ERA WHIP	IP WLS BF H R ER SO BB IBB HBP BLK WP HR S P ERA WHIP	IP WLS BF H R ER SO BB IBB HBP BLK WP HR S P ERA WHIP	IP WLS BF H R ER SO BB IBB HBP BLK WP HR S P ERA WHIP	IP WLS BF H R ER SO BB IBB HBP BLK WP HR S P ERA WHIP	IP WLS BF H R ER SO BB IBB HBP BLK WP HR S P ERA WHIP



Batter	1	2	3	4	5	6	7	8	9	AB	R	H	RBI	BB	SO	LOB	TOP								
Bo Hart, R OBP: 0.452, SLG: 0.588 (1, 4)	F8 1-3 2-H	0-0 15 SF8 2B		4-2 5 BB 15 BB SF8 BB		0-0 SH1-3		1 SAFE 0-1 15 G3 1B	2-2 15 G4-6-3 1B	4	2	3	2	1	0	0	St. Louis Cardinals @ Chicago Cubs Wrigley Field, Chicago, IL Fri Jul 04, 2003, 2:20 PM CDT Att: 39,756 - Cloudy - 89 F								
15 Jim Edmonds, L OBP: 0.386, SLG: 0.675 (1, 8)	0-0 HR	SF8 2-3 3-H		4-1 5 BB BB		1-1 G4-3		0-0 G3	2-2 G4-6-3	4	1	1	2	1	0	5									
5 Albert Pujols, R OBP: 0.438, SLG: 0.704 (1, 7)	2-0 HR	K 1-3		4-2 27 G5-4-3 BB		2-1 G6-3		4-0 1B		3	1	1	1	2	1	2									
Tino Martinez, L OBP: 0.362, SLG: 0.485 (1, 3)	2-2 G4-3		3-1 HR	0-2 SF8		1-2 27 G5-3 1B		2-0 1B		4	1	3	4	0	0	0									
27 Scott Rolen, R OBP: 0.391, SLG: 0.536 (1, 5)	0-0 L7		2-0 F8	3-H G5-4-3		1-2 G5-3		0-0 P4		5	0	0	0	0	0	5									
Edgar Renteria, R OBP: 0.383, SLG: 0.492 (1, 6)		4-1 SH2-3 1B BB	2-0 BB		2-3 K		1-2 E5 G4-6-3		0-1 E5 1B	4	2	1	0	1	1	1									
Kerry Robinson, L OBP: 0.227, SLG: 0.233 (7, 9)		1-1 SH2-3	2-1 F8		1-0 F9		1-0 G4-6-3		3-3 K	3	0	0	0	0	0	3									
Esteban Yan, R OBP: 1.000, SLG: 1.000 (9, PH)		1-2							1-2 K	1	0	0	0	0	1	1									
Eduardo Perez, R OBP: 0.377, SLG: 0.439 (9, PH)										0	0	0	0	0	0	0									
Steve Kline, S (9, 1)										0	0	0	0	0	0	0									
Mike Matheny, R OBP: 0.332, SLG: 0.383 (1, 2)		4-2 1B 2B BB	4-1 SAFE BB	1-2 BB		0-1 G5-3		1-0 G6-3	2-1 1B 1B	3	2	1	1	2	0	0									
Brett Tomko, R OBP: 0.375, SLG: 0.367 (1, 1)		0-0 2B	2-2 L8			0-1 15 G4-3 SH1-3 1B		1-2 15 G3 1B	1-2 1B	3	1	2	1	0	0	2									
Jeff Fassero, L (7, 1)		1-2 2-H							1-3 1B	2	0	0	0	0	0	0									
Orlando Palmeiro, L OBP: 0.366, SLG: 0.358 (7, 9)										2	1	2	0	0	0	0									
Inning Stats	R: 2 E: 0 K: 0 S: 8	H: 2 LOB: 0 BB: 0 P: 12	R: 3 E: 0 K: 1 S: 15	H: 2 LOB: 1 BB: 2 P: 26	R: 1 E: 0 K: 0 S: 10	H: 2 LOB: 1 BB: 1 P: 25	R: 1 E: 0 K: 0 S: 11	H: 0 LOB: 1 BB: 3 P: 24	R: 0 E: 0 K: 1 S: 6	H: 0 LOB: 0 BB: 0 P: 9	R: 0 E: 0 K: 0 S: 7	H: 1 LOB: 1 BB: 0 P: 10	R: 0 E: 1 K: 0 S: 9	H: 1 LOB: 1 BB: 0 P: 12	R: 2 E: 0 K: 0 S: 11	H: 3 LOB: 2 BB: 1 P: 20	R: 2 E: 1 K: 1 S: 19	H: 3 LOB: 1 BB: 0 P: 28	1B: 10 2B: 1 3B: 0 HR: 3	SF: 2 SAC: 2 DP: 3 HBP: 0	WP: 0 PB: 0 SB: 2 CS: 0	PA: 47			
PITCHER	IP	WLS	BF	H	R	ER	SO	BB	IBB	HBP	BLK	WP	HR	S	P	ERA	WHIP								
34 Kerry Wood, R ERA: 3.36 Dave Veres, R ERA: 6.75 Kyle Farnsworth, R ERA: 2.23 Antonio Alfonseca, R ERA: 5.64 Mark Guthrie, L ERA: 2.61 (1, 1)	3.0	L	21	6	7	7	1	6	0	0	0	0	3	38	80	21.00	4.000								
Joe Borowski, R ERA: 2.66 (9, 1)	1.0		6	3	2	1	1	0	0	0	0	0	0	6	7	0.00	0.000								

AB	36
R	11
H	14
RBI	11
BB	7
SO	3
LOB	19



Batter	1	2	3	4	5	6	7	8	9	AB	R	H	RBI	BB	SO	LOB	BOTTOM								
Mark Grudzielanek, R OBP: 0.347, SLG: 0.385 (1, 4)	0-0 G4-3		1-0 G5-3		1-0 F9 2B		3-1 WP HR 1B		2-1 HR 2B	5	2	3	0	0	0	0	St. Louis Cardinals @ Chicago Cubs Wrigley Field, Chicago, IL Fri Jul 04, 2003, 2:20 PM CDT Att: 39,756 - Cloudy - 89 F								
Alex Gonzalez, R OBP: 0.303, SLG: 0.415 (1, 6)	2-3 K		2-1 2B		0-0 G6-3		3-3 K		1-3 K	4	0	1	0	0	2	2									
Mark Guthrie, R (8, 1)										0	0	0	0	0	0	0									
Paul Bako, L OBP: 0.273, SLG: 0.281 (9, 2)										1	0	0	0	0	1	1									
Sammy Sosa, R OBP: 0.405, SLG: 0.520 (1, 9)	2-2 G6-3		3-2 G5-3		1-0 F9		0-2 2-H HR		4-2 HR BB	4	2	1	2	1	0	2									
Moises Alou, R OBP: 0.359, SLG: 0.481 (1, 7)		1-1 HR		0-0 HR	1-3 K		1-0 G5-3		0-0 2-H HR	5	3	3	5	0	1	1									
Eric Karros, R OBP: 0.378, SLG: 0.511 (1, 3)		1-0 G6-3		1-1 F7		0-1 HR		2-1 F8	1-1 F9	5	1	1	1	0	0	0									
Corey Patterson, L OBP: 0.327, SLG: 0.512 (1, 8)		3-3 K		1-0 F9 2B		2-1 G6-3		0-3 K		4	0	1	0	0	2	0									
Ramon Martinez, R OBP: 0.333, SLG: 0.389 Antonio Alfonseca, R José Hernández, R OBP: 0.306, SLG: 0.367 (1, 5)		1-1 1B		3-1 F9		1-1 G5-3		3-2 1B		3	0	1	0	0	0	1									
Damian Miller, R OBP: 0.314, SLG: 0.374 Joe Borowski, R (9, 1)		1-3 K		4-1 BB		0-0 G5-3		1-2 P4		3	0	0	0	1	1	2									
34 Kerry Wood, R OBP: 0.147, SLG: 0.324 Dave Veres, R (4, 1)			0-0 G4-3		2-3 K		1-3 K		0-1 F8	1	0	0	0	0	0	0									
Troy O'Leary, L OBP: 0.273, SLG: 0.333 Kyle Farnsworth, R Lenny Harris, L OBP: 0.235, SLG: 0.213 (7, 5)										1	0	0	0	0	0	0									
Inning Stats	R: 0 E: 0 K: 1 S: 8	H: 0 LOB: 0 BB: 0 P: 12	R: 1 E: 0 K: 2 S: 12	H: 2 LOB: 1 BB: 0 P: 19	R: 0 E: 0 K: 0 S: 7	H: 1 LOB: 1 BB: 0 P: 13	R: 1 E: 0 K: 1 S: 10	H: 2 LOB: 2 BB: 1 P: 21	R: 0 E: 0 K: 0 S: 6	H: 1 LOB: 1 BB: 0 P: 9	R: 1 E: 0 K: 0 S: 7	H: 1 LOB: 0 BB: 0 P: 10	R: 2 E: 0 K: 2 S: 12	H: 2 LOB: 0 BB: 0 P: 20	R: 0 E: 0 K: 1 S: 11	H: 1 LOB: 1 BB: 0 P: 17	R: 3 E: 0 K: 1 S: 12	H: 2 LOB: 0 BB: 1 P: 20	1B: 3 2B: 4 3B: 0 HR: 5	SF: 0 SAC: 0 DP: 0 HBP: 0	WP: 1 PB: 0 SB: 0 CS: 0	PA: 41			
PITCHER	IP	WLS	BF	H	R	ER	SO	BB	IBB	HBP	BLK	WP	HR	S	P	ERA	WHIP								
Brett Tomko, R ERA: 5.63 Jeff Fassero, L ERA: 7.12 Esteban Yan, R ERA: 7.07 Steve Kline, L ERA: 4.15 (1, 1)	6.0	W	26	7	3	3	5	1	0	0	0	0	0	5	9	27.00	3.000								
Joe Borowski, R (7, 1)	0.1		2	1	1	1	1	0	0	0	0	0	0	5	9	27.00	3.000								
Esteban Yan, R ERA: 7.07 (7, 1)	1.2		7	2	1	1	2	0	0	0	0	1	1	18	28	5.40	1.200								
Steve Kline, L ERA: 4.15 (9, 1)	1.0		6	2	3	3	1	1	0	0	0	0	0	12	20	27.00	3.000								

AB	39
R	8
H	12
RBI	8
BB	2
SO	9
LOB	11



Batter	1	2	3	4	5	6	7	8	9	AB	R	H	RBI	BB	SO	LOB	TOP				
Bo Hart, R OBP: 0.436, SLG: 0.562 (1, 4)	L9	15 1B 5 HR	F8			G6-3			F8	5	1	1	0	0	0	0					
15 Jim Edmonds, L OBP: 0.398, SLG: 0.681 (1, 8)	HR	5 HR		K		F8			K	5	2	2	2	0	2	0					
5 Albert Pujols, R OBP: 0.437, SLG: 0.709 Esteban Yan, R OBP: 1.000, SLG: 1.000 (9, 1)	PB BB 1B	1-H 3-H HR		F9		L4			F8	5	1	2	3	0	0	0					
27 Scott Rolen, R OBP: 0.390, SLG: 0.536 (1, 5)	K	K								4	0	1	0	0	2	1					
Eduardo Perez, R OBP: 0.380, SLG: 0.433 (1, 9)	PB 1-2 BB	1B BB							G3-1	2	0	0	0	2	1	1					
Edgar Renteria, R OBP: 0.387, SLG: 0.492 (1, 6)	1-2 2-3 BB	1-2 1B							G6-3	2	0	1	0	2	0	0					
Tino Martinez, L OBP: 0.357, SLG: 0.478 (1, 3)	F9	F7							G4-3	4	0	0	0	0	0	6					
Mike Matheny, R OBP: 0.334, SLG: 0.385 (1, 2)		1B 15 1B SH3-4 1B	F8						K	4	1	2	0	0	1	0					
Matt Morris, R OBP: 0.297, SLG: 0.306 28 Lance Painter, L OBP: 0.270, SLG: 0.550 Cal Eldred, R OBP: 0.320, SLG: 0.558 J.D. Drew, L OBP: 0.358, SLG: 0.558 Jeff Fassero, L OBP: 0.356, SLG: 0.336 (1, 1) (6, 1) (7, 1) (8, PH) (9, 1)		SH3-4							L9	2	0	0	0	0	0	1					
Inning Stats	R: 1 E: 0 K: 1 S: 14	H: 2 LOB: 3 BB: 2 P: 28	R: 4 E: 0 K: 1 S: 20	H: 5 LOB: 2 BB: 1 P: 33	R: 0 E: 0 K: 1 S: 7	H: 0 LOB: 0 BB: 0 P: 11	R: 0 E: 0 K: 2 S: 9	H: 1 LOB: 1 BB: 0 P: 15	R: 0 E: 0 K: 0 S: 6	H: 0 LOB: 0 BB: 0 P: 12	R: 0 E: 0 K: 0 S: 6	H: 0 LOB: 0 BB: 0 P: 10	R: 0 E: 0 K: 1 S: 10	H: 0 LOB: 0 BB: 0 P: 11	R: 0 E: 0 K: 1 S: 7	H: 0 LOB: 0 BB: 0 P: 11	1B: 6 2B: 1 3B: 0 HR: 2	SF: 0 SAC: 1 DP: 1 HBP: 0	WP: 0 PB: 1 SB: 0 CS: 0	PA: 39	
PITCHER	IP	WLS	BF	H	R	ER	SO	BB	IBB	HBP	BLK	WP	HR	S	P	ERA	WHIP				
Shawn Estes, L ERA: 5.51 (1, 1)	6.0		30	9	5	5	5	4	0	0	0	0	2	63	112	7.50	2.167				
Dave Veres, R ERA: 5.87 (7, 1)	1.0		3	0	0	0	0	0	0	0	0	0	0	6	10	0.00	0.000				
Mike Remlinger, L ERA: 4.34 (8, 1)	2.0	W	6	0	0	0	2	0	0	0	0	0	0	17	22	0.00	0.000				

St. Louis Cardinals @ Chicago Cubs
Wrigley Field, Chicago, IL
Sat Jul 05 2003, 12:15 PM CDT
Att: 38,953 - Sunny - 80 F

AB	34
R	5
H	9
RBI	5
BB	4
SO	7
LOB	10

WP: 0	PA: 39
PB: 1	
SB: 0	
CS: 0	



Batter	1	2	3	4	5	6	7	8	9	AB	R	H	RBI	BB	SO	LOB	BOTTOM					
Tom Goodwin, L OBP: 0.286, SLG: 0.303 (1, 8)	K		S BB		HR 1B		SH3-4 WP BB		K	3	2	1	0	2	2	1						
Mark Czudzielanek, R OBP: 0.349, SLG: 0.390 (1, 4)	G6-4-3 1B		F8		F8		SH3-4		1B 2B	4	0	2	0	0	0	2						
Sammy Sosa, R OBP: 0.405, SLG: 0.531 (1, 9)	G6-4-3			2B G3 1B	1-H HR		G1-3		K	5	2	2	2	0	1	3						
Moises Alou, R OBP: 0.365, SLG: 0.495 (1, 7)		HR		G3 FC5-2 2B	2B BB		L8		1B IBB	3	1	2	1	2	0	0						
Hee-Seop Choi, L OBP: 0.382, SLG: 0.493 Alex Gonzalez, R OBP: 0.304, SLG: 0.415 (1, 3) (8, PH) (9, 6)		F7		G3	2B				P4	3	0	1	1	0	0	1						
Ramon Martinez, R OBP: 0.326, SLG: 0.379 (1, 6) (9, 5)		L9		2-3 3-H 1B FC5-2	L7				F9	4	0	0	0	0	3							
Lenny Harris, L OBP: 0.185, SLG: 0.216 Eric Karros, R OBP: 0.381, SLG: 0.514 (1, 5) (8, PH) (9, 3)		G4-3		1-2 1B			P3		1B	3	0	1	0	0	0	0						
Paul Bako, L OBP: 0.262, SLG: 0.269 (1, 2)				G4-3	G2-3		K		F7	4	0	0	0	0	1	3						
Shawn Estes, R OBP: 0.185, SLG: 0.269 José Hernández, R OBP: 0.305, SLG: 0.366 Dave Veres, R (7, 1) Mike Remlinger, L (8, 1) Corey Patterson, L OBP: 0.329, SLG: 0.514 (9, PH)				K			G5-3		2B 1B	2	0	0	0	0	1	0						
Inning Stats	R: 0 E: 0 K: 1 S: 8	H: 1 LOB: 0 BB: 0 P: 15	R: 1 E: 0 K: 0 S: 7	H: 1 LOB: 0 BB: 0 P: 9	R: 0 E: 0 K: 1 S: 11	H: 0 LOB: 1 BB: 1 P: 18	R: 1 E: 0 K: 0 S: 15	H: 3 LOB: 2 BB: 0 P: 22	R: 2 E: 0 K: 0 S: 15	H: 3 LOB: 2 BB: 1 P: 26	R: 0 E: 0 K: 2 S: 8	H: 0 LOB: 0 BB: 0 P: 11	R: 1 E: 0 K: 0 S: 7	H: 0 LOB: 0 BB: 1 P: 14	R: 0 E: 0 K: 0 S: 9	H: 1 LOB: 1 BB: 0 P: 13	R: 1 E: 0 K: 2 S: 14	H: 3 LOB: 3 BB: 1 P: 24	1B: 7 2B: 3 3B: 0 HR: 2	SF: 0 SAC: 1 DP: 1 HBP: 0	WP: 2 PB: 0 SB: 1 CS: 0	PA: 41
PITCHER	IP	WLS	BF	H	R	ER	SO	BB	IBB	HBP	BLK	WP	HR	S	P	ERA	WHIP					
Matt Morris, R ERA: 3.99 (1, 1)	5.0		24	8	4	4	2	2	0	0	0	0	0	11	18	9.00	1.000					
28 Lance Painter, L ERA: 4.5 (6, 1)	1.0	H	4	0	1	1	2	1	0	0	0	0	0	4	7	0.00	0.000					
Cal Eldred, R ERA: 4.33 (7, 1)	1.0	B	3	0	0	0	0	0	0	0	0	1	0	4	7	0.00	0.000					
Jeff Fassero, L ERA: 7.11 (8, 1)	1.1	L	7	3	1	1	1	0	0	0	0	0	0	18	25	6.75	2.250					
Esteban Yan, R ERA: 7.02 (9, 1)	0.1		3	1	0	0	1	0	1	0	0	0	0	5	12	0.00	3.000					

St. Louis Cardinals @ Chicago Cubs
Wrigley Field, Chicago, IL
Sat Jul 05 2003, 12:15 PM CDT
Att: 38,953 - Sunny - 80 F

AB	36
R	6
H	12
RBI	5
BB	4
SO	6
LOB	13



Batter	1	2	3	4	5	6	7	8	9	AB	R	H	RBI	BB	SO	LOB	TOP								
Bo Hart, R OBP: 0.427, SLG: 0.545 (1, 4)										4	0	1	0	0	2	2									
15 Jim Edmonds, L OBP: 0.396, SLG: 0.675 (1, 8)										4	0	1	1	0	2	1									
5 Albert Pujols, R OBP: 0.435, SLG: 0.702 (1, 7) (8, 3)										3	0	0	0	1	1	0									
Tino Martinez, L OBP: 0.382, SLG: 0.474 (1, 3)										4	1	1	0	0	1	2									
44 Jason Istringhausen, R OBP: 0.383, SLG: 0.486 (8, 1)										4	0	0	0	0	2	1									
Edgar Renteria, R OBP: 0.383, SLG: 0.486 (1, 6)										3	1	0	0	1	2	0									
Orlando Palmeiro, L OBP: 0.384, SLG: 0.352 (1, 9)										3	1	0	0	1	2	0									
Eduardo Perez, R OBP: 0.382, SLG: 0.455 (1, 5)										2	1	1	3	0	0	0									
Wilson Delgado, S OBP: 0.224, SLG: 0.225 (4, 5)										2	0	0	0	0	0	0									
Mike Matheny, R OBP: 0.337, SLG: 0.385 (1, 2)										3	0	1	0	1	0	0									
Woody Williams, R OBP: 0.341, SLG: 0.385 (1, 1)										3	1	1	0	0	2	1									
Steve Kline, S OBP: 0.224, SLG: 0.225 (8, 1)										0	0	0	0	0	0	0									
Cal Eldred, R OBP: 0.500, SLG: 0.500 (8, 1)										0	0	0	0	0	0	0									
Kerry Robinson, L OBP: 0.225, SLG: 0.230 (8, 7)										1	0	0	0	0	0	1									
Inning Stats	R: 0 E: 0 K: 3 S: 11	H: 0 LOB: 0 BB: 0 P: 13	R: 3 E: 0 K: 1 S: 16	H: 2 LOB: 1 BB: 2 P: 31	R: 0 E: 0 K: 2 S: 10	H: 0 LOB: 0 BB: 0 P: 13	R: 0 E: 0 K: 2 S: 9	H: 0 LOB: 0 BB: 0 P: 11	R: 1 E: 0 K: 1 S: 15	H: 2 LOB: 2 BB: 1 P: 24	R: 0 E: 0 K: 1 S: 6	H: 0 LOB: 0 BB: 0 P: 8	R: 0 E: 0 K: 1 S: 9	H: 1 LOB: 1 BB: 0 P: 14	R: 0 E: 0 K: 1 S: 7	H: 0 LOB: 0 BB: 0 P: 12	R: 0 E: 0 K: 0 S: 9	H: 1 LOB: 1 BB: 0 P: 13	1B: 4 2B: 1 3B: 0 HR: 1	SF: 0 SAC: 0 DP: 0 HBP: 0	WP: 0 PB: 0 SB: 0 CS: 0	PA: 36			
PITCHER	IP	WLS	BF	H	R	ER	SO	BB	IBB	HBP	BLK	WP	HR	S	P	ERA	WHIP								
22 Mark Prior, R ERA: 2.69 (1, 1)	7.0	L	29	5	4	4	11	2	1	0	0	0	1	76	114	5.14	1.000								
Kyle Farnsworth, R ERA: 2.19 (8, 1)	1.0		3	0	0	0	1	0	0	0	0	0	0	7	12	0.00	0.000								
Mark Guthrie, L ERA: 2.49 (9, 1)	1.0		4	1	0	0	0	0	0	0	0	0	0	9	13	0.00	1.000								

St. Louis Cardinals @ Chicago Cubs
Wrigley Field, Chicago, IL
Sun Jul 06 2003, 1:20 PM CDT
Att: 37,713 - Cloudy - 84 F

AB 33
R 4
H 6
RBI 4
BB 3
SO 12
LOB 8



Batter	1	2	3	4	5	6	7	8	9	AB	R	H	RBI	BB	SO	LOB	BOTTOM								
Mark Grudzielanek, R OBP: 0.347, SLG: 0.387 (1, 4)										5	0	1	0	0	1	3									
Alex Gonzalez, R OBP: 0.301, SLG: 0.410 (1, 6)										4	0	0	0	0	1	1									
Sammy Sosa, R OBP: 0.399, SLG: 0.522 (1, 9)										4	0	0	0	0	1	2									
Moises Alou, R OBP: 0.367, SLG: 0.498 (1, 7)										4	1	2	0	0	0	1									
Corey Patterson, L OBP: 0.329, SLG: 0.511 (1, 8)										4	0	1	0	0	0	1									
Tom Goodwin, L OBP: 0.286, SLG: 0.303 (8, PR) (9, 8)										0	0	0	0	0	0	0									
Eric Karros, R OBP: 0.383, SLG: 0.514 (1, 3)										4	0	2	1	0	1	0									
José Hernández, R OBP: 0.304, SLG: 0.364 (1, 5)										4	0	1	0	0	2	3									
Damian Miller, R OBP: 0.314, SLG: 0.374 (1, 2)										3	0	1	0	0	1	2									
Lenny Harris, L OBP: 0.236, SLG: 0.214 (9, PH)										1	0	0	0	0	0	0									
22 Mark Prior, R OBP: 0.261, SLG: 0.378 (1, 1)										2	0	0	0	0	0	1									
Troy O'Leary, L OBP: 0.271, SLG: 0.331 (7, PH)										1	0	0	0	0	0	2									
Kyle Farnsworth, R ERA: 4.15 (8, 1)										0	0	0	0	0	0	0									
Mark Guthrie, R ERA: 4.33 (9, 1)										0	0	0	0	0	0	0									
Hee-Seop Choi, L OBP: 0.380, SLG: 0.490 (9, PH)										1	0	0	0	0	0	0									
Inning Stats	R: 0 E: 0 K: 2 S: 8	H: 1 LOB: 1 BB: 0 P: 12	R: 0 E: 1 K: 1 S: 14	H: 0 LOB: 1 BB: 0 P: 20	R: 0 E: 1 K: 0 S: 12	H: 0 LOB: 1 BB: 0 P: 18	R: 0 E: 0 K: 1 S: 8	H: 0 LOB: 0 BB: 0 P: 12	R: 0 E: 0 K: 0 S: 12	H: 1 LOB: 1 BB: 0 P: 17	R: 0 E: 0 K: 0 S: 8	H: 1 LOB: 1 BB: 0 P: 14	R: 0 E: 0 K: 2 S: 11	H: 2 LOB: 2 BB: 0 P: 15	R: 1 E: 1 K: 1 S: 18	H: 3 LOB: 2 BB: 0 P: 29	R: 0 E: 0 K: 0 S: 6	H: 0 LOB: 0 BB: 0 P: 10	1B: 7 2B: 1 3B: 0 HR: 0	SF: 0 SAC: 0 DP: 0 HBP: 0	WP: 0 PB: 0 SB: 0 CS: 0	PA: 37			
PITCHER	IP	WLS	BF	H	R	ER	SO	BB	IBB	HBP	BLK	WP	HR	S	P	ERA	WHIP								
Woody Williams, R ERA: 3.08 (1, 1)	7.2		31	6	1	1	6	0	0	0	0	0	0	79	119	1.17	0.783								
Steve Kline, L ERA: 4.15 (8, 1)	0.0		1	1	0	0	0	0	0	0	0	0	0	2	3	*	*								
Cal Eldred, R ERA: 4.33 (8, 1)	0.0		0	0	0	0	0	0	0	0	0	0	0	0	0	*	*								
44 Jason Istringhausen, R ERA: 0.93 (8, 1)	1.1	S	5	1	0	0	1	0	0	0	0	0	0	16	25	0.00	0.750								

St. Louis Cardinals @ Chicago Cubs
Wrigley Field, Chicago, IL
Sun Jul 06 2003, 1:20 PM CDT
Att: 37,713 - Cloudy - 84 F


AB 37
R 1
H 8
RBI 1
BB 0
SO 7
LOB 16



Batter	1	2	3	4	5	6	7	8	9	AB	R	H	RBI	BB	SO	LOB	TOP		
Juan Pierre, L (1, 8) OBP: 0.357, SLG: 0.363	B1-3	B1-3						G6-3		3	0	0	0	1	0	2	Florida Marlins @ Chicago Cubs Wrigley Field, Chicago, IL Mon Jul 07 2003, 7:05 PM CDT Att: 38,662 - Sunny - 88 F		
Luis Castillo, S (1, 4) OBP: 0.375, SLG: 0.408	G3-1		G3					K		4	0	0	0	0	1	1			
Ivan Rodriguez, R (1, 2) OBP: 0.375, SLG: 0.504	HR		K					L9		4	1	1	1	0	1	0			
Mike Lowell, R (1, 5) OBP: 0.354, SLG: 0.589	K		G6-3					F9		3	0	0	0	1	1	0			
Juan Encarnacion, R (1, 9) OBP: 0.322, SLG: 0.472		P5						G5-3		4	0	0	0	0	1	1			
Derrek Lee, R (1, 3) OBP: 0.388, SLG: 0.475		HR						G1-3		4	1	1	1	0	1	1			
Alex Gonzalez, R (1, 6) OBP: 0.339, SLG: 0.521		1B 2B						F9		4	1	2	0	0	1	0			
Miguel Cabrera, R (1, 7) OBP: 0.292, SLG: 0.557		WP SH3-4 1B						G6-3		3	0	1	1	0	0	1			
Josh Beckett, R (1, 1) OBP: 0.118, SLG: 0.176								G5-3		1	0	0	0	0	1	0			
Brian Banks, S (7, PH) OBP: 0.331, SLG: 0.433		SH3-4						K		1	0	0	0	0	0	1			
40 Nate Bump, L (7, 1)								G5-3		0	0	0	0	0	0	0			
Armando Almanza, L (8, 1)								G6-3		0	0	0	0	0	0	0			
Inning Stats	R: 1 E: 0 K: 1 S: 9	H: 1 LOB: 0 BB: 0 P: 13	R: 2 E: 0 K: 0 S: 10	H: 3 LOB: 1 BB: 0 P: 18	R: 0 E: 0 K: 1 S: 9	H: 0 LOB: 0 BB: 0 P: 12	R: 0 E: 0 K: 1 S: 9	H: 0 LOB: 1 BB: 1 P: 10	R: 0 E: 0 K: 2 S: 8	H: 0 LOB: 1 BB: 1 P: 15	R: 0 E: 0 K: 0 S: 7	H: 1 LOB: 1 BB: 0 P: 13	R: 0 E: 0 K: 1 S: 8	H: 0 LOB: 0 BB: 0 P: 12	R: 0 E: 0 K: 0 S: 8	H: 0 LOB: 0 BB: 0 P: 11	1B: 2 2B: 1 3B: 0 HR: 2	SF: 0 SAC: 1 DP: 0 HBP: 0	WP: 2 PA: 34 PB: 0 SB: 0 CS: 0
PITCHER	IP WLS BF H R ER SO BB IBB HBP BLK WP HR S P ERA WHIP																		
Matt Clement, R (1, 1) ERA: 4.56	6.1 W 26 5 3 3 6 2 0 0 0 0 2 2 57 91 4.26 1.105																		
Mark Guthrie, L (7, 1) ERA: 2.42	0.2 H 2 0 0 0 0 0 0 0 0 0 0 0 3 3 0.00 0.000																		
Kyle Farnsworth, R (8, 1) ERA: 2.13	1.0 H 3 0 0 0 1 0 0 0 0 0 0 0 8 12 0.00 0.000																		
Joe Borowski, R (9, 1) ERA: 2.59	1.0 S 3 0 0 0 0 0 0 0 0 0 0 0 8 11 0.00 0.000																		

Batter	1	2	3	4	5	6	7	8	9	AB	R	H	RBI	BB	SO	LOB	BOTTOM		
Tom Goodwin, L (1, 8) OBP: 0.309, SLG: 0.320	1B G5-4-3 1B							G6-3		4	1	3	0	1	0	2	Florida Marlins @ Chicago Cubs Wrigley Field, Chicago, IL Mon Jul 07 2003, 7:05 PM CDT Att: 38,662 - Sunny - 88 F		
Ramon Martinez, R (1, 4) OBP: 0.335, SLG: 0.389	1B G5-4-3 1B							1B		4	0	3	1	0	0	1			
Sammy Sosa, R (1, 9) OBP: 0.394, SLG: 0.513	1B G5-4-3 1B							1B		4	0	0	0	0	2	4			
Moises Alou, R (1, 7) OBP: 0.363, SLG: 0.492	G6-3							1B		4	0	0	0	0	1	1			
Hee-Seop Choi, L (1, 3) OBP: 0.388, SLG: 0.493								1B		3	2	2	0	1	1	0			
Alex Gonzalez, R (1, 6) OBP: 0.307, SLG: 0.421								1B		1	1	1	2	2	0	0			
José Hernández, R (1, 5) OBP: 0.304, SLG: 0.363								1B		4	0	1	0	0	1	3			
Paul Bako, L (1, 2) OBP: 0.271, SLG: 0.271								1B		3	1	1	0	1	2	0			
Matt Clement, R (1, 1) OBP: 0.250, SLG: 0.321								1B		3	1	1	2	0	0	0			
Mark Guthrie, R (7, 1) ERA: 3.93								1B		0	0	0	0	0	0	0			
Kyle Farnsworth, R (8, 1) ERA: 3.5								1B		0	0	0	0	0	0	0			
Eric Karros, R (8, PH) OBP: 0.381, SLG: 0.511								1B		1	0	0	0	0	0	3			
Joe Borowski, R (9, 1) ERA: 4.76								1B		0	0	0	0	0	0	0			
Inning Stats	R: 1 E: 0 K: 0 S: 10	H: 2 LOB: 0 BB: 0 P: 17	R: 2 E: 0 K: 1 S: 9	H: 2 LOB: 0 BB: 0 P: 13	R: 0 E: 0 K: 2 S: 13	H: 1 LOB: 1 BB: 0 P: 17	R: 3 E: 0 K: 2 S: 11	H: 3 LOB: 2 BB: 2 P: 27	R: 0 E: 0 K: 0 S: 6	H: 1 LOB: 1 BB: 1 P: 12	R: 0 E: 0 K: 1 S: 11	H: 1 LOB: 2 BB: 1 P: 17	R: 0 E: 0 K: 1 S: 6	H: 0 LOB: 0 BB: 0 P: 10	R: 0 E: 0 K: 0 S: 13	H: 2 LOB: 2 BB: 1 P: 21	1B: 10 2B: 1 3B: 0 HR: 1	SF: 0 SAC: 1 DP: 3 HBP: 0	WP: 0 PA: 37 PB: 0 SB: 2 CS: 0
PITCHER	IP WLS BF H R ER SO BB IBB HBP BLK WP HR S P ERA WHIP																		
Josh Beckett, R (1, 1) ERA: 3.93	6.0 L 29 10 6 6 6 3 1 0 0 0 0 0 1 60 9.00 2.167																		
40 Nate Bump, R (7, 1) ERA: 3.5	1.0 5 1 0 0 1 1 0 0 0 0 0 0 10 18 0.00 2.000																		
Armando Almanza, L (8, 1) ERA: 4.76	1.0 3 1 0 0 0 0 0 0 0 0 0 0 9 13 0.00 1.000																		



Batter	1	2	3	4	5	6	7	8	9	AB	R	H	RBI	BB	SO	LOB	TOP								
Juan Pierre, L (1.8) OBP: 0.360, SLG: 0.364	E1 1B		G4-3				B2	S 1B		4	1	2	1	1	0	0	Florida Marlins @ Chicago Cubs Wrigley Field, Chicago, IL Tue Jul 08 2003, 1:20 PM CDT Att: 33,227 - Overcast - 75 F								
Luis Castillo, S (1.4) OBP: 0.380, SLG: 0.419			B1-3				HR	1B		3	1	2	1	2	0	0									
Ivan Rodriguez, R (1.2) OBP: 0.375, SLG: 0.513	F9		K				HR	1B		5	1	2	2	0	1	5									
Mike Lowell, R (1.5) OBP: 0.350, SLG: 0.580	K			K		G5-3	F9	P4		5	0	0	0	0	2	4									
Juan Encarnacion, R (1.9) OBP: 0.323, SLG: 0.469	G1-3			K			S 1B		K	4	0	1	0	1	2	2									
Derrek Lee, R (1.3) OBP: 0.371, SLG: 0.480		G5-3 1B		F9		WP 1B	K			5	0	3	0	0	1	1									
Alex Gonzalez, R (1.6) OBP: 0.337, SLG: 0.519		G5-3			FC5-3 2B	P6		G6-3	G6-3	5	0	1	0	0	0	4									
Miguel Cabrera, R (1.7) OBP: 0.300, SLG: 0.538		P4			FC5-3 2B			40 SH1-4 1B	K	4	1	1	0	1	1	3									
Dontrelle Willis, L (1.1) OBP: 0.194, SLG: 0.300 40 Nate Bump, L (6.1) Braden Looper, R (9.1)		F7			1B BB 1B	G3		SH1-4		3	0	1	0	0	0	4									
Inning Stats	R: 0 E: 1 K: 1 S: 11	H: 1 LOB: 2 BB: 1 P: 21	R: 0 E: 0 K: 0 S: 11	H: 1 LOB: 1 BB: 0 P: 13	R: 0 E: 0 K: 1 S: 7	H: 0 LOB: 0 BB: 0 P: 10	R: 0 E: 0 K: 2 S: 8	H: 0 LOB: 0 BB: 0 P: 12	R: 0 E: 0 K: 0 S: 12	H: 3 LOB: 3 BB: 1 P: 22	R: 0 E: 0 K: 0 S: 13	H: 2 LOB: 3 BB: 1 P: 26	R: 2 E: 0 K: 1 S: 18	H: 2 LOB: 1 BB: 1 P: 29	R: 2 E: 0 K: 0 S: 20	H: 3 LOB: 2 BB: 1 P: 30		R: 0 E: 0 K: 2 S: 13	H: 1 LOB: 1 BB: 0 P: 19	1B: 9 2B: 3 3B: 0 HR: 2	SF: 0 SAC: 1 DP: 1 HBP: 0	WP: 1 PB: 0 SB: 2 CS: 0	PA: 44		
PITCHER	IP	WLS	BF	H	R	ER	SO	BB	IBB	HBP	BLK	WP	HR	S	P	ERA	WHIP								
38 Carlos Zambrano, R (1.1) ERA: 3.19	6.0		27	7	0	0	4	2	1	0	0	1	0	62	104	0.00	1.500								
Mike Remlinger, L (7.1) ERA: 4.74	0.2	L	5	2	2	2	0	1	0	0	0	0	2	15	23	27.00	4.500								
Antonio Alfonseca, R (7.1) ERA: 6.03	1.0		7	3	2	2	1	1	0	0	0	0	0	18	28	18.00	4.000								
Dave Veres, R (8.1) ERA: 5.0	1.1		5	1	0	0	2	0	0	0	0	0	0	18	27	0.00	0.750								

Batter	1	2	3	4	5	6	7	8	9	AB	R	H	RBI	BB	SO	LOB	BOTTOM								
Mark Grudzielanek, R (1.4) OBP: 0.351, SLG: 0.388	L9						G5-3			4	0	2	1	0	0	0	Florida Marlins @ Chicago Cubs Wrigley Field, Chicago, IL Tue Jul 08 2003, 1:20 PM CDT Att: 33,227 - Overcast - 75 F								
Alex Gonzalez, R (1.6) OBP: 0.303, SLG: 0.416 Dave Veres, R (8.1)	F9		1B			FC6-4 HBP			BB 1B	4	0	0	0	0	1	2									
Lenny Harris, L (9. PH) OBP: 0.242, SLG: 0.214			K			FC6-4 1-2			BB	0	0	0	0	0	0	0									
Moises Alou, R (1.7) OBP: 0.363, SLG: 0.492							L5		L4	4	0	1	0	1	0	2									
Sammy Sosa, R (1.9) OBP: 0.394, SLG: 0.527							BB BB		P5	5	1	2	1	0	2	4									
Eric Karros, R (1.3) OBP: 0.383, SLG: 0.508							2B		HR	3	0	1	0	1	0	0									
José Hernández, R (1.5) OBP: 0.300, SLG: 0.358							BB 1B		G4-3	4	0	0	0	0	3	4									
Trenidad Hubbard, R (1.8) Mike Remlinger, L (7.1) Antonio Alfonseca, R (7.1) Ramon Martinez, R (8.6) OBP: 0.339, SLG: 0.389										2	0	0	0	0	0	2									
Damian Miller, R (1.2) OBP: 0.313, SLG: 0.376									BB BB	4	1	1	0	0	1	3									
38 Carlos Zambrano, S (1.1) ERA: 1.98 Tom Goodwin, L (7.8) OBP: 0.304, SLG: 0.314										2	0	0	0	0	0	0									
Inning Stats	R: 0 E: 0 K: 1 S: 11	H: 1 LOB: 0 BB: 0 P: 18	R: 0 E: 0 K: 1 S: 6	H: 0 LOB: 0 BB: 0 P: 11	R: 0 E: 0 K: 1 S: 11	H: 1 LOB: 1 BB: 0 P: 15	R: 0 E: 0 K: 2 S: 10	H: 0 LOB: 2 BB: 2 P: 21	R: 0 E: 0 K: 1 S: 9	H: 0 LOB: 1 BB: 0 P: 12	R: 0 E: 0 K: 1 S: 22	H: 2 LOB: 3 BB: 0 P: 34	R: 0 E: 0 K: 0 S: 5	H: 0 LOB: 0 BB: 0 P: 7	R: 1 E: 0 K: 0 S: 7	H: 1 LOB: 0 BB: 0 P: 12	R: 2 E: 0 K: 0 S: 15	H: 2 LOB: 2 BB: 2 P: 30	1B: 3 2B: 3 3B: 0 HR: 1	SF: 0 SAC: 0 DP: 0 HBP: 2	WP: 0 PB: 0 SB: 0 CS: 0	PA: 40			
PITCHER	IP	WLS	BF	H	R	ER	SO	BB	IBB	HBP	BLK	WP	HR	S	P	ERA	WHIP								
Dontrelle Willis, L (1.1) ERA: 1.98	5.2		24	4	0	0	7	2	0	1	0	0	0	67	106	0.00	1.059								
40 Nate Bump, R (6.1) ERA: 3.68	2.1	W	9	1	1	1	0	0	0	1	0	0	1	14	24	3.86	0.429								
Braden Looper, R (9.1) ERA: 2.37	1.0	S	7	2	2	2	0	2	0	0	0	0	0	15	30	18.00	4.000								



Batter	1	2	3	4	5	6	7	8	9	AB	R	H	RBI	BB	SO	LOB	TOP			
Juan Pierre, L (1, 8) OBP: 0.359, SLG: 0.361	F9		F9					K		3	0	0	0	1	1	0	Florida Marlins @ Chicago Cubs Wrigley Field, Chicago, IL Wed Jul 09 2003, 1:20 PM CDT Att: 33,054 - Overcast - 67 F			
Luis Castillo, S (1, 4) OBP: 0.382, SLG: 0.419	BB			G6-3				G4-3		3	1	1	0	1	0	2				
Ivan Rodriguez, R (1, 2) OBP: 0.374, SLG: 0.509	K			G6-3				K		4	0	1	0	0	2	1				
Juan Encarnacion, R (1, 9) OBP: 0.320, SLG: 0.464	K			K				CS		4	0	0	0	0	3	3				
Derrek Lee, R (1, 3) OBP: 0.370, SLG: 0.477		F8		G6-3				K		4	0	1	1	0	1	1				
Andy Fox, L (1, 5) OBP: 0.280, SLG: 0.297		G6-3		F7				G3		4	0	0	0	0	0	2				
Alex Gonzalez, R (1, 6) OBP: 0.334, SLG: 0.514		K						K		3	0	0	0	0	3	0				
Miguel Cabrera, R (1, 7) OBP: 0.301, SLG: 0.522				G3-1				K		2	0	0	0	1	1	0				
Carl Pavano, R (1, 1) OBP: 0.083, SLG: 0.114				K						2	0	0	0	0	1	0				
Tommy Phelps, L (8, 1) OBP: 0.250, SLG: 0.100				SH1-4				G3-1		0	0	0	0	0	0	0				
Inning Stats	R: 0 E: 0 K: 2 S: 9	H: 0 LOB: 1 BB: 1 P: 18	R: 0 E: 0 K: 1 S: 7	H: 0 LOB: 0 BB: 0 P: 10	R: 0 E: 0 K: 1 S: 7	H: 0 LOB: 0 BB: 0 P: 11	R: 1 E: 0 K: 1 S: 14	H: 2 LOB: 1 BB: 0 P: 21	R: 0 E: 0 K: 1 S: 7	H: 0 LOB: 1 BB: 0 P: 16	R: 0 E: 0 K: 2 S: 9	H: 0 LOB: 0 BB: 0 P: 15	R: 0 E: 0 K: 2 S: 10	H: 0 LOB: 0 BB: 0 P: 14	R: 0 E: 0 K: 1 S: 9	H: 0 LOB: 0 BB: 0 P: 14	1B: 3 2B: 0 3B: 0 HR: 0	SF: 0 SAC: 1 DP: 0 HBP: 0	WP: 1 PB: 0 SB: 0 CS: 1	PA: 34
PITCHER 34 Kerry Wood, R (1, 1) ERA: 3.19	IP: 9.0 WLS: W BF: 33 H: 3 R: 1 ER: 1 SO: 12 BB: 3 IBB: 0 HBP: 0 BLK: 0 WP: 1 HR: 0 S: 79 P: 129 ERA: 1.00 WHIP: 0.667															PITCHER				

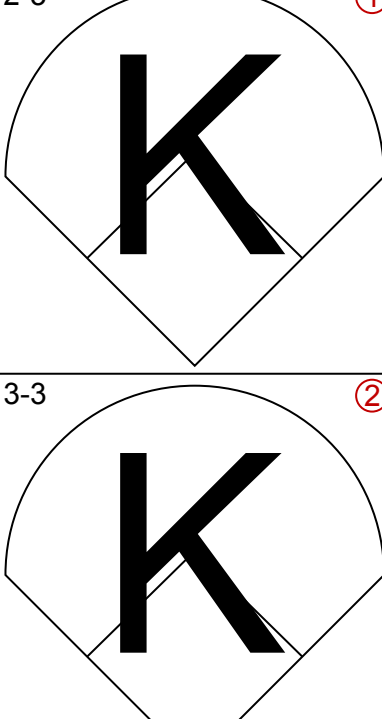
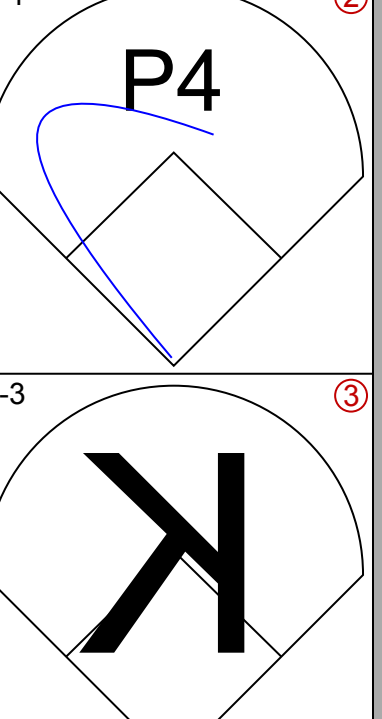
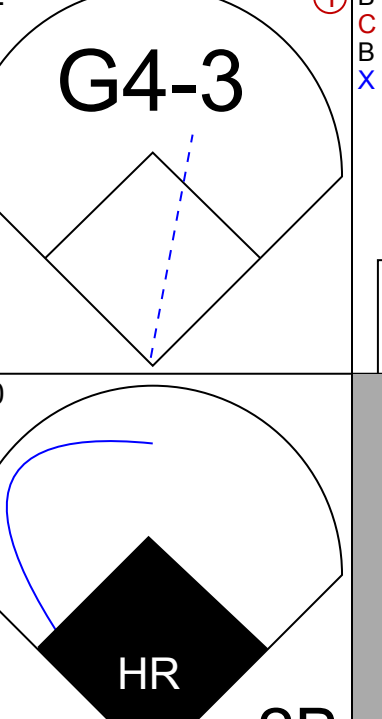
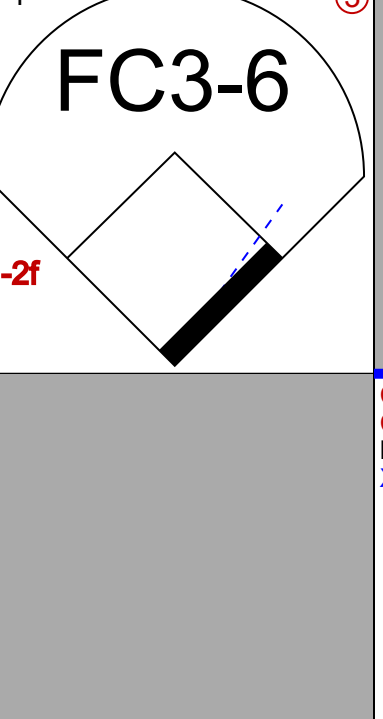
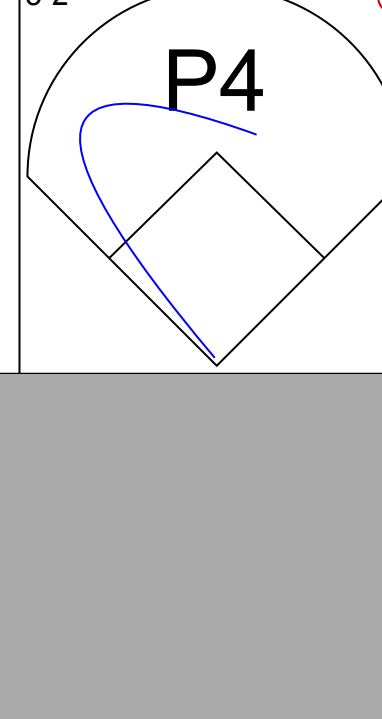
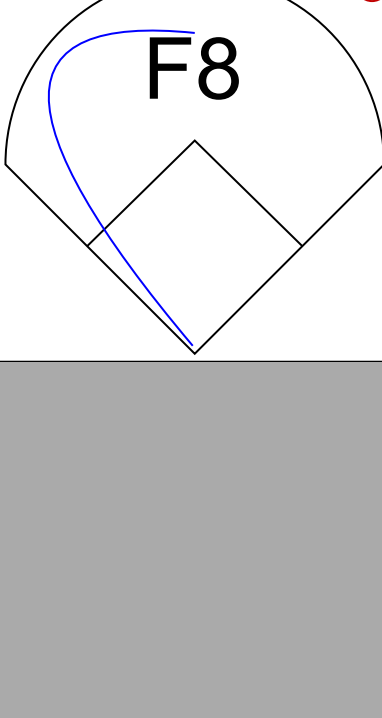


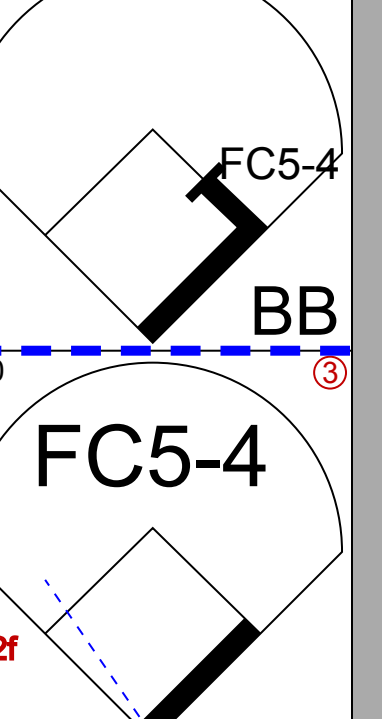
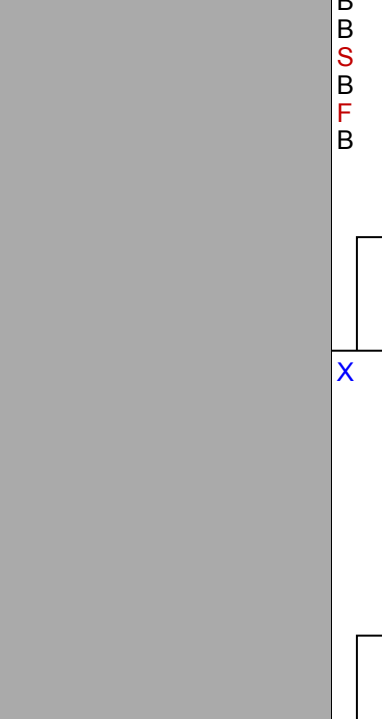
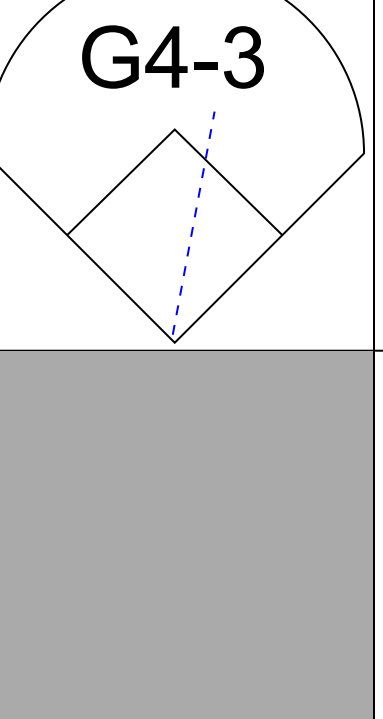

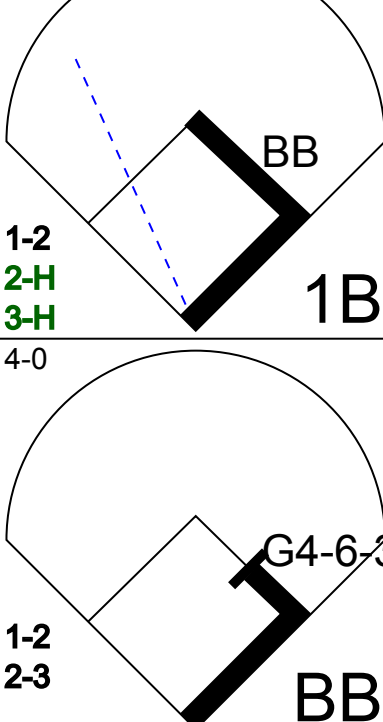

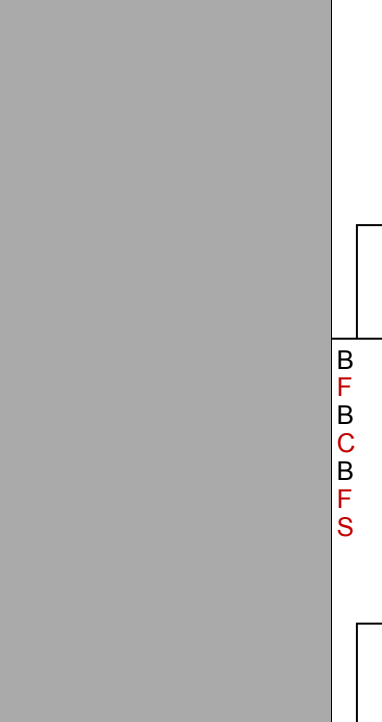

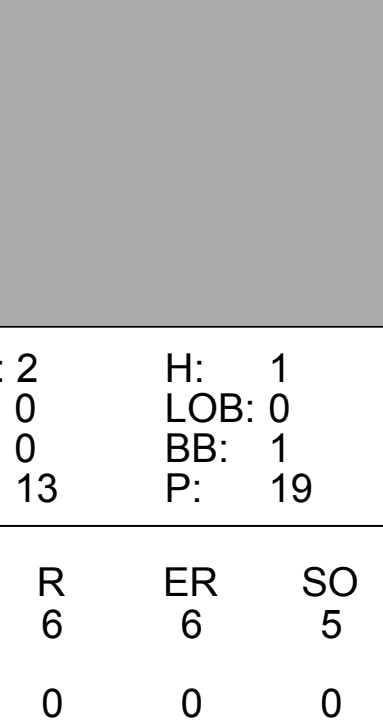
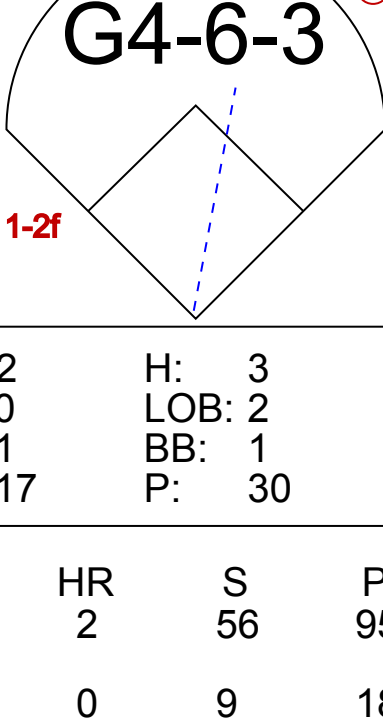
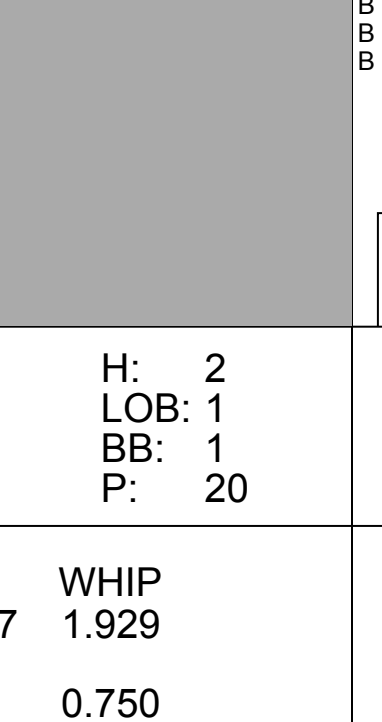
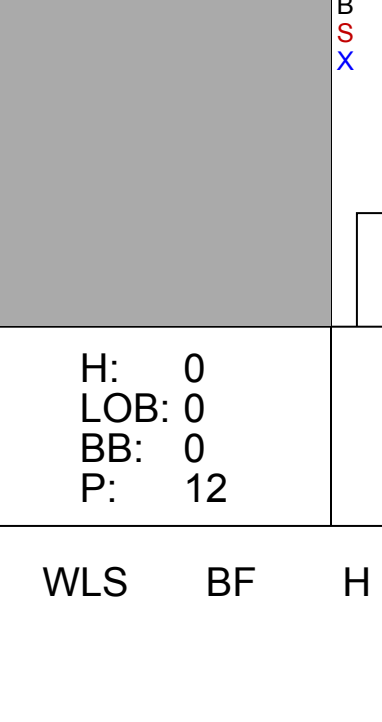
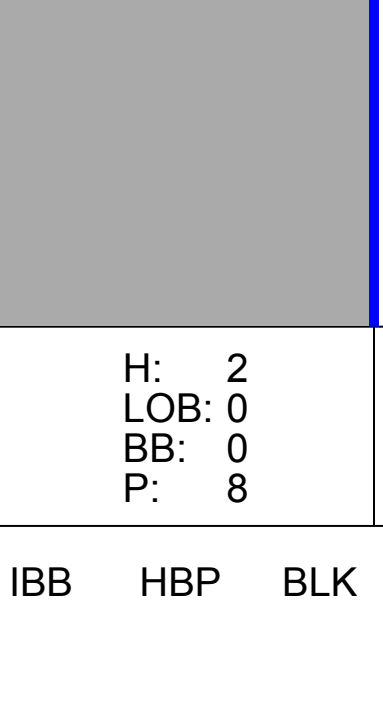
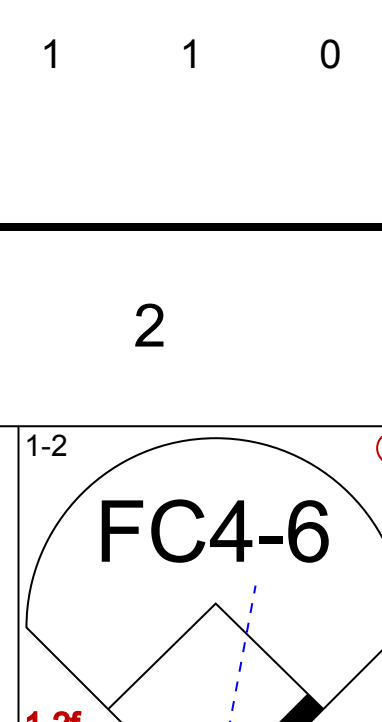
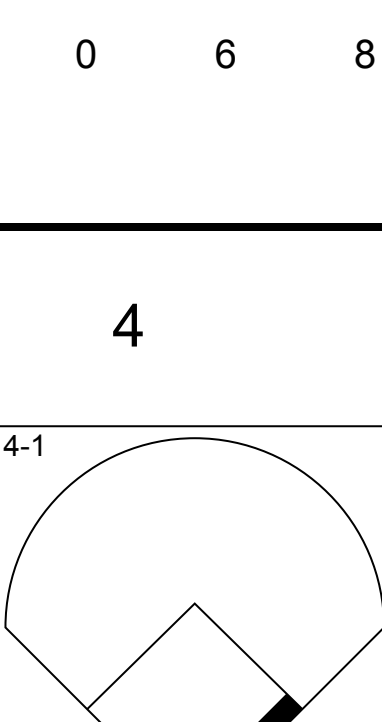
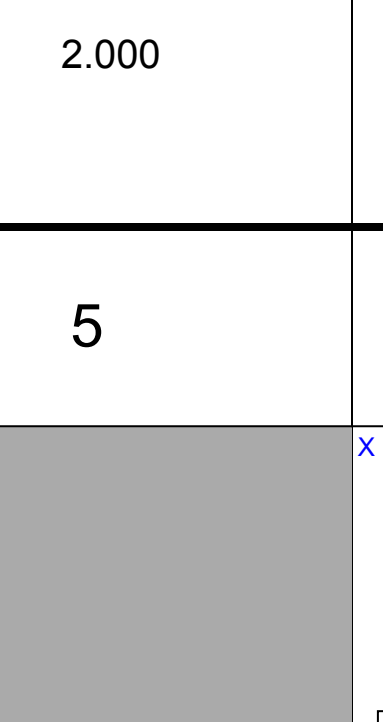
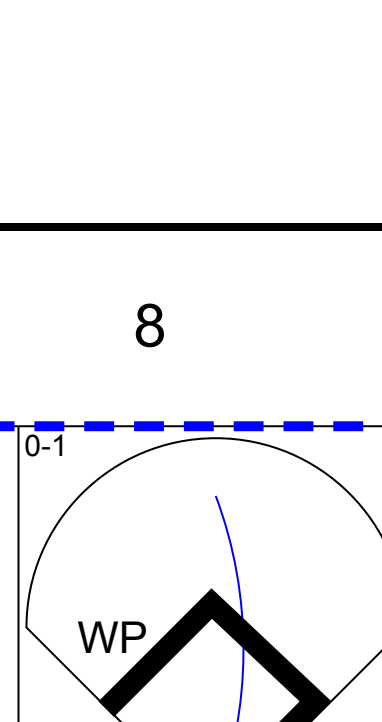

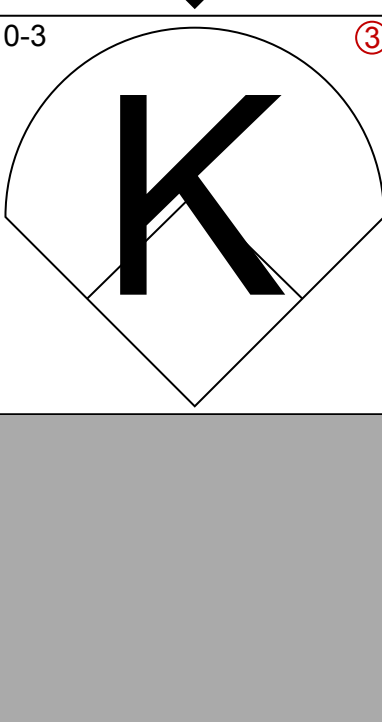
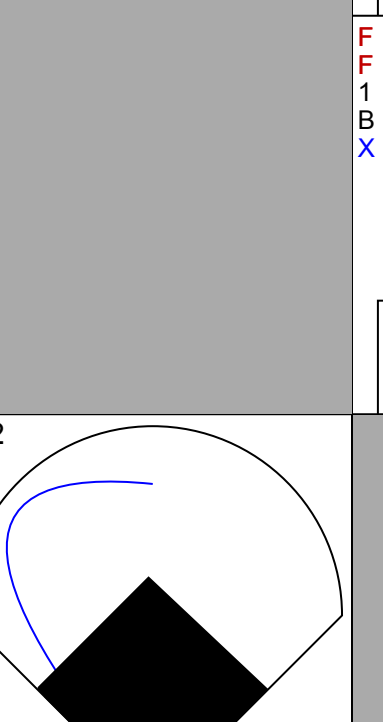
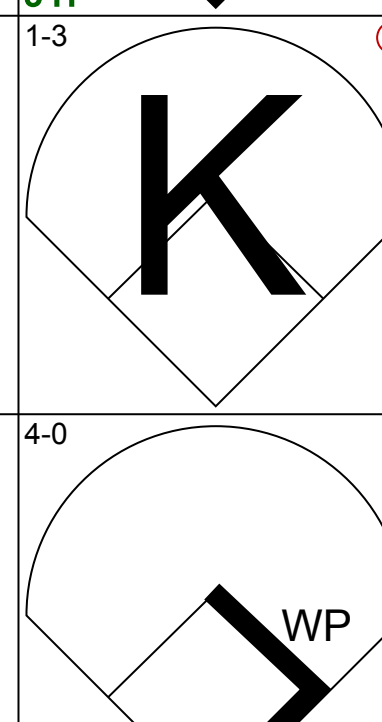



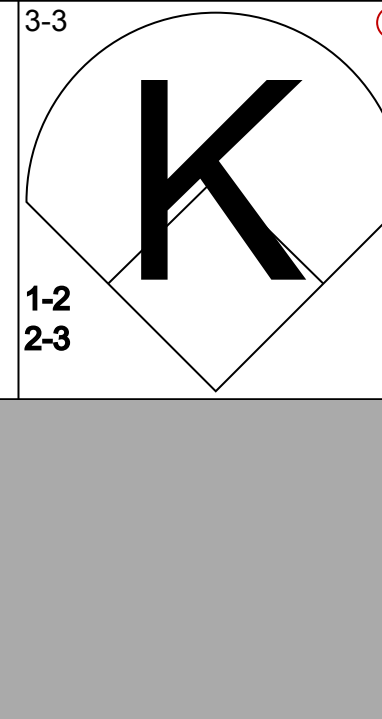
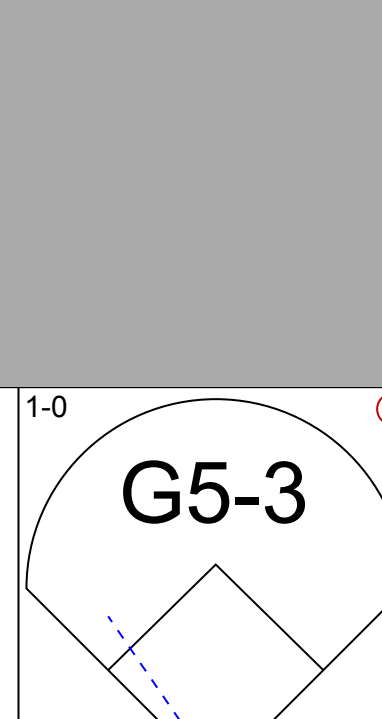
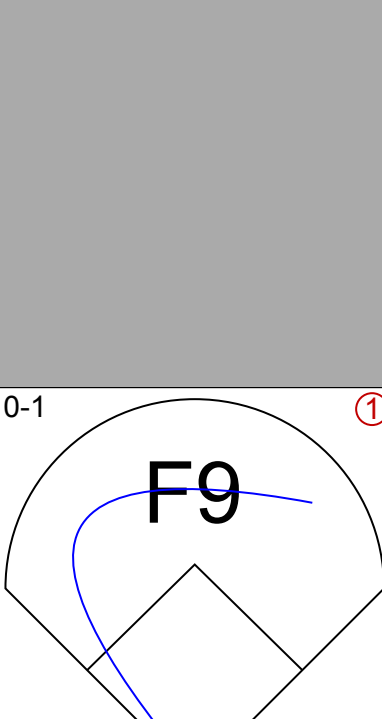

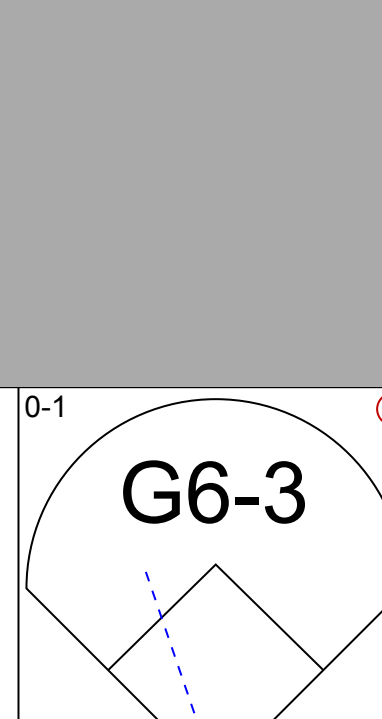

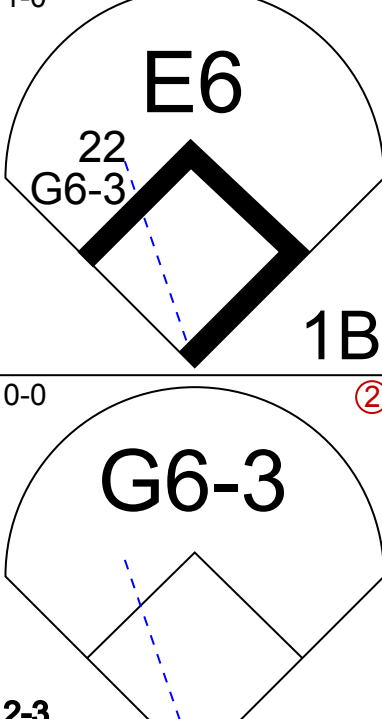
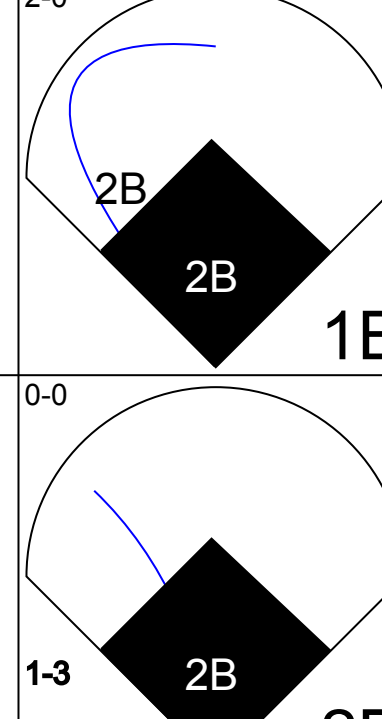
Batter	1	2	3	4	5	6	7	8	9	AB	R	H	RBI	BB	SO	LOB	BOTTOM			
Tom Goodwin, L (1, 8) OBP: 0.293, SLG: 0.303	F8		E4		FC4-6			F9		4	1	0	0	0	0	1	Florida Marlins @ Chicago Cubs Wrigley Field, Chicago, IL Wed Jul 09 2003, 1:20 PM CDT Att: 33,054 - Overcast - 67 F			
Mark Czudzielanek, R (1, 4) OBP: 0.355, SLG: 0.392	K				1B			HR		2	1	1	0	2	1	0				
Sammy Sosa, R (1, 9) OBP: 0.395, SLG: 0.539	G5-3			BB				2B		4	1	2	3	0	0	2				
Moises Alou, R (1, 7) OBP: 0.362, SLG: 0.489		K			L6			HR		4	0	1	0	0	1	2				
Hee-Seop Choi, L (1, 3) OBP: 0.380, SLG: 0.481	G4-3				P5			G3-6-3		4	0	0	0	0	0	1				
Ramon Martinez, R (1, 5) OBP: 0.348, SLG: 0.400					1B			HR		3	1	2	0	1	0	0				
José Hernández, R (1, 6) OBP: 0.299, SLG: 0.366		L5			G4-3			HR		4	1	1	2	0	0	2				
Damian Miller, R (1, 2) OBP: 0.312, SLG: 0.374					F9			L3		4	0	1	0	0	0	0				
34 Kerry Wood, R (1, 1) OBP: 0.135, SLG: 0.297					K			G6-3		3	0	0	0	0	2	1				
Inning Stats	R: 0 E: 0 K: 1 S: 8	H: 0 LOB: 0 BB: 0 P: 14	R: 0 E: 0 K: 1 S: 8	H: 1 LOB: 1 BB: 0 P: 14	R: 0 E: 1 K: 1 S: 9	H: 0 LOB: 2 BB: 1 P: 18	R: 0 E: 0 K: 0 S: 10	H: 1 LOB: 1 BB: 0 P: 15	R: 1 E: 0 K: 1 S: 13	H: 2 LOB: 2 BB: 1 P: 23	R: 0 E: 0 K: 0 S: 6	H: 0 LOB: 0 BB: 0 P: 11	R: 0 E: 0 K: 0 S: 7	H: 0 LOB: 0 BB: 0 P: 12	R: 4 E: 0 K: 0 S: 17	H: 4 LOB: 0 BB: 1 P: 29	1B: 4 2B: 2 3B: 0 HR: 2	SF: 0 SAC: 0 DP: 1 HBP: 0	WP: 0 PB: 0 SB: 2 CS: 0	PA: 35
PITCHER Carl Pavano, R (1, 1) ERA: 4.41 Tommy Phelps, L (8, 1) ERA: 4.16	IP: 7.0 WLS: L BF: 31 H: 7 R: 4 ER: 4 SO: 4 BB: 2 IBB: 0 HBP: 0 BLK: 0 WP: 0 HR: 1 S: 66 P: 116 ERA: 5.14 WHIP: 1.286															PITCHER				



Batter	1	2	3	4	5	6	7	8	9	AB	R	H	RBI	BB	SO	LOB	TOP								
Rafael Furcal, S OBP: 0.349, SLG: 0.475 (1, 6)			B5-3			K			G4-3	5	2	1	1	1	2	3	Atlanta Braves @ Chicago Cubs Wrigley Field, Chicago, IL Thu Jul 10 2003, 1:20 PM CDT Att: 38,756 - Cloudy - 80 F								
Marcus Giles, R OBP: 0.368, SLG: 0.468 (1, 4)			G4-3			FC6-4				4	0	1	1	1	1	1									
Gary Sheffield, R OBP: 0.428, SLG: 0.608 Darren Bragg, L OBP: 0.204, SLG: 0.170 (1, 9) (7, 9)	G3		G6-3						G5-4-3	3	1	0	0	1	0	1									
10 Chipper Jones, S OBP: 0.392, SLG: 0.505 (1, 7)	G5-3								G4-3	1	0	1	1	0	0	0									
Andruw Jones, R OBP: 0.358, SLG: 0.523 (1, 8)		G6-3				K				5	1	1	0	0	2	4									
Julio Franco, R OBP: 0.384, SLG: 0.444 (1, 3)									K	5	3	3	1	0	1	0									
Vinny Castilla, R OBP: 0.299, SLG: 0.448 (1, 5)										4	2	4	4	0	0	0									
Henry Blanco, R OBP: 0.227, SLG: 0.267 (1, 2)		K							E6	3	2	1	3	1	1	1									
Greg Maddux, R OBP: 0.132, SLG: 0.154 Kevin Crouch, R OBP: 0.132, SLG: 0.154 Matt Franco, L OBP: 0.132, SLG: 0.154 Roberto Hernandez, R OBP: 0.132, SLG: 0.154 Robert Fick, L OBP: 0.132, SLG: 0.154 Trey Hodges, R OBP: 0.132, SLG: 0.154 (1, 1) (7, 1) (6, PH) (8, 1) (9, PH) (9, 1)		K				FC1-6			G4-3	3	0	1	0	0	1	2									
Inning Stats	R: 1 E: 0 K: 1 S: 10	H: 1 LOB: 0 BB: 0 P: 14	R: 1 E: 0 K: 2 S: 10	H: 2 LOB: 1 BB: 0 P: 15	R: 0 E: 0 K: 0 S: 6	H: 0 LOB: 0 BB: 0 P: 8	R: 0 E: 0 K: 0 S: 4	H: 0 LOB: 0 BB: 0 P: 7	R: 1 E: 0 K: 1 S: 6	H: 1 LOB: 1 BB: 1 P: 14	R: 3 E: 0 K: 2 S: 15	H: 3 LOB: 2 BB: 2 P: 34	R: 0 E: 0 K: 0 S: 10	H: 0 LOB: 0 BB: 1 P: 18	R: 5 E: 1 K: 1 S: 20	H: 4 LOB: 2 BB: 2 P: 33		R: 2 E: 0 K: 1 S: 11	H: 2 LOB: 0 BB: 0 P: 19	1B: 7 2B: 3 3B: 0 HR: 3	SF: 3 SAC: 0 DP: 1 HBP: 0	WP: 0 PB: 0 SB: 1 CS: 0	PA: 46		
PITCHER	IP	WLS	BF	H	R	ER	SO	BB	IBB	HBP	BLK	WP	HR	S	P	ERA	WHIP								
Shawn Estes, L ERA: 5.74 Dave Veres, R ERA: 4.22 Kyle Farnsworth, R ERA: 2.74 Antonio Alfonseca, R ERA: 6.27 (1, 1) (6, 1) (8, 1) (8, 1)	5.1	L	25	6	6	6	5	3	0	0	0	0	2	44	81	10.12	1.688								

Batter	1	2	3	4	5	6	7	8	9	AB	R	H	RBI	BB	SO	LOB	BOTTOM								
Tom Goodwin, L OBP: 0.306, SLG: 0.325 (1, 8)	L4								G4-3	5	1	3	1	0	0	0	Atlanta Braves @ Chicago Cubs Wrigley Field, Chicago, IL Thu Jul 10 2003, 1:20 PM CDT Att: 38,756 - Cloudy - 80 F								
Mark Czudzielanek, R OBP: 0.394, SLG: 0.390 (1, 4)	F9		G4-3			G1-3		G6-3		4	0	1	0	0	2										
Sammy Sosa, R OBP: 0.397, SLG: 0.538 (1, 9)	P6					P6				4	0	2	1	0	0										
Moises Alou, R OBP: 0.362, SLG: 0.488 Troy Leary, L OBP: 0.277, SLG: 0.336 (1, 7) (6, PH) (9, 7)		G6-3	G4-3							3	0	1	0	0	2										
Hee-Seop Choi, L OBP: 0.377, SLG: 0.471 (1, 3)		K				G4-3		F8		3	0	0	0	1	3										
Alex Gonzalez, R OBP: 0.303, SLG: 0.423 (1, 6)			K			K		K		4	1	1	1	0	3	6									
José Hernández, R OBP: 0.296, SLG: 0.362 (1, 5)	K					G6-3		K		4	0	0	0	0	2	3									
Paul Bako, L OBP: 0.261, SLG: 0.260 (1, 2)						K		K		4	1	0	0	0	3	0									
Shawn Estes, R ERA: 4.63 Dave Veres, R ERA: 4.85 Lenny Harris, L ERA: 4.5 Kyle Farnsworth, R ERA: 3.53 (1, 1) (6, 1) (7, PH) (8, 1) (8, 1) (9, PH)			SH1-4			K		G5-3		1	0	0	0	0	1	0									
Inning Stats	R: 0 E: 0 K: 0 S: 7	H: 0 LOB: 0 BB: 0 P: 10	R: 1 E: 0 K: 2 S: 13	H: 1 LOB: 0 BB: 0 P: 20	R: 2 E: 1 K: 1 S: 17	H: 3 LOB: 3 BB: 0 P: 27	R: 0 E: 0 K: 2 S: 8	H: 0 LOB: 0 BB: 0 P: 10	R: 0 E: 0 K: 2 S: 5	H: 1 LOB: 1 BB: 0 P: 6	R: 0 E: 0 K: 1 S: 13	H: 1 LOB: 1 BB: 0 P: 19	R: 0 E: 0 K: 1 S: 12	H: 2 LOB: 2 BB: 0 P: 17	R: 0 E: 0 K: 1 S: 12	H: 0 LOB: 0 BB: 0 P: 17		1B: 7 2B: 1 3B: 0 HR: 1	SF: 0 SAC: 1 DP: 0 HBP: 1	WP: 0 PB: 0 SB: 1 CS: 1	PA: 37				
PITCHER	IP	WLS	BF	H	R	ER	SO	BB	IBB	HBP	BLK	WP	HR	S	P	ERA	WHIP								
Greg Maddux, R Kevin Gnyboski, R Roberto Hernandez, R Trey Hodges, R (1, 1) (7, 1) (8, 1) (9, 1)	6.0	W	25	6	3	2	7	0	0	1	0	0	0	13	19	0.00	1.000								

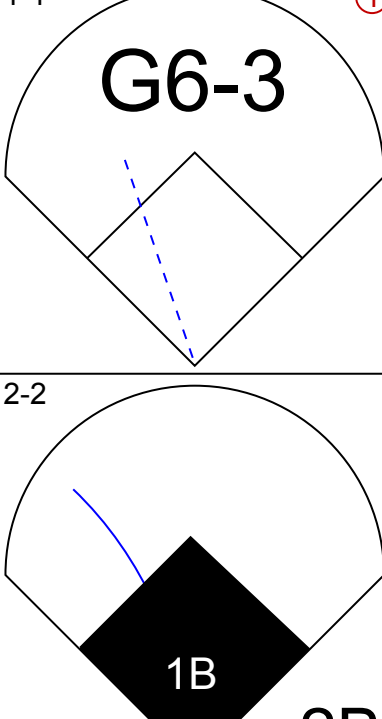
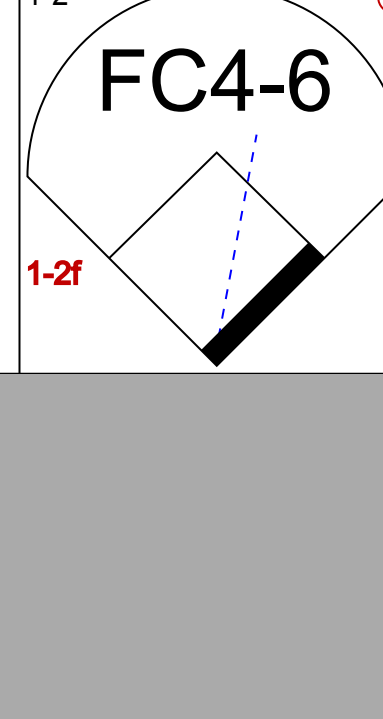
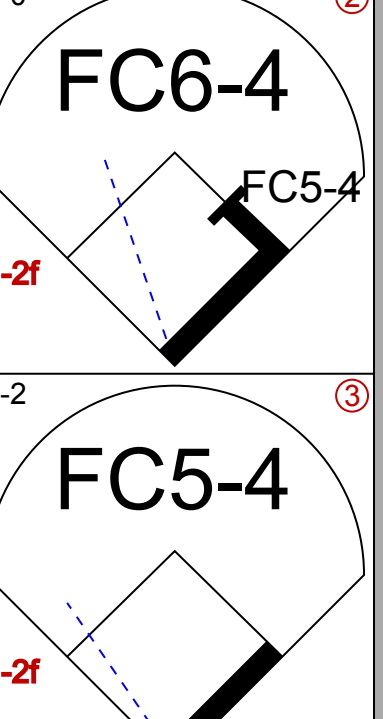
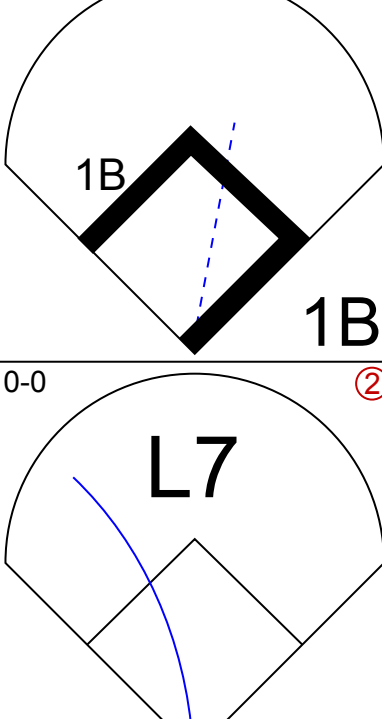
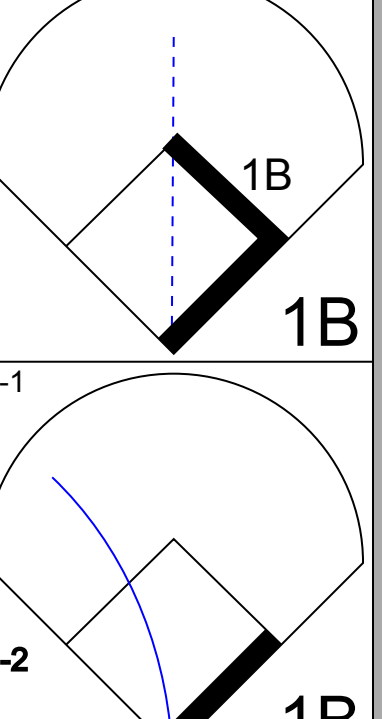


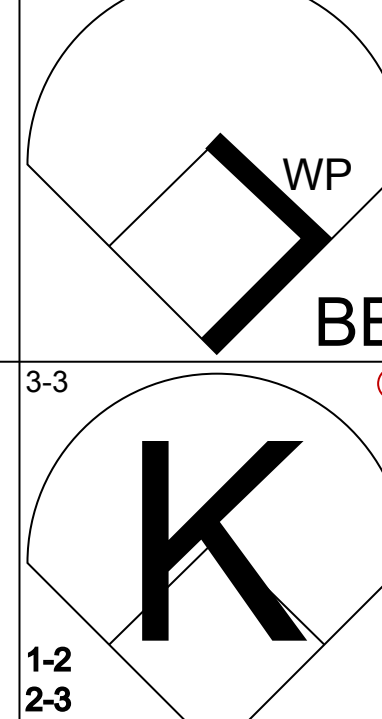
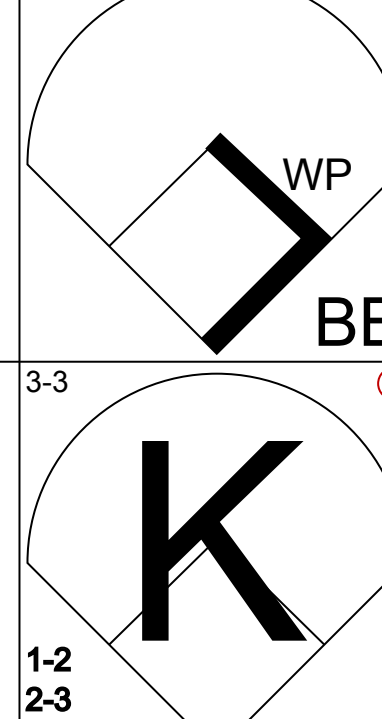
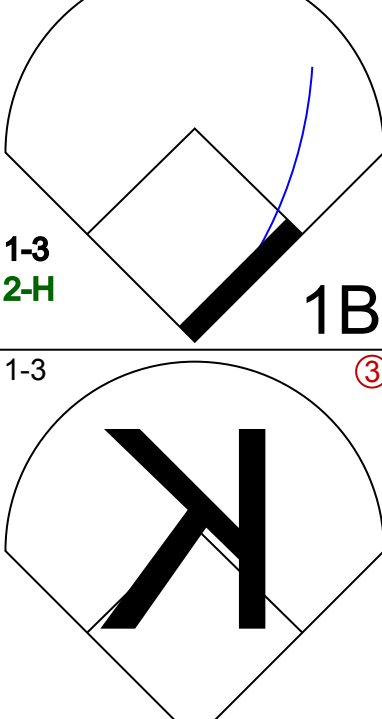
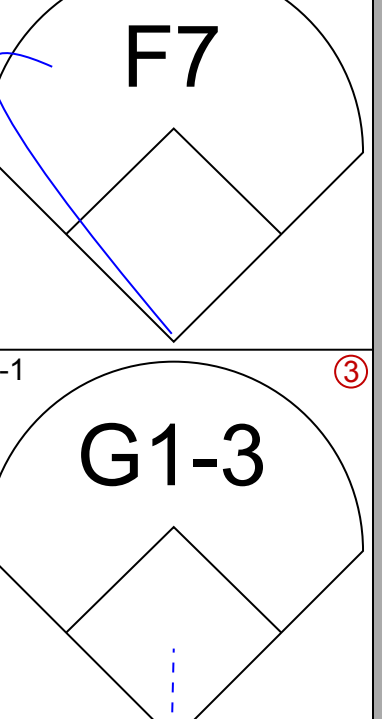
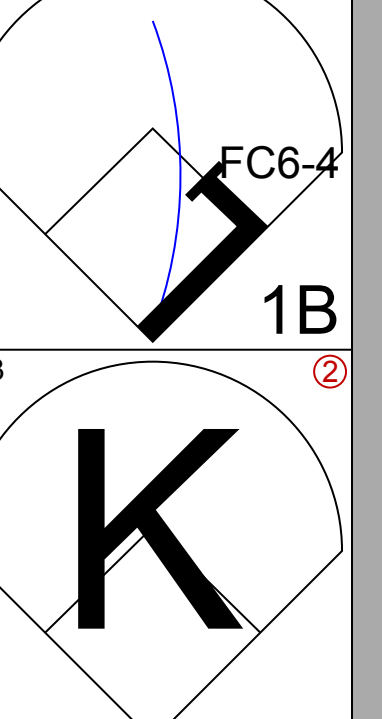
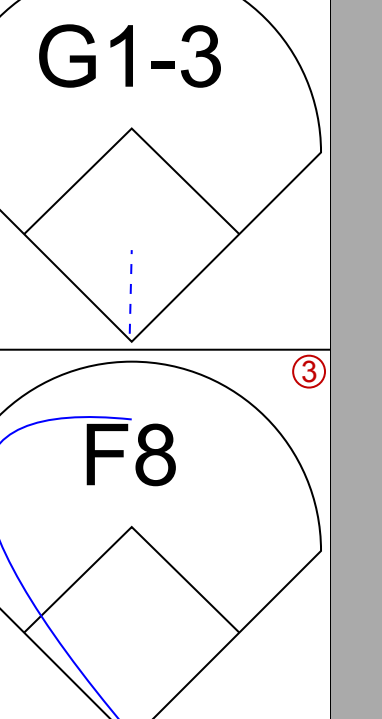



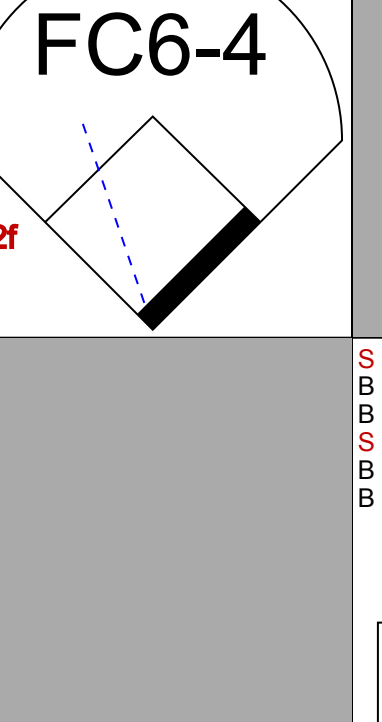
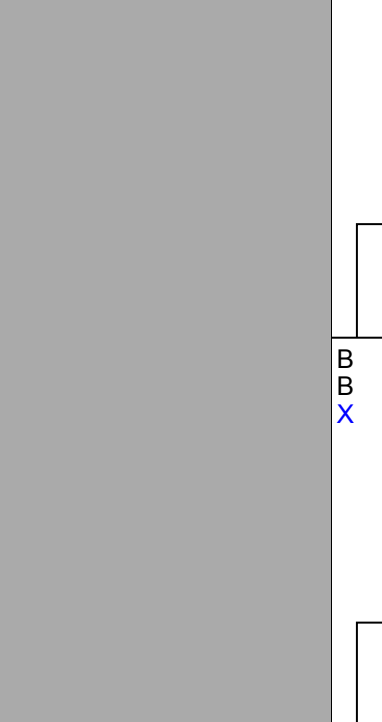
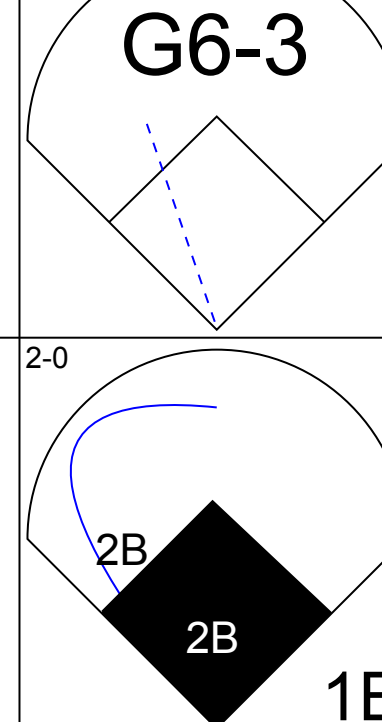
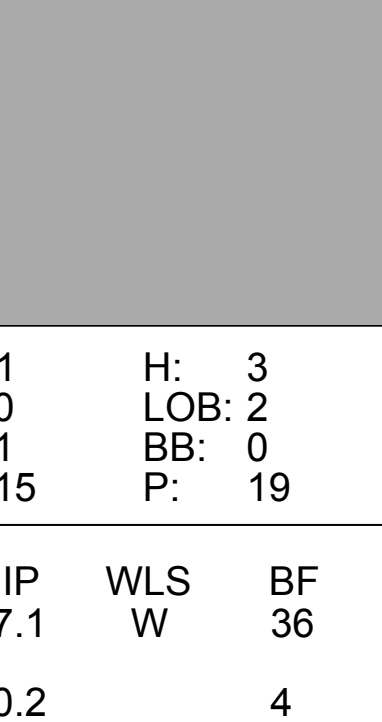
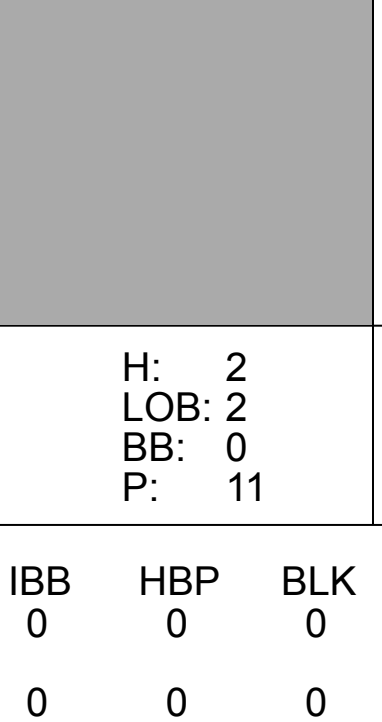
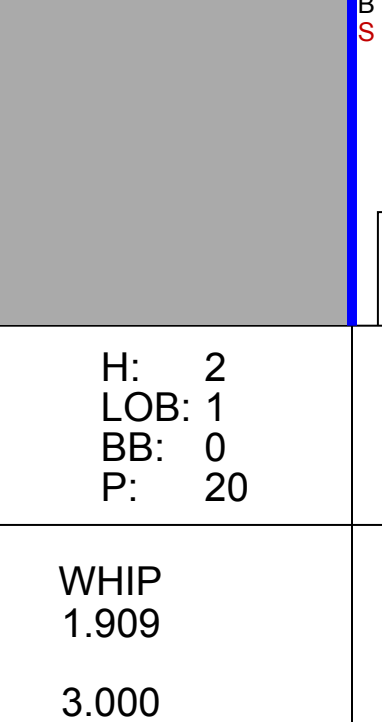
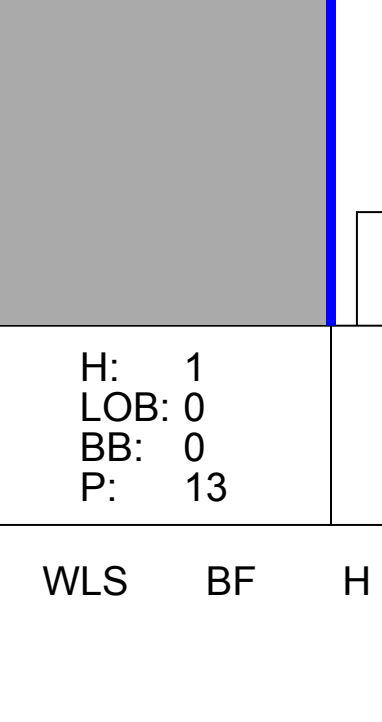
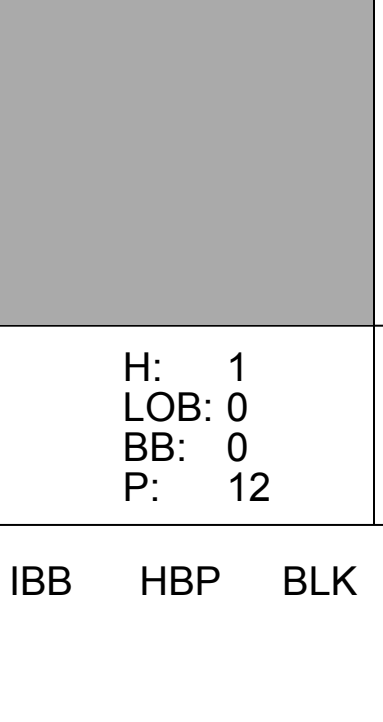





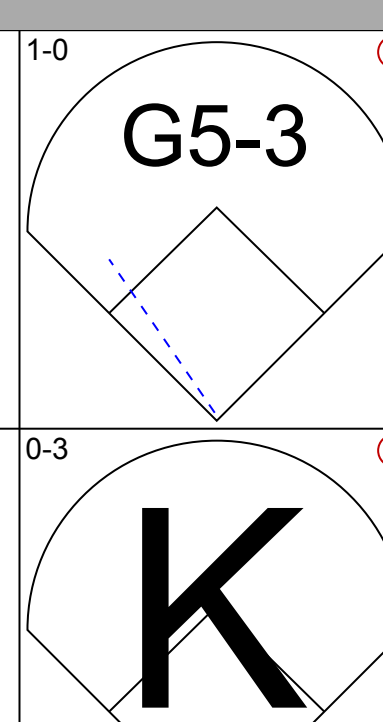
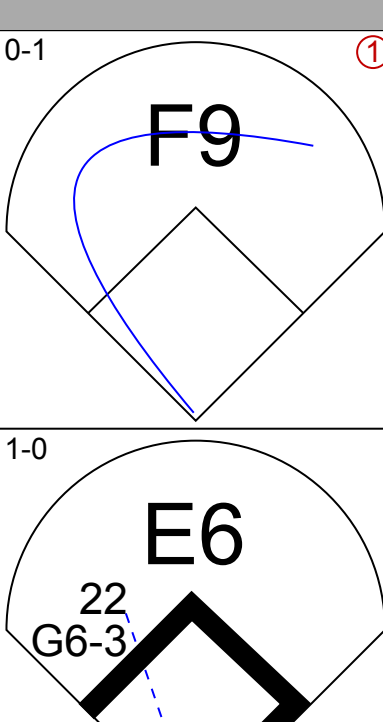
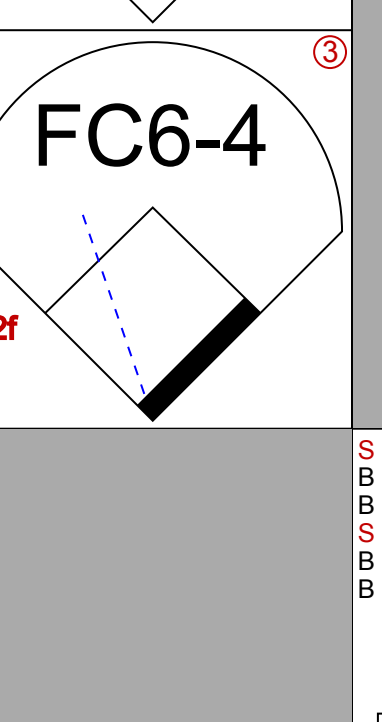
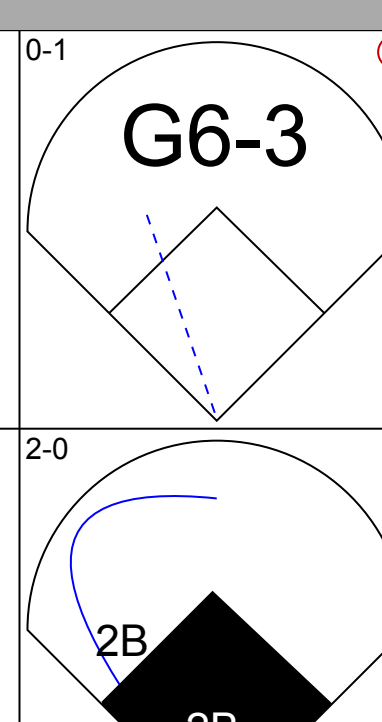
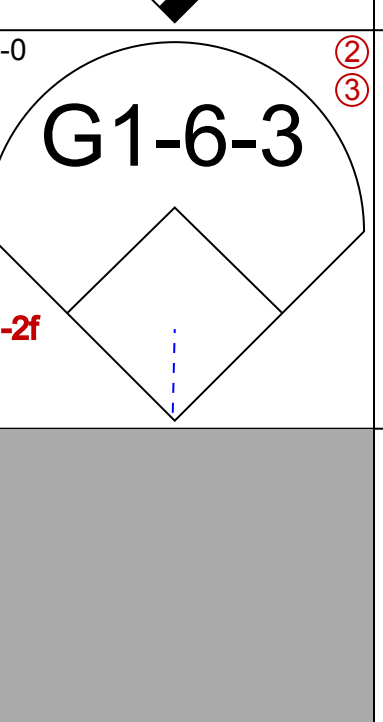
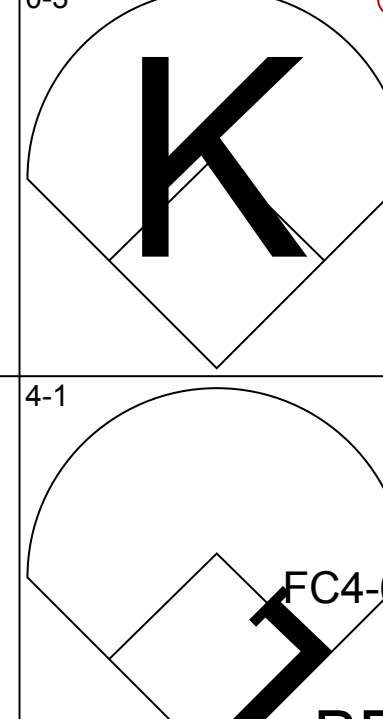
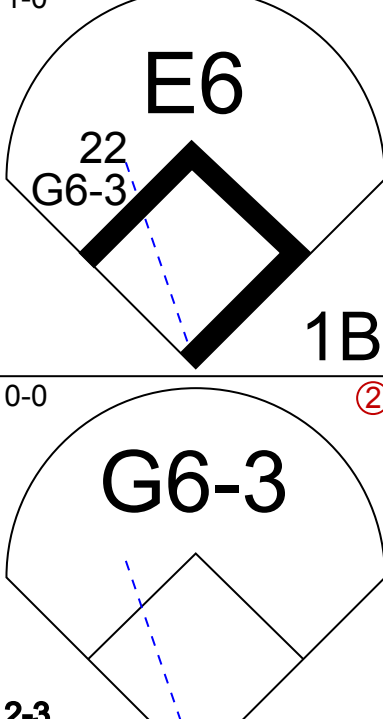
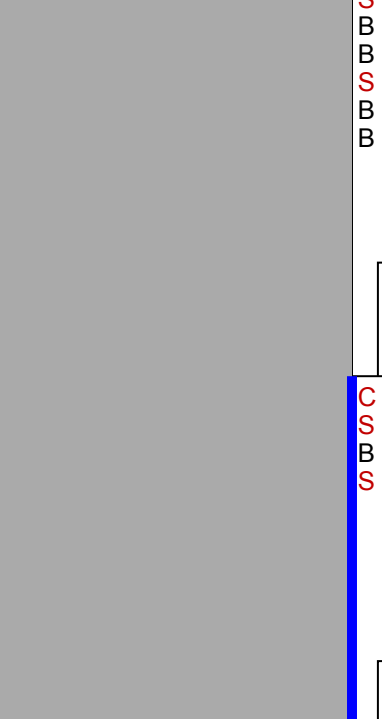
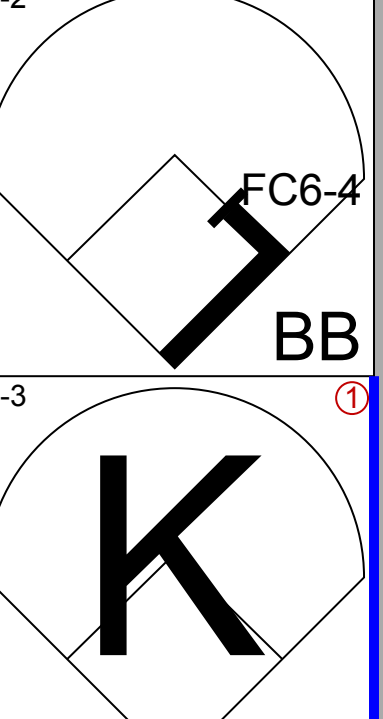
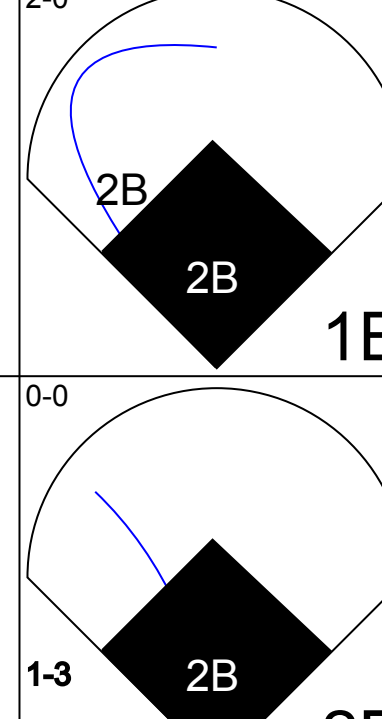
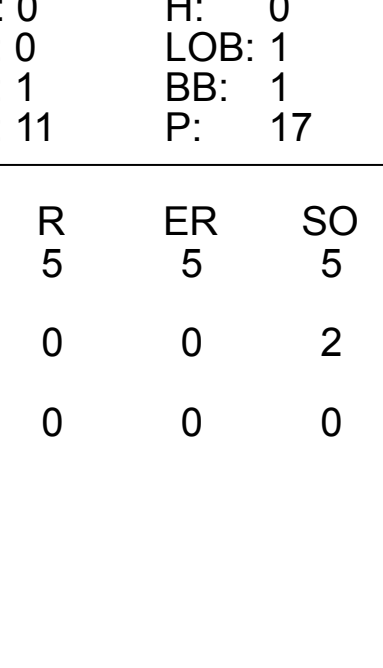
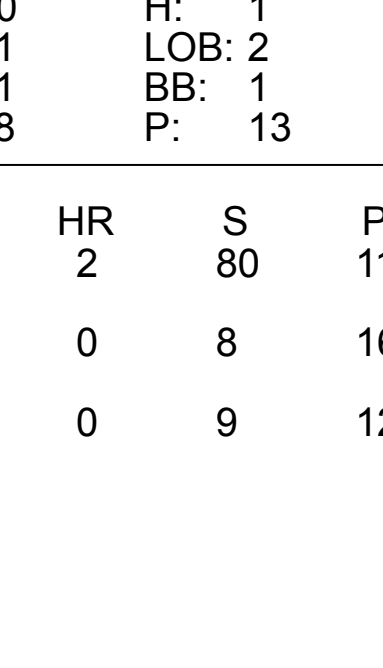
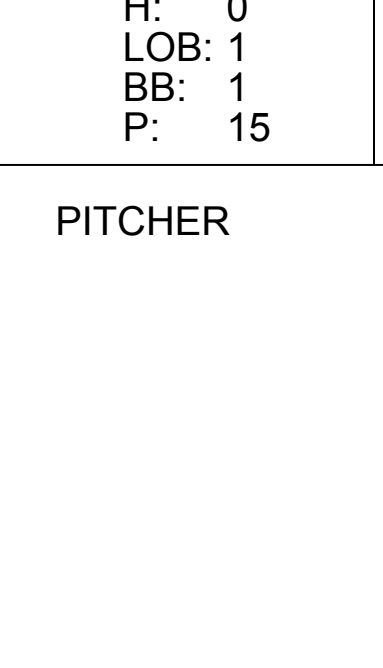
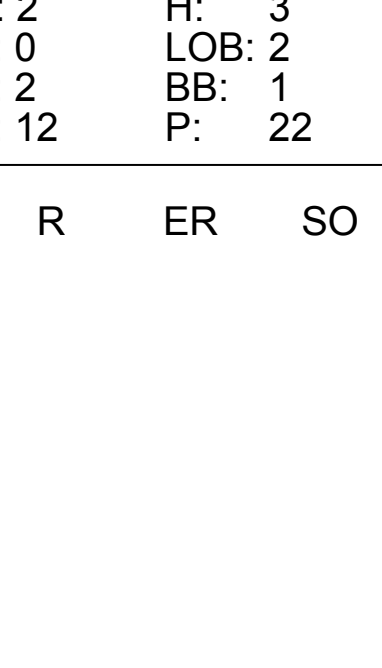


Batter	1	2	3	4	5	6	7	8	9	AB	R	H	RBI	BB	SO	LOB	TOP					
Rafael Furcal, S (1, 6) OBP: 0.344, SLG: 0.468																	5 0 0 0 0 1 2					
Marcus Giles, R (1, 4) OBP: 0.397, SLG: 0.466																	1 0 0 0 0 1 0					
Mark DeRosa, R (3, PH) (3, 4) OBP: 0.288, SLG: 0.378																	4 2 2 0 0 1 0					
10 Chipper Jones, S (1, 7) OBP: 0.389, SLG: 0.500																	5 0 1 1 0 1 1					
Andruw Jones, R (1, 8) OBP: 0.359, SLG: 0.530																	5 2 2 2 0 0 1					
Robert Fick, L (1, 3) OBP: 0.361, SLG: 0.489																	2 2 1 0 3 0 0					
Javy Lopez, R (1, 2) OBP: 0.352, SLG: 0.644																	3 1 0 0 0 0 3					
Vinny Castilla, R (1, 5) OBP: 0.301, SLG: 0.459																	4 2 2 4 0 0 1					
Darren Bragg, L (1, 9) OBP: 0.206, SLG: 0.165																	3 0 0 0 1 1 2					
Mike Hampton, R (1, 1) OBP: 0.345, SLG: 0.500																	3 0 1 2 1 1 3					
Kevin Gryboski, R (8, 1)																	0 0 0 0 0 0 0					
Darren Holmes, R (9, 1)																	0 0 0 0 0 0 0					
Inning Stats	R: 0 E: 0 K: 2 S: 8	H: 0 LOB: 0 BB: 0 P: 15	R: 2 E: 0 K: 0 S: 13	H: 1 LOB: 0 BB: 1 P: 19	R: 0 E: 0 K: 2 S: 8	H: 0 LOB: 0 BB: 0 P: 12	R: 2 E: 0 K: 1 S: 17	H: 3 LOB: 2 BB: 1 P: 30	R: 2 E: 0 K: 0 S: 11	H: 2 LOB: 1 BB: 1 P: 20	R: 0 E: 0 K: 0 S: 8	H: 0 LOB: 1 BB: 1 P: 17	R: 0 E: 0 K: 0 S: 8	H: 0 LOB: 0 BB: 0 P: 12	R: 2 E: 1 K: 1 S: 18	H: 1 LOB: 1 BB: 1 P: 31	R: 1 E: 0 K: 0 S: 6	H: 2 LOB: 0 BB: 0 P: 8	1B: 3 2B: 3 3B: 1 HR: 2	SF: 0 SAC: 0 DP: 2 HBP: 1	WP: 0 PB: 0 SB: 0 CS: 0	PA: 41
PITCHER	IP WLS BF H R ER SO BB IBB HBP BLK WP HR S P ERA WHIP																					
22 Mark Prior, R (1, 1) ERA: 3.01	4.2 L 23 6 6 6 5 3 0 1 0 0 0 2 56 95 11.57 1.929																					
Kyle Farnsworth, R (5, 1) ERA: 2.66	1.1 5 0 0 0 0 1 0 0 0 0 0 0 9 18 0.00 0.750																					
Mike Remlinger, L (7, 1) ERA: 4.5	2.0 9 1 2 0 1 1 0 0 0 0 0 0 26 43 0.00 1.000																					
Joe Borowski, R (9, 1) ERA: 2.74	1.0 4 2 1 1 0 0 0 0 0 0 0 0 6 8 9.00 2.000																					

Atlanta Braves @ Chicago Cubs
Wrigley Field, Chicago, IL
Fri Jul 11 2003, 2:20 PM CDT
Att: 39,334 - Cloudy - 74 F

AB	35
R	9
H	9
RBI	9
BB	5
SO	6
LOB	13



Batter	1	2	3	4	5	6	7	8	9	AB	R	H	RBI	BB	SO	LOB	BOTTOM					
Mark Grudzielanek, R (1, 4) OBP: 0.355, SLG: 0.392										4	0	1	2	1	0	2						
Alex Gonzalez, R (1, 6) OBP: 0.301, SLG: 0.423										5	1	1	0	0	2	4						
Joe Borowski, R (9, 1)										0	0	0	0	0	0	0						
Sammy Sosa, R (1, 9) OBP: 0.407, SLG: 0.570										4	2	4	2	1	0	0						
Moises Alou, R (1, 7) OBP: 0.360, SLG: 0.484										5	0	1	0	0	1	4						
Eric Karros, R (1, 3) OBP: 0.389, SLG: 0.510											5	0	3	1	0	2						
José Hernández, R (1, 5) OBP: 0.292, SLG: 0.357										4	0	0	0	0	2	5						
Tom Goodwin, L (9, PH) OBP: 0.303, SLG: 0.322											1	0	0	0	0	1						
Trenidad Hubbard, R (1, 8) OBP: 0.238, SLG: 0.211											4	0	0	0	0	1						
Lenny Harris, L (9, PH)										1	0	0	0	0	0	1						
Damian Miller, R (1, 2) OBP: 0.319, SLG: 0.378											3	1	2	0	1	1						
22 Mark Prior, R (1, 1) ERA: 4.85											1	0	0	0	1	0						
Kyle Farnsworth, R (5, 1)										0	0	0	0	0	0	0						
Troy O'Leary, L (9, PH)										1	0	0	0	0	1	1						
Mike Remlinger, L (7, 1)										0	0	0	0	0	0	0						
Ramon Martinez, R (9, PH)										1	1	1	0	0	0	0						
Inning Stats	R: 1 E: 0 K: 1 S: 15	H: 3 LOB: 2 BB: 0 P: 19	R: 0 E: 0 K: 1 S: 11	H: 0 LOB: 1 BB: 1 P: 17	R: 0 E: 0 K: 0 S: 8	H: 2 LOB: 2 BB: 0 P: 11	R: 0 E: 1 K: 1 S: 8	H: 1 LOB: 2 BB: 1 P: 13	R: 1 E: 0 K: 1 S: 17	H: 2 LOB: 1 BB: 0 P: 20	R: 0 E: 0 K: 1 S: 9	H: 0 LOB: 1 BB: 1 P: 15	R: 1 E: 0 K: 0 S: 8	H: 1 LOB: 0 BB: 0 P: 13	R: 2 E: 0 K: 2 S: 12	H: 3 LOB: 2 BB: 1 P: 22	R: 0 E: 0 K: 0 S: 9	H: 1 LOB: 0 BB: 0 P: 12	1B: 8 2B: 3 3B: 0 HR: 2	SF: 0 SAC: 0 DP: 1 HBP: 0	WP: 1 PB: 0 SB: 0 CS: 0	PA: 43
PITCHER	IP WLS BF H R ER SO BB IBB HBP BLK WP HR S P ERA WHIP																					
Mike Hampton, L (1, 1) ERA: 4.85	7.1 W 36 11 5 5 5 3 0 0 0 0 1 0 80 114 6.14 1.909																					
Kevin Gryboski, R (8, 1) ERA: 4.75	0.2 4 1 0 0 2 1 0 0 0 0 1 0 8 16 0.00 3.000																					
Darren Holmes, R (9, 1) ERA: 3.95	1.0 3 1 0 0 0 0 0 0 0 0 0 0 9 12 0.00 1.000																					

Atlanta Braves @ Chicago Cubs
Wrigley Field, Chicago, IL
Fri Jul 11 2003, 2:20 PM CDT
Att: 39,334 - Cloudy - 74 F

AB	39
R	5
H	13
RBI	5
BB	4
SO	7
LOB	22



Batter	1	2	3	4	5	6	7	8	9	AB	R	H	RBI	BB	SO	LOB	TOP										
Rafael Furcal, S OBP: 0.346, SLG: 0.476 (1, 6)	G4-3 		3-2 HR 			1-1 G3-1 		0-0 		4	1	2	2	0	0	0											
Mark DeRosa, R OBP: 0.280, SLG: 0.366 (1, 4)	P4 		0-3 K 			0-0 G4-3 		2-3 1B 		4	0	0	0	0	2	1											
Gary Sheffield, R OBP: 0.424, SLG: 0.600 (1, 9)	K 			1-0 L7 		1-1 G5-3 		1-1 G4-3 		4	0	0	0	0	1	1											
10 Chipper Jones, S OBP: 0.388, SLG: 0.497 (1, 7)		1-0 FC6-4 1B 		2-1 G4-3 		0-0 G3 		1-3 K 		4	0	1	0	0	1	0											
Andrew Jones, R OBP: 0.358, SLG: 0.526 (1, 8)	F7 			0-1 F8 		1-0 G5-3 		1-2 		4	0	1	0	0	0	1											
Robert Fick, L OBP: 0.356, SLG: 0.481 (1, 3)	P6 				3-3 K 		0-1 G3 		1-2 F7 		4	0	0	0	0	1	2										
Javy Lopez, R OBP: 0.347, SLG: 0.634 (1, 2)	FC6-4 1-2 				2-3 K 			0-0 E5 2B G4-3 	1-3 K 	4	1	0	0	0	2	2											
Vinny Castilla, R OBP: 0.305, SLG: 0.464 (1, 5)			1-3 K 		1-2 			2-2 G4-3 1B 2B 		3	1	2	0	0	1	0											
Horacio Ramirez, L OBP: 0.125, SLG: 0.158 Kevin Gnyboski, R (4, 1)			0-0 G4-3 		3-3 K 			1-1 G4-3 		1	0	0	0	0	0	0											
Matt Franco, L OBP: 0.346, SLG: 0.444 Jung Keun Bong, L (5, 1)										0	0	0	0	0	0	0											
Roberto Hernandez, R OBP: 0.301, SLG: 0.440 Julio Franco, R (7, 1)										0	0	0	0	0	0	0											
Trey Hodges, R (8, 1)										0	0	0	0	0	0	0											
Inning Stats	R: 0 E: 0 K: 1 S: 8	H: 0 LOB: 0 BB: 0 P: 12	R: 0 E: 0 K: 0 S: 6	H: 1 LOB: 1 BB: 0 P: 10	R: 1 E: 0 K: 2 S: 10	H: 1 LOB: 0 BB: 0 P: 14	R: 0 E: 0 K: 0 S: 5	H: 0 LOB: 0 BB: 0 P: 8	R: 0 E: 0 K: 3 S: 15	H: 1 LOB: 1 BB: 0 P: 24	R: 0 E: 0 K: 0 S: 4	H: 0 LOB: 0 BB: 0 P: 5	R: 2 E: 1 K: 1 S: 13	H: 2 LOB: 1 BB: 0 P: 19	R: 0 E: 0 K: 2 S: 13	H: 1 LOB: 1 BB: 0 P: 17	1B: 4 2B: 1 3B: 0 HR: 1	SF: 0 SAC: 0 DP: 0 HBP: 0	WP: 0 PA: 34 PB: 0 SB: 0 CS: 0								
PITCHER	IP	WLS	BF	H	R	ER	SO	BB	IBB	HBP	BLK	WP	HR	S	P	ERA	WHIP									ERA	WHIP
Matt Clement, R ERA: 4.39 Joe Borowski, R ERA: 2.68 (9, 1)	8.0	W	30	5	3	2	7	0	0	0	0	0	1	66	99	2.25	0.625									2.00	1.000

Atlanta Braves @ Chicago Cubs
Wrigley Field, Chicago, IL
Sat Jul 12 2003, 12:15 PM CDT
Att: 39,980 - Sunny - 78 F

AB 34
R 3
H 6
RBI 3
BB 0
SO 9
LOB 9



Batter	1	2	3	4	5	6	7	8	9	AB	R	H	RBI	BB	SO	LOB	BOTTOM										
Mark Grudzielanek, R OBP: 0.359, SLG: 0.400 (1, 4)	SH1-3 1B 2B 		3-2 L8 	2-0 2H 3B 2B 		4-1 G4-6-3 BB 		1-2 2-3 1-2 		3	2	2	1	1	0	0											
Ramon Martinez, R OBP: 0.351, SLG: 0.421 (1, 5)	SH1-3 2-3 		3-3 K 	2-0 2H 3B 		2-0 G4-6-3 1-2 				3	0	1	1	0	1	3											
Sammy Sosa, R OBP: 0.408, SLG: 0.580 (1, 9)	1-1 1B 			HR G5-3 		1-3 K 				4	1	2	2	0	1	1											
Moises Alou, R OBP: 0.361, SLG: 0.484 (1, 7)	3-1 G5-4-3 1B 			3-1 2B 1B 	1-2 F7 		1-1 G6-3 			4	1	2	0	0	0	0											
Eric Karros, R OBP: 0.386, SLG: 0.503 (1, 3)	2-0 G5-4-3 1-2 			4-1 2B 2B BB 	1-2 G6-3 		3-3 K2-3 			3	1	0	0	1	1	2											
Alex Gonzalez, R OBP: 0.304, SLG: 0.426 (1, 6)		2-0 G4-6-3 1B 		0-0 2B 2B 	3-2 K 			3-3 K 		4	1	2	1	0	2	0											
José Hernández, R OBP: 0.295, SLG: 0.360 Joe Borowski, R (9, 1)		2-0 F8 		0-0 2B 2B 		4-2 BB 1B BB 		3-3 K 		3	1	1	2	1	1	1											
Damian Miller, R OBP: 0.318, SLG: 0.376 (1, 2)		0-1 G4-6-3 1-2 		0-0 2B 2B 	3-2 G6-3 		0-1 BB 1B 		2-2 F8 		4	0	1	0	0	2											
Matt Clement, R OBP: 0.226, SLG: 0.290 Tom Goodwin, L (9, 8)			1-3 K 		0-0 G1-3 			0-0 B1 		3	0	0	0	0	1	3											
Inning Stats	R: 1 E: 0 K: 0 S: 9	H: 3 LOB: 1 BB: 0 P: 18	R: 0 E: 0 K: 0 S: 4	H: 1 LOB: 0 BB: 0 P: 8	R: 0 E: 0 K: 2 S: 12	H: 0 LOB: 0 BB: 1 P: 19	R: 6 E: 0 K: 0 S: 13	H: 6 LOB: 1 BB: 1 P: 28	R: 0 E: 0 K: 1 S: 10	H: 0 LOB: 0 BB: 0 P: 15	R: 0 E: 0 K: 2 S: 7	H: 1 LOB: 2 BB: 0 P: 17	R: 0 E: 0 K: 2 S: 11	H: 0 LOB: 0 BB: 0 P: 16	R: 0 E: 0 K: 2 S: 9	H: 0 LOB: 0 BB: 0 P: 17	1B: 5 2B: 4 3B: 1 HR: 1	SF: 0 SAC: 1 DP: 3 HBP: 0	WP: 0 PA: 35 PB: 0 SB: 0 CS: 0								
PITCHER	IP	WLS	BF	H	R	ER	SO	BB	IBB	HBP	BLK	WP	HR	S	P	ERA	WHIP									ERA	WHIP
Horacio Ramirez, L ERA: 4.0 Kevin Gnyboski, R ERA: 4.7 Jung Keun Bong, L ERA: 3.85 Roberto Hernandez, R ERA: 4.38 Trey Hodges, R ERA: 3.46 (8, 1)	3.2	L	19	9	7	7	2	1	0	0	0	0	0	4	9	0.00	3.000									0.00	0.000

Atlanta Braves @ Chicago Cubs
Wrigley Field, Chicago, IL
Sat Jul 12 2003, 12:15 PM CDT
Att: 39,980 - Sunny - 78 F

AB 31
R 7
H 11
RBI 7
BB 3
SO 7
LOB 12



Batter	1	2	3	4	5	6	7	8	9	AB	R	H	RBI	BB	SO	LOB	TOP		
Rafael Furcal, S (1, 6) OBP: 0.344, SLG: 0.473										5	0	1	2	0	2	1			
Mark DeRosa, R (1, 4) OBP: 0.294, SLG: 0.368										5	0	2	0	0	0	1			
Gary Sheffield, R (1, 9) OBP: 0.423, SLG: 0.596										4	1	1	0	1	1	3			
Darren Holmes, R (9, PR) OBP: 0.208, SLG: 0.165										0	0	0	0	0	0	0			
10 Chipper Jones, S (1, 7) OBP: 0.391, SLG: 0.497										4	2	2	0	1	0	1			
Andrew Jones, R (1, 8) OBP: 0.356, SLG: 0.522										3	1	0	1	1	2	2			
Robert Fisk, L (1, 3) Troy Hodges, R (7, 1) Darren Holmes, R (8, 1) Ray King, L (9, PH) Matt Franco, L (9, PH) Roberto Hernandez, R (9, 1)										4	1	1	2	0	1	1			
Javy Lopez, R (1, 2) OBP: 0.352, SLG: 0.636										4	1	3	0	0	0	1			
Vinny Castilla, R (1, 5) OBP: 0.310, SLG: 0.467										4	1	3	2	0	0	1			
Shane Reynolds, R (1, 1) OBP: 0.061, SLG: 0.061										2	0	0	0	0	1	2			
Julio Franco, R (7, 3) OBP: 0.379, SLG: 0.437										1	0	0	0	0	0	2			
Inning Stats																			
PITCHER																			
38 Carlos Zambrano, R (1, 1) ERA: 5.48	IP: 5.0	WLS: L	BF: 26	H: 8	R: 7	ER: 7	SO: 4	BB: 3	IBB: 0	HBP: 0	BLK: 0	WP: 0	HR: 0	S: 62	P: 100	ERA: 12.60	WHIP: 2.200		
Dave Veres, R (6, 1) ERA: 3.55	IP: 2.0	WLS:	BF: 7	H: 1	R: 0	ER: 0	SO: 2	BB: 0	IBB: 0	HBP: 0	BLK: 0	WP: 0	HR: 0	S: 16	P: 22	ERA: 0.00	WHIP: 0.500		
Kyle Farnsworth, R (8, 1) ERA: 2.6	IP: 1.0	WLS:	BF: 4	H: 2	R: 0	ER: 0	SO: 0	BB: 0	IBB: 0	HBP: 0	BLK: 0	WP: 0	HR: 0	S: 9	P: 11	ERA: 0.00	WHIP: 2.000		
Antonio Alfonseca, R (9, 1) ERA: 6.09	IP: 1.0	WLS:	BF: 5	H: 2	R: 0	ER: 0	SO: 1	BB: 0	IBB: 0	HBP: 0	BLK: 0	WP: 0	HR: 0	S: 12	P: 18	ERA: 0.00	WHIP: 2.000		
PITCHER																			
Inning Stats																			
PITCHER																			
Shane Reynolds, R (1, 1) ERA: 5.48	IP: 6.0	WLS: W	BF: 26	H: 7	R: 1	ER: 0	SO: 4	BB: 2	IBB: 0	HBP: 0	BLK: 0	WP: 0	HR: 0	S: 57	P: 104	ERA: 0.00	WHIP: 1.500		
Troy Hodges, R (7, 1) ERA: 3.38	IP: 1.0	WLS:	BF: 4	H: 1	R: 0	ER: 0	SO: 2	BB: 0	IBB: 0	HBP: 0	BLK: 0	WP: 0	HR: 0	S: 12	P: 21	ERA: 0.00	WHIP: 1.000		
Darren Holmes, R (8, 1) ERA: 4.23	IP: 0.1	WLS:	BF: 3	H: 1	R: 1	ER: 1	SO: 0	BB: 1	IBB: 0	HBP: 0	BLK: 0	WP: 0	HR: 0	S: 13	P: 20	ERA: 27.00	WHIP: 6.000		
Ray King, L (8, 1) ERA: 2.04	IP: 0.2	WLS:	BF: 2	H: 0	R: 0	ER: 0	SO: 2	BB: 0	IBB: 0	HBP: 0	BLK: 0	WP: 0	HR: 0	S: 10	P: 12	ERA: 0.00	WHIP: 0.000		
Roberto Hernandez, R (9, 1) ERA: 4.26	IP: 1.0	WLS:	BF: 4	H: 1	R: 0	ER: 0	SO: 0	BB: 1	IBB: 0	HBP: 0	BLK: 0	WP: 0	HR: 0	S: 11	P: 18	ERA: 0.00	WHIP: 2.000		
PITCHER																			
Inning Stats																			
PITCHER																			
Shane Reynolds, R (1, 1) ERA: 5.48	IP: 6.0	WLS: W	BF: 26	H: 7	R: 1	ER: 0	SO: 4	BB: 2	IBB: 0	HBP: 0	BLK: 0	WP: 0	HR: 0	S: 57	P: 104	ERA: 0.00	WHIP: 1.500		
Troy Hodges, R (7, 1) ERA: 3.38	IP: 1.0	WLS:	BF: 4	H: 1	R: 0	ER: 0	SO: 2	BB: 0	IBB: 0	HBP: 0	BLK: 0	WP: 0	HR: 0	S: 12	P: 21	ERA: 0.00	WHIP: 1.000		
Darren Holmes, R (8, 1) ERA: 4.23	IP: 0.1	WLS:	BF: 3	H: 1	R: 1	ER: 1	SO: 0	BB: 1	IBB: 0	HBP: 0	BLK: 0	WP: 0	HR: 0	S: 13	P: 20	ERA: 27.00	WHIP: 6.000		
Ray King, L (8, 1) ERA: 2.04	IP: 0.2	WLS:	BF: 2	H: 0	R: 0	ER: 0	SO: 2	BB: 0	IBB: 0	HBP: 0	BLK: 0	WP: 0	HR: 0	S: 10	P: 12	ERA: 0.00	WHIP: 0.000		
Roberto Hernandez, R (9, 1) ERA: 4.26	IP: 1.0	WLS:	BF: 4	H: 1	R: 0	ER: 0	SO: 0	BB: 1	IBB: 0	HBP: 0	BLK: 0	WP: 0	HR: 0	S: 11	P: 18	ERA: 0.00	WHIP: 2.000		

Atlanta Braves @ Chicago Cubs
Wrigley Field, Chicago, IL
Sun Jul 13 2003, 7:05 PM CDT
Att: 39,832 - Cloudy - 73 F

AB 37
R 7
H 13
RBI 7
BB 3
SO 7
LOB 17

WP: 0 PA: 42
PB: 0
SB: 0
CS: 0

Atlanta Braves @ Chicago Cubs
Wrigley Field, Chicago, IL
Sun Jul 13 2003, 7:05 PM CDT
Att: 39,832 - Cloudy - 73 F

AB 35
R 2
H 10
RBI 2
BB 4
SO 8
LOB 21

WP: 0 PA: 39
PB: 0
SB: 0
CS: 0



Batter	1	2	3	4	5	6	7	8	9	AB R H RBI BB SO LOB	TOP									
Mark Grudzielanek, R OBP: 0.364, SLG: 0.402	F8			1B		K			G6-4-3	4 0 2 0 0 1 0	Chicago Cubs @ Florida Marlins Pro Player Stadium, Miami, FL Fri Jul 18, 2003, 7:35 PM EDT Att: 26,174 - Cloudy - 85 F									
Ramon Martinez, R OBP: 0.346, SLG: 0.413	K			SH1-3		G6-3			G6-4-3	3 0 0 0 0 1 1										
Sammy Sosa, R OBP: 0.406, SLG: 0.572	K			1B					K	4 0 1 0 0 2 0										
Moises Alou, R OBP: 0.357, SLG: 0.477		G6-3		G5-4-3					G6-3	3 0 0 0 0 0 2										
Eric Karros, R OBP: 0.390, SLG: 0.510	F8									3 0 2 0 0 0 0										
Alex Gonzalez, R OBP: 0.301, SLG: 0.424	K					P5			K	3 0 0 0 0 2 2										
José Hernández, R OBP: 0.292, SLG: 0.356 <i>(8, PH)</i>				K		K			G3	2 0 0 0 0 2 1										
Tom Goodwin, L OBP: 0.305, SLG: 0.322 <i>(8, B)</i>				K		K				1 0 0 0 0 0 0										
Damian Miller, R OBP: 0.313, SLG: 0.368 <i>(8, B)</i>				K		K			K	3 0 0 0 0 3 1										
Matt Clement, R OBP: 0.212, SLG: 0.273 <i>(8, PH)</i>				G1-3					L7	2 0 0 0 0 0 0										
Kyle Farnsworth, R OBP: 0.279, SLG: 0.331 <i>(8, PH)</i>										0 0 0 0 0 0 0										
Troy O'Leary, L OBP: 0.279, SLG: 0.331 <i>(8, PH)</i>										1 0 0 0 0 0 0										
Antonio Alfonseca, R OBP: 0.313, SLG: 0.368 <i>(8, B)</i>										0 0 0 0 0 0 0										
Inning Stats	R: 0 H: 0 E: 0 K: 2 S: 8	H: 0 LOB: 0 BB: 0 P: 14	R: 0 H: 0 E: 0 K: 1 S: 8	H: 0 LOB: 0 BB: 0 P: 12	R: 0 H: 0 E: 0 K: 2 S: 13	H: 0 LOB: 0 BB: 0 P: 15	R: 0 H: 2 E: 0 K: 0 S: 5	H: 1 LOB: 1 BB: 0 P: 7	R: 0 H: 1 E: 0 K: 2 S: 15	H: 0 LOB: 0 BB: 0 P: 10	R: 0 H: 1 E: 0 K: 1 S: 11	H: 1 LOB: 1 BB: 0 P: 18	R: 0 H: 0 E: 0 K: 1 S: 7	H: 0 LOB: 0 BB: 0 P: 11	R: 0 H: 1 E: 0 K: 1 S: 7	H: 1 LOB: 0 BB: 0 P: 12	1B: 4 2B: 1 3B: 0 HR: 0	SF: 0 SAC: 1 DP: 2 HBP: 0	WP: 0 PB: 0 SB: 0 CS: 0	PA: 30
PITCHER	IP WLS BF H R ER SO BB IBB HBP BLK WP HR S P ERA WHIP												IP WLS BF H R ER SO BB IBB HBP BLK WP HR S P ERA WHIP							
Mark Redman, L ERA: 3.05	7.0 W 24 4 0 0 9 0 0 0 0 0 0 0 67 98 0.00 0.571																			
Ugueth Urbina, R ERA: 3.99	1.0 3 0 0 0 1 0 0 0 0 0 0 0 7 11 0.00 0.000																			
Braden Looper, R ERA: 2.24	1.0 3 1 0 0 1 0 0 0 0 0 0 0 7 12 0.00 1.000																			

AB 29
R 0
H 5
RBI 0
BB 0
SO 11
LOB 7



Batter	1	2	3	4	5	6	7	8	9	AB R H RBI BB SO LOB	BOTTOM									
Juan Pierre, L OBP: 0.362, SLG: 0.364	L7			WP		G6-3			E S	3 2 2 0 0 0 0	Chicago Cubs @ Florida Marlins Pro Player Stadium, Miami, FL Fri Jul 18, 2003, 7:35 PM EDT Att: 26,174 - Cloudy - 85 F									
Luis Castillo, S OBP: 0.371, SLG: 0.402	G4-3			HBP		G5-3			G1-3	4 0 0 0 0 0 4										
Ivan Rodriguez, R OBP: 0.377, SLG: 0.525	F9			HBP		G6-3			HR	4 2 2 2 0 0 1										
Juan Encarnacion, R OBP: 0.326, SLG: 0.471	G6-3			HBP		G3			G3	4 1 2 1 0 0 0										
Derrek Lee, R OBP: 0.373, SLG: 0.499	G4-3			HBP		G5-3			HR	3 1 1 1 0 0 1										
Todd Hollandsworth, L OBP: 0.310, SLG: 0.444	G5-3			HBP		F7			L9	4 0 1 2 0 0 0										
Miguel Cabrera, R OBP: 0.292, SLG: 0.475				WP		G4-3			K	4 0 1 0 0 2 2										
Alex Gonzalez, R OBP: 0.331, SLG: 0.505				K		P4			P4	3 0 0 0 0 1 3										
Mark Redman, L ERA: 4.4				K		HBP			F7	3 0 0 0 0 2 4										
Ugueth Urbina, R ERA: 3.13				K		G4-3				0 0 0 0 0 0 0										
Ramon Castro, R OBP: 0.359, SLG: 0.457 <i>(8, PH)</i>				K						1 0 0 0 0 0 0										
Braden Looper, R ERA: 5.91				K						0 0 0 0 0 0 0										
Inning Stats	R: 0 H: 0 E: 0 K: 0 S: 7	H: 0 LOB: 0 BB: 0 P: 8	R: 0 H: 0 E: 0 K: 0 S: 6	H: 0 LOB: 0 BB: 0 P: 10	R: 0 H: 1 E: 0 K: 2 S: 17	H: 1 LOB: 2 BB: 0 P: 25	R: 2 H: 3 E: 0 K: 2 S: 28	H: 3 LOB: 2 BB: 0 P: 34	R: 1 H: 2 E: 0 K: 0 S: 8	H: 2 LOB: 1 BB: 0 P: 16	R: 3 H: 3 E: 0 K: 0 S: 14	H: 3 LOB: 0 BB: 0 P: 19	R: 0 H: 0 E: 0 K: 1 S: 10	H: 0 LOB: 0 BB: 0 P: 11	R: 0 H: 0 E: 0 K: 1 S: 10	H: 0 LOB: 0 BB: 0 P: 11	1B: 6 2B: 1 3B: 0 HR: 2	SF: 0 SAC: 0 DP: 0 HBP: 3	WP: 1 PB: 1 SB: 1 CS: 0	PA: 36
PITCHER	IP WLS BF H R ER SO BB IBB HBP BLK WP HR S P ERA WHIP												IP WLS BF H R ER SO BB IBB HBP BLK WP HR S P ERA WHIP							
Matt Clement, R ERA: 4.4	6.0 L 27 6 3 3 4 0 0 0 0 0 0 0 71 100 27.00 3.000																			
Kyle Farnsworth, R ERA: 3.13	1.0 6 3 3 3 0 0 0 0 0 0 0 2 14 19 0.00 0.000																			
Antonio Alfonseca, R ERA: 5.91	1.0 3 0 0 0 1 0 0 0 0 0 0 0 10 11 0.00 0.000																			

AB 33
R 6
H 9
RBI 6
BB 0
SO 5
LOB 15




Batter	1	2	3	4	5	6	7	8	9	AB	R	H	RBI	BB	SO	LOB	TOP			
Tom Goodwin, L (1,8) OBP: 0.303, SLG: 0.320	2-3 K			0-3 K		2-2 G3		2-1 G6-3 1B		4	0	1	0	0	2	0	Chicago Cubs @ Florida Marlins Pro Player Stadium, Miami, FL Sat Jul 19 2003, 6:05 PM EDT Att: 30,432 - Cloudy - 83 F			
Mark Grudzielanek, R (1,4) OBP: 0.360, SLG: 0.398	1-1 G6-3			0-0 G6-3		1-0 L7		0-1 G6-3		4	0	0	0	0	0	1				
Sammy Sosa, R (1,9) OBP: 0.401, SLG: 0.563	2-2 G3			1-0 P4		0-0 G6-3		0-3 K		4	0	0	0	0	1	1				
Moises Alou, R (1,7) OBP: 0.359, SLG: 0.480		0-0 G4-3			2-1 SF8 2B		0-1 WP 1B		0-1 G6-3	4	1	2	0	0	0	0				
Hee-Seop Choi, L (1,3) OBP: 0.372, SLG: 0.454	1-3 K				1-0 E6 BB		2-0 F7		2-3 K	4	0	0	0	0	2	2				
Alex Gonzalez, R (1,6) OBP: 0.300, SLG: 0.421	2-2 F7				0-1 SF8		2-2 F9		4-1 FC6-4 BB	2	0	0	1	1	0	1				
Lenny Harris, L (1,5) José Hernández, R (7,5) OBP: 0.250, SLG: 0.218 OBP: 0.291, SLG: 0.355			1-2 L6		4-0 BB		2-1 FC6-4 1B		1-1 FC6-4 1-2f	2	0	1	0	1	0	0				
Damian Miller, R (1,2) Paul Bako, L (6,2) OBP: 0.310, SLG: 0.365 OBP: 0.250, SLG: 0.257			0-2 G6-3		2-3 K		2-1 FC6-4 1-2f 2-3			2	0	0	0	0	1	2				
34 Kerry Wood, R (1,1) OBP: 0.125, SLG: 0.275			0-3 K		1-3 K			1-3 K		3	0	0	0	0	3	2				
Inning Stats	R: 0 E: 0 K: 1 S: 9	H: 0 LOB: 0 BB: 0 P: 14	R: 0 E: 0 K: 1 S: 9	H: 0 LOB: 0 BB: 0 P: 12	R: 0 E: 0 K: 1 S: 9	H: 0 LOB: 0 BB: 0 P: 10	R: 0 E: 0 K: 1 S: 5	H: 0 LOB: 0 BB: 0 P: 6	R: 1 E: 1 K: 2 S: 12	H: 1 LOB: 2 BB: 1 P: 22	R: 0 E: 0 K: 0 S: 5	H: 2 LOB: 2 BB: 0 P: 18	R: 0 E: 0 K: 2 S: 10	H: 1 LOB: 1 BB: 0 P: 13	R: 0 E: 0 K: 1 S: 8	H: 0 LOB: 1 BB: 1 P: 15		1B: 3 2B: 1 3B: 0 HR: 0	SF: 1 SAC: 0 DP: 0 HBP: 0	WP: 1 PB: 0 SB: 0 CS: 0
PITCHER	IP	WLS	BF	H	R	ER	SO	BB	IBB	HBP	BLK	WP	HR	S	P	ERA	WHIP			
Brad Penny, R (1,1) ERA: 4.26	8.0	L	30	4	1	0	8	1	0	0	0	1	0	69	103	0.00	0.625			
40 Nate Bump, R (9,1) ERA: 3.48	1.0		4	0	0	0	1	1	0	0	0	0	0	8	15	0.00	1.000			

Batter	1	2	3	4	5	6	7	8	9	AB	R	H	RBI	BB	SO	LOB	BOTTOM					
Juan Pierre, L (1,8) OBP: 0.365, SLG: 0.364	4-0 BB			4-0 FC6-4 BB		1-1 CS 1B		0-2 L4		2	0	1	0	2	0	0	Chicago Cubs @ Florida Marlins Pro Player Stadium, Miami, FL Sat Jul 19 2003, 6:05 PM EDT Att: 30,432 - Cloudy - 83 F					
Luis Castillo, S (1,4) OBP: 0.370, SLG: 0.399	1-3 K		1-0 FC6-4		4-1 CS BB		2-2 G6-3		3	0	0	0	1	1	2							
Ivan Rodriguez, R (1,2) OBP: 0.376, SLG: 0.527	1-2 2B		0-3 K		2-2 G5-3		4-2 BB		3	0	1	0	1	1	2							
Juan Encarnacion, R (1,9) OBP: 0.322, SLG: 0.466	2-0 F9			2-3 K		1-0 P6		3-2 G3		4	0	0	0	0	1	2						
Derrek Lee, R (1,3) OBP: 0.370, SLG: 0.494		3-1 P2		1-3 K2-3		2-2 F7			3	0	0	0	0	1	0							
Todd Hollandsworth, L (1,7) OBP: 0.310, SLG: 0.439		4-0 G6-3 WP BB		2-1 G3-1		0-3 K			2	0	0	0	1	1	0							
Miguel Cabrera, R (1,5) OBP: 0.283, SLG: 0.458		1-1 G6-3		1-3 K				2-3 K		3	0	0	0	0	2	1						
Alex Gonzalez, R (1,6) OBP: 0.331, SLG: 0.502		1-2 P3		1-1 G4-6-3 HBP				2-2 G1-3		2	0	0	0	0	0	1						
Brad Penny, R (1,1) OBP: 0.179, SLG: 0.385			0-1 G5-3		1-2 G4-6-3			2-3 K		2	0	0	0	0	0	1						
Brian Banks, S (8,PH) 40 Nate Bump, L (9,1) OBP: 0.325, SLG: 0.425					1-2 1-2f				0	0	0	0	0	0	0	0						
Inning Stats	R: 0 E: 0 K: 1 S: 9	H: 1 LOB: 1 BB: 1 P: 17	R: 0 E: 0 K: 0 S: 7	H: 0 LOB: 1 BB: 1 P: 16	R: 0 E: 0 K: 1 S: 6	H: 0 LOB: 1 BB: 1 P: 10	R: 0 E: 0 K: 2 S: 8	H: 0 LOB: 0 BB: 0 P: 13	R: 0 E: 0 K: 1 S: 10	H: 0 LOB: 0 BB: 0 P: 13	R: 0 E: 0 K: 1 S: 7	H: 1 LOB: 0 BB: 1 P: 13	R: 0 E: 0 K: 1 S: 8	H: 0 LOB: 0 BB: 0 P: 11	R: 0 E: 0 K: 2 S: 10	H: 0 LOB: 0 BB: 0 P: 16	R: 0 E: 0 K: 0 S: 12	H: 0 LOB: 1 BB: 1 P: 21	1B: 1 2B: 1 3B: 0 HR: 0	SF: 0 SAC: 0 DP: 1 HBP: 1	WP: 1 PB: 0 SB: 0 CS: 2	PA: 31
PITCHER	IP	WLS	BF	H	R	ER	SO	BB	IBB	HBP	BLK	WP	HR	S	P	ERA	WHIP					
34 Kerry Wood, R (1,1) ERA: 2.98	9.0	W	31	2	0	0	8	5	0	1	0	1	0	77	130	0.00	0.778					


Batter	1	2	3	4	5	6	7	8	9	AB	R	H	RBI	BB	SO	LOB	TOP			
Tom Goodwin, L (1, 8) OBP: 0.328, SLG: 0.358 Trendad Hubbard, R (3, PR) OBP: 0.389, SLG: 0.333	G4-3		G3		G3			G4-6-3		2	0	1	0	0	0	0	Chicago Cubs @ Atlanta Braves Turner Field, Atlanta, GA Tue Jul 22 2003, 7:35 PM EDT Att: 39,226 - Overcast - 75 F			
Mark Crutzielnek, R (1, 4) OBP: 0.360, SLG: 0.399	G6-3		G3		G5-3			G4-6-3		4	0	1	1	0	0	1				
Sammy Sosa, R (1, 9) OBP: 0.410, SLG: 0.582	F9		G3					K		4	0	0	1	0	2	1				
Moises Alou, R (1, 7) OBP: 0.360, SLG: 0.485		G5-3	F8					F9		4	0	0	0	0	0	2				
Eric Karros, R (1, 3) OBP: 0.402, SLG: 0.522		G1-3			F8			F9		4	1	3	0	0	0	0				
Lenny Harris, L (1, 5) OBP: 0.255, SLG: 0.228	G1-3				E6			G4-3		4	1	1	0	0	0	2				
Alex Gonzalez, R (1, 6) OBP: 0.306, SLG: 0.438	L9				G5-3			G1-3		4	0	0	0	0	1	4				
Paul Bako, L (1, 2) OBP: 0.259, SLG: 0.267			G6-3		F7			F7		4	0	1	2	0	0	1				
Sergio Mitre, R (1, 1) OBP: 1.000, SLG: 1.000 Mark Guthrie, R (4, 1) Antonio Alfonseca, R (6, 1) Hee-Seop Choi, L (7, PR) OBP: 0.360, SLG: 0.444 Mike Remlinger, L (7, 1) Troy O'Leary, L (8, PR) OBP: 0.274, SLG: 0.328								F7		1	1	1	0	0	0	0				
										1	0	0	0	0	0	1				
Inning Stats	R: 0 E: 0 K: 0 S: 11	H: 0 LOB: 0 BB: 0 P: 16	R: 0 E: 0 K: 0 S: 8	H: 1 LOB: 1 BB: 0 P: 12	R: 2 E: 0 K: 0 S: 16	H: 3 LOB: 2 BB: 0 P: 28	R: 0 E: 1 K: 0 S: 8	H: 0 LOB: 1 BB: 0 P: 13	R: 0 E: 0 K: 1 S: 7	H: 0 LOB: 0 BB: 0 P: 8	R: 0 E: 0 K: 0 S: 8	H: 1 LOB: 1 BB: 0 P: 12	R: 0 E: 0 K: 0 S: 6	H: 0 LOB: 0 BB: 0 P: 12	R: 2 E: 1 K: 2 S: 15	H: 3 LOB: 1 BB: 0 P: 20	1B: 5 2B: 3 3B: 0 HR: 0	SF: 0 SAC: 0 DP: 1 HBP: 0	WP: 0 PB: 0 SB: 0 CS: 0	PA: 36
PITCHER	IP WLS BF H R ER SO BB IBB HBP BLK WP HR S P ERA WHIP																			
Greg Maddux, R (1, 1) ERA: 4.36	7.0 W 27 5 2 2 2 0 0 0 0 0 0 65 101 2.57 0.714																			
Kevin Gryboski, R (8, 1) ERA: 4.41	2.0 9 3 2 1 3 1 0 0 0 0 0 0 21 33 4.50 2.000																			

Batter	1	2	3	4	5	6	7	8	9	AB	R	H	RBI	BB	SO	LOB	BOTTOM	
Rafael Furcal, S (1, 6) OBP: 0.341, SLG: 0.459	G5-3	G3	F8		G6-3					5	0	1	0	0	0	3	Chicago Cubs @ Atlanta Braves Turner Field, Atlanta, GA Tue Jul 22 2003, 7:35 PM EDT Att: 39,226 - Overcast - 75 F	
Marcus Giles, R (1, 4) OBP: 0.366, SLG: 0.473 Mark DeRosa, R (8, 4) OBP: 0.291, SLG: 0.364	G5-3		E 1B		G4-6-3			F8		4	3	3	0	0	0	0		
Gary Sheffield, R (1, 9) OBP: 0.425, SLG: 0.595 Darren Bragg, L (6, PR) OBP: 0.250, SLG: 0.220	G5-3		E7 1B		G4-6-3					3	1	1	0	2	0	1		
10 Chipper Jones, S (1, 7) OBP: 0.394, SLG: 0.494			1B		G4-6-3					4	1	2	2	1	1	4		
Andruw Jones, R (1, 8) OBP: 0.365, SLG: 0.549	G6-3		G1-3							4	1	2	2	0	1	2		
Robert Fick, L (1, 3) OBP: 0.367, SLG: 0.480		HR	SF8		F7					3	1	1	1	1	1	1		
Vinny Castilla, R (1, 5) OBP: 0.311, SLG: 0.477		HR	G1-3							4	1	1	2	0	1	2		
Henry Blanco, R (1, 2) OBP: 0.257, SLG: 0.297		P3								3	0	1	0	1	1	0		
Greg Maddux, R (1, 1) OBP: 0.119, SLG: 0.171 Kevin Gryboski, R (8, 1) ERA: 4.4	F8		SF8		SH3-4					1	0	0	1	0	0	0		
										1	0	0	0	0	1	0		
Inning Stats	R: 1 E: 0 K: 0 S: 9	H: 2 LOB: 1 BB: 0 P: 14	R: 2 E: 0 K: 0 S: 11	H: 1 LOB: 0 BB: 1 P: 19	R: 4 E: 1 K: 0 S: 15	H: 5 LOB: 2 BB: 1 P: 26	R: 1 E: 0 K: 0 S: 7	H: 2 LOB: 1 BB: 1 P: 16	R: 0 E: 0 K: 1 S: 10	H: 0 LOB: 1 BB: 1 P: 19	R: 0 E: 0 K: 3 S: 12	H: 0 LOB: 0 BB: 0 P: 14	R: 0 E: 0 K: 2 S: 13	H: 1 LOB: 2 BB: 1 P: 25	1B: 7 2B: 4 3B: 0 HR: 1	SF: 1 SAC: 1 DP: 1 HBP: 0	WP: 0 PB: 0 SB: 0 CS: 0	PA: 40
PITCHER	IP WLS BF H R ER SO BB IBB HBP BLK WP HR S P ERA WHIP																	
Sergio Mitre, R (1, 1) ERA: 19.84	3.2 L 23 10 8 8 0 0 0 0 0 0 0 0 11 21 0.00 0.750																	
Mark Guthrie, L (4, 1) ERA: 2.22	1.1 5 1 0 0 0 0 0 0 0 0 0 0 11 21 0.00 0.750																	
Antonio Alfonseca, R (6, 1) ERA: 5.31	1.0 4 0 0 0 0 1 1 0 0 0 0 0 0 10 19 0.00 1.000																	
Mike Remlinger, L (7, 1) ERA: 4.4	2.0 8 1 0 0 0 5 1 0 0 0 0 0 0 25 39 0.00 1.000																	

AB 35
R 4
H 8
RBI 4
BB 1
SO 5
LOB 12



AB 33
R 8
H 12
RBI 8
BB 5
SO 6
LOB 14



Batter	1	2	3	4	5	6	7	8	9	AB	R	H	RBI	BB	SO	LOB	TOP
Marlon Byrd, R OBP: 0.366, SLG: 0.406 										4	0	1	0	0	0	1	Philadelphia Phillies @ Chicago Cubs Wrigley Field, Chicago, IL Wed Jul 23 2003, 6:05 PM CDT Att: 40,377 - Sunny - 74 F livebaseballscorecards.com
Placido Polanco, R OBP: 0.356, SLG: 0.444 										3	1	0	0	1	0	1	
Jim Thome, L OBP: 0.387, SLG: 0.558 										3	1	1	2	1	2	0	
Bobby Abreu, L OBP: 0.405, SLG: 0.489 										3	0	1	0	1	1	0	
Mike Lieberthal, R OBP: 0.380, SLG: 0.441 										3	0	0	0	1	0	2	
2 Tyler Houston, L OBP: 0.311, SLG: 0.431 Tomas Perez, S OBP: 0.357, SLG: 0.418 										3	0	0	0	0	2	4	
11 Jimmy Rollins, S OBP: 0.310, SLG: 0.380 										4	0	0	0	0	2	1	
Ricky Ledee, L OBP: 0.337, SLG: 0.436 										4	1	1	1	0	1	0	
Randy Wolf, L OBP: 0.200, SLG: 0.174 										2	0	0	0	1	0	0	
Inning Stats	R: 0 H: 1 E: 0 LOB: 3 K: 0 BB: 3 S: 18 P: 33	R: 1 H: 1 E: 0 LOB: 0 K: 0 BB: 0 S: 11 P: 13	R: 2 H: 1 E: 0 LOB: 0 K: 2 BB: 1 S: 9 P: 17	R: 0 H: 0 E: 0 LOB: 0 K: 1 BB: 0 S: 5 P: 7	R: 0 H: 0 E: 1 LOB: 1 K: 1 BB: 0 S: 9 P: 14	R: 0 H: 0 E: 1 LOB: 1 K: 1 BB: 0 S: 11 P: 19	R: 0 H: 0 E: 0 LOB: 0 K: 0 BB: 1 S: 5 P: 10	R: 0 H: 1 E: 0 LOB: 1 K: 3 BB: 0 S: 7 P: 12	R: 0 H: 0 E: 0 LOB: 0 K: 3 BB: 0 S: 10 P: 12	1B: 2 SF: 0 2B: 0 SAC: 0 3B: 0 DP: 2 HR: 2 HBP: 0	WP: 1 PA: 35 PB: 0 SB: 0 CS: 0						
PITCHER	IP WLS BF H R ER SO BB IBB HBP BLK WP HR S P ERA WHIP																
Matt Clement, R ERA: 4.37	(1, 1) 7.0 L 28 3 3 3 5 5 0 0 0 0 1 2 68 113 3.86 1.143																
Mark Guthrie, L ERA: 2.13	(8, 1) 1.0 4 1 0 0 1 0 0 0 0 0 0 7 12 0.00 1.000																
Dave Veres, R ERA: 3.45	(9, 1) 1.0 3 0 0 0 3 0 0 0 0 0 0 10 12 0.00 0.000																

Batter	1	2	3	4	5	6	7	8	9	AB	R	H	RBI	BB	SO	LOB	BOTTOM
Kenny Lofton, L OBP: 0.330, SLG: 0.431 										4	0	0	0	0	1	4	Philadelphia Phillies @ Chicago Cubs Wrigley Field, Chicago, IL Wed Jul 23 2003, 6:05 PM CDT Att: 40,377 - Sunny - 74 F livebaseballscorecards.com
Mark Czuzdzianek, R OBP: 0.364, SLG: 0.499 										4	0	3	0	0	0	0	
Sammy Sosa, R OBP: 0.405, SLG: 0.574 										4	0	0	0	0	2	4	
Moises Alou, R OBP: 0.359, SLG: 0.481 										3	0	0	0	1	0	0	
Eric Karros, R OBP: 0.399, SLG: 0.517 										4	0	1	0	0	0	2	
16 Aramis Ramirez, R OBP: 0.327, SLG: 0.443 										4	0	0	0	0	0	1	
Alex Gonzalez, R OBP: 0.305, SLG: 0.434 										3	0	0	0	1	1	0	
Damian Miller, R OBP: 0.305, SLG: 0.355 										3	0	0	0	0	0	1	
Matt Clement, R OBP: 0.200, SLG: 0.257 Trendad Hubbard, R OBP: 0.421, SLG: 0.353 Mark Guthrie, R Dave Veres, R										2	0	0	0	0	0	2	
Inning Stats	R: 0 H: 1 E: 1 LOB: 2 K: 1 BB: 1 S: 12 P: 20	R: 0 H: 0 E: 1 LOB: 2 K: 1 BB: 1 S: 11 P: 17	R: 0 H: 1 E: 0 LOB: 0 K: 1 BB: 0 S: 7 P: 10	R: 0 H: 0 E: 0 LOB: 0 K: 1 BB: 0 S: 7 P: 11	R: 0 H: 1 E: 1 LOB: 2 K: 0 BB: 0 S: 6 P: 11	R: 0 H: 1 E: 0 LOB: 0 K: 0 BB: 0 S: 5 P: 7	R: 0 H: 0 E: 0 LOB: 1 K: 0 BB: 1 S: 14 P: 21	R: 0 H: 0 E: 0 LOB: 0 K: 0 BB: 0 S: 11 P: 17	R: 0 H: 0 E: 0 LOB: 0 K: 0 BB: 0 S: 14 P: 21	1B: 2 SF: 0 2B: 2 SAC: 0 3B: 0 DP: 1 HR: 0 HBP: 0	WP: 0 PA: 34 PB: 0 SB: 0 CS: 0						
PITCHER	IP WLS BF H R ER SO BB IBB HBP BLK WP HR S P ERA WHIP																
Randy Wolf, L ERA: 3.07	(1, 1) 9.0 W 34 4 0 0 4 3 0 0 0 0 0 0 87 135 0.00 0.778																



Batter	1	2	3	4	5	6	7	8	9	AB	R	H	RBI	BB	SO	LOB	TOP					
Marlon Byrd, R OBP: 0.369, SLG: 0.403	G5-3		K					1B	K	4	3	1	1	2	2	2	Philadelphia Phillies @ Chicago Cubs Wrigley Field, Chicago, IL Thu Jul 24 2003, 1:20 PM CDT Att: 40,266 - Sunny - 75 F					
Placido Polanco, R OBP: 0.394, SLG: 0.450	HBP			F9				1B	1B	5	2	4	4	0	0							
Jim Thome, L OBP: 0.388, SLG: 0.555	K			K2-3				2B	K	4	1	1	1	2	3							
Bobby Abreu, L OBP: 0.405, SLG: 0.496		CS		K				F8		3	1	1	5	1	1							
Ricky Ledee, L OBP: 0.340, SLG: 0.440	K									3	1	1	0	1	1							
Carlos Silva, R OBP: 0.323, SLG: 0.458										0	0	0	0	0	0							
2 Tyler Houston, L OBP: 0.323, SLG: 0.458										1	0	1	1	0	0							
Rheal Cormier, L OBP: 0.500, SLG: 0.500										0	0	0	0	0	0							
11 Jimmy Rollins, S OBP: 0.309, SLG: 0.378	K									5	1	1	0	0	2							
Todd Pratt, R OBP: 0.404, SLG: 0.487										5	2	2	2	0	1							
Tomas Perez, S OBP: 0.356, SLG: 0.413			G4-3							4	1	1	0	1	0							
Vicente Padilla, R OBP: 0.170, SLG: 0.049										2	1	0	0	1	2							
Dan Plesac, L OBP: 0.392, SLG: 0.536			K							0	0	0	0	0	0							
Jason Michaels, R OBP: 0.392, SLG: 0.536										2	1	1	0	0	0							
Inning Stats	R: 0 E: 0 K: 1 S: 7	H: 0 LOB: 0 BB: 0 P: 10	R: 0 E: 0 K: 2 S: 8	H: 0 LOB: 0 BB: 1 P: 18	R: 1 E: 0 K: 2 S: 8	H: 1 LOB: 0 BB: 0 P: 11	R: 0 E: 0 K: 2 S: 11	H: 0 LOB: 0 BB: 0 P: 16	R: 0 E: 0 K: 0 S: 10	H: 1 LOB: 2 BB: 1 P: 21	R: 9 E: 0 K: 0 S: 30	H: 6 LOB: 2 BB: 5 P: 56	R: 0 E: 0 K: 0 S: 4	H: 0 LOB: 0 BB: 0 P: 7	R: 2 E: 0 K: 1 S: 16	H: 3 LOB: 2 BB: 1 P: 26	R: 2 E: 0 K: 2 S: 22	H: 3 LOB: 1 BB: 0 P: 32	1B: 9 2B: 3 3B: 0 HR: 2	SF: 1 SAC: 0 DP: 0 HBP: 1	WP: 0 PB: 0 SB: 0 CS: 2	PA: 48
PITCHER	IP	WLS	BF	H	R	ER	SO	BB	IBB	HBP	BLK	WP	HR	S	P	ERA	WHIP					
34 Kerry Wood, R ERA: 3.38	5.0	L	25	7	8	8	9	3	1	1	0	0	2	60	101	14.40	2.000					
Kyle Farnsworth, R ERA: 3.42	0.1		4	1	1	1	0	2	0	0	0	0	0	7	16	27.00	9.000					
Mike Remlinger, L ERA: 4.33	0.2		3	0	1	1	0	1	0	0	0	0	0	7	15	13.50	1.500					
Todd Wellemeyer, R ERA: 6.2	1.1		7	2	2	2	0	1	0	0	0	0	0	12	19	13.50	2.250					
Dave Veres, R ERA: 3.31	0.2		3	1	0	0	1	0	0	0	0	0	0	8	14	0.00	1.500					
PITCHER	IP	WLS	BF	H	R	ER	SO	BB	IBB	HBP	BLK	WP	HR	S	P	ERA	WHIP					
Joe Borowski, R ERA: 2.96	1.0		6	3	2	2	2	0	0	0	0	0	0	22	32	18.00	3.000					

AB	38
R	14
H	14
RBI	14
BB	8
SO	12
LOB	17



Batter	1	2	3	4	5	6	7	8	9	AB	R	H	RBI	BB	SO	LOB	BOTTOM					
Kenny Lofton, L OBP: 0.325, SLG: 0.427	G4-3		G3						G4-3	4	0	0	1	0	0	1	Philadelphia Phillies @ Chicago Cubs Wrigley Field, Chicago, IL Thu Jul 24 2003, 1:20 PM CDT Att: 40,266 - Sunny - 75 F					
Mark Czudzielanek, R OBP: 0.360, SLG: 0.412	HR		K							4	1	2	0	0	1	1						
Sammy Sosa, R OBP: 0.403, SLG: 0.580	HR									4	1	1	2	0	0	1						
Moises Alou, R OBP: 0.363, SLG: 0.484	BB									2	0	1	0	2	0	0						
Eric Karros, R OBP: 0.394, SLG: 0.509	G6-4-3									3	0	0	0	0	1	3						
Todd Wellemeyer, R ERA: 6.2	G6-4-3									0	0	0	0	0	0	0						
Dave Veres, R ERA: 3.31										0	0	0	0	0	0	0						
Trenidad Hubbard, R OBP: 0.400, SLG: 0.313										1	0	0	0	0	0	0						
Joe Borowski, R ERA: 2.96										0	0	0	0	0	0	0						
16 Aramis Ramirez, R OBP: 0.326, SLG: 0.441	F9									4	0	1	0	0	0	1						
Alex Gonzalez, R OBP: 0.304, SLG: 0.432	G4-3									4	1	1	0	0	0	0						
Damian Miller, R OBP: 0.312, SLG: 0.359	F9									3	2	2	0	1	0	0						
34 Kerry Wood, R OBP: 0.122, SLG: 0.268										1	0	0	0	0	1	0						
Kyle Farnsworth, R ERA: 3.42										0	0	0	0	0	0	0						
Mike Remlinger, L ERA: 4.33										0	0	0	0	0	0	0						
Hee-Seop Choi, L OBP: 0.365, SLG: 0.459										2	1	1	3	0	1	1						
Inning Stats	R: 2 E: 0 K: 0 S: 8	H: 2 LOB: 1 BB: 1 P: 19	R: 0 E: 0 K: 0 S: 8	H: 0 LOB: 0 BB: 0 P: 14	R: 0 E: 0 K: 2 S: 15	H: 0 LOB: 0 BB: 0 P: 20	R: 0 E: 0 K: 1 S: 6	H: 2 LOB: 1 BB: 0 P: 6	R: 1 E: 1 K: 0 S: 9	H: 0 LOB: 1 BB: 1 P: 14	R: 0 E: 0 K: 0 S: 5	H: 0 LOB: 1 BB: 1 P: 12	R: 3 E: 0 K: 0 S: 18	H: 4 LOB: 0 BB: 0 P: 25	R: 0 E: 0 K: 0 S: 12	H: 0 LOB: 0 BB: 0 P: 16	R: 0 E: 0 K: 1 S: 8	H: 1 LOB: 1 BB: 0 P: 13	1B: 5 2B: 2 3B: 0 HR: 2	SF: 1 SAC: 1 DP: 2 HBP: 0	WP: 0 PB: 0 SB: 0 CS: 0	PA: 37
PITCHER	IP	WLS	BF	H	R	ER	SO	BB	IBB	HBP	BLK	WP	HR	S	P	ERA	WHIP					
Vicente Padilla, R ERA: 3.89	6.0		27	7	6	5	3	3	0	0	0	0	0	2	4	0.00	0.000					
Dan Plesac, L ERA: 1.8	0.1		1	0	0	0	0	0	0	0	0	0	0	2	4	0.00	0.000					
Carlos Silva, R ERA: 3.65	0.2		2	1	0	0	0	0	0	0	0	0	0	10	13	0.00	1.500					
Rheal Cormier, L ERA: 1.35	2.0		7	1	0	0	1	0	0	0	0	0	0	20	29	0.00	0.500					

AB	32
R	6
H	9
RBI	6
BB	3
SO	4
LOB	8




Batter	1	2	3	4	5	6	7	8	9	AB	R	H	RBI	BB	SO	LOB	TOP					
Kenny Lofton, L OBP: 0.324, SLG: 0.423	G3		G1-3			1B	K		G5-3	5	1	1	0	0	1	2						
Mark Grudzielanek, R OBP: 0.366, SLG: 0.409	G6-3			BB		K		HR	F7	3	1	0	0	2	1	2						
Sammy Sosa, R OBP: 0.401, SLG: 0.574	K			K		1B		K		3	0	0	0	1	3	2						
Moises Alou, R OBP: 0.367, SLG: 0.495					F9			HR		4	1	3	3	0	0	1						
16 Aramis Ramirez, R OBP: 0.326, SLG: 0.439	G5-4-3				F9					4	0	1	0	0	0	4						
Eric Karros, R OBP: 0.382, SLG: 0.505	G5-3									4	0	1	0	0	0	1						
Alex Gonzalez, R OBP: 0.301, SLG: 0.428			G6-3		G6-4-3		G6-3	G1-3		4	0	0	0	0	0	2						
Paul Bako, L OBP: 0.275, SLG: 0.287					K					3	1	2	0	0	1	0						
38 Carlos Zambrano, S OBP: 0.261, SLG: 0.467										3	1	1	2	0	2	1						
Joe Borowski, R (9, 1)			SH3-4						K	0	0	0	0	0	0	0						
Inning Stats	R: 0 E: 0 K: 1 S: 7	H: 0 LOB: 0 BB: 0 P: 10	R: 0 E: 0 K: 0 S: 6	H: 1 LOB: 0 BB: 0 P: 8	R: 0 E: 0 K: 0 S: 6	H: 0 LOB: 1 BB: 0 P: 11	R: 0 E: 0 K: 1 S: 8	H: 0 LOB: 1 BB: 1 P: 15	R: 0 E: 0 K: 1 S: 7	H: 1 LOB: 0 BB: 0 P: 11	R: 1 E: 0 K: 2 S: 13	H: 2 LOB: 2 BB: 1 P: 21	R: 2 E: 0 K: 1 S: 14	H: 2 LOB: 0 BB: 0 P: 20	R: 2 E: 0 K: 1 S: 18	H: 2 LOB: 1 BB: 0 P: 28	R: 0 E: 0 K: 1 S: 11	H: 1 LOB: 1 BB: 0 P: 16	1B: 6 2B: 1 3B: 0 HR: 2	SF: 0 SAC: 1 DP: 2 HBP: 1	WP: 0 PB: 0 SB: 1 CS: 0	PA: 38
PITCHER	IP	WLS	BF	H	R	ER	SO	BB	IBB	HBP	BLK	WP	HR	S	P	ERA	WHIP					
Wade Miller, R ERA: 4.56	7.0		28	6	3	3	6	2	0	1	0	0	1	61	96	3.86	1.143					
Octavio Dotel, R ERA: 2.53	1.0	L	6	2	2	2	1	1	0	0	0	0	1	18	28	18.00	3.000					
Mike Gallo, L ERA:	0.2		3	1	0	0	1	0	0	0	0	0	0	8	11	0.00	1.500					
Ricky Stone, R ERA: 3.26	0.1		1	0	0	0	0	0	0	0	0	0	0	3	5	0.00	0.000					

Chicago Cubs @ Houston Astros
Minute Maid Park, Houston, TX
Fri Jul 25 2003, 7:05 PM CDT
Att: 43,013 - Dome - 72 F

livebaseballscorecards.com

AB 33
R 5
H 9
RBI 5
BB 3
SO 8
LOB 15



Batter	1	2	3	4	5	6	7	8	9	AB	R	H	RBI	BB	SO	LOB	BOTTOM					
Craig Biggio, R OBP: 0.349, SLG: 0.420	1B	F7						G6-3		4	1	2	0	0	0	0						
Geoff Blum, S OBP: 0.305, SLG: 0.407	1B	G3			P4		K			4	1	1	0	0	1	1						
5 Jeff Bagwell, R OBP: 0.369, SLG: 0.491	K				F8			K		4	0	0	0	0	3	3						
Jeff Kent, R OBP: 0.360, SLG: 0.512	F8				K					4	0	0	0	0	1	2						
17 Lance Berkman, S OBP: 0.407, SLG: 0.536	E5				G6-3		G4-3			4	1	1	0	0	0	1						
Richard Hidalgo, R OBP: 0.386, SLG: 0.571	1B				G1-3		G5-3		P3	3	0	0	0	1	0	1						
Brad Ausmus, R OBP: 0.175, SLG: 0.158										3	0	1	2	0	1	0						
Orlando Merced, S OBP: 0.263, SLG: 0.384					G5-3			K		1	0	0	0	0	0	1						
28 Adam Everett, R OBP: 0.298, SLG: 0.378					G6-3					3	0	0	0	0	0	2						
Wade Miller, R OBP: 0.175, SLG: 0.158										2	0	0	0	0	1	0						
4 Eric Bruntlett, R OBP: 0.263, SLG: 0.432										1	0	0	0	0	0	0						
Octavio Dotel, R (9, PH)										0	0	0	0	0	0	0						
Mike Gallo, L (9, 1)										0	0	0	0	0	0	0						
Ricky Stone, R (9, 1)										0	0	0	0	0	0	0						
Inning Stats	R: 3 E: 1 K: 1 S: 18	H: 3 LOB: 2 BB: 1 P: 34	R: 0 E: 0 K: 1 S: 9	H: 0 LOB: 0 BB: 0 P: 14	R: 0 E: 0 K: 2 S: 7	H: 0 LOB: 0 BB: 0 P: 13	R: 0 E: 0 K: 0 S: 8	H: 0 LOB: 0 BB: 0 P: 10	R: 0 E: 0 K: 0 S: 6	H: 1 LOB: 1 BB: 0 P: 8	R: 0 E: 0 K: 0 S: 6	H: 0 LOB: 0 BB: 0 P: 9	R: 0 E: 0 K: 1 S: 10	H: 0 LOB: 0 BB: 0 P: 15	R: 0 E: 0 K: 2 S: 8	H: 0 LOB: 0 BB: 0 P: 9	R: 0 E: 0 K: 0 S: 9	H: 1 LOB: 1 BB: 0 P: 14	1B: 4 2B: 1 3B: 0 HR: 0	SF: 0 SAC: 0 DP: 0 HBP: 0	WP: 0 PB: 0 SB: 0 CS: 0	PA: 34
PITCHER	IP	WLS	BF	H	R	ER	SO	BB	IBB	HBP	BLK	WP	HR	S	P	ERA	WHIP					
38 Carlos Zambrano, R ERA: 3.26	8.1	W	32	5	3	0	7	0	0	0	0	0	0	75	118	0.00	0.600					
Joe Borowski, R ERA: 2.91	0.2	S	2	0	0	0	0	0	0	0	0	0	0	6	8	0.00	0.000					

Chicago Cubs @ Houston Astros
Minute Maid Park, Houston, TX
Fri Jul 25 2003, 7:05 PM CDT
Att: 43,013 - Dome - 72 F

livebaseballscorecards.com

AB 33
R 3
H 5
RBI 2
BB 1
SO 7
LOB 11



Batter	1	2	3	4	5	6	7	8	9	AB	R	H	RBI	BB	SO	LOB	TOP							
Kenny Lofton, L OBP: 0.321, SLG: 0.419	G6-3			G6-3		F9		G1-3		4	0	0	0	0	0	1								
Mark Grudzielanek, R OBP: 0.363, SLG: 0.405	G5-3			F8		K			G6-3	4	0	0	0	0	1	0								
Sammy Sosa, R OBP: 0.397, SLG: 0.566	K			G6-3			G4-3		F7	4	0	0	0	0	1	0								
Moises Alou, R OBP: 0.363, SLG: 0.490		G5-3			L6		G6-3		K	4	0	0	0	0	1	0								
16 Aramis Ramirez, R OBP: 0.328, SLG: 0.446		F7			E	3B				3	1	2	0	0	0	0								
Eric Karros, R OBP: 0.387, SLG: 0.498		F9			P2					3	0	0	0	0	1	2								
Alex Gonzalez, R OBP: 0.299, SLG: 0.424			F8		E5			F7		3	0	0	0	0	0	0								
Paul Bako, L OBP: 0.270, SLG: 0.282										2	0	0	0	0	0	1								
Lenny Harris, L OBP: 0.254, SLG: 0.227										1	0	0	0	0	1	0								
Damian Miller, R OBP: 0.312, SLG: 0.359								K		0	0	0	0	0	0	0								
Juan Cruz, R										2	0	0	0	0	1	0								
Kyle Farnsworth, R										0	0	0	0	0	0	0								
Troy O'Leary, L OBP: 0.279, SLG: 0.326										0	0	0	0	1	0	0								
Mark Guthrie, R										0	0	0	0	0	0	0								
Antonio Alfonseca, R										0	0	0	0	0	0	0								
Inning Stats	R: 0 E: 0 K: 1 S: 8	H: 0 LOB: 0 BB: 0 P: 13	R: 0 E: 0 K: 0 S: 7	H: 0 LOB: 0 BB: 0 P: 10	R: 0 E: 0 K: 1 S: 10	H: 0 LOB: 0 BB: 0 P: 15	R: 0 E: 0 K: 0 S: 8	H: 0 LOB: 0 BB: 0 P: 12	R: 1 E: 1 K: 0 S: 13	H: 1 LOB: 1 BB: 0 P: 21	R: 0 E: 0 K: 1 S: 10	H: 0 LOB: 0 BB: 0 P: 14	R: 0 E: 0 K: 1 S: 9	H: 1 LOB: 1 BB: 0 P: 16	R: 0 E: 0 K: 1 S: 6	H: 0 LOB: 1 BB: 1 P: 12	R: 0 E: 0 K: 1 S: 9	H: 0 LOB: 0 BB: 0 P: 13	1B: 1 2B: 0 3B: 1 HR: 0	SF: 0 SAC: 0 DP: 0 HBP: 0	WP: 0 PB: 0 SB: 0 CS: 0	PA: 31		
PITCHER	IP	WLS	BF	H	R	ER	SO	BB	IBB	HBP	BLK	WP	HR	S	P	ERA	WHIP							
Tim Redding, R ERA: 3.88	7.0	W	24	2	1	0	4	0	0	0	0	0	0	65	101	0.00	0.286							
54 Brad Lidge, R ERA: 2.29	0.2	H	3	0	0	0	1	1	0	0	0	0	0	5	11	0.00	1.500							
Billy Wagner, L ERA: 2.02	1.1	S	4	0	0	0	1	0	0	0	0	0	0	10	14	0.00	0.000							

Chicago Cubs @ Houston Astros
Minute Maid Park, Houston, TX
Sat Jul 26 2003, 12:20 PM CDT
Att: 42,679 - Dome - 72 F

AB	30
R	1
H	2
RBI	0
BB	1
SO	6
LOB	4



Batter	1	2	3	4	5	6	7	8	9	AB	R	H	RBI	BB	SO	LOB	BOTTOM							
Craig Biggio, R OBP: 0.349, SLG: 0.418	FC4-6 G1-4-3 1B		G5-3		K		K			4	1	1	0	0	2	1								
Geoff Blum, S OBP: 0.305, SLG: 0.403	FC4-6 1B BB		P6			P4		G6-3		3	0	0	0	1	0	0								
5 Jeff Bagwell, R OBP: 0.368, SLG: 0.496	FC4-6 1B G1-4-3		P6			HR		G5-3		4	2	1	1	0	0	2								
Jeff Kent, R OBP: 0.356, SLG: 0.507	G1-4-3				K					2	0	0	1	0	1	1								
Morgan Ensberg, R OBP: 0.307, SLG: 0.589	G1-4-3					K				2	0	1	0	0	1	0								
17 Lance Berkman, S OBP: 0.410, SLG: 0.539	2B				G5-4-3 HBP	2B		1B		2	0	1	1	1	0	1								
Richard Hidalgo, R OBP: 0.386, SLG: 0.571	G6-3				G5-4-3	2B				3	0	1	0	0	0	2								
Brad Ausmus, R OBP: 0.272, SLG: 0.258						F8		F9		3	0	0	0	0	1	2								
28 Adam Everett, R OBP: 0.294, SLG: 0.373		G5-3				G6-3		K		3	0	0	0	0	1	0								
Tim Redding, R OBP: 0.212, SLG: 0.226										1	0	0	0	1	1	0								
Orlando Merced, S OBP: 0.307, SLG: 0.381										1	0	0	0	0	0	0								
54 Brad Lidge, R										0	0	0	0	0	0	0								
Billy Wagner, L										0	0	0	0	0	0	0								
Inning Stats	R: 2 E: 0 K: 0 S: 6	H: 2 LOB: 1 BB: 1 P: 14	R: 0 E: 0 K: 2 S: 15	H: 0 LOB: 0 BB: 0 P: 20	R: 0 E: 0 K: 1 S: 6	H: 0 LOB: 0 BB: 0 P: 9	R: 0 E: 0 K: 1 S: 6	H: 0 LOB: 0 BB: 0 P: 8	R: 0 E: 0 K: 1 S: 7	H: 0 LOB: 1 BB: 1 P: 13	R: 1 E: 0 K: 0 S: 12	H: 2 LOB: 2 BB: 1 P: 24	R: 0 E: 0 K: 2 S: 8	H: 0 LOB: 0 BB: 0 P: 10	R: 0 E: 0 K: 0 S: 6	H: 1 LOB: 1 BB: 0 P: 7	1B: 2 2B: 2 3B: 0 HR: 1	SF: 0 SAC: 0 DP: 1 HBP: 1	WP: 2 PB: 0 SB: 0 CS: 0	PA: 32				
PITCHER	IP	WLS	BF	H	R	ER	SO	BB	IBB	HBP	BLK	WP	HR	S	P	ERA	WHIP							
Juan Cruz, R ERA: 6.47	6.0	L	25	4	3	3	5	3	0	1	0	0	0	52	88	4.50	1.167							
Kyle Farnsworth, R ERA: 3.35	1.0		3	0	0	0	2	0	0	0	0	0	0	8	10	0.00	0.000							
Mark Guthrie, L ERA: 2.1	0.1		1	0	0	0	0	0	0	0	0	0	0	2	3	0.00	0.000							
Antonio Alfonseca, R ERA: 5.22	0.2		3	1	0	0	0	0	0	0	0	0	0	4	4	0.00	1.500							

Chicago Cubs @ Houston Astros
Minute Maid Park, Houston, TX
Sat Jul 26 2003, 12:20 PM CDT
Att: 42,679 - Dome - 72 F

AB	28
R	3
H	5
RBI	3
BB	3
SO	7
LOB	9



Batter	1	2	3	4	5	6	7	8	9	AB R H RBI BB SO LOB	TOP									
Kenny Lofton, L OBP: 0.324, SLG: 0.429	1-1 E S F8 1B	0-2 2H 3B			1-3 K		0-0 G4-3 WP 2B		0-1 FC4-6 1-2F	5 1 3 1 0 1 1	Chicago Cubs @ Houston Astros Minute Maid Park, Houston, TX Sun Jul 27 2003, 1:05 PM CDT Att: 42,422 - Dome - 72 F livebaseballscores.com AB 34 R 5 H 10 RBI 4 BB 3 SO 5 LOB 11									
Mark Grudzielanek, R OBP: 0.361, SLG: 0.410	0-0 F8 1-H	0-1 G5-3			0-0 HR		1-0 G4-3 2-3	1-1 G1-3	5 1 1 1 0 0 4											
Sammy Sosa, R OBP: 0.395, SLG: 0.572	2-2 HR		1-0 G6-3		0-0 G6-3		1-2 G6-3		4 1 1 1 0 0 0											
Moises Alou, R OBP: 0.362, SLG: 0.490	1-0 2B		1-0 G5-3		0-0 G4-3		3-H 3-2 G6-3		4 0 1 0 0 0 0											
16 Aramis Ramirez, R OBP: 0.325, SLG: 0.442	0-0 G4-3		0-0 G5-3			1-2 G4-3		0-0 G1-4-3	4 0 0 0 0 0 1											
Eric Karpis, R OBP: 0.393, SLG: 0.518		2-0 HR		4-2 G6-3 BB		2-2 2B		3-3 K	3 1 2 1 1 1 0											
Ramon Martinez, R OBP: 0.337, SLG: 0.404		2-3 K		0-2 G6-3 1-2F		2-0 G6-3		2-3 K	4 0 0 0 0 2 2											
Damian Miller, R OBP: 0.319, SLG: 0.363		0-0 SH1-4 3B 1B		2-1 FC6-4 1B		4-0 IBB		0-0 G6-3	3 1 2 0 1 0 0											
Shawn Estes, R ERA: 4.74 Lenny Harris, L ERA: 7.08 Dave Veres, R ERA: 3.17 Kyle Farnsworth, R ERA: 2.39 Mark Guthrie, R ERA: 2.85 Trenidad Hubbard, R ERA: 3.31 Joe Borowski, R ERA: 2.78	0-0 SH1-4 1 SAFE		1-1 FC6-4 1-2F		1-3 K			4-2 FC4-6 BB	1 0 0 0 0 0 1 1 0 0 0 0 1 2 0 1 0 0 0 0 0 0 0 0											
Inning Stats	R: 1 E: 0 K: 0 S: 9	H: 3 LOB: 1 BB: 0 P: 13	R: 2 E: 0 K: 1 S: 13	H: 3 LOB: 1 BB: 0 P: 17	R: 0 E: 0 K: 0 S: 3	H: 0 LOB: 0 BB: 0 P: 5	R: 0 E: 0 K: 0 S: 9	H: 1 LOB: 1 BB: 1 P: 16	R: 1 E: 0 K: 1 S: 7	H: 1 LOB: 2 BB: 1 P: 20	R: 1 E: 0 K: 0 S: 8	H: 1 LOB: 0 BB: 0 P: 13	R: 0 E: 0 K: 2 S: 10	H: 0 LOB: 0 BB: 0 P: 15	R: 0 E: 0 K: 0 S: 9	H: 0 LOB: 1 BB: 1 P: 14	1B: 3 2B: 3 3B: 1 HR: 3	SF: 0 SAC: 1 DP: 1 HBP: 0	WP: 1 PB: 0 SB: 1 CS: 0	PA: 38
PITCHER	IP WLS BF H R ER SO BB IBB HBP BLK WP HR S P ERA WHIP	IP WLS BF H R ER SO BB IBB HBP BLK WP HR S P ERA WHIP																		
Jerome Robertson, L ERA: 4.74	(1, 1) 1.2 L 10 6 3 3 1 0 0 0 0 0 0 2 20 28 16.20 3.600																			
Kirk Saarloos, R ERA: 7.08	(2, 1) 2.2 10 2 1 1 1 1 0 0 0 0 0 1 19 29 3.38 1.125																			
Ricky Stone, R ERA: 3.17	(5, 1) 1.2 7 1 0 0 1 0 1 0 0 0 0 0 12 22 0.00 0.600																			
54 Brad Lidge, R ERA: 2.39	(7, 1) 1.0 4 1 1 1 0 0 0 0 0 0 1 0 8 13 9.00 1.000																			
Octavio Dotel, R ERA: 2.78	(8, 1) 1.0 3 0 0 0 2 0 0 0 0 0 0 0 10 15 0.00 0.000																			

Batter	1	2	3	4	5	6	7	8	9	AB R H RBI BB SO LOB	BOTTOM									
Craig Biggio, R OBP: 0.345, SLG: 0.413	0-1 G6-3		1-3 K	2-3 K			3-3 K		1-2 F8	5 0 0 0 0 3 1	Chicago Cubs @ Houston Astros Minute Maid Park, Houston, TX Sun Jul 27 2003, 1:05 PM CDT Att: 42,422 - Dome - 72 F livebaseballscores.com AB 33 R 3 H 6 RBI 3 BB 3 SO 10 LOB 9									
Morgan Ensberg, R OBP: 0.396, SLG: 0.583	2-3 K		1-0 5 HR 1B		1-0 F8		2-2 G5-3			4 1 1 0 0 1 0										
5 Jeff Bagwell, R OBP: 0.369, SLG: 0.503	4-2 BB		1-1 1-H HR		0-0 G6-3		1-1 F9			3 1 1 2 1 0 0										
Jeff Kent, R OBP: 0.352, SLG: 0.500	2-3 K		3-0 G1-3		0-0 F8			0-0 F9		4 0 0 0 0 1 1										
Richard Hidalgo, R OBP: 0.390, SLG: 0.580		3-3 K	1-0 1B		1-1 HR		1-1 F8			4 1 2 1 0 1 0										
17 Lance Berkman, S OBP: 0.411, SLG: 0.537		0-1 BB 1B	0-0 F8		0-0 G4-3		1-1 HBP			3 0 1 0 0 0 1										
Gregg Zaun, S OBP: 0.308, SLG: 0.307		4-2 BB		1-1 G5-3		2-3 K		3-3 K		3 0 0 0 1 2 1										
28 Adam Everett, R OBP: 0.293, SLG: 0.370		1-1 F7		0-3 K		2-2 1B		1-2 G5-3		4 0 1 0 0 1 2										
Jerome Robertson, L ERA: 4.74 Kirk Saarloos, R ERA: 7.08 Ricky Stone, R ERA: 3.17 Orlando Merced, S ERA: 3.63 54 Brad Lidge, R ERA: 2.39 Octavio Dotel, R ERA: 2.85 Mike Gallo, L ERA: 3.31 Geoff Blum, S ERA: 2.85	1-1 G6-3		1-1 BB		4-1 BB		1-0 G4-3		1-3 K	0 0 0 0 0 0 0 1 0 0 0 0 1 0 0 0 0 0 0 0 0 1 0 0 0 0 0 1 0 1 0 0 0 0 0 0										
Inning Stats	R: 0 E: 0 K: 2 S: 10	H: 0 LOB: 1 BB: 1 P: 18	R: 0 E: 0 K: 1 S: 13	H: 1 LOB: 1 BB: 1 P: 22	R: 2 E: 0 K: 1 S: 11	H: 3 LOB: 0 BB: 0 P: 18	R: 0 E: 0 K: 2 S: 10	H: 0 LOB: 1 BB: 0 P: 17	R: 0 E: 0 K: 1 S: 3	H: 2 LOB: 1 BB: 0 P: 16	R: 0 E: 0 K: 1 S: 8	H: 0 LOB: 0 BB: 0 P: 14	R: 0 E: 0 K: 1 S: 8	H: 0 LOB: 1 BB: 0 P: 13	R: 0 E: 0 K: 1 S: 13	H: 0 LOB: 0 BB: 0 P: 16	1B: 4 2B: 0 3B: 0 HR: 2	SF: 0 SAC: 0 DP: 0 HBP: 1	WP: 0 PB: 0 SB: 0 CS: 0	PA: 37
PITCHER	IP WLS BF H R ER SO BB IBB HBP BLK WP HR S P ERA WHIP	IP WLS BF H R ER SO BB IBB HBP BLK WP HR S P ERA WHIP																		
Shawn Estes, L ERA: 5.89	(1, 1) 5.0 W 22 4 2 2 6 3 0 0 0 0 0 0 1 47 79 3.60 1.400																			
Dave Veres, R ERA: 3.63	(6, 1) 1.0 H 5 2 1 1 1 0 0 0 0 0 0 1 10 16 9.00 2.000																			
Kyle Farnsworth, R ERA: 3.24	(7, 1) 1.2 H 5 0 0 0 1 0 0 0 0 0 0 0 11 18 0.00 0.000																			
Mark Guthrie, L ERA: 2.08	(8, 1) 0.1 H 2 0 0 0 1 0 0 0 1 0 0 0 5 9 0.00 0.000																			
Joe Borowski, R ERA: 2.85	(9, 1) 1.0 S 3 0 0 0 1 0 0 0 0 0 0 0 13 16 0.00 0.000																			

Batter	1	2	3	4	5	6	7	8	9	AB	R	H	RBI	BB	SO	LOB	TOP					
Ray Durham, S OBP: 0.369, SLG: 0.433	F8			F7		K		G6-3		4	0	0	0	0	1	0	San Francisco Giants @ Chicago Cubs Wrigley Field, Chicago, IL Tue Jul 29 2003, 7:05 PM CDT Att: 40,221 - Sunny - 78 F					
Rich Aurilia, R OBP: 0.313, SLG: 0.406	K			L6		G1-3		K		4	0	0	0	0	2	0						
Marquis Grissom, R OBP: 0.335, SLG: 0.493	P6			BB 1B		K			G6-3	4	0	1	0	0	1	0						
Barry Bonds, L OBP: 0.506, SLG: 0.732		L8							P4	3	0	0	0	1	0	0						
Benito Santiago, R OBP: 0.327, SLG: 0.446		G6-3							P5	4	0	0	0	0	0	2						
Andres Galaraga, R OBP: 0.316, SLG: 0.520									P3	1	0	1	0	1	0	0						
José Cruz Jr., S OBP: 0.363, SLG: 0.437										3	0	0	0	0	2	3						
Edgardo Alfonzo, R OBP: 0.314, SLG: 0.340										3	0	0	0	0	1	3						
Damian Moss, R OBP: 0.267, SLG: 0.241										2	0	0	0	0	1	1						
Neifi Perez, S OBP: 0.299, SLG: 0.360										1	0	0	0	0	0	0						
Joe Nathan, R OBP: 0.299, SLG: 0.360										0	0	0	0	0	0	0						
Inning Stats	R: 0 E: 0 K: 1 S: 8	H: 0 LOB: 0 BB: 0 P: 10	R: 0 E: 0 K: 0 S: 7	H: 0 LOB: 0 BB: 1 P: 16	R: 0 E: 0 K: 0 S: 8	H: 0 LOB: 0 BB: 0 P: 10	R: 0 E: 0 K: 0 S: 10	H: 1 LOB: 2 BB: 1 P: 18	R: 0 E: 0 K: 3 S: 11	H: 0 LOB: 1 BB: 0 P: 14	R: 0 E: 0 K: 2 S: 8	H: 0 LOB: 0 BB: 0 P: 10	R: 0 E: 1 K: 1 S: 10	H: 1 LOB: 2 BB: 0 P: 15	R: 0 E: 0 K: 1 S: 7	H: 0 LOB: 0 BB: 0 P: 9	R: 0 E: 0 K: 0 S: 6	H: 0 LOB: 0 BB: 0 P: 10	1B: 2 2B: 0 3B: 0 HR: 0	SF: 0 SAC: 0 DP: 0 HBP: 1	WP: 0 PB: 0 SB: 0 CS: 1	PA: 33
PITCHER Matt Clement, R ERA: 4.08	IP: 9.0 WLS: W BF: 32 H: 2 R: 0 ER: 0 SO: 8 BB: 2 IBB: 0 HBP: 1 BLK: 0 WP: 0 HR: 0 S: 75 P: 112 ERA: 0.00 WHIP: 0.444															PITCHER						

Batter	1	2	3	4	5	6	7	8	9	AB	R	H	RBI	BB	SO	LOB	BOTTOM			
Kenny Lofton, L OBP: 0.323, SLG: 0.427	F8		P6					K		4	0	1	0	0	1	0	San Francisco Giants @ Chicago Cubs Wrigley Field, Chicago, IL Tue Jul 29 2003, 7:05 PM CDT Att: 40,221 - Sunny - 78 F			
Mark Czuzdzianek, R OBP: 0.362, SLG: 0.409	1B HR		G5-4-3 BB					K		3	1	1	0	1	1	1				
Sammy Sosa, R OBP: 0.394, SLG: 0.570			G5-4-3							3	1	1	0	0	0	1				
Moises Alou, R OBP: 0.362, SLG: 0.496										3	1	1	3	0	0	0				
Eric Karros, R OBP: 0.388, SLG: 0.511										3	0	0	0	0	1	0				
16 Aramis Ramirez, R OBP: 0.325, SLG: 0.441										3	0	1	0	0	1	0				
Alex Gonzalez, R OBP: 0.297, SLG: 0.421										3	0	0	0	0	1	1				
Damian Miller, R OBP: 0.315, SLG: 0.358										3	0	0	0	0	0	0				
Matt Clement, R OBP: 0.184, SLG: 0.237										3	0	0	0	0	1	0				
Inning Stats	R: 3 E: 0 K: 1 S: 15	H: 3 LOB: 0 BB: 0 P: 24	R: 0 E: 0 K: 0 S: 6	H: 0 LOB: 0 BB: 0 P: 8	R: 0 E: 0 K: 0 S: 7	H: 0 LOB: 0 BB: 1 P: 13	R: 0 E: 0 K: 0 S: 8	H: 1 LOB: 1 BB: 0 P: 13	R: 0 E: 0 K: 0 S: 9	H: 1 LOB: 1 BB: 0 P: 12	R: 0 E: 0 K: 1 S: 6	H: 0 LOB: 0 BB: 0 P: 10	R: 0 E: 0 K: 1 S: 7	H: 0 LOB: 0 BB: 0 P: 12	R: 0 E: 0 K: 3 S: 11	H: 0 LOB: 0 BB: 0 P: 15	1B: 4 2B: 0 3B: 0 HR: 1	SF: 0 SAC: 0 DP: 1 HBP: 0	WP: 0 PB: 0 SB: 0 CS: 0	PA: 29
PITCHER Damian Moss, L ERA: 4.7	IP: 7.0 WLS: L BF: 26 H: 5 R: 3 ER: 3 SO: 3 BB: 1 IBB: 0 HBP: 0 BLK: 0 WP: 0 HR: 1 S: 58 P: 92 ERA: 3.86 WHIP: 0.857															PITCHER				
Joe Nathan, R ERA: 3.47	IP: 1.0 WLS: 3 BF: 3 H: 0 R: 0 ER: 0 SO: 3 BB: 0 IBB: 0 HBP: 0 BLK: 0 WP: 0 HR: 0 S: 11 P: 15 ERA: 0.00 WHIP: 0.000															PITCHER				



Batter	1	2	3	4	5	6	7	8	9	AB	R	H	RBI	BB	SO	LOB	TOP																			
Ray Durham, S OBP: 0.369, SLG: 0.429 (1.4)	F7	F8					CS	P4	1B	3	0	0	0	2	0	0	San Francisco Giants @ Chicago Cubs Wrigley Field, Chicago, IL Wed Jul 30 2003, 1:20 PM CDT Att: 39,973 - Sunny - 79 F																			
Rich Aurilia, R OBP: 0.314, SLG: 0.404 (1.6)	K		G4-6-3		L4			P3	1B	4	0	1	1	1	1																					
Marquis Grissom, R OBP: 0.333, SLG: 0.489 (1.8)	F8		G4-6-3			G6-3		BB	1B	5	1	1	0	0	3																					
Barry Bonds, L OBP: 0.509, SLG: 0.731 (1.7)		BB		K				2B		2	1	1	0	2	1	0																				
Andres Galarraga, R OBP: 0.379, SLG: 0.526 (1.3)		BB		K		L5		BB		4	1	2	1	0	1	1																				
Benito Santiago, R OBP: 0.323, SLG: 0.439 (1.2)	K			K		K		G5-3		4	0	0	0	0	3	5																				
Jeffrey Hammonds, R OBP: 0.292, SLG: 0.266 Tim Worrell, R (9.1)		HR		K			K	G5-3		3	1	0	0	0	2	0																				
Edgardo Alfonzo, R OBP: 0.316, SLG: 0.349 (1.5)		HR			F8		CS	G6-3		3	1	1	4	1	0	0																				
Jason Schmidt, R OBP: 0.291, SLG: 0.070 Neil Pérez, S OBP: 0.297, SLG: 0.359 Joe Nathan, R OBP: 0.192, SLG: 1.000 Felix Rodriguez, R OBP: 0.333, SLG: 0.333 Scott Eyre, L OBP: 0.343, SLG: 0.437 (1.1)		HR			K		F8		BB	2	0	0	0	0	2	0																				
Inning Stats	R: 0 E: 0 K: 1 S: 5	H: 0 LOB: 0 BB: 0 P: 6	R: 4 E: 0 K: 2 S: 16	H: 2 LOB: 0 BB: 2 P: 27	R: 0 E: 0 K: 1 S: 4	H: 0 LOB: 0 BB: 1 P: 9	R: 0 E: 0 K: 3 S: 9	H: 0 LOB: 0 BB: 0 P: 12	R: 0 E: 0 K: 1 S: 13	H: 1 LOB: 1 BB: 1 P: 22	R: 0 E: 0 K: 1 S: 10	H: 0 LOB: 0 BB: 1 P: 15	R: 1 E: 0 K: 0 S: 13	H: 2 LOB: 2 BB: 1 P: 24	R: 1 E: 0 K: 0 S: 13	H: 1 LOB: 2 BB: 2 P: 25		1B: 4 2B: 1 3B: 0 HR: 1	SF: 0 2B: 1 DP: 1 HBP: 0	WP: 0 PB: 1 SB: 1 CS: 0	PA: 40															
PITCHER	IP	WLS	BF	H	R	ER	SO	BB	IBB	HBP	BLK	WP	HR	S	P	ERA	WHIP	PITCHER		IP	WLS	BF	H	R	ER	SO	BB	IBB	HBP	BLK	WP	HR	S	P	ERA	WHIP
34 Kerry Wood, R ERA: 3.49 Kyle Farnsworth, R ERA: 3.18 Dave Veres, R ERA: 4.0 Mark Guthrie, L ERA: 2.08 Antonio Alfonseca, R ERA: 5.31 (1.1)	6.0	L	24	3	4	4	9	4	0	0	0	0	1	57	88	6.00	1.167	Mike Remlinger, L ERA: 4.3 (9.1)		0.1		1	0	0	0	0	0	0	0	0	0	1	2	0.00	0.000	

Batter	1	2	3	4	5	6	7	8	9	AB	R	H	RBI	BB	SO	LOB	BOTTOM																			
Kenny Lofton, L OBP: 0.323, SLG: 0.434 (1.8)	K			F8		HR		P5		4	1	1	2	0	1	1	San Francisco Giants @ Chicago Cubs Wrigley Field, Chicago, IL Wed Jul 30 2003, 1:20 PM CDT Att: 39,973 - Sunny - 79 F																			
Mark Czuzdzianek, R OBP: 0.361, SLG: 0.408 (1.4)	F7			F8		S		FC4-6		4	0	1	0	0	0	1																				
Sammy Sosa, R OBP: 0.390, SLG: 0.562 (1.9)	P4			F7		F9		G5-3		4	0	0	0	0	0	1																				
Moises Alou, R OBP: 0.363, SLG: 0.495 (1.7)		F8			FC6-4	G1-3		1B	WP	3	1	1	0	1	0	1																				
Eric Karros, R OBP: 0.386, SLG: 0.506 (1.3)		K			FC6-4		P5		1B	4	0	1	0	0	1	1																				
16 Aramis Ramirez, R OBP: 0.322, SLG: 0.438 (1.5)		G5-3			K		K	SF9		3	0	0	1	0	2	1																				
Alex Gonzalez, R OBP: 0.295, SLG: 0.418 Mike Remlinger, L (9.1)				K		G5-3		K		3	0	0	0	0	2	1																				
Troy O'Leary, L OBP: 0.277, SLG: 0.323 (9. PH)				K				K		1	0	0	0	0	1	1																				
Paul Bako, L OBP: 0.280, SLG: 0.279 (1.2)				K		HR		FC4-6		1	1	0	0	2	1	0																				
34 Kerry Wood, R ERA: 3.49 Lenny Harris, L ERA: 3.41 Kyle Farnsworth, R ERA: 3.06 Dave Veres, R ERA: 4.0 Mark Guthrie, L ERA: 2.08 Antonio Alfonseca, R ERA: 5.31 (1.1)				K		K		K		1	0	0	0	0	1	0																				
Inning Stats	R: 0 E: 0 K: 1 S: 10	H: 0 LOB: 0 BB: 0 P: 15	R: 0 E: 0 K: 1 S: 11	H: 0 LOB: 0 BB: 0 P: 16	R: 0 E: 0 K: 3 S: 9	H: 0 LOB: 0 BB: 0 P: 11	R: 0 E: 0 K: 0 S: 3	H: 0 LOB: 0 BB: 0 P: 4	R: 0 E: 0 K: 1 S: 12	H: 0 LOB: 1 BB: 1 P: 21	R: 2 E: 0 K: 1 S: 14	H: 2 LOB: 1 BB: 1 P: 23	R: 0 E: 0 K: 2 S: 13	H: 0 LOB: 1 BB: 1 P: 13	R: 0 E: 0 K: 1 S: 7	H: 0 LOB: 1 BB: 1 P: 13	R: 1 E: 0 K: 0 S: 13	H: 2 LOB: 1 BB: 0 P: 20	1B: 3 2B: 0 3B: 0 HR: 1	SF: 1 SAC: 0 DP: 0 HBP: 0	WP: 1 PB: 0 SB: 1 CS: 0	PA: 34														
PITCHER	IP	WLS	BF	H	R	ER	SO	BB	IBB	HBP	BLK	WP	HR	S	P	ERA	WHIP	PITCHER		IP	WLS	BF	H	R	ER	SO	BB	IBB	HBP	BLK	WP	HR	S	P	ERA	WHIP
Jason Schmidt, R ERA: 2.44 Joe Nathan, R ERA: 3.41 Felix Rodriguez, R ERA: 3.06 Scott Eyre, L ERA: 3.43 Matt Herges, R ERA: 2.72 (1.1)	6.0	W	22	2	2	2	7	2	0	0	0	0	0	13	22	0.00	0.000	Tim Worrell, R ERA: 2.03 (9.1)		1.0		5	2	1	1	1	0	0	0	0	1	13	20	9.00	2.000	



Batter	1	2	3	4	5	6	7	8	9	AB	R	H	RBI	BB	SO	LOB	TOP										
Ray Durham, S OBP: 0.367, SLG: 0.426 (1, 4)	G4-3		K			BB 1B	G3		P4	5	0	1	0	0	1	0	San Francisco Giants @ Chicago Cubs Wrigley Field, Chicago, IL Thu Jul 31 2003, 1:20 PM CDT Att: 39,422 - Cloudy - 84 F										
Rich Aurilia, R OBP: 0.317, SLG: 0.405 (1, 6)	K		G4-6-3 1B			BB	G6-4-3 1B		F8	4	0	2	0	1	1	0											
Marquis Grissom, R OBP: 0.333, SLG: 0.489 (1, 8)			G4-6-3 1-2			F8	G6-4-3 1-2			4	0	1	0	0	0	5											
Barry Bonds, L OBP: 0.510, SLG: 0.728 Jeffrey Hammonds, R OBP: 0.239, SLG: 0.268 (7, 7)	FC6-4 IBB					L1			2B G3-1 BB	1	0	0	0	2	0	3											
Andres Galarraga, R OBP: 0.382, SLG: 0.532 (1, 3)	FC6-4 1-2					FC5-4 1B 1-2			G3-1 BLK 2B	4	2	2	0	0	0	3											
Edgardo Alfonzo, R OBP: 0.318, SLG: 0.359 (1, 5)									G5-3	4	1	2	2	0	0	2											
José Cruz Jr., S OBP: 0.363, SLG: 0.434 (1, 9)						G4-6-3 1-2			G3-1	3	0	0	1	1	0	3											
Yorvit Torrealba, R OBP: 0.283, SLG: 0.369 (1, 2)						1B 1B			2-3 3-H 2-3 K	4	0	1	0	0	3	1											
Jim Brower, R Pedro Feliz, R Jason Christiansen, R Matt Herges, L Scott Eyre, L Neill Perez, S (1, 1) (5, PH) (5, 1) (5, 1) (5, PH) (5, PH)	G5-3					B2			F7	2	0	0	0	0	0	2											
Inning Stats	R: 0 E: 0 K: 1 S: 10	H: 1 LOB: 2 BB: 1 P: 21	R: 0 E: 0 K: 1 S: 12	H: 0 LOB: 1 BB: 1 P: 20	R: 0 E: 0 K: 1 S: 5	H: 1 LOB: 0 BB: 1 P: 8	R: 0 E: 0 K: 0 S: 7	H: 1 LOB: 1 BB: 1 P: 15	R: 0 E: 0 K: 0 S: 10	H: 2 LOB: 3 BB: 1 P: 17	R: 2 E: 0 K: 1 S: 9	H: 2 LOB: 0 BB: 0 P: 15	R: 0 E: 0 K: 0 S: 4	H: 1 LOB: 0 BB: 0 P: 4	R: 2 E: 0 K: 1 S: 9	H: 1 LOB: 0 BB: 1 P: 18		R: 0 E: 0 K: 0 S: 7	H: 0 LOB: 0 BB: 0 P: 9	1B: 6 2B: 2 3B: 0 HR: 1	SF: 0 SAC: 0 DP: 3 HBP: 0	WP: 0 PB: 0 SB: 1 CS: 0	PA: 38				
PITCHER	IP	WLS	BF	H	R	ER	SO	BB	IBB	HBP	BLK	WP	HR	S	P	ERA	WHIP										
38 Carlos Zambrano, R ERA: 3.33 Joe Borowski, R ERA: 2.79	8.0	W	35	9	4	4	5	4	1	0	1	0	1	66	118	4.50	1.625										

Batter	1	2	3	4	5	6	7	8	9	AB	R	H	RBI	BB	SO	LOB	BOTTOM											
Kenny Lofton, L OBP: 0.328, SLG: 0.437 Ramon Martinez, R OBP: 0.335, SLG: 0.401 (1, 8) (9, 4)	1B 2B	WP G5-3 1B				FC6-2 WP HR BB				4	2	3	0	1	0	0	San Francisco Giants @ Chicago Cubs Wrigley Field, Chicago, IL Thu Jul 31 2003, 1:20 PM CDT Att: 39,422 - Cloudy - 84 F											
Mark Czuzdzianek, R OBP: 0.361, SLG: 0.408 Joe Borowski, R (1, 4) (9, 1)	2B 1B	F9			E S SF7 1B	FC6-2 HR			G3	5	3	2	0	0	0	4												
Sammy Sosa, R OBP: 0.391, SLG: 0.574 (1, 9)	2B	G5-3			G6-3	HR				4	2	2	4	0	0	2												
Moises Alou, R OBP: 0.364, SLG: 0.496 (1, 7)	G3 FC6-2 2B	F7			SF7 IBB	F7				3	0	1	2	1	0	1												
Eric Karros, R OBP: 0.380, SLG: 0.500 (1, 3)	G3				SF7				G4-3	3	0	0	1	0	1	1												
16 Aramis Ramirez, R OBP: 0.319, SLG: 0.433 (1, 5)	FC6-2 BB 1B				F8	P6			K	4	1	0	0	0	1	2												
Alex Gonzalez, R OBP: 0.297, SLG: 0.417 (1, 6)	1B BB				F7				K	3	1	1	0	1	1	0												
Damian Miller, R OBP: 0.318, SLG: 0.360 (1, 2)					G5-3				K	4	0	2	1	0	1	0												
38 Carlos Zambrano, S ERA: 3.87 Doug Glanville, R OBP: 0.292, SLG: 0.357 (1, 1) (8, PH) (9, 8)	G3				G4-3	K			G6-3	3	0	0	0	0	1	4												
Inning Stats	R: 4 E: 0 K: 0 S: 21	H: 5 LOB: 2 BB: 1 P: 34	R: 0 E: 0 K: 0 S: 7	H: 1 LOB: 0 BB: 0 P: 12	R: 0 E: 0 K: 1 S: 7	H: 0 LOB: 0 BB: 0 P: 13	R: 0 E: 0 K: 0 S: 5	H: 0 LOB: 0 BB: 0 P: 8	R: 1 E: 0 K: 0 S: 10	H: 1 LOB: 1 BB: 1 P: 24	R: 4 E: 0 K: 1 S: 17	H: 3 LOB: 0 BB: 1 P: 30	R: 0 E: 0 K: 2 S: 8	H: 0 LOB: 0 BB: 0 P: 13	R: 0 E: 0 K: 1 S: 11	H: 1 LOB: 1 BB: 0 P: 17		1B: 8 2B: 2 3B: 0 HR: 1	SF: 1 SAC: 0 DP: 0 HBP: 0	WP: 2 PB: 0 SB: 1 CS: 0	PA: 38							
PITCHER	IP	WLS	BF	H	R	ER	SO	BB	IBB	HBP	BLK	WP	HR	S	P	ERA	WHIP											
Jim Brower, R Jason Christiansen, L Matt Herges, R Scott Eyre, L	5.0	L	24	7	5	4	1	1	0	0	0	0	0	11	20	81.00	9.000											
	0.1		4	2	3	3	1	1	0	0	0	0	1	1	14	23	5.40	0.600										
	1.2		6	1	1	1	2	0	0	0	0	1	1	14	23	5.40	0.600											
	1.0		4	1	0	0	1	0	0	0	0	0	0	11	17	0.00	1.000											




Batter	1	2	3	4	5	6	7	8	9	10	11	12	13	14	AB	R	H	RBI	BB	SO	LOB	TOP															
Craig Counsell, L OBP: 0.361, SLG: 0.349	G4-3			G4-3		1B		1B		SH3-4 HBP	K		L7		5	1	1	0	1	1	2																
Matt Kata, S OBP: 0.353, SLG: 0.482	K			P6		K		K		SH3-4		FC4-6 1B	F7		6	0	2	0	0	2	2																
Luis Gonzalez, L OBP: 0.400, SLG: 0.541	G5-3			1B		1B		P5		L3		FC4-6 1B			7	0	2	1	0	0	4																
Shea Hillenbrand, R OBP: 0.346, SLG: 0.503		G4-3		1B		1B		G1-3		F8		1B			7	0	3	0	0	1	3																
Steve Finley, L OBP: 0.376, SLG: 0.537		G6-3		K				F9		CS 1B		1B			7	1	3	0	0	1	4																
Raul Mondesi, R OBP: 0.327, SLG: 0.465				K		G4-3		L4		K		1B			6	1	1	0	0	3	4																
Alex Cintron, S OBP: 0.343, SLG: 0.450			G5-3			F7		G4-3		1B		G6-3		FC4	6	0	1	0	0	0	5																
Rod Barajas, R OBP: 0.261, SLG: 0.357			K			L8		K		1B					6	0	2	2	0	2	0																
Dirt Batters: ...			K			G6-3		G5-3		K		SH3		G5-3	2	0	0	0	0	0	0																
Inning Stats	R: 0 E: 0 K: 1 S: 7	H: 0 LOB: 0 BB: 0 P: 12	R: 0 E: 0 K: 1 S: 11	H: 0 LOB: 0 BB: 0 P: 16	R: 0 E: 0 K: 2 S: 9	H: 0 LOB: 0 BB: 0 P: 12	R: 0 E: 0 K: 1 S: 15	H: 2 LOB: 2 BB: 0 P: 23	R: 0 E: 0 K: 1 S: 15	H: 0 LOB: 0 BB: 0 P: 20	R: 0 E: 0 K: 1 S: 11	H: 1 LOB: 2 BB: 1 P: 18	R: 0 E: 0 K: 1 S: 13	H: 3 LOB: 1 BB: 0 P: 17	R: 2 E: 0 K: 1 S: 18	H: 3 LOB: 1 BB: 0 P: 23	R: 0 E: 0 K: 1 S: 10	H: 3 LOB: 3 BB: 0 P: 15	R: 0 E: 0 K: 1 S: 6	H: 0 LOB: 1 BB: 1 P: 12	R: 0 E: 0 K: 1 S: 9	H: 0 LOB: 0 BB: 0 P: 11	1B: 14 2B: 0 3B: 1 HR: 0	SF: 0 SAC: 2 DP: 0 HBP: 1	WP: 0 PB: 0 SB: 1 CS: 1	PA: 59											
PITCHER	IP 6.0	WLS 23	H 5	R 1	ER 1	SO 6	BB 0	IBB 0	HBP 0	BLK 0	WP 0	HR 0	S 69	P 102	ERA 1.50	WHIP 0.833																					
Juan Cruz, R ERA: 5.68											Joe Borowski, R ERA: 3.08	IP 1.1	WLS 7	H 3	R 2	ER 2	SO 1	BB 1	IBB 0	HBP 0	BLK 0	WP 0	HR 0	S 21	P 27	ERA 13.50	WHIP 2.250										
Dave Veres, R ERA: 3.79											Antonio Alfonseca, R ERA: 4.95	IP 3.0	WLS 13	H 3	R 0	ER 0	SO 2	BB 0	IBB 0	HBP 0	BLK 0	WP 0	HR 0	S 25	P 38	ERA 0.00	WHIP 1.333										
Mike Remlinger, L ERA: 4.23																																					
Kyle Farnsworth, R ERA: 3.1																																					
Mark Guthrie, L ERA: 2.03																																					

Arizona Diamondbacks @ Chicago Cubs
Wrigley Field, Chicago, IL
Fri Aug 01 2003, 2:20 PM CDT
Att. 38,738 - Overcast - 83 F

livebaseballscorecards.com

AB 54
R 13
H 15
RBI 3
BB 2
SO 12
LOB 26



Batter	1	2	3	4	5	6	7	8	9	10	11	12	13	14	AB	R	H	RBI	BB	SO	LOB	BOTTOM															
Kenny Lofton, L OBP: 0.331, SLG: 0.443	1B		G4-3			SH2-3		FC5					G4-3		6	0	3	0	0	0	5																
Mark Grudzielanek, R OBP: 0.359, SLG: 0.404	F7			K		SF9 1B		K		P3		SH1-4			6	0	1	0	0	3	2																
Sammy Sosa, R OBP: 0.389, SLG: 0.568	K			G4-3		SF9		K				K			5	1	1	1	1	3	1																
Moises Alou, R OBP: 0.363, SLG: 0.491	G5-3			K		G6-3		P6				G4-3			6	0	1	0	1	1	2																
Eric Karros, R OBP: 0.377, SLG: 0.492		K				G5-3		F9				G6-4-3			6	1	1	0	1	2	3																
16 Aramis Ramirez, R OBP: 0.321, SLG: 0.436		G6-3						K		F8		2B			7	1	3	1	0	1	0																
Alex Gonzalez, R OBP: 0.296, SLG: 0.414				G5-3				2B				2B			3	0	0	0	1	2	1																
Mark Guthrie, R Joe Borowski, R				K		K		K				1B			0	0	0	0	0	0	0																
Troy O'Leary, L OBP: 0.282, SLG: 0.336				K		1B		BB				2B			1	0	1	2	0	0	0																
Antonio Alfonseca, R															0	0	0	0	0	0	0																
Daman Miller, R OBP: 0.318, SLG: 0.357			K			K		K		F9		BB			5	0	1	0	1	2	2																
Juan Cruz, R Lenny Harris, R Dave Veres, R			F7			1B		SH2-3 SF9 1B		BB		G4-3			1	0	0	0	0	0	0																
Hee-Seop Choi, L Doug Slaten, R															0	0	0	0	0	0	0																
Mike Remlinger, L Kyle Farnsworth, R															0	0	0	0	0	0	0																
Ramon Martinez, R OBP: 0.335, SLG: 0.397															2	0	0	0	1	1	2																
Inning Stats	R: 0 E: 0 K: 1 S: 11	H: 1 LOB: 1 BB: 0 P: 14	R: 0 E: 0 K: 1 S: 7	H: 0 LOB: 0 BB: 0 P: 9	R: 0 E: 0 K: 2 S: 7	H: 0 LOB: 0 BB: 0 P: 9	R: 0 E: 0 K: 2 S: 15	H: 1 LOB: 1 BB: 0 P: 18	R: 1 E: 0 K: 1 S: 9	H: 2 LOB: 1 BB: 0 P: 13	R: 0 E: 0 K: 1 S: 20	H: 1 LOB: 3 BB: 2 P: 30	R: 0 E: 0 K: 2 S: 8	H: 0 LOB: 0 BB: 0 P: 12	R: 0 E: 0 K: 1 S: 16	H: 1 LOB: 2 BB: 1 P: 30	R: 0 E: 0 K: 1 S: 11	H: 1 LOB: 2 BB: 2 P: 23	R: 0 E: 0 K: 1 S: 4	H: 0 LOB: 2 BB: 1 P: 11	R: 1 E: 0 K: 1 S: 10	H: 3 LOB: 3 BB: 1 P: 20	1B: 9 2B: 4 3B: 0 HR: 0	SF: 1 SAC: 3 DP: 0 HBP: 0	WP: 0 PB: 0 SB: 0 CS: 0	PA: 60											
PITCHER	IP 6.0	WLS 22	H 4	R 1	ER 1	SO 7	BB 0	IBB 0	HBP 0	BLK 0	WP 0	HR 0	S 56	P 73	ERA 1.50	WHIP 0.667																					
Curt Schilling, R ERA: 2.83											Elmer Dessens, R ERA: 4.92	IP 3.0	WLS 16	H 5	R 2	ER 2	SO 2	BB 2	IBB 0	HBP 0	BLK 0	WP 0	HR 0	S 33	P 63	ERA 6.00	WHIP 2.000										
Oscar Villanar, R ERA: 2.39											Eddie Crotecha, L ERA: 2.37	IP 1.1	WLS 10	H 3	R 1	ER 1	SO 1	BB 1	IBB 0	HBP 0	BLK 0	WP 0	HR 0	S 14	P 31	ERA 6.75	WHIP 3.000										
Mike Myers, L ERA: 6.08																																					
Jose Valverde, R ERA: 1.52																																					
Matt Mantei, R ERA: 3.06																																					

Arizona Diamondbacks @ Chicago Cubs
Wrigley Field, Chicago, IL
Fri Aug 01 2003, 2:20 PM CDT
Att. 38,738 - Overcast - 83 F


livebaseballscorecards.com

AB 49
R 13
H 13
RBI 4
BB 7
SO 15
LOB 18



Batter	1	2	3	4	5	6	7	8	9	AB	R	H	RBI	BB	SO	LOB	TOP								
Craig Counsell, L OBP: 0.355, SLG: 0.342 (1, 5)	F8			B4-3		F7		P6		4	0	0	0	0	0	0	Arizona Diamondbacks @ Chicago Cubs Wrigley Field, Chicago, IL Sat Aug 02 2003, 3:05 PM CDT Att: 40,304 - Sunny - 83 F								
Alex Cintron, S OBP: 0.345, SLG: 0.462 (1, 6)	G3			F9		F9 CS		HR	4	1	2	1	0	0	0										
Luis Gonzalez, L OBP: 0.403, SLG: 0.549 (1, 7)	K			HR				2B	3	2	2	1	1	1	0										
Shea Hillenbrand, R OBP: 0.345, SLG: 0.503 (1, 3)		L7				F9		P4	4	0	1	0	0	0	3										
Raul Mondesi, R OBP: 0.326, SLG: 0.465 (1, 9)	F8			2B		CS		G4-3	4	0	1	1	0	2	1										
Danny Bautista, R OBP: 0.302, SLG: 0.321 (1, 8)	G5-3							G4-3	4	0	0	0	0	1	1										
Junior Spivey, R OBP: 0.313, SLG: 0.435 (1, 4)				HR				K	3	1	1	1	1	2	1										
Rod Barajas, R OBP: 0.256, SLG: 0.350 (1, 2)	F8			K		CS		G6-3	3	0	0	0	0	1	0										
Miguel Batista, R OBP: 0.053, SLG: 0.027 (8, PH)								K	2	0	0	0	0	2	0										
Matt Kata, S OBP: 0.350, SLG: 0.479 (8, 1)									1	0	0	0	0	1	0										
Oscar Villarreal, L (8, 1)									0	0	0	0	0	0	0										
Matt Mantei, R (9, 1)									0	0	0	0	0	0	0										
Inning Stats	R: 0 E: 0 K: 1 S: 10	H: 0 LOB: 0 BB: 0 P: 12	R: 0 E: 0 K: 0 S: 5	H: 0 LOB: 0 BB: 0 P: 11	R: 0 E: 0 K: 2 S: 10	H: 0 LOB: 0 BB: 0 P: 13	R: 1 E: 0 K: 1 S: 11	H: 2 LOB: 1 BB: 0 P: 20	R: 1 E: 0 K: 3 S: 12	H: 1 LOB: 0 BB: 0 P: 17	R: 0 E: 0 K: 0 S: 6	H: 1 LOB: 1 BB: 1 P: 13	R: 0 E: 0 K: 1 S: 9	H: 0 LOB: 0 BB: 1 P: 16	R: 0 E: 0 K: 1 S: 11	H: 0 LOB: 0 BB: 0 P: 13	R: 2 E: 0 K: 1 S: 23	H: 3 LOB: 1 BB: 0 P: 32	1B: 2 2B: 2 3B: 0 HR: 3	SF: 0 SAC: 0 DP: 0 HBP: 0	WP: 0 PB: 0 SB: 0 CS: 2	PA: 36			
PITCHER	IP	WLS	BF	H	R	ER	SO	BB	IBB	HBP	BLK	WP	HR	S	P	ERA	WHIP								
Shawn Estes, L ERA: 5.7 (1, 1)	7.0		25	4	2	2	8	2	0	0	0	0	2	63	102	2.57	0.857								
Mike Remlinger, L ERA: 4.14 (8, 1)	1.0	H	3	0	0	0	1	0	0	0	0	0	0	11	13	0.00	0.000								
Joe Borowski, R ERA: 3.42 (9, 1)	0.1	L	4	3	2	2	0	0	0	0	0	0	1	18	24	54.00	9.000								
Kyle Farnsworth, R ERA: 3.06 (9, 1)	0.2		2	0	0	0	1	0	0	0	0	0	0	5	8	0.00	0.000								

Batter	1	2	3	4	5	6	7	8	9	AB	R	H	RBI	BB	SO	LOB	BOTTOM								
Kenny Lofton, L OBP: 0.333, SLG: 0.445 (1, 8)	G4-3				SH5-3				P5	3	1	1	1	1	0	0	Arizona Diamondbacks @ Chicago Cubs Wrigley Field, Chicago, IL Sat Aug 02 2003, 3:05 PM CDT Att: 40,304 - Sunny - 83 F								
Mark Czudzielanek, R OBP: 0.361, SLG: 0.404 (1, 4)										2	0	1	0	0	0	1									
Ramon Martinez, R OBP: 0.342, SLG: 0.409 (6, 4)										2	0	2	1	0	0	0									
Sammy Sosa, R OBP: 0.386, SLG: 0.563 (1, 9)										3	0	0	1	1	0	2									
Moises Alou, R OBP: 0.360, SLG: 0.486 (1, 7)										4	0	0	0	0	1	2									
Eric Karros, R OBP: 0.375, SLG: 0.488 (1, 3)										4	0	1	0	0	0	3									
16 Aramis Ramirez, R OBP: 0.322, SLG: 0.435 (1, 5)										3	0	1	0	1	0	3									
Alex Gonzalez, R OBP: 0.294, SLG: 0.410 (1, 6)										4	0	0	0	0	1	3									
Paul Bako, L OBP: 0.279, SLG: 0.278 (1, 2)										4	1	1	0	0	0	2									
Kyle Farnsworth, R (9, 1)										0	0	0	0	0	0	0									
Shawn Estes, R OBP: 0.182, SLG: 0.281 (1, 1)										2	1	1	0	0	0	1									
Hee-Seop Choi, L ERA: 2.78 (7, PH)										1	0	0	0	0	1	0									
Mike Remlinger, L (8, 1)										0	0	0	0	0	0	0									
Joe Borowski, R (9, 1)										0	0	0	0	0	0	0									
Damian Miller, R OBP: 0.317, SLG: 0.356 (9, 2)										1	0	0	0	0	0	0									
Inning Stats	R: 0 E: 1 K: 0 S: 10	H: 1 LOB: 3 BB: 1 P: 18	R: 1 E: 0 K: 0 S: 11	H: 2 LOB: 1 BB: 0 P: 15	R: 0 E: 0 K: 0 S: 7	H: 0 LOB: 0 BB: 0 P: 9	R: 0 E: 0 K: 0 S: 4	H: 0 LOB: 0 BB: 0 P: 7	R: 1 E: 0 K: 0 S: 6	H: 1 LOB: 0 BB: 0 P: 10	R: 0 E: 0 K: 1 S: 7	H: 0 LOB: 1 BB: 1 P: 17	R: 1 E: 0 K: 1 S: 10	H: 1 LOB: 1 BB: 1 P: 19	R: 0 E: 0 K: 1 S: 11	H: 2 LOB: 2 BB: 0 P: 19	R: 0 E: 0 K: 0 S: 11	H: 1 LOB: 1 BB: 0 P: 14	1B: 5 2B: 4 3B: 0 HR: 0	SF: 1 SAC: 1 DP: 1 HBP: 1	WP: 0 PB: 0 SB: 1 CS: 0	PA: 39			
PITCHER	IP	WLS	BF	H	R	ER	SO	BB	IBB	HBP	BLK	WP	HR	S	P	ERA	WHIP								
Miguel Batista, R ERA: 2.78 (1, 1)	7.0		30	5	3	3	2	3	0	1	0	0	55	95	3.86	1.143									
Oscar Villarreal, R ERA: 2.35 (8, 1)	1.0	W	5	2	0	0	1	0	0	0	0	0	11	19	0.00	2.000									
Matt Mantei, R ERA: 2.97 (9, 1)	1.0	S	4	1	0	0	0	0	0	0	0	0	11	14	0.00	1.000									



Batter	1	2	3	4	5	6	7	8	9	AB	R	H	RBI	BB	SO	LOB	TOP			
Craig Counsell, L OBP: 0.353, SLG: 0.340 (1, 5)										4	0	1	0	0	1	0	Arizona Diamondbacks @ Chicago Cubs Wrigley Field, Chicago, IL Sun Aug 03 2003, 1:20 PM CDT Att: 39,473 - Overcast - 68 F			
Alex Cintron, S OBP: 0.341, SLG: 0.455 (1, 6)										4	0	0	0	0	1	2				
Luis Gonzalez, L OBP: 0.402, SLG: 0.553 (1, 7)										4	1	1	1	0	1	0				
Raul Mondesi, R OBP: 0.325, SLG: 0.463 (1, 9)										4	0	1	0	0	1	0				
Steve Finley, L OBP: 0.376, SLG: 0.533 (1, 8)										3	0	0	0	1	1	0				
Junior Spivey, R OBP: 0.312, SLG: 0.430 (1, 4)										3	0	0	0	1	1	1				
Mark Grace, L OBP: 0.279, SLG: 0.303 (1, 3)										3	0	0	0	0	0	1				
Chad Moeller, R OBP: 0.346, SLG: 0.449 (8, PH)										1	0	0	0	1	1	0				
Matt Kata, S OBP: 0.348, SLG: 0.476 (8, PH)										1	0	0	0	0	0	0				
Jose Valverde, R (8, 1)										0	0	0	0	0	0	0				
17 Brandon Webb, R OBP: 0.125, SLG: 0.129 (7, 1)										2	0	0	0	0	1	2				
Oscar Villarreal, L (8, PH)										0	0	0	0	0	0	0				
Carlos Baerga, S OBP: 0.354, SLG: 0.475 (8, PH)										1	0	1	0	0	0	0				
Quinton McCracken, S OBP: 0.285, SLG: 0.282 (8, PH)										0	0	0	0	0	0	0				
Rod Barajas, R OBP: 0.250, SLG: 0.350 (8, 2)										0	0	0	0	0	0	0				
Inning Stats	R: 0 E: 0 K: 3 S: 10	H: 0 LOB: 0 BB: 0 P: 13	R: 0 E: 0 K: 0 S: 7	H: 0 LOB: 0 BB: 0 P: 9	R: 0 E: 0 K: 2 S: 8	H: 0 LOB: 0 BB: 0 P: 9	R: 1 E: 0 K: 1 S: 10	H: 1 LOB: 0 BB: 0 P: 16	R: 0 E: 0 K: 0 S: 6	H: 0 LOB: 0 BB: 2 P: 15	R: 0 E: 0 K: 1 S: 6	H: 0 LOB: 0 BB: 0 P: 8	R: 0 E: 0 K: 0 S: 9	H: 2 LOB: 2 BB: 0 P: 12	R: 0 E: 0 K: 1 S: 7	H: 1 LOB: 1 BB: 1 P: 15	1B: 3 2B: 0 3B: 0 HR: 1	SF: 0 SAC: 0 DP: 0 HBP: 0	WP: 0 PB: 0 SB: 0 CS: 1	PA: 33
PITCHER	IP	WLS	BF	H	R	ER	SO	BB	IBB	HBP	BLK	WP	HR	S	P	ERA	WHIP			
Matt Clement, R ERA: 3.91 (1, 1)	8.0	W	29	3	1	1	7	1	1	0	0	0	1	63	92	1.12	0.500			
Mark Guthrie, L ERA: 2.0 (9, 1)	0.1	H	1	0	0	0	0	0	0	0	0	0	0	3	4	0.00	0.000			
Dave Veres, R ERA: 3.66 (9, 1)	0.2	S	3	1	0	0	1	1	0	0	0	0	0	4	11	0.00	3.000			

Batter	1	2	3	4	5	6	7	8	9	AB	R	H	RBI	BB	SO	LOB	BOTTOM			
Kenny Lofton, L OBP: 0.332, SLG: 0.442 (1, 8)										3	1	0	0	1	1	2	Arizona Diamondbacks @ Chicago Cubs Wrigley Field, Chicago, IL Sun Aug 03 2003, 1:20 PM CDT Att: 39,473 - Overcast - 68 F			
Ramon Martinez, R OBP: 0.346, SLG: 0.410 (1, 4)										2	0	1	0	1	1	0				
Sammy Sosa, R OBP: 0.388, SLG: 0.571 (1, 9)										4	1	2	2	0	0	1				
Troy O'Leary, L OBP: 0.288, SLG: 0.343 (1, 7)										3	0	1	0	0	2	2				
16 Aramis Ramirez, R OBP: 0.320, SLG: 0.431 (1, 5)										4	0	0	0	0	0	4				
Hee-Seop Choi, L OBP: 0.371, SLG: 0.466 (1, 3)										3	0	2	0	1	0	0				
Alex Gonzalez, R OBP: 0.291, SLG: 0.406 (9, 1)										4	0	0	0	0	3	4				
Mark Guthrie, R (9, 1)										0	0	0	0	0	0	0				
Dave Veres, R (9, 1)										0	0	0	0	0	0	0				
Damian Miller, R OBP: 0.319, SLG: 0.353 (1, 2)										2	0	0	0	2	1	0				
Matt Clement, R OBP: 0.171, SLG: 0.220 (9, 6)										3	0	0	0	0	3	5				
Augie Ojeda, S (9, 6)										0	0	0	0	0	0	0				
Inning Stats	R: 0 E: 0 K: 1 S: 10	H: 1 LOB: 2 BB: 1 P: 16	R: 0 E: 0 K: 2 S: 9	H: 1 LOB: 1 BB: 1 P: 16	R: 0 E: 0 K: 1 S: 9	H: 1 LOB: 0 BB: 0 P: 17	R: 0 E: 0 K: 1 S: 9	H: 1 LOB: 1 BB: 0 P: 12	R: 0 E: 0 K: 2 S: 14	H: 0 LOB: 3 BB: 2 P: 30	R: 2 E: 0 K: 1 S: 9	H: 1 LOB: 0 BB: 1 P: 16	R: 0 E: 0 K: 2 S: 9	H: 0 LOB: 0 BB: 0 P: 15	1B: 3 2B: 2 3B: 0 HR: 1	SF: 0 SAC: 1 DP: 0 HBP: 1	WP: 0 PB: 0 SB: 0 CS: 1	PA: 35		
PITCHER	IP	WLS	BF	H	R	ER	SO	BB	IBB	HBP	BLK	WP	HR	S	P	ERA	WHIP			
17 Brandon Webb, R ERA: 2.45 (7, 1)	6.1	L	29	5	1	1	8	5	0	1	0	0	1	61	108	1.42	1.579			
Oscar Villarreal, R ERA: 2.47 (8, 1)	0.2	L	3	1	1	1	1	0	0	0	0	0	1	7	10	13.50	1.500			
Jose Valverde, R ERA: 1.75 (8, 1)	1.0		3	0	0	0	2	0	0	0	0	0	0	9	15	0.00	0.000			

AB	30
R	1
H	4
RBI	1
BB	3
SO	8
LOB	6



Batter	1	2	3	4	5	6	7	8	9	AB	R	H	RBI	BB	SO	LOB	TOP		
Kenny Lofton, L OBP: 0.331, SLG: 0.440 (1, 8)	G3-1		2B 1B		G6-4-3			G1-3		4	1	1	0	0	0	1	Chicago Cubs @ San Diego Padres Qualcomm Stadium, San Diego, CA Tue Aug 05 2003, 10:05 PM EDT Att: 30,932 - Sunny - 74 F		
Ramon Martinez, R OBP: 0.354, SLG: 0.420 (1, 4)	G1-3 1B		1B 2B		G6-3			FC6-4 BB		3	0	2	1	1	0	0			
Sammy Sosa, R OBP: 0.386, SLG: 0.567 (1, 9)	G1-3		BB 1B		G6-3			FC6-4		4	0	1	0	0	0	2			
Moises Alou, R OBP: 0.361, SLG: 0.488 (1, 7)	F8		BB		L5			SH5-3 16 HR 2B		3	1	1	0	1	0	1			
Hee-Seop Choi, L OBP: 0.366, SLG: 0.458 (1, 3)		G4-3	K		G1-3			SH5-3		3	0	0	0	0	1	2			
16 Alanis Ramirez, R OBP: 0.321, SLG: 0.438 (1, 5)		1B			P3			HR		4	1	2	2	0	0	0			
Alex Gonzalez, R OBP: 0.288, SLG: 0.401 (1, 6)		K			K			K		4	0	0	0	0	4	1			
Damian Miller, R OBP: 0.315, SLG: 0.347 (1, 2)		F9			G5-3			F8		4	0	0	0	0	1	1			
22 Mark Prior, R ERA: 2.86, SLG: 0.375 (7, 1) Kyle Farnsworth, R ERA: 3.04 (7, 1) Mark Guthrie, L ERA: 1.95 (8, PH) Doug Glanville, R ERA: 4.05 (8, 1) Mike Remlinger, L ERA: 4.05 (9, 1) Joe Borowski, R ERA: 3.35 (9, 1)			G5-3		G6-4-3 1B			P2		2	0	1	0	0	0	0			
Inning Stats	R: 0 E: 0 K: 0 S: 9	H: 1 LOB: 1 BB: 0 P: 14	R: 0 E: 0 K: 1 S: 17	H: 1 LOB: 1 BB: 0 P: 23	R: 1 E: 0 K: 1 S: 11	H: 3 LOB: 2 BB: 1 P: 20	R: 0 E: 0 K: 1 S: 9	H: 0 LOB: 0 BB: 0 P: 14	R: 0 E: 0 K: 2 S: 6	H: 0 LOB: 0 BB: 0 P: 9	R: 0 E: 0 K: 2 S: 7	H: 0 LOB: 0 BB: 0 P: 9	R: 0 E: 0 K: 2 S: 7	H: 0 LOB: 1 BB: 1 P: 12	R: 2 E: 0 K: 1 S: 12	H: 2 LOB: 0 BB: 0 P: 22	1B: 5 2B: 2 3B: 0 HR: 1	SF: 0 SAC: 1 DP: 1 HBP: 0	WP: 0 PA: 35 PB: 0 SB: 0 CS: 0
PITCHER	IP	WLS	BF	H	R	ER	SO	BB	IBB	HBP	BLK	WP	HR	S	P	ERA	WHIP		
Brian Lawrence, R ERA: 4.73 (1, 1)	6.0	L	23	6	1	1	3	1	0	0	0	0	0	55	84	1.50	1.167		
Luther Hackman, R ERA: 3.77 (7, 1)	2.0		7	0	0	0	2	1	0	0	0	0	0	14	21	0.00	0.500		
Jaret Wright, R ERA: 7.65 (9, 1)	1.0		5	2	2	2	1	0	0	0	0	0	1	12	22	18.00	2.000		

AB	32
R	3
H	8
RBI	3
BB	2
SO	6
LOB	8



Batter	1	2	3	4	5	6	7	8	9	AB	R	H	RBI	BB	SO	LOB	BOTTOM				
Gary Matthews, S OBP: 0.304, SLG: 0.345 (1, 8)	K				F9			G1-3		4	0	0	0	0	2	0	Chicago Cubs @ San Diego Padres Qualcomm Stadium, San Diego, CA Tue Aug 05 2003, 10:05 PM EDT Att: 30,932 - Sunny - 74 F				
Sean Burroughs, L OBP: 0.347, SLG: 0.402 (1, 5)	F7				G3			G5-3		4	0	0	0	0	0	0					
Mark Loretta, R OBP: 0.378, SLG: 0.440 (1, 4)	K				F8					3	0	1	0	1	1	0					
Ryan Klesko, L OBP: 0.352, SLG: 0.482 (1, 3)		G4-3			P5			FC5 BB BB		3	0	0	0	1	1	1					
Phil Nevin, R OBP: 0.341, SLG: 0.500 (1, 9)		G6-4-3 1B			E3 BB			F3		4	0	1	0	0	0	3					
Rondell White, R OBP: 0.321, SLG: 0.457 (1, 7)		G6-4-3			K					3	0	0	0	1	1	4					
Ramón Vázquez, L OBP: 0.360, SLG: 0.382 (1, 6) Brian Buchanan, R OBP: 0.354, SLG: 0.500 (7, PH) Lou Merloni, R OBP: 0.368, SLG: 0.350 (8, 6)					CS 1B			K		1	0	1	0	1	0	0					
Gary Bennett, R OBP: 0.250, SLG: 0.246 (1, 2)					P4			FC5		3	0	0	0	0	1	6					
Brian Lawrence, R OBP: 0.298, SLG: 0.364 (1, 1) Dave Hansen, L OBP: 0.354, SLG: 0.271 (6, PH) Luther Hackman, R ERA: 3.04 (7, 1) Miguel Ojeda, R OBP: 0.369, SLG: 0.433 (8, PH) Jaret Wright, R OBP: 0.333, SLG: 0.667 (9, 1)					K			P6		1	0	0	0	0	1	1					
Inning Stats	R: 0 E: 0 K: 2 S: 8	H: 0 LOB: 0 BB: 0 P: 11	R: 0 E: 0 K: 0 S: 10	H: 1 LOB: 0 BB: 0 P: 16	R: 0 E: 0 K: 1 S: 6	H: 1 LOB: 0 BB: 0 P: 8	R: 0 E: 0 K: 0 S: 7	H: 0 LOB: 0 BB: 0 P: 10	R: 0 E: 0 K: 2 S: 12	H: 0 LOB: 0 BB: 1 P: 21	R: 0 E: 0 K: 1 S: 9	H: 0 LOB: 0 BB: 0 P: 13	R: 0 E: 0 K: 1 S: 14	H: 1 LOB: 3 BB: 2 P: 28	R: 0 E: 0 K: 0 S: 6	H: 0 LOB: 0 BB: 0 P: 8	R: 0 E: 2 K: 1 S: 9	H: 0 LOB: 2 BB: 1 P: 16	1B: 2 2B: 1 3B: 0 HR: 0	SF: 0 SAC: 0 DP: 2 HBP: 0	WP: 0 PA: 34 PB: 0 SB: 0 CS: 1
PITCHER	IP	WLS	BF	H	R	ER	SO	BB	IBB	HBP	BLK	WP	HR	S	P	ERA	WHIP				
22 Mark Prior, R ERA: 2.87 (1, 1)	0.1	H	4	1	0	0	0	2	0	0	0	0	0	10	20	0.00	9.000				
Kyle Farnsworth, R ERA: 3.04 (7, 1)	0.2	H	2	0	0	0	1	0	0	0	0	0	0	4	8	0.00	0.000				
Mike Remlinger, L ERA: 4.05 (8, 1)	1.0	H	3	0	0	0	0	0	0	0	0	0	0	6	8	0.00	0.000				
Joe Borowski, R ERA: 3.35 (9, 1)	1.0	S	5	0	0	0	1	1	0	0	0	0	0	9	16	0.00	1.000				


AB	30
R	0
H	3
RBI	0
BB	4
SO	8
LOB	21



Batter	1	2	3	4	5	6	7	8	9	AB	R	H	RBI	BB	SO	LOB	TOP					
Kenny Lofton, L OBP: 0.330, SLG: 0.438 (1, 8)	G4-3		G5-3				G6-3			4	0	1	1	0	0	0	Chicago Cubs @ San Diego Padres Qualcomm Stadium, San Diego, CA Wed Aug 06 2003, 10:05 PM EDT Att: 29,265 - Sunny - 75 F					
Ramon Martinez, R OBP: 0.352, SLG: 0.416 (1, 4)	K			HR	FC6-4			F9		4	1	1	0	0	1							
Sammy Sosa, R OBP: 0.385, SLG: 0.573 (1, 9)	F9			HR			K	L9		4	1	1	2	0	1							
Moises Alou, R OBP: 0.362, SLG: 0.487 (1, 7)				F7				K		3	0	1	0	1	1							
Hee-Seop Choi, L OBP: 0.368, SLG: 0.456 (1, 3)	F7			G4-3				K		3	0	1	0	1	0							
16 Aramis Ramirez, R OBP: 0.318, SLG: 0.434 (1, 5)	F9			P4			K			4	0	0	0	0	1							
Alex Gonzalez, R OBP: 0.288, SLG: 0.402 (1, 6)	G6-3				1B		K	G6-3		4	1	1	0	0	1							
Damian Miller, R OBP: 0.314, SLG: 0.346 (1, 2)			K		K		P3			4	0	1	0	0	2							
34 Kerry Wood, R OBP: 0.111, SLG: 0.244 Mark Guthrie, R Kyle Farnsworth, R Troy O'Leary, L Joe Borowski, R	K		K		K		G4-3	G3		3	0	0	0	0	2							
Inning Stats	R: 0 E: 0 K: 1 S: 8	H: 0 LOB: 0 BB: 0 P: 10	R: 0 E: 0 K: 0 S: 7	H: 1 LOB: 1 BB: 0 P: 11	R: 0 E: 0 K: 2 S: 10	H: 0 LOB: 0 BB: 0 P: 11	R: 2 E: 0 K: 0 S: 13	H: 2 LOB: 0 BB: 0 P: 18	R: 1 E: 0 K: 2 S: 14	H: 2 LOB: 1 BB: 0 P: 23	R: 0 E: 0 K: 3 S: 15	H: 1 LOB: 2 BB: 1 P: 24	R: 0 E: 0 K: 0 S: 5	H: 0 LOB: 0 BB: 0 P: 6	R: 0 E: 0 K: 1 S: 9	H: 0 LOB: 0 BB: 0 P: 14		R: 0 E: 0 K: 0 S: 9	H: 1 LOB: 2 BB: 1 P: 17	1B: 5 2B: 1 3B: 0 HR: 1	SF: 0 SAC: 0 DP: 0 HBP: 0	WP: 0 PA: 36 PB: 0 SB: 0 CS: 0
PITCHER	IP	WLS	BF	H	R	ER	SO	BB	IBB	HBP	BLK	WP	HR	S	P	ERA	WHIP					
Adam Eaton, R ERA: 4.14 Scott Linebrink, R ERA: 3.25 Jay Witasick, R ERA: 3.75	(1, 1)	7.0	L	28	6	3	3	8	1	0	0	0	0	1	72	103	3.86	1.000				

Batter	1	2	3	4	5	6	7	8	9	AB	R	H	RBI	BB	SO	LOB	BOTTOM					
Ramón Vázquez, L OBP: 0.356, SLG: 0.357 (1, 6)	G4-3		K				K			4	0	0	0	0	3	0	Chicago Cubs @ San Diego Padres Qualcomm Stadium, San Diego, CA Wed Aug 06 2003, 10:05 PM EDT Att: 29,265 - Sunny - 75 F					
Mark Kotsay, L OBP: 0.325, SLG: 0.339 (1, 8)	L8						K			4	0	1	0	0	2	0						
Mark Loretta, R OBP: 0.381, SLG: 0.447 (1, 4)				1B						2	2	1	1	2	0	1						
Phil Nevin, R OBP: 0.333, SLG: 0.477 Brian Buchanan, R	G6-3							HR		4	0	1	0	0	1	2						
Ryan Klesko, L OBP: 0.351, SLG: 0.477 (1, 3)				1B			F8			0	0	0	0	0	0	0						
Rondell White, R OBP: 0.323, SLG: 0.457 Jay Witasick, R	F7			F9				P6		3	0	0	0	1	0	1						
Rondell White, R OBP: 0.323, SLG: 0.457 Jay Witasick, R	F8									4	0	2	1	0	0	0						
Sean Burroughs, L OBP: 0.346, SLG: 0.399 (1, 5)										3	0	0	0	1	2	4						
Miguel Ojeda, R OBP: 0.357, SLG: 0.416 (1, 2)	F9									4	0	0	0	0	0	5						
Adam Eaton, R OBP: 0.302, SLG: 0.475 Dave Hansen, L Scott Linebrink, R Gary Matthews, S	K									2	0	0	0	0	2	0						
Inning Stats	R: 0 E: 0 K: 0 S: 5	H: 0 LOB: 1 BB: 1 P: 10	R: 0 E: 0 K: 0 S: 9	H: 0 LOB: 1 BB: 1 P: 18	R: 0 E: 0 K: 2 S: 10	H: 1 LOB: 1 BB: 0 P: 13	R: 0 E: 0 K: 1 S: 10	H: 2 LOB: 2 BB: 0 P: 14	R: 0 E: 0 K: 3 S: 9	H: 0 LOB: 0 BB: 0 P: 10	R: 1 E: 0 K: 1 S: 16	H: 1 LOB: 2 BB: 2 P: 31	R: 0 E: 0 K: 2 S: 8	H: 0 LOB: 0 BB: 0 P: 13	R: 1 E: 0 K: 1 S: 12	H: 1 LOB: 0 BB: 0 P: 19	R: 0 E: 0 K: 1 S: 7	H: 0 LOB: 0 BB: 0 P: 7	1B: 4 2B: 0 3B: 0 HR: 1	SF: 0 SAC: 0 DP: 0 HBP: 0	WP: 0 PA: 36 PB: 0 SB: 0 CS: 0	
PITCHER	IP	WLS	BF	H	R	ER	SO	BB	IBB	HBP	BLK	WP	HR	S	P	ERA	WHIP					
34 Kerry Wood, R ERA: 3.44 Mark Guthrie, L ERA: 1.53 Kyle Farnsworth, R ERA: 3.02 Joe Borowski, R ERA: 3.29	(1, 1)	7.1	W	31	5	2	2	10	4	0	0	0	0	0	73	118	2.46	1.227				

AB 34
R 3
H 7
RBI 3
BB 2
SO 9
LOB 14




Batter	1	2	3	4	5	6	7	8	9	AB	R	H	RBI	BB	SO	LOB	TOP					
Kenny Lofton, L (1, 8) OBP: 0.333, SLG: 0.439										3	2	2	1	0	0	0	Chicago Cubs @ San Diego Padres Qualcomm Stadium, San Diego, CA Thu Aug 07 2003, 5:05 PM EDT Att: 27,673 - Cloudy - 75 F					
Doug Glanville, R (5, 8) OBP: 0.291, SLG: 0.352										2	0	0	0	0	0	1						
Ramon Martinez, R (1, 4) OBP: 0.365, SLG: 0.416										5	1	2	2	0	3	1						
Sammy Sosa, R (1, 9) OBP: 0.386, SLG: 0.581										4	1	2	2	0	1	1						
Troy O'Leary, L (6, 9) OBP: 0.284, SLG: 0.338										1	0	0	0	0	0	0						
Moises Alou, R (1, 7) OBP: 0.365, SLG: 0.496										4	1	2	2	1	0	2						
16 Aramis Ramirez, R (1, 5) OBP: 0.317, SLG: 0.432										5	1	1	0	0	1	2						
Eric Karros, R (1, 3) OBP: 0.377, SLG: 0.500										4	2	2	2	0	0	0						
Alex Gonzalez, R (1, 6) OBP: 0.285, SLG: 0.399										4	0	0	0	0	1	1						
Mike Remlinger, L (7, 1)										0	0	0	0	0	0	0						
Dave Veres, R (8, 1)										0	0	0	0	0	0	0						
Antonio Alfonseca, R (9, 1)										0	0	0	0	0	0	0						
Paul Bako, L (1, 2) OBP: 0.286, SLG: 0.286										4	1	2	0	0	2	0						
3B Carlos Zambrano, S (1, 1) OBP: 0.231, SLG: 0.412										3	0	0	0	0	0	3						
Augie Ojeda, S (7, 6)										1	0	0	0	0	0	0						
Inning Stats	R: 1 E: 0 K: 1 S: 20	H: 2 LOB: 1 BB: 0 P: 26	R: 0 E: 0 K: 1 S: 8	H: 0 LOB: 0 BB: 0 P: 10	R: 3 E: 0 K: 0 S: 12	H: 3 LOB: 0 BB: 0 P: 16	R: 3 E: 0 K: 1 S: 19	H: 5 LOB: 2 BB: 0 P: 27	R: 2 E: 0 K: 0 S: 12	H: 3 LOB: 1 BB: 0 P: 20	R: 0 E: 0 K: 2 S: 8	H: 0 LOB: 0 BB: 0 P: 12	R: 0 E: 0 K: 0 S: 7	H: 0 LOB: 0 BB: 0 P: 10	R: 0 E: 0 K: 1 S: 6	H: 0 LOB: 0 BB: 0 P: 11	R: 0 E: 0 K: 2 S: 10	H: 0 LOB: 1 BB: 1 P: 15	1B: 9 2B: 1 3B: 0 HR: 3	SF: 0 SAC: 0 DP: 0 HBP: 0	WP: 0 PB: 0 SB: 2 CS: 0	PA: 41
PITCHER	IP WLS BF H R ER SO BB IBB HBP BLK WP HR S P ERA WHIP																					
Kevin Jarvis, R (1, 1) ERA: 5.04	3.2 L 20 9 7 7 3 0 0 0 0 0 0 2 52 68 17.18 2.455																					
Joe Roa, R (4, 1) ERA: 5.97	3.1 4 2 2 2 0 0 0 0 0 0 1 34 53 5.40 1.200																					
Jaret Wright, R (8, 1) ERA: 7.46	1.0 3 0 0 0 1 0 0 0 0 0 0 6 11 0.00 0.000																					
Mike Matthews, L (9, 1) ERA: 4.88	1.0 4 0 0 0 2 1 0 0 0 0 0 10 15 0.00 1.000																					

livebaseballscores.com

AB 40
R 9
H 13
RBI 9
BB 1
SO 8
LOB 11



Batter	1	2	3	4	5	6	7	8	9	AB	R	H	RBI	BB	SO	LOB	BOTTOM					
Ramón Vázquez, L (1, 6) OBP: 0.354, SLG: 0.352										4	0	0	0	1	1	1	Chicago Cubs @ San Diego Padres Qualcomm Stadium, San Diego, CA Thu Aug 07 2003, 5:05 PM EDT Att: 27,673 - Cloudy - 75 F					
Mark Kotsay, L (1, 8) OBP: 0.331, SLG: 0.343										5	1	3	0	0	1	0						
Mark Loretta, R (1, 4) OBP: 0.382, SLG: 0.448										2	0	1	0	0	0	3						
Lou Merloni, R (6, 7) OBP: 0.374, SLG: 0.353										2	1	1	0	1	1	2						
Phil Nevin, R (1, 9) OBP: 0.340, SLG: 0.469										5	0	2	1	0	2	6						
Ryan Klesko, L (1, 3) OBP: 0.353, SLG: 0.479										3	0	2	1	0	1	0						
Brian Buchanan, R (7, 9) OBP: 0.350, SLG: 0.494										2	0	0	0	0	2	2						
Rondell White, R (1, 7) OBP: 0.323, SLG: 0.456										3	0	1	0	0	1	1						
Jaret Wright, R (8, 1) OBP: 0.333, SLG: 0.667										0	0	0	0	0	0	0						
Gary Bennett, R (8, 7) OBP: 0.249, SLG: 0.245										1	0	0	0	0	0	0						
Mike Matthews, L (9, 1) ERA: 4.88										0	0	0	0	0	0	0						
Sean Burroughs, L (1, 5) OBP: 0.343, SLG: 0.396										3	0	0	0	0	3	3						
Dave Hansen, L (7, 5) OBP: 0.357, SLG: 0.303										1	1	1	1	0	0	0						
Miguel Ojeda, R (1, 2) OBP: 0.353, SLG: 0.404										3	0	0	0	1	0	3						
Kevin Jarvis, L (1, 1) OBP: 0.278, SLG: 0.133										0	0	0	0	0	0	0						
Joe Roa, R (4, 1) OBP: 0.286, SLG: 0.286										1	0	1	0	0	0	0						
Gary Matthews, S (7, 7) OBP: 0.304, SLG: 0.345										2	0	1	0	0	1	0						
Inning Stats	R: 0 E: 0 K: 3 S: 17	H: 1 LOB: 0 BB: 0 P: 23	R: 0 E: 0 K: 1 S: 7	H: 1 LOB: 0 BB: 0 P: 10	R: 0 E: 0 K: 0 S: 14	H: 1 LOB: 3 BB: 2 P: 25	R: 0 E: 0 K: 3 S: 10	H: 0 LOB: 0 BB: 0 P: 15	R: 0 E: 0 K: 0 S: 9	H: 1 LOB: 0 BB: 0 P: 13	R: 1 E: 0 K: 1 S: 22	H: 3 LOB: 3 BB: 1 P: 34	R: 0 E: 0 K: 3 S: 15	H: 1 LOB: 2 BB: 0 P: 20	R: 1 E: 0 K: 1 S: 9	H: 1 LOB: 0 BB: 0 P: 15	R: 1 E: 0 K: 1 S: 11	H: 4 LOB: 2 BB: 0 P: 13	1B: 12 2B: 0 3B: 0 HR: 1	SF: 0 SAC: 1 DP: 2 HBP: 0	WP: 0 PB: 0 SB: 0 CS: 0	PA: 41
PITCHER	IP WLS BF H R ER SO BB IBB HBP BLK WP HR S P ERA WHIP																					
3B Carlos Zambrano, R (1, 1) ERA: 3.25	6.0 W 26 7 1 1 8 3 0 0 0 0 0 0 79 120 1.50 1.667																					
Mike Remlinger, L (7, 1) ERA: 3.97	1.0 5 1 0 0 3 0 0 0 0 0 0 0 15 20 0.00 1.000																					
Dave Veres, R (8, 1) ERA: 3.92																						

Batter	1	2	3	4	5	6	7	8	9	AB	R	H	RBI	BB	SO	LOB	TOP											
Kenny Lofton, L OBP: 0.330, SLG: 0.435	1-1 G4-3		2-1 L3		2-3 K			1-1 G1-3		4	0	0	0	0	1	1												
Ramon Martinez, R OBP: 0.351, SLG: 0.412	0-3 K		0-1 1B		0-2 F9			3-2 G4-3		4	0	1	0	0	1	1												
Sammy Sosa, R OBP: 0.387, SLG: 0.579	4-2 BB		1-0 1B			2-2 G6-3			2-3 K	3	0	1	0	1	1	0												
Moises Alou, R OBP: 0.362, SLG: 0.492	3-3 K		1-3 K			0-2 F9			2-3 K	4	0	0	0	0	3	3												
16 Aramis Ramirez, R OBP: 0.317, SLG: 0.437		2-1 HR		1-0 P4		2-2 G5-3			1-1 F7	4	1	1	1	0	0	0												
Eric Karros, R OBP: 0.373, SLG: 0.494		2-1 G5-3		0-0 L4			1-0 F9			3	0	0	0	0	0	0												
Alex Gonzalez, R OBP: 0.283, SLG: 0.396		0-0 P3		3-2 G6-3			2-3 K			3	0	0	0	0	1	0												
Paul Bako, L OBP: 0.287, SLG: 0.281		2-2 G6-3			4-1 SH3-4 BB		0-0 G3-1			2	0	0	0	1	0	0												
Shawn Estes, R OBP: 0.176, SLG: 0.273			2-3 K		0-1 SH3-4			1-2 P4		1	0	0	0	0	1	0												
Doug Glanville, R OBP: 0.290, SLG: 0.350										1	0	0	0	0	0	0												
Mike Remlinger, L OBP: 0.290, SLG: 0.350										0	0	0	0	0	0	0												
Inning Stats	R: 0 E: 0 K: 2 S: 10	H: 0 LOB: 1 BB: 1 P: 18	R: 1 E: 0 K: 0 S: 9	H: 1 LOB: 0 BB: 0 P: 15	R: 0 E: 0 K: 2 S: 11	H: 2 LOB: 2 BB: 0 P: 17	R: 0 E: 0 K: 0 S: 7	H: 0 LOB: 1 BB: 1 P: 11	R: 0 E: 0 K: 1 S: 10	H: 0 LOB: 0 BB: 1 P: 16	R: 0 E: 0 K: 1 S: 5	H: 0 LOB: 0 BB: 0 P: 8	R: 0 E: 0 K: 0 S: 10	H: 0 LOB: 0 BB: 0 P: 15	R: 0 E: 0 K: 2 S: 9	H: 0 LOB: 0 BB: 0 P: 14	1B: 2 2B: 0 3B: 0 HR: 1	SF: 0 SAC: 1 DP: 0 HBP: 0	WP: 0 PB: 0 SB: 0 CS: 0	PA: 32								
PITCHER	IP	WLS	BF	H	R	ER	SO	BB	IBB	HBP	BLK	WP	HR	S	P	ERA	WHIP											
Andy Ashby, R ERA: 5.2	5.0	W	20	3	1	1	5	2	0	0	0	0	0	1	47	77	1.80	1.000										
Guillermo Mota, R ERA: 1.72	2.1	H	7	0	0	0	1	0	0	0	0	0	0	0	18	26	0.00	0.000										
Tom Martin, L ERA: 3.29	0.1	H	1	0	0	0	0	0	0	0	0	0	0	2	3	0.00	0.000											
Paul Quantrill, R ERA: 1.57	0.1	H	1	0	0	0	0	0	0	0	0	0	0	4	7	0.00	0.000											
Eric Gagne, R ERA: 1.58	1.0	S	3	0	0	0	2	0	0	0	0	0	0	9	14	0.00	0.000											

Chicago Cubs @ Los Angeles Dodgers
Dodger Stadium, Los Angeles, CA
Fri Aug 08 2003, 7:10 PM PDT
Att: 52,911 - Sunny - 76 F

AB	29
R	1
H	3
RBI	1
BB	2
SO	8
LOB	5



Batter	1	2	3	4	5	6	7	8	9	AB	R	H	RBI	BB	SO	LOB	BOTTOM											
Rickey Henderson, R OBP: 0.271, SLG: 0.378	1-0 BB	4-2 BB		2-3 K		2-1 L4				3	0	1	0	1	1	2												
Dave Roberts, L OBP: 0.322, SLG: 0.295				1-2 K						0	0	0	0	0	0	0												
Paul Lo Duca, R OBP: 0.359, SLG: 0.422	0-0 BB	1-1 G6-3		4-1 BB		1-2 G6-3				3	0	1	0	1	0	2												
Shawn Green, L OBP: 0.332, SLG: 0.437	4-2 BB		0-0 S	0-1 G1-3			1-3 K			3	0	1	0	1	1	3												
Jeremy Burnitz, L OBP: 0.327, SLG: 0.532	1-0 P6		2-3 K		4-2 HR		2-1 G4-3			3	1	0	0	1	1	4												
Adrian Beltré, R OBP: 0.286, SLG: 0.382	2-2 G5-4-3		0-0 F9		2-1 HR		0-0 G4-3			4	1	1	2	0	0	4												
Robin Ventura, L OBP: 0.348, SLG: 0.397		0-1 E6	1-3 K		0-0 G5-4-3			0-3 K		4	1	1	0	0	2	1												
Jolbert Cabrera, R OBP: 0.220, SLG: 0.436		2-1 BB		0-0 F9	1-1 G5-4-3			3-1 P3		4	0	2	0	0	0	1												
Alex Cora, L OBP: 0.273, SLG: 0.319		1-3 2B		1-2 1B		1-2 1B				0	0	0	0	0	0	0												
Cesar Izturis, S OBP: 0.280, SLG: 0.296		2-1 SF9		1-0 S	1-0 F8			0-3 K		3	0	1	1	0	1	0												
Andy Ashby, R ERA: 5.53		3-H K		0-2 F9		1-3 K				2	0	0	0	0	1	3												
Guillermo Mota, R ERA: 1.72										1	0	0	0	0	1	0												
Tom Martin, L ERA: 3.29										0	0	0	0	0	0	0												
Paul Quantrill, L ERA: 1.57										0	0	0	0	0	0	0												
Eric Gagne, R ERA: 1.58										0	0	0	0	0	0	0												
Inning Stats	R: 0 E: 0 K: 0 S: 8	H: 2 LOB: 2 BB: 1 P: 16	R: 1 E: 1 K: 1 S: 13	H: 1 LOB: 2 BB: 1 P: 22	R: 0 E: 0 K: 2 S: 8	H: 1 LOB: 1 BB: 0 P: 11	R: 0 E: 0 K: 1 S: 11	H: 2 LOB: 3 BB: 1 P: 18	R: 2 E: 0 K: 0 S: 9	H: 2 LOB: 0 BB: 1 P: 17	R: 0 E: 0 K: 1 S: 8	H: 0 LOB: 0 BB: 0 P: 12	R: 0 E: 0 K: 1 S: 6	H: 0 LOB: 0 BB: 0 P: 9	R: 0 E: 0 K: 2 S: 8	H: 0 LOB: 0 BB: 0 P: 11	1B: 6 2B: 1 3B: 0 HR: 1	SF: 1 SAC: 0 DP: 2 HBP: 0	WP: 0 PB: 0 SB: 2 CS: 0	PA: 35								
PITCHER	IP	WLS	BF	H	R	ER	SO	BB	IBB	HBP	BLK	WP	HR	S	P	ERA	WHIP											
Shawn Estes, L ERA: 5.53	7.0	L	32	8	3	2	6	4	0	0	0	0	0	1	63	105	2.57	1.714										
Mike Remlinger, L ERA: 3.98	1.0		3	0	0	0	2	0	0	0	0	0	0	8	11	0.00	0.000											

Chicago Cubs @ Los Angeles Dodgers
Dodger Stadium, Los Angeles, CA
Fri Aug 08 2003, 7:10 PM PDT
Att: 52,911 - Sunny - 76 F

AB	30
R	3
H	8
RBI	3
BB	4
SO	8
LOB	20



Batter	1	2	3	4	5	6	7	8	9	AB	R	H	RBI	BB	SO	LOB	TOP	
Doug Glanville, R OBP: 0.289, SLG: 0.348 (1, 8)	2-1 CS 1B		0-1 G5-3			0-1 P4		1-2 F9	4 0 1 0 0 0 0									
Ramon Martinez, R OBP: 0.354, SLG: 0.414 (1, 4)	2-2 SAFE SAFE 1B			3-2 1B		1-1 P4		1-1 G5-3	4 0 2 0 0 0 0									
Sammy Sosa, R OBP: 0.386, SLG: 0.574 (1, 9)	2-1 G6-4-3 1-2			1-3 K			1-0 P3	3-2 HBP	3 0 0 0 0 1 2									
Moises Alou, R OBP: 0.359, SLG: 0.487 (1, 7)		1-1 P6		1-3 K			0-1 L1	2-3 K	4 0 0 0 0 2 2									
16 Aramis Ramirez, R OBP: 0.317, SLG: 0.436 (1, 5)		1-2 E8 G6-3 1B		2-0 F9			1-2 F9		3 0 1 0 0 0 1									
Eric Karros, R OBP: 0.369, SLG: 0.488 (1, 3)		1-2 G6-3			2-3 K			1-3 K	3 0 0 0 0 2 1									
Alex Gonzalez, R OBP: 0.282, SLG: 0.393 (1, 6)				2-3 K				2-3 K	3 0 0 0 0 3 1									
Damian Miller, R OBP: 0.314, SLG: 0.357 (1, 2)				1-2 F9		0-0 G1-3		1-2 HR	3 1 1 1 0 0 0									
Matt Clement, R Hee Seop Choi, L Antonio Alfonseca, R Mark Guthrie, R Troy O'Leary, L Dave Veres, R (1, 1) (5, PH) (5, L) (7, L) (8, PH) (8, L)				0-0 G6-3		3-3 K		3-1 G4-3	1 0 0 0 0 0 0 1 0 0 0 0 1 0 0 0 0 0 0 0 0 0 0 0 0 0 0 0 1 0 0 0 0 0 0 0 0 0 0 0 0 0									
Inning Stats	R: 0 H: 2 E: 0 K: 0 S: 7	WLS: 2 BF: 23 LOB: 0 BB: 0 P: 13	R: 0 H: 1 E: 1 K: 1 S: 11	WLS: 1 BF: 14 LOB: 1 BB: 0 P: 10	R: 0 H: 0 E: 0 K: 0 S: 6	WLS: 0 BF: 7 LOB: 0 BB: 0 P: 7	R: 0 H: 1 E: 0 K: 2 S: 10	WLS: 1 BF: 17 LOB: 1 BB: 0 P: 17	R: 0 H: 0 E: 0 K: 1 S: 13	WLS: 0 BF: 8 LOB: 0 BB: 0 P: 8	R: 1 H: 1 E: 0 K: 2 S: 11	WLS: 1 BF: 18 LOB: 0 BB: 0 P: 18	R: 0 H: 0 E: 0 K: 1 S: 12	WLS: 0 BF: 19 LOB: 1 BB: 0 P: 19	1B: 4 2B: 0 3B: 0 HR: 1	SF: 0 SAC: 0 DP: 1 HBP: 1	WP: 0 PA: 31 PB: 0 SB: 0 CS: 1	
PITCHER	IP WLS BF H R ER SO BB IBB HBP BLK WP HR S P ERA WHIP	IP WLS BF H R ER SO BB IBB HBP BLK WP HR S P ERA WHIP																
Wilson Alvarez, L ERA: 2.9 (1, 1)	7.0 W 23 4 0 0 6 0 0 0 0 0 0 62 89 0.00 0.571	2.0 8 1 1 1 3 0 0 1 0 0 1 23 37 4.50 0.500																

Chicago Cubs @ Los Angeles Dodgers
Dodger Stadium, Los Angeles, CA
Sat Aug 09 2003, 7:10 PM PDT
Att: 54,181 - Sunny - 83 F

AB	30
R	1
H	5
RBI	1
BB	0
SO	9
LOB	7



Batter	1	2	3	4	5	6	7	8	9	AB	R	H	RBI	BB	SO	LOB	BOTTOM		
Dave Roberts, L OBP: 0.331, SLG: 0.313 (1, 8)	3-2 IHR	2-2 CS 1B		4-2 BB		4-1 G5-4-3 BB			2 1 2 1 2 0 0										
Paul Lo Duca, R OBP: 0.358, SLG: 0.421 (1, 2)	0-3 K	1-0 CS	0-2 F9 BB G3-1 1B	0-3 K		2-0 G5-4-3 1-2			4 1 1 0 0 2 4										
Shawn Green, L OBP: 0.333, SLG: 0.435 (1, 9)	4-2 1B SF9 BB		4-0 G3-1 F9 BB	2-1 G1-3		1-1 G6-3			2 1 0 0 2 0 2										
Jeremy Burnitz, L OBP: 0.326, SLG: 0.529 (1, 7)	0-0 HR 1B		1-2 F9		1-1 L3		0-0 F8		4 1 1 0 0 0 2										
Adrián Beltré, R OBP: 0.286, SLG: 0.380 (1, 5)	0-1 SF9		4-0 G3-1 BB	1-2 F7		2-2 G5-3			2 0 0 1 1 0 0										
Robin Ventura, L OBP: 0.347, SLG: 0.405 (1, 3)	3-H HR		0-1 G3-1		0-3 K		2-2 F8		4 1 1 3 0 1 2										
Jolbert Cabrera, R OBP: 0.319, SLG: 0.437 (1, 4)	2-2 G5-3		2-2 K2-3		1-1 1B 2B		1-2 G4-3		4 1 1 0 0 1 2										
Alex Cora, L OBP: 0.273, SLG: 0.318 (1, 6)		2-2 G4-3		0-2 F8		1-0 2H 1B		2-3 K2-3	4 0 1 1 0 1 0										
Wilson Alvarez, L OBP: 0.250, SLG: 0.250 Paul Shuey, R (1, 1) (8, 1)		1-1 G6-3		0-0 BB 1B		0-3 K			3 0 1 0 0 1 1 0 0 0 0 0 0 0										
Inning Stats	R: 4 H: 3 E: 0 K: 1 S: 16	WLS: 3 BF: 24 LOB: 1 BB: 1 P: 26	R: 0 H: 1 E: 0 K: 0 S: 9	WLS: 1 BF: 15 LOB: 0 BB: 0 P: 15	R: 1 H: 1 E: 0 K: 1 S: 12	WLS: 1 BF: 21 LOB: 2 BB: 1 P: 21	R: 0 H: 1 E: 0 K: 1 S: 11	WLS: 1 BF: 17 LOB: 2 BB: 1 P: 17	R: 0 H: 0 E: 0 K: 1 S: 9	WLS: 0 BF: 11 LOB: 0 BB: 0 P: 11	R: 1 H: 2 E: 0 K: 0 S: 8	WLS: 2 BF: 16 LOB: 1 BB: 1 P: 16	R: 0 H: 0 E: 0 K: 0 S: 7	WLS: 0 BF: 10 LOB: 0 BB: 0 P: 10	R: 0 H: 0 E: 0 K: 1 S: 11	WLS: 0 BF: 16 LOB: 0 BB: 0 P: 16	1B: 5 2B: 1 3B: 0 HR: 2	SF: 1 SAC: 0 DP: 1 HBP: 0	WP: 0 PA: 36 PB: 0 SB: 0 CS: 1
PITCHER	IP WLS BF H R ER SO BB IBB HBP BLK WP HR S P ERA WHIP	IP WLS BF H R ER SO BB IBB HBP BLK WP HR S P ERA WHIP																	
Matt Clement, R ERA: 4.88 Antonio Alfonseca, R ERA: 5.12 Mark Guthrie, L ERA: 1.86 Dave Veres, R ERA: 3.74 (1, 1) (6, 1) (7, 1) (8, 1)	5.0 L 24 6 5 5 4 1 0 0 0 0 0 8 16 9.00 3.000	1.0 3 0 0 0 0 0 0 0 0 0 0 0 7 10 0.00 0.000	1.0 3 0 0 0 1 0 0 0 0 0 0 0 11 16 0.00 0.000																

Chicago Cubs @ Los Angeles Dodgers
Dodger Stadium, Los Angeles, CA
Sat Aug 09 2003, 7:10 PM PDT
Att: 54,181 - Sunny - 83 F

AB	29
R	6
H	8
RBI	6
BB	5
SO	6
LOB	13



Batter	1	2	3	4	5	6	7	8	9	AB R H RBI BB SO LOB	TOP									
Kenny Lofton, L (1, 8) OBP: 0.331, SLG: 0.434	1-0 HR 1B		0-0 P4		4-0 BB			2-1 L8		3 1 1 0 1 0 0	Chicago Cubs @ Los Angeles Dodgers Dodger Stadium, Los Angeles, CA Sun Aug 10 2003, 1:10 PM PDT Att: 51,729 - Sunny - 92 F									
Ramon Martinez, R (1, 4) OBP: 0.348, SLG: 0.406	1-3 K		2-3 K		2-1 G5-3			2-2 G4-3		4 0 0 0 0 2 3										
Sammy Sosa, R (1, 9) OBP: 0.389, SLG: 0.593	1-2 HR			1-0 HR		0-1 G4-6-3 1B			2-3 K	4 2 3 3 0 1 0										
Troy O'Leary, L (1, 7) OBP: 0.275, SLG: 0.326	1-3 K			2-0 F8		0-1 G4-6-3 1-2			1-2 F9	4 0 0 0 0 1 1										
Eric Karros, R (1, 3) OBP: 0.364, SLG: 0.481	0-0 G6-3			1-2 G5-3		1-3 K			0-2 F7	4 0 0 0 0 1 0										
16 Aramis Ramirez, R (1, 5) OBP: 0.315, SLG: 0.433		0-3 K		2-3 K			1-0 G4-3			3 0 0 0 0 2 0										
Damian Miller, R (1, 2) OBP: 0.318, SLG: 0.358		1-1 G6-3			0-2 FC4-6 1B			4-2 G6-4-3 BB		2 0 1 0 1 0 0										
Augie Ojeda, S (1, 6) OBP: 0.269, SLG: 0.360		2-2 G6-3			0-2 FC4-6 SH2-4 1-2			0-2 G6-4-3 1-2		3 0 0 0 0 0 2										
22 Mark Prior, R (1, 1) OBP: 0.269, SLG: 0.360			0-3 K		1-2 SH2-4			1-3 K		2 0 0 0 0 2 0										
Inning Stats	R: 2 E: 0 K: 2 S: 12	H: 2 LOB: 0 BB: 0 P: 16	R: 0 E: 0 K: 1 S: 10	H: 0 LOB: 0 BB: 0 P: 13	R: 0 E: 0 K: 2 S: 7	H: 0 LOB: 0 BB: 0 P: 9	R: 1 E: 0 K: 1 S: 8	H: 1 LOB: 0 BB: 0 P: 14	R: 0 E: 0 K: 1 S: 10	H: 1 LOB: 2 BB: 1 P: 16	R: 0 E: 0 K: 0 S: 6	H: 0 LOB: 0 BB: 1 P: 11	R: 0 E: 0 K: 1 S: 8	H: 0 LOB: 0 BB: 0 P: 13	R: 0 E: 0 K: 1 S: 9	H: 0 LOB: 0 BB: 0 P: 12	1B: 3 2B: 0 3B: 0 HR: 2	SF: 0 SAC: 1 DP: 2 HBP: 0	WP: 0 PB: 0 SB: 0 CS: 0	PA: 32
PITCHER	IP WLS BF H R ER SO BB IBB HBP BLK WP HR S P ERA WHIP																			
Kevin Brown, R (1, 1) ERA: 2.21	7.0 L 26 5 3 3 7 2 0 0 0 0 0 2 61 88 3.86 1.000																			
Guillermo Mota, R (8, 1) ERA: 1.7	1.0 3 0 0 0 1 0 0 0 0 0 0 0 8 13 0.00 0.000																			
Paul Quantrill, R (9, 1) ERA: 1.54	1.0 3 0 0 0 1 0 0 0 0 0 0 0 9 12 0.00 0.000																			

AB	29
R	3
H	5
RBI	3
BB	2
SO	9
LOB	6



Batter	1	2	3	4	5	6	7	8	9	AB R H RBI BB SO LOB	BOTTOM									
Dave Roberts, L (1, 8) OBP: 0.337, SLG: 0.317	4-0 BB		1-1 CS 2H 1B			0-2 G6-4-3 1B			2-2 G6-3	3 0 2 1 1 0 0	Chicago Cubs @ Los Angeles Dodgers Dodger Stadium, Los Angeles, CA Sun Aug 10 2003, 1:10 PM PDT Att: 51,729 - Sunny - 92 F									
Paul Lo Duca, R (1, 2) OBP: 0.355, SLG: 0.416	1-2 F8		1-3 K			1-0 G6-4-3 1-2			2-3 K	4 0 0 0 0 2 3										
Shawn Green, L (1, 9) OBP: 0.335, SLG: 0.438	2-2 F8		1-1 CS 1-2		0-0 G4-3		0-0 G4-3 2B		0-0 1B	4 0 2 0 0 0 1										
Jeromy Burnitz, L (1, 7) OBP: 0.322, SLG: 0.522	0-3 K			1-3 K			0-1 P5		2-3 K	4 0 0 0 0 3 3										
Robin Ventura, L (1, 3) OBP: 0.345, SLG: 0.401		2-2 P5		3-3 K			1-2 G4-3			3 0 0 0 0 1 1										
Adrián Beltré, R (1, 5) OBP: 0.284, SLG: 0.377		1-1 F8			0-3 K			0-3 K		3 0 0 0 0 2 1										
Alex Cora, L (1, 4) OBP: 0.271, SLG: 0.315		0-1 G5-3			2-1 F7			1-2 P5		3 0 0 0 0 0 0										
Cesar Izturis, S (1, 6) OBP: 0.281, SLG: 0.297			0-0 SH3 1B			1-1 F7		1-1 P4		2 1 1 0 0 0 0										
Jolbert Cabrera, R (8, PH) OBP: 0.318, SLG: 0.435										1 0 0 0 0 0 0										
Kevin Brown, R (1, 1) OBP: 0.196, SLG: 0.267			1-2 SH3			1-3 K		0-1 G4-3		1 0 0 0 0 1 0										
Guillermo Mota, R (8, 1) OBP: 0.250, SLG: 0.625										0 0 0 0 0 0 0										
Ron Coomer, R (8, PH) OBP: 0.301, SLG: 0.289										1 0 0 0 0 0 0										
Paul Quantrill, L (9, 1) OBP: 0.269, SLG: 0.360			1-2 K							0 0 0 0 0 0 0										
Inning Stats	R: 0 E: 0 K: 1 S: 13	H: 0 LOB: 1 BB: 1 P: 20	R: 0 E: 0 K: 0 S: 8	H: 0 LOB: 0 BB: 0 P: 11	R: 1 E: 0 K: 1 S: 11	H: 2 LOB: 0 BB: 0 P: 14	R: 0 E: 0 K: 2 S: 10	H: 0 LOB: 0 BB: 0 P: 14	R: 0 E: 0 K: 1 S: 7	H: 1 LOB: 0 BB: 0 P: 9	R: 0 E: 0 K: 1 S: 10	H: 1 LOB: 1 BB: 0 P: 11	R: 0 E: 0 K: 0 S: 7	H: 0 LOB: 0 BB: 0 P: 9	R: 0 E: 0 K: 2 S: 12	H: 1 LOB: 1 BB: 0 P: 18	1B: 4 2B: 1 3B: 0 HR: 0	SF: 0 SAC: 1 DP: 1 HBP: 0	WP: 0 PB: 0 SB: 1 CS: 1	PA: 32
PITCHER	IP WLS BF H R ER SO BB IBB HBP BLK WP HR S P ERA WHIP																			
22 Mark Prior, R (1, 1) ERA: 2.76	9.0 W 31 5 1 1 9 1 0 0 0 0 0 0 85 116 1.00 0.667																			

AB	29
R	1
H	5
RBI	1
BB	1
SO	9
LOB	9



Batter	1	2	3	4	5	6	7	8	9	AB	R	H	RBI	BB	SO	LOB	TOP										
Craig Biggio, R OBP: 0.342, SLG: 0.403 (1, 8)	L8		K		G4-3	G4-3			HR	5	1	1	1	0	1	2	Houston Astros @ Chicago Cubs Wrigley Field, Chicago, IL Mon Aug 11 2003, 7:05 PM CDT Att: 39,889 - Overcast - 69 F										
Geoff Blum, S OBP: 0.295, SLG: 0.394 Octavio Dotel, R (7, 1)	K		K				F7		K	4	1	1	0	0	2	1											
4 Eric Bruntlett, R OBP: 0.234, SLG: 0.370 Billy Wagner, L (9, 1)						2B				1	0	0	0	0	0	0											
5 Jeff Bagwell, R OBP: 0.368, SLG: 0.513 (1, 3)						2B		G6-3		2	1	1	0	2	0	0											
Jeff Kent, R OBP: 0.349, SLG: 0.504 (1, 4)	G4-3		K							4	0	1	2	0	2	3											
17 Lance Berkman, S OBP: 0.409, SLG: 0.533 (1, 7)		K2-3		B2-3	P5				K	4	0	0	0	0	2	1											
Richard Hidalgo, R OBP: 0.383, SLG: 0.566 (1, 9)		P6		K	K2-3				K	4	0	0	0	0	3	1											
Brad Ausmus, R OBP: 0.289, SLG: 0.283 (1, 2)									G6-3	4	0	3	0	0	0	0											
28 Adam Everett, R OBP: 0.296, SLG: 0.367 (1, 6)										2	0	0	0	0	1	1											
Wade Miller, R OBP: 0.170, SLG: 0.156 Morgan Ensberg, R OBP: 0.377, SLG: 0.535 (7, 5)									G5-3	3	0	1	0	0	0	3											
Inning Stats	R: 0 E: 0 K: 1 S: 5	H: 0 LOB: 1 BB: 1 P: 11	R: 0 E: 0 K: 2 S: 9	H: 1 LOB: 1 BB: 0 P: 13	R: 0 E: 0 K: 3 S: 17	H: 1 LOB: 2 BB: 1 P: 24	R: 0 E: 0 K: 1 S: 11	H: 1 LOB: 0 BB: 0 P: 15	R: 2 E: 0 K: 1 S: 11	H: 3 LOB: 1 BB: 0 P: 15	R: 0 E: 0 K: 1 S: 8	H: 0 LOB: 0 BB: 0 P: 8	R: 0 E: 0 K: 2 S: 9	H: 0 LOB: 0 BB: 0 P: 17	R: 1 E: 0 K: 1 S: 7	H: 1 LOB: 0 BB: 0 P: 11	1B: 5 2B: 2 3B: 0 HR: 1	SF: 0 SAC: 1 DP: 0 HBP: 1	WP: 0 PB: 0 SB: 0 CS: 0	PA: 38							
PITCHER	IP	WLS	BF	H	R	ER	SO	BB	IBB	HBP	BLK	WP	HR	S	P	ERA	WHIP										
34 Kerry Wood, R ERA: 3.4 (1, 1)	7.0	L	31	7	2	2	9	2	0	1	0	0	0	69	95	2.57	1.286										
Kyle Farnsworth, R ERA: 3.09 (8, 1)	1.2		6	1	1	1	2	0	0	0	0	0	1	12	21	5.40	0.600										
Mark Guthrie, L ERA: 1.84 (9, 1)	0.1		1	0	0	0	1	0	0	0	0	0	0	4	7	0.00	0.000										

Batter	1	2	3	4	5	6	7	8	9	AB	R	H	RBI	BB	SO	LOB	BOTTOM										
Doug Glanville, R OBP: 0.287, SLG: 0.344 (1, 8)	P2				F8		G5-3		FC4-6	5	0	1	0	0	0	1	Houston Astros @ Chicago Cubs Wrigley Field, Chicago, IL Mon Aug 11 2003, 7:05 PM CDT Att: 39,889 - Overcast - 69 F										
Ramon Martinez, R OBP: 0.346, SLG: 0.403 (1, 4)							G6-3			4	0	1	0	0	2	2											
Sammy Sosa, R OBP: 0.388, SLG: 0.592 (1, 9)										4	1	1	0	0	1	3											
Moises Alou, R OBP: 0.358, SLG: 0.485 (1, 7)										4	0	1	0	0	0	2											
16 Aramis Ramirez, R OBP: 0.316, SLG: 0.432 (1, 5)										3	0	1	0	1	1	0											
Eric Karros, R OBP: 0.362, SLG: 0.477 (1, 3)										4	0	1	1	0	0	2											
Damian Miller, R OBP: 0.317, SLG: 0.357 (1, 2)										4	0	1	0	0	3	4											
Augie Ojeda, S (1, 6)										3	0	0	0	0	1	4											
Troy O'Leary, L OBP: 0.273, SLG: 0.324 (9, PH)										1	0	0	0	0	1	1											
34 Kerry Wood, R OBP: 0.128, SLG: 0.239 Hee-Seop Choi, L OBP: 0.365, SLG: 0.451 Kyle Farnsworth, R (8, 1) Mark Guthrie, R (9, 1) Alex Gonzalez, R OBP: 0.281, SLG: 0.392 (9, PH)										1	0	0	0	1	1	0											
Inning Stats	R: 0 E: 1 K: 1 S: 10	H: 0 LOB: 0 BB: 0 P: 14	R: 0 E: 0 K: 2 S: 11	H: 0 LOB: 0 BB: 0 P: 14	R: 0 E: 0 K: 2 S: 15	H: 1 LOB: 2 BB: 1 P: 24	R: 0 E: 0 K: 2 S: 12	H: 1 LOB: 2 BB: 1 P: 21	R: 0 E: 0 K: 1 S: 9	H: 0 LOB: 0 BB: 0 P: 14	R: 1 E: 0 K: 1 S: 15	H: 3 LOB: 1 BB: 0 P: 24	R: 0 E: 0 K: 1 S: 11	H: 1 LOB: 0 BB: 0 P: 12	R: 0 E: 1 K: 0 S: 5	H: 0 LOB: 0 BB: 0 P: 6	R: 0 E: 0 K: 2 S: 11	H: 1 LOB: 1 BB: 0 P: 15	1B: 6 2B: 1 3B: 0 HR: 0	SF: 0 SAC: 0 DP: 0 HBP: 0	WP: 0 PB: 0 SB: 0 CS: 0	PA: 37					
PITCHER	IP	WLS	BF	H	R	ER	SO	BB	IBB	HBP	BLK	WP	HR	S	P	ERA	WHIP										
Wade Miller, R ERA: 4.55 (1, 1)	6.0	W	26	5	1	1	9	2	0	0	0	0	0	72	111	1.50	1.167										
Octavio Dotel, R ERA: 2.43 (7, 1)	2.0	H	7	1	0	0	1	0	0	0	0	0	0	16	18	0.00	0.500										
Billy Wagner, L ERA: 1.86 (9, 1)	1.0	S	4	1	0	0	2	0	0	0	0	0	0	11	15	0.00	1.000										

AB	34
R	3
H	8
RBI	3
BB	2
SO	12
LOB	12



AB	35
R	1
H	7
RBI	1
BB	2
SO	12
LOB	20



Batter	1	2	3	4	5	6	7	8	9	AB	R	H	RBI	BB	SO	LOB	TOP					
Craig Biggio, R OBP: 0.343, SLG: 0.402 (1, 8)	G4-3		BB			K		1B HBP		2	0	0	0	1	1	0						
Geoff Blum, S OBP: 0.294, SLG: 0.392 (1, 5)	K		F7			K		1B		4	0	1	0	0	2	2						
5 Jeff Bagwell, R OBP: 0.367, SLG: 0.509 (1, 3)	K					G5-3		FC5-4		3	0	0	0	1	1	2						
Jeff Kent, R OBP: 0.348, SLG: 0.501 (1, 4)										4	0	1	0	0	2	1						
17 Lance Berkman, S OBP: 0.407, SLG: 0.530 (1, 7)										4	0	1	0	0	2	2						
Richard Hidalgo, R OBP: 0.379, SLG: 0.560 (1, 9)										4	0	0	0	0	2	3						
Brad Ausmus, R OBP: 0.290, SLG: 0.284 (1, 2)										3	0	1	0	0	0	1						
28 Adam Everett, R OBP: 0.296, SLG: 0.371 (1, 6)										3	0	1	0	0	0	1						
Tim Redding, R OBP: 0.211, SLG: 0.222 (1, 1)										2	0	0	0	0	0	1						
Ricky Stone, R (7, 1)										0	0	0	0	0	0	0						
Orlando Merced, S OBP: 0.294, SLG: 0.392 (8, PH)										1	0	0	0	0	0	0						
Kirk Saarloos, R (8, 1)										0	0	0	0	0	0	0						
Inning Stats	R: 0 E: 0 K: 2 S: 7	H: 0 LOB: 0 BB: 0 P: 9	R: 0 E: 0 K: 3 S: 9	H: 0 LOB: 0 BB: 0 P: 12	R: 0 E: 0 K: 0 S: 9	H: 1 LOB: 2 BB: 1 P: 16	R: 0 E: 0 K: 2 S: 13	H: 0 LOB: 1 BB: 1 P: 21	R: 0 E: 0 K: 0 S: 4	H: 1 LOB: 0 BB: 0 P: 4	R: 0 E: 0 K: 1 S: 9	H: 0 LOB: 0 BB: 0 P: 12	R: 0 E: 0 K: 1 S: 12	H: 1 LOB: 1 BB: 0 P: 19	R: 0 E: 0 K: 0 S: 10	H: 1 LOB: 2 BB: 0 P: 20	R: 0 E: 0 K: 0 S: 5	H: 1 LOB: 0 BB: 0 P: 8	1B: 4 2B: 1 3B: 0 HR: 0	SF: 0 SAC: 0 DP: 2 HBP: 1	WP: 0 PB: 0 SB: 0 CS: 0	PA: 33
PITCHER 3B Carlos Zambrano, R ERA: 3.07 (1, 1)	IP: 9.0 WLS: W BF: 33 H: 5 R: 0 ER: 0 SO: 10 BB: 2 IBB: 0 HBP: 1 BLK: 0 WP: 0 HR: 0 S: 78 P: 121 ERA: 0.00 WHIP: 0.778											PITCHER IP: WLS: BF: H: R: ER: SO: BB: IBB: HBP: BLK: WP: HR: S: P: ERA: WHIP										

Houston Astros @ Chicago Cubs
Wrigley Field, Chicago, IL
Tue Aug 12 2003, 7:05 PM CDT
Att: 39,751 - Sunny - 74 F

AB	30
R	0
H	5
RBI	0
BB	2
SO	10
LOB	13



Batter	1	2	3	4	5	6	7	8	9	AB	R	H	RBI	BB	SO	LOB	BOTTOM			
Kenny Lofton, L OBP: 0.335, SLG: 0.440 (1, 8)	HR		WP SH2-3			FC6-4				4	1	3	0	0	0	3				
Alex Gonzalez, R OBP: 0.281, SLG: 0.399 (1, 6)	HR		SH2-3			G1-3		P6		3	1	1	2	0	0	2				
Sammy Sosa, R OBP: 0.389, SLG: 0.590 (1, 9)	F8		BB			G4-3		1B		3	0	1	0	1	0	2				
Moises Alou, R OBP: 0.357, SLG: 0.483 (1, 7)	G5-3		F9					16 1B		4	1	1	0	0	1	3				
Hee-Seop Choi, L OBP: 0.363, SLG: 0.444 (1, 3)	G4-3									3	0	0	0	1	0	1				
16 Aramis Ramirez, R OBP: 0.316, SLG: 0.431 (1, 5)										4	0	1	1	0	0	0				
Damian Miller, R OBP: 0.316, SLG: 0.355 (1, 2)										4	0	1	0	0	0	2				
Augie Ojeda, S (1, 4)										3	0	0	0	1	1	1				
3B Carlos Zambrano, S OBP: 0.232, SLG: 0.400 (1, 1)										4	0	1	0	0	1	4				
Inning Stats	R: 2 E: 0 K: 0 S: 10	H: 2 LOB: 0 BB: 0 P: 18	R: 0 E: 0 K: 1 S: 8	H: 0 LOB: 0 BB: 0 P: 11	R: 0 E: 0 K: 0 S: 12	H: 1 LOB: 2 BB: 1 P: 20	R: 0 E: 0 K: 0 S: 5	H: 0 LOB: 0 BB: 0 P: 8	R: 0 E: 0 K: 0 S: 10	H: 2 LOB: 2 BB: 0 P: 15	R: 1 E: 0 K: 0 S: 13	H: 2 LOB: 3 BB: 2 P: 25	R: 0 E: 0 K: 1 S: 12	H: 1 LOB: 1 BB: 0 P: 16	R: 0 E: 0 K: 0 S: 6	H: 1 LOB: 1 BB: 0 P: 8	1B: 7 2B: 1 3B: 0 HR: 1	SF: 0 SAC: 1 DP: 0 HBP: 0	WP: 1 PB: 0 SB: 1 CS: 0	PA: 36
PITCHER Tim Redding, R ERA: 3.76 (1, 1)	IP: 6.0 WLS: L BF: 28 H: 7 R: 3 ER: 3 SO: 2 BB: 2 IBB: 1 HBP: 0 BLK: 0 WP: 1 HR: 1 S: 58 P: 97 ERA: 4.50 WHIP: 1.500											PITCHER IP: WLS: BF: H: R: ER: SO: BB: IBB: HBP: BLK: WP: HR: S: P: ERA: WHIP								
Ricky Stone, R ERA: 3.21 (7, 1)	1.0	4	1	0	0	1	0	0	0	0	0	12	16	0.00	1.000					
Kirk Saarloos, R ERA: 5.65 (8, 1)	1.0	4	1	0	0	0	0	0	0	0	0	6	8	0.00	1.000					

Houston Astros @ Chicago Cubs
Wrigley Field, Chicago, IL
Tue Aug 12 2003, 7:05 PM CDT
Att: 39,751 - Sunny - 74 F

AB	32
R	3
H	9
RBI	3
BB	3
SO	3
LOB	18



Batter	1	2	3	4	5	6	7	8	9	AB	R	H	RBI	BB	SO	LOB	TOP					
Craig Biggio, R OBP: 0.338, SLG: 0.394 (1, 8)	G3-1		F7		K		F7		F8	5	0	0	0	0	1	2	Houston Astros @ Chicago Cubs Wrigley Field, Chicago, IL Thu Aug 14 2003, 1:20 PM CDT Att: 39,769 - Cloudy - 84 F					
Orlando Merced, S OBP: 0.291, SLG: 0.390 (1, 9)	P6		F7		FC4		K		F8	5	0	1	0	0	1	2						
5 Jeff Bagwell, R OBP: 0.371, SLG: 0.507 (1, 3)					F8		F7		F8	3	1	1	0	2	0	1						
Jeff Kent, R OBP: 0.344, SLG: 0.496 (1, 4)					WP		E1		F8	5	0	1	0	0	1	5						
17 Lance Berkman, S OBP: 0.402, SLG: 0.521 (1, 7)					K		K		K	4	0	0	0	1	4	5						
Geoff Blum, S OBP: 0.294, SLG: 0.392 (1, 5)					K					3	0	1	0	0	2	2						
Gregg Zaun, S OBP: 0.298, SLG: 0.298 (8, PH)					K					1	0	1	0	0	0	0						
4 Eric Bruntlett, R OBP: 0.234, SLG: 0.370 (8, 5)					K					0	0	0	0	0	0	0						
Brad Ausmus, R OBP: 0.292, SLG: 0.282 (1, 2)										2	0	0	0	2	0	4						
28 Adam Everett, R OBP: 0.296, SLG: 0.370 (1, 6)										2	0	0	1	1	0	3						
Jared Fernandez, R OBP: 0.275, SLG: 0.395 (8, PH)										1	0	0	0	0	1	0						
Colin Porter, L OBP: 0.240, SLG: 0.240 (8, PH)										1	0	0	0	0	1	2						
Rick White, R OBP: 0.352, SLG: 0.536 (8, PH)										0	0	0	0	0	0	0						
Morgan Ensberg, R OBP: 0.275, SLG: 0.395 (8, PH)										1	0	0	0	0	0	3						
Dan Miceli, R OBP: 0.275, SLG: 0.395 (8, PH)										0	0	0	0	0	0	0						
Richard Hidalgo, R OBP: 0.275, SLG: 0.395 (8, PH)										1	0	0	0	0	1	2						
54 Brad Lidge, R OBP: 0.275, SLG: 0.395 (8, PH)										0	0	0	0	0	0	0						
Inning Stats	R: 0 E: 0 K: 1 S: 6	H: 1 LOB: 1 BB: 0 P: 9	R: 0 E: 0 K: 1 S: 11	H: 0 LOB: 1 BB: 1 P: 20	R: 0 E: 0 K: 1 S: 7	H: 0 LOB: 0 BB: 0 P: 9	R: 0 E: 0 K: 2 S: 13	H: 1 LOB: 1 BB: 1 P: 17	R: 0 E: 1 K: 2 S: 15	H: 0 LOB: 2 BB: 1 P: 24	R: 1 E: 1 K: 1 S: 11	H: 1 LOB: 3 BB: 2 P: 20	R: 0 E: 0 K: 1 S: 11	H: 0 LOB: 1 BB: 0 P: 17	R: 0 E: 0 K: 2 S: 17	H: 1 LOB: 2 BB: 1 P: 24	R: 0 E: 0 K: 1 S: 15	H: 1 LOB: 2 BB: 1 P: 21	1B: 2 2B: 3 3B: 0 HR: 0	SF: 0 SAC: 1 DP: 0 HBP: 0	WP: 1 PB: 1 SB: 0 CS: 0	PA: 41
PITCHER	IP	WLS	BF	H	R	ER	SO	BB	IBB	HBP	BLK	WP	HR	S	P	ERA	WHIP					
Matt Clement, R ERA: 3.93	(1, 1)	5.2	W	26	3	1	0	8	4	0	0	0	1	0	62	19	0.00	1.235				
Dave Veres, R ERA: 3.52	(6, 1)	1.1	H	5	0	0	0	1	0	0	0	0	0	0	12	19	0.00	0.000				
Mark Guthrie, L ERA: 1.78	(8, 1)	0.1		2	1	0	0	1	0	0	0	0	0	6	9	0.00	3.000					
Kyle Farnsworth, R ERA: 3.0	(8, 1)	0.2		3	0	0	0	1	1	0	0	0	0	11	15	0.00	1.500					
Joe Borowski, R ERA: 3.17	(9, 1)	1.0		5	1	0	0	1	1	0	0	0	0	15	21	0.00	2.000					

AB	34
R	1
H	5
RBI	1
BB	6
SO	12
LOB	31



Batter	1	2	3	4	5	6	7	8	9	AB	R	H	RBI	BB	SO	LOB	BOTTOM					
Kenny Lofton, L OBP: 0.337, SLG: 0.438 (1, 8)	S		G1-3	SF8	F8			HR		3	2	1	1	1	0	3	Houston Astros @ Chicago Cubs Wrigley Field, Chicago, IL Thu Aug 14 2003, 1:20 PM CDT Att: 39,769 - Cloudy - 84 F					
Alex Gonzalez, R OBP: 0.287, SLG: 0.410 (1, 6)			E				G5-3	HR		4	2	3	3	1	0	0						
Sammy Sosa, R OBP: 0.383, SLG: 0.577 (1, 9)			E8		F8		K			4	0	0	0	1	2	4						
Moises Alou, R OBP: 0.361, SLG: 0.487 (1, 7)			F9				P2			2	1	0	0	2	0	2						
Hee-Seop Choi, L OBP: 0.362, SLG: 0.443 (1, 3)							B1-3			4	0	1	2	1	2	5						
16 Aramis Ramirez, R OBP: 0.317, SLG: 0.433 (1, 5)			G4-3		F8		G6-3			3	0	0	0	0	0	4						
Augie Ojeda, S (1, 4)			F9				G3			3	1	0	0	0	1	3						
Paul Bako, L OBP: 0.300, SLG: 0.285 (1, 2)							G4-3			2	1	1	1	2	0	0						
Matt Clement, R ERA: 3.93	(1, 1)	4.0	L	21	5	4	4	4	2	1	1	0	2	2	0	0						
Dave Veres, R ERA: 3.52	(6, 1)	1.0		7	0	1	1	2	2	0	2	0	0	0	0	0						
Mark Guthrie, R ERA: 1.78	(8, 1)	0.1		2	1	0	0	1	0	0	0	0	0	6	9	0.00	3.000					
Kyle Farnsworth, R ERA: 3.0	(8, 1)	0.2		3	0	0	0	1	1	0	0	0	0	11	15	0.00	1.500					
Joe Borowski, R ERA: 3.17	(9, 1)	1.0		5	1	0	0	1	1	0	0	0	0	15	21	0.00	2.000					
Inning Stats	R: 2 E: 0 K: 1 S: 16	H: 2 LOB: 1 BB: 1 P: 25	R: 0 E: 0 K: 1 S: 11	H: 0 LOB: 0 BB: 1 P: 18	R: 0 E: 1 K: 1 S: 16	H: 1 LOB: 3 BB: 1 P: 25	R: 2 E: 0 K: 1 S: 9	H: 2 LOB: 1 BB: 0 P: 10	R: 1 E: 0 K: 2 S: 19	H: 0 LOB: 3 BB: 2 P: 35	R: 0 E: 0 K: 1 S: 5	H: 0 LOB: 0 BB: 0 P: 6	R: 0 E: 0 K: 0 S: 8	H: 0 LOB: 0 BB: 0 P: 13	R: 2 E: 0 K: 2 S: 20	H: 1 LOB: 2 BB: 3 P: 37	R: 2 E: 0 K: 2 S: 16	H: 1 LOB: 2 BB: 3 P: 37	1B: 3 2B: 2 3B: 0 HR: 1	SF: 1 SAC: 0 DP: 0 HBP: 3	WP: 0 PB: 0 SB: 1 CS: 1	PA: 42
PITCHER	IP	WLS	BF	H	R	ER	SO	BB	IBB	HBP	BLK	WP	HR	S	P	ERA	WHIP					
Jared Fernandez, R ERA: 5.27	(1, 1)	4.0	L	21	5	4	4	4	2	1	1	0	2	2	0	0	9.00	1.750				
Rick White, R ERA: 8.66	(6, 1)	1.0		7	0	1	1	2	2	0	2	0	0	0	0	0	9.00	2.000				
Dan Miceli, R ERA: 3.27	(6, 1)	2.0		6	0	0	0	1	0	0	0	0	0	13	19	0.00	0.000					
54 Brad Lidge, R ERA: 2.74	(8, 1)	1.0		7	1	2	2	2	3	0	0	0	0	1	20	37	18.00	4.000				

AB	29
R	7
H	6
RBI	7
BB	8
SO	9
LOB	27



Batter	1	2	3	4	5	6	7	8	9	AB	R	H	RBI	BB	SO	LOB	TOP					
Dave Roberts, L (1, 8) OBP: 0.327, SLG: 0.304	G5-3		G6-3			G6-3		E 1B		4	0	1	0	0	0	0	Los Angeles Dodgers @ Chicago Cubs Wrigley Field, Chicago, IL Fri Aug 15 2003, 2:20 PM CDT Att: 40,188 - Cloudy - 86 F					
Paul Lo Duca, R (1, 2) OBP: 0.355, SLG: 0.413	F7		F8			G4-3		E7		4	0	1	1	0	0							
Shawn Green, L (1, 9) OBP: 0.343, SLG: 0.441	1B					F8		P6		4	0	2	0	0	2							
Jeromy Burnitz, L (1, 7) OBP: 0.327, SLG: 0.530	K					P6		K		4	0	1	0	0	2							
Adrian Beltré, R (1, 5) OBP: 0.283, SLG: 0.392	G5-3		F6			G4-6-3		K		4	0	0	0	0	1							
Robin Ventura, L (1, 3) OBP: 0.341, SLG: 0.402	G3-1		P5			3B		F7		4	0	1	0	0	0							
Alex Cora, L (1, 4) OBP: 0.272, SLG: 0.319	1B					P2		K		3	0	1	0	0	0							
Ron Coomer, R (9, PH) OBP: 0.303, SLG: 0.292	1B					L8		K		1	0	0	0	0	1							
Cesar Izturis, S (1, 6) OBP: 0.281, SLG: 0.296	G4-3					K		G4-3		2	0	0	0	0	0							
Jolbert Cabrera, R (8, PH) OBP: 0.320, SLG: 0.431								1B		1	0	0	0	0	0							
Masao Kida, R (1, 1) Paul Shuey, R (6, 1) Mike Kinkade, R (8, PH) Paul Quantrill, L (8, 1)	G4-3							1B		2	0	0	0	0	1							
Inning Stats	R: 0 E: 0 K: 1 S: 8	H: 1 LOB: 1 BB: 0 P: 10	R: 0 E: 0 K: 0 S: 7	H: 1 LOB: 1 BB: 0 P: 11	R: 0 E: 0 K: 0 S: 7	H: 0 LOB: 0 BB: 0 P: 10	R: 0 E: 0 K: 0 S: 9	H: 1 LOB: 1 BB: 0 P: 16	R: 0 E: 0 K: 1 S: 7	H: 0 LOB: 0 BB: 0 P: 10	R: 0 E: 0 K: 0 S: 8	H: 0 LOB: 0 BB: 0 P: 13	R: 0 E: 0 K: 0 S: 10	H: 2 LOB: 1 BB: 0 P: 14	R: 1 E: 1 K: 1 S: 18	H: 2 LOB: 2 BB: 0 P: 22	R: 0 E: 0 K: 2 S: 8	H: 0 LOB: 0 BB: 0 P: 12	1B: 5 2B: 1 3B: 1 HR: 0	SF: 0 SAC: 0 DP: 1 HBP: 1	WP: 0 PB: 0 SB: 0 CS: 0	PA: 34
PITCHER 22 Mark Prior, R (1, 1) ERA: 2.65	IP: 9.0 WLS: W BF: 34 H: 7 R: 1 ER: 1 SO: 5 BB: 0 IBB: 0 HBP: 1 BLK: 0 WP: 0 HR: 0 S: 82 P: 118 ERA: 1.00 WHIP: 0.778																					

Batter	1	2	3	4	5	6	7	8	9	AB	R	H	RBI	BB	SO	LOB	BOTTOM					
Kenny Lofton, L (1, 8) OBP: 0.336, SLG: 0.436	2B		K			F7		G4-3		4	1	1	0	0	1	1	Los Angeles Dodgers @ Chicago Cubs Wrigley Field, Chicago, IL Fri Aug 15 2003, 2:20 PM CDT Att: 40,188 - Cloudy - 86 F					
Alex Gonzalez, R (1, 6) OBP: 0.288, SLG: 0.412	F8		BB			1B		P3		3	1	1	0	1	0							
Sammy Sosa, R (1, 9) OBP: 0.387, SLG: 0.581	WP		F8			2B		1B		4	0	3	2	0	2							
Moises Alou, R (1, 7) OBP: 0.360, SLG: 0.484	F7		BB			F8		F9		3	0	0	0	1	0							
Hee-Seop Choi, L (1, 3) OBP: 0.356, SLG: 0.434	K		K			K		F8		4	0	0	0	0	3							
16 Aramis Ramirez, R (1, 5) OBP: 0.317, SLG: 0.431	G5-3					F8		CS		2	0	0	0	1	0							
Damian Miller, R (1, 2) OBP: 0.319, SLG: 0.358	K		G6-3			K		K		3	0	0	0	0	2							
Augie Ojeda, S (1, 4)	G4-3					F8		B1-3		3	0	0	0	0	0							
22 Mark Prior, R (1, 1) OBP: 0.273, SLG: 0.358			BB			F9		G5-3		3	0	1	0	0	0							
Inning Stats	R: 1 E: 0 K: 1 S: 10	H: 2 LOB: 1 BB: 0 P: 21	R: 0 E: 0 K: 1 S: 8	H: 0 LOB: 0 BB: 0 P: 10	R: 0 E: 0 K: 2 S: 11	H: 1 LOB: 3 BB: 2 P: 25	R: 0 E: 0 K: 0 S: 7	H: 0 LOB: 0 BB: 0 P: 12	R: 1 E: 0 K: 0 S: 10	H: 2 LOB: 1 BB: 0 P: 17	R: 0 E: 0 K: 2 S: 10	H: 0 LOB: 1 BB: 1 P: 19	R: 0 E: 0 K: 0 S: 4	H: 0 LOB: 0 BB: 0 P: 8	R: 0 E: 0 K: 0 S: 10	H: 1 LOB: 1 BB: 0 P: 18		R: 0 E: 0 K: 3 S: 8	H: 0 LOB: 0 BB: 0 P: 12	1B: 4 2B: 3 3B: 0 HR: 0	SF: 0 SAC: 0 DP: 1 HBP: 0	WP: 1 PB: 0 SB: 0 CS: 1
PITCHER Masao Kida, R (1, 1) ERA: 3.6 Paul Shuey, R (6, 1) ERA: 2.26 Paul Quantrill, R (8, 1) ERA: 1.45	IP: 5.0 WLS: L BF: 22 H: 5 R: 2 ER: 2 SO: 4 BB: 1 IBB: 0 HBP: 0 BLK: 0 WP: 0 HR: 0 S: 46 P: 85 ERA: 3.60 WHIP: 1.400																					

AB	33
R	1
H	7
RBI	1
BB	0
SO	5
LOB	11




AB	29
R	2
H	6
RBI	2
BB	3
SO	6
LOB	13



Batter	1	2	3	4	5	6	7	8	9	AB	R	H	RBI	BB	SO	LOB	TOP								
Dave Roberts, L (1, 8) OBP: 0.334, SLG: 0.311	1-1 G4-3		1-1 B1-3		2-2 G6-4-3 1B			2-2 SH3 CS 1B	0-3 K	5	1	2	0	0	1	1									
Paul Lo Duca, R (1, 2) OBP: 0.353, SLG: 0.410	1-0 G6-3			0-2 G6-3	0-0 G6-4-3			0-0 SH3		3	0	0	0	0	0	1									
Shawn Green, L (1, 9) OBP: 0.348, SLG: 0.441	2-3 K			4-2 1B BB		0-2 G3		4-0 1B IBB		2	1	0	0	2	1	0									
Jeremy Burnitz, L (1, 7) OBP: 0.332, SLG: 0.536		2-3 K		0-0 1B	1-2 1B	2-3 K		0-0 1B	1-3 1B	4	0	2	1	0	2	0									
Adrián Beltré, R (1, 5) OBP: 0.287, SLG: 0.401		2-0 G6-3		3-1 1B	1-3 2-H 1B	4-1 BB		3-H 2-3 K	1-2 K	3	1	1	1	1	1	2									
Robin Ventura, L (1, 3) OBP: 0.346, SLG: 0.404	1-0 1B			4-0 1B IBB		0-0 P6		3-2 F9		3	0	1	0	1	0	3									
Jolbert Cabrera, R (1, 4) OBP: 0.320, SLG: 0.430 Cesar Izturis, S (8, 6) OBP: 0.282, SLG: 0.298	2-1 F8			1-1 1B	1-2 2-H 1B		1-3 K	4-2 G4-3 BB		3	0	1	1	0	1	1									
Alex Cora, L (1, 6) OBP: 0.274, SLG: 0.315			1-0 G1	1-2 G4-3			3-2 F7	3-2 F7		4	0	0	0	0	0	3									
Hideo Nomo, R (1, 1) OBP: 0.183, SLG: 0.211 Paul Quantrill, L (8, 1) OBP: 0.274, SLG: 0.320 Mike Kinkade, R (9, PH) OBP: 0.327, SLG: 0.366 Eric Gagne, R (9, 1) OBP: 0.358, SLG: 0.470			0-1 G3-1		2-3 K		3-2 G5-3	0-1 G4-3		3	0	0	0	0	1	0									
Inning Stats	R: 0 E: 0 K: 1 S: 6	H: 0 LOB: 0 BB: 0 P: 10	R: 0 E: 0 K: 1 S: 7	H: 1 LOB: 1 BB: 0 P: 14	R: 0 E: 0 K: 0 S: 5	H: 0 LOB: 0 BB: 0 P: 7	R: 2 E: 0 K: 0 S: 13	H: 3 LOB: 2 BB: 2 P: 26	R: 0 E: 0 K: 1 S: 11	H: 1 LOB: 0 BB: 0 P: 15	R: 0 E: 0 K: 1 S: 8	H: 0 LOB: 1 BB: 1 P: 14	R: 0 E: 0 K: 1 S: 12	H: 0 LOB: 0 BB: 0 P: 19	R: 1 E: 0 K: 1 S: 11	H: 2 LOB: 2 BB: 1 P: 22	R: 0 E: 0 K: 1 S: 15	H: 0 LOB: 1 BB: 1 P: 21	1B: 7 2B: 0 3B: 0 HR: 0	SF: 0 SAC: 1 DP: 1 HBP: 0	WP: 0 PB: 0 SB: 1 CS: 1	PA: 37			
PITCHER	IP	WLS	BF	H	R	ER	SO	BB	IBB	HBP	BLK	WP	HR	S	P	ERA	WHIP								
38 Carlos Zambrano, R (1, 1) ERA: 3.05	7.0	L	27	5	2	2	5	2	1	0	0	0	0	62	105	2.57	1.000								
Mark Guthrie, L (8, 1) ERA: 1.99	0.1		4	2	1	0	0	0	1	0	0	0	0	5	11	0.00	6.000								
Kyle Farnsworth, R (8, 1) ERA: 2.91	1.2		6	0	0	0	2	1	0	0	0	0	0	21	32	0.00	0.600								

Los Angeles Dodgers @ Chicago Cubs
Wrigley Field, Chicago, IL
Sun Aug 17 2003, 1:20 PM CDT
Att: 40,124 - Sunny - 82 F


AB 31
R 3
H 7
RBI 3
BB 5
SO 7
LOB 12





Batter	1	2	3	4	5	6	7	8	9	AB	R	H	RBI	BB	SO	LOB	BOTTOM								
Kenny Lofton, L (1, 8) OBP: 0.335, SLG: 0.435	1-2 G3-1		0-1 F7		0-1 1B		2-2 FC3-6 CS			4	0	1	0	0	0	2									
Alex Gonzalez, R (1, 6) OBP: 0.290, SLG: 0.408	4-0 S BB		4-1 BB		1-0 P3		1-0 CS	0-2 G4-3		2	0	0	0	2	0	1									
Sammy Sosa, R (1, 9) OBP: 0.382, SLG: 0.571	3-3 K		0-3 K		1-0 G6-3			2-2 F9		4	0	0	0	0	2	3									
Moises Alou, R (1, 7) OBP: 0.362, SLG: 0.483	4-0 BB		2-1 F7		1-1 G6-3			0-1 1B		3	0	1	0	1	0	1									
Randall Simon, L (1, 3) OBP: 0.305, SLG: 0.415	1-2 L3			1-0 1B		0-3 K		1-1 F9		4	0	1	0	0	1	3									
16 Aramis Ramirez, R (1, 5) OBP: 0.318, SLG: 0.445		0-1 F8		1-2 P4		1-2 G3-1			0-0 2B	4	0	1	0	0	0	1									
Ramon Martinez, R (1, 4) OBP: 0.340, SLG: 0.394		0-1 FC5 G4-3 1B		1-2 F7			0-0 P4	1-3 K		4	0	1	0	0	1	2									
Paul Bako, L (1, 2) OBP: 0.299, SLG: 0.291		3-2 G4-3		1-0 P5			0-0 FC3-6 2B	2-1 P6		4	0	1	0	0	0	3									
38 Carlos Zambrano, S (1, 1) ERA: 2.75 Troy O'Leary, L (7, PH) ERA: 1.43 Mark Guthrie, R (8, 1) Kyle Farnsworth, R (8, 1) Eric Karros, R (9, PH) OBP: 0.358, SLG: 0.470		2-1 FC5		1-2 G4-3			4-2 FC3-6 BB	2-3 K		2	0	0	0	0	0	1									
Inning Stats	R: 0 E: 0 K: 1 S: 10	H: 0 LOB: 2 BB: 2 P: 23	R: 0 E: 0 K: 0 S: 9	H: 1 LOB: 0 BB: 0 P: 14	R: 0 E: 0 K: 1 S: 9	H: 0 LOB: 1 BB: 1 P: 15	R: 0 E: 0 K: 0 S: 8	H: 1 LOB: 1 BB: 0 P: 12	R: 0 E: 0 K: 1 S: 7	H: 1 LOB: 0 BB: 0 P: 10	R: 0 E: 0 K: 1 S: 10	H: 0 LOB: 0 BB: 0 P: 12	R: 0 E: 0 K: 0 S: 8	H: 1 LOB: 1 BB: 1 P: 15	R: 0 E: 0 K: 1 S: 10	H: 1 LOB: 1 BB: 0 P: 13	R: 0 E: 0 K: 2 S: 11	H: 1 LOB: 1 BB: 0 P: 16	1B: 4 2B: 2 3B: 0 HR: 0	SF: 0 SAC: 0 DP: 0 HBP: 0	WP: 0 PB: 0 SB: 1 CS: 1	PA: 37			
PITCHER	IP	WLS	BF	H	R	ER	SO	BB	IBB	HBP	BLK	WP	HR	S	P	ERA	WHIP								
Hideo Nomo, R (1, 1) ERA: 2.75	7.0	W	28	4	0	0	3	4	0	0	0	0	0	61	101	0.00	1.143								
Paul Quantrill, R (8, 1) ERA: 1.43	1.0	H	4	1	0	0	0	0	0	0	0	0	0	10	13	0.00	1.000								
Eric Gagne, R (9, 1) ERA: 1.45	1.0	S	4	1	0	0	2	0	0	0	0	0	0	11	16	0.00	1.000								

Los Angeles Dodgers @ Chicago Cubs
Wrigley Field, Chicago, IL
Sun Aug 17 2003, 1:20 PM CDT
Att: 40,124 - Sunny - 82 F

AB 32
R 0
H 6
RBI 0
BB 4
SO 5
LOB 18



Batter	1	2	3	4	5	6	7	8	9	AB	R	H	RBI	BB	SO	LOB	TOP			
Kenny Lofton, L OBP: 0.337, SLG: 0.434	2-1 1B HBP		1-0 G6-3 G5-3 HR 1B		0-0 SH2-3		2-2 G1-3		2-2 FC5-4 DI	3	1	1	0	0	0	3	Chicago Cubs @ Houston Astros Minute Maid Park, Houston, TX Tue Aug 19 2003, 7:05 PM CDT Att: 32,707 - Dome - 72 F AB 34 R 8 H 11 RBI 8 BB 3 SO 5 LOB 18 			
Alex Gonzalez, R OBP: 0.292, SLG: 0.416	SAFE		1-2 G5-3		2-3		3-2		1-3 K	4	2	2	2	0	1	2				
Antonio Alfonseca, R OBP: 0.284, SLG: 0.340	1-2 HR 1B		1-2		0-1 L4		3-H G6-3 HR		1-2 K	5	0	0	0	0	0	5				
Sammy Sosa, R OBP: 0.377, SLG: 0.564	1-2 F8		0-1 G6-3		0-1		1-2 G6-3		1-1 F9	3	2	1	2	1	1	0				
Moises Alou, R OBP: 0.363, SLG: 0.489	4-0 HR IBB		0-1 HR		2-3		0-0 F9		4-1	3	1	2	3	1	0	0				
16 Aramis Ramirez, R OBP: 0.321, SLG: 0.453	2-2 HR		3-H F9		1-1		1-1 FC4-6 BB		2-2	3	0	0	0	0	0	1				
Eric Karros, R OBP: 0.355, SLG: 0.465	0-1 F9		1-2 F9		1-2		2-2 FC4-6		1-2	3	0	0	0	0	0	1				
Tony Womack, L OBP: 0.251, SLG: 0.304					1-2 G1-6-4-3		1-2 FC4-6		1-2	1	0	0	0	0	0	1				
Ramon Martinez, R OBP: 0.343, SLG: 0.396			0-0 G5-4-3 1B		1-2 E3		1-1 2B		2-2 P3	4	1	2	0	0	0	1				
Damian Miller, R OBP: 0.320, SLG: 0.356			3-2 G5-4-3		0-0 G6-4-3		0-3 K		4-2 FC5-4 1B BB	3	0	0	0	1	1	3				
Matt Clement, R OBP: 0.152, SLG: 0.196			1-3 K		3-2 SH2-3 2B		0-1 G1-3 HR 2B		0-0 FC5-4 1B	1	0	0	0	0	1	0				
Tom Goodwin, L OBP: 0.331, SLG: 0.370							1-H HR 2B		1-2 1B	0	0	0	0	0	0	0				
Dave Veres, R										0	0	0	0	0	0	0				
Kyle Farnsworth, R										0	0	0	0	0	0	0				
Randall Simon, L OBP: 0.309, SLG: 0.422										2	1	2	1	0	0	0				
Inning Stats	R: 3 E: 0 K: 0 S: 13	H: 2 LOB: 0 BB: 1 P: 24	R: 0 E: 0 K: 1 S: 8	H: 1 LOB: 0 BB: 0 P: 12	R: 2 E: 0 K: 0 S: 9	H: 2 LOB: 0 BB: 0 P: 12	R: 0 E: 1 K: 0 S: 7	H: 0 LOB: 0 BB: 0 P: 9	R: 0 E: 0 K: 1 S: 9	H: 1 LOB: 1 BB: 0 P: 14	R: 3 E: 0 K: 1 S: 16	H: 3 LOB: 0 BB: 0 P: 23	R: 0 E: 0 K: 0 S: 10	H: 0 LOB: 1 BB: 1 P: 18	R: 0 E: 0 K: 1 S: 15	H: 1 LOB: 2 BB: 1 P: 23	1B: 6 2B: 2 3B: 0 HR: 3	SF: 0 SAC: 1 DP: 3 HBP: 1	WP: 0 PB: 0 SB: 0 CS: 0	PA: 39
PITCHER	IP WLS BF H R ER SO	IP WLS BF H R ER SO	IP WLS BF H R ER SO	IP WLS BF H R ER SO	IP WLS BF H R ER SO	IP WLS BF H R ER SO	IP WLS BF H R ER SO	IP WLS BF H R ER SO	IP WLS BF H R ER SO	IP WLS BF H R ER SO	IP WLS BF H R ER SO	IP WLS BF H R ER SO	IP WLS BF H R ER SO	IP WLS BF H R ER SO	IP WLS BF H R ER SO	IP WLS BF H R ER SO	ERA WHIP	ERA WHIP		
Jerome Robertson, L ERA: 5.16	(1, 1)	3.0	14	5	5	5	1	0	0	1	1	0	0	0	0	0	0	15.00	1.667	
Dan Miceli, R ERA: 3.15	(4, 1)	2.0	7	1	0	0	1	0	0	0	0	0	0	0	0	0	0	0.00	0.500	
Rick White, R ERA: 0.57	(6, 1)	1.0	3	1	0	0	1	0	0	0	0	0	0	0	0	0	0	0.00	1.000	
54 Brad Lidge, R ERA: 3.33	(7, 1)	1.0	6	3	3	3	1	0	0	0	0	0	0	0	0	0	0	27.00	3.000	
Octavio Dotel, R ERA: 2.98	(8, 1)	1.0	4	0	0	0	0	1	0	0	0	0	0	0	0	0	0	0.00	1.000	

Batter	1	2	3	4	5	6	7	8	9	AB	R	H	RBI	BB	SO	LOB	BOTTOM			
Craig Biggio, R OBP: 0.338, SLG: 0.396	3-2 P3		2-2 G5-3		1-1 G6-3		2-2 G4-6-3		1-3 K	5	0	0	0	0	1	4	Chicago Cubs @ Houston Astros Minute Maid Park, Houston, TX Tue Aug 19 2003, 7:05 PM CDT Att: 32,707 - Dome - 72 F AB 38 R 12 H 15 RBI 11 BB 5 SO 8 LOB 13 			
17 Lance Berkman, S OBP: 0.407, SLG: 0.525	2-1 5 1B		3-2 5 BB 1B		4-2 5 BB HR BB		1-1 5 2B		1-3 K	4	3	3	0	1	1	0				
5 Jeff Bagwell, R OBP: 0.377, SLG: 0.509	2-2 1B WP		4-0 FC6-4 BB		4-1 HR BB		4-2 2B BB		1-0 F8	2	3	1	0	3	0	0				
Jeff Kent, R OBP: 0.346, SLG: 0.520	2-0 WP 2B		2-1 FC6-4		1-1 HR		0-0 2B		2-3 K	5	3	3	6	0	1	2				
Richard Hidalgo, R OBP: 0.372, SLG: 0.549	4-2 2B BB		2-2 P6		1-0 G6-3		0-0 1B 2B		1-3 K	4	2	1	1	1	1	0				
Geoff Blum, S OBP: 0.293, SLG: 0.395	0-0 1B 2B		0-1 1B 2B		2-3 K		2-3 K		1-0 G4-3	5	1	2	2	0	2	1				
Gregg Zaun, S OBP: 0.299, SLG: 0.300	3-3 K		1-0 1B		2-2 G1-6-3		3-1 G3-1 1B		0-1 G6-3	5	0	2	1	0	1	1				
28 Adam Everett, R OBP: 0.294, SLG: 0.363	0-1 P2		0-1 F8		1-1 4 1B		1-0 G3-1 1B			4	0	2	1	0	0	2				
Jerome Robertson, L ERA: 5.16	(1, 1)	3.0	14	5	5	5	1	0	0	0	1	1	0	0	0	0		15.00	1.667	
Dan Miceli, R ERA: 3.15	(4, 1)	2.0	7	1	0	0	1	0	0	0	0	0	0	0	0	0		0.00	0.500	
Rick White, R ERA: 0.57	(6, 1)	1.0	3	1	0	0	1	0	0	0	0	0	0	0	0	0		0.00	1.000	
54 Brad Lidge, R ERA: 3.33	(7, 1)	1.0	6	3	3	3	1	0	0	0	0	0	0	0	0	0		27.00	3.000	
Octavio Dotel, R ERA: 2.98	(8, 1)	1.0	4	0	0	0	0	1	0	0	0	0	0	0	0	0		0.00	1.000	
Inning Stats	R: 4 E: 0 K: 1 S: 19	H: 4 LOB: 1 BB: 1 P: 35	R: 0 E: 0 K: 1 S: 15	H: 1 LOB: 2 BB: 1 P: 29	R: 1 E: 0 K: 0 S: 10	H: 2 LOB: 1 BB: 0 P: 13	R: 3 E: 0 K: 1 S: 12	H: 1 LOB: 0 BB: 2 P: 25	R: 0 E: 0 K: 0 S: 10	H: 2 LOB: 1 BB: 0 P: 15	R: 4 E: 0 K: 2 S: 19	H: 5 LOB: 2 BB: 1 P: 31	R: 0 E: 0 K: 2 S: 7	H: 0 LOB: 0 BB: 0 P: 11	R: 0 E: 0 K: 1 S: 6	H: 0 LOB: 0 BB: 0 P: 8	1B: 9 2B: 5 3B: 0 HR: 1	SF: 0 SAC: 0 DP: 1 HBP: 0	WP: 2 PB: 0 SB: 0 CS: 0	PA: 43
PITCHER	IP WLS BF H R ER SO	IP WLS BF H R ER SO	IP WLS BF H R ER SO	IP WLS BF H R ER SO	IP WLS BF H R ER SO	IP WLS BF H R ER SO	IP WLS BF H R ER SO	IP WLS BF H R ER SO	IP WLS BF H R ER SO	IP WLS BF H R ER SO	IP WLS BF H R ER SO	IP WLS BF H R ER SO	IP WLS BF H R ER SO	IP WLS BF H R ER SO	IP WLS BF H R ER SO	IP WLS BF H R ER SO	ERA WHIP	ERA WHIP		
Matt Clement, R ERA: 4.29	(1, 1)	4.0	24	8	8	8	3	4	0	0	0	0	0	0	0	0	18.00	3.000		
Dave Veres, R ERA: 4.32	(5, 1)	1.0	7	4	3	3	0	1	0	0	0	0	0	0	0	0	27.00	5.000		
Kyle Farnsworth, R ERA: 3.02	(6, 1)	1.0	6	3	1	1	2	0	0	0	0	0	0	0	0	0	9.00	3.000		
Antonio Alfonseca, R ERA: 4.7	(7, 1)	2.0	6	0	0	0	3	0	0	0	0	0	0	0	0	0	0.00	0.000		

Batter	1	2	3	4	5	6	7	8	9	AB	R	H	RBI	BB	SO	LOB	TOP								
Kenny Lofton, L OBP: 0.334, SLG: 0.430 Eric Karros, R OBP: 0.353, SLG: 0.464 Joe Borowski, R (9, 1)	F8		L6		G3-1		G6-3		K	4	0	0	0	0	0	2									
Tony Womack, L OBP: 0.297, SLG: 0.317 Ramon Martinez, R OBP: 0.346, SLG: 0.399 (9, 4)	G1-3				CS 1B		1B WP		G6-4-3 1B	4	1	3	0	0	0	0									
Sammy Sosa, R OBP: 0.378, SLG: 0.562 (1, 9)	1B				L7		G6-3		G6-4-3 1-2	5	1	2	0	0	0	4									
Moises Alou, R OBP: 0.363, SLG: 0.487 Tom Goodwin, L OBP: 0.336, SLG: 0.375 (6, 7)	F9				16 HR BB		K		1B	2	1	0	0	1	1	2									
16 Aramis Ramirez, R OBP: 0.322, SLG: 0.459 (1, 5)		P4			HR		HR BB		L4	3	2	1	2	1	0	1									
Randall Simon, L OBP: 0.311, SLG: 0.432 (1, 3)	G4-3				G4-3		HR		1B	4	1	2	3	0	0	0									
Alex Gonzalez, R OBP: 0.289, SLG: 0.412 (1, 6)							K		K	4	0	0	0	0	4	2									
Paul Bako, L OBP: 0.297, SLG: 0.290 (1, 2)					E4 L6 22 SH1-4		F8		P6	4	0	1	0	0	0	2									
22 Mark Prior, R OBP: 0.263, SLG: 0.345 Kyle Farnsworth, R (8, 1)					SH1-4		SH2-4		1B	1	0	0	0	0	1	0									
Doug Glanville, R OBP: 0.287, SLG: 0.343 (9, 8)					1-2		1-2		1B	0	0	0	0	0	0	0									
Inning Stats	R: 0 E: 0 K: 1 S: 8	H: 1 LOB: 1 BB: 0 P: 9	R: 0 E: 0 K: 1 S: 5	H: 0 LOB: 0 BB: 0 P: 8	R: 0 E: 1 K: 0 S: 5	H: 0 LOB: 0 BB: 0 P: 5	R: 2 E: 0 K: 0 S: 8	H: 2 LOB: 0 BB: 1 P: 14	R: 0 E: 0 K: 1 S: 10	H: 1 LOB: 1 BB: 0 P: 13	R: 4 E: 0 K: 2 S: 19	H: 3 LOB: 1 BB: 1 P: 29	R: 0 E: 0 K: 1 S: 8	H: 1 LOB: 0 BB: 0 P: 8	R: 0 E: 0 K: 1 S: 11	H: 2 LOB: 2 BB: 0 P: 13	R: 0 E: 0 K: 1 S: 10	H: 2 LOB: 1 BB: 0 P: 14	1B: 9 2B: 1 3B: 1 HR: 2	SF: 0 SAC: 2 DP: 2 HBP: 0	WP: 1 PB: 0 SB: 0 CS: 1	PA: 39			
PITCHER	IP	WLS	BF	H	R	ER	SO	BB	IBB	HBP	BLK	WP	HR	S	P	ERA	WHIP								
Jared Fernandez, R ERA: 5.68 Ricky Stone, R ERA: 3.29 Mike Gallo, L ERA: 2.87	5.1	L	22	6	4	4	3	1	0	0	0	1	1	47	65	6.75	1.312								

Chicago Cubs @ Houston Astros
Minute Maid Park, Houston, TX
Wed Aug 20 2003, 7:05 PM CDT
Att: 32,810 - Dome - 72 F

AB	35
R	6
H	12
RBI	5
BB	2
SO	7
LOB	14



Batter	1	2	3	4	5	6	7	8	9	AB	R	H	RBI	BB	SO	LOB	BOTTOM								
Craig Biggio, R OBP: 0.336, SLG: 0.393 (1, 8)	K		L9			G6-3		K2-3		4	0	0	0	0	2	2									
17 Lance Berkman, S OBP: 0.406, SLG: 0.522 (1, 7)	K				G2-3		K		BB	3	0	0	0	1	2	1									
5 Jeff Bagwell, R OBP: 0.376, SLG: 0.506 (1, 3)	K				K		1B 1B		K	4	0	1	0	0	3	1									
Jeff Kent, R OBP: 0.343, SLG: 0.514 (1, 4)					K		F9		P6	4	0	0	0	0	2	1									
Richard Hidalgo, R OBP: 0.371, SLG: 0.546 (1, 9)					P6		1B 1B		P3	4	0	1	0	0	1	0									
Geoff Blum, S OBP: 0.292, SLG: 0.393 Ricky Stone, R (6, 1)					L8		F7		G6-3	2	0	0	0	0	0	0									
Orlando Merced, S OBP: 0.289, SLG: 0.382 Mike Gallo, L (7, PH)							F7			1	0	0	0	0	2										
16 Jason Lane, R (9, PH)										0	0	0	0	0	0	0									
Brad Ausmus, R OBP: 0.293, SLG: 0.280 (1, 2)					SH3-4 BB		G4-3		1B	2	0	1	0	1	0	0									
28 Adam Everett, R OBP: 0.294, SLG: 0.366 (1, 6)					K		G6-3		F9	3	0	1	0	0	1	4									
Jared Fernandez, R (1, 1)					SH3-4		L6		G5-3	0	0	0	0	0	0	0									
Morgan Ensberg, R OBP: 0.377, SLG: 0.524 (6, 5)					1-2					2	0	0	0	0	0	1									
Inning Stats	R: 0 E: 0 K: 3 S: 9	H: 0 LOB: 0 BB: 0 P: 11	R: 0 E: 0 K: 2 S: 11	H: 0 LOB: 0 BB: 0 P: 16	R: 0 E: 0 K: 1 S: 10	H: 0 LOB: 1 BB: 1 P: 15	R: 0 E: 0 K: 2 S: 9	H: 0 LOB: 0 BB: 0 P: 12	R: 0 E: 0 K: 0 S: 4	H: 0 LOB: 0 BB: 0 P: 5	R: 0 E: 0 K: 1 S: 11	H: 1 LOB: 1 BB: 0 P: 17	R: 0 E: 0 K: 0 S: 17	H: 3 LOB: 3 BB: 0 P: 24	R: 0 E: 0 K: 2 S: 12	H: 0 LOB: 1 BB: 1 P: 21	R: 0 E: 0 K: 0 S: 11	H: 0 LOB: 0 BB: 0 P: 15	1B: 3 2B: 1 3B: 0 HR: 0	SF: 0 SAC: 1 DP: 0 HBP: 0	WP: 0 PB: 0 SB: 0 CS: 0	PA: 33			
PITCHER	IP	WLS	BF	H	R	ER	SO	BB	IBB	HBP	BLK	WP	HR	S	P	ERA	WHIP								
22 Mark Prior, R ERA: 2.54 Kyle Farnsworth, R ERA: 2.97 Joe Borowski, R ERA: 3.11	7.0	W	26	4	0	0	9	1	0	0	0	0	0	12	21	0.00	1.000								

Chicago Cubs @ Houston Astros
Minute Maid Park, Houston, TX
Wed Aug 20 2003, 7:05 PM CDT
Att: 32,810 - Dome - 72 F

AB	30
R	0
H	4
RBI	0
BB	2
SO	11
LOB	12



Batter	1	2	3	4	5	6	7	8	9	AB	R	H	RBI	BB	SO	LOB	TOP					
Kenny Lofton, L OBP: 0.333, SLG: 0.428 (1, 8)	 1B		 L8		 F8			 K		4	1	1	0	0	1	0	Chicago Cubs @ Arizona Diamondbacks Bank One Ballpark, Phoenix, AZ Fri Aug 22 2003, 10:07 PM EDT Att: 39,612 - Dome - 72 F					
Tony Womack, L OBP: 0.254, SLG: 0.313 (1, 4)	 F7		 F8			 K		 K2-3		4	0	0	0	0	2	1						
Moises Alou, R OBP: 0.363, SLG: 0.487 (1, 7)	 K		 K			 FC6 1B		 F8		4	0	1	0	0	2	1						
Sammy Sosa, R OBP: 0.378, SLG: 0.573 (1, 9)	 HR			 HR		 K		 K	 K	4	2	2	3	0	2	1						
Randall Simon, L OBP: 0.307, SLG: 0.425 (1, 3)	 G4-3			 K		 FC6 1-2F		 G3		4	0	0	0	0	1	1						
16 Aramis Ramirez, R OBP: 0.323, SLG: 0.461 (1, 5)		 K		 K			 HR	 HR	 HR	3	1	1	1	0	2	0						
Ramon Martinez, R OBP: 0.343, SLG: 0.394 (1, 6)		 K		 G5-3			 F8	 F7	 F7	4	0	0	0	0	1	1						
Paul Bako, L OBP: 0.298, SLG: 0.291 (1, 2)		 F7 1B			 F7		 K	 K	 K	3	0	1	0	0	1	0						
3B Carlos Zambrano, S OBP: 0.213, SLG: 0.367 (1, 1)		 K			 K		 K	 K	 K	3	0	0	0	0	3	1						
Inning Stats	R: 2 E: 0 K: 1 S: 14	H: 2 LOB: 0 BB: 0 P: 19	R: 0 E: 0 K: 3 S: 11	H: 1 LOB: 1 BB: 0 P: 14	R: 0 E: 0 K: 1 S: 7	H: 0 LOB: 0 BB: 0 P: 10	R: 1 E: 0 K: 2 S: 13	H: 1 LOB: 0 BB: 0 P: 16	R: 0 E: 0 K: 1 S: 8	H: 0 LOB: 0 BB: 0 P: 10	R: 0 E: 0 K: 2 S: 9	H: 1 LOB: 1 BB: 0 P: 11	R: 1 E: 0 K: 2 S: 12	H: 1 LOB: 0 BB: 0 P: 15	R: 0 E: 0 K: 2 S: 7	H: 0 LOB: 0 BB: 0 P: 8	R: 0 E: 0 K: 1 S: 6	H: 0 LOB: 1 BB: 0 P: 12	1B: 3 2B: 0 3B: 0 HR: 3	SF: 0 SAC: 0 DP: 0 HBP: 1	WP: 0 PB: 0 SB: 2 CS: 0	PA: 34
PITCHER	IP	WLS	BF	H	R	ER	SO	BB	IBB	HBP	BLK	WP	HR	S	P	ERA	WHIP					
Curt Schilling, R ERA: 2.6	(1, 1)	8.0	L	30	6	4	4	14	0	0	0	0	3	81	103	4.50	0.750					
Jose Valverde, R ERA: 2.06	(9, 1)	1.0		4	0	0	0	1	0	0	1	0	0	6	12	0.00	0.000					

AB	33
R	4
H	6
RBI	4
BB	0
SO	15
LOB	6



Batter	1	2	3	4	5	6	7	8	9	AB	R	H	RBI	BB	SO	LOB	BOTTOM					
Matt Kata, S OBP: 0.329, SLG: 0.457 (1, 5)	 G4-3			 G1-3		 G4-3			 G5-3	4	0	0	0	0	0	0	Chicago Cubs @ Arizona Diamondbacks Bank One Ballpark, Phoenix, AZ Fri Aug 22 2003, 10:07 PM EDT Att: 39,612 - Dome - 72 F					
Robby Hammock, R OBP: 0.338, SLG: 0.533 (1, 9)	 K			 G5-3			 G4-3		 K	3	0	0	0	0	1	0						
Carlos Baerga, S OBP: 0.374, SLG: 0.468 (9, PH)									 K	0	1	0	0	1	0	0						
Luis Gonzalez, L OBP: 0.396, SLG: 0.544 (1, 7)	 G4-3			 K			 F7		 K	4	0	1	0	0	1	0						
Raul Mondesi, R OBP: 0.325, SLG: 0.453 (1, 8)		 G1-3			 FC4-6 BB		 G6-3		 K	3	0	1	1	1	0	0						
Alex Cintron, S OBP: 0.346, SLG: 0.482 (1, 6)		 L8			 P6			 G3	 G6-3	4	0	0	0	0	0	3						
Junior Spivey, R OBP: 0.335, SLG: 0.468 (1, 4)		 G5-3			 F8			 F8		3	0	0	0	0	0	1						
Shea Hillenbrand, R OBP: 0.329, SLG: 0.454 (1, 3)			 L9		 FC4-6 1-2F			 K	 K	3	0	1	0	0	0	1						
Rod Barajas, R OBP: 0.254, SLG: 0.346 (1, 2)			 G6-3			 G6-3		 F7		3	0	0	0	0	0	1						
Curt Schilling, R OBP: 0.133, SLG: 0.071 (1, 1)				 K			 G3		 K	2	0	0	0	0	1	0						
Jose Valverde, R (9, 1)									 K	0	0	0	0	0	0	0						
Craig Counsell, L OBP: 0.349, SLG: 0.329 (9, PH)									 K	1	0	0	0	0	1	0						
Inning Stats	R: 0 E: 0 K: 1 S: 7	H: 0 LOB: 0 BB: 0 P: 9	R: 0 E: 0 K: 0 S: 7	H: 0 LOB: 0 BB: 0 P: 10	R: 0 E: 0 K: 1 S: 6	H: 0 LOB: 0 BB: 0 P: 8	R: 0 E: 0 K: 1 S: 7	H: 0 LOB: 1 BB: 0 P: 9	R: 0 E: 0 K: 0 S: 6	H: 0 LOB: 0 BB: 0 P: 12	R: 0 E: 0 K: 0 S: 5	H: 0 LOB: 0 BB: 0 P: 5	R: 0 E: 0 K: 0 S: 4	H: 0 LOB: 0 BB: 0 P: 7	R: 0 E: 0 K: 0 S: 7	H: 1 LOB: 1 BB: 0 P: 12	R: 1 E: 0 K: 1 S: 13	H: 2 LOB: 2 BB: 1 P: 21	1B: 2 2B: 1 3B: 0 HR: 0	SF: 0 SAC: 0 DP: 0 HBP: 0	WP: 0 PB: 0 SB: 0 CS: 0	PA: 32
PITCHER	IP	WLS	BF	H	R	ER	SO	BB	IBB	HBP	BLK	WP	HR	S	P	ERA	WHIP					
3B Carlos Zambrano, R ERA: 2.94	(1, 1)	9.0	W	32	3	1	1	4	2	0	0	0	0	62	93	1.00	0.556					

AB	30
R	1
H	3
RBI	1
BB	2
SO	4
LOB	6



Batter	1	2	3	4	5	6	7	8	9	AB	R	H	RBI	BB	SO	LOB	TOP					
Kenny Lofton, L (1, 8) OBP: 0.331, SLG: 0.425	1-1 F7		0-1 F9																			
Doug Glanville, R (6, 8) OBP: 0.284, SLG: 0.339																						
Tony Womack, L (1, 4) OBP: 0.295, SLG: 0.313	3-2 E		1-2 FC4-6																			
Ramon Martinez, R (6, FR) OBP: 0.340, SLG: 0.390																						
Moises Alou, R (1, 7) OBP: 0.362, SLG: 0.485	1-3 K		1-0 G5-3																			
Tom Goodwin, L (6, PH) OBP: 0.336, SLG: 0.374																						
Sammy Sosa, R (1, 9) OBP: 0.378, SLG: 0.572	4-0 1B																					
Troy O'Leary, L (6, PH) OBP: 0.269, SLG: 0.313																						
Randall Simon, L (1, 3) OBP: 0.309, SLG: 0.425	0-2 1B																					
16 Aramis Ramirez, R (1, 5) OBP: 0.323, SLG: 0.459																						
Alex Gonzalez, R (1, 6) OBP: 0.291, SLG: 0.412																						
Paul Bako, L (1, 2) OBP: 0.299, SLG: 0.287																						
Mark Guthrie, R (7, 1)																						
Mike Remlinger, L (8, 1)																						
Eric Karros, R (9, PH) OBP: 0.357, SLG: 0.464																						
Shawn Estes, R (1, 1) OBP: 0.199, SLG: 0.257																						
Antonio Alfonseca, R (5, 1)																						
Damian Miller, R (7, PH) OBP: 0.321, SLG: 0.358																						
Inning Stats	R: 0 E: 1 K: 1 S: 13	H: 2 LOB: 2 BB: 1 P: 22	R: 0 E: 0 K: 1 S: 5	H: 0 LOB: 0 BB: 0 P: 7	R: 0 E: 0 K: 0 S: 7	H: 0 LOB: 1 BB: 1 P: 12	R: 0 E: 0 K: 0 S: 9	H: 0 LOB: 0 BB: 0 P: 10	R: 0 E: 0 K: 1 S: 11	H: 0 LOB: 1 BB: 1 P: 20	R: 2 E: 1 K: 0 S: 15	H: 3 LOB: 2 BB: 1 P: 24	R: 0 E: 0 K: 0 S: 9	H: 1 LOB: 0 BB: 0 P: 15	R: 0 E: 0 K: 1 S: 9	H: 0 LOB: 0 BB: 0 P: 14	R: 0 E: 0 K: 1 S: 14	H: 2 LOB: 2 BB: 0 P: 24	1B: 6 2B: 2 3B: 0 HR: 0	SF: 0 SAC: 1 DP: 1 HBP: 0	WP: 0 PB: 0 SB: 0 CS: 0	PA: 38
PITCHER	IP	WLS	BF	H	R	ER	SO	BB	IBB	HBP	BLK	WP	HR	S	P	ERA	WHIP					
Miguel Batista, R (1, 1) ERA: 2.94	6.0	W	26	5	2	0	3	3	1	0	0	0	0	60	95	0.00	1.333					
Stephen Randolph, L (7, 1) ERA: 3.42	2.0		7	1	0	0	1	0	0	0	0	0	0	18	29	0.00	0.500					
Eddie Oropesa, L (9, 1) ERA: 3.96	1.0		5	2	0	0	1	0	0	0	0	0	0	14	24	0.00	2.000					

Chicago Cubs @ Arizona Diamondbacks
Bank One Ballpark, Phoenix, AZ
Sat Aug 23 2003, 4:05 PM EDT
Att: 40,820 - Dome - 72 F

AB 33
R 2
H 8
RBI 1
BB 4
SO 5
LOB 15



Batter	1	2	3	4	5	6	7	8	9	AB	R	H	RBI	BB	SO	LOB	BOTTOM				
Matt Kata, S (1, 5) OBP: 0.329, SLG: 0.468	1-2 L4		2-1 G4-3	2-2 2B	2-1 1B																
Alex Cintron, S (1, 6) OBP: 0.353, SLG: 0.486	0-2 1B		1-1 WP	2-1 G3	0-0 1B																
Luis Gonzalez, L (1, 7) OBP: 0.393, SLG: 0.540	0-3 K		2-2 F8																		
Quinton McCracken, S (7, 7) OBP: 0.267, SLG: 0.268																					
Raul Mondesi, R (1, 9) OBP: 0.328, SLG: 0.453	1-1 F8		2-1 F8																		
Junior Spivey, R (1, 4) OBP: 0.337, SLG: 0.473																					
Shes Hillenbrand, R (1, 3) OBP: 0.328, SLG: 0.462																					
Stephen Randolph, L (7, 1)																					
Chad Moeller, R (8, PH) OBP: 0.335, SLG: 0.427																					
Eddie Oropesa, L (9, 1)																					
Robby Hammock, R (1, 2) OBP: 0.363, SLG: 0.560																					
Danny Bautista, R (1, 8) OBP: 0.314, SLG: 0.345																					
Miguel Batista, R (1, 1) OBP: 0.085, SLG: 0.087																					
Carlos Baerga, S (6, PH) OBP: 0.375, SLG: 0.468																					
Inning Stats	R: 0 E: 0 K: 1 S: 12	H: 1 LOB: 1 BB: 0 P: 14	R: 0 E: 0 K: 1 S: 12	H: 1 LOB: 2 BB: 1 P: 19	R: 1 E: 0 K: 0 S: 9	H: 1 LOB: 0 BB: 0 P: 16	R: 3 E: 0 K: 1 S: 15	H: 4 LOB: 1 BB: 0 P: 25	R: 6 E: 1 K: 2 S: 10	H: 6 LOB: 1 BB: 1 P: 38	R: 3 E: 0 K: 1 S: 11	H: 2 LOB: 0 BB: 1 P: 16	R: 0 E: 0 K: 3 S: 14	H: 1 LOB: 2 BB: 1 P: 25	R: 0 E: 0 K: 3 S: 14	H: 1 LOB: 2 BB: 1 P: 25	1B: 9 2B: 5 3B: 1 HR: 1	SF: 0 SAC: 0 DP: 0 HBP: 0	WP: 1 PB: 0 SB: 0 CS: 0	PA: 46	
PITCHER	IP	WLS	BF	H	R	ER	SO	BB	IBB	HBP	BLK	WP	HR	S	P	ERA	WHIP				
Shawn Estes, L (1, 1) ERA: 5.71	4.1	L	24	9	7	6	3	2	0	0	0	0	1	60	95	12.46	2.538				
Antonio Alfonseca, R (5, 1) ERA: 5.47	1.2		12	6	6	6	3	1	0	0	0	0	1	22	33	32.40	4.200				
Mark Guthrie, L (7, 1) ERA: 1.97	1.0		5	0	0	0	1	2	0	0	0	0	0	11	21	0.00	2.000				
Mike Remlinger, L (8, 1) ERA: 4.25	1.0		5	1	0	0	3	1	0	0	0	0	0	14	25	0.00	2.000				

Chicago Cubs @ Arizona Diamondbacks
Bank One Ballpark, Phoenix, AZ
Sat Aug 23 2003, 4:05 PM EDT
Att: 40,820 - Dome - 72 F

AB 40
R 13
H 16
RBI 12
BB 6
SO 10
LOB 18



Batter	1	2	3	4	5	6	7	8	9	AB	R	H	RBI	BB	SO	LOB	TOP		
Kenny Lofton, L OBP: 0.336, SLG: 0.428 (1, 8)	E6		1B	1B		F8			P6	5	1	2	1	0	0	0			
Ramon Martinez, R OBP: 0.336, SLG: 0.384 (1, 4)	F9		HR	1B			F7		F9	5	1	2	2	0	0	1			
Sammy Sosa, R OBP: 0.375, SLG: 0.562 (1, 9)	F9		HR	BB						2	1	0	0	2	0	3			
Moises Alou, R OBP: 0.359, SLG: 0.481 (1, 7)	G5-3		F8	FC6-4			L5-3			4	0	0	0	0	0	6			
Randall Simon, L OBP: 0.312, SLG: 0.434 (1, 3)		P4	HR			G6-3			L4	4	1	1	3	0	0	0			
16 Aramis Ramirez, R OBP: 0.327, SLG: 0.466 (1, 5)	F8		HR			G1-3			F8	4	1	1	1	0	0	0			
Alex Gonzalez, R OBP: 0.291, SLG: 0.410 (1, 6)	P3		K			P4				4	0	1	0	0	1	0			
Paul Bako, L OBP: 0.304, SLG: 0.288 (1, 2)			2B	1B	22 SH2-4		P5		K	3	2	1	0	1	1	1			
22 Mark Prior, R OBP: 0.254, SLG: 0.333 (1, 1)			P4						G4-3	2	0	0	0	0	0	1			
Doug Glanville, R OBP: 0.283, SLG: 0.338 (9, PH)										1	0	0	0	0	0	0			
Kyle Farnsworth, R (9, 1)										0	0	0	0	0	0	0			
Mike Remlinger, L (9, 1)										0	0	0	0	0	0	0			
Inning Stats	R: 0 E: 1 K: 0 S: 7	H: 0 LOB: 1 BB: 0 P: 11	R: 0 E: 0 K: 0 S: 10	H: 0 LOB: 0 BB: 0 P: 15	R: 6 E: 0 K: 1 S: 26	H: 5 LOB: 0 BB: 1 P: 38	R: 1 E: 0 K: 0 S: 11	H: 2 LOB: 2 BB: 1 P: 16	R: 0 E: 0 K: 0 S: 10	H: 0 LOB: 0 BB: 0 P: 15	R: 0 E: 0 K: 0 S: 5	H: 0 LOB: 0 BB: 0 P: 8	R: 0 E: 0 K: 1 S: 10	H: 1 LOB: 1 BB: 0 P: 16	R: 0 E: 0 K: 0 S: 6	H: 0 LOB: 0 BB: 0 P: 11	1B: 5 2B: 2 3B: 0 HR: 2	SF: 0 SAC: 1 DP: 1 HBP: 0	WP: 0 PA: 38 PB: 0 SB: 0 CS: 0
PITCHER	IP	WLS	BF	H	R	ER	SO	BB	IBB	HBP	BLK	WP	HR	S	P	ERA	WHIP		
Garrett Stephenson, R ERA: 4.68	3.0	L	16	5	6	1	1	0	0	0	0	0	2	43	64	18.00	2.000		
Sterling Hitchcock, L ERA: 5.01	5.0		19	3	1	1	1	2	0	0	0	0	0	41	66	1.80	1.000		
Jeff Fassero, L ERA: 5.93	1.0		3	0	0	0	0	0	0	0	0	0	0	6	11	0.00	0.000		

Chicago Cubs @ St. Louis Cardinals
 Busch Stadium, St. Louis, MO
 Tue Aug 26 2003, 7:10 PM CDT
 Att: 36,563 - Sunny - 98 F

AB	34
R	7
H	8
RBI	7
BB	3
SO	2
LOB	12



Batter	1	2	3	4	5	6	7	8	9	AB	R	H	RBI	BB	SO	LOB	BOTTOM		
Kerry Robinson, L OBP: 0.295, SLG: 0.320 (1, 9)	P4		F8			L7		L7		4	0	0	0	0	0	0			
Bo Hart, R OBP: 0.330, SLG: 0.402 (1, 4)	15 S			F9		K			K	4	0	1	0	0	2	0			
5 Albert Pujols, R OBP: 0.432, SLG: 0.678 (1, 7)	L9			15 1B		HR			15 HR	2	2	1	1	2	0	1			
15 Jim Edmonds, L OBP: 0.395, SLG: 0.632 (1, 8)	G3-1			1B		K			HR	4	1	2	2	0	1	1			
27 Scott Rolen, R OBP: 0.390, SLG: 0.544 (1, 5)	F9			K			P6		E8	4	1	0	0	0	1	2			
Tino Martinez, L OBP: 0.351, SLG: 0.446 (1, 3)	P5			L8			F7		FC6	4	0	1	0	0	2	2			
Miguel Cairo, R OBP: 0.308, SLG: 0.406 (1, 6)	F9					K			SF8	3	0	0	1	0	1	0			
Chris Widger, R OBP: 0.200, SLG: 0.188 (1, 2)			F9			K		L8	FC6	4	0	0	0	0	1	1			
Garrett Stephenson, R OBP: 0.261, SLG: 0.190 (1, 1)										0	0	0	0	0	0	0			
Brett Tomko, R OBP: 0.321, SLG: 0.286 (3, PH)										1	0	0	0	0	0	0			
Sterling Hitchcock, L (4, 1)										1	0	0	0	0	0	0			
Eduardo Perez, R OBP: 0.364, SLG: 0.461 (8, PH)										1	0	0	0	0	1	0			
Jeff Fassero, L (9, 1)										0	0	0	0	0	0	0			
Inning Stats	R: 0 E: 0 K: 0 S: 14	H: 1 LOB: 1 BB: 0 P: 18	R: 0 E: 0 K: 0 S: 8	H: 0 LOB: 0 BB: 0 P: 12	R: 0 E: 0 K: 1 S: 13	H: 1 LOB: 2 BB: 1 P: 23	R: 0 E: 0 K: 2 S: 8	H: 0 LOB: 0 BB: 0 P: 9	R: 1 E: 0 K: 2 S: 10	H: 1 LOB: 0 BB: 0 P: 14	R: 0 E: 0 K: 0 S: 10	H: 0 LOB: 0 BB: 0 P: 16	R: 0 E: 0 K: 1 S: 8	H: 0 LOB: 0 BB: 0 P: 12	R: 3 E: 1 K: 1 S: 15	H: 2 LOB: 1 BB: 1 P: 22	1B: 3 2B: 0 3B: 0 HR: 2	SF: 1 SAC: 0 DP: 0 HBP: 0	WP: 0 PA: 35 PB: 0 SB: 1 CS: 0
PITCHER	IP	WLS	BF	H	R	ER	SO	BB	IBB	HBP	BLK	WP	HR	S	P	ERA	WHIP		
22 Mark Prior, R ERA: 2.47	8.0	W	28	3	1	1	6	1	0	0	0	0	1	76	116	1.12	0.500		
Kyle Farnsworth, R ERA: 3.19	0.1		4	1	3	2	1	1	0	0	0	0	1	7	12	54.00	6.000		
Mike Remlinger, L ERA: 4.19	0.2		3	1	0	0	0	0	0	0	0	0	0	8	10	0.00	1.500		

Chicago Cubs @ St. Louis Cardinals
 Busch Stadium, St. Louis, MO
 Tue Aug 26 2003, 7:10 PM CDT
 Att: 36,563 - Sunny - 98 F

AB	32
R	4
H	5
RBI	4
BB	2
SO	7
LOB	7



Batter	1	2	3	4	5	6	7	8	9	AB	R	H	RBI	BB	SO	LOB	TOP									
Kenny Lofton, L OBP: 0.337, SLG: 0.431 (1, 8)	G4-3		1B			2-2 WP 1B 2B		F7		4	1	2	0	0	0	0	Chicago Cubs @ St. Louis Cardinals Busch Stadium, St. Louis, MO Wed Aug 27 2003, 6:05 PM CDT Att: 32,667 - Cloudy - 83 F									
Ramon Martinez, R OBP: 0.338, SLG: 0.390 (1, 4)	2B		F9			G4-3		2B		4	1	2	0	0	0	2										
Sammy Sosa, R OBP: 0.376, SLG: 0.564 (1, 9)	K				2-2 G4-3	G1-3 1B		2B		4	0	2	2	0	1	1										
Moises Alou, R OBP: 0.357, SLG: 0.477 Mike Remlinger, L (8, 1) Joe Borowski, R (8, 1)	P6				2-3 K	G1-3		G5-3		4	0	0	0	0	1	3										
Eric Karros, R OBP: 0.357, SLG: 0.461 Randall Simon, L (8, PH) OBP: 0.311, SLG: 0.433 (8, 3)	F9				1-0 L8			L8		2	0	0	0	1	0	0										
16 Aramis Ramirez, R OBP: 0.324, SLG: 0.462 (1, 5)	L7					K		K		4	0	0	0	0	2	2										
Alex Gonzalez, R OBP: 0.290, SLG: 0.409 (1, 6)	G5-3					G1-3		F7		4	0	1	0	0	0	0										
Damian Miller, R OBP: 0.320, SLG: 0.362 Troy O'Leary, L OBP: 0.272, SLG: 0.316 (9, PH)			L9			2B		F7		3	0	1	0	0	0	0										
34 Kerry Wood, R OBP: 0.135, SLG: 0.235 Antonio Alfonseca, R (8, 1) Mark Guthrie, R (8, 1) Kyle Farnsworth, R (8, 1) Tom Goodwin, L OBP: 0.336, SLG: 0.374 (8, 7)			K			G6-3		K		0	0	0	0	0	0	0										
Inning Stats	R: 0 E: 0 K: 1 S: 9	H: 1 LOB: 1 BB: 0 P: 14	R: 0 E: 0 K: 0 S: 4	H: 0 LOB: 0 BB: 0 P: 5	R: 0 E: 0 K: 1 S: 15	H: 1 LOB: 1 BB: 0 P: 20	R: 0 E: 0 K: 1 S: 9	H: 0 LOB: 0 BB: 0 P: 14	R: 0 E: 0 K: 1 S: 11	H: 1 LOB: 1 BB: 0 P: 18	R: 1 E: 0 K: 1 S: 19	H: 2 LOB: 2 BB: 1 P: 32	R: 0 E: 0 K: 1 S: 7	H: 0 LOB: 0 BB: 0 P: 11	R: 1 E: 0 K: 0 S: 7	H: 2 LOB: 1 BB: 0 P: 14		R: 0 E: 0 K: 0 S: 8	H: 1 LOB: 0 BB: 0 P: 11	1B: 4 2B: 4 3B: 0 HR: 0	SF: 0 SAC: 0 DP: 1 HBP: 0	WP: 1 PB: 0 SB: 0 CS: 0	PA: 35			
PITCHER	IP	WLS	BF	H	R	ER	SO	BB	IBB	HBP	BLK	WP	HR	S	P	ERA		WHIP								
Woody Williams, R ERA: 3.44	7.0		27	5	1	1	6	1	0	0	0	1	0	74	114	1.29		0.857								
Mike DeJean, R ERA: 5.08	0.2		4	2	1	1	0	0	0	0	0	0	0	5	12	13.50		3.000								
Steve Kline, L ERA: 4.33	0.1	W	1	0	0	0	0	0	0	0	0	0	0	2	2	0.00	0.000									
44 Jason Isringhausen, R ERA: 2.28	1.0	S	3	1	0	0	0	0	0	0	0	0	0	8	11	0.00	1.000									

AB	34
R	2
H	8
RBI	2
BB	1
SO	6
LOB	11



Batter	1	2	3	4	5	6	7	8	9	AB	R	H	RBI	BB	SO	LOB	BOTTOM									
Kerry Robinson, L OBP: 0.294, SLG: 0.318 Eduardo Perez, R OBP: 0.363, SLG: 0.459 44 Jason Isringhausen, R OBP: 0.500, SLG: 1.500 (9, 1)	G5-3		1B					G4-3		4	0	1	0	0	1	1	Chicago Cubs @ St. Louis Cardinals Busch Stadium, St. Louis, MO Wed Aug 27 2003, 6:05 PM CDT Att: 32,667 - Cloudy - 83 F									
Bo Hart, R OBP: 0.327, SLG: 0.398 (1, 4)	K		1B			G1-3		F7		5	0	1	0	0	2	4										
5 Albert Pujols, R OBP: 0.436, SLG: 0.681 (1, 7)	2B		BB			HBP		1B		2	1	2	0	1	0	0										
15 Jim Edmonds, L OBP: 0.396, SLG: 0.630 (1, 8)	BB		K			F7		1B		3	1	1	0	1	1	5										
27 Scott Rolen, R OBP: 0.389, SLG: 0.540 (1, 5)	K		K					1B		3	1	0	0	1	2	5										
Tino Martinez, L OBP: 0.385, SLG: 0.446 Miguel Cairo, R OBP: 0.308, SLG: 0.406 (8, 7)			BB					1B		2	0	1	2	2	1	0										
Edgar Renteria, R OBP: 0.383, SLG: 0.483 (1, 6)	G5-4-3		BB			K		BB		3	0	0	0	1	1	2										
Mike Matheny, R OBP: 0.311, SLG: 0.337 (1, 2)	K		K			K		SH3		3	0	0	0	0	2	1										
Woody Williams, R ERA: 3.65 So Taguchi, R ERA: 2.00, SLG: 0.836 Mike DeJean, R ERA: 2.14 Steve Kline, S OBP: 0.356, SLG: 1.000 Orlando Palmeiro, L OBP: 0.344, SLG: 0.340 (9, 9)			K			G1-3		FC4-6		2	0	1	0	0	1	0										
Inning Stats	R: 0 E: 0 K: 2 S: 12	H: 1 LOB: 2 BB: 1 P: 23	R: 0 E: 0 K: 1 S: 6	H: 0 LOB: 1 BB: 1 P: 12	R: 0 E: 0 K: 3 S: 15	H: 2 LOB: 3 BB: 1 P: 24	R: 0 E: 0 K: 3 S: 12	H: 0 LOB: 0 BB: 0 P: 17	R: 0 E: 0 K: 1 S: 12	H: 1 LOB: 2 BB: 0 P: 18	R: 0 E: 0 K: 0 S: 7	H: 0 LOB: 1 BB: 1 P: 15	R: 0 E: 0 K: 1 S: 12	H: 0 LOB: 0 BB: 0 P: 16	R: 4 E: 0 K: 0 S: 19	H: 3 LOB: 3 BB: 3 P: 37		1B: 6 2B: 1 3B: 0 HR: 0	SF: 0 SAC: 1 DP: 1 HBP: 1	WP: 1 PB: 0 SB: 0 CS: 0	PA: 38					
PITCHER	IP	WLS	BF	H	R	ER	SO	BB	IBB	HBP	BLK	WP	HR	S	P	ERA		WHIP								
34 Kerry Wood, R ERA: 3.65	7.0		29	4	0	0	11	4	0	1	0	0	0	76	125	0.00		1.143								
Antonio Alfonseca, R ERA: 5.63	0.0		1	1	1	1	0	0	0	0	0	0	0	1	1	"		"								
Mark Guthrie, L ERA: 2.14	0.0		1	1	0	0	0	0	0	0	0	0	0	3	6	"	"									
Kyle Farnsworth, R ERA: 3.47	0.1	L	4	1	2	2	0	2	0	0	0	1	0	8	17	54.00	9.000									
Mike Remlinger, L ERA: 4.15	0.0		1	0	0	0	0	1	0	0	0	0	0	2	5	"	"									
PITCHER	IP	WLS	BF	H	R	ER	SO	BB	IBB	HBP	BLK	WP	HR	S	P	ERA	WHIP									
Joe Borowski, R ERA: 3.02	0.2		2	0	1	1	0	0	0	0	0	0	0	5	8	13.50	0.000									

AB	29
R	4
H	7
RBI	3
BB	7
SO	11
LOB	20



Batter	1	2	3	4	5	6	7	8	9	AB	R	H	RBI	BB	SO	LOB	TOP			
Scott Podsednik, L (1, 8) OBP: 0.379, SLG: 0.428	G4-3		F9		P4			SH1-4		3	0	0	0	0	0	0	Milwaukee Brewers @ Chicago Cubs Wrigley Field, Chicago, IL Fri Aug 29 2003, 2:20 PM CDT Att: 38,215 - Cloudy - 78 F			
2 Bill Hall, R (1, 4) OBP: 0.307, SLG: 0.521	1B		G6-3			G4-3		F9		4	0	1	0	0	0	1				
Brady Clark, R (1, 7) OBP: 0.347, SLG: 0.411	1B			2B	E	G6-3		G3-1		4	1	2	0	0	0	1				
Richie Sexson, R (1, 3) OBP: 0.372, SLG: 0.517	G5-3			E9	1-H	K			G1-3	4	0	1	0	0	1	1				
John Vander Wal, L (1, 9) OBP: 0.356, SLG: 0.481		G3		K			P3		K	4	0	0	0	0	2	1				
Wes Helms, R (1, 5) OBP: 0.323, SLG: 0.451	F8			K			HR		G5-3	4	1	1	1	0	1	1				
Keith Osik, R (1, 2) OBP: 0.328, SLG: 0.317				K			G6-3			3	0	1	0	0	1	1				
Royce Clayton, R (1, 6) OBP: 0.296, SLG: 0.334	F8					K		G6-3		3	0	0	0	0	1	1				
15 Ben Sheets, R (1, 1) OBP: 0.100, SLG: 0.085 (8, PH)			G6-3			G3-1				2	0	0	0	0	0	0				
Jason Conti, L (8, PH) OBP: 0.333, SLG: 0.545								SH1-4		1	0	1	0	0	0	0				
Luis Vizcaino, R (8, 1)								1B		0	0	0	0	0	0	0				
Inning Stats	R: 0 E: 0 K: 0 S: 8	H: 2 LOB: 1 BB: 0 P: 12	R: 0 E: 0 K: 0 S: 8	H: 1 LOB: 1 BB: 0 P: 15	R: 0 E: 0 K: 0 S: 9	H: 0 LOB: 0 BB: 0 P: 14	R: 1 E: 1 K: 3 S: 16	H: 2 LOB: 1 BB: 0 P: 21	R: 0 E: 0 K: 1 S: 10	H: 0 LOB: 0 BB: 0 P: 15	R: 1 E: 0 K: 0 S: 11	H: 1 LOB: 0 BB: 0 P: 15	R: 0 E: 0 K: 0 S: 8	H: 1 LOB: 1 BB: 0 P: 12	R: 0 E: 0 K: 1 S: 5	H: 0 LOB: 0 BB: 0 P: 9	1B: 5 2B: 1 3B: 0 HR: 1	SF: 0 SAC: 1 DP: 0 HBP: 0	WP: 0 PB: 0 SB: 0 CS: 0	PA: 33
PITCHER Matt Clement, R (1, 1) ERA: 4.05	IP: 9.0 WLS: W BF: 33 H: 7 R: 2 ER: 1 SO: 6 BB: 0 IBB: 0 HBP: 0 BLK: 0 WP: 0 HR: 1 S: 85 P: 127 ERA: 1.00 WHIP: 0.778															PITCHER				

Batter	1	2	3	4	5	6	7	8	9	AB	R	H	RBI	BB	SO	LOB	BOTTOM			
Kenny Lofton, L (1, 8) OBP: 0.338, SLG: 0.436	G3-1		SF8		SH5-3		P6			4	2	2	0	0	0	0	Milwaukee Brewers @ Chicago Cubs Wrigley Field, Chicago, IL Fri Aug 29 2003, 2:20 PM CDT Att: 38,215 - Cloudy - 78 F			
Ramon Martinez, R (1, 4) OBP: 0.337, SLG: 0.388	1B		SF8		SH5-3		1B			1	1	1	1	1	0	0				
Sammy Sosa, R (1, 9) OBP: 0.378, SLG: 0.570	1B		3-H		G5-4-3		P4			4	0	3	1	0	0	1				
Eric Karros, R (1, 3) OBP: 0.359, SLG: 0.461	1B		G5-4-3		K					4	0	2	1	0	1	2				
16 Aramis Ramirez, R (1, 5) OBP: 0.325, SLG: 0.461	F9			FC6-4		1B		K		4	0	2	0	0	1	4				
Tom Goodwin, L (1, 7) OBP: 0.327, SLG: 0.364	G6-3			P4		K		K		4	0	0	0	0	2	4				
Alex Gonzalez, R (1, 6) OBP: 0.286, SLG: 0.403		F8		P2		F8		L7		4	0	0	0	0	0	2				
Damian Miller, R (1, 2) OBP: 0.322, SLG: 0.374	F9			FC6-4				HR		4	1	2	1	0	0	1				
Matt Clement, R (1, 1) OBP: 0.151, SLG: 0.189	L3				K		G6-3		K	4	0	0	0	0	2	2				
Inning Stats	R: 1 E: 0 K: 0 S: 12	H: 3 LOB: 2 BB: 0 P: 19	R: 0 E: 0 K: 0 S: 6	H: 0 LOB: 0 BB: 0 P: 8	R: 1 E: 0 K: 0 S: 11	H: 2 LOB: 0 BB: 0 P: 17	R: 0 E: 0 K: 0 S: 7	H: 1 LOB: 1 BB: 0 P: 8	R: 1 E: 0 K: 2 S: 14	H: 2 LOB: 1 BB: 0 P: 21	R: 0 E: 0 K: 1 S: 12	H: 2 LOB: 2 BB: 0 P: 17	R: 0 E: 0 K: 1 S: 11	H: 1 LOB: 1 BB: 1 P: 19	R: 1 E: 0 K: 2 S: 11	H: 1 LOB: 0 BB: 0 P: 14		1B: 10 2B: 0 3B: 1 HR: 1	SF: 1 SAC: 1 DP: 1 HBP: 0	WP: 0 PB: 0 SB: 1 CS: 0
PITCHER 15 Ben Sheets, R (1, 1) ERA: 4.27 Luis Vizcaino, R (8, 1) ERA: 7.01	IP: 7.0 WLS: L BF: 32 H: 11 R: 3 ER: 3 SO: 4 BB: 1 IBB: 0 HBP: 0 BLK: 0 WP: 0 HR: 0 S: 73 P: 109 ERA: 3.86 WHIP: 1.714															PITCHER				

Batter	1	2	3	4	5	6	7	8	9	AB	R	H	RBI	BB	SO	LOB	TOP			
Scott Podsednik, L (1, 8) OBP: 0.379, SLG: 0.426										4	1	2	1	3	1		Milwaukee Brewers @ Chicago Cubs Wrigley Field, Chicago, IL Sat Aug 30 2003, 3:05 PM CDT Att: 39,805 - Cloudy - 73 F			
Keith Ginter, R (1, 4) OBP: 0.354, SLG: 0.423										2	2	0	0	3	2	1				
Brady Clark, R (1, 9) (7, 7) OBP: 0.348, SLG: 0.415										5	1	2	1	0	1	3				
Richie Sexson, R (1, 3) OBP: 0.375, SLG: 0.526										3	1	2	4	2	1	0				
Mark Smith, R (1, 7) Leo Estrella, R (7, 1) Glendon Rusch, L (7, 1) John Vander Wal, L (8, PH) Brooks Kieschnick, L (9, 1) OBP: 0.364, SLG: 0.857 OBP: 0.298, SLG: 0.219 OBP: 0.355, SLG: 0.479 OBP: 0.353, SLG: 0.915										4	1	1	1	0	0	2				
Wes Helms, R (1, 5) OBP: 0.320, SLG: 0.446										4	0	0	0	0	1	0				
Eddie Pérez, R (1, 2) OBP: 0.302, SLG: 0.405										4	1	2	0	0	0	0				
2 Bill Hall, R (1, 6) OBP: 0.304, SLG: 0.506										4	1	1	0	0	2	1				
Matt Kinney, R (1, 1) Luis Vizcaino, R (6, 1) Jason Conti, L (7, 9) OBP: 0.076, SLG: 0.061 OBP: 0.308, SLG: 0.500										1	1	0	0	1	1	0				
Inning Stats	R: 2 E: 0 K: 1 S: 10	H: 1 LOB: 0 BB: 1 P: 17	R: 3 E: 0 K: 1 S: 17	H: 3 LOB: 1 BB: 1 P: 30	R: 1 E: 0 K: 1 S: 11	H: 1 LOB: 0 BB: 0 P: 17	R: 3 E: 0 K: 2 S: 18	H: 2 LOB: 1 BB: 2 P: 33	R: 0 E: 0 K: 1 S: 7	H: 0 LOB: 0 BB: 0 P: 12	R: 0 E: 0 K: 3 S: 10	H: 0 LOB: 0 BB: 1 P: 19	R: 0 E: 0 K: 0 S: 6	H: 1 LOB: 0 BB: 0 P: 8	R: 0 E: 0 K: 2 S: 13	H: 1 LOB: 2 BB: 1 P: 22		1B: 5 2B: 2 3B: 0 HR: 2	SF: 0 SAC: 1 DP: 2 HBP: 0	WP: 1 PB: 0 SB: 3 CS: 0
PITCHER	IP WLS BF H R ER SO BB IBB HBP BLK WP HR S P ERA WHIP																			
Shawn Estes, L (1, 1) ERA: 5.95	2.0 L 12 4 5 5 2 2 0 0 0 0 1 1 27 47 22.50 3.000																			
Todd Wellemeyer, R (3, 1) ERA: 6.66	4.0 18 3 4 4 7 3 0 0 0 0 0 1 46 81 9.00 1.500																			
Antonio Alfonseca, R (7, 1) ERA: 5.43	2.0 6 1 0 0 0 1 0 0 0 0 0 0 13 24 0.00 1.000																			
Mark Guthrie, L (9, 1) ERA: 2.12	0.1 1 0 0 0 1 0 0 0 0 0 0 0 3 4 0.00 0.000																			
Kyle Farnsworth, R (9, 1) ERA: 3.43	0.2 4 1 0 0 1 1 0 0 0 0 0 0 10 18 0.00 3.000																			

Batter	1	2	3	4	5	6	7	8	9	AB	R	H	RBI	BB	SO	LOB	BOTTOM					
Kenny Lofton, L (1, 8) OBP: 0.343, SLG: 0.440										5	1	4	0	0	0	0	Milwaukee Brewers @ Chicago Cubs Wrigley Field, Chicago, IL Sat Aug 30 2003, 3:05 PM CDT Att: 39,805 - Cloudy - 73 F					
Ramon Martinez, R (1, 4) OBP: 0.335, SLG: 0.388										5	0	1	0	0	1	4						
Sammy Sosa, R (1, 9) OBP: 0.378, SLG: 0.570										3	0	1	1	1	2							
Moises Alou, R (1, 7) OBP: 0.354, SLG: 0.471										4	0	1	0	1	0	1						
Randall Simon, L (1, 3) OBP: 0.306, SLG: 0.424										5	0	0	0	0	0	4						
16 Aramis Ramirez, R (1, 5) OBP: 0.324, SLG: 0.458										5	0	1	0	0	3	2						
Alex Gonzalez, R (1, 6) OBP: 0.288, SLG: 0.401										2	1	0	0	2	0	0						
Paul Bako, L (1, 2) Eric Karros, R (7, PH) Damian Miller, R (8, 2) OBP: 0.317, SLG: 0.301 OBP: 0.358, SLG: 0.460 OBP: 0.322, SLG: 0.374										1	2	1	0	2	0	0						
Shawn Estes, R (1, 1) Tony Wroblewski, L (2, PH) Todd Wellemeyer, R (3, 1) Troy O'Leary, L (6, PH) Antonio Alfonseca, R (7, 1) Doug Glanville, R (8, PH) Mark Guthrie, R (9, 1) Kyle Farnsworth, R (9, 1) OBP: 0.180, SLG: 0.257 OBP: 0.295, SLG: 0.330 OBP: 0.355, SLG: 0.479 OBP: 0.353, SLG: 0.915										0	0	0	0	0	0	0						
Inning Stats	R: 1 E: 0 K: 1 S: 13	H: 2 LOB: 2 BB: 1 P: 24	R: 1 E: 1 K: 0 S: 16	H: 1 LOB: 2 BB: 1 P: 25	R: 0 E: 0 K: 0 S: 4	H: 0 LOB: 0 BB: 0 P: 6	R: 0 E: 0 K: 0 S: 13	H: 2 LOB: 2 BB: 0 P: 18	R: 0 E: 0 K: 1 S: 11	H: 1 LOB: 0 BB: 0 P: 17	R: 3 E: 0 K: 2 S: 14	H: 1 LOB: 0 BB: 2 P: 30	R: 0 E: 0 K: 0 S: 11	H: 1 LOB: 3 BB: 2 P: 22	R: 0 E: 0 K: 0 S: 10	H: 2 LOB: 2 BB: 0 P: 13		R: 0 E: 0 K: 1 S: 7	H: 0 LOB: 0 BB: 0 P: 13	1B: 7 2B: 2 3B: 0 HR: 1	SF: 1 SAC: 1 DP: 1 HBP: 0	WP: 1 PB: 0 SB: 1 CS: 0
PITCHER	IP WLS BF H R ER SO BB IBB HBP BLK WP HR S P ERA WHIP																					
Matt Kinney, R (1, 1) ERA: 4.74	5.1 W 27 7 5 4 3 4 0 0 0 0 0 0 4 67 11 6.75 2.062																					
Luis Vizcaino, R (6, 1) ERA: 6.92	0.2 2 0 0 0 1 0 0 0 0 0 0 0 4 7 0.00 0.000																					
Leo Estrella, R (7, 1) ERA: 3.78	0.2 5 1 0 0 0 2 0 0 0 0 0 0 8 17 0.00 4.500																					
Glendon Rusch, L (7, 1) ERA: 6.9	1.1 H 5 2 0 0 0 0 0 0 0 0 0 0 13 18 0.00 1.500																					
Brooks Kieschnick, R (9, 1) ERA: 4.66	1.0 3 0 0 0 1 0 0 0 0 0 0 0 7 13 0.00 0.000																					

Batter	1	2	3	4	5	6	7	8	9	AB	R	H	RBI	BB	SO	LOB	TOP				
Scott Podsednik, L (1,8) OBP: 0.383, SLG: 0.431	1-0 WP SF8 2B		2-1 S 1B		3-3 K		1-1 SAFE 1-3 1B		4-2 BB	4	1	3	0	1	1	0	Milwaukee Brewers @ Chicago Cubs Wrigley Field, Chicago, IL Sun Aug 31 2003, 1:20 PM CDT Att: 38,946 - Cloudy - 69 F				
Keith Ginter, R (1,4) OBP: 0.354, SLG: 0.422	3-2 SF8 2H		4-2 F8-3 HBP			3-2 SH1-3 2B 1B	2-3 SAFE K		0-0 L9	3	1	1	1	0	1	4					
Brady Clark, R (1,7) OBP: 0.348, SLG: 0.419	1-1 F9 2B		1-0 P3			0-1 SAFE SH1-3 1-2	1-1 SAFE F8			3	0	1	0	0	0	4					
Richie Sexson, R (1,3) OBP: 0.374, SLG: 0.525	3-2 F9 2-3		0-0 F8-3 1-1			0-1 2H 2B		3-2 F8		4	0	1	1	0	0	3					
John Vander Wal, L (1,9) OBP: 0.355, SLG: 0.476 Mark Smith, R (8,PH) OBP: 0.348, SLG: 0.818 Jason Conti, L (8,9) OBP: 0.308, SLG: 0.500	0-3 K			3-3 K		4-2 BB		1-1 P6		2	0	0	0	1	2	1					
Wes Helms, R (1,5) OBP: 0.319, SLG: 0.446		2-0 G4-3 2B		2-0 G5-3		1-3 SAFE K		1-3 K		4	0	1	0	0	2	2					
Eddie Pérez, R (1,2) OBP: 0.301, SLG: 0.406		0-0 G4-3		1-3 K		2-3 K		1-1 G6-3 2B		4	0	1	0	0	2	3					
Royce Clayton, R (1,6) OBP: 0.296, SLG: 0.333		0-3 K			0-0 F9		0-1 1B 1B		1-0 G6-3	4	0	1	0	0	1	2					
Doug Davis, R (1,1) OBP: 0.077, SLG: 0.077 Dan Kolb, R (9,1)	0-1 G6-3				3-3 K		0-3 K		1-0 G4-3	4	0	0	0	0	2	3					
Inning Stats	R: 1 E: 0 K: 1 S: 13	H: 2 LOB: 1 BB: 0 P: 21	R: 0 E: 0 K: 1 S: 8	H: 1 LOB: 1 BB: 0 P: 10	R: 0 E: 0 K: 0 S: 7	H: 1 LOB: 1 BB: 0 P: 13	R: 0 E: 0 K: 2 S: 8	H: 0 LOB: 0 BB: 0 P: 14	R: 0 E: 0 K: 2 S: 9	H: 2 LOB: 2 BB: 1 P: 15	R: 0 E: 0 K: 1 S: 12	H: 2 LOB: 2 BB: 0 P: 16	R: 0 E: 0 K: 1 S: 8	H: 0 LOB: 0 BB: 0 P: 13	R: 0 E: 0 K: 0 S: 7	H: 1 LOB: 2 BB: 1 P: 14		1B: 4 2B: 6 3B: 0 HR: 0	SF: 1 SAC: 1 DP: 1 HBP: 1	WP: 1 PB: 0 SB: 1 CS: 0	PA: 38
PITCHER	IP WLS BF H R ER SO BB IBB HBP BLK WP HR S P ERA WHIP	IP WLS BF H R ER SO BB IBB HBP BLK WP HR S P ERA WHIP	IP WLS BF H R ER SO BB IBB HBP BLK WP HR S P ERA WHIP	IP WLS BF H R ER SO BB IBB HBP BLK WP HR S P ERA WHIP	IP WLS BF H R ER SO BB IBB HBP BLK WP HR S P ERA WHIP	IP WLS BF H R ER SO BB IBB HBP BLK WP HR S P ERA WHIP	IP WLS BF H R ER SO BB IBB HBP BLK WP HR S P ERA WHIP	IP WLS BF H R ER SO BB IBB HBP BLK WP HR S P ERA WHIP	IP WLS BF H R ER SO BB IBB HBP BLK WP HR S P ERA WHIP	IP WLS BF H R ER SO BB IBB HBP BLK WP HR S P ERA WHIP	IP WLS BF H R ER SO BB IBB HBP BLK WP HR S P ERA WHIP	IP WLS BF H R ER SO BB IBB HBP BLK WP HR S P ERA WHIP	IP WLS BF H R ER SO BB IBB HBP BLK WP HR S P ERA WHIP	IP WLS BF H R ER SO BB IBB HBP BLK WP HR S P ERA WHIP	IP WLS BF H R ER SO BB IBB HBP BLK WP HR S P ERA WHIP	IP WLS BF H R ER SO BB IBB HBP BLK WP HR S P ERA WHIP	IP WLS BF H R ER SO BB IBB HBP BLK WP HR S P ERA WHIP				
Juan Cruz, R (1,1) ERA: 5.4	5.1 L 23 6 2 2 6 1 0 1 0 1 0 55 90 3.38 1.312	0.2 0 0 0 2 0 0 0 0 0 0 0 0 0 12 0.00 0.000	2.0 8 2 0 0 3 0 0 0 0 0 0 0 20 0.00 1.000	1.0 5 1 0 0 0 1 0 0 0 0 0 0 7 14 0.00 2.000																	

Batter	1	2	3	4	5	6	7	8	9	AB	R	H	RBI	BB	SO	LOB	BOTTOM					
Doug Glanville, R (1,8) OBP: 0.280, SLG: 0.333	2-3 K			2-2 F7		2-2 1B			0-2 P3	4	0	1	0	0	1	0	Milwaukee Brewers @ Chicago Cubs Wrigley Field, Chicago, IL Sun Aug 31 2003, 1:20 PM CDT Att: 38,946 - Cloudy - 69 F					
Ramon Martinez, R (1,4) OBP: 0.340, SLG: 0.394	3-1 CS 1B			1-0 1B		1-1 SAFE G4-3			0-1 E 1B	4	0	3	0	0	0	1						
Sammy Sosa, R (1,9) OBP: 0.379, SLG: 0.569	3-3 SAFE K			0-2 L9		4-2 G5-4-3 BB			0-1 E9 1-3 1B	3	0	1	0	1	1	2						
Moises Alou, R (1,7) OBP: 0.354, SLG: 0.469		3-2 G5-4-3 16 G5-4-3 1B		2-3 K		2-1 G5-4-3 1-2			2-3 K	4	0	1	0	0	2	4						
16 Aramis Ramirez, R (1,5) OBP: 0.324, SLG: 0.456		1-1 G5-4-3 1-2		2-1 F9		0-0 P4			4-1 BB	3	0	0	0	1	0	1						
Eric Karros, R (1,3) OBP: 0.353, SLG: 0.453		3-1 G4-3		1-2 G5-3		2-1 F7			1-1 F9	4	0	0	0	0	0	3						
Alex Gonzalez, R (1,6) OBP: 0.288, SLG: 0.400			2-3 K G6-4-3		2-1 P6		4-2 FC5-4 BB			2	0	0	0	1	1	0						
Damian Miller, R (1,2) OBP: 0.319, SLG: 0.370			0-2 G6-4-3 1-2		0-0 F8		0-0 FC5-4 1-2			3	0	0	0	0	0	2						
Juan Cruz, R (1,1) Antonio Alfonseca, R (8,PH) Tony Womack, L (8,PH) Mike Remlinger, L (7,1) Randal Simon, L (8,PH) Mark Guthrie, R (9,1)			0-0 G6-3		1-2 F9		3-3 K			1	0	0	0	0	0	0						
Inning Stats	R: 0 E: 0 K: 2 S: 10	H: 1 LOB: 1 BB: 0 P: 18	R: 0 E: 0 K: 0 S: 7	H: 1 LOB: 0 BB: 0 P: 14	R: 0 E: 0 K: 1 S: 7	H: 0 LOB: 0 BB: 0 P: 9	R: 0 E: 0 K: 1 S: 13	H: 1 LOB: 1 BB: 0 P: 18	R: 0 E: 0 K: 0 S: 7	H: 0 LOB: 0 BB: 0 P: 12	R: 0 E: 0 K: 0 S: 9	H: 1 LOB: 1 BB: 0 P: 13	R: 0 E: 0 K: 0 S: 5	H: 0 LOB: 0 BB: 1 P: 11	R: 0 E: 0 K: 1 S: 9	H: 0 LOB: 1 BB: 1 P: 18		R: 0 E: 1 K: 1 S: 13	H: 2 LOB: 3 BB: 1 P: 20	1B: 6 2B: 1 3B: 0 HR: 0	SF: 0 SAC: 0 DP: 4 HBP: 0	WP: 1 PB: 0 SB: 0 CS: 1
PITCHER	IP WLS BF H R ER SO BB IBB HBP BLK WP HR S P ERA WHIP	IP WLS BF H R ER SO BB IBB HBP BLK WP HR S P ERA WHIP	IP WLS BF H R ER SO BB IBB HBP BLK WP HR S P ERA WHIP	IP WLS BF H R ER SO BB IBB HBP BLK WP HR S P ERA WHIP	IP WLS BF H R ER SO BB IBB HBP BLK WP HR S P ERA WHIP	IP WLS BF H R ER SO BB IBB HBP BLK WP HR S P ERA WHIP	IP WLS BF H R ER SO BB IBB HBP BLK WP HR S P ERA WHIP	IP WLS BF H R ER SO BB IBB HBP BLK WP HR S P ERA WHIP	IP WLS BF H R ER SO BB IBB HBP BLK WP HR S P ERA WHIP	IP WLS BF H R ER SO BB IBB HBP BLK WP HR S P ERA WHIP	IP WLS BF H R ER SO BB IBB HBP BLK WP HR S P ERA WHIP	IP WLS BF H R ER SO BB IBB HBP BLK WP HR S P ERA WHIP	IP WLS BF H R ER SO BB IBB HBP BLK WP HR S P ERA WHIP	IP WLS BF H R ER SO BB IBB HBP BLK WP HR S P ERA WHIP	IP WLS BF H R ER SO BB IBB HBP BLK WP HR S P ERA WHIP	IP WLS BF H R ER SO BB IBB HBP BLK WP HR S P ERA WHIP	IP WLS BF H R ER SO BB IBB HBP BLK WP HR S P ERA WHIP					
Doug Davis, L (1,1) ERA: 3.87	8.1 W 29 5 0 0 1 2 0 0 0 0 0 72 118 0.00 0.840	0.2 S 4 1 0 0 1 1 0 0 0 0 0 8 15 0.00 3.000																				



Batter	1	2	3	4	5	6	7	8	9	AB	R	H	RBI	BB	SO	LOB	TOP										
Fernando Vina, L (1, 4) OBP: 0.316, SLG: 0.425	2-1 G6-3 1B		1-3 K		0-0 G6-3 2-3			0-0 BB 1B		4	0	2	0	0	1	1											
Orlando Palmeiro, L (1, 9) OBP: 0.345, SLG: 0.338	1-1 G6-3		1-2 1B		1-2 F7			4-1 BB 1B		3	0	1	0	1	0	2											
5 Albert Pujols, R (1, 7) OBP: 0.346, SLG: 0.683 Kerry Robinson, L (8, PH) OBP: 0.295, SLG: 0.335	0-1 F7		3-3 K		3-2 P3			1-3 K		3	0	0	0	0	1	2											
15 Jim Edmonds, L (1, 8) OBP: 0.395, SLG: 0.626 So Taguchi, R (8, PH) OBP: 0.391, SLG: 0.500	2-3 K			4-2 FC6-4 BB		4-0 27 G4-6-3 BB		2-3 K		1	0	0	0	2	1	1											
27 Scott Rolen, R (1, 5) OBP: 0.384, SLG: 0.545 Garrett Stephenson, R (6, 1) OBP: 0.291, SLG: 0.190 Eduardo Perez, R (9, PH) OBP: 0.356, SLG: 0.452		0-2 2B		0-3 K		1-1 G4-6-3		0-0 G6-3		3	0	1	0	0	1	2											
Tino Martinez, L (1, 3) OBP: 0.352, SLG: 0.439 Eli Marrero, R (9, PH) OBP: 0.289, SLG: 0.382	0-0 F7			1 SAFE 2-1 P4			1-0 F7		1-1 1B	3	0	0	0	0	0	2											
Edgar Renteria, R (1, 6) OBP: 0.322, SLG: 0.489 Bo Hart, R (7, 6) OBP: 0.322, SLG: 0.388	2-1 P3			1 SAFE 0-2 FC6-4			1-3 K		0-3 K	3	0	0	0	0	1	2											
Mike Matheny, R (1, 2) OBP: 0.312, SLG: 0.329 Joe Girardi, R (8, 2) OBP: 0.150, SLG: 0.056	2-2 P4			2-2 G6-3 SH2-4 1B			0-3 K2-3		0-3 K	3	0	1	0	0	1	1											
Woody Williams, R (1, 1) OBP: 0.288, SLG: 0.367 Jeff Fassero, L (5, 1) OBP: 0.311, SLG: 0.410			2-2 F8		0-0 SH2-4			1-1 F9		1	0	0	0	0	0	0											
Inning Stats	R: 0 E: 0 K: 1 S: 9	H: 1 LOB: 1 BB: 0 P: 14	R: 0 E: 0 K: 0 S: 10	H: 1 LOB: 1 BB: 0 P: 14	R: 0 E: 0 K: 2 S: 16	H: 1 LOB: 1 BB: 0 P: 23	R: 0 E: 0 K: 1 S: 17	H: 0 LOB: 1 BB: 0 P: 23	R: 0 E: 0 K: 0 S: 11	H: 1 LOB: 1 BB: 0 P: 14	R: 0 E: 0 K: 0 S: 7	H: 0 LOB: 0 BB: 0 P: 15	R: 0 E: 0 K: 2 S: 7	H: 0 LOB: 0 BB: 0 P: 9	R: 0 E: 0 K: 2 S: 11	H: 1 LOB: 2 BB: 1 P: 19	R: 0 E: 0 K: 2 S: 10	H: 1 LOB: 1 BB: 0 P: 11	1B: 5 2B: 1 3B: 0 HR: 0	SF: 0 SAC: 1 DP: 1 HBP: 0	WP: 0 PB: 0 SB: 0 CS: 0	PA: 35					
PITCHER	IP	WLS	BF	H	R	ER	SO	BB	IBB	HBP	BLK	WP	HR	S	P	ERA	WHIP										
22 Mark Prior, R (1, 1) ERA: 2.36	8.0	W	31	5	0	0	8	3	0	0	0	0	0	88	131	0.00	1.000										
Kyle Farnsworth, R (9, 1) ERA: 3.39	1.0		4	1	0	0	2	0	0	0	0	0	0	10	11	0.00	1.000										

St. Louis Cardinals @ Chicago Cubs
Wrigley Field, Chicago, IL
Mon Sep 01 2003, 1:20 PM CDT
Att: 38,410 - Cloudy - 64 F

AB 31
R 0
H 6
RBI 0
BB 3
SO 10
LOB 19



Batter	1	2	3	4	5	6	7	8	9	AB	R	H	RBI	BB	SO	LOB	BOTTOM										
Kenny Lofton, L (1, 8) OBP: 0.345, SLG: 0.444 Tom Goodwin, L (9, 9) OBP: 0.327, SLG: 0.364	3-2 1B FC3-2 2B		3-2 G6-3		1-1 F8		0-0 2B 1B			5	0	3	1	0	0	3											
Tony Womack, L (1, 4) OBP: 0.289, SLG: 0.317 Augie Ojeda, S (9, 4)	2-1 FC3-2 S 1B		1-1 E 1B		3-2 P5		3-2 1-3 2H 2B		1-3 K	5	0	3	1	0	1	4											
Sammy Sosa, R (1, 9) OBP: 0.378, SLG: 0.564 Troy O'Leary, L (9, 7) OBP: 0.276, SLG: 0.340	3-3 K		0-3 K				1-3 1B K		0-1 F8	5	1	1	0	0	3	7											
Moises Alou, R (1, 7) OBP: 0.354, SLG: 0.467 Doug Glanville, R (9, 8) OBP: 0.290, SLG: 0.333	2-1 FC3-2 HBP		1-1 E5				1-3 1B P4		3-2 L7	4	1	1	0	0	0	5											
Eric Karros, R (1, 3) OBP: 0.354, SLG: 0.463	0-1 FC3-2		0-0 F8		1-2 F8		1-2 16 BB SF9 1B		1-0 F8	5	2	2	2	0	0	5											
16 Aramis Ramirez, R (1, 5) OBP: 0.324, SLG: 0.454	2-1 F7		2-2 G3-1		4-2 SF9 22 1B BB		0-0 F8		0-0 G1-4-3 1B	4	1	1	0	1	0	5											
Ramon Martinez, R (1, 6) OBP: 0.345, SLG: 0.395		1-1 L9		4-2 SH1-4 BB		2-1 22 1B 1B		0-0 G5-4-3 1B		4	1	2	1	1	0	1											
Damian Miller, R (1, 2) OBP: 0.321, SLG: 0.376	3-2 22 F9 2B		3-2 22 SH1-4 1B		3-2 SF9		1-0 G5-4-3			3	0	2	1	0	0	1											
22 Mark Prior, R (1, 1) OBP: 0.274, SLG: 0.350 Kyle Farnsworth, R (9, 1)	3-2 F9		0-0 SH1-4		0-0 SH1-4		1-2 1B		1-2 1B	3	1	2	1	0	0	1											
Inning Stats	R: 0 E: 0 K: 1 S: 13	H: 2 LOB: 3 BB: 0 P: 25	R: 0 E: 0 K: 0 S: 12	H: 1 LOB: 1 BB: 0 P: 22	R: 0 E: 1 K: 1 S: 11	H: 1 LOB: 2 BB: 0 P: 15	R: 0 E: 0 K: 0 S: 12	H: 1 LOB: 2 BB: 1 P: 23	R: 6 E: 0 K: 1 S: 26	H: 7 LOB: 2 BB: 1 P: 39	R: 1 E: 0 K: 0 S: 4	H: 2 LOB: 0 BB: 0 P: 6	R: 0 E: 0 K: 1 S: 13	H: 2 LOB: 2 BB: 0 P: 18	R: 0 E: 0 K: 0 S: 4	H: 1 LOB: 0 BB: 0 P: 7	1B: 13 2B: 3 3B: 0 HR: 1	SF: 1 SAC: 1 DP: 2 HBP: 1	WP: 0 PB: 0 SB: 1 CS: 0	PA: 43							
PITCHER	IP	WLS	BF	H	R	ER	SO	BB	IBB	HBP	BLK	WP	HR	S	P	ERA	WHIP										
Woody Williams, R (1, 1) ERA: 3.64	4.1	L	27	10	6	6	2	2	0	1	0	0	0	65	112	12.46	2.769										
Jeff Fassero, L (5, 1) ERA: 5.91	0.2		4	2	0	0	1	0	0	0	0	0	0	9	12	0.00	3.000										
Garrett Stephenson, R (6, 1) ERA: 4.63	3.0		12	5	1	1	1	0	0	0	0	0	1	21	31	3.00	1.667										

St. Louis Cardinals @ Chicago Cubs
Wrigley Field, Chicago, IL
Mon Sep 01 2003, 1:20 PM CDT
Att: 38,410 - Cloudy - 64 F

AB 38
R 7
H 17
RBI 7
BB 2
SO 4
LOB 32



Batter	1	2	3	4	5	6	7	8	9	10	11	12	13	14	15	AB	R	H	RBI	BB	SO	LOB	TOP					
Kerry Robinson, L OBP: 0.285, SLG: 0.323	G6-3		B1-3		G3		G6-3			G4-3		L3			B2-3	7	0	0	0	0	0	2						
Miguel Cairo, R OBP: 0.445, SLG: 0.445																4	0	0	0	0	1	0						
El Marrero, R OBP: 0.337, SLG: 0.337	K															1	0	0	0	0	0	0						
Steve Lita, R OBP: 0.350, SLG: 0.350																0	0	0	0	0	0	0						
Bo Hartr, R OBP: 0.300, SLG: 0.300																1	0	0	0	0	0	0						
Jeff Fassero, L OBP: 0.396, SLG: 0.396																1	0	0	0	0	1	0						
5 Albert Pujols, R OBP: 0.435, SLG: 0.676	F8															5	0	0	0	2	2	0						
15 Jim Edmonds, L OBP: 0.397, SLG: 0.531																5	2	1	1	2	1							
27 Scott Rolen, R OBP: 0.380, SLG: 0.538																6	0	0	0	0	0	4						
Tino Martinez, L OBP: 0.383, SLG: 0.438																1	0	0	0	1	1	0						
Cal Eldred, R OBP: 0.500, SLG: 0.500																0	0	0	0	0	0	0						
Fernando Vina, L OBP: 0.316, SLG: 0.432																2	0	1	0	0	1	0						
Edgar Renteria, R OBP: 0.386, SLG: 0.486																3	0	0	0	3	2	4						
Chris Wagner, R OBP: 0.316, SLG: 0.208																3	0	2	1	0	0	0						
Orlando Palmeiro, L OBP: 0.342, SLG: 0.336																3	0	0	0	0	0	4						
Jason Simontacchi, R OBP: 0.136, SLG: 0.162																2	0	0	0	0	0	2						
Scott Podsedes, R OBP: 0.348, SLG: 0.455																2	0	0	0	0	1	3						
Mike Matheny, R OBP: 0.310, SLG: 0.327																2	0	0	0	0	0	2						
Inning Stats	R: 0 E: 0 K: 1 S: 9	H: 0 LOB: 0 BB: 0 P: 13	R: 1 E: 0 K: 0 S: 11	H: 1 LOB: 2 BB: 2 P: 20	R: 0 E: 0 K: 1 S: 9	H: 0 LOB: 0 BB: 0 P: 11	R: 1 E: 0 K: 2 S: 11	H: 1 LOB: 0 BB: 0 P: 17	R: 0 E: 0 K: 0 S: 8	H: 0 LOB: 0 BB: 0 P: 12	R: 0 E: 0 K: 0 S: 6	H: 1 LOB: 3 BB: 2 P: 29	R: 0 E: 0 K: 0 S: 10	H: 0 LOB: 0 BB: 0 P: 16	R: 0 E: 0 K: 1 S: 9	H: 0 LOB: 0 BB: 0 P: 12	R: 0 E: 0 K: 1 S: 10	H: 0 LOB: 1 BB: 1 P: 19	R: 0 E: 0 K: 0 S: 10	H: 1 LOB: 0 BB: 0 P: 14	R: 0 E: 0 K: 1 S: 7	H: 0 LOB: 0 BB: 0 P: 13	1B: 3 2B: 1 3B: 0 HR: 1	SF: 0 SAC: 2 DP: 1 HBP: 0	WP: 0 PB: 0 SB: 1 CS: 0	PA: 57		
PITCHER	IP 7.0	WLS 28	BF 28	H 4	R 2	ER 2	SO 5	BB 3	IBB 0	HBP 0	BLK 0	WP 0	HR 0	S 10	P 16	ERA 0.00	WHIP 0.000											
38 Carlos Zambrano, R ERA: 2.87											PITCHER	IP 2.0	WLS 7	BF 7	H 1	R 0	ER 0	SO 1	BB 0	IBB 0	HBP 0	BLK 0	WP 0	HR 0	S 17	P 27	ERA 0.00	WHIP 0.500
Kyle Farnsworth, R ERA: 3.32											Mark Guthrie, L ERA: 1.95																	
Joe Borowski, R ERA: 2.87																												
Antonio Alfonseca, R ERA: 3.19																												
Mike Remlinger, L ERA: 3.99																												

St. Louis Cardinals @ Chicago Cubs
 Wrigley Field, Chicago, IL
 Tue Sep 02 2003, 12:05 PM CDT
 Att: 31,990 - Sunny - 72 F

AB	48
R	2
H	5
RBI	2
BB	7
SO	12
LOB	22



Batter	1	2	3	4	5	6	7	8	9	10	11	12	13	14	15	AB	R	H	RBI	BB	SO	LOB	BOTTOM									
Tom Gooden, L OBP: 0.337, SLG: 0.388	K															2	0	0	0	1	1	0										
Joe Borowski, R ERA: 3.32																0	0	0	0	0	0	0										
Ramon Martinez, R OBP: 0.350, SLG: 0.350																1	0	0	0	0	0	3										
Archie Green, R OBP: 0.350, SLG: 0.350																0	0	0	0	0	0	0										
Augie Ojeda, S OBP: 0.125, SLG: 0.144																2	1	1	0	0	0	0										
Tony Womack, L OBP: 0.257, SLG: 0.313	G4-3															7	0	1	0	0	0	5										
Sammy Sosa, R OBP: 0.376, SLG: 0.566	K															6	1	1	2	1	2	1										
16 Aramis Ramirez, R OBP: 0.321, SLG: 0.444																6	1	0	0	0	2	2										
Troy O'Leary, L OBP: 0.272, SLG: 0.333																3	0	0	0	0	2	1										
Kyle Farnsworth, R ERA: 3.32																0	0	0	0	0	0	0										
Moises Alou, R OBP: 0.354, SLG: 0.467																3	0	1	0	0	0	0										
Mark Guthrie, R ERA: 1.95																0	0	0	0	0	0	0										
Eric Karros, R OBP: 0.362, SLG: 0.459																2	0	0	0	0	2	1										
Kenny Lofton, L OBP: 0.344, SLG: 0.443																4	0	1	0	0	1	0										
Alex Gonzalez, R OBP: 0.291, SLG: 0.401																3	1	1	1	2	2	0										
Mike Remlinger, L ERA: 3.99																0	0	0	0	0	0	0										
Doug Glavinville, R OBP: 0.278, SLG: 0.332																1	0	0	0	0	0	0										
Damian Miller, R OBP: 0.318, SLG: 0.375																6	0	1	1	0	3	3										
38 Carlos Zambrano, S OBP: 0.231, SLG: 0.375																2	0	1	0	0	1	0										
Randall Simon, R OBP: 0.307, SLG: 0.423																0	0	0	0	0	0	0										
David Kelton, R OBP: 0.222, SLG: 0.333																0	0	0	0	0	0	0										
Hee-Seop Choi, L OBP: 0.354, SLG: 0.427																2	0	0	0	1	2	0										
Inning Stats	R: 0 E: 0 K: 2 S: 9	H: 0 LOB: 0 BB: 0 P: 15	R: 0 E: 0 K: 2 S: 8	H: 0 LOB: 0 BB: 0 P: 11	R: 0 E: 0 K: 0 S: 8	H: 0 LOB: 0 BB: 0 P: 12	R: 0 E: 0 K: 0 S: 8	H: 0 LOB: 0 BB: 0 P: 12	R: 0 E: 0 K: 0 S: 13	H: 3 LOB: 3 BB: 1 P: 22	R: 0 E: 0 K: 2 S: 10	H: 0 LOB: 0 BB: 0 P: 13	R: 0 E: 0 K: 3 S: 10	H: 0 LOB: 0 BB: 0 P: 13	R: 0 E: 0 K: 0 S: 8	H: 0 LOB: 2 BB: 1 P: 17	R: 0 E: 0 K: 0 S: 14	H: 2 LOB: 3 BB: 2 P: 31	R: 0 E: 0 K: 2 S: 9	H: 0 LOB: 0 BB: 0 P: 14	R: 0 E: 0 K: 1 S: 11	H: 0 LOB: 1 BB: 1 P: 20	R: 0 E: 0 K: 0 S: 10	H: 1 LOB: 1 BB: 0 P: 19	R: 0 E: 0 K: 0 S: 11	H: 0 LOB: 0 BB: 0 P: 14	R: 0 E: 0 K: 0 S: 8	H: 0 LOB: 0 BB: 0 P: 13	1B: 5 2B: 2 3B: 0 HR: 1	SF: 0 SAC: 1 DP: 0 HBP: 1	WP: 0 PB: 0 SB: 1 CS: 0	PA: 57
PITCHER	IP 5.0	WLS 20	BF 3	H 2	R 0	ER 0	SO 7	BB 1	IBB 0	HBP 1	BLK 0	WP 0	HR 0	S 26	P 40	ERA 0.00	WHIP 0.800															
Jason Simontacchi, R ERA: 5.91											Jeff Fassero, L ERA: 5.97																					
Cal Eldred, R ERA: 4.18																																
Mike DeJean, R ERA: 4.18																																
44 Jason Iseringhausen, R ERA: 2.67																																
Steve Kline, L ERA: 4.09																																

St. Louis Cardinals @ Chicago Cubs
 Wrigley Field, Chicago, IL
 Tue Sep 02 2003, 12:05 PM CDT
 Att: 31,990 - Sunny - 72 F

AB	50
R	4
H	8
RBI	4
BB	5
SO	18
LOB	16



Batter	1	2	3	4	5	6	7	8	9	AB	R	H	RBI	BB	SO	LOB	TOP			
Fernando Vina, L (1,4) OBP: 0.317, SLG: 0.425	F7		K		G3-1					3	0	0	0	0	1	2				
Orlando Palmeiro, L (1,9) OBP: 0.339, SLG: 0.330	F7		K2-3			P6	G4-3			4	0	0	0	0	1	3				
5 Albert Pujols, R (1,7) OBP: 0.433, SLG: 0.673	K			F9		15 WP 1B		F9		4	0	1	0	0	1	0				
15 Jim Edmonds, L (1,8) OBP: 0.396, SLG: 0.636 So Taguchi, R (8, PH) OBP: 0.375, SLG: 0.565		HR		K		K			3B	3	1	1	1	0	2	1				
27 Scott Rolen, R (1,5) OBP: 0.379, SLG: 0.538	K				2B		F8		K	4	0	1	0	0	2	2				
Tino Martinez, L (1,3) OBP: 0.352, SLG: 0.435	G3-1			G3-1					K	3	1	0	0	1	1	2				
Edgar Renteria, R (1,6) OBP: 0.383, SLG: 0.483	K				F8				K	4	0	0	0	0	3	1				
Mike Matheny, R (1,2) OBP: 0.312, SLG: 0.330			SH3-4 2B			SH1-4 BB			K	3	0	1	0	1	2	1				
Matt Morris, R (1,1) OBP: 0.250, SLG: 0.333 Steve Kline, S (8,1) OBP: 0.500, SLG: 1.000 Mike DeJean, R (8,1) OBP: 0.282, SLG: 0.372 44 Jason Isringhausen, R (9,1) OBP: 0.500, SLG: 1.500			SH3-4		SH1-4		E5		F9	1	0	0	0	0	0	0				
Inning Stats	R: 0 E: 0 K: 1 S: 9	H: 0 LOB: 0 BB: 0 P: 14	R: 1 E: 0 K: 2 S: 11	H: 1 LOB: 0 BB: 0 P: 18	R: 0 E: 0 K: 2 S: 13	H: 1 LOB: 1 BB: 0 P: 20	R: 0 E: 0 K: 1 S: 9	H: 1 LOB: 1 BB: 0 P: 16	R: 0 E: 0 K: 0 S: 8	H: 0 LOB: 1 BB: 0 P: 12	R: 1 E: 1 K: 2 S: 12	H: 0 LOB: 2 BB: 1 P: 24	R: 0 E: 0 K: 2 S: 11	H: 1 LOB: 1 BB: 0 P: 19	R: 0 E: 0 K: 2 S: 7	H: 0 LOB: 0 BB: 0 P: 8	1B: 1 2B: 2 3B: 1 HR: 1	SF: 0 SAC: 2 DP: 0 HBP: 1	WP: 1 PB: 0 SB: 0 CS: 0	PA: 36
PITCHER	IP WLS BF H R ER SO BB IBB HBP BLK WP HR S P ERA WHIP	7.0 L 29 4 2 1 9 2 0 1 0 1 1 71 120 1.29 0.857	2.0 7 1 0 0 4 0 0 0 0 0 0 18 27 0.00 0.500																	

St. Louis Cardinals @ Chicago Cubs
Wrigley Field, Chicago, IL
Tue Sep 02 2003, 7:05 PM CDT
Att: 39,290 - Sunny - 70 F

AB 31
R 2
H 5
RBI 1
BB 2
SO 13
LOB 12



Batter	1	2	3	4	5	6	7	8	9	AB	R	H	RBI	BB	SO	LOB	BOTTOM					
Kenny Lofton, L (1,8) OBP: 0.345, SLG: 0.441	G6-3 SH1-4 BB		K		G3				G4-3	4	0	1	0	1	1	1						
Mark Czudzielanek, R (1,4) OBP: 0.363, SLG: 0.405	SH1-4		G3 BB		K					2	0	1	0	0	1	0						
Moises Alou, R (1,7) OBP: 0.353, SLG: 0.464 Kyle Farnsworth, R (8,1)	G6-3		G3 BB			G5-3	F7			3	0	0	0	1	0	4						
Randall Simon, L (1,3) OBP: 0.308, SLG: 0.422 Doug Glanville, R (8, PH) OBP: 0.277, SLG: 0.330	G6-3		G3					G5-3		3	0	1	0	0	0	3						
Troy O'Leary, L (1,9) OBP: 0.273, SLG: 0.340		G1	F7						L4	3	0	1	0	0	0	2						
Eric Karros, R (8, PH) OBP: 0.351, SLG: 0.458							2B			1	0	0	0	0	0	0						
Ramon Martinez, R (1,5) OBP: 0.339, SLG: 0.388		K			F9		L8		G6-3	4	0	0	0	0	1	1						
Alex Gonzalez, R (1,6) OBP: 0.292, SLG: 0.404 Tony Womack, L (7, PH) OBP: 0.256, SLG: 0.312 Sammy Sosa, R (8,9) OBP: 0.376, SLG: 0.564					G1-3				G4-3	2	0	1	0	0	0	0						
Paul Bako, L (1,2) OBP: 0.317, SLG: 0.297 Tom Goodwin, R (9, PH) OBP: 0.331, SLG: 0.359										2	0	0	0	1	1	0						
34 Kerry Wood, R (1,1) OBP: 0.130, SLG: 0.226 16 Aramis Ramirez, R (7, PH) OBP: 0.322, SLG: 0.448										1	0	0	0	1	0	1						
Inning Stats	R: 0 E: 0 K: 0 S: 9	H: 0 LOB: 1 BB: 1 P: 15	R: 0 E: 0 K: 1 S: 10	H: 1 LOB: 2 BB: 1 P: 17	R: 0 E: 0 K: 1 S: 8	H: 1 LOB: 2 BB: 1 P: 14	R: 0 E: 0 K: 1 S: 7	H: 0 LOB: 0 BB: 0 P: 10	R: 0 E: 0 K: 2 S: 8	H: 0 LOB: 0 BB: 0 P: 8	R: 0 E: 0 K: 0 S: 6	H: 2 LOB: 1 BB: 0 P: 9	R: 0 E: 0 K: 0 S: 13	H: 1 LOB: 3 BB: 1 P: 23	R: 0 E: 0 K: 0 S: 7	H: 0 LOB: 0 BB: 0 P: 13	R: 0 E: 0 K: 0 S: 9	H: 0 LOB: 1 BB: 1 P: 16	1B: 3 2B: 2 3B: 0 HR: 0	SF: 0 SAC: 1 DP: 0 HBP: 1	WP: 0 PB: 0 SB: 0 CS: 0	PA: 37
PITCHER	IP WLS BF H R ER SO BB IBB HBP BLK WP HR S P ERA WHIP	7.0 W 30 5 1 0 5 3 1 1 0 0 0 0 3 4 0.00 1.143	0.1 H 1 0 0 0 0 0 0 0 0 0 0 0 3 4 0.00 0.000	0.2 H 2 0 0 0 0 0 0 0 0 0 0 0 4 9 0.00 0.000	1.0 S 4 0 0 0 0 1 0 0 0 0 0 0 9 16 0.00 1.000																	

St. Louis Cardinals @ Chicago Cubs
Wrigley Field, Chicago, IL
Tue Sep 02 2003, 7:05 PM CDT
Att: 39,290 - Sunny - 70 F

AB 30
R 0
H 5
RBI 0
BB 5
SO 5
LOB 14



Batter	1	2	3	4	5	6	7	8	9	AB	R	H	RBI	BB	SO	LOB	TOP				
Fernando Vina, L OBP: 0.329, SLG: 0.439	4-0 2B 1B BB	0-1 G4-3			2-0 5 1B 1B	4-0 HR BB		1-1 3B		3	2	2	0	2	0	2					
J.D. Drew, L OBP: 0.354, SLG: 0.521	1-2 1B 2B	2-2 P5			0-0 5 1B	1-2 1B HR		0-1 F7		5	2	3	4	0	0	2					
5 Albert Pujols, R OBP: 0.435, SLG: 0.671	1-1 P3		0-0 P6		2-1 1B BB	2-1 BB BB		4-0 IBB		3	0	1	0	2	0	2					
Tino Martinez, L OBP: 0.352, SLG: 0.433	0-0 1B		1-2 L9		4-2 1B BB	2-1 F8		0-0 L3		4	0	1	2	1	0	3					
Woody Williams, R OBP: 0.298, SLG: 0.387	1-3 1B 2B				1-2 1B BB			0-0 F9		0	0	0	0	0	0	0					
27 Scott Rolen, R OBP: 0.377, SLG: 0.536	0-1 F7		0-3 K		1-1 P4			0-0 F9		5	1	1	0	0	1	6					
Orlando Palmeiro, L OBP: 0.342, SLG: 0.332	3-2 1B			3-2 G5-4-3 1B		4-2 SH1-4 1B BB		2-1 G6-3		4	1	2	0	1	0	1					
Edgar Renteria, R OBP: 0.381, SLG: 0.480	2-1 G6-3			0-2 F9		3-2 F7		1-1 FC5-4 1B		5	0	1	1	0	1	4					
Mike Matheny, R OBP: 0.314, SLG: 0.332			2-1 G4-3 HBP 1B		1-0 G5-4-3		2-2 SH1-4 1B		1-3 K	4	1	2	0	0	0	2					
15 Jim Edmonds, L OBP: 0.395, SLG: 0.634					1-2 HR		1-2 FC5-4		K	1	0	0	0	0	1	0					
Dan Haren, R OBP: 0.154, SLG: 0.167			3-2 G4-3		0-0 G6-3		2-0 SH1-4			1	0	0	0	0	0	0					
Jeff Fassero, L					1-2 HBP		1-2 2-3			0	0	0	0	0	0	0					
Russ Springer, R										1	0	0	0	0	0	0					
Steve Kline, S OBP: 0.500, SLG: 1.000										0	0	0	0	0	0	0					
So Taguchi, R OBP: 0.375, SLG: 0.565										0	0	0	0	0	0	0					
Inning Stats	R: 2 E: 0 K: 0 S: 15	H: 3 LOB: 2 BB: 1 P: 26	R: 0 E: 0 K: 0 S: 11	H: 1 LOB: 1 BB: 0 P: 18	R: 0 E: 0 K: 1 S: 8	H: 0 LOB: 0 BB: 0 P: 9	R: 0 E: 0 K: 0 S: 7	H: 1 LOB: 0 BB: 0 P: 11	R: 0 E: 0 K: 0 S: 9	H: 3 LOB: 3 BB: 1 P: 18	R: 4 E: 0 K: 0 S: 20	H: 2 LOB: 1 BB: 3 P: 42	R: 1 E: 0 K: 1 S: 10	H: 2 LOB: 1 BB: 0 P: 17	R: 0 E: 0 K: 0 S: 6	H: 1 LOB: 2 BB: 1 P: 11	R: 0 E: 0 K: 2 S: 9	H: 0 LOB: 0 BB: 0 P: 12	1B: 9 2B: 2 3B: 1 HR: 1	SF: 0 SAC: 1 DP: 2 HBP: 1	WP: 0 PA: 44 PB: 0 SB: 0 CS: 0
PITCHER	IP WLS BF H R ER SO BB IBB HBP BLK WP HR S P ERA WHIP																				
Matt Clement, R ERA: 4.12	(1, 1) 5.2 27 9 4 4 1 3 0 1 0 0 0 0 64 107 6.35 2.118																				
62 Felix Sanchez, L ERA: 54.0	(6, 1) 0.1 4 1 2 2 0 2 0 0 0 0 0 1 6 17 54.00 9.000																				
Antonio Alfonseca, R ERA: 5.25	(7, 1) 1.0 5 2 1 1 1 0 0 0 0 0 0 0 10 17 9.00 2.000																				
Mark Guthrie, L ERA: 1.91	(8, 1) 0.2 4 1 0 0 0 0 0 1 0 0 0 0 5 10 0.00 1.500																				
Joe Borowski, R ERA: 2.9	(8, 1) 1.1 W 4 0 0 0 2 0 0 0 0 0 0 0 10 13 0.00 0.000																				

St. Louis Cardinals @ Chicago Cubs
Wrigley Field, Chicago, IL
Wed Sep 03 2003, 1:20 PM CDT
Att: 32,710 - Sunny - 73 F

AB 36
R 7
H 13
RBI 7
BB 6
SO 4
LOB 23



Batter	1	2	3	4	5	6	7	8	9	AB	R	H	RBI	BB	SO	LOB	BOTTOM		
Kenny Lofton, L OBP: 0.344, SLG: 0.438	0-1 F9		2-0 G3-6		1-1 F8	4-2 FC6-4 BB		1-0 SH5-4		3	0	0	0	1	0	2			
Ramon Martinez, R OBP: 0.276, SLG: 0.359	2-1 1B		2-0 1B 2B		1-0 P4	0-0 FC6-4		1-0 1B 3B		3	0	2	0	0	0	1			
62 Felix Sanchez, R ERA: 54.0										0	0	0	0	0	0	3			
Antonio Alfonseca, R ERA: 5.25										0	0	0	0	0	0	0			
Mark Guthrie, R OBP: 0.394, SLG: 0.411										0	0	0	0	0	0	0			
Augie Ojeda, S OBP: 0.125, SLG: 0.045										0	0	0	0	0	0	0			
Sammy Sosa, R OBP: 0.378, SLG: 0.565	2-2 F7		4-1 1B BB		1-0 1B 2B	4-2 1B 2B		0-1 P3		3	2	1	0	2	0	2			
Moises Alou, R OBP: 0.359, SLG: 0.475	1-1 1B		0-0 1B		2-2 16 HR 1B	2-2 1B HR		1-1 1B		5	2	5	4	0	0	0			
Randall Simon, L OBP: 0.304, SLG: 0.416	0-2 G3			0-0 G6-3		0-1 F7		3-2 P6		5	0	0	0	0	0	4			
16 Aramis Ramirez, R OBP: 0.321, SLG: 0.452		2-1 L6		0-2 P5		0-0 HR		2-2 F9		4	1	1	2	0	0	0			
Alex Gonzalez, R OBP: 0.294, SLG: 0.410		2-2 L7		0-1 F8		4-1 2B BB		2-0 HR		3	1	1	1	1	0	0			
Joe Borowski, R										0	0	0	0	0	0	0			
Damian Miller, R OBP: 0.318, SLG: 0.377		1-3 K			1-0 F9	1-1 2B		1-2 G4-3		4	0	1	0	0	1	0			
Matt Clement, R OBP: 0.344, SLG: 0.438										1	0	0	0	0	0	0			
62 Felix Sanchez, R ERA: 54.0										0	0	0	0	0	0	0			
Eric Karros, R OBP: 0.366, SLG: 0.456										1	0	0	0	0	1	2			
Tony Womack, R OBP: 0.228, SLG: 0.314										1	1	1	0	0	0	0			
Inning Stats	R: 0 E: 0 K: 0 S: 12	H: 2 LOB: 2 BB: 0 P: 17	R: 0 E: 0 K: 1 S: 8	H: 0 LOB: 0 BB: 0 P: 13	R: 0 E: 0 K: 0 S: 4	H: 2 LOB: 2 BB: 1 P: 14	R: 0 E: 0 K: 0 S: 7	H: 0 LOB: 0 BB: 0 P: 7	R: 0 E: 1 K: 0 S: 6	H: 0 LOB: 1 BB: 0 P: 9	R: 3 E: 0 K: 1 S: 18	H: 4 LOB: 3 BB: 2 P: 32	R: 3 E: 0 K: 0 S: 16	H: 2 LOB: 0 BB: 1 P: 30	R: 2 E: 0 K: 0 S: 12	H: 3 LOB: 1 BB: 0 P: 18	1B: 6 2B: 3 3B: 1 HR: 3	SF: 0 SAC: 1 DP: 1 HBP: 1	WP: 0 PA: 41 PB: 0 SB: 0 CS: 0
PITCHER	IP WLS BF H R ER SO BB IBB HBP BLK WP HR S P ERA WHIP																		
Dan Haren, R ERA: 4.5	(1, 1) 5.0 22 6 2 2 1 1 0 1 0 0 0 1 13 24 3.60 1.400																		
Jeff Fassero, L ERA: 5.04	(6, 1) 0.2 6 2 1 1 1 2 0 0 0 0 0 1 13 24 13.50 6.000																		
Russ Springer, R ERA: 7.36	(6, 1) 1.1 H 7 2 3 3 0 1 0 0 0 0 0 2 17 31 20.25 2.250																		
Steve Kline, L ERA: 4.2	(8, 1) 0.1 H 2 1 1 1 0 0 0 0 0 0 0 0 4 6 27.00 3.000																		
Woody Williams, R ERA: 3.68	(8, 1) 0.2 L 4 2 1 1 0 0 0 0 0 0 0 0 8 12 13.50 3.000																		

St. Louis Cardinals @ Chicago Cubs
Wrigley Field, Chicago, IL
Wed Sep 03 2003, 1:20 PM CDT
Att: 32,710 - Sunny - 73 F

AB 35
R 8
H 13
RBI 8
BB 4
SO 2
LOB 14



Batter	1	2	3	4	5	6	7	8	9	AB	R	H	RBI	BB	SO	LOB	TOP										
Bo Hart, R OBP: 0.323, SLG: 0.394 (1, 4)										5	1	2	0	0	0	4	St. Louis Cardinals @ Chicago Cubs Wrigley Field, Chicago, IL Thu Sep 04 2003, 1:20 PM CDT Att: 35,129 - Sunny - 69 F										
J.D. Drew, L OBP: 0.356, SLG: 0.521 (1, 8)										4	1	2	0	0	1	1											
5 Albert Pujols, R OBP: 0.436, SLG: 0.671 (1, 3)										4	2	2	1	1	0	0											
27 Scott Rolen, R OBP: 0.379, SLG: 0.536 (1, 5)										4	0	2	0	1	1	4											
Edgar Renteria, R OBP: 0.383, SLG: 0.478 (1, 6)										2	1	0	0	3	1	2											
Miguel Cairo, R OBP: 0.300, SLG: 0.394 (1, 7)										5	1	0	2	0	0	6											
Chris Widger, R OBP: 0.222, SLG: 0.227 (7, PH)										3	0	1	2	0	1	2											
Tino Martinez, L OBP: 0.356, SLG: 0.433 (7, PH)										0	0	0	0	0	0	0											
Jason Simonacchi, R OBP: 0.135, SLG: 0.165 (7, PH)										0	0	0	0	0	0	0											
Steve Kline, S OBP: 0.509, SLG: 1.000 (7, S)										0	0	0	0	0	0	0											
Fernando Vina, S OBP: 0.332, SLG: 0.439 (9, PH)										0	0	0	0	0	0	0											
So Taguchi, R OBP: 0.370, SLG: 0.538 (5, 1)										3	0	1	0	0	0	1											
54 Josh Pearce, R OBP: 0.315, SLG: 0.333 (7, 2)										0	0	0	0	0	0	0											
Mike Matheny, R OBP: 0.315, SLG: 0.333 (7, 2)										1	0	1	1	0	0	0											
Kerry Robinson, L OBP: 0.284, SLG: 0.321 (9, PH)										1	0	0	0	0	1	1											
Brett Tomko, R OBP: 0.321, SLG: 0.288 (5, 9)										2	0	1	0	0	1	0											
Orlando Palmeiro, L OBP: 0.359, SLG: 0.329 (5, 9)										3	0	0	0	0	2	3											
Inning Stats	R: 2 E: 0 K: 0 S: 14	H: 2 LOB: 2 BB: 2 P: 27	R: 0 E: 0 K: 1 S: 11	H: 1 LOB: 1 BB: 0 P: 17	R: 0 E: 0 K: 1 S: 11	H: 1 LOB: 1 BB: 0 P: 19	R: 0 E: 0 K: 1 S: 12	H: 2 LOB: 1 BB: 0 P: 15	R: 3 E: 0 K: 1 S: 17	H: 3 LOB: 2 BB: 1 P: 32	R: 0 E: 0 K: 1 S: 16	H: 1 LOB: 2 BB: 1 P: 29	R: 1 E: 0 K: 1 S: 12	H: 1 LOB: 2 BB: 2 P: 28	R: 0 E: 0 K: 2 S: 10	H: 1 LOB: 1 BB: 0 P: 15	R: 0 E: 0 K: 1 S: 10	H: 0 LOB: 1 BB: 0 P: 15	R: 0 E: 0 K: 1 S: 10	H: 0 LOB: 1 BB: 0 P: 15	1B: 8 2B: 4 3B: 0 HR: 0	SF: 0 SAC: 1 DP: 1 HBP: 1	WP: 0 PB: 0 SB: 3 CS: 0	PA: 45			
PITCHER	IP	WLS	BF	H	R	ER	SO	BB	IBB	HBP	BLK	WP	HR	S	P	ERA	WHIP										
Shawn Estes, L ERA: 6.06	5.0	1.1	26	9	5	5	3	3	0	0	0	0	0	65	110	9.00	2.400										
Todd Wellemeyer, R ERA: 6.66	1.1	0.0	7	1	1	1	1	2	0	0	0	0	0	19	37	6.75	2.250										
Mike Remlinger, L ERA: 3.92	1.0	0.0	5	1	0	0	2	1	0	0	0	0	0	13	24	0.00	2.000										
Kyle Farnsworth, R ERA: 3.19	0.2	0.0	3	1	0	0	1	0	0	0	0	0	0	6	11	0.00	1.500										
Joe Borowski, R ERA: 2.65	1.0	0.0	4	0	0	0	1	0	0	1	0	0	0	10	15	0.00	0.000										

AB	37
R	6
H	12
RBI	6
BB	6
SO	8
LOB	24



Batter	1	2	3	4	5	6	7	8	9	AB	R	H	RBI	BB	SO	LOB	BOTTOM
Kenny Lofton, L OBP: 0.343, SLG: 0.436 (1, 8)										5	1	1	0	0	0	3	St. Louis Cardinals @ Chicago Cubs Wrigley Field, Chicago, IL Thu Sep 04 2003, 1:20 PM CDT Att: 35,129 - Sunny - 69 F
Mark Cudzielnick, R OBP: 0.365, SLG: 0.415 (7, 1)										4	1	2	2	0	0	2	
Mike Remlinger, L OBP: 0.317, SLG: 0.376 (8, 2)										0	0	0	0	0	0	0	
Damian Miller, R OBP: 0.317, SLG: 0.376 (8, 2)										1	0	0	0	0	0	0	
Sammy Sosa, R OBP: 0.376, SLG: 0.563 (1, 9)										2	0	0	0	0	1	1	
Troy O'Leary, L OBP: 0.270, SLG: 0.335 (4, 9)										2	0	0	0	0	0	0	
Moises Alou, R OBP: 0.362, SLG: 0.477 (1, 7)										2	2	1	1	2	0	1	
16 Aramis Ramirez, R OBP: 0.322, SLG: 0.451 (1, 5)										3	1	1	0	0	0	2	
Eric Karros, R OBP: 0.350, SLG: 0.455 (6, 1)										3	1	1	1	0	1	1	
Todd Wellemeyer, R ERA: 6.66										0	0	0	0	0	0	0	
Tony Womack, L OBP: 0.290, SLG: 0.316 (7, 4)																	

Batter	1	2	3	4	5	6	7	8	9	AB	R	H	RBI	BB	SO	LOB	TOP								
Kenny Lofton, L OBP: 0.341, SLG: 0.437										4	2	1	0	0	1	2									
Mark Grudzielanek, R OBP: 0.363, SLG: 0.412										4	0	0	1	0	1	2									
Sammy Sosa, R OBP: 0.377, SLG: 0.568										4	2	1	0	1	2	1									
Troy O'Leary, L OBP: 0.279, SLG: 0.366										3	2	2	4	1	0	0									
Mike Reminger, L										0	0	0	0	0	0	0									
16 Aramis Ramirez, R OBP: 0.323, SLG: 0.448										4	0	1	1	1	1	1									
Randall Simon, L OBP: 0.304, SLG: 0.423										4	1	1	2	0	0	3									
Alex Gonzalez, R OBP: 0.293, SLG: 0.403										3	0	0	0	1	1	0									
Paul Bako, L OBP: 0.326, SLG: 0.316										4	0	2	0	0	1	3									
22 Mark Prior, R OBP: 0.266, SLG: 0.339										2	0	0	0	0	2	1									
Dave Veres, R										0	0	0	0	0	0	0									
Tom Goodwin, L OBP: 0.331, SLG: 0.371										1	1	1	0	0	0	0									
Inning Stats	R: 2 E: 0 K: 1 S: 15	H: 2 LOB: 1 BB: 1 P: 26	R: 0 E: 0 K: 1 S: 9	H: 1 LOB: 1 BB: 0 P: 13	R: 3 E: 0 K: 1 S: 16	H: 3 LOB: 0 BB: 0 P: 27	R: 0 E: 0 K: 0 S: 10	H: 1 LOB: 1 BB: 0 P: 16	R: 0 E: 0 K: 1 S: 5	H: 0 LOB: 0 BB: 0 P: 8	R: 0 E: 0 K: 2 S: 6	H: 0 LOB: 0 BB: 0 P: 10	R: 0 E: 0 K: 1 S: 8	H: 0 LOB: 3 BB: 3 P: 10	R: 0 E: 0 K: 1 S: 10	H: 0 LOB: 3 BB: 3 P: 26	R: 3 E: 1 K: 2 S: 13	H: 2 LOB: 0 BB: 0 P: 21	1B: 2 2B: 3 3B: 2 HR: 2	SF: 2 SAC: 2 DP: 0 HBP: 0	WP: 1 PB: 0 SB: 1 CS: 0	PA: 41			
PITCHER	IP	WLS	BF	H	R	ER	SO	BB	IBB	HBP	BLK	WP	HR	S	P	ERA	WHIP								
Matt Kinney, R ERA: 4.86	5.0	L	23	7	5	5	4	1	0	0	1	1	1	55	90	9.00	1.600								
Shane Nance, L ERA: 6.11	2.0		6	0	0	0	2	0	0	0	0	0	0	14	20	0.00	0.000								
Dave Burba, R ERA: 3.31	1.0		6	0	0	0	1	3	0	0	0	0	0	10	26	0.00	3.000								
Glendon Rusch, L ERA: 6.83	0.1		3	1	2	2	0	0	0	0	0	0	0	5	7	54.00	3.000								
Luis Vizcaino, R ERA: 6.87	0.2		3	1	1	0	2	0	0	0	0	0	1	8	14	0.00	1.500								

Chicago Cubs @ Milwaukee Brewers
Miller Park, Milwaukee, WI
Sat Sep 06 2003, 6:05 PM CDT
Att: 46,218 - Sunny - 84 F

AB	33
R	8
H	9
RBI	8
BB	4
SO	9
LOB	13



Batter	1	2	3	4	5	6	7	8	9	AB	R	H	RBI	BB	SO	LOB	BOTTOM								
Scott Podsednik, L OBP: 0.385, SLG: 0.430										5	2	3	0	0	1	0									
Keith Ginter, R OBP: 0.364, SLG: 0.447										4	1	2	3	0	0	1									
Brady Clark, R OBP: 0.364, SLG: 0.447										3	0	1	0	1	0	1									
Richie Sexson, R OBP: 0.376, SLG: 0.528										4	1	2	1	0	2	3									
Peter Zoccolillo, L										4	0	0	0	0	1	1									
Wes Helms, R OBP: 0.329, SLG: 0.447										4	0	2	0	0	1	1									
Eddie Pérez, R OBP: 0.302, SLG: 0.406										4	0	0	0	0	0	3									
2 Bill Hall, R OBP: 0.270, SLG: 0.453										4	0	0	0	0	0	1									
Matt Kinney, R ERA: 4.86										1	0	0	0	0	1	0									
Enriquez, R										1	0	1	0	0	0	0									
Shane Nance, L										0	0	0	0	0	0	0									
Jason Conti, L										1	0	0	0	0	1	0									
Dave Burba, R										0	0	0	0	0	0	0									
Glendon Rusch, L										0	0	0	0	0	0	0									
Luis Vizcaino, R										0	0	0	0	0	0	0									
Mark Smith, R										1	0	0	0	0	1	0									
Inning Stats	R: 0 E: 0 K: 2 S: 10	H: 1 LOB: 1 BB: 0 P: 14	R: 0 E: 0 K: 1 S: 15	H: 1 LOB: 1 BB: 0 P: 20	R: 0 E: 0 K: 2 S: 16	H: 1 LOB: 2 BB: 1 P: 26	R: 0 E: 0 K: 0 S: 6	H: 1 LOB: 0 BB: 0 P: 9	R: 1 E: 0 K: 0 S: 14	H: 3 LOB: 1 BB: 0 P: 25	R: 0 E: 0 K: 1 S: 9	H: 1 LOB: 1 BB: 0 P: 10	R: 2 E: 0 K: 1 S: 16	H: 2 LOB: 0 BB: 0 P: 25	R: 1 E: 0 K: 0 S: 7	H: 1 LOB: 0 BB: 0 P: 11	R: 0 E: 0 K: 1 S: 9	H: 0 LOB: 0 BB: 0 P: 13	1B: 7 2B: 2 3B: 0 HR: 2	SF: 0 SAC: 0 DP: 1 HBP: 0	WP: 0 PB: 0 SB: 0 CS: 0	PA: 37			
PITCHER	IP	WLS	BF	H	R	ER	SO	BB	IBB	HBP	BLK	WP	HR	S	P	ERA	WHIP								
22 Mark Prior, R ERA: 2.41	7.0	W	30	10	3	3	7	1	0	0	0	0	1	86	129	3.86	1.571								
Dave Veres, R ERA: 5.33	1.0	H	4	1	1	1	0	0	0	0	0	0	1	7	11	9.00	1.000								
Mike Reminger, L ERA: 3.86	1.0		3	0	0	0	1	0	0	0	0	0	0	9	13	0.00	0.000								

Chicago Cubs @ Milwaukee Brewers
Miller Park, Milwaukee, WI
Sat Sep 06 2003, 6:05 PM CDT
Att: 46,218 - Sunny - 84 F

AB	36
R	4
H	11
RBI	4
BB	1
SO	8
LOB	11



Batter	1	2	3	4	5	6	7	8	9	AB	R	H	RBI	BB	SO	LOB	TOP						
Kenny Lofton, L OBP: 0.342, SLG: 0.435	F7		CS 1B		G4-6-3		F8	BB		4	0	1	0	1	0	2	Chicago Cubs @ Montreal Expos Hiram Bithorn Stadium, San Juan, PR Tue Sep 09 2003, 7:05 PM EDT Att: 15,632 - Cloudy - 84 F						
Mark Crutzielnek, R OBP: 0.361, SLG: 0.409	P4		G5-3			F9	BB 1B HBP	BB		4	1	0	0	0	1	4							
Sammy Sosa, R OBP: 0.380, SLG: 0.571	G3			WP 16 SF9 HBP		1B 1B	1B	BB	L8	3	2	1	0	1	0	0							
Moises Alou, R OBP: 0.362, SLG: 0.476 Joe Borowski, R (9, 1)		G6-3		G5-3		1B 16 1B	1B	BB	G4-3	5	0	2	2	0	0	1							
16 Aramis Ramirez, R OBP: 0.321, SLG: 0.445		G6-3		SF9		1B	1B	BB	G4-3	0	0	0	0	0	0	0							
Randall Simon, L OBP: 0.310, SLG: 0.446				3H 0-1		1B	1B		G4-3	4	0	1	1	0	0	2							
Alex Gonzalez, R OBP: 0.291, SLG: 0.399				G5-3		1B	L5	BB 1B	F9	4	0	3	1	0	0	0							
Paul Bako, L OBP: 0.322, SLG: 0.312		G1-3				G6-3	L8		E5	3	0	0	0	1	0	4							
3B Carlos Zambrano, S OBP: 0.250, SLG: 0.388 Hee-Seop Choi, L OBP: 0.353, SLG: 0.425 Kyle Farnsworth, R (8, PH)									BB 1B	4	0	1	0	0	0	5							
Tom Goodwin, L OBP: 0.333, SLG: 0.368			K			G4-6-3	BB 1B HBP	BB	K	3	1	2	0	0	1	0							
Inning Stats	R: 0 E: 0 K: 0 S: 6	H: 0 LOB: 0 BB: 0 P: 11	R: 0 E: 0 K: 0 S: 14	H: 1 LOB: 2 BB: 1 P: 24	R: 0 E: 0 K: 1 S: 7	H: 1 LOB: 1 BB: 0 P: 10	R: 1 E: 0 K: 0 S: 11	H: 1 LOB: 1 BB: 0 P: 19	R: 0 E: 0 K: 0 S: 3	H: 1 LOB: 0 BB: 0 P: 6	R: 1 E: 0 K: 0 S: 12	H: 4 LOB: 3 BB: 0 P: 16	R: 2 E: 0 K: 0 S: 16	H: 2 LOB: 1 BB: 1 P: 31	R: 0 E: 1 K: 2 S: 14	H: 1 LOB: 3 BB: 1 P: 23		R: 0 E: 0 K: 0 S: 7	H: 0 LOB: 0 BB: 0 P: 13	1B: 10 2B: 1 3B: 0 HR: 0	SF: 1 SAC: 0 DP: 2 HBP: 2	WP: 2 PB: 0 SB: 0 CS: 1	PA: 41
PITCHER	IP	WLS	BF	H	R	ER	SO	BB	IBB	HBP	BLK	WP	HR	S	P	ERA		WHIP					
Zach Day, R ERA: 4.07	6.1	L	29	9	4	4	1	1	0	2	0	1	0	61	101	5.68		1.579					
Hector Almonte, R ERA: 7.36	0.2		3	1	0	0	0	1	0	0	0	0	0	8	16	0.00	3.000						
Luis Ayala, R ERA: 2.95	1.0		6	1	0	0	2	1	0	0	0	0	0	14	23	0.00	2.000						
32 Chad Cordero, R ERA: 3.6	1.0		3	0	0	0	0	0	0	0	0	0	0	7	13	0.00	0.000						

Batter	1	2	3	4	5	6	7	8	9	AB	R	H	RBI	BB	SO	LOB	BOTTOM					
Brad Wilkerson, L OBP: 0.386, SLG: 0.474	SH1-3 2B		G4-1			1B SF8	FC6-4 BB		F8	4	2	2	0	1	0	0	Chicago Cubs @ Montreal Expos Hiram Bithorn Stadium, San Juan, PR Tue Sep 09 2003, 7:05 PM EDT Att: 15,632 - Cloudy - 84 F					
Endy Chavez, L OBP: 0.297, SLG: 0.364	SH1-3		G4-3			BB SF8	FC6-4			3	0	1	0	0	0	2						
Orlando Cabrera, R OBP: 0.345, SLG: 0.452				G4-3		SF8			G1-5-3	3	0	2	2	0	0	0						
Vladimir Guerrero, R OBP: 0.424, SLG: 0.590	F8			L9		BB	IBB		G1-5-3	3	0	0	0	1	0	2						
Ronald Calloway, L OBP: 0.283, SLG: 0.376	K			K		BB			K	3	0	0	0	1	3	2						
Todd Zeile, R OBP: 0.308, SLG: 0.381		G3				F8	G4-3		G6-3	4	0	0	0	0	0	4						
Brian Schneider, L OBP: 0.302, SLG: 0.386			K			K	G4-3		P4	4	0	1	0	0	2	0						
Henry Mateo, S OBP: 0.301, SLG: 0.283		G5-3				G1-3	L7		G1-3	4	0	0	0	0	0	1						
Zach Day, R ERA: 2.86 Hector Almonte, R (7, PH) Jose Vidro, S OBP: 0.373, SLG: 0.550 Luis Ayala, R ERA: 3.06 32 Chad Cordero, R ERA: 2.9			G5-3			K	G4-3		HR	2	0	0	0	0	1	0						
Inning Stats	R: 1 E: 0 K: 1 S: 12	H: 2 LOB: 1 BB: 0 P: 19	R: 0 E: 0 K: 1 S: 8	H: 0 LOB: 0 BB: 0 P: 12	R: 0 E: 0 K: 1 S: 10	H: 0 LOB: 0 BB: 0 P: 15	R: 0 E: 0 K: 1 S: 8	H: 0 LOB: 0 BB: 0 P: 13	R: 1 E: 0 K: 1 S: 14	H: 2 LOB: 3 BB: 2 P: 29	R: 0 E: 0 K: 0 S: 9	H: 1 LOB: 2 BB: 1 P: 19	R: 0 E: 0 K: 1 S: 10	H: 1 LOB: 1 BB: 0 P: 12	R: 1 E: 0 K: 0 S: 13	H: 1 LOB: 0 BB: 0 P: 17		1B: 2 2B: 4 3B: 0 HR: 1	SF: 1 SAC: 1 DP: 0 HBP: 0	WP: 0 PB: 0 SB: 0 CS: 0	PA: 37	
PITCHER	IP	WLS	BF	H	R	ER	SO	BB	IBB	HBP	BLK	WP	HR	S	P	ERA		WHIP				
38 Carlos Zambrano, R ERA: 2.86	7.0	W	29	5	2	2	5	2	1	0	0	0	0	68	119	2.57		1.000				
Kyle Farnsworth, R ERA: 3.06	1.0	H	4	1	0	0	1	0	0	0	0	0	0	10	12	0.00		1.000				
Joe Borowski, R ERA: 2.9	1.0	S	4	1	1	1	0	0	0	0	0	0	1	13	17	9.00	1.000					

AB	35
R	4
H	11
RBI	4
BB	3
SO	3
LOB	20

AB	32
R	3
H	7
RBI	3
BB	3
SO	6
LOB	12



Batter	1	2	3	4	5	6	7	8	9	AB	R	H	RBI	BB	SO	LOB	TOP											
Kenny Lofton, L OBP: 0.341, SLG: 0.440	1-1 P6		0-1 HR		2-2 F7		1-0 P5			4	1	1	1	0	0	2	Chicago Cubs @ Montreal Expos Hiram Bithorn Stadium, San Juan, PR Wed Sep 10 2003, 7:05 PM EDT Att: 18,002 - Cloudy - 84 F											
Mark Grudzielanek, R OBP: 0.360, SLG: 0.407	0-1 G4-3		0-1 1B		1-2 P3		3-3 K			4	0	1	0	0	1	1												
Sammy Sosa, R OBP: 0.377, SLG: 0.566	1-2 G6-3		2-3 K		0-1 G5-3		3-2 G5-3			4	0	0	0	0	1	1												
Moises Alou, R OBP: 0.363, SLG: 0.481		4-2 16 HR BB	1-1 F7		1-2 HR		2-2 F8			3	2	1	1	1	0	1												
16 Aramis Ramirez, R OBP: 0.320, SLG: 0.450		2-0 1-H HR		2-3 K		1-1 G5-3		2-3 K		4	1	1	2	0	2	0												
Randall Simon, L OBP: 0.307, SLG: 0.441		0-0 G4-3		1-3 K		2-2 G4-3		2-0 F8		4	0	0	0	0	1	0												
Alex Gonzalez, R OBP: 0.291, SLG: 0.400		0-0 F9		3-3 K		1-0 G6-3		3-2 1B 2B		4	0	1	0	0	1	0												
Damian Miller, R OBP: 0.313, SLG: 0.369		0-0 G5-3		2-2 G3-1		2-2 1B		1-1 1B		4	0	2	0	0	0	0												
Matt Clement, R OBP: 0.175, SLG: 0.196			0-2 G1-3		0-1 1B		0-3 K		1-3 K	2	0	1	0	0	0	0												
Mark Guthrie, R OBP: 0.192, SLG: 0.273										0	0	0	0	0	0	0												
Dave Veres, R OBP: 0.245, SLG: 0.345										0	0	0	0	0	0	0												
Hee-Seop Choi, L OBP: 0.182, SLG: 0.273										0	0	0	0	0	0	0												
David Kelton, R OBP: 0.192, SLG: 0.273										0	0	0	0	0	0	0												
Mike Remlinger, L OBP: 0.192, SLG: 0.273										0	0	0	0	0	0	0												
Kyle Farnsworth, R OBP: 0.192, SLG: 0.273										0	0	0	0	0	0	0												
Tom Gooden, L OBP: 0.231, SLG: 0.365										1	0	0	0	0	0	2												
Inning Stats	R: 0 E: 0 K: 0 S: 7	H: 0 LOB: 0 BB: 0 P: 9	R: 2 E: 0 K: 0 S: 6	H: 1 LOB: 0 BB: 1 P: 12	R: 1 E: 0 K: 1 S: 12	H: 2 LOB: 1 BB: 0 P: 15	R: 0 E: 0 K: 3 S: 9	H: 0 LOB: 0 BB: 0 P: 15	R: 0 E: 0 K: 0 S: 12	H: 1 LOB: 1 BB: 0 P: 17	R: 1 E: 0 K: 0 S: 11	H: 1 LOB: 0 BB: 0 P: 15	R: 0 E: 0 K: 1 S: 10	H: 1 LOB: 1 BB: 0 P: 14	R: 0 E: 0 K: 1 S: 12	H: 0 LOB: 0 BB: 0 P: 20	R: 0 E: 0 K: 2 S: 13	H: 2 LOB: 2 BB: 0 P: 22	1B: 4 2B: 1 3B: 0 HR: 3	SF: 0 SAC: 0 DP: 0 HBP: 0	WP: 0 PB: 0 SB: 0 CS: 0	PA: 36						
PITCHER	IP	WLS	BF	H	R	ER	SO	BB	IBB	HBP	BLK	WP	HR	S	P	ERA	WHIP											
Livan Hernandez, R ERA: 2.94	(1, 1)	6.0		24	5	4	4	4	1	0	0	0	0	3	57	83	6.00	1.000										
32 Chad Cordero, R ERA: 3.39	(7, 1)	0.1		2	1	0	0	0	0	0	0	0	0	0	6	9	0.00	3.000										
Joey Eischen, L ERA: 3.08	(7, 1)	0.2		2	0	0	0	1	0	0	0	0	0	4	5	0.00	0.000											
Luis Ayala, R ERA: 2.91	(8, 1)	1.0	W	3	0	0	0	1	0	0	0	0	0	12	20	0.00	0.000											
Rocky Biddle, R ERA: 4.91	(9, 1)	1.0		5	2	0	0	2	0	0	0	0	0	13	22	0.00	2.000											

Chicago Cubs @ Montreal Expos
 Hiram Bithorn Stadium, San Juan, PR
 Wed Sep 10 2003, 7:05 PM EDT
 Att: 18,002 - Cloudy - 84 F

AB 35
 R 4
 H 8
 RBI 4
 BB 1
 SO 8
 LOB 8



Batter	1	2	3	4	5	6	7	8	9	AB	R	H	RBI	BB	SO	LOB	BOTTOM										
Brad Wilkerson, L OBP: 0.387, SLG: 0.471	2-3 K			4-2 CS BB		4-1 1B BB	0-2 P6	2-3 K		3	0	0	1	2	2	2	Chicago Cubs @ Montreal Expos Hiram Bithorn Stadium, San Juan, PR Wed Sep 10 2003, 7:05 PM EDT Att: 18,002 - Cloudy - 84 F										
Andy Chavez, L OBP: 0.299, SLG: 0.364	2-1 G6-3			1-1 L6		4-1 1B BB	1-2 2B 1B	1-2 1B S		3	1	1	1	1	0	1											
Orlando Cabrera, R OBP: 0.346, SLG: 0.453	1-2 G5-3			2-3 K		2-3 1B	1-2 2B 1B	2-1 1B G1		4	1	2	1	0	1	1											
Vladimir Guerrero, R OBP: 0.419, SLG: 0.583		1-3 K			3-2 G6-3	1-2 2B 3H	3-2 F6	1-3 K		4	0	0	0	0	2	5											
Ronald Calloway, L OBP: 0.279, SLG: 0.371		2-3 K			1-1 F9	3-3 K	3-3 K	1-0 G1		4	0	0	0	0	2	5											
Todd Zile, R OBP: 0.262, SLG: 0.337			0-2 G1-3		3-3 K	2-3 K	2-3 K	0-2 2B		3	0	0	0	0	2	3											
32 Chad Cordero, R ERA: 3.39										0	0	0	0	0	0	0											
Joey Eischen, L ERA: 3.08										0	0	0	0	0	0	0											
Luis Ayala, R ERA: 2.91										0	0	0	0	0	0	0											
Jose Macias, S ERA: 2.94										1	1	2	0	0	0	0											
Rocky Biddle, R ERA: 4.91										0	0	0	0	0	0	0											
Brian Schneider, L OBP: 0.304, SLG: 0.389			2-1 G4-3		4-2 BB BB	1-0 P6	3-0 1B 2B			3	2	1	1	1	0	0											
Henry Mateo, S OBP: 0.321, SLG: 0.295			4-2 G3-6-3 BB		4-1 BB BB	3-2 G4-3 1B	3-0 1B 1B			2	2	2	1	2	0	0											
Livan Hernandez, R OBP: 0.217, SLG: 0.209			1-2 G3-6-3		4-1 BB BB	2-1 G4-3	1-1 1B			1	0	0	0	0	0	1											
Jose Vidro, S OBP: 0.401, SLG: 0.472			1-2 SAFE		1-2 BB BB	1-2 1B BB	2-1 G4-3			0	0	0	0	1	0	0											
Jamey Carroll, R OBP: 0.326, SLG: 0.330			1-2 SAFE		1-2 1B BB	1-2 1B BB	2-1 G4-3			2	1	1	1	0	0	1											
Inning Stats	R: 0 E: 0 K: 1 S: 9	H: 0 LOB: 0 BB: 0 P: 14	R: 0 E: 0 K: 2 S: 9	H: 0 LOB: 0 BB: 0 P: 12	R: 0 E: 0 K: 0 S: 9	H: 0 LOB: 1 BB: 1 P: 15	R: 0 E: 0 K: 1 S: 7	H: 0 LOB: 0 BB: 1 P: 14	R: 0 E: 0 K: 1 S: 8	H: 0 LOB: 0 BB: 0 P: 15	R: 3 E: 0 K: 2 S: 17	H: 1 LOB: 3 BB: 5 P: 45	R: 0 E: 0 K: 0 S: 9	H: 1 LOB: 1 BB: 0 P: 15	R: 5 E: 0 K: 2 S: 20	H: 6 LOB: 1 BB: 0 P: 30	1B: 6 2B: 3 3B: 0 HR: 0	SF: 0 SAC: 0 DP: 2 HBP: 0	WP: 0 PB: 0 SB: 2 CS: 1	PA: 37							
PITCHER	IP	WLS	BF	H	R	ER	SO	BB	IBB	HBP	BLK	WP	HR	S	P	ERA	WHIP										
Matt Clement, R ERA: 4.16	(1, 1)	5.0		18	0	3	3	5	0	0	0	0	0	2	10												
Mark Guthrie, L ERA: 1.91	(6, 1)	0.0		2	0	0	0	2	0	0	0	0	0	2	10												
Dave Veres, R ERA: 5.14	(6, 1)	1.0	H	4	1	0	0	2	0	0	0	0	0	11	19	0.00	1.000										
Mike Remlinger, L ERA: 3.88	(7, 1)	1.0	H	5	2	1	1	0	0	0	0	0	0	12	19	9.00	2.000										
Kyle Farnsworth, R ERA: 3.52	(8, 1)	1.0	L	8	5	4	4	2	0	0	0	0	0	17	26	36.00	5.000										

Chicago Cubs @ Montreal Expos
 Hiram Bithorn Stadium, San Juan, PR
 Wed Sep 10 2003, 7:05 PM EDT
 Att: 18,002 - Cloudy - 84 F

AB 30
 R 8
 H 8
 RBI 8
 BB 7
 SO 9
 LOB 19



Batter	1	2	3	4	5	6	7	8	9	AB	R	H	RBI	BB	SO	LOB	TOP					
Ray Olmedo, S OBP: 0.292, SLG: 0.288	G6-3		F8					G5-3		5	0	2	2	0	0	0	Cincinnati Reds @ Chicago Cubs Wrigley Field, Chicago, IL Sat Sep 13 2003, 3:05 PM CDT Att: 39,983 - Cloudy - 81 F					
Tim Hummel, R OBP: 0.277, SLG: 0.373	F9		1B						F9	5	1	2	1	0	0	2						
D'Angelo Jimenez, S OBP: 0.349, SLG: 0.427									E5	5	1	2	1	0	1	3						
Sean Casey, L OBP: 0.347, SLG: 0.397	P4								FC3-6	5	0	1	1	0	0	4						
Russell Branyan, L OBP: 0.350, SLG: 0.489									K	4	1	1	0	1	2	2						
Ruben Mateo, R OBP: 0.306, SLG: 0.349										4	0	1	0	0	0	1						
65 Scott Randall, R Phil Norton, R										0	0	0	0	0	0	0						
Wily Mo Peña, R OBP: 0.276, SLG: 0.359										0	0	0	0	0	0	0						
Corky Miller, R OBP: 0.409, SLG: 0.333										4	1	1	0	0	0	2						
John Bale, L OBP: 0.125, SLG: 0.125										3	2	2	1	0	0	0						
71 Juan Cerros, R Eric Valent, L OBP: 0.267, SLG: 0.241										2	0	1	0	0	1	1						
Matt Belisle, R Demell Stenson, L OBP: 0.377, SLG: 0.462										1	0	0	0	0	0	2						
Inning Stats	R: 0 E: 0 K: 0 S: 11	H: 1 LOB: 1 BB: 0 P: 16	R: 1 E: 0 K: 1 S: 13	H: 1 LOB: 1 BB: 1 P: 18	R: 1 E: 0 K: 2 S: 14	H: 2 LOB: 1 BB: 0 P: 21	R: 1 E: 0 K: 0 S: 7	H: 3 LOB: 2 BB: 0 P: 12	R: 1 E: 0 K: 0 S: 12	H: 1 LOB: 0 BB: 0 P: 20	R: 2 E: 0 K: 1 S: 22	H: 4 LOB: 2 BB: 0 P: 32	R: 0 E: 0 K: 0 S: 4	H: 1 LOB: 0 BB: 0 P: 4	R: 0 E: 1 K: 1 S: 10	H: 0 LOB: 1 BB: 0 P: 15	R: 0 E: 1 K: 1 S: 12	H: 0 LOB: 1 BB: 0 P: 17	1B: 11 2B: 1 3B: 0 HR: 1	SF: 1 SAC: 0 DP: 1 HBP: 0	WP: 1 PB: 0 SB: 0 CS: 0	PA: 41
PITCHER	IP WLS BF H R ER SO BB IBB HBP BLK WP HR S P ERA WHIP																					
Juan Cruz, R ERA: 5.56	(1, 1) 5.0 26 10 6 6 3 1 0 0 0 0 0 1 64 99 10.80 2.200																					
Mark Guthrie, L ERA: 2.56	(6, 1) 1.0 B 6 3 0 0 1 0 0 0 0 0 1 0 16 21 0.00 3.000																					
Antonio Alfonseca, R ERA: 5.34	(7, 1) 1.0 W 2 0 0 0 0 0 0 0 0 0 0 0 3 3 0.00 0.000																					
Kyle Farnsworth, R ERA: 3.47	(8, 1) 1.0 H 3 0 0 0 1 0 0 0 0 0 0 0 10 15 0.00 0.000																					
Joe Borowski, R ERA: 2.81	(9, 1) 1.0 S 4 0 0 0 1 0 0 0 0 0 0 0 12 17 0.00 0.000																					

Batter	1	2	3	4	5	6	7	8	9	AB	R	H	RBI	BB	SO	LOB	BOTTOM			
Doug Glanville, R OBP: 0.285, SLG: 0.333	G5-3									2	0	1	0	1	0	0	Cincinnati Reds @ Chicago Cubs Wrigley Field, Chicago, IL Sat Sep 13 2003, 3:05 PM CDT Att: 39,983 - Cloudy - 81 F			
Kyle Farnsworth, R										0	0	0	0	0	0	0				
Ramon Martinez, R OBP: 0.342, SLG: 0.392										0	0	0	0	1	0	0				
David Kelton, R OBP: 0.182, SLG: 0.273										0	0	0	0	0	0	0				
Joe Borowski, R										0	0	0	0	0	0	0				
Mark Czudzielanek, R OBP: 0.364, SLG: 0.411										5	1	3	2	0	1	2				
Sammy Sosa, R OBP: 0.373, SLG: 0.556										5	1	2	0	0	0	3				
Moises Alou, R OBP: 0.362, SLG: 0.478										4	2	1	0	1	0	4				
16 Aramis Ramirez, R OBP: 0.321, SLG: 0.447										5	1	2	1	0	0	4				
Eric Karros, R OBP: 0.345, SLG: 0.452										4	1	2	4	0	0	0				
Alex Gonzalez, R OBP: 0.294, SLG: 0.400										2	1	1	1	2	0	0				
Damian Miller, R OBP: 0.309, SLG: 0.365										4	0	0	0	0	3	5				
Juan Cruz, R OBP: 0.290, SLG: 0.400										2	1	1	0	0	1	1				
Mark Guthrie, R ERA: 7.39	(6, 1) 1.0 3 0 0 0 0 0 0 0 0 0 0 5 8 0.00 0.000																			
Matt Belisle, R ERA: 8.31	(6, 1) 1.1 L 7 3 3 3 1 0 0 0 0 0 0 0 13 19 20.25 2.250																			
65 Scott Randall, R ERA: 6.23	(7, 1) 0.1 5 2 1 1 1 1 1 0 0 0 0 9 19 27.00 9.000																			
Phil Norton, L ERA: 3.97	(7, 1) 1.1 6 1 0 0 1 1 0 0 0 0 0 14 28 0.00 1.500																			
Inning Stats	R: 0 E: 0 K: 0 S: 5	H: 1 LOB: 0 BB: 0 P: 10	R: 4 E: 1 K: 1 S: 18	H: 5 LOB: 1 BB: 0 P: 33	R: 0 E: 0 K: 0 S: 7	H: 0 LOB: 0 BB: 0 P: 11	R: 0 E: 0 K: 1 S: 7	H: 0 LOB: 1 BB: 1 P: 13	R: 1 E: 0 K: 0 S: 10	H: 2 LOB: 2 BB: 1 P: 17	R: 0 E: 0 K: 1 S: 6	H: 0 LOB: 0 BB: 0 P: 7	R: 4 E: 0 K: 1 S: 19	H: 5 LOB: 3 BB: 2 P: 37	R: 0 E: 0 K: 1 S: 11	H: 1 LOB: 2 BB: 1 P: 22	1B: 8 2B: 5 3B: 1 HR: 0	SF: 0 SAC: 1 DP: 1 HBP: 0	WP: 0 PB: 0 SB: 1 CS: 0	PA: 41
PITCHER	IP WLS BF H R ER SO BB IBB HBP BLK WP HR S P ERA WHIP																			
John Bale, L ERA: 4.67	(1, 1) 4.0 20 8 5 4 2 0 0 0 0 0 0 42 76 9.00 2.500																			
71 Juan Cerros, R ERA: 7.39	(5, 1) 1.0 3 0 0 0 0 0 0 0 0 0 0 5 8 0.00 0.000																			

Batter	1	2	3	4	5	6	7	8	9	AB	R	H	RBI	BB	SO	LOB	TOP		
Ray Olmedo, S (1, 6) OBP: 0.291, SLG: 0.283	G4-3		G1-3			G4-3			WP SH3 1B BB	3	1	0	0	1	0	0			
Tim Hummel, R (1, 5) OBP: 0.279, SLG: 0.387	2B			L5		G6-3			SH3	3	0	1	0	0	0	0			
D'Angelo Jimenez, S (1, 4) OBP: 0.349, SLG: 0.425	G4-6-3 HBP			F7		G3-1			G4-3	3	0	0	0	0	0	1			
Russell Branyan, L (1, 3) OBP: 0.348, SLG: 0.482	G4-6-3			G1-3			K		G4-3	4	0	1	1	0	1	2			
Dernell Stenson, L (1, 7) OBP: 0.354, SLG: 0.429		K				P5			K	4	0	0	0	0	3	1			
Chris Reitsma, R (9, 1) OBP: 0.125, SLG: 0.125							K2-3		K	0	0	0	0	0	0	0			
Wily Mo Peña, R (1, 8) OBP: 0.269, SLG: 0.350		K								3	0	0	0	0	3	0			
Eric Valent, L (1, 9) OBP: 0.303, SLG: 0.281			P6							3	0	2	0	0	0	0			
Corky Miller, R (1, 2) OBP: 0.400, SLG: 0.300				G6-3					B1-6-3 1B	2	0	0	0	0	0	1			
Josh Hall, R (1, 1) OBP: 0.294, SLG: 0.347				G5-3						2	0	0	0	0	0	2			
Ruben Mateo, R (8, PH) OBP: 0.235, SLG: 0.235						G3				1	0	0	0	0	0	0			
John Riedling, R (8, 1) OBP: 0.214, SLG: 0.282									P4	0	0	0	0	0	0	0			
37 Stephen Smitherman, R (9, 7)										0	0	0	0	0	0	0			
Inning Stats	R: 0 H: 1 E: 0 K: 0 S: 10	H: 1 LOB: 1 BB: 0 P: 16	R: 0 H: 0 E: 0 K: 2 S: 9	H: 0 LOB: 0 BB: 0 P: 15	R: 0 H: 0 E: 0 K: 0 S: 9	H: 0 LOB: 0 BB: 0 P: 12	R: 0 H: 0 E: 0 K: 1 S: 9	H: 1 LOB: 2 BB: 0 P: 17	R: 0 H: 0 E: 0 K: 0 S: 4	H: 0 LOB: 0 BB: 0 P: 8	R: 0 H: 0 E: 0 K: 3 S: 9	H: 0 LOB: 0 BB: 0 P: 13	R: 0 H: 1 E: 0 K: 0 S: 8	H: 1 LOB: 0 BB: 0 P: 11	R: 1 H: 1 E: 0 K: 1 S: 11	H: 1 LOB: 1 BB: 1 P: 21	1B: 3 2B: 1 3B: 0 HR: 0	SF: 0 SAC: 1 DP: 2 HBP: 2	WP: 1 PA: 32 PB: 0 SB: 0 CS: 0
PITCHER 38 Carlos Zambrano, R (1, 1) ERA: 2.77	IP: 9.0 WLS: L BF: 32 H: 4 R: 1 ER: 1 SO: 7 BB: 1 IBB: 0 HBP: 2 BLK: 0 WP: 1 HR: 0 S: 80 P: 129 ERA: 1.00 WHIP: 0.556																		

Cincinnati Reds @ Chicago Cubs
Wrigley Field, Chicago, IL
Sun Sep 14 2003, 1:20 PM CDT
Att: 38,827 - Cloudy - 73 F

AB	28
R	1
H	4
RBI	1
BB	1
SO	7
LOB	7



Batter	1	2	3	4	5	6	7	8	9	AB	R	H	RBI	BB	SO	LOB	BOTTOM				
Kenny Lofton, L (1, 8) OBP: 0.345, SLG: 0.445	1B		L6		G6-3				1B BB	3	0	1	0	1	0	1					
Mark Czuzdzianek, R (1, 4) OBP: 0.365, SLG: 0.411	F8		K2-3			G5-3 1B			1B	4	0	2	0	0	1	1					
Sammy Sosa, R (1, 9) OBP: 0.372, SLG: 0.553	1B			P4		F9			K	4	0	1	0	0	1	3					
Moises Alou, R (1, 7) OBP: 0.361, SLG: 0.476	K			K		FC5 G5-3 1B			K	4	0	1	0	0	3	2					
16 Aramis Ramirez, R (1, 5) OBP: 0.321, SLG: 0.446	K					G5-3			P3	4	0	1	0	0	1	4					
Randall Simon, L (1, 3) OBP: 0.310, SLG: 0.438	G4-3			G3-1					F8	3	0	0	0	1	0	1					
Alex Gonzalez, R (1, 6) OBP: 0.312, SLG: 0.399						FC4-6 1B				3	0	1	0	0	1	3					
Tom Goodwin, L (9, PH) OBP: 0.337, SLG: 0.370									G5-3	1	0	0	0	0	0	0					
Paul Bako, L (1, 2) OBP: 0.312, SLG: 0.301						FC4-6 1B				3	0	0	0	0	1	1					
Tony Womack, L (9, PH) OBP: 0.259, SLG: 0.316	F8								K	1	0	0	0	0	1	0					
38 Carlos Zambrano, S (1, 1) OBP: 0.239, SLG: 0.371										3	0	0	0	0	1	1					
Eric Karros, R (9, PH) OBP: 0.344, SLG: 0.451			L7			K			K	1	0	0	0	0	1	0					
Inning Stats	R: 0 H: 2 E: 0 K: 2 S: 15	H: 0 LOB: 2 BB: 0 P: 18	R: 0 H: 0 E: 0 K: 1 S: 6	H: 0 LOB: 0 BB: 0 P: 6	R: 0 H: 0 E: 0 K: 1 S: 5	H: 0 LOB: 0 BB: 0 P: 7	R: 0 H: 1 E: 0 K: 1 S: 13	H: 1 LOB: 1 BB: 0 P: 22	R: 0 H: 1 E: 0 K: 0 S: 8	H: 1 LOB: 1 BB: 0 P: 14	R: 0 H: 2 E: 0 K: 0 S: 11	H: 2 LOB: 3 BB: 1 P: 22	R: 0 H: 1 E: 0 K: 2 S: 13	H: 1 LOB: 2 BB: 1 P: 19	R: 0 H: 0 E: 0 K: 1 S: 7	H: 0 LOB: 0 BB: 0 P: 11	R: 0 H: 0 E: 0 K: 2 S: 8	H: 0 LOB: 0 BB: 0 P: 14	1B: 7 2B: 0 3B: 0 HR: 0	SF: 0 SAC: 0 DP: 0 HBP: 0	WP: 0 PA: 36 PB: 0 SB: 0 CS: 0
PITCHER Josh Hall, R (1, 1) ERA: 5.29	IP: 7.0 WLS: W BF: 30 H: 7 R: 0 ER: 0 SO: 8 BB: 1 IBB: 0 HBP: 0 BLK: 0 WP: 0 HR: 0 S: 71 P: 108 ERA: 0.00 WHIP: 1.143																				
John Riedling, R (8, 1) ERA: 4.5	IP: 1.0 WLS: S BF: 3 H: 0 R: 0 ER: 0 SO: 2 BB: 0 IBB: 0 HBP: 0 BLK: 0 WP: 0 HR: 0 S: 8 P: 14 ERA: 0.00 WHIP: 0.000																				
Chris Reitsma, R (9, 1) ERA: 3.99	IP: 1.0 WLS: S BF: 3 H: 0 R: 0 ER: 0 SO: 2 BB: 0 IBB: 0 HBP: 0 BLK: 0 WP: 0 HR: 0 S: 8 P: 14 ERA: 0.00 WHIP: 0.000																				

Cincinnati Reds @ Chicago Cubs
Wrigley Field, Chicago, IL
Sun Sep 14 2003, 1:20 PM CDT
Att: 38,827 - Cloudy - 73 F

AB	34
R	0
H	7
RBI	0
BB	2
SO	11
LOB	17



Batter	1	2	3	4	5	6	7	8	9	AB	R	H	RBI	BB	SO	LOB	TOP			
Matt Watson, L (1, 7) OBP: 0.300, SLG: 0.500	0-2 SH5-3 1B		2-2 G4-3		1-2 F9			3-3 K		4	0	1	0	0	1	0				
Joe McEwing, R (1, 6) OBP: 0.307, SLG: 0.291	1-0 SH5-3		1-0 FC5-4 1B		1-2 F9			3-3 K		3	0	1	0	0	1	0				
Roger Cedeno, S (1, 9) OBP: 0.326, SLG: 0.383	1-0 G5-4-3 HBP		1-1 FC5-4 1-2		3-2 L5			1-0 F7		3	0	0	0	0	0	1				
Jason Phillips, R (1, 3) OBP: 0.376, SLG: 0.446	1-1 G5-4-3 1-2		0-1 FC5-4 1-2		1-0 P2			0-1 G2-3		4	0	0	0	0	0	3				
Timo Perez, L (1, 8) OBP: 0.301, SLG: 0.363		0-0 G4-3		0-3 K			2-1 P5		0-1 F7	4	0	0	0	0	1	0				
Ty Wigginton, R (1, 5) OBP: 0.318, SLG: 0.393		2-3 K		3-3 K			0-3 K			3	0	0	0	0	3	0				
Vance Wilson, R (1, 2) OBP: 0.286, SLG: 0.367		0-2 WP 1B		1-3 K			1-1 1B			3	0	2	0	0	1	0				
Marco Scutaro, R (1, 4) OBP: 0.314, SLG: 0.342		4-2 1-2 BB			2-3 K		2-3 K			2	0	0	0	1	2	1				
Al Leiter, L (1, 1) OBP: 0.058, SLG: 0.020		3-3 K		2-3 K				3-1 G6-3		2	0	0	0	0	2	2				
Tony Clark, S (8, PH) OBP: 0.292, SLG: 0.480										1	0	0	0	0	0	0				
Dan Wheeler, R (8, 1)										0	0	0	0	0	0	0				
Inning Stats	R: 0 E: 0 K: 0 S: 6	H: 1 LOB: 1 BB: 0 P: 9	R: 0 E: 0 K: 2 S: 13	H: 1 LOB: 2 BB: 1 P: 22	R: 0 E: 0 K: 3 S: 8	H: 0 LOB: 0 BB: 0 P: 12	R: 0 E: 0 K: 3 S: 10	H: 0 LOB: 0 BB: 0 P: 15	R: 0 E: 0 K: 2 S: 7	H: 0 LOB: 0 BB: 0 P: 12	R: 0 E: 0 K: 2 S: 11	H: 1 LOB: 1 BB: 0 P: 16	R: 0 E: 0 K: 2 S: 10	H: 0 LOB: 0 BB: 0 P: 19	R: 0 E: 0 K: 0 S: 5	H: 0 LOB: 0 BB: 0 P: 6	1B: 4 2B: 0 3B: 0 HR: 0	SF: 0 SAC: 1 DP: 1 HBP: 1	WP: 1 PB: 0 SB: 0 CS: 0	PA: 32
PITCHER 34 Kerry Wood, R (1, 1) ERA: 3.31	IP: 9.0 WLS: W BF: 32 H: 4 R: 0 ER: 0 SO: 11 BB: 1 IBB: 0 HBP: 1 BLK: 0 WP: 1 HR: 0 S: 80 P: 125 ERA: 0.00 WHIP: 0.556															PITCHER				

New York Mets @ Chicago Cubs
Wrigley Field, Chicago, IL
Wed Sep 17 2003, 1:20 PM CDT
Att: 38,482 - Sunny - 78 F

AB	29
R	0
H	4
RBI	0
BB	1
SO	11
LOB	7



Batter	1	2	3	4	5	6	7	8	9	AB	R	H	RBI	BB	SO	LOB	BOTTOM			
Doug Glanville, R (1, 8) OBP: 0.285, SLG: 0.346	2-1 HR							1-1 F7		3	1	1	1	0	1	2				
Kenny Lofton, L (8, PH) OBP: 0.343, SLG: 0.440		1-2 FC6-4 1-2								1	0	0	0	0	0	0				
Tony Womack, L (1, 4) OBP: 0.250, SLG: 0.312	2-2 G3		0-0 B1-3		1-0 F8			0-0 P6		4	0	0	0	0	0	0				
Mark Grudzielanek, R (9, 4) OBP: 0.370, SLG: 0.421										0	0	0	0	0	0	0				
Sammy Sosa, R (1, 9) OBP: 0.366, SLG: 0.549	1-3 K		0-0 F7			0-1 P4				3	0	0	0	0	1	0				
Moises Alou, R (1, 7) OBP: 0.363, SLG: 0.477	3-1 F8		4-1 BB			3-2 F7				2	0	0	0	1	0	0				
16 Aramis Ramirez, R (1, 5) OBP: 0.320, SLG: 0.449		0-2 HR	3-2 P6			1-2 G1-3				3	1	1	1	0	0	1				
Eric Karros, R (1, 3) OBP: 0.341, SLG: 0.447		2-2 G6-3		2-2 G5-3			2-1 F9			3	0	0	0	0	0	0				
Alex Gonzalez, R (1, 6) OBP: 0.292, SLG: 0.398		1-1 E7 FC6-2 2B		3-1 P4			0-3 K			3	0	1	0	0	1	0				
Josh Paul, R (1, 2) OBP: 0.391, SLG: 0.300		1-1 FC6-2 34 1B		1-1 P6			2-3 K			3	0	0	0	0	1	1				
34 Kerry Wood, R (1, 1) OBP: 0.167, SLG: 0.271		3-H 1-2 FC6-4 1B			1-1 F8			0-0 P5		3	0	1	0	0	0	0				
Inning Stats	R: 1 E: 0 K: 1 S: 10	H: 3 LOB: 2 BB: 0 P: 18	R: 1 E: 1 K: 0 S: 16	H: 3 LOB: 1 BB: 0 P: 22	R: 0 E: 0 K: 0 S: 6	H: 0 LOB: 1 BB: 1 P: 13	R: 0 E: 0 K: 0 S: 8	H: 0 LOB: 0 BB: 0 P: 14	R: 0 E: 0 K: 1 S: 6	H: 0 LOB: 0 BB: 0 P: 8	R: 0 E: 0 K: 0 S: 11	H: 0 LOB: 0 BB: 0 P: 15	R: 0 E: 0 K: 2 S: 9	H: 0 LOB: 0 BB: 0 P: 13	R: 0 E: 0 K: 0 S: 4	H: 0 LOB: 0 BB: 0 P: 5	1B: 1 2B: 1 3B: 0 HR: 2	SF: 0 SAC: 0 DP: 0 HBP: 0	WP: 0 PB: 0 SB: 0 CS: 0	PA: 29
PITCHER Al Leiter, L (1, 1) ERA: 4.19	IP: 7.0 WLS: L BF: 26 H: 4 R: 2 ER: 2 SO: 4 BB: 1 IBB: 0 HBP: 0 BLK: 0 WP: 0 HR: 2 S: 66 P: 103 ERA: 2.57 WHIP: 0.714															PITCHER				
Dan Wheeler, R (8, 1) ERA: 3.6	IP: 1.0 WLS: 3 BF: 3 H: 0 R: 0 ER: 0 SO: 0 BB: 0 IBB: 0 HBP: 0 BLK: 0 WP: 0 HR: 4 S: 5 P: 5 ERA: 0.00 WHIP: 0.000															PITCHER				


New York Mets @ Chicago Cubs
Wrigley Field, Chicago, IL
Wed Sep 17 2003, 1:20 PM CDT
Att: 38,482 - Sunny - 78 F

AB	28
R	2
H	4
RBI	2
BB	1
SO	4
LOB	4



Batter	1	2	3	4	5	6	7	8	9	AB	R	H	RBI	BB	SO	LOB	TOP																	
Kenny Lofton, L OBP: 0.345, SLG: 0.444 (1, 8)	0-1 BB 1B	3-1 F8	0-0 SF7 3B		4-0 FC6-4 IBB		1-0 L6			4	1	2	3	1	0	1	Chicago Cubs @ Pittsburgh Pirates PNC Park, Pittsburgh, PA Fri Sep 19 2003, 5:05 PM EDT Overcast - 68 F																	
Mark Grudzielanek, R OBP: 0.369, SLG: 0.419 (1, 4)	1-0 L9	3-1	0-0 SF7 1B		1-0 FC6-4 1-2		2-3 K			4	0	1	2	0	1	3																		
Sammy Sosa, R OBP: 0.363, SLG: 0.543 (1, 9)	0-1 P4	0-0 G5-3	0-1 G5-3			0-1 F8		1-3 K		5	0	0	0	0	1	2																		
Moises Alou, R OBP: 0.363, SLG: 0.474 (1, 7)	4-0 BB 1-2		2-1 G6-3		0-0 F8	4-1 16 WP HBP BB		3-3 K		3	1	0	0	2	1	0																		
Randall Simon, L OBP: 0.307, SLG: 0.432 (1, 3)	0-0 F9		1-0 16 HR 1B		1-0 P4	1-0 16 WP HBP		1-2 P5		4	1	1	0	0	0	2																		
16 Aramis Ramirez, R OBP: 0.324, SLG: 0.455 (1, 5)		4-1 HR BB	1-2 HR 1B		2-3 K	4-2 1-2 2-3 BB		4-0 BB		2	2	1	2	3	1	0																		
Alex Gonzalez, R OBP: 0.295, SLG: 0.405 (1, 6)		0-0 HR 1B	4-2 3B 1B		0-1 S 1B	3-2 SF9		1 SAFE 2-2 F7		3	2	2	3	1	0	1																		
Damian Miller, R OBP: 0.309, SLG: 0.364 Tony Womack, L OBP: 0.255, SLG: 0.311 Paul Bako, L OBP: 0.311, SLG: 0.318 (1, 2)		0-2 G4-3	1-0 3B 1B		1-1 G1-3	0-0 G3		2-3 K		4	1	1	0	0	0	3																		
38 Carlos Zambrano, S OBP: 0.287, SLG: 0.397 Dave Veres, R Mark Guthrie, R Tom Goodwin, L Kyle Farnsworth, R Mike Remlinger, L Troy O'Leary, L Joe Borowski, R (1, 1)		0-0 1B 2B	1-1 3B 1B		1-3 K		1-2 F8		3-1 F8	3	2	2	0	0	1	1																		
Inning Stats	R: 0 E: 0 K: 0 S: 6	H: 1 LOB: 2 BB: 1 P: 11	R: 3 E: 0 K: 0 S: 11	H: 3 LOB: 1 BB: 1 P: 21	R: 6 E: 0 K: 0 S: 15	H: 5 LOB: 0 BB: 1 P: 25	R: 0 E: 0 K: 1 S: 7	H: 0 LOB: 0 BB: 0 P: 10	R: 0 E: 0 K: 1 S: 8	H: 1 LOB: 2 BB: 1 P: 15	R: 1 E: 0 K: 0 S: 9	H: 0 LOB: 0 BB: 0 P: 21	R: 0 E: 0 K: 2 S: 9	H: 0 LOB: 0 BB: 0 P: 14	R: 0 E: 0 K: 1 S: 9	H: 0 LOB: 1 BB: 1 P: 20		1B: 6 2B: 1 3B: 1 HR: 2	SF: 2 SAC: 0 DP: 0 HBP: 1	WP: 1 PB: 0 SB: 1 CS: 0	PA: 45													
PITCHER	IP WLS BF H R ER SO BB IBB HBP BLK WP HR S P ERA WHIP																																	
Josh Fogg, R ERA: 5.23	2.1	L	19	9	9	9	0	3	0	0	0	0	0	2	29	54	34.71	5.143																
Nelson Figueroa, R ERA: 3.5	3.2	L	16	1	1	1	2	2	1	1	0	1	0	27	49	2.46	0.818																	
Mark Corey, R ERA: 5.4	2.0		6	0	0	0	3	0	0	0	0	0	0	17	26	0.00	0.000																	
Mike Lincoln, R ERA: 5.4	0.2		3	0	0	0	1	1	0	0	0	0	0	7	15	0.00	1.500																	
34 John Grabow, L ERA: 10.8	0.1		1	0	0	0	0	0	0	0	0	0	0	2	5	0.00	0.000																	

AB 35
R 10
H 10
RBI 10
BB 7
SO 6
LOB 15



Batter	1	2	3	4	5	6	7	8	9	AB	R	H	RBI	BB	SO	LOB	BOTTOM																
Tike Redman, L OBP: 0.337, SLG: 0.467 (1, 8)	1-1 P6	0-1 F8		2-1 G4-3		2-2 F7		1-1 F8		5	0	0	0	0	0	2	Chicago Cubs @ Pittsburgh Pirates PNC Park, Pittsburgh, PA Fri Sep 19 2003, 5:05 PM EDT Overcast - 68 F																
Abraham Nunez, S OBP: 0.311, SLG: 0.345 Jeff Reboulet, R OBP: 0.324, SLG: 0.336 (1, 4)	2-2 G4-3	0-1 G4-3			1-3 K	2-2 E9 1B		2-2 F8		4	0	0	0	0	1	1																	
18 Jason Kendall, R OBP: 0.402, SLG: 0.415 (1, 2)	0-1 CS 1B		2-2 G5-3		2-1 E BB WP 1B	1-2 E4		2-1 F9		5	1	2	0	0	0	1																	
Matt Stairs, L OBP: 0.395, SLG: 0.570 (1, 3)	3-2 CS 1-2	1-0 BB HR 1B	2-1 G4-3		4-2 WP E 2B BB	2-0 P4		2-1 P3		4	2	1	0	1	0	2																	
Craig Wilson, R OBP: 0.366, SLG: 0.523 (1, 9)		0-2 HR BB 1B	0-0 G6-3		1-2 K		2-3 K		1-2 P6	5	1	1	0	0	2	2																	
Rob Mackowiak, L OBP: 0.339, SLG: 0.456 (1, 5)		4-2 HR BB		1-2 HR 3B	2-1 E3 WP 2B		1-0 F7			3	3	1	0	1	0	2																	
Jason Bay, R OBP: 0.429, SLG: 0.661 (1, 7)		0-1 HR 1B		0-0 HR 3B	3-1 HR 2B		0-3 K			4	2	3	8	0	1	0																	
2 Jack Wilson, R OBP: 0.299, SLG: 0.347 (1, 6)		4-0 SH1-4 BB		0-1 G6-3	0-1 L7			1-0 L6		3	0	0	0	1	0	1																	
Josh Fogg, R ERA: 5.23 Nelson Figueroa, R ERA: 3.5 J.J. Davis, R ERA: 4.75 Mark Corey, R ERA: 5.4 Carlos Rivera, L ERA: 3.41 Mike Lincoln, R ERA: 5.4 34 John Grabow, L ERA: 10.8 (1, 1)		0-0 SH1-4		1-3 K		1-3 K		0-1 BB		0	0	0	0	0	0	0																	
Inning Stats	R: 0 E: 0 K: 0 S: 10	H: 1 LOB: 0 BB: 0 P: 16	R: 4 E: 0 K: 0 S: 14	H: 3 LOB: 2 BB: 2 P: 23	R: 0 E: 0 K: 0 S: 6	H: 0 LOB: 0 BB: 0 P: 10	R: 2 E: 0 K: 1 S: 11	H: 2 LOB: 0 BB: 0 P: 15	R: 3 E: 1 K: 2 S: 16	H: 2 LOB: 1 BB: 1 P: 29	R: 0 E: 0 K: 1 S: 15	H: 0 LOB: 0 BB: 0 P: 23	R: 0 E: 0 K: 2 S: 7	H: 0 LOB: 0 BB: 0 P: 10	R: 0 E: 0 K: 0 S: 8	H: 1 LOB: 1 BB: 0 P: 12		R: 0 E: 0 K: 0 S: 7	H: 0 LOB: 0 BB: 0 P: 12	1B: 5 2B: 1 3B: 1 HR: 2	SF: 0 SAC: 1 DP: 0 HBP: 0	WP: 1 PB: 0 SB: 0 CS: 1	PA: 42										
PITCHER	IP WLS BF H R ER SO BB IBB HBP BLK WP HR S P ERA WHIP																																
38 Carlos Zambrano, R ERA: 2.97	4.2	W	5	0	0	0	1	0	0	0	0	0	0	16	22	0.00	0.000																
Dave Veres, R ERA: 4.75	1.0		5	0	0	0	1	0	0	0	0	0	0	1	3	0.00	0.000																
Mark Guthrie, L ERA: 2.54	0.1	H	1	0	0	0	0	0	0	0	0	0	0	1	3	0.00	0.000																
Kyle Farnsworth, R ERA: 3.41	1.1	H	4	0	0	0	2	0	0	0	0	0	0	8	12	0.00	0.000																
Mike Remlinger, L ERA: 3.66	0.2	H	3	1	0	0	0	0	0	0	0	0	0	7	10	0.00	1.500																

AB 37
R 9
H 9
RBI 8
BB 3
SO 6
LOB 12



Batter	1	2	3	4	5	6	7	8	9	AB	R	H	RBI	BB	SO	LOB	TOP					
Tom Goodwin, L OBP: 0.337, SLG: 0.373 (1, 8)										3	1	1	1	1	0	2						
Tony Womack, L OBP: 0.253, SLG: 0.308 Mark Grudzielanek, R OBP: 0.367, SLG: 0.417 (1, 4) (7, PH) (7, 4)										3	0	0	0	0	1	4						
Sammy Sosa, R OBP: 0.365, SLG: 0.549 (1, 9)										4	2	2	2	1	0	0						
Troy O'Leary, L OBP: 0.273, SLG: 0.357 Moises Alou, R OBP: 0.362, SLG: 0.472 (1, 7) (7, PH) (7, 7)										3	0	0	0	0	0	1						
Eric Karros, R OBP: 0.342, SLG: 0.446 (1, 3)										5	0	2	1	0	1	0						
16 Aramis Ramirez, R OBP: 0.323, SLG: 0.452 (1, 5)										3	0	0	0	1	1	3						
Ramon Martinez, R OBP: 0.343, SLG: 0.389 (1, 6)										4	2	2	0	0	0	1						
Paul Bako, L OBP: 0.315, SLG: 0.333 (1, 2)										4	1	2	1	0	0	1						
Juan Cruz, R OBP: 0.286, SLG: 0.417 Dave Veres, R OBP: 0.266, SLG: 0.349 Doug Glanville, R OBP: 0.298, SLG: 0.349 Shawn Estes, R OBP: 0.310, SLG: 0.344 Antonio Alfonseca, R OBP: 0.403, SLG: 0.418 62 Felix Sanchez, R OBP: 0.307, SLG: 0.431 Randal Simon, L OBP: 0.300, SLG: 0.431 Todd Wellemeyer, R OBP: 0.329, SLG: 0.339 (1, 1) (5, 1) (6, PH) (6, 1) (6, 1) (7, 1) (8, PH) (8, 1)										2	0	1	1	0	1	1						
Inning Stats	R: 1 E: 0 K: 2 S: 12	H: 3 LOB: 2 BB: 0 P: 14	R: 0 E: 0 K: 1 S: 12	H: 1 LOB: 1 BB: 0 P: 19	R: 0 E: 0 K: 0 S: 6	H: 0 LOB: 0 BB: 0 P: 7	R: 1 E: 0 K: 1 S: 16	H: 2 LOB: 3 BB: 2 P: 34	R: 1 E: 0 K: 0 S: 10	H: 1 LOB: 0 BB: 0 P: 12	R: 0 E: 0 K: 0 S: 12	H: 1 LOB: 1 BB: 0 P: 19	R: 1 E: 0 K: 0 S: 7	H: 1 LOB: 1 BB: 1 P: 14	R: 2 E: 0 K: 0 S: 8	H: 2 LOB: 0 BB: 0 P: 15	R: 0 E: 0 K: 1 S: 9	H: 0 LOB: 0 BB: 0 P: 13	1B: 7 2B: 3 3B: 0 HR: 1	SF: 1 SAC: 0 DP: 0 HBP: 0	WP: 0 PB: 0 SB: 0 CS: 0	PA: 41
PITCHER	IP WLS BF H R ER SO BB IBB HBP BLK WP HR S P ERA WHIP	5.0 W 24 7 3 3 4 2 0 0 0 0 1 56 86 5.40 1.800	1.0 H 4 1 0 0 0 0 0 0 0 0 0 0 12 19 0.00 1.000	1.0 5 1 1 1 0 1 0 0 0 0 0 0 7 14 9.00 2.000	1.0 5 2 2 2 0 0 0 0 0 0 0 0 8 15 18.00 2.000	1.0 3 0 0 0 1 0 0 0 0 0 0 0 9 13 0.00 0.000											IP WLS BF H R ER SO BB IBB HBP BLK WP HR S P ERA WHIP					

Chicago Cubs @ Pittsburgh Pirates
PNC Park, Pittsburgh, PA
Fri Sep 19 2003, 5:10 PM EDT
Att: 16,248 - Overcast - 66 F

AB	37
R	6
H	11
RBI	6
BB	3
SO	5
LOB	15



Batter	1	2	3	4	5	6	7	8	9	AB	R	H	RBI	BB	SO	LOB	BOTTOM			
Tike Redman, L OBP: 0.341, SLG: 0.465 (1, 8)										5	2	0	1	0	6					
2 Jack Wilson, R OBP: 0.302, SLG: 0.349 (1, 6)										3	1	2	2	1	0	0				
Matt Stairs, L OBP: 0.395, SLG: 0.576 Mark Corey, R OBP: 0.310, SLG: 0.071 Julian Tavarez, L OBP: 0.403, SLG: 0.418 (1, 9) (8, 1) (9, 1)										4	2	1	1	1	0	5				
Craig Wilson, R OBP: 0.370, SLG: 0.523 (1, 2)										4	1	2	2	1	1	0				
Rob Mackowiak, L OBP: 0.343, SLG: 0.457 Brian Meadows, R OBP: 0.133, SLG: 0.071 18 Jason Kendall, R OBP: 0.403, SLG: 0.418 (1, 4) (7, 1) (8, 2)										4	1	2	2	0	1	2				
Jason Bay, R OBP: 0.413, SLG: 0.619 (1, 7)										4	0	0	0	1	2	7				
Carlos Rivera, L OBP: 0.287, SLG: 0.365 (1, 3)										4	0	2	1	1	2	1				
José Hernández, R OBP: 0.289, SLG: 0.350 (1, 5)										3	1	1	1	1	1	1				
16 Salomon Torres, R OBP: 0.152, SLG: 0.133 Abraham Nunez, S OBP: 0.310, SLG: 0.344 Brian Boehringer, S OBP: 0.329, SLG: 0.339 (1, 1) (6, PH) (6, 1) (7, 4)										1	0	1	0	0	0	0				
Inning Stats	R: 1 E: 0 K: 1 S: 14	H: 2 LOB: 1 BB: 1 P: 22	R: 0 E: 0 K: 2 S: 10	H: 1 LOB: 0 BB: 0 P: 13	R: 1 E: 0 K: 1 S: 15	H: 1 LOB: 0 BB: 0 P: 17	R: 0 E: 0 K: 1 S: 8	H: 1 LOB: 2 BB: 1 P: 16	R: 4 E: 0 K: 1 S: 12	H: 4 LOB: 1 BB: 1 P: 24	R: 1 E: 0 K: 0 S: 7	H: 1 LOB: 2 BB: 2 P: 18	R: 2 E: 0 K: 0 S: 15	H: 4 LOB: 1 BB: 0 P: 18	R: 1 E: 0 K: 1 S: 12	H: 1 LOB: 3 BB: 3 P: 28	1B: 11 2B: 2 3B: 1 HR: 1	SF: 1 SAC: 2 DP: 1 HBP: 0	WP: 0 PB: 0 SB: 0 CS: 0	PA: 46
PITCHER	IP WLS BF H R ER SO BB IBB HBP BLK WP HR S P ERA WHIP	4.0 L 23 8 6 6 5 3 0 0 0 0 0 0 6 8 13.50 2.750	1.0 4 1 0 0 1 0 0 0 0 0 0 0 6 15 13.50 3.000	0.2 5 1 1 1 0 1 1 0 0 0 0 0 15 19 27.00 6.000	0.2 1 0 0 0 0 0 0 0 0 0 0 0 1 2 0.00 0.000											IP WLS BF H R ER SO BB IBB HBP BLK WP HR S P ERA WHIP				

Chicago Cubs @ Pittsburgh Pirates
PNC Park, Pittsburgh, PA
Fri Sep 19 2003, 5:10 PM EDT
Att: 16,248 - Overcast - 66 F

AB	35
R	10
H	15
RBI	10
BB	8
SO	7
LOB	23



Batter	1	2	3	4	5	6	7	8	9	AB	R	H	RBI	BB	SO	LOB	TOP										
Kenny Lofton, L OBP: 0.345, SLG: 0.444 (1, 8)	G3		E7 2H				F7		K	5	0	2	0	0	1	1	Chicago Cubs @ Pittsburgh Pirates PNC Park, Pittsburgh, PA Sat Sep 20 2003, 7:05 PM EDT Att: 32,869 - Sunny - 66 F										
Mark Crutzieleak, R OBP: 0.366, SLG: 0.414 (1, 4)	K				L4		L4			3	0	0	0	0	1	1											
Sammy Sosa, R OBP: 0.362, SLG: 0.545 (1, 9)	K				K				K	4	0	0	0	0	4	3											
Moises Alou, R OBP: 0.361, SLG: 0.471 (1, 7)		G5-3			F8				G6-3	4	0	1	0	0	0	1											
Randall Simon, L OBP: 0.308, SLG: 0.430 Sergio Mitre, R OBP: 1.000, SLG: 1.000 (8, 1)		G4-3			F8				G4-3	3	1	1	0	1	0	1											
16 Aramis Ramirez, R OBP: 0.323, SLG: 0.453 (1, 5)		G4-3			K				16 2B	0	0	0	0	0	0	0											
16 Aramis Ramirez, R OBP: 0.323, SLG: 0.453 (1, 5)		G4-3			K				16 2B	4	0	1	1	0	1	2											
Alex Gonzalez, R OBP: 0.299, SLG: 0.405 Antonio Alfonseca, R OBP: 0.351, SLG: 0.423 (6, 1)			F9				K		K	3	0	1	0	0	1	1											
Hee-Seop Choi, L OBP: 0.351, SLG: 0.423 (8, 3)									K	1	0	0	0	0	0	0											
Paul Bako, L OBP: 0.314, SLG: 0.328 (1, 2)			E3 SH3				FC		K	3	1	0	0	1	1	1											
Matt Clement, R OBP: 0.164, SLG: 0.183 Mark Guthrie, R OBP: 0.344, SLG: 0.390 62 Felix Sanchez, R Ramon Martinez, R (6, 6)					G1-6-3				1B	1	0	0	0	0	0	3											
Inning Stats	R: 0 E: 0 K: 2 S: 9	H: 0 LOB: 0 BB: 0 P: 14	R: 0 E: 0 K: 0 S: 7	H: 0 LOB: 0 BB: 0 P: 11	R: 1 E: 2 K: 1 S: 9	H: 1 LOB: 2 BB: 0 P: 16	R: 0 E: 0 K: 1 S: 15	H: 2 LOB: 3 BB: 1 P: 24	R: 0 E: 0 K: 1 S: 12	H: 1 LOB: 1 BB: 0 P: 18	R: 0 E: 0 K: 1 S: 14	H: 0 LOB: 0 BB: 0 P: 19	R: 0 E: 0 K: 1 S: 7	H: 0 LOB: 0 BB: 0 P: 14	R: 1 E: 0 K: 1 S: 10	H: 1 LOB: 1 BB: 1 P: 20	R: 0 E: 0 K: 3 S: 16	H: 1 LOB: 1 BB: 0 P: 23	1B: 6 2B: 1 3B: 0 HR: 0	SF: 0 SAC: 1 DP: 0 HBP: 1	WP: 1 PB: 0 SB: 1 CS: 0	PA: 37					
PITCHER	IP	WLS	BF	H	R	ER	SO	BB	IBB	HBP	BLK	WP	HR	S	P	ERA	WHIP										
Ryan Vogelsong, R ERA: 4.78 Mike Lincoln, R ERA: 5.5 Brian Boehringer, R ERA: 5.43	(1, 1)	7.0	W	29	5	1	0	8	1	0	1	0	0	73	116	0.00	0.857										
PITCHER	IP	WLS	BF	H	R	ER	SO	BB	IBB	HBP	BLK	WP	HR	S	P	ERA	WHIP										
Ryan Vogelsong, R ERA: 4.78 Mike Lincoln, R ERA: 5.5 Brian Boehringer, R ERA: 5.43	(8, 1)	1.0	4	1	1	1	1	1	0	0	0	0	0	10	20	9.00	2.000										
Brian Boehringer, R ERA: 5.43	(9, 1)	1.0	4	1	0	0	3	0	0	0	0	0	0	16	23	0.00	1.000										

AB 33
R 2
H 7
RBI 1
BB 2
SO 11
LOB 14



Batter	1	2	3	4	5	6	7	8	9	AB	R	H	RBI	BB	SO	LOB	BOTTOM										
Tike Redman, L OBP: 0.352, SLG: 0.480 (1, 8)	G6-3		2 1B							4	1	3	2	1	0	0	Chicago Cubs @ Pittsburgh Pirates PNC Park, Pittsburgh, PA Sat Sep 20 2003, 7:05 PM EDT Att: 32,869 - Sunny - 66 F										
2 Jack Wilson, R OBP: 0.303, SLG: 0.352 (1, 6)					F8				G6-3	5	0	2	1	0	1	5											
18 Jason Kendall, R OBP: 0.400, SLG: 0.415 (1, 2)					L6				G6-3	5	0	0	0	0	1	5											
Matt Stairs, L OBP: 0.393, SLG: 0.570 Mike Lincoln, R Brian Boehringer, S (8, 1)		G4-3			L1					3	1	0	0	1	0	1											
Jason Bay, R OBP: 0.430, SLG: 0.609 (1, 7)										1	2	0	0	3	1	0											
Carlos Rivera, L OBP: 0.296, SLG: 0.398 (1, 3)										3	2	1	2	0	1	1											
Abraham Nunez, S OBP: 0.316, SLG: 0.353 (1, 4)										4	1	3	1	0	1	0											
José Hernández, R OBP: 0.289, SLG: 0.350 (1, 5)										4	1	1	2	0	3	2											
Ryan Vogelsong, R OBP: 0.200, SLG: 0.200 J.J. Davis, R (8, 9)										3	0	1	0	0	1	1											
Inning Stats	R: 0 E: 0 K: 1 S: 11	H: 1 LOB: 1 BB: 0 P: 17	R: 0 E: 0 K: 3 S: 9	H: 0 LOB: 0 BB: 0 P: 13	R: 1 E: 0 K: 1 S: 9	H: 2 LOB: 1 BB: 0 P: 11	R: 5 E: 0 K: 0 S: 18	H: 4 LOB: 1 BB: 2 P: 34	R: 0 E: 0 K: 3 S: 15	H: 1 LOB: 2 BB: 1 P: 25	R: 2 E: 0 K: 1 S: 14	H: 2 LOB: 1 BB: 1 P: 23	R: 0 E: 0 K: 0 S: 9	H: 1 LOB: 1 BB: 0 P: 14	1B: 6 2B: 5 3B: 0 HR: 1	SF: 0 SAC: 0 DP: 2 HBP: 1		WP: 0 PB: 0 SB: 3 CS: 0	PA: 39								
PITCHER	IP	WLS	BF	H	R	ER	SO	BB	IBB	HBP	BLK	WP	HR	S	P	ERA	WHIP										
Matt Clement, R ERA: 4.22 Mark Guthrie, L ERA: 2.41 62 Felix Sanchez, L ERA: 10.8 Antonio Alfonseca, R ERA: 5.74 Sergio Mitre, R ERA: 15.63	(1, 1)	3.0	L	18	6	6	6	5	2	0	1	0	0	40	63	18.00	2.667										
Mark Guthrie, L ERA: 2.41 62 Felix Sanchez, L ERA: 10.8 Antonio Alfonseca, R ERA: 5.74 Sergio Mitre, R ERA: 15.63	(4, 1)	2.0	6	1	0	0	0	1	0	0	0	0	0	14	26	0.00	1.000										
62 Felix Sanchez, L ERA: 10.8 Antonio Alfonseca, R ERA: 5.74 Sergio Mitre, R ERA: 15.63	(6, 1)	0.2	4	1	0	0	2	1	0	0	0	0	0	12	21	0.00	3.000										
Antonio Alfonseca, R ERA: 5.74 Sergio Mitre, R ERA: 15.63	(6, 1)	1.1	7	2	2	2	2	1	0	0	0	0	1	17	27	13.50	2.250										
Sergio Mitre, R ERA: 15.63	(8, 1)	1.0	4	1	0	0	0	0	0	0	0	0	0	9	14	0.00	1.000										

AB 33
R 8
H 11
RBI 8
BB 5
SO 9
LOB 15



Batter	1	2	3	4	5	6	7	8	9	AB	R	H	RBI	BB	SO	LOB	TOP			
Kenny Lofton, L OBP: 0.345, SLG: 0.442	2-3 K	3-1 BB 1B		2-0 F8			0-3 K			4	0	1	0	0	2	0	Chicago Cubs @ Pittsburgh Pirates PNC Park, Pittsburgh, PA Sun Sep 21 2003, 1:35 PM EDT Att: 21,497 - Cloudy - 72 F			
Mark Grudzielanek, R OBP: 0.367, SLG: 0.414	1-1 1B 16 1B	4-0 BB		1-1 F7			2-3 K			3	1	1	0	1	1	0				
Moises Alou, R OBP: 0.359, SLG: 0.467	2-3 K	3-1 F7			1-1 L6			0-3 K		4	0	0	0	0	2	4				
Sammy Sosa, R OBP: 0.362, SLG: 0.542	1-1 1B 16 1B			0-0 G6-3			2-2 P4		1-2 G6-3	4	1	1	0	0	0	0				
16 Aramis Ramirez, R OBP: 0.326, SLG: 0.465	2-1 1B 1B	1-2 1B 1B		3-2 HR			0-0 HR		0-3 K	4	2	3	3	0	1	0				
Eric Karros, R OBP: 0.341, SLG: 0.443	3-2 1B	3-2 1B		1-3 K			1-0 F7		1-1 G1-6-3	4	0	1	1	0	1	0				
Ramon Martinez, R OBP: 0.340, SLG: 0.384		3-3 K		0-0 G4-3			2-3 K		1-0 G1-3	4	0	0	0	0	2	0				
Damian Miller, R OBP: 0.311, SLG: 0.362		4-0 BB 1B BB		1-1 G5-3			3-2 G5-3		4-1 BB	2	0	0	0	2	0	0				
22 Mark Prior, R OBP: 0.264, SLG: 0.343		0-0 F9		0-3 K			0-3 K		0-2 G4-3	3	0	0	0	0	2	1				
Mike Remlinger, L OBP: 0.287, SLG: 0.347										0	0	0	0	0	0	0				
Joe Borowski, R OBP: 0.287, SLG: 0.347										0	0	0	0	0	0	0				
Inning Stats	R: 2 E: 0 K: 2 S: 19	H: 4 LOB: 2 BB: 0 P: 30	R: 0 E: 0 K: 1 S: 8	H: 1 LOB: 3 BB: 2 P: 25	R: 1 E: 0 K: 1 S: 10	H: 1 LOB: 0 BB: 0 P: 14	R: 0 E: 0 K: 1 S: 6	H: 0 LOB: 0 BB: 0 P: 9	R: 0 E: 0 K: 0 S: 7	H: 0 LOB: 0 BB: 0 P: 11	R: 0 E: 0 K: 3 S: 9	H: 0 LOB: 0 BB: 0 P: 11	R: 0 E: 0 K: 2 S: 10	H: 0 LOB: 1 BB: 1 P: 13	R: 0 E: 0 K: 0 S: 7	H: 0 LOB: 0 BB: 0 P: 13	1B: 5 2B: 0 3B: 0 HR: 2	SF: 0 SAC: 0 DP: 0 HBP: 0	WP: 0 PB: 0 SB: 0 CS: 0	PA: 36
PITCHER	IP WLS BF H R ER SO BB IBB HBP BLK WP HR S P ERA WHIP	IP WLS BF H R ER SO BB IBB HBP BLK WP HR S P ERA WHIP	IP WLS BF H R ER SO BB IBB HBP BLK WP HR S P ERA WHIP	IP WLS BF H R ER SO BB IBB HBP BLK WP HR S P ERA WHIP	IP WLS BF H R ER SO BB IBB HBP BLK WP HR S P ERA WHIP	IP WLS BF H R ER SO BB IBB HBP BLK WP HR S P ERA WHIP	IP WLS BF H R ER SO BB IBB HBP BLK WP HR S P ERA WHIP	IP WLS BF H R ER SO BB IBB HBP BLK WP HR S P ERA WHIP	IP WLS BF H R ER SO BB IBB HBP BLK WP HR S P ERA WHIP	IP WLS BF H R ER SO BB IBB HBP BLK WP HR S P ERA WHIP	IP WLS BF H R ER SO BB IBB HBP BLK WP HR S P ERA WHIP	IP WLS BF H R ER SO BB IBB HBP BLK WP HR S P ERA WHIP	IP WLS BF H R ER SO BB IBB HBP BLK WP HR S P ERA WHIP	IP WLS BF H R ER SO BB IBB HBP BLK WP HR S P ERA WHIP	IP WLS BF H R ER SO BB IBB HBP BLK WP HR S P ERA WHIP	IP WLS BF H R ER SO BB IBB HBP BLK WP HR S P ERA WHIP	IP WLS BF H R ER SO BB IBB HBP BLK WP HR S P ERA WHIP			
Oliver Pérez, L ERA: 5.47	1.2	L	11	5	2	2	3	2	0	0	0	0	0	0	0	0	10.80	4.200		
Nelson Figueroa, R ERA: 3.73	1.1		5	1	1	1	1	0	0	0	0	0	0	0	0	0	6.75	0.750		
Joe Beimel, L ERA: 5.22	3.0		10	1	1	1	2	0	0	0	0	0	0	0	0	0	3.00	0.333		
34 John Grabow, L ERA: 4.91	2.0		6	0	0	0	5	0	0	0	0	0	0	0	0	0	0.00	0.000		
Michael Gonzalez, L ERA: 7.56	1.0		4	0	0	0	0	1	0	0	0	0	0	0	0	0	0.00	1.000		

AB 33
R 4
H 7
RBI 4
BB 3
SO 11
LOB 6



Batter	1	2	3	4	5	6	7	8	9	AB	R	H	RBI	BB	SO	LOB	BOTTOM			
Tike Redman, L OBP: 0.359, SLG: 0.488	4-1 BB		1-1 2B			1-3 K		0-1 1B 2B BB		3	0	2	1	1	1	0	Chicago Cubs @ Pittsburgh Pirates PNC Park, Pittsburgh, PA Sun Sep 21 2003, 1:35 PM EDT Att: 21,497 - Cloudy - 72 F			
2 Jack Wilson, R OBP: 0.303, SLG: 0.350	0-3 K		0-1 G1-3			2-3 K		4-2 BB		3	0	0	0	1	2	2				
18 Jason Kendall, R OBP: 0.400, SLG: 0.415	1-1 1B		0-0 F9			0-1 G5-3		2-2 1B		4	0	2	0	0	0	1				
Matt Stairs, L OBP: 0.390, SLG: 0.565	2-1 P6					1-3 K		1-3 K		3	0	0	0	0	2	1				
Carlos Rivera, L OBP: 0.296, SLG: 0.398										0	0	0	0	0	0	0				
José Hernández, R OBP: 0.288, SLG: 0.349										1	0	0	0	0	1	3				
Craig Wilson, R OBP: 0.368, SLG: 0.526		1-2 3B		1-1 P6			2-2 G1-3		1-2 F9	4	0	1	0	0	0	0				
Jason Bay, R OBP: 0.422, SLG: 0.582		1-3 K		1-3 K			2-3 K		4-1 1B BB	3	0	0	0	1	3	1				
Rob Mackowiak, L OBP: 0.341, SLG: 0.452		3-3 K				1-2 G4-3		2-3 K		4	0	1	0	0	2	1				
Abraham Nunez, S OBP: 0.315, SLG: 0.355		0-2 P2				1-3 K		2-2 1B 2B		4	1	1	0	0	1	3				
Oliver Pérez, L OBP: 0.196, SLG: 0.279						0-3 K		1-3 K		0	0	0	0	0	0	0				
Nelson Figueroa, R OBP: 0.303, SLG: 0.350										0	0	0	0	0	0	0				
J.J. Davis, R OBP: 0.348, SLG: 0.348										1	0	0	0	0	1	0				
Joe Beimel, L OBP: 0.296, SLG: 0.398										1	0	0	0	0	1	0				
34 John Grabow, L OBP: 0.296, SLG: 0.398										1	0	0	0	0	0	0				
Jeff Reeboulet, R OBP: 0.307, SLG: 0.337										1	0	0	0	0	1	1				
Michael Gonzalez, R OBP: 0.288, SLG: 0.349										0	0	0	0	0	0	0				
Inning Stats	R: 0 E: 0 K: 1 S: 8	H: 1 LOB: 1 BB: 1 P: 15	R: 0 E: 0 K: 2 S: 13	H: 1 LOB: 0 BB: 0 P: 18	R: 0 E: 0 K: 1 S: 9	H: 1 LOB: 1 BB: 0 P: 12	R: 0 E: 0 K: 2 S: 8	H: 0 LOB: 0 BB: 0 P: 11	R: 0 E: 0 K: 2 S: 11	H: 0 LOB: 0 BB: 0 P: 13	R: 0 E: 0 K: 2 S: 9	H: 0 LOB: 0 BB: 0 P: 12	R: 0 E: 0 K: 3 S: 10	H: 3 LOB: 3 BB: 1 P: 39	R: 0 E: 0 K: 0 S: 6	H: 1 LOB: 1 BB: 1 P: 12	1B: 4 2B: 2 3B: 1 HR: 0	SF: 0 SAC: 0 DP: 1 HBP: 0	WP: 0 PB: 0 SB: 0 CS: 1	PA: 35
PITCHER	IP WLS BF H R ER SO BB IBB HBP BLK WP HR S P ERA WHIP	IP WLS BF H R ER SO BB IBB HBP BLK WP HR S P ERA WHIP	IP WLS BF H R ER SO BB IBB HBP BLK WP HR S P ERA WHIP	IP WLS BF H R ER SO BB IBB HBP BLK WP HR S P ERA WHIP	IP WLS BF H R ER SO BB IBB HBP BLK WP HR S P ERA WHIP	IP WLS BF H R ER SO BB IBB HBP BLK WP HR S P ERA WHIP	IP WLS BF H R ER SO BB IBB HBP BLK WP HR S P ERA WHIP	IP WLS BF H R ER SO BB IBB HBP BLK WP HR S P ERA WHIP	IP WLS BF H R ER SO BB IBB HBP BLK WP HR S P ERA WHIP	IP WLS BF H R ER SO BB IBB HBP BLK WP HR S P ERA WHIP	IP WLS BF H R ER SO BB IBB HBP BLK WP HR S P ERA WHIP	IP WLS BF H R ER SO BB IBB HBP BLK WP HR S P ERA WHIP	IP WLS BF H R ER SO BB IBB HBP BLK WP HR S P ERA WHIP	IP WLS BF H R ER SO BB IBB HBP BLK WP HR S P ERA WHIP	IP WLS BF H R ER SO BB IBB HBP BLK WP HR S P ERA WHIP	IP WLS BF H R ER SO BB IBB HBP BLK WP HR S P ERA WHIP				
22 Mark Prior, R ERA: 2.42	0.1	H	1	0	0	0	1	0	0	0	0	4	5	0.00	0.000					
Mike Remlinger, L ERA: 3.65																				
Joe Borowski, R ERA: 2.67	1.0	S	4	1	0	0	0	1	0	0	0	6	12	0.00	2.000					



Batter	1	2	3	4	5	6	7	8	9	AB	R	H	RBI	BB	SO	LOB	TOP								
Kenny Lofton, L OBP: 0.346, SLG: 0.445 (1, 8)	 1B		 3				 2B	 SF8		3	1	2	1	0	1	0	Chicago Cubs @ Cincinnati Reds Great American Ball Park, Cincinnati, OH Tue Sep 23 2003, 7:10 PM EDT Att: 26,124 - Sunny - 64 F								
Mark Grudzielanek, R OBP: 0.366, SLG: 0.415 (1, 4)	 P6			 F7		 2B	 G5-3		4	1	1	2	0	0	1										
Moises Alou, R OBP: 0.358, SLG: 0.466 (1, 7)	 P6			 F7		 1B		 K		4	1	1	1	0	1	1									
Sammy Sosa, R OBP: 0.359, SLG: 0.538 (1, 9)	 F9			 G5-3		 G4-3		 G6-3		4	0	0	0	0	2										
16 Aramis Ramirez, R OBP: 0.327, SLG: 0.470 (1, 5)		 L8			 HR	 1B		 G5-3		4	1	2	2	0	0	0									
Randall Simon, L OBP: 0.305, SLG: 0.426 (1, 3)		 G5-3			 F7	 F7		 F7		4	0	0	0	0	0	1									
Alex Gonzalez, R OBP: 0.293, SLG: 0.402 (1, 6)		 G6-3			 L7	 P3		 K		4	0	0	0	0	1	1									
Damian Miller, R OBP: 0.310, SLG: 0.363 (1, 2)			 K		 G6-3		 SF8	 G5-3		4	1	1	0	0	1	0									
34 Kerry Wood, R OBP: 0.177, SLG: 0.279 (1, 1)			 G6-3			 2B	 SH2-4			2	1	1	0	0	0	0									
Kyle Farnsworth, R (8, 1)						 2B	 SH2-4			0	0	0	0	0	0	0									
Mike Remlinger, L (9, 1)						 1B	 2-3			0	0	0	0	0	0	0									
Inning Stats	R: 0 E: 0 K: 0 S: 9	H: 1 LOB: 1 BB: 0 P: 15	R: 0 E: 0 K: 0 S: 8	H: 0 LOB: 0 BB: 0 P: 12	R: 0 E: 0 K: 2 S: 9	H: 0 LOB: 0 BB: 0 P: 14	R: 0 E: 0 K: 0 S: 8	H: 0 LOB: 0 BB: 0 P: 11	R: 1 E: 0 K: 0 S: 4	H: 1 LOB: 0 BB: 0 P: 8	R: 4 E: 0 K: 0 S: 15	H: 5 LOB: 1 BB: 0 P: 22	R: 1 E: 0 K: 0 S: 6	H: 1 LOB: 0 BB: 0 P: 8	R: 0 E: 0 K: 1 S: 8	H: 0 LOB: 0 BB: 0 P: 11	R: 0 E: 0 K: 1 S: 6	H: 0 LOB: 0 BB: 0 P: 10	1B: 4 2B: 3 3B: 0 HR: 1	SF: 1 SAC: 1 DP: 0 HBP: 0	WP: 0 PB: 0 SB: 0 CS: 0	PA: 35			
PITCHER	IP	WLS	BF	H	R	ER	SO	BB	IBB	HBP	BLK	WP	HR	S	P	ERA	WHIP								
65 Scott Randall, R ERA: 7.15 (1, 1)	5.1	L	23	7	5	5	2	0	0	0	0	0	1	49	76	8.44	1.312								
Dan Serafini, L ERA: 5.88 (6, 1)	1.2		6	1	1	1	0	0	0	0	0	0	0	10	14	5.40	0.600								
Brian Reith, R ERA: 4.47 (8, 1)	1.0		3	0	0	0	1	0	0	0	0	0	0	8	11	0.00	0.000								
71 Juan Cerros, R ERA: 7.88 (9, 1)	1.0		3	0	0	0	1	0	0	0	0	0	0	6	10	0.00	0.000								

AB	33
R	6
H	8
RBI	6
BB	0
SO	4
LOB	6



Batter	1	2	3	4	5	6	7	8	9	AB	R	H	RBI	BB	SO	LOB	BOTTOM								
6 Ryan Freel, R OBP: 0.362, SLG: 0.471 (1, 8)	 G5-3		 K			 K2-3		 L5		4	0	0	0	0	2	0	Chicago Cubs @ Cincinnati Reds Great American Ball Park, Cincinnati, OH Tue Sep 23 2003, 7:10 PM EDT Att: 26,124 - Sunny - 64 F								
Tim Hummel, R OBP: 0.282, SLG: 0.372 (1, 5)	 K		 G6-3			 G3-1		 G5-3		4	0	0	0	0	1	0									
D'Angelo Jimenez, S OBP: 0.351, SLG: 0.424 (1, 4)	 BB		 K			 G3		 F8		3	0	0	0	1	1	0									
Sean Casey, L OBP: 0.349, SLG: 0.400 (1, 3)	 E5			 G3-1			 G4-3		 FC4-6	4	0	1	0	0	0	1									
Russell Branyan, L OBP: 0.330, SLG: 0.429 (1, 7)	 K			 K			 BB	 BB	 FC4-6	3	0	0	0	1	2	3									
Wily Mo Peña, R OBP: 0.278, SLG: 0.369 (1, 9)			 K		 K		 BB	 BB	 G6-4-3	3	0	1	0	1	2	0									
Jason LaRue, R OBP: 0.320, SLG: 0.423 (1, 2)		 G5-3			 K		 L7	 BB	 G6-4-3	3	0	0	0	1	1	4									
Ray Olmedo, S OBP: 0.291, SLG: 0.281 (1, 6)		 G5-3			 K		 BB		 G6-4-3	2	0	0	0	1	1	1									
65 Scott Randall, R OBP: 0.333, SLG: 0.333 (1, 1)			 K2-3			 G1-3			 K	2	0	0	0	0	1	1									
Dan Serafini, S (6, 1)										0	0	0	0	0	0	0									
Dennell Stenson, L OBP: 0.333, SLG: 0.403 (7, PH)										1	0	0	0	0	1	3									
Brian Reith, R (8, 1)										0	0	0	0	0	0	0									
71 Juan Cerros, R (9, 1)										0	0	0	0	0	0	0									
Inning Stats	R: 0 E: 1 K: 2 S: 15	H: 0 LOB: 2 BB: 1 P: 24	R: 0 E: 0 K: 2 S: 11	H: 0 LOB: 1 BB: 1 P: 16	R: 0 E: 0 K: 2 S: 10	H: 0 LOB: 0 BB: 0 P: 16	R: 0 E: 0 K: 2 S: 11	H: 0 LOB: 0 BB: 0 P: 16	R: 0 E: 0 K: 1 S: 7	H: 0 LOB: 0 BB: 0 P: 11	R: 0 E: 0 K: 1 S: 14	H: 1 LOB: 3 BB: 2 P: 27	R: 0 E: 0 K: 0 S: 6	H: 0 LOB: 0 BB: 0 P: 12	R: 0 E: 0 K: 0 S: 13	H: 1 LOB: 1 BB: 1 P: 21	1B: 2 2B: 0 3B: 0 HR: 0	SF: 0 SAC: 0 DP: 1 HBP: 0	WP: 0 PB: 0 SB: 0 CS: 0	PA: 34					
PITCHER	IP	WLS	BF	H	R	ER	SO	BB	IBB	HBP	BLK	WP	HR	S	P	ERA	WHIP								
34 Kerry Wood, R ERA: 3.2 (1, 1)	7.0	W	27	1	0	0	12	4	0	0	0	0	0	78	122	0.00	0.714								
Kyle Farnsworth, R ERA: 3.36 (8, 1)	1.0		3	0	0	0	0	0	0	0	0	0	0	6	12	0.00	0.000								
Mike Remlinger, L ERA: 3.59 (9, 1)	1.0		4	1	0	0	0	1	0	0	0	0	0	13	21	0.00	2.000								

AB	29
R	0
H	2
RBI	0
BB	5
SO	12
LOB	13



Batter	1	2	3	4	5	6	7	8	9	AB	R	H	RBI	BB	SO	LOB	TOP										
Kenny Lofton, L OBP: 0.348, SLG: 0.446 Doug Glanville, R OBP: 0.287, SLG: 0.347	4-2 BB BB	1-1 3-H 1B	0-0 1-2 2B 1B		1-0 FC4-6			1-1 G6-3		4	1	2	1	1	0	1											
Mark Grudzielanek, R OBP: 0.365, SLG: 0.415	0-2 L8	0-1 L5	2-0 1-H 2-H 2B			2-1 L9		0-1 L3		5	0	1	2	0	0	3											
Sammy Sosa, R OBP: 0.359, SLG: 0.542 Troy O'Leary, L OBP: 0.273, SLG: 0.357	1-2 F9								4-1 16 BB 1B BB	4	2	1	1	1	2	2											
Moises Alou, R OBP: 0.360, SLG: 0.464 Tom Goodwin, L OBP: 0.337, SLG: 0.373	4-1 BB BB		4-0 E 2B BB		0-0 G6-3			3-1 F9	4-0 L4-6 16 BB 1B BB	2	1	0	0	3	0	0											
16 Aramis Ramirez, R OBP: 0.326, SLG: 0.468	2-1 F8		0-0 F7		0-0 F9			2-2 F8	0-2 1-2 2-H 1B	5	0	1	1	0	0	3											
Randall Simon, L OBP: 0.305, SLG: 0.424 Eric Karros, R OBP: 0.340, SLG: 0.442		0-1 FC5-4 1B	0-1 E4 2B BB		1-1 F7			3-1 G4-3	3-1 F9	4	1	1	0	0	0	1											
Alex Gonzalez, R OBP: 0.294, SLG: 0.400		0-2 FC5-4 E 1B 1-2	4-2 1-2 2B BB		2-3 K			0-1 FC4-6 1B	1-0 L4-6 2-2	4	2	1	0	1	1	3											
Paul Bako, L OBP: 0.313, SLG: 0.332		0-0 G3	3-2 1-2 2B		0-3 K			2-2 FC4-6 1-2		4	0	1	3	0	1	2											
Shawn Estes, R OBP: 0.214, SLG: 0.282		2-1 E5 1B 2-3	2-2 1B 2B 1B		2-1 FC4-6 1B			1-2 G6-3		4	1	2	0	0	0	1											
Inning Stats	R: 0 E: 0 K: 0 S: 11	H: 0 LOB: 2 BB: 2 P: 22	R: 1 E: 1 K: 0 S: 12	H: 2 LOB: 2 BB: 0 P: 15	R: 6 E: 1 K: 1 S: 21	H: 5 LOB: 1 BB: 2 P: 39	R: 0 E: 0 K: 0 S: 4	H: 0 LOB: 0 BB: 0 P: 5	R: 0 E: 0 K: 1 S: 9	H: 1 LOB: 1 BB: 0 P: 14	R: 0 E: 0 K: 0 S: 7	H: 0 LOB: 0 BB: 0 P: 14	R: 0 E: 0 K: 0 S: 10	H: 1 LOB: 1 BB: 0 P: 17	R: 0 E: 0 K: 0 S: 7	H: 0 LOB: 0 BB: 0 P: 9	R: 1 E: 0 K: 0 S: 8	H: 1 LOB: 1 BB: 2 P: 20	1B: 7 2B: 3 3B: 0 HR: 1	SF: 0 SAC: 0 DP: 1 HBP: 0	WP: 0 PB: 0 SB: 0 CS: 0	PA: 43					
PITCHER	IP	WLS	BF	H	R	ER	SO	BB	IBB	HBP	BLK	WP	HR	S	P	ERA	WHIP										
Josh Hall, R ERA: 6.57	2.2	L	19	6	7	3	0	4	0	0	0	0	1	39	68	10.12	3.750										
Matt Belisle, R ERA: 5.87	2.1		9	2	0	0	3	0	0	0	0	0	0	18	27	0.00	0.857										
71 Juan Cerros, R ERA: 5.73	3.0		10	1	0	0	1	0	0	0	0	0	0	24	40	0.00	0.333										
Dan Serafini, L ERA: 6.0	1.0		5	1	1	1	0	2	0	0	0	0	0	8	20	9.00	3.000										

Chicago Cubs @ Cincinnati Reds
Great American Ball Park, Cincinnati, OH
Wed Sep 24, 2003, 7:10 PM EDT
Att: 27,021 - Sunny - 78 F

AB 37
R 8
H 10
RBI 8
BB 6
SO 4
LOB 18



Batter	1	2	3	4	5	6	7	8	9	AB	R	H	RBI	BB	SO	LOB	BOTTOM										
6 Ryan Freel, R OBP: 0.358, SLG: 0.463	1-0 G6-3		1-1 G4-3			1-0 F9			2-2 G4-3 BB 1B	4	0	1	0	0	0	0											
Tim Hummel, R OBP: 0.292, SLG: 0.363	4-2 G5-4-3 BB			1-0 L7		0-1 G5-3			4-0 G4-3 BB	2	0	0	0	2	0	0											
D'Angelo Jimenez, S OBP: 0.349, SLG: 0.421	0-1 G5-4-3 1-2			1-1 G6-3		1-0 G4-3			2-2 F8	4	0	0	0	0	0	3											
Sean Casey, L OBP: 0.346, SLG: 0.398		0-1 G3		1-3 K			1-1 G4-3		0-1 G4-3	4	0	0	0	0	1	2											
Russell Branyan, L OBP: 0.328, SLG: 0.425		2-0 FC5-4 1B			2-2 P1		1-3 K		1-1 F8	4	0	1	0	0	1	2											
Wily Mo Peña, R OBP: 0.279, SLG: 0.368		1-2 F9			0-0 1B		3-2 G4-3			3	0	1	0	0	0	1											
Jason LaRue, R OBP: 0.320, SLG: 0.423		1-0 FC5-4 1-2			1-0 1B				3-2 F9	3	0	1	0	0	0	1											
Ray Olmedo, S OBP: 0.288, SLG: 0.277			0-2 G4-3		2-1 L9				1-0 L6	3	0	0	0	0	0	2											
Josh Hall, R ERA: 6.57 Matt Belisle, R ERA: 5.87 37 Stephen Smitherman, R OBP: 0.365, SLG: 0.542 71 Juan Cerros, R ERA: 5.73 Ruben Mateo, R OBP: 0.292, SLG: 0.332 Dan Serafini, S ERA: 6.0			1-3 K		0-3 K				1-3 K	0	0	0	0	0	0	0											
Inning Stats	R: 0 E: 0 K: 0 S: 5	H: 0 LOB: 0 BB: 1 P: 10	R: 0 E: 0 K: 0 S: 9	H: 1 LOB: 1 BB: 0 P: 13	R: 0 E: 0 K: 1 S: 8	H: 0 LOB: 0 BB: 0 P: 10	R: 0 E: 0 K: 1 S: 8	H: 0 LOB: 0 BB: 0 P: 11	R: 0 E: 0 K: 1 S: 11	H: 2 LOB: 2 BB: 0 P: 16	R: 0 E: 0 K: 0 S: 4	H: 0 LOB: 0 BB: 0 P: 6	R: 0 E: 0 K: 1 S: 8	H: 0 LOB: 0 BB: 0 P: 13	R: 0 E: 0 K: 1 S: 9	H: 0 LOB: 0 BB: 0 P: 14	R: 0 E: 0 K: 0 S: 14	H: 1 LOB: 2 BB: 1 P: 23	1B: 4 2B: 0 3B: 0 HR: 0	SF: 0 SAC: 0 DP: 1 HBP: 0	WP: 0 PB: 0 SB: 0 CS: 0	PA: 32					
PITCHER	IP	WLS	BF	H	R	ER	SO	BB	IBB	HBP	BLK	WP	HR	S	P	ERA	WHIP										
Shawn Estes, L ERA: 5.73	9.0	W	32	4	0	0	5	2	0	0	0	0	0	76	116	0.00	0.667										

Chicago Cubs @ Cincinnati Reds
Great American Ball Park, Cincinnati, OH
Wed Sep 24, 2003, 7:10 PM EDT
Att: 27,021 - Sunny - 78 F

AB 30
R 0
H 4
RBI 0
BB 2
SO 5
LOB 13



Batter	1	2	3	4	5	6	7	8	9	AB	R	H	RBI	BB	SO	LOB	TOP					
Kenny Lofton, L OBP: 0.348, SLG: 0.451											5	2	2	1	0	1	2					
Mark Grudzielanek, R OBP: 0.367, SLG: 0.419											5	1	3	1	0	0	1					
Sammy Sosa, R OBP: 0.360, SLG: 0.552											5	2	2	3	0	0	2					
Moises Alou, R OBP: 0.357, SLG: 0.460											5	0	0	0	0	2	2					
16 Aramis Ramirez, R OBP: 0.325, SLG: 0.467											4	0	1	0	0	1	0					
Eric Karros, R OBP: 0.337, SLG: 0.438											3	0	0	0	0	0	0					
Mark Guthrie, R OBP: 0.335, SLG: 0.371											0	0	0	0	0	0	0					
Antonio Alfonseca, R OBP: 0.271, SLG: 0.355											1	0	0	0	0	0	1					
Troy O'Leary, L OBP: 0.313, SLG: 0.332											0	0	0	0	0	0	0					
Paul Bako, L OBP: 0.313, SLG: 0.332											0	0	0	0	0	0	0					
Ramon Martinez, R OBP: 0.339, SLG: 0.382											4	1	1	0	0	1	2					
Damian Miller, R OBP: 0.310, SLG: 0.361											2	0	0	0	1	0	0					
Tom Goodwin, L OBP: 0.335, SLG: 0.371											1	0	0	0	0	1	2					
Mike Reminger, L OBP: 0.313, SLG: 0.332											0	0	0	0	0	0	0					
3B Carlos Zambrano, S OBP: 0.250, SLG: 0.387											2	0	0	0	0	0	0					
Dave Veres, R OBP: 0.308, SLG: 0.435											0	0	0	0	0	0	0					
Randall Simon, L OBP: 0.308, SLG: 0.435											2	1	2	1	0	0	0					
Inning Stats	R: 0 E: 0 K: 1 S: 12	H: 1 LOB: 1 BB: 0 P: 18	R: 0 E: 0 K: 2 S: 9	H: 0 LOB: 0 BB: 0 P: 10	R: 3 E: 0 K: 0 S: 21	H: 3 LOB: 0 BB: 0 P: 30	R: 0 E: 0 K: 0 S: 5	H: 0 LOB: 0 BB: 0 P: 5	R: 1 E: 0 K: 0 S: 13	H: 2 LOB: 1 BB: 0 P: 20	R: 0 E: 0 K: 1 S: 11	H: 0 LOB: 1 BB: 0 P: 15	R: 1 E: 0 K: 0 S: 13	H: 2 LOB: 1 BB: 1 P: 21	R: 1 E: 1 K: 2 S: 16	H: 2 LOB: 2 BB: 0 P: 20	R: 1 E: 1 K: 0 S: 13	H: 1 LOB: 1 BB: 0 P: 21	1B: 6 2B: 1 3B: 0 HR: 4	SF: 0 SAC: 0 DP: 1 HBP: 0	WP: 0 PB: 0 SB: 0 CS: 0	PA: 40
PITCHER	IP	WLS	BF	H	R	ER	SO	BB	IBB	HBP	BLK	WP	HR	S	P	ERA	WHIP					
Todd Van Poppel, R ERA: 5.99	6.0	W	24	6	4	4	4	0	0	0	1	0	2	71	98	6.00	1.000					
Phil Norton, L ERA: 3.38	0.2		4	2	1	1	0	1	0	0	0	0	0	9	14	13.50	4.500					
John Riedling, R ERA: 5.05	1.1	H	7	2	1	1	2	0	0	0	0	0	1	20	28	6.75	1.500					
Chris Reitsma, R ERA: 4.12	1.0	S	5	1	1	1	0	0	0	0	0	0	1	13	21	9.00	1.000					

Chicago Cubs @ Cincinnati Reds
Great American Ball Park, Cincinnati, OH
Thu Sep 25 2003, 7:10 PM EDT
Att: 36,963 - Sunny - 69 F

AB	39
R	7
H	11
RBI	6
BB	1
SO	6
LOB	12



Batter	1	2	3	4	5	6	7	8	9	AB	R	H	RBI	BB	SO	LOB	BOTTOM				
6 Ryan Freel, R OBP: 0.360, SLG: 0.456										2	1	0	1	2	1	1					
Ray Olmedo, S OBP: 0.290, SLG: 0.284										5	1	2	2	0	0	2					
D'Angelo Jimenez, S OBP: 0.349, SLG: 0.419										2	0	0	1	2	0	1					
Sean Casey, L OBP: 0.348, SLG: 0.404										4	1	2	3	1	0	2					
Russell Branyan, L OBP: 0.326, SLG: 0.427										4	1	1	0	0	3	2					
John Riedling, R OBP: 0.235, SLG: 0.235										0	0	0	0	0	0	0					
Ruben Mateo, R OBP: 0.291, SLG: 0.330										1	0	0	0	0	1	1					
Chris Reitsma, R OBP: 0.125, SLG: 0.125										0	0	0	0	0	0	0					
Wily Mo Peña, R OBP: 0.284, SLG: 0.368										3	1	1	0	1	0	1					
Dernell Stenson, L OBP: 0.341, SLG: 0.408										4	1	2	1	0	0	2					
Jason LaRue, R OBP: 0.322, SLG: 0.424										4	2	2	0	0	2	2					
Todd Van Poppel, R OBP: 0.111, SLG: 0.111										1	0	0	0	0	1	1					
37 Stephen Smitherman, R OBP: 0.235, SLG: 0.273										1	1	1	1	0	0	0					
Phil Norton, R OBP: 0.291, SLG: 0.330										0	0	0	0	0	0	0					
Juan Castro, R OBP: 0.290, SLG: 0.388										1	0	0	0	0	0	1					
Inning Stats	R: 0 E: 0 K: 0 S: 5	H: 0 LOB: 1 BB: 1 P: 11	R: 0 E: 0 K: 1 S: 11	H: 0 LOB: 1 BB: 1 P: 17	R: 1 E: 0 K: 0 S: 11	H: 2 LOB: 2 BB: 1 P: 16	R: 1 E: 1 K: 2 S: 12	H: 2 LOB: 1 BB: 0 P: 18	R: 0 E: 0 K: 2 S: 9	H: 0 LOB: 2 BB: 2 P: 19	R: 6 E: 0 K: 1 S: 23	H: 6 LOB: 0 BB: 0 P: 31	R: 0 E: 1 K: 1 S: 9	H: 0 LOB: 1 BB: 0 P: 13	R: 1 E: 0 K: 1 S: 17	H: 1 LOB: 1 BB: 1 P: 31	1B: 8 2B: 2 3B: 0 HR: 1	SF: 2 SAC: 1 DP: 0 HBP: 0	WP: 2 PB: 0 SB: 0 CS: 1	PA: 41	
PITCHER	IP	WLS	BF	H	R	ER	SO	BB	IBB	HBP	BLK	WP	HR	S	P	ERA	WHIP				
38 Carlos Zambrano, R ERA: 3.11	0.1	B	2	1	0	0	0	0	0	0	0	0	0	4	7	0.00	3.000				
Dave Veres, R ERA: 4.83	0.2		4	2	3	3	1	0	0	0	0	0	1	7	9	40.50	3.000				
Mark Guthrie, L ERA: 2.91	1.0		4	0	0	0	1	0	0	0	0	0	0	9	13	0.00	0.000				
Antonio Alfonseca, R ERA: 5.65	1.0		5	1	1	1	1	1	0	0	0	1	0	17	31	9.00	2.000				
Mike Reminger, L ERA: 3.87																					

Chicago Cubs @ Cincinnati Reds
Great American Ball Park, Cincinnati, OH
Thu Sep 25 2003, 7:10 PM EDT
Att: 36,963 - Sunny - 69 F

AB	32
R	9
H	11
RBI	9
BB	6
SO	8
LOB	16



Batter	1	2	3	4	5	6	7	8	9	AB	R	H	RBI	BB	SO	LOB	TOP										
Tike Redman, L (1, 8) OBP: 0.371, SLG: 0.489	3-2 18 S 1B		0-1 P5		2-3 K		2-1 G5-3		1-2 BB 1B	5	0	2	0	0	1	0	Pittsburgh Pirates @ Chicago Cubs Wrigley Field, Chicago, IL Sat Sep 27 2003, 12:25 PM CDT Cloudy - 60 F										
Abraham Nunez, S (1, 4) OBP: 0.311, SLG: 0.355 Mike Lincoln, R (7, 1)	0-2 F8		0-3 K		2-2 G6-3		4-1 BB		4-2 BB 1B	3	0	0	0	1	1	1											
Carlos Rivera, L (9, PH) OBP: 0.297, SLG: 0.389									1-2 BB	0	0	0	0	0	0	0											
18 Jason Kendall, R (1, 2) OBP: 0.397, SLG: 0.414	2-3 SAFE 1-2 K		1-2 G5-3			0-2 1B 1B	1-2 G1-3		1-2 P4	5	1	1	0	0	1	4											
Matt Stairs, L (1, 3) OBP: 0.388, SLG: 0.555	1-3 K			1-3 K		1-2 F7		4-0 FC4-6 BB		3	0	0	0	1	2	2											
Craig Wilson, R (1, 9) OBP: 0.363, SLG: 0.520		3-2 F9		1-0 HR		3-0 FC5 1B		2-3 K		4	1	2	1	0	1	1											
Rob Mackowiak, L (1, 5) OBP: 0.346, SLG: 0.452		1-3 K		2-2 BB 1B		2-2 1B		1-2 FC4-6 S		4	0	2	1	0	1	1											
Jason Bay, R (1, 7) OBP: 0.424, SLG: 0.561		1-1 1B		4-2 SAFE 1-2 BB		1-3 K		1-2 F9		3	0	1	0	1	1	3											
2 Jack Wilson, R (1, 6) OBP: 0.302, SLG: 0.347		0-2 E5		1-3 K		0-0 FC5			1-3 K	4	0	0	0	0	2	4											
Josh Fogg, R (1, 1) OBP: 0.227, SLG: 0.190 Jeff Reboulet, R (7, PH) OBP: 0.321, SLG: 0.330		1-0 G6-3		0-3 K		2-3 K		1-2 G4-3		2	0	0	0	0	1	2											
										2	0	0	0	0	1	0	P										
Inning Stats	R: 0 E: 0 K: 2 S: 17	H: 1 LOB: 1 BB: 0 P: 23	R: 0 E: 1 K: 1 S: 13	H: 1 LOB: 2 BB: 0 P: 19	R: 0 E: 0 K: 1 S: 9	H: 0 LOB: 0 BB: 0 P: 10	R: 1 E: 0 K: 2 S: 16	H: 2 LOB: 1 BB: 1 P: 25	R: 0 E: 0 K: 2 S: 9	H: 0 LOB: 0 BB: 0 P: 13	R: 1 E: 0 K: 1 S: 20	H: 3 LOB: 2 BB: 0 P: 27	R: 0 E: 0 K: 1 S: 11	H: 0 LOB: 1 BB: 1 P: 20	R: 0 E: 0 K: 1 S: 10	H: 0 LOB: 1 BB: 1 P: 18		R: 0 E: 0 K: 1 S: 14	H: 1 LOB: 2 BB: 1 P: 22	1B: 7 2B: 0 3B: 0 HR: 1	SF: 0 SAC: 0 DP: 0 HBP: 0	WP: 0 PB: 0 SB: 2 CS: 0	PA: 39				
PITCHER	IP	WLS	BF	H	R	ER	SO	BB	IBB	HBP	BLK	WP	HR	S	P	ERA	WHIP										
22 Mark Prior, R (1, 1) ERA: 2.43	6.2	W	29	7	2	2	10	2	0	0	0	0	1	92	133	2.70	1.350										
Kyle Farnsworth, R (7, 1) ERA: 3.3	1.1	H	5	0	0	0	1	1	0	0	0	0	0	13	22	0.00	0.750										
Joe Borowski, R (9, 1) ERA: 2.63	1.0	S	5	1	0	0	1	1	0	0	0	0	0	14	22	0.00	2.000										

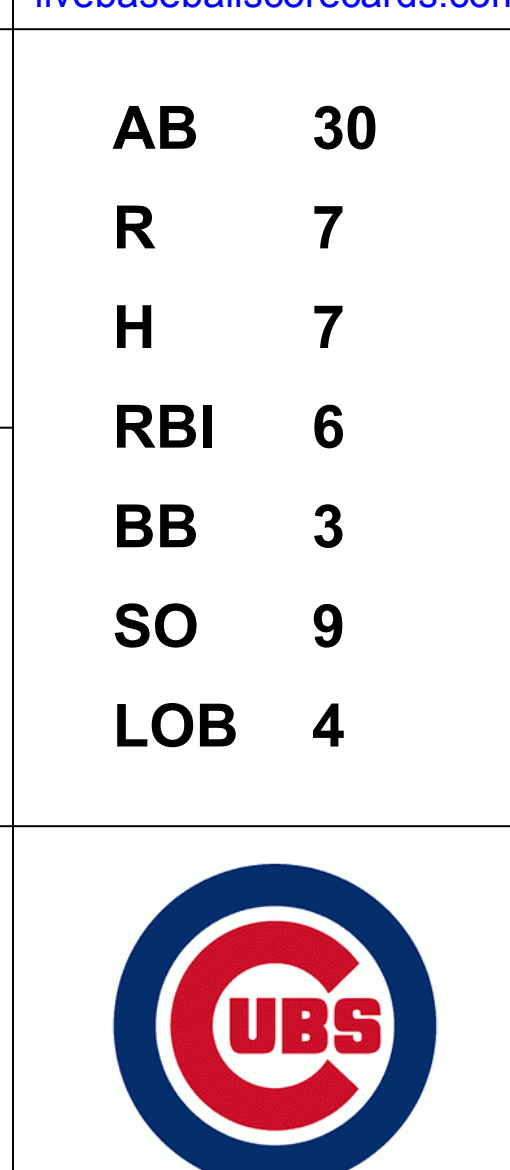
Batter	1	2	3	4	5	6	7	8	9	AB	R	H	RBI	BB	SO	LOB	BOTTOM										
Kenny Lofton, L (1, 8) OBP: 0.351, SLG: 0.452	3-2 G6-3 1B		1-0 F7		2-0 SF9 SH1 1B		4-0 E BB			3	0	2	0	1	0	1	Pittsburgh Pirates @ Chicago Cubs Wrigley Field, Chicago, IL Sat Sep 27 2003, 12:25 PM CDT Cloudy - 60 F										
Mark Czuzdzianek, R (1, 4) OBP: 0.307, SLG: 0.416	1-2 SAFE SAFE SAFE G6-3			1-1 BB FC6-4 1B	0-0 SH1		0-0 E1		1-3 1B	3	1	1	0	0	0	2											
Sammy Sosa, R (1, 9) OBP: 0.359, SLG: 0.550	3-2 G6-3			4-2 FC6-4 SF7 BB	1-1 SF9		2-1 G6-3			2	1	0	1	1	0	2											
Moises Alou, R (1, 7) OBP: 0.356, SLG: 0.457		1-0 G6-3		4-2 FC6-4 BB	1-1 G5-3		0-1 G5-3			3	0	0	0	1	0	1											
16 Aramis Ramirez, R (1, 5) OBP: 0.325, SLG: 0.467		1-0 G5-3		3-2 FC6-4		2-1 G4-3		1-0 1B		4	0	1	1	0	0	2											
Randall Simon, L (1, 3) OBP: 0.308, SLG: 0.434		1-3 K		1-2 SAFE 3-H SF7		1-1 G1-3		0-0 G6-4-3 1B		3	0	1	1	0	1	0											
Alex Gonzalez, R (1, 6) OBP: 0.294, SLG: 0.402 Kyle Farnsworth, R (7, 1)			0-1 2B		0-0 K		0-0 G6-3		0-1 G6-4-3	3	0	1	0	0	1	1											
Troy O'Leary, L (8, PH) OBP: 0.270, SLG: 0.353 Joe Borowski, R (9, 1)										1	0	0	0	0	0	0											
Damian Miller, R (1, 2) OBP: 0.310, SLG: 0.369			2-2 G6-3		3-2 HR		1-3 K			3	1	1	1	0	1	1											
22 Mark Prior, R (1, 1) OBP: 0.270, SLG: 0.347 Ramon Martinez, R (7, 6) OBP: 0.338, SLG: 0.381			0-3 K		0-0 SH1 1B SF9		0-1 G5-3			2	1	1	0	0	1	1											
										1	0	0	0	0	0	0	CBS										
Inning Stats	R: 0 E: 0 K: 0 S: 8	H: 1 LOB: 0 BB: 0 P: 14	R: 0 E: 0 K: 1 S: 5	H: 0 LOB: 0 BB: 0 P: 8	R: 0 E: 0 K: 1 S: 9	H: 1 LOB: 1 BB: 0 P: 12	R: 2 E: 0 K: 1 S: 18	H: 1 LOB: 1 BB: 2 P: 34	R: 2 E: 0 K: 0 S: 5	H: 3 LOB: 1 BB: 0 P: 16	R: 0 E: 0 K: 0 S: 5	H: 0 LOB: 0 BB: 0 P: 8	R: 0 E: 1 K: 1 S: 8	H: 0 LOB: 2 BB: 1 P: 15	R: 0 E: 0 K: 0 S: 6	H: 2 LOB: 1 BB: 0 P: 7		R: 0 E: 0 K: 0 S: 6	H: 0 LOB: 1 BB: 0 P: 7	1B: 5 2B: 2 3B: 0 HR: 1	SF: 2 SAC: 1 DP: 2 HBP: 0	WP: 0 PB: 0 SB: 0 CS: 0	PA: 34				
PITCHER	IP	WLS	BF	H	R	ER	SO	BB	IBB	HBP	BLK	WP	HR	S	P	ERA	WHIP										
Josh Fogg, R (1, 1) ERA: 5.26	6.0	L	25	6	4	4	3	2	0	0	0	0	0	14	92	6.00	1.333										
Mike Lincoln, R (7, 1) ERA: 5.2	2.0		9	2	0	0	1	1	0	0	0	0	0	14	22	0.00	1.500										

Batter	1	2	3	4	5	6	7	8	9	AB	R	H	RBI	BB	SO	LOB	TOP			
Tike Redman, L (1, 8) OBP: 0.373, SLG: 0.487	G4-3		1B					FC4-6 3B		3	1	1	0	1	0	1	Pittsburgh Pirates @ Chicago Cubs Wrigley Field, Chicago, IL Sat Sep 27 2003, 12:30 PM CDT Att: 40,121 - Cloudy - 59 F			
Abraham Nunez, S (1, 4) OBP: 0.311, SLG: 0.360	G3		F9					PB 3B		4	1	1	1	0	0	2				
Rob Mackowiak, L (1, 9) OBP: 0.349, SLG: 0.453	1B		1B					K		4	0	2	0	0	2	1				
Craig Wilson, R (1, 2) OBP: 0.364, SLG: 0.518	1B		G3-6-3							3	0	1	0	1	0	2				
Carlos Rivera, L (1, 3) OBP: 0.286, SLG: 0.372	K									4	0	0	0	0	2	3				
Jason Bay, R (1, 7) OBP: 0.417, SLG: 0.541		K								3	0	0	0	1	1	0				
2 Jack Wilson, R (1, 6) OBP: 0.300, SLG: 0.345		L9								4	0	0	0	0	0	1				
José Hernández, R (1, 5) OBP: 0.287, SLG: 0.347										4	0	1	0	0	1	1				
Ryan Vogelsong, R (1, 1) OBP: 0.167, SLG: 0.167										1	0	0	0	0	1	1				
Mark Conroy, R (2, 1) OBP: 0.275, SLG: 0.326										0	0	0	0	0	0	0				
Joe Beimel, L (4, 1) ERA: 5.14										0	0	0	0	0	0	0				
J.J. Davis, R (5, PH) OBP: 0.275, SLG: 0.326										0	0	0	0	0	0	0				
Nelson Figueroa, R (5, 1) ERA: 3.31										0	0	0	0	0	0	0				
34 John Grabow, L (7, 1) ERA: 3.6										0	0	0	0	0	0	0				
J.R. House, R (8, PH) OBP: 0.200, SLG: 1.000										1	0	1	0	0	0	0				
Brian Boehringer, S (8, 1) ERA: 4.68										0	0	0	0	0	0	0				
Inning Stats	R: 0 E: 0 K: 1 S: 13	H: 2 LOB: 2 BB: 0 P: 19	R: 0 E: 0 K: 2 S: 9	H: 1 LOB: 1 BB: 1 P: 12	R: 0 E: 0 K: 0 S: 10	H: 2 LOB: 1 BB: 0 P: 14	R: 0 E: 0 K: 0 S: 6	H: 0 LOB: 0 BB: 0 P: 9	R: 0 E: 0 K: 1 S: 7	H: 0 LOB: 1 BB: 1 P: 14	R: 0 E: 0 K: 1 S: 6	H: 0 LOB: 0 BB: 0 P: 7	R: 2 E: 0 K: 2 S: 15	H: 2 LOB: 1 BB: 1 P: 22	R: 0 E: 0 K: 0 S: 6	H: 0 LOB: 0 BB: 1 P: 10	1B: 6 2B: 0 3B: 1 HR: 0	SF: 0 SAC: 0 DP: 2 HBP: 0	WP: 0 PB: 1 SB: 0 CS: 0	PA: 35
PITCHER	IP	WLS	BF	H	R	ER	SO	BB	IBB	HBP	BLK	WP	HR	S	P	ERA	WHIP			
Matt Clement, R (1, 1) ERA: 4.11	7.2	W	31	7	2	1	6	2	0	0	0	0	0	68	101	1.17	1.174			
Mike Remlinger, L (8, 1) ERA: 3.55	0.1		1	0	0	0	1	0	0	0	0	0	0	4	5	0.00	0.000			
Dave Veres, R (9, 1) ERA: 4.68	1.0		3	0	0	0	0	1	0	0	0	0	0	6	10	0.00	1.000			

AB	32
R	2
H	7
RBI	1
BB	3
SO	7
LOB	12



Batter	1	2	3	4	5	6	7	8	9	AB	R	H	RBI	BB	SO	LOB	BOTTOM			
Kenny Lofton, L (1, 8) OBP: 0.350, SLG: 0.450	K	1B IBB		K						3	1	0	0	1	3	0	Pittsburgh Pirates @ Chicago Cubs Wrigley Field, Chicago, IL Sat Sep 27 2003, 12:30 PM CDT Att: 40,121 - Cloudy - 59 F			
Mark Czuzdzianek, R (1, 4) OBP: 0.366, SLG: 0.417	L5	S 1B			G6-3		G5-3			4	0	1	2	0	0	0				
Sammy Sosa, R (1, 9) OBP: 0.358, SLG: 0.553	HR	K			L9			K		4	1	1	1	0	2	1				
Moises Alou, R (1, 7) OBP: 0.357, SLG: 0.462	P3	G5-3			L9			K		3	1	1	1	1	0	1				
16 Aramis Ramirez, R (1, 5) OBP: 0.324, SLG: 0.465		1B 1B	P4		K			HR		4	1	1	0	0	1	1				
Eric Karros, R (1, 3) OBP: 0.339, SLG: 0.437		1B 1B	G5-3		G5-3			FC6-4 BB		3	1	1	0	1	0	0				
Ramon Martinez, R (1, 6) OBP: 0.336, SLG: 0.379		1B 1B	F9		L8			FC6-4		4	1	1	1	0	0	1				
Dave Veres, R (9, 1) ERA: 4.68		SH5-4 1B 1B						1-2		0	0	0	0	0	0	0				
Paul Bako, L (1, 2) OBP: 0.313, SLG: 0.332		SH5-4 1B 1B			F8			K		3	1	1	1	0	1	0				
Matt Clement, R (1, 1) OBP: 0.159, SLG: 0.177										2	0	0	0	0	2	0				
Mike Remlinger, L (8, 1) ERA: 3.55										0	0	0	0	0	0	0				
Alex Gonzalez, R (9, 6) OBP: 0.294, SLG: 0.402										0	0	0	0	0	0	0				
Inning Stats	R: 1 E: 0 K: 1 S: 9	H: 1 LOB: 0 BB: 0 P: 15	R: 5 E: 1 K: 1 S: 23	H: 5 LOB: 1 BB: 1 P: 35	R: 0 E: 0 K: 0 S: 9	H: 0 LOB: 0 BB: 0 P: 15	R: 0 E: 0 K: 2 S: 7	H: 0 LOB: 0 BB: 0 P: 11	R: 0 E: 0 K: 1 S: 8	H: 0 LOB: 0 BB: 0 P: 12	R: 0 E: 0 K: 1 S: 8	H: 0 LOB: 0 BB: 0 P: 13	R: 1 E: 0 K: 1 S: 9	H: 1 LOB: 1 BB: 1 P: 17	R: 0 E: 0 K: 0 S: 6	H: 0 LOB: 0 BB: 1 P: 10	1B: 5 2B: 0 3B: 0 HR: 2	SF: 0 SAC: 1 DP: 0 HBP: 0	WP: 0 PB: 0 SB: 2 CS: 0	PA: 34
PITCHER	IP	WLS	BF	H	R	ER	SO	BB	IBB	HBP	BLK	WP	HR	S	P	ERA	WHIP			
Ryan Vogelsong, R (1, 1) ERA: 6.55	1.1	L	11	6	6	5	1	0	0	0	0	0	0	15	25	0.00	4.500			
Mark Corey, R (2, 1) ERA: 5.34	1.2		5	0	0	0	1	0	0	0	0	0	0	7	11	0.00	0.000			
Joe Beimel, L (4, 1) ERA: 5.14	1.0		3	0	0	0	2	0	0	0	0	0	0	7	11	0.00	0.000			
Nelson Figueroa, R (5, 1) ERA: 3.31	2.0		7	0	0	0	2	1	0	0	0	0	0	16	27	0.00	0.500			
34 John Grabow, L (7, 1) ERA: 3.6	1.0		3	0	0	0	2	0	0	0	0	0	0	9	13	0.00	0.000			
Brian Boehringer, R (8, 1) ERA: 5.49	1.0		5	1	1	1	1	1	0	0	0	0	1	9	17	9.00	2.000			



Batter	1	2	3	4	5	6	7	8	9	AB	R	H	RBI	BB	SO	LOB	TOP										
Tike Redman, L OBP: 0.374, SLG: 0.483 (1, 8)	2-1 G1-3		2-1 1B		4-2 FC1-6 BB		2-1 P6		2-3 K	4	0	1	0	1	1	1	Pittsburgh Pirates @ Chicago Cubs Wrigley Field, Chicago, IL Sun Sep 28 2003, 1:20 PM CDT Att: 39,940 - Cloudy - 54 F										
Abraham Nunez, S OBP: 0.310, SLG: 0.357 (1, 4)	4-2 BB		2-2 G4-3		0-0 FC1-6 18 1B		0-2 G4-3			3	1	0	0	1	0	3											
18 Jason Kendall, R OBP: 0.399, SLG: 0.416 (1, 2)	2-1 G4-3-6-3-4			2-2 FC1-6 1B	1-2 1B		1-0 BB HBP			3	0	2	2	0	0	1											
Matt Stairs, L OBP: 0.389, SLG: 0.561 José Hernández, R OBP: 0.297, SLG: 0.347 (8, 5)		2-2 3B		0-1 FC1-6 1B	1-2 1B		2-3 K			4	0	2	0	0	1	2											
Craig Wilson, R OBP: 0.360, SLG: 0.511 (1, 9)		2-3 K		1-2 FC1-6		1-2 G6-3		0-3 K		4	0	0	0	0	2	4											
Jason Bay, R OBP: 0.421, SLG: 0.529 (1, 7)		0-2 L6		1-3 K		4-2 CS BB		1-2 BB		2	0	0	0	2	1	3											
Rob Mackowiak, L Brian Meadows, R OBP: 0.133, SLG: 0.071 Julian Tavarez, L (8, 1)		2-3 K		1-0 G4-3		2-2 F9		1-3 K		4	0	0	0	0	2	6											
2 Jack Wilson, R OBP: 0.303, SLG: 0.353 (1, 6)			2-2 G5-3		3-2 FC1-6 18 1B		1-0 HR		1-1 CS 1B	4	2	3	1	0	0	0											
Kip Wells, R OBP: 0.203, SLG: 0.279 J.J. Davis, R OBP: 0.263, SLG: 0.286 Joe Beimel, L (7, 1)			0-0 F9		0-1 SH3		2-0 G6-3		1-3 K	1	0	0	0	0	0	0											
Carlos Rivera, L OBP: 0.283, SLG: 0.368 (8, 3)					1-2					1	0	0	0	0	1	1											
Inning Stats	R: 0 E: 0 K: 0 S: 6	H: 0 LOB: 0 BB: 1 P: 14	R: 0 E: 0 K: 2 S: 13	H: 1 LOB: 1 BB: 0 P: 19	R: 0 E: 0 K: 1 S: 9	H: 1 LOB: 1 BB: 0 P: 15	R: 0 E: 0 K: 1 S: 14	H: 2 LOB: 2 BB: 0 P: 19	R: 2 E: 0 K: 0 S: 15	H: 2 LOB: 1 BB: 1 P: 26	R: 0 E: 0 K: 0 S: 8	H: 0 LOB: 0 BB: 1 P: 15	R: 1 E: 0 K: 0 S: 7	H: 1 LOB: 0 BB: 0 P: 12	R: 0 E: 0 K: 3 S: 16	H: 0 LOB: 2 BB: 1 P: 24	R: 0 E: 0 K: 2 S: 8	H: 1 LOB: 1 BB: 0 P: 12	1B: 6 2B: 1 3B: 1 HR: 1	SF: 0 SAC: 1 DP: 2 HBP: 1	WP: 0 PB: 0 SB: 1 CS: 2	PA: 37					
PITCHER	IP	WLS	BF	H	R	ER	SO	BB	IBB	HBP	BLK	WP	HR	S	P	ERA	WHIP										
Sergio Mitre, R ERA: 8.31 (1, 1)	4.0	16	4	0	0	3	1	0	0	0	0	0	0	42	67	0.00	1.250										
Antonio Alfonseca, R ERA: 5.83 (5, 1)	1.0	6	2	2	2	0	1	0	0	0	0	0	0	15	26	18.00	3.000										
Mark Guthrie, L ERA: 2.74 (6, 1)	1.0	3	0	0	0	0	1	0	0	0	0	0	0	8	15	0.00	1.000										
Juan Cruz, R ERA: 6.05 (7, 1)	2.0	L	9	1	1	1	3	1	0	1	0	0	1	23	36	4.50	1.000										
Todd Wellemeyer, R ERA: 6.51 (9, 1)	1.0	3	1	0	0	2	0	0	0	0	0	0	0	8	12	0.00	1.000										

AB 31
R 3
H 8
RBI 3
BB 4
SO 8
LOB 21



Batter	1	2	3	4	5	6	7	8	9	AB	R	H	RBI	BB	SO	LOB	BOTTOM										
Kenny Lofton, L OBP: 0.352, SLG: 0.450 Tom Goodwin, L OBP: 0.328, SLG: 0.363 (7, 9)	4-0 WP BB		0-0 G3		1-1 F7		3-2 L9		1-3 K	0	0	0	0	1	0	0	Pittsburgh Pirates @ Chicago Cubs Wrigley Field, Chicago, IL Sun Sep 28 2003, 1:20 PM CDT Att: 39,940 - Cloudy - 54 F										
Mark Czudzielanek, R OBP: 0.360, SLG: 0.416 Tony Womack, L OBP: 0.291, SLG: 0.307 (4, 4)	4-2 BB		1-0 G4-3		1-2 G4-3		0-3 K			1	0	0	0	1	0	0											
Doug Glanville, R OBP: 0.286, SLG: 0.346 (7, 8)	2-3 K		1-2 G6-3			1-1 1B		0-1 F8		4	0	1	0	0	1	2											
Troy O'Leary, L OBP: 0.275, SLG: 0.356 (1, 7)	3-2 F7			1-0 L9		2-0 S 1B		1-0 1B		4	0	2	0	0	0	2											
16 Aramis Ramirez, R OBP: 0.324, SLG: 0.465 Ramon Martinez, R OBP: 0.333, SLG: 0.375 (7, 6)	1-0 F7			1-1 F8		3-3 K		1-3 K		1	0	0	0	0	0	2											
Eric Kinnaird, R OBP: 0.290, SLG: 0.446 Antonio Alfonseca, R Mark Guthrie, R David Kelton, R OBP: 0.147, SLG: 0.250 Juan Cruz, R OBP: 0.299, SLG: 0.417 Paul Shays, L OBP: 0.166, SLG: 0.259 Todd Wellemeyer, R (8, 1)		2-1 G4-3		0-0 HR		3-2 K		0-3 K		2	1	1	1	0	0	0											
Alex Gonzalez, R OBP: 0.295, SLG: 0.409 Augie Ojeda, S OBP: 0.185, SLG: 0.120 (7, 5)		3-2 HR		1-0 1B		2-3 K			0-0 SH2-3 1B	1	1	1	1	0	0	0											
Josh Paul, R OBP: 0.346, SLG: 0.261 (1, 2)		2-3 K		2-3 K			0-0 G6-3		0-0 SH2-3	3	0	0	0	0	2	1											
Sergio Mitre, R OBP: 0.500, SLG: 0.500 Randall Simon, L OBP: 0.309, SLG: 0.434 Hee-Seop Choi, L OBP: 0.350, SLG: 0.421 (8, 3)		1-3 K			0-1 G4-3			1-0 1B		1	0	0	0	0	1	0											
Inning Stats	R: 0 E: 0 K: 1 S: 10	H: 0 LOB: 2 BB: 2 P: 24	R: 1 E: 0 K: 2 S: 13	H: 1 LOB: 0 BB: 0 P: 21	R: 0 E: 0 K: 0 S: 8	H: 0 LOB: 0 BB: 0 P: 10	R: 1 E: 0 K: 1 S: 8	H: 2 LOB: 1 BB: 0 P: 13	R: 0 E: 0 K: 0 S: 7	H: 0 LOB: 0 BB: 0 P: 9	R: 0 E: 0 K: 3 S: 13	H: 2 LOB: 2 BB: 0 P: 24	R: 0 E: 0 K: 1 S: 9	H: 1 LOB: 1 BB: 0 P: 13	R: 0 E: 0 K: 2 S: 9	H: 1 LOB: 1 BB: 0 P: 11		R: 0 E: 0 K: 1 S: 6	H: 1 LOB: 1 BB: 0 P: 7	1B: 6 2B: 0 3B: 0 HR: 2	SF: 0 SAC: 1 DP: 0 HBP: 0	WP: 1 PB: 0 SB: 1 CS: 0	PA: 37				
PITCHER	IP	WLS	BF	H	R	ER	SO	BB	IBB	HBP	BLK	WP	HR	S	P	ERA	WHIP										
Kip Wells, R ERA: 3.28 (7, 1)	6.0	W	25	4	1	0	1	0	0	0	0	0	0	9	13	0.00	1.000										
Joe Beimel, L ERA: 5.65 (8, 1)	0.2	H	3	1	0	0	1	0	0	0	0	0	0	6	8	0.00	1.500										
Brian Meadows, R ERA: 4.72 Julian Tavarez, R ERA: 3.66 (8, 1)	1.1	S	5	1	0	0	2	0	0	0	0	0	0	9	10	0.00	0.750										



Batter	1	2	3	4	5	6	7	8	9	AB	R	H	RBI	BB	SO	LOB	TOP			
Kenny Lofton, L OBP: 0.400, SLG: 0.250	4-1 BB 2B BB	0-3 K		1-0 FC3-6			4-2 G5-4-3 BB		1-2 G4-3	3	1	0	0	2	1	1				
Mark Grudzielanek, R OBP: 0.375, SLG: 0.375	4-0 2B FC5 BB	2-3 K			0-1 G6-3		1-1 G5-4-3		0-0 P6	4	1	0	0	1	1	1				
Sammy Sosa, R OBP: 0.778, SLG: 0.800	2-1 1B 1-3 2-H			0-1 1B	4-1 16 F9 BB		4-2 BB			2	0	2	1	2	0	0				
Moises Alou, R OBP: 0.444, SLG: 0.375	1-1 FC5 16 1B			1-2 1B	4-2 BB		1-3 K			3	0	1	1	1	1	2				
16 Aramis Ramirez, R OBP: 0.500, SLG: 0.333	1-1 1B			2-3 K	1-0 F9			0-2 F9		4	0	1	0	0	1	4				
Eric Karros, R OBP: 0.375, SLG: 0.375	0-3 K			0-0 G1-6-3	0-1 G3-1			3-2 1B		4	0	1	0	0	1	7				
Doug Glanville, R (8, PR)										0	1	0	0	0	0	0				
Alex Gonzalez, R (8, 6)										0	0	0	0	0	0	0				
Ramon Martinez, R (1, 6)					0-1 G5-3			0-0 1B		3	0	0	0	0	1	3				
Randall Simon, L OBP: 0.500, SLG: 0.500								1-3 1B		1	0	1	0	0	0	0				
Damian Miller, R (1, 2)					4-1 BB			0-0 SF8-5-4		2	0	0	0	1	2	3				
Tom Goodwin, L (8, PH)										0	0	0	1	0	0	0				
Paul Bako, L (8, 2)										0	0	0	0	0	0	0				
38 Carlos Zambrano, S (1, 1)					0-1 FC2-6				3-2 F7	3	0	0	0	0	2	1				
Kyle Farnsworth, R (6, 1)										0	0	0	0	0	0	0				
Dave Veres, R (8, 1)										0	0	0	0	0	0	0				
Troy O'Leary, L (8, PH)										1	0	0	0	0	0	0				
Inning Stats	R: 2 E: 0 K: 3 S: 16	H: 2 LOB: 3 BB: 2 P: 30	R: 0 E: 0 K: 3 S: 10	H: 0 LOB: 0 BB: 0 P: 14	R: 0 E: 0 K: 1 S: 10	H: 2 LOB: 1 BB: 0 P: 13	R: 0 E: 0 K: 0 S: 6	H: 0 LOB: 1 BB: 1 P: 11	R: 0 E: 0 K: 0 S: 9	H: 0 LOB: 2 BB: 2 P: 18	R: 0 E: 0 K: 1 S: 9	H: 0 LOB: 1 BB: 2 P: 19	R: 1 E: 0 K: 0 S: 12	H: 2 LOB: 1 BB: 0 P: 15	R: 0 E: 0 K: 0 S: 9	H: 0 LOB: 0 BB: 0 P: 13	1B: 5 2B: 2 3B: 0 HR: 0	SF: 1 SAC: 0 DP: 3 HBP: 0	WP: 0 PB: 0 SB: 0 CS: 0	PA: 38
PITCHER	IP	WLS	BF	H	R	ER	SO	BB	IBB	HBP	BLK	WP	HR	S	P	ERA	WHIP			
Mike Hampton, L ERA: 3.0	6.0		27	4	2	2	9	5	0	0	0	0	0	61	100	3.00	1.500			
Ray King, L ERA:	0.0		1	0	0	0	0	1	0	0	0	0	0	2	6	∞	∞			
Kevin Gryboski, R ERA:	1.0	H	3	0	0	0	1	0	0	0	0	0	0	7	13	0.00	1.000			
29 John Smoltz, R ERA: 4.5	2.0	W	7	2	1	1	0	0	0	0	0	0	0	21	28	4.50	1.000			

Chicago Cubs @ Atlanta Braves
Turner Field, Atlanta, GA
Wed Oct 01 2003, 7:00 PM EDT
Att: 52,743 - Sunny - 64 F

AB	30
R	3
H	6
RBI	3
BB	7
SO	10
LOB	22



Batter	1	2	3	4	5	6	7	8	9	AB	R	H	RBI	BB	SO	LOB	BOTTOM			
Rafael Furcal, S OBP: 0.333, SLG: 0.250	2-1 1B 10 FC4-6		2-2 F7		0-0 SH2-4	3-1 1B		4-0 2B IBB		3	2	2	0	1	0	0				
Mark DeRosa, R OBP: 0.500, SLG: 0.600	1-1 10 FC4-6		1-3 K		1-2 G5-3	2-3 K		1-2 2B		5	0	2	2	0	2	4				
Gary Sheffield, R OBP: 0.222, SLG: 0.125	0-1 P5				1-0 G5-3	0-0 1B		2-2 G5-3	2-1 P6	5	0	1	0	0	0	4				
10 Chipper Jones, S OBP: 0.125, SLG: 0.125	2-1 FC4-6				2-1 1B	3-2 F7		2-2 G6-3		4	1	1	1	0	0	3				
Javy Lopez, R OBP: 0.500, SLG: 0.500	2-3 K				0-0 1B	1-3 1B		2-2 1B	1-2 FC6-4	4	1	3	0	0	1	1				
Andruw Jones, R OBP: 0.250, SLG: 0.143					0-0 P5	1-2 1B		2-0 P5	1-1 FC6-4	4	0	1	1	0	0	2				
Robert Fick, L (1, 3)					0-0 F7	3-3 F7		0-2 P2		3	0	0	0	0	0	3				
Julio Franco, R (8, 3)									1-2 G5-3	1	0	0	0	0	0	0				
Vinny Castilla, R OBP: 0.500, SLG: 0.333					2-3 K				4-2 1B	3	0	1	0	1	2	2				
Jesse Garcia, R (8, PR)									1-2 1B	0	1	0	0	0	0	0				
Mike Hampton, R OBP: 0.500, SLG: 0.500					2-2 G1-3				3-2 SH3-4	2	0	1	0	0	0	0				
Marques Gilchrist, R OBP: 0.750, SLG: 1.000										1	0	1	0	0	0	0				
Darren Dilek, L (8, PR)										0	0	0	0	0	0	0				
Ray King, L (7, 1)										0	0	0	0	0	0	0				
Kevin Gryboski, R (7, 1)										0	0	0	0	0	0	0				
29 John Smoltz, R (8, 1)										0	0	0	0	0	0	0				
Inning Stats	R: 1 E: 0 K: 1 S: 12	H: 2 LOB: 1 BB: 0 P: 19	R: 0 E: 0 K: 1 S: 5	H: 0 LOB: 0 BB: 0 P: 9	R: 0 E: 0 K: 1 S: 14	H: 0 LOB: 0 BB: 0 P: 19	R: 1 E: 0 K: 1 S: 11	H: 3 LOB: 2 BB: 0 P: 16	R: 0 E: 0 K: 0 S: 9	H: 2 LOB: 3 BB: 0 P: 13	R: 1 E: 0 K: 0 S: 16	H: 4 LOB: 3 BB: 0 P: 26	R: 0 E: 0 K: 0 S: 11	H: 1 LOB: 1 BB: 0 P: 17	R: 2 E: 0 K: 0 S: 18	H: 1 LOB: 2 BB: 2 P: 33	1B: 12 2B: 1 3B: 0 HR: 0	SF: 0 SAC: 2 DP: 0 HBP: 0	WP: 0 PB: 0 SB: 0 CS: 0	PA: 39
PITCHER	IP	WLS	BF	H	R	ER	SO	BB	IBB	HBP	BLK	WP	HR	S	P	ERA	WHIP			
38 Carlos Zambrano, R ERA: 4.76	5.2		28	11	3	3	4	0	0	0	0	0	0	62	95	4.76	1.941			
Kyle Farnsworth, R ERA:	1.1		5	1	0	0	1	0	0	0	0	0	0	16	24	0.00	0.750			
Dave Veres, R ERA: 18.0	1.0	L	6	1	2	2	0	1	1	0	0	0	0	18	33	18.00	2.000			

Chicago Cubs @ Atlanta Braves
Turner Field, Atlanta, GA
Wed Oct 01 2003, 7:00 PM EDT
Att: 52,743 - Sunny - 64 F


AB	35
R	5
H	13
RBI	5
BB	2
SO	5
LOB	19



Batter	1	2	3	4	5	6	7	8	9	AB	R	H	RBI	BB	SO	LOB	TOP				
Rafael Furcal, S OBP: 0.231, SLG: 0.167	G4-3		P4		K			G4-3		4	0	0	0	0	1	1	Atlanta Braves @ Chicago Cubs Wrigley Field, Chicago, IL Fri Oct 03 2003, 7:00 PM CDT Att: 39,982 - Overcast - 54 F				
Marcus Giles, R OBP: 0.500, SLG: 1.000	K		FC6-4 1B			G6-3		SF8		3	0	1	1	0	1	0					
Gary Sheffield, R OBP: 0.308, SLG: 0.100	10 BB BB		FC6-4 1-2			3-2 10 FC4-6 HBP		3-H 0-0 P5		2	0	0	0	1	0	1					
10 Chipper Jones, S OBP: 0.167, SLG: 0.091	1-2 BB			G6-3		0-2 FC4-6 FC5-4 1-2		3-2 G6-3		3	0	0	0	1	0	1					
Javy Lopez, R OBP: 0.333, SLG: 0.333	K			G6-3		0-2 FC5-4 1-2		1-3 K		4	0	0	0	0	2	3					
Andruw Jones, R OBP: 0.333, SLG: 0.111		4-1 G4-6-3 BB		4-2 BB			1-3 K	0-3 K		2	0	0	0	2	2	1					
Robert Fick, L (1, 3)		0-1 G4-6-3 1-2		1-1 L8			1-0 F7	2-1 P4		4	0	0	0	0	0	3					
Vinny Castilla, R OBP: 0.364, SLG: 0.222		2-2 F7			2-3 K		1-1 G6-3			3	0	0	0	0	1	0					
Greg Maddux, R Jaret Wright, R Mark DeRosa, R Kevin Gryboski, R			1-2 F9		0-0 F8			0-1 G4-3 SF8 2B		2	0	0	0	0	0	0					
Inning Stats	R: 0 H: 0 E: 0 K: 2 S: 10	H: 0 LOB: 2 BB: 2 P: 23	R: 0 H: 0 E: 0 K: 0 S: 8	H: 0 LOB: 0 BB: 1 P: 14	R: 0 H: 1 E: 0 K: 0 S: 9	H: 1 LOB: 1 BB: 0 P: 12	R: 0 H: 0 E: 0 K: 0 S: 10	H: 0 LOB: 1 BB: 1 P: 15	R: 0 H: 0 E: 0 K: 1 S: 12	H: 0 LOB: 0 BB: 0 P: 14	R: 0 H: 0 E: 0 K: 0 S: 12	H: 0 LOB: 1 BB: 0 P: 15	R: 0 H: 0 E: 0 K: 1 S: 6	H: 0 LOB: 0 BB: 0 P: 9	R: 1 H: 1 E: 0 K: 0 S: 9	H: 1 LOB: 0 BB: 0 P: 12		R: 0 H: 0 E: 0 K: 2 S: 13	H: 0 LOB: 1 BB: 0 P: 19	1B: 1 2B: 1 3B: 0 HR: 0	SF: 1 SAC: 0 DP: 1 HBP: 1
PITCHER 22 Mark Prior, R ERA: 1.0	IP: 9.0 WLS: W BF: 34 H: 2 R: 1 ER: 1 SO: 7 BB: 4 IBB: 0 HBP: 1 BLK: 0 WP: 1 HR: 0 S: 89 P: 133 ERA: 1.00 WHIP: 0.667																				

Batter	1	2	3	4	5	6	7	8	9	AB	R	H	RBI	BB	SO	LOB	BOTTOM		
Kenny Lofton, L OBP: 0.429, SLG: 0.333	S 1B 1B	E S 1B			G4-3		G1-3			4	1	2	0	0	0	0	Atlanta Braves @ Chicago Cubs Wrigley Field, Chicago, IL Fri Oct 03 2003, 7:00 PM CDT Att: 39,982 - Overcast - 54 F		
Mark Czudzielanek, R OBP: 0.214, SLG: 0.083	1B WP 1B	L9			F8		F8			4	1	1	0	0	0	1			
Sammy Sosa, R OBP: 0.538, SLG: 0.444	K		G6-3		E6 E 1B		G3-1			4	0	0	0	0	1	2			
Moises Alou, R OBP: 0.462, SLG: 0.417	F8		L7		E8 1B		S 16 2B 1B			4	1	2	0	0	0	2			
Randall Simon, L OBP: 0.333, SLG: 0.333	16 1B 1H 2H 1B		G4-3		G4-3		K			4	0	1	2	0	1	3			
16 Aramis Ramirez, R OBP: 0.500, SLG: 0.500	FC6-4 1B			F7		G6-3		2B		4	0	2	1	0	0	0			
Alex Gonzalez, R (1, 6)	FC6-4 1-2			E5 CS		G5-3		IBB		3	0	0	0	1	0	2			
Damian Miller, R (1, 2)		G5-3		4-2 BB		G6-3		K		3	0	0	0	1	1	2			
22 Mark Prior, R (1, 1)		G6-3		G6-3			P5			3	0	0	0	0	0	1			
Inning Stats	R: 2 H: 4 E: 0 K: 1 S: 19	H: 4 LOB: 2 BB: 0 P: 25	R: 0 H: 1 E: 0 K: 0 S: 9	H: 1 LOB: 0 BB: 0 P: 12	R: 0 H: 0 E: 0 K: 0 S: 4	H: 0 LOB: 0 BB: 0 P: 5	R: 0 H: 0 E: 1 K: 0 S: 11	H: 0 LOB: 1 BB: 1 P: 18	R: 0 H: 1 E: 0 K: 0 S: 11	H: 1 LOB: 2 BB: 0 P: 18	R: 0 H: 0 E: 0 K: 0 S: 9	H: 0 LOB: 0 BB: 0 P: 12	R: 0 H: 0 E: 0 K: 0 S: 4	H: 0 LOB: 0 BB: 0 P: 8	R: 1 H: 2 E: 0 K: 2 S: 15	H: 2 LOB: 2 BB: 1 P: 26		1B: 7 2B: 1 3B: 0 HR: 0	SF: 0 SAC: 0 DP: 0 HBP: 0
PITCHER Greg Maddux, R ERA: 3.0 Jaret Wright, R ERA: Kevin Gryboski, R ERA: 3.86	IP: 6.0 WLS: L BF: 26 H: 6 R: 2 ER: 2 SO: 2 BB: 2 IBB: 2 HBP: 2 BLK: 1 WP: 1 HR: 0 S: 63 P: 90 ERA: 3.00 WHIP: 1.167																		

AB 28
R 1
H 2
RBI 1
BB 4
SO 7
LOB 10




Batter	1	2	3	4	5	6	7	8	9	AB	R	H	RBI	BB	SO	LOB	TOP											
Kenny Lofton, L OBP: 0.348, SLG: 0.333	1-0 WP 1B	1-1 G5-3			0-0 G6-3		2-2 CS 1B		1-1 2-1	4	1	2	0	0	0	0												
Mark Grudzielanek, R OBP: 0.261, SLG: 0.150	1-3 K		1-2 FC5-4 1B		1-1 G1-3		1-2 CS	2-1 F9		4	0	1	0	0	1	1												
Sammy Sosa, R OBP: 0.409, SLG: 0.250	4-1 FC5-4 2-3 BB		2-2 K		3-3 K			2-1 G6-3		3	0	0	0	1	2	1												
Moises Alou, R OBP: 0.524, SLG: 0.550	3-2 FC5-4 1-2 3-H 1B		2-3 K		0-2 16 HR 1B			3-3 K		4	1	2	1	0	2	1												
16 Aramis Ramirez, R OBP: 0.350, SLG: 0.500	FC5-4 1-2 2-3		3-1 FC5-4		1-0 HR			0-0 P4		4	1	1	2	0	0	3												
Eric Karros, R OBP: 0.375, SLG: 0.750	3-3 K			0-0 G5-3		1-1 G5-3		2-1 E5 1B 2B		4	1	0	0	0	1	2												
Alex Gonzalez, R OBP: 0.357, SLG: 0.500		1-0 HR		3-3 K		1-1 F7		2-1 2B 1-3 2-1 1B		4	1	2	1	0	1	0												
Damian Miller, R OBP: 0.231, SLG: 0.182		1-1 G6-3		2-0 G1-3		0-0 G5-3		0-3 K		4	0	0	0	0	1	2												
34 Kerry Wood, R OBP: 0.286, SLG: 0.429		1-3 K			0-0 G6-3		2-2 G5-3	2-1 K		3	0	0	0	0	1	0												
Tom Goodwin, L OBP: 0.500, SLG: 2.000								1-3 2B		1	0	1	1	0	0	0												
Joe Borowski, R OBP: 0.375, SLG: 0.143								1-3 2B		0	0	0	0	0	0	0												
Inning Stats	R: 1 E: 0 K: 2 S: 15	H: 2 LOB: 2 BB: 1 P: 30	R: 1 E: 0 K: 1 S: 8	H: 1 LOB: 0 BB: 0 P: 12	R: 0 E: 0 K: 2 S: 12	H: 1 LOB: 1 BB: 0 P: 18	R: 0 E: 0 K: 1 S: 5	H: 0 LOB: 0 BB: 0 P: 10	R: 0 E: 0 K: 1 S: 4	H: 0 LOB: 0 BB: 0 P: 5	R: 2 E: 0 K: 1 S: 11	H: 2 LOB: 0 BB: 0 P: 17	R: 0 E: 0 K: 0 S: 11	H: 1 LOB: 0 BB: 0 P: 15	R: 0 E: 0 K: 1 S: 8	H: 0 LOB: 0 BB: 0 P: 15	R: 1 E: 1 K: 1 S: 11	H: 2 LOB: 2 BB: 0 P: 18	1B: 5 2B: 2 3B: 0 HR: 2	SF: 0 SAC: 0 DP: 0 HBP: 0	WP: 1 PB: 0 CS: 1	PA: 37						
PITCHER	IP	WLS	BF	H	R	ER	SO	BB	IBB	HBP	BLK	WP	HR	S	P	ERA	WHIP											
Mike Hampton, L ERA: 4.26	(1, 1)	6.2	L	28	7	4	4	7	1	0	0	0	1	2	63	104	5.40	1.200										
Kevin Gryboski, R ERA: 3.0	(7, 1)	0.1		0	0	0	0	0	0	0	0	0	0	0	3	3	0.00	0.000										
Jaret Wright, R ERA: 5.4	(8, 1)	1.0		3	0	0	0	1	0	0	0	0	0	0	8	15	0.00	0.000										
Will Cunnane, R ERA: 5.4	(9, 1)	0.2		5	2	1	0	1	0	0	0	0	0	0	10	16	0.00	3.000										
Ray King, L ERA: 5.4	(9, 1)	0.1		1	0	0	0	0	0	0	0	0	0	0	1	2	0.00	0.000										

Chicago Cubs @ Atlanta Braves
Turner Field, Atlanta, GA
Sun Oct 05 2003, 7:30 PM EDT
Att: 54,357 - Cloudy - 72 F

AB	35
R	5
H	9
RBI	5
BB	1
SO	9
LOB	10



Batter	1	2	3	4	5	6	7	8	9	AB	R	H	RBI	BB	SO	LOB	BOTTOM											
Rafael Furcal, S OBP: 0.318, SLG: 0.211	0-0 G4-3		0-2 G5-3			4-1 1B FC8-4 BB		0-1 FC6-4 1B		3	1	1	0	1	0	0												
Marcus Giles, R OBP: 0.412, SLG: 0.571	2-3 K		3-2 F7			2-2 FC8-4 1B		0-2 F8		4	0	1	0	0	1	1												
Gary Sheffield, R OBP: 0.294, SLG: 0.143	1-2 1B			1-1 P6		0-2 FC8-4 10 G6-4-3		1-0 FC6-4		4	0	1	1	0	0	2												
10 Chipper Jones, S OBP: 0.286, SLG: 0.500	1-3 K			3-3 K		3-2 G6-4-3			0-0 F9	4	0	0	0	0	2	2												
Javy Lopez, R OBP: 0.333, SLG: 0.429		1-2 G6-3		0-1 2B			0-1 G5-3		2-3 K	4	0	1	0	0	1	0												
Andruw Jones, R OBP: 0.238, SLG: 0.059		0-1 G6-3		3-3 K			0-1 G6-3		1-3 K	4	0	0	0	0	2	1												
Julio Franco, R OBP: 0.600, SLG: 0.625		4-0 BB			0-2 L8		2-2 2B			2	0	1	0	1	0	0												
Vinny Castilla, R OBP: 0.368, SLG: 0.250		2-3 K			2-2 L7		0-2 G6-4-3			3	0	0	0	0	1	2												
Mike Hampton, R ERA: 4.26	(1, 1)	8.0	W	30	5	1	1	7	2	0	0	0	0	2	0	0												
Kevin Gryboski, R ERA: 3.0	(7, 1)	0.1		0	0	0	0	0	0	0	0	0	0	0	0	0												
Jaret Wright, R ERA: 5.4	(8, 1)	1.0		3	0	0	0	1	0	0	0	0	0	0	0	0												
Mark DeRosa, R OBP: 0.363, SLG: 0.074	(8, PH)									1	0	0	0	0	0	0												
Will Cunnane, R ERA: 5.4	(9, 1)									0	0	0	0	0	0	0												
Ray King, L ERA: 5.4	(9, 1)									0	0	0	0	0	0	0												
Inning Stats	R: 0 E: 0 K: 2 S: 10	H: 1 LOB: 1 BB: 0 P: 15	R: 0 E: 0 K: 1 S: 8	H: 0 LOB: 1 BB: 1 P: 15	R: 0 E: 0 K: 1 S: 9	H: 0 LOB: 0 BB: 0 P: 13	R: 0 E: 0 K: 2 S: 11	H: 1 LOB: 1 BB: 0 P: 18	R: 0 E: 0 K: 1 S: 10	H: 0 LOB: 0 BB: 0 P: 12	R: 1 E: 0 K: 0 S: 11	H: 1 LOB: 1 BB: 1 P: 20	R: 0 E: 0 K: 0 S: 11	H: 1 LOB: 1 BB: 0 P: 13	R: 0 E: 0 K: 0 S: 9	H: 1 LOB: 1 BB: 0 P: 11	R: 0 E: 0 K: 2 S: 7	H: 0 LOB: 0 BB: 0 P: 10	1B: 3 2B: 2 3B: 0 HR: 0	SF: 0 SAC: 0 DP: 1 HBP: 0	WP: 0 PB: 0 CS: 0	PA: 33						
PITCHER	IP	WLS	BF	H	R	ER	SO	BB	IBB	HBP	BLK	WP	HR	S	P	ERA	WHIP											
34 Kerry Wood, R ERA: 1.76	(1, 1)	8.0	W	30	5	1	1	7	2	0	0	0	0	2	0	0	1.12	0.875										
Joe Borowski, R ERA: 5.4	(9, 1)	1.0		3	0	0	0	2	0	0	0	0	0	0	7	10	0.00	0.000										

Chicago Cubs @ Atlanta Braves
Turner Field, Atlanta, GA
Sun Oct 05 2003, 7:30 PM EDT
Att: 54,357 - Cloudy - 72 F

AB	31
R	1
H	5
RBI	1
BB	2
SO	9
LOB	8



Batter	1	2	3	4	5	6	7	8	9	10	11	AB	R	H	RBI	BB	SO	LOB	TOP				
Juan Pierre, L OBP: 0.308, SLG: 0.375	P6		HR	FC5-4			F8		BB		G4-3	5	2	1	0	1	0	1					
Luis Castillo, S OBP: 0.462, SLG: 0.545	2B		HR	CS	B2		1B		E4		BB	5	1	3	0	1	0	2					
Ivan Rodriguez, R OBP: 0.482, SLG: 0.682	P3		HR		F9		K2-3		FC4-6		L6-4	5	1	2	5	1	1	2					
Derrek Lee, R OBP: 0.320, SLG: 0.238	P6		HR		K		K		P4		BB	5	0	0	0	1	3	4					
Miguel Cabrera, R Braden Loper, R	G1-3		HR			PB		K	FC4-6		L6-4	6	2	2	1	0	1	5					
Juan Encarnacion, R OBP: 0.273, SLG: 0.500	G6-3		HR			SF8		G4-3				5	1	2	1	0	1	0					
Jeff Conine, R OBP: 0.318, SLG: 0.368				F9		SF8		G1-3		G5-3		4	0	1	1	0	0	0					
Alex Gonzalez, R OBP: 0.091, SLG: 0.048	P4			G6-3		P5			F8		F7	5	0	0	0	0	0	2					
Josh Beckett, R Chad Fox, R Todd Helton, L Ugueth Urbina, R Mike Lowell, R	L9					K			E		HR	3	0	1	0	0	1	1					
Inning Stats	R: 0 E: 0 K: 0 S: 10	H: 1 LOB: 1 BB: 0 P: 17	R: 0 E: 0 K: 0 S: 9	H: 1 LOB: 1 BB: 0 P: 13	R: 5 E: 1 K: 1 S: 16	H: 4 LOB: 0 BB: 1 P: 34	R: 0 E: 0 K: 0 S: 10	H: 1 LOB: 0 BB: 0 P: 12	R: 1 E: 0 K: 1 S: 9	H: 2 LOB: 1 BB: 0 P: 12	R: 0 E: 0 K: 1 S: 8	H: 0 LOB: 0 BB: 0 P: 12	R: 2 E: 1 K: 0 S: 19	H: 2 LOB: 2 BB: 1 P: 27	R: 0 E: 0 K: 1 S: 6	H: 0 LOB: 0 BB: 0 P: 9	R: 1 E: 0 K: 0 S: 13	H: 2 LOB: 2 BB: 2 P: 28	1B: 6 2B: 3 3B: 2 HR: 4	SF: 1 SAC: 0 DP: 1 HBP: 0	WP: 0 PB: 1 SB: 2 CS: 1	PA: 51	
PITCHER	38 Carlos Zambrano, R ERA: 6.17 Mike Remlinger, L ERA: Kyle Farnsworth, R ERA: Joe Borowski, R ERA: 2.25 Mark Guthrie, L ERA: 27.0											PITCHER Antonio Alfonseca, R ERA:											
IP	WLS	BF	H	R	ER	SO	BB	IBB	HBP	BLK	WP	HR	S	P	ERA	WHIP							
6.0	0.1	27	1	0	0	3	0	0	0	0	0	0	7	8	0.00	3.000							
0.2		4	1	0	0	0	0	0	0	0	0	1	0	0	0.00	3.000							

Florida Marlins @ Chicago Cubs
Wrigley Field, Chicago, IL
Tue Oct 07 2003, 7:00 PM CDT
Att: 39,567 - Sunny - 75 F

livebaseballscores.com

AB 45
R 9
H 14
RBI 9
BB 4
SO 7
LOB 17



Batter	1	2	3	4	5	6	7	8	9	10	11	AB	R	H	RBI	BB	SO	LOB	BOTTOM				
Kenny Lofton, L OBP: 0.357, SLG: 0.360	3B	G4-3			L4		SH5-3		HR		G6-3	4	2	1	0	1	0	0					
Mark Grudzielanek, R OBP: 0.298, SLG: 0.230	HR	G3-1					P3		G5-3			5	1	2	1	0	0	2					
Sammy Sosa, R OBP: 0.370, SLG: 0.381	P5			E6			G6-3		HR			5	1	1	2	0	1	3					
Moises Alou, R OBP: 0.500, SLG: 0.625	HR			G6-4-3			G6-3		F9			4	1	1	2	1	0	1					
16 Aramis Ramirez, R OBP: 0.320, SLG: 0.522	2B			G6-3			P3		FC6-4		F8	5	1	1	0	0	0	1					
Randall Simon, L OBP: 0.333, SLG: 0.500	K			G4-3			HR		P4		K	5	1	1	0	0	2	2					
Alex Gonzalez, R Mark Guthrie, R Antonio Alfonseca, R	2B			G6-3			G6-3		HR		K	5	1	3	3	0	1	0					
Paul Bako, L Kyle Farnsworth, R Tom Goodwin, L Joe Borowski, R Ramon Martinez, R	F7			G4-3			G4-3		K		G5-3	3	0	0	0	0	1	1					
38 Carlos Zambrano, S Mike Remlinger, L Damian Miller, R	K						SH5-3		G4-3		K	2	0	0	0	0	2	0					
Inning Stats	R: 4 E: 0 K: 1 S: 12	H: 4 LOB: 1 BB: 1 P: 20	R: 0 E: 0 K: 1 S: 8	H: 0 LOB: 0 BB: 0 P: 12	R: 0 E: 1 K: 0 S: 3	H: 0 LOB: 0 BB: 0 P: 4	R: 0 E: 0 K: 0 S: 7	H: 0 LOB: 0 BB: 0 P: 11	R: 0 E: 0 K: 1 S: 11	H: 1 LOB: 1 BB: 0 P: 17	R: 0 E: 0 K: 1 S: 14	H: 1 LOB: 2 BB: 1 P: 24	R: 2 E: 0 K: 0 S: 12	H: 2 LOB: 0 BB: 0 P: 16	R: 0 E: 0 K: 2 S: 10	H: 0 LOB: 0 BB: 0 P: 12	R: 0 E: 0 K: 1 S: 7	H: 0 LOB: 0 BB: 0 P: 10	1B: 2 2B: 4 3B: 2 HR: 3	SF: 0 SAC: 1 DP: 1 HBP: 0	WP: 0 PB: 0 SB: 0 CS: 0	PA: 46	
PITCHER	Josh Beckett, R ERA: 4.73 Chad Fox, R ERA: 1.35 Ugueth Urbina, R ERA: 5.4 Braden Loper, R ERA:											PITCHER 											
IP	WLS	BF	H	R	ER	SO	BB	IBB	HBP	BLK	WP	HR	S	P	ERA	WHIP							
6.1	1.2	28	8	0	0	5	1	0	0	0	0	2	52	82	8.53	1.421							
2.0	W	8	2	2	2	2	0	0	0	0	0	1	22	28	9.00	1.000							
1.0	S	3	0	0	0	1	0	0	0	0	0	0	7	10	0.00	0.000							

Florida Marlins @ Chicago Cubs
Wrigley Field, Chicago, IL
Tue Oct 07 2003, 7:00 PM CDT
Att: 39,567 - Sunny - 75 F

livebaseballscores.com

AB 43
R 8
H 11
RBI 8
BB 2
SO 9
LOB 12



Batter	1	2	3	4	5	6	7	8	9	10	11	AB	R	H	RBI	BB	SO	LOB	TOP					
Kenny Lofton, L OBP: 0.436, SLG: 0.444	1-1 SH1-3 1B	1-1 1-2 2-3 1B		3-2 P2			3-1 F8	2-2 G3			0-2 3B	6	2	3	0	0	0	1						
Mark Grudzielanek, R OBP: 0.270, SLG: 0.224 Joe Borowski, R Doug Glanville, R OBP: 0.500, SLG: 1.500	0-0 SH1-3	2-1 F7			3-2 G4-3		2-2 P6	0-2 G6-3			2-1 3B	4	0	0	0	0	0	3						
Sammy Sosa, R OBP: 0.447, SLG: 0.517	1-0 G4-6-3 1B		1-3 K		0-0 16 BB 1B		2-2 16 BB 1B		3-3 K		4-0 1B	5	0	3	1	1	2	0						
Moises Alou, R OBP: 0.417, SLG: 0.529 Mike Remlinger, L	2-1 G4-6-3		0-0 2B		1-1 P6		0-1 16 BB 1B		1-2 G5-3		1-2 P3	6	0	2	0	0	0	4						
16 Aramis Ramirez, R OBP: 0.333, SLG: 0.516		2-1 G5-3	0-3 K		4-1 1-2 BB		4-0 1-2 2-3 BB		3-3 K		1-1 P4	4	0	0	0	2	2	3						
Eric Karros, R OBP: 0.381, SLG: 0.667 Kyle Farnsworth, R Ramon Martinez, R		3-2 BB 34 SF3 1B	3-2 G4-3		0-0 G5-3		2-3 K			3-3 K		4	1	1	0	0	1	6						
Alex Gonzalez, R OBP: 0.393, SLG: 0.840	4-2 1B BB BB		0-3 K		0-2 G3		2-2 F8		1-2 P2			4	0	0	0	1	1	0						
Damian Miller, R OBP: 0.316, SLG: 0.267 Tom Goodwin, L Paul Bako, L OBP: 0.333, SLG: 0.250	4-1 1B BB		4-1 34 SH3-4 BB		0-0 F8		3-1 HR 3B		2-3 K			1	0	0	0	2	0	0						
34 Kerry Wood, R OBP: 0.222, SLG: 0.375 Randall Simon, L OBP: 0.444, SLG: 0.778	1-2 3H SF8		1-1 SH3-4		0-0 G6-3		0-0 HR			1-1 L4		1	0	0	1	0	0	0						
Inning Stats	R: 1 E: 0 K: 0 S: 6	H: 2 LOB: 0 BB: 0 P: 10	R: 1 E: 0 K: 0 S: 19	H: 2 LOB: 3 BB: 2 P: 36	R: 0 E: 0 K: 2 S: 12	H: 1 LOB: 1 BB: 0 P: 16	R: 0 E: 0 K: 1 S: 9	H: 0 LOB: 1 BB: 1 P: 17	R: 0 E: 0 K: 0 S: 12	H: 1 LOB: 2 BB: 1 P: 20	R: 0 E: 0 K: 1 S: 13	H: 2 LOB: 3 BB: 1 P: 26	R: 2 E: 0 K: 0 S: 14	H: 2 LOB: 0 BB: 0 P: 21	R: 0 E: 0 K: 2 S: 9	H: 0 LOB: 0 BB: 0 P: 16	R: 0 E: 0 K: 2 S: 9	H: 0 LOB: 0 BB: 0 P: 15	R: 1 E: 0 K: 0 S: 13	H: 2 LOB: 2 BB: 1 P: 22	1B: 8 2B: 1 3B: 2 HR: 1	SF: 1 SAC: 2 DP: 1 HBP: 0	WP: 0 PB: 0 SB: 0 CS: 0	PA: 50
PITCHER	IP ERA WLS BF H R ER SO BB IBB HBP BLK WP HR S P ERA WHIP	6.2 2.84 1.1 7 2 2 2 1 1 0 0 0 0 0 1 17 30 13.50 2.250	9.1 3.38 2.0 6 0 0 0 4 0 0 0 0 0 0 0 18 31 0.00 0.000	11.1 3.85 0.1 L 2 1 1 1 0 0 0 0 0 0 0 5 6 27.00 3.000	11.1 6.75 0.2 4 1 0 0 0 0 1 0 0 0 0 0 8 16 0.00 1.500	PITCHER																IP ERA WLS BF H R ER SO BB IBB HBP BLK WP HR S P ERA WHIP		

Chicago Cubs @ Florida Marlins
Pro Player Stadium, Miami, FL
Fri Oct 10 2003, 8:00 PM EDT
Att: 65,115 - Cloudy - 79 F


AB 41
R 5
H 12
RBI 5
BB 6
SO 8
LOB 17



Batter	1	2	3	4	5	6	7	8	9	10	11	AB	R	H	RBI	BB	SO	LOB	BOTTOM					
Juan Pierre, L OBP: 0.278, SLG: 0.324	0-3 K		1-0 G4-3		1-1 BB 1B		0-0 SH1-3		1-0 S SH5-3 1B		3-2 G6-3	5	0	2	0	0	1	0						
Luis Castillo, S OBP: 0.400, SLG: 0.414	3-2 G6-3		1-2 G6-3		4-1 1-2 2-3 BB		1-2 G4-3		1-0 SH5-3		0-3 K G1-3	4	0	0	1	1	1	1						
Ivan Rodriguez, R OBP: 0.429, SLG: 0.567	0-0 F9		1-3 K		0-3 K		1-2 1B		4-0 BB IBB		0-2 G1-3	5	0	1	1	1	2	4						
Derrek Lee, R OBP: 0.314, SLG: 0.355		0-2 L8		1-0 G5-3		2-2 FC5-4 1B	3-3 K		1-0 F8		2-1 FC5-4-5	6	0	1	0	0	1	4						
Miguel Cabrera, R OBP: 0.400, SLG: 0.643		0-2 1B 2B 1B		2-3 K		0-0 FC5-4		0-0 SH1-4 1B		4-1 1-2 2-3 BB		4	2	2	0	1	1	1						
Juan Encarnacion, R OBP: 0.241, SLG: 0.444 Chad Fox, R Mike Mordecai, R		0-3 K		0-3 K		0-1 F9		0-1 SH1-4		1-2 F8		3	0	0	0	0	2	2						
Jeff Conine, R OBP: 0.387, SLG: 0.444		2-0 2B 1B		0-2 G5-3		2-2 G1-3		3-2 L8		2-2 F8		5	0	1	0	0	2							
Alex Gonzalez, R OBP: 0.323, SLG: 0.544 Todd Hollandsworth, L Ugueth Urbina, R Lenny Harris, L Michael Tejera, L Braden Looper, R		1-1 1-3 2H 2B		1-3 K		0-2 SH1-3 BB G4-3 1B		3-2 2H 1B		0-2 G4-3		3	1	2	1	0	1	0						
Mark Redman, L Mike Lowell, R OBP: 0.222, SLG: 0.500	1-0 G1-3		4-2 BB 1B BB		4-2 G4-3 SH1-3 1B BB		1-1 F9		1-1 F9			1	0	0	0	1	0	2						
Inning Stats	R: 0 E: 0 K: 1 S: 8	H: 0 LOB: 0 BB: 0 P: 11	R: 1 E: 0 K: 1 S: 13	H: 3 LOB: 2 BB: 0 P: 17	R: 0 E: 0 K: 1 S: 8	H: 0 LOB: 0 BB: 0 P: 11	R: 0 E: 0 K: 2 S: 10	H: 0 LOB: 0 BB: 0 P: 13	R: 0 E: 0 K: 0 S: 14	H: 1 LOB: 3 BB: 2 P: 24	R: 0 E: 0 K: 1 S: 18	H: 2 LOB: 1 BB: 1 P: 27	R: 1 E: 0 K: 0 S: 14	H: 2 LOB: 1 BB: 0 P: 21	R: 0 E: 0 K: 0 S: 15	H: 1 LOB: 3 BB: 2 P: 16	R: 0 E: 0 K: 0 S: 10	H: 0 LOB: 0 BB: 0 P: 13	R: 0 E: 0 K: 1 S: 15	H: 0 LOB: 1 BB: 0 P: 20	1B: 9 2B: 1 3B: 0 HR: 0	SF: 0 SAC: 3 DP: 0 HBP: 0	WP: 1 PB: 0 SB: 1 CS: 0	PA: 49
PITCHER	IP ERA WLS BF H R ER SO BB IBB HBP BLK WP HR S P ERA WHIP	6.2 4.05 1.0 4 1 1 1 1 0 0 0 0 0 0 10 16 9.00 1.000	2.1 1.69 2.1 W 11 2 0 0 0 1 1 0 0 0 0 23 41 0.00 1.286	1.0 S 4 0 0 0 1 0 0 0 0 1 0 15 20 0.00 0.000	PITCHER																IP ERA WLS BF H R ER SO BB IBB HBP BLK WP HR S P ERA WHIP			

Chicago Cubs @ Florida Marlins
Pro Player Stadium, Miami, FL
Fri Oct 10 2003, 8:00 PM EDT
Att: 65,115 - Cloudy - 79 F

AB 41
R 4
H 10
RBI 4
BB 5
SO 9
LOB 20



Batter	1	2	3	4	5	6	7	8	9	AB	R	H	RBI	BB	SO	LOB	TOP								
Kenny Lofton, L OBP: 0.455, SLG: 0.436	4-2 BB 16 HR BB	0-2 G3-1		4-2 WP 1B BB		1-0 B1-3		0-0 G1-3 1B		3	2	1	0	2	0	0									
Mark Crutzieleak, R OBP: 0.258, SLG: 0.256	2-3 K		1-0 F9	1-3 K		1-1 L4		1-1 G1-3		5	0	0	0	0	2	4									
Sammy Sosa, R OBP: 0.465, SLG: 0.484	4-0 BB 16 HR BB		4-2 16 E 1B BB	1-3 K		2-3 K		4-0 FC5-4 IBB		2	2	0	0	3	2	1									
Moises Alou, R OBP: 0.439, SLG: 0.526	4-0 BB 16 HR BB		0-0 16 E 1B 1B	1-2 16 BB 1B				2-1 G6-3	1-1 FC5-4	4	2	2	1	1	0	3									
16 Aramis Ramirez, R OBP: 0.390, SLG: 0.714	2-2 HR		3-2 1B 1B	4-2 1B BB				0-1 HR		4	2	3	6	1	1	0									
Eric Karros, R OBP: 0.346, SLG: 0.560	3-2 F9		4-2 1B BB	1-0 F7				2-3 K	0-1 G4-3	4	0	0	0	1	1	2									
Alex Gonzalez, R OBP: 0.364, SLG: 0.733	1-3 K		0-0 1-2 2-3 3-H 1B	1-1 F9				0-2 L6	1-3 K	5	0	1	1	0	2	0									
Damian Miller, R OBP: 0.304, SLG: 0.263		2-1 G5-3	1-3 K	0-1 F9				1-0 G1-3 1B		4	0	1	0	0	1	3									
Matt Clement, R		1-1 G3	2-2 G4-3	1-3 K				0-1 B3		4	0	0	0	0	1	4									
Kyle Farnsworth, R										0	0	0	0	0	0	0									
Inning Stats	R: 4 E: 0 K: 2 S: 17	H: 1 LOB: 0 BB: 3 P: 37	R: 0 E: 0 K: 0 S: 7	H: 0 LOB: 0 BB: 0 P: 10	R: 2 E: 1 K: 1 S: 23	H: 3 LOB: 3 BB: 2 P: 38	R: 1 E: 0 K: 2 S: 19	H: 1 LOB: 2 BB: 2 P: 30	R: 0 E: 0 K: 1 S: 6	H: 0 LOB: 0 BB: 0 P: 9	R: 0 E: 0 K: 1 S: 6	H: 0 LOB: 0 BB: 0 P: 10	R: 1 E: 0 K: 1 S: 10	H: 1 LOB: 0 BB: 0 P: 14	R: 0 E: 0 K: 0 S: 8	H: 2 LOB: 3 BB: 1 P: 15	R: 0 E: 0 K: 2 S: 10	H: 0 LOB: 0 BB: 0 P: 13	1B: 6 2B: 0 3B: 0 HR: 2	SF: 0 SAC: 0 DP: 0 HBP: 0	WP: 1 PB: 0 SB: 0 CS: 0	PA: 43			
PITCHER	IP	WLS	BF	H	R	ER	SO	BB	IBB	HBP	BLK	WP	HR	S	P	ERA	WHIP								
Dontrelle Willis, L ERA: 12.38	2.1	L	15	3	6	6	2	5	0	0	0	0	1	39	74	23.14	3.429								
Rick Helling, R ERA: 7.5	2.2		12	2	1	1	4	2	0	0	0	1	0	34	50	3.38	1.500								
40 Nate Bump, R ERA: 6.0	2.0		7	1	1	1	2	0	0	0	0	0	1	16	24	4.50	0.500								
Brad Penny, R ERA: 11.42	1.0		6	2	0	0	0	0	1	0	0	0	0	8	15	0.00	2.000								
Carl Pavano, R ERA:	1.0		3	0	0	0	2	0	0	0	0	0	0	10	13	0.00	0.000								

Chicago Cubs @ Florida Marlins
Pro Player Stadium, Miami, FL

AB 35
R 8
H 8
RBI 8
BB 8
SO 10
LOB 17



Sat Oct 11 2003, 7:30 PM EDT
Att: 65,829 - Cloudy - 82 F

Batter	1	2	3	4	5	6	7	8	9	AB	R	H	RBI	BB	SO	LOB	BOTTOM								
Juan Pierre, L OBP: 0.275, SLG: 0.316	0-1 CS 1B		1-1 G5-3		0-2 F7			1-2 FC5-4 G1-3 2B		4	1	1	0	0	0	2									
Luis Castillo, S OBP: 0.359, SLG: 0.364	1-1 F9			2-2 G4-3		1-1 G5-3		3-2 G1-3		4	0	0	0	0	0	2									
Ivan Rodriguez, R OBP: 0.436, SLG: 0.588	3-1 F9			1-2 F8		0-1 1B		1-1 2B		4	0	2	1	0	0	0									
Derrek Lee, R OBP: 0.308, SLG: 0.324		1-0 G6-4-3 HBP		2-2 G6-3		0-2 F8		2-0 L4		3	0	0	0	0	0	2									
Miguel Cabrera, R OBP: 0.382, SLG: 0.594		1-2 G6-4-3		0-0 1B G6-3 1B		0-0 F7		1-1 G4-3		4	1	1	0	0	0	2									
Mike Lowell, R OBP: 0.231, SLG: 0.364		4-0 BB		0-0 G3			0-0 F9	1-3 K		3	0	0	0	1	1	1									
Jeff Conine, R OBP: 0.371, SLG: 0.419		0-3 K		3-2 1B G6-3 1B		0-2 G5-3		0-0 G6-3		4	1	1	0	0	1	1									
Alex Gonzalez, R OBP: 0.133, SLG: 0.138			2-2 K		1-2 G6-3		1-3 K			3	0	0	1	0	2	1									
Dontrelle Willis, L ERA: 12.38			1-1 G6-3		0-0 1B		4-2 FC5-4 BB			0	0	0	0	0	0	0									
Rick Helling, R ERA: 7.5										1	0	0	0	0	0	0									
Todd Hollandsworth, L ERA: 6.83										1	0	1	0	0	0	0									
40 Nate Bump, L										0	0	0	0	0	0	0									
Brad Penny, R										0	0	0	0	0	0	0									
Lenny Harris, L										0	0	0	0	1	0	0									
Carl Pavano, R										0	0	0	0	0	0	0									
Inning Stats	R: 0 E: 0 K: 0 S: 6	H: 1 LOB: 0 BB: 0 P: 10	R: 0 E: 0 K: 1 S: 6	H: 0 LOB: 1 BB: 1 P: 12	R: 0 E: 0 K: 1 S: 7	H: 0 LOB: 0 BB: 0 P: 11	R: 0 E: 0 K: 0 S: 10	H: 0 LOB: 0 BB: 0 P: 15	R: 2 E: 0 K: 0 S: 13	H: 3 LOB: 1 BB: 0 P: 17	R: 0 E: 0 K: 0 S: 8	H: 1 LOB: 1 BB: 0 P: 9	R: 0 E: 0 K: 1 S: 7	H: 0 LOB: 0 BB: 0 P: 8	R: 1 E: 0 K: 0 S: 11	H: 1 LOB: 1 BB: 1 P: 22	R: 0 E: 0 K: 1 S: 6	H: 0 LOB: 0 BB: 0 P: 8	1B: 5 2B: 1 3B: 0 HR: 0	SF: 0 SAC: 0 DP: 1 HBP: 1	WP: 0 PB: 0 SB: 0 CS: 1	PA: 34			
PITCHER	IP	WLS	BF	H	R	ER	SO	BB	IBB	HBP	BLK	WP	HR	S	P	ERA	WHIP								
Matt Clement, R ERA: 5.11	7.2	W	29	5	3	3	3	2	0	1	0	0	0	65	98	3.52	0.913								
Kyle Farnsworth, R ERA: 1.35	1.1		5	1	0	0	1	0	0	0	0	0	0	9	14	0.00	0.750								

Chicago Cubs @ Florida Marlins
Pro Player Stadium, Miami, FL

AB 31
R 3
H 6
RBI 3
BB 2
SO 4
LOB 11




Sat Oct 11 2003, 7:30 PM EDT
Att: 65,829 - Cloudy - 82 F

Batter	1	2	3	4	5	6	7	8	9	AB	R	H	RBI	BB	SO	LOB	TOP					
Kenny Lofton, L (1, 8) OBP: 0.417, SLG: 0.395	1-3 K		0-2 G4-3			0-0 F8			1-0 P5	4	0	0	0	0	1	0						
Mark Grudzielanek, R (1, 4) OBP: 0.217, SLG: 0.233	3-1 G6-3			1-3 K		2-1 G6-3			2-1 G4-3	4	0	0	0	0	1	0						
Sammy Sosa, R (1, 9) OBP: 0.426, SLG: 0.429	1-1 G6-3			3-3 K			1-0 G5-3		0-2 G6-3	4	0	0	0	0	1	0						
Moises Alou, R (1, 7) OBP: 0.432, SLG: 0.512		1-3 K		0-2 G6-3			0-1 1B			3	0	1	0	0	1	0						
16 Aramis Ramirez, R (1, 5) OBP: 0.386, SLG: 0.676		4-2 BB			3-3 K		0-3 K			2	0	0	0	1	2	1						
Randall Simon, L (1, 3) OBP: 0.381, SLG: 0.667	1-1 F9				0-0 G3-1		2-2 G4-3			3	0	0	0	0	0	2						
Alex Gonzalez, R (1, 6) OBP: 0.361, SLG: 0.697		0-0 P5			1-2 1B			2-3 K		3	0	1	0	0	1	1						
Paul Bako, L (1, 2) OBP: 0.278, SLG: 0.200			0-3 K		1-0 F8			0-3 K		3	0	0	0	0	2	1						
38 Carlos Zambrano, S (1, 1) WP: 5.40, ERA: 1.250 Tom Goodwin, L (6, PH) Dave Veres, R (6, 1) Antonio Alfonseca, R (7, 1) Troy O'Leary, L (8, PH) Mike Remlinger, L (8, 1)			1-3 K		1-3 K			3-2 G4-3		1	0	0	0	0	1	0						
Inning Stats	R: 0 E: 0 K: 1 S: 7	H: 0 LOB: 0 BB: 0 P: 12	R: 0 E: 0 K: 1 S: 9	H: 0 LOB: 1 BB: 1 P: 15	R: 0 E: 0 K: 2 S: 9	H: 0 LOB: 0 BB: 0 P: 10	R: 0 E: 0 K: 2 S: 11	H: 0 LOB: 0 BB: 0 P: 15	R: 0 E: 0 K: 1 S: 14	H: 1 LOB: 1 BB: 0 P: 19	R: 0 E: 0 K: 1 S: 6	H: 0 LOB: 0 BB: 0 P: 9	R: 0 E: 0 K: 1 S: 9	H: 1 LOB: 1 BB: 0 P: 12	R: 0 E: 0 K: 2 S: 9	H: 0 LOB: 0 BB: 0 P: 14	R: 0 E: 0 K: 0 S: 6	H: 0 LOB: 0 BB: 0 P: 9	1B: 2 2B: 0 3B: 0 HR: 0	SF: 0 SAC: 0 DP: 0 HBP: 0	WP: 0 PB: 0 SB: 0 CS: 0	PA: 30
PITCHER Josh Beckett, R (1, 1) ERA: 2.82	IP: 9.0 WLS: W BF: 30 H: 2 R: 0 ER: 0 SO: 11 BB: 1 IBB: 0 HBP: 0 BLK: 0 WP: 0 HR: 0 S: 80 P: 115 ERA: 0.00 WHIP: 0.333															PITCHER Josh Beckett, R (1, 1) ERA: 2.82	IP: 9.0 WLS: W BF: 30 H: 2 R: 0 ER: 0 SO: 11 BB: 1 IBB: 0 HBP: 0 BLK: 0 WP: 0 HR: 0 S: 80 P: 115 ERA: 0.00 WHIP: 0.333					

Chicago Cubs @ Florida Marlins
Pro Player Stadium, Miami, FL
Sun Oct 12 2003, 4:00 PM EDT
Att: 65,279 - Cloudy - 89 F


AB	29
R	0
H	2
RBI	0
BB	1
SO	11
LOB	5



Batter	1	2	3	4	5	6	7	8	9	AB	R	H	RBI	BB	SO	LOB	BOTTOM			
Juan Pierre, L (1, 8) OBP: 0.289, SLG: 0.310	2-2 F7		3-2 WP G6-3 1B	4-1 BB		0-0 B2-3		1-1 L6		4	0	1	0	1	0	1				
Luis Castillo, S (1, 4) OBP: 0.349, SLG: 0.351	3-2 1B		1-0 G6-3	1-3 K		1-0 G4-3				4	0	1	0	0	1	4				
Ivan Rodriguez, R (1, 2) OBP: 0.442, SLG: 0.649	1-1 F9		4-2 WP BB		1-1 G1-4-3		0-1 HR			3	1	1	1	1	0	1				
Miguel Cabrera, R (1, 9) OBP: 0.421, SLG: 0.588	1 SAFE K		2-2 FC6-4 HBP		4-1 HR BB		1-0 G5-4-3 1B			2	1	1	0	1	1	1				
Derrek Lee, R (1, 3) OBP: 0.279, SLG: 0.289		3-3 K	1-2 FC6-4		2-2 L8		1 SAFE G5-4-3			4	0	0	0	0	1	5				
Mike Lowell, R (1, 5) OBP: 0.294, SLG: 0.600		2-0 G5-3		3-1 1B 1B	1-0 HR		1-2 G5-4-3		1-2 F9	4	1	2	2	0	0	0				
Jeff Conine, R (1, 7) OBP: 0.385, SLG: 0.500		4-2 BB		1-3 K	2-2 F8			0-0 HR		3	1	1	1	1	1	1				
Alex Gonzalez, R (1, 6) OBP: 0.118, SLG: 0.121		1-2 G1-3		1 SAFE K	2-3 K		0-2 P4	0-2 F8		4	0	0	0	0	1	2				
Josh Beckett, R (1, 1) OBP: 0.375, SLG: 0.286			1-1 G6-3	3-2 BB 1B		1-2 G1-3		4-1 BB		3	0	1	0	1	0	0				
Inning Stats	R: 0 E: 0 K: 1 S: 11	H: 1 LOB: 1 BB: 0 P: 17	R: 0 E: 0 K: 1 S: 10	H: 0 LOB: 1 BB: 1 P: 20	R: 0 E: 0 K: 0 S: 14	H: 1 LOB: 3 BB: 1 P: 26	R: 0 E: 0 K: 3 S: 15	H: 2 LOB: 3 BB: 1 P: 29	R: 2 E: 0 K: 0 S: 10	H: 1 LOB: 0 BB: 1 P: 20	R: 0 E: 0 K: 0 S: 8	H: 0 LOB: 0 BB: 0 P: 9	R: 1 E: 0 K: 0 S: 7	H: 2 LOB: 0 BB: 0 P: 10	R: 1 E: 0 K: 0 S: 12	H: 1 LOB: 1 BB: 1 P: 18	1B: 5 2B: 0 3B: 0 HR: 3	SF: 0 SAC: 0 DP: 1 HBP: 1	WP: 1 PB: 0 SB: 0 CS: 0	PA: 37
PITCHER 38 Carlos Zambrano, R (1, 1) ERA: 5.4 Dave Veres, R (6, 1) ERA: 6.75 Antonio Alfonseca, R (7, 1) ERA: 3.0 Mike Remlinger, L (8, 1) ERA: 3.0	IP: 1.1 WLS: L BF: 6 H: 2 R: 1 ER: 1 SO: 0 BB: 0 IBB: 0 HBP: 0 BLK: 0 WP: 0 HR: 1 S: 12 P: 15 ERA: 6.75 WHIP: 1.500															PITCHER 38 Carlos Zambrano, R (1, 1) ERA: 5.4 Dave Veres, R (6, 1) ERA: 6.75 Antonio Alfonseca, R (7, 1) ERA: 3.0 Mike Remlinger, L (8, 1) ERA: 3.0	IP: 1.1 WLS: L BF: 6 H: 2 R: 1 ER: 1 SO: 0 BB: 0 IBB: 0 HBP: 0 BLK: 0 WP: 0 HR: 1 S: 12 P: 15 ERA: 6.75 WHIP: 1.500			

Chicago Cubs @ Florida Marlins
Pro Player Stadium, Miami, FL
Sun Oct 12 2003, 4:00 PM EDT
Att: 65,279 - Cloudy - 89 F

AB	31
R	4
H	8
RBI	4
BB	5
SO	5
LOB	15



Batter	1	2	3	4	5	6	7	8	9	AB	R	H	RBI	BB	SO	LOB	TOP								
Juan Pierre, L OBP: 0.320, SLG: 0.362	P6		E4							5	1	3	1	0	0	0	Florida Marlins @ Chicago Cubs Wrigley Field, Chicago, IL Tue Oct 14 2003, 7:00 PM CDT Att: 39,577 - Cloudy - 57 F								
Luis Castillo, S OBP: 0.354, SLG: 0.341	F8		B5							4	1	1	0	1	0	3									
Ivan Rodriguez, R OBP: 0.438, SLG: 0.610			G5-3							4	1	1	1	1	1	1									
Miguel Cabrera, R OBP: 0.395, SLG: 0.538 Juan Encarnacion, R OBP: 0.241, SLG: 0.444	F8		F8							5	1	1	0	0	1	5									
Derrek Lee, R OBP: 0.271, SLG: 0.302	K									0	0	0	0	0	0	0									
Mike Lowell, R OBP: 0.286, SLG: 0.500										3	1	0	0	1	1	0									
Jeff Conine, R OBP: 0.395, SLG: 0.500										2	0	1	1	1	0	0									
Alex Gonzalez, R OBP: 0.108, SLG: 0.111 Chad Fox, R OBP: 0.14, SLG: 0.853 Todd Hollandsworth, L OBP: 0.241, SLG: 0.444 Ugueth Urbina, R OBP: 0.200, SLG: 0.400	FC4-6		K							3	0	0	0	0	1	2									
Carl Pavano, R OBP: 0.108, SLG: 0.111 Dontrelle Willis, L OBP: 0.108, SLG: 0.111 Mike Mordecai, R OBP: 0.200, SLG: 0.400	G4-3									2	0	0	0	0	1	1									
Inning Stats	R: 0 E: 0 K: 1 S: 13	H: 1 LOB: 2 BB: 1 P: 18	R: 0 E: 0 K: 0 S: 8	H: 1 LOB: 1 BB: 0 P: 13	R: 0 E: 1 K: 0 S: 7	H: 0 LOB: 1 BB: 0 P: 12	R: 0 E: 0 K: 2 S: 11	H: 0 LOB: 1 BB: 1 P: 17	R: 0 E: 0 K: 1 S: 11	H: 1 LOB: 0 BB: 0 P: 15	R: 0 E: 0 K: 2 S: 8	H: 0 LOB: 0 BB: 0 P: 11	R: 0 E: 0 K: 0 S: 5	H: 0 LOB: 0 BB: 0 P: 9	R: 8 E: 1 K: 0 S: 23	H: 5 LOB: 1 BB: 3 P: 43		R: 0 E: 0 K: 0 S: 5	H: 1 LOB: 0 BB: 0 P: 6	1B: 6 2B: 3 3B: 0 HR: 0	SF: 1 SAC: 0 DP: 1 HBP: 0	WP: 1 PB: 1 SB: 0 CS: 0	PA: 41		
PITCHER	IP	WLS	BF	H	R	ER	SO	BB	IBB	HBP	BLK	WP	HR	S	P	ERA	WHIP								
22 Mark Prior, R ERA: 2.31	7.1	L	32	6	5	5	6	3	0	0	0	1	0	79	119	6.14	1.227								
Kyle Farnsworth, R ERA: 5.14	0.1		4	1	2	0	0	0	2	0	0	0	0	3	13	0.00	3.000								
Mike Remlinger, L ERA: 2.7	0.1		2	1	1	1	0	0	0	0	0	0	0	4	6	27.00	3.000								
Antonio Alfonseca, R ERA: 1.0	1.0		3	1	0	0	0	0	0	0	0	0	0	5	6	0.00	1.000								

Batter	1	2	3	4	5	6	7	8	9	AB	R	H	RBI	BB	SO	LOB	BOTTOM								
Kenny Lofton, L OBP: 0.396, SLG: 0.375	SH3-4									5	1	1	0	0	2	2	Florida Marlins @ Chicago Cubs Wrigley Field, Chicago, IL Tue Oct 14 2003, 7:00 PM CDT Att: 39,577 - Cloudy - 57 F								
Mark Czuzdzianek, R OBP: 0.224, SLG: 0.239	SH3-4		F9							3	0	1	1	0	1	0									
Sammy Sosa, R OBP: 0.451, SLG: 0.487										4	1	3	1	0	1	0									
Moises Alou, R OBP: 0.438, SLG: 0.511			G6-3							4	0	2	0	0	0	2									
16 Aramis Ramirez, R OBP: 0.375, SLG: 0.634	F7									4	0	1	0	0	1	4									
Randall Simon, L OBP: 0.348, SLG: 0.609 Eric Karros, R OBP: 0.357, SLG: 0.538	F9		G6-3							2	0	0	0	0	0	3									
Alex Gonzalez, R OBP: 0.395, SLG: 0.639 Antonio Alfonseca, R ERA: 3.0			G6-3							3	0	0	0	1	1	1									
Paul Bako, L OBP: 0.318, SLG: 0.263										4	1	2	0	0	1	1									
22 Mark Prior, R ERA: 2.31										2	0	0	0	0	2	1									
Kyle Farnsworth, R ERA: 5.14 Mike Remlinger, L ERA: 2.7 Ramon Martinez, R ERA: 3.0										0	0	0	0	0	0	0									
Inning Stats	R: 1 E: 0 K: 0 S: 15	H: 3 LOB: 2 BB: 0 P: 21	R: 0 E: 0 K: 1 S: 9	H: 1 LOB: 0 BB: 0 P: 12	R: 0 E: 0 K: 1 S: 8	H: 0 LOB: 0 BB: 0 P: 13	R: 0 E: 0 K: 0 S: 6	H: 1 LOB: 1 BB: 1 P: 11	R: 0 E: 0 K: 3 S: 11	H: 0 LOB: 0 BB: 0 P: 16	R: 1 E: 0 K: 1 S: 13	H: 2 LOB: 1 BB: 1 P: 22	R: 1 E: 0 K: 1 S: 16	H: 3 LOB: 2 BB: 0 P: 23	R: 0 E: 0 K: 1 S: 7	H: 0 LOB: 0 BB: 0 P: 9	R: 0 E: 0 K: 1 S: 5	H: 0 LOB: 0 BB: 0 P: 7	1B: 9 2B: 1 3B: 0 HR: 0	SF: 0 SAC: 2 DP: 2 HBP: 0	WP: 1 PB: 0 SB: 0 CS: 0	PA: 37			
PITCHER	IP	WLS	BF	H	R	ER	SO	BB	IBB	HBP	BLK	WP	HR	S	P	ERA	WHIP								
Carl Pavano, R ERA: 1.74	5.2		23	7	2	2	5	1	0	0	0	1	0	13	23	9.00	2.000								
Dontrelle Willis, L ERA: 12.0	1.0	W	3	2	0	0	0	0	0	0	0	0	0	7	9	0.00	6.000								
Chad Fox, R ERA: 3.24	0.1		3	2	0	0	0	0	0	0	0	0	0	7	9	0.00	6.000								
Ugueth Urbina, R ERA: 3.0	2.0		6	0	0	0	2	0	0	0	0	0	0	12	16	0.00	0.000								



Batter	1	2	3	4	5	6	7	8	9	AB	R	H	RBI	BB	SO	LOB	TOP									
Juan Pierre, L OBP: 0.327, SLG: 0.404 (1, 8)		L6			F8	1B		L6		5	1	2	0	0	0	2	Florida Marlins @ Chicago Cubs Wrigley Field, Chicago, IL Wed Oct 15 2003, 7:00 PM CDT Att: 39,574 - Sunny - 60 F									
Luis Castillo, S OBP: 0.358, SLG: 0.333 (1, 4)	F7		G6-3		2B	1B		G4-3		4	1	1	1	1	0	1										
Ivan Rodriguez, R OBP: 0.434, SLG: 0.600 (1, 2)	HR		K		G3	1B			F9	4	2	1	1	1	2	2										
Miguel Cabrera, R OBP: 0.375, SLG: 0.568 Ugueth Urbina, R (9, 1)	HR		K		G3			G6-3	F8	5	1	1	4	0	1	1										
Derrek Lee, R OBP: 0.283, SLG: 0.333 (1, 3)	K				G6-3	1B			2B	5	0	2	1	0	2	0										
Mike Lowell, R OBP: 0.295, SLG: 0.435 (1, 5)	K				G5-3	K			F8	5	1	1	0	0	2	2										
Jeff Conine, R OBP: 0.447, SLG: 0.538 (1, 7)		1B				1B				3	2	3	0	1	0	0										
Alex Gonzalez, R OBP: 0.122, SLG: 0.150 (1, 6)	F8				F7			F8	2B	4	0	1	2	0	0	3										
Mark Redman, L (1, 1)		B2							K	1	0	0	0	0	0	1										
Brad Penny, R OBP: 0.500, SLG: 0.500 Brian Banks, S (5, PH) Josh Beckett, R OBP: 0.300, SLG: 0.222 Juan Encarnacion, R OBP: 0.241, SLG: 0.444 (9, 9)					BB	BB				0	0	0	0	0	0	0										
Inning Stats	R: 3 E: 0 K: 2 S: 24	H: 2 LOB: 0 BB: 1 P: 33	R: 0 E: 0 K: 0 S: 8	H: 1 LOB: 1 BB: 0 P: 13	R: 0 E: 0 K: 2 S: 11	H: 0 LOB: 0 BB: 0 P: 15	R: 0 E: 0 K: 0 S: 12	H: 0 LOB: 1 BB: 1 P: 17	R: 3 E: 0 K: 1 S: 12	H: 2 LOB: 1 BB: 2 P: 22	R: 1 E: 0 K: 2 S: 14	H: 3 LOB: 2 BB: 0 P: 17	R: 2 E: 0 K: 1 S: 19	H: 3 LOB: 1 BB: 0 P: 28	R: 0 E: 0 K: 1 S: 9	H: 0 LOB: 1 BB: 0 P: 14	R: 0 E: 0 K: 0 S: 12	H: 1 LOB: 1 BB: 0 P: 19	1B: 7 2B: 3 3B: 1 HR: 1	SF: 0 SAC: 0 DP: 0 HBP: 0	WP: 0 PB: 0 SB: 1 CS: 0	PA: 42				
PITCHER	IP	WLS	BF	H	R	ER	SO	BB	IBB	HBP	BLK	WP	HR	S	P	ERA	WHIP									
34 Kerry Wood, R ERA: 4.23 Kyle Farnsworth, R ERA: 6.75 Dave Veres, R ERA: 6.23 Mike Remlinger, L ERA: 2.25 Joe Borowski, R ERA: 1.17	5.2	L	28	7	7	7	6	4	0	0	0	0	0	1	77	112	11.12	1.941								

Batter	1	2	3	4	5	6	7	8	9	AB	R	H	RBI	BB	SO	LOB	BOTTOM								
Kenny Lofton, L OBP: 0.368, SLG: 0.346 (1, 8)	G4-3	K			F8		F9			4	0	0	0	0	1	0	Florida Marlins @ Chicago Cubs Wrigley Field, Chicago, IL Wed Oct 15 2003, 7:00 PM CDT Att: 39,574 - Sunny - 60 F								
Mark Czudzielanek, R OBP: 0.226, SLG: 0.240 (1, 4)	1B		G6-3		L9		F8			4	0	1	0	0	0	0									
Sammy Sosa, R OBP: 0.436, SLG: 0.452 (1, 9)	F9		HR		F9		K			3	1	0	0	0	1	1									
Moises Alou, R OBP: 0.423, SLG: 0.551 (1, 7)	F9		HR		F9		G6-3			4	1	1	2	0	0	1									
16 Aramis Ramirez, R OBP: 0.365, SLG: 0.591 (1, 5)		P4	F9		G5-3		HBP			3	0	0	0	0	0	0									
Eric Karros, R OBP: 0.355, SLG: 0.517 Randall Simon, L (9, PH) OBP: 0.333, SLG: 0.583		2B	F8		K		K			3	1	1	0	0	1	0									
Alex Gonzalez, R OBP: 0.341, SLG: 0.625 (1, 6)		G5-3	HR		G6-3		F8			4	1	1	0	0	1	1									
Damian Miller, R OBP: 0.280, SLG: 0.238 Tom Goodwin, L OBP: 0.333, SLG: 1.000 Paul Bako, L OBP: 0.304, SLG: 0.250 (8, 2)		G5-3			F8		K			2	0	0	1	0	0	1									
34 Kerry Wood, R OBP: 0.273, SLG: 0.270 Kyle Farnsworth, R (6, 1) Dave Veres, R (7, 1) Troy O'Leary, L OBP: 0.296, SLG: 1.000 Mike Remlinger, L (8, 1) Joe Borowski, R (8, 1)		HR			G4-3		HR			2	1	1	2	0	0	0									
Inning Stats	R: 0 E: 0 K: 0 S: 10	H: 1 LOB: 1 BB: 0 P: 19	R: 3 E: 0 K: 1 S: 21	H: 3 LOB: 0 BB: 0 P: 32	R: 2 E: 0 K: 0 S: 10	H: 1 LOB: 0 BB: 0 P: 18	R: 0 E: 0 K: 0 S: 7	H: 0 LOB: 0 BB: 0 P: 9	R: 0 E: 0 K: 0 S: 5	H: 0 LOB: 0 BB: 0 P: 8	R: 0 E: 0 K: 1 S: 8	H: 0 LOB: 0 BB: 0 P: 13	R: 1 E: 0 K: 1 S: 9	H: 1 LOB: 1 BB: 0 P: 14	R: 0 E: 0 K: 1 S: 6	H: 0 LOB: 0 BB: 0 P: 10		R: 0 E: 0 K: 2 S: 11	H: 0 LOB: 1 BB: 0 P: 17	1B: 2 2B: 1 3B: 0 HR: 3	SF: 0 SAC: 0 DP: 0 HBP: 2	WP: 0 PB: 0 SB: 0 CS: 0	PA: 35		
PITCHER	IP	WLS	BF	H	R	ER	SO	BB	IBB	HBP	BLK	WP	HR	S	P	ERA	WHIP								
Mark Redman, L ERA: 5.17 Brad Penny, R ERA: 10.24 Josh Beckett, R ERA: 2.73 Ugueth Urbina, R ERA: 2.7	3.0	W	3	0	0	0	0	0	0	0	0	0	0	7	9	0.00	0.000								

